

Kansas City Royals - 1994

Batter	1	2	3	4	5	6	7	8	9	AB R H RBI BB SO LOB	TOP											
Vince Coleman, S (1, 7) C X	0-1 G4-3		3-2 K			1-0 F7			2-3 K	4 0 0 0 0 2 0												
Brian McRae, S (1, 8) B B F C X	3-2 L4		4-1 PO BB			1-1 G4-3			4-2 1B BB	2 1 0 0 2 0 0												
Wally Joyner, L (1, 3) B B X	2-0 F9		1 SAFE 0-0 PO		3-1 G4-3	1-0 G4-3			2-2 1B 1B	4 1 1 0 0 0 0												
Mike Macfarlane, R (1, 2) OBP: 0.500, SLG: 1.333		4-2 G3-1 1B BB			0-1 HR		0-0 F7		2-3 K	3 1 1 1 1 1 2												
Gary Gaetti, R (1, 5) OBP: 0.500, SLG: 0.500		0-0 G3-1 1B			0-0 G6-3		1-0 F7		0-1 1B 1B	4 0 2 1 0 0 0												
Bob Hamelin, L (1, 10) OBP: 0.250, SLG: 0.250		1-1 G3-1			1-2 G3-1		1-2 F7		1-1 FC5-4 1B	4 0 1 1 0 0 2												
Dave Henderson, R (1, 9)		0-0 G1-3				1-0 F8		3-1 F7	0-1 FC5-4	4 0 0 0 0 0 4												
Greg Gagne, R (1, 6)		1-3 K				0-0 F8		1-2 F7		3 0 0 0 0 1 2												
Jose Lind, R (1, 4)			1-1 G1-3			2-1 G6-3		2-1 F9		3 0 0 0 0 0 0												
Inning Stats	R: 0 E: 0 K: 0 S: 7	H: 0 LOB: 0 BB: 0 P: 12	R: 0 E: 0 K: 1 S: 9	H: 1 LOB: 2 BB: 1 P: 15	R: 0 E: 0 K: 1 S: 7	H: 0 LOB: 0 BB: 1 P: 15	R: 1 E: 0 K: 0 S: 8	H: 1 LOB: 0 BB: 0 P: 12	R: 0 E: 0 K: 0 S: 4	H: 0 LOB: 0 BB: 0 P: 7	R: 0 E: 0 K: 0 S: 4	H: 0 LOB: 0 BB: 0 P: 7	R: 0 E: 0 K: 0 S: 5	H: 0 LOB: 0 BB: 0 P: 7	R: 0 E: 0 K: 0 S: 10	H: 0 LOB: 0 BB: 0 P: 16	R: 2 E: 0 K: 2 S: 20	H: 3 LOB: 2 BB: 1 P: 31	1B: 4 2B: 0 3B: 0 HR: 1	SF: 0 SAC: 0 DP: 0 HBP: 0	WP: 0 PB: 0 SB: 0 CS: 0	PA: 35
PITCHER	IP WLS BF H R ER SO BB IBB HBP BLK WP HR S P ERA WHIP																					
35 Mike Mussina, R (1, 1) ERA: 1.13	8.0 W 27 2 1 1 2 2 0 0 0 0 0 1 54 91 1.12 0.500																					
Jim Poole, L (9, 1) ERA: 54.0	0.1 3 1 2 2 1 1 0 0 0 0 0 0 10 18 54.00 6.000																					
Alan Mills, R (9, 1) ERA:	0.1 3 2 0 0 1 0 0 0 0 0 0 0 8 11 0.00 6.000																					
Lee Smith, R (9, 1) ERA:	0.1 S 1 0 0 0 0 0 0 0 0 0 0 0 2 2 0.00 0.000																					

Kansas City Royals @ Baltimore Orioles
Oriole Park at Camden Yards, Baltimore, MD

Mon Apr 04 1994, 3:33 AM EDT
 Att: 47,549 - Unknown

AB	31
R	3
H	5
RBI	3
BB	3
SO	4
LOB	10



Batter	1	2	3	4	5	6	7	8	9
Brady Anderson, L OBP: 0.200, SLG: 0.200 (1, 7)	3-2 F7	2-2 G5-3			2-3 K	2-1 1B		2-3 K	
Mike Devereaux, R OBP: 0.500, SLG: 1.333 (1, 8)	1-2 HR		0-1 L8		4-1 1B BB	2-3 K			
Rafael Palmeiro, L OBP: 0.500, SLG: 1.250 (1, 3)	1-2 P2		3-2 G6-4-3 1B		3-3 K		1-0 HR		
Harold Baines, L OBP: 0.500, SLG: 0.500 (1, 10)	2-1 1B		0-0 G6-4-3 1-2f		0-1 1B		0-0 G5-3		
Cal Ripken Jr., R OBP: 0.500, SLG: 0.500 (1, 6)	0-1 1B			1-2 G5-3	0-3 K		1-1 G6-4-3 1B		
Chris Hoiles, R OBP: 0.250, SLG: 0.500 (1, 2)	2-2 F8		2-2 1B 2B		3-3 K		0-0 G6-4-3 1-2f		
Chris Sabo, R (1, 5)		4-0 BB		3-3 K		2-2 G6-3		0-1 E6	
Mark McLemore, S OBP: 0.250, SLG: 0.250 (1, 4)		1-2 F8		1-1 1B		0-0 E3		0-3 K	
Jeffrey Hammonds, R OBP: 0.250, SLG: 0.500 (1, 9)		0-2 F9		0-0 F8		0-0 E9 1B 2B		1-3 K	

AB	R	H	RBI	BB	SO	LOB
5	0	1	1	0	2	2
3	2	1	1	1	1	1
4	1	2	1	0	1	1
4	0	2	1	0	0	1
4	0	2	0	0	1	1
4	1	1	0	0	1	3
3	0	0	0	1	1	1
4	1	1	1	0	1	2
4	1	1	1	0	1	3

AB	R	H	RBI	BB	SO	LOB
35	6	11	6	2	9	15

Inning Stats		R	H	E	K	S	R	H	E	K	S	R	H	E	K	S	R	H	E	K	S	R	H	E	K	S
R: 1 E: 0 K: 0 S: 19		3 LOB: 2 BB: 0 P: 28	0 LOB: 1 BB: 1 P: 17	0 LOB: 0 BB: 0 P: 9	1 LOB: 1 BB: 0 P: 22	1 LOB: 1 BB: 0 P: 21	2 LOB: 1 BB: 0 P: 24	0 LOB: 1 BB: 0 P: 14	0 LOB: 1 BB: 0 P: 14	0 LOB: 1 BB: 0 P: 14	0 LOB: 1 BB: 0 P: 14	0 LOB: 1 BB: 0 P: 14	0 LOB: 1 BB: 0 P: 14	0 LOB: 1 BB: 0 P: 14	0 LOB: 1 BB: 0 P: 14	0 LOB: 1 BB: 0 P: 14	0 LOB: 1 BB: 0 P: 14	0 LOB: 1 BB: 0 P: 14	0 LOB: 1 BB: 0 P: 14	0 LOB: 1 BB: 0 P: 14	0 LOB: 1 BB: 0 P: 14	0 LOB: 1 BB: 0 P: 14	0 LOB: 1 BB: 0 P: 14	0 LOB: 1 BB: 0 P: 14	0 LOB: 1 BB: 0 P: 14	0 LOB: 1 BB: 0 P: 14

WP	HR	S	P	ERA	WHIP
0	0	0	0	0.00	1.800



Kansas City Royals @ Baltimore Orioles
Oriole Park at Camden Yards, Baltimore, MD
 Mon Apr 04 1994, 3:33 AM EDT
 Att. 47,549 - Unknown

livebaseballscores.com

Batter	1	2	3	4	5	6	7	8	9	AB R H RBI BB SO LOB	TOP											
Vince Coleman, S (1, 7) B X	1-0 F7		1-2 G3		2-2 FC6-4 1-2f		0-0 FC6-4 1-2f		1-2 P6	5 0 0 0 0 0 2												
Brian McRae, S (1, 8) OBP: 0.500, SLG: 0.500 L B B F X	3-2 G4-3 2B		1-0 HR 1B		3-2 G4-3 1-2		3-3 FC 1-3			4 1 2 0 0 0 2												
Wally Joyner, L (1, 3) OBP: 0.375, SLG: 0.714 X	0-0 G4-3 2-3		2-2 HR		2-1 G6-3			4-0 BB G5-4-3		3 1 1 2 1 0 1												
Mike Macfarlane, R (1, 2) OBP: 0.375, SLG: 0.714 B C X	1-1 G6-3		1-3 K		0-1 1B 1B			0-0 G5-4-3 1-2f		4 0 1 0 0 1 2												
Gary Gaetti, R (1, 5) OBP: 0.500, SLG: 0.429 B S X		1-1 F7		4-2 FC6-4 BB		1-1 P9		1-2 BB 1B		3 0 1 0 1 0 1												
Bob Hamelin, L (1, 10) OBP: 0.500, SLG: 0.429 Tom Goodwin, L (8, PR)		1-1 1B		1-3 K		0-0 FC5-4 1-2 1B		4-1 BB 1-2 BB		3 0 2 0 1 1 1 0 0 0 0 0 0 0												
Dave Henderson, R (1, 9)		0-1 L8		0-0 F7		1-0 FC5-4 1-2f		1-1 G4-3		4 0 0 0 0 0 6												
Greg Gagne, R (1, 6)		2-2 P9		0-0 FC6-4 1-2f			1-3 K		2-2 K	4 0 0 0 0 2 2												
Jose Lind, R (1, 4) OBP: 0.286, SLG: 0.286 B C X			1-1 G6-3		1-0 FC6-4 1B		3-2 FC6-4 1B		0-1 F9	4 0 2 0 0 0 0												
Inning Stats	R: 0 E: 0 K: 0 S: 7	H: 1 LOB: 1 BB: 0 P: 12	R: 0 E: 0 K: 0 S: 9	H: 1 LOB: 1 BB: 0 P: 13	R: 2 E: 0 K: 1 S: 15	H: 2 LOB: 0 BB: 0 P: 21	R: 0 E: 0 K: 1 S: 7	H: 0 LOB: 1 BB: 1 P: 12	R: 0 E: 0 K: 0 S: 12	H: 1 LOB: 0 BB: 0 P: 18	R: 0 E: 0 K: 0 S: 8	H: 2 LOB: 2 BB: 0 P: 12	R: 0 E: 0 K: 1 S: 10	H: 1 LOB: 0 BB: 0 P: 17	R: 0 E: 0 K: 0 S: 7	H: 1 LOB: 2 BB: 2 P: 17	R: 0 E: 0 K: 1 S: 10	H: 0 LOB: 0 BB: 0 P: 13	1B: 7 2B: 1 3B: 0 HR: 1	SF: 0 SAC: 0 DP: 1 HBP: 0	WP: 0 PB: 1 SB: 1 CS: 1	PA: 37
PITCHER	IP WLS BF H R ER SO BB IBB HBP BLK WP HR S P ERA WHIP																					
Ben McDonald, R (1, 1) ERA: 2.84	6.1 W 27 8 2 2 3 1 0 0 0 0 1 64 98 2.84 1.421																					
Brad Pennington, L (7, 1) ERA:	0.2 3 0 0 0 1 1 0 0 0 0 0 4 11 0.00 1.500																					
Mark Eichhorn, R (8, 1) ERA:	1.0 4 1 0 0 0 1 0 0 0 0 0 7 13 0.00 2.000																					
Lee Smith, R (9, 1) ERA:	1.0 S 3 0 0 0 1 0 0 0 0 0 0 10 13 0.00 0.000																					

Kansas City Royals @ Baltimore Orioles
 Oriole Park at Camden Yards, Baltimore, MD

Wed Apr 06 1994, 7:05 PM EDT
 Att. 44,778 - Unknown - 71 F

AB	34
R	2
H	9
RBI	2
BB	3
SO	4
LOB	17



Cleveland Indians @ Kansas City Royals
Kauffman Stadium, Kansas City, MO

Fri Apr 08 1994, 3:33 AM CDT
Att. 38,496 - Sunny - 65 F

AB	35
R	8
H	11
RBI	7
BB	4
SO	3
LOB	11

WP:	0	PA:	39
PB:	0		
SB:	3		
CS:	1		



AB R H RBI BB SO LOB

4	1	1	1	1	1	0
4	0	0	0	1	0	2
5	1	2	0	0	0	1
4	1	2	0	0	1	1
4	1	1	1	0	1	2
3	1	2	1	1	0	1
3	1	0	1	1	0	2
4	1	2	3	0	0	1
0	0	0	0	0	0	0
3	0	1	0	0	0	1
1	1	0	0	0	0	0

Batter	1	2	3	4	5	6	7	8	9
Wayne Kirby, L OBP: 0.364, SLG: 0.300 (1, 8) (7, 9)	1-3 K		4-0 S E BB		0-1 G4-3		3-2 1-H FC6-4 1B		1-2 P2
Omar Vizquel, S OBP: 0.333, SLG: 0.231 (1, 6)	0-1 G3		0-2 L4		0-0 G5-3		2-0 FC6-4 1-2f		4-0 BB
Carlos Baerga, S OBP: 0.200, SLG: 0.214 (1, 4)	0-1 G4-3		1-0 1-H 1B		1-0 G6-3			0-0 1B 1B	1-2 G6-3
Albert Belle, R OBP: 0.429, SLG: 0.500 (1, 7)		3-3 K	1-1 F8		3-0 CS 1B			1-1 1B 1B	
Eddie Murray, S OBP: 0.308, SLG: 0.615 (1, 10)		3-0 L3	1-3 K		0-1 F9			3-1 1B G4-3 1B	
Paul Sorrento, L OBP: 0.600, SLG: 0.500 (1, 3)		4-1 BB HR BB		2-0 G6-3 1B		1 SAFE 1-2 P4 1-2		1-0 L1-6 G4-3 1B	
Sandy Alomar Jr., R OBP: 0.385, SLG: 0.200 (1, 2)		4-2 1-2 HR BB		1-0 G6-3 1-2f			0-0 L9	2-2 G4-3	
Jim Thome, L OBP: 0.444, SLG: 0.889 Alvaro Espinoza, R (8, 5)		3-1 1-H 2-H HR		3-0 1B			1-1 G1-3	1-2 L1-6	
Manny Ramirez, R OBP: 0.364, SLG: 0.333 Kenny Lofton, L (7, PR) (7, 8)		0-2 G6-3		0-1 F7			2-1 S 1B		2-0 G6-3

Inning Stats	R: 0	H: 0	E: 0	K: 1	S: 7	P: 8	R: 3	H: 1	E: 0	K: 1	S: 13	P: 30	R: 1	H: 1	E: 0	K: 1	S: 10	P: 17	R: 0	H: 2	E: 0	K: 0	S: 5	P: 11	R: 0	H: 0	E: 0	K: 0	S: 4	P: 5	R: 0	H: 1	E: 0	K: 0	S: 7	P: 11	R: 1	H: 2	E: 0	K: 0	S: 10	P: 18	R: 3	H: 4	E: 0	K: 0	S: 12	P: 20	R: 0	H: 0	E: 0	K: 0	S: 7	P: 15	1B: 10	SF: 0	2B: 1	SAC: 0	3B: 0	DP: 2	HR: 1	HBP: 0	WP: 0	PA: 39
--------------	------	------	------	------	------	------	------	------	------	------	-------	-------	------	------	------	------	-------	-------	------	------	------	------	------	-------	------	------	------	------	------	------	------	------	------	------	------	-------	------	------	------	------	-------	-------	------	------	------	------	-------	-------	------	------	------	------	------	-------	--------	-------	-------	--------	-------	-------	-------	--------	-------	--------

PITCHER	IP	WLS	BF	H	R	ER	SO	BB	IBB	HBP	BLK	WP	HR	S	P	ERA	WHIP
Tom Gordon, R ERA: 9.82 (1, 1)	3.2	L	17	4	4	4	3	3	0	0	0	0	1	33	64	9.82	1.909
Billy Brewer, L ERA: 3.0 (4, 1)	2.1		7	1	0	0	0	0	0	0	0	0	0	13	18	0.00	0.429
Mike Magnante, L ERA: 9.0 (7, 1)	1.0		6	3	2	2	0	0	0	0	0	0	0	11	19	18.00	3.000
Hipolito Pichardo, R ERA: 7.71 (8, 1)	1.0		5	3	2	2	0	0	0	0	0	0	0	11	19	18.00	3.000
Jeff Montgomery, R ERA: (9, 1)	1.0		4	0	0	0	0	1	0	0	0	0	0	7	15	0.00	1.000

PITCHER	IP	WLS	BF	H	R	ER	SO	BB	IBB	HBP	BLK	WP	HR	S	P	ERA	WHIP
---------	----	-----	----	---	---	----	----	----	-----	-----	-----	----	----	---	---	-----	------

Batter	1	2	3	4	5	6	7	8	9	AB R H RBI BB SO LOB	TOP
Kenny Lofton, L (1, 8) OBP: 0.400, SLG: 0.143	2-1 G3-6-3 1B			1-0 B1-3		4-2 BB			1-3 K	3 0 1 0 1 1 0	Cleveland Indians @ Kansas City Royals Kauffman Stadium, Kansas City, MO Sun Apr 10 1994, 3:33 AM CDT Att. 16,342 - Overcast - 54 F livebaseballscorecards.com
Omar Vizquel, S (1, 6) OBP: 0.316, SLG: 0.294	2-2 F8		2-1 G5-3		0-2 F7			1-1 S 2B	4 0 1 0 0 0 3		
Jim Thome, L (1, 5) OBP: 0.308, SLG: 0.615	0-1 G3-6-3 1-2f		0-1 F7		1-0 F8			2-3 K	4 0 0 0 0 1 4		
Albert Belle, R (1, 7) OBP: 0.333, SLG: 0.375		3-2 F8		2-3 K		1-0 P4		3-3 K	4 0 0 0 0 2 1		
Eddie Murray, S (1, 10) OBP: 0.250, SLG: 0.500		2-3 K		1-3 K		0-1 L7			3 0 0 0 0 2 0		
Paul Sorrento, L (1, 3) OBP: 0.462, SLG: 0.364		1-0 G4-3		2-0 G3-1		2-1 P5			3 0 0 0 0 0 0		
Sandy Alomar Jr., R (1, 2) OBP: 0.375, SLG: 0.308			3-1 G5-3		2-0 G5-3			0-1 G4-3 G5-3 2B	3 0 1 0 0 0 0		
Manny Ramirez, R (1, 9) OBP: 0.385, SLG: 0.636 Wayne Kirby, L (8, PH) OBP: 0.333, SLG: 0.273 (8, 9)			2-1 F9		0-0 HR			1-1 G4-3	2 1 1 1 0 0 0 1 0 0 0 0 0 1		
Alvaro Espinoza, R (1, 4) OBP: 0.333, SLG: 0.667			3-2 G5-3		1-1 2B			0-0 G5-3 3-HF	3 0 1 0 0 0 1		
Inning Stats	R: 0 H: 1 E: 0 LOB: 0 K: 0 BB: 0 S: 8 P: 12	R: 0 H: 0 E: 0 LOB: 0 K: 1 BB: 0 S: 8 P: 14	R: 0 H: 0 E: 0 LOB: 0 K: 0 BB: 0 S: 7 P: 15	R: 0 H: 0 E: 0 LOB: 0 K: 0 BB: 0 S: 5 P: 8	R: 0 H: 0 E: 0 LOB: 0 K: 2 BB: 0 S: 8 P: 13	R: 1 H: 2 E: 0 LOB: 2 K: 0 BB: 1 S: 10 P: 18	R: 0 H: 0 E: 0 LOB: 0 K: 0 BB: 0 S: 5 P: 8	R: 0 H: 1 E: 0 LOB: 0 K: 0 BB: 0 S: 5 P: 6	R: 0 H: 1 E: 0 LOB: 1 K: 3 BB: 0 S: 14 P: 21	1B: 1 SF: 0 2B: 4 SAC: 0 3B: 0 DP: 2 HR: 1 HBP: 0	WP: 0 PA: 31 PB: 0 SB: 1 CS: 0
PITCHER	IP WLS BF H R ER SO BB IBB HBP BLK WP HR S P ERA WHIP										
Chris Haney, L (1, 1) ERA: 1.5	6.0 W 21 3 1 1 3 1 0 0 0 0 0 1 46 80 1.50 0.667										
Billy Brewer, L (7, 1) ERA: 2.25	1.0 3 0 0 0 0 0 0 0 0 0 0 0 5 8 0.00 0.000										
Stan Belinda, R (8, 1) ERA: 2.25	2.0 7 2 0 0 0 3 0 0 0 0 0 0 19 27 0.00 1.000										

Cleveland Indians @ Kansas City Royals
 Kauffman Stadium, Kansas City, MO
 Sun Apr 10 1994, 3:33 AM CDT
 Att. 16,342 - Overcast - 54 F

AB	30
R	1
H	5
RBI	1
BB	1
SO	6
LOB	10



Batter	1	2	3	4	5	6	7	8	9	AB	R	H	RBI	BB	SO	LOB
Vince Coleman, S OBP: 0.263, SLG: 0.526 (1, 7)	0-2 3B		0-1 2B 1B		1-2 1B	1-1 F7		1-0 FC5-4		5	1	3	0	0	0	3
Brent Mayne, L OBP: 0.200, SLG: 0.400 (1, 2)	1-3 K		0-2 SH1-3 2B		0-2 G6-4-3		3-2 G5-3	0-3 K		5	0	1	1	0	2	3
Brian McRae, S OBP: 0.533, SLG: 0.538 (1, 8)	2-3 K		0-0 SH1-3			2-2 G4-3 HBP 1B	1-1 G5-3 1B			3	2	2	0	0	1	1
Wally Joyner, L OBP: 0.313, SLG: 0.429 (1, 3)	2-1 F8		3-2 G1-3			1-2 P6	0-0 G5-3 1B	1-2 1B 1B		4	1	1	0	0	0	3
Gary Gaetti, R OBP: 0.500, SLG: 0.462 (1, 5)		0-2 FC5 2B	0-0 G3			4-2 HBP G4-3 1B BB	0-0 G5-3	1-2 2-3		3	1	1	0	1	0	3
Bob Hamelin, L OBP: 0.267, SLG: 0.214 Hubie Brooks, R OBP: 1.000, SLG: 1.000 (1, 10)		1-1 G6-3		0-3 K		0-1 G4-3	0-1 1B			3	0	0	0	0	1	3
Kevin Koslofski, L (1, 9)		4-2 FC5 BB		3-3 K		4-0 HBP 1B IBB	1-2 G4-3			2	1	0	0	2	1	1
Greg Gagne, R David Howard, S (1, 6)		1-0 FC5		1-3 K		3-1 1B HBP		0-0 F9		2	0	0	1	0	1	2
Jose Lind, R OBP: 0.286, SLG: 0.286 (1, 4)		0-1 G4-3			1-3 K	0-0 1B		2-1 FC5-4 1B		1	0	0	0	0	0	0

Inning Stats	R: 0	H: 1	E: 0	K: 2	S: 12	LOB: 1	BB: 0	P: 17	R: 0	H: 1	E: 0	K: 0	S: 10	LOB: 2	BB: 1	P: 16	R: 1	H: 2	E: 0	K: 0	S: 10	LOB: 1	BB: 0	P: 13	R: 0	H: 0	E: 0	K: 3	S: 10	LOB: 0	BB: 0	P: 14	R: 0	H: 1	E: 0	K: 1	S: 11	LOB: 0	BB: 0	P: 13	R: 3	H: 2	E: 0	K: 0	S: 22	LOB: 2	BB: 2	P: 36	R: 2	H: 3	E: 0	K: 0	S: 15	LOB: 1	BB: 0	P: 20	R: 0	H: 1	E: 0	K: 1	S: 7	LOB: 1	BB: 0	P: 10
1B: 8	SF: 0	2B: 2	SAC: 1	3B: 1	DP: 1	HR: 0	HBP: 1	WP: 0	PA: 38																																																							


BOTTOM

Cleveland Indians @ Kansas City Royals
Kauffman Stadium, Kansas City, MO

Sun Apr 10 1994, 3:33 AM CDT
Att. 16,342 - Overcast - 54 F

livebaseballscorecards.com

AB	33
R	6
H	11
RBI	6
BB	3
SO	7
LOB	21



PITCHER	IP	WLS	BF	H	R	ER	SO	BB	IBB	HBP	BLK	WP	HR	S	P	ERA	WHIP
Dennis Martinez, R ERA: 4.15 (1, 1)	6.0	L	28	7	4	4	6	2	1	1	0	0	0	75	109	6.00	1.500
Russ Swan, L ERA: 5.4 (7, 1)	0.2		4	2	2	2	0	0	0	0	0	0	0	8	12	27.00	3.000
Jose Mesa, R ERA: 3.0 (7, 1)	0.1		2	1	0	0	0	0	0	0	0	0	0	7	8	0.00	3.000
Chris Nabholz, L ERA: (8, 1)	1.0		4	1	0	0	1	0	0	0	0	0	0	7	10	0.00	1.000

Batter	1	2	3	4	5	6	7	8	9	10	AB R H RBI BB SO LOB	TOP												
Otis Nixon, S <small>(1, 8) OBP: 0.469, SLG: 0.391</small>	 <small>1-3</small>	 <small>2-1</small>			 <small>2-2</small>			 <small>0-1</small>		 <small>1-0</small>	4 1 1 1 0 1 1													
Billy Hatcher, R <small>(1, 9) OBP: 0.350, SLG: 0.438</small>	 <small>1-2</small>		 <small>2-2</small>			 <small>0-2</small>		 <small>1-2</small>		 <small>0-0</small>	4 2 2 1 0 0 0													
Mike Greenwell, L <small>(1, 7) OBP: 0.406, SLG: 0.615</small>	 <small>3-1</small>		 <small>0-0</small>			 <small>3-1</small>		 <small>1-2</small>		 <small>2-0</small>	5 1 2 0 0 0 1													
Mo Vaughn, L <small>(1, 3) OBP: 0.344, SLG: 0.406</small>	 <small>3-2</small>		 <small>3-2</small>			 <small>2-3</small>		 <small>0-1</small>		 <small>3-2</small>	5 0 2 3 0 1 1													
Andre Dawson, R <small>(1, 10) OBP: 0.367, SLG: 0.786</small> Scott Fletcher, R <small>(10, PR) OBP: 0.091, SLG: 0.091</small>	 <small>1-1</small>			 <small>0-1</small>			 <small>1-2</small>	 <small>3-3</small>		 <small>4-0</small>	4 0 0 0 1 1 4 0 1 0 0 0 0 0													
Tim Lincecum, R <small>(1, 4) OBP: 0.417, SLG: 0.696</small>		 <small>3-1</small>		 <small>0-1</small>			 <small>0-0</small>	 <small>3-2</small>		 <small>0-1</small>	5 1 2 2 0 0 3													
Scott Cooper, L <small>(1, 5) OBP: 0.182, SLG: 0.158</small>		 <small>2-1</small>		 <small>1-2</small>			 <small>0-0</small>		 <small>0-0</small>	 <small>4-2</small>	4 0 1 0 1 0 0													
John Valentin, R <small>(1, 6) OBP: 0.464, SLG: 0.542</small>		 <small>0-2</small>		 <small>1-1</small>			 <small>2-1</small>	 <small>3-2</small>	 <small>3-2</small>	 <small>4-2</small>	4 1 3 1 1 0 0													
Dave Valle, R <small>(1, 2) OBP: 0.188, SLG: 0.267</small> Lee Tinsley, S <small>(8, PR) OBP: 0.400, SLG: 0.250</small> Damon Berryhill, S <small>(8, 2) OBP: 0.364, SLG: 0.400</small>	 <small>1-1</small>			 <small>2-0</small>			 <small>1-2</small>	 <small>1-2</small>	 <small>0-0</small>	 <small>1-2</small>	3 0 0 0 0 0 4 0 1 0 0 0 0 0 2 0 0 0 0 0 3													
Inning Stats	R: 1 E: 0 K: 1 S: 14	H: 2 LOB: 1 BB: 0 P: 23	R: 1 E: 0 K: 0 S: 11	H: 3 LOB: 1 BB: 0 P: 19	R: 0 E: 0 K: 0 S: 11	H: 0 LOB: 0 BB: 0 P: 16	R: 0 E: 0 K: 0 S: 8	H: 0 LOB: 0 BB: 0 P: 9	R: 0 E: 0 K: 0 S: 7	H: 1 LOB: 0 BB: 0 P: 12	R: 0 E: 0 K: 1 S: 9	H: 0 LOB: 0 BB: 0 P: 14	R: 0 E: 0 K: 0 S: 5	H: 0 LOB: 0 BB: 0 P: 6	R: 3 E: 1 K: 1 S: 23	H: 4 LOB: 2 BB: 0 P: 37	R: 0 E: 0 K: 0 S: 8	H: 0 LOB: 0 BB: 0 P: 12	R: 3 E: 0 K: 0 S: 15	H: 3 LOB: 3 BB: 3 P: 33	1B: 8 2B: 4 3B: 2 HR: 0	SF: 2 SAC: 0 DP: 2 HBP: 0	WP: 1 PB: 0 SB: 2 CS: 0	PA: 45
PITCHER Mark Gubicza, R <small>(1, 1) ERA: 3.0</small> Hipolito Pichardo, R <small>(7, 1) ERA: 9.82</small> Mike Magnante, L <small>(8, 1) ERA: 9.64</small>	IP 6.0 1.1 2.2	WLS 22 7 L 16	BF 6 2 5	H 6 2 5	R 2 3 3	ER 2 2 3	SO 2 0 1	BB 0 0 2	IBB 0 0 1	HBP 0 0 0	BLK 0 0 0	WP 1 0 0	HR 0 0 0	S 60 15 36	P 93 21 67	ERA 3.00 13.50 10.12	WHIP 1.000 1.500 2.625							

Boston Red Sox @ Kansas City Royals
 Kauffman Stadium, Kansas City, MO
 Mon Apr 11 1994, 7:05 PM CDT
 Att. 15,883 - Unknown - 47 F

livebaseballscorecards.com

AB 40
R 8
H 13
RBI 8
BB 3
SO 3
LOB 17



BOTTOM

Boston Red Sox @ Kansas City Royals
Kauffman Stadium, Kansas City, MO

Mon Apr 11 1994, 7:05 PM CDT
Att. 15,883 - Unknown - 47 F

livebaseballscorecards.com

AB	38
R	5
H	9
RBI	5
BB	4
SO	4
LOB	15



WP:	0	PA:	43
PB:	0		
SB:	2		
CS:	0		

AB R H RBI BB SO LOB

5 2 3 1 0 0 2

5 0 0 0 0 1 3

4 0 2 2 1 0 0

4 0 0 0 1 1 2

5 0 0 0 0 0 3

5 0 0 0 0 1 2

5 2 2 0 0 0 0

3 1 2 1 1 0 1

2 0 0 1 1 1 2

1B: 4 SF: 1
2B: 4 SAC: 0
3B: 1 DP: 0
HR: 0 HBP: 0

Batter	1	2	3	4	5	6	7	8	9	10
Vince Coleman, S OBP: 0.333, SLG: 0.583 (1, 7)	2-1 1B S		1-0 G5-3		1-2 1B S		2-1 P6		3-2 2B	
Wally Joyner, L OBP: 0.238, SLG: 0.316 (1, 3)	1-1 B2		2-2 F8		1-1 F9		2-1 G4-3		3-3 K	
Brian McRae, S OBP: 0.550, SLG: 0.588 (1, 8)	0-0 1B 2-H		2-2 G1-3		2-2 G4-3		4-2 FC5-4 BB		0-1 2B 2-H	
Mike Macfarlane, R OBP: 0.353, SLG: 0.467 (1, 2)	1-2 P4			2-1 P4		3-3 K		4-2 FC5-4 BB	0-1 G5-3	
Gary Gaetti, R OBP: 0.381, SLG: 0.333 (1, 5)	1-1 F8			3-0 G6-3		0-0 G4-3		2-1 FC5-4		3-2 G6-3
Hubie Brooks, R OBP: 0.286, SLG: 0.167 (1, 10)			1-3 K		1-1 F8		0-1 G6-3		0-0 P3	3-2 G3-1
Dave Henderson, R OBP: 0.118, SLG: 0.235 (1, 9)			0-2 G6-3		0-0 SF9 2B		0-1 F9		0-1 E 2B	2-1 F8
Jose Lind, R OBP: 0.389, SLG: 0.471 (1, 4)			4-2 BB		0-0 G3		2-0 3B		1-2 E9 2B 1B	
David Howard, S (1, 6)			1-0 P3		3-2 SF9		4-0 BB		3-3 K	

Inning Stats	R: 1	H: 2	R: 0	H: 0	R: 0	H: 0	R: 0	H: 0	R: 1	H: 2	R: 0	H: 1	R: 0	H: 0	R: 0	H: 0	R: 3	H: 4	R: 0	H: 0	R: 0	H: 0	R: 0	H: 0	R: 0	H: 0	R: 0	H: 0	R: 0	H: 0	R: 0	H: 0	R: 0	H: 0	R: 0	H: 0	
E: 0	LOB: 1	E: 0	LOB: 0	E: 0	LOB: 0	E: 0	LOB: 0	E: 0	LOB: 1	E: 0	LOB: 0	E: 0	LOB: 2	E: 0	LOB: 2	E: 1	LOB: 1	E: 0	LOB: 0	E: 0	LOB: 0	E: 0	LOB: 0	E: 0	LOB: 0	E: 0	LOB: 0	E: 0	LOB: 0	E: 0	LOB: 0	E: 0	LOB: 0	E: 0	LOB: 0	E: 0	LOB: 0
K: 0	BB: 0	K: 1	BB: 0	K: 0	BB: 0	K: 0	BB: 0	K: 0	BB: 0	K: 0	BB: 0	K: 0	BB: 1	K: 1	BB: 0	K: 2	BB: 0	K: 0	BB: 0	K: 0	BB: 2	K: 0	BB: 0	K: 0	BB: 0	K: 0	BB: 0	K: 0	BB: 0	K: 0	BB: 0	K: 0	BB: 0	K: 0	BB: 0	K: 0	BB: 0
S: 12	P: 16	S: 10	P: 16	S: 7	P: 12	S: 5	P: 11	S: 12	P: 17	S: 10	P: 15	S: 7	P: 15	S: 9	P: 21	S: 21	P: 31	S: 9	P: 17	S: 9	P: 17	S: 9	P: 17	S: 9	P: 17	S: 9	P: 17	S: 9	P: 17	S: 9	P: 17	S: 9	P: 17	S: 9	P: 17	S: 9	P: 17

PITCHER	IP	WLS	BF	H	R	ER	SO	BB	IBB	HBP	BLK	WP	HR	S	P	ERA	WHIP
Frank Viola, L ERA: 4.09 (1, 1)	6.2		27	5	2	2	2	2	0	0	0	0	0	61	98	2.70	1.050
Scott Bankhead, R ERA: 2.7 (7, 1)	0.1		1	0	0	0	0	0	0	0	0	0	0	2	4	0.00	0.000
Greg Harris, R ERA: 3.0 (8, 1)	1.0		5	0	0	0	0	2	0	0	0	0	0	9	21	0.00	2.000
Jeff Russell, R ERA: 8.1 (9, 1)	0.1		4	3	3	3	1	0	0	0	0	0	0	13	20	81.00	9.000
Tony Fossas, L ERA: 13.5 (9, 1)	0.1		1	0	0	0	1	0	0	0	0	0	0	4	7	0.00	0.000

PITCHER	IP	WLS	BF	H	R	ER	SO	BB	IBB	HBP	BLK	WP	HR	S	P	ERA	WHIP
Paul Quantrill, R ERA: 3.18 (9, 1)	1.1		5	1	0	0	0	0	0	0	0	0	0	13	21	0.00	0.750

Batter	1	2	3	4	5	6	7	8	9	AB R H RBI BB SO LOB	TOP		
Otis Nixon, S (1, 8) OBP: 0.459, SLG: 0.370 Lee Tinsley, S (6, 8) OBP: 0.429, SLG: 0.200	 					 		 	 	4 2 1 0 1 1 2 1 1 0 0 1 0 2			
Billy Hatcher, R (1, 9) OBP: 0.407, SLG: 0.619	 					 		 		5 3 2 2 2 1 1			
Mike Greenwell, L (1, 7) OBP: 0.389, SLG: 0.621 Greg Blosser, L (6, 7) OBP: 0.364, SLG: 0.125	 					 				3 1 1 2 0 0 0 1 1 0 0 2 0 3			
Mo Vaughn, L (1, 3) OBP: 0.395, SLG: 0.556	 					 				4 3 2 4 2 1 0			
Andre Dawson, R (1, 10) OBP: 0.382, SLG: 0.742 Scott Fletcher, R (7, PH) OBP: 0.231, SLG: 0.167	 					 		 		3 2 1 1 0 1 0 1 1 1 1 0 0 0			
Tim Naehring, R (1, 4) OBP: 0.400, SLG: 0.593	 					 				4 3 0 0 2 0 5			
Scott Cooper, L (1, 5) OBP: 0.321, SLG: 0.600	 					 				6 2 5 5 0 0 1	AB 41 R 22 H 15 RBI 19 BB 13 SO 5 LOB 21		
John Valentin, R (1, 6) OBP: 0.471, SLG: 0.607						 				4 2 1 3 2 0 2			
Dave Valle, R (1, 2) OBP: 0.250, SLG: 0.444 Rich Rowland, R (7, PH) (7, 2)					 					3 1 1 1 1 1 2 2 0 0 0 0 0 3			
Inning Stats	R: 6 H: 5 E: 0 LOB: 1 K: 1 BB: 2 S: 20 P: 40	R: 1 H: 1 E: 0 LOB: 0 K: 1 BB: 0 S: 9 P: 15	R: 2 H: 2 E: 0 LOB: 0 K: 1 BB: 0 S: 11 P: 17	R: 0 H: 0 E: 0 LOB: 0 K: 1 BB: 0 S: 7 P: 11	R: 0 H: 1 E: 0 LOB: 1 K: 1 BB: 0 S: 10 P: 14	R: 8 H: 2 E: 2 LOB: 1 K: 0 BB: 4 S: 29 P: 57	R: 4 H: 2 E: 0 LOB: 1 K: 0 BB: 2 S: 12 P: 25	R: 1 H: 1 E: 1 LOB: 2 K: 0 BB: 3 S: 8 P: 22	R: 0 H: 1 E: 0 LOB: 3 K: 0 BB: 2 S: 14 P: 27	1B: 4 SF: 1 2B: 4 SAC: 0 3B: 2 DP: 1 HR: 5 HBP: 2	WP: 0 PA: 57 PB: 0 SB: 1 CS: 0		
PITCHER	IP WLS BF H R ER SO BB IBB HBP BLK WP HR S P ERA WHIP											PITCHER	IP WLS BF H R ER SO BB IBB HBP BLK WP HR S P ERA WHIP
Kevin Appier, R (1, 1) ERA: 13.5 Hipolito Pichardo, R (4, 1) ERA: 6.35 Stan Belinda, R (6, 1) ERA: 5.4 Jeff Montgomery, R (7, 1) ERA: 12.0 David Howard, R (8, 1) ERA: 4.5	3.0 L 19 8 9 9 3 2 0 0 0 0 0 3 40 72 27.00 3.333 2.0 6 1 0 0 2 0 0 0 0 0 0 0 17 25 0.00 0.500 1.0 12 2 8 2 0 4 0 1 0 0 1 29 57 18.00 6.000 1.0 8 2 4 4 0 2 0 1 0 0 1 12 25 36.00 4.000 2.0 12 2 1 1 0 5 0 0 0 0 0 0 22 49 4.50 3.500												

Boston Red Sox @ Kansas City Royals
 Kauffman Stadium, Kansas City, MO
 Tue Apr 12 1994, 7:05 PM CDT
 Att. 13,968 - Unknown - 48 F

livebaseballscorecards.com

Batter	1	2	3	4	5	6	7	8	9	AB	R	H	RBI	BB	SO	LOB
Vince Coleman, S OBP: 0.345, SLG: 0.552 (1, 7)	0-0 B3		1-1 F8	0-2 G6-3			1-2 1B 1B	0-0 DI 1B		5	1	2	0	0	0	1
Brian McRae, S OBP: 0.478, SLG: 0.500 Kevin Koslofski, L OBP: 0.500, SLG: 0.250 (7, PH) (8, 8)	2-2 G4-3		2-2 G4-3		0-1 P3		2-2 G3-1 1B 1-2 HR 1B	2-1 G4-3		3	0	0	0	0	0	0
Wally Joyner, L OBP: 0.308, SLG: 0.417 (1, 3)	2-2 F7		0-0 HR 2B		0-0 G3		1-1 G3-1 1-2 2-H HR 1B		0-1 BLK BB 2B 1B	5	3	3	1	0	0	0
Mike Macfarlane, R OBP: 0.350, SLG: 0.412 Brent Mayne, L OBP: 0.286, SLG: 0.333 (1, 2) (7, 2)		0-1 G5-3	4-2 HR BB		2-0 P8		1-1 G3-1 1-2 2-3		4-0 BLK 2B BB	2	1	0	0	1	0	0
Dave Henderson, R OBP: 0.200, SLG: 0.450 Tom Goodwin, L (1, 9) (7, 9)		0-2 1B 1B	2-2 1-H 2-H HR			2-2 G1-3	2-1 P6		1-3 K	3	2	2	3	0	0	0
Bob Hamelin, L OBP: 0.368, SLG: 0.500 Gary Gaetti, R OBP: 0.409, SLG: 0.421 (1, 10) (8, 5)		1-1 SAFE G4-3 1B 1-3 1B	3-2 F7			1-1 G3 1B	2-2 2-H 3-H HR		3-2 1-H 2-H 2B 2B	4	1	3	3	0	0	0
Jose Lind, R OBP: 0.348, SLG: 0.409 (1, 4)		0-2 G4-3 1B 1-2 3-H 1B		1-3 K		0-2 G3 1-2	1-0 G5-3		2-1 F9	5	0	1	1	0	1	2
David Howard, S OBP: 0.300, SLG: 0.286 (1, 6) (8, 1)		0-2 G4-3 1-2 2-3		2-3 K		4-2 BB		1-0 P5	1-1 2-H 2B	4	0	1	1	1	1	2
Terry Shumpert, R OBP: 0.200, SLG: 0.200 (1, 5) (8, 6)		2-3 K		0-1 1B		0-1 F9		0-1 G5-3	0-1 G4-3	5	0	1	0	0	1	5

Inning Stats	R: 0	H: 0	E: 0	K: 0	S: 7	H: 0	LOB: 0	BB: 0	P: 11	R: 1	H: 3	E: 0	K: 1	S: 18	H: 2	LOB: 2	BB: 2	P: 21	R: 3	H: 2	E: 0	K: 0	S: 19	H: 1	LOB: 1	BB: 1	P: 31	R: 0	H: 0	E: 0	K: 0	S: 4	H: 1	LOB: 2	BB: 1	P: 19	R: 4	H: 4	E: 0	K: 0	S: 16	H: 4	LOB: 0	BB: 0	P: 26	R: 0	H: 1	E: 0	K: 0	S: 12	H: 1	LOB: 1	BB: 0	P: 9	R: 3	H: 3	E: 0	K: 1	S: 18	H: 3	LOB: 1	BB: 1	P: 29	1B: 10	2B: 3	3B: 0	HR: 2	SF: 0	SAC: 0	DP: 0	HBP: 0	WP: 0	PA: 45
--------------	------	------	------	------	------	------	--------	-------	-------	------	------	------	------	-------	------	--------	-------	-------	------	------	------	------	-------	------	--------	-------	-------	------	------	------	------	------	------	--------	-------	-------	------	------	------	------	-------	------	--------	-------	-------	------	------	------	------	-------	------	--------	-------	------	------	------	------	------	-------	------	--------	-------	-------	--------	-------	-------	-------	-------	--------	-------	--------	-------	--------

PITCHER	IP	WLS	BF	H	R	ER	SO	BB	IBB	HBP	BLK	WP	HR	S	P	ERA	WHIP
Danny Darwin, R ERA: 4.91 (1, 1)	6.0		27	7	4	4	3	2	0	0	0	0	1	71	102	6.00	1.500
Ricky Tricek, R ERA: 13.5 (7, 1)	2.1		14	6	6	6	1	1	0	0	0	0	1	30	48	23.14	3.000
Tony Fossas, L ERA: 13.5 (9, 1)	0.2		4	2	1	1	0	0	0	0	1	0	0	10	16	13.50	3.000

BOTTOM

Boston Red Sox @ Kansas City Royals
Kauffman Stadium, Kansas City, MO

Tue Apr 12 1994, 7:05 PM CDT
Att: 13,968 - Unknown - 48 F

AB	42
R	11
H	15
RBI	11
BB	3
SO	4
LOB	17



PITCHER	IP	WLS	BF	H	R	ER	SO	BB	IBB	HBP	BLK	WP	HR	S	P	ERA	WHIP
---------	----	-----	----	---	---	----	----	----	-----	-----	-----	----	----	---	---	-----	------

Batter	1	2	3	4	5	6	7	8	9	AB R H RBI BB SO LOB	TOP	
Otis Nixon, S (1, 8) OBP: 0.439, SLG: 0.355 C B X	1-1 G6-3 1		0-1 CS 1B C X			0-0 G1-3 X		2-3 K B C F B S		4 0 1 0 0 1 1	Boston Red Sox @ Kansas City Royals Kauffman Stadium, Kansas City, MO Wed Apr 13 1994, 7:05 PM CDT Att. 15,845 - Unknown - 73 F livebaseballscorecards.com	
Billy Hatcher, R (1, 9) OBP: 0.387, SLG: 0.542 X	0-0 G6-3 2		2-0 CS 1-2 1 SAFE 1 SAFE C X	0-1 G4-3 1		4-1 S BB B B B C B		2-2 FC1-6 1-2f C F C B B X		3 0 0 0 1 0 1		
Mike Greenwell, L (1, 7) OBP: 0.375, SLG: 0.606 C B B X	2-1 F7 3			1-1 WP SF7 2B C B B X		2-3 K S B B B F F C		0-0 G4-3 1 SAFE X		4 1 1 0 0 1 2		
Mo Vaughn, L (1, 3) OBP: 0.381, SLG: 0.513 B B B X		2-2 G3 1		2-3 K 2-3 B S S B		3-3 K 1-2 B B F B F S		4-0 WP BB B B B B		3 0 0 0 1 2 2		
Andre Dawson, R (1, 10) OBP: 0.368, SLG: 0.697 B S C C B B B B		4-2 S BB B S C C B B B B		0-1 SF7 2 C X			1-2 F7 1 S S B X		0-1 F9 1 F X			2 0 0 1 1 0 1
Tim Lincecum, R (1, 4) OBP: 0.382, SLG: 0.548 B B B X		2-0 F9 2 B B B X		2-2 F7 3 3-H C B B F B X			1-1 G3-1 1B B C X		3-2 L6 1-3 C C C B B F B X			4 0 1 0 0 0 3
Scott Cooper, L (1, 5) OBP: 0.281, SLG: 0.517 C B B F B B		2-3 K 1-2 B C B F B B		1-3 K 1 B C C F B			3-2 G3-1 2 B B C B B F B B		1-1 G4-3 3 C B B X			4 0 0 0 0 2 3
John Valentin, R (1, 6) OBP: 0.432, SLG: 0.548 F B C B S			2-3 K 1 F B C B S		2-0 L6 2 B B B X		2-2 G5-3 3 C B B C C X					3 0 0 0 0 1 1
Dave Valle, R (1, 2) OBP: 0.261, SLG: 0.400 B X			1-0 G5-3 2 B X		0-1 G5-3 3 C X			4-1 FC1-6 BB B C B B B				2 0 0 0 1 0 0
Inning Stats	R: 0 H: 0 E: 0 LOB: 0 K: 0 BB: 0 S: 5 P: 8	R: 0 H: 0 E: 0 LOB: 1 K: 1 BB: 1 S: 10 P: 20	R: 0 H: 1 E: 0 LOB: 0 K: 1 BB: 0 S: 7 P: 11	R: 1 H: 1 E: 0 LOB: 1 K: 1 BB: 0 S: 12 P: 17	R: 0 H: 0 E: 0 LOB: 0 K: 1 BB: 0 S: 7 P: 10	R: 0 H: 0 E: 0 LOB: 1 K: 2 BB: 1 S: 11 P: 20	R: 0 H: 1 E: 0 LOB: 1 K: 0 BB: 0 S: 11 P: 18	R: 0 H: 0 E: 0 LOB: 1 K: 1 BB: 1 S: 8 P: 16	R: 0 H: 0 E: 0 LOB: 1 K: 0 BB: 1 S: 9 P: 17	1B: 2 SF: 1 2B: 1 SAC: 0 3B: 0 DP: 0 HR: 0 HBP: 0	WP: 3 PA: 35 PB: 0 SB: 2 CS: 1	
PITCHER Tom Gordon, R (1, 1) ERA: 3.97 Billy Brewer, L (8, 1) ERA: 1.69	IP WLS BF H R ER SO BB IBB HBP BLK WP HR S P ERA WHIP 7.2 0 29 3 1 1 7 3 0 0 0 1 0 70 119 1.17 0.783 1.1 W 5 0 0 0 0 0 1 0 0 0 1 0 10 18 0.00 0.750	PITCHER IP WLS BF H R ER SO BB IBB HBP BLK WP HR S P ERA WHIP										



Batter	1	2	3	4	5	6	7	8	9	AB	R	H	RBI	BB	SO	LOB
Vince Coleman, S OBP: 0.303, SLG: 0.485 (1, 7)	1-2 G4-3		0-1 FC6-4			1-0 G6-3		2-1 P4		4	0	0	0	0	0	2
Brian McRae, S OBP: 0.444, SLG: 0.435 (1, 8)	3-1 G5-3		0-1 G4-3			4-0 BB		3-3 K		3	0	0	0	1	1	2
Wally Joyner, L OBP: 0.333, SLG: 0.407 (1, 3)	1-2 FC5-4 1B				4-1 CS BB	0-2 F9		1-0 G4-3		3	0	1	0	1	0	1
Dave Henderson, R OBP: 0.167, SLG: 0.375 (1, 9)	0-2 FC5-4				0-1 F9	2-1 P4		0-1 E6 HR		4	1	0	0	0	0	3
Bob Hamelin, L OBP: 0.391, SLG: 0.619 (1, 10)		0-1 G3			3-2 G4-3	4-1 G6-3 BB		1-2 HR		3	1	1	2	1	0	1
Gary Gaetti, R OBP: 0.360, SLG: 0.364 (1, 5)		0-1 E5 G6-3			1-3 K	0-0 G6-3		3-0 HR		3	0	0	0	0	1	1
Brent Mayne, L OBP: 0.300, SLG: 0.333 (1, 2)		2-1 G6-3			1-1 FC4 1B	2-3 K		3-0 HR		3	0	1	0	0	1	1
Jose Lind, R OBP: 0.320, SLG: 0.375 Hubie Brooks, R OBP: 0.250, SLG: 0.143 Terry Shumpert, R OBP: 0.200, SLG: 0.200 (1, 4)			3-2 G5-3		1-0 FC4	2-3 K		2-0 0		2	0	0	0	0	0	1
David Howard, S OBP: 0.333, SLG: 0.333 Mike Macfarlane, R OBP: 0.381, SLG: 0.444 Greg Gagne, R (8, PH)			0-0 FC6-4 1B		2-2 F8	3-1 1B		1-0 0		1	0	0	0	0	0	0
Greg Gagne, R (8, PR)								0-0 0		0	0	0	0	0	0	0
Inning Stats	R: 0 E: 0 K: 15	H: 1 LOB: 1 BB: 20	R: 0 E: 1 K: 6	H: 0 LOB: 0 BB: 8	R: 0 E: 0 K: 8	H: 1 LOB: 1 BB: 11	R: 0 E: 0 K: 13	H: 1 LOB: 1 BB: 17	R: 0 E: 0 K: 8	H: 0 LOB: 1 BB: 14	R: 0 E: 0 K: 11	H: 1 LOB: 1 BB: 21	R: 2 E: 1 K: 6	H: 1 LOB: 0 BB: 8	1B: 4 2B: 0 3B: 0 HR: 1	SF: 0 SAC: 0 DP: 2 HBP: 0

BOTTOM

Boston Red Sox @ Kansas City Royals
Kauffman Stadium, Kansas City, MO

Wed Apr 13 1994, 7:05 PM CDT
Att: 15,845 - Unknown - 73 F

livebaseballscores.com

AB	29
R	2
H	5
RBI	2
BB	3
SO	4
LOB	13



PITCHER	IP	WLS	BF	H	R	ER	SO	BB	IBB	HBP	BLK	WP	HR	S	P	ERA	WHIP
Aaron Sele, R ERA: 0.73	(1, 1)	7.1	27	4	0	0	3	3	0	0	0	0	0	67	105	0.00	0.955
Greg Harris, R ERA: 2.7	(8, 1)	0.2	2	0	0	0	1	0	0	0	0	0	0	6	11	0.00	0.000
Tony Fossas, L ERA: 12.0	(9, 1)	0.1	1	0	0	0	0	0	0	0	0	0	0	1	2	0.00	0.000
Jeff Russell, R ERA: 10.8	(9, 1)	0.0	L 2	1	2	1	0	0	0	0	0	0	1	5	6	∞	∞

Batter	1	2	3	4	5	6	7	8	9	AB R H RBI BB SO LOB	TOP	
Vince Coleman, S (1, 7) OBP: 0.270, SLG: 0.432	1-1 G6-3			2-1 F7		1-1 B3		0-0 G3		4 0 0 0 0 0 2		
Brian McRae, S (1, 8) OBP: 0.387, SLG: 0.370	3-2 F8			2-0 G5-3			2-1 G4-3		1-1 F8	4 0 0 0 0 0 0		
Wally Joyner, L (1, 3) OBP: 0.294, SLG: 0.355	0-0 F7			2-2 F7			0-2 G4-3		1-0 G3	4 0 0 0 0 0 0		
Mike Macfarlane, R (1, 2) OBP: 0.320, SLG: 0.364		1-0 G5-3			0-0 P2		1-2 G6-3		1-2 G5-3	4 0 0 0 0 0 0		
Bob Hamelin, L (1, 10) Terry Shumpert, R (8, PR) OBP: 0.385, SLG: 0.583 OBP: 0.200, SLG: 0.200		0-0 F8			3-2 F7			1-0 G4-3 1B		3 0 1 0 0 0 0 0 1 0 0 0 0 0		
Gary Gaetti, R (1, 5) OBP: 0.357, SLG: 0.360		0-1 P4			1-2 F7 1B			1-1 F7		3 0 1 0 0 0 1		
Felix Jose, S (1, 9)			1-3 K		2-2 G1-3			0-0 G4-3		3 0 0 0 0 1 2		
Jose Lind, R (1, 4) OBP: 0.321, SLG: 0.370			0-1 L3			0-2 F8		1-0 2B 1B		3 1 1 1 0 0 0		
Greg Gagne, R (1, 6) OBP: 0.176, SLG: 0.133			0-0 G4-3			2-1 F9		0-0 1-H 2B		3 0 1 1 0 0 0		
Inning Stats	R: 0 H: 0 E: 0 LOB: 0 K: 0 BB: 0 S: 6 P: 10	R: 0 H: 0 E: 0 LOB: 0 K: 0 BB: 0 S: 4 P: 5	R: 0 H: 0 E: 0 LOB: 0 K: 1 BB: 0 S: 6 P: 7	R: 0 H: 0 E: 0 LOB: 0 K: 0 BB: 0 S: 6 P: 12	R: 0 H: 1 E: 0 LOB: 1 K: 0 BB: 0 S: 14 P: 20	R: 0 H: 0 E: 0 LOB: 0 K: 0 BB: 0 S: 8 P: 11	R: 0 H: 0 E: 0 LOB: 0 K: 0 BB: 0 S: 8 P: 11	R: 2 H: 3 E: 0 LOB: 2 K: 0 BB: 0 S: 7 P: 10	R: 0 H: 0 E: 0 LOB: 0 K: 0 BB: 0 S: 6 P: 9	1B: 3 SF: 0 2B: 1 SAC: 0 3B: 0 DP: 0 HR: 0 HBP: 0	WP: 0 PA: 31 PB: 0 SB: 0 CS: 0	
PITCHER Dennis Martinez, R (1, 1) ERA: 3.27	IP WLS BF H R ER SO BB IBB HBP BLK WP HR S P ERA WHIP	9.0 L 31 4 2 2 1 0 0 0 0 0 0 0 65 95 2.00 0.444										

Kansas City Royals @ Cleveland Indians
Jacobs Field, Cleveland, OH
 Fri Apr 15 1994, 7:05 PM EDT
 Att. 40,490 - Unknown - 67 F

AB	31
R	2
H	4
RBI	2
BB	0
SO	1
LOB	5



Batter	1	2	3	4	5	6	7	8	9	AB	R	H	RBI	BB	SO	LOB
--------	---	---	---	---	---	---	---	---	---	----	---	---	-----	----	----	-----

Kenny Lofton, L <small>(1, 8)</small> <small>OBP: 0.483, SLG: 0.583</small>										4	0	1	0	0	0	1
Omar Vizquel, S <small>(1, 6)</small> <small>OBP: 0.229, SLG: 0.188</small>										3	0	0	0	0	0	1
Carlos Baerga, S <small>(1, 4)</small> <small>OBP: 0.273, SLG: 0.258</small>										4	0	1	0	0	0	1
Albert Belle, R <small>(1, 7)</small> <small>OBP: 0.324, SLG: 0.290</small>									4	0	1	0	0	0	2	
Eddie Murray, S <small>(1, 10)</small> <small>OBP: 0.281, SLG: 0.406</small>									3	0	0	0	0	1	1	
Paul Sorrento, L <small>(1, 3)</small> <small>OBP: 0.360, SLG: 0.609</small>									3	0	0	0	0	0	0	0
Sandy Alomar Jr., R <small>(1, 2)</small> <small>OBP: 0.355, SLG: 0.536</small>									3	1	2	1	0	0	0	
Jim Thome, L <small>(1, 5)</small> <small>OBP: 0.333, SLG: 0.500</small>								2	0	0	0	1	2	1		
Wayne Kirby, L <small>(1, 9)</small> <small>OBP: 0.400, SLG: 0.368</small>								3	0	1	0	0	0	2		

Inning Stats	R: 0	H: 0	E: 0	LOB: 0	K: 0	S: 8	P: 14	R: 0	H: 0	E: 0	LOB: 0	K: 1	S: 10	P: 13	R: 1	H: 1	E: 0	LOB: 0	K: 0	S: 9	P: 16	R: 0	H: 1	E: 0	LOB: 1	K: 0	S: 10	P: 11	R: 0	H: 0	E: 0	LOB: 0	K: 1	S: 8	P: 15	R: 0	H: 1	E: 0	LOB: 0	K: 0	S: 4	P: 5	R: 0	H: 1	E: 0	LOB: 0	K: 0	S: 5	P: 11	R: 0	H: 1	E: 0	LOB: 1	K: 1	S: 8	P: 12	R: 0	H: 1	E: 0	LOB: 1	K: 0	S: 9	P: 12	1B: 5	SF: 0	2B: 1	SAC: 1	3B: 0	DP: 1	HR: 1	HBP: 0	WP: 0	PA: 31
--------------	------	------	------	--------	------	------	-------	------	------	------	--------	------	-------	-------	------	------	------	--------	------	------	-------	------	------	------	--------	------	-------	-------	------	------	------	--------	------	------	-------	------	------	------	--------	------	------	------	------	------	------	--------	------	------	-------	------	------	------	--------	------	------	-------	------	------	------	--------	------	------	-------	-------	-------	-------	--------	-------	-------	-------	--------	-------	--------

PITCHER	IP	WLS	BF	H	R	ER	SO	BB	IBB	HBP	BLK	WP	HR	S	P	ERA	WHIP
David Cone, R	(1, 1)	8.0	W	27	5	1	3	1	0	0	0	0	1	62	97	1.12	0.750
Billy Brewer, L	(9, 1)	0.2		3	1	0	0	0	0	0	0	0	0	8	11	0.00	1.500
Hipolito Pichardo, R	(9, 1)	0.1	S	1	0	0	0	0	0	0	0	0	0	1	1	0.00	0.000

BOTTOM

Kansas City Royals @ Cleveland Indians
 Jacobs Field, Cleveland, OH
 Fri Apr 15 1994, 7:05 PM EDT
 Att: 40,490 - Unknown - 67 F

livebaseballscores.com

AB	29
R	1
H	6
RBI	1
BB	1
SO	3
LOB	9



Kansas City Royals @ Cleveland Indians
 Jacobs Field, Cleveland, OH

Sat Apr 16 1994, 3:33 AM EDT
 Att. 36,439 - Cloudy - 52 F

AB	37
R	12
H	9
RBI	9
BB	6
SO	4
LOB	15



WP:	1	PA:	47
PB:	0		
SB:	1		
CS:	0		

Batter	1	2	3	4	5	6	7	8	9	AB R H RBI BB SO LOB
Vince Coleman, S (1, 7) OBP: 0.256, SLG: 0.381	G3-1		E6 2B 1B	F8		G3-1		S BB G2-3 BB	G3	5 2 0 0 1 0 3
Brian McRae, S (1, 8) OBP: 0.405, SLG: 0.406	G5-3		1B WP 2B		1B HR 1B	BB HBP		G2-3	P4	5 2 2 1 0 0 1
Wally Joyner, L (1, 3) OBP: 0.333, SLG: 0.353	K		WP SF7 1B		F8	BB BB BB		BB HBP E BB		3 2 1 1 2 1 1
Mike Macfarlane, R (1, 2) OBP: 0.400, SLG: 0.520		HR	WP HBP		HR 1B	F7		BB E HBP		3 3 2 1 0 0 3
Bob Hamelin, L (1, 10) OBP: 0.387, SLG: 0.667		F9	SF7		HR		P5	E 1B BB		3 2 1 5 1 0 0
Gary Gaetti, R (1, 5) OBP: 0.303, SLG: 0.300	G5-3	G5-3	G5-3		G6-3		L3	E6 1B		5 0 0 0 0 0 2
Dave Henderson, R (1, 9) OBP: 0.241, SLG: 0.370	K			G1-6-3 BB	F8		BB	FC6 1B		3 0 1 1 2 1 0
Jose Lind, R (1, 4) OBP: 0.303, SLG: 0.344		G4-3	G1-6-3			BB G3-1 1B	G1-3	FC6		5 0 1 0 0 0 4
Greg Gagne, R (1, 6) OBP: 0.182, SLG: 0.200		E6 2B				K		K	P9	5 1 1 0 0 2 1

Inning Stats	R: 0	H: 0	E: 0	K: 1	S: 9	P: 15	R: 1	H: 1	E: 0	K: 1	S: 12	P: 20	R: 4	H: 2	E: 2	K: 0	S: 10	P: 19	R: 0	H: 1	E: 0	K: 0	S: 9	P: 15	R: 3	H: 3	E: 0	K: 0	S: 11	P: 18	R: 0	H: 1	E: 0	K: 1	S: 11	P: 22	R: 0	H: 0	E: 0	K: 0	S: 8	P: 16	R: 4	H: 1	E: 1	K: 1	S: 18	P: 34	R: 0	H: 0	E: 0	K: 0	S: 10	P: 13	1B: 5	SF: 1	2B: 2	SAC: 0	3B: 0	DP: 1	HR: 2	HBP: 3	WP: 1	PA: 47
--------------	------	------	------	------	------	-------	------	------	------	------	-------	-------	------	------	------	------	-------	-------	------	------	------	------	------	-------	------	------	------	------	-------	-------	------	------	------	------	-------	-------	------	------	------	------	------	-------	------	------	------	------	-------	-------	------	------	------	------	-------	-------	-------	-------	-------	--------	-------	-------	-------	--------	-------	--------

PITCHER	IP	WLS	BF	H	R	ER	SO	BB	IBB	HBP	BLK	WP	HR	S	P	ERA	WHIP
Mark Clark, R (1, 1) ERA: 3.75	5.0		25	7	8	4	2	1	0	1	0	1	2	51	87	7.20	1.600
Eric Plunk, R (6, 1) ERA: 2.45	0.2		4	1	0	0	1	0	0	1	0	0	0	10	16	0.00	1.500
Chris Nabholz, L (6, 1) ERA:	0.0		1	0	0	0	0	1	0	0	0	0	0	4	4	∞	∞
Jose Mesa, R (6, 1) ERA: 7.5	2.0		8	0	1	1	1	2	0	0	0	0	0	21	36	4.50	1.000
Russ Swan, L (8, 1) ERA: 5.4	0.0	L	1	0	0	0	0	1	0	0	0	0	0	1	5	∞	∞

PITCHER	IP	WLS	BF	H	R	ER	SO	BB	IBB	HBP	BLK	WP	HR	S	P	ERA	WHIP
Matt Turner, R (8, 1) ERA: 1.69	1.1		8	1	3	0	0	1	0	1	0	0	0	15	24	0.00	1.500

Batter	1	2	3	4	5	6	7	8	9	AB R H RBI BB SO LOB
Kenny Lofton, L OBP: 0.500, SLG: 0.655 (1, 8)	2-1 SH1-3 G5-3 1B	3-2 1B CS 1B		3-2 1-H 2-H SF8 3B		1-0 B1 X B1-3		3-3 C B B C C C K		5 3 3 2 0 1 0
Omar Vizquel, S OBP: 0.275, SLG: 0.229 (1, 6)	4-1 G5-3 SH1-3 1B BB	1-2 CS 1B		0-0 SF8		2-2 G5-4-3 1B		3-2 G5-3		3 1 2 1 1 0 0
Carlos Baerga, S OBP: 0.270, SLG: 0.257 (1, 4)	0-0 SH1-3	1-0 L1-3 1B		1-1 F9		1-0 G5-4-3		0-2 K		4 0 1 0 0 1 1
Albert Belle, R OBP: 0.357, SLG: 0.294 (1, 7)	4-0 G5-3 1B IBB	0-0 L1-3		2-1 G6-3		2-0 WP S 1B		4-2 DI BB		3 1 1 0 2 0 1
Eddie Murray, S OBP: 0.243, SLG: 0.351 (1, 10)	2-2 G5-3		2-0 F8		1-0 F9		0-1 F8		3-2 P3	5 0 0 1 0 0 4
Sandy Alomar Jr., R OBP: 0.371, SLG: 0.500 (1, 2)	4-2 1B BB		1-3 K		4-2 S 2B BB		1-0 P4			2 1 0 0 2 1 1
Paul Sorrento, L OBP: 0.345, SLG: 0.556 (1, 3)	3-2 FC6-4 1B		1-3 K		3-1 P3		3-3 K			4 0 1 2 0 2 2
Manny Ramirez, R OBP: 0.500, SLG: 1.000 (1, 9)	2-1 FC6-4		1-0 3B 2B		1-1 2B		2-3 K			4 1 2 1 0 1 2
Jim Thome, L OBP: 0.357, SLG: 0.600 (1, 5)		0-0 HR		4-0 3B BB		2-0 F8		2-3 K		3 2 1 1 1 1 1

Inning Stats	R: 3 E: 0 K: 0 S: 17	H: 2 LOB: 2 BB: 3 P: 38	R: 2 E: 0 K: 0 S: 9	H: 4 LOB: 0 BB: 0 P: 14	R: 0 E: 0 K: 2 S: 7	H: 0 LOB: 0 BB: 0 P: 11	R: 3 E: 0 K: 0 S: 9	H: 2 LOB: 0 BB: 1 P: 20	R: 1 E: 0 K: 0 S: 9	H: 1 LOB: 1 BB: 1 P: 20	R: 0 E: 0 K: 0 S: 5	H: 1 LOB: 0 BB: 0 P: 9	R: 0 E: 0 K: 1 S: 7	H: 1 LOB: 1 BB: 0 P: 13	R: 0 E: 0 K: 3 S: 9	H: 0 LOB: 0 BB: 0 P: 16	R: 0 E: 0 K: 1 S: 18	H: 0 LOB: 1 BB: 1 P: 28	1B: 7 2B: 3 3B: 1 HR: 1	SF: 1 SAC: 1 DP: 2 HBP: 0	WP: 1 PB: 0 SB: 3 CS: 2	PA: 41
--------------	-------------------------------	----------------------------------	------------------------------	----------------------------------	------------------------------	----------------------------------	------------------------------	----------------------------------	------------------------------	----------------------------------	------------------------------	---------------------------------	------------------------------	----------------------------------	------------------------------	----------------------------------	-------------------------------	----------------------------------	----------------------------------	------------------------------------	----------------------------------	--------

PITCHER	IP	WLS	BF	H	R	ER	SO	BB	IBB	HBP	BLK	WP	HR	S	P	ERA	WHIP
Chris Haney, L ERA: 8.1 (1, 1)	4.0		22	8	8	8	2	3	1	0	0	0	1	42	83	18.00	2.750
Mike Magnante, L ERA: 7.04 (5, 1)	3.0	W	12	3	1	1	1	1	0	0	0	1	0	21	42	3.00	1.333
Billy Brewer, L ERA: 1.13 (8, 1)	2.0	S	7	0	0	0	4	1	0	0	0	0	0	27	44	0.00	0.500

BOTTOM

Kansas City Royals @ Cleveland Indians
Jacobs Field, Cleveland, OH
 Sat Apr 16 1994, 3:33 AM EDT
 Att: 36,439 - Cloudy - 52 F

livebaseballscorecards.com

AB	33
R	9
H	11
RBI	8
BB	6
SO	7
LOB	12



Batter	1	2	3	4	5	6	7	8	9	AB R H RBI BB SO LOB	TOP											
Vince Coleman, S OBP: 0.250, SLG: 0.348 (1, 7)	4-1 1B G6-3 BB		0-0 B1			2-2 G1-3	0-1 L8-3	0-1 G4-3		4 1 0 0 1 0 3												
Brian McRae, S OBP: 0.452, SLG: 0.459 (1, 8)	2-2 G6-3 1B		1-0 1B			1-1 2B 1B	2-0 1B		1-2 P2	5 1 4 0 0 0 0												
Wally Joyner, L OBP: 0.295, SLG: 0.308 (1, 3)	3-1 G6-3 1-2f 3-H		1-1 F7			0-0 E4 2B	1-0 G4-3		0-0 G3-1	5 1 0 0 0 0 4												
Mike Macfarlane, R OBP: 0.400, SLG: 0.464 (1, 2)	1-2 G4-3			0-0 G5-3		4-2 2B 1B 2-3		4-1 F8 1B BB	1-3 K	3 2 0 0 2 1 0												
Bob Hamelin, L OBP: 0.429, SLG: 0.800 (1, 10)		2-0 HR		0-2 G4-3		3-1 1B 2B		4-1 1B 1B BB		3 3 2 3 1 0 0												
Dave Henderson, R OBP: 0.242, SLG: 0.355 (1, 9)		3-3 K		2-2 F8		2-2 1B		2-2 F8		4 0 1 2 0 1 2												
Gary Gaetti, R OBP: 0.297, SLG: 0.294 (1, 5)		0-0 G5-3			0-0 F8	0-3 K		1-0 1B 1B		4 0 1 1 0 1 1												
Jose Lind, R OBP: 0.270, SLG: 0.306 (1, 4)		1-1 G6-3			3-3 K	0-2 G1-3		0-2 F7		4 0 0 0 0 1 3												
Greg Gagne, R OBP: 0.231, SLG: 0.250 (1, 6)			3-2 F9		2-1 G3		1-0 L8-3 1B	3-2 1B		4 0 2 1 0 0 0												
Inning Stats	R: 1 E: 0 K: 0 S: 12	H: 1 LOB: 0 BB: 1 P: 22	R: 1 E: 0 K: 1 S: 8	H: 1 LOB: 0 BB: 0 P: 14	R: 0 E: 0 K: 0 S: 8	H: 1 LOB: 1 BB: 0 P: 12	R: 0 E: 0 K: 0 S: 7	H: 0 LOB: 0 BB: 0 P: 9	R: 0 E: 0 K: 1 S: 8	H: 0 LOB: 0 BB: 0 P: 13	R: 4 E: 1 K: 1 S: 22	H: 3 LOB: 1 BB: 1 P: 34	R: 0 E: 0 K: 0 S: 5	H: 2 LOB: 1 BB: 0 P: 9	R: 2 E: 0 K: 0 S: 16	H: 2 LOB: 2 BB: 2 P: 30	R: 0 E: 0 K: 1 S: 7	H: 0 LOB: 0 BB: 0 P: 9	1B: 8 2B: 2 3B: 0 HR: 1	SF: 0 SAC: 0 DP: 2 HBP: 0	WP: 0 PB: 0 SB: 2 CS: 0	PA: 40
PITCHER	IP WLS BF H R ER SO BB IBB HBP BLK WP HR S P ERA WHIP																					
Jack Morris, R ERA: 5.09 (1, 1)	6.2 L 29 8 6 5 3 2 0 0 0 0 0 1 69 111 6.75 1.500																					
Russ Swan, L ERA: 4.91 (7, 1)	0.1 1 0 0 0 0 0 0 0 0 0 0 1 2 0.00 0.000																					
Eric Plunk, R ERA: 7.36 (8, 1)	0.0 2 0 2 2 0 2 0 0 0 0 0 2 10 ∞ ∞																					
Matt Turner, R ERA: 1.42 (8, 1)	1.0 5 2 0 0 0 0 0 0 0 0 0 14 20 0.00 2.000																					
Steve Farr, R ERA: (9, 1)	1.0 3 0 0 0 0 1 0 0 0 0 0 7 9 0.00 0.000																					

Kansas City Royals @ Cleveland Indians
 Jacobs Field, Cleveland, OH
 Sun Apr 17 1994, 3:33 AM EDT
 Att. 38,974 - Sunny - 51 F

AB	36
R	8
H	10
RBI	7
BB	4
SO	4
LOB	13



Batter	1	2	3	4	5	6	7	8	9	AB R H RBI BB SO LOB
Kenny Lofton, L OBP: 0.474, SLG: 0.606 (1, 8)	2-2 P3		3-1 CS	2-0 SH5-4 1B		3-2 G1-3		0-0 F7		4 1 1 0 0 0 1
Omar Vizquel, S OBP: 0.256, SLG: 0.211 (1, 6)	3-2 G4-3			0-1 SH5-4 1-3			3-2 G6-3		0-3 K	3 0 0 0 0 1 0
Carlos Baerga, S OBP: 0.268, SLG: 0.282 (1, 4)	2-2 G4-3			1-3 K			3-2 HR 2B		1-0 L9	4 1 1 0 0 1 1
Albert Belle, R OBP: 0.391, SLG: 0.447 (1, 7)		2-2 G5-3		0-0 1B			0-0 HR 2B		1-1 2B	4 1 3 3 0 0 0
Eddie Murray, S OBP: 0.220, SLG: 0.317 (1, 10)		2-3 K		2-2 G5-3			0-2 F9		1-1 G6-3	4 0 0 0 0 1 1
Paul Sorrento, L OBP: 0.313, SLG: 0.500 (1, 3)		2-3 K		2-2 F7			2-3 K			3 0 0 0 0 2 0
Sandy Alomar Jr., R OBP: 0.342, SLG: 0.455 (1, 2)			0-3 K		2-1 F9			1-1 G5-3		3 0 0 0 0 1 0
Jim Thome, L OBP: 0.387, SLG: 0.593 (1, 5)			0-1 CS 1B			1-1 G6-3		4-0 BB		2 0 1 0 1 0 0
Manny Ramirez, R OBP: 0.444, SLG: 0.870 (1, 9)			2-3 K		1-3 K			1-3 K 1-2		3 0 0 0 0 3 2

Inning Stats	R: 0	H: 0	E: 0	K: 0	S: 12	LOB: 0	BB: 0	P: 19	R: 0	H: 0	E: 0	K: 2	S: 9	LOB: 0	BB: 0	P: 15	R: 0	H: 1	E: 0	K: 2	S: 9	LOB: 0	BB: 0	P: 14	R: 1	H: 2	E: 0	K: 1	S: 7	LOB: 1	BB: 0	P: 10	R: 0	H: 0	E: 0	K: 0	S: 8	LOB: 0	BB: 0	P: 14	R: 0	H: 0	E: 0	K: 1	S: 8	LOB: 0	BB: 0	P: 13	R: 2	H: 2	E: 0	K: 1	S: 15	LOB: 0	BB: 0	P: 23	R: 0	H: 0	E: 0	K: 1	S: 7	LOB: 1	BB: 1	P: 13	R: 0	H: 1	E: 0	K: 1	S: 8	LOB: 1	BB: 0	P: 11	1B: 3	SF: 0	2B: 2	SAC: 1	3B: 0	DP: 0	HR: 1	HBP: 0	WP: 0	PA: 33
--------------	------	------	------	------	-------	--------	-------	-------	------	------	------	------	------	--------	-------	-------	------	------	------	------	------	--------	-------	-------	------	------	------	------	------	--------	-------	-------	------	------	------	------	------	--------	-------	-------	------	------	------	------	------	--------	-------	-------	------	------	------	------	-------	--------	-------	-------	------	------	------	------	------	--------	-------	-------	------	------	------	------	------	--------	-------	-------	-------	-------	-------	--------	-------	-------	-------	--------	-------	--------

PITCHER	IP	WLS	BF	H	R	ER	SO	BB	IBB	HBP	BLK	WP	HR	S	P	ERA	WHIP
Kevin Appier, R ERA: 9.0 (1, 1)	7.0	W	24	5	3	3	7	0	0	0	0	0	1	68	108	3.86	0.714
Stan Belinda, R ERA: 4.5 (8, 1)	1.0		4	0	0	0	1	1	0	0	0	0	0	7	13	0.00	1.000
Hipolito Pichardo, R ERA: 5.14 (9, 1)	1.0		4	1	0	0	1	0	0	0	0	0	0	8	11	0.00	1.000

BOTTOM

Kansas City Royals @ Cleveland Indians
Jacobs Field, Cleveland, OH

Sun Apr 17 1994, 3:33 AM EDT
Att. 38,974 - Sunny - 51 F

livebaseballscorecards.com

AB	30
R	3
H	6
RBI	3
BB	1
SO	9
LOB	5



Batter	1	2	3	4	5	6	7	8	9	AB R H RBI BB SO LOB	TOP									
Vince Coleman, S OBP: 0.278, SLG: 0.353 (1, 7)			FC3-6 1-3 S BB		G1-3		L6		0-2 1-3 2-H 1B	5 1 2 1 1 1 1										
Brian McRae, S OBP: 0.479, SLG: 0.512 (1, 8)	3-2 SAFE 1B E 1-3 1B	1-2 WP 3B	4-0 FC3-6 1-2 IBB		L5			4-1 G4-6-3 BB	0-3 K	4 2 2 0 2 1 2										
Wally Joyner, L OBP: 0.300, SLG: 0.311 (1, 3)	2-0 E 1-2 FC3-2-5 1-3 3-H 1B	0-1 G3-1	0-1 FC3-6 BB			0-0 FC6-4 1B		1-0 G4-6-3 1-2f	0-2 F7	6 0 2 2 0 0 6										
Mike Macfarlane, R OBP: 0.450, SLG: 0.467 (1, 2)	2-0 E7 1-3 2-H 1B	4-2 WP BB BB	4-2 BB BB			0-0 F7		4-1 BB		2 1 1 0 3 0 1										
Bob Hamelin, L OBP: 0.400, SLG: 0.706 (1, 10)	0-0 FC3-2-5 1-3 3-H 1B	4-0 WP BB	2-3 K			0-0 F7		1-0 F8		4 1 0 0 1 1 7										
Dave Henderson, R OBP: 0.237, SLG: 0.314 (1, 9)	4-0 1B 1B IBB	3-3 K		1-2 G6-3		2-1 FC6-4 1-2f			1-1 P6	4 1 0 0 1 1 3										
Gary Gaetti, R OBP: 0.333, SLG: 0.410 (1, 5)	3-1 1-3 2-H 3-H 1B G5-3	0-3 K		2-3 K			0-0 HR		1-0 1B WP 1B	5 3 3 3 0 2 2	AB 39 R 11 H 13 RBI 9 BB 9 SO 6 LOB 23									
Jose Lind, R OBP: 0.286, SLG: 0.317 (1, 4)	2-2 1-3 3-H 1B G5-3		3-2 G4-3	1-0 F9			1-2 L9		2-1 1B 1B	5 1 2 1 0 0 0										
Greg Gagne, R OBP: 0.258, SLG: 0.250 (1, 6)	1-1 1-2 3-H G5-3		4-1 E S FC3-6 BB		1-1 L4		0-2 F8		0-1 1B 1-2 3-H 1B	4 1 1 2 1 0 1										
Inning Stats	R: 6 E: 1 K: 1 S: 19	H: 6 LOB: 1 BB: 1 P: 36	R: 1 E: 0 K: 2 S: 16	H: 1 LOB: 2 BB: 2 P: 28	R: 1 E: 0 K: 1 S: 16	H: 0 LOB: 3 BB: 4 P: 37	R: 0 E: 0 K: 1 S: 8	H: 0 LOB: 0 BB: 0 P: 12	R: 0 E: 0 K: 0 S: 5	H: 1 LOB: 1 BB: 0 P: 7	R: 1 E: 0 K: 0 S: 9	H: 1 LOB: 0 BB: 0 P: 10	R: 0 E: 0 K: 0 S: 4	H: 0 LOB: 1 BB: 2 P: 14	R: 2 E: 0 K: 1 S: 16	H: 4 LOB: 2 BB: 0 P: 20	1B: 11 2B: 0 3B: 1 HR: 1	SF: 0 SAC: 0 DP: 1 HBP: 0	WP: 2 PB: 0 SB: 2 CS: 0	PA: 48
PITCHER	IP WLS BF H R ER SO BB IBB HBP BLK WP HR S P ERA WHIP																			
John Doherty, R ERA: 7.9 (1, 1)	0.1 L 7 5 6 6 0 0 0 1 0 0 0 0 0 11 25 162.00 15.000																			
Storm Davis, R ERA: 5.4 (1, 1)	2.2 16 2 2 2 4 5 1 0 0 1 0 40 76 6.75 2.625																			
Joe Boever, R ERA: 2.16 (4, 1)	5.0 18 2 1 1 1 2 0 0 0 0 1 35 57 1.80 0.800																			
Mike Henneman, R ERA: 3.0 (9, 1)	1.0 7 4 2 2 1 0 0 0 0 1 0 16 20 18.00 4.000																			

Kansas City Royals @ Detroit Tigers
Tiger Stadium, Detroit, MI
Mon Apr 18 1994, 7:05 PM EDT
Att. 10,988 - Unknown - 61 F

livebaseballscorecards.com

Batter	1	2	3	4	5	6	7	8	9	AB	R	H	RBI	BB	SO	LOB
Tony Phillips, S OBP: 0.344, SLG: 0.365 (1, 7)	L7	K			G4-3		K			4	0	0	0	0	2	3
Lou Whitaker, L OBP: 0.378, SLG: 0.581 (1, 4)	2B		G1-3		P5			WP	2B	4	0	2	0	0	0	0
Eric Davis, R OBP: 0.250, SLG: 0.349 (1, 8)	K		G5-3			K		K		4	0	0	0	0	3	2
Cecil Fielder, R OBP: 0.345, SLG: 0.588 (1, 3)	G2-3					K		G5-3		3	0	0	0	0	1	1
Scott Livingstone, L OBP: 0.500, SLG: 0.556 (9, 3)					BB					0	0	0	0	0	0	0
Travis Fryman, R OBP: 0.302, SLG: 0.500 (1, 5)		G5-3	P4			BB		K		3	0	0	0	1	1	2
Mickey Tettleton, S OBP: 0.431, SLG: 0.400 (1, 10)																
Kirk Gibson, L OBP: 0.219, SLG: 0.111 (1, 9)		1B	BB		FC4-6	1B		G6-4-3	1B	3	0	2	0	1	1	1
Alan Trammell, R OBP: 0.392, SLG: 0.500 (1, 6)																
Junior Felix, S OBP: 0.176, SLG: 0.125 (9, PH)																
Chad Kreuter, S OBP: 0.294, SLG: 0.200 (1, 2)																


Inning Stats	R: 0	H: 1	E: 0	K: 1	S: 11	H: 1	LOB: 1	BB: 0	P: 17	R: 1	H: 3	E: 0	K: 1	S: 12	H: 0	LOB: 2	BB: 1	P: 24	R: 0	H: 0	E: 0	K: 0	S: 7	H: 1	LOB: 0	BB: 0	P: 9	R: 0	H: 0	E: 0	K: 1	S: 9	H: 0	LOB: 1	BB: 1	P: 17	R: 0	H: 0	E: 0	K: 3	S: 9	H: 0	LOB: 1	BB: 1	P: 19	R: 0	H: 1	E: 0	K: 2	S: 16	H: 1	LOB: 1	BB: 0	P: 24	R: 0	H: 1	E: 0	K: 1	S: 7	H: 1	LOB: 0	BB: 0	P: 9	1B: 5	SF: 0	2B: 2	SAC: 0	3B: 0	DP: 2	HR: 0	HBP: 0	WP: 1	PA: 35
PITCHER	IP	WLS	BF	H	R	ER	SO	BB	IBB	HBP	BLK	WP	HR	S	P	ERA	WHIP																																																								
Tom Gordon, R ERA: 2.95 (1, 1)	7.0	W	28	5	1	1	7	4	0	0	0	0	0	62	116	1.29	1.286																																																								
Stan Belinda, R ERA: 3.38 (8, 1)	2.0		7	2	0	0	3	0	0	0	0	1	0	23	33	0.00	1.000																																																								

BOTTOM

Kansas City Royals @ Detroit Tigers
Tiger Stadium, Detroit, MI
 Mon Apr 18 1994, 7:05 PM EDT
 Att: 10,988 - Unknown - 61 F

livebaseballscorecards.com

AB	31
R	1
H	7
RBI	1
BB	4
SO	10
LOB	14



Batter	1	2	3	4	5	6	7	8	9	AB R H RBI BB SO LOB	TOP	
Vince Coleman, S (1, 7) OBP: 0.271, SLG: 0.339	3-2 G4-3 WP S 1B		0-0 E4 S			0-1 G4-3		0-0 L8	2-2 G3	5 1 1 0 0 0 2		
Brent Mayne, L (1, 2) OBP: 0.286, SLG: 0.308	0-3 K 1-2		1-1 G4-3			3-1 G6-3		3-2 2B 1B		4 1 1 1 0 1 2		
Brian McRae, S (1, 8) OBP: 0.481, SLG: 0.578	0-2 G4-3 2-3			0-0 B1-3		0-1 HR		0-0 2B 1B		4 1 2 1 0 0 1		
Wally Joyner, L (1, 3) OBP: 0.315, SLG: 0.333	2-1 G3 3-H			4-1 G6-4-3 BB		1-1 F8		3-2 L3-6 2B		3 0 1 1 1 0 0		
Gary Gaetti, R (1, 5) OBP: 0.326, SLG: 0.381				1-1 G6-4-3 1-2f			1-0 F8	4-0 IBB		3 0 0 0 1 1 1		
Bob Hamelin, L (1, 10) Hubie Brooks, R (8, PH) OBP: 0.372, SLG: 0.649 OBP: 0.222, SLG: 0.125					2-0 G4-3		1-2 F8	1-2 L3-6 2-3		3 0 0 0 0 0 0 1 0 0 0 0 0 3		
Felix Jose, S (1, 9)					0-0 G3		4-2 S BB		1-2 G3-1	3 0 0 0 1 0 0		
Jose Lind, R (1, 4) OBP: 0.261, SLG: 0.289					0-3 K		0-2 G4-3		0-1 G6-3	4 0 0 0 0 1 1		
Greg Gagne, R (1, 6) OBP: 0.314, SLG: 0.387					2-1 F8		1-0 HR	4-1 WP 1B BB	1-1 1B	3 2 2 1 1 0 0		
Inning Stats	R: 1 E: 0 K: 1 S: 12 H: 1 LOB: 0 BB: 0 P: 17	R: 0 E: 0 K: 1 S: 9 H: 0 LOB: 0 BB: 0 P: 14	R: 0 E: 1 K: 0 S: 7 H: 0 LOB: 1 BB: 0 P: 12	R: 0 E: 0 K: 0 S: 4 H: 0 LOB: 0 BB: 1 P: 9	R: 0 E: 0 K: 1 S: 5 H: 0 LOB: 0 BB: 0 P: 7	R: 2 E: 0 K: 0 S: 9 H: 2 LOB: 0 BB: 0 P: 14	R: 0 E: 0 K: 0 S: 10 H: 0 LOB: 1 BB: 1 P: 16	R: 2 E: 0 K: 0 S: 14 H: 3 LOB: 2 BB: 2 P: 29	R: 0 E: 0 K: 0 S: 10 H: 1 LOB: 1 BB: 0 P: 14	1B: 4 2B: 2 3B: 0 HR: 2 SF: 0 SAC: 0 DP: 2 HBP: 0	WP: 2 PB: 0 SB: 3 CS: 0 PA: 37	
PITCHER	IP WLS BF H R ER SO BB IBB HBP BLK WP HR S P ERA WHIP											
Mike Moore, R (1, 1) ERA: 5.84	7.1 W 29 4 5 5 3 3 0 0 0 2 2 62 102 6.14 0.955											
Buddy Groom, L (8, 1) ERA:	0.0 3 2 0 0 0 0 0 1 0 0 0 0 5 12 ∞ ∞											
Mike Gardiner, R (8, 1) ERA: 0.93	0.2 1 0 0 0 0 0 0 0 0 0 0 0 3 4 0.00 0.000											
Mike Henneman, R (9, 1) ERA: 2.57	1.0 4 1 0 0 0 0 0 0 0 0 0 0 0 10 14 0.00 1.000											

Kansas City Royals @ Detroit Tigers
Tiger Stadium, Detroit, MI
Tue Apr 19 1994, 3:33 AM EDT
Att: 9,727 - Cloudy - 63 F

livebaseballscorecards.com

AB	33
R	5
H	7
RBI	4
BB	4
SO	3
LOB	10



Batter	1	2	3	4	5	6	7	8	9	AB	R	H	RBI	BB	SO	LOB
Tony Phillips, S OBP: 0.348, SLG: 0.357 Milt Cuyler, S OBP: 0.250, SLG: 0.214 (1, 7) (8, PR) (9, 7)	2-2 G4-3	2-0 CS	1-1 G3-1	0-0 G6-3			1-1 SH5-3 1B	4-1 1B BB		4	0	1	1	1	0	1
Lou Whitaker, L OBP: 0.390, SLG: 0.559 (1, 4)	1-0 P6		2-2 FC6-4 1B	4-2 BB			0-0 SH5-3 1-2	2-1 P2		3	0	1	0	1	0	3
Eric Davis, R OBP: 0.245, SLG: 0.333 (1, 8)	2-1 F9		2-2 FC6-4 1-2f	3-3 K			1-3 K	2-1 G6-4-3 1B		5	0	1	2	0	2	4
Cecil Fielder, R OBP: 0.349, SLG: 0.564 (1, 3)		1-0 1B HR	2-3 K		1-2 G6-3		4-0 1B IBB	1-1 G6-4-3 1-2f		4	1	1	0	1	1	3
Travis Fryman, R OBP: 0.333, SLG: 0.538 (1, 5)		2-2 1B HR		2-2 1B HR	0-1 F9		1-2 1B 2-3			4	2	3	0	0	0	0
Mickey Tettleton, S OBP: 0.418, SLG: 0.386 (1, 2)		3-2 F9		0-0 HR	3-2 G5-3		1-0 P5			4	1	1	0	0	0	5
Kirk Gibson, L OBP: 0.278, SLG: 0.387 (1, 10)		0-2 HR		3-1 HR		2-0 F8		1-2 BB HBP 1B		4	3	3	6	0	0	0
Alan Trammell, R OBP: 0.400, SLG: 0.479 (1, 6)		1-0 L8		4-1 G3 WP BB		1-2 G5-3		1-1 BB BB 1B HBP		2	1	0	0	1	0	0
Junior Felix, S OBP: 0.190, SLG: 0.105 Danny Bautista, R OBP: 0.292, SLG: 0.364 (1, 9) (9, 9)		0-0 E6 CS		3-2 G3		2-2 G6-3		4-0 BB 1B BB		3	1	0	0	1	0	1
										0	0	0	0	0	0	0


Inning Stats	R: 0	H: 0	E: 0	K: 6	S: 6	R: 3	H: 3	E: 1	K: 0	S: 14	R: 0	H: 1	E: 0	K: 1	S: 12	R: 3	H: 3	E: 0	K: 1	S: 17	R: 0	H: 0	E: 0	K: 0	S: 9	R: 0	H: 0	E: 0	K: 0	S: 7	R: 0	H: 2	E: 0	K: 1	S: 10	R: 3	H: 2	E: 0	K: 0	S: 11
	LOB: 0	BB: 0	P: 11			LOB: 0	BB: 0	P: 22			LOB: 1	BB: 0	P: 19			LOB: 2	BB: 2	P: 36			LOB: 0	BB: 0	P: 13			LOB: 0	BB: 0	P: 12			LOB: 3	BB: 1	P: 18	LOB: 2	BB: 2	P: 26				

PITCHER	IP	WLS	BF	H	R	ER	SO	BB	IBB	HBP	BLK	WP	HR	S	P	ERA	WHIP
Mark Gubicza, R ERA: 7.71 (1, 1)	3.1	L	18	7	6	6	1	1	0	0	0	1	2	43	75	16.20	2.400
Mike Magnante, L ERA: 5.06 (4, 1)	3.0		11	1	0	0	1	1	0	0	0	0	0	25	42	0.00	0.667
Hipolito Pichardo, R ERA: 8.22 (7, 1)	0.2		7	2	3	3	1	1	1	1	0	0	0	11	24	40.50	4.500
Billy Brewer, L ERA: 1.0 (8, 1)	1.0		4	1	0	0	0	1	0	0	0	0	0	7	16	0.00	2.000

BOTTOM

Kansas City Royals @ Detroit Tigers
Tiger Stadium, Detroit, MI
Tue Apr 19 1994, 3:33 AM EDT
Att. 9,727 - Cloudy - 63 F

AB	33
R	9
H	11
RBI	9
BB	5
SO	3
LOB	17



WP	HR	S	P	ERA	WHIP
1	2	2	1	16.20	2.400
0	0	0	0	0.00	0.667
0	0	0	0	40.50	4.500
0	0	0	0	0.00	2.000

Batter	1	2	3	4	5	6	7	8	9	AB R H RBI BB SO LOB	TOP		
Vince Coleman, S (1, 7) OBP: 0.266, SLG: 0.328	1-2 G4-3	1-0 G4-3		1-1 G3		0-0 F9		0-0 FC6-4 1B		5 0 1 0 0 0 2			
Brian McRae, S (1, 8) OBP: 0.439, SLG: 0.520	3-2 G3-1		0-1 G4-3		3-2 F9	2-3 K		0-1 FC6-4 G6-4-3 1-2f		5 0 0 0 0 1 2			
Wally Joyner, L (1, 3) OBP: 0.288, SLG: 0.302	2-3 K		1-0 L7		2-3 K		1-2 P6	1-2 G6-4-3 1-2f		5 0 0 0 0 2 1			
Mike Macfarlane, R (1, 2) OBP: 0.467, SLG: 0.515		4-1 BB HR BB	1-3 K		2-0 HR 3B		4-1 1B BB E BB	1-2 F7		3 3 1 0 2 1 0			
Bob Hamelin, L (1, 10) OBP: 0.396, SLG: 0.615		4-2 HR BB		2-3 K	4-1 HR BB		4-0 1B E BB	2-3 K		2 3 0 0 3 2 0			
Gary Gaetti, R (1, 5) OBP: 0.353, SLG: 0.532		0-1 HR		1-3 K	0-0 HR		0-0 E 1B	1-0 G5-3		5 2 3 6 0 1 0			
Dave Henderson, R (1, 9) OBP: 0.262, SLG: 0.436		3-2 HR		3-0 1B 2B	2-1 G4-3		1-1 E4			4 2 2 2 0 0 1			
Jose Lind, R (1, 4) OBP: 0.280, SLG: 0.306		1-1 P3		0-0 1B 1B		1-0 S 1B	2-3 K			4 1 2 1 0 1 2			
Greg Gagne, R (1, 6) OBP: 0.308, SLG: 0.371		1-2 P6		0-0 WP 1B		3-3 K	1-1 G5-3			4 0 1 1 0 1 3			
Inning Stats	R: 0 E: 0 K: 1 S: 10 H: 0 LOB: 0 BB: 0 P: 16	R: 4 E: 0 K: 0 S: 15 H: 2 LOB: 0 BB: 2 P: 29	R: 0 E: 0 K: 1 S: 6 H: 0 LOB: 0 BB: 0 P: 8	R: 2 E: 0 K: 2 S: 12 H: 3 LOB: 1 BB: 0 P: 19	R: 3 E: 0 K: 1 S: 13 H: 2 LOB: 0 BB: 1 P: 26	R: 0 E: 0 K: 2 S: 8 H: 1 LOB: 1 BB: 0 P: 14	R: 2 E: 1 K: 1 S: 13 H: 1 LOB: 2 BB: 2 P: 26	R: 0 E: 0 K: 0 S: 6 H: 1 LOB: 0 BB: 0 P: 7	R: 0 E: 0 K: 1 S: 7 H: 0 LOB: 0 BB: 0 P: 11	1B: 5 2B: 1 3B: 1 HR: 3 SF: 0 SAC: 0 DP: 1 HBP: 0	WP: 1 PB: 0 SB: 1 CS: 0 PA: 42		
PITCHER	IP WLS BF H R ER SO BB IBB HBP BLK WP HR S P ERA WHIP											PITCHER	IP WLS BF H R ER SO BB IBB HBP BLK WP HR S P ERA WHIP
Jose Lima, R (1, 1) ERA: 13.5	4.0 L 19 5 6 6 4 2 0 0 0 1 2 43 72 13.50 1.750												
Bill Krueger, L (5, 1) ERA: 9.0	3.0 17 4 5 4 4 3 0 0 0 0 1 34 66 12.00 2.333												
Buddy Groom, L (8, 1) ERA:	2.0 6 1 0 0 1 0 0 0 0 0 0 13 18 0.00 0.500												

Kansas City Royals @ Detroit Tigers
 Tiger Stadium, Detroit, MI
 Wed Apr 20 1994, 3:33 AM EDT
 Att: 9,991 - Sunny - 53 F

livebaseballscorecards.com

AB	37
R	11
H	10
RBI	10
BB	5
SO	9
LOB	11



Batter	1	2	3	4	5	6	7	8	9	AB R H RBI BB SO LOB
Tony Phillips, S OBP: 0.366, SLG: 0.426 (1, 7)	2-1 1B 1B		2-1 P3		1-0 G4-6-3 1-2f		2-0 HR		1-2 G4-6-3 1B	5 1 3 3 0 0 1
Lou Whitaker, L OBP: 0.391, SLG: 0.615 (1, 4)	3-2 2B 1B		1-1 HR			3-1 L9	2-2 G1-3		1-2 G4-6-3 1-2f	5 2 2 1 0 0 1
Kirk Gibson, L OBP: 0.300, SLG: 0.412 (1, 10)	3-2 CS 2B		1-3 K			1-1 G3-1	4-2 BB			3 0 1 1 1 1 0
Cecil Fielder, R OBP: 0.348, SLG: 0.552 (1, 3) Scott Livingstone, L OBP: 0.455, SLG: 0.500 (7, 3)	2-3 K		3-3 K			0-0 1B	3-2 F9			3 0 1 0 0 2 1 1 0 0 0 0 0 1
Travis Fryman, R OBP: 0.344, SLG: 0.554 (1, 5)		2-0 F9 2B		2-2 G6-3		2-2 G3-1		1-1 FC5-4 1B		4 0 2 0 0 0 1
Mickey Tettleton, S OBP: 0.390, SLG: 0.354 (1, 2)		3-2 F9 2-3		3-3 K			2-3 K	1-2 FC5-4 1B 1-2f		4 0 0 0 0 2 2
Alan Trammell, R OBP: 0.407, SLG: 0.481 (1, 6)		0-3 K		1-0 F7			0-0 3B 1B	1-1 G6-3 1B 1-2		4 1 2 0 0 1 1
Junior Felix, S OBP: 0.240, SLG: 0.227 (1, 9)		4-2 BB			0-0 G3-1		1-1 HR 3B	1-0 G6-3 1-2f		3 1 1 1 1 0 2
Milt Cuyler, S OBP: 0.300, SLG: 0.235 (1, 8)		1-3 K			1-2 G4-6-3 1B		4-2 HR BB		1-3 K	3 1 1 0 1 2 2

Inning Stats	R: 1	H: 3	E: 0	K: 12	S: 22	LOB: 0	BB: 0	P: 22	R: 0	H: 1	E: 0	K: 2	S: 14	LOB: 2	BB: 1	P: 24	R: 1	H: 1	E: 0	K: 2	S: 14	LOB: 0	BB: 0	P: 21	R: 0	H: 0	E: 0	K: 1	S: 7	LOB: 0	BB: 0	P: 13	R: 0	H: 1	E: 0	K: 0	S: 5	LOB: 0	BB: 0	P: 7	R: 0	H: 1	E: 0	K: 0	S: 8	LOB: 1	BB: 0	P: 14	R: 4	H: 3	E: 0	K: 1	S: 19	LOB: 1	BB: 2	P: 37	R: 0	H: 2	E: 0	K: 0	S: 8	LOB: 1	BB: 0	P: 12	R: 0	H: 1	E: 0	K: 1	S: 10	LOB: 0	BB: 0	P: 13	1B: 8	SF: 0	2B: 2	SAC: 0	3B: 1	DP: 3	HR: 2	HBP: 0	WP: 0	PA: 38
David Cone, R ERA: 4.19 (1, 1)	IP: 6.1	WLS: 27	BF: 27	H: 9	R: 5	ER: 5	SO: 7	BB: 2	IBB: 0	HBP: 0	BLK: 0	WP: 0	HR: 1	S: 69	P: 117	ERA: 7.11	WHIP: 1.737																																																																	
Stan Belinda, R ERA: 4.15 (7, 1)	0.2	4	1	1	1	0	1	0	0	0	0	0	1	10	21	13.50	3.000																																																																	
Billy Brewer, L ERA: 0.9 (8, 1)	1.0	4	2	0	0	0	0	0	0	0	0	0	0	8	12	0.00	2.000																																																																	
Jeff Montgomery, R ERA: 9.0 (9, 1)	1.0	3	1	0	0	1	0	0	0	0	0	0	0	10	13	0.00	1.000																																																																	

BOTTOM

Kansas City Royals @ Detroit Tigers
Tiger Stadium, Detroit, MI
Wed Apr 20 1994, 3:33 AM EDT
Att. 9,991 - Sunny - 53 F

livebaseballscorecards.com

AB	35
R	6
H	13
RBI	6
BB	3
SO	8
LOB	12



Batter	1	2	3	4	5	6	7	8	9	AB R H RBI BB SO LOB	TOP																									
Vince Coleman, S (1, 7) OBP: 0.261, SLG: 0.333	1-2 G4-3		1-2 S 1B 2B	2-3 K			0-0 B2	3-2 G5-3		5 1 1 1 0 1 1	Kansas City Royals @ Milwaukee Brewers Milwaukee County Stadium, Milwaukee, WI Fri Apr 22 1994, 8:05 PM EDT Att. 10,544 - Unknown - 58 F																									
Brian McRae, S (1, 8) OBP: 0.435, SLG: 0.500	2-3 K		4-2 S 1B BB	3-3 K			2-1 1B SF4 1B	0-3 K	4 2 1 0 1 3 0																											
Wally Joyner, L (1, 3) OBP: 0.313, SLG: 0.379	0-3 K		1-2 1B 1B				0-0 1B 1B	0-2 L6	5 1 3 3 0 1 0																											
Mike Macfarlane, R (1, 2) OBP: 0.489, SLG: 0.543 Brent Mayne, L (4, 2) OBP: 0.294, SLG: 0.313		0-0 HR 1B	0-0 E 1B 1B			1-2 G3-1	1-1 1B	2-3 K	2 2 2 0 0 0 0 3 0 1 0 0 1 0																											
Bob Hamelin, L (1, 10) OBP: 0.392, SLG: 0.667 Hubie Brooks, R (7, PH) OBP: 0.200, SLG: 0.125		2-2 HR	0-0 L9			2-1 P5	0-1 SF4		3 1 1 2 0 0 1 0 0 0 1 0 0 0																											
Gary Gaetti, R (1, 5) OBP: 0.345, SLG: 0.510		1-1 P3	2-2 E5 1B 1B			2-3 K	1-3 K		4 0 1 0 0 2 2																											
Felix Jose, S (1, 9) OBP: 0.182, SLG: 0.100		0-3 K	0-2 1B			1-2 G6-3		2-2 F9	4 0 1 1 0 1 0																											
Jose Lind, R (1, 4) OBP: 0.259, SLG: 0.283		2-2 G4-3	2-2 L9			1-3 K		2-2 B2	4 0 0 0 0 1 2																											
Greg Gagne, R (1, 6) OBP: 0.326, SLG: 0.368			4-1 S 2B BB			0-1 G6-3		1-1 F9 1B	3 1 1 0 1 0 0																											
Inning Stats	R: 0 E: 0 K: 2 S: 9	H: 0 LOB: 0 BB: 0 P: 12	R: 2 E: 0 K: 1 S: 12	H: 2 LOB: 0 BB: 0 P: 17	R: 4 E: 1 K: 0 S: 25	H: 5 LOB: 2 BB: 2 P: 39	R: 0 E: 0 K: 2 S: 8	H: 0 LOB: 0 BB: 0 P: 13	R: 1 E: 0 K: 1 S: 12	H: 1 LOB: 0 BB: 0 P: 19		R: 0 E: 0 K: 1 S: 8	H: 0 LOB: 0 BB: 0 P: 11	R: 1 E: 0 K: 1 S: 11	H: 3 LOB: 2 BB: 0 P: 15	R: 0 E: 0 K: 0 S: 13	H: 1 LOB: 1 BB: 0 P: 21	R: 0 E: 0 K: 2 S: 11	H: 0 LOB: 0 BB: 0 P: 13	1B: 9 2B: 1 3B: 0 HR: 2	SF: 1 SAC: 0 DP: 0 HBP: 0	WP: 0 PB: 0 SB: 4 CS: 0	PA: 40													
PITCHER	IP WLS BF H R ER SO BB IBB HBP BLK WP HR S P ERA WHIP																																			
Jaime Navarro, R (1, 1) ERA: 7.0	5.0		24	8	7	6	6	2	0	0	0	0	2	66	100	10.80	2.000																			
Bob Scanlan, R (6, 1) ERA: 4.15	1.1		6	2	1	1	1	0	0	0	0	0	0	12	17	6.75	1.500																			
Jesse Orosco, L (7, 1) ERA: 7.94	2.2	W	10	2	0	0	3	0	0	0	0	0	0	31	43	0.00	0.750																			

livebaseballscorecards.com

AB	37
R	8
H	12
RBI	8
BB	2
SO	10
LOB	6



Batter	1	2	3	4	5	6	7	8	9	AB R H RBI BB SO LOB
Darryl Hamilton, L (1, 8) OBP: 0.356, SLG: 0.333	4-2 BB 1B SF9 BB		2-1 G4-6-3 BLK 1B		1-3 K		0-1 G6-3		0-3 K	4 2 1 0 1 2 2
Bill Spiers, L (1, 5) OBP: 0.414, SLG: 0.423	1-0 SF9 BB 1-2 1B		4-1 G4-6-3 BB 1-2 1B		3-2 1B 1B 1-3 2-H 1B		3-1 G4-3		1-0 WP 2B 1B	4 2 3 1 1 0 0
Turner Ward, S (1, 7) OBP: 0.418, SLG: 0.586	4-1 SF9 BB 1-2 2-3		3-1 G4-6-3 1-2f 2-3		0-0 1B 1B 1-3 3-H 1B		4-1 E 1B BB		4-1 SAFE 2B BB 1-2 2B	2 2 1 1 3 0 2
Brian Harper, R (1, 2) OBP: 0.194, SLG: 0.111	0-2 P5		0-0 P6		2-1 1B 1-2 3-H 1B		2-2 E6 1B WP 1-2 WP		1-3 K	4 1 1 1 0 0 4 0 0 0 0 0 0 0 1 0 0 0 0 0 1 2
Mike Matheny, R (8, 2) OBP: 0.308, SLG: 0.182										
Tom Brunansky, R (9, PH) OBP: 0.182, SLG: 0.273										
Dave Nilsson, L (1, 10) OBP: 0.288, SLG: 0.480	3-2 SF9 1-2 2-3 3-H				2-3 K		1-3 K		1-0 WP 1B 1-3 2-H 1B	4 0 2 4 0 2 2
Kevin Seitzer, R (1, 3) OBP: 0.345, SLG: 0.574	3-3 K				0-2 G5-3		2-3 K		2-2 G4-3 1-2 3-H	4 0 0 0 0 2 5
Jody Reed, R (1, 4) OBP: 0.448, SLG: 0.370		2-1 G4-6-3 1B			1-3 K		2-2 G6-3 1B		3-2 P4	4 0 2 0 0 1 0
Alex Diaz, S (1, 9) OBP: 0.250, SLG: 0.439		2-1 SAFE G4-6-3 1-2f SAFE			0-1 BB 1B		0-1 SAFE G6-3 1-2f		1-2 G4-3	4 1 1 0 0 0 2
Pat Listach, S (1, 6) OBP: 0.339, SLG: 0.358		3-3 K			4-2 SAFE BB 1B 1-2 1B BB		0-0 SAFE L7		2-3 K	3 1 0 0 1 2 0

Inning Stats	R: 1	H: 1	E: 0	K: 1	S: 19	R: 0	H: 1	E: 0	K: 1	S: 8	R: 0	H: 0	E: 0	K: 2	S: 10	R: 3	H: 4	E: 0	K: 3	S: 23	R: 0	H: 1	E: 0	K: 1	S: 6	R: 2	H: 1	E: 1	K: 0	S: 16	R: 0	H: 0	E: 0	K: 1	S: 9	R: 2	H: 2	E: 0	K: 2	S: 12	1B: 10	SF: 1	2B: 1	SAC: 0	3B: 0	DP: 3	HR: 0	HBP: 0
	LOB: 2	BB: 2	P: 34	LOB: 0	BB: 0	P: 15	LOB: 0	BB: 1	P: 15		LOB: 2	BB: 1	P: 36	LOB: 0	BB: 0	P: 8	LOB: 1	BB: 1	P: 28		LOB: 0	BB: 0	P: 15	LOB: 1	BB: 1	P: 21	LOB: 0	BB: 1	P: 15	LOB: 0	BB: 1	P: 21	1B: 10 <td>SF: 1 <td>2B: 1 <td>SAC: 0 <td>3B: 0 <td>DP: 3 <td>HR: 0 <td>HBP: 0</td> </td></td></td></td></td></td>	SF: 1 <td>2B: 1 <td>SAC: 0 <td>3B: 0 <td>DP: 3 <td>HR: 0 <td>HBP: 0</td> </td></td></td></td></td>	2B: 1 <td>SAC: 0 <td>3B: 0 <td>DP: 3 <td>HR: 0 <td>HBP: 0</td> </td></td></td></td>	SAC: 0 <td>3B: 0 <td>DP: 3 <td>HR: 0 <td>HBP: 0</td> </td></td></td>	3B: 0 <td>DP: 3 <td>HR: 0 <td>HBP: 0</td> </td></td>	DP: 3 <td>HR: 0 <td>HBP: 0</td> </td>	HR: 0 <td>HBP: 0</td>	HBP: 0								

PITCHER	IP	WLS	BF	H	R	ER	SO	BB	IBB	HBP	BLK	WP	HR	S	P	ERA	WHIP
Kevin Appier, R (1, 1) ERA: 9.0	5.0		24	7	5	5	7	4	0	0	1	0	0	66	113	9.00	2.200
Mike Magnante, L (6, 1) ERA: 4.38	1.2		8	2	2	0	0	1	0	0	0	0	0	17	29	0.00	1.800
Hipolito Pichardo, R (7, 1) ERA: 7.0	1.1		4	0	0	0	1	0	0	0	0	1	0	14	22	0.00	0.000
Jeff Montgomery, R (9, 1) ERA: 11.57	0.2	L	5	2	2	2	2	1	0	0	0	1	0	12	21	27.00	4.500


BOTTOM

Kansas City Royals @ Milwaukee Brewers
Milwaukee County Stadium, Milwaukee, WI

Fri Apr 22 1994, 8:05 PM EDT
Att: 10,544 - Unknown - 58 F

AB	34
R	9
H	11
RBI	7
BB	6
SO	10
LOB	19

WP: 2 PA: 41
PB: 0
SB: 0
CS: 0



PITCHER	IP	WLS	BF	H	R	ER	SO	BB	IBB	HBP	BLK	WP	HR	S	P	ERA	WHIP
Kevin Appier, R (1, 1) ERA: 9.0	5.0		24	7	5	5	7	4	0	0	1	0	0	66	113	9.00	2.200
Mike Magnante, L (6, 1) ERA: 4.38	1.2		8	2	2	0	0	1	0	0	0	0	0	17	29	0.00	1.800
Hipolito Pichardo, R (7, 1) ERA: 7.0	1.1		4	0	0	0	1	0	0	0	0	1	0	14	22	0.00	0.000
Jeff Montgomery, R (9, 1) ERA: 11.57	0.2	L	5	2	2	2	2	1	0	0	0	1	0	12	21	27.00	4.500

Batter	1	2	3	4	5	6	7	8	9	AB	R	H	RBI	BB	SO	LOB	TOP										
Vince Coleman, S (1, 7) OBP: 0.260, SLG: 0.329	2-1 G4-3			3-2 G3-1		1-0 G4-3		2-1 1B 1B 1B		4	1	1	0	0	0	0											
Brent Mayne, L (1, 2) OBP: 0.250, SLG: 0.263 Mike Macfarlane, R (8, PH) OBP: 0.479, SLG: 0.528 (8, 2)	0-0 G4-3			2-2 E4 FC3-6		2-1 F7		0-3 K		3	0	0	0	0	0	0											
Brian McRae, S (1, 8) OBP: 0.439, SLG: 0.517	2-1 F8			0-0 FC3-6 1B 1-2f			1-2 F8 SF9 2B	0-0 1B 1B 1B		4	1	2	0	0	0	1											
Wally Joyner, L (1, 3) OBP: 0.338, SLG: 0.393		2-1 F7		3-1 SAFE 1B 1-2			4-0 1B BB	0-1 1B 1B		3	0	2	0	1	0	0											
Gary Gaetti, R (1, 5) OBP: 0.339, SLG: 0.491		3-1 F7		1-3 K			1-1 F8 2-3	1-2 1B FC6-4 1B		4	0	1	1	0	1	4											
Bob Hamelin, L (1, 10) OBP: 0.370, SLG: 0.636 Hubie Brooks, R (8, PH) OBP: 0.182, SLG: 0.111		2-3 K			1-0 G3-1		2-1 SF9	1-1 FC6-4 1B		2	0	0	1	0	1	0											
Dave Henderson, R (1, 9) OBP: 0.261, SLG: 0.419			1-2 L6		1-1 F9		0-1 1B 1-3		2-1 G6-3	4	0	1	0	0	0	0											
Greg Gagne, R (1, 6) OBP: 0.298, SLG: 0.333			2-2 P5		2-1 F8		2-2 P3		3-3 K	4	0	0	0	0	1	2											
Terry Shumpert, R (1, 4) OBP: 0.143, SLG: 0.143 Felix Jose, S (8, PH) OBP: 0.250, SLG: 0.182 David Howard, S (8, 4) OBP: 0.308, SLG: 0.300			1-0 G6-3		1-2 F7			3-2 1B	2-2 G4-3	2	0	0	0	0	0	0											
Inning Stats	R: 0 E: 0 K: 0 S: 5	H: 0 LOB: 0 BB: 0 P: 9	R: 0 E: 0 K: 1 S: 9	H: 0 LOB: 0 BB: 0 P: 16	R: 0 E: 0 K: 0 S: 7	H: 0 LOB: 0 BB: 0 P: 11	R: 0 E: 1 K: 1 S: 16	H: 1 LOB: 2 BB: 0 P: 25	R: 0 E: 0 K: 0 S: 5	H: 0 LOB: 0 BB: 0 P: 9	R: 0 E: 0 K: 0 S: 6	H: 0 LOB: 0 BB: 0 P: 10	R: 1 E: 0 K: 0 S: 13	H: 2 LOB: 2 BB: 1 P: 23	R: 1 E: 0 K: 1 S: 18	H: 5 LOB: 3 BB: 0 P: 25	R: 0 E: 0 K: 1 S: 8	H: 0 LOB: 0 BB: 0 P: 15	1B: 7 2B: 1 3B: 0 HR: 0	SF: 1 SAC: 0 DP: 0 HBP: 0	WP: 0 PB: 0 SB: 0 CS: 0	PA: 36					
PITCHER	IP	WLS	BF	H	R	ER	SO	BB	IBB	HBP	BLK	WP	HR	S	P	ERA	WHIP										
Bill Wegman, R (1, 1) ERA: 1.89	6.0		21	2	1	1	2	0	0	0	0	0	0	52	85	1.50	0.333										
Mark Kiefer, R (7, 1) ERA: 3.6	1.1		7	3	1	1	0	1	0	0	0	0	0	16	30	6.75	3.000										
Graeme Lloyd, L (8, 1) ERA: 3.86	0.2	W	5	3	0	0	1	0	0	0	0	0	0	11	13	0.00	4.500										
Mike Fetters, R (9, 1) ERA: 2.45	1.0	S	3	0	0	0	1	0	0	0	0	0	0	8	15	0.00	0.000										

Kansas City Royals @ Milwaukee Brewers
Milwaukee County Stadium, Milwaukee, WI

Sat Apr 23 1994, 4:33 AM EDT
 Att. 24,363 - Sunny - 70 F

AB	34
R	2
H	8
RBI	2
BB	1
SO	4
LOB	11



WP: 0	PA: 36
-------	--------

Batter	1	2	3	4	5	6	7	8	9
Darryl Hamilton, L (1, 8) OBP: 0.375, SLG: 0.365 Alex Diaz, S (9, 8) OBP: 0.250, SLG: 0.439	4-2 1B SF7 BB	2-2 2B		2-3 K		2-0 F7		2-2 1B 1B	
Bill Spiers, L (1, 5) OBP: 0.412, SLG: 0.419	2-0 E S 1-3 1B	1-1 F7		1-1 B1-3			2-3 K	1-1 1-3 1B	
Turner Ward, S (1, 7) OBP: 0.437, SLG: 0.583	4-1 E 1-2 BB		1-2 P6	4-1 BB			0-0 1B 1B		
Brian Harper, R (1, 10) OBP: 0.200, SLG: 0.133	0-1 SF7		2-2 G6-3	1-1 F8			1-2 1-2 1B		
Dave Nilsson, L (1, 2) OBP: 0.286, SLG: 0.481	1-1 F7		1-1 1B 2B		1-1 F7		1-1 F9		
Kevin Seitzer, R (1, 3) OBP: 0.339, SLG: 0.552	1-1 E6 FC6-4 1-2 2-3		2-0 1B		2-2 G6-3		2-2 G6-3		
Jody Reed, R (1, 4) OBP: 0.435, SLG: 0.347	1-1 FC6-4		4-0 BB		1-1 G5-3			2-2 P6	
Matt Mieske, R (1, 9) OBP: 0.292, SLG: 0.190		0-0 F9	1-0 F8			2-1 1B		3-2 1B 1B	
Jose Valentin, S (1, 6) OBP: 0.400, SLG: 0.250 Pat Listach, S (8, PH) OBP: 0.333, SLG: 0.352		3-1 G3-1		0-1 B1-3 S 1B		2-3 K		SAFE 0-1 F9	

AB	R	H	RBI	BB	SO	LOB
4	1	2	0	1	1	1
0	0	0	0	0	0	0
5	0	2	1	0	1	2
2	0	1	0	2	0	0
3	0	1	1	0	0	2
4	1	1	0	0	0	4
4	0	1	1	0	0	4
3	0	0	0	1	0	3
4	1	2	0	0	0	2
3	0	1	0	0	1	0
1	0	0	0	0	0	1

BOTTOM

Kansas City Royals @ Milwaukee Brewers
Milwaukee County Stadium, Milwaukee, WI

Sat Apr 23 1994, 4:33 AM EDT
Att. 24,363 - Sunny - 70 F

livebaseballscorecards.com

AB	33
R	3
H	11
RBI	3
BB	4
SO	3
LOB	19



Inning Stats		R: 1	H: 1	E: 1	LOB: 3	K: 0	BB: 2	S: 12	R: 0	H: 1	E: 0	LOB: 1	K: 0	BB: 0	S: 8	R: 1	H: 2	E: 0	LOB: 2	K: 0	BB: 1	S: 13	R: 0	H: 1	E: 0	LOB: 2	K: 1	BB: 1	S: 13	R: 0	H: 0	E: 0	LOB: 0	K: 0	BB: 0	S: 7	R: 0	H: 1	E: 0	LOB: 0	K: 1	BB: 0	S: 12	R: 0	H: 2	E: 0	LOB: 2	K: 1	BB: 0	S: 12	R: 1	H: 3	E: 0	LOB: 2	K: 0	BB: 0	S: 14
PITCHER	(1, 1)	IP	WLS	BF	H	R	ER	SO	BB	IBB	HBP	BLK	WP	HR	S	P	ERA	WHIP																																							
Tom Gordon, R	(1, 1)	6.0		28	6	2	2	2	4	0	0	0	0	0	65	112	3.00	1.667																																							
Billy Brewer, L	(7, 1)	0.2		4	2	0	0	1	0	0	0	0	0	0	9	13	0.00	3.000																																							
Stan Belinda, R	(7, 1)	0.2	L	3	1	1	1	0	0	0	0	0	0	0	9	16	13.50	1.500																																							
Mike Magnante, L	(8, 1)	0.2		3	2	0	0	0	0	0	0	0	0	0	8	11	0.00	3.000																																							

WP	PA	ERA	WHIP
0	38		

BOTTOM

Kansas City Royals @ Milwaukee Brewers
Milwaukee County Stadium, Milwaukee, WI

Sun Apr 24 1994, 4:33 AM EDT
Att. 23,493 - Overcast - 74 F

livebaseballscorecards.com

AB	35
R	7
H	12
RBI	7
BB	1
SO	3
LOB	16



WP:	0	PA:	37
PB:	0	SB:	1
CS:	0		

AB	R	H	RBI	BB	SO	LOB
4	0	0	0	0	0	3
0	0	0	0	0	0	0

4	0	1	1	0	0	1
---	---	---	---	---	---	---

4	1	0	0	0	1	2
---	---	---	---	---	---	---

4	1	3	0	0	0	0
---	---	---	---	---	---	---

4	2	2	1	0	0	1
---	---	---	---	---	---	---

3	2	2	1	1	0	0
---	---	---	---	---	---	---

4	0	1	2	0	0	4
---	---	---	---	---	---	---

4	0	1	0	0	2	4
---	---	---	---	---	---	---

4	1	2	2	0	0	1
---	---	---	---	---	---	---

1B:	8	SF:	0
2B:	4	SAC:	1
3B:	0	DP:	0
HR:	0	HBP:	0

WP	HR	S	P	ERA	WHIP
0	0	2	2	6.00	1.000

R:	2	H:	3
E:	0	LOB:	2
K:	1	BB:	1
S:	13	P:	23

R:	0	H:	0
E:	0	LOB:	0
K:	0	BB:	0
S:	3	P:	5

R:	0	H:	0
E:	0	LOB:	0
K:	1	BB:	0
S:	7	P:	11

R:	0	H:	0
E:	0	LOB:	0
K:	0	BB:	0
S:	7	P:	10

R:	1	H:	2
E:	0	LOB:	1
K:	0	BB:	0
S:	12	P:	24

R:	0	H:	2
E:	0	LOB:	0
K:	0	BB:	0
S:	7	P:	10

R:	0	H:	2
E:	0	LOB:	1
K:	0	BB:	0
S:	9	P:	15

R:	0	H:	1
E:	0	LOB:	1
K:	1	BB:	0
S:	10	P:	12

R:	4	H:	4
E:	1	LOB:	1
K:	0	BB:	0
S:	20	P:	34

R:	0	H:	0
E:	0	LOB:	0
K:	0	BB:	0
S:	7	P:	10

R:	0	H:	0
E:	0	LOB:	0
K:	0	BB:	0
S:	7	P:	10

R:	0	H:	0
E:	0	LOB:	0
K:	0	BB:	0
S:	7	P:	10

R:	0	H:	0
E:	0	LOB:	0
K:	0	BB:	0
S:	7	P:	10

R:	0	H:	0
E:	0	LOB:	0
K:	0	BB:	0
S:	7	P:	10

R:	0	H:	0
E:	0	LOB:	0
K:	0	BB:	0
S:	7	P:	10

R:	0	H:	0
E:	0	LOB:	0
K:	0	BB:	0
S:	7	P:	10

R:	0	H:	0
E:	0	LOB:	0
K:	0	BB:	0
S:	7	P:	10

R:	0	H:	0
E:	0	LOB:	0
K:	0	BB:	0
S:	7	P:	10

R:	0	H:	0
E:	0	LOB:	0
K:	0	BB:	0
S:	7	P:	10

R:	0	H:	0
E:	0	LOB:	0
K:	0	BB:	0
S:	7	P:	10

R:	0	H:	0
E:	0	LOB:	0
K:	0	BB:	0
S:	7	P:	10

R:	0	H:	0
E:	0	LOB:	0
K:	0	BB:	0
S:	7	P:	10

R:	0	H:	0
E:	0	LOB:	0
K:	0	BB:	0
S:	7	P:	10

R:	0	H:	0
E:	0	LOB:	0
K:	0	BB:	0
S:	7	P:	10

R:	0	H:	0
E:	0	LOB:	0
K:	0	BB:	0
S:	7	P:	10

R:	0	H:	0
E:	0	LOB:	0
K:	0	BB:	0
S:	7	P:	10

R:	0	H:	0
E:	0	LOB:	0
K:	0	BB:	0
S:	7	P:	10

R:	0	H:	0
E:	0	LOB:	0
K:	0	BB:	0
S:	7	P:	10

R:	0	H:	0
E:	0	LOB:	0
K:	0	BB:	0
S:	7	P:	10

R:	0	H:	0
E:	0	LOB:	0
K:	0	BB:	0
S:	7	P:	10

R:	0	H:	0
E:	0	LOB:	0
K:	0	BB:	0
S:	7	P:	10

R:	0	H:	0
E:	0	LOB:	0
K:	0	BB:	0
S:	7	P:	10

R:	0	H:	0
E:	0	LOB:	0
K:	0	BB:	0
S:	7	P:	10

R:	0	H:	0
E:	0	LOB:	0
K:	0	BB:	0
S:	7	P:	10

R:	0	H:	0
E:	0	LOB:	0
K:	0	BB:	0
S:	7	P:	10

R:	0	H:	0
E:	0	LOB:	0
K:	0	BB:	0
S:	7	P:	10

R:	0	H:	0
E:	0	LOB:	0
K:	0	BB:	0
S:	7	P:	10

R:	0	H:	0
E:	0	LOB:	0
K:	0	BB:	0
S:	7	P:	10

R:	0	H:	0
E:	0	LOB:	0
K:	0	BB:	0
S:	7	P:	10

R:	0	H:	0
E:	0	LOB:	0
K:	0	BB:	0
S:	7	P:	10

R:	0	H:	0
E:	0	LOB:	0
K:	0	BB:	0
S:	7	P:	10

R:	0	H:	0
E:	0	LOB:	0
K:	0	BB:	0
S:	7	P:	10

R:	0	H:	0
E:	0	LOB:	0
K:	0	BB:	0
S:	7	P:	10

R:	0	H:	0
E:	0	LOB:	0
K:	0	BB:	0
S:	7	P:	10

R:	0	H:	0
E:	0	LOB:	0
K:	0	BB:	0
S:	7	P:	10

R:	0	H:	0
E:	0	LOB:	0
K:	0	BB:	0
S:	7	P:	10

R:	0	H:	0
E:	0	LOB:	0
K:	0	BB:	0
S:	7	P:	10

R:	0	H:	0
E:	0	LOB:	0
K:	0	BB:	0
S:	7	P:	10

R:	0	H:	0
E:	0	LOB:	0
K:	0	BB:	0
S:	7	P:	10

R:	0	H:	0
E:	0	LOB:	0
K:	0	BB:	0
S:	7	P:	10

R:	0	H:	0
E:	0	LOB:	0
K:	0	BB:	0
S:	7	P:	10

R:	0	H:	0
E:	0	LOB:	0
K:	0	BB:	0
S:	7	P:	10

R:	0	H:	0
E:	0	LOB:	0
K:	0	BB:	0
S:	7	P:	10

R:	0	H:	0
E:	0	LOB:	0
K:	0	BB:	0
S:	7	P:	10

R:	0	H:	0
E:	0	LOB:	0
K:	0	BB:	0
S:	7	P:	10

R:	0	H:	0
E:	0	LOB:	0
K:	0	BB:	0
S:	7	P:	10

R:	0	H:	0
E:	0	LOB:	0
K:	0	BB:	0
S:	7	P:	10

R:	0	H:	0
E:	0	LOB:	0
K:	0	BB:	0
S:	7	P:	10

R:	0	H:	0
E:	0	LOB:	0
K:	0	BB:	0
S:	7	P:	10

R:	0	H:	0
E:	0	LOB:	0
K:	0	BB:	0
S:	7	P:	10

R:	0	H:	0
E:	0	LOB:	0
K:	0	BB:	0
S:	7	P:	10

R:	0	H:	0
E:	0	LOB:	0
K:	0	BB:	0
S:	7	P:	10

R:	0	H:	0
E:	0	LOB:	0
K:	0	BB:	0
S:	7	P:	10

R:	0	H:	0
E:	0	LOB:	0
K:	0	BB:	0
S:	7	P:	10

R:	0	H:	0
E:	0	LOB:	0
K:	0	BB:	0
S:	7	P:	10

R:	0	H:	0
E:	0	LOB:	0
K:	0	BB:	0
S:	7	P:	10

R:	0	H:	0
E:	0	LOB:	0
K:	0	BB:	0
S:	7	P:	10

R:	0	H:	0
E:	0	LOB:	0
K:	0	BB:	0
S:	7	P:	10

R:	0	H:	0
E:	0	LOB:	0
K:	0	BB:	0
S:	7	P:	10

R:	0	H:	0
E:	0	LOB:	0
K:	0	BB:	0
S:	7	P:	10

R:	0	H:	0
E:	0	LOB:	0
K:	0	BB:	0
S:	7	P:	10

Batter	1	2	3	4	5	6	7	8	9	AB R H RBI BB SO LOB	TOP											
Devon White, S (1, 8) OBP: 0.379, SLG: 0.593	0-0 F8		1-1 G4-3		3-3 K			0-0 G6-3		4 0 0 0 0 1 2												
Roberto Alomar, S (1, 4) OBP: 0.444, SLG: 0.526	1-1 G3		4-0 PO BB			4-0 1B SF7 BB		0-0 G3-1		2 1 0 0 2 0 0												
Paul Molitor, R (1, 10) OBP: 0.418, SLG: 0.537	1-0 IHR		1-0 PO	1-0 HR		0-0 F9		0-0 1B		4 2 3 2 0 0 1												
Joe Carter, R (1, 9) OBP: 0.402, SLG: 0.750	1-3 K			1-0 F9		0-0 1B		0-3 K		4 0 1 0 0 2 1												
John Olerud, L (1, 3) OBP: 0.470, SLG: 0.638		1-0 G6-3		3-3 K2-3		0-0 SF7		0-0 E 1B 1B		3 0 1 1 0 1 0												
Carlos Delgado, L (1, 7) OBP: 0.342, SLG: 0.625		2-3 K		1-0 G3-1		0-3 K		0-0 F5		4 0 0 0 0 2 2												
Ed Sprague, R (1, 5) OBP: 0.357, SLG: 0.400		1-0 F8			3-2 F7		0-0 F9		0-0 E9 G6-4-3 1B	4 0 1 0 0 0 0 0 0 0 0 0 0 0	AB 32 R 3 H 8 RBI 3 BB 2 SO 7 LOB 9											
Mike Huff, R (9, PR) OBP: 0.500, SLG: 0.167																						
Pat Borders, R (1, 2) OBP: 0.297, SLG: 0.328			1-1 G4-3 2B		2-3 K		0-0 F9		0-0 G6-4-3	4 0 1 0 0 1 2												
Alex Gonzalez, R (1, 6) OBP: 0.224, SLG: 0.245			0-0 B1-4		0-0 S 1B		0-0 F7			2 0 1 0 0 0 1												
Domingo Cedenno, S (6, 6)										1 0 0 0 0 0 0												
Inning Stats	R: 1 E: 0 K: 1 S: 8	H: 1 LOB: 0 BB: 0 P: 11	R: 0 E: 0 K: 1 S: 5	H: 0 LOB: 0 BB: 0 P: 9	R: 0 E: 0 K: 0 S: 5	H: 1 LOB: 1 BB: 1 P: 12	R: 1 E: 0 K: 1 S: 6	H: 1 LOB: 0 BB: 0 P: 12	R: 0 E: 0 K: 2 S: 11	H: 1 LOB: 1 BB: 0 P: 19	R: 1 E: 0 K: 1 S: 6	H: 1 LOB: 1 BB: 1 P: 10	R: 0 E: 0 K: 0 S: 3	H: 0 LOB: 0 BB: 0 P: 3	R: 0 E: 0 K: 1 S: 6	H: 1 LOB: 1 BB: 0 P: 6	R: 0 E: 1 K: 0 S: 4	H: 2 LOB: 2 BB: 0 P: 4	1B: 5 2B: 1 3B: 0 HR: 2	SF: 1 SAC: 0 DP: 1 HBP: 0	WP: 0 PB: 0 SB: 1 CS: 0	PA: 36
PITCHER	IP WLS BF H R ER SO BB IBB HBP BLK WP HR S P ERA WHIP																					
David Cone, R (1, 1) ERA: 3.95	8.0 W 31 6 3 3 7 2 0 0 0 0 0 1 50 82 3.38 1.000																					
Jeff Montgomery, R (9, 1) ERA: 9.53	1.0 S 4 2 0 0 0 0 0 0 0 0 0 0 4 4 0.00 2.000																					

Toronto Blue Jays @ Kansas City Royals
Kauffman Stadium, Kansas City, MO

Mon Apr 25 1994, 7:05 PM CDT
Att. 17,100 - Unknown - 73 F

livebaseballscores.com



Batter	1	2	3	4	5	6	7	8	9	AB R H RBI BB SO LOB	TOP											
Tony Phillips, S (1, 7) OBP: 0.394, SLG: 0.410	1-3 K		4-2 1B FC5-4 BB		3-2 1B		2-3 K		3-2 G1-3	4 1 1 0 1 2 1												
Lou Whitaker, L (1, 4) OBP: 0.381, SLG: 0.574	3-2 F8		1-2 FC5-4 1B		0-0 F7		0-1 G4-3		1-0 1B	5 0 2 0 0 0 2												
Travis Fryman, R (1, 5) OBP: 0.277, SLG: 0.423	1-3 K		1-2 FC5-4 HR		0-1 F9		2-1 F9		1-3 K	5 1 0 1 0 2 4												
Cecil Fielder, R (1, 3) OBP: 0.333, SLG: 0.590 Scott Livingstone, L (8, 3) OBP: 0.316, SLG: 0.333		2-3 K	1-1 HR		2-2 1B			0-0 G1-6-3	1-0 G3	4 1 2 2 0 1 0 1 0 0 0 0 0 1												
Kirk Gibson, L (1, 9) OBP: 0.310, SLG: 0.367		1-1 P4	3-2 2B		3-3 K			2-3 K		4 0 1 0 0 2 2												
Mickey Tettleton, S (1, 10) OBP: 0.397, SLG: 0.397		4-2 1B BB	1-3 K		1-1 P4			2-1 1B 2B		3 1 1 0 1 1 1												
Eric Davis, R (1, 8) OBP: 0.236, SLG: 0.288		3-1 1B		1-3 K		0-3 K		1-0 1B		4 0 2 1 0 2 0												
Alan Trammell, R (1, 6) OBP: 0.385, SLG: 0.493		1-0 G4-3		0-0 G5-3		0-3 K		0-2 1B		4 0 1 0 0 1 2												
Chad Kreuter, S (1, 2) OBP: 0.250, SLG: 0.182			2-2 G3		3-2 G4-3		0-1 1B	3-2 G3		4 0 1 0 0 0 2												
Inning Stats	R: 0 E: 0 K: 2 S: 11	H: 0 LOB: 0 BB: 0 P: 16	R: 0 E: 0 K: 1 S: 10	H: 1 LOB: 2 BB: 1 P: 21	R: 3 E: 0 K: 1 S: 19	H: 3 LOB: 1 BB: 1 P: 32	R: 0 E: 0 K: 1 S: 9	H: 0 LOB: 0 BB: 0 P: 13	R: 0 E: 0 K: 1 S: 13	H: 2 LOB: 2 BB: 0 P: 21	R: 0 E: 0 K: 1 S: 8	H: 0 LOB: 0 BB: 0 P: 9	R: 0 E: 0 K: 1 S: 9	H: 1 LOB: 1 BB: 0 P: 13	R: 1 E: 0 K: 1 S: 16	H: 3 LOB: 2 BB: 0 P: 24	R: 0 E: 0 K: 1 S: 8	H: 1 LOB: 1 BB: 0 P: 14	1B: 8 2B: 2 3B: 0 HR: 1	SF: 0 SAC: 0 DP: 0 HBP: 0	WP: 0 PB: 0 SB: 0 CS: 0	PA: 40
PITCHER	IP WLS BF H R ER SO BB IBB HBP BLK WP HR S P ERA WHIP																					
Kevin Appier, R (1, 1) ERA: 7.86	6.1 W 28 7 3 3 9 2 0 0 0 0 0 1 75 119 4.26 1.421																					
Hipolito Pichardo, R (7, 1) ERA: 6.14	2.2 12 4 1 1 2 0 0 0 0 0 0 0 28 44 3.38 1.500																					

Detroit Tigers @ Kansas City Royals
Kauffman Stadium, Kansas City, MO

Thu Apr 28 1994, 7:05 PM CDT
Att. 16,768 - Unknown - 56 F

livebaseballscorecards.com

AB 38
R 4
H 11
RBI 4
BB 2
SO 11
LOB 15



TOP

Milwaukee Brewers @ Kansas City Royals
Kauffman Stadium, Kansas City, MO

Sat Apr 30 1994, 7:05 PM CDT
Att. 23,098 - Unknown - 40 F

livebaseballscorecards.com

AB	37
R	4
H	9
RBI	4
BB	4
SO	7
LOB	16



WP:	0	PA:	42
PB:	0		
SB:	2		
CS:	0		

AB R H RBI BB SO LOB

5	0	0	0	0	0	3
---	---	---	---	---	---	---

5	0	1	0	0	0	2
---	---	---	---	---	---	---

3	1	1	0	2	0	0
---	---	---	---	---	---	---

4	0	0	0	1	2	4
---	---	---	---	---	---	---

5	1	2	2	0	1	1
0	0	0	0	0	0	0

4	0	0	0	1	3	2
---	---	---	---	---	---	---

4	1	3	0	0	1	0
0	0	0	0	0	0	0

3	1	1	0	0	0	2
---	---	---	---	---	---	---

3	0	1	2	0	0	0
1	0	0	0	0	0	2

1B:	5	SF:	0
2B:	3	SAC:	1
3B:	0	DP:	1
HR:	1	HBP:	0

Batter	1	2	3	4	5	6	7	8	9	10
Darryl Hamilton, L OBP: 0.329, SLG: 0.311	2-2 P5		2-0 F7		1-1 G6-3		1-0 G4-3		2-2 G4-3	
Bill Spiers, L OBP: 0.368, SLG: 0.353	1-1 G3		0-1 1B			1-0 F8	2-1 L3			2-2 G1-3
Turner Ward, S OBP: 0.439, SLG: 0.563	4-1 BB		4-1 BB			0-0 G4-3		2-1 G1-3		1-2 E 1B
Greg Vaughn, R OBP: 0.353, SLG: 0.421	3-2 P4		0-0 F7			3-3 K		4-2 E BB		1-3 K
Dave Nilsson, L OBP: 0.296, SLG: 0.500		1-1 G6-3		3-0 F7			2-1 HR	1-3 K		0-0 E7 2B
Mike Matheny, R OBP: 0.267, SLG: 0.154										
John Jaha, R OBP: 0.304, SLG: 0.483			4-2 1B BB		3-3 K		3-3 K	3-1 G4-3		2-3 K
Kevin Seitzer, R OBP: 0.391, SLG: 0.568		0-0			2-3 K		1-1 1B 2B		0-0 SH3-4 2B	
Jose Valentin, S OBP: 0.300, SLG: 0.333			1-2 1B							
Jody Reed, R OBP: 0.434, SLG: 0.328		2-1 G4-6-3			1-1 G6-3		1-1 2B 1B		1-1 SH3-4	
Brian Harper, R OBP: 0.241, SLG: 0.226			0-2 F9		2-2 G4-3		1-0 G4-3 2B		2-2 G1-3	
Alex Diaz, S OBP: 0.281, SLG: 0.475										

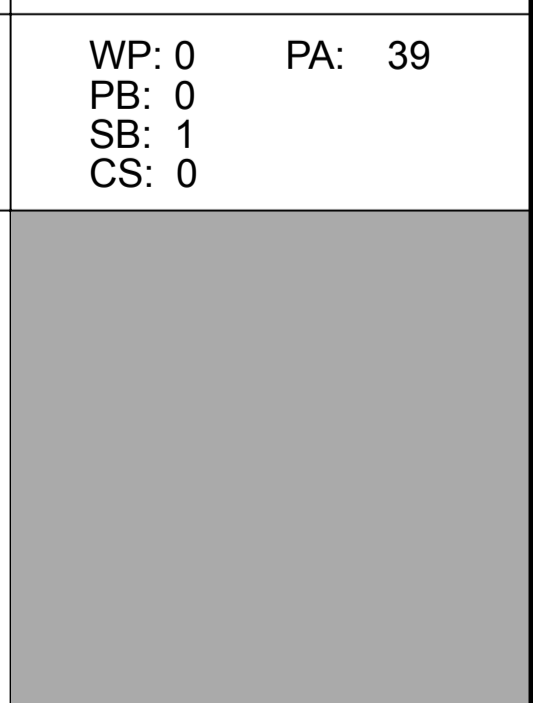
Inning Stats	R: 0 E: 0 K: 10 S: 10	H: 0 LOB: 1 BB: 1 P: 20	R: 0 E: 0 K: 7 S: 7	H: 1 LOB: 1 BB: 1 P: 14	R: 0 E: 0 K: 9 S: 9	H: 1 LOB: 2 BB: 1 P: 15	R: 0 E: 0 K: 2 S: 8	H: 0 LOB: 0 BB: 0 P: 16	R: 0 E: 0 K: 7 S: 7	H: 0 LOB: 0 BB: 0 P: 11	R: 0 E: 0 K: 1 S: 5	H: 0 LOB: 0 BB: 0 P: 9	R: 3 E: 0 K: 1 S: 13	H: 4 LOB: 2 BB: 0 P: 24	R: 0 E: 1 K: 1 S: 9	H: 0 LOB: 1 BB: 1 P: 19	R: 0 E: 0 K: 10 S: 10	H: 1 LOB: 2 BB: 0 P: 14	R: 1 E: 1 K: 2 S: 17	H: 2 LOB: 1 BB: 0 P: 23	1B: 5 2B: 3 3B: 0 HR: 1	SF: 0 SAC: 1 DP: 1 HBP: 0	WP: 0 PB: 0 SB: 2 CS: 0	PA: 42
--------------	--------------------------------	----------------------------------	------------------------------	----------------------------------	------------------------------	----------------------------------	------------------------------	----------------------------------	------------------------------	----------------------------------	------------------------------	---------------------------------	-------------------------------	----------------------------------	------------------------------	----------------------------------	--------------------------------	----------------------------------	-------------------------------	----------------------------------	----------------------------------	------------------------------------	----------------------------------	--------

PITCHER	IP	WLS	BF	H	R	ER	SO	BB	IBB	HBP	BLK	WP	HR	S	P	ERA	WHIP
Tom Gordon, R ERA: 3.23	6.1		26	5	3	3	4	3	0	0	0	0	1	55	101	4.26	1.263
Stan Belinda, R ERA: 5.25	0.0		1	1	0	0	0	0	0	0	0	0	0	1	2	∞	∞
Billy Brewer, L ERA: 0.69	1.1		5	0	0	0	1	1	0	0	0	0	0	10	20	0.00	0.750
Hipolito Pichardo, R ERA: 5.82	2.1	L	10	3	1	1	2	0	0	0	0	0	0	29	42	3.86	1.286

Batter	1	2	3	4	5	6	7	8	9	10	AB	R	H	RBI	BB	SO	LOB
Vince Coleman, S OBP: 0.260, SLG: 0.308 (1, 7)	F8		G6-3			FC3-6 1B		1B		F7	4	2	0	0	1	0	1
Brian McRae, S OBP: 0.438, SLG: 0.513 (1, 8)	F9 BB				F9	G5-3		K		F9	4	0	0	0	1	1	2
Wally Joyner, L OBP: 0.367, SLG: 0.438 (1, 10)	F9				K	1B		1B			3	0	1	1	1	1	1
Mike Macfarlane, R OBP: 0.414, SLG: 0.473 (1, 2)		G5-3			G6-3			F7			4	0	1	1	0	0	1
Bob Hamelin, L OBP: 0.432, SLG: 0.721 (1, 3)		1B				HR		G1-3			3	1	2	1	1	0	1
Gary Gaetti, R OBP: 0.312, SLG: 0.465 (1, 5)		P3			F8	P2				K	4	0	0	0	0	1	4
Felix Jose, S OBP: 0.241, SLG: 0.321 (1, 9)		PO			G3-1			F7		G1-3	4	0	1	0	0	0	0
Jose Lind, R OBP: 0.271, SLG: 0.304 (1, 4)		PO		F9		F7		F9		G6-3	4	0	0	0	0	0	0
Greg Gagne, R OBP: 0.292, SLG: 0.322 (1, 6)				F9		FC3-6 1B		G6-3		G1-3	4	0	1	0	0	0	0

BOTTOM	
Milwaukee Brewers @ Kansas City Royals Kauffman Stadium, Kansas City, MO	Sat Apr 30 1994, 7:05 PM CDT Att. 23,098 - Unknown - 40 F
AB 34 R 3 H 6 RBI 3 BB 4 SO 3 LOB 10	WP: 0 PA: 39 PB: 0 SB: 1 CS: 0

Inning Stats	R: 0	H: 0	E: 0	K: 0	S: 5	R: 0	H: 2	E: 0	K: 0	S: 11	R: 0	H: 0	E: 0	K: 0	S: 5	R: 0	H: 0	E: 0	K: 1	S: 8	R: 1	H: 1	E: 0	K: 0	S: 8	R: 1	H: 2	E: 0	K: 0	S: 12	R: 0	H: 0	E: 0	K: 0	S: 4	R: 1	H: 1	E: 0	K: 1	S: 11	R: 0	H: 0	E: 0	K: 1	S: 5	R: 0	H: 0	E: 0	K: 0	S: 8	R: 0	H: 0	E: 0	K: 0	S: 8	R: 0	H: 0	E: 0	K: 0	S: 8	R: 0	H: 0	E: 0	K: 0	S: 12	R: 0	H: 0	E: 0	K: 0	S: 7	R: 0	H: 0	E: 0	K: 0	S: 5	R: 0	H: 0	E: 0	K: 0	S: 12
Ricky Bones, R ERA: 1.11	IP: 7.0	WLS: 27	BF: 5	H: 2	R: 2	ER: 2	SO: 1	BB: 3	IBB: 0	HBP: 0	BLK: 0	WP: 0	HR: 1	S: 53	P: 94	ERA: 2.57	WHIP: 1.143																																																															
Jesse Orosco, L ERA: 6.75	IP: 1.0	WLS: 5	BF: 1	H: 1	R: 1	ER: 1	SO: 1	BB: 1	IBB: 0	HBP: 0	BLK: 0	WP: 0	HR: 0	S: 11	P: 18	ERA: 9.00	WHIP: 2.000																																																															
Jeff Bronkey, R ERA:	IP: 2.0	WLS: 6	BF: 0	H: 0	R: 0	ER: 0	SO: 1	BB: 0	IBB: 0	HBP: 0	BLK: 0	WP: 0	HR: 0	S: 13	P: 19	ERA: 0.00	WHIP: 0.000																																																															



Batter	1	2	3	4	5	6	7	8	9	AB R H RBI BB SO LOB	TOP	
Darryl Hamilton, L OBP: 0.325, SLG: 0.308 (1, 8)	2-2 S WP 1B		0-2 G4-3			1-1 G3		0-0 F7		4 0 1 0 0 0 2	Milwaukee Brewers @ Kansas City Royals Kauffman Stadium, Kansas City, MO Sun May 01 1994, 3:33 AM CDT Overcast - 54 F livebaseballscorecards.com	
Bill Spiers, L OBP: 0.367, SLG: 0.352 Jose Valentin, S OBP: 0.286, SLG: 0.316 (7, PR) (7, 6)	1 SAFE 3-3 K 1 SAFE 1-2			1-3 K			0-0 1B E 1B	2-2 F9		3 0 1 0 0 2 1 1 1 0 0 0 0 2		
Turner Ward, S OBP: 0.431, SLG: 0.548 (1, 9)	0-1 P5			3-3 K			2-2 1B E 1B WP 1B	3-2 P6		4 1 1 0 0 1 3		
Greg Vaughn, R OBP: 0.321, SLG: 0.364 (1, 7)	2-3 K 2-3			1-2 G5-3			4-2 1B G4-3 1-3 WP 3-H BB SAFE SAFE		3-3 K	3 0 0 0 1 2 1		
Dave Nilsson, L OBP: 0.294, SLG: 0.488 (1, 2)		1-1 F7			1-0 G4-3		3-2 1B G4-3 1-3 3-H		1-2 F7 1B	4 0 1 0 0 0 1		
Kevin Seitzer, R OBP: 0.374, SLG: 0.541 (1, 5)		2-0 F8			3-2 L8		0-2 P3		1-0 P3	4 0 0 0 0 0 3		
Jody Reed, R OBP: 0.414, SLG: 0.309 (1, 4)		1-1 F9			0-1 G6-3		0-2 F8		1-1 F9	4 0 0 0 0 0 3		
Brian Harper, R OBP: 0.262, SLG: 0.268 (1, 10)			1-2 L5			0-0 1B G5-4-3 1B		0-2 F9 2B		3 0 2 0 0 0 0		
John Jaha, R OBP: 0.306, SLG: 0.468 (1, 3)			2-2 G5-3			0-1 G5-4-3 1-2f		4-2 DI BB		2 0 0 0 1 0 1		
Inning Stats	R: 0 H: 1 E: 0 LOB: 1 K: 2 BB: 0 S: 13 P: 20	R: 0 H: 0 E: 0 LOB: 0 K: 0 BB: 0 S: 5 P: 9	R: 0 H: 0 E: 0 LOB: 0 K: 0 BB: 0 S: 11 P: 14	R: 0 H: 0 E: 0 LOB: 0 K: 2 BB: 0 S: 9 P: 14	R: 0 H: 0 E: 0 LOB: 0 K: 0 BB: 0 S: 8 P: 12	R: 0 H: 1 E: 0 LOB: 0 K: 0 BB: 0 S: 5 P: 6	R: 2 H: 2 E: 1 LOB: 2 K: 0 BB: 1 S: 16 P: 25	R: 0 H: 1 E: 0 LOB: 2 K: 0 BB: 1 S: 12 P: 21	R: 0 H: 1 E: 0 LOB: 1 K: 1 BB: 0 S: 11 P: 17	1B: 5 SF: 0 2B: 1 SAC: 0 3B: 0 DP: 1 HR: 0 HBP: 0	WP: 2 PA: 34 PB: 0 SB: 1 CS: 0	
PITCHER David Cone, R ERA: 3.57 Rusty Meacham, R ERA:	IP WLS BF H R ER SO BB IBB HBP BLK WP HR S P ERA WHIP											PITCHER IP WLS BF H R ER SO BB IBB HBP BLK WP HR S P ERA WHIP
	(1, 1) 8.0 W 30 5 2 2 4 2 0 0 0 2 0 79 121 2.25 0.875											
	(9, 1) 1.0 4 1 0 0 1 0 0 0 0 0 0 0 11 17 0.00 1.000											



BOTTOM

Milwaukee Brewers @ Kansas City Royals
Kauffman Stadium, Kansas City, MO
Sun May 01 1994, 3:33 AM CDT
Overcast - 54 F

livebaseballscores.com

AB 33
R 6
H 11
RBI 6
BB 4
SO 5
LOB 11



WP: 0 PA: 37
PB: 0
SB: 0
CS: 1

AB R H RBI BB SO LOB

5 0 1 1 0 0 2

3 1 1 0 1 0 1

4 0 0 0 0 2 3

2 1 0 0 2 0 0

4 2 2 2 0 1 1

4 0 1 2 0 1 1

4 1 2 0 0 0 1

4 0 3 1 0 1 0

1B: 8 SF: 0
2B: 4 SAC: 0
3B: 0 DP: 1
HR: 0 HBP: 0

Batter	1	2	3	4	5	6	7	8	9
Vince Coleman, S OBP: 0.257, SLG: 0.313	1-0 G3	2-2 G4-3		1-2 L8		1-1 2B		2-2 G3	
Brent Mayne, L OBP: 0.292, SLG: 0.273	4-1 F9 1B BB	1-2 1B			0-0 F9	2-2 G4-3			
Brian McRae, S OBP: 0.441, SLG: 0.506	0-1 1B BB	0-0 P6			4-2 CS BB		0-0 G6-3		
Wally Joyner, L OBP: 0.351, SLG: 0.417	1-2 F9		2-0 G3-1		1-3 K		2-3 K		
Bob Hamelin, L OBP: 0.436, SLG: 0.698	4-1 E 1B BB		0-0 F9			0-1 G3-1	4-1 BB		
Gary Gaetti, R OBP: 0.321, SLG: 0.467	0-1 E7 2B 1B		2-2 G6-3			1-1 1B 1B	1-3 K		
Felix Jose, S OBP: 0.242, SLG: 0.344	3-0 2B			0-1 F7		0-3 K		3-2 F7	
Jose Lind, R OBP: 0.284, SLG: 0.315	1-1 F7			0-0 G6-3		1-1 1B 2B 1B		2-2 E5 1B 1B	
Greg Gagne, R OBP: 0.319, SLG: 0.365		2-3 K		1-0 2B		2-1 2B 1B		1-1 1B	

Inning Stats	R: 4	H: 3	E: 1	K: 0	S: 13	LOB: 1	BB: 2	P: 27
	R: 0	H: 1	E: 0	K: 1	S: 13	LOB: 1	BB: 0	P: 18
	R: 0	H: 0	E: 0	K: 0	S: 9	LOB: 0	BB: 0	P: 13
	R: 0	H: 1	E: 0	K: 0	S: 7	LOB: 1	BB: 0	P: 9
	R: 0	H: 0	E: 0	K: 1	S: 6	LOB: 1	BB: 1	P: 11
	R: 2	H: 4	E: 0	K: 1	S: 17	LOB: 2	BB: 0	P: 24
	R: 0	H: 0	E: 0	K: 2	S: 9	LOB: 1	BB: 1	P: 16
	R: 0	H: 2	E: 1	K: 0	S: 13	LOB: 1	BB: 0	P: 21

PITCHER	IP	WLS	BF	H	R	ER	SO	BB	IBB	HBP	BLK	WP	HR	S	P	ERA	WHIP
21 Cal Eldred, R ERA: 4.24	(1, 1)	7.0	33	9	6	6	5	4	0	0	0	0	0	74	118	7.71	1.857
Doug Henry, R ERA:	(8, 1)	1.0	4	2	0	0	0	0	0	0	0	0	0	13	21	0.00	2.000

Batter	1	2	3	4	5	6	7	8	9	AB R H RBI BB SO LOB	TOP											
Darryl Hamilton, L (1, 8) OBP: 0.329, SLG: 0.314	1-0 G4-3		2-1 BB 1B		1-2 G5-3 HR 1B		1-2 G6-3		1-2 P5	5 1 2 0 0 0 2	Milwaukee Brewers @ Kansas City Royals Kauffman Stadium, Kansas City, MO Sun May 01 1994, 3:38 AM CDT Att. 26,190 - Overcast - 56 F											
Jody Reed, R (1, 4) OBP: 0.402, SLG: 0.292	0-0 G6-3		4-0 BB 1-2		0-0 G5-3		0-0 G1-3		1-3 K	4 0 0 0 1 1 3												
Turner Ward, S (1, 9) OBP: 0.425, SLG: 0.534	0-1 FC6-4 1B		1-0 P5		3-2 F8		0-0 P3			4 0 1 0 0 0 3												
Greg Vaughn, R (1, 7) OBP: 0.313, SLG: 0.462	0-1 FC6-4 1-2f		1-0 F7		1-0 HR 2-H			1-1 P4		4 1 1 2 0 0 3												
Dave Nilsson, L (1, 10) OBP: 0.292, SLG: 0.477		0-0 FC4-6 1B		0-2 G4-3		0-0 P6		1-3 K		4 0 1 0 0 1 0												
Kevin Seitzer, R (1, 5) OBP: 0.368, SLG: 0.551		0-2 FC4-6 1-2f G5-3		1-1 1B 3B		1-1 G5-3		1-1 P6		4 1 1 0 0 0 1												
Brian Harper, R (1, 2) OBP: 0.277, SLG: 0.271		1-0 G5-3		1-2 G5-3		4-2 BB		0-2 WP 1B		3 0 1 0 1 0 2												
Mike Matheny, R (9, PR) OBP: 0.267, SLG: 0.154		1-2 G5-3								0 0 0 0 0 0 0												
John Jaha, R (1, 3) OBP: 0.303, SLG: 0.455		0-0 G6-3		1-1 1B 3-H		1-1 P4		3-2 G5-3		4 0 1 1 0 0 3												
Jose Valentin, S (1, 6) OBP: 0.250, SLG: 0.273			1-1 G3		0-2 G3		1-1 L9		4-0 BB	3 0 0 0 0 0 2												
Bill Spiers, L (9, PH) OBP: 0.377, SLG: 0.352										0 0 0 0 1 0 0												
Inning Stats	R: 0 E: 0 K: 0 S: 6	H: 1 LOB: 1 BB: 0 P: 7	R: 0 E: 0 K: 0 S: 6	H: 1 LOB: 1 BB: 0 P: 7	R: 0 E: 0 K: 0 S: 6	H: 1 LOB: 2 BB: 1 P: 15	R: 1 E: 0 K: 0 S: 17	H: 2 LOB: 1 BB: 0 P: 20	R: 2 E: 0 K: 0 S: 10	H: 2 LOB: 0 BB: 0 P: 15	R: 0 E: 0 K: 0 S: 8	H: 0 LOB: 1 BB: 1 P: 15	R: 0 E: 0 K: 0 S: 5	H: 0 LOB: 0 BB: 0 P: 6	R: 0 E: 0 K: 1 S: 7	H: 0 LOB: 0 BB: 0 P: 10	R: 0 E: 0 K: 1 S: 13	H: 1 LOB: 2 BB: 1 P: 22	1B: 6 2B: 0 3B: 1 HR: 1	SF: 0 SAC: 0 DP: 0 HBP: 0	WP: 1 PB: 0 SB: 0 CS: 0	PA: 38
PITCHER	IP WLS BF H R ER SO BB IBB HBP BLK WP HR S P ERA WHIP																					
Mark Gubicza, R (1, 1) ERA: 5.59	5.0 W 23 7 3 3 0 1 0 0 0 0 1 45 64 5.40 1.600																					
Mike Magnante, L (6, 1) ERA: 2.95	3.0 10 0 0 0 1 1 0 0 0 0 0 20 31 0.00 0.333																					
Jeff Montgomery, R (9, 1) ERA: 8.1	1.0 5 1 0 0 1 1 0 0 0 1 0 13 22 0.00 2.000																					

livebaseballscorecards.com

AB	35
R	3
H	8
RBI	3
BB	3
SO	2
LOB	19



Batter	1	2	3	4	5	6	7	8	9
Vince Coleman, S OBP: 0.245, SLG: 0.297 (1, 7)	1-3 K		0-0 B1-3	1-3 K		1-1 G4-3		2-2 F8	
Wally Joyner, L OBP: 0.374, SLG: 0.477 (1, 3)	2-2 HR		1-2 P5	4-2 FC6-4 BB		1-0 2B		2-2 1B 1B	
Brian McRae, S OBP: 0.439, SLG: 0.512 (1, 8)	0-0 HR 2B		1-0 G6-3	1-0 FC6-4 1-2f		3-3 K		0-0 DI 1B	
Mike Macfarlane, R OBP: 0.413, SLG: 0.508 (1, 2)	1-0 HR 2-H			1-1 G5-3	4-1 1B BB		2-1 G6-3	2-1 G6-3	
Dave Henderson, R OBP: 0.241, SLG: 0.392 (1, 10)	0-0 F8			2-2 2B	0-1 F7		0-3 K		
Gary Gaetti, R OBP: 0.329, SLG: 0.481 (1, 5)	2-2 G6-3			3-2 1B 2B 2-H	1-3 K		1-0 1B		
Felix Jose, S OBP: 0.270, SLG: 0.361 (1, 9)		0-0 G6-3		0-0 3B 1B 2-H	1-2 1B		0-3 K		
Jose Lind, R OBP: 0.282, SLG: 0.338 (1, 4)		1-2 G6-3		1-2 3B	0-0 G3		1-0 G1-3		
Greg Gagne, R OBP: 0.342, SLG: 0.379 (1, 6)		3-2 1B		4-2 S BB		1-1 G4-3		1-1 F8 S 1B	

Inning Stats	R: 3	H: 3	E: 0	K: 1	S: 15	LOB: 0	BB: 0	P: 21	R: 0	H: 1	E: 0	K: 0	S: 9	LOB: 1	BB: 1	P: 13	R: 0	H: 0	E: 0	K: 0	S: 5	LOB: 0	BB: 0	P: 7	R: 3	H: 4	E: 0	K: 1	S: 22	LOB: 3	BB: 2	P: 39	R: 0	H: 1	E: 0	K: 1	S: 10	LOB: 2	BB: 1	P: 16	R: 0	H: 1	E: 0	K: 1	S: 8	LOB: 1	BB: 0	P: 14	R: 0	H: 1	E: 0	K: 2	S: 10	LOB: 1	BB: 0	P: 13	R: 1	H: 3	E: 0	K: 0	S: 16	LOB: 2	BB: 0	P: 23
--------------	------	------	------	------	-------	--------	-------	-------	------	------	------	------	------	--------	-------	-------	------	------	------	------	------	--------	-------	------	------	------	------	------	-------	--------	-------	-------	------	------	------	------	-------	--------	-------	-------	------	------	------	------	------	--------	-------	-------	------	------	------	------	-------	--------	-------	-------	------	------	------	------	-------	--------	-------	-------

										PITCHER										PITCHER										PITCHER																																			
										IP	WLS	BF	H	R	ER	SO	BB	IBB	HBP	BLK	WP	HR	S	P	ERA	WHIP											IP	WLS	BF	H	R	ER	SO	BB	IBB	HBP	BLK	WP	HR	S	P	ERA	WHIP												
Teddy Higuera, L ERA: 5.48 (1, 1)										3.2	L	20	8	6	6	2	2	0	0	0	0	2	50	78	14.73	2.727											3.2	L	14	3	0	0	4	1	0	0	0	0	29	45	0.00	1.200													
Bob Scanlan, R ERA: 2.51 (4, 1)										3.1		14	3	0	0	4	1	0	0	0	0	0	16	23	9.00	3.000											3.1		6	3	1	1	0	0	0	0	0	0	16	23	9.00	3.000													
Mike Fetters, R ERA: 3.86 (8, 1)										1.0		6	3	1	1	0	0	0	0	0	0	0	0	0	0	0	0											1.0		6	3	1	1	0	0	0	0	0	0	0	0	0	0	0	0										

BOTTOM

Milwaukee Brewers @ Kansas City Royals
Kauffman Stadium, Kansas City, MO

Sun May 01 1994, 3:38 AM CDT
Att. 26,190 - Overcast - 56 F

AB	R	H	RBI	BB	SO	LOB
5	0	0	0	0	2	3
4	1	3	2	1	0	0
5	1	2	0	0	1	4
4	1	1	2	1	0	2
4	1	1	0	0	1	1
4	1	2	1	0	1	1
4	1	2	1	0	1	1
4	0	1	1	0	0	2
3	1	2	0	1	0	0

AB	37
R	7
H	14
RBI	7
BB	3
SO	6
LOB	14

WP: 0 PA: 40
PB: 0
SB: 2
CS: 0



Batter	1	2	3	4	5	6	7	8	9	AB R H RBI BB SO LOB	TOP									
Vince Coleman, S (1, 7) OBP: 0.236, SLG: 0.286	1-3 K		0-0 L6			1-3 K		1-3 K		4 0 0 0 0 3 1	Kansas City Royals @ Toronto Blue Jays SkyDome, Toronto, ON Tue May 03 1994, 7:05 PM EDT Att. 48,173 - Dome									
Brian McRae, S (1, 8) OBP: 0.422, SLG: 0.489	1-3 K			3-1 G6-3		1-1 P4		1-1 P5	4 0 0 0 0 1 0											
Wally Joyner, L (1, 3) OBP: 0.369, SLG: 0.462	0-3 K			1-0 L9		4-2 BB		0-1 P6	3 0 0 0 1 1 0											
Mike Macfarlane, R (1, 2) OBP: 0.392, SLG: 0.476		2-1 G6-3		0-0 G5-3		0-1 F7		3-3 K	4 0 0 0 0 1 1											
Bob Hamelin, L (1, 10) OBP: 0.432, SLG: 0.677		0-3 K			4-2 2B BB		3-3 K		2 0 0 0 1 2 0											
Gary Gaetti, R (1, 5) OBP: 0.318, SLG: 0.463		3-3 K			0-0 F8		1-1 G6-3		3 0 0 0 0 1 1											
Felix Jose, S (1, 9) OBP: 0.275, SLG: 0.385			2-0 G4-3		1-0 1 SAFE 2B		2-3 K		3 0 1 0 0 1 0											
Jose Lind, R (1, 4) OBP: 0.284, SLG: 0.338			1-0 1B		1-3 K		3-3 K		3 0 1 0 0 2 2											
Greg Gagne, R (1, 6) OBP: 0.329, SLG: 0.362			2-0 P4		3-3 K		1-3 K		3 0 0 0 0 2 3											
Inning Stats	R: 0 E: 0 K: 3 S: 9	H: 0 LOB: 0 BB: 0 P: 11	R: 0 E: 0 K: 2 S: 8	H: 0 LOB: 0 BB: 0 P: 13	R: 0 E: 0 K: 0 S: 4	H: 1 LOB: 1 BB: 0 P: 9	R: 0 E: 0 K: 2 S: 11	H: 1 LOB: 2 BB: 1 P: 20	R: 0 E: 0 K: 1 S: 10	H: 0 LOB: 1 BB: 1 P: 16	R: 0 E: 0 K: 2 S: 8	H: 0 LOB: 0 BB: 0 P: 14	R: 0 E: 0 K: 3 S: 9	H: 0 LOB: 0 BB: 0 P: 14	R: 0 E: 0 K: 1 S: 7	H: 0 LOB: 0 BB: 0 P: 11	1B: 1 2B: 1 3B: 0 HR: 0	SF: 0 SAC: 0 DP: 0 HBP: 0	WP: 0 PB: 0 SB: 0 CS: 0	PA: 31
PITCHER Pat Hentgen, R (1, 1) ERA: 4.46	IP: 9.0 WLS: W BF: 31 H: 2 R: 0 ER: 0 SO: 14 BB: 2 IBB: 0 HBP: 0 BLK: 0 WP: 0 HR: 0 S: 70 P: 116 ERA: 0.00 WHIP: 0.444											PITCHER	IP: 9.0 WLS: W BF: 31 H: 2 R: 0 ER: 0 SO: 14 BB: 2 IBB: 0 HBP: 0 BLK: 0 WP: 0 HR: 0 S: 70 P: 116 ERA: 0.00 WHIP: 0.444							

livebaseballscorecards.com

AB	29
R	0
H	2
RBI	0
BB	2
SO	14
LOB	8



Batter	1	2	3	4	5	6	7	8	9	AB	R	H	RBI	BB	SO	LOB	
Devon White, S OBP: 0.379, SLG: 0.566 (1, 8)	3-3 K			2-1 G4-3 1B		2-2 P6		1-0 G4-3		4	1	1	0	0	1	1	
Roberto Alomar, S OBP: 0.412, SLG: 0.485 (1, 4)	0-2 L9			2-2 G4-3		1-2 G6-3				3	0	0	0	0	0	1	
Paul Molitor, R OBP: 0.380, SLG: 0.477 (1, 10)	2-2 G5-3			0-0 L6		0-2 G3				3	0	0	0	0	0	1	
Joe Carter, R OBP: 0.371, SLG: 0.670 (1, 9)		1-0 G5-3		2-2 BB 1B		2-2 F7				3	0	1	1	0	0	0	
John Olerud, L OBP: 0.407, SLG: 0.558 (1, 3)		1-1 F9		4-2 BB SAFE 1-2 BB		1-3 K				2	0	0	0	1	1	0	
Carlos Delgado, L OBP: 0.320, SLG: 0.530 (1, 7)		2-2 P2		0-0 P6		3-3 K				3	0	0	0	0	1	2	
Mike Huff, R OBP: 0.536, SLG: 0.524 (9, 7)										0	0	0	0	0	0	0	
Ed Sprague, R OBP: 0.360, SLG: 0.448 (1, 5)			0-3 K		1-3 K			3-3 K		3	0	0	0	0	3	0	
Randy Knorr, R OBP: 0.231, SLG: 0.174 (1, 2)			2-3 K2-3		2-3 K			0-2 F7		3	0	0	0	0	2	0	
Dick Schofield, R OBP: 0.348, SLG: 0.310 (1, 6)			3-3 K		2-3 K			0-0 1B		3	0	1	0	0	2	0	
Inning Stats	R: 0 E: 0 K: 1 S: 9	H: 0 LOB: 0 BB: 0 P: 14	R: 0 E: 0 K: 0 S: 7	H: 0 LOB: 0 BB: 0 P: 11	R: 0 E: 0 K: 3 S: 9	H: 0 LOB: 0 BB: 0 P: 14	R: 1 E: 0 K: 0 S: 14	H: 2 LOB: 2 BB: 1 P: 24	R: 0 E: 0 K: 3 S: 9	H: 0 LOB: 0 BB: 0 P: 14	R: 0 E: 0 K: 2 S: 11	H: 0 LOB: 0 BB: 0 P: 17	R: 0 E: 0 K: 1 S: 9	H: 1 LOB: 1 BB: 0 P: 13	1B: 3 2B: 0 3B: 0 HR: 0	SF: 0 SAC: 0 DP: 0 HBP: 0	
PITCHER Kevin Appier, R ERA: 6.29 (1, 1)	IP 8.0	WLS L	BF 28	H 3	R 1	ER 1	SO 10	BB 1	IBB 0	HBP 0	BLK 0	WP 0	HR 0	S 77	P 119	ERA 1.12	WHIP 0.500

BOTTOM

Kansas City Royals @ Toronto Blue Jays
 SkyDome, Toronto, ON
 Tue May 03 1994, 7:05 PM EDT
 Att. 48,173 - Dome

livebaseballscorecards.com

AB	27
R	1
H	3
RBI	1
BB	1
SO	10
LOB	5



WP: 0	PA: 28
PB: 0	
SB: 1	
CS: 0	

Batter	1	2	3	4	5	6	7	8	9	10	AB R H RBI BB SO LOB	TOP										
Vince Coleman, S OBP: 0.243, SLG: 0.291 (1, 7)	2-2 BB 1B 1B	0-2 G6-3		1-2 1B			0-0 L7		1-2 P3		5 1 2 0 0 0 0	Kansas City Royals @ Toronto Blue Jays SkyDome, Toronto, ON Wed May 04 1994, 7:05 PM EDT Att. 47,244 - Dome										
Wally Joyner, L OBP: 0.370, SLG: 0.453 (1, 3)	1-2 1B BB 1B	1-0 G1-3		1-3 K			4-1 1B BB		3-2 G4-3		4 1 1 0 1 1 2											
Brian McRae, S OBP: 0.421, SLG: 0.473 (1, 8)	4-2 1B 1-2 2-3 BB		4-2 G5-3 BLK BB	1-1 G6-3			1-3 K		0-0 F8		3 1 0 0 2 1 3											
Mike Macfarlane, R OBP: 0.393, SLG: 0.471 (1, 2)	0-1 1B 1-2 2-3 3-H		3-1 F8		2-2 G6-3		2-2 1B		SAFE	1-3 K	5 0 2 1 0 1 1											
Dave Henderson, R OBP: 0.237, SLG: 0.375 (1, 10)	0-1 1B		0-0 G5-3	1-3 K	3-3 K		3-0 F8		SAFE	2-2 P6	5 0 1 2 0 1 3											
Gary Gaetti, R OBP: 0.333, SLG: 0.477 (1, 5)	1-3 K		4-2 BB	1-3 K			1-0 1B 2B		SAFE	0-2 HR 1B	4 2 2 0 1 2 2											
Felix Jose, S OBP: 0.267, SLG: 0.432 (1, 9)	0-3 K		0-0 F8			2-1 F9		0-3 K		1-1 HR	5 1 1 2 0 2 5											
Jose Lind, R OBP: 0.274, SLG: 0.325 Hubie Brooks, R OBP: 0.231, SLG: 0.182 Terry Shumpert, R OBP: 0.133, SLG: 0.133 (1, 4) (8, PH) (8, PR) (8, 4)	3-2 F9		1-2 E4 1B			2-0 L9		3-1 G5-4-3 1B		2-1 1B	3 0 0 0 0 0 2 1 0 1 1 0 0 0 1 0 1 0 0 0 0											
Greg Gagne, R OBP: 0.309, SLG: 0.338 (1, 6)		2-3 K	SAFE	0-0 F9		2-0 F9		SAFE	SAFE	2-3 K	5 0 0 0 0 2 3											
Inning Stats	R: 3 E: 0 K: 2 S: 27	H: 4 LOB: 2 BB: 1 P: 38	R: 0 E: 0 K: 1 S: 7	H: 0 LOB: 0 BB: 0 P: 10	R: 0 E: 0 K: 0 S: 10	H: 0 LOB: 2 BB: 2 P: 21	R: 0 E: 1 K: 1 S: 13	H: 1 LOB: 2 BB: 0 P: 17	R: 0 E: 0 K: 2 S: 14	H: 0 LOB: 0 BB: 0 P: 20	R: 0 E: 0 K: 1 S: 10		H: 1 LOB: 2 BB: 1 P: 20	R: 1 E: 0 K: 1 S: 8	H: 2 LOB: 1 BB: 0 P: 12	R: 0 E: 0 K: 0 S: 8	H: 0 LOB: 0 BB: 0 P: 12	R: 2 E: 0 K: 2 S: 18	H: 3 LOB: 1 BB: 0 P: 25	1B: 9 2B: 1 3B: 0 HR: 1	SF: 0 SAC: 0 DP: 1 HBP: 0	WP: 0 PB: 0 SB: 0 CS: 0
PITCHER	IP WLS BF H R ER SO BB IBB HBP BLK WP HR S P ERA WHIP																					
Al Leiter, L ERA: 4.23 (1, 1)	6.0	27	5	3	3	6	3	0	0	1	0	0	0	0	75	116	4.50	1.333				
Tony Castillo, L ERA: 3.38 (7, 1)	3.0	12	3	1	1	2	1	0	0	0	0	0	0	26	44	3.00	1.333					
Darren Hall, R ERA: 9.0 (10, 1)	1.0	L 6	3	2	2	2	0	0	0	0	0	1	18	25	18.00	3.000						

AB	41
R	6
H	11
RBI	6
BB	4
SO	10
LOB	21




Batter	1	2	3	4	5	6	7	8	9	AB R H RBI BB SO LOB	TOP																									
Vince Coleman, S (1, 7) OBP: 0.224, SLG: 0.269	3-2 F8		0-2 FC6-4			0-0 P2	2-0 SF9		2-2 G6-3	4 0 0 1 0 0 1																										
Brian McRae, S (1, 8) OBP: 0.444, SLG: 0.495	3-2 G4-3		0-1 CS	4-2 1B FC7-4 BB		1-1 G6-3	2-3 K		1-0	4 1 1 0 1 1 1																										
Wally Joyner, L (1, 3) OBP: 0.364, SLG: 0.467	1-3 K			1-1 FC7-4 1B		1-2 G3-1		1-1 G4-3	0-0 G4-3	5 0 1 0 0 1 1																										
Mike Macfarlane, R (1, 2) OBP: 0.409, SLG: 0.471		2-1 1B 1B		2-3 K			4-2 HR BB	4-2 FC5-4 BB		2 1 1 0 2 1 2																										
Bob Hamelin, L (1, 10) OBP: 0.409, SLG: 0.620		1-3 K		1-1 FC7-4			2-0 E6 HR	0-1 FC5-4 1B		3 1 0 1 0 1 3																										
Hubie Brooks, R (8, PH) OBP: 0.200, SLG: 0.154				1-2f			1-2 HR	1-2f 1B		1 1 0 0 0 0 1																										
Gary Gaetti, R (1, 5) OBP: 0.351, SLG: 0.522		1-0 G5-4-3 1B		3-2 F8			0-1 HR	1-0 1B 1B		4 1 3 3 0 0 1																										
Felix Jose, S (1, 9) OBP: 0.278, SLG: 0.404		1-2 G5-4-3				1-0 F7	4-1 1B SH3 SF9 BB	1-1 1-3 2-H 1B		3 1 1 1 1 0 2																										
Jose Lind, R (1, 4) OBP: 0.275, SLG: 0.315			0-1 F8		0-0 G4-3		0-0 SH3	1-0 L6		3 0 0 0 0 0 2																										
Greg Gagne, R (1, 6) OBP: 0.326, SLG: 0.402			2-0 FC6-4 1B		0-0 P4		3-2 SF9 1B		0-3 K	4 0 2 0 0 1 0																										
Inning Stats	R: 0 H: 0 E: 0 K: 1 S: 10	H: 0 LOB: 0 BB: 0 P: 17	R: 0 H: 2 E: 0 K: 1 S: 9	H: 2 LOB: 1 BB: 0 P: 14	R: 0 H: 1 E: 0 K: 0 S: 7	H: 1 LOB: 0 BB: 0 P: 9	R: 1 H: 1 E: 0 K: 1 S: 13	H: 1 LOB: 1 BB: 1 P: 24	R: 0 H: 0 E: 0 K: 0 S: 3	H: 0 LOB: 0 BB: 0 P: 4	R: 0 H: 0 E: 0 K: 0 S: 6	H: 0 LOB: 0 BB: 0 P: 8	R: 4 H: 2 E: 1 K: 1 S: 16	H: 2 LOB: 1 BB: 2 P: 33	R: 1 H: 2 E: 0 K: 0 S: 10	H: 2 LOB: 2 BB: 1 P: 18	R: 0 H: 1 E: 0 K: 1 S: 8	H: 1 LOB: 1 BB: 0 P: 11	1B: 8 SF: 1 2B: 0 SAC: 1 3B: 0 DP: 1 HR: 1 HBP: 0	WP: 0 PA: 40 PB: 0 SB: 0 CS: 1																
PITCHER	IP WLS BF H R ER SO BB IBB HBP BLK WP HR S P ERA WHIP																																			
Jason Bere, R (1, 1) ERA: 3.62	6.0		25	5	5	3	3	3	0	0	0	0	1	54	92	4.50	1.333																			
Jose DeLeon, R (7, 1) ERA: 3.75	1.0		4	1	0	0	1	0	0	0	0	0	0	10	17	0.00	1.000																			
Paul Assenmacher, L (8, 1) ERA: 4.82	0.1	L	2	0	1	1	0	1	0	0	0	0	0	4	9	27.00	3.000																			
Kirk McCaskill, R (8, 1) ERA: 2.45	1.1		7	3	0	0	1	0	0	0	0	0	0	13	19	0.00	2.250																			
Dennis Cook, L (9, 1) ERA: 3.97	0.1		1	0	0	0	0	0	0	0	0	0	0	1	1	0.00	0.000																			

Kansas City Royals @ Chicago White Sox
 Comiskey Park, Chicago, IL
 Fri May 06 1994, 8:05 PM EDT
 Att. 30,756 - Unknown - 45 F

AB	33
R	6
H	9
RBI	6
BB	4
SO	5
LOB	14



Batter	1	2	3	4	5	6	7	8	9	AB R H RBI BB SO LOB	TOP														
Vince Coleman, S (1, 7) OBP: 0.223, SLG: 0.266	2-2 F8	2-2 L9		1-3 K			1-0 FC1-5 1B		0-2 G6-3	5 0 1 0 0 1 3	<p>Kansas City Royals @ Chicago White Sox Comiskey Park, Chicago, IL</p> <p>Sat May 07 1994, 4:33 AM EDT Att. 28,124 - Sunny</p> <p>livebaseballscorecards.com</p> <table border="1"> <tr><td>AB</td><td>33</td></tr> <tr><td>R</td><td>2</td></tr> <tr><td>H</td><td>7</td></tr> <tr><td>RBI</td><td>2</td></tr> <tr><td>BB</td><td>3</td></tr> <tr><td>SO</td><td>6</td></tr> <tr><td>LOB</td><td>17</td></tr> </table> 	AB	33	R	2	H	7	RBI	2	BB	3	SO	6	LOB	17
AB	33																								
R	2																								
H	7																								
RBI	2																								
BB	3																								
SO	6																								
LOB	17																								
Brian McRae, S (1, 8) OBP: 0.438, SLG: 0.481	1-0 FC3-6 HBP		2-2 G4-3		0-0 F8	1-1 FC1-5				3 0 0 0 0 0 1															
Wally Joyner, L (1, 3) OBP: 0.369, SLG: 0.463	4-2 FC3-6 BB		1-0 G3 1B		1-1 F7	1-1 F7				3 1 1 0 1 0 1															
Bob Hamelin, L (1, 10) OBP: 0.402, SLG: 0.613	0-1 FC3-6		0-0 G3		0-2 2B	2-2 G6-3				4 0 1 0 0 0 4															
Gary Gaetti, R (1, 5) OBP: 0.347, SLG: 0.511	0-0 G1-3		0-0 1B		1-1 F7		2-3 K			4 0 1 1 0 1 3															
Felix Jose, S (1, 9) OBP: 0.276, SLG: 0.393		2-2 E7 2B	0-0 G4-3		0-1 G1-3		2-3 K			4 1 1 0 0 1 1															
Brent Mayne, L (1, 2) OBP: 0.303, SLG: 0.367		2-2 F8		0-3 K		4-2 FC6-4 BB		2-3 K		3 0 0 0 1 2 1															
Jose Lind, R (1, 4) OBP: 0.266, SLG: 0.304		2-2 G3-1		0-1 G5-3		1-0 FC6-4		0-0 F8		3 0 0 0 0 0 2															
Hubie Brooks, R (9, PH) OBP: 0.188, SLG: 0.143		2-3				1-2f				1 0 0 0 0 0 0															
Greg Gagne, R (1, 6) OBP: 0.344, SLG: 0.435		2-0 2B		1-0 2B		1-3 K		4-2 G6-3 BB		3 0 2 1 1 1 1															
Inning Stats	R: 0 E: 0 K: 0 S: 11	H: 0 LOB: 2 BB: 1 P: 17	R: 1 E: 1 K: 0 S: 13	H: 2 LOB: 1 BB: 0 P: 23	R: 1 E: 0 K: 0 S: 7	H: 2 LOB: 1 BB: 0 P: 10	R: 0 E: 0 K: 2 S: 9	H: 1 LOB: 1 BB: 0 P: 11	R: 0 E: 0 K: 1 S: 9	H: 0 LOB: 1 BB: 1 P: 14	R: 0 E: 0 K: 0 S: 8	H: 1 LOB: 1 BB: 0 P: 13	R: 0 E: 0 K: 3 S: 12	H: 0 LOB: 0 BB: 0 P: 18	R: 0 E: 0 K: 0 S: 6	H: 0 LOB: 0 BB: 1 P: 10	1B: 4 2B: 3 3B: 0 HR: 0	SF: 0 SAC: 0 DP: 1 HBP: 1	WP: 0 PB: 0 SB: 3 CS: 0	PA: 37					
PITCHER	IP WLS BF H R ER SO BB IBB HBP BLK WP HR S P ERA WHIP																								
Jack McDowell, R (1, 1) ERA: 6.86	6.1 W 29 7 2 2 3 2 0 1 0 0 0 61 91 2.84 1.421																								
Paul Assenmacher, L (7, 1) ERA: 4.5	0.2 2 0 0 0 0 0 0 0 0 0 0 5 8 0.00 0.000																								
Kirk McCaskill, R (8, 1) ERA: 2.33	1.0 3 0 0 0 3 0 0 0 0 0 0 12 18 0.00 0.000																								
Roberto Hernandez, R (9, 1) ERA: 2.25	1.0 S 3 0 0 0 0 1 0 0 0 0 0 6 10 0.00 1.000																								

Batter	1	2	3	4	5	6	7	8	9	AB R H RBI BB SO LOB	TOP											
Brian McRae, S (1, 8) OBP: 0.429, SLG: 0.463	2-3 K		1-1 G4-3		4-1 S HR BB	0-0 L8		3-3 K		4 1 0 0 1 2 1	Kansas City Royals @ Chicago White Sox Comiskey Park, Chicago, IL Sun May 08 1994, 4:33 AM EDT Att. 28,361 - Sunny - 65 F											
Dave Henderson, R (1, 7) OBP: 0.250, SLG: 0.393	1-2 F9		0-1 1B		2-3 K		0-0 SH E 2B	1-3 K		5 1 2 0 0 2 2												
Wally Joyner, L (1, 3) OBP: 0.365, SLG: 0.482	0-0 G4-3		1-1 G1-4-6-3		3-2 HR		0-1 SH E FC4-6		0-1 F8	4 2 1 3 0 0 1												
Mike Macfarlane, R (1, 2) OBP: 0.409, SLG: 0.467		2-1 F9		2-1 1B	1-2 S 1B		2-1 E5 FC4-6		2-3 K	5 0 2 1 0 1 1												
Bob Hamelin, L (1, 10) OBP: 0.381, SLG: 0.575		3-3 K		3-3 K	1-1 G3-1		2-2 FC4-6 2B		0-1 F7	5 1 0 1 0 2 3												
Gary Gaetti, R (1, 5) OBP: 0.352, SLG: 0.520		0-0 HR 1B		2-1 P3		3-1 G5-3		0-0 2B		4 1 2 1 0 0 1												
Felix Jose, S (1, 9) OBP: 0.290, SLG: 0.450		2-1 HR		2-2 G3-1		0-2 2B 1B		0-0 G6-3		4 2 2 2 0 0 2												
Greg Gagne, R (1, 6) OBP: 0.340, SLG: 0.427		1-1 1B		1-0 E6 S BB HR		0-0 F9		1-1 G5-3		4 1 1 0 0 0 2												
Jose Lind, R (1, 4) OBP: 0.265, SLG: 0.313		0-3 K		0-0 F8		2-1 2B		0-0 G4-3		4 0 1 1 0 1 2												
Inning Stats	R: 0 E: 0 K: 1 S: 7	H: 0 LOB: 0 BB: 0 P: 10	R: 2 E: 0 K: 2 S: 16	H: 3 LOB: 1 BB: 0 P: 24	R: 0 E: 0 K: 0 S: 6	H: 1 LOB: 0 BB: 0 P: 8	R: 0 E: 0 K: 1 S: 10	H: 1 LOB: 1 BB: 0 P: 19	R: 3 E: 1 K: 1 S: 15	H: 2 LOB: 1 BB: 1 P: 27		R: 1 E: 0 K: 0 S: 10	H: 2 LOB: 1 BB: 0 P: 14	R: 3 E: 2 K: 0 S: 13	H: 2 LOB: 1 BB: 0 P: 18	R: 0 E: 0 K: 2 S: 7	H: 0 LOB: 0 BB: 0 P: 11	R: 0 E: 0 K: 1 S: 8	H: 0 LOB: 0 BB: 0 P: 10	1B: 6 2B: 3 3B: 0 HR: 2	SF: 0 SAC: 1 DP: 1 HBP: 0	WP: 0 PB: 0 SB: 3 CS: 0
PITCHER	IP WLS BF H R ER SO BB IBB HBP BLK WP HR S P ERA WHIP																					
Alex Fernandez, R (1, 1) ERA: 2.63	6.0 L 28 9 6 3 5 1 0 0 0 0 0 2 64 102 4.50 1.667																					
Dennis Cook, L (7, 1) ERA: 4.38	1.0 7 2 3 1 0 0 0 0 0 0 0 0 13 18 9.00 2.000																					
Jeff Schwarz, R (8, 1) ERA: 9.0	2.0 6 0 0 0 0 3 0 0 0 0 0 0 0 15 21 0.00 0.000																					

livebaseballscorecards.com

AB	39
R	9
H	11
RBI	9
BB	1
SO	8
LOB	15



Batter	1	2	3	4	5	6	7	8	9	AB	R	H	RBI	BB	SO	LOB
Tim Raines, S OBP: 0.388, SLG: 0.490 (1, 7)	4-2 2B BB	3-2 L5		0-1 G4-6-3 1-2f		3-2 F9		1-1 G1-3		4	1	0	0	1	0	6
Joey Cora, S OBP: 0.327, SLG: 0.319 (1, 4)	3-2 2B 1-H		0-2 G3-1		4-2 S BB		2-2 L4		2-2 2B 2B 1B	4	1	2	1	1	0	0
Frank Thomas, R OBP: 0.471, SLG: 0.698 (1, 10)	3-3 K		0-2 HR 2B		2-0 P3		0-3 K		3-2 2B 2B	5	2	2	0	0	2	2
Julio Franco, R OBP: 0.341, SLG: 0.504 (1, 3)	0-0 G5-3		1-1 G5-3		3-2 F8 1-2		1-2 G4-3		1-0 3B 2B 2-H 3-H	5	1	1	2	0	0	3
Robin Ventura, L OBP: 0.398, SLG: 0.544 (1, 5)	4-0 BB		0-1 HR 2-H		4-1 BB			1-2 1B 1B FC6-4	3	2	2	2	2	2	1	1
Darrin Jackson, R OBP: 0.368, SLG: 0.526 (1, 9)	2-3 K		3-3 K		1-0 P3			2-3 K	4	0	0	0	0	3	5	
Warren Newson, L OBP: 0.286, SLG: 0.368 (9, PH)									1	0	0	0	0	1	1	
Lance Johnson, L OBP: 0.304, SLG: 0.330 (1, 8)		0-0 G3		3-2 2B		0-0 G6-3 WP 1B		3-1 FC6-4 1B 1B	5	0	4	1	0	0	0	
Ron Karkovice, R OBP: 0.453, SLG: 0.542 (1, 2)		0-1 G5-3		4-2 G4-6-3 BB		1-0 G6-3		3-1 FC6-4 1B	4	0	1	0	1	0	2	
Ozzie Guillen, L OBP: 0.277, SLG: 0.303 (1, 6)		1-2 1B		2-1 P6		1-2 L4		0-0 FC6-4 1-2f 2-3 3-H	4	0	1	1	0	0	5	

Inning Stats	R: 1	H: 1	E: 0	K: 2	S: 15	LOB: 2	BB: 2	P: 31	R: 0	H: 1	E: 0	K: 0	S: 10	LOB: 1	BB: 0	P: 14	R: 2	H: 2	E: 0	K: 1	S: 13	LOB: 0	BB: 0	P: 17	R: 0	H: 1	E: 0	K: 0	S: 10	LOB: 1	BB: 1	P: 19	R: 0	H: 0	E: 0	K: 0	S: 10	LOB: 2	BB: 2	P: 24	R: 0	H: 1	E: 0	K: 0	S: 10	LOB: 1	BB: 0	P: 15	R: 0	H: 0	E: 0	K: 1	S: 11	LOB: 0	BB: 0	P: 14	R: 1	H: 3	E: 0	K: 1	S: 14	LOB: 2	BB: 0	P: 24	R: 3	H: 4	E: 0	K: 2	S: 23	LOB: 1	BB: 0	P: 39	1B: 6	SF: 0	2B: 5	SAC: 0	3B: 1	DP: 1	HR: 1	HBP: 0	WP: 1	PA: 44
--------------	------	------	------	------	-------	--------	-------	-------	------	------	------	------	-------	--------	-------	-------	------	------	------	------	-------	--------	-------	-------	------	------	------	------	-------	--------	-------	-------	------	------	------	------	-------	--------	-------	-------	------	------	------	------	-------	--------	-------	-------	------	------	------	------	-------	--------	-------	-------	------	------	------	------	-------	--------	-------	-------	------	------	------	------	-------	--------	-------	-------	-------	-------	-------	--------	-------	-------	-------	--------	-------	--------

PITCHER	IP	WLS	BF	H	R	ER	SO	BB	IBB	HBP	BLK	WP	HR	S	P	ERA	WHIP
Kevin Appier, R ERA: 6.02 (1, 1)	6.0	W	28	6	3	3	3	5	0	0	0	1	1	68	120	4.50	1.833
Hipolito Pichardo, R ERA: 5.85 (7, 1)	2.0		9	3	1	1	2	0	0	0	0	0	0	25	38	4.50	1.500
Stan Belinda, R ERA: 7.5 (9, 1)	0.0		3	3	3	3	0	0	0	0	0	0	0	12	18	∞	∞
Jeff Montgomery, R ERA: 5.23 (9, 1)	1.0	S	4	1	0	0	2	0	0	0	0	0	0	11	21	0.00	1.000

BOTTOM

Kansas City Royals @ Chicago White Sox
 Comiskey Park, Chicago, IL
 Sun May 08 1994, 4:33 AM EDT
 Att. 28,361 - Sunny - 65 F

livebaseballscorecards.com

AB	39
R	7
H	13
RBI	7
BB	5
SO	7
LOB	25



Batter	1	2	3	4	5	6	7	8	9	AB R H RBI BB SO LOB	TOP																
Chuck Knoblauch, R (1, 4) <small>OBP: 0.360, SLG: 0.398</small>	0-1 G4-3	1-0 CS	0-2 F8	0-0 G4-3 1B		1-1 FC5 HBP		0-1 F8		4 1 1 2 0 0 0																	
Shane Mack, R (1, 8) <small>OBP: 0.520, SLG: 0.818</small>	2-2 G5-3		1-1 1B	0-1 G4-3		0-0 FC5		3-1 G4-3		5 1 1 0 0 0 3																	
Kirby Puckett, R (1, 9) <small>OBP: 0.345, SLG: 0.465</small>	2-3 K		1-2 G6-4-3 1B	0-1 1B		2-3 K		1-0 G6-3		5 0 2 2 0 2 2																	
Dave Winfield, R (1, 10) <small>OBP: 0.311, SLG: 0.389</small>		3-2 BB 1B	2-2 G6-4-3	0-3 K		1-3 K		3-3 K		5 1 1 0 0 3 2																	
Pedro Munoz, R (1, 7) <small>OBP: 0.329, SLG: 0.349</small>		1-3 SAFE K		0-1 1B E 2B 1B	1-0 G6-3	1-1 WP 1B				4 1 2 0 0 1 1																	
Dave McCarty, R (1, 3) <small>OBP: 0.315, SLG: 0.347</small>		4-2 SAFE SAFE E 1B SF9 BB		0-1 E6 1B 2B	0-0 G4-3	2-3 K				3 2 0 0 1 1 2																	
Scott Leius, R (1, 5) <small>OBP: 0.346, SLG: 0.522</small>		2-1 SF9 E7 1B 1B		1-3 SAFE K	1-0 G6-3	1-2 G5-3				4 1 1 1 0 1 3																	
Matt Walbeck, S (1, 2) <small>OBP: 0.232, SLG: 0.280</small>		1-2 SF9		0-0 2B 1B 1B		1-0 F8		1-0 L9		3 1 1 1 0 0 0																	
Pat Meares, R (1, 6) <small>OBP: 0.352, SLG: 0.355</small>		2-2 CS 1B		0-2 1B 2B		0-2 FC5 HBP 1B		1-0 G6-3		4 1 3 3 0 0 0																	
Inning Stats	R: 0 E: 0 K: 1 S: 11	H: 0 LOB: 0 BB: 0 P: 15	R: 3 E: 1 K: 1 S: 20	H: 3 LOB: 0 BB: 1 P: 34	R: 1 E: 0 K: 0 S: 12	H: 2 LOB: 0 BB: 0 P: 16	R: 5 E: 1 K: 2 S: 20	H: 5 LOB: 1 BB: 0 P: 21	R: 0 E: 0 K: 0 S: 3	H: 0 LOB: 0 BB: 0 P: 5	R: 0 E: 0 K: 1 S: 12	H: 1 LOB: 2 BB: 0 P: 16	R: 0 E: 0 K: 2 S: 17	H: 1 LOB: 1 BB: 0 P: 22	R: 0 E: 0 K: 0 S: 4	H: 0 LOB: 0 BB: 0 P: 6	R: 0 E: 0 K: 1 S: 6	H: 0 LOB: 0 BB: 0 P: 13	1B: 10 2B: 2 3B: 0 HR: 0	SF: 1 SAC: 0 DP: 1 HBP: 1	WP: 1 PB: 0 SB: 0 CS: 1	PA: 41					
PITCHER	IP WLS BF H R ER SO BB IBB HBP BLK WP HR S P ERA WHIP																										
Chris Haney, L (1, 1) <small>ERA: 9.7</small>	3.1	L	18	8	8	6	3	1	0	0	0	0	0	55	78	16.20	2.700										
Rusty Meacham, R (4, 1) <small>ERA: 4.5</small>	3.2		16	4	1	1	4	0	0	1	0	1	0	40	51	2.46	1.091										
Stan Belinda, R (8, 1) <small>ERA: 6.43</small>	2.0		6	0	0	0	1	0	0	0	0	0	0	10	19	0.00	0.000										

Minnesota Twins @ Kansas City Royals
Kauffman Stadium, Kansas City, MO
Mon May 09 1994, 7:05 PM CDT
Att. 21,347 - Unknown - 72 F

livebaseballscorecards.com

AB	37
R	9
H	12
RBI	9
BB	1
SO	8
LOB	13



Batter	1	2	3	4	5	6	7	8	9	AB	R	H	RBI	BB	SO	LOB
Brian McRae, S OBP: 0.420, SLG: 0.450 (1, 8)	1-1 G3		2-0 SF9		2-3 K		3-2 P6		4-2 BB	3	0	0	1	1	1	2
Dave Henderson, R OBP: 0.246, SLG: 0.379 (1, 7)	0-0 F8		2-0 1B		0-3 K		1-0 G1-6-3		1-3 K	5	0	1	0	0	2	4
Wally Joyner, L OBP: 0.369, SLG: 0.478 (1, 3)	4-2 BB		0-0 1B				0-1 L8		0-0 P5	3	0	1	0	1	0	0
Mike Macfarlane, R OBP: 0.402, SLG: 0.456 (1, 2)	0-1 G5-3		1-3 K				0-1 2B		1-0 F9	4	1	1	0	0	1	3
Bob Hamelin, L OBP: 0.366, SLG: 0.548 (1, 10)					2-3 K		1-3 K		0-1 G3	4	0	0	0	0	2	1
Gary Gaetti, R OBP: 0.358, SLG: 0.539 (1, 5)					0-1 G5-3		0-0 2B		3-2 WP	4	2	2	0	0	1	0
Felix Jose, S OBP: 0.303, SLG: 0.469 (1, 9)					0-1 CS		2-1 1B		0-3 K	4	1	2	2	0	2	1
Greg Gagne, R OBP: 0.356, SLG: 0.452 (1, 6)					1-0 CS		3-2 1B		0-3 K	4	1	3	1	0	1	1
Jose Lind, R OBP: 0.275, SLG: 0.320 (1, 4)					0-1 G6-3		0-0 L9		2-1 BB	4	0	2	0	0	0	2

Inning Stats	R: 0	H: 0	E: 0	K: 10	S: 10	R: 0	H: 0	E: 0	K: 2	S: 9	R: 1	H: 3	E: 0	K: 1	S: 11	R: 0	H: 1	E: 0	K: 1	S: 9	R: 0	H: 1	E: 0	K: 2	S: 13	R: 3	H: 4	E: 0	K: 1	S: 12	R: 0	H: 0	E: 0	K: 0	S: 4	R: 1	H: 2	E: 0	K: 3	S: 17	1B: 8	2B: 4	3B: 0	HR: 0	SF: 1	SAC: 0	DP: 1	HBP: 0	WP: 2	PB: 0	SB: 0	CS: 1	PA: 39
--------------	------	------	------	-------	-------	------	------	------	------	------	------	------	------	------	-------	------	------	------	------	------	------	------	------	------	-------	------	------	------	------	-------	------	------	------	------	------	------	------	------	------	-------	-------	-------	-------	-------	-------	--------	-------	--------	-------	-------	-------	-------	--------

PITCHER	IP	WLS	BF	H	R	ER	SO	BB	IBB	HBP	BLK	WP	HR	S	P	ERA	WHIP
Kevin Tapani, R ERA: 7.78 (1, 1)	8.0	W	33	11	5	5	7	1	0	0	0	0	0	79	117	5.62	1.500
Mark Guthrie, L ERA: 9.64 (9, 1)	0.2		4	1	0	0	2	1	0	0	0	1	0	10	16	0.00	3.000
Carl Willis, R ERA: 7.29 (9, 1)	0.1	S	1	0	0	0	1	0	0	0	0	0	0	3	4	0.00	0.000

BOTTOM

Minnesota Twins @ Kansas City Royals
Kauffman Stadium, Kansas City, MO
Mon May 09 1994, 7:05 PM CDT
Att: 21,347 - Unknown - 72 F

livebaseballscorecards.com

AB	35
R	5
H	12
RBI	4
BB	2
SO	10
LOB	14



Batter	1	2	3	4	5	6	7	8	9	AB R H RBI BB SO LOB	TOP
Chuck Knoblauch, R (1, 4) OBP: 0.376, SLG: 0.426 	4-1 		3-1 		0-1 	1-1 		0-0 	4 2 3 0 1 0 0	Minnesota Twins @ Kansas City Royals Kauffman Stadium, Kansas City, MO Tue May 10 1994, 7:05 PM CDT Att. 17,778 - Unknown - 75 F	
Alex Cole, L (1, 8) OBP: 0.434, SLG: 0.459 	1-0 		1-1 		1-3 		0-1 	3-2 	5 0 0 0 0 1 4		
Kirby Puckett, R (1, 9) OBP: 0.359, SLG: 0.490 	4-1 		0-0 		4-2 		2-2 	0-0 	3 2 2 2 2 0 1		
Shane Mack, R (1, 7) OBP: 0.500, SLG: 0.852 	3-2 			0-0 	1-2 		0-3 	2-2 	5 2 2 3 0 1 3		
Dave Winfield, R (1, 10) OBP: 0.315, SLG: 0.398 	1-2 		2-2 	0-0 		0-2 	2-3 	5 1 2 0 0 1 3			
Steve Dunn, L (1, 3) OBP: 0.222, SLG: 0.333 		1-3 		1-1 	1-0 		2-3 	4 0 1 2 0 2 1			
Derek Parks, R (1, 2) OBP: 0.185, SLG: 0.192 		0-1 		1-3 	2-3 		0-0 	4 0 0 0 0 2 2			
Chip Hale, L (1, 5) OBP: 0.370, SLG: 0.289 		1-1 		0-3 		2-0 	0-2 	4 0 1 0 0 1 1			
Pat Meares, R (1, 6) OBP: 0.337, SLG: 0.338 			1-3 		1-0 	0-3 	0-3 	4 0 0 0 0 3 1			
Inning Stats	R: 0 H: 0 E: 0 LOB: 2 K: 0 BB: 2 S: 12 P: 24	R: 0 H: 0 E: 0 LOB: 0 K: 1 BB: 0 S: 9 P: 11	R: 0 H: 1 E: 0 LOB: 1 K: 1 BB: 0 S: 8 P: 13	R: 1 H: 2 E: 0 LOB: 1 K: 2 BB: 0 S: 13 P: 17	R: 4 H: 4 E: 0 LOB: 1 K: 2 BB: 1 S: 18 P: 27	R: 0 H: 0 E: 0 LOB: 0 K: 1 BB: 0 S: 6 P: 9	R: 0 H: 1 E: 0 LOB: 1 K: 1 BB: 0 S: 12 P: 14	R: 0 H: 1 E: 0 LOB: 1 K: 2 BB: 0 S: 15 P: 17	R: 2 H: 2 E: 0 LOB: 0 K: 1 BB: 0 S: 13 P: 20	1B: 4 SF: 0 2B: 5 SAC: 0 3B: 0 DP: 0 HR: 2 HBP: 0	WP: 0 PA: 41 PB: 0 SB: 3 CS: 0
PITCHER Tom Gordon, R (1, 1) ERA: 4.87 Mike Magnante, L (8, 1) ERA: 3.57	IP WLS BF H R ER SO BB IBB HBP BLK WP HR S P ERA WHIP 7.0 L 32 8 5 5 8 3 0 0 0 0 0 1 78 115 6.43 1.571 2.0 9 3 2 2 3 0 0 0 0 0 0 1 28 37 9.00 1.500										

livebaseballscorecards.com

AB	38
R	7
H	11
RBI	7
BB	3
SO	11
LOB	16



Batter	1	2	3	4	5	6	7	8	9	AB R H RBI BB SO LOB	TOP
Chuck Knoblauch, R (1, 4) OBP: 0.372, SLG: 0.429 C B X	1-1 			0-0 		1-3 			0-2 	4 0 1 0 0 1 0	Minnesota Twins @ Kansas City Royals Kauffman Stadium, Kansas City, MO Wed May 11 1994, 7:05 PM CDT Att. 17,740 - Unknown - 82 F AB 30 R 0 H 3 RBI 0 BB 0 SO 6 LOB 7
Alex Cole, L (1, 8) OBP: 0.421, SLG: 0.442 C C S B S	1-3 			0-0 			1-3 	0-0 	4 0 0 0 0 2 1		
Shane Mack, R (1, 7) OBP: 0.471, SLG: 0.774 S B C C X	1-2 			1-3 			2-2 	1-1 	4 0 1 0 0 1 1		
Dave Winfield, R (1, 10) OBP: 0.307, SLG: 0.388 X		0-0 		1-1 			1-0 		3 0 0 0 0 0 2		
Steve Dunn, L (1, 3) OBP: 0.190, SLG: 0.286 S B		1-3 			1-2 		1-2 		3 0 0 0 0 1 1		
Pedro Munoz, R (1, 9) OBP: 0.315, SLG: 0.333 X S B T B B F		2-2 			0-0 			1-1 	3 0 0 0 0 0 0		
Chip Hale, L (1, 5) OBP: 0.367, SLG: 0.317 B T C B B B X			3-2 		0-0 			2-0 	3 0 1 0 0 0 0		
Matt Walbeck, S (1, 2) OBP: 0.226, SLG: 0.273 S C C			0-3 			1-1 		0-1 	3 0 0 0 0 1 1		
Jeff Reboulet, R (1, 6) OBP: 0.354, SLG: 0.415 B F B X			2-1 			2-1 		2-2 	3 0 0 0 0 0 1		
Inning Stats	R: 0 H: 0 E: 0 LOB: 0 K: 1 BB: 0 S: 8 P: 11	R: 0 H: 0 E: 0 LOB: 0 K: 1 BB: 0 S: 8 P: 11	R: 0 H: 0 E: 0 LOB: 0 K: 1 BB: 0 S: 8 P: 13	R: 0 H: 1 E: 0 LOB: 1 K: 1 BB: 0 S: 7 P: 9	R: 0 H: 0 E: 0 LOB: 0 K: 0 BB: 0 S: 6 P: 7	R: 0 H: 0 E: 0 LOB: 0 K: 1 BB: 0 S: 8 P: 12	R: 0 H: 1 E: 0 LOB: 1 K: 1 BB: 0 S: 11 P: 16	R: 0 H: 1 E: 0 LOB: 1 K: 0 BB: 0 S: 9 P: 14	R: 0 H: 0 E: 0 LOB: 0 K: 0 BB: 0 S: 6 P: 7	1B: 1 SF: 0 2B: 2 SAC: 0 3B: 0 DP: 0 HR: 0 HBP: 0	WP: 0 PA: 30 PB: 0 SB: 0 CS: 0
PITCHER David Cone, R (1, 1) ERA: 3.33	IP 9.0 WLS W BF 30 H 3 R 0 ER 0 SO 6 BB 0 IBB 0 HBP 0 BLK 0 WP 0 HR 0 S 71 P 100 ERA 0.00 WHIP 0.333										

Batter	1	2	3	4	5	6	7	8	9	AB	R	H	RBI	BB	SO	LOB
Vince Coleman, S OBP: 0.229, SLG: 0.276 (1, 7)	1-3 K2-3	SAFE 2-2 FC6-2 1B		1-3 FC4 2B		0-0 G6-3		2-2 F8		5	0	1	0	0	1	2
Wally Joyner, L OBP: 0.367, SLG: 0.472 (1, 3)	2-1 F7	SAFE 3-2 G4-6-3 1B		1-0 FC4			0-1 BB FC5-2 1B	1-0 G4-3		5	0	2	2	0	0	1
Brian McRae, S OBP: 0.414, SLG: 0.437 (1, 8)	2-0 G1-3	SAFE 1-1 G4-6-3		3-3 K			2-0 FC5-2 1B	0-0 1B		5	1	2	0	0	1	4
Mike Macfarlane, R OBP: 0.415, SLG: 0.471 (1, 2)		2-0 3B 1B	1-3 K	3-0 F8			4-1 1B FC5-2	0-0 1B		4	2	2	0	1	1	2
Gary Gaetti, R OBP: 0.347, SLG: 0.532 (1, 5)		2-1 1B 3B	1-0 WP 1B		0-0 F9		0-1 FC5-2 1B	3-2 G5-3		5	2	2	1	0	0	5
Dave Henderson, R OBP: 0.286, SLG: 0.411 (1, 10)		2-1 1B 1B	1-1 F9		2-0 G5-3		0-0 FC5 1B			4	1	2	2	0	0	1
Felix Jose, S OBP: 0.284, SLG: 0.431 (1, 9)		1-1 1B 1B	3-2 G4-3		2-1 F7		1-3 K			4	1	1	0	0	1	4
Greg Gagne, R OBP: 0.376, SLG: 0.459 (1, 6)		4-1 1B FC6-2 BB		4-2 2B FC4 BB		1-1 G6-3	1-0 1B			2	1	1	2	2	0	0
Terry Shumpert, R OBP: 0.174, SLG: 0.217 (1, 4)		0-0 FC6-2 1B 1B		0-3 K		2-1 G5-3	0-1 FC5			4	1	1	2	0	1	3

Inning Stats	R: 0	H: 0	E: 0	K: 1	S: 6	R: 5	H: 6	E: 0	K: 0	S: 18	R: 0	H: 1	E: 0	K: 1	S: 11	R: 1	H: 1	E: 0	K: 2	S: 12	R: 0	H: 0	E: 0	K: 0	S: 4	R: 0	H: 0	E: 0	K: 0	S: 5	R: 3	H: 4	E: 0	K: 1	S: 13	R: 0	H: 2	E: 0	K: 0	S: 9
	LOB: 0	BB: 0	P: 11	ER: 5	LOB: 1	BB: 1	P: 34	LOB: 1	BB: 0	P: 17	LOB: 2	BB: 1	P: 25	LOB: 0	BB: 0	P: 8	LOB: 2	BB: 1	P: 21	LOB: 2	BB: 0	P: 15	LOB: 0	BB: 0	P: 8	LOB: 0	BB: 0	P: 8	LOB: 2	BB: 1	P: 21	LOB: 2	BB: 0	P: 15	LOB: 0	BB: 0	P: 15			

PITCHER	IP	WLS	BF	H	R	ER	SO	BB	IBB	HBP	BLK	WP	HR	S	P	ERA	WHIP
Jim Deshaies, L ERA: 7.52 (1, 1)	1.1	L	11	6	5	5	1	1	0	0	0	0	0	22	42	33.75	5.250
Brett Merriman, R ERA: 1.5 (2, 1)	4.2		17	2	1	1	3	1	0	0	0	1	0	34	61	1.93	0.643
Larry Casian, L ERA: 8.68 (7, 1)	2.0		13	6	3	3	1	1	0	0	0	0	0	22	36	13.50	3.500

BOTTOM

Minnesota Twins @ Kansas City Royals
Kauffman Stadium, Kansas City, MO
Wed May 11 1994, 7:05 PM CDT
Att: 17,740 - Unknown - 82 F

livebaseballscorecards.com

AB	38
R	9
H	14
RBI	9
BB	3
SO	5
LOB	22



1B: 12	SF: 0	WP: 1	PA: 41
2B: 1	SAC: 0	PB: 0	
3B: 1	DP: 1	SB: 2	
HR: 0	HBP: 0	CS: 0	

PITCHER	IP	WLS	BF	H	R	ER	SO	BB	IBB	HBP	BLK	WP	HR	S	P	ERA	WHIP
---------	----	-----	----	---	---	----	----	----	-----	-----	-----	----	----	---	---	-----	------

Batter	1	2	3	4	5	6	7	8	9	AB R H RBI BB SO LOB	TOP
Stan Javier, S (1, 8) OBP: 0.347, SLG: 0.437 Mark Acre, R (8, 1) Bob Welch, R (9, PH)	2-2 		1-0 			1-3 		3-2 	1-2 	4 0 0 0 0 1 3 0 0 0 0 0 0 0 1 0 0 0 0 0 2	
Ruben Sierra, S (1, 9) OBP: 0.231, SLG: 0.422 Eric Helfand, L (7, 2) OBP: 0.500, SLG: 0.500	1-2 			0-0 		2-1 		0-1 		3 0 0 0 0 0 1 1 1 1 1 0 0 0	
Geronimo Berroa, R (1, 10) OBP: 0.406, SLG: 0.586 (8, 7)	0-1 			1-1 		0-1 		1-0 		4 1 1 2 0 0 1	
Troy Neel, L (1, 3) OBP: 0.362, SLG: 0.505		0-1 		2-1 			1-3 	1-3 		4 0 0 0 0 2 0	
Terry Steinbach, R (1, 2) OBP: 0.325, SLG: 0.518 Scott Brosius, R (7, 9) OBP: 0.298, SLG: 0.372 (8, 8)		1-1 			0-0 		2-2 		0-0 	3 0 0 0 0 0 0 1 1 1 0 0 0 0	
Brent Gates, S (1, 4) OBP: 0.385, SLG: 0.500		1-2 			2-3 		2-3 		0-1 	4 1 1 0 0 2 0	
Mike Aldrete, L (1, 7) OBP: 0.339, SLG: 0.481 (8, 9)			1-0 		1-1 			1-1 	1-2 	4 1 3 0 0 0 0	
Mike Bordick, R (1, 6) OBP: 0.373, SLG: 0.350 Fausto Cruz, R (7, 6) OBP: 0.125, SLG: 0.125			1-2 		0-0 			1-0 	1-3 	2 0 0 0 0 0 1 2 0 1 0 0 1 3	
Scott Hemond, R (1, 5) OBP: 0.241, SLG: 0.265			3-1 		1-0 		0-1 	0-2 	1-2 	4 1 3 2 0 0 1	
Inning Stats	R: 0 H: 0 E: 0 LOB: 0 K: 0 BB: 0 S: 8 P: 11	R: 0 H: 0 E: 0 LOB: 0 K: 0 BB: 0 S: 8 P: 10	R: 0 H: 1 E: 0 LOB: 1 K: 0 BB: 0 S: 7 P: 13	R: 0 H: 0 E: 0 LOB: 0 K: 0 BB: 0 S: 5 P: 8	R: 0 H: 1 E: 0 LOB: 1 K: 1 BB: 0 S: 8 P: 11	R: 0 H: 1 E: 0 LOB: 1 K: 2 BB: 0 S: 8 P: 12	R: 0 H: 0 E: 0 LOB: 0 K: 2 BB: 0 S: 10 P: 15	R: 4 H: 4 E: 1 LOB: 0 K: 1 BB: 0 S: 16 P: 23	R: 2 H: 4 E: 0 LOB: 1 K: 1 BB: 0 S: 16 P: 19	1B: 8 SF: 0 2B: 2 SAC: 0 3B: 0 DP: 1 HR: 1 HBP: 0	WP: 0 PA: 37 PB: 0 SB: 0 CS: 0
PITCHER Mark Gubicza, R (1, 1) ERA: 5.18 Jeff Montgomery, R (8, 1) ERA: 6.17	IP WLS BF H R ER SO BB IBB HBP BLK WP HR S P ERA WHIP 7.2 W 30 7 4 4 4 0 0 0 0 0 0 1 67 99 4.70 0.913 1.1 7 4 2 2 2 0 0 0 0 0 0 0 19 23 13.50 3.000	PITCHER IP WLS BF H R ER SO BB IBB HBP BLK WP HR S P ERA WHIP									

Oakland Athletics @ Kansas City Royals
Kauffman Stadium, Kansas City, MO
 Fri May 13 1994, 7:05 PM CDT
 Att. 21,302 - Unknown - 70 F

AB	37
R	6
H	11
RBI	5
BB	0
SO	6
LOB	12



Batter	1	2	3	4	5	6	7	8	9	AB R H RBI BB SO LOB	TOP		
Stan Javier, S (1, 8) OBP: 0.355, SLG: 0.460 C C B B B S	3-3 		4-2 G5-4-3 		0-0 	3-2 		3-3 		4 1 2 1 1 2 2			
Mike Aldrete, L (1, 7) OBP: 0.359, SLG: 0.491 F X	0-1 		0-0 		0-1 	0-1 		0-0 		5 2 3 0 0 0 1			
Geronimo Berroa, R (1, 10) OBP: 0.406, SLG: 0.574 B S 1 SAFE B S B X	2-2 		2-1 G5-4-3 		3-2 		3-1 		0-0 	4 1 1 0 0 0 2			
Troy Neel, L (1, 3) OBP: 0.372, SLG: 0.505 B B F C B B X	3-2 			4-0 	3-2 		2-2 		0-2 	4 1 2 1 1 0 2			
Terry Steinbach, R (1, 2) OBP: 0.323, SLG: 0.509 B S X	1-1 			1-3 	3-1 		2-2 			4 0 1 2 0 1 4			
Brent Gates, S (1, 4) OBP: 0.419, SLG: 0.526 B X	1-0 			2-1 	0-1 			0-0 		4 0 3 0 0 0 2			
Scott Brosius, R (1, 9) OBP: 0.289, SLG: 0.359 (8, 5) C B F X		1-2 		2-3 	1-0 			2-0 		4 0 0 0 0 1 5			
Mike Bordick, R (1, 6) OBP: 0.377, SLG: 0.355 C C C C B B X		1-3 		1-2 		0-0 		2-2 		4 0 2 1 0 1 0			
Scott Hemond, R (1, 5) OBP: 0.228, SLG: 0.250 Ruben Sierra, S (8, PH) OBP: 0.236, SLG: 0.426 (8, 9) B C X		1-1 		1-3 		2-2 		2-1 		3 0 0 0 0 1 2			
Inning Stats	R: 1 H: 3 E: 0 LOB: 2 K: 1 BB: 0 S: 14 P: 24	R: 0 H: 0 E: 0 LOB: 0 K: 1 BB: 0 S: 8 P: 11	R: 0 H: 1 E: 0 LOB: 0 K: 0 BB: 1 S: 6 P: 12	R: 1 H: 2 E: 0 LOB: 2 K: 3 BB: 1 S: 14 P: 25	R: 3 H: 4 E: 0 LOB: 1 K: 0 BB: 0 S: 13 P: 23	R: 0 H: 1 E: 0 LOB: 1 K: 0 BB: 0 S: 10 P: 15	R: 0 H: 1 E: 0 LOB: 0 K: 0 BB: 0 S: 8 P: 15	R: 0 H: 3 E: 0 LOB: 2 K: 1 BB: 0 S: 10 P: 19	R: 0 H: 0 E: 0 LOB: 0 K: 0 BB: 0 S: 5 P: 5	1B: 14 SF: 0 2B: 0 SAC: 0 3B: 1 DP: 2 HR: 1 HBP: 1	WP: 0 PA: 40 PB: 0 SB: 0 CS: 1		
PITCHER	IP WLS BF H R ER SO BB IBB HBP BLK WP HR S P ERA WHIP											PITCHER	IP WLS BF H R ER SO BB IBB HBP BLK WP HR S P ERA WHIP
Kevin Appier, R (1, 1) ERA: 6.22	6.0 L 29 11 5 5 5 2 0 1 0 0 0 1 65 110 7.50 2.167												
Hipolito Pichardo, R (7, 1) ERA: 5.4	1.2 7 4 0 0 0 0 0 0 0 0 0 0 15 28 0.00 2.400												
Billy Brewer, L (8, 1) ERA: 0.49	1.1 4 0 0 0 0 1 0 0 0 0 0 0 8 11 0.00 0.000												

Oakland Athletics @ Kansas City Royals
 Kauffman Stadium, Kansas City, MO
 Sat May 14 1994, 7:05 PM CDT
 Att. 34,213 - Unknown - 66 F

livebaseballscorecards.com

AB	37
R	5
H	15
RBI	5
BB	2
SO	6
LOB	20



Batter	1	2	3	4	5	6	7	8	9	AB	R	H	RBI	BB	SO	LOB
Vince Coleman, S OBP: 0.240, SLG: 0.289 (1, 7)	2-3 K		1-1 G4-3			0-0 B1-3		4-2 2B BB		3	1	0	0	1	1	0
Brian McRae, S OBP: 0.420, SLG: 0.441 (1, 8)	4-2 G6-3 BB		0-0 G2-3			2-2 G3		2-2 1-H 2-H 2B		3	0	1	2	1	0	0
Wally Joyner, L OBP: 0.358, SLG: 0.450 (1, 3)	0-2 G6-3 1-2f				1-1 G1-3	1-1 G4-3		1-0 G4-3		4	0	0	0	0	0	2
Gary Gaetti, R OBP: 0.354, SLG: 0.558 (1, 5)		1-3 K			2-1 G6-3		1-0 CS 1B		0-3 K2-3	4	0	1	0	0	2	0
Bob Hamelin, L OBP: 0.376, SLG: 0.582 (1, 10)		0-0 HR			2-2 F8		3-2 P5		2-2 G1-6-3	4	1	1	1	0	0	1
Felix Jose, S OBP: 0.289, SLG: 0.425 (1, 9)		4-2 1B BB			1-1 F7		1-0 P6 1-2		2-2 2B	3	1	1	0	1	0	1
Greg Gagne, R OBP: 0.376, SLG: 0.448 (1, 6)		3-1 CS 1B			1-1 FC6-4 1B		1-3 K		1-3 K	4	0	2	1	0	2	1
Brent Mayne, L OBP: 0.278, SLG: 0.333 Mike Macfarlane, R OBP: 0.423, SLG: 0.500 (8, PH) (9, 2)		2-2 F7			1-0 F8		3-3 K			2	0	0	0	0	0	2
Terry Shumpert, R OBP: 0.226, SLG: 0.419 (1, 4)		0-1 CS 1-2	2-2 L7		2-0 FC6-4 1-2f		3-2 BB 1B			1	0	0	0	0	1	0

Inning Stats	R: 0	H: 0	E: 0	K: 1	S: 8	R: 2	H: 2	E: 0	K: 1	S: 12	R: 0	H: 0	E: 0	K: 0	S: 7	R: 0	H: 0	E: 0	K: 0	S: 7	R: 0	H: 1	E: 0	K: 0	S: 6	R: 0	H: 0	E: 0	K: 0	S: 6	R: 0	H: 1	E: 0	K: 0	S: 5	R: 2	H: 2	E: 0	K: 2	S: 16	R: 0	H: 1	E: 0	K: 2	S: 15	1B: 4	2B: 2	3B: 0	HR: 1	SF: 0	SAC: 0	DP: 1	HBP: 0	WP: 0	PA: 35
--------------	------	------	------	------	------	------	------	------	------	-------	------	------	------	------	------	------	------	------	------	------	------	------	------	------	------	------	------	------	------	------	------	------	------	------	------	------	------	------	------	-------	------	------	------	------	-------	-------	-------	-------	-------	-------	--------	-------	--------	-------	--------

PITCHER	IP	WLS	BF	H	R	ER	SO	BB	IBB	HBP	BLK	WP	HR	S	P	ERA	WHIP
Ron Darling, R ERA: 5.4 (1, 1)	7.0	W	24	4	2	2	2	2	2	0	0	0	1	51	88	2.57	0.857
Billy Taylor, R ERA: 2.7 (8, 1)	0.2		4	1	2	2	2	1	0	0	0	0	0	12	23	27.00	3.000
John Briscoe, R ERA: 3.0 (8, 1)	0.1		2	1	0	0	0	0	0	0	0	0	0	4	7	0.00	3.000
Dennis Eckersley, R ERA: 6.94 (9, 1)	1.0	S	4	1	0	0	2	0	0	0	0	0	0	15	20	0.00	1.000

BOTTOM

Oakland Athletics @ Kansas City Royals
Kauffman Stadium, Kansas City, MO

livebaseballscores.com

AB	31
R	4
H	7
RBI	4
BB	3
SO	6
LOB	8



Sat May 14 1994, 7:05 PM CDT
Att. 34,213 - Unknown - 66 F

Batter	1	2	3	4	5	6	7	8	9	AB R H RBI BB SO LOB	TOP
Stan Javier, S (1, 8) OBP: 0.363, SLG: 0.458 SFC F C F F B X	1-2 E S G6-3 1B		4-1 FC6-4 BB 1-2	0-2 G6-3		4-0 FC6-4 IBB		1-0 F9		3 1 1 0 2 0 1	
Mike Bordick, R (1, 4) OBP: 0.371, SLG: 0.349 B F 1 B 1 S SAFE X	2-2 G6-3 1-H		1-2 FC6-4 1B 2B 1-2f 2-3		0-0 G5-4-3 1B 1-2f	2-0 FC6-4 1-2f		2-3 K		5 1 1 1 0 1 4	
Geronimo Berroa, R (1, 7) OBP: 0.409, SLG: 0.571 Mike Aldrete, L (9, PH) OBP: 0.354, SLG: 0.483 X S 1 B F X	0-0 1B		1-2 2B 1B 1-2 3-H		0-0 G5-4-3 1-2f		0-0 F7		1-2 G4-3	4 0 2 1 0 0 1 1 0 0 0 0 0 0	
Ruben Sierra, S (1, 9) OBP: 0.247, SLG: 0.438 C B X	1-1 F8		1-0 2B 1-3 2-H		1-0 1B		1-1 BB 1B		0-0 F8	5 1 3 1 0 0 1	
Terry Steinbach, R (1, 3) OBP: 0.318, SLG: 0.492 F B F F X	1-2 F9		2-3 K		2-0 F8		4-1 E SF9 BB 1-2		0-1 G6-3	4 1 0 0 1 1 4	
Troy Neel, L (1, 10) OBP: 0.360, SLG: 0.486 B X		1-0 G4-3	2-2 G1-3			0-3 K		2-2 E9 SF9 1-3 2-H		4 0 0 0 0 1 3	
Scott Brosius, R (1, 5) OBP: 0.288, SLG: 0.367 C B F X		0-2 G6-3		0-1 G4-3		1-0 2B		1-2 SF9		3 1 1 1 0 0 0	
Scott Hemond, R (1, 2) OBP: 0.246, SLG: 0.286 B X		1-0 F8		3-1 F8 S 1B		2-2 2B 2-H		2-2 P3		4 0 2 1 0 0 1	
Fausto Cruz, R (1, 6) OBP: 0.200, SLG: 0.111 Brent Gates, S (6, PH) OBP: 0.400, SLG: 0.500 (6, 4)			4-2 FC6-4 BB 1B BB	1-2 F8 1-3		0-0 P6		1-1 F9		1 1 0 0 1 0 1 2 0 0 0 0 0 1	
Inning Stats	R: 1 H: 2 E: 0 LOB: 1 K: 0 BB: 0 S: 15 P: 20	R: 0 H: 0 E: 0 LOB: 0 K: 0 BB: 0 S: 6 P: 8	R: 2 H: 2 E: 0 LOB: 2 K: 1 BB: 2 S: 17 P: 32	R: 0 H: 1 E: 0 LOB: 1 K: 0 BB: 0 S: 11 P: 14	R: 0 H: 2 E: 0 LOB: 1 K: 0 BB: 0 S: 4 P: 7	R: 1 H: 2 E: 0 LOB: 2 K: 1 BB: 1 S: 10 P: 19	R: 2 H: 1 E: 1 LOB: 1 K: 0 BB: 1 S: 16 P: 26	R: 0 H: 0 E: 0 LOB: 0 K: 1 BB: 0 S: 6 P: 10	R: 0 H: 0 E: 0 LOB: 0 K: 0 BB: 0 S: 6 P: 7	1B: 7 SF: 1 2B: 3 SAC: 0 3B: 0 DP: 1 HR: 0 HBP: 0	WP: 0 PA: 41 PB: 0 SB: 2 CS: 0
PITCHER Jeff Granger, L (1, 1) ERA: 5.06 Rusty Meacham, R (6, 1) ERA: 5.14 Mike Magnante, L (7, 1) ERA: 3.47 Stan Belinda, R (8, 1) ERA: 5.63	IP WLS BF H R ER SO BB IBB HBP BLK WP HR S P ERA WHIP 5.1 L 24 7 3 3 2 2 0 0 0 0 0 0 56 84 5.06 1.688 1.0 8 3 3 1 0 1 1 0 0 0 0 0 11 25 9.00 4.000 0.2 3 0 0 0 0 0 0 0 0 0 0 0 0 12 17 0.00 0.000 2.0 6 0 0 0 0 1 0 0 0 0 0 0 0 12 17 0.00 0.000				PITCHER IP WLS BF H R ER SO BB IBB HBP BLK WP HR S P ERA WHIP						

Oakland Athletics @ Kansas City Royals
 Kauffman Stadium, Kansas City, MO
 Sun May 15 1994, 3:33 AM CDT
 Att. 28,629 - Sunny - 77 F

livebaseballscorecards.com

AB	36
R	6
H	10
RBI	5
BB	4
SO	3
LOB	17



Batter	1	2	3	4	5	6	7	8	9	AB	R	H	RBI	BB	SO	LOB
Vince Coleman, S OBP: 0.245, SLG: 0.313 (1, 7)	1-0 2B 3B		2-0 2B		2-2 L5		2-3 K		2-3 K	5	1	2	0	0	2	4
Brian McRae, S OBP: 0.416, SLG: 0.443 (1, 8)	3-2 2B		3-1 G6-3			2-2 G6-3	1-2 F8			4	1	1	1	0	0	3
Wally Joyner, L OBP: 0.368, SLG: 0.463 (1, 3)	3-2 2B		4-1 G5-4-3 BB			0-2 BB 1B		0-1 F8		3	0	2	1	1	0	0
Mike Macfarlane, R OBP: 0.409, SLG: 0.479 (1, 2)	1-0 F7		3-2 G5-4-3			0-3 K		0-3 K		4	0	0	0	0	2	4
Bob Hamelin, L OBP: 0.372, SLG: 0.564 (1, 10)	0-0 P2			3-2 G4-3		4-1 BB		1-2 G3-1		3	0	0	0	1	0	1
Gary Gaetti, R OBP: 0.351, SLG: 0.545 (1, 5)	2-0 F8			0-0 P4		3-3 K			4-0 BB BB	3	0	0	0	1	1	3
Felix Jose, S OBP: 0.310, SLG: 0.420 (1, 9)		3-3 K		4-1 CS BB		4-1 BB BB			4-0 BB BB	1	0	0	0	3	1	0
Greg Gagne, R OBP: 0.372, SLG: 0.435 (1, 6)		0-3 K		1-1 CS	0-2 F8		4-0 BB BB		0-1 P4	3	0	0	0	1	1	2
Terry Shumpert, R OBP: 0.206, SLG: 0.382 Hubie Brooks, R OBP: 0.167, SLG: 0.125 (9, PH)		1-2 F8		1-1 F8		0-3 K			1-3 K	3	0	0	0	0	1	2
										1	0	0	0	0	1	2

Inning Stats	R: 2	H: 3	E: 0	K: 0	S: 11	LOB: 1	BB: 21	R: 0	H: 0	E: 0	K: 2	S: 11	LOB: 0	BB: 0	R: 0	H: 1	E: 0	K: 0	S: 7	LOB: 1	BB: 19	R: 0	H: 0	E: 0	K: 0	S: 7	LOB: 0	BB: 15	R: 0	H: 0	E: 0	K: 10	S: 10	LOB: 0	BB: 13	R: 0	H: 1	E: 0	K: 2	S: 15	LOB: 2	BB: 24	R: 0	H: 0	E: 0	K: 2	S: 13	LOB: 2	BB: 24	R: 0	H: 0	E: 0	K: 1	S: 8	LOB: 0	BB: 9	R: 0	H: 0	E: 0	K: 2	S: 8	LOB: 2	BB: 19	1B: 1	2B: 3	3B: 1	HR: 0	SF: 0	SAC: 0	DP: 1	HBP: 0	WP: 0	PB: 0	SB: 0	CS: 1	PA: 38
--------------	------	------	------	------	-------	--------	--------	------	------	------	------	-------	--------	-------	------	------	------	------	------	--------	--------	------	------	------	------	------	--------	--------	------	------	------	-------	-------	--------	--------	------	------	------	------	-------	--------	--------	------	------	------	------	-------	--------	--------	------	------	------	------	------	--------	-------	------	------	------	------	------	--------	--------	-------	-------	-------	-------	-------	--------	-------	--------	-------	-------	-------	-------	--------

PITCHER	IP	WLS	BF	H	R	ER	SO	BB	IBB	HBP	BLK	WP	HR	S	P	ERA	WHIP
Todd Van Poppel, R ERA: 8.51	(1, 1)	5.1	W	21	5	2	2	2	2	0	0	0	0	53	92	3.38	1.312
John Briscoe, R ERA: 2.75	(6, 1)	1.2		8	0	0	4	3	0	0	0	0	0	21	39	0.00	1.800
Vince Horsman, L ERA: 3.6	(8, 1)	1.0		3	0	0	1	0	0	0	0	0	0	8	9	0.00	0.000
Mark Acre, R ERA:	(9, 1)	0.0		2	0	0	0	2	0	0	0	0	0	8	8	∞	∞
Dennis Eckersley, R ERA: 6.39	(9, 1)	1.0	S	3	0	0	2	0	0	0	0	0	0	8	11	0.00	0.000


BOTTOM

Oakland Athletics @ Kansas City Royals
Kauffman Stadium, Kansas City, MO

Sun May 15 1994, 3:33 AM CDT
Att: 28,629 - Sunny - 77 F

livebaseballscores.com

AB	30
R	2
H	5
RBI	2
BB	7
SO	9
LOB	21



Batter	1	2	3	4	5	6	7	8	9	AB R H RBI BB SO LOB	TOP	
Vince Coleman, S (1, 7) OBP: 0.244, SLG: 0.309	2-3 SAFE 1B	0-3 SAFE 1B		1-0 WP 1B		1-0 L7		1-3 SAFE 1B		5 0 1 0 0 3 2		
Brian McRae, S (1, 8) OBP: 0.409, SLG: 0.434	0-0 1B		1-2 SAFE 1B	3-2 SAFE 1B		0-0 G1-3			0-1 L5	5 0 1 0 0 0 1		
Wally Joyner, L (1, 3) OBP: 0.369, SLG: 0.468	2-1 SAFE 1B		2-0 HR 1B	0-1 G3			1-1 F8		3-1 SAFE 2B	5 2 2 0 0 0 2		
Mike Macfarlane, R (1, 2) OBP: 0.408, SLG: 0.480	1-3 SAFE 1B		0-1 F7		1-2 1B 2B		2-2 G5-3		4-0 FC3-5 IBB	4 1 1 0 1 1 2		
Bob Hamelin, L (1, 10) OBP: 0.385, SLG: 0.594 Hubie Brooks, R (9, PH) OBP: 0.158, SLG: 0.118		4-1 E FC4 1B BB	2-2 1-H HR		0-0 F7		4-1 S BB		1-2 FC3-5 1-3 2-H	2 2 1 2 2 0 1 1 0 0 0 0 0 1		
Felix Jose, S (1, 9) OBP: 0.319, SLG: 0.424		1-2 FC4 1B	1-2 1B		1-2 G6-3 1B		3-2 G3			4 1 2 1 0 0 2		
Greg Gagne, R (1, 6) OBP: 0.368, SLG: 0.429		0-2 G1-3	1-1 1B		0-0 G6-3			1-0 F9		4 0 1 0 0 0 3		
David Howard, S (1, 5) OBP: 0.318, SLG: 0.188		3-3 1B	2-2 L8		1-0 G1-3			2-2 L8		4 0 0 0 0 1 5		
Terry Shumpert, R (1, 4) OBP: 0.237, SLG: 0.395		2-2 2-H 3-H 1B		2-2 G5-3		1-0 F8		1-0 1B		4 0 2 2 0 0 0		
Inning Stats	R: 0 E: 0 K: 2 S: 9 H: 1 LOB: 1 BB: 0 P: 14	R: 2 E: 1 K: 2 S: 18 H: 1 LOB: 1 BB: 1 P: 28	R: 2 E: 0 K: 0 S: 17 H: 4 LOB: 2 BB: 0 P: 26	R: 0 E: 0 K: 0 S: 10 H: 1 LOB: 1 BB: 0 P: 16	R: 1 E: 0 K: 0 S: 9 H: 2 LOB: 1 BB: 0 P: 12	R: 0 E: 0 K: 0 S: 3 H: 0 LOB: 0 BB: 0 P: 5	R: 0 E: 0 K: 0 S: 10 H: 0 LOB: 1 BB: 1 P: 20	R: 0 E: 0 K: 1 S: 11 H: 1 LOB: 1 BB: 0 P: 15	R: 1 E: 0 K: 0 S: 7 H: 1 LOB: 0 BB: 1 P: 15	1B: 8 2B: 3 3B: 0 HR: 1 SF: 0 SAC: 0 DP: 1 HBP: 0	WP: 1 PB: 0 SB: 2 CS: 0 PA: 41	
PITCHER	IP WLS BF H R ER SO BB IBB HBP BLK WP HR S P ERA WHIP											
Chris Bosio, R (1, 1) ERA: 4.55	8.0 L 37 10 5 3 5 2 0 0 0 1 1 87 136 3.38 1.500											
Tim Davis, L (9, 1) ERA: 0.69	0.1 3 1 1 0 0 0 1 0 0 0 0 4 11 0.00 3.000											
Jeff Nelson, R (9, 1) ERA: 1.08	0.2 1 0 0 0 0 0 0 0 0 0 0 3 4 0.00 0.000											

Kansas City Royals @ Seattle Mariners
The Kingdome, Seattle, WA
Mon May 16 1994, 10:05 PM EDT
Att. 23,290 - Dome

livebaseballscorecards.com

AB	38
R	6
H	11
RBI	5
BB	3
SO	5
LOB	19



Batter	1	2	3	4	5	6	7	8	9	AB	R	H	RBI	BB	SO	LOB
--------	---	---	---	---	---	---	---	---	---	----	---	---	-----	----	----	-----

Eric Anthony, L <small>OBP: 0.307, SLG: 0.435</small> (1, 7) C C B B F B S	3-3 			0-0 		2-1 		1-0 		4	0	2	0	0	1	0
Luis Sojo, R <small>OBP: 0.167, SLG: 0.182</small> (1, 4) F F F X	0-2 			4-1 		1-1 		1-1 		3	0	0	0	1	0	2
Ken Griffey Jr., L <small>OBP: 0.373, SLG: 0.703</small> (1, 8) X	0-0 			1-2 			2-2 		2-3 	4	0	1	0	0	1	1
Jay Buhner, R <small>OBP: 0.389, SLG: 0.632</small> (1, 9) S B B T B C X		4-2 		0-2 		0-3 		0-3 	3-1 	3	0	1	0	1	1	2
Reggie Jefferson, S <small>OBP: 0.516, SLG: 0.745</small> (1, 10) B X		1-0 		0-3 		1-0 		2-3 	2-3 	4	0	0	0	0	3	3
Edgar Martinez, R <small>OBP: 0.352, SLG: 0.435</small> (1, 5) S C T B C X		1-3 		0-1 		4-2 		1-0 	1-0 	3	0	0	0	1	1	1
Tino Martinez, L <small>OBP: 0.296, SLG: 0.340</small> (1, 3) B X		1-0 		2-2 		1-3 				3	0	0	0	0	1	2
Bill Haselman, R <small>OBP: 0.244, SLG: 0.357</small> (1, 2) S B B T C X		2-3 		1-0 		0-0 		0-0 	3-0 	3	0	0	0	0	1	0
Felix Fermin, R <small>OBP: 0.342, SLG: 0.393</small> (1, 6) S T T B C X		1-3 		0-0 		1-1 		1-1 	3-0 	3	0	0	0	0	1	0

Inning Stats	R: 0	H: 0	E: 0	K: 1	S: 9	R: 0	H: 0	E: 0	K: 1	S: 7	R: 0	H: 0	E: 0	K: 2	S: 10	R: 0	H: 0	E: 0	K: 1	S: 9	R: 0	H: 1	E: 0	K: 3	S: 16	R: 0	H: 1	E: 0	K: 0	S: 6	R: 0	H: 1	E: 0	K: 2	S: 12	R: 0	H: 0	E: 0	K: 1	S: 9	1B: 3	2B: 1	3B: 0	HR: 0	SF: 0	SAC: 0	DP: 1	HBP: 0	WP: 0	PB: 0	SB: 0	CS: 0	PA: 33
--------------	------	------	------	------	------	------	------	------	------	------	------	------	------	------	-------	------	------	------	------	------	------	------	------	------	-------	------	------	------	------	------	------	------	------	------	-------	------	------	------	------	------	-------	-------	-------	-------	-------	--------	-------	--------	-------	-------	-------	-------	--------

PITCHER	IP	WLS	BF	H	R	ER	SO	BB	IBB	HBP	BLK	WP	HR	S	P	ERA	WHIP	IP	WLS	BF	H	R	ER	SO	BB	IBB	HBP	BLK	WP	HR	S	P	ERA	WHIP																	
David Cone, R <small>ERA: 2.83</small> (1, 1)	9.0	W	33	4	0	0	10	3	0	0	0	0	0	85	127	0.00	0.778																																		

BOTTOM

Kansas City Royals @ Seattle Mariners
 The Kingdom, Seattle, WA
 Tue May 17 1994, 6:33 AM EDT
 Att. 18,815 - Dome

AB	30
R	0
H	4
RBI	0
BB	3
SO	10
LOB	11



WP: 0	PA: 33
PB: 0	
SB: 0	
CS: 0	

livebaseballscorecards.com

Batter	1	2	3	4	5	6	7	8	9	AB R H RBI BB SO LOB	TOP											
Vince Coleman, S OBP: 0.236, SLG: 0.295 (1, 7)	1-1 S BB E 1B		1-0 P5		1-2 F8			1-2 L8		4 1 1 0 0 0 1												
Brian McRae, S OBP: 0.399, SLG: 0.426 (1, 8)	0-3 K		2-1 G1-3		2-1 L7			0-0 B1-3		4 0 0 0 0 1 2												
Wally Joyner, L OBP: 0.383, SLG: 0.476 (1, 3)	4-1 E BB 1-2		0-0 F8		1-3 K			1-0 1B		3 0 1 0 1 1 1												
Mike Macfarlane, R OBP: 0.388, SLG: 0.449 (1, 2)	1-1 F8			0-0 P5		1-1 P6		0-0 G5-3		4 0 0 0 0 0 3												
Bob Hamelin, L OBP: 0.389, SLG: 0.621 (1, 10)	2-2 G1-3 1-2 2-H			2-0 F8		1-3 K			2-1 HR	4 1 1 1 0 1 1												
Gary Gaetti, R OBP: 0.357, SLG: 0.526 (1, 5)		0-0 P5		4-2 1B 2B BB		1-3 K			0-2 G4-6-3 1B	3 1 1 0 1 1 0												
Felix Jose, S OBP: 0.330, SLG: 0.438 (1, 9)			1-3 K		1-2 2B 1B		3-2 G3-1		3-2 G4-6-3 1-2f	4 1 1 0 0 1 1	AB 34 R 4 H 9 RBI 3 BB 2 SO 8 LOB 11											
Terry Shumpert, R OBP: 0.286, SLG: 0.510 (1, 4)				1-2 PO 1-H 3-H 2B		0-3 K		2-1 S 1B		4 0 3 2 0 1 0												
David Howard, S OBP: 0.320, SLG: 0.211 (1, 6)				0-0 PO		2-3 K		1-2 G6-3		3 0 1 0 0 2 1												
Hubie Brooks, R OBP: 0.174, SLG: 0.100 (9, PH)			1-2 K		0-0 1B				1-2	1 0 0 0 0 0 1												
Inning Stats	R: 1 E: 0 K: 1 S: 12	H: 1 LOB: 1 BB: 1 P: 20	R: 0 E: 0 K: 2 S: 14	H: 1 LOB: 1 BB: 0 P: 21	R: 0 E: 0 K: 0 S: 4	H: 0 LOB: 0 BB: 0 P: 7	R: 2 E: 0 K: 0 S: 13	H: 2 LOB: 0 BB: 1 P: 21	R: 0 E: 0 K: 1 S: 10	H: 1 LOB: 1 BB: 0 P: 13	R: 0 E: 0 K: 2 S: 8	H: 0 LOB: 0 BB: 0 P: 11	R: 0 E: 0 K: 2 S: 9	H: 0 LOB: 0 BB: 0 P: 14	R: 0 E: 0 K: 0 S: 6	H: 1 LOB: 1 BB: 0 P: 8	R: 1 E: 0 K: 0 S: 15	H: 3 LOB: 1 BB: 0 P: 23	1B: 7 2B: 1 3B: 0 HR: 1	SF: 0 SAC: 0 DP: 1 HBP: 0	WP: 0 PB: 0 SB: 3 CS: 0	PA: 37
PITCHER	IP WLS BF H R ER SO BB IBB HBP BLK WP HR S P ERA WHIP																					
John Farrell, R ERA: 2.35 (1, 1)	7.2 W 30 6 3 2 8 2 0 0 0 0 0 0 75 114 2.35 1.043																					
Joe Grahe, R ERA: 6.05 (8, 1)	1.1 S 6 3 1 1 0 0 0 0 0 0 0 1 16 24 6.75 2.250																					

Kansas City Royals @ California Angels
Anaheim Stadium, Anaheim, CA

Thu May 19 1994, 10:05 PM EDT
Att. 20,595 - Unknown - 70 F

livebaseballscorecards.com



Batter	1	2	3	4	5	6	7	8	9	AB R H RBI BB SO LOB	TOP	
Vince Coleman, S (1, 7) OBP: 0.230, SLG: 0.288 Bob Hamelin, L (9, PH) OBP: 0.394, SLG: 0.621 Stan Belinda, R (9, 1) Mike Magnante, L (9, 1)	2-2 P3		0-2 G6-3	0-1 G5-3		2-3 K			4-0 BB	4 0 0 0 0 1 1 0 0 0 0 1 0 0 0 0 0 0 0 0 0 0 0 0 0 0 0 0		
Wally Joyner, L (1, 3) OBP: 0.384, SLG: 0.470	0-0 G4-3		1-1 FC4-6 1B	4-2 BB			1-1 P6		2-1 F7	4 0 1 0 1 0 1		
Brian McRae, S (1, 8) OBP: 0.390, SLG: 0.414	1-1 G3		0-1 FC4-6 WP S 1-2f 1B	2-2 F8			1-2 G6-3			4 1 0 0 0 0 2		
Mike Macfarlane, R (1, 2) OBP: 0.391, SLG: 0.455		0-0 1B 2B	4-2 1B HR HBP		1-2 F8		2-3 K			3 2 1 0 0 1 0		
Felix Jose, S (1, 9) OBP: 0.327, SLG: 0.430		2-1 G5-3	0-1 HR 1B		1-2 G4-3		1-3 K			4 1 1 1 0 1 1		
Gary Gaetti, R (1, 5) OBP: 0.361, SLG: 0.544		4-1 FC6-4 1B BB	1-0 HR		3-3 K		0-0 L7			3 1 1 3 1 1 0		
Dave Henderson, R (1, 10) OBP: 0.267, SLG: 0.383 (9, 7)		2-1 FC6-4 1B	2-0 L7		1-1 L9		1-2 F9			4 0 1 1 0 0 0		
Greg Gagne, R (1, 6) OBP: 0.358, SLG: 0.411		0-1 FC6-4 1-2f 2-3		0-0 G6-3		1-1 S 1B		1-0 L9		4 0 1 0 0 0 2		
Terry Shumpert, R (1, 4) OBP: 0.283, SLG: 0.547		2-0 F9		1-1 HR		1-2 G6-3		1-2 P4		4 1 1 1 0 0 3		
Inning Stats	R: 0 E: 0 K: 0 S: 6 H: 0 LOB: 0 BB: 0 P: 9	R: 1 E: 0 K: 0 S: 9 H: 2 LOB: 2 BB: 1 P: 19	R: 4 E: 0 K: 0 S: 14 H: 3 LOB: 0 BB: 0 P: 22	R: 1 E: 0 K: 0 S: 11 H: 1 LOB: 1 BB: 1 P: 18	R: 0 E: 0 K: 1 S: 9 H: 0 LOB: 0 BB: 0 P: 14	R: 0 E: 0 K: 1 S: 12 H: 1 LOB: 1 BB: 0 P: 17	R: 0 E: 0 K: 1 S: 9 H: 0 LOB: 0 BB: 0 P: 13	R: 0 E: 0 K: 1 S: 7 H: 0 LOB: 0 BB: 0 P: 9	R: 0 E: 0 K: 0 S: 6 H: 0 LOB: 1 BB: 1 P: 14	1B: 4 2B: 1 3B: 0 HR: 2 SF: 0 SAC: 0 DP: 0 HBP: 1	WP: 1 PB: 0 SB: 2 CS: 0 PA: 38	
PITCHER Joe Magrane, L (1, 1) ERA: 8.53 Mark Leiter, R (4, 1) ERA: 4.59	IP WLS BF H R ER SO BB IBB HBP BLK WP HR S P ERA WHIP	3.2 20 6 6 6 0 2 0 1 0 1 2 37 63 14.73 2.182	5.1 18 1 0 0 4 1 0 0 0 0 0 46 72 0.00 0.375	PITCHER IP WLS BF H R ER SO BB IBB HBP BLK WP HR S P ERA WHIP								ERA WHIP

Kansas City Royals @ California Angels
Anaheim Stadium, Anaheim, CA

Fri May 20 1994, 10:05 PM EDT
Att. 23,339 - Unknown - 67 F

livebaseballscorecards.com

AB 34
R 6
H 7
RBI 6
BB 3
SO 4
LOB 10



Batter	1	2	3	4	5	6	7	8	9	AB R H RBI BB SO LOB	TOP											
Vince Coleman, S (1, 7) OBP: 0.231, SLG: 0.287	2-2 G4-3		1-0 1B		2-3 K			0-0 F8		4 0 1 0 0 1 2												
Brent Mayne, L (1, 2) OBP: 0.273, SLG: 0.300	2-1 L9		3-2 F7			3-1 G4-3		3-1 BB 1B		4 0 1 0 0 0 1												
Wally Joyner, L (1, 3) OBP: 0.381, SLG: 0.461	0-2 L8			2-1 G4-3		0-3 K		4-2 BB 1-2		3 0 0 0 1 1 0												
Bob Hamelin, L (1, 10) OBP: 0.392, SLG: 0.610 Brian McRae, S (8, PH) OBP: 0.388, SLG: 0.412		2-0 P5		4-2 BB		0-0 G4-3		3-3 K		2 0 0 0 1 0 0 1 0 0 0 0 1 3												
Gary Gaetti, R (1, 5) OBP: 0.358, SLG: 0.543		0-0 2B		0-0 P7			1-0 G5-3		1-2 F9	4 0 1 0 0 0 1												
Felix Jose, S (1, 9) OBP: 0.315, SLG: 0.413		0-2 G6-3		1-3 K			2-2 F8		3-2 G4-3	4 0 0 0 0 1 2												
Dave Henderson, R (1, 8) OBP: 0.256, SLG: 0.365		3-3 K			1-0 G5-3		1-3 K		1-3 K	4 0 0 0 0 3 1												
Greg Gagne, R (1, 6) OBP: 0.357, SLG: 0.405			0-3 K		0-0 G6-3			4-0 1B BB		2 0 0 0 1 1 0												
Terry Shumpert, R (1, 4) OBP: 0.286, SLG: 0.536			1-3 K		1-2 S 1B			0-3 K		3 0 1 0 0 2 1												
Inning Stats	R: 0 E: 0 K: 0 S: 8	H: 0 LOB: 0 BB: 0 P: 12	R: 0 E: 0 K: 1 S: 8	H: 1 LOB: 1 BB: 0 P: 13	R: 0 E: 0 K: 2 S: 10	H: 1 LOB: 1 BB: 0 P: 15	R: 0 E: 0 K: 1 S: 8	H: 0 LOB: 1 BB: 1 P: 15	R: 0 E: 0 K: 1 S: 8	H: 1 LOB: 1 BB: 0 P: 12	R: 0 E: 0 K: 1 S: 6	H: 0 LOB: 0 BB: 0 P: 9	R: 0 E: 0 K: 1 S: 8	H: 0 LOB: 0 BB: 0 P: 12	R: 0 E: 0 K: 2 S: 11	H: 1 LOB: 3 BB: 2 P: 25	R: 0 E: 0 K: 1 S: 13	H: 0 LOB: 0 BB: 0 P: 18	1B: 3 2B: 1 3B: 0 HR: 0	SF: 0 SAC: 0 DP: 0 HBP: 0	WP: 0 PB: 0 SB: 1 CS: 0	PA: 34
PITCHER	IP WLS BF H R ER SO BB IBB HBP BLK WP HR S P ERA WHIP																					
Phil Leftwich, R (1, 1) ERA: 4.88	7.2 W 29 4 0 0 8 2 0 0 0 0 0 0 62 101 0.00 0.783																					
Craig Lefferts, L (8, 1) ERA: 1.47	0.0 1 0 0 0 0 1 0 0 0 0 0 0 2 6 ∞ ∞																					
Mike Butcher, R (8, 1) ERA: 9.26	1.1 S 4 0 0 0 2 0 0 0 0 0 0 0 16 24 0.00 0.000																					

Kansas City Royals @ California Angels
Anaheim Stadium, Anaheim, CA

Sat May 21 1994, 10:05 PM EDT
Att. 30,436 - Unknown - 70 F

livebaseballscorecards.com

AB	31
R	0
H	4
RBI	0
BB	3
SO	10
LOB	11



Batter	1	2	3	4	5	6	7	8	9	AB R H RBI BB SO LOB	TOP		
Vince Coleman, S (1, 7) OBP: 0.231, SLG: 0.287	1-2 G1-3 SH2-3 1B		2-2 F9		2-3 K		1-1 G4-3			4 0 1 0 0 1 0	Kansas City Royals @ California Angels Anaheim Stadium, Anaheim, CA Sun May 22 1994, 6:33 AM EDT Att. 35,915 - Sunny - 75 F		
Terry Shumpert, R (1, 5) OBP: 0.288, SLG: 0.576	1-1 SH2-3		0-0		1-3 K		1-2 G5-3			3 1 1 1 0 1 0			
David Howard, S (7, 5) OBP: 0.320, SLG: 0.211	1-2 SH2-3		HR							0 0 0 0 0 0 0			
Brian McRae, S (1, 8) OBP: 0.385, SLG: 0.408	1-2 G1-3		0-1 G1-3			2-2 1B		0-1 G1-3		4 0 1 0 0 0 1			
Dave Henderson, R (1, 10) OBP: 0.277, SLG: 0.409		4-2 1B BB	0-1 HR		2-2 FC6-4 1B		1-0 F9			3 2 2 1 1 0 0			
Felix Jose, S (1, 9) OBP: 0.313, SLG: 0.407	0-0 1B		2-3 K		0-0 FC6-4 WP 1B		0-1 F8			4 1 1 0 0 1 1			
Mike Macfarlane, R (1, 2) OBP: 0.387, SLG: 0.447	1-3 K		1-2 G5-3		2-0 1B WP 1B		1-0 F7			4 0 1 0 0 1 2			
Hubie Brooks, R (1, 3) OBP: 0.231, SLG: 0.174	0-1 FC6-4 1B		1-1 F9		2-0 FC6-4 1B		0-0 G6-3			3 0 2 2 0 0 0			
Wally Joyner, L (8, 3) OBP: 0.379, SLG: 0.458	1-3 2-H 1B		1-1 F9		1-3 2-H 1B		1-2 G6-3			1 0 0 0 0 0 0			
Greg Gagne, R (1, 6) OBP: 0.354, SLG: 0.400	1-3 K		1-1 CS 1B		0-1 FC6-4		0-1 F9			4 0 1 0 0 1 4			
Jose Lind, R (1, 4) OBP: 0.267, SLG: 0.311	0-0 FC6-4		3-2 CS		1-3 K		1-0 G5-3			3 0 0 0 0 1 2			
Inning Stats	R: 0 H: 1 E: 0 LOB: 0 K: 0 BB: 0 S: 9 P: 12	R: 1 H: 2 E: 0 LOB: 2 K: 2 BB: 1 S: 13 P: 19	R: 2 H: 2 E: 0 LOB: 0 K: 1 BB: 0 S: 11 P: 15	R: 0 H: 1 E: 0 LOB: 0 K: 0 BB: 0 S: 10 P: 16	R: 0 H: 0 E: 0 LOB: 0 K: 3 BB: 0 S: 9 P: 13	R: 1 H: 4 E: 0 LOB: 2 K: 0 BB: 0 S: 11 P: 19	R: 0 H: 0 E: 0 LOB: 0 K: 0 BB: 0 S: 6 P: 9	R: 0 H: 0 E: 0 LOB: 0 K: 0 BB: 0 S: 5 P: 6	R: 0 H: 0 E: 0 LOB: 0 K: 0 BB: 0 S: 5 P: 7	1B: 8 SF: 0 2B: 0 SAC: 1 3B: 0 DP: 0 HR: 2 HBP: 0	WP: 1 PA: 36 PB: 0 SB: 0 CS: 1		
PITCHER	IP WLS BF H R ER SO BB IBB HBP BLK WP HR S P ERA WHIP											PITCHER	IP WLS BF H R ER SO BB IBB HBP BLK WP HR S P ERA WHIP
Mark Langston, L (1, 1) ERA: 5.24	5.2 L 25 10 4 4 6 1 0 0 0 1 2 61 92 6.35 1.941												
John Dopsos, R (6, 1) ERA: 5.98	3.1 10 0 0 0 0 0 0 0 0 0 0 0 18 24 0.00 0.000												

livebaseballscorecards.com

AB	33
R	4
H	10
RBI	4
BB	1
SO	6
LOB	10



Batter	1	2	3	4	5	6	7	8	9	AB R H RBI BB SO LOB
Harold Reynolds, S (1, 4) OBP: 0.333, SLG: 0.299	2-1 P6			4-0 CS BB		2-1 F8			1-2 FC4-6	3 0 0 0 1 0 1
Chad Curtis, R (1, 8) OBP: 0.264, SLG: 0.352	3-2 G6-3			0-0 P5		0-1 G6-3			1-1 G1-6-3	4 0 0 0 0 0 2
Tim Salmon, R (1, 9) OBP: 0.400, SLG: 0.584	0-1 G6-3			1-3 K						3 0 0 0 0 1 1
Chili Davis, S (1, 10) OBP: 0.470, SLG: 0.616			2-1 G6-3	1-1 CS	1-2 G3-1 1B					3 0 1 0 0 1 0
Dwight Smith, L (1, 7) OBP: 0.318, SLG: 0.455			1-2 F9		2-1 F8					3 0 0 0 0 0 1
Jim Edmonds, L (1, 3) OBP: 0.430, SLG: 0.412			2-1 F7		0-0 G3-1					3 0 0 0 0 1 1
Spike Owen, S (1, 5) OBP: 0.378, SLG: 0.229			1-2 F8		4-0 BB					2 0 0 0 1 0 0
Jorge Fabregas, L (1, 2) OBP: 0.307, SLG: 0.315			0-3 K		1-0 F7					3 0 0 0 0 1 2
Gary Disarcina, R (1, 6) OBP: 0.354, SLG: 0.431			0-0 L9		1-1 P6					3 0 0 0 0 0 0

Inning Stats	R: 0	H: 0	E: 0	K: 0	S: 8	R: 0	H: 0	E: 0	K: 0	S: 7	R: 0	H: 0	E: 0	K: 1	S: 7	R: 0	H: 1	E: 0	K: 0	S: 7	R: 0	H: 0	E: 0	K: 1	S: 6	R: 0	H: 0	E: 0	K: 1	S: 9	R: 0	H: 0	E: 1	K: 0	S: 8	R: 0	H: 0	E: 0	K: 1	S: 7	R: 0	H: 0	E: 0	K: 0	S: 8	1B: 1	2B: 0	3B: 0	HR: 0	SF: 0	SAC: 0	DP: 1	HBP: 0	WP: 0	PB: 0	SB: 0	CS: 1	PA: 30
PITCHER David Cone, R (1, 1) ERA: 2.47	IP	WLS	BF	H	R	ER	SO	BB	IBB	HBP	BLK	WP	HR	S	P	ERA	WHIP																																									

BOTTOM

Kansas City Royals @ California Angels
Anaheim Stadium, Anaheim, CA
Sun May 22 1994, 6:33 AM EDT
Att. 35,915 - Sunny - 75 F

livebaseballscores.com

AB	27
R	0
H	1
RBI	0
BB	2
SO	4
LOB	8



Batter	1	2	3	4	5	6	7	8	9	AB R H RBI BB SO LOB	TOP											
David Hulse, L (1, 8) OBP: 0.346, SLG: 0.357	1-1 F7		0-0 G1-3			1-1 WP SH1-4 1B		0-0 1-2 1B		4 0 2 0 0 0 0	<p>Texas Rangers @ Kansas City Royals Kauffman Stadium, Kansas City, MO</p> <p>Tue May 24 1994, 7:05 PM CDT Att. 22,581 - Unknown - 80 F</p>											
Jeff Frye, R (1, 4) OBP: 0.517, SLG: 0.574	2-2 G4-3		3-1 F9			0-1 SH1-4 1-2		0-0 B1		3 0 0 0 0 0 2												
Jose Canseco, R (1, 10) OBP: 0.430, SLG: 0.529	1-1 HR				2-2 G5-3	3-2 G6-3		1-1 F8		4 1 1 1 0 0 3												
Will Clark, L (1, 3) OBP: 0.468, SLG: 0.563	1-3 K				0-0 G4-3	4-0 IBB		2-2 F9		3 0 0 0 1 1 2												
Dean Palmer, R (1, 5) OBP: 0.313, SLG: 0.438		2-3 K			1-0 G3	2-3 K		2-3 K		4 0 0 0 0 3 2												
29 Rusty Greer, L (1, 9) OBP: 0.516, SLG: 0.750 (8, 7)		0-0 WP 1B			3-2 SF8 3B	4-0 G4-6-3 BB		0-1 L4		3 1 2 0 1 0 0												
Ivan Rodriguez, R (1, 2) OBP: 0.388, SLG: 0.435		0-1 F8			0-1 SF8	0-0 G4-6-3 1-2f		1-3 K		3 0 0 1 0 1 2												
Doug Strange, S (1, 7) OBP: 0.257, SLG: 0.331 Chris James, R (8, 9) OBP: 0.337, SLG: 0.406		3-3 K			0-1 L8	3-2 F9				3 0 0 0 0 1 1 0 0 0 0 0 0 0												
Manuel Lee, S (1, 6) OBP: 0.335, SLG: 0.349			1-0 G4-3		0-0 G4-3			1-0 1B		3 0 1 0 0 0 0												
Inning Stats	R: 1 E: 0 K: 1 S: 14	H: 1 LOB: 0 BB: 0 P: 19	R: 0 E: 0 K: 2 S: 9	H: 1 LOB: 1 BB: 0 P: 14	R: 0 E: 0 K: 0 S: 4	H: 0 LOB: 0 BB: 0 P: 8	R: 0 E: 0 K: 0 S: 6	H: 0 LOB: 0 BB: 0 P: 9	R: 1 E: 0 K: 0 S: 9	H: 1 LOB: 0 BB: 0 P: 12		R: 0 E: 0 K: 1 S: 10	H: 1 LOB: 2 BB: 1 P: 20	R: 0 E: 0 K: 0 S: 6	H: 0 LOB: 0 BB: 1 P: 13	R: 0 E: 0 K: 0 S: 9	H: 2 LOB: 2 BB: 0 P: 13	R: 0 E: 0 K: 2 S: 9	H: 0 LOB: 0 BB: 0 P: 12	1B: 4 2B: 0 3B: 1 HR: 1	SF: 1 SAC: 1 DP: 1 HBP: 0	WP: 2 PB: 0 SB: 0 CS: 0
PITCHER	IP WLS BF H R ER SO BB IBB HBP BLK WP HR S P ERA WHIP																					
Mark Gubicza, R (1, 1) ERA: 4.44	7.1 L 29 6 2 2 4 1 1 0 0 2 1 61 99 2.46 0.955																					
Hipolito Pichardo, R (8, 1) ERA: 4.73	0.1 1 0 0 0 0 0 0 0 0 0 0 2 3 0.00 0.000																					
Mike Magnante, L (8, 1) ERA: 3.28	0.1 1 0 0 0 0 0 0 0 0 0 0 4 6 0.00 0.000																					
Jeff Montgomery, R (9, 1) ERA: 4.91	1.0 3 0 0 0 2 0 0 0 0 0 0 9 12 0.00 0.000																					

livebaseballscorecards.com

AB	30
R	2
H	6
RBI	2
BB	2
SO	6
LOB	12



Batter	1	2	3	4	5	6	7	8	9	AB	R	H	RBI	BB	SO	LOB
Vince Coleman, S OBP: 0.226, SLG: 0.280 (1, 7)	1-1 F9	2-2 G1-3			1-3 K		1-0 F8			4	0	0	0	0	1	2
Wally Joyner, L OBP: 0.376, SLG: 0.452 (1, 3)	2-2 BB 1B		3-2 G5-3		2-2 G6-3		0-2 F7			4	0	1	0	0	0	0
Brian McRae, S OBP: 0.392, SLG: 0.409 (1, 8)	4-1 FC5-4 BB		0-1 S 1B		4-2 BB		0-0 E1 G1-4-3			2	0	1	0	2	0	0
Dave Henderson, R OBP: 0.265, SLG: 0.391 (1, 10)	1-0 P2		1-0 F9		1-2 P6		2-0 F7			4	0	0	0	0	0	5
Gary Gaetti, R OBP: 0.346, SLG: 0.528 (1, 5)	2-0 FC5-4 1-2f		1 SAFE 1 SAFE 1 SAFE 1 SAFE G1-6-3		2-2 F7		1-1 G1-4-3 1-2f			4	0	0	0	0	0	4
Mike Macfarlane, R OBP: 0.383, SLG: 0.441 (1, 2)		0-0 F8		1-3 K		0-0 FC6-4 1B		2-2 F7		4	0	1	0	0	1	0
Felix Jose, S OBP: 0.311, SLG: 0.402 (1, 9)		1-1 G4-3		3-2 CS 1B		0-0 FC6-4 1-2f		2-1 F9		4	0	1	0	0	0	1
Greg Gagne, R OBP: 0.356, SLG: 0.398 (1, 6)		0-1 1B 1B		4-1 BB 1-2 BB		0-0 L4		1-3 K		3	0	1	0	1	1	1
Jose Lind, R OBP: 0.269, SLG: 0.311 (1, 4)		1-0 1-3 1B		0-0 G1-3			1-0 F9			3	0	1	0	0	0	1

Inning Stats	R: 0	H: 1	E: 0	K: 0	S: 8	R: 0	H: 2	E: 0	K: 0	S: 9	R: 0	H: 1	E: 0	K: 0	S: 8	R: 0	H: 0	E: 0	K: 1	S: 13	R: 0	H: 1	E: 0	K: 0	S: 6	R: 0	H: 1	E: 0	K: 0	S: 6	R: 0	H: 0	E: 1	K: 0	S: 4	R: 0	H: 0	E: 0	K: 1	S: 9	R: 0	H: 0	E: 0	K: 1	S: 9	1B: 6	2B: 0	3B: 0	HR: 0	SF: 0	SAC: 0	DP: 1	HBP: 0	WP: 0	PB: 0	SB: 1	CS: 1	PA: 35
--------------	------	------	------	------	------	------	------	------	------	------	------	------	------	------	------	------	------	------	------	-------	------	------	------	------	------	------	------	------	------	------	------	------	------	------	------	------	------	------	------	------	------	------	------	------	------	-------	-------	-------	-------	-------	--------	-------	--------	-------	-------	-------	-------	--------

PITCHER	IP	WLS	BF	H	R	ER	SO	BB	IBB	HBP	BLK	WP	HR	S	P	ERA	WHIP
Kenny Rogers, L ERA: 4.24 (1, 1)	9.0	W	35	6	0	0	3	3	0	0	0	0	0	70	116	0.00	1.000


BOTTOM

Texas Rangers @ Kansas City Royals
Kauffman Stadium, Kansas City, MO

Tue May 24 1994, 7:05 PM CDT
Att: 22,581 - Unknown - 80 F

livebaseballscorecards.com

AB	32
R	0
H	6
RBI	0
BB	3
SO	3
LOB	14



Batter	1	2	3	4	5	6	7	8	9	AB R H RBI BB SO LOB	TOP											
David Hulse, L (1, 8) OBP: 0.337, SLG: 0.347	2-2 G4-3		3-3 K		2-3 K		0-1 G6-3	0-0 FC4-6		5 0 0 0 0 2 1												
Jeff Frye, R (1, 4) OBP: 0.508, SLG: 0.588	0-3 K		2-2 E6 G6-3		4-2 BB		1-1 2B 3B		1-2 G6-3	4 1 1 0 1 1 0												
Jose Canseco, R (1, 10) OBP: 0.429, SLG: 0.531	1-0 1B		3-2 G6-3		0-3 K		1-2 2B 2B		2-3 K	5 1 2 1 0 2 2												
Will Clark, L (1, 3) OBP: 0.466, SLG: 0.564	1-3 K		2-3 K		0-3 K		0-0 2B		1-0 FC5-4 1B	5 0 2 1 0 3 3												
Dean Palmer, R (1, 5) OBP: 0.308, SLG: 0.422		4-0 BB BB		1-3 K		0-3 K	0-1 P2		1-0 FC5-4	4 0 0 0 1 2 2												
29 Rusty Greer, L (1, 7) OBP: 0.486, SLG: 0.688		2-3 K		1-0 E 1B		1-2 G4-3	1-1 G3			4 0 1 0 0 1 2												
Ivan Rodriguez, R (1, 2) OBP: 0.384, SLG: 0.454		1 SAFE 1-3 K		2-1 E5 1-2		1-0 HR		2-2 P6		4 1 1 1 0 1 2												
Chris James, R (1, 9) OBP: 0.356, SLG: 0.437		1 SAFE 4-2 1-2 BB		1-3 K		0-0 3B		4-2 FC4-6 BB		2 0 1 0 2 1 2												
Manuel Lee, S (1, 6) OBP: 0.327, SLG: 0.340		1-3 K		0-1 P6		3-3 K		1-3 K		4 0 0 0 0 3 6												
Inning Stats	R: 0 E: 0 K: 2 S: 11	H: 1 LOB: 1 BB: 0 P: 15	R: 0 E: 0 K: 3 S: 13	H: 0 LOB: 2 BB: 2 P: 25	R: 0 E: 1 K: 2 S: 15	H: 0 LOB: 1 BB: 0 P: 25	R: 0 E: 1 K: 2 S: 11	H: 1 LOB: 2 BB: 0 P: 16	R: 0 E: 0 K: 3 S: 13	H: 0 LOB: 1 BB: 1 P: 19	R: 1 E: 0 K: 2 S: 11	H: 2 LOB: 1 BB: 0 P: 16	R: 2 E: 0 K: 0 S: 12	H: 3 LOB: 1 BB: 0 P: 15	R: 0 E: 0 K: 1 S: 11	H: 0 LOB: 1 BB: 1 P: 18	R: 0 E: 0 K: 1 S: 9	H: 1 LOB: 1 BB: 0 P: 14	1B: 3 2B: 2 3B: 2 HR: 1	SF: 0 SAC: 0 DP: 0 HBP: 0	WP: 0 PB: 0 SB: 0 CS: 0	PA: 41
PITCHER	IP WLS BF H R ER SO BB IBB HBP BLK WP HR S P ERA WHIP																					
Kevin Appier, R (1, 1) ERA: 5.8	5.2 W 26 4 1 1 13 3 0 0 0 0 0 1 71 110 1.59 1.235																					
Billy Brewer, L (6, 1) ERA: 2.66	1.1 7 3 2 2 1 0 0 0 0 0 0 0 15 21 13.50 2.250																					
Rusty Meacham, R (8, 1) ERA: 3.6	2.0 8 1 0 0 2 1 0 0 0 0 0 0 20 32 0.00 1.000																					

Texas Rangers @ Kansas City Royals
Kauffman Stadium, Kansas City, MO
Wed May 25 1994, 7:05 PM CDT
Att. 17,587 - Unknown - 69 F

livebaseballscorecards.com

AB	37
R	3
H	8
RBI	3
BB	4
SO	16
LOB	20



Batter	1	2	3	4	5	6	7	8	9	AB	R	H	RBI	BB	SO	LOB
Vince Coleman, S (1, 7) OBP: 0.241, SLG: 0.299	2-3 K		2-2 S 2B		0-0 G1-3 E G3 1B	3-1 1B		1-2 FC5-4 1B		5	2	4	1	0	1	0
Brian McRae, S (1, 8) OBP: 0.393, SLG: 0.415	0-3 K		1-2 HR 2B		1 SAFE 1 SAFE 3-1 G1-3 1-3	0-0 1B		2-0 FC5-4 2B 1-2f		5	1	2	1	0	1	2
Wally Joyner, L (1, 3) OBP: 0.371, SLG: 0.451	1-1 L7		0-2 L4		3-1 G3 3-H	2-3 K		0-1 1-3 2B		5	0	1	1	0	1	3
Bob Hamelin, L (1, 10) OBP: 0.393, SLG: 0.624		1-1 4-3	3-1 HR		1-3 K		1-2 G4-3	4-0 IBB		4	1	1	2	1	1	0
Gary Gaetti, R (1, 5) OBP: 0.350, SLG: 0.520		0-1 L6	2-0 P6			1-0 BB BB 1B	4-2 FC4-6 BB	1-2 F9		4	1	1	0	1	0	3
Felix Jose, S (1, 9) OBP: 0.309, SLG: 0.391		4-2 1B E BB		1-2 G4-3		1-2 E5 BB BB G6-3	2-2 FC4-6 1B 1-2f		3	2	0	0	1	0	2	
Brent Mayne, L (1, 2) OBP: 0.313, SLG: 0.326		1-0 S 1B		2-0 L8		4-2 G6-3 BB 1B BB	3-2 SAFE SAFE SAFE 1B		3	1	2	0	1	0	0	
Greg Gagne, R (1, 6) OBP: 0.362, SLG: 0.393		3-2 G6-3		1-2 HBP		4-1 G6-3 BB	1-2 L9		2	0	0	1	1	0	3	
Jose Lind, R (1, 4) OBP: 0.259, SLG: 0.300			3-2 G6-3		2-0 G4-3	1-0 G6-3 1-2f 2-3 3-H		0-0 P6		4	0	0	0	0	0	3

Inning Stats	R: 0	H: 0	E: 0	K: 2	S: 9	R: 1	H: 1	E: 0	K: 0	S: 13	R: 3	H: 3	E: 0	K: 0	S: 18	R: 0	H: 0	E: 0	K: 0	S: 8	R: 1	H: 1	E: 1	K: 1	S: 8	R: 3	H: 3	E: 1	K: 14	S: 14	R: 0	H: 1	E: 0	K: 0	S: 19	R: 0	H: 2	E: 0	K: 0	S: 11
	LOB: 0	BB: 0	P: 12	LOB: 1	BB: 1	P: 22	LOB: 0	BB: 0	P: 29	LOB: 1	BB: 0	P: 14	LOB: 0	BB: 0	P: 15	LOB: 2	BB: 2	LOB: 2	BB: 1	P: 30	LOB: 3	BB: 1	P: 19	LOB: 0	SAC: 0	DP: 1	HBP: 1	1B: 7	2B: 3	3B: 0	HR: 1	SF: 0	SAC: 0	DP: 1	HBP: 1	1B: 7	2B: 3	3B: 0	HR: 1	

PITCHER	IP	WLS	BF	H	R	ER	SO	BB	IBB	HBP	BLK	WP	HR	S	P	ERA	WHIP
Kevin Brown, R (1, 1) ERA: 6.12	5.0	L	26	6	8	3	3	3	0	1	0	0	1	63	109	5.40	1.800
Darren Oliver, L (6, 1) ERA: 3.24	1.2		8	3	0	0	1	1	0	0	0	0	0	22	38	0.00	2.400
Matt Whiteside, R (7, 1) ERA: 4.84	1.1		7	2	0	0	0	0	1	0	0	0	0	15	24	0.00	1.500


BOTTOM

Texas Rangers @ Kansas City Royals
Kauffman Stadium, Kansas City, MO

Wed May 25 1994, 7:05 PM CDT
Att: 17,587 - Unknown - 69 F

livebaseballscorecards.com

AB	35
R	8
H	11
RBI	6
BB	5
SO	4
LOB	16



WP: 0	PA: 41
PB: 0	
SB: 2	
CS: 0	

Batter	1	2	3	4	5	6	7	8	9	AB R H RBI BB SO LOB	TOP	
David Hulse, L (1, 8) OBP: 0.339, SLG: 0.348	2-1 G1-3		3-2 G4-3 1B		0-0 WP S SF8 1B		2-3 K		1-0 F9	5 1 2 0 0 1 3		
Jeff Frye, R (1, 4) OBP: 0.478, SLG: 0.556	1-2 P4		1-1 G4-3		3-2 SF8		1-0 G4-3			3 0 0 1 0 0 2		
Jose Canseco, R (1, 10) OBP: 0.426, SLG: 0.530	3-1 P2		2-0 F7		0-0 2B			2-1 F7		4 0 1 0 0 0 1		
Will Clark, L (1, 3) OBP: 0.462, SLG: 0.556				0-1 29 CS BLK 1B	1-0 G3			0-2 P6		4 0 1 0 0 1 1		
Juan Gonzalez, R (1, 7) OBP: 0.310, SLG: 0.444				4-2 BB 1-2 BB		0-0 G6-3		1-0 G6-3		3 0 1 0 1 0 0		
29 Rusty Greer, L (1, 9) OBP: 0.462, SLG: 0.639				3-3 K	3-3 K	0-1 G6-3		0-2 1B		4 0 1 0 0 2 3		
Ivan Rodriguez, R (1, 2) OBP: 0.375, SLG: 0.455				4-1 BB 1-2 BB		0-0 G5-3		0-0 1B		2 0 1 0 2 0 0		
Doug Strange, S (1, 5) OBP: 0.257, SLG: 0.336				0-0 G3	0-0 G3		0-0 2B	1-3 K		4 0 1 0 0 1 6		
Manuel Lee, S (1, 6) OBP: 0.321, SLG: 0.333				0-0 G4-3		2-1 P6		1-3 K		3 0 0 0 0 1 1		
Dean Palmer, R (9, PH) OBP: 0.306, SLG: 0.418							0-3 K			1 0 0 0 0 1 2		
Inning Stats	R: 0 E: 0 K: 0 S: 7 H: 0 LOB: 0 BB: 0 P: 13	R: 0 E: 0 K: 2 S: 12 H: 1 LOB: 2 BB: 1 P: 25	R: 0 E: 0 K: 0 S: 10 H: 1 LOB: 1 BB: 0 P: 15	R: 0 E: 0 K: 1 S: 9 H: 1 LOB: 2 BB: 2 P: 20	R: 1 E: 0 K: 0 S: 8 H: 2 LOB: 1 BB: 0 P: 14	R: 0 E: 0 K: 0 S: 4 H: 0 LOB: 0 BB: 0 P: 4	R: 0 E: 0 K: 2 S: 8 H: 1 LOB: 1 BB: 0 P: 11	R: 0 E: 0 K: 0 S: 6 H: 0 LOB: 0 BB: 0 P: 9	R: 0 E: 0 K: 2 S: 12 H: 2 LOB: 2 BB: 0 P: 15	1B: 6 2B: 3 3B: 0 HR: 0 SF: 1 SAC: 0 DP: 1 HBP: 0	WP: 1 PB: 0 SB: 2 CS: 1 PA: 37	
PITCHER	IP WLS BF H R ER SO BB IBB HBP BLK WP HR S P ERA WHIP											
Tom Gordon, R (1, 1) ERA: 4.28	8.0 W 32 6 1 1 5 3 0 0 1 1 0 64 111 1.12 1.125											
Jeff Montgomery, R (9, 1) ERA: 4.6	1.0 S 5 2 0 0 2 0 0 0 0 0 0 0 12 15 0.00 2.000											

Texas Rangers @ Kansas City Royals
Kauffman Stadium, Kansas City, MO
Thu May 26 1994, 3:33 AM CDT
Att. 24,169 - Sunny - 70 F

livebaseballscorecards.com

AB	33
R	1
H	8
RBI	1
BB	3
SO	7
LOB	19



Batter	1	2	3	4	5	6	7	8	9	AB	R	H	RBI	BB	SO	LOB
Vince Coleman, S OBP: 0.240, SLG: 0.297 (1, 7)	2-2 F7	2-0 P6		1-2 G3		1-0 F8		1-0 S		5	0	1	0	0	0	4
Brian McRae, S OBP: 0.398, SLG: 0.420 (1, 8)	1-2 P6 1B		3-2 CS		1-2 G4-3		1-0 BB 1B	2-2 P6		5	1	3	0	0	0	1
Wally Joyner, L OBP: 0.387, SLG: 0.461 (1, 3)	2-1 HBP		1 SAFE	4-2 BB 1B		1-1	0-2 FC5-4	4-0		3	1	3	0	2	0	0
Bob Hamelin, L OBP: 0.384, SLG: 0.607 (1, 10)	3-2 P6		2-2 F7		3-3 K		4-2 FC5-4	0-0 G3		3	0	0	0	0	1	4
David Howard, S OBP: 0.346, SLG: 0.211 (7, PH)	2-3		1 SAFE				1-2 BB			0	0	0	0	1	0	0
Hubie Brooks, R OBP: 0.222, SLG: 0.167 (8, PH)							1-2 BB			1	0	0	0	0	0	2
Mike Macfarlane, R OBP: 0.386, SLG: 0.438 (1, 2)	1-2 HBP		X	0-0 BB		3-3 K	0-2 FC5-4			3	1	1	1	0	1	3
Felix Jose, S OBP: 0.323, SLG: 0.407 (1, 9)	2-2 F7		BB	1-2 BB			1-2 BB			3	0	2	2	1	0	3
Greg Gagne, R OBP: 0.365, SLG: 0.391 (1, 6)		4-0 FC1-6		1-2 BB			1-1 SH5-4			3	0	1	0	1	2	4
Terry Shumpert, R OBP: 0.274, SLG: 0.548 (1, 5)		0-0 FC1-6		X	0-0 F7		2-1 SH5-4			3	0	0	0	0	1	2
Gary Gaetti, R OBP: 0.350, SLG: 0.520 (8, 5)		1 SAFE					1-2 BB			0	0	0	0	0	0	0
Jose Lind, R OBP: 0.259, SLG: 0.298 (1, 4)		2-1 CS		1-1 P6			0-0 P6			4	0	1	0	0	0	2

Inning Stats	R: 0	H: 2	E: 0	K: 0	S: 19	R: 0	H: 1	E: 0	K: 0	S: 4	R: 0	H: 2	E: 0	K: 1	S: 13	R: 0	H: 0	E: 0	K: 0	S: 6	R: 0	H: 1	E: 0	K: 2	S: 13	R: 0	H: 2	E: 0	K: 0	S: 8	R: 3	H: 3	E: 0	K: 2	S: 20	R: 0	H: 1	E: 0	K: 0	S: 9
	LOB: 3	BB: 0	P: 30	LOB: 1	BB: 1	P: 12	LOB: 0	BB: 0	P: 8	LOB: 1	BB: 0	LOB: 2	BB: 0	P: 12	LOB: 1	BB: 1	LOB: 1	BB: 0	P: 21	LOB: 2	BB: 0	LOB: 1	BB: 1	LOB: 1	BB: 1	LOB: 1	BB: 1	LOB: 2	BB: 1	LOB: 1	BB: 1	LOB: 1	BB: 1	LOB: 2	BB: 1	LOB: 2	BB: 1	LOB: 1		


PITCHER	IP	WLS	BF	H	R	ER	SO	BB	IBB	HBP	BLK	WP	HR	S	P	ERA	WHIP
Roger Pavlik, R ERA: 11.37 (1, 1)	6.0		29	9	1	1	3	3	0	1	0	0	0	64	111	1.50	2.000
Rick Honeycutt, L ERA: 7.43 (7, 1)	0.0	L	2	1	0	0	0	1	0	0	0	0	0	5	9	∞	∞
Cris Carpenter, R ERA: 3.09 (7, 1)	2.0		9	2	2	2	2	0	1	0	0	0	0	23	34	9.00	1.000

BOTTOM

Texas Rangers @ Kansas City Royals
Kauffman Stadium, Kansas City, MO

Thu May 26 1994, 3:33 AM CDT
Att. 24,169 - Sunny - 70 F

AB	33
R	3
H	12
RBI	3
BB	5
SO	5
LOB	25



1B	2B	3B	HR	SF	SAC	DP	HBP	WP	PA	ERA	WHIP
11	1	0	0	0	1	0	1	0	40		

Batter	1	2	3	4	5	6	7	8	9	AB R H RBI BB SO LOB	TOP											
Luis Polonia, L OBP: 0.370, SLG: 0.401 (1, 7)	1-2 BB E 1B	1-0 CS 1B			1-1 G4-3		0-0 G4-3			4 1 2 0 0 0 1												
Wade Boggs, L OBP: 0.413, SLG: 0.477 (1, 5)	4-1 SAFE E SF8 BB	1-1 SAFE P4			1-2 G3-6-3 1B			1-2 G4-3		3 1 1 0 1 0 1												
Don Mattingly, L OBP: 0.418, SLG: 0.423 (1, 3)	0-0 E7 SF8 HR	1-0 SAFE CS	0-1 G4-3		1-2 G3-6-3 1-2f			0-0 G1-3		4 1 0 0 0 0 2												
Jim Leyritz, R OBP: 0.384, SLG: 0.565 (1, 2)	1-2 SF8 2-3 3-H		1-1 P3		2-3 K			2-1 G5-3		3 0 0 1 0 1 0												
Paul O'Neill, L OBP: 0.572, SLG: 0.813 (1, 9)	4-2 HR BB		3-1 P4		0-0 L4-3			1-1 1B FC1-2 1B		3 1 1 0 1 0 0												
Daryl Boston, L OBP: 0.211, SLG: 0.229 (1, 10)	0-0 HR			0-1 P5		1-2 P6		1-2 L9		4 1 1 3 0 0 1												
Bernie Williams, S OBP: 0.327, SLG: 0.381 (1, 8)	2-0 L6		2-0 1B		2-1 F9			1-0 FC1-2 1-3 1B		4 0 2 0 0 0 0												
Mike Gallego, R OBP: 0.321, SLG: 0.326 (1, 6)	1-3 K		1-2 F8		0-1 G1-3			2-1 SAFE FC1-2 1-2 SAFE		4 0 0 0 0 1 3												
Pat Kelly, R OBP: 0.358, SLG: 0.382 (1, 4)		0-0 F9		0-0 SAFE G3-1		1-0 2B		0-1 P4		4 0 1 0 0 0 3												
Inning Stats	R: 5 E: 1 K: 1 S: 15	H: 2 LOB: 0 BB: 2 P: 28	R: 0 E: 0 K: 0 S: 4	H: 1 LOB: 0 BB: 0 P: 7	R: 0 E: 0 K: 0 S: 6	H: 0 LOB: 0 BB: 0 P: 10	R: 0 E: 0 K: 0 S: 7	H: 1 LOB: 1 BB: 0 P: 10	R: 0 E: 0 K: 0 S: 8	H: 1 LOB: 0 BB: 0 P: 11	R: 0 E: 0 K: 1 S: 9	H: 0 LOB: 0 BB: 0 P: 12	R: 0 E: 0 K: 0 S: 6	H: 1 LOB: 1 BB: 0 P: 9	R: 0 E: 0 K: 0 S: 6	H: 0 LOB: 0 BB: 0 P: 9	R: 0 E: 0 K: 0 S: 10	H: 2 LOB: 2 BB: 0 P: 15	1B: 6 2B: 1 3B: 0 HR: 1	SF: 1 SAC: 0 DP: 1 HBP: 0	WP: 0 PB: 0 SB: 0 CS: 1	PA: 37
PITCHER David Cone, R ERA: 2.64 (1, 1)	IP: 9.0 WLS: L BF: 36 H: 8 R: 5 ER: 4 SO: 2 BB: 2 IBB: 0 HBP: 0 BLK: 0 WP: 0 HR: 1 S: 71 P: 111 ERA: 4.00 WHIP: 1.111											PITCHER	IP: 9.0 WLS: L BF: 36 H: 8 R: 5 ER: 4 SO: 2 BB: 2 IBB: 0 HBP: 0 BLK: 0 WP: 0 HR: 1 S: 71 P: 111 ERA: 4.00 WHIP: 1.111									

New York Yankees @ Kansas City Royals
Kauffman Stadium, Kansas City, MO
 Fri May 27 1994, 7:05 PM CDT
 Att. 30,840 - Unknown

AB	33
R	5
H	8
RBI	4
BB	2
SO	2
LOB	11



Batter	1	2	3	4	5	6	7	8	9	AB	R	H	RBI	BB	SO	LOB
Vince Coleman, S (1, 7) OBP: 0.239, SLG: 0.294	2-1 G5-4-3 1B		1-0 G6-3		2-1 L9		0-1 G5-3		2-2 G3-1	5	0	1	0	0	0	1
Wally Joyner, L (1, 3) OBP: 0.393, SLG: 0.471	1-2 G5-4-3 1-2f		0-0 1B		1-0 2B		0-0 G5-3		3-2 2B 1B	5	0	3	0	0	0	2
Brian McRae, S (1, 8) OBP: 0.398, SLG: 0.425	2-3 K		3-2 FC6-4 1B		0-0 G1-3		2-1 G5-3		0-1 2B	5	0	2	0	0	1	1
Dave Henderson, R (1, 10) OBP: 0.285, SLG: 0.385		0-0 G4-6-3 1B	0-1 FC6-4		1-1 F7		2-2 F8		1-3 K	4	0	1	0	0	0	2
Bob Hamelin, L (9, PH) OBP: 0.381, SLG: 0.602			1-2f							1	0	0	0	0	1	2
Gary Gaetti, R (1, 5) OBP: 0.354, SLG: 0.520		0-0 G4-6-3 1-2f		1-2 G5-3		0-1 FC6-4 1B		0-2 BB 1B		4	0	2	0	0	0	1
Felix Jose, S (1, 9) OBP: 0.328, SLG: 0.418		2-2 HR 2B		1-3 K		3-2 FC6-4 FC5-4 1-2f		1-0 FC5 BB 1B		4	1	2	0	0	1	1
Mike Macfarlane, R (1, 2) OBP: 0.389, SLG: 0.460		1-1 HR		0-3 K		1-0 FC5-4 1-2f		4-1 BB		3	1	1	2	1	1	1
Greg Gagne, R (1, 6) OBP: 0.356, SLG: 0.380		1-0 G4-3		3-2 G3		0-3 K2-3		2-2 FC5		4	0	0	0	0	1	4
Jose Lind, R (1, 4) OBP: 0.258, SLG: 0.305			1-2 G5-3		0-0 G4-3		3-2 2B		1-2 L8	4	0	1	0	0	0	0

Inning Stats	R: 0	H: 1	E: 0	K: 1	S: 8	R: 2	H: 3	E: 0	K: 0	S: 8	R: 0	H: 2	E: 0	K: 0	S: 13	R: 0	H: 0	E: 0	K: 2	S: 12	R: 0	H: 1	E: 0	K: 0	S: 5	R: 0	H: 1	E: 0	K: 1	S: 10	R: 0	H: 1	E: 0	K: 1	S: 9	R: 0	H: 2	E: 0	K: 0	S: 18	R: 0	H: 2	E: 0	K: 1	S: 19	1B: 8	SF: 0	2B: 4	SAC: 0	3B: 0	DP: 2	HR: 1	HBP: 0	WP: 0	PA: 40
	0	1	0	1	13	2	3	0	0	8	0	2	0	0	18	0	0	0	2	12	0	1	0	0	8	0	1	0	1	15	0	2	0	1	12	0	2	0	29	0	2	0	26	8	0	4	0	2	0	0	0	0	40		

PITCHER	IP	WLS	BF	H	R	ER	SO	BB	IBB	HBP	BLK	WP	HR	S	P	ERA	WHIP
Jimmy Key, L (1, 1) ERA: 3.04	8.0	W	35	11	2	2	4	1	0	0	0	0	1	83	124	2.25	1.500
Steve Howe, L (9, 1) ERA: 3.38	0.2		4	2	0	0	0	0	0	0	0	0	0	16	22	0.00	3.000
Bob Wickman, R (9, 1) ERA: 2.16	0.1	S	1	0	0	0	1	0	0	0	0	0	0	3	4	0.00	0.000

BOTTOM

New York Yankees @ Kansas City Royals
Kauffman Stadium, Kansas City, MO

livebaseballscorecards.com

AB	39
R	2
H	13
RBI	2
BB	1
SO	5
LOB	15



Fri May 27 1994, 7:05 PM CDT
Att. 30,840 - Unknown

BOTTOM

New York Yankees @ Kansas City Royals
Kauffman Stadium, Kansas City, MO

Sat May 28 1994, 7:05 PM CDT
Att. 37,242 - Unknown - 79 F

livebaseballscorecards.com

AB	32
R	3
H	8
RBI	3
BB	6
SO	10
LOB	17



WP:	0	PA:	40
PB:	0		
SB:	4		
CS:	1		

AB R H RBI BB SO LOB

3	0	0	0	2	1	1
5	0	2	0	0	2	2
5	0	1	0	0	2	3
3	0	0	0	1	1	2
2	1	0	0	2	1	2
4	0	1	0	0	1	4
3	1	1	0	1	1	1
2	1	1	1	0	0	0
1	0	1	0	0	0	0
0	0	0	0	0	0	0
4	0	1	2	0	1	2
1B:	7	SF:	0			
2B:	1	SAC:	1			
3B:	0	DP:	1			
HR:	0	HBP:	0			

Batter	1	2	3	4	5	6	7	8	9	10															
Vince Coleman, S OBP: 0.243, SLG: 0.290 (1, 7)	F8			K		G4-3 S BB	G4-3			G4-6-3 BB															
Brian McRae, S OBP: 0.398, SLG: 0.425 (1, 8)	K			K 1B		K 1-2		S 1B 1B		P4															
Wally Joyner, L OBP: 0.388, SLG: 0.463 (1, 3)	K			K 1-2		G4-3 2-3		CS 1B		G4-6-3 1-2f															
Bob Hamelin, L OBP: 0.378, SLG: 0.586 (1, 10)		F7		K		S BB		B2																	
Felix Jose, S OBP: 0.333, SLG: 0.411 (1, 9)		G1-3		1B BB		1-2 IBB		K 2-3																	
Brent Mayne, L OBP: 0.308, SLG: 0.319 (1, 2)		P5		K		F8		CS 1-2		2B 1B															
Greg Gagne, R OBP: 0.360, SLG: 0.379 (1, 6)			G6-3	1B 1B 1B		SH1-3 BB		K																	
Jose Lind, R OBP: 0.262, SLG: 0.308 (1, 4)			F9	1B S		SH1-3		1-1 2B																	
Hubie Brooks, R OBP: 0.250, SLG: 0.240 (9, PH)				1-3 1B 3-H		1-2		1-H 2B																	
Terry Shumpert, R OBP: 0.274, SLG: 0.548 (9, PR)				1-2 1B		F7																			
David Howard, S OBP: 0.333, SLG: 0.217 (1, 5)			F7	1-H 3-H 1B																					
Inning Stats	R: 0 E: 0 K: 2 S: 8	H: 0 LOB: 0 BB: 0 P: 11	R: 0 E: 0 K: 0 S: 6	H: 0 LOB: 0 BB: 0 P: 8	R: 0 E: 0 K: 0 S: 10	H: 0 LOB: 0 BB: 0 P: 18	R: 0 E: 0 K: 2 S: 13	H: 1 LOB: 0 BB: 0 P: 16	R: 3 E: 0 K: 2 S: 16	H: 3 LOB: 1 BB: 1 P: 26	R: 0 E: 0 K: 1 S: 10	H: 0 LOB: 3 BB: 3 P: 24	R: 0 E: 0 K: 0 S: 6	H: 0 LOB: 1 BB: 1 P: 15	R: 0 E: 0 K: 1 S: 8	H: 2 LOB: 1 BB: 0 P: 12	R: 0 E: 0 K: 2 S: 9	H: 2 LOB: 1 BB: 0 P: 12	R: 0 E: 0 K: 0 S: 10	H: 0 LOB: 0 BB: 1 P: 15	1B: 7 2B: 1 3B: 0 HR: 0	SF: 0 SAC: 1 DP: 1 HBP: 0	WP: 0 PB: 0 SB: 4 CS: 1	PA: 40	
PITCHER	IP	WLS	BF	H	R	ER	SO	BB	IBB	HBP	BLK	WP	HR	S	P	ERA	WHIP								
Melido Perez, R ERA: 4.01 (1, 1)	7.0		28	4	3	3	7	4	1	0	0	0	0	69	118	3.86	1.143								
Sterling Hitchcock, L ERA: 7.56 (8, 1)	1.0		4	2	0	0	1	0	0	0	0	0	0	8	12	0.00	2.000								
Xavier Hernandez, R ERA: 4.76 (9, 1)	1.0	W	4	2	0	0	2	0	0	0	0	0	0	9	12	0.00	2.000								
Steve Howe, L ERA: 3.09 (10, 1)	1.0	S	3	0	0	0	0	1	0	0	0	0	0	10	15	0.00	1.000								

Batter	1	2	3	4	5	6	7	8	9	10
--------	---	---	---	---	---	---	---	---	---	----

Batter	1	2	3	4	5	6	7	8	9	AB R H RBI BB SO LOB	TOP	
Luis Polonia, L OBP: 0.378, SLG: 0.396 (1, 7) X	0-0 G6-3	0-1 1B		3-3 K		4-2 1B BB		0-1 G3		4 0 1 0 1 1 0		
Wade Boggs, L OBP: 0.418, SLG: 0.475 (1, 5) B X	1-1 G4-3	3-2 1B			2-0 L9	1-2 1B		2-2 F8		5 0 2 1 0 0 0		
Jim Leyritz, R OBP: 0.385, SLG: 0.598 (1, 3) B X	1-1 F8	3-3 K			3-2 1B BB	2-3 K			2-2 1B 2B	5 1 2 0 0 2 5		
Danny Tartabull, R OBP: 0.333, SLG: 0.451 (1, 10) B X		3-1 1B FC4-6	0-0 G5-3		2-3 K	0-3 K			0-0 1B 1B	5 1 2 1 0 2 4		
Paul O'Neill, L OBP: 0.562, SLG: 0.779 (1, 9) B X		1-0 1B FC4-6	2-2 F8		4-2 BB		3-2 G4-3 F8 1B		2-1 L7	4 0 2 0 1 0 1		
Mike Stanley, R OBP: 0.328, SLG: 0.413 (1, 2) F X		1-2 P3	1-1 1B		2-1 L8		0-1 F8		1-2 K	5 0 1 0 0 1 6		
Bernie Williams, S OBP: 0.331, SLG: 0.385 (1, 8) C X		0-1 FC4-6 HR	0-2 G4-3			0-2 1B SF8 2B	3-1 G4-3		1-1 FC5 1B	5 2 2 1 0 0 3	AB 42 R 6 H 16 RBI 6 BB 2 SO 7 LOB 23	
Randy Velarde, R OBP: 0.339, SLG: 0.417 (1, 6) F X		0-0 HR		0-0 G6-3		2-0 1B SF8 1B	0-0 G6-3		0-0 1B	5 1 3 2 0 0 1		
Pat Kelly, R OBP: 0.352, SLG: 0.378 (1, 4) F X		1-1 1B		0-3 K		0-0 SF8		0-1 L5	0-2 FC5	3 1 1 1 0 1 0 0 0 0 0 0 0 0 1 0 0 0 0 0 3		
Daryl Boston, L OBP: 0.231, SLG: 0.333 (9, PH)												
Gerald Williams, R OBP: 0.303, SLG: 0.455 (9, PH)												
Inning Stats	R: 0 E: 0 K: 0 S: 5 H: 0 LOB: 0 P: 7	R: 4 E: 0 K: 1 S: 20 H: 6 LOB: 2 BB: 0 P: 31	R: 0 E: 0 K: 0 S: 10 H: 1 LOB: 1 P: 13	R: 0 E: 0 K: 2 S: 10 H: 0 LOB: 0 BB: 0 P: 13	R: 0 E: 0 K: 1 S: 15 H: 1 LOB: 2 BB: 1 P: 28	R: 1 E: 0 K: 2 S: 20 H: 3 LOB: 3 BB: 1 P: 29	R: 0 E: 0 K: 0 S: 10 H: 1 LOB: 1 BB: 0 P: 16	R: 0 E: 0 K: 0 S: 8 H: 0 LOB: 0 BB: 0 P: 10	R: 1 E: 0 K: 1 S: 15 H: 4 LOB: 3 BB: 0 P: 21	1B: 13 2B: 2 3B: 0 HR: 1 SF: 1 SAC: 0 DP: 0 HBP: 0	WP: 0 PB: 0 SB: 0 CS: 0 PA: 45	
PITCHER	IP WLS BF H R ER SO BB IBB HBP BLK WP HR S P ERA WHIP											
Mark Gubicza, R ERA: 4.85 (1, 1)	5.1 W 27 10 5 5 4 1 0 0 0 0 1 65 99 8.44 2.062											
Mike Magnante, L ERA: 3.2 (6, 1)	0.0 2 1 0 0 0 1 0 0 0 0 0 7 12 ∞ ∞											
Rusty Meacham, R ERA: 2.84 (6, 1)	2.2 9 1 0 0 2 0 0 0 0 0 0 26 36 0.00 0.375											
Hipolito Pichardo, R ERA: 4.76 (9, 1)	0.2 6 4 1 1 1 0 0 0 0 0 0 12 18 13.50 6.000											
Billy Brewer, L ERA: 2.57 (9, 1)	0.1 S 1 0 0 0 0 0 0 0 0 0 0 3 3 0.00 0.000											

New York Yankees @ Kansas City Royals
Kauffman Stadium, Kansas City, MO
 Sun May 29 1994, 3:33 AM CDT
 Att: 27,463 - Cloudy

livebaseballscorecards.com



Kansas City Royals @ Boston Red Sox
 Fenway Park, Boston, MA
 Mon May 30 1994, 3:33 AM EDT
 Att. 33,341 - Sunny - 81 F

livebaseballscorecards.com

AB	39
R	6
H	13
RBI	6
BB	4
SO	9
LOB	15



WP:	0	PA:	44
PB:	0		
SB:	1		
CS:	0		

Batter	1	2	3	4	5	6	7	8	9	10	AB	R	H	RBI	BB	SO	LOB
Otis Nixon, S OBP: 0.375, SLG: 0.341 (1, 8)											4	1	2	0	1	0	1
Billy Hatcher, R OBP: 0.295, SLG: 0.333 (1, 9)											5	0	2	0	0	1	2
Mo Vaughn, L OBP: 0.417, SLG: 0.599 (1, 3)											4	1	1	1	1	2	3
Tim Lincecum, R OBP: 0.374, SLG: 0.477 (1, 4)											5	1	1	0	0	2	4
Mike Greenwell, L OBP: 0.328, SLG: 0.497 (1, 7)											4	1	2	1	1	0	0
Scott Cooper, L OBP: 0.376, SLG: 0.579 (1, 5)											4	1	1	1	1	0	1
Luis Ortiz, R OBP: 0.167, SLG: 0.313 (1, 10)											2	0	0	1	0	1	1
Andy Tomberlin, L OBP: 0.286, SLG: 0.423 (8, PH)											2	1	2	1	0	0	0
Rich Rowland, R OBP: 0.250, SLG: 0.324 (1, 2)											3	0	0	0	0	2	3
Damon Berryhill, S OBP: 0.293, SLG: 0.447 (8, PH)											2	0	1	1	0	1	0
Carlos Rodriguez, S OBP: 0.290, SLG: 0.424 (1, 6)											4	0	1	0	0	0	0

Inning Stats	R:	H:	E:	K:	S:	H:	LOB:	BB:	P:	R:	H:	E:	K:	S:	H:	LOB:	BB:	P:	1B:	2B:	3B:	HR:	SF:	SAC:	DP:	HBP:
	3	4	1	1	21	0	2	1	37	0	1	0	1	6	0	0	0	7	7	4	0	1	1	0	0	
	0	0	0	0	11	0	0	0	19	0	0	0	0	6	0	0	0	3	0	0	0	0	0	0		
	0	0	0	0	6	0	0	0	7	0	0	0	0	8	0	0	0	10	0	0	0	0	0	0		
	0	0	0	0	10	0	0	0	14	0	0	0	0	13	0	0	0	18	0	0	0	0	0	0		
	0	0	0	0	12	0	0	0	18	0	0	0	0	14	0	0	0	21	0	0	0	0	0	0		
	0	0	0	0	13	0	0	0	13	0	0	0	0	12	0	0	0	18	0	0	0	0	0	0		
	0	0	0	0	14	0	0	0	14	0	0	0	0	13	0	0	0	19	0	0	0	0	0	0		
	0	0	0	0	15	0	0	0	15	0	0	0	0	14	0	0	0	21	0	0	0	0	0	0		
	0	0	0	0	16	0	0	0	16	0	0	0	0	15	0	0	0	19	0	0	0	0	0	0		
	0	0	0	0	17	0	0	0	17	0	0	0	0	16	0	0	0	21	0	0	0	0	0	0		
	0	0	0	0	18	0	0	0	18	0	0	0	0	17	0	0	0	21	0	0	0	0	0	0		
	0	0	0	0	19	0	0	0	19	0	0	0	0	18	0	0	0	21	0	0	0	0	0	0		
	0	0	0	0	20	0	0	0	20	0	0	0	0	19	0	0	0	21	0	0	0	0	0	0		
	0	0	0	0	21	0	0	0	21	0	0	0	0	20	0	0	0	21	0	0	0	0	0	0		

PITCHER	IP	WLS	BF	H	R	ER	SO	BB	IBB	HBP	BLK	WP	HR	S	P	ERA	WHIP
Kevin Appier, R ERA: 5.59 (1, 1)	7.0		30	7	3	3	6	2	1	0	0	0	0	77	118	3.86	1.286
Stan Belinda, R ERA: 5.3 (8, 1)	0.1		1	0	0	0	1	0	0	0	0	0	0	4	4	0.00	0.000
Mike Magnante, L ERA: 3.51 (8, 1)	0.1		2	1	1	1	0	0	0	0	0	0	1	6	10	27.00	3.000
Jeff Montgomery, R ERA: 5.89 (8, 1)	1.1		7	2	1	1	2	1	0	0	0	0	1	17	26	6.75	2.250
Hipolito Pichardo, R ERA: 5.02 (10, 1)	0.1	L	4	3	1	1	0	0	0	0	0	0	0	7	12	27.00	9.000

Batter	1	2	3	4	5	6	7	8	9	AB R H RBI BB SO LOB
Otis Nixon, S <small>OBP: 0.376, SLG: 0.339</small> (1, 8)	4-1 	1-0 FC5-2 1-2 3-H		2-2 F7		2-2 		3-2 G6-3		4 0 1 1 1 0 3
Billy Hatcher, R <small>OBP: 0.292, SLG: 0.329</small> (1, 9)	1-2 G1-3 1-2	0-2 G4-3			2-2 	0-0 L9		1-2 F8		5 0 1 0 0 0 5
Mo Vaughn, L <small>OBP: 0.412, SLG: 0.604</small> (1, 3)	2-1 G4-3 2-3		0-0 G5-3		2-3 K 1-2	0-3 K		3-2 		5 1 1 1 0 2 4
Tim Lincecum, R <small>OBP: 0.374, SLG: 0.468</small> (1, 4)	2-3 K		0-3 K		4-1 		1-1 G6-3	3-2 		3 1 0 0 2 2 1
Mike Greenwell, L <small>OBP: 0.335, SLG: 0.497</small> (1, 10)		2-3 K G3 WP	1-0 L9		1-0 		4-2 	0-0 		4 2 2 0 1 1 0
Scott Cooper, L <small>OBP: 0.377, SLG: 0.585</small> (1, 5)		0-0 G3 2-3		0-0 	0-1 		1-2 G4-3	0-0 		5 1 2 1 0 0 4
Damon Berryhill, S <small>OBP: 0.320, SLG: 0.461</small> Lee Tinsley, S <small>OBP: 0.383, SLG: 0.222</small> (9, PR)		4-2 		0-1 		2-2 	1-0 	0-1 FC6-4 1-2f 2-3		4 2 3 2 1 0 2 0 0 0 0 0 0 0
Andy Tomberlin, L <small>OBP: 0.313, SLG: 0.393</small> Luis Ortiz, R <small>OBP: 0.158, SLG: 0.294</small> (9, PH)		4-0 		0-0 FC4-6 G1-3 1-2f		4-2 	1-3 K	1-2 G3		2 0 0 0 2 1 2 1 0 0 0 0 0 2
Carlos Rodriguez, S <small>OBP: 0.288, SLG: 0.413</small> (1, 6)		0-1 		2-2 G1-3 1-2		1-2 FC3-6 1-2f 2-3		0-1 G1-3		4 0 1 1 0 0 3

Inning Stats	R: 0	H: 0	E: 0	K: 1	S: 10	LOB: 1	BB: 1	P: 19	R: 2	H: 1	E: 1	K: 1	S: 13	LOB: 2	BB: 2	P: 24	R: 0	H: 0	E: 0	K: 1	S: 5	LOB: 0	BB: 0	P: 6	R: 1	H: 2	E: 0	K: 0	S: 10	LOB: 1	BB: 0	P: 14	R: 1	H: 3	E: 0	K: 1	S: 10	LOB: 2	BB: 1	P: 19	R: 1	H: 2	E: 0	K: 1	S: 17	LOB: 2	BB: 1	P: 26	R: 1	H: 1	E: 0	K: 1	S: 11	LOB: 1	BB: 1	P: 19	R: 0	H: 0	E: 0	K: 0	S: 8	LOB: 0	BB: 0	P: 12	R: 1	H: 2	E: 0	K: 0	S: 15	LOB: 2	BB: 1	P: 22	1B: 9	SF: 0	2B: 1	SAC: 0	3B: 1	DP: 1	HR: 1	HBP: 0
--------------	------	------	------	------	-------	--------	-------	-------	------	------	------	------	-------	--------	-------	-------	------	------	------	------	------	--------	-------	------	------	------	------	------	-------	--------	-------	-------	------	------	------	------	-------	--------	-------	-------	------	------	------	------	-------	--------	-------	-------	------	------	------	------	-------	--------	-------	-------	------	------	------	------	------	--------	-------	-------	------	------	------	------	-------	--------	-------	-------	-------	-------	-------	--------	-------	-------	-------	--------

PITCHER	IP	WLS	BF	H	R	ER	SO	BB	IBB	HBP	BLK	WP	HR	S	P	ERA	WHIP
Tom Gordon, R <small>ERA: 4.6</small>	(1, 1)	7.0	35	9	6	6	6	6	6	0	0	2	0	76	127	7.71	2.143
Billy Brewer, L <small>ERA: 2.78</small>	(8, 1)	1.2	8	2	1	1	0	1	0	0	0	0	1	20	30	5.40	1.800
Rusty Meacham, R <small>ERA: 2.77</small>	(9, 1)	0.1	1	0	0	0	0	0	0	0	0	0	0	3	4	0.00	0.000

BOTTOM

Kansas City Royals @ Boston Red Sox
 Fenway Park, Boston, MA
 Tue May 31 1994, 7:05 PM EDT
 Att: 22,537 - Unknown - 75 F

AB	37
R	7
H	11
RBI	6
BB	7
SO	6
LOB	26



WP: 2	PA: 44
PB: 0	
SB: 1	
CS: 1	

livebaseballscorecards.com

Batter	1	2	3	4	5	6	7	8	9	AB R H RBI BB SO LOB	TOP																
Vince Coleman, S (1, 7) OBP: 0.246, SLG: 0.303	0-1 G3		1-1 P7		3-3 K		1-0 G6-3		1-1 SH2-4	4 0 0 0 0 1 1																	
Brian McRae, S (1, 8) OBP: 0.424, SLG: 0.475	0-0 HR		0-3 K			2-2 F9 BB 1B		1-0 F8	4-0 E IBB	4 1 2 1 1 1 0																	
Wally Joyner, L (1, 3) OBP: 0.384, SLG: 0.462	0-0 F7		0-0 2B 1B			4-2 SAFE 1-2 BB		3-2 G3-1	2-0 E3	4 0 1 1 1 0 1																	
Bob Hamelin, L (1, 10) OBP: 0.386, SLG: 0.577 Dave Henderson, R (8, PH) OBP: 0.276, SLG: 0.398	2-3 K		0-2 1-H 2B			3-1 F9 2-3		3-1 HR 1B	2-3 K	3 0 1 0 0 1 2 2 1 1 0 0 1 2																	
Gary Gaetti, R (1, 5) OBP: 0.344, SLG: 0.503		1-2 G5-3		1-3 K		2-3 SAFE K		1-0 HR	2-1 G4-3	5 1 1 2 0 2 4																	
Felix Jose, S (1, 9) OBP: 0.333, SLG: 0.383		0-1 G4-3		1-1 CS 1B		0-3 K		4-1 BB		3 0 1 0 1 1 2																	
Brent Mayne, L (1, 2) OBP: 0.317, SLG: 0.345		1-1 HR 1B		2-2 SAFE SAFE SAFE L4 1-2			0-0 F7	3-1 L7		4 1 1 0 0 0 2																	
Greg Gagne, R (1, 6) OBP: 0.363, SLG: 0.425		0-2 HR 1B			0-0 CS 1B		0-0 G4-3 2B		0-0 SH2-4 SH E 1B	4 2 4 2 0 0 0																	
Jose Lind, R (1, 4) OBP: 0.264, SLG: 0.307		2-3 K		2-0 SAFE SAFE SAFE F9 1-2			2-2 G4-3		0-1 SH SH2-4 E	3 1 0 0 0 1 2																	
Inning Stats	R: 1 E: 0 K: 1 S: 8	H: 1 LOB: 0 BB: 0 P: 10	R: 2 E: 0 K: 1 S: 14	H: 2 LOB: 0 BB: 0 P: 18	R: 0 E: 0 K: 1 S: 9	H: 2 LOB: 2 BB: 0 P: 10	R: 0 E: 0 K: 1 S: 9	H: 1 LOB: 0 BB: 0 P: 13	R: 0 E: 0 K: 1 S: 7	H: 1 LOB: 0 BB: 0 P: 11	R: 0 E: 0 K: 2 S: 14	H: 1 LOB: 2 BB: 1 P: 25	R: 0 E: 0 K: 0 S: 7	H: 1 LOB: 1 BB: 0 P: 10	R: 2 E: 0 K: 0 S: 10	H: 2 LOB: 1 BB: 1 P: 25	R: 2 E: 1 K: 1 S: 11	H: 1 LOB: 2 BB: 1 P: 22	1B: 7 2B: 2 3B: 0 HR: 3	SF: 0 SAC: 2 DP: 0 HBP: 0	WP: 0 PB: 0 SB: 0 CS: 2	PA: 41					
PITCHER	IP	WLS	BF	H	R	ER	SO	BB	IBB	HBP	BLK	WP	HR	S	P	ERA	WHIP										
Melido Perez, R (1, 1) ERA: 3.99	7.0		28	9	3	3	7	1	0	0	0	0	2	68	97	3.86	1.429										
Paul Gibson, L (8, 1) ERA: 4.35	1.0	L	6	2	2	2	0	1	0	0	0	0	1	10	25	18.00	3.000										
Xavier Hernandez, R (9, 1) ERA: 5.89	0.1		4	1	2	1	0	0	1	0	0	0	0	5	10	27.00	3.000										
Sterling Hitchcock, L (9, 1) ERA: 6.1	0.0		1	0	0	0	0	0	0	0	0	0	0	1	3	∞	∞										
Donn Pall, R (9, 1) ERA: 4.22	0.2		2	0	0	0	1	0	0	0	0	0	0	5	9	0.00	0.000										

Kansas City Royals @ New York Yankees
 Yankee Stadium, Bronx, NY
 Fri Jun 03 1994, 7:05 PM EDT
 Att. 26,617 - Unknown

AB	36
R	7
H	12
RBI	6
BB	3
SO	8
LOB	16



Batter	1	2	3	4	5	6	7	8	9	AB	R	H	RBI	BB	SO	LOB
Luis Polonia, L (1, 7) OBP: 0.371, SLG: 0.392	1-3 K	1-1 1B			1-0 F7		2-1 P8		2-2 G4-6-3 1B	5	0	2	1	0	1	2
Wade Boggs, L (1, 5) OBP: 0.432, SLG: 0.500	4-1 HR BB	2-2 G4-3			1-0 F7		3-1 1B		2-2 G4-6-3 1-2f 2-3	4	1	1	0	1	0	5
Don Mattingly, L (1, 3) OBP: 0.416, SLG: 0.426	2-0 1-H HR				4-1 FC6-4 BB		1-1 L3		2-1 1B	4	1	2	3	1	0	2
Danny Tartabull, R (1, 10) OBP: 0.338, SLG: 0.466	3-2 F9				0-2 FC6-4 1-2f			4-2 F9 1B BB	2-3 K	4	0	0	0	1	1	3
Paul O'Neill, L (1, 9) OBP: 0.525, SLG: 0.713	0-0 G3-1				2-2 G3			2-0 1B		4	0	1	0	0	0	0
Daryl Boston, L (1, 8) OBP: 0.217, SLG: 0.372					0-1 G4-3			1-2 F7		3	0	0	0	0	1	0
Bernie Williams, S (8, PH) OBP: 0.346, SLG: 0.387								1-1 F8		1	0	0	0	0	0	2
Mike Stanley, R (1, 2) OBP: 0.305, SLG: 0.374					0-0 G5-3			0-2 F9		4	0	0	0	0	0	2
Randy Velarde, R (1, 6) OBP: 0.343, SLG: 0.430					1-1 G5-3			0-3 K		4	1	1	0	0	1	2
Mike Gallego, R (1, 4) OBP: 0.328, SLG: 0.344					2-1 F7 2B			3-2 1B 2B		4	1	4	0	0	0	0

Inning Stats	R: 2	H: 1	E: 0	K: 1	S: 9	H: 1	LOB: 0	BB: 1	P: 19	R: 1	H: 3	E: 0	K: 1	S: 15	R: 0	H: 0	E: 0	K: 0	S: 6	R: 0	H: 0	E: 0	K: 0	S: 5	R: 0	H: 1	E: 0	K: 0	S: 8	R: 0	H: 0	E: 0	K: 0	S: 7	R: 0	H: 2	E: 0	K: 0	S: 11	R: 0	H: 1	E: 0	K: 1	S: 11	R: 1	H: 3	E: 0	K: 1	S: 14	1B: 7	2B: 3	3B: 0	HR: 1	SF: 0	SAC: 0	DP: 1	HBP: 0	WP: 0	PB: 0	SB: 0	CS: 0	PA: 40
--------------	------	------	------	------	------	------	--------	-------	-------	------	------	------	------	-------	------	------	------	------	------	------	------	------	------	------	------	------	------	------	------	------	------	------	------	------	------	------	------	------	-------	------	------	------	------	-------	------	------	------	------	-------	-------	-------	-------	-------	-------	--------	-------	--------	-------	-------	-------	-------	--------

PITCHER	IP	WLS	BF	H	R	ER	SO	BB	IBB	HBP	BLK	WP	HR	S	P	ERA	WHIP
Bob Milacki, R (1, 1) ERA: 2.77	6.2		29	7	3	3	2	2	0	0	0	0	1	59	102	4.05	1.350
Billy Brewer, L (7, 1) ERA: 2.7	0.2	W	4	1	0	0	0	1	0	0	0	0	0	7	15	0.00	3.000
Stan Belinda, R (8, 1) ERA: 5.59	0.2		4	2	1	1	1	0	0	0	0	0	0	12	16	13.50	3.000
Jeff Montgomery, R (9, 1) ERA: 5.59	1.0	S	3	1	0	0	1	0	0	0	0	0	0	8	14	0.00	1.000


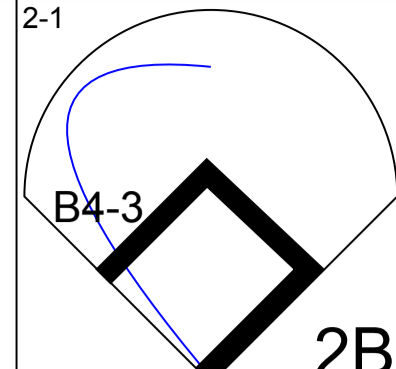
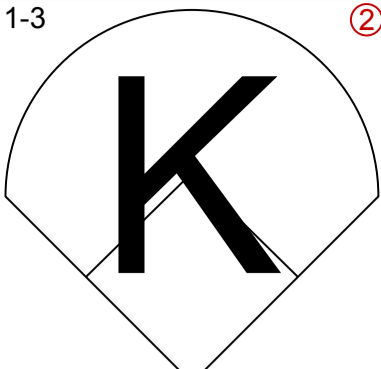
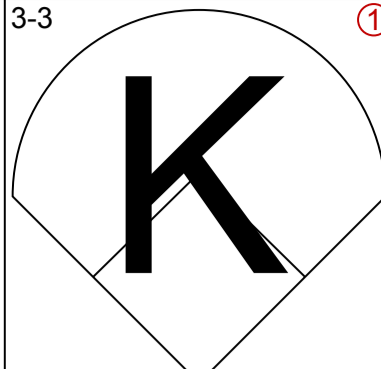
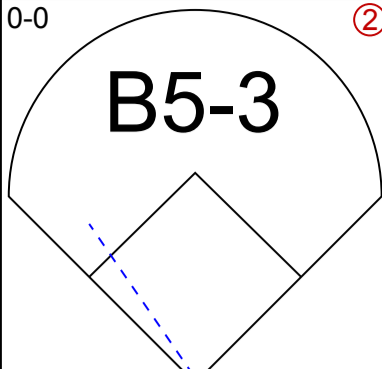
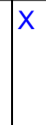
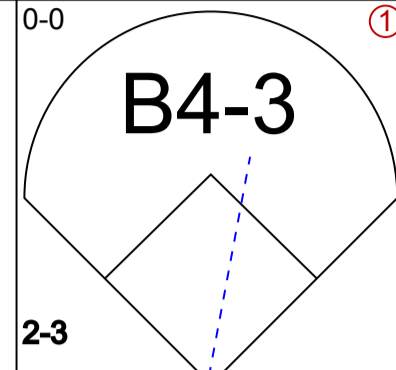
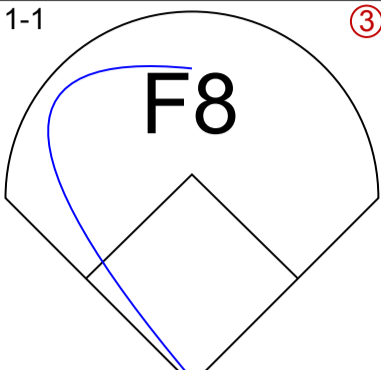
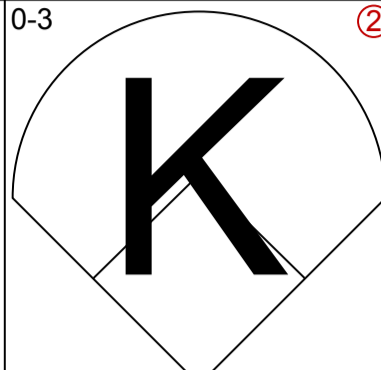
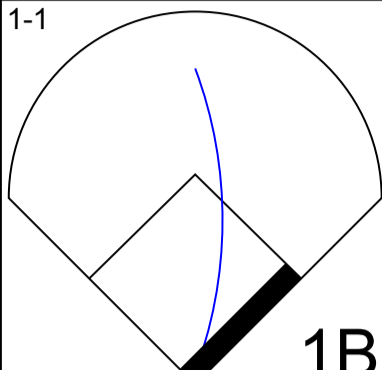
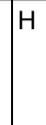
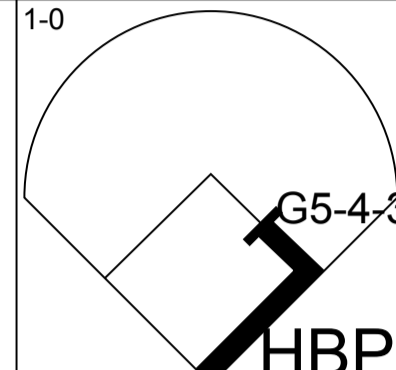
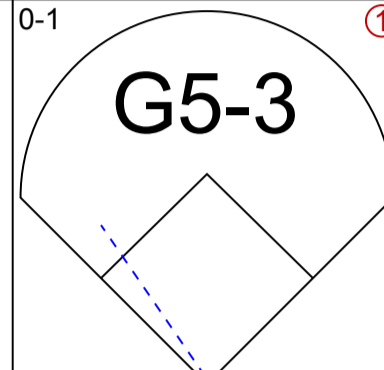
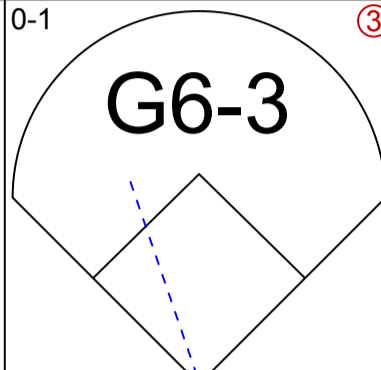
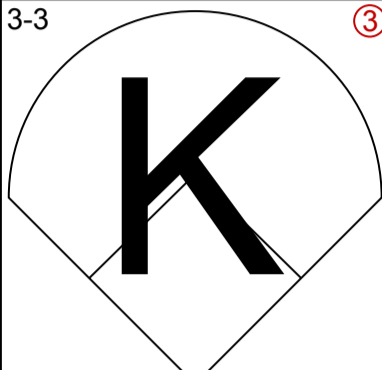

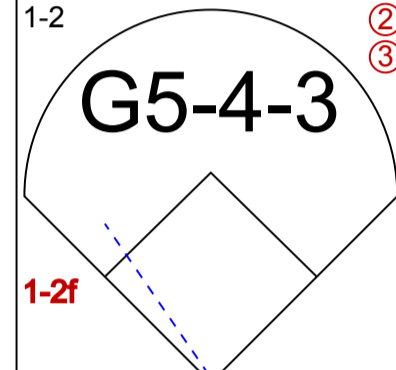
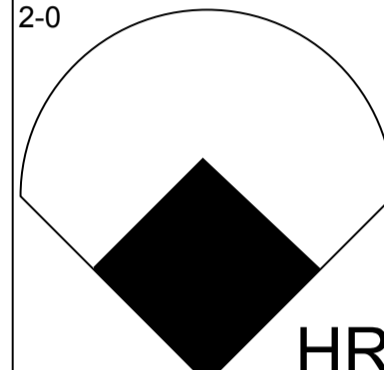
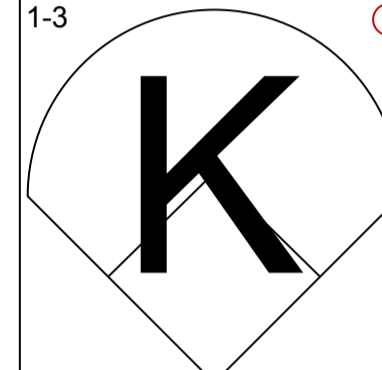
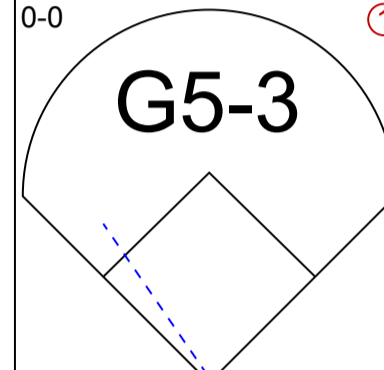

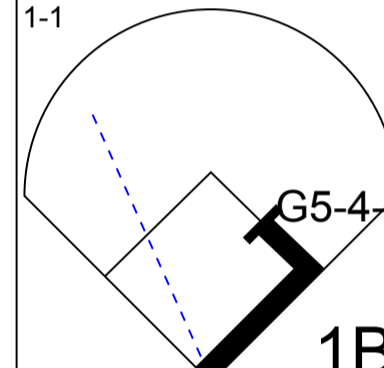
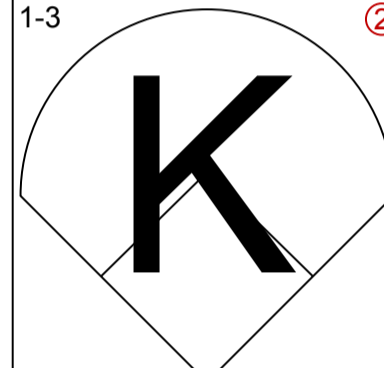
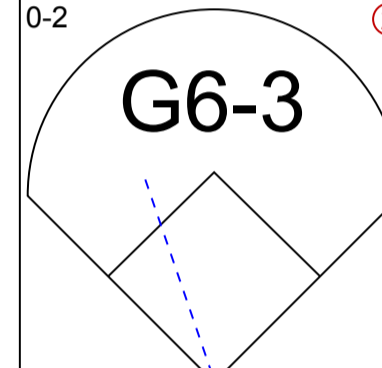
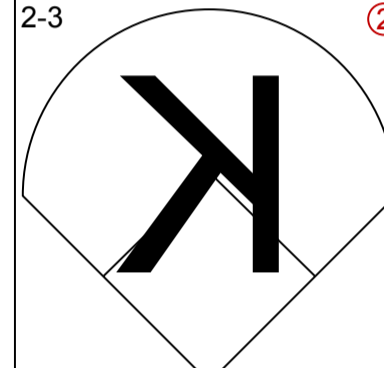

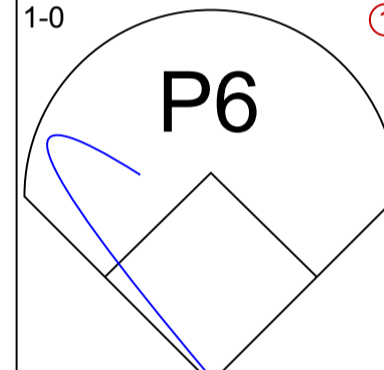
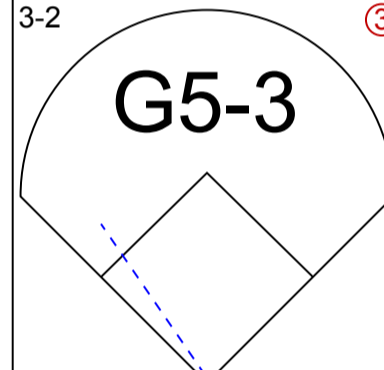
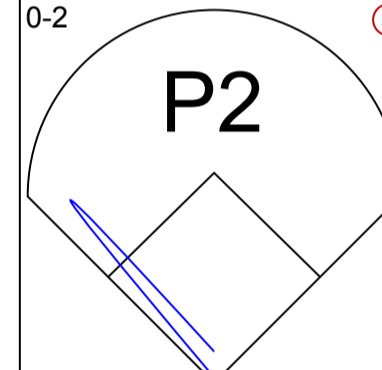
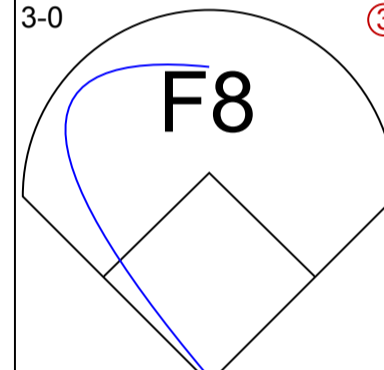

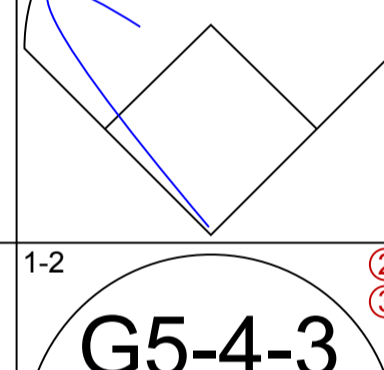
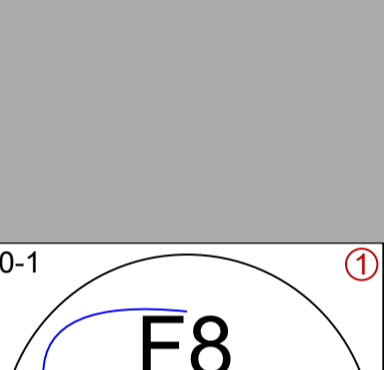
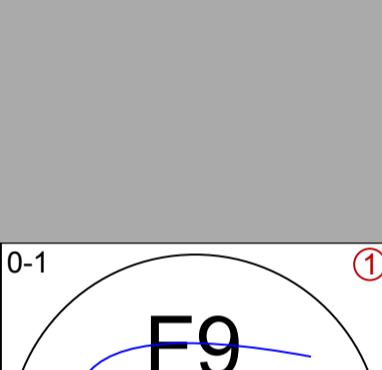

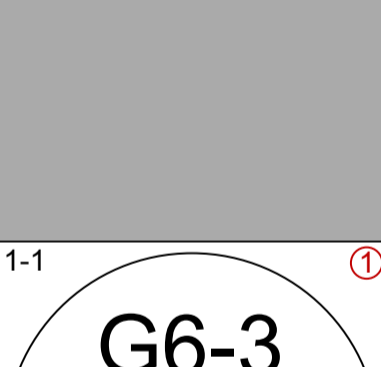
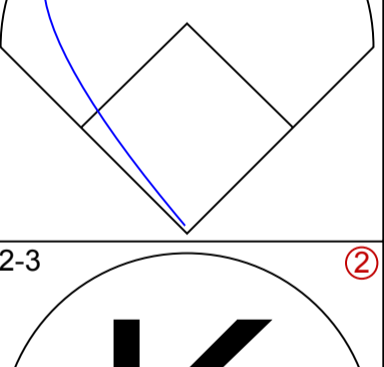
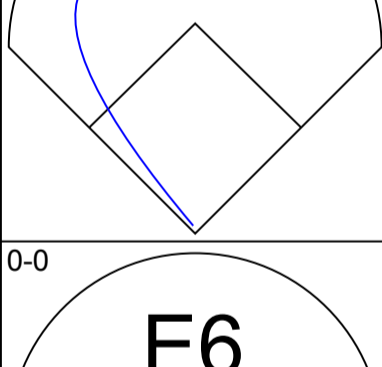

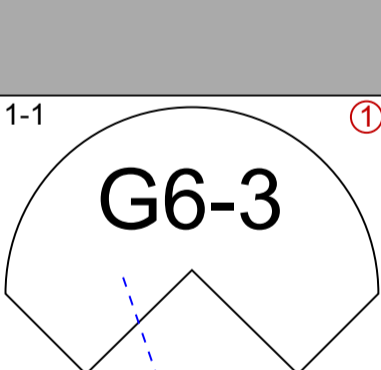
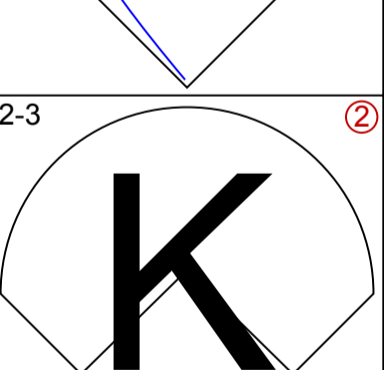
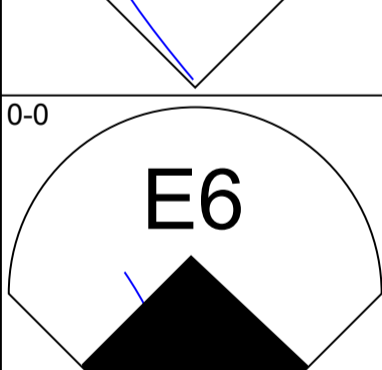

BOTTOM

Kansas City Royals @ New York Yankees
Yankee Stadium, Bronx, NY
Fri Jun 03 1994, 7:05 PM EDT
Att. 26,617 - Unknown

livebaseballscorecards.com

AB	37
R	4
H	11
RBI	4
BB	3
SO	4
LOB	18



Batter	1	2	3	4	5	6	7	8	9	AB R H RBI BB SO LOB	TOP	
Vince Coleman, S OBP: 0.246, SLG: 0.307 (1, 7) 	2-1 B4-3 2B 		1-3 K 			3-3 K 		0-0 B5-3 		4 0 1 0 0 2 0	Kansas City Royals @ New York Yankees Yankee Stadium, Bronx, NY Sat Jun 04 1994, 3:33 AM EDT Att. 30,693 - Sunny - 80 F livebaseballscorecards.com	
Wally Joyner, L OBP: 0.382, SLG: 0.457 (1, 3) 	0-0 B4-3 		1-1 F8 			0-3 K 		1-1 		4 0 1 0 0 1 1		
Brian McRae, S OBP: 0.421, SLG: 0.468 (1, 8) 	1-0 G5-4-3 HBP 			0-1 G5-3 		0-1 G6-3 		3-3 K 		3 0 0 0 0 1 1		
Dave Henderson, R OBP: 0.275, SLG: 0.420 (1, 9) 	1-2 G5-4-3 1-2f 			2-0 HR 			1-3 K 		0-0 G5-3 			4 1 1 1 0 1 2
Mike Macfarlane, R OBP: 0.395, SLG: 0.489 (1, 2) 		1-1 G5-4-3 1B 		1-3 K 			0-2 G6-3 		2-3 K 			4 0 1 0 0 2 0
Gary Gaetti, R OBP: 0.337, SLG: 0.492 (1, 5) 		1-0 P6 		3-2 G5-3 			0-2 P2 		3-0 F8 			4 0 0 0 0 0 1
Hubie Brooks, R OBP: 0.219, SLG: 0.207 (1, 10) 		1-2 G5-4-3 1-2f 			0-1 F8 			0-1 F9 		3 0 0 0 0 0 1		
Greg Gagne, R OBP: 0.357, SLG: 0.417 (1, 6) 			1-1 G6-3 			2-3 K 		0-0 E6 HR 		3 1 0 0 0 1 0		
Terry Shumpert, R OBP: 0.292, SLG: 0.646 (1, 4) 			0-0 HR 			1-3 K 		1-0 HR 1-H 		3 2 2 3 0 1 0		
Inning Stats	R: 0 E: 0 K: 0 S: 7 H: 1 LOB: 1 BB: 0 P: 11	R: 0 E: 0 K: 0 S: 6 H: 1 LOB: 0 BB: 0 P: 9	R: 1 E: 0 K: 1 S: 8 H: 1 LOB: 0 BB: 0 P: 11	R: 1 E: 0 K: 1 S: 10 H: 1 LOB: 0 BB: 0 P: 16	R: 0 E: 0 K: 2 S: 10 H: 0 LOB: 0 BB: 0 P: 13	R: 0 E: 0 K: 2 S: 8 H: 0 LOB: 0 BB: 0 P: 11	R: 0 E: 0 K: 1 S: 9 H: 0 LOB: 0 BB: 0 P: 10	R: 2 E: 1 K: 1 S: 11 H: 2 LOB: 1 BB: 0 P: 16	R: 0 E: 0 K: 1 S: 6 H: 0 LOB: 0 BB: 0 P: 11	1B: 2 2B: 1 3B: 0 HR: 3 SF: 0 SAC: 0 DP: 2 HBP: 1	WP: 0 PB: 0 SB: 0 CS: 0 PA: 33	
PITCHER Terry Mulholland, L ERA: 5.85 (1, 1) 	IP WLS BF H R ER SO BB IBB HBP BLK WP HR S P ERA WHIP	9.0 L 33 6 4 3 9 0 0 1 0 0 3 75 108 3.00 0.667										

Batter	1	2	3	4	5	6	7	8	9	AB R H RBI BB SO LOB
Luis Polonia, L OBP: 0.368, SLG: 0.389 (1, 7)	2-2 F8 1B		0-0 G4-3		1 SAFE 2-1 L8			2-2 F9		4 1 1 0 0 0 1
Wade Boggs, L OBP: 0.422, SLG: 0.488 (1, 5)	1-1 F8 1-3		3-2 G3-1			1-0 F9		0-3 K2-3		4 0 0 0 0 1 1
Don Mattingly, L OBP: 0.413, SLG: 0.422 (1, 3)	2-0 1B 3-H 1B		2-0 F7			1-0 L3		2-2 L6		4 0 1 1 0 0 0
Danny Tartabull, R OBP: 0.332, SLG: 0.456 (1, 10)	1-1 F8		1-1 G5-3			2-3 K		1-3 K		4 0 0 0 0 2 1
Paul O'Neill, L OBP: 0.529, SLG: 0.714 (1, 9)	2-0 1-3 1B		1-3 K			2-0 BB 1B		0-0 HR 1B		4 1 3 0 0 1 0
Jim Leyritz, R OBP: 0.388, SLG: 0.591 (1, 2)	2-1 G5-3		0-0 G4-3			4-1 G4-6-3 BB		3-2 HR		3 1 1 2 1 0 2
Bernie Williams, S OBP: 0.339, SLG: 0.377 (1, 8)		2-1 G3			1-1 G4-3		2-2 P3	2-3 K		4 0 0 0 0 1 2
Randy Velarde, R OBP: 0.343, SLG: 0.427 (1, 6)		1-1 G6-3			2-0 1B		0-0 G4-6-3 1-2f			3 0 1 0 0 0 2
Pat Kelly, R OBP: 0.333, SLG: 0.350 (1, 4)		2-1 G5-3			1-2 P4		0-3 K			3 0 0 0 0 1 1

Inning Stats	R: 1	H: 3	E: 1	K: 0	S: 11	LOB: 2	BB: 0	P: 21	R: 0	H: 0	E: 0	K: 0	S: 6	LOB: 0	BB: 0	P: 11	R: 0	H: 0	E: 0	K: 1	S: 7	LOB: 0	BB: 0	P: 10	R: 0	H: 1	E: 0	K: 0	S: 8	LOB: 1	BB: 0	P: 14	R: 0	H: 0	E: 0	K: 1	S: 5	LOB: 0	BB: 0	P: 9	R: 0	H: 1	E: 0	K: 0	S: 6	LOB: 1	BB: 1	P: 14	R: 0	H: 0	E: 0	K: 2	S: 9	LOB: 0	BB: 0	P: 11	R: 2	H: 2	E: 0	K: 2	S: 13	LOB: 0	BB: 0	P: 21	1B: 6	SF: 0	2B: 0	SAC: 0	3B: 0	DP: 1	HR: 1	HBP: 0	WP: 0	PA: 34
--------------	------	------	------	------	-------	--------	-------	-------	------	------	------	------	------	--------	-------	-------	------	------	------	------	------	--------	-------	-------	------	------	------	------	------	--------	-------	-------	------	------	------	------	------	--------	-------	------	------	------	------	------	------	--------	-------	-------	------	------	------	------	------	--------	-------	-------	------	------	------	------	-------	--------	-------	-------	-------	-------	-------	--------	-------	-------	-------	--------	-------	--------

PITCHER	IP	WLS	BF	H	R	ER	SO	BB	IBB	HBP	BLK	WP	HR	S	P	ERA	WHIP
Mark Gubicza, R ERA: 4.47 (1, 1)	6.1	W	25	5	1	1	2	1	0	0	0	0	0	47	88	1.42	0.947
Hipolito Pichardo, R ERA: 4.85 (7, 1)	1.0		2	0	0	0	1	0	0	0	0	0	0	4	4	0.00	0.000
Billy Brewer, L ERA: 2.59 (8, 1)	1.0		3	0	0	0	1	0	0	0	0	0	0	9	13	0.00	0.000
Jeff Montgomery, R ERA: 6.3 (9, 1)	0.2		4	2	2	2	2	0	0	0	0	0	1	10	16	27.00	3.000

BOTTOM

Kansas City Royals @ New York Yankees
 Yankee Stadium, Bronx, NY

Sat Jun 04 1994, 3:33 AM EDT
 Att. 30,693 - Sunny - 80 F

AB	33
R	3
H	7
RBI	3
BB	1
SO	6
LOB	10



Batter	1	2	3	4	5	6	7	8	9	AB R H RBI BB SO LOB	TOP		
Vince Coleman, S OBP: 0.250, SLG: 0.310 (1, 7)	2-2 PB G6-3 1B	1-2 L7			2-1 P8			1-2 SH1-3 1B		4 1 2 0 0 0 1	Kansas City Royals @ New York Yankees Yankee Stadium, Bronx, NY Sun Jun 05 1994, 3:33 AM EDT Att. 32,432 - Sunny - 82 F		
Greg Gagne, R OBP: 0.357, SLG: 0.416 (1, 6)	1-1 PB 1B	1-1 G4-6-3			0-0 G6-3			0-0 SH1-3		3 1 1 0 0 0 1			
Brian McRae, S OBP: 0.414, SLG: 0.459 (1, 8)	2-1 G6-3				2-2 G5-3			0-1 L6		4 0 0 1 0 0 2			
Dave Henderson, R OBP: 0.274, SLG: 0.414 (1, 9)	3-2 2B 1B				0-1 P4			2-1 G4-3		4 1 1 1 0 0 1			
Mike Macfarlane, R OBP: 0.398, SLG: 0.486 (1, 2)	3-2 2B 1B				1-1 P3			1-0 HBP		3 0 1 0 0 0 0			
Gary Gaetti, R OBP: 0.335, SLG: 0.486 (1, 3)	3-1 P6				2-3 K			3-2 F8		4 0 1 0 0 1 3			
Hubie Brooks, R OBP: 0.222, SLG: 0.242 (1, 10)	2-2 2B				1-1 G3-1			0-0 F8		4 0 1 1 0 0 1			
Terry Shumpert, R OBP: 0.279, SLG: 0.618 David Howard, S OBP: 0.314, SLG: 0.185 (1, 5) (7, 5)	0-2 P3				3-3 K			1-1 G6-3		3 0 0 0 0 1 2 1 0 0 0 0 1 1			
Jose Lind, R OBP: 0.266, SLG: 0.307 (1, 4)		2-2 G4-6-3 1B			0-2 G3			0-1 G5-3		3 0 1 0 0 0 0			
Inning Stats	R: 3 H: 5 E: 0 LOB: 2 K: 0 BB: 0 S: 25 P: 41	R: 0 H: 1 E: 0 LOB: 0 K: 0 BB: 0 S: 8 P: 12	R: 0 H: 0 E: 0 LOB: 0 K: 0 BB: 0 S: 7 P: 10	R: 0 H: 0 E: 0 LOB: 0 K: 2 BB: 0 S: 8 P: 14	R: 0 H: 0 E: 0 LOB: 0 K: 0 BB: 0 S: 6 P: 8	R: 0 H: 0 E: 0 LOB: 1 K: 0 BB: 0 S: 8 P: 14	R: 0 H: 0 E: 0 LOB: 0 K: 0 BB: 0 S: 5 P: 6	R: 0 H: 1 E: 0 LOB: 1 K: 0 BB: 0 S: 8 P: 9	R: 0 H: 1 E: 0 LOB: 1 K: 1 BB: 0 S: 7 P: 13	1B: 7 SF: 0 2B: 1 SAC: 1 3B: 0 DP: 1 HR: 0 HBP: 1		WP: 0 PA: 35 PB: 1 SB: 0 CS: 0	
PITCHER	IP WLS BF H R ER SO BB IBB HBP BLK WP HR S P ERA WHIP											PITCHER	IP WLS BF H R ER SO BB IBB HBP BLK WP HR S P ERA WHIP
Jim Abbott, L ERA: 3.02 (1, 1)	8.0 L 31 7 3 3 2 0 0 0 1 0 0 0 75 114 3.38 0.875												
Bob Wickman, R ERA: 2.83 (9, 1)	1.0 4 1 0 0 1 0 0 0 0 0 0 0 7 13 0.00 1.000												

livebaseballscorecards.com

AB	33
R	3
H	8
RBI	3
BB	0
SO	3
LOB	12



Batter	1	2	3	4	5	6	7	8	9	AB R H RBI BB SO LOB	TOP											
Brady Anderson, L (1, 7) OBP: 0.335, SLG: 0.362	0-0 G3		1-0 G4-3		1-0 G6-3		4-1 FC6-4 BB		0-0 FC5-6 E SF9 1-2f	4 1 0 0 1 0 2												
Mike Devereaux, R (1, 8) OBP: 0.278, SLG: 0.358	2-2 P4		2-2 G4-3		0-2 1B		1-1 FC6-4 BB 1-2f		2-1 SF9 1-H	4 0 1 2 0 0 1												
Rafael Palmeiro, L (1, 3) OBP: 0.427, SLG: 0.602	2-3 K			1-1 G6-3	2-2 G4-3		4-1 BB		0-0 2B	4 0 1 0 1 1 1												
Harold Baines, L (1, 10) OBP: 0.348, SLG: 0.497		1-2 G1		1-2 F8		0-0 E 1B SF8 1B	2-3 K		2-2 P6	5 1 1 0 0 1 3												
Cal Ripken Jr., R (1, 6) OBP: 0.330, SLG: 0.408		4-2 BB 2B BB		2-2 FC5 WP 1B		0-0 E8 1B 1B	1-0 G3			3 1 2 0 1 0 2												
Leo Gomez, R (1, 5) OBP: 0.401, SLG: 0.585		4-2 2B FC7-2 BB		4-0 BB		0-0 SF8 3-H		2-3 K		1 0 0 1 2 1 0												
Chris Hoiles, R (1, 2) OBP: 0.351, SLG: 0.396		3-2 2B		0-0 FC5 2-3f		2-3 K		1-0 P3		4 0 1 1 0 1 3												
Jeff Tackett, R (9, 2) OBP: 0.217, SLG: 0.273		1-3 2-H 2B								0 0 0 0 0 0 0												
Mark McLemore, S (1, 4) OBP: 0.355, SLG: 0.292		0-0 FC7-2 3-H				0-0 G4-3		1-1 G4-3		4 0 1 0 0 0 2												
Jack Voigt, R (1, 9) OBP: 0.313, SLG: 0.330			0-0 F8		0-1 G6-3 1B 2B		2-0 F9		4-2 FC5-6 BB	3 1 1 0 1 0 2												
Inning Stats	R: 0 E: 0 K: 1 S: 7	H: 0 LOB: 0 BB: 0 P: 11	R: 1 E: 0 K: 0 S: 14	H: 1 LOB: 1 BB: 2 P: 26	R: 0 E: 0 K: 0 S: 6	H: 0 LOB: 0 BB: 0 P: 9	R: 0 E: 0 K: 0 S: 9	H: 1 LOB: 2 BB: 1 P: 17	R: 1 E: 0 K: 0 S: 12	H: 2 LOB: 1 BB: 0 P: 15	R: 1 E: 1 K: 1 S: 8	H: 3 LOB: 2 BB: 0 P: 12	R: 0 E: 0 K: 1 S: 9	H: 0 LOB: 2 BB: 2 P: 20	R: 0 E: 0 K: 1 S: 7	H: 0 LOB: 0 BB: 0 P: 11	R: 1 E: 1 K: 0 S: 9	H: 1 LOB: 1 BB: 1 P: 17	1B: 5 2B: 4 3B: 0 HR: 0	SF: 2 SAC: 0 DP: 1 HBP: 0	WP: 1 PB: 0 SB: 0 CS: 0	PA: 40
PITCHER	IP WLS BF H R ER SO BB IBB HBP BLK WP HR S P ERA WHIP																					
Tom Gordon, R (1, 1) ERA: 4.48	8.0 L 35 7 3 3 4 5 0 0 0 1 0 72 121 3.38 1.500																					
Hipolito Pichardo, R (9, 1) ERA: 5.04	0.2 3 0 1 1 0 1 0 0 0 0 0 5 11 13.50 1.500																					
Mike Magnante, L (9, 1) ERA: 3.76	0.1 2 1 0 0 0 0 0 0 0 0 0 4 6 0.00 3.000																					

Baltimore Orioles @ Kansas City Royals
Kauffman Stadium, Kansas City, MO
Mon Jun 06 1994, 7:05 PM CDT
Att. 25,781 - Unknown - 84 F

livebaseballscorecards.com

AB	32
R	4
H	8
RBI	4
BB	6
SO	4
LOB	16



Batter	1	2	3	4	5	6	7	8	9	AB	R	H	RBI	BB	SO	LOB
Vince Coleman, S OBP: 0.254, SLG: 0.310 (1, 7) B T F X	1-2 E S SF7 1B		2-3 K ①		3-2 G1-3 ②			4-2 E S BB		3	1	1	0	1	1	0
Brian McRae, S OBP: 0.407, SLG: 0.450 (1, 8) B S F B X	2-2 G3 ① 1-3		0-0 B1-3 ②		2-2 F9 ③			1 SAFE S 1 SAFE S 1 SAFE S 1 SAFE S 1 SAFE S	2-2 F8 ①	4	0	0	0	0	0	2
Wally Joyner, L OBP: 0.375, SLG: 0.450 (1, 3) X	0-0 SF7 ② 3-H		3-2 P3 ③				2-2 G3 ①	1-0 F7 ②		3	0	0	1	0	0	1
Bob Hamelin, L OBP: 0.378, SLG: 0.563 Hubie Brooks, R OBP: 0.216, SLG: 0.235 (1, 10) (8, PH) B C X	1-1 F7 ③			3-1 F9 ①		0-0 F7 ②		1-1 G4-3 ③ 1-3		3	0	0	0	0	0	0
Mike Macfarlane, R OBP: 0.400, SLG: 0.507 (1, 2) X		0-0 HR		1-3 K ②		F B X	1-1 2B 1B		1-2 F8 ①	4	1	2	1	0	1	0
Felix Jose, S OBP: 0.338, SLG: 0.393 (1, 9) C B B B X		3-1 F8 ①		0-2 1B 1B		B B B C X	3-1 2B ③ 1-H		1-3 K ②	4	0	2	0	0	1	0
Greg Gagne, R OBP: 0.354, SLG: 0.412 (1, 6) C B X		1-1 G4-3 ②		1 SAFE T F X 0-2 1B		F B X	1-1 G1-3 ①		2-3 K ③	4	0	1	0	0	1	0
Jose Lind, R OBP: 0.267, SLG: 0.308 (1, 4) C B B C X		1-2 E1 1B		X 0-0 G1-3 ③		B F B X	2-1 G4-3 ②			3	0	1	0	0	0	2
David Howard, S OBP: 0.289, SLG: 0.167 (1, 5) C B B C X		2-2 P5 ③			B C F B X	1-2 B1 ①		2-3 K ③		3	0	0	0	0	1	1

Inning Stats	R: 1	H: 1	E: 0	K: 0	S: 9	H: 1	LOB: 0	BB: 0	P: 13	R: 1	H: 2	E: 1	K: 0	S: 12	R: 0	H: 0	E: 0	K: 1	S: 11	R: 0	H: 2	E: 0	K: 1	S: 14	R: 0	H: 0	E: 0	K: 0	S: 12	R: 0	H: 2	E: 0	K: 0	S: 10	R: 0	H: 0	E: 0	K: 1	S: 8	R: 0	H: 0	E: 0	K: 0	S: 11	R: 0	H: 0	E: 0	K: 2	S: 10	R: 0	H: 0	E: 0	K: 0	S: 10	1B: 5	SF: 1	2B: 1	SAC: 0	3B: 0	DP: 0	HR: 1	HBP: 0	WP: 0	PA: 34
--------------	------	------	------	------	------	------	--------	-------	-------	------	------	------	------	-------	------	------	------	------	-------	------	------	------	------	-------	------	------	------	------	-------	------	------	------	------	-------	------	------	------	------	------	------	------	------	------	-------	------	------	------	------	-------	------	------	------	------	-------	-------	-------	-------	--------	-------	-------	-------	--------	-------	--------

PITCHER	IP	WLS	BF	H	R	ER	SO	BB	IBB	HBP	BLK	WP	HR	S	P	ERA	WHIP
35 Mike Mussina, R ERA: 2.78 (1, 1)	7.1		29	7	2	2	3	1	0	0	0	0	1	84	127	2.46	1.091
Jim Poole, L ERA: 6.91 (8, 1)	0.1		1	0	0	0	0	0	0	0	0	0	0	1	2	0.00	0.000
Alan Mills, R ERA: 7.89 (8, 1)	0.1		1	0	0	0	0	0	0	0	0	0	0	2	3	0.00	0.000
Lee Smith, R ERA: 1.64 (9, 1)	1.0	S	3	0	0	0	2	0	0	0	0	0	0	10	14	0.00	0.000

BOTTOM

Baltimore Orioles @ Kansas City Royals
Kauffman Stadium, Kansas City, MO

Mon Jun 06 1994, 7:05 PM CDT
Att: 25,781 - Unknown - 84 F

livebaseballscorecards.com

AB	32
R	2
H	7
RBI	2
BB	1
SO	5
LOB	7



Batter	1	2	3	4	5	6	7	8	9	AB R H RBI BB SO LOB	TOP											
Brady Anderson, L (1, 7) OBP: 0.330, SLG: 0.356	2-2 G5-3		1-1 P4	3-1 P5			1-2 G1-3			4 0 0 0 0 0 3												
Mike Devereaux, R (1, 8) OBP: 0.273, SLG: 0.350	0-0 F9		0-3 K		1-3 K			0-1 G3		4 0 0 0 0 2 2												
Rafael Palmeiro, L (1, 3) OBP: 0.429, SLG: 0.598	2-2 P6		4-0 BB		0-0 F9			0-1 G6-3 1B		3 0 1 0 1 0 0												
Harold Baines, L (1, 10) OBP: 0.339, SLG: 0.484		1-0 G4-3	2-2 G4-3		2-0 P3			1-1 G6-3 1-2f		4 0 0 0 0 0 4												
Cal Ripken Jr., R (1, 6) OBP: 0.329, SLG: 0.419		3-2 L8		1-2 P6		1-1 G4-3		0-1 HR		4 1 1 1 0 0 0												
Leo Gomez, R (1, 5) OBP: 0.404, SLG: 0.575		1-1 HBP		4-2 HR BB		2-3 K		0-1 G6-3		2 1 0 0 1 1 0												
Chris Hoiles, R (1, 2) OBP: 0.350, SLG: 0.410		2-1 F8		0-1 HR		2-3 K		3-1 G6-3		4 1 1 2 0 1 1												
Mark McLemore, S (1, 4) OBP: 0.357, SLG: 0.297			0-1 BB 1B	0-0 E 1B			0-0 G3		0-1 P6	4 0 2 0 0 0 0												
Jack Voigt, R (1, 9) OBP: 0.313, SLG: 0.331			2-2 BB 1B	1-1 G4-3			2-3 K			3 0 1 0 0 1 1												
Inning Stats	R: 0 E: 0 K: 0 S: 10	H: 0 LOB: 0 BB: 0 P: 14	R: 0 E: 0 K: 0 S: 7	H: 0 LOB: 1 BB: 0 P: 14	R: 0 E: 0 K: 1 S: 18	H: 2 LOB: 3 BB: 1 P: 27	R: 2 E: 1 K: 0 S: 13	H: 2 LOB: 1 BB: 1 P: 22	R: 0 E: 0 K: 1 S: 5	H: 0 LOB: 0 BB: 0 P: 8	R: 0 E: 0 K: 2 S: 8	H: 0 LOB: 0 BB: 0 P: 13	R: 0 E: 0 K: 1 S: 7	H: 0 LOB: 0 BB: 0 P: 10	R: 0 E: 0 K: 0 S: 6	H: 1 LOB: 0 BB: 0 P: 7	R: 1 E: 0 K: 0 S: 8	H: 1 LOB: 0 BB: 0 P: 11	1B: 4 2B: 0 3B: 0 HR: 2	SF: 0 SAC: 0 DP: 1 HBP: 1	WP: 0 PB: 0 SB: 0 CS: 0	PA: 35
PITCHER	IP WLS BF H R ER SO BB IBB HBP BLK WP HR S P ERA WHIP																					
David Cone, R (1, 1) ERA: 2.6	8.0 W 31 5 2 2 5 2 0 1 0 0 1 74 115 2.25 0.875																					
Stan Belinda, R (9, 1) ERA: 5.75	1.0 4 1 1 1 0 0 0 0 0 0 1 8 11 9.00 1.000																					

Baltimore Orioles @ Kansas City Royals
Kauffman Stadium, Kansas City, MO
 Tue Jun 07 1994, 7:05 PM CDT
 Att. 21,777 - Unknown - 78 F

livebaseballscorecards.com

AB	32
R	3
H	6
RBI	3
BB	2
SO	5
LOB	11



Batter	1	2	3	4	5	6	7	8	9
Vince Coleman, S OBP: 0.261, SLG: 0.319 (1, 7)	4-1 BB 1B BB		0-0 1B 3B		3-2 F7	4-2 1B BB	3-0 F8		
Brian McRae, S OBP: 0.411, SLG: 0.451 (1, 8)	1-1 FC3-6 BB 1-2 1B		1-0 G6-3 1B 1B		1-0 G4-3	4-2 1B BB		1-1 G3	
Wally Joyner, L OBP: 0.380, SLG: 0.451 (1, 3)	4-2 FC3-6 1-2 2-3 BB		0-1 BB G6-3 1-2 1B		3-2 F7	3-2 1-3 2-3 3-H 1B		0-0 L5	
Bob Hamelin, L OBP: 0.373, SLG: 0.557 (1, 10)	3-0 FC3-6 1-2 2-3		1-3 K			1B 2B F8		2-2 F9	
Gary Gaetti, R OBP: 0.336, SLG: 0.492 (1, 5)	1-3 K		1-0 G6-3 1-2 2-3			0-1 PC3-2-6 2-3 1B 1B	1-1 L9 1B 2B		
Felix Jose, S OBP: 0.335, SLG: 0.385 (1, 9)		1-0 G4-3	4-2 2-3 BB			2-3 K	0-0 L9 2-3		
Brent Mayne, L OBP: 0.313, SLG: 0.339 (1, 2)		0-3 K		0-3 K		2-1 FC3-2-5 1-3 1B	1-1 1B 1B		
Greg Gagne, R OBP: 0.358, SLG: 0.416 (1, 6)		0-0 2B		1-0 G6-3		4-2 1B BB	1-3 K		
Jose Lind, R OBP: 0.273, SLG: 0.313 (1, 4)		3-2 F8		2-1 L9		0-1 BB BB 1B 1B	1-2 1B		

Inning Stats	R: 0	H: 1	E: 0	LOB: 2	K: 1	S: 10	P: 23	R: 0	H: 1	E: 0	LOB: 1	K: 1	S: 9	P: 13	R: 1	H: 3	E: 0	LOB: 2	K: 1	S: 11	P: 18	R: 0	H: 0	E: 0	LOB: 0	K: 1	S: 6	P: 9	R: 0	H: 0	E: 0	LOB: 0	K: 0	S: 9	P: 16	R: 5	H: 4	E: 0	LOB: 2	K: 1	S: 23	P: 44	R: 1	H: 3	E: 0	LOB: 2	K: 1	S: 14	P: 21	R: 0	H: 0	E: 0	LOB: 0	K: 0	S: 6	P: 9
--------------	------	------	------	--------	------	-------	-------	------	------	------	--------	------	------	-------	------	------	------	--------	------	-------	-------	------	------	------	--------	------	------	------	------	------	------	--------	------	------	-------	------	------	------	--------	------	-------	-------	------	------	------	--------	------	-------	-------	------	------	------	--------	------	------	------

PITCHER	IP	WLS	BF	H	R	ER	SO	BB	IBB	HBP	BLK	WP	HR	S	P	ERA	WHIP
Ben McDonald, R ERA: 4.31 (1, 1)	5.2	L	28	8	6	6	5	5	0	0	0	0	0	62	110	9.53	2.294
Mark Eichhorn, R ERA: 2.59 (6, 1)	0.0		1	0	0	0	0	1	0	0	0	0	0	2	6	∞	∞
Tom Bolton, L ERA: 4.15 (6, 1)	0.2		5	3	1	1	0	0	0	0	0	0	0	9	14	13.50	4.500
Mark Williamson, R ERA: 5.24 (7, 1)	1.2		6	1	0	0	1	0	0	0	0	0	0	15	23	0.00	0.600

BOTTOM

Baltimore Orioles @ Kansas City Royals
Kauffman Stadium, Kansas City, MO


Tue Jun 07 1994, 7:05 PM CDT
Att: 21,777 - Unknown - 78 F

AB	R	H	RBI	BB	SO	LOB
3	2	1	0	2	0	2
4	0	2	2	1	0	0
4	0	2	2	1	0	0
5	0	1	0	0	1	6
4	2	2	0	0	1	4
3	0	0	0	1	1	3
4	1	1	1	0	2	2
3	1	1	0	1	1	1
4	1	2	2	0	0	1

AB	34
R	7
H	12
RBI	7
BB	6
SO	6
LOB	19

WP: 0 PA: 40
PB: 0
SB: 0
CS: 0

1B: 8 SF: 0
2B: 3 SAC: 0
3B: 1 DP: 0
HR: 0 HBP: 0



PITCHER	IP	WLS	BF	H	R	ER	SO	BB	IBB	HBP	BLK	WP	HR	S	P	ERA	WHIP
---------	----	-----	----	---	---	----	----	----	-----	-----	-----	----	----	---	---	-----	------

Batter	1	2	3	4	5	6	7	8	9	AB R H RBI BB SO LOB	TOP											
Brady Anderson, L (1, 7) OBP: 0.331, SLG: 0.365	3-1 G4-3 3B	1-0 G4-3	1-0 G4-3		1-0 L8		1-0 FC4-6 1B	1-3 SAFE K		5 1 2 0 0 1 4												
Mark McLemore, S (1, 4) OBP: 0.354, SLG: 0.294	1-0 G4-3		2-3 K		1-1 FC5-2 1B		0-1 SAFE SAFE FC4-6 1B	1-1 G6-3		5 1 1 1 0 1 2												
Cal Ripken Jr., R (1, 6) OBP: 0.331, SLG: 0.432	2-2 3-H F7		1-1 HR		2-1 FC5-2		0-0 SAFE 1B		1-2 G1-3	5 2 2 1 0 0 2												
Rafael Palmeiro, L (1, 3) OBP: 0.424, SLG: 0.589	0-1 F7		0-2 F7		0-0 3-H G3		0-0 1B		1-2 F8	5 1 1 1 0 1 2												
Harold Baines, L (1, 10) OBP: 0.341, SLG: 0.481		3-2 F8 G5-3 1B	1-0 F7		1-0 P5		1-2 2B		0-2 F8	5 1 2 1 0 0 0												
Leo Gomez, R (1, 5) OBP: 0.407, SLG: 0.581		1-2 G5-3		3-1 F9		3-2 1B	1-2 3-H 2B			4 0 2 1 0 0 1												
Chris Hoiles, R (1, 2) OBP: 0.343, SLG: 0.401		3-1 F8		1-0 G5-3		3-1 F8	0-1 G6-3			4 0 0 0 0 0 4												
Mike Devereaux, R (1, 8) OBP: 0.272, SLG: 0.348		0-0 WP 1B		0-0 G6-3		0-1 F9		0-3 K		4 0 1 1 0 1 1												
Jack Voigt, R (1, 9) OBP: 0.319, SLG: 0.339		4-1 3-H 1B		3-1 FC5-2 2B		0-0 G5-3		2-1 E6		3 0 1 0 1 0 0												
Inning Stats	R: 1 E: 0 K: 0 S: 8	H: 1 LOB: 0 BB: 0 P: 14	R: 1 E: 0 K: 0 S: 12	H: 2 LOB: 2 BB: 1 P: 24	R: 1 E: 0 K: 1 S: 9	H: 1 LOB: 0 BB: 0 P: 13	R: 0 E: 0 K: 0 S: 4	H: 0 LOB: 0 BB: 0 P: 8	R: 0 E: 0 K: 0 S: 8	H: 2 LOB: 2 BB: 0 P: 15	R: 0 E: 0 K: 0 S: 8	H: 1 LOB: 1 BB: 0 P: 15	R: 3 E: 0 K: 0 S: 14	H: 5 LOB: 2 BB: 0 P: 17	R: 0 E: 1 K: 2 S: 10	H: 0 LOB: 1 BB: 0 P: 14	R: 0 E: 0 K: 1 S: 9	H: 0 LOB: 0 BB: 0 P: 11	1B: 8 2B: 2 3B: 1 HR: 1	SF: 0 SAC: 0 DP: 0 HBP: 0	WP: 1 PB: 0 SB: 0 CS: 0	PA: 41
PITCHER	IP WLS BF H R ER SO BB IBB HBP BLK WP HR S P ERA WHIP																					
Bob Milacki, R (1, 1) ERA: 4.12	6.2 L 30 9 5 5 1 1 0 0 0 0 1 1 54 95 6.75 1.500																					
Billy Brewer, L (7, 1) ERA: 2.96	0.0 2 2 0 0 0 0 0 0 0 0 0 0 4 5 ∞ ∞																					
Rusty Meacham, R (7, 1) ERA: 2.08	2.1 9 1 1 1 3 0 0 0 0 0 0 0 24 31 3.86 0.429																					

Baltimore Orioles @ Kansas City Royals
Kauffman Stadium, Kansas City, MO

Wed Jun 08 1994, 7:05 PM CDT
Att. 17,892 - Unknown - 68 F

livebaseballscorecards.com

AB	40
R	6
H	12
RBI	6
BB	1
SO	4
LOB	16



Batter	1	2	3	4	5	6	7	8	9	AB R H RBI BB SO LOB
Vince Coleman, S OBP: 0.260, SLG: 0.314 (1, 7)	F8		2B BB		P4		G3		K	4 1 0 0 1 1 0
Wally Joyner, L OBP: 0.380, SLG: 0.460 (1, 3)	B3		2B		G4-3		2B		G4-3	5 0 2 1 0 0 0
Brian McRae, S OBP: 0.410, SLG: 0.461 (1, 8)	HR		BB		F8		K		G3	4 1 1 1 1 1 1
Dave Henderson, R OBP: 0.276, SLG: 0.420 Felix Jose, S (7, PH) OBP: 0.333, SLG: 0.383 (8, 9)	2B		K		K		P7			3 0 1 0 0 2 2 1 0 0 0 0 0 1
Gary Gaetti, R OBP: 0.337, SLG: 0.487 (1, 5)	K		K		3B 1B		F8			4 1 1 0 0 2 3
Mike Macfarlane, R OBP: 0.402, SLG: 0.517 (1, 2)		BB	K		SF7 3B		K			3 1 1 1 1 2 2
Hubie Brooks, R OBP: 0.220, SLG: 0.243 (1, 10)		K		P4	SF7		BB 1B			3 0 1 1 0 1 1
Greg Gagne, R OBP: 0.360, SLG: 0.420 (1, 6)	F9		P6		2B		BB			3 0 1 0 1 0 1
Jose Lind, R OBP: 0.268, SLG: 0.307 Bob Hamelin, L (8, PH) OBP: 0.373, SLG: 0.557 Terry Shumpert, R (8, PH) OBP: 0.275, SLG: 0.609 (9, 4)	F9		F9		L9		P3			3 0 0 0 0 0 2 0 0 0 0 0 0 0 1 0 0 0 0 0 2

Inning Stats	R: 1	H: 2	E: 0	K: 1	S: 14	H: 2	LOB: 1	BB: 0	P: 18	R: 0	H: 0	E: 0	K: 1	S: 13	H: 0	LOB: 1	BB: 1	P: 20	R: 1	H: 1	E: 0	K: 3	S: 14	H: 1	LOB: 2	BB: 2	P: 27	R: 0	H: 0	E: 0	K: 0	S: 9	R: 0	H: 0	E: 0	K: 0	S: 7	R: 2	H: 3	E: 0	K: 1	S: 18	H: 3	LOB: 1	BB: 0	P: 28	R: 0	H: 1	E: 0	K: 1	S: 11	H: 1	LOB: 1	BB: 0	P: 18	R: 0	H: 1	E: 0	K: 1	S: 17	H: 1	LOB: 2	BB: 1	P: 28	R: 0	H: 0	E: 0	K: 1	S: 8	H: 0	LOB: 0	BB: 0	P: 13	1B: 2	SF: 1	2B: 4	SAC: 0	3B: 1	DP: 0	HR: 1	HBP: 0	WP: 0	PA: 39
--------------	------	------	------	------	-------	------	--------	-------	-------	------	------	------	------	-------	------	--------	-------	-------	------	------	------	------	-------	------	--------	-------	-------	------	------	------	------	------	------	------	------	------	------	------	------	------	------	-------	------	--------	-------	-------	------	------	------	------	-------	------	--------	-------	-------	------	------	------	------	-------	------	--------	-------	-------	------	------	------	------	------	------	--------	-------	-------	-------	-------	-------	--------	-------	-------	-------	--------	-------	--------

PITCHER	IP	WLS	BF	H	R	ER	SO	BB	IBB	HBP	BLK	WP	HR	S	P	ERA	WHIP
Sid Fernandez, L ERA: 4.35 (1, 1)	5.2		26	6	4	4	6	3	0	0	0	0	1	72	110	6.35	1.588
Alan Mills, R ERA: 7.23 (6, 1)	2.0	W	9	2	0	0	2	1	0	0	0	0	0	29	49	0.00	1.500
Jim Poole, L ERA: 6.75 (8, 1)	0.1		1	0	0	0	0	0	0	0	0	0	0	2	2	0.00	0.000
Lee Smith, R ERA: 1.57 (9, 1)	1.0	S	3	0	0	0	1	0	0	0	0	0	0	8	13	0.00	0.000

BOTTOM

Baltimore Orioles @ Kansas City Royals
Kauffman Stadium, Kansas City, MO

Wed Jun 08 1994, 7:05 PM CDT
Att: 17,892 - Unknown - 68 F

livebaseballscorecards.com

AB	34
R	4
H	8
RBI	4
BB	4
SO	9
LOB	15



Batter	1	2	3	4	5	6	7	8	9	AB R H RBI BB SO LOB	TOP		
Vince Coleman, S (1, 7) OBP: 0.263, SLG: 0.313	0-1 F8		0-1 F9		4-2 BB			2-2 1B BB FC5-4 1B	0-3 K	4 1 1 0 1 1 0			
Wally Joyner, L (1, 3) OBP: 0.381, SLG: 0.463	0-1 2B			2-0 F8	2-2 G3-1			1-3 K	1-2 1B	5 0 2 0 0 1 4			
Brian McRae, S (1, 8) OBP: 0.414, SLG: 0.471	3-3 K			1-2 3B		2-2 G1-6-3 1B		4-1 FC5-4 1B 1-2 BB	2-1 B3	4 0 2 0 1 1 2			
Mike Macfarlane, R (1, 2) OBP: 0.399, SLG: 0.510	3-3 K			1-3 K		0-0 G1-6-3 1-2f		2-2 FC5-4 1-2 2-3 1B		4 0 1 0 0 2 3			
Gary Gaetti, R (1, 5) OBP: 0.330, SLG: 0.477		1-0 F8		1-1 F9		2-1 G6-3		2-1 FC5-4 1-2f 2-3 3-H		4 0 0 1 0 0 3			
Dave Henderson, R (1, 9) OBP: 0.275, SLG: 0.423		0-0 G5-3			1-0 G5-3		2-1 G1-3 G6-3 2B	3-3 K		4 1 1 0 0 1 2			
Hubie Brooks, R (1, 10) OBP: 0.244, SLG: 0.268		1-0 F9			2-0 FC1-6 1B		0-1 G1-3		0-0 HR 1B	4 1 2 0 0 0 1			
Greg Gagne, R (1, 6) OBP: 0.363, SLG: 0.439			2-0 G5-3		3-2 FC1-6 1B		3-1 G6-3		2-2 HR	4 1 2 3 0 0 0			
Jose Lind, R (1, 4) OBP: 0.263, SLG: 0.301			0-0 F8		1-2 FC1-6 BB		0-0 G6-3		1-2 G4-3	3 0 0 0 0 0 2			
Bob Hamelin, L (9, PH) OBP: 0.370, SLG: 0.553					1-2f 2-3					1 0 0 0 0 0 0			
Inning Stats	R: 0 H: 1 E: 0 LOB: 1 K: 2 BB: 0 S: 13 P: 19	R: 0 H: 0 E: 0 LOB: 0 K: 0 BB: 0 S: 3 P: 5	R: 0 H: 0 E: 0 LOB: 0 K: 0 BB: 0 S: 4 P: 6	R: 0 H: 1 E: 0 LOB: 1 K: 1 BB: 0 S: 10 P: 15	R: 0 H: 2 E: 0 LOB: 3 K: 0 BB: 1 S: 16 P: 29	R: 0 H: 1 E: 0 LOB: 0 K: 0 BB: 0 S: 6 P: 10	R: 1 H: 1 E: 0 LOB: 0 K: 0 BB: 0 S: 7 P: 12	R: 1 H: 2 E: 0 LOB: 2 K: 2 BB: 1 S: 16 P: 30	R: 2 H: 3 E: 0 LOB: 1 K: 1 BB: 0 S: 18 P: 24	1B: 7 SF: 0 2B: 2 SAC: 0 3B: 1 DP: 1 HR: 1 HBP: 0	WP: 0 PA: 39 PB: 0 SB: 0 CS: 0		
PITCHER	IP WLS BF H R ER SO BB IBB HBP BLK WP HR S P ERA WHIP											PITCHER	IP WLS BF H R ER SO BB IBB HBP BLK WP HR S P ERA WHIP
Kenny Rogers, L (1, 1) ERA: 4.3	8.0 W 33 8 2 2 5 2 0 0 0 0 0 0 75 126 2.25 1.250												
Matt Whiteside, R (9, 1) ERA: 5.04	1.0 6 3 2 2 1 0 0 0 0 0 0 1 18 24 18.00 3.000												

Kansas City Royals @ Texas Rangers
The Ballpark at Arlington, Arlington, TX

Thu Jun 09 1994, 8:05 PM EDT
Att. 46,433 - Unknown - 87 F

livebaseballscores.com

AB	37
R	4
H	11
RBI	4
BB	2
SO	6
LOB	17



Batter	1	2	3	4	5	6	7	8	9
David Hulse, L (1, 8) OBP: 0.319, SLG: 0.348	0-1 B1-3		2-3 K	1-0 G4-3		0-0 G1-3			
Doug Strange, S (1, 4) OBP: 0.285, SLG: 0.386	0-1 G3		1-0 1B	0-0 1B		1-1 L8			
Jose Canseco, R (1, 10) OBP: 0.424, SLG: 0.585	2-2 G6-3		1-1 1B	3-3 K		3-3 K			
Will Clark, L (1, 3) OBP: 0.476, SLG: 0.600		2-3 K	1-1 1B	2-0 G4-3		2-2 G5-3			
Juan Gonzalez, R (1, 7) OBP: 0.333, SLG: 0.466		3-2 HR	0-0 1B	1-0 G6-3		1-0 2B			
29 Rusty Greer, L (1, 9) OBP: 0.396, SLG: 0.506		2-0 G3-1	2-0 FC4-6	2-1 F7		1-0 F8			
Dean Palmer, R (1, 5) OBP: 0.317, SLG: 0.463		4-2 BB	0-3 K	0-1 P4		1-1 F9			
Ivan Rodriguez, R (1, 2) OBP: 0.370, SLG: 0.426		0-0 G4-3	1-3 K	1-1 1B		0-1 G4-3			
Esteban Beltre, R (1, 6) OBP: 0.304, SLG: 0.268			1-2 2B	0-0 G4-3		2-2 G1-3		2-1 G6-3	

Inning Stats	R: 0	H: 0	E: 0	K: 0	S: 7	R: 1	H: 1	E: 0	K: 1	S: 10	R: 4	H: 5	E: 0	K: 2	S: 16	R: 1	H: 2	E: 1	K: 2	S: 10	R: 0	H: 0	E: 0	K: 0	S: 4	R: 1	H: 2	E: 0	K: 0	S: 11	R: 0	H: 1	E: 0	K: 1	S: 8	R: 0	H: 0	E: 0	K: 0	S: 6	1B: 7	2B: 3	3B: 0	HR: 1	SF: 0	SAC: 0	DP: 0	HBP: 0	WP: 0	PA: 36
--------------	------	------	------	------	------	------	------	------	------	-------	------	------	------	------	-------	------	------	------	------	-------	------	------	------	------	------	------	------	------	------	-------	------	------	------	------	------	------	------	------	------	------	-------	-------	-------	-------	-------	--------	-------	--------	-------	--------

PITCHER	IP	WLS	BF	H	R	ER	SO	BB	IBB	HBP	BLK	WP	HR	S	P	ERA	WHIP
Mark Gubicza, R (1, 1) ERA: 4.97	5.0	L	24	8	6	6	5	1	0	0	0	0	1	47	77	10.80	1.800
Hipolito Pichardo, R (6, 1) ERA: 4.86	3.0		12	3	1	1	1	0	0	0	0	0	0	25	39	3.00	1.000

BOTTOM

AB	R	H	RBI	BB	SO	LOB
4	0	0	0	0	1	3
4	1	2	2	0	0	1
4	1	1	1	0	2	1
4	1	1	0	0	1	0
4	1	3	2	0	0	0
4	0	0	1	0	0	2
3	0	0	0	1	1	1
4	1	1	0	0	1	1
4	2	3	1	0	0	0

AB	35
R	7
H	11
RBI	7
BB	1
SO	6
LOB	9



WP	PA	ERA	WHIP
0	36		

Kansas City Royals @ Texas Rangers
The Ballpark at Arlington, Arlington, TX
 Thu Jun 09 1994, 8:05 PM EDT
 Att: 46,433 - Unknown - 87 F

livebaseballscorecards.com

Batter	1	2	3	4	5	6	7	8	9	AB R H RBI BB SO LOB	TOP											
Vince Coleman, S (1, 7) OBP: 0.262, SLG: 0.320	1-2 G1-3		1-2 G6-3		1-1 3B		1-3 K			4 0 1 0 0 1 0	Kansas City Royals @ Texas Rangers The Ballpark at Arlington, Arlington, TX Fri Jun 10 1994, 8:05 PM EDT Att. 46,379 - Unknown - 85 F											
Brian McRae, S (1, 8) OBP: 0.415, SLG: 0.473	0-1 G6-3 2B		1-2 L3		4-1 2B BB		3-2 F7			3 1 1 0 1 0 0												
Wally Joyner, L (1, 10) OBP: 0.382, SLG: 0.459	2-0 G6-3 2-3		4-0 BB		0-0 FC1-5-2-6-1 2B			4-2 G6-4-3 BB		2 1 0 0 2 0 3												
Bob Hamelin, L (1, 3) OBP: 0.367, SLG: 0.551	2-3 K		0-0 G4-3		2-1 2B		2-2 F7			4 0 1 2 0 1 3												
Gary Gaetti, R (1, 5) OBP: 0.324, SLG: 0.467		0-0 G5-3		3-2 G6-3		0-0 F9		3-1 G6-4-3 1-2f		4 0 0 0 0 0 2												
Felix Jose, S (1, 9) OBP: 0.343, SLG: 0.388		4-2 1B BB		0-0 1B		3-1 F7		2-2 G4-6-3 1B		3 0 2 0 1 0 0												
Brent Mayne, L (1, 2) OBP: 0.313, SLG: 0.339		2-0 SAFE 1B		3-3 SAFE K		1-2 G6-3		0-2 G4-6-3 1-2f		3 0 1 0 0 1 1												
Mike Macfarlane, R (9, PH) OBP: 0.397, SLG: 0.506		1-3 1B								1 0 0 0 0 0 1												
Greg Gagne, R (1, 6) OBP: 0.356, SLG: 0.429		3-2 SAFE F9		0-2 SAFE K		0-0 G1-3		1-3 K		4 0 0 0 0 2 3												
Terry Shumpert, R (1, 4) OBP: 0.264, SLG: 0.583		2-3 K		1-3 K		0-1 G6-3				3 0 0 0 0 2 2												
Inning Stats	R: 0 E: 0 K: 1 S: 9	H: 1 LOB: 1 BB: 0 P: 14	R: 0 E: 0 K: 1 S: 14	H: 1 LOB: 2 BB: 1 P: 25	R: 0 E: 0 K: 0 S: 10	H: 0 LOB: 1 BB: 1 P: 16	R: 0 E: 0 K: 2 S: 14	H: 1 LOB: 1 BB: 0 P: 20	R: 2 E: 0 K: 1 S: 10	H: 2 LOB: 1 BB: 1 P: 18	R: 0 E: 0 K: 0 S: 7	H: 0 LOB: 0 BB: 0 P: 11	R: 0 E: 0 K: 1 S: 8	H: 0 LOB: 0 BB: 0 P: 12	R: 0 E: 0 K: 0 S: 11	H: 0 LOB: 0 BB: 1 P: 20	R: 0 E: 0 K: 1 S: 11	H: 1 LOB: 0 BB: 0 P: 14	1B: 3 2B: 2 3B: 1 HR: 0	SF: 0 SAC: 0 DP: 2 HBP: 0	WP: 0 PB: 0 SB: 0 CS: 0	PA: 35
PITCHER	IP WLS BF H R ER SO BB IBB HBP BLK WP HR S P ERA WHIP																					
Kevin Brown, R (1, 1) ERA: 5.4	8.0 W 32 5 2 2 6 4 0 0 0 0 0 0 83 136 2.25 1.125																					
Rick Honeycutt, L (9, 1) ERA: 7.64	0.0 1 1 0 0 0 0 0 0 0 0 0 0 4 6 ∞ ∞																					
Cris Carpenter, R (9, 1) ERA: 3.3	1.0 S 2 0 0 0 1 0 0 0 0 0 0 0 7 8 0.00 0.000																					

livebaseballscorecards.com

AB	31
R	2
H	6
RBI	2
BB	4
SO	7
LOB	15



Batter	1	2	3	4	5	6	7	8	9	AB R H RBI BB SO LOB	TOP														
Vince Coleman, S (1, 7) OBP: 0.258, SLG: 0.316	1-1 F9		1-1 SH1-3		1-0 SF9		1-1 F8		0-0 F8	3 0 0 1 0 0 0															
Brian McRae, S (1, 8) OBP: 0.408, SLG: 0.463	1-0 F9		1-1 G6-3		2-3 K		1-0 F7		2-1 G6-3	5 0 0 1 0 1 1															
Wally Joyner, L (1, 3) OBP: 0.378, SLG: 0.452	0-0 F9		2-3 K		3-2 P5			0-0 SH		3 0 0 0 0 1 1															
Gary Gaetti, R (8, PH) OBP: 0.327, SLG: 0.475										1 1 1 0 0 0 0															
Mike Macfarlane, R (1, 2) OBP: 0.399, SLG: 0.500		1-0 G5-3		2-2 G5-3		2-2 F9 BB		4-0 SH		2 1 0 0 1 0 0															
Bob Hamelin, L (1, 10) OBP: 0.379, SLG: 0.562		4-1 BB		3-2 G5-3		4-1 FC6-4		1-1 SH		1 0 1 0 2 0 0															
David Howard, S (8, PH) OBP: 0.289, SLG: 0.167						1-2 BB		SF9		0 0 0 0 0 0 0															
Felix Jose, S (1, 9) OBP: 0.347, SLG: 0.383	0-0 F7		4-2 G5-3		2-3 K		2-3 K	4-0 IBB		2 0 0 0 2 1 3															
Greg Gagne, R (1, 6) OBP: 0.349, SLG: 0.422		3-0 P5		3-2 G5-3		0-0 F9		1-0 SF9		3 0 0 1 0 0 5															
Terry Shumpert, R (1, 5) OBP: 0.263, SLG: 0.566			2-2 SH1-3		2-1 P3		0-1 FC6-4		1-0 F7-2	4 1 1 0 0 0 6															
Jose Lind, R (1, 4) OBP: 0.269, SLG: 0.301			4-0 G6-3		0-0 E8		1-0 F8		0-0 G5-3	3 1 1 0 1 0 0															
			1-2 BB		WP																				
			1B		1B																				
Inning Stats	R: 0 E: 0 K: 0 S: 4	H: 0 LOB: 0 BB: 0 P: 6	R: 0 E: 0 K: 0 S: 4	H: 0 LOB: 1 BB: 1 P: 12	R: 1 E: 0 K: 1 S: 10	H: 1 LOB: 1 BB: 1 P: 20	R: 0 E: 0 K: 0 S: 14	H: 1 LOB: 2 BB: 1 P: 28	R: 1 E: 1 K: 1 S: 9	H: 1 LOB: 0 BB: 0 P: 15	R: 0 E: 0 K: 1 S: 9	H: 0 LOB: 2 BB: 1 P: 17	R: 0 E: 0 K: 0 S: 4	H: 0 LOB: 0 BB: 0 P: 7	R: 2 E: 1 K: 0 S: 5	H: 1 LOB: 1 BB: 2 P: 16	R: 0 E: 0 K: 0 S: 4	H: 0 LOB: 0 BB: 0 P: 6	1B: 2 2B: 3 3B: 0 HR: 0	SF: 2 SAC: 2 DP: 1 HBP: 1	WP: 1 PB: 0 SB: 0 CS: 0	PA: 38			
PITCHER	IP	WLS	BF	H	R	ER	SO	BB	IBB	HBP	BLK	WP	HR	S	P	ERA	WHIP								
Roger Pavlik, R (1, 1) ERA: 8.78	7.0		29	3	2	1	3	4	0	1	0	1	0	54	105	1.29	1.000								
Dan Smith, L (8, 1) ERA: 4.5	0.0	L	2	1	2	1	0	1	0	0	0	0	0	1	5	∞	∞								
Jay Howell, R (8, 1) ERA: 6.94	2.0		7	0	0	0	0	0	1	0	0	0	0	8	17	0.00	0.000								

Kansas City Royals @ Texas Rangers
The Ballpark at Arlington, Arlington, TX

Sat Jun 11 1994, 8:05 PM EDT
Att. 46,582 - Unknown - 72 F

livebaseballscorecards.com

AB	27
R	4
H	4
RBI	3
BB	6
SO	3
LOB	16



Batter	1	2	3	4	5	6	7	8	9	AB	R	H	RBI	BB	SO	LOB
David Hulse, L (1, 8) OBP: 0.324, SLG: 0.352	1-0 G5-3	3-2 G6-3			1-1 1B HR		0-2 G1-3			4	1	1	0	0	0	3
Oddibe McDowell, L (1, 10) OBP: 0.447, SLG: 0.392	1-0 G3		2-3 K		1-3 1B HR			2-3 K		4	1	1	0	0	2	0
Will Clark, L (1, 3) OBP: 0.483, SLG: 0.609	1-2 1B		4-2 G5-4-3 BB		0-1 1-H 3-H HR			1-0 F8		3	1	2	3	1	0	0
Juan Gonzalez, R (1, 7) OBP: 0.335, SLG: 0.458	0-3 K		1-0 G5-4-3		2-1 G5-3			1-3 K		4	0	0	0	0	2	2
29 Rusty Greer, L (1, 9) OBP: 0.365, SLG: 0.462		1-2 G4-3		3-2 L3		0-0 G4-1			1-3 K	4	0	0	0	0	1	0
Dean Palmer, R (1, 5) OBP: 0.308, SLG: 0.445		3-2 1B		1-0 G6-3		3-3 K			1-1 P4	4	0	1	0	0	1	0
Doug Strange, S (1, 4) OBP: 0.289, SLG: 0.381		0-1 BB		2-3 K2-3		1-2 G4-3			2-3 K	4	0	1	0	0	2	0
Esteban Beltre, R (1, 6) OBP: 0.308, SLG: 0.244		4-0 BB			3-2 F9			2-3 K		2	0	0	0	1	1	0
Junior Ortiz, R (1, 2) OBP: 0.300, SLG: 0.298		1-3 K			1-3 K			0-1 P4		3	0	0	0	0	2	3

Inning Stats	R: 0	H: 1	E: 0	K: 1	S: 9	H: 1	LOB: 1	BB: 0	P: 12	R: 0	H: 2	E: 0	K: 1	S: 22	H: 0	LOB: 0	BB: 1	P: 34	R: 0	H: 0	E: 0	K: 1	S: 7	H: 0	LOB: 0	BB: 1	P: 14	R: 0	H: 0	E: 0	K: 1	S: 8	H: 0	LOB: 0	BB: 0	P: 14	R: 3	H: 3	E: 0	K: 1	S: 15	H: 3	LOB: 0	BB: 0	P: 24	R: 0	H: 0	E: 0	K: 1	S: 7	H: 0	LOB: 0	BB: 0	P: 11	R: 0	H: 0	E: 0	K: 1	S: 9	H: 0	LOB: 0	BB: 0	P: 11	R: 0	H: 0	E: 0	K: 2	S: 7	H: 0	LOB: 0	BB: 0	P: 11	R: 0	H: 0	E: 0	K: 2	S: 7	H: 0	LOB: 0	BB: 0	P: 12	1B: 5	SF: 0	2B: 0	SAC: 0	3B: 0	DP: 1	HR: 1	HBP: 0
--------------	------	------	------	------	------	------	--------	-------	-------	------	------	------	------	-------	------	--------	-------	-------	------	------	------	------	------	------	--------	-------	-------	------	------	------	------	------	------	--------	-------	-------	------	------	------	------	-------	------	--------	-------	-------	------	------	------	------	------	------	--------	-------	-------	------	------	------	------	------	------	--------	-------	-------	------	------	------	------	------	------	--------	-------	-------	------	------	------	------	------	------	--------	-------	-------	-------	-------	-------	--------	-------	-------	-------	--------

PITCHER	IP	WLS	BF	H	R	ER	SO	BB	IBB	HBP	BLK	WP	HR	S	P	ERA	WHIP
Tom Gordon, R (1, 1) ERA: 4.43	7.0	W	28	6	3	3	7	2	0	0	0	0	1	77	120	3.86	1.143
Billy Brewer, L (8, 1) ERA: 2.88	0.2		2	0	0	0	1	0	0	0	0	0	0	4	7	0.00	0.000
Jeff Montgomery, R (8, 1) ERA: 5.91	1.1	S	4	0	0	0	3	0	0	0	0	0	0	11	16	0.00	0.000

BOTTOM

Kansas City Royals @ Texas Rangers
The Ballpark at Arlington, Arlington, TX

Sat Jun 11 1994, 8:05 PM EDT
Att: 46,582 - Unknown - 72 F

livebaseballscorecards.com

AB	32
R	3
H	6
RBI	3
BB	2
SO	11
LOB	8



WP	PA	ERA	WHIP
0	34		

Batter	1	2	3	4	5	6	7	8	9	AB R H RBI BB SO LOB	TOP											
Vince Coleman, S (1, 7) OBP: 0.265, SLG: 0.319	3-2 G5-3		0-1 G4-3		0-0 L6-3 1B		4-2 3B BB		2-2 E 1B	4 2 2 1 1 0 1												
Greg Gagne, R (1, 6) OBP: 0.350, SLG: 0.438	3-3 K		0-0 2B		2-2 L6-3		0-2 SF7 3B		0-3 K	5 1 2 3 0 2 3												
Brian McRae, S (1, 8) OBP: 0.400, SLG: 0.455	3-2 P3		0-2 F8			1-0 G6-3	1-1 SF7		2-2 E3	4 0 0 1 0 0 2												
Mike Macfarlane, R (1, 2) OBP: 0.394, SLG: 0.491		2-1 P6		0-3 K		1-2 1B	0-0 G6-3		0-0 F9	5 0 1 0 0 1 1												
Bob Hamelin, L (1, 10) OBP: 0.376, SLG: 0.553		1-0 G4-3		0-0 FC5 1B		0-0 F7		0-1 G3		4 0 1 0 0 0 1												
Gary Gaetti, R (1, 3) OBP: 0.326, SLG: 0.470		0-0 F7		0-3 K		0-0 1B		0-1 G6-3		4 0 1 0 0 1 1												
Felix Jose, S (1, 9) OBP: 0.356, SLG: 0.408			4-2 SH1-3 G4-3 1B BB	0-1 1-2 1B		0-0 G4-3		0-1 HR		3 2 2 1 1 0 2												
Terry Shumpert, R (1, 5) OBP: 0.263, SLG: 0.550			1-0 G4-3 SH1-3 2B 1B	0-0 FC5			1-3 K	0-1 F8		4 1 1 0 0 1 2												
David Howard, S (8, 5) OBP: 0.289, SLG: 0.167				2-3f						0 0 0 0 0 0 0												
Jose Lind, R (1, 4) OBP: 0.276, SLG: 0.304			0-0 SH1-3		0-3 K		0-2 BB 3B 1B		4-2 CS 1B BB	2 1 1 0 1 1 0												
Inning Stats	R: 0 E: 0 K: 1 S: 14	H: 0 LOB: 0 BB: 0 P: 23	R: 0 E: 0 K: 0 S: 4	H: 0 LOB: 0 BB: 0 P: 7	R: 2 E: 0 K: 0 S: 10	H: 2 LOB: 1 BB: 1 P: 15	R: 0 E: 0 K: 2 S: 10	H: 2 LOB: 2 BB: 0 P: 10	R: 0 E: 0 K: 1 S: 8	H: 1 LOB: 0 BB: 0 P: 10	R: 0 E: 0 K: 0 S: 7	H: 2 LOB: 2 BB: 0 P: 9	R: 3 E: 0 K: 1 S: 17	H: 2 LOB: 0 BB: 1 P: 23	R: 1 E: 0 K: 0 S: 8	H: 1 LOB: 0 BB: 0 P: 8	R: 1 E: 1 K: 1 S: 16	H: 1 LOB: 1 BB: 1 P: 24	1B: 8 2B: 2 3B: 1 HR: 1	SF: 1 SAC: 1 DP: 1 HBP: 0	WP: 0 PB: 0 SB: 0 CS: 2	PA: 40
PITCHER	IP WLS BF H R ER SO BB IBB HBP BLK WP HR S P ERA WHIP																					
Hector Fajardo, R (1, 1) ERA: 5.35	7.0 L 31 9 5 5 5 2 0 0 0 0 0 0 70 97 6.43 1.571																					
Terry Burrows, L (8, 1) ERA: 9.0	1.0 5 1 2 1 0 1 0 0 0 0 0 1 14 18 9.00 2.000																					
Matt Whiteside, R (9, 1) ERA: 4.88	1.0 4 1 0 0 0 1 0 0 0 0 0 0 10 14 0.00 1.000																					

Kansas City Royals @ Texas Rangers
The Ballpark at Arlington, Arlington, TX

Sun Jun 12 1994, 8:05 PM EDT
Att. 39,844 - Unknown - 89 F

livebaseballscorecards.com

AB	35
R	7
H	11
RBI	6
BB	3
SO	6
LOB	13



Batter	1	2	3	4	5	6	7	8	9	AB	R	H	RBI	BB	SO	LOB
David Hulse, L (1, 8) OBP: 0.317, SLG: 0.345	0-1 B3		1-0 FC4-6			0-0 F7		0-1 FC4-6	0-0 G3	5	0	0	1	0	0	6
Doug Strange, S (1, 4) OBP: 0.294, SLG: 0.387	1-0 G4-3			0-0 P6			0-0 2B	4-0 1B		3	0	1	0	1	0	0
Will Clark, L (1, 10) OBP: 0.479, SLG: 0.603	2-2 G4-3			3-2 F9			3-1 F7	1-0 1B		4	0	1	1	0	0	1
Juan Gonzalez, R (1, 7) OBP: 0.329, SLG: 0.449		1-0 F7		2-2 P6			0-0 P2	1-0 L7		4	0	0	0	0	0	4
Oddibe McDowell, L (1, 9) OBP: 0.439, SLG: 0.378		2-0 F9		1-1 P6			3-2 G4-3		4-1 FC6-4	3	0	0	0	1	0	1
Dean Palmer, R (1, 5) OBP: 0.301, SLG: 0.434		3-3 K		1-3 K				1-0 F8	1-2 FC6-4	4	0	0	0	0	2	1
29 Rusty Greer, L (1, 3) OBP: 0.370, SLG: 0.464			1-1 FC6-4		2-2 F8			2-2 FC4-6	2-2 F9	4	1	2	0	0	0	1
Ivan Rodriguez, R (1, 2) OBP: 0.370, SLG: 0.429			1-1 L6		1-1 L9			1-1 E4	1-1 1B	4	1	1	0	0	0	2
Esteban Beltre, R (1, 6) OBP: 0.321, SLG: 0.250			0-1 FC6-4		1-3 K			4-2 FC4-6	2-2 1B	3	0	1	0	1	1	1

Inning Stats	R: 0	H: 0	E: 0	LOB: 0	K: 0	S: 6	R: 0	H: 0	E: 0	LOB: 0	K: 1	S: 6	R: 0	H: 1	E: 0	LOB: 1	K: 0	S: 7	R: 0	H: 0	E: 0	LOB: 0	K: 0	S: 8	R: 0	H: 0	E: 0	LOB: 0	K: 1	S: 9	R: 0	H: 1	E: 0	LOB: 1	K: 0	S: 7	R: 2	H: 2	E: 1	LOB: 3	K: 0	S: 12	R: 0	H: 2	E: 0	LOB: 3	K: 0	S: 17	1B: 5	SF: 0	2B: 1	SAC: 0	3B: 0	DP: 0	HR: 0	HBP: 0	WP: 0	PA: 37
--------------	------	------	------	--------	------	------	------	------	------	--------	------	------	------	------	------	--------	------	------	------	------	------	--------	------	------	------	------	------	--------	------	------	------	------	------	--------	------	------	------	------	------	--------	------	-------	------	------	------	--------	------	-------	-------	-------	-------	--------	-------	-------	-------	--------	-------	--------

PITCHER	IP	WLS	BF	H	R	ER	SO	BB	IBB	HBP	BLK	WP	HR	S	P	ERA	WHIP
David Cone, R (1, 1) ERA: 2.41	7.2	W	29	3	2	0	3	2	0	0	0	0	0	58	99	0.00	0.652
Mike Magnante, L (8, 1) ERA: 3.71	0.0		1	1	0	0	0	0	0	0	0	0	0	1	2	∞	∞
Rusty Meacham, R (8, 1) ERA: 1.89	1.1	S	7	2	0	0	0	1	0	0	0	0	0	18	29	0.00	2.250

BOTTOM

Kansas City Royals @ Texas Rangers
The Ballpark at Arlington, Arlington, TX
Sun Jun 12 1994, 8:05 PM EDT
Att: 39,844 - Unknown - 89 F

livebaseballscorecards.com

AB	34
R	2
H	6
RBI	2
BB	3
SO	3
LOB	17



Batter	1	2	3	4	5	6	7	8	9	AB R H RBI BB SO LOB	TOP											
Spike Owen, S (1, 5) OBP: 0.438, SLG: 0.478	3-2 G4-3		1-0 BB 1-2 2-3 1B		1-1 1B 1-2 1B		3-1 E 1-2 1B		1-2 1B	5 1 4 0 0 0 0												
Chad Curtis, R (1, 8) OBP: 0.304, SLG: 0.389	3-2 G6-3		1-3 K		2-2 1-3 2-H 1B		0-2 E 1-2 2-3 1B		2-2 F9	5 1 2 1 0 1 4												
Tim Salmon, R (1, 9) OBP: 0.387, SLG: 0.541	2-2 HR		4-2 G4-6-3 BB		0-3 K		2-2 E9 1-H 2-H 3-H 2B		0-0 L9	4 1 2 5 1 1 2												
Chili Davis, S (1, 10) OBP: 0.442, SLG: 0.541	1-2 G4-3		0-1 G4-6-3 1-2f			1-1 F8		1-3 K	2-2 G6-3	5 0 0 0 0 1 5												
Jim Edmonds, L (1, 7) OBP: 0.403, SLG: 0.449		0-0 G3		1-1 G3		1-1 G3-1		2-3 K		4 0 0 0 0 1 0												
J.T. Snow, L (1, 3) OBP: 0.262, SLG: 0.286		2-3 K		1-3 K		1-0 G6-3		0-0 1B		4 0 1 0 0 2 0												
Harold Reynolds, S (1, 4) OBP: 0.317, SLG: 0.283		1-0 G3		0-0 F9			1-0 G6-3	0-3 K		4 0 0 0 0 1 1												
Jorge Fabregas, L (1, 2) OBP: 0.333, SLG: 0.320			3-1 1B BB 1B		0-1 1B 1B		4-2 1B E BB	2-2 G4-3		3 3 2 0 1 0 1												
Gary Disarcina, R (1, 6) OBP: 0.326, SLG: 0.397 Dwight Smith, L (9, PH) OBP: 0.300, SLG: 0.443			0-2 BB 1B 1-2 1B		1-3 K		1-1 L4		2-1 HR	3 0 1 0 0 1 2 1 1 1 1 0 0 0												
Inning Stats	R: 1 E: 0 K: 0 S: 12	H: 1 LOB: 0 BB: 0 P: 21	R: 0 E: 0 K: 1 S: 5	H: 0 LOB: 0 BB: 0 P: 8	R: 1 E: 0 K: 1 S: 13	H: 3 LOB: 2 BB: 1 P: 22	R: 0 E: 0 K: 1 S: 6	H: 0 LOB: 0 BB: 0 P: 8	R: 1 E: 0 K: 2 S: 13	H: 3 LOB: 1 BB: 0 P: 17	R: 0 E: 0 K: 0 S: 5	H: 0 LOB: 0 BB: 0 P: 8	R: 3 E: 1 K: 1 S: 19	H: 3 LOB: 1 BB: 1 P: 31	R: 0 E: 0 K: 2 S: 11	H: 1 LOB: 1 BB: 0 P: 15	R: 1 E: 0 K: 0 S: 12	H: 2 LOB: 1 BB: 0 P: 19	1B: 10 2B: 1 3B: 0 HR: 2	SF: 0 SAC: 0 DP: 1 HBP: 0	WP: 0 PB: 0 SB: 0 CS: 0	PA: 40
PITCHER	IP WLS BF H R ER SO BB IBB HBP BLK WP HR S P ERA WHIP																					
Bob Milacki, R (1, 1) ERA: 4.78 Hipolito Pichardo, R (7, 1) ERA: 5.05	6.2 28 8 5 5 5 2 0 0 0 0 1 62 101 6.75 1.500																					
	2.1 12 5 2 2 3 0 0 0 0 0 1 34 48 7.71 2.143																					

California Angels @ Kansas City Royals
Kauffman Stadium, Kansas City, MO

Mon Jun 13 1994, 7:05 PM CDT
Att. 24,645 - Unknown - 64 F

livebaseballscorecards.com

AB 38
R 7
H 13
RBI 7
BB 2
SO 8
LOB 15



Batter	1	2	3	4	5	6	7	8	9
Vince Coleman, S OBP: 0.267, SLG: 0.320 (1, 7)	2-1 G6-3 1B		0-0 FC5-4 1-2f			0-1 E S 3B 1B	0-1 G4-3	2-2 F9	
Terry Shumpert, R OBP: 0.271, SLG: 0.536 Wally Joyner, L OBP: 0.378, SLG: 0.452 (1, 5) (9, 3)	1-1 G6-3 1-2			2-3 K		4-2 SAFE 3B BB		HBP 1B 1B F8	
Brian McRae, S OBP: 0.401, SLG: 0.462 (1, 10)	1-0 F8			0-0 F8		3-1 SAFE SF7 3B 1-H 2-H		4-1 SAFE 1B BB 1-2 1B BB	
Mike Macfarlane, R OBP: 0.391, SLG: 0.482 (1, 2)		1-3 K		0-3 K		1-3 K		3-0 SH1-4 1B 1-2 2-3 WP HBP	
Gary Gaetti, R OBP: 0.324, SLG: 0.468 (1, 3) (9, 5)		1-0 G5-3			3-2 F9	0-0 SF7		2-2 WP SH1-4 HR 1B 1-2 2-H 3-H	
Dave Henderson, R OBP: 0.269, SLG: 0.413 (1, 8)		1-1 F9			2-2 G3	1-2 L7		0-0 SH1-4	
Felix Jose, S OBP: 0.365, SLG: 0.425 (1, 9)			0-3 K		0-2 2B 2B		0-0 G4-3 G6-3 2B	4-0 WP HR IBB	
Jose Lind, R OBP: 0.287, SLG: 0.313 (1, 4)			4-2 FC5-4 BB		1-1 2B		0-0 G4-3	4-0 HR IBB	
David Howard, S OBP: 0.268, SLG: 0.152 Hubie Brooks, R OBP: 0.261, SLG: 0.357 Greg Gagne, R OBP: 0.350, SLG: 0.438 (1, 6) (8, PH) (9, 6)			0-0 P4		1-1 G6-3		0-0 G6-3	2-2 HR	

Inning Stats	R: 0 E: 0 K: 5 S: 5	H: 1 LOB: 0 BB: 0 P: 9	R: 0 E: 0 K: 1 S: 6	H: 0 LOB: 0 BB: 0 P: 9	R: 0 E: 0 K: 1 S: 7	H: 0 LOB: 1 BB: 1 P: 11	R: 0 E: 0 K: 2 S: 9	H: 0 LOB: 0 BB: 0 P: 11	R: 1 E: 0 K: 0 S: 14	H: 2 LOB: 1 BB: 0 P: 21	R: 3 E: 1 K: 1 S: 14	H: 2 LOB: 0 BB: 1 P: 23	R: 1 E: 0 K: 0 S: 5	H: 1 LOB: 0 BB: 0 P: 5	R: 7 E: 0 K: 0 S: 17	H: 3 LOB: 0 BB: 3 P: 41
--------------	------------------------------	---------------------------------	------------------------------	---------------------------------	------------------------------	----------------------------------	------------------------------	----------------------------------	-------------------------------	----------------------------------	-------------------------------	----------------------------------	------------------------------	---------------------------------	-------------------------------	----------------------------------

PITCHER	IP	WLS	BF	H	R	ER	SO	BB	IBB	HBP	BLK	WP	HR	S	P	ERA	WHIP
Mark Langston, L ERA: 5.83 (1, 1)	7.0		29	7	6	6	5	2	0	0	0	0	0	62	93	7.71	1.286
John Dopson, R ERA: 5.98 (8, 1)	0.1	L	6	1	2	2	0	1	2	1	0	1	0	6	23	54.00	6.000
Bob Patterson, L ERA: 5.01 (8, 1)	0.2		3	1	4	4	0	0	0	0	0	0	1	9	14	54.00	1.500

AB R H RBI BB SO LOB

5	1	2	0	0	0	1
4	2	1	0	1	1	1
0	0	0	0	0	0	0
3	2	1	2	1	0	0
3	1	0	0	0	3	1
3	1	1	3	0	0	0
3	0	0	0	0	0	0
3	3	2	0	1	1	0
2	1	1	1	2	0	1
3	0	0	1	0	0	2
1	1	1	4	0	0	0
0	0	0	0	0	0	0

WP	HR	S	P	ERA	WHIP
1	0	0	38		

California Angels @ Kansas City Royals
Kauffman Stadium, Kansas City, MO
 Mon Jun 13 1994, 7:05 PM CDT
 Att: 24,645 - Unknown - 64 F

livebaseballscorecards.com

AB	30
R	12
H	9
RBI	11
BB	5
SO	5
LOB	6



Batter	1	2	3	4	5	6	7	8	9	AB R H RBI BB SO LOB
Spike Owen, S (1, 5) OBP: 0.431, SLG: 0.463	1-2 G3-1		1-0 F7			4-1 E S E BB		2-2 G4-3		3 1 0 0 1 0 1
Harold Reynolds, S (1, 4) OBP: 0.316, SLG: 0.282	1-3 K			0-0 L3		1-3 K		2-2 FC5-4 1B		4 0 1 0 0 2 1
Tim Salmon, R (1, 9) OBP: 0.382, SLG: 0.532	1-3 K			0-0 G1-3		1-1 E6		0-0 FC5-4 1B		4 0 0 0 0 1 1
Bo Jackson, R (1, 10) OBP: 0.366, SLG: 0.513		2-3 K		0-1 1B		1-3 K		1-1 1B		4 0 2 0 0 2 1
Jim Edmonds, L (1, 7) OBP: 0.405, SLG: 0.450		0-1 G6-4-3 1B		2-3 K			0-1 SH3 1B	2-3 K		4 0 2 0 0 2 3
Chad Curtis, R (1, 8) OBP: 0.307, SLG: 0.391		1-2 G6-4-3 1-2f			2-1 G5-3		1-2 SH3 1B		1-0 CS S 1B	4 0 2 0 0 0 1
J.T. Snow, L (1, 3) OBP: 0.267, SLG: 0.289			1-3 K		0-0 G6-3 1B		0-1 SH3		2-2 P4	3 0 1 0 0 1 1
Chris Turner, R (1, 2) OBP: 0.202, SLG: 0.169			2-0 F7		0-1 G6-3 1-2f		1-3 K		1-3 K	4 0 0 0 0 2 4
Gary Disarcina, R (1, 6) OBP: 0.326, SLG: 0.396			0-0 1B			1-1 P3	0-2 F9			3 0 1 0 0 0 2

TOP	
AB	33
R	1
H	9
RBI	0
BB	1
SO	10
LOB	15

Inning Stats	
R: 0	H: 1
E: 0	LOB: 0
K: 2	BB: 0
S: 9	P: 12
R: 0	H: 1
E: 0	LOB: 0
K: 1	BB: 0
S: 8	P: 11
R: 0	H: 1
E: 0	LOB: 1
K: 1	BB: 0
S: 6	P: 10
R: 0	H: 1
E: 0	LOB: 1
K: 1	BB: 0
S: 8	P: 10
R: 0	H: 1
E: 0	LOB: 0
K: 0	BB: 0
S: 5	P: 7
R: 1	H: 0
E: 1	LOB: 1
K: 2	BB: 1
S: 11	P: 19
R: 0	H: 2
E: 0	LOB: 2
K: 1	BB: 0
S: 13	P: 15
R: 0	H: 2
E: 0	LOB: 2
K: 1	BB: 0
S: 12	P: 19
R: 0	H: 1
E: 0	LOB: 1
K: 1	BB: 0
S: 8	P: 12
1B: 9	SF: 0
2B: 1	SAC: 1
3B: 0	DP: 3
HR: 0	HBP: 0
WP: 0	PA: 35
PB: 0	
SB: 2	
CS: 1	

PITCHER		IP	WLS	BF	H	R	ER	SO	BB	IBB	HBP	BLK	WP	HR	S	P	ERA	WHIP
Mark Gubicza, R (1, 1) ERA: 4.44		7.2	L	31	8	1	0	8	1	0	0	0	0	0	69	98	0.00	1.174
Billy Brewer, L (8, 1) ERA: 2.73		1.1		4	1	0	0	2	0	0	0	0	0	0	11	17	0.00	0.750

California Angels @ Kansas City Royals
Kauffman Stadium, Kansas City, MO
Tue Jun 14 1994, 7:05 PM CDT
Att. 17,422 - Unknown - 87 F

livebaseballscorecards.com



Batter	1	2	3	4	5	6	7	8	9	AB R H RBI BB SO LOB	TOP																
Spike Owen, S (1, 5) OBP: 0.438, SLG: 0.465	2-1 F7	4-0 BB		1-2 E5 1B			0-1 G3-1		1-2 G6-4-3 1B	4 0 2 1 1 0 0																	
Rex Hudler, R (1, 4) OBP: 0.411, SLG: 0.676	4-1 BB	1-3 K		0-3 K			0-1 G2-3		0-1 G6-4-3 1-2f	4 0 0 0 1 2 6																	
Tim Salmon, R (1, 9) OBP: 0.380, SLG: 0.528	0-3 K		X	0-0 BB 1B		X	0-0 F9		1-2 G4-3	4 0 1 0 0 1 1																	
Chili Davis, S (1, 10) OBP: 0.439, SLG: 0.541	1-2 F9		X	2-3 K		X	2-2 G6-3		2-1 2B	4 1 1 0 0 1 2																	
Jim Edmonds, L (1, 7) OBP: 0.414, SLG: 0.470		1-1 SH3 E 2B	1 SAFE 1 SAFE 1 SAFE BB	4-1 BB		X	0-3 K		3-2 G6-3 2-H 2B	3 1 2 1 1 1 0																	
Chad Curtis, R (1, 8) OBP: 0.303, SLG: 0.387		1-0 SH3	1 SAFE BB	1-2 F9		X	0-3 K2-3		1-1 G6-3	3 0 0 0 0 1 3																	
J.T. Snow, L (1, 3) OBP: 0.265, SLG: 0.271		2-3 E BB	1 SAFE BB	0-1 G3		X	2-1 P4		2-1 L9	3 0 0 0 1 0 3																	
Jorge Fabregas, L (1, 2) OBP: 0.326, SLG: 0.312		2-3 K	1 SAFE BB	3-2 F7		X	2-2 G4-3		1-2 SH5-3 1B 2B	3 0 0 0 0 1 2 1 0 1 0 0 0 0 0 1 0 0 0 0 0 0 0 0 0 0 0 0																	
Bo Jackson, R (9, PH) OBP: 0.371, SLG: 0.526																											
Mark Dalesandro, R (9, PR)																											
Chris Turner, R (9, 2) OBP: 0.202, SLG: 0.169																											
Gary Disarcina, R (1, 6) OBP: 0.322, SLG: 0.391		1-1 E6 BB	1 SAFE BB	2-3 K		X	2-0 F7		0-0 SH5-3	3 0 0 0 0 1 1																	
Inning Stats	R: 0 E: 0 K: 1 S: 10	H: 0 LOB: 1 BB: 1 P: 17	R: 1 E: 1 K: 2 S: 14	H: 1 LOB: 3 BB: 2 P: 28	R: 0 E: 0 K: 1 S: 11	H: 1 LOB: 2 BB: 1 P: 18	R: 0 E: 1 K: 2 S: 13	H: 1 LOB: 1 BB: 0 P: 19	R: 0 E: 0 K: 1 S: 7	H: 0 LOB: 0 BB: 0 P: 9	R: 0 E: 0 K: 1 S: 8	H: 0 LOB: 0 BB: 0 P: 12	R: 0 E: 0 K: 0 S: 5	H: 0 LOB: 0 BB: 0 P: 7	R: 1 E: 0 K: 0 S: 13	H: 2 LOB: 1 BB: 0 P: 22	R: 1 E: 0 K: 0 S: 9	H: 2 LOB: 1 BB: 0 P: 11	1B: 3 2B: 4 3B: 0 HR: 0	SF: 0 SAC: 2 DP: 1 HBP: 0	WP: 0 PB: 0 SB: 0 CS: 0	PA: 38					
PITCHER	IP WLS BF H R ER SO BB IBB HBP BLK WP HR S P ERA WHIP																										
Kevin Appier, R (1, 1) ERA: 4.72	7.2		33	5	2	1	8	4	0	0	0	0	0	79	128	1.17	1.174										
Billy Brewer, L (8, 1) ERA: 2.7	0.1		1	0	0	0	0	0	0	0	0	0	0	2	4	0.00	0.000										
Jeff Montgomery, R (9, 1) ERA: 6.04	1.0	W	4	2	1	1	0	0	0	0	0	0	0	9	11	9.00	2.000										

California Angels @ Kansas City Royals
Kauffman Stadium, Kansas City, MO

Wed Jun 15 1994, 7:05 PM CDT
Att. 22,013 - Unknown - 88 F

livebaseballscorecards.com

AB	32
R	3
H	7
RBI	2
BB	4
SO	8
LOB	18



Batter	1	2	3	4	5	6	7	8	9	AB R H RBI BB SO LOB	TOP																									
Quinn Mack, L (1, 7) OBP: 0.600, SLG: 1.000	0-2 SH1-4 2B	1-1 G4-3		1-1 E1 1B			1-1 G4-3 2B		2-3 K	5 0 3 0 0 1 2																										
Felix Fermin, R (1, 6) OBP: 0.346, SLG: 0.397	0-0 SH1-4 2-3		2-1 L1-5-3	0-1 G5-3			1-0 G1-3		3-2 2B	4 0 1 0 0 0 3																										
Ken Griffey Jr., L (1, 8) OBP: 0.418, SLG: 0.756	4-0 IBB		1-1 P5		1-2 P6		1-0 G4-3 2-3		2-2 F8	4 0 0 0 1 0 2																										
Jay Buhner, R (1, 9) OBP: 0.395, SLG: 0.566	1-3 K 1-2		1-0 1B		1-0 F8		3-1 G6-3			4 0 1 0 0 1 3																										
Reggie Jefferson, S (1, 10) OBP: 0.426, SLG: 0.595	2-3 K		3-2 K		4-1 BB			1-1 G6-3		3 0 0 0 1 2 3																										
Edgar Martinez, R (1, 5) OBP: 0.391, SLG: 0.458		1-0 G6-3		2-1 1B SF9 1B	1-2 G5-3			2-2 F8		4 1 1 0 0 0 1																										
Tino Martinez, L (1, 3) OBP: 0.303, SLG: 0.432			4-1 WP BB	1-3 K		0-2 G5-3		0-0 2B		3 0 1 0 1 1 1																										
Luis Sojo, R (1, 4) OBP: 0.294, SLG: 0.451		2-2 F8		1-0 E 1B 1B		0-1 F8		1-1 L9		3 0 1 0 0 0 1																										
Eric Anthony, L (8, PH) OBP: 0.294, SLG: 0.392										1 0 0 0 0 0 1																										
Bill Haselman, R (8, 2) OBP: 0.243, SLG: 0.388										0 0 0 0 0 0 0																										
Dan Wilson, R (1, 2) OBP: 0.261, SLG: 0.323		4-2 BB		1-2 SF9		3-2 F9			0-1 G5-3	1 0 0 1 1 0 0																										
Rich Amaral, R (8, 4) OBP: 0.332, SLG: 0.406										1 0 0 0 0 0 0																										
Inning Stats	R: 0 E: 0 K: 2 S: 13	H: 1 LOB: 2 BB: 1 P: 20	R: 0 E: 0 K: 0 S: 9	H: 0 LOB: 2 BB: 2 P: 21	R: 0 E: 0 K: 1 S: 9	H: 1 LOB: 1 BB: 0 P: 16	R: 1 E: 1 K: 1 S: 14	H: 3 LOB: 2 BB: 0 P: 20	R: 0 E: 0 K: 0 S: 8	H: 0 LOB: 0 BB: 0 P: 11	R: 0 E: 0 K: 0 S: 6	H: 1 LOB: 1 BB: 0 P: 12	R: 0 E: 0 K: 0 S: 8	H: 1 LOB: 1 BB: 0 P: 12	R: 0 E: 0 K: 1 S: 14	H: 1 LOB: 1 BB: 0 P: 21	1B: 4 2B: 4 3B: 0 HR: 0	SF: 1 SAC: 1 DP: 0 HBP: 0	WP: 1 PB: 0 SB: 1 CS: 0	PA: 39																
PITCHER	IP WLS BF H R ER SO BB IBB HBP BLK WP HR S P ERA WHIP																																			
Tom Gordon, R (1, 1) ERA: 4.32	2.1		11	1	0	0	2	2	1	0	0	1	0	24	45	0.00	1.286																			
Mike Magnante, L (3, 1) ERA: 3.64	3.0	W	14	4	1	1	2	1	0	0	0	0	0	32	50	3.00	1.667																			
Stan Belinda, R (6, 1) ERA: 5.32	0.2		2	0	0	0	0	0	0	0	0	0	0	5	8	0.00	0.000																			
Rusty Meacham, R (7, 1) ERA: 1.74	1.2		7	2	0	0	0	0	0	0	0	0	0	12	21	0.00	1.200																			
Jeff Montgomery, R (8, 1) ERA: 5.7	1.1	S	5	1	0	0	1	0	0	0	0	0	0	16	24	0.00	0.750																			

Seattle Mariners @ Kansas City Royals
Kauffman Stadium, Kansas City, MO

Thu Jun 16 1994, 7:05 PM CDT
Att. 27,245 - Unknown - 86 F

livebaseballscorecards.com

AB	33
R	1
H	8
RBI	1
BB	4
SO	5
LOB	17



Batter	1	2	3	4	5	6	7	8	9
Vince Coleman, S OBP: 0.270, SLG: 0.326 (1, 7)	1-3 K		4-1 G4-3 1B BB		1-0 FC4-6 1-2f			0-0 SF8 3B	
Brian McRae, S OBP: 0.399, SLG: 0.449 (1, 8)	2-1 G4-3		3-2 G4-3 1-2 2-3		3-3 K 1 SAFE 1 SAFE 1 P 1 F 1 S			4-1 S BB	
Wally Joyner, L OBP: 0.386, SLG: 0.471 (1, 3)	2-1 WP 2B		2-1 1B 2-H 3-H		2-2 SF9 2B F8			1-2 SF8 1-2 3-H	
Bob Hamelin, L OBP: 0.367, SLG: 0.538 (1, 10)	2-2 G4-3 2-3		2-3 K		0-0 F8 2-3			2-3 K	
Gary Gaetti, R OBP: 0.320, SLG: 0.481 (1, 5)		2-2 G5-3		0-2 L1-3 1B		0-0 SF9 3-H		3-1 P3	
Felix Jose, S OBP: 0.351, SLG: 0.406 (1, 9)		0-1 G4-3		2-2 L1-3 1-2		3-3 K			
Brent Mayne, L OBP: 0.300, SLG: 0.323 (1, 2)		0-1 F9		2-3 K			1-2 G3-1		
Greg Gagne, R OBP: 0.351, SLG: 0.428 (1, 6)			0-2 E8 G4-3 1B 1B		1-1 G5-3		4-2 CS BB		
Jose Lind, R OBP: 0.278, SLG: 0.304 (1, 4)			3-2 P3		2-1 FC4-6 1B		3-3 K 1-2		

Inning Stats	R: 0	H: 1	E: 0	LOB: 1	K: 1	BB: 0	S: 10	P: 17
	R: 0	H: 0	E: 0	LOB: 0	K: 0	BB: 0	S: 7	P: 9
	R: 2	H: 2	E: 1	LOB: 1	K: 1	BB: 1	S: 16	P: 30
	R: 0	H: 1	E: 0	LOB: 0	K: 1	BB: 0	S: 9	P: 13
	R: 0	H: 1	E: 0	LOB: 1	K: 1	BB: 0	S: 9	P: 15
	R: 1	H: 1	E: 0	LOB: 0	K: 1	BB: 0	S: 13	P: 18
	R: 0	H: 0	E: 0	LOB: 0	K: 1	BB: 1	S: 10	P: 18
	R: 1	H: 1	E: 0	LOB: 1	K: 1	BB: 1	S: 12	P: 22


PITCHER	IP	WLS	BF	H	R	ER	SO	BB	IBB	HBP	BLK	WP	HR	S	P	ERA	WHIP
Chris Bosio, R ERA: 3.98 (1, 1)	8.0	L	32	7	4	4	7	3	0	0	0	1	0	86	142	4.50	1.250

BOTTOM

Seattle Mariners @ Kansas City Royals
Kauffman Stadium, Kansas City, MO

Thu Jun 16 1994, 7:05 PM CDT
Att: 27,245 - Unknown - 86 F

AB	27
R	4
H	7
RBI	4
BB	3
SO	7
LOB	12



1B	2B	3B	HR	SF	SAC	DP	HBP	WP	PA
4	3	1	0	2	0	1	0	1	32

Batter	1	2	3	4	5	6	7	8	9	AB R H RBI BB SO LOB	TOP	
Quinn Mack, L (1, 7) OBP: 0.400, SLG: 0.600	0-3 K		0-2 F7		0-0 B3		3-1 S 1B		1-3 K	5 0 1 0 0 2 4		
Edgar Martinez, R (1, 5) OBP: 0.397, SLG: 0.480	2-1 G5-3		1-0 HR		2-2 G4-6-3 1B		2-1 SAFE F8		4-2 BB	4 1 2 3 1 0 1		
Ken Griffey Jr., L (1, 8) OBP: 0.415, SLG: 0.757	3-3 K		1-0 HR		1-0 G4-6-3 1-2f		0-1 F9		0-0 G1-3	5 1 1 1 0 1 5		
Reggie Jefferson, S (1, 10) OBP: 0.418, SLG: 0.575		1-3 K	0-2 G3			1-1 HBP G4-3 FC5-4 HBP		3-3 K		3 1 0 0 0 2 1		
Tino Martinez, L (1, 3) OBP: 0.298, SLG: 0.423		2-2 G6-3		1-2 G3-1		0-0 G4-3		0-1 L9		4 0 0 0 0 0 1		
Eric Anthony, L (1, 9) OBP: 0.293, SLG: 0.386		2-3 K		2-3 K		4-2 FC5-4 HBP BB		1-0 G3		3 0 0 0 1 2 0		
Felix Fermin, R (1, 6) OBP: 0.353, SLG: 0.398			2-1 HR 1B	4-1 FC6-4 BB		2-2 FC5-4 HBP		1-2 G3		2 1 1 0 1 0 0		
Luis Sojo, R (1, 4) OBP: 0.293, SLG: 0.444			2-1 F8	1-0 FC6-4 1-2f		0-1 FC5-4		1-2 SH1-4 1B		4 0 1 1 0 0 4		
Dan Wilson, R (1, 2) OBP: 0.268, SLG: 0.329			1-1 HR 1B		1-0 1B	2-3 K		1-0 SH1-4		3 1 2 0 0 1 2		
Inning Stats	R: 0 E: 0 K: 2 S: 9 H: 0 LOB: 0 BB: 0 P: 14	R: 0 E: 0 K: 2 S: 10 H: 0 LOB: 0 BB: 0 P: 15	R: 4 E: 0 K: 0 S: 15 H: 4 LOB: 0 BB: 0 P: 21	R: 0 E: 0 K: 1 S: 8 H: 0 LOB: 1 BB: 1 P: 16	R: 0 E: 0 K: 0 S: 6 H: 2 LOB: 1 BB: 0 P: 10	R: 1 E: 0 K: 1 S: 11 H: 0 LOB: 2 BB: 1 P: 20	R: 0 E: 0 K: 1 S: 9 H: 1 LOB: 1 BB: 0 P: 17	R: 0 E: 0 K: 0 S: 8 H: 0 LOB: 0 BB: 0 P: 10	R: 0 E: 0 K: 1 S: 13 H: 1 LOB: 2 BB: 1 P: 20	1B: 6 2B: 0 3B: 0 HR: 2 SF: 0 SAC: 1 DP: 1 HBP: 2	WP: 0 PB: 0 SB: 1 CS: 0 PA: 39	
PITCHER	IP WLS BF H R ER SO BB IBB HBP BLK WP HR S P ERA WHIP											
David Cone, R (1, 1) ERA: 2.67	7.0 L 31 7 5 5 7 2 0 2 0 0 0 2 68 113 6.43 1.286											
Hipolito Pichardo, R (8, 1) ERA: 4.78	2.0 8 1 0 0 1 1 0 0 0 0 0 0 21 30 0.00 1.000											

Seattle Mariners @ Kansas City Royals
Kauffman Stadium, Kansas City, MO

Fri Jun 17 1994, 7:05 PM CDT
Att. 24,470 - Unknown - 88 F

livebaseballscorecards.com

AB	33
R	5
H	8
RBI	5
BB	3
SO	8
LOB	18



BOTTOM

Seattle Mariners @ Kansas City Royals
Kauffman Stadium, Kansas City, MO

livebaseballscorecards.com

AB 38
R 1
H 12
RBI 1
BB 1
SO 5
LOB 25



WP: 0 PA: 40
PB: 0
SB: 2
CS: 0

ERA WHIP

ERA 1.29 WHIP 1.286
ERA 6.61
ERA 1.89

Sat Jun 18 1994, 7:05 PM CDT
Att: 32,899 - Unknown - 88 F

AB R H RBI BB SO LOB

5 1 3 0 0 1 2

4 0 1 0 0 0 2

5 0 1 0 0 1 4

5 0 0 0 0 1 5

3 0 1 1 0 0 0
1 0 1 0 0 0 0


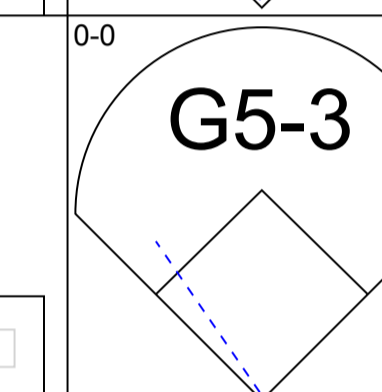
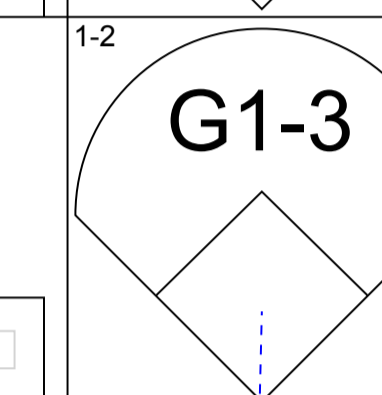
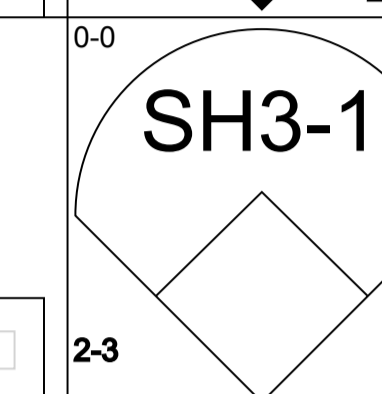
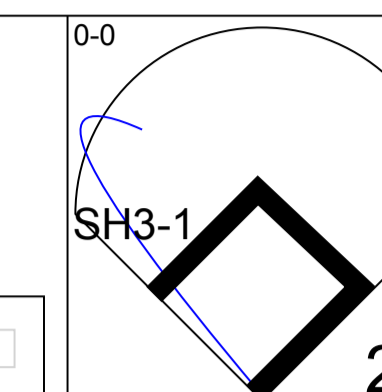
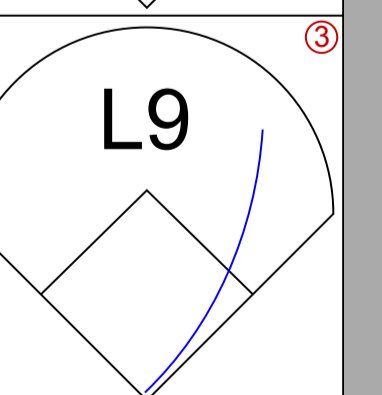
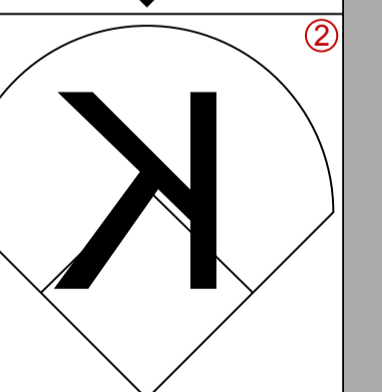
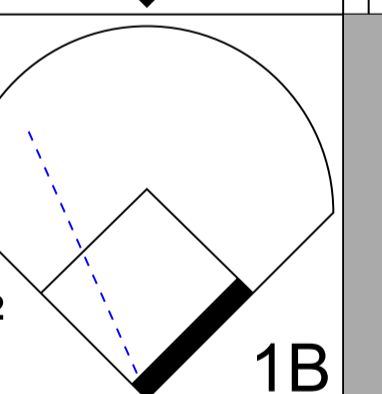
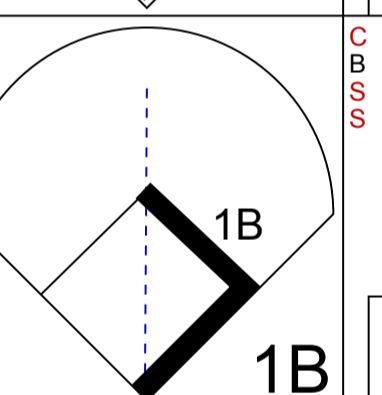
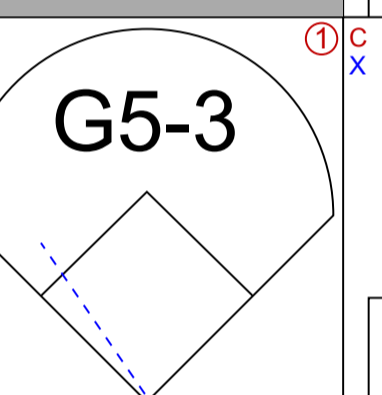




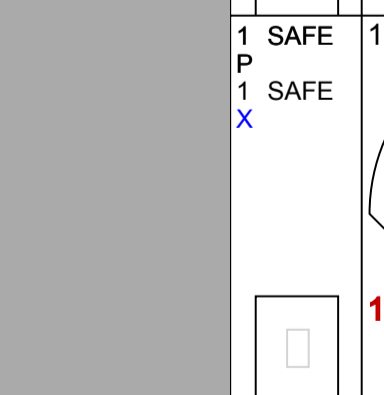
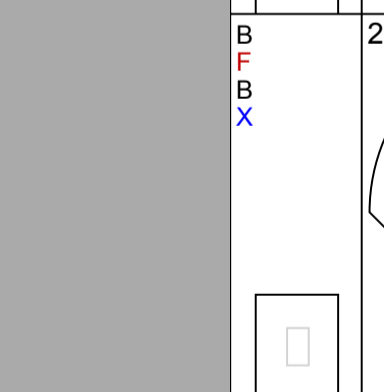
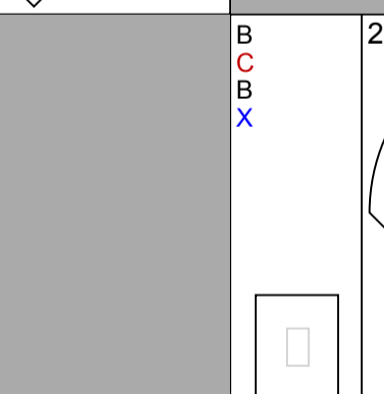
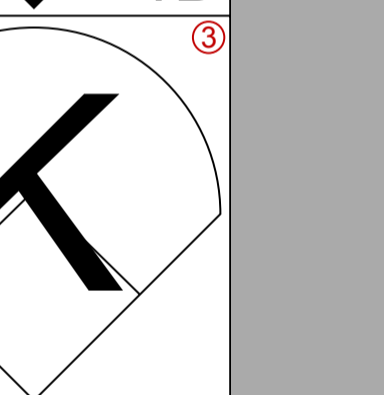
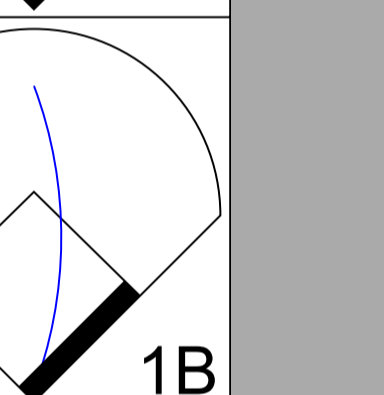
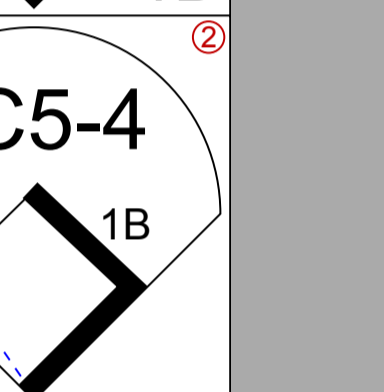
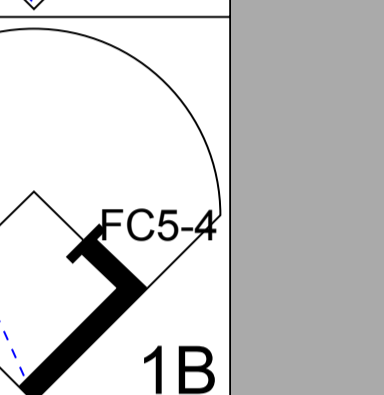
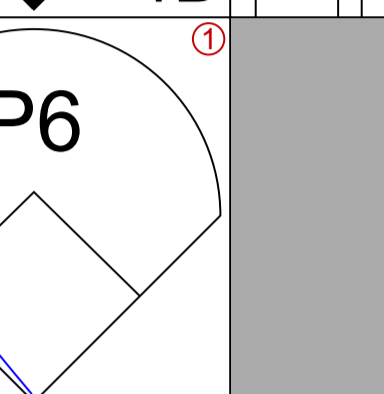
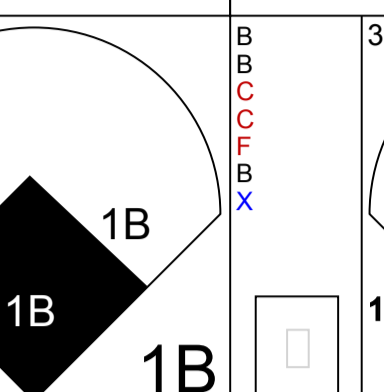
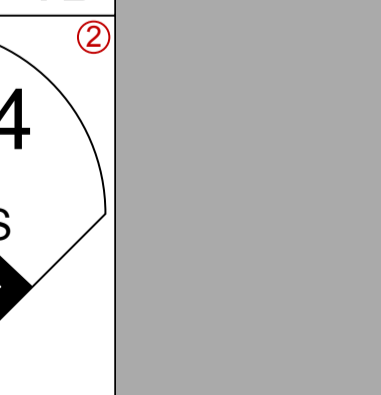
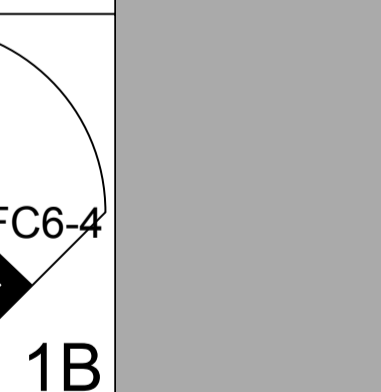
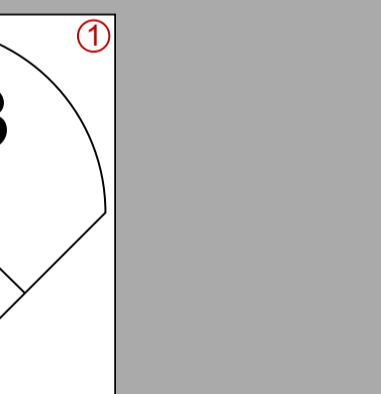

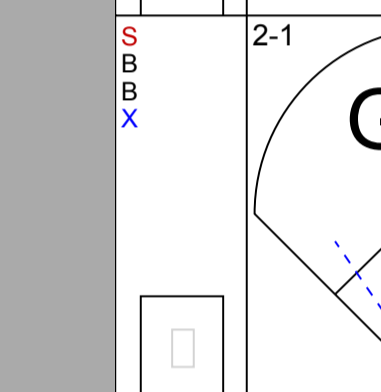
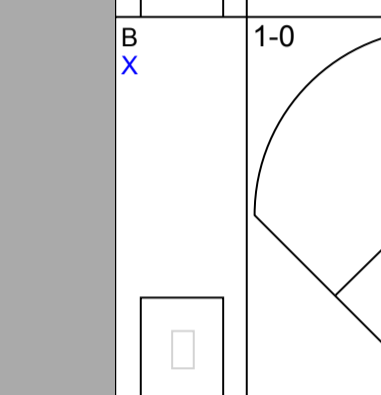
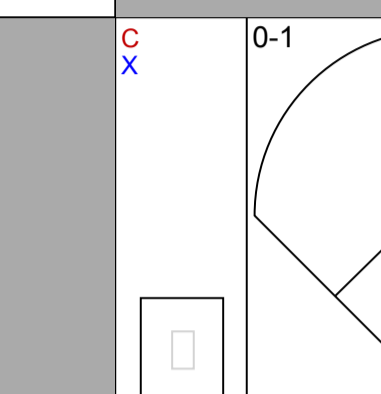
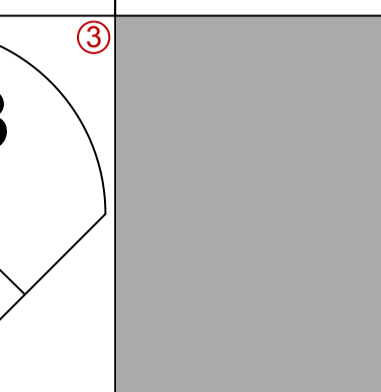

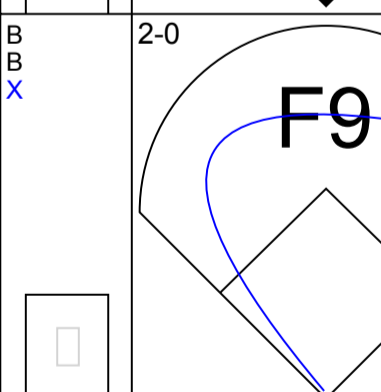
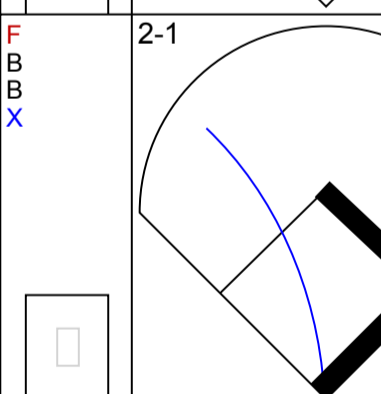
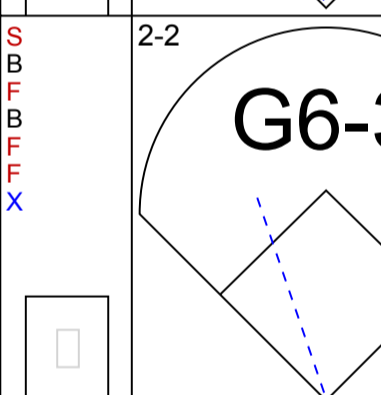
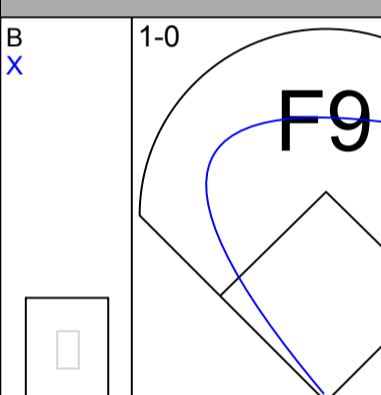




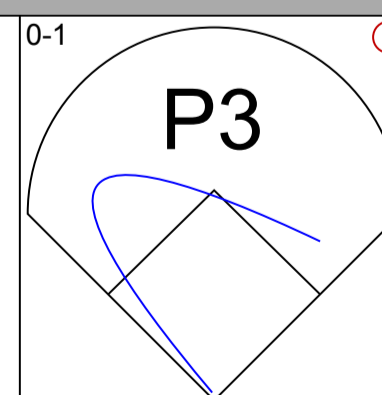


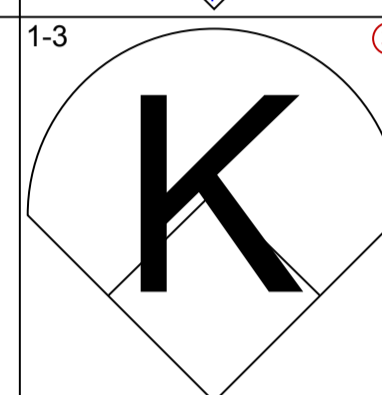
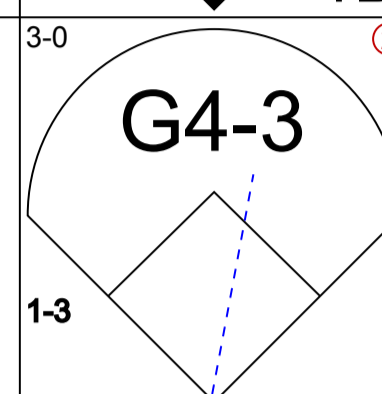
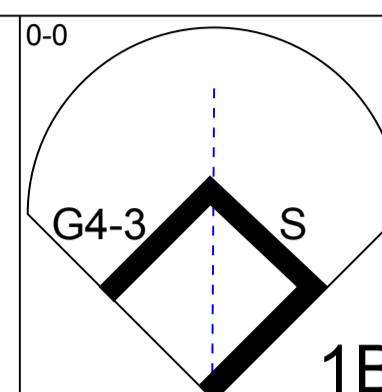
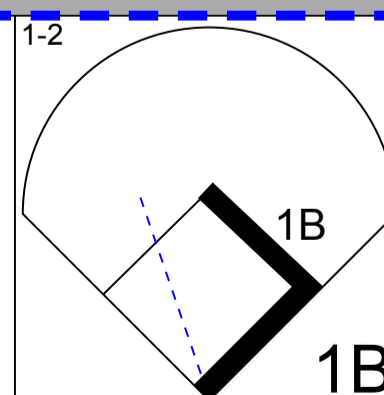

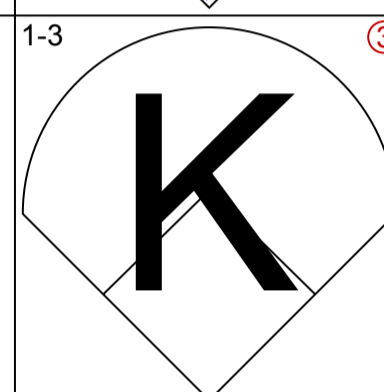
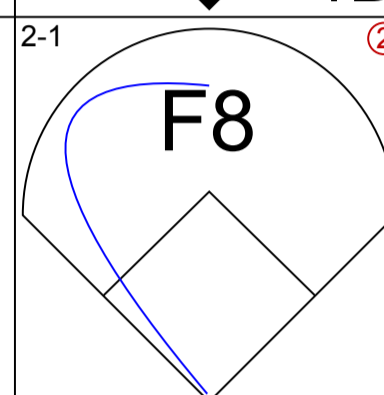
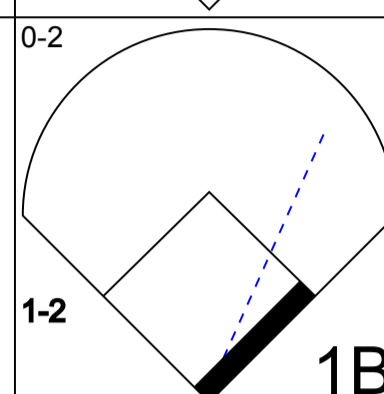
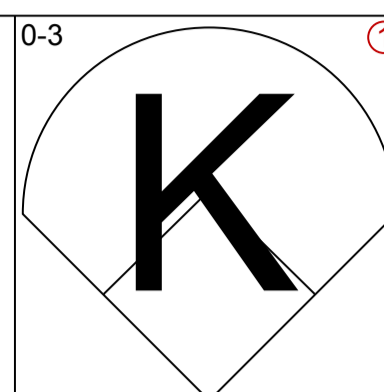
3 0 1 0 1 1 2

4 0 2 0 0 0 2

3 0 1 0 0 1 3
0 0 0 0 0 0 0
1 0 0 0 0 0 2

4 0 1 0 0 0 3

1B: 9 SF: 0
2B: 3 SAC: 1
3B: 0 DP: 0
HR: 0 HBP: 0



Vince Coleman, S
OBP: 0.272, SLG: 0.330

Wally Joyner, L
OBP: 0.382, SLG: 0.461

Brian McRae, S
OBP: 0.390, SLG: 0.437

Mike Macfarlane, R
OBP: 0.379, SLG: 0.464

Dave Henderson, R
OBP: 0.286, SLG: 0.409

Bob Hamelin, L
OBP: 0.369, SLG: 0.544

Felix Jose, S
OBP: 0.352, SLG: 0.401

Greg Gagne, R
OBP: 0.354, SLG: 0.434

Terry Shumpert, R
OBP: 0.277, SLG: 0.511

David Howard, S
OBP: 0.295, SLG: 0.222

Gary Gaetti, R
OBP: 0.318, SLG: 0.475

Jose Lind, R
OBP: 0.279, SLG: 0.299

Inning Stats

PITCHER
Greg Hibbard, L
ERA: 6.39
Milt Hill, R
ERA: 6.61
Bobby Ayala, R
ERA: 1.89

0-0

0-0

1-2

0-0

3-2

0-0

1-2

0-3

1-1

3-2

3-1

1-0

2-0

0-1

1-3

2-1

2-1

1-0

3-2

0-1

1-0

2-1

1-0

2-2

2-1

2-0

0-1

1-2

1-3

1-2

1-2

1-2

1-3

2-1

2-0

1-0

1-2

1-3

1-2

1-2

1-2

1-3

2-1

2-0

1-0

1-2

1-3

1-2

1-2

1-2

1-3

2-1

2-0

1-0

0-0

3-0

1-3

1-3

1-0

2-2

2-1

2-0

0-1

0-0

0-2

2-1

1-1

0-0

4-0

1-1

2-2

0-1

0-3

0-2

2-1

1-3

0-0

1-1

1-1

2-2

1-2

5 1 3 0 0 1 2

4 0 1 0 0 0 2

5 0 1 0 0 1 4

5 0 0 0 0 1 5

3 0 1 1 0 0 0
1 0 1 0 0 0 0

3 0 1 0 1 1 2

4 0 2 0 0 0 2

3 0 1 0 0 1 3
0 0 0 0 0 0 0
1 0 0 0 0 0 2

4 0 1 0 0 0 3

5 1 3 0 0 1 2

4 0 1 0 0 0 2

5 0 1 0 0 1 4

5 0 0 0 0 1 5

3 0 1 1 0 0 0
1 0 1 0 0 0 0

3 0 1 0 1 1 2

4 0 2 0 0 0 2

3 0 1 0 0 1 3
0 0 0 0 0 0 0
1 0 0 0 0 0 2

4 0 1 0 0 0 3

AB R H RBI BB SO LOB

4 0 1 0 0 0 2

5 0 1 0 0 1 4

5 0 0 0 0 1 5

3 0 1 1 0 0 0
1 0 1 0 0 0 0

3 0 1 0 1 1 2

4 0 2 0 0 0 2

3 0 1 0 0 1 3
0 0 0 0 0 0 0
1 0 0 0 0 0 2

4 0 1 0 0 0 3

1B: 9 SF: 0
2B: 3 SAC: 1
3B: 0 DP: 0
HR: 0 HBP: 0

WP: 0 PA: 40
PB: 0
SB: 2
CS: 0

ERA WHIP
ERA 1.29 WHIP 1.286
ERA 6.61
ERA 1.89

Batter	1	2	3	4	5	6	7	8	9	AB R H RBI BB SO LOB	TOP														
Quinn Mack, L (1, 8) OBP: 0.316, SLG: 0.444	2-2 G4-3	3-2 WP 1-H 3-H 2B		1-1 G4-3		1-1 G4-3		2-2 G6-3		5 1 1 2 0 0 1															
Rich Amaral, R (1, 4) OBP: 0.333, SLG: 0.408	2-2 G6-3	3-2 P3 2-H			2-2 F8 1B 2B		4-2 G4-3 WP 1B BB	2-2 F8		4 2 1 0 1 0 0															
Ken Griffey Jr., L (1, 10) OBP: 0.412, SLG: 0.746	1-0 2B 1B		1-2 F7		2-1 F8 2-3		1-2 SAFE G4-3 1-3		1-0 F8	5 1 1 0 0 0 2															
Jay Buhner, R (1, 9) OBP: 0.397, SLG: 0.562	0-1 1-H 2B		0-0 G6-3		3-0 WP 1B 3-H		2-1 1B 1B HBP		0-3 K	4 1 2 2 0 1 0															
Edgar Martinez, R (1, 5) OBP: 0.401, SLG: 0.500	1-1 P3		2-2 1B		2-0 F9 1-2		1-0 1B 1-3 1B		2-2 HR	5 1 3 2 0 0 2															
Tino Martinez, L (1, 3) OBP: 0.295, SLG: 0.419		1-1 G6-3	1-1 SAFE F7		2-0 G3		0-1 FC5 1-3 3-H 1B		1-1 G4-3	5 0 1 1 0 0 2															
Eric Anthony, L (1, 7) OBP: 0.301, SLG: 0.400		2-2 G4-3		0-0 G4-3 1B		1-0 HR	4-0 IBB			3 1 2 1 1 0 0															
Luis Sojo, R (1, 6) OBP: 0.285, SLG: 0.427		0-1 E4 1B 2B		1-0 SAFE SAFE G4-3		1-0 P4	0-0 FC5 2-3f			4 1 0 0 0 0 3															
Bill Haselman, R (1, 2) OBP: 0.243, SLG: 0.380		1-0 SAFE 2B 1B		3-1 G1-3		0-1 L4		2-2 G5-3		4 1 1 0 0 0 1															
Inning Stats	R: 1 E: 0 K: 0 S: 11	H: 2 LOB: 1 BB: 0 P: 17	R: 3 E: 1 K: 0 S: 17	H: 2 LOB: 0 BB: 0 P: 27	R: 0 E: 0 K: 0 S: 12	H: 1 LOB: 1 BB: 0 P: 17	R: 0 E: 0 K: 0 S: 6	H: 1 LOB: 1 BB: 0 P: 11	R: 1 E: 0 K: 0 S: 8	H: 2 LOB: 1 BB: 0 P: 19	R: 1 E: 0 K: 0 S: 6	H: 1 LOB: 0 BB: 0 P: 9	R: 2 E: 0 K: 0 S: 11	H: 2 LOB: 2 BB: 2 P: 23	R: 0 E: 0 K: 0 S: 7	H: 0 LOB: 0 BB: 0 P: 12	R: 1 E: 0 K: 1 S: 12	H: 1 LOB: 0 BB: 0 P: 16	1B: 7 2B: 3 3B: 0 HR: 2	SF: 0 SAC: 0 DP: 0 HBP: 1	WP: 3 PB: 0 SB: 1 CS: 0	PA: 42			
PITCHER	IP WLS BF H R ER SO BB IBB HBP BLK WP HR S P ERA WHIP																								
Mark Gubicza, R (1, 1) ERA: 4.56	6.0		29	9	7	4	0	1	0	0	0	2	1	63	107	6.00	1.667								
Mike Magnante, L (7, 1) ERA: 3.6	0.1		1	0	0	0	0	0	0	0	0	1	0	3	4	0.00	0.000								
Hipolito Pichardo, R (7, 1) ERA: 4.91	2.2	W	12	3	2	2	1	0	1	1	0	0	1	24	40	6.75	1.125								

Seattle Mariners @ Kansas City Royals
Kauffman Stadium, Kansas City, MO

Sun Jun 19 1994, 3:33 AM CDT
Att. 28,898 - Cloudy - 91 F

AB	39
R	9
H	12
RBI	8
BB	2
SO	1
LOB	11



livebaseballscorecards.com

Batter	1	2	3	4	5	6	7	8	9	AB R H RBI BB SO LOB	TOP																													
Vince Coleman, S OBP: 0.279, SLG: 0.337 (1, 7)	1-0 G4-3		1-2 G4-3		1-0 G4-3			1-2 2B	4-0 WP BB	4 0 1 0 1 0 1																														
Brian McRae, S OBP: 0.387, SLG: 0.429 (1, 8)	4-2 G6-3 BB		0-3 K		0-0 G6-3			1-3 K	2-3 K	4 0 0 0 1 3 4																														
Wally Joyner, L OBP: 0.380, SLG: 0.454 (1, 3)	0-0 G6-3 1-2f		4-0 BB BB				2-1 P5	3-3 K		3 0 0 0 1 1 2																														
Gary Gaetti, R OBP: 0.320, SLG: 0.469 (1, 5)		1-0 F7	4-1 BB BB				0-0 G5-3	2-3 K		3 0 0 0 1 1 1																														
Bob Hamelin, L OBP: 0.366, SLG: 0.536 (1, 10)		1-1 WP 1B HBP	1-0 G4-3				1-1 G3		2-2 G4-3	3 0 0 0 0 0 3																														
Mike Macfarlane, R OBP: 0.377, SLG: 0.457 (1, 2)		1-1 F7		3-1 G6-3			0-0 G5-3		2-0 HR HBP	3 0 1 0 0 0 0 0 1 0 0 0 0 0 0 0 0 0 0 0 0																														
Terry Shumpert, R OBP: 0.276, SLG: 0.537 (9, PR)		1-2 1B																																						
Brent Mayne, L OBP: 0.301, SLG: 0.313 (9, 2)																																								
Felix Jose, S OBP: 0.362, SLG: 0.423 (1, 9)		1-3 K		4-0 CS BB			0-0 FC6-4 1B		2-1 HR	3 1 2 2 1 1 2																														
Greg Gagne, R OBP: 0.354, SLG: 0.451 (1, 6)		2-0 G1-3		0-1 F9			3-2 FC6-4		0-0 P3	4 0 0 0 0 0 5																														
Jose Lind, R OBP: 0.283, SLG: 0.305 (1, 4)			4-2 BB G4-3 BB		0-0 F8		1-2 G6-3		1-0 WP 2B	3 0 1 0 1 0 1																														
Inning Stats	R: 0 E: 0 K: 0 S: 5	H: 0 LOB: 0 BB: 1 P: 10	R: 0 E: 0 K: 1 S: 8	H: 1 LOB: 2 BB: 0 P: 14	R: 0 E: 0 K: 1 S: 12	H: 0 LOB: 3 BB: 3 P: 26	R: 0 E: 0 K: 0 S: 4	H: 0 LOB: 0 BB: 1 P: 11	R: 0 E: 0 K: 0 S: 3	H: 0 LOB: 0 BB: 0 P: 4	R: 0 E: 0 K: 0 S: 5	H: 0 LOB: 0 BB: 0 P: 8	R: 0 E: 1 K: 0 S: 9	H: 1 LOB: 1 BB: 0 P: 13	R: 0 E: 0 K: 3 S: 13	H: 1 LOB: 1 BB: 0 P: 20	R: 2 E: 0 K: 1 S: 11	H: 2 LOB: 3 BB: 1 P: 24	1B: 2 2B: 2 3B: 0 HR: 1	SF: 0 SAC: 0 DP: 1 HBP: 2	WP: 2 PB: 0 SB: 0 CS: 1	PA: 38																		
PITCHER Ron Darling, R ERA: 5.01 (1, 1)	IP 9.0	WLS L	BF 38	H 5	R 2	ER 2	SO 6	BB 6	IBB 0	HBP 2	BLK 0	WP 2	HR 1	S 70	P 130	ERA 2.00	WHIP 1.222						PITCHER	IP 9.0	WLS L	BF 38	H 5	R 2	ER 2	SO 6	BB 6	IBB 0	HBP 2	BLK 0	WP 2	HR 1	S 70	P 130	ERA 2.00	WHIP 1.222

Kansas City Royals @ Oakland Athletics
Oakland-Alameda County Coliseum, Oakland, CA

Tue Jun 21 1994, 7:05 PM PDT
Att. 13,724 - Unknown - 65 F

AB	30
R	2
H	5
RBI	2
BB	6
SO	6
LOB	19



Batter	1	2	3	4	5	6	7	8	9	AB R H RBI BB SO LOB
Stan Javier, S OBP: 0.363, SLG: 0.442 (1, 8) (8, 7)	0-1 G4-3		2-2 F8			3-2 G4-3			3-2 K	4 0 0 0 0 1 0
Mike Aldrete, L OBP: 0.310, SLG: 0.383 (1, 10)	2-3 K			1-0 F7		2-2 G5-3			4-1 BB	3 0 0 0 0 1 1 0
Geronimo Berroa, R OBP: 0.391, SLG: 0.498 Eric Fox, S OBP: 0.270, SLG: 0.371 (1, 7) (8, 8)	1-0 G6-3			3-2 P4			3-3 K		1-1 G1-3	3 0 0 0 0 1 0 1 0 0 0 0 0 1
Ruben Sierra, S OBP: 0.292, SLG: 0.494 (1, 9)		2-3 K		2-3 K			2-3 K			3 0 0 0 0 0 3 0
Brent Gates, S OBP: 0.358, SLG: 0.399 (1, 4)		3-2 G4-3			0-0 F9		0-1 G1-3			3 0 0 0 0 0 0 0
Mark McGwire, R OBP: 0.457, SLG: 0.486 (1, 3)		4-2 BB			1-3 K			2-3 K		2 0 0 0 0 1 2 0
Terry Steinbach, R OBP: 0.328, SLG: 0.448 (1, 2)		2-3 K			0-1 1B			0-2 F8		3 0 1 0 0 1 1
Mike Bordick, R OBP: 0.335, SLG: 0.340 (1, 6)			1-2 P6		2-1 G3-1			2-0 G5-3		3 0 0 0 0 0 1
Scott Hemond, R OBP: 0.254, SLG: 0.319 (1, 5)			3-2 G5-3			0-2 P4			0-3 K	3 0 0 0 0 0 1 0

BOTTOM

Kansas City Royals @ Oakland Athletics
Oakland-Alameda County Coliseum, Oakland, CA

Tue Jun 21 1994, 7:05 PM PDT
Att: 13,724 - Unknown - 65 F

livebaseballscorecards.com

AB	28
R	0
H	1
RBI	0
BB	2
SO	10
LOB	3



Inning Stats	R: 0	H: 0	E: 0	K: 1	S: 7	LOB: 0	BB: 0	P: 10	R: 0	H: 0	E: 0	K: 2	S: 15	LOB: 1	BB: 1	P: 26	R: 0	H: 0	E: 0	K: 0	S: 14	LOB: 0	BB: 0	P: 20	R: 0	H: 0	E: 0	K: 1	S: 9	LOB: 0	BB: 0	P: 15	R: 0	H: 1	E: 0	K: 1	S: 8	LOB: 1	BB: 0	P: 11	R: 0	H: 0	E: 0	K: 0	S: 11	LOB: 0	BB: 0	P: 16	R: 0	H: 0	E: 0	K: 2	S: 8	LOB: 0	BB: 0	P: 13	R: 0	H: 0	E: 0	K: 1	S: 10	LOB: 0	BB: 0	P: 14	R: 0	H: 0	E: 0	K: 2	S: 9	LOB: 1	BB: 1	P: 17	1B: 1	SF: 0	2B: 0	SAC: 0	3B: 0	DP: 0	HR: 0	HBP: 0	WP: 0	PA: 30
--------------	------	------	------	------	------	--------	-------	-------	------	------	------	------	-------	--------	-------	-------	------	------	------	------	-------	--------	-------	-------	------	------	------	------	------	--------	-------	-------	------	------	------	------	------	--------	-------	-------	------	------	------	------	-------	--------	-------	-------	------	------	------	------	------	--------	-------	-------	------	------	------	------	-------	--------	-------	-------	------	------	------	------	------	--------	-------	-------	-------	-------	-------	--------	-------	-------	-------	--------	-------	--------

PITCHER	IP	WLS	BF	H	R	ER	SO	BB	IBB	HBP	BLK	WP	HR	S	P	ERA	WHIP
Kevin Appier, R ERA: 4.58 (1, 1)	2.2		9	0	0	0	3	1	0	0	0	0	0	29	47	0.00	0.375
Mike Magnante, L ERA: 3.24 (3, 1)	3.1		11	1	0	0	2	0	0	0	0	0	0	35	51	0.00	0.300
Stan Belinda, R ERA: 4.88 (7, 1)	2.0	W	6	0	0	0	3	0	0	0	0	0	0	18	27	0.00	0.000
Rusty Meacham, R ERA: 1.59 (9, 1)	1.0	S	4	0	0	0	2	1	0	0	0	0	0	9	17	0.00	1.000

Batter	1	2	3	4	5	6	7	8	9	AB R H RBI BB SO LOB	TOP											
Vince Coleman, S (1, 7) OBP: 0.282, SLG: 0.334	2-3 K		4-2 S 2B BB		1-0 F7		2-1 SH5-4		4-0 FC4-6 BB	2 1 0 0 2 1 0	Kansas City Royals @ Oakland Athletics Oakland-Alameda County Coliseum, Oakland, CA Wed Jun 22 1994, 7:05 PM PDT Att. 12,420 - Unknown - 63 F livebaseballscorecards.com											
Brian McRae, S (1, 8) OBP: 0.388, SLG: 0.432	2-1 F7		1-0 1B 2B		1-3 K		2-2 CS 1B	1-1 FC4-6 2B	5 2 2 2 0 1 2													
Wally Joyner, L (1, 3) OBP: 0.388, SLG: 0.463	3-2 1B		2-0 BB 1B		4-2 HR BB		3-3 SAFE SAFE SAFE SAFE 1-2	2-0 1B 2B	4 2 3 3 1 1 1													
Bob Hamelin, L (1, 10) OBP: 0.372, SLG: 0.551	1-0 F7		4-2 1-2 BB		2-1 1-H HR		3-3 K	4-0 1B 1B	3 2 1 2 2 1 1													
Gary Gaetti, R (1, 5) OBP: 0.317, SLG: 0.464		1-0 G5-3	1-1 F8		0-3 K		1-2 G5-3	2-2 1B 1B	5 0 1 1 0 1 2													
Felix Jose, S (1, 9) OBP: 0.388, SLG: 0.444		0-0 HR	1-3 K		2-1 F7		2-2 1B	0-0 1-2 2-H 1B	5 1 3 2 0 1 2													
Mike Macfarlane, R (1, 2) OBP: 0.373, SLG: 0.447		4-2 G5-4-3 BB		0-0 P3		3-2 P4	0-0 G3	1-3 K	4 0 0 0 1 1 3													
Greg Gagne, R (1, 6) OBP: 0.349, SLG: 0.442		1-2 G5-4-3		3-3 K		2-3 K		0-1 G6-3	4 0 0 0 0 2 1													
Jose Lind, R (1, 4) OBP: 0.288, SLG: 0.315			3-2 P8	0-0 G4-3		1-0 SH5-4 1B 2B		2-2 FC4-6 BB 2B 1B	4 2 2 0 0 0 0													
Inning Stats	R: 0 E: 0 K: 1 S: 10	H: 1 LOB: 1 BB: 0 P: 18	R: 1 E: 0 K: 0 S: 8	H: 1 LOB: 0 BB: 1 P: 14	R: 2 E: 0 K: 1 S: 18	H: 2 LOB: 2 BB: 2 P: 34	R: 0 E: 0 K: 1 S: 7	H: 0 LOB: 0 BB: 0 P: 10	R: 2 E: 0 K: 2 S: 11	H: 1 LOB: 0 BB: 1 P: 19	R: 0 E: 0 K: 1 S: 9	H: 0 LOB: 0 BB: 0 P: 16	R: 1 E: 0 K: 1 S: 12	H: 2 LOB: 1 BB: 0 P: 20	R: 0 E: 0 K: 1 S: 14	H: 1 LOB: 1 BB: 0 P: 20	R: 4 E: 0 K: 1 S: 15	H: 4 LOB: 2 BB: 2 P: 31	1B: 7 2B: 4 3B: 0 HR: 2	SF: 0 SAC: 1 DP: 2 HBP: 0	WP: 0 PB: 0 SB: 1 CS: 1	PA: 43
PITCHER	IP WLS BF H R ER SO BB IBB HBP BLK WP HR S P ERA WHIP																					
Todd Van Poppel, R (1, 1) ERA: 6.65	6.0 L 26 5 5 5 6 4 0 0 0 0 0 2 63 111 7.50 1.500																					
Vince Horsman, L (7, 1) ERA: 3.6	1.1 5 2 1 1 2 0 0 0 0 0 0 0 18 29 6.75 1.500																					
Billy Taylor, R (8, 1) ERA: 4.0	1.1 10 4 4 4 0 1 1 0 0 0 0 0 19 37 27.00 3.750																					
Carlos Reyes, R (9, 1) ERA: 4.98	0.1 2 1 0 0 1 0 0 0 0 0 0 0 4 5 0.00 3.000																					

Batter	1	2	3	4	5	6	7	8	9	AB R H RBI BB SO LOB
Stan Javier, S OBP: 0.364, SLG: 0.441 (1, 7)	2-1 G3-1	2-2 G3-1			2-1 G3		2-0 FC6-4 1B		1-1 G5-4-3 1B	5 0 2 0 0 0 1
Brent Gates, S OBP: 0.354, SLG: 0.393 (1, 4)	0-0 F8 1B		1-1 G6-3		2-2 G3		0-1 FC6-4 1-2f		1-0 G5-4-3 1-2f	5 0 1 0 0 0 2
Geronimo Berroa, R OBP: 0.392, SLG: 0.491 (1, 10)	4-2 BB 1-2 BB		2-1 F9		1-2 F9		4-2 G4-6-3 1-2 BB		0-1 F9	3 0 0 0 2 0 0
Ruben Sierra, S OBP: 0.288, SLG: 0.487 (1, 9)	1-1 F8 2-3		1-3 K			3-2 G4-3	1-1 G4-6-3 1-2f			4 0 0 0 0 1 4
Mark McGwire, R OBP: 0.469, SLG: 0.534 (1, 3)	4-0 BB 1-2 BB			2-2 G1-3 1B		2-2 HR		2-3 K		3 1 2 1 1 1 0
Terry Steinbach, R OBP: 0.322, SLG: 0.440 (1, 2)	1-3 K		1-1 F9		1-1 F9	1-3 K	0-1 F9			4 0 0 0 0 2 4
Mike Bordick, R OBP: 0.344, SLG: 0.346 (1, 6)		4-2 FC3-6 BB		4-1 G1-3 1-2 BB		1-0 1B 1B	2-2 E 1B			2 0 2 0 2 0 0
Craig Paquette, R OBP: 0.150, SLG: 0.175 (1, 5)		1-2 F8		1-1 G1-3 1-2 2-3		1-0 1B	2-1 E1			4 0 1 0 0 0 4
Eric Fox, S OBP: 0.244, SLG: 0.333 (1, 8)		2-2 FC3-6 1-2f		1-1 P5		0-1 F8	1-2 P6			4 0 0 0 0 0 7

Inning Stats	R: 0	H: 1	E: 0	K: 1	S: 15	LOB: 3	BB: 2	P: 27	R: 0	H: 0	E: 0	K: 0	S: 13	LOB: 1	BB: 1	P: 22	R: 0	H: 0	E: 0	K: 1	S: 7	LOB: 0	BB: 0	P: 11	R: 0	H: 1	E: 0	K: 0	S: 11	LOB: 2	BB: 1	P: 20	R: 0	H: 0	E: 0	K: 0	S: 8	LOB: 0	BB: 0	P: 13	R: 1	H: 3	E: 0	K: 1	S: 14	LOB: 2	BB: 0	P: 22	R: 0	H: 1	E: 0	K: 0	S: 7	LOB: 1	BB: 1	P: 14	R: 0	H: 1	E: 1	K: 1	S: 14	LOB: 2	BB: 0	P: 21	R: 0	H: 1	E: 0	K: 0	S: 5	LOB: 0	BB: 0	P: 7	1B: 7	2B: 0	3B: 0	HR: 1	SF: 0	SAC: 0	DP: 2	HBP: 0	WP: 0	PB: 0	SB: 1	CS: 0	PA: 39
--------------	------	------	------	------	-------	--------	-------	-------	------	------	------	------	-------	--------	-------	-------	------	------	------	------	------	--------	-------	-------	------	------	------	------	-------	--------	-------	-------	------	------	------	------	------	--------	-------	-------	------	------	------	------	-------	--------	-------	-------	------	------	------	------	------	--------	-------	-------	------	------	------	------	-------	--------	-------	-------	------	------	------	------	------	--------	-------	------	-------	-------	-------	-------	-------	--------	-------	--------	-------	-------	-------	-------	--------

PITCHER	IP	WLS	BF	H	R	ER	SO	BB	IBB	HBP	BLK	WP	HR	S	P	ERA	WHIP
Tom Gordon, R ERA: 4.13 (1, 1)	6.1	W	30	6	1	1	3	5	0	0	0	0	1	73	126	1.42	1.737
Hipolito Pichardo, R ERA: 4.6 (7, 1)	2.2		9	2	0	0	1	0	0	0	0	0	0	21	31	0.00	0.750

BOTTOM

Kansas City Royals @ Oakland Athletics
Oakland-Alameda County Coliseum, Oakland, CA

Wed Jun 22 1994, 7:05 PM PDT
Att: 12,420 - Unknown - 63 F

livebaseballscores.com

AB	34
R	1
H	8
RBI	1
BB	5
SO	4
LOB	22



Batter	1	2	3	4	5	6	7	8	9	AB R H RBI BB SO LOB	TOP											
Vince Coleman, S (1, 7) OBP: 0.278, SLG: 0.330	0-2 G3			0-3 K		2-3 K			2-3 K	4 0 0 0 0 3 1	Kansas City Royals @ Oakland Athletics Oakland-Alameda County Coliseum, Oakland, CA Thu Jun 23 1994, 3:33 AM PDT Att. 23,567 - Sunny - 66 F livebaseballscorecards.com											
Brian McRae, S (1, 8) OBP: 0.384, SLG: 0.427	1-2 F7			2-3 K			0-0 G4-3			3 0 0 0 0 1 0												
Wally Joyner, L (1, 3) OBP: 0.384, SLG: 0.457	1-0 G6-3			1-3 K			0-1 F8			3 0 0 0 0 1 0												
Bob Hamelin, L (1, 10) OBP: 0.366, SLG: 0.541		3-2 G4-3			0-1 P6		2-3 K			3 0 0 0 0 1 0												
Felix Jose, S (1, 9) OBP: 0.363, SLG: 0.437		3-3 K			2-2 F7			3-3 K		3 0 0 0 0 2 0												
Gary Gaetti, R (1, 5) OBP: 0.313, SLG: 0.458		3-3 K			0-1 G6-3			2-2 K		3 0 0 0 0 2 0												
Brent Mayne, L (1, 2) OBP: 0.289, SLG: 0.300			2-1 F9			1-2 G1-6-3		1-3 K		3 0 0 0 0 1 0												
Greg Gagne, R (1, 6) OBP: 0.348, SLG: 0.441			1-3 K			0-1 1B		2-3 K		3 0 1 0 0 2 0												
Jose Lind, R (1, 4) OBP: 0.284, SLG: 0.310			1-3 K			0-1 F9		2-2 G4-3		3 0 0 0 0 1 1												
Inning Stats	R: 0 E: 0 K: 0 S: 8	H: 0 LOB: 0 BB: 0 P: 10	R: 0 E: 0 K: 2 S: 12	H: 0 LOB: 0 BB: 0 P: 21	R: 0 E: 0 K: 2 S: 8	H: 0 LOB: 0 BB: 0 P: 12	R: 0 E: 0 K: 3 S: 10	H: 0 LOB: 0 BB: 0 P: 13	R: 0 E: 0 K: 0 S: 7	H: 0 LOB: 0 BB: 0 P: 9		R: 0 E: 0 K: 1 S: 10	H: 1 LOB: 1 BB: 0 P: 13	R: 0 E: 0 K: 1 S: 6	H: 0 LOB: 0 BB: 0 P: 8	R: 0 E: 0 K: 3 S: 12	H: 0 LOB: 0 BB: 0 P: 18	R: 0 E: 0 K: 2 S: 10	H: 0 LOB: 0 BB: 0 P: 16	1B: 1 2B: 0 3B: 0 HR: 0	SF: 0 SAC: 0 DP: 0 HBP: 0	WP: 0 PB: 0 SB: 0 CS: 0
PITCHER Bobby Witt, R (1, 1) ERA: 5.57	IP: 9.0 WLS: W BF: 28 H: 1 R: 0 ER: 0 SO: 14 BB: 0 IBB: 0 HBP: 0 BLK: 0 WP: 0 HR: 0 S: 83 P: 120 ERA: 0.00 WHIP: 0.111											PITCHER	IP: WLS: BF: H: R: ER: SO: BB: IBB: HBP: BLK: WP: HR: S: P: ERA: WHIP:									

Kansas City Royals @ Oakland Athletics
Oakland-Alameda County Coliseum, Oakland, CA

Thu Jun 23 1994, 3:33 AM PDT
 Att. 23,567 - Sunny - 66 F

AB	28
R	0
H	1
RBI	0
BB	0
SO	14
LOB	2



Batter	1	2	3	4	5	6	7	8	9	AB	R	H	RBI	BB	SO	LOB
Rickey Henderson, R (1, 7) OBP: 0.416, SLG: 0.374	2-3 K	1-2 F8					2-1 F7			3	1	0	0	0	1	1
Stan Javier, S (1, 8) OBP: 0.369, SLG: 0.458	3-2 1B FC6-4 2B		2-3 K			0-0 1-H HR		4-2 1B SF7 BB		3	3	2	2	1	1	0
Brent Gates, S (1, 4) OBP: 0.362, SLG: 0.401	2-1 FC6-4 1B		2-0 F7			2-1 1B		1 SAFE 2-1 BB 1-3 1B		4	0	3	0	0	0	0
Ruben Sierra, S (1, 9) OBP: 0.284, SLG: 0.482	1 SAFE 0-1 FC6-4 1B 1-2f		2-2 P3			0-0 G4-3		1-1 SF7		3	0	0	2	0	0	2
Geronimo Berroa, R (1, 10) OBP: 0.393, SLG: 0.489	0-2 1-3 1B		1-1 F8			1-3 K		1 SAFE 4-2 1 SAFE 1 SAFE 1 SAFE 1-2 BB G5-4-3		3	0	1	0	1	1	0
Troy Neel, L (1, 3) OBP: 0.366, SLG: 0.481	2-3 K		1-3 K			1-2 G3-1		0-0 G5-4-3 1-2f		3	0	0	0	0	2	2
Mark McGwire, R (8, PH) (9, 3) OBP: 0.465, SLG: 0.527										1	0	0	0	0	0	2
Mike Bordick, R (1, 6) OBP: 0.341, SLG: 0.342		1-0 F7		2-3 K		3-2 F8				3	0	0	0	0	1	0
Craig Paquette, R (1, 5) OBP: 0.163, SLG: 0.209		1-1 2B			0-3 K		0-0 G5-3			3	0	1	0	0	1	0
Scott Hemond, R (1, 2) OBP: 0.248, SLG: 0.310		2-3 K			3-3 K		0-3 K			3	0	0	0	0	3	1

Inning Stats	R: 1	H: 3	E: 0	K: 2	S: 18	LOB: 2	BB: 0	P: 27	R: 0	H: 1	E: 0	K: 1	S: 10	LOB: 1	BB: 0	P: 15	R: 0	H: 0	E: 0	K: 1	S: 7	LOB: 0	BB: 0	P: 13	R: 0	H: 0	E: 0	K: 2	S: 9	LOB: 0	BB: 0	P: 13	R: 2	H: 2	E: 0	K: 1	S: 12	LOB: 1	BB: 0	P: 19	R: 0	H: 0	E: 0	K: 1	S: 10	LOB: 0	BB: 0	P: 15	R: 0	H: 0	E: 0	K: 1	S: 6	LOB: 0	BB: 0	P: 8	R: 1	H: 1	E: 0	K: 0	S: 10	LOB: 1	BB: 2	P: 20	1B: 4	SF: 1	2B: 2	SAC: 0	3B: 0	DP: 1	HR: 1	HBP: 1	WP: 0	PA: 33
--------------	------	------	------	------	-------	--------	-------	-------	------	------	------	------	-------	--------	-------	-------	------	------	------	------	------	--------	-------	-------	------	------	------	------	------	--------	-------	-------	------	------	------	------	-------	--------	-------	-------	------	------	------	------	-------	--------	-------	-------	------	------	------	------	------	--------	-------	------	------	------	------	------	-------	--------	-------	-------	-------	-------	-------	--------	-------	-------	-------	--------	-------	--------

PITCHER	IP	WLS	BF	H	R	ER	SO	BB	IBB	HBP	BLK	WP	HR	S	P	ERA	WHIP
David Cone, R (1, 1) ERA: 2.76	6.0	L	25	6	3	3	9	0	0	1	0	0	1	66	102	4.50	1.000
Stan Belinda, R (7, 1) ERA: 4.97	1.1		7	1	1	1	1	2	0	0	0	0	0	15	27	6.75	2.250
Billy Brewer, L (8, 1) ERA: 2.6	0.2		1	0	0	0	0	0	0	0	0	0	0	1	1	0.00	0.000

BOTTOM

Kansas City Royals @ Oakland Athletics
Oakland-Alameda County Coliseum, Oakland, CA

Thu Jun 23 1994, 3:33 AM PDT
Att. 23,567 - Sunny - 66 F

livebaseballscores.com

AB 29
R 4
H 7
RBI 4
BB 2
SO 10
LOB 8



Batter	1	2	3	4	5	6	7	8	9	AB R H RBI BB SO LOB	TOP									
Vince Coleman, S (1, 7) OBP: 0.278, SLG: 0.339	1-0 F9		3-2 HR		0-0 B1-3			1-2 FC5-4		4 1 1 1 0 0 1										
Wally Joyner, L (1, 3) OBP: 0.385, SLG: 0.454	4-0 BB		4-2 BB		1-2 L9			2-2 F8		2 0 0 0 2 0 1										
Brian McRae, S (1, 8) OBP: 0.382, SLG: 0.428	1-3 K		2-0 2B			1-1 F9		0-3 K		4 0 1 0 0 2 2										
Dave Henderson, R (1, 10) OBP: 0.284, SLG: 0.407 Brent Mayne, L (9, PH) OBP: 0.286, SLG: 0.296	1-3 K		3-1 L8			2-2 G4-3			1-2 G3	3 0 0 0 0 1 3 1 0 0 0 0 0 0										
Felix Jose, S (1, 9) OBP: 0.361, SLG: 0.438		2-3 K		2-1 2B		2-3 K			2-2 G4-3	4 0 1 0 0 2 0										
Gary Gaetti, R (1, 5) OBP: 0.313, SLG: 0.454		0-3 K		2-2 F9			3-2 F8		2-2 1B	4 0 1 0 0 1 1										
Mike Macfarlane, R (1, 2) OBP: 0.371, SLG: 0.443		0-0 F9		1-0 P3			0-3 K		0-1 1B	4 0 1 0 0 1 1										
Greg Gagne, R (1, 6) OBP: 0.344, SLG: 0.435 Bob Hamelin, L (9, PH) OBP: 0.364, SLG: 0.538			1-1 P6		3-2 G6-3		2-3 K		2-3 K	3 0 0 0 0 1 1 1 0 0 0 0 1 2										
Terry Shumpert, R (1, 4) OBP: 0.287, SLG: 0.536			0-0 1B		1-0 G6-3			4-0 BB		2 0 1 0 1 0 0										
Inning Stats	R: 0 E: 0 K: 2 S: 7	H: 0 LOB: 1 BB: 1 P: 14	R: 0 E: 0 K: 2 S: 7	H: 0 LOB: 0 BB: 0 P: 9	R: 1 E: 0 K: 0 S: 12	H: 3 LOB: 2 BB: 1 P: 25	R: 0 E: 0 K: 0 S: 11	H: 1 LOB: 1 BB: 0 P: 19	R: 0 E: 0 K: 1 S: 9	H: 0 LOB: 0 BB: 0 P: 14	R: 0 E: 0 K: 2 S: 10	H: 0 LOB: 0 BB: 0 P: 15	R: 0 E: 0 K: 1 S: 9	H: 0 LOB: 1 BB: 1 P: 16	R: 0 E: 0 K: 1 S: 15	H: 2 LOB: 2 BB: 0 P: 22	1B: 3 2B: 2 3B: 0 HR: 1	SF: 0 SAC: 0 DP: 0 HBP: 0	WP: 0 PB: 0 SB: 1 CS: 1	PA: 35
PITCHER	IP WLS BF H R ER SO BB IBB HBP BLK WP HR S P ERA WHIP																			
Jim Deshaies, L (1, 1) ERA: 6.27	8.0 W 30 4 1 1 8 3 0 0 0 0 1 70 119 1.12 0.875																			
Rick Aguilera, R (9, 1) ERA: 4.5	1.0 S 5 2 0 0 1 0 0 0 0 0 0 15 22 0.00 2.000																			

Kansas City Royals @ Minnesota Twins
 Hubert H. Humphrey Metrodome, Minneapolis, MN
 Fri Jun 24 1994, 8:05 PM EDT
 Att. 27,069 - Dome

AB	32
R	1
H	6
RBI	1
BB	3
SO	9
LOB	12



Batter	1	2	3	4	5	6	7	8	9
Chuck Knoblauch, R (1, 4) <small>OBP: 0.383, SLG: 0.504</small>	1-2 		0-1 	0-2 		1-1 		3-3 	
Jeff Reboulet, R (1, 6) <small>OBP: 0.393, SLG: 0.462</small>	1-2 		1-2 	0-1 		0-1 		0-1 	
Kirby Puckett, R (1, 9) <small>OBP: 0.347, SLG: 0.505</small>	0-0 		4-2 	0-1 		0-0 			
Kent Hrbek, L (1, 3) <small>OBP: 0.343, SLG: 0.364</small>		3-2 	1-1 		0-0 			0-0 	
Shane Mack, R (1, 8) <small>OBP: 0.397, SLG: 0.576</small> (8, 7)		0-2 	1-1 		1-1 			1-1 	
Pedro Munoz, R (1, 7) <small>OBP: 0.355, SLG: 0.508</small> Alex Cole, L (7, PR) <small>OBP: 0.403, SLG: 0.452</small> (8, 8)		0-1 		3-1 	1-3 			1-2 	
Chip Hale, L (1, 10) <small>OBP: 0.387, SLG: 0.359</small>		3-1 		0-1 	4-0 			4-0 	
Scott Leius, R (1, 5) <small>OBP: 0.341, SLG: 0.468</small>			0-0 	0-0 	2-1 			2-0 	
Matt Walbeck, S (1, 2) <small>OBP: 0.246, SLG: 0.276</small>			0-1 	0-0 		1-2 		2-2 	

AB	R	H	RBI	BB	SO	LOB
5	1	2	0	0	1	1
5	1	3	1	0	0	0
3	0	0	0	1	0	3
4	0	1	2	0	0	0
4	0	2	0	0	0	2
4	1	2	0	0	1	2
0	0	0	0	0	0	0
2	1	1	0	2	0	1
3	0	0	1	0	0	4
4	0	1	0	0	0	1

BOTTOM

Kansas City Royals @ Minnesota Twins
 Hubert H. Humphrey Metrodome, Minneapolis, MN

livebaseballscorecards.com

AB	34
R	4
H	12
RBI	4
BB	3
SO	2
LOB	14



1B: 8	SF: 1
2B: 4	SAC: 0
3B: 0	DP: 0
HR: 0	HBP: 0

WP: 0	PA: 38
PB: 0	
SB: 0	
CS: 0	

Inning Stats	R	H	E	K	S	H	LOB	BB	P	R	H	E	K	S	H	LOB	BB	P	ERA	WHIP
Bob Milacki, R (1, 1) <small>ERA: 4.02</small>	7.0	12	0	7	105	4	2	3	1	5.14	2.143									
Rusty Meacham, R (8, 1) <small>ERA: 1.52</small>	1.0	0	0	0	19	0	0	0	0	0.00	0.000									

PITCHER	IP	WLS	BF	H	R	ER	SO	BB	IBB	HBP	BLK	WP	HR	S	P	ERA	WHIP
Bob Milacki, R	7.0	1	35	12	4	4	1	3	0	0	0	0	0	71	105	5.14	2.143
Rusty Meacham, R	1.0	0	3	0	0	0	1	0	0	0	0	0	0	14	19	0.00	0.000

Fri Jun 24 1994, 8:05 PM EDT
 Att. 27,069 - Dome

Batter	1	2	3	4	5	6	7	8	9	AB R H RBI BB SO LOB	TOP		
Vince Coleman, S (1, 7) OBP: 0.284, SLG: 0.340	4-0 G4-3 S G3 BB		4-0 FC9-5 S BB		0-1 E8 S 1B			2-2 G6-3		2 1 1 0 2 0 0			
Brian McRae, S (1, 8) OBP: 0.377, SLG: 0.422	3-2 G4-3		3-1 FC9-5		3-2 G4-3			0-0 G4-3		4 0 0 0 0 0 3			
Wally Joyner, L (1, 3) OBP: 0.384, SLG: 0.448	2-1 G3			4-0 HR BB			1-1 F7	0-3 K		3 1 0 1 1 1 0			
Bob Hamelin, L (1, 10) OBP: 0.372, SLG: 0.567	0-0 3-H 1B			3-2 1-H HR			1-3 K	1-0 2B		4 1 3 2 0 1 0			
Felix Jose, S (1, 9) OBP: 0.354, SLG: 0.429	0-0 F9			1-2 G3-1			0-1 F8	0-2 F7		4 0 0 0 0 0 2			
Mike Macfarlane, R (1, 2) OBP: 0.365, SLG: 0.434		0-0 P1		0-0 P6			2-2 P6	0-3 K		4 0 0 0 0 1 1			
Greg Gagne, R (1, 6) OBP: 0.343, SLG: 0.432		1-0 CS 1B		1-2 G6-3			1-0 G6-3	1-0 G6-3		4 0 1 0 0 0 1			
Terry Shumpert, R (1, 4) OBP: 0.288, SLG: 0.560		1-0 F8			3-1 P2		2-0 HR			3 1 1 1 0 0 1			
David Howard, S (1, 5) OBP: 0.277, SLG: 0.205		1-0 CS	1-3 K		0-1 B1-3		0-0 F9			3 0 0 0 0 1 0			
Inning Stats	R: 1 H: 1 E: 0 LOB: 1 K: 0 BB: 1 S: 7 P: 16	R: 0 H: 1 E: 0 LOB: 0 K: 0 BB: 0 S: 3 P: 6	R: 0 H: 0 E: 0 LOB: 0 K: 1 BB: 1 S: 5 P: 13	R: 2 H: 1 E: 0 LOB: 0 K: 0 BB: 1 S: 12 P: 21	R: 0 H: 1 E: 1 LOB: 1 K: 0 BB: 0 S: 10 P: 16	R: 0 H: 0 E: 0 LOB: 0 K: 1 BB: 0 S: 7 P: 9	R: 1 H: 1 E: 0 LOB: 0 K: 0 BB: 0 S: 6 P: 11	R: 0 H: 0 E: 0 LOB: 0 K: 1 BB: 0 S: 8 P: 10	R: 0 H: 1 E: 0 LOB: 1 K: 1 BB: 0 S: 8 P: 10	1B: 3 SF: 0 2B: 2 SAC: 0 3B: 0 DP: 1 HR: 2 HBP: 0	WP: 0 PA: 35 PB: 0 SB: 3 CS: 1		
PITCHER	IP WLS BF H R ER SO BB IBB HBP BLK WP HR S P ERA WHIP											PITCHER	IP WLS BF H R ER SO BB IBB HBP BLK WP HR S P ERA WHIP
Pat Mahomes, R (1, 1) ERA: 5.44	7.0 L 27 5 4 4 2 3 0 0 0 0 0 2 50 92 5.14 1.143												
Kevin Campbell, R (8, 1) ERA:	2.0 7 1 0 0 2 0 0 0 0 0 0 0 16 20 0.00 0.500												

Kansas City Royals @ Minnesota Twins
 Hubert H. Humphrey Metrodome, Minneapolis, MN
 Sat Jun 25 1994, 8:05 PM EDT
 Att. 33,136 - Dome

livebaseballscorecards.com

AB	31
R	4
H	6
RBI	4
BB	3
SO	4
LOB	8



Batter	1	2	3	4	5	6	7	8	9	AB	R	H	RBI	BB	SO	LOB
Chuck Knoblauch, R <small>OBP: 0.381, SLG: 0.500</small> (1, 4)	0-0 		2-1 			2-1 		2-0 		4	0	1	0	0	0	0
Alex Cole, L <small>OBP: 0.397, SLG: 0.443</small> (1, 8)	0-2 			2-1 		0-0 		3-2 		4	0	0	0	0	0	1
Kirby Puckett, R <small>OBP: 0.349, SLG: 0.509</small> (1, 9)	2-2 			0-0 			1-2 		0-2 	4	1	2	0	0	0	1
Kent Hrbek, L <small>OBP: 0.341, SLG: 0.361</small> (1, 3)	1-0 			2-1 			3-1 		2-2 	4	0	1	0	0	0	3
Shane Mack, R <small>OBP: 0.389, SLG: 0.565</small> (1, 7)		1-1 			2-1 		0-0 		0-3 	3	0	0	1	0	1	0
Dave Winfield, R <small>OBP: 0.324, SLG: 0.422</small> (1, 10)		3-1 			0-0 		4-1 			2	0	1	0	1	0	0
Scott Leius, R <small>OBP: 0.341, SLG: 0.466</small> (1, 5)		3-3 			2-0 		3-3 		1-2 	3	0	1	0	0	2	2
Jeff Reboulet, R <small>OBP: 0.383, SLG: 0.449</small> (1, 6)			0-0 		0-2 		3-1 			3	0	0	0	0	0	4
Matt Walbeck, S <small>OBP: 0.242, SLG: 0.273</small> (1, 2)			1-1 			1-0 		2-1 		3	0	0	0	0	0	0

BOTTOM

Kansas City Royals @ Minnesota Twins
 Hubert H. Humphrey Metrodome, Minneapolis, MN

livebaseballscorecards.com

AB	30
R	1
H	6
RBI	1
BB	1
SO	3
LOB	11



Inning Stats	R: 0	H: 1	E: 0	LOB: 1	K: 0	BB: 0	S: 8	P: 11	R: 0	H: 0	E: 0	LOB: 0	K: 1	BB: 0	S: 7	P: 14	R: 0	H: 0	E: 0	LOB: 0	K: 0	BB: 0	S: 5	P: 8	R: 0	H: 0	E: 0	LOB: 0	K: 0	BB: 0	S: 5	P: 9	R: 0	H: 2	E: 0	LOB: 1	K: 0	BB: 0	S: 7	P: 11	R: 0	H: 0	E: 0	LOB: 0	K: 0	BB: 0	S: 4	P: 7	R: 1	H: 2	E: 0	LOB: 2	K: 1	BB: 1	S: 13	P: 27	R: 0	H: 0	E: 0	LOB: 0	K: 0	BB: 0	S: 6	P: 13	R: 0	H: 1	E: 0	LOB: 0	K: 1	BB: 0	S: 9	P: 11	1B: 5	SF: 1	2B: 1	SAC: 0	3B: 0	DP: 3	HR: 0	HBP: 0	WP: 1	PA: 32
--------------	------	------	------	--------	------	-------	------	-------	------	------	------	--------	------	-------	------	-------	------	------	------	--------	------	-------	------	------	------	------	------	--------	------	-------	------	------	------	------	------	--------	------	-------	------	-------	------	------	------	--------	------	-------	------	------	------	------	------	--------	------	-------	-------	-------	------	------	------	--------	------	-------	------	-------	------	------	------	--------	------	-------	------	-------	-------	-------	-------	--------	-------	-------	-------	--------	-------	--------

PITCHER	IP	WLS	BF	H	R	ER	SO	BB	IBB	HBP	BLK	WP	HR	S	P	ERA	WHIP
Mark Gubicza, R <small>ERA: 4.29</small> (1, 1)	7.0	W	26	5	1	1	2	1	0	0	0	1	0	49	87	1.29	0.857
Hipolito Pichardo, R <small>ERA: 4.5</small> (8, 1)	1.0		3	0	0	0	0	0	0	0	0	0	0	6	13	0.00	0.000
Jeff Montgomery, R <small>ERA: 6.39</small> (9, 1)	1.0	S	3	1	0	0	1	0	0	0	0	0	0	9	11	0.00	1.000

PITCHER	IP	WLS	BF	H	R	ER	SO	BB	IBB	HBP	BLK	WP	HR	S	P	ERA	WHIP
---------	----	-----	----	---	---	----	----	----	-----	-----	-----	----	----	---	---	-----	------

Sat Jun 25 1994, 8:05 PM EDT
 Att. 33,136 - Dome

Batter	1	2	3	4	5	6	7	8	9	AB R H RBI BB SO LOB	TOP											
Vince Coleman, S (1, 7) OBP: 0.286, SLG: 0.339	0-1 G6-3		4-1 BB		2-2 FC6 1B		2-2 G4-3		1-2 G1-3	4 0 1 0 1 0 1												
Terry Shumpert, R (1, 4) OBP: 0.294, SLG: 0.562	1-1 G6-3		3-2 G5-3		2-1 FC6 1B		2-3 K		0-0 2B	5 0 2 1 0 1 2												
Brian McRae, S (1, 8) OBP: 0.378, SLG: 0.419	1-0 G6-3			4-0 1B BB	0-0 FC6			1-1 G3 HR 1B	1-1 F7	4 1 1 1 1 0 3												
Bob Hamelin, L (1, 3) OBP: 0.369, SLG: 0.560		2-2 G4-3		1-0 1B	2-3 K			1-1 G3		4 0 1 0 0 1 3												
Felix Jose, S (1, 9) OBP: 0.352, SLG: 0.426		1-1 F9		2-3 K		3-2 G4-3 1B		0-1 G5-3		4 0 1 0 0 1 3												
Gary Gaetti, R (1, 5) OBP: 0.312, SLG: 0.463		1-2 G5-3		3-3 K		1-0 G4-3 1B		1-1 HR		4 1 1 2 0 1 3												
Brent Mayne, L (1, 2) OBP: 0.272, SLG: 0.280			0-1 G6-3	0-0 F7		3-1 G1-3		2-0 F7		4 0 0 0 0 0 3												
Hubie Brooks, R (1, 10) OBP: 0.250, SLG: 0.333			1-3 K		2-3 K	2-1 F8			1-3 K	4 0 0 0 0 3 1												
David Howard, S (1, 6) OBP: 0.314, SLG: 0.238			4-0 BB BB		0-1 1B FC6 1B		1-0 F7		0-2 G1-3 2B 1B	3 2 2 0 1 0 0												
Inning Stats	R: 0 E: 0 K: 0 S: 5	H: 0 LOB: 0 BB: 0 P: 7	R: 0 E: 0 K: 0 S: 8	H: 0 LOB: 0 BB: 0 P: 12	R: 0 E: 0 K: 1 S: 10	H: 0 LOB: 2 BB: 2 P: 22	R: 0 E: 0 K: 2 S: 10	H: 1 LOB: 2 BB: 1 P: 20	R: 1 E: 0 K: 2 S: 14	H: 3 LOB: 2 BB: 0 P: 22	R: 0 E: 0 K: 0 S: 8	H: 1 LOB: 1 BB: 0 P: 17	R: 0 E: 0 K: 1 S: 8	H: 0 LOB: 0 BB: 0 P: 13	R: 2 E: 0 K: 0 S: 9	H: 2 LOB: 0 BB: 0 P: 14	R: 1 E: 0 K: 1 S: 14	H: 2 LOB: 1 BB: 0 P: 17	1B: 7 2B: 1 3B: 0 HR: 1	SF: 0 SAC: 0 DP: 0 HBP: 0	WP: 0 PB: 0 SB: 0 CS: 0	PA: 39
PITCHER	IP WLS BF H R ER SO BB IBB HBP BLK WP HR S P ERA WHIP																					
Scott Erickson, R (1, 1) ERA: 5.07	7.0 W 29 5 1 1 6 3 0 0 0 0 0 0 63 113 1.29 1.143																					
Larry Casian, L (8, 1) ERA: 6.08	1.0 5 2 2 2 0 0 0 0 0 0 0 1 9 14 18.00 2.000																					
Dave Stevens, R (9, 1) ERA: 6.86	1.0 5 2 1 1 1 0 0 0 0 0 0 0 14 17 9.00 2.000																					

Kansas City Royals @ Minnesota Twins
 Hubert H. Humphrey Metrodome, Minneapolis, MN
 Sun Jun 26 1994, 4:33 AM EDT
 Att. 25,560 - Dome

AB	36
R	4
H	9
RBI	4
BB	3
SO	7
LOB	19



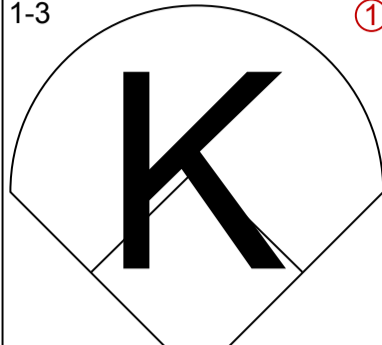
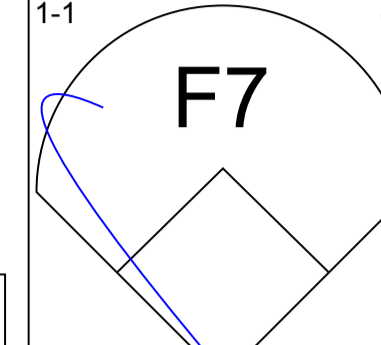
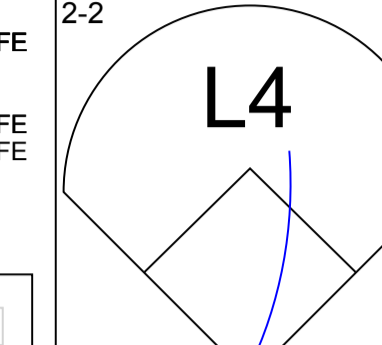
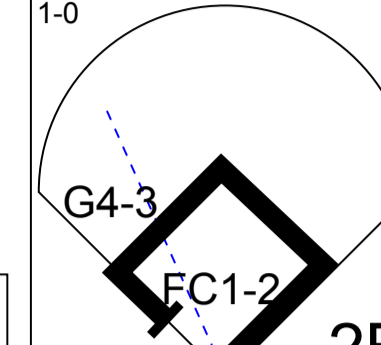
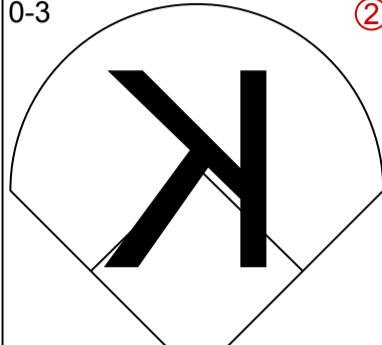
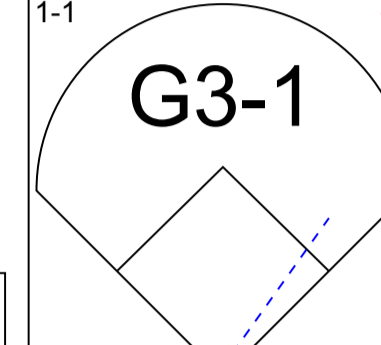
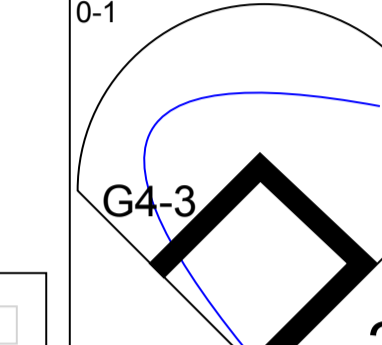
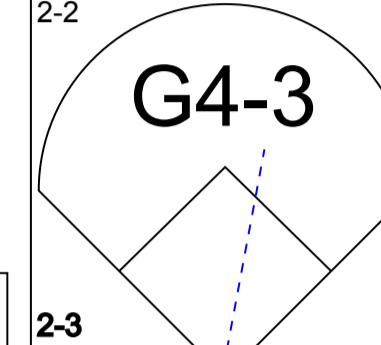
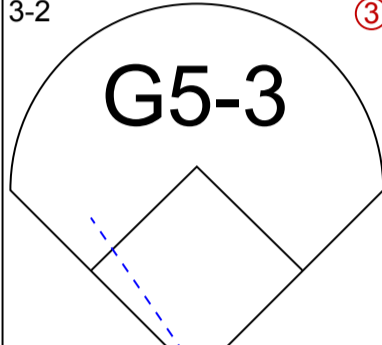
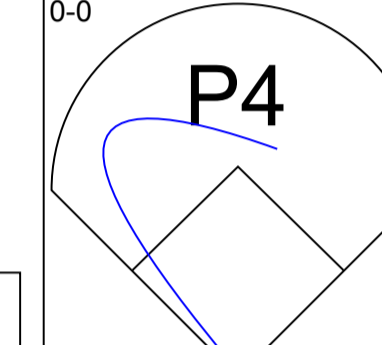
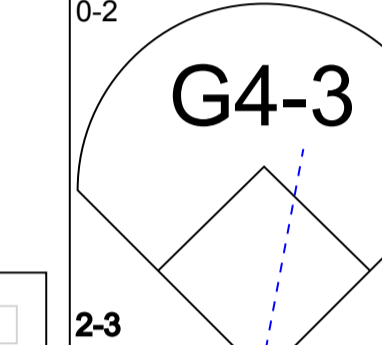
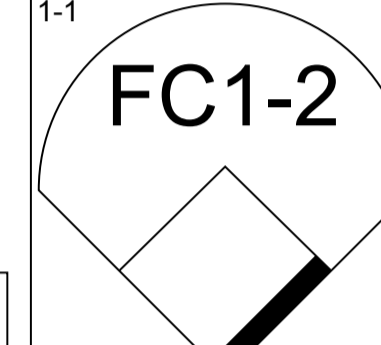
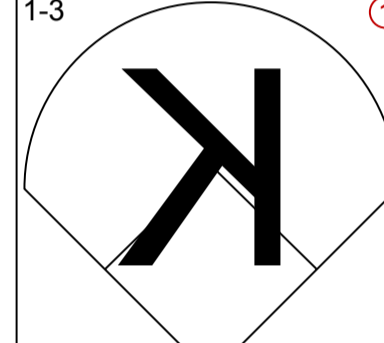
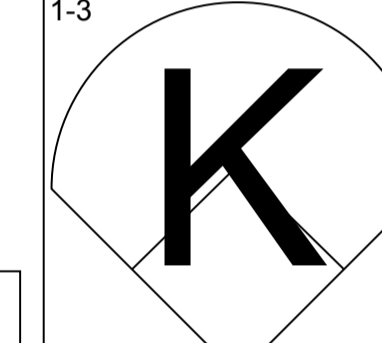
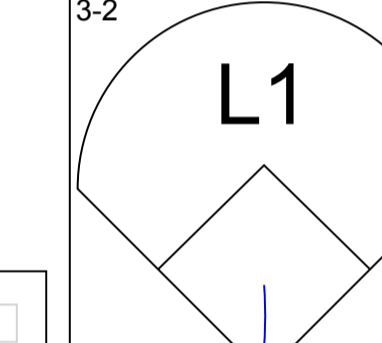
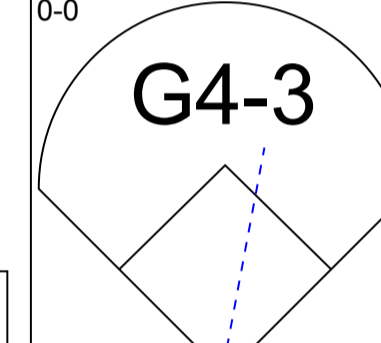
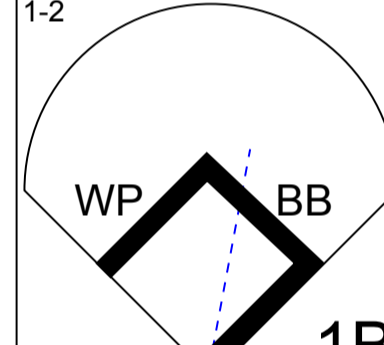
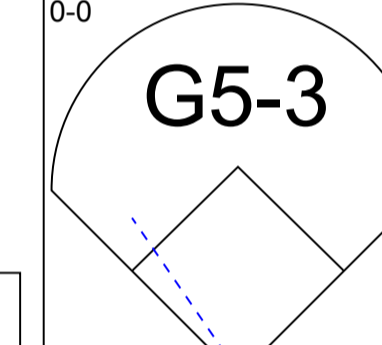
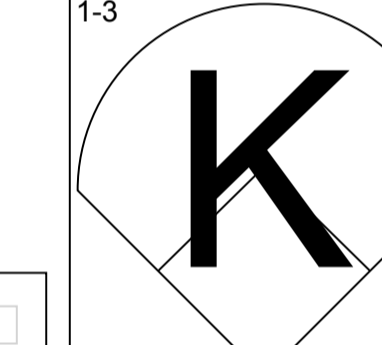
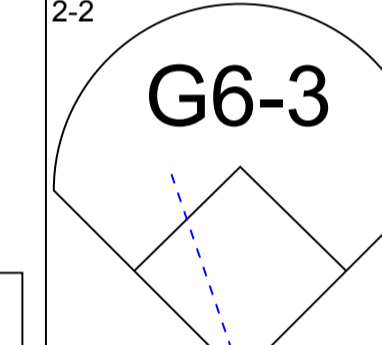
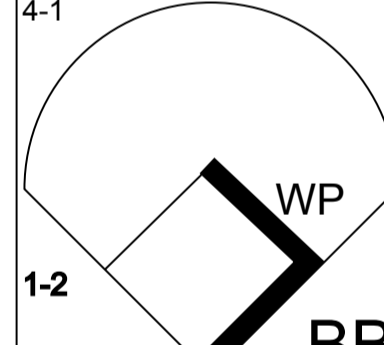
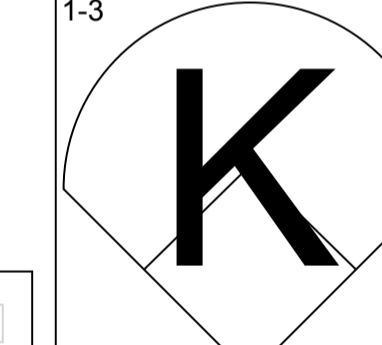
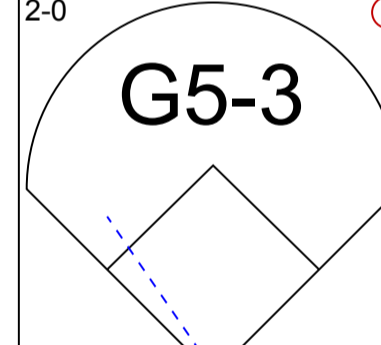
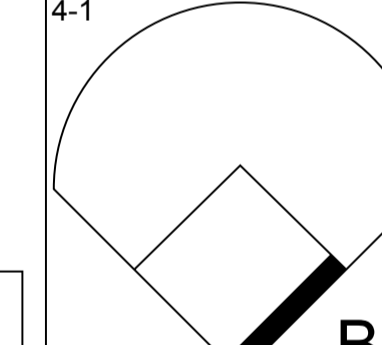
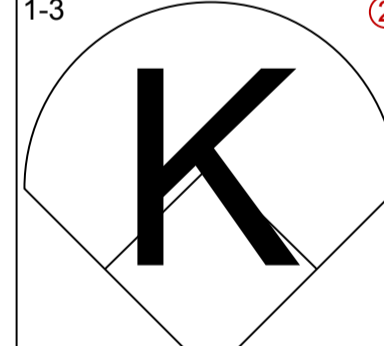
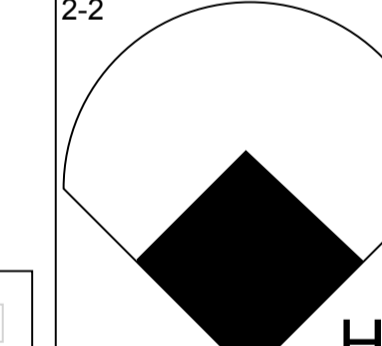
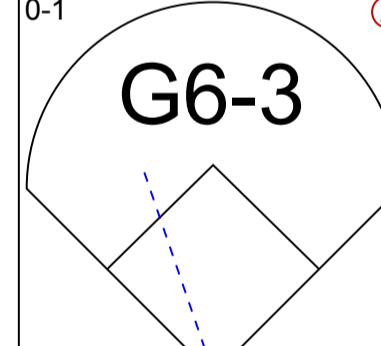
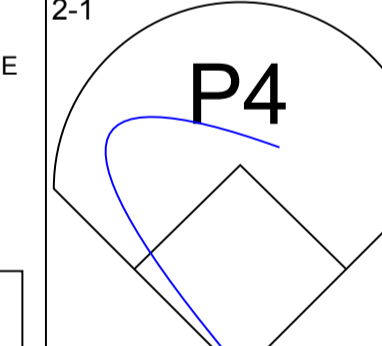
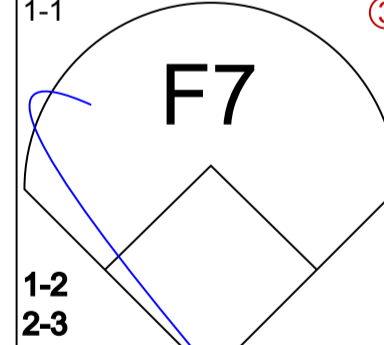
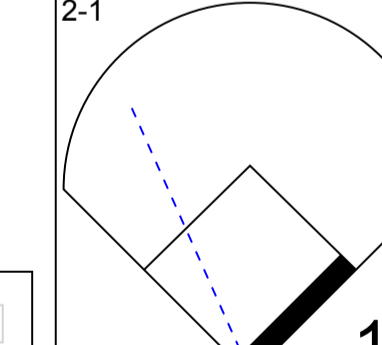
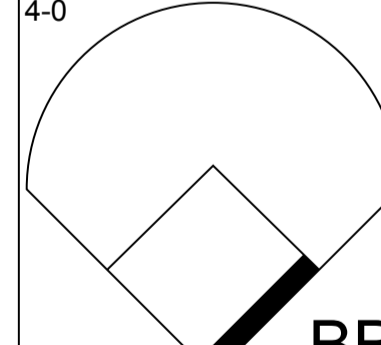
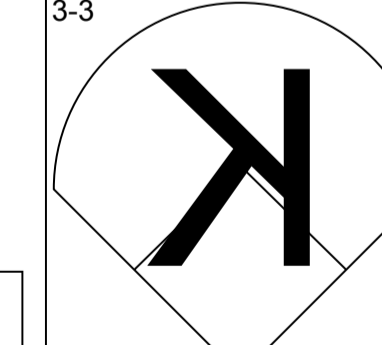
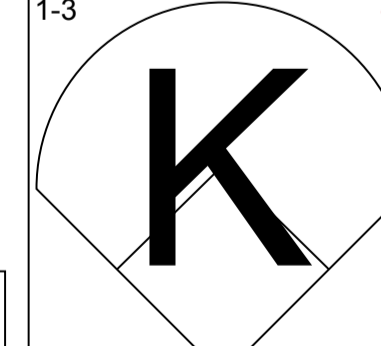
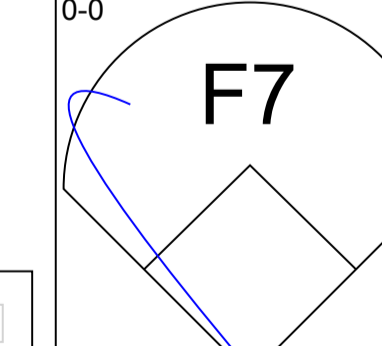
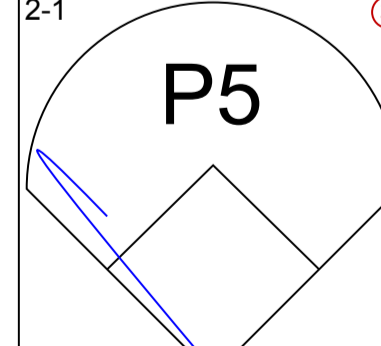
Batter	1	2	3	4	5	6	7	8	9	AB R H RBI BB SO LOB	TOP																													
Vince Coleman, S OBP: 0.285, SLG: 0.344 (1, 7) C X	0-1 G4-3		0-0 G6-3		0-0 3B			3-2 G3		4 0 1 1 0 0 0																														
Greg Gagne, R OBP: 0.337, SLG: 0.424 (1, 6) B C S S	1-3 K			3-2 P6	0-1 G4-3			2-3 K		4 0 0 0 0 2 1																														
Brian McRae, S OBP: 0.373, SLG: 0.413 (1, 8) C B B X	2-1 F7			1-1 P5		0-1 G6-3			1-2 G3	4 0 0 0 0 0 0																														
Bob Hamelin, L OBP: 0.367, SLG: 0.558 (1, 3) S C B B X		1-2 F7		1-0 2B		1-3 K		0-1 P3		4 0 1 0 0 1 0																														
Felix Jose, S OBP: 0.351, SLG: 0.422 (1, 9) S T B		0-3 K		1-0 G3-1		0-0 CS 1B		2-3 K		4 0 1 0 0 2 1																														
Gary Gaetti, R OBP: 0.312, SLG: 0.462 (1, 5) S B S S		1-2 1B			0-0 E8 SF7	1 SAFE CS	2-3 K			3 1 1 0 0 1 0																														
Mike Macfarlane, R OBP: 0.360, SLG: 0.428 (1, 2) X		0-0 F7			2-3 K		1-3 K			3 0 0 0 0 2 2																														
Hubie Brooks, R OBP: 0.236, SLG: 0.320 (1, 10) X S C			0-2 G5-3		0-0 SF7		0-1 F9			2 0 0 1 0 0 0																														
Terry Shumpert, R OBP: 0.295, SLG: 0.556 (1, 4) B S B S X			2-2 F8		2-2 E1 3B 1B		1-1 G5-3			3 1 1 0 0 0 0																														
Inning Stats	R: 0 E: 0 K: 1 S: 7	H: 0 LOB: 0 BB: 0 P: 10	R: 0 E: 0 K: 1 S: 10	H: 1 LOB: 1 BB: 0 P: 12	R: 0 E: 0 K: 0 S: 7	H: 0 LOB: 0 BB: 0 P: 9	R: 0 E: 0 K: 0 S: 7	H: 1 LOB: 1 BB: 0 P: 13	R: 2 E: 2 K: 1 S: 11	H: 2 LOB: 1 BB: 0 P: 15	R: 0 E: 0 K: 1 S: 7	H: 1 LOB: 0 BB: 0 P: 8	R: 0 E: 0 K: 2 S: 10	H: 0 LOB: 0 BB: 0 P: 13	R: 0 E: 0 K: 1 S: 10	H: 0 LOB: 0 BB: 0 P: 16	R: 0 E: 0 K: 1 S: 8	H: 0 LOB: 0 BB: 0 P: 11	1B: 3 2B: 1 3B: 1 HR: 0	SF: 1 SAC: 0 DP: 0 HBP: 0	WP: 0 PB: 0 SB: 0 CS: 1	PA: 33																		
PITCHER Kevin Tapani, R ERA: 3.93 (1, 1)	IP 9.0	WLS L	BF 32	H 5	R 2	ER 0	SO 8	BB 0	IBB 0	HBP 0	BLK 0	WP 0	HR 0	S 77	P 107	ERA 0.00	WHIP 0.556						PITCHER	IP	WLS	BF	H	R	ER	SO	BB	IBB	HBP	BLK	WP	HR	S	P	ERA	WHIP

Kansas City Royals @ Minnesota Twins
 Hubert H. Humphrey Metrodome, Minneapolis, MN
 Mon Jun 27 1994, 8:05 PM EDT
 Att. 24,181 - Dome

livebaseballscorecards.com

AB	31
R	2
H	5
RBI	2
BB	0
SO	8
LOB	4



Batter	1	2	3	4	5	6	7	8	9	AB	R	H	RBI	BB	SO	LOB
Chuck Knoblauch, R OBP: 0.383, SLG: 0.500 (1, 4)										4	0	1	0	0	1	1
Alex Cole, L OBP: 0.397, SLG: 0.447 (1, 8)										4	0	1	0	0	1	1
Kirby Puckett, R OBP: 0.349, SLG: 0.515 (1, 9)										4	0	0	0	0	0	2
Kent Hrbek, L OBP: 0.333, SLG: 0.351 (1, 3)										4	0	0	0	0	2	2
Shane Mack, R OBP: 0.386, SLG: 0.563 (1, 7)										4	0	1	0	0	1	1
Dave Winfield, R OBP: 0.321, SLG: 0.409 (1, 10)										2	0	0	0	2	1	0
Scott Leius, R OBP: 0.340, SLG: 0.472 (1, 5)										4	1	1	1	0	1	3
Jeff Reboulet, R OBP: 0.395, SLG: 0.478 (1, 6)										3	0	1	0	1	1	3
Matt Walbeck, S OBP: 0.244, SLG: 0.278 (1, 2)										3	0	0	0	0	1	2

BOTTOM

Kansas City Royals @ Minnesota Twins
 Hubert H. Humphrey Metrodome, Minneapolis, MN

Mon Jun 27 1994, 8:05 PM EDT
 Att. 24,181 - Dome

livebaseballscorecards.com

AB	32
R	1
H	5
RBI	1
BB	3
SO	9
LOB	15



Inning Stats	R: 0	H: 0	E: 0	K: 2	S: 11	H: 0	LOB: 0	BB: 0	P: 15	R: 0	H: 1	E: 0	K: 2	S: 14	H: 0	LOB: 2	BB: 1	P: 22	R: 0	H: 0	E: 0	K: 1	S: 11	H: 0	LOB: 0	BB: 0	P: 14	R: 0	H: 0	E: 0	K: 1	S: 6	R: 1	H: 2	E: 0	K: 1	S: 15	H: 1	LOB: 1	BB: 0	P: 22	R: 0	H: 1	E: 0	K: 1	S: 12	H: 0	LOB: 1	BB: 0	P: 16	R: 0	H: 0	E: 0	K: 0	S: 5	H: 0	LOB: 1	BB: 1	P: 13	R: 0	H: 1	E: 0	K: 0	S: 8	H: 0	LOB: 1	BB: 0	P: 12	R: 0	H: 0	E: 0	K: 1	S: 10	H: 0	LOB: 1	BB: 1	P: 21	1B: 2	SF: 0	2B: 2	SAC: 0	3B: 0	DP: 0	HR: 1	HBP: 0	WP: 1	PA: 35	PB: 0	SB: 0	CS: 0	ERA	WHIP
--------------	------	------	------	------	-------	------	--------	-------	-------	------	------	------	------	-------	------	--------	-------	-------	------	------	------	------	-------	------	--------	-------	-------	------	------	------	------	------	------	------	------	------	-------	------	--------	-------	-------	------	------	------	------	-------	------	--------	-------	-------	------	------	------	------	------	------	--------	-------	-------	------	------	------	------	------	------	--------	-------	-------	------	------	------	------	-------	------	--------	-------	-------	-------	-------	-------	--------	-------	-------	-------	--------	-------	--------	-------	-------	-------	-----	------

PITCHER	IP	WLS	BF	H	R	ER	SO	BB	IBB	HBP	BLK	WP	HR	S	P	ERA	WHIP
Tom Gordon, R ERA: 3.93 (1, 1)	7.1	W	29	5	1	1	8	2	0	0	0	1	1	79	117	1.23	0.955
Rusty Meacham, R ERA: 1.5 (8, 1)	0.1		1	0	0	0	0	0	0	0	0	0	0	2	3	0.00	0.000
Billy Brewer, L ERA: 2.48 (8, 1)	0.1		1	0	0	0	0	0	0	0	0	0	0	1	1	0.00	0.000
Jeff Montgomery, R ERA: 6.15 (9, 1)	1.0	S	4	0	0	0	1	1	0	0	0	0	0	10	21	0.00	1.000

Batter	1	2	3	4	5	6	7	8	9	AB R H RBI BB SO LOB	TOP		
Vince Coleman, S OBP: 0.282, SLG: 0.340 (1, 7)	1-0 G4-3		3-3 K		1-2 F8			0-1 F9		4 0 0 0 0 1 0	Kansas City Royals @ Chicago White Sox Comiskey Park, Chicago, IL Tue Jun 28 1994, 8:05 PM EDT Att. 31,776 - Unknown - 81 F livebaseballscorecards.com		
Greg Gagne, R OBP: 0.332, SLG: 0.417 (1, 6)	1-2 G4-3		1-0 F9		1-1 P4			1-1 F8		4 0 0 0 0 0 0			
Brian McRae, S OBP: 0.375, SLG: 0.415 (1, 10)	1-2 PB 1B			3-1 F7		1-0 F7		2-1 CS 1B		4 1 2 0 0 0 0			
Dave Henderson, R OBP: 0.296, SLG: 0.412 (1, 8)	1-1 1-H 1B			0-1 1B 2B 1B		4-2 BB		1-1 CS 1-2	0-0 G6-3	3 1 2 1 1 0 0			
Gary Gaetti, R OBP: 0.315, SLG: 0.462 (1, 5) (7, 3)	2-3 K			1-0 2B SF7 1B		1-3 K		0-0 1B SF8 1B		4 2 2 0 0 2 2			
Felix Jose, S OBP: 0.353, SLG: 0.429 (1, 9)		0-0 G6-3		2-2 SF7 1-3 2-H 2B		0-1 F9		1-1 PO 1-3 1B		4 0 2 1 0 0 1			
Mike Macfarlane, R OBP: 0.354, SLG: 0.424 (1, 2)		2-2 F9		2-1 SF7 2-3 3-H		1-1 G5-3		0-0 SF8		2 0 0 2 0 0 0			
Hubie Brooks, R OBP: 0.224, SLG: 0.302 (1, 3) David Howard, S OBP: 0.314, SLG: 0.238 (7, 5)		1-3 K		0-0 G6-3		0-0 L4		1-1 PO 1-1 1-2		3 0 0 0 0 1 1 0 0 0 0 0 0 0			
Terry Shumpert, R OBP: 0.287, SLG: 0.541 (1, 4)			1-0 B5-3		0-1 L8		0-2 K			3 0 0 0 0 1 0			
Inning Stats	R: 1 H: 2 E: 0 LOB: 1 K: 1 BB: 0 S: 14 P: 20	R: 0 H: 0 E: 0 LOB: 0 K: 1 BB: 0 S: 7 P: 10	R: 0 H: 0 E: 0 LOB: 0 K: 1 BB: 0 S: 9 P: 14	R: 2 H: 3 E: 0 LOB: 1 K: 0 BB: 0 S: 13 P: 21	R: 0 H: 0 E: 0 LOB: 0 K: 0 BB: 0 S: 8 P: 10	R: 0 H: 0 E: 0 LOB: 1 K: 1 BB: 1 S: 9 P: 15	R: 0 H: 0 E: 0 LOB: 0 K: 1 BB: 0 S: 6 P: 7	R: 0 H: 1 E: 0 LOB: 0 K: 0 BB: 0 S: 7 P: 11	R: 1 H: 2 E: 0 LOB: 0 K: 0 BB: 0 S: 6 P: 8	1B: 7 SF: 2 2B: 1 SAC: 0 3B: 0 DP: 0 HR: 0 HBP: 0	WP: 0 PA: 36 PB: 1 SB: 0 CS: 1		
PITCHER	IP WLS BF H R ER SO BB IBB HBP BLK WP HR S P ERA WHIP											PITCHER	IP WLS BF H R ER SO BB IBB HBP BLK WP HR S P ERA WHIP
Wilson Alvarez, L ERA: 3.15 (1, 1)	8.0 L 30 6 3 2 5 1 0 0 0 0 0 0 73 108 2.25 0.875												
Kirk McCaskill, R ERA: 3.06 (9, 1)	1.0 4 2 1 1 0 0 0 0 0 0 0 0 6 8 9.00 2.000												

Batter	1	2	3	4	5	6	7	8	9	AB R H RBI BB SO LOB
Joey Cora, S OBP: 0.365, SLG: 0.374 (1, 4)	2-2 CS 1B		1-2 G6-3		3-2 G3		1-2 SAFE SAFE SAFE SAFE 1B		1-1 BB 1B	5 0 3 0 0 0 1
Tim Raines, S OBP: 0.370, SLG: 0.407 (1, 7)	2-3 K		4-1 BB		0-0 G3		1-0 L7		1-2 BB 1B	4 0 1 1 1 1 3
Frank Thomas, R OBP: 0.503, SLG: 0.773 (1, 3)	1-2 SAFE SAFE P4		0-1 SAFE P4			2-2 1B SF7 2B	3-2 G6-3		4-2 BB	4 1 1 0 1 0 5
Julio Franco, R OBP: 0.393, SLG: 0.471 (1, 10)		0-2 G6-3		0-1 G3		0-1 2-3 1B		1-1 G4-6-3 1B	1-2 G3-1	5 0 2 0 0 0 3
Robin Ventura, L OBP: 0.369, SLG: 0.456 (1, 5)		3-3 K		4-2 3B BB		1-0 SF7		0-1 G4-6-3		2 1 0 1 1 1 1
Darrin Jackson, R OBP: 0.379, SLG: 0.496 (1, 9)		1-2 FC6-4 1B		1-1 L7		1-1 L8		1-2 P4		4 0 1 0 0 0 2
Lance Johnson, L OBP: 0.323, SLG: 0.391 (1, 8)		0-0 FC6-4 1-2f		1-1 1-H 3B		0-1 SAFE F7			1-3 K	4 0 1 1 0 1 2
Ron Karkovice, R OBP: 0.344, SLG: 0.413 (1, 2)			0-3 K		1-1 F7		0-1 F7		2-2 FC3-6 1B	3 0 0 0 0 1 1 1 0 1 0 0 0 0
Warren Newson, L OBP: 0.273, SLG: 0.367 (9, PH)										
Ozzie Guillen, L OBP: 0.303, SLG: 0.343 (1, 6)			0-2 WP G6-3 1B		0-1 G4-3		0-0 1B 1B		0-0 FC3-6 1B 1-2f	4 1 2 0 0 0 1

Inning Stats	R: 0 E: 0 K: 1 S: 9	H: 1 LOB: 0 BB: 0 P: 14	R: 0 E: 0 K: 1 S: 11	H: 1 LOB: 1 BB: 0 P: 15	R: 0 E: 0 K: 1 S: 12	H: 1 LOB: 2 BB: 1 P: 17	R: 1 E: 0 K: 0 S: 10	H: 1 LOB: 1 BB: 1 P: 17	R: 0 E: 0 K: 0 S: 6	H: 0 LOB: 0 BB: 0 P: 9	R: 1 E: 0 K: 0 S: 10	H: 2 LOB: 1 BB: 0 P: 14	R: 0 E: 0 K: 0 S: 12	H: 2 LOB: 2 BB: 0 P: 17	R: 0 E: 0 K: 0 S: 7	H: 1 LOB: 0 BB: 0 P: 9	R: 1 E: 0 K: 1 S: 17	H: 3 LOB: 3 BB: 1 P: 27	1B: 10 2B: 1 3B: 1 HR: 0	SF: 1 SAC: 0 DP: 1 HBP: 0
--------------	------------------------------	----------------------------------	-------------------------------	----------------------------------	-------------------------------	----------------------------------	-------------------------------	----------------------------------	------------------------------	---------------------------------	-------------------------------	----------------------------------	-------------------------------	----------------------------------	------------------------------	---------------------------------	-------------------------------	----------------------------------	-----------------------------------	------------------------------------

PITCHER	IP	WLS	BF	H	R	ER	SO	BB	IBB	HBP	BLK	WP	HR	S	P	ERA	WHIP
David Cone, R ERA: 2.76 (1, 1)	6.2	W	29	8	2	2	3	2	0	0	0	1	0	65	95	2.70	1.500
Hipolito Pichardo, R ERA: 4.37 (7, 1)	1.1		4	1	0	0	0	0	0	0	0	0	0	12	17	0.00	0.750
Jeff Montgomery, R ERA: 6.26 (9, 1)	1.0	S	7	3	1	1	1	1	0	0	0	0	0	17	27	9.00	4.000

BOTTOM

Kansas City Royals @ Chicago White Sox
Comiskey Park, Chicago, IL
Tue Jun 28 1994, 8:05 PM EDT
Att: 31,776 - Unknown - 81 F

livebaseballscorecards.com

AB	36
R	3
H	12
RBI	3
BB	3
SO	4
LOB	19



WP: 1	PA: 40
PB: 0	
SB: 0	
CS: 1	

Batter	1	2	3	4	5	6	7	8	9	AB R H RBI BB SO LOB	TOP																
Vince Coleman, S OBP: 0.287, SLG: 0.344 (1, 10)	3-2 S 1B	1-2 S 1B		0-1 F9 1B		1-2 S 1B			1-3 K 1B	5 0 3 1 0 1 1																	
Dave Henderson, R OBP: 0.293, SLG: 0.401 (1, 7)	4-0 BB	0-3 K 1B		3-2 P2 1B		2-3 K 1B			1-1 F8 1B	4 0 0 0 1 2 3																	
Brian McRae, S OBP: 0.372, SLG: 0.411 (1, 8)	1-3 K 1B		3-2 P6 1B	2-2 E5 1B		0-3 K 1B			1-0 G6-3 1B	5 0 1 0 0 2 3																	
Mike Macfarlane, R OBP: 0.352, SLG: 0.420 (1, 2)	1-3 K 1B		0-1 1B HR 1B	0-3 K 1B			2-2 F8 1B			4 1 1 0 0 2 3																	
Bob Hamelin, L OBP: 0.365, SLG: 0.551 (1, 3)	3-1 F8 1B		0-1 1B HR 1B		3-2 F7 1B		0-0 G3 1B			4 1 1 0 0 0 2																	
Gary Gaetti, R OBP: 0.317, SLG: 0.461 (1, 5)		1-0 1B G6-4-3 1B	1-1 F8 1B		4-2 BB		0-3 K 1B			3 1 1 0 1 1 2																	
Felix Jose, S OBP: 0.356, SLG: 0.444 (1, 9)		1-0 1B G6-4-3 1B	1-1 1B HR		1-3 K 1B			3-3 K 1B		4 1 2 3 0 2 1	AB 35 R 6 H 9 RBI 4 BB 4 SO 10 LOB 17																
Greg Gagne, R OBP: 0.327, SLG: 0.410 (1, 6)		1-2 G6-4-3 1B	2-1 F8 1B		1-2 G1-3 1B			1-0 L5 1B		4 0 0 0 0 0 2																	
Terry Shumpert, R OBP: 0.294, SLG: 0.531 (1, 4)		4-2 1B BB		4-2 S BB		1-0 F7 1B		1-2 F8 1B		2 2 0 0 2 0 0																	
Inning Stats	R: 0 E: 0 K: 2 S: 15	H: 1 LOB: 2 BB: 1 P: 26	R: 2 E: 0 K: 1 S: 15	H: 3 LOB: 1 BB: 1 P: 23	R: 3 E: 0 K: 0 S: 16	H: 3 LOB: 0 BB: 0 P: 22	R: 1 E: 1 K: 1 S: 16	H: 1 LOB: 1 BB: 1 P: 25	R: 0 E: 0 K: 1 S: 17	H: 0 LOB: 1 BB: 1 P: 26	R: 0 E: 0 K: 2 S: 15	H: 1 LOB: 1 BB: 0 P: 18	R: 0 E: 0 K: 1 S: 7	H: 0 LOB: 0 BB: 0 P: 9	R: 0 E: 0 K: 1 S: 7	H: 0 LOB: 0 BB: 0 P: 12	R: 0 E: 0 K: 1 S: 7	H: 0 LOB: 0 BB: 0 P: 10	1B: 8 2B: 0 3B: 0 HR: 1	SF: 0 SAC: 0 DP: 1 HBP: 0	WP: 0 PB: 0 SB: 5 CS: 0	PA: 39					
PITCHER	IP	WLS	BF	H	R	ER	SO	BB	IBB	HBP	BLK	WP	HR	S	P	ERA	WHIP										
Jason Bere, R ERA: 3.47 (1, 1)	3.0		17	7	5	5	3	2	0	0	0	0	1	46	71	15.00	3.000										
Jose DeLeon, R ERA: 3.12 (4, 1)	3.0		13	2	1	0	4	2	0	0	0	0	0	48	69	0.00	1.333										
Dennis Cook, L ERA: 4.7 (7, 1)	2.0		6	0	0	0	2	0	0	0	0	0	0	14	21	0.00	0.000										
Roberto Hernandez, R ERA: 7.07 (9, 1)	1.0	W	3	0	0	0	1	0	0	0	0	0	0	7	10	0.00	0.000										

Kansas City Royals @ Chicago White Sox
Comiskey Park, Chicago, IL
Wed Jun 29 1994, 8:05 PM EDT
Att. 30,434 - Unknown - 73 F

livebaseballscorecards.com



Batter	1	2	3	4	5	6	7	8	9	AB R H RBI BB SO LOB
Joey Cora, S (1, 4) OBP: 0.365, SLG: 0.374 Norberto Martin, R (4, PR) OBP: 0.333, SLG: 0.419 (5, 4)	2-1 G1-3 	2-2 G4-3 		3-2 		0-2 G6-3 			0-0 SH2-4 	3 0 1 0 0 0 1 1 0 0 0 0 0 1
Tim Raines, S (1, 7) OBP: 0.370, SLG: 0.414	0-0 B1-3 		1-0 	0-1 L1 			1-1 F7 		3-1 	5 1 2 1 0 0 1
Frank Thomas, R (1, 3) OBP: 0.503, SLG: 0.773	2-2 		2-2 G3 HR 		0-1 L9 		2-0 G5-3 			4 1 2 1 0 0 0
Julio Franco, R (1, 10) OBP: 0.394, SLG: 0.482	1-0 G6-3 		1-2 G3 		0-1 		2-2 			4 1 2 1 0 0 2
Robin Ventura, L (1, 5) OBP: 0.370, SLG: 0.467		4-0 	3-0 		3-2 L5 		2-2 P6 			3 2 1 2 1 0 1
Darrin Jackson, R (1, 9) OBP: 0.385, SLG: 0.502		0-1 	4-2 		2-2 			2-2 G6-3 		3 0 2 1 1 0 0
Lance Johnson, L (1, 8) OBP: 0.322, SLG: 0.389		1-0 	0-0 G1-6-3 		0-0 FC6-4 			1-1 G4-3 		4 1 1 0 0 0 2
Michael LaValliere, L (1, 2) OBP: 0.382, SLG: 0.348 Ron Karkovice, R (6, PH) OBP: 0.341, SLG: 0.408 (7, 2)		0-2 G1-3 		0-0 F8 		1-0 P4 		0-3 K 		2 0 0 0 0 0 2 2 0 0 0 0 1 0
Ozzie Guillen, L (1, 6) OBP: 0.306, SLG: 0.343		0-1 FC3-2 	1-1 G6-3 		2-2 			4-0 		3 1 1 0 1 0 2

Inning Stats	R: 0	H: 1	E: 0	LOB: 1	K: 0	BB: 0	S: 7	R: 2	H: 2	E: 0	LOB: 1	K: 0	BB: 1	S: 13	R: 3	H: 3	E: 0	LOB: 0	K: 0	BB: 1	S: 11	R: 0	H: 1	E: 0	LOB: 1	K: 0	BB: 0	S: 8	R: 1	H: 2	E: 0	LOB: 1	K: 0	BB: 0	S: 13	R: 0	H: 1	E: 0	LOB: 0	K: 0	BB: 0	S: 13	R: 0	H: 1	E: 0	LOB: 1	K: 1	BB: 0	S: 8	R: 0	H: 0	E: 0	LOB: 0	K: 1	BB: 0	S: 8	R: 1	H: 1	E: 0	LOB: 1	K: 0	BB: 1	S: 3	1B: 7	SF: 0	2B: 2	SAC: 1	3B: 1	DP: 2	HR: 2	HBP: 0
--------------	------	------	------	--------	------	-------	------	------	------	------	--------	------	-------	-------	------	------	------	--------	------	-------	-------	------	------	------	--------	------	-------	------	------	------	------	--------	------	-------	-------	------	------	------	--------	------	-------	-------	------	------	------	--------	------	-------	------	------	------	------	--------	------	-------	------	------	------	------	--------	------	-------	------	-------	-------	-------	--------	-------	-------	-------	--------

PITCHER	IP	WLS	BF	H	R	ER	SO	BB	IBB	HBP	BLK	WP	HR	S	P	ERA	WHIP
Bob Milacki, R (1, 1) ERA: 4.85	2.1		15	6	5	5	0	2	0	0	0	1	1	30	53	19.29	3.429
Mike Magnante, L (3, 1) ERA: 5.35	2.1		8	2	1	1	0	0	0	0	0	0	1	17	24	3.86	0.857
Rusty Meacham, R (5, 1) ERA: 1.32	3.1		12	3	0	0	1	0	0	0	0	0	0	37	52	0.00	0.900
Billy Brewer, L (9, 1) ERA: 2.76	0.1	L	3	1	1	1	0	1	0	0	0	0	0	3	10	27.00	6.000

BOTTOM

Kansas City Royals @ Chicago White Sox
 Comiskey Park, Chicago, IL

Wed Jun 29 1994, 8:05 PM EDT
 Att: 30,434 - Unknown - 73 F

livebaseballscorecards.com

AB	34
R	7
H	12
RBI	6
BB	3
SO	1
LOB	12

Batter	1	2	3	4	5	6	7	8	9	AB R H RBI BB SO LOB	TOP											
Vince Coleman, S (1, 7) OBP: 0.285, SLG: 0.343	0-1 SH1-3 1B		0-0 G1-3-6 1-2f		1-1 G4-3		0-0 P4	1-0 SF8		4 0 1 1 0 0 1												
Brian McRae, S (1, 8) OBP: 0.376, SLG: 0.414	0-0 SH1-3 1-2		2-2 1B		2-2 2B 1B		2-2 1B HBP	0-0 F7		3 0 2 0 0 0 2												
Felix Jose, S (1, 9) OBP: 0.357, SLG: 0.447	0-1 G1-3 2-3		1-2 P6		1-2 F8		1-2 1B	3-2 F9 FC6-2 2B		5 0 2 0 0 0 3												
Bob Hamelin, L (1, 3) OBP: 0.361, SLG: 0.547	1-2 F7			1-0 F9	2-1 2B		2-2 L9	0-2 F9		5 0 1 0 0 0 4												
Gary Gaetti, R (1, 5) OBP: 0.322, SLG: 0.463		0-0 1B		3-1 1B 1B	0-0 G6-3			1-2 2B 1B	0-1 FC6-2	5 1 3 0 0 0 3												
David Howard, S (9, PR) OBP: 0.314, SLG: 0.238										0 0 0 0 0 0 0												
Brent Mayne, L (1, 2) OBP: 0.279, SLG: 0.300		0-0 F8		0-1 1B 1B		1-2 F7		0-1 1B 2B	0-1 F7	5 1 2 0 0 0 2												
Hubie Brooks, R (1, 10) OBP: 0.226, SLG: 0.298		1-1 F8		0-2 1-2 2-3 1B		1-1 G1-3		0-2 G1-3		4 0 1 0 0 0 3												
Greg Gagne, R (1, 6) OBP: 0.326, SLG: 0.407		1-3 K		1-3 K		2-2 G6-3		0-1 SF8 BB 1B		4 0 1 1 0 2 4												
Terry Shumpert, R (1, 4) OBP: 0.301, SLG: 0.526			2-2 G1-3-6 1B		0-1 G5-3		0-2 F8	4-2 1-2 BB		3 0 1 0 1 0 3												
Inning Stats	R: 0 E: 0 K: 0 S: 8	H: 1 LOB: 1 BB: 0 P: 9	R: 0 E: 0 K: 1 S: 7	H: 1 LOB: 1 BB: 0 P: 9	R: 0 E: 0 K: 0 S: 12	H: 2 LOB: 1 BB: 0 P: 16	R: 0 E: 0 K: 1 S: 14	H: 3 LOB: 3 BB: 0 P: 19	R: 0 E: 0 K: 0 S: 11	H: 2 LOB: 2 BB: 0 P: 17	R: 0 E: 0 K: 0 S: 10	H: 0 LOB: 0 BB: 0 P: 14	R: 0 E: 0 K: 0 S: 14	H: 1 LOB: 2 BB: 0 P: 19	R: 2 E: 0 K: 0 S: 15	H: 3 LOB: 2 BB: 1 P: 21	R: 0 E: 0 K: 0 S: 10	H: 1 LOB: 1 BB: 0 P: 13	1B: 11 2B: 3 3B: 0 HR: 0	SF: 1 SAC: 1 DP: 1 HBP: 1	WP: 0 PB: 0 SB: 1 CS: 0	PA: 42
PITCHER	IP WLS BF H R ER SO BB IBB HBP BLK WP HR S P ERA WHIP																					
Scott Sanderson, R (1, 1) ERA: 3.48	7.0 W 33 12 2 2 2 0 0 0 1 0 0 0 81 109 2.57 1.714																					
Dane Johnson, R (8, 1) ERA: 3.72	1.0 5 1 0 0 0 1 0 0 0 0 0 0 10 15 0.00 2.000																					
Paul Assenmacher, L (9, 1) ERA: 4.98	0.1 2 1 0 0 0 0 0 0 0 0 0 0 6 9 0.00 3.000																					
Roberto Hernandez, R (9, 1) ERA: 6.91	0.2 S 2 0 0 0 0 0 0 0 0 0 0 0 4 4 0.00 0.000																					

Kansas City Royals @ Chicago White Sox
 Comiskey Park, Chicago, IL
 Thu Jun 30 1994, 8:05 PM EDT
 Att. 30,236 - Unknown - 70 F

livebaseballscorecards.com

AB	38
R	2
H	14
RBI	2
BB	1
SO	2
LOB	25



Batter	1	2	3	4	5	6	7	8	9	AB	R	H	RBI	BB	SO	LOB
Norberto Martin, R OBP: 0.314, SLG: 0.394 (1, 4)	2-1 G6-3 ①		1-1 G4-3 ①		1-1 G5-3 ①		1-3 K ①			4	0	0	0	0	1	0
Tim Raines, S OBP: 0.369, SLG: 0.409 (1, 7)	3-1 G4-3 ②		1-0 G4-3 ②		3-3 K ②		4-2 G6-3 2B BB ②			3	1	0	0	1	1	0
Frank Thomas, R OBP: 0.503, SLG: 0.779 (1, 3)	4-2 1B 1B BB ②		2-1 HR ②		3-2 F9 ③		1-1 G6-3 ②			3	2	1	1	1	0	1
Julio Franco, R OBP: 0.402, SLG: 0.493 (1, 10)	1-2 1B 1-3 1B ②		2-2 S 1B ②		3-2 SH1-4 1B ②		3-2 2B ②			4	0	4	1	0	0	0
Robin Ventura, L OBP: 0.375, SLG: 0.469 (1, 5)	2-0 1B 3-H 1B ③		3-3 K ③		1-2 L9 S FC3-2 1B ③		2-1 SH1-4 1B ③		4-0 FC6-4 IBB ③	3	0	2	1	1	1	1
Warren Newson, L OBP: 0.275, SLG: 0.365 Darrin Jackson, R OBP: 0.385, SLG: 0.502 (1, 9) (8, 9)	1-0 F8 ③				3-1 L9 S FC3-2 1B ③		1-1 SH1-4 ③		2-1 FC6-4 ③	3	0	1	0	0	0	4
Lance Johnson, L OBP: 0.321, SLG: 0.385 (1, 8)		0-0 G4-3 ①		3-2 L9 ①		4-0 IBB ①		0-2 F9 ①		3	0	0	0	1	0	1
Ron Karkovics, R OBP: 0.335, SLG: 0.399 (1, 2)		2-3 K ②		3-1 FC3-2 ②		1-3 K ②		1-3 K ②		4	0	0	0	0	3	4
Ozzie Guillen, L OBP: 0.302, SLG: 0.338 (1, 6)		0-0 G4-3 ③		2-2 F8 ③		0-2 G5-3 ③		0-0 G5-3 ③		4	0	0	0	0	0	4

Inning Stats	R: 1	H: 2	E: 0	K: 0	S: 12	H: 2	LOB: 2	BB: 1	P: 25	R: 0	H: 0	E: 0	K: 1	S: 5	R: 0	H: 2	E: 0	K: 1	S: 11	R: 0	H: 1	E: 0	K: 0	S: 12	R: 0	H: 0	E: 0	K: 1	S: 10	R: 0	H: 2	E: 0	K: 1	S: 14	R: 1	H: 1	E: 0	K: 1	S: 14	R: 0	H: 0	E: 0	K: 1	S: 7	R: 0	H: 0	E: 0	K: 1	S: 7	1B: 6	2B: 1	3B: 0	HR: 1	SF: 0	SAC: 1	DP: 0	HBP: 0	WP: 0	PB: 0	SB: 2	CS: 0	PA: 36
--------------	------	------	------	------	-------	------	--------	-------	-------	------	------	------	------	------	------	------	------	------	-------	------	------	------	------	-------	------	------	------	------	-------	------	------	------	------	-------	------	------	------	------	-------	------	------	------	------	------	------	------	------	------	------	-------	-------	-------	-------	-------	--------	-------	--------	-------	-------	-------	-------	--------


PITCHER	IP	WLS	BF	H	R	ER	SO	BB	IBB	HBP	BLK	WP	HR	S	P	ERA	WHIP
Mark Gubicza, R ERA: 4.2 (1, 1)	6.0	L	27	7	2	2	4	1	1	0	0	0	1	64	116	3.00	1.333
Stan Belinda, R ERA: 4.8 (7, 1)	0.2		4	1	1	1	1	1	0	0	0	0	0	12	21	13.50	3.000
Hipolito Pichardo, R ERA: 4.24 (7, 1)	1.1		5	0	0	0	1	0	1	0	0	0	0	9	16	0.00	0.000

BOTTOM

Kansas City Royals @ Chicago White Sox
Comiskey Park, Chicago, IL

Thu Jun 30 1994, 8:05 PM EDT
Att: 30,236 - Unknown - 70 F

AB	31
R	3
H	8
RBI	3
BB	4
SO	6
LOB	15



PITCHER	IP	WLS	BF	H	R	ER	SO	BB	IBB	HBP	BLK	WP	HR	S	P	ERA	WHIP
---------	----	-----	----	---	---	----	----	----	-----	-----	-----	----	----	---	---	-----	------

Batter	1	2	3	4	5	6	7	8	9	10	11	12	AB	R	H	RBI	BB	SO	LOB	TOP							
Devon White, S OBP: 0.321, SLG: 0.469	1-1 B1	1-1 G1-3			2-2 G3		2-2 3B		1-1 SAFE F8		2-2 SAFE 3B		6	0	2	0	0	0	1								
Roberto Alomar, S OBP: 0.391, SLG: 0.476 Domingo Cedeno, S OBP: 0.226, SLG: 0.268	4-1 BB 2B BB	3-3 K			3-1 G1-3		2-1 B5-3		3-2 SAFE G6-3		0-0 B1-3		4	1	0	0	1	1	2								
Paul Molitor, R OBP: 0.403, SLG: 0.495	4-1 SAFE 2B 1B BB			0-1 G4-3		0-1 FC5-4 1B		1-0 G6-3		1-1 G4-3 2B		0-0 G6-3		5	1	2	0	1	0	0							
Joe Carter, R OBP: 0.314, SLG: 0.510	1-1 1B 2B			0-1 F7		1-2 SAFE L7		0-0 G6-3		1-2 G4-3 HBP		1-0 F7		5	1	1	1	0	0	1							
John Olerud, L OBP: 0.382, SLG: 0.441	4-0 1B IBB			0-3 K		4-2 SAFE FC5-4 BB		4-2 FC5-4 BB		1-1 G4-3		1-0 F8		3	0	0	0	3	1	2							
Mike Huff, R OBP: 0.412, SLG: 0.475	2-2 1B			3-2 G6-3		1-2 FC5-4 1-2f 2-3		4-2 BB		4-0 G6-4-3 IBB			3	0	1	2	2	0	2								
Ed Sprague, R OBP: 0.287, SLG: 0.344 Rob Butler, L OBP: 0.200, SLG: 0.158 Darnell Coles, R OBP: 0.220, SLG: 0.212	3-3 K			3-2 P4		1-2 SAFE F8		0-0 FC5		0-1 G6-4-3			4	0	0	0	0	1	6								
Pat Borders, R OBP: 0.280, SLG: 0.303	1-1 G4-3			0-3 K			1-1 G6-3		2-1 L3		1-0 FC3-6 1B		5	0	1	0	0	1	2								
Dick Schofield, R OBP: 0.322, SLG: 0.333		0-1 P3		1-3 K			2-3 K		0-0 1B		1-2 SAFE FC3-6		5	0	1	0	0	2	1								
Inning Stats	R: 3 E: 0 K: 15	H: 2 LOB: 2 BB: 3 P: 34	R: 0 E: 0 K: 1 S: 9	H: 0 LOB: 0 BB: 0 P: 13	R: 0 E: 0 K: 1 S: 7	H: 0 LOB: 0 BB: 0 P: 7	R: 0 E: 0 K: 1 S: 9	H: 0 LOB: 0 BB: 0 P: 15	R: 0 E: 0 K: 0 S: 13	H: 1 LOB: 2 BB: 1 P: 20	R: 0 E: 0 K: 1 S: 10	H: 1 LOB: 1 BB: 0 P: 17	R: 0 E: 0 K: 0 S: 7	H: 0 LOB: 2 BB: 2 P: 16	R: 0 E: 0 K: 0 S: 8	H: 1 LOB: 1 BB: 0 P: 14	R: 0 E: 0 K: 0 S: 8	H: 1 LOB: 2 BB: 1 P: 15	R: 0 E: 0 K: 0 S: 9	H: 2 LOB: 1 BB: 0 P: 12	R: 0 E: 0 K: 0 S: 3	H: 0 LOB: 0 BB: 0 P: 5	1B: 4 2B: 2 3B: 2 HR: 0	SF: 0 SAC: 0 DP: 1 HBP: 1	WP: 0 PB: 0 SB: 2 CS: 1	PA: 50	
PITCHER	IP	WLS	BF	H	R	ER	SO	BB	IBB	HBP	BLK	WP	HR	S	P	ERA	WHIP										
Kevin Appier, R ERA: 4.48	(1, 1)	8.0	34	4	3	3	6	5	1	0	0	0	0	79	137	3.38	1.125										
Hipolito Pichardo, R ERA: 4.15	(9, 1)	1.0	6	2	0	0	0	0	0	1	0	0	0	12	20	0.00	2.000										
Billy Brewer, L ERA: 2.73	(10, 1)	0.1	1	0	0	0	0	0	0	0	0	0	0	2	3	0.00	0.000										
Stan Belinda, R ERA: 4.45	(10, 1)	2.1	8	2	0	0	0	0	1	0	0	0	0	13	21	0.00	0.857										
Jeff Montgomery, R ERA: 6.18	(12, 1)	0.1	W	1	0	0	0	0	0	0	0	0	0	1	2	0.00	0.000										

Toronto Blue Jays @ Kansas City Royals
Kauffman Stadium, Kansas City, MO

Fri Jul 01 1994, 7:05 PM CDT
Att. 21,496 - Unknown - 91 F

livebaseballscorecards.com

AB	42
R	3
H	8
RBI	3
BB	7
SO	6
LOB	21



Toronto Blue Jays @ Kansas City Royals
Kauffman Stadium, Kansas City, MO

Sat Jul 02 1994, 7:05 PM CDT
Att. 27,800 - Unknown - 84 F

AB	36
R	7
H	10
RBI	7
BB	4
SO	6
LOB	13



WP:	1	PA:	41
PB:	0		
SB:	1		
CS:	0		

AB R H RBI BB SO LOB

5	0	0	0	0	1	0
4	1	0	0	1	2	0
5	1	2	0	0	0	0
5	0	1	1	0	2	2
3	3	2	0	2	0	2
4	1	3	2	0	0	1
3	1	1	2	0	1	4
3	0	1	2	1	0	1
4	0	0	0	0	0	3

Batter	1	2	3	4	5	6	7	8	9
Devon White, S (1, 8) OBP: 0.316, SLG: 0.461	1-2 G4-3		3-3 K		1-0 G4-3		1-0 F8		1-1 F7
Domingo Cedeño, S (1, 4) OBP: 0.224, SLG: 0.250	0-2 G1-3		0-3 K			2-2 E1 1B	0-3 K		4-1 1B BB
Paul Molitor, R (1, 10) OBP: 0.403, SLG: 0.494	3-1 P3			2-2 F8		1-0 BB 1B	1-2 G4-3		1-2 SAFE 1B
Joe Carter, R (1, 9) OBP: 0.312, SLG: 0.505		0-0 P4		2-2 G5-3		1-0 1B BB G1-2-3 1B		2-3 K	1-3 K
John Olerud, L (1, 3) OBP: 0.389, SLG: 0.443		3-2 WP 2B 1B		4-2 BB		4-1 G1-2-3 1B 2B BB		0-1 1B SF7 1B	0-2 G4-3
Mike Huff, R (1, 7) OBP: 0.421, SLG: 0.492		2-1 1-H 2B		0-0 F7		1-2 1-2 2-3 3-H 2B 1B		0-0 BB 1B	
Ed Sprague, R (1, 5) OBP: 0.287, SLG: 0.354		3-3 K			2-2 HR	2-1 G1-2-3		1-1 SAFE SF7	
Dick Schofield, R (1, 6) OBP: 0.326, SLG: 0.338		0-1 P3			0-1 G6-3	0-1 G6-3		4-2 BB	
Randy Knorr, R (1, 2) OBP: 0.239, SLG: 0.379			2-0 F8		2-0 G1-3	1-2 G6-3		1-0 F7	

Inning Stats	R: 0	H: 0	E: 0	K: 0	S: 8	R: 1	H: 2	E: 0	K: 1	S: 11	R: 0	H: 0	E: 0	K: 2	S: 8	R: 0	H: 0	E: 0	K: 0	S: 12	R: 1	H: 1	E: 0	K: 0	S: 9	R: 4	H: 4	E: 1	K: 0	S: 17	R: 0	H: 0	E: 0	K: 1	S: 7	R: 1	H: 2	E: 0	K: 1	S: 11	R: 0	H: 1	E: 0	K: 1	S: 13
	0	0	0	0	8	1	2	0	1	11	0	0	0	2	8	0	0	0	0	12	1	1	0	0	9	4	4	1	0	17	0	0	0	1	7	1	2	0	1	11	0	1	0	1	13

PITCHER	IP	WLS	BF	H	R	ER	SO	BB	IBB	HBP	BLK	WP	HR	S	P	ERA	WHIP
Tom Gordon, R (1, 1) ERA: 4.0	5.0		24	6	6	3	3	2	0	0	0	1	1	57	96	5.40	1.600
Rusty Meacham, R (6, 1) ERA: 1.48	3.0	L	12	3	1	1	2	1	0	0	0	0	0	26	39	3.00	1.333
Mike Magnante, L (9, 1) ERA: 5.22	1.0		5	1	0	0	1	1	0	0	0	0	0	13	20	0.00	2.000

Batter	1	2	3	4	5	6	7	8	9	AB	R	H	RBI	BB	SO	LOB
Vince Coleman, S OBP: 0.287, SLG: 0.342 (1, 10)	3-2 G6-3	0-1 FC3-2		1-2 FC4-6	3-2 1B		1-2 1B		2-2 G4-3	6	0	2	2	0	0	5
Brian McRae, S OBP: 0.368, SLG: 0.402 (1, 8)	2-3 K	2-0 F7		3-1 L8	1-1 P4			1-1 B5-3		5	0	0	0	0	1	5
Mike Macfarlane, R OBP: 0.362, SLG: 0.430 (1, 2)	4-2 WP BB		0-0 L5		4-0 2B BB	3-1 F8		3-2 P6		3	1	0	0	2	0	0
Felix Jose, S OBP: 0.362, SLG: 0.454 (1, 9)	4-2 1-2 BB		1-0 E9 2B		4-1 2B SF8 BB	1-1 L7		3-2 WP S 1B		3	1	2	0	2	0	0
Dave Henderson, R OBP: 0.302, SLG: 0.406 (1, 7)	2-3 K		4-1 BB		1-0 E 1B 2B	2-1 P6		4-2 WP BB		3	1	1	1	2	1	2
Hubie Brooks, R OBP: 0.239, SLG: 0.311 (1, 3)		2-2 E FC3-2 1B	2-2 P5		1-0 SF8		0-0 S 1B 1B	1-1 G4-3		4	1	2	1	0	0	4
Terry Shumpert, R OBP: 0.303, SLG: 0.504 (1, 5)		0-0 FC3-2 E 1B	3-2 P3		4-2 S 1B SF7 BB		1-0 F8		2-3 K	4	1	1	0	1	1	3
Jose Lind, R OBP: 0.286, SLG: 0.307 Brent Mayne, L OBP: 0.272, SLG: 0.291 (9, PH)		2-3 K		3-2 G6-3	2-1 S 1B		4-2 1-2 1B BB		1-0 G6-3	3	1	1	1	1	1	2
David Howard, S OBP: 0.317, SLG: 0.245 Bob Hamelin, L OBP: 0.365, SLG: 0.548 Greg Gagne, R OBP: 0.326, SLG: 0.407 (9, PR)		0-0 E4 FC3-2		4-2 FC4-6 BB	2-0 SF7		1-1 P4		4-0 BB	2	0	0	1	1	0	4

Inning Stats	R: 0	H: 0	E: 0	K: 2	S: 15	R: 0	H: 2	E: 1	K: 1	S: 11	R: 0	H: 1	E: 1	K: 0	S: 10	R: 0	H: 0	E: 0	K: 0	S: 11	R: 5	H: 3	E: 1	K: 0	S: 14	R: 0	H: 0	E: 0	K: 0	S: 6	R: 1	H: 2	E: 0	K: 0	S: 10	R: 0	H: 1	E: 0	K: 0	S: 16	R: 0	H: 0	E: 0	K: 1	S: 8	1B: 7	2B: 2	3B: 0	HR: 0	SF: 2	SAC: 0	DP: 0	HBP: 0	WP: 2	PA: 46
--------------	------	------	------	------	-------	------	------	------	------	-------	------	------	------	------	-------	------	------	------	------	-------	------	------	------	------	-------	------	------	------	------	------	------	------	------	------	-------	------	------	------	------	-------	------	------	------	------	------	-------	-------	-------	-------	-------	--------	-------	--------	-------	--------

PITCHER	IP	WLS	BF	H	R	ER	SO	BB	IBB	HBP	BLK	WP	HR	S	P	ERA	WHIP
Al Leiter, L ERA: 5.0 (1, 1)	4.1		25	4	4	4	3	7	0	0	0	1	0	52	108	8.31	2.538
Tony Castillo, L ERA: 2.66 (5, 1)	3.1	W	16	5	2	2	0	2	0	0	0	0	0	39	70	5.40	2.100
Darren Hall, R ERA: 3.31 (8, 1)	1.1	S	5	0	0	0	1	1	0	0	0	1	0	10	20	0.00	0.750

BOTTOM

Toronto Blue Jays @ Kansas City Royals
Kauffman Stadium, Kansas City, MO

Sat Jul 02 1994, 7:05 PM CDT
Att: 27,800 - Unknown - 84 F

livebaseballscores.com

AB	34
R	6
H	9
RBI	6
BB	10
SO	4
LOB	25



Batter	1	2	3	4	5	6	7	8	9	AB R H RBI BB SO LOB	TOP											
Devon White, S (1, 8) <small>OBP: 0.319, SLG: 0.466</small> Rob Butler, L (7, 7) <small>OBP: 0.227, SLG: 0.190</small>	1-2 S 1B		1-2 G4-3		2-2 2B			1-0 CI 2B 1B	1-2 L1-3	3 0 2 0 0 0 0 2 1 1 0 0 0 0												
Roberto Alomar, S (1, 4) <small>OBP: 0.394, SLG: 0.487</small> Domingo Cedenio, S (7, 4) <small>OBP: 0.232, SLG: 0.258</small>	4-2 SAFE 1-2 BB		3-2 HR		2-1 G6-3			0-2 CI 2B 1B	3-2 G6-3	2 1 1 1 1 0 1 2 1 1 0 0 0 0												
Paul Molitor, R (1, 10) <small>OBP: 0.401, SLG: 0.489</small>	0-0 P8		0-3 K		0-0 G4-3			0-2 CI 2B G4-3	4-2 BB	3 1 0 0 1 1 2												
Joe Carter, R (1, 9) <small>OBP: 0.312, SLG: 0.502</small> Shawn Green, L (7, 9) <small>OBP: 0.118, SLG: 0.121</small>	2-1 P9			4-2 1B BB		3-1 P4		0-0 F8	1-2 F9	2 0 0 0 1 0 2 2 0 0 0 0 0 4												
John Olerud, L (1, 3) <small>OBP: 0.388, SLG: 0.442</small> Darnell Coles, R (7, 3) <small>OBP: 0.233, SLG: 0.245</small>	3-2 F8			2-1 G6-4-3 1-3 1B		1-2 G4-3		3-2 G4-3 1-3 2-H 3-H 2B		3 0 1 0 0 0 2 1 0 1 2 0 0 0												
Mike Huff, R (1, 7) <small>OBP: 0.410, SLG: 0.476</small> (7, 8)		2-3 K		2-3 K		1-1 G5-3		1-1 G4-3		4 0 0 1 0 2 3												
Ed Sprague, R (1, 5) <small>OBP: 0.286, SLG: 0.351</small>		1-3 K		0-1 G6-4-3 1-2f		4-2 BB		2-3 3-H 2-2 P5		3 0 0 0 1 1 3												
Pat Borders, R (1, 2) <small>OBP: 0.280, SLG: 0.302</small>		3-1 F9		0-3 K		2-3 K			3-2 HR 1B	4 1 1 0 0 2 1												
Dick Schofield, R (1, 6) <small>OBP: 0.324, SLG: 0.351</small>			2-3 K		1-3 K		2-3 K		1-2 HR	4 1 1 2 0 3 1												
Inning Stats	R: 0 E: 0 K: 0 S: 13	H: 1 LOB: 2 BB: 1 P: 23	R: 0 E: 0 K: 2 S: 10	H: 0 LOB: 0 BB: 0 P: 16	R: 1 E: 0 K: 2 S: 15	H: 1 LOB: 0 BB: 0 P: 21	R: 0 E: 0 K: 1 S: 9	H: 1 LOB: 1 BB: 1 P: 17	R: 0 E: 0 K: 2 S: 14	H: 1 LOB: 1 BB: 0 P: 19	R: 0 E: 0 K: 0 S: 6	H: 0 LOB: 0 BB: 0 P: 10	R: 0 E: 0 K: 2 S: 11	H: 0 LOB: 1 BB: 1 P: 20	R: 3 E: 1 K: 0 S: 18	H: 3 LOB: 1 BB: 0 P: 25	R: 2 E: 0 K: 0 S: 23	H: 2 LOB: 1 BB: 1 P: 36	1B: 5 2B: 2 3B: 0 HR: 2	SF: 0 SAC: 0 DP: 1 HBP: 0	WP: 0 PB: 0 SB: 1 CS: 0	PA: 40
PITCHER	IP WLS BF H R ER SO BB IBB HBP BLK WP HR S P ERA WHIP																					
David Cone, R (1, 1) <small>ERA: 2.88</small> Hipolito Pichardo, R (8, 1) <small>ERA: 4.53</small>	7.0 W 27 4 1 1 9 3 0 0 0 0 1 78 126 1.29 1.000																					
	2.0 13 5 5 3 0 1 0 0 0 0 1 41 61 13.50 3.000																					

Toronto Blue Jays @ Kansas City Royals
 Kauffman Stadium, Kansas City, MO
 Sun Jul 03 1994, 3:33 AM CDT
 Att. 25,421 - Sunny - 79 F

livebaseballscorecards.com

AB	35
R	6
H	9
RBI	6
BB	4
SO	9
LOB	19



Batter	1	2	3	4	5	6	7	8	9	AB	R	H	RBI	BB	SO	LOB
Vince Coleman, S OBP: 0.288, SLG: 0.349 (1, 7)	0-1 G6-3	1-0 SAFE CS	0-2 F8 2B	1-3 K		0-1 SF7 2-H		0-3 K		5	2	2	1	0	2	1
Dave Henderson, R OBP: 0.305, SLG: 0.421 (1, 8)	2-2 P4		2-2 F8	0-0 2B		0-1 SF7		0-0 E 1-H		4	1	2	2	0	0	1
Felix Jose, S OBP: 0.367, SLG: 0.457 (1, 9)	4-2 BB		0-0 1B HR	0-0 G1-3		4-1 BB		1-0 E3 WP		3	1	1	1	2	0	1
Bob Hamelin, L OBP: 0.366, SLG: 0.545 (1, 3)	0-1 F8		2-2 HR		1-0 WP G6-3	3-1 G3		2-0 G4-3		5	2	2	0	0	0	3
Mike Macfarlane, R OBP: 0.364, SLG: 0.445 (1, 10)		1-2 HR	1-2 HR		3-2 G6-3		0-3 K			4	2	2	3	0	1	1
Brent Mayne, L OBP: 0.260, SLG: 0.278 (1, 2)		2-0 F7	1-3 K		3-3 K		0-0 G5-3			4	0	0	0	0	2	2
Greg Gagne, R OBP: 0.332, SLG: 0.423 (1, 6)		0-2 HR	2-2 1B		2-0 CS HBP		2-2 L8			3	1	2	2	0	0	0
Terry Shumpert, R OBP: 0.309, SLG: 0.496 (1, 5)		4-2 CS BB	1-1 P3		1-0 CS	4-2 S 3B BB		0-1 G6-3		2	1	0	0	2	0	1
Jose Lind, R OBP: 0.285, SLG: 0.303 (1, 4)		1-3 K		0-0 G5-3		1-1 L9		4-2 2B BB		3	1	0	0	1	1	2

Inning Stats	R: 0	H: 0	E: 0	K: 0	S: 9	R: 2	H: 2	E: 0	K: 1	S: 13	R: 4	H: 5	E: 0	K: 1	S: 24	R: 0	H: 1	E: 0	K: 1	S: 7	R: 1	H: 1	E: 0	K: 1	S: 8	R: 2	H: 1	E: 0	K: 0	S: 11	R: 0	H: 0	E: 0	K: 1	S: 8	R: 2	H: 1	E: 1	K: 1	S: 11
	LOB: 1	BB: 15	LOB: 0	BB: 1	P: 22	LOB: 1	BB: 0	LOB: 1	BB: 0	P: 8	LOB: 0	BB: 0	LOB: 0	BB: 0	P: 18	LOB: 0	BB: 2	LOB: 0	BB: 0	P: 10	LOB: 1	BB: 2	LOB: 1	BB: 1	P: 18	LOB: 0	BB: 0	LOB: 0	BB: 0	P: 10	LOB: 1	BB: 1	LOB: 1	BB: 1	P: 18	LOB: 1	BB: 1	P: 18		

PITCHER	IP	WLS	BF	H	R	ER	SO	BB	IBB	HBP	BLK	WP	HR	S	P	ERA	WHIP
Dave Stewart, R ERA: 6.2 (1, 1)	2.1	L	14	6	6	6	1	2	0	0	0	0	2	38	57	23.14	3.429
Brad Cornett, R ERA: 8.41 (3, 1)	2.2		11	3	1	1	3	0	0	1	0	2	0	23	38	3.38	1.125
Dave Righetti, L ERA: 13.83 (6, 1)	1.0		6	1	2	2	0	2	0	0	0	0	0	11	23	18.00	3.000
Mike Timlin, R ERA: 6.51 (7, 1)	2.0		9	1	2	1	2	1	0	0	0	1	0	19	28	4.50	1.000


BOTTOM

Toronto Blue Jays @ Kansas City Royals
Kauffman Stadium, Kansas City, MO

Sun Jul 03 1994, 3:33 AM CDT
Att. 25,421 - Sunny - 79 F

livebaseballscorecards.com

AB	33
R	11
H	11
RBI	9
BB	5
SO	6
LOB	12



WP: 3	PA: 42
PB: 0	
SB: 2	
CS: 2	

Batter	1	2	3	4	5	6	7	8	9	AB R H RBI BB SO LOB	TOP											
Rob Butler, L (1, 7) OBP: 0.222, SLG: 0.192	2-2 G3-1		2-2 G3			0-1 BB SH1 1-2 2B 1B	0-3 K		2-1 G4-3	5 1 1 0 0 1 2												
Roberto Alomar, S (1, 4) OBP: 0.392, SLG: 0.482	0-1 G1-3		0-2 G1-3			1-0 SH1	3-3 K		4-2 1B S FC5-4 BB	3 1 0 0 1 1 2												
Paul Molitor, R (1, 10) OBP: 0.404, SLG: 0.492	1-1 G5-3			2-0 G6-3		4-2 BB 2B BB	1-0 HR 2B		1-0 FC5-4 1-3 1B	4 2 2 0 1 0 0												
Joe Carter, R (1, 9) OBP: 0.313, SLG: 0.508		0-3 K		1-0 F9		4-2 2B SF8 1-2 2-3 3-H	0-1 HR		2-0 FC5-4 1-2f 3-H	4 2 1 4 1 1 1												
John Olerud, L (1, 3) OBP: 0.386, SLG: 0.441		1-1 F9		1-1 G6-3		2-1 1B 1-3 2-H 3-H	0-1 L8		2-3 K	5 1 1 2 0 1 1												
Mike Huff, R (1, 8) OBP: 0.405, SLG: 0.465		0-1 L7			2-2 G6-3	4-0 1B IBB		0-0 L9		3 0 0 0 1 0 0												
Darnell Coles, R (1, 5) OBP: 0.226, SLG: 0.236			2-0 P5		1-0 G6-3	1-1 SF8		0-3 K		2 0 0 0 0 0 0												
Domingo Cedenro, S (5, 5) OBP: 0.225, SLG: 0.254										1 0 0 1 0 1 0	AB 33											
Dick Schofield, R (1, 6) OBP: 0.332, SLG: 0.371			2-2 G3 S HBP		2-2 G6-3	1-0 1-3 2-H 1B		1-2 HR		3 1 2 2 0 0 0	R 9											
Randy Knorr, R (1, 2) OBP: 0.253, SLG: 0.377			4-2 SH1 BB					0-0 G6-3		3 1 1 0 1 0 2	H 8											
Inning Stats	R: 0 E: 0 K: 0 S: 7	H: 0 LOB: 0 BB: 0 P: 10	R: 0 E: 0 K: 1 S: 7	H: 0 LOB: 0 BB: 0 P: 8	R: 0 E: 0 K: 0 S: 12	H: 0 LOB: 2 BB: 1 P: 22	R: 0 E: 0 K: 0 S: 4	H: 0 LOB: 0 BB: 0 P: 8	R: 0 E: 0 K: 0 S: 8	H: 0 LOB: 0 BB: 0 P: 13	R: 5 E: 0 K: 0 S: 19	H: 4 LOB: 2 BB: 3 P: 38	R: 2 E: 0 K: 2 S: 11	H: 2 LOB: 0 BB: 0 P: 15	R: 1 E: 0 K: 1 S: 11	H: 1 LOB: 0 BB: 0 P: 12	R: 1 E: 0 K: 1 S: 10	H: 1 LOB: 1 BB: 1 P: 20	1B: 4 2B: 2 3B: 0 HR: 2	SF: 1 SAC: 1 DP: 0 HBP: 1	WP: 0 PB: 0 SB: 2 CS: 0	PA: 41
PITCHER	IP WLS BF H R ER SO BB IBB HBP BLK WP HR S P ERA WHIP																					
Bob Milacki, R (1, 1) ERA: 5.21	5.2 L 26 4 5 5 1 3 1 1 0 0 0 0 54 94 7.94 1.235																					
Stan Belinda, R (6, 1) ERA: 5.05	3.1 15 4 4 4 4 1 0 0 0 0 2 35 52 10.80 1.500																					

Toronto Blue Jays @ Kansas City Royals
Kauffman Stadium, Kansas City, MO
 Mon Jul 04 1994, 7:05 PM CDT
 Att. 38,039 - Unknown - 92 F

AB	33
R	9
H	8
RBI	9
BB	5
SO	5
LOB	8



Batter	1	2	3	4	5	6	7	8	9	AB	R	H	RBI	BB	SO	LOB
Vince Coleman, S (1, 7) OBP: 0.285, SLG: 0.345 David Howard, S (9, 7) OBP: 0.311, SLG: 0.240	2-3 K		2-3 K		2-1 G5-3		3-3 K		0-0 G3	4	0	0	0	0	3	3
Brian McRae, S (1, 8) OBP: 0.369, SLG: 0.401	1-2 HR 1B		0-0 G4-3		1-0 F9			4-2 HR BB		3	2	1	0	1	0	2
Mike Macfarlane, R (1, 10) OBP: 0.370, SLG: 0.477	0-0 HR			1-3 K2-3		2-1 1B		0-1 HR		4	2	3	4	0	1	0
Bob Hamelin, L (1, 3) OBP: 0.368, SLG: 0.544	3-2 G3-6-1 1B			0-2 FC5-4 1B		2-2 F9		3-2 F7		4	0	2	0	0	0	1
Felix Jose, S (1, 9) OBP: 0.361, SLG: 0.449	0-0 G3-6-1 1-2f			0-3 K		0-2 F8		1-2 F8		4	0	0	0	0	1	3
Gary Gaetti, R (1, 5) OBP: 0.319, SLG: 0.458 Terry Shumpert, R (7, 5) OBP: 0.307, SLG: 0.492		0-0 P2		1-1 FC5-4 1-2f		1-3 K		0-0 F8		3	0	0	0	0	1	2
Brent Mayne, L (1, 2) OBP: 0.260, SLG: 0.277		1-2 G6-3			0-2 SH1-4 1B		3-1 G4-3		3-2 F8	4	0	1	0	0	0	0
Greg Gagne, R (1, 6) OBP: 0.338, SLG: 0.426		0-0 CS 1B			0-1 SH1-4 1B		2-2 F9		4-0 BB	3	0	2	0	1	0	0
Jose Lind, R (1, 4) OBP: 0.286, SLG: 0.299		1 SAFE 1 SAFE 0-1 CS	3-2 F8		0-0 SH1-4		4-2 BB		2-3 K	2	0	0	0	1	1	1

Inning Stats	R: 2	H: 3	E: 0	K: 1	S: 13	LOB: 0	BB: 0	P: 19	R: 0	H: 1	E: 0	K: 0	S: 6	LOB: 0	BB: 0	P: 7	R: 0	H: 0	E: 0	K: 1	S: 8	LOB: 0	BB: 0	P: 13	R: 0	H: 1	E: 0	K: 2	S: 12	LOB: 1	BB: 0	P: 14	R: 0	H: 2	E: 0	K: 0	S: 9	LOB: 2	BB: 0	P: 12	R: 0	H: 1	E: 0	K: 1	S: 13	LOB: 1	BB: 0	P: 18	R: 0	H: 0	E: 0	K: 1	S: 12	LOB: 1	BB: 1	P: 24	R: 2	H: 1	E: 0	K: 0	S: 11	LOB: 0	BB: 1	P: 19	R: 0	H: 0	E: 0	K: 1	S: 8	LOB: 1	BB: 1	P: 17	1B: 7	SF: 0	2B: 0	SAC: 1	3B: 0	DP: 1	HR: 2	HBP: 0	WP: 0	PA: 38
PITCHER	IP	WLS	BF	H	R	ER	SO	BB	IBB	HBP	BLK	WP	HR	S	P	ERA	WHIP																																																																	
Pat Hentgen, R (1, 1) ERA: 3.19	8.0	W	33	9	4	4	6	2	0	0	0	0	0	84	126	4.50	1.375																																																																	
Darren Hall, R (9, 1) ERA: 3.12	1.0		4	0	0	0	1	1	0	0	0	0	0	8	17	0.00	1.000																																																																	

BOTTOM

Toronto Blue Jays @ Kansas City Royals
Kauffman Stadium, Kansas City, MO
Mon Jul 04 1994, 7:05 PM CDT
Att: 38,039 - Unknown - 92 F

livebaseballscorecards.com

AB	33
R	4
H	9
RBI	4
BB	3
SO	7
LOB	13



Batter	1	2	3	4	5	6	7	8	9	AB R H RBI BB SO LOB	TOP					
Jody Reed, R (1, 4) OBP: 0.384, SLG: 0.349	4-2 FC3-6 BB		4-1 G4-3 SH1-4 1B BB		3-2 G5-3		2-2 G6-3			2 1 0 0 2 0 2						
Bill Spiers, L (1, 5) OBP: 0.320, SLG: 0.299	0-0 F8		1-0 SH1-4		3-2 F9			2-3 K		3 0 0 0 0 1 2						
Turner Ward, S (1, 8) OBP: 0.329, SLG: 0.379	1-1 FC3-6 1-2f		2-0 G4-3		0-0 F9			1-2 G3		4 0 0 1 0 0 3						
Greg Vaughn, R (1, 7) OBP: 0.368, SLG: 0.560	3-3 K		1-1 K 1B			2-3 K		0-1 HR 1B		4 1 2 1 0 2 1						
Dave Nilsson, L (1, 10) OBP: 0.328, SLG: 0.486		0-2 P5	0-1 F7			2-0 G3		3-1 HR		4 1 1 2 0 0 1						
John Jaha, R (1, 3) OBP: 0.332, SLG: 0.382		1-3 K		1-2 G5-3		2-3 K		1-2 G6-3		4 0 0 0 0 2 0						
Dave Valle, R (1, 2) OBP: 0.324, SLG: 0.354		2-2 1B		1-1 G5-3			3-2 G6-3 G4-3 HBP		1-1 G4-3	2 0 1 0 0 0 0 1 0 0 0 0 0 0	AB 31 R 4 H 5 RBI 4 BB 3 SO 5 LOB 12					
B.J. Surhoff, L (7, 2) OBP: 0.336, SLG: 0.485																
Alex Diaz, S (1, 9) OBP: 0.300, SLG: 0.394		0-0 L6		1-0 P5			2-2 G4-3		0-1 G4-3	4 0 0 0 0 0 2						
Jose Valentin, S (1, 6) OBP: 0.318, SLG: 0.395			0-1 SH1-4 BB G4-3 1B		4-2 F9 WP BB		3-2 G6-3		3-1 F7	3 1 1 0 1 0 1						
Inning Stats	R: 0 H: 0 E: 0 LOB: 1 K: 1 BB: 1 S: 10 P: 18	R: 0 H: 1 E: 0 LOB: 1 K: 1 BB: 0 S: 10 P: 13	R: 2 H: 2 E: 0 LOB: 1 K: 0 BB: 1 S: 10 P: 17	R: 0 H: 0 E: 0 LOB: 0 K: 0 BB: 0 S: 6 P: 9	R: 0 H: 0 E: 0 LOB: 1 K: 0 BB: 1 S: 15 P: 24	R: 0 H: 0 E: 0 LOB: 0 K: 2 BB: 0 S: 8 P: 14	R: 0 H: 0 E: 0 LOB: 1 K: 0 BB: 0 S: 12 P: 22	R: 2 H: 2 E: 0 LOB: 0 K: 1 BB: 0 S: 16 P: 23	R: 0 H: 0 E: 0 LOB: 0 K: 0 BB: 0 S: 6 P: 10	1B: 4 SF: 0 2B: 0 SAC: 1 3B: 0 DP: 0 HR: 1 HBP: 1	WP: 1 PA: 36 PB: 0 SB: 0 CS: 0					
PITCHER	IP WLS BF H R ER SO BB IBB HBP BLK WP HR S P ERA WHIP															
Kevin Appier, R (1, 1) ERA: 4.36	7.0	28	3	2	2	4	3	0	1	0	1	0	71	117	2.57	0.857
Rusty Meacham, R (8, 1) ERA: 1.89	1.0	L 5	2	2	2	1	0	0	0	0	0	1	16	23	18.00	2.000
Mike Magnante, L (9, 1) ERA: 5.09	1.0	3	0	0	0	0	0	0	0	0	0	0	6	10	0.00	0.000

Milwaukee Brewers @ Kansas City Royals
Kauffman Stadium, Kansas City, MO
Wed Jul 06 1994, 7:05 PM CDT
Att. 18,213 - Cloudy - 89 F

livebaseballscorecards.com



Batter	1	2	3	4	5	6	7	8	9	AB R H RBI BB SO LOB
Vince Coleman, S (1, 7) OBP: 0.282, SLG: 0.342	3-2 G6-3		1-3 K		0-0 P4			0-0 SF7		3 0 0 1 0 1 1
Brian McRae, S (1, 8) OBP: 0.371, SLG: 0.401	2-1 L8			1-1 G3		1-0 L8		0-0 1B		4 0 1 0 0 0 0
Mike Macfarlane, R (1, 10) OBP: 0.376, SLG: 0.478	4-1 BB			3-2 HR HBP		1-1 P4			0-1 G5-3	2 1 0 0 1 0 0
Bob Hamelin, L (1, 3) OBP: 0.367, SLG: 0.571	1-0 G4-3			1-2 HR		1-1 G6-3			2-2 G6-3	4 1 1 2 0 0 1
Felix Jose, S (1, 9) OBP: 0.362, SLG: 0.444		4-1 FC5-4 BB		0-0 G3-1		0-1 F9			2-2 1B	3 0 1 0 1 0 0
Greg Gagne, R (1, 6) OBP: 0.335, SLG: 0.419		1-0 FC5-4 CS		2-3 K		0-0 F8			1-3 K	4 0 0 0 0 2 2
Brent Mayne, L (1, 2) OBP: 0.252, SLG: 0.267		1-0 F8			2-0 F8					3 0 0 0 0 0 1
Terry Shumpert, R (1, 4) OBP: 0.292, SLG: 0.466			0-1 G6-3		1-1 G5-3			1-2 F9		3 0 0 0 0 0 0
David Howard, S (1, 5) OBP: 0.328, SLG: 0.264			2-2 G6-3		2-2 1B			2-1 E8 SF7 1B		3 1 2 0 0 0 0

Inning Stats	R: 0 E: 0 K: 0 S: 8	H: 0 LOB: 1 BB: 1 P: 18	R: 0 E: 0 K: 0 S: 3	H: 0 LOB: 0 BB: 1 P: 9	R: 0 E: 0 K: 1 S: 8	H: 0 LOB: 0 BB: 0 P: 11	R: 2 E: 0 K: 1 S: 11	H: 1 LOB: 0 BB: 0 P: 18	R: 0 E: 0 K: 0 S: 8	H: 1 LOB: 1 BB: 0 P: 13	R: 0 E: 0 K: 0 S: 5	H: 0 LOB: 0 BB: 0 P: 8	R: 0 E: 0 K: 0 S: 4	H: 0 LOB: 0 BB: 0 P: 4	R: 1 E: 1 K: 0 S: 8	H: 2 LOB: 1 BB: 0 P: 11	R: 0 E: 0 K: 1 S: 13	H: 1 LOB: 1 BB: 0 P: 18	1B: 4 2B: 0 3B: 0 HR: 1	SF: 1 SAC: 0 DP: 0 HBP: 1	WP: 0 PB: 0 SB: 0 CS: 1	PA: 33
--------------	------------------------------	----------------------------------	------------------------------	---------------------------------	------------------------------	----------------------------------	-------------------------------	----------------------------------	------------------------------	----------------------------------	------------------------------	---------------------------------	------------------------------	---------------------------------	------------------------------	----------------------------------	-------------------------------	----------------------------------	----------------------------------	------------------------------------	----------------------------------	--------

PITCHER	IP	WLS	BF	H	R	ER	SO	BB	IBB	HBP	BLK	WP	HR	S	P	ERA	WHIP
Bob Scanlan, R (1, 1) ERA: 4.72	8.0	W	29	4	3	2	2	2	0	0	0	0	1	55	92	2.25	0.750
Mike Fetters, R (9, 1) ERA: 2.29	1.0	S	4	1	0	0	1	0	0	0	0	0	0	13	18	0.00	1.000

BOTTOM

Milwaukee Brewers @ Kansas City Royals
Kauffman Stadium, Kansas City, MO

Wed Jul 06 1994, 7:05 PM CDT
Att: 18,213 - Cloudy - 89 F

AB	29
R	3
H	5
RBI	3
BB	2
SO	3
LOB	5



PITCHER	IP	WLS	BF	H	R	ER	SO	BB	IBB	HBP	BLK	WP	HR	S	P	ERA	WHIP
---------	----	-----	----	---	---	----	----	----	-----	-----	-----	----	----	---	---	-----	------

Batter	1	2	3	4	5	6	7	8	9	AB R H RBI BB SO LOB	TOP	
Jody Reed, R (1, 4) OBP: 0.383, SLG: 0.345	1-0 G4-3	4-1 BB			3-1 G6-3		2-2 F7			3 0 0 0 1 0 1		
Kevin Seitzer, R (1, 3) OBP: 0.367, SLG: 0.495	3-3 K	1-3 K			0-0 G5-3			0-2 F7		4 0 0 0 0 2 2		
Turner Ward, S (1, 8) OBP: 0.325, SLG: 0.374	0-0 G6-3				0-0 F8			0-1 B3		4 0 0 0 0 0 0		
Greg Vaughn, R (1, 7) OBP: 0.367, SLG: 0.553		4-0 1B BB			1-3 K			0-0 P4		3 1 0 0 1 2 0		
Dave Nilsson, L (1, 10) OBP: 0.327, SLG: 0.483		2-1 1B 2B 1B			2-0 G4-3			3-3 K		4 1 1 1 0 1 0		
Matt Mieske, R (1, 9) OBP: 0.355, SLG: 0.461		0-3 K			3-3 K			4-0 CS BB		3 0 0 0 1 2 1		
Bill Spiers, L (1, 5) OBP: 0.324, SLG: 0.310		1-1 2B 1B			1-1 2B			2-2 CS		4 1 2 0 0 2 0		
Mike Matheny, R (1, 2) OBP: 0.200, SLG: 0.143		2-3 K			0-1 F9			0-0 P3		3 0 0 0 0 1 3		
Jose Valentin, S (1, 6) OBP: 0.323, SLG: 0.404		3-0 2B			1-3 K			0-1 1B		3 0 2 2 0 1 1		
Inning Stats	R: 0 E: 0 K: 1 S: 5 H: 0 LOB: 0 BB: 0 P: 9	R: 3 E: 0 K: 3 S: 19 H: 3 LOB: 2 BB: 2 P: 35	R: 0 E: 0 K: 1 S: 6 H: 0 LOB: 0 BB: 0 P: 9	R: 0 E: 0 K: 2 S: 10 H: 1 LOB: 1 BB: 0 P: 15	R: 0 E: 0 K: 0 S: 4 H: 0 LOB: 0 BB: 0 P: 7	R: 0 E: 0 K: 1 S: 9 H: 0 LOB: 0 BB: 1 P: 20	R: 0 E: 0 K: 1 S: 9 H: 1 LOB: 1 BB: 0 P: 14	R: 0 E: 0 K: 2 S: 6 H: 0 LOB: 0 BB: 0 P: 6	R: 0 E: 0 K: 2 S: 9 H: 0 LOB: 0 BB: 0 P: 16	1B: 3 2B: 2 3B: 0 HR: 0 SF: 0 SAC: 0 DP: 0 HBP: 0	WP: 0 PB: 0 SB: 2 CS: 1 PA: 35	
PITCHER	IP WLS BF H R ER SO BB IBB HBP BLK WP HR S P ERA WHIP											
Tom Gordon, R (1, 1) ERA: 3.95	8.0 W 31 5 3 3 9 3 0 0 0 0 0 68 115 3.38 1.000											
Jeff Montgomery, R (9, 1) ERA: 5.97	1.0 3 0 0 0 2 0 0 0 0 0 0 9 16 0.00 0.000											

Milwaukee Brewers @ Kansas City Royals
Kauffman Stadium, Kansas City, MO

Thu Jul 07 1994, 7:05 PM CDT
Att. 23,247 - Unknown - 83 F

AB	31
R	3
H	5
RBI	3
BB	3
SO	11
LOB	8



Batter	1	2	3	4	5	6	7	8	9	AB R H RBI BB SO LOB
Vince Coleman, S (1, 7) OBP: 0.277, SLG: 0.335	2-3 K		0-1 G4-3		1-3 K			1-2 G1-3	0-0 1B	5 0 1 1 0 2 1
Dave Henderson, R (1, 8) OBP: 0.308, SLG: 0.434	0-3 K		0-2 G5-3		2-2 F8			4-1 FC5 BB		3 0 0 0 1 1 0
Brian McRae, S (8, PR) OBP: 0.372, SLG: 0.400								BB		0 0 0 0 0 0 0
Bob Hamelin, L (1, 3) OBP: 0.367, SLG: 0.590	0-0 F7				3-2 HR		0-0 HR	4-1 1-2 BB		3 2 2 2 1 0 0
Mike Macfarlane, R (1, 10) OBP: 0.369, SLG: 0.479		0-3 K		0-3 K		0-2 F9		0-1 FC5		4 0 0 0 0 2 2
Felix Jose, S (1, 9) OBP: 0.358, SLG: 0.442		2-2 F7		2-2 G4-3		1-3 K		0-2 1B S		4 1 1 0 0 1 0
Greg Gagne, R (1, 6) OBP: 0.329, SLG: 0.408		2-3 K2-3		0-0 F9			0-0 G5-3	3-2 G5-3		4 0 0 0 0 1 1
Brent Mayne, L (1, 2) OBP: 0.287, SLG: 0.318			4-2 HR BB		0-0 P6		0-1 F9	1-1 1B 1B		3 2 1 1 1 0 0
Terry Shumpert, R (1, 4) OBP: 0.309, SLG: 0.486			2-3 K		1-2 3B		0-2 G5-3	0-1 1B 1B		4 0 2 0 0 1 1
David Howard, S (1, 5) OBP: 0.333, SLG: 0.344			2-0 1-H HR		3-3 K		3-3 K	0-1 L9		4 1 1 2 0 2 3

TOP	
AB	34
R	6
H	8
RBI	6
BB	3
SO	10
LOB	8
WP: 0	PA: 37
PB: 0	
SB: 1	
CS: 0	

Kansas City Royals @ Toronto Blue Jays
 SkyDome, Toronto, ON
 Fri Jul 08 1994, 7:05 PM EDT
 Att. 50,515 - Unknown - 85 F

livebaseballscorecards.com



Inning Stats	R: 0	H: 0	E: 0	K: 2	S: 7	P: 9	R: 0	H: 0	E: 0	K: 2	S: 11	P: 15	R: 2	H: 1	E: 0	K: 1	S: 14	P: 22	R: 1	H: 1	E: 0	K: 1	S: 10	P: 15	R: 0	H: 1	E: 0	K: 2	S: 13	P: 18	R: 1	H: 1	E: 0	K: 1	S: 11	P: 14	R: 0	H: 0	E: 0	K: 0	S: 7	P: 7	R: 0	H: 0	E: 0	K: 1	S: 10	P: 22	R: 2	H: 4	E: 0	K: 0	S: 13	P: 17	1B: 4	2B: 0	3B: 1	HR: 3	SF: 0	SAC: 0	DP: 0	HBP: 0
--------------	------	------	------	------	------	------	------	------	------	------	-------	-------	------	------	------	------	-------	-------	------	------	------	------	-------	-------	------	------	------	------	-------	-------	------	------	------	------	-------	-------	------	------	------	------	------	------	------	------	------	------	-------	-------	------	------	------	------	-------	-------	-------	-------	-------	-------	-------	--------	-------	--------

PITCHER	IP	WLS	BF	H	R	ER	SO	BB	IBB	HBP	BLK	WP	HR	S	P	ERA	WHIP
Dave Stewart, R (1, 1) ERA: 6.13	7.0		26	4	4	4	9	1	0	0	0	0	3	73	100	5.14	0.714
Woody Williams, R (8, 1) ERA: 4.75	0.2		4	0	0	0	1	2	0	0	0	0	0	8	20	0.00	3.000
Darren Hall, R (8, 1) ERA: 3.66	1.1	L	7	4	2	2	0	0	0	0	0	0	0	15	19	13.50	3.000

PITCHER	IP	WLS	BF	H	R	ER	SO	BB	IBB	HBP	BLK	WP	HR	S	P	ERA	WHIP
---------	----	-----	----	---	---	----	----	----	-----	-----	-----	----	----	---	---	-----	------

Batter	1	2	3	4	5	6	7	8	9	AB	R	H	RBI	BB	SO	LOB
Devon White, S (1, 8) OBP: 0.329, SLG: 0.489	2-2 G3-1		1-0 F9		3-2 2B		1-1 G4-3 HBP		3-3 K	5	1	2	3	0	1	0
Roberto Alomar, S (1, 4) OBP: 0.382, SLG: 0.460	1-2 F8			0-3 K	1-1 P6		2-1 G4-3		0-0 G1-3	5	0	0	0	0	1	3
Paul Molitor, R (1, 10) OBP: 0.410, SLG: 0.506	2-2 P6			1-0 2B 1B	1-1 FC5		4-0 HBP BB		0-1 1B	4	0	2	0	1	0	2
John Olerud, L (1, 3) OBP: 0.383, SLG: 0.442		2-2 HR		2-3 K	1-3 K		4-2 HBP BB		2-1 F7	4	1	1	1	1	2	4
Mike Huff, R (1, 9) OBP: 0.388, SLG: 0.444 (9, 7)		1-1 G5-3		0-1 2B		1-2 F7	1-0 FC6-4 HBP			3	0	1	1	0	0	0
Darnell Coles, R (1, 7) Shawn Green, L (9, 9) OBP: 0.241, SLG: 0.375 OBP: 0.118, SLG: 0.121		1-3 K		3-2 F9		1-1 F7	1-0 FC6-4			4	0	0	0	0	1	5
Ed Sprague, R (1, 5) OBP: 0.282, SLG: 0.344		1-1 F9			0-0 1B 2B 1B	3-1 L6				4	1	1	0	0	1	0
Dick Schofield, R (1, 6) OBP: 0.346, SLG: 0.376			1-1 G4-3		4-1 1B 2B BB		0-2 F9		1-3 K	3	1	0	0	1	1	0
Pat Borders, R (1, 2) Rob Butler, L (7, PR) Randy Knorr, R (8, 2) OBP: 0.288, SLG: 0.316 OBP: 0.219, SLG: 0.167 OBP: 0.262, SLG: 0.410		2-0 G3		2-2 2B FC5 1B		0-2 2B 2B		3-3 K		3	0	2	0	0	0	0
										0	1	0	0	0	0	0
										1	0	0	0	0	1	0


Inning Stats	R: 0 E: 0 K: 10	H: 0 LOB: 0 BB: 0 P: 15	R: 1 E: 0 K: 10	H: 1 LOB: 0 BB: 0 P: 15	R: 0 E: 0 K: 4	H: 0 LOB: 0 BB: 0 P: 8	R: 0 E: 0 K: 2 S: 14	H: 2 LOB: 2 BB: 0 P: 20	R: 2 E: 0 K: 1 S: 18	H: 3 LOB: 2 BB: 1 P: 30	R: 0 E: 0 K: 8	H: 0 LOB: 0 BB: 0 P: 13	R: 2 E: 0 K: 13	H: 2 LOB: 3 BB: 2 P: 26	R: 0 E: 0 K: 11	H: 0 LOB: 0 BB: 0 P: 18	R: 0 E: 0 K: 10	H: 1 LOB: 1 BB: 0 P: 15	1B: 4 2B: 4 3B: 0 HR: 1	SF: 0 SAC: 0 DP: 0 HBP: 1
--------------	-----------------------	----------------------------------	-----------------------	----------------------------------	----------------------	---------------------------------	-------------------------------	----------------------------------	-------------------------------	----------------------------------	----------------------	----------------------------------	-----------------------	----------------------------------	-----------------------	----------------------------------	-----------------------	----------------------------------	----------------------------------	------------------------------------

BOTTOM

Kansas City Royals @ Toronto Blue Jays
SkyDome, Toronto, ON
 Fri Jul 08 1994, 7:05 PM EDT
 Att: 50,515 - Unknown - 85 F

AB	36
R	5
H	9
RBI	5
BB	3
SO	8
LOB	14

WP: 0 PA: 40
 PB: 0
 SB: 1
 CS: 0



PITCHER	IP	WLS	BF	H	R	ER	SO	BB	IBB	HBP	BLK	WP	HR	S	P	ERA	WHIP
David Cone, R (1, 1) ERA: 2.88	6.2		30	8	5	5	4	2	0	0	0	0	1	74	118	6.75	1.500
Billy Brewer, L (7, 1) ERA: 2.59	0.0		1	0	0	0	0	1	0	0	0	0	0	2	6	∞	∞
Hipolito Pichardo, R (7, 1) ERA: 4.41	1.1	W	5	0	0	0	3	0	0	1	0	0	0	12	21	0.00	0.000
Jeff Montgomery, R (9, 1) ERA: 5.76	1.0	S	4	1	0	0	1	0	0	0	0	0	0	10	15	0.00	1.000

Batter	1	2	3	4	5	6	7	8	9	AB R H RBI BB SO LOB	TOP	
Vince Coleman, S OBP: 0.282, SLG: 0.344 (1, 7) X	0-0 1B SF7 2B	0-1 G4-3			3-3 K		0-2 1-2 1B		0-0 1B 2B	5 2 3 0 0 1 0		
Brian McRae, S OBP: 0.375, SLG: 0.403 (1, 8) B B X	2-0 1B 2-3 1B		2-3 K			0-1 BB HBP SF9 1B	0-1 F9		2-1 FC6-4 1B	5 1 3 1 0 1 2		
Mike Macfarlane, R OBP: 0.366, SLG: 0.473 (1, 2) B 1 SAFE B B B X	3-1 SF7		1-3 K			1-1 BB 1-2 HBP	0-1 L8		0-1 FC6-4	3 0 0 1 0 1 3		
Bob Hamelin, L OBP: 0.369, SLG: 0.587 (1, 3) X	0-0 BB 1-3 1B		2-1 L4			4-2 1-2 2-3 BB		3-2 G3		3 0 1 0 1 0 0		
Felix Jose, S OBP: 0.357, SLG: 0.452 (1, 9) F B F S	1-3 K			1-1 G5-3		0-2 SF9		3-2 HR		3 1 1 2 0 1 2		
Greg Gagne, R OBP: 0.328, SLG: 0.403 (1, 6) C F B B B B	4-2 1-2 BB		2-3 K2-3		3-H 1-3 K		0-1 G4-3			3 0 0 0 1 2 2		
Brent Mayne, L OBP: 0.277, SLG: 0.306 (1, 10) B B B C X	3-1 G3		1-3 K		0-0 F9		1-1 G1-3			4 0 0 0 0 1 5		
Terry Shumpert, R OBP: 0.301, SLG: 0.472 (1, 4) B C X		1-1 F8			1-0 F8		2-3 K		1-2 G5-3	4 0 0 0 0 1 0		
David Howard, S OBP: 0.329, SLG: 0.338 (1, 5) B F C		1-3 K			0-0 G4-3		2-2 F9 1B 1B		0-1 F9	4 0 1 0 0 1 0		
Inning Stats	R: 1 H: 3 E: 0 LOB: 3 K: 1 BB: 1 S: 13 P: 26	R: 0 H: 0 E: 0 LOB: 0 K: 1 BB: 0 S: 7 P: 9	R: 0 H: 0 E: 0 LOB: 0 K: 2 BB: 0 S: 9 P: 14	R: 0 H: 0 E: 0 LOB: 0 K: 2 BB: 0 S: 9 P: 13	R: 0 H: 0 E: 0 LOB: 0 K: 1 BB: 0 S: 5 P: 9	R: 1 H: 1 E: 0 LOB: 2 K: 1 BB: 1 S: 13 P: 19	R: 0 H: 2 E: 0 LOB: 2 K: 1 BB: 0 S: 17 P: 21	R: 1 H: 1 E: 0 LOB: 0 K: 0 BB: 0 S: 11 P: 18	R: 1 H: 2 E: 0 LOB: 1 K: 0 BB: 0 S: 10 P: 13	1B: 6 SF: 2 2B: 2 SAC: 0 3B: 0 DP: 0 HR: 1 HBP: 1	WP: 0 PA: 39 PB: 0 SB: 0 CS: 0	
PITCHER Pat Hentgen, R ERA: 3.16 Tony Castillo, L ERA: 2.72	IP WLS BF H R ER SO BB IBB HBP BLK WP HR S P ERA WHIP											PITCHER IP WLS BF H R ER SO BB IBB HBP BLK WP HR S P ERA WHIP
	7.0 W 30 6 2 2 9 2 0 1 0 0 0 0 73 111 2.57 1.143											

Kansas City Royals @ Toronto Blue Jays
 SkyDome, Toronto, ON
 Sat Jul 09 1994, 3:33 AM EDT
 Att: 50,524 - Unknown

AB	34
R	4
H	9
RBI	4
BB	2
SO	9
LOB	14



Batter	1	2	3	4	5	6	7	8	9
Devon White, S (1, 8) OBP: 0.328, SLG: 0.486 Rob Butler, L (8, PH) OBP: 0.212, SLG: 0.161 (9, 7)	3-3 		2-2 		1-0 	2-3 		0-0 	
Roberto Alomar, S (1, 4) OBP: 0.381, SLG: 0.457	3-1 		1-0 		0-1 	2-1 			
Paul Molitor, R (1, 10) OBP: 0.414, SLG: 0.507	2-2 			0-1 	4-0 		1-1 		
Joe Carter, R (1, 9) OBP: 0.310, SLG: 0.513	2-3 			2-2 	1-1 		1-3 		
John Olerud, L (1, 3) OBP: 0.385, SLG: 0.451		2-1 		2-0 	4-0 		1-0 		
Mike Huff, R (1, 7) OBP: 0.379, SLG: 0.432 (9, 8)		3-2 		1-0 	1-3 		2-1 		
Ed Sprague, R (1, 5) OBP: 0.282, SLG: 0.353		1-1 		0-0 	0-2 		3-2 		
Dick Schofield, R (1, 6) OBP: 0.340, SLG: 0.369		1-0 		3-2 	1-1 		0-2 		
Randy Knorr, R (1, 2) OBP: 0.284, SLG: 0.420			0-3 		0-0 	4-2 		1-1 	

Inning Stats	R: 0	H: 1	E: 0	K: 2	S: 12	LOB: 1	BB: 0	P: 22
	R: 1	H: 1	E: 0	K: 0	S: 8	LOB: 0	BB: 0	P: 15
	R: 0	H: 0	E: 0	K: 1	S: 9	LOB: 0	BB: 0	P: 12
	R: 3	H: 1	E: 2	K: 0	S: 12	LOB: 0	BB: 0	P: 20
	R: 5	H: 4	E: 2	K: 1	S: 14	LOB: 2	BB: 2	P: 26
	R: 0	H: 0	E: 0	K: 1	S: 8	LOB: 0	BB: 1	P: 16
	R: 0	H: 1	E: 0	K: 1	S: 8	LOB: 1	BB: 0	P: 13
	R: 0	H: 1	E: 0	K: 0	S: 9	LOB: 1	BB: 0	P: 13

PITCHER										PITCHER																									
IP	WLS	BF	H	R	ER	SO	BB	IBB	HBP	BLK	WP	HR	S	P	ERA	WHIP	IP	WLS	BF	H	R	ER	SO	BB	IBB	HBP	BLK	WP	HR	S	P	ERA	WHIP		
Bob Milacki, R	(1, 1)	4.0	L	22	7	9	4	3	0	0	0	2	47	81	9.00	1.750																			
Stan Belinda, R	(5, 1)	2.1		9	1	0	0	3	1	1	0	0	21	37	0.00	0.857																			
Mike Magnante, L	(7, 1)	1.2		6	1	0	0	0	0	0	0	0	12	19	0.00	0.600																			

BOTTOM

AB	R	H	RBI	BB	SO	LOB
4	1	1	0	0	2	1
1	0	0	0	0	0	1
4	1	1	0	0	0	1
3	2	2	0	1	0	0
4	1	1	2	0	2	3
3	2	1	1	1	0	2
4	0	0	0	0	1	6
4	1	1	3	0	0	3
4	0	0	0	0	0	1
3	1	2	0	1	1	0

AB 34
R 9
H 9
RBI 6
BB 3
SO 6
LOB 18

WP: 0 **PA: 37**
PB: 0
SB: 0
CS: 0

Kansas City Royals @ Toronto Blue Jays
 SkyDome, Toronto, ON
 Sat Jul 09 1994, 3:33 AM EDT
 Att. 50,524 - Unknown

livebaseballscorecards.com

Batter	1	2	3	4	5	6	7	8	9	AB R H RBI BB SO LOB	TOP	
Vince Coleman, S (1, 7) OBP: 0.285, SLG: 0.350 Dave Henderson, R (6, 7) OBP: 0.306, SLG: 0.431	0-3 K		0-0 S 1B			0-0 CS 1-3 2B	0-0 F5			3 0 2 0 0 1 0 1 0 0 0 0 0 2		
Brian McRae, S (1, 8) OBP: 0.374, SLG: 0.399	0-3 K		0-0 G3 1-3			0-3 K		4-0 E S BB		3 0 0 0 1 2 3		
Mike Macfarlane, R (1, 10) OBP: 0.365, SLG: 0.469	0-0 1B					0-0 G5-3		0-0 F8		4 0 1 1 0 1 2		
Bob Hamelin, L (1, 3) OBP: 0.363, SLG: 0.576	0-0 G4-3					0-0 CS 2-3	0-3 K	0-3 K		4 0 0 0 0 2 2		
Felix Jose, S (1, 9) OBP: 0.355, SLG: 0.449		0-0 P3				0-3 K		0-0 1B 1B	0-0 E3 CS 1-3	4 1 1 0 0 1 1		
Brent Mayne, L (1, 2) OBP: 0.276, SLG: 0.304		0-0 F8				0-0 P6		0-0 CS 1-2	0-3 K	4 1 1 0 0 1 0		
Greg Gagne, R (1, 6) OBP: 0.327, SLG: 0.401		0-3 K				0-3 K		0-0 1B 1B	0-0 F8	4 0 1 1 0 2 0		
David Howard, S (1, 5) OBP: 0.325, SLG: 0.324			0-3 K			4-0 CS BB		0-0 P6	0-0 F7	3 0 0 0 1 1 2		
Jose Lind, R (1, 4) OBP: 0.295, SLG: 0.307			0-0 G5-3			0-0 CS 1-2	4-0 2B G5-3 BB	0-0 1B 1-2 2-H		2 1 1 1 1 0 0		
Inning Stats	R: 0 E: 0 K: 2 S: 8 H: 1 LOB: 1 BB: 0 P: 8	R: 0 E: 0 K: 1 S: 5 H: 0 LOB: 0 BB: 0 P: 5	R: 0 E: 0 K: 1 S: 6 H: 1 LOB: 1 BB: 0 P: 6	R: 0 E: 0 K: 2 S: 7 H: 0 LOB: 0 BB: 0 P: 7	R: 0 E: 0 K: 1 S: 4 H: 0 LOB: 0 BB: 1 P: 8	R: 1 E: 0 K: 1 S: 5 H: 1 LOB: 0 BB: 1 P: 9	R: 2 E: 0 K: 1 S: 9 H: 4 LOB: 2 BB: 0 P: 9	R: 0 E: 1 K: 1 S: 5 H: 0 LOB: 1 BB: 1 P: 9	R: 0 E: 0 K: 1 S: 5 H: 0 LOB: 0 BB: 0 P: 5	1B: 6 2B: 1 3B: 0 HR: 0 SF: 0 SAC: 0 DP: 0 HBP: 0	WP: 0 PB: 0 SB: 3 CS: 3 PA: 38	
PITCHER Juan Guzman, R (1, 1) ERA: 5.97 Danny Cox, R (8, 1) ERA:	IP WLS BF H R ER SO BB IBB HBP BLK WP HR S P ERA WHIP	7.0 W 28 7 3 3 9 2 0 0 0 0 0 0 44 52 3.86 1.286	2.0 S 7 0 0 0 2 1 0 0 0 0 0 0 10 14 0.00 0.500	PITCHER IP WLS BF H R ER SO BB IBB HBP BLK WP HR S P ERA WHIP								

Kansas City Royals @ Toronto Blue Jays
 SkyDome, Toronto, ON
 Sun Jul 10 1994, 3:33 AM EDT
 Att. 50,504 - Unknown - 66 F

livebaseballscorecards.com

AB	32
R	3
H	7
RBI	3
BB	3
SO	11
LOB	12



Batter	1	2	3	4	5	6	7	8	9	AB R H RBI BB SO LOB	TOP									
Tony Phillips, S (1, 7) OBP: 0.399, SLG: 0.449	2-2 HR 1B		4-2 G3 WP BB		3-1 P4			4-2 BB		2 1 1 0 2 0 1										
Lou Whitaker, L (1, 4) OBP: 0.364, SLG: 0.481	1-1 P6		2-2 G3			1-0 G3		2-3 K		4 0 0 0 0 1 3										
Travis Fryman, R (1, 5) OBP: 0.339, SLG: 0.497	3-2 HR 1-H		1-3 K			4-0 BB		3-2 G1-3		3 1 1 2 1 1 2										
Cecil Fielder, R (1, 3) OBP: 0.319, SLG: 0.485	1-2 P4			1-1 L6		2-3 K		3-1 G6-3		4 0 0 0 0 1 1										
Kirk Gibson, L (1, 10) OBP: 0.352, SLG: 0.518	1-3 K			2-0 L9		3-2 F9		3-1 G4-3		4 0 0 0 0 1 1										
Mickey Tettleton, S (1, 2) OBP: 0.424, SLG: 0.489		2-0 L8		1-3 K			1-1 P6	3-3 K		4 0 0 0 0 2 0										
Junior Felix, S (1, 9) OBP: 0.363, SLG: 0.567		0-0 L8			3-2 F8		0-0 G4-3			3 0 0 0 0 0 0										
Juan Samuel, R (1, 8) OBP: 0.368, SLG: 0.543		1-3 K			0-2 F9		0-3 K			3 0 0 0 0 2 0										
Chris Gomez, R (1, 6) OBP: 0.356, SLG: 0.418			1-3 K		2-1 HBP			2-2 G5-3		2 0 0 0 0 1 0										
Inning Stats	R: 2 E: 0 K: 1 S: 17	H: 2 LOB: 0 BB: 0 P: 25	R: 0 E: 0 K: 1 S: 5	H: 0 LOB: 0 BB: 0 P: 8	R: 0 E: 0 K: 2 S: 11	H: 0 LOB: 1 BB: 1 P: 19	R: 0 E: 0 K: 1 S: 6	H: 0 LOB: 0 BB: 0 P: 10	R: 0 E: 0 K: 0 S: 9	H: 0 LOB: 1 BB: 0 P: 17	R: 0 E: 0 K: 1 S: 7	H: 0 LOB: 0 BB: 0 P: 7	R: 0 E: 0 K: 1 S: 12	H: 0 LOB: 1 BB: 1 P: 23	R: 0 E: 0 K: 1 S: 7	H: 0 LOB: 0 BB: 0 P: 16	1B: 1 2B: 0 3B: 0 HR: 1	SF: 0 SAC: 0 DP: 0 HBP: 1	WP: 1 PB: 0 SB: 0 CS: 0	PA: 33
PITCHER	IP WLS BF H R ER SO BB IBB HBP BLK WP HR S P ERA WHIP																			
Kevin Appier, R (1, 1) ERA: 4.21	8.0 W 30 2 2 2 8 3 0 1 0 1 1 73 126 2.25 0.625																			
Jeff Montgomery, R (9, 1) ERA: 5.58	1.0 S 3 0 0 0 1 0 0 0 0 0 0 7 16 0.00 0.000																			

Detroit Tigers @ Kansas City Royals
Kauffman Stadium, Kansas City, MO

Thu Jul 14 1994, 7:05 PM CDT
Att. 24,790 - Unknown - 82 F

livebaseballscorecards.com

AB 29
R 2
H 2
RBI 2
BB 3
SO 9
LOB 8



Batter	1	2	3	4	5	6	7	8	9	AB	R	H	RBI	BB	SO	LOB	TOP										
Tony Phillips, S (1, 7) <small>OBP: 0.408, SLG: 0.453</small> Riccardo Ingram, R (8, PR) <small>OBP: 0.300, SLG: 0.263</small> (8, 7)	4-0 S HR BB	4-2 SAFE BB	0-0 BB 1B		3-2 BB 2B 1B	3-2 1B 2B 1B		1-0 BB BB HBP		3	3	3	2	2	0	0											
Lou Whitaker, L (1, 4) <small>OBP: 0.359, SLG: 0.475</small>	3-3 K 1-2	0-1 G4-3	2-2 SF8		1-0 F7	1-2 2B 1B		2-3 K		5	0	1	2	0	2	5											
Travis Fryman, R (1, 5) <small>OBP: 0.349, SLG: 0.511</small>	4-1 HR BB		HR BB		4-2 2B BB	2-1 2B		4-2 BB BB		2	3	2	2	4	0	0											
Cecil Fielder, R (1, 10) <small>OBP: 0.324, SLG: 0.501</small>	0-0 HR		HBP 2B		0-1 2B	1-0 G6-3		4-2 BB		5	2	3	5	1	0	4											
Mickey Tettleton, S (1, 3) <small>OBP: 0.419, SLG: 0.481</small>	1-1 G3		K	0-0 G6-4-3 HBP 1B	0-0 G4-3		2-2 G3-1	3-3 K		6	0	1	0	0	2	5											
Junior Felix, S (1, 9) <small>OBP: 0.374, SLG: 0.579</small>	1-3 K		HBP BB HBP	1-1 HBP		0-0 G3 1B 2B	2-2 G6-3 2B		0-0 1B	4	2	3	0	0	1	0											
Chad Kreuter, S (1, 2) <small>OBP: 0.341, SLG: 0.288</small> John Flaherty, R (8, 2) <small>OBP: 0.162, SLG: 0.171</small>		1-3 K	4-1 BB HBP 1B BB	0-0 G6-4-3		3-2 G3	1-2 G6-3		1-1 L9	4	1	0	0	1	1	4	AB 40										
Juan Samuel, R (1, 8) <small>OBP: 0.366, SLG: 0.526</small>		2-0 F7	1-1 BB HBP 1B	2-3 K		1-1 FC6-4 1B	1-0 G6-3		0-2 F9	5	1	1	2	0	1	3	R 14										
Chris Gomez, R (1, 6) <small>OBP: 0.356, SLG: 0.414</small>		3-1 BB 1B	4-1 1B SF8 BB		2-1 G4-3	2-1 FC6-4 1B		1-2 F9	0-1 F9	5	2	1	1	1	0	2	H 15										
Inning Stats	R: 3 E: 0 K: 2 S: 10	H: 1 LOB: 0 BB: 2 P: 23	R: 0 E: 0 K: 1 S: 10	H: 1 LOB: 2 BB: 1 P: 20	R: 6 E: 0 K: 1 S: 29	H: 3 LOB: 2 BB: 3 P: 55	R: 0 E: 0 K: 1 S: 6	H: 1 LOB: 1 BB: 0 P: 9	R: 2 E: 0 K: 0 S: 13	H: 2 LOB: 1 BB: 1 P: 23	R: 3 E: 0 K: 0 S: 18	H: 5 LOB: 2 BB: 0 P: 31	R: 0 E: 0 K: 0 S: 10	H: 1 LOB: 1 BB: 0 P: 16	R: 0 E: 0 K: 2 S: 14	H: 0 LOB: 3 BB: 2 P: 29	R: 0 E: 0 K: 0 S: 8	H: 1 LOB: 1 BB: 0 P: 9	1B: 8 2B: 5 3B: 0 HR: 2	SF: 1 SAC: 0 DP: 1 HBP: 4	WP: 1 PB: 0 SB: 1 CS: 0	PA: 54					
PITCHER	IP	WLS	BF	H	R	ER	SO	BB	IBB	HBP	BLK	WP	HR	S	P	ERA	WHIP										
Tom Gordon, R (1, 1) <small>ERA: 4.52</small>	3.0	L	22	5	9	9	4	6	0	2	0	1	2	49	98	27.00	3.667										
Mike Magnante, L (4, 1) <small>ERA: 4.89</small>	0.0		1	1	0	0	0	0	0	0	0	0	0	1	1	∞	∞										
Hipolito Pichardo, R (4, 1) <small>ERA: 4.91</small>	4.0		21	8	5	5	1	1	0	1	0	0	0	46	78	11.25	2.250										
Stan Belinda, R (8, 1) <small>ERA: 4.5</small>	2.0		10	1	0	0	2	2	0	1	0	0	0	22	38	0.00	1.500										

Detroit Tigers @ Kansas City Royals
 Kauffman Stadium, Kansas City, MO
 Fri Jul 15 1994, 7:05 PM CDT
 Sunny - 86 F

livebaseballscorecards.com



Batter	1	2	3	4	5	6	7	8	9	AB	R	H	RBI	BB	SO	LOB
Vince Coleman, S OBP: 0.281, SLG: 0.344 (1, 7)	F9		K		FC6-4		F8			4	0	0	0	0	1	3
Wally Joyner, L OBP: 0.387, SLG: 0.458 (1, 3)	G3			F7		FC5-4 1B		G4-3		4	0	1	0	0	0	0
Brian McRae, S OBP: 0.371, SLG: 0.394 (1, 8)	1B			K		FC5-4 G1-3		K2-3		4	0	1	0	0	2	1
Mike Macfarlane, R OBP: 0.365, SLG: 0.466 (1, 2)	G5-3			F7		G1-3		2B		4	0	1	0	0	0	2
Felix Jose, S OBP: 0.356, SLG: 0.451 (1, 9)		K			1B 2B 1B	K		F7		4	1	1	0	0	2	2
Bob Hamelin, L OBP: 0.369, SLG: 0.572 Jose Lind, R OBP: 0.294, SLG: 0.305 (1, 10) (9, PH)	F7				DI 2B 1B		1B 1B	F9		3	0	2	0	0	0	0
Greg Gagne, R OBP: 0.327, SLG: 0.410 David Howard, S OBP: 0.306, SLG: 0.301 (1, 6) (7, 6)	G5-3				1-H 3-H E 2B		P4	F8		2	1	1	1	0	0	0
Terry Shumpert, R OBP: 0.311, SLG: 0.480 (1, 4)			B1-3		L7		1B	F9		4	0	2	0	0	0	1
Keith Miller, R (1, 5)			P4		E4 FC6-4		P4	F9		4	0	0	0	0	0	3

Inning Stats	R: 0	H: 1	E: 0	LOB: 1	K: 0	BB: 0	S: 8	P: 13	R: 0	H: 0	E: 0	LOB: 0	K: 1	BB: 0	S: 9	P: 11	R: 0	H: 0	E: 0	LOB: 0	K: 1	BB: 0	S: 5	P: 7	R: 0	H: 0	E: 0	LOB: 0	K: 1	BB: 0	S: 7	R: 2	H: 3	E: 1	LOB: 1	K: 0	BB: 0	S: 12	P: 19	R: 0	H: 1	E: 0	LOB: 1	K: 1	BB: 0	S: 9	P: 12	R: 0	H: 2	E: 0	LOB: 2	K: 0	BB: 0	S: 8	P: 10	R: 0	H: 1	E: 0	LOB: 1	K: 1	BB: 0	S: 9	P: 13	R: 0	H: 1	E: 0	LOB: 1	K: 0	BB: 0	S: 8	P: 9	1B: 6	SF: 0	2B: 3	SAC: 0	3B: 0	DP: 0	HR: 0	HBP: 0	WP: 0	PA: 36
--------------	------	------	------	--------	------	-------	------	-------	------	------	------	--------	------	-------	------	-------	------	------	------	--------	------	-------	------	------	------	------	------	--------	------	-------	------	------	------	------	--------	------	-------	-------	-------	------	------	------	--------	------	-------	------	-------	------	------	------	--------	------	-------	------	-------	------	------	------	--------	------	-------	------	-------	------	------	------	--------	------	-------	------	------	-------	-------	-------	--------	-------	-------	-------	--------	-------	--------

PITCHER	IP	WLS	BF	H	R	ER	SO	BB	IBB	HBP	BLK	WP	HR	S	P	ERA	WHIP
David Wells, L ERA: 4.6 (1, 1)	7.0		28	7	2	1	4	0	0	0	0	0	0	58	80	1.29	1.000
Mike Gardiner, R ERA: 3.0 (8, 1)	1.0		4	1	0	0	1	0	0	0	0	0	0	9	13	0.00	1.000
Greg Cadaret, L ERA: 5.34 (9, 1)	1.0		4	1	0	0	0	0	0	0	0	0	0	8	9	0.00	1.000

BOTTOM

Detroit Tigers @ Kansas City Royals
Kauffman Stadium, Kansas City, MO
 Fri Jul 15 1994, 7:05 PM CDT
 Sunny - 86 F

livebaseballscorecards.com

AB	36
R	2
H	9
RBI	1
BB	0
SO	5
LOB	13



Batter	1	2	3	4	5	6	7	8	9	AB R H RBI BB SO LOB	TOP	
Tony Phillips, S (1, 10) OBP: 0.407, SLG: 0.454	1-2 F7		2-2 FC5 2B		3-2 L8		4-0 BB 1B BB		1-3 K	4 0 1 0 1 1 0		
Alan Trammell, R (1, 6) OBP: 0.322, SLG: 0.435	0-1 G6-3		2-2 F7		0-1 G6-3		0-0 P6		1-2 F9	5 0 0 0 0 0 2		
Travis Fryman, R (1, 5) OBP: 0.347, SLG: 0.507	1-3 K		1-0 FC5 2-3		2-2 1B		2-3 K		1-3 K	5 0 1 0 0 3 2		
Cecil Fielder, R (1, 3) OBP: 0.326, SLG: 0.501		0-1 FC4-6 1B		0-2 G3		0-0 G4-3		2-2 BB 1-2 1B		4 0 2 0 0 0 1		
Kirk Gibson, L (1, 8) OBP: 0.354, SLG: 0.516		0-0 FC4-6 1B SF7 1-2f		3-1 1B 2B 1B		2-1 P6		4-1 1-2 2-3 BB		3 2 1 0 1 0 1		
Junior Felix, S (1, 9) OBP: 0.379, SLG: 0.582		1-0 FC4 1-3 1B		1-0 2B 1B		1-0 WP 1B		1-3 K		4 1 3 0 0 1 3		
Chad Kreuter, S (1, 2) OBP: 0.346, SLG: 0.299		0-0 SF7		0-0 1-H 3-H 2B		4-1 1-2 BB		3-2 G5-3		1 0 1 3 1 0 0 1 0 0 0 0 0 0 0 0 0 0 0 0 0	AB 35 R 3 H 9 RBI 3 BB 3 SO 7 LOB 16	
Juan Samuel, R (8, PH) OBP: 0.383, SLG: 0.520												
John Flaherty, R (8, 2) OBP: 0.162, SLG: 0.171												
Riccardo Ingram, R (1, 7) OBP: 0.250, SLG: 0.217		1-1 FC4 1-2f		0-1 G6-3		1-2 F9		0-1 G3-1		4 0 0 0 0 0 4		
Chris Gomez, R (1, 4) OBP: 0.350, SLG: 0.407			0-0 G4-3		0-3 K		2-2 G4-3		1-3 K	4 0 0 0 0 2 3		
Inning Stats	R: 0 E: 0 K: 1 S: 8 H: 0 LOB: 0 BB: 0 P: 10	R: 1 E: 0 K: 0 S: 7 H: 2 LOB: 1 BB: 0 P: 9	R: 0 E: 0 K: 0 S: 10 H: 1 LOB: 1 BB: 0 P: 15	R: 2 E: 0 K: 1 S: 12 H: 3 LOB: 1 BB: 0 P: 16	R: 0 E: 0 K: 0 S: 11 H: 1 LOB: 1 BB: 0 P: 16	R: 0 E: 0 K: 0 S: 11 H: 1 LOB: 2 BB: 1 P: 21	R: 0 E: 0 K: 2 S: 14 H: 1 LOB: 3 BB: 2 P: 27	R: 0 E: 0 K: 1 S: 9 H: 0 LOB: 0 BB: 0 P: 13	R: 0 E: 0 K: 2 S: 11 H: 0 LOB: 0 BB: 0 P: 14	1B: 7 2B: 2 3B: 0 HR: 0 SF: 1 SAC: 0 DP: 0 HBP: 0	WP: 1 PB: 0 SB: 0 CS: 0 PA: 39	
PITCHER	IP WLS BF H R ER SO BB IBB HBP BLK WP HR S P ERA WHIP											
Mark Gubicza, R (1, 1) ERA: 4.66	6.0 W 28 8 3 3 2 2 0 0 0 1 0 59 91 4.50 1.667											
Rusty Meacham, R (7, 1) ERA: 2.25	0.2 3 1 0 0 1 0 0 0 0 0 0 10 14 0.00 1.500											
Billy Brewer, L (7, 1) ERA: 2.43	1.0 4 0 0 0 1 1 0 0 0 0 0 10 18 0.00 1.000											
Jeff Montgomery, R (8, 1) ERA: 5.34	1.1 S 4 0 0 0 3 0 0 0 0 0 0 14 18 0.00 0.000											

Detroit Tigers @ Kansas City Royals
Kauffman Stadium, Kansas City, MO

Fri Jul 15 1994, 7:05 PM CDT
Att. 25,431 - Unknown - 82 F

livebaseballscorecards.com




Batter	1	2	3	4	5	6	7	8	9	AB	R	H	RBI	BB	SO	LOB
Brian McRae, S OBP: 0.368, SLG: 0.389 (1, 8) L F F C	0-3 K		0-0 F8		2-1 F9		1-0 G6-3			4	0	0	0	0	1	2
Dave Henderson, R OBP: 0.305, SLG: 0.427 (1, 7) C B X	1-1 F8		0-1 F9		2-2 BB HR 1B		2-0 P6			4	1	1	0	0	0	0
Wally Joyner, L OBP: 0.391, SLG: 0.469 (1, 10) B C X	1-1 HR		2-2 F8		4-0 HR BB			4-1 FC4-6 BB		2	2	1	1	2	0	0
Bob Hamelin, L OBP: 0.367, SLG: 0.580 (1, 3) B S S C	1-3 K			3-1 F7	1-0 HR			0-0 F9		4	1	1	3	0	1	1
Felix Jose, S OBP: 0.358, SLG: 0.451 (1, 9) C F F C		0-3 K		1-1 2B 1B	1-1 PO 1B			1-0 FC4-6		4	1	2	0	0	1	1
Greg Gagne, R OBP: 0.326, SLG: 0.408 (1, 6) F X		0-1 1B 1B		1-0 F9	1-2 PO	2-0 G5-3		2-1 L7		4	0	1	0	0	0	2
Brent Mayne, L OBP: 0.286, SLG: 0.322 (1, 2) 1 SAFE P B X		2-0 1B		1-1 2B		1-2 G4-3				3	0	2	1	0	0	0
Terry Shumpert, R OBP: 0.305, SLG: 0.471 (1, 4) C X		0-1 F7		0-3 K		3-3 K				3	0	0	0	0	2	3
David Howard, S OBP: 0.318, SLG: 0.316 (1, 5) B X		1-0 G3			2-1 CS 1B		3-2 G6-3 1B			3	0	2	0	0	0	2

Inning Stats	R: 1	H: 1	E: 0	LOB: 0	K: 2	BB: 0	S: 11	P: 14	R: 0	H: 2	E: 0	LOB: 2	K: 1	BB: 0	S: 10	P: 12	R: 0	H: 0	E: 0	LOB: 0	K: 0	BB: 0	S: 6	P: 8	R: 1	H: 2	E: 0	LOB: 1	K: 1	BB: 0	S: 10	P: 16	R: 3	H: 4	E: 0	LOB: 0	K: 0	BB: 1	S: 13	P: 25	R: 0	H: 0	E: 0	LOB: 0	K: 1	BB: 0	S: 11	P: 17	R: 0	H: 1	E: 0	LOB: 0	K: 0	BB: 0	S: 6	P: 12	R: 0	H: 0	E: 0	LOB: 1	K: 0	BB: 1	S: 6	P: 12
Mike Moore, R ERA: 6.22 (1, 1)	IP	WLS	BF	H	R	ER	SO	BB	IBB	HBP	BLK	WP	HR	S	P	ERA	WHIP	IP	WLS	BF	H	R	ER	SO	BB	IBB	HBP	BLK	WP	HR	S	P	ERA	WHIP	IP	WLS	BF	H	R	ER	SO	BB	IBB	HBP	BLK	WP	HR	S	P	ERA	WHIP													

DETROIT TIGERS @ KANSAS CITY ROYALS
Kauffman Stadium, Kansas City, MO
 Fri Jul 15 1994, 7:05 PM CDT
 Att: 25,431 - Unknown - 82 F

AB	31
R	5
H	10
RBI	5
BB	2
SO	5
LOB	11



WP: 0	PA: 34
PB: 0	
SB: 0	
CS: 1	

livebaseballscorecards.com

Batter	1	2	3	4	5	6	7	8	9	AB R H RBI BB SO LOB	TOP		
Tony Phillips, S (1, 7) OBP: 0.406, SLG: 0.450 Riccardo Ingram, R (7, 7) OBP: 0.240, SLG: 0.217	1-3 K		0-0 G3	4-2 HR BB		1-3 K		1-1 SF8		3 1 0 0 1 2 1 0 0 0 1 0 0 0			
Lou Whitaker, L (1, 4) OBP: 0.360, SLG: 0.473	3-1 G3		0-0 SF9	4-2 HR BB		1-0 F8		3-H FC6-4 1B		3 1 1 1 1 0 0			
Travis Fryman, R (1, 5) OBP: 0.348, SLG: 0.512	2-0 F9		0-0 F7	1-0 HR			4-2 HR BB	1-2 FC6-4		4 2 1 4 1 0 1			
Cecil Fielder, R (1, 3) OBP: 0.325, SLG: 0.497		1-1 F9		1B 1B			1-2 G5-3	1-2 G4-3		5 1 1 0 0 0 2			
Kirk Gibson, L (1, 10) OBP: 0.358, SLG: 0.527		4-1 2B SF8 BB		1B 1B			3-1 HR	0-0 F8		4 3 2 2 1 0 0			
Mickey Tettleton, S (1, 2) OBP: 0.422, SLG: 0.485 John Flaherty, R (9, 2) OBP: 0.162, SLG: 0.171		2-1 SF8 2B	3-2 FC3-6 1B	1-3 K			1-0 P4	4-1 G6-3 BB		4 0 2 1 1 1 0 0 0 0 0 0 0 0			
Junior Felix, S (1, 9) OBP: 0.380, SLG: 0.579		3-1 SF8	0-2 FC3-6 2B 1B	4-0 G6-4-3 BB			2-1 1B	1-0 G6-3		3 1 1 1 1 0 3			
Alan Trammell, R (1, 6) OBP: 0.321, SLG: 0.436		1-2 L9	0-0 1B 2B	2-1 G6-4-3			2-3 K			4 1 1 1 0 1 3			
Juan Samuel, R (1, 8) OBP: 0.376, SLG: 0.559		1-1 G3 SF9 2B	0-2 BB HR 1B			2-1 F8		2-2 SF8 3B		4 3 3 2 0 0 0			
Inning Stats	R: 0 H: 0 E: 0 LOB: 0 K: 1 BB: 0 S: 6 P: 12	R: 1 H: 1 E: 0 LOB: 1 K: 0 BB: 1 S: 10 P: 21	R: 1 H: 1 E: 0 LOB: 0 K: 0 BB: 0 S: 5 P: 6	R: 8 H: 6 E: 0 LOB: 0 K: 0 BB: 2 S: 27 P: 44	R: 0 H: 0 E: 0 LOB: 0 K: 1 BB: 1 S: 5 P: 12	R: 0 H: 0 E: 0 LOB: 0 K: 1 BB: 0 S: 7 P: 11	R: 2 H: 2 E: 0 LOB: 1 K: 1 BB: 1 S: 14 P: 27	R: 1 H: 2 E: 0 LOB: 1 K: 0 BB: 0 S: 15 P: 21	R: 0 H: 0 E: 0 LOB: 0 K: 0 BB: 1 S: 3 P: 8	1B: 6 SF: 3 2B: 3 SAC: 0 3B: 1 DP: 2 HR: 2 HBP: 0	WP: 0 PA: 43 PB: 0 SB: 1 CS: 0		
PITCHER	IP WLS BF H R ER SO BB IBB HBP BLK WP HR S P ERA WHIP											PITCHER	IP WLS BF H R ER SO BB IBB HBP BLK WP HR S P ERA WHIP
Bob Milacki, R (1, 1) ERA: 6.14	3.1 L 17 6 6 6 1 1 0 0 0 0 0 0 32 54 16.20 2.100												
Jose De Jesus, R (4, 1) ERA: 13.5	2.2 12 2 4 4 2 3 0 0 0 0 0 1 28 52 13.50 1.875												
Rusty Meacham, R (7, 1) ERA: 2.84	2.0 11 4 3 3 1 1 0 0 0 0 0 1 29 48 13.50 2.500												
Billy Brewer, L (9, 1) ERA: 2.36	1.0 3 0 0 0 0 1 0 0 0 0 0 0 3 8 0.00 1.000												

Detroit Tigers @ Kansas City Royals
Kauffman Stadium, Kansas City, MO

Sat Jul 16 1994, 7:05 PM CDT
Att: 29,164 - Unknown

livebaseballscorecards.com



Batter	1	2	3	4	5	6	7	8	9	AB	R	H	RBI	BB	SO	LOB
Vince Coleman, S OBP: 0.285, SLG: 0.351 (1, 7)	1-1 E S 1B	4-1 1B BB		0-0 3-H 1B 3B		0-0 B1-3		2-2 G3-1		4	3	2	1	1	0	0
Brian McRae, S OBP: 0.368, SLG: 0.388 (1, 8)	4-1 F8 1B 1-3 FC4-6 HBP	0-0 1-H 1B		0-0 P6		2-2 G5-3		0-0 F7		4	1	1	1	0	0	1
Wally Joyner, L OBP: 0.401, SLG: 0.479 (1, 3)	2-1 FC4-6 1-2 1B	2-2 SAFE 1-2 1B		1-0 3-H 1B		3-1 BB 1B		0-2 1B		5	0	5	2	0	0	0
Mike Macfarlane, R OBP: 0.362, SLG: 0.458 (1, 2)	1-2 F8	1-1 P3		0-3 K		4-2 1-2 BB		1-0 L8		4	0	0	0	1	1	6
Bob Hamelin, L OBP: 0.364, SLG: 0.576 (1, 10)	3-2 FC4-6 1-2f 3-H 1B		2-2 F9		3-2 HR 2B		1-3 K		0-1 F8	5	1	1	1	0	1	3
Felix Jose, S OBP: 0.359, SLG: 0.462 (1, 9)	1-1 1-2 1B		1-3 K		1-2 2-H HR		1-2 F7		2-1 F7	5	1	2	2	0	1	0
Greg Gagne, R OBP: 0.324, SLG: 0.402 (1, 6)	3-2 G6-3		0-0 F7		2-2 P4		4-2 FC4-6 BB		0-0 G5-3	4	0	0	0	1	0	2
Terry Shumpert, R OBP: 0.304, SLG: 0.472 (1, 5)		1-1 L5		1-0 G4-3 3B 2B		3-2 F9		0-2 FC4-6 1-2f S		4	1	1	0	0	0	1
Jose Lind, R OBP: 0.288, SLG: 0.300 (1, 4)		2-1 G6-3		0-1 G4-3 2-3		3-2 G6-3		0-3 K 1-2		4	0	0	0	0	1	2

Inning Stats	R: 2	H: 3	E: 0	K: 0	S: 20	LOB: 2	BB: 33	P: 33	R: 1	H: 2	E: 0	K: 0	S: 11	LOB: 2	BB: 1	P: 21	R: 0	H: 0	E: 0	K: 1	S: 7	LOB: 0	BB: 0	P: 10	R: 2	H: 3	E: 0	K: 1	S: 9	LOB: 1	BB: 0	P: 11	R: 2	H: 2	E: 0	K: 0	S: 17	LOB: 0	BB: 0	P: 29	R: 0	H: 1	E: 0	K: 1	S: 11	LOB: 2	BB: 1	P: 21	R: 0	H: 0	E: 0	K: 1	S: 11	LOB: 1	BB: 1	P: 16	R: 0	H: 1	E: 0	K: 0	S: 8	LOB: 1	BB: 0	P: 11	R: 0	H: 0	E: 0	K: 0	S: 5	LOB: 0	BB: 0	P: 7
--------------	------	------	------	------	-------	--------	--------	-------	------	------	------	------	-------	--------	-------	-------	------	------	------	------	------	--------	-------	-------	------	------	------	------	------	--------	-------	-------	------	------	------	------	-------	--------	-------	-------	------	------	------	------	-------	--------	-------	-------	------	------	------	------	-------	--------	-------	-------	------	------	------	------	------	--------	-------	-------	------	------	------	------	------	--------	-------	------

PITCHER	IP	WLS	BF	H	R	ER	SO	BB	IBB	HBP	BLK	WP	HR	S	P	ERA	WHIP
Bill Gullickson, R ERA: 6.22 (1, 1)	4.0		24	10	7	7	2	1	0	1	0	0	1	54	86	15.75	2.750
Joe Boever, R ERA: 3.82 (5, 1)	4.0	W	16	2	0	0	2	2	0	0	0	0	0	40	66	0.00	1.000
Mike Henneman, R ERA: 5.87 (9, 1)	1.0		3	0	0	0	0	0	0	0	0	0	0	5	7	0.00	0.000

BOTTOM

Detroit Tigers @ Kansas City Royals
Kauffman Stadium, Kansas City, MO
 Sat Jul 16 1994, 7:05 PM CDT
 Att. 29,164 - Unknown

AB	39
R	7
H	12
RBI	7
BB	3
SO	4
LOB	15



WP: 0	PA: 43
PB: 0	
SB: 2	
CS: 0	

Batter	1	2	3	4	5	6	7	8	9	AB R H RBI BB SO LOB	TOP									
Tony Phillips, S (1, 7) OBP: 0.405, SLG: 0.451	3-2 F7		1-0 F9		3-1 2B		2-1 G4-3			4 0 1 0 0 0 0										
Lou Whitaker, L (1, 4) OBP: 0.359, SLG: 0.474	1-1 F8		2-0 2B		0-1 P6		1-2 G6-3			4 0 1 0 0 0 1										
Travis Fryman, R (1, 5) OBP: 0.347, SLG: 0.509	0-2 1B		2-2 F9		2-2 K			2-1 G5-3		4 0 1 0 0 1 2										
Cecil Fielder, R (1, 3) OBP: 0.324, SLG: 0.494	2-3 K			0-0 G6-3		0-0 1B		1-1 G5-3		4 0 1 0 0 1 1										
Kirk Gibson, L (1, 10) OBP: 0.357, SLG: 0.535		1-3 K		0-0 HR		2-3 K		3-3 K		4 1 1 1 0 3 1										
Mickey Tettleton, S (1, 2) OBP: 0.425, SLG: 0.485		4-2 BB		4-2 BB		1-0 1B		1-1 P4		2 0 1 0 2 0 0										
Junior Felix, S (1, 9) OBP: 0.376, SLG: 0.571		4-2 BB		1-2 K		2-3 K		2-2 F7		3 0 0 0 1 2 3										
Alan Trammell, R (1, 6) OBP: 0.316, SLG: 0.429		0-1 G6-3		0-0 G1-3		2-1 F8		0-1 G6-3		4 0 0 0 0 0 5										
Juan Samuel, R (1, 8) OBP: 0.367, SLG: 0.543			1-3 K		2-2 P6		1-3 K			3 0 0 0 0 2 0										
Inning Stats	R: 0 E: 0 K: 1 S: 12	H: 1 LOB: 1 BB: 0 P: 18	R: 0 E: 0 K: 1 S: 12	H: 0 LOB: 1 BB: 2 P: 21	R: 0 E: 0 K: 1 S: 8	H: 1 LOB: 1 BB: 0 P: 14	R: 1 E: 0 K: 1 S: 9	H: 1 LOB: 1 BB: 1 P: 14	R: 0 E: 0 K: 1 S: 11	H: 2 LOB: 2 BB: 0 P: 20	R: 0 E: 0 K: 1 S: 11	H: 0 LOB: 0 BB: 0 P: 15	R: 0 E: 0 K: 1 S: 8	H: 0 LOB: 0 BB: 0 P: 14	R: 0 E: 0 K: 0 S: 8	H: 0 LOB: 0 BB: 0 P: 11	1B: 3 2B: 2 3B: 0 HR: 1	SF: 0 SAC: 0 DP: 1 HBP: 0	WP: 0 PB: 0 SB: 0 CS: 0	PA: 35
PITCHER	IP WLS BF H R ER SO BB IBB HBP BLK WP HR S P ERA WHIP																			
David Cone, R (1, 1) ERA: 2.78	8.0 W 32 6 1 1 9 3 0 0 0 0 0 1 84 134 1.12 1.125																			
Jeff Montgomery, R (9, 1) ERA: 5.18	1.0 S 3 0 0 0 0 0 0 0 0 0 0 0 8 11 0.00 0.000																			

Detroit Tigers @ Kansas City Royals
Kauffman Stadium, Kansas City, MO
Sun Jul 17 1994, 7:05 PM CDT
Att. 21,757 - Unknown

livebaseballscorecards.com

AB	32
R	1
H	6
RBI	1
BB	3
SO	9
LOB	13



Batter	1	2	3	4	5	6	7	8	9	AB	R	H	RBI	BB	SO	LOB
Vince Coleman, S OBP: 0.284, SLG: 0.348 (1, 7)	2-2 G4-3 ①	4-2 BB 2-3		0-0 FC4-6 WP G3 1-2f		0-2 P6				3	0	0	0	1	0	1
Brian McRae, S OBP: 0.364, SLG: 0.383 (1, 8)	2-2 G3 ②	0-0 G3 ③		2-0 G3 ② 1-2		0-0 G5-3 ②				4	0	0	0	0	0	3
Wally Joyner, L OBP: 0.406, SLG: 0.480 (1, 3)	3-2 BB 1B 1B		4-1 BB 2B BB	4-0 IBB 2-3		0-0 G4-3 ③				2	2	1	0	2	0	0
Bob Hamelin, L OBP: 0.366, SLG: 0.571 (1, 10)	4-0 1B 1-2 E BB		4-2 2B 1-2 BB	3-2 G3-1 ③			1-3 K ①			2	2	0	0	2	1	2
Felix Jose, S OBP: 0.357, SLG: 0.458 (1, 9)	1-0 E7 1-2 1B		2-3 K ①		2-2 K ①		0-0 G4-3 ②			4	0	1	1	0	2	2
Greg Gagne, R OBP: 0.326, SLG: 0.407 (1, 6)	0-3 K ③		0-1 WP 1-2 2B	2-2 F8 S 1B		0-0 G5-3 ③				4	0	2	2	0	1	1
Brent Mayne, L OBP: 0.285, SLG: 0.320 (1, 2)		1-0 G4-3 ①	2-3 K ②		3-0 F8 ② 1-3		1-2 P4-3 1B			4	0	1	0	0	1	2
Terry Shumpert, R OBP: 0.309, SLG: 0.469 David Howard, S OBP: 0.318, SLG: 0.316 (1, 5) (9, 5)		3-2 BLK S 1B	3-3 K ③ 2-3		4-0 FC6-4 BB		0-1 P4-3 ① ② 1-2f			3	0	1	0	1	1	2
Jose Lind, R OBP: 0.288, SLG: 0.299 (1, 4)		2-1 L9 ② 1-2		3-2 FC4-6 1B		1-0 FC6-4 ③ 1-2f		3-1 F9 ③		4	0	1	0	0	0	3

Inning Stats	R: 2	H: 2	E: 1	K: 1	S: 15	LOB: 1	BB: 1	P: 27	R: 0	H: 1	E: 0	K: 0	S: 9	LOB: 2	BB: 1	P: 19	R: 2	H: 1	E: 0	K: 3	S: 16	LOB: 1	BB: 2	P: 31	R: 0	H: 1	E: 0	K: 0	S: 10	LOB: 2	BB: 1	P: 22	R: 0	H: 0	E: 0	K: 1	S: 5	LOB: 0	BB: 0	P: 5	R: 0	H: 0	E: 0	K: 1	S: 5	LOB: 0	BB: 0	P: 6	R: 0	H: 1	E: 0	K: 0	S: 7	LOB: 0	BB: 0	P: 11
1B: 6	SF: 0	2B: 2	SAC: 0	3B: 0	DP: 1	HR: 0	HBP: 0	WP: 2	PA: 36	PB: 0	SB: 2	CS: 0																																												

PITCHER	IP	WLS	BF	H	R	ER	SO	BB	IBB	HBP	BLK	WP	HR	S	P	ERA	WHIP
Greg Gohr, R ERA: 4.66 (1, 1)	2.1	L	15	4	4	3	2	4	0	0	1	0	0	33	65	11.57	3.429
Storm Davis, R ERA: 3.63 (3, 1)	1.2		7	1	0	0	2	0	1	0	0	2	0	17	34	0.00	0.600
Buddy Groom, L ERA: 3.96 (5, 1)	4.0		14	2	0	0	2	1	0	0	0	0	0	25	42	0.00	0.750

BOTTOM

Detroit Tigers @ Kansas City Royals
Kauffman Stadium, Kansas City, MO
Sun Jul 17 1994, 7:05 PM CDT
Att. 21,757 - Unknown

livebaseballscorecards.com

AB	30
R	4
H	7
RBI	3
BB	6
SO	6
LOB	16



Batter	1	2	3	4	5	6	7	8	9	AB R H RBI BB SO LOB	TOP											
Vince Coleman, S OBP: 0.282, SLG: 0.345 (1, 7)	1-2 G5-3		1-2 F9		3-2 G3			0-1 F8		4 0 0 0 0 0 0	Kansas City Royals @ Milwaukee Brewers Milwaukee County Stadium, Milwaukee, WI Mon Jul 18 1994, 8:05 PM EDT Att. 14,040 - Unknown - 83 F											
Wally Joyner, L OBP: 0.404, SLG: 0.476 (1, 3)	1-1 B2-3 1B		2-2 F7		2-2 G4-3			1-0 F9		4 0 1 0 0 0 0												
Brian McRae, S OBP: 0.366, SLG: 0.385 (1, 8)	0-0 B2-3			2-2 1B BLK 1B		1-0 G6-3		0-1 1B		4 1 2 0 0 0 1												
Mike Macfarlane, R OBP: 0.357, SLG: 0.451 (1, 2)	1-3 K			2-2 F8		0-3 K		2-2 P4		4 0 0 0 0 2 3												
Dave Henderson, R OBP: 0.309, SLG: 0.434 (1, 9)		3-3 K		0-0 S BLK 1-3 1B		2-2 F9		0-0 2B		4 0 2 0 0 1 0												
Bob Hamelin, L OBP: 0.364, SLG: 0.564 (1, 10)		3-3 K		4-0 S 1-2 BB		3-1 P5		1-0 F7		3 0 0 0 1 1 1												
Greg Gagne, R OBP: 0.325, SLG: 0.403 (1, 6)		4-1 BB		1-2 F9 1-2 2-3		2-3 K		2 SAFE 1-3 K		3 0 0 0 1 2 3												
Terry Shumpert, R OBP: 0.303, SLG: 0.461 David Howard, S OBP: 0.315, SLG: 0.312 (1, 5) (7, 5)		1 SAFE SAFE 1-3 K		2-3 K		2-3 K		B SAFE 1-3 K2-3		3 0 0 0 0 3 3 1 0 0 0 0 1 1												
Jose Lind, R OBP: 0.288, SLG: 0.313 (1, 4)			3-2 F8		1-0 G5-3		1-1 HR			3 1 1 1 0 0 0												
Inning Stats	R: 0 E: 0 K: 1 S: 9	H: 1 LOB: 1 BB: 0 P: 12	R: 0 E: 0 K: 3 S: 11	H: 0 LOB: 1 BB: 1 P: 22	R: 0 E: 0 K: 0 S: 9	H: 0 LOB: 0 BB: 0 P: 15	R: 1 E: 0 K: 1 S: 14	H: 2 LOB: 2 BB: 1 P: 25	R: 0 E: 0 K: 0 S: 7	H: 0 LOB: 0 BB: 0 P: 13	R: 0 E: 0 K: 1 S: 7	H: 0 LOB: 0 BB: 0 P: 10	R: 0 E: 0 K: 2 S: 9	H: 0 LOB: 0 BB: 0 P: 16	R: 1 E: 0 K: 0 S: 11	H: 2 LOB: 1 BB: 0 P: 14	R: 0 E: 0 K: 2 S: 8	H: 1 LOB: 1 BB: 0 P: 11	1B: 4 2B: 1 3B: 0 HR: 1	SF: 0 SAC: 0 DP: 0 HBP: 0	WP: 0 PB: 0 SB: 2 CS: 0	PA: 35
PITCHER	IP WLS BF H R ER SO BB IBB HBP BLK WP HR S P ERA WHIP																					
Angel Miranda, L ERA: 5.75 (1, 1)	7.0 L 27 4 2 2 8 2 0 0 0 0 0 1 68 116 2.57 0.857																					
Graeme Lloyd, L ERA: 4.81 (8, 1)	0.2 3 1 0 0 0 0 0 0 0 0 0 0 5 6 0.00 1.500																					
Mike Ignasiak, R ERA: 5.2 (8, 1)	0.1 2 1 0 0 0 0 0 0 0 0 0 0 5 6 0.00 3.000																					
Jesse Orosco, L ERA: 5.19 (9, 1)	1.0 3 0 0 0 0 2 0 0 0 0 0 0 7 10 0.00 0.000																					

AB	33
R	2
H	6
RBI	1
BB	2
SO	10
LOB	12



Batter	1	2	3	4	5	6	7	8	9	AB	R	H	RBI	BB	SO	LOB
Jody Reed, R OBP: 0.370, SLG: 0.339 (1, 4)	0-1 F9		0-3 K		1-0 F9			1-1 G6-3		4	0	0	0	0	1	2
Kevin Seitzer, R OBP: 0.363, SLG: 0.476 (1, 3)	1-0 F9		4-2 BB		1-3 K			0-1 G4-3		3	0	0	0	1	1	1
Greg Vaughn, R OBP: 0.367, SLG: 0.559 (1, 7)	2-2 G6-3		4-1 BB				1-1 P3	2-2 F7		3	0	0	0	1	0	0
Dave Nilsson, L OBP: 0.317, SLG: 0.460 (1, 10)		0-1 F8	3-1 G3			2-0 2B		2-1 F7		4	0	1	0	0	0	3
Matt Mieske, R OBP: 0.355, SLG: 0.490 (1, 9)		2-2 1B		4-1 FC6-4		3-2 L7		2-3 K		3	0	1	0	1	1	1
Turner Ward, S OBP: 0.329, SLG: 0.373 (1, 8)		2-3 K	1-1 FC6-4	1-1 SAFE	1-1 SAFE	3-3 K		1-2 1B		4	0	1	0	0	2	3
Jeff Cirillo, R OBP: 0.292, SLG: 0.364 (1, 5)		3-2 L8	1-2 L1-3	1-2 SAFE	1-2 SAFE	1-2 L1-3		0-1 K		4	0	2	0	0	0	2
Alex Diaz, S OBP: 0.307, SLG: 0.398 (9, PR)			1-2 L1-3	1-2 SAFE	1-2 SAFE	1-2 L1-3		1-2 1B		0	0	0	0	0	0	0
Mike Matheny, R OBP: 0.231, SLG: 0.188 (1, 2)			1-2 SH1-4		0-0 SH5-3		1-1 SAFE	1-0 G2-6-4		3	0	2	0	0	0	1
Bill Spiers, L OBP: 0.320, SLG: 0.303 (9, PH)			1-2 SH1-4		1-0 SH5-3		1-0 SAFE	2-3 K		1	0	0	0	0	1	2
Jose Valentin, S OBP: 0.316, SLG: 0.406 (1, 6)			2-0 SH1-4		1-0 SH5-3		2-3 SAFE	2-3 K		1	0	0	0	0	1	0

BOTTOM

Kansas City Royals @ Milwaukee Brewers
Milwaukee County Stadium, Milwaukee, WI

Mon Jul 18 1994, 8:05 PM EDT
Att: 14,040 - Unknown - 83 F

livebaseballscorecards.com

AB	30
R	0
H	7
RBI	0
BB	3
SO	7
LOB	15



Inning Stats	R: 0	H: 0	R: 0	H: 1	R: 0	H: 1	R: 0	H: 0	R: 0	H: 1	R: 0	H: 1	R: 0	H: 0	R: 0	H: 2	R: 0	H: 0	R: 0	H: 2	1B: 5	SF: 0	WP: 0	PA: 35
E: 0	LOB: 0	E: 0	LOB: 1	E: 0	LOB: 3	E: 0	LOB: 0	E: 0	LOB: 1	E: 0	LOB: 0	E: 0	LOB: 0	E: 0	LOB: 0	E: 0	LOB: 2	E: 0	LOB: 2	2B: 3 <td>SAC: 2 <td>PB: 0 <td></td> </td></td>	SAC: 2 <td>PB: 0 <td></td> </td>	PB: 0 <td></td>		
K: 0	BB: 0	K: 1	BB: 0	K: 0	BB: 2	K: 0	BB: 1	K: 1	BB: 0	K: 1	BB: 0	K: 1	BB: 0	K: 0	BB: 0	K: 2	BB: 0	K: 0	BB: 0	3B: 0	DP: 2 <td>SB: 1 <td></td> </td>	SB: 1 <td></td>		
S: 6	P: 9	S: 11	P: 18	S: 13	P: 26	S: 6	P: 12	S: 6	P: 9	S: 12	P: 21	S: 6	P: 10	S: 7	P: 10	S: 14	P: 21	S: 7	P: 10	HR: 0	HBP: 0	CS: 0		

PITCHER	IP	WLS	BF	H	R	ER	SO	BB	IBB	HBP	BLK	WP	HR	S	P	ERA	WHIP
Chris Haney, L ERA: 7.31 (1, 1)	7.0	W	27	5	0	0	5	3	0	0	0	0	0	60	105	0.00	1.143
Stan Belinda, R ERA: 4.39 (8, 1)	1.0		3	0	0	0	0	0	0	0	0	0	0	7	10	0.00	0.000
Jeff Montgomery, R ERA: 5.03 (9, 1)	1.0	S	5	2	0	0	2	0	0	0	0	0	0	14	21	0.00	2.000

Batter	1	2	3	4	5	6	7	8	9	10	11	12	13	14	AB	R	H	RBI	BB	SO	LOB	TOP								
Brian McRae, S OBP: 0.363, SLG: 0.379 (1, 8)	G3-1							P7		G3		G4-3			5	0	0	0	1	1	2									
Dave Henderson, R OBP: 0.308, SLG: 0.430 (1, 7)	F8									G4-3					4	0	1	1	0	0	2									
Vince Coleman, S OBP: 0.283, SLG: 0.345 (8, 7)															2	0	1	1	0	0	0									
Wally Joyner, L OBP: 0.399, SLG: 0.470 (1, 3)	G3-1														6	0	1	0	0	1	3									
Bob Hamelin, L OBP: 0.367, SLG: 0.563 (1, 10)															4	0	1	0	2	1	1									
Felix Jose, S OBP: 0.357, SLG: 0.465 (1, 9)															5	1	1	1	1	0	2									
Brent Mayne, L OBP: 0.293, SLG: 0.323 (1, 2)															2	0	1	0	1	0	0									
Mike Macfarlane, R OBP: 0.357, SLG: 0.448 (8, 2)															2	0	0	0	0	1	4									
Greg Gagne, R OBP: 0.320, SLG: 0.396 (1, 6)															5	0	0	0	0	0	3									
David Howard, S OBP: 0.311, SLG: 0.308 (11, 6)															1	0	0	0	0	0	0									
Terry Shumpert, R OBP: 0.299, SLG: 0.447 (1, 5)															5	0	0	0	1	0	1									
Jose Lind, R OBP: 0.289, SLG: 0.311 (1, 4)															5	2	1	0	1	2	1									
Inning Stats	R: 0 E: 0 K: 0 S: 5	H: 0 LOB: 0 BB: 0 P: 10	R: 0 E: 0 K: 0 S: 12	H: 1 LOB: 1 BB: 1 P: 21	R: 0 E: 0 K: 1 S: 12	H: 0 LOB: 2 BB: 2 P: 24	R: 1 E: 0 K: 0 S: 11	H: 1 LOB: 1 BB: 1 P: 19	R: 0 E: 0 K: 1 S: 7	H: 0 LOB: 0 BB: 0 P: 7	R: 0 E: 0 K: 0 S: 8	H: 0 LOB: 0 BB: 0 P: 11	R: 0 E: 0 K: 0 S: 4	H: 0 LOB: 0 BB: 0 P: 9	R: 1 E: 0 K: 0 S: 16	H: 3 LOB: 3 BB: 1 P: 25	R: 0 E: 0 K: 1 S: 9	H: 0 LOB: 0 BB: 0 P: 13	R: 0 E: 0 K: 0 S: 9	H: 0 LOB: 0 BB: 0 P: 17	R: 1 E: 0 K: 0 S: 9	H: 1 LOB: 1 BB: 1 P: 15	R: 0 E: 0 K: 1 S: 7	H: 0 LOB: 1 BB: 1 P: 14	R: 0 E: 0 K: 0 S: 5	H: 0 LOB: 0 BB: 0 P: 7	1B: 5 2B: 1 3B: 0 HR: 1	SF: 0 SAC: 0 DP: 1 HBP: 1	WP: 0 PB: 0 SB: 4 CS: 1	PA: 55
PITCHER	IP	WLS	BF	H	R	ER	SO	BB	IBB	HBP	BLK	WP	HR	S	P	ERA	WHIP													
21 Cal Eldred, R ERA: 4.24 (1, 1)	7.1		29	4	2	2	3	4	0	0	0	0	1	69	114	2.46	1.091													
Jesse Orosco, L ERA: 5.14 (8, 1)	0.1		3	1	0	0	0	1	0	0	0	0	0	4	9	0.00	6.000													
Mike Ignasiak, R ERA: 4.93 (8, 1)	2.0		6	0	0	0	1	0	0	0	0	0	0	13	19	0.00	0.000													
Graeme Lloyd, L ERA: 4.76 (10, 1)	0.1		2	1	0	0	1	0	0	0	0	0	0	7	10	0.00	3.000													
Jaime Navarro, R ERA: 6.72 (11, 1)	2.0		7	1	1	1	0	1	0	1	0	0	0	22	32	4.50	1.000													
PITCHER	IP	WLS	BF	H	R	ER	SO	BB	IBB	HBP	BLK	WP	HR	S	P	ERA	WHIP													
Mike Fetters, R ERA: 2.45 (13, 1)	1.0		4	0	0	0	1	1	0	0	0	0	0	7	14	0.00	1.000													
Jose Mercedes, R ERA: 1.93 (14, 1)	1.0	W	3	0	0	0	0	0	0	0	0	0	0	5	7	0.00	0.000													

Kansas City Royals @ Milwaukee Brewers
Milwaukee County Stadium, Milwaukee, WI
 Tue Jul 19 1994, 8:05 PM EDT
 Att. 14,829 - Unknown - 81 F

AB	46
R	3
H	7
RBI	3
BB	7
SO	6
LOB	19



Batter	1	2	3	4	5	6	7	8	9	10	11	12	13	14	AB	R	H	RBI	BB	SO	LOB
Bill Spiers, L OBP: 0.329, SLG: 0.305 (1, 6)	3-1 G5-3 WP G3 1B		3-2 G4-3 2-3		4-2 BB			1-3 K		0-2 F8 P9		0-0 1B		4-0 1B IBB	5	1	2	0	2	1	2
Kevin Seitzer, R OBP: 0.361, SLG: 0.470 (1, 3)	1-0 G3 1-2		0-0 G3 3-H		1-1 G5-3			1-2 1B		0-2 P9			1-0 G6-3	1-1 1B	7	0	2	2	0	0	3
Troy O'Leary, L OBP: 0.250, SLG: 0.385 (1, 7)	1-2 G5-3 2-3		1-0 P6 3-H				2-2 G4-3	1-3 K			0-0 G4-3		4-2 BB BB		5	0	0	0	1	1	2
Greg Vaughn, R OBP: 0.367, SLG: 0.553 (1, 10)	3-2 G5-3 3-H			0-1 CS 1B		2-3 K		1-3 K		3-3 K		3-3 K	4-2 BB BB	1-2 FC4-6 BB	5	0	1	0	1	3	1
Dave Nilsson, L OBP: 0.319, SLG: 0.466 Mike Matheny, R OBP: 0.245, SLG: 0.204 Jody Reed, R OBP: 0.369, SLG: 0.338 Rick Wrona, R OBP: 0.200, SLG: 0.800 (1, 2)		1-1 L9 2B		3-2 G6-3 1-2 2B		2-2 F7		1-3 K		1-0 1B		1-0 1B	1-3 K		4	0	2	0	0	1	0
Matt Mieske, R OBP: 0.355, SLG: 0.487 Turner Ward, S OBP: 0.327, SLG: 0.369 (1, 9)		1-2 L9 2-3		0-1 G6-3 2-3			1-1 1B		1-3 K		0-0 F8		0-1 FC4-6		3	0	1	0	0	0	2
Jeff Cirillo, R OBP: 0.296, SLG: 0.408 (1, 5)		2-1 G5-3		0-0 L8			1-0 P3 1B		1-1 F9			2-2 HR		1-0 SH2-4 WP 1B HBP	5	2	1	1	0	0	3
Alex Diaz, S OBP: 0.304, SLG: 0.392 (1, 8)		1-2 G3-1				0-0 F8		0-0 L9		2-2 1B		0-0 G4-3		2-1 SH2-4	5	0	1	0	0	0	2
Jose Valentin, S OBP: 0.316, SLG: 0.405 (1, 4)			0-0 G4-3 G3 2B		2-3 K		1-0 G3			3-3 K		2-2 F8		4-0 1B IBB BB	5	1	1	0	1	2	2

Inning Stats	R: 1	H: 1	E: 0	LOB: 0	K: 0	BB: 0	S: 10	P: 18	R: 0	H: 1	E: 0	LOB: 1	K: 0	BB: 0	S: 10	P: 15	R: 1	H: 1	E: 0	LOB: 0	K: 0	BB: 0	S: 9	P: 13	R: 0	H: 2	E: 0	LOB: 1	K: 0	BB: 0	S: 8	P: 11	R: 0	H: 0	E: 0	LOB: 0	K: 1	BB: 1	S: 10	P: 16	R: 0	H: 0	E: 0	LOB: 0	K: 1	BB: 0	S: 10	P: 16	R: 0	H: 1	E: 0	LOB: 1	K: 3	BB: 0	S: 12	P: 16	R: 0	H: 0	E: 0	LOB: 0	K: 2	BB: 0	S: 8	P: 11	R: 0	H: 1	E: 0	LOB: 1	K: 1	BB: 0	S: 14	P: 18	R: 0	H: 1	E: 0	LOB: 1	K: 1	BB: 0	S: 6	P: 10	R: 1	H: 2	E: 0	LOB: 1	K: 0	BB: 0	S: 8	P: 12	R: 0	H: 0	E: 0	LOB: 2	K: 1	BB: 2	S: 12	P: 22	R: 1	H: 1	E: 0	LOB: 3	K: 0	BB: 2	S: 6	P: 16	1B: 8	SF: 0	2B: 3	SAC: 1	3B: 0	DP: 0	HR: 1	HBP: 1	WP: 2	PA: 56
--------------	------	------	------	--------	------	-------	-------	-------	------	------	------	--------	------	-------	-------	-------	------	------	------	--------	------	-------	------	-------	------	------	------	--------	------	-------	------	-------	------	------	------	--------	------	-------	-------	-------	------	------	------	--------	------	-------	-------	-------	------	------	------	--------	------	-------	-------	-------	------	------	------	--------	------	-------	------	-------	------	------	------	--------	------	-------	-------	-------	------	------	------	--------	------	-------	------	-------	------	------	------	--------	------	-------	------	-------	------	------	------	--------	------	-------	-------	-------	------	------	------	--------	------	-------	------	-------	-------	-------	-------	--------	-------	-------	-------	--------	-------	--------


PITCHER	IP	WLS	BF	H	R	ER	SO	BB	IBB	HBP	BLK	WP	HR	S	P	ERA	WHIP
Kevin Appier, R ERA: 4.05 (1, 1)	9.0		34	7	2	2	7	1	0	0	0	0	0	82	124	2.00	0.889
Billy Brewer, L ERA: 2.31 (10, 1)	0.2		3	1	0	0	1	0	0	0	0	0	0	10	14	0.00	1.500
Rusty Meacham, R ERA: 2.9 (10, 1)	2.1		9	3	1	1	1	0	0	0	0	0	1	18	26	3.86	1.286
Hipolito Pichardo, R ERA: 4.95 (13, 1)	1.1	L	10	1	1	1	1	3	1	1	0	1	0	18	38	6.75	3.000

BOTTOM

Kansas City Royals @ Milwaukee Brewers
Milwaukee County Stadium, Milwaukee, WI

Tue Jul 19 1994, 8:05 PM EDT
 Att. 14,829 - Unknown - 81 F

AB	49
R	4
H	12
RBI	3
BB	5
SO	10
LOB	22



Batter	1	2	3	4	5	6	7	8	9	AB R H RBI BB SO LOB	TOP									
Brian McRae, S (1, 8) OBP: 0.360, SLG: 0.376	0-3 K		0-0 SH1-3		3-2 FC3-2			0-3 K		3 0 0 0 0 2 1	Kansas City Royals @ Milwaukee Brewers Milwaukee County Stadium, Milwaukee, WI Wed Jul 20 1994, 4:33 AM EDT Att. 20,085 - Cloudy - 79 F livebaseballscorecards.com									
Dave Henderson, R (1, 7) OBP: 0.312, SLG: 0.429	1-1 1B		1-1 G4-3		1-0 F9			2-1 BLK HBP		3 0 1 0 0 0 2										
Wally Joyner, L (1, 10) OBP: 0.398, SLG: 0.466	2-2 1B		3-2 P7				1-1 G6-3	1-0 F8		4 0 1 0 0 0 2										
Mike Macfarlane, R (1, 2) OBP: 0.362, SLG: 0.450	1-1 P2			0-0 1B			1-2 G3-6-3 1B	4-2 1B BB		3 1 2 0 1 0 2										
Bob Hamelin, L (1, 3) OBP: 0.362, SLG: 0.553	2-3 K			1-3 K			0-0 G3-6-3	1-3 K		4 0 0 0 0 3 5										
Felix Jose, S (1, 9)		0-0 G4-3		2-1 1B			0-0 G4-3	1-0 1B		4 0 2 0 0 0 0										
Gary Gaetti, R (1, 5) OBP: 0.318, SLG: 0.455		1-0 P3		0-1 G6-4-3			0-0 G6-3	0-0 1B		4 0 1 1 0 0 2										
Greg Gagne, R (1, 6) OBP: 0.319, SLG: 0.397		1-0 G5-3			2-2 SH1-3 FC3-2 2B		2-2 F9	0-3 K		4 0 1 0 0 1 2										
Jose Lind, R (1, 4) OBP: 0.290, SLG: 0.311			0-0 G4-3 SH1-3 1B		0-0 SH1-3			1-1 G4-3	1-1 F9	3 0 1 0 0 0 2										
Inning Stats	R: 0 E: 0 K: 2 S: 14	H: 2 LOB: 2 BB: 0 P: 20	R: 0 E: 0 K: 0 S: 3	H: 0 LOB: 0 BB: 0 P: 5	R: 0 E: 0 K: 0 S: 7	H: 1 LOB: 1 BB: 0 P: 11	R: 0 E: 0 K: 1 S: 8	H: 2 LOB: 1 BB: 0 P: 11	R: 0 E: 0 K: 0 S: 6	H: 1 LOB: 0 BB: 0 P: 8	R: 0 E: 0 K: 0 S: 6	H: 0 LOB: 0 BB: 0 P: 8	R: 0 E: 0 K: 1 S: 7	H: 0 LOB: 1 BB: 0 P: 11	R: 1 E: 0 K: 2 S: 13	H: 2 LOB: 2 BB: 1 P: 20	1B: 8 2B: 1 3B: 0 HR: 0	SF: 0 SAC: 2 DP: 2 HBP: 1	WP: 0 PB: 0 SB: 0 CS: 0	PA: 36
PITCHER	IP WLS BF H R ER SO BB IBB HBP BLK WP HR S P ERA WHIP																			
Ricky Bones, R (1, 1) ERA: 3.31	7.0 W 26 7 0 0 3 0 0 0 0 0 0 0 55 79 0.00 1.000																			
Jose Mercedes, R (8, 1) ERA: 2.18	2.0 10 2 1 1 3 1 0 1 1 0 0 20 31 4.50 1.500																			

Batter	1	2	3	4	5	6	7	8	9	AB R H RBI BB SO LOB	TOP									
Vince Coleman, S (1, 7) OBP: 0.280, SLG: 0.342	2-2 L7		1-1 B1			0-0 L7		0-3 K		4 0 0 0 0 1 1										
Brian McRae, S (1, 8) OBP: 0.359, SLG: 0.377	1-1 F8			1-2 2B		1-1 F9		0-0 L8		4 0 1 0 0 0 0										
Wally Joyner, L (1, 3) OBP: 0.396, SLG: 0.474	0-2 G6-3			3-1 F7		0-1 HR		1-0 L7		4 1 1 1 0 0 1										
Bob Hamelin, L (1, 10) OBP: 0.361, SLG: 0.547		1-2 P5		1-0 G1-3		4-1 HBP BB		1-3 K		3 0 0 0 1 1 1										
Mike MacFarlane, R (1, 2) OBP: 0.367, SLG: 0.462		3-0 HR		1-0 G5-3		2-0 HBP		4-2 FC6-4 BB		2 1 1 1 1 0 1										
Felix Jose, S (1, 9) OBP: 0.354, SLG: 0.459		0-1 G4-3			1-3 K	1-3 K		3-2 FC6-4 E		4 0 0 0 0 2 3										
Gary Gaetti, R (1, 5) OBP: 0.317, SLG: 0.450		3-3 K			0-1 G5-3		4-1 G5-4-3 BB	2-2 E7		3 0 0 0 1 1 1	AB 31 R 2 H 5 RBI 2 BB 3 SO 6 LOB 12									
Greg Gagne, R (1, 6) OBP: 0.318, SLG: 0.395			0-0 F8		0-0 S 1B		1-0 G5-4-3	0-1 P4		4 0 1 0 0 0 3										
Jose Lind, R (1, 4) OBP: 0.290, SLG: 0.316			2-2 CS 2B		0-3 K		0-1 F9			3 0 1 0 0 1 1										
Inning Stats	R: 0 E: 0 K: 0 S: 9	H: 0 LOB: 0 BB: 0 P: 12	R: 1 E: 0 K: 1 S: 9	H: 1 LOB: 0 BB: 0 P: 16	R: 0 E: 0 K: 0 S: 7	H: 1 LOB: 1 BB: 0 P: 10	R: 0 E: 0 K: 2 S: 9	H: 1 LOB: 1 BB: 0 P: 10	R: 1 E: 0 K: 1 S: 9	H: 1 LOB: 2 BB: 1 P: 17	R: 0 E: 0 K: 0 S: 4	H: 0 LOB: 0 BB: 1 P: 9	R: 0 E: 0 K: 1 S: 5	H: 0 LOB: 0 BB: 0 P: 6	R: 0 E: 1 K: 1 S: 13	H: 0 LOB: 2 BB: 1 P: 23	1B: 1 2B: 2 3B: 0 HR: 2	SF: 0 SAC: 0 DP: 1 HBP: 1	WP: 0 PB: 0 SB: 1 CS: 1	PA: 35
PITCHER	IP WLS BF H R ER SO BB IBB HBP BLK WP HR S P ERA WHIP																			
Mike Moore, R (1, 1) ERA: 5.97	8.0 W 30 5 2 2 5 2 0 1 0 0 0 2 59 93 2.25 0.875																			
Buddy Groom, L (9, 1) ERA: 3.86	0.2 4 0 0 0 1 1 0 0 0 0 0 0 11 21 0.00 1.500																			
Joe Boever, R (9, 1) ERA: 3.84	0.1 S 1 0 0 0 0 0 0 0 0 0 0 0 2 2 0.00 0.000																			

Kansas City Royals @ Detroit Tigers
 Tiger Stadium, Detroit, MI
 Fri Jul 22 1994, 7:05 PM EDT
 Att. 27,760 - Unknown - 70 F

livebaseballscorecards.com



Batter	1	2	3	4	5	6	7	8	9
Tony Phillips, S OBP: 0.399, SLG: 0.438 (1, 7)	2-2 G1-3		4-2 BB		3-3 K		2-3 K		
Lou Whitaker, L OBP: 0.362, SLG: 0.472 (1, 4)	1-2 G6-3		3-2 P5			2-0 1B SF8 1B		2-1 SH1-4 2B 1B	
Travis Fryman, R OBP: 0.335, SLG: 0.488 (1, 5)	4-2 BB			2-3 K		2-3 K		0-1 SH1-4	
Cecil Fielder, R OBP: 0.332, SLG: 0.518 (1, 3)	2-3 K			0-0 G6-3		2-1 WP E 1B		1-0 HR 2B	
Riccardo Ingram, R OBP: 0.240, SLG: 0.217 (8, PR)									
John Flaherty, R OBP: 0.162, SLG: 0.171 (9, 2)									
Kirk Gibson, L OBP: 0.359, SLG: 0.567 (1, 10)				3-2 1B		0-1 SF8		1-1 HR	
Mickey Tettleton, S OBP: 0.413, SLG: 0.467 (1, 2) (9, 3)	2-2 G1-3				1-2 G4-3 2B	4-2 BB		3-2 F7	
Junior Felix, S OBP: 0.366, SLG: 0.552 (1, 9)	0-0 G6-3				2-1 G4-3	1-3 K		1-2 G3-1	
Chris Gomez, R OBP: 0.352, SLG: 0.424 (1, 6)			1-1 G6-3		3-2 CS 2B		0-0 P4		
Juan Samuel, R OBP: 0.363, SLG: 0.550 (1, 8)			1-0 G5-3		0-1 CS 1B		1-0 G5-3		

Inning Stats	R: 0	H: 0	E: 0	K: 1	S: 13	R: 0	H: 0	E: 0	K: 1	S: 8	R: 0	H: 1	E: 0	K: 1	S: 8	R: 1	H: 3	E: 0	K: 1	S: 14	R: 1	H: 2	E: 1	K: 2	S: 15	R: 0	H: 0	E: 0	K: 1	S: 5	R: 3	H: 3	E: 0	K: 0	S: 15
	LOB: 1	BB: 1	P: 22	LOB: 0	BB: 0	LOB: 1	BB: 1	LOB: 1	BB: 0	P: 22	LOB: 1	BB: 1	LOB: 1	BB: 0	P: 13	LOB: 1	BB: 0	LOB: 1	BB: 0	P: 23	LOB: 2	BB: 1	LOB: 2	BB: 1	P: 26	LOB: 0	BB: 0	P: 8	LOB: 1	BB: 0	LOB: 1	BB: 0	P: 23		

PITCHER	IP	WLS	BF	H	R	ER	SO	BB	IBB	HBP	BLK	WP	HR	S	P	ERA	WHIP
Mark Gubicza, R ERA: 4.59 (1, 1)	5.1		22	6	2	2	5	2	0	0	0	0	0	62	104	3.38	1.500
Billy Brewer, L ERA: 2.27 (6, 1)	0.2		3	0	0	0	1	1	0	0	0	1	0	9	14	0.00	1.500
Rusty Meacham, R ERA: 3.4 (7, 1)	2.0	L	9	3	3	3	1	0	0	0	0	0	1	20	31	13.50	1.500

AB R H RBI BB SO LOB

3 0 0 0 1 2 2

4 2 2 0 0 0 1

2 0 0 0 1 2 1

4 0 2 1 0 1 1

0 1 0 0 0 0 0

0 0 0 0 0 0 0

3 1 2 3 0 1 0

3 1 1 0 1 0 1

4 0 0 0 0 1 4

3 0 1 1 0 0 0

3 0 1 0 0 0 0

AB 29

R 5

H 9

RBI 5

BB 3

SO 7

LOB 10

WP: 1 PA: 34

PB: 0

SB: 0

CS: 2

1B: 5 SF: 1

2B: 3 SAC: 1

3B: 0 DP: 0

HR: 1 HBP: 0

WP: 1 PA: 34


ERA WHIP

Kansas City Royals @ Detroit Tigers

Tiger Stadium, Detroit, MI

Fri Jul 22 1994, 7:05 PM EDT

Att: 27,760 - Unknown - 70 F



Batter	1	2	3	4	5	6	7	8	9	AB R H RBI BB SO LOB	TOP											
Vince Coleman, S (1, 7) OBP: 0.279, SLG: 0.340	2-2 G5-3		0-0 E5 G4-3 1B		1-1 G4-3			0-0 F8	1-1 L7	5 1 1 0 0 0 3												
Brian McRae, S (1, 8) OBP: 0.357, SLG: 0.375	0-2 FC4-6 1B		1-0 G4-3			0-1 P6		0-2 F8	1-1 G3	5 0 1 1 0 0 3												
Wally Joyner, L (1, 3) OBP: 0.394, SLG: 0.471	1-1 FC4-6 BB 1-2f		0-0 G3-1			1-2 P6		1-2 1B		4 0 1 0 0 0 1												
Bob Hamelin, L (1, 10) OBP: 0.362, SLG: 0.556	4-1 FC5-4 BB 1-2		3-2 G3-1			3-1 HR		3-3 K		3 1 1 1 1 1 2												
Mike Macfarlane, R (1, 2) OBP: 0.363, SLG: 0.455	1-1 FC5-4 1-2f			0-0 F7		0-0 G5-3			1-3 K	4 0 0 0 0 1 2												
Felix Jose, S (1, 9) OBP: 0.353, SLG: 0.466		0-1 F7		0-1 G3-1		1-0 G4-3			0-0 HR	4 1 1 1 0 0 0												
Gary Gaetti, R (1, 5) OBP: 0.320, SLG: 0.449		0-1 1B		1-0 P4		0-3 K2-3			4-2 1B SH BB	3 1 1 0 1 1 0												
Greg Gagne, R (1, 6) OBP: 0.318, SLG: 0.394		0-3 K		2-1 P4		2-1 G6-3			0-0 SH 1B	4 0 1 0 0 1 1												
Jose Lind, R (1, 4) OBP: 0.291, SLG: 0.316		2-0 L8		0-0 G6-3				1-1 1B 1B	1-1 SH 3-H	3 0 1 1 0 0 1												
Inning Stats	R: 0 E: 0 K: 0 S: 12	H: 1 LOB: 2 BB: 1 P: 20	R: 0 E: 0 K: 1 S: 8	H: 1 LOB: 1 BB: 0 P: 10	R: 1 E: 1 K: 0 S: 7	H: 1 LOB: 0 BB: 0 P: 11	R: 0 E: 0 K: 0 S: 4	H: 0 LOB: 0 BB: 0 P: 5	R: 0 E: 0 K: 0 S: 5	H: 0 LOB: 0 BB: 0 P: 8	R: 1 E: 0 K: 0 S: 9	H: 1 LOB: 0 BB: 0 P: 13	R: 0 E: 0 K: 1 S: 7	H: 0 LOB: 0 BB: 0 P: 10	R: 0 E: 0 K: 1 S: 15	H: 2 LOB: 2 BB: 0 P: 20	R: 2 E: 0 K: 1 S: 15	H: 2 LOB: 2 BB: 1 P: 22	1B: 6 2B: 0 3B: 0 HR: 2	SF: 0 SAC: 1 DP: 0 HBP: 0	WP: 0 PB: 0 SB: 0 CS: 0	PA: 38
PITCHER	IP WLS BF H R ER SO BB IBB HBP BLK WP HR S P ERA WHIP																					
Bill Gullickson, R (1, 1) ERA: 5.84	7.2 L 30 6 2 1 2 1 0 0 0 0 0 1 64 91 1.17 0.913																					
Greg Cadaret, L (8, 1) ERA: 5.73	0.1 1 0 0 0 1 0 0 0 0 0 0 3 6 0.00 0.000																					
Mike Gardiner, R (9, 1) ERA: 3.83	1.0 7 2 2 2 1 1 0 0 0 0 1 15 22 18.00 3.000																					

Kansas City Royals @ Detroit Tigers
 Tiger Stadium, Detroit, MI
 Sat Jul 23 1994, 7:05 PM EDT
 Att. 35,528 - Sunny - 67 F

livebaseballscorecards.com

AB	35
R	4
H	8
RBI	4
BB	2
SO	4
LOB	13



BOTTOM

Kansas City Royals @ Detroit Tigers
Tiger Stadium, Detroit, MI

livebaseballscorecards.com

AB 30
R 1
H 3
RBI 1
BB 4
SO 13
LOB 12



WP: 0 PA: 34
PB: 0
SB: 0
CS: 0

ERA WHIP

AB R H RBI BB SO LOB

2 1 1 0 2 1 0

3 0 1 0 1 0 1

4 0 0 1 0 0 3

4 0 1 0 0 3 3

4 0 0 0 0 3 3

3 0 0 0 1 2 0

4 0 0 0 0 0 2

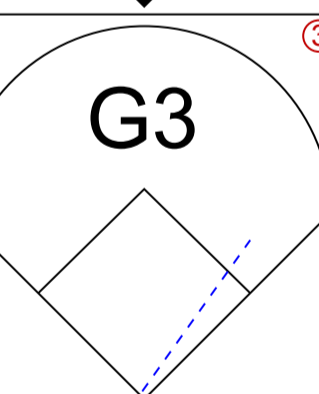
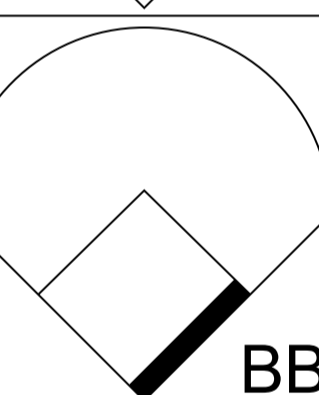
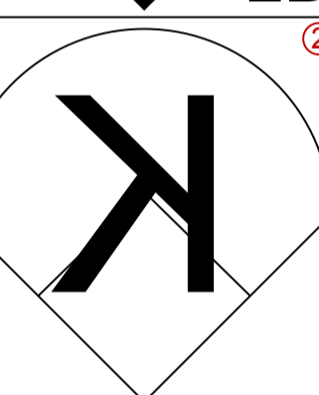
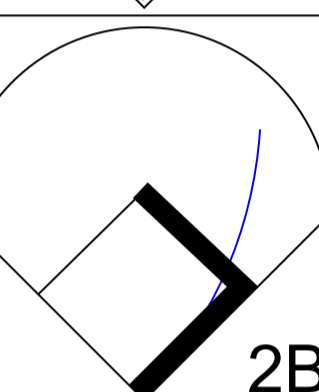
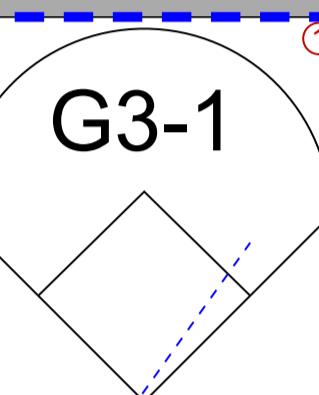
3 0 0 0 0 2 0

3 0 0 0 0 2 0

1B: 2 SF: 0
2B: 1 SAC: 0
3B: 0 DP: 0
HR: 0 HBP: 0

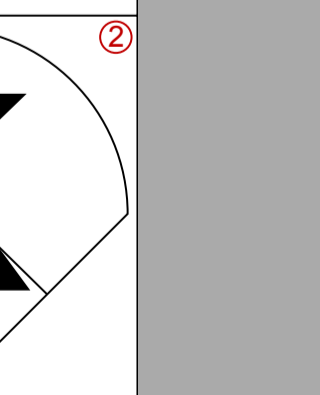
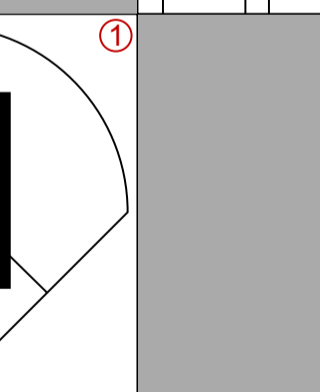
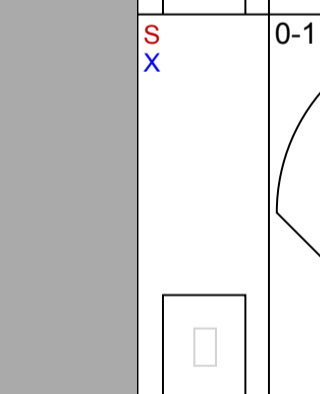
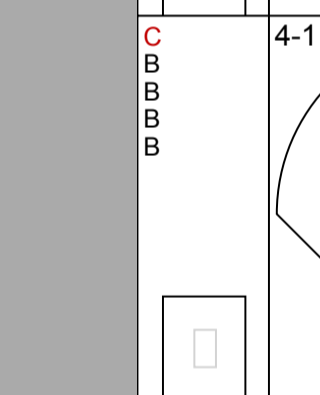
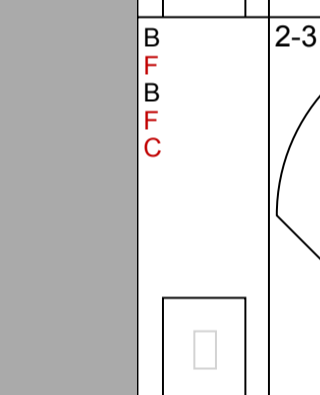
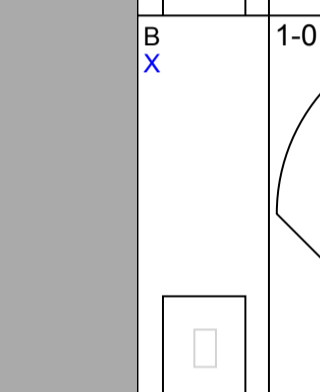
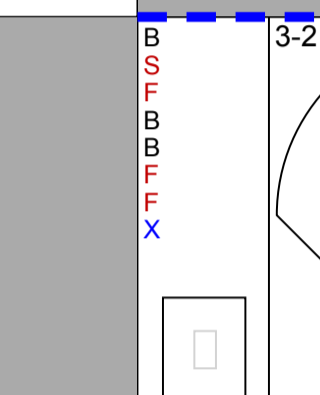
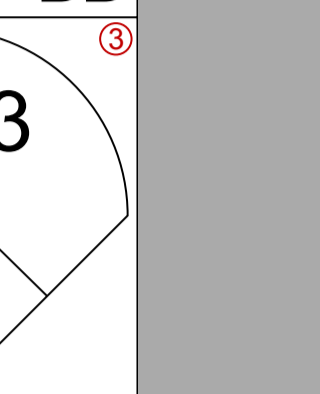

IP WLS BF H R ER SO BB IBB HBP BLK WP HR S P ERA WHIP

9



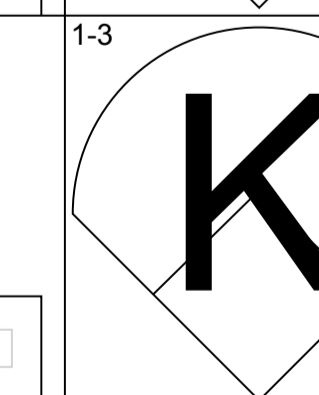
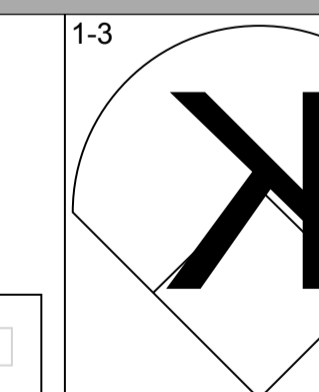
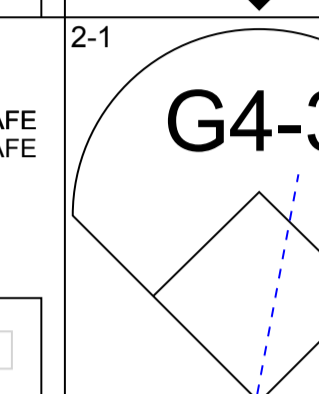
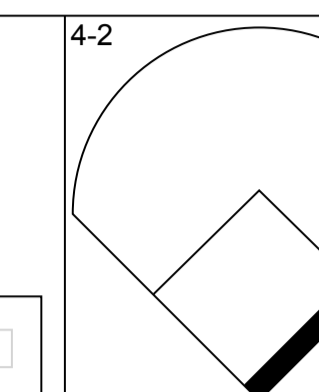
R: 0 H: 1
E: 0 LOB: 2
K: 2 BB: 1
S: 12 P: 22

8





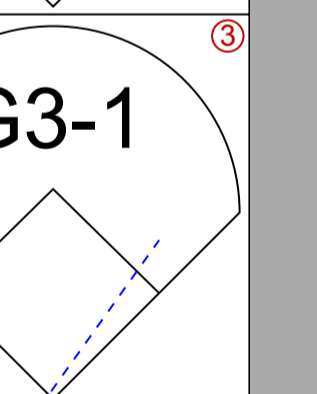


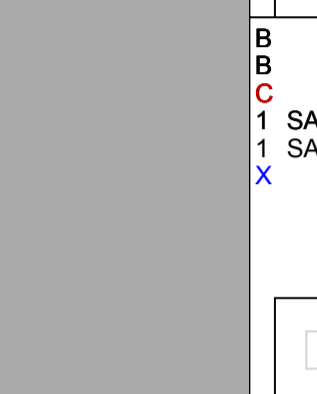
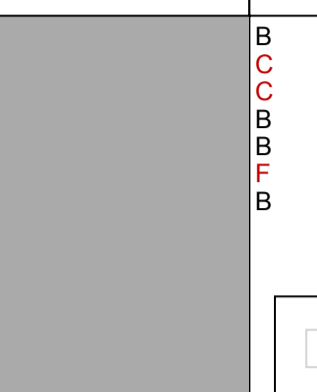
R: 0 H: 0
E: 0 LOB: 1
K: 2 BB: 1
S: 13 P: 21

7



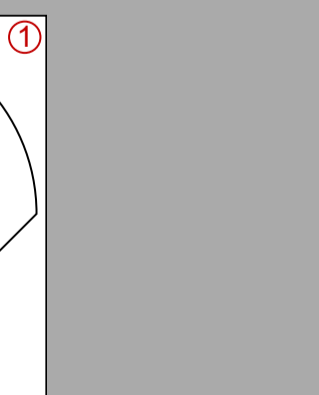
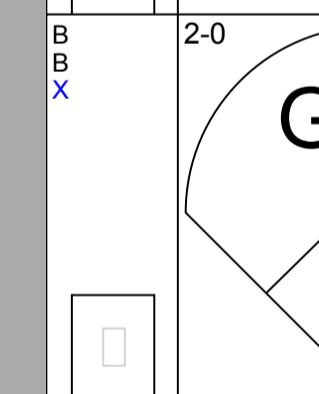
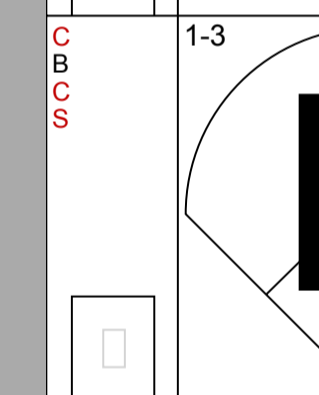
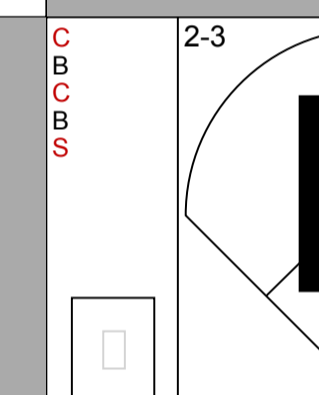
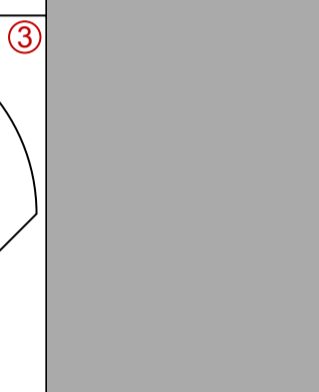



R: 0 H: 0
E: 0 LOB: 0
K: 2 BB: 0
S: 7 P: 12

6



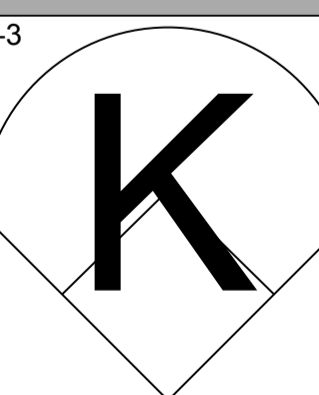
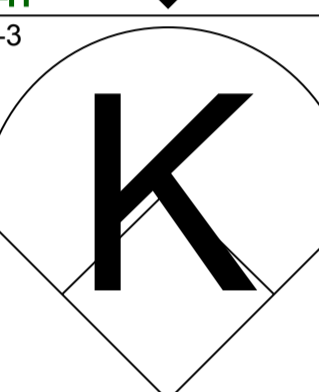
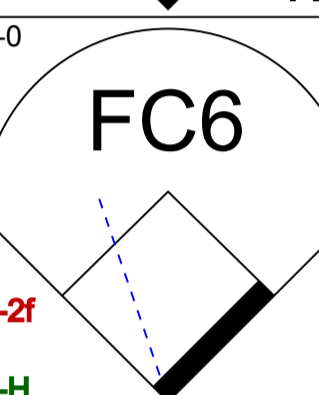
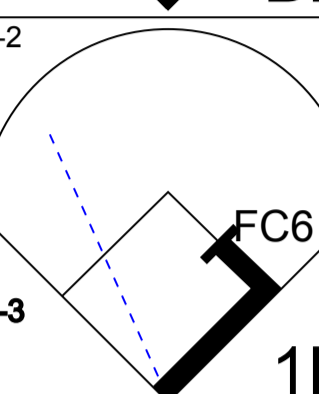
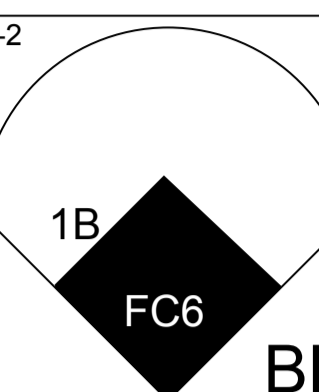
R: 1 H: 1
E: 0 LOB: 1
K: 2 BB: 1
S: 13 P: 23

5



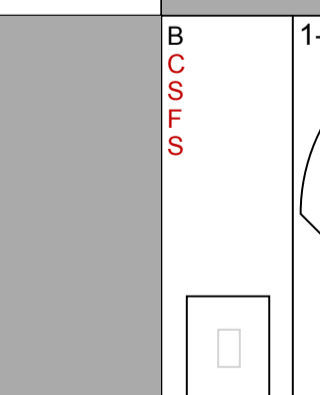
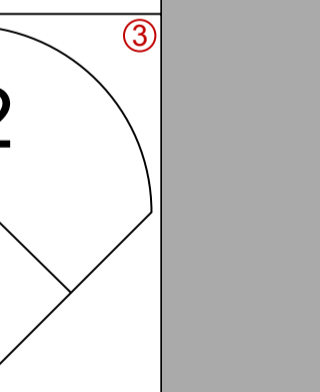
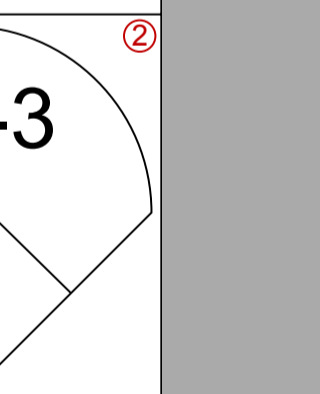
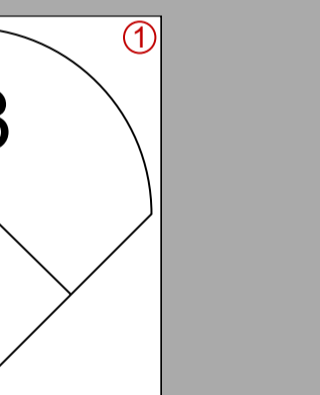
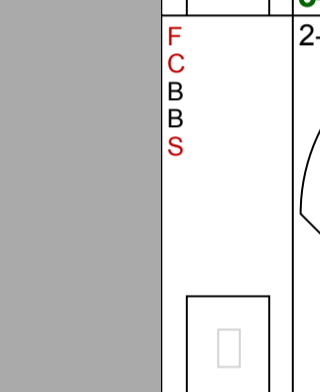
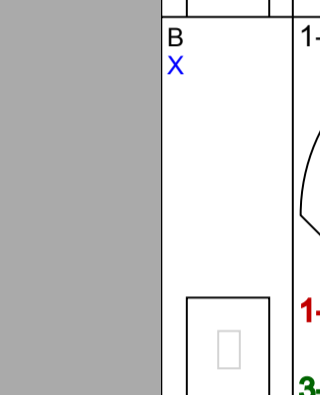
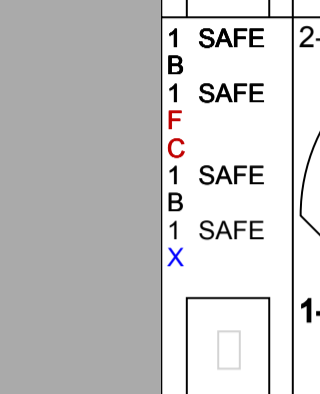
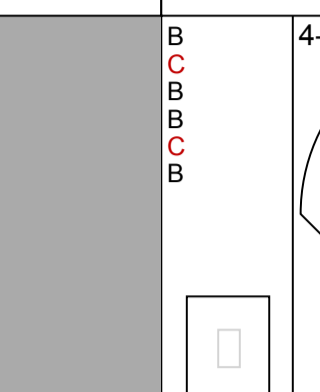
R: 0 H: 0
E: 0 LOB: 0
K: 0 BB: 0
S: 7 P: 10

4



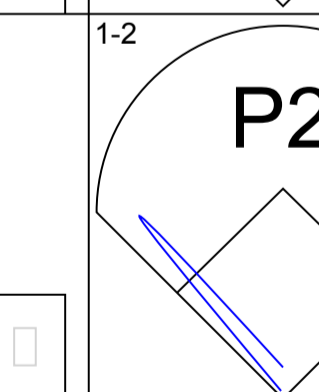
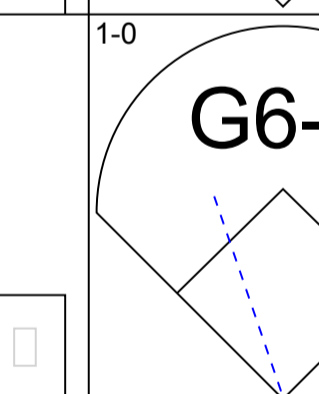
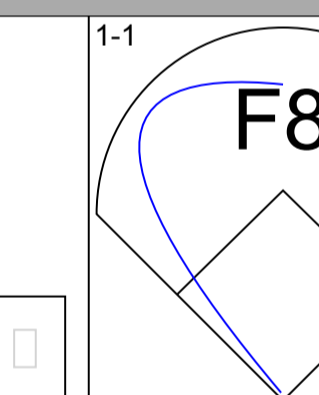
R: 0 H: 0
E: 0 LOB: 0
K: 0 BB: 0
S: 8 P: 14

3



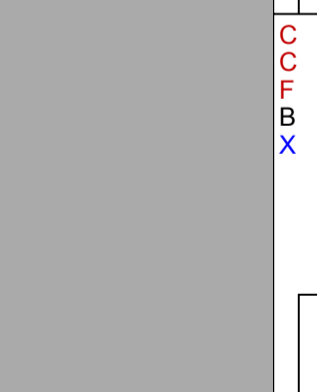

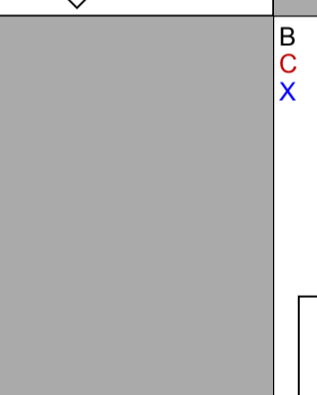
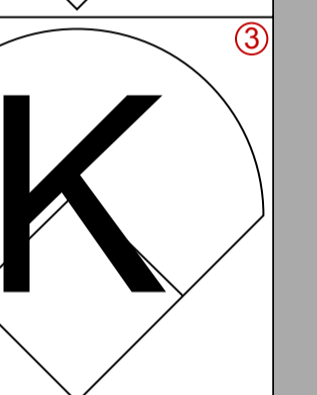
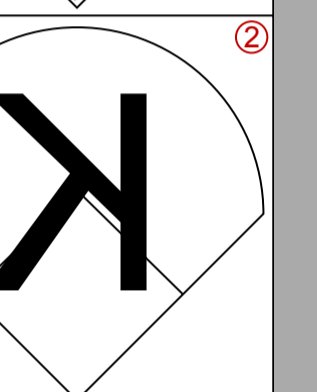
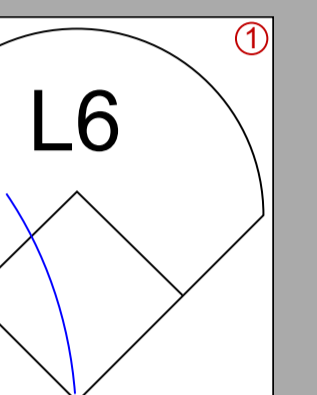
R: 0 H: 0
E: 0 LOB: 0
K: 1 BB: 0
S: 12 P: 13

2



R: 0 H: 0
E: 0 LOB: 0
K: 2 BB: 0
S: 8 P: 13

1



R: 0 H: 1
E: 0 LOB: 2
K: 1 BB: 1
S: 14 P: 26

Batter

Tony Phillips, S (1, 7)
OBP: 0.402, SLG: 0.439

Lou Whitaker, L (1, 4)
OBP: 0.364, SLG: 0.470

Travis Fryman, R (1, 5)
OBP: 0.332, SLG: 0.483

Cecil Fielder, R (1, 3)
OBP: 0.331, SLG: 0.518

Kirk Gibson, L (1, 10)
OBP: 0.354, SLG: 0.559

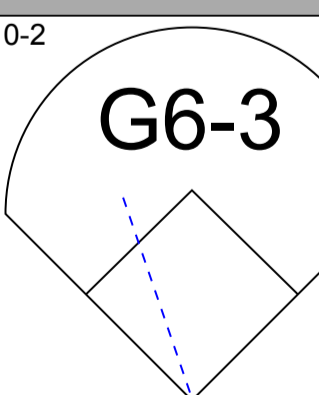
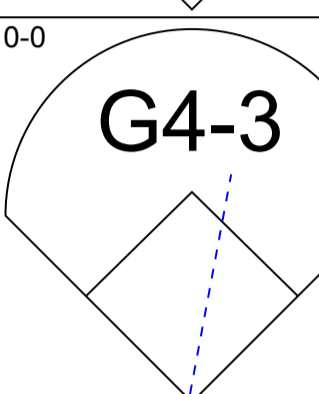
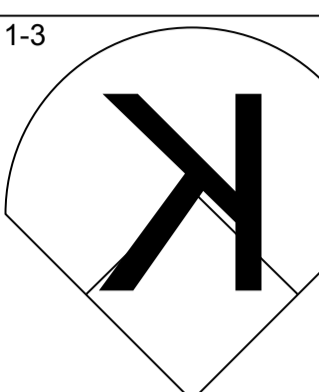
Mickey Tettleton, S (1, 2)
OBP: 0.411, SLG: 0.463

Junior Felix, S (1, 9)
OBP: 0.361, SLG: 0.543

Chris Gomez, R (1, 6)
OBP: 0.348, SLG: 0.419

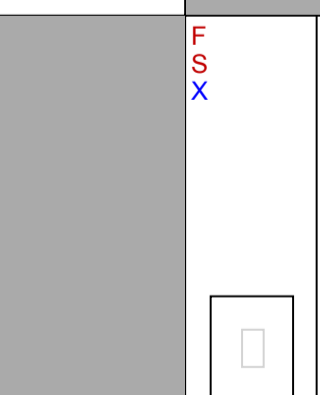
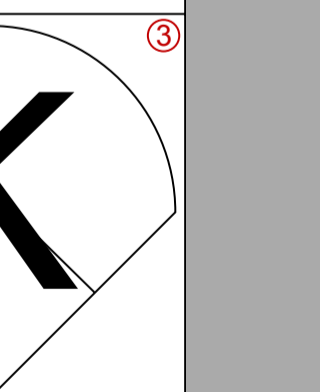
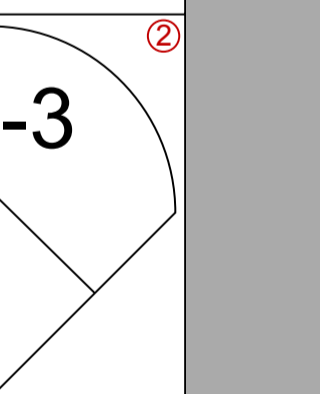
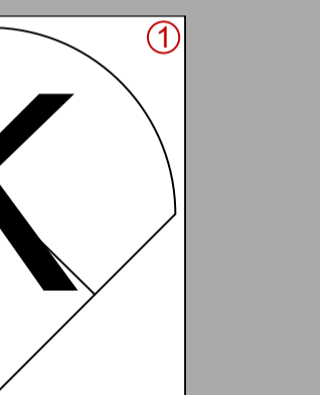
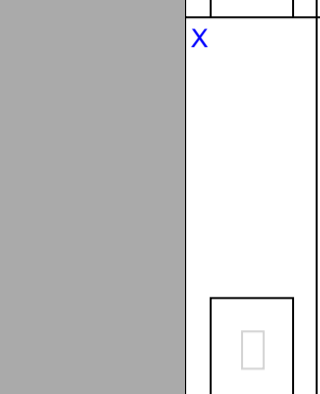
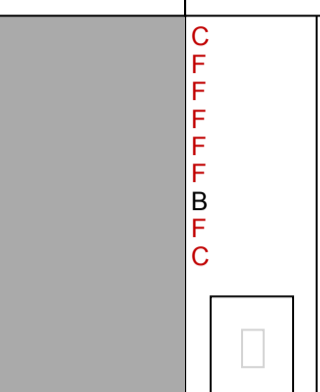
Juan Samuel, R (1, 8)
OBP: 0.355, SLG: 0.537

1



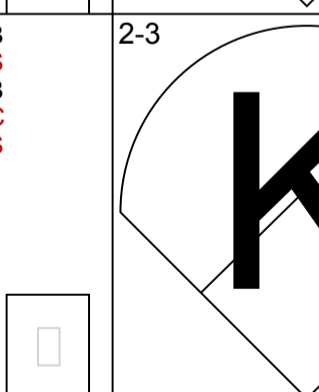
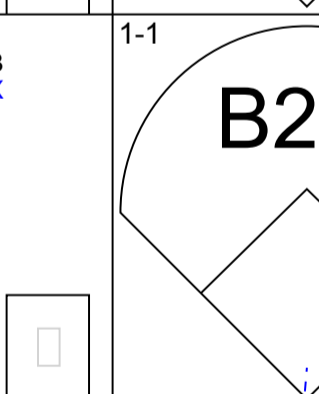
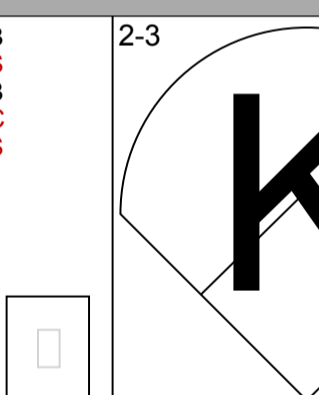
R: 0 H: 0
E: 0 LOB: 0
K: 1 BB: 0
S: 12 P: 13

2



R: 0 H: 0
E: 0 LOB: 0
K: 2 BB: 0
S: 8 P: 13

3



Batter	1	2	3	4	5	6	7	8	9	AB R H RBI BB SO LOB	TOP	
Vince Coleman, S OBP: 0.276, SLG: 0.336 (1, 7) C X	0-1 G4-3		1-1 F7		0-2 G5-3		0-3 K		0-3 K	5 0 0 0 0 2 1		
Brian McRae, S OBP: 0.356, SLG: 0.374 (1, 8) F B B X	2-1 G3-1 WP 1B		0-2 G3		1-3 K			1-3 K		4 1 1 0 0 2 0		
Wally Joyner, L OBP: 0.395, SLG: 0.469 (1, 3) B 1 SAFE C C C X T C C X	1-2 E G3-1 1B			2-1 E1 1B 1B	4-2 BB			3-2 F7		3 1 1 0 1 0 0		
Bob Hamelin, L OBP: 0.364, SLG: 0.567 (1, 10) C F B B X	2-2 G3-1			2-2 1B 1B	0-3 K			0-0 HR		4 2 2 1 0 1 3		
Felix Jose, S OBP: 0.358, SLG: 0.468 (1, 9) S X	0-1 B1-3			0-2 2B 1B 1B		4-1 CS BB		1-1 1B 1B		3 1 2 1 1 0 1		
Gary Gaetti, R OBP: 0.325, SLG: 0.457 (1, 5) B B B T B X		3-1 P3		0-0 1B 2B		1-1 G6-4-3 1B		1-0 1B		4 1 3 1 0 0 0		
Brent Mayne, L OBP: 0.292, SLG: 0.320 (1, 2) B T T C B C B X		2-2 F9		2-0 G6-3 1B		2-1 G6-4-3 1-2f		3-2 G4-3		4 0 1 2 0 0 3		
Greg Gagne, R OBP: 0.314, SLG: 0.389 (1, 6) B B X		2-0 P4		0-3 K			0-1 G4-3		0-2 G6-3	4 0 0 0 0 1 1		
Jose Lind, R OBP: 0.290, SLG: 0.315 (1, 4) B B T C B X			2-2 CS 1B	1-0 G6-3 1-2f			2-2 L4		0-0 L9	4 0 1 0 0 0 1		
Inning Stats	R: 1 H: 2 E: 0 LOB: 1 K: 0 BB: 0 S: 13 P: 18	R: 0 H: 0 E: 0 LOB: 0 K: 0 BB: 0 S: 8 P: 15	R: 0 H: 1 E: 0 LOB: 0 K: 0 BB: 0 S: 8 P: 11	R: 4 H: 4 E: 1 LOB: 0 K: 1 BB: 0 S: 14 P: 21	R: 0 H: 0 E: 0 LOB: 1 K: 2 BB: 1 S: 11 P: 16	R: 0 H: 1 E: 0 LOB: 0 K: 0 BB: 1 S: 5 P: 12	R: 0 H: 0 E: 0 LOB: 0 K: 1 BB: 0 S: 8 P: 10	R: 1 H: 3 E: 0 LOB: 2 K: 1 BB: 0 S: 13 P: 22	R: 0 H: 0 E: 0 LOB: 0 K: 1 BB: 0 S: 7 P: 7	1B: 9 SF: 0 2B: 1 SAC: 0 3B: 0 DP: 2 HR: 1 HBP: 0	WP: 1 PA: 37 PB: 0 SB: 0 CS: 2	
PITCHER	IP WLS BF H R ER SO BB IBB HBP BLK WP HR S P ERA WHIP											
Tim Belcher, R ERA: 5.74 (1, 1)	8.0 L 34 11 6 5 5 2 0 0 0 0 1 1 80 125 5.62 1.625											
Joe Boever, R ERA: 3.79 (9, 1)	1.0 3 0 0 0 1 0 0 0 0 0 0 0 7 7 0.00 0.000											

Kansas City Royals @ Detroit Tigers
 Tiger Stadium, Detroit, MI
 Sun Jul 24 1994, 3:33 AM EDT
 Att. 23,479 - Sunny - 79 F

livebaseballscorecards.com

AB	35
R	6
H	11
RBI	5
BB	2
SO	6
LOB	10



BOTTOM

Kansas City Royals @ Detroit Tigers
 Tiger Stadium, Detroit, MI
 Sun Jul 24 1994, 3:33 AM EDT
 Att. 23,479 - Sunny - 79 F

livebaseballscorecards.com

AB	32
R	4
H	9
RBI	3
BB	5
SO	4
LOB	16



WP: 1	PA: 38
PB: 0	
SB: 0	
CS: 0	

AB R H RBI BB SO LOB

3	0	0	1	1	0	2
4	0	0	0	1	1	3
3	0	0	0	1	0	2
4	0	1	0	0	0	1
3	1	1	0	1	1	2
4	1	1	0	0	0	1
2	0	0	0	1	1	2
0	0	0	0	0	0	0
0	0	0	0	0	0	0
1	1	1	0	0	0	0
4	1	3	2	0	0	1
4	0	2	0	0	1	2
0	0	0	0	0	0	0

1B: 6	SF: 1
2B: 3	SAC: 0
3B: 1	DP: 3
HR: 0	HBP: 0

Batter	1	2	3	4	5	6	7	8	9
Tony Phillips, S OBP: 0.400, SLG: 0.435 (1, 7)	L9		L1		L5			FC5-4 BB	SF8
Alan Trammell, R OBP: 0.311, SLG: 0.416 (1, 6)	F9			G6-3	G5-3			FC5-4 BB	K
Travis Fryman, R OBP: 0.331, SLG: 0.480 (1, 5)	G4-3			G5-4-3 BB		G4-3		FC5-4 1B	
Cecil Fielder, R OBP: 0.330, SLG: 0.515 (1, 3)		P4		G5-4-3		F7		1B	
Kirk Gibson, L OBP: 0.356, SLG: 0.556 (1, 10)		L3 1B			4-1 1B 3B BB	F8		K	
Junior Felix, S OBP: 0.360, SLG: 0.538 (1, 9)		L3			1-1 3B 1B		G4-3	F7	
Chad Kreuter, S OBP: 0.344, SLG: 0.294 (1, 2)			K		2-2 P2		G5-3 BB	1B 1B SF8 1B	
Riccardo Ingram, R OBP: 0.240, SLG: 0.217 (7, PR)					0-1 WP 3B		G5-3	SF8 1B	
John Flaherty, R OBP: 0.162, SLG: 0.171 (8, 2)					2-2 F8		K	1B	
Mickey Tettleton, S OBP: 0.413, SLG: 0.464 (9, PH)									
Juan Samuel, R OBP: 0.366, SLG: 0.567 (1, 8)									
Chris Gomez, R OBP: 0.351, SLG: 0.424 (1, 4)									
Eric Davis, R OBP: 0.289, SLG: 0.297 (9, PR)									

Inning Stats	R: 0	H: 0	E: 0	K: 0	S: 7	R: 0	H: 1	E: 0	K: 0	S: 6	R: 0	H: 1	E: 0	K: 1	S: 17	R: 0	H: 0	E: 0	K: 0	S: 6	R: 3	H: 3	E: 0	K: 0	S: 14	R: 0	H: 0	E: 0	K: 0	S: 7	R: 0	H: 0	E: 0	K: 1	S: 8	R: 0	H: 1	E: 0	K: 1	S: 9	R: 1	H: 3	E: 0	K: 1	S: 14	1B: 6	SF: 1	2B: 3	SAC: 0	3B: 1	DP: 3	HR: 0	HBP: 0	WP: 1	PA: 38
--------------	------	------	------	------	------	------	------	------	------	------	------	------	------	------	-------	------	------	------	------	------	------	------	------	------	-------	------	------	------	------	------	------	------	------	------	------	------	------	------	------	------	------	------	------	------	-------	-------	-------	-------	--------	-------	-------	-------	--------	-------	--------

PITCHER	IP	WLS	BF	H	R	ER	SO	BB	IBB	HBP	BLK	WP	HR	S	P	ERA	WHIP
Jose De Jesus, R ERA: 8.22 (1, 1)	5.0	W	20	5	3	3	1	2	0	0	0	1	0	50	85	5.40	1.400
Stan Belinda, R ERA: 5.0 (6, 1)	2.0		7	0	0	0	1	1	0	0	0	0	0	15	26	0.00	0.500
Hipolito Pichardo, R ERA: 4.95 (8, 1)	0.0		2	0	0	0	0	2	0	0	0	0	0	1	9	∞	∞
Jeff Montgomery, R ERA: 4.86 (8, 1)	2.0	S	9	4	1	1	2	0	0	0	0	0	0	22	28	4.50	2.000

Batter	1	2	3	4	5	6	7	8	9	10	11	12	AB R H RBI BB SO LOB
Brian McRae, S OBP: 0.357, SLG: 0.372 (1, 8)	L8		SH3		1B		K			G4-3 S BB		B3	4 0 1 0 1 1 0
Dave Henderson, R OBP: 0.307, SLG: 0.420 (1, 7)	G6-3		K		F9		P4			G4-3		1B HR 1B	6 1 1 0 0 1 3
Wally Joyner, L OBP: 0.397, SLG: 0.475 (1, 3)	K		F9			1B 3B		F7		G5-3 IBB IBB		HR 1B	5 2 2 0 1 1 1
Bob Hamelin, L OBP: 0.373, SLG: 0.581 (1, 10)		CS BB		K		2B G4-3 1B		G6-4-3 1B		1-2 IBB		HR	4 2 3 4 2 1 0
Mike MacFarlane, R OBP: 0.366, SLG: 0.460 (1, 2)	1B	1B		FC4-6 BB		G4-3 1B 2B		G6-4-3		G5-3			4 1 2 0 1 0 4
Felix Jose, S OBP: 0.358, SLG: 0.465 (1, 9)	F7		FC4-6		G4-3					1B 1B		1B BB	4 0 1 1 1 0 3
Gary Gaetti, R OBP: 0.323, SLG: 0.452 (1, 5)	1B		K		P6					F8		F8	5 0 1 0 0 1 4
Greg Gagne, R OBP: 0.318, SLG: 0.392 (1, 6)	G6-3				F7		CS 1B			F8-3 1B		1B	5 0 3 1 0 0 2
Jose Lind, R OBP: 0.289, SLG: 0.312 (1, 4)			SH3 1B		G6-3		CS			F8-3		F9	5 0 1 0 0 0 3

Inning Stats	R: 0	H: 0	E: 0	K: 1	S: 12	LOB: 0	BB: 0	P: 19	R: 0	H: 2	E: 0	K: 0	S: 12	LOB: 2	BB: 1	P: 24	R: 0	H: 1	E: 0	K: 1	S: 11	LOB: 1	BB: 0	P: 15	R: 0	H: 0	E: 0	K: 2	S: 11	LOB: 1	BB: 1	P: 17	R: 0	H: 1	E: 0	K: 0	S: 12	LOB: 1	BB: 0	P: 12	R: 3	H: 4	E: 0	K: 0	S: 17	LOB: 0	BB: 0	P: 17	R: 0	H: 0	E: 0	K: 1	S: 8	LOB: 0	BB: 0	P: 13	R: 0	H: 1	E: 0	K: 0	S: 6	LOB: 0	BB: 0	P: 8	R: 0	H: 2	E: 0	K: 0	S: 5	LOB: 1	BB: 0	P: 6	R: 0	H: 0	E: 0	K: 0	S: 4	LOB: 2	BB: 3	P: 19	R: 0	H: 1	E: 0	K: 0	S: 11	LOB: 1	BB: 1	P: 17	R: 3	H: 3	E: 0	K: 0	S: 5	LOB: 0	BB: 0	P: 7	1B: 12	SF: 0	2B: 2	SAC: 1	3B: 1	DP: 3	HR: 1	HBP: 0	WP: 0	PA: 50
--------------	------	------	------	------	-------	--------	-------	-------	------	------	------	------	-------	--------	-------	-------	------	------	------	------	-------	--------	-------	-------	------	------	------	------	-------	--------	-------	-------	------	------	------	------	-------	--------	-------	-------	------	------	------	------	-------	--------	-------	-------	------	------	------	------	------	--------	-------	-------	------	------	------	------	------	--------	-------	------	------	------	------	------	------	--------	-------	------	------	------	------	------	------	--------	-------	-------	------	------	------	------	-------	--------	-------	-------	------	------	------	------	------	--------	-------	------	--------	-------	-------	--------	-------	-------	-------	--------	-------	--------

PITCHER	IP	WLS	BF	H	R	ER	SO	BB	IBB	HBP	BLK	WP	HR	S	P	ERA	WHIP
Jack McDowell, R ERA: 4.01 (1, 1)	9.0		36	11	3	3	5	2	0	0	0	0	0	85	131	3.00	1.444
Kirk McCaskill, R ERA: 2.19 (10, 1)	2.0		9	1	0	0	0	2	2	0	0	0	0	15	36	0.00	1.500
Roberto Hernandez, R ERA: 5.71 (12, 1)	0.1	L	4	3	3	3	0	0	0	0	0	0	1	5	7	81.00	9.000


BOTTOM

Chicago White Sox @ Kansas City Royals
Kauffman Stadium, Kansas City, MO

Mon Jul 25 1994, 7:05 PM CDT
Att: 32,459 - Unknown - 86 F

livebaseballscorecards.com

AB	42
R	6
H	15
RBI	6
BB	6
SO	5
LOB	20



Batter	1	2	3	4	5	6	7	8	9
Brian McRae, S OBP: 0.358, SLG: 0.375 (1, 8) X	0-0 G6-3		1-1 P5		4-0 1B		0-2 2B		
Wally Joyner, L OBP: 0.398, SLG: 0.475 (1, 10) C S C	0-3 K		1-1 1B		0-2 1B		3-3 K		
Dave Henderson, R OBP: 0.301, SLG: 0.411 (1, 7) X	0-0 G1-3		0-0 F9			3-1 F7		1-3 K2-3	
Mike Macfarlane, R OBP: 0.365, SLG: 0.455 (1, 2) B C X		2-2 P4		4-0 BB		0-1 F8		0-3 K	
Brent Mayne, L OBP: 0.292, SLG: 0.320 (9, 2) C B X		3-2 F8		3-2 G6-4-3		4-2 BB		0-0 F7	
Felix Jose, S OBP: 0.357, SLG: 0.461 (1, 9) C B X		3-3 K		2-2 1B		1-1 F8			
Bob Hamelin, L OBP: 0.373, SLG: 0.579 (1, 3) C B X									
Gary Gaetti, R OBP: 0.323, SLG: 0.449 (1, 5) F B X			2-2 G5-3		0-1 F9		4-0 G6-3 SH3-4 2B BB		
Greg Gagne, R OBP: 0.319, SLG: 0.393 (1, 6) X			0-0 1B		1-2 F9		0-0 SH3-4		
Jose Lind, R OBP: 0.289, SLG: 0.313 (1, 4) C B X			1-2 1B		2-2 G6-3		1-2 G6-3		

AB	R	H	RBI	BB	SO	LOB
3	1	1	1	1	0	2
4	0	2	2	0	2	1
4	0	0	0	0	1	2
3	0	0	0	1	1	0
0	0	0	0	0	0	0
3	0	0	0	1	0	1
3	0	1	0	0	1	1
2	1	0	0	1	0	1
2	1	1	0	0	0	0
3	0	1	0	0	0	1


AB	27
R	3
H	6
RBI	3
BB	4
SO	5
LOB	9


Inning Stats		R: 0	H: 0	E: 0	LOB: 0	K: 1	BB: 0	S: 5	P: 5
Inning Stats		R: 0	H: 0	E: 0	LOB: 0	K: 1	BB: 0	S: 12	P: 20
Inning Stats		R: 1	H: 3	E: 0	LOB: 2	K: 0	BB: 0	S: 14	P: 19
Inning Stats		R: 0	H: 1	E: 0	LOB: 1	K: 0	BB: 1	S: 13	P: 22
Inning Stats		R: 1	H: 1	E: 0	LOB: 1	K: 0	BB: 1	S: 9	P: 16
Inning Stats		R: 0	H: 0	E: 0	LOB: 1	K: 0	BB: 1	S: 8	P: 16
Inning Stats		R: 1	H: 1	E: 0	LOB: 1	K: 1	BB: 1	S: 13	P: 21
Inning Stats		R: 0	H: 0	E: 0	LOB: 0	K: 2	BB: 0	S: 7	P: 8

PITCHER	IP	WLS	BF	H	R	ER	SO	BB	IBB	HBP	BLK	WP	HR	S	P	ERA	WHIP
Wilson Alvarez, L ERA: 3.42 (1, 1)	7.0	L	29	6	3	3	3	4	0	0	0	0	0	74	119	3.86	1.429
Jose DeLeon, R ERA: 3.86 (8, 1)	1.0		3	0	0	0	2	0	0	0	0	0	0	7	8	0.00	0.000

Chicago White Sox @ Kansas City Royals
Kauffman Stadium, Kansas City, MO
 Tue Jul 26 1994, 7:05 PM CDT
 Att: 21,971 - Unknown - 75 F

livebaseballscorecards.com



Batter	1	2	3	4	5	6	7	8	9	AB R H RBI BB SO LOB	TOP																		
Norberto Martin, R (1, 4) OBP: 0.298, SLG: 0.364 Lance Johnson, L (9, PH) OBP: 0.318, SLG: 0.380	2-2 G4-3		0-0 FC6-4		0-0 G4-3		1-0 SF9		1-3 K	3 0 0 1 0 0 2 1 0 0 0 0 1 1																			
Tim Raines, S (1, 7) OBP: 0.361, SLG: 0.415	0-2 G6-3			1-2 G4-3		1-3 K	2-1 CS	2-1 P5		4 0 0 0 0 1 0																			
Frank Thomas, R (1, 3) OBP: 0.504, SLG: 0.758	0-0 G4-3			1-2 G6-3		2-3 K		1-0 E 1B		4 0 1 0 0 1 0																			
Julio Franco, R (1, 10) OBP: 0.399, SLG: 0.505		2-2 G4-3		2-1 2B 1B		1-0 1B		0-0 E6		4 0 2 0 0 0 1																			
Robin Ventura, L (1, 5) OBP: 0.366, SLG: 0.460		2-1 G3-1		2-1 1 SAFE SAFE 1 SAFE SAFE	1-3 2B	0-1 L3		1-2 P3		4 0 1 0 0 0 3																			
Darrin Jackson, R (1, 8) OBP: 0.370, SLG: 0.479		1-3 K		2-2 G5-3			2-2 SH5-4 SF9 1B 1B	2-1 G4-3		4 1 1 0 0 1 4																			
Warren Newson, L (1, 9) OBP: 0.330, SLG: 0.360 Bob Zupcic, R (7, 9) OBP: 0.205, SLG: 0.291 Joey Cora, S (9, PH) OBP: 0.346, SLG: 0.364			2-3 K		0-0 G5-3		1-1 SF9 SH5-4 1B		0-1 L8	3 0 1 0 0 1 0 0 0 0 0 0 0 0 1 0 0 0 0 0 0	AB 34 R 1 H 9 RBI 1 BB 1 SO 5 LOB 11																		
Bob Melvin, R (1, 2) OBP: 0.222, SLG: 0.389 Michael LaValiere, L (7, PH) OBP: 0.372, SLG: 0.321 (7, 2)			3-2 G5-3		1-1 F7		0-0 SH5-4		0-0 F7	2 0 0 0 0 0 0 1 0 0 0 0 0 0																			
Ozzie Guillen, L (1, 6) OBP: 0.302, SLG: 0.335			0-0 FC6-4 1B		2-1 1B		4-0 CS IBB		1-0 1B	3 0 3 0 1 0 0																			
Inning Stats	R: 0 E: 0 K: 0 S: 10	H: 0 LOB: 0 BB: 0 P: 12	R: 0 E: 0 K: 1 S: 8	H: 0 LOB: 0 BB: 0 P: 13	R: 0 E: 0 K: 1 S: 10	H: 1 LOB: 1 BB: 0 P: 15	R: 0 E: 0 K: 0 S: 6	H: 1 LOB: 1 BB: 0 P: 9	R: 0 E: 0 K: 2 S: 10	H: 1 LOB: 1 BB: 0 P: 14	R: 1 E: 0 K: 0 S: 9	H: 2 LOB: 1 BB: 1 P: 18	R: 0 E: 1 K: 0 S: 11	H: 1 LOB: 2 BB: 0 P: 17	R: 0 E: 0 K: 1 S: 7	H: 1 LOB: 1 BB: 0 P: 9	1B: 8 2B: 1 3B: 0 HR: 0	SF: 1 SAC: 1 DP: 0 HBP: 0	WP: 0 PB: 0 SB: 0 CS: 1	PA: 38									
PITCHER	IP WLS BF H R ER SO BB IBB HBP BLK WP HR S P ERA WHIP																												
Mark Gubicza, R (1, 1) ERA: 4.39	7.1		29	7	1	1	4	0	1	0	0	0	0	0	69	107	1.23	0.955											
Stan Belinda, R (8, 1) ERA: 5.0	0.0		2	1	0	0	0	0	0	0	0	0	0	2	3	∞	∞												
Billy Brewer, L (8, 1) ERA: 2.15	0.1		1	0	0	0	0	0	0	0	0	0	0	5	6	0.00	0.000												
Rusty Meacham, R (8, 1) ERA: 3.35	0.1	W	1	0	0	0	0	0	0	0	0	0	0	2	4	0.00	0.000												
Jeff Montgomery, R (9, 1) ERA: 4.62	1.0	S	4	1	0	0	1	0	0	0	0	0	0	7	9	0.00	1.000												

Chicago White Sox @ Kansas City Royals
Kauffman Stadium, Kansas City, MO
Wed Jul 27 1994, 7:05 PM CDT
Att. 23,405 - Unknown - 75 F

livebaseballscorecards.com

Batter	1	2	3	4	5	6	7	8	9
Brian McRae, S OBP: 0.359, SLG: 0.376 (1, 8) C F F B S	1-3 K		3-1 F9			1-1 1B		3-2 E 1B	
Dave Henderson, R OBP: 0.296, SLG: 0.403 (1, 7) B B X	2-0 F8			2-1 G4-3		1-0 P5		0-0 FC6-2-1 E 1B	
Wally Joyner, L OBP: 0.394, SLG: 0.469 (1, 10) C F F B X	1-2 P5			2-3 K		3-1 F8		3-H E5 S 1B	
Bob Hamelin, L OBP: 0.375, SLG: 0.580 (1, 3) F B X		1-1 F8		2-2 P2			0-2 F9 1B 2B	4-2 CS 1B BB	
Felix Jose, S OBP: 0.356, SLG: 0.458 (1, 9) C B T B C B C B C B C B C		3-3 K			0-1 G3-1		1-1 F9	3-2 1B BB	
Gary Gaetti, R OBP: 0.326, SLG: 0.448 (1, 5) S B T C B S		1-3 K			2-3 K		0-0 1B	4-1 1B IBB	
Brent Mayne, L OBP: 0.291, SLG: 0.313 (1, 2) B S C X			1-2 P7		4-0 BB		1-3 K	2-1 P5	
Greg Gagne, R OBP: 0.316, SLG: 0.389 (1, 6) C B T B C B S			2-3 K		1-3 K		1-3 K		
Jose Lind, R OBP: 0.293, SLG: 0.318 (1, 4) C B T B C B S			4-2 BB			3-2 G4-3		2-2 1B FC6-2-1 2B	

Inning Stats	R: 0 E: 0 K: 1 S: 11	H: 0 LOB: 0 BB: 0 P: 15	R: 0 E: 0 K: 2 S: 9	H: 0 LOB: 0 BB: 0 P: 14	R: 0 E: 0 K: 1 S: 14	H: 0 LOB: 1 BB: 1 P: 24	R: 0 E: 0 K: 1 S: 8	H: 0 LOB: 0 BB: 0 P: 14	R: 0 E: 0 K: 2 S: 8	H: 0 LOB: 1 BB: 1 P: 15	R: 0 E: 0 K: 0 S: 9	H: 1 LOB: 1 BB: 0 P: 16	R: 1 E: 0 K: 2 S: 13	H: 2 LOB: 1 BB: 0 P: 16	R: 3 E: 1 K: 0 S: 16	H: 3 LOB: 2 BB: 2 P: 34
--------------	-------------------------------	----------------------------------	------------------------------	----------------------------------	-------------------------------	----------------------------------	------------------------------	----------------------------------	------------------------------	----------------------------------	------------------------------	----------------------------------	-------------------------------	----------------------------------	-------------------------------	----------------------------------

PITCHER														PITCHER																				
IP	WLS	BF	H	R	ER	SO	BB	IBB	HBP	BLK	WP	HR	S	P	ERA	WHIP	IP	WLS	BF	H	R	ER	SO	BB	IBB	HBP	BLK	WP	HR	S	P	ERA	WHIP	
Jason Bere, R (1, 1) ERA: 3.68	7.0		26	3	1	1	9	2	0	0	0	0	72	114	1.29	0.714																		
Kirk McCaskill, R (8, 1) ERA: 2.54	0.1	L	3	2	2	0	0	0	0	0	0	0	7	12	54.00	6.000																		
Dennis Cook, L (8, 1) ERA: 3.45	0.2		5	1	1	0	0	1	1	0	0	0	9	22	0.00	3.000																		

BOTTOM

AB	R	H	RBI	BB	SO	LOB
4	1	2	0	0	1	1
4	1	0	0	0	0	3
4	1	0	1	0	1	2
3	1	1	0	1	0	0
4	0	1	2	0	1	1
3	0	1	1	1	2	0
3	0	0	0	1	1	3
3	0	0	0	0	3	2
2	0	1	0	1	0	0


AB 30
R 4
H 6
RBI 4
BB 4
SO 9
LOB 12

WP: 0 **PA: 34**
PB: 0
SB: 2
CS: 1

1B: 4 **SF: 0**
2B: 2 **SAC: 0**
3B: 0 **DP: 0**
HR: 0 **HBP: 0**

Chicago White Sox @ Kansas City Royals
Kauffman Stadium, Kansas City, MO

Wed Jul 27 1994, 7:05 PM CDT
Att: 23,405 - Unknown - 75 F



livebaseballscorecards.com

Batter	1	2	3	4	5	6	7	8	9	AB	R	H	RBI	BB	SO	LOB
Brian McRae, S OBP: 0.361, SLG: 0.376 (1, 8)	1-0 F8	4-2 1B E BB		0-1 1B		0-0 F7				3	2	1	0	1	0	0
Dave Henderson, R OBP: 0.304, SLG: 0.404 (1, 7)	4-1 BB	0-0 E2 1B		4-1 1B BB		0-1 F8				2	0	1	0	2	0	0
Wally Joyner, L OBP: 0.392, SLG: 0.466 (1, 10)	1-3 K	0-2 G4-3		1-1 1B		3-3 K				4	0	1	1	0	2	2
Bob Hamelin, L OBP: 0.370, SLG: 0.571 (1, 3)	2-3 K		2-2 F8	0-0 P6		0-3 K				4	0	0	0	0	2	3
Mike Macfarlane, R OBP: 0.363, SLG: 0.452 (1, 2)		1-2 F9	1-2 2B 1B	0-0 F8		3-3 K				4	0	1	0	0	1	2
Felix Jose, S OBP: 0.357, SLG: 0.462 (1, 9)		0-0 3B 1B	1-1 2B		0-0 F7		0-0 F9			4	1	2	0	0	0	0
Greg Gagne, R OBP: 0.321, SLG: 0.401 (1, 6)		2-2 1B 3B	4-1 G6-3 BB		0-0 2B		1-1 F8			3	1	2	1	1	0	0
Jose Lind, R OBP: 0.293, SLG: 0.317 (1, 4)		2-1 1B	0-2 G6-3		2-1 F8		2-1 L8			4	1	1	1	0	0	4
Terry Shumpert, R OBP: 0.294, SLG: 0.439 (1, 5)		0-1 F7		0-2 G4-3		0-3 K		1-0 P6		3	0	0	0	0	1	2
David Howard, S OBP: 0.308, SLG: 0.304 (7, 5)										1	0	0	0	0	0	0

Inning Stats	R: 0	H: 0	E: 0	K: 2	S: 9	H: 0	LOB: 1	BB: 1	P: 17	R: 4	H: 4	E: 1	K: 0	S: 19	H: 2	LOB: 1	BB: 1	P: 27	R: 0	H: 2	E: 0	K: 0	S: 14	R: 1	H: 2	E: 0	K: 0	S: 11	H: 0	LOB: 0	BB: 0	P: 9	R: 0	H: 0	E: 0	K: 2	S: 9	H: 0	LOB: 0	BB: 0	P: 12	R: 0	H: 0	E: 0	K: 0	S: 5	H: 0	LOB: 0	BB: 0	P: 9
--------------	------	------	------	------	------	------	--------	-------	-------	------	------	------	------	-------	------	--------	-------	-------	------	------	------	------	-------	------	------	------	------	-------	------	--------	-------	------	------	------	------	------	------	------	--------	-------	-------	------	------	------	------	------	------	--------	-------	------

PITCHER	IP	WLS	BF	H	R	ER	SO	BB	IBB	HBP	BLK	WP	HR	S	P	ERA	WHIP
Scott Ruffcorn, R ERA: 12.79 (1, 1)	2.1	L	16	6	4	2	2	3	0	0	0	0	0	39	63	7.71	3.857
Scott Sanderson, R ERA: 4.91 (3, 1)	3.2		14	3	1	1	2	1	0	0	0	0	0	27	37	2.46	1.091
Paul Assenmacher, L ERA: 3.56 (7, 1)	1.0		3	0	0	0	2	0	0	0	0	0	0	9	12	0.00	0.000
Jose DeLeon, R ERA: 3.79 (8, 1)	1.0		3	0	0	0	0	0	0	0	0	0	0	5	9	0.00	0.000


BOTTOM

Chicago White Sox @ Kansas City Royals
Kauffman Stadium, Kansas City, MO

Thu Jul 28 1994, 7:05 PM CDT
Att: 35,052 - Unknown - 77 F

livebaseballscorecards.com

AB	32
R	5
H	9
RBI	3
BB	4
SO	6
LOB	13



WP: 0	PA: 36
PB: 0	
SB: 3	
CS: 0	

Batter	1	2	3	4	5	6	7	8	9	AB R H RBI BB SO LOB	TOP	
Chuck Knoblauch, R (1, 4) <small>OBP: 0.376, SLG: 0.471</small>	1-0 		3-3 		1-1 		3-2 			4 0 1 1 0 1 1		
Alex Cole, L (1, 8) <small>OBP: 0.370, SLG: 0.413</small>	2-2 		1-0 		3-2 			2-2 		4 2 2 0 0 0 0		
Kirby Puckett, R (1, 9) <small>OBP: 0.354, SLG: 0.519</small>	0-0 		3-2 		0-2 			3-2 		4 0 2 1 0 0 1		
Kent Hrbek, L (1, 3) <small>OBP: 0.342, SLG: 0.403</small>	4-1 		0-0 		0-0 			1-0 		3 0 1 1 1 0 1		
Shane Mack, R (1, 7) <small>OBP: 0.373, SLG: 0.546</small>	0-0 			2-1 		1-3 		1-0 		4 0 0 0 0 1 3		
Dave Winfield, R (1, 10) <small>OBP: 0.332, SLG: 0.446</small>		0-0 		2-2 		1-3 		1-2 		4 0 1 0 0 1 0		
Scott Leius, R (1, 5) <small>OBP: 0.323, SLG: 0.439</small>		4-0 		0-1 			2-0 		0-1 	3 0 0 0 1 0 1	AB 33 R 3 H 9 RBI 3 BB 2 SO 3 LOB 9	
Derek Parks, R (1, 2) <small>OBP: 0.250, SLG: 0.305</small> Chip Hale, L (9, PH) <small>OBP: 0.361, SLG: 0.362</small>		3-1 		1-0 			0-1 		1-1 	3 0 0 0 0 0 2 1 0 0 0 0 0 0		
Pat Meares, R (1, 6) <small>OBP: 0.332, SLG: 0.383</small>			1-0 		1-2 		0-0 			3 1 2 0 0 0 0		
Inning Stats	R: 0 H: 1 E: 0 LOB: 2 K: 0 BB: 1 S: 7 P: 14	R: 0 H: 0 E: 0 LOB: 0 K: 0 BB: 1 S: 3 P: 10	R: 1 H: 2 E: 0 LOB: 1 K: 1 BB: 0 S: 11 P: 19	R: 0 H: 1 E: 0 LOB: 1 K: 0 BB: 0 S: 8 P: 13	R: 1 H: 2 E: 0 LOB: 0 K: 0 BB: 0 S: 12 P: 17	R: 0 H: 0 E: 0 LOB: 0 K: 2 BB: 0 S: 9 P: 11	R: 0 H: 1 E: 0 LOB: 1 K: 0 BB: 0 S: 8 P: 13	R: 1 H: 2 E: 0 LOB: 0 K: 0 BB: 0 S: 10 P: 17	R: 0 H: 0 E: 0 LOB: 0 K: 0 BB: 0 S: 8 P: 10	1B: 8 SF: 0 2B: 1 SAC: 0 3B: 0 DP: 2 HR: 0 HBP: 0	WP: 1 PA: 35 PB: 2 SB: 2 CS: 0	
PITCHER Jose De Jesus, R (1, 1) <small>ERA: 5.52</small> Hipolito Pichardo, R (8, 1) <small>ERA: 4.87</small>	IP WLS BF H R ER SO BB IBB HBP BLK WP HR S P ERA WHIP 7.0 W 28 7 2 2 3 2 0 0 0 1 0 58 97 2.57 1.286											PITCHER IP WLS BF H R ER SO BB IBB HBP BLK WP HR S P ERA WHIP 2.0 S 7 2 1 1 0 0 0 0 0 0 0 0 18 27 4.50 1.000

Minnesota Twins @ Kansas City Royals
 Kauffman Stadium, Kansas City, MO
 Fri Jul 29 1994, 7:05 PM CDT
 Att. 29,584 - Unknown - 81 F

livebaseballscorecards.com



Batter	1	2	3	4	5	6	7	8	9	10	11	AB R H RBI BB SO LOB	TOP	
Chuck Knoblauch, R (1, 4) <small>OBP: 0.377, SLG: 0.470</small>												5 1 2 0 0 0 0		
Alex Cole, L (1, 8) <small>OBP: 0.370, SLG: 0.409</small>												3 1 0 0 2 1 1		
Kirby Puckett, R (1, 10) <small>OBP: 0.354, SLG: 0.523</small>												5 1 2 3 0 2 1		
Kent Hrbek, L (1, 3) <small>OBP: 0.339, SLG: 0.398</small>												5 0 1 1 0 0 1		
Shane Mack, R (1, 7) <small>OBP: 0.371, SLG: 0.542</small>												4 0 1 0 0 0 1		
Scott Leius, R (1, 5) <small>OBP: 0.322, SLG: 0.435</small>												3 0 0 0 1 1 0		
Pedro Munoz, R (1, 9) <small>OBP: 0.364, SLG: 0.523</small>												4 0 0 0 0 2 2		
Matt Walbeck, S (1, 2) <small>OBP: 0.238, SLG: 0.289</small>												4 1 1 0 0 0 0		
Pat Meares, R (1, 6) <small>OBP: 0.327, SLG: 0.377</small> Chip Hale, L (10, PH) <small>OBP: 0.358, SLG: 0.358</small> Jeff Reboulet, R (10, 6) <small>OBP: 0.347, SLG: 0.417</small>												3 0 0 0 0 2 1 1 0 0 0 0 0 0 0 0 0 0 0 0 0		
Inning Stats	R: 0 H: 0 E: 0 K: 1 S: 6	R: 0 H: 0 E: 0 K: 0 S: 8	R: 0 H: 0 E: 0 K: 0 S: 9	R: 0 H: 2 E: 0 K: 0 S: 7	R: 0 H: 0 E: 0 K: 1 S: 7	R: 4 H: 4 E: 0 K: 1 S: 13	R: 0 H: 0 E: 0 K: 2 S: 10	R: 0 H: 0 E: 0 K: 2 S: 11	R: 0 H: 1 E: 0 K: 0 S: 10	R: 0 H: 0 E: 0 K: 0 S: 4	R: 0 H: 0 E: 0 K: 1 S: 6	1B: 6 SF: 0 2B: 1 SAC: 0 3B: 1 DP: 2 HR: 0 HBP: 0	WP: 0 PA: 40 PB: 1 SB: 0 CS: 1	
PITCHER	IP WLS BF H R ER SO BB IBB HBP BLK WP HR S P ERA WHIP													
Kevin Appier, R (1, 1) <small>ERA: 4.0</small> Stan Belinda, R (10, 1) <small>ERA: 4.82</small> Billy Brewer, L (11, 1) <small>ERA: 2.13</small>	9.0 34 7 4 4 7 3 0 0 0 0 0 8 124 4.00 1.111	1.2 5 0 0 0 1 0 0 0 0 0 0 8 10 0.00 0.000	0.1 W 1 0 0 0 0 0 0 0 0 0 0 2 5 0.00 0.000											

Minnesota Twins @ Kansas City Royals
Kauffman Stadium, Kansas City, MO
Sat Jul 30 1994, 7:05 PM CDT
Att: 31,962 - Unknown - 83 F

AB	37
R	4
H	7
RBI	4
BB	3
SO	8
LOB	7



BOTTOM

Minnesota Twins @ Kansas City Royals
Kauffman Stadium, Kansas City, MO

Sat Jul 30 1994, 7:05 PM CDT
Att: 31,962 - Unknown - 83 F

livebaseballscores.com

AB	41
R	5
H	14
RBI	5
BB	0
SO	5
LOB	12



WP:	0	PA:	43
PB:	0		
SB:	1		
CS:	0		

Batter	1	2	3	4	5	6	7	8	9	10	11	AB	R	H	RBI	BB	SO	LOB
Brian McRae, S (1, 8) OBP: 0.358, SLG: 0.372												5	0	0	0	0	0	2
Greg Gagne, R (1, 6) OBP: 0.322, SLG: 0.399												5	0	2	0	0	0	1
Wally Joyner, L (1, 3) OBP: 0.391, SLG: 0.461												5	1	2	0	0	0	1
Bob Hamelin, L (1, 10) OBP: 0.372, SLG: 0.576 Vince Coleman, S (11, PR) OBP: 0.276, SLG: 0.336												5	2	3	1	0	0	3
Felix Jose, S (1, 9) OBP: 0.354, SLG: 0.455												5	1	2	0	0	0	1
Gary Gaetti, R (1, 5) OBP: 0.327, SLG: 0.468 Terry Shumpert, R (9, PR) OBP: 0.294, SLG: 0.439												3	0	1	2	0	1	0
Brent Mayne, L (1, 2) OBP: 0.288, SLG: 0.309												5	0	1	1	0	1	3
Jose Lind, R (1, 4) OBP: 0.306, SLG: 0.339												4	0	2	1	0	2	0
Keith Miller, R (1, 7) OBP: 0.182, SLG: 0.182												4	0	1	0	0	1	1

Inning Stats	R: 0	H: 2	R: 0	H: 0	R: 0	H: 1	R: 1	H: 2	R: 0	H: 0	R: 1	H: 1	R: 0	H: 0	R: 0	H: 1	R: 2	H: 3	R: 0	H: 1	R: 1	H: 3	
E: 0	LOB: 1	E: 0	LOB: 0	E: 0	LOB: 1	E: 0	LOB: 1	E: 0	LOB: 0	E: 0	LOB: 0	E: 0	LOB: 0	E: 0	LOB: 0	E: 1	LOB: 2	E: 0	LOB: 1	E: 0	LOB: 1	E: 0	LOB: 3
K: 0	BB: 0	K: 1	BB: 0	K: 0	BB: 0	K: 0	BB: 0	K: 0	BB: 0	K: 0	BB: 0	K: 0	BB: 0	K: 1	BB: 0	K: 1	BB: 0	K: 1	BB: 0	K: 0	BB: 0	K: 0	BB: 0
S: 5	P: 10	S: 6	P: 11	S: 7	P: 13	S: 11	P: 16	S: 8	P: 13	S: 5	P: 5	S: 7	P: 11	S: 8	P: 10	S: 12	P: 17	S: 7	P: 14	S: 6	P: 9	S: 6	P: 9

PITCHER	IP	WLS	BF	H	R	ER	SO	BB	IBB	HBP	BLK	WP	HR	S	P	ERA	WHIP
Scott Erickson, R (1, 1) ERA: 5.48	8.0		30	8	3	2	4	0	0	0	0	0	1	58	90	2.25	1.000
Rick Aquilera, R (9, 1) ERA: 3.86	1.0		5	2	1	0	1	0	0	0	0	0	0	11	16	0.00	2.000
Carl Willis, R (10, 1) ERA: 5.73	0.2		3	1	0	0	0	0	0	0	0	0	0	6	11	0.00	1.500
Mark Guthrie, L (10, 1) ERA: 6.2	0.1	L	3	2	1	1	0	0	0	0	0	0	0	5	9	27.00	6.000
Erik Schullstrom, R (11, 1) ERA: 1.04	0.1		2	1	0	0	0	0	0	0	0	0	0	2	3	0.00	3.000

1B:	13	SF:	1
2B:	0	SAC:	1
3B:	0	DP:	2
HR:	1	HBP:	0

Batter	1	2	3	4	5	6	7	8	9	AB R H RBI BB SO LOB	TOP																	
Chuck Knoblauch, R (1, 4) OBP: 0.381, SLG: 0.471 	4-0 		1-1 		4-0 		1-1 		3-2 	3 2 2 0 2 0 0																		
Alex Cole, L (1, 8) OBP: 0.376, SLG: 0.411 	4-1 		1-0 		4-0 		1-2 		0-1 	3 3 2 0 2 0 1																		
Kirby Puckett, R (1, 9) OBP: 0.352, SLG: 0.517 	0-0 		0-0 		2-2 		1-0 		1-3 	4 0 0 0 0 1 7																		
Kent Hrbek, L (1, 3) OBP: 0.342, SLG: 0.404 	0-3 		0-0 		2-1 		2-0 			4 0 2 2 0 1 4																		
Shane Mack, R (1, 7) OBP: 0.373, SLG: 0.545 	2-2 		3-2 		1-0 		2-3 			4 0 2 3 0 1 3																		
Dave Winfield, R (1, 10) OBP: 0.328, SLG: 0.440 	1-2 		1-1 		1-1 				0-1 	4 0 0 0 0 0 4																		
Scott Leius, R (1, 5) OBP: 0.318, SLG: 0.429 		0-1 		0-0 		1-2 		1-2 		4 0 0 0 0 0 0																		
Matt Walbeck, S (1, 2) OBP: 0.235, SLG: 0.286 		3-2 		1-2 		1-0 		0-0 		4 0 0 0 0 0 0																		
Jeff Reboulet, R (1, 6) OBP: 0.339, SLG: 0.406 		1-3 		1-0 		1-3 		1-1 		4 0 0 0 0 2 0																		
Inning Stats	R: 2 H: 1 E: 0 LOB: 1 K: 1 BB: 2 S: 14 P: 25	R: 0 H: 0 E: 0 LOB: 0 K: 1 BB: 0 S: 8 P: 12	R: 2 H: 3 E: 0 LOB: 1 K: 0 BB: 0 S: 11 P: 17	R: 0 H: 0 E: 0 LOB: 0 K: 0 BB: 0 S: 5 P: 7	R: 1 H: 2 E: 0 LOB: 2 K: 0 BB: 2 S: 9 P: 23	R: 0 H: 0 E: 0 LOB: 0 K: 1 BB: 0 S: 9 P: 12	R: 0 H: 1 E: 0 LOB: 2 K: 1 BB: 0 S: 9 P: 16	R: 0 H: 0 E: 0 LOB: 0 K: 0 BB: 0 S: 6 P: 7	R: 0 H: 1 E: 0 LOB: 1 K: 1 BB: 0 S: 12 P: 17	1B: 6 SF: 0 2B: 3 SAC: 0 3B: 0 DP: 1 HR: 0 HBP: 1	WP: 0 PA: 39 PB: 0 SB: 4 CS: 0																	
PITCHER	IP WLS BF H R ER SO BB IBB HBP BLK WP HR S P ERA WHIP											PITCHER	IP WLS BF H R ER SO BB IBB HBP BLK WP HR S P ERA WHIP															
Tom Gordon, R (1, 1) ERA: 4.72	4.2	23	6	5	5	2	4	0	0	0	0	0	0	45	81	9.64	2.143											
Rusty Meacham, R (5, 1) ERA: 3.18	2.1	W	9	1	0	0	2	0	0	1	0	0	0	20	31	0.00	0.429											
Hipolito Pichardo, R (8, 1) ERA: 4.71	2.0		7	1	0	0	1	0	0	0	0	0	0	18	24	0.00	0.500											

Minnesota Twins @ Kansas City Royals
 Kauffman Stadium, Kansas City, MO
 Sun Jul 31 1994, 3:33 AM CDT
 Att. 26,625 - Sunny - 87 F

livebaseballscorecards.com

AB	34
R	5
H	8
RBI	5
BB	4
SO	5
LOB	19



Batter	1	2	3	4	5	6	7	8	9	AB R H RBI BB SO LOB	TOP											
Stan Javier, S (1, 8) OBP: 0.361, SLG: 0.419	2-2 G4-3		3-2 F9			2-1 F9			2-1 BB E E 1B	4 1 1 0 0 0 2												
Mike Aldrete, L (1, 3) OBP: 0.316, SLG: 0.353	1-0 G5-3		4-2 BB			3-2 G4-3			1-1 E1 1-2 E	3 1 0 0 1 0 1												
Geronimo Berroa, R (1, 7) OBP: 0.379, SLG: 0.485 Ernie Young, R (8, 7) OBP: 0.123, SLG: 0.130 Rickey Henderson, R (9, PH) OBP: 0.415, SLG: 0.369	2-2 G4-3		2-1 2-1 3-H		1-1 G4-3			1-1 G1-3	4-0 E 1-2 2-3 BB	3 0 0 0 0 0 0 0 0 0 0 0 0 0 0 0 0 0 1 0 0												
Ruben Sierra, S (1, 9) OBP: 0.294, SLG: 0.482		1-1 G3-1			1-1 G5-4-3 1B		2-2 F8		1-2 E1 1-3 2-H 3-H G6-4-3	4 0 1 0 0 0 1												
Terry Steinbach, R (1, 2) OBP: 0.331, SLG: 0.449		3-2 L8			1-0 G5-4-3 1-2f		1-3 K		1-0 SAFE G6-4-3 1-2f	4 0 0 0 0 1 3												
Troy Neel, L (1, 10) OBP: 0.345, SLG: 0.453		2-3 K			2-1 G4-3			2-2 G4-3		3 0 0 0 0 1 0												
Scott Brosius, R (1, 5) OBP: 0.293, SLG: 0.414			1-0 G4-3		1-1 G6-3			1-3 K		3 0 0 0 0 1 0												
Mike Bordick, R (1, 6) OBP: 0.331, SLG: 0.352			0-0 BB 2-1 1B		0-0 L3			1-0 G4-3		3 0 1 0 0 0 0												
Scott Hemond, R (1, 4) OBP: 0.280, SLG: 0.345			1-0 BB 1-2 1B			3-3 K		2-1 F8		3 0 1 0 0 1 0												
Inning Stats	R: 0 E: 0 K: 0 S: 7	H: 0 LOB: 0 BB: 0 P: 12	R: 0 E: 0 K: 1 S: 8	H: 0 LOB: 0 BB: 0 P: 14	R: 0 E: 0 K: 0 S: 10	H: 2 LOB: 3 BB: 1 P: 21	R: 0 E: 0 K: 0 S: 5	H: 1 LOB: 0 BB: 0 P: 8	R: 0 E: 0 K: 0 S: 5	H: 0 LOB: 0 BB: 0 P: 8	R: 0 E: 0 K: 1 S: 10	H: 0 LOB: 0 BB: 0 P: 18	R: 0 E: 0 K: 1 S: 9	H: 0 LOB: 0 BB: 0 P: 13	R: 0 E: 0 K: 1 S: 7	H: 0 LOB: 0 BB: 0 P: 11	R: 2 E: 2 K: 0 S: 10	H: 1 LOB: 1 BB: 1 P: 21	1B: 4 2B: 0 3B: 0 HR: 0	SF: 0 SAC: 0 DP: 2 HBP: 0	WP: 0 PB: 0 SB: 0 CS: 0	PA: 32
PITCHER	IP WLS BF H R ER SO BB IBB HBP BLK WP HR S P ERA WHIP																					
Mark Gubicza, R (1, 1) ERA: 4.11	8.0 W 27 3 0 0 4 1 0 0 0 0 0 0 61 105 0.00 0.500																					
Hipolito Pichardo, R (9, 1) ERA: 4.69	0.1 4 1 2 0 0 1 0 0 0 0 0 0 6 15 0.00 6.000																					
Jeff Montgomery, R (9, 1) ERA: 4.35	0.2 S 2 0 0 0 0 0 0 0 0 0 0 0 4 6 0.00 0.000																					

Oakland Athletics @ Kansas City Royals
Kauffman Stadium, Kansas City, MO

Mon Aug 01 1994, 7:05 PM CDT
Att. 24,462 - Unknown - 78 F

livebaseballscorecards.com

AB	30
R	2
H	4
RBI	0
BB	2
SO	4
LOB	7



Batter	1	2	3	4	5	6	7	8	9	AB R H RBI BB SO LOB	TOP	
Stan Javier, S OBP: 0.357, SLG: 0.413 (1, 8) X	0-0 G4-3		0-1 P6		1-1 F7		3-1 F8		1-3 K	5 0 0 0 0 1 0		
Mike Bordick, R OBP: 0.330, SLG: 0.351 (1, 6) C X	0-1 2B G3 1B		1-2 F8		0-1 G6-3		0-1 G5-3			4 1 1 0 0 0 0		
Troy Neel, L OBP: 0.344, SLG: 0.453 (1, 10) C 1 SAFE BB BB F F X	3-2 G3 1B 2B		2-2 P3			1-1 P6		3-2 F8		4 1 1 0 0 0 0		
Ruben Sierra, S OBP: 0.293, SLG: 0.482 (1, 9) F B F B X	2-2 G3 2-3 3-H			0-1 F8 1B 2B		1-0 G1-3		1-2 P3		4 1 1 1 0 0 1		
Terry Steinbach, R OBP: 0.336, SLG: 0.453 (1, 2) B X	1-0 1B 3-H			1-1 F8 2-3		2-2 S 1B 1B		1-1 E 1B		4 1 3 1 0 0 1		
Mike Aldrete, L OBP: 0.320, SLG: 0.356 (1, 3) C F S	0-3 K			0-0 1B 3-H		2-2 BB 1B 1B		1-0 E3 1-2		4 0 2 2 0 1 2		
Scott Brosius, R OBP: 0.292, SLG: 0.410 (1, 5) C B B X			1-2 P3	1 SAFE 1-3 K		4-2 SAFE 1-2 BB		0-1 G3-1		3 0 0 0 1 1 3		
Ernie Young, R OBP: 0.111, SLG: 0.115 (1, 7) X			0-0 F9		0-3 K		3-2 G6-3		1-3 K	3 0 0 0 0 1 3 1 0 0 0 0 1 0		
Rickey Henderson, R OBP: 0.414, SLG: 0.367 (9, PH)												
Scott Hemond, R OBP: 0.274, SLG: 0.337 (1, 4) C F B B F			3-3 K		0-0 F8		1-3 K		2-3 K	4 0 0 0 0 3 0		
Inning Stats	R: 2 H: 3 E: 0 LOB: 1 K: 1 BB: 0 S: 14 P: 20	R: 0 H: 0 E: 0 LOB: 0 K: 1 BB: 0 S: 8 P: 12	R: 0 H: 0 E: 0 LOB: 0 K: 0 BB: 0 S: 8 P: 11	R: 1 H: 2 E: 0 LOB: 1 K: 2 BB: 0 S: 12 P: 14	R: 0 H: 0 E: 0 LOB: 0 K: 0 BB: 0 S: 5 P: 6	R: 1 H: 2 E: 0 LOB: 2 K: 0 BB: 1 S: 14 P: 27	R: 0 H: 0 E: 0 LOB: 0 K: 1 BB: 0 S: 7 P: 11	R: 0 H: 1 E: 1 LOB: 2 K: 0 BB: 0 S: 13 P: 19	R: 0 H: 0 E: 0 LOB: 0 K: 3 BB: 0 S: 11 P: 15	1B: 6 SF: 0 2B: 2 SAC: 0 3B: 0 DP: 0 HR: 0 HBP: 0	WP: 0 PA: 37 PB: 0 SB: 1 CS: 0	
PITCHER David Cone, R ERA: 2.82 (1, 1)	IP WLS BF H R ER SO BB IBB HBP BLK WP HR S P ERA WHIP	8.0 W 34 8 4 4 5 1 0 0 0 0 0 0 81 120 4.50 1.125										
Jeff Montgomery, R ERA: 4.25 (9, 1)	1.0 S 3 0 0 0 3 0 0 0 0 0 0 0 0 11 15 0.00 0.000											

Oakland Athletics @ Kansas City Royals
Kauffman Stadium, Kansas City, MO

Tue Aug 02 1994, 7:05 PM CDT
Att. 23,343 - Unknown - 86 F

livebaseballscorecards.com

AB	36
R	4
H	8
RBI	4
BB	1
SO	8
LOB	10



Batter	1	2	3	4	5	6	7	8	9	AB	R	H	RBI	BB	SO	LOB
Brian McRae, S OBP: 0.359, SLG: 0.385 (1, 8)	0-0 F8		2-3 K	0-0 P2		3-2 1B				4	0	1	0	0	1	1
Vince Coleman, S OBP: 0.283, SLG: 0.339 (1, 7)	4-1 BB		1-2 G5-3		0-0 1B	2-3 K				3	0	1	0	1	1	1
Wally Joyner, L OBP: 0.388, SLG: 0.455 (1, 3)	1-3 K		2-2 G4-3		0-1 G4-6-3		2-3 K			4	0	0	0	0	2	2
Bob Hamelin, L OBP: 0.378, SLG: 0.586 (1, 10)	2-1 P	3-1 HR		4-1 BB	3-2 2B		3-1 G3-1			4	2	2	1	1	0	1
Felix Jose, S OBP: 0.358, SLG: 0.458 (1, 9)		4-0 3B		4-2 2B	0-2 1B		0-1 F9			2	2	1	0	2	0	0
Gary Gaetti, R OBP: 0.333, SLG: 0.470 (1, 5)		1-1 G5-3		0-2 1B	1-0 FC5		2-2 G6-3			4	1	1	0	0	0	2
Mike Macfarlane, R OBP: 0.363, SLG: 0.456 (1, 2)		1-1 3B		1-3 K	0-0 G6-3		0-0 F9			4	0	1	1	0	1	4
Greg Gagne, R OBP: 0.320, SLG: 0.398 (1, 6)		0-3 K		1-2 2B		1-2 1B		0-0 L9		4	1	2	1	0	1	1
Jose Lind, R OBP: 0.309, SLG: 0.343 (1, 4)		3-2 G3		0-1 1B		0-3 K				3	0	1	2	0	1	2

Inning Stats	R: 0	H: 0	E: 0	K: 1	S: 6	R: 2	H: 2	E: 0	K: 1	S: 13	R: 0	H: 0	E: 0	K: 1	S: 10	R: 3	H: 3	E: 0	K: 1	S: 18	R: 1	H: 3	E: 1	K: 0	S: 12	R: 0	H: 2	E: 0	K: 2	S: 14	R: 0	H: 0	E: 0	K: 1	S: 7	R: 0	H: 0	E: 0	K: 0	S: 6	R: 0	H: 0	E: 0	K: 0	S: 8	1B: 6	SF: 0	2B: 2	SAC: 0	3B: 1	DP: 1	HR: 1	HBP: 0	WP: 0	PA: 36
--------------	------	------	------	------	------	------	------	------	------	-------	------	------	------	------	-------	------	------	------	------	-------	------	------	------	------	-------	------	------	------	------	-------	------	------	------	------	------	------	------	------	------	------	------	------	------	------	------	-------	-------	-------	--------	-------	-------	-------	--------	-------	--------

PITCHER	IP	WLS	BF	H	R	ER	SO	BB	IBB	HBP	BLK	WP	HR	S	P	ERA	WHIP
Todd Van Poppel, R ERA: 6.24 (1, 1)	4.0	L	20	5	5	5	4	4	0	0	0	0	1	47	81	11.25	2.250
Ed Vosberg, L ERA: 4.09 (5, 1)	0.2		4	3	1	0	0	0	0	0	0	0	0	10	13	0.00	4.500
Steve Phoenix, R ERA: 6.23 (5, 1)	1.1		6	2	0	0	2	0	0	0	0	0	0	16	23	0.00	1.500
Vince Horsman, L ERA: 4.76 (7, 1)	2.0		6	0	0	0	1	0	0	0	0	0	0	13	20	0.00	0.000

BOTTOM

Oakland Athletics @ Kansas City Royals
Kauffman Stadium, Kansas City, MO

Tue Aug 02 1994, 7:05 PM CDT
Att: 23,343 - Unknown - 86 F

livebaseballscorecards.com

AB	32
R	6
H	10
RBI	5
BB	4
SO	7
LOB	14



Batter	1	2	3	4	5	6	7	8	9	AB R H RBI BB SO LOB	TOP											
Rickey Henderson, R OBP: 0.411, SLG: 0.364 (1, 7)	0-3 K		3-2 G4-3 2B 1B	2-1 L1			3-3 K		2-2 G4-3	5 1 1 0 0 2 2												
Stan Javier, S OBP: 0.353, SLG: 0.408 (1, 8)	2-3 K		1-1 F8 1-2			3-2 F8	1-0 G4-3		3-2 F7	5 0 0 1 0 1 1												
Troy Neel, L OBP: 0.346, SLG: 0.466 (1, 10)	2-1 HR		2-1 G4-3 2-3			2-1 1B	0-0 G5-3			4 1 2 1 0 0 1												
Ruben Sierra, S OBP: 0.295, SLG: 0.487 (1, 9)	3-2 G3		0-1 2B			1-0 P6		1-0 G4-3 2B		4 1 2 1 0 0 1												
Terry Steinbach, R OBP: 0.333, SLG: 0.449 (1, 2)		1-0 G3	3-2 G6-3			3-2 G6-3		0-1 G4-3		3 0 0 0 0 0 2												
Scott Hemond, R OBP: 0.272, SLG: 0.335 (6, 2)								2-3 G4-3		1 0 0 0 0 0 1												
Mike Aldrete, L OBP: 0.326, SLG: 0.358 (1, 3)		4-1 FC6 BB		0-2 1B E 1B		2-2 F8		0-0 SF9		2 1 1 0 1 0 0												
Scott Brosius, R OBP: 0.291, SLG: 0.410 (8, PH) (8, 5)								3-H 0-0		0 0 0 1 0 0 0												
Mike Bordick, R OBP: 0.329, SLG: 0.350 (1, 6)		0-1 FC6 1B		1-0 F9		0-1 F9		0-0 1B		4 0 1 0 0 0 2												
Fausto Cruz, R OBP: 0.250, SLG: 0.125 (1, 5)		1-0 FC6-4 1B		1-0 E8 1B		3-2 F9		3-2 G4-3		3 0 2 0 0 0 0												
Jim Bowie, L (8, PH) (8, 3)		1-3 1B		1-H 1B				1-2		1 0 0 0 0 0 1												
Francisco Matos, R OBP: 0.267, SLG: 0.286 (1, 4)		0-0 FC6-4		0-0 1B			0-0 WP G4-3 1B		2-1 F9	4 1 2 0 0 0 2												
Inning Stats	R: 1 E: 0 K: 2 S: 13	H: 1 LOB: 0 BB: 0 P: 20	R: 0 E: 0 K: 0 S: 6	H: 1 LOB: 2 BB: 1 P: 12	R: 1 E: 0 K: 0 S: 13	H: 2 LOB: 1 BB: 0 P: 22	R: 1 E: 1 K: 0 S: 8	H: 3 LOB: 1 BB: 0 P: 12	R: 0 E: 0 K: 0 S: 12	H: 1 LOB: 1 BB: 0 P: 21	R: 0 E: 0 K: 0 S: 9	H: 0 LOB: 0 BB: 0 P: 14	R: 1 E: 0 K: 1 S: 9	H: 1 LOB: 0 BB: 0 P: 13	R: 1 E: 0 K: 0 S: 8	H: 2 LOB: 1 BB: 0 P: 12	R: 0 E: 0 K: 0 S: 8	H: 0 LOB: 0 BB: 0 P: 15	1B: 8 2B: 2 3B: 0 HR: 1	SF: 1 SAC: 0 DP: 0 HBP: 0	WP: 2 PB: 0 SB: 2 CS: 0	PA: 38
PITCHER	IP WLS BF H R ER SO BB IBB HBP BLK WP HR S P ERA WHIP																					
Jose De Jesus, R ERA: 5.49 (1, 1)	5.0 W 23 8 3 3 2 1 0 0 0 0 0 1 52 87 5.40 1.800																					
Rusty Meacham, R ERA: 3.4 (6, 1)	2.1 9 2 2 2 1 0 0 0 0 1 0 21 31 7.71 0.857																					
Billy Brewer, L ERA: 2.11 (8, 1)	0.1 1 0 0 0 0 0 0 0 0 0 0 1 1 0.00 0.000																					
Stan Belinda, R ERA: 4.69 (8, 1)	1.1 S 5 1 0 0 0 0 0 0 0 0 0 0 12 22 0.00 0.750																					

Oakland Athletics @ Kansas City Royals
Kauffman Stadium, Kansas City, MO

Wed Aug 03 1994, 7:05 PM CDT
Att. 22,193 - Unknown - 86 F

AB	36
R	5
H	11
RBI	4
BB	1
SO	3
LOB	13



Batter	1	2	3	4	5	6	7	8	9
Brian McRae, S OBP: 0.363, SLG: 0.393 (1, 8)	4-0 BB 1B		3-2 SF8 2B	3-1 SAFE 1-H SF8		0-0 G4-3 2B		4-0 1B BB	
Vince Coleman, S OBP: 0.285, SLG: 0.340 (1, 7)	0-1 1-3 2B 1B		1-0 E3 1B	0-0 P5		0-0 G4-3 2-3		3-1 1B 1-2 2-H 1B	
Wally Joyner, L OBP: 0.396, SLG: 0.461 (1, 3)	1-1 1-H 2B		4-1 FC5 1B BB		4-1 HR BB	4-1 BB BB		2-2 G3-6-3 1B 1-3 2-H	
Bob Hamelin, L OBP: 0.376, SLG: 0.592 (1, 10)	1-0 P5		1-1 SF8		2-0 HR 1-H	1-3 SAFE K		1-2 G3-6-3 1-2f	
Felix Jose, S OBP: 0.357, SLG: 0.455 (1, 9)	2-3 K		3-H 1-1 FC5 1B 1-2 2-H		0-3 K		1-0 P6		
Mike Macfarlane, R OBP: 0.362, SLG: 0.456 (1, 2)		1-2 F9	0-0 FC5		1-1 F8 2B		1-3 K		
Greg Gagne, R OBP: 0.319, SLG: 0.397 (1, 6)		0-3 K			1-1 F8 2-3		3-3 K		
Jose Lind, R OBP: 0.304, SLG: 0.338 (1, 4)		3-1 F9			1-0 G6-3 1-3	1-0 L9		2-0 E4 SH5-3 1B	
Terry Shumpert, R OBP: 0.295, SLG: 0.438 David Howard, S OBP: 0.316, SLG: 0.321 (1, 5) (7, 5)			0-1 G4-3	0-0 SF8 1B 3-H		2-2 F9		0-0 SH5-3 1-2	

Inning Stats	R: 1	H: 2	E: 0	K: 1	S: 8	L: 1	LOB: 1	BB: 1	P: 16	R: 0	H: 0	E: 0	K: 1	S: 8	L: 0	LOB: 0	BB: 0	P: 12	R: 2	H: 2	E: 1	K: 0	S: 12	L: 2	LOB: 2	BB: 1	P: 22	R: 2	H: 2	E: 0	K: 0	S: 7	L: 2	LOB: 0	BB: 0	P: 11	R: 2	H: 2	E: 0	K: 1	S: 10	L: 2	LOB: 1	BB: 1	P: 19	R: 0	H: 1	E: 0	K: 1	S: 11	L: 1	LOB: 2	BB: 1	P: 18	R: 0	H: 0	E: 0	K: 2	S: 7	L: 0	LOB: 0	BB: 0	P: 12	R: 2	H: 2	E: 1	K: 0	S: 10	L: 2	LOB: 1	BB: 1	P: 22	R: 3	H: 1	E: 0	K: 0	S: 0	L: 1	LOB: 0	BB: 0	P: 0	R: 0	H: 0	E: 0	K: 0	S: 0	L: 0	LOB: 0	BB: 0	P: 0
--------------	------	------	------	------	------	------	--------	-------	-------	------	------	------	------	------	------	--------	-------	-------	------	------	------	------	-------	------	--------	-------	-------	------	------	------	------	------	------	--------	-------	-------	------	------	------	------	-------	------	--------	-------	-------	------	------	------	------	-------	------	--------	-------	-------	------	------	------	------	------	------	--------	-------	-------	------	------	------	------	-------	------	--------	-------	-------	------	------	------	------	------	------	--------	-------	------	------	------	------	------	------	------	--------	-------	------

AB	R	H	RBI	BB	SO	LOB
2	2	2	1	2	0	0
5	2	2	1	0	0	2
2	1	2	2	3	0	0
4	1	1	3	0	1	5
4	0	1	1	0	2	1
4	0	1	0	0	1	2
4	1	1	0	0	2	1
4	1	0	0	0	0	2
3	1	1	1	0	0	0
0	0	0	0	0	0	0

PITCHER	IP	WLS	BF	H	R	ER	SO	BB	IBB	HBP	BLK	WP	HR	S	P	ERA	WHIP
Bobby Witt, R ERA: 5.18	(1, 1)	4.0	L	22	7	7	3	2	3	0	0	0	0	37	69	6.75	2.500
Mark Acre, R ERA: 3.48	(5, 1)	1.2		7	2	0	0	1	0	0	0	0	0	15	20	0.00	1.200
Dave Leiper, L ERA: 1.53	(6, 1)	0.1		2	0	0	0	1	0	0	0	0	0	4	9	0.00	3.000
John Briscoe, R ERA: 4.37	(7, 1)	1.1		7	1	2	1	2	1	0	0	0	0	11	25	6.75	1.500
Ed Vosberg, L ERA: 3.86	(8, 1)	0.2		2	0	0	0	0	0	0	0	0	0	6	9	0.00	1.500

BOTTOM

Oakland Athletics @ Kansas City Royals
Kauffman Stadium, Kansas City, MO

Wed Aug 03 1994, 7:05 PM CDT
Att: 22,193 - Unknown - 86 F

livebaseballscorecards.com

AB	32
R	9
H	11
RBI	9
BB	5
SO	6
LOB	13



WP	PA
0	40

WP	HR	S	P	ERA	WHIP
0	0	0	0	0	0

Batter	1	2	3	4	5	6	7	8	9	AB R H RBI BB SO LOB	TOP		
Rickey Henderson, R OBP: 0.409, SLG: 0.360 (1, 7) X	0-0 F9		0-0 G6-3		0-0 P4			4-0 G4-3 SF7 BB		3 1 0 0 1 0 1			
Mike Aldrete, L OBP: 0.330, SLG: 0.358 (1, 9) X	0-0 1B 1B		0-0 G4-3			4-0 E SF8 BB		0-0 G4-3		3 1 1 0 1 0 1			
Ruben Sierra, S OBP: 0.295, SLG: 0.486 (1, 8) X	0-0 1B			0-0 F8		0-0 E3		0-0 SF7		3 0 1 1 0 0 1			
Troy Neel, L OBP: 0.348, SLG: 0.465 (1, 10) S S S	0-3 K			0-0 CS E 1B		0-3 K		3-H 4-0 BB		3 0 1 0 1 2 4 0 0 0 0 0 0 0			
Francisco Matos, R OBP: 0.267, SLG: 0.286 (8, PR) S S	1-2												
Terry Steinbach, R OBP: 0.330, SLG: 0.445 (1, 2) X	0-0 L6			0-0 E5 CS		0-0 SF8		0-0 F9		3 0 0 1 0 0 4			
Jim Bowie, L (1, 3) X		0-0 F9		0-0 F7		3-H 0-0 G6-3			0-0 G4-3	4 0 0 0 0 0 3			
Scott Brosius, R OBP: 0.288, SLG: 0.405 (1, 5) X		0-0 G1-3		1-2 2-3		0-0 G5-3		0-3 K	0-3 K	4 0 0 0 0 2 0			
Mike Bordick, R OBP: 0.328, SLG: 0.349 (1, 4) X		0-0 F9				0-0 S 1B		0-0 F9	0-0 G1-3	4 0 1 0 0 0 0			
Fausto Cruz, R OBP: 0.226, SLG: 0.111 (1, 6) S S S			0-3 K		0-0 F8		0-0 G3			3 0 0 0 0 1 1			
Inning Stats	R: 0 H: 2 E: 0 LOB: 2 K: 1 BB: 0 S: 7 P: 7	R: 0 H: 0 E: 0 LOB: 0 K: 0 BB: 0 S: 3 P: 3	R: 0 H: 0 E: 0 LOB: 0 K: 1 BB: 0 S: 5 P: 5	R: 0 H: 1 E: 1 LOB: 1 K: 0 BB: 0 S: 4 P: 4	R: 0 H: 1 E: 0 LOB: 1 K: 0 BB: 0 S: 4 P: 4	R: 1 H: 0 E: 1 LOB: 1 K: 1 BB: 1 S: 6 P: 10	R: 0 H: 0 E: 0 LOB: 0 K: 1 BB: 0 S: 5 P: 5	R: 1 H: 0 E: 0 LOB: 1 K: 1 BB: 2 S: 3 P: 11	R: 0 H: 0 E: 0 LOB: 0 K: 1 BB: 0 S: 5 P: 5	1B: 4 SF: 2 2B: 0 SAC: 0 3B: 0 DP: 0 HR: 0 HBP: 0	WP: 0 PA: 35 PB: 0 SB: 4 CS: 2		
PITCHER	IP WLS BF H R ER SO BB IBB HBP BLK WP HR S P ERA WHIP											PITCHER	IP WLS BF H R ER SO BB IBB HBP BLK WP HR S P ERA WHIP
Kevin Appier, R ERA: 3.86 (1, 1)	7.2 W 30 4 2 1 4 2 0 0 0 0 0 0 36 44 1.17 0.783												
Billy Brewer, L ERA: 2.11 (8, 1)	0.0 1 0 0 0 0 1 0 0 0 0 0 0 0 4 ∞ ∞												
Jeff Montgomery, R ERA: 4.12 (8, 1)	1.1 S 4 0 0 0 1 0 0 0 0 0 0 0 6 6 0.00 0.000												

Oakland Athletics @ Kansas City Royals
Kauffman Stadium, Kansas City, MO

Thu Aug 04 1994, 3:33 AM CDT
Att. 26,886 - Cloudy - 84 F

livebaseballscorecards.com



Batter	1	2	3	4	5	6	7	8	9
Brian McRae, S OBP: 0.364, SLG: 0.392 (1, 8) X	0-0 F9 ①		4-0 BB E BB		0-0 G4-3 ①		0-0 BLK 1B 1-3		
Vince Coleman, S OBP: 0.284, SLG: 0.344 (1, 7) X	0-0 SF9 3B		0-0 FC4 1-2		0-0 F7 ②		0-0 SF8 ②		
Wally Joyner, L OBP: 0.392, SLG: 0.457 (1, 3) X	0-0 SF9 ②		0-0 F7 ②		0-0 F7 ③		0-3 K 3-H 1-2		
Bob Hamelin, L OBP: 0.374, SLG: 0.587 (1, 10) S S S	0-3 K ③		0-0 G4-3 ③		0-0 G3 ①		0-0 3B 1B		
Felix Jose, S OBP: 0.361, SLG: 0.465 (1, 9) X		0-0 CS S 1B		0-0 1B 2B		0-0 FC6-5 2B		0-0 L6 ①	
Gary Gaetti, R OBP: 0.332, SLG: 0.474 (1, 5) X		0-0 F8 ①		0-0 G1-3 ①		0-0 FC6-5-4 ②		0-0 1B 3B 1-H	
Brent Mayne, L OBP: 0.300, SLG: 0.321 (1, 2) X		0-0 FC6-4 1B 2-3		0-0 1B 2-H		0-0 G3 ③		0-0 G6-4-3 1B 3-H	
Greg Gagne, R OBP: 0.316, SLG: 0.392 (1, 6) X		0-0 FC6-4 ③		0-0 F7 ②		0-3 K ①		0-0 G6-4-3 ② ③ 1-2f	
Terry Shumpert, R OBP: 0.295, SLG: 0.436 (1, 4) S S S			0-3 K ①	0-3 K ③		0-0 1B S SF8 1B			

Inning Stats	R: 1	H: 1	E: 0	K: 1	S: 6	LOB: 0	BB: 0	P: 6
	R: 0	H: 2	E: 0	K: 0	S: 4	LOB: 1	BB: 0	P: 4
	R: 0	H: 0	E: 1	K: 1	S: 6	LOB: 2	BB: 1	P: 10
	R: 1	H: 2	E: 0	K: 1	S: 7	LOB: 1	BB: 0	P: 7
	R: 0	H: 0	E: 0	K: 0	S: 3	LOB: 0	BB: 0	P: 3
	R: 0	H: 1	E: 0	K: 0	S: 4	LOB: 1	BB: 0	P: 4
	R: 1	H: 2	E: 0	K: 2	S: 9	LOB: 1	BB: 0	P: 9
	R: 2	H: 3	E: 0	K: 0	S: 5	LOB: 0	BB: 0	P: 5

PITCHER	IP	WLS	BF	H	R	ER	SO	BB	IBB	HBP	BLK	WP	HR	S	P	ERA	WHIP
Carlos Reyes, R ERA: 4.35 (1, 1)	6.1	L	28	8	3	3	4	1	0	0	0	0	0	35	39	4.26	1.421
Vince Horsman, L ERA: 4.91 (7, 1)	1.0		4	1	1	1	1	0	0	0	1	0	0	6	6	9.00	1.000
Dennis Eckersley, R ERA: 4.65 (8, 1)	0.2		3	2	1	1	0	0	0	0	0	0	0	3	3	13.50	3.000

BOTTOM


Oakland Athletics @ Kansas City Royals
Kauffman Stadium, Kansas City, MO

Thu Aug 04 1994, 3:33 AM CDT
Att: 26,886 - Cloudy - 84 F

AB	R	H	RBI	BB	SO	LOB
3	0	1	0	1	0	0
3	1	1	1	0	0	1
3	0	0	1	0	1	3
4	1	1	0	0	1	2
4	1	3	0	0	0	1
4	1	1	1	0	0	3
4	0	3	2	0	0	1
4	0	0	0	0	1	3
3	1	1	0	0	2	1

AB	32
R	5
H	11
RBI	5
BB	1
SO	5
LOB	15

WP: 0 PA: 35
PB: 0
SB: 2
CS: 1



1B	SF	2B	SAC	3B	DP	HR	HBP
7	2	2	0	2	1	0	0

WP	HR	S	P	ERA	WHIP
0	0	3	3	4.26	1.421

Batter	1	2	3	4	5	6	7	8	9	AB R H RBI BB SO LOB	TOP									
Torey Lovullo, S (1, 4) OBP: 0.280, SLG: 0.343	1-3 K		2-0 F8		0-1 G4-3			2-1 G3-1		4 0 0 0 0 1 0										
Eric Anthony, L (1, 7) OBP: 0.287, SLG: 0.390	1-1 L6		1-0 G3			1-1 P6		2-2 G4-3		4 0 0 0 0 0 0										
Ken Griffey Jr., L (1, 8) OBP: 0.395, SLG: 0.664	3-2 FC5-4 1B			0-1 E3 FC6-4		1-1 G5-3			3-2 P3	2 0 1 0 0 0 0										
Rich Amaral, R (4, PR) OBP: 0.335, SLG: 0.379				2-2 FC6-4 FC3-6 WP 1-2f		0-0 G5-3			2-1 P4	2 0 0 0 0 0 0										
Jay Buhner, R (1, 9) OBP: 0.381, SLG: 0.524	0-0 FC5-4 1-2f			1 SAFE 2-2 FC6-4 FC3-6 WP 1-2f					2-1 P4	4 0 0 0 0 0 2										
Edgar Martinez, R (1, 5) OBP: 0.404, SLG: 0.503		3-2 F9		4-0 FC3-6 1-2 BB		0-0 G3 S 1B			3-1 F8	3 0 1 0 1 0 0										
Tino Martinez, L (1, 3) OBP: 0.313, SLG: 0.483		1-1 P4		1-2 FC3-6 1-2f 2-3		3-3 K				3 0 0 0 0 1 3										
Reggie Jefferson, S (1, 10) OBP: 0.378, SLG: 0.527		0-0 2B		2-3 K		0-0 G3				3 0 1 0 0 1 3										
Dan Wilson, R (1, 2) OBP: 0.250, SLG: 0.322		1-3 K			0-0 P2		2-3 K			3 0 0 0 0 2 2										
Luis Sojo, R (1, 6) OBP: 0.287, SLG: 0.385			2-1 G5-3		2-1 L9			1-0 G4-3		3 0 0 0 0 0 0										
Inning Stats	R: 0 E: 0 K: 1 S: 12	H: 1 LOB: 1 BB: 0 P: 17	R: 0 E: 0 K: 1 S: 10	H: 1 LOB: 1 BB: 0 P: 15	R: 0 E: 0 K: 0 S: 4	H: 0 LOB: 0 BB: 0 P: 9	R: 0 E: 1 K: 1 S: 11	H: 0 LOB: 2 BB: 1 P: 20	R: 0 E: 0 K: 0 S: 5	H: 0 LOB: 0 BB: 0 P: 7	R: 0 E: 0 K: 2 S: 10	H: 1 LOB: 1 BB: 0 P: 15	R: 0 E: 0 K: 0 S: 7	H: 0 LOB: 0 BB: 0 P: 12	R: 0 E: 0 K: 0 S: 7	H: 0 LOB: 0 BB: 0 P: 15	1B: 2 2B: 1 3B: 0 HR: 0	SF: 0 SAC: 0 DP: 0 HBP: 0	WP: 1 PB: 0 SB: 1 CS: 0	PA: 32
PITCHER	IP WLS BF H R ER SO BB IBB HBP BLK WP HR S P ERA WHIP																			
Tom Gordon, R (1, 1) ERA: 4.46	8.0 W 29 3 0 0 5 1 0 0 0 1 0 64 102 0.00 0.500																			
Mike Magnante, L (9, 1) ERA: 4.78	1.0 3 0 0 0 0 0 0 0 0 0 0 7 15 0.00 0.000																			

Seattle Mariners @ Kansas City Royals
Kauffman Stadium, Kansas City, MO

Fri Aug 05 1994, 7:05 PM CDT
Att. 25,663 - Unknown - 70 F

livebaseballscorecards.com

AB	31
R	0
H	3
RBI	0
BB	1
SO	5
LOB	10



Batter	1	2	3	4	5	6	7	8	9
Brian McRae, S OBP: 0.367, SLG: 0.392 (1, 8)	3-3 K	4-0 BB		0-0 F7		1-0 1B	4-0 BB		
Vince Coleman, S OBP: 0.286, SLG: 0.345 (1, 7)	1-2 G6-3	2-3 K		2-1 1B		0-0 1B	1-1 L6		
Wally Joyner, L OBP: 0.389, SLG: 0.453 (1, 3)	0-0 1B		2-1 G3	2-0 F8		2-0 P6		2-3 K	
Bob Hamelin, L OBP: 0.380, SLG: 0.590 (1, 10)	4-2 1-2 BB		1-1 2B		4-2 G4-6-3 BB		4-2 1B BB	0-0 P5	
Felix Jose, S OBP: 0.356, SLG: 0.458 (1, 9)	0-1 L8		3-3 K		0-0 G4-6-3		1-1 F7	3-1 P6	
Gary Gaetti, R OBP: 0.334, SLG: 0.474 (1, 5)		0-1 3B 1B	0-0 G6-3		1-1 F7		0-0 1B 1B		
Brent Mayne, L OBP: 0.305, SLG: 0.336 (1, 2)		2-2 1-H 3B		1-0 F8		3-2 G4-3	4-0 1B 1B IBB		
Greg Gagne, R OBP: 0.318, SLG: 0.396 (1, 6)		0-3 K		1-0 2B		1-1 F7	0-0 1B 1B		
Jose Lind, R OBP: 0.310, SLG: 0.348 (1, 4)		2-2 G6-3		3-1 1B 2B		3-2 1B 1B	2-2 1B		

Inning Stats	R: 0	H: 1	E: 0	K: 1	S: 12	R: 1	H: 2	E: 0	K: 2	S: 15	R: 0	H: 1	E: 0	K: 1	S: 8	R: 2	H: 3	E: 0	K: 0	S: 10	R: 0	H: 0	E: 0	K: 0	S: 5	R: 1	H: 3	E: 0	K: 0	S: 15	R: 4	H: 3	E: 0	K: 0	S: 13	R: 0	H: 0	E: 0	K: 1	S: 6		
	LOB: 2	BB: 1	LOB: 2	BB: 1		LOB: 1	BB: 0	LOB: 1	BB: 0		LOB: 2	BB: 1	LOB: 0	BB: 1		LOB: 2	BB: 0	LOB: 0	BB: 1		LOB: 2	BB: 3	LOB: 1	BB: 1		LOB: 2	BB: 0	LOB: 1	BB: 3	LOB: 0	BB: 1	LOB: 0	BB: 0	LOB: 0	BB: 0	LOB: 0	BB: 0	LOB: 0	BB: 0	LOB: 0	BB: 0	LOB: 0

PITCHER	IP	WLS	BF	H	R	ER	SO	BB	IBB	HBP	BLK	WP	HR	S	P	ERA	WHIP
Jim Converse, R ERA: 9.49 (1, 1)	5.2	L	29	10	4	4	4	3	0	0	0	0	0	63	106	6.35	2.294
Jeff Darwin, R ERA: 13.5 (6, 1)	2.1		12	3	4	4	1	2	1	0	0	0	0	21	43	15.43	2.143

AB R H RBI BB SO LOB

3	0	1	0	2	1	1
5	0	2	2	0	1	3
5	0	1	0	0	1	3
2	1	1	0	3	0	0
5	0	0	0	0	1	5
4	2	2	0	0	0	1
3	1	1	1	1	0	0
4	2	2	2	0	1	1
4	2	3	3	0	0	1

WP	HR	S	P	ERA	WHIP
0	0	0	0	0	0

PA: 41

Seattle Mariners @ Kansas City Royals
Kauffman Stadium, Kansas City, MO

Fri Aug 05 1994, 7:05 PM CDT
Att: 25,663 - Unknown - 70 F

AB	35
R	8
H	13
RBI	8
BB	6
SO	5
LOB	15



1B	9	SF	0
2B	3	SAC	0
3B	1	DP	1
HR	0	HBP	0

livebaseballscorecards.com

Batter	1	2	3	4	5	6	7	8	9	AB R H RBI BB SO LOB	TOP
Felix Fermin, R (1, 4) OBP: 0.339, SLG: 0.382 Torey Lovullo, S (9, 4) OBP: 0.280, SLG: 0.343	1-2 G1-6-3	0-0 2B 1B		1-0 2B 2B	2-1 G3-6-3		0-0 G3			5 2 2 1 0 0 1 0 0 0 0 0 0 0	
Reggie Jefferson, S (1, 7) OBP: 0.393, SLG: 0.556 Rich Amaral, R (6, PR) OBP: 0.333, SLG: 0.377	3-2 G3 1B 2B	2-1 1B 2B		2-0 HR 2B		4-2 1B 1B BB		1-2 F9		3 2 3 4 1 0 0 1 1 0 0 0 0 0	
Ken Griffey Jr., L (1, 10) OBP: 0.395, SLG: 0.660	0-0 G3 2-3	4-0 1B IBB		1-0 F7		3-0 1B E 1B		0-0 P6		4 1 1 0 1 0 2	
Jay Buhner, R (1, 9) OBP: 0.386, SLG: 0.525	2-1 1B	1-0 L7		4-1 HR BB		1-2 FC6-4 1B		4-0 1B BB		3 1 2 2 2 0 2	
Edgar Martinez, R (1, 5) OBP: 0.403, SLG: 0.510 Mike Blowers, R (8, PH) OBP: 0.346, SLG: 0.430	3-2 F9			2-0 G4-3 HR		2-1 FC6-4 G3-1 1-2f 2-H		0-2 1B		4 1 1 3 0 0 2 1 0 1 0 0 0 0	
Tino Martinez, L (1, 3) OBP: 0.315, SLG: 0.482		2-2 G4-3		1-1 1B 1B		0-0 G3-1		3-2 P3		5 0 2 0 0 0 4	
Eric Anthony, L (1, 8) OBP: 0.285, SLG: 0.386		1-0 F7		1-1 CS 1B		0-3 K				5 0 1 0 0 2 3	
Chris Howard, R (1, 2) OBP: 0.227, SLG: 0.158		2-0 1B 1B		2-2 G6-3		1-0 F9		0-0 G5-3		5 1 1 0 0 1 2	
Luis Sojo, R (1, 6) OBP: 0.295, SLG: 0.391		3-1 1B 2B 1B		1-2 2B 1B		1-0 G3-6-3 1B		0-2 P4		5 2 3 0 0 1 0	
Inning Stats	R: 1 H: 2 E: 0 LOB: 1 K: 0 BB: 0 S: 15 P: 24	R: 3 H: 4 E: 0 LOB: 2 K: 0 BB: 1 S: 11 P: 26	R: 0 H: 2 E: 0 LOB: 1 K: 0 BB: 0 S: 9 P: 14	R: 5 H: 5 E: 0 LOB: 0 K: 0 BB: 1 S: 12 P: 26	R: 0 H: 1 E: 0 LOB: 0 K: 0 BB: 0 S: 4 P: 8	R: 2 H: 2 E: 1 LOB: 2 K: 1 BB: 1 S: 12 P: 22	R: 0 H: 0 E: 0 LOB: 0 K: 0 BB: 0 S: 6 P: 6	R: 0 H: 1 E: 0 LOB: 2 K: 0 BB: 1 S: 11 P: 19	R: 0 H: 0 E: 0 LOB: 0 K: 3 BB: 0 S: 9 P: 9	1B: 12 SF: 0 2B: 4 SAC: 0 3B: 0 DP: 2 HR: 1 HBP: 0	WP: 0 PA: 45 PB: 0 SB: 0 CS: 1
PITCHER	IP WLS BF H R ER SO BB IBB HBP BLK WP HR S P ERA WHIP										
Mark Gubicza, R (1, 1) ERA: 4.5	3.0 L 20 11 7 7 0 0 0 1 0 0 0 0 40 73 21.00 3.667										
Hipolito Pichardo, R (4, 1) ERA: 5.07	2.1 12 5 4 4 0 2 0 0 0 0 0 1 19 43 15.43 3.000										
Mike Magnante, L (6, 1) ERA: 4.5	2.2 10 1 0 0 1 1 0 0 0 0 0 0 21 29 0.00 0.750										
Stan Belinda, R (9, 1) ERA: 4.59	1.0 3 0 0 0 3 0 0 0 0 0 0 0 9 9 0.00 0.000										

Seattle Mariners @ Kansas City Royals
Kauffman Stadium, Kansas City, MO
Sat Aug 06 1994, 7:05 PM CDT
Att. 32,702 - Unknown - 80 F

livebaseballscorecards.com



Batter	1	2	3	4	5	6	7	8	9	AB	R	H	RBI	BB	SO	LOB
Brian McRae, S OBP: 0.363, SLG: 0.387 (1, 8)	1-3 K		1-0 FC6-4	1-0 FC5-4			1-0 G6-3		3-3 K	5	0	0	0	0	2	4
Vince Coleman, S OBP: 0.285, SLG: 0.343 Terry Shumpert, R OBP: 0.294, SLG: 0.433 (7, PR) (8, 4)	1-0 G5-3		1-1 L3		0-2 P4		1-2 G6-3 HBP		0-0 G6-3	3	0	0	0	0	0	1
Wally Joyner, L OBP: 0.388, SLG: 0.451 (1, 3)	1-0 1B		1-0 P3		1-0 F8		1-0 G6-3			4	0	1	0	0	0	2
Felix Jose, S OBP: 0.355, SLG: 0.456 (1, 9)	0-1 1B			0-0 G5-3	0-2 G4-3			1-3 K		4	0	1	0	0	1	0
Gary Gaetti, R OBP: 0.334, SLG: 0.473 Keith Miller, R OBP: 0.167, SLG: 0.167 (7, 5) (8, 7)	1-0 F9			3-1 1B		1-3 K		1-3 K		3	1	1	0	0	1	2
Bob Hamelin, L OBP: 0.387, SLG: 0.593 (1, 10)		4-0 FC6-4 BB		2-2 FC6-4 1B		2-1 1B		4-1 BB		2	1	2	0	2	0	0
Mike Macfarlane, R OBP: 0.360, SLG: 0.454 (1, 2)		3-3 K		1-1 FC6-4 1B		1-2 G3-1		0-3 K		4	0	1	1	0	2	3
Greg Gagne, R OBP: 0.320, SLG: 0.396 (1, 6)		0-1 FC6-4 CS		0-0 FC6-4 1B		2-1 1B			1-1 FC4-6 HBP	3	0	1	0	0	0	3
Jose Lind, R OBP: 0.315, SLG: 0.353 David Howard, S OBP: 0.309, SLG: 0.313 (6, 4) (8, 5)		2-2 CS	0-1 FC6-4	0-0 FC5-4		2-3 K		0-0 FC4-6		2	0	2	1	0	0	0

Inning Stats	R: 0	H: 2	E: 0	K: 1	S: 8	R: 0	H: 0	E: 0	K: 1	S: 8	R: 0	H: 1	E: 0	K: 0	S: 6	R: 2	H: 4	E: 0	K: 0	S: 11	R: 0	H: 0	E: 0	K: 0	S: 7	R: 0	H: 2	E: 0	K: 2	S: 15	R: 0	H: 0	E: 0	K: 0	S: 4	R: 0	H: 0	E: 0	K: 3	S: 10	R: 0	H: 0	E: 0	K: 1	S: 6	1B: 9	2B: 0	3B: 0	HR: 0	SF: 0	SAC: 0	DP: 1	HBP: 2	WP: 0	PB: 0	SB: 0	CS: 1	PA: 39
--------------	------	------	------	------	------	------	------	------	------	------	------	------	------	------	------	------	------	------	------	-------	------	------	------	------	------	------	------	------	------	-------	------	------	------	------	------	------	------	------	------	-------	------	------	------	------	------	-------	-------	-------	-------	-------	--------	-------	--------	-------	-------	-------	-------	--------

PITCHER	IP	WLS	BF	H	R	ER	SO	BB	IBB	HBP	BLK	WP	HR	S	P	ERA	WHIP
Tim Davis, L ERA: 4.01	(1, 1)	5.0	22	7	2	2	2	1	0	0	0	0	0	40	64	3.60	1.600
Jeff Nelson, R ERA: 2.27	(6, 1)	3.0	13	2	0	0	5	1	0	2	0	0	0	30	48	0.00	1.000
Rich Gossage, R ERA: 4.47	(9, 1)	1.0	3	0	0	0	1	0	0	0	0	0	0	5	8	0.00	0.000

BOTTOM

Seattle Mariners @ Kansas City Royals
Kauffman Stadium, Kansas City, MO

livebaseballscores.com

AB	34
R	2
H	9
RBI	2
BB	2
SO	8
LOB	19



Sat Aug 06 1994, 7:05 PM CDT
Att: 32,702 - Unknown - 80 F

Batter	1	2	3	4	5	6	7	8	9	AB R H RBI BB SO LOB	TOP									
Felix Fermin, R (1, 6) OBP: 0.343, SLG: 0.385	0-3 K		0-0 E 1B		0-0 SH1-3		1-0 HR HBP 1B	1-0 HR 1B		3 2 2 0 0 1 0										
Reggie Jefferson, S (1, 7) OBP: 0.386, SLG: 0.549	0-1 F8		0-0 SF8		0-0 F8		3-1 HR 1B	0-0 HR 1B		2 0 0 1 0 0 1										
Jay Buhner, R (7, PH) OBP: 0.389, SLG: 0.536			3-H 2-3		2-3 F7		1-2 2-H 3-H HR 1B	1-H HR		2 2 2 4 0 0 0										
Ken Griffey Jr., L (1, 8) OBP: 0.393, SLG: 0.662	3-3 K		2-3 K		1-1 F7		0-1 HR	2-2 F8		5 1 1 3 0 2 2										
Edgar Martinez, R (1, 10) OBP: 0.397, SLG: 0.502		0-0 F8		1-1 G4-3		2-3 K	2-1 G6-3		0-1 G5-3	5 0 0 0 0 1 0										
Tino Martinez, L (1, 3) OBP: 0.316, SLG: 0.490		0-0 1B		1-0 E9 1B SF9		1-3 K	0-0 HR		3-2 G1-3	5 2 2 1 0 1 0										
Eric Anthony, L (1, 9) OBP: 0.291, SLG: 0.394		0-0 F8		1-0 1B		1-0 1B	2-2 G1-3		0-1 2B	5 0 3 0 0 0 1										
Mike Blowers, R (1, 5) OBP: 0.340, SLG: 0.423		1-1 G5-3		1-2 SF9		2-3 K	1-3 K		0-2 F8	4 0 0 1 0 2 3										
Dan Wilson, R (1, 2) OBP: 0.250, SLG: 0.321			2-1 G6-3		0-3 K		1-0 2B 1B	2-0 G6-3		4 1 1 0 0 1 1										
Torey Lovullo, S (1, 4) OBP: 0.304, SLG: 0.371			4-1 1B SF8 BB		3-2 F8 SH1-3 1B		1-2 1B 2B	1-2 L8		3 2 2 0 1 0 0										
Inning Stats	R: 0 E: 0 K: 2 S: 8	H: 0 LOB: 0 BB: 0 P: 11	R: 0 E: 0 K: 0 S: 5	H: 1 LOB: 1 BB: 0 P: 6	R: 1 E: 1 K: 1 S: 9	H: 1 LOB: 1 BB: 1 P: 17	R: 1 E: 1 K: 1 S: 10	H: 1 LOB: 1 BB: 0 P: 14	R: 0 E: 0 K: 3 S: 10	H: 1 LOB: 1 BB: 0 P: 16	R: 6 E: 0 K: 1 S: 17	H: 5 LOB: 0 BB: 0 P: 28	R: 2 E: 0 K: 0 S: 9	H: 2 LOB: 0 BB: 0 P: 15	R: 0 E: 0 K: 0 S: 10	H: 1 LOB: 1 BB: 0 P: 13	1B: 8 2B: 2 3B: 0 HR: 3	SF: 2 SAC: 1 DP: 0 HBP: 1	WP: 0 PB: 0 SB: 0 CS: 0	PA: 43
PITCHER	IP WLS BF H R ER SO BB IBB HBP BLK WP HR S P ERA WHIP																			
David Cone, R (1, 1) ERA: 2.94	6.0 L 28 7 5 4 7 1 0 1 0 0 0 0 53 82 6.00 1.333																			
Billy Brewer, L (7, 1) ERA: 2.58	0.0 2 2 2 2 0 0 0 0 0 0 0 1 4 7 ∞ ∞																			
Rusty Meacham, R (7, 1) ERA: 3.73	3.0 13 4 3 3 1 0 0 0 0 0 2 28 42 9.00 1.333																			

Seattle Mariners @ Kansas City Royals
Kauffman Stadium, Kansas City, MO

Sun Aug 07 1994, 3:33 AM CDT
Att. 26,483 - Overcast - 84 F

AB	38
R	10
H	13
RBI	10
BB	1
SO	8
LOB	8



Batter	1	2	3	4	5	6	7	8	9	AB R H RBI BB SO LOB	TOP																								
Vince Coleman, S OBP: 0.286, SLG: 0.339 (1, 7)	1-2 F8		4-2 FC4-8 BB			0-2 G5-3		2-1 F7		3 0 0 0 1 0 0																									
Wally Joyner, L OBP: 0.384, SLG: 0.446 (1, 3)	2-1 G4-3		1-0 FC4-6 1-2f			2-2 F8		0-0 G6-3		4 0 0 0 0 0 1																									
Brian McRae, S OBP: 0.360, SLG: 0.381 (1, 8)	3-2 G5-3					1-2 G3-1		1-0 F8		4 0 0 0 0 0 0																									
Felix Jose, S OBP: 0.357, SLG: 0.458 (1, 9)			1-3 K			1-3 K		1-2 G6-3		4 0 0 0 0 2 0																									
Bob Hamelin, L OBP: 0.390, SLG: 0.607 (1, 10)			0-2 1B			0-0 G1-3		2-3 K		3 0 1 0 0 1 0																									
Mike Macfarlane, R OBP: 0.363, SLG: 0.459 (1, 2)			1-3 K			0-2 FC1-5 2B		0-1 FC6-4 1B		3 0 2 0 0 1 1																									
Greg Gagne, R OBP: 0.317, SLG: 0.391 (1, 6)			0-1 P6			1-1 FC1-5 2B		0-0 FC6-4		3 1 0 0 0 0 3																									
Jose Lind, R OBP: 0.311, SLG: 0.351 (1, 4)			0-1 L9			1-2 CS 2B		2-2 G1-3		3 0 1 1 0 0 0																									
Terry Shumpert, R OBP: 0.289, SLG: 0.426 (1, 5)			0-2 G1-3			1-3 K		1-3 K		3 0 0 0 0 2 1																									
Inning Stats	R: 0 E: 0 K: 0 S: 8	H: 0 LOB: 0 BB: 0 P: 14	R: 0 E: 0 K: 2 S: 11	H: 1 LOB: 1 BB: 0 P: 13	R: 0 E: 0 K: 0 S: 9	H: 0 LOB: 1 BB: 1 P: 14	R: 0 E: 0 K: 1 S: 7	H: 0 LOB: 0 BB: 0 P: 10	R: 1 E: 0 K: 1 S: 14	H: 2 LOB: 1 BB: 0 P: 17	R: 0 E: 0 K: 0 S: 9	H: 0 LOB: 0 BB: 0 P: 12	R: 0 E: 0 K: 1 S: 8	H: 1 LOB: 1 BB: 0 P: 13	R: 0 E: 0 K: 1 S: 9	H: 0 LOB: 0 BB: 0 P: 14	R: 0 E: 0 K: 0 S: 5	H: 0 LOB: 0 BB: 0 P: 7	1B: 2 2B: 3 3B: 0 HR: 0	SF: 0 SAC: 0 DP: 1 HBP: 0	WP: 0 PB: 0 SB: 0 CS: 1	PA: 31													
PITCHER Mark Langston, L ERA: 4.68 (1, 1)	IP 9.0	WLS W	BF 31	H 4	R 1	ER 1	SO 6	BB 1	IBB 0	HBP 0	BLK 0	WP 0	HR 0	S 80	P 114	ERA 1.00	WHIP 0.556	PITCHER	IP 9.0	WLS W	BF 31	H 4	R 1	ER 1	SO 6	BB 1	IBB 0	HBP 0	BLK 0	WP 0	HR 0	S 80	P 114	ERA 1.00	WHIP 0.556

Kansas City Royals @ California Angels
Anaheim Stadium, Anaheim, CA
 Mon Aug 08 1994, 10:05 PM EDT
 Att: 18,315 - Unknown

livebaseballscorecards.com

AB 30
R 1
H 4
RBI 1
BB 1
SO 6
LOB 6



Batter	1	2	3	4	5	6	7	8	9	10	11	AB R H RBI BB SO LOB	TOP					
Brian McRae, S (1, 8) OBP: 0.358, SLG: 0.377	2-3 K		0-0 SH1			1-0 F8	2-2 P6			1-2 G6-3		4 0 0 0 0 1 1						
Vince Coleman, S (1, 7) OBP: 0.285, SLG: 0.340	1-3 K		0-0 G6-3			0-1 P6		1-2 BLK PS-2-6-1-1 2B		0-1 G6-3		5 0 1 0 0 1 1						
Wally Joyner, L (1, 3) OBP: 0.382, SLG: 0.446	1-3 K		3-3 K			1-2 FC5 2B		0-1 B1		1-1 G4-3		5 0 1 0 0 2 2						
Mike Macfarlane, R (1, 2) OBP: 0.361, SLG: 0.465		0-0 F9		0-0 F8		0-0 FC5 2-3		1-0 FC5-2-6-1-5 2-H			1-0 HR	5 1 1 1 0 0 2						
Felix Jose, S (1, 9) OBP: 0.360, SLG: 0.474		1-1 E9 1B 2B		0-0 F8			0-0 HR	2-2 F8			3-1 SH1-3 2B 2B	5 3 3 1 0 0 1						
Bob Hamelin, L (1, 10) OBP: 0.391, SLG: 0.605 Terry Shumpert, R (9, PR) OBP: 0.289, SLG: 0.426		3-0 FC6-4 1B		1-1 F7			3-2 E7 S 2B		0-0 G1-4-3 1B		0-0 SH1-3	4 1 2 1 0 0 0 0 0 0 0 0 0 0						
Gary Gaetti, R (1, 5) OBP: 0.330, SLG: 0.466		0-0 F9		0-0 G6-3			1-2 G5-3		1-2 G1-4-3 1-2f		1-1 2B	5 0 1 1 0 0 3						
Greg Gagne, R (1, 6) OBP: 0.318, SLG: 0.396		0-0 FC6-4 1-2f		0-0 F9			1-0 G4-3 2B 2-H		0-0 2B		3-3 K	5 0 2 1 0 1 2						
Jose Lind, R (1, 4) OBP: 0.309, SLG: 0.352			0-2 SH1 2B		0-1 F9		0-1 G4-3 2-3		1-3 K		3-2 F9	5 0 1 0 0 1 4						
Inning Stats	R: 0 H: 0 E: 0 K: 3 S: 12	R: 1 H: 2 E: 1 K: 0 S: 6	R: 0 H: 1 E: 0 K: 1 S: 9	R: 0 H: 0 E: 0 K: 0 S: 4	R: 0 H: 0 E: 0 K: 0 S: 4	R: 0 H: 1 E: 0 K: 0 S: 9	R: 2 H: 2 E: 1 K: 0 S: 14	R: 0 H: 1 E: 0 K: 0 S: 9	R: 0 H: 2 E: 0 K: 1 S: 8	R: 0 H: 0 E: 0 K: 1 S: 8	R: 2 H: 3 E: 0 K: 1 S: 12	1B: 2 SF: 0 2B: 8 SAC: 2 3B: 0 DP: 1 HR: 2 HBP: 0	WP: 0 PA: 45 PB: 0 SB: 1 CS: 0					
PITCHER	IP WLS BF H R ER SO BB IBB HBP BLK WP HR S P ERA WHIP																	
Brian Anderson, L (1, 1) ERA: 5.22	7.1	30	7	3	2	4	0	0	0	0	0	0	0	0	63	85	2.46	0.955
Russ Springer, R (8, 1) ERA: 5.52	1.2	6	2	0	0	1	0	0	0	1	0	0	0	0	12	17	0.00	1.200
Bob Patterson, L (10, 1) ERA: 4.07	1.0	3	0	0	0	0	0	0	0	0	0	0	0	0	8	10	0.00	0.000
Mark Leiter, R (11, 1) ERA: 4.72	1.0	L	6	3	2	2	1	0	0	0	0	0	0	1	12	20	18.00	3.000

Kansas City Royals @ California Angels
 Anaheim Stadium, Anaheim, CA
 Tue Aug 09 1994, 10:05 PM EDT
 Att: 17,876 - Unknown - 76 F

AB	43
R	5
H	12
RBI	5
BB	0
SO	6
LOB	16



1B	2	SF	0
2B	8	SAC	2
3B	0	DP	1
HR	2	HBP	0

Batter	1	2	3	4	5	6	7	8	9	10	11	AB R H RBI BB SO LOB	BOTTOM														
Jim Edmonds, L (1, 7) <small>OBP: 0.343, SLG: 0.377</small> Bo Jackson, R (8, 7) <small>OBP: 0.341, SLG: 0.508</small>	 F7			 G3-1		 K		 HR		 L9-3		3 0 0 0 0 1 0 2 1 1 2 0 0 1	Kansas City Royals @ California Angels Anaheim Stadium, Anaheim, CA Tue Aug 09 1994, 10:05 PM EDT Att. 17,876 - Unknown - 76 F														
Spike Owen, S (1, 5) <small>OBP: 0.420, SLG: 0.426</small>	 1B			 BB		 P2		 G3		 BB	 BB	3 0 1 0 2 0 0															
Chad Curtis, R (1, 8) <small>OBP: 0.315, SLG: 0.398</small>	 P2			 P2		 1B		 K		 BB	 BB	4 0 1 0 1 1 2															
Chili Davis, S (1, 10) <small>OBP: 0.412, SLG: 0.566</small>			 K			 K		 1B		 L9	 F7	5 0 1 0 0 2 3															
Tim Salmon, R (1, 9) <small>OBP: 0.381, SLG: 0.531</small>			 F7			 WP		 K		 G3-1	 F9	5 1 1 0 0 1 4															
J.T. Snow, L (1, 3) <small>OBP: 0.288, SLG: 0.350</small>			 K			 BB		 G5-3		 K	 G4-3	4 0 0 0 1 2 2															
Greg Myers, L (1, 2) Chris Turner, R (8, 2) <small>OBP: 0.299, SLG: 0.347</small> <small>OBP: 0.290, SLG: 0.322</small>			 G4-3			 BB		 K		 G1-4-3		3 0 1 0 0 1 0 1 0 0 0 0 0 0		AB 37 R 3 H 7 RBI 2 BB 5 SO 9 LOB 16													
Damion Easley, R (1, 4) <small>OBP: 0.291, SLG: 0.333</small>			 L8			 G5-3		 K		 G6-3		4 0 0 0 0 1 2															
Gary Disarcina, R (1, 6) <small>OBP: 0.290, SLG: 0.322</small>			 G5-3			 FC7-2		 HR		 BB	 L9-3	3 1 1 0 1 0 2															
Inning Stats	R: 0 H: 1 E: 0 LOB: 0 K: 0 BB: 0 S: 6 P: 7	R: 0 H: 0 E: 0 LOB: 0 K: 2 BB: 0 S: 8 P: 14	R: 0 H: 0 E: 0 LOB: 0 K: 0 BB: 0 S: 8 P: 10	R: 0 H: 0 E: 0 LOB: 1 K: 1 BB: 1 S: 8 P: 13	R: 1 H: 2 E: 0 LOB: 1 K: 0 BB: 1 S: 11 P: 20	R: 0 H: 2 E: 0 LOB: 2 K: 2 BB: 0 S: 17 P: 21	R: 0 H: 0 E: 0 LOB: 0 K: 2 BB: 0 S: 7 P: 10	R: 2 H: 2 E: 0 LOB: 0 K: 1 BB: 0 S: 15 P: 24	R: 0 H: 0 E: 0 LOB: 0 K: 1 BB: 0 S: 7 P: 10	R: 0 H: 0 E: 0 LOB: 0 K: 0 BB: 1 S: 4 P: 8	R: 0 H: 0 E: 0 LOB: 2 K: 0 BB: 2 S: 11 P: 19	1B: 5 SF: 0 2B: 2 SAC: 0 3B: 1 DP: 2 HR: 1 HBP: 0		WP: 1 PA: 42 PB: 0 SB: 1 CS: 1													
PITCHER	IP WLS BF H R ER SO BB IBB HBP BLK WP HR S P ERA WHIP													PITCHER	IP WLS BF H R ER SO BB IBB HBP BLK WP HR S P ERA WHIP												
Kevin Appier, R (1, 1) <small>ERA: 3.83</small>	8.0	31	7	3	3	8	2	0	0	0	1	1	80	119	3.38	1.125											
Hipoitio Pichardo, R (9, 1) <small>ERA: 4.92</small>	2.0	W	6	0	0	0	1	0	0	0	0	0	11	18	0.00	0.500											
Jeff Montgomery, R (11, 1) <small>ERA: 4.03</small>	1.0	S	5	0	0	0	0	0	0	0	0	0	11	19	0.00	2.000											

Batter	1	2	3	4	5	6	7	8	9	AB R H RBI BB SO LOB	TOP											
Brian McRae, S (1, 8) OBP: 0.359, SLG: 0.378	2-1 			1-0 		0-0 		0-1 		4 1 2 0 0 0 0												
Greg Gagne, R (1, 6) OBP: 0.314, SLG: 0.392	2-2 			0-1 		2-1 		0-1 		4 0 0 0 0 0 2												
Wally Joyner, L (1, 3) OBP: 0.386, SLG: 0.449	2-2 			2-0 		2-1 		3-2 		4 0 3 0 0 0 0												
Mike Macfarlane, R (1, 2) OBP: 0.359, SLG: 0.462		0-3 		0-0 		0-0 		0-1 		4 0 1 0 0 1 2												
Felix Jose, S (1, 9) OBP: 0.362, SLG: 0.475		0-1 		0-0 		0-0 				3 0 2 1 0 0 0												
Bob Hamelin, L (1, 10) OBP: 0.388, SLG: 0.599		0-0 		1-1 		1-0 				3 0 0 0 0 0 3												
Gary Gaetti, R (1, 5) OBP: 0.328, SLG: 0.462				1-1 		2-2 		1-2 		3 0 0 0 0 0 0												
Jose Lind, R (1, 4) OBP: 0.306, SLG: 0.348				1-2 		1-0 		0-0 		3 0 0 0 0 0 0												
Keith Miller, R (1, 7) OBP: 0.133, SLG: 0.133				1-3 		3-2 		1-2 		3 0 0 0 0 1 0												
Inning Stats	R: 0 E: 0 K: 0 S: 8	H: 1 LOB: 0 BB: 0 P: 14	R: 0 E: 0 K: 1 S: 6	H: 1 LOB: 0 BB: 0 P: 6	R: 0 E: 0 K: 1 S: 8	H: 0 LOB: 0 BB: 0 P: 11	R: 1 E: 0 K: 0 S: 8	H: 4 LOB: 2 BB: 0 P: 12	R: 0 E: 0 K: 0 S: 8	H: 0 LOB: 0 BB: 0 P: 14	R: 0 E: 0 K: 0 S: 6	H: 1 LOB: 1 BB: 0 P: 10	R: 0 E: 0 K: 0 S: 6	H: 0 LOB: 0 BB: 0 P: 8	R: 0 E: 0 K: 0 S: 6	H: 0 LOB: 0 BB: 0 P: 7	R: 0 E: 0 K: 0 S: 7	H: 1 LOB: 0 BB: 0 P: 10	1B: 8 2B: 0 3B: 0 HR: 0	SF: 0 SAC: 0 DP: 2 HBP: 0	WP: 0 PB: 0 SB: 1 CS: 1	PA: 31
PITCHER Chuck Finley, L (1, 1) ERA: 4.32	IP: 9.0 WLS: W BF: 31 H: 8 R: 1 ER: 1 SO: 2 BB: 0 IBB: 0 HBP: 0 BLK: 0 WP: 0 HR: 0 S: 63 P: 92 ERA: 1.00 WHIP: 0.889											PITCHER IP: WLS: BF: H: R: ER: SO: BB: IBB: HBP: BLK: WP: HR: S: P: ERA: WHIP:										

Kansas City Royals @ California Angels
Anaheim Stadium, Anaheim, CA

Wed Aug 10 1994, 10:05 PM EDT
 Att. 19,605 - Unknown - 78 F

AB	31
R	1
H	8
RBI	1
BB	0
SO	2
LOB	7



Batter	1	2	3	4	5	6	7	8	9	AB R H RBI BB SO LOB
Damion Easley, R (1, 4) OBP: 0.288, SLG: 0.329	2-3 K	0-0 G1-6-3			1-0 G4-3		2-1 F9			4 0 0 0 0 1 3
Spike Owen, S (1, 5) OBP: 0.418, SLG: 0.422	4-1 BB		2-3 K		0-0 G3-1			2-2 G4-3		3 0 0 0 1 1 0
Chad Curtis, R (1, 8) OBP: 0.317, SLG: 0.397	4-1 BB		0-0 S		3-3 K			3-1 G6-3		3 0 1 0 1 1 0
Chili Davis, S (1, 10) OBP: 0.410, SLG: 0.561	1-3 K		3-3 K		1-1 F8			4-0 CS		3 0 0 0 1 2 3
Tim Salmon, R (1, 9) OBP: 0.382, SLG: 0.531	3-3 K		1-3 K		1-1 FC5-4			1-2 CS	0-1 E	4 1 2 0 0 2 3
Bo Jackson, R (1, 7) OBP: 0.344, SLG: 0.507		2-2 S		0-3 K	0-1 FC5-4				2-0 E	4 1 2 0 0 1 1
J.T. Snow, L (1, 3) OBP: 0.289, SLG: 0.345		2-3 K		0-0 F7			1-1 G6-3		4-0 IBB	3 0 0 0 1 1 1
Greg Myers, L (1, 2) OBP: 0.299, SLG: 0.341		4-0 1B		1-0 F8			0-0 G3		3-3 K	2 0 0 0 1 0 0
Rex Hudler, R (9, PH) OBP: 0.326, SLG: 0.556		1-2 BB							1-2 K	1 0 0 0 0 1 3
Gary Disarcina, R (1, 6) OBP: 0.294, SLG: 0.329		0-1 G1-6-3			3-2 L7		1-0 2B		1-0 1B	4 0 3 2 0 0 0

Inning Stats	R: 0 E: 0 K: 3 S: 12	H: 0 LOB: 2 BB: 2 P: 26	R: 1 E: 0 K: 1 S: 9	H: 2 LOB: 1 BB: 1 P: 17	R: 0 E: 0 K: 3 S: 11	H: 1 LOB: 1 BB: 0 P: 17	R: 0 E: 0 K: 1 S: 5	H: 0 LOB: 0 BB: 0 P: 6	R: 0 E: 0 K: 0 S: 5	H: 0 LOB: 0 BB: 0 P: 9	R: 0 E: 0 K: 1 S: 11	H: 1 LOB: 1 BB: 0 P: 16	R: 0 E: 0 K: 0 S: 6	H: 1 LOB: 1 BB: 0 P: 10	R: 0 E: 0 K: 0 S: 7	H: 0 LOB: 0 BB: 1 P: 17	R: 1 E: 1 K: 1 S: 8	H: 3 LOB: 3 BB: 1 P: 17	1B: 7 2B: 1 3B: 0 HR: 0	SF: 0 SAC: 0 DP: 1 HBP: 0
--------------	-------------------------------	----------------------------------	------------------------------	----------------------------------	-------------------------------	----------------------------------	------------------------------	---------------------------------	------------------------------	---------------------------------	-------------------------------	----------------------------------	------------------------------	----------------------------------	------------------------------	----------------------------------	------------------------------	----------------------------------	----------------------------------	------------------------------------

PITCHER	IP	WLS	BF	H	R	ER	SO	BB	IBB	HBP	BLK	WP	HR	S	P	ERA	WHIP
Tom Gordon, R (1, 1) ERA: 4.35	8.0	L	34	7	2	2	9	4	1	0	0	0	0	69	127	2.25	1.375
Billy Brewer, L (9, 1) ERA: 2.56	0.1		1	0	0	0	1	0	0	0	0	0	0	3	6	0.00	0.000
Rusty Meacham, R (9, 1) ERA: 3.73	0.0		1	1	0	0	0	0	0	0	0	0	0	2	2	∞	∞

BOTTOM

Kansas City Royals @ California Angels
Anaheim Stadium, Anaheim, CA
 Wed Aug 10 1994, 10:05 PM EDT
 Att: 19,605 - Unknown - 78 F

livebaseballscorecards.com

AB	31
R	2
H	8
RBI	2
BB	5
SO	10
LOB	14



WP	PA	ERA	WHIP
0	37		
0			
2			
1			