

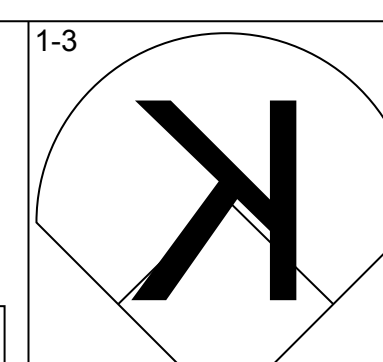
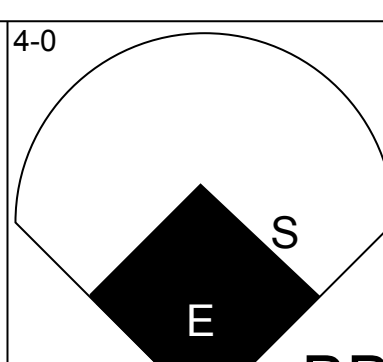
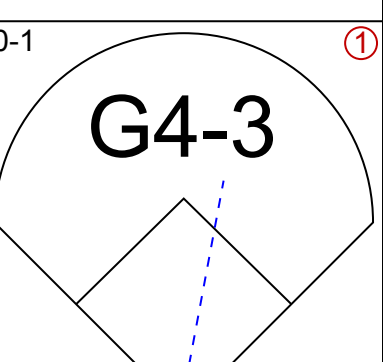
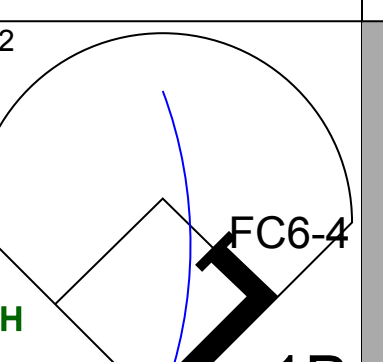
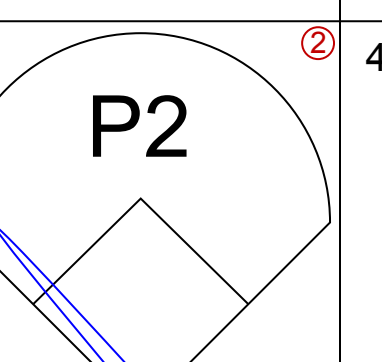
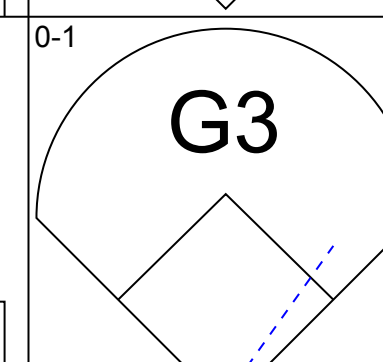
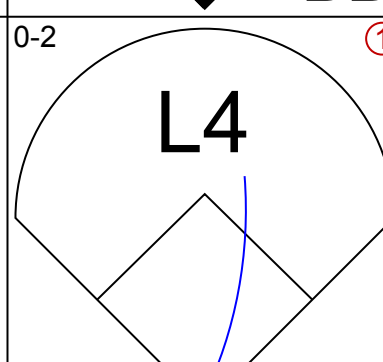
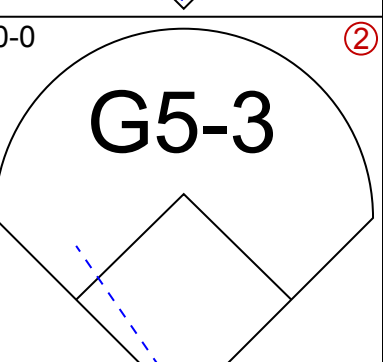
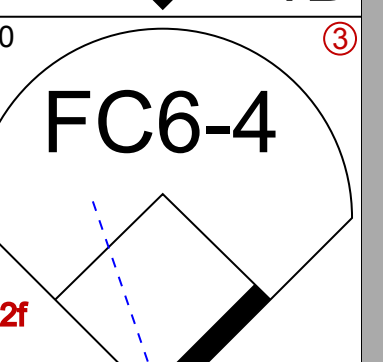
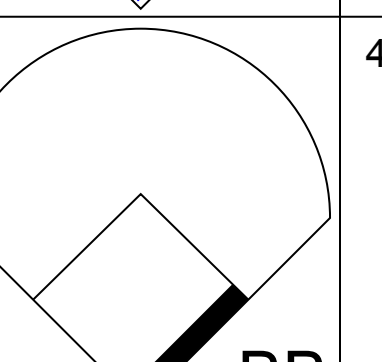
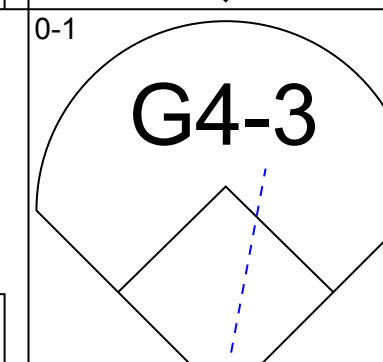
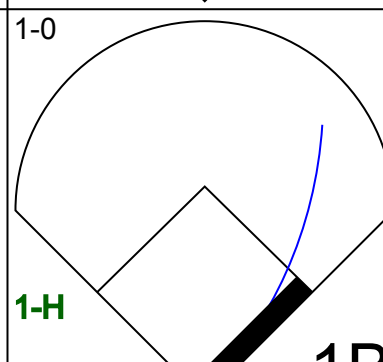
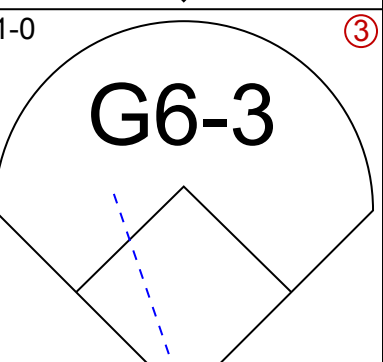
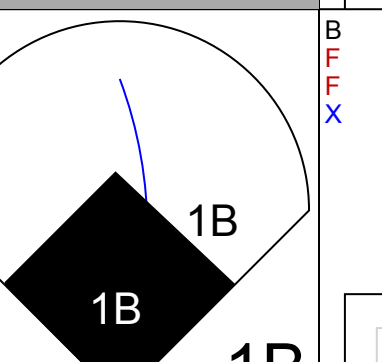
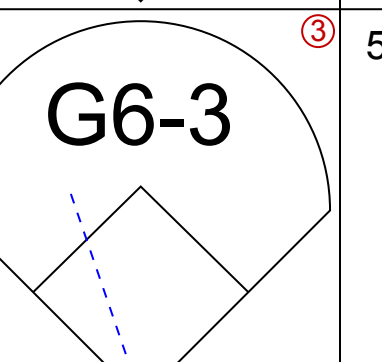
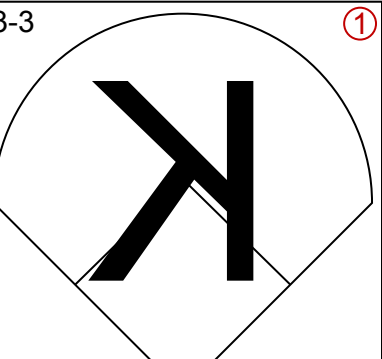
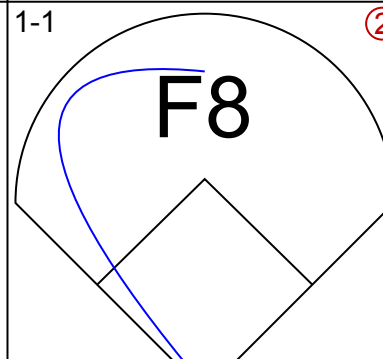
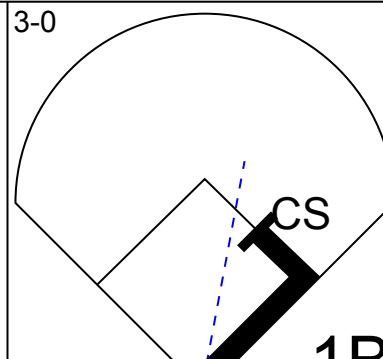
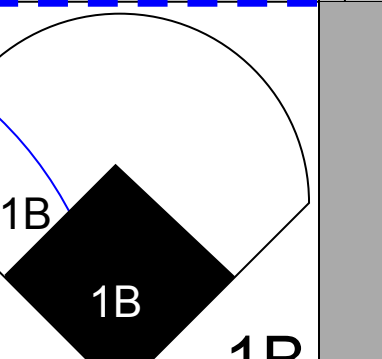
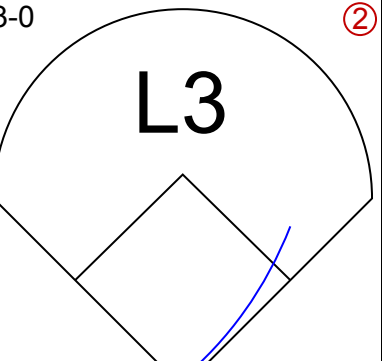
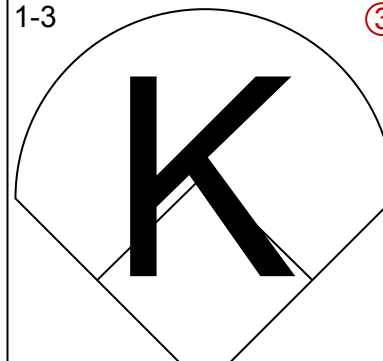
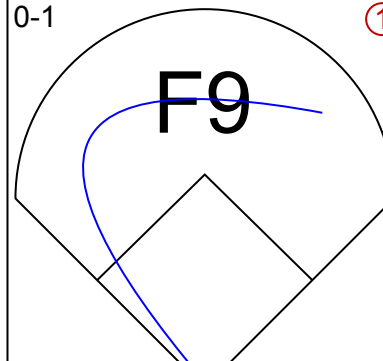
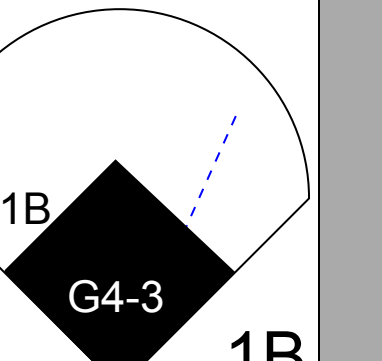
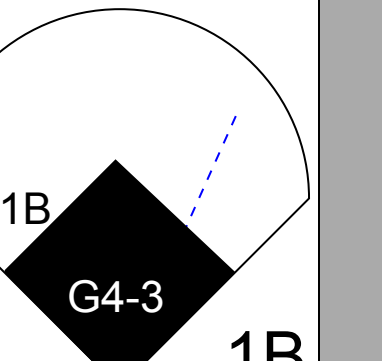
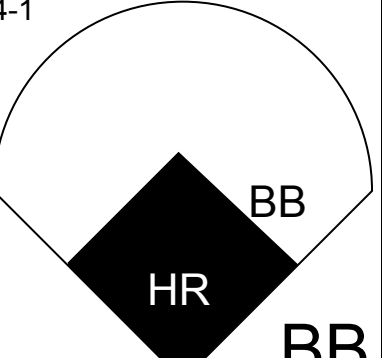
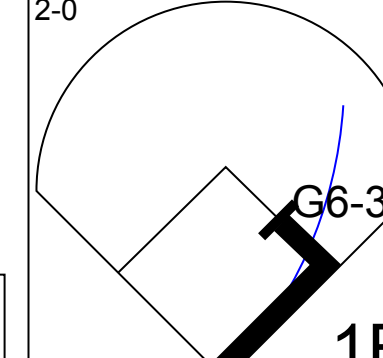
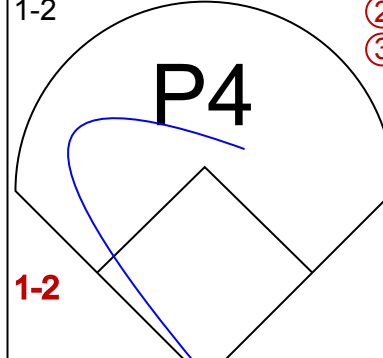
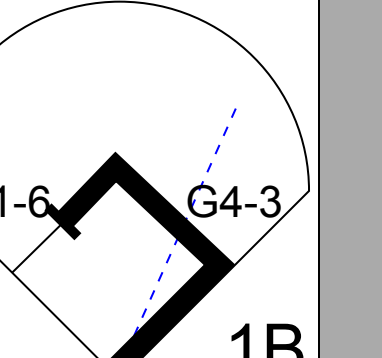
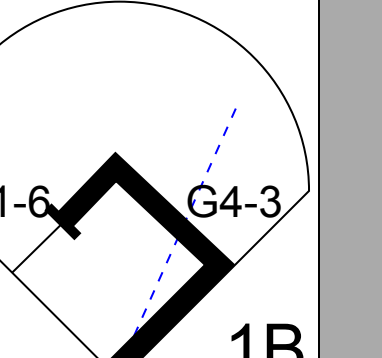
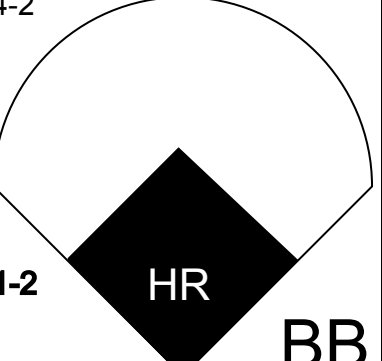
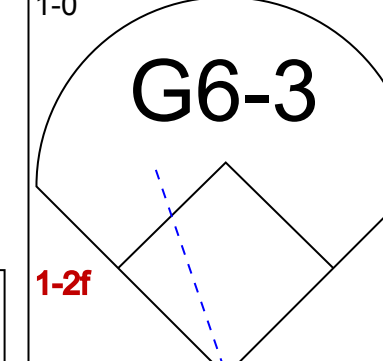
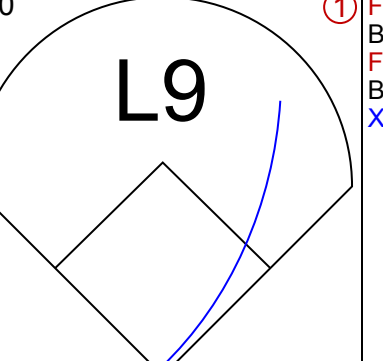
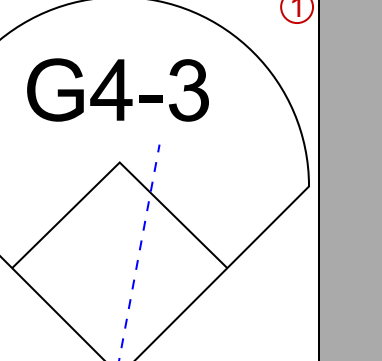
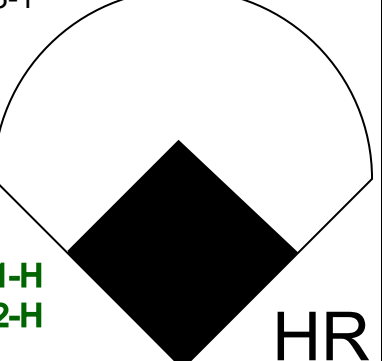
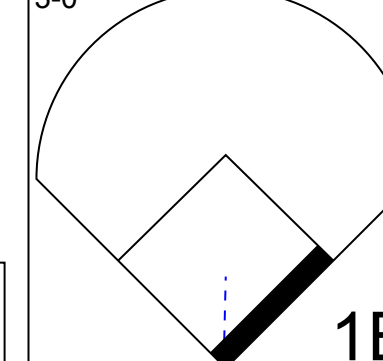
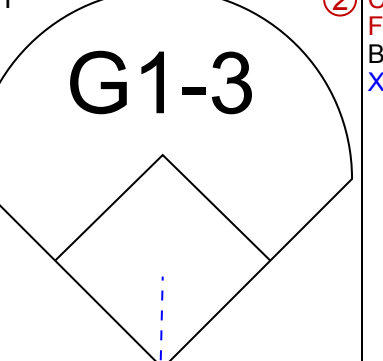
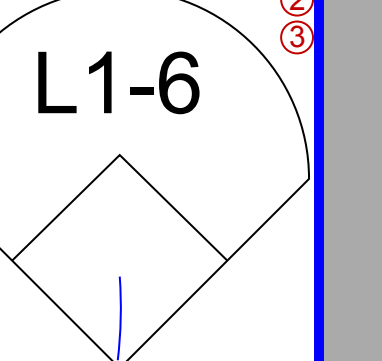
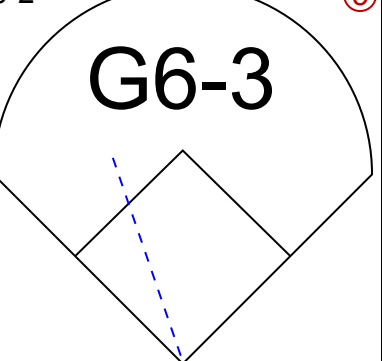
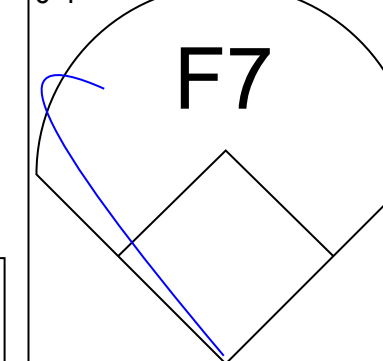
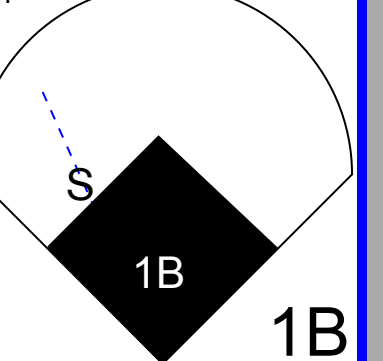
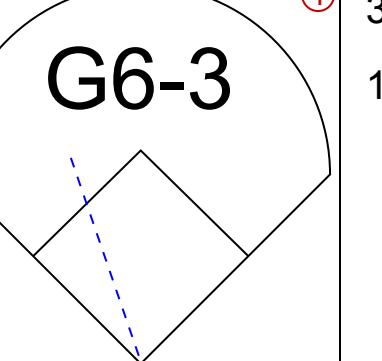
Kansas City Royals - 1994

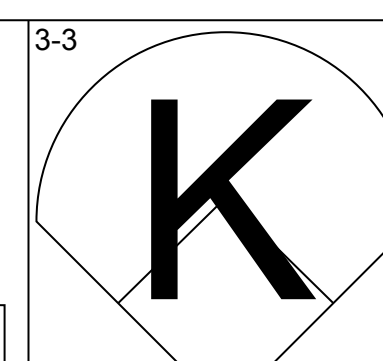
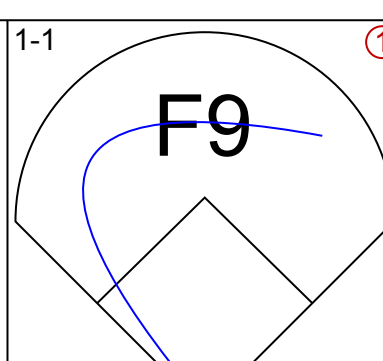
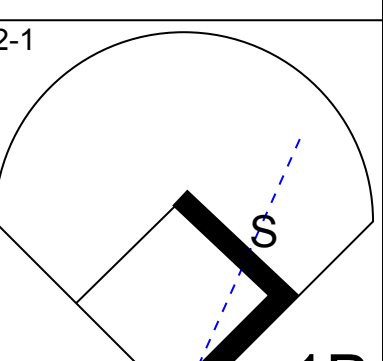
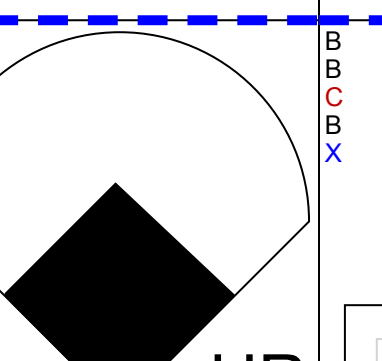
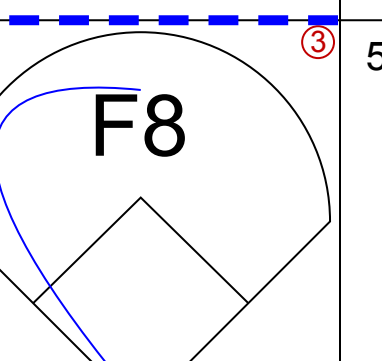

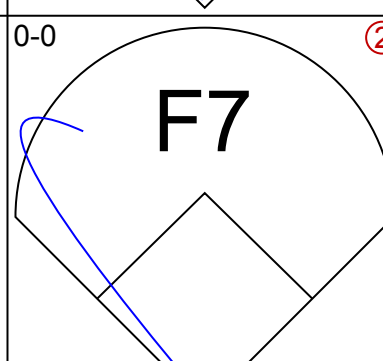
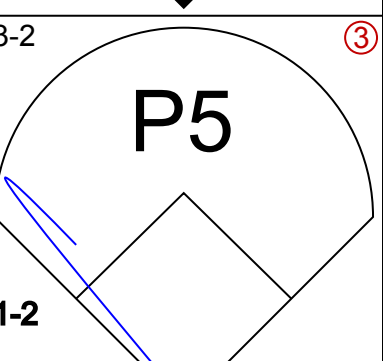
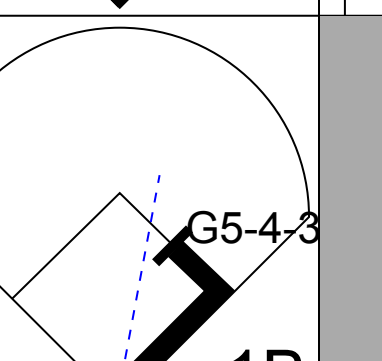

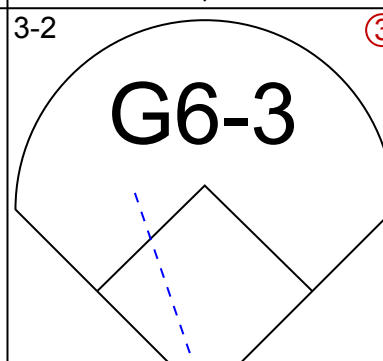
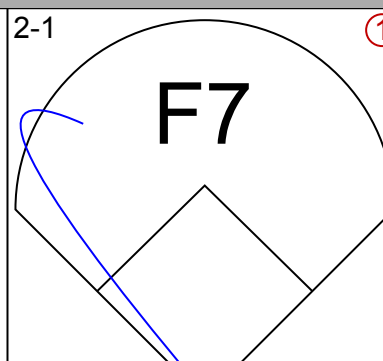
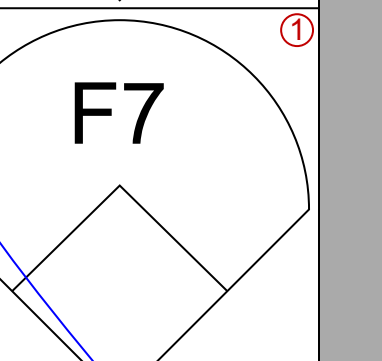

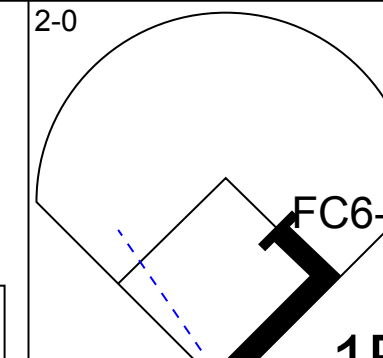
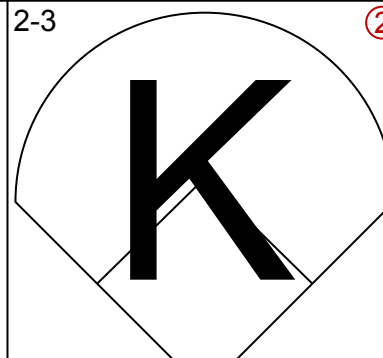
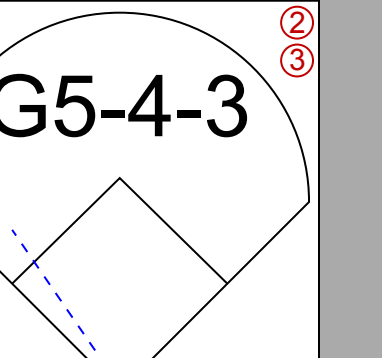

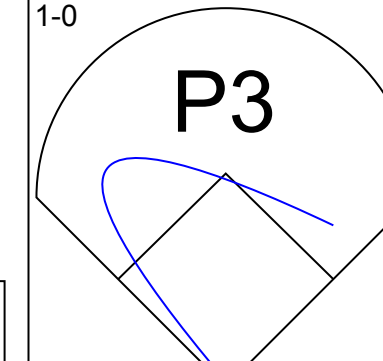
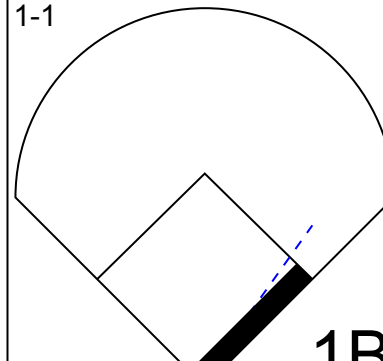
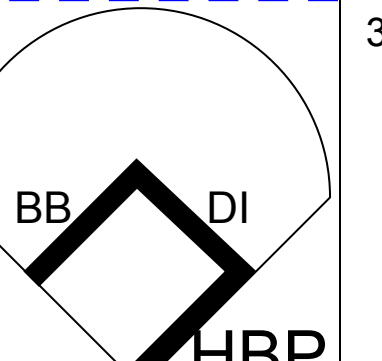
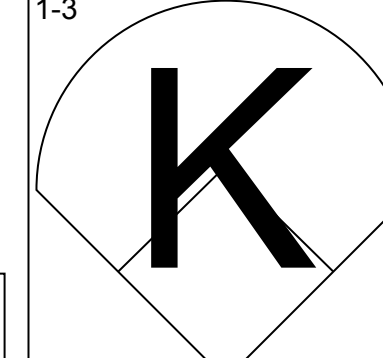
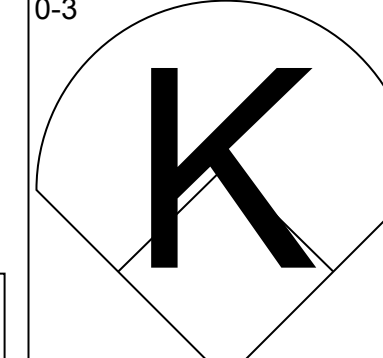
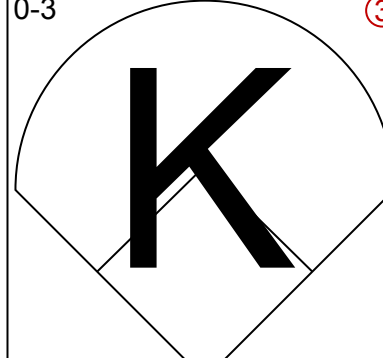
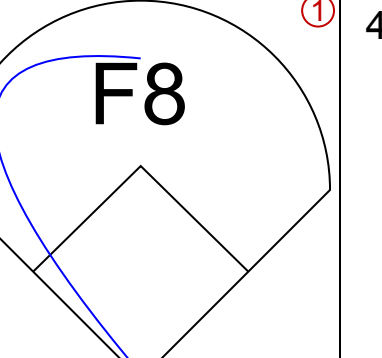
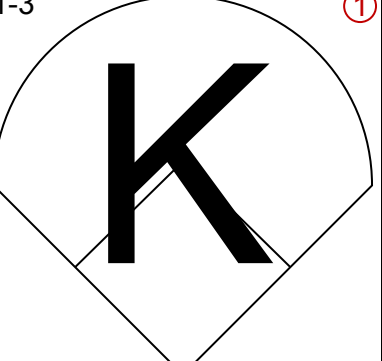
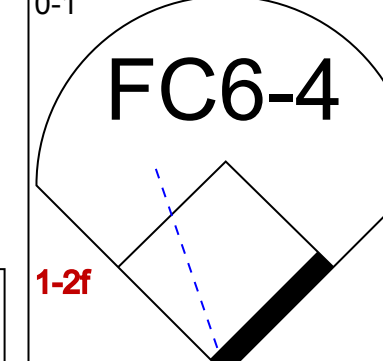
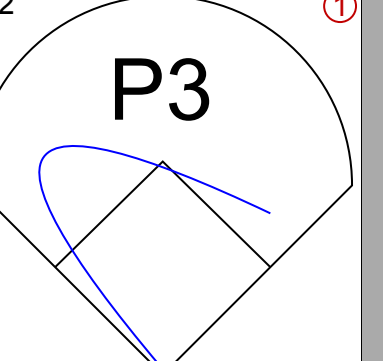
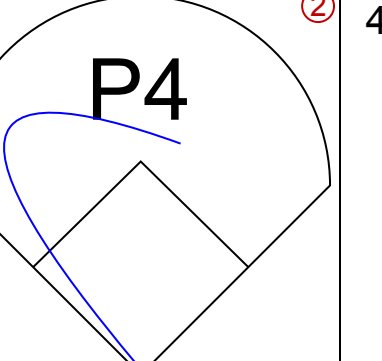
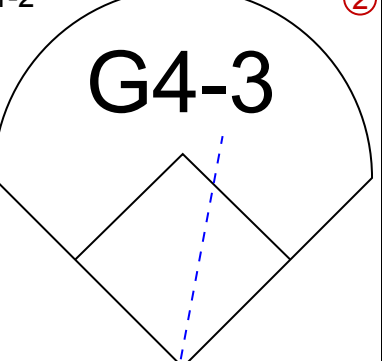
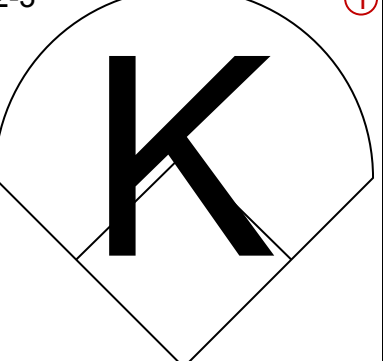
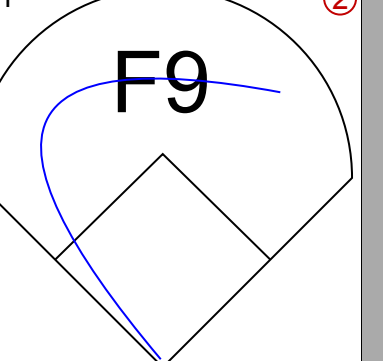
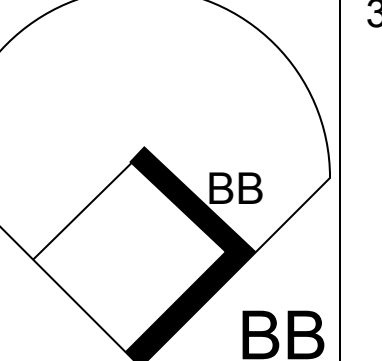
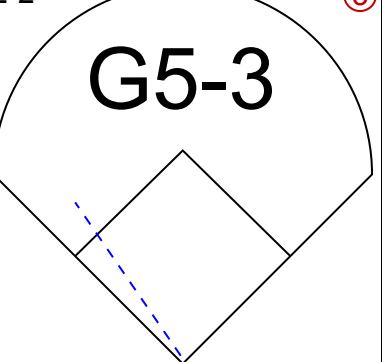
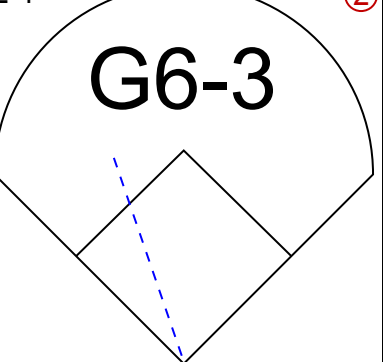
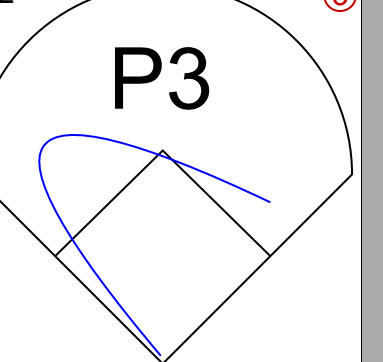
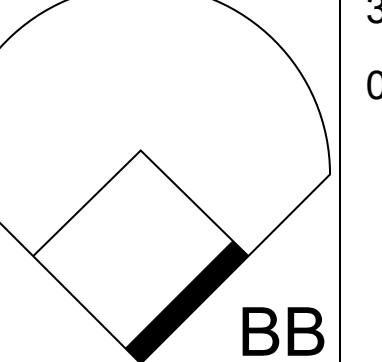
Batter	1	2	3	4	5	6	7	8	9	AB	R	H	RBI	BB	SO	LOB	TOP			
Vince Coleman, S (1,7) C X	0-1 G4-3		3-2 K			1-0 F7			2-3 K	4	0	0	0	0	2	0	Kansas City Royals @ Baltimore Orioles Oriole Park at Camden Yards, Baltimore, MD Mon Apr 04 1994, 3:33 AM EDT Att: 47,549 - Unknown livebaseballscorecards.com			
Brian McRae, S (1,8) B X	3-2 L4		4-1 PO BB			1-1 G4-3			4-2 1B 1B BB	2	1	0	0	2	0	0				
Wally Joyner, L (1,3) B X	2-0 F9		0-0 PO 1-2	3-1 G4-3		1-0 G4-3			2-2 1B 1-2 1B	4	1	1	0	0	0	0				
Mike Macfarlane, R (1,2) B X		4-2 G3-1 1B BB		0-1 HR		0-0 F7			2-3 K	3	1	1	1	1	1	2				
Gary Gaetti, R (1,5) B X		0-0 G3-1 1B		0-0 G6-3		1-0 F7			0-1 1B	4	0	2	1	0	0	0				
Bob Hamelin, L (1,10) B X		1-1 G3-1		1-2 G3-1		1-2 F7			1-2 2-H 1B	4	0	1	1	0	0	2				
Dave Henderson, R (1,9) B X		0-0 G1-3			1-0 F8			3-1 F7	0-1 FC5-4 1-2	4	0	0	0	0	0	4				
Greg Gagne, R (1,6) B X		1-3 K			0-0 F8			1-2 F7		3	0	0	0	0	1	2				
Jose Lind, R (1,4) C X			1-1 G1-3		2-1 G6-3			2-1 F9		3	0	0	0	0	0	0				
Inning Stats	R: 0 E: 0 K: 0 S: 7	H: 0 LOB: 0 BB: 0 P: 12	R: 0 E: 0 K: 1 S: 9	H: 1 LOB: 2 BB: 1 P: 15	R: 0 E: 0 K: 1 S: 7	H: 0 LOB: 0 BB: 1 P: 15	R: 1 E: 0 K: 0 S: 8	H: 1 LOB: 0 BB: 0 P: 12	R: 0 E: 0 K: 0 S: 4	H: 0 LOB: 0 BB: 0 P: 7	R: 0 E: 0 K: 0 S: 5	H: 0 LOB: 0 BB: 0 P: 7	R: 0 E: 0 K: 0 S: 10	H: 0 LOB: 0 BB: 0 P: 16	R: 2 E: 0 K: 2 S: 20	H: 3 LOB: 2 BB: 1 P: 31	1B: 4 2B: 0 3B: 0 HR: 1	SF: 0 SAC: 0 DP: 0 HBP: 0	WP: 0 PB: 0 SB: 0 CS: 0	PA: 35
PITCHER	IP WLS BF H R ER SO BB IBB HBP BLK WP HR S P ERA WHIP																			
35 Mike Mussina, R (1,1) ERA: 1.13	8.0 W 27 2 1 1 2 2 0 0 0 0 0 1 54 91 1.12 0.500																			
Jim Poole, L (9,1) ERA: 54.0	0.1 3 1 2 2 1 1 0 0 0 0 0 0 10 18 54.00 6.000																			
Alan Mills, R (9,1) ERA:	0.1 3 2 0 0 1 0 0 0 0 0 0 0 8 11 0.00 6.000																			
Lee Smith, R (9,1) ERA:	0.1 S 1 0 0 0 0 0 0 0 0 0 0 0 2 2 0.00 0.000																			

Batter	1	2	3	4	5	6	7	8	9	AB	R	H	RBI	BB	SO	LOB	BOTTOM			
Brady Anderson, L (1,7) B X	3-2 F7	2-2 G5-3			2-3 K	2-1 1B		2-3 K		5	0	1	1	0	2	2	Kansas City Royals @ Baltimore Orioles Oriole Park at Camden Yards, Baltimore, MD Mon Apr 04 1994, 3:33 AM EDT Att: 47,549 - Unknown livebaseballscorecards.com			
Mike Deversaux, R (1,8) C X	1-2 HR		0-1 L8		4-1 1B S BB	3-H K				3	2	1	1	1	1	1				
Rafael Palmeiro, L (1,3) B X	1-2 P2		3-2 G6-4-3 1B		3-3 K	1-2 K		1-0 HR		4	1	2	1	0	1	1				
Harold Baines, L (1,10) B X	2-1 1B		0-0 G6-4-3 1-2		0-1 1B	2-H 1B		0-0 G5-3		4	0	2	1	0	0	1				
Cal Ripken Jr., R (1,6) C X	0-1 1B			1-2 G5-3	0-3 K			1-1 G6-4-3 1B		4	0	2	0	0	1	1				
Chris Hoiles, R (1,2) B X	2-2 F8			2-2 1B 2B		3-3 K		0-0 G6-4-3 1-2		4	1	1	0	0	1	3				
Chris Sabo, R (1,5) B X		4-0 BB		3-3 K		2-2 G6-3		0-1 E6		3	0	0	0	1	1	1				
Mark McLemore, S (1,4) C X		1-2 F8		1-1 2-H 1B		0-0 E3 E		0-3 K		4	1	1	1	0	1	2				
Jeffrey Hammonds, R (1,9) B X		1 SAFE F9		0-0 F8		0-0 E9 1B 2B		1-3 K		4	1	1	1	0	1	3				
Inning Stats	R: 1 E: 0 K: 0 S: 19	H: 3 LOB: 2 BB: 0 P: 28	R: 0 E: 0 K: 0 S: 10	H: 0 LOB: 1 BB: 1 P: 17	R: 0 E: 0 K: 0 S: 6	H: 1 LOB: 0 BB: 0 P: 9	R: 1 E: 0 K: 1 S: 15	H: 2 LOB: 1 BB: 0 P: 22	R: 1 E: 0 K: 3 S: 12	H: 1 LOB: 1 BB: 1 P: 21	R: 2 E: 2 K: 2 S: 15	H: 2 LOB: 1 BB: 0 P: 24	R: 1 E: 0 K: 0 S: 5	H: 2 LOB: 0 BB: 0 P: 7	R: 0 E: 1 K: 3 S: 11	H: 0 LOB: 1 BB: 0 P: 14	1B: 7 2B: 2 3B: 0 HR: 2	SF: 0 SAC: 0 DP: 2 HBP: 0	WP: 0 PB: 0 SB: 1 CS: 0	PA: 37
PITCHER	IP WLS BF H R ER SO BB IBB HBP BLK WP HR S P ERA WHIP																			
Kevin Appier, R (1,1) ERA: 5.4	5.0 L 23 7 3 3 4 2 0 0 0 0 0 0 1 62 97 5.40 1.800																			
Stan Belinda, R (6,1) ERA:	0.2 4 1 2 0 1 0 0 0 0 0 0 0 10 15 0.00 1.500																			
Billy Brewer, L (6,1) ERA: 13.5	0.2 4 2 1 1 1 0 0 0 0 0 0 1 7 12 13.50 3.000																			
Hipolito Pichardo, R (7,1) ERA:	0.2 2 1 0 0 0 0 0 0 0 0 0 0 3 4 0.00 1.500																			
Jeff Montgomery, R (8,1) ERA:	1.0 4 0 0 0 3 0 0 0 0 0 0 0 11 14 0.00 0.000																			

Batter	1	2	3	4	5	6	7	8	9	AB	R	H	RBI	BB	SO	LOB	TOP								
Vince Coleman, S (1, 7)	F7		G3		FC6-4		FC6-4		P6	5	0	0	0	0	0	2	Kansas City Royals @ Baltimore Orioles Oriole Park at Camden Yards, Baltimore, MD Wed Apr 06 1994, 7:05 PM EDT Att: 44,778 - Unknown - 71 F livebaseballscorecards.com								
Brian McRae, S (1, 8) OBP: 0.500, SLG: 0.500	G4-3		HR		G4-3		FC			4	1	2	0	0	0	2									
Wally Joyner, L (1, 3)	G4-3		HR				G6-3		G5-4-3	3	1	1	2	1	0	1									
Mike Macfarlane, R (1, 2) OBP: 0.375, SLG: 0.714	G6-3		HR				G6-3		G5-4-3	4	0	1	0	0	1	2									
Gary Gaetti, R (1, 5) OBP: 0.500, SLG: 0.429	F7				FC6-4		P9		BB	3	0	1	0	1	0	1									
Bob Hamelin, L (1, 10) Tom Goodwin, L (8, FR)	1B		K				FC5-4		1B	3	0	2	0	1	1	1									
Dave Henderson, R (1, 9)	L8				F7		FC5-4		BB	4	0	0	0	0	0	6									
Greg Gagne, R (1, 6)	P9				FC6-4		K		K	4	0	0	0	0	2	2									
Jose Lind, R (1, 4) OBP: 0.286, SLG: 0.286			G6-3				FC6-4		F9	4	0	2	0	0	0	0									
Inning Stats	R: 0 E: 0 K: 0 S: 7	H: 1 LOB: 1 BB: 0 P: 12	R: 0 E: 0 K: 0 S: 9	H: 1 LOB: 1 BB: 0 P: 13	R: 2 E: 0 K: 1 S: 15	H: 2 LOB: 0 BB: 0 P: 21	R: 0 E: 0 K: 1 S: 7	H: 0 LOB: 1 BB: 1 P: 12	R: 0 E: 0 K: 0 S: 12	H: 1 LOB: 0 BB: 0 P: 18	R: 0 E: 0 K: 0 S: 8	H: 2 LOB: 2 BB: 0 P: 12	R: 0 E: 0 K: 1 S: 10	H: 1 LOB: 0 BB: 0 P: 17	R: 0 E: 0 K: 0 S: 7	H: 1 LOB: 2 BB: 2 P: 17		R: 0 E: 0 K: 1 S: 10	H: 0 LOB: 0 BB: 0 P: 13	1B: 7 2B: 1 3B: 0 HR: 1	SF: 0 SAC: 0 DP: 1 HBP: 0	WP: 0 PB: 1 SB: 1 CS: 1	PA: 37		
PITCHER	IP	WLS	BF	H	R	ER	SO	BB	IBB	HBP	BLK	WP	HR	S	P	ERA	WHIP								
Ben McDonald, R (1, 1) ERA: 2.84	6.1	W	27	8	2	2	3	1	0	0	0	0	1	64	98	2.84	1.421								
Brad Pennington, L (7, 1) ERA:	0.2		3	0	0	0	1	1	0	0	0	0	0	4	11	0.00	1.500								
Mark Eichhorn, R (8, 1) ERA:	1.0		4	1	0	0	1	0	0	0	0	0	0	7	13	0.00	2.000								
Lee Smith, R (9, 1) ERA:	1.0	S	3	0	0	0	1	0	0	0	0	0	0	10	13	0.00	0.000								

Batter	1	2	3	4	5	6	7	8	9	AB	R	H	RBI	BB	SO	LOB	BOTTOM								
Brady Anderson, L (1, 7) OBP: 0.556, SLG: 0.429	G3-6-1		BB				FC6-4			2	0	2	1	2	0	0	Kansas City Royals @ Baltimore Orioles Oriole Park at Camden Yards, Baltimore, MD Wed Apr 06 1994, 7:05 PM EDT Att: 44,778 - Unknown - 71 F livebaseballscorecards.com								
Mike Deversaux, R (1, 8) OBP: 0.250, SLG: 0.571	K		BB		G5-3		FC6-4			4	0	0	1	0	2	4									
Rafael Palmeiro, L (1, 3) OBP: 0.500, SLG: 1.286	G3-6-1				G4-6-3		P5			3	1	1	1	1	0	2									
Harold Baines, L (1, 10) OBP: 0.625, SLG: 1.000					G4-6-3		HR		F7	3	1	2	1	1	0	0									
Cal Ripken Jr., R (1, 6) OBP: 0.250, SLG: 0.250	F7				G4-6-3		G6-3		G5-3	4	0	0	0	0	0	3									
Chris Hoiles, R (1, 2) OBP: 0.250, SLG: 0.286	F8				F8		L7		BB	3	0	0	0	1	0	2									
Chris Sabo, R (1, 5) OBP: 0.250, SLG: 0.143	P6						F8		P6	4	0	1	0	0	0	2									
Mark McLemore, S (1, 4) OBP: 0.143, SLG: 0.143			K		FC3-6		F7			3	1	0	0	0	1	1									
Jeffrey Hammonds, R (1, 9) OBP: 0.286, SLG: 0.333	F8				P6		1B		FC6-4	2	1	0	0	0	0	1									
Inning Stats	R: 0 E: 0 K: 1 S: 8	H: 0 LOB: 0 BB: 1 P: 14	R: 0 E: 0 K: 0 S: 9	H: 1 LOB: 1 BB: 0 P: 12	R: 0 E: 0 K: 2 S: 8	H: 0 LOB: 1 BB: 1 P: 14	R: 0 E: 0 K: 0 S: 5	H: 0 LOB: 0 BB: 2 P: 16	R: 1 E: 0 K: 0 S: 12	H: 2 LOB: 1 BB: 0 P: 19	R: 2 E: 0 K: 0 S: 9	H: 2 LOB: 0 BB: 0 P: 16	R: 1 E: 0 K: 0 S: 12	H: 1 LOB: 1 BB: 0 P: 17	R: 0 E: 0 K: 0 S: 8	H: 0 LOB: 1 BB: 1 P: 15		1B: 4 2B: 0 3B: 0 HR: 2	SF: 0 SAC: 0 DP: 2 HBP: 1	WP: 1 PB: 0 SB: 0 CS: 0	PA: 34				
PITCHER	IP	WLS	BF	H	R	ER	SO	BB	IBB	HBP	BLK	WP	HR	S	P	ERA	WHIP								
David Cone, R (1, 1) ERA: 5.4	5.0	L	22	5	3	3	3	4	0	0	0	0	0	9	15	6.75	0.000								
Stan Belinda, R (6, 1) ERA: 4.5	1.1		5	0	1	1	0	0	0	1	0	0	0	9	15	6.75	0.000								
Mike Magnante, L (7, 1) ERA:	1.0		4	1	0	0	0	0	0	0	0	0	0	11	17	0.00	1.000								
Hipolito Pichardo, R (8, 1) ERA:	0.2		3	0	0	0	0	1	0	0	0	0	0	6	11	0.00	1.500								

Batter	1	2	3	4	5	6	7	8	9	AB	R	H	RBI	BB	SO	LOB	TOP			
Wayne Kirby, L OBP: 0.364, SLG: 0.300 (1, 8)			 BB				 1B			4	1	1	1	1	1	0	Cleveland Indians @ Kansas City Royals Kauffman Stadium, Kansas City, MO Fri Apr 08 1994, 3:33 AM CDT Att: 38,496 - Sunny - 65 F			
Omar Vizquel, S OBP: 0.333, SLG: 0.231 (1, 6)							 1-2			4	0	0	0	1	0	2				
Carlos Baerga, S OBP: 0.200, SLG: 0.214 (1, 4)			 1-H					 1B		5	1	2	0	0	0	1				
Albert Belle, R OBP: 0.429, SLG: 0.500 (1, 7)						 1B		 1B		4	1	2	0	0	1	1				
Eddie Murray, S OBP: 0.308, SLG: 0.615 (1, 10)								 1B	 1B	4	1	1	1	0	1	2				
Paul Sorrento, L OBP: 0.600, SLG: 0.500 (1, 3)	 HR			 1B		 1-2		 1B	 1B	3	1	2	1	1	0	1				
Sandy Alomar Jr., R OBP: 0.385, SLG: 0.200 (1, 2)	 BB			 1-2						3	1	0	1	1	0	2				
Jim Thome, L OBP: 0.444, SLG: 0.889 Alvaro Espinoza, R (8, 5)	 2-H							 2-3		4	1	2	3	0	0	1				
Manny Ramirez, R OBP: 0.364, SLG: 0.333 Kenny Lofton, L (7, PR) (7, 8)						 1B				3	0	1	0	0	0	1				
										1	1	0	0	0	0	0				
Inning Stats	R: 0 E: 0 K: 1 S: 7	H: 0 LOB: 0 BB: 0 P: 8	R: 3 E: 0 K: 1 S: 13	H: 1 LOB: 0 BB: 2 P: 30	R: 1 E: 0 K: 1 S: 10	H: 1 LOB: 1 BB: 1 P: 17	R: 0 E: 0 K: 0 S: 5	H: 2 LOB: 1 BB: 0 P: 11	R: 0 E: 0 K: 0 S: 4	H: 1 LOB: 0 BB: 0 P: 5	R: 1 E: 0 K: 0 S: 10	H: 2 LOB: 1 BB: 0 P: 18	R: 3 E: 0 K: 0 S: 12	H: 4 LOB: 0 BB: 0 P: 20	R: 0 E: 0 K: 0 S: 7	H: 0 LOB: 1 BB: 1 P: 15	1B: 10 2B: 1 3B: 0 HR: 1	SF: 0 SAC: 0 DP: 2 HBP: 0	WP: 0 PB: 0 SB: 3 CS: 1	PA: 39
PITCHER	IP WLS BF H R ER SO	IP WLS BF H R ER SO	IP WLS BF H R ER SO	IP WLS BF H R ER SO	IP WLS BF H R ER SO	IP WLS BF H R ER SO	IP WLS BF H R ER SO	IP WLS BF H R ER SO	IP WLS BF H R ER SO	IP WLS BF H R ER SO	IP WLS BF H R ER SO	IP WLS BF H R ER SO	IP WLS BF H R ER SO	IP WLS BF H R ER SO	IP WLS BF H R ER SO	IP WLS BF H R ER SO	ERA WHIP	ERA WHIP		
Tom Gordon, R ERA: 9.82	(1, 1) 3.2 L 17 4 4 4 3	(4, 1) 2.1 7 1 0 0 0	(7, 1) 1.0 6 3 2 2 0	(8, 1) 1.0 5 3 2 2 0	(9, 1) 1.0 4 0 0 0 0												9.82 1.909			
Billy Brewer, L ERA: 3.0																	0.00 0.429			
Mike Magnante, L ERA: 5.0																	18.00 3.000			
Hipolito Pichardo, R ERA: 7.71																	18.00 3.000			
Jeff Montgomery, R ERA:																	0.00 1.000			

Batter	1	2	3	4	5	6	7	8	9	AB	R	H	RBI	BB	SO	LOB	BOTTOM			
Vince Coleman, S OBP: 0.143, SLG: 0.357 (1, 7)					 1B					5	1	2	1	0	1	3	Cleveland Indians @ Kansas City Royals Kauffman Stadium, Kansas City, MO Fri Apr 08 1994, 3:33 AM CDT Att: 38,496 - Sunny - 65 F			
Brian McRae, S OBP: 0.500, SLG: 0.500 (1, 8)	 E				 1-2		 1B			4	1	2	0	0	0	1				
Wally Joyner, L OBP: 0.333, SLG: 0.500 (1, 3)	 1B									3	1	0	0	1	0	1				
Mike Macfarlane, R OBP: 0.417, SLG: 0.636 (1, 2)	 2-H			 1B				 1-2		4	0	2	1	0	1	1				
Gary Gaetti, R OBP: 0.500, SLG: 0.400 (1, 5)									 DI HBP	3	0	1	0	0	0	2				
Bob Hamelin, L OBP: 0.333, SLG: 0.273 (1, 10)										4	0	0	0	0	3	4				
Dave Henderson, R (1, 9)				 1-2						4	0	0	0	0	1	2				
Greg Gagne, R (1, 6)									 BB	3	0	0	0	1	1	0				
Jose Lind, R OBP: 0.200, SLG: 0.200 Hubie Brooks, R (9, PH)									 2-3	3	0	0	0	0	0	0				
										0	0	0	0	1	0	0				
Inning Stats	R: 2 E: 0 K: 2 S: 14	H: 2 LOB: 1 BB: 1 P: 26	R: 0 E: 0 K: 1 S: 9	H: 0 LOB: 0 BB: 0 P: 13	R: 0 E: 0 K: 1 S: 7	H: 1 LOB: 1 BB: 0 P: 10	R: 0 E: 0 K: 1 S: 12	H: 1 LOB: 1 BB: 0 P: 21	R: 0 E: 0 K: 2 S: 11	H: 1 LOB: 1 BB: 0 P: 16	R: 0 E: 0 K: 0 S: 8	H: 0 LOB: 0 BB: 0 P: 13	R: 1 E: 0 K: 0 S: 6	H: 2 LOB: 0 BB: 0 P: 12	R: 0 E: 0 K: 0 S: 8	H: 0 LOB: 3 BB: 2 P: 25	1B: 6 2B: 0 3B: 0 HR: 1	SF: 0 SAC: 0 DP: 1 HBP: 1	WP: 0 PB: 0 SB: 3 CS: 0	PA: 37
PITCHER	IP WLS BF H R ER SO	IP WLS BF H R ER SO	IP WLS BF H R ER SO	IP WLS BF H R ER SO	IP WLS BF H R ER SO	IP WLS BF H R ER SO	IP WLS BF H R ER SO	IP WLS BF H R ER SO	IP WLS BF H R ER SO	IP WLS BF H R ER SO	IP WLS BF H R ER SO	IP WLS BF H R ER SO	IP WLS BF H R ER SO	IP WLS BF H R ER SO	IP WLS BF H R ER SO	IP WLS BF H R ER SO	ERA WHIP	ERA WHIP		
Charles Nagy, R ERA: 1.25	(1, 1) 7.0 W 27 2 1 1 7	(8, 1) 1.0 4 2 1 1 0	(9, 1) 0.2 5 0 0 0 0	(9, 1) 0.1 S 1 0 0 0													1.25 0.857			
Derek Liliquist, L ERA: 6.75																	9.00 2.000			
Matt Turner, R ERA:																	0.00 3.000			
Steve Farr, R ERA:																	0.00 0.000			



Batter	1	2	3	4	5	6	7	8	9	AB	R	H	RBI	BB	SO	LOB	TOP										
Kenny Lofton, L (1, 8) OBP: 0.400, SLG: 0.143	2-1 G3-6-3 1B			1-0 B1-3		4-2 BB			1-3 K	3	0	1	0	1	1	0	Cleveland Indians @ Kansas City Royals Kauffman Stadium, Kansas City, MO Sun Apr 10 1994, 3:33 AM CDT Att: 16,342 - Overcast - 54 F										
Omar Vizquel, S (1, 6) OBP: 0.316, SLG: 0.294	2-2 F8		2-1 G5-3		0-2 F7			1-1 2B	4	0	1	0	0	0	3												
Jim Thome, L (1, 5) OBP: 0.308, SLG: 0.615	0-1 G3-6-3 1-2		0-1 F7		1-0 F8			2-3 K	4	0	0	0	0	1	4												
Albert Belle, R (1, 7) OBP: 0.333, SLG: 0.375		3-2 F8			2-3 K		1-0 P4	3-3 K	4	0	0	0	0	2	1												
Eddie Murray, S (1, 10) OBP: 0.250, SLG: 0.500		2-3 K			1-3 K		0-1 L7		3	0	0	0	0	2	0												
Paul Sorrento, L (1, 3) OBP: 0.462, SLG: 0.364		1-0 G4-3			2-0 G3-1		2-1 P5		3	0	0	0	0	0	0												
Sandy Alomar Jr., R (1, 2) OBP: 0.375, SLG: 0.308			3-1 G5-3			2-0 G5-3		0-1 G4-3 G5-3 2B	3	0	1	0	0	0	0												
Manny Ramirez, R (1, 9) OBP: 0.385, SLG: 0.636			2-1 F9			0-0 HR		1-1 G4-3	2	1	1	1	0	0	0												
Wayne Kirby, L (8, PH) OBP: 0.333, SLG: 0.273								2-3 G5-3	1	0	0	0	0	0	1												
Alvaro Espinoza, R (1, 4) OBP: 0.333, SLG: 0.667			3-2 G5-3			1-1 2B		0-0 G5-3 3-H	3	0	1	0	0	0	1												
Inning Stats	R: 0 E: 0 K: 0 S: 8	H: 1 LOB: 0 BB: 0 P: 12	R: 0 E: 0 K: 1 S: 8	H: 0 LOB: 0 BB: 0 P: 14	R: 0 E: 0 K: 0 S: 7	H: 0 LOB: 0 BB: 0 P: 15	R: 0 E: 0 K: 0 S: 5	H: 0 LOB: 0 BB: 0 P: 8	R: 0 E: 0 K: 2 S: 10	H: 0 LOB: 0 BB: 1 P: 13	R: 1 E: 0 K: 0 S: 10	H: 2 LOB: 2 BB: 1 P: 18	R: 0 E: 0 K: 0 S: 5	H: 0 LOB: 0 BB: 0 P: 8	R: 0 E: 0 K: 3 S: 14	H: 1 LOB: 0 BB: 0 P: 6	R: 0 E: 0 K: 3 S: 14	H: 1 LOB: 1 BB: 0 P: 21	1B: 1 2B: 4 3B: 0 HR: 1	SF: 0 SAC: 0 DP: 2 HBP: 0	WP: 0 PB: 0 SB: 1 CS: 0	PA: 31					
PITCHER	IP	WLS	BF	H	R	ER	SO	BB	IBB	HBP	BLK	WP	HR	S	P	ERA	WHIP										
Chris Haney, L (1, 1) ERA: 1.5	6.0	W	21	3	1	1	3	1	0	0	0	0	1	46	80	1.50	0.667										
Billy Brewer, L (7, 1) ERA: 2.25	1.0		3	0	0	0	0	0	0	0	0	0	0	5	8	0.00	0.000										
Stan Belinda, R (8, 1) ERA: 2.25	2.0		7	2	0	0	3	0	0	0	0	0	0	19	27	0.00	1.000										

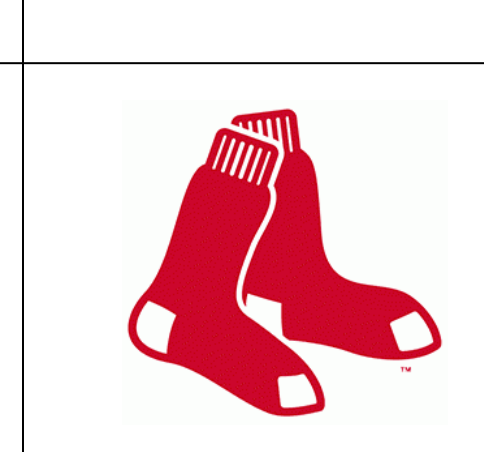
Batter	1	2	3	4	5	6	7	8	9	AB	R	H	RBI	BB	SO	LOB	BOTTOM										
Vince Coleman, S (1, 7) OBP: 0.263, SLG: 0.526	0-2 3B		0-1 2B		1-2 G6-4-3 1B	1-1 F7		1-0 FC5-4 1-2		5	1	3	0	0	0	3	Cleveland Indians @ Kansas City Royals Kauffman Stadium, Kansas City, MO Sun Apr 10 1994, 3:33 AM CDT Att: 16,342 - Overcast - 54 F										
Brent Mayne, L (1, 2) OBP: 0.200, SLG: 0.400	1-3 K		0-2 SH1-3 1-H 2B		0-2 G6-4-3 1-2		3-2 G5-3	0-3 K	5	0	1	1	0	2	3												
Brian McRae, S (1, 8) OBP: 0.533, SLG: 0.538	2-3 K		0-0 SH1-3			2-2 G4-3 HBP 1B	1-1 G5-3 1B		3	2	2	0	0	1	1												
Wally Joyner, L (1, 3) OBP: 0.313, SLG: 0.429	2-1 F8		3-2 G1-3			1-2 P6	0-0 G5-3 1B		4	1	1	0	0	0	3												
Gary Gaetti, R (1, 5) OBP: 0.500, SLG: 0.462		0-2 FC5 2B	0-0 G3			4-2 HBP G4-3 1B BB	0-0 G5-3	1-2 2-3	3	1	1	0	1	0	3												
Bob Hamelin, L (1, 10) OBP: 0.287, SLG: 0.214		1-1 G6-3		0-3 K		0-1 G4-3	0-1 G5-3 1B		3	0	0	0	0	1	3												
Hubie Brooks, R (7, PH) OBP: 1.000, SLG: 1.000						1-2 2-3	2-H 3-H 1-2		1	0	1	2	0	0	0												
Kevin Koslofski, L (1, 9)		4-2 FC5 BB		3-3 K		4-0 HBP 1B IBB		0-0 G4-3	2	1	0	0	2	1	1												
Greg Gagne, R (1, 6) David Howard, S (7, 6)		1-0 FC5 1-2 2-3		1-3 K		3-1 1B HBP		0-0 F9	2	0	0	1	0	1	2												
Jose Lind, R (1, 4) OBP: 0.286, SLG: 0.286		0-1 G4-3			1-3 K	1-3 2-H 3-H 1B		2-1 FC5-4 1B	4	0	2	2	0	1	2												
Inning Stats	R: 0 E: 0 K: 2 S: 12	H: 1 LOB: 1 BB: 0 P: 17	R: 0 E: 0 K: 0 S: 10	H: 1 LOB: 2 BB: 1 P: 16	R: 1 E: 0 K: 0 S: 10	H: 2 LOB: 1 BB: 0 P: 13	R: 0 E: 0 K: 3 S: 10	H: 0 LOB: 0 BB: 0 P: 14	R: 0 E: 0 K: 1 S: 11	H: 1 LOB: 0 BB: 0 P: 13	R: 3 E: 0 K: 0 S: 22	H: 2 LOB: 2 BB: 2 P: 36	R: 2 E: 0 K: 0 S: 15	H: 3 LOB: 1 BB: 0 P: 20	R: 0 E: 0 K: 1 S: 7	H: 1 LOB: 1 BB: 0 P: 10	1B: 8 2B: 2 3B: 1 HR: 0	SF: 0 SAC: 1 DP: 1 HBP: 1	WP: 0 PB: 0 SB: 2 CS: 0	PA: 38							
PITCHER	IP	WLS	BF	H	R	ER	SO	BB	IBB	HBP	BLK	WP	HR	S	P	ERA	WHIP										
Dennis Martinez, R (1, 1) ERA: 4.15	6.0	L	28	7	4	4	6	2	1	1	0	0	0	75	109	6.00	1.500										
Russ Swan, L (7, 1) ERA: 5.4	0.2		4	2	2	2	0	0	0	0	0	0	0	8	12	27.00	3.000										
Jose Mesa, R (7, 1) ERA: 3.0	0.1		2	1	0	0	0	0	0	0	0	0	0	7	8	0.00	3.000										
Chris Nabholz, L (8, 1) ERA:	1.0		4	1	0	0	1	0	0	0	0	0	0	7	10	0.00	1.000										



Batter	1	2	3	4	5	6	7	8	9	10	AB	R	H	RBI	BB	SO	LOB	TOP						
Otis Nixon, S <small>OBP: 0.469, SLG: 0.391</small> 											4	1	1	1	0	1	1							
Billy Hatcher, R <small>OBP: 0.350, SLG: 0.438</small> 											4	2	2	1	0	0	0							
Mike Greenwell, L <small>OBP: 0.406, SLG: 0.615</small> 											5	1	2	0	0	0	1							
Mo Vaughn, L <small>OBP: 0.344, SLG: 0.406</small> 											5	0	2	3	0	1	1							
Andre Dawson, R Scott Fletcher, R <small>OBP: 0.367, SLG: 0.786</small> <small>OBP: 0.091, SLG: 0.091</small> 											4	0	0	0	1	1	4							
Tim Lincecum, R <small>OBP: 0.417, SLG: 0.696</small> 											5	1	2	2	0	0	3							
Scott Cooper, L <small>OBP: 0.182, SLG: 0.158</small> 											4	0	1	0	1	0	0							
John Valentin, R <small>OBP: 0.464, SLG: 0.542</small> 											4	1	3	1	1	0	0							
Dave Valle, R <small>OBP: 0.188, SLG: 0.267</small> Lee Tinsley, S <small>OBP: 0.400, SLG: 0.250</small> Damon Berryhill, S <small>OBP: 0.364, SLG: 0.400</small> 											3	0	0	0	0	0	4							
Inning Stats	R: 1 E: 0 K: 1 S: 14	H: 2 LOB: 1 BB: 0 P: 23	R: 1 E: 0 K: 0 S: 11	H: 3 LOB: 1 BB: 0 P: 19	R: 0 E: 0 K: 0 S: 11	H: 0 LOB: 0 BB: 0 P: 9	R: 0 E: 0 K: 0 S: 8	H: 1 LOB: 0 BB: 0 P: 12	R: 0 E: 0 K: 1 S: 9	H: 0 LOB: 0 BB: 0 P: 14	R: 0 E: 0 K: 0 S: 5	H: 0 LOB: 0 BB: 0 P: 6	R: 3 E: 1 K: 1 S: 23	H: 4 LOB: 2 BB: 0 P: 37	R: 0 E: 0 K: 0 S: 8	H: 0 LOB: 0 BB: 0 P: 12	R: 3 E: 0 K: 0 S: 15	H: 3 LOB: 3 BB: 3 P: 33	1B: 8 2B: 4 3B: 2 HR: 0	SF: 2 SAC: 0 DP: 2 HBP: 0	WP: 1 PB: 0 SB: 2 CS: 0	PA: 45		
PITCHER	IP 6.0	WLS 22	BF 6	H 2	R 2	ER 2	SO 2	BB 0	IBB 0	HBP 0	BLK 0	WP 1	HR 0	S 60	P 93	ERA 3.00	WHIP 1.000							
Mark Gubicza, R <small>ERA: 3.0</small>	<small>(1, 1)</small>	<small>1.1</small>	<small>7</small>	<small>2</small>	<small>3</small>	<small>2</small>	<small>0</small>	<small>0</small>	<small>0</small>	<small>0</small>	<small>0</small>	<small>0</small>	<small>0</small>	<small>15</small>	<small>21</small>	<small>13.50</small>	<small>1.500</small>							
Hipolito Pichardo, R <small>ERA: 3.82</small>	<small>(7, 1)</small>	<small>2.2</small>	<small>L</small>	<small>16</small>	<small>5</small>	<small>3</small>	<small>3</small>	<small>1</small>	<small>2</small>	<small>1</small>	<small>0</small>	<small>0</small>	<small>0</small>	<small>0</small>	<small>0</small>	<small>36</small>	<small>10.12</small>	<small>2.625</small>						
Mike Magnante, L <small>ERA: 9.64</small>	<small>(8, 1)</small>																							

Boston Red Sox @ Kansas City Royals
Kauffman Stadium, Kansas City, MO
Mon Apr 11 1994, 7:05 PM CDT
Att: 15,883 - Unknown - 47 F


AB	40
R	8
H	13
RBI	8
BB	3
SO	3
LOB	17



Batter	1	2	3	4	5	6	7	8	9	10	AB	R	H	RBI	BB	SO	LOB	BOTTOM					
Vince Coleman, S <small>OBP: 0.333, SLG: 0.583</small> 											5	2	3	1	0	0	2						
Wally Joyner, L <small>OBP: 0.238, SLG: 0.316</small> 											5	0	0	0	0	1	3						
Brian McRae, S <small>OBP: 0.550, SLG: 0.588</small> 											4	0	2	2	1	0	0						
Mike Macfarlane, R <small>OBP: 0.353, SLG: 0.467</small> 											4	0	0	0	1	1	2						
Gary Gaetti, R <small>OBP: 0.391, SLG: 0.333</small> 											5	0	0	0	0	0	3						
Hubie Brooks, R <small>OBP: 0.288, SLG: 0.167</small> 											5	0	0	0	0	1	2						
Dave Henderson, R <small>OBP: 0.118, SLG: 0.235</small> 											5	2	2	0	0	0	0						
Jose Lind, R <small>OBP: 0.389, SLG: 0.471</small> 											3	1	2	1	1	0	1						
David Howard, S <small>OBP: 0.389, SLG: 0.471</small> 											2	0	0	1	1	1	2						
Inning Stats	R: 1 E: 0 K: 0 S: 12	H: 2 LOB: 1 BB: 0 P: 16	R: 0 E: 0 K: 1 S: 10	H: 0 LOB: 1 BB: 1 P: 16	R: 0 E: 0 K: 0 S: 7	H: 0 LOB: 0 BB: 0 P: 12	R: 0 E: 0 K: 0 S: 5	H: 0 LOB: 0 BB: 0 P: 11	R: 1 E: 0 K: 0 S: 12	H: 2 LOB: 1 BB: 0 P: 17	R: 0 E: 0 K: 1 S: 10	H: 0 LOB: 0 BB: 0 P: 15	R: 0 E: 0 K: 0 S: 7	H: 1 LOB: 2 BB: 1 P: 15	R: 0 E: 0 K: 2 S: 21	H: 4 LOB: 1 BB: 0 P: 31	R: 0 E: 0 K: 0 S: 9	H: 0 LOB: 0 BB: 0 P: 17	1B: 4 2B: 4 3B: 1 HR: 0	SF: 1 SAC: 0 DP: 0 HBP: 0	WP: 0 PB: 0 SB: 2 CS: 0	PA: 43	
PITCHER	IP 6.2	WLS 27	BF 5	H 2	R 2	ER 2	SO 2	BB 2	IBB 0	HBP 0	BLK 0	WP 0	HR 0	S 61	P 98	ERA 2.70	WHIP 1.050						
Frank Viola, L <small>ERA: 4.09</small>	<small>(1, 1)</small>	<small>0.1</small>	<small>0</small>	<small>0</small>	<small>0</small>	<small>0</small>	<small>0</small>	<small>0</small>	<small>0</small>	<small>0</small>	<small>0</small>	<small>0</small>	<small>0</small>	<small>2</small>	<small>4</small>	<small>0.00</small>	<small>0.000</small>						
Scott Bankhead, R <small>ERA: 2.7</small>	<small>(7, 1)</small>	<small>1.0</small>	<small>5</small>	<small>0</small>	<small>0</small>	<small>0</small>	<small>0</small>	<small>2</small>	<small>0</small>	<small>0</small>	<small>0</small>	<small>0</small>	<small>0</small>	<small>9</small>	<small>21</small>	<small>0.00</small>	<small>2.000</small>						
Greg Harris, R <small>ERA: 3.0</small>	<small>(8, 1)</small>	<small>0.1</small>	<small>4</small>	<small>3</small>	<small>3</small>	<small>3</small>	<small>1</small>	<small>0</small>	<small>0</small>	<small>0</small>	<small>0</small>	<small>0</small>	<small>0</small>	<small>13</small>	<small>20</small>	<small>81.00</small>	<small>9.000</small>						
Jeff Russell, R <small>ERA: 8.1</small>	<small>(9, 1)</small>	<small>0.1</small>	<small>1</small>	<small>0</small>	<small>0</small>	<small>0</small>	<small>1</small>	<small>0</small>	<small>0</small>	<small>0</small>	<small>0</small>	<small>0</small>	<small>0</small>	<small>4</small>	<small>7</small>	<small>0.00</small>	<small>0.000</small>						
Tony Fossas, L <small>ERA: 13.5</small>	<small>(9, 1)</small>																						

Boston Red Sox @ Kansas City Royals
Kauffman Stadium, Kansas City, MO
Mon Apr 11 1994, 7:05 PM CDT
Att: 15,883 - Unknown - 47 F

AB	38
R	5
H	9
RBI	5
BB	4
SO	4
LOB	15



Batter	1	2	3	4	5	6	7	8	9	AB	R	H	RBI	BB	SO	LOB	TOP								
Otis Nixon, S (1, 8) OBP: 0.459, SLG: 0.370 Lee Tinsley, S (6, 8) OBP: 0.429, SLG: 0.200										4	2	1	0	1	1	2									
Billy Hatcher, R (1, 9) OBP: 0.407, SLG: 0.619										5	3	2	2	2	1	1									
Mike Greenwell, L (1, 7) OBP: 0.389, SLG: 0.621 Greg Blosser, L (6, 7) OBP: 0.364, SLG: 0.125										3	1	1	2	0	0	0									
Mo Vaughn, L (1, 3) OBP: 0.395, SLG: 0.556										4	3	2	4	2	1	0									
Andre Dawson, R (1, 10) OBP: 0.382, SLG: 0.742 Scott Fletcher, R (7, PH) OBP: 0.231, SLG: 0.167										3	2	1	1	0	1	0									
Tim Lincecum, R (1, 4) OBP: 0.400, SLG: 0.593										4	3	0	0	2	0	5									
Scott Cooper, L (1, 5) OBP: 0.321, SLG: 0.600										6	2	5	5	0	0	1									
John Valentin, R (1, 6) OBP: 0.471, SLG: 0.607										4	2	1	3	2	0	2									
Dave Valle, R (1, 2) OBP: 0.250, SLG: 0.444 Rich Rowland, R (7, PH) OBP: 0.231, SLG: 0.167										3	1	1	1	1	1	2									
Inning Stats	R: 6 E: 0 K: 1 S: 20	H: 5 LOB: 1 BB: 2 P: 40	R: 1 E: 0 K: 1 S: 9	H: 1 LOB: 0 BB: 0 P: 15	R: 2 E: 0 K: 1 S: 11	H: 2 LOB: 0 BB: 0 P: 17	R: 0 E: 0 K: 1 S: 7	H: 0 LOB: 0 BB: 0 P: 11	R: 0 E: 0 K: 1 S: 10	H: 1 LOB: 1 BB: 0 P: 14	R: 8 E: 2 K: 0 S: 29	H: 2 LOB: 1 BB: 4 P: 57	R: 4 E: 0 K: 0 S: 12	H: 2 LOB: 1 BB: 2 P: 25	R: 1 E: 1 K: 0 S: 8	H: 1 LOB: 2 BB: 3 P: 22	R: 0 E: 0 K: 0 S: 14	H: 1 LOB: 3 BB: 2 P: 27	1B: 4 2B: 3 3B: 2 HR: 5	SF: 1 SAC: 0 DP: 1 HBP: 2	WP: 0 PB: 0 SB: 1 CS: 0	PA: 57			
PITCHER	IP WLS BF H R ER SO BB IBB HBP BLK WP HR S P ERA WHIP	IP WLS BF H R ER SO BB IBB HBP BLK WP HR S P ERA WHIP	IP WLS BF H R ER SO BB IBB HBP BLK WP HR S P ERA WHIP	IP WLS BF H R ER SO BB IBB HBP BLK WP HR S P ERA WHIP	IP WLS BF H R ER SO BB IBB HBP BLK WP HR S P ERA WHIP	IP WLS BF H R ER SO BB IBB HBP BLK WP HR S P ERA WHIP	IP WLS BF H R ER SO BB IBB HBP BLK WP HR S P ERA WHIP	IP WLS BF H R ER SO BB IBB HBP BLK WP HR S P ERA WHIP	IP WLS BF H R ER SO BB IBB HBP BLK WP HR S P ERA WHIP	IP WLS BF H R ER SO BB IBB HBP BLK WP HR S P ERA WHIP	IP WLS BF H R ER SO BB IBB HBP BLK WP HR S P ERA WHIP	IP WLS BF H R ER SO BB IBB HBP BLK WP HR S P ERA WHIP	IP WLS BF H R ER SO BB IBB HBP BLK WP HR S P ERA WHIP	IP WLS BF H R ER SO BB IBB HBP BLK WP HR S P ERA WHIP	IP WLS BF H R ER SO BB IBB HBP BLK WP HR S P ERA WHIP	IP WLS BF H R ER SO BB IBB HBP BLK WP HR S P ERA WHIP	IP WLS BF H R ER SO BB IBB HBP BLK WP HR S P ERA WHIP	IP WLS BF H R ER SO BB IBB HBP BLK WP HR S P ERA WHIP	IP WLS BF H R ER SO BB IBB HBP BLK WP HR S P ERA WHIP	IP WLS BF H R ER SO BB IBB HBP BLK WP HR S P ERA WHIP	IP WLS BF H R ER SO BB IBB HBP BLK WP HR S P ERA WHIP	IP WLS BF H R ER SO BB IBB HBP BLK WP HR S P ERA WHIP	IP WLS BF H R ER SO BB IBB HBP BLK WP HR S P ERA WHIP	IP WLS BF H R ER SO BB IBB HBP BLK WP HR S P ERA WHIP	
Kevin Appier, R (1, 1) ERA: 13.5	3.0 L 19 8 9 9 3 2 0 0 0 0 0 3 40 72 27.00 3.333	2.0 6 1 0 0 2 0 0 0 0 0 0 17 25 0.00 0.500	1.0 12 2 8 2 0 4 0 1 0 0 1 29 57 18.00 6.000	1.0 8 2 4 4 0 2 0 1 0 0 1 12 25 36.00 4.000	2.0 12 2 1 1 0 5 0 0 0 0 0 22 49 4.50 3.500																				

Boston Red Sox @ Kansas City Royals
 Kauffman Stadium, Kansas City, MO
 Tue Apr 12 1994, 7:05 PM CDT
 Att: 13,968 - Unknown - 48 F

AB 41
 R 22
 H 15
 RBI 19
 BB 13
 SO 5
 LOB 21



Batter	1	2	3	4	5	6	7	8	9	AB	R	H	RBI	BB	SO	LOB	BOTTOM							
Vince Coleman, S (1, 7) OBP: 0.345, SLG: 0.552										5	1	2	0	0	0	1								
Brian McRae, S (1, 8) OBP: 0.478, SLG: 0.500 Kevin Koslofski, L (7, PH) OBP: 0.500, SLG: 0.250										3	0	0	0	0	0	0								
Wally Joyner, L (1, 3) OBP: 0.308, SLG: 0.417										5	3	3	1	0	0	0								
Mike Macfarlane, R (1, 2) OBP: 0.350, SLG: 0.412 Brent Mayne, L (7, 2) OBP: 0.286, SLG: 0.333										2	1	0	0	1	0	0								
Dave Henderson, R (1, 9) OBP: 0.200, SLG: 0.450 Tom Goodwin, L (7, 9)										3	2	2	3	0	0	0								
Bob Hamelin, L (1, 10) OBP: 0.388, SLG: 0.500 Gary Gaetti, R (8, 5) OBP: 0.409, SLG: 0.421										4	1	3	3	0	0	0								
Jose Lind, R (1, 4) OBP: 0.348, SLG: 0.409										5	0	1	1	0	1	2								
David Howard, S (1, 6) OBP: 0.300, SLG: 0.286 (8, 1)										4	0	1	1	1	1	2								
Terry Shumpert, R (1, 5) OBP: 0.200, SLG: 0.200 (8, 6)										5	0	1	0	0	1	5								
Inning Stats	R: 0 E: 0 K: 0 S: 7	H: 0 LOB: 0 BB: 0 P: 11	R: 1 E: 0 K: 1 S: 18	H: 3 LOB: 2 BB: 0 P: 21	R: 3 E: 0 K: 0 S: 19	H: 2 LOB: 0 BB: 1 P: 31	R: 0 E: 0 K: 2 S: 11	H: 1 LOB: 1 BB: 0 P: 14	R: 0 E: 0 K: 0 S: 4	H: 0 LOB: 0 BB: 0 P: 6	R: 0 E: 0 K: 0 S: 12	H: 1 LOB: 2 BB: 1 P: 19	R: 4 E: 0 K: 0 S: 16	H: 4 LOB: 0 BB: 0 P: 26	R: 0 E: 0 K: 0 S: 6	H: 1 LOB: 1 BB: 0 P: 9	R: 3 E: 0 K: 1 S: 18	H: 3 LOB: 1 BB: 1 P: 29	1B: 10 2B: 3 3B: 0 HR: 2	SF: 0 SAC: 0 DP: 0 HBP: 0	WP: 0 PB: 0 SB: 0 CS: 0	PA: 45		
PITCHER	IP WLS BF H R ER SO BB IBB HBP BLK WP HR S P ERA WHIP	IP WLS BF H R ER SO BB IBB HBP BLK WP HR S P ERA WHIP	IP WLS BF H R ER SO BB IBB HBP BLK WP HR S P ERA WHIP	IP WLS BF H R ER SO BB IBB HBP BLK WP HR S P ERA WHIP	IP WLS BF H R ER SO BB IBB HBP BLK WP HR S P ERA WHIP	IP WLS BF H R ER SO BB IBB HBP BLK WP HR S P ERA WHIP	IP WLS BF H R ER SO BB IBB HBP BLK WP HR S P ERA WHIP	IP WLS BF H R ER SO BB IBB HBP BLK WP HR S P ERA WHIP	IP WLS BF H R ER SO BB IBB HBP BLK WP HR S P ERA WHIP	IP WLS BF H R ER SO BB IBB HBP BLK WP HR S P ERA WHIP	IP WLS BF H R ER SO BB IBB HBP BLK WP HR S P ERA WHIP	IP WLS BF H R ER SO BB IBB HBP BLK WP HR S P ERA WHIP	IP WLS BF H R ER SO BB IBB HBP BLK WP HR S P ERA WHIP	IP WLS BF H R ER SO BB IBB HBP BLK WP HR S P ERA WHIP	IP WLS BF H R ER SO BB IBB HBP BLK WP HR S P ERA WHIP	IP WLS BF H R ER SO BB IBB HBP BLK WP HR S P ERA WHIP	IP WLS BF H R ER SO BB IBB HBP BLK WP HR S P ERA WHIP	IP WLS BF H R ER SO BB IBB HBP BLK WP HR S P ERA WHIP	IP WLS BF H R ER SO BB IBB HBP BLK WP HR S P ERA WHIP	IP WLS BF H R ER SO BB IBB HBP BLK WP HR S P ERA WHIP	IP WLS BF H R ER SO BB IBB HBP BLK WP HR S P ERA WHIP	IP WLS BF H R ER SO BB IBB HBP BLK WP HR S P ERA WHIP	IP WLS BF H R ER SO BB IBB HBP BLK WP HR S P ERA WHIP	
Danny Darwin, R (1, 1) ERA: 4.91	6.0 W 27 7 4 4 3 2 0 0 0 0 0 1 71 102 6.00 1.500	2.1 14 6 6 6 1 1 0 0 0 0 0 1 30 48 23.14 3.000	0.2 4 2 1 1 0 0 0 0 0 1 0 0 10 16 13.50 3.000																					

Boston Red Sox @ Kansas City Royals
 Kauffman Stadium, Kansas City, MO
 Tue Apr 12 1994, 7:05 PM CDT
 Att: 13,968 - Unknown - 48 F

AB 42
 R 11
 H 15
 RBI 11
 BB 3
 SO 4
 LOB 17



Batter	1	2	3	4	5	6	7	8	9	AB	R	H	RBI	BB	SO	LOB	TOP								
Otis Nixon, S <small>OBP: 0.439, SLG: 0.355</small> 										4	0	1	0	0	1	1	Boston Red Sox @ Kansas City Royals Kauffman Stadium, Kansas City, MO Wed Apr 13 1994, 7:05 PM CDT Att: 15,845 - Unknown - 73 F								
Billy Hatcher, R <small>OBP: 0.387, SLG: 0.542</small> 										3	0	0	0	1	0	1									
Mike Greenwell, L <small>OBP: 0.375, SLG: 0.606</small> 										4	1	1	0	0	1	2									
Mo Vaughn, L <small>OBP: 0.381, SLG: 0.513</small> 										3	0	0	0	1	2	2									
Andre Dawson, R <small>OBP: 0.368, SLG: 0.697</small> 										2	0	0	1	1	0	1									
Tim Lincecum, R <small>OBP: 0.382, SLG: 0.548</small> 										4	0	1	0	0	0	3									
Scott Cooper, L <small>OBP: 0.281, SLG: 0.517</small> 										4	0	0	0	0	2	3									
John Valentin, R <small>OBP: 0.432, SLG: 0.548</small> 										3	0	0	0	0	1	1									
Dave Valle, R <small>OBP: 0.261, SLG: 0.400</small> 										2	0	0	0	1	0	0									
Inning Stats	R: 0 E: 0 K: 0 S: 5	H: 0 LOB: 0 BB: 0 P: 8	R: 0 E: 0 K: 1 S: 10	H: 0 LOB: 1 BB: 1 P: 20	R: 0 E: 0 K: 1 S: 7	H: 1 LOB: 0 BB: 0 P: 11	R: 1 E: 0 K: 1 S: 12	H: 1 LOB: 1 BB: 0 P: 17	R: 0 E: 0 K: 1 S: 7	H: 0 LOB: 0 BB: 0 P: 10	R: 0 E: 0 K: 2 S: 11	H: 0 LOB: 1 BB: 1 P: 20	R: 0 E: 0 K: 0 S: 11	H: 1 LOB: 1 BB: 0 P: 18	R: 0 E: 0 K: 1 S: 8	H: 0 LOB: 1 BB: 1 P: 16	R: 0 E: 0 K: 0 S: 9	H: 0 LOB: 1 BB: 1 P: 17	1B: 2 2B: 1 3B: 0 HR: 0	SF: 1 SAC: 0 DP: 0 HBP: 0	WP: 3 PB: 0 SB: 2 CS: 1	PA: 35			
PITCHER	IP	WLS	BF	H	R	ER	SO	BB	IBB	HBP	BLK	WP	HR	S	P	ERA	WHIP								
Tom Gordon, R <small>ERA: 3.97</small>	(1, 1)	7.2	29	3	1	1	7	3	0	0	0	1	0	70	119	1.17	0.783								
Billy Brewer, L <small>ERA: 1.69</small>	(8, 1)	1.1	5	0	0	0	0	1	0	0	0	1	0	10	18	0.00	0.750								

AB 29
R 1
H 3
RBI 1
BB 4
SO 7
LOB 14



Batter	1	2	3	4	5	6	7	8	9	AB	R	H	RBI	BB	SO	LOB	BOTTOM								
Vince Coleman, S <small>OBP: 0.303, SLG: 0.485</small> 										4	0	0	0	0	0	2	Boston Red Sox @ Kansas City Royals Kauffman Stadium, Kansas City, MO Wed Apr 13 1994, 7:05 PM CDT Att: 15,845 - Unknown - 73 F								
Brian McRae, S <small>OBP: 0.444, SLG: 0.435</small> 										3	0	0	0	1	1	2									
Wally Joyner, L <small>OBP: 0.333, SLG: 0.407</small> 										3	0	1	0	1	0	1									
Dave Henderson, R <small>OBP: 0.167, SLG: 0.375</small> 										4	1	0	0	0	0	3									
Bob Hamelin, L <small>OBP: 0.391, SLG: 0.619</small> 										3	1	1	2	1	0	1									
Gary Gaetti, R <small>OBP: 0.360, SLG: 0.364</small> 										3	0	0	0	0	1	1									
Brent Mayne, L <small>OBP: 0.300, SLG: 0.333</small> 										3	0	1	0	0	1	1									
Jose Lind, R <small>OBP: 0.320, SLG: 0.375</small> Hubie Brooks, R <small>OBP: 0.250, SLG: 0.143</small> Terry Shumpert, R <small>OBP: 0.200, SLG: 0.200</small> 										2	0	0	0	0	0	1									
David Howard, S <small>OBP: 0.333, SLG: 0.333</small> Mike Macfarlane, R <small>OBP: 0.381, SLG: 0.444</small> Greg Gagne, R <small>OBP: 0.200, SLG: 0.200</small> 										2	0	1	0	0	0	1									
David Howard, S <small>OBP: 0.333, SLG: 0.333</small> Mike Macfarlane, R <small>OBP: 0.381, SLG: 0.444</small> Greg Gagne, R <small>OBP: 0.200, SLG: 0.200</small> 										1	0	1	0	0	0	0									
David Howard, S <small>OBP: 0.333, SLG: 0.333</small> Mike Macfarlane, R <small>OBP: 0.381, SLG: 0.444</small> Greg Gagne, R <small>OBP: 0.200, SLG: 0.200</small> 										0	0	0	0	0	0	0									
Inning Stats	R: 0 E: 0 K: 0 S: 15	H: 1 LOB: 1 BB: 0 P: 20	R: 0 E: 1 K: 0 S: 6	H: 0 LOB: 0 BB: 0 P: 8	R: 0 E: 0 K: 0 S: 8	H: 1 LOB: 1 BB: 0 P: 11	R: 0 E: 0 K: 0 S: 6	H: 0 LOB: 0 BB: 1 P: 13	R: 0 E: 0 K: 1 S: 13	H: 1 LOB: 1 BB: 0 P: 17	R: 0 E: 0 K: 0 S: 8	H: 0 LOB: 1 BB: 1 P: 14	R: 0 E: 0 K: 1 S: 6	H: 0 LOB: 0 BB: 1 P: 12	R: 0 E: 0 K: 2 S: 11	H: 1 LOB: 1 BB: 0 P: 21	R: 2 E: 1 K: 0 S: 6	H: 1 LOB: 0 BB: 0 P: 8	1B: 4 2B: 0 3B: 0 HR: 1	SF: 0 SAC: 0 DP: 2 HBP: 0	WP: 0 PB: 0 SB: 0 CS: 1	PA: 32			
PITCHER	IP	WLS	BF	H	R	ER	SO	BB	IBB	HBP	BLK	WP	HR	S	P	ERA	WHIP								
Aaron Sele, R <small>ERA: 0.73</small>	(1, 1)	7.1	27	4	0	0	3	3	0	0	0	0	0	67	105	0.00	0.955								
Greg Harris, R <small>ERA: 2.7</small>	(8, 1)	0.2	2	0	0	0	1	0	0	0	0	0	0	6	11	0.00	0.000								
Tony Fossas, L <small>ERA: 12.0</small>	(9, 1)	0.1	1	0	0	0	0	0	0	0	0	0	0	1	2	0.00	0.000								
Jeff Russell, R <small>ERA: 10.8</small>	(9, 1)	0.0	L 2	1	2	1	0	0	0	0	0	0	1	5	6	∞	∞								



Batter	1	2	3	4	5	6	7	8	9	AB	R	H	RBI	BB	SO	LOB	TOP					
Vince Coleman, S OBP: 0.270, SLG: 0.432	1-1 G6-3			2-1 F7		1-1 B3		0-0 G3		4	0	0	0	0	0	2						
Brian McRae, S OBP: 0.397, SLG: 0.370	3-2 F8			2-0 G5-3			2-1 G4-3		1-1 F8	4	0	0	0	0	0	0						
Wally Joyner, L OBP: 0.294, SLG: 0.355	0-0 F7			2-2 F7			0-2 G4-3		1-0 G3	4	0	0	0	0	0	0						
Mike Macfarlane, R OBP: 0.320, SLG: 0.364		1-0 G5-3			0-0 P2		1-2 G6-3		1-2 G5-3	4	0	0	0	0	0	0						
Bob Hamelin, L OBP: 0.385, SLG: 0.583 Terry Shumpert, R OBP: 0.200, SLG: 0.200	0-0 F8			3-2 F7				1-1 G4-3 1B		3	0	1	0	0	0	0						
Gary Gaetti, R OBP: 0.357, SLG: 0.360	0-1 P4			1-2 F7				1-1 F7		3	0	1	0	0	0	1						
Felix Jose, S			1-3 K		2-2 G1-3			0-0 G4-3		3	0	0	0	0	1	2						
Jose Lind, R OBP: 0.321, SLG: 0.370			0-1 L3			0-2 F8		1-0 2B 1B		3	1	1	1	0	0	0						
Greg Gagne, R OBP: 0.176, SLG: 0.133			0-0 G4-3			2-1 F9		0-0 2B		3	0	1	1	0	0	0						
Inning Stats	R: 0 E: 0 K: 0 S: 6	H: 0 LOB: 0 BB: 0 P: 10	R: 0 E: 0 K: 0 S: 4	H: 0 LOB: 0 BB: 0 P: 5	R: 0 E: 0 K: 1 S: 6	H: 0 LOB: 0 BB: 0 P: 7	R: 0 E: 0 K: 0 S: 6	H: 0 LOB: 0 BB: 0 P: 12	R: 0 E: 0 K: 0 S: 14	H: 1 LOB: 1 BB: 0 P: 20	R: 0 E: 0 K: 0 S: 8	H: 0 LOB: 0 BB: 0 P: 11	R: 0 E: 0 K: 0 S: 8	H: 0 LOB: 0 BB: 0 P: 11	R: 2 E: 0 K: 0 S: 7	H: 3 LOB: 2 BB: 0 P: 10	R: 0 E: 0 K: 0 S: 6	H: 0 LOB: 0 BB: 0 P: 9	1B: 3 2B: 1 3B: 0 HR: 0	SF: 0 SAC: 0 DP: 0 HBP: 0	WP: 0 PB: 0 SB: 0 CS: 0	PA: 31
PITCHER Dennis Martinez, R ERA: 3.27	IP: 9.0 WLS: L BF: 31	H: 4 R: 2 ER: 2 SO: 1	BB: 0 IBB: 0 HBP: 0 BLK: 0	WP: 0 HR: 0 S: 65 P: 95	ERA: 2.00 WHIP: 0.444																	

Kansas City Royals @ Cleveland Indians
Jacobs Field, Cleveland, OH
Fri Apr 15 1994, 7:05 PM EDT
Att: 40,490 - Unknown - 67 F

AB 31
R 2
H 4
RBI 2
BB 0
SO 1
LOB 5



Batter	1	2	3	4	5	6	7	8	9	AB	R	H	RBI	BB	SO	LOB	BOTTOM					
Kenny Lofton, L OBP: 0.483, SLG: 0.583	2-2 L8		0-0 F8			0-0 B2			1-0 G6-3 SH1-4 1B	4	0	1	0	0	0	1						
Omar Vizquel, S OBP: 0.229, SLG: 0.188	1-1 G6-3			0-1 P5		0-0 L3			0-1 SH1-4	3	0	0	0	0	0	1						
Carlos Baerga, S OBP: 0.273, SLG: 0.258	3-2 F8			0-2 1B		1-1 G3-1			2-2 G6-3	4	0	1	0	0	0	1						
Albert Belle, R OBP: 0.324, SLG: 0.290		2-2 P3		0-1 F9		2-0 1B			0-0 G5-3	4	0	1	0	0	0	2						
Eddie Murray, S OBP: 0.281, SLG: 0.406		1-3 K		1-2 G4-3		3-1 F7				3	0	0	0	0	1	1						
Paul Sorrento, L OBP: 0.360, SLG: 0.609		0-2 P6			1-0 F8				0-0 P6	3	0	0	0	0	0	0						
Sandy Alomar Jr., R OBP: 0.355, SLG: 0.536			2-2 HR		3-2 P6				1-0 1B	3	1	2	1	0	0	0						
Jim Thome, L OBP: 0.333, SLG: 0.500			4-1 F9 BB		3-3 K				2-3 K	2	0	0	0	1	2	1						
Wayne Kirby, L OBP: 0.400, SLG: 0.368			1-2 F9			1-1 L3 1B			1-2 G4-3	3	0	1	0	0	0	2						
Inning Stats	R: 0 E: 0 K: 0 S: 8	H: 0 LOB: 0 BB: 0 P: 14	R: 0 E: 0 K: 1 S: 10	H: 0 LOB: 0 BB: 0 P: 13	R: 1 E: 0 K: 0 S: 9	H: 1 LOB: 1 BB: 1 P: 16	R: 0 E: 0 K: 0 S: 10	H: 1 LOB: 1 BB: 0 P: 11	R: 0 E: 0 K: 1 S: 8	H: 0 LOB: 0 BB: 0 P: 15	R: 0 E: 0 K: 0 S: 4	H: 1 LOB: 0 BB: 0 P: 5	R: 0 E: 0 K: 0 S: 5	H: 1 LOB: 0 BB: 0 P: 11	R: 0 E: 0 K: 1 S: 8	H: 1 LOB: 1 BB: 0 P: 12	R: 0 E: 0 K: 0 S: 9	H: 1 LOB: 1 BB: 0 P: 12	1B: 5 2B: 1 3B: 0 HR: 1	SF: 0 SAC: 1 DP: 1 HBP: 0	WP: 0 PB: 0 SB: 1 CS: 0	PA: 31
PITCHER David Cone, R ERA: 2.77 Billy Brewster, L ERA: 1.5 Hippolito Pichardo, R ERA: 6.0	IP: 8.0 WLS: W BF: 27	H: 5 R: 1 ER: 1 SO: 3	BB: 1 IBB: 0 HBP: 0 BLK: 0	WP: 0 HR: 1 S: 62 P: 97	ERA: 1.12 WHIP: 0.750																	

Kansas City Royals @ Cleveland Indians
Jacobs Field, Cleveland, OH
Fri Apr 15 1994, 7:05 PM EDT
Att: 40,490 - Unknown - 67 F

AB 29
R 1
H 6
RBI 1
BB 1
SO 3
LOB 9



Batter	1	2	3	4	5	6	7	8	9	AB	R	H	RBI	BB	SO	LOB	TOP							
Vince Coleman, S (1, 7) OBP: 0.250, SLG: 0.348	4-1 G6-3 BB		0-0 B1			2-2 G1-3	0-1 L8-3	0-1 G4-3		4	1	0	0	1	0	3								
Brian McRae, S (1, 8) OBP: 0.452, SLG: 0.459	2-2 G6-3		1-0 1B			1-1 2B	2-0 1B		1-2 P2	5	1	4	0	0	0	0								
Wally Joyner, L (1, 3) OBP: 0.295, SLG: 0.308	3-1 G6-3		1-1 F7			0-0 E4	1-0 G4-3		0-0 G3-1	5	1	0	0	0	0	4								
Mike Macfarlane, R (1, 2) OBP: 0.400, SLG: 0.464	1-2 G4-3			0-0 G5-3		4-2 2B	1-2 1B	4-1 F8	1-3 K	3	2	0	0	2	1	0								
Bob Hamelin, L (1, 10) OBP: 0.249, SLG: 0.800		2-0 HR		0-2 G4-3		3-1 1B	1-3 2B	4-1 1B	1-2 1B	3	3	2	3	1	0	0								
Dave Henderson, R (1, 9) OBP: 0.242, SLG: 0.355		3-3 K		2-2 F8		2-2 1B	2-2 1B	2-2 F8		4	0	1	2	0	1	2								
Gary Gaetti, R (1, 5) OBP: 0.297, SLG: 0.294		0-0 G5-3			0-0 F8	0-3 K		1-0 1B	1-2 1B	4	0	1	1	0	1	1								
Jose Lind, R (1, 4) OBP: 0.270, SLG: 0.306		1-1 G6-3			3-3 K	0-2 G1-3		0-2 F7		4	0	0	0	0	1	3								
Greg Gagne, R (1, 6) OBP: 0.231, SLG: 0.250			3-2 F9		2-1 G3		1-0 1B	3-2 1B		4	0	2	1	0	0	0								
Inning Stats	R: 1 E: 0 K: 0 S: 12	H: 1 LOB: 0 BB: 1 P: 22	R: 1 E: 0 K: 1 S: 8	H: 1 LOB: 0 BB: 0 P: 14	R: 0 E: 0 K: 0 S: 8	H: 1 LOB: 1 BB: 0 P: 12	R: 0 E: 0 K: 0 S: 7	H: 0 LOB: 0 BB: 0 P: 9	R: 0 E: 0 K: 1 S: 8	H: 0 LOB: 0 BB: 0 P: 13	R: 4 E: 1 K: 1 S: 22	H: 3 LOB: 1 BB: 1 P: 34	R: 0 E: 0 K: 0 S: 5	H: 2 LOB: 1 BB: 0 P: 9	R: 2 E: 0 K: 0 S: 16	H: 2 LOB: 2 BB: 2 P: 30	R: 0 E: 0 K: 1 S: 7	H: 0 LOB: 0 BB: 0 P: 9	1B: 8 2B: 2 3B: 0 HR: 1	SF: 0 SAC: 0 DP: 2 HBP: 0	WP: 0 PB: 0 SB: 2 CS: 0	PA: 40		
PITCHER	IP WLS BF H R ER SO BB IBB HBP BLK WP HR S P ERA WHIP	6.2 L 29 8 6 5 3 2 0 0 0 0 1 69 111 6.75 1.500	7.1 0.1 1 0 0 0 0 0 0 0 0 0 0 1 2 0.00 0.000	8.1 0.0 2 0 2 2 0 2 0 0 0 0 0 2 10 ∞ ∞	8.1 1.0 5 2 0 0 0 0 0 0 0 0 0 14 20 0.00 2.000	9.1 1.0 3 0 0 0 1 0 0 0 0 0 0 7 9 0.00 0.000																		

Kansas City Royals @ Cleveland Indians
 Jacobs Field, Cleveland, OH
 Sun Apr 17 1994, 3:33 AM EDT
 Att: 38,974 - Sunny - 51 F

livebaseballscores.com

AB 36
 R 8
 H 10
 RBI 7
 BB 4
 SO 4
 LOB 13



Batter	1	2	3	4	5	6	7	8	9	AB	R	H	RBI	BB	SO	LOB	BOTTOM						
Kenny Lofton, L (1, 8) OBP: 0.474, SLG: 0.606	2-2 P3		3-1 CS	2-0 SH5-4		3-2 G1-3		0-0 F7		4	1	1	0	0	0	1							
Omar Vizquel, S (1, 6) OBP: 0.256, SLG: 0.211	3-2 G4-3		0-1 SH5-4	1-3 1B		3-2 G6-3		0-3 K		3	0	0	0	0	1	0							
Carlos Baerga, S (1, 4) OBP: 0.268, SLG: 0.282	2-2 G4-3		1-3 K	0-0 K		3-2 HR		1-0 L9		4	1	1	0	0	1	1							
Albert Belle, R (1, 7) OBP: 0.391, SLG: 0.447		2-2 G5-3		0-0 1B		0-0 HR		1-1 2B		4	1	3	3	0	0	0							
Eddie Murray, S (1, 10) OBP: 0.220, SLG: 0.317		2-3 K		2-2 G5-3		0-2 F9		1-1 G6-3		4	0	0	0	0	1	1							
Paul Sorrento, L (1, 3) OBP: 0.313, SLG: 0.500		2-3 K		2-2 F7		2-3 K				3	0	0	0	0	2	0							
Sandy Alomar Jr., R (1, 2) OBP: 0.342, SLG: 0.455			0-3 K		2-1 F9			1-1 G5-3		3	0	0	0	0	1	0							
Jim Thome, L (1, 5) OBP: 0.387, SLG: 0.593			0-1 CS			1-1 G6-3		4-0 BB		2	0	1	0	1	0	0							
Manny Ramirez, R (1, 9) OBP: 0.444, SLG: 0.870			2-3 K		1-3 K			1-2 K		3	0	0	0	0	3	2							
Inning Stats	R: 0 E: 0 K: 0 S: 12	H: 0 LOB: 0 BB: 0 P: 19	R: 0 E: 0 K: 2 S: 9	H: 0 LOB: 0 BB: 0 P: 15	R: 0 E: 0 K: 2 S: 9	H: 1 LOB: 0 BB: 0 P: 14	R: 1 E: 0 K: 1 S: 7	H: 2 LOB: 1 BB: 0 P: 10	R: 0 E: 0 K: 0 S: 8	H: 0 LOB: 0 BB: 0 P: 14	R: 0 E: 0 K: 1 S: 8	H: 0 LOB: 0 BB: 0 P: 13	R: 2 E: 0 K: 1 S: 15	H: 2 LOB: 0 BB: 0 P: 23	R: 0 E: 0 K: 1 S: 7	H: 0 LOB: 1 BB: 1 P: 13	R: 0 E: 0 K: 1 S: 8	H: 1 LOB: 1 BB: 0 P: 11	1B: 3 2B: 2 3B: 0 HR: 1	SF: 0 SAC: 1 DP: 0 HBP: 0	WP: 0 PB: 0 SB: 2 CS: 1	PA: 33	
PITCHER	IP WLS BF H R ER SO BB IBB HBP BLK WP HR S P ERA WHIP	7.0 W 24 5 3 3 7 0 0 0 0 0 0 7 13 3.86 0.714	8.1 1.0 4 0 0 0 1 1 0 0 0 0 0 7 13 0.00 1.000	9.1 1.0 4 1 0 0 1 0 0 0 0 0 0 8 11 0.00 1.000																			

Kansas City Royals @ Cleveland Indians
 Jacobs Field, Cleveland, OH
 Sun Apr 17 1994, 3:33 AM EDT
 Att: 38,974 - Sunny - 51 F

livebaseballscores.com


AB 30
 R 3
 H 6
 RBI 3
 BB 1
 SO 9
 LOB 5



Batter	1	2	3	4	5	6	7	8	9	AB	R	H	RBI	BB	SO	LOB	TOP					
Vince Coleman, S OBP: 0.278, SLG: 0.353			FC3-6 1-3 BB		G1-3		L6		1-3 2-H 1B	5	1	2	1	1	1	1						
Brian McRae, S OBP: 0.479, SLG: 0.512	3-2 1B 1B E 1-3 1B	1-2 WP	4-0 FC3-6 1-2 IBB		L5			4-1 BB G4-6-3	4	2	2	0	2	1	2							
Wally Joyner, L OBP: 0.300, SLG: 0.311	2-0 E 1-2 FC3-5 1B 3-H	G3-1	0-1 FC3-6 BB			0-0 FC6-4 1B		1-0 G4-6-3 1-2	6	0	2	2	0	0	6							
Mike Macfarlane, R OBP: 0.450, SLG: 0.467	E7 1B 1B 1-3 2-H 3-H	4-2 WP BB	1-2 BB			0-0 F7		4-1 BB	2	1	1	0	3	0	1							
Bob Hamelin, L OBP: 0.400, SLG: 0.706	0-0 FC3-2-5 1-3 3-H 1B	4-0 WP BB	2-3 K			0-0 F7		1-0 F8	4	1	0	0	1	1	7							
Dave Henderson, R OBP: 0.237, SLG: 0.314	4-0 1B IBB			1-2 G6-3		2-1 FC6-4 1-2		1-1 P6	4	1	0	0	1	1	3							
Gary Gaetti, R OBP: 0.333, SLG: 0.410	3-1 1B 1-3 2-H 3-H 1B			2-3 K		0-0 HR		1-0 1B WP 1B	5	3	3	3	0	2	2		AB 39					
Jose Lind, R OBP: 0.286, SLG: 0.317	1-3 3-H 1B		3-2 G4-3	1-0 F9		1-2 L9		2-1 1B 1B	5	1	2	1	0	0	0		R 11					
Greg Gagne, R OBP: 0.258, SLG: 0.250	1-1 G5-3		4-1 E S FC3-6 BB		1-1 L4		0-2 F8	0-1 1B 1-2 3-H 1B	4	1	1	2	1	0	1		H 13					
Inning Stats	R: 6 E: 1 K: 1 S: 19	H: 6 LOB: 1 BB: 1 P: 36	R: 1 E: 0 K: 2 S: 16	H: 1 LOB: 2 BB: 2 P: 28	R: 1 E: 0 K: 1 S: 16	H: 0 LOB: 3 BB: 4 P: 37	R: 0 E: 0 K: 1 S: 8	H: 0 LOB: 0 BB: 0 P: 12	R: 0 E: 0 K: 0 S: 9	H: 1 LOB: 1 BB: 0 P: 7	R: 1 E: 0 K: 0 S: 9	H: 1 LOB: 0 BB: 0 P: 10	R: 0 E: 0 K: 0 S: 4	H: 0 LOB: 1 BB: 2 P: 14	R: 2 E: 0 K: 1 S: 16	H: 4 LOB: 2 BB: 0 P: 20	1B: 11 2B: 0 3B: 1 HR: 1	SF: 0 SAC: 0 DP: 1 HBP: 0	WP: 2 PB: 0 SB: 2 CS: 0	PA: 48		
PITCHER	IP WLS BF H R ER SO	IP WLS BF H R ER SO	IP WLS BF H R ER SO	IP WLS BF H R ER SO	IP WLS BF H R ER SO	IP WLS BF H R ER SO	IP WLS BF H R ER SO	IP WLS BF H R ER SO	IP WLS BF H R ER SO	IP WLS BF H R ER SO	IP WLS BF H R ER SO	IP WLS BF H R ER SO	IP WLS BF H R ER SO	IP WLS BF H R ER SO	IP WLS BF H R ER SO	IP WLS BF H R ER SO	ERA WHIP	ERA WHIP				
John Doherty, R ERA: 7.9	0.1	2.2	5.0	1.0	0.1	0.1	0.1	0.1	0.1	0.1	0.1	0.1	0.1	0.1	0.1	0.1	162.00	15.000				
Storm Davis, R ERA: 5.4	2.2	5.0	1.0	0.1	0.1	0.1	0.1	0.1	0.1	0.1	0.1	0.1	0.1	0.1	0.1	0.1	6.75	2.625				
Joe Boever, R ERA: 2.16	5.0	1.0	0.1	0.1	0.1	0.1	0.1	0.1	0.1	0.1	0.1	0.1	0.1	0.1	0.1	0.1	1.80	0.800				
Mike Henneman, R ERA: 3.0	1.0	0.1	0.1	0.1	0.1	0.1	0.1	0.1	0.1	0.1	0.1	0.1	0.1	0.1	0.1	0.1	18.00	4.000				
Tony Phillips, S OBP: 0.344, SLG: 0.365	1-2 L7				G4-3		K			4	0	0	0	0	2	3						
Lou Whitaker, L OBP: 0.376, SLG: 0.581	1-1 2B		G1-3		P5			2-2 WP 2B	4	0	2	0	0	0	0							
Eric Davis, R OBP: 0.250, SLG: 0.349	2-3 K		1-0 G5-3			1-3 K		0-3 K	4	0	0	0	0	3	2							
Cecil Fielder, R OBP: 0.345, SLG: 0.588	2-1 G2-3		4-0 BB			1-3 K		3-2 G5-3	3	0	0	0	1	1	2							
Scott Livingstone, L OBP: 0.550, SLG: 0.556									0	0	0	0	0	0	0							
Travis Fryman, R OBP: 0.302, SLG: 0.500		2-1 G5-3	2-1 P4			4-0 BB		3-3 K	3	0	0	0	1	1	2							
Mickey Tettleton, S OBP: 0.431, SLG: 0.400		4-2 1B BB		1-1 FC4-6 1B		2-3 K		2-2 G6-4-3 1B	3	0	2	0	1	1	1							
Kirk Gibson, L OBP: 0.219, SLG: 0.111		1-0 1B 1B		2-0 FC4-6 G5-4-3			2-1 G4-3	0-3 K	4	1	1	0	0	1	2		AB 31					
Alan Trammell, R OBP: 0.392, SLG: 0.500		1-0 1B		1-1 G5-4-3					3	0	1	0	0	0	1		R 1					
Junior Felix, S OBP: 0.176, SLG: 0.125		1-2 1B							1	0	0	0	0	0	1		H 7					
Chad Kreuter, S OBP: 0.294, SLG: 0.200		1-0 1B																RBI 1				
Inning Stats	R: 0 E: 0 K: 1 S: 11	H: 1 LOB: 1 BB: 0 P: 17	R: 1 E: 0 K: 1 S: 12	H: 3 LOB: 1 BB: 1 P: 24	R: 0 E: 0 K: 0 S: 7	H: 0 LOB: 1 BB: 1 P: 15	R: 0 E: 0 K: 0 S: 5	H: 1 LOB: 0 BB: 0 P: 9	R: 0 E: 0 K: 1 S: 9	H: 0 LOB: 0 BB: 0 P: 15	R: 0 E: 0 K: 3 S: 9	H: 0 LOB: 1 BB: 1 P: 17	R: 0 E: 0 K: 1 S: 9	H: 1 LOB: 1 BB: 1 P: 19	R: 0 E: 0 K: 2 S: 16	H: 1 LOB: 1 BB: 0 P: 24	R: 0 E: 0 K: 1 S: 7	H: 1 LOB: 0 BB: 0 P: 9	1B: 5 2B: 2 3B: 0 HR: 0	SF: 0 SAC: 0 DP: 2 HBP: 0	WP: 1 PB: 0 SB: 0 CS: 0	PA: 35
PITCHER	IP WLS BF H R ER SO	IP WLS BF H R ER SO	IP WLS BF H R ER SO	IP WLS BF H R ER SO	IP WLS BF H R ER SO	IP WLS BF H R ER SO	IP WLS BF H R ER SO	IP WLS BF H R ER SO	IP WLS BF H R ER SO	IP WLS BF H R ER SO	IP WLS BF H R ER SO	IP WLS BF H R ER SO	IP WLS BF H R ER SO	IP WLS BF H R ER SO	IP WLS BF H R ER SO	IP WLS BF H R ER SO	ERA WHIP	ERA WHIP				
Tom Gordon, R ERA: 2.95	7.0	2.0	0.1	0.1	0.1	0.1	0.1	0.1	0.1	0.1	0.1	0.1	0.1	0.1	0.1	0.1	1.29	1.286				
Stan Belinda, R ERA: 3.35	2.0	0.1	0.1	0.1	0.1	0.1	0.1	0.1	0.1	0.1	0.1	0.1	0.1	0.1	0.1	0.1	0.00	1.000				


Kansas City Royals @ Detroit Tigers
Tiger Stadium, Detroit, MI
Mon Apr 18 1994, 7:05 PM EDT
Att: 10,988 - Unknown - 61 F

AB 39
R 11
H 13
RBI 9
BB 9
SO 6
LOB 23



Kansas City Royals @ Detroit Tigers
Tiger Stadium, Detroit, MI
Mon Apr 18 1994, 7:05 PM EDT
Att: 10,988 - Unknown - 61 F

AB 31
R 1
H 7
RBI 1
BB 4
SO 10
LOB 14



Batter	1	2	3	4	5	6	7	8	9	AB	R	H	RBI	BB	SO	LOB	TOP					
Vince Coleman, S OBP: 0.271, SLG: 0.339	G4-3 WP 1B		E4			G4-3		L8	G3	5	1	1	0	0	0	2						
Brent Mayne, L OBP: 0.286, SLG: 0.308	K		G4-3			G6-3		2B 1B		4	1	1	1	0	1	2						
Brian McRae, S OBP: 0.481, SLG: 0.578	G4-3			B1-3		HR		2B 1B		4	1	2	1	0	0	1						
Wally Joyner, L OBP: 0.315, SLG: 0.333	G3			G6-4-3 BB		F8		L3-6 2B		3	0	1	1	1	0	0						
Gary Gaetti, R OBP: 0.326, SLG: 0.381	K			G6-4-3			F8	IBB		3	0	0	0	1	1	1						
Bob Hamelin, L OBP: 0.372, SLG: 0.649 Hubie Brooks, R OBP: 0.222, SLG: 0.125	G3-1			G4-3			F8	L3-6		3	0	0	0	0	0	0						
Felix Jose, S	F7			G3						1	0	0	0	0	0	3						
Jose Lind, R OBP: 0.261, SLG: 0.289			L9	K			G4-3	G6-3		4	0	0	0	0	1	1						
Greg Gagne, R OBP: 0.314, SLG: 0.387	F8							WP 1B BB		3	2	2	1	1	0	0						
Inning Stats	R: 1 E: 0 K: 1 S: 12	H: 1 LOB: 0 BB: 0 P: 17	R: 0 E: 0 K: 1 S: 9	H: 0 LOB: 0 BB: 0 P: 14	R: 0 E: 1 K: 0 S: 7	H: 0 LOB: 1 BB: 0 P: 12	R: 0 E: 0 K: 0 S: 4	H: 0 LOB: 0 BB: 1 P: 9	R: 0 E: 0 K: 1 S: 5	H: 0 LOB: 0 BB: 0 P: 7	R: 2 E: 0 K: 0 S: 9	H: 2 LOB: 0 BB: 0 P: 14	R: 0 E: 0 K: 0 S: 10	H: 0 LOB: 1 BB: 1 P: 16	R: 2 E: 0 K: 0 S: 14	H: 3 LOB: 2 BB: 2 P: 29	R: 0 E: 0 K: 0 S: 10	H: 1 LOB: 1 BB: 0 P: 14	1B: 4 2B: 2 3B: 0 HR: 2	SF: 0 SAC: 0 DP: 2 HBP: 0	WP: 2 PB: 0 SB: 3 CS: 0	PA: 37
PITCHER	IP	WLS	BF	H	R	ER	SO	BB	IBB	HBP	BLK	WP	HR	S	P	ERA	WHIP					
Mike Moore, R ERA: 5.84	7.1	W	29	4	5	5	3	3	0	0	0	2	2	62	102	6.14	0.955					
Buddy Groom, L ERA:	0.0		3	2	0	0	0	0	1	0	0	0	0	5	12	∞	∞					
Mike Gardiner, R ERA: 0.93	0.2		1	0	0	0	0	0	0	0	0	0	0	3	4	0.00	0.000					
Mike Henneman, R ERA: 2.57	1.0		4	1	0	0	0	0	0	0	0	0	0	10	14	0.00	1.000					

Kansas City Royals @ Detroit Tigers
 Tiger Stadium, Detroit, MI
 Tue Apr 19 1994, 3:33 AM EDT
 Att: 9,727 - Cloudy - 63 F

AB	33
R	5
H	7
RBI	4
BB	4
SO	3
LOB	10



Batter	1	2	3	4	5	6	7	8	9	AB	R	H	RBI	BB	SO	LOB	BOTTOM					
Tony Phillips, S OBP: 0.348, SLG: 0.357 Mitt Cuyler, S OBP: 0.250, SLG: 0.214	G4-3	CS	G3-1	G6-3			1B SH5-3 1B	1B BB		4	0	1	1	1	0	1						
Lou Whitaker, L OBP: 0.390, SLG: 0.559	P6		FC6-4 1B	BB			SH5-3 1B	P2		3	0	1	0	1	0	3						
Eric Davis, R OBP: 0.245, SLG: 0.333	F9		FC6-4 1-2	K			K	G6-4-3 1B		5	0	1	2	0	2	4						
Cecil Fielder, R OBP: 0.349, SLG: 0.564		HR 1B	K			G6-3	1B IBB	G6-4-3		4	1	1	0	1	1	3						
Travis Fryman, R OBP: 0.333, SLG: 0.538		HR 1B		1B HR 2B		F9	1B 1-2 2-3			4	2	3	0	0	0	0						
Mickey Tettleton, S OBP: 0.418, SLG: 0.386	F9		HR 1B	HR 1B		G5-3	P5			4	1	1	0	0	0	5						
Kirk Gibson, L OBP: 0.278, SLG: 0.387		HR		HR			F8	BB HBP 1B		4	3	3	6	0	0	0						
Alan Trammell, R OBP: 0.400, SLG: 0.479	L8		G3 WP BB			G5-3		BB BB HBP		2	1	0	0	1	0	0						
Junior Felix, S OBP: 0.190, SLG: 0.105 Danny Bautista, R OBP: 0.292, SLG: 0.364	E6		G3			G6-3		BB 1B BB		3	1	0	0	1	0	1						
Inning Stats	R: 0 E: 0 K: 0 S: 6	H: 0 LOB: 0 BB: 0 P: 11	R: 3 E: 1 K: 0 S: 14	H: 3 LOB: 0 BB: 0 P: 22	R: 0 E: 0 K: 1 S: 12	H: 1 LOB: 1 BB: 0 P: 19	R: 3 E: 0 K: 1 S: 17	H: 3 LOB: 2 BB: 2 P: 36	R: 0 E: 0 K: 0 S: 9	H: 0 LOB: 0 BB: 0 P: 13	R: 0 E: 0 K: 0 S: 7	H: 0 LOB: 0 BB: 0 P: 12	R: 0 E: 0 K: 1 S: 10	H: 2 LOB: 3 BB: 1 P: 18	R: 3 E: 0 K: 0 S: 11	H: 2 LOB: 2 BB: 2 P: 26	R: 0 E: 0 K: 0 S: 10	H: 1 LOB: 1 BB: 0 P: 14	1B: 8 2B: 1 3B: 0 HR: 2	SF: 0 SAC: 1 DP: 1 HBP: 1	WP: 1 PB: 0 SB: 0 CS: 1	PA: 41
PITCHER	IP	WLS	BF	H	R	ER	SO	BB	IBB	HBP	BLK	WP	HR	S	P	ERA	WHIP					
Mark Gubicza, R ERA: 7.71	3.1	L	18	7	6	6	1	1	0	0	0	0	0	25	42	0.00	0.667					
Mike Magnante, L ERA: 5.06	3.0		11	1	0	0	1	1	0	0	0	0	0	11	24	40.50	4.500					
Hipolito Pichardo, R ERA: 9.22	0.2		7	2	3	3	1	1	1	1	0	0	0	7	16	0.00	2.000					
Billy Brewer, L ERA: 1.0	1.0		4	1	0	0	0	1	0	0	0	0	0	7	16	0.00	2.000					

Kansas City Royals @ Detroit Tigers
 Tiger Stadium, Detroit, MI
 Tue Apr 19 1994, 3:33 AM EDT
 Att: 9,727 - Cloudy - 63 F

AB	33
R	9
H	11
RBI	9
BB	5
SO	3
LOB	17



Batter	1	2	3	4	5	6	7	8	9	AB R H RBI BB SO LOB	TOP																
Vince Coleman, S (1, 7) OBP: 0.261, SLG: 0.333	G4-3		S 1B 1-H 2B	K			B2	G5-3		5 1 1 1 0 1 1	Kansas City Royals @ Milwaukee Brewers Milwaukee County Stadium, Milwaukee, WI Fri Apr 22 1994, 8:05 PM EDT Att: 10,544 - Unknown - 58 F																
Brian McRae, S (1, 8) OBP: 0.435, SLG: 0.500	K		S 1B BB	K			1B 1B SF4 1B		K	4 2 1 0 1 3 0																	
Wally Joyner, L (1, 3) OBP: 0.313, SLG: 0.379	K		1B 1-H 2-H				1B 1B		L6	5 1 3 3 0 1 0																	
Mike MacFarlane, R (1, 2) OBP: 0.489, SLG: 0.543 Brent Mayne, L (4, 2) OBP: 0.294, SLG: 0.313		HR 1B	E 1B 1-H 1B		G3-1		1B 1B		K	2 2 2 0 0 0 0 3 0 1 0 0 1 0																	
Bob Hamelin, L (1, 10) OBP: 0.392, SLG: 0.667 Hubie Brooks, R (7, PH) OBP: 0.200, SLG: 0.125		HR	L9		P5		SF4			3 1 1 2 0 0 1 0 0 0 1 0 0 0																	
Gary Gaetti, R (1, 5) OBP: 0.345, SLG: 0.510			E5 1B 1B		K		K			4 0 1 0 0 2 2																	
Felix Jose, S (1, 9) OBP: 0.182, SLG: 0.100	K		1B 1-2 3-H 2-2			G6-3		F9		4 0 1 1 0 1 0																	
Jose Lind, R (1, 4) OBP: 0.259, SLG: 0.283	G4-3		L9			K		B2		4 0 0 0 0 1 2																	
Greg Gagne, R (1, 6) OBP: 0.326, SLG: 0.368			S 2B BB		G6-3		F9		S 1B	3 1 1 0 1 0 0																	
Inning Stats	R: 0 E: 0 K: 2 S: 9	H: 0 LOB: 0 BB: 0 P: 12	R: 2 E: 0 K: 1 S: 12	H: 2 LOB: 0 BB: 0 P: 17	R: 4 E: 1 K: 0 S: 25	H: 5 LOB: 2 BB: 2 P: 39	R: 0 E: 0 K: 2 S: 8	H: 0 LOB: 0 BB: 0 P: 13	R: 1 E: 0 K: 1 S: 12	H: 1 LOB: 0 BB: 0 P: 19		R: 0 E: 0 K: 1 S: 8	H: 0 LOB: 0 BB: 0 P: 11	R: 1 E: 0 K: 1 S: 11	H: 3 LOB: 2 BB: 0 P: 15	R: 0 E: 0 K: 2 S: 13	H: 1 LOB: 1 BB: 0 P: 21	R: 0 E: 0 K: 2 S: 11	H: 0 LOB: 0 BB: 0 P: 13	1B: 9 2B: 1 3B: 0 HR: 2	SF: 1 SAC: 0 DP: 0 HBP: 0	WP: 0 PB: 0 SB: 4 CS: 0	PA: 40				
PITCHER	IP WLS BF H R ER SO BB IBB HBP BLK WP HR S P ERA WHIP											PITCHER	IP WLS BF H R ER SO BB IBB HBP BLK WP HR S P ERA WHIP														
Jaime Navarro, R (1, 1) ERA: 7.0	5.0	24	8	7	6	6	2	0	0	0	0	0	2	66	100	10.80	2.000										
Bob Scanlan, R (6, 1) ERA: 4.15	1.1	6	2	1	1	1	0	0	0	0	0	0	0	12	17	6.75	1.500										
Jesse Orosco, L (7, 1) ERA: 7.94	2.2	W 10	2	0	0	3	0	0	0	0	0	0	0	31	43	0.00	0.750										

Batter	1	2	3	4	5	6	7	8	9	AB R H RBI BB SO LOB	BOTTOM															
Darryl Hamilton, L (1, 8) OBP: 0.356, SLG: 0.333	BB 1B SF9 BB		G4-6-3 BB BLK 1B		K		G6-3		K	4 2 1 0 1 2 2	Kansas City Royals @ Milwaukee Brewers Milwaukee County Stadium, Milwaukee, WI Fri Apr 22 1994, 8:05 PM EDT Att: 10,544 - Unknown - 58 F															
Bill Spiers, L (1, 5) OBP: 0.414, SLG: 0.423	SF9 BB 1B		G4-6-3 BB BB		1B 1-3 2-H		G4-3		WP 2B 1B	4 2 3 1 1 0 0																
Turner Ward, S (1, 7) OBP: 0.418, SLG: 0.586	SF9 BB 1B		G4-6-3		1B 1-3 3-H		1B BB		2B BB	2 2 1 1 3 0 2																
Brian Harper, R (1, 2) OBP: 0.194, SLG: 0.111 Mike Matheny, R (8, 2) OBP: 0.308, SLG: 0.182 Tom Brunansky, R (9, PH) OBP: 0.182, SLG: 0.273	P5		P6		1B 1-2 3-H		E6 1B WP		K	4 1 1 1 0 0 4 0 0 0 0 0 0 0 1 0 0 0 0 1 2																
Dave Nilsson, L (1, 10) OBP: 0.288, SLG: 0.480	SF9				K		K		WP 1B	4 0 2 4 0 2 2																
Kevin Seitzer, R (1, 3) OBP: 0.345, SLG: 0.574	K				G5-3		K		G4-3	4 0 0 0 0 2 5																
Jody Reed, R (1, 4) OBP: 0.448, SLG: 0.370			G4-6-3 1B		K		G6-3 1B		P4	4 0 2 0 0 1 0																
Alex Diaz, S (1, 9) OBP: 0.250, SLG: 0.439	G4-6-3				BB 1B 1B		G6-3		G4-3	4 1 1 0 0 0 2																
Pat Listach, S (1, 6) OBP: 0.339, SLG: 0.358	K				1B 1B BB		L7		K	3 1 0 0 1 2 0																
Inning Stats	R: 1 E: 0 K: 1 S: 19	H: 1 LOB: 2 BB: 2 P: 34	R: 0 E: 0 K: 1 S: 8	H: 1 LOB: 0 BB: 0 P: 15	R: 1 E: 0 K: 0 S: 6	H: 1 LOB: 0 BB: 1 P: 15	R: 0 E: 0 K: 2 S: 10	H: 0 LOB: 0 BB: 0 P: 13	R: 3 E: 0 K: 3 S: 23	H: 4 LOB: 2 BB: 1 P: 36		R: 0 E: 0 K: 0 S: 6	H: 1 LOB: 0 BB: 0 P: 8	R: 2 E: 1 K: 0 S: 16	H: 1 LOB: 1 BB: 1 P: 28	R: 0 E: 0 K: 1 S: 9	H: 0 LOB: 0 BB: 0 P: 15	R: 2 E: 0 K: 2 S: 12	H: 2 LOB: 1 BB: 1 P: 21	1B: 10 2B: 1 3B: 0 HR: 0	SF: 1 SAC: 0 DP: 3 HBP: 0	WP: 2 PB: 0 SB: 0 CS: 0	PA: 41			
PITCHER	IP WLS BF H R ER SO BB IBB HBP BLK WP HR S P ERA WHIP											PITCHER	IP WLS BF H R ER SO BB IBB HBP BLK WP HR S P ERA WHIP													
Kevin Appier, R (1, 1) ERA: 9.0	5.0	24	4	0	0	1	4	0	0	0	0	0	66	113	9.00	2.200										
Mike Magnante, L (6, 1) ERA: 4.38	1.2	8	2	2	0	0	1	0	0	0	0	0	17	29	0.00	1.800										
Hipolito Pichardo, R (7, 1) ERA: 7.0	1.1	4	0	0	0	1	0	0	0	0	1	0	14	22	0.00	0.000										
Jeff Montgomery, R (9, 1) ERA: 11.57	0.2	L 5	2	2	2	2	1	0	0	0	1	0	12	21	27.00	4.500										

Batter	1	2	3	4	5	6	7	8	9	AB	R	H	RBI	BB	SO	LOB	TOP				
Vince Coleman, S (1, 7) OBP: 0.260, SLG: 0.329	2-1 G4-3			3-2 G3-1		1-0 G4-3		2-1 1B 1B 1B		4	1	1	0	0	0	0	Kansas City Royals @ Milwaukee Brewers Milwaukee County Stadium, Milwaukee, WI Sat Apr 23 1994, 4:33 AM EDT Att: 24,363 - Sunny - 70 F livebaseballscorecards.com				
Brent Mayne, L (1, 2) OBP: 0.250, SLG: 0.263 Mike Macfarlane, R (8, PH) OBP: 0.479, SLG: 0.528	0-0 G4-3			2-2 E4 FC3-6		2-1 F7		0-3 K		3	0	0	0	0	0	0					
Brian McRae, S (1, 8) OBP: 0.439, SLG: 0.517	2-1 F8			0-0 FC3-6 1B 1-2f			1-2 F8 SF9 2B	0-0 1B 1B 1B		4	1	2	0	0	0	1					
Wally Joyner, L (1, 3) OBP: 0.338, SLG: 0.393		2-1 F7		3-1 SAFE			4-0 1B BB	0-1 1B 1B 1B		3	0	2	0	1	0	0					
Gary Gaetti, R (1, 5) OBP: 0.339, SLG: 0.491		3-1 F7		1-3 K			1-1 F8	1-2 FC6-4 1B		4	0	1	1	0	1	4					
Bob Hamelin, L (1, 10) OBP: 0.370, SLG: 0.636 Hubie Brooks, R (8, PH) OBP: 0.182, SLG: 0.111		2-3 K			1-0 G3-1		2-1 SF9	1-1 FC6-4 1B 1-2f		2	0	0	1	0	1	0					
Dave Henderson, R (1, 9) OBP: 0.261, SLG: 0.419			1-2 L6		1-1 F9		0-1 1B		2-1 G6-3	4	0	1	0	0	0	0					
Greg Gagne, R (1, 6) OBP: 0.298, SLG: 0.333		2-2 P5		2-1 F8			2-2 P3		3-3 K	4	0	0	0	0	1	2					
Terry Shumpert, R (1, 4) OBP: 0.143, SLG: 0.143 Felix Jose, S (8, PH) OBP: 0.250, SLG: 0.182 David Howard, S (8, 4) OBP: 0.308, SLG: 0.300		1-0 G6-3			1-2 F7			3-2 1B	2-2 G4-3	2	0	0	0	0	0	0					
Inning Stats	R: 0 E: 0 K: 0 S: 5	H: 0 LOB: 0 BB: 0 P: 9	R: 0 E: 0 K: 1 S: 9	H: 0 LOB: 0 BB: 0 P: 16	R: 0 E: 0 K: 0 S: 7	H: 0 LOB: 0 BB: 0 P: 11	R: 0 E: 1 K: 1 S: 16	H: 1 LOB: 2 BB: 0 P: 25	R: 0 E: 0 K: 0 S: 5	H: 0 LOB: 0 BB: 0 P: 9	R: 0 E: 0 K: 0 S: 6	H: 0 LOB: 0 BB: 0 P: 10	R: 1 E: 0 K: 0 S: 13	H: 2 LOB: 2 BB: 1 P: 23	R: 1 E: 0 K: 1 S: 18	H: 5 LOB: 3 BB: 0 P: 25	R: 0 E: 0 K: 1 S: 8	H: 0 LOB: 0 BB: 0 P: 15	1B: 7 2B: 1 3B: 0 HR: 0	SF: 1 SAC: 0 DP: 0 HBP: 0	WP: 0 PA: 36 PB: 0 SB: 0 CS: 0
PITCHER	IP WLS BF H R ER SO BB IBB HBP BLK WP HR S P ERA WHIP	IP WLS BF H R ER SO BB IBB HBP BLK WP HR S P ERA WHIP	IP WLS BF H R ER SO BB IBB HBP BLK WP HR S P ERA WHIP	IP WLS BF H R ER SO BB IBB HBP BLK WP HR S P ERA WHIP	IP WLS BF H R ER SO BB IBB HBP BLK WP HR S P ERA WHIP	IP WLS BF H R ER SO BB IBB HBP BLK WP HR S P ERA WHIP	IP WLS BF H R ER SO BB IBB HBP BLK WP HR S P ERA WHIP	IP WLS BF H R ER SO BB IBB HBP BLK WP HR S P ERA WHIP	IP WLS BF H R ER SO BB IBB HBP BLK WP HR S P ERA WHIP	IP WLS BF H R ER SO BB IBB HBP BLK WP HR S P ERA WHIP	IP WLS BF H R ER SO BB IBB HBP BLK WP HR S P ERA WHIP	IP WLS BF H R ER SO BB IBB HBP BLK WP HR S P ERA WHIP	IP WLS BF H R ER SO BB IBB HBP BLK WP HR S P ERA WHIP	IP WLS BF H R ER SO BB IBB HBP BLK WP HR S P ERA WHIP	IP WLS BF H R ER SO BB IBB HBP BLK WP HR S P ERA WHIP	IP WLS BF H R ER SO BB IBB HBP BLK WP HR S P ERA WHIP					
Bill Wegman, R (1, 1) ERA: 1.89	6.0	21	2	1	1	2	0	0	0	0	0	0	0	0	0	0	1.50	0.333			
Mark Kiefer, R (7, 1) ERA: 3.5	1.1	7	3	1	1	0	1	0	0	0	0	0	0	0	0	0	6.75	3.000			
Graeme Lloyd, L (8, 1) ERA: 3.86	0.2	W	5	3	0	0	0	0	0	0	0	0	0	0	0	0	0.00	4.500			
Mike Fetters, R (9, 1) ERA: 2.45	1.0	S	3	0	0	0	0	0	0	0	0	0	0	0	0	0	0.00	0.000			

Batter	1	2	3	4	5	6	7	8	9	AB	R	H	RBI	BB	SO	LOB	BOTTOM		
Darryl Hamilton, L (1, 8) OBP: 0.375, SLG: 0.365 Alex Diaz, S (9, 8) OBP: 0.250, SLG: 0.439	4-2 1B SF7 BB	2-2 2B		2-3 SAFE SAFE SAFE K		2-0 F7		2-2 1B 1B 1B		4	1	2	0	1	1	1	Kansas City Royals @ Milwaukee Brewers Milwaukee County Stadium, Milwaukee, WI Sat Apr 23 1994, 4:33 AM EDT Att: 24,363 - Sunny - 70 F livebaseballscorecards.com		
Bill Spiers, L (1, 5) OBP: 0.412, SLG: 0.419	2-0 E S 1B 1-3	1-1 F7		1-1 B1-3 1-3			2-3 K	1-1 1B 1-3 3-H		5	0	2	1	0	1	2			
Turner Ward, S (1, 7) OBP: 0.437, SLG: 0.583	4-1 SAFE E BB 1-2		1-2 P6	4-1 BB			0-0 1B 1B			2	0	1	0	2	0	0			
Brian Harper, R (1, 10) OBP: 0.200, SLG: 0.133	0-1 SF7		2-2 G6-3	1-1 F8			1-2 1B	1-2 1B		3	0	1	1	0	0	2			
Dave Nilsson, L (1, 2) OBP: 0.286, SLG: 0.481	1-1 F7		1-1 1B 2B		1-1 F7		1-1 F9			4	1	1	0	0	0	4			
Kevin Seitzer, R (1, 3) OBP: 0.339, SLG: 0.552	1-1 E6 FC6-4 1-2 2-3		2-0 1B		2-2 G6-3		2-2 G6-3			4	0	1	1	0	0	4			
Jody Reed, R (1, 4) OBP: 0.435, SLG: 0.347	1-1 FC6-4 1-2f		4-0 BB		1-1 G5-3			2-2 P6		3	0	0	0	1	0	3			
Matt Mieske, R (1, 9) OBP: 0.292, SLG: 0.190		0-0 F9	1-0 F8		2-1 1B			3-2 1B 1B 1B		4	1	2	0	0	0	2			
Jose Valentin, S (1, 6) OBP: 0.400, SLG: 0.250 Pat Listach, S (8, PH) OBP: 0.333, SLG: 0.352		3-1 G3-1		0-1 B1-3 1B		2-3 SAFE SAFE SAFE K		0-1 SAFE F9		3	0	1	0	0	1	0			
Inning Stats	R: 1 E: 1 K: 0 S: 12	H: 1 LOB: 3 BB: 2 P: 25	R: 0 E: 0 K: 0 S: 8	H: 1 LOB: 1 BB: 0 P: 14	R: 1 E: 0 K: 0 S: 13	H: 2 LOB: 2 BB: 1 P: 24	R: 0 E: 0 K: 1 S: 13	H: 1 LOB: 1 BB: 1 P: 20	R: 0 E: 0 K: 0 S: 7	H: 0 LOB: 0 BB: 0 P: 11	R: 0 E: 0 K: 1 S: 12	H: 1 LOB: 0 BB: 0 P: 18	R: 0 E: 0 K: 1 S: 12	H: 2 LOB: 2 BB: 0 P: 18	R: 1 E: 0 K: 0 S: 14	H: 3 LOB: 3 BB: 0 P: 22	1B: 9 2B: 2 3B: 0 HR: 0	SF: 1 SAC: 0 DP: 0 HBP: 0	WP: 0 PA: 38 PB: 0 SB: 2 CS: 0
PITCHER	IP WLS BF H R ER SO BB IBB HBP BLK WP HR S P ERA WHIP	IP WLS BF H R ER SO BB IBB HBP BLK WP HR S P ERA WHIP	IP WLS BF H R ER SO BB IBB HBP BLK WP HR S P ERA WHIP	IP WLS BF H R ER SO BB IBB HBP BLK WP HR S P ERA WHIP	IP WLS BF H R ER SO BB IBB HBP BLK WP HR S P ERA WHIP	IP WLS BF H R ER SO BB IBB HBP BLK WP HR S P ERA WHIP	IP WLS BF H R ER SO BB IBB HBP BLK WP HR S P ERA WHIP	IP WLS BF H R ER SO BB IBB HBP BLK WP HR S P ERA WHIP	IP WLS BF H R ER SO BB IBB HBP BLK WP HR S P ERA WHIP	IP WLS BF H R ER SO BB IBB HBP BLK WP HR S P ERA WHIP	IP WLS BF H R ER SO BB IBB HBP BLK WP HR S P ERA WHIP	IP WLS BF H R ER SO BB IBB HBP BLK WP HR S P ERA WHIP	IP WLS BF H R ER SO BB IBB HBP BLK WP HR S P ERA WHIP	IP WLS BF H R ER SO BB IBB HBP BLK WP HR S P ERA WHIP	IP WLS BF H R ER SO BB IBB HBP BLK WP HR S P ERA WHIP	IP WLS BF H R ER SO BB IBB HBP BLK WP HR S P ERA WHIP			
Tom Gordon, R (1, 1) ERA: 2.96	6.0	28	6	2	2	2	4	0	0	0	0	0	0	0	0	0	3.00	1.667	
Billy Brewer, L (7, 1) ERA: 0.84	0.2	4	2	0	0	1	0	0	0	0	0	0	0	0	0	0	0.00	3.000	
Stan Belinda, R (7, 1) ERA: 4.82	0.2	L	3	1	1	0	0	0	0	0	0	0	0	0	0	0	13.50	1.500	
Mike Magnante, L (8, 1) ERA: 4.15	0.2	3	2	0	0	0	0	0	0	0	0	0	0	0	0	0	0.00	3.000	

Batter	1	2	3	4	5	6	7	8	9	AB	R	H	RBI	BB	SO	LOB	TOP		
Vince Coleman, S OBP: 0.247, SLG: 0.311	1-1 G4-3		0-2 G4-3			1-0 F7		0-1 G3		4	0	0	0	0	0	0	Kansas City Royals @ Milwaukee Brewers Milwaukee County Stadium, Milwaukee, WI Sun Apr 24 1994, 4:33 AM EDT Att: 23,493 - Overcast - 74 F		
Brian McRae, S OBP: 0.429, SLG: 0.492	3-2 F7			0-0 B4-3		4-1 FC6-4 BB		0-0 G3-1		3	0	0	0	1	0				
Wally Joyner, L OBP: 0.333, SLG: 0.400	2-2 P6			1-1 2B		1-1 P2			0-0 F7	4	0	1	0	0	0	1			
Mike Macfarlane, R OBP: 0.462, SLG: 0.525		0-1 G5-3		0-1 F7		1-2 FC6-4 1-2			0-2 1B 2B	4	0	1	0	0	0	2			
Bob Hamelin, L OBP: 0.397, SLG: 0.667		3-2 1B		3-3 K			2-1 2B		3-2 HBP 1B	4	0	3	0	0	1	1			
Gary Gaetti, R OBP: 0.333, SLG: 0.466		1-3 K			3-2 F9		1-3 K		1-0 G6-4-3 HBP	3	0	0	0	0	2	2			
Dave Henderson, R OBP: 0.240, SLG: 0.383		1-1 P6			0-0 L9		1-0 G5-3		1-2 G6-4-3 1-2	4	0	0	0	0	0	5			
Greg Gagne, R OBP: 0.300, SLG: 0.356			0-0 L3		3-1 2B		1-1 F9			3	0	1	0	0	0	1			
Terry Shumpert, R OBP: 0.100, SLG: 0.100			0-0 G4-3		1-0 G5-3			2-1 G4-3		3	0	0	0	0	0	1			
Inning Stats	R: 0 E: 0 K: 0 S: 8	H: 0 LOB: 0 BB: 0 P: 14	R: 0 E: 0 K: 1 S: 11	H: 1 LOB: 1 BB: 0 P: 16	R: 0 E: 0 K: 0 S: 5	H: 0 LOB: 0 BB: 0 P: 5	R: 0 E: 0 K: 1 S: 10	H: 1 LOB: 1 BB: 0 P: 14	R: 0 E: 0 K: 0 S: 7	H: 0 LOB: 1 BB: 1 P: 14	R: 0 E: 0 K: 1 S: 8	H: 1 LOB: 1 BB: 0 P: 13	R: 0 E: 0 K: 0 S: 5	H: 0 LOB: 0 BB: 0 P: 7	R: 0 E: 0 K: 0 S: 14	H: 2 LOB: 2 BB: 0 P: 19	1B: 2 2B: 4 3B: 0 HR: 0	SF: 0 SAC: 0 DP: 1 HBP: 1	WP: 0 PA: 34 PB: 0 SB: 0 CS: 0
PITCHER Ricky Bones, R ERA: 0.8	IP: 9.0 WLS: W BF: 34 H: 6 R: 0 ER: 0 SO: 3 BB: 1 IBB: 0 HBP: 1 BLK: 0 WP: 0 HR: 0 S: 75 P: 116 ERA: 0.00 WHIP: 0.778																		

Batter	1	2	3	4	5	6	7	8	9	AB	R	H	RBI	BB	SO	LOB	BOTTOM		
Darryl Hamilton, L OBP: 0.353, SLG: 0.339	1-0 G6-3	0-1 SH5-3		3-2 G6-3			0-0 G4-3	0-1 G6-3		4	0	0	0	0	0	3	Kansas City Royals @ Milwaukee Brewers Milwaukee County Stadium, Milwaukee, WI Sun Apr 24 1994, 4:33 AM EDT Att: 23,493 - Overcast - 74 F		
Alex Diaz, S OBP: 0.250, SLG: 0.439		2-3		1-3						0	0	0	0	0	0				
Bill Spiers, L OBP: 0.395, SLG: 0.400	0-1 G1-3	0-0 G3		2-1 1B			2-0 G6-3			4	0	1	1	0	0	1			
Turner Ward, S OBP: 0.413, SLG: 0.547	3-2 E3 1B	2-3 K		3-H F8 3-2			0-0 G4-3			4	1	0	0	0	1	2			
Brian Harper, R OBP: 0.256, SLG: 0.206	0-0 1B 2B 1B		0-1 1B		2-1 G6-3			3-1 2B FC4-2 1B		4	1	3	0	0	0	0			
Dave Nilsson, L OBP: 0.300, SLG: 0.500	3-2 2B 1B 1B	2-2 F8		1-2 P6			0-1 FC4-2 2B 2B			4	2	2	1	0	0	1			
Kevin Seitzer, R OBP: 0.364, SLG: 0.574	3-0 1B 2B	2-1 1B		2-1 1B		0-0 F9		4-0 FC4-2 2B IBB		3	2	2	1	1	0	0			
Jody Reed, R OBP: 0.424, SLG: 0.340	1-2 1B		2-1 G3-1			1-2 G4-3		2-1 FC4-2 2B IBB		4	0	1	2	0	0	4			
Matt Mieske, R OBP: 0.286, SLG: 0.200		3-2 L4		3-1 FC4-6 1B			3-3 K		1-3 3-H 2-H	4	0	1	0	0	2	4			
Jose Valentin, S OBP: 0.444, SLG: 0.625		0-2 SH5-3 2B		1-0 FC4-6 1B			0-0 G6-3		0-1 1B 2B	4	1	2	2	0	0	1			
Inning Stats	R: 4 E: 1 K: 0 S: 20	H: 4 LOB: 1 BB: 0 P: 34	R: 0 E: 0 K: 1 S: 10	H: 1 LOB: 0 BB: 0 P: 12	R: 0 E: 0 K: 0 S: 9	H: 2 LOB: 1 BB: 0 P: 15	R: 1 E: 0 K: 0 S: 12	H: 2 LOB: 1 BB: 0 P: 24	R: 0 E: 0 K: 0 S: 7	H: 0 LOB: 0 BB: 0 P: 10	R: 0 E: 0 K: 1 S: 7	H: 0 LOB: 0 BB: 0 P: 11	R: 0 E: 0 K: 0 S: 3	H: 0 LOB: 0 BB: 0 P: 5	R: 2 E: 0 K: 1 S: 13	H: 3 LOB: 2 BB: 1 P: 23	1B: 8 2B: 4 3B: 0 HR: 0	SF: 0 SAC: 1 DP: 0 HBP: 0	WP: 0 PA: 37 PB: 0 SB: 1 CS: 0
PITCHER Mark Gubicza, R ERA: 5.65 Hippolito Pichardo, R ERA: 6.75	IP: 5.0 WLS: L BF: 24 H: 9 R: 5 ER: 1 SO: 1 BB: 0 IBB: 0 HBP: 0 BLK: 0 WP: 0 HR: 0 S: 58 P: 95 ERA: 1.80 WHIP: 1.800																		

Batter	1	2	3	4	5	6	7	8	9	AB	R	H	RBI	BB	SO	LOB	TOP								
Devon White, S OBP: 0.379, SLG: 0.593 (1, 8)	F8		G4-3		K			G6-3		4	0	0	0	0	1	2	Toronto Blue Jays @ Kansas City Royals Kauffman Stadium, Kansas City, MO Mon Apr 25 1994, 7:05 PM CDT Att: 17,100 - Unknown - 73 F livebaseballscorecards.com								
Roberto Alomar, S OBP: 0.444, SLG: 0.526 (1, 4)	G3							G3-1		2	1	0	0	2	0	0									
Paul Molitor, R OBP: 0.418, SLG: 0.537 (1, 10)	IHR		PO							4	2	3	2	0	0	1									
Joe Carter, R OBP: 0.402, SLG: 0.750 (1, 9)	K									4	0	1	0	0	2	1									
John Olerud, L OBP: 0.470, SLG: 0.638 (1, 3)		G6-3								3	0	1	1	0	1	0									
Carlos Delgado, L OBP: 0.342, SLG: 0.625 (1, 7)			K							4	0	0	0	0	2	2									
Ed Sprague, R OBP: 0.357, SLG: 0.400 (0, PR)										4	0	1	0	0	0	0									
Mike Huff, R OBP: 0.500, SLG: 0.167 (0, PR)	F8									0	0	0	0	0	0	0									
Pat Borders, R OBP: 0.297, SLG: 0.328 (1, 2)										4	0	1	0	0	1	2									
Alex Gonzalez, R OBP: 0.224, SLG: 0.245 (1, 6)										2	0	1	0	0	0	1									
Domingo Ceden0, S (6, 6)			B1-4							1	0	0	0	0	0	0									
Inning Stats	R: 1 E: 0 K: 1 S: 8	H: 1 LOB: 0 BB: 0 P: 11	R: 0 E: 0 K: 1 S: 5	H: 0 LOB: 0 BB: 0 P: 9	R: 0 E: 0 K: 0 S: 5	H: 1 LOB: 1 BB: 1 P: 12	R: 1 E: 0 K: 1 S: 6	H: 1 LOB: 0 BB: 0 P: 12	R: 0 E: 0 K: 2 S: 11	H: 1 LOB: 1 BB: 0 P: 19	R: 1 E: 0 K: 1 S: 6	H: 1 LOB: 1 BB: 1 P: 10	R: 0 E: 0 K: 0 S: 3	H: 0 LOB: 0 BB: 0 P: 3	R: 0 E: 0 K: 1 S: 6	H: 1 LOB: 1 BB: 0 P: 6	R: 0 E: 1 K: 0 S: 4	H: 2 LOB: 2 BB: 0 P: 4	1B: 5 2B: 1 3B: 0 HR: 2	SF: 1 SAC: 0 DP: 1 HBP: 0	WP: 0 PB: 0 SB: 1 CS: 1	PA: 36			
PITCHER	IP	WLS	BF	H	R	ER	SO	BB	IBB	HBP	BLK	WP	HR	S	P	ERA	WHIP								
David Cone, R ERA: 3.95 (1, 1)	8.0	W	31	6	3	3	7	2	0	0	0	0	1	50	82	3.38	1.000								
Jeff Montgomery, R ERA: 9.53 (9, 1)	1.0	S	4	2	0	0	0	0	0	0	0	0	0	4	4	0.00	2.000								

Batter	1	2	3	4	5	6	7	8	9	AB	R	H	RBI	BB	SO	LOB	BOTTOM								
Vince Coleman, S OBP: 0.247, SLG: 0.308 (1, 7)	WP		K		F8			FC3-6		4	1	1	0	0	1	1	Toronto Blue Jays @ Kansas City Royals Kauffman Stadium, Kansas City, MO Mon Apr 25 1994, 7:05 PM CDT Att: 17,100 - Unknown - 73 F livebaseballscorecards.com								
Brian McRae, S OBP: 0.432, SLG: 0.523 (1, 8)	E6				G6-3					4	2	2	1	0	0	0									
Wally Joyner, L OBP: 0.355, SLG: 0.435 (1, 3)										4	1	3	1	0	0	2									
Mike Macfarlane, R OBP: 0.446, SLG: 0.488 (1, 2)	K									3	0	0	0	1	2	5									
Bob Hamelin, L OBP: 0.387, SLG: 0.667 (1, 10)	SF9									3	0	1	2	0	1	2									
Gary Gaetti, R OBP: 0.313, SLG: 0.435 (1, 5)	K									4	0	0	0	0	1	2									
Felix Jose, S OBP: 0.186, SLG: 0.133 (1, 9)										4	0	0	0	0	4	0									
Greg Gagne, R OBP: 0.283, SLG: 0.333 (1, 6)										3	0	0	0	0	1	0									
Jose Lind, R OBP: 0.263, SLG: 0.286 (1, 4)										3	0	1	0	0	0	0									
Inning Stats	R: 2 E: 1 K: 2 S: 16	H: 2 LOB: 1 BB: 0 P: 21	R: 0 E: 0 K: 1 S: 9	H: 0 LOB: 0 BB: 0 P: 14	R: 2 E: 0 K: 2 S: 17	H: 3 LOB: 1 BB: 0 P: 25	R: 0 E: 0 K: 2 S: 10	H: 0 LOB: 0 BB: 0 P: 13	R: 0 E: 0 K: 1 S: 11	H: 1 LOB: 2 BB: 1 P: 19	R: 0 E: 0 K: 1 S: 5	H: 0 LOB: 0 BB: 0 P: 5	R: 0 E: 0 K: 0 S: 5	H: 2 LOB: 2 BB: 0 P: 5	R: 0 E: 0 K: 1 S: 5	H: 0 LOB: 0 BB: 0 P: 5		1B: 5 2B: 2 3B: 1 HR: 0	SF: 1 SAC: 0 DP: 0 HBP: 0	WP: 1 PB: 0 SB: 2 CS: 0	PA: 34				
PITCHER	IP	WLS	BF	H	R	ER	SO	BB	IBB	HBP	BLK	WP	HR	S	P	ERA	WHIP								
Dave Stewart, R ERA: 4.0 (1, 1)	8.0	L	34	8	4	3	10	1	0	0	0	1	0	78	107	3.38	1.125								

Batter	1	2	3	4	5	6	7	8	9	AB	R	H	RBI	BB	SO	LOB	TOP					
Tony Phillips, S OBP: 0.394, SLG: 0.410 (1, 7)	1-3 K		4-2 1B FC5-4 BB		3-2 1B		2-3 K		3-2 G1-3	4	1	1	0	1	2	1	Detroit Tigers @ Kansas City Royals Kauffman Stadium, Kansas City, MO Thu Apr 28 1994, 7:05 PM CDT Att: 16,768 - Unknown - 56 F livebaseballscorecards.com					
Lou Whitaker, L OBP: 0.391, SLG: 0.574 (1, 4)	3-2 F8		1-2 FC5-4 1B		0-0 F7		0-1 G4-3		1-0 1B	5	0	2	0	0	0	2						
Travis Fryman, R OBP: 0.277, SLG: 0.423 (1, 5)	1-3 K		1-2 FC5-4 HR		0-1 F9		2-1 F9		1-3 K	5	1	0	1	0	2	4						
Cecil Fielder, R OBP: 0.333, SLG: 0.590 (8, 3)		2-3 K	1-1 HR		2-2 1B		0-0 G1-6-3		1-0 G3	4	1	2	2	0	1	0						
Kirk Gibson, L OBP: 0.310, SLG: 0.367 (1, 9)		1-1 P4	3-2 2B		3-3 K		2-3 K			4	0	1	0	0	2	2						
Mickey Tettleton, S OBP: 0.397, SLG: 0.397 (1, 10)		4-2 1B BB	1-3 K		1-1 P4		2-1 1B 2B			3	1	1	0	1	1	1						
Eric Davis, R OBP: 0.236, SLG: 0.288 (1, 8)		3-1 1B		1-3 K		0-3 K		1-0 1B		4	0	2	1	0	2	0						
Alan Trammell, R OBP: 0.385, SLG: 0.493 (1, 6)		1-0 G4-3		0-0 G5-3		0-3 K		0-2 1B		4	0	1	0	0	1	2						
Chad Kreuter, S OBP: 0.250, SLG: 0.182 (1, 2)			2-2 G3		3-2 G4-3		0-1 G4-3 1B		3-2 G3	4	0	1	0	0	0	2						
Inning Stats	R: 0 E: 0 K: 2 S: 11	H: 0 LOB: 0 BB: 0 P: 16	R: 0 E: 0 K: 1 S: 10	H: 1 LOB: 2 BB: 1 P: 21	R: 3 E: 0 K: 1 S: 19	H: 3 LOB: 1 BB: 1 P: 32	R: 0 E: 0 K: 1 S: 9	H: 0 LOB: 0 BB: 0 P: 13	R: 0 E: 0 K: 2 S: 13	H: 2 LOB: 2 BB: 0 P: 21	R: 0 E: 0 K: 1 S: 8	H: 0 LOB: 0 BB: 0 P: 9	R: 0 E: 0 K: 1 S: 9	H: 1 LOB: 1 BB: 0 P: 13	R: 1 E: 0 K: 1 S: 16	H: 3 LOB: 2 BB: 0 P: 24		R: 0 E: 0 K: 1 S: 8	H: 1 LOB: 1 BB: 0 P: 14	1B: 8 2B: 2 3B: 0 HR: 1	SF: 0 SAC: 0 DP: 0 HBP: 0	WP: 0 PB: 0 SB: 0 CS: 0
PITCHER	IP	WLS	BF	H	R	ER	SO	BB	IBB	HBP	BLK	WP	HR	S	P	ERA	WHIP					
Kevin Appier, R ERA: 7.86 (1, 1)	6.1	W	28	7	3	3	9	2	0	0	0	0	1	75	119	4.26	1.421					
Hipolito Pichardo, R ERA: 6.14 (7, 1)	2.2		12	4	1	1	2	0	0	0	0	0	0	28	44	3.38	1.500					

Batter	1	2	3	4	5	6	7	8	9	AB	R	H	RBI	BB	SO	LOB	BOTTOM				
Vince Coleman, S OBP: 0.264, SLG: 0.322 (1, 7)	0-0 P6			2-2 1B 2B			1-3 K			5	2	2	1	0	1	2	Detroit Tigers @ Kansas City Royals Kauffman Stadium, Kansas City, MO Thu Apr 28 1994, 7:05 PM CDT Att: 16,768 - Unknown - 56 F livebaseballscorecards.com				
Brian McRae, S OBP: 0.452, SLG: 0.541 (1, 8)	3-1 G4-3	3-2 1B	0-1 F7 BLK	0-1 F7 BLK	0-1 1B		2-2 G3-1			5	1	3	4	0	0	0					
Wally Joyner, L OBP: 0.360, SLG: 0.442 (1, 10)	4-1 BB	1-1 G1-3	2-1 F7	1-2 F7	2-3 K			1-2 HR		4	1	1	0	1	1	4					
Mike Macfarlane, R OBP: 0.424, SLG: 0.490 (1, 2)	0-1 F9		4-0 FC4-6 BB	3-2 F7		0-0 P5		0-1 HR		4	1	1	2	1	0	2					
Bob Hamelin, L OBP: 0.414, SLG: 0.672 (1, 3)		1-2 E G4-3 1B	0-0 FC4-6 BB	1-1 1B		4-1 2B BB		3-1 G6-3 G6-3 1B		4	2	3	1	1	0	1					
Gary Gaetti, R OBP: 0.325, SLG: 0.493 (1, 5)		0-0 E5 G4-3 1B	4-0 FC4-6 BB		1-0 HR	1-2 2B BB		0-1 G6-3		4	2	2	2	1	0	2					
Felix Jose, S OBP: 0.240, SLG: 0.333 (1, 9)		0-1 G4-3	0-0 FC4-6 CS	1-1 E4 F8 1B		0-3 K		2-2 G6-3		5	1	0	1	0	1	5					
Jose Lind, R OBP: 0.288, SLG: 0.323 (1, 4)		0-1 1B	2-1 CS	1-0 1B	0-1 1B	1-0 G1-3		1-2 L3		5	2	3	1	0	0	2					
Greg Gagne, R OBP: 0.295, SLG: 0.327 (1, 6)		0-1 F9		1-1 2B 1B	2-1 F8		1-2 G6-3			4	1	1	1	0	0	3					
Inning Stats	R: 0 E: 0 K: 0 S: 6	H: 0 LOB: 1 BB: 1 P: 13	R: 4 E: 1 K: 0 S: 21	H: 4 LOB: 1 BB: 0 P: 28	R: 0 E: 0 K: 0 S: 3	H: 0 LOB: 1 BB: 2 P: 13	R: 4 E: 0 K: 0 S: 18	H: 5 LOB: 1 BB: 0 P: 28	R: 2 E: 1 K: 1 S: 13	H: 3 LOB: 2 BB: 0 P: 21	R: 1 E: 0 K: 1 S: 9	H: 1 LOB: 1 BB: 1 P: 15	R: 0 E: 0 K: 1 S: 10	H: 0 LOB: 0 BB: 0 P: 14	R: 2 E: 0 K: 0 S: 18	H: 3 LOB: 1 BB: 0 P: 25		1B: 10 2B: 3 3B: 1 HR: 2	SF: 0 SAC: 0 DP: 0 HBP: 0	WP: 0 PB: 0 SB: 2 CS: 1	PA: 45
PITCHER	IP	WLS	BF	H	R	ER	SO	BB	IBB	HBP	BLK	WP	HR	S	P	ERA	WHIP				
Tim Lincecum, R ERA: 9.55 (1, 1)	4.0	L	25	10	10	5	0	3	0	0	0	0	1	51	87	11.25	3.250				
Joe Boever, R ERA: 3.91 (5, 1)	4.0		19	6	3	3	3	1	0	0	0	0	1	47	70	6.75	1.750				

Batter	1	2	3	4	5	6	7	8	9	AB	R	H	RBI	BB	SO	LOB	TOP		
Darryl Hamilton, L (1, 8) OBP: 0.328, SLG: 0.314	G4-3		BB 1B		G5-3 HR 1B		G6-3		P5	5	1	2	0	0	0	2	Milwaukee Brewers @ Kansas City Royals Kauffman Stadium, Kansas City, MO Sun May 01, 1994, 3:38 AM CDT Att: 26,190 - Overcast - 56 F		
Jody Reed, R (1, 4) OBP: 0.402, SLG: 0.292	G6-3		BB		G5-3		G1-3		K	4	0	0	0	1	1	3			
Turner Ward, S (1, 9) OBP: 0.425, SLG: 0.534	FC6-4 1B		P5		F8		P3			4	0	1	0	0	0	3			
Greg Vaughn, R (1, 7) OBP: 0.313, SLG: 0.462	FC6-4 1-2		F7		HR 2H				P4	4	1	1	2	0	0	3			
Dave Nilsson, L (1, 10) OBP: 0.292, SLG: 0.477					G4-3				K	4	0	1	0	0	1	0			
Kevin Seitzer, R (1, 5) OBP: 0.366, SLG: 0.551	FC4-6 1-2				1B 3B		G5-3		P6	4	1	1	0	0	0	1			
Brian Harper, R (1, 2) Mike Matheny, R (9, PR) OBP: 0.277, SLG: 0.271 OBP: 0.267, SLG: 0.154	G5-3		G5-3		G5-3		BB		WP 1B	3	0	1	0	1	0	2			
John Jaha, R (1, 3) OBP: 0.303, SLG: 0.455	G6-3				P4		P4		G5-3	4	0	1	1	0	0	3			
Jose Valentin, S (1, 6) Bill Spiers, L (9, PH) OBP: 0.250, SLG: 0.273 OBP: 0.377, SLG: 0.352			G3		G3		L9		BB	3	0	0	0	0	0	2			
										0	0	0	0	1	0	0			
Inning Stats	R: 0 E: 0 K: 0 S: 6	H: 1 LOB: 1 BB: 0 P: 7	R: 0 E: 0 K: 0 S: 6	H: 1 LOB: 1 BB: 0 P: 7	R: 0 E: 0 K: 0 S: 6	H: 1 LOB: 2 BB: 1 P: 15	R: 1 E: 0 K: 0 S: 17	H: 2 LOB: 0 BB: 0 P: 20	R: 2 E: 0 K: 0 S: 10	H: 2 LOB: 0 BB: 1 P: 15	R: 0 E: 0 K: 0 S: 5	H: 0 LOB: 0 BB: 0 P: 6	R: 0 E: 0 K: 1 S: 7	H: 0 LOB: 0 BB: 0 P: 10	R: 0 E: 0 K: 1 S: 13	H: 1 LOB: 2 BB: 1 P: 22	1B: 6 2B: 0 3B: 1 HR: 1	SF: 0 SAC: 0 DP: 0 HBP: 0	WP: 1 PA: 38 CS: 0
PITCHER	IP WLS BF H R ER SO BB IBB HBP BLK WP HR S P ERA WHIP																		
Mark Gubicza, R (1, 1) ERA: 5.99	5.0 W 23 7 3 3 0 1 0 0 0 0 1 45 64 5.40 1.600																		
Mike Magnante, L (6, 1) ERA: 2.95	3.0 10 0 0 0 1 1 0 0 0 0 0 20 31 0.00 0.333																		
Jeff Montgomery, R (9, 1) ERA: 8.1	1.0 5 1 0 0 1 1 0 0 0 1 0 13 22 0.00 2.000																		

Batter	1	2	3	4	5	6	7	8	9	AB	R	H	RBI	BB	SO	LOB	BOTTOM
Vince Coleman, S (1, 7) OBP: 0.245, SLG: 0.297	K		B1-3		K		G4-3		F8	5	0	0	0	0	2	3	Milwaukee Brewers @ Kansas City Royals Kauffman Stadium, Kansas City, MO Sun May 01, 1994, 3:38 AM CDT Att: 26,190 - Overcast - 56 F
Wally Joyner, L (1, 3) OBP: 0.374, SLG: 0.477	HR		P5		FC6-4 BB		2B		1B 1B	4	1	3	2	1	0	0	
Brian McRae, S (1, 8) OBP: 0.439, SLG: 0.512	HR 2B		G6-3		FC6-4 1-2		K		DI 1B	5	1	2	0	0	1	4	
Mike Macfarlane, R (1, 2) OBP: 0.413, SLG: 0.508	HR 2H				G5-3		1B BB		G6-3	4	1	1	2	1	0	2	
Dave Henderson, R (1, 10) OBP: 0.241, SLG: 0.392	F8				F7		K			4	1	1	0	0	1	1	
Gary Gaetti, R (1, 5) OBP: 0.325, SLG: 0.481	G6-3				2B 2B		K		1B	4	1	2	1	0	1	1	
Felix Jose, S (1, 9) OBP: 0.270, SLG: 0.361			G6-3		2B 3B 1B		K		K	4	1	2	1	0	1	1	
Jose Lind, R (1, 4) OBP: 0.282, SLG: 0.338			G6-3		2H 3B		G3		G1-3	4	0	1	1	0	0	2	
Greg Gagne, R (1, 6) OBP: 0.342, SLG: 0.379					3B BB		G4-3		F8 S 1B 1B	3	1	2	0	1	0	0	
										1B: 7 2B: 4 3B: 1 HR: 2	SF: 0 SAC: 0 DP: 0 HBP: 0	WP: 0 PA: 40 CS: 0					
Inning Stats	R: 3 E: 0 K: 1 S: 15	H: 3 LOB: 0 BB: 0 P: 21	R: 0 E: 0 K: 0 S: 9	H: 1 LOB: 1 BB: 0 P: 13	R: 0 E: 0 K: 0 S: 5	H: 0 LOB: 0 BB: 0 P: 7	R: 3 E: 0 K: 1 S: 22	H: 4 LOB: 3 BB: 2 P: 39	R: 0 E: 0 K: 1 S: 10	H: 1 LOB: 2 BB: 1 P: 16	R: 0 E: 0 K: 2 S: 10	H: 1 LOB: 1 BB: 0 P: 13	R: 1 E: 0 K: 0 S: 16	H: 3 LOB: 2 BB: 0 P: 23	1B: 7 2B: 4 3B: 1 HR: 2	SF: 0 SAC: 0 DP: 0 HBP: 0	WP: 0 PA: 40 CS: 0
PITCHER	IP WLS BF H R ER SO BB IBB HBP BLK WP HR S P ERA WHIP																
Teddy Higuera, L (1, 1) ERA: 5.48	3.2 L 20 8 6 6 2 2 0 0 0 0 0 2 50 78 14.73 2.727																
Bob Scanlan, R (4, 1) ERA: 2.51	3.1 14 3 0 0 4 1 0 0 0 0 0 29 45 0.00 1.200																
Mike Fetters, R (8, 1) ERA: 3.86	1.0 6 3 1 1 0 0 0 0 0 0 0 16 23 9.00 3.000																

Batter	1	2	3	4	5	6	7	8	9	AB	R	H	RBI	BB	SO	LOB	TOP				
Vince Coleman, S (1,7) OBP: 0.236, SLG: 0.286	1-3 K		0-0 L6			1-3 K		1-3 K		4	0	0	0	0	3	1					
Brian McRae, S (1,8) OBP: 0.422, SLG: 0.489	1-3 K			3-1 G6-3		1-1 P4			1-1 P5	4	0	0	0	0	1	0					
Wally Joyner, L (1,3) OBP: 0.369, SLG: 0.462	0-3 K			1-0 L9		4-2 BB			0-1 P6	3	0	0	0	1	1	0					
Mike Macfarlane, R (1,2) OBP: 0.392, SLG: 0.476		2-1 G6-3		0-0 G5-3		0-1 F7			3-3 K	4	0	0	0	0	1	1					
Bob Hamelin, L (1,10) OBP: 0.432, SLG: 0.677		0-3 K			4-2 2B BB				3-3 K	2	0	0	0	1	2	0					
Gary Gaetti, R (1,5) OBP: 0.316, SLG: 0.463		3-3 K			0-0 F8				1-1 G6-3	3	0	0	0	0	1	1					
Felix Jose, S (1,9) OBP: 0.275, SLG: 0.385			2-0 G4-3		1-0 1-3 2B				2-3 K	3	0	1	0	0	1	0					
Jose Lind, R (1,4) OBP: 0.284, SLG: 0.338			1-0 1B		1-3 K				3-3 K	3	0	1	0	0	2	2					
Greg Gagne, R (1,6) OBP: 0.329, SLG: 0.362			1 SAFE P4		3-3 K				1-3 K	3	0	0	0	0	2	3					
Inning Stats	R: 0 H: 0 E: 0 K: 3 S: 9	H: 0 LOB: 0 BB: 0 P: 11	R: 0 H: 0 E: 0 K: 2 S: 8	H: 0 LOB: 0 BB: 0 P: 13	R: 0 H: 1 E: 0 K: 0 S: 4	LOB: 1 BB: 0 P: 9	R: 0 H: 0 E: 0 K: 0 S: 4	H: 0 LOB: 0 BB: 0 P: 8	R: 0 H: 1 E: 0 K: 2 S: 11	LOB: 2 BB: 1 P: 20	R: 0 H: 0 E: 0 K: 2 S: 10	H: 0 LOB: 0 BB: 0 P: 16	R: 0 H: 0 E: 0 K: 2 S: 8	H: 0 LOB: 0 BB: 0 P: 14	R: 0 H: 0 E: 0 K: 3 S: 9	H: 0 LOB: 0 BB: 0 P: 14	R: 0 H: 0 E: 0 K: 1 S: 7	H: 0 LOB: 0 BB: 0 P: 11	1B: 1 2B: 1 3B: 0 HR: 0	SF: 0 SAC: 0 DP: 0 HBP: 0	WP: 0 PA: 31 PB: 0 SB: 0 CS: 0
PITCHER Pat Hentgen, R (1,1) ERA: 4.46	IP: 9.0 WLS: W BF: 31 H: 2 R: 0 ER: 0 SO: 14 BB: 2 IBB: 0 HBP: 0 BLK: 0 WP: 0 HR: 0 S: 70 P: 116 ERA: 0.00 WHIP: 0.444															PITCHER					

Kansas City Royals @ Toronto Blue Jays
SkyDome, Toronto, ON
Tue May 03 1994, 7:05 PM EDT
Att: 48,173 - Dome

AB	29
R	0
H	2
RBI	0
BB	2
SO	14
LOB	8



Batter	1	2	3	4	5	6	7	8	9	AB	R	H	RBI	BB	SO	LOB	BOTTOM
Devon White, S (1,8) OBP: 0.379, SLG: 0.566	3-3 K			2-1 G4-3 1B		2-2 P6		1 SAFE 1-0 G4-3		4	1	1	0	0	1	1	
Roberto Alomar, S (1,4) OBP: 0.412, SLG: 0.485	0-2 L9			1 SAFE 2-2 G4-3		1-2 G6-3				3	0	0	0	0	0	1	
Paul Molitor, R (1,10) OBP: 0.380, SLG: 0.477	2-2 G5-3			0-0 L6		0-2 G3				3	0	0	0	0	0	1	
Joe Carter, R (1,9) OBP: 0.371, SLG: 0.670		1-0 G5-3		2-2 BB 1B		2-2 F7				3	0	1	1	0	0	0	
John Olerud, L (1,3) OBP: 0.407, SLG: 0.558		1-1 F9		3-H 4-2 1 SAFE BB 1B		1-3 K				2	0	0	0	1	1	0	
Carlos Delgado, L (1,7) OBP: 0.320, SLG: 0.530		2-2 P2		0-0 P6		3-3 K				3	0	0	0	0	1	2	
Mike Huff, R (9,7) OBP: 0.536, SLG: 0.524										0	0	0	0	0	0	0	
Ed Sprague, R (1,5) OBP: 0.360, SLG: 0.448			0-3 K		1-3 K				3-3 K	3	0	0	0	0	3	0	
Randy Knorr, R (1,2) OBP: 0.231, SLG: 0.174			2-3 K2-3		2-3 K				0-2 F7	3	0	0	0	0	2	0	
Dick Schofield, R (1,6) OBP: 0.348, SLG: 0.310			3-3 K		2-3 K				0-0 1B	3	0	1	0	0	2	0	
Inning Stats	R: 0 H: 0 E: 0 K: 1 S: 9	H: 0 LOB: 0 BB: 0 P: 14	R: 0 H: 0 E: 0 K: 0 S: 7	H: 0 LOB: 0 BB: 0 P: 11	R: 0 H: 0 E: 0 K: 3 S: 9	H: 0 LOB: 0 BB: 0 P: 14	R: 1 H: 2 E: 0 K: 0 S: 14	LOB: 2 BB: 1 P: 24	R: 0 H: 0 E: 0 K: 3 S: 9	H: 0 LOB: 0 BB: 0 P: 12	R: 0 H: 0 E: 0 K: 2 S: 11	H: 0 LOB: 0 BB: 0 P: 17	R: 0 H: 1 E: 0 K: 1 S: 9	H: 1 LOB: 1 BB: 0 P: 13	1B: 3 2B: 0 3B: 0 HR: 0	SF: 0 SAC: 0 DP: 0 HBP: 0	WP: 0 PA: 28 PB: 0 SB: 1 CS: 0
PITCHER Kevin Appier, R (1,1) ERA: 6.29	IP: 8.0 WLS: L BF: 28 H: 3 R: 1 ER: 1 SO: 10 BB: 1 IBB: 0 HBP: 0 BLK: 0 WP: 0 HR: 0 S: 77 P: 119 ERA: 1.12 WHIP: 0.500															PITCHER	

Kansas City Royals @ Toronto Blue Jays
SkyDome, Toronto, ON
Tue May 03 1994, 7:05 PM EDT
Att: 48,173 - Dome


AB	27
R	1
H	3
RBI	1
BB	1
SO	10
LOB	5



Batter	1	2	3	4	5	6	7	8	9	10	AB	R	H	RBI	BB	SO	LOB					
Vince Coleman, S OBP: 0.243, SLG: 0.291	(1, 7) 2-2 BB 1B 1B	0-2 G6-3		1-2 1B			0-0 L7		1-2 P3		5	1	2	0	0	0	0					
Wally Joyner, L OBP: 0.370, SLG: 0.453	(1, 3) 1-2 1B 1B 1B	1-0 G1-3		1-3 K			4-1 1B BB		3-2 G4-3		4	1	1	0	1	1	2					
Brian McRae, S OBP: 0.421, SLG: 0.473	(1, 8) 4-2 1B BB			4-2 G5-3 BLK BB			1-3 G6-3		0-0 F8		3	1	0	0	2	1	3					
Mike Macfarlane, R OBP: 0.393, SLG: 0.471	(1, 2) 0-1 1B 1B			3-1 F8			2-2 G6-3		1-3 K		5	0	2	1	0	1	1					
Dave Henderson, R OBP: 0.237, SLG: 0.375	(1, 10) 0-1 1B			0-0 G5-3			3-3 K		2-2 P6		5	0	1	2	0	1	3					
Gary Gaetti, R OBP: 0.333, SLG: 0.477	(1, 5) 1-2 2-3 3-H 1B			1-3 G5-3			1-3 K		0-2 HR 1B		4	2	2	0	1	2	2					
Felix Jose, S OBP: 0.267, SLG: 0.432	(1, 9) 0-3 K			0-0 F8			2-1 F9		0-3 K 2B		5	1	1	2	0	2	5					
Jose Lind, R OBP: 0.274, SLG: 0.325	(1, 4) 3-2 F9			1-2 E4 1B			2-0 L9		2-1 HR		3	0	0	0	0	0	2					
Hubie Brooks, R OBP: 0.231, SLG: 0.182	(8, PH)										1	0	1	1	0	0	0					
Terry Shumpert, R OBP: 0.133, SLG: 0.133	(8, PR)										1	0	1	0	0	0	0					
Greg Gagne, R OBP: 0.309, SLG: 0.338	(1, 6) 0-0 F9			2-3 K			2-0 F9		0-1 G5-4-3 1B		5	0	0	0	0	2	3					
Inning Stats	R: 3 E: 0 K: 2 S: 27	H: 4 LOB: 2 BB: 1 P: 38	R: 0 E: 0 K: 1 S: 7	H: 0 LOB: 0 BB: 0 P: 10	R: 0 E: 0 K: 1 S: 10	H: 0 LOB: 2 BB: 2 P: 21	R: 0 E: 1 K: 1 S: 13	H: 1 LOB: 2 BB: 0 P: 17	R: 0 E: 0 K: 2 S: 14	H: 0 LOB: 0 BB: 0 P: 20	R: 0 E: 0 K: 1 S: 4	H: 1 LOB: 2 BB: 1 P: 20	R: 1 E: 0 K: 1 S: 8	H: 2 LOB: 1 BB: 0 P: 12	R: 0 E: 0 K: 0 S: 8	H: 0 LOB: 0 BB: 0 P: 12	R: 2 E: 0 K: 2 S: 18	H: 3 LOB: 1 BB: 0 P: 25	1B: 9 2B: 1 3B: 0 HR: 1	SF: 0 SAC: 0 DP: 1 HBP: 0	WP: 0 PB: 0 SB: 0 CS: 0	PA: 45
PITCHER	IP WLS BF H R ER SO BB IBB HBP BLK WP HR S P ERA WHIP																					
Al Leiter, L ERA: 4.23	(1, 1) 6.0 27 5 3 3 6 3 0 0 1 0 0 75 116 4.50 1.333																					
Tony Castillo, L ERA: 3.38	(7, 1) 3.0 12 3 1 1 2 1 0 0 0 0 0 26 44 3.00 1.333																					
Darren Hall, R ERA: 9.0	(10, 1) 1.0 L 6 3 2 2 2 0 0 0 0 0 1 18 25 18.00 3.000																					

Kansas City Royals @ Toronto Blue Jays
 SkyDome, Toronto, ON
 Wed May 04 1994, 7:05 PM EDT
 Att. 47,244 - Dome


AB	41
R	6
H	11
RBI	6
BB	4
SO	10
LOB	21



Batter	1	2	3	4	5	6	7	8	9	10	AB	R	H	RBI	BB	SO	LOB					
Devon White, S OBP: 0.372, SLG: 0.555	(1, 8) 1-3 K			2-1 SF8			1-3 K		1-3 K		4	0	1	1	0	3	0					
Domingo Ceden, S OBP: 0.167, SLG: 0.400	(1, 4) 1-3 K			3-H G3			0-0 1B		0-0 G5-3		5	1	1	0	0	1	2					
Paul Molitor, R OBP: 0.389, SLG: 0.482	(1, 10) 2-1 L5			1-2 2B 1B			0-2 BB 1B		2-1 S 1B		5	1	3	1	0	0	0					
Joe Carter, R OBP: 0.380, SLG: 0.683	(1, 9) 0-0 S 1B			3-2 G6-3 1B			3-2 BB 1B		0-1 SF8		4	0	3	2	0	0	0					
Ed Sprague, R OBP: 0.353, SLG: 0.445	(1, 5) 2-1 F9			0-1 G6-3			1-3 K		2-3 3-H K		5	0	1	0	0	2	6					
Damell Coles, R OBP: 0.333, SLG: 0.482	(1, 3) 1-3 K			0-0 G6-3			4-2 1B		2-1 G4-3		2	0	0	0	0	1	2					
John Olerud, L OBP: 0.405, SLG: 0.546	(6, PH)			1-2 K			1-2 BB				2	0	0	0	1	0	1					
Mike Huff, R OBP: 0.469, SLG: 0.440	(1, 7) 1-2 G3			0-1 F8			0-1 P4		3-2 F9		4	0	0	0	0	0	5					
Pat Borders, R OBP: 0.281, SLG: 0.337	(1, 2) 3-2 F8			0-0 F8			1-1 F9		0-0 G6-3		4	0	0	0	0	0	3					
Dick Schofield, R OBP: 0.360, SLG: 0.370	(1, 6) 1-0 SF8 3B			1-1 G6-3			3-2 1B SF8 1B		1-0 F9		4	2	2	0	0	0	0					
Inning Stats	R: 0 E: 0 K: 2 S: 8	H: 0 LOB: 0 BB: 0 P: 12	R: 0 E: 0 K: 1 S: 9	H: 1 LOB: 1 BB: 0 P: 13	R: 1 E: 0 K: 0 S: 9	H: 1 LOB: 0 BB: 0 P: 16	R: 1 E: 0 K: 0 S: 14	H: 2 LOB: 1 BB: 0 P: 18	R: 0 E: 0 K: 1 S: 6	H: 0 LOB: 0 BB: 0 P: 8	R: 1 E: 0 K: 1 S: 17	H: 3 LOB: 3 BB: 1 P: 26	R: 1 E: 0 K: 1 S: 18	H: 3 LOB: 2 BB: 0 P: 25	R: 0 E: 0 K: 0 S: 6	H: 0 LOB: 0 BB: 0 P: 11	R: 0 E: 0 K: 1 S: 5	H: 1 LOB: 1 BB: 0 P: 7	1B: 7 2B: 2 3B: 2 HR: 0	SF: 2 SAC: 0 DP: 0 HBP: 0	WP: 0 PB: 0 SB: 2 CS: 0	PA: 42
PITCHER	IP WLS BF H R ER SO BB IBB HBP BLK WP HR S P ERA WHIP																					
Chris Haney, L ERA: 5.5	(1, 1) 5.0 19 4 2 2 4 0 0 0 0 0 0 46 67 3.60 0.800																					
Hipolito Pichardo, R ERA: 5.23	(8, 1) 0.1 4 3 1 1 1 0 0 0 0 0 0 10 14 27.00 9.000																					
Mike Magnante, L ERA: 3.26	(8, 1) 1.0 6 2 1 1 0 1 0 0 0 0 0 16 25 9.00 3.000																					
Rusty Meacham, R ERA: 3.26	(7, 1) 0.2 3 1 0 0 1 0 0 0 0 0 0 9 12 0.00 1.500																					
Billy Brewer, L ERA: 0.6	(8, 1) 2.0 W 6 0 0 0 0 1 0 0 0 0 0 11 18 0.00 0.000																					

Kansas City Royals @ Toronto Blue Jays
 SkyDome, Toronto, ON
 Wed May 04 1994, 7:05 PM EDT
 Att. 47,244 - Dome

AB	39
R	4
H	11
RBI	4
BB	1
SO	7
LOB	19



Batter	1	2	3	4	5	6	7	8	9	AB	R	H	RBI	BB	SO	LOB	TOP										
Vince Coleman, S (1, 7) OBP: 0.233, SLG: 0.278	F8	G4-3	G1-3			K		F7		5	0	0	0	0	1	3	Kansas City Royals @ Toronto Blue Jays SkyDome, Toronto, ON Thu May 05 1994, 3:33 AM EDT Att: 50,076 - Dome										
Brian McRae, S (1, 8) OBP: 0.446, SLG: 0.565	1B		BB 1B	HR	1B			2B		4	2	4	1	1	0	0											
Wally Joyner, L (1, 3) OBP: 0.372, SLG: 0.480	F9		1B BB	HR	1B	G3-6-1		G6-3		5	2	2	2	0	0	4											
Bob Hamelin, L (1, 10) OBP: 0.424, SLG: 0.647 Hubie Brooks, R (9, PH) OBP: 0.214, SLG: 0.167	G3		1B BB	HR	1B	K				3	1	0	0	1	1	1											
Felix Jose, S (1, 9) OBP: 0.260, SLG: 0.408		L3	HR	1B		L4		K		5	1	1	1	0	2	0											
Brent Mayne, L (1, 2) OBP: 0.310, SLG: 0.407	HR	1B	HR	1B		G6-3		F8		5	2	2	4	0	1	0											
Jose Lind, R (1, 4) OBP: 0.284, SLG: 0.326	HR	1B	G5-3			G5-4-3		K		3	1	1	0	1	1	0											
Greg Gagne, R (1, 6) OBP: 0.318, SLG: 0.397	HR	HR	E6			G5-4-3		2B		4	2	2	3	0	0	1											
David Howard, S (1, 5) OBP: 0.353, SLG: 0.250	K		BB			F7		2B		2	0	0	0	2	1	0											
Inning Stats	R: 0 E: 0 K: 0 S: 9	H: 1 LOB: 1 BB: 0 P: 14	R: 3 E: 0 K: 1 S: 19	H: 3 LOB: 0 BB: 0 P: 31	R: 5 E: 1 K: 0 S: 18	H: 4 LOB: 1 BB: 2 P: 35	R: 2 E: 0 K: 1 S: 19	H: 2 LOB: 0 BB: 0 P: 31	R: 0 E: 0 K: 1 S: 8	H: 0 LOB: 0 BB: 1 P: 14	R: 0 E: 0 K: 1 S: 9	H: 0 LOB: 0 BB: 0 P: 13	R: 1 E: 0 K: 1 S: 14	H: 2 LOB: 2 BB: 1 P: 26	R: 0 E: 0 K: 2 S: 7	H: 0 LOB: 0 BB: 0 P: 11		1B: 7 2B: 2 3B: 0 HR: 3	SF: 0 SAC: 0 DP: 2 HBP: 0	WP: 0 PB: 0 SB: 1 CS: 1	PA: 42						
PITCHER	IP	WLS	BF	H	R	ER	SO	BB	IBB	HBP	BLK	WP	HR	S	P	ERA	WHIP										
Juan Guzman, R (1, 1) ERA: 6.49	2.0	L	15	8	8	8	1	1	0	0	0	0	2	38	64	36.00	4.500										
Scott Brow, R (3, 1) ERA: 3.52	3.0		12	2	2	2	1	2	0	0	0	0	1	35	61	6.00	1.333										
Woody Williams, R (6, 1) ERA: 5.93	2.2		11	2	1	1	3	2	0	0	0	0	0	28	51	3.38	1.500										
Greg Cadaret, L (8, 1) ERA: 6.0	1.1		4	0	0	0	2	0	0	0	0	0	0	10	16	0.00	0.000										

Batter	1	2	3	4	5	6	7	8	9	AB	R	H	RBI	BB	SO	LOB	BOTTOM										
Devon White, S (1, 8) OBP: 0.384, SLG: 0.566	FC1-6	SH1-3		G4-3			F8	2B		3	1	2	1	0	0	1	Kansas City Royals @ Toronto Blue Jays SkyDome, Toronto, ON Thu May 05 1994, 3:33 AM EDT Att: 50,076 - Dome										
Domingo Cedeno, S (1, 4) OBP: 0.235, SLG: 0.308 Pat Borders, R (9, 2) OBP: 0.281, SLG: 0.337	FC1-6	1B SF8		G6-3			1B	K		3	2	0	0	2	1	4											
Paul Molitor, R (1, 10) OBP: 0.389, SLG: 0.479	HR	1B		F8			F8	P4		5	1	2	1	0	0	5											
Joe Carter, R (1, 9) OBP: 0.373, SLG: 0.701	HR	SF8				K	SF7			3	1	1	5	0	2	0											
John Olerud, L (1, 3) OBP: 0.405, SLG: 0.549	G3-1	G6-3				K		G6-3		5	0	2	0	0	1	1											
Carlos Delgado, L (1, 7) OBP: 0.320, SLG: 0.518 Darnell Coles, R (7, PH) OBP: 0.294, SLG: 0.400	WP			K		G5-3		K		2	1	0	0	1	1	0											
Ed Sprague, R (1, 5) OBP: 0.355, SLG: 0.470	HR					K		FC4-6		5	1	2	2	0	2	1											
Randy Knorr, R (1, 2) OBP: 0.207, SLG: 0.154 Roberto Alomar, S (8, PH) OBP: 0.409, SLG: 0.480	K					G5-3		FC4-6		3	0	0	0	0	1	0											
Dick Schofield, R (1, 6) OBP: 0.389, SLG: 0.388	SH1-3	1B		G4-3		K		2B		3	1	2	0	1	1	0											
Inning Stats	R: 5 E: 0 K: 1 S: 18	H: 4 LOB: 0 BB: 1 P: 29	R: 2 E: 0 K: 0 S: 9	H: 2 LOB: 1 BB: 1 P: 18	R: 0 E: 0 K: 2 S: 10	H: 0 LOB: 0 BB: 0 P: 16	R: 0 E: 0 K: 2 S: 12	H: 1 LOB: 1 BB: 0 P: 17	R: 0 E: 0 K: 2 S: 8	H: 0 LOB: 0 BB: 0 P: 11	R: 1 E: 0 K: 1 S: 9	H: 1 LOB: 2 BB: 1 P: 17	R: 1 E: 0 K: 1 S: 11	H: 2 LOB: 2 BB: 1 P: 19	R: 0 E: 0 K: 1 S: 13	H: 1 LOB: 1 BB: 0 P: 18		1B: 7 2B: 2 3B: 0 HR: 2	SF: 2 SAC: 1 DP: 0 HBP: 1	WP: 1 PB: 0 SB: 1 CS: 0	PA: 43						
PITCHER	IP	WLS	BF	H	R	ER	SO	BB	IBB	HBP	BLK	WP	HR	S	P	ERA	WHIP										
Tom Gordon, R (1, 1) ERA: 4.58	6.2	W	31	7	8	8	7	3	0	0	0	0	2	70	115	10.80	1.500										
Billy Brewer, L (7, 1) ERA: 0.59	0.1		2	1	0	0	1	0	0	0	0	0	0	6	9	0.00	3.000										
Rusty Meacham, R (8, 1) ERA: 4.5	0.1		4	2	1	1	0	1	0	0	0	0	0	4	9	27.00	9.000										
Jeff Montgomery, R (8, 1) ERA: 5.79	1.2	S	6	1	0	0	2	0	0	0	0	0	0	20	28	0.00	0.600										


AB	37
R	11
H	12
RBI	11
BB	5
SO	7
LOB	9



Batter	1	2	3	4	5	6	7	8	9	AB	R	H	RBI	BB	SO	LOB	TOP								
Vince Coleman, S OBP: 0.224, SLG: 0.269	F8		FC6-4			P2	SF9		G6-3	4	0	0	1	0	0	1									
Brian McRae, S OBP: 0.444, SLG: 0.495	G4-3		CS	1B FC7-4		G6-3	K			4	1	1	0	1	1	1									
Wally Joyner, L OBP: 0.364, SLG: 0.467	K			1B FC7-4		G3-1		G4-3	G4-3	5	0	1	0	0	1	1									
Mike Macfarlane, R OBP: 0.409, SLG: 0.471		1B 1B		K			HR BB			2	1	1	0	2	1	2									
Bob Hamelin, L OBP: 0.409, SLG: 0.620 Hubie Brooks, R OBP: 0.200, SLG: 0.154	K		FC7-4			E6		FC5-4		3	1	0	1	0	1	3									
Gary Gaetti, R OBP: 0.351, SLG: 0.522	G5-4-3		F8					1B		4	1	3	3	0	0	1									
Felix Jose, S OBP: 0.278, SLG: 0.404	G5-4-3				F7		1B SH3 SF9			3	1	1	1	1	0	2									
Jose Lind, R OBP: 0.275, SLG: 0.315			F8		G4-3		SH3	L6		3	0	0	0	0	0	2									
Greg Gagne, R OBP: 0.326, SLG: 0.402			FC6-4		P4		SF9		K	4	0	2	0	0	1	0									
Inning Stats	R: 0 E: 0 K: 1 S: 10	H: 0 LOB: 0 BB: 0 P: 17	R: 0 E: 0 K: 1 S: 9	H: 2 LOB: 1 BB: 0 P: 14	R: 0 E: 0 K: 0 S: 7	H: 1 LOB: 0 BB: 0 P: 9	R: 1 E: 0 K: 1 S: 13	H: 1 LOB: 1 BB: 1 P: 24	R: 0 E: 0 K: 0 S: 3	H: 0 LOB: 0 BB: 0 P: 4	R: 0 E: 0 K: 0 S: 6	H: 0 LOB: 0 BB: 0 P: 8	R: 4 E: 1 K: 1 S: 16	H: 2 LOB: 1 BB: 2 P: 33	R: 1 E: 0 K: 1 S: 10	H: 2 LOB: 2 BB: 1 P: 18	R: 0 E: 0 K: 1 S: 8	H: 1 LOB: 1 BB: 0 P: 11	1B: 8 2B: 0 3B: 0 HR: 1	SF: 1 SAC: 1 DP: 1 HBP: 0	WP: 0 PB: 0 SB: 0 CS: 1	PA: 40			
PITCHER	IP	WLS	BF	H	R	ER	SO	BB	IBB	HBP	BLK	WP	HR	S	P	ERA	WHIP								
Jason Bere, R ERA: 3.62	(1, 1)	6.0	25	5	5	3	3	3	0	0	0	0	1	54	92	4.50	1.333								
Jose DeLeon, R ERA: 3.75	(7, 1)	1.0	4	1	0	0	1	0	0	0	0	0	0	10	17	0.00	1.000								
Paul Assenmacher, L ERA: 4.82	(8, 1)	0.1	L	2	0	1	0	1	0	0	0	0	0	4	9	27.00	3.000								
Kirk McCaskill, R ERA: 2.45	(8, 1)	1.1	7	3	0	0	1	0	0	0	0	0	0	13	19	0.00	2.250								
Dennis Cook, L ERA: 3.97	(9, 1)	0.1	1	0	0	0	0	0	0	0	0	0	0	1	1	0.00	0.000								

Kansas City Royals @ Chicago White Sox
Comiskey Park, Chicago, IL
Fri May 06 1994, 8:05 PM EDT
Att: 30,756 - Unknown - 45 F


AB 33
R 6
H 9
RBI 6
BB 4
SO 5
LOB 14



Batter	1	2	3	4	5	6	7	8	9	AB	R	H	RBI	BB	SO	LOB	BOTTOM								
Tim Raines, S OBP: 0.405, SLG: 0.532	F9 G6-3 HBP BB		P5	2B		FC6-4		P2		3	1	1	1	2	0	0									
Joey Cora, S OBP: 0.313, SLG: 0.299 Joe Hall, R OBP: 0.462, SLG: 0.667	WP G5-3 HBP		HR	2B		F8		K		3	1	2	1	0	0	2									
Frank Thomas, R OBP: 0.457, SLG: 0.646	F9		K	G6-3		FC6-4				4	0	0	0	1	1	7									
Julio Franco, R OBP: 0.333, SLG: 0.505	G5-3		HR			F9		K		5	1	1	3	0	2	2									
Robin Ventura, L OBP: 0.395, SLG: 0.533						P5		F9		3	0	0	0	2	1	1									
Darin Jackson, R OBP: 0.386, SLG: 0.556	B1		G4-3			K		2B		4	0	1	0	0	1	3									
Lance Johnson, L OBP: 0.284, SLG: 0.283		G3		G1-3		1B 2B		G4-3		4	1	1	0	0	0	1									
Ron Karkovics, R OBP: 0.461, SLG: 0.567		P5		FC6-4		1B		K		3	0	1	0	1	1	0									
Ozzie Guillen, L OBP: 0.279, SLG: 0.307	G4-3		FC6-4			K		G4-3		4	1	0	0	0	1	3									
Inning Stats	R: 1 E: 0 K: 0 S: 8	H: 0 LOB: 2 BB: 2 P: 20	R: 0 E: 0 K: 0 S: 7	H: 0 LOB: 0 BB: 0 P: 10	R: 2 E: 0 K: 1 S: 14	H: 2 LOB: 1 BB: 1 P: 26	R: 1 E: 0 K: 0 S: 13	H: 1 LOB: 2 BB: 2 P: 26	R: 0 E: 0 K: 1 S: 7	H: 0 LOB: 0 BB: 0 P: 9	R: 1 E: 0 K: 1 S: 12	H: 3 LOB: 2 BB: 0 P: 17	R: 0 E: 0 K: 1 S: 12	H: 1 LOB: 1 BB: 0 P: 19	R: 0 E: 0 K: 1 S: 6	H: 0 LOB: 0 BB: 0 P: 10	R: 0 E: 0 K: 3 S: 14	H: 0 LOB: 1 BB: 1 P: 20	1B: 3 2B: 3 3B: 0 HR: 1	SF: 0 SAC: 0 DP: 0 HBP: 1	WP: 1 PB: 0 SB: 1 CS: 0	PA: 41			
PITCHER	IP	WLS	BF	H	R	ER	SO	BB	IBB	HBP	BLK	WP	HR	S	P	ERA	WHIP								
David Cone, R ERA: 4.06	(1, 1)	7.0	34	7	5	5	4	5	0	1	0	0	1	73	127	6.43	1.714								
Mike Magnante, L ERA: 3.05	(8, 1)	1.1	4	0	0	0	2	0	0	0	0	0	0	9	14	0.00	0.000								
Hipolito Pichardo, R ERA: 6.0	(9, 1)	0.2	S	3	0	0	2	1	0	0	0	0	0	11	16	0.00	1.500								

Kansas City Royals @ Chicago White Sox
Comiskey Park, Chicago, IL
Fri May 06 1994, 8:05 PM EDT
Att: 30,756 - Unknown - 45 F

AB 34
R 5
H 7
RBI 5
BB 6
SO 8
LOB 19



Batter	1	2	3	4	5	6	7	8	9	AB	R	H	RBI	BB	SO	LOB	TOP			
Vince Coleman, S OBP: 0.223, SLG: 0.266 (1, 7)	F8	L9		K			FC1-5 1B		G6-3	5	0	1	0	0	1	3				
Brian McRae, S OBP: 0.436, SLG: 0.481 (1, 8)	FC3-6 HBP		G4-3		F8		FC1-5			3	0	0	0	0	0	1				
Wally Joyner, L OBP: 0.369, SLG: 0.463 (1, 3)	FC3-6 BB		G3 1B		F7		F7			3	1	1	0	1	0	1				
Bob Hamelin, L OBP: 0.402, SLG: 0.613 (1, 10)	FC3-6		G3				G6-3			4	0	1	0	0	0	4				
Gary Gaetti, R OBP: 0.347, SLG: 0.511 (1, 5)	G1-3				F7				K	4	0	1	1	0	1	3				
Felix Jose, S OBP: 0.276, SLG: 0.393 (1, 9)		E7 2B	G4-3				G1-3		K	4	1	1	0	0	1	1				
Brent Mayne, L OBP: 0.303, SLG: 0.367 (1, 2)	F8				K		FC6-4 BB		K	3	0	0	0	1	2	1				
Jose Lind, R OBP: 0.266, SLG: 0.304 (9, PH)	G3-1		G5-3				FC6-4		F8	3	0	0	0	0	0	2				
Hubie Brooks, R OBP: 0.186, SLG: 0.143 (9, PH)							1-2			1	0	0	0	0	0	0				
Greg Gagne, R OBP: 0.344, SLG: 0.435 (1, 6)							K		G6-3 BB	3	0	2	1	1	1	1				
Inning Stats	R: 0 E: 0 K: 0 S: 11	H: 0 LOB: 2 BB: 1 P: 17	R: 1 E: 1 K: 0 S: 13	H: 2 LOB: 1 BB: 0 P: 23	R: 1 E: 0 K: 0 S: 7	H: 2 LOB: 1 BB: 0 P: 10	R: 0 E: 0 K: 2 S: 9	H: 1 LOB: 1 BB: 0 P: 11	R: 0 E: 0 K: 1 S: 9	H: 0 LOB: 1 BB: 1 P: 14	R: 0 E: 0 K: 0 S: 8	H: 1 LOB: 1 BB: 0 P: 13	R: 0 E: 0 K: 3 S: 12	H: 0 LOB: 0 BB: 0 P: 18	R: 0 E: 0 K: 0 S: 6	H: 0 LOB: 0 BB: 1 P: 10	1B: 4 2B: 3 3B: 0 HR: 0	SF: 0 SAC: 0 DP: 1 HBP: 1	WP: 0 PB: 0 SB: 3 CS: 0	PA: 37
PITCHER	IP	WLS	BF	H	R	ER	SO	BB	IBB	HBP	BLK	WP	HR	S	P	ERA	WHIP			
Jack McDowell, R ERA: 6.88 (1, 1)	6.1	W	29	7	2	2	3	2	0	1	0	0	0	61	91	2.84	1.421			
Paul Assenmacher, L ERA: 4.5 (7, 1)	0.2		2	0	0	0	0	0	0	0	0	0	0	5	8	0.00	0.000			
Kirk McCaskill, R ERA: 2.33 (8, 1)	1.0	S	3	0	0	0	3	0	0	0	0	0	0	12	18	0.00	0.000			
Roberto Hernandez, R ERA: 2.25 (9, 1)	1.0	S	3	0	0	0	0	1	0	0	0	0	0	6	10	0.00	1.000			

Kansas City Royals @ Chicago White Sox
Comiskey Park, Chicago, IL
Sat May 07 1994, 4:33 AM EDT
Att: 28,124 - Sunny

AB 33
R 2
H 7
RBI 2
BB 3
SO 6
LOB 17



Batter	1	2	3	4	5	6	7	8	9	AB	R	H	RBI	BB	SO	LOB	BOTTOM			
Tim Raines, S OBP: 0.397, SLG: 0.510 (1, 7)	G6-3		P6	F7			FC1-6 BB	F8		4	0	0	0	1	0	1				
Craig Grebeck, R OBP: 0.421, SLG: 0.355 (1, 4)	G6-3		G5-3		F8		FC1-6 2B			4	1	0	0	0	0	1				
Frank Thomas, R OBP: 0.474, SLG: 0.693 (1, 3)	HR						E 2B			2	1	2	1	2	0	0				
Julio Franco, R OBP: 0.346, SLG: 0.509 (1, 10)	1B		G4-3				E IBB			3	0	2	0	1	0	1				
Robin Ventura, L OBP: 0.383, SLG: 0.514 (1, 5)	F7			L9	F9		E3			4	0	0	1	0	0	5				
Warren Newson, L OBP: 0.300, SLG: 0.389 (1, 9)		G6-3					1-2 2-3 3-H			3	1	1	0	0	0	2				
Darrin Jackson, R OBP: 0.382, SLG: 0.549 (7, PH) (8, 9)				1B BLK 2B	G4-3		K			1	0	0	0	0	1	3				
Lance Johnson, L OBP: 0.283, SLG: 0.282 (1, 8)	G3			F8 BLK 1B		P3	P6			4	1	1	0	0	0	3				
Michael LaValliere, L OBP: 0.524, SLG: 0.375 (1, 2)										3	0	1	0	0	0	1				
Ron Karkovics, R OBP: 0.456, SLG: 0.559 (8, PH) (9, 2)				F8		G3-1		K		1	0	0	0	0	1	0				
Ozzie Guillen, L OBP: 0.278, SLG: 0.305 (1, 6)	F7					G6-3		G5-3		4	0	1	1	0	0	1				
Inning Stats	R: 1 E: 0 K: 0 S: 13	H: 2 LOB: 1 BB: 0 P: 21	R: 0 E: 0 K: 0 S: 9	H: 1 LOB: 0 BB: 0 P: 13	R: 0 E: 0 K: 0 S: 6	H: 0 LOB: 1 BB: 1 P: 16	R: 2 E: 0 K: 0 S: 7	H: 3 LOB: 1 BB: 0 P: 12	R: 0 E: 0 K: 0 S: 6	H: 1 LOB: 2 BB: 1 P: 13	R: 0 E: 0 K: 0 S: 6	H: 0 LOB: 0 BB: 0 P: 11	R: 1 E: 1 K: 1 S: 13	H: 1 LOB: 3 BB: 2 P: 26	R: 0 E: 0 K: 1 S: 7	H: 0 LOB: 0 BB: 0 P: 8	1B: 5 2B: 2 3B: 0 HR: 1	SF: 0 SAC: 0 DP: 0 HBP: 0	WP: 0 PB: 0 SB: 0 CS: 0	PA: 37
PITCHER	IP	WLS	BF	H	R	ER	SO	BB	IBB	HBP	BLK	WP	HR	S	P	ERA	WHIP			
Mark Gubicza, R ERA: 5.33 (1, 1)	6.0	L	27	7	3	3	0	2	0	0	2	0	0	47	86	4.50	1.500			
Rusty Miescham, R ERA: 7.71 (7, 1)	0.1		3	1	1	1	0	1	0	0	0	0	0	8	13	27.00	6.000			
Billy Brewer, L ERA: 0.53 (7, 1)	1.2		7	0	0	0	2	0	1	0	0	0	0	12	21	0.00	0.000			

Kansas City Royals @ Chicago White Sox
Comiskey Park, Chicago, IL
Sat May 07 1994, 4:33 AM EDT
Att: 28,124 - Sunny

AB 33
R 4
H 8
RBI 3
BB 4
SO 2
LOB 18



Batter	1	2	3	4	5	6	7	8	9	AB	R	H	RBI	BB	SO	LOB	TOP					
Brian McRae, S OBP: 0.429, SLG: 0.463 (1, 8)										4	1	0	0	1	2	1	Kansas City Royals @ Chicago White Sox Comiskey Park, Chicago, IL Sun May 08 1994, 4:33 AM EDT Att: 28,361 - Sunny - 65 F					
Dave Henderson, R OBP: 0.250, SLG: 0.393 (1, 7)										5	1	2	0	0	2	2						
Wally Joyner, L OBP: 0.365, SLG: 0.482 (1, 3)										4	2	1	3	0	0	1						
Mike Macfarlane, R OBP: 0.409, SLG: 0.467 (1, 2)										5	0	2	1	0	1	1						
Bob Hamelin, L OBP: 0.381, SLG: 0.575 (1, 10)										5	1	0	1	0	2	3						
Gary Gaetti, R OBP: 0.352, SLG: 0.520 (1, 5)										4	1	2	1	0	0	1						
Felix Jose, S OBP: 0.290, SLG: 0.450 (1, 9)										4	2	2	2	0	0	2						
Greg Gagne, R OBP: 0.340, SLG: 0.427 (1, 6)										4	1	1	0	0	0	2						
Jose Lind, R OBP: 0.265, SLG: 0.313 (1, 4)										4	0	1	1	0	1	2						
Inning Stats	R: 0 E: 0 K: 1 S: 7	H: 0 LOB: 0 BB: 0 P: 10	R: 2 E: 0 K: 2 S: 16	H: 3 LOB: 1 BB: 0 P: 24	R: 0 E: 0 K: 0 S: 6	H: 1 LOB: 0 BB: 0 P: 8	R: 0 E: 0 K: 1 S: 10	H: 1 LOB: 1 BB: 0 P: 19	R: 3 E: 1 K: 1 S: 15	H: 2 LOB: 1 BB: 1 P: 27	R: 1 E: 0 K: 0 S: 10	H: 2 LOB: 1 BB: 0 P: 14	R: 3 E: 2 K: 0 S: 13	H: 2 LOB: 0 BB: 0 P: 18	R: 0 E: 0 K: 2 S: 7	H: 0 LOB: 0 BB: 0 P: 11	R: 0 E: 0 K: 1 S: 8	H: 0 LOB: 0 BB: 0 P: 10	1B: 6 2B: 3 3B: 0 HR: 2	SF: 0 SAC: 1 DP: 1 HBP: 0	WP: 0 PB: 0 SB: 3 CS: 0	PA: 41
PITCHER	IP	WLS	BF	H	R	ER	SO	BB	IBB	HBP	BLK	WP	HR	S	P	ERA	WHIP					
Alex Fernandez, R ERA: 2.63 (1, 1)	6.0	L	28	9	6	3	5	1	0	0	0	0	2	64	102	4.50	1.667					
Dennis Cook, L ERA: 4.39 (7, 1)	1.0		7	2	3	1	0	0	0	0	0	0	0	13	18	9.00	2.000					
Jeff Schwarz, R ERA: 9.0 (8, 1)	2.0		6	0	0	0	3	0	0	0	0	0	0	15	21	0.00	0.000					

Batter	1	2	3	4	5	6	7	8	9	AB	R	H	RBI	BB	SO	LOB	BOTTOM					
Tim Raines, S OBP: 0.388, SLG: 0.490 (1, 7)										4	1	0	0	1	0	6	Kansas City Royals @ Chicago White Sox Comiskey Park, Chicago, IL Sun May 08 1994, 4:33 AM EDT Att: 28,361 - Sunny - 65 F					
Joey Cora, S OBP: 0.327, SLG: 0.319 (1, 4)										4	1	2	1	1	0	0						
Frank Thomas, R OBP: 0.471, SLG: 0.698 (1, 10)										5	2	2	0	0	2	2						
Julio Franco, R OBP: 0.341, SLG: 0.504 (1, 3)										5	1	1	2	0	0	3						
Robin Ventura, L OBP: 0.398, SLG: 0.544 (1, 5)										3	2	2	2	2	1	1						
Darin Jackson, R OBP: 0.388, SLG: 0.526 (1, 9)										4	0	0	0	0	3	5						
Warren Newson, L OBP: 0.286, SLG: 0.368 (8, FH)										1	0	0	0	0	1	1						
Lance Johnson, L OBP: 0.304, SLG: 0.330 (1, 8)										5	0	4	1	0	0	0						
Ron Karkovics, R OBP: 0.453, SLG: 0.542 (1, 2)										4	0	1	0	1	0	2						
Ozzie Guillen, L OBP: 0.277, SLG: 0.303 (1, 6)										4	0	1	1	0	0	5						
Inning Stats	R: 1 E: 0 K: 2 S: 15	H: 1 LOB: 2 BB: 2 P: 31	R: 0 E: 0 K: 0 S: 10	H: 1 LOB: 0 BB: 0 P: 14	R: 2 E: 0 K: 1 S: 13	H: 2 LOB: 0 BB: 0 P: 17	R: 0 E: 0 K: 0 S: 10	H: 1 LOB: 1 BB: 1 P: 19	R: 0 E: 0 K: 0 S: 10	H: 0 LOB: 2 BB: 2 P: 24	R: 0 E: 0 K: 0 S: 10	H: 1 LOB: 1 BB: 0 P: 15	R: 0 E: 0 K: 1 S: 11	H: 0 LOB: 0 BB: 0 P: 14	R: 1 E: 0 K: 1 S: 14	H: 3 LOB: 2 BB: 0 P: 24	R: 3 E: 0 K: 2 S: 23	H: 4 LOB: 1 BB: 0 P: 39	1B: 6 2B: 5 3B: 1 HR: 1	SF: 0 SAC: 0 DP: 1 HBP: 0	WP: 1 PB: 0 SB: 1 CS: 0	PA: 44
PITCHER	IP	WLS	BF	H	R	ER	SO	BB	IBB	HBP	BLK	WP	HR	S	P	ERA	WHIP					
Kevin Appier, R ERA: 6.02 (1, 1)	6.0	W	28	6	3	3	3	5	0	0	0	0	0	25	38	4.50	1.500					
Hipolito Pichardo, R ERA: 5.85 (7, 1)	2.0		9	3	1	1	2	0	0	0	0	0	0	12	18	∞	∞					
Stan Belinda, R ERA: 7.5 (8, 1)	0.0		3	3	3	3	0	0	0	0	0	0	0	11	21	0.00	1.000					
Jeff Montgomery, R ERA: 5.23 (8, 1)	1.0	S	4	1	0	0	2	0	0	0	0	0	0	11	21	0.00	1.000					

Batter	1	2	3	4	5	6	7	8	9	AB	R	H	RBI	BB	SO	LOB	TOP										
Chuck Knoblauch, R OBP: 0.360, SLG: 0.398	0-1 G4-3	1-0 CS	0-2 F8	0-0 G4-3 1B		1-1 FC5 HBP		0-1 F8		4	1	1	2	0	0	0											
Shane Mack, R OBP: 0.520, SLG: 0.818	2-2 G5-3		1-1 1B	0-1 G4-3		0-0 FC5		3-1 G4-3		5	1	1	0	0	0	3											
Kirby Puckett, R OBP: 0.345, SLG: 0.465	2-3 K		1-2 1B	0-1 1B		2-3 K		1-0 G6-3		5	0	2	2	0	2	2											
Dave Winfield, R OBP: 0.311, SLG: 0.389		3-2 1B	2-2 G6-4-3	0-3 K				1-3 K		5	1	1	0	0	3	2											
Pedro Munoz, R OBP: 0.329, SLG: 0.349		1-3 K		0-1 1B	1-0 G6-3		1-1 WP 1B			4	1	2	0	0	1	1											
Dave McCarty, R OBP: 0.315, SLG: 0.347		4-2 1B	0-1 E6 1B	0-0 G4-3		2-3 K		2-3 K		3	2	0	0	1	1	2											
Scott Leius, R OBP: 0.346, SLG: 0.522		2-1 E7 1B	1-3 K	1-0 G6-3		1-2 G5-3		1-2 G5-3		4	1	1	1	0	1	3											
Matt Walbeck, S OBP: 0.232, SLG: 0.280		1-2 SF9		0-0 1B		1-0 F8		1-0 L9		3	1	1	1	0	0	0											
Pat Meares, R OBP: 0.352, SLG: 0.355		2-2 CS 1B		0-2 1B		0-2 FC5 HBP 1B		1-0 G6-3		4	1	3	3	0	0	0											
Inning Stats	R: 0 E: 0 K: 1 S: 11	H: 0 LOB: 0 BB: 0 P: 15	R: 3 E: 1 K: 1 S: 20	H: 3 LOB: 0 BB: 1 P: 34	R: 1 E: 0 K: 0 S: 12	H: 2 LOB: 0 BB: 0 P: 16	R: 5 E: 1 K: 2 S: 20	H: 5 LOB: 1 BB: 0 P: 21	R: 0 E: 0 K: 1 S: 12	H: 1 LOB: 2 BB: 0 P: 16	R: 0 E: 0 K: 2 S: 17	H: 1 LOB: 1 BB: 0 P: 22	R: 0 E: 0 K: 0 S: 4	H: 0 LOB: 0 BB: 0 P: 6	R: 0 E: 0 K: 1 S: 6	H: 0 LOB: 0 BB: 0 P: 13	1B: 10 2B: 2 3B: 0 HR: 0	SF: 1 SAC: 0 DP: 1 HBP: 1	WP: 1 PB: 0 SB: 0 CS: 1	PA: 41							
PITCHER	IP	WLS	BF	H	R	ER	SO	BB	IBB	HBP	BLK	WP	HR	S	P	ERA	WHIP										
Chris Haney, L ERA: 9.7	3.1	L	18	8	8	6	3	1	0	0	0	0	0	55	78	16.20	2.700										
Rusty Meacham, R ERA: 4.5	3.2		16	4	1	1	4	0	0	1	0	1	0	40	51	2.46	1.091										
Stan Belinda, R ERA: 6.43	2.0		6	0	0	0	1	0	0	0	0	0	0	10	19	0.00	0.000										

Minnesota Twins @ Kansas City Royals
Kauffman Stadium, Kansas City, MO
Mon May 09 1994, 7:05 PM CDT
Att: 21,347 - Unknown - 72 F

AB 37
R 9
H 12
RBI 9
BB 1
SO 8
LOB 13



Batter	1	2	3	4	5	6	7	8	9	AB	R	H	RBI	BB	SO	LOB	BOTTOM										
Brian McRae, S OBP: 0.420, SLG: 0.450	1-1 G3		2-0 SF9		2-3 K		3-2 P6		4-2 BB	3	0	0	1	1	1	2											
Dave Henderson, R OBP: 0.246, SLG: 0.379	0-0 F8		2-0 1B		0-3 K		1-0 G1-6-3		1-3 K	5	0	1	0	0	2	4											
Wally Joyner, L OBP: 0.369, SLG: 0.478	4-2 BB		0-0 1B		0-1 L8		0-0 P5		0-0 P5	3	0	1	0	1	0	0											
Mike Macfarlane, R OBP: 0.402, SLG: 0.456	0-1 G5-3		1-3 K		0-1 2B		1-0 F9		1-0 F9	4	1	1	0	0	1	3											
Bob Hamelin, L OBP: 0.366, SLG: 0.548		3-2 F8		2-3 K		1-3 K		0-1 G3		4	0	0	0	0	2	1											
Gary Gaetti, R OBP: 0.356, SLG: 0.539		0-3 K		0-1 G5-3		0-0 2B		3-2 WP 2B		4	2	2	0	0	1	0											
Felix Jose, S OBP: 0.303, SLG: 0.469		1-3 K		0-1 CS 1B		2-1 1B		0-3 K		4	1	2	2	0	2	1											
Greg Gagne, R OBP: 0.356, SLG: 0.452			3-1 G6-3	1-0 CS	3-2 1B	1-1 1B		0-3 K		4	1	3	1	0	1	1											
Jose Lind, R OBP: 0.275, SLG: 0.320			0-1 G6-3		0-0 L9		1-2 1B		2-1 BB	4	0	2	0	0	0	2											
Inning Stats	R: 0 E: 0 K: 0 S: 10	H: 0 LOB: 1 BB: 1 P: 15	R: 0 E: 0 K: 2 S: 9	H: 0 LOB: 0 BB: 0 P: 13	R: 1 E: 0 K: 1 S: 11	H: 3 LOB: 2 BB: 0 P: 19	R: 0 E: 0 K: 1 S: 9	H: 1 LOB: 0 BB: 0 P: 12	R: 0 E: 0 K: 2 S: 13	H: 1 LOB: 1 BB: 0 P: 18	R: 3 E: 0 K: 1 S: 12	H: 4 LOB: 1 BB: 0 P: 16	R: 0 E: 0 K: 0 S: 7	H: 1 LOB: 0 BB: 0 P: 12	R: 0 E: 0 K: 0 S: 4	H: 0 LOB: 0 BB: 0 P: 5	R: 1 E: 0 K: 3 S: 17	H: 2 LOB: 2 BB: 1 P: 27	1B: 8 2B: 4 3B: 0 HR: 0	SF: 1 SAC: 0 DP: 1 HBP: 0	WP: 2 PB: 0 SB: 0 CS: 1	PA: 39					
PITCHER	IP	WLS	BF	H	R	ER	SO	BB	IBB	HBP	BLK	WP	HR	S	P	ERA	WHIP										
Kevin Tapani, R ERA: 7.78	8.0	W	33	11	5	5	7	1	0	0	0	0	0	79	117	5.62	1.500										
Mark Guthrie, L ERA: 9.64	0.2		4	1	0	0	2	1	0	0	0	1	0	10	16	0.00	3.000										
Carl Willis, R ERA: 7.29	0.1	S	1	0	0	0	1	0	0	0	0	0	0	3	4	0.00	0.000										

Minnesota Twins @ Kansas City Royals
Kauffman Stadium, Kansas City, MO
Mon May 09 1994, 7:05 PM CDT
Att: 21,347 - Unknown - 72 F

AB 35
R 5
H 12
RBI 4
BB 2
SO 10
LOB 14



Batter	1	2	3	4	5	6	7	8	9	AB	R	H	RBI	BB	SO	LOB	TOP								
Chuck Knoblauch R (1,4) OBP: 0.376, SLG: 0.426	4-1 S S BB		3-1 2B		0-1 HR 1B	1-1 F8			0-0 F8 2B	4	2	3	0	1	0	0	Minnesota Twins @ Kansas City Royals Kauffman Stadium, Kansas City, MO Tue May 10 1994, 7:05 PM CDT Att: 17,778 - Unknown - 75 F livebaseballscorecards.com								
Alex Cole L (1,8) OBP: 0.434, SLG: 0.459	1-0 P6		1-1 P6		1-3 K		0-1 G3	3-2 F8	5	0	0	0	0	1	4										
Kirby Puckett R (1,9) OBP: 0.359, SLG: 0.490	4-1 BB		0-0 P3		4-2 HR BB		2-2 1B	0-0 HR	3	2	2	2	2	0	1										
Shane Mack R (1,7) OBP: 0.500, SLG: 0.852	3-2 P2			0-0 2B G3 1B	1-2 HR		0-3 K	2-2 F8	5	2	2	3	0	1	3										
Dave Winfield R (1,10) OBP: 0.315, SLG: 0.398	1-2 P4			2-2 G3 2B	0-0 2B 1B		0-2 F9	2-3 K	5	1	2	0	0	1	3										
Steve Dunn L (1,3)		1-3 K		1-1 G3	1-0 2B			2-3 K	4	0	1	2	0	2	1										
Derek Parks R (1,2) OBP: 0.185, SLG: 0.192	0-1 P6			2-3 K	2-3 K			0-0 F9	4	0	0	0	0	2	2										
Chip Hale L (1,5) OBP: 0.370, SLG: 0.289	1-1 G6-3			0-3 K		2-0 G6-3		0-2 2B	4	0	1	0	0	1	1										
Pat Meares R (1,6) OBP: 0.337, SLG: 0.338			1-3 K		1-0 P6	0-3 K		0-3 K	4	0	0	0	0	3	1										
Inning Stats	R: 0 E: 0 K: 1 S: 12	H: 0 LOB: 2 BB: 2 P: 24	R: 0 E: 0 K: 1 S: 9	H: 0 LOB: 0 BB: 0 P: 11	R: 0 E: 0 K: 1 S: 8	H: 1 LOB: 1 BB: 0 P: 13	R: 1 E: 0 K: 2 S: 13	H: 2 LOB: 1 BB: 0 P: 17	R: 4 E: 0 K: 2 S: 18	H: 4 LOB: 1 BB: 1 P: 27	R: 0 E: 0 K: 1 S: 6	H: 0 LOB: 0 BB: 0 P: 9	R: 0 E: 0 K: 1 S: 12	H: 1 LOB: 1 BB: 0 P: 14	R: 0 E: 0 K: 2 S: 15	H: 1 LOB: 1 BB: 0 P: 17	R: 2 E: 0 K: 1 S: 13	H: 2 LOB: 0 BB: 0 P: 20	1B: 4 2B: 5 3B: 0 HR: 2	SF: 0 SAC: 0 DP: 0 HBP: 0	WP: 0 PB: 0 SB: 3 CS: 0	PA: 41			
PITCHER	IP	WLS	BF	H	R	ER	SO	BB	IBB	HBP	BLK	WP	HR	S	P	ERA	WHIP								
Tom Gordon R (1,1) ERA: 4.87	7.0	L	32	8	5	5	8	3	0	0	0	0	1	78	115	6.43	1.571								
Mike Magnante L (8,1) ERA: 3.57	2.0		9	3	2	2	3	0	0	0	0	0	1	28	37	9.00	1.500								

Batter	1	2	3	4	5	6	7	8	9	AB	R	H	RBI	BB	SO	LOB	BOTTOM								
Vince Coleman S (1,7) OBP: 0.230, SLG: 0.271	1-0 CS 1B		1-1 G5-3			0-1 E1 SF7 1B		1-1 F9	1-3 K	5	1	2	0	0	1	2	Minnesota Twins @ Kansas City Royals Kauffman Stadium, Kansas City, MO Tue May 10 1994, 7:05 PM CDT Att: 17,778 - Unknown - 75 F livebaseballscorecards.com								
Wally Joyner L (1,3) OBP: 0.366, SLG: 0.475	0-3 K			2-0 F8		0-0 SF7		0-2 WP 1B		3	0	1	1	0	1	1									
Brian McRae S (1,8) OBP: 0.415, SLG: 0.439	0-0 F7			3-1 G4-3		3-H 4-2 BB		2-1 G1-3		3	0	0	0	1	0	2									
Mike Macfarlane R (1,2) OBP: 0.406, SLG: 0.470	0-0 CS	1-2 G5-3		1-0 2B		2-3 K		1-2 K	2-2 FC3-6 2B 1B	4	1	2	0	0	1	1									
Gary Gaetti R (1,5) OBP: 0.345, SLG: 0.519			0-0 G5-3		0-3 K			0-0 G6-3	1-3 K	4	0	0	0	0	2	3									
Dave Henderson R (1,10) OBP: 0.274, SLG: 0.406		2-1 F8			2-1 2B		4-1 G6-4-3 BB		3-2 FC3-6 1B	3	0	2	0	1	0	0									
Felix Jose S (1,9) OBP: 0.286, SLG: 0.441			2-3 K		2-2 G6-3		0-0 G6-4-3		1-2 FC3-6 2B	4	1	0	0	0	1	4									
Greg Gagne R (1,6) OBP: 0.362, SLG: 0.458			4-1 BB		2-2 P6		1-0 G3		2-1 2B	3	1	1	2	1	0	1									
Terry Shumpert R (1,4) OBP: 0.158, SLG: 0.211			3-2 F7		0-0 P3			0-1 L6	3-2 2B	4	0	1	1	0	0	2									
Inning Stats	R: 0 E: 0 K: 1 S: 5	H: 1 LOB: 0 BB: 0 P: 6	R: 0 E: 0 K: 0 S: 6	H: 0 LOB: 0 BB: 0 P: 9	R: 0 E: 0 K: 1 S: 10	H: 0 LOB: 1 BB: 1 P: 20	R: 0 E: 0 K: 1 S: 7	H: 1 LOB: 1 BB: 0 P: 13	R: 0 E: 0 K: 0 S: 10	H: 1 LOB: 1 BB: 0 P: 16	R: 1 E: 1 K: 1 S: 11	H: 1 LOB: 1 BB: 1 P: 17	R: 0 E: 0 K: 0 S: 3	H: 0 LOB: 0 BB: 1 P: 8	R: 0 E: 0 K: 0 S: 9	H: 1 LOB: 1 BB: 0 P: 12	R: 3 E: 0 K: 2 S: 20	H: 4 LOB: 1 BB: 0 P: 33	1B: 5 2B: 4 3B: 0 HR: 0	SF: 1 SAC: 0 DP: 1 HBP: 0	WP: 1 PB: 0 SB: 1 CS: 1	PA: 38			
PITCHER	IP	WLS	BF	H	R	ER	SO	BB	IBB	HBP	BLK	WP	HR	S	P	ERA	WHIP								
22 Carlos Pulido L (1,1) ERA: 5.4	8.0	W	30	5	1	0	4	3	0	0	0	0	0	61	101	0.00	1.000								
Mike Trombley R (9,1) ERA: 6.49	1.0		7	4	3	3	2	0	0	0	0	0	0	20	33	27.00	4.000								

Batter	1	2	3	4	5	6	7	8	9	AB	R	H	RBI	BB	SO	LOB	TOP			
Chuck Knoblauch R (1.4) OBP: 0.372, SLG: 0.429	1-1 F9			0-0 2B		1-3 K			0-2 P2	4	0	1	0	0	1	0	Minnesota Twins @ Kansas City Royals Kauffman Stadium, Kansas City, MO Wed May 11 1994, 7:05 PM CDT Att: 17,740 - Unknown - 82 F livebaseballscorecards.com			
Alex Cole L (1.8) OBP: 0.421, SLG: 0.442	1-3 K			0-0 F9			1-3 K		0-0 P5	4	0	0	0	0	2	1				
Shane Mack R (1.7) OBP: 0.471, SLG: 0.774	1-2 G4-3			1-3 K			2-2 1B		1-1 G4-3	4	0	1	0	0	1	1				
Dave Winfield R (1.10) OBP: 0.307, SLG: 0.388		0-0 F8		1-1 G5-3			1-0 F8			3	0	0	0	0	0	2				
Steve Dunn L (1.3) OBP: 0.190, SLG: 0.286		1-3 K			1-2 P6		1-2 F7			3	0	0	0	0	1	1				
Pedro Munoz R (1.9) OBP: 0.315, SLG: 0.333		2-2 P5			0-0 G6-3			1-1 G3-1		3	0	0	0	0	0	0				
Chip Hale L (1.5) OBP: 0.367, SLG: 0.317			3-2 F8		0-0 G1-3			2-0 G4-3 2B		3	0	1	0	0	0	0				
Matt Walbeck S (1.2) OBP: 0.226, SLG: 0.273			0-3 K		1-1 L7			0-1 G4-3		3	0	0	0	0	1	1				
Jeff Reboulet R (1.6) OBP: 0.354, SLG: 0.415			2-1 G6-3		2-1 F8			2-2 F9		3	0	0	0	0	0	1				
Inning Stats	R: 0 E: 0 K: 1 S: 8	H: 0 LOB: 0 BB: 0 P: 11	R: 0 E: 0 K: 1 S: 8	H: 0 LOB: 0 BB: 0 P: 11	R: 0 E: 0 K: 1 S: 8	H: 0 LOB: 0 BB: 0 P: 13	R: 0 E: 0 K: 1 S: 7	H: 1 LOB: 1 BB: 0 P: 9	R: 0 E: 0 K: 0 S: 6	H: 0 LOB: 0 BB: 0 P: 7	R: 0 E: 0 K: 1 S: 11	H: 1 LOB: 1 BB: 0 P: 16	R: 0 E: 0 K: 0 S: 9	H: 1 LOB: 1 BB: 0 P: 14	R: 0 E: 0 K: 0 S: 6	H: 0 LOB: 0 BB: 0 P: 7	1B: 1 2B: 2 3B: 0 HR: 0	SF: 0 SAC: 0 DP: 0 HBP: 0	WP: 0 PB: 0 CS: 0	PA: 30
PITCHER David Cone R (1.1) ERA: 3.33	IP: 9.0 WLS: W BF: 30 H: 3 R: 0 ER: 0 SO: 6 BB: 0 IBB: 0 HBP: 0 BLK: 0 WP: 0 HR: 0 S: 71 P: 100 ERA: 0.00 WHIP: 0.333															PITCHER				

Batter	1	2	3	4	5	6	7	8	9	AB	R	H	RBI	BB	SO	LOB	BOTTOM			
Vince Coleman S (1.7) OBP: 0.229, SLG: 0.276	1-3 K2-3	2-2 FC6-2 1B		1-3 FC4 2B		0-0 G6-3		2-2 F8		5	0	1	0	0	1	2	Minnesota Twins @ Kansas City Royals Kauffman Stadium, Kansas City, MO Wed May 11 1994, 7:05 PM CDT Att: 17,740 - Unknown - 82 F livebaseballscorecards.com			
Wally Joyner L (1.3) OBP: 0.367, SLG: 0.472	2-1 F7	3-2 G4-6-3 1B		1-0 FC4		0-1 BB FC5-2 1B		1-0 G4-3		5	0	2	2	0	0	1				
Brian McRae S (1.8) OBP: 0.414, SLG: 0.437	2-0 G1-3	1-1 G4-6-3 1B		2-3 3-H 3-3 K		2-0 FC5-2 1B		0-0 1B		5	1	2	0	0	1	4				
Mike Macfarlane R (1.2) OBP: 0.415, SLG: 0.471		2-0 3B 1B	1-3 K	3-0 F8		4-1 1B FC5-2 1B		0-0 1B		4	2	2	0	1	1	2				
Gary Gaetti R (1.5) OBP: 0.347, SLG: 0.532		2-1 1B 3B	1-0 WP 1B		0-0 F9	0-1 FC5-2 1B		3-2 G5-3		5	2	2	1	0	0	5				
Dave Henderson R (1.10) OBP: 0.286, SLG: 0.411		2-1 1B 1B	1-1 F9		2-0 G5-3	0-0 FC5 1B		1-2 2-3 3-H 1B		4	1	2	2	0	0	1				
Felix Jose S (1.9) OBP: 0.284, SLG: 0.431		1-1 1B 1B	3-2 G4-3		2-1 F7	1-2 2-3 3-H K				4	1	1	0	0	1	4				
Greg Gagne R (1.6) OBP: 0.376, SLG: 0.459		4-1 1B FC6-2 BB		4-2 2B FC4 BB		1-1 G6-3	1-0 1B			2	1	1	2	2	0	0				
Terry Shumpert R (1.4) OBP: 0.174, SLG: 0.217		0-0 FC6-2 1B		0-3 K		2-1 G5-3	0-1 FC5			4	1	1	2	0	1	3				
Inning Stats	R: 0 E: 0 K: 1 S: 6	H: 6 LOB: 1 BB: 1 P: 34	R: 0 E: 0 K: 1 S: 11	H: 1 LOB: 1 BB: 0 P: 17	R: 1 E: 0 K: 2 S: 12	H: 1 LOB: 2 BB: 1 P: 25	R: 0 E: 0 K: 0 S: 4	H: 0 LOB: 0 BB: 0 P: 8	R: 0 E: 0 K: 0 S: 5	H: 0 LOB: 0 BB: 0 P: 8	R: 3 E: 0 K: 1 S: 13	H: 4 LOB: 2 BB: 1 P: 21	R: 0 E: 0 K: 0 S: 9	H: 2 LOB: 2 BB: 0 P: 15	R: 0 E: 0 K: 0 S: 6	H: 0 LOB: 0 BB: 0 P: 7	1B: 12 2B: 1 3B: 1 HR: 0	SF: 0 SAC: 0 DP: 1 HBP: 0	WP: 1 PB: 0 CS: 0	PA: 41
PITCHER Jim Deshaies L (1.1) ERA: 7.52 Brett Merriman R (2.1) ERA: 1.5 Larry Casian L (7.1) ERA: 8.68	IP: 1.1 WLS: L BF: 17 H: 2 R: 1 ER: 1 SO: 3 BB: 1 IBB: 0 HBP: 0 BLK: 0 WP: 1 HR: 0 S: 34 P: 61 ERA: 1.93 WHIP: 0.643															PITCHER				

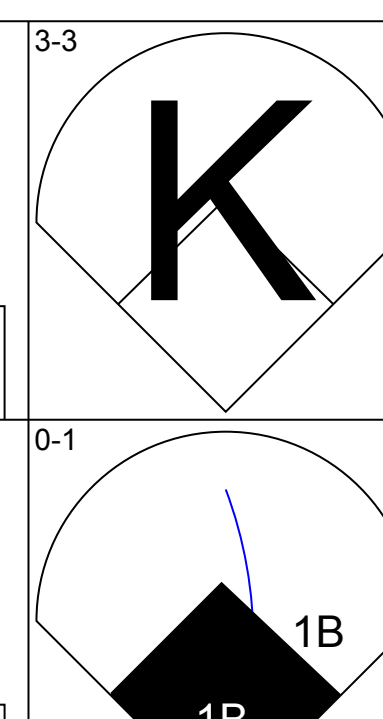
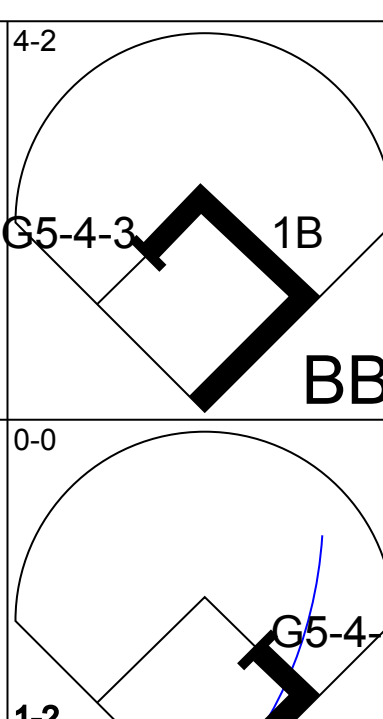
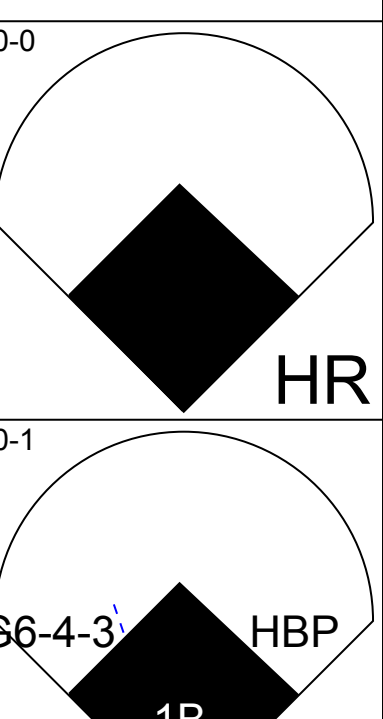
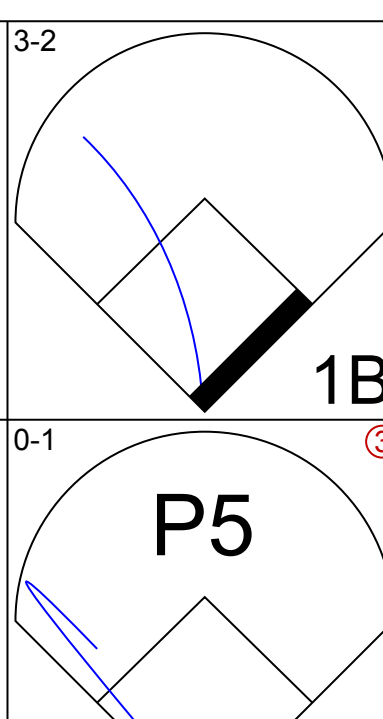
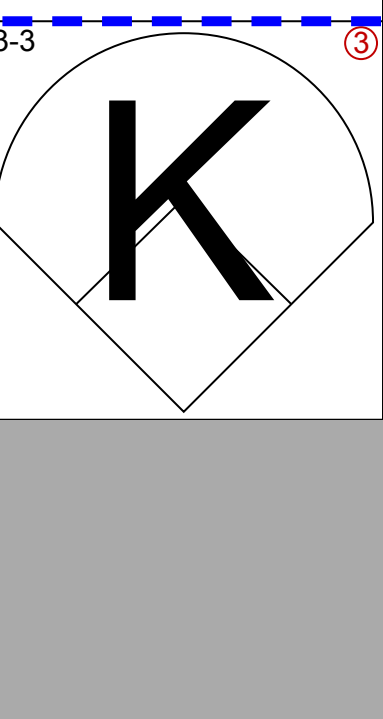
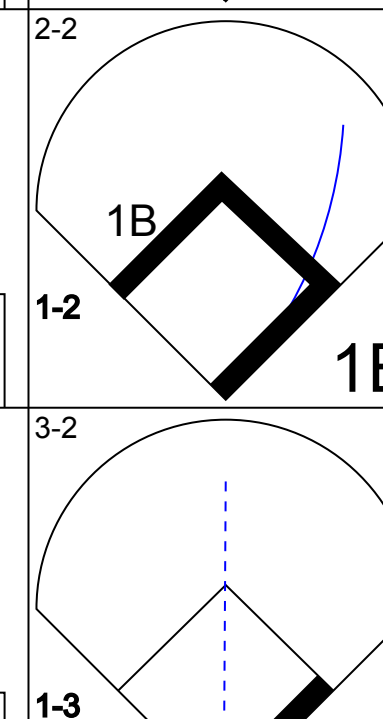
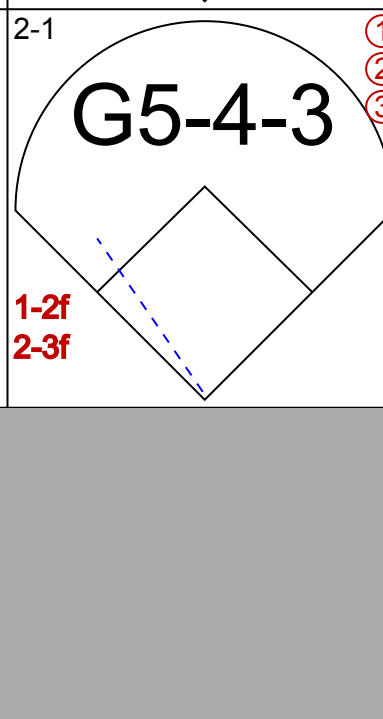
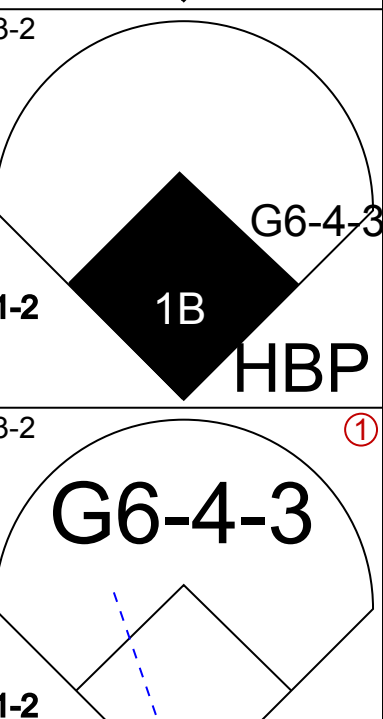


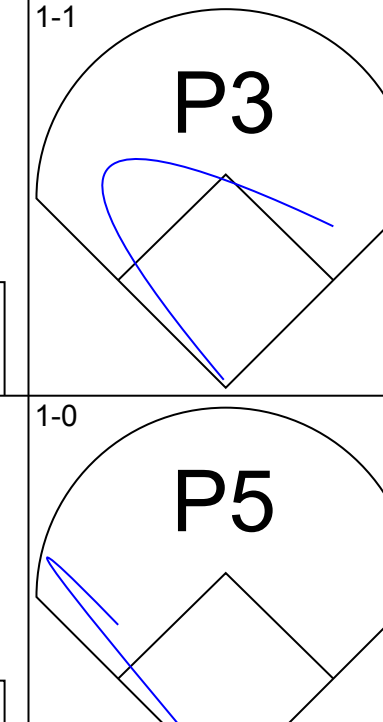

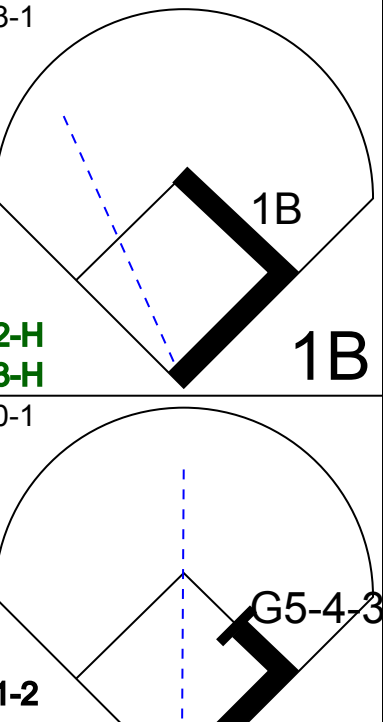
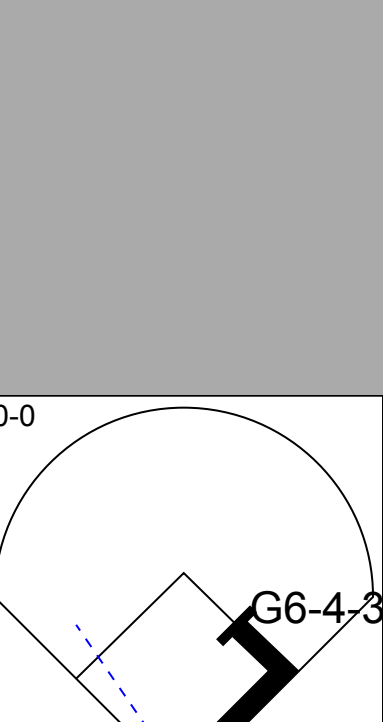


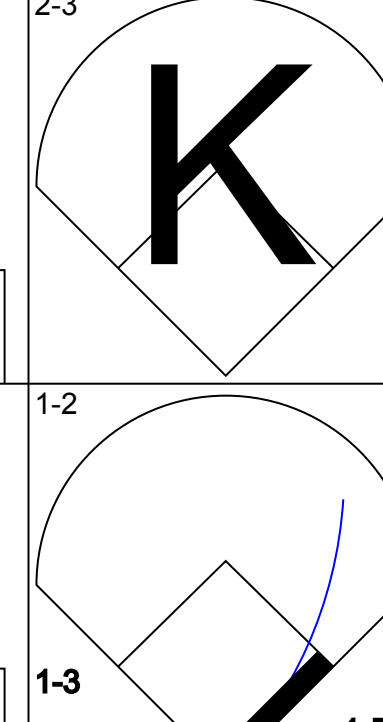
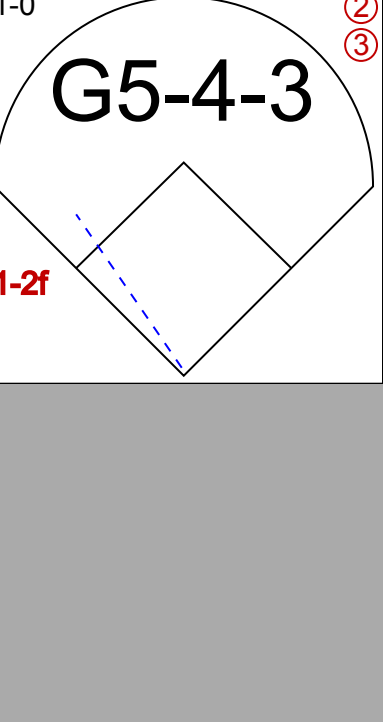
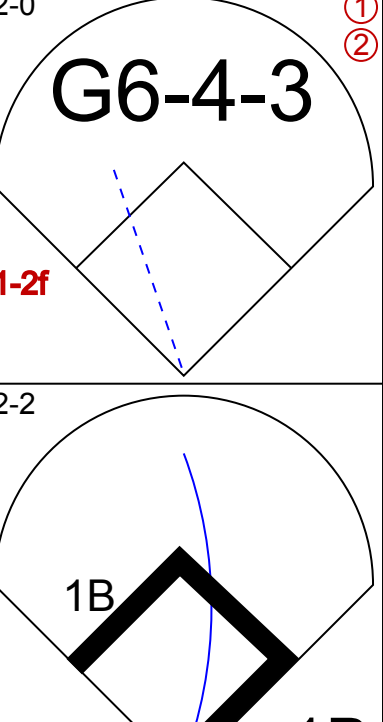


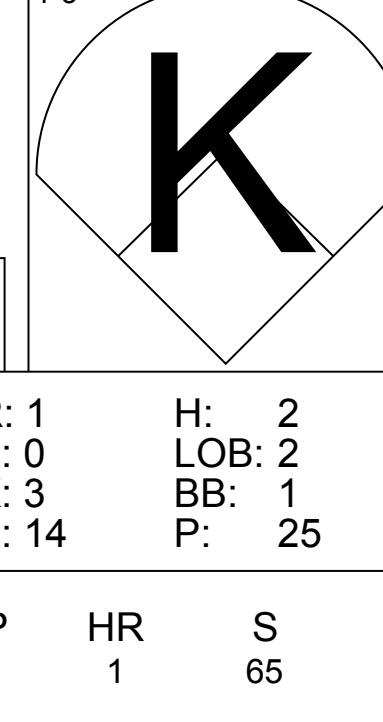

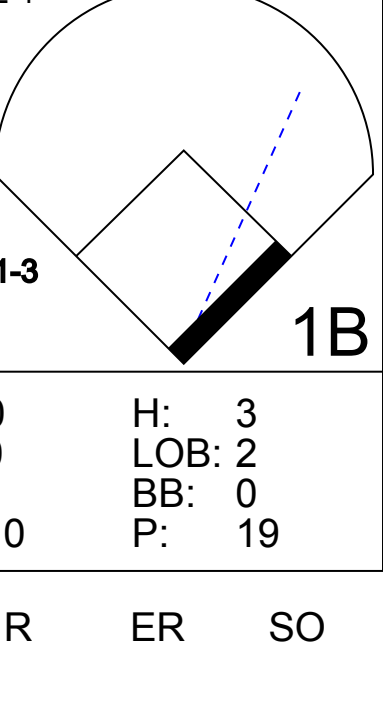
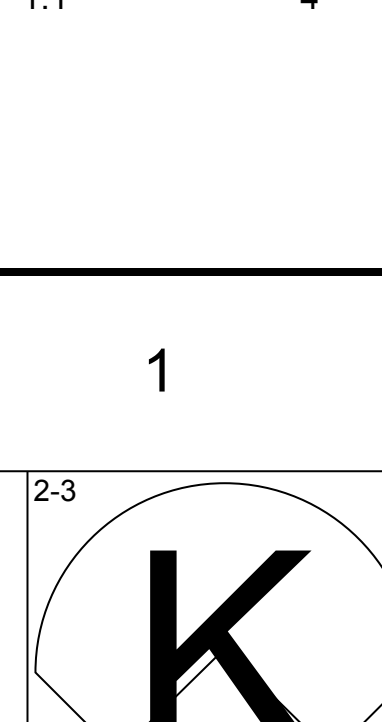
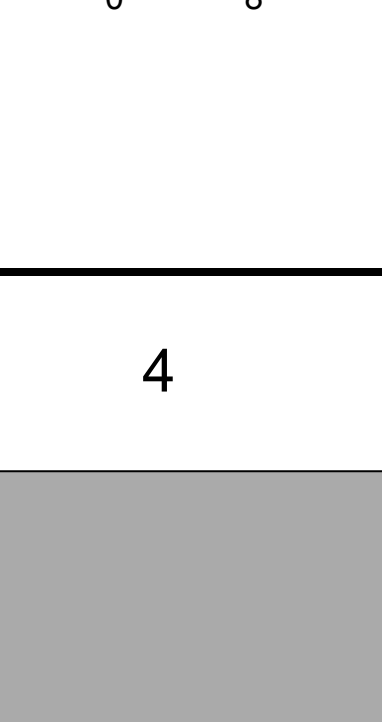
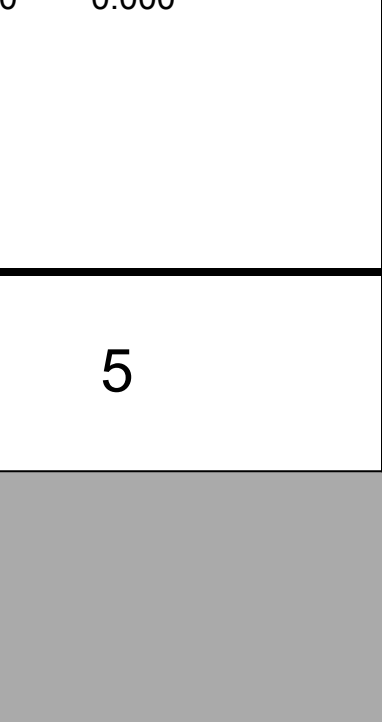
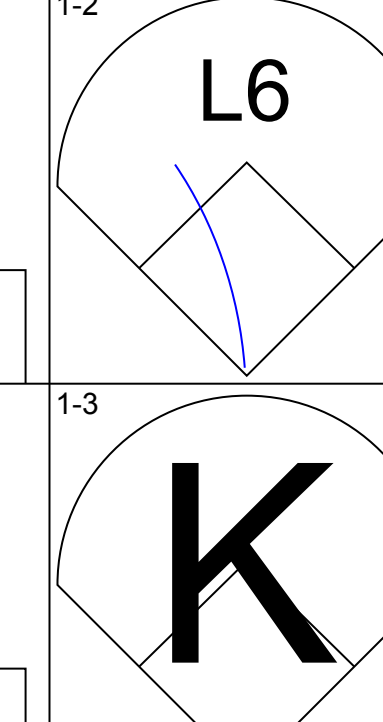
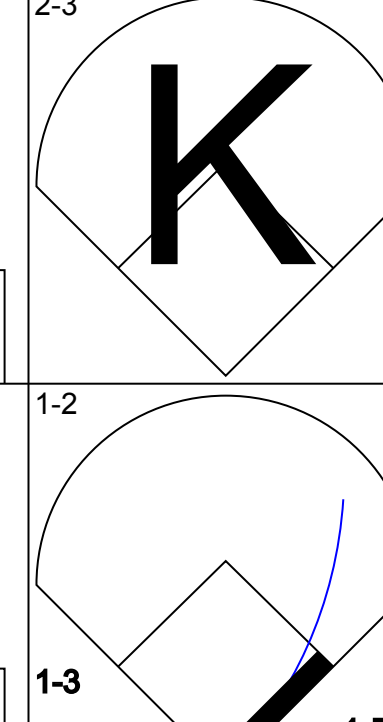
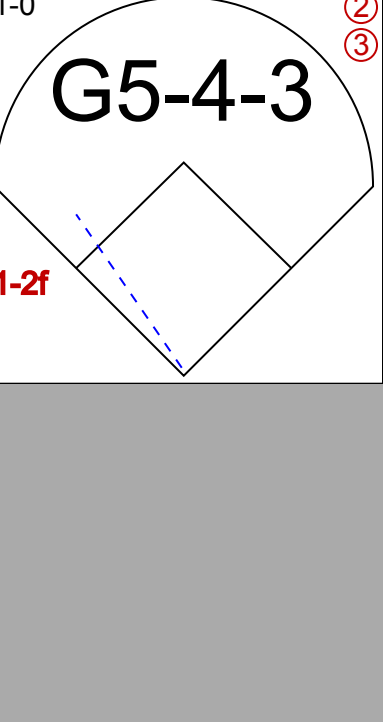
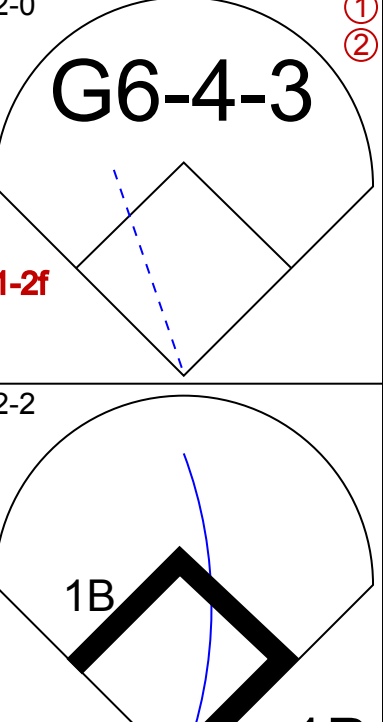
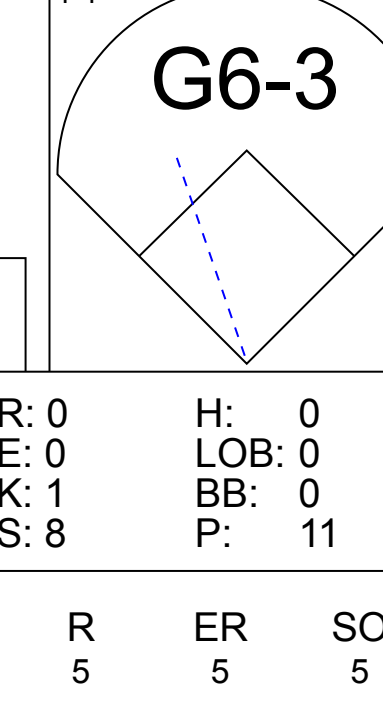
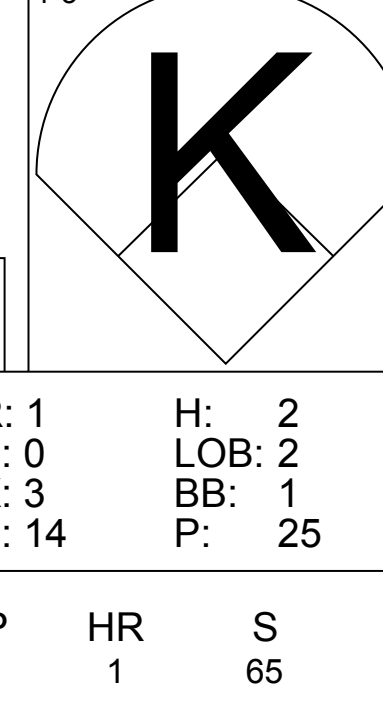
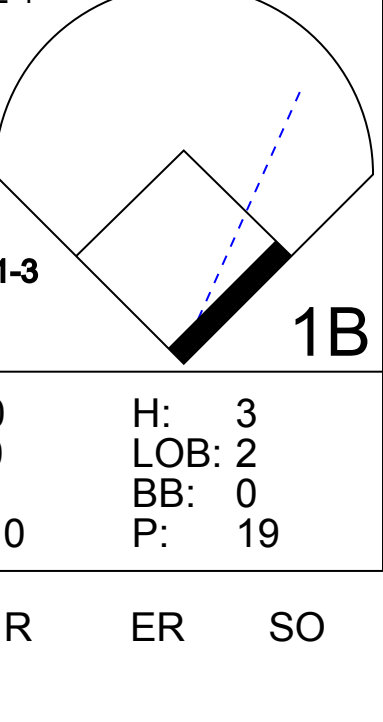

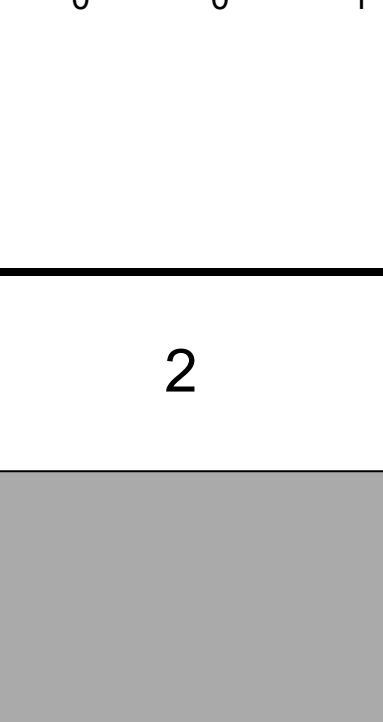
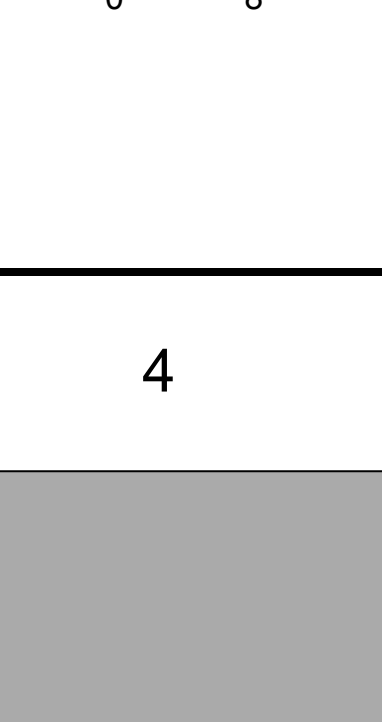
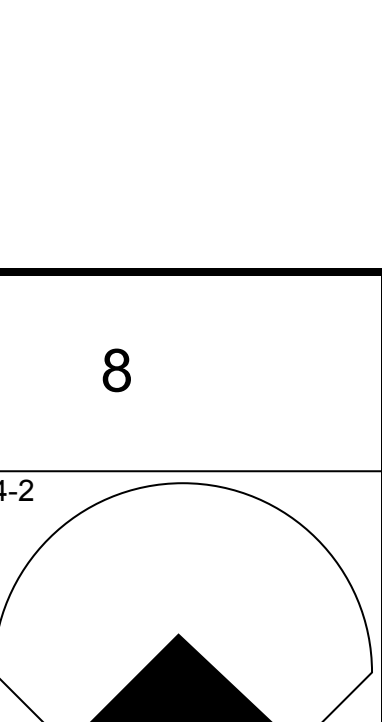
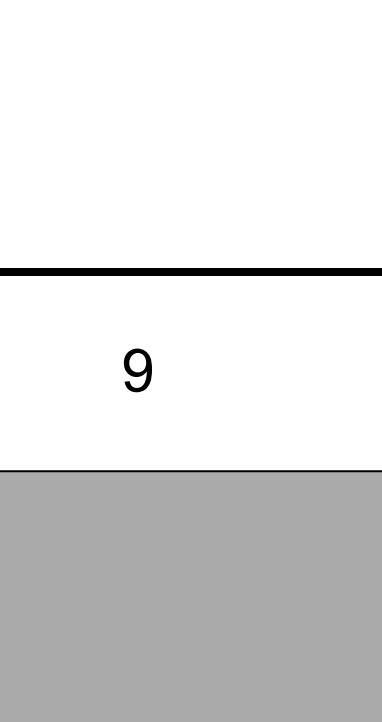
AB	30
R	0
H	3
RBI	0
BB	0
SO	6
LOB	7

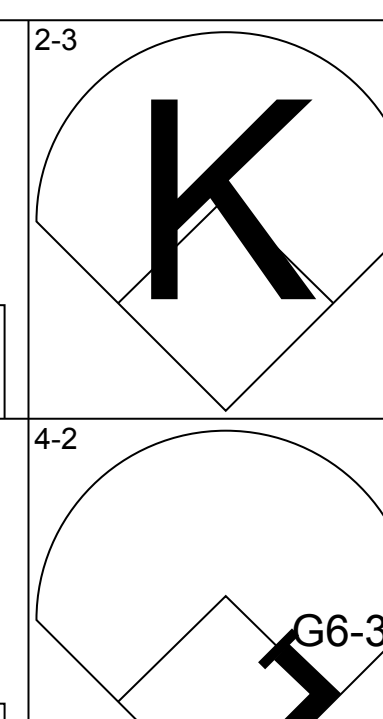
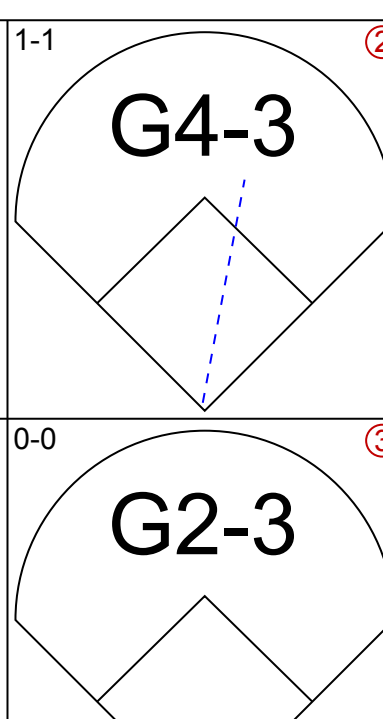
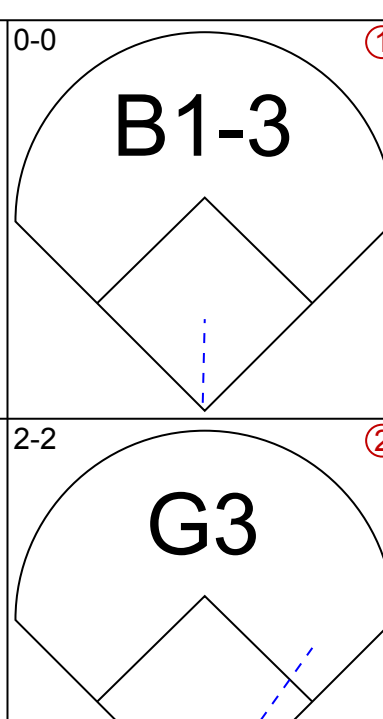
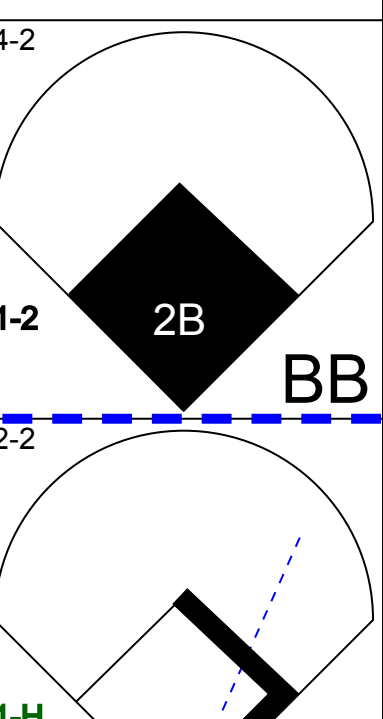
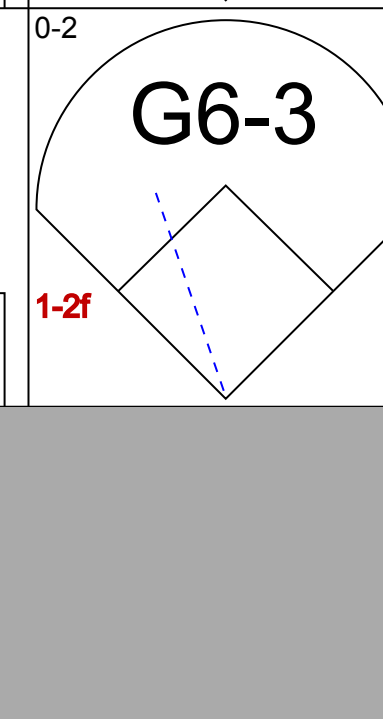

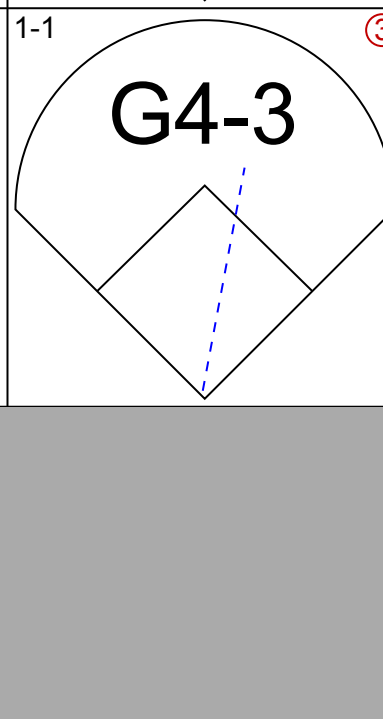
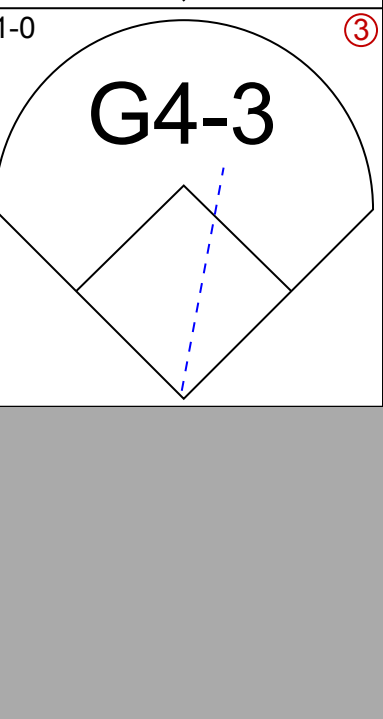

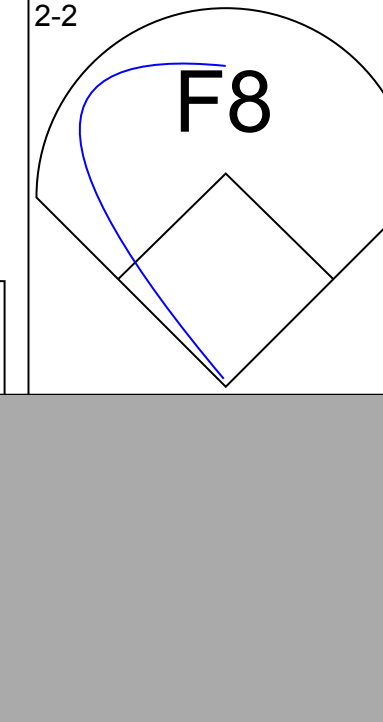


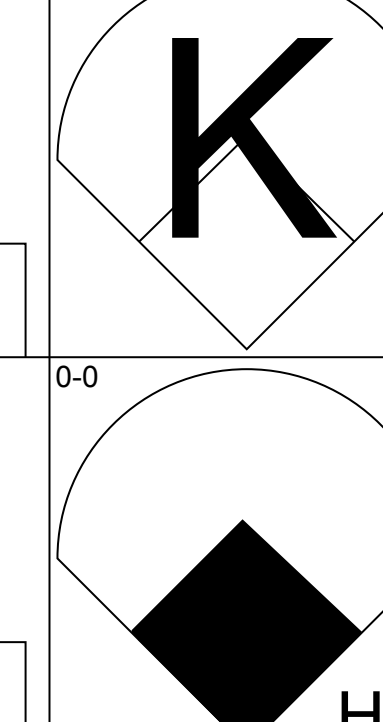
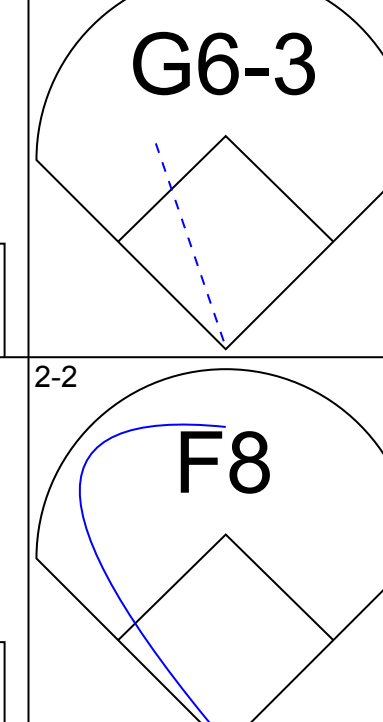

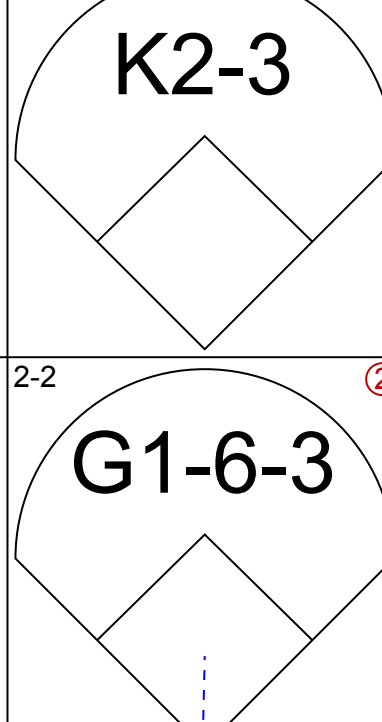
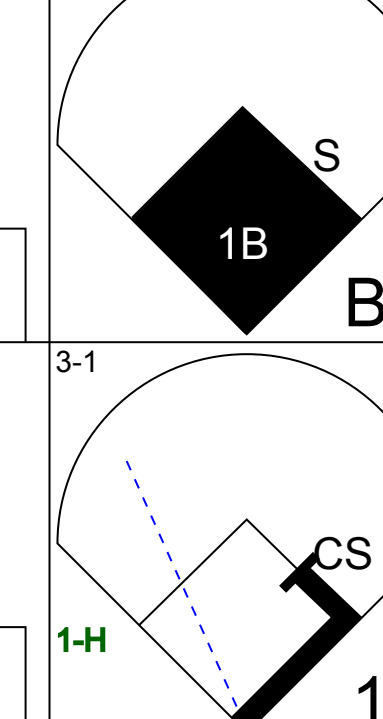

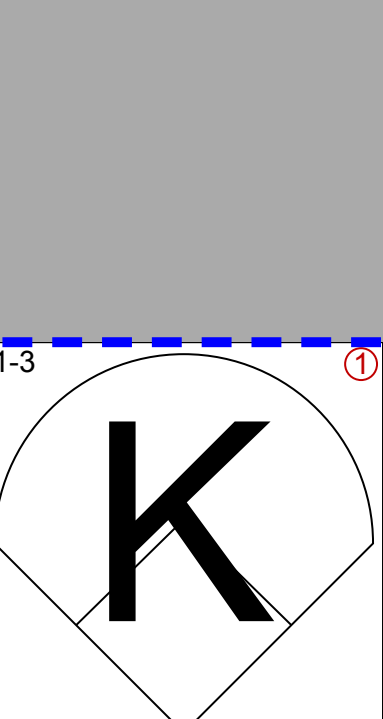
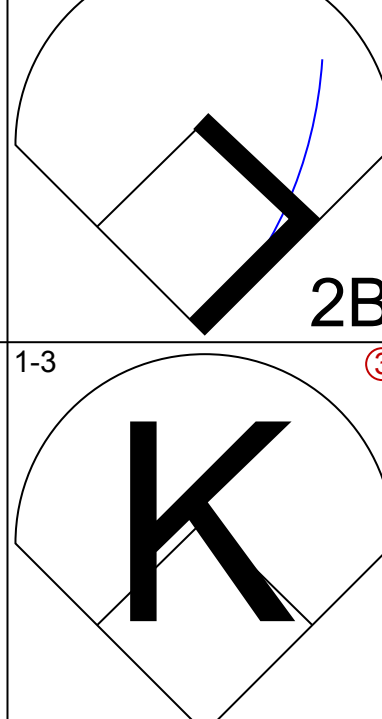
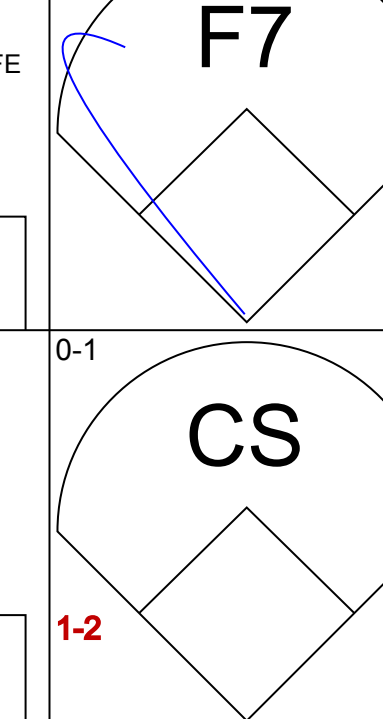
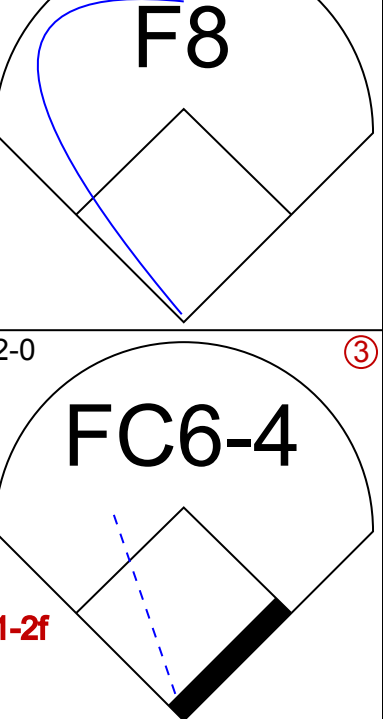
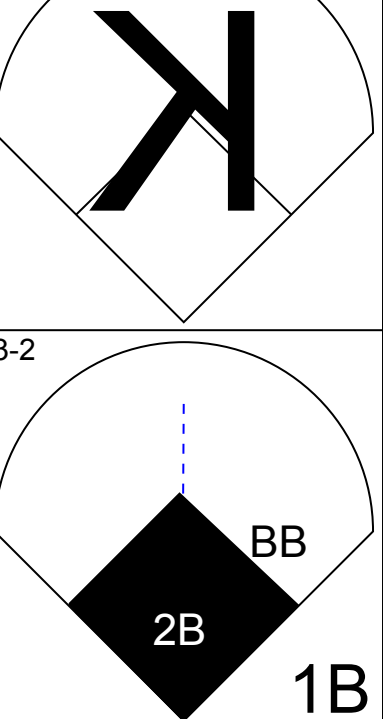

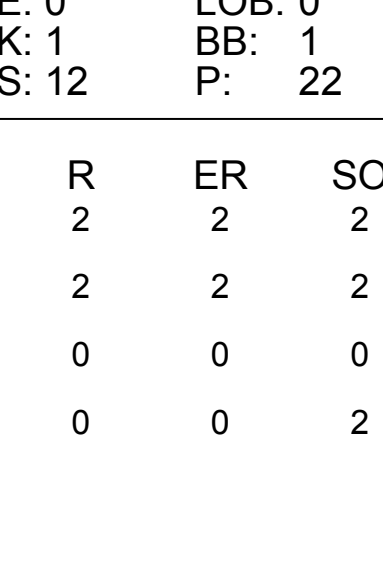
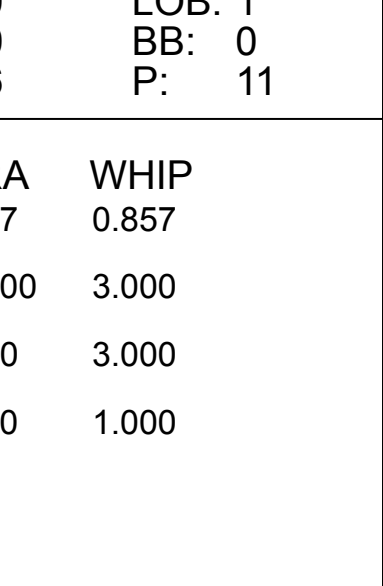
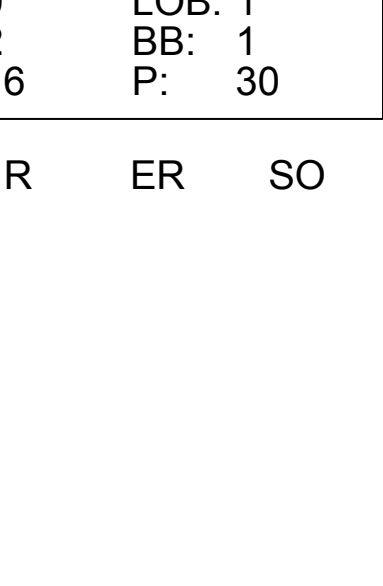



Batter	1	2	3	4	5	6	7	8	9	AB	R	H	RBI	BB	SO	LOB	TOP				
Stan Javier, S OBP: 0.347, SLG: 0.437 Mark Acre, R Bob Welch, R	G3		G4-3			K		G3	G6-4-3	4	0	0	0	0	1	3	Oakland Athletics @ Kansas City Royals Kauffman Stadium, Kansas City, MO Fri May 13 1994, 7:05 PM CDT Att: 21,302 - Unknown - 70 F				
Ruben Sierra, S Eric Helfand, L	F8		G6-3			F8		HR		3	0	0	0	0	0	1					
Geronimo Berroa, R	F9		G1-3			L7		HR		4	1	1	2	0	0	1					
Troy Neel, L		G4-3				K		K		4	0	0	0	0	2	0					
Terry Steinbach, R Scott Brosius, R	G1-3				G4-3		G1-3		1B	3	0	0	0	0	0	0					
Brent Gates, S	F7				K		K		1B	4	1	1	0	0	2	0					
Mike Aldrete, L			G3-1			2B		1B	1B	4	1	3	0	0	0	0					
Mike Bordick, R Fausto Cruz, R	G5-3		G5-3			G5-3		FC6-4	K	2	0	0	0	0	0	1					
Scott Hemond, R			2B					FC6-4	G6-4-3	2	0	1	0	0	1	3					
Inning Stats	R: 0 E: 0 K: 0 S: 8	H: 0 LOB: 0 BB: 0 P: 11	R: 0 E: 0 K: 0 S: 8	H: 0 LOB: 0 BB: 0 P: 10	R: 0 E: 0 K: 0 S: 7	H: 1 LOB: 1 BB: 0 P: 13	R: 0 E: 0 K: 0 S: 5	H: 0 LOB: 0 BB: 0 P: 8	R: 0 E: 0 K: 1 S: 8	H: 1 LOB: 1 BB: 0 P: 11	R: 0 E: 0 K: 2 S: 10	H: 0 LOB: 0 BB: 0 P: 15	R: 4 E: 1 K: 1 S: 16	H: 4 LOB: 0 BB: 0 P: 23	R: 2 E: 0 K: 1 S: 16	H: 4 LOB: 1 BB: 0 P: 19		1B: 8 2B: 2 3B: 0 HR: 1	SF: 0 SAC: 0 DP: 1 HBP: 0	WP: 0 PB: 0 SB: 0 CS: 0	PA: 37
PITCHER	IP	WLS	BF	H	R	ER	SO	BB	IBB	HBP	BLK	WP	HR	S	P	ERA	WHIP				
Mark Gubicza, R Jeff Montgomery, R	(1, 1) (8, 1)	7.2 1.1	W 7	30 4	7 2	4 2	4 2	4 2	0 0	0 0	0 0	0 0	0 0	1 19	67 23	4.70 13.50	0.913 3.000				

Batter	1	2	3	4	5	6	7	8	9	AB	R	H	RBI	BB	SO	LOB	BOTTOM					
Vince Coleman, S	HR		F8			K		K		5	2	2	3	1	2	1	Oakland Athletics @ Kansas City Royals Kauffman Stadium, Kansas City, MO Fri May 13 1994, 7:05 PM CDT Att: 21,302 - Unknown - 70 F					
Brian McRae, S	G1-6-3		1B		G4-3		HR	F8		5	3	2	1	1	0	3						
Wally Joyner, L	G1-6-3		HBP		G4-3		F8			4	2	1	0	1	0	3						
Mike Macfarlane, R	HR		1B		F7		K	HR		3	3	1	3	0	1	1						
Bob Hamelin, L Hubie Brooks, R	G4-3		E8		PB		K			3	1	2	2	1	0	0						
Gary Gaetti, R	1B		1B		G5-3		BB	HR		1	0	0	0	0	1	2						
Felix Jose, S	K		1B		G2-3		G3	F7		5	0	1	1	0	1	3						
Greg Gagne, R David Howard, S	L6		K		HR		G4-3		BB	3	1	0	0	1	1	5						
Terry Shupert, R	L6		K		HR			F9		0	0	0	0	1	0	0						
Inning Stats	R: 3 E: 1 K: 1 S: 17	H: 2 LOB: 1 BB: 2 P: 29	R: 0 E: 0 K: 0 S: 8	H: 0 LOB: 0 BB: 0 P: 14	R: 5 E: 2 K: 2 S: 19	H: 4 LOB: 2 BB: 1 P: 31	R: 0 E: 0 K: 0 S: 11	H: 1 LOB: 1 BB: 0 P: 18	R: 2 E: 0 K: 1 S: 11	H: 1 LOB: 0 BB: 1 P: 17	R: 1 E: 0 K: 0 S: 11	H: 2 LOB: 2 BB: 1 P: 17	R: 5 E: 0 K: 1 S: 14	H: 4 LOB: 0 BB: 0 P: 24	R: 0 E: 0 K: 1 S: 9	H: 0 LOB: 1 BB: 1 P: 16		1B: 7 2B: 2 3B: 2 HR: 3	SF: 0 SAC: 0 DP: 0 HBP: 2	WP: 0 PB: 1 SB: 0 CS: 0	PA: 47	
PITCHER	IP	WLS	BF	H	R	ER	SO	BB	IBB	HBP	BLK	WP	HR	S	P	ERA	WHIP					
Bobby Witt, R Steve Ontiveros, R Dennis Eckersley, R Mark Acre, R	(1, 1) (5, 1) (7, 1) (8, 1)	4.1 1.2 1.0 1.0	L 8	27 2	8 1	3 1	3 2	3 1	0 0	0 0	0 1	0 0	0 0	0 1	16 14	24 24	5.40 45.00	1.800 4.000				



Batter	1	2	3	4	5	6	7	8	9	AB	R	H	RBI	BB	SO	LOB	TOP								
Stan Javier, S OBP: 0.355, SLG: 0.460 (1, 8)			 G5-4-3 1B BB			 1B				4	1	2	1	1	2	2	Oakland Athletics @ Kansas City Royals Kauffman Stadium, Kansas City, MO Sat May 14, 1994, 7:05 PM CDT Att: 34,213 - Unknown - 66 F livebaseballscorecards.com								
Mike Aldrete, L OBP: 0.359, SLG: 0.491 (1, 7)	 1B		 G5-4-3 1B		 G6-4-3 HBP 1B	 P5		 G4-3		5	2	3	0	0	0	1									
Geronimo Berroa, R OBP: 0.406, SLG: 0.574 (1, 10)	 1B		 G5-4-3		 G6-4-3 HBP 1B		 G1-3	 F9		4	1	1	0	0	0	2									
Troy Neel, L OBP: 0.372, SLG: 0.505 (1, 3)	 1B			 1B BB	 G6-4-3		 CS 1B	 P6		4	1	2	1	1	0	2									
Terry Steinbach, R OBP: 0.323, SLG: 0.509 (1, 2)	 P3			 K	 1B		 P4			4	0	1	2	0	1	4									
Brent Gates, S OBP: 0.419, SLG: 0.526 (1, 4)	 P5			 1B	 G5-4-3 1B					4	0	3	0	0	0	2									
Scott Brosius, R OBP: 0.289, SLG: 0.359 (1, 9) (8, 5)		 L6		 K	 G5-4-3			 G6-4-3		4	0	0	0	0	1	5									
Mike Bordick, R OBP: 0.377, SLG: 0.355 (1, 6)		 K		 1B			 F8	 1B		4	0	2	1	0	1	0									
Scott Hemond, R OBP: 0.228, SLG: 0.250 (8, PH) Ruben Sierra, S OBP: 0.236, SLG: 0.426 (8, 9)		 G6-3		 K			 P3	 1B		3	0	0	0	0	1	2									
Inning Stats	R: 1 E: 0 K: 1 S: 14	H: 3 LOB: 2 BB: 0 P: 24	R: 0 E: 0 K: 1 S: 8	H: 0 LOB: 0 BB: 0 P: 11	R: 0 E: 0 K: 0 S: 6	H: 1 LOB: 0 BB: 1 P: 12	R: 1 E: 0 K: 3 S: 14	H: 2 LOB: 2 BB: 1 P: 25	R: 3 E: 0 K: 0 S: 13	H: 4 LOB: 1 BB: 0 P: 23	R: 0 E: 0 K: 0 S: 10	H: 1 LOB: 1 BB: 0 P: 15	R: 0 E: 0 K: 0 S: 8	H: 1 LOB: 0 BB: 0 P: 15	R: 0 E: 0 K: 1 S: 10	H: 3 LOB: 2 BB: 0 P: 19	R: 0 E: 0 K: 0 S: 5	H: 0 LOB: 0 BB: 0 P: 5	1B: 14 2B: 0 3B: 1 HR: 1	SF: 0 SAC: 0 DP: 2 HBP: 1	WP: 0 PB: 0 SB: 1 CS: 0	PA: 40			
PITCHER	IP	WLS	BF	H	R	ER	SO	BB	IBB	HBP	BLK	WP	HR	S	P	ERA	WHIP								
Kevin Appier, R ERA: 6.22 Hipolito Pichardo, R ERA: 5.4 Billy Brewer, L ERA: 0.49	(1, 1) (7, 1) (8, 1)	6.0 1.2 1.1	L 7 4	29 4 0	11 4 0	5 0 0	5 0 1	5 0 0	2 0 0	0 0 0	1 0 0	0 0 0	0 0 0	1 15 8	65 28 11	7.50 0.00 0.00	2.167 0.000 0.000								

Batter	1	2	3	4	5	6	7	8	9	AB	R	H	RBI	BB	SO	LOB	BOTTOM								
Vince Coleman, S OBP: 0.240, SLG: 0.289 (1, 7)			 G4-3			 B1-3		 2B BB		3	1	0	0	1	1	0	Oakland Athletics @ Kansas City Royals Kauffman Stadium, Kansas City, MO Sat May 14, 1994, 7:05 PM CDT Att: 34,213 - Unknown - 66 F livebaseballscorecards.com								
Brian McRae, S OBP: 0.420, SLG: 0.441 (1, 8)	 BB		 G2-3			 G3		 2B		3	0	1	2	1	0	0									
Wally Joyner, L OBP: 0.358, SLG: 0.450 (1, 3)	 G6-3			 G1-3		 G4-3		 G4-3		4	0	0	0	0	0	2									
Gary Gaetti, R OBP: 0.354, SLG: 0.558 (1, 5)		 K		 G6-3			 CS 1B		 K2-3		4	0	1	0	0	2		0							
Bob Hamelin, L OBP: 0.376, SLG: 0.582 (1, 10)		 HR		 F8			 P5	 G1-6-3		4	1	1	1	0	0	1									
Felix Jose, S OBP: 0.289, SLG: 0.425 (1, 9)		 S 1B BB			 F7		 P6		 2B		3	1	1	0	1	0		1							
Greg Gagne, R OBP: 0.376, SLG: 0.448 (1, 6)		 CS 1B			 FC6-4 1B			 K	 K		4	0	2	1	0	2		1							
Brent Mayne, L OBP: 0.278, SLG: 0.333 (8, PH) Mike Macfarlane, R OBP: 0.423, SLG: 0.500 (9, 2)		 F7			 F8			 K		2	0	0	0	0	0	2									
Terry Shumpert, R OBP: 0.226, SLG: 0.419 (1, 4)		 CS		 L7		 FC6-4		 BB 2B 1B		3	1	1	0	0	0	1									
Inning Stats	R: 0 E: 0 K: 1 S: 8	H: 0 LOB: 0 BB: 1 P: 14	R: 2 E: 0 K: 1 S: 12	H: 2 LOB: 1 BB: 1 P: 22	R: 0 E: 0 K: 0 S: 7	H: 0 LOB: 0 BB: 0 P: 10	R: 0 E: 0 K: 0 S: 7	H: 0 LOB: 0 BB: 0 P: 12	R: 0 E: 0 K: 0 S: 6	H: 1 LOB: 1 BB: 0 P: 11	R: 0 E: 0 K: 0 S: 6	H: 0 LOB: 0 BB: 0 P: 9	R: 0 E: 0 K: 0 S: 5	H: 1 LOB: 0 BB: 0 P: 10	R: 2 E: 0 K: 2 S: 16	H: 2 LOB: 1 BB: 1 P: 30	R: 0 E: 0 K: 2 S: 15	H: 1 LOB: 1 BB: 0 P: 20	1B: 4 2B: 2 3B: 0 HR: 1	SF: 0 SAC: 0 DP: 1 HBP: 0	WP: 0 PB: 0 SB: 1 CS: 2	PA: 35			
PITCHER	IP	WLS	BF	H	R	ER	SO	BB	IBB	HBP	BLK	WP	HR	S	P	ERA	WHIP								
Ron Darling, R ERA: 5.4 Billy Taylor, R ERA: 2.7 John Briscoe, R ERA: 3.0 Dennis Eckersley, R ERA: 6.94	(1, 1) (8, 1) (8, 1) (9, 1)	7.0 0.2 0.1 1.0	W 4 2 S	24 1 2 4	2 2 0 1	2 2 0 0	2 2 0 2	2 1 0 0	2 0 0 0	0 0 0 0	0 0 0 0	0 0 0 0	0 0 0 0	1 12 4 15	51 23 7 20	2.57 27.00 0.00 0.00	0.857 3.000 3.000 1.000								

Batter	1	2	3	4	5	6	7	8	9	AB	R	H	RBI	BB	SO	LOB	TOP					
Vince Coleman, S (1, 7) OBP: 0.244, SLG: 0.309										5	0	1	0	0	3	2						
Brian McRae, S (1, 8) OBP: 0.409, SLG: 0.434										5	0	1	0	0	0	1						
Wally Joyner, L (1, 3) OBP: 0.369, SLG: 0.468										5	2	2	0	0	0	2						
Mike Macfarlane, R (1, 2) OBP: 0.408, SLG: 0.480										4	1	1	0	1	1	2						
Bob Hamelin, L (1, 10) OBP: 0.385, SLG: 0.594 Hubie Brooks, R (9, PH) OBP: 0.158, SLG: 0.118										2	2	1	2	2	0	1						
Felix Jose, S (1, 9) OBP: 0.319, SLG: 0.424										4	1	2	1	0	0	2						
Greg Gagne, R (1, 6) OBP: 0.368, SLG: 0.429										4	0	1	0	0	0	3						
David Howard, S (1, 5) OBP: 0.318, SLG: 0.188										4	0	0	0	0	1	5						
Terry Shumpert, R (1, 4) OBP: 0.237, SLG: 0.395										4	0	2	2	0	0	0						
Inning Stats	R: 0 E: 0 K: 2 S: 9	H: 1 LOB: 1 BB: 0 P: 14	R: 2 E: 1 K: 2 S: 18	H: 1 LOB: 1 BB: 1 P: 28	R: 2 E: 0 K: 0 S: 17	H: 4 LOB: 2 BB: 0 P: 26	R: 0 E: 0 K: 0 S: 10	H: 1 LOB: 1 BB: 0 P: 16	R: 1 E: 0 K: 0 S: 9	H: 2 LOB: 1 BB: 0 P: 12	R: 0 E: 0 K: 0 S: 3	H: 0 LOB: 0 BB: 0 P: 5	R: 0 E: 0 K: 0 S: 10	H: 0 LOB: 1 BB: 1 P: 20	R: 0 E: 0 K: 1 S: 11	H: 1 LOB: 1 BB: 0 P: 15	R: 1 E: 0 K: 0 S: 7	H: 1 LOB: 0 BB: 1 P: 15	1B: 8 2B: 3 3B: 0 HR: 1	SF: 0 SAC: 0 DP: 1 HBP: 0	WP: 1 PB: 0 SB: 2 CS: 0	PA: 41
PITCHER	IP	WLS	BF	H	R	ER	SO	BB	IBB	HBP	BLK	WP	HR	S	P	ERA	WHIP					
Chris Bosio, R (1, 1) ERA: 4.55	8.0	L	37	10	5	3	5	2	0	0	0	1	1	87	136	3.38	1.500					
Tim Davis, L (9, 1) ERA: 0.59	0.1		3	1	1	0	0	0	1	0	0	0	0	4	11	0.00	3.000					
Jeff Nelson, R (9, 1) ERA: 1.08	0.2		1	0	0	0	0	0	0	0	0	0	0	3	4	0.00	0.000					

Kansas City Royals @ Seattle Mariners
The Kingdome, Seattle, WA
Mon May 16 1994, 10:05 PM EDT
Att: 23,290 - Dome

AB 38
R 6
H 11
RBI 5
BB 3
SO 5
LOB 19



Batter	1	2	3	4	5	6	7	8	9	AB	R	H	RBI	BB	SO	LOB	BOTTOM					
Eric Anthony, L (1, 7) OBP: 0.301, SLG: 0.423										4	1	1	0	0	1	1						
Rich Amaral, R (1, 4) OBP: 0.343, SLG: 0.400										3	0	0	0	0	0	1						
Ken Griffey Jr., L (1, 10) OBP: 0.377, SLG: 0.716										3	1	1	2	1	1	0						
Jay Buhner, R (1, 9) OBP: 0.386, SLG: 0.639										3	0	0	0	1	1	0						
Edgar Martinez, R (1, 5) OBP: 0.360, SLG: 0.465										3	1	0	0	1	2	2						
Tino Martinez, L (1, 3) OBP: 0.304, SLG: 0.351										3	1	1	2	1	1	0						
Felix Fermin, R (1, 6) ERA: 4.88 Reggie Jefferson, S (9, PH) OBP: 0.552, SLG: 0.804										3	0	0	0	0	1	1						
Dan Wilson, R (1, 2) OBP: 0.263, SLG: 0.299 Jerry Willard, L (9, PH) OBP: 0.250, SLG: 1.000										3	0	0	0	0	2	0						
Brian Turang, R (1, 8) OBP: 0.242, SLG: 0.295										3	0	1	0	0	1	0						
Inning Stats	R: 0 E: 0 K: 0 S: 6	H: 1 LOB: 2 BB: 2 P: 17	R: 0 E: 0 K: 1 S: 8	H: 0 LOB: 0 BB: 0 P: 12	R: 2 E: 0 K: 0 S: 10	H: 2 LOB: 0 BB: 0 P: 15	R: 2 E: 0 K: 2 S: 9	H: 1 LOB: 1 BB: 1 P: 19	R: 0 E: 0 K: 1 S: 5	H: 0 LOB: 0 BB: 0 P: 7	R: 0 E: 0 K: 2 S: 8	H: 0 LOB: 1 BB: 1 P: 16	R: 0 E: 0 K: 2 S: 8	H: 0 LOB: 0 BB: 0 P: 10	R: 0 E: 0 K: 0 S: 7	H: 0 LOB: 0 BB: 0 P: 12	R: 0 E: 0 K: 2 S: 15	H: 1 LOB: 1 BB: 0 P: 21	1B: 2 2B: 1 3B: 0 HR: 2	SF: 0 SAC: 1 DP: 0 HBP: 0	WP: 1 PB: 0 SB: 0 CS: 2	PA: 35
PITCHER	IP	WLS	BF	H	R	ER	SO	BB	IBB	HBP	BLK	WP	HR	S	P	ERA	WHIP					
Tom Gordon, R (1, 1) ERA: 4.88	7.1	W	29	4	4	4	8	3	1	0	0	0	0	3	5	0.00	0.000					
Billy Brewer, L (8, 1) ERA: 0.48	0.1		1	0	0	0	0	0	0	0	0	0	0	1	2	0.00	0.000					
Hipolito Pichardo, R (8, 1) ERA: 5.32	0.1		1	0	0	0	0	0	0	0	0	0	0	1	2	0.00	0.000					
Jeff Montgomery, R (9, 1) ERA: 5.68	1.0	S	4	1	0	0	2	0	0	0	0	0	0	15	21	0.00	1.000					

Kansas City Royals @ Seattle Mariners
The Kingdome, Seattle, WA
Mon May 16 1994, 10:05 PM EDT
Att: 23,290 - Dome

AB 30
R 4
H 5
RBI 4
BB 4
SO 10
LOB 6




Batter	1	2	3	4	5	6	7	8	9	AB	R	H	RBI	BB	SO	LOB	TOP					
Vince Coleman, S OBP: 0.242, SLG: 0.306 (1, 7)	F9	F8		FC4-6		F7			CS 1B	5	0	1	0	0	0	1						
Brian McRae, S OBP: 0.409, SLG: 0.429 (1, 8)	BB 1B		L3	K			CS 1B		K	4	1	1	0	1	2	2						
Wally Joyner, L OBP: 0.383, SLG: 0.482 (1, 3)	BB 1B			2B	3B	FC5-4 BB	CS 1B		F8	2	2	1	0	3	0	1						
Gary Gaetti, R OBP: 0.348, SLG: 0.535 (1, 5)	BB 1B		K			FC5-4 BB	K			4	0	1	1	0	2	3						
Bob Hamelin, L OBP: 0.388, SLG: 0.582 (1, 10)	F9			2B	BB	F8	FC6 BB			2	1	0	0	2	0	3						
Felix Jose, S OBP: 0.337, SLG: 0.443 (1, 9)	BB 1B			BB		BB	FC6			3	0	2	3	1	0	2						
Greg Gagne, R OBP: 0.304, SLG: 0.422 (1, 6)	K		P3			BB			K	4	0	1	0	0	2	3						
Brent Mayne, L OBP: 0.275, SLG: 0.306 (1, 2)		L7		FC4-6 BB		G4-3			F7	3	0	0	0	1	0	0						
Terry Shumpert, R OBP: 0.214, SLG: 0.357 (1, 4)		K		L5		G4-3			F9	4	0	0	0	0	1	1						
Inning Stats	R: 2 H: 2 E: 0 K: 1 S: 13	H: 2 LOB: 2 BB: 2 P: 24	R: 0 H: 0 E: 0 K: 1 S: 6	H: 0 LOB: 0 BB: 0 P: 8	R: 2 H: 2 E: 0 K: 1 S: 15	H: 2 LOB: 1 BB: 1 P: 22	R: 0 H: 0 E: 0 K: 1 S: 10	H: 0 LOB: 1 BB: 1 P: 20	R: 0 H: 1 E: 0 K: 0 S: 11	H: 2 LOB: 2 BB: 2 P: 26	R: 0 H: 0 E: 0 K: 0 S: 6	H: 0 LOB: 0 BB: 0 P: 10	R: 0 H: 1 E: 0 K: 1 S: 11	H: 2 LOB: 2 BB: 2 P: 23	R: 0 H: 0 E: 0 K: 1 S: 9	H: 0 LOB: 0 BB: 0 P: 12	R: 0 H: 1 E: 0 K: 1 S: 13	H: 1 LOB: 0 BB: 0 P: 17	1B: 5 2B: 1 3B: 1 HR: 0	SF: 0 SAC: 0 DP: 0 HBP: 0	WP: 0 PB: 1 SB: 1 CS: 2	PA: 39
PITCHER	IP	WLS	BF	H	R	ER	SO	BB	IBB	HBP	BLK	WP	HR	S	P	ERA	WHIP					
Roger Salkeld, R ERA: 5.91 (1, 1)	5.0	L	25	5	4	4	4	6	0	0	0	0	0	55	100	7.20	2.200					
Erik Platenberg, L ERA: (6, 1)	2.0		8	1	0	0	1	2	0	0	0	0	0	17	33	0.00	1.500					
Jeff Nelson, R ERA: 0.87 (8, 1)	2.0		6	1	0	0	2	0	0	0	0	0	0	22	29	0.00	0.500					

Kansas City Royals @ Seattle Mariners
The Kingdome, Seattle, WA
Tue May 17, 1994, 6:33 AM EDT
Att. 18,815 - Dome

livebaseballscorecards.com

AB 31
R 4
H 7
RBI 4
BB 8
SO 7
LOB 16




Batter	1	2	3	4	5	6	7	8	9	AB	R	H	RBI	BB	SO	LOB	BOTTOM					
Eric Anthony, L OBP: 0.307, SLG: 0.435 (1, 7)	K			P4						4	0	2	0	0	1	0						
Luis Sojo, R OBP: 0.167, SLG: 0.182 (1, 4)	F8			BB		F8			F9	3	0	0	0	1	0	2						
Ken Griffey Jr., L OBP: 0.373, SLG: 0.703 (1, 8)	L9			F9					K	4	0	1	0	0	1	1						
Jay Buhner, R OBP: 0.389, SLG: 0.632 (1, 9)				F8					BB 1B	3	0	1	0	1	1	2						
Reggie Jefferson, S OBP: 0.516, SLG: 0.745 (1, 10)		G3-6-1 BB				K			BB 1B	3	0	1	0	1	1	2						
Edgar Martinez, R OBP: 0.352, SLG: 0.435 (1, 5)						K			K	4	0	0	0	0	3	3						
Tino Martinez, L OBP: 0.296, SLG: 0.340 (1, 3)				P3					P4	3	0	0	0	1	1	1						
Bill Haselman, R OBP: 0.244, SLG: 0.357 (1, 2)						F7				3	0	0	0	0	1	0						
Felix Fermin, R OBP: 0.342, SLG: 0.393 (1, 6)				K						3	0	0	0	0	1	0						
Inning Stats	R: 0 H: 0 E: 0 K: 1 S: 9	H: 0 LOB: 0 BB: 0 P: 12	R: 0 H: 0 E: 0 K: 1 S: 7	H: 0 LOB: 0 BB: 1 P: 13	R: 0 H: 0 E: 0 K: 2 S: 10	H: 0 LOB: 0 BB: 0 P: 14	R: 0 H: 0 E: 0 K: 0 S: 10	H: 0 LOB: 1 BB: 1 P: 15	R: 0 H: 1 E: 0 K: 0 S: 6	H: 1 LOB: 1 BB: 0 P: 10	R: 0 H: 1 E: 0 K: 3 S: 16	H: 1 LOB: 2 BB: 1 P: 23	R: 0 H: 1 E: 0 K: 0 S: 6	H: 1 LOB: 1 BB: 0 P: 9	R: 0 H: 1 E: 0 K: 2 S: 12	H: 1 LOB: 1 BB: 0 P: 20	1B: 3 2B: 1 3B: 0 HR: 0	SF: 0 SAC: 0 DP: 1 HBP: 0	WP: 0 PB: 0 SB: 0 CS: 0	PA: 33		
PITCHER	IP	WLS	BF	H	R	ER	SO	BB	IBB	HBP	BLK	WP	HR	S	P	ERA	WHIP					
David Cone, R ERA: 2.83 (1, 1)	9.0	W	33	4	0	0	10	3	0	0	0	0	0	85	127	0.00	0.778					

Kansas City Royals @ Seattle Mariners
The Kingdome, Seattle, WA
Tue May 17, 1994, 6:33 AM EDT
Att. 18,815 - Dome

livebaseballscorecards.com

AB 30
R 0
H 4
RBI 0
BB 3
SO 10
LOB 11



Batter	1	2	3	4	5	6	7	8	9	AB	R	H	RBI	BB	SO	LOB	TOP										
Vince Coleman, S OBP: 0.230, SLG: 0.288 Bob Hamelin, L OBP: 0.394, SLG: 0.621 Stan Belinda, R (9, 1) Mike Magnante, L (9, 1)	2-2 P3		0-2 G6-3	0-1 G5-3		2-3 K			4-0 BB	4	0	0	0	0	1	1											
Wally Joyner, L OBP: 0.394, SLG: 0.470	0-0 G4-3		1-1 FC4-6 1B	4-2 BB			1-1 P6		2-1 F7	4	0	1	0	1	0	1											
Brian McRae, S OBP: 0.390, SLG: 0.414	1-1 G3		0-1 FC4-6 WP 1B 1-2	2-2 F8			1-2 G6-3			4	1	0	0	0	0	2											
Mike Macfarlane, R OBP: 0.391, SLG: 0.455		0-0 1B 2B	4-2 1B HR HBP		1-2 F8		2-3 K			3	2	1	0	0	1	0											
Felix Jose, S OBP: 0.327, SLG: 0.430		2-1 G5-3	0-1 HR 1B		1-2 G4-3		1-3 K			4	1	1	1	0	1	1											
Gary Gaetti, R OBP: 0.361, SLG: 0.544		4-1 FC6-4 1B BB	1-0 HR		3-3 K		0-0 L7			3	1	1	3	1	1	0											
Dave Henderson, R OBP: 0.267, SLG: 0.383 (9, 7)		2-1 FC6-4 1B	2-0 L7		1-1 L9		1-2 F9			4	0	1	1	0	0	0											
Greg Gagne, R OBP: 0.358, SLG: 0.411		0-1 FC6-4 1-2 2-3		0-0 G6-3		1-1 S 1B		1-0 L9	4	0	1	0	0	0	2												
Terry Shumpert, R OBP: 0.283, SLG: 0.547		2-0 F9		1-1 HR		1-2 G6-3		1-2 P4	4	1	1	1	0	0	3												
Inning Stats	R: 0 E: 0 K: 0 S: 6	H: 0 LOB: 0 BB: 0 P: 9	R: 1 E: 0 K: 0 S: 9	H: 2 LOB: 2 BB: 1 P: 19	R: 4 E: 0 K: 0 S: 14	H: 3 LOB: 0 BB: 1 P: 22	R: 1 E: 0 K: 0 S: 11	H: 1 LOB: 1 BB: 1 P: 18	R: 0 E: 0 K: 1 S: 9	H: 0 LOB: 0 BB: 0 P: 14	R: 0 E: 0 K: 1 S: 12	H: 1 LOB: 1 BB: 0 P: 17	R: 0 E: 0 K: 1 S: 9	H: 0 LOB: 0 BB: 0 P: 13	R: 0 E: 0 K: 1 S: 7	H: 0 LOB: 0 BB: 0 P: 9	R: 0 E: 0 K: 0 S: 6	H: 0 LOB: 1 BB: 1 P: 14	1B: 4 2B: 1 3B: 0 HR: 2	SF: 0 SAC: 0 DP: 0 HBP: 1	WP: 1 PB: 0 SB: 2 CS: 0	PA: 38					
PITCHER	IP	WLS	BF	H	R	ER	SO	BB	IBB	HBP	BLK	WP	HR	S	P	ERA	WHIP										
Joe Magrane, L ERA: 8.53	(1, 1)	3.2	20	6	6	6	0	2	0	1	0	1	2	37	63	14.73	2.182										
Mark Leiter, R ERA: 4.99	(4, 1)	5.1	W	18	1	0	0	4	1	0	0	0	0	46	72	0.00	0.375										

Kansas City Royals @ California Angels
Anaheim Stadium, Anaheim, CA
Fri May 20 1994, 10:05 PM EDT
Att: 23,339 - Unknown - 67 F

AB 34
R 6
H 7
RBI 6
BB 3
SO 4
LOB 10



Batter	1	2	3	4	5	6	7	8	9	AB	R	H	RBI	BB	SO	LOB	BOTTOM										
Rex Hudler, R OBP: 0.423, SLG: 0.673	0-1 G3 SF8 2B	0-1 E 2B 2B		3-2 HR		2-3 K		0-0 B2		5	3	3	2	0	1	1											
Chad Curtis, R OBP: 0.270, SLG: 0.362	0-1 G3	2-0 E4 2B		1-1 G6-3		4-2 1B FC6-4 BB		2-1 L5-3		4	1	0	0	1	0	3											
Tim Salmon, R OBP: 0.404, SLG: 0.599	2-0 SF8	1-2 2B		4-1 BB		1-2 FC6-4 1B		0-3 K		3	0	2	2	1	1	0											
Chili Davis, S OBP: 0.466, SLG: 0.616 Harold Reynolds, S OBP: 0.336, SLG: 0.397	4-2 BB	0-0 G1-3		3-2 P3		0-1 FC6-4		4-2 G1-3 1B BB		3	0	0	1	2	0	4											
Bo Jackson, R OBP: 0.347, SLG: 0.459 Dwight Smith, L OBP: 0.330, SLG: 0.478	4-2 BB		0-3 K		2-1 HR	0-3 K		1-0 G1-3		3	1	1	1	1	2	1											
Eduardo Perez, R OBP: 0.281, SLG: 0.397 Jim Edmonds, L OBP: 0.438, SLG: 0.429	1-0 F8		2-1 F8		0-1 G3-1		0-3 K		2-1 1B	3	0	0	0	0	0	2											
Damion Easley, R OBP: 0.314, SLG: 0.361		0-0 G6-3	4-1 BB		1-1 E1 1B		3-2 G6-3			3	0	1	0	1	0	0											
Chris Turner, R OBP: 0.210, SLG: 0.143		1-0 F8	2-0 P4		1-1 E1		2-2 L6			4	0	0	0	0	0	2											
Gary Disarcina, R OBP: 0.361, SLG: 0.446		1-2 2B 3B		0-0 G3		2-2 L9		2-1 L5-3 1B		4	1	2	0	0	0	1											
Inning Stats	R: 1 E: 0 K: 0 S: 11	H: 1 LOB: 2 BB: 2 P: 22	R: 2 E: 1 K: 0 S: 14	H: 3 LOB: 0 BB: 0 P: 19	R: 0 E: 0 K: 1 S: 7	H: 0 LOB: 1 BB: 1 P: 15	R: 1 E: 0 K: 0 S: 12	H: 1 LOB: 1 BB: 1 P: 23	R: 1 E: 1 K: 2 S: 14	H: 2 LOB: 1 BB: 0 P: 17	R: 0 E: 0 K: 1 S: 9	H: 0 LOB: 0 BB: 0 P: 14	R: 0 E: 0 K: 0 S: 5	H: 1 LOB: 0 BB: 0 P: 9	R: 0 E: 0 K: 1 S: 8	H: 1 LOB: 2 BB: 1 P: 15	1B: 4 2B: 4 3B: 1 HR: 2	SF: 1 SAC: 0 DP: 1 HBP: 0	WP: 0 PB: 0 SB: 0 CS: 0	PA: 42							
PITCHER	IP	WLS	BF	H	R	ER	SO	BB	IBB	HBP	BLK	WP	HR	S	P	ERA	WHIP										
Jeff Granger, L ERA: 6.75	(1, 1)	4.0		6	5	4	1	4	0	0	0	0	2	46	83	9.00	2.500										
Hipolito Pichardo, R ERA: 4.78	(5, 1)	3.0		2	1	1	3	1	0	0	0	0	0	32	48	3.00	1.000										
Stan Belinda, R ERA: 5.5	(8, 1)	1.1	L	5	1	1	1	1	0	0	0	0	0	10	18	6.75	1.500										
Stan Belinda, R ERA: 5.5	(9, 1)	1.1	L	5	1	1	1	1	0	0	0	0	0	10	18	6.75	1.500										
Mike Magnante, L ERA: 3.33	(9, 1)	0.1		2	1	0	0	0	0	0	0	0	0	3	6	0.00	3.000										

Kansas City Royals @ California Angels
Anaheim Stadium, Anaheim, CA
Fri May 20 1994, 10:05 PM EDT
Att: 23,339 - Unknown - 67 F

AB 35
R 7
H 10
RBI 7
BB 6
SO 5
LOB 15



Batter	1	2	3	4	5	6	7	8	9	AB	R	H	RBI	BB	SO	LOB	TOP										
Vince Coleman, S OBP: 0.231, SLG: 0.287	G4-3		1B		K			F8		4	0	1	0	0	1	2	Kansas City Royals @ California Angels Anaheim Stadium, Anaheim, CA Sat May 21 1994, 10:05 PM EDT Att: 30,436 - Unknown - 70 F livebaseballscorecards.com										
Brent Mayne, L OBP: 0.275, SLG: 0.300	L9		F7			G4-3		BB		4	0	1	0	0	0	1											
Wally Joyner, L OBP: 0.381, SLG: 0.461	L8			G4-3		K		BB		3	0	0	0	1	1	0											
Bob Hamelin, L OBP: 0.392, SLG: 0.610		P5								2	0	0	0	1	0	0											
Brian McRae, S OBP: 0.398, SLG: 0.412				BB		G4-3		K		1	0	0	0	0	1	3											
Gary Gaetti, R OBP: 0.358, SLG: 0.543							G5-3			4	0	1	0	0	0	1											
Felix Jose, S OBP: 0.315, SLG: 0.413	G6-3						F8			4	0	0	0	0	1	2											
Dave Henderson, R OBP: 0.256, SLG: 0.365										4	0	0	0	0	3	1											
Greg Gagne, R OBP: 0.357, SLG: 0.405			K			G6-3		1B		2	0	0	0	1	1	0											
Terry Shumpert, R OBP: 0.286, SLG: 0.536			K					BB		3	0	1	0	0	2	1											
Inning Stats	R: 0 E: 0 K: 0 S: 8	H: 0 LOB: 0 BB: 0 P: 12	R: 0 E: 0 K: 1 S: 8	H: 1 LOB: 1 BB: 0 P: 13	R: 0 E: 0 K: 2 S: 10	H: 1 LOB: 1 BB: 0 P: 15	R: 0 E: 0 K: 1 S: 8	H: 0 LOB: 1 BB: 1 P: 15	R: 0 E: 0 K: 1 S: 6	H: 0 LOB: 0 BB: 0 P: 9	R: 0 E: 0 K: 1 S: 8	H: 0 LOB: 0 BB: 0 P: 12	R: 0 E: 0 K: 2 S: 11	H: 1 LOB: 3 BB: 2 P: 25	R: 0 E: 0 K: 1 S: 13	H: 0 LOB: 0 BB: 0 P: 18	1B: 3 2B: 1 3B: 0 HR: 0	SF: 0 SAC: 0 DP: 0 HBP: 0	WP: 0 PB: 0 SB: 1 CS: 0	PA: 34							
PITCHER	IP	WLS	BF	H	R	ER	SO	BB	IBB	HBP	BLK	WP	HR	S	P	ERA	WHIP										
Phil Leftwich, R ERA: 4.88	7.2	W	29	4	0	0	8	2	0	0	0	0	0	62	101	0.00	0.783										
Craig Lefferts, L ERA: 1.47	0.0		1	0	0	0	0	1	0	0	0	0	0	2	6	∞	∞										
Mike Butcher, R ERA: 9.26	1.1	S	4	0	0	0	2	0	0	0	0	0	0	16	24	0.00	0.000										

Batter	1	2	3	4	5	6	7	8	9	AB	R	H	RBI	BB	SO	LOB	BOTTOM										
Rex Hudler, R OBP: 0.411, SLG: 0.698	K		HR		G5-3			G4-3		4	1	1	1	0	1	1	Kansas City Royals @ California Angels Anaheim Stadium, Anaheim, CA Sat May 21 1994, 10:05 PM EDT Att: 30,436 - Unknown - 70 F livebaseballscorecards.com										
Chad Curtis, R OBP: 0.270, SLG: 0.360	K		G6-3			1B	SF7	1B		4	1	1	0	0	1	0											
Tim Salmon, R OBP: 0.406, SLG: 0.594			F4				G4-3	1B		3	0	1	0	1	1	0											
Chili Davis, S OBP: 0.472, SLG: 0.622	CS					SF7		1B		2	1	2	1	1	0	0											
Dwight Smith, L OBP: 0.327, SLG: 0.469			1B				F8	1B		4	0	1	0	0	0	3											
Jim Edmonds, L OBP: 0.447, SLG: 0.431			1B							2	0	1	0	1	0	1											
Bo Jackson, R OBP: 0.354, SLG: 0.459			1B							0	0	0	0	1	0	0											
Eduardo Perez, R OBP: 0.291, SLG: 0.397			BB					BB		0	0	0	0	0	0	0											
Damion Easley, R OBP: 0.324, SLG: 0.363			1B							2	0	1	1	2	0	2											
Jorge Fabregas, L OBP: 0.319, SLG: 0.329		L6-4								4	0	0	0	0	0	7											
Gary Disarcina, R OBP: 0.361, SLG: 0.440			L9							2	0	0	0	1	0	0											
Inning Stats	R: 0 E: 0 K: 2 S: 9	H: 0 LOB: 0 BB: 1 P: 18	R: 0 E: 0 K: 0 S: 13	H: 1 LOB: 2 BB: 2 P: 24	R: 1 E: 0 K: 0 S: 7	H: 1 LOB: 0 BB: 0 P: 12	R: 0 E: 0 K: 0 S: 9	H: 2 LOB: 1 BB: 0 P: 13	R: 0 E: 0 K: 0 S: 6	H: 0 LOB: 0 BB: 0 P: 11	R: 1 E: 0 K: 0 S: 12	H: 2 LOB: 1 BB: 0 P: 14	R: 0 E: 0 K: 0 S: 8	H: 0 LOB: 1 BB: 2 P: 18	R: 1 E: 1 K: 1 S: 16	H: 2 LOB: 3 BB: 2 P: 29	1B: 7 2B: 1 3B: 0 HR: 1	SF: 1 SAC: 0 DP: 3 HBP: 0	WP: 0 PB: 0 SB: 0 CS: 1	PA: 36							
PITCHER	IP	WLS	BF	H	R	ER	SO	BB	IBB	HBP	BLK	WP	HR	S	P	ERA	WHIP										
Tom Gordon, R ERA: 4.7	7.2	L	32	8	3	3	3	5	0	0	0	0	0	76	127	3.52	1.696										
Billy Brewer, L ERA: 1.99	0.0		1	0	0	0	0	1	0	0	0	0	0	2	6	∞	∞										
Rusty Meacham, R ERA: 4.5	0.1		2	0	0	0	0	1	0	0	0	0	0	2	6	0.00	3.000										

Batter	1	2	3	4	5	6	7	8	9	AB	R	H	RBI	BB	SO	LOB	TOP										
Vince Coleman, S OBP: 0.231, SLG: 0.287 (1, 7)	1-2 G1-3 SH2-3 1B		2-2 F9		2-3 K		1-1 G4-3			4	0	1	0	0	1	0											
Terry Shumert, R OBP: 0.288, SLG: 0.576 David Howard, S OBP: 0.320, SLG: 0.211 (1, 5) (7, 5)	1-1 SH2-3		0-0 HR		1-3 K		1-2 G5-3			3	1	1	1	0	1	0											
Brian McRae, S OBP: 0.385, SLG: 0.408 (1, 8)	1-2 G1-3		0-1 G1-3					0-1 G1-3		4	0	1	0	0	0	1											
Dave Henderson, R OBP: 0.277, SLG: 0.409 (1, 10)		4-2 1B BB	0-1 HR			2-2 1B FC6-4		1-0 F9		3	2	2	1	1	0	0											
Felix Jose, S OBP: 0.313, SLG: 0.407 (1, 9)	0-0 1B		2-3 K			0-0 1B FC6-4		0-1 F8		4	1	1	0	0	1	1											
Mike Macfarlane, R OBP: 0.387, SLG: 0.447 (1, 2)	1-3 K			1-2 G5-3		2-0 1B WP		1-0 F7		4	0	1	0	0	1	2											
Hubie Brooks, R OBP: 0.231, SLG: 0.174 Wally Joyner, L OBP: 0.379, SLG: 0.458 (1, 3) (8, 3)	0-1 FC6-4 1B			1-1 F9		2-0 FC6-4 1B		0-0 G6-3		3	0	2	2	0	0	0											
Greg Gagne, R OBP: 0.354, SLG: 0.400 (1, 6)	1-3 K			1-1 CS 1B		0-1 FC6-4		1-2 F9		4	0	1	0	0	1	4											
Jose Lind, R OBP: 0.267, SLG: 0.311 (1, 4)	0-0 FC6-4			3-2 CS		1-3 K		1-0 G5-3		3	0	0	0	0	1	2											
Inning Stats	R: 0 E: 0 K: 0 S: 9	H: 1 LOB: 0 BB: 0 P: 12	R: 1 E: 0 K: 2 S: 13	H: 2 LOB: 2 BB: 1 P: 19	R: 2 E: 0 K: 1 S: 11	H: 2 LOB: 0 BB: 0 P: 15	R: 0 E: 0 K: 0 S: 10	H: 1 LOB: 0 BB: 0 P: 16	R: 0 E: 0 K: 3 S: 9	H: 0 LOB: 0 BB: 0 P: 13	R: 1 E: 0 K: 0 S: 11	H: 4 LOB: 2 BB: 0 P: 19	R: 0 E: 0 K: 0 S: 6	H: 0 LOB: 0 BB: 0 P: 9	R: 0 E: 0 K: 0 S: 5	H: 0 LOB: 0 BB: 0 P: 6	R: 0 E: 0 K: 0 S: 5	H: 0 LOB: 0 BB: 0 P: 7	1B: 8 2B: 0 3B: 0 HR: 2	SF: 0 SAC: 1 DP: 0 HBP: 0	WP: 1 PB: 0 SB: 0 CS: 1	PA: 36					
PITCHER	IP	WLS	BF	H	R	ER	SO	BB	IBB	HBP	BLK	WP	HR	S	P	ERA	WHIP										
Mark Langston, L ERA: 5.24 (1, 1)	5.2	L	25	10	4	4	6	1	0	0	0	1	2	61	92	6.35	1.941										
John Dopson, R ERA: 5.98 (6, 1)	3.1		10	0	0	0	0	0	0	0	0	0	0	18	24	0.00	0.000										

Kansas City Royals @ California Angels
Anaheim Stadium, Anaheim, CA
Sun May 22 1994, 6:33 AM EDT
Att: 35,915 - Sunny - 75 F

AB 33
R 4
H 10
RBI 4
BB 1
SO 6
LOB 10





Batter	1	2	3	4	5	6	7	8	9	AB	R	H	RBI	BB	SO	LOB	BOTTOM										
Harold Reynolds, S OBP: 0.333, SLG: 0.299 (1, 4)	2-1 P6			4-0 CS BB		2-1 F8			1-2 FC4-6 G1-6-3	3	0	0	0	1	0	1											
Chad Curtis, R OBP: 0.284, SLG: 0.352 (1, 8)	3-2 G6-3			0-0 P5		0-1 G6-3			1-1 G1-6-3	4	0	0	0	0	0	2											
Tim Salmon, R OBP: 0.400, SLG: 0.584 (1, 9)	0-1 G6-3			1-3 K			1-1 4-3			3	0	0	0	0	1	1											
Chili Davis, S OBP: 0.470, SLG: 0.616 (1, 10)		2-1 G6-3		1-1 CS	1-2 G3-1 1B		2-3 K			3	0	1	0	0	1	0											
Dwight Smith, L OBP: 0.318, SLG: 0.455 (1, 7)	1-2 F9			2-1 F8		2-2 P6				3	0	0	0	0	0	1											
Jim Edmonds, L OBP: 0.430, SLG: 0.412 (1, 3)	2-1 F7			0-0 G3-1			1-3 K			3	0	0	0	0	1	1											
Spike Owen, S OBP: 0.378, SLG: 0.229 (1, 5)			1-2 F8		4-0 BB			0-0 P5		2	0	0	0	1	0	0											
Jorge Fabregas, L OBP: 0.307, SLG: 0.315 (1, 2)			0-3 K		1-0 F7			3-2 G1		3	0	0	0	0	1	2											
Gary Disarcina, R OBP: 0.354, SLG: 0.431 (1, 6)			0-0 L9			1-1 P6			0-2 E3 FC4-6	3	0	0	0	0	0	0											
Inning Stats	R: 0 E: 0 K: 0 S: 8	H: 0 LOB: 0 BB: 0 P: 13	R: 0 E: 0 K: 0 S: 7	H: 0 LOB: 0 BB: 0 P: 12	R: 0 E: 0 K: 1 S: 7	H: 0 LOB: 0 BB: 0 P: 8	R: 0 E: 0 K: 1 S: 5	H: 0 LOB: 1 BB: 1 P: 11	R: 0 E: 0 K: 0 S: 6	H: 0 LOB: 0 BB: 0 P: 9	R: 0 E: 0 K: 1 S: 9	H: 0 LOB: 0 BB: 0 P: 14	R: 0 E: 0 K: 1 S: 7	H: 0 LOB: 0 BB: 0 P: 11	R: 0 E: 1 K: 0 S: 8	H: 0 LOB: 0 BB: 0 P: 10	1B: 1 2B: 0 3B: 0 HR: 0	SF: 0 SAC: 0 DP: 1 HBP: 0	WP: 0 PB: 0 SB: 0 CS: 1	PA: 30							
PITCHER	IP	WLS	BF	H	R	ER	SO	BB	IBB	HBP	BLK	WP	HR	S	P	ERA	WHIP										
David Cone, R ERA: 2.47 (1, 1)	9.0	W	29	1	0	0	4	2	0	0	0	0	0	64	103	0.00	0.333										

Kansas City Royals @ California Angels
Anaheim Stadium, Anaheim, CA
Sun May 22 1994, 6:33 AM EDT
Att: 35,915 - Sunny - 75 F

AB 27
R 0
H 1
RBI 0
BB 2
SO 4
LOB 8



Batter	1	2	3	4	5	6	7	8	9	AB	R	H	RBI	BB	SO	LOB	TOP										
David Hulse, L (1, 8) OBP: 0.346, SLG: 0.357	1-1 F7		0-0 G1-3			1-1 WP SH1-4 1B		0-0 1-2 1B		4	0	2	0	0	0	0	<p>Texas Rangers @ Kansas City Royals Kauffman Stadium, Kansas City, MO</p> <p>Tue May 24 1994, 7:05 PM CDT Att: 22,581 - Unknown - 80 F</p> <p>livebaseballscores.com</p> <p>AB 30 R 2 H 6 RBI 2 BB 2 SO 6 LOB 12</p> 										
Jeff Frys, R (1, 4) OBP: 0.517, SLG: 0.574	2-2 G4-3		3-1 F9			0-1 SH1-4		0-0 B1		3	0	0	0	0	0	2											
Jose Canseco, R (1, 10) OBP: 0.430, SLG: 0.529	1-1 HR			2-2 G5-3		3-2 G6-3		1-1 F8		4	1	1	1	0	0	3											
Will Clark, L (1, 3) OBP: 0.468, SLG: 0.563	1-3 K			0-0 G4-3		4-0 IBB		2-2 F9		3	0	0	0	1	1	2											
Dean Palmer, R (1, 5) OBP: 0.313, SLG: 0.438		2-3 K		1-0 G3		2-3 K			2-3 K	4	0	0	0	0	3	2											
29 Rusty Greer, L (1, 9) OBP: 0.516, SLG: 0.750		0-0 WP 1B			3-2 SF8 3B		4-0 G4-6-3 BB		0-1 L4	3	1	2	0	1	0	0											
Ivan Rodriguez, R (1, 2) OBP: 0.366, SLG: 0.435	0-1 F8				0-1 SF8		0-0 G4-6-3		1-3 K	3	0	0	1	0	1	2											
Doug Strange, S (1, 7) OBP: 0.257, SLG: 0.331		3-3 K			0-1 L8		3-2 F9			3	0	0	0	0	1	1											
Chris James, R (8, 9) OBP: 0.337, SLG: 0.406		1-2 K								0	0	0	0	0	0	0											
Manuel Lee, S (1, 6) OBP: 0.335, SLG: 0.349			1-0 G4-3		0-0 G4-3			1-0 1B		3	0	1	0	0	0	0											
Inning Stats	R: 1 E: 0 K: 1 S: 14	H: 1 LOB: 0 BB: 0 P: 19	R: 0 E: 0 K: 2 S: 9	H: 1 LOB: 1 BB: 0 P: 14	R: 0 E: 0 K: 0 S: 4	H: 0 LOB: 0 BB: 0 P: 8	R: 0 E: 0 K: 0 S: 6	H: 0 LOB: 0 BB: 0 P: 9	R: 1 E: 0 K: 0 S: 9	H: 1 LOB: 0 BB: 0 P: 12	R: 0 E: 0 K: 1 S: 10	H: 1 LOB: 2 BB: 1 P: 20	R: 0 E: 0 K: 0 S: 6	H: 0 LOB: 0 BB: 0 P: 13	R: 0 E: 0 K: 0 S: 9	H: 2 LOB: 2 BB: 0 P: 13	R: 0 E: 0 K: 2 S: 9	H: 0 LOB: 0 BB: 0 P: 12	1B: 4 2B: 0 3B: 1 HR: 1	SF: 1 SAC: 1 DP: 1 HBP: 0	WP: 2 PB: 0 SB: 0 CS: 0	PA: 34					
PITCHER	IP	WLS	BF	H	R	ER	SO	BB	IBB	HBP	BLK	WP	HR	S	P	ERA	WHIP										
Mark Gubicza, R (1, 1) ERA: 4.44	7.1	L	29	6	2	2	4	1	1	0	0	2	1	61	99	2.46	0.955										
Hipolito Pichardo, R (8, 1) ERA: 4.73	0.1		1	0	0	0	0	0	0	0	0	0	0	2	3	0.00	0.000										
Mike Magnante, L (8, 1) ERA: 5.28	0.1		1	0	0	0	0	0	0	0	0	0	0	4	6	0.00	0.000										
Jeff Montgomery, R (9, 1) ERA: 4.91	1.0		3	0	0	0	2	0	0	0	0	0	0	9	12	0.00	0.000										

Batter	1	2	3	4	5	6	7	8	9	AB	R	H	RBI	BB	SO	LOB	BOTTOM										
Vince Coleman, S (1, 7) OBP: 0.226, SLG: 0.280	1-1 F9	2-2 G1-3			1-3 K		1-0 F8			4	0	0	0	0	1	2	<p>Texas Rangers @ Kansas City Royals Kauffman Stadium, Kansas City, MO</p> <p>Tue May 24 1994, 7:05 PM CDT Att: 22,581 - Unknown - 80 F</p> <p>livebaseballscores.com</p> <p>AB 32 R 0 H 6 RBI 0 BB 3 SO 3 LOB 14</p> 										
Wally Joyner, L (1, 3) OBP: 0.376, SLG: 0.452	2-2 BB 1B		3-2 G5-3		2-2 G6-3		0-2 F7			4	0	1	0	0	0	0											
Brian McRae, S (1, 8) OBP: 0.392, SLG: 0.409	4-1 FC5-4 1-2 BB		0-1 S 1B		4-2 BB		0-0 E1 G1-4-3			2	0	1	0	2	0	0											
Dave Henderson, R (1, 10) OBP: 0.265, SLG: 0.391	1-0 P2		1-0 F9		1-2 P6		2-0 F7			4	0	0	0	0	0	5											
Gary Gaetti, R (1, 5) OBP: 0.348, SLG: 0.528	2-0 FC5-4 1-2		0-1 G1-6-3		2-2 F7		1-1 G1-4-3			4	0	0	0	0	0	4											
Mike Macfarlane, R (1, 2) OBP: 0.383, SLG: 0.441		0-0 F8		1-3 K		0-0 FC6-4 1B		2-2 F7		4	0	1	0	0	1	0											
Felix Jose, S (1, 9) OBP: 0.311, SLG: 0.402	1-1 G4-3		3-2 CS 1B		0-0 FC6-4 1-2		2-1 F9			4	0	1	0	0	0	1											
Greg Gagne, R (1, 6) OBP: 0.358, SLG: 0.398	0-1 1B 1B		4-1 1-2 BB		0-0 L4		1-3 K			3	0	1	0	1	1	1											
Jose Lind, R (1, 4) OBP: 0.269, SLG: 0.311	1-0 1-3 1B		0-0 G1-3			1-0 F9				3	0	1	0	0	0	1											
Inning Stats	R: 0 E: 0 K: 0 S: 8	H: 1 LOB: 2 BB: 1 P: 18	R: 0 E: 0 K: 0 S: 9	H: 2 LOB: 0 BB: 0 P: 13	R: 0 E: 0 K: 1 S: 8	H: 1 LOB: 1 BB: 0 P: 12	R: 0 E: 0 K: 1 S: 8	H: 1 LOB: 1 BB: 1 P: 16	R: 0 E: 0 K: 0 S: 13	H: 0 LOB: 0 BB: 1 P: 21	R: 0 E: 0 K: 0 S: 6	H: 1 LOB: 1 BB: 0 P: 8	R: 0 E: 0 K: 0 S: 5	H: 0 LOB: 0 BB: 0 P: 7	R: 0 E: 1 K: 0 S: 4	H: 0 LOB: 0 BB: 0 P: 7		R: 0 E: 0 K: 1 S: 9	H: 0 LOB: 0 BB: 0 P: 14	1B: 6 2B: 0 3B: 0 HR: 0	SF: 0 SAC: 0 DP: 1 HBP: 0	WP: 0 PB: 0 SB: 1 CS: 1	PA: 35				
PITCHER	IP	WLS	BF	H	R	ER	SO	BB	IBB	HBP	BLK	WP	HR	S	P	ERA	WHIP										
Kenny Rogers, L (1, 1) ERA: 4.24	9.0	W	35	6	0	0	3	3	0	0	0	0	0	70	116	0.00	1.000										

Batter	1	2	3	4	5	6	7	8	9	AB	R	H	RBI	BB	SO	LOB	TOP					
David Hulse, L (1, 8) OBP: 0.337, SLG: 0.347	G4-3		K				G6-3	FC4-6		5	0	0	0	0	2	1						
Jeff Frye, R (1, 4) OBP: 0.508, SLG: 0.588	K		E6 G6-3				2B 3B		G6-3	4	1	1	0	1	1	0						
Jose Canseco, R (1, 10) OBP: 0.429, SLG: 0.531	1B		G6-3				2B		K	5	1	2	1	0	2	2						
Will Clark, L (1, 3) OBP: 0.466, SLG: 0.564	K		K				2B		K	5	0	2	1	0	3	3						
Dean Palmer, R (1, 5) OBP: 0.308, SLG: 0.422							P2		FC5-4	4	0	0	0	1	2	2						
29 Rusty Greer, L (1, 7) OBP: 0.486, SLG: 0.688	K						G4-3		G3	4	0	1	0	0	1	2						
Ivan Rodriguez, R (1, 2) OBP: 0.364, SLG: 0.454	K		E5				HR		P6	4	1	1	1	0	1	2						
Chris James, R (1, 9) OBP: 0.356, SLG: 0.437							3B		FC4-6 BB	2	0	1	0	2	1	2						
Manuel Lee, S (1, 6) OBP: 0.327, SLG: 0.340	K		P6				K		K	4	0	0	0	0	3	6						
Inning Stats	R: 0 E: 0 K: 2 S: 11	H: 1 LOB: 1 BB: 0 P: 15	R: 0 E: 0 K: 3 S: 13	H: 0 LOB: 2 BB: 2 P: 25	R: 0 E: 1 K: 2 S: 15	H: 0 LOB: 1 BB: 0 P: 25	R: 0 E: 1 K: 2 S: 11	H: 1 LOB: 2 BB: 0 P: 16	R: 0 E: 0 K: 3 S: 13	H: 0 LOB: 1 BB: 1 P: 19	R: 1 E: 0 K: 2 S: 11	H: 2 LOB: 1 BB: 0 P: 16	R: 2 E: 0 K: 0 S: 12	H: 3 LOB: 1 BB: 0 P: 15	R: 0 E: 0 K: 1 S: 11	H: 0 LOB: 1 BB: 0 P: 18	R: 0 E: 0 K: 1 S: 9	H: 1 LOB: 1 BB: 0 P: 14	1B: 3 2B: 2 3B: 2 HR: 1	SF: 0 SAC: 0 DP: 0 HBP: 0	WP: 0 PB: 0 SB: 0 CS: 0	PA: 41
PITCHER	IP	WLS	BF	H	R	ER	SO	BB	IBB	HBP	BLK	WP	HR	S	P	ERA	WHIP					
Kevin Appier, R (1, 1) ERA: 5.8	5.2	W	26	4	1	1	13	3	0	0	0	0	1	71	110	1.59	1.235					
Billy Brewer, L (6, 1) ERA: 2.66	1.1		7	3	2	2	1	0	0	0	0	0	0	15	21	13.50	2.250					
Rusty Meacham, R (8, 1) ERA: 3.6	2.0		8	1	0	0	2	1	0	0	0	0	0	20	32	0.00	1.000					

Texas Rangers @ Kansas City Royals
Kauffman Stadium, Kansas City, MO
Wed May 25 1994, 7:05 PM CDT
Att: 17,587 - Unknown - 69 F

AB 37
R 3
H 8
RBI 3
BB 4
SO 16
LOB 20



Batter	1	2	3	4	5	6	7	8	9	AB	R	H	RBI	BB	SO	LOB	BOTTOM				
Vince Coleman, S (1, 7) OBP: 0.241, SLG: 0.299	K		S 2B 2B			G1-3 E G3	1B	FC5-4		5	2	4	1	0	1	0					
Brian McRae, S (1, 8) OBP: 0.393, SLG: 0.415	K		HR			G1-3	1B	FC5-4		5	1	2	1	0	1	2					
Wally Joyner, L (1, 3) OBP: 0.371, SLG: 0.451	L7		L4			G3	K			5	0	1	1	0	1	3					
Bob Hamelin, L (1, 10) OBP: 0.393, SLG: 0.624		4-3	HR			K				4	1	1	2	1	1	0					
Gary Gaetti, R (1, 5) OBP: 0.350, SLG: 0.520	L6		P6				BB E 1B	FC4-6	F9	4	1	1	0	1	0	3					
Felix Jose, S (1, 9) OBP: 0.309, SLG: 0.391	1B E BB					G4-3	E5 BB BB G6-3	FC4-6		3	2	0	0	1	0	2					
Brent Mayne, L (1, 2) OBP: 0.313, SLG: 0.326						L8	G6-3 BB 1B		1B	3	1	2	0	1	0	0					
Greg Gagne, R (1, 6) OBP: 0.362, SLG: 0.393			G6-3				G6-3		L9	2	0	0	1	1	0	3					
Jose Lind, R (1, 4) OBP: 0.259, SLG: 0.300			G6-3			G4-3	G6-3		P6	4	0	0	0	0	0	3					
Inning Stats	R: 0 E: 0 K: 2 S: 9	H: 0 LOB: 0 BB: 0 P: 12	R: 1 E: 0 K: 0 S: 13	H: 1 LOB: 1 BB: 1 P: 22	R: 3 E: 0 K: 0 S: 18	H: 3 LOB: 0 BB: 0 P: 29	R: 0 E: 0 K: 0 S: 8	H: 0 LOB: 1 BB: 0 P: 14	R: 1 E: 1 K: 1 S: 8	H: 1 LOB: 0 BB: 0 P: 15	R: 3 E: 1 K: 1 S: 14	H: 3 LOB: 2 BB: 2 P: 30	R: 0 E: 0 K: 0 S: 19	H: 1 LOB: 2 BB: 1 P: 30	R: 0 E: 0 K: 0 S: 11	H: 2 LOB: 3 BB: 1 P: 19	1B: 7 2B: 3 3B: 0 HR: 1	SF: 0 SAC: 0 DP: 1 HBP: 1	WP: 0 PB: 0 SB: 2 CS: 0	PA: 41	
PITCHER	IP	WLS	BF	H	R	ER	SO	BB	IBB	HBP	BLK	WP	HR	S	P	ERA	WHIP				
Kevin Brown, R (1, 1) ERA: 6.12	5.0	L	26	6	8	3	3	3	0	1	0	0	0	63	109	5.40	1.800				
Darren Oliver, L (6, 1) ERA: 3.24	1.2		8	3	0	0	1	1	0	0	0	0	0	22	38	0.00	2.400				
Matt Whiteside, R (7, 1) ERA: 4.84	1.1		7	2	0	0	0	0	1	0	0	0	0	15	24	0.00	1.500				

Texas Rangers @ Kansas City Royals
Kauffman Stadium, Kansas City, MO
Wed May 25 1994, 7:05 PM CDT
Att: 17,587 - Unknown - 69 F

AB 35
R 8
H 11
RBI 6
BB 5
SO 4
LOB 16



Batter	1	2	3	4	5	6	7	8	9	AB	R	H	RBI	BB	SO	LOB	TOP			
Luis Polonia, L OBP: 0.370, SLG: 0.401	1-2 BB E 1B	1-0 CS 1B			G4-3		G4-3			4	1	2	0	0	0	1	New York Yankees @ Kansas City Royals Kauffman Stadium, Kansas City, MO Fri May 27 1994, 7:05 PM CDT Att: 30,840 - Unknown livebaseballscorecards.com			
Wade Boggs, L OBP: 0.413, SLG: 0.477	4-1 SAFE F SF8 BB	1-1 P4			G3-6-3 1B		G4-3	1-2 G4-3		3	1	1	0	1	0	1				
Don Mattingly, L OBP: 0.418, SLG: 0.423	0-0 SF8 HR	1-0 CS	G4-3		G3-6-3 1-2		G1-3	0-0 G1-3		4	1	0	0	0	0	2				
Jim Leyritz, R OBP: 0.384, SLG: 0.565	1-2 SF8		P3		K	2-3 K	G5-3	2-1 G5-3		3	0	0	1	0	1	0				
Paul O'Neill, L OBP: 0.572, SLG: 0.813	4-2 HR BB		P4		L4-3		L4-3	1-1 1B FC1-2 1B		3	1	1	0	1	0	0				
Daryl Boston, L OBP: 0.211, SLG: 0.229	0-0 HR		P5		P6		L9	1-2 L9		4	1	1	3	0	0	1				
Bernie Williams, S OBP: 0.327, SLG: 0.381	4-2 L6		L6	2-0 1B	F9		F9	1-0 FC1-2 1B		4	0	2	0	0	0	0				
Mike Gallego, R OBP: 0.321, SLG: 0.326	1-3 K		F8	1-2 F8	G1-3		G1-3	2-1 FC1-2		4	0	0	0	0	1	3				
Pat Kelly, R OBP: 0.358, SLG: 0.382			F9	0-0 G3-1	G3-1		G3-1	0-1 P4		4	0	1	0	0	0	3				
Inning Stats	R: 5 E: 1 K: 1 S: 15	H: 2 LOB: 0 BB: 2 P: 28	R: 0 E: 0 K: 0 S: 4	H: 1 LOB: 0 BB: 0 P: 7	R: 0 E: 0 K: 0 S: 6	H: 0 LOB: 0 BB: 0 P: 10	R: 0 E: 0 K: 0 S: 7	H: 1 LOB: 1 BB: 0 P: 10	R: 0 E: 0 K: 1 S: 9	H: 0 LOB: 0 BB: 0 P: 12	R: 0 E: 0 K: 0 S: 6	H: 1 LOB: 0 BB: 0 P: 9	R: 0 E: 0 K: 0 S: 6	H: 0 LOB: 0 BB: 0 P: 9	R: 0 E: 0 K: 0 S: 10	H: 2 LOB: 2 BB: 0 P: 15	1B: 6 2B: 1 3B: 0 HR: 1	SF: 1 SAC: 0 DP: 1 HBP: 0	WP: 0 PB: 0 CS: 1	PA: 37
PITCHER David Cone, R ERA: 2.64	IP: 9.0 WLS: L BF: 36 H: 8 R: 5 ER: 4 SO: 2 BB: 2 IBB: 0 HBP: 0 BLK: 0 WP: 0 HR: 1 S: 71 P: 111 ERA: 4.00 WHIP: 1.111															PITCHER				

Batter	1	2	3	4	5	6	7	8	9	AB	R	H	RBI	BB	SO	LOB	BOTTOM					
Vince Coleman, S OBP: 0.239, SLG: 0.294	2-1 G5-4-3 1B		G6-3		L9		G5-3		G3-1	5	0	1	0	0	0	1	New York Yankees @ Kansas City Royals Kauffman Stadium, Kansas City, MO Fri May 27 1994, 7:05 PM CDT Att: 30,840 - Unknown livebaseballscorecards.com					
Wally Joyner, L OBP: 0.393, SLG: 0.471	1-2 SAFE G5-4-3 1-2		1B		2B		G5-3		2B 1B	5	0	3	0	0	0	2						
Brian McRae, S OBP: 0.398, SLG: 0.425	2-3 K		FC6-4 1B		G1-3		G1-3	2-1 G5-3	0-1 2B	5	0	2	0	0	1	1						
Dave Henderson, R OBP: 0.265, SLG: 0.385			G4-6-3 1B		FC6-4 1-2		F7	1-1 F7	2-2 F8	4	0	1	0	0	0	2						
Bob Hamelin, L OBP: 0.361, SLG: 0.602			FC6-4 1-2		G4-6-3 1B		FC6-4 1B	2-2 F8	1-3 K	1	0	0	0	0	1	2						
Gary Gaetti, R OBP: 0.354, SLG: 0.520			G4-6-3 1-2		G5-3		FC6-4 1B	0-2 BB 1B	0-2 BB 1B	4	0	2	0	0	0	1						
Felix Jose, S OBP: 0.328, SLG: 0.418			HR 2B		K		FC6-4 1-2	3-2 FC6-4 FC5-4	1-0 FC5 BB 1B	4	1	2	0	0	1	1						
Mike Macfarlane, R OBP: 0.389, SLG: 0.460			K HR		K		FC5-4 1-2	4-1 BB 1B	1-2 2-3 BB	3	1	1	2	1	1	1						
Greg Gagne, R OBP: 0.356, SLG: 0.380			G4-3		G3		K2-3	2-2 FC5	2-3 FC5	4	0	0	0	0	1	4						
Jose Lind, R OBP: 0.258, SLG: 0.305			G5-3		G4-3		G4-3	3-2 2B	1-2 L8	4	0	1	0	0	0	0						
Inning Stats	R: 0 E: 0 K: 1 S: 8	H: 1 LOB: 0 BB: 0 P: 13	R: 2 E: 0 K: 0 S: 8	H: 3 LOB: 0 BB: 0 P: 12	R: 0 E: 0 K: 0 S: 13	H: 2 LOB: 2 BB: 0 P: 18	R: 0 E: 0 K: 2 S: 12	H: 0 LOB: 1 BB: 0 P: 17	R: 0 E: 0 K: 0 S: 5	H: 1 LOB: 1 BB: 0 P: 8	R: 0 E: 0 K: 0 S: 10	H: 1 LOB: 1 BB: 0 P: 15	R: 0 E: 0 K: 1 S: 9	H: 1 LOB: 0 BB: 0 P: 12	R: 0 E: 0 K: 0 S: 18	H: 2 LOB: 3 BB: 1 P: 29	R: 0 E: 0 K: 1 S: 19	H: 2 LOB: 2 BB: 0 P: 26	1B: 8 2B: 4 3B: 0 HR: 1	SF: 0 SAC: 0 DP: 2 HBP: 0	WP: 0 PB: 1 CS: 0	PA: 40
PITCHER Jimmy Key, L ERA: 3.04 Steve Howe, L ERA: 3.99 Bob Wickman, R ERA: 2.16	IP: 8.0 WLS: W BF: 35 H: 11 R: 2 ER: 2 SO: 4 BB: 1 IBB: 0 HBP: 0 BLK: 0 WP: 0 HR: 1 S: 83 P: 124 ERA: 2.25 WHIP: 1.500															PITCHER						


Batter	1	2	3	4	5	6	7	8	9	AB	R	H	RBI	BB	SO	LOB	TOP	
Luis Polonia, L OBP: 0.378, SLG: 0.396	G6-3	1B		K		1B		G3		4	0	1	0	1	1	0	New York Yankees @ Kansas City Royals Kauffman Stadium, Kansas City, MO Sun May 29, 1994, 3:33 AM CDT Att. 27,463 - Cloudy	
Wade Boggs, L OBP: 0.418, SLG: 0.475	G4-3	1B			L9	1B		F8		5	0	2	1	0	0			
Jim Leyritz, R OBP: 0.385, SLG: 0.598	F8	K			1B	K			1B	5	1	2	0	0	2			
Danny Tartabull, R OBP: 0.333, SLG: 0.451		1B	G5-3		K	K			1B	5	1	2	1	0	2			
Paul O'Neill, L OBP: 0.562, SLG: 0.779		1B	F8		1B		G4-3	F8	1B	4	0	2	0	1	0			
Mike Stanley, R OBP: 0.328, SLG: 0.413	P3	1B	1B		L8		F8		K	5	0	1	0	0	1			
Bernie Williams, S OBP: 0.331, SLG: 0.385	FC4-6	G4-3				1B	G4-3		1B	5	2	2	1	0	0			
Randy Velarde, R OBP: 0.339, SLG: 0.417	HR		G6-3			1B	G6-3		1B	5	1	3	2	0	0			
Pat Kelly, R OBP: 0.352, SLG: 0.378	1B	1B		K		SF8		L5	FC5	3	1	1	1	0	1			
Daryl Boston, L OBP: 0.231, SLG: 0.333										0	0	0	0	0	0			
Gerald Williams, R OBP: 0.303, SLG: 0.455										1	0	0	0	0	0			
Inning Stats	R: 0 E: 0 K: 0 S: 5	H: 0 LOB: 0 BB: 0 P: 7	R: 4 E: 0 K: 1 S: 20	H: 6 LOB: 2 BB: 0 P: 31	R: 0 E: 0 K: 0 S: 10	H: 1 LOB: 1 BB: 0 P: 13	R: 0 E: 0 K: 2 S: 10	H: 0 LOB: 0 BB: 1 P: 13	R: 0 E: 0 K: 1 S: 15	H: 1 LOB: 2 BB: 1 P: 28	R: 0 E: 0 K: 0 S: 8	H: 0 LOB: 0 BB: 0 P: 10	R: 1 E: 0 K: 1 S: 15	H: 4 LOB: 3 BB: 0 P: 21	1B: 13 2B: 2 3B: 0 HR: 1	SF: 1 SAC: 0 DP: 0 HBP: 0	WP: 0 PB: 0 SB: 0 CS: 0	PA: 45
PITCHER	IP WLS BF H R ER SO BB IBB HBP BLK WP HR S P ERA WHIP																	
Mark Gubicza, R ERA: 4.85	(1, 1) 5.1 W 27 10 5 5 4 1 0 0 0 0 0 1 65 99 8.44 2.062																	
Mike Magnante, L ERA: 3.2	(6, 1) 0.0 2 1 0 0 0 1 0 0 0 0 0 0 7 12 ∞ ∞																	
Rusty Meacham, R ERA: 2.84	(6, 1) 2.2 9 1 0 0 2 0 0 0 0 0 0 0 26 36 0.00 0.375																	
Hipolito Pichardo, R ERA: 4.76	(9, 1) 0.2 6 4 1 1 1 0 0 0 0 0 0 0 12 18 13.50 6.000																	
Billy Brewer, L ERA: 2.57	(9, 1) 0.1 S 1 0 0 0 0 0 0 0 0 0 0 0 3 3 0.00 0.000																	

Batter	1	2	3	4	5	6	7	8	9	AB	R	H	RBI	BB	SO	LOB	BOTTOM	
Vince Coleman, S OBP: 0.256, SLG: 0.322	1B	1B		1B		G5-3		1B		5	2	4	3	0	0	1	New York Yankees @ Kansas City Royals Kauffman Stadium, Kansas City, MO Sun May 29, 1994, 3:33 AM CDT Att. 27,463 - Cloudy	
Wally Joyner, L OBP: 0.383, SLG: 0.458	HR	K		G4-3			F7	SF7		4	1	1	2	0	1			
Brian McRae, S OBP: 0.398, SLG: 0.426	L7	PO	P5				G5-3	E6		4	1	1	0	1	0			
Dave Henderson, R OBP: 0.271, SLG: 0.410	HR		FC5-4		F9		G5-3	G4-3		4	1	1	2	1	0			
Gary Gaetti, R OBP: 0.351, SLG: 0.513	G5-3		FC5-4		K				1B	4	0	1	1	0	1			
Felix Jose, S OBP: 0.324, SLG: 0.398	F9		L8		K		L8			4	0	0	0	0	1			
Mike MacFarlane, R OBP: 0.392, SLG: 0.477		2B		G6-3		F8		1B	2B	4	2	2	0	0	0			
Greg Gagne, R OBP: 0.351, SLG: 0.369		K		K		F9		G5-3		4	0	0	0	0	2			
Jose Lind, R OBP: 0.286, SLG: 0.333		1B		3B				SF7	1B	3	3	3	1	1	0			
Inning Stats	R: 3 E: 0 K: 0 S: 15	H: 3 LOB: 0 BB: 0 P: 26	R: 2 E: 0 K: 2 S: 9	H: 3 LOB: 0 BB: 0 P: 16	R: 0 E: 0 K: 0 S: 11	H: 0 LOB: 1 BB: 1 P: 19	R: 1 E: 0 K: 1 S: 11	H: 1 LOB: 1 BB: 1 P: 19	R: 0 E: 0 K: 0 S: 6	H: 1 LOB: 0 BB: 0 P: 6	R: 1 E: 0 K: 0 S: 7	H: 2 LOB: 1 BB: 0 P: 9	R: 3 E: 1 K: 0 S: 14	H: 3 LOB: 1 BB: 0 P: 25	1B: 6 2B: 4 3B: 2 HR: 1	SF: 1 SAC: 0 DP: 0 HBP: 0	WP: 0 PB: 0 SB: 3 CS: 0	PA: 41
PITCHER	IP WLS BF H R ER SO BB IBB HBP BLK WP HR S P ERA WHIP																	
Terry Mulholland, L ERA: 6.21	(1, 1) 7.0 L 33 10 3 3 2 0 3 0 0 0 0 0 1 69 110 9.00 1.857																	
Donn Pall, R ERA: 4.35	(8, 1) 0.1 4 3 3 2 0 0 0 0 0 0 0 0 7 14 54.00 9.000																	
Paul Gibson, L ERA: 2.89	(8, 1) 0.2 3 0 0 0 0 0 0 0 0 0 0 0 7 11 0.00 0.000																	



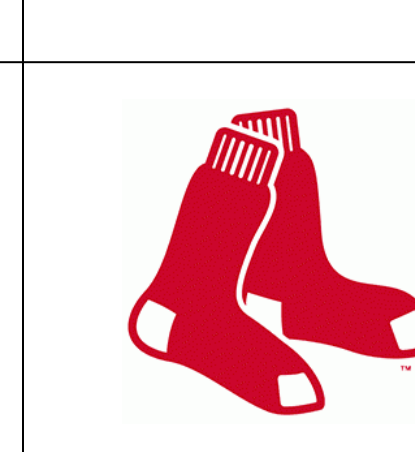
Batter	1	2	3	4	5	6	7	8	9	10	AB	R	H	RBI	BB	SO	LOB	TOP									
Vince Coleman, S OBP: 0.255, SLG: 0.319	0-0 F7 SH3 1B		3-3 K		0-1 G3	2-2 G6-3		1-3 K			5	0	1	0	0	2	1	Kansas City Royals @ Boston Red Sox Fenway Park, Boston, MA Mon May 30 1994, 3:33 AM EDT Alt. 33,341 - Sunny - 81 F									
Brian McRae, S OBP: 0.400, SLG: 0.435	1-1 SH3		3-1 K		4-0 HR BB	1-0 F7			0-0 G5-3		3	1	1	0	1	0	0										
Wally Joyner, L OBP: 0.389, SLG: 0.475	1-1 F7		2-2 L6		3-1 HR		3-2 1B		4-1 BB BB		4	1	2	3	1	0	2										
Bob Hamelin, L OBP: 0.388, SLG: 0.585	4-1 BB			1-2 CI FC5-4 FC4-6 1B	1-2 1B WP 1B		0-3 K		4-0 G5-4-3 BB		2	2	1	0	2	1	0										
Gary Gaetti, R OBP: 0.358, SLG: 0.516	1-3 K			1-1 FC5-4 1B	0-0 BB WP 1B		0-1 1B		0-0 G5-4-3		5	0	3	0	0	1	4										
Felix Jose, S OBP: 0.326, SLG: 0.394		2-2 L6		3-1 FC5-4 FC4-6 1B	4-2 BB IBB		1-1 1B		3-1 G4-3		4	0	1	0	1	0	2										
Mike Macfarlane, R OBP: 0.392, SLG: 0.466		4-1 L4-3 BB		1-1 FC4-6	4-1 G4-6-3 BB		3-3 K		0-3 K		3	0	0	1	2	2	3										
Jose Lind, R OBP: 0.277, SLG: 0.323		3-2 L4-3		2-1 F9	2-2 G4-6-3		2-3 K		0-1 G6-3		4	0	0	0	0	1	5										
Dave Henderson, R (10, PH) OBP: 0.259, SLG: 0.406				2-1 F9							1	0	0	0	0	0	0										
Terry Shumpert, R OBP: 0.274, SLG: 0.548											0	0	0	0	0	0	0										
David Howard, S OBP: 0.324, SLG: 0.192					4-1 G3 HR BB		0-2 K				3	1	0	0	1	2	0										
Inning Stats	R: 0 E: 0 K: 1 S: 12	H: 1 LOB: 2 BB: 1 P: 18	R: 0 E: 0 K: 0 S: 7	H: 0 LOB: 0 BB: 1 P: 16	R: 0 E: 0 K: 1 S: 12	H: 1 LOB: 1 BB: 0 P: 22	R: 1 E: 0 K: 1 S: 11	H: 1 LOB: 1 BB: 0 P: 19	R: 4 E: 0 K: 2 S: 15	H: 3 LOB: 2 BB: 4 P: 37	R: 0 E: 0 K: 1 S: 7	H: 0 LOB: 0 BB: 0 P: 12	R: 0 E: 0 K: 2 S: 14	H: 3 LOB: 2 BB: 0 P: 21	R: 0 E: 0 K: 3 S: 11	H: 0 LOB: 0 BB: 0 P: 14	R: 0 E: 0 K: 0 S: 3	H: 0 LOB: 1 BB: 2 P: 11	R: 0 E: 0 K: 1 S: 7	H: 0 LOB: 0 BB: 0 P: 10	1B: 7 2B: 1 3B: 1 HR: 1	SF: 0 SAC: 1 DP: 3 HBP: 0	WP: 1 PB: 0 SB: 0 CS: 0	PA: 44			
PITCHER	IP WLS BF H R ER SO BB IBB HBP BLK WP HR S P ERA WHIP	4.1 2.2 1.0 2.0	23 11 3 7	6 3 0 0	5 0 0 0	4 0 0 1	2 0 0 0	4 1 0 0	0 1 0 0	1 0 11 10	96 49 14 21	8.31 0.00 0.00 0.00	2.308 1.500 0.000 1.000	PITCHER	IP WLS BF H R ER SO BB IBB HBP BLK WP HR S P ERA WHIP	4.1 2.2 1.0 2.0	23 11 3 7	6 3 0 0	5 0 0 0	4 0 0 1	2 0 0 0	4 1 0 0	0 1 0 0	1 0 11 10	96 49 14 21	8.31 0.00 0.00 0.00	2.308 1.500 0.000 1.000

AB	34
R	5
H	9
RBI	4
BB	8
SO	9
LOB	17



Batter	1	2	3	4	5	6	7	8	9	10	AB	R	H	RBI	BB	SO	LOB	BOTTOM							
Otis Nixon, S OBP: 0.375, SLG: 0.341	2-2 E 1B 1B			1-2 G6-3			2-2 F8		4-1 1B BB		4	1	2	0	1	0	1	Kansas City Royals @ Boston Red Sox Fenway Park, Boston, MA Mon May 30 1994, 3:33 AM EDT Alt. 33,341 - Sunny - 81 F							
Billy Hatcher, R OBP: 0.295, SLG: 0.333	0-2 E7 1B			1-3 K			0-0 F7		1-2 S 1B		5	0	2	0	0	1	2								
Mo Vaughn, L OBP: 0.417, SLG: 0.599	3-2 BB BB 1B			3-3 K			2-2 P5		1-3 K		4	1	1	1	1	2	3								
Tim Lincecum, R OBP: 0.374, SLG: 0.477	1-2 BB BB SF8 1B			0-0 F9			0-3 K		0-1 G2-3		5	1	1	0	0	2	4								
Mike Greenwell, L OBP: 0.328, SLG: 0.497	4-1 BB BB			1-0 P2			2-2 HR		1-0 L8		4	1	2	1	1	0	0								
Scott Cooper, L OBP: 0.376, SLG: 0.579	4-2 BB			0-1 G3-1			1-1 F8		0-0 L8		4	1	1	1	1	0	1								
Luis Ortiz, R OBP: 0.167, SLG: 0.313	0-1 SF8			2-3 G3-1			1-3 K		2-2 G6-3		2	0	0	1	0	1	1								
Andy Tomberlin, L (8, PH) OBP: 0.286, SLG: 0.423				0-1 G5-3			2-0 HR		2-2 1B 2B 1B		2	1	2	1	0	0	0								
Rich Rowland, R OBP: 0.250, SLG: 0.324	2-3 K			1-0 G6-3			2-3 K		1-3 K		3	0	0	0	0	2	3								
Damon Berryhill, S (8, PH) OBP: 0.293, SLG: 0.447											2	0	1	1	0	1	0								
Carlos Rodriguez, S OBP: 0.290, SLG: 0.424					0-0 G3		2-1 2B		1-2 G3		4	0	1	0	0	0	0								
Inning Stats	R: 3 E: 1 K: 1 S: 21	H: 4 LOB: 2 BB: 2 P: 37	R: 0 E: 0 K: 1 S: 11	H: 1 LOB: 2 BB: 1 P: 19	R: 0 E: 0 K: 0 S: 6	H: 1 LOB: 1 BB: 0 P: 7	R: 0 E: 0 K: 1 S: 8	H: 0 LOB: 0 BB: 0 P: 10	R: 0 E: 0 K: 2 S: 10	H: 0 LOB: 0 BB: 0 P: 14	R: 0 E: 0 K: 2 S: 9	H: 0 LOB: 0 BB: 0 P: 13	R: 0 E: 0 K: 1 S: 12	H: 1 LOB: 1 BB: 0 P: 18	R: 2 E: 0 K: 2 S: 14	H: 2 LOB: 0 BB: 0 P: 21	R: 0 E: 0 K: 1 S: 13	H: 1 LOB: 2 BB: 1 P: 19	R: 1 E: 0 K: 0 S: 7	H: 3 LOB: 2 BB: 0 P: 12	1B: 7 2B: 4 3B: 0 HR: 2	SF: 1 SAC: 0 DP: 0 HBP: 0	WP: 0 PB: 0 SB: 1 CS: 0	PA: 44	
PITCHER	IP WLS BF H R ER SO BB IBB HBP BLK WP HR S P ERA WHIP	7.0 0.1 0.1 1.1	30 0 2 1	7 0 1 1	3 0 0 0	6 0 0 0	2 0 0 0	1 0 0 0	0 0 1 1	0 0 17 7	118 4 26 12	3.86 0.00 27.00 6.75	1.286 0.000 3.000 2.250	PITCHER	IP WLS BF H R ER SO BB IBB HBP BLK WP HR S P ERA WHIP	7.0 0.1 0.1 1.1	30 0 2 1	7 0 1 1	3 0 0 0	6 0 0 0	2 0 0 0	1 0 17 7	118 4 26 12	3.86 0.00 27.00 6.75	1.286 0.000 3.000 2.250

AB	39
R	6
H	13
RBI	6
BB	4
SO	9
LOB	15




Batter	1	2	3	4	5	6	7	8	9	AB	R	H	RBI	BB	SO	LOB	TOP					
Vince Coleman, S (1, 10) OBP: 0.249, SLG: 0.312	G4-3		L7		K		G6-3		F9	5	0	0	0	0	1	0	Kansas City Royals @ Boston Red Sox Fenway Park, Boston, MA Tue May 31 1994, 7:05 PM EDT Att: 22,537 - Unknown - 75 F					
Wally Joyner, L (1, 3) OBP: 0.388, SLG: 0.473	G5-3		G6-3		G6-4-3		1B		2B	5	2	2	0	0	0	1						
Brian McRae, S (1, 8) OBP: 0.414, SLG: 0.455	1B				HR		1B		2B	5	1	5	1	0	0	0						
Dave Henderson, R (1, 7) OBP: 0.274, SLG: 0.400		F9			HR		1B		L7	4	1	1	1	1	0	1						
Gary Gaetti, R (1, 5) OBP: 0.350, SLG: 0.503	E1				F8		K		FC1-2	4	1	0	0	0	1	4						
Felix Jose, S (1, 9) OBP: 0.324, SLG: 0.385	K				HR		F9		K	3	1	0	0	1	2	3						
Mike MacFarlane, R (1, 2) OBP: 0.401, SLG: 0.500	2B				HR		HR		G4-3	3	2	2	4	0	0	0						
Greg Gagne, R (1, 6) OBP: 0.355, SLG: 0.392	1B				K		HR		F8	4	1	2	3	0	1	0						
Jose Lind, R (1, 4) OBP: 0.269, SLG: 0.313	1B				G4-3		G6-3		K	4	0	0	0	0	2	0						
Inning Stats	R: 0 E: 0 K: 0 S: 6	H: 1 LOB: 1 BB: 0 P: 10	R: 1 E: 1 K: 1 S: 8	H: 2 LOB: 2 BB: 0 P: 12	R: 0 E: 0 K: 1 S: 7	H: 0 LOB: 0 BB: 0 P: 12	R: 4 E: 0 K: 1 S: 13	H: 2 LOB: 0 BB: 0 P: 23	R: 0 E: 0 K: 1 S: 11	H: 1 LOB: 0 BB: 0 P: 13	R: 2 E: 0 K: 1 S: 7	H: 1 LOB: 0 BB: 0 P: 11	R: 1 E: 0 K: 1 S: 11	H: 3 LOB: 2 BB: 0 P: 16	R: 0 E: 0 K: 1 S: 8	H: 0 LOB: 0 BB: 0 P: 13	R: 1 E: 0 K: 0 S: 7	H: 2 LOB: 0 BB: 0 P: 11	1B: 8 2B: 2 3B: 0 HR: 2	SF: 0 SAC: 0 DP: 1 HBP: 1	WP: 0 PB: 1 SB: 3 CS: 0	PA: 40
PITCHER	IP	WLS	BF	H	R	ER	SO	BB	IBB	HBP	BLK	WP	HR	S	P	ERA	WHIP					
Joe Hesketh, L (1, 1) ERA: 5.19	5.2	L	26	7	7	6	5	2	0	1	0	0	2	51	80	9.53	1.588					
Todd Frothing, R (6, 1) ERA: 8.42	2.1		10	3	1	1	2	0	0	0	0	0	0	20	30	3.86	1.286					
Chris Howard, L (9, 1) ERA: 1.5	1.0		4	2	1	1	0	0	0	0	0	0	0	7	11	9.00	2.000					

Batter	1	2	3	4	5	6	7	8	9	AB	R	H	RBI	BB	SO	LOB	BOTTOM					
Otis Nixon, S (1, 8) OBP: 0.376, SLG: 0.339	G4-3	FC5-2		F7		G6-3		G6-3		4	0	1	1	1	0	3	Kansas City Royals @ Boston Red Sox Fenway Park, Boston, MA Tue May 31 1994, 7:05 PM EDT Att: 22,537 - Unknown - 75 F					
Billy Hatcher, R (1, 9) OBP: 0.292, SLG: 0.329	G1-3	G4-3			L9		F8			5	0	1	0	0	0	5						
Mo Vaughn, L (1, 3) OBP: 0.412, SLG: 0.604	G4-3			G5-3		K		K		5	1	1	1	0	2	4						
Tim Lincecum, R (1, 4) OBP: 0.374, SLG: 0.468	K			K		1B		G6-3		3	1	0	0	2	2	1						
Mike Greenwell, L (1, 10) OBP: 0.335, SLG: 0.497		K		L9		1B		G4-3		4	2	2	0	1	1	0						
Scott Cooper, L (1, 5) OBP: 0.377, SLG: 0.585	G3			1B		1B		G4-3		5	1	2	1	0	0	4						
Damon Berryhill, S (1, 2) OBP: 0.313, SLG: 0.461		WP		FC4-6		FC3-6		FC6-4		4	2	3	2	1	0	2						
Lee Tinsley, S (9, PR) OBP: 0.383, SLG: 0.222		1B		1B		1B		FC6-4		0	0	0	0	0	0	0						
Andy Tomberlin, L (1, 7) OBP: 0.313, SLG: 0.393		1B		FC4-6		FC3-6		K		2	0	0	0	2	1	2						
Luis Ortiz, R (9, PH) OBP: 0.158, SLG: 0.294		FC5-2		G1-3		FC3-6		G3		1	0	0	0	0	0	2						
Carlos Rodriguez, S (1, 6) OBP: 0.288, SLG: 0.413		FC5-2		G1-3		FC3-6		G1-3		4	0	1	1	0	0	3						
Inning Stats	R: 0 E: 0 K: 1 S: 10	H: 0 LOB: 1 BB: 1 P: 19	R: 2 E: 1 K: 1 S: 13	H: 1 LOB: 2 BB: 2 P: 24	R: 0 E: 0 K: 1 S: 5	H: 0 LOB: 0 BB: 0 P: 6	R: 1 E: 0 K: 0 S: 10	H: 2 LOB: 1 BB: 0 P: 14	R: 1 E: 0 K: 1 S: 10	H: 3 LOB: 2 BB: 1 P: 19	R: 1 E: 0 K: 1 S: 17	H: 2 LOB: 2 BB: 1 P: 26	R: 1 E: 0 K: 0 S: 11	H: 1 LOB: 1 BB: 1 P: 19	R: 0 E: 0 K: 0 S: 8	H: 0 LOB: 0 BB: 0 P: 12	R: 1 E: 0 K: 0 S: 15	H: 2 LOB: 2 BB: 1 P: 22	1B: 9 2B: 1 3B: 1 HR: 1	SF: 0 SAC: 0 DP: 1 HBP: 0	WP: 2 PB: 0 SB: 1 CS: 1	PA: 44
PITCHER	IP	WLS	BF	H	R	ER	SO	BB	IBB	HBP	BLK	WP	HR	S	P	ERA	WHIP					
Tom Gordon, R (1, 1) ERA: 4.6	7.0	W	35	9	6	6	6	6	0	0	0	0	1	20	30	5.40	1.800					
Billy Brewer, L (8, 1) ERA: 2.73	1.2		8	2	1	1	0	1	0	0	0	0	0	3	4	0.00	0.000					
Rusty Meacham, R (9, 1) ERA: 2.77	0.1	S	1	0	0	0	0	0	0	0	0	0	0	3	4	0.00	0.000					

Batter	1	2	3	4	5	6	7	8	9	AB	R	H	RBI	BB	SO	LOB	TOP					
Vince Coleman, S (1, 7) OBP: 0.250, SLG: 0.309	4-0 F8 1B WP BB		1-3 K			2-3 K		0-0 SH3-4		2	1	0	0	1	2	1						
Brian McRae, S (1, 8) OBP: 0.241, SLG: 0.459	0-1 E		3-2 G4-3			0-0 CS 1B		4-0 BB		3	1	2	0	1	0	0						
Wally Joyner, L (1, 3) OBP: 0.384, SLG: 0.466 Hubie Brooks, R (8, PH) OBP: 0.241, SLG: 0.231 David Howard, S (8, 5) OBP: 0.324, SLG: 0.192	0-3 K		1-0 F8			1-2 F8		1-1 L8-4		3	0	0	0	0	1	3						
Bob Hamelin, L (1, 10) OBP: 0.387, SLG: 0.575 Dave Henderson, R (9, PH) OBP: 0.272, SLG: 0.396	1-0 F8			3-2 G3		4-1 BB		0-0 L8		2	0	0	0	1	0	2						
Felix Jose, S (1, 9) OBP: 0.329, SLG: 0.384	2-1 S 1B			4-2 CS BB		0-0 F8		3-2 K		3	0	1	0	1	1	1						
Gary Gaetti, R (1, 5) OBP: 0.348, SLG: 0.494	3-3 K			1-3 K			1-1 L8		4-2 1B BB	3	0	0	0	1	2	2						
Brent Mayne, L (1, 2) OBP: 0.321, SLG: 0.353		2-3 K			0-0 2B		2-1 L4		0-0 1B	4	0	2	0	0	1	0						
Greg Gagne, R (1, 6) OBP: 0.349, SLG: 0.385 Mike Macfarlane, R (9, PH) OBP: 0.309, SLG: 0.496		1-1 L9			2-3 K		3-1 F8		0-1 F9	3	0	0	0	0	1	1						
Jose Lind, R (1, 4) OBP: 0.270, SLG: 0.313		2-2 F8			1-3 K			1-0 L8-4 SH3-4 1B		3	0	1	0	0	1	1						
Inning Stats	R: 2 E: 0 K: 2 S: 11	H: 2 LOB: 1 BB: 1 P: 21	R: 0 E: 0 K: 1 S: 8	H: 0 LOB: 0 BB: 0 P: 13	R: 0 E: 0 K: 1 S: 7	H: 0 LOB: 0 BB: 0 P: 12	R: 0 E: 0 K: 1 S: 12	H: 0 LOB: 0 BB: 1 P: 20	R: 0 E: 0 K: 0 S: 10	H: 1 LOB: 1 BB: 0 P: 14	R: 0 E: 0 K: 0 S: 6	H: 0 LOB: 0 BB: 0 P: 12	R: 0 E: 0 K: 0 S: 4	H: 1 LOB: 1 BB: 1 P: 10	R: 0 E: 0 K: 1 S: 11	H: 1 LOB: 2 BB: 1 P: 18	1B: 5 2B: 2 3B: 0 HR: 0	SF: 0 SAC: 1 DP: 1 HBP: 0	WP: 1 PB: 0 SB: 1 CS: 2	PA: 35		
PITCHER	IP WLS BF H R ER SO BB IBB HBP BLK WP HR S P ERA WHIP	IP WLS BF H R ER SO BB IBB HBP BLK WP HR S P ERA WHIP	IP WLS BF H R ER SO BB IBB HBP BLK WP HR S P ERA WHIP	IP WLS BF H R ER SO BB IBB HBP BLK WP HR S P ERA WHIP	IP WLS BF H R ER SO BB IBB HBP BLK WP HR S P ERA WHIP	IP WLS BF H R ER SO BB IBB HBP BLK WP HR S P ERA WHIP	IP WLS BF H R ER SO BB IBB HBP BLK WP HR S P ERA WHIP	IP WLS BF H R ER SO BB IBB HBP BLK WP HR S P ERA WHIP	IP WLS BF H R ER SO BB IBB HBP BLK WP HR S P ERA WHIP	IP WLS BF H R ER SO BB IBB HBP BLK WP HR S P ERA WHIP	IP WLS BF H R ER SO BB IBB HBP BLK WP HR S P ERA WHIP	IP WLS BF H R ER SO BB IBB HBP BLK WP HR S P ERA WHIP	IP WLS BF H R ER SO BB IBB HBP BLK WP HR S P ERA WHIP	IP WLS BF H R ER SO BB IBB HBP BLK WP HR S P ERA WHIP	IP WLS BF H R ER SO BB IBB HBP BLK WP HR S P ERA WHIP	IP WLS BF H R ER SO BB IBB HBP BLK WP HR S P ERA WHIP	IP WLS BF H R ER SO BB IBB HBP BLK WP HR S P ERA WHIP	IP WLS BF H R ER SO BB IBB HBP BLK WP HR S P ERA WHIP	IP WLS BF H R ER SO BB IBB HBP BLK WP HR S P ERA WHIP	IP WLS BF H R ER SO BB IBB HBP BLK WP HR S P ERA WHIP	IP WLS BF H R ER SO BB IBB HBP BLK WP HR S P ERA WHIP	
Roger Clemens, R (1, 1) ERA: 2.55	7.0	26	4	2	2	8	3	0	0	0	0	0	0	0	0	0	1	0	65	108	2.57	1.000
Ken Ryan, R (8, 1) ERA:	0.1	3	1	0	0	0	1	0	0	0	0	0	0	0	2	7	0.00	6.000				
Tony Fossas, L (8, 1) ERA: 7.71	0.2	W	1	0	0	0	0	0	0	0	0	0	0	2	3	0.00	0.000					
Jeff Russell, R (9, 1) ERA: 4.4	1.0	S	5	1	0	0	1	0	0	0	0	0	0	11	18	0.00	2.000					

Kansas City Royals @ Boston Red Sox
Fenway Park, Boston, MA
Wed Jun 01 1994, 7:05 PM EDT
Att: 28,307 - Unknown - 73 F


AB 29
R 2
H 6
RBI 0
BB 5
SO 9
LOB 15



Batter	1	2	3	4	5	6	7	8	9	AB	R	H	RBI	BB	SO	LOB	BOTTOM					
Otis Nixon, S (1, 8) OBP: 0.381, SLG: 0.347	1-2 1B		0-1 G6-3			0-0 F7		1-2 BB 1B		3-1 1B	5	0	3	0	0	1						
Tim Lincecum, R (1, 4) OBP: 0.372, SLG: 0.469	0-0 F9			3-2 G5-3		1-2 BB 2B		1-2 F8		2-3 F8	4	0	1	0	0	3						
Mo Vaughn, L (1, 3) OBP: 0.409, SLG: 0.595	1-0 F9			3-2 G3-1		0-1 F7		4-0 BB		1-2 BB	3	0	0	0	1	2						
Wes Chamberlain, R (1, 9) OBP: 0.289, SLG: 0.411	1-3 K			2-3 K		1-2 P6		1-1 G1-3			4	0	0	0	2	5						
Mike Greenwell, L (1, 7) OBP: 0.338, SLG: 0.491		0-0 F7			4-1 2B BB		4-0 BB		2-0 E4 2B 1B	2	2	0	0	2	0	0						
Damon Berryhill, S (1, 2) OBP: 0.337, SLG: 0.489		3-3 K			3-2 1B FC6 2B		4-2 BB		2-2 1B SF8 2B	3	2	2	1	1	1	0						
Scott Cooper, L (1, 5) OBP: 0.380, SLG: 0.583		2-2 F9			3-2 FC6 1B		1-1 G4-3		0-0 WP 1B 1B	4	0	2	1	0	0	3						
Andy Tomberlin, L (1, 10) OBP: 0.314, SLG: 0.367 Greg Litton, R (8, PH) OBP: 0.356					1-3 K						2	0	0	0	1	2						
Carlos Rodriguez, S (1, 6) OBP: 0.271, SLG: 0.388					1-1 G3						4	0	0	1	0	0						
Inning Stats	R: 0 E: 0 K: 1 S: 10	H: 1 LOB: 1 BB: 0 P: 13	R: 0 E: 0 K: 1 S: 7	H: 0 LOB: 0 BB: 0 P: 12	R: 0 E: 0 K: 1 S: 7	H: 0 LOB: 0 BB: 0 P: 9	R: 0 E: 0 K: 1 S: 11	H: 0 LOB: 0 BB: 0 P: 19	R: 2 E: 1 K: 1 S: 17	H: 2 LOB: 1 BB: 1 P: 30	R: 0 E: 0 K: 0 S: 17	H: 1 LOB: 3 BB: 2 P: 28	R: 0 E: 0 K: 0 S: 16	H: 1 LOB: 3 BB: 2 P: 27	R: 2 E: 1 K: 0 S: 10	H: 3 LOB: 2 BB: 0 P: 19	1B: 5 2B: 3 3B: 0 HR: 0	SF: 1 SAC: 0 DP: 0 HBP: 0	WP: 1 PB: 0 SB: 0 CS: 0	PA: 37		
PITCHER	IP WLS BF H R ER SO BB IBB HBP BLK WP HR S P ERA WHIP	IP WLS BF H R ER SO BB IBB HBP BLK WP HR S P ERA WHIP	IP WLS BF H R ER SO BB IBB HBP BLK WP HR S P ERA WHIP	IP WLS BF H R ER SO BB IBB HBP BLK WP HR S P ERA WHIP	IP WLS BF H R ER SO BB IBB HBP BLK WP HR S P ERA WHIP	IP WLS BF H R ER SO BB IBB HBP BLK WP HR S P ERA WHIP	IP WLS BF H R ER SO BB IBB HBP BLK WP HR S P ERA WHIP	IP WLS BF H R ER SO BB IBB HBP BLK WP HR S P ERA WHIP	IP WLS BF H R ER SO BB IBB HBP BLK WP HR S P ERA WHIP	IP WLS BF H R ER SO BB IBB HBP BLK WP HR S P ERA WHIP	IP WLS BF H R ER SO BB IBB HBP BLK WP HR S P ERA WHIP	IP WLS BF H R ER SO BB IBB HBP BLK WP HR S P ERA WHIP	IP WLS BF H R ER SO BB IBB HBP BLK WP HR S P ERA WHIP	IP WLS BF H R ER SO BB IBB HBP BLK WP HR S P ERA WHIP	IP WLS BF H R ER SO BB IBB HBP BLK WP HR S P ERA WHIP	IP WLS BF H R ER SO BB IBB HBP BLK WP HR S P ERA WHIP	IP WLS BF H R ER SO BB IBB HBP BLK WP HR S P ERA WHIP	IP WLS BF H R ER SO BB IBB HBP BLK WP HR S P ERA WHIP	IP WLS BF H R ER SO BB IBB HBP BLK WP HR S P ERA WHIP	IP WLS BF H R ER SO BB IBB HBP BLK WP HR S P ERA WHIP	IP WLS BF H R ER SO BB IBB HBP BLK WP HR S P ERA WHIP	
David Cone, R (1, 1) ERA: 2.64	7.0	31	5	2	2	1	0	0	0	0	0	0	0	0	5	9	∞	∞				
Mike Magnante, L (8, 1) ERA: 3.66	0.0	L	3	2	2	1	0	0	0	0	0	0	0	5	9	∞	∞					
Rusty Meacham, R (8, 1) ERA: 2.57	1.0	3	1	0	0	0	0	0	0	0	0	0	0	5	10	0.00	1.000					

Kansas City Royals @ Boston Red Sox
Fenway Park, Boston, MA
Wed Jun 01 1994, 7:05 PM EDT
Att: 28,307 - Unknown - 73 F

AB 31
R 4
H 8
RBI 4
BB 5
SO 5
LOB 19



Batter	1	2	3	4	5	6	7	8	9	AB	R	H	RBI	BB	SO	LOB	TOP										
Vince Coleman, S (1, 7) OBP: 0.246, SLG: 0.303	G3		P7				G6-3		SH2-4	4	0	0	0	0	1	1	Kansas City Royals @ New York Yankees Yankee Stadium, Bronx, NY Fri Jun 03 1994, 7:05 PM EDT Att: 26,617 - Unknown livebaseballscorecards.com										
Brian McRae, S (1, 8) OBP: 0.424, SLG: 0.475	HR		K				F9 BB	F8	E	4	1	2	1	1	1	0											
Wally Joyner, L (1, 3) OBP: 0.384, SLG: 0.462	F7		2B	1B			BB	G3-1	E3	4	0	1	1	1	0	1											
Bob Hamelin, L (1, 10) Dave Henderson, R (8, PH) OBP: 0.276, SLG: 0.399	K		2B	1B			F9	HR	K	3	0	1	0	0	1	2											
Gary Gaetti, R (1, 5) OBP: 0.344, SLG: 0.503		G5-3		K			K	HR	G4-3	5	1	1	2	0	2	4											
Felix Jose, S (1, 9) OBP: 0.333, SLG: 0.383	G4-3		CS	1B			K			3	0	1	0	1	1	2											
Brent Mayne, L (1, 2) OBP: 0.317, SLG: 0.345	HR	1B	L4				F7	L7		4	1	1	0	0	0	2											
Greg Gagne, R (1, 6) OBP: 0.363, SLG: 0.425	HR		CS	1B			G4-3	SH2-4	SH	4	2	4	2	0	0	0											
Jose Lind, R (1, 4) OBP: 0.264, SLG: 0.307	K		F9				G4-3	SH	SH2-4	3	1	0	0	0	1	2											
Inning Stats	R: 1 E: 0 K: 1 S: 8	H: 1 LOB: 0 BB: 0 P: 10	R: 2 E: 0 K: 1 S: 14	H: 2 LOB: 0 BB: 0 P: 18	R: 0 E: 0 K: 1 S: 9	H: 2 LOB: 2 BB: 0 P: 10	R: 0 E: 0 K: 1 S: 9	H: 1 LOB: 0 BB: 0 P: 13	R: 0 E: 0 K: 1 S: 7	H: 1 LOB: 2 BB: 1 P: 11	R: 0 E: 0 K: 2 S: 14	H: 1 LOB: 1 BB: 1 P: 25	R: 0 E: 0 K: 0 S: 7	H: 1 LOB: 0 BB: 0 P: 10	R: 2 E: 0 K: 0 S: 10	H: 2 LOB: 1 BB: 1 P: 25	R: 2 E: 1 K: 1 S: 11	H: 1 LOB: 2 BB: 1 P: 22	1B: 7 2B: 2 3B: 0 HR: 3	SF: 0 SAC: 2 DP: 0 HBP: 0	WP: 0 PB: 0 CS: 2	PA: 41					
PITCHER	IP	WLS	BF	H	R	ER	SO	BB	IBB	HBP	BLK	WP	HR	S	P	ERA	WHIP										
Melido Perez, R (1, 1) ERA: 3.95	7.0		28	9	3	3	7	1	0	0	0	0	2	68	97	3.86	1.429										
Paul Gibson, L (8, 1) ERA: 4.35	1.0	L	6	2	2	2	0	1	0	0	0	0	1	10	25	18.00	3.000										
Xavier Hernandez, R (9, 1) ERA: 5.89	0.1		4	1	2	1	0	0	1	0	0	0	0	5	10	27.00	3.000										
Sterling Hitchcock, L (9, 1) ERA: 6.1	0.0		1	0	0	0	0	0	0	0	0	0	0	1	3	=	=										
Donn Pall, R (9, 1) ERA: 4.22	0.2		2	0	0	0	1	0	0	0	0	0	0	5	9	0.00	0.000										

Batter	1	2	3	4	5	6	7	8	9	AB	R	H	RBI	BB	SO	LOB	BOTTOM										
Luis Polonia, L (1, 7) OBP: 0.371, SLG: 0.392	K				F7		P8		G4-6-3	5	0	2	1	0	1	2	Kansas City Royals @ New York Yankees Yankee Stadium, Bronx, NY Fri Jun 03 1994, 7:05 PM EDT Att: 26,617 - Unknown livebaseballscorecards.com										
Wade Boggs, L (1, 5) OBP: 0.432, SLG: 0.500	HR	BB			F7			G4-6-3	1B	4	1	1	0	1	0	5											
Don Mattingly, L (1, 3) OBP: 0.416, SLG: 0.426	HR		L5		F9		L3		1B	4	1	2	3	1	0	2											
Danny Tartabull, R (1, 10) OBP: 0.338, SLG: 0.466	F9		F9		FC6-4			F9	1B	4	0	0	0	1	1	3											
Paul O'Neill, L (1, 9) OBP: 0.525, SLG: 0.713	G3-1		G3		FC6-4		L7		1B	4	0	1	0	0	0	0											
Daryl Boston, L (1, 8) Bernie Williams, S (8, PH) OBP: 0.346, SLG: 0.387	K		G4-3		F7		F8			3	0	0	0	0	1	0											
Mike Stanley, R (1, 2) OBP: 0.305, SLG: 0.374	F9		G5-3		F8		F9			4	0	0	0	0	0	2											
Randy Velarde, R (1, 6) OBP: 0.343, SLG: 0.430	1B	1B	G5-3		G5-3		K			4	1	1	0	0	1	2											
Mike Gallego, R (1, 4) OBP: 0.328, SLG: 0.344	1B		F7		1B		G4-6-3	1B	1B	4	1	4	0	0	0	0											
Inning Stats	R: 2 E: 0 K: 1 S: 9	H: 3 LOB: 2 BB: 0 P: 19	R: 1 E: 0 K: 1 S: 15	H: 3 LOB: 0 BB: 0 P: 23	R: 0 E: 0 K: 0 S: 6	H: 0 LOB: 0 BB: 0 P: 11	R: 0 E: 0 K: 0 S: 5	H: 0 LOB: 0 BB: 0 P: 6	R: 0 E: 0 K: 0 S: 8	H: 1 LOB: 2 BB: 1 P: 16	R: 0 E: 0 K: 0 S: 7	H: 0 LOB: 0 BB: 0 P: 10	R: 0 E: 0 K: 1 S: 11	H: 2 LOB: 2 BB: 0 P: 20	R: 0 E: 0 K: 1 S: 11	H: 1 LOB: 2 BB: 1 P: 18	R: 1 E: 0 K: 1 S: 14	H: 3 LOB: 1 BB: 0 P: 24	1B: 7 2B: 3 3B: 0 HR: 1	SF: 0 SAC: 0 DP: 1 HBP: 0	WP: 0 PB: 0 CS: 0	PA: 40					
PITCHER	IP	WLS	BF	H	R	ER	SO	BB	IBB	HBP	BLK	WP	HR	S	P	ERA	WHIP										
Bob Milacki, R (1, 1) ERA: 2.77	6.2		29	7	3	3	2	2	0	0	0	0	0	7	15	4.05	1.350										
Billy Brewer, L (7, 1) ERA: 2.7	0.2	W	4	1	0	0	0	1	0	0	0	0	0	7	15	0.00	3.000										
Stan Belinda, R (8, 1) ERA: 5.59	0.2		4	2	1	1	1	0	0	0	0	0	0	12	16	13.50	3.000										
Jeff Montgomery, R (9, 1) ERA: 5.59	1.0	S	3	1	0	0	1	0	0	0	0	0	0	8	14	0.00	1.000										

Batter	1	2	3	4	5	6	7	8	9	AB	R	H	RBI	BB	SO	LOB	TOP			
Vince Coleman, S OBP: 0.246, SLG: 0.307	2-1 B4-3 2B		1-3 K			3-3 K		0-0 B5-3		4	0	1	0	0	2	0	Kansas City Royals @ New York Yankees Yankee Stadium, Bronx, NY Sat Jun 04 1994, 3:33 AM EDT Att: 30,693 - Sunny - 80 F			
Wally Joyner, L OBP: 0.382, SLG: 0.457	0-0 B4-3 2-3		1-1 F8			0-3 K		1-1 1B		4	0	1	0	0	1	1				
Brian McRae, S OBP: 0.421, SLG: 0.468	1-0 G5-4-3 HBP			0-1 G5-3		0-1 G6-3		3-3 K		3	0	0	0	0	1	1				
Dave Henderson, R OBP: 0.275, SLG: 0.420	1-2 G5-4-3 1-2			2-0 HR		1-3 K		0-0 G5-3		4	1	1	1	0	1	2				
Mike Macfarlane, R OBP: 0.395, SLG: 0.489		1-1 G5-4-3 1B		1-3 K		0-2 G6-3		2-3 K		4	0	1	0	0	2	0				
Gary Gaetti, R OBP: 0.337, SLG: 0.492		1-0 P6		3-2 G5-3		0-2 P2		3-0 F8		4	0	0	0	0	0	1				
Hubie Brooks, R OBP: 0.219, SLG: 0.207		1-2 G5-4-3 1-2			0-1 F8			0-1 F9		3	0	0	0	0	0	1				
Greg Gagne, R OBP: 0.357, SLG: 0.417			1-1 G6-3		2-3 K			0-0 E6 HR		3	1	0	0	0	1	0				
Terry Shumpert, R OBP: 0.292, SLG: 0.646			0-0 HR		1-3 K			1-0 HR		3	2	2	3	0	1	0				
Inning Stats	R: 0 E: 0 K: 0 S: 7	H: 1 LOB: 1 BB: 0 P: 11	R: 0 E: 0 K: 0 S: 6	H: 1 LOB: 0 BB: 0 P: 9	R: 1 E: 0 K: 1 S: 8	H: 1 LOB: 0 BB: 0 P: 11	R: 1 E: 0 K: 1 S: 10	H: 1 LOB: 0 BB: 0 P: 16	R: 0 E: 0 K: 2 S: 8	H: 0 LOB: 0 BB: 0 P: 13	R: 0 E: 0 K: 1 S: 9	H: 0 LOB: 0 BB: 0 P: 10	R: 2 E: 1 K: 1 S: 11	H: 2 LOB: 1 BB: 0 P: 16	R: 0 E: 0 K: 1 S: 6	H: 0 LOB: 0 BB: 0 P: 11	1B: 2 2B: 1 3B: 0 HR: 3	SF: 0 SAC: 0 DP: 2 HBP: 1	WP: 0 PB: 0 SB: 0 CS: 0	PA: 33
PITCHER Terry Mulholland, L ERA: 5.85	IP: 9.0 WLS: L BF: 33	H: 6 R: 4 ER: 3 SO: 9	BB: 0 IBB: 0 HBP: 1 BLK: 0	WP: 0 HR: 3 S: 75 P: 108	ERA: 3.00 WHIP: 0.667	PITCHER					IP: 9.0 WLS: L BF: 33	H: 6 R: 4 ER: 3 SO: 9	BB: 0 IBB: 0 HBP: 1 BLK: 0	WP: 0 HR: 3 S: 75 P: 108	ERA: 3.00 WHIP: 0.667	PITCHER				

Batter	1	2	3	4	5	6	7	8	9	AB	R	H	RBI	BB	SO	LOB	BOTTOM			
Luis Polonia, L OBP: 0.368, SLG: 0.389	2-2 F8 E 1B		0-0 G4-3		2-1 L8			2-2 F9		4	1	1	0	0	0	1	Kansas City Royals @ New York Yankees Yankee Stadium, Bronx, NY Sat Jun 04 1994, 3:33 AM EDT Att: 30,693 - Sunny - 80 F			
Wade Boggs, L OBP: 0.422, SLG: 0.488	1-1 F8 1-3		3-2 G3-1		1-0 F9		0-3 K2-3		4	0	0	0	0	1	1					
Don Mattingly, L OBP: 0.413, SLG: 0.422	2-0 1B 3-H		2-0 F7		1-0 L3			2-2 L6		4	0	1	1	0	0					
Danny Tartabull, R OBP: 0.332, SLG: 0.456	1-1 F8			2-2 G5-3		2-3 K		1-3 K		4	0	0	0	0	2	1				
Paul O'Neill, L OBP: 0.529, SLG: 0.714	2-0 1-3 1B			1-3 K			2-0 BB 1B	0-0 HR 1B		4	1	3	0	0	1	0				
Jim Leyritz, R OBP: 0.388, SLG: 0.591	2-1 G5-3			0-0 G4-3			4-1 G4-6-3 BB	3-2 HR		3	1	1	2	1	0	2				
Bernie Williams, S OBP: 0.339, SLG: 0.377		2-1 G3			1-1 G4-3		2-2 P3	2-3 K		4	0	0	0	0	1	2				
Randy Velarde, R OBP: 0.343, SLG: 0.427		1-1 G6-3			2-0 1B		0-0 G4-6-3 1-2			3	0	1	0	0	0	2				
Pat Kelly, R OBP: 0.333, SLG: 0.350		2-1 G5-3			1-2 P4			0-3 K		3	0	0	0	0	1	1				
Inning Stats	R: 1 E: 1 K: 0 S: 11	H: 3 LOB: 2 BB: 0 P: 21	R: 0 E: 0 K: 0 S: 6	H: 0 LOB: 0 BB: 0 P: 11	R: 0 E: 0 K: 0 S: 5	H: 0 LOB: 0 BB: 0 P: 10	R: 0 E: 0 K: 1 S: 7	H: 0 LOB: 0 BB: 0 P: 10	R: 0 E: 0 K: 1 S: 5	H: 1 LOB: 1 BB: 1 P: 9	R: 0 E: 0 K: 0 S: 6	H: 1 LOB: 1 BB: 1 P: 14	R: 0 E: 0 K: 2 S: 9	H: 0 LOB: 0 BB: 0 P: 11	R: 2 E: 0 K: 2 S: 13	H: 2 LOB: 0 BB: 0 P: 21	1B: 6 2B: 0 3B: 0 HR: 1	SF: 0 SAC: 0 DP: 1 HBP: 0	WP: 0 PB: 0 SB: 0 CS: 0	PA: 34
PITCHER Mark Gubicza, R ERA: 4.47 Hipoľito Pichardo, R ERA: 4.85 Billy Brewer, L ERA: 2.59 Jeff Montgomery, R ERA: 6.3	IP: 6.1 WLS: W BF: 25	H: 5 R: 1 ER: 1 SO: 2	BB: 1 IBB: 0 HBP: 0 BLK: 0	WP: 0 HR: 0 S: 47 P: 88	ERA: 1.42 WHIP: 0.947	PITCHER					IP: 6.1 WLS: W BF: 25	H: 5 R: 1 ER: 1 SO: 2	BB: 1 IBB: 0 HBP: 0 BLK: 0	WP: 0 HR: 0 S: 47 P: 88	ERA: 1.42 WHIP: 0.947	PITCHER				

Batter	1	2	3	4	5	6	7	8	9	AB	R	H	RBI	BB	SO	LOB	TOP			
Vince Coleman, S (1, 7) OBP: 0.250, SLG: 0.310	2-2 PB G6-3 1B	1-2 L7			2-1 P8			1-2 SH1-3 1B		4	1	2	0	0	0	1				
Greg Gagne, R (1, 6) OBP: 0.357, SLG: 0.416	1-1 PB 1B	1-1 G4-6-3			0-0 G6-3			0-0 SH1-3		3	1	1	0	0	0	1				
Brian McRae, S (1, 8) OBP: 0.414, SLG: 0.459	2-1 G6-3				2-2 G5-3			0-1 L6		4	0	0	1	0	0	2				
Dave Henderson, R (1, 9) OBP: 0.274, SLG: 0.414	3-2 2B 1B				0-1 P4			2-1 G4-3		4	1	1	1	0	0	1				
Mike MacFarlane, R (1, 2) OBP: 0.398, SLG: 0.486	3-2 2B 1B				1-1 P3			1-0 HBP		3	0	1	0	0	0	0				
Gary Gaetti, R (1, 3) OBP: 0.335, SLG: 0.486	3-1 P6				2-3 K			3-2 F8		4	0	1	0	0	1	3				
Hubie Brooks, R (1, 10) OBP: 0.222, SLG: 0.242	2-2 1-3 2-H 2B				1-1 G3-1			0-0 F8		4	0	1	1	0	0	1				
Terry Shumpert, R (1, 5) OBP: 0.279, SLG: 0.618	0-2 P3				3-3 K			1-1 G6-3		3	0	0	0	0	1	2				
David Howard, S (7, 5) OBP: 0.314, SLG: 0.185										1	0	0	0	0	1	1				
Jose Lind, R (1, 4) OBP: 0.266, SLG: 0.307		2-2 G4-6-3 1B						0-2 G3		3	0	1	0	0	0	0				
Inning Stats	R: 3 E: 0 K: 0 S: 25	H: 5 LOB: 2 BB: 0 P: 41	R: 0 E: 0 K: 0 S: 8	H: 1 LOB: 0 BB: 0 P: 12	R: 0 E: 0 K: 0 S: 7	H: 0 LOB: 0 BB: 0 P: 10	R: 0 E: 0 K: 2 S: 8	H: 0 LOB: 0 BB: 0 P: 14	R: 0 E: 0 K: 0 S: 6	H: 0 LOB: 0 BB: 0 P: 8	R: 0 E: 0 K: 0 S: 5	H: 0 LOB: 0 BB: 0 P: 6	R: 0 E: 0 K: 0 S: 8	H: 1 LOB: 1 BB: 0 P: 9	R: 0 E: 0 K: 1 S: 7	H: 1 LOB: 1 BB: 0 P: 13	1B: 7 2B: 1 3B: 0 HR: 0	SF: 0 SAC: 1 DP: 1 HBP: 1	WP: 0 PB: 1 CS: 0	PA: 35
PITCHER	IP WLS BF H R ER SO BB IBB HBP BLK WP HR S P ERA WHIP	IP WLS BF H R ER SO BB IBB HBP BLK WP HR S P ERA WHIP																		
Jim Abbott, L (1, 1) ERA: 3.02	8.0 L 31 7 3 3 2 0 0 0 0 0 0 75 114 3.38 0.875	1.0 4 1 0 0 0 1 0 0 0 0 0 0 7 13 0.00 1.000																		
Bob Wickman, R (9, 1) ERA: 2.83																				

Kansas City Royals @ New York Yankees
Yankee Stadium, Bronx, NY
Sun Jun 05 1994, 3:33 AM EDT
Att: 32,432 - Sunny - 82 F

AB 33
R 3
H 8
RBI 3
BB 0
SO 3
LOB 12



Batter	1	2	3	4	5	6	7	8	9	AB	R	H	RBI	BB	SO	LOB	BOTTOM					
Luis Polonia, L (1, 7) OBP: 0.371, SLG: 0.392	3-2 P6		0-0 G4-6-3 1B			3-2 F9 BB 1B		0-1 G4-3		4	1	2	0	0	0	1						
Wade Boggs, L (1, 5) OBP: 0.419, SLG: 0.482	2-3 K		1-2 G4-6-3			0-0 P6		2-2 FC4-6 1B		4	0	1	0	0	1	2						
Don Mattingly, L (1, 3) OBP: 0.414, SLG: 0.418	4-1 BB				1-3 K			4-1 1B BB		2	0	0	0	2	1	1						
Danny Tartabull, R (1, 10) OBP: 0.326, SLG: 0.447	1-1 G5-3				2-3 K			2-2 F9		4	0	0	0	0	1	4						
Paul O'Neill, L (1, 9) OBP: 0.529, SLG: 0.709		1-0 WP 1B			1-3 K			1-1 1B		4	0	2	1	0	1	1						
Mike Stanley, R (1, 2) OBP: 0.311, SLG: 0.378		0-0 F8			3-2 WP G5-3 1B			0-3 K		4	0	2	0	0	1	3						
Gerald Williams, R (1, 8) OBP: 0.297, SLG: 0.514		1-3 K			1-1 G5-3			0-1 G6-3		3	0	0	0	0	1	2						
Daryl Boston, L (9, PH) OBP: 0.213, SLG: 0.364		1-2 K			1-2 G5-3					1	0	0	0	0	0	1						
Mike Gallego, R (1, 6) OBP: 0.321, SLG: 0.335		2-3 K			0-0 F9			2-2 E6 G5-3		4	0	0	0	0	1	3						
Pat Kelly, R (1, 4) OBP: 0.327, SLG: 0.343			1-0 P3			2-2 F8				3	0	0	0	0	0	2						
Jim Leyritz, R (9, PH) OBP: 0.385, SLG: 0.586					2-3 F8			2-3 G5-3		1	0	0	0	0	1	1						
Inning Stats	R: 0 E: 0 K: 1 S: 11	H: 0 LOB: 1 BB: 1 P: 21	R: 0 E: 0 K: 2 S: 8	H: 1 LOB: 0 BB: 0 P: 12	R: 0 E: 0 K: 0 S: 5	H: 1 LOB: 0 BB: 0 P: 7	R: 0 E: 0 K: 3 S: 11	H: 0 LOB: 0 BB: 0 P: 15	R: 0 E: 0 K: 0 S: 11	H: 1 LOB: 1 BB: 0 P: 17	R: 1 E: 0 K: 1 S: 13	H: 2 LOB: 2 BB: 1 P: 23	R: 0 E: 1 K: 0 S: 10	H: 0 LOB: 1 BB: 0 P: 14	R: 0 E: 0 K: 0 S: 8	H: 1 LOB: 1 BB: 0 P: 14	R: 0 E: 0 K: 1 S: 9	H: 1 LOB: 1 BB: 0 P: 14	1B: 7 2B: 0 3B: 0 HR: 0	SF: 0 SAC: 0 DP: 1 HBP: 0	WP: 2 PB: 0 CS: 0	PA: 36
PITCHER	IP WLS BF H R ER SO BB IBB HBP BLK WP HR S P ERA WHIP	IP WLS BF H R ER SO BB IBB HBP BLK WP HR S P ERA WHIP																				
Kevin Appier, R (1, 1) ERA: 5.13	7.2 W 31 6 1 1 7 2 0 0 0 0 0 76 122 1.17 1.043	0.1 1 0 0 0 0 0 0 0 0 0 0 0 1 1 0.00 0.000																				
Mike Magnante, L (8, 1) ERA: 3.51																						
Rusty Meacham, R (9, 1) ERA: 2.4	1.0 S 4 1 0 0 1 0 0 0 0 0 0 9 14 0.00 1.000																					

Kansas City Royals @ New York Yankees
Yankee Stadium, Bronx, NY
Sun Jun 05 1994, 3:33 AM EDT
Att: 32,432 - Sunny - 82 F

AB 34
R 1
H 7
RBI 1
BB 2
SO 8
LOB 21



Batter	1	2	3	4	5	6	7	8	9	AB	R	H	RBI	BB	SO	LOB	TOP				
Brady Anderson, L (1, 7) OBP: 0.330, SLG: 0.356	G5-3		P4	P5			G1-3			4	0	0	0	0	0	3	Baltimore Orioles @ Kansas City Royals Kauffman Stadium, Kansas City, MO Tue Jun 07 1994, 7:05 PM CDT Att: 21,777 - Unknown - 78 F livebaseballscorecards.com				
Mike Devereaux, R (1, 8) OBP: 0.273, SLG: 0.350	F9		K					G3		4	0	0	0	0	2	2					
Rafael Palmeiro, L (1, 3) OBP: 0.429, SLG: 0.598	P6							F9	G6-3 1B	3	0	1	0	1	0	0					
Harold Baines, L (1, 10) OBP: 0.339, SLG: 0.484		G4-3	G4-3					G6-3		4	0	0	0	0	0	4					
Cal Ripken Jr., R (1, 6) OBP: 0.329, SLG: 0.419	L8									4	1	1	1	0	0	0					
Leo Gomez, R (1, 5) OBP: 0.404, SLG: 0.575										2	1	0	0	1	1	0					
Chris Hoiles, R (1, 2) OBP: 0.350, SLG: 0.410										4	1	1	2	0	1	1					
Mark McLemore, S (1, 4) OBP: 0.357, SLG: 0.297										4	0	2	0	0	0	0					
Jack Voigt, R (1, 9) OBP: 0.313, SLG: 0.331										3	0	1	0	0	1	1					
Inning Stats	R: 0 E: 0 K: 0 S: 10	H: 0 LOB: 0 BB: 0 P: 14	R: 0 E: 0 K: 0 S: 7	H: 0 LOB: 1 BB: 0 P: 14	R: 0 E: 0 K: 1 S: 18	H: 2 LOB: 3 BB: 1 P: 27	R: 2 E: 1 K: 0 S: 13	H: 2 LOB: 1 BB: 1 P: 22	R: 0 E: 0 K: 1 S: 5	H: 0 LOB: 0 BB: 0 P: 8	R: 0 E: 0 K: 1 S: 7	H: 0 LOB: 0 BB: 0 P: 10	R: 0 E: 0 K: 0 S: 6	H: 1 LOB: 0 BB: 0 P: 7	R: 1 E: 0 K: 0 S: 8	H: 1 LOB: 0 BB: 0 P: 11		1B: 4 2B: 0 3B: 0 HR: 2	SF: 0 SAC: 0 DP: 1 HBP: 1	WP: 0 PB: 0 SB: 0 CS: 0	PA: 35
PITCHER	IP	WLS	BF	H	R	ER	SO	BB	IBB	HBP	BLK	WP	HR	S	P	ERA	WHIP				
David Cone, R (1, 1) ERA: 2.6	8.0	W	31	5	2	2	5	2	0	1	0	0	1	74	115	2.25	0.875				
Stan Belinda, R (9, 1) ERA: 5.75	1.0		4	1	1	1	0	0	0	0	0	0	1	8	11	9.00	1.000				

Batter	1	2	3	4	5	6	7	8	9	AB	R	H	RBI	BB	SO	LOB	BOTTOM				
Vince Coleman, S (1, 7) OBP: 0.261, SLG: 0.319	BB 1B BB		1B 3B				F7			3	2	1	0	2	0	2	Baltimore Orioles @ Kansas City Royals Kauffman Stadium, Kansas City, MO Tue Jun 07 1994, 7:05 PM CDT Att: 21,777 - Unknown - 78 F livebaseballscorecards.com				
Brian McRae, S (1, 8) OBP: 0.411, SLG: 0.451	FC3-6 1B		G6-3 1B				G4-3			4	0	2	2	1	0	0					
Wally Joyner, L (1, 3) OBP: 0.380, SLG: 0.451	FC3-6 BB		G6-3 1B				F7			4	0	2	2	1	0	0					
Bob Hamelin, L (1, 10) OBP: 0.373, SLG: 0.557	FC3-6		K							5	0	1	0	0	1	6					
Gary Gaetti, R (1, 5) OBP: 0.338, SLG: 0.492	K		G6-3							4	2	2	0	0	1	4					
Felix Jose, S (1, 9) OBP: 0.335, SLG: 0.385		G4-3								3	0	0	0	1	1	3					
Brent Mayne, L (1, 2) OBP: 0.313, SLG: 0.339		K								4	1	1	1	0	2	2					
Greg Gagne, R (1, 6) OBP: 0.358, SLG: 0.416										3	1	1	0	1	1	1					
Jose Lind, R (1, 4) OBP: 0.273, SLG: 0.313										4	1	2	2	0	0	1					
Inning Stats	R: 0 E: 0 K: 1 S: 10	H: 1 LOB: 2 BB: 2 P: 23	R: 0 E: 0 K: 1 S: 9	H: 1 LOB: 0 BB: 0 P: 13	R: 1 E: 0 K: 1 S: 11	H: 3 LOB: 2 BB: 1 P: 18	R: 0 E: 0 K: 1 S: 6	H: 0 LOB: 0 BB: 0 P: 9	R: 0 E: 0 K: 0 S: 9	H: 0 LOB: 0 BB: 0 P: 16	R: 5 E: 0 K: 1 S: 23	H: 4 LOB: 2 BB: 3 P: 44	R: 1 E: 0 K: 1 S: 14	H: 3 LOB: 2 BB: 0 P: 21	R: 0 E: 0 K: 0 S: 6	H: 0 LOB: 0 BB: 0 P: 9		1B: 8 2B: 3 3B: 1 HR: 0	SF: 0 SAC: 0 DP: 0 HBP: 0	WP: 0 PB: 0 SB: 0 CS: 0	PA: 40
PITCHER	IP	WLS	BF	H	R	ER	SO	BB	IBB	HBP	BLK	WP	HR	S	P	ERA	WHIP				
Ben McDonald, R (1, 1) ERA: 4.31	5.2	L	28	8	6	6	5	5	0	0	0	0	0	62	110	9.53	2.294				
Mark Eichhorn, R (6, 1) ERA: 2.59	0.0		1	0	0	0	0	1	0	0	0	0	0	2	6						
Tom Bolton, L (6, 1) ERA: 4.15	0.2		5	3	1	1	0	0	0	0	0	0	0	9	14	13.50	4.500				
Mark Williamson, R (7, 1) ERA: 5.24	1.2		6	1	0	0	1	0	0	0	0	0	0	15	23	0.00	0.600				

Batter	1	2	3	4	5	6	7	8	9	AB	R	H	RBI	BB	SO	LOB	TOP										
Brady Anderson, L (1, 7) OBP: 0.331, SLG: 0.365										5	1	2	0	0	1	4	Baltimore Orioles @ Kansas City Royals Kauffman Stadium, Kansas City, MO Wed Jun 08 1994, 7:05 PM CDT Att: 17,892 - Unknown - 68 F livebaseballscorecards.com										
Mark McLemore, S (1, 4) OBP: 0.354, SLG: 0.294										5	1	1	1	0	1	2											
Cal Ripken Jr., R (1, 6) OBP: 0.331, SLG: 0.432										5	2	2	1	0	0	2											
Rafael Palmeiro, L (1, 3) OBP: 0.424, SLG: 0.589										5	1	1	1	0	1	2											
Harold Baines, L (1, 10) OBP: 0.341, SLG: 0.481										5	1	2	1	0	0	0											
Leo Gomez, R (1, 5) OBP: 0.407, SLG: 0.581										4	0	2	1	0	0	1											
Chris Hoiles, R (1, 2) OBP: 0.343, SLG: 0.401										4	0	0	0	0	0	4											
Mike Devereaux, R (1, 8) OBP: 0.272, SLG: 0.348										4	0	1	1	0	1	1											
Jack Voigt, R (1, 9) OBP: 0.319, SLG: 0.339										3	0	1	0	1	0	0											
Inning Stats	R: 1 E: 0 K: 0 S: 8	H: 1 LOB: 0 BB: 0 P: 14	R: 1 E: 0 K: 0 S: 12	H: 2 LOB: 2 BB: 1 P: 24	R: 1 E: 0 K: 1 S: 9	H: 1 LOB: 0 BB: 0 P: 13	R: 0 E: 0 K: 0 S: 4	H: 0 LOB: 0 BB: 0 P: 8	R: 0 E: 0 K: 0 S: 8	H: 1 LOB: 1 BB: 0 P: 15	R: 3 E: 0 K: 0 S: 14	H: 5 LOB: 2 BB: 0 P: 17	R: 0 E: 1 K: 1 S: 10	H: 0 LOB: 1 BB: 0 P: 14	R: 0 E: 0 K: 1 S: 9	H: 0 LOB: 0 BB: 0 P: 11		1B: 8 2B: 2 3B: 1 HR: 1	SF: 0 SAC: 0 DP: 0 HBP: 0	WP: 1 PB: 0 SB: 0 CS: 0	PA: 41						
PITCHER	IP	WLS	BF	H	R	ER	SO	BB	IBB	HBP	BLK	WP	HR	S	P	ERA	WHIP										
Bob Milacki, R (1, 1) ERA: 4.12	6.2	L	30	9	5	5	1	1	0	0	0	1	1	54	95	6.75	1.500										
Billy Brewer, L (7, 1) ERA: 2.96	0.0	2	2	0	0	0	0	0	0	0	0	0	0	4	5	∞	∞										
Rusty Meacham, R (7, 1) ERA: 2.08	2.1	9	1	1	1	3	0	0	0	0	0	0	0	24	31	3.86	0.429										

Batter	1	2	3	4	5	6	7	8	9	AB	R	H	RBI	BB	SO	LOB	BOTTOM										
Vince Coleman, S (1, 7) OBP: 0.260, SLG: 0.314										4	1	0	0	1	1	0	Baltimore Orioles @ Kansas City Royals Kauffman Stadium, Kansas City, MO Wed Jun 08 1994, 7:05 PM CDT Att: 17,892 - Unknown - 68 F livebaseballscorecards.com										
Wally Joyner, L (1, 3) OBP: 0.380, SLG: 0.460										5	0	2	1	0	0	0											
Brian McRae, S (1, 8) OBP: 0.410, SLG: 0.461										4	1	1	1	1	1	1											
Dave Henderson, R (1, 9) OBP: 0.276, SLG: 0.420										3	0	1	0	0	2	2											
Felix Jose, S (7, PH) OBP: 0.333, SLG: 0.383										1	0	0	0	0	0	1											
Gary Gaetti, R (1, 5) OBP: 0.337, SLG: 0.487										4	1	1	0	0	2	3											
Mike Macfarlane, R (1, 2) OBP: 0.402, SLG: 0.517										3	1	1	1	1	2	2											
Hubie Brooks, R (1, 10) OBP: 0.220, SLG: 0.243										3	0	1	1	0	1	1											
Greg Gagne, R (1, 6) OBP: 0.360, SLG: 0.420										3	0	1	0	1	0	1											
Jose Lind, R (1, 4) OBP: 0.268, SLG: 0.307										3	0	0	0	0	0	2											
Bob Hamelin, L (8, PH) ERA: 7.23										0	0	0	0	0	0	0											
Terry Shumpert, R (8, PH) OBP: 0.275, SLG: 0.609										1	0	0	0	0	0	2											
Inning Stats	R: 1 E: 0 K: 1 S: 14	H: 2 LOB: 1 BB: 0 P: 18	R: 0 E: 0 K: 1 S: 13	H: 0 LOB: 1 BB: 1 P: 20	R: 1 E: 0 K: 3 S: 14	H: 1 LOB: 2 BB: 2 P: 27	R: 0 E: 0 K: 0 S: 9	H: 0 LOB: 0 BB: 0 P: 9	R: 0 E: 0 K: 0 S: 7	H: 0 LOB: 0 BB: 0 P: 13	R: 2 E: 0 K: 1 S: 18	H: 3 LOB: 1 BB: 0 P: 28	R: 0 E: 0 K: 1 S: 11	H: 1 LOB: 1 BB: 0 P: 18	R: 0 E: 0 K: 1 S: 17	H: 1 LOB: 2 BB: 1 P: 28	R: 0 E: 0 K: 1 S: 8	H: 0 LOB: 0 BB: 0 P: 13	1B: 2 2B: 4 3B: 1 HR: 1	SF: 1 SAC: 0 DP: 0 HBP: 0	WP: 0 PB: 0 SB: 0 CS: 0	PA: 39					
PITCHER	IP	WLS	BF	H	R	ER	SO	BB	IBB	HBP	BLK	WP	HR	S	P	ERA	WHIP										
Sid Fernandez, L (1, 1) ERA: 4.35	5.2	26	6	4	4	6	3	0	0	0	0	0	0	72	110	6.35	1.588										
Alan Mills, R (6, 1) ERA: 7.23	2.0	W	9	2	0	0	2	1	0	0	0	0	0	29	49	0.00	1.500										
Jim Poole, L (8, 1) ERA: 6.75	0.1	1	0	0	0	0	0	0	0	0	0	0	0	2	2	0.00	0.000										
Lee Smith, R (9, 1) ERA: 1.57	1.0	S	3	0	0	0	1	0	0	0	0	0	0	8	13	0.00	0.000										

Batter	1	2	3	4	5	6	7	8	9	AB	R	H	RBI	BB	SO	LOB	TOP			
Vince Coleman, S (1, 7) OBP: 0.263, SLG: 0.313	F8		F9					FC5-4 1B	K	4	1	1	0	1	1	0				
Wally Joyner, L (1, 3) OBP: 0.381, SLG: 0.463	2B			F8	G3-1			K	1B	5	0	2	0	0	1	4				
Brian McRae, S (1, 8) OBP: 0.414, SLG: 0.471	K							FC5-4 1B	B3	4	0	2	0	1	1	2				
Mike Macfarlane, R (1, 2) OBP: 0.399, SLG: 0.510	K							FC5-4 1B		4	0	1	0	0	2	3				
Gary Gaetti, R (1, 5) OBP: 0.330, SLG: 0.477		F8		F9				FC5-4 1B		4	0	0	1	0	0	3				
Dave Henderson, R (1, 9) OBP: 0.275, SLG: 0.423		G5-3						K		4	1	1	0	0	1	2				
Hubie Brooks, R (1, 10) OBP: 0.244, SLG: 0.268		F9								4	1	2	0	0	0	1				
Greg Gagne, R (1, 6) OBP: 0.363, SLG: 0.439			G5-3							4	1	2	3	0	0	0				
Jose Lind, R (1, 4) OBP: 0.263, SLG: 0.301			F8							3	0	0	0	0	0	2				
Bob Hamelin, L (9, PH) OBP: 0.370, SLG: 0.553				FC1-6 BB						1	0	0	0	0	0	0				
Inning Stats	R: 0 E: 0 K: 2 S: 13	H: 1 LOB: 1 BB: 0 P: 19	R: 0 E: 0 K: 0 S: 3	H: 0 LOB: 0 BB: 0 P: 5	R: 0 E: 0 K: 0 S: 4	H: 0 LOB: 0 BB: 0 P: 6	R: 0 E: 0 K: 1 S: 10	H: 1 LOB: 1 BB: 0 P: 15	R: 0 E: 0 K: 0 S: 16	H: 2 LOB: 3 BB: 1 P: 29	R: 1 E: 0 K: 0 S: 7	H: 1 LOB: 0 BB: 0 P: 12	R: 1 E: 0 K: 2 S: 16	H: 2 LOB: 2 BB: 1 P: 30	R: 2 E: 0 K: 1 S: 18	H: 3 LOB: 1 BB: 0 P: 24	1B: 7 2B: 2 3B: 1 HR: 1	SF: 0 SAC: 0 DP: 1 HBP: 0	WP: 0 PB: 0 SB: 0 CS: 0	PA: 39
PITCHER	IP WLS BF H R ER SO BB IBB HBP BLK WP HR S P ERA WHIP																			
Kenny Rogers, L (1, 1) ERA: 4.3	8.0 W 33 8 2 2 5 2 0 0 0 0 0 75 126 2.25 1.250																			
Matt Whiteside, R (9, 1) ERA: 5.04	1.0 6 3 2 2 1 0 0 0 0 0 1 18 24 18.00 3.000																			

Kansas City Royals @ Texas Rangers
The Ballpark at Arlington, Arlington, TX
Thu Jun 09 1994, 8:05 PM EDT
Att: 46,433 - Unknown - 87 F

AB 37
R 4
H 11
RBI 4
BB 2
SO 6
LOB 17



Batter	1	2	3	4	5	6	7	8	9	AB	R	H	RBI	BB	SO	LOB	BOTTOM			
David Hulse, L (1, 8) OBP: 0.319, SLG: 0.348	B1-3		K	G4-3		G1-3				4	0	0	0	0	1	3				
Doug Strange, S (1, 4) OBP: 0.285, SLG: 0.386	G3		1B			L8				4	1	2	2	0	0	1				
Jose Canseco, R (1, 10) OBP: 0.424, SLG: 0.585	G6-3		1B							4	1	1	1	1	0	2				
Will Clark, L (1, 3) OBP: 0.476, SLG: 0.600		K	1B			G4-3				4	1	1	0	0	1	0				
Juan Gonzalez, R (1, 7) OBP: 0.333, SLG: 0.466		HR	1B			G6-3				4	1	3	2	0	0	0				
29 Rusty Greer, L (1, 9) OBP: 0.396, SLG: 0.506		G3-1	FC4-6			F7				4	0	0	1	0	0	2				
Dean Palmer, R (1, 5) OBP: 0.317, SLG: 0.463		BB	K			P4				3	0	0	0	1	1	1				
Ivan Rodriguez, R (1, 2) OBP: 0.370, SLG: 0.426		G4-3				1B				4	1	1	0	0	1	1				
Esteban Beltre, R (1, 6) OBP: 0.304, SLG: 0.268			2B			G1-3				4	2	3	1	0	0	0				
Inning Stats	R: 0 E: 0 K: 0 S: 7	H: 0 LOB: 0 BB: 0 P: 9	R: 1 E: 0 K: 1 S: 10	H: 1 LOB: 1 BB: 1 P: 21	R: 4 E: 0 K: 2 S: 16	H: 5 LOB: 1 BB: 0 P: 24	R: 1 E: 1 K: 2 S: 10	H: 2 LOB: 1 BB: 0 P: 14	R: 0 E: 0 K: 0 S: 4	H: 0 LOB: 0 BB: 0 P: 9	R: 1 E: 0 K: 1 S: 11	H: 2 LOB: 1 BB: 0 P: 15	R: 0 E: 0 K: 0 S: 8	H: 1 LOB: 1 BB: 0 P: 15	R: 0 E: 0 K: 0 S: 6	H: 0 LOB: 0 BB: 0 P: 9	1B: 7 2B: 3 3B: 0 HR: 1	SF: 0 SAC: 0 DP: 0 HBP: 0	WP: 0 PB: 0 SB: 1 CS: 0	PA: 36
PITCHER	IP WLS BF H R ER SO BB IBB HBP BLK WP HR S P ERA WHIP																			
Mark Gubicza, R (1, 1) ERA: 4.97	5.0 L 24 8 6 6 5 1 0 0 0 0 0 1 47 77 10.80 1.800																			
Hipolito Pichardo, R (6, 1) ERA: 4.86	3.0 12 3 1 1 1 0 0 0 0 0 0 0 25 39 3.00 1.000																			

Kansas City Royals @ Texas Rangers
The Ballpark at Arlington, Arlington, TX
Thu Jun 09 1994, 8:05 PM EDT
Att: 46,433 - Unknown - 87 F

AB 35
R 7
H 11
RBI 7
BB 1
SO 6
LOB 9




Batter	1	2	3	4	5	6	7	8	9	AB	R	H	RBI	BB	SO	LOB	TOP								
Vince Coleman, S (1, 7) OBP: 0.262, SLG: 0.320	G1-3		G6-3				K			4	0	1	0	0	1	0	Kansas City Royals @ Texas Rangers The Ballpark at Arlington, Arlington, TX Fri Jun 10 1994, 8:05 PM EDT Att: 46,379 - Unknown - 85 F livebaseballscorecards.com								
Brian McRae, S (1, 8) OBP: 0.415, SLG: 0.473	G6-3		L3				F7			3	1	1	0	1	0	0									
Wally Joyner, L (1, 10) OBP: 0.382, SLG: 0.459	G6-3									2	1	0	0	2	0	3									
Bob Hamelin, L (1, 3) OBP: 0.367, SLG: 0.551	K		G4-3							4	0	1	2	0	1	3									
Gary Gaetti, R (1, 5) OBP: 0.324, SLG: 0.467		G5-3								4	0	0	0	0	0	2									
Felix Jose, S (1, 9) OBP: 0.343, SLG: 0.388		1B								3	0	2	0	1	0	0									
Brent Mayne, L (1, 2) OBP: 0.313, SLG: 0.339 Mike Macfarlane, R (9, PH) OBP: 0.397, SLG: 0.506		1B								3	0	1	0	0	1	1									
Greg Gagne, R (1, 6) OBP: 0.356, SLG: 0.429		F9								4	0	0	0	0	2	3									
Terry Shupert, R (1, 4) OBP: 0.264, SLG: 0.583		K								3	0	0	0	0	2	2									
Inning Stats	R: 0 E: 0 K: 1 S: 9	H: 1 LOB: 1 BB: 0 P: 14	R: 0 E: 0 K: 1 S: 14	H: 1 LOB: 2 BB: 1 P: 25	R: 0 E: 0 K: 0 S: 10	H: 0 LOB: 1 BB: 1 P: 16	R: 0 E: 0 K: 2 S: 14	H: 1 LOB: 0 BB: 0 P: 20	R: 2 E: 0 K: 1 S: 10	H: 2 LOB: 1 BB: 1 P: 18	R: 0 E: 0 K: 0 S: 7	H: 0 LOB: 0 BB: 0 P: 11	R: 0 E: 0 K: 1 S: 8	H: 0 LOB: 0 BB: 0 P: 12	R: 0 E: 0 K: 0 S: 11	H: 1 LOB: 0 BB: 0 P: 20		R: 0 E: 0 K: 1 S: 11	H: 1 LOB: 0 BB: 0 P: 14	1B: 3 2B: 2 3B: 1 HR: 0	SF: 0 SAC: 0 DP: 2 HBP: 0	WP: 0 PB: 0 SB: 0 CS: 0	PA: 35		
PITCHER	IP	WLS	BF	H	R	ER	SO	BB	IBB	HBP	BLK	WP	HR	S	P	ERA	WHIP								
Kevin Brown, R (1, 1) ERA: 5.4	8.0	W	32	5	2	2	6	4	0	0	0	0	0	83	136	2.25	1.125								
Rick Honeycutt, L (9, 1) ERA: 7.54	0.0		1	1	0	0	0	0	0	0	0	0	0	4	6	∞	∞								
Cris Carpenter, R (9, 1) ERA: 3.3	1.0	S	2	0	0	0	1	0	0	0	0	0	0	7	8	0.00	0.000								

Batter	1	2	3	4	5	6	7	8	9	AB	R	H	RBI	BB	SO	LOB	BOTTOM								
David Hulse, L (1, 8) OBP: 0.325, SLG: 0.354	BB		G4-3	SH		FC1-5		K		5	1	3	1	0	1	2	Kansas City Royals @ Texas Rangers The Ballpark at Arlington, Arlington, TX Fri Jun 10 1994, 8:05 PM EDT Att: 46,379 - Unknown - 85 F livebaseballscorecards.com								
Oddibe McDowell, L (1, 10) OBP: 0.456, SLG: 0.400	K		SH	G4-3		G4-6-3		S		4	0	2	1	0	1	3									
Will Clark, L (1, 3) OBP: 0.479, SLG: 0.594	BB		G4-3	G5-3				1B		2	1	0	0	3	0	3									
Juan Gonzalez, R (1, 7) OBP: 0.341, SLG: 0.466	F7			IBB				2-5		2	0	1	0	1	0	2									
29 Rusty Greer, L (1, 9) OBP: 0.380, SLG: 0.483	G3		P6							4	0	0	0	0	2	8									
Dean Palmer, R (1, 5) OBP: 0.305, SLG: 0.450		F7	P6							4	0	0	0	0	2	6									
Doug Strange, S (1, 4) OBP: 0.290, SLG: 0.385		K		WP						3	1	1	1	1	1	1									
Ivan Rodriguez, R (1, 2) OBP: 0.372, SLG: 0.434				K				G4-3		4	0	2	0	0	1	3									
Esteban Beltre, R (1, 6) OBP: 0.306, SLG: 0.256		G1-4-3		1B				F9		2	0	0	0	1	0	1									
Inning Stats	R: 0 E: 0 K: 1 S: 11	H: 1 LOB: 2 BB: 1 P: 21	R: 0 E: 0 K: 1 S: 13	H: 1 LOB: 0 BB: 0 P: 18	R: 0 E: 1 K: 0 S: 8	H: 1 LOB: 3 BB: 1 P: 17	R: 2 E: 0 K: 1 S: 13	H: 2 LOB: 1 BB: 2 P: 24	R: 0 E: 0 K: 2 S: 8	H: 0 LOB: 1 BB: 0 P: 13	R: 0 E: 1 K: 0 S: 8	H: 1 LOB: 0 BB: 0 P: 11	R: 1 E: 0 K: 2 S: 25	H: 2 LOB: 2 BB: 1 P: 36	R: 0 E: 0 K: 1 S: 11	H: 1 LOB: 2 BB: 1 P: 21		1B: 8 2B: 1 3B: 0 HR: 0	SF: 0 SAC: 2 DP: 1 HBP: 1	WP: 1 PB: 0 SB: 2 CS: 2	PA: 39				
PITCHER	IP	WLS	BF	H	R	ER	SO	BB	IBB	HBP	BLK	WP	HR	S	P	ERA	WHIP								
Kevin Appier, R (1, 1) ERA: 5.06	6.1	L	32	7	3	3	6	4	1	1	0	0	0	77	128	4.26	1.737								
Stan Belinda, R (7, 1) ERA: 5.48	1.0		4	1	0	0	1	0	0	0	0	0	0	12	17	0.00	1.000								
Mike Magnante, L (8, 1) ERA: 3.71	0.1		3	1	0	0	1	1	0	0	0	0	0	7	14	0.00	6.000								
Rusty Meacham, R (8, 1) ERA: 2.04	0.1		1	0	0	0	0	0	0	0	0	0	0	1	2	0.00	0.000								

Batter	1	2	3	4	5	6	7	8	9	AB	R	H	RBI	BB	SO	LOB	TOP								
Spike Owen, S OBP: 0.438, SLG: 0.478 (1, 5)	G4-3		BB 1B		1B		1B		1B	5	1	4	0	0	0	0	California Angels @ Kansas City Royals Kauffman Stadium, Kansas City, MO Mon Jun 13 1994, 7:05 PM CDT Att: 24,645 - Unknown - 64 F								
Chad Curtis, R OBP: 0.304, SLG: 0.389 (1, 8)	G6-3		K		1B		E 1B		F9	5	1	2	1	0	1	4									
Tim Salmon, R OBP: 0.387, SLG: 0.541 (1, 9)	HR		BB G4-6-3		K		E9 2B		L9	4	1	2	5	1	1	2									
Chili Davis, S OBP: 0.442, SLG: 0.541 (1, 10)	G4-3		G4-6-3 BB				K		G6-3	5	0	0	0	0	1	5									
Jim Edmonds, L OBP: 0.403, SLG: 0.449 (1, 7)		G3		G3		G3-1		K		4	0	0	0	0	1	0									
J.T. Snow, L OBP: 0.282, SLG: 0.286 (1, 3)		K		K		G6-3		1B		4	0	1	0	0	2	0									
Harold Reynolds, S OBP: 0.317, SLG: 0.283 (1, 4)		G3		F9			G6-3	K		4	0	0	0	0	1	1									
Jorge Fabregas, L OBP: 0.333, SLG: 0.320 (1, 2)			BB 1B		1B		E BB	G4-3		3	3	2	0	1	0	1									
Gary Disarcina, R OBP: 0.326, SLG: 0.397 (1, 6)			BB 1B		K		L4		HR	3	0	1	0	0	1	2									
Dwight Smith, L OBP: 0.300, SLG: 0.443 (9, PH)			1B							1	1	1	1	0	0	0									
Inning Stats	R: 1 E: 0 K: 0 S: 12	H: 1 LOB: 0 BB: 0 P: 21	R: 0 E: 0 K: 1 S: 5	H: 0 LOB: 0 BB: 0 P: 8	R: 1 E: 0 K: 1 S: 13	H: 3 LOB: 2 BB: 1 P: 22	R: 0 E: 0 K: 1 S: 6	H: 0 LOB: 0 BB: 0 P: 8	R: 1 E: 0 K: 2 S: 13	H: 3 LOB: 1 BB: 0 P: 17	R: 0 E: 0 K: 0 S: 5	H: 0 LOB: 0 BB: 0 P: 8	R: 3 E: 1 K: 1 S: 19	H: 3 LOB: 1 BB: 1 P: 31	R: 0 E: 0 K: 2 S: 11	H: 1 LOB: 1 BB: 0 P: 15	R: 1 E: 0 K: 0 S: 12	H: 2 LOB: 1 BB: 0 P: 19	1B: 10 2B: 3 3B: 0 HR: 2	SF: 0 SAC: 0 DP: 1 HBP: 0	WP: 0 PB: 0 SB: 0 CS: 0	PA: 40			
PITCHER	IP	WLS	BF	H	R	ER	SO	BB	IBB	HBP	BLK	WP	HR	S	P	ERA	WHIP								
Bob Milacki, R ERA: 4.78 (1, 1)	6.2		28	8	5	5	5	2	0	0	0	0	1	62	101	6.75	1.500								
Hipolito Pichardo, R ERA: 5.05 (7, 1)	2.1	W	12	5	2	2	3	0	0	0	0	0	1	34	48	7.71	2.143								

Batter	1	2	3	4	5	6	7	8	9	AB	R	H	RBI	BB	SO	LOB	BOTTOM								
Vince Coleman, S OBP: 0.267, SLG: 0.320 (1, 7)	G6-3 1B		FC5-4 1-2			E 3B	G4-3	F9		5	1	2	0	0	0	1	California Angels @ Kansas City Royals Kauffman Stadium, Kansas City, MO Mon Jun 13 1994, 7:05 PM CDT Att: 24,645 - Unknown - 64 F								
Terry Shumpert, R OBP: 0.271, SLG: 0.536 (1, 5)	G6-3			K		E BB		F8		4	2	1	0	1	1	1									
Wally Joyner, L OBP: 0.378, SLG: 0.452 (9, 3)	1-2					3B				0	0	0	0	0	0	0									
Brian McRae, S OBP: 0.401, SLG: 0.462 (1, 10)	F8			F8		SF7 3B		HBP 1B BB		3	2	1	2	1	0	0									
Mike Macfarlane, R OBP: 0.391, SLG: 0.482 (1, 2)		K		K		K		SH1-4 1B WP HBP		3	1	0	0	0	3	1									
Gary Gaetti, R OBP: 0.324, SLG: 0.468 (1, 3)	G5-3					SF7		WP SH1-4 1B		3	1	1	3	0	0	0									
Dave Henderson, R OBP: 0.289, SLG: 0.413 (1, 8)	F9				G3	L7		SH1-4		3	0	0	0	0	0	0									
Felix Jose, S OBP: 0.365, SLG: 0.425 (1, 9)			K			2B		WP HR IBB		3	3	2	0	1	1	0									
Jose Lind, R OBP: 0.287, SLG: 0.313 (1, 4)			FC5-4 BB			2B		HR IBB		2	1	1	1	2	0	1									
David Howard, S OBP: 0.268, SLG: 0.152 (1, 6)						G6-3		HR		3	0	0	1	0	0	2									
Hubie Brooks, R OBP: 0.261, SLG: 0.357 (8, PH)			P4							1	1	1	4	0	0	0									
Greg Gagne, R OBP: 0.350, SLG: 0.438 (9, 6)								HR		0	0	0	0	0	0	0									
Inning Stats	R: 0 E: 0 K: 0 S: 5	H: 1 LOB: 0 BB: 0 P: 9	R: 0 E: 0 K: 1 S: 6	H: 0 LOB: 0 BB: 0 P: 9	R: 0 E: 0 K: 1 S: 7	H: 0 LOB: 1 BB: 1 P: 11	R: 0 E: 0 K: 2 S: 9	H: 0 LOB: 0 BB: 0 P: 11	R: 1 E: 0 K: 0 S: 14	H: 2 LOB: 1 BB: 0 P: 21	R: 3 E: 1 K: 1 S: 14	H: 2 LOB: 0 BB: 1 P: 23	R: 0 E: 0 K: 0 S: 5	H: 1 LOB: 0 BB: 0 P: 5	R: 7 E: 0 K: 0 S: 17	H: 3 LOB: 0 BB: 3 P: 41	1B: 4 2B: 3 3B: 1 HR: 1	SF: 1 SAC: 1 DP: 0 HBP: 1	WP: 1 PB: 0 SB: 1 CS: 0	PA: 38					
PITCHER	IP	WLS	BF	H	R	ER	SO	BB	IBB	HBP	BLK	WP	HR	S	P	ERA	WHIP								
Mark Langston, L ERA: 5.83 (1, 1)	7.0		29	7	6	6	5	2	0	0	0	0	0	62	93	7.71	1.286								
John D'opson, R ERA: 5.99 (8, 1)	0.1	L	6	1	2	2	0	1	2	1	0	1	0	6	23	54.00	6.000								
Bob Patterson, L ERA: 5.01 (8, 1)	0.2		3	1	4	4	0	0	0	0	0	0	1	9	14	54.00	1.500								

AB	38
R	7
H	13
RBI	7
BB	2
SO	8
LOB	15



Batter	1	2	3	4	5	6	7	8	9	AB	R	H	RBI	BB	SO	LOB	TOP	
Spike Owen, S (1, 5) OBP: 0.431, SLG: 0.463	G3-1		F7			E S E BB		G4-3		3	1	0	0	1	0	1	California Angels @ Kansas City Royals Kauffman Stadium, Kansas City, MO Tue Jun 14 1994, 7:05 PM CDT Att: 17,422 - Unknown - 87 F	
Harold Reynolds, S (1, 4) OBP: 0.316, SLG: 0.282	K			L3		K		FC5-4 1B		4	0	1	0	0	2	1		
Tim Salmon, R (1, 9) OBP: 0.382, SLG: 0.532	K			G1-3		E6		FC5-4 1B		4	0	0	0	0	1	1		
Bo Jackson, R (1, 10) OBP: 0.366, SLG: 0.513		K			1B	K		1B		4	0	2	0	0	2	1		
Jim Edmonds, L (1, 7) OBP: 0.405, SLG: 0.450				K			SH3 1B	K		4	0	2	0	0	2	3		
Chad Curtis, R (1, 8) OBP: 0.307, SLG: 0.391	G6-4-3 1B						SH3 1B			4	0	2	0	0	0	1		
J.T. Snow, L (1, 3) OBP: 0.267, SLG: 0.289				K		G6-3 1B	SH3	P4		3	0	1	0	0	1	1		
Chris Turner, R (1, 2) OBP: 0.202, SLG: 0.169			F7			G6-3	K	K		4	0	0	0	0	2	4		
Gary Disarcina, R (1, 6) OBP: 0.326, SLG: 0.396						P3	F9			3	0	1	0	0	0	2		
Inning Stats	R: 0 H: 0 E: 0 K: 2 S: 9	H: 0 LOB: 0 BB: 0 P: 12	R: 0 H: 1 E: 0 K: 1 S: 8	LOB: 0 BB: 0 P: 11	R: 0 H: 1 E: 0 K: 1 S: 6	LOB: 1 BB: 0 P: 10	R: 0 H: 1 E: 0 K: 1 S: 8	LOB: 1 BB: 0 P: 10	R: 0 H: 2 E: 0 K: 1 S: 13	LOB: 2 BB: 0 P: 15	R: 0 H: 2 E: 0 K: 1 S: 12	LOB: 2 BB: 0 P: 19	R: 0 H: 1 E: 0 K: 1 S: 8	LOB: 1 BB: 0 P: 12	1B: 9 2B: 1 3B: 0 HR: 0	SF: 0 SAC: 1 DP: 3 HBP: 0		WP: 0 PA: 35 PB: 0 SB: 2 CS: 1
PITCHER	IP	WLS	BF	H	R	ER	SO	BB	IBB	HBP	BLK	WP	HR	S	P	ERA	WHIP	
Mark Gubicza, R (1, 1) ERA: 4.44	7.2	L	31	8	1	0	8	1	0	0	0	0	0	69	98	0.00	1.174	
Billy Brewer, L (8, 1) ERA: 2.73	1.1		4	1	0	0	2	0	0	0	0	0	0	11	17	0.00	0.750	

Batter	1	2	3	4	5	6	7	8	9	AB	R	H	RBI	BB	SO	LOB	BOTTOM				
Vince Coleman, S (1, 10) OBP: 0.267, SLG: 0.319	L3		K			G6-3		1B		4	0	1	0	0	1	0	California Angels @ Kansas City Royals Kauffman Stadium, Kansas City, MO Tue Jun 14 1994, 7:05 PM CDT Att: 17,422 - Unknown - 87 F				
Greg Gagne, R (1, 6) OBP: 0.349, SLG: 0.434				F8		G5-3		K		4	0	1	0	0	1	2					
Brian McRae, S (1, 8) OBP: 0.396, SLG: 0.454	K			G4-3		L7		K		4	0	0	0	0	2	3					
Mike Macfarlane, R (1, 2) OBP: 0.388, SLG: 0.476				G6-3		G5-3		G5-3		4	0	1	0	0	0	0					
Gary Gaetti, R (1, 3) OBP: 0.323, SLG: 0.474				FC5-4 1B		F8		K		4	0	1	0	0	1	1					
Dave Henderson, R (1, 7) OBP: 0.288, SLG: 0.408				F9		BB 1B		G4-3		4	0	1	0	0	0	2					
Felix Jose, S (1, 9) OBP: 0.384, SLG: 0.423				F8		BB 1B		K2-3		3	0	1	0	0	1	2					
Terry Shumpert, R (1, 5) OBP: 0.284, SLG: 0.535				K		G4-6-3 BB		1B 1B		2	0	1	0	1	1	0					
Jose Lind, R (1, 4) OBP: 0.284, SLG: 0.309				F9		G4-6-3		K		2	0	0	0	0	0	3					
Hubie Brooks, R (8, PH) OBP: 0.255, SLG: 0.349										1	0	0	0	0	1	1					
David Howard, S (9, 5) OBP: 0.268, SLG: 0.152										0	0	0	0	0	0	0					
Inning Stats	R: 0 H: 1 E: 0 K: 1 S: 9	H: 1 LOB: 1 BB: 0 P: 15	R: 0 H: 1 E: 0 K: 0 S: 5	LOB: 1 BB: 0 P: 8	R: 0 H: 0 E: 0 K: 2 S: 10	LOB: 0 BB: 0 P: 17	R: 0 H: 0 E: 0 K: 0 S: 5	LOB: 0 BB: 0 P: 8	R: 0 H: 2 E: 0 K: 0 S: 15	LOB: 2 BB: 1 P: 23	R: 0 H: 0 E: 0 K: 0 S: 8	LOB: 0 BB: 0 P: 12	R: 0 H: 1 E: 0 K: 1 S: 13	LOB: 1 BB: 0 P: 21	R: 0 H: 2 E: 0 K: 3 S: 15	LOB: 2 BB: 0 P: 21	R: 0 H: 0 E: 0 K: 1 S: 15	LOB: 0 BB: 0 P: 18	1B: 6 2B: 1 3B: 1 HR: 0	SF: 0 SAC: 0 DP: 2 HBP: 0	WP: 0 PA: 33 PB: 0 SB: 0 CS: 1
PITCHER	IP	WLS	BF	H	R	ER	SO	BB	IBB	HBP	BLK	WP	HR	S	P	ERA	WHIP				
Chuck Finley, L (1, 1) ERA: 4.21	9.0	W	33	7	0	0	8	1	0	0	0	0	0	95	143	0.00	0.889				

AB	33
R	1
H	9
RBI	0
BB	1
SO	10
LOB	15



AB	32
R	0
H	7
RBI	0
BB	1
SO	8
LOB	14



Batter	1	2	3	4	5	6	7	8	9	AB	R	H	RBI	BB	SO	LOB	TOP										
Spike Owen, S OBP: 0.438, SLG: 0.465 (1, 5)	F7			E5			G3-1		G6-4-3	4	0	2	1	1	0	0	California Angels @ Kansas City Royals Kauffman Stadium, Kansas City, MO Wed Jun 15 1994, 7:05 PM CDT Att: 22,013 - Unknown - 88 F										
Rex Hudler, R OBP: 0.411, SLG: 0.676 (1, 4)		BB		K			G2-3		G6-4-3	4	0	0	0	1	2	6											
Tim Salmon, R OBP: 0.380, SLG: 0.528 (1, 9)	K								G4-3	4	0	1	0	0	1	1											
Chili Davis, S OBP: 0.439, SLG: 0.541 (1, 10)	F9			K					2B	4	1	1	0	0	1	2											
Jim Edmonds, L OBP: 0.414, SLG: 0.470 (1, 7)										3	1	2	1	1	1	0											
Chad Curtis, R OBP: 0.303, SLG: 0.387 (1, 8)										3	0	0	0	0	1	3											
J.T. Snow, L OBP: 0.265, SLG: 0.271 (1, 3)										3	0	0	0	1	0	3											
Jorge Fabregas, L OBP: 0.326, SLG: 0.312 (9, PH)										3	0	0	0	0	1	2											
Bo Jackson, R OBP: 0.371, SLG: 0.526 (9, PR)										1	0	1	0	0	0	0											
Mark Dalesandro, R OBP: 0.202, SLG: 0.169 (9, 2)										0	0	1	0	0	0	0											
Chris Turner, R OBP: 0.202, SLG: 0.169 (9, 2)										0	0	0	0	0	0	0											
Gary Disarcina, R OBP: 0.322, SLG: 0.391 (1, 6)										3	0	0	0	0	1	1											
Inning Stats	R: 0 E: 0 K: 1 S: 10	H: 0 LOB: 1 BB: 1 P: 17	R: 1 E: 1 K: 2 S: 14	H: 1 LOB: 3 BB: 2 P: 28	R: 0 E: 0 K: 1 S: 11	H: 1 LOB: 1 BB: 1 P: 18	R: 0 E: 0 K: 2 S: 13	H: 1 LOB: 1 BB: 0 P: 19	R: 0 E: 0 K: 1 S: 7	H: 0 LOB: 0 BB: 0 P: 9	R: 0 E: 0 K: 1 S: 8	H: 0 LOB: 0 BB: 0 P: 12	R: 0 E: 0 K: 0 S: 5	H: 0 LOB: 0 BB: 0 P: 7	R: 1 E: 0 K: 0 S: 13	H: 2 LOB: 1 BB: 0 P: 22	R: 1 E: 0 K: 0 S: 9	H: 2 LOB: 1 BB: 0 P: 11	1B: 3 2B: 4 3B: 0 HR: 0	SF: 0 SAC: 2 DP: 1 HBP: 0	WP: 0 PB: 0 SB: 0 CS: 0	PA: 38					
PITCHER	IP	WLS	BF	H	R	ER	SO	BB	IBB	HBP	BLK	WP	HR	S	P	ERA	WHIP										
Kevin Appier, R ERA: 4.72 (1, 1)	7.2		33	5	2	1	8	4	0	0	0	0	0	79	128	1.17	1.174										
Billy Brewer, L ERA: 2.7 (8, 1)	0.1		1	0	0	0	0	0	0	0	0	0	0	2	4	0.00	0.000										
Jeff Montgomery, R ERA: 6.04 (9, 1)	1.0	W	4	2	1	1	0	0	0	0	0	0	0	9	11	9.00	2.000										

Batter	1	2	3	4	5	6	7	8	9	AB	R	H	RBI	BB	SO	LOB	BOTTOM										
Vince Coleman, S OBP: 0.267, SLG: 0.318 (1, 7)	K						G4-3			4	0	1	0	0	2	0	California Angels @ Kansas City Royals Kauffman Stadium, Kansas City, MO Wed Jun 15 1994, 7:05 PM CDT Att: 22,013 - Unknown - 88 F										
Greg Gagne, R OBP: 0.347, SLG: 0.427 (1, 6)	F9						G6-3			3	1	0	0	1	1	1											
Brian McRae, S OBP: 0.401, SLG: 0.455 (1, 8)									L9	2	1	1	0	2	0	0											
Mike Macfarlane, R OBP: 0.395, SLG: 0.488 (1, 2)										4	0	3	2	0	0	2											
Gary Gaetti, R OBP: 0.322, SLG: 0.484 (1, 3) (7, 5)	G1-3								G5-4-3	4	1	1	1	0	0	4											
Dave Henderson, R OBP: 0.270, SLG: 0.406 (1, 10)										3	0	1	0	0	0	0											
Bob Hamelin, L OBP: 0.376, SLG: 0.553 (9, PH)										0	0	0	0	0	0	0											
Hubie Brooks, R OBP: 0.271, SLG: 0.364 (9, PH)										1	0	1	0	0	0	0											
Felix Jose, S OBP: 0.356, SLG: 0.413 (1, 9)										4	1	0	0	0	0	2											
Terry Shumpert, R OBP: 0.275, SLG: 0.517 (7, 3)										3	0	0	0	0	0	0											
Wally Joyner, L OBP: 0.380, SLG: 0.455 (1, 4)										1	0	1	0	0	0	0											
Jose Lind, R OBP: 0.277, SLG: 0.303 (1, 4)										3	0	0	1	0	0	0											
Inning Stats	R: 1 E: 0 K: 1 S: 15	H: 1 LOB: 1 BB: 1 P: 27	R: 0 E: 0 K: 0 S: 8	H: 1 LOB: 0 BB: 0 P: 13	R: 1 E: 0 K: 1 S: 13	H: 2 LOB: 1 BB: 1 P: 28	R: 0 E: 0 K: 0 S: 6	H: 0 LOB: 0 BB: 0 P: 11	R: 0 E: 0 K: 1 S: 12	H: 1 LOB: 2 BB: 1 P: 18	R: 1 E: 0 K: 0 S: 8	H: 1 LOB: 0 BB: 0 P: 14	R: 0 E: 0 K: 0 S: 8	H: 0 LOB: 0 BB: 0 P: 9	R: 0 E: 0 K: 0 S: 8	H: 1 LOB: 0 BB: 0 P: 11	R: 1 E: 0 K: 0 S: 10	H: 2 LOB: 1 BB: 0 P: 11	1B: 7 2B: 1 3B: 0 HR: 1	SF: 1 SAC: 0 DP: 2 HBP: 0	WP: 0 PB: 0 SB: 4 CS: 0	PA: 36					
PITCHER	IP	WLS	BF	H	R	ER	SO	BB	IBB	HBP	BLK	WP	HR	S	P	ERA	WHIP										
Joe Magrane, L ERA: 6.11 (1, 1)	7.1		31	7	3	3	3	3	0	0	0	0	0	1	1	3.68	1.364										
Mike Butcher, R ERA: 7.2 (8, 1)	0.2		1	0	0	0	0	0	0	0	0	0	0	1	1	0.00	0.000										
Craig Lefferts, L ERA: 3.91 (9, 1)	0.1	L	3	2	1	1	0	0	0	0	0	0	0	6	6	27.00	6.000										
Mark Leiter, R ERA: 4.79 (9, 1)	0.1		1	0	0	0	0	0	0	0	0	0	0	4	5	0.00	0.000										

AB 32
R 3
H 7
RBI 2
BB 4
SO 8
LOB 18



AB 32
R 4
H 9
RBI 4
BB 3
SO 3
LOB 9



Batter	1	2	3	4	5	6	7	8	9	AB	R	H	RBI	BB	SO	LOB	TOP			
Quinn Mack, L (1, 7) OBP: 0.600, SLG: 1.000	0-2 SH1-4 2B	1-1 G4-3		1-1 E1 1B			1-1 G4-3 2B		2-3 K	5	0	3	0	0	1	2	Seattle Mariners @ Kansas City Royals Kauffman Stadium, Kansas City, MO Thu Jun 16 1994, 7:05 PM CDT Att: 27,245 - Unknown - 86 F AB 33 R 1 H 8 RBI 1 BB 4 SO 5 LOB 17			
Felix Fermin, R (1, 6) OBP: 0.346, SLG: 0.397	0-0 SH1-4 2-3		2-1 L1-5-3	0-1 G5-3			1-0 G1-3		3-2 2B	4	0	1	0	0	0	3				
Ken Griffey Jr., L (1, 8) OBP: 0.418, SLG: 0.756	4-0 IBB		1-1 P5		1-2 P6		1-0 G4-3 2-3		2-2 F8	4	0	0	0	1	0	2				
Jay Buhner, R (1, 9) OBP: 0.395, SLG: 0.566	1-3 K		1-0 1B		1-0 F8		3-1 G6-3			4	0	1	0	0	1	3				
Reggie Jefferson, S (1, 10) OBP: 0.428, SLG: 0.595	2-3 K		3-2 K		4-1 BB			1-1 G6-3		3	0	0	0	1	2	3				
Edgar Martinez, R (1, 5)		1-0 G6-3		2-1 1B SF9 1B	1-2 G5-3			2-2 F8		4	1	1	0	0	0	1				
Tino Martinez, L (1, 3)		4-1 WP BB		1-3 K		0-2 G5-3		0-0 2B		3	0	1	0	1	1	1				
Luis Sojo, R (1, 4) Eric Anthony, L (8, PH) Bill Haselman, R (8, 2)	2-2 F8		1-0 E 1B		0-1 F8		1-1 L9			3	0	1	0	0	0	1				
Dan Wilson, R (1, 2) Rich Amaral, R (8, 4)	4-2 1-2 BB		1-2 SF9		3-2 F9			0-1 G5-3		1	0	0	1	1	0	0				
										1	0	0	0	0	0	0				
Inning Stats	R: 0 E: 0 K: 2 S: 13	H: 1 LOB: 2 BB: 1 P: 20	R: 0 E: 0 K: 0 S: 9	H: 0 LOB: 2 BB: 2 P: 21	R: 0 E: 0 K: 1 S: 9	H: 1 LOB: 1 BB: 0 P: 16	R: 1 E: 1 K: 1 S: 14	H: 3 LOB: 2 BB: 0 P: 20	R: 0 E: 0 K: 0 S: 8	H: 0 LOB: 1 BB: 1 P: 15	R: 0 E: 0 K: 0 S: 6	H: 1 LOB: 1 BB: 0 P: 12	R: 0 E: 0 K: 0 S: 8	H: 1 LOB: 1 BB: 0 P: 12	R: 0 E: 0 K: 1 S: 14	H: 1 LOB: 1 BB: 0 P: 21	1B: 4 2B: 4 3B: 0 HR: 0	SF: 1 SAC: 1 DP: 0 HBP: 0	WP: 1 PB: 0 SB: 1 CS: 0	PA: 39
PITCHER	IP WLS BF H R ER SO BB IBB HBP BLK WP HR S P ERA WHIP																			
Tom Gordon, R (1, 1) ERA: 4.32	2.1 11 1 0 0 2 2 1 0 0 0 0 0 24 45 0.00 1.286																			
Mike Magnante, L (3, 1) ERA: 3.54	3.0 W 14 4 1 1 2 1 0 0 0 0 0 0 32 50 3.00 1.667																			
Stan Belinda, R (6, 1) ERA: 5.32	0.2 2 0 0 0 0 0 0 0 0 0 0 0 5 8 0.00 0.000																			
Rusty Meacham, R (7, 1) ERA: 1.74	1.2 7 2 0 0 0 0 0 0 0 0 0 0 12 21 0.00 1.200																			
Jeff Montgomery, R (8, 1) ERA: 5.7	1.1 S 5 1 0 0 1 0 0 0 0 0 0 0 16 24 0.00 0.750																			

Batter	1	2	3	4	5	6	7	8	9	AB	R	H	RBI	BB	SO	LOB	BOTTOM			
Vince Coleman, S (1, 7) OBP: 0.270, SLG: 0.326	1-3 K		4-1 G4-3 1B BB		1-0 FC4-6 1-2			0-0 SF8 3B		3	2	1	0	1	1	1	Seattle Mariners @ Kansas City Royals Kauffman Stadium, Kansas City, MO Thu Jun 16 1994, 7:05 PM CDT Att: 27,245 - Unknown - 86 F AB 27 R 4 H 7 RBI 4 BB 3 SO 7 LOB 12			
Brian McRae, S (1, 8) OBP: 0.399, SLG: 0.449	2-1 G4-3		3-2 G4-3 1-2 2-3		3-3 K		4-1 S BB			3	0	0	0	1	1	3				
Wally Joyner, L (1, 3) OBP: 0.386, SLG: 0.471	2-1 WP 2B		2-1 2-H 3-H 1B		2-2 F8 SF9 2B		1-2 SF8		1-2 3-H	3	1	3	3	0	0	0				
Bob Hamelin, L (1, 10) OBP: 0.367, SLG: 0.538	2-2 G4-3 2-3		2-3 K		0-0 F8		1-2 K		2-3	4	0	0	0	0	2	4				
Gary Gaetti, R (1, 5) OBP: 0.320, SLG: 0.481		2-2 G5-3		0-2 L1-3 1B		0-0 SF9		3-1 P3		3	0	1	1	0	0	1				
Felix Jose, S (1, 9) OBP: 0.351, SLG: 0.406		0-1 G4-3		2-2 L1-3 1-2		3-3 K				3	0	0	0	0	1	1				
Brent Mayne, L (1, 2) OBP: 0.300, SLG: 0.323		0-1 F9		2-3 K			1-2 G3-1			3	0	0	0	0	1	0				
Greg Gagne, R (1, 6) OBP: 0.351, SLG: 0.428			0-2 E8 G4-3 1B 1B		1-1 G5-3		4-2 CS BB			2	1	1	0	1	0	0				
Jose Lind, R (1, 4) OBP: 0.278, SLG: 0.304			3-2 P3		2-1 FC4-6 1B		3-3 K			3	0	1	0	0	1	2				
										1B: 4 2B: 3 3B: 1 HR: 0	SF: 2 SAC: 0 DP: 1 HBP: 0	WP: 1 PB: 0 SB: 1 CS: 1	PA: 32							
Inning Stats	R: 0 E: 0 K: 1 S: 10	H: 1 LOB: 0 BB: 0 P: 17	R: 0 E: 0 K: 0 S: 7	H: 0 LOB: 0 BB: 0 P: 9	R: 2 E: 1 K: 1 S: 16	H: 2 LOB: 1 BB: 1 P: 30	R: 0 E: 0 K: 1 S: 9	H: 1 LOB: 0 BB: 0 P: 13	R: 0 E: 0 K: 1 S: 9	H: 1 LOB: 1 BB: 0 P: 15	R: 1 E: 0 K: 1 S: 13	H: 1 LOB: 0 BB: 1 P: 18	R: 0 E: 0 K: 1 S: 10	H: 0 LOB: 1 BB: 1 P: 18	R: 1 E: 0 K: 1 S: 12	H: 1 LOB: 1 BB: 1 P: 22	1B: 4 2B: 3 3B: 1 HR: 0	SF: 2 SAC: 0 DP: 1 HBP: 0	WP: 1 PB: 0 SB: 1 CS: 1	PA: 32
PITCHER	IP WLS BF H R ER SO BB IBB HBP BLK WP HR S P ERA WHIP																			
Chris Bosio, R (1, 1) ERA: 3.98	8.0 L 32 7 4 4 7 3 0 0 0 0 1 0 86 142 4.50 1.250																			

Batter	1	2	3	4	5	6	7	8	9	AB R H RBI BB SO LOB	TOP												
Quinn Mack , L (1, 7) OBP: 0.400, SLG: 0.600	K		F7		B3		S		K	5 0 1 0 0 2 4	Seattle Mariners @ Kansas City Royals Kauffman Stadium, Kansas City, MO Fri Jun 17 1994, 7:05 PM CDT Att: 24,470 - Unknown - 88 F livebaseballscorecards.com												
Edgar Martinez , R (1, 5) OBP: 0.397, SLG: 0.480	G5-3		HR		G4-6-3		F8		BB	4 1 2 3 1 0 1													
Ken Griffey Jr. , L (1, 8) OBP: 0.415, SLG: 0.757	K		HR		G4-6-3		F9		G1-3	5 1 1 1 0 1 5													
Reggie Jefferson , S (1, 10)			G3		HBP		K			3 1 0 0 0 2 1													
Tino Martinez , L (1, 3) OBP: 0.298, SLG: 0.423	G6-3				G4-3		L9			4 0 0 0 0 0 1													
Eric Anthony , L (1, 9) OBP: 0.293, SLG: 0.386	K				K		G3			3 0 0 0 1 2 0													
Felix Fermin , R (1, 6) OBP: 0.353, SLG: 0.398			HR		FC6-4		G3			2 1 1 0 1 0 0													
Luis Sojo , R (1, 4) OBP: 0.293, SLG: 0.444			HR		FC5-4		G3			4 0 1 1 0 0 4													
Dan Wilson , R (1, 2) OBP: 0.268, SLG: 0.329			HR		FC6-4		SH1-4		BB	3 1 2 0 0 1 2													
Inning Stats	R: 0 E: 0 K: 2 S: 9	H: 0 LOB: 0 BB: 0 P: 14	R: 0 E: 0 K: 2 S: 10	H: 0 LOB: 0 BB: 0 P: 15	R: 4 E: 0 K: 0 S: 15	H: 4 LOB: 1 BB: 1 P: 21	R: 0 E: 0 K: 1 S: 8	H: 0 LOB: 1 BB: 1 P: 16	R: 0 E: 0 K: 0 S: 6	H: 2 LOB: 1 BB: 0 P: 10	R: 1 E: 0 K: 1 S: 11	H: 0 LOB: 2 BB: 1 P: 20	R: 0 E: 0 K: 1 S: 9	H: 1 LOB: 1 BB: 0 P: 17	R: 0 E: 0 K: 0 S: 8	H: 0 LOB: 0 BB: 0 P: 10	R: 0 E: 0 K: 1 S: 13	H: 1 LOB: 2 BB: 1 P: 20	1B: 6 2B: 0 3B: 0 HR: 2	SF: 0 SAC: 1 DP: 1 HBP: 2	WP: 0 PB: 0 SB: 1 CS: 0	PA: 39	
PITCHER	IP WLS BF H R ER SO BB IBB HBP BLK WP HR S P ERA WHIP											PITCHER	IP WLS BF H R ER SO BB IBB HBP BLK WP HR S P ERA WHIP										
David Cone , R (1, 1) ERA: 2.67	7.0 L 31 7 5 5 7 2 0 2 0 0 2 68 113 6.43 1.286											Hipolito Pichardo , R (8, 1) ERA: 4.78	2.0 8 1 0 0 1 1 0 0 0 0 0 21 30 0.00 1.000										

Batter	1	2	3	4	5	6	7	8	9	AB R H RBI BB SO LOB	BOTTOM												
Vince Coleman , S (1, 7) OBP: 0.266, SLG: 0.321	F8		P3		L3		K			4 0 0 0 0 1 2	Seattle Mariners @ Kansas City Royals Kauffman Stadium, Kansas City, MO Fri Jun 17 1994, 7:05 PM CDT Att: 24,470 - Unknown - 88 F livebaseballscorecards.com												
Wally Joyner , L (1, 3) OBP: 0.384, SLG: 0.465	P5		FC6-4		G1		F7			3 0 0 0 1 0 2													
Brian McRae , S (1, 8) OBP: 0.393, SLG: 0.442	F8		FC6-4		G6-3					4 0 0 0 0 0 2													
Mike Macfarlane , R (1, 2) OBP: 0.388, SLG: 0.477			P3		L5		F7			4 0 0 0 0 0 1													
Gary Gaetti , R (1, 5) OBP: 0.319, SLG: 0.477			BB		G4-3		F8			4 1 1 0 0 0 0													
Dave Henderson , R (1, 10) OBP: 0.285, SLG: 0.410			BB		WP					1 0 1 0 2 0 0													
Brent Mayne , L (9, PH) OBP: 0.296, SLG: 0.318			G1-2-3		BB		1B			1 0 0 0 0 1 0													
Felix Jose , S (1, 9) OBP: 0.349, SLG: 0.402			BB		G5-3		K			4 0 1 1 0 1 2													
Jose Lind , R (1, 4) OBP: 0.279, SLG: 0.300			BB		G4-3					2 0 0 0 1 1 1													
Bob Hamelin , L (9, PH) OBP: 0.365, SLG: 0.534			BB		G4-3		K			1 0 0 0 0 1 0													
David Howard , S (1, 6) OBP: 0.295, SLG: 0.222			G1-2-3		G1		S			3 0 2 0 0 0 3													
Inning Stats	R: 0 E: 0 K: 0 S: 7	H: 0 LOB: 0 BB: 0 P: 10	R: 1 E: 0 K: 0 S: 9	H: 2 LOB: 2 BB: 2 P: 23	R: 0 E: 0 K: 0 S: 7	H: 0 LOB: 1 BB: 1 P: 17	R: 0 E: 0 K: 0 S: 12	H: 0 LOB: 1 BB: 1 P: 19	R: 0 E: 0 K: 1 S: 10	H: 1 LOB: 1 BB: 0 P: 13	R: 0 E: 0 K: 1 S: 13	H: 1 LOB: 1 BB: 0 P: 21	R: 0 E: 0 K: 0 S: 7	H: 0 LOB: 0 BB: 0 P: 13	R: 0 E: 0 K: 2 S: 7	H: 0 LOB: 0 BB: 0 P: 10	1B: 4 2B: 1 3B: 0 HR: 0	SF: 0 SAC: 0 DP: 1 HBP: 0	WP: 1 PB: 0 SB: 1 CS: 0	PA: 35			
PITCHER	IP WLS BF H R ER SO BB IBB HBP BLK WP HR S P ERA WHIP											PITCHER	IP WLS BF H R ER SO BB IBB HBP BLK WP HR S P ERA WHIP										
Dave Fleming , L (1, 1) ERA: 6.88	6.0 W 25 4 1 1 1 4 0 0 0 0 0 0 20 34 0.00 0.500											Bill Riskey , R (7, 1) ERA: 2.74	2.0 7 1 0 0 2 0 0 0 0 0 0 7 10 0.00 0.000										
Bobby Ayala , R (9, 1) ERA: 1.95	1.0 3 0 0 0 2 0 0 0 0 0 0 0 7 10 0.00 0.000																						

Batter	1	2	3	4	5	6	7	8	9	AB	R	H	RBI	BB	SO	LOB	TOP										
Quinn Mack, L (1, 10) OBP: 0.397, SLG: 0.462 Mike Blowers, R (9, PH) OBP: 0.319, SLG: 0.327	G4-3		G4-3			B1-3		BB	L8	3	0	0	0	1	0	0											
Felix Fermin, R (1, 6) OBP: 0.393, SLG: 0.395	G6-3			G1-4-3		FC6-4 1B		G5-3		4	0	1	0	0	0	1											
Ken Griffey Jr., L (1, 8) OBP: 0.416, SLG: 0.757	1B			G1-3		F7			SH3-4 2B	4	1	2	0	0	0	1											
Jay Buhner, R (1, 9) OBP: 0.393, SLG: 0.559 Rich Amaral, R (9, PR) OBP: 0.332, SLG: 0.406	G6-3			F8		FC6-4			SH3-4 2B	3	0	0	0	1	0	2											
Edgar Martinez, R (1, 5) OBP: 0.395, SLG: 0.477		G5-3			1B		P4		SH3-4	3	0	1	0	0	0	0											
Tino Martinez, L (1, 3) OBP: 0.297, SLG: 0.425		G3-1			L6		K		1B	4	1	1	2	0	1	1											
Eric Anthony, L (1, 7) OBP: 0.292, SLG: 0.380		G3			F8		L7		1B	3	0	0	0	1	0	1											
Luis Sojo, R (1, 4) OBP: 0.294, SLG: 0.442 Reggie Jefferson, S (9, PH) OBP: 0.424, SLG: 0.580 Keith Mitchell, R (9, PR) OBP: 0.422, SLG: 0.500			G1-3			1B		G5-3		3	0	1	0	0	0	0											
Dan Wilson, R (1, 2) OBP: 0.262, SLG: 0.321		G6-3			P2			G3		4	0	0	0	0	0	4											
Inning Stats	R: 0 E: 0 K: 0 S: 10	H: 1 LOB: 1 BB: 0 P: 15	R: 0 E: 0 K: 0 S: 10	H: 0 LOB: 0 BB: 0 P: 18	R: 0 E: 0 K: 0 S: 5	H: 0 LOB: 0 BB: 0 P: 8	R: 0 E: 0 K: 0 S: 4	H: 0 LOB: 0 BB: 0 P: 4	R: 0 E: 0 K: 0 S: 5	H: 2 LOB: 2 BB: 0 P: 10	R: 0 E: 0 K: 1 S: 6	H: 0 LOB: 0 BB: 0 P: 10	R: 0 E: 0 K: 0 S: 12	H: 0 LOB: 1 BB: 1 P: 18	R: 3 E: 0 K: 0 S: 12	H: 3 LOB: 2 BB: 2 P: 23	1B: 5 2B: 2 3B: 0 HR: 0	SF: 0 SAC: 1 DP: 0 HBP: 0	WP: 0 PB: 0 SB: 0 CS: 0	PA: 37							
PITCHER	IP	WLS	BF	H	R	ER	SO	BB	IBB	HBP	BLK	WP	HR	S	P	ERA	WHIP										
Bob Milacki, R (1, 1) ERA: 3.78	7.0		25	4	0	0	1	0	0	0	0	0	0	46	73	0.00	0.571										
Rusty Meacham, R (8, 1) ERA: 1.99	1.0		4	0	0	0	0	1	0	0	0	0	0	12	18	0.00	1.000										
Jeff Montgomery, R (9, 1) ERA: 6.66	0.2	L	7	3	3	3	0	1	0	0	0	0	0	11	21	40.50	6.000										
Billy Brewer, L (9, 1) ERA: 2.67	0.1		1	0	0	0	0	0	0	0	0	0	0	1	2	0.00	0.000										

Seattle Mariners @ Kansas City Royals
Kauffman Stadium, Kansas City, MO

AB 33
R 3
H 7
RBI 3
BB 3
SO 1
LOB 12



WP: 0 PA: 37
PB: 0
SB: 0
CS: 0

Sat Jun 18 1994, 7:05 PM CDT
Att: 32,899 - Unknown - 88 F

livebaseballscorecards.com

Batter	1	2	3	4	5	6	7	8	9	AB	R	H	RBI	BB	SO	LOB	BOTTOM										
Vince Coleman, S (1, 7) OBP: 0.272, SLG: 0.330	SH3-1 2B		FC5-4 1B	G6-3			G4-3 S 1B		K	5	1	3	0	0	1	2											
Wally Joyner, L (1, 3) OBP: 0.382, SLG: 0.461	SH3-1 2-3		P6		G3		G4-3		1B	4	0	1	0	0	0	2											
Brian McRae, S (1, 8) OBP: 0.390, SLG: 0.437	G1-3		FC5-4 1B		L9		K		F8	5	0	1	0	0	1	4											
Mike Macfarlane, R (1, 2) OBP: 0.379, SLG: 0.464	G5-3		FC5-4 1B		G5-3			F8	K	5	0	0	0	0	1	5											
Dave Henderson, R (1, 10) OBP: 0.286, SLG: 0.409 Bob Hamelin, L (8, PH) OBP: 0.369, SLG: 0.544		G5-3				F9		FC4-6 2B		3	0	1	1	0	0	0											
Felix Jose, S (1, 9) OBP: 0.352, SLG: 0.401		1B		K		G6-3		FC4-6 IBB		3	0	1	0	1	1	2											
Greg Gagne, R (1, 6) OBP: 0.354, SLG: 0.434		1B			G5-3			FC4-6 2B		4	0	2	0	0	0	2											
Terry Shumpert, R (1, 5) OBP: 0.277, SLG: 0.511 David Howard, S (8, 5) OBP: 0.295, SLG: 0.222 Gary Gaetti, R (8, PH) OBP: 0.318, SLG: 0.475							F9		L7	3	0	1	0	0	1	3											
Jose Lind, R (1, 4) OBP: 0.279, SLG: 0.299		L9			FC6-4 S		P3		1B	4	0	1	0	0	0	3											
Inning Stats	R: 0 E: 0 K: 0 S: 6	H: 1 LOB: 1 BB: 0 P: 7	R: 0 E: 0 K: 1 S: 12	H: 2 LOB: 2 BB: 0 P: 17	R: 1 E: 0 K: 1 S: 12	H: 3 LOB: 2 BB: 0 P: 22	R: 0 E: 0 K: 0 S: 10	H: 1 LOB: 1 BB: 0 P: 17	R: 0 E: 0 K: 0 S: 9	H: 1 LOB: 1 BB: 0 P: 16	R: 0 E: 0 K: 1 S: 8	H: 1 LOB: 1 BB: 0 P: 12	R: 0 E: 0 K: 0 S: 9	H: 1 LOB: 2 BB: 1 P: 17	R: 0 E: 0 K: 2 S: 14	H: 2 LOB: 2 BB: 0 P: 18	1B: 9 2B: 3 3B: 0 HR: 0	SF: 0 SAC: 1 DP: 0 HBP: 0	WP: 0 PB: 0 SB: 0 CS: 0	PA: 40							
PITCHER	IP	WLS	BF	H	R	ER	SO	BB	IBB	HBP	BLK	WP	HR	S	P	ERA	WHIP										
Greg Hibbard, L (1, 1) ERA: 6.39	7.0		30	9	1	1	3	0	1	0	0	0	0	9	17	0.00	1.000										
Min-Hill, R (8, 1) ERA: 6.61	1.0	W	5	1	0	0	0	0	1	0	0	0	0	9	17	0.00	1.000										
Bobby Ayala, R (9, 1) ERA: 1.89	1.0	S	5	2	0	0	2	0	0	0	0	0	0	14	18	0.00	2.000										

Seattle Mariners @ Kansas City Royals
Kauffman Stadium, Kansas City, MO

AB 38
R 1
H 12
RBI 1
BB 1
SO 5
LOB 25



WP: 0 PA: 40
PB: 0
SB: 0
CS: 0


Sat Jun 18 1994, 7:05 PM CDT
Att: 32,899 - Unknown - 88 F

livebaseballscorecards.com

Batter	1	2	3	4	5	6	7	8	9	AB	R	H	RBI	BB	SO	LOB	TOP								
Quinn Mack, L OBP: 0.316, SLG: 0.444 (1, 8)	G4-3	1-H 3-H 2B		G4-3		G4-3		G6-3		5	1	1	2	0	0	1									
Rich Amaral, R OBP: 0.333, SLG: 0.408 (1, 4)	G6-3	P3			F8 2B		G4-3 WP 1B BB	F8		4	2	1	0	1	0	0									
Ken Griffey Jr., L OBP: 0.412, SLG: 0.746 (1, 10)	2B 1B		F7		F8		G4-3		F8	5	1	1	0	0	0	2									
Jay Buhner, R OBP: 0.397, SLG: 0.562 (1, 9)	1-H 2B		G6-3		3-H WP 1B		1B 1B HBP		K	4	1	2	2	0	1	0									
Edgar Martinez, R OBP: 0.401, SLG: 0.500 (1, 5)	P3				F9		1B 1B			5	1	3	2	0	0	2									
Tino Martinez, L OBP: 0.295, SLG: 0.419 (1, 3)		G6-3	F7		G3		FC5 1B		G4-3	5	0	1	1	0	0	2									
Eric Anthony, L OBP: 0.301, SLG: 0.400 (1, 7)		G4-3		G4-3 1B			HR IBB			3	1	2	1	1	0	0									
Luis Sojo, R OBP: 0.285, SLG: 0.427 (1, 6)		E4 1B 2B		G4-3		P4	FC5			4	1	0	0	0	0	3									
Bill Haselman, R OBP: 0.243, SLG: 0.380 (1, 2)		1-3 2B 1B		G1-3		L4			G5-3	4	1	1	0	0	0	1									
Inning Stats	R: 1 E: 0 K: 0 S: 11	H: 2 LOB: 1 BB: 0 P: 17	R: 3 E: 1 K: 0 S: 17	H: 2 LOB: 0 BB: 0 P: 27	R: 0 E: 0 K: 0 S: 12	H: 1 LOB: 1 BB: 0 P: 17	R: 0 E: 0 K: 0 S: 6	H: 1 LOB: 1 BB: 0 P: 11	R: 1 E: 0 K: 0 S: 8	H: 2 LOB: 1 BB: 0 P: 19	R: 1 E: 0 K: 0 S: 6	H: 1 LOB: 0 BB: 0 P: 9	R: 2 E: 0 K: 0 S: 11	H: 2 LOB: 2 BB: 2 P: 23	R: 0 E: 0 K: 1 S: 7	H: 0 LOB: 0 BB: 0 P: 12	R: 1 E: 0 K: 1 S: 12	H: 1 LOB: 0 BB: 0 P: 16	1B: 7 2B: 3 3B: 0 HR: 2	SF: 0 SAC: 0 DP: 0 HBP: 1	WP: 3 PB: 0 SB: 1 CS: 0	PA: 42			
PITCHER	IP	WLS	BF	H	R	ER	SO	BB	IBB	HBP	BLK	WP	HR	S	P	ERA	WHIP								
Mark Gubicza, R ERA: 4.96 (1, 1)	6.0		29	9	7	4	0	1	0	0	0	2	1	63	107	6.00	1.667								
Mike Magnante, L ERA: 3.6 (7, 1)	0.1		1	0	0	0	0	0	0	0	0	1	0	3	4	0.00	0.000								
Hipolito Pichardo, R ERA: 4.91 (7, 1)	2.2	W	12	3	2	2	1	0	1	1	0	0	1	24	40	6.75	1.125								

Seattle Mariners @ Kansas City Royals
Kauffman Stadium, Kansas City, MO
Sun Jun 19 1994, 3:33 AM CDT
Att: 28,898 - Cloudy - 91 F

AB 39
R 9
H 12
RBI 8
BB 2
SO 1
LOB 11



Batter	1	2	3	4	5	6	7	8	9	AB	R	H	RBI	BB	SO	LOB	BOTTOM								
Vince Coleman, S OBP: 0.277, SLG: 0.335 (1, 7)	F8	S 1B 1B		G4-3				E 1B 1B	S S 1B	5	2	3	0	0	0	0									
Dave Henderson, R OBP: 0.285, SLG: 0.415 (1, 8)	1B 2B	1-H 3-H 1B		G4-3			F2		K	5	1	2	2	0	1	2									
Wally Joyner, L OBP: 0.382, SLG: 0.460 (1, 3)	2-H 1B	F7			G6-3		1-2 E 1B 1B		F8	5	1	2	1	0	0	2									
Bob Hamelin, L OBP: 0.368, SLG: 0.547 (1, 10)						G4-3			P3	3	1	1	0	0	1	1									
Brian McRae, S OBP: 0.391, SLG: 0.435 (7, PH)	K			1B SF9			E 1B BB			1	1	0	0	1	0	1									
Gary Gaetti, R OBP: 0.321, SLG: 0.476 (1, 5)	K			1B CS 1B		G6-3		E7 IHR 1B		4	1	2	2	0	1	1									
Felix Jose, S OBP: 0.355, SLG: 0.402 (1, 9)		K		SF9			CS 1B IBB			2	1	1	1	1	1	0									
Brent Mayne, L OBP: 0.301, SLG: 0.313 (1, 2)										1	1	0	0	1	1	1									
Mike MacFarlane, R OBP: 0.375, SLG: 0.459 (6, PH)		2B SF7 BB		K			F8		P3	2	0	0	0	0	0	3									
Greg Gagne, R OBP: 0.361, SLG: 0.459 (1, 6)		1B 1B 2B					F9			4	2	3	3	0	0	1									
Terry Shumpert, R OBP: 0.276, SLG: 0.537 (1, 4)		SF7		CS		G5-3			K	3	1	1	2	0	1	0									
Inning Stats	R: 1 E: 0 K: 2 S: 12	H: 2 LOB: 1 BB: 0 P: 18	R: 3 E: 0 K: 1 S: 14	H: 3 LOB: 1 BB: 1 P: 30	R: 0 E: 0 K: 1 S: 12	H: 0 LOB: 0 BB: 0 P: 17	R: 0 E: 0 K: 0 S: 7	H: 0 LOB: 0 BB: 0 P: 11	R: 0 E: 0 K: 0 S: 8	H: 1 LOB: 0 BB: 0 P: 11	R: 7 E: 2 K: 1 S: 24	H: 5 LOB: 0 BB: 2 P: 38	R: 0 E: 0 K: 1 S: 9	H: 1 LOB: 1 BB: 0 P: 18	1B: 10 2B: 3 3B: 0 HR: 2	SF: 2 SAC: 0 DP: 0 HBP: 0	WP: 0 PB: 0 SB: 3 CS: 2	PA: 41							
PITCHER	IP	WLS	BF	H	R	ER	SO	BB	IBB	HBP	BLK	WP	HR	S	P	ERA	WHIP								
Roger Salkeld, R ERA: 7.02 (1, 1)	1.2		11	5	4	4	3	1	0	0	0	0	0	24	43	21.60	3.600								
John Cummings, L ERA: 6.04 (2, 1)	3.1		13	4	1	1	1	0	0	0	0	0	0	30	46	2.70	1.200								
Mitt Hill, R ERA: 7.13 (6, 1)	1.1		5	2	2	2	0	0	0	0	0	0	1	13	20	13.50	1.500								
Tim Davis, L ERA: 3.09 (7, 1)	0.0		1	1	0	0	0	0	0	0	0	0	0	1	2	∞	∞								
Bill Risle, R ERA: 4.18 (7, 1)	0.2	L	6	2	5	5	1	1	1	0	0	0	0	16	25	67.50	4.500								

Seattle Mariners @ Kansas City Royals
Kauffman Stadium, Kansas City, MO
Sun Jun 19 1994, 3:33 AM CDT
Att: 28,898 - Cloudy - 91 F

AB 35
R 12
H 15
RBI 11
BB 3
SO 6
LOB 12



Batter	1	2	3	4	5	6	7	8	9	AB	R	H	RBI	BB	SO	LOB	TOP			
Vince Coleman, S (1, 7) OBP: 0.279, SLG: 0.337	G4-3		G4-3		G4-3															
Brian McRae, S (1, 8) OBP: 0.397, SLG: 0.429	G6-3 BB		K		G6-3															
Wally Joyner, L (1, 3) OBP: 0.380, SLG: 0.454	G6-3																			
Gary Gaetti, R (1, 5) OBP: 0.320, SLG: 0.469																				
Bob Hamelin, L (1, 10) OBP: 0.366, SLG: 0.536																				
Mike Macfarlane, R (1, 2) OBP: 0.377, SLG: 0.457																				
Terry Shumpert, R (9, PR) OBP: 0.276, SLG: 0.537																				
Brent Mayne, L (9, 2) OBP: 0.301, SLG: 0.313																				
Felix Jose, S (1, 9) OBP: 0.362, SLG: 0.423																				
Greg Gagne, R (1, 6) OBP: 0.354, SLG: 0.451																				
Jose Lind, R (1, 4) OBP: 0.283, SLG: 0.305																				
Inning Stats	R: 0 H: 0 E: 0 K: 0 S: 5	H: 0 LOB: 0 BB: 1 P: 10	R: 0 H: 1 E: 0 K: 1 S: 8	LOB: 2 BB: 0 P: 14	R: 0 H: 0 E: 0 K: 1 S: 12	LOB: 3 BB: 3 P: 26	R: 0 H: 0 E: 0 K: 0 S: 4	LOB: 0 BB: 1 P: 11	R: 0 H: 0 E: 0 K: 0 S: 3	LOB: 0 BB: 0 P: 4	R: 0 H: 1 E: 1 K: 0 S: 9	LOB: 1 BB: 0 P: 13	R: 0 H: 1 E: 0 K: 3 S: 13	LOB: 1 BB: 0 P: 20	R: 2 H: 2 E: 0 K: 1 S: 11	LOB: 3 BB: 1 P: 24	1B: 2 2B: 2 3B: 0 HR: 1	SF: 0 SAC: 0 DP: 1 HBP: 2	WP: 2 PB: 2 SB: 0 CS: 1	PA: 38
PITCHER Ron Darling, R (1, 1) ERA: 5.01	IP: 9.0 WLS: L BF: 38 H: 5 R: 2 ER: 2 SO: 6 BB: 6 IBB: 0 HBP: 2 BLK: 0 WP: 2 HR: 1 S: 70 P: 130 ERA: 2.00 WHIP: 1.222																			

Kansas City Royals @ Oakland Athletics
Oakland-Alameda County Coliseum, Oakland, CA

Tue Jun 21 1994, 7:05 PM PDT
Att: 13,724 - Unknown - 65 F

AB 30
R 2
H 5
RBI 2
BB 6
SO 6
LOB 19



Batter	1	2	3	4	5	6	7	8	9	AB	R	H	RBI	BB	SO	LOB	BOTTOM			
Stan Javier, S (1, 8) OBP: 0.363, SLG: 0.442	G4-3		F8																	
Mike Aldrete, L (1, 10) OBP: 0.310, SLG: 0.383	K																			
Geronimo Berroa, R (1, 7) OBP: 0.391, SLG: 0.498																				
Eric Fox, S (8, 8) OBP: 0.270, SLG: 0.371	G6-3																			
Ruben Sierra, S (1, 9) OBP: 0.292, SLG: 0.494																				
Brent Gates, S (1, 4) OBP: 0.358, SLG: 0.399																				
Mark McWire, R (1, 3) OBP: 0.457, SLG: 0.486																				
Terry Steinbach, R (1, 2) OBP: 0.328, SLG: 0.448																				
Mike Bordick, R (1, 6) OBP: 0.335, SLG: 0.340																				
Scott Hemond, R (1, 5) OBP: 0.254, SLG: 0.319																				
Inning Stats	R: 0 H: 0 E: 0 K: 1 S: 7	H: 0 LOB: 0 BB: 0 P: 10	R: 0 H: 0 E: 0 K: 2 S: 15	LOB: 1 BB: 1 P: 26	R: 0 H: 0 E: 0 K: 0 S: 14	LOB: 0 BB: 0 P: 20	R: 0 H: 0 E: 0 K: 1 S: 9	LOB: 0 BB: 0 P: 15	R: 0 H: 1 E: 0 K: 1 S: 8	LOB: 1 BB: 0 P: 11	R: 0 H: 0 E: 0 K: 2 S: 8	LOB: 0 BB: 0 P: 13	R: 0 H: 0 E: 0 K: 1 S: 10	LOB: 0 BB: 0 P: 14	R: 0 H: 0 E: 0 K: 2 S: 9	LOB: 1 BB: 1 P: 17	1B: 1 2B: 0 3B: 0 HR: 0	SF: 0 SAC: 0 DP: 0 HBP: 0	WP: 0 PB: 0 SB: 0 CS: 0	PA: 30
PITCHER Kevin Appier, R (1, 1) ERA: 4.58	IP: 2.2 WLS: 11 BF: 11 H: 1 R: 0 ER: 0 SO: 2 BB: 0 IBB: 0 HBP: 0 BLK: 0 WP: 0 HR: 0 S: 29 P: 47 ERA: 0.00 WHIP: 0.375																			
Mike Magnante, L (3, 1) ERA: 3.24	IP: 3.1 WLS: 6 BF: 6 H: 0 R: 0 ER: 0 SO: 3 BB: 0 IBB: 0 HBP: 0 BLK: 0 WP: 0 HR: 0 S: 18 P: 27 ERA: 0.00 WHIP: 0.000																			
Stan Belinda, R (7, 1) ERA: 4.88	IP: 2.0 WLS: 4 BF: 4 H: 0 R: 0 ER: 0 SO: 2 BB: 1 IBB: 0 HBP: 0 BLK: 0 WP: 0 HR: 0 S: 9 P: 17 ERA: 0.00 WHIP: 1.000																			
Rusty Meacham, R (9, 1) ERA: 1.59	IP: 1.0 WLS: 4 BF: 4 H: 0 R: 0 ER: 0 SO: 2 BB: 0 IBB: 0 HBP: 0 BLK: 0 WP: 0 HR: 0 S: 9 P: 17 ERA: 0.00 WHIP: 1.000																			

Kansas City Royals @ Oakland Athletics
Oakland-Alameda County Coliseum, Oakland, CA

Tue Jun 21 1994, 7:05 PM PDT
Att: 13,724 - Unknown - 65 F

AB 28
R 0
H 1
RBI 0
BB 2
SO 10
LOB 3



Batter	1	2	3	4	5	6	7	8	9	AB	R	H	RBI	BB	SO	LOB	TOP								
Vince Coleman, S OBP: 0.282, SLG: 0.334										2	1	0	0	2	1	0	Kansas City Royals @ Oakland Athletics Oakland-Alameda County Coliseum, Oakland, CA Wed Jun 22 1994, 7:05 PM PDT Att: 12,420 - Unknown - 63 F livebaseballscorecards.com								
Brian McRae, S OBP: 0.388, SLG: 0.432										5	2	2	2	0	1	2									
Wally Joyner, L OBP: 0.388, SLG: 0.463										4	2	3	3	1	1	1									
Bob Hamelin, L OBP: 0.372, SLG: 0.551										3	2	1	2	2	1	1									
Gary Gaetti, R OBP: 0.317, SLG: 0.464										5	0	1	1	0	1	2									
Felix Jose, S OBP: 0.368, SLG: 0.444										5	1	3	2	0	1	2									
Mike Macfarlane, R OBP: 0.373, SLG: 0.447										4	0	0	0	1	1	3									
Greg Gagne, R OBP: 0.349, SLG: 0.442										4	0	0	0	0	2	1									
Jose Lind, R OBP: 0.288, SLG: 0.315										4	2	2	0	0	0	0									
Inning Stats	R: 0 E: 0 K: 1 S: 10	H: 1 LOB: 1 BB: 0 P: 18	R: 1 E: 0 K: 0 S: 8	H: 1 LOB: 0 BB: 1 P: 14	R: 2 E: 0 K: 1 S: 18	H: 2 LOB: 2 BB: 2 P: 34	R: 0 E: 0 K: 1 S: 7	H: 0 LOB: 0 BB: 0 P: 10	R: 2 E: 0 K: 2 S: 11	H: 1 LOB: 0 BB: 1 P: 19	R: 0 E: 0 K: 1 S: 9	H: 0 LOB: 0 BB: 0 P: 16	R: 1 E: 0 K: 1 S: 12	H: 2 LOB: 1 BB: 0 P: 20	R: 0 E: 0 K: 1 S: 14	H: 1 LOB: 1 BB: 0 P: 20	R: 4 E: 0 K: 1 S: 15	H: 4 LOB: 2 BB: 2 P: 31	1B: 7 2B: 4 3B: 0 HR: 2	SF: 0 SAC: 1 DP: 2 HBP: 0	WP: 0 PB: 0 SB: 1 CS: 1	PA: 43			
PITCHER	IP	WLS	BF	H	R	ER	SO	BB	IBB	HBP	BLK	WP	HR	S	P	ERA	WHIP								
Todd Van Poppel, R ERA: 6.65	6.0	L	26	5	5	5	6	4	0	0	0	0	2	63	111	7.50	1.500								
Vince Horsman, L ERA: 3.5	1.1		5	2	1	1	2	0	0	0	0	0	0	18	29	6.75	1.500								
Billy Taylor, R ERA: 4.0	1.1		10	4	4	4	0	1	1	0	0	0	0	19	37	27.00	3.750								
Carlos Reyes, R ERA: 4.98	0.1		2	1	0	0	1	0	0	0	0	0	0	4	5	0.00	3.000								

Batter	1	2	3	4	5	6	7	8	9	AB	R	H	RBI	BB	SO	LOB	BOTTOM								
Stan Javier, S OBP: 0.364, SLG: 0.441										5	0	2	0	0	0	1	Kansas City Royals @ Oakland Athletics Oakland-Alameda County Coliseum, Oakland, CA Wed Jun 22 1994, 7:05 PM PDT Att: 12,420 - Unknown - 63 F livebaseballscorecards.com								
Brent Gates, S OBP: 0.354, SLG: 0.393										5	0	1	0	0	0	2									
Geronimo Berroa, R OBP: 0.392, SLG: 0.491										3	0	0	0	2	0	0									
Ruben Sierra, S OBP: 0.288, SLG: 0.487										4	0	0	0	0	1	4									
Mark McGwire, R OBP: 0.469, SLG: 0.534										3	1	2	1	1	1	0									
Terry Steinbach, R OBP: 0.322, SLG: 0.440										4	0	0	0	0	2	4									
Mike Bordick, R OBP: 0.344, SLG: 0.346										2	0	2	0	2	0	0									
Craig Paquette, R OBP: 0.150, SLG: 0.175										4	0	1	0	0	0	4									
Eric Fox, S OBP: 0.244, SLG: 0.333										4	0	0	0	0	0	7									
Inning Stats	R: 0 E: 0 K: 1 S: 15	H: 1 LOB: 3 BB: 2 P: 27	R: 0 E: 0 K: 0 S: 13	H: 0 LOB: 1 BB: 1 P: 22	R: 0 E: 0 K: 1 S: 7	H: 0 LOB: 0 BB: 0 P: 11	R: 0 E: 0 K: 0 S: 11	H: 1 LOB: 2 BB: 1 P: 20	R: 0 E: 0 K: 0 S: 8	H: 0 LOB: 0 BB: 0 P: 13	R: 1 E: 0 K: 1 S: 14	H: 3 LOB: 2 BB: 0 P: 22	R: 0 E: 0 K: 0 S: 7	H: 1 LOB: 1 BB: 1 P: 14	R: 0 E: 1 K: 1 S: 14	H: 1 LOB: 2 BB: 0 P: 21	R: 0 E: 0 K: 0 S: 5	H: 1 LOB: 0 BB: 0 P: 7	1B: 7 2B: 0 3B: 0 HR: 1	SF: 0 SAC: 0 DP: 2 HBP: 0	WP: 0 PB: 0 SB: 1 CS: 0	PA: 39			
PITCHER	IP	WLS	BF	H	R	ER	SO	BB	IBB	HBP	BLK	WP	HR	S	P	ERA	WHIP								
Tom Gordon, R ERA: 4.13	6.1	W	30	6	1	1	3	5	0	0	0	0	0	21	31	0.00	0.750								
Hipolito Pichardo, R ERA: 4.6	2.2		9	2	0	0	1	0	0	0	0	0	0	21	31	0.00	0.750								

Batter	1	2	3	4	5	6	7	8	9	AB	R	H	RBI	BB	SO	LOB	TOP			
Vince Coleman, S (1, 7) OBP: 0.278, SLG: 0.330	G3			K		K			K	4	0	0	0	0	3	1				
Brian McRae, S (1, 8) OBP: 0.384, SLG: 0.427	F7			K			G4-3			3	0	0	0	0	1	0				
Wally Joyner, L (1, 3) OBP: 0.384, SLG: 0.457	G6-3			K			F8			3	0	0	0	0	1	0				
Bob Hamelin, L (1, 10) OBP: 0.366, SLG: 0.541		G4-3			P6			K		3	0	0	0	0	1	0				
Felix Jose, S (1, 9) OBP: 0.363, SLG: 0.437		K			F7			K		3	0	0	0	0	2	0				
Gary Gaetti, R (1, 5) OBP: 0.313, SLG: 0.458		K			G6-3			K		3	0	0	0	0	2	0				
Brent Mayne, L (1, 2) OBP: 0.289, SLG: 0.300			F9			G1-6-3		K		3	0	0	0	0	1	0				
Greg Gagne, R (1, 6) OBP: 0.348, SLG: 0.441			K						K	3	0	1	0	0	2	0				
Jose Lind, R (1, 4) OBP: 0.284, SLG: 0.310			K				F9		G4-3	3	0	0	0	0	1	1				
Inning Stats	R: 0 H: 0 E: 0 K: 0 S: 8	H: 0 LOB: 0 BB: 0 P: 10	R: 0 H: 0 E: 0 K: 2 S: 12	H: 0 LOB: 0 BB: 0 P: 21	R: 0 H: 0 E: 0 K: 3 S: 8	H: 0 LOB: 0 BB: 0 P: 12	R: 0 H: 0 E: 0 K: 3 S: 10	H: 0 LOB: 0 BB: 0 P: 13	R: 0 H: 1 E: 0 K: 1 S: 10	H: 1 LOB: 1 BB: 0 P: 13	R: 0 H: 0 E: 0 K: 1 S: 6	H: 0 LOB: 0 BB: 0 P: 8	R: 0 H: 0 E: 0 K: 3 S: 12	H: 0 LOB: 0 BB: 0 P: 18	R: 0 H: 0 E: 0 K: 2 S: 10	H: 0 LOB: 0 BB: 0 P: 16	1B: 1 2B: 0 3B: 0 HR: 0	SF: 0 SAC: 0 DP: 0 HBP: 0	WP: 0 PB: 0 SB: 0 CS: 0	PA: 28
PITCHER Bobby Witt, R (1, 1) ERA: 5.57	IP: 9.0 WLS: W BF: 28 H: 1 R: 0 ER: 0 SO: 14 BB: 0 IBB: 0 HBP: 0 BLK: 0 WP: 0 HR: 0 S: 83 P: 120 ERA: 0.00 WHIP: 0.111															PITCHER				

Kansas City Royals @ Oakland Athletics
Oakland-Alameda County Coliseum, Oakland, CA
Thu Jun 23 1994, 3:33 AM PDT
Att: 23,567 - Sunny - 66 F

livebaseballscores.com

AB 28
R 0
H 1
RBI 0
BB 0
SO 14
LOB 2



Batter	1	2	3	4	5	6	7	8	9	AB	R	H	RBI	BB	SO	LOB	BOTTOM			
Rickey Henderson, R (1, 7) OBP: 0.416, SLG: 0.374	K	F8			HR		F7			3	1	0	0	0	1	1				
Stan Javier, S (1, 8) OBP: 0.368, SLG: 0.458	1B		K		HR			1B		3	3	2	2	1	1	0				
Brent Gates, S (1, 4) OBP: 0.362, SLG: 0.401	FC6-4		F7		1B			BB		4	0	3	0	0	0	0				
Ruben Sierra, S (1, 9) OBP: 0.284, SLG: 0.482	FC6-4		P3		G4-3			SF7		3	0	0	2	0	0	2				
Geronimo Berroa, R (1, 10) OBP: 0.393, SLG: 0.489			F8			K		G5-4-3		3	0	1	0	1	1	0				
Troy Neel, L (1, 3) OBP: 0.366, SLG: 0.481						G3-1				3	0	0	0	0	2	2				
Mark McGwire, R (8, FH) OBP: 0.465, SLG: 0.527	K							G5-4-3		1	0	0	0	0	0	2				
Mike Bordick, R (1, 6) OBP: 0.341, SLG: 0.342		F7					F8			3	0	0	0	0	1	0				
Craig Paquette, R (1, 5) OBP: 0.163, SLG: 0.209					K			G5-3		3	0	1	0	0	1	0				
Scott Hemond, R (1, 2) OBP: 0.248, SLG: 0.310					K			K		3	0	0	0	0	3	1				
Inning Stats	R: 1 H: 3 E: 0 K: 2 S: 18	H: 3 LOB: 2 BB: 0 P: 27	R: 0 H: 1 E: 0 K: 1 S: 10	H: 1 LOB: 1 BB: 0 P: 15	R: 0 H: 0 E: 0 K: 1 S: 7	H: 0 LOB: 0 BB: 0 P: 13	R: 0 H: 0 E: 0 K: 2 S: 9	H: 0 LOB: 0 BB: 0 P: 13	R: 2 H: 2 E: 0 K: 1 S: 12	H: 2 LOB: 1 BB: 0 P: 19	R: 0 H: 0 E: 0 K: 1 S: 10	H: 0 LOB: 0 BB: 0 P: 15	R: 0 H: 0 E: 0 K: 1 S: 6	H: 0 LOB: 0 BB: 0 P: 8	R: 1 H: 1 E: 0 K: 0 S: 10	H: 1 LOB: 1 BB: 2 P: 20	1B: 4 2B: 2 3B: 0 HR: 1	SF: 1 SAC: 0 DP: 1 HBP: 1	WP: 0 PB: 0 SB: 0 CS: 0	PA: 33
PITCHER David Cone, R (1, 1) ERA: 2.76 Stan Belinda, R (7, 1) ERA: 4.97 Billy Brewer, L (8, 1) ERA: 2.6	IP: 6.0 WLS: L BF: 25 H: 6 R: 3 ER: 3 SO: 9 BB: 3 IBB: 0 HBP: 0 BLK: 0 WP: 0 HR: 1 S: 66 P: 102 ERA: 4.50 WHIP: 1.000															PITCHER				

Kansas City Royals @ Oakland Athletics
Oakland-Alameda County Coliseum, Oakland, CA
Thu Jun 23 1994, 3:33 AM PDT
Att: 23,567 - Sunny - 66 F

livebaseballscores.com

AB 29
R 4
H 7
RBI 4
BB 2
SO 10
LOB 8



Batter	1	2	3	4	5	6	7	8	9	AB	R	H	RBI	BB	SO	LOB	TOP			
Vince Coleman, S (1, 7) OBP: 0.278, SLG: 0.339	F9		3-2 HR		B1-3			FC5-4		4	1	1	1	0	0	1	Kansas City Royals @ Minnesota Twins Hubert H. Humphrey Metrodome, Minneapolis, MN Fri Jun 24 1994, 8:05 PM EDT Att: 27,069 - Dome			
Wally Joyner, L (1, 3) OBP: 0.385, SLG: 0.454	BB		2B		L9			F8		2	0	0	0	2	0	1				
Brian McRae, S (1, 8) OBP: 0.382, SLG: 0.428	K		2B					K		4	0	1	0	0	2	2				
Dave Henderson, R (1, 10) OBP: 0.284, SLG: 0.407 Brent Mayne, L (9, PH) OBP: 0.296, SLG: 0.296	K		L8							3	0	0	0	0	1	3				
Felix Jose, S (1, 9) OBP: 0.361, SLG: 0.438										1	0	0	0	0	0	0				
Gary Gaetti, R (1, 5) OBP: 0.313, SLG: 0.454										4	0	1	0	0	2	0				
Mike MacFarlane, R (1, 2) OBP: 0.371, SLG: 0.443										4	0	1	0	0	1	1				
Greg Gagne, R (1, 6) OBP: 0.344, SLG: 0.435 Bob Hamelin, L (9, PH) OBP: 0.364, SLG: 0.538										3	0	0	0	0	1	1				
Terry Shumpert, R (1, 4) OBP: 0.287, SLG: 0.536										1	0	0	0	0	1	2				
Inning Stats	R: 0 E: 0 K: 2 S: 7	H: 0 LOB: 1 BB: 1 P: 14	R: 0 E: 0 K: 2 S: 7	H: 0 LOB: 0 BB: 0 P: 9	R: 1 E: 0 K: 0 S: 12	H: 3 LOB: 2 BB: 1 P: 25	R: 0 E: 0 K: 0 S: 11	H: 1 LOB: 1 BB: 0 P: 19	R: 0 E: 0 K: 1 S: 9	H: 0 LOB: 0 BB: 0 P: 14	R: 0 E: 0 K: 2 S: 10	H: 0 LOB: 0 BB: 0 P: 15	R: 0 E: 0 K: 1 S: 9	H: 0 LOB: 1 BB: 1 P: 16	R: 0 E: 0 K: 1 S: 15	H: 2 LOB: 2 BB: 0 P: 22		1B: 3 2B: 2 3B: 0 HR: 1	SF: 0 SAC: 0 DP: 0 HBP: 0	WP: 0 PB: 0 SB: 1 CS: 1
PITCHER	IP	WLS	BF	H	R	ER	SO	BB	IBB	HBP	BLK	WP	HR	S	P	ERA	WHIP			
Jim Deshaies, L (1, 1) ERA: 6.27	8.0	W	30	4	1	1	8	3	0	0	0	0	1	70	119	1.12	0.875			
Rick Aguilera, R (9, 1) ERA: 4.5	1.0	S	5	2	0	0	1	0	0	0	0	0	0	15	22	0.00	2.000			

Batter	1	2	3	4	5	6	7	8	9	AB	R	H	RBI	BB	SO	LOB	BOTTOM			
Chuck Knoblauch, R (1, 4) OBP: 0.383, SLG: 0.504	G5-3		2B 1B	2B 1B		FC5-4		K		5	1	2	0	0	1	1	Kansas City Royals @ Minnesota Twins Hubert H. Humphrey Metrodome, Minneapolis, MN Fri Jun 24 1994, 8:05 PM EDT Att: 27,069 - Dome			
Jeff Reboulet, R (1, 6) OBP: 0.393, SLG: 0.462	G1-3		1B	2B		G3		G3		5	1	3	1	0	0	0				
Kirby Puckett, R (1, 9) OBP: 0.347, SLG: 0.505	G1-3		1B BB	G5-3		P3				3	0	0	0	1	0	3				
Kent Hrbek, L (1, 3) OBP: 0.343, SLG: 0.364										4	0	1	2	0	0	0				
Shane Mack, R (1, 8) OBP: 0.397, SLG: 0.576 (8, 7)										4	0	2	0	0	0	2				
Pedro Munoz, R (1, 7) OBP: 0.385, SLG: 0.508 Alex Cole, L (7, PR) OBP: 0.403, SLG: 0.452 (8, 8)										4	1	2	0	0	1	2				
Chip Hale, L (1, 10) OBP: 0.387, SLG: 0.359										0	0	0	0	0	0	0				
Scott Leius, R (1, 5) OBP: 0.341, SLG: 0.468										2	1	1	0	2	0	1				
Scott Leius, R (1, 5) OBP: 0.341, SLG: 0.468										3	0	0	1	0	0	4				
Matt Walbeck, S (1, 2) OBP: 0.246, SLG: 0.276										4	0	1	0	0	0	1				
Inning Stats	R: 0 E: 0 K: 0 S: 7	H: 0 LOB: 0 BB: 0 P: 9	R: 0 E: 0 K: 0 S: 12	H: 1 LOB: 1 BB: 0 P: 18	R: 2 E: 0 K: 0 S: 14	H: 3 LOB: 2 BB: 1 P: 21	R: 2 E: 0 K: 0 S: 13	H: 4 LOB: 2 BB: 0 P: 16	R: 0 E: 0 K: 1 S: 9	H: 1 LOB: 2 BB: 1 P: 16	R: 0 E: 0 K: 0 S: 8	H: 2 LOB: 1 BB: 0 P: 10	R: 0 E: 0 K: 0 S: 8	H: 1 LOB: 2 BB: 1 P: 15	R: 0 E: 0 K: 1 S: 14	H: 0 LOB: 0 BB: 0 P: 19	1B: 8 2B: 4 3B: 0 HR: 0	SF: 1 SAC: 0 DP: 0 HBP: 0	WP: 0 PB: 0 SB: 0 CS: 0	PA: 38
PITCHER	IP	WLS	BF	H	R	ER	SO	BB	IBB	HBP	BLK	WP	HR	S	P	ERA	WHIP			
Bob Milacki, R (1, 1) ERA: 4.02	7.0	L	35	12	4	4	1	3	0	0	0	0	0	71	105	5.14	2.143			
Rusty Meacham, R (8, 1) ERA: 1.52	1.0		3	0	0	0	1	0	0	0	0	0	0	14	19	0.00	0.000			

AB 32
R 1
H 6
RBI 1
BB 3
SO 9
LOB 12



AB 34
R 4
H 12
RBI 4
BB 3
SO 2
LOB 14



WP: 0
PB: 0
SB: 0
CS: 0

Batter	1	2	3	4	5	6	7	8	9	AB	R	H	RBI	BB	SO	LOB	TOP			
Vince Coleman, S (1, 7) OBP: 0.284, SLG: 0.340	G4-3 S BB		FC9-5 S BB		E8 S 1B			G6-3		2	1	1	0	2	0	0				
Brian McRae, S (1, 8) OBP: 0.377, SLG: 0.422	G4-3		FC9-5 1-3		G4-3			G4-3		4	0	0	0	0	0	3				
Wally Joyner, L (1, 3) OBP: 0.384, SLG: 0.448	G3			HR BB				K		3	1	0	1	1	1	0				
Bob Hamelin, L (1, 10) OBP: 0.372, SLG: 0.567	G3 3-H 1B			HR BB				K		4	1	3	2	0	1	0				
Felix Jose, S (1, 9) OBP: 0.354, SLG: 0.429	F9		G3-1		G3-1			F7		4	0	0	0	0	2					
Mike Macfarlane, R (1, 2) OBP: 0.385, SLG: 0.434		P1		P6				P6		4	0	0	0	0	1	1				
Greg Gagne, R (1, 6) OBP: 0.343, SLG: 0.432		G6-3 CS 1B		G6-3				G6-3		4	0	1	0	0	0	1				
Terry Shupert, R (1, 4) OBP: 0.288, SLG: 0.560		F8			P2			HR		3	1	1	1	0	0	1				
David Howard, S (1, 5) OBP: 0.277, SLG: 0.205		CS 1-2	K		B1-3			F9		3	0	0	0	0	1	0				
Inning Stats	R: 1 E: 0 K: 0 S: 7	H: 1 LOB: 1 BB: 1 P: 16	R: 0 E: 0 K: 0 S: 3	H: 1 LOB: 0 BB: 0 P: 6	R: 0 E: 0 K: 1 S: 5	H: 0 LOB: 0 BB: 1 P: 13	R: 2 E: 0 K: 0 S: 12	H: 1 LOB: 0 BB: 1 P: 21	R: 0 E: 0 K: 1 S: 10	H: 0 LOB: 0 BB: 0 P: 9	R: 1 E: 0 K: 0 S: 6	H: 1 LOB: 0 BB: 0 P: 11	R: 0 E: 0 K: 1 S: 8	H: 0 LOB: 0 BB: 0 P: 10	R: 0 E: 0 K: 1 S: 8	H: 1 LOB: 1 BB: 0 P: 10	1B: 3 2B: 2 3B: 0 HR: 2	SF: 0 SAC: 0 DP: 1 HBP: 0	WP: 0 PB: 0 CS: 1	PA: 35
PITCHER	IP WLS BF H R ER SO BB IBB HBP BLK WP HR S P ERA WHIP																			
Pat Mahomes, R (1, 1) ERA: 5.44	7.0 L 27 5 4 4 2 3 0 0 0 0 0 2 50 92 5.14 1.143																			
Kevin Campbell, R (8, 1) ERA:	2.0 7 1 0 0 2 0 0 0 0 0 0 0 16 20 0.00 0.500																			

Kansas City Royals @ Minnesota Twins
Hubert H. Humphrey Metrodome, Minneapolis, MN

AB 31
R 4
H 6
RBI 4
BB 3
SO 4
LOB 8



WP: 0 PA: 35
PB: 0
CS: 1

Sat Jun 25 1994, 8:05 PM EDT
Att: 33,136 - Dome

livebaseballscores.com

Batter	1	2	3	4	5	6	7	8	9	AB	R	H	RBI	BB	SO	LOB	BOTTOM			
Chuck Knoblauch, R (1, 4) OBP: 0.381, SLG: 0.500	FC6 1B		G6-3			F9		G6-3		4	0	1	0	0	0	0				
Alex Cole, L (1, 8) OBP: 0.397, SLG: 0.443	L6			G6-3		G4-3		G3		4	0	0	0	0	1					
Kirby Puckett, R (1, 9) OBP: 0.349, SLG: 0.509	FC6 G1-6-3 1-2			F9			1B SF8 2B	G3-6-1 1B		4	1	2	0	0	0	1				
Kent Hrbek, L (1, 3) OBP: 0.341, SLG: 0.361	G1-6-3 1-2			G4-3			WP PB 1B	G3-6-1 1-2		4	0	1	0	0	0	3				
Shane Mack, R (1, 7) OBP: 0.389, SLG: 0.565		G4-3			G4-3		SF8	K		3	0	0	1	0	1	0				
Dave Winfield, R (1, 10) OBP: 0.324, SLG: 0.422		G6-3			1B		3-H 4-1 WP BB			2	0	1	0	1	0	0				
Scott Leius, R (1, 5) OBP: 0.341, SLG: 0.466			K		G4-6-3 1B		K			3	0	1	0	0	2	2				
Jeff Reboulet, R (1, 6) OBP: 0.383, SLG: 0.449			F7		G4-6-3 1-2		G6-3			3	0	0	0	0	4					
Matt Walbeck, S (1, 2) OBP: 0.242, SLG: 0.273		G6-3			G3			G5-3		3	0	0	0	0	0	0				
Inning Stats	R: 0 E: 0 K: 0 S: 8	H: 1 LOB: 0 BB: 0 P: 11	R: 0 E: 0 K: 1 S: 7	H: 0 LOB: 0 BB: 0 P: 14	R: 0 E: 0 K: 0 S: 5	H: 0 LOB: 0 BB: 0 P: 8	R: 0 E: 0 K: 0 S: 5	H: 0 LOB: 0 BB: 0 P: 9	R: 0 E: 0 K: 0 S: 4	H: 2 LOB: 1 BB: 0 P: 11	R: 1 E: 0 K: 1 S: 13	H: 2 LOB: 2 BB: 1 P: 27	R: 0 E: 0 K: 0 S: 6	H: 0 LOB: 0 BB: 0 P: 13	R: 0 E: 0 K: 1 S: 9	H: 1 LOB: 0 BB: 0 P: 11	1B: 5 2B: 1 3B: 0 HR: 0	SF: 1 SAC: 0 DP: 3 HBP: 0	WP: 1 PB: 1 CS: 0	PA: 32
PITCHER	IP WLS BF H R ER SO BB IBB HBP BLK WP HR S P ERA WHIP																			
Mark Gubicza, R (1, 1) ERA: 4.25	7.0 W 26 5 1 1 2 1 0 0 0 0 0 0 49 87 1.29 0.857																			
Hipolito Pichardo, R (8, 1) ERA: 4.5	1.0 3 0 0 0 0 0 0 0 0 0 0 0 6 13 0.00 0.000																			
Jeff Montgomery, R (9, 1) ERA: 6.38	1.0 S 3 1 0 0 1 0 0 0 0 0 0 0 9 11 0.00 1.000																			

Kansas City Royals @ Minnesota Twins
Hubert H. Humphrey Metrodome, Minneapolis, MN

AB 30
R 1
H 6
RBI 1
BB 1
SO 3
LOB 11



WP: 1 PA: 32
PB: 1
CS: 0


Sat Jun 25 1994, 8:05 PM EDT
Att: 33,136 - Dome


livebaseballscores.com

Batter	1	2	3	4	5	6	7	8	9	AB	R	H	RBI	BB	SO	LOB	TOP					
Vince Coleman, S (1,7) OBP: 0.286, SLG: 0.339	G6-3		4-1 BB		2-2 FC6 1B		G4-3		G1-3	4	0	1	0	1	0	1	Kansas City Royals @ Minnesota Twins Hubert H. Humphrey Metrodome, Minneapolis, MN Sun Jun 26 1994, 4:33 AM EDT Att: 25,560 - Dome					
Terry Shumpert, R (1,4) OBP: 0.294, SLG: 0.562	G6-3		3-2 G5-3		2-1 FC6 1B		K			5	0	2	1	0	1	2						
Brian McRae, S (1,8) OBP: 0.378, SLG: 0.419	G6-3			4-0 1B BB	0-0 FC6				1-1 G3 HR 1B	4	1	1	1	1	0	3						
Bob Hamelin, L (1,3) OBP: 0.369, SLG: 0.560		G4-3		1-0 1B BB		K			1-1 G3	4	0	1	0	0	1	3						
Felix Jose, S (1,9) OBP: 0.352, SLG: 0.426		F9		2-3 1B			G4-3 1B		G5-3	4	0	1	0	0	1	3						
Gary Gaetti, R (1,5) OBP: 0.312, SLG: 0.463		G5-3		3-3 K			G4-3		1-1 HR	4	1	1	2	0	1	3						
Brent Mayne, L (1,2) OBP: 0.272, SLG: 0.280			0-1 G6-3	0-0 F7			G1-3		2-0 F7	4	0	0	0	0	0	3						
Hubie Brooks, R (1,10) OBP: 0.250, SLG: 0.333			1-3 K		2-3 K		F8		1-3 K	4	0	0	0	0	3	1						
David Howard, S (1,6) OBP: 0.314, SLG: 0.238			4-0 BB		0-1 1B FC6 1B		F7		0-2 G1-3 2B 1B	3	2	2	0	1	0	0						
Inning Stats	R: 0 E: 0 K: 0 S: 5	H: 0 LOB: 0 BB: 0 P: 7	R: 0 E: 0 K: 0 S: 8	H: 0 LOB: 0 BB: 12	R: 0 E: 0 K: 1 S: 10	H: 0 LOB: 2 BB: 2 P: 22	R: 0 E: 0 K: 2 S: 10	H: 1 LOB: 2 BB: 1 P: 20	R: 1 E: 0 K: 2 S: 14	H: 3 LOB: 2 BB: 0 P: 22	R: 0 E: 0 K: 0 S: 8	H: 1 LOB: 1 BB: 0 P: 17	R: 0 E: 0 K: 1 S: 8	H: 0 LOB: 0 BB: 0 P: 13	R: 2 E: 0 K: 0 S: 9	H: 2 LOB: 0 BB: 0 P: 14	R: 1 E: 0 K: 1 S: 14	H: 2 LOB: 1 BB: 0 P: 17	1B: 7 2B: 1 3B: 0 HR: 1	SF: 0 SAC: 0 DP: 0 HBP: 0	WP: 0 PB: 0 SB: 0 CS: 0	PA: 39
PITCHER	IP	WLS	BF	H	R	ER	SO	BB	IBB	HBP	BLK	WP	HR	S	P	ERA	WHIP					
Scott Erickson, R (1,1) ERA: 5.07	7.0	W	29	5	1	1	6	3	0	0	0	0	0	63	113	1.29	1.143					
Larry Casian, L (8,1) ERA: 6.09	1.0		5	2	2	2	0	0	0	0	0	0	1	9	14	18.00	2.000					
Dave Stevens, R (9,1) ERA: 6.86	1.0		5	2	1	1	1	0	0	0	0	0	0	14	17	9.00	2.000					

Batter	1	2	3	4	5	6	7	8	9	AB	R	H	RBI	BB	SO	LOB	BOTTOM				
Chuck Knoblauch, R (1,4) OBP: 0.385, SLG: 0.500	G6-3 HR			2-0 1B WP 1B	2-0 FC6-4 1B		G1-3			4	2	2	0	0	0	3	Kansas City Royals @ Minnesota Twins Hubert H. Humphrey Metrodome, Minneapolis, MN Sun Jun 26 1994, 4:33 AM EDT Att: 25,560 - Dome				
Chip Hale, L (8,4) OBP: 0.383, SLG: 0.354		G4-3		1-2 1B	FC6-4 1B HBP				1-3 K	1	0	0	0	0	1	2					
Jeff Reboulet, R (1,6) OBP: 0.392, SLG: 0.482	G6-3		3-2 HR	1-3 3B 1B	0-1 FC6-4 1B		G6-3			5	2	3	3	0	0	1					
Kirby Puckett, R (1,9) OBP: 0.354, SLG: 0.523			0-1	1-0 1B	0-1 FC6-4				1-0 L6-4 BB 1B	4	2	3	3	0	0	2					
Alex Cole, L (6,8) OBP: 0.399, SLG: 0.446	2-H HR			1-3 3B 1B	1-2 FC5-4 1B					1	0	1	0	0	0	0					
Shane Mack, R (1,8) OBP: 0.389, SLG: 0.570	F8		0-0 FC5-4	1-H G6-3 3B	3-3 K				1-2 BB	4	1	1	2	1	1	3					
Dave Winfield, R (1,10) OBP: 0.318, SLG: 0.413	K		0-0 G6-3	1-1 G6-3	0-0 G4-3				0-2 L6-4	5	0	0	1	0	1	4					
Pedro Munoz, R (1,7) OBP: 0.378, SLG: 0.538		4-2 2B BB	1-1 G4-3 1B	0-0 FC6-4 1B					0-0 G5-3 BB 1B	4	1	4	0	1	0	0					
Scott Leius, R (1,5) OBP: 0.342, SLG: 0.462		0-0 F9	0-1 G4-3	1-0 FC6-4 1B					4-2 G5-3 BB	4	0	1	0	1	0	3					
Dave McCarty, R (1,3) OBP: 0.331, SLG: 0.386		1-2 2B 1B	1-1 G6-3	3-1 FC6-4					1-2 G5-3	5	1	1	0	0	0	6					
Matt Walbeck, S (1,2) OBP: 0.247, SLG: 0.281		1-0 G4-3		1-0 G6-3					0-0 F7	4	2	2	2	0	0	4					
Derek Parks, R (8,2) OBP: 0.276, SLG: 0.370		1-H 2-H HR		1-0 G6-3						0	0	0	0	0	0	0					
Inning Stats	R: 2 E: 0 K: 1 S: 13	H: 2 LOB: 0 BB: 0 P: 21	R: 4 E: 0 K: 0 S: 15	H: 4 LOB: 1 BB: 1 P: 25	R: 0 E: 0 K: 0 S: 7	H: 1 LOB: 1 BB: 0 P: 9	R: 5 E: 0 K: 0 S: 17	H: 7 LOB: 2 BB: 0 P: 28	R: 0 E: 0 K: 1 S: 8	H: 1 LOB: 2 BB: 0 P: 13	R: 0 E: 0 K: 0 S: 9	H: 1 LOB: 1 BB: 1 P: 14	R: 0 E: 0 K: 0 S: 8	H: 1 LOB: 1 BB: 1 P: 13	R: 0 E: 0 K: 1 S: 11	H: 1 LOB: 2 BB: 0 P: 17	1B: 13 2B: 2 3B: 2 HR: 2	SF: 0 SAC: 0 DP: 1 HBP: 2	WP: 1 PB: 0 SB: 0 CS: 0	PA: 46	
PITCHER	IP	WLS	BF	H	R	ER	SO	BB	IBB	HBP	BLK	WP	HR	S	P	ERA	WHIP				
Mike Magnante, L (1,1) ERA: 5.45	3.0	L	21	11	10	10	1	1	0	0	0	0	0	34	54	2.25	2.000				
Stan Belinda, R (4,1) ERA: 4.5	4.0		20	6	1	1	1	2	0	1	0	0	0	11	17	0.00	1.000				
Billy Brewer, L (8,1) ERA: 2.51	1.0		5	1	0	0	1	0	0	0	0	0	0	11	17	0.00	1.000				



Batter	1	2	3	4	5	6	7	8	9	AB	R	H	RBI	BB	SO	LOB	TOP					
Vince Coleman, S (1, 7) OBP: 0.285, SLG: 0.344	G4-3		G6-3					G3		4	0	1	1	0	0	0	Kansas City Royals @ Minnesota Twins Hubert H. Humphrey Metrodome, Minneapolis, MN Mon Jun 27 1994, 8:05 PM EDT Att: 24,181 - Dome 					
Greg Gagne, R (1, 6) OBP: 0.337, SLG: 0.424	K			P6	G4-3			K		4	0	0	0	0	2	1						
Brian McRae, S (1, 8) OBP: 0.373, SLG: 0.413	F7			P5		G6-3			G3	4	0	0	0	0	0	0						
Bob Hamelin, L (1, 3)		F7																				
Felix Jose, S (1, 9) OBP: 0.351, SLG: 0.422		K			G3-1																	
Gary Gaetti, R (1, 5) OBP: 0.312, SLG: 0.462						E8 SF7																
Mike Macfarlane, R (1, 2) OBP: 0.360, SLG: 0.428																						
Hubie Brooks, R (1, 10) OBP: 0.236, SLG: 0.320																						
Terry Shumpert, R (1, 4) OBP: 0.295, SLG: 0.556																						
Inning Stats	R: 0 E: 0 K: 1 S: 7	H: 0 LOB: 0 BB: 0 P: 10	R: 0 E: 0 K: 1 S: 10	H: 1 LOB: 1 BB: 0 P: 12	R: 0 E: 0 K: 0 S: 7	H: 0 LOB: 0 BB: 0 P: 9	R: 0 E: 0 K: 0 S: 7	H: 1 LOB: 1 BB: 0 P: 13	R: 2 E: 2 K: 1 S: 11	H: 2 LOB: 1 BB: 0 P: 15	R: 0 E: 0 K: 1 S: 7	H: 1 LOB: 0 BB: 0 P: 8	R: 0 E: 0 K: 2 S: 10	H: 0 LOB: 0 BB: 0 P: 13	R: 0 E: 0 K: 1 S: 10	H: 0 LOB: 0 BB: 0 P: 16	R: 0 E: 0 K: 1 S: 8	H: 0 LOB: 0 BB: 0 P: 11	1B: 3 2B: 1 3B: 1 HR: 0	SF: 1 SAC: 0 DP: 0 HBP: 0	WP: 0 PB: 0 SB: 0 CS: 1	PA: 33
PITCHER Kevin Tapani, R (1, 1) ERA: 3.93	IP: 9.0 WLS: L BF: 32 H: 5 R: 2 ER: 0 SO: 8 BB: 0 IBB: 0 HBP: 0 BLK: 0 WP: 0 HR: 0 S: 77 P: 107 ERA: 0.00 WHIP: 0.556															PITCHER						

Batter	1	2	3	4	5	6	7	8	9	AB	R	H	RBI	BB	SO	LOB	BOTTOM					
Chuck Knoblauch, R (1, 4) OBP: 0.383, SLG: 0.500	K		F7					G4-3 FC1-2 2B		4	0	1	0	0	1	1	Kansas City Royals @ Minnesota Twins Hubert H. Humphrey Metrodome, Minneapolis, MN Mon Jun 27 1994, 8:05 PM EDT Att: 24,181 - Dome 					
Alex Cole, L (1, 8) OBP: 0.397, SLG: 0.447	K		G3-1					G4-3		4	0	1	0	0	1	1						
Kirby Puckett, R (1, 9) OBP: 0.349, SLG: 0.515	G5-3									4	0	0	0	0	0	2						
Kent Hrbek, L (1, 3) OBP: 0.333, SLG: 0.351										4	0	0	0	0	2	2						
Shane Mack, R (1, 7) OBP: 0.386, SLG: 0.563										4	0	1	0	0	1	1						
Dave Winfield, R (1, 10) OBP: 0.321, SLG: 0.409										2	0	0	0	2	1	0						
Scott Leius, R (1, 5) OBP: 0.340, SLG: 0.472										4	1	1	1	0	1	3						
Jeff Reboulet, R (1, 6) OBP: 0.395, SLG: 0.478										3	0	1	0	1	1	3						
Matt Walbeck, S (1, 2) OBP: 0.244, SLG: 0.278										3	0	0	0	0	1	2						
Inning Stats	R: 0 E: 0 K: 2 S: 11	H: 0 LOB: 0 BB: 0 P: 15	R: 0 E: 0 K: 2 S: 14	H: 1 LOB: 2 BB: 1 P: 22	R: 0 E: 0 K: 1 S: 11	H: 0 LOB: 0 BB: 0 P: 14	R: 0 E: 0 K: 1 S: 6	H: 0 LOB: 0 BB: 0 P: 7	R: 1 E: 0 K: 1 S: 15	H: 2 LOB: 1 BB: 0 P: 22	R: 0 E: 0 K: 1 S: 12	H: 1 LOB: 1 BB: 0 P: 16	R: 0 E: 0 K: 0 S: 5	H: 0 LOB: 1 BB: 1 P: 13	R: 0 E: 0 K: 0 S: 8	H: 1 LOB: 1 BB: 0 P: 12	R: 0 E: 0 K: 1 S: 10	H: 0 LOB: 1 BB: 1 P: 21	1B: 2 2B: 2 3B: 0 HR: 1	SF: 0 SAC: 0 DP: 0 HBP: 0	WP: 1 PB: 0 SB: 0 CS: 0	PA: 35
PITCHER Tom Gordon, R (1, 1) ERA: 3.93	IP: 7.1 WLS: W BF: 29 H: 5 R: 1 ER: 1 SO: 8 BB: 2 IBB: 0 HBP: 0 BLK: 0 WP: 1 HR: 1 S: 79 P: 117 ERA: 1.23 WHIP: 0.955															PITCHER						
Rusty Meacham, R (8, 1) ERA: 1.5	0.1	1	0	0	0	0	0	0	0	0	0	2	3	0.00	0.000							
Billy Brewer, L (8, 1) ERA: 2.48	0.1	1	0	0	0	0	0	0	0	0	1	1	0.00	0.000								
Jeff Montgomery, R (9, 1) ERA: 6.15	1.0	S	4	0	0	0	1	1	0	0	0	10	21	0.00	1.000							

Batter	1	2	3	4	5	6	7	8	9	AB	R	H	RBI	BB	SO	LOB	TOP
Vince Coleman, S (1, 7) OBP: 0.282, SLG: 0.340	G4-3		K		F8			F9		4	0	0	0	0	1	0	Kansas City Royals @ Chicago White Sox Comiskey Park, Chicago, IL Tue Jun 28 1994, 8:05 PM EDT Att: 31,776 - Unknown - 81 F livebaseballscorecards.com
Greg Gagne, R (1, 6) OBP: 0.332, SLG: 0.417	G4-3		F9		P4			F8		4	0	0	0	0	0	0	
Brian McRae, S (1, 10) OBP: 0.375, SLG: 0.415	1B				F7			1B		4	1	2	0	0	0	0	
Dave Henderson, R (1, 8) OBP: 0.296, SLG: 0.412	1B				1B			CS		3	1	2	1	1	0	0	
Gary Gaetti, R (1, 5) OBP: 0.315, SLG: 0.462	K				1B			1B		4	2	2	0	0	2	2	
Felix Jose, S (1, 9) OBP: 0.353, SLG: 0.429		G6-3			SF7			1B		4	0	2	1	0	0	1	
Mike MacFarlane, R (1, 2) OBP: 0.354, SLG: 0.424	F9				SF7			1B		2	0	0	2	0	0	0	
Hubie Brooks, R (1, 3) OBP: 0.224, SLG: 0.302					G6-3			L4		3	0	0	0	0	1	1	
David Howard, S (7, 5) OBP: 0.314, SLG: 0.238	K				G6-3			PO		0	0	0	0	0	0	0	
Terry Shumpert, R (1, 4) OBP: 0.287, SLG: 0.541					B5-3			L8		3	0	0	0	0	1	0	

Inning Stats	R: 1	H: 2	E: 0	K: 1	S: 14	WLS	BF	H	R	ER	SO	BB	IBB	HBP	BLK	WP	HR	S	P	ERA	WHIP	
PITCHER	IP	WLS	BF	H	R	ER	SO	BB	IBB	HBP	BLK	WP	HR	S	P	ERA	WHIP					
Wilson Alvarez, L (1, 1) ERA: 3.15	8.0	L	30	6	3	2	5	1	0	0	0	0	0	0	0	0	0	73	108	2.25	0.875	
Kirk McCaskill, R (9, 1) ERA: 3.06	1.0		4	2	1	1	0	0	0	0	0	0	0	0	0	0	0	6	8	9.00	2.000	

Batter	1	2	3	4	5	6	7	8	9	AB	R	H	RBI	BB	SO	LOB	BOTTOM
Joey Cora, S (1, 4) OBP: 0.365, SLG: 0.374	CS		G6-3		G3			1B		5	0	3	0	0	0	1	Kansas City Royals @ Chicago White Sox Comiskey Park, Chicago, IL Tue Jun 28 1994, 8:05 PM EDT Att: 31,776 - Unknown - 81 F livebaseballscorecards.com
Tim Raines, S (1, 7) OBP: 0.370, SLG: 0.407	K				G3			L7		4	0	1	1	1	1	3	
Frank Thomas, R (1, 3) OBP: 0.503, SLG: 0.773	P4				P4			G6-3		4	1	1	0	1	0	5	
Julio Franco, R (1, 10) OBP: 0.393, SLG: 0.471	G6-3				G3			G4-6-3		5	0	2	0	0	0	3	
Robin Ventura, L (1, 5) OBP: 0.369, SLG: 0.456	K				3B			G4-6-3		2	1	0	1	1	1	1	
Darin Jackson, R (1, 9) OBP: 0.379, SLG: 0.496	FC6-4				L7			P4		4	0	1	0	0	0	2	
Lance Johnson, L (1, 8) OBP: 0.323, SLG: 0.391	FC6-4				3B			F7		4	0	1	1	0	1	2	
Ron Karkovics, R (1, 2) OBP: 0.344, SLG: 0.413					F7			F7		3	0	0	0	0	1	1	
Warren Newson, L (9, PH) OBP: 0.273, SLG: 0.367					K			FC3-6		1	0	1	0	0	0	0	
Ozzie Guillen, L (1, 6) OBP: 0.303, SLG: 0.343	WP				G4-3			1B		4	1	2	0	0	0	1	

Inning Stats	R: 0	H: 1	E: 0	K: 1	S: 9	WLS	BF	H	R	ER	SO	BB	IBB	HBP	BLK	WP	HR	S	P	ERA	WHIP	
PITCHER	IP	WLS	BF	H	R	ER	SO	BB	IBB	HBP	BLK	WP	HR	S	P	ERA	WHIP					
David Cone, R (1, 1) ERA: 2.76	6.2	W	29	8	2	2	3	2	0	0	0	0	0	0	0	0	0	65	95	2.70	1.500	
Hipolito Pichardo, R (7, 1) ERA: 4.37	1.1		4	1	0	0	0	0	0	0	0	0	0	0	0	0	0	12	17	0.00	0.750	
Jeff Montgomery, R (9, 1) ERA: 6.26	1.0	S	7	3	1	1	1	1	0	0	0	0	0	0	0	0	0	17	27	9.00	4.000	


AB	R	H	RBI	BB	SO	LOB
31	4	8	4	1	5	4

AB	R	H	RBI	BB	SO	LOB
36	3	12	3	3	4	19

Batter	1	2	3	4	5	6	7	8	9	AB	R	H	RBI	BB	SO	LOB	TOP			
Vince Coleman, S (1, 10) OBP: 0.287, SLG: 0.344	3-2 S 1B	1-2 S 1B		0-1 F9 1B		1-2 S 1B			1-3 K 1B	5	0	3	1	0	1	1				
Dave Henderson, R (1, 7) OBP: 0.293, SLG: 0.401	4-0 BB	0-3 K 1B		3-2 P2 1B		2-3 K 1B			1-1 F8 1B	4	0	0	0	1	2	3				
Brian McRae, S (1, 8) OBP: 0.372, SLG: 0.411	1-3 K 1B		3-2 P6 1B	2-2 E5 1B		0-3 K 1B			1-0 G6-3 1B	5	0	1	0	0	2	3				
Mike Macfarlane, R (1, 2) OBP: 0.352, SLG: 0.420	1-3 K 1B		0-1 K 1B	0-3 K 1B			2-2 F8 1B			4	1	1	0	0	2	3				
Bob Hamelin, L (1, 3) OBP: 0.365, SLG: 0.551	3-1 F8 1B		0-1 HR 1B	1-2 HR 1B		3-2 F7 1B		0-0 G3 1B		4	1	1	0	0	0	2				
Gary Gaetti, R (1, 5) OBP: 0.317, SLG: 0.461		1-0 G6-4-3 1B	1-1 F8 1B	4-2 BB			0-3 K 1B			3	1	1	0	1	1	2				
Felix Jose, S (1, 9) OBP: 0.356, SLG: 0.444	1-0 G6-4-3 1B	1-3 G6-4-3 1B	1-1 HR	1-3 K 1B				3-3 K 1B		4	1	2	3	0	2	1				
Greg Gagne, R (1, 6) OBP: 0.327, SLG: 0.410	1-2 G6-4-3 1B	1-2 G6-4-3 1B	2-1 F8 1B	1-2 G1-3 1B				1-0 L5 1B		4	0	0	0	0	0	2				
Terry Shumpert, R (1, 4) OBP: 0.294, SLG: 0.531	4-2 S 1B		4-2 S 1B	4-2 S 1B		1-0 F7 1B		1-2 F8 1B		2	2	0	0	2	0	0				
Inning Stats	R: 0 E: 0 K: 2 S: 15	H: 1 LOB: 2 BB: 1 P: 26	R: 2 E: 0 K: 1 S: 15	H: 3 LOB: 1 BB: 23	R: 3 E: 0 K: 0 S: 16	H: 3 LOB: 0 BB: 22	R: 1 E: 1 K: 1 S: 16	H: 1 LOB: 1 BB: 1 P: 25	R: 0 E: 0 K: 1 S: 17	H: 0 LOB: 1 BB: 1 P: 26	R: 0 E: 0 K: 1 S: 7	H: 0 LOB: 0 BB: 0 P: 9	R: 0 E: 0 K: 1 S: 7	H: 0 LOB: 0 BB: 0 P: 12	R: 0 E: 0 K: 1 S: 7	H: 0 LOB: 0 BB: 10	1B: 8 2B: 0 3B: 0 HR: 1	SF: 0 SAC: 0 DP: 1 HBP: 0	WP: 0 PB: 0 CS: 0	PA: 39
PITCHER	IP WLS BF H R ER SO BB IBB HBP BLK WP HR S P ERA WHIP	IP WLS BF H R ER SO BB IBB HBP BLK WP HR S P ERA WHIP	IP WLS BF H R ER SO BB IBB HBP BLK WP HR S P ERA WHIP	IP WLS BF H R ER SO BB IBB HBP BLK WP HR S P ERA WHIP	IP WLS BF H R ER SO BB IBB HBP BLK WP HR S P ERA WHIP	IP WLS BF H R ER SO BB IBB HBP BLK WP HR S P ERA WHIP	IP WLS BF H R ER SO BB IBB HBP BLK WP HR S P ERA WHIP	IP WLS BF H R ER SO BB IBB HBP BLK WP HR S P ERA WHIP	IP WLS BF H R ER SO BB IBB HBP BLK WP HR S P ERA WHIP	IP WLS BF H R ER SO BB IBB HBP BLK WP HR S P ERA WHIP	IP WLS BF H R ER SO BB IBB HBP BLK WP HR S P ERA WHIP	IP WLS BF H R ER SO BB IBB HBP BLK WP HR S P ERA WHIP	IP WLS BF H R ER SO BB IBB HBP BLK WP HR S P ERA WHIP	IP WLS BF H R ER SO BB IBB HBP BLK WP HR S P ERA WHIP	IP WLS BF H R ER SO BB IBB HBP BLK WP HR S P ERA WHIP	IP WLS BF H R ER SO BB IBB HBP BLK WP HR S P ERA WHIP	IP WLS BF H R ER SO BB IBB HBP BLK WP HR S P ERA WHIP			
Jason Bere, R (1, 1) ERA: 3.47	3.0	17	7	5	5	3	2	0	0	0	0	0	0	1	46	71	15.00	3.000		
Jose DeLeon, R (4, 1) ERA: 3.12	3.0	13	2	1	0	4	2	0	0	0	0	0	0	0	48	69	0.00	1.333		
Dennis Cook, L (7, 1) ERA: 4.7	2.0	6	0	0	0	2	0	0	0	0	0	0	0	14	21	0.00	0.000			
Roberto Hernandez, R (9, 1) ERA: 7.07	1.0	W	3	0	0	1	0	0	0	0	0	0	0	7	10	0.00	0.000			

Kansas City Royals @ Chicago White Sox
Comiskey Park, Chicago, IL
Wed Jun 29 1994, 8:05 PM EDT
Att: 30,434 - Unknown - 73 F


AB 35
R 6
H 9
RBI 4
BB 4
SO 10
LOB 17



Batter	1	2	3	4	5	6	7	8	9	AB	R	H	RBI	BB	SO	LOB	BOTTOM			
Joey Cora, S (1, 4) OBP: 0.365, SLG: 0.374	2-1 G1-3 1B	2-2 G4-3 1B		3-2 1B		0-2 G6-3 1B			0-0 SH2-4 1B	3	0	1	0	0	0	1				
Norberto Martin, R (4, PR) (5, 4) OBP: 0.333, SLG: 0.419		2-3 3-H 1B		0-1 L1 1B			1-1 F7 1B		3-1 1B	5	1	2	1	0	0	1				
Tim Raines, S (1, 7) OBP: 0.370, SLG: 0.414	0-0 B1-3 1B		1-0 2B 3B	0-1 L1 1B						4	1	2	1	0	0	0				
Frank Thomas, R (1, 3) OBP: 0.503, SLG: 0.773	2-2 1B		2-2 G3 HR 2B	0-1 L9 1B		2-0 G5-3 1B				4	1	2	1	0	0	0				
Julio Franco, R (1, 10) OBP: 0.394, SLG: 0.482	1-0 G6-3 1B		1-2 G3 HR	0-1 HR 1B		2-2 1B				4	1	2	1	0	0	2				
Robin Ventura, L (1, 5) OBP: 0.370, SLG: 0.467		4-0 2B BB	3-0 HR	3-2 L5 1B		2-2 P6 1B				3	2	1	2	1	0	1				
Darin Jackson, R (1, 9) OBP: 0.385, SLG: 0.502	0-1 1B FC3-2 2B	0-1 1B FC3-2 2B	4-2 G1-6-3 BB	2-2 FC6-4 1B				2-2 G6-3 1B		3	0	2	1	1	0	0				
Lance Johnson, L (1, 8) OBP: 0.322, SLG: 0.389	1-0 FC3-2 WP 1B		0-0 G1-6-3 1B	0-0 FC6-4 1B				1-1 G4-3 1B		4	1	1	0	0	0	2				
Michael LaValliere, L (1, 2) OBP: 0.382, SLG: 0.348	0-2 G1-3 1B			0-0 F8 1B		1-0 P4 1B				2	0	0	0	0	0	2				
Ron Karkovics, R (6, PH) (7, 2) OBP: 0.341, SLG: 0.408	1-2 G1-3 1B							0-3 K 1B		2	0	0	0	0	1	0				
Ozzie Guillen, L (1, 6) OBP: 0.306, SLG: 0.343	0-1 FC3-2 WP 1B			1-1 G6-3 1B		2-2 G6-3 1B			4-0 SH2-4 1B	3	1	1	0	1	0	2				
Inning Stats	R: 0 E: 0 K: 0 S: 7	H: 1 LOB: 0 BB: 0 P: 12	R: 2 E: 0 K: 0 S: 13	H: 2 LOB: 1 BB: 1 P: 20	R: 3 E: 0 K: 0 S: 11	H: 3 LOB: 0 BB: 1 P: 22	R: 0 E: 0 K: 0 S: 8	H: 1 LOB: 1 BB: 0 P: 12	R: 1 E: 0 K: 0 S: 13	H: 2 LOB: 1 BB: 0 P: 18	R: 0 E: 0 K: 0 S: 13	H: 1 LOB: 0 BB: 0 P: 16	R: 0 E: 0 K: 1 S: 8	H: 0 LOB: 0 BB: 0 P: 11	R: 1 E: 0 K: 0 S: 3	H: 1 LOB: 1 BB: 1 P: 10	1B: 7 2B: 2 3B: 1 HR: 2	SF: 0 SAC: 1 DP: 2 HBP: 0	WP: 1 PB: 0 SB: 1 CS: 0	PA: 38
PITCHER	IP WLS BF H R ER SO BB IBB HBP BLK WP HR S P ERA WHIP	IP WLS BF H R ER SO BB IBB HBP BLK WP HR S P ERA WHIP	IP WLS BF H R ER SO BB IBB HBP BLK WP HR S P ERA WHIP	IP WLS BF H R ER SO BB IBB HBP BLK WP HR S P ERA WHIP	IP WLS BF H R ER SO BB IBB HBP BLK WP HR S P ERA WHIP	IP WLS BF H R ER SO BB IBB HBP BLK WP HR S P ERA WHIP	IP WLS BF H R ER SO BB IBB HBP BLK WP HR S P ERA WHIP	IP WLS BF H R ER SO BB IBB HBP BLK WP HR S P ERA WHIP	IP WLS BF H R ER SO BB IBB HBP BLK WP HR S P ERA WHIP	IP WLS BF H R ER SO BB IBB HBP BLK WP HR S P ERA WHIP	IP WLS BF H R ER SO BB IBB HBP BLK WP HR S P ERA WHIP	IP WLS BF H R ER SO BB IBB HBP BLK WP HR S P ERA WHIP	IP WLS BF H R ER SO BB IBB HBP BLK WP HR S P ERA WHIP	IP WLS BF H R ER SO BB IBB HBP BLK WP HR S P ERA WHIP	IP WLS BF H R ER SO BB IBB HBP BLK WP HR S P ERA WHIP	IP WLS BF H R ER SO BB IBB HBP BLK WP HR S P ERA WHIP	IP WLS BF H R ER SO BB IBB HBP BLK WP HR S P ERA WHIP			
Bob Milacki, R (1, 1) ERA: 4.85	2.1	15	6	5	5	0	2	0	0	0	0	0	0	0	1	17	24	3.86	0.857	
Mike Magnante, L (3, 1) ERA: 5.35	2.1	8	2	1	1	0	0	0	0	0	0	0	0	1	17	24	3.86	0.857		
Rusty Meacham, R (5, 1) ERA: 1.32	3.1	12	3	0	0	1	0	0	0	0	0	0	0	37	52	0.00	0.900			
Billy Brewer, L (9, 1) ERA: 2.76	0.1	L	3	1	1	0	1	0	0	0	0	0	0	3	10	27.00	6.000			

Kansas City Royals @ Chicago White Sox
Comiskey Park, Chicago, IL
Wed Jun 29 1994, 8:05 PM EDT
Att: 30,434 - Unknown - 73 F

AB 34
R 7
H 12
RBI 6
BB 3
SO 1
LOB 12



Batter	1	2	3	4	5	6	7	8	9	AB	R	H	RBI	BB	SO	LOB	TOP					
Vince Coleman, S (1,7) OBP: 0.285, SLG: 0.343	0-1 SH1-3 1B		0-0 G1-3-6		1-1 G4-3		0-0 P4	1-0 SF8		4	0	1	1	0	0	1	Kansas City Royals @ Chicago White Sox Comiskey Park, Chicago, IL Thu Jun 30 1994, 8:05 PM EDT Att: 30,236 - Unknown - 70 F					
Brian McRae, S (1,8) OBP: 0.376, SLG: 0.414	0-0 SH1-3		2-2		2-2 2B		2-2 1B HBP	0-0 F7		3	0	2	0	0	0	2						
Felix Jose, S (1,9) OBP: 0.357, SLG: 0.447	0-1 G1-3		1-2 P6		1-2 F8		1-2 1B	3-2 F9 FC6-2 2B		5	0	2	0	0	0	3						
Bob Hamelin, L (1,3) OBP: 0.361, SLG: 0.547	1-2 F7				1-0 F9		2-2 L9	0-2 F9		5	0	1	0	0	0	4						
Gary Gaetti, R (1,5) OBP: 0.322, SLG: 0.463					3-1			1-2		5	1	3	0	0	0	3						
David Howard, S (9, PR) OBP: 0.314, SLG: 0.238					1B 1B			0-1 FC6-2		0	0	0	0	0	0	0						
Brent Mayne, L (1,2) OBP: 0.275, SLG: 0.300	0-0 F8				0-1 1B		1-2 F7	0-1 1B SF8 2B	3-H F7	5	1	2	0	0	0	2						
Hubie Brooks, R (1,10) OBP: 0.226, SLG: 0.298	1-1 F8				0-2 1B		1-1 G1-3	0-2 G1-3		4	0	1	0	0	0	3						
Greg Gagne, R (1,6) OBP: 0.326, SLG: 0.407	1-3 K				1-3 K		2-2 G6-3	0-1 SF8 BB 1B		4	0	1	1	0	2	4						
Terry Shumpert, R (1,4) OBP: 0.301, SLG: 0.526					0-1 G5-3		0-2 F8	1-2 BB		3	0	1	0	1	0	3						
Inning Stats	R: 0 E: 0 K: 0 S: 8	H: 1 LOB: 1 BB: 0 P: 9	R: 0 E: 0 K: 1 S: 7	H: 1 LOB: 1 BB: 0 P: 9	R: 0 E: 0 K: 0 S: 12	H: 2 LOB: 1 BB: 0 P: 16	R: 0 E: 0 K: 1 S: 14	H: 3 LOB: 3 BB: 0 P: 19	R: 0 E: 0 K: 0 S: 10	H: 0 LOB: 0 BB: 0 P: 14	R: 0 E: 0 K: 0 S: 14	H: 1 LOB: 2 BB: 0 P: 19	R: 2 E: 0 K: 0 S: 15	H: 3 LOB: 2 BB: 1 P: 21	R: 0 E: 0 K: 0 S: 10	H: 1 LOB: 1 BB: 0 P: 13	1B: 11 2B: 3 3B: 0 HR: 0	SF: 1 SAC: 1 DP: 1 HBP: 1	WP: 0 PB: 0 SB: 1 CS: 0	PA: 42		
PITCHER	IP WLS BF H R ER SO	IP WLS BF H R ER SO	IP WLS BF H R ER SO	IP WLS BF H R ER SO	IP WLS BF H R ER SO	IP WLS BF H R ER SO	IP WLS BF H R ER SO	IP WLS BF H R ER SO	IP WLS BF H R ER SO	IP WLS BF H R ER SO	IP WLS BF H R ER SO	IP WLS BF H R ER SO	IP WLS BF H R ER SO	IP WLS BF H R ER SO	IP WLS BF H R ER SO	IP WLS BF H R ER SO	BB IBB HBP BLK	WP HR S P	ERA WHIP	ERA WHIP		
Scott Sanderson, R (1,1) ERA: 3.48	7.0 W 33	12 2 2 2	0 0 0 0	0 0 0 0	0 0 0 0	0 0 0 0	0 0 0 0	0 0 0 0	0 0 0 0	0 0 0 0	0 0 0 0	0 0 0 0	0 0 0 0	0 0 0 0	0 0 0 0	0 0 0 0	0 0 0 0	0 0 0 0	0 0 0 0	0 0 0 0	2.57 1.714	2.57 1.714
Dane Johnson, R (8,1) ERA: 3.72	1.0 5	1 0 0 0	1 0 0 0	1 0 0 0	0 0 0 0	0 0 0 0	0 0 0 0	0 0 0 0	0 0 0 0	0 0 0 0	0 0 0 0	0 0 0 0	0 0 0 0	0 0 0 0	0 0 0 0	0 0 0 0	0 0 0 0	0 0 0 0	0 0 0 0	0 0 0 0	0.00 2.000	0.00 2.000
Paul Assenmacher, L (9,1) ERA: 4.98	0.1 2	1 0 0 0	0 0 0 0	0 0 0 0	0 0 0 0	0 0 0 0	0 0 0 0	0 0 0 0	0 0 0 0	0 0 0 0	0 0 0 0	0 0 0 0	0 0 0 0	0 0 0 0	0 0 0 0	0 0 0 0	0 0 0 0	0 0 0 0	0 0 0 0	0 0 0 0	0.00 0.000	0.00 0.000
Roberto Hernandez, R (9,1) ERA: 6.91	0.2 S 2	0 0 0 0	0 0 0 0	0 0 0 0	0 0 0 0	0 0 0 0	0 0 0 0	0 0 0 0	0 0 0 0	0 0 0 0	0 0 0 0	0 0 0 0	0 0 0 0	0 0 0 0	0 0 0 0	0 0 0 0	0 0 0 0	0 0 0 0	0 0 0 0	0 0 0 0	0.00 0.000	0.00 0.000

Batter	1	2	3	4	5	6	7	8	9	AB	R	H	RBI	BB	SO	LOB	BOTTOM					
Norberto Martin, R (1,4) OBP: 0.314, SLG: 0.394	2-1 G6-3		1-1 G4-3		1-1 G5-3		1-3 K			4	0	0	0	0	1	0	Kansas City Royals @ Chicago White Sox Comiskey Park, Chicago, IL Thu Jun 30 1994, 8:05 PM EDT Att: 30,236 - Unknown - 70 F					
Tim Raines, S (1,7) OBP: 0.369, SLG: 0.409	3-1 G4-3		1-0 G4-3		3-3 K		4-2 G6-3 2B BB			3	1	0	0	1	1	0						
Frank Thomas, R (1,3) OBP: 0.503, SLG: 0.779	4-2 1B BB		2-1 HR		3-2 F9		1-1 G6-3			3	2	1	1	1	0	1						
Julio Franco, R (1,10) OBP: 0.402, SLG: 0.493	1-2 1B		2-2 1B		3-2 SH1-4 1B		3-2 1B 2B			4	0	4	1	0	0	0						
Robin Ventura, L (1,5) OBP: 0.375, SLG: 0.469	2-0 1B		3-3 K		2-1 SH1-4 1B		4-0 FC6-4 IBB			3	0	2	1	1	1	1						
Warren Newson, L (1,9) OBP: 0.275, SLG: 0.365	1-0 F8				3-1 L9 FC3-2 1B		1-1 SH1-4			3	0	1	0	0	0	4						
Darrin Jackson, R (8,9) OBP: 0.385, SLG: 0.502					1-2 2-3		2-1 FC6-4			0	0	0	0	0	0	0						
Lance Johnson, L (1,8) OBP: 0.321, SLG: 0.385					3-2 L9		4-0 IBB			3	0	0	0	1	0	1						
Ron Karkovics, R (1,2) OBP: 0.335, SLG: 0.399					3-1 FC3-2		1-3 K			4	0	0	0	0	3	4						
Ozzie Guillen, L (1,6) OBP: 0.302, SLG: 0.338					3-H F8		0-2 G5-3			4	0	0	0	0	0	4						
Inning Stats	R: 1 E: 0 K: 0 S: 12	H: 2 LOB: 2 BB: 1 P: 25	R: 0 E: 0 K: 1 S: 5	H: 0 LOB: 0 BB: 0 P: 7	R: 1 E: 0 K: 1 S: 11	H: 2 LOB: 1 BB: 0 P: 20	R: 0 E: 0 K: 0 S: 12	H: 1 LOB: 1 BB: 0 P: 22	R: 0 E: 0 K: 1 S: 10	H: 0 LOB: 0 BB: 0 P: 17	R: 0 E: 0 K: 1 S: 14	H: 2 LOB: 3 BB: 1 P: 25	R: 1 E: 0 K: 1 S: 14	H: 1 LOB: 2 BB: 2 P: 29	R: 0 E: 0 K: 1 S: 7	H: 0 LOB: 0 BB: 0 P: 8	1B: 6 2B: 1 3B: 0 HR: 1	SF: 0 SAC: 1 DP: 0 HBP: 0	WP: 0 PB: 0 SB: 2 CS: 0	PA: 36		
PITCHER	IP WLS BF H R ER SO	IP WLS BF H R ER SO	IP WLS BF H R ER SO	IP WLS BF H R ER SO	IP WLS BF H R ER SO	IP WLS BF H R ER SO	IP WLS BF H R ER SO	IP WLS BF H R ER SO	IP WLS BF H R ER SO	IP WLS BF H R ER SO	IP WLS BF H R ER SO	IP WLS BF H R ER SO	IP WLS BF H R ER SO	IP WLS BF H R ER SO	IP WLS BF H R ER SO	IP WLS BF H R ER SO	BB IBB HBP BLK	WP HR S P	ERA WHIP	ERA WHIP		
Mark Gubicza, R (1,1) ERA: 4.2	6.0 L 27	2 2 2 4	1 1 0 0	0 0 0 0	1 1 0 0	0 0 0 0	0 0 0 0	0 0 0 0	0 0 0 0	0 0 0 0	0 0 0 0	0 0 0 0	0 0 0 0	0 0 0 0	0 0 0 0	0 0 0 0	0 0 0 0	0 0 0 0	0 0 0 0	0 0 0 0	3.00 1.333	3.00 1.333
Stan Belinda, R (7,1) ERA: 4.8	0.2 4	1 1 1 1	1 0 0 0	1 0 0 0	0 0 0 0	0 0 0 0	0 0 0 0	0 0 0 0	0 0 0 0	0 0 0 0	0 0 0 0	0 0 0 0	0 0 0 0	0 0 0 0	0 0 0 0	0 0 0 0	0 0 0 0	0 0 0 0	0 0 0 0	0 0 0 0	13.50 3.000	13.50 3.000
Hipolito Pichardo, R (7,1) ERA: 4.24	1.1 5	0 0 0 0	0 0 0 0	0 0 0 0	0 0 0 0	0 0 0 0	0 0 0 0	0 0 0 0	0 0 0 0	0 0 0 0	0 0 0 0	0 0 0 0	0 0 0 0	0 0 0 0	0 0 0 0	0 0 0 0	0 0 0 0	0 0 0 0	0 0 0 0	0 0 0 0	0.00 0.000	0.00 0.000

Batter	1	2	3	4	5	6	7	8	9	10	11	12	AB	R	H	RBI	BB	SO	LOB	TOP				
Devon White, S OBP: 0.321, SLG: 0.469	B1	G1-3			G3				F8				6	0	2	0	0	0	1					
Roberto Alomar, S OBP: 0.391, SLG: 0.476					G1-3				B5-3				4	1	0	0	1	1	2					
Domingo Cedeno, S OBP: 0.226, SLG: 0.288	BB 2B	K							G6-3				1	0	0	0	0	0	1					
Paul Molitor, R OBP: 0.403, SLG: 0.495					G4-3				G6-3				5	1	2	0	1	0	0					
Joe Carter, R OBP: 0.314, SLG: 0.510					F7				G6-3				5	1	1	1	0	0	1					
John Olerud, L OBP: 0.382, SLG: 0.441					K				G4-3				3	0	0	0	3	1	2					
Mike Huff, R OBP: 0.412, SLG: 0.475									FC5-4				3	0	1	2	2	0	2					
Ed Sprague, R OBP: 0.287, SLG: 0.344									F8				4	0	0	0	0	1	6					
Rob Butler, L OBP: 0.200, SLG: 0.158					P4								1	0	0	0	0	0	3					
Darnell Coles, R OBP: 0.220, SLG: 0.212													0	0	0	0	0	0	0					
Pat Borders, R OBP: 0.280, SLG: 0.303					K				G6-3				5	0	1	0	0	1	2					
Dick Schofield, R OBP: 0.322, SLG: 0.333									K				5	0	1	0	0	2	1					
Inning Stats	R: 3 E: 0 K: 1 S: 15	H: 2 LOB: 2 BB: 3 P: 34	R: 0 E: 0 K: 1 S: 9	H: 0 LOB: 0 BB: 0 P: 13	R: 0 E: 0 K: 1 S: 7	H: 0 LOB: 0 BB: 0 P: 7	R: 0 E: 0 K: 1 S: 9	H: 0 LOB: 0 BB: 0 P: 15	R: 0 E: 0 K: 1 S: 9	H: 1 LOB: 2 BB: 1 P: 20	R: 0 E: 0 K: 0 S: 10	H: 0 LOB: 2 BB: 2 P: 16	R: 0 E: 0 K: 0 S: 8	H: 1 LOB: 1 BB: 0 P: 14	R: 0 E: 0 K: 0 S: 8	H: 1 LOB: 2 BB: 1 P: 15	R: 0 E: 0 K: 0 S: 9	H: 2 LOB: 1 BB: 0 P: 12	R: 0 E: 0 K: 0 S: 3	H: 0 LOB: 0 BB: 0 P: 6	1B: 4 2B: 2 3B: 2 HR: 0	SF: 0 SAC: 0 DP: 1 HBP: 1	WP: 0 PB: 0 CS: 2 S: 1	PA: 50
PITCHER	IP WLS BF H R ER SO BB IBB HBP BLK WP HR S P ERA WHIP	Kevin Appier, R ERA: 4.48	Hipolito Pichardo, R ERA: 4.15	Billy Brewer, L ERA: 2.73	Stan Belinda, R ERA: 4.45	Jeff Montgomery, R ERA: 6.18	PITCHER	IP WLS BF H R ER SO BB IBB HBP BLK WP HR S P ERA WHIP	Kevin Appier, R ERA: 4.48	Hipolito Pichardo, R ERA: 4.15	Billy Brewer, L ERA: 2.73	Stan Belinda, R ERA: 4.45	Jeff Montgomery, R ERA: 6.18											

Toronto Blue Jays @ Kansas City Royals
Kauffman Stadium, Kansas City, MO

Fri Jul 01 1994, 7:05 PM CDT
Att: 21,496 - Unknown - 91 F

AB 42
R 3
H 8
RBI 3
BB 7
SO 6
LOB 21



Batter	1	2	3	4	5	6	7	8	9	10	11	12	AB	R	H	RBI	BB	SO	LOB	BOTTOM						
Vince Coleman, S OBP: 0.286, SLG: 0.343					G3				G4-3				6	0	2	0	0	1	1							
Brian McRae, S OBP: 0.373, SLG: 0.409					F7				G3				6	0	1	1	0	0	1							
Felix Jose, S OBP: 0.353, SLG: 0.446					F8				K				5	0	1	0	0	1	1							
Bob Hamelin, L OBP: 0.362, SLG: 0.548					G3-1				L3-6				5	1	2	0	0	0	2							
Mike Macfarlane, R OBP: 0.361, SLG: 0.436													4	1	3	0	1	0	0							
Brent Mayne, L OBP: 0.275, SLG: 0.294					K				G3				5	1	1	2	0	2	4							
Terry Shumpert, R OBP: 0.299, SLG: 0.513									L8				3	0	0	0	1	1	2							
Jose Lind, R OBP: 0.281, SLG: 0.307					G4-3								5	0	1	1	0	0	2							
David Howard, S OBP: 0.321, SLG: 0.255					K								5	1	2	0	0	2	0							
Inning Stats	R: 0 E: 0 K: 0 S: 7	H: 1 LOB: 1 BB: 0 P: 10	R: 0 E: 0 K: 1 S: 10	H: 1 LOB: 1 BB: 0 P: 18	R: 0 E: 0 K: 2 S: 9	H: 0 LOB: 0 BB: 0 P: 10	R: 1 E: 0 K: 0 S: 9	H: 2 LOB: 1 BB: 0 P: 13	R: 0 E: 0 K: 1 S: 9	H: 0 LOB: 0 BB: 0 P: 13	R: 0 E: 0 K: 0 S: 8	H: 1 LOB: 1 BB: 1 P: 12	R: 2 E: 0 K: 0 S: 13	H: 4 LOB: 1 BB: 0 P: 22	R: 0 E: 0 K: 1 S: 14	H: 1 LOB: 2 BB: 1 P: 27	R: 0 E: 0 K: 0 S: 8	H: 0 LOB: 0 BB: 0 P: 13	R: 0 E: 0 K: 0 S: 7	H: 0 LOB: 0 BB: 0 P: 12	R: 0 E: 0 K: 1 S: 11	H: 3 LOB: 2 BB: 0 P: 17	1B: 9 2B: 5 3B: 0 HR: 0	SF: 0 SAC: 1 DP: 2 HBP: 0	WP: 0 PB: 0 CS: 0	PA: 47
PITCHER	IP WLS BF H R ER SO BB IBB HBP BLK WP HR S P ERA WHIP	Todd Stottlemyre, R ERA: 3.68	Woody Williams, R ERA: 5.08	PITCHER	IP WLS BF H R ER SO BB IBB HBP BLK WP HR S P ERA WHIP	Todd Stottlemyre, R ERA: 3.68	Woody Williams, R ERA: 5.08																			

Toronto Blue Jays @ Kansas City Royals
Kauffman Stadium, Kansas City, MO

Fri Jul 01 1994, 7:05 PM CDT
Att: 21,496 - Unknown - 91 F

AB 44
R 4
H 13
RBI 4
BB 2
SO 7
LOB 13



Batter	1	2	3	4	5	6	7	8	9	AB	R	H	RBI	BB	SO	LOB	TOP								
Devon White, S (1, 8) OBP: 0.316, SLG: 0.461	1-2 G4-3		3-3 K		1-0 G4-3		1-0 F8		1-1 F7	5	0	0	0	0	1	0									
Domingo Cadeno, S (1, 4) OBP: 0.224, SLG: 0.250	0-2 G1-3		0-3 K			2-2 E1 1B		0-3 K	4-1 1B	4	1	0	0	1	2	0									
Paul Molitor, R (1, 10) OBP: 0.403, SLG: 0.494	3-1 P3			2-2 F8		1-0 BB 1B	1-2 G4-3		1-2 1B	5	1	2	0	0	0	0									
Joe Carter, R (1, 9) OBP: 0.312, SLG: 0.505		0-0 P4		2-2 G5-3		1-0 1B BB		2-3 K	1-3 K	5	0	1	1	0	2	2									
John Olerud, L (1, 3) OBP: 0.389, SLG: 0.443		3-2 WP 2B		4-2 BB		1-2 G1-2-3 1B		0-1 1B SF7	0-2 G4-3	3	3	2	0	2	0	2									
Mike Huff, R (1, 7) OBP: 0.421, SLG: 0.492		2-1 1-H 2B		0-0 F7		1-2 G1-2-3 2B		0-0 BB	1-3 1B	4	1	3	2	0	0	1									
Ed Sprague, R (1, 5) OBP: 0.287, SLG: 0.354		3-3 K			2-2 HR		1-2 G1-2-3		1-1 SF7	3	1	1	2	0	1	4									
Dick Schofield, R (1, 6) OBP: 0.326, SLG: 0.338		0-1 P3			0-1 G6-3		0-1 G6-3		4-2 BB	3	0	1	2	1	0	1									
Randy Knorr, R (1, 2) OBP: 0.239, SLG: 0.379			2-0 F8		2-0 G1-3		1-2 G6-3		1-0 F7	4	0	0	0	0	0	3									
Inning Stats	R: 0 E: 0 K: 0 S: 8	H: 0 LOB: 0 BB: 0 P: 12	R: 1 E: 0 K: 1 S: 11	H: 2 LOB: 1 BB: 0 P: 19	R: 0 E: 0 K: 2 S: 8	H: 0 LOB: 0 BB: 0 P: 13	R: 0 E: 0 K: 0 S: 12	H: 0 LOB: 1 BB: 1 P: 20	R: 1 E: 0 K: 0 S: 9	H: 1 LOB: 0 BB: 0 P: 14	R: 4 E: 1 K: 0 S: 17	H: 4 LOB: 1 BB: 1 P: 29	R: 0 E: 0 K: 1 S: 7	H: 0 LOB: 0 BB: 0 P: 9	R: 1 E: 0 K: 1 S: 11	H: 2 LOB: 2 BB: 1 P: 19	R: 0 E: 0 K: 1 S: 13	H: 1 LOB: 2 BB: 1 P: 20	1B: 7 2B: 2 3B: 0 HR: 1	SF: 1 SAC: 0 DP: 1 HBP: 0	WP: 1 PB: 0 SB: 1 CS: 1	PA: 41			
PITCHER	IP	WLS	BF	H	R	ER	SO	BB	IBB	HBP	BLK	WP	HR	S	P	ERA	WHIP								
Tom Gordon, R (1, 1) ERA: 4.0	5.0		24	6	6	3	3	2	0	0	0	1	1	57	96	5.40	1.600								
Rusty Meacham, R (6, 1) ERA: 1.49	3.0	L	12	3	1	1	2	1	0	0	0	0	0	26	39	3.00	1.333								
Mike Magnante, L (9, 1) ERA: 5.22	1.0		5	1	0	0	1	1	0	0	0	0	0	13	20	0.00	2.000								

Toronto Blue Jays @ Kansas City Royals
Kauffman Stadium, Kansas City, MO

AB	36
R	7
H	10
RBI	7
BB	4
SO	6
LOB	13



Sat Jul 02 1994, 7:05 PM CDT
Att: 27,800 - Unknown - 84 F

Batter	1	2	3	4	5	6	7	8	9	AB	R	H	RBI	BB	SO	LOB	BOTTOM								
Vince Coleman, S (1, 10) OBP: 0.287, SLG: 0.342	3-2 G6-3	0-1 FC3-2		1-2 FC4-6	3-2 1B		1-2 1B		2-2 G4-3	6	0	2	2	0	0	5									
Brian McRae, S (1, 8) OBP: 0.388, SLG: 0.402	2-3 K	2-0 F7		1-1 L8	1-1 P4			1-1 B5-3		5	0	0	0	0	1	5									
Mike Macfarlane, R (1, 2) OBP: 0.362, SLG: 0.430	4-2 WP BB		0-0 L5		4-0 2B BB	3-1 F8		3-2 P6		3	1	0	0	2	0	0									
Felix Jose, S (1, 9) OBP: 0.362, SLG: 0.454	4-2 BB		1-0 E9		4-1 2B SF8	1-1 L7		3-2 WP S	1-2 1B	3	1	2	0	2	0	0									
Dave Henderson, R (1, 7) OBP: 0.302, SLG: 0.406	2-3 K		4-1 BB		1-0 E 1B	2-1 P6		4-2 WP BB	1-2 BB	3	1	1	1	2	1	2									
Hubie Brooks, R (1, 3) OBP: 0.239, SLG: 0.311		2-2 E FC3-2 1B	2-2 P5		1-0 SF8		0-0 1B	1-1 G4-3	1-2 2-3	4	1	2	1	0	0	4									
Terry Shumpert, R (1, 5) OBP: 0.303, SLG: 0.504		0-0 FC3-2 1B	3-2 P3		2-3 S 1B SF7	4-2 BB	1-0 F8		2-3 K	4	1	1	0	1	1	3									
Jose Lind, R (1, 4) OBP: 0.286, SLG: 0.307		2-3 K		3-2 G6-3	2-1 S 1B		4-2 1B BB		1-0 G6-3	3	1	1	1	1	1	2									
Brent Mayne, L (9, PH) OBP: 0.272, SLG: 0.291					1-2 S 1B		1-2 1B BB			1	0	0	0	0	0	0									
David Howard, S (1, 6) OBP: 0.317, SLG: 0.245		0-0 E4		4-2 FC4-6	2-0 SF7		1-1 P4		4-0 BB	2	0	0	1	1	0	4									
Bob Hamelin, L (9, PH) OBP: 0.365, SLG: 0.548					1-2 S 1B					0	0	0	0	1	0	0									
Greg Gagne, R (9, PR) OBP: 0.326, SLG: 0.407		1-2 FC3-2			1-2 BB					0	0	0	0	0	0	0									
Inning Stats	R: 0 E: 0 K: 2 S: 15	H: 0 LOB: 2 BB: 2 P: 30	R: 0 E: 1 K: 1 S: 11	H: 2 LOB: 3 BB: 0 P: 17	R: 0 E: 1 K: 0 S: 10	H: 1 LOB: 2 BB: 1 P: 20	R: 0 E: 0 K: 0 S: 11	H: 0 LOB: 1 BB: 1 P: 22	R: 0 E: 1 K: 0 S: 14	H: 3 LOB: 1 BB: 3 P: 35	R: 0 E: 0 K: 0 S: 6	H: 0 LOB: 0 BB: 0 P: 12	R: 1 E: 0 K: 0 S: 10	H: 2 LOB: 2 BB: 1 P: 17	R: 0 E: 0 K: 0 S: 16	H: 1 LOB: 2 BB: 1 P: 28	R: 0 E: 0 K: 1 S: 8	H: 0 LOB: 1 BB: 1 P: 17	1B: 7 2B: 2 3B: 0 HR: 0	SF: 2 SAC: 0 DP: 0 HBP: 0	WP: 2 PB: 0 SB: 4 CS: 0	PA: 46			
PITCHER	IP	WLS	BF	H	R	ER	SO	BB	IBB	HBP	BLK	WP	HR	S	P	ERA	WHIP								
Al Leiter, L (1, 1) ERA: 5.0	4.1		25	4	4	4	3	7	0	0	0	0	0	52	108	8.31	2.538								
Tony Castillo, L (5, 1) ERA: 2.66	3.1	W	16	5	2	2	0	2	0	0	0	0	0	39	70	5.40	2.100								
Darren Hall, R (8, 1) ERA: 3.31	1.1	S	5	0	0	0	1	1	0	0	0	1	0	10	20	0.00	0.750								

Toronto Blue Jays @ Kansas City Royals
Kauffman Stadium, Kansas City, MO

AB	34
R	6
H	9
RBI	6
BB	10
SO	4
LOB	25



Sat Jul 02 1994, 7:05 PM CDT
Att: 27,800 - Unknown - 84 F

Batter	1	2	3	4	5	6	7	8	9	AB	R	H	RBI	BB	SO	LOB	TOP				
Devon White, S (1, 8) OBP: 0.319, SLG: 0.466 Rob Butler, L (7, 7) OBP: 0.227, SLG: 0.190	1-2 S 1B		1-2 G4-3					1-0 CI 2B 1B	1-2 L1-3	3	0	2	0	0	0	0					
Roberto Alomar, S (1, 4) OBP: 0.394, SLG: 0.487 Domingo Cedeno, S (7, 4) OBP: 0.232, SLG: 0.258	4-2 SAFE BB		3-2 HR					0-2 CI 2B 1B	3-2 G6-3	2	1	1	1	1	0	1					
Paul Molitor, R (1, 10) OBP: 0.401, SLG: 0.489	0-0 P8		0-3 K					0-2 CI 2B G4-3	4-2 BB	3	1	0	0	1	1	2					
Joe Carter, R (1, 9) OBP: 0.312, SLG: 0.502 Shawn Green, L (7, 9) OBP: 0.116, SLG: 0.121	2-1 P9			4-2 1B BB				0-0 F8	1-2 F9	2	0	0	0	1	0	2					
John Olerud, L (1, 3) OBP: 0.388, SLG: 0.442 Darnell Coles, R (7, 3) OBP: 0.233, SLG: 0.245	3-2 F8			2-1 BB G6-4-3 1B				3-2 G4-3 1-3 2-H 3-H		3	0	1	0	0	0	2					
Mike Huff, R (1, 7) OBP: 0.410, SLG: 0.476		2-3 K		2-3 K				1-1 G5-3	1-1 G4-3	4	0	0	1	0	2	3					
Ed Sprague, R (1, 5) OBP: 0.286, SLG: 0.351		1-3 K		0-1 G6-4-3 1-2				2-3 3-H 2-2	P5	3	0	0	0	1	1	3					
Pat Borders, R (1, 2) OBP: 0.280, SLG: 0.302		3-1 F9			0-3 K			2-3 K		4	1	1	0	0	2	1					
Dick Schofield, R (1, 6) OBP: 0.324, SLG: 0.351			2-3 K		1-3 K			2-3 K	1-2 HR	4	1	1	2	0	3	1					
Inning Stats	R: 0 E: 0 K: 0 S: 13	H: 1 LOB: 2 BB: 1 P: 23	R: 0 E: 0 K: 2 S: 10	H: 0 LOB: 0 BB: 0 P: 16	R: 1 E: 0 K: 2 S: 15	H: 1 LOB: 0 BB: 0 P: 21	R: 0 E: 0 K: 1 S: 9	H: 1 LOB: 1 BB: 1 P: 17	R: 0 E: 0 K: 2 S: 14	H: 0 LOB: 0 BB: 0 P: 10	R: 0 E: 0 K: 2 S: 11	H: 0 LOB: 1 BB: 1 P: 20	R: 3 E: 1 K: 0 S: 18	H: 3 LOB: 1 BB: 0 P: 25	R: 2 E: 0 K: 0 S: 23	H: 2 LOB: 1 BB: 1 P: 36	1B: 5 2B: 2 3B: 0 HR: 2	SF: 0 SAC: 0 DP: 1 HBP: 0	WP: 0 PB: 0 SB: 1 CS: 0	PA: 40	
PITCHER	IP WLS BF H R ER SO BB IBB HBP BLK WP HR S P ERA WHIP	IP WLS BF H R ER SO BB IBB HBP BLK WP HR S P ERA WHIP	IP WLS BF H R ER SO BB IBB HBP BLK WP HR S P ERA WHIP	IP WLS BF H R ER SO BB IBB HBP BLK WP HR S P ERA WHIP	IP WLS BF H R ER SO BB IBB HBP BLK WP HR S P ERA WHIP	IP WLS BF H R ER SO BB IBB HBP BLK WP HR S P ERA WHIP	IP WLS BF H R ER SO BB IBB HBP BLK WP HR S P ERA WHIP	IP WLS BF H R ER SO BB IBB HBP BLK WP HR S P ERA WHIP	IP WLS BF H R ER SO BB IBB HBP BLK WP HR S P ERA WHIP	IP WLS BF H R ER SO BB IBB HBP BLK WP HR S P ERA WHIP	IP WLS BF H R ER SO BB IBB HBP BLK WP HR S P ERA WHIP	IP WLS BF H R ER SO BB IBB HBP BLK WP HR S P ERA WHIP	IP WLS BF H R ER SO BB IBB HBP BLK WP HR S P ERA WHIP	IP WLS BF H R ER SO BB IBB HBP BLK WP HR S P ERA WHIP	IP WLS BF H R ER SO BB IBB HBP BLK WP HR S P ERA WHIP	IP WLS BF H R ER SO BB IBB HBP BLK WP HR S P ERA WHIP	IP WLS BF H R ER SO BB IBB HBP BLK WP HR S P ERA WHIP	IP WLS BF H R ER SO BB IBB HBP BLK WP HR S P ERA WHIP	IP WLS BF H R ER SO BB IBB HBP BLK WP HR S P ERA WHIP	IP WLS BF H R ER SO BB IBB HBP BLK WP HR S P ERA WHIP	IP WLS BF H R ER SO BB IBB HBP BLK WP HR S P ERA WHIP
David Cone, R (1, 1) ERA: 2.88	7.0	W	27	4	1	1	9	3	0	0	0	0	0	0	1	78	126	1.29	1.000		
Hipolito Pichardo, R (8, 1) ERA: 4.53	2.0		13	5	5	3	0	1	0	0	0	0	0	0	1	41	61	13.50	3.000		

Toronto Blue Jays @ Kansas City Royals
Kauffman Stadium, Kansas City, MO
Sun Jul 03 1994, 3:33 AM CDT
Att: 25,421 - Sunny - 79 F

AB 35
R 6
H 9
RBI 6
BB 4
SO 9
LOB 19



Batter	1	2	3	4	5	6	7	8	9	AB	R	H	RBI	BB	SO	LOB	BOTTOM				
Vince Coleman, S (1, 7) OBP: 0.288, SLG: 0.349	0-1 G6-3	1-0 CS	0-2 F8 2B 1B	1-3 K		0-1 SF7 3B		0-3 K		5	2	2	1	0	2	1					
Dave Henderson, R (1, 8) OBP: 0.305, SLG: 0.421	2-2 P4		2-2 F8 1-3	0-0 2B		2-H SF7		0-0 1-H E 2B		4	1	2	2	0	0	1					
Felix Jose, S (1, 9) OBP: 0.387, SLG: 0.457	4-2 BB		0-0 1B HR 2B	0-0 G1-3		3-H 4-1 BB		1-0 E3 WP		3	1	1	1	2	0	1					
Bob Hamelin, L (1, 3) OBP: 0.366, SLG: 0.545	0-1 F8		2-2 HR 1B		1-0 WP G6-3 1B	3-1 G3		2-0 G4-3		5	2	2	0	0	0	3					
Mike Macfarlane, R (1, 10) OBP: 0.364, SLG: 0.445		1-2 HR 1B	1-2 HR 1B		3-2 G6-3		0-3 K			4	2	2	3	0	1	1					
Brent Mayne, L (1, 2) OBP: 0.280, SLG: 0.278		2-0 F7	1-3 K		3-3 K		0-0 G5-3			4	0	0	0	0	2	2					
Greg Gagne, R (1, 6) OBP: 0.332, SLG: 0.423		0-2 HR	2-2 1B		2-0 CS HBP		2-2 L8			3	1	2	2	0	0	0					
Terry Shumpert, R (1, 5) OBP: 0.309, SLG: 0.496		4-2 CS BB	1-1 P3		1-0 CS	4-2 S 3B BB		0-1 G6-3		2	1	0	0	2	0	1					
Jose Lind, R (1, 4) OBP: 0.285, SLG: 0.303		1-3 K			0-0 G5-3	1-1 L9		4-2 2B BB		3	1	0	0	1	1	2					
Inning Stats	R: 0 E: 0 K: 0 S: 9	H: 0 LOB: 1 BB: 1 P: 15	R: 2 E: 0 K: 1 S: 13	H: 2 LOB: 0 BB: 1 P: 22	R: 4 E: 0 K: 1 S: 24	H: 5 LOB: 1 BB: 0 P: 32	R: 0 E: 0 K: 1 S: 7	H: 1 LOB: 0 BB: 0 P: 8	R: 1 E: 0 K: 0 S: 8	H: 1 LOB: 0 BB: 2 P: 18	R: 2 E: 0 K: 1 S: 11	H: 1 LOB: 1 BB: 1 P: 23	R: 0 E: 0 K: 1 S: 8	H: 0 LOB: 0 BB: 0 P: 10	R: 2 E: 1 K: 1 S: 11	H: 1 LOB: 1 BB: 1 P: 18	1B: 5 2B: 3 3B: 1 HR: 2	SF: 1 SAC: 0 DP: 0 HBP: 1	WP: 3 PB: 0 SB: 2 CS: 2	PA: 42	
PITCHER	IP WLS BF H R ER SO BB IBB HBP BLK WP HR S P ERA WHIP	IP WLS BF H R ER SO BB IBB HBP BLK WP HR S P ERA WHIP	IP WLS BF H R ER SO BB IBB HBP BLK WP HR S P ERA WHIP	IP WLS BF H R ER SO BB IBB HBP BLK WP HR S P ERA WHIP	IP WLS BF H R ER SO BB IBB HBP BLK WP HR S P ERA WHIP	IP WLS BF H R ER SO BB IBB HBP BLK WP HR S P ERA WHIP	IP WLS BF H R ER SO BB IBB HBP BLK WP HR S P ERA WHIP	IP WLS BF H R ER SO BB IBB HBP BLK WP HR S P ERA WHIP	IP WLS BF H R ER SO BB IBB HBP BLK WP HR S P ERA WHIP	IP WLS BF H R ER SO BB IBB HBP BLK WP HR S P ERA WHIP	IP WLS BF H R ER SO BB IBB HBP BLK WP HR S P ERA WHIP	IP WLS BF H R ER SO BB IBB HBP BLK WP HR S P ERA WHIP	IP WLS BF H R ER SO BB IBB HBP BLK WP HR S P ERA WHIP	IP WLS BF H R ER SO BB IBB HBP BLK WP HR S P ERA WHIP	IP WLS BF H R ER SO BB IBB HBP BLK WP HR S P ERA WHIP	IP WLS BF H R ER SO BB IBB HBP BLK WP HR S P ERA WHIP	IP WLS BF H R ER SO BB IBB HBP BLK WP HR S P ERA WHIP	IP WLS BF H R ER SO BB IBB HBP BLK WP HR S P ERA WHIP	IP WLS BF H R ER SO BB IBB HBP BLK WP HR S P ERA WHIP	IP WLS BF H R ER SO BB IBB HBP BLK WP HR S P ERA WHIP	IP WLS BF H R ER SO BB IBB HBP BLK WP HR S P ERA WHIP
Dave Stewart, R (1, 1) ERA: 6.2	2.1	L	14	6	6	1	3	2	0	0	0	0	0	0	2	38	57	23.14	3.429		
Brad Comett, R (3, 1) ERA: 8.41	2.2		11	3	1	1	3	0	0	1	0	0	0	2	0	23	38	3.38	1.125		
Dave Righetti, L (6, 1) ERA: 13.83	1.0		6	1	2	2	0	2	0	0	0	0	0	0	11	23	18.00	3.000			
Mike Timlin, R (7, 1) ERA: 6.51	2.0		9	1	2	1	2	1	0	0	0	0	1	0	19	28	4.50	1.000			

Toronto Blue Jays @ Kansas City Royals
Kauffman Stadium, Kansas City, MO
Sun Jul 03 1994, 3:33 AM CDT
Att: 25,421 - Sunny - 79 F

AB 33
R 11
H 11
RBI 9
BB 5
SO 6
LOB 12



Batter	1	2	3	4	5	6	7	8	9	AB	R	H	RBI	BB	SO	LOB	TOP					
Rob Butler, L OBP: 0.222, SLG: 0.192	G3-1		G3			BB SH1 2B 1B	K		G4-3	5	1	1	0	0	1	2	Toronto Blue Jays @ Kansas City Royals Kauffman Stadium, Kansas City, MO Mon Jul 04 1994, 7:05 PM CDT Att: 38,039 - Unknown - 92 F livebaseballscorecards.com					
Roberto Alomar, S OBP: 0.392, SLG: 0.482	G1-3		G1-3			SH1	K		1B S FC5-4 BB	3	1	0	0	1	1	2						
Paul Molitor, R OBP: 0.404, SLG: 0.492	G5-3			G6-3		BB 2B BB	HR	2B	FC5-4 1B	4	2	2	0	1	0	0						
Joe Carter, R OBP: 0.313, SLG: 0.508		K		F9		2B SF8 BB	HR		FC5-4	4	2	1	4	1	1	1						
John Olerud, L OBP: 0.386, SLG: 0.441	F9		G6-3			1-2 2-3 3-H	HR		1-2 3-H	5	1	1	2	0	1	1						
Mike Huff, R OBP: 0.405, SLG: 0.465	L7			G6-3		1B IBB			L9	3	0	0	0	1	0	0						
Darnell Coles, R OBP: 0.226, SLG: 0.236			P5		G6-3		SF8		K	2	0	0	0	0	0	0						
Domingo Cedeno, S OBP: 0.225, SLG: 0.254					G6-3		3-H		K	1	0	0	1	0	1	0						
Dick Schofield, R OBP: 0.332, SLG: 0.371			G3 S HBP		G6-3		1-3 2-H		HR	3	1	2	2	0	0	0						
Randy Knorr, R OBP: 0.253, SLG: 0.377			1-2 BB			SH1 BB	F7		G6-3	3	1	1	0	1	0	2						
Inning Stats	R: 0 E: 0 K: 0 S: 7	H: 0 LOB: 0 BB: 0 P: 10	R: 0 E: 0 K: 1 S: 7	H: 0 LOB: 0 BB: 0 P: 8	R: 0 E: 0 K: 0 S: 12	H: 0 LOB: 2 BB: 1 P: 22	R: 0 E: 0 K: 0 S: 4	H: 0 LOB: 0 BB: 0 P: 8	R: 0 E: 0 K: 0 S: 8	H: 0 LOB: 0 BB: 0 P: 13	R: 5 E: 0 K: 0 S: 19	H: 4 LOB: 2 BB: 3 P: 38	R: 2 E: 0 K: 2 S: 11	H: 2 LOB: 0 BB: 0 P: 15	R: 1 E: 0 K: 1 S: 11	H: 1 LOB: 0 BB: 0 P: 12	R: 1 E: 0 K: 1 S: 10	H: 1 LOB: 1 BB: 1 P: 20	1B: 4 2B: 2 3B: 0 HR: 2	SF: 1 SAC: 1 DP: 0 HBP: 1	WP: 0 PB: 0 SB: 2 CS: 0	PA: 41
PITCHER	IP WLS BF H R ER SO BB IBB HBP BLK WP HR S P ERA WHIP																					
Bob Milacki, R ERA: 5.21	(1, 1)	5.2 L 26 4 5 5 1 3 1 1 0 0 0 0 2 54 94 7.94 1.235																				
Stan Belinda, R ERA: 5.05	(6, 1)	3.1 15 4 4 4 4 1 0 0 0 0 0 2 35 52 10.80 1.500																				

Batter	1	2	3	4	5	6	7	8	9	AB	R	H	RBI	BB	SO	LOB	BOTTOM					
Vince Coleman, S OBP: 0.285, SLG: 0.345	K		K		G5-3		K		G3	4	0	0	0	0	3	3	Toronto Blue Jays @ Kansas City Royals Kauffman Stadium, Kansas City, MO Mon Jul 04 1994, 7:05 PM CDT Att: 38,039 - Unknown - 92 F livebaseballscorecards.com					
David Howard, S OBP: 0.311, SLG: 0.240										1	0	0	0	0	0	1						
Brian McRae, S OBP: 0.369, SLG: 0.401	HR		G4-3		F9			HR	BB	3	2	1	0	1	0	2						
Mike Macfarlane, R OBP: 0.370, SLG: 0.477	HR			K2-3		1B		HR	HR	4	2	3	4	0	1	0						
Bob Hamelin, L OBP: 0.368, SLG: 0.544	G3-6-1 1B			FC5-4 1B		F9		F7		4	0	2	0	0	0	1						
Felix Jose, S OBP: 0.361, SLG: 0.449	G3-6-1			K		F8		F8		4	0	0	0	0	1	3						
Gary Gaetti, R OBP: 0.319, SLG: 0.458		P2		FC5-4		K		F8		3	0	0	0	0	1	2						
Terry Shumpert, R OBP: 0.307, SLG: 0.492				1-2						1	0	0	0	0	0	0						
Brent Mayne, L OBP: 0.260, SLG: 0.277		G6-3				SH1-4 1B		G4-3		4	0	1	0	0	0	0						
Greg Gagne, R OBP: 0.338, SLG: 0.426						SH1-4 1B		F9		3	0	2	0	1	0	0						
Jose Lind, R OBP: 0.286, SLG: 0.299	CS		F8		SH1-4				K	2	0	0	0	1	1	1						
Inning Stats	R: 2 E: 0 K: 1 S: 13	H: 3 LOB: 0 BB: 0 P: 19	R: 0 E: 0 K: 0 S: 6	H: 1 LOB: 0 BB: 0 P: 7	R: 0 E: 0 K: 1 S: 8	H: 0 LOB: 0 BB: 0 P: 13	R: 0 E: 0 K: 2 S: 12	H: 1 LOB: 1 BB: 0 P: 14	R: 0 E: 0 K: 0 S: 9	H: 2 LOB: 2 BB: 0 P: 12	R: 0 E: 0 K: 1 S: 13	H: 1 LOB: 1 BB: 0 P: 18	R: 0 E: 0 K: 1 S: 12	H: 0 LOB: 1 BB: 1 P: 24	R: 2 E: 0 K: 0 S: 11	H: 1 LOB: 0 BB: 0 P: 19	R: 0 E: 0 K: 1 S: 8	H: 0 LOB: 1 BB: 1 P: 17	1B: 7 2B: 0 3B: 0 HR: 2	SF: 0 SAC: 1 DP: 1 HBP: 0	WP: 0 PB: 0 SB: 0 CS: 1	PA: 38
PITCHER	IP WLS BF H R ER SO BB IBB HBP BLK WP HR S P ERA WHIP																					
Pat Hentgen, R ERA: 3.19	(1, 1)	8.0 W 33 9 4 4 4 6 2 0 0 0 0 0 0 84 126 4.50 1.375																				
Darren Hall, R ERA: 3.12	(9, 1)	1.0 4 0 0 0 0 1 1 0 0 0 0 0 0 8 17 0.00 1.000																				

Batter	1	2	3	4	5	6	7	8	9	AB	R	H	RBI	BB	SO	LOB	TOP								
Jody Reed, R OBP: 0.393, SLG: 0.351	0-0 F7		1-2 1B 2B		2-1 2B 2B		3-3 K		1-2 F8	5	2	2	2	0	1	1									
Kevin Seitzer, R OBP: 0.374, SLG: 0.505	0-0 F7		3-2 2B 1B		2-2 2B		1-3 K			4	0	2	2	0	1	0									
Turner Ward, S OBP: 0.333, SLG: 0.385	2-1 G4-3		3-2 F8		1-1 L7			0-0 F8 2B		4	0	1	0	0	0	2									
Greg Vaughn, R OBP: 0.367, SLG: 0.561		1-1 F8		1-3 K		0-0 2B 1B		2-3 K		4	1	1	0	0	2	1									
Dave Nilsson, L OBP: 0.329, SLG: 0.479		0-2 L8		1-1 G6-3		0-0 F7		1-0 F8		4	0	0	0	0	0	2									
B.J. Surhoff, L OBP: 0.338, SLG: 0.489		1-0 F9		1-2 G3-1		2-1 2B		3-2 G3-1		4	0	1	1	0	0	1									
John Jaha, R OBP: 0.337, SLG: 0.388			2-1 2B 1B		3-1 F8		2-3 K		2-3 K	4	1	1	0	0	2	1									
Troy O'Leary, L OBP: 0.286, SLG: 0.500			1-0 F7		0-0 G6-3		2-2 L9		2-2 F8	3	0	0	0	0	0	2									
Dave Valle, R OBP: 0.315, SLG: 0.351										1	0	0	0	0	0	0									
Jose Valentin, S OBP: 0.314, SLG: 0.396			2-3 K		1-0 2B 2B		1-0 L3		4-2 BB	3	1	1	0	1	1	1									
Inning Stats	R: 0 E: 0 K: 0 S: 4	H: 0 LOB: 0 BB: 0 P: 6	R: 0 E: 0 K: 0 S: 6	H: 0 LOB: 0 BB: 0 P: 8	R: 2 E: 0 K: 1 S: 17	H: 3 LOB: 1 BB: 0 P: 29	R: 0 E: 0 K: 1 S: 10	H: 0 LOB: 0 BB: 0 P: 13	R: 2 E: 0 K: 0 S: 11	H: 3 LOB: 1 BB: 0 P: 20	R: 1 E: 0 K: 1 S: 12	H: 2 LOB: 1 BB: 0 P: 18	R: 0 E: 0 K: 2 S: 7	H: 0 LOB: 0 BB: 0 P: 12	R: 0 E: 0 K: 1 S: 8	H: 1 LOB: 1 BB: 0 P: 14	R: 0 E: 0 K: 1 S: 13	H: 0 LOB: 1 BB: 1 P: 22	1B: 3 2B: 6 3B: 0 HR: 0	SF: 0 SAC: 0 DP: 0 HBP: 0	WP: 0 PB: 0 CS: 0	PA: 37			
PITCHER	IP	WLS	BF	H	R	ER	SO	BB	IBB	HBP	BLK	WP	HR	S	P	ERA	WHIP								
Mark Gubicza, R ERA: 4.44	(1, 1)	5.1	24	8	5	5	2	0	0	0	0	0	0	52	82	8.44	1.500								
Rusty Meacham, R ERA: 1.39	(6, 1)	2.0	W	7	1	0	0	4	0	0	0	0	0	19	30	0.00	0.500								
Billy Brewer, L ERA: 2.59	(8, 1)	1.2	S	6	0	0	0	1	0	0	0	0	0	17	30	0.00	0.600								

Milwaukee Brewers @ Kansas City Royals
Kauffman Stadium, Kansas City, MO
Tue Jul 05 1994, 7:05 PM CDT
Att: 18,239 - Cloudy - 91 F

AB	36
R	5
H	9
RBI	5
BB	1
SO	7
LOB	11



Batter	1	2	3	4	5	6	7	8	9	AB	R	H	RBI	BB	SO	LOB	BOTTOM								
Greg Gagne, R OBP: 0.339, SLG: 0.425	0-1 F8	2-0 G5-3			0-0 1B 1B	1-3 K		3-1 HBP 1B		5	1	2	0	0	1	1									
Brian McRae, S OBP: 0.372, SLG: 0.403	1-1 2B 1B		1-0 SF9 1B		0-1 F8	0-3 K		2-0 WP HBP		4	2	2	0	0	1	2									
Mike Macfarlane, R OBP: 0.375, SLG: 0.482	1-1 2B		0-1 F8		0-1 1B		0-3 K	4-2 BB		4	1	2	2	1	1	1									
Bob Hamelin, L OBP: 0.369, SLG: 0.563	1-0 G6-3 2B		1-2 SF9		2-3 K		2-0 HR	1-1 G6-3		4	2	2	3	0	1	4									
Felix Jose, S OBP: 0.360, SLG: 0.445	2-1 G6-3		3-2 G4-3		1-1 3B 1B		1-3 K			4	1	1	0	0	1	1									
Dave Henderson, R OBP: 0.309, SLG: 0.442	0-1 2B			2-1 G4-3		0-0 1B 3B	2-0 F9			4	1	2	2	0	0	0									
Brent Mayne, L OBP: 0.280, SLG: 0.276	0-0 G4-3			1-2 F8		3-1 G5-3 2B 1B		0-0 F8		4	1	1	1	0	0	1									
Terry Shumpert, R OBP: 0.298, SLG: 0.477		2-1 G5-3		1-3 K		1-1 G5-3		2-0 G5-3		4	0	0	0	0	1	1									
David Howard, S OBP: 0.311, SLG: 0.240										0	0	0	0	0	0	0									
Jose Lind, R OBP: 0.290, SLG: 0.305		1-0 F9			1-1 G5-3	3-2 2B		4-1 HBP 1B WP BB		3	1	1	1	1	0	0									
Inning Stats	R: 3 E: 0 K: 0 S: 12	H: 4 LOB: 1 BB: 0 P: 17	R: 0 E: 0 K: 0 S: 4	H: 0 LOB: 0 BB: 0 P: 9	R: 1 E: 1 K: 0 S: 9	H: 1 LOB: 0 BB: 0 P: 14	R: 0 E: 0 K: 1 S: 10	H: 0 LOB: 0 BB: 0 P: 14	R: 0 E: 0 K: 1 S: 10	H: 2 LOB: 2 BB: 0 P: 13	R: 3 E: 0 K: 2 S: 17	H: 4 LOB: 1 BB: 0 P: 26	R: 1 E: 0 K: 2 S: 8	H: 1 LOB: 0 BB: 0 P: 13	R: 2 E: 0 K: 0 S: 9	H: 1 LOB: 2 BB: 2 P: 25	1B: 7 2B: 4 3B: 1 HR: 1	SF: 1 SAC: 0 DP: 0 HBP: 1	WP: 3 PB: 0 SB: 1 CS: 0	PA: 40					
PITCHER	IP	WLS	BF	H	R	ER	SO	BB	IBB	HBP	BLK	WP	HR	S	P	ERA	WHIP								
Bill Wegman, R ERA: 3.92	(1, 1)	6.0	L	29	11	7	6	4	0	0	0	0	0	62	93	9.00	1.833								
Doug Henry, R ERA: 3.75	(7, 1)	1.0		4	1	1	1	2	0	0	0	0	1	8	13	9.00	1.000								
Graeme Lloyd, L ERA: 5.3	(8, 1)	0.2		5	1	2	2	0	1	0	1	0	0	5	16	27.00	3.000								
Jaime Navarro, R ERA: 6.85	(8, 1)	0.1		2	0	0	0	0	1	0	0	0	1	4	9	0.00	3.000								

Milwaukee Brewers @ Kansas City Royals
Kauffman Stadium, Kansas City, MO
Tue Jul 05 1994, 7:05 PM CDT
Att: 18,239 - Cloudy - 91 F

AB	36
R	10
H	13
RBI	9
BB	2
SO	6
LOB	11



Batter	1	2	3	4	5	6	7	8	9	AB	R	H	RBI	BB	SO	LOB	TOP								
Jody Reed, R OBP: 0.384, SLG: 0.349	FC3-6 BB		G4-3 SH1-4 1B BB		G5-3		G6-3			2	1	0	0	2	0	2									
Bill Splers, L OBP: 0.320, SLG: 0.299	F8		SH1-4		F9			K		3	0	0	0	0	1	2									
Turner Ward, S OBP: 0.329, SLG: 0.379	FC3-6 1-2		G4-3		F9			G3		4	0	0	1	0	0	3									
Greg Vaughn, R OBP: 0.368, SLG: 0.560	K							HR 1B		4	1	2	1	0	2	1									
Dave Nilsson, L OBP: 0.328, SLG: 0.486		P5	F7					HR 1B		4	1	1	2	0	0	1									
John Jaha, R OBP: 0.332, SLG: 0.382	K				G5-3			G6-3		4	0	0	0	0	2	0									
Dave Valle, R B.J. Surhoff, L OBP: 0.324, SLG: 0.354 OBP: 0.336, SLG: 0.485					G5-3		G6-3 G4-3 HBP		G4-3	2	0	1	0	0	0	0	AB 31								
Alex Diaz, S OBP: 0.300, SLG: 0.394	L6				P5		G4-3	G4-3		4	0	0	0	0	0	2	R 4								
Jose Valentin, S OBP: 0.318, SLG: 0.395							G6-3	F7		3	1	1	0	1	0	1	H 5								
			SH1-4 BB G4-3 1B				F9 WP BB										RBI 4								
Inning Stats	R: 0 E: 0 K: 1 S: 10	H: 0 LOB: 1 BB: 1 P: 18	R: 0 E: 0 K: 1 S: 10	H: 1 LOB: 1 BB: 0 P: 13	R: 2 E: 0 K: 0 S: 10	H: 2 LOB: 1 BB: 1 P: 17	R: 0 E: 0 K: 0 S: 6	H: 0 LOB: 0 BB: 0 P: 9	R: 0 E: 0 K: 2 S: 15	H: 0 LOB: 1 BB: 1 P: 24	R: 0 E: 0 K: 0 S: 8	H: 0 LOB: 0 BB: 0 P: 14	R: 0 E: 0 K: 0 S: 12	H: 0 LOB: 1 BB: 0 P: 22	R: 2 E: 0 K: 1 S: 16	H: 2 LOB: 0 BB: 0 P: 23	R: 0 E: 0 K: 0 S: 6	H: 0 LOB: 0 BB: 0 P: 10	1B: 4 2B: 0 3B: 0 HR: 1	SF: 0 SAC: 1 DP: 0 HBP: 1	WP: 1 PB: 0 SB: 0 CS: 0	PA: 36			
PITCHER	IP	WLS	BF	H	R	ER	SO	BB	IBB	HBP	BLK	WP	HR	S	P	ERA	WHIP								
Kevin Appier, R ERA: 4.36	(1, 1)	7.0	28	3	2	2	4	3	0	1	0	1	0	71	117	2.57	0.857								
Rusty Meacham, R ERA: 1.99	(8, 1)	1.0	L 5	2	2	2	1	0	0	0	0	0	1	16	23	18.00	2.000								
Mike Magnante, L ERA: 5.09	(9, 1)	1.0	3	0	0	0	0	0	0	0	0	0	0	6	10	0.00	0.000								

Milwaukee Brewers @ Kansas City Royals
Kauffman Stadium, Kansas City, MO
Wed Jul 06 1994, 7:05 PM CDT
Att: 18,213 - Cloudy - 89 F

AB 31
R 4
H 5
RBI 4
BB 3
SO 5
LOB 12



Batter	1	2	3	4	5	6	7	8	9	AB	R	H	RBI	BB	SO	LOB	BOTTOM								
Vince Coleman, S OBP: 0.282, SLG: 0.342	G6-3		K		P4			SF7		3	0	0	1	0	1	1									
Brian McRae, S OBP: 0.371, SLG: 0.401	L8				G3		L8			4	0	1	0	0	0	0									
Mike MacFarlane, R OBP: 0.376, SLG: 0.478					HR HBP		P4		G5-3	2	1	0	0	1	0	0									
Bob Hamelin, L OBP: 0.367, SLG: 0.571	G4-3				HR		G6-3		G6-3	4	1	1	2	0	0	1									
Felix Jose, S OBP: 0.362, SLG: 0.444					G3-1		F9		1B	3	0	1	0	1	0	0									
Greg Gagne, R OBP: 0.335, SLG: 0.419	FC5-4 CS				K		F8		K	4	0	0	0	0	2	2									
Brent Mayne, L OBP: 0.252, SLG: 0.267	F8						G4-3			3	0	0	0	0	0	1	AB 29								
Terry Shumpert, R OBP: 0.292, SLG: 0.466					G6-3		G5-3		F9	3	0	0	0	0	0	0	R 3								
David Howard, S OBP: 0.328, SLG: 0.264					G6-3				E8 SF7 1B	3	1	2	0	0	0	0	H 5								
																	RBI 3								
Inning Stats	R: 0 E: 0 K: 0 S: 8	H: 0 LOB: 1 BB: 1 P: 18	R: 0 E: 0 K: 0 S: 3	H: 0 LOB: 0 BB: 1 P: 9	R: 0 E: 0 K: 1 S: 8	H: 0 LOB: 0 BB: 0 P: 11	R: 2 E: 0 K: 1 S: 11	H: 1 LOB: 0 BB: 0 P: 18	R: 0 E: 0 K: 0 S: 8	H: 1 LOB: 1 BB: 0 P: 13	R: 0 E: 0 K: 0 S: 5	H: 0 LOB: 0 BB: 0 P: 8	R: 0 E: 0 K: 0 S: 4	H: 0 LOB: 0 BB: 0 P: 4	R: 1 E: 1 K: 0 S: 8	H: 2 LOB: 1 BB: 0 P: 11	R: 0 E: 0 K: 1 S: 13	H: 1 LOB: 1 BB: 0 P: 18	1B: 4 2B: 0 3B: 0 HR: 1	SF: 1 SAC: 0 DP: 0 HBP: 1	WP: 0 PB: 0 SB: 0 CS: 1	PA: 33			
PITCHER	IP	WLS	BF	H	R	ER	SO	BB	IBB	HBP	BLK	WP	HR	S	P	ERA	WHIP								
Bob Scanlan, R ERA: 4.72	(1, 1)	8.0	W 29	4	3	2	2	2	0	1	0	0	0	55	92	2.25	0.750								
Mike Fetters, R ERA: 2.29	(9, 1)	1.0	S 4	1	0	0	1	0	0	0	0	0	0	13	18	0.00	1.000								

Milwaukee Brewers @ Kansas City Royals
Kauffman Stadium, Kansas City, MO
Wed Jul 06 1994, 7:05 PM CDT
Att: 18,213 - Cloudy - 89 F

AB 29
R 3
H 5
RBI 3
BB 2
SO 3
LOB 5



Batter	1	2	3	4	5	6	7	8	9	AB	R	H	RBI	BB	SO	LOB	TOP										
Jody Reed, R OBP: 0.393, SLG: 0.345	G4-3						F7			3	0	0	0	1	0	1	Milwaukee Brewers @ Kansas City Royals Kauffman Stadium, Kansas City, MO Thu Jul 07 1994, 7:05 PM CDT Att: 23,247 - Unknown - 83 F livebaseballscorecards.com										
Kevin Seitzer, R OBP: 0.367, SLG: 0.495	K	K			G5-3			F7		4	0	0	0	0	2	2											
Turner Ward, S OBP: 0.325, SLG: 0.374	G6-3		G6-3		F8			B3		4	0	0	0	0	0	0											
Greg Vaughn, R OBP: 0.367, SLG: 0.553		1B	K			K		P4		3	1	0	0	1	2	0											
Dave Nilsson, L OBP: 0.327, SLG: 0.483		1B	G4-3			F8		K		4	1	1	1	0	1	0											
Matt Mieske, R OBP: 0.355, SLG: 0.461					K			G6-3		3	0	0	0	1	2	1											
Bill Spiers, L OBP: 0.324, SLG: 0.310								K		4	1	2	0	0	2	0											
Mike Matheny, R OBP: 0.200, SLG: 0.143		K			F9			P3		3	0	0	0	0	1	3											
Jose Valentin, S OBP: 0.323, SLG: 0.404					K					3	0	2	2	0	1	1											
Inning Stats	R: 0 E: 0 K: 1 S: 5	H: 0 LOB: 0 BB: 0 P: 9	R: 3 E: 0 K: 3 S: 19	H: 3 LOB: 2 BB: 2 P: 35	R: 0 E: 0 K: 1 S: 6	H: 0 LOB: 0 BB: 0 P: 9	R: 0 E: 0 K: 2 S: 10	H: 1 LOB: 1 BB: 0 P: 15	R: 0 E: 0 K: 0 S: 4	H: 0 LOB: 0 BB: 0 P: 7	R: 0 E: 0 K: 1 S: 9	H: 1 LOB: 1 BB: 0 P: 14	R: 0 E: 0 K: 0 S: 6	H: 0 LOB: 0 BB: 0 P: 6	R: 0 E: 0 K: 2 S: 9	H: 0 LOB: 0 BB: 0 P: 16	1B: 3 2B: 2 3B: 0 HR: 0	SF: 0 SAC: 0 DP: 0 HBP: 0	WP: 0 PB: 0 SB: 2 CS: 1	PA: 35							
PITCHER	IP	WLS	BF	H	R	ER	SO	BB	IBB	HBP	BLK	WP	HR	S	P	ERA	WHIP										
Tom Gordon, R ERA: 3.95	(1, 1)	8.0	W	31	5	3	3	9	3	0	0	0	0	68	115	3.38	1.000										
Jeff Montgomery, R ERA: 5.97	(9, 1)	1.0		3	0	0	0	2	0	0	0	0	0	9	16	0.00	0.000										

Batter	1	2	3	4	5	6	7	8	9	AB	R	H	RBI	BB	SO	LOB	BOTTOM										
Vince Coleman, S OBP: 0.279, SLG: 0.337	G4-3		F7		FC4-6		F7	G3-1		5	0	0	0	0	0	4	Milwaukee Brewers @ Kansas City Royals Kauffman Stadium, Kansas City, MO Thu Jul 07 1994, 7:05 PM CDT Att: 23,247 - Unknown - 83 F livebaseballscorecards.com										
Brian McRae, S OBP: 0.372, SLG: 0.400			G3-1			P3	HR			3	1	1	0	1	0	0											
Mike MacFarlane, R OBP: 0.375, SLG: 0.487	F7				F8	F7	HR			4	1	1	3	0	0	1											
Bob Hamelin, L OBP: 0.361, SLG: 0.560	P3				F7	F8	P5			4	0	0	0	0	0	1											
Felix Jose, S OBP: 0.360, SLG: 0.445		G1-3			G5-3		HR	G6-3		4	1	1	0	0	0	0											
Greg Gagne, R OBP: 0.333, SLG: 0.414					G5-3		F8	F9		3	0	0	0	1	0	1											
Brent Mayne, L OBP: 0.279, SLG: 0.317										3	2	3	2	1	0	0											
Terry Shumpert, R OBP: 0.304, SLG: 0.471										3	2	2	0	1	0	1											
David Howard, S OBP: 0.338, SLG: 0.298					F8					4	1	2	3	0	0	2											
Inning Stats	R: 0 E: 0 K: 0 S: 11	H: 1 LOB: 1 BB: 0 P: 19	R: 0 E: 0 K: 0 S: 6	H: 0 LOB: 1 BB: 2 P: 15	R: 0 E: 0 K: 0 S: 7	H: 0 LOB: 0 BB: 0 P: 11	R: 0 E: 0 K: 0 S: 6	H: 0 LOB: 0 BB: 0 P: 9	R: 0 E: 0 K: 0 S: 9	H: 2 LOB: 2 BB: 0 P: 14	R: 0 E: 0 K: 0 S: 5	H: 0 LOB: 0 BB: 0 P: 10	R: 6 E: 0 K: 0 S: 15	H: 5 LOB: 0 BB: 1 P: 24	R: 2 E: 0 K: 0 S: 8	H: 2 LOB: 1 BB: 1 P: 20	1B: 6 2B: 2 3B: 0 HR: 2	SF: 0 SAC: 0 DP: 0 HBP: 0	WP: 1 PB: 0 SB: 2 CS: 1	PA: 37							
PITCHER	IP	WLS	BF	H	R	ER	SO	BB	IBB	HBP	BLK	WP	HR	S	P	ERA	WHIP										
21 Cal Eldred, R ERA: 4.26	(1, 1)	7.0	L	31	8	6	6	0	0	0	0	0	2	59	102	7.71	1.571										
Doug Henry, R ERA: 4.26	(8, 1)	1.0		6	2	2	2	0	1	0	0	1	0	8	20	18.00	3.000										

Batter	1	2	3	4	5	6	7	8	9	AB	R	H	RBI	BB	SO	LOB	TOP								
Vince Coleman, S (1, 7) OBP: 0.277, SLG: 0.335	K		G4-3		K			G1-3	1B	5	0	1	1	0	2	1	Kansas City Royals @ Toronto Blue Jays SkyDome, Toronto, ON Fri Jul 08 1994, 7:05 PM EDT Att: 50,515 - Unknown - 85 F								
Dave Henderson, R (1, 8) OBP: 0.308, SLG: 0.434	K		G5-3			F8		FC5 BB		3	0	0	0	1	1	0									
Brian McRae, S (8, PR) OBP: 0.372, SLG: 0.400	K							BB		0	0	0	0	0	0	0									
Bob Hamelin, L (1, 3) OBP: 0.367, SLG: 0.590	F7							BB		3	2	2	2	1	0	0									
Mike Macfarlane, R (1, 10) OBP: 0.369, SLG: 0.479		K			K			FC5		4	0	0	0	0	2	2									
Felix Jose, S (1, 9) OBP: 0.358, SLG: 0.442	F7				G4-3					4	1	1	0	0	1	0									
Greg Gagne, R (1, 6) OBP: 0.329, SLG: 0.408	K2-3				F9					4	0	0	0	0	1	1									
Brent Mayne, L (1, 2) OBP: 0.287, SLG: 0.318						P6		F9		3	2	1	1	1	0	0									
Terry Shumpert, R (1, 4) OBP: 0.309, SLG: 0.486								G5-3		4	0	2	0	0	1	1									
David Howard, S (1, 5) OBP: 0.333, SLG: 0.344									L9	4	1	1	2	0	2	3									
Inning Stats	R: 0 E: 0 K: 2 S: 7	H: 0 LOB: 0 BB: 0 P: 9	R: 0 E: 0 K: 2 S: 11	H: 0 LOB: 0 BB: 0 P: 15	R: 2 E: 0 K: 1 S: 14	H: 1 LOB: 0 BB: 1 P: 22	R: 1 E: 0 K: 1 S: 10	H: 1 LOB: 0 BB: 0 P: 15	R: 0 E: 0 K: 2 S: 13	H: 1 LOB: 1 BB: 0 P: 18	R: 1 E: 0 K: 1 S: 11	H: 1 LOB: 0 BB: 0 P: 14	R: 0 E: 0 K: 0 S: 7	H: 0 LOB: 3 BB: 0 P: 7	R: 0 E: 0 K: 1 S: 10	H: 0 LOB: 2 BB: 2 P: 22	R: 2 E: 0 K: 0 S: 13	H: 4 LOB: 2 BB: 0 P: 17	1B: 4 2B: 0 3B: 1 HR: 3	SF: 0 SAC: 0 DP: 0 HBP: 0	WP: 0 PB: 0 SB: 1 CS: 0	PA: 37			
PITCHER	IP	WLS	BF	H	R	ER	SO	BB	IBB	HBP	BLK	WP	HR	S	P	ERA	WHIP								
Dave Stewart, R (1, 1) ERA: 6.13	7.0		26	4	4	4	9	1	0	0	0	0	3	73	100	5.14	0.714								
Woody Williams, R (8, 1) ERA: 4.75	0.2		4	0	0	0	1	2	0	0	0	0	0	8	20	0.00	3.000								
Darren Hall, R (8, 1) ERA: 3.66	1.1	L	7	4	2	2	0	0	0	0	0	0	0	15	19	13.50	3.000								

Batter	1	2	3	4	5	6	7	8	9	AB	R	H	RBI	BB	SO	LOB	BOTTOM								
Devon White, S (1, 8) OBP: 0.329, SLG: 0.489	G3-1		F9						K	5	1	2	3	0	1	0	Kansas City Royals @ Toronto Blue Jays SkyDome, Toronto, ON Fri Jul 08 1994, 7:05 PM EDT Att: 50,515 - Unknown - 85 F								
Roberto Alomar, S (1, 4) OBP: 0.382, SLG: 0.460	F8								G1-3	5	0	0	0	0	1	3									
Paul Moltis, R (1, 10) OBP: 0.410, SLG: 0.506	P6									4	0	2	0	1	0	2									
John Olerud, L (1, 3) OBP: 0.383, SLG: 0.442									F7	4	1	1	1	1	2	4									
Mike Huff, R (1, 9) OBP: 0.388, SLG: 0.444	G5-3									3	0	1	1	0	0	0									
Darnell Coles, R (1, 7) OBP: 0.241, SLG: 0.375										4	0	0	0	0	1	5									
Shawn Green, L (9, 9) OBP: 0.118, SLG: 0.121	K									0	0	0	0	0	0	0									
Ed Sprague, R (1, 5) OBP: 0.282, SLG: 0.344	F9									4	1	1	0	0	1	0									
Dick Schofield, R (1, 6) OBP: 0.346, SLG: 0.376										3	1	0	0	1	1	0									
Pat Borders, R (1, 2) OBP: 0.288, SLG: 0.316										3	0	2	0	0	0	0									
Rob Butler, L (7, PR) OBP: 0.219, SLG: 0.167										0	1	0	0	0	0	0									
Randy Knorr, R (8, 2) OBP: 0.262, SLG: 0.410										1	0	0	0	0	1	0									
Inning Stats	R: 0 E: 0 K: 0 S: 10	H: 0 LOB: 0 BB: 0 P: 15	R: 1 E: 0 K: 1 S: 10	H: 1 LOB: 0 BB: 0 P: 15	R: 0 E: 0 K: 0 S: 4	H: 0 LOB: 0 BB: 0 P: 8	R: 0 E: 0 K: 2 S: 14	H: 2 LOB: 2 BB: 0 P: 20	R: 2 E: 0 K: 1 S: 18	H: 3 LOB: 2 BB: 1 P: 30	R: 0 E: 0 K: 0 S: 8	H: 0 LOB: 0 BB: 0 P: 13	R: 2 E: 0 K: 0 S: 13	H: 2 LOB: 3 BB: 2 P: 26	R: 0 E: 0 K: 3 S: 11	H: 0 LOB: 0 BB: 0 P: 18	R: 0 E: 0 K: 1 S: 10	H: 1 LOB: 1 BB: 0 P: 15	1B: 4 2B: 4 3B: 0 HR: 1	SF: 0 SAC: 0 DP: 0 HBP: 1	WP: 0 PB: 0 SB: 1 CS: 0	PA: 40			
PITCHER	IP	WLS	BF	H	R	ER	SO	BB	IBB	HBP	BLK	WP	HR	S	P	ERA	WHIP								
David Cone, R (1, 1) ERA: 2.89	6.2		30	8	5	5	4	2	0	0	0	0	0	2	6	-	-								
Billy Brewer, L (7, 1) ERA: 2.59	0.0		1	0	0	0	0	1	0	0	0	0	0	2	6	-	-								
Hipolito Pichardo, R (7, 1) ERA: 4.41	1.1	W	5	0	0	0	3	0	0	1	0	0	0	12	21	0.00	0.000								
Jeff Montgomery, R (9, 1) ERA: 5.76	1.0	S	4	1	0	0	1	0	0	0	0	0	0	10	15	0.00	1.000								



Batter	1	2	3	4	5	6	7	8	9	AB	R	H	RBI	BB	SO	LOB	TOP										
Vince Coleman, S (1, 7) OBP: 0.285, SLG: 0.350 Dave Henderson, R (6, 7) OBP: 0.306, SLG: 0.431										3	0	2	0	0	1	0	Kansas City Royals @ Toronto Blue Jays SkyDome, Toronto, ON Sun Jul 10 1994, 3:33 AM EDT Att: 50,504 - Unknown - 66 F										
Brian McRae, S (1, 8) OBP: 0.374, SLG: 0.399										3	0	0	0	1	2	3											
Mike Macfarlane, R (1, 10) OBP: 0.365, SLG: 0.469										4	0	1	1	0	1	2											
Bob Hamelin, L (1, 3) OBP: 0.363, SLG: 0.576										4	0	0	0	0	2	2											
Felix Jose, S (1, 9) OBP: 0.355, SLG: 0.449										4	1	1	0	0	1	1											
Brent Mayne, L (1, 2) OBP: 0.276, SLG: 0.304										4	1	1	0	0	1	0											
Greg Gagne, R (1, 6) OBP: 0.327, SLG: 0.401										4	0	1	1	0	2	0											
David Howard, S (1, 5) OBP: 0.325, SLG: 0.324										3	0	0	0	1	1	2											
Jose Lind, R (1, 4) OBP: 0.295, SLG: 0.307										2	1	1	1	1	0	0											
Inning Stats	R: 0 E: 0 K: 2 S: 8	H: 1 LOB: 1 BB: 0 P: 8	R: 0 E: 0 K: 1 S: 5	H: 0 LOB: 0 BB: 0 P: 5	R: 0 E: 0 K: 1 S: 6	H: 1 LOB: 1 BB: 0 P: 6	R: 0 E: 0 K: 2 S: 7	H: 0 LOB: 0 BB: 0 P: 7	R: 0 E: 0 K: 1 S: 4	H: 0 LOB: 0 BB: 1 P: 8	R: 1 E: 0 K: 1 S: 5	H: 1 LOB: 0 BB: 1 P: 9	R: 2 E: 0 K: 1 S: 9	H: 4 LOB: 2 BB: 0 P: 9	R: 0 E: 1 K: 1 S: 5	H: 0 LOB: 1 BB: 1 P: 9		R: 0 E: 0 K: 1 S: 5	H: 0 LOB: 0 BB: 0 P: 5	1B: 6 2B: 1 3B: 0 HR: 0	SF: 0 SAC: 0 DP: 0 HBP: 0	WP: 0 PB: 0 CS: 3	PA: 38				
PITCHER	IP	WLS	BF	H	R	ER	SO	BB	IBB	HBP	BLK	WP	HR	S	P	ERA	WHIP										
Juan Guzman, R (1, 1) ERA: 5.97	7.0	W	28	7	3	3	9	2	0	0	0	0	0	44	52	3.86	1.286										
Danny Cox, R (8, 1) ERA:	2.0	S	7	0	0	0	2	1	0	0	0	0	0	10	14	0.00	0.500										

Batter	1	2	3	4	5	6	7	8	9	AB	R	H	RBI	BB	SO	LOB	BOTTOM										
Rob Butler, L (1, 7) OBP: 0.189, SLG: 0.143										4	1	0	0	0	0	2	Kansas City Royals @ Toronto Blue Jays SkyDome, Toronto, ON Sun Jul 10 1994, 3:33 AM EDT Att: 50,504 - Unknown - 66 F										
Roberto Alomar, S (1, 4) OBP: 0.382, SLG: 0.461										4	1	2	1	0	0	0											
Paul Moltis, R (1, 10) OBP: 0.415, SLG: 0.507										4	2	2	0	0	0	0											
Joe Carter, R (1, 9) OBP: 0.315, SLG: 0.528										4	2	3	3	0	0	0											
John Olerud, L (1, 3) OBP: 0.389, SLG: 0.455										2	0	1	1	2	1	0											
Mike Huff, R (1, 8) OBP: 0.370, SLG: 0.421										4	0	0	1	0	0	4											
Ed Sprague, R (1, 5) OBP: 0.276, SLG: 0.349										4	0	0	0	0	2	3											
Pat Borders, R (1, 2) OBP: 0.289, SLG: 0.316										3	0	1	0	0	0	1											
Dick Schofield, R (1, 6) OBP: 0.340, SLG: 0.366										2	1	0	0	1	1	0											
Inning Stats	R: 0 E: 0 K: 0 S: 3	H: 0 LOB: 0 BB: 0 P: 3	R: 0 E: 0 K: 0 S: 2	H: 0 LOB: 0 BB: 1 P: 6	R: 0 E: 0 K: 2 S: 7	H: 0 LOB: 0 BB: 0 P: 7	R: 2 E: 0 K: 1 S: 8	H: 3 LOB: 2 BB: 1 P: 12	R: 2 E: 0 K: 0 S: 4	H: 2 LOB: 0 BB: 1 P: 8	R: 1 E: 0 K: 0 S: 5	H: 2 LOB: 1 BB: 0 P: 5	R: 0 E: 0 K: 0 S: 3	H: 0 LOB: 0 BB: 0 P: 3	R: 2 E: 0 K: 1 S: 7	H: 2 LOB: 0 BB: 0 P: 7		R: 0 E: 0 K: 1 S: 3	H: 0 LOB: 0 BB: 0 P: 7	1B: 5 2B: 3 3B: 0 HR: 1	SF: 0 SAC: 0 DP: 1 HBP: 0	WP: 1 PB: 0 SB: 0 CS: 0	PA: 34				
PITCHER	IP	WLS	BF	H	R	ER	SO	BB	IBB	HBP	BLK	WP	HR	S	P	ERA	WHIP										
Mark Gubicza, R (1, 1) ERA: 4.66	5.0	L	23	7	5	5	3	3	0	0	0	0	1	8	8	9.00	2.000										
Rusty Meacham, R (6, 1) ERA: 2.29	2.0		8	2	2	2	0	0	0	0	0	0	1	8	8	9.00	1.000										
Billy Brewer, L (8, 1) ERA: 2.51	1.0		3	0	0	0	1	0	0	0	0	0	0	5	5	0.00	0.000										

AB 32
R 3
H 7
RBI 3
BB 3
SO 11
LOB 12



AB 31
R 7
H 9
RBI 6
BB 3
SO 4
LOB 10



Batter	1	2	3	4	5	6	7	8	9	AB	R	H	RBI	BB	SO	LOB	TOP				
Tony Phillips, S OBP: 0.399, SLG: 0.449 (1, 7)	 1B		 BB			 P4		 BB		2	1	1	0	2	0	1					
Lou Whitaker, L OBP: 0.394, SLG: 0.481 (1, 4)	 P6		 G3			 G3		 K		4	0	0	0	0	1	3					
Travis Fryman, R OBP: 0.339, SLG: 0.497 (1, 5)	 HR		 K			 BB		 G1-3		3	1	1	2	1	1	2					
Cecil Fielder, R OBP: 0.319, SLG: 0.485 (1, 3)	 P4			 L6		 K		 G6-3		4	0	0	0	0	1	1					
Kirk Gibson, L OBP: 0.352, SLG: 0.518 (1, 10)	 K			 L9		 F9		 G4-3		4	0	0	0	0	1	1					
Mickey Tettleton, S OBP: 0.424, SLG: 0.499 (1, 2)		 L8		 K			 P6	 K		4	0	0	0	0	2	0					
Junior Felix, S OBP: 0.363, SLG: 0.567 (1, 9)		 L8			 F8		 G4-3			3	0	0	0	0	0	0					
Juan Samuel, R OBP: 0.368, SLG: 0.543 (1, 8)		 K			 F9		 K			3	0	0	0	0	2	0					
Chris Gomez, R OBP: 0.356, SLG: 0.418 (1, 6)			 K		 HBP		 G5-3			2	0	0	0	0	1	0					
Inning Stats	R: 2 E: 0 K: 1 S: 17	H: 2 LOB: 0 BB: 0 P: 25	R: 0 E: 0 K: 1 S: 5	H: 0 LOB: 3 BB: 0 P: 8	R: 0 E: 0 K: 2 S: 11	H: 0 LOB: 1 BB: 1 P: 19	R: 0 E: 0 K: 1 S: 6	H: 0 LOB: 0 BB: 0 P: 10	R: 0 E: 0 K: 1 S: 9	H: 0 LOB: 1 BB: 0 P: 17	R: 0 E: 0 K: 1 S: 7	H: 0 LOB: 0 BB: 0 P: 7	R: 0 E: 0 K: 1 S: 12	H: 0 LOB: 1 BB: 1 P: 23	R: 0 E: 0 K: 1 S: 7	H: 0 LOB: 0 BB: 0 P: 16	1B: 1 2B: 0 3B: 0 HR: 1	SF: 0 SAC: 0 DP: 0 HBP: 1	WP: 1 PB: 0 SB: 0 CS: 0	PA: 33	
PITCHER	IP	WLS	BF	H	R	ER	SO	BB	IBB	HBP	BLK	WP	HR	S	P	ERA	WHIP				
Kevin Appier, R ERA: 4.21 (1, 1)	8.0	W	30	2	2	2	8	3	0	1	0	1	1	73	126	2.25	0.625				
Jeff Montgomery, R ERA: 5.98 (9, 1)	1.0	S	3	0	0	0	1	0	0	0	0	0	0	7	16	0.00	0.000				

Detroit Tigers @ Kansas City Royals
Kauffman Stadium, Kansas City, MO
Thu Jul 14 1994, 7:05 PM CDT
Att: 24,790 - Unknown - 82 F

AB 29
R 2
H 2
RBI 2
BB 3
SO 9
LOB 8



Batter	1	2	3	4	5	6	7	8	9	AB	R	H	RBI	BB	SO	LOB	BOTTOM				
Vince Coleman, S OBP: 0.284, SLG: 0.348 (1, 7)	 1B	 G6-3	 G4-3			 G6-3		 G4-3		5	0	1	0	0	0	2					
Brian McRae, S OBP: 0.373, SLG: 0.396 (1, 8)	 F9	 2B	 F8			 K				3	1	0	0	1	1	2					
Wally Joyner, L OBP: 0.389, SLG: 0.461 (1, 3)	 2B	 2B		 2B		 2B		 1B		4	1	3	2	0	0	1					
Mike Macfarlane, R OBP: 0.366, SLG: 0.465 (1, 2)	 2B	 HBP		 G6-3		 F9				2	1	0	0	1	0	2					
Bob Hamelin, L OBP: 0.365, SLG: 0.571 (1, 10)	 BB	 BB		 F7		 G4-3				2	0	0	0	2	0	1					
Felix Jose, S OBP: 0.357, SLG: 0.454 (1, 9)	 2B	 K		 F8		 G3-1	 1B			4	0	2	2	0	1	4					
Greg Gagne, R OBP: 0.326, SLG: 0.406 (1, 6)	 P3		 1B		 F9	 G3-1				4	1	1	0	0	0	3					
Terry Shumpert, R OBP: 0.306, SLG: 0.473 (1, 4)		 2B	 1B		 P4		 L9			4	1	2	1	0	0	0					
David Howard, S OBP: 0.313, SLG: 0.310 (1, 5)		 1B	 K		 K		 K			3	0	0	0	0	3	1					
Inning Stats	R: 2 E: 0 K: 0 S: 17	H: 2 LOB: 2 BB: 2 P: 29	R: 2 E: 0 K: 1 S: 12	H: 2 LOB: 3 BB: 2 P: 26	R: 1 E: 0 K: 1 S: 10	H: 2 LOB: 1 BB: 0 P: 19	R: 0 E: 0 K: 0 S: 9	H: 1 LOB: 1 BB: 0 P: 10	R: 0 E: 0 K: 1 S: 8	H: 0 LOB: 0 BB: 0 P: 12	R: 0 E: 0 K: 1 S: 10	H: 1 LOB: 1 BB: 0 P: 13	R: 0 E: 0 K: 0 S: 14	H: 1 LOB: 0 BB: 0 P: 20	R: 0 E: 0 K: 1 S: 6	H: 0 LOB: 0 BB: 0 P: 7	1B: 5 2B: 3 3B: 1 HR: 0	SF: 0 SAC: 1 DP: 0 HBP: 1	WP: 0 PB: 0 SB: 2 CS: 0	PA: 37	
PITCHER	IP	WLS	BF	H	R	ER	SO	BB	IBB	HBP	BLK	WP	HR	S	P	ERA	WHIP				
Tim Belcher, R ERA: 5.33 (1, 1)	8.0	L	37	9	5	5	5	4	0	1	0	0	0	86	136	5.62	1.625				

Detroit Tigers @ Kansas City Royals
Kauffman Stadium, Kansas City, MO
Thu Jul 14 1994, 7:05 PM CDT
Att: 24,790 - Unknown - 82 F

AB 31
R 5
H 9
RBI 5
BB 4
SO 5
LOB 16



Batter	1	2	3	4	5	6	7	8	9	AB	R	H	RBI	BB	SO	LOB	TOP			
Tony Phillips, S OBP: 0.405, SLG: 0.451	F7		F9				G4-3			4	0	1	0	0	0	0				
Lou Whitaker, L OBP: 0.359, SLG: 0.474	F8						G6-3			4	0	1	0	0	0	1				
Travis Fryman, R OBP: 0.347, SLG: 0.509			F9					G5-3		4	0	1	0	0	1	2				
Cecil Fielder, R OBP: 0.324, SLG: 0.494	K							G5-3		4	0	1	0	0	1	1				
Kirk Gibson, L OBP: 0.357, SLG: 0.535			K					K		4	1	1	1	0	3	1				
Mickey Tettleton, S OBP: 0.425, SLG: 0.485										2	0	1	0	2	0	0				
Junior Felix, S OBP: 0.378, SLG: 0.571										3	0	0	0	1	2	3				
Alan Trammell, R OBP: 0.316, SLG: 0.429										4	0	0	0	0	0	5				
Juan Samuel, R OBP: 0.367, SLG: 0.543										3	0	0	0	0	2	0				
Inning Stats	R: 0 E: 0 K: 1 S: 12	H: 1 LOB: 1 BB: 0 P: 18	R: 0 E: 0 K: 1 S: 12	H: 0 LOB: 1 BB: 2 P: 21	R: 0 E: 0 K: 1 S: 8	H: 1 LOB: 1 BB: 0 P: 14	R: 1 E: 0 K: 1 S: 9	H: 1 LOB: 1 BB: 1 P: 14	R: 0 E: 0 K: 2 S: 13	H: 2 LOB: 2 BB: 0 P: 20	R: 0 E: 0 K: 1 S: 11	H: 0 LOB: 0 BB: 0 P: 15	R: 0 E: 0 K: 0 S: 8	H: 0 LOB: 0 BB: 0 P: 14	R: 0 E: 0 K: 0 S: 8	H: 0 LOB: 0 BB: 0 P: 11	1B: 3 2B: 2 3B: 0 HR: 1	SF: 0 SAC: 0 DP: 1 HBP: 0	WP: 0 PB: 0 SB: 0 CS: 0	PA: 35
PITCHER	IP WLS BF H R ER SO BB IBB HBP BLK WP HR S P ERA WHIP																			
David Cone, R ERA: 2.78	8.0 W 32 6 1 1 9 3 0 0 0 0 1 84 134 1.12 1.125																			
Jeff Montgomery, R ERA: 5.18	1.0 S 3 0 0 0 0 0 0 0 0 0 0 8 11 0.00 0.000																			

Detroit Tigers @ Kansas City Royals
Kauffman Stadium, Kansas City, MO
Sun Jul 17 1994, 7:05 PM CDT
Att: 21,757 - Unknown

AB 32
R 1
H 6
RBI 1
BB 3
SO 9
LOB 13



Batter	1	2	3	4	5	6	7	8	9	AB	R	H	RBI	BB	SO	LOB	BOTTOM			
Vince Coleman, S OBP: 0.284, SLG: 0.348	G4-3									3	0	0	0	1	0	1				
Brian McRae, S OBP: 0.364, SLG: 0.383	G3									4	0	0	0	0	0	3				
Wally Joyner, L OBP: 0.406, SLG: 0.480										2	2	1	0	2	0	0				
Bob Hamelin, L OBP: 0.366, SLG: 0.571										2	2	0	0	2	1	2				
Felix Jose, S OBP: 0.357, SLG: 0.458										4	0	1	1	0	2	2				
Greg Gagne, R OBP: 0.326, SLG: 0.407										4	0	2	2	0	1	1				
Brent Mayne, L OBP: 0.285, SLG: 0.320										4	0	1	0	0	1	2				
Terry Shumpert, R OBP: 0.309, SLG: 0.469										3	0	1	0	1	1	2				
David Howard, S OBP: 0.318, SLG: 0.316										0	0	0	0	0	0	0				
Jose Lind, R OBP: 0.288, SLG: 0.299										4	0	1	0	0	0	3				
Inning Stats	R: 2 E: 1 K: 1 S: 15	H: 2 LOB: 1 BB: 1 P: 27	R: 0 E: 0 K: 0 S: 9	H: 1 LOB: 2 BB: 1 P: 19	R: 2 E: 0 K: 3 S: 16	H: 1 LOB: 1 BB: 2 P: 31	R: 0 E: 0 K: 0 S: 10	H: 1 LOB: 2 BB: 1 P: 22	R: 0 E: 0 K: 1 S: 8	H: 1 LOB: 2 BB: 1 P: 20	R: 0 E: 0 K: 0 S: 5	H: 0 LOB: 0 BB: 0 P: 5	R: 0 E: 0 K: 1 S: 5	H: 0 LOB: 0 BB: 0 P: 6	R: 0 E: 0 K: 0 S: 7	H: 1 LOB: 0 BB: 0 P: 11	1B: 6 2B: 2 3B: 0 HR: 0	SF: 0 SAC: 0 DP: 1 HBP: 0	WP: 2 PB: 0 SB: 2 CS: 0	PA: 36
PITCHER	IP WLS BF H R ER SO BB IBB HBP BLK WP HR S P ERA WHIP																			
Greg Gohr, R ERA: 4.66	2.1 L 15 4 4 3 2 4 0 0 0 0 2 0 17 34 0.00 0.600																			
Storm Davis, R ERA: 3.63	3.1 7 1 0 0 2 0 1 0 0 0 2 0 17 34 0.00 0.600																			
Buddy Groom, L ERA: 3.96	5.1 14 2 0 0 2 1 0 0 0 0 0 0 25 42 0.00 0.750																			

Detroit Tigers @ Kansas City Royals
Kauffman Stadium, Kansas City, MO
Sun Jul 17 1994, 7:05 PM CDT
Att: 21,757 - Unknown

AB 30
R 4
H 7
RBI 3
BB 6
SO 6
LOB 16



Batter	1	2	3	4	5	6	7	8	9	AB	R	H	RBI	BB	SO	LOB	TOP			
Vince Coleman, S (1, 7) OBP: 0.282, SLG: 0.345	1-2 G5-3		1-2 F9		3-2 G3			0-1 F8		4	0	0	0	0	0	0	Kansas City Royals @ Milwaukee Brewers Milwaukee County Stadium, Milwaukee, WI Mon Jul 18 1994, 8:05 PM EDT Att: 14,040 - Unknown - 83 F			
Wally Joyner, L (1, 3) OBP: 0.404, SLG: 0.476	1-1 B2-3 1B		2-2 F7		2-2 G4-3			1-0 F9		4	0	1	0	0	0	0				
Brian McRae, S (1, 8) OBP: 0.366, SLG: 0.385	0-0 B2-3			2-2 1B BLK 1B		1-0 G6-3		0-1 1B		4	1	2	0	0	0	1				
Mike Macfarlane, R (1, 2) OBP: 0.357, SLG: 0.451	1-3 K			2-2 F8		0-3 K		2-2 P4		4	0	0	0	0	2	3				
Dave Henderson, R (1, 9) OBP: 0.309, SLG: 0.434		3-3 K		0-0 S BLK 1-3 1B		2-2 F9			0-0 2B	4	0	2	0	0	1	0				
Bob Hamelin, L (1, 10) OBP: 0.394, SLG: 0.564		3-3 K		4-0 S BB 1-2 3-H 1-2 2-3		3-1 P5		1-0 F7		3	0	0	0	1	1	1				
Greg Gagne, R (1, 6) OBP: 0.325, SLG: 0.403		4-1 BB		1-2 F9		2-3 K		2 SAFE 1-3 K		3	0	0	0	1	2	3				
Terry Shumpert, R (1, 5) OBP: 0.303, SLG: 0.461		1-3 K		2-3 K		2-3 K		1-3 K2-3		3	0	0	0	0	3	3				
David Howard, S (7, 5) OBP: 0.315, SLG: 0.312										1	0	0	0	0	1	1				
Jose Lind, R (1, 4) OBP: 0.288, SLG: 0.313			3-2 F8		1-0 G5-3			1-1 HR		3	1	1	1	0	0	0				
Inning Stats	R: 0 E: 0 K: 1 S: 9	H: 1 LOB: 1 BB: 0 P: 12	R: 0 E: 0 K: 3 S: 11	H: 0 LOB: 1 BB: 1 P: 22	R: 0 E: 0 K: 0 S: 9	H: 0 LOB: 0 BB: 0 P: 15	R: 1 E: 0 K: 1 S: 14	H: 2 LOB: 2 BB: 1 P: 25	R: 0 E: 0 K: 0 S: 7	H: 0 LOB: 0 BB: 0 P: 10	R: 0 E: 0 K: 2 S: 9	H: 0 LOB: 0 BB: 0 P: 16	R: 1 E: 0 K: 0 S: 11	H: 2 LOB: 1 BB: 0 P: 14	R: 0 E: 0 K: 2 S: 8	H: 1 LOB: 1 BB: 0 P: 11	1B: 4 2B: 1 3B: 0 HR: 1	SF: 0 SAC: 0 DP: 0 HBP: 0	WP: 0 PB: 0 SB: 2 CS: 0	PA: 35
PITCHER	IP WLS BF H R ER SO BB IBB HBP BLK WP HR S P ERA WHIP	7.0 L 27 4 2 2 8 2 0 0 0 0 1 68 116 2.57 0.857	0.2 3 1 0 0 0 0 0 0 0 0 0 0 5 6 0.00 1.500	0.1 2 1 0 0 0 0 0 0 0 0 0 0 5 6 0.00 3.000	1.0 3 0 0 0 2 0 0 0 0 0 0 0 7 10 0.00 0.000											IP WLS BF H R ER SO BB IBB HBP BLK WP HR S P ERA WHIP				

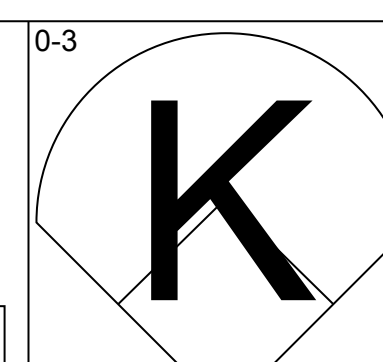
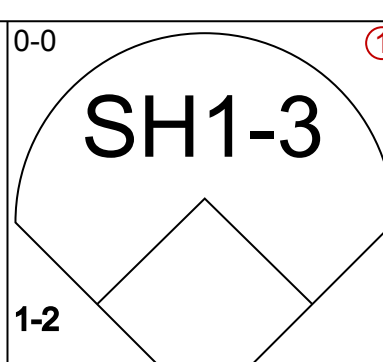
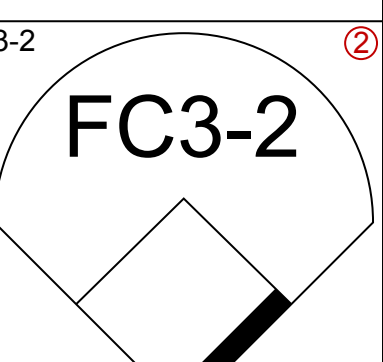
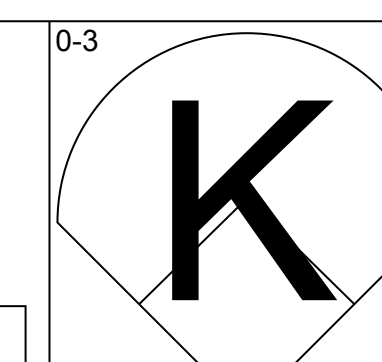
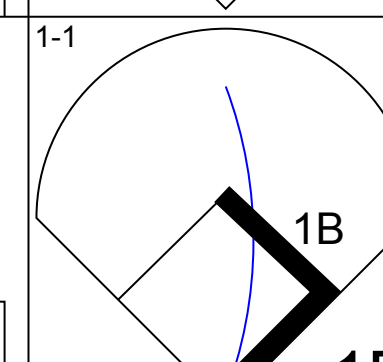
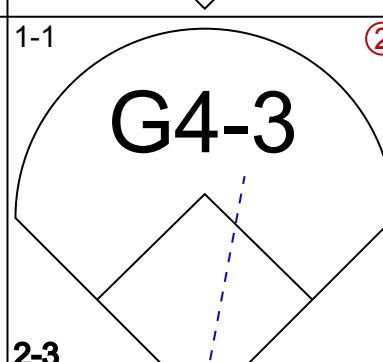
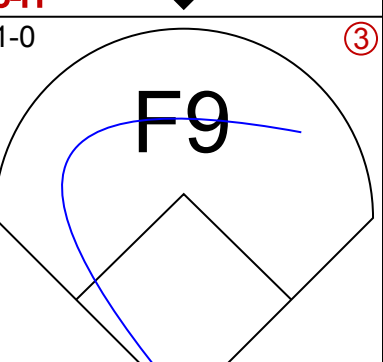
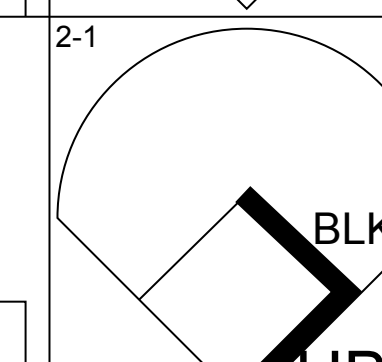
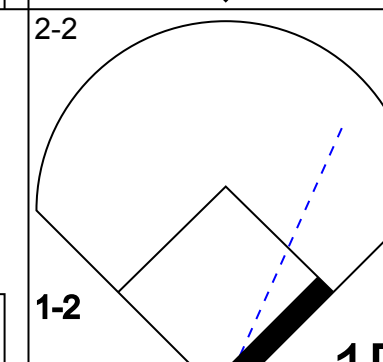
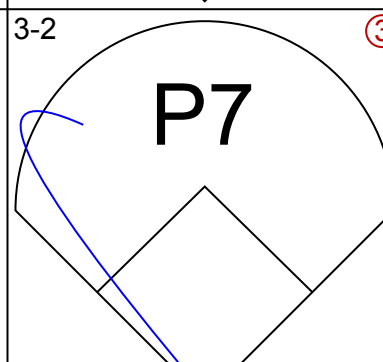

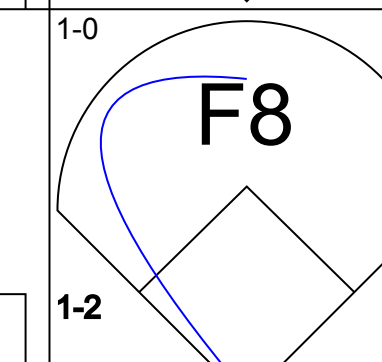
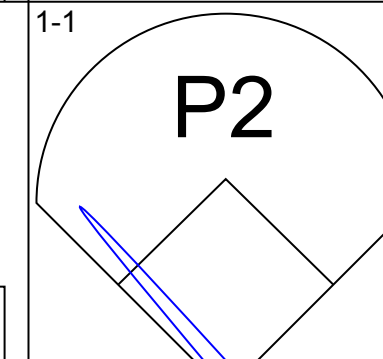


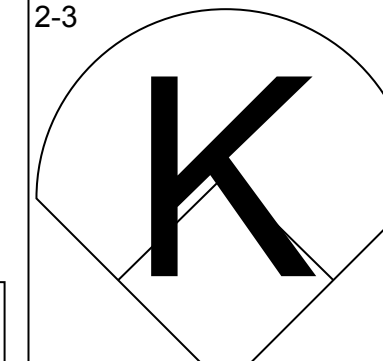









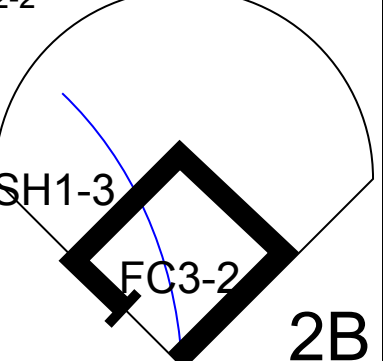

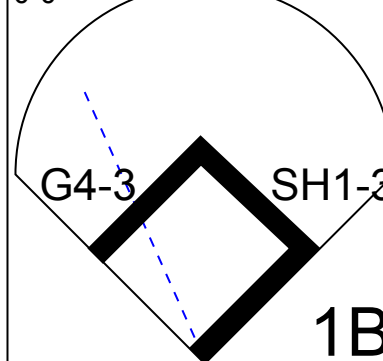
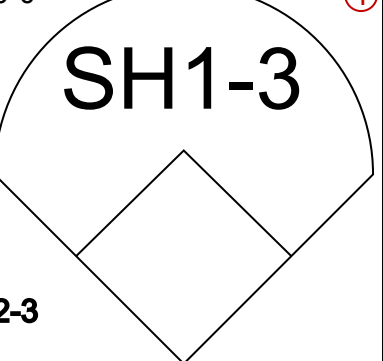
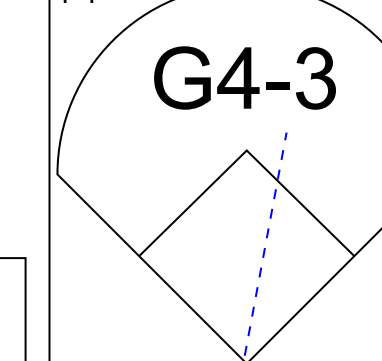
Batter	1	2	3	4	5	6	7	8	9	AB	R	H	RBI	BB	SO	LOB	BOTTOM			
Jody Reed, R (1, 4) OBP: 0.370, SLG: 0.339	0-1 F9		0-3 K		1-0 F9			1-1 G6-3		4	0	0	0	0	1	2	Kansas City Royals @ Milwaukee Brewers Milwaukee County Stadium, Milwaukee, WI Mon Jul 18 1994, 8:05 PM EDT Att: 14,040 - Unknown - 83 F			
Kevin Seitzer, R (1, 3) OBP: 0.363, SLG: 0.476	1-0 F9		4-2 BB BB		1-3 K			0-1 G4-3		3	0	0	0	1	1	1				
Greg Vaughn, R (1, 7) OBP: 0.367, SLG: 0.559	2-2 G6-3		4-1 BB		1-2 2-3 BB		1-1 P3	2-2 F7		3	0	0	0	1	0	0				
Dave Nilsson, L (1, 10) OBP: 0.317, SLG: 0.460		0-1 F8	3-1 G3		2-0 2B			2-1 F7		4	0	1	0	0	0	3				
Matt Mieske, R (1, 9) OBP: 0.355, SLG: 0.490		2-2 S 1B		4-1 FC6-4 BB		3-2 L7		2-3 K		3	0	1	0	1	1	1				
Turner Ward, S (1, 8) OBP: 0.329, SLG: 0.373		2-3 K		1-1 FC6-4 L1-3		3-3 K		1-2 1B		4	0	1	0	0	2	3				
Jeff Cirillo, R (1, 5) OBP: 0.292, SLG: 0.364		3-2 L8		1-2 L1-3				0-1 1B		4	0	2	0	0	0	2				
Alex Diaz, S (9, PR) OBP: 0.307, SLG: 0.398				1-2 L1-3				1-2 1B		0	0	0	0	0	0	0				
Mike Matheny, R (1, 2) OBP: 0.231, SLG: 0.188			1-2 BB SH1-4 1B		0-0 SH5-3 2B		1-1 G2-6-4 1B		0-1 1B	3	0	2	0	0	0	1				
Bill Splers, L (9, PH) OBP: 0.320, SLG: 0.303				2-0 SH1-4 1-2		1-0 SH5-3 2-3		1-2 1B		1	0	0	0	0	1	2				
Jose Valentin, S (1, 6) OBP: 0.316, SLG: 0.406					1-0 SH5-3		2-3 K			1	0	0	0	0	1	0				
Inning Stats	R: 0 E: 0 K: 0 S: 6	H: 0 LOB: 0 BB: 0 P: 9	R: 0 E: 0 K: 1 S: 11	H: 1 LOB: 1 BB: 0 P: 18	R: 0 E: 0 K: 1 S: 13	H: 1 LOB: 2 BB: 2 P: 26	R: 0 E: 0 K: 0 S: 6	H: 0 LOB: 0 BB: 1 P: 12	R: 0 E: 0 K: 1 S: 12	H: 1 LOB: 1 BB: 0 P: 21	R: 0 E: 0 K: 1 S: 6	H: 1 LOB: 0 BB: 0 P: 10	R: 0 E: 0 K: 0 S: 7	H: 0 LOB: 0 BB: 0 P: 10	R: 0 E: 0 K: 2 S: 14	H: 2 LOB: 2 BB: 0 P: 21	1B: 5 2B: 3 3B: 0 HR: 0	SF: 0 SAC: 2 DP: 2 HBP: 0	WP: 0 PB: 0 SB: 1 CS: 0	PA: 35
PITCHER	IP WLS BF H R ER SO BB IBB HBP BLK WP HR S P ERA WHIP	7.0 W 27 5 0 0 0 3 0 0 0 0 0 7 10 0.00 0.000	1.0 3 0 0 0 0 0 0 0 0 0 0 0 7 10 0.00 0.000	1.0 S 5 2 0 0 2 0 0 0 0 0 0 14 21 0.00 2.000											IP WLS BF H R ER SO BB IBB HBP BLK WP HR S P ERA WHIP					

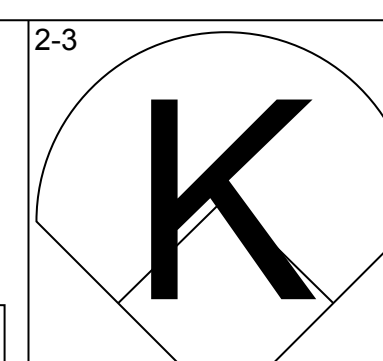
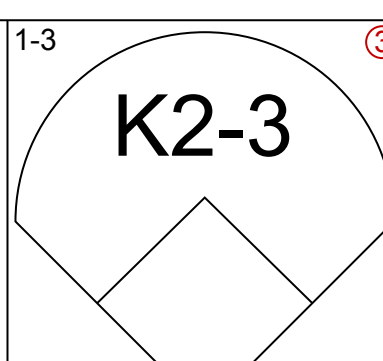
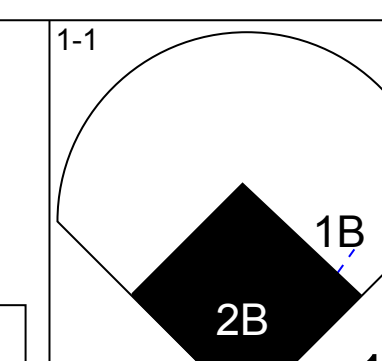
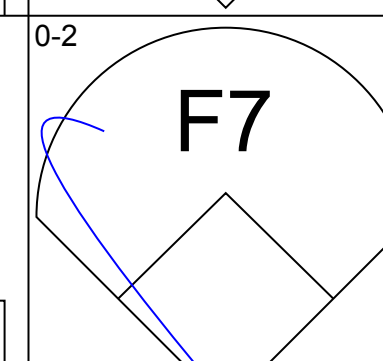
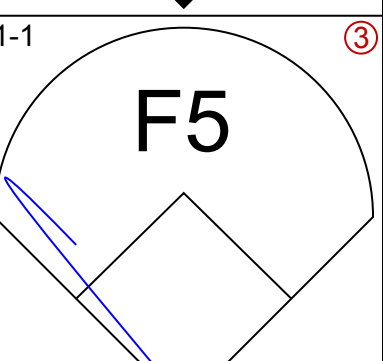
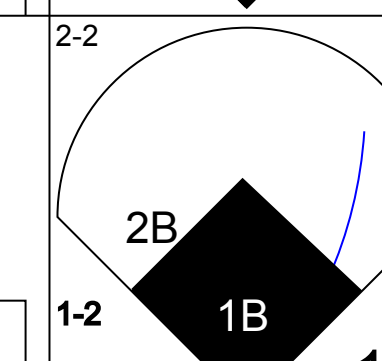
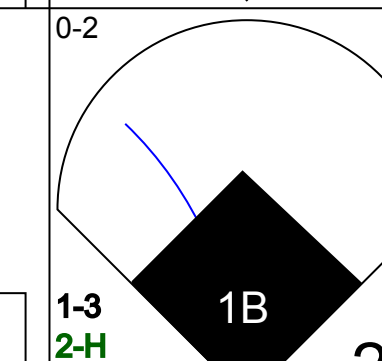
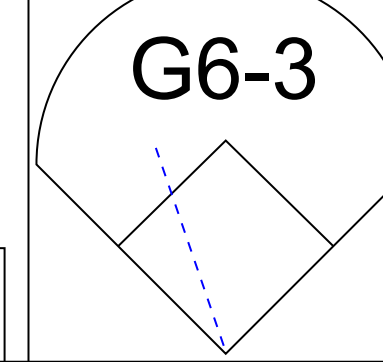
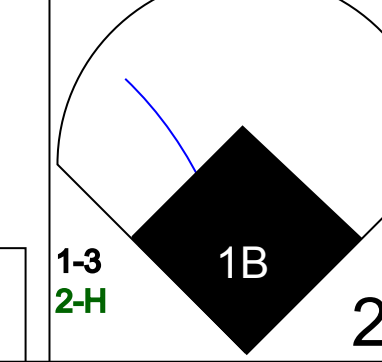

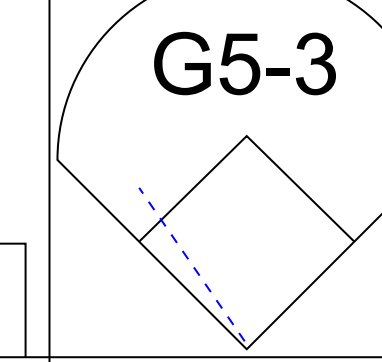


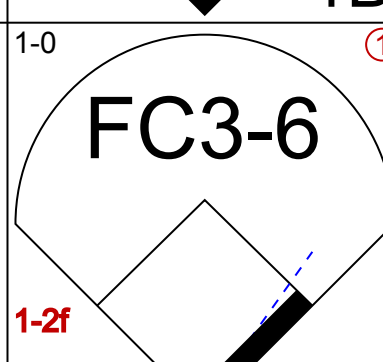
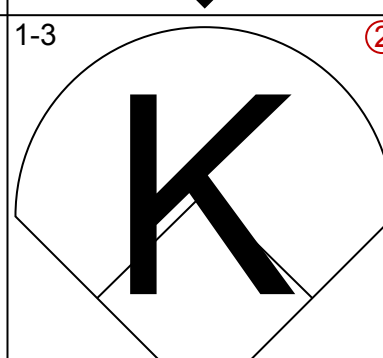
AB 33
R 2
H 6
RBI 1
BB 2
SO 10
LOB 12



AB 30
R 0
H 7
RBI 0
BB 3
SO 7
LOB 15



Batter	1	2	3	4	5	6	7	8	9	AB	R	H	RBI	BB	SO	LOB	TOP			
Brian McRae, S OBP: 0.360, SLG: 0.376			SH1-3 			FC3-2 		K 		3	0	0	0	0	2	1	Kansas City Royals @ Milwaukee Brewers Milwaukee County Stadium, Milwaukee, WI Wed Jul 20 1994, 4:33 AM EDT Att: 20,085 - Cloudy - 79 F			
Dave Henderson, R OBP: 0.312, SLG: 0.429			G4-3 			F9 		BLK HBP 		3	0	1	0	0	0	2				
Wally Joyner, L OBP: 0.398, SLG: 0.466			P7 			G6-3 		F8 		4	0	1	0	0	0	2				
Mike Macfarlane, R OBP: 0.362, SLG: 0.450	P2 					G3-6-3 1B 		1B BB 		3	1	2	0	1	0	2				
Bob Hamelin, L OBP: 0.362, SLG: 0.553	K 					G3-6-3 1B 		K 		4	0	0	0	0	3	5				
Felix Jose, S OBP: 0.358, SLG: 0.465			G4-3 			G6-4-3 1B 		G4-3 		4	0	2	0	0	0	0				
Gary Gaetti, R OBP: 0.318, SLG: 0.455	P3 					G6-4-3 1B 		G6-3 		4	0	1	1	0	0	2				
Greg Gagne, R OBP: 0.319, SLG: 0.397	G5-3 					SH1-3 FC3-2 2B 		F9 		4	0	1	0	0	1	2				
Jose Lind, R OBP: 0.290, SLG: 0.311			G4-3 SH1-3 1B 			SH1-3 2-3 		G4-3 		3	0	1	0	0	0	2				
Inning Stats	R: 0 E: 0 K: 2 S: 14	H: 2 LOB: 2 BB: 0 P: 20	R: 0 E: 0 K: 0 S: 3	H: 0 LOB: 0 BB: 0 P: 5	R: 0 E: 0 K: 0 S: 7	H: 1 LOB: 1 BB: 0 P: 11	R: 0 E: 0 K: 1 S: 8	H: 2 LOB: 1 BB: 0 P: 11	R: 0 E: 0 K: 0 S: 11	H: 1 LOB: 0 BB: 0 P: 16	R: 0 E: 0 K: 0 S: 6	H: 0 LOB: 0 BB: 0 P: 8	R: 0 E: 0 K: 1 S: 7	H: 0 LOB: 1 BB: 0 P: 11	R: 1 E: 0 K: 2 S: 13	H: 2 LOB: 2 BB: 1 P: 20	1B: 8 2B: 1 3B: 0 HR: 0	SF: 0 SAC: 2 DP: 2 HBP: 1	WP: 0 PB: 0 SB: 0 CS: 0	PA: 36
PITCHER	IP WLS BF H R ER SO BB IBB HBP BLK WP HR S P ERA WHIP																			
Ricky Bones, R ERA: 3.31	(1, 1) 7.0 W 26 7 0 0 3 0 0 0 0 0 0 0 55 79 0.00 1.000																			
Jose Mercedes, R ERA: 2.18	(8, 1) 2.0 10 2 1 1 3 1 0 1 1 0 0 20 31 4.50 1.500																			

Batter	1	2	3	4	5	6	7	8	9	AB	R	H	RBI	BB	SO	LOB	BOTTOM			
Bill Spiers, L OBP: 0.335, SLG: 0.318	K 		K2-3 					1B 2B 		5	1	3	1	0	2	1	Kansas City Royals @ Milwaukee Brewers Milwaukee County Stadium, Milwaukee, WI Wed Jul 20 1994, 4:33 AM EDT Att: 20,085 - Cloudy - 79 F			
Jeff Cirillo, R OBP: 0.288, SLG: 0.389	F7 					F5 		2B 1B 		5	1	1	0	0	1	2				
Kevin Seitzer, R OBP: 0.355, SLG: 0.462								1B 2B 		4	0	0	0	0	2	0				
Rick Wrona, R OBP: 0.333, SLG: 1.000	G6-3 							1B 2B 		1	1	1	1	0	0	0				
Greg Vaughn, R OBP: 0.367, SLG: 0.550		G3 						G5-3 		5	1	2	0	0	1	2				
Dave Nilsson, L OBP: 0.324, SLG: 0.477		G4-3 								3	2	2	0	1	0	0				
Mike Matheny, R OBP: 0.241, SLG: 0.200										1	0	0	0	0	1	2				
Matt Mieske, R OBP: 0.360, SLG: 0.493		G5-3 								4	1	2	3	1	0	2				
Troy O'Leary, L OBP: 0.333, SLG: 0.414										3	1	2	2	2	0	0				
Alex Diaz, S OBP: 0.301, SLG: 0.383			FC3-6 1B 							4	1	0	0	1	0	5				
Jose Valentin, S OBP: 0.319, SLG: 0.420			K 							4	2	2	4	0	1	3				
Inning Stats	R: 0 E: 0 K: 1 S: 7	H: 0 LOB: 0 BB: 0 P: 9	R: 0 E: 0 K: 0 S: 8	H: 0 LOB: 0 BB: 0 P: 10	R: 0 E: 0 K: 2 S: 10	H: 1 LOB: 1 BB: 0 P: 13	R: 0 E: 0 K: 1 S: 15	H: 1 LOB: 2 BB: 1 P: 25	R: 1 E: 0 K: 0 S: 11	H: 2 LOB: 1 BB: 0 P: 15	R: 5 E: 0 K: 2 S: 22	H: 4 LOB: 1 BB: 2 P: 39	R: 2 E: 0 K: 1 S: 13	H: 3 LOB: 2 BB: 1 P: 24	R: 3 E: 0 K: 1 S: 16	H: 4 LOB: 2 BB: 1 P: 27	1B: 9 2B: 4 3B: 1 HR: 1	SF: 0 SAC: 0 DP: 0 HBP: 0	WP: 0 PB: 0 SB: 3 CS: 0	PA: 44
PITCHER	IP WLS BF H R ER SO BB IBB HBP BLK WP HR S P ERA WHIP																			
Tom Gordon, R ERA: 4.74	(1, 1) 6.0 L 29 8 6 6 6 3 0 0 0 0 0 0 73 111 22.50 4.500																			
Stan Belinda, R ERA: 5.23	(7, 1) 2.0 15 7 5 5 2 2 0 0 0 0 0 29 51 22.50 4.500																			

AB	32
R	1
H	9
RBI	1
BB	1
SO	6
LOB	18



AB	39
R	11
H	15
RBI	11
BB	5
SO	8
LOB	17



Batter	1	2	3	4	5	6	7	8	9	AB	R	H	RBI	BB	SO	LOB	TOP					
Vince Coleman, S (1, 7) OBP: 0.280, SLG: 0.342	L7		B1			L7		K		4	0	0	0	0	1	1						
Brian McRae, S (1, 8) OBP: 0.359, SLG: 0.377	F8					F9		L8		4	0	1	0	0	0	0						
Wally Joyner, L (1, 3) OBP: 0.396, SLG: 0.474	G6-3					F7		L7		4	1	1	1	0	0	1						
Bob Hamelin, L (1, 10)		P5				G1-3		K		3	0	0	0	1	1	1						
Mike Macfarlane, R (1, 2) OBP: 0.367, SLG: 0.462		HR				G5-3		FC6-4		2	1	1	1	1	0	1						
Felix Jose, S (1, 9) OBP: 0.354, SLG: 0.459	G4-3					K		FC6-4		4	0	0	0	0	2	3						
Gary Gaetti, R (1, 5) OBP: 0.317, SLG: 0.450	K					G5-3		E7		3	0	0	0	1	1	1						
Greg Gagne, R (1, 6) OBP: 0.318, SLG: 0.395			F8			G5-4-3		P4		4	0	1	0	0	0	3						
Jose Lind, R (1, 4) OBP: 0.290, SLG: 0.316			CS			K		F9		3	0	1	0	0	1	1						
Inning Stats	R: 0 H: 0 E: 0 K: 0 S: 9	H: 0 LOB: 0 BB: 0 P: 12	R: 1 H: 1 E: 0 K: 1 S: 9	H: 1 LOB: 0 BB: 0 P: 16	R: 0 H: 1 E: 0 K: 0 S: 7	H: 1 LOB: 0 BB: 0 P: 10	R: 0 H: 1 E: 0 K: 0 S: 7	H: 1 LOB: 1 BB: 0 P: 13	R: 0 H: 1 E: 0 K: 2 S: 9	H: 1 LOB: 1 BB: 0 P: 10	R: 1 H: 1 E: 0 K: 1 S: 9	H: 1 LOB: 2 BB: 1 P: 17	R: 0 H: 0 E: 0 K: 0 S: 4	H: 0 LOB: 0 BB: 1 P: 9	R: 0 H: 0 E: 1 K: 1 S: 5	H: 0 LOB: 0 BB: 1 P: 23	R: 0 H: 0 E: 1 K: 1 S: 13	H: 0 LOB: 2 BB: 1 P: 23	1B: 1 2B: 2 3B: 0 HR: 2	SF: 0 SAC: 0 DP: 1 HBP: 1	WP: 0 PB: 0 SB: 1 CS: 1	PA: 35
PITCHER	IP	WLS	BF	H	R	ER	SO	BB	IBB	HBP	BLK	WP	HR	S	P	ERA	WHIP					
Mike Moore, R (1, 1) ERA: 5.97	8.0	W	30	5	2	2	5	2	0	1	0	0	2	59	93	2.25	0.875					
Buddy Groom, L (9, 1) ERA: 3.99	0.2		4	0	0	0	1	1	0	0	0	0	0	11	21	0.00	1.500					
Joe Boever, R (9, 1) ERA: 3.84	0.1	S	1	0	0	0	0	0	0	0	0	0	0	2	2	0.00	0.000					

Kansas City Royals @ Detroit Tigers
Tiger Stadium, Detroit, MI
Fri Jul 22 1994, 7:05 PM EDT
Att: 27,760 - Unknown - 70 F

AB	31
R	2
H	5
RBI	2
BB	3
SO	6
LOB	12



Batter	1	2	3	4	5	6	7	8	9	AB	R	H	RBI	BB	SO	LOB	BOTTOM					
Tony Phillips, S (1, 7) OBP: 0.399, SLG: 0.438	G1-3		BB			K		K		3	0	0	0	1	2	2						
Lou Whitaker, L (1, 4) OBP: 0.362, SLG: 0.472	G6-3		P5			1B		SH1-4		4	2	2	0	0	0	1						
Travis Fryman, R (1, 5) OBP: 0.335, SLG: 0.488	BB					K		SH1-4		2	0	0	0	1	2	1						
Cecil Fielder, R (1, 3) OBP: 0.332, SLG: 0.518	K					G6-3		HR		4	0	2	1	0	1	1						
Riccardo Ingram, R (8, PR) OBP: 0.240, SLG: 0.217						WP		HR		0	1	0	0	0	0	0						
John Flaherty, R (9, 2) OBP: 0.182, SLG: 0.171	K					1B		2B		0	0	0	0	0	0	0						
Kirk Gibson, L (1, 10) OBP: 0.359, SLG: 0.567			K			1B		HR		3	1	2	3	0	1	0						
Mickey Tettleton, S (1, 2) OBP: 0.413, SLG: 0.467	G1-3					G4-3		F7		3	1	1	0	1	0	1						
Junior Felix, S (1, 9) OBP: 0.366, SLG: 0.552	G6-3					G4-3		G3-1		4	0	0	0	0	1	4						
Chris Gomez, R (1, 6) OBP: 0.352, SLG: 0.424			G6-3			CS		P4		3	0	1	1	0	0	0						
Juan Samuel, R (1, 8) OBP: 0.363, SLG: 0.550			G5-3			CS		G5-3		3	0	1	0	0	0	0						
Inning Stats	R: 0 H: 0 E: 0 K: 1 S: 13	H: 0 LOB: 1 BB: 1 P: 22	R: 0 H: 0 E: 0 K: 1 S: 8	H: 0 LOB: 0 BB: 0 P: 12	R: 0 H: 0 E: 0 K: 0 S: 13	H: 0 LOB: 1 BB: 1 P: 22	R: 0 H: 1 E: 0 K: 1 S: 8	H: 1 LOB: 1 BB: 0 P: 13	R: 1 H: 3 E: 0 K: 1 S: 14	H: 3 LOB: 1 BB: 0 P: 23	R: 1 H: 2 E: 1 K: 2 S: 15	H: 2 LOB: 2 BB: 1 P: 26	R: 0 H: 0 E: 0 K: 1 S: 5	H: 0 LOB: 0 BB: 0 P: 8	R: 3 H: 3 E: 0 K: 0 S: 15	H: 3 LOB: 1 BB: 0 P: 23	1B: 5 2B: 3 3B: 0 HR: 1	SF: 1 SAC: 1 DP: 0 HBP: 0	WP: 1 PB: 0 SB: 0 CS: 2	PA: 34		
PITCHER	IP	WLS	BF	H	R	ER	SO	BB	IBB	HBP	BLK	WP	HR	S	P	ERA	WHIP					
Mark Gubicza, R (1, 1) ERA: 4.59	22		22	6	2	2	5	2	0	0	0	0	62	104	3.38	1.500						
Billy Brewer, L (6, 1) ERA: 2.27	0.2		3	0	0	0	1	1	0	0	0	1	0	9	14	0.00	1.500					
Rusty Meacham, R (7, 1) ERA: 3.4	2.0	L	9	3	3	3	1	0	0	0	0	0	1	20	31	13.50	1.500					

Kansas City Royals @ Detroit Tigers
Tiger Stadium, Detroit, MI
Fri Jul 22 1994, 7:05 PM EDT
Att: 27,760 - Unknown - 70 F

AB	29
R	5
H	9
RBI	5
BB	3
SO	7
LOB	10



Batter	1	2	3	4	5	6	7	8	9	AB R H RBI BB SO LOB	TOP											
Vince Coleman, S (1, 7) OBP: 0.279, SLG: 0.340	G5-3		E5 G4-3 1B		G4-3			F8	L7	5 1 1 0 0 0 3	Kansas City Royals @ Detroit Tigers Tiger Stadium, Detroit, MI Sat Jul 23 1994, 7:05 PM EDT Att: 35,528 - Sunny - 67 F											
Brian McRae, S (1, 8) OBP: 0.357, SLG: 0.375	FC4-6 1B		G4-3			P6	F8	G3	5 0 1 1 0 0 3													
Wally Joyner, L (1, 3) OBP: 0.394, SLG: 0.471	FC4-6 1-2		G3-1			P6		1B	4 0 1 0 0 0 1													
Bob Hamelin, L (1, 10) OBP: 0.362, SLG: 0.556	FC5-4 1-2		G3-1			HR		K	3 1 1 1 1 1 2													
Mike Macfarlane, R (1, 2) OBP: 0.363, SLG: 0.455	FC5-4 1-2				G5-3			K	4 0 0 0 0 1 2													
Felix Jose, S (1, 9) OBP: 0.353, SLG: 0.466		F7		G3-1			G4-3		4 1 1 1 0 0 0													
Gary Gaetti, R (1, 5) OBP: 0.320, SLG: 0.449				P4			K2-3	HR	3 1 1 0 1 1 0													
Greg Gagne, R (1, 6) OBP: 0.318, SLG: 0.394		K			P4		G6-3	1B SH	4 0 1 0 0 1 1													
Jose Lind, R (1, 4) OBP: 0.291, SLG: 0.316		L8			G6-3			1B SH	3 0 1 1 0 0 1													
Inning Stats	R: 0 H: 1 E: 0 K: 0 S: 12	H: 1 LOB: 2 BB: 1 P: 20	R: 0 H: 1 E: 0 K: 1 S: 8	H: 1 LOB: 1 BB: 0 P: 10	R: 1 H: 1 E: 1 K: 0 S: 7	H: 1 LOB: 0 BB: 0 P: 11	R: 0 H: 0 E: 0 K: 0 S: 4	H: 0 LOB: 0 BB: 0 P: 5	R: 0 H: 0 E: 0 K: 0 S: 5	H: 0 LOB: 0 BB: 0 P: 8	R: 1 H: 1 E: 0 K: 0 S: 9	H: 1 LOB: 0 BB: 0 P: 13	R: 0 H: 0 E: 0 K: 1 S: 7	H: 0 LOB: 0 BB: 0 P: 10	R: 0 H: 2 E: 0 K: 1 S: 15	H: 2 LOB: 2 BB: 0 P: 20	R: 2 H: 2 E: 0 K: 1 S: 15	H: 2 LOB: 2 BB: 1 P: 22	1B: 6 2B: 0 3B: 0 HR: 2	SF: 0 SAC: 1 DP: 0 HBP: 0	WP: 0 PB: 0 SB: 0 CS: 0	PA: 38
PITCHER	IP WLS BF H R ER SO BB IBB HBP BLK WP HR S P ERA WHIP											PITCHER	IP WLS BF H R ER SO BB IBB HBP BLK WP HR S P ERA WHIP									
Bill Gullickson, R (1, 1) ERA: 5.84	7.2 L 30 6 2 1 2 1 0 0 0 0 0 1 64 91 1.17 0.913																					
Greg Cadaret, L (8, 1) ERA: 5.73	0.1 1 0 0 0 1 0 0 0 0 0 0 0 3 6 0.00 0.000																					
Mike Gardiner, R (9, 1) ERA: 3.83	1.0 7 2 2 2 1 1 0 0 0 0 0 1 15 22 18.00 3.000																					

Batter	1	2	3	4	5	6	7	8	9	AB R H RBI BB SO LOB	BOTTOM									
Tony Phillips, S (1, 7) OBP: 0.402, SLG: 0.439	BB 1B		K			1B FC6 BB				2 1 1 0 2 1 0	Kansas City Royals @ Detroit Tigers Tiger Stadium, Detroit, MI Sat Jul 23 1994, 7:05 PM EDT Att: 35,528 - Sunny - 67 F									
Lou Whitaker, L (1, 4) OBP: 0.394, SLG: 0.470			G4-3			FC6 1B		G4-3	3 0 1 0 1 0 1											
Travis Fryman, R (1, 5) OBP: 0.332, SLG: 0.483	P3			L6		FC6 1-2 3-H		G3-1	4 0 0 1 0 0 3											
Cecil Fielder, R (1, 3) OBP: 0.331, SLG: 0.518	K			K		K		2B	4 0 1 0 0 3 3											
Kirk Gibson, L (1, 10) OBP: 0.354, SLG: 0.559	G1-3			K			K	K	4 0 0 0 0 3 3											
Mickey Tettleton, S (1, 2) OBP: 0.411, SLG: 0.463		K			F8		K	BB	3 0 0 0 1 2 0											
Junior Felix, S (1, 9) OBP: 0.361, SLG: 0.543		B2-3			G6-3		G3-1	G3	4 0 0 0 0 0 2											
Chris Gomez, R (1, 6) OBP: 0.348, SLG: 0.419		K			P2		K		3 0 0 0 0 2 0											
Juan Samuel, R (1, 8) OBP: 0.355, SLG: 0.537			G6-3			K		K	3 0 0 0 0 2 0											
Inning Stats	R: 0 H: 1 E: 1 K: 1 S: 14	H: 0 LOB: 0 BB: 0 P: 13	R: 0 H: 0 E: 0 K: 1 S: 12	H: 0 LOB: 0 BB: 0 P: 13	R: 0 H: 0 E: 0 K: 2 S: 8	H: 0 LOB: 0 BB: 0 P: 14	R: 0 H: 0 E: 0 K: 0 S: 7	H: 0 LOB: 0 BB: 0 P: 10	R: 1 H: 1 E: 0 K: 2 S: 13	H: 1 LOB: 1 BB: 1 P: 23	R: 0 H: 0 E: 0 K: 2 S: 7	H: 0 LOB: 0 BB: 0 P: 12	R: 0 H: 0 E: 0 K: 2 S: 13	H: 0 LOB: 1 BB: 1 P: 21	R: 0 H: 1 E: 0 K: 1 S: 12	H: 1 LOB: 2 BB: 1 P: 22	1B: 2 2B: 1 3B: 0 HR: 0	SF: 0 SAC: 0 DP: 0 HBP: 0	WP: 0 PB: 0 SB: 0 CS: 0	PA: 34
PITCHER	IP WLS BF H R ER SO BB IBB HBP BLK WP HR S P ERA WHIP											PITCHER	IP WLS BF H R ER SO BB IBB HBP BLK WP HR S P ERA WHIP							
David Cone, R (1, 1) ERA: 2.69	8.0 W 29 2 1 1 12 3 0 0 0 0 0 0 82 132 1.12 0.625																			
Jeff Montgomery, R (9, 1) ERA: 4.89	1.0 S 5 1 0 0 1 1 0 0 0 0 0 0 12 22 0.00 2.000																			

Batter	1	2	3	4	5	6	7	8	9	AB	R	H	RBI	BB	SO	LOB	TOP			
Vince Coleman, S (1, 7) OBP: 0.276, SLG: 0.336	G4-3		F7		G5-3		K		K	5	0	0	0	0	2	1				
Brian McRae, S (1, 8) OBP: 0.356, SLG: 0.374	G3-1 WP 1B		G3		K			K		4	1	1	0	0	2	0				
Wally Joyner, L (1, 3) OBP: 0.395, SLG: 0.469	E G3-1 1B			E1 1B 1B				F7		3	1	1	0	1	0	0				
Bob Hamelin, L (1, 10) OBP: 0.364, SLG: 0.567	G3-1			2B 1B			K		HR	4	2	2	1	0	1	3				
Felix Jose, S (1, 9) OBP: 0.358, SLG: 0.468	B1-3			2B 1B			CS BB		1B	3	1	2	1	1	0	1				
Gary Gaetti, R (1, 5) OBP: 0.325, SLG: 0.457		P3		1B			G6-4-3 1B		1B	4	1	3	1	0	0	0				
Brent Mayne, L (1, 2) OBP: 0.292, SLG: 0.320	F9			2B			G6-4-3 1B		G4-3	4	0	1	2	0	0	3				
Greg Gagne, R (1, 6) OBP: 0.314, SLG: 0.389	P4			K					G4-3	4	0	0	0	0	1	1				
Jose Lind, R (1, 4) OBP: 0.290, SLG: 0.315				G6-3			L4		L9	4	0	1	0	0	0	1				
Inning Stats	R: 1 E: 0 K: 0 S: 13	H: 2 LOB: 1 BB: 0 P: 18	R: 0 E: 0 K: 0 S: 8	H: 0 LOB: 0 BB: 0 P: 15	R: 0 E: 0 K: 0 S: 8	H: 1 LOB: 0 BB: 0 P: 11	R: 4 E: 1 K: 1 S: 14	H: 4 LOB: 0 BB: 0 P: 21	R: 0 E: 0 K: 0 S: 5	H: 1 LOB: 0 BB: 1 P: 12	R: 0 E: 0 K: 1 S: 8	H: 0 LOB: 0 BB: 0 P: 10	R: 1 E: 0 K: 1 S: 13	H: 3 LOB: 2 BB: 0 P: 22	R: 0 E: 0 K: 1 S: 7	H: 0 LOB: 0 BB: 0 P: 7	1B: 9 2B: 1 3B: 0 HR: 1	SF: 0 SAC: 0 DP: 2 HBP: 0	WP: 1 PB: 0 CS: 2	PA: 37
PITCHER	IP	WLS	BF	H	R	ER	SO	BB	IBB	HBP	BLK	WP	HR	S	P	ERA	WHIP			
Tim Belcher, R (1, 1) ERA: 5.74	8.0	L	34	11	6	5	5	2	0	0	0	1	1	80	125	5.62	1.625			
Joe Boever, R (9, 1) ERA: 3.79	1.0		3	0	0	0	1	0	0	0	0	0	0	7	7	0.00	0.000			

Kansas City Royals @ Detroit Tigers
Tiger Stadium, Detroit, MI
Sun Jul 24 1994, 3:33 AM EDT
Att: 23,479 - Sunny - 79 F

AB	35
R	6
H	11
RBI	5
BB	2
SO	6
LOB	10



Batter	1	2	3	4	5	6	7	8	9	AB	R	H	RBI	BB	SO	LOB	BOTTOM			
Tony Phillips, S (1, 7) OBP: 0.400, SLG: 0.435	L9		L1		L5			FC5-4 BB	SF8	3	0	0	1	1	0	2				
Alan Trammell, R (1, 6) OBP: 0.311, SLG: 0.416	F9			G6-3	G5-3			FC5-4 BB	K	4	0	0	0	1	1	3				
Travis Fryman, R (1, 5) OBP: 0.331, SLG: 0.480	G4-3			G5-4-3 BB			G4-3	FC5-4 1B 2-3 2-3		3	0	0	0	1	0	2				
Cecil Fielder, R (1, 3) OBP: 0.330, SLG: 0.515		P4		G5-4-3			F7			4	0	1	0	0	0	1				
Kirk Gibson, L (1, 10) OBP: 0.356, SLG: 0.556		L3 1B			1B 3B BB		F8		K	3	1	1	0	1	1	2				
Junior Felix, S (1, 9) OBP: 0.360, SLG: 0.538		L3			3B 1B		G4-3		F7	4	1	1	0	0	0	1				
Chad Kreuter, S (1, 2) ERA: 9.22										2	0	0	0	1	1	2				
Riccardo Ingram, R (7, PR) OBP: 0.240, SLG: 0.217										0	0	0	0	0	0	0				
John Fairberry, R (8, 2) OBP: 0.162, SLG: 0.171										0	0	0	0	0	0	0				
Mickey Tettleton, S (9, PH) OBP: 0.413, SLG: 0.464										1	1	1	0	0	0	0				
Juan Samuel, R (1, 8) OBP: 0.366, SLG: 0.567										4	1	3	2	0	0	1				
Chris Gomez, R (1, 4) OBP: 0.351, SLG: 0.424										4	0	2	0	0	1	2				
Eric Davis, R (9, PR) OBP: 0.289, SLG: 0.297										0	0	0	0	0	0	0				
Inning Stats	R: 0 E: 0 K: 0 S: 7	H: 0 LOB: 0 BB: 0 P: 12	R: 0 E: 0 K: 0 S: 6	H: 1 LOB: 0 BB: 0 P: 11	R: 0 E: 0 K: 1 S: 17	H: 1 LOB: 0 BB: 0 P: 25	R: 0 E: 0 K: 0 S: 6	H: 0 LOB: 0 BB: 1 P: 11	R: 3 E: 0 K: 0 S: 14	H: 3 LOB: 1 BB: 1 P: 26	R: 0 E: 0 K: 0 S: 7	H: 0 LOB: 0 BB: 0 P: 10	R: 0 E: 0 K: 1 S: 9	H: 1 LOB: 2 BB: 2 P: 19	R: 1 E: 0 K: 1 S: 14	H: 3 LOB: 2 BB: 0 P: 18	1B: 6 2B: 3 3B: 1 HR: 0	SF: 1 SAC: 0 DP: 3 HBP: 0	WP: 1 PB: 0 CS: 0	PA: 38
PITCHER	IP	WLS	BF	H	R	ER	SO	BB	IBB	HBP	BLK	WP	HR	S	P	ERA	WHIP			
Jose De Jesus, R (1, 1) ERA: 9.22	5.0	W	20	5	3	3	1	2	0	0	0	0	0	50	85	5.40	1.400			
Stan Belinda, R (6, 1) ERA: 5.0	2.0		7	0	0	0	1	1	0	0	0	0	0	15	26	0.00	0.500			
Hipolito Pichardo, R (8, 1) ERA: 4.96	0.0		2	0	0	0	0	2	0	0	0	0	0	1	9	∞	∞			
Jeff Montgomery, R (8, 1) ERA: 4.86	2.0	S	9	4	1	1	2	0	0	0	0	0	0	22	28	4.50	2.000			

Kansas City Royals @ Detroit Tigers
Tiger Stadium, Detroit, MI
Sun Jul 24 1994, 3:33 AM EDT
Att: 23,479 - Sunny - 79 F

AB	32
R	4
H	9
RBI	3
BB	5
SO	4
LOB	16



Batter	1	2	3	4	5	6	7	8	9	10	11	12	AB	R	H	RBI	BB	SO	LOB									
Joey Cora, S OBP: 0.346, SLG: 0.365 (1.4)	G3		G4-3		G4-6-3		L7		G4-3			G4-3	6	0	0	0	0	0	5									
Tim Raines, S OBP: 0.364, SLG: 0.421 (1.7)	F8			SF8		K		F7		P4		G4-3	6	1	2	1	0	1	0									
Frank Thomas, R OBP: 0.507, SLG: 0.768 (1.3)	G6-3			SF8				K		G4-3		G3	5	0	1	1	0	1	1									
Julio Franco, R OBP: 0.399, SLG: 0.503 (1.10)										G4-3			5	1	2	0	0	2	1									
Robin Ventura, L OBP: 0.370, SLG: 0.465 (1.5)													4	0	1	1	1	1	1									
Darin Jackson, R OBP: 0.367, SLG: 0.475 (1.8)													4	1	2	0	1	1	2									
Warren Newson, L OBP: 0.323, SLG: 0.360 Bob Zupcic, R OBP: 0.213, SLG: 0.303 (7. FR)													1	0	1	0	2	0	0									
Michael LaValliere, L OBP: 0.387, SLG: 0.336 Norberto Martin, R OBP: 0.309, SLG: 0.375 Bob Melvin, R OBP: 0.250, SLG: 0.438 (9. PR)													2	0	0	0	0	0	3									
Ozzie Guillen, L OBP: 0.294, SLG: 0.330 (1.6)													1	0	0	0	0	0	1									
Inning Stats	R: 0 E: 0 K: 1 S: 12	H: 0 LOB: 0 BB: 0 P: 16	R: 0 E: 0 K: 0 S: 5	H: 1 LOB: 0 BB: 0 P: 7	R: 0 E: 0 K: 0 S: 8	H: 0 LOB: 1 BB: 1 P: 16	R: 1 E: 0 K: 2 S: 12	H: 1 LOB: 0 BB: 0 P: 20	R: 1 E: 0 K: 0 S: 10	H: 3 LOB: 1 BB: 0 P: 12	R: 0 E: 0 K: 3 S: 14	H: 1 LOB: 2 BB: 1 P: 24	R: 0 E: 0 K: 0 S: 6	H: 1 LOB: 1 BB: 1 P: 16	R: 1 E: 0 K: 1 S: 13	H: 2 LOB: 2 BB: 1 P: 24	R: 0 E: 0 K: 0 S: 5	H: 0 LOB: 0 BB: 0 P: 6	R: 0 E: 0 K: 0 S: 6	H: 0 LOB: 0 BB: 0 P: 11	R: 0 E: 0 K: 0 S: 6	H: 1 LOB: 0 BB: 0 P: 10	R: 1 E: 0 K: 0 S: 8	H: 2 LOB: 1 BB: 0 P: 13	1B: 9 2B: 2 3B: 1 HR: 0	SF: 1 SAC: 2 DP: 3 HBP: 0	WP: 2 PB: 0 SB: 1 CS: 0	PA: 48
PITCHER	IP	WLS	BF	H	R	ER	SO	BB	IBB	HBP	BLK	WP	HR	S	P	ERA	WHIP											
Kevin Appier, R ERA: 4.01 Billy Brewer, L ERA: 2.19 Hipolecto Pichardo, R ERA: 4.88	(1.1)	8.0	34	9	3	3	6	2	2	0	0	0	0	0	7	10	0.00	0.000										
(10.1)	2.2	W	10	3	1	1	0	0	0	0	0	0	0	0	18	30	3.38	1.125										


TOP

Chicago White Sox @ Kansas City Royals
Kauffman Stadium, Kansas City, MO

Mon Jul 25 1994, 7:05 PM CDT
Att. 32,459 - Unknown - 86 F

livebaseballscorecards.com

AB 41
R 4
H 12
RBI 4
BB 4
SO 6
LOB 15



Batter	1	2	3	4	5	6	7	8	9	10	11	12	AB	R	H	RBI	BB	SO	LOB									
Brian McRae, S OBP: 0.397, SLG: 0.372 (1.8)	L8		SH3									B3	4	0	1	0	1	1	0									
Dave Henderson, R OBP: 0.307, SLG: 0.420 (1.7)	G6-3		K					P4		G4-3		G4-3	6	1	1	0	0	1	3									
Wally Joyner, L OBP: 0.387, SLG: 0.475 (1.3)	K		F9					F7		G5-3		G5-3	5	2	2	0	1	1	1									
Bob Hamelin, L OBP: 0.373, SLG: 0.581 (1.10)													4	2	3	4	2	1	0									
Mike Macfarlane, R OBP: 0.366, SLG: 0.460 (1.2)													4	1	2	0	1	0	4									
Felix Jose, S OBP: 0.358, SLG: 0.465 (1.9)													4	0	1	1	1	0	3									
Gary Gaetti, R OBP: 0.323, SLG: 0.452 (1.5)													5	0	1	0	0	1	4									
Greg Gagne, R OBP: 0.318, SLG: 0.392 (1.6)													5	0	3	1	0	0	2									
Jose Lind, R OBP: 0.280, SLG: 0.312 (1.4)													5	0	1	0	0	0	3									
Inning Stats	R: 0 E: 0 K: 1 S: 12	H: 0 LOB: 0 BB: 0 P: 19	R: 0 E: 0 K: 0 S: 12	H: 2 LOB: 2 BB: 1 P: 24	R: 0 E: 0 K: 1 S: 11	H: 1 LOB: 1 BB: 0 P: 15	R: 0 E: 0 K: 2 S: 11	H: 0 LOB: 1 BB: 1 P: 17	R: 0 E: 0 K: 0 S: 6	H: 1 LOB: 1 BB: 0 P: 12	R: 3 E: 0 K: 0 S: 12	H: 4 LOB: 0 BB: 0 P: 17	R: 0 E: 0 K: 1 S: 6	H: 0 LOB: 0 BB: 0 P: 13	R: 0 E: 0 K: 0 S: 6	H: 1 LOB: 0 BB: 0 P: 8	R: 0 E: 0 K: 0 S: 5	H: 2 LOB: 1 BB: 0 P: 6	R: 0 E: 0 K: 0 S: 4	H: 0 LOB: 2 BB: 3 P: 19	R: 0 E: 0 K: 0 S: 11	H: 1 LOB: 1 BB: 1 P: 17	R: 3 E: 0 K: 0 S: 6	H: 3 LOB: 0 BB: 0 P: 7	1B: 12 2B: 2 3B: 1 HR: 1	SF: 0 SAC: 1 DP: 3 HBP: 0	WP: 0 PB: 0 SB: 1 CS: 2	PA: 50
PITCHER	IP	WLS	BF	H	R	ER	SO	BB	IBB	HBP	BLK	WP	HR	S	P	ERA	WHIP											
Jack McDowell, R ERA: 4.01 Kirk McCaskill, R ERA: 2.19 Roberto Hernandez, R ERA: 5.71	(1.1)	9.0	36	11	3	3	5	2	2	0	0	0	0	0	85	131	3.00	1.444										
(10.1)	2.0	9	1	0	0	0	0	2	2	0	0	0	0	0	15	36	0.00	1.500										
(12.1)	0.1	L	4	3	3	3	0	0	0	0	0	0	0	1	5	7	81.00	9.000										


BOTTOM

Chicago White Sox @ Kansas City Royals
Kauffman Stadium, Kansas City, MO

Mon Jul 25 1994, 7:05 PM CDT
Att. 32,459 - Unknown - 86 F

livebaseballscorecards.com

AB 42
R 6
H 15
RBI 6
BB 6
SO 5
LOB 20




Batter	1	2	3	4	5	6	7	8	9	AB	R	H	RBI	BB	SO	LOB	TOP										
Joey Cora, S (1, 4) <small>OBP: 0.347, SLG: 0.366</small>										5	0	2	0	0	1	3											
Tim Raines, S (1, 7) <small>OBP: 0.365, SLG: 0.420</small>										3	1	1	0	1	0	2											
Frank Thomas, R (1, 3) <small>OBP: 0.507, SLG: 0.764</small>										2	0	0	0	2	2	2											
Julio Franco, R (1, 10) <small>OBP: 0.398, SLG: 0.505</small>										4	0	1	1	0	1	3											
Robin Ventura, L (1, 5) <small>OBP: 0.367, SLG: 0.460</small>										4	0	0	0	0	0	1											
Darin Jackson, R (1, 8) <small>OBP: 0.371, SLG: 0.481</small>										2	1	1	0	2	1	1											
Bob Zupic, R (1, 9) <small>OBP: 0.205, SLG: 0.291</small> Warren Newson, L (9, PH) <small>OBP: 0.330, SLG: 0.360</small> Norberto Martin, R (9, PR) <small>OBP: 0.309, SLG: 0.375</small>										3	0	0	0	0	0	2	AB 31 R 2 H 6 RBI 1 BB 6 SO 5 LOB 18										
Michael LaValliere, L (1, 2) <small>OBP: 0.375, SLG: 0.324</small>										4	0	0	0	0	0	2											
Ozzie Guillen, L (1, 6) <small>OBP: 0.294, SLG: 0.329</small>										4	0	1	0	0	0	2											
Inning Stats	R: 0 E: 0 K: 1 S: 8	H: 1 LOB: 1 BB: 1 P: 15	R: 1 E: 1 K: 0 S: 8	H: 1 LOB: 0 BB: 0 P: 13	R: 0 E: 0 K: 0 S: 11	H: 1 LOB: 2 BB: 1 P: 19	R: 0 E: 0 K: 0 S: 10	H: 0 LOB: 1 BB: 1 P: 16	R: 0 E: 0 K: 1 S: 11	H: 1 LOB: 1 BB: 1 P: 16	R: 0 E: 0 K: 0 S: 9	H: 0 LOB: 1 BB: 1 P: 15	R: 0 E: 0 K: 1 S: 8	H: 0 LOB: 0 BB: 0 P: 12	R: 1 E: 0 K: 2 S: 15	H: 2 LOB: 1 BB: 0 P: 23	R: 0 E: 0 K: 0 S: 8	H: 0 LOB: 2 BB: 1 P: 14	1B: 4 2B: 0 3B: 2 HR: 0	SF: 0 SAC: 0 DP: 1 HBP: 0	WP: 0 PB: 0 SB: 3 CS: 1	PA: 37					
PITCHER	IP	WLS	BF	H	R	ER	SO	BB	IBB	HBP	BLK	WP	HR	S	P	ERA	WHIP										
Tom Gordon, R (1, 1)	7.1	W	31	6	2	1	4	5	0	0	0	0	0	3	5	1.23	1.500										
Billy Brewer, L (8, 1)	0.1		1	0	0	0	0	0	0	0	0	0	0	3	5	0.00	0.000										
Rusty Meacham, R (8, 1)	0.1		1	0	0	0	1	0	0	0	0	0	0	4	6	0.00	0.000										
Jeff Montgomery, R (9, 1)	1.0	S	4	0	0	0	0	1	0	0	0	0	0	8	14	0.00	1.000										

Chicago White Sox @ Kansas City Royals
Kauffman Stadium, Kansas City, MO
Tue Jul 26 1994, 7:05 PM CDT
Att: 21,971 - Unknown - 75 F

livebaseballscorecards.com

AB 31
R 2
H 6
RBI 1
BB 6
SO 5
LOB 18




Batter	1	2	3	4	5	6	7	8	9	AB	R	H	RBI	BB	SO	LOB	BOTTOM										
Brian McRae, S (1, 8) <small>OBP: 0.358, SLG: 0.375</small>										3	1	1	1	1	0	2											
Wally Joyner, L (1, 10) <small>OBP: 0.398, SLG: 0.475</small>										4	0	2	2	0	2	1											
Dave Henderson, R (1, 7) <small>OBP: 0.301, SLG: 0.411</small>										4	0	0	0	0	1	2											
Mike Macfarlane, R (1, 2) <small>OBP: 0.365, SLG: 0.455</small> Brent Mayne, L (9, 2) <small>OBP: 0.292, SLG: 0.320</small>										3	0	0	0	1	1	0											
Felix Jose, S (1, 9) <small>OBP: 0.357, SLG: 0.461</small>										3	0	0	0	1	0	1											
Bob Hamelin, L (1, 3) <small>OBP: 0.373, SLG: 0.579</small>										3	0	1	0	0	1	1											
Gary Gaetti, R (1, 5) <small>OBP: 0.323, SLG: 0.449</small>										2	1	0	0	1	0	1	AB 27 R 3 H 6 RBI 3 BB 4 SO 5 LOB 9										
Greg Gagne, R (1, 6) <small>OBP: 0.319, SLG: 0.393</small>										2	1	1	0	0	0	0											
Jose Lind, R (1, 4) <small>OBP: 0.289, SLG: 0.313</small>										3	0	1	0	0	0	1											
Inning Stats	R: 0 E: 0 K: 1 S: 5	H: 0 LOB: 0 BB: 0 P: 5	R: 0 E: 0 K: 1 S: 12	H: 0 LOB: 0 BB: 0 P: 20	R: 1 E: 0 K: 0 S: 14	H: 3 LOB: 2 BB: 0 P: 19	R: 0 E: 0 K: 0 S: 13	H: 1 LOB: 1 BB: 1 P: 22	R: 1 E: 0 K: 0 S: 9	H: 1 LOB: 1 BB: 1 P: 16	R: 0 E: 0 K: 0 S: 8	H: 0 LOB: 1 BB: 1 P: 16	R: 1 E: 0 K: 1 S: 13	H: 1 LOB: 1 BB: 1 P: 21	R: 0 E: 0 K: 2 S: 7	H: 0 LOB: 0 BB: 0 P: 8	1B: 5 2B: 1 3B: 0 HR: 0	SF: 0 SAC: 1 DP: 1 HBP: 0	WP: 0 PB: 0 SB: 1 CS: 0	PA: 32							
PITCHER	IP	WLS	BF	H	R	ER	SO	BB	IBB	HBP	BLK	WP	HR	S	P	ERA	WHIP										
Wilson Alvarez, L (1, 1)	7.0	L	29	6	3	3	3	4	0	0	0	0	0	7	119	3.86	1.429										
Jose DeLeon, R (8, 1)	1.0		3	0	0	0	2	0	0	0	0	0	0	7	8	0.00	0.000										

Chicago White Sox @ Kansas City Royals
Kauffman Stadium, Kansas City, MO
Tue Jul 26 1994, 7:05 PM CDT
Att: 21,971 - Unknown - 75 F

livebaseballscorecards.com

AB 27
R 3
H 6
RBI 3
BB 4
SO 5
LOB 9



Batter	1	2	3	4	5	6	7	8	9	AB	R	H	RBI	BB	SO	LOB	TOP				
Joey Cora, S OBP: 0.344, SLG: 0.361 Bob Melvin, R OBP: 0.222, SLG: 0.389	1-2 G3		1-2 BB 2B 1B		1-1 P7	1-1 F8		2-1 G3		5	1	1	0	0	0	4					
Tim Raines, S OBP: 0.362, SLG: 0.413	3-2 F8		4-1 2B BB		0-0 L9 S 1B		1-1 L4		3-2 G4-3	4	0	1	0	1	0	0					
Frank Thomas, R OBP: 0.501, SLG: 0.753	3-2 G6-3		3-0 BB		3-2 L9		3-3 K		0-1 G6-3	5	0	1	2	0	1	1					
Julio Franco, R OBP: 0.396, SLG: 0.500		0-2 L9	1-3 2-H 3-H 1-3 K		1-1 HBP		0-3 K		1-2 G5-3	4	0	0	0	0	2	2					
Robin Ventura, L OBP: 0.367, SLG: 0.459	1-1 BLK 1B		4-2 BB		0-2 G4-3		0-0 P7			3	0	1	0	1	0	2					
Warren Newson, L OBP: 0.337, SLG: 0.359	4-1 L3 BB		2-1 G4-3			2-3 K		1-1 BB FC4-6 1B		3	1	1	0	1	1	3					
Lance Johnson, L OBP: 0.317, SLG: 0.378	0-0 L3			0-0 F7		1-0 G1-3		0-1 FC4-6 BB 1B		4	0	1	0	0	0	2					
Michael LaValliere, L OBP: 0.376, SLG: 0.316 Norberto Martin, R OBP: 0.298, SLG: 0.364			0-0 F7	0-2 G3		4-1 1B BB		4-2 FC4-6 BB 1B		2	0	0	0	2	0	0					
Ozzie Guillen, L OBP: 0.304, SLG: 0.337			1-1 BB 2B 1B	0-2 G1		0-1 1B		0-0 FC4-6		4	1	2	1	0	0	2					
Inning Stats	R: 0 E: 0 K: 0 S: 12	H: 0 LOB: 0 BB: 0 P: 19	R: 0 E: 0 K: 0 S: 8	H: 1 LOB: 1 BB: 1 P: 13	R: 2 E: 0 K: 1 S: 15	H: 3 LOB: 3 BB: 2 P: 31	R: 0 E: 0 K: 0 S: 9	H: 0 LOB: 0 BB: 0 P: 9	R: 0 E: 0 K: 1 S: 10	H: 1 LOB: 2 BB: 1 P: 18	R: 0 E: 0 K: 2 S: 8	H: 0 LOB: 0 BB: 0 P: 12	R: 1 E: 0 K: 0 S: 10	H: 2 LOB: 2 BB: 1 P: 17	R: 0 E: 0 K: 0 S: 10	H: 0 LOB: 0 BB: 0 P: 14	1B: 7 2B: 2 3B: 0 HR: 0	SF: 0 SAC: 0 DP: 1 HBP: 1	WP: 0 PB: 0 SB: 1 CS: 0	PA: 40	
PITCHER	IP	WLS	BF	H	R	ER	SO	BB	IBB	HBP	BLK	WP	HR	S	P	ERA	WHIP				
David Cone, R ERA: 2.74	7.1	W	35	8	3	3	4	5	0	1	1	0	0	81	131	3.68	1.773				
Jeff Montgomery, R ERA: 4.43	1.2	S	5	0	0	0	0	0	0	0	0	0	0	13	19	0.00	0.000				

Chicago White Sox @ Kansas City Royals
Kauffman Stadium, Kansas City, MO
Thu Jul 28, 1994, 7:05 PM CDT
Att: 35,052 - Unknown - 77 F

AB	34
R	3
H	8
RBI	3
BB	5
SO	4
LOB	16



Batter	1	2	3	4	5	6	7	8	9	AB	R	H	RBI	BB	SO	LOB	BOTTOM				
Brian McRae, S OBP: 0.361, SLG: 0.376	1-0 F8	1 SAFE 4-2 1B BB		0-1 S 1B 1B		0-0 F7				3	2	1	0	1	0	0					
Dave Henderson, R OBP: 0.304, SLG: 0.404	4-1 BB	0-0 E2 1B		4-1 1B BB		0-1 F8				2	0	1	0	2	0	0					
Wally Joyner, L OBP: 0.392, SLG: 0.466	1-3 K	0-2 G4-3		1-1 1B		3-3 K				4	0	1	1	0	2	2					
Bob Hamelin, L OBP: 0.370, SLG: 0.571	2-3 K		2-2 F8	0-0 P6		0-3 K				4	0	0	0	0	2	3					
Mike Macfarlane, R OBP: 0.363, SLG: 0.452		1-2 F9	1-2 2B 1B	0-0 F8		3-3 K				4	0	1	0	0	1	2					
Felix Jose, S OBP: 0.357, SLG: 0.462		0-0 S 3B 1B	1-1 2B		0-0 F7		0-0 F9			4	1	2	0	0	0	0					
Greg Gagne, R OBP: 0.321, SLG: 0.401		2-2 1B 3B	4-1 G6-3 BB		0-0 2B		1-1 F8			3	1	2	1	1	0	0					
Jose Lind, R OBP: 0.293, SLG: 0.317		2-1 S 1B 1B	0-2 G6-3		2-1 F8		2-1 L8			4	1	1	1	0	0	4					
Terry Shumpert, R OBP: 0.294, SLG: 0.439 David Howard, S OBP: 0.308, SLG: 0.304		0-1 F7		0-2 G4-3		0-3 K		1-0 P6		3	0	0	0	0	1	2					
Inning Stats	R: 0 E: 0 K: 2 S: 9	H: 4 LOB: 1 BB: 1 P: 17	R: 4 E: 1 K: 0 S: 19	H: 4 LOB: 1 BB: 1 P: 27	R: 0 E: 0 K: 0 S: 14	H: 2 LOB: 2 BB: 1 P: 22	R: 1 E: 0 K: 0 S: 11	H: 2 LOB: 2 BB: 1 P: 16	R: 0 E: 0 K: 1 S: 7	H: 1 LOB: 1 BB: 0 P: 9	R: 0 E: 0 K: 1 S: 6	H: 0 LOB: 0 BB: 0 P: 9	R: 0 E: 0 K: 2 S: 9	H: 0 LOB: 0 BB: 0 P: 12	R: 0 E: 0 K: 0 S: 5	H: 0 LOB: 0 BB: 0 P: 9	1B: 6 2B: 2 3B: 1 HR: 0	SF: 0 SAC: 0 DP: 1 HBP: 0	WP: 0 PB: 0 SB: 3 CS: 0	PA: 36	
PITCHER	IP	WLS	BF	H	R	ER	SO	BB	IBB	HBP	BLK	WP	HR	S	P	ERA	WHIP				
Scott Ruffcorn, R ERA: 12.79	2.1	L	16	6	4	2	2	3	0	0	0	0	0	39	63	7.71	3.857				
Scott Sanderson, R ERA: 4.91	3.2		14	3	1	1	2	1	0	0	0	0	0	27	37	2.46	1.091				
Paul Assenmacher, L ERA: 0.56	1.0		3	0	0	0	2	0	0	0	0	0	0	9	12	0.00	0.000				
Jose DeLeon, R ERA: 3.79	1.0		3	0	0	0	0	0	0	0	0	0	0	5	9	0.00	0.000				

Chicago White Sox @ Kansas City Royals
Kauffman Stadium, Kansas City, MO
Thu Jul 28, 1994, 7:05 PM CDT
Att: 35,052 - Unknown - 77 F

AB	32
R	5
H	9
RBI	3
BB	4
SO	6
LOB	13



Batter	1	2	3	4	5	6	7	8	9	AB	R	H	RBI	BB	SO	LOB	TOP										
Chuck Knoblauch, R (1,4) OBP: 0.376, SLG: 0.471	F7		K		1-H 2B		G5-3			4	0	1	1	0	1	1	Minnesota Twins @ Kansas City Royals Kauffman Stadium, Kansas City, MO Fri Jul 29, 1994, 7:05 PM CDT Att: 29,584 - Unknown - 81 F livebaseballscorecards.com										
Alex Cole, L (1,8) OBP: 0.370, SLG: 0.413	F8		1B		P6			G4-3 1B		4	2	2	0	0	0	0											
Kirby Puckett, R (1,9) OBP: 0.354, SLG: 0.519	PB 1B		1B		F8			G4-3		4	0	2	1	0	0	1											
Kent Hrbek, L (1,3) OBP: 0.342, SLG: 0.403	BB		G4-3					G1-6-3 1B		3	0	1	1	1	0	1											
Shane Mack, R (1,7) OBP: 0.373, SLG: 0.546	F8				G6-3			G1-6-3		4	0	0	0	0	1	3											
Dave Winfield, R (1,10) OBP: 0.332, SLG: 0.446		P4			1B			F8		4	0	1	0	0	1	0											
Scott Leius, R (1,5) OBP: 0.323, SLG: 0.439		G6-4-3 BB			P6			G1-3		3	0	0	0	1	0	1											
Derek Parks, R (1,2) OBP: 0.250, SLG: 0.305		G6-4-3			P2			G6-3		3	0	0	0	0	0	2											
Chip Hale, L (9, PH) OBP: 0.361, SLG: 0.362								G6-3		1	0	0	0	0	0	0											
Pat Meares, R (1,6) OBP: 0.332, SLG: 0.383					F7			WP 2B 1B		3	1	2	0	0	0	0											
Inning Stats	R: 0 E: 0 K: 0 S: 7	H: 1 LOB: 2 BB: 1 P: 14	R: 0 E: 0 K: 0 S: 3	H: 0 LOB: 0 BB: 1 P: 10	R: 1 E: 0 K: 1 S: 11	H: 2 LOB: 1 BB: 0 P: 19	R: 0 E: 0 K: 0 S: 8	H: 1 LOB: 1 BB: 0 P: 13	R: 1 E: 0 K: 0 S: 12	H: 2 LOB: 0 BB: 0 P: 17	R: 0 E: 0 K: 2 S: 9	H: 0 LOB: 0 BB: 0 P: 11	R: 0 E: 0 K: 0 S: 8	H: 1 LOB: 0 BB: 0 P: 13	R: 1 E: 0 K: 0 S: 10	H: 2 LOB: 0 BB: 0 P: 17	R: 0 E: 0 K: 0 S: 8	H: 0 LOB: 0 BB: 0 P: 10	1B: 8 2B: 1 3B: 0 HR: 0	SF: 0 SAC: 0 DP: 2 HBP: 0	WP: 1 PB: 2 SB: 2 CS: 0	PA: 35					
PITCHER	IP	WLS	BF	H	R	ER	SO	BB	IBB	HBP	BLK	WP	HR	S	P	ERA	WHIP										
Jose De Jesus, R (1,1) ERA: 5.52	7.0	W	28	7	2	2	3	2	0	0	0	1	0	58	97	2.57	1.286										
Hipolito Pichardo, R (8,1) ERA: 4.87	2.0	S	7	2	1	1	0	0	0	0	0	0	0	18	27	4.50	1.000										

Batter	1	2	3	4	5	6	7	8	9	AB	R	H	RBI	BB	SO	LOB	BOTTOM										
Brian McRae, S (1,8) OBP: 0.362, SLG: 0.377	G4-3 1B		1B		L8		FC3-2 1B BB			4	1	2	1	0	0	4	Minnesota Twins @ Kansas City Royals Kauffman Stadium, Kansas City, MO Fri Jul 29, 1994, 7:05 PM CDT Att: 29,584 - Unknown - 81 F livebaseballscorecards.com										
Greg Gagne, R (1,6) OBP: 0.320, SLG: 0.399	G4-3		F7		P3-5		BB BB 1B			4	0	1	1	0	0	4											
Wally Joyner, L (1,3) OBP: 0.391, SLG: 0.462	K		G1-3		G3		BB BB			3	0	0	0	1	1	2											
Mike Macfarlane, R (1,2) OBP: 0.362, SLG: 0.447	F7				K		FC6-4 BB			3	0	0	1	1	1	1											
Bob Hamelin, L (1,10) OBP: 0.368, SLG: 0.565			F8		G6-3 BB		FC6-4			3	0	0	0	1	1	3											
Felix Jose, S (1,9) OBP: 0.353, SLG: 0.456	G4-3		G6-3		G6-3		G4-1			4	0	0	0	0	0	1											
Gary Gaetti, R (1,5) OBP: 0.328, SLG: 0.469			P6		HR		HR			4	2	2	2	0	0	0											
Jose Lind, R (1,4) OBP: 0.303, SLG: 0.336			G4-3 1B 2B		P3-5 1B		1B FC3-2 2B			4	1	4	0	0	0	0											
Keith Miller, R (1,7) OBP: 0.143, SLG: 0.143			G4-3		E5		FC3-2 1B			3	1	1	0	0	0	2											
Dave Henderson, R (8,7) OBP: 0.304, SLG: 0.404							CS			0	0	0	0	0	0	0											
Inning Stats	R: 0 E: 0 K: 1 S: 6	H: 1 LOB: 0 BB: 0 P: 7	R: 0 E: 0 K: 0 S: 6	H: 0 LOB: 0 BB: 0 P: 11	R: 1 E: 0 K: 0 S: 9	H: 2 LOB: 1 BB: 0 P: 12	R: 0 E: 0 K: 1 S: 7	H: 0 LOB: 0 BB: 1 P: 13	R: 1 E: 1 K: 0 S: 11	H: 2 LOB: 1 BB: 0 P: 18	R: 0 E: 0 K: 1 S: 7	H: 0 LOB: 0 BB: 0 P: 13	R: 3 E: 0 K: 0 S: 12	H: 4 LOB: 3 BB: 2 P: 27	R: 0 E: 0 K: 0 S: 5	H: 1 LOB: 0 BB: 0 P: 9	1B: 6 2B: 3 3B: 0 HR: 2	SF: 0 SAC: 0 DP: 2 HBP: 0	WP: 0 PB: 0 SB: 1 CS: 1	PA: 36							
PITCHER	IP	WLS	BF	H	R	ER	SO	BB	IBB	HBP	BLK	WP	HR	S	P	ERA	WHIP										
Kevin Tapani, R (1,1) ERA: 4.82	6.2	L	29	9	5	5	3	1	0	0	0	0	0	2	10	0.00	6.000										
Mark Guthrie, L (7,1) ERA: 6.09	0.1		3	0	0	0	0	2	0	0	0	0	0	2	10	0.00	6.000										
Dave Stevens, R (8,1) ERA: 7.04	1.0		3	1	0	0	0	0	0	0	0	0	0	5	9	0.00	1.000										

Batter	1	2	3	4	5	6	7	8	9	10	11	AB	R	H	RBI	BB	SO	LOB	TOP							
Chuck Knoblauch, R OBP: 0.377, SLG: 0.470	G5-3			1B		1B		L7		G6-3		5	1	2	0	0	0	0								
Alex Cole, L OBP: 0.370, SLG: 0.409	CS			F9		3B		K			F9	3	1	0	0	2	1	1								
Kirby Puckett, R OBP: 0.354, SLG: 0.523	K			1B		3B				G6-3		5	1	2	3	0	2	1								
Kent Hrbek, L OBP: 0.339, SLG: 0.398		P6		P4		1B				G3		5	0	1	1	0	0	1								
Shane Mack, R OBP: 0.371, SLG: 0.542		G6-3				G5-3		G1-6-3		BB		4	0	1	0	0	0	1								
Scott Leius, R OBP: 0.322, SLG: 0.435		L6				G1-3				BB		3	0	0	0	1	1	0								
Pedro Munoz, R OBP: 0.384, SLG: 0.523				F8		K				G1-3		4	0	0	0	0	2	2								
Matt Walbeck, S OBP: 0.238, SLG: 0.289				F8		1B		G4-3				4	1	1	0	0	0	0								
Pat Meares, R OBP: 0.327, SLG: 0.377				G4-3		K				L7		3	0	0	0	0	2	1								
Chip Hale, L OBP: 0.358, SLG: 0.358												1	0	0	0	0	0	0								
Jeff Reboulet, R OBP: 0.347, SLG: 0.417												0	0	0	0	0	0	0								
Inning Stats	R: 0 E: 0 K: 1 S: 6	H: 0 LOB: 1 BB: 1 P: 13	R: 0 E: 0 K: 0 S: 8	H: 0 LOB: 0 BB: 0 P: 11	R: 0 E: 0 K: 0 S: 9	H: 0 LOB: 0 BB: 0 P: 14	R: 0 E: 0 K: 0 S: 7	H: 2 LOB: 1 BB: 0 P: 8	R: 0 E: 0 K: 1 S: 7	H: 0 LOB: 0 BB: 0 P: 11	R: 4 E: 0 K: 1 S: 13	H: 4 LOB: 0 BB: 1 P: 20	R: 0 E: 0 K: 2 S: 10	H: 0 LOB: 0 BB: 0 P: 17	R: 0 E: 0 K: 2 S: 11	H: 0 LOB: 0 BB: 0 P: 14	R: 0 E: 0 K: 0 S: 10	H: 1 LOB: 2 BB: 1 P: 16	R: 0 E: 0 K: 0 S: 4	H: 0 LOB: 0 BB: 0 P: 5	R: 0 E: 0 K: 1 S: 6	H: 0 LOB: 0 BB: 0 P: 10	1B: 6 2B: 1 3B: 1 HR: 0	SF: 0 SAC: 0 DP: 2 HBP: 0	WP: 0 PB: 1 SB: 0 CS: 1	PA: 40
PITCHER	IP 9.0	WLS 5	BF 34	H 7	R 4	ER 4	SO 7	BB 3	IBB 0	HBP 0	BLK 0	WP 0	HR 0	S 81	P 124	ERA 4.00	WHIP 1.111									
Kevin Appier, R ERA: 4.0																										
Stan Belinda, R ERA: 4.82	1.2																									
Billy Brewer, L ERA: 2.13	0.1	W	1																							

Minnesota Twins @ Kansas City Royals
Kauffman Stadium, Kansas City, MO

Sat Jul 30 1994, 7:05 PM CDT
Att. 31,962 - Unknown - 83 F

AB 37
R 4
H 7
RBI 4
BB 3
SO 8
LOB 7



Batter	1	2	3	4	5	6	7	8	9	10	11	AB	R	H	RBI	BB	SO	LOB	BOTTOM						
Brian McRae, S OBP: 0.358, SLG: 0.372	P6		F9		G4-3			G1-4-6-3		F8		5	0	0	0	0	0	2							
Greg Gagne, R OBP: 0.322, SLG: 0.399	1B		F7			G6-3		P3		1B		5	0	2	0	0	0	1							
Wally Joyner, L OBP: 0.391, SLG: 0.461	G4-6-3			P6		G4-3				F7		5	1	2	0	0	0	1							
Bob Hamelin, L OBP: 0.372, SLG: 0.576																									
Vince Coleman, S OBP: 0.270, SLG: 0.336	G4-6-3			1B		SF8		HR		P5		5	2	3	1	0	0	3							
Felix Jose, S OBP: 0.354, SLG: 0.455		G3-1						F7		E3		5	1	2	0	0	0	1							
Gary Gaetti, R OBP: 0.327, SLG: 0.468																									
Terry Shumpert, R OBP: 0.294, SLG: 0.439	K			SF8				P4		1B		3	0	1	2	0	1	0							
Brent Mayne, L OBP: 0.288, SLG: 0.309		L4				G5-3		G5-3		K		5	0	1	1	0	1	3							
Jose Lind, R OBP: 0.306, SLG: 0.339												4	0	2	1	0	2	0							
Keith Miller, R OBP: 0.192, SLG: 0.182				FC4-6								4	0	1	0	0	1	1							
Inning Stats	R: 0 E: 0 K: 0 S: 5	H: 2 LOB: 1 BB: 0 P: 10	R: 0 E: 0 K: 1 S: 6	H: 0 LOB: 0 BB: 0 P: 11	R: 0 E: 0 K: 0 S: 7	H: 1 LOB: 1 BB: 0 P: 13	R: 1 E: 0 K: 0 S: 11	H: 2 LOB: 1 BB: 0 P: 16	R: 0 E: 0 K: 2 S: 8	H: 1 LOB: 0 BB: 0 P: 5	R: 0 E: 0 K: 1 S: 7	H: 0 LOB: 0 BB: 0 P: 11	R: 0 E: 0 K: 0 S: 8	H: 1 LOB: 0 BB: 0 P: 10	R: 2 E: 1 K: 1 S: 12	H: 3 LOB: 2 BB: 0 P: 17	R: 0 E: 0 K: 0 S: 7	H: 1 LOB: 1 BB: 0 P: 14	R: 1 E: 0 K: 0 S: 6	H: 3 LOB: 3 BB: 0 P: 9	1B: 13 2B: 0 3B: 0 HR: 1	SF: 1 SAC: 1 DP: 2 HBP: 0	WP: 0 PB: 0 SB: 0 CS: 1	PA: 43	
PITCHER	IP 8.0	WLS 1.0	BF 30	H 8	R 2	ER 2	SO 4	BB 0	IBB 0	HBP 0	BLK 0	WP 0	HR 1	S 58	P 90	ERA 2.25	WHIP 1.000								
Scott Erickson, R ERA: 5.48																									
Rick Aguilera, R ERA: 3.96																									
Carl Willis, R ERA: 5.73	0.2																								
Mark Guthrie, L ERA: 6.2	0.1	L	3																						
Erik Schullstrom, R ERA: 1.04	0.1																								

Minnesota Twins @ Kansas City Royals
Kauffman Stadium, Kansas City, MO

Sat Jul 30 1994, 7:05 PM CDT
Att. 31,962 - Unknown - 83 F

AB 41
R 5
H 14
RBI 5
BB 0
SO 5
LOB 12



Batter	1	2	3	4	5	6	7	8	9	AB	R	H	RBI	BB	SO	LOB	TOP											
Stan Javier, S OBP: 0.361, SLG: 0.419 (1, 8)	G4-3		F9			F9			BB E E 1B	4	1	1	0	0	0	2	Oakland Athletics @ Kansas City Royals Kauffman Stadium, Kansas City, MO Mon Aug 01 1994, 7:05 PM CDT Att: 24,462 - Unknown - 78 F livebaseballscorecards.com											
Mike Aldrete, L OBP: 0.316, SLG: 0.353 (1, 3)	G5-3					G4-3			E1 BB E	3	1	0	0	1	0	1												
Gerónimo Berroa, R OBP: 0.379, SLG: 0.485 (1, 7) Ernie Young, R OBP: 0.125, SLG: 0.130 (8, 7) Rickey Henderson, R OBP: 0.415, SLG: 0.389 (9, PH)	G4-3		2-1	G4-3			G1-3		E BB E	3	0	0	0	0	0	0												
Ruben Sierra, S OBP: 0.294, SLG: 0.482 (1, 9)		G3-1					F8		E1 BB E	4	0	1	0	0	0	1												
Terry Steinbach, R OBP: 0.331, SLG: 0.449 (1, 2)	L8								E1 BB E	4	0	0	0	0	1	3												
Troy Neel, L OBP: 0.345, SLG: 0.453 (1, 10)	K								G6-4-3	3	0	0	0	0	1	0												
Scott Brosius, R OBP: 0.293, SLG: 0.414 (1, 5)									G6-4-3	3	0	0	0	0	1	0												
Mike Bordick, R OBP: 0.331, SLG: 0.352 (1, 6)									K	3	0	1	0	0	0	0												
Scott Hemond, R OBP: 0.280, SLG: 0.345 (1, 4)									G4-3	3	0	1	0	0	1	0												
Inning Stats	R: 0 E: 0 K: 0 S: 7	H: 0 LOB: 0 BB: 0 P: 12	R: 0 E: 0 K: 1 S: 8	H: 0 LOB: 0 BB: 0 P: 14	R: 0 E: 0 K: 0 S: 10	H: 2 LOB: 3 BB: 1 P: 21	R: 0 E: 0 K: 0 S: 5	H: 1 LOB: 0 BB: 0 P: 8	R: 0 E: 0 K: 0 S: 5	H: 0 LOB: 0 BB: 0 P: 8	R: 0 E: 0 K: 1 S: 10	H: 0 LOB: 0 BB: 0 P: 18	R: 0 E: 0 K: 1 S: 9	H: 0 LOB: 0 BB: 0 P: 13	R: 0 E: 0 K: 1 S: 7	H: 0 LOB: 0 BB: 0 P: 11		R: 2 E: 2 K: 0 S: 10	H: 1 LOB: 1 BB: 1 P: 21	1B: 4 2B: 0 3B: 0 HR: 0	SF: 0 SAC: 0 DP: 2 HBP: 0	WP: 0 PB: 0 SB: 0 CS: 0	PA: 32					
PITCHER	IP	WLS	BF	H	R	ER	SO	BB	IBB	HBP	BLK	WP	HR	S	P	ERA	WHIP											
Mark Gubicza, R ERA: 4.11 (1, 1)	8.0	W	27	3	0	0	4	1	0	0	0	0	0	0	61	105	0.00	0.500										
Hipólito Pichardo, R ERA: 4.69 (9, 1)	0.1		4	1	2	0	0	1	0	0	0	0	0	6	15	0.00	6.000											
Jeff Montgomery, R ERA: 4.35 (9, 1)	0.2	S	2	0	0	0	0	0	0	0	0	0	0	4	6	0.00	0.000											
Batter	1	2	3	4	5	6	7	8	9	AB	R	H	RBI	BB	SO	LOB	BOTTOM											
Brian McRae, S OBP: 0.359, SLG: 0.386 (1, 8)	K									4	1	3	3	0	1	0	Oakland Athletics @ Kansas City Royals Kauffman Stadium, Kansas City, MO Mon Aug 01 1994, 7:05 PM CDT Att: 24,462 - Unknown - 78 F livebaseballscorecards.com											
Vince Coleman, S OBP: 0.281, SLG: 0.339 (1, 7)	G4-3		G3							4	0	2	0	0	0	1												
Wally Joyner, L OBP: 0.392, SLG: 0.460 (1, 3)	G4-3									4	0	2	0	0	0	1												
Bob Hamelin, L OBP: 0.374, SLG: 0.571 (1, 10)	F8									3	0	0	0	1	0	3												
Felix Jose, S OBP: 0.353, SLG: 0.458 (1, 9)		G1-3								4	1	1	0	0	0	3												
Gary Gaetti, R OBP: 0.334, SLG: 0.473 (1, 5)		G5-3								2	0	0	0	1	0	0												
Mike Macfarlane, R OBP: 0.364, SLG: 0.452 (1, 2)										4	0	1	1	0	3	2												
Greg Gagne, R OBP: 0.318, SLG: 0.394 (1, 6)										4	0	0	0	0	0	1												
Jose Lind, R OBP: 0.308, SLG: 0.344 (1, 4)										4	2	2	0	0	0	1												
Inning Stats	R: 0 E: 0 K: 1 S: 8	H: 1 LOB: 1 BB: 0 P: 12	R: 0 E: 0 K: 1 S: 7	H: 0 LOB: 0 BB: 0 P: 10	R: 2 E: 0 K: 0 S: 11	H: 3 LOB: 2 BB: 1 P: 26	R: 0 E: 0 K: 1 S: 7	H: 0 LOB: 0 BB: 0 P: 11	R: 0 E: 0 K: 0 S: 5	H: 2 LOB: 0 BB: 0 P: 7	R: 0 E: 1 K: 1 S: 9	H: 0 LOB: 2 BB: 1 P: 17	R: 1 E: 0 K: 0 S: 21	H: 3 LOB: 2 BB: 0 P: 32	R: 1 E: 0 K: 0 S: 8	H: 2 LOB: 1 BB: 0 P: 13		1B: 6 2B: 4 3B: 0 HR: 1	SF: 0 SAC: 1 DP: 0 HBP: 0	WP: 0 PB: 0 SB: 0 CS: 1	PA: 37							
PITCHER	IP	WLS	BF	H	R	ER	SO	BB	IBB	HBP	BLK	WP	HR	S	P	ERA	WHIP											
Ron Darling, R ERA: 4.32 (1, 1)	7.0	L	31	9	3	3	4	2	0	0	0	0	0	1	68	115	3.86	1.571										
Bob Welch, R ERA: 7.16 (8, 1)	1.0		5	2	1	1	0	0	0	0	0	0	0	8	13	9.00	2.000											

Batter	1	2	3	4	5	6	7	8	9	AB	R	H	RBI	BB	SO	LOB	TOP			
Stan Javier, S OBP: 0.357, SLG: 0.413 (1, 8)	G4-3		P6		F7		F8		K	5	0	0	0	0	1	0				
Mike Bordick, R OBP: 0.330, SLG: 0.351 (1, 6)	2B G3 1B		F8		G6-3		G5-3			4	1	1	0	0	0	0				
Troy Neel, L OBP: 0.344, SLG: 0.453 (1, 10)	G3 1B 2B		P3		P6		F8			4	1	1	0	0	0	0				
Ruben Sierra, S OBP: 0.293, SLG: 0.482 (1, 9)	G3		F8 1B 2B		G1-3		P3			4	1	1	1	0	0	1				
Terry Steinbach, R OBP: 0.336, SLG: 0.453 (1, 2)	1B		F8		S 1B		E 1B			4	1	3	1	0	0	1				
Mike Aldrete, L OBP: 0.320, SLG: 0.356 (1, 3)	K		1B		BB 1B		E3			4	0	2	2	0	1	2				
Scott Brosius, R OBP: 0.292, SLG: 0.410 (1, 5)			P3		BB 1B		G3-1			3	0	0	0	1	1	3				
Ernie Young, R OBP: 0.111, SLG: 0.115 (1, 7)			F9		G6-3		K			3	0	0	0	0	1	3				
Rickey Henderson, R OBP: 0.414, SLG: 0.367 (9, PH)			K				K			1	0	0	0	0	1	0				
Scott Hemond, R OBP: 0.274, SLG: 0.337 (1, 4)			K		F8		K			4	0	0	0	0	3	0				
Inning Stats	R: 2 E: 0 K: 1 S: 14	H: 3 LOB: 1 BB: 0 P: 20	R: 0 E: 0 K: 1 S: 8	H: 0 LOB: 0 BB: 0 P: 12	R: 0 E: 0 K: 0 S: 8	H: 0 LOB: 0 BB: 0 P: 11	R: 1 E: 0 K: 2 S: 12	H: 2 LOB: 1 BB: 0 P: 14	R: 0 E: 0 K: 0 S: 5	H: 0 LOB: 0 BB: 0 P: 6	R: 1 E: 0 K: 0 S: 14	H: 2 LOB: 2 BB: 1 P: 27	R: 0 E: 1 K: 0 S: 13	H: 0 LOB: 2 BB: 0 P: 19	R: 0 E: 0 K: 3 S: 11	H: 0 LOB: 0 BB: 0 P: 15	1B: 6 2B: 2 3B: 0 HR: 0	SF: 0 SAC: 0 DP: 0 HBP: 0	WP: 0 PB: 0 SB: 1 CS: 0	PA: 37
PITCHER	IP WLS BF H R ER SO BB IBB HBP BLK WP HR S P ERA WHIP	IP WLS BF H R ER SO BB IBB HBP BLK WP HR S P ERA WHIP																		
David Cone, R ERA: 2.82 (1, 1)	8.0 W 34 8 4 4 5 1 0 0 0 0 0 0 81 120 4.50 1.125	1.0 S 3 0 0 0 3 0 0 0 0 0 0 0 11 15 0.00 0.000																		
Jeff Montgomery, R ERA: 4.25 (9, 1)																				

Oakland Athletics @ Kansas City Royals
Kauffman Stadium, Kansas City, MO
Tue Aug 02 1994, 7:05 PM CDT
Att: 23,343 - Unknown - 86 F

AB 36
R 4
H 8
RBI 4
BB 1
SO 8
LOB 10



Batter	1	2	3	4	5	6	7	8	9	AB	R	H	RBI	BB	SO	LOB	BOTTOM			
Brian McRae, S OBP: 0.359, SLG: 0.385 (1, 8)	F8		K	P2		1B				4	0	1	0	0	1	1				
Vince Coleman, S OBP: 0.283, SLG: 0.339 (1, 7)	BB		G5-3		G4-6-3 1B		K			3	0	1	0	1	1	1				
Wally Joyner, L OBP: 0.388, SLG: 0.455 (1, 3)	K		G4-3		G4-6-3 1B		K			4	0	0	0	0	2	2				
Bob Hamelin, L OBP: 0.378, SLG: 0.586 (1, 10)	P 1-2	HR		CS BB	1B E 2B		G3-1			4	2	2	1	1	0	1				
Felix Jose, S OBP: 0.358, SLG: 0.458 (1, 9)		G5-3 3B BB		1-2 2B BB	E 1B		F9			2	2	1	0	2	0	0				
Gary Gaetti, R OBP: 0.333, SLG: 0.470 (1, 5)		G5-3		2B 1B	FC5		G6-3			4	1	1	0	0	0	2				
Mike Macfarlane, R OBP: 0.363, SLG: 0.456 (1, 2)		2H 3B		K	G6-3		F9			4	0	1	1	0	1	4				
Greg Gagne, R OBP: 0.320, SLG: 0.398 (1, 6)		K		1B 2B			L9			4	1	2	1	0	1	1				
Jose Lind, R OBP: 0.309, SLG: 0.343 (1, 4)		G3		2H 3H 1B			K			3	0	1	2	0	1	2				
Inning Stats	R: 0 E: 0 K: 1 S: 6	H: 0 LOB: 0 BB: 1 P: 13	R: 2 E: 0 K: 1 S: 13	H: 2 LOB: 1 BB: 1 P: 25	R: 0 E: 0 K: 1 S: 10	H: 0 LOB: 0 BB: 0 P: 15	R: 3 E: 0 K: 1 S: 18	H: 3 LOB: 1 BB: 2 P: 28	R: 1 E: 1 K: 0 S: 12	H: 3 LOB: 2 BB: 0 P: 16	R: 0 E: 0 K: 2 S: 14	H: 2 LOB: 1 BB: 0 P: 20	R: 0 E: 0 K: 1 S: 7	H: 0 LOB: 0 BB: 0 P: 12	R: 0 E: 0 K: 0 S: 6	H: 0 LOB: 0 BB: 0 P: 8	1B: 6 2B: 2 3B: 1 HR: 1	SF: 0 SAC: 0 DP: 1 HBP: 0	WP: 0 PB: 0 SB: 0 CS: 2	PA: 36
PITCHER	IP WLS BF H R ER SO BB IBB HBP BLK WP HR S P ERA WHIP	IP WLS BF H R ER SO BB IBB HBP BLK WP HR S P ERA WHIP																		
Todd Van Poppel, R ERA: 6.24 (1, 1)	4.0 L 20 4 3 1 0 0 0 0 0 0 0 0 10 13 0.00 4.500	0.2 4 3 1 0 0 0 0 0 0 0 0 0 0 10 13 0.00 4.500																		
Ed Vosberg, L ERA: 4.09 (5, 1)																				
Steve Phoenix, R ERA: 6.23 (5, 1)																				
Vince Horsman, L ERA: 4.76 (7, 1)																				

Oakland Athletics @ Kansas City Royals
Kauffman Stadium, Kansas City, MO
Tue Aug 02 1994, 7:05 PM CDT
Att: 23,343 - Unknown - 86 F

AB 32
R 6
H 10
RBI 5
BB 4
SO 7
LOB 14



Batter	1	2	3	4	5	6	7	8	9	AB	R	H	RBI	BB	SO	LOB	TOP											
Rickey Henderson, R OBP: 0.411, SLG: 0.364 (1, 7)										5	1	1	0	0	2	2	Oakland Athletics @ Kansas City Royals Kauffman Stadium, Kansas City, MO Wed Aug 03 1994, 7:05 PM CDT Att: 22,193 - Unknown - 86 F livebaseballscorecards.com											
Stan Javier, S OBP: 0.353, SLG: 0.408 (1, 8)										5	0	0	1	0	1	1												
Troy Neel, L OBP: 0.346, SLG: 0.466 (1, 10)										4	1	2	1	0	0	1												
Ruben Sierra, S OBP: 0.295, SLG: 0.487 (1, 9)										4	1	2	1	0	0	1												
Terry Steinbach, R OBP: 0.333, SLG: 0.449 Scott Hemond, R OBP: 0.272, SLG: 0.335 (6, 2)										3	0	0	0	0	0	2												
Mike Aldrete, L OBP: 0.326, SLG: 0.358 Scott Brosius, R OBP: 0.291, SLG: 0.410 (8, PH) (8, 5)										2	1	1	0	1	0	0												
Mike Bordick, R OBP: 0.329, SLG: 0.350 (1, 6)										4	0	1	0	0	0	2												
Fausto Cruz, R OBP: 0.250, SLG: 0.125 Jim Bowie, L (8, PH) (8, 3)										3	0	2	0	0	0	0												
Francisco Matos, R OBP: 0.267, SLG: 0.286 (1, 4)										4	1	2	0	0	0	2												
Inning Stats	R: 1 E: 0 K: 2 S: 13	H: 1 LOB: 0 BB: 0 P: 20	R: 0 E: 0 K: 0 S: 6	H: 1 LOB: 2 BB: 1 P: 12	R: 1 E: 0 K: 0 S: 13	H: 2 LOB: 1 BB: 0 P: 22	R: 1 E: 1 K: 0 S: 8	H: 3 LOB: 1 BB: 0 P: 12	R: 0 E: 0 K: 0 S: 12	H: 0 LOB: 1 BB: 0 P: 21	R: 1 E: 0 K: 1 S: 9	H: 1 LOB: 0 BB: 0 P: 13	R: 1 E: 0 K: 0 S: 8	H: 2 LOB: 1 BB: 0 P: 12	R: 0 E: 0 K: 0 S: 8	H: 0 LOB: 0 BB: 0 P: 15		1B: 8 2B: 2 3B: 0 HR: 1	SF: 1 SAC: 0 DP: 0 HBP: 0	WP: 2 PB: 0 SB: 2 CS: 0	PA: 38							
PITCHER	IP	WLS	BF	H	R	ER	SO	BB	IBB	HBP	BLK	WP	HR	S	P	ERA		WHIP										
Jose De Jesus, R ERA: 5.49 (1, 1)	5.0	W	23	8	3	3	2	1	0	0	0	0	1	52	87	5.40		1.800										
Rusty Meacham, R ERA: 3.4 (6, 1)	2.1		9	2	2	2	1	0	0	0	0	1	0	21	31	7.71	0.857											
Billy Brewer, L ERA: 2.11 (8, 1)	0.1		1	0	0	0	0	0	0	0	0	0	0	1	1	0.00	0.000											
Stan Belinda, R ERA: 4.69 (8, 1)	1.1	S	5	1	0	0	0	0	0	0	0	0	0	12	22	0.00	0.750											

Batter	1	2	3	4	5	6	7	8	9	AB	R	H	RBI	BB	SO	LOB	BOTTOM										
Brian McRae, S OBP: 0.363, SLG: 0.393 (1, 8)										2	2	2	1	2	0	0	Oakland Athletics @ Kansas City Royals Kauffman Stadium, Kansas City, MO Wed Aug 03 1994, 7:05 PM CDT Att: 22,193 - Unknown - 86 F livebaseballscorecards.com										
Vince Coleman, S OBP: 0.285, SLG: 0.340 (1, 7)										5	2	2	1	0	0	2											
Wally Joyner, L OBP: 0.396, SLG: 0.461 (1, 3)										2	1	2	2	3	0	0											
Bob Hamelin, L OBP: 0.376, SLG: 0.592 (1, 10)										4	1	1	3	0	1	5											
Felix Jose, S OBP: 0.357, SLG: 0.455 (1, 9)										4	0	1	1	0	2	1											
Mike Macfarlane, R OBP: 0.382, SLG: 0.456 (1, 2)										4	0	1	0	0	1	2											
Greg Gagne, R OBP: 0.319, SLG: 0.397 (1, 6)										4	1	1	0	0	2	1											
Jose Lind, R OBP: 0.304, SLG: 0.338 (1, 4)										4	1	0	0	0	0	2											
Terry Shumpert, R OBP: 0.295, SLG: 0.438 David Howard, S OBP: 0.316, SLG: 0.321 (7, 5)										3	1	1	1	0	0	0											
										0	0	0	0	0	0	0											
Inning Stats	R: 1 E: 0 K: 1 S: 8	H: 2 LOB: 1 BB: 1 P: 16	R: 0 E: 0 K: 1 S: 8	H: 0 LOB: 0 BB: 0 P: 12	R: 2 E: 1 K: 0 S: 12	H: 2 LOB: 2 BB: 1 P: 22	R: 2 E: 0 K: 0 S: 7	H: 2 LOB: 0 BB: 0 P: 11	R: 2 E: 0 K: 1 S: 10	H: 2 LOB: 1 BB: 1 P: 19	R: 0 E: 0 K: 1 S: 11	H: 1 LOB: 2 BB: 1 P: 18	R: 0 E: 0 K: 2 S: 7	H: 0 LOB: 0 BB: 0 P: 12	R: 2 E: 1 K: 0 S: 10	H: 2 LOB: 1 BB: 1 P: 22		1B: 6 2B: 4 3B: 0 HR: 1	SF: 2 SAC: 1 DP: 1 HBP: 0	WP: 0 PB: 0 SB: 3 CS: 1	PA: 40						
PITCHER	IP	WLS	BF	H	R	ER	SO	BB	IBB	HBP	BLK	WP	HR	S	P	ERA		WHIP									
Bobby Witt, R ERA: 5.18 (1, 1)	4.0	L	22	7	7	3	2	3	0	0	0	0	0	15	20	6.75	2.500										
Mark Acree, R ERA: 3.48 (6, 1)	1.2		7	2	0	0	1	0	0	0	0	0	0	4	9	0.00	3.000										
Dave Leiper, L ERA: 1.53 (7, 1)	1.1		7	1	2	1	2	1	0	0	0	0	0	11	25	6.75	1.500										
John Briscoe, R ERA: 4.37 Ed Vosberg, L ERA: 3.66 (8, 1)	0.2		2	1	0	0	0	0	0	0	0	0	0	6	9	0.00	1.500										

Batter	1	2	3	4	5	6	7	8	9	AB	R	H	RBI	BB	SO	LOB	TOP
Rickey Henderson, R OBP: 0.409, SLG: 0.360 (1, 7)	F9		G6-3		P4			G4-3 SF7 BB		3	1	0	0	1	0	1	Oakland Athletics @ Kansas City Royals Kauffman Stadium, Kansas City, MO Thu Aug 04 1994, 3:33 AM CDT Att: 26,886 - Cloudy - 84 F livebaseballscorecards.com
Mike Aldrete, L OBP: 0.330, SLG: 0.358 (1, 9)	1B		G4-3			E SF8 BB		G4-3		3	1	1	0	1	0	1	
Ruben Sierra, S OBP: 0.295, SLG: 0.486 (1, 8)	1B			F8		E3 S		SF7		3	0	1	1	0	0	1	
Troy Neel, L OBP: 0.348, SLG: 0.465 Francisco Matos, R OBP: 0.297, SLG: 0.289 (1, 10)	K			CS E 1B		K		3H 4-0 BB		3	0	1	0	1	2	4	
Terry Steinbach, R OBP: 0.330, SLG: 0.445 (1, 2)	L6			E5 CS		SF8		F9		3	0	0	1	0	0	4	
Jim Bowie, L (1, 3)		F9		F7		G6-3				4	0	0	0	0	0	3	
Scott Brosius, R OBP: 0.288, SLG: 0.405 (1, 5)		G1-3				G5-3		K		4	0	0	0	0	2	0	
Mike Bordick, R OBP: 0.328, SLG: 0.349 (1, 4)		F9						F9		4	0	1	0	0	0	0	
Fausto Cruz, R OBP: 0.226, SLG: 0.111 (1, 6)			K			F8		G3		3	0	0	0	0	1	1	
Inning Stats	R: 0 E: 0 K: 1 S: 7	H: 2 LOB: 2 BB: 0 P: 7	R: 0 E: 0 K: 0 S: 3	H: 0 LOB: 0 BB: 0 P: 3	R: 0 E: 0 K: 1 S: 5	H: 0 LOB: 0 BB: 0 P: 5	R: 0 E: 1 K: 0 S: 4	H: 1 LOB: 1 BB: 0 P: 4	R: 0 E: 0 K: 0 S: 4	H: 0 LOB: 1 BB: 1 P: 10	R: 0 E: 0 K: 1 S: 5	H: 0 LOB: 0 BB: 2 P: 11	R: 0 E: 0 K: 1 S: 5	H: 0 LOB: 0 BB: 0 P: 5	1B: 4 2B: 0 3B: 0 HR: 0	SF: 2 SAC: 0 DP: 0 HBP: 0	WP: 0 PA: 35 PB: 0 SB: 4 CS: 2
PITCHER	IP WLS BF H R ER SO BB IBB HBP BLK WP HR S P ERA WHIP																
Kevin Appier, R ERA: 3.86 (1, 1)	7.2 W 30 4 2 1 4 2 0 0 0 0 0 0 36 44 1.17 0.783																
Billy Brewer, L ERA: 2.11 (8, 1)	0.0 1 0 0 0 0 1 0 0 0 0 0 0 0 4 ∞ ∞																
Jeff Montgomery, R ERA: 4.12 (8, 1)	1.1 S 4 0 0 0 1 0 0 0 0 0 0 0 6 6 0.00 0.000																

Batter	1	2	3	4	5	6	7	8	9	AB	R	H	RBI	BB	SO	LOB	BOTTOM		
Brian McRae, S OBP: 0.364, SLG: 0.392 (1, 8)	F9		E BB		G4-3			BLK 1B		3	0	1	0	1	0	0	Oakland Athletics @ Kansas City Royals Kauffman Stadium, Kansas City, MO Thu Aug 04 1994, 3:33 AM CDT Att: 26,886 - Cloudy - 84 F livebaseballscorecards.com		
Vince Coleman, S OBP: 0.284, SLG: 0.344 (1, 7)	SF9 3B		FC4		F7		SF8			3	1	1	1	0	0	1			
Wally Joyner, L OBP: 0.392, SLG: 0.457 (1, 3)	SF9		F7		F7		K			3	0	0	1	0	1	3			
Bob Hamelin, L OBP: 0.374, SLG: 0.587 (1, 10)	K		G4-3				G3			4	1	1	0	0	1	2			
Felix Jose, S OBP: 0.361, SLG: 0.465 (1, 9)		CS S 1B		1B 2B		FC6-5 2B		L6		4	1	3	0	0	0	1			
Gary Gaetti, R OBP: 0.332, SLG: 0.474 (1, 5)		F8		G1-3		FC6-5-4 2-3 2B		1B 3B		4	1	1	1	0	0	3			
Brent Mayne, L OBP: 0.300, SLG: 0.321 (1, 2)		FC6-4 1B				G3		G6-4-3 1B		4	0	3	2	0	0	1			
Greg Gagne, R OBP: 0.316, SLG: 0.392 (1, 6)		FC6-4		F7				G6-4-3		4	0	0	0	0	1	3			
Terry Shumpert, R OBP: 0.295, SLG: 0.436 (1, 4)			K		K			1B SF8 1B		3	1	1	0	0	2	1			
Inning Stats	R: 1 E: 0 K: 1 S: 6	H: 1 LOB: 0 BB: 0 P: 6	R: 0 E: 0 K: 0 S: 4	H: 2 LOB: 1 BB: 0 P: 4	R: 0 E: 1 K: 1 S: 6	H: 0 LOB: 2 BB: 1 P: 10	R: 1 E: 0 K: 1 S: 7	H: 2 LOB: 1 BB: 0 P: 7	R: 0 E: 0 K: 0 S: 3	H: 0 LOB: 0 BB: 0 P: 3	R: 0 E: 0 K: 0 S: 4	H: 1 LOB: 1 BB: 0 P: 4	R: 1 E: 0 K: 2 S: 9	H: 2 LOB: 1 BB: 0 P: 9	R: 2 E: 0 K: 0 S: 5	H: 3 LOB: 0 BB: 0 P: 5	1B: 7 2B: 2 3B: 2 HR: 0	SF: 2 SAC: 0 DP: 1 HBP: 0	WP: 0 PA: 35 PB: 0 SB: 2 CS: 1
PITCHER	IP WLS BF H R ER SO BB IBB HBP BLK WP HR S P ERA WHIP																		
Carlos Reyes, R ERA: 4.35 (1, 1)	6.1 L 28 8 3 3 4 1 0 0 0 0 0 0 35 39 4.26 1.421																		
Vince Horsman, L ERA: 4.91 (7, 1)	1.0 4 1 1 1 1 0 0 0 0 1 0 0 6 6 9.00 1.000																		
Dennis Eckersley, R ERA: 4.65 (8, 1)	0.2 3 2 1 1 0 0 0 0 0 0 0 0 3 3 13.50 3.000																		

Batter	1	2	3	4	5	6	7	8	9	AB	R	H	RBI	BB	SO	LOB	TOP			
Torey Lovullo, S OBP: 0.280, SLG: 0.343	1-3 K		2-0 F8		0-1 G4-3			2-1 G3-1		4	0	0	0	0	1	0				
Eric Anthony, L OBP: 0.287, SLG: 0.390	1-1 L6		1-0 G3			1-1 P6		2-2 G4-3		4	0	0	0	0	0	0				
Ken Griffey Jr., L OBP: 0.395, SLG: 0.664 Rich Amaral, R OBP: 0.335, SLG: 0.379	3-2 FC5-4 1B			0-1 E3 FC6-4		1-1 G5-3		3-2 P3		2	0	1	0	0	0	0				
Jay Buhner, R OBP: 0.381, SLG: 0.524	0-0 FC5-4			2-2 FC6-4 FC3-6 WP 1-2		0-0 G5-3		2-1 P4		4	0	0	0	0	0	2				
Edgar Martinez, R OBP: 0.404, SLG: 0.503		3-2 F9		4-0 FC3-6 BB			0-0 G3 S 1B		3-1 F8		3	0	1	0	1	0				
Tino Martinez, L OBP: 0.313, SLG: 0.483	1-1 P4			1-2 FC3-6			3-3 K				3	0	0	0	0	1				
Reggie Jefferson, S OBP: 0.378, SLG: 0.527	0-0 2B			2-3 K			0-0 G3				3	0	1	0	0	1				
Dan Wilson, R OBP: 0.250, SLG: 0.322	1-3 K				0-0 P2		2-3 K				3	0	0	0	0	2				
Luis Sojo, R OBP: 0.287, SLG: 0.385			2-1 G5-3		2-1 L9			1-0 G4-3		3	0	0	0	0	0	0				
Inning Stats	R: 0 E: 0 K: 1 S: 12	H: 1 LOB: 1 BB: 0 P: 17	R: 0 E: 0 K: 1 S: 10	H: 1 LOB: 1 BB: 0 P: 15	R: 0 E: 0 K: 0 S: 4	H: 0 LOB: 0 BB: 0 P: 9	R: 0 E: 1 K: 1 S: 11	H: 0 LOB: 2 BB: 1 P: 20	R: 0 E: 0 K: 0 S: 5	H: 0 LOB: 0 BB: 0 P: 7	R: 0 E: 0 K: 2 S: 10	H: 1 LOB: 1 BB: 0 P: 15	R: 0 E: 0 K: 0 S: 7	H: 0 LOB: 0 BB: 0 P: 12	R: 0 E: 0 K: 0 S: 7	H: 0 LOB: 0 BB: 0 P: 15	1B: 2 2B: 1 3B: 0 HR: 0	SF: 0 SAC: 0 DP: 0 HBP: 0	WP: 1 PB: 0 SB: 1 CS: 0	PA: 32
PITCHER	IP	WLS	BF	H	R	ER	SO	BB	IBB	HBP	BLK	WP	HR	S	P	ERA	WHIP			
Tom Gordon, R ERA: 4.46	(1, 1)	8.0	W	29	3	0	0	5	1	0	0	0	0	64	102	0.00	0.500			
Mike Magnante, L ERA: 4.78	(9, 1)	1.0		3	0	0	0	0	0	0	0	0	0	7	15	0.00	0.000			

Seattle Mariners @ Kansas City Royals
Kauffman Stadium, Kansas City, MO

livebaseballscores.com

AB 31
R 0
H 3
RBI 0
BB 1
SO 5
LOB 10



Fri Aug 05 1994, 7:05 PM CDT
Att: 25,663 - Unknown - 70 F

Batter	1	2	3	4	5	6	7	8	9	AB	R	H	RBI	BB	SO	LOB	BOTTOM			
Brian McRae, S OBP: 0.367, SLG: 0.392	3-3 K	4-0 BB		0-0 F7		1 SAFE 1-0 1B	4-0 BB			3	0	1	0	2	1	1				
Vince Coleman, S OBP: 0.285, SLG: 0.345	1-2 G6-3	2-3 K		2-1 1B		0-0 1B	1-1 L6			5	0	2	2	0	1	3				
Wally Joyner, L OBP: 0.389, SLG: 0.453	0-0 BB 1B		2-1 G3	2-0 F8		1 SAFE 2-0 P6		2-3 K		5	0	1	0	0	1	3				
Bob Hamelin, L OBP: 0.380, SLG: 0.590	4-2 BB		1-1 2B	4-2 G4-6-3 BB		4-2 1B BB	0-0 P5			2	1	1	0	3	0	0				
Felix Jose, S OBP: 0.356, SLG: 0.458	0-1 L8		3-3 K	0-0 G4-6-3		1-1 F7	3-1 P6			5	0	0	0	0	1	5				
Gary Gaetti, R OBP: 0.334, SLG: 0.474		0-1 3B 1B	0-0 G6-3	1-1 F7		0-0 F7	1-3 1B 1B			4	2	2	0	0	0	1				
Brent Mayne, L OBP: 0.305, SLG: 0.336		2-2 1-H 3B		1-0 F8		3-2 G4-3	4-0 1B 1B IBB			3	1	1	1	1	0	0				
Greg Gagne, R OBP: 0.318, SLG: 0.396		0-3 K		1-0 2B		1-1 F7	0-0 1B 1B			4	2	2	2	0	1	1				
Jose Lind, R OBP: 0.310, SLG: 0.348		2-2 G6-3		3-1 1B 2B		3-2 1B 1B	2-2 1B 1B			4	2	3	3	0	0	1				
Inning Stats	R: 0 E: 0 K: 1 S: 12	H: 1 LOB: 2 BB: 1 P: 20	R: 1 E: 0 K: 2 S: 15	H: 2 LOB: 2 BB: 1 P: 24	R: 0 E: 0 K: 1 S: 8	H: 1 LOB: 1 BB: 0 P: 14	R: 2 E: 0 K: 0 S: 10	H: 3 LOB: 1 BB: 0 P: 17	R: 0 E: 0 K: 0 S: 5	H: 0 LOB: 0 BB: 1 P: 10	R: 1 E: 0 K: 0 S: 15	H: 3 LOB: 2 BB: 0 P: 24	R: 4 E: 0 K: 0 S: 13	H: 3 LOB: 1 BB: 3 P: 29	R: 0 E: 0 K: 1 S: 6	H: 0 LOB: 0 BB: 0 P: 11	1B: 9 2B: 3 3B: 1 HR: 0	SF: 0 SAC: 0 DP: 1 HBP: 0	WP: 0 PB: 0 SB: 0 CS: 0	PA: 41
PITCHER	IP	WLS	BF	H	R	ER	SO	BB	IBB	HBP	BLK	WP	HR	S	P	ERA	WHIP			
Jim Converse, R ERA: 9.49	(1, 1)	5.2	L	29	10	4	4	4	3	0	0	0	0	63	106	6.35	2.294			
Jeff Darwin, R ERA: 13.5	(6, 1)	2.1		12	3	4	4	1	2	1	0	0	0	21	43	15.43	2.143			

Seattle Mariners @ Kansas City Royals
Kauffman Stadium, Kansas City, MO

livebaseballscores.com

AB 35
R 8
H 13
RBI 8
BB 6
SO 5
LOB 15



Fri Aug 05 1994, 7:05 PM CDT
Att: 25,663 - Unknown - 70 F

Batter	1	2	3	4	5	6	7	8	9	AB	R	H	RBI	BB	SO	LOB	TOP									
Felix Fermin, R OBP: 0.339, SLG: 0.382 Torey Lovullo, S OBP: 0.280, SLG: 0.343	1-2 G1-6-3	0-0 2B		1-0 2B	2-1 G3-6-3		0-0 G3			5	2	2	1	0	0	1										
Reggie Jefferson, S OBP: 0.393, SLG: 0.556 Rich Amaral, R OBP: 0.333, SLG: 0.377	3-2 G3	2-1 2B		2-0 HR	4-2 1B		1-2 BB	1-2 F9		3	2	3	4	1	0	0										
Ken Griffey Jr., L OBP: 0.395, SLG: 0.660	0-0 G3	4-0 IBB		1-0 F7	3-0 1B		1-2 E	0-0 P6		4	1	1	0	1	0	2										
Jay Buhner, R OBP: 0.386, SLG: 0.525	2-1 1B	1-0 L7		4-1 HR	1-2 FC6-4		1-2 1B	4-0 1B		3	1	2	2	2	0	2										
Edgar Martinez, R OBP: 0.403, SLG: 0.510 Mike Blowers, R OBP: 0.346, SLG: 0.430	3-2 F9			2-0 G4-3	2-0 HR		2-1 FC6-4	0-2 BB		4	1	1	3	0	0	2										
Tino Martinez, L OBP: 0.315, SLG: 0.482		2-2 G4-3		1-1 1B	1-1 G4-6-3		0-0 G3-1	3-2 P3		5	0	2	0	0	0	4										
Eric Anthony, L OBP: 0.285, SLG: 0.386		1-0 F7		1-1 1B	2-1 G4-6-3		0-3 K	0-3 K		5	0	1	0	0	2	3										
Chris Howard, R OBP: 0.227, SLG: 0.158		2-0 1B		2-2 G6-3	1-0 F9		0-0 G5-3	0-3 K		5	1	1	0	0	1	2										
Luis Sojo, R OBP: 0.295, SLG: 0.391	3-1 1B	1-3 2B		1-2 2B	1-0 G3-6-3		0-2 P4	0-3 K		5	2	3	0	0	1	0										
Inning Stats	R: 1 E: 0 K: 0 S: 15	H: 2 LOB: 1 BB: 0 P: 24	R: 3 E: 0 K: 0 S: 11	H: 4 LOB: 2 BB: 1 P: 26	R: 0 E: 0 K: 0 S: 9	H: 2 LOB: 1 BB: 0 P: 14	R: 5 E: 0 K: 0 S: 12	H: 5 LOB: 0 BB: 1 P: 26	R: 0 E: 0 K: 0 S: 4	H: 1 LOB: 0 BB: 0 P: 8	R: 2 E: 1 K: 1 S: 12	H: 2 LOB: 2 BB: 1 P: 22	R: 0 E: 0 K: 0 S: 6	H: 0 LOB: 0 BB: 0 P: 6	R: 0 E: 0 K: 3 S: 11	H: 1 LOB: 2 BB: 1 P: 19	R: 0 E: 0 K: 3 S: 9	H: 0 LOB: 0 BB: 0 P: 9	1B: 12 2B: 4 3B: 0 HR: 1	SF: 0 SAC: 0 DP: 2 HBP: 0	WP: 0 PB: 0 SB: 0 CS: 1	PA: 45				
PITCHER	IP	WLS	BF	H	R	ER	SO	BB	IBB	HBP	BLK	WP	HR	S	P	ERA	WHIP									
Mark Gubicza, R ERA: 4.5	(1, 1)	3.0	L	20	11	7	7	0	0	1	0	0	0	0	40	73	21.00	3.667								
Hipolito Pichardo, R ERA: 5.07	(4, 1)	2.1		12	5	4	4	0	2	0	0	0	1	19	43	15.43	3.000									
Mike Magnante, L ERA: 4.5	(6, 1)	2.2		10	1	0	0	1	1	0	0	0	0	21	29	0.00	0.750									
Stan Belinda, R ERA: 4.59	(9, 1)	1.0		3	0	0	0	3	0	0	0	0	0	9	9	0.00	0.000									

Seattle Mariners @ Kansas City Royals
Kauffman Stadium, Kansas City, MO
Sat Aug 06 1994, 7:05 PM CDT
Att: 32,702 - Unknown - 80 F

AB 41
R 11
H 17
RBI 10
BB 4
SO 4
LOB 16

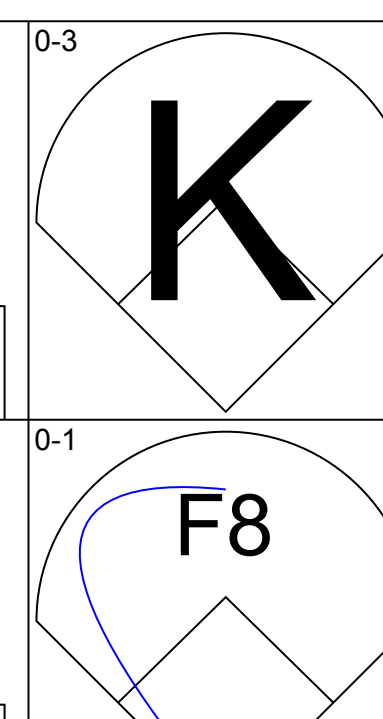
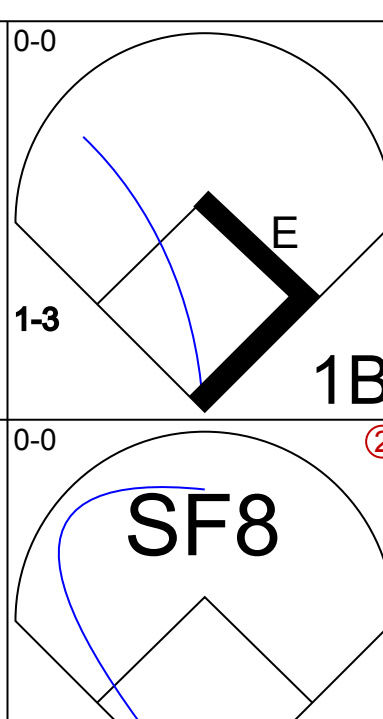
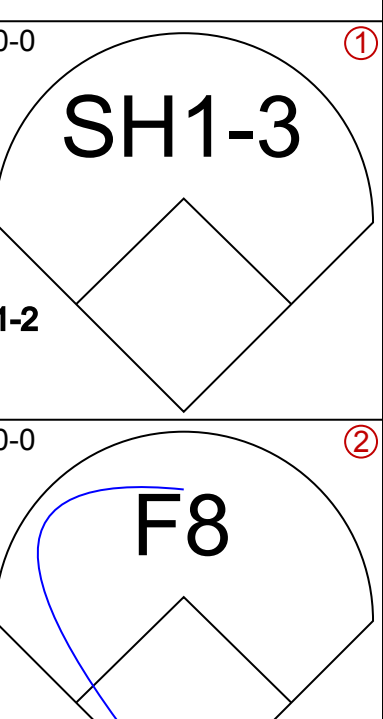
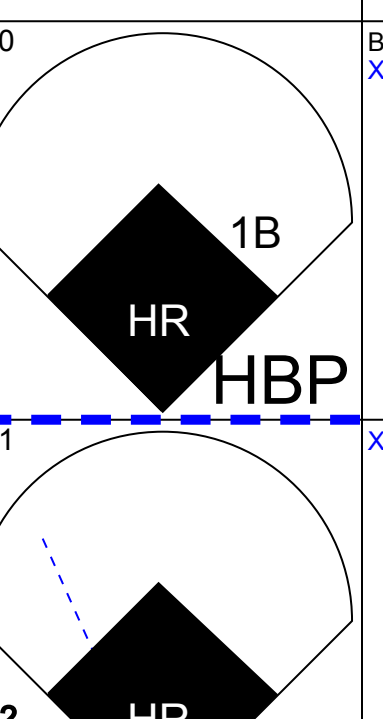
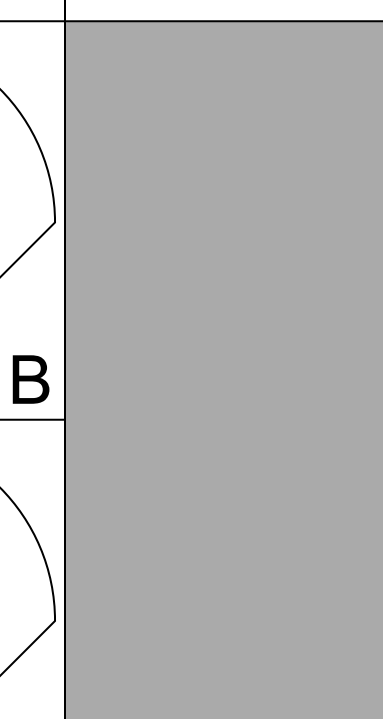
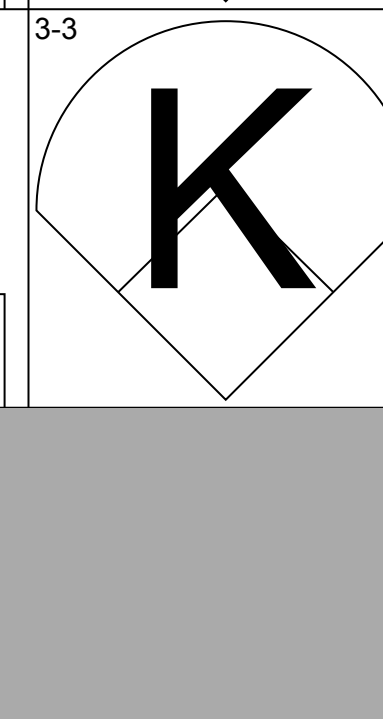
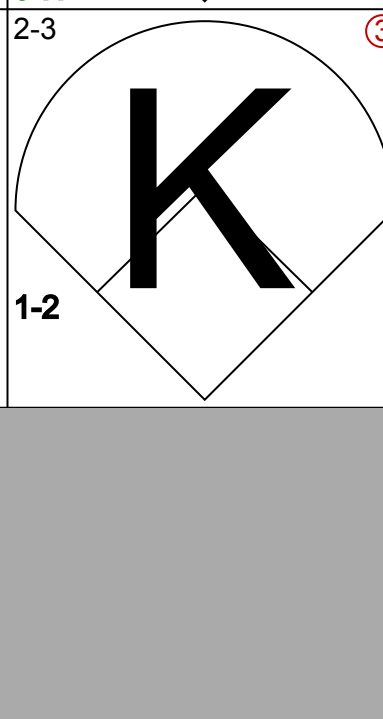
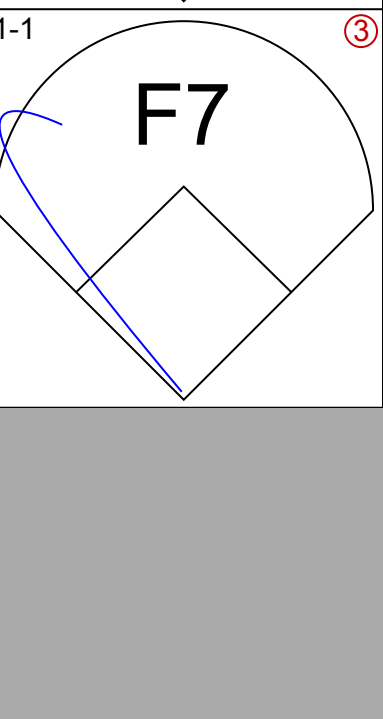
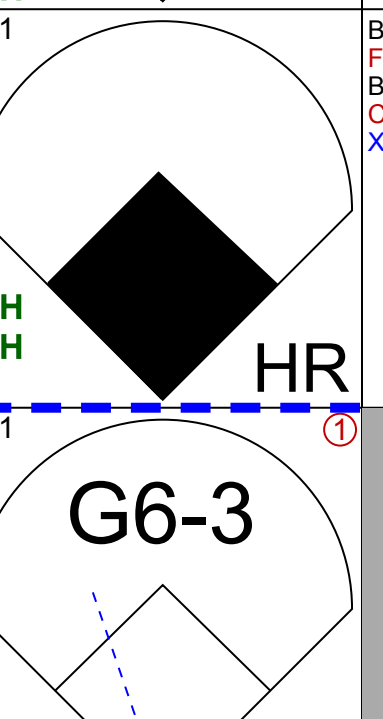
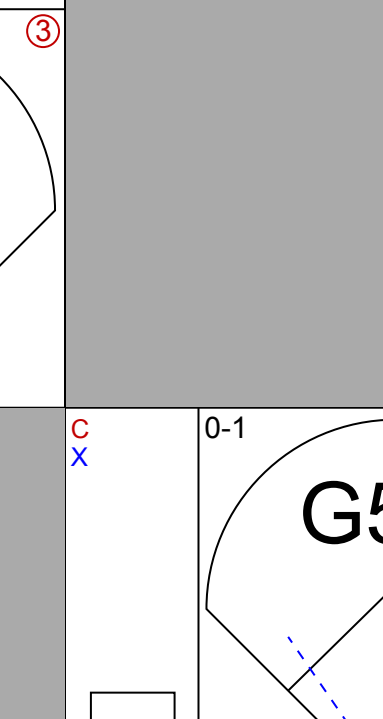



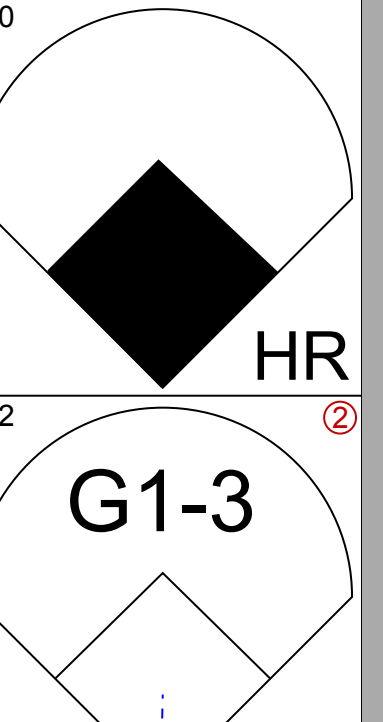
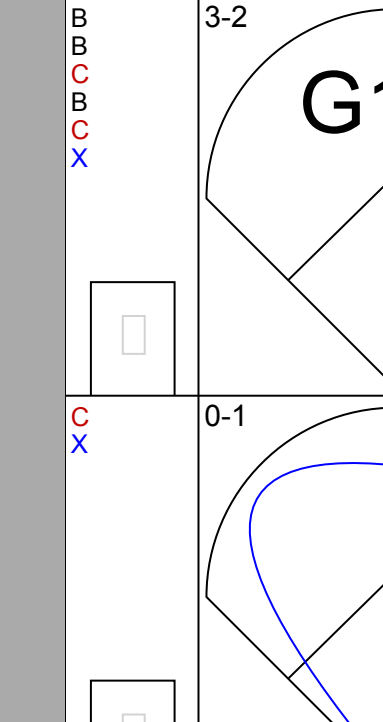
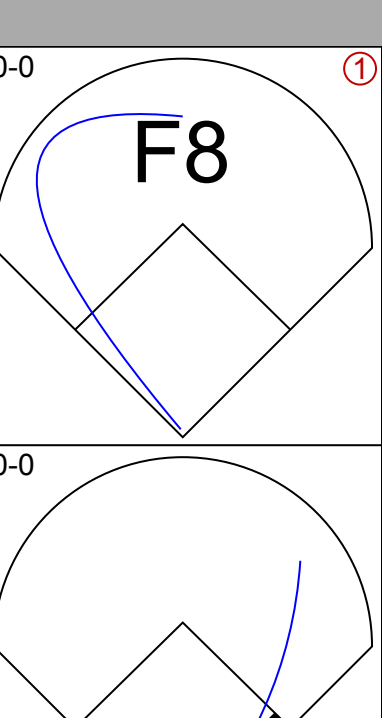
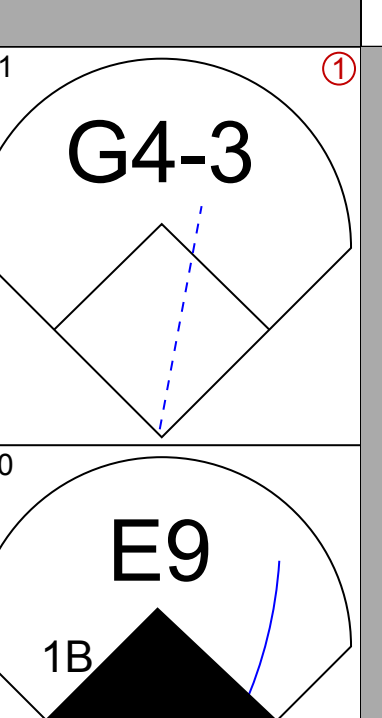
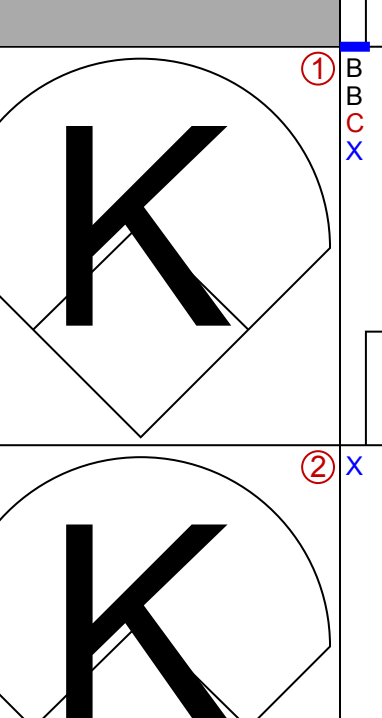

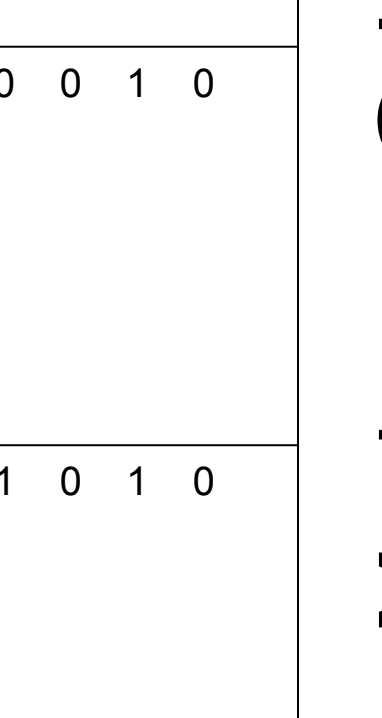
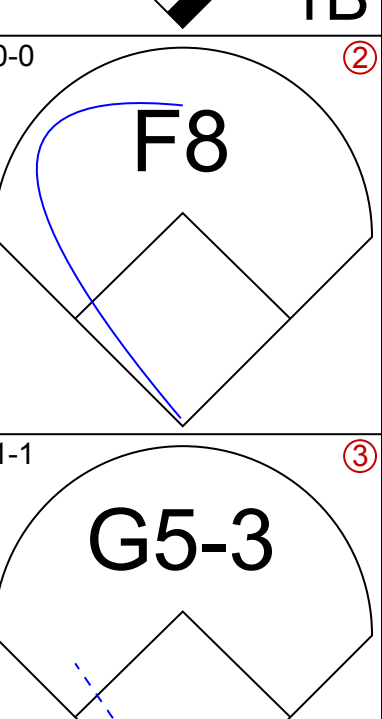
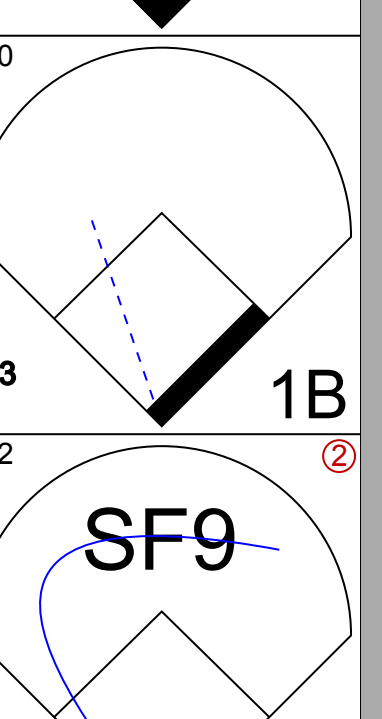
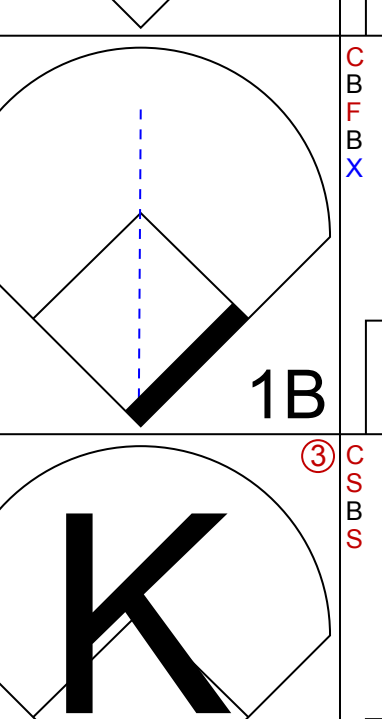
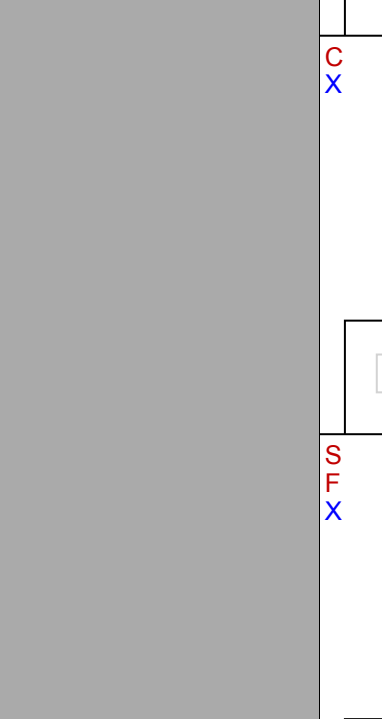
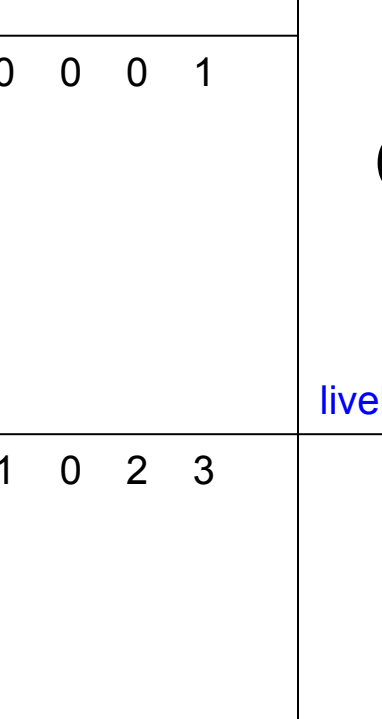


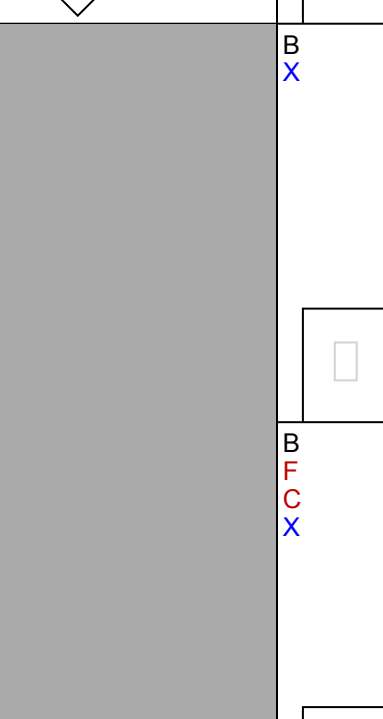
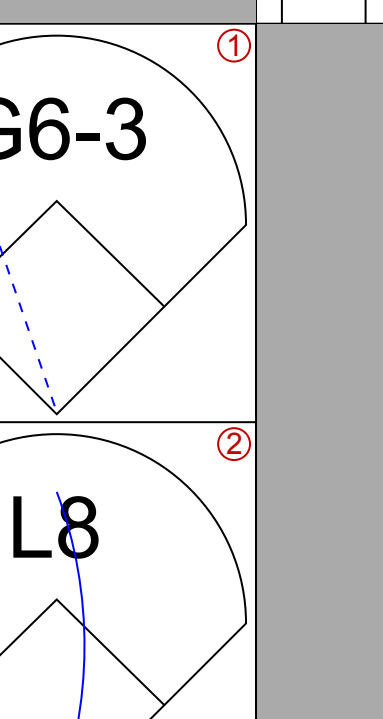
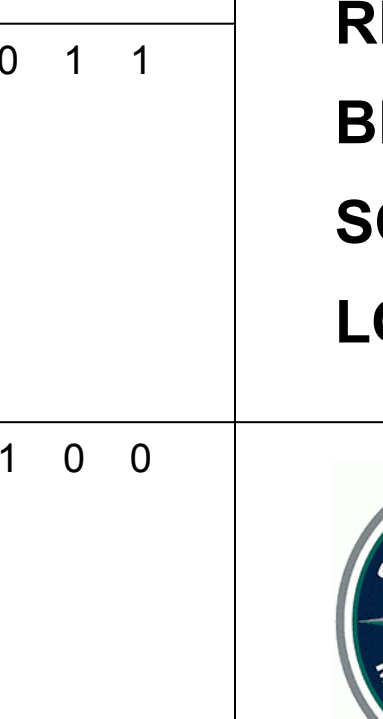

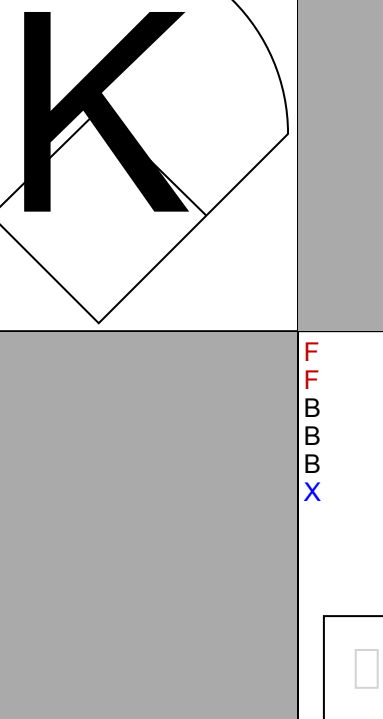
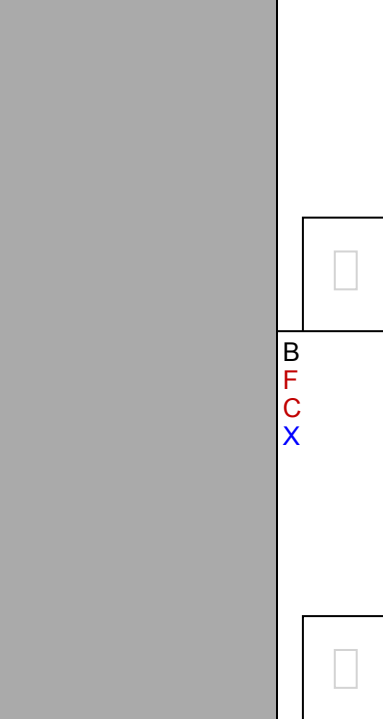
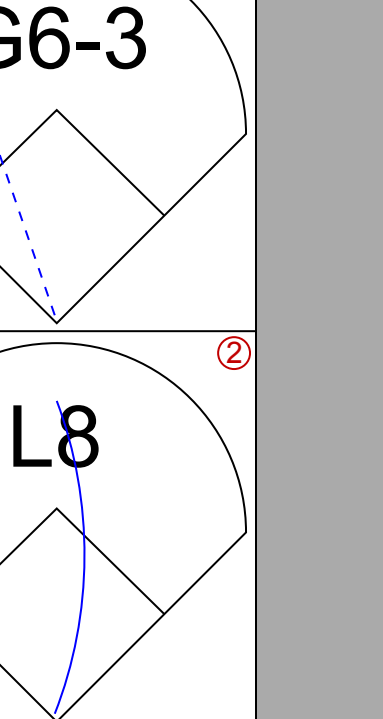

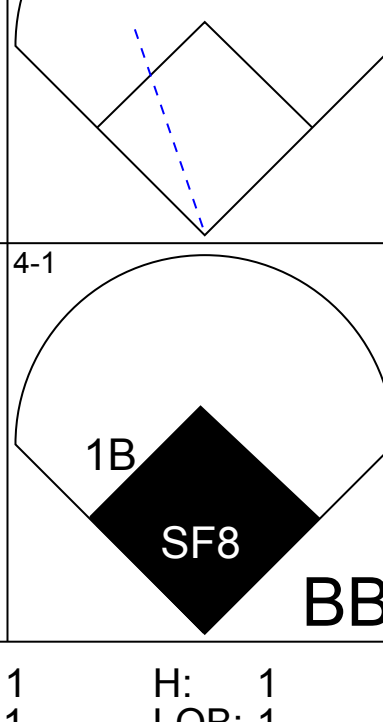
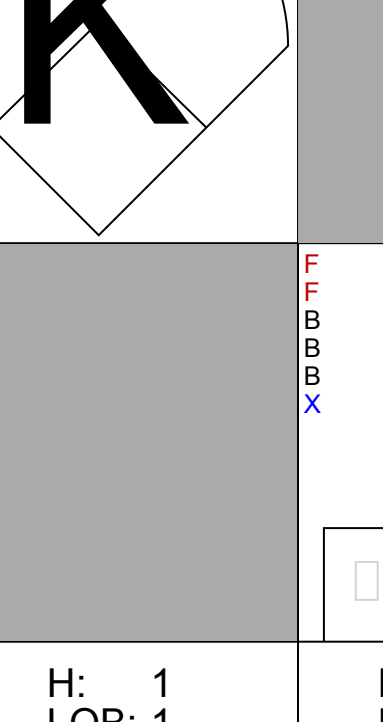
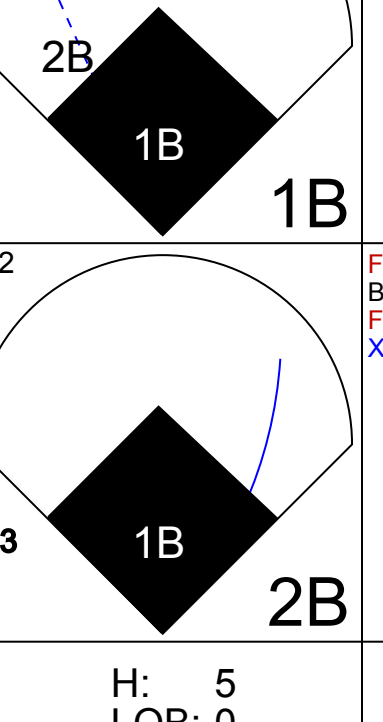
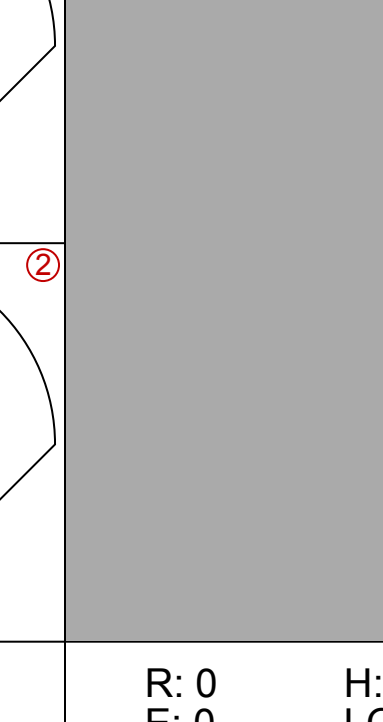




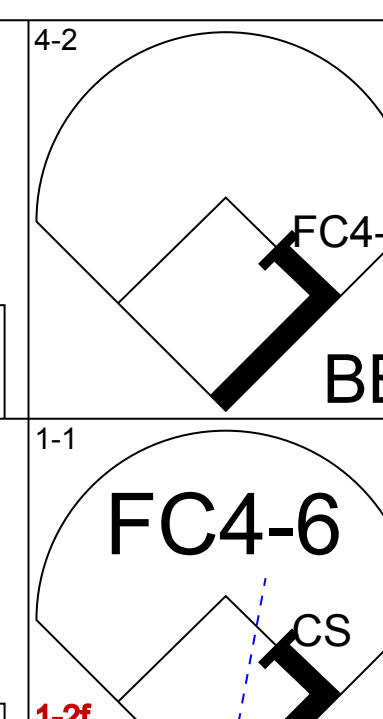

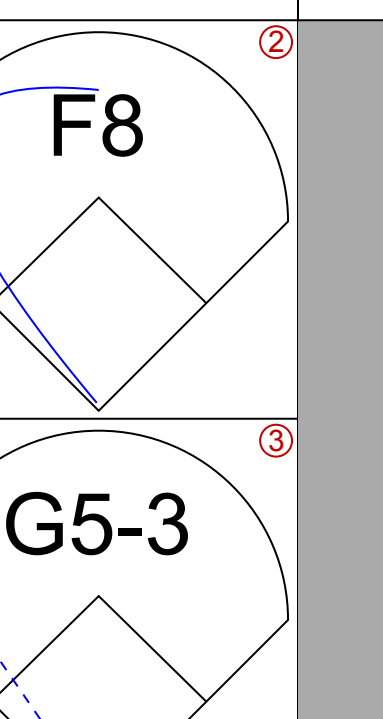
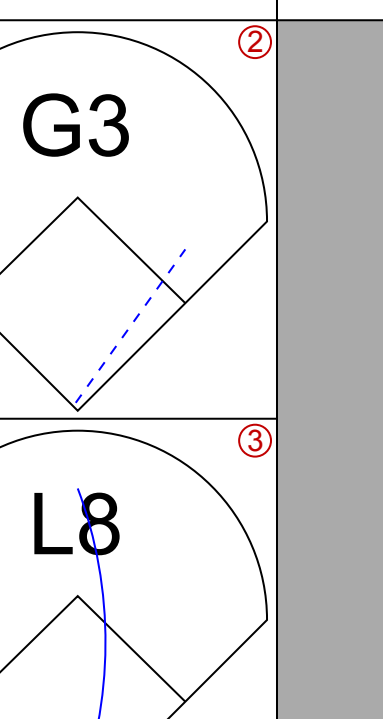
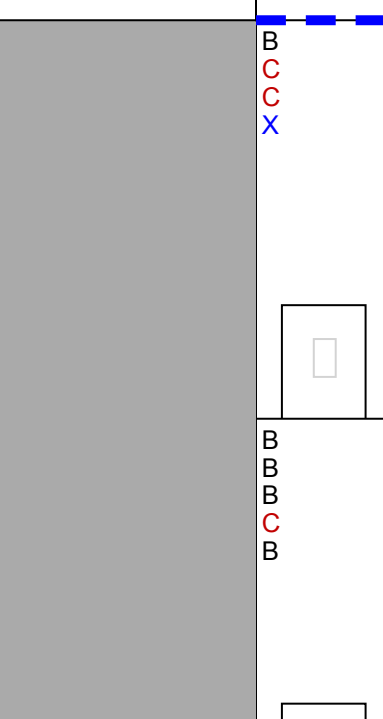
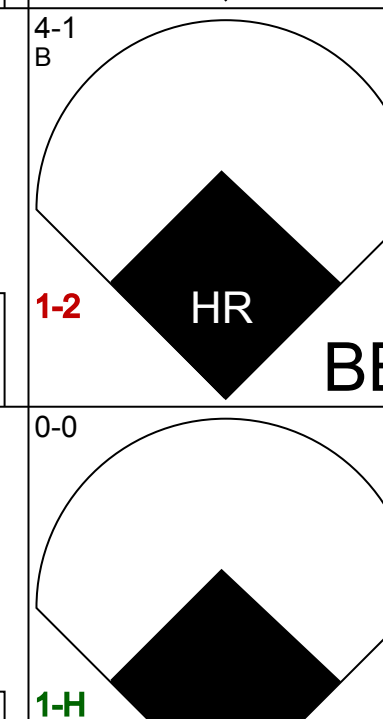
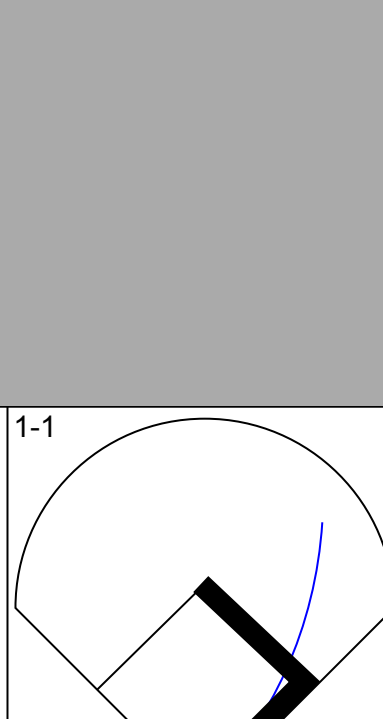
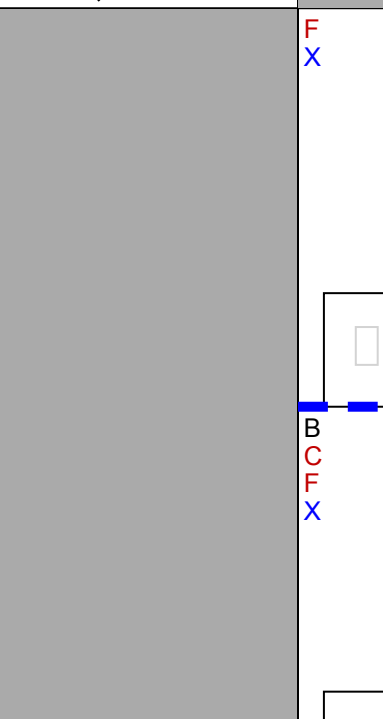
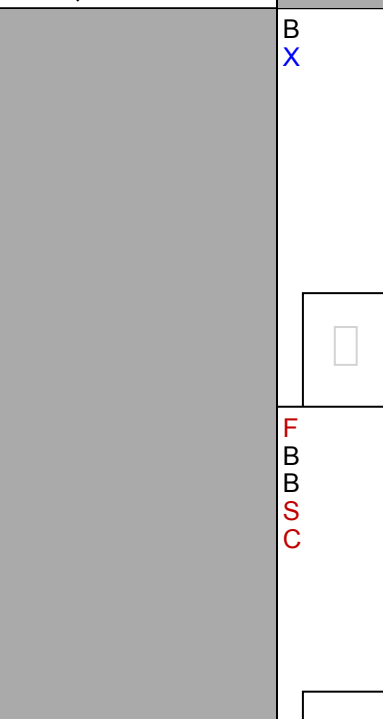
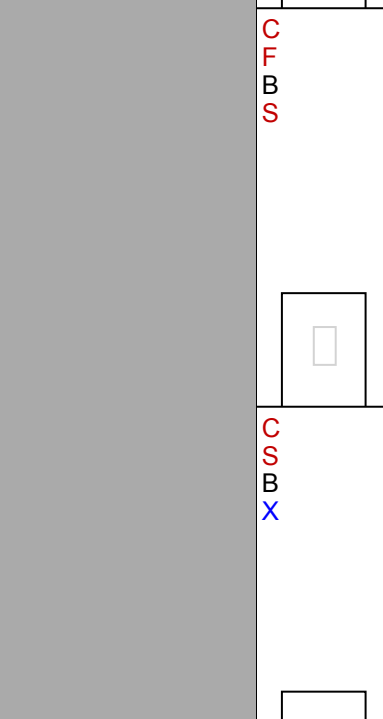
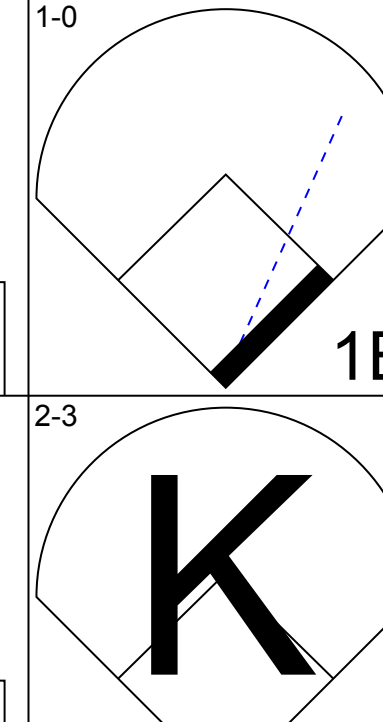
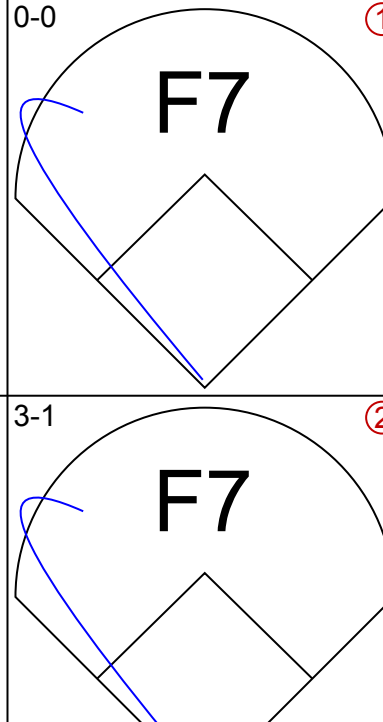
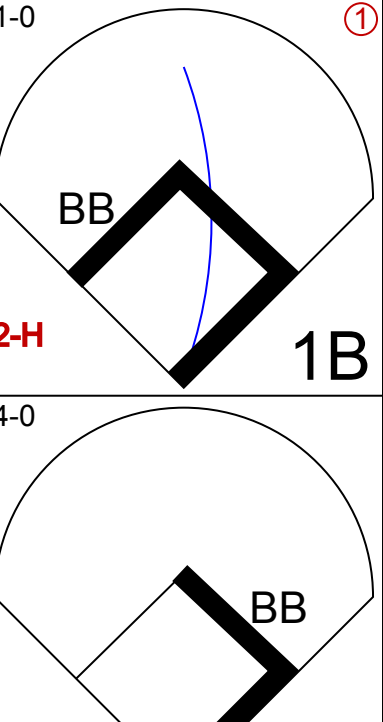
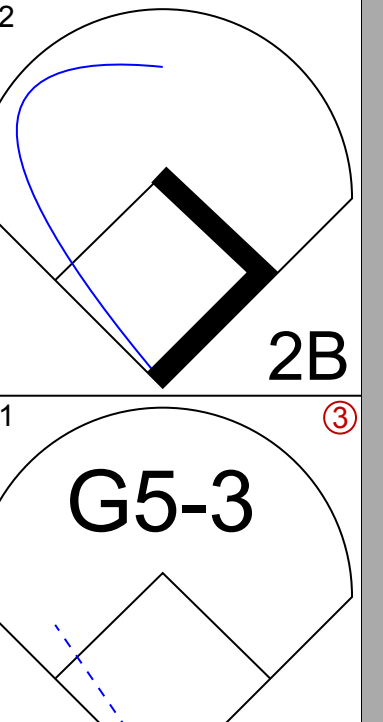
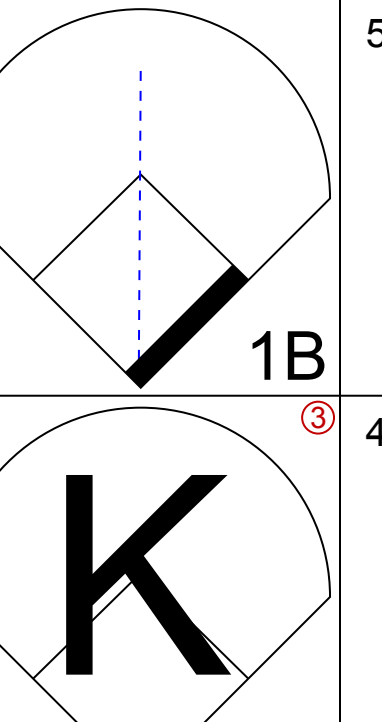

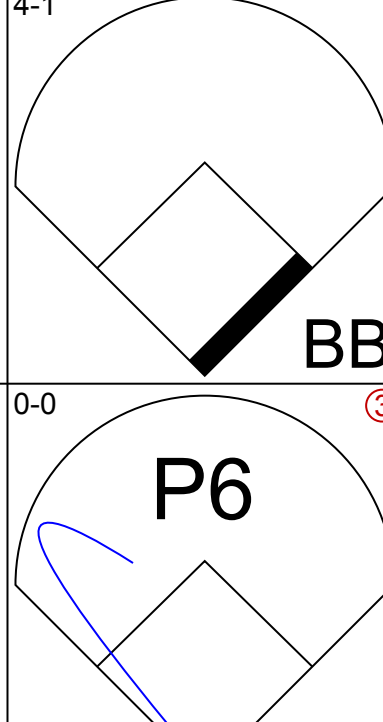
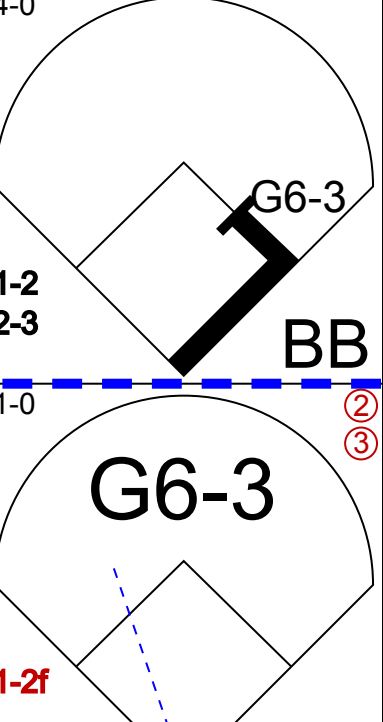


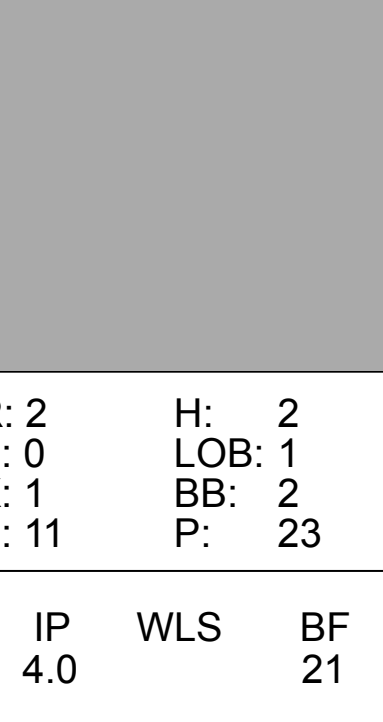
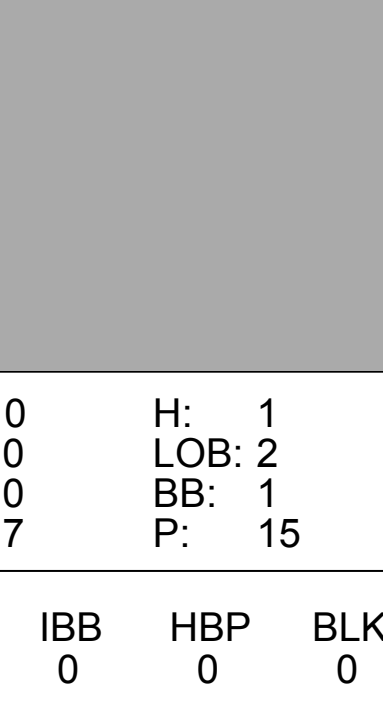

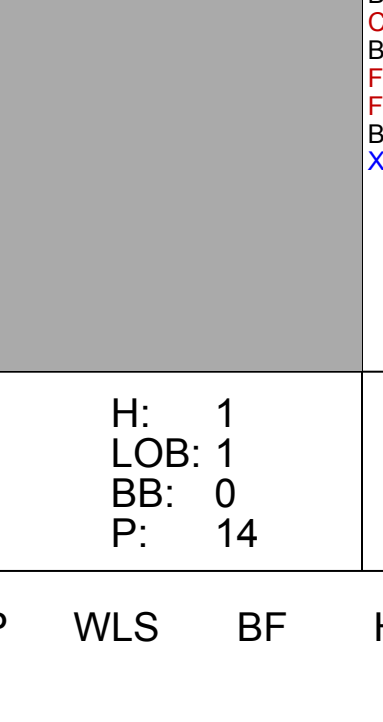
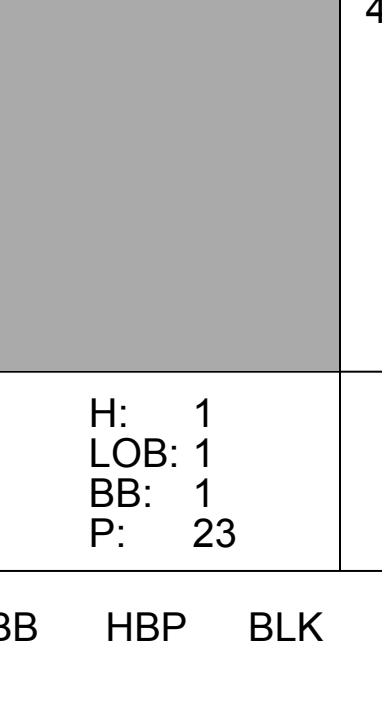


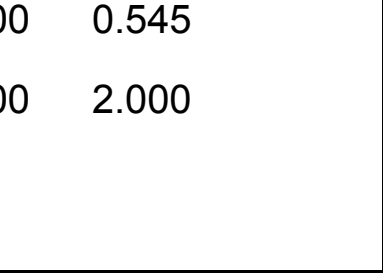




Batter	1	2	3	4	5	6	7	8	9	AB	R	H	RBI	BB	SO	LOB	BOTTOM								
Brian McRae, S OBP: 0.363, SLG: 0.387	1-3 K		1-0 FC6-4	1-0 FC5-4			1-0 G6-3		3-3 K	5	0	0	0	0	2	4									
Vince Coleman, S OBP: 0.285, SLG: 0.343 Terry Shumpert, R OBP: 0.294, SLG: 0.433	1-0 G5-3		1-1 L3		0-2 P4		1-2 G6-3		0-0 G6-3	3	0	0	0	0	0	1									
Wally Joyner, L OBP: 0.388, SLG: 0.451	1-0 1B		1-0 P3		1-0 F8		1-0 G6-3			4	0	1	0	0	0	2									
Felix Jose, S OBP: 0.355, SLG: 0.456	0-1 1B			0-0 G5-3	0-2 G4-3			1-3 K		4	0	1	0	0	1	0									
Gary Gaetti, R OBP: 0.334, SLG: 0.473 Keith Miller, R OBP: 0.167, SLG: 0.167	1-0 F9			3-1 1B		1-3 K		1-3 K		3	1	1	0	0	1	2									
Bob Hamelin, L OBP: 0.387, SLG: 0.593		4-0 FC6-4		2-2 FC6-4	2-1 G3-1		1-3 G3-1	4-1 BB		2	1	2	0	2	0	0									
Mike Macfarlane, R OBP: 0.360, SLG: 0.454		3-3 K		1-1 FC6-4	1-2 G3-1		1-2 G3-1	0-3 K		4	0	1	1	0	2	3									
Greg Gagne, R OBP: 0.320, SLG: 0.396		0-1 FC6-4		0-0 FC6-4	2-1 FC6-4		2-1 1B	1-1 FC4-6		3	0	1	0	0	0	3									
Jose Lind, R OBP: 0.315, SLG: 0.353 David Howard, S OBP: 0.309, SLG: 0.313	2-2 CS		0-1 FC6-4	0-0 FC5-4		2-3 K		0-0 FC4-6		2	0	2	1	0	0	0									
Inning Stats	R: 0 E: 0 K: 1 S: 8	H: 2 LOB: 2 BB: 0 P: 12	R: 0 E: 0 K: 1 S: 8	H: 0 LOB: 0 BB: 1 P: 17	R: 0 E: 0 K: 0 S: 6	H: 1 LOB: 1 BB: 0 P: 9	R: 2 E: 0 K: 0 S: 11	H: 4 LOB: 2 BB: 0 P: 18	R: 0 E: 0 K: 2 S: 15	H: 2 LOB: 2 BB: 0 P: 23	R: 0 E: 0 K: 0 S: 4	H: 0 LOB: 1 BB: 0 P: 7	R: 0 E: 0 K: 3 S: 10	H: 0 LOB: 1 BB: 1 P: 16	R: 0 E: 0 K: 1 S: 6	H: 0 LOB: 1 BB: 0 P: 10	1B: 9 2B: 0 3B: 0 HR: 0	SF: 0 SAC: 0 DP: 1 HBP: 2	WP: 0 PB: 0 SB: 0 CS: 1	PA: 39					
PITCHER	IP	WLS	BF	H	R	ER	SO	BB	IBB	HBP	BLK	WP	HR	S	P	ERA	WHIP								
Tim Davis, L ERA: 4.01	(1, 1)	5.0	W	22	7	2	2	2	1	0	0	0	0	30	48	0.00	1.000								
Jeff Nelson, R ERA: 2.27	(6, 1)	3.0		13	2	0	0	5	1	0	2	0	0	5	8	0.00	0.000								
Rich Gossage, R ERA: 4.47	(9, 1)	1.0		3	0	0	0	1	0	0	0	0	0	5	8	0.00	0.000								

Seattle Mariners @ Kansas City Royals
Kauffman Stadium, Kansas City, MO
Sat Aug 06 1994, 7:05 PM CDT
Att: 32,702 - Unknown - 80 F

AB 34
R 2
H 9
RBI 2
BB 2
SO 8
LOB 19



Batter	1	2	3	4	5	6	7	8	9	AB	R	H	RBI	BB	SO	LOB	TOP					
Felix Fermin, R OBP: 0.343, SLG: 0.385 (1, 6)			 1B							3	2	2	0	0	1	0	Seattle Mariners @ Kansas City Royals Kauffman Stadium, Kansas City, MO Sun Aug 07 1994, 3:33 AM CDT Att: 26,483 - Overcast - 84 F					
Reggie Jefferson, S OBP: 0.336, SLG: 0.549 Jay Buhner, R OBP: 0.389, SLG: 0.536 (7, PH) (7, 9)										2	0	0	1	0	0	1						
Ken Griffey Jr., L OBP: 0.393, SLG: 0.662 (1, 8)										5	1	1	3	0	2	2						
Edgar Martinez, R OBP: 0.397, SLG: 0.502 (1, 10)										5	0	0	0	0	1	0						
Tino Martinez, L OBP: 0.316, SLG: 0.490 (1, 3)				 1B SF9						5	2	2	1	0	1	0						
Eric Anthony, L OBP: 0.291, SLG: 0.394 (7, 7)										5	0	3	0	0	0	1						
Mike Blowers, R OBP: 0.340, SLG: 0.423 (1, 5)										4	0	0	1	0	2	3						
Dan Wilson, R OBP: 0.250, SLG: 0.321 (1, 2)										4	1	1	0	0	1	1						
Torey Lovullo, S OBP: 0.304, SLG: 0.371 (1, 4)			 BB		 1B					3	2	2	0	1	0	0						
Inning Stats	R: 0 E: 0 K: 2 S: 8	H: 0 LOB: 0 BB: 0 P: 11	R: 0 E: 0 K: 0 S: 5	H: 1 LOB: 1 BB: 0 P: 6	R: 1 E: 1 K: 1 S: 9	H: 1 LOB: 1 BB: 1 P: 17	R: 1 E: 1 K: 1 S: 10	H: 1 LOB: 1 BB: 0 P: 14	R: 0 E: 0 K: 0 S: 7	H: 1 LOB: 1 BB: 0 P: 11	R: 0 E: 0 K: 3 S: 10	H: 1 LOB: 1 BB: 0 P: 16	R: 6 E: 0 K: 1 S: 17	H: 5 LOB: 0 BB: 0 P: 28	R: 2 E: 0 K: 0 S: 9	H: 2 LOB: 0 BB: 0 P: 15		R: 0 E: 0 K: 0 S: 10	H: 1 LOB: 1 BB: 0 P: 13	1B: 8 2B: 2 3B: 0 HR: 3	SF: 2 SAC: 1 DP: 0 HBP: 1	WP: 0 PB: 0 SB: 0 CS: 0
PITCHER	IP	WLS	BF	H	R	ER	SO	BB	IBB	HBP	BLK	WP	HR	S	P	ERA	WHIP					
David Cone, R ERA: 2.94 (1, 1)	6.0	L	28	7	5	4	7	1	0	1	0	0	0	53	82	6.00	1.333					
Billy Brewer, L ERA: 2.59 (7, 1)	0.0		2	2	2	2	0	0	0	0	0	0	1	4	7	∞	∞					
Rusty Meacham, R ERA: 3.73 (7, 1)	3.0		13	4	3	3	1	0	0	0	0	0	2	28	42	9.00	1.333					
Batter	1	2	3	4	5	6	7	8	9	AB	R	H	RBI	BB	SO	LOB	BOTTOM					
Brian McRae, S OBP: 0.363, SLG: 0.384 (1, 8)	 BB	 BB							 G4-3 BB 1B	3	1	0	0	2	0	0	Seattle Mariners @ Kansas City Royals Kauffman Stadium, Kansas City, MO Sun Aug 07 1994, 3:33 AM CDT Att: 26,483 - Overcast - 84 F					
Vince Coleman, S OBP: 0.297, SLG: 0.342 (1, 7)	 CS								 G4-3 BB	4	1	1	0	1	0	1						
Wally Joyner, L OBP: 0.388, SLG: 0.451 (1, 10)	 BB									4	2	1	0	1	2	4						
Bob Hamelin, L OBP: 0.390, SLG: 0.609 (1, 3)					 2B					5	1	3	3	0	1	2						
Felix Jose, S OBP: 0.361, SLG: 0.463 (1, 9)					 1B				 2B	5	0	4	2	0	0	1						
Gary Gaetti, R OBP: 0.332, SLG: 0.467 (1, 5)					 IBB					4	0	0	0	1	2	4						
Brent Mayne, L OBP: 0.323, SLG: 0.347 (1, 2)		 2B				 BB		 BB		1	1	1	0	3	0	0						
Greg Gagne, R OBP: 0.319, SLG: 0.394 (1, 6)		 1B								4	0	1	1	0	1	6						
Jose Lind, R OBP: 0.311, SLG: 0.348 (1, 4)								 1-2		4	0	0	0	0	1	2						
Inning Stats	R: 2 E: 0 K: 1 S: 11	H: 2 LOB: 1 BB: 2 P: 23	R: 1 E: 0 K: 1 S: 13	H: 3 LOB: 1 BB: 1 P: 23	R: 0 E: 0 K: 0 S: 7	H: 1 LOB: 2 BB: 1 P: 15	R: 0 E: 0 K: 0 S: 8	H: 0 LOB: 0 BB: 0 P: 15	R: 1 E: 0 K: 0 S: 7	H: 3 LOB: 2 BB: 2 P: 18	R: 0 E: 0 K: 1 S: 9	H: 0 LOB: 0 BB: 0 P: 14	R: 0 E: 0 K: 1 S: 9	H: 1 LOB: 1 BB: 0 P: 14	R: 0 E: 0 K: 1 S: 10	H: 0 LOB: 0 BB: 1 P: 18		R: 2 E: 1 K: 2 S: 16	H: 1 LOB: 1 BB: 1 P: 23	1B: 5 2B: 6 3B: 0 HR: 1	SF: 0 SAC: 0 DP: 2 HBP: 0	WP: 0 PB: 0 SB: 0 CS: 2
PITCHER	IP	WLS	BF	H	R	ER	SO	BB	IBB	HBP	BLK	WP	HR	S	P	ERA	WHIP					
Roger Salkeld, R ERA: 7.17 (5, 1)	4.0		21	7	4	4	2	4	0	0	0	0	0	41	78	9.00	2.750					
Kevin King, L ERA: 7.2 (5, 1)	0.1		4	2	0	0	0	1	1	0	0	0	0	4	14	0.00	9.000					
Bill Risle, R ERA: 3.6 (9, 1)	3.2	W	11	1	0	0	3	1	0	0	0	0	0	29	48	0.00	0.545					
Bobby Ayala, R ERA: 2.96 (9, 1)	1.0		6	1	2	0	2	1	0	0	0	0	0	16	23	0.00	2.000					

Batter	1	2	3	4	5	6	7	8	9	AB	R	H	RBI	BB	SO	LOB	TOP					
Vince Coleman, S (1, 7) OBP: 0.286, SLG: 0.339	1-2 F8		4-2 FC4-6 BB			0-2 G5-3		2-1 F7		3	0	0	0	1	0	0						
Wally Joyner, L (1, 3) OBP: 0.384, SLG: 0.446	2-1 G4-3		1-0 FC4-6			2-2 F8		0-0 G6-3		4	0	0	0	0	0	1						
Brian McRae, S (1, 8) OBP: 0.360, SLG: 0.381	3-2 G5-3			2-1 G6-3		1-2 G3-1		1-0 F8		4	0	0	0	0	0	0						
Felix Jose, S (1, 9) OBP: 0.357, SLG: 0.458		1-3 K		1-3 K			3-1 F9		1-2 G6-3	4	0	0	0	0	2	0						
Bob Hamelin, L (1, 10) OBP: 0.390, SLG: 0.607	0-2 1B			0-0 G1-3			2-3 K			3	0	1	0	0	1	0						
Mike Macfarlane, R (1, 2) OBP: 0.383, SLG: 0.459		1-3 K			0-2 FC1-5 2B		0-1 FC6-4 1B			3	0	2	0	0	1	1						
Greg Gagne, R (1, 6) OBP: 0.317, SLG: 0.391		0-1 P6			1-1 FC1-5 2B		0-0 FC6-4 1B			3	1	0	0	0	0	3						
Jose Lind, R (1, 4) OBP: 0.311, SLG: 0.351			0-1 L9		1-2 CS 2B			2-2 G1-3		3	0	1	1	0	0	0						
Terry Shumpert, R (1, 5) OBP: 0.289, SLG: 0.426		0-2 G1-3			1-3 K			1-3 K		3	0	0	0	0	2	1						
Inning Stats	R: 0 E: 0 K: 0 S: 8	H: 0 LOB: 0 BB: 0 P: 14	R: 0 E: 0 K: 2 S: 11	H: 1 LOB: 1 BB: 0 P: 13	R: 0 E: 0 K: 0 S: 9	H: 0 LOB: 1 BB: 1 P: 14	R: 0 E: 0 K: 1 S: 7	H: 0 LOB: 0 BB: 0 P: 10	R: 1 E: 0 K: 1 S: 14	H: 2 LOB: 1 BB: 0 P: 17	R: 0 E: 0 K: 0 S: 9	H: 0 LOB: 0 BB: 0 P: 12	R: 0 E: 0 K: 1 S: 8	H: 1 LOB: 1 BB: 0 P: 13	R: 0 E: 0 K: 1 S: 9	H: 0 LOB: 0 BB: 0 P: 14	R: 0 E: 0 K: 0 S: 5	H: 0 LOB: 0 BB: 0 P: 7	1B: 2 2B: 3 HR: 0	SF: 0 SAC: 0 DP: 1 HBP: 0	WP: 0 PB: 0 SB: 0 CS: 1	PA: 31
PITCHER Mark Langston, L (1, 1) ERA: 4.68	IP: 9.0 WLS: W BF: 31 H: 4 R: 1 ER: 1 SO: 6 BB: 1 IBB: 0 HBP: 0 BLK: 0 WP: 0 HR: 0 S: 80 P: 114 ERA: 1.00 WHIP: 0.556											PITCHER	IP: 9.0 WLS: W BF: 31 H: 4 R: 1 ER: 1 SO: 6 BB: 1 IBB: 0 HBP: 0 BLK: 0 WP: 0 HR: 0 S: 80 P: 114 ERA: 1.00 WHIP: 0.556									

Kansas City Royals @ California Angels
 Anaheim Stadium, Anaheim, CA
 Mon Aug 08 1994, 10:05 PM EDT
 Att: 18,315 - Unknown

AB	30
R	1
H	4
RBI	1
BB	1
SO	6
LOB	6



Batter	1	2	3	4	5	6	7	8	9	AB	R	H	RBI	BB	SO	LOB	BOTTOM			
Jim Edmonds, L (1, 7) OBP: 0.346, SLG: 0.381	3-2 F8		1-3 K		4-2 1B BB		1-2 L9			3	0	0	0	1	1	1				
Spike Owen, S (1, 5) OBP: 0.417, SLG: 0.427	2-2 CS 1B		3-0 F7		1-0 G6-4-3 1B		2-1 F7			4	0	2	1	0	0	1				
Chad Curtis, R (1, 8) OBP: 0.314, SLG: 0.399	3-3 K			0-1 G4-3	1-2 G6-4-3			0-2 HR 1B		4	1	1	0	0	1	3				
Chili Davis, S (1, 10) OBP: 0.414, SLG: 0.570		2-3 K		1-0 G6-3		2-2 F9		4-2 HR 1B		3	1	0	0	1	1	0				
Tim Salmon, R (1, 9) OBP: 0.383, SLG: 0.530		1-1 G6-3		4-2 BB BB		0-1 P6		3-1 HR		3	1	1	3	1	0	0				
J.T. Snow, L (1, 3) OBP: 0.291, SLG: 0.356		4-1 BB		4-0 BB	1-2 BB	2-2 2B WP 1B		0-3 K		2	1	1	0	2	1	0				
Greg Myers, L (1, 2) OBP: 0.298, SLG: 0.347		1-0 F9		1-3 K		2-1 WP 2B		3-1 E 1B		4	1	2	0	0	1	3				
Damon Easley, R (1, 4) OBP: 0.294, SLG: 0.338			1-0 SH1-3 2B		4-1 S 1B BB	2-2 F4		0-0 E7 F9-2 2B		3	1	2	1	1	0	1				
Gary Disarcina, R (1, 6) OBP: 0.288, SLG: 0.322			1-1 SH1-3		1-1 P9			0-1 F9-2		3	0	0	0	0	0	2				
Inning Stats	R: 0 E: 0 K: 1 S: 9	H: 1 LOB: 1 BB: 0 P: 17	R: 0 E: 0 K: 1 S: 7	H: 0 LOB: 1 BB: 1 P: 15	R: 0 E: 0 K: 1 S: 7	H: 1 LOB: 0 BB: 0 P: 13	R: 0 E: 0 K: 1 S: 8	H: 0 LOB: 2 BB: 2 P: 18	R: 1 E: 0 K: 0 S: 12	H: 1 LOB: 1 BB: 2 P: 24	R: 1 E: 0 K: 0 S: 15	H: 2 LOB: 1 BB: 0 P: 23	R: 0 E: 0 K: 0 S: 6	H: 0 LOB: 0 BB: 0 P: 9	R: 4 E: 1 K: 1 S: 18	H: 4 LOB: 0 BB: 1 P: 26	1B: 5 2B: 5 3B: 0 HR: 1	SF: 0 SAC: 1 DP: 3 HBP: 0	WP: 1 PB: 0 SB: 1 CS: 1	PA: 36
PITCHER Jose De Jesus, R (1, 1) ERA: 4.73 Stan Belinda, R (8, 1) ERA: 5.14 Mike Magnante, L (8, 1) ERA: 4.6	IP: 7.0 WLS: L BF: 29 H: 5 R: 2 ER: 2 SO: 4 BB: 5 IBB: 0 HBP: 0 BLK: 0 WP: 0 HR: 1 S: 64 P: 119 ERA: 2.57 WHIP: 1.429											PITCHER	IP: 7.0 WLS: L BF: 29 H: 5 R: 2 ER: 2 SO: 4 BB: 5 IBB: 0 HBP: 0 BLK: 0 WP: 0 HR: 1 S: 64 P: 119 ERA: 2.57 WHIP: 1.429							

Kansas City Royals @ California Angels
 Anaheim Stadium, Anaheim, CA
 Mon Aug 08 1994, 10:05 PM EDT
 Att: 18,315 - Unknown

AB	29
R	6
H	9
RBI	5
BB	6
SO	5
LOB	11




Batter	1	2	3	4	5	6	7	8	9	AB	R	H	RBI	BB	SO	LOB	TOP					
Brian McRae, S OBP: 0.359, SLG: 0.378 (1, 8)	2-1 CS 1B			1-0 1B		0-0 G6-3		0-1 G1-3		4	1	2	0	0	0	0						
Greg Gagne, R OBP: 0.314, SLG: 0.392 (1, 6)	2-2 G6-3			0-1 F9		2-1 F9		0-1 G4-3		4	0	0	0	0	0	2						
Wally Joyner, L OBP: 0.386, SLG: 0.449 (1, 3)	2-2 G3-1			2-0 1B		2-1 1B		3-2 G5-4-3 1B		4	0	3	0	0	0	0						
Mike Macfarlane, R OBP: 0.359, SLG: 0.462 (1, 2)		0-3 K		0-0 1B		0-0 F8		0-1 G5-4-3		4	0	1	0	0	1	2						
Felix Jose, S OBP: 0.362, SLG: 0.475 (1, 9)	0-1 G3-6-1 1B			0-0 1B				0-0 L9		3	0	2	1	0	0	0						
Bob Hamelin, L OBP: 0.388, SLG: 0.599 (1, 10)	0-0 G3-6-1			1-1 F7				1-0 F8		3	0	0	0	0	0	3						
Gary Gaetti, R OBP: 0.328, SLG: 0.462 (1, 5)				1-1 F9		2-2 G5-3		1-2 G4-3		3	0	0	0	0	0	0						
Jose Lind, R OBP: 0.306, SLG: 0.348 (1, 4)				1-2 P3		1-0 L9		0-0 L6		3	0	0	0	0	0	0						
Keith Miller, R OBP: 0.133, SLG: 0.133 (1, 7)				1-3 K		3-2 L4		1-2 G6-3		3	0	0	0	0	1	0						
Inning Stats	R: 0 E: 0 K: 0 S: 8	H: 1 LOB: 0 BB: 0 P: 14	R: 0 E: 0 K: 1 S: 6	H: 1 LOB: 0 BB: 0 P: 6	R: 0 E: 0 K: 1 S: 8	H: 0 LOB: 0 BB: 0 P: 11	R: 1 E: 0 K: 0 S: 8	H: 4 LOB: 2 BB: 0 P: 12	R: 0 E: 0 K: 0 S: 6	H: 0 LOB: 0 BB: 0 P: 14	R: 0 E: 0 K: 0 S: 6	H: 1 LOB: 1 BB: 0 P: 10	R: 0 E: 0 K: 0 S: 6	H: 0 LOB: 0 BB: 0 P: 8	R: 0 E: 0 K: 0 S: 6	H: 0 LOB: 0 BB: 0 P: 7	R: 0 E: 0 K: 0 S: 7	H: 1 LOB: 0 BB: 0 P: 10	1B: 8 2B: 0 3B: 0 HR: 0	SF: 0 SAC: 0 DP: 2 HBP: 0	WP: 0 PB: 0 SB: 1 CS: 1	PA: 31
PITCHER Chuck Finley, L ERA: 4.32 (1, 1)	IP: 9.0 WLS: W BF: 31 H: 8 R: 1 ER: 1 SO: 2 BB: 0 IBB: 0 HBP: 0 BLK: 0 WP: 0 HR: 0 S: 63 P: 92 ERA: 1.00 WHIP: 0.889															PITCHER IP: WLS: BF: H: R: ER: SO: BB: IBB: HBP: BLK: WP: HR: S: P: ERA: WHIP						

Kansas City Royals @ California Angels
Anaheim Stadium, Anaheim, CA
Wed Aug 10 1994, 10:05 PM EDT
Att: 19,605 - Unknown - 78 F

livebaseballscorecards.com

AB 31
R 1
H 8
RBI 1
BB 0
SO 2
LOB 7



Batter	1	2	3	4	5	6	7	8	9	AB	R	H	RBI	BB	SO	LOB	BOTTOM					
Damon Easley, R OBP: 0.288, SLG: 0.329 (1, 4)	K	G1-6-3			G4-3		F9			4	0	0	0	0	1	3						
Spike Owen, S OBP: 0.418, SLG: 0.422 (1, 5)	BB		K		G3-1			G4-3		3	0	0	0	1	1	0						
Chad Curtis, R OBP: 0.317, SLG: 0.397 (1, 8)	BB		S			K		G6-3		3	0	1	0	1	1	0						
Chili Davis, S OBP: 0.410, SLG: 0.561 (1, 10)	K		K		F8			CS		3	0	0	0	1	2	3						
Tim Salmon, R OBP: 0.382, SLG: 0.531 (1, 9)	K		K		FC5-4 1B			CS		4	1	2	0	0	2	3						
Bo Jackson, R OBP: 0.344, SLG: 0.507 (1, 7)		1B		K		FC5-4		1B		4	1	2	0	0	1	1						
J.T. Snow, L OBP: 0.289, SLG: 0.345 (1, 3)	K			F7				G6-3		3	0	0	0	1	1	1						
Greg Myers, L OBP: 0.299, SLG: 0.341 (1, 2)					F8			G3		2	0	0	0	1	0	0						
Rex Hudler, R OBP: 0.326, SLG: 0.556 (9, PH)		1B								1	0	0	0	0	1	3						
Gary Disarcina, R OBP: 0.294, SLG: 0.329 (1, 6)					L7					4	0	3	2	0	0	0						
Inning Stats	R: 0 E: 0 K: 3 S: 12	H: 0 LOB: 2 BB: 2 P: 26	R: 1 E: 0 K: 1 S: 9	H: 2 LOB: 1 BB: 1 P: 17	R: 0 E: 0 K: 3 S: 11	H: 1 LOB: 1 BB: 0 P: 17	R: 0 E: 0 K: 1 S: 5	H: 0 LOB: 0 BB: 0 P: 6	R: 0 E: 0 K: 0 S: 5	H: 0 LOB: 0 BB: 0 P: 9	R: 0 E: 0 K: 1 S: 11	H: 1 LOB: 1 BB: 0 P: 16	R: 0 E: 0 K: 0 S: 6	H: 1 LOB: 1 BB: 0 P: 10	R: 0 E: 0 K: 0 S: 7	H: 0 LOB: 0 BB: 1 P: 17	R: 1 E: 1 K: 1 S: 8	H: 3 LOB: 3 BB: 1 P: 17	1B: 7 2B: 1 3B: 0 HR: 0	SF: 0 SAC: 0 DP: 1 HBP: 0	WP: 0 PB: 0 SB: 2 CS: 1	PA: 37
PITCHER Tom Gordon, R ERA: 4.35 (1, 1)	IP: 0.1 WLS: L BF: 34 H: 7 R: 2 ER: 2 SO: 9 BB: 4 IBB: 1 HBP: 0 BLK: 0 WP: 0 HR: 0 S: 69 P: 127 ERA: 2.25 WHIP: 1.375															PITCHER IP: WLS: BF: H: R: ER: SO: BB: IBB: HBP: BLK: WP: HR: S: P: ERA: WHIP						
Billy Brewer, L ERA: 2.56 (9, 1)	0.1	1	0	0	0	1	0	0	0	0	0	3	6	0.00	0.000							
Rusty Meacham, R ERA: 3.73 (9, 1)	0.0	1	1	0	0	0	0	0	0	0	0	2	2	∞	∞							

Kansas City Royals @ California Angels
Anaheim Stadium, Anaheim, CA
Wed Aug 10 1994, 10:05 PM EDT
Att: 19,605 - Unknown - 78 F

livebaseballscorecards.com

AB 31
R 2
H 8
RBI 2
BB 5
SO 10
LOB 14

