

**Kansas City Royals - 1995**

Batter	1	2	3	4	5	6	7	8	9	AB R H RBI BB SO LOB	TOP	
Brady Anderson, L (1, 7) C B B C	2-3 K			0-0 F7		1 SAFE 1 SAFE 2-1 L6		3-1 G3		4 0 0 0 0 1 3		
Bret Barberie, S (1, 4) Kevin Bass, S (8, PH) Manny Alexander, R (8, 4) B C S X	1-2 L5			1-3 K		3-3 K		0-1 F8		3 0 0 0 0 2 1 1 0 0 0 0 0 2 0 0 0 0 0 0 0		
Rafael Palmeiro, L (1, 3) C B B C X	1-2 G3			4-2 BB			3-1 P5		3-3 K	3 0 0 0 1 1 0		
Cal Ripken Jr., R (1, 6) S B B B C X		3-3 K		2-3 K			1-3 K		4-1 G3-1 BB	3 0 0 0 1 3 1		
Harold Baines, L (1, 10) B T B X		1-1 F9			4-1 G6-3 BB		2-0 F8		1-2 G3-1	3 0 0 0 1 0 1		
Chris Hoiles, R (1, 2) B C B S X		2-3 K			1-1 F8			1-0 1B HBP	1-3 K	3 1 0 0 0 2 2		
Andy Van Slyke, L (1, 8) C B B C X			3-2 F9		1-0 G6-3			1-3 K		3 0 0 0 0 1 2		
Leo Gomez, R (1, 5) OBP: 0.333, SLG: 0.333 X			0-0 G5-3		3-1 F8			1-1 G3 1B		3 0 1 0 0 0 1		
Jeffrey Hammonds, R (1, 9) Damon Buford, R (8, PH) Matt Nokes, L (8, PH) Sherman Obando, R (8, PH) B S B B C X			3-2 F7			1-1 L6 HBP		3-1 G3 1B		1 0 1 0 1 1 0 0 0		
Inning Stats	R: 0 E: 0 K: 1 S: 11 H: 0 LOB: 0 BB: 0 P: 15	R: 0 E: 0 K: 2 S: 10 H: 0 LOB: 0 BB: 0 P: 16	R: 0 E: 0 K: 0 S: 8 H: 0 LOB: 0 BB: 0 P: 14	R: 0 E: 0 K: 2 S: 10 H: 0 LOB: 1 BB: 1 P: 17	R: 0 E: 0 K: 0 S: 6 H: 0 LOB: 1 BB: 1 P: 15	R: 0 E: 0 K: 1 S: 6 H: 0 LOB: 1 BB: 0 P: 12	R: 0 E: 0 K: 1 S: 6 H: 0 LOB: 0 BB: 0 P: 12	R: 1 E: 0 K: 1 S: 11 H: 2 LOB: 2 BB: 0 P: 20	R: 0 E: 0 K: 2 S: 11 H: 0 LOB: 1 BB: 1 P: 20	1B: 2 2B: 1 3B: 0 HR: 0 SF: 0 SAC: 0 DP: 1 HBP: 2	WP: 0 PB: 0 SB: 0 CS: 0 PA: 33	
PITCHER	IP WLS BF H R ER SO BB IBB HBP BLK WP HR S P ERA WHIP											
Kevin Appier, R (1, 1) ERA:	6.2 W 22 0 0 0 7 2 0 1 0 0 0 56 98 0.00 0.300											
Rusty Meacham, R (7, 1) ERA: 13.5	0.2 4 1 1 1 1 0 0 1 0 0 0 6 11 13.50 1.500											
Billy Brewer, L (8, 1) ERA:	0.2 3 1 0 0 0 0 0 0 0 0 0 6 12 0.00 1.500											
Jeff Montgomery, R (9, 1) ERA:	1.0 4 0 0 0 0 2 1 0 0 0 0 0 11 20 0.00 1.000											

Baltimore Orioles @ Kansas City Royals  
Kauffman Stadium, Kansas City, MO  
Wed Apr 26 1995, 3:33 AM CDT  
Att. 24,170 - Cloudy - 65 F

AB	28
R	1
H	2
RBI	1
BB	3
SO	10
LOB	13



Batter	1	2	3	4	5	6	7	8	9
Michael Tucker, L (1, 7) OBP: 0.333, SLG: 0.333 Keith Miller, R (7, PH) David Howard, S (8, 7)	0-0 G4-3 G6-3 1B		0-3 K			1-1 G3-1	1-3 K	3-2 G3	
Tom Goodwin, L (1, 8) OBP: 0.500, SLG: 0.333	0-1 G6-3 1-2		4-1 CS BB			1-0 E S 1B	1-1 F7		
Wally Joyner, L (1, 3) OBP: 0.500, SLG: 0.750	0-0 G4-3 2-3		0-1 CS 1-2	1-0 F9 2B		1-0 1-H 2B 1B		2-3 K	
Bob Hamelin, L (1, 10) OBP: 0.500, SLG: 0.667 Jon Nunnally, L (8, PR)	2-2 L4		2-1 F9 2-3	1-1 F9 2-3		1-2 1-H 2B		4-1 E BB	
Felix Jose, S (1, 9) Phil Hiatt, R (7, 9)		1-1 P6		0-0 L5		0-0 P4		2-0 F7	
Gary Gaetti, R (1, 5)		1-0 F9		0-0 G5-3		0-0 P5		0-1 HBP 1-H BB	
Greg Gagne, R (1, 6) OBP: 0.750, SLG: 0.667		2-1 1B			0-0 F9		1-0 SH5-4 2B 1B	4-1 BB HBP BB	
Brent Mayne, L (1, 2)		3-1 F9			1-2 P6		0-1 SH5-4 1-2	1-1 BB HBP	
Jose Lind, R (1, 4) OBP: 0.500, SLG: 0.667			1-1 4-3		0-1 G1-3		0-0 2B	4-1 BB	

AB	R	H	RBI	BB	SO	LOB
3	0	1	0	0	1	0
1	0	0	0	0	1	1
1	0	0	0	0	0	3
3	1	1	0	1	0	2
4	1	2	1	0	1	1
3	0	1	1	1	0	2
0	1	0	0	0	0	0
3	0	0	0	0	0	2
1	0	0	0	0	0	1
4	1	0	0	0	0	2
3	1	2	0	1	0	0
2	0	0	0	0	0	1
3	0	1	2	1	0	0

WP	PA
0	38

Inning Stats	R: 0	H: 1	E: 0	LOB: 1	K: 0	BB: 0	S: 7	R: 0	H: 1	E: 0	LOB: 1	K: 0	BB: 0	S: 7	R: 0	H: 0	E: 0	LOB: 0	K: 1	BB: 1	S: 7	R: 0	H: 1	E: 0	LOB: 1	K: 0	BB: 0	S: 5	R: 0	H: 0	E: 0	LOB: 0	K: 0	BB: 0	S: 6	R: 2	H: 3	E: 0	LOB: 1	K: 0	BB: 0	S: 9	R: 1	H: 2	E: 0	LOB: 1	K: 1	BB: 0	S: 9	R: 2	H: 0	E: 1	LOB: 3	K: 1	BB: 3	S: 13
PITCHER	IP	WLS	BF	H	R	ER	SO	BB	IBB	HBP	BLK	WP	HR	S	P	ERA	WHIP																																							
35 Mike Mussina, R (1, 1) ERA: 20.25	5.0		18	3	0	0	1	1	0	0	0	0	0	32	49	0.00	0.800																																							
Jamie Moyer, L (6, 1) ERA: 20.25	1.1	L	8	4	3	3	0	0	0	0	0	0	0	12	17	20.25	3.000																																							
Alan Mills, R (7, 1) ERA: 20.25	0.0		1	1	0	0	0	0	0	0	0	0	0	1	1	∞	∞																																							
Brad Pennington, L (7, 1) ERA: 20.25	1.0		4	0	1	0	2	1	0	0	0	0	0	9	17	0.00	1.000																																							
Armando Benitez, R (8, 1) ERA: 20.25	0.2		6	0	1	0	0	2	0	1	0	0	0	9	23	0.00	3.000																																							

**Baltimore Orioles @ Kansas City Royals**  
Kauffman Stadium, Kansas City, MO

Wed Apr 26 1995, 3:33 AM CDT  
Att. 24,170 - Cloudy - 65 F

AB	31
R	5
H	8
RBI	4
BB	4
SO	3
LOB	15



New York Yankees @ Kansas City Royals  
Kauffman Stadium, Kansas City, MO

Fri Apr 28 1995, 7:05 PM CDT  
Att. 15,026 - Unknown - 63 F

livebaseballscorecards.com



Batter	1	2	3	4	5	6	7	8	9	AB R H RBI BB SO LOB	TOP									
Luis Polonia, L (1, 7) OBP: 0.250, SLG: 0.250	3-1 G1-3		0-1 L9		2-2 G5-3		0-2 1B		2-1 SH5-4	4 0 1 0 0 0 0										
Wade Boggs, L (1, 5) OBP: 0.300, SLG: 0.444	2-2 G1-3		1-1 1B 2B		2-1 1B		1-2 L8		2-3 K	5 1 2 0 0 1 2										
Paul O'Neill, L (1, 9) OBP: 0.400, SLG: 0.143	3-3 K		3-3 K		1-2 F7		3-0 G4-3		4-0 1B IBB	4 1 0 0 1 2 3										
Danny Tartabull, R (1, 10) OBP: 0.900, SLG: 1.600		0-0 1B 2B	4-2 1B BB		2-1 1B			1-1 FC9-8 HBP	4-1 1B BB	2 1 2 0 2 0 0										
Don Mattingly, L (1, 3) OBP: 0.300, SLG: 0.300		1-0 BB 1B	2-1 1B		3-2 G4-3			2-2 F8	1-2 1B	5 0 3 4 0 0 3										
Mike Stanley, R (1, 2) OBP: 0.222, SLG: 0.222		1-1 L6		1-1 G5-3		1-3 K		1-2 FC9-6 1B	0-2 L8	5 0 0 0 0 1 4										
Bernie Williams, S (1, 8) OBP: 0.375, SLG: 0.714		3-2 F9		0-0 F9		1-1 F9		1-0 1B		4 0 1 0 0 0 1	AB 35 R 4 H 10 RBI 4 BB 5 SO 6 LOB 18									
Tony Fernandez, S (1, 6) OBP: 0.500, SLG: 0.500		4-0 BB		4-2 BB		2-3 K		2-3 K		2 0 0 0 2 2 2										
Pat Kelly, R (1, 4) OBP: 0.500, SLG: 0.500		3-2 L9		0-1 P3			1-0 G6-3		2-1 SH5-4 1B	4 1 1 0 0 0 3										
Inning Stats	R: 0 E: 0 K: 1 S: 8	H: 0 LOB: 0 BB: 0 P: 16	R: 1 E: 0 K: 0 S: 12	H: 2 LOB: 2 BB: 1 P: 24	R: 1 E: 0 K: 1 S: 12	H: 2 LOB: 2 BB: 1 P: 22	R: 0 E: 0 K: 0 S: 7	H: 0 LOB: 1 BB: 1 P: 12	R: 0 E: 0 K: 2 S: 8	H: 0 LOB: 0 BB: 0 P: 12	R: 0 E: 0 K: 0 S: 8	H: 1 LOB: 1 BB: 0 P: 13	R: 0 E: 0 K: 1 S: 15	H: 1 LOB: 2 BB: 0 P: 22	R: 2 E: 0 K: 1 S: 15	H: 2 LOB: 2 BB: 2 P: 30	1B: 8 2B: 2 3B: 0 HR: 0	SF: 0 SAC: 1 DP: 0 HBP: 1	WP: 0 PB: 0 SB: 2 CS: 0	PA: 42
PITCHER	IP WLS BF H R ER SO BB IBB HBP BLK WP HR S P ERA WHIP																			
Mark Gubicza, R (1, 1) ERA: 4.5	4.0 L 18 4 2 2 2 3 0 0 0 0 0 0 39 74 4.50 1.750																			
Chris Haney, L (5, 1) ERA:	4.0 17 4 0 0 3 0 0 1 0 0 0 0 44 70 0.00 1.000																			
Hipolito Pichardo, R (9, 1) ERA: 27.0	0.2 5 1 2 2 1 1 1 0 0 0 0 0 9 23 27.00 3.000																			
Billy Brewer, L (9, 1) ERA:	0.0 1 1 0 0 0 0 0 0 0 0 0 0 3 4 ∞ ∞																			
Rusty Meacham, R (9, 1) ERA: 9.0	0.1 1 0 0 0 0 0 0 0 0 0 0 0 3 3 0.00 0.000																			

Batter	1	2	3	4	5	6	7	8	9	AB	R	H	RBI	BB	SO	LOB
Michael Tucker, L (1, 7) OBP: 0.167, SLG: 0.167 Keith Miller, R (8, PH) OBP: 0.500, SLG: 0.500 (9, 7)	2-2 F7		2-3 K		3-2 G3-1			2-1 1B		3	0	0	0	0	1	1
Tom Goodwin, L (1, 8) OBP: 0.429, SLG: 0.500 Phil Hiatt, R (8, PH) (9, 8)	1-1 L8		2-1 P4			0-2 L8		1-3 K		3	0	1	0	0	0	0
Wally Joyner, L (1, 3) OBP: 0.375, SLG: 0.500	0-0 G6-3			3-2 P5		1-1 L8		1-2 1B		4	0	1	0	0	0	1
Bob Hamelin, L (1, 10) OBP: 0.250, SLG: 0.286		1-1 G3-1		1-0 G3-1		3-2 P6		1-2 G5-3		4	0	0	0	0	0	3
Felix Jose, S (1, 9)		0-0 F8		3-3 K		2-2 G4-3			2-3 K	4	0	0	0	0	2	1
Pat Borders, R (1, 2) OBP: 0.333, SLG: 0.333 Brent Mayne, L (9, PH)		0-0 FC5			2-1 G5-3		2-0 F7		0-0 G5-3	3	0	1	0	0	0	0
Gary Gaetti, R (1, 5) OBP: 0.250, SLG: 0.375		1-0 1B			2-1 2B		0-1 G6-3		2-1 F9	4	1	2	0	0	0	0
Greg Gagne, R (1, 6) OBP: 0.714, SLG: 0.833		0-1 FC5			2-1 G4-3		1-2 1B			3	0	2	1	0	0	2
Jose Lind, R (1, 4) OBP: 0.286, SLG: 0.333			1-0 L4		2-2 G4-3			1-1 G6-3		3	0	0	0	0	0	1

Inning Stats	R: 0	H: 0	E: 0	K: 0	S: 8	R: 0	H: 2	E: 0	K: 0	S: 7	R: 0	H: 0	E: 0	K: 1	S: 6	R: 0	H: 0	E: 0	K: 1	S: 7	R: 1	H: 2	E: 0	K: 0	S: 12	R: 0	H: 1	E: 0	K: 0	S: 11	R: 0	H: 1	E: 0	K: 0	S: 6	R: 0	H: 2	E: 0	K: 1	S: 14	R: 0	H: 0	E: 0	K: 1	S: 9	1B: 5	2B: 3	3B: 0	HR: 0	SF: 0	SAC: 0	DP: 0	HBP: 0	WP: 0	PB: 0	SB: 0	CS: 0	PA: 34
--------------	------	------	------	------	------	------	------	------	------	------	------	------	------	------	------	------	------	------	------	------	------	------	------	------	-------	------	------	------	------	-------	------	------	------	------	------	------	------	------	------	-------	------	------	------	------	------	-------	-------	-------	-------	-------	--------	-------	--------	-------	-------	-------	-------	--------

PITCHER	IP	WLS	BF	H	R	ER	SO	BB	IBB	HBP	BLK	WP	HR	S	P	ERA	WHIP
Jack McDowell, R (1, 1) ERA: 1.29	7.0	W	26	6	1	1	2	0	0	0	0	0	0	57	94	1.29	0.857
Steve Howe, L (8, 1) ERA:	1.0		5	2	0	0	1	0	0	0	0	0	0	14	20	0.00	2.000
John Wetteland, R (9, 1) ERA:	1.0	S	3	0	0	0	1	0	0	0	0	0	0	9	13	0.00	0.000

**BOTTOM**

**New York Yankees @ Kansas City Royals**  
**Kauffman Stadium, Kansas City, MO**  
 Fri Apr 28 1995, 7:05 PM CDT  
 Att: 15,026 - Unknown - 63 F

AB	34
R	1
H	8
RBI	1
BB	0
SO	4
LOB	10



PITCHER	IP	WLS	BF	H	R	ER	SO	BB	IBB	HBP	BLK	WP	HR	S	P	ERA	WHIP
---------	----	-----	----	---	---	----	----	----	-----	-----	-----	----	----	---	---	-----	------

# New York Yankees @ Kansas City Royals

## Kauffman Stadium, Kansas City, MO

Sat Apr 29 1995, 3:33 AM CDT  
Att. 14,321 - Cloudy - 53 F

[livebaseballscorecards.com](http://livebaseballscorecards.com)



WP: 1 PA: 45  
PB: 0  
SB: 1  
CS: 0

AB 35  
R 10  
H 11  
RBI 9  
BB 7  
SO 6  
LOB 16

TOP

AB R H RBI BB SO LOB

4	2	3	1	1	0	0
2	0	1	3	2	0	0
4	0	1	2	0	0	5
4	0	0	1	0	1	3
5	1	1	0	0	1	1
5	1	1	1	0	1	1
4	3	2	0	1	1	0
2	2	1	0	2	0	0
1	0	1	0	0	0	0
0	0	0	0	0	0	0
4	1	0	1	1	2	6

1B: 8	SF: 3
2B: 2	SAC: 0
3B: 0	DP: 1
HR: 1	HBP: 0

R: 1	H: 1	R: 1	H: 1	R: 0	H: 0	R: 3	H: 2	R: 0	H: 0	R: 0	H: 0	R: 0	H: 4	R: 1	H: 3
E: 0	LOB: 1	E: 0	LOB: 3	E: 0	LOB: 0	E: 1	LOB: 1	E: 0	LOB: 0	E: 0	LOB: 0	E: 0	LOB: 2	E: 0	LOB: 1
K: 0	BB: 1	K: 2	BB: 3	K: 0	BB: 0	K: 1	BB: 1	K: 2	BB: 0	K: 0	BB: 0	K: 0	BB: 2	K: 0	BB: 0
S: 7	P: 13	S: 11	P: 28	S: 12	P: 17	S: 15	P: 24	S: 8	P: 10	S: 7	P: 13	S: 6	P: 11	S: 15	P: 31

PITCHER		IP	WLS	BF	H	R	ER	SO	BB	IBB	HBP	BLK	WP	HR	S	P	ERA	WHIP
Tom Gordon, R	(1, 1)	4.0	L	22	4	5	3	3	5	0	0	0	1	0	45	82	6.75	2.250
Doug Linton, R	(5, 1)	3.2		14	2	3	3	3	0	1	0	0	0	0	28	49	7.36	0.545
Billy Brewer, L	(8, 1)	0.0		3	2	1	1	0	1	0	0	0	0	0	7	15	∞	∞
Dilson Torres, R	(8, 1)	1.1		6	3	1	1	0	0	0	0	0	0	1	12	16	6.75	2.250

Batter	1	2	3	4	5	6	7	8	9
Luis Polonia, L (1, 7) OBP: 0.556, SLG: 0.500	1-0 FC1-6-4 BB SF8 1B	0-0 1-3 2-H 1B		0-0 1-2 1B		2-0 F8		4-2 1B 1B BB	
Wade Boggs, L (1, 5) OBP: 0.400, SLG: 0.455	4-1 FC1-6-4 1-2 BB	4-0 BB		1-1 SF8 2-3 3-H 1B		2-0 F9		3-2 FC5 1-3 2-H 3-H 1B	
Paul O'Neill, L (1, 9) OBP: 0.333, SLG: 0.182	1-0 FC1-6-4 1-2f 2-3	3-1 F7		0-0 SF7 3-H		1-1 P5		1-1 1-2 3-H 1B	
Danny Tartabull, R (1, 10) OBP: 0.600, SLG: 0.889	0-1 SF8 3-H		2-2 G6-3	1-3 K 1-2		2-2 G6-3		0-0 FC5 2-3f	
Don Mattingly, L (1, 3) OBP: 0.267, SLG: 0.267	0-1 G5-3		2-2 G3		1-3 K			1-0 1B G6-3 G5-3 1B	0-2 G3
Jim Leyritz, R (1, 2) OBP: 0.300, SLG: 0.600			1-3 K	1-2 F7		0-0 G6-3		3-2 G6-3 1-2	0-1 HR
Bernie Williams, S (1, 8) OBP: 0.462, SLG: 0.727				4-0 BB 1B BB		1-2 E6 2B WP		0-0 G5-3 2-3 1B 1B	2-2 1B 2B
Tony Fernandez, S (1, 6) OBP: 0.583, SLG: 0.625				2-0 WP SF8 2B		1-2 F7		4-0 1B G5-3 1B IBB	0-0 G6-4-3 1B
Dion James, L (9, PH) OBP: 1.000, SLG: 1.000				1-3 SF8 1B BB		3-3 K		0-1 G5-3	2-1 G6-4-3
Kevin Elster, R (9, 6)				2-3 3-H				1-2 2-3 3-H	1-2f
Pat Kelly, R (1, 4) OBP: 0.385, SLG: 0.333				4-2 SF8 1B SF7 BB					

Inning Stats		R: 1	H: 1	R: 1	H: 1	R: 0	H: 0	R: 3	H: 2	R: 0	H: 0	R: 0	H: 0	R: 4	H: 4	R: 1	H: 3
		E: 0	LOB: 1	E: 0	LOB: 3	E: 0	LOB: 0	E: 1	LOB: 1	E: 0	LOB: 0	E: 0	LOB: 0	E: 0	LOB: 2	E: 0	LOB: 1
		K: 0	BB: 1	K: 2	BB: 3	K: 0	BB: 0	K: 1	BB: 1	K: 2	BB: 0	K: 0	BB: 0	K: 0	BB: 2	K: 0	BB: 0
		S: 7	P: 13	S: 11	P: 28	S: 12	P: 17	S: 15	P: 24	S: 8	P: 10	S: 7	P: 13	S: 6	P: 11	S: 15	P: 31

PITCHER		IP	WLS	BF	H	R	ER	SO	BB	IBB	HBP	BLK	WP	HR	S	P	ERA	WHIP
Tom Gordon, R	(1, 1)	4.0	L	22	4	5	3	3	5	0	0	0	1	0	45	82	6.75	2.250
Doug Linton, R	(5, 1)	3.2		14	2	3	3	3	0	1	0	0	0	0	28	49	7.36	0.545
Billy Brewer, L	(8, 1)	0.0		3	2	1	1	0	1	0	0	0	0	0	7	15	∞	∞
Dilson Torres, R	(8, 1)	1.1		6	3	1	1	0	0	0	0	0	0	1	12	16	6.75	2.250

Batter	1	2	3	4	5	6	7	8	9	AB	R	H	RBI	BB	SO	LOB
Jon Nunnally, L OBP: 0.500, SLG: 1.250 (1, 9) BB C X (8, 7)	3-1 HR		1-1 F8			1-2 F8		3-2 FC6-4 1B		4	1	2	1	0	0	0
Tom Goodwin, L OBP: 0.455, SLG: 0.444 (1, 8) B M S X	1-2 BB 1B		4-2 CS BB			3-2 G3		2-1 FC6-4 1B 1-2f		3	0	1	0	1	0	1
Wally Joyner, L OBP: 0.417, SLG: 0.455 (1, 3) 1 SAFE B 1 C SAFE B 1 P SAFE 1 SAFE	4-1 BB G3-6-3 1-2		0-1 CS 1-2		1-2 F7		0-1 F8	0-0 1B		3	0	1	0	1	0	0
Bob Hamelin, L OBP: 0.200, SLG: 0.222 Joe Vitiello, R (7, PH) Keith Miller, R (8, PH) OBP: 0.333, SLG: 0.333	1-0 G3-6-3 1-2f		1-2 F7		1-2 F7		2-3 K	1-3 SAFE K		2	0	0	0	0	0	1
Gary Gaetti, R OBP: 0.333, SLG: 0.364 (1, 5)		3-3 K		0-0 G5-3			0-0 WP 2B 1B		4-2 G4-3 BB	3	1	1	0	1	1	0
Greg Gagne, R OBP: 0.545, SLG: 0.700 (1, 6)		0-1 P4			1-2 G6-3		2-0 1B 2B		2-2 G4-3 1-2	4	1	1	1	0	0	1
Michael Tucker, L OBP: 0.250, SLG: 0.250 Phil Hiatt, R (7, PH) OBP: 0.250, SLG: 0.250 (8, 9)		1-0 1B			1-3 K		1-1 1B		3-3 K	2	0	1	0	0	1	0
Brent Mayne, L Felix Jose, S Pat Borders, R OBP: 0.250, SLG: 0.250 (8, 2)		1-0 F8			2-3 K		2-0 F8		1-3 K	2	0	0	0	0	1	1
Jose Lind, R OBP: 0.200, SLG: 0.222 (1, 4)			1-2 G1-6-3			2-2 F7		0-1 G4-3		3	0	0	0	0	0	0

Inning Stats	R: 1	H: 2	E: 0	K: 0	S: 8	H: 0	LOB: 0	BB: 1	P: 16	R: 0	H: 1	E: 0	K: 1	S: 9	H: 0	LOB: 1	BB: 0	P: 14	R: 0	H: 0	E: 0	K: 0	S: 8	H: 0	LOB: 0	BB: 1	P: 14	R: 0	H: 0	E: 0	K: 0	S: 7	R: 0	H: 0	E: 0	K: 2	S: 9	H: 0	LOB: 0	BB: 0	P: 13	R: 2	H: 3	E: 0	K: 1	S: 10	H: 2	LOB: 2	BB: 0	P: 24	R: 0	H: 0	E: 0	K: 2	S: 12	H: 0	LOB: 1	BB: 1	P: 22	1B: 6	SF: 0	2B: 1	SAC: 0	3B: 0	DP: 1	HR: 1	HBP: 0	WP: 1	PA: 36
--------------	------	------	------	------	------	------	--------	-------	-------	------	------	------	------	------	------	--------	-------	-------	------	------	------	------	------	------	--------	-------	-------	------	------	------	------	------	------	------	------	------	------	------	--------	-------	-------	------	------	------	------	-------	------	--------	-------	-------	------	------	------	------	-------	------	--------	-------	-------	-------	-------	-------	--------	-------	-------	-------	--------	-------	--------


PITCHER	IP	WLS	BF	H	R	ER	SO	BB	IBB	HBP	BLK	WP	HR	S	P	ERA	WHIP
Melido Perez, R ERA: 1.5	(1, 1)	6.0	20	3	1	1	3	2	0	0	0	0	1	52	83	1.50	0.833
Andy Pettitte, L ERA: 27.0	(7, 1)	0.2	5	3	2	2	1	0	0	0	0	1	0	9	14	27.00	4.500
Bob Wickman, R ERA: 8.1	(7, 1)	1.1	6	2	0	0	1	0	0	0	0	0	0	19	27	0.00	1.500
Joe Ausanio, R ERA:	(9, 1)	1.0	4	0	0	0	2	1	0	0	0	0	0	12	22	0.00	1.000

**BOTTOM**

**New York Yankees @ Kansas City Royals**  
Kauffman Stadium, Kansas City, MO

Sat Apr 29 1995, 3:33 AM CDT  
Att: 14,321 - Cloudy - 53 F

AB	32
R	3
H	8
RBI	3
BB	3
SO	7
LOB	9



PITCHER	IP	WLS	BF	H	R	ER	SO	BB	IBB	HBP	BLK	WP	HR	S	P	ERA	WHIP
---------	----	-----	----	---	---	----	----	----	-----	-----	-----	----	----	---	---	-----	------

Batter	1	2	3	4	5	6	7	8	9	AB R H RBI BB SO LOB	TOP											
Luis Polonia, L (1, 7) OBP: 0.357, SLG: 0.308	0-3 K		1-3 K		0-0 F8		2-3 K		2-0 G4-3	5 0 0 0 0 3 4												
Wade Boggs, L (1, 5) OBP: 0.474, SLG: 0.462	2-1 L5		4-2 1B 1-2 BB		0-1 1-3 2-H 1B		4-1 1-2 BB			2 0 1 1 2 0 0												
Paul O'Neill, L (1, 9) OBP: 0.368, SLG: 0.357	3-2 2B		1-1 1-2 2-H 1B		1-2 SF8		3-2 G1-3			3 0 2 2 0 0 2												
Danny Tartabull, R (1, 10) OBP: 0.474, SLG: 0.615	3-3 K		0-3 K		0-3 K			0-1 G1-3		4 0 0 0 0 3 4												
Don Mattingly, L (1, 3) OBP: 0.263, SLG: 0.263		1-1 F9		3-2 G6-3		0-2 F8		1-1 L6-4 HBP 1B		4 0 1 0 0 0 0												
Mike Stanley, R (1, 2) OBP: 0.231, SLG: 0.167		2-1 G5-3		0-3 K		1-3 K		1-2 HBP		3 0 0 0 0 2 0												
Jim Leyritz, R (8, PR) OBP: 0.300, SLG: 0.600								1-2 HBP		0 0 0 0 0 0 0												
Bernie Williams, S (1, 8) OBP: 0.353, SLG: 0.533		3-3 K		2-2 F7		0-0 G3		0-0 L6-4		4 0 0 0 0 1 2												
Tony Fernandez, S (1, 6) OBP: 0.438, SLG: 0.417			1-0 F9		3-2 E6 1B		0-0 P6		1-1 B4	4 1 0 0 0 0 0												
Randy Velarde, R (1, 4) Dion James, L (9, PH) OBP: 0.500, SLG: 0.500			4-1 BB 1B BB		4-1 1B SF8 BB		4-2 BB BB		3-1 L7	0 2 0 0 3 0 0 1 0 0 0 0 0 0												
<b>Inning Stats</b>	R: 0 E: 0 K: 2 S: 12	H: 1 LOB: 1 BB: 0 P: 20	R: 0 E: 0 K: 1 S: 7	H: 0 LOB: 0 BB: 0 P: 13	R: 1 E: 0 K: 2 S: 12	H: 1 LOB: 2 BB: 2 P: 23	R: 0 E: 0 K: 1 S: 11	H: 0 LOB: 0 BB: 0 P: 16	R: 2 E: 1 K: 1 S: 15	H: 1 LOB: 1 BB: 1 P: 23	R: 0 E: 0 K: 1 S: 7	H: 0 LOB: 0 BB: 0 P: 8	R: 0 E: 0 K: 1 S: 10	H: 0 LOB: 2 BB: 2 P: 23	R: 0 E: 0 K: 0 S: 8	H: 1 LOB: 1 BB: 0 P: 10	R: 0 E: 0 K: 0 S: 5	H: 0 LOB: 0 BB: 0 P: 11	1B: 3 2B: 2 3B: 0 HR: 0	SF: 1 SAC: 0 DP: 1 HBP: 1	WP: 0 PB: 0 SB: 0 CS: 0	PA: 37
<b>PITCHER</b>	IP WLS BF H R ER SO BB IBB HBP BLK WP HR S P ERA WHIP																					
Kevin Appier, R (1, 1) ERA: 0.71	6.0 W 25 3 3 1 8 3 0 0 0 0 0 64 103 1.50 1.000																					
Hipolito Pichardo, R (7, 1) ERA: 6.75	2.0 9 1 0 0 1 2 0 1 0 0 0 18 33 0.00 1.500																					
Jeff Montgomery, R (9, 1) ERA:	1.0 3 0 0 0 0 0 0 0 0 0 0 5 11 0.00 0.000																					

**New York Yankees @ Kansas City Royals**  
**Kauffman Stadium, Kansas City, MO**  
 Sun Apr 30 1995, 3:33 AM CDT  
 Att. 14,028 - Overcast - 52 F

AB	30
R	3
H	4
RBI	3
BB	5
SO	9
LOB	12





Batter	1	2	3	4	5	6	7	8	9	AB	R	H	RBI	BB	SO	LOB
Jon Nunnally, L OBP: 0.556, SLG: 0.875 (1, 9)	1-3 		2-0 1B 	2-2 CS 1B 	1-1 L8 		4-1 1-2 BB 			4	1	2	0	1	1	1
Tom Goodwin, L OBP: 0.438, SLG: 0.385 (1, 8)	4-1 E S BB 		1-0 1B 1B 	2-2 L8 		2-1 F8 	2-2 F8 			4	1	1	0	1	0	3
Wally Joyner, L OBP: 0.529, SLG: 0.571 (1, 3)	1 SAFE 1 SAFE BB 1-3 BB 	4-2 B BB 	2-0 BB 1B 1-3 3-H 	1-1 CS 1-2 	0-3 K 2B 	1-0 F7 E 2B 		4-2 BB BB BB 		3	2	2	1	2	1	0
Bob Hamelin, L OBP: 0.400, SLG: 0.273 (1, 10)	4-1 G6-4-3 1-2 BB 		4-0 1B 1-2 2B BB 		0-2 HR 1B 	1-1 F7 2-3 		4-0 BB 1-2 BB 		2	2	1	0	3	0	1
Gary Gaetti, R OBP: 0.353, SLG: 0.563 (1, 5)	3-2 G6-4-3 1-2f 		1-2 2B 1B 1-3 2-H 3-H 		1-1 HR 1-H 	2-2 E3 		1-3 K 		5	1	2	4	0	1	5
Greg Gagne, R OBP: 0.500, SLG: 0.667 (1, 6)		2-1 L4 1 SAFE 1-3 3-H 	2-0 2B 		0-2 1B S 1B 	2-0 P4 		0-0 P4 		5	1	2	1	0	0	3
Michael Tucker, L OBP: 0.385, SLG: 0.273 (1, 7)		2-1 F7 	4-0 G1-6-3 IBB 		3-1 E S 2B 1B 1-3 		2-3 K 	4-0 FC6-4 1-2 2-3 BB 		3	1	1	0	2	1	0
Joe Randa, R (1, 4)		3-3 K 	1-0 G1-6-3 1-2f 		3-3 K 1-3 3-H 		2-3 K 	0-0 FC6-4 1-2f 		3	0	0	0	0	2	4
Jose Lind, R (6, 4)										2	0	0	0	0	1	3
Brent Mayne, L (1, 2)			2-0 G6-3 	1-1 L4 	1-1 		4-1 WP BB 			3	0	1	1	1	0	0

Inning Stats	R: 0	H: 0	E: 0	K: 1	S: 10	LOB: 2	BB: 3	P: 26	R: 0	H: 0	E: 0	K: 1	S: 7	LOB: 0	BB: 0	P: 14	R: 4	H: 5	E: 0	K: 0	S: 9	LOB: 2	BB: 2	P: 28	R: 0	H: 1	E: 0	K: 0	S: 9	LOB: 0	BB: 0	P: 15	R: 4	H: 5	E: 1	K: 2	S: 23	LOB: 1	BB: 0	P: 32	R: 1	H: 1	E: 1	K: 0	S: 9	LOB: 1	BB: 0	P: 17	R: 0	H: 0	E: 0	K: 2	S: 13	LOB: 2	BB: 2	P: 27	R: 0	H: 0	E: 0	K: 1	S: 7	LOB: 3	BB: 3	P: 20
--------------	------	------	------	------	-------	--------	-------	-------	------	------	------	------	------	--------	-------	-------	------	------	------	------	------	--------	-------	-------	------	------	------	------	------	--------	-------	-------	------	------	------	------	-------	--------	-------	-------	------	------	------	------	------	--------	-------	-------	------	------	------	------	-------	--------	-------	-------	------	------	------	------	------	--------	-------	-------

PITCHER	IP	WLS	BF	H	R	ER	SO	BB	IBB	HBP	BLK	WP	HR	S	P	ERA	WHIP
Scott Kamieniecki, R (1, 1)	4.1	L	22	7	5	5	3	4	1	0	0	0	0	42	90	10.38	2.538
Scott Bankhead, R (5, 1)	0.1		5	4	3	3	1	0	0	0	0	0	1	14	22	81.00	12.000
Andy Pettitte, L (5, 1)	1.0		4	1	1	0	0	0	0	0	0	0	0	7	12	0.00	1.000
Brian Boehringer, R (6, 1)	1.1		7	0	0	0	2	2	0	0	0	1	0	17	35	0.00	1.500
Jeff Patterson, R (8, 1)	1.0		6	0	0	0	1	3	0	0	0	0	0	7	20	0.00	3.000

**BOTTOM**

**New York Yankees @ Kansas City Royals**  
**Kauffman Stadium, Kansas City, MO**

Sun Apr 30 1995, 3:33 AM CDT  
Att. 14,028 - Overcast - 52 F

livebaseballscores.com

<b>AB</b>	<b>34</b>
<b>R</b>	<b>9</b>
<b>H</b>	<b>12</b>
<b>RBI</b>	<b>7</b>
<b>BB</b>	<b>10</b>
<b>SO</b>	<b>7</b>
<b>LOB</b>	<b>20</b>

WP: 1	PA: 45
PB: 0	
SB: 3	
CS: 1	

Batter	1	2	3	4	5	6	7	8	9	AB R H RBI BB SO LOB	TOP		
Keith Miller, R (1, 10) OBP: 0.143, SLG: 0.143	1-3 K		1-3 K		1 SAFE 0-0 F8			0-0 B3		4 0 0 0 0 2 2	<b>Kansas City Royals @ Minnesota Twins</b> Hubert H. Humphrey Metrodome, Minneapolis, MN Tue May 02 1995, 8:05 PM EDT Att. 8,862 - Dome - 64 F		
Tom Goodwin, L (1, 8) OBP: 0.350, SLG: 0.294	0-0 G6-3		2-3 K		0-0 G4-3		1 SAFE 0-3 K		4 0 0 0 0 2 2				
Wally Joyner, L (1, 3) OBP: 0.476, SLG: 0.471	2-2 F7		2-3 K			4-2 G5-4-3 BB	0-1 FC5-4		3 0 0 0 1 1 1				
Phil Hiatt, R (1, 9) OBP: 0.250, SLG: 0.625		2-2 HR		2-1 F9		0-2 G5-4-3	2-2 F8		4 1 1 1 0 0 1				
Greg Gagne, R (1, 6) OBP: 0.450, SLG: 0.579		1-2 HR 1B		0-0 L8		1-1 F8	1-3 K		4 1 1 0 0 1 0				
Gary Gaetti, R (1, 5) OBP: 0.381, SLG: 0.750		1-3 K		0-1 2B		0-1 F7	2-0 HR		4 1 2 1 0 1 1				
Pat Borders, R (1, 2) OBP: 0.250, SLG: 0.625		0-0 HR		1-3 K		2-0 G5-3	0-3 K		4 1 1 2 0 2 1				
Jon Nunnally, L (1, 7) OBP: 0.417, SLG: 0.636		1-3 K		0-3 K		0-0 G6-3			3 0 0 0 0 2 0				
Jose Lind, R (1, 4) OBP: 0.267, SLG: 0.286		0-1 G4-3		1-0 1B		2-1 FC5-4 1B			3 0 2 0 0 0 0				
<b>Inning Stats</b>	R: 0 H: 0 E: 0 LOB: 0 K: 1 BB: 0 S: 7 P: 10	R: 3 H: 3 E: 0 LOB: 0 K: 2 BB: 0 S: 15 P: 20	R: 0 H: 0 E: 0 LOB: 0 K: 3 BB: 0 S: 9 P: 14	R: 0 H: 1 E: 0 LOB: 1 K: 1 BB: 0 S: 10 P: 13	R: 0 H: 1 E: 0 LOB: 1 K: 1 BB: 0 S: 6 P: 7	R: 0 H: 0 E: 0 LOB: 0 K: 0 BB: 1 S: 8 P: 13	R: 0 H: 0 E: 0 LOB: 0 K: 0 BB: 0 S: 4 P: 6	R: 0 H: 1 E: 0 LOB: 1 K: 1 BB: 0 S: 8 P: 10	R: 1 H: 1 E: 0 LOB: 0 K: 2 BB: 0 S: 13 P: 18	1B: 3 SF: 0 2B: 1 SAC: 0 3B: 0 DP: 1 HR: 3 HBP: 0	WP: 0 PA: 34 PB: 0 SB: 0 CS: 0		
<b>PITCHER</b>	IP WLS BF H R ER SO BB IBB HBP BLK WP HR S P ERA WHIP											<b>PITCHER</b>	IP WLS BF H R ER SO BB IBB HBP BLK WP HR S P ERA WHIP
Kevin Tapani, R (1, 1) ERA: 4.15	8.0 L 30 6 3 3 9 1 0 0 0 0 0 2 67 93 3.38 0.875												
Mo Sanford, R (9, 1) ERA: 2.7	1.0 4 1 1 1 2 0 0 0 0 0 0 1 13 18 9.00 1.000												

livebaseballscorecards.com



Batter	1	2	3	4	5	6	7	8	9	AB	R	H	RBI	BB	SO	LOB
<b>Chuck Knoblauch, R</b> (1, 4) <small>OBP: 0.357, SLG: 0.333</small>	2-1 		1-0 		2-1 			1-1 		4	0	1	0	0	0	0
<b>Alex Cole, L</b> (1, 8) <small>OBP: 0.353, SLG: 0.267</small> <b>Dave McCarty, R</b> (8, PH) <small>OBP: 0.444, SLG: 0.286</small> (9, 7)	0-1 		1-0 			1-0 		0-0 		3	0	2	0	0	0	0
<b>Kirby Puckett, R</b> (1, 9) <small>OBP: 0.320, SLG: 0.409</small>	3-1 		2-1 			1-2 		1-1 		4	0	0	0	0	1	4
<b>Kevin Maas, L</b> (1, 3) <small>OBP: 0.250, SLG: 0.357</small>		1-0 	1-0 			3-2 		0-0 		4	1	1	1	0	0	3
<b>Marty Cordova, R</b> (1, 7) <small>OBP: 0.261, SLG: 0.250</small> (9, 8)		1-1 		0-0 		0-1 		1-1 		4	1	1	0	0	0	1
<b>Matt Merullo, L</b> (1, 10) <small>OBP: 0.400, SLG: 0.385</small>		4-0 		2-0 		3-1 		2-1 		3	1	0	0	1	0	1
<b>Scott Leius, R</b> (1, 5) <small>OBP: 0.381, SLG: 0.444</small>		4-2 		2-2 		2-1 		2-2 		3	0	0	0	1	0	1
<b>Matt Walbeck, S</b> (1, 2) <small>OBP: 0.250, SLG: 0.250</small> <b>Jerald Clark, R</b> (9, PR) <small>OBP: 0.455, SLG: 1.000</small>		3-2 		0-0 		0-0 		2-0 		4	0	2	2	0	0	0
<b>Jeff Reboulet, R</b> (1, 6) <small>OBP: 0.385, SLG: 0.667</small> <b>Chip Hale, L</b> (9, PH)		1-2 		3-3 				2-1 		0	0	0	0	0	0	0
								1 SAFE 		3	0	0	0	0	1	2
										1	0	0	0	0	0	1

**BOTTOM**

**Kansas City Royals @ Minnesota Twins**  
 Hubert H. Humphrey Metrodome, Minneapolis, MN

Tue May 02 1995, 8:05 PM EDT  
 Att. 8,862 - Dome - 64 F

livebaseballscorecards.com

<b>AB</b>	<b>34</b>
<b>R</b>	<b>3</b>
<b>H</b>	<b>8</b>
<b>RBI</b>	<b>3</b>
<b>BB</b>	<b>2</b>
<b>SO</b>	<b>2</b>
<b>LOB</b>	<b>13</b>



Inning Stats	R: 0	H: 0	E: 0	K: 0	S: 6	H: 0	LOB: 0	BB: 0	P: 11	R: 1	H: 1	E: 0	K: 0	S: 11	H: 2	LOB: 1	BB: 0	P: 25	R: 0	H: 0	E: 0	K: 0	S: 5	H: 0	LOB: 0	BB: 0	P: 9	R: 0	H: 0	E: 0	K: 1	S: 6	H: 1	LOB: 1	BB: 0	P: 14	R: 0	H: 0	E: 0	K: 0	S: 5	H: 0	LOB: 0	BB: 0	P: 10	R: 0	H: 1	E: 0	K: 1	S: 10	H: 0	LOB: 0	BB: 0	P: 10	R: 0	H: 1	E: 0	K: 0	S: 7	H: 1	LOB: 1	BB: 0	P: 11	R: 2	H: 3	E: 0	K: 0	S: 11	H: 3	LOB: 1	BB: 0	P: 20	1B: 7	SF: 0	2B: 1	SAC: 0	3B: 0	DP: 1	HR: 1	HBP: 0	WP: 0	PA: 36
--------------	------	------	------	------	------	------	--------	-------	-------	------	------	------	------	-------	------	--------	-------	-------	------	------	------	------	------	------	--------	-------	------	------	------	------	------	------	------	--------	-------	-------	------	------	------	------	------	------	--------	-------	-------	------	------	------	------	-------	------	--------	-------	-------	------	------	------	------	------	------	--------	-------	-------	------	------	------	------	-------	------	--------	-------	-------	-------	-------	-------	--------	-------	-------	-------	--------	-------	--------

PITCHER	IP	WLS	BF	H	R	ER	SO	BB	IBB	HBP	BLK	WP	HR	S	P	ERA	WHIP
<b>Mark Gubicza, R</b> (1, 1) <small>ERA: 2.7</small>	6.0		23	4	1	1	2	2	0	0	1	0	0	43	80	1.50	1.000
<b>Chris Haney, L</b> (7, 1) <small>ERA:</small>	1.2		6	1	0	0	0	0	0	0	0	0	0	10	18	0.00	0.600
<b>Rusty Meacham, R</b> (8, 1) <small>ERA: 6.75</small>	0.1		1	0	0	0	0	0	0	0	0	0	0	2	3	0.00	0.000
<b>Jeff Montgomery, R</b> (9, 1) <small>ERA: 6.0</small>	1.0	S	6	3	2	2	0	0	0	0	0	0	1	11	20	18.00	3.000

Batter	1	2	3	4	5	6	7	8	9	AB R H RBI BB SO LOB	TOP														
<b>Michael Tucker, L</b> (1, 7) OBP: 0.353, SLG: 0.267 <b>Keith Miller, R</b> (7, PH) OBP: 0.250, SLG: 0.143 <b>Pat Borders, R</b> (9, PH) OBP: 0.333, SLG: 0.778 <b>David Howard, S</b> (9, PR)	F8					K			BB	4 1 1 0 0 1 3 0 0 0 0 1 0 0 1 0 1 0 0 0 0 0 0 0 0 0 0 0															
<b>Tom Goodwin, L</b> (1, 8) OBP: 0.333, SLG: 0.250 <b>Phil Hiatt, R</b> (7, PH) OBP: 0.300, SLG: 0.556 (7, 8)	F9					K			BB	3 1 0 0 1 2 1 1 0 0 0 1 0 2															
<b>Wally Joyner, L</b> (1, 3) OBP: 0.481, SLG: 0.455	BB					BB			BB	5 1 2 1 1 2 4															
<b>Bob Hamelin, L</b> (1, 10) OBP: 0.421, SLG: 0.333 <b>Joe Vitiello, R</b> (7, PH) <b>Jon Nunnally, L</b> (7, PH) OBP: 0.385, SLG: 0.583	1B					F8				4 0 2 1 0 0 1 0 0 0 0 0 0 0 1 0 0 0 0 1 2															
<b>Gary Gaetti, R</b> (1, 5) OBP: 0.385, SLG: 0.667	K					G1-3			L8	4 1 1 0 1 1 2															
<b>Greg Gagne, R</b> (1, 6) OBP: 0.440, SLG: 0.500										3 1 0 1 2 1 2															
<b>Felix Jose, S</b> (1, 9) OBP: 0.077, SLG: 0.154										5 2 1 0 0 3 4															
<b>Brent Mayne, L</b> (1, 2) OBP: 0.400, SLG: 0.333										4 2 2 2 1 1 1															
<b>Jose Lind, R</b> (1, 4) OBP: 0.350, SLG: 0.421										5 0 3 2 0 0 1															
<b>Inning Stats</b>	R: 0 E: 0 K: 1 S: 16	H: 1 LOB: 2 BB: 1 P: 27	R: 0 E: 0 K: 1 S: 10	H: 1 LOB: 1 BB: 0 P: 13	R: 7 E: 1 K: 1 S: 22	H: 6 LOB: 1 BB: 2 P: 38	R: 0 E: 0 K: 0 S: 8	H: 0 LOB: 0 BB: 0 P: 11	R: 0 E: 0 K: 2 S: 13	H: 1 LOB: 2 BB: 1 P: 22	R: 0 E: 0 K: 1 S: 8	H: 1 LOB: 2 BB: 1 P: 14	R: 2 E: 0 K: 2 S: 16	H: 2 LOB: 2 BB: 2 P: 27	R: 0 E: 0 K: 2 S: 8	H: 0 LOB: 0 BB: 0 P: 13	R: 0 E: 0 K: 2 S: 15	H: 1 LOB: 2 BB: 1 P: 29	1B: 10 2B: 3 3B: 0 HR: 0	SF: 0 SAC: 0 DP: 0 HBP: 0	WP: 1 PB: 0 SB: 0 CS: 0	PA: 48			
<b>PITCHER</b> <b>Pat Mahomes, R</b> (1, 1) ERA: 21.6 <b>Eddie Guardado, L</b> (3, 1) ERA: <b>Carl Willis, R</b> (6, 1) ERA: 94.5 <b>Mark Guthrie, L</b> (7, 1) ERA: <b>Dave Stevens, R</b> (7, 1) ERA: 2.08	IP	WLS	BF	H	R	ER	SO	BB	IBB	HBP	BLK	WP	HR	S	P	ERA	WHIP								
<b>PITCHER</b> <b>Rick Aguilera, R</b> (9, 1) ERA:	1.0	S	5	1	0	0	2	1	0	0	0	0	0	15	29	0.00	2.000								

**Kansas City Royals @ Minnesota Twins**  
 Hubert H. Humphrey Metrodome, Minneapolis, MN  
 Wed May 03 1995, 8:05 PM EDT  
 Att. 8,738 - Dome - 68 F

[livebaseballscorecards.com](http://livebaseballscorecards.com)

<b>AB</b>	<b>40</b>
<b>R</b>	<b>9</b>
<b>H</b>	<b>13</b>
<b>RBI</b>	<b>7</b>
<b>BB</b>	<b>8</b>
<b>SO</b>	<b>12</b>
<b>LOB</b>	<b>23</b>



Batter	1	2	3	4	5	6	7	8	9
<b>Chuck Knoblauch, R</b> (1, 4) <small>OBP: 0.394, SLG: 0.429</small>	2-2  1B		3-2  E8 2-H	2-0  FC6-4 1B 1-2f		4-1  SF9 G4-3 2B 1-2 BB		0-0  2B 3B	
<b>Alex Cole, L</b> (1, 8) <small>OBP: 0.409, SLG: 0.368</small>	1-2  G6-3		4-2  1B 1B BB	0-2  1B 1-2 1B		2-2  G4-3 1-2 2-3		1-0  2B 3-H	
<b>Kirby Puckett, R</b> (1, 9) <small>OBP: 0.367, SLG: 0.423</small>	1-3  K		0-1  1B 1-2 1B	0-1  1B 1-2 2-H 1B		4-1  2B IBB		1-1  F7	
<b>Kevin Maas, L</b> (1, 3) <small>OBP: 0.316, SLG: 0.412</small> <b>Dave McCarty, R</b> (5, PR) <small>OBP: 0.400, SLG: 0.286</small> (6, 3) <b>Chip Hale, L</b> (8, PH) <b>Jerald Clark, R</b> (9, 3) <small>OBP: 0.455, SLG: 1.000</small> <b>Marty Cordova, R</b> (1, 7) <small>OBP: 0.321, SLG: 0.480</small>		3-1  G4-3	0-0  E7 1-3 2-H 1B		2-1  1B 1B	1-0  SF9 2-3 3-H		0-3  K	
<b>Matt Merullo, L</b> (1, 10) <small>OBP: 0.368, SLG: 0.353</small>		0-1  HR	1-3  K		1-2  1B 1-3 1B	3-2  2B 1-H 3-H 2B		0-3  K	
<b>Scott Leius, R</b> (1, 5) <small>OBP: 0.400, SLG: 0.429</small>		2-2  CS BB 1B	1-2  P6		0-0  F7 1-2	3-2  K			
<b>Matt Walbeck, S</b> (1, 2) <small>OBP: 0.200, SLG: 0.200</small>		4-2  BB	2-2  F9		1-1  G6-4-3 1B 2-H 3-H		3-1  G5-3		
<b>Jeff Reboulet, R</b> (1, 6) <small>OBP: 0.412, SLG: 0.688</small>		3-3  K 2-3		2-3  K2-3		1-1  G6-4-3 1-2f		1-0  L7	
			3-2  E 2B	3-2  FC6-4 1B		2-1  E6 G4-3 BB SF9		3-1  F8	

AB	R	H	RBI	BB	SO	LOB
4	3	2	0	1	0	0
4	1	2	1	1	0	2
4	1	2	0	1	1	1
3	0	2	1	0	0	0
0	1	0	1	0	0	0
1	0	0	0	0	1	1
0	0	0	0	0	0	0
5	2	3	3	0	2	3
4	0	1	0	0	1	5
3	0	1	2	1	0	2
4	0	0	0	0	2	4
4	2	2	0	0	0	0

**BOTTOM**

**Kansas City Royals @ Minnesota Twins**  
 Hubert H. Humphrey Metrodome, Minneapolis, MN

Wed May 03 1995, 8:05 PM EDT  
 Att. 8,738 - Dome - 68 F

[livebaseballscorecards.com](http://livebaseballscorecards.com)

<b>AB</b>	<b>36</b>
<b>R</b>	<b>10</b>
<b>H</b>	<b>15</b>
<b>RBI</b>	<b>8</b>
<b>BB</b>	<b>4</b>
<b>SO</b>	<b>7</b>
<b>LOB</b>	<b>18</b>



1B: 10	SF: 1
2B: 4	SAC: 0
3B: 1	DP: 2
HR: 1	HBP: 0

WP: 0	PA: 41
PB: 0	
SB: 0	
CS: 1	

Inning Stats		R: 0	H: 1	E: 0	K: 1	S: 9	R: 1	H: 2	E: 0	K: 1	S: 13	R: 3	H: 3	E: 2	K: 1	S: 20	R: 0	H: 3	E: 0	K: 1	S: 12	R: 2	H: 3	E: 0	K: 0	S: 10	R: 3	H: 1	E: 1	K: 1	S: 16	R: 0	H: 0	E: 0	K: 0	S: 5	R: 1	H: 2	E: 0	K: 2	S: 10
PITCHER		IP	WLS	BF	H	R	ER	SO	BB	IBB	HBP	BLK	WP	HR	S	P	ERA	WHIP	PITCHER		IP	WLS	BF	H	R	ER	SO	BB	IBB	HBP	BLK	WP	HR	S	P	ERA	WHIP				
Tom Gordon, R	(1, 1)	4.0		23	11	6	5	4	2	0	0	0	0	1	59	99	11.25	3.250	Tom Gordon, R		4.0		23	11	6	5	4	2	0	0	0	0	1	59	99	11.25	3.250				
Hipolito Pichardo, R	(5, 1)	1.2		9	2	3	0	0	1	1	0	0	0	0	18	36	0.00	1.800	Hipolito Pichardo, R		1.2		9	2	3	0	0	1	1	0	0	0	0	18	36	0.00	1.800				
Billy Brewer, L	(6, 1)	1.1		4	0	0	0	1	0	0	0	0	0	0	8	17	0.00	0.000	Billy Brewer, L		1.1		4	0	0	0	1	0	0	0	0	0	8	17	0.00	0.000					
Rusty Meacham, R	(8, 1)	1.0	L	5	2	1	1	2	0	0	0	0	0	0	10	12	9.00	2.000	Rusty Meacham, R		1.0	L	5	2	1	1	2	0	0	0	0	10	12	9.00	2.000						

Batter	1	2	3	4	5	6	7	8	9	AB R H RBI BB SO LOB	TOP		
Michael Tucker, L (1, 7) OBP: 0.300, SLG: 0.222 Joe Vitiello, R (7, PH) David Howard, S (7, 8)	0-0 F8		0-0 G3		0-3 K		0-3 K			3 0 0 0 0 1 0 1 0 0 0 0 1 1 0 0 0 0 0 0 0	<b>Kansas City Royals @ Minnesota Twins</b> Hubert H. Humphrey Metrodome, Minneapolis, MN Thu May 04 1995, 4:33 AM EDT Att. 11,935 - Dome <a href="http://livebaseballscorecards.com">livebaseballscorecards.com</a>		
Tom Goodwin, L (1, 8) OBP: 0.296, SLG: 0.217 Phil Hiatt, R (7, PH) (7, 7) (9, 9)	0-0 L7		0-0 G4-3		0-3 K		0-0 HR			3 0 0 0 0 1 0 1 1 1 2 0 0 0			
Wally Joyner, L (1, 3) OBP: 0.452, SLG: 0.462	0-0 1B 2B		0-0 F8			0-0 F7	0-0 G4-3			4 1 1 0 0 0 0			
Bob Hamelin, L (1, 10) OBP: 0.435, SLG: 0.389	4-0 1B E BB			0-0 F9		0-0 G6-3 2B		0-0 G3-1		3 1 1 0 1 0 0			
Gary Gaetti, R (1, 5) OBP: 0.400, SLG: 0.630	0-0 E7 1B			4-0 HR BB		0-0 G6-3		0-3 K		3 1 1 1 1 1 1			
Greg Gagne, R (1, 6) OBP: 0.448, SLG: 0.600	0-0 G6-3			0-0 HR		4-0 BB		0-0 G5-3		3 1 1 2 1 0 1			
Felix Jose, S (1, 9) OBP: 0.235, SLG: 0.250 Jon Nunnally, L (9, PR) (9, 7)		0-0 G6-3 1B		0-0 G1-6-3 1B		0-0 G5-3		4-0 G3-6-3 BB		3 0 2 0 1 0 2 0 0 0 0 0 0 0			
Brent Mayne, L (1, 2) OBP: 0.316, SLG: 0.250		0-0 F8		0-0 G1-6-3			0-0 G4-3		0-0 G3-6-3	4 0 0 0 0 0 3			
Jose Lind, R (1, 4) OBP: 0.333, SLG: 0.391		0-0 G6-3			0-0 F7			0-0 G3		4 1 1 0 0 0 2			
<b>Inning Stats</b>	R: 2 H: 2 E: 1 LOB: 1 K: 0 BB: 1 S: 5 P: 9	R: 0 H: 1 E: 0 LOB: 0 K: 0 BB: 0 S: 3 P: 3	R: 0 H: 0 E: 0 LOB: 0 K: 0 BB: 0 S: 3 P: 3	R: 2 H: 2 E: 0 LOB: 0 K: 0 BB: 1 S: 4 P: 8	R: 0 H: 0 E: 0 LOB: 0 K: 2 BB: 0 S: 7 P: 7	R: 0 H: 1 E: 0 LOB: 2 K: 0 BB: 1 S: 4 P: 8	R: 2 H: 2 E: 0 LOB: 0 K: 1 BB: 0 S: 7 P: 7	R: 0 H: 0 E: 0 LOB: 0 K: 1 BB: 0 S: 5 P: 5	R: 0 H: 0 E: 0 LOB: 1 K: 0 BB: 1 S: 2 P: 6	1B: 4 SF: 0 2B: 2 SAC: 0 3B: 0 DP: 3 HR: 2 HBP: 0		WP: 0 PA: 36 PB: 0 SB: 0 CS: 0	
<b>PITCHER</b>	IP WLS BF H R ER SO BB IBB HBP BLK WP HR S P ERA WHIP											<b>PITCHER</b>	IP WLS BF H R ER SO BB IBB HBP BLK WP HR S P ERA WHIP
LaTroy Hawkins, R (1, 1) ERA: 12.27	5.2 L 24 6 4 3 2 3 0 0 0 0 0 1 25 37 4.76 1.588												
Rich Robertson, L (6, 1) ERA: 4.91	1.1 6 2 2 2 1 0 0 0 0 0 0 1 8 8 13.50 1.500												
Kevin Campbell, R (8, 1) ERA:	1.0 3 0 0 0 1 0 0 0 0 0 0 0 5 5 0.00 0.000												
Vince Horsman, L (9, 1) ERA: 27.0	1.0 3 0 0 0 0 1 0 0 0 0 0 0 2 6 0.00 1.000												

Batter	1	2	3	4	5	6	7	8	9	AB R H RBI BB SO LOB
Chuck Knoblauch, R (1, 4) OBP: 0.351, SLG: 0.375	0-3 K ①		0-3 K ②		0-3 K ②			0-0 E6 1B		4 0 0 0 0 3 1
Alex Cole, L (1, 8) OBP: 0.423, SLG: 0.391	0-0 P6		0-0 1B		0-3 K ③			0-0 1B		4 0 2 0 0 1 0
Kirby Puckett, R (1, 10) OBP: 0.353, SLG: 0.400	0-0 1B		0-0 L7			0-0 G5-3		0-3 K ②		4 0 1 0 0 1 3
Marty Cordova, R (1, 7) OBP: 0.281, SLG: 0.414	0-0 P4			0-3 K ①		0-0 G6-3		0-0 F8		4 0 0 0 0 1 2
Matt Merullo, L (1, 2) OBP: 0.391, SLG: 0.350		0-3 K ①		0-0 1B		4-0 BB			0-0 G1-3	3 0 1 0 1 1 0
Jerald Clark, R (1, 9) OBP: 0.467, SLG: 0.933		0-3 K ②		0-0 1B		0-3 K ③			0-0 1B	4 0 2 0 0 2 1
Scott Leius, R (1, 5) Chip Hale, L (9, PH)		0-0 G6-3		0-0 P4			0-0 G5-3		0-3 K ②	3 0 0 0 0 0 2 1 0 0 0 0 1 1
Dave McCarty, R (1, 3) OBP: 0.286, SLG: 0.182			0-0 G6-3	0-3 K ③			0-3 K ②		0-3 K ③	4 0 0 0 0 3 3
Pat Meares, R (1, 6) OBP: 0.267, SLG: 0.267			0-0 1B		0-3 K ①		0-3 K2-3			3 0 1 0 0 2 0

Inning Stats	R: 0	H: 1	E: 0	K: 1	S: 6	LOB: 1	BB: 0	P: 6	R: 0	H: 0	E: 0	K: 2	S: 7	LOB: 0	BB: 0	P: 7	R: 0	H: 2	E: 0	K: 1	S: 7	LOB: 2	BB: 0	P: 7	R: 0	H: 0	E: 0	K: 3	S: 9	LOB: 0	BB: 0	P: 9	R: 0	H: 0	E: 0	K: 1	S: 5	LOB: 1	BB: 1	P: 9	R: 0	H: 0	E: 0	K: 2	S: 7	LOB: 0	BB: 0	P: 7	R: 0	H: 1	E: 1	K: 1	S: 6	LOB: 1	BB: 0	P: 6	R: 0	H: 1	E: 0	K: 2	S: 8	LOB: 1	BB: 0	P: 8	1B: 6	SF: 0	2B: 1	SAC: 0	3B: 0	DP: 0	HR: 0	HBP: 0	WP: 0	PA: 35
--------------	------	------	------	------	------	--------	-------	------	------	------	------	------	------	--------	-------	------	------	------	------	------	------	--------	-------	------	------	------	------	------	------	--------	-------	------	------	------	------	------	------	--------	-------	------	------	------	------	------	------	--------	-------	------	------	------	------	------	------	--------	-------	------	------	------	------	------	------	--------	-------	------	-------	-------	-------	--------	-------	-------	-------	--------	-------	--------

PITCHER	IP	WLS	BF	H	R	ER	SO	BB	IBB	HBP	BLK	WP	HR	S	P	ERA	WHIP
Kevin Appier, R (1, 1) ERA: 0.46	7.0	W	27	5	0	0	12	1	0	0	0	0	0	50	54	0.00	0.857
Dilson Torres, R (8, 1) ERA: 2.7	2.0		8	2	0	0	3	0	0	0	0	0	0	14	14	0.00	1.000

**BOTTOM**

**Kansas City Royals @ Minnesota Twins**  
**Hubert H. Humphrey Metrodome, Minneapolis, MN**

Thu May 04 1995, 4:33 AM EDT  
 Att. 11,935 - Dome

livebaseballscores.com

<b>AB</b>	<b>34</b>
<b>R</b>	<b>0</b>
<b>H</b>	<b>7</b>
<b>RBI</b>	<b>0</b>
<b>BB</b>	<b>1</b>
<b>SO</b>	<b>15</b>
<b>LOB</b>	<b>13</b>



Batter	1	2	3	4	5	6	7	8	9	10	11	12	AB	R	H	RBI	BB	SO	LOB	TOP					
Michael Tucker, L (1, 7) OBP: 0.308, SLG: 0.217	0-1 B5-3		3-3 K		0-3 K		1 SAFE 2-2 L7		1 SAFE 1-2 1B		4-0 IBB		5	0	1	0	1	2	2						
Tom Goodwin, L (1, 8) Jon Nunnally, L (9, PH) Pat Borders, R (9, 2) OBP: 0.323, SLG: 0.231 OBP: 0.357, SLG: 0.538 OBP: 0.300, SLG: 0.700	1-2 B5-3		4-2 CS BB		1-0 G1-3		0-2 CS SH3 1B		2-2 P4		2-2 F8		3	0	1	0	1	0	1						
Wally Joyner, L (1, 3) OBP: 0.472, SLG: 0.500	1-0 1B 2B		4-2 1-2 BB		1-3 K		0-0 SH3		3-2 F8		3-2 FC1-6 1B		4	1	2	0	1	1	0						
Bob Hamelin, L (1, 10) Keith Miller, R (8, PH) OBP: 0.423, SLG: 0.381 OBP: 0.364, SLG: 0.222	0-1 1B		0-3 K		1-3 K		4-1 E BB		3-2 FC6-4 1B		0-2 FC1-6 1B		3	0	1	0	0	2	1						
Gary Gaetti, R (1, 5) OBP: 0.417, SLG: 0.606	0-2 1B		0-0 G5-3		2-1 FC5-4 1B		0-1 E5		0-1 FC6-4 WP		0-1 1B 2B 1B		6	1	3	1	0	0	2						
Felix Jose, S (1, 9) OBP: 0.217, SLG: 0.227	2-2 G1-3		0-3 K		0-1 FC5-4		1-2 F8		3-2 G3		0-1 2B 1B		6	0	1	1	0	1	6						
Greg Gagne, R (1, 6) OBP: 0.486, SLG: 0.621		4-2 G6-3 BB		0-0 G6-3		1-2 1B		3-2 F9		1-2 G4-3 SH2-3 HBP		0-0 2B	4	0	2	1	1	0	0						
Brent Mayne, L (1, 2) David Howard, S (9, PR) OBP: 0.348, SLG: 0.263		1-1 G6-3		3-2 1B		2-3 K		4-2 1B BB		2-0 SH2-3		2-3 K	3	0	1	0	1	1	2						
Joe Randa, R (1, 4) Jose Lind, R (9, PH) OBP: 0.296, SLG: 0.346		2-2 F9		1-3 K		0-0 P9		3-1 L8		0-2 G4-3		0-0 G5-3	3	0	0	0	0	1	2						
<b>Inning Stats</b>	R: 1 E: 0 K: 0 S: 14	H: 3 LOB: 2 BB: 0 P: 18	R: 0 E: 0 K: 0 S: 8	H: 0 LOB: 0 BB: 1 P: 15	R: 0 E: 0 K: 2 S: 14	H: 0 LOB: 1 BB: 2 P: 24	R: 0 E: 0 K: 1 S: 5	H: 0 LOB: 0 BB: 0 P: 5	R: 0 E: 0 K: 2 S: 10	H: 1 LOB: 1 BB: 0 P: 18	R: 0 E: 0 K: 2 S: 10	H: 1 LOB: 2 BB: 1 P: 15	R: 0 E: 1 K: 0 S: 10	H: 1 LOB: 2 BB: 1 P: 15	R: 0 E: 0 K: 0 S: 14	H: 1 LOB: 1 BB: 0 P: 23	R: 0 E: 0 K: 0 S: 10	H: 0 LOB: 2 BB: 1 P: 19	R: 2 E: 0 K: 1 S: 16	H: 4 LOB: 2 BB: 0 P: 20	1B: 11 2B: 2 3B: 0 HR: 0	SF: 0 SAC: 2 DP: 1 HBP: 1	WP: 1 PB: 0 SB: 0 CS: 2	PA: 54	
<b>PITCHER</b>	IP	WLS	BF	H	R	ER	SO	BB	IBB	HBP	BLK	WP	HR	S	P	ERA	WHIP								
Jason Bere, R (1, 1) ERA: 2.7	7.0		28	6	1	1	8	3	0	0	0	0	0	78	111	1.29	1.286								
Scott Radinsky, L (8, 1) ERA:	0.2		3	1	0	0	0	1	0	0	0	0	0	5	9	0.00	3.000								
Jose DeLeon, R (8, 1) ERA: 8.59	1.1		7	1	0	0	0	1	0	0	0	0	0	18	32	0.00	1.500								
Atlee Hammaker, L (10, 1) ERA: 18.0	0.1		1	0	0	0	0	0	0	0	0	0	0	5	8	0.00	0.000								
Kirk McCaskill, R (10, 1) ERA: 7.04	2.2	L	15	5	2	2	1	0	1	1	0	1	0	35	54	6.75	1.875								

Kansas City Royals @ Chicago White Sox  
Comiskey Park, Chicago, IL  
Fri May 05 1995, 8:05 PM EDT  
Att. 18,511 - Unknown - 55 F

AB	45
R	3
H	13
RBI	3
BB	6
SO	9
LOB	27



livebaseballscorecards.com



Batter	1	2	3	4	5	6	7	8	9	10	11	12	AB	R	H	RBI	BB	SO	LOB
Ray Durham, S OBP: 0.238, SLG: 0.205	(1, 4) 2-2 F7		(2, 3) K			(3, 2) P7		(2, 3) K		(1, 3) K			5	0	0	0	0	3	1
Dave Martinez, L OBP: 0.167, SLG: 0.167	(1, 7) 1-2			(1, 2) G6-3		(2, 3) K		(0, 2) F7		(1, 2) G4-3			4	0	1	0	0	1	0
Norberto Martin, R (11, PH)													0	0	0	0	0	0	0
Tim Raines, S OBP: 0.433, SLG: 0.517	(11, PH) (12, 7) PO 1B												1	0	0	0	0	0	0
Frank Thomas, R OBP: 0.425, SLG: 0.531	(1, 3) 2-3 K			(0, 0) G5-3		(1, 1) L7			(2, 2) G3		(2, 1) F9		5	0	0	0	0	1	1
Chris Sabo, R OBP: 0.308, SLG: 0.361	(1, 10) 0-1 PO	(1, 10) 1 SAFE		(1, 2) G5-3		(1, 1) HBP		(0, 1) 2B G4-3 1B		(0, 1) 1B			4	1	2	0	0	0	0
Robin Ventura, L OBP: 0.395, SLG: 0.500	(1, 5)		(4, 2) G1-3 BB		(1, 1) P6		(0, 0) G4-3 2B		(3, 1) L9				4	0	1	0	1	0	2
Mike Devereaux, R OBP: 0.343, SLG: 0.406	(1, 9)		(2, 2) G1-3			(1, 2) G6-3 2B		(2, 1) G4-3		(1, 1) G4-3			5	0	1	1	0	0	3
Lance Johnson, L OBP: 0.306, SLG: 0.294	(1, 8)		(2, 1) P9			(0, 1) G6-3		(1, 0) G4-3					5	0	1	0	0	0	3
Ron Karkovice, R OBP: 0.308, SLG: 0.333	(1, 2)		(0, 1) P5			(0, 0) FC3-2-5-3-2		(3, 1) F8		(3, 2) G3			2	0	0	0	0	0	1
Warren Newson, L OBP: 0.500, SLG: 0.333	(7, PH)									(1, 2) G3			1	0	0	0	0	0	1
Michael LaValliere, L (8, 2)													1	0	0	0	0	0	1
Ozzie Guillen, L OBP: 0.313, SLG: 0.333	(1, 6)		(1, 1) G5-3			(0, 1) P5		(1, 1) P8		(0, 3) K			4	0	0	0	0	1	2

Inning Stats	R: 0	H: 1	E: 0	LOB: 0	K: 1	P: 16	R: 0	H: 0	E: 0	LOB: 1	K: 0	P: 19	R: 0	H: 0	E: 0	LOB: 0	K: 1	P: 11	R: 0	H: 0	E: 0	LOB: 1	K: 0	P: 10	R: 0	H: 1	E: 0	LOB: 0	K: 1	P: 18	R: 1	H: 2	E: 0	LOB: 1	K: 0	P: 14	R: 0	H: 0	E: 0	LOB: 0	K: 1	P: 11	R: 0	H: 1	E: 0	LOB: 1	K: 0	P: 15	R: 0	H: 1	E: 0	LOB: 1	K: 2	P: 16	R: 0	H: 0	E: 0	LOB: 0	K: 0	P: 10	R: 0	H: 0	E: 0	LOB: 0	K: 0	P: 8	1B: 4	2B: 2	3B: 0	HR: 0	SF: 0	SAC: 0	DP: 0	HBP: 1	WP: 0	PA: 44
--------------	------	------	------	--------	------	-------	------	------	------	--------	------	-------	------	------	------	--------	------	-------	------	------	------	--------	------	-------	------	------	------	--------	------	-------	------	------	------	--------	------	-------	------	------	------	--------	------	-------	------	------	------	--------	------	-------	------	------	------	--------	------	-------	------	------	------	--------	------	-------	------	------	------	--------	------	------	-------	-------	-------	-------	-------	--------	-------	--------	-------	--------

PITCHER	IP	WLS	BF	H	R	ER	SO	BB	IBB	HBP	BLK	WP	HR	S	P	ERA	WHIP
Doug Linton, R ERA: 3.09	(1, 1)	8.0	29	4	1	1	4	1	0	1	0	0	0	73	109	1.12	0.625
Hipolito Pichardo, R ERA: 3.38	(9, 1)	1.0	4	1	0	0	0	0	0	0	0	0	0	9	15	0.00	1.000
Billy Brewer, L ERA: 3.0	(10, 1)	1.0	4	1	0	0	2	0	0	0	0	0	0	12	16	0.00	1.000
Rusty Meacham, R ERA: 5.4	(11, 1)	1.0	W 3	0	0	0	0	0	0	0	0	0	0	7	10	0.00	0.000
Jeff Montgomery, R ERA: 4.5	(12, 1)	1.0	S 3	0	0	0	0	0	0	0	0	0	0	5	8	0.00	0.000


**BOTTOM**

**Kansas City Royals @ Chicago White Sox**  
Comiskey Park, Chicago, IL

Fri May 05 1995, 8:05 PM EDT  
Att: 18,511 - Unknown - 55 F

livebaseballscorecards.com

AB	41
R	1
H	6
RBI	1
BB	1
SO	6
LOB	15



Batter	1	2	3	4	5	6	7	8	9	AB R H RBI BB SO LOB	TOP
Keith Miller, R (1, 7) OBP: 0.467, SLG: 0.615	0-2 BLK 1B		0-0 1-H HR		1-2 F8		0-0 2-H 1B			4 1 3 3 0 0 0	<b>Kansas City Royals @ Chicago White Sox</b> Comiskey Park, Chicago, IL Sat May 06 1995, 8:05 PM EDT Att. 24,770 - Unknown - 60 F
Jose Lind, R (1, 4) OBP: 0.258, SLG: 0.300	2-3 K		0-0 L4		2-1 G6-3		0-2 SAFE G6-3			4 0 0 0 0 1 2	
Greg Gagne, R (1, 6) OBP: 0.436, SLG: 0.545	2-3 K		2-1 F9			1-2 F9		0-1 F9		4 0 0 0 0 1 1	
Gary Gaetti, R (1, 5) OBP: 0.375, SLG: 0.541	1-1 F8			1-0 G6-3		0-0 P2		1-2 G6-3		4 0 0 0 0 0 1	
Felix Jose, S (1, 9) OBP: 0.222, SLG: 0.200		0-0 F9		4-2 BB BB		3-2 K		0-3 K		3 0 0 0 1 2 0	
Russ McGinnis, R (1, 3) Brent Mayne, L (9, PH) OBP: 0.333, SLG: 0.250		2-1 G6-3		4-2 SAFE BB		3-2 E8 2B		2-2 F7		2 1 0 0 1 0 0 1 0 0 0 0 0 0	
Joe Vitiello, R (1, 10) Michael Tucker, L (9, PH) OBP: 0.296, SLG: 0.208		1-1 F9		0-3 K		0-0 L1		0-1 P6		3 0 0 0 0 1 3 1 0 0 0 0 0 0	
David Howard, S (1, 8) Wally Joyner, L (9, PH) OBP: 0.459, SLG: 0.484			0-0 F8	2-1 G6-3			0-2 P7		0-0 F8	3 0 0 0 0 0 3 1 0 0 0 0 0 0	
Pat Borders, R (1, 2) OBP: 0.385, SLG: 0.769			1-1 HR 1B		0-0 G6-3		2-0 1B 2B			3 2 2 1 0 0 0	
<b>Inning Stats</b>	R: 0 H: 1 E: 0 LOB: 1 K: 2 BB: 0 S: 12 P: 17	R: 0 H: 0 E: 0 LOB: 0 K: 0 BB: 0 S: 5 P: 8	R: 2 H: 2 E: 0 LOB: 0 K: 0 BB: 0 S: 7 P: 10	R: 0 H: 0 E: 0 LOB: 2 K: 1 BB: 2 S: 11 P: 22	R: 0 H: 0 E: 0 LOB: 0 K: 0 BB: 0 S: 6 P: 9	R: 0 H: 0 E: 0 LOB: 0 K: 1 BB: 0 S: 7 P: 11	R: 2 H: 2 E: 1 LOB: 1 K: 0 BB: 0 S: 13 P: 18	R: 0 H: 0 E: 0 LOB: 0 K: 1 BB: 0 S: 8 P: 9	R: 0 H: 0 E: 0 LOB: 0 K: 0 BB: 0 S: 6 P: 8	1B: 3 SF: 0 2B: 1 SAC: 0 3B: 0 DP: 0 HR: 1 HBP: 0	
<b>PITCHER</b>	IP WLS BF H R ER SO BB IBB HBP BLK WP HR S P ERA WHIP										
Wilson Alvarez, L (1, 1) ERA: 3.0	7.0 W 29 5 4 2 4 2 0 0 0 1 0 1 61 95 2.57 1.000										
Isidro Marquez, R (8, 1) ERA: 7.71	1.0 3 0 0 0 1 0 0 0 0 0 0 0 8 9 0.00 0.000										
Roberto Hernandez, R (9, 1) ERA: 3.86	1.0 S 3 0 0 0 0 0 0 0 0 0 0 0 6 8 0.00 0.000										

livebaseballscorecards.com

AB	33
R	4
H	5
RBI	4
BB	2
SO	5
LOB	10



Batter	1	2	3	4	5	6	7	8	9	AB	R	H	RBI	BB	SO	LOB	BOTTOM	
Lance Johnson, L OBP: 0.341, SLG: 0.333 (1, 8)	0-0 G3	0-0 2B 1B		1-0 1B 1-2 1B		0-0 3B 1B		2-2 4-3		5	2	3	0	0	0	0	<b>Kansas City Royals @ Chicago White Sox</b> Comiskey Park, Chicago, IL Sat May 06 1995, 8:05 PM EDT Att: 24,770 - Unknown - 60 F	
Tim Raines, S OBP: 0.457, SLG: 0.647 (1, 7)	1-0 G6-3	3-2 WP 1-H 2-H 2B		1-1 P5		1-1 1-H 3B		2-0 2B		5	0	3	3	0	0	2		
Frank Thomas, R OBP: 0.444, SLG: 0.528 (1, 3)	3-2 1B	2-1 G6-3		2-0 1-3 2-H 1B		1-1 G6-3		4-0 IBB		4	0	2	1	1	0	2		
Chris Sabo, R OBP: 0.273, SLG: 0.317 (1, 10)	1-2 G4-3		1-1 F7	2-3 K		0-0 F8		1-1 P2		5	0	0	0	0	1	6		
Robin Ventura, L OBP: 0.381, SLG: 0.452 (1, 5)		0-1 F7	3-2 F8		4-0 FC1-5 S BB		1-0 P2			3	0	0	0	1	0	0		
Mike Devereaux, R OBP: 0.343, SLG: 0.406 Warren Newson, L OBP: 0.500, SLG: 0.833 (2, PH) (3, 9)		4-2 G4-3 HR BB	0-1 HR		3-3 K 1-2		2-1 F7			0	0	0	0	0	0	0		
Norberto Martin, R OBP: 0.125, SLG: 0.125 (1, 4)		0-1 G4-3	1-2 G4-3		1-1 FC1-5 2-3		0-0 1B			4	0	1	0	0	0	2		
Ron Karkovice, R OBP: 0.300, SLG: 0.440 (1, 2)		1-0 HR 2-H		2-0 E5 1B 1B		2-3 K		1-3 K		4	2	1	2	0	2	2		
Ozzie Guillen, L OBP: 0.300, SLG: 0.316 (1, 6)		1-0 1B 2B 1B		1 SAFE 0-1 F8		0-0 F8		1-1 F9		4	1	1	0	0	0	1		
Inning Stats	R: 0 E: 0 K: 0 S: 9	H: 1 LOB: 1 BB: 0 P: 14	R: 4 E: 0 K: 0 S: 16	H: 4 LOB: 1 BB: 1 P: 27	R: 1 E: 0 K: 0 S: 10	H: 1 LOB: 0 BB: 0 P: 15	R: 1 E: 1 K: 1 S: 10	H: 2 LOB: 2 BB: 0 P: 18	R: 0 E: 0 K: 2 S: 9	H: 0 LOB: 1 BB: 1 P: 18	R: 1 E: 0 K: 0 S: 7	H: 2 LOB: 1 BB: 0 P: 9	R: 0 E: 0 K: 1 S: 7	H: 1 LOB: 1 BB: 0 P: 11	R: 0 E: 0 K: 0 S: 8	H: 1 LOB: 2 BB: 1 P: 18		1B: 7 2B: 2 3B: 1 HR: 2 SF: 0 SAC: 0 DP: 0 HBP: 0 WP: 1 PA: 40
PITCHER	IP	WLS	BF	H	R	ER	SO	BB	IBB	HBP	BLK	WP	HR	S	P	ERA	WHIP	
Mark Gubicza, R ERA: 5.27 (1, 1)	3.2	L	21	8	6	5	0	1	0	0	0	1	2	42	69	12.27	2.455	
Melvin Bunch, R ERA: 2.25 (4, 1)	4.0		18	4	1	1	4	1	1	0	0	0	0	32	58	2.25	1.250	
Dilson Torres, R ERA: 2.45 (8, 1)	0.1		1	0	0	0	0	0	0	0	0	0	0	2	3	0.00	0.000	

livebaseballscores.com

AB	37
R	7
H	12
RBI	7
BB	3
SO	4
LOB	16



Batter	1	2	3	4	5	6	7	8	9	AB R H RBI BB SO LOB	TOP											
Vince Coleman, S OBP: 0.600, SLG: 1.500 (1, 9)		0-0 G4-3		0-1 G4-6-3	2-0 2B			0-0 HR		4 2 2 1 1 0 1												
Tom Goodwin, L OBP: 0.361, SLG: 0.267 (1, 8)	0-2 CS 1B	1-0 G3-6 1B		4-1 HBP BB BB	1-3 K			1-2 F7		4 1 2 1 1 1 2												
Wally Joyner, L OBP: 0.452, SLG: 0.486 (1, 3)	3-1 SAFE 1B 2B	0-1 G3-6		4-1 BB HBP BB		1-0 L4		1-0 F8		4 1 1 0 1 0 1												
Gary Gaetti, R OBP: 0.356, SLG: 0.488 (1, 5)	3-1 G5-3		1-1 F9	2-1 BB HBP		2-1 F9		2-3 K		4 0 0 0 0 1 1												
Bob Hamelin, L OBP: 0.419, SLG: 0.360 (1, 10)	2-1 1B 1B		2-2 G4-3	4-2 BB		1-2 F8		1-2 G3-1		4 1 1 2 1 0 0												
Greg Gagne, R OBP: 0.432, SLG: 0.526 (1, 6)	0-1 2B 1B		2-2 1B 1B	2-0 P8		0-0 P3		1-0 G6-3		5 1 2 1 0 0 3												
Brent Mayne, L OBP: 0.357, SLG: 0.261 (1, 2)	4-1 2B BB		1-1 1B		0-0 G4-3		0-0 G4-3			3 1 1 0 1 0 0												
Michael Tucker, L OBP: 0.290, SLG: 0.250 (1, 7)	1-0 1B CS 2B		2-2 G1-3		0-0 F8		1-2 F7			4 0 1 2 0 0 2												
Jose Lind, R OBP: 0.314, SLG: 0.333 (1, 4)	2-1 1B		1-1 G4-6-3 1B		4-1 2B BB		3-2 G6-3			3 0 2 0 1 0 0												
<b>Inning Stats</b>	R: 5 E: 0 K: 0 S: 22	H: 6 LOB: 1 BB: 2 P: 44	R: 0 E: 0 K: 0 S: 4	H: 1 LOB: 0 BB: 0 P: 5	R: 0 E: 0 K: 0 S: 14	H: 2 LOB: 2 BB: 0 P: 22	R: 1 E: 0 K: 0 S: 11	H: 1 LOB: 3 BB: 3 P: 27	R: 0 E: 0 K: 1 S: 7	H: 1 LOB: 2 BB: 1 P: 14	R: 0 E: 0 K: 0 S: 6	H: 0 LOB: 0 BB: 0 P: 10	R: 0 E: 0 K: 0 S: 5	H: 0 LOB: 0 BB: 0 P: 6	R: 1 E: 0 K: 0 S: 8	H: 1 LOB: 0 BB: 0 P: 13	R: 0 E: 0 K: 1 S: 7	H: 0 LOB: 0 BB: 0 P: 11	1B: 8 2B: 3 3B: 0 HR: 1	SF: 0 SAC: 0 DP: 2 HBP: 1	WP: 0 PB: 0 SB: 1 CS: 2	PA: 43
<b>PITCHER</b>	IP WLS BF H R ER SO BB IBB HBP BLK WP HR S P ERA WHIP																					
James Baldwin, R ERA: 18.69 (1, 1)	0.2 L 8 5 5 5 0 2 0 0 0 0 0 0 18 35 67.50 10.500																					
Scott Ruffcorn, R ERA: 7.88 (1, 1)	3.1 16 5 1 1 0 3 0 1 0 0 0 0 33 63 2.70 2.400																					
Tim Fortugno, L ERA: 2.25 (5, 1)	4.0 15 2 1 1 1 1 0 0 0 0 0 1 26 43 2.25 0.750																					
Isidro Marquez, R ERA: 6.35 (9, 1)	1.0 3 0 0 0 0 1 0 0 0 0 0 0 7 11 0.00 0.000																					

**Kansas City Royals @ Chicago White Sox**  
Comiskey Park, Chicago, IL  
Sun May 07 1995, 4:33 AM EDT  
Att. 20,925 - Sunny - 57 F

AB	35
R	7
H	12
RBI	7
BB	6
SO	2
LOB	10



BOTTOM

Kansas City Royals @ Chicago White Sox  
Comiskey Park, Chicago, IL  
Sun May 07 1995, 4:33 AM EDT  
Att. 20,925 - Sunny - 57 F

livebaseballscorecards.com

AB 36  
R 5  
H 13  
RBI 5  
BB 1  
SO 4  
LOB 15



WP: 0 PA: 39  
PB: 0  
SB: 1  
CS: 0

AB R H RBI BB SO LOB

5 0 1 0 0 2 2

4 1 1 1 0 1 1

4 1 2 1 1 1 1

4 0 1 0 0 0 3

4 1 1 0 0 0 2

2 1 2 0 0 0 0

2 0 1 1 0 0 0

3 0 0 1 0 0 3

2 0 1 0 0 0 0

1 0 1 1 0 0 0

1 1 1 0 0 0 0

4 0 1 0 0 0 3

1B: 12 SF: 2  
2B: 1 SAC: 0  
3B: 0 DP: 2  
HR: 0 HBP: 0

Batter	1	2	3	4	5	6	7	8	9
Lance Johnson, L OBP: 0.326, SLG: 0.318 (1, 8)	2-0 G4-3 1B		3-1 G3-1 1B		0-1 1B		0-3 K		1-3 K
Tim Raines, S OBP: 0.425, SLG: 0.605 (1, 7)	2-1 2B 1B		2-0 G3-1 1B		2-3 K 1-2		1-0 G6-3		3-1 SF8 3-H
Frank Thomas, R OBP: 0.460, SLG: 0.550 (1, 10)	2-1 1-H 2B		2-2 G6-3			4-2 1B BB	1-2 FC6-4 1B		0-3 K
Chris Sabo, R OBP: 0.271, SLG: 0.311 (1, 5)	1-2 G6-3			2-2 G4-6-3 1B		1-1 F7	SAFE 1-2 FC6-4 1-2f		
Robin Ventura, L OBP: 0.370, SLG: 0.429 (1, 3)	2-2 P6			0-1 G4-6-3 1-2f		2-1 G3 1B 1-2 1B		0-0 P6	
Warren Newson, L OBP: 0.600, SLG: 0.875 Craig Grebeck, R OBP: 0.471, SLG: 0.533 (6, PH) (7, 4)		3-2 E1 SF8 1B		1-1 1B		2-2 1B G3 1-2 2-H 1B		3-1 F8	
Norberto Martin, R OBP: 0.083, SLG: 0.091 (1, 4) (7, 9)		2-2 SF8 3-H		0-1 G1-3		0-1 G3 1-2 2-3		2-2 G4-3	
Michael LaValliere, L OBP: 0.400, SLG: 0.250 Ron Karkovice, R OBP: 0.323, SLG: 0.462 (6, PH) (7, 2)					1-1 G1-3		3-2 1B		1-1 1B SF8 1B
Dave Martinez, L OBP: 0.231, SLG: 0.231 (9, PH)							2-3 3-H 1B		
Ozzie Guillen, L OBP: 0.292, SLG: 0.304 (1, 6)						0-0 G3	1-2 G6-3		1-0 1B 1-3

Inning Stats	R: 1	H: 2	E: 0	K: 0	S: 13	LOB: 1	BB: 0	P: 22
	R: 1	H: 2	E: 1	K: 0	S: 9 <td>LOB: 0</td> <td>BB: 0</td> <td>P: 14</td>	LOB: 0	BB: 0	P: 14
	R: 0	H: 0	E: 0	K: 0	S: 7 <td>LOB: 0</td> <td>BB: 0</td> <td>P: 14</td>	LOB: 0	BB: 0	P: 14
	R: 0	H: 2	E: 0	K: 0	S: 9 <td>LOB: 1</td> <td>BB: 0</td> <td>P: 12</td>	LOB: 1	BB: 0	P: 12
	R: 0	H: 1	E: 0	K: 1	S: 8 <td>LOB: 1</td> <td>BB: 0</td> <td>P: 11</td>	LOB: 1	BB: 0	P: 11
	R: 2	H: 3	E: 0	K: 0	S: 18 <td>LOB: 2</td> <td>BB: 1</td> <td>P: 31</td>	LOB: 2	BB: 1	P: 31
	R: 0	H: 1	E: 0	K: 1	S: 12 <td>LOB: 1</td> <td>BB: 0</td> <td>P: 15</td>	LOB: 1	BB: 0	P: 15
	R: 0	H: 0	E: 0	K: 0	S: 6 <td>LOB: 0</td> <td>BB: 0</td> <td>P: 11</td>	LOB: 0	BB: 0	P: 11
	R: 1	H: 2	E: 0	K: 2	S: 12 <td>LOB: 1</td> <td>BB: 0</td> <td>P: 18</td>	LOB: 1	BB: 0	P: 18

PITCHER	IP	WLS	BF	H	R	ER	SO	BB	IBB	HBP	BLK	WP	HR	S	P	ERA	WHIP
Tom Gordon, R ERA: 7.43 (1, 1)	5.1	W	23	8	4	3	1	1	0	0	0	0	0	52	86	5.06	1.688
Chris Haney, L ERA: (6, 1)	1.1		6	2	0	0	1	0	0	0	0	0	0	17	24	0.00	1.500
Hipolito Pichardo, R ERA: 2.7 (7, 1)	1.1		5	1	0	0	0	0	0	0	0	0	0	13	20	0.00	0.750
Jeff Montgomery, R ERA: 5.4 (9, 1)	1.0	S	5	2	1	1	2	0	0	0	0	0	0	12	18	9.00	2.000

Batter	1	2	3	4	5	6	7	8	9	AB R H RBI BB SO LOB	TOP															
Vince Coleman, S OBP: 0.500, SLG: 1.000 (1, 9) (7, 8) (8, 9)	3-2 G4-3		1-0 G1-3		3-1 SF7		4-0 BB 1-2 BB		0-0 G4-6-3 1B	3 0 1 1 1 0 0																
Tom Goodwin, L OBP: 0.385, SLG: 0.303 Russ McGinnis, R (7, PH) (7, 7) Felix Jose, S OBP: 0.214, SLG: 0.192 (9, PH)	3-2 E4			2-2 S 1B	1-2 1B	2-3 K	2-3 K	0-0 G4-6-3 1-2f	3 0 2 0 0 0 0 1 0 0 0 0 1 2 1 0 0 0 0 0 1																	
Wally Joyner, L OBP: 0.426, SLG: 0.450 (1, 3)	1-1 F7			2-2 S 1B	2-2 L8	2-3 K	2-3 K	0-0 G4-3	5 0 1 0 0 1 5																	
Bob Hamelin, L OBP: 0.382, SLG: 0.321 Joe Vitiello, R (7, PH) (1, 10)	2-3 K			2-3 K	2-3 K	4-1 BB	4-1 BB		3 0 0 0 0 3 5 0 0 0 0 1 0 0																	
Gary Gaetti, R OBP: 0.327, SLG: 0.444 (1, 5)		2-1 G5-3		0-1 P3		0-0 G6-3	2-1 F7		4 0 0 0 0 0 5																	
Greg Gagne, R OBP: 0.438, SLG: 0.512 (1, 6)		0-1 P2		0-0 G5-3		0-1 1B	4-2 BB		3 0 1 0 1 0 2																	
Brent Mayne, L OBP: 0.375, SLG: 0.296 (1, 2)		0-0 L9			1-2 2B	1-2 1B	2-1 G3		4 1 2 0 0 0 1																	
Michael Tucker, L OBP: 0.303, SLG: 0.300 Keith Miller, R OBP: 0.438, SLG: 0.571 (6, PH) (6, 7) (7, 9) Jon Nunnally, L OBP: 0.333, SLG: 0.500 (8, PH) (8, 8)			2-2 G3		1-1 1B	0-0 G5-4-3	1-3 K		2 1 1 1 0 0 0 1 0 0 0 0 0 2 1 0 0 0 0 1 1																	
Jose Lind, R OBP: 0.333, SLG: 0.351 (1, 4)			0-1 G4-3		0-0 1B		1-2 BB	1-2 G5-3	4 0 2 0 0 0 1																	
<b>Inning Stats</b>	R: 0 E: 1 K: 1 S: 11	H: 0 LOB: 1 BB: 0 P: 20	R: 0 E: 0 K: 0 S: 5	H: 0 LOB: 0 BB: 0 P: 7	R: 0 E: 0 K: 0 S: 7	H: 0 LOB: 0 BB: 0 P: 10	R: 0 E: 0 K: 1 S: 14	H: 2 LOB: 2 BB: 0 P: 20	R: 2 E: 0 K: 1 S: 19	H: 4 LOB: 2 BB: 0 P: 29	R: 0 E: 0 K: 0 S: 6	H: 2 LOB: 1 BB: 0 P: 8	R: 0 E: 0 K: 2 S: 15	H: 1 LOB: 3 BB: 2 P: 30	R: 0 E: 0 K: 1 S: 14	H: 0 LOB: 1 BB: 1 P: 22	R: 0 E: 0 K: 0 S: 3	H: 1 LOB: 0 BB: 0 P: 3	1B: 9 2B: 1 3B: 0 HR: 0	SF: 1 SAC: 0 DP: 2 HBP: 0	WP: 0 PB: 0 SB: 3 CS: 0	PA: 39				
<b>PITCHER</b>	IP WLS BF H R ER SO BB IBB HBP BLK WP HR S P ERA WHIP																									
Mark Clark, R ERA: 10.8 Dennis Cook, L ERA: 12.0 Jason Grimsley, R ERA: 7.36	(1, 1) 5.1 (6, 1) 1.1 (7, 1) 2.1	W 5 S	25 5 9	8 1 1	2 0 0	2 0 0	3 2 1	0 1 2	0 0 0	0 0 0	0 0 0	0 0 0	0 13 20	93 22 34	3.38 0.00 0.00	1.500 1.500 1.286										

**Kansas City Royals @ Cleveland Indians**  
 Jacobs Field, Cleveland, OH  
 Mon May 08 1995, 7:05 PM EDT  
 Att. 26,704 - Unknown - 54 F

AB	35
R	2
H	10
RBI	2
BB	3
SO	6
LOB	25



WP: 0	PA: 39
-------	--------

Batter	1	2	3	4	5	6	7	8	9	AB R H RBI BB SO LOB
<b>Kenny Lofton, L</b> OBP: 0.340, SLG: 0.431 (1, 8) B X	1-0 E 3B		0-1 G4-3 1B		3-2 G4-3		2-0 F8			4 2 2 0 0 0 0
<b>Omar Vizquel, S</b> OBP: 0.250, SLG: 0.245 (1, 6) X	0-0 E6 1B		3-2 G4-3		0-0 G6-3		1-3 K			4 1 1 1 0 1 1
<b>Carlos Baerga, S</b> OBP: 0.482, SLG: 0.563 (1, 4) B C B B X	3-1 G5-4-3 1B		3-2 1B		1-0 G3-1		4-1 BB			3 0 2 2 1 0 0
<b>Albert Belle, R</b> OBP: 0.444, SLG: 0.694 (1, 7) B 1 SAFE X	1-0 G5-4-3 1-2f		3-3 K		1-0 1B 2B		2-3 K			4 1 1 0 0 2 3
<b>Eddie Murray, S</b> OBP: 0.471, SLG: 0.745 (1, 10) F X	0-1 G3			2-2 1B 2B		0-2 2B 1B		3-3 K		4 1 2 1 0 1 0
<b>Jim Thome, L</b> OBP: 0.396, SLG: 0.375 (1, 5) B B B B B		2-3 K		1-1 1B		1-3 K		1-1 G1-3		4 0 1 0 0 2 1
<b>Manny Ramirez, R</b> OBP: 0.500, SLG: 0.841 (1, 9) B B B B B X		3-2 P3		2-3 K		2-1 WP 1B 2B		4-0 BB		3 1 1 1 1 1 2
<b>Paul Sorrento, L</b> OBP: 0.273, SLG: 0.610 (1, 3) B B B B B		2-3 K		2-3 K		2-1 1B		1-3 K		4 0 1 1 0 3 3
<b>Tony Peña, R</b> OBP: 0.219, SLG: 0.138 (1, 2) B S F B B B		4-2 1B BB		0-0 G5-3		3-2 G5-3				2 0 0 0 1 0 2

Inning Stats	R: 2 E: 1 K: 0 S: 7	H: 3 LOB: 0 BB: 0 P: 12	R: 0 E: 0 K: 2 S: 9	H: 0 LOB: 0 BB: 0 P: 16	R: 1 E: 0 K: 1 S: 15	H: 2 LOB: 1 BB: 1 P: 28	R: 0 E: 0 K: 2 S: 19	H: 2 LOB: 2 BB: 0 P: 26	R: 0 E: 0 K: 0 S: 6	H: 0 LOB: 0 BB: 0 P: 10	R: 3 E: 0 K: 1 S: 16	H: 4 LOB: 0 BB: 0 P: 25	R: 0 E: 0 K: 2 S: 8	H: 0 LOB: 1 BB: 1 P: 17	R: 0 E: 0 K: 2 S: 9	H: 0 LOB: 1 BB: 1 P: 18	1B: 7 2B: 3 3B: 1 HR: 0	SF: 0 SAC: 0 DP: 1 HBP: 0	WP: 1 PB: 0 SB: 0 CS: 0	PA: 35
--------------	------------------------------	----------------------------------	------------------------------	----------------------------------	-------------------------------	----------------------------------	-------------------------------	----------------------------------	------------------------------	----------------------------------	-------------------------------	----------------------------------	------------------------------	----------------------------------	------------------------------	----------------------------------	----------------------------------	------------------------------------	----------------------------------	--------

PITCHER	IP	WLS	BF	H	R	ER	SO	BB	IBB	HBP	BLK	WP	HR	S	P	ERA	WHIP
<b>Kevin Appier, R</b> ERA: 2.52 (1, 1)	5.1	L	25	10	6	6	6	1	0	0	0	0	0	66	106	10.12	2.062
<b>Billy Brewer, L</b> ERA: 2.25 (6, 1)	1.0		3	1	0	0	0	0	0	0	0	1	0	7	14	0.00	1.000
<b>Dilson Torres, R</b> ERA: 1.69 (7, 1)	1.2		7	0	0	0	4	2	0	0	0	0	0	16	32	0.00	1.200

**BOTTOM**

**Kansas City Royals @ Cleveland Indians**  
Jacobs Field, Cleveland, OH

Mon May 08 1995, 7:05 PM EDT  
Att: 26,704 - Unknown - 54 F

livebaseballscores.com

<b>AB</b>	<b>32</b>
<b>R</b>	<b>6</b>
<b>H</b>	<b>11</b>
<b>RBI</b>	<b>6</b>
<b>BB</b>	<b>3</b>
<b>SO</b>	<b>10</b>
<b>LOB</b>	<b>12</b>



Batter	1	2	3	4	5	6	7	8	9	AB R H RBI BB SO LOB	TOP	
Vince Coleman, S (1, 9) OBP: 0.417, SLG: 0.778 Jon Nunnally, L (5, 9) OBP: 0.353, SLG: 0.467	2-2 G4-3		1-0 L4			0-0 G4-3		4-1 BB		2 0 0 0 0 0 0 1 0 0 0 1 0 0		
Tom Goodwin, L (1, 8) OBP: 0.349, SLG: 0.270	1-1 L6			1-0 G4-3		2-2 L3		1-1 F8		4 0 0 0 0 0 2		
Wally Joyner, L (1, 3) OBP: 0.412, SLG: 0.432	0-1 L7			1-0 F8			3-2 1B		1-3 K	4 0 1 0 0 1 0		
Bob Hamelin, L (1, 10) OBP: 0.368, SLG: 0.344		2-3 K		0-0 2B		3-1 F8			0-3 K	4 0 1 0 0 2 1		
Gary Gaetti, R (1, 5) OBP: 0.320, SLG: 0.435 Joe Randa, R (2, 5) (6, 4)		1-3 K		2-3 K		3-2 L7			0-0 G3	1 0 0 0 0 1 0 3 0 0 0 0 1 2		
Greg Gagne, R (1, 6) OBP: 0.449, SLG: 0.524 David Howard, S (2, PR) (2, 6)		2-1 1B			1-1 F9		2-2 F8			1 0 1 0 0 0 0 2 0 0 0 0 0 1		
Brent Mayne, L (1, 2) OBP: 0.343, SLG: 0.267		3-1 L8			2-0 G3			2-3 K		3 0 0 0 0 1 1		
Michael Tucker, L (1, 7) OBP: 0.306, SLG: 0.303			1-2 G4-3		2-3 K			0-0 BB 1B		3 0 1 0 0 1 0		
Jose Lind, R (1, 4) OBP: 0.325, SLG: 0.342 Russ McGinnis, R (6, PH) (6, 5)			0-2 G6-3		2-2 G6-3			0-1 F8		1 0 0 0 0 0 0 2 0 0 0 0 0 1		
<b>Inning Stats</b>	R: 0 H: 0 E: 0 LOB: 0 K: 0 BB: 0 S: 7 P: 10	R: 0 H: 1 E: 0 LOB: 1 K: 2 BB: 0 S: 11 P: 19	R: 0 H: 0 E: 0 LOB: 0 K: 0 BB: 0 S: 7 P: 9	R: 0 H: 1 E: 0 LOB: 1 K: 1 BB: 0 S: 6 P: 10	R: 0 H: 0 E: 0 LOB: 0 K: 1 BB: 0 S: 6 P: 11	R: 0 H: 0 E: 0 LOB: 0 K: 0 BB: 0 S: 7 P: 11	R: 0 H: 1 E: 0 LOB: 1 K: 0 BB: 0 S: 13 P: 24	R: 0 H: 1 E: 0 LOB: 2 K: 1 BB: 1 S: 9 P: 16	R: 0 H: 0 E: 0 LOB: 0 K: 2 BB: 0 S: 8 P: 9	1B: 3 SF: 0 2B: 1 SAC: 0 3B: 0 DP: 0 HR: 0 HBP: 0	WP: 0 PA: 32 PB: 0 SB: 0 CS: 0	
<b>PITCHER</b>	IP WLS BF H R ER SO BB IBB HBP BLK WP HR S P ERA WHIP											
Orel Hershiser, R (1, 1) ERA: 4.05	8.0 W 29 4 0 0 5 1 0 0 0 0 0 0 66 110 0.00 0.625											
Paul Assenmacher, L (9, 1) ERA:	1.0 3 0 0 0 2 0 0 0 0 0 0 0 8 9 0.00 0.000											

**Kansas City Royals @ Cleveland Indians**  
 Jacobs Field, Cleveland, OH  
 Tue May 09 1995, 7:05 PM EDT  
 Att. 27,225 - Unknown - 59 F

<b>AB</b>	<b>31</b>
<b>R</b>	<b>0</b>
<b>H</b>	<b>4</b>
<b>RBI</b>	<b>0</b>
<b>BB</b>	<b>1</b>
<b>SO</b>	<b>7</b>
<b>LOB</b>	<b>8</b>





Batter	1	2	3	4	5	6	7	8	9
<b>Kenny Lofton, L</b> OBP: 0.357, SLG: 0.500 (1, 8)									
<b>Wayne Kirby, L</b> OBP: 0.364, SLG: 0.333 (6, PH)									
<b>Omar Vizquel, S</b> OBP: 0.250, SLG: 0.232 (1, 6)									
<b>Alvaro Espinoza, R</b> OBP: 0.250, SLG: 0.250 (7, 6)									
<b>Carlos Baerga, S</b> OBP: 0.483, SLG: 0.608 (1, 4)									
<b>Albert Belle, R</b> OBP: 0.448, SLG: 0.679 (1, 7)									
<b>Eddie Murray, S</b> OBP: 0.481, SLG: 0.735 (1, 10)									
<b>Dave Winfield, R</b> OBP: 0.200, SLG: 0.111 (7, PH)									
<b>Jim Thome, L</b> OBP: 0.404, SLG: 0.395 (1, 5)									
<b>Manny Ramirez, R</b> OBP: 0.500, SLG: 0.804 (1, 9)									
<b>Paul Sorrento, L</b> OBP: 0.271, SLG: 0.644 (1, 3)									
<b>Tony Peña, R</b> OBP: 0.194, SLG: 0.121 (1, 2)									

AB	R	H	RBI	BB	SO	LOB
3	1	2	1	0	0	0
2	0	0	0	0	0	0
3	1	0	0	1	1	1
0	0	0	0	0	0	0
3	1	1	2	1	0	0
4	2	2	0	0	1	1
2	2	1	0	1	0	0
1	0	0	0	0	0	0
3	1	1	1	1	0	0
2	1	0	2	2	0	1
4	1	1	4	0	0	2
4	0	0	0	0	1	1

**BOTTOM**

**Kansas City Royals @ Cleveland Indians**  
**Jacobs Field, Cleveland, OH**  
 Tue May 09 1995, 7:05 PM EDT  
 Att: 27,225 - Unknown - 59 F

<b>AB</b>	<b>31</b>
<b>R</b>	<b>10</b>
<b>H</b>	<b>8</b>
<b>RBI</b>	<b>10</b>
<b>BB</b>	<b>6</b>
<b>SO</b>	<b>3</b>
<b>LOB</b>	<b>6</b>



1B: 4	SF: 0	WP: 0	PA: 37
2B: 1	SAC: 0	PB: 0	
3B: 0	DP: 0	SB: 0	
HR: 3	HBP: 0	CS: 0	

Inning	R	H	E	K	S	H	LOB	BB	P
1	8	6	0	0	23	2	0	3	48
2	2	2	0	0	12	1	1	0	22
3	0	0	0	1	7	0	0	0	11
4	0	0	0	0	6	0	0	0	9
5	0	0	0	1	12	1	1	1	19
6	0	0	0	1	7	1	1	1	13
7	0	0	0	0	11	0	0	0	16
8	0	0	0	0	5	0	0	0	10
9	0	0	0	0	0	0	0	0	0

PITCHER	IP	WLS	BF	H	R	ER	SO	BB	IBB	HBP	BLK	WP	HR	S	P	ERA	WHIP
<b>Doug Linton, R</b> ERA: 7.56 (1, 1)	5.0	L	27	8	10	10	2	5	0	0	0	0	3	60	109	18.00	2.600
<b>Rusty Meacham, R</b> ERA: 3.38 (6, 1)	2.0		7	0	0	0	1	1	0	0	0	0	0	18	29	0.00	0.500
<b>Melvin Bunch, R</b> ERA: 1.8 (8, 1)	1.0		3	0	0	0	0	0	0	0	0	0	0	5	10	0.00	0.000

WP	PA	ERA	WHIP
0	37		

Batter	1	2	3	4	5	6	7	8	9	10	AB R H RBI BB SO LOB	TOP												
Vince Coleman, S OBP: 0.375, SLG: 0.692	0-1 F7			1-1 G2-3		1-1 G4-3 1-3 2B		0-3 K			4 0 1 0 0 1 1	<b>Kansas City Royals @ Cleveland Indians</b> Jacobs Field, Cleveland, OH Wed May 10 1995, 7:05 PM EDT Att: 27,749 - Unknown - 66 F												
Tom Goodwin, L OBP: 0.319, SLG: 0.244	0-2 F7			0-0 G4-3		0-0 G4-3			0-0 B1	4 0 0 1 0 0 1														
Wally Joyner, L OBP: 0.382, SLG: 0.396	0-0 G3-1			3-1 F7		3-2 G3-1			3-3 K	4 0 0 0 0 1 1														
Gary Gaetti, R OBP: 0.296, SLG: 0.400			1-1 F7		1-3 K		1-1 F7		1-3 K	4 0 0 0 0 2 0														
Bob Hamelin, L OBP: 0.357, SLG: 0.314 Jon Nunnally, L OBP: 0.353, SLG: 0.467		3-3 K		2-2 G3		0-0 G3-1			4-1 CS BB	3 0 0 0 1 1 0 0 0 0 0 0 0 0														
Greg Gagne, R OBP: 0.415, SLG: 0.478		1-2 G6-3		0-1 L8		2-2 G1-3			1-1 F7 1-2	4 0 0 0 0 0 1														
Pat Borders, R OBP: 0.412, SLG: 0.765			2-2 P5		0-1 1B 2B		0-1 F9 SH1-4 1B		1-1 G1-3	4 1 2 0 0 0 1														
Michael Tucker, L OBP: 0.289, SLG: 0.286			1-3 K		3-2 F7		1-1 SH1-4			2 0 0 0 0 1 1														
Jose Lind, R OBP: 0.326, SLG: 0.341			1-0 G6-3		2-0 2B G4-3 1B		3-1 F9			3 1 1 1 0 0 1														
<b>Inning Stats</b>	R: 0 E: 0 K: 0 S: 6	H: 0 LOB: 0 BB: 0 P: 6	R: 0 E: 0 K: 1 S: 8	H: 0 LOB: 0 BB: 0 P: 13	R: 0 E: 0 K: 1 S: 10	H: 0 LOB: 0 BB: 0 P: 14	R: 0 E: 0 K: 0 S: 5	H: 0 LOB: 0 BB: 0 P: 9	R: 0 E: 0 K: 1 S: 8	H: 0 LOB: 0 BB: 0 P: 11	R: 2 E: 0 K: 0 S: 12		H: 3 LOB: 1 BB: 0 P: 21	R: 0 E: 0 K: 0 S: 7	H: 0 LOB: 0 BB: 0 P: 10	R: 0 E: 0 K: 1 S: 10	H: 1 LOB: 1 BB: 0 P: 14	R: 0 E: 0 K: 2 S: 9	H: 0 LOB: 0 BB: 0 P: 13	R: 0 E: 0 K: 0 S: 6	H: 0 LOB: 1 BB: 1 P: 11	1B: 2 2B: 2 3B: 0 HR: 0	SF: 0 SAC: 1 DP: 0 HBP: 0	WP: 0 PB: 0 SB: 0 CS: 1
<b>PITCHER</b>	IP WLS BF H R ER SO BB IBB HBP BLK WP HR S P ERA WHIP																							
Charles Nagy, R ERA: 2.84	(1, 1) 8.0																							
Jim Poole, L ERA: 1.08	(9, 1) 0.2	2	0	0	0	1	0	0	0	0	0	0	5	8	0.00	0.000								
Eric Plunk, R ERA: 0.9	(9, 1) 1.1	W	4	0	0	0	1	1	0	0	0	0	0	10	16	0.00	0.750							

livebaseballscorecards.com

AB	32
R	2
H	4
RBI	2
BB	1
SO	6
LOB	7



Batter	1	2	3	4	5	6	7	8	9	10	AB	R	H	RBI	BB	SO	LOB
Kenny Lofton, L (1, 8) OBP: 0.361, SLG: 0.483	3-3 K		2-2 1B		4-2 1B BB		2-2 G1-3		0-0 F8		4	0	1	0	1	1	2
Omar Vizquel, S (1, 6) OBP: 0.246, SLG: 0.230	1-2 P5		2-2 F8		2-2 1B			0-1 G4-3	2-2 G3		5	0	1	0	0	0	3
Carlos Baerga, S (1, 4) OBP: 0.477, SLG: 0.607	2-2 1B		1-1 L9		0-1 L4			2-0 G4-3		2-2 1B 2B	5	1	2	0	0	0	3
Albert Belle, R (1, 7) OBP: 0.429, SLG: 0.632	3-2 P4		0-0 G1-3		0-1 G5-3			4-0 BB		1-0 L7	4	0	0	0	1	0	5
Eddie Murray, S (1, 3)		0-3 K2-3		1-1 FC5-4 1B		0-1 G4-6-3 1B		1-0 G4-3		4-0 1B IBB	4	0	2	0	1	1	1
Manny Ramirez, R (1, 9) OBP: 0.475, SLG: 0.745		3-2 F9		3-0 FC5-4 1-2f		3-2 G4-6-3 1-2f			3-3 K	0-1 1-2 2-H 1B	5	0	1	1	0	1	2
Dave Winfield, R (1, 10) OBP: 0.231, SLG: 0.250 Paul Sorrento, L (9, PH) OBP: 0.266, SLG: 0.644 Ruben Amaro Jr, S (9, PR) OBP: 0.400, SLG: 0.400		0-2 2B		0-2 P4		1-3 K			4-1 1B BB		3	0	1	0	0	1	1
Jim Thome, L (1, 5) OBP: 0.393, SLG: 0.383		3-0 G4-3		1-3 K			3-3 K		1-1 PB 1B		4	0	1	0	0	2	2
Tony Peña, R (1, 2) OBP: 0.205, SLG: 0.222 Wayne Kirby, L (9, PH) OBP: 0.417, SLG: 0.400 Jesse Levis, L (10, 2) OBP: 0.200, SLG: 0.222			2-2 HR		1-2 P3		0-0 G4-3		2-1 PB 1B		3	1	1	1	0	0	0
									1-2 2-H 1B		1	0	1	1	0	0	0
											0	0	0	0	0	0	0

Inning Stats	R: 0	H: 1	E: 0	K: 1	S: 14	H: 1	LOB: 1	BB: 0	P: 23	R: 0	H: 1	E: 0	K: 1	S: 12	H: 1	LOB: 1	BB: 0	P: 18	R: 1	H: 2	E: 0	K: 0	S: 14	H: 2	LOB: 2	BB: 0	P: 21	R: 0	H: 1	E: 0	K: 1	S: 9	H: 1	LOB: 1	BB: 0	P: 14	R: 0	H: 1	E: 0	K: 0	S: 12	H: 1	LOB: 2	BB: 1	P: 19	R: 0	H: 1	E: 0	K: 1	S: 8	H: 0	LOB: 0	BB: 0	P: 12	R: 0	H: 0	E: 0	K: 1	S: 7	H: 0	LOB: 0	BB: 0	P: 12	R: 0	H: 0	E: 0	K: 0	S: 4	H: 0	LOB: 1	BB: 1	P: 11	R: 1	H: 2	E: 0	K: 1	S: 14	H: 2	LOB: 3	BB: 1	P: 26	R: 1	H: 2	E: 0	K: 0	S: 7	H: 2	LOB: 2	BB: 1	P: 14	1B: 8	SF: 0	2B: 2	SAC: 0	3B: 0	DP: 1	HR: 1	HBP: 0	WP: 0	PA: 42
PITCHER	IP	WLS	BF	H	R	ER	SO	BB	IBB	HBP	BLK	WP	HR	S	P	ERA	WHIP																																																																																			
Chris Haney, L (1, 1) ERA: 0.75	5.0		22	6	1	1	3	1	0	0	0	0	1	61	95	1.80	1.400																																																																																			
Hipolito Pichardo, R (6, 1) ERA: 1.86	3.0		10	1	0	0	2	1	0	0	0	0	0	19	35	0.00	0.667																																																																																			
Jeff Montgomery, R (9, 1) ERA: 6.0	1.0		6	2	1	1	1	1	0	0	0	0	0	14	26	9.00	3.000																																																																																			
Rusty Meacham, R (10, 1) ERA: 4.76	0.1	L	4	2	1	1	0	0	1	0	0	0	0	7	14	27.00	6.000																																																																																			

BOTTOM

Kansas City Royals @ Cleveland Indians  
 Jacobs Field, Cleveland, OH  
 Wed May 10 1995, 7:05 PM EDT  
 Att. 27,749 - Unknown - 66 F

livebaseballscorecards.com

AB	38
R	3
H	11
RBI	3
BB	4
SO	6
LOB	19



Batter	1	2	3	4	5	6	7	8	9	AB R H RBI BB SO LOB	TOP						
Tony Phillips, S OBP: 0.417, SLG: 0.304 (1, 7) (8, 8)	0-0 B2-3		3-2 G4-3		1 SAFE 0-1 P4		2-3 K		4-2 2B 1-2 BB	4 0 0 0 1 1 1							
Damion Easley, R OBP: 0.333, SLG: 0.321 Spike Owen, S OBP: 0.300, SLG: 0.333 16 Garret Anderson, L (9, PH) (9, 7)	2-1 G6-3		4-1 FC4-6 BB		1-1 FC6-4 1-2f			2-2 G1-3	0-0 1-3 2-H 2B	3 0 0 0 1 0 1 1 0 1 1 0 0 0 0 0 0 0 0 0 0							
Greg Myers, L OBP: 0.318, SLG: 0.600 (1, 2)	0-0 G4-3		1-0 FC4-6 1-2f			1-0 L4-3 1B		1-2 G3-1	1-2 G4-3	5 0 1 0 0 0 3							
Chili Davis, S OBP: 0.508, SLG: 0.593 (1, 10)		2-3 K		1-1 FC1-5 2B		2-0 L4-3 1-2		0-2 WP 1B		4 0 2 0 0 1 1							
Tim Salmon, R OBP: 0.455, SLG: 0.620 (1, 9)		3-2 G4-3 1B		4-1 FC1-5 BB		4-2 2B BB		1-2 WP 1B		2 2 2 0 2 0 0							
Jim Edmonds, L OBP: 0.288, SLG: 0.275 Rex Hudler, R OBP: 0.083, SLG: 0.083 (8, PH) (8, 7) (9, 4)		1 SAFE 3-2 G4-3		0-1 FC1-5 G6-4-3 1-2 2-3f		0-0 1-H 2B		1-3 K		3 0 1 1 0 0 3 1 0 0 0 0 1 2							
J.T. Snow, L OBP: 0.355, SLG: 0.464 (1, 3)		3-2 2-H 1B		0-0 G6-4-3 1-2f		3-1 F7			1-0 G1-3	4 0 1 1 0 0 3							
Eduardo Perez, R OBP: 0.356, SLG: 0.265 (1, 5)		3-2 F9			0-0 F8		0-2 G6-3		0-0 G6-3	4 0 0 0 0 0 1							
Gary Disarcina, R OBP: 0.356, SLG: 0.579 (1, 6)			3-2 F9		0-0 FC6-4 1B		1-1 B5-3		4-2 BB 2B BB	3 1 1 0 1 0 0							
<b>Inning Stats</b>	R: 0 E: 0 K: 0 S: 4 H: 0 LOB: 0 BB: 0 P: 6	R: 1 E: 0 K: 1 S: 17 H: 2 LOB: 1 BB: 0 P: 31	R: 0 E: 0 K: 0 S: 9 H: 0 LOB: 1 BB: 1 P: 20	R: 0 E: 0 K: 0 S: 6 H: 1 LOB: 1 BB: 1 P: 11	R: 0 E: 0 K: 0 S: 6 H: 1 LOB: 1 BB: 0 P: 7	R: 1 E: 0 K: 0 S: 7 H: 2 LOB: 1 BB: 1 P: 17	R: 0 E: 0 K: 1 S: 9 H: 0 LOB: 0 BB: 0 P: 12	R: 0 E: 0 K: 1 S: 19 H: 2 LOB: 2 BB: 0 P: 24	R: 1 E: 0 K: 0 S: 11 H: 1 LOB: 2 BB: 2 P: 21	1B: 6 2B: 4 3B: 0 HR: 0 SF: 0 SAC: 0 DP: 2 HBP: 0	WP: 1 PB: 0 SB: 0 CS: 0 PA: 39						
<b>PITCHER</b>	IP WLS BF H R ER SO BB IBB HBP BLK WP HR S P ERA WHIP																
Mark Gubicza, R ERA: 4.66 (1, 1)	5.2		24	6	2	2	1	3	0	0	0	0	0	47	87	3.18	1.588
Dilson Torres, R ERA: 1.23 (6, 1)	2.0		8	2	0	0	1	0	0	0	0	0	0	27	37	0.00	1.000
Billy Brewer, L ERA: 3.6 (8, 1)	1.0	L	5	0	1	1	1	2	0	0	0	1	0	10	20	9.00	2.000
Rusty Meacham, R ERA: 4.5 (9, 1)	0.1		2	1	0	0	0	0	0	0	0	0	0	4	5	0.00	3.000

California Angels @ Kansas City Royals  
Kauffman Stadium, Kansas City, MO

Fri May 12 1995, 7:05 PM CDT  
Att. 17,231 - Unknown - 63 F

livebaseballscorecards.com

AB 34  
R 3  
H 9  
RBI 3  
BB 5  
SO 3  
LOB 15



Batter	1	2	3	4	5	6	7	8	9	AB R H RBI BB SO LOB
Vince Coleman, S OBP: 0.350, SLG: 0.588 (1, 7) C C X	0-2 WP 1B		3-1 G6-3		3-1 F8			0-2 F7		4 0 1 0 0 0 2
Wally Joyner, L OBP: 0.373, SLG: 0.373 (1, 3) F SAFE SAFE C SAFE 1 SAFE B X	1-2 L9		1-1 G4-3		4-1 BLK BB			3-2 G4-3		3 0 0 0 1 0 1
Greg Gagne, R OBP: 0.421, SLG: 0.490 (1, 6) B SAFE SAFE B X	2-1 G5-3			1-2 F9 G4-3 2B	3-2 L4			4-2 BB		3 1 1 0 1 0 3
Gary Gaetti, R OBP: 0.276, SLG: 0.370 (1, 5) B SAFE SAFE B X	2-2 L5			0-1 F9		0-0 L7		1-0 F8		4 0 0 0 0 0 3
Bob Hamelin, L OBP: 0.348, SLG: 0.289 (1, 10) B SAFE SAFE B X		2-1 HBP		2-0 G4-3		2-2 F9		2-3 K		3 0 0 1 0 1 0
Pat Borders, R OBP: 0.350, SLG: 0.650 Michael Tucker, L OBP: 0.282, SLG: 0.278 (9, PH)		2-2 P4		3-H 0-3 K		0-1 L4		3-2 L7		3 0 0 0 0 1 1 1 0 0 0 0 0 0
Felix Jose, S OBP: 0.188, SLG: 0.167 (1, 9) B SAFE SAFE B X		0-0 L7			2-3 K			2-2 L8		4 0 0 0 0 1 1
Jose Lind, R OBP: 0.326, SLG: 0.341 (1, 4) B SAFE SAFE C SAFE 1 SAFE X		1-1 G6-3			3-2 BB BLK 1B 1B			2-3 K		3 1 1 0 0 1 1
Tom Goodwin, L OBP: 0.320, SLG: 0.250 (1, 8) B SAFE SAFE C SAFE 1 SAFE X			1-2 G4-3		0-1 BLK BB 1B			0-0 F9		3 0 1 0 0 0 0

Inning Stats	R: 0 E: 0 K: 0 S: 11	H: 1 LOB: 1 BB: 0 P: 16	R: 0 E: 0 K: 0 S: 9	H: 0 LOB: 1 BB: 0 P: 14	R: 0 E: 0 K: 0 S: 7	H: 0 LOB: 0 BB: 0 P: 12	R: 1 E: 0 K: 1 S: 9	H: 1 LOB: 0 BB: 0 P: 12	R: 1 E: 0 K: 1 S: 17	H: 2 LOB: 2 BB: 1 P: 32	R: 0 E: 0 K: 0 S: 7	H: 0 LOB: 0 BB: 0 P: 9	R: 0 E: 0 K: 1 S: 6	H: 0 LOB: 0 BB: 0 P: 10	R: 0 E: 0 K: 0 S: 11	H: 0 LOB: 1 BB: 1 P: 19	R: 0 E: 0 K: 1 S: 10	H: 0 LOB: 0 BB: 0 P: 17	1B: 3 2B: 1 3B: 0 HR: 0	SF: 0 SAC: 0 DP: 0 HBP: 1
--------------	-------------------------------	----------------------------------	------------------------------	----------------------------------	------------------------------	----------------------------------	------------------------------	----------------------------------	-------------------------------	----------------------------------	------------------------------	---------------------------------	------------------------------	----------------------------------	-------------------------------	----------------------------------	-------------------------------	----------------------------------	----------------------------------	------------------------------------

**BOTTOM**

**California Angels @ Kansas City Royals**  
Kauffman Stadium, Kansas City, MO

livebaseballscorecards.com

<b>AB</b>	<b>31</b>
<b>R</b>	<b>2</b>
<b>H</b>	<b>4</b>
<b>RBI</b>	<b>1</b>
<b>BB</b>	<b>2</b>
<b>SO</b>	<b>4</b>
<b>LOB</b>	<b>12</b>



<b>WP</b> : 1	<b>PA</b> : 34
<b>PB</b> : 0	
<b>SB</b> : 0	
<b>CS</b> : 0	

PITCHER	IP	WLS	BF	H	R	ER	SO	BB	IBB	HBP	BLK	WP	HR	S	P	ERA	WHIP
Chuck Finley, L ERA: 3.46 (1, 1)	7.0		27	4	2	2	3	1	0	0	1	1	0	66	105	2.57	0.714
Mitch Williams, L ERA: (8, 1)	0.2		3	0	0	0	0	1	0	0	0	0	0	10	17	0.00	1.500
Mike Butcher, R ERA: (8, 1)	0.1	W	1	0	0	0	0	0	0	0	0	0	0	1	2	0.00	0.000
Lee Smith, R ERA: (9, 1)	1.0	S	3	0	0	0	1	0	0	0	0	0	0	10	17	0.00	0.000

Fri May 12 1995, 7:05 PM CDT  
Att: 17,231 - Unknown - 63 F

Batter	1	2	3	4	5	6	7	8	9	AB R H RBI BB SO LOB	TOP											
<b>Tony Phillips, S</b> (1, 7) OBP: 0.413, SLG: 0.356	3-2 G4-3			2-3 K		2-0 HR		1-1 SH1-4		3 1 1 1 0 1 0												
<b>Damion Easley, R</b> (1, 4) OBP: 0.313, SLG: 0.298	0-0 B1			1-1 G5-3		1-3 K		0-0 G1-3		4 0 0 0 0 1 2												
<b>Greg Myers, L</b> (1, 2) OBP: 0.269, SLG: 0.500	2-2 G6-3			2-2 F7		0-0 F9		1-2 G4-3		4 0 0 0 0 0 2												
<b>Chili Davis, S</b> (1, 10) OBP: 0.478, SLG: 0.552		2-1 G1-3		0-0 G4-3		1-3 K		2-3 K		4 0 0 0 0 2 0												
<b>Tim Salmon, R</b> (1, 9) OBP: 0.457, SLG: 0.596		1-2 G1-3		4-2 1B BB		4-2 BB		2-2 F8		2 1 0 0 2 0 0												
<b>Jim Edmonds, L</b> (1, 8) OBP: 0.250, SLG: 0.255		0-0 G1-3		2-3 K		1-3 K		0-0 G4-3		4 0 0 0 0 2 2												
<b>J.T. Snow, L</b> (1, 3) OBP: 0.354, SLG: 0.458			1-3 K		1-2 1B		3-2 F7			3 0 1 1 0 1 1												
<b>Spike Owen, S</b> (1, 5) OBP: 0.304, SLG: 0.300			3-2 L3		0-0 G3			4-0 SH1-4 1B BB		2 0 0 0 1 0 1												
<b>Gary Disarcina, R</b> (1, 6) OBP: 0.355, SLG: 0.567			3-3 K			1-1 G6-3		0-0 SH1-4 1B		3 0 1 0 0 1 0												
<b>Inning Stats</b>	R: 0 E: 0 K: 0 S: 11	H: 0 LOB: 0 BB: 0 P: 16	R: 0 E: 0 K: 0 S: 6	H: 0 LOB: 0 BB: 0 P: 9	R: 0 E: 0 K: 2 S: 9	H: 0 LOB: 0 BB: 0 P: 16	R: 0 E: 0 K: 1 S: 11	H: 0 LOB: 0 BB: 0 P: 16	R: 1 E: 0 K: 1 S: 11	H: 1 LOB: 1 BB: 1 P: 18	R: 1 E: 0 K: 1 S: 7	H: 1 LOB: 0 BB: 0 P: 11	R: 0 E: 0 K: 2 S: 12	H: 0 LOB: 1 BB: 1 P: 21	R: 0 E: 0 K: 0 S: 7	H: 1 LOB: 2 BB: 1 P: 13	R: 0 E: 0 K: 1 S: 8	H: 0 LOB: 0 BB: 0 P: 12	1B: 2 2B: 0 3B: 0 HR: 1	SF: 0 SAC: 1 DP: 0 HBP: 0	WP: 0 PB: 0 SB: 1 CS: 0	PA: 33
<b>PITCHER Kevin Appier, R</b> (1, 1) ERA: 2.38	IP: 9.0 WLS: W BF: 33 H: 3 R: 2 ER: 2 SO: 8 BB: 3 IBB: 0 HBP: 0 BLK: 0 WP: 0 HR: 1 S: 82 P: 132 ERA: 2.00 WHIP: 0.667											<b>PITCHER</b>	IP: 9.0 WLS: W BF: 33 H: 3 R: 2 ER: 2 SO: 8 BB: 3 IBB: 0 HBP: 0 BLK: 0 WP: 0 HR: 1 S: 82 P: 132 ERA: 2.00 WHIP: 0.667									

California Angels @ Kansas City Royals  
Kauffman Stadium, Kansas City, MO

Sat May 13 1995, 7:05 PM CDT  
Att. 15,587 - Unknown - 80 F

AB	29
R	2
H	3
RBI	2
BB	3
SO	8
LOB	8



WP: 0	PA: 33
PB: 0	
SB: 1	
CS: 0	

livebaseballscorecards.com



Batter	1	2	3	4	5	6	7	8	9	AB R H RBI BB SO LOB	TOP										
Tony Phillips, S OBP: 0.413, SLG: 0.397 (1, 8) (6, 7)	1-0 HR		3-3 K				4-1 2B BB		0-0 F8	4 2 1 1 1 1 1											
Damion Easley, R OBP: 0.290, SLG: 0.274 (1, 4)	1-3 K		0-0 F7				0-0 F7		2-1 P3 1B HR	5 1 0 0 0 1 3											
Rex Hudler, R OBP: 0.200, SLG: 0.267 Jim Edmonds, L OBP: 0.258, SLG: 0.263 (1, 7) (6, 8)	1-1 G5-3		0-0 E5 1B				3-1 1B 2B		0-1 G3	3 1 2 2 0 0 0 2 1 1 0 0 0 1											
Chili Davis, S OBP: 0.493, SLG: 0.613 (1, 10)	0-0 FC5-4 1B		2-2 G6-3				0-0 1B		0-1 HR	4 1 3 4 0 0 1											
Tim Salmon, R OBP: 0.432, SLG: 0.554 (1, 9)	2-1 FC5-4 1-2f						1-2 L8		3-2 P3	4 0 0 0 0 0 2											
J.T. Snow, L OBP: 0.348, SLG: 0.492 (1, 3)							2-2 G6-3		1-1 L7	4 1 1 1 0 0 0											
Greg Myers, L OBP: 0.233, SLG: 0.429 (1, 2)							0-0 F8		0-0 F8	4 0 0 0 0 1 0											
Eduardo Perez, R OBP: 0.347, SLG: 0.289 (1, 5)							1-0 2B 2B		0-1 G6-3	4 1 1 0 0 1 0											
Gary Disarcina, R OBP: 0.333, SLG: 0.531 (1, 6)							0-0 G1-3		0-2 E9	4 0 0 0 0 0 1											
<b>Inning Stats</b>	R: 1 E: 0 K: 1 S: 9	H: 2 LOB: 1 BB: 0 P: 14	R: 1 E: 0 K: 0 S: 7	H: 1 LOB: 0 BB: 0 P: 13	R: 0 E: 1 K: 1 S: 10	H: 1 LOB: 1 BB: 0 P: 15	R: 0 E: 0 K: 0 S: 7	H: 0 LOB: 0 BB: 0 P: 10	R: 3 E: 0 K: 2 S: 12	H: 3 LOB: 1 BB: 1 P: 17	R: 0 E: 0 K: 2 S: 16	R: 3 E: 1 K: 0 S: 17	H: 2 LOB: 0 BB: 0 P: 26	R: 0 E: 0 K: 0 S: 5	H: 0 LOB: 0 BB: 0 P: 6	R: 0 E: 1 K: 0 S: 8	H: 0 LOB: 1 BB: 0 P: 10	1B: 4 2B: 2 3B: 0 HR: 3	SF: 0 SAC: 0 DP: 0 HBP: 0	WP: 0 PB: 0 SB: 0 CS: 0	PA: 39
<b>PITCHER</b>	IP WLS BF H R ER SO BB IBB HBP BLK WP HR S P ERA WHIP																				
Tom Browning, L ERA: 7.94 (1, 1)	5.2 L 25 7 5 5 3 1 0 0 0 0 0 2 50 81 7.94 1.412																				
Doug Linton, R ERA: 7.0 (6, 1)	1.1 7 2 3 0 1 0 0 0 0 0 0 1 20 30 0.00 1.500																				
Melvin Bunch, R ERA: 1.5 (8, 1)	1.0 3 0 0 0 0 0 0 0 0 0 0 0 5 6 0.00 0.000																				
Jeff Montgomery, R ERA: 5.14 (9, 1)	1.0 4 0 0 0 0 0 0 0 0 0 0 0 8 10 0.00 0.000																				

California Angels @ Kansas City Royals  
Kauffman Stadium, Kansas City, MO  
Sun May 14 1995, 3:33 AM CDT  
Att. 13,879 - Sunny - 75 F

[livebaseballscorecards.com](http://livebaseballscorecards.com)

AB	38
R	8
H	9
RBI	8
BB	1
SO	4
LOB	9





Batter	1	2	3	4	5	6	7	8	9	AB R H RBI BB SO LOB
Vince Coleman, S OBP: 0.321, SLG: 0.500 (1, 9)	1-0 G5-3	0-3 K			0-0 B1-3			0-0 G4-3		4 0 0 0 0 1 3
Wally Joyner, L OBP: 0.343, SLG: 0.356 (1, 3)	0-0 G4-3		2-2 P4		3-2 F8			0-0 F8		4 0 0 0 0 0 0
Greg Gagne, R OBP: 0.375, SLG: 0.436 (1, 6)	3-3 K		1-2 4-3		0-0 G6-3			1-1 F8		4 0 0 0 0 1 0
Joe Vitiello, R (1, 10)		4-0 1B 1B BB	2-3 K		1-2 G4-3			0-3 K		3 1 0 0 1 2 0
Pat Borders, R OBP: 0.333, SLG: 0.583 (1, 2)		2-2 1B 1B 1B		0-0 F9	1-2 F9			3-1 G4-3		4 0 1 0 0 0 0
Jose Lind, R OBP: 0.327, SLG: 0.340 (1, 4)		1-2 1B 1B		2-2 G1-3	2-2 L9			0-0 G5-3		4 0 1 1 0 0 0
Michael Tucker, L OBP: 0.283, SLG: 0.279 (1, 7)		1-3 K		0-0 1B 1B			0-1 F7		3 0 1 0 0 1 2	
Joe Randa, R OBP: 0.083, SLG: 0.083 (1, 5)		2-1 P6		0-0 SAFE SAFE 1B	1-2 G6-3			1-2 G6-3		3 0 1 0 0 0 2
Tom Goodwin, L OBP: 0.298, SLG: 0.235 (1, 8)		0-2 1B		1-0 P6			1-3 K		3 0 1 0 0 1 2	

Inning Stats	R: 0 E: 0 K: 1 S: 14	H: 0 LOB: 0 BB: 0 P: 18	R: 1 E: 0 K: 2 S: 19	H: 3 LOB: 3 BB: 1 P: 29	R: 0 E: 0 K: 1 S: 9	H: 0 LOB: 0 BB: 0 P: 14	R: 0 E: 0 K: 0 S: 7	H: 2 LOB: 2 BB: 0 P: 10	R: 0 E: 0 K: 0 S: 5	H: 0 LOB: 0 BB: 0 P: 8	R: 0 E: 0 K: 0 S: 9	H: 0 LOB: 0 BB: 0 P: 13	R: 0 E: 0 K: 1 S: 8	H: 0 LOB: 0 BB: 0 P: 10	R: 0 E: 0 K: 0 S: 4	H: 0 LOB: 0 BB: 0 P: 5	R: 0 E: 0 K: 1 S: 6	H: 0 LOB: 0 BB: 0 P: 9	1B: 5 2B: 0 3B: 0 HR: 0	SF: 0 SAC: 0 DP: 0 HBP: 0	WP: 0 PB: 0 SB: 0 CS: 0	PA: 33
--------------	-------------------------------	----------------------------------	-------------------------------	----------------------------------	------------------------------	----------------------------------	------------------------------	----------------------------------	------------------------------	---------------------------------	------------------------------	----------------------------------	------------------------------	----------------------------------	------------------------------	---------------------------------	------------------------------	---------------------------------	----------------------------------	------------------------------------	----------------------------------	--------

PITCHER Mark Langston, L ERA: 3.51 (1, 1)	IP	WLS	BF	H	R	ER	SO	BB	IBB	HBP	BLK	WP	HR	S	P	ERA	WHIP										
	9.0	W	33	5	1	1	6	1	0	0	0	0	0	81	116	1.00	0.667										

**BOTTOM**

**California Angels @ Kansas City Royals**  
**Kauffman Stadium, Kansas City, MO**  
 Sun May 14 1995, 3:33 AM CDT  
 Att. 13,879 - Sunny - 75 F

AB	32
R	1
H	5
RBI	1
BB	1
SO	6
LOB	9



Batter	1	2	3	4	5	6	7	8	9	AB R H RBI BB SO LOB	TOP
<b>Rich Amaral, R</b> (1, 7) OBP: 0.375, SLG: 0.350	1-1 P6		3-2 F8		4-2 E BB					2 0 0 0 1 0 0	<b>Seattle Mariners @ Kansas City Royals</b> Kauffman Stadium, Kansas City, MO Tue May 16 1995, 7:05 PM CDT Att. 12,330 - Unknown - 58 F  <a href="http://livebaseballscorecards.com">livebaseballscorecards.com</a>
<b>Luis Sojo, R</b> (1, 4) OBP: 0.367, SLG: 0.483	2-1 F8		2-1 1B 1B		0-0 L5					3 0 1 0 0 0 1	
<b>Ken Griffey Jr., L</b> (1, 8) OBP: 0.397, SLG: 0.541	0-0 G4-3		2-2 F7		1-0 E3					3 0 0 0 0 0 2	
<b>Jay Buhner, R</b> (1, 9) OBP: 0.254, SLG: 0.364		2-2 BB 2B	1-1 1B		2-3 K					3 1 2 0 0 1 2	
<b>Edgar Martinez, R</b> (1, 10) OBP: 0.455, SLG: 0.679		4-2 BB 2B	2-1 G6-3							1 1 0 0 1 0 2	
<b>Mike Blowers, R</b> (1, 5) OBP: 0.196, SLG: 0.171		0-0 1-H 2-H 2B		1-3 K						2 0 1 2 0 1 0	
<b>Tino Martinez, L</b> (1, 3) OBP: 0.410, SLG: 0.471		2-2 P5		3-1 G6-3						2 0 0 0 0 0 1	
<b>Dan Wilson, R</b> (1, 2) OBP: 0.417, SLG: 0.455		1-1 G6-3		0-0 G1-3						2 0 0 0 0 0 1	
<b>Alex Rodriguez, R</b> (1, 6) OBP: 0.250, SLG: 0.350		0-3 K			0-0 F9					2 0 0 0 0 1 1	
<b>Inning Stats</b>	R: 0 H: 0 E: 0 LOB: 0 K: 0 BB: 0 S: 5 P: 8	R: 2 H: 2 E: 0 LOB: 1 K: 1 BB: 1 S: 18 P: 27	R: 0 H: 2 E: 0 LOB: 2 K: 1 BB: 0 S: 12 P: 22	R: 0 H: 0 E: 0 LOB: 0 K: 1 BB: 0 S: 7 P: 11	R: 0 H: 0 E: 1 LOB: 2 K: 1 BB: 1 S: 11 P: 18					1B: 3 SF: 0 2B: 1 SAC: 0 3B: 0 DP: 0 HR: 0 HBP: 0	
<b>PITCHER</b> <b>Chris Haney, L</b> (1, 1) ERA: 1.59	IP WLS BF H R ER SO BB IBB HBP BLK WP HR S P ERA WHIP	5.0 W 22 4 2 2 3 2 0 0 0 0 0 0 53 86 3.60 1.200				<b>PITCHER</b>	IP WLS BF H R ER SO BB IBB HBP BLK WP HR S P ERA WHIP				

Batter	1	2	3	4	5	6	7	8	9	AB R H RBI BB SO LOB
--------	---	---	---	---	---	---	---	---	---	----------------------

Vince Coleman, S OBP: 0.323, SLG: 0.556 (1, 9) C X	0-1 G1-3 1B	1-0 CS 1-2	0-0 3B		L X 0-1 F9					3 0 1 0 0 0 0
David Howard, S OBP: 0.100, SLG: 0.100 (1, 8) B S X	1-1 G6-4-3 1B		2-2 G5-3		B F L X 1-2 F7					3 0 1 0 0 0 1
Greg Gagne, R OBP: 0.373, SLG: 0.456 (1, 6) B B C X SAFE	2-1 G6-4-3 1-2f		2-1 SF9		B X 1-0					2 0 1 1 0 0 1
Gary Gaetti, R OBP: 0.297, SLG: 0.414 (1, 3)		C B B B 4-1 HR BB	B B C F F B 4-2 1B BB							0 1 0 0 2 0 0
Pat Borders, R OBP: 0.385, SLG: 0.731 (1, 2)		X 0-0 1-H HR	X 0-0 1-2 1B							2 1 2 2 0 0 0
Joe Vitiello, R (1, 10)		X 0-0 F9	B B F S 2-3 K							2 0 0 0 0 1 2
Joe Randa, R OBP: 0.143, SLG: 0.357 (1, 5)		B B X 2-0 HR		C B B X 2-2 F8						2 1 1 1 0 0 0
Michael Tucker, L OBP: 0.271, SLG: 0.267 (1, 7)		B C X 1-1 F8		C B C B X 2-2 F9						2 0 0 0 0 0 0
Jose Lind, R OBP: 0.333, SLG: 0.346 (1, 4)		B B B C X 3-1 CS 1B		B B B C X 3-1 F9						2 0 1 0 0 0 0

Inning Stats	R: 0	H: 1	E: 0	LOB: 0	K: 0	P: 9	R: 3	H: 3	E: 0	LOB: 0	K: 0	P: 8	R: 1	H: 2	E: 0	LOB: 2	K: 1	P: 23	R: 0	H: 0	E: 0	LOB: 0	K: 0	P: 15	R: 0	H: 1	E: 0	LOB: 1	K: 0	P: 8
	1B: 3	SF: 1	2B: 1	SAC: 0	3B: 1	DP: 1	HR: 2	HBP: 0	WP: 0	PA: 22	PB: 0	SB: 0	CS: 1																	

PITCHER	IP	WLS	BF	H	R	ER	SO	BB	IBB	HBP	BLK	WP	HR	S	P	ERA	WHIP
Dave Fleming, L ERA: 7.45 (1, 1)	4.2	L	21	7	4	4	1	2	0	0	0	0	2	41	74	7.71	1.929

**BOTTOM**

**Seattle Mariners @ Kansas City Royals**  
**Kauffman Stadium, Kansas City, MO**  
 Tue May 16 1995, 7:05 PM CDT  
 Att: 12,330 - Unknown - 58 F

AB	18
R	3
H	7
RBI	4
BB	2
SO	1
LOB	4



PITCHER	IP	WLS	BF	H	R	ER	SO	BB	IBB	HBP	BLK	WP	HR	S	P	ERA	WHIP
---------	----	-----	----	---	---	----	----	----	-----	-----	-----	----	----	---	---	-----	------

# Seattle Mariners @ Kansas City Royals

## Kauffman Stadium, Kansas City, MO

Wed May 17 1995, 7:05 PM CDT  
 Att. 12,020 - Unknown - 53 F

AB	34
R	4
H	9
RBI	4
BB	5
SO	5
LOB	15



Batter	1	2	3	4	5	6	7	8	9	AB R H RBI BB SO LOB
Joey Cora, S OBP: 0.362, SLG: 0.426 (1, 4)	G3		G4-3		SH3-4	1B			F8	4 0 1 0 0 0 0
Doug Strange, S OBP: 0.350, SLG: 0.450 (1, 5)	2B		G3		2B	1B			FC5-4	5 1 4 1 0 0 0
Ken Griffey Jr., L OBP: 0.385, SLG: 0.508 (1, 8)	K				2B	IBB			P4	4 1 0 0 1 1 4
Jay Buhner, R OBP: 0.264, SLG: 0.371 (1, 9)	K				BB	2B			FC5-4	4 1 1 1 1 2 2
Edgar Martinez, R OBP: 0.457, SLG: 0.683 (1, 10)					K	2B			G5-3	4 0 2 2 0 1 1
Tino Martinez, L OBP: 0.400, SLG: 0.444 (1, 3)					BB	G1-3			G3	3 0 0 0 1 0 2
Darren Bragg, L OBP: 0.286, SLG: 0.167 (1, 7)					BB	F7			K	3 0 0 0 1 1 2
Dan Wilson, R OBP: 0.385, SLG: 0.417 (1, 2)					F7				G6-3	4 0 0 0 0 0 4
Luis Sojo, R OBP: 0.382, SLG: 0.469 (1, 6)			L7		SH3-4	1B			G6-3	3 1 1 0 1 0 0

Inning Stats	R: 0	H: 1	E: 0	K: 2	S: 16	P: 20	R: 0	H: 1	E: 0	K: 0	S: 7	P: 8	R: 0	H: 0	E: 0	K: 0	S: 10	P: 18	R: 0	H: 0	E: 0	K: 1	S: 13	P: 27	R: 4	H: 3	E: 0	K: 0	S: 15	P: 27	R: 0	H: 3	E: 0	K: 0	S: 9	P: 14	R: 0	H: 0	E: 0	K: 1	S: 6	P: 9	R: 0	H: 0	E: 0	K: 1	S: 7	P: 11	R: 0	H: 1	E: 0	K: 0	S: 12	P: 17	1B: 6	2B: 3	3B: 0	HR: 0	SF: 0	SAC: 1	DP: 0	HBP: 0	WP: 0	PA: 40
--------------	------	------	------	------	-------	-------	------	------	------	------	------	------	------	------	------	------	-------	-------	------	------	------	------	-------	-------	------	------	------	------	-------	-------	------	------	------	------	------	-------	------	------	------	------	------	------	------	------	------	------	------	-------	------	------	------	------	-------	-------	-------	-------	-------	-------	-------	--------	-------	--------	-------	--------

PITCHER	IP	WLS	BF	H	R	ER	SO	BB	IBB	HBP	BLK	WP	HR	S	P	ERA	WHIP
Mark Gubicza, R ERA: 4.94 (1, 1)	4.1	L	21	3	3	3	3	4	1	0	0	0	0	52	89	6.23	1.615
Dilson Torres, R ERA: 2.45 (5, 1)	0.0		2	2	1	1	0	0	0	0	0	0	0	4	4	∞	∞
Billy Brewer, L ERA: 3.18 (5, 1)	0.2		2	0	0	0	0	0	0	0	0	0	0	5	7	0.00	0.000
Hipolito Pichardo, R ERA: 1.42 (6, 1)	3.0		11	3	0	0	2	0	0	0	0	0	0	22	34	0.00	1.000
Rusty Meacham, R ERA: 3.86 (9, 1)	1.0		4	1	0	0	0	0	0	0	0	0	0	12	17	0.00	1.000

Batter	1	2	3	4	5	6	7	8	9	AB	R	H	RBI	BB	SO	LOB
Vince Coleman, S OBP: 0.286, SLG: 0.484 (1, 7) B B C F F X (7, 9)	2-2 L4 ①		1 SAFE 0-0 G4-6-3 ② 1-2f			0-3 K ②		2-0 F7 ②		4	0	0	0	0	1	2
David Howard, S OBP: 0.071, SLG: 0.071 (1, 9) B X (7, 6)	1-0 P4 ②			1-1 F9 ①		3-2 F8 ③		3-3 K ③		4	0	0	0	0	1	1
Greg Gagne, R OBP: 0.362, SLG: 0.441 Michael Tucker, L OBP: 0.260, SLG: 0.255 (1, 6) F C F F S (7, 7)	1-3 K ③			3-2 F8 ②			0-1 F7 ①		0-1 G6-3 ①	2	0	0	0	0	1	0
Gary Gaetti, R OBP: 0.324, SLG: 0.459 (1, 3) B X (6, 5)		1-0 G4-3 2B		0-0 2B			4-2 BB BB		1-2 P5 ②	3	0	2	0	1	0	0
Pat Borders, R OBP: 0.345, SLG: 0.655 Brent Mayne, L OBP: 0.359, SLG: 0.324 (1, 2) B B B B B (9, PH)		2-3 K ①		1-1 G3 ③			0-0 F9 ②		0-0 G4-3 ③	3	0	0	0	0	1	3
Joe Randa, R OBP: 0.133, SLG: 0.333 Wally Joyner, L OBP: 0.348, SLG: 0.350 (1, 5) B B B B B (5, PH) (6, 3)		2-0 G4-3 ② 2-3			2-3 K ①		4-1 BB			1	0	0	0	0	0	1
Joe Vitiello, R OBP: 0.333, SLG: 0.262 (1, 10) B B B B B (5, PH)		1-3 K ③			2-1 F7 ②		3-3 K ③			1	0	0	0	0	1	1
Jose Lind, R OBP: 0.351, SLG: 0.364 (1, 4) B B B B B C X			0-2 G4-6-3 1B		1-1 L9 ③			1-2 1B		3	0	2	0	0	0	0
Tom Goodwin, L OBP: 0.283, SLG: 0.222 (1, 8) C X			0-1 B1 ①			1-1 G1-3 ①		0-3 K ①		3	0	0	0	0	1	2

Inning Stats		R: 0	H: 0	E: 0	K: 1	S: 9	R: 0	H: 1	E: 0	K: 2	S: 8	R: 0	H: 1	E: 0	K: 0	S: 7	R: 0	H: 1	E: 0	K: 0	S: 11	R: 0	H: 0	E: 0	K: 1	S: 8	R: 0	H: 0	E: 0	K: 1	S: 8	R: 0	H: 0	E: 0	K: 1	S: 11	R: 0	H: 1	E: 0	K: 2	S: 12	R: 0	H: 0	E: 0	K: 0	S: 6	R: 0	H: 0	E: 0	K: 0	S: 6
Inning Stats		K: 1	BB: 0	P: 13	BB: 0	P: 14	BB: 0	LOB: 1	BB: 0	P: 14	BB: 0	LOB: 0	BB: 0	P: 13	BB: 0	LOB: 0	BB: 0	LOB: 1	BB: 0	P: 16	BB: 0	LOB: 0	BB: 0	LOB: 0	BB: 0	P: 12	BB: 2	LOB: 2	BB: 2	P: 22	BB: 1	LOB: 1	BB: 0	P: 18	BB: 0	LOB: 0	BB: 0	P: 7	BB: 0	LOB: 0	BB: 0	P: 7									
1B: 2	SF: 0	2B: 2	SAC: 0	3B: 0	DP: 1	HR: 0	HBP: 0	WP: 0	PA: 32	ERA: 0.00	WHIP: 0.600	ERA: 0.00	WHIP: 0.900	ERA: 0.00	WHIP: 0.000	ERA: 0.00	WHIP: 1.000	ERA: 0.00	WHIP: 0.000	ERA: 0.00	WHIP: 0.000	ERA: 0.00	WHIP: 0.600	ERA: 0.00	WHIP: 0.000	ERA: 0.00	WHIP: 1.000	ERA: 0.00	WHIP: 0.000	ERA: 0.00	WHIP: 0.000	ERA: 0.00	WHIP: 0.000	ERA: 0.00	WHIP: 0.000	ERA: 0.00	WHIP: 0.000	ERA: 0.00	WHIP: 0.000	ERA: 0.00	WHIP: 0.000	ERA: 0.00	WHIP: 0.000	ERA: 0.00	WHIP: 0.000						
PITCHER	IP	WLS	BF	H	R	ER	SO	BB	IBB	HBP	BLK	WP	HR	S	P	ERA	WHIP	PITCHER	IP	WLS	BF	H	R	ER	SO	BB	IBB	HBP	BLK	WP	HR	S	P	ERA	WHIP																
Randy Johnson, L ERA: 0.92 (1, 1)	3.1		11	2	0	0	3	0	0	0	0	0	0	26	37	0.00	0.600	Bob Wells, R ERA: 3.38 (4, 1)	3.1	W	13	1	0	0	2	2	0	0	0	0	0	32	53	0.00	0.900																
Lee Guetterman, L ERA: 5.4 (7, 1)	0.1		1	0	0	1	0	0	0	0	0	0	0	4	7	0.00	0.000	Bill Risley, R ERA: (8, 1)	1.0		4	1	0	0	2	0	0	0	0	12	18	0.00	1.000																		
Bobby Ayala, R ERA: 3.86 (9, 1)	1.0		3	0	0	0	0	0	0	0	0	0	0	6	7	0.00	0.000																																		

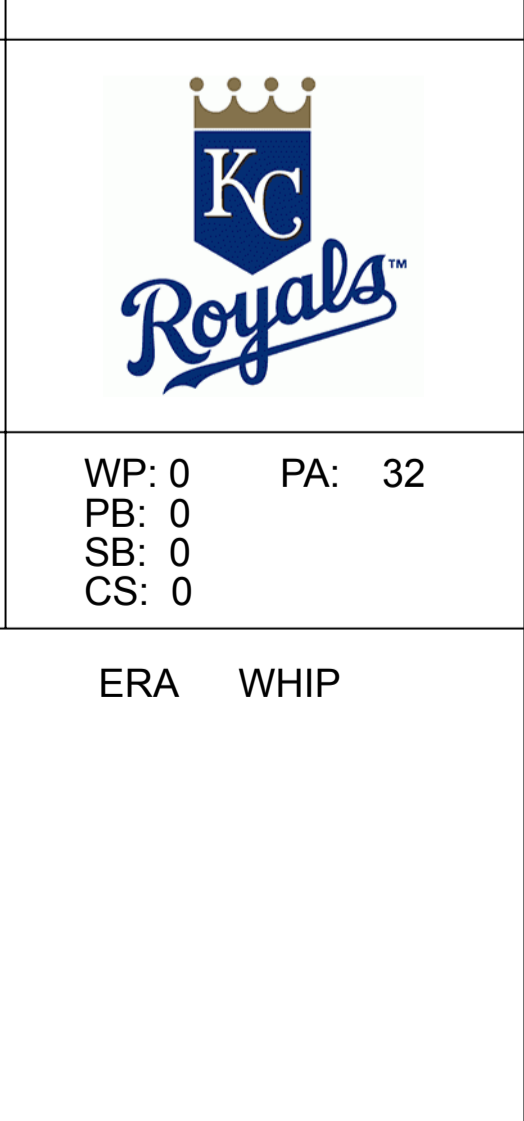
**BOTTOM**

**Seattle Mariners @ Kansas City Royals**  
Kauffman Stadium, Kansas City, MO

Wed May 17 1995, 7:05 PM CDT  
Att: 12,020 - Unknown - 53 F

livebaseballscorecards.com

<b>AB</b>	<b>30</b>
<b>R</b>	<b>0</b>
<b>H</b>	<b>4</b>
<b>RBI</b>	<b>0</b>
<b>BB</b>	<b>2</b>
<b>SO</b>	<b>8</b>
<b>LOB</b>	<b>12</b>



Batter	1	2	3	4	5	6	7	8	9	10	11	12	13	14	AB R H RBI BB SO LOB	TOP										
Joey Cora, S OBP: 0.344, SLG: 0.400 (1, 4)	G3		G4-3		1B			F7			G6-3			F9	6 0 1 0 0 0 2											
Doug Strange, S OBP: 0.308, SLG: 0.423 (1, 5)	2B		G1-3			G1-3		CS	G6-3			K		K	6 0 1 0 0 2 0											
Ken Griffey Jr., L OBP: 0.386, SLG: 0.493 (1, 8)	G6-3		F9			F8		F9			G6-3		1B		4 0 1 0 1 0 0											
Jay Buhner, R OBP: 0.247, SLG: 0.347 (1, 9)	G6-3					G6-3			K			G6-3			5 0 0 0 0 2 3											
Edgar Martinez, R OBP: 0.440, SLG: 0.646 (1, 10)		K				G1-3		K			1B		K		5 0 1 0 0 3 1											
Tino Martinez, L OBP: 0.400, SLG: 0.508 (1, 3)		3B				HR		P6		L1-3			G3-1		5 2 2 1 0 0 1											
Chad Kreuter, S OBP: 0.190, SLG: 0.200 (1, 2)		G1-3				G1-3		K		P5			K		5 0 0 0 0 2 1											
Luis Sojo, R OBP: 0.395, SLG: 0.514 (1, 6)								P3		P2			P3		3 0 1 1 1 0 0											
Alex Rodriguez, R OBP: 0.238, SLG: 0.333 (11, PR)											G6-3				1 0 0 0 0 0 0											
Alex Diaz, S OBP: 0.280, SLG: 0.417 (1, 7)								F7						G6-3	3 0 0 0 1 0 2											
Mike Blowers, R OBP: 0.191, SLG: 0.167 (14, PH)															1 0 0 0 0 0 0											
Darren Bragg, L OBP: 0.286, SLG: 0.167 (14, 7)															0 0 0 0 0 0 0											
<b>Inning Stats</b>	R: 0 E: 0 K: 0 S: 8	H: 1 LOB: 1 BB: 1 P: 16	R: 1 E: 0 K: 1 S: 12	H: 2 LOB: 1 BB: 0 P: 19	R: 0 E: 0 K: 1 S: 6	H: 0 LOB: 0 BB: 0 P: 13	R: 1 E: 0 K: 1 S: 10	H: 1 LOB: 0 BB: 0 P: 16	R: 0 E: 0 K: 0 S: 7	H: 1 LOB: 1 BB: 0 P: 13	R: 0 E: 0 K: 2 S: 6	H: 0 LOB: 0 BB: 0 P: 10	R: 0 E: 0 K: 1 S: 9	H: 0 LOB: 0 BB: 0 P: 12	R: 0 E: 0 K: 0 S: 12	H: 1 LOB: 0 BB: 0 P: 19	R: 0 E: 0 K: 2 S: 10	H: 1 LOB: 1 BB: 0 P: 17	R: 0 E: 0 K: 1 S: 7	H: 0 LOB: 0 BB: 0 P: 12	R: 0 E: 0 K: 1 S: 12	H: 0 LOB: 0 BB: 0 P: 20	1B: 3 2B: 3 3B: 1 HR: 1	SF: 0 SAC: 0 DP: 3 HBP: 0	WP: 0 PB: 0 SB: 0 CS: 1	PA: 48
<b>PITCHER</b>	IP WLS BF H R ER SO BB IBB HBP BLK WP HR S P ERA WHIP																									
Kevin Appier, R ERA: 2.3 (1, 1)	9.0		31	5	2	2	5	2	0	0	0	0	0	0	0	1	76	131	2.00	0.778						
Rusty Meacham, R ERA: 3.38 (10, 1)	1.0		3	1	0	0	0	0	0	0	0	0	0	0	0	0	12	19	0.00	1.000						
Jeff Montgomery, R ERA: 4.0 (11, 1)	2.0		7	1	0	0	2	1	0	0	0	0	0	0	0	0	16	30	0.00	1.000						
Billy Brewer, L ERA: 2.35 (13, 1)	2.0	W	6	0	0	0	2	0	0	0	0	0	0	0	0	0	19	32	0.00	0.000						

Seattle Mariners @ Kansas City Royals  
Kauffman Stadium, Kansas City, MO  
Thu May 18 1995, 7:05 PM CDT  
Att. 14,793 - Unknown - 53 F

livebaseballscores.com

AB	44
R	2
H	7
RBI	2
BB	3
SO	9
LOB	10




Batter	1	2	3	4	5	6	7	8	9	10	11	12	13	14	AB	R	H	RBI	BB	SO	LOB
Vince Coleman, S OBP: 0.333, SLG: 0.514 (1, 9) S: 10 P: 8 1-3	K 1-3		2B 1-3		1B 0-0	BB 4-2		F8 1-1		1B 2-2		SH1-3 0-0	G3 1-2		6	0	3	0	1	1	4
Tom Goodwin, L OBP: 0.266, SLG: 0.207 Jon Nunnally, L OBP: 0.400, SLG: 0.667 (10, PH) (11, 8) S: 8 P: 10	G6-3 1-1		F7 0-0		SH1-3 0-0	G4-3 1-2		E4 0-0		L6, IBB 1B 1-3		P5 3-2		4	0	0	0	0	0	6	
Wally Joyner, L OBP: 0.368, SLG: 0.333 (1, 3) S: 7 P: 10	G6-3 0-0		P6 0-1		F8 2-1		G4-6-3 BB 4-0		F7 2-1		L6 2-1		IBB 4-0		3	0	0	0	4	0	3
Bob Hamelin, L OBP: 0.316, SLG: 0.234 (1, 10) S: 14 P: 22		G4-3 0-0		CI 1B 0-1	FC5-4 BB 4-1		G4-6-3 1-2f		F7 2-1		L6 2-2		G4-1 1-2		5	1	0	0	1	0	9
Gary Gaetti, R OBP: 0.333, SLG: 0.515 (1, 5) S: 8 P: 10		2B 0-0		CS 1B 1-1	FC5-4 1-2f		HR 1-2		K SH1-4 0-0		P4 3-2		K 1-3		7	1	3	1	0	2	2
Brent Mayne, L OBP: 0.356, SLG: 0.350 (1, 2) S: 7 P: 10		P4 0-0		K 1-2		1B 0-2		1B 1-2		SH1-4 1-2		G4-3 3-2		L8 2-1	6	0	2	0	0	1	3
Michael Tucker, L OBP: 0.298, SLG: 0.302 (1, 7) S: 15 P: 21		F9 3-1		1B 1-2		G5-3 1B 1-2		F7 2-1		F9 2-0		BB 4-1		WP 2B 3-1	6	0	3	1	1	0	3
David Howard, S OBP: 0.143, SLG: 0.100 (1, 6) S: 7 P: 10			G3 0-1	1B 1-0		K 0-3		G6-3 2-2		F7 1-2		K 2-3		WP IBB 4-0	6	0	1	0	1	2	4
Jose Lind, R OBP: 0.344, SLG: 0.356 Joe Randa, R OBP: 0.222, SLG: 0.353 (10, 4) S: 10 P: 8			E5 2B 1-0	G5-3 2-2		G5-3 1B 0-0		BB, E 1B 2-1		K 0-3		SH1-3 1B 0-0		1-2 2-3 BB	4	0	1	0	0	0	4

Inning Stats	R: 0	H: 0	E: 0	K: 1	S: 8	P: 10	R: 0	H: 1	E: 0	K: 0	S: 5	P: 8	R: 0	H: 1	E: 1	K: 0	S: 7	P: 10	R: 1	H: 3	E: 1	K: 1	S: 14	P: 22	R: 0	H: 1	E: 0	K: 0	S: 6	P: 13	R: 0	H: 2	E: 0	K: 1	S: 15	P: 21	R: 1	H: 2	E: 0	K: 0	S: 7	P: 17	R: 0	H: 1	E: 1	K: 0	S: 11	P: 22	R: 0	H: 0	E: 0	K: 1	S: 9	P: 14	R: 0	H: 2	E: 0	K: 1	S: 9	P: 17	R: 0	H: 0	E: 0	K: 1	S: 11	P: 19	R: 0	H: 1	E: 0	K: 1	S: 11	P: 26	R: 1	H: 1	E: 0	K: 0	S: 3	P: 4	1B: 10	2B: 5	3B: 0	HR: 2	SF: 0	SAC: 3	DP: 2	HBP: 0	WP: 1	PA: 65
--------------	------	------	------	------	------	-------	------	------	------	------	------	------	------	------	------	------	------	-------	------	------	------	------	-------	-------	------	------	------	------	------	-------	------	------	------	------	-------	-------	------	------	------	------	------	-------	------	------	------	------	-------	-------	------	------	------	------	------	-------	------	------	------	------	------	-------	------	------	------	------	-------	-------	------	------	------	------	-------	-------	------	------	------	------	------	------	--------	-------	-------	-------	-------	--------	-------	--------	-------	--------

PITCHER	IP	WLS	BF	H	R	ER	SO	BB	IBB	HBP	BLK	WP	HR	S	P	ERA	WHIP	Chris Bosio, R ERA: 1.77	Lee Guetterman, L ERA: 5.06	Rafael Carmona, R ERA: 2.45	Jeff Nelson, R ERA: 2.31	Bobby Ayala, R ERA: 3.38	PITCHER	IP	WLS	BF	H	R	ER	SO	BB	IBB	HBP	BLK	WP	HR	S	P	ERA	WHIP	Jim Converse, R ERA: 7.36																																																																												
(1, 1)	5.0		23	6	1	0	2	1	0	0	0	0	0	9	63	0.00	1.400	(6, 1)	0.1	3	2	0	0	1	0	0	9	10	0.00	6.000	(6, 1)	3.2	18	3	1	1	1	3	0	0	0	0	1	33	64	2.46	1.636	(10, 1)	2.2	13	3	0	0	2	1	2	0	0	0	0	25	48	0.00	1.500	(12, 1)	1.1	7	1	0	0	1	1	1	0	0	1	0	15	31	0.00	1.500	(14, 1)	0.0	1	1	1	1	1	0	0	0	0	0	0	1	3	4	∞	∞	(14, 1)	0.0	1	1	1	1	1	0	0	0	0	0	0	1	3	4	∞	∞

**Seattle Mariners @ Kansas City Royals**  
Kauffman Stadium, Kansas City, MO  
Thu May 18 1995, 7:05 PM CDT  
Att. 14,793 - Unknown - 53 F

AB 52  
R 3  
H 16  
RBI 3  
BB 9  
SO 7  
LOB 39



Batter	1	2	3	4	5	6	7	8	9	AB R H RBI BB SO LOB	TOP		
Rickey Henderson, R OBP: 0.449, SLG: 0.557 Mike Aldrete, L OBP: 0.400, SLG: 0.438	1-1 F7		4-1 E BB	4-2 BB		2-1 S 1B 2B		2-1 WP 1B 2B	2-2 HR	3 2 2 0 2 0 0 1 1 1 1 0 0 0			
Stan Javier, S OBP: 0.321, SLG: 0.315	4-1 S BB		2-1 E5	1-0 F7		4-1 1B S G6-4-3 BB		3-2 2B 1B	4-2 BB	3 2 1 1 3 0 4			
Geronimo Berroa, R OBP: 0.442, SLG: 0.679 Andy Tomberlin, L OBP: 0.292, SLG: 0.391	3-2 F9		0-0 P4			4-1 1B BB		0-1 P3	0-0 F9	4 1 1 1 1 0 5 1 0 0 0 0 0 1			
Mark McGwire, R OBP: 0.459, SLG: 0.776	2-1 G5-3		2-1 P4			0-0 F8		2-0 G4-3 2B		5 1 1 1 0 0 6			
Ruben Sierra, S OBP: 0.311, SLG: 0.524 Dennis Eckersley, R OBP: 0.400, SLG: 0.250			0-0 F8			0-0 F7		1-1 G4-3		5 1 1 0 0 0 1 0 0 0 0 0 0 0			
Terry Steinbach, R OBP: 0.312, SLG: 0.493 Eric Heffand, L OBP: 0.400, SLG: 0.250			0-0 F9			1-0 2B		0-0 G4-3 1B		5 1 4 2 0 0 0 0 0 0 0 0 0 0			
Brent Gates, S OBP: 0.284, SLG: 0.218			1-0 L7			1-1 1B 2B		3-2 G4-3 1B		4 1 1 1 1 0 2			
Scott Brosius, R OBP: 0.418, SLG: 0.381			1-1 E SH1-4 1B			0-2 F7		2-2 F7		5 0 2 1 0 0 2			
Fausto Cruz, R OBP: 0.333, SLG: 0.333			0-1 SH1-4			0-0 BB 1B		2-2 G4-3		4 0 1 1 0 1 4			
Inning Stats	R: 0 E: 0 K: 0 S: 8 H: 0 LOB: 1 BB: 1 P: 18	R: 0 E: 0 K: 0 S: 3 H: 0 LOB: 0 BB: 0 P: 4	R: 0 E: 1 K: 0 S: 10 H: 1 LOB: 3 BB: 1 P: 19	R: 2 E: 0 K: 0 S: 12 H: 3 LOB: 2 BB: 1 P: 19	R: 2 E: 0 K: 0 S: 14 H: 3 LOB: 2 BB: 2 P: 23	R: 2 E: 0 K: 0 S: 7 H: 2 LOB: 0 BB: 1 P: 14	R: 0 E: 0 K: 0 S: 11 H: 1 LOB: 1 BB: 0 P: 20	R: 3 E: 0 K: 0 S: 15 H: 4 LOB: 1 BB: 0 P: 25	R: 1 E: 0 K: 1 S: 13 H: 1 LOB: 1 BB: 1 P: 21	1B: 8 2B: 6 3B: 0 HR: 1 SF: 0 SAC: 1 DP: 2 HBP: 0	WP: 1 PB: 0 SB: 3 CS: 0 PA: 48		
PITCHER	IP WLS BF H R ER SO BB IBB HBP BLK WP HR S P ERA WHIP											PITCHER	IP WLS BF H R ER SO BB IBB HBP BLK WP HR S P ERA WHIP
Tom Browning, L ERA: 8.1	(1, 1) 4.1 L 24 6 4 4 0 4 0 0 0 0 0 0 38 69 8.31 2.308												
Doug Linton, R ERA: 7.2	(5, 1) 2.0 10 4 2 2 0 2 0 0 0 0 0 0 21 38 9.00 3.000												
Melvin Bunch, R ERA: 5.4	(7, 1) 2.1 13 5 4 4 1 1 0 0 0 1 1 33 55 15.43 2.571												
Dilson Torres, R ERA: 2.35	(9, 1) 0.1 1 0 0 0 0 0 0 0 0 0 0 0 1 1 0.00 0.000												

Oakland Athletics @ Kansas City Royals  
Kauffman Stadium, Kansas City, MO

Fri May 19 1995, 7:05 PM CDT  
Att. 16,035 - Unknown - 69 F

livebaseballscorecards.com





Batter	1	2	3	4	5	6	7	8	9	AB	R	H	RBI	BB	SO	LOB
Vince Coleman, S OBP: 0.383, SLG: 0.525 (1, 9)	0-0 FC6-4 1B		0-1 G1-3	4-1 S BB		4-2 BB 1B BB		0-0 S 1B		3	1	2	0	2	0	0
Tom Goodwin, L OBP: 0.265, SLG: 0.197 (1, 8)	2-3 SAFE K		2-1 G1-3	2-2 SAFE L8		4-0 SAFE 1B BB		2-2 G1-3		3	1	0	0	1	1	3
Pat Borders, R OBP: 0.333, SLG: 0.633 (7, 2)	SAFE SAFE SAFE K			1-2		1-2 BB		1-2		1	0	0	0	0	0	1
Wally Joyner, L OBP: 0.383, SLG: 0.343 (1, 3)	0-1 FC6-4 1-2f 1B		0-1 1B 1B		0-0 F7	3-2 BB 1B 1B		4-2 BB		4	0	2	1	1	0	1
Gary Gaetti, R OBP: 0.338, SLG: 0.507 (1, 5)	1-3 SAFE SAFE SAFE K		0-0 1-2 1B		1-0 P6	3-2 BB 1B		3-3 K		5	0	2	1	0	2	3
Bob Hamelin, L OBP: 0.317, SLG: 0.240 (1, 10)		2-2 G3-1	1-3 K		3-2 1B 1B	4-2 BB		2-0 G1-3		3	0	1	0	0	1	2
Greg Gagne, R OBP: 0.366, SLG: 0.433 (6, PH)										1	0	0	0	1	0	2
Brent Mayne, L OBP: 0.375, SLG: 0.357 (1, 2)		3-2 G4-3		4-0 3B BB	0-0 1-2 1B	2-1 L8		0-0 G4-3		2	1	1	0	1	0	0
Chris Stynes, R (6, PH)										0	0	0	0	0	0	0
Jon Nunnally, L OBP: 0.364, SLG: 0.600 (6, PH)										2	0	0	0	0	0	3
(7, 8)																
Michael Tucker, L OBP: 0.306, SLG: 0.286 (1, 7)		4-0 1B BB		2-3 K	3-2 G3		4-1 FC6-4 BB		0-1 G4-3	3	0	0	0	2	1	3
Jose Lind, R OBP: 0.333, SLG: 0.344 (1, 4)		0-1 1-2 1B		2-1 F9		1-1 F8	1-0 FC6-4 G6-3 1-2f		1-0 G4-3	5	0	1	0	0	0	2
David Howard, S OBP: 0.160, SLG: 0.208 (1, 6)		1-0 G1-3		2-1 1-H 3B		0-0 L7	0-0 G6-3 1-2f			4	0	1	1	0	0	3

Inning Stats		R: 0	H: 1	R: 0	H: 1	R: 0	H: 2	R: 1	H: 1	R: 0	H: 2	R: 0	H: 0	R: 0	H: 1	R: 0	H: 0	1B: 9	SF: 0	WP: 0	PA: 44
		E: 0	LOB: 1	E: 0	LOB: 2	E: 0	LOB: 2	E: 0	LOB: 2	E: 0	LOB: 2	E: 0	LOB: 0	E: 0	LOB: 0	E: 0	LOB: 0	2B: 0	SAC: 0	PB: 0	
		K: 2	BB: 0	K: 0	BB: 0	K: 1	BB: 0	K: 1	BB: 0	K: 0	BB: 0	K: 0	BB: 1	K: 1	BB: 1	K: 0	BB: 0	3B: 1	DP: 1	SB: 2	
		S: 9	P: 12	S: 11	P: 21	S: 10	P: 13	S: 11	P: 27	S: 12	P: 19	S: 19	P: 40	S: 10	P: 21	S: 4	P: 5	HR: 0	HBP: 0	CS: 0	

PITCHER															IP	WLS	BF	H	R	ER	SO	BB	IBB	HBP	BLK	WP	HR	S	P	ERA	WHIP
Ron Darling, R ERA: 7.23 (1, 1)	5.0		25	7	1	1	4	3	0	0	0	0	0	53	92	1.80	2.000														
Todd Van Poppel, R ERA: 3.6 (6, 1)	0.2		6	2	2	2	0	2	0	0	0	0	0	14	29	27.00	6.000														
Dave Leiper, L ERA: 3.86 (6, 1)	0.0		1	0	0	0	0	1	0	0	0	0	0	3	7	∞	∞														
Jim Corsi, R ERA: (6, 1)	2.1		9	1	0	0	1	2	0	0	0	0	0	15	33	0.00	1.286														
Dennis Eckersley, R ERA: 4.15 (9, 1)	1.0		3	0	0	0	0	0	0	0	0	0	0	4	5	0.00	0.000														

BOTTOM

# Oakland Athletics @ Kansas City Royals

Kauffman Stadium, Kansas City, MO

Fri May 19 1995, 7:05 PM CDT

Att: 16,035 - Unknown - 69 F

livebaseballscorecards.com

AB	36
R	3
H	10
RBI	3
BB	8
SO	5
LOB	23



Batter	1	2	3	4	5	6	7	8	9	AB R H RBI BB SO LOB	TOP
Rickey Henderson, R Todd Stottlemyre, L Mark Acre, R	G1-3	L8		G6-3			G4-6-3	1B		5 0 1 2 0 0 1 0 0 0 0 0 0 0 0 0 0 0 0 0 0	
Stan Javier, S OBP: 0.315, SLG: 0.299	1B BB SF7 HBP		E5 G4-3 1B		L9		G6-3	K		4 2 0 0 0 1 2	
Geronimo Berroa, R OBP: 0.430, SLG: 0.646	BB 1B 1-2 BB		G4-3		G1-3			F8	K	4 0 0 0 1 1 1	
Mark McGwire, R Mike Aldrete, L	BB 1-2 2-3 1B		1B BB		F8			E 1B BB	F8	2 1 1 0 2 0 0 1 0 0 0 0 0 0	
Ruben Sierra, S Andy Tomberlin, L	SF7		G6-4-3 1B		G5-3		E7 BB FC1-2 1B	BB HBP 2B 1B		3 0 2 2 0 0 0 1 1 1 0 0 0 0	
Terry Steinbach, R	BB 1-2 2-3 BB		G6-4-3		G6-3		FC1-2 BB 1B IBB	BB 2B HBP		2 2 0 0 2 0 2	
Brent Gates, S	F8				G5-3		1B FC1-2 BB	2B BB		3 2 0 1 2 0 3	
Scott Brosius, R Craig Paquette, R			G5-3		SF9 3B		1B 3B	FC1-2 1B	2B	4 3 2 0 0 0 3 1 0 1 3 0 0 0	
Fausto Cruz, R			G6-3		SF9		G4-6-3 1B	1B 1B	F9	4 0 2 3 0 0 1	
<b>Inning Stats</b>	R: 1 H: 1 E: 0 LOB: 3 K: 0 BB: 2 S: 13 P: 26	R: 0 H: 0 E: 0 LOB: 0 K: 0 BB: 0 S: 7 P: 13	R: 1 H: 1 E: 1 LOB: 1 K: 0 BB: 1 S: 10 P: 18	R: 1 H: 1 E: 0 LOB: 0 K: 0 BB: 0 S: 8 P: 12	R: 0 H: 0 E: 0 LOB: 0 K: 0 BB: 0 S: 7 P: 10	R: 0 H: 0 E: 0 LOB: 0 K: 0 BB: 0 S: 5 P: 7	R: 1 H: 2 E: 0 LOB: 0 K: 0 BB: 0 S: 9 P: 13	R: 4 H: 3 E: 1 LOB: 2 K: 1 BB: 3 S: 15 P: 31	R: 3 H: 2 E: 0 LOB: 1 K: 1 BB: 1 S: 18 P: 28	1B: 7 SF: 2 2B: 1 SAC: 0 3B: 2 DP: 2 HR: 0 HBP: 2	WP: 0 PA: 45 PB: 0 SB: 0 CS: 0
<b>PITCHER</b>	IP WLS BF H R ER SO BB IBB HBP BLK WP HR S P ERA WHIP										
Chris Haney, L ERA: 2.96	7.1 L 32 6 6 5 0 4 0 1 0 0 0 0 65 109 6.14 1.364										
Dilson Torres, R ERA: 6.75	1.2 13 4 5 5 2 2 1 1 0 0 0 0 27 49 27.00 3.600										

Oakland Athletics @ Kansas City Royals  
Kauffman Stadium, Kansas City, MO

AB	34
R	11
H	10
RBI	11
BB	7
SO	2
LOB	13



Sat May 20 1995, 7:05 PM CDT  
Att. 17,423 - Unknown - 70 F

livebaseballscorecards.com

Batter	1	2	3	4	5	6	7	8	9	AB R H RBI BB SO LOB
Vince Coleman, S OBP: 0.353, SLG: 0.477 (1, 7)	0-1 G4-3 ①		1-0 B2-3 ②			2-2 G3 ②			1-1 E4 FC8-3 1-2	4 0 0 0 0 0 1
Jon Nunnally, L OBP: 0.346, SLG: 0.542 (1, 9)	1-1 G4-3 1B		2-3 K2-3 ③			1-3 K ③			3-2 FC8-3 G6-3 1B 1-2 2-3 ①	4 0 1 0 0 2 2
Wally Joyner, L OBP: 0.376, SLG: 0.338 (1, 3)	0-1 G4-3 1-2 ②			0-0 G3-1 ①			3-1 F8 ①		0-0 G6-3 1-2 1B 3-H 2-1 ②	4 0 1 1 0 0 1
Gary Gaetti, R OBP: 0.333, SLG: 0.487 (1, 5)	4-1 BB			0-1 G1-3 ②		2-2 G5-3 ②		2-1 G6-3 1-2 2-3	2-1 G6-3 1-2 2-3 ②	3 0 0 0 1 0 2
Bob Hamelin, L OBP: 0.297, SLG: 0.222 (1, 10)	2-3 K ③			0-3 K ③		1-3 K2-3 ③		2-3 K ③	2-3 K ③	4 0 0 0 0 4 4
Pat Borders, R OBP: 0.303, SLG: 0.576 (1, 2)		0-0 G5-3 ①			2-3 K ①		2-3 K ①		2-3 K ①	3 0 0 0 0 2 0
Michael Tucker, L OBP: 0.292, SLG: 0.271 (1, 8)		1-3 K ②			2-1 G4-3 ②		0-3 K ②		0-3 K ②	3 0 0 0 0 2 0
Jose Lind, R OBP: 0.319, SLG: 0.328 (1, 4)		1-2 F8 ③			1-1 G3-1 ③		1-2 G1-3 ③		1-2 G1-3 ③	3 0 0 0 0 0 0
David Howard, S OBP: 0.179, SLG: 0.222 (1, 6)			1-3 K ①			3-2 F8 ①			0-0 FC8-3 1B 1B ①	3 1 1 0 0 1 0

Inning Stats	R: 0 E: 0 K: 1 S: 11	H: 1 LOB: 2 BB: 1 P: 18	R: 0 E: 0 K: 1 S: 7	H: 0 LOB: 0 BB: 0 P: 9	R: 0 E: 0 K: 2 S: 10	H: 0 LOB: 0 BB: 0 P: 14	R: 0 E: 0 K: 1 S: 6	H: 0 LOB: 0 BB: 0 P: 6	R: 0 E: 0 K: 1 S: 7	H: 0 LOB: 0 BB: 0 P: 12	R: 0 E: 0 K: 1 S: 9	H: 0 LOB: 0 BB: 0 P: 15	R: 0 E: 0 K: 1 S: 10	H: 0 LOB: 0 BB: 0 P: 16	R: 0 E: 0 K: 2 S: 11	H: 0 LOB: 0 BB: 0 P: 14	R: 1 E: 1 K: 1 S: 14	H: 2 LOB: 2 BB: 0 P: 22	1B: 3 2B: 0 3B: 0 HR: 0	SF: 0 SAC: 0 DP: 0 HBP: 0
--------------	-------------------------------	----------------------------------	------------------------------	---------------------------------	-------------------------------	----------------------------------	------------------------------	---------------------------------	------------------------------	----------------------------------	------------------------------	----------------------------------	-------------------------------	----------------------------------	-------------------------------	----------------------------------	-------------------------------	----------------------------------	----------------------------------	------------------------------------

PITCHER	IP	WLS	BF	H	R	ER	SO	BB	IBB	HBP	BLK	WP	HR	S	P	ERA	WHIP
Todd Stottliemyre, R ERA: 5.23 (1, 1)	8.1	W	30	3	1	0	10	1	0	0	0	0	0	80	117	0.00	0.480
Todd Stottliemyre, R ERA: 5.23 (9, 1)	8.1	W	30	3	1	0	10	1	0	0	0	0	0	80	117	0.00	0.480
Mark Acre, R ERA: 7.59 (9, 1)	0.2		2	0	0	0	1	0	0	0	0	0	0	5	9	0.00	0.000


**BOTTOM**

**Oakland Athletics @ Kansas City Royals**  
Kauffman Stadium, Kansas City, MO

Sat May 20 1995, 7:05 PM CDT  
Att. 17,423 - Unknown - 70 F

livebaseballscorecards.com

AB	31
R	1
H	3
RBI	1
BB	1
SO	11
LOB	10



WP: 0	PA: 32
PB: 0	
SB: 0	
CS: 0	

Batter	1	2	3	4	5	6	7	8	9	AB R H RBI BB SO LOB	TOP		
Rickey Henderson, R OBP: 0.420, SLG: 0.500 (1, 10) C B B X	2-1 G5-3 ①		3-2 G4-3 ②		4-1 S 1B BB		2-2 G5-3 ①		0-2 G5-3 ①	4 1 0 0 1 0 0			
Andy Tomberlin, L OBP: 0.367, SLG: 0.536 (1, 8) X	0-0 1B		4-1 BB		1-3 SAFE SAFE 1-2 K		1-0 HR		2-3 K ②	4 1 2 1 1 2 2			
Ruben Sierra, S OBP: 0.323, SLG: 0.522 (1, 9) B C X	1-1 F7 ②		2-1 G3 ③		1-1 2-H 3-H 1B		3-2 G4-3 ②		2-1 HR 1B	5 1 2 2 0 0 2			
Mark McGwire, R OBP: 0.467, SLG: 0.780 (1, 3) X	0-0 F7 ③			4-2 2B BB		3-2 F8 ③		1-1 F8 ③	3-2 HR 1-H	4 2 1 2 1 0 2			
Mike Aldrete, L OBP: 0.458, SLG: 0.600 Stan Javier, S OBP: 0.308, SLG: 0.291 (1, 7) (6, PR) (6, 7)				2-2 SAFE SAFE 1-H 2B		1-1 G6-3 SF5 2B		0-1 G3-1 ①	0-1 G6-3 ③	3 0 3 1 0 0 0 2 1 0 0 0 0 0			
Terry Steinbach, R OBP: 0.326, SLG: 0.468 (1, 2)		2-2 SAFE G4-6-3 1-2f ① ②		0-0 G5-3 ②		1-1 G6-3 ①		2-0 FC6-4 1B		4 0 1 0 0 0 2			
Brent Gates, S OBP: 0.289, SLG: 0.213 (1, 4)		1-0 FC6-4 1B		1-0 G1-3 ③		1-0 SF5 ②		1-2 FC6-4 2B 1-2f		3 0 1 1 0 0 1			
Scott Brosius, R OBP: 0.437, SLG: 0.493 (1, 5)		0-1 FC6-4 1-2f ③			0-0 SH3-4 1B 2B		0-0 FC6-4 1B		2-0 2B	4 1 3 0 0 0 1			
Fausto Cruz, R OBP: 0.286, SLG: 0.308 (1, 6)			1-3 K ①		1-1 SH3-4 ①		1-0 FC6-4 ③		3-3 K ③	3 0 0 0 0 2 4			
Inning Stats	R: 0 E: 0 K: 0 S: 6 H: 1 LOB: 1 BB: 0 P: 9	R: 0 E: 0 K: 0 S: 8 H: 2 LOB: 1 BB: 0 P: 12	R: 0 E: 0 K: 1 S: 9 H: 0 LOB: 1 BB: 1 P: 19	R: 1 E: 0 K: 0 S: 7 H: 1 LOB: 0 BB: 1 P: 14	R: 2 E: 0 K: 1 S: 15 H: 2 LOB: 1 BB: 1 P: 25	R: 1 E: 0 K: 0 S: 7 H: 2 LOB: 2 BB: 0 P: 11	R: 1 E: 0 K: 0 S: 11 H: 1 LOB: 0 BB: 0 P: 18	R: 0 E: 0 K: 1 S: 11 H: 2 LOB: 2 BB: 0 P: 19	R: 2 E: 0 K: 1 S: 17 H: 2 LOB: 0 BB: 0 P: 24	1B: 7 2B: 4 3B: 0 HR: 2 SF: 1 SAC: 1 DP: 1 HBP: 0	WP: 0 PB: 0 SB: 1 CS: 0 PA: 41		
PITCHER	IP WLS BF H R ER SO BB IBB HBP BLK WP HR S P ERA WHIP											PITCHER	IP WLS BF H R ER SO BB IBB HBP BLK WP HR S P ERA WHIP
Mark Gubicza, R ERA: 5.17 (1, 1)	7.2 L 34 10 5 5 2 3 0 0 0 0 0 1 69 117 5.87 1.696												
Rusty Meacham, R ERA: 4.82 (8, 1)	1.1 7 3 2 2 2 0 0 0 0 0 0 1 22 34 13.50 2.250												

Oakland Athletics @ Kansas City Royals  
Kauffman Stadium, Kansas City, MO  
Sun May 21 1995, 3:33 AM CDT  
Att. 15,305 - Cloudy - 76 F

livebaseballscorecards.com

AB	36
R	7
H	13
RBI	7
BB	3
SO	4
LOB	14



Batter	1	2	3	4	5	6	7	8	9
Vince Coleman, S (1, 7) OBP: 0.345, SLG: 0.458	0-1 F7		1-0 L7			0-0 F8		1-2 G6-3	
Jon Nunnally, L (1, 9) Phil Hiatt, R (8, PH) OBP: 0.333, SLG: 0.818	1-3 K		0-3 K			0-0 F8		2-0 G6-3	
Wally Joyner, L (1, 3) OBP: 0.371, SLG: 0.333	1-0 L3			1-1 L7		2-3 K		3-2 BB	
Gary Gaetti, R (1, 10) OBP: 0.330, SLG: 0.468		0-1 G5-3		0-0 G5-3		1-0 G5-3		4-2 BB	
Brent Mayne, L (1, 2) OBP: 0.385, SLG: 0.391		2-2 2B		0-2 G4-3			1-0 G5-3	0-1 1B	
Greg Gagne, R (1, 6) OBP: 0.373, SLG: 0.444		1-2 2B			0-0 G6-3		4-1 1B	0-1 F9	
Jose Lind, R (1, 4) OBP: 0.301, SLG: 0.310		0-2 G5-3			0-1 G1-3		1-1 F7	2-2 G1-3	
Joe Randa, R (1, 5) Michael Tucker, L (9, PH) OBP: 0.288, SLG: 0.267		2-0 F9			0-3 K		2-1 1B	0-2 F8	
Tom Goodwin, L (1, 8) Bob Hamelin, L (7, PH) Pat Borders, R (7, PH) David Howard, S (8, 8) OBP: 0.179, SLG: 0.222			0-2 L7			0-0 F8	2-2 G4-3		

AB	R	H	RBI	BB	SO	LOB
4	0	1	0	0	0	0
3	0	0	0	0	2	2
1	0	0	0	0	0	0
4	1	1	0	0	1	2
3	0	0	0	1	0	2
4	1	2	1	0	0	0
3	0	1	1	1	0	0
4	0	0	0	0	0	2
3	0	1	0	0	1	1
1	0	0	0	0	0	0
2	0	1	0	0	0	0
0	0	0	0	0	0	0
1	0	0	0	0	0	2
0	0	0	0	0	0	0

**BOTTOM**

**Oakland Athletics @ Kansas City Royals**  
Kauffman Stadium, Kansas City, MO

Sun May 21 1995, 3:33 AM CDT  
Att. 15,305 - Cloudy - 76 F

livebaseballscores.com

AB	33
R	2
H	7
RBI	2
BB	2
SO	4
LOB	11



Inning Stats	R: 0	H: 0	E: 0	K: 1	S: 6	H: 0	LOB: 0	BB: 0	P: 8	R: 1	H: 2	E: 0	K: 0	S: 13	R: 0	H: 0	E: 0	K: 1	S: 7	R: 0	H: 0	E: 0	K: 0	S: 6	R: 0	H: 0	E: 0	K: 1	S: 7	R: 0	H: 2	E: 0	K: 1	S: 7	R: 0	H: 1	E: 0	K: 0	S: 9	R: 1	H: 2	E: 0	K: 0	S: 11	R: 0	H: 0	E: 0	K: 0	S: 8	1B: 5	SF: 0	2B: 2	SAC: 0	3B: 0	DP: 0	HR: 0	HBP: 0	WP: 0	PA: 35
--------------	------	------	------	------	------	------	--------	-------	------	------	------	------	------	-------	------	------	------	------	------	------	------	------	------	------	------	------	------	------	------	------	------	------	------	------	------	------	------	------	------	------	------	------	------	-------	------	------	------	------	------	-------	-------	-------	--------	-------	-------	-------	--------	-------	--------

PITCHER	IP	WLS	BF	H	R	ER	SO	BB	IBB	HBP	BLK	WP	HR	S	P	ERA	WHIP
Steve Ontiveros, R (1, 1) ERA: 3.99	6.2	W	26	5	1	1	4	1	0	0	0	0	0	52	72	1.35	0.900
Rick Honeycutt, L (7, 1) ERA: 2.16	1.1		6	2	1	1	0	1	0	0	0	0	0	14	26	6.75	2.250
Dennis Eckersley, R (9, 1) ERA: 3.72	1.0		3	0	0	0	0	0	0	0	0	0	0	8	10	0.00	0.000

PITCHER	IP	WLS	BF	H	R	ER	SO	BB	IBB	HBP	BLK	WP	HR	S	P	ERA	WHIP
---------	----	-----	----	---	---	----	----	----	-----	-----	-----	----	----	---	---	-----	------

Batter	1	2	3	4	5	6	7	8	9	AB R H RBI BB SO LOB	TOP											
Vince Coleman, S (1, 9) OBP: 0.333, SLG: 0.434	1-1 G6-3		3-1 F7		0-1 2B	1-2 FC3-6		3-2 L5		5 1 1 0 0 0 2												
Tom Goodwin, L (1, 8) OBP: 0.280, SLG: 0.209	2-2 F8		2-2 1B		4-1 2B	1-1 G4-3			1-3 K	4 1 1 0 1 1 1												
Wally Joyner, L (1, 3) OBP: 0.372, SLG: 0.350	1-1 G6-3		3-2 1B		1-0 2B				1-1 G4-3	5 0 2 3 0 1 0												
Bob Hamelin, L (1, 10) OBP: 0.290, SLG: 0.207		3-2 HBP	0-1 G4-3		3-2 P6				1-2 G4-3	4 0 0 0 0 1 3												
Gary Gaetti, R (1, 5) OBP: 0.337, SLG: 0.482		1-3 K		0-2 1B	0-3 K				3-2 E5	4 2 2 0 0 2 2												
Brent Mayne, L (1, 2) OBP: 0.393, SLG: 0.400		1-0 F8		1-2 1B	0-0 G1-3				1-2 1B	4 0 2 1 0 0 2												
Michael Tucker, L (1, 7) OBP: 0.286, SLG: 0.266		1-1 L4		1-0 P6		3-1 HR			0-0 G4-3	4 1 1 0 0 0 4												
Greg Gagne, R (1, 6) OBP: 0.380, SLG: 0.500			0-0 1B	2-2 SF8		2-2 HR			1-0 G5-3	3 2 2 3 0 0 0												
David Howard, S (1, 4) OBP: 0.188, SLG: 0.226			0-0 L8	0-1 G4-3		1-2 FC3-6			2-3 K	4 0 1 0 0 1 2												
<b>Inning Stats</b>	R: 0 E: 0 K: 0 S: 8	H: 0 LOB: 0 BB: 0 P: 12	R: 0 E: 0 K: 1 S: 10	H: 0 LOB: 1 BB: 0 P: 16	R: 1 E: 0 K: 0 S: 14	H: 3 LOB: 2 BB: 0 P: 21	R: 1 E: 0 K: 0 S: 13	H: 2 LOB: 1 BB: 0 P: 17	R: 2 E: 0 K: 1 S: 12	H: 2 LOB: 1 BB: 1 P: 19	R: 2 E: 0 K: 0 S: 18	H: 3 LOB: 0 BB: 0 P: 25	R: 1 E: 1 K: 2 S: 15	H: 2 LOB: 1 BB: 0 P: 24	R: 0 E: 0 K: 1 S: 8	H: 0 LOB: 0 BB: 0 P: 14	R: 0 E: 0 K: 1 S: 9	H: 0 LOB: 0 BB: 0 P: 12	1B: 9 2B: 2 3B: 0 HR: 1	SF: 1 SAC: 0 DP: 1 HBP: 1	WP: 0 PB: 0 SB: 1 CS: 0	PA: 40
<b>PITCHER</b>	IP WLS BF H R ER SO BB IBB HBP BLK WP HR S P ERA WHIP																					
Danny Darwin, R (1, 1) ERA: 8.76	6.0 L 29 10 6 6 2 1 0 1 0 0 0 1 75 110 9.00 1.833																					
Edwin Hurtado, R (7, 1) ERA:	2.0 8 2 1 0 3 0 0 0 0 0 0 0 23 38 0.00 1.000																					
Darren Hall, R (9, 1) ERA:	1.0 3 0 0 0 1 0 0 0 0 0 0 0 9 12 0.00 0.000																					


**Kansas City Royals @ Toronto Blue Jays**  
 SkyDome, Toronto, ON  
 Mon May 22 1995, 3:33 AM EDT  
 Att. 39,255 - Dome

[livebaseballscorecards.com](http://livebaseballscorecards.com)

AB	37
R	7
H	12
RBI	7
BB	1
SO	6
LOB	16



Batter	1	2	3	4	5	6	7	8	9	AB	R	H	RBI	BB	SO	LOB
Devon White, S OBP: 0.374, SLG: 0.534 (1, 8)	3-2 P3		2-1 HBP			1-3 K		1-1 G6-3		3	0	0	0	0	1	0
Domingo Cedeno, S OBP: 0.409, SLG: 0.571 (1, 6)	1-1 G4-3		1 SAFE 2-3 K			3-1 G6-3		0-2 G4-3		4	0	0	0	0	1	1
Paul Molitor, R OBP: 0.323, SLG: 0.291 (1, 10)	0-1 G6-3					3-3 K		3-2 G6-3		4	0	1	0	0	1	0
John Olerud, L OBP: 0.343, SLG: 0.378 (1, 3)		0-1 F7				1-2 G6-3		0-1 G4-3		4	0	0	0	0	0	1
Roberto Alomar, S OBP: 0.390, SLG: 0.596 (1, 4)		3-2 P5				2-1 F7		3-2 E4		4	0	0	0	0	0	0
Candy Maldonado, R OBP: 0.368, SLG: 0.433 (1, 7)		4-0 BB				2-3 K		4-1 G3		1	0	0	0	2	1	0
Shawn Green, L OBP: 0.290, SLG: 0.368 (1, 9)		2-0 P5				1-2 G4-3		2-1 G3		3	0	0	0	0	0	3
Ed Sprague, R OBP: 0.385, SLG: 0.624 (1, 5)						1-2 K		2-3 K		3	0	1	0	0	2	2
Randy Knorr, R OBP: 0.286, SLG: 0.396 (1, 2)						3-2 P3		0-0 F9		3	0	0	0	0	1	1

BOTTOM	
<b>Kansas City Royals @ Toronto Blue Jays</b> SkyDome, Toronto, ON Mon May 22 1995, 3:33 AM EDT Att. 39,255 - Dome	
<b>AB</b> 29 <b>R</b> 0 <b>H</b> 2 <b>RBI</b> 0 <b>BB</b> 2 <b>SO</b> 7 <b>LOB</b> 8	

Inning Stats		R	H	E	K	S	IP	WLS	BF	H	R	ER	SO	BB	IBB	HBP	BLK	WP	HR	S	P	ERA	WHIP
Kevin Appier, R (1, 1)		0	0	0	0	8	7.0	0	26	2	0	0	7	2	0	0	0	0	0	65	112	0.00	0.571
Hipolito Pichardo, R (8, 1)		0	0	0	0	6	2.0	0	6	0	0	0	0	0	0	0	0	0	0	17	24	0.00	0.000

WP	PA	ERA	WHIP
0	32		

Batter	1	2	3	4	5	6	7	8	9	AB R H RBI BB SO LOB	TOP			
Vince Coleman, S OBP: 0.355, SLG: 0.444 Jon Nunnally, L OBP: 0.344, SLG: 0.464	0-0 G5-3 S G3 1B		4-1 S BB			4-2 1B HBP BB	4-2 S HBP BB		0-1 G4-3	1 1 1 0 1 0 0 1 2 0 0 2 0 0				
Tom Goodwin, L OBP: 0.300, SLG: 0.214	2-2 G5-3		3-3 H			1-0 HBP S 1B	4-0 HBP S BB		4-1 1B 1B BB	3 1 1 0 2 1 2				
Wally Joyner, L OBP: 0.364, SLG: 0.333	1-1 G3		0-0 G3			4-1 HBP 1B BB	3-3 H		0-3 K	4 1 0 1 1 2 4				
Bob Hamelin, L OBP: 0.324, SLG: 0.279	1-2 HR			0-0 G4-3		1-0 G5-4-3 1B HBP	4-2 HBP BB		0-0 1B 1B	3 1 2 2 1 0 0				
Gary Gaetti, R OBP: 0.351, SLG: 0.483	0-3 K			0-1 G5-3		0-0 G5-4-3 1B	1-2 HBP		1-2 1B	4 0 2 3 0 1 0				
Brent Mayne, L OBP: 0.361, SLG: 0.364		0-2 F8		0-3 H		1-2 G5-4-3 1B	0-1 G4-3		0-0 G4-3	5 0 0 0 0 1 8				
Michael Tucker, L OBP: 0.278, SLG: 0.258 Phil Hiatt, R OBP: 0.429, SLG: 0.818		0-3 K			2-0 G1-3	4-2 FC5-4 BB		4-0 G6-4-3 BB		2 0 0 0 0 1 0 0 0 0 0 2 0 0	AB 31 R 6 H 6 RBI 6 BB 9 SO 9 LOB 17			
Greg Gagne, R OBP: 0.361, SLG: 0.471		1-0 P1			1-3 K	0-0 FC5-4		2-2 G6-4-3		4 0 0 0 0 1 3				
Jose Lind, R OBP: 0.286, SLG: 0.293			1-2 G5-3		2-1 G6-3		1-3 K	0-3 K		4 0 0 0 0 2 0				
Inning Stats	R: 2 H: 2 E: 0 LOB: 0 K: 1 BB: 0 S: 12 P: 16	R: 0 H: 0 E: 0 LOB: 0 K: 1 BB: 0 S: 9 P: 10	R: 0 H: 0 E: 0 LOB: 1 K: 1 BB: 1 S: 11 P: 18	R: 0 H: 0 E: 0 LOB: 0 K: 1 BB: 0 S: 6 P: 6	R: 0 H: 0 E: 0 LOB: 0 K: 1 BB: 0 S: 7 P: 12	R: 3 H: 2 E: 0 LOB: 2 K: 0 BB: 3 S: 12 P: 27	R: 1 H: 0 E: 0 LOB: 3 K: 2 BB: 3 S: 16 P: 33	R: 0 H: 0 E: 0 LOB: 0 K: 1 BB: 1 S: 6 P: 12	R: 0 H: 2 E: 0 LOB: 3 K: 1 BB: 1 S: 13 P: 18	1B: 5 SF: 0 2B: 0 SAC: 0 3B: 0 DP: 2 HR: 1 HBP: 2	WP: 0 PA: 42 PB: 0 SB: 6 CS: 0			
PITCHER	IP WLS BF H R ER SO BB IBB HBP BLK WP HR S P ERA WHIP											PITCHER	IP WLS BF H R ER SO BB IBB HBP BLK WP HR S P ERA WHIP	
Paul Menhart, R ERA: 9.53	(1, 1) 5.0													
Tony Castillo, L ERA: 3.63	(6, 1) 1.2													
Mike Timlin, R ERA: 4.4	(7, 1) 2.0	W 9 1 0 0 2 2 0 1 0 0 0 0 18 29 0.00 1.500												
Darren Hall, R ERA:	(9, 1) 0.1	S 2 1 0 0 0 0 0 0 0 0 0 0 5 6 0.00 3.000												

Kansas City Royals @ Toronto Blue Jays  
SkyDome, Toronto, ON  
Tue May 23 1995, 7:05 PM EDT  
Att. 35,049 - Dome

livebaseballscorecards.com





Batter	1	2	3	4	5	6	7	8	9
Devon White, S OBP: 0.375, SLG: 0.528 (1, 8)	1-2 HR 1B	0-1 F7		2-3 K			1-1 FC1-6 1B	0-0 P5	
Alex Gonzalez, R OBP: 0.318, SLG: 0.390 (1, 6)	0-0 HR 1-H		1-1 HR		2-2 P3		0-0 B2	2-1 FC5-4 2B	
Paul Molitor, R OBP: 0.317, SLG: 0.278 (1, 10)	2-2 F7		1-0 G6-3		0-2 F8		2-1 FC1-6 1B	4-0 FC5-4 IBB	
Joe Carter, R OBP: 0.384, SLG: 0.489 (1, 7) Candy Maldonado, R OBP: 0.366, SLG: 0.424 (4, 7)	0-1 G6-3		0-0 G4-6-3 1B		0-0 G4-3		1-2 1B	2-2 FC5-4 S	
John Olerud, L OBP: 0.346, SLG: 0.379 (1, 3)	1-2 G6-3		1-1 G4-6-3 1-2f			2-2 1B	2-2 1B	3-2 G4-3	
Roberto Alomar, S OBP: 0.385, SLG: 0.582 (1, 4)		2-2 G4-3		1-2 F7		1-0 L5	1-0 1B		
Shawn Green, L OBP: 0.318, SLG: 0.433 (1, 9)		3-2 HR		4-2 2B BB		1-3 K	2-1 FC6-4 1B		
Ed Sprague, R OBP: 0.380, SLG: 0.618 (1, 5)		1-2 G6-3		2-1 1-H 2B		1-2 F7	1-0 FC6-4		
Randy Knorr, R OBP: 0.293, SLG: 0.400 (1, 2) Carlos Delgado, L OBP: 0.188, SLG: 0.333 (7, PH) Lance Parrish, R OBP: 0.308, SLG: 0.314 (8, 2)		2-2 1B		1-3 K			2-2 HR	3-2 2B	

BOTTOM		AB	R	H	RBI	BB	SO	LOB											
		5	1	2	0	0	1	3											
		5	2	3	4	0	0	1											
		4	1	0	0	1	0	1											
		2	0	1	0	0	0	0											
		3	1	1	0	0	0	2											
		5	1	2	1	0	0	3											
		4	0	1	1	0	0	1											
		3	2	2	2	1	1	1											
		4	0	1	1	0	0	3											
		2	0	1	0	0	1	1											
		1	1	1	1	0	0	0											
		1	1	1	0	0	0	0											
Inning Stats		R: 2 E: 0 K: 0 S: 14	H: 2 LOB: 0 BB: 0 P: 18	R: 1 E: 0 K: 0 S: 15	H: 2 LOB: 1 BB: 0 P: 23	R: 1 E: 0 K: 0 S: 6	H: 1 LOB: 1 BB: 1 P: 25	R: 0 E: 0 K: 0 S: 7	H: 0 LOB: 0 BB: 0 P: 9	R: 0 E: 0 K: 1 S: 11	H: 1 LOB: 1 BB: 0 P: 16	R: 4 E: 0 K: 0 S: 19	H: 6 LOB: 2 BB: 0 P: 31	R: 1 E: 0 K: 0 S: 14	H: 2 LOB: 2 BB: 1 P: 28	1B: 9 2B: 3 3B: 0 HR: 4	SF: 0 SAC: 0 DP: 1 HBP: 0	WP: 0 PB: 0 SB: 1 CS: 0	PA: 41

Kansas City Royals @ Toronto Blue Jays  
SkyDome, Toronto, ON  
Tue May 23 1995, 7:05 PM EDT  
Att. 35,049 - Dome

AB	39
R	10
H	16
RBI	10
BB	2
SO	3
LOB	16



PITCHER		IP	WLS	BF	H	R	ER	SO	BB	IBB	HBP	BLK	WP	HR	S	P	ERA	WHIP
Jim Pittsley, R ERA: 13.5 (1, 1)		3.1		17	7	5	5	0	1	0	0	0	0	3	44	66	13.50	2.400
Doug Linton, R ERA: 6.55 (4, 1)		2.0		7	1	0	0	2	0	0	0	0	0	0	18	26	0.00	0.500
Billy Brewer, L ERA: 2.16 (6, 1)		0.2		2	0	0	0	1	0	0	0	0	0	6	8	0.00	0.000	
Hipolito Pichardo, R ERA: 3.52 (7, 1)	L	0.2		7	5	4	4	0	0	0	0	0	0	1	16	25	54.00	7.500
Rusty Meacham, R ERA: 5.06 (7, 1)		1.1		8	3	1	1	0	0	1	0	0	0	0	17	34	6.75	2.250

Batter	1	2	3	4	5	6	7	8	9	AB R H RBI BB SO LOB	TOP											
Jon Nunnally, L (1, 9) OBP: 0.378, SLG: 0.516	0-0 P6		1-3 K2-3		3-1 S 3B		4-0 SH1-4 BB		4-0 1B 2B BB	3 2 1 1 2 1 0												
Tom Goodwin, L (1, 8) OBP: 0.310, SLG: 0.230	1-0 PB S 1B		3-3 K		3-0 G4-3		1-1 SH1-4		0-1 2B 1B	4 0 2 0 0 1 0												
Wally Joyner, L (1, 3) OBP: 0.385, SLG: 0.398	2-2 PB 1-2 1B			3-0 HR	0-1 F9		4-0 IBB		0-1 L4 2B	4 1 3 2 1 0 0												
Bob Hamelin, L (1, 10) OBP: 0.304, SLG: 0.258	3-3 K 1-2 2-3		2-3 K		1-3 K		2-3 K		1-3 K	5 0 0 0 0 5 6												
Gary Gaetti, R (1, 5) OBP: 0.363, SLG: 0.516	2-1 F7		1-0 HR		1-0 2B 1B		1-1 P4		4-0 IBB	4 2 2 1 1 0 4												
Greg Gagne, R (1, 6) OBP: 0.364, SLG: 0.493		1-3 K	3-3 K		0-0 1B 2B		3-2 1B 2B		1-1 L4	5 2 2 0 0 2 3												
Pat Borders, R (1, 2) OBP: 0.316, SLG: 0.553		2-0 G4-3	1-1 F8		0-0 1B		1-2 G6-3 1B			4 0 2 3 0 0 0												
Michael Tucker, L (1, 7) OBP: 0.263, SLG: 0.243		2-3 K	1-3 K		3-2 F9		0-1 G6-3			4 0 0 0 0 2 2												
Jose Lind, R (1, 4) OBP: 0.284, SLG: 0.282		1-0 F9	4-2 3B BB		0-2 G4-3		1-1 G6-3			3 1 0 0 1 0 1												
<b>Inning Stats</b>	R: 0 E: 0 K: 1 S: 12	H: 2 LOB: 2 BB: 0 P: 20	R: 0 E: 0 K: 2 S: 11	H: 0 LOB: 0 BB: 0 P: 16	R: 0 E: 0 K: 2 S: 7	H: 0 LOB: 0 BB: 0 P: 12	R: 2 E: 0 K: 2 S: 14	H: 2 LOB: 0 BB: 0 P: 24	R: 2 E: 0 K: 1 S: 10	H: 1 LOB: 0 BB: 1 P: 21	R: 2 E: 0 K: 1 S: 12	H: 3 LOB: 1 BB: 0 P: 17	R: 0 E: 0 K: 1 S: 8	H: 0 LOB: 2 BB: 2 P: 20	R: 1 E: 0 K: 0 S: 11	H: 2 LOB: 0 BB: 0 P: 16	R: 1 E: 0 K: 1 S: 9	H: 2 LOB: 2 BB: 2 P: 19	1B: 6 2B: 4 3B: 1 HR: 2	SF: 0 SAC: 1 DP: 2 HBP: 0	WP: 0 PB: 1 SB: 2 CS: 0	PA: 42
<b>PITCHER</b>	IP WLS BF H R ER SO BB IBB HBP BLK WP HR S P ERA WHIP																					
David Cone, R (1, 1) ERA: 3.27	6.0 L 27 8 6 6 9 1 0 0 0 0 2 66 110 9.00 1.500																					
Woody Williams, R (7, 1) ERA: 4.7	2.0 9 2 1 1 1 1 1 1 0 0 0 0 19 36 4.50 1.500																					
Danny Cox, R (9, 1) ERA: 9.69	1.0 6 2 1 1 1 1 1 1 0 0 0 0 9 19 9.00 3.000																					


**Kansas City Royals @ Toronto Blue Jays**  
 SkyDome, Toronto, ON  
 Wed May 24 1995, 7:05 PM EDT  
 Att. 37,277 - Dome

AB	36
R	8
H	12
RBI	7
BB	5
SO	11
LOB	16



Batter	1	2	3	4	5	6	7	8	9	AB	R	H	RBI	BB	SO	LOB
Devon White, S OBP: 0.376, SLG: 0.518 (1, 8)	1-3 K	0-0 WP 1B		4-0 S 1B BB		1-3 K		0-2 F8		4	1	1	0	1	2	0
Alex Gonzalez, R OBP: 0.344, SLG: 0.400 (1, 6)	4-0 BB WP SF7 BB	2-2 G6-3		2-1 1-H 1B		4-0 BB BB			2-2 2B 1B	3	2	2	1	2	0	2
Roberto Alomar, S OBP: 0.404, SLG: 0.594 (1, 4)	4-0 BB 1-2 BB		1-0 BB 1B	2-3 K		4-0 BB 1-2 BB			0-1 G4-3 1-H SF9 2B	3	1	2	1	2	1	1
John Olerud, L OBP: 0.357, SLG: 0.388 (1, 3)	4-0 BB 1-2 2-3 BB		4-0 BB 1-2 FC6-4 BB		1-1 F9 SF8 2B	2-3 K			3-1 G4-3 2-3	3	1	1	0	2	1	3
Carlos Delgado, L OBP: 0.190, SLG: 0.278 (1, 10)	2-2 SF7 3-H		3-2 P6		0-0 F9 2-3		2-0 F9		4-2 BB	3	0	0	1	1	0	3
Candy Maldonado, R OBP: 0.326, SLG: 0.389 (1, 7)	2-2 F8		3-3 K		2-0 SF8 3-H		1-1 P7		1-1 SF9 3-H	3	0	0	2	0	1	4
Shawn Green, L OBP: 0.310, SLG: 0.415 (1, 9)		2-2 G3-1	2-1 FC6-4 1-2f		3-2 BB 1B		1-3 K		1-3 K	5	0	1	0	0	2	3
Ed Sprague, R OBP: 0.375, SLG: 0.598 (1, 5)		4-1 1B BB		0-0 G4-3		0-1 F7		0-0 F8		3	0	0	0	1	0	1
Lance Parrish, R OBP: 0.279, SLG: 0.282 (1, 2)		1 SAFE 1-2 F9		3-3 K		2-3 K		0-0 G6-3		4	0	0	0	0	2	1

Inning Stats	R: 1	H: 0	E: 0	K: 1	S: 9	LOB: 2	BB: 3	P: 26
	R: 0	H: 1	E: 0	K: 0	S: 11	LOB: 2	BB: 1	P: 20
	R: 0	H: 1	E: 0	K: 1	S: 10	LOB: 2	BB: 1	P: 23
	R: 1	H: 1	E: 0	K: 2	S: 9	LOB: 1	BB: 0	P: 15
	R: 0	H: 0	E: 0	K: 3	S: 9	LOB: 2	BB: 2	P: 22
	R: 0	H: 0	E: 0	K: 1	S: 6	LOB: 0	BB: 0	P: 10
	R: 0	H: 0	E: 0	K: 0	S: 5	LOB: 0	BB: 0	P: 5
	R: 2	H: 2	E: 0	K: 1	S: 14	LOB: 1	BB: 1	P: 25

BOTTOM																
<b>Kansas City Royals @ Toronto Blue Jays</b> SkyDome, Toronto, ON Wed May 24 1995, 7:05 PM EDT Att. 37,277 - Dome																
AB	31	R	5	H	7	RBI	5	BB	9	SO	9	LOB	18			
WP	2	PA	43													
PB	0															
SB	1															
CS	0															
																

PITCHER	IP	WLS	BF	H	R	ER	SO	BB	IBB	HBP	BLK	WP	HR	S	P	ERA	WHIP
Tom Gordon, R	(1, 1)	5.0	W	26	5	3	3	4	6	0	0	2	0	48	104	5.40	2.200
Dilson Torres, R	(6, 1)	0.2		4	0	0	2	2	0	0	0	0	0	6	17	0.00	3.000
Billy Brewer, L	(6, 1)	1.1		4	0	0	2	0	0	0	0	0	0	9	15	0.00	0.000
Jeff Montgomery, R	(8, 1)	2.0		9	2	2	1	1	0	0	0	0	0	19	30	9.00	1.500

Batter	1	2	3	4	5	6	7	8	9	AB R H RBI BB SO LOB	TOP											
Jose Lind, R (1, 4) OBP: 0.271, SLG: 0.268	1-2 F8			0-0 G3			2-1 G4-3	1-0 FC4-6		4 0 0 0 0 0 1	<b>Kansas City Royals @ Milwaukee Brewers</b> <b>Milwaukee County Stadium, Milwaukee, WI</b> Thu May 25 1995, 8:05 PM EDT Att: 8,639 - Unknown - 62 F <a href="http://livebaseballscorecards.com">livebaseballscorecards.com</a>											
Wally Joyner, L (1, 3) OBP: 0.380, SLG: 0.391	1-0 F8			3-1 F7			1-0 F8		1-0 F9	4 0 1 0 0 0 0												
Greg Gagne, R (1, 6) OBP: 0.380, SLG: 0.500	0-1 G4-6-3			1-2 F7			1-0 HR		4-2 G1-3	3 1 2 0 1 0 1												
Gary Gaetti, R (1, 10) OBP: 0.358, SLG: 0.537		1-1 G6-3			0-0 L7		1-0 HR		3-2 G1-3	4 1 1 2 0 0 1												
Phil Hiatt, R (1, 9) OBP: 0.333, SLG: 0.600		1-1 F9			0-1 F9		1-1 G6-3		0-0 F7	4 0 0 0 0 0 1												
Pat Borders, R (1, 2) OBP: 0.317, SLG: 0.610		3-2 F7			0-0 F8			1-2 HR		3 1 1 1 0 0 0												
Joe Randa, R (1, 5) OBP: 0.208, SLG: 0.304			1-1 G6-3			3-2 G4-3		2-1 P4		3 0 0 0 0 0 0												
David Howard, S (1, 8) (8, 7) OBP: 0.171, SLG: 0.206			0-0 G4-3			1-3 K		0-1 B1-3		3 0 0 0 0 1 0												
Jon Nunnally, L (1, 7) OBP: 0.375, SLG: 0.500			2-3 K			0-2 F7		1-1 FC4-6		3 0 1 0 0 1 0												
Tom Goodwin, L (8, PR) (8, 8) OBP: 0.310, SLG: 0.230										0 0 0 0 0 0 0												
<b>Inning Stats</b>	R: 0 E: 0 K: 0 S: 7	H: 1 LOB: 0 BB: 0 P: 9	R: 0 E: 0 K: 0 S: 7	H: 0 LOB: 0 BB: 0 P: 12	R: 0 E: 0 K: 1 S: 6	H: 0 LOB: 0 BB: 0 P: 9	R: 0 E: 0 K: 0 S: 7	H: 1 LOB: 1 BB: 0 P: 11	R: 0 E: 0 K: 0 S: 4	H: 0 LOB: 0 BB: 0 P: 4	R: 0 E: 0 K: 1 S: 10	H: 0 LOB: 0 BB: 0 P: 14	R: 2 E: 0 K: 0 S: 7	H: 2 LOB: 0 BB: 0 P: 13	R: 1 E: 0 K: 0 S: 11	H: 2 LOB: 1 BB: 0 P: 15	R: 0 E: 0 K: 0 S: 7	H: 0 LOB: 1 BB: 1 P: 15	1B: 4 2B: 0 3B: 0 HR: 2	SF: 0 SAC: 0 DP: 1 HBP: 0	WP: 0 PB: 0 SB: 0 CS: 0	PA: 32
<b>PITCHER</b>	IP WLS BF H R ER SO BB IBB HBP BLK WP HR S P ERA WHIP												IP WLS BF H R ER SO BB IBB HBP BLK WP HR S P ERA WHIP									
Sid Roberson, L (1, 1) ERA: 3.52	7.1 L 25 5 3 3 2 0 0 0 0 0 0 2 53 80 3.68 0.682																					
Al Reyes, R (8, 1) ERA: 4.5	1.2 7 1 0 0 0 1 0 0 0 0 0 0 13 22 0.00 1.200																					

**Kansas City Royals @ Milwaukee Brewers**  
**Milwaukee County Stadium, Milwaukee, WI**

Thu May 25 1995, 8:05 PM EDT  
 Att: 8,639 - Unknown - 62 F

AB	31
R	3
H	6
RBI	3
BB	1
SO	2
LOB	4



Batter	1	2	3	4	5	6	7	8	9	AB	R	H	RBI	BB	SO	LOB	BOTTOM			
<b>Jeff Cirillo, R</b> OBP: 0.375, SLG: 0.400 (1, 5) C F B S	1-3 K		1-2 F8			0-0 F9		4-1 PB BB		3	0	0	0	1	1	2	<b>Kansas City Royals @ Milwaukee Brewers</b> <b>Milwaukee County Stadium, Milwaukee, WI</b> Thu May 25 1995, 8:05 PM EDT Att. 8,639 - Unknown - 62 F			
<b>Darryl Hamilton, L</b> OBP: 0.348, SLG: 0.308 (1, 8) C X	0-1 F8		1-2 G4-6-3 1-2f			2-1 L8		4-1 BB		3	0	0	0	1	0	2				
<b>Kevin Seitzer, R</b> OBP: 0.418, SLG: 0.484 (1, 3) C B X	1-1 1B					1-1 F9		3-2 F8		4	0	1	0	0	0	3				
<b>Greg Vaughn, R</b> OBP: 0.318, SLG: 0.312 (1, 10) B S S S	1-3 K					1-2 P6		0-0 F9		4	0	1	0	0	1	1				
<b>Joe Oliver, R</b> OBP: 0.374, SLG: 0.495 (1, 2) C B B X		2-1 F7				1-1 F3		3-2 G5-3		4	0	0	0	0	0	1				
<b>Matt Mieske, R</b> OBP: 0.400, SLG: 0.417 (1, 9) <b>B.J. Surhoff, L</b> OBP: 0.358, SLG: 0.311 (9, PH)		4-1 G6-4-3 BB				1-0 P3		0-0 G1-3		2	0	0	0	1	0	0				
<b>Turner Ward, S</b> OBP: 0.352, SLG: 0.377 (1, 7) C X		0-1 G6-4-3 1-2f				2-2 G4-3		2-3 K		3	0	0	0	0	1	1				
<b>Pat Listach, S</b> OBP: 0.292, SLG: 0.304 (1, 4) <b>Jose Valentin, S</b> OBP: 0.226, SLG: 0.247 (8, PR) (9, 6)			0-1 BB 1B			0-2 G4-3		0-0 BB PB 2B		3	0	2	0	0	0	0				
<b>Fernando Vina, L</b> OBP: 0.297, SLG: 0.273 (9, 4) B B B B			4-0 G4-6-3 1-2 BB			3-2 F9		4-0 PB BB BB		0	1	0	0	2	0	0				
<b>Inning Stats</b>	R: 0 E: 0 K: 2 S: 10	H: 1 LOB: 1 BB: 0 P: 13	R: 0 E: 0 K: 0 S: 5	H: 0 LOB: 0 BB: 1 P: 11	R: 0 E: 0 K: 0 S: 9	H: 1 LOB: 1 BB: 1 P: 15	R: 0 E: 0 K: 0 S: 7	H: 0 LOB: 0 BB: 0 P: 10	R: 0 E: 0 K: 0 S: 8	H: 0 LOB: 0 BB: 0 P: 11	R: 0 E: 0 K: 0 S: 8	H: 0 LOB: 0 BB: 0 P: 13	R: 0 E: 0 K: 1 S: 12	H: 1 LOB: 3 BB: 3 P: 29	R: 0 E: 0 K: 0 S: 12	H: 1 LOB: 0 BB: 0 P: 16	1B: 3 2B: 1 3B: 0 HR: 0	SF: 0 SAC: 0 DP: 3 HBP: 0	WP: 0 PB: 1 SB: 0 CS: 0	PA: 33
<b>PITCHER</b>	IP WLS BF H R ER SO	WLS W 1 0	BF 29 0 0	H 3 0 0	R 1 0 0	ER 1 0 0	SO 3 0 0	BB 5 0 0	IBB 0 0 0	HBP 0 0 0	BLK 0 0 0	WP 0 0 0	HR 0 0 0	S 61 5 12	P 101 8 16	ERA 1.17 0.00 0.00	WHIP 1.043 0.000 1.000			
<b>Chris Haney, L</b> ERA: 2.53 (1, 1)																				
<b>Hipolito Pichardo, R</b> ERA: 3.45 (8, 1)																				
<b>Jeff Montgomery, R</b> ERA: 4.5 (9, 1)																				

AB	28
R	1
H	4
RBI	0
BB	5
SO	3
LOB	10



livebaseballscorecards.com

Batter	1	2	3	4	5	6	7	8	9	AB R H RBI BB SO LOB	TOP									
Jon Nunnally, L (1, 9) OBP: 0.378, SLG: 0.564	1-3 K	2-2 L7			0-0 G4-3		2-1 HR		0-0 FC3-6 1B	5 1 2 3 0 1 1	<b>Kansas City Royals @ Milwaukee Brewers</b> <b>Milwaukee County Stadium, Milwaukee, WI</b> Fri May 26 1995, 8:05 PM EDT Att. 11,054 - Unknown - 62 F <a href="http://livebaseballscorecards.com">livebaseballscorecards.com</a>									
Tom Goodwin, L (1, 8) OBP: 0.303, SLG: 0.228	1-2 HR 1B		3-2 G3		1-2 P5		1-2 G4-3		1-2 FC3-6 1B	5 1 1 0 0 0 1										
Wally Joyner, L (1, 3) OBP: 0.389, SLG: 0.389	3-3 K		4-2 BB		1-2 F7		4-2 HR BB		1-2 1B	3 1 1 0 2 1 1										
Gary Gaetti, R (1, 5) OBP: 0.360, SLG: 0.590	2-2 HR		0-0 F8		0-2 G6-3		3-2 HR		2-0 L9	5 2 2 4 0 0 3										
Bob Hamelin, L (1, 10) OBP: 0.286, SLG: 0.239	2-1 F7		3-0 P5		3-2 F8		2-3 K		2-3 K	5 0 0 0 0 2 3										
Greg Gagne, R (1, 6) OBP: 0.385, SLG: 0.512		1-2 2B		0-1 G1-3		2-3 K		2-2 1B		4 1 2 0 0 1 0										
Brent Mayne, L (1, 2) OBP: 0.369, SLG: 0.407		0-1 2B		0-0 F8		0-0 HR 2B		2-3 K		4 1 2 1 0 1 1										
David Howard, S (1, 4) OBP: 0.184, SLG: 0.194		0-0 B2		4-0 BB		0-0 G6-3		3-3 K		2 0 0 0 1 0 2										
Joe Randa, R (8, PH) OBP: 0.200, SLG: 0.292										1 0 0 0 0 1 1										
Michael Tucker, L (1, 7) OBP: 0.263, SLG: 0.243		0-3 K		0-1 G4-3		3-2 HR 1B		1-1 P6		4 1 1 0 0 1 3										
<b>Inning Stats</b>	R: 2 E: 0 K: 2 S: 14	H: 2 LOB: 0 BB: 0 P: 23	R: 1 E: 0 K: 1 S: 13	H: 2 LOB: 1 BB: 0 P: 16	R: 0 E: 0 K: 0 S: 10	H: 0 LOB: 1 BB: 1 P: 20	R: 0 E: 0 K: 0 S: 5	H: 0 LOB: 1 BB: 1 P: 9	R: 0 E: 0 K: 1 S: 10	H: 0 LOB: 0 BB: 0 P: 15	R: 5 E: 0 K: 1 S: 20	H: 4 LOB: 0 BB: 1 P: 35	R: 0 E: 0 K: 2 S: 11	H: 1 LOB: 1 BB: 0 P: 19	R: 0 E: 0 K: 1 S: 16	H: 2 LOB: 2 BB: 0 P: 22	1B: 5 2B: 3 3B: 0 HR: 3	SF: 0 SAC: 0 DP: 0 HBP: 0	WP: 0 PB: 0 SB: 3 CS: 0	PA: 41
<b>PITCHER</b>	IP WLS BF H R ER SO BB IBB HBP BLK WP HR S P ERA WHIP																			
Bob Scanlan, R (1, 1) ERA: 5.03	6.1 L 27 6 5 5 4 2 0 0 0 0 0 1 65 101 7.11 1.263																			
Mark Kiefer, R (7, 1) ERA: 6.0	0.2 5 2 3 3 1 1 0 0 0 0 0 2 14 26 40.50 4.500																			
Bill Wegman, R (8, 1) ERA: 8.62	2.0 9 3 0 0 0 3 0 0 0 0 0 0 27 41 0.00 1.500																			

Batter	1	2	3	4	5	6	7	8	9	AB	R	H	RBI	BB	SO	LOB
<b>Fernando Vina, L</b> OBP: 0.262, SLG: 0.243 (1, 4)	2-3 		0-1 G6-3 		1-2 G4-3 		3-2 F7 	0-2 SF8 		4	0	0	1	0	1	0
<b>Darryl Hamilton, L</b> OBP: 0.361, SLG: 0.309 (1, 8)	4-2 1B BB 		0-1 G4-3 		4-1 1B BB 		0-1 1B 	0-1 G6-3 		3	0	1	0	2	0	1
<b>B.J. Surhoff, L</b> OBP: 0.414, SLG: 0.367 (1, 3)	2-1 FC6 1B 		1-2 1B 		4-1 1B BB 		1-1 1B 		2-2 G4-3 G5-3 1B 	4	0	4	0	1	0	0
<b>Greg Vaughn, R</b> OBP: 0.313, SLG: 0.306 (1, 10)	2-3 		0-0 P2 		1-1 1B 		0-0 F9 		1-0 G5-3 	5	0	1	0	0	1	6
<b>Derrick May, L</b> OBP: 0.257, SLG: 0.235 (1, 7)	0-0 FC6 			1-0 1B 1B G5-2-3 1B 		0-1 P5 		2-2 G3-1 	0-0 G4-3 	5	0	1	0	0	0	8
<b>Joe Oliver, R</b> OBP: 0.385, SLG: 0.505 (1, 2)		0-1 1B 2B 		2-2 G5-2-3 1B 		2-1 L9 		4-0 2B HBP BB 	1-1 G4-3 	4	2	2	0	1	0	4
<b>Jeff Cirillo, R</b> OBP: 0.386, SLG: 0.410 (1, 5)		2-2 CS 1B 		1-1 G5-2-3 1B 		1-2 F9 		2-3 K 		4	0	2	1	0	1	1
<b>Matt Mieske, R</b> OBP: 0.390, SLG: 0.392 (1, 9)		3-3 SAFE K 		3-2 G5-2-3 		0-3 K 		2-0 2B SF8 HBP 		3	1	0	0	0	2	4
<b>Jose Valentin, S</b> OBP: 0.227, SLG: 0.259 (1, 6)		2-2 L9 		1-2 K 		1-1 F9 		1-1 1B 2B 		4	0	1	1	0	1	2

Inning Stats	R: 0	H: 1	E: 0	K: 2	S: 15	R: 1	H: 2	E: 0	K: 1	S: 15	R: 0	H: 1	E: 0	K: 0	S: 8	R: 0	H: 3	E: 0	K: 1	S: 14	R: 0	H: 1	E: 0	K: 0	S: 11	R: 0	H: 0	E: 0	K: 1	S: 9	R: 0	H: 2	E: 0	K: 0	S: 12	R: 2	H: 1	E: 0	K: 1	S: 10	R: 0	H: 1	E: 0	K: 0	S: 8	1B: 10	2B: 3	3B: 0	HR: 0	SF: 1	SAC: 0	DP: 2	HBP: 1	WP: 0	PB: 0	SB: 0	CS: 1	PA: 42
--------------	------	------	------	------	-------	------	------	------	------	-------	------	------	------	------	------	------	------	------	------	-------	------	------	------	------	-------	------	------	------	------	------	------	------	------	------	-------	------	------	------	------	-------	------	------	------	------	------	--------	-------	-------	-------	-------	--------	-------	--------	-------	-------	-------	-------	--------

PITCHER	IP	WLS	BF	H	R	ER	SO	BB	IBB	HBP	BLK	WP	HR	S	P	ERA	WHIP
<b>Kevin Appier, R</b> ERA: 1.92 (1, 1)	6.1		29	9	1	1	5	3	0	0	0	0	0	78	123	1.42	1.895
<b>Billy Brewer, L</b> ERA: 1.74 (7, 1)	0.2		3	1	0	0	0	0	0	0	0	0	0	6	9	0.00	1.500
<b>Doug Linton, R</b> ERA: 7.25 (8, 1)	0.1		4	1	2	2	1	1	0	1	0	0	0	5	14	54.00	6.000
<b>Rusty Meacham, R</b> ERA: 4.38 (8, 1)	1.2		6	1	0	0	0	0	0	0	0	0	0	13	17	0.00	0.600

**BOTTOM**

**Kansas City Royals @ Milwaukee Brewers**  
Milwaukee County Stadium, Milwaukee, WI

livebaseballscorecards.com

<b>AB</b>	<b>36</b>
<b>R</b>	<b>3</b>
<b>H</b>	<b>12</b>
<b>RBI</b>	<b>3</b>
<b>BB</b>	<b>4</b>
<b>SO</b>	<b>6</b>
<b>LOB</b>	<b>26</b>



Fri May 26 1995, 8:05 PM EDT  
Att: 11,054 - Unknown - 62 F

Batter	1	2	3	4	5	6	7	8	9	AB R H RBI BB SO LOB	TOP											
Jon Nunnally, L (1, 9) OBP: 0.360, SLG: 0.523	1-2 F9		0-1 F7-4		1-3 K		0-1 G4-3		1-1 SH1-3 1B	5 0 1 0 0 1 2	<b>Kansas City Royals @ Milwaukee Brewers</b> <b>Milwaukee County Stadium, Milwaukee, WI</b> Sun May 28 1995, 4:33 AM EDT Att. 18,575 - Cloudy - 73 F <a href="http://livebaseballscorecards.com">livebaseballscorecards.com</a>											
Tom Goodwin, L (1, 8) OBP: 0.323, SLG: 0.253	0-0 G6-3			3-1 2B 1B		1-2 2B 1B	1-0 S 1B	1-1 SH1-3	4 2 3 0 0 0 0													
Wally Joyner, L (1, 3) OBP: 0.398, SLG: 0.414	2-2 G4-3			2-2 2B 2B		1-0 1B 2B	1-3 K	4-0 FC6-4 IBB	4 2 2 2 1 1 1													
Greg Gagne, R (1, 6) OBP: 0.386, SLG: 0.540		0-2 G5-3		1-1 G5-3 G4-3 2B		1-1 F9		2-1 WP 3B	5 2 2 1 0 1 3													
Gary Gaetti, R (1, 5) OBP: 0.362, SLG: 0.573		2-0 L7		0-0 G5-3		4-0 1B 1B IBB		4-2 G3 G4-3 BB	3 1 0 0 2 0 3													
Bob Hamelin, L (1, 10) OBP: 0.284, SLG: 0.240		0-1 G3		1-0 G4-3		0-0 1B 1B		1-1 G4-3	4 0 1 1 0 0 1													
Brent Mayne, L (1, 2) OBP: 0.377, SLG: 0.403			1-0 G3-1		3-2 F7		0-0 G4-3 1B	4-0 G3 IBB	3 0 1 2 1 0 0													
Michael Tucker, L (1, 7) OBP: 0.274, SLG: 0.256			2-0 F7-4 1B 1B		0-0 CS 1B		1-2 G4-3	1-1 G3	4 0 2 0 0 0 4													
Jose Lind, R (1, 4) OBP: 0.270, SLG: 0.267			2-2 1B		3-2 G4-3		2-3 K	1-1 L9	4 0 1 0 0 1 3													
<b>Inning Stats</b>	R: 0 E: 0 K: 0 S: 7	H: 0 LOB: 0 BB: 0 P: 10	R: 0 E: 0 K: 0 S: 6	H: 0 LOB: 0 BB: 0 P: 8	R: 0 E: 0 K: 0 S: 7	H: 2 LOB: 1 BB: 0 P: 12	R: 3 E: 0 K: 0 S: 15	H: 3 LOB: 0 BB: 0 P: 24	R: 0 E: 0 K: 1 S: 8	H: 1 LOB: 0 BB: 0 P: 11	R: 3 E: 0 K: 0 S: 12	H: 4 LOB: 1 BB: 1 P: 20	R: 0 E: 0 K: 2 S: 9	H: 1 LOB: 1 BB: 0 P: 13	R: 1 E: 0 K: 0 S: 11	H: 1 LOB: 2 BB: 2 P: 24	R: 0 E: 0 K: 1 S: 8	H: 1 LOB: 2 BB: 1 P: 15	1B: 9 2B: 4 3B: 1 HR: 0	SF: 0 SAC: 1 DP: 2 HBP: 0	WP: 1 PB: 0 SB: 1 CS: 1	PA: 41
<b>PITCHER</b>	IP WLS BF H R ER SO BB IBB HBP BLK WP HR S P ERA WHIP												IP WLS BF H R ER SO BB IBB HBP BLK WP HR S P ERA WHIP									
Ricky Bones, R (1, 1) ERA: 4.57	7.0 L 30 11 6 6 3 0 0 0 0 0 0 0 64 98 7.71 1.571																					
Mark Kiefer, R (8, 1) ERA: 6.19	1.0 7 2 1 1 0 1 1 0 0 1 0 13 27 9.00 3.000																					
Al Reyes, R (9, 1) ERA: 4.09	1.0 4 0 0 0 0 1 0 0 0 0 0 6 12 0.00 0.000																					



Batter	1	2	3	4	5	6	7	8	9	AB	R	H	RBI	BB	SO	LOB
David Hulse, L OBP: 0.373, SLG: 0.375 (1, 9) (9, 8)	0-0 G6-3			1-0 G6-3		1-3 K		2-2 1B 1B		4	1	1	0	0	1	1
Fernando Vina, L OBP: 0.283, SLG: 0.268 (1, 4) C B B F F B B X	3-2 L9			0-0 B3-4		0-1 G5-3 1B 2-H 1B		0-1 1B 1B		4	1	2	1	0	0	0
Darryl Hamilton, L OBP: 0.376, SLG: 0.321 Turner Ward, S OBP: 0.352, SLG: 0.377 (1, 8) (8, PR) (9, 9) C B F F B B X	2-2 G6-3			1-2 1B 1B		2-2 SAFE 1-2 1B		4-1 1B 1B		3	0	2	0	1	0	0
Kevin Seitzer, R OBP: 0.421, SLG: 0.485 (1, 5)			3-2 G5-3	1-1 1-3 1B		0-0 G5-3 2-3f		0-1 1B 1B		4	0	2	2	0	0	2
B.J. Surhoff, L OBP: 0.403, SLG: 0.358 (1, 3)			1-1 G5-3	3-2 L7			1-1 G5-3	1-0 1-3 2-H 1B		4	0	1	1	0	0	2
Greg Vaughn, R OBP: 0.311, SLG: 0.304 (1, 10)			0-2 G6-3		2-2 G6-4-3 1B		2-0 F7	3-1 P2		4	0	1	0	0	0	2
Joe Oliver, R OBP: 0.370, SLG: 0.485 (1, 2)			1-0 G6-3		0-0 G6-4-3 1-2f		0-0 P2		0-2 F8	4	0	0	0	0	0	1
Derrick May, L OBP: 0.243, SLG: 0.222 (1, 7)			0-1 G4-3		0-2 G3-1			0-0 G3-1	1-1 G3-1	4	0	0	0	0	0	0
Jose Valentin, S OBP: 0.231, SLG: 0.274 Jeff Cirillo, R OBP: 0.378, SLG: 0.400 (1, 6) (9, PH)			0-1 P6		1-0 1B 2B			2-1 G4-3	2-2 P4	3	1	1	0	0	0	0
										1	0	0	0	0	0	0

Inning Stats	R: 0	H: 0	E: 0	K: 10	S: 10	LOB: 0	BB: 0	P: 15	R: 0	H: 0	E: 0	K: 8	S: 8	LOB: 0	BB: 0	P: 12	R: 0	H: 0	E: 0	K: 5	S: 5	LOB: 0	BB: 0	P: 6	R: 0	H: 2	E: 0	K: 11	S: 11	LOB: 2	BB: 0	P: 17	R: 0	H: 1	E: 0	K: 7	S: 7	LOB: 0	BB: 0	P: 9	R: 1	H: 3	E: 0	K: 10	S: 10	LOB: 1	BB: 0	P: 14	R: 0	H: 0	E: 0	K: 4	S: 4	LOB: 0	BB: 0	P: 7	R: 3	H: 4	E: 0	K: 14	S: 14	LOB: 2	BB: 1	P: 26	R: 0	H: 0	E: 0	K: 8	S: 8	LOB: 0	BB: 0	P: 11	1B: 9	2B: 1	3B: 0	HR: 0	SF: 0	SAC: 0	DP: 2	HBP: 0	WP: 0	PB: 0	SB: 0	CS: 0	PA: 36
--------------	------	------	------	-------	-------	--------	-------	-------	------	------	------	------	------	--------	-------	-------	------	------	------	------	------	--------	-------	------	------	------	------	-------	-------	--------	-------	-------	------	------	------	------	------	--------	-------	------	------	------	------	-------	-------	--------	-------	-------	------	------	------	------	------	--------	-------	------	------	------	------	-------	-------	--------	-------	-------	------	------	------	------	------	--------	-------	-------	-------	-------	-------	-------	-------	--------	-------	--------	-------	-------	-------	-------	--------

PITCHER	IP	WLS	BF	H	R	ER	SO	BB	IBB	HBP	BLK	WP	HR	S	P	ERA	WHIP
Mark Gubicza, R ERA: 4.85 (1, 1)	7.2	W	29	8	3	3	1	0	0	0	0	0	0	63	92	3.52	1.043
Billy Brewer, L ERA: 2.61 (8, 1)	0.0		3	2	1	1	0	1	0	0	0	0	0	4	9	∞	∞
Rusty Meacham, R ERA: 4.26 (8, 1)	0.1		1	0	0	0	0	0	0	0	0	0	0	2	5	0.00	0.000
Jeff Montgomery, R ERA: 4.15 (9, 1)	1.0	S	3	0	0	0	0	0	0	0	0	0	0	8	11	0.00	0.000

**BOTTOM**

**Kansas City Royals @ Milwaukee Brewers**  
Milwaukee County Stadium, Milwaukee, WI

Sun May 28 1995, 4:33 AM EDT  
Att. 18,575 - Cloudy - 73 F

livebaseballscorecards.com

AB	35
R	4
H	10
RBI	4
BB	1
SO	1
LOB	8



Batter	1	2	3	4	5	6	7	8	9	AB R H RBI BB SO LOB	TOP												
<b>Otis Nixon, S</b> (1, 8) <small>OBP: 0.329, SLG: 0.312</small> <b>Esteban Beltre, R</b> (7, 6) <small>OBP: 0.400, SLG: 0.250</small>	0-0 F9		1-0 G1-3			2-2 BB BB	1-0 1B			4 0 2 0 0 0 1 0 0 0 0 0 0 0													
<b>Jeff Frye, R</b> (1, 4) <small>OBP: 0.371, SLG: 0.359</small>	3-1 BB		1-0 G3-1			2-2 F8	1-1 F7			4 0 1 0 0 0 4													
<b>Will Clark, L</b> (1, 3) <small>OBP: 0.352, SLG: 0.443</small> <b>Shawn Hare, L</b> (7, 9) <small>OBP: 0.400, SLG: 0.333</small>	4-1 BB			1-2 G4-3		4-1 BB BB		0-1 G4-3		1 0 0 0 2 0 0 1 0 0 0 0 0 0													
<b>Mickey Tettleton, S</b> (1, 10) <small>OBP: 0.397, SLG: 0.458</small>	1-2 F9			0-1 G3		2-3 K		2-2 F8		4 0 0 0 0 1 3													
<b>Dean Palmer, R</b> (1, 5) <small>OBP: 0.438, SLG: 0.552</small> <b>Mike Pagliarulo, L</b> (7, 5) <small>OBP: 0.258, SLG: 0.321</small>		2-0 G5-3		2-2 G6-3		4-1 BB		0-1 P4		2 0 0 0 1 0 0 1 0 0 0 0 0 0													
<b>Ivan Rodriguez, R</b> (1, 2) <small>OBP: 0.314, SLG: 0.400</small>		1-0 G3-6-3 1B			1-0 E5	0-3 K		1-0 L3		4 0 1 0 0 1 3													
<b>Mark McLemore, S</b> (1, 7) <small>OBP: 0.460, SLG: 0.458</small>		1-1 G3-6-3			1-3 K		3-1 G1		0-3 K	4 0 0 0 0 2 2													
<b>29 Rusty Greer, L</b> (1, 9) <small>OBP: 0.366, SLG: 0.424</small> <small>(7, 8)</small>			3-1 G1-3 1B		3-1 F8		1-1 BB BB 1B		3-2 G3	4 0 2 0 0 0 1													
<b>Benji Gil, R</b> (1, 6) <small>OBP: 0.327, SLG: 0.466</small> <b>Jack Voigt, R</b> (7, 3) <small>OBP: 0.400, SLG: 0.667</small>			3-3 K		0-3 K		4-2 BB 1B			2 0 0 0 1 2 2 0 0 0 0 0 0 0													
<b>Inning Stats</b>	R: 0 E: 0 K: 0 S: 9	H: 1 LOB: 1 BB: 1 P: 17	R: 0 E: 0 K: 0 S: 4	H: 1 LOB: 0 BB: 0 P: 8	R: 0 E: 0 K: 1 S: 7	H: 1 LOB: 1 BB: 0 P: 15	R: 0 E: 0 K: 0 S: 8	H: 0 LOB: 0 BB: 0 P: 11	R: 0 E: 1 K: 2 S: 16	H: 0 LOB: 1 BB: 0 P: 14	R: 0 E: 0 K: 2 S: 16	H: 1 LOB: 3 BB: 2 P: 30	R: 0 E: 0 K: 0 S: 9	H: 2 LOB: 2 BB: 1 P: 19	R: 0 E: 0 K: 0 S: 8	H: 0 LOB: 0 BB: 0 P: 10	R: 0 E: 0 K: 1 S: 9	H: 0 LOB: 0 BB: 0 P: 13	1B: 5 2B: 1 3B: 0 HR: 0	SF: 0 SAC: 0 DP: 1 HBP: 0	WP: 0 PB: 0 SB: 0 CS: 0	PA: 35	
<b>PITCHER</b>	IP WLS BF H R ER SO BB IBB HBP BLK WP HR S P ERA WHIP																						
<b>Tom Gordon, R</b> (1, 1) <small>ERA: 5.04</small> <b>Dilson Torres, R</b> (7, 1) <small>ERA: 5.56</small> <b>Hipolito Pichardo, R</b> (9, 1) <small>ERA: 3.24</small>	6.2 W 28 6 0 0 5 4 0 0 0 0 0 0 60 111 0.00 1.500	1.1 4 0 0 0 0 0 0 0 0 0 0 0 10 13 0.00 0.000	1.0 3 0 0 0 1 0 0 0 0 0 0 0 9 13 0.00 0.000																				

**Texas Rangers @ Kansas City Royals**  
 Kauffman Stadium, Kansas City, MO  
 Mon May 29 1995, 7:05 PM CDT  
 Att. 21,765 - Unknown - 72 F

livebaseballscorecards.com

<b>AB</b>	<b>31</b>
<b>R</b>	<b>0</b>
<b>H</b>	<b>6</b>
<b>RBI</b>	<b>0</b>
<b>BB</b>	<b>4</b>
<b>SO</b>	<b>6</b>
<b>LOB</b>	<b>16</b>



Batter	1	2	3	4	5	6	7	8	9	AB	R	H	RBI	BB	SO	LOB
Vince Coleman, S OBP: 0.379, SLG: 0.500 Phil Hiatt, R OBP: 0.368, SLG: 0.625 (1, 7) (8, PH) (9, 9)	2-2 SF8 3B	2-3 K		1-2 HBP 2B 1B		1-2 G6-3 BB 1B		0-0 BB 1B HR 1B		4	2	3	1	0	1	2
Tom Goodwin, L OBP: 0.337, SLG: 0.256 (1, 8)	1-1 G5-3		0-1 L3	1-0 2B HBP 1B		4-1 G6-3 BB 1B		1-0 BB 1B HR 1B		3	2	1	0	1	0	1
Wally Joyner, L OBP: 0.402, SLG: 0.431 Joe Randa, R OBP: 0.231, SLG: 0.292 (1, 3) (8, PH) (9, 5)	0-0 SF8 3-H		2-0 2B 1B	0-0 WP 1B 2B		2-2 G6-3 1-2f 2-3		4-1 HR BB		3	1	2	4	0	0	2
Gary Gaetti, R OBP: 0.380, SLG: 0.648 (1, 5) (9, 3)	0-0 HR		0-1 2B	3-1 2B 1B		1-0 G1-3		2-1 HR		5	2	4	6	0	0	1
Bob Hamelin, L OBP: 0.301, SLG: 0.291 (1, 10)	4-0 2-4 BB		2-3 K	1-1 F8			0-2 1B	0-1 HR		4	1	2	1	1	1	3
Greg Gagne, R OBP: 0.377, SLG: 0.522 (1, 6)	1-2 2-4	2-2 E3 CS BB	1-2 F9	2-0 G5-3			2-1 L7	1-1 1B		5	0	1	0	0	0	3
Brent Mayne, L OBP: 0.378, SLG: 0.394 (1, 2)		4-1 1B BB		1-0 FC6-4 1B 1B	2-2 G4-3		0-0 G3	1-3 K		4	1	1	0	1	1	2
Jose Lind, R OBP: 0.290, SLG: 0.300 Jose Mota, S (1, 4) (8, PR) (9, 4)		1-0 1B		2-1 FC6-4 1B	0-2 L7			0-0 1B 2B		4	0	3	0	0	0	0
Jon Nunnally, L OBP: 0.340, SLG: 0.489 Les Norman, R (1, 9) (8, PH) (9, 7)		2-3 K		2-2 FC6-4 HBP 1B 2B	2-2 F7			1-2 L5		3	1	0	0	0	1	4
				1-2f 2-3						1	0	0	0	0	0	1

Inning Stats	R: 2	H: 2	E: 0	K: 0	S: 10	LOB: 1	BB: 1	P: 18	R: 0	H: 1	E: 1	K: 2	S: 12	LOB: 2	BB: 1	P: 23	R: 0	H: 2	E: 0	K: 1	S: 11	LOB: 2	BB: 0	P: 16	R: 5	H: 5	E: 0	K: 0	S: 15	LOB: 1	BB: 0	P: 28	R: 0	H: 0	E: 0	K: 0	S: 9	LOB: 0	BB: 0	P: 13	R: 0	H: 1	E: 0	K: 0	S: 8	LOB: 1	BB: 1	P: 16	R: 0	H: 1	E: 0	K: 0	S: 6	LOB: 0	BB: 0	P: 8	R: 5	H: 6	E: 0	K: 1	S: 16	LOB: 2	BB: 1	P: 26	1B: 11	SF: 1	2B: 3	SAC: 0	3B: 1	DP: 1	HR: 3	HBP: 1	WP: 1	PA: 43	PB: 0	SB: 0	CS: 1
--------------	------	------	------	------	-------	--------	-------	-------	------	------	------	------	-------	--------	-------	-------	------	------	------	------	-------	--------	-------	-------	------	------	------	------	-------	--------	-------	-------	------	------	------	------	------	--------	-------	-------	------	------	------	------	------	--------	-------	-------	------	------	------	------	------	--------	-------	------	------	------	------	------	-------	--------	-------	-------	--------	-------	-------	--------	-------	-------	-------	--------	-------	--------	-------	-------	-------

PITCHER	IP	WLS	BF	H	R	ER	SO	BB	IBB	HBP	BLK	WP	HR	S	P	ERA	WHIP
Kevin Gross, R ERA: 10.8 (1, 1)	3.1	L	22	9	7	7	3	2	0	1	0	0	1	43	74	18.90	3.300
Chris Nixting, R ERA: 1.8 (4, 1)	2.2		10	2	0	0	0	1	0	0	0	1	0	22	40	0.00	1.125
Terry Burrows, L ERA: 7.88 (7, 1)	1.2		11	7	5	5	0	1	0	0	0	0	2	19	30	27.00	4.800
Ed Vosberg, L ERA: 1.86 (8, 1)	0.1		1	0	0	0	1	0	0	0	0	0	0	3	4	0.00	0.000


**BOTTOM**

**Texas Rangers @ Kansas City Royals**  
Kauffman Stadium, Kansas City, MO

Mon May 29 1995, 7:05 PM CDT  
Att: 21,765 - Unknown - 72 F

livebaseballscores.com

<b>AB</b>	<b>37</b>
<b>R</b>	<b>12</b>
<b>H</b>	<b>18</b>
<b>RBI</b>	<b>12</b>
<b>BB</b>	<b>4</b>
<b>SO</b>	<b>4</b>
<b>LOB</b>	<b>19</b>



Batter	1	2	3	4	5	6	7	8	9	AB R H RBI BB SO LOB	TOP																									
Otis Nixon, S OBP: 0.331, SLG: 0.315 (1, 8) B B C X	3-1 G3-6-3 1B		2-2 G6-3		0-0 1-2 1B		0-0 P5		1-3 K	5 0 2 0 0 1 1																										
Jeff Frye, R OBP: 0.365, SLG: 0.353 (1, 4) B 1 SAFE F C X	1-2 F7			2-3 K	3-2 L8			1-2 HR 1B	1-0 G5-3	5 1 1 0 0 1 3																										
Will Clark, L OBP: 0.364, SLG: 0.473 (1, 3) B 1 SAFE X	1-0 G3-6-3 1-2f			4-2 HR BB		4-1 G1-3 1B BB		3-2 HR 1-H	2-1 G4-3	3 3 1 2 2 0 1																										
Mickey Tettleton, S OBP: 0.386, SLG: 0.441 (1, 10) B B X		2-0 F9		0-0 P5		1-0 L5		1-0 G5-3		4 0 0 0 0 0 2																										
Dean Palmer, R OBP: 0.439, SLG: 0.606 (1, 5) B L B T X X B T F X		2-2 F9		3-2 HR 1-H		2-1 G1-3 1-2		2-2 HR		4 2 2 3 0 0 1																										
Ivan Rodriguez, R OBP: 0.312, SLG: 0.394 (1, 2) B T B T F X X T B T F X		1-3 K		0-3 K		0-0 1B 2-H		0-1 G4-3		4 0 1 1 0 2 0																										
Mark McLemore, S OBP: 0.462, SLG: 0.464 (1, 7) B B B B			4-0 FC6-4 BB		2-2 L9	3-2 G1-3		0-0 2B		3 0 1 0 1 0 1																										
Jack Voigt, R OBP: 0.353, SLG: 0.571 (1, 9) 29 Rusty Greer, L OBP: 0.368, SLG: 0.420 (7, PH) (7, 9)			0-1 FC6-4 G4-3 1-2f		1-2 F8		2-3 K	4-2 BB		2 0 0 0 0 0 1 1 0 0 0 1 1 0																										
Benji Gil, R OBP: 0.325, SLG: 0.453 (1, 6) 1 SAFE X		0-0 G4-3 1-2		0-0 1B BB		4-0 1B BB		1-3 K	0-3 K	3 0 0 0 1 2 3																										
<b>Inning Stats</b>	R: 0 E: 0 K: 0 S: 6	H: 1 LOB: 0 BB: 0 P: 11	R: 0 E: 0 K: 1 S: 8	H: 0 LOB: 0 BB: 0 P: 13	R: 0 E: 0 K: 0 S: 6	H: 0 LOB: 1 BB: 1 P: 12	R: 2 E: 0 K: 2 S: 14	H: 1 LOB: 0 BB: 1 P: 23	R: 0 E: 0 K: 0 S: 10	H: 1 LOB: 2 BB: 1 P: 20	R: 1 E: 0 K: 0 S: 9	H: 1 LOB: 1 BB: 1 P: 19	R: 0 E: 0 K: 2 S: 8	H: 0 LOB: 0 BB: 0 P: 11	R: 3 E: 0 K: 1 S: 18	H: 4 LOB: 2 BB: 1 P: 29	R: 0 E: 0 K: 1 S: 6	H: 0 LOB: 0 BB: 0 P: 10	1B: 4 2B: 1 3B: 0 HR: 3	SF: 0 SAC: 0 DP: 1 HBP: 0	WP: 0 PB: 0 SB: 0 CS: 0	PA: 39														
<b>PITCHER</b>	IP WLS BF H R ER SO BB IBB HBP BLK WP HR S P ERA WHIP																																			
Chris Haney, L ERA: 2.84 (1, 1)	6.0		25	4	3	3	3	4	0	0	0	0	1	53	98	4.50	1.333																			
Rusty Meacham, R ERA: 4.61 (7, 1)	1.0		4	1	1	1	2	0	0	0	0	0	0	11	15	9.00	1.000																			
Billy Brewer, L ERA: 4.22 (8, 1)	0.1		3	2	2	2	0	0	0	0	0	2	7	13	54.00	6.000																				
Hipolito Pichardo, R ERA: 2.95 (8, 1)	1.2	W	7	1	0	0	2	1	0	0	0	0	0	14	22	0.00	1.200																			

Texas Rangers @ Kansas City Royals  
Kauffman Stadium, Kansas City, MO  
Tue May 30 1995, 7:05 PM CDT  
Att. 13,365 - Unknown - 74 F

livebaseballscorecards.com

AB	34
R	6
H	8
RBI	6
BB	5
SO	7
LOB	13



Batter	1	2	3	4	5	6	7	8	9	AB R H RBI BB SO LOB
Vince Coleman, S OBP: 0.394, SLG: 0.500	4-1 CS BB		0-1 2-H 2B 1B		1-0 L4		1-0 L8		0-0 E2 1B	4 2 2 1 1 0 1
Phil Hiatt, R OBP: 0.348, SLG: 0.600 Jon Nunnally, L OBP: 0.352, SLG: 0.489	2-1 F9		3-1 FC5-4 1-H 2B		2-3 K		2-3 K		4-0 E IBB	4 0 1 1 0 2 2 0 0 0 0 1 0 0
Greg Gagne, R OBP: 0.387, SLG: 0.511	0-2 G6-3		4-1 FC5-4 BB			4-1 1B HR BB		4-0 BB	1-3 K	2 1 0 0 3 1 4
Gary Gaetti, R OBP: 0.381, SLG: 0.634	4-2 BB		2-2 FC5-4 1-2f 2-3			2-1 HR 1B		2-2 F8	1-0 FC1-2 1-2 2-H 3-Hf	4 1 1 0 1 0 6
Pat Borders, R OBP: 0.302, SLG: 0.581 Wally Joyner, L OBP: 0.411, SLG: 0.481	2-2 CS 3-H		0-0 F7			0-0 HR 1-H 3-H		2-1 1B 2B		2 0 0 0 0 0 2 2 2 2 3 0 0 0
Les Norman, R OBP: 0.400, SLG: 0.400			3-2 G6-3 1B		0-0 F9		0-1 B1-3		0-1 CS 1B	4 0 2 1 0 0 0
Jose Lind, R OBP: 0.289, SLG: 0.298			0-2 G6-3 1-2f		3-2 G4-3		0-1 G6-4-3 1B		1-3 K	4 0 1 0 0 1 2
Joe Randa, R OBP: 0.214, SLG: 0.269 Brent Mayne, L OBP: 0.368, SLG: 0.382			2-1 L3		2-2 P4		0-2 G6-4-3 1-2f		1-3 K	2 0 0 0 0 0 0 2 0 0 0 0 1 2
Tom Goodwin, L OBP: 0.353, SLG: 0.289			1-2 1B 2B			1-0 G1-3		0-0 WP 1B	2-1 E FC1-2 1B	4 1 3 0 0 0 0

Inning Stats	R: 0 E: 0 K: 0 S: 12	H: 0 LOB: 1 BB: 2 P: 24	R: 0 E: 0 K: 0 S: 12	H: 1 LOB: 0 BB: 0 P: 15	R: 2 E: 0 K: 0 S: 14	H: 3 LOB: 2 BB: 1 P: 26	R: 0 E: 0 K: 0 S: 7	H: 0 LOB: 0 BB: 0 P: 12	R: 0 E: 0 K: 1 S: 5	H: 0 LOB: 0 BB: 0 P: 9	R: 3 E: 0 K: 0 S: 11	H: 3 LOB: 0 BB: 1 P: 17	R: 0 E: 0 K: 1 S: 10	H: 1 LOB: 2 BB: 1 P: 19	R: 1 E: 0 K: 2 S: 10	H: 2 LOB: 0 BB: 0 P: 14	R: 1 E: 2 K: 1 S: 7	H: 2 LOB: 3 BB: 1 P: 15	1B: 8 2B: 3 3B: 0 HR: 1	SF: 0 SAC: 0 DP: 2 HBP: 0
--------------	-------------------------------	----------------------------------	-------------------------------	----------------------------------	-------------------------------	----------------------------------	------------------------------	----------------------------------	------------------------------	---------------------------------	-------------------------------	----------------------------------	-------------------------------	----------------------------------	-------------------------------	----------------------------------	------------------------------	----------------------------------	----------------------------------	------------------------------------


**BOTTOM**

**Texas Rangers @ Kansas City Royals**  
Kauffman Stadium, Kansas City, MO

Tue May 30 1995, 7:05 PM CDT  
Att. 13,365 - Unknown - 74 F

livebaseballscorecards.com

AB	34
R	7
H	12
RBI	6
BB	6
SO	5
LOB	19



PITCHER	IP	WLS	BF	H	R	ER	SO	BB	IBB	HBP	BLK	WP	HR	S	P	ERA	WHIP
Darren Oliver, L ERA: 6.33	(1, 1)	4.0	17	4	2	2	0	3	0	0	0	0	0	45	77	4.50	1.750
Hector Fajardo, R ERA: 10.13	(5, 1)	2.2	13	4	3	3	2	2	0	0	0	1	1	21	38	10.12	2.250
Roger McDowell, R ERA: 5.68	(7, 1)	0.1	1	0	0	0	0	0	0	0	0	0	0	5	7	0.00	0.000
Ed Vosberg, L ERA: 2.53	(8, 1)	1.0	L 6	4	2	1	2	0	0	0	0	0	0	13	19	9.00	4.000
Matt Whiteside, R ERA: 3.55	(9, 1)	0.2	3	0	0	0	1	0	1	0	0	0	0	4	10	0.00	0.000



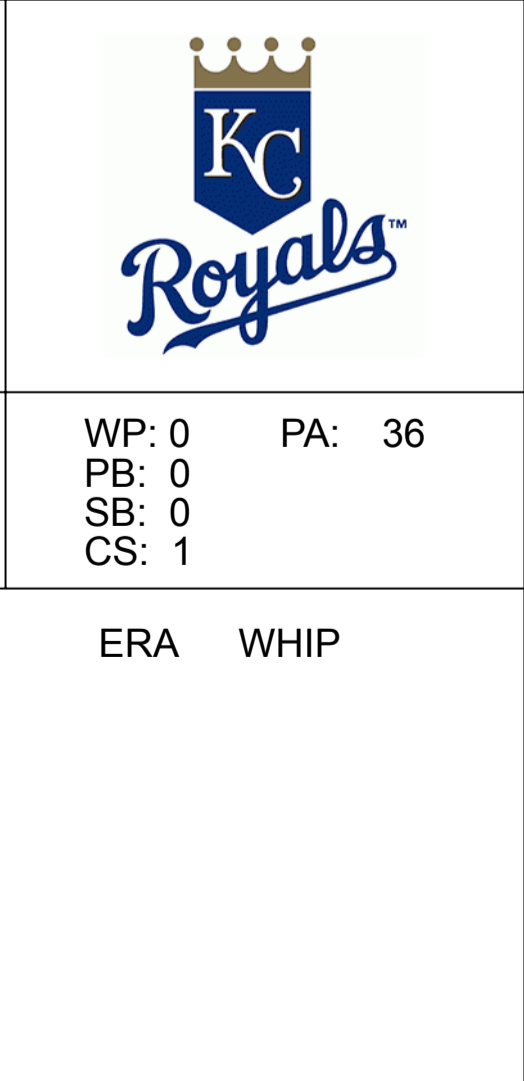
Batter	1	2	3	4	5	6	7	8	9	AB	R	H	RBI	BB	SO	LOB
Vince Coleman, S OBP: 0.392, SLG: 0.492 (1, 9)	1-0 FC5-4 1B		1-0 SH1-3		2-2 G6-3		1-2 P6			3	0	1	0	0	0	0
Tom Goodwin, L OBP: 0.349, SLG: 0.287 (1, 8)	0-2 FC5-4 1-2f CS		0-2 F7		0-0 2B 1B		2-2 G6-3			4	1	1	0	0	0	2
Wally Joyner, L OBP: 0.414, SLG: 0.486 (1, 3)	2-0 F7		4-0 IBB		1-1 1-H 2B		0-1 F8			3	0	1	1	1	0	1
Bob Hamelin, L OBP: 0.299, SLG: 0.280 (1, 10)	2-0 CS 1-2	0-0 L9	0-0 P2		4-2 BB		2-2 P4			3	0	0	0	1	0	2
Greg Gagne, R OBP: 0.391, SLG: 0.505 (1, 6)		3-2 G5-3 1B		4-2 G4-3 F7 BB	1-0 G1-3		0-1 G6-3			3	1	1	0	1	0	2
Gary Gaetti, R OBP: 0.369, SLG: 0.612 (1, 5)		1-2 G5-3		0-0 F7		0-0 G6-3		0-0 P4		4	0	0	0	0	0	2
Brent Mayne, L OBP: 0.363, SLG: 0.375 (1, 2)		3-1 2-H 1B		0-0 G4-3		3-2 G3-1		2-2 G3		4	0	1	1	0	0	1
Michael Tucker, L OBP: 0.261, SLG: 0.244 (1, 7)		0-0 F7		1-2 F7		1-3 K		2-2 P5		4	0	0	0	0	1	2
Jose Lind, R OBP: 0.290, SLG: 0.299 (1, 4)			1-1 SH1-3 1B		1-3 K		0-2 P3			3	0	1	0	0	1	0

Inning Stats	R: 0	H: 1	E: 0	K: 0	S: 5	R: 1	H: 2	E: 0	K: 0	S: 10	R: 0	H: 1	E: 0	K: 0	S: 7	R: 0	H: 0	E: 0	K: 0	S: 8	R: 1	H: 2	E: 0	K: 1	S: 12	R: 0	H: 0	E: 0	K: 1	S: 8	R: 0	H: 0	E: 0	K: 0	S: 12	R: 0	H: 0	E: 0	K: 0	S: 9	R: 0	H: 0	E: 0	K: 0	S: 8	R: 0	H: 0	E: 0	K: 0	S: 8	1B: 5	SF: 0	2B: 1	SAC: 1	3B: 0	DP: 0	HR: 0	HBP: 0	WP: 0	PA: 36
PITCHER Bob Tewksbury, R ERA: 3.61 (1, 1)	IP	WLS	BF	H	R	ER	SO	BB	IBB	HBP	BLK	WP	HR	S	P	ERA	WHIP																			IP	WLS	BF	H	R	ER	SO	BB	IBB	HBP	BLK	WP	HR	S	P	ERA	WHIP								

**TEXAS RANGERS @ KANSAS CITY ROYALS**  
**Kauffman Stadium, Kansas City, MO**  
 Wed May 31 1995, 7:05 PM CDT  
 Att: 15,204 - Unknown - 68 F

livebaseballscorecards.com

AB	31
R	2
H	6
RBI	2
BB	3
SO	2
LOB	12



Batter	1	2	3	4	5	6	7	8	9	AB R H RBI BB SO LOB	TOP									
David Hulse, L (1, 7) OBP: 0.318, SLG: 0.339 Matt Mieske, R (7, PH) OBP: 0.415, SLG: 0.396 (7, 9)	1-2 G3		0-0 G4-3		0-0 G5-3		1-1 HBP			3 0 0 0 0 0 1 0 0 0 0 0 0 0	<b>Milwaukee Brewers @ Kansas City Royals</b> Kauffman Stadium, Kansas City, MO Fri Jun 02 1995, 7:05 PM CDT Att. 17,039 - Unknown - 74 F <a href="http://livebaseballscorecards.com">livebaseballscorecards.com</a>									
Darryl Hamilton, L (1, 8) OBP: 0.358, SLG: 0.303	1-1 F7		1-1 G4-3			1-1 L7	1-3 K			4 0 0 0 0 1 3										
Kevin Seitzer, R (1, 3) OBP: 0.444, SLG: 0.523 Fernando Vina, L (8, PR) OBP: 0.286, SLG: 0.373 (8, 5)	0-1 2B			0-0 L8		0-3 K		4-0 BB		3 0 1 0 1 1 0 0 0 0 0 0 0 0										
Greg Vaughn, R (1, 10) OBP: 0.309, SLG: 0.361	2-1 F7			0-0 F8		2-1 P2		1-0 G6-4-3		4 0 0 0 0 0 2										
Joe Oliver, R (1, 2) OBP: 0.383, SLG: 0.523		3-2 HR		1-0 FC6-4 1B			0-1 G1-3	2-3 K		4 1 2 1 0 1 1										
Jeff Cirillo, R (1, 5) OBP: 0.371, SLG: 0.500 (8, 3)		1-2 G1-3		2-2 FC6-4 1-2f			1-1 G5-3		0-1 F8	4 0 0 0 0 0 1										
Turner Ward, S (1, 9) OBP: 0.346, SLG: 0.385 (7, 7)		0-0 G1-3			3-2 G3-1		0-0 1B 2B		1-0 G6-3 HBP	3 1 1 0 0 0 0										
Pat Listach, S (1, 4) OBP: 0.278, SLG: 0.282		2-1 G4-3			3-2 G5-3		0-0 HBP BB 2-H 1B		0-0 G6-3 1-2f	4 0 1 1 0 0 1										
Jose Valentin, S (1, 6) OBP: 0.230, SLG: 0.283			1-1 F7		2-2 3B		4-0 SAFE SAFE HBP BB 1-2			2 0 1 0 1 0 0										
<b>Inning Stats</b>	R: 0 E: 0 K: 0 S: 9	H: 1 LOB: 1 BB: 0 P: 13	R: 1 E: 0 K: 0 S: 10	H: 1 LOB: 0 BB: 0 P: 16	R: 0 E: 0 K: 0 S: 5	H: 0 LOB: 0 BB: 0 P: 7	R: 0 E: 0 K: 0 S: 6	H: 1 LOB: 1 BB: 0 P: 9	R: 0 E: 0 K: 1 S: 7	H: 0 LOB: 0 BB: 0 P: 10	R: 1 E: 0 K: 1 S: 10	H: 2 LOB: 3 BB: 1 P: 17	R: 0 E: 0 K: 1 S: 5	H: 0 LOB: 1 BB: 1 P: 12	R: 0 E: 0 K: 0 S: 3	H: 0 LOB: 0 BB: 0 P: 4	1B: 2 2B: 2 3B: 1 HR: 1	SF: 0 SAC: 0 DP: 2 HBP: 2	WP: 0 PB: 0 SB: 0 CS: 0	PA: 35
<b>PITCHER</b>	IP WLS BF H R ER SO BB IBB HBP BLK WP HR S P ERA WHIP																			
Mark Gubicza, R (1, 1) ERA: 4.53	6.2 W 27 6 2 2 1 1 0 0 0 0 0 1 56 87 2.70 1.050																			
Billy Brewer, L (7, 1) ERA: 3.75	0.1 2 0 0 0 1 0 0 1 0 0 0 0 4 6 0.00 0.000																			
Jeff Montgomery, R (8, 1) ERA: 3.6	2.0 S 6 0 0 0 1 1 0 1 0 0 0 0 8 16 0.00 0.500																			







Batter	1	2	3	4	5	6	7	8	9	AB R H RBI BB SO LOB	TOP											
David Hulse, L (1, 7) OBP: 0.300, SLG: 0.318	0-3 K		1-2 G4-3			2-3 K 1B		0-0 G6-3		4 1 0 0 0 2 1	<b>Milwaukee Brewers @ Kansas City Royals</b> Kauffman Stadium, Kansas City, MO Sat Jun 03 1995, 7:05 PM CDT Att. 17,865 - Unknown - 77 F <a href="http://livebaseballscorecards.com">livebaseballscorecards.com</a>											
Darryl Hamilton, L (1, 8) OBP: 0.345, SLG: 0.290	0-1 F7			2-1 F7		0-1 G5-3		2-2 G6-3		4 0 0 0 0 0 1												
Kevin Seitzer, R (1, 3) OBP: 0.445, SLG: 0.523 Fernando Vina, L (8, PR) OBP: 0.286, SLG: 0.373	2-2 L8			1-0 F8		0-0 FC5-4 1B		2-0 1B		4 0 2 1 0 0 0 0 0 0 0 0 0 0												
Greg Vaughn, R (1, 10) OBP: 0.300, SLG: 0.350		3-3 K		3-3 K		1-1 FC5-4 1-2f		2-3 K		4 0 0 0 0 3 2												
Joe Oliver, R (1, 2) OBP: 0.371, SLG: 0.504		0-3 K			0-0 G1-3		0-0 P2		0-0 F9	4 0 0 0 0 1 1												
Jeff Cirillo, R (1, 5) OBP: 0.364, SLG: 0.483		2-0 G5-3			1-1 F8		0-1 SH1-3 1B		1-1 F9	4 0 1 0 0 0 0												
Turner Ward, S (1, 9) OBP: 0.364, SLG: 0.391			0-1 G5-3 1B		4-1 1B BB		0-0 SH1-3		4-1 BB	1 0 1 0 2 0 0												
Pat Listach, S (1, 4) OBP: 0.277, SLG: 0.280			0-0 G5-3		0-2 1B		2-2 P4		1-2 F8	4 0 1 0 0 0 3												
Jose Valentin, S (1, 6) OBP: 0.223, SLG: 0.274			2-3 K		0-1 G3		1-0 F9			3 0 0 0 0 1 4												
<b>Inning Stats</b>	R: 0 E: 0 K: 1 S: 10	H: 0 LOB: 0 BB: 0 P: 12	R: 0 E: 0 K: 2 S: 8	H: 0 LOB: 0 BB: 0 P: 13	R: 0 E: 0 K: 1 S: 11	H: 1 LOB: 1 BB: 0 P: 14	R: 0 E: 0 K: 1 S: 6	H: 0 LOB: 0 BB: 0 P: 12	R: 0 E: 0 K: 1 S: 9	H: 1 LOB: 2 BB: 1 P: 14	R: 1 E: 0 K: 1 S: 11	H: 1 LOB: 1 BB: 0 P: 14	R: 0 E: 0 K: 0 S: 9	H: 1 LOB: 1 BB: 0 P: 12	R: 0 E: 0 K: 1 S: 8	H: 1 LOB: 1 BB: 0 P: 14	R: 0 E: 0 K: 0 S: 7	H: 0 LOB: 1 BB: 1 P: 13	1B: 5 2B: 0 3B: 0 HR: 0	SF: 0 SAC: 1 DP: 0 HBP: 0	WP: 1 PB: 0 SB: 0 CS: 0	PA: 35
PITCHER Tom Gordon, R (1, 1) ERA: 3.97	IP 9.0 WLS W BF 35 H 5 R 1 ER 1 SO 7 BB 2 IBB 0 HBP 0 BLK 0 WP 1 HR 0 S 79 P 118 ERA 1.00 WHIP 0.778											PITCHER	IP WLS BF H R ER SO BB IBB HBP BLK WP HR S P ERA WHIP									



Batter	1	2	3	4	5	6	7	8	9	AB R H RBI BB SO LOB	TOP																										
Fernando Vina, L (1, 4) OBP: 0.267, SLG: 0.345	2-1 G3-1		0-1 G4-3		1-1 B4-3		0-0 B4-3			4 0 0 1 0 0 1																											
Jeff Cirillo, R (1, 5) OBP: 0.357, SLG: 0.469	0-1 G5-3		0-0 S 1B			1-1 G6-3	1-2 G4-3			4 0 1 0 0 0 1																											
Greg Vaughn, R (1, 10) OBP: 0.299, SLG: 0.346	3-2 2B 1B		3-3 SAFE K 1-2			3-2 G6-3		0-1 G5-3		4 1 1 0 0 1 1																											
Kevin Seitzer, R (1, 3) OBP: 0.447, SLG: 0.530	2-2 1-H 2B		3-2 F7			2-0 1B		1-0 P3		4 0 2 1 0 0 1																											
Joe Oliver, R (1, 2) OBP: 0.367, SLG: 0.492	4-1 BB			0-0 G1-3		2-3 K		1-3 K		3 0 0 0 1 2 1																											
Matt Mieske, R (1, 9) OBP: 0.406, SLG: 0.375	1-0 F9			1-1 P5			4-1 1B FC6-4 BB		3-3 K	3 1 0 0 1 1 2																											
Darryl Hamilton, L (1, 8) OBP: 0.351, SLG: 0.299		1-2 L7		1-0 F7			1-2 FC6-4 1B B4-3 1B		2-2 S 1B	4 1 2 0 0 0 0	AB 33 R 3 H 7 RBI 3 BB 3 SO 4 LOB 12																										
Pat Listach, S (1, 6) OBP: 0.284, SLG: 0.282		4-2 G4-6-3 BB			2-2 G5-3		0-0 FC6-4 1B		0-0 P4	3 0 1 0 1 0 1																											
Turner Ward, S (1, 7) OBP: 0.351, SLG: 0.375		0-0 G4-6-3 1-2f			1-2 L9		2-2 FC6-4 B4-3		3-2 SAFE F9	4 0 0 1 0 0 4																											
<b>Inning Stats</b>	R: 1 E: 0 K: 0 S: 13	H: 2 LOB: 2 BB: 1 P: 24	R: 0 E: 0 K: 0 S: 7	H: 0 LOB: 0 BB: 1 P: 12	R: 0 E: 0 K: 1 S: 11	H: 1 LOB: 1 BB: 0 P: 17	R: 0 E: 0 K: 0 S: 4	H: 0 LOB: 0 BB: 0 P: 6	R: 0 E: 0 K: 0 S: 8	H: 0 LOB: 0 BB: 0 P: 12	R: 0 E: 0 K: 1 S: 13	H: 1 LOB: 1 BB: 0 P: 21	R: 2 E: 0 K: 0 S: 13	H: 2 LOB: 1 BB: 1 P: 22	R: 0 E: 0 K: 1 S: 7	H: 0 LOB: 0 BB: 0 P: 9	R: 0 E: 0 K: 1 S: 12	H: 1 LOB: 1 BB: 0 P: 20	1B: 6 2B: 1 3B: 0 HR: 0	SF: 0 SAC: 0 DP: 1 HBP: 0	WP: 0 PB: 0 SB: 2 CS: 0	PA: 36															
<b>PITCHER</b>	IP WLS BF H R ER SO BB IBB HBP BLK WP HR S P ERA WHIP																																				
Chris Haney, L (1, 1) ERA: 2.68	5.2		21	3	1	1	1	2	0	0	0	0	0	52	84	1.59	0.882																				
Rusty Meacham, R (6, 1) ERA: 5.14	0.1		3	1	1	1	1	1	0	0	0	0	0	5	13	27.00	6.000																				
Billy Brewer, L (7, 1) ERA: 4.26	0.2		4	2	1	1	0	0	0	0	0	0	0	9	12	13.50	3.000																				
Hipolito Pichardo, R (7, 1) ERA: 2.75	1.1	W	4	0	0	0	1	0	0	0	0	0	0	10	14	0.00	0.000																				
Jeff Montgomery, R (9, 1) ERA: 3.36	1.0	S	4	1	0	0	1	0	0	0	0	0	0	12	20	0.00	1.000																				

Milwaukee Brewers @ Kansas City Royals  
Kauffman Stadium, Kansas City, MO

Sun Jun 04 1995, 3:33 AM CDT  
Att. 14,838 - Cloudy - 79 F

livebaseballscorecards.com



Batter	1	2	3	4	5	6	7	8	9
Vince Coleman, S OBP: 0.407, SLG: 0.500	1-3 K			4-2 HR BB	0-0 CS 1B			2-3 K	
Greg Gagne, R OBP: 0.373, SLG: 0.481	0-0 F9			3-2 1 SAFE HR 1B	0-1 CS	1-0 G5-3		1-1 F7	
Gary Gaetti, R OBP: 0.373, SLG: 0.641	1-0 G6-3			3-2 1-H 2-H HR		3-3 K		2-2 G6-3	
Phil Hiatt, R OBP: 0.345, SLG: 0.538		0-0 G6-3		0-0 FC6-5 BB 1B		2-2 E S 1B			
Pat Borders, R OBP: 0.304, SLG: 0.556		0-0 G6-3		4-1 FC6-5 BB		1-3 SAFE SAFE SAFE K			
Les Norman, R OBP: 0.286, SLG: 0.286 Jon Nunnally, L OBP: 0.361, SLG: 0.593		1-3 K		1-2 FC6-5 G6-4-3		3-2 HR			
Joe Randa, R OBP: 0.176, SLG: 0.219			1-3 K	0-0 G6-4-3		1-0 P3			
Chris Stynes, R OBP: 0.333, SLG: 0.333			3-2 G4-3 1B		2-2 F9	0-0 F7			
Tom Goodwin, L OBP: 0.333, SLG: 0.276			0-0 G4-3		1-2 G4-3	2-2 G4-3			

Inning Stats	R: 0 E: 0 K: 1 S: 5	H: 0 LOB: 0 BB: 0 P: 7	R: 0 E: 0 K: 1 S: 5	H: 0 LOB: 0 BB: 0 P: 6	R: 0 E: 0 K: 1 S: 7	H: 1 LOB: 0 BB: 0 P: 11	R: 3 E: 0 K: 0 S: 19	H: 3 LOB: 1 BB: 2 P: 34	R: 0 E: 0 K: 0 S: 8	H: 1 LOB: 0 BB: 0 P: 11	R: 0 E: 0 K: 2 S: 11	H: 1 LOB: 1 BB: 0 P: 18	R: 1 E: 0 K: 0 S: 8	H: 1 LOB: 0 BB: 0 P: 14	R: 0 E: 0 K: 1 S: 8	H: 0 LOB: 0 BB: 0 P: 13
--------------	------------------------------	---------------------------------	------------------------------	---------------------------------	------------------------------	----------------------------------	-------------------------------	----------------------------------	------------------------------	----------------------------------	-------------------------------	----------------------------------	------------------------------	----------------------------------	------------------------------	----------------------------------

PITCHER	IP	WLS	BF	H	R	ER	SO	BB	IBB	HBP	BLK	WP	HR	S	P	ERA	WHIP
Sid Roberson, L ERA: 3.5	(1, 1)	4.2	19	5	3	3	3	2	0	0	0	0	0	43	68	5.79	1.500
Mark Kiefer, R ERA: 5.71	(5, 1)	1.1	4	1	0	0	2	0	0	0	0	0	0	12	19	0.00	0.750
Graeme Lloyd, L ERA: 5.6	(7, 1)	1.0	L 4	1	1	1	0	0	0	0	0	0	1	8	14	9.00	1.000
Ron Rightnowar, R ERA: 4.05	(8, 1)	1.0	3	0	0	0	1	0	0	0	0	0	0	8	13	0.00	0.000

AB R H RBI BB SO LOB

3	1	1	0	1	2	0
4	1	1	0	0	0	0
4	1	1	3	0	1	0
3	0	2	0	0	0	0
2	0	0	0	1	1	1
2	0	0	0	0	1	2
1	1	1	1	0	0	0
3	0	0	0	0	1	2
3	0	1	0	0	0	0
3	0	0	0	0	0	1

AB	28
R	4
H	7
RBI	4
BB	2
SO	6
LOB	6

WP	PA
0	31

Milwaukee Brewers @ Kansas City Royals  
Kauffman Stadium, Kansas City, MO  
Sun Jun 04 1995, 3:33 AM CDT  
Att. 14,838 - Cloudy - 79 F

livebaseballscorecards.com





Batter	1	2	3	4	5	6	7	8	9	AB	R	H	RBI	BB	SO	LOB
Mark McLemore, S OBP: 0.413, SLG: 0.394 (1, 4)	3-2 F7	2-0 F8			0-1 G4-3			0-2 BB		4	0	1	0	0	0	0
Ivan Rodriguez, R OBP: 0.322, SLG: 0.426 (1, 10)	1-1 BB BB 29 BB 1B		0-1 G3-1		0-3 K			4-2 BB		3	1	1	0	1	1	0
Will Clark, L OBP: 0.366, SLG: 0.441 (1, 3)	4-1 BB BB 29 BB BB 1-2 BB		0-0 P6			0-0 L7		0-1 F8		3	0	0	0	1	0	2
Juan Gonzalez, R OBP: 0.250, SLG: 0.400 (1, 7)	0-3 K		2-2 G6-3			1-3 K		3-3 K		4	0	0	0	0	3	4
Mickey Tettleton, S OBP: 0.384, SLG: 0.473 (1, 2)	4-2 BB BB 29 BB BB 1-2 BB 2-3 BB			2-1 F8		1-0 G6-3			2-2 L3	3	0	0	0	1	0	0
29 Rusty Greer, L OBP: 0.380, SLG: 0.472 (1, 8)	4-2 BB BB BB BB 1-2 BB 2-3 3-H BB		0-0 F8			2-2 G3-6-1 1B			2-3 K	3	0	1	1	1	1	0
Mike Pagliarulo, L OBP: 0.262, SLG: 0.308 (1, 5)	0-0 G4-3		1-0 BB 1B			1-0 G3-6-1 1-2f			0-2 G4-1	4	0	1	0	0	0	4
Shawn Hare, L OBP: 0.304, SLG: 0.250 (1, 9)		2-2 G4-3		2-1 BB 1 SAFE P6		0-1 G6-3				3	0	0	0	0	0	1
Benji Gil, R OBP: 0.321, SLG: 0.443 (1, 6)		2-2 P6			1-2 G6-3			1-3 K		3	0	0	0	0	1	0

Inning Stats	R: 1	H: 1	E: 0	K: 1	S: 17	LOB: 3	BB: 3	P: 33	R: 0	H: 0	E: 0	K: 0	S: 7	LOB: 0	BB: 0	P: 13	R: 0	H: 0	E: 0	K: 0	S: 6	LOB: 0	BB: 0	P: 8	R: 0	H: 1	E: 0	K: 1	S: 8	LOB: 0	BB: 0	P: 9	R: 0	H: 0	E: 0	K: 1	S: 6	LOB: 0	BB: 0	P: 8	R: 0	H: 1	E: 0	K: 0	S: 8	LOB: 0	BB: 0	P: 11	R: 0	H: 1	E: 0	K: 2	S: 16	LOB: 2	BB: 1	P: 24	R: 0	H: 0	E: 0	K: 1	S: 9	LOB: 0	BB: 0	P: 13	1B: 4	2B: 0	3B: 0	HR: 0	SF: 0	SAC: 0	DP: 1	HBP: 0	WP: 0	PB: 0	SB: 0	CS: 0	PA: 34
PITCHER	IP	WLS	BF	H	R	ER	SO	BB	IBB	HBP	BLK	WP	HR	S	P	ERA	WHIP																																																												
Kevin Appier, R ERA: 2.13 (1, 1)	7.1	W	29	4	1	1	4	4	0	0	0	0	0	69	109	1.23	1.091																																																												
Jeff Montgomery, R ERA: 3.06 (8, 1)	1.2	S	5	0	0	0	2	0	0	0	0	0	0	14	21	0.00	0.000																																																												

BOTTOM

Kansas City Royals @ Texas Rangers  
The Ballpark at Arlington, Arlington, TX

Mon Jun 05 1995, 8:05 PM EDT  
Att: 22,448 - Unknown - 85 F

livebaseballscores.com

AB	30
R	1
H	4
RBI	1
BB	4
SO	6
LOB	11



Batter	1	2	3	4	5	6	7	8	9	AB R H RBI BB SO LOB	TOP											
Vince Coleman, S OBP: 0.404, SLG: 0.524 (1, 7)	2-3 K		1-0 K 1B			1-0 HR		3-1 G5-3		4 1 2 1 0 1 0												
Phil Hiatt, R OBP: 0.303, SLG: 0.467 (1, 9)	0-3 K		2-3 K			0-3 K		3-1 G1-3		4 0 0 0 0 3 1												
Greg Gagne, R OBP: 0.366, SLG: 0.466 (1, 6)	1-3 K					1-0 L8		0-2 1B 1B		4 0 1 0 0 1 0												
Gary Gaetti, R OBP: 0.370, SLG: 0.629 (1, 3)						1-0 G5-3		1-0 L4		4 0 1 0 0 0 0												
Pat Borders, R OBP: 0.300, SLG: 0.531 (1, 10)						0-1 F7		2-0 G1-3		4 0 1 0 0 0 2												
Les Norman, R OBP: 0.364, SLG: 0.300 (1, 8)								0-0 FC4		3 0 1 0 0 1 0 1												
Chris Stynes, R OBP: 0.273, SLG: 0.200 (1, 4)								2-1 FC1-6 1B		4 0 0 0 0 0 3												
Joe Randa, R OBP: 0.189, SLG: 0.229 (1, 5)								3-2 FC4-6 1B		3 0 1 0 0 1 1												
Wally Joyner, L OBP: 0.390, SLG: 0.445 (9, PH)								3-3 K		1 0 0 0 0 1 0												
Brent Mayne, L OBP: 0.333, SLG: 0.388 (1, 2)								2-2 FC4-6		3 0 0 0 0 0 3												
<b>Inning Stats</b>	R: 0 E: 0 K: 3 S: 13	H: 0 LOB: 0 BB: 0 P: 16	R: 0 E: 0 K: 0 S: 5	H: 1 LOB: 1 BB: 0 P: 10	R: 0 E: 0 K: 1 S: 7	H: 1 LOB: 1 BB: 0 P: 13	R: 0 E: 0 K: 0 S: 5	H: 0 LOB: 0 BB: 0 P: 7	R: 0 E: 0 K: 1 S: 7	H: 0 LOB: 1 BB: 1 P: 15	R: 1 E: 0 K: 1 S: 7	H: 1 LOB: 0 BB: 0 P: 9	R: 0 E: 0 K: 0 S: 10	H: 2 LOB: 2 BB: 0 P: 19	R: 0 E: 0 K: 0 S: 9	H: 2 LOB: 2 BB: 0 P: 16	R: 0 E: 0 K: 1 S: 6	H: 0 LOB: 0 BB: 0 P: 11	1B: 6 2B: 0 3B: 0 HR: 1	SF: 0 SAC: 0 DP: 0 HBP: 0	WP: 0 PB: 0 SB: 0 CS: 0	PA: 35
<b>PITCHER</b> Kenny Rogers, L ERA: 1.49 (1, 1)	IP: 9.0 WLS: W BF: 35 H: 7 R: 1 ER: 1 SO: 7 BB: 1 IBB: 0 HBP: 0 BLK: 0 WP: 0 HR: 1 S: 69 P: 116 ERA: 1.00 WHIP: 0.889											<b>PITCHER</b>	IP: 9.0 WLS: W BF: 35 H: 7 R: 1 ER: 1 SO: 7 BB: 1 IBB: 0 HBP: 0 BLK: 0 WP: 0 HR: 1 S: 69 P: 116 ERA: 1.00 WHIP: 0.889									

Kansas City Royals @ Texas Rangers  
The Ballpark at Arlington, Arlington, TX

Tue Jun 06 1995, 8:05 PM EDT  
Att. 25,135 - Unknown - 90 F

livebaseballscorecards.com

AB	34
R	1
H	7
RBI	1
BB	1
SO	7
LOB	11





Batter	1	2	3	4	5	6	7	8	9	AB	R	H	RBI	BB	SO	LOB
<b>Otis Nixon, S</b> <small>OBP: 0.321, SLG: 0.298</small> (1, 8)	0-1 <b>G5-3</b> 		4-1 <b>BB</b>		1-0 <b>G6-3</b> 		3-2 <b>G6-3</b> 			3	0	0	0	1	0	1
<b>29 Rusty Greer, L</b> <small>OBP: 0.384, SLG: 0.482</small> (1, 9)	1-1 <b>1B</b>		2-0 <b>G4-3</b> 		1-1 <b>2B</b>		2-1 <b>L8</b> 			4	0	2	1	0	0	1
<b>Will Clark, L</b> <small>OBP: 0.362, SLG: 0.435</small> (1, 3)	0-0 <b>1B</b>			3-2 <b>F7</b> 	0-1 <b>F8</b> 			1-3 <b>K</b> 		4	0	1	0	0	1	1
<b>Juan Gonzalez, R</b> <small>OBP: 0.238, SLG: 0.381</small> <b>Mark McLemore, S</b> <small>OBP: 0.411, SLG: 0.393</small> (1, 7) (3, 7)	1-0 <b>G6-4-3</b> 			3-2 <b>G4-3</b> 		1-0 <b>G4-3</b> 		1-1 <b>1B</b>		1	0	0	0	0	0	2
<b>Mickey Tettleton, S</b> <small>OBP: 0.387, SLG: 0.474</small> (1, 10)		1-1 <b>P6</b> 		2-0 <b>E4</b> <b>1B</b>		0-0 <b>E</b>		1-1 <b>1B</b>		4	1	2	0	0	0	0
<b>Ivan Rodriguez, R</b> <small>OBP: 0.328, SLG: 0.424</small> (1, 2)		1-1 <b>G4-3</b> 		1-2 <b>1B</b>		0-0 <b>P2</b> 		4-0 <b>1B</b>		3	0	1	0	1	0	1
<b>Mike Pagliarulo, L</b> <small>OBP: 0.261, SLG: 0.302</small> (1, 5)		3-1 <b>G3-1</b> 		3-3 <b>K</b> 		3-2 <b>E</b>		1-0 <b>L3</b>		4	0	1	1	0	1	5
<b>Esteban Beltre, R</b> <small>OBP: 0.250, SLG: 0.182</small> (1, 4)			3-2 <b>F9</b> 		3-2 <b>G4-3</b> 		1-0 <b>4-3</b> 			3	0	0	0	0	0	1
<b>Benji Gil, R</b> <small>OBP: 0.321, SLG: 0.448</small> (1, 6)			1-0 <b>F8</b> 		2-1 <b>2B</b>		2-2 <b>G6-3</b> 			3	1	1	0	0	0	0

Inning Stats	R: 0	H: 2	E: 0	LOB: 1	K: 0	BB: 0	S: 6	P: 8	R: 0	H: 0	E: 0	LOB: 0	K: 0	BB: 0	S: 6	P: 11	R: 0	H: 0	E: 0	LOB: 1	K: 0	BB: 1	S: 7	P: 16	R: 0	H: 1	E: 1	LOB: 2	K: 1	BB: 0	S: 16	R: 1	H: 2	E: 0	LOB: 1	K: 0	BB: 0	S: 10	P: 17	R: 1	H: 2	E: 1	LOB: 1	K: 0	BB: 0	S: 7	P: 12	R: 0	H: 0	E: 0	LOB: 0	K: 0	BB: 0	S: 8	P: 15	R: 0	H: 2	E: 0	LOB: 2	K: 1	BB: 1	S: 8	P: 16
<b>1B: 7</b> <b>2B: 3</b> <b>3B: 0</b> <b>HR: 0</b>	<b>SF: 0</b> <b>SAC: 0</b> <b>DP: 2</b> <b>HBP: 0</b>	<b>WP: 0</b> <b>PB: 0</b> <b>SB: 0</b> <b>CS: 0</b>																																																													

PITCHER	IP	WLS	BF	H	R	ER	SO	BB	IBB	HBP	BLK	WP	HR	S	P	ERA	WHIP
<b>Mark Gubicza, R</b> <small>ERA: 4.27</small> (1, 1)	7.0	L	29	7	2	2	1	1	0	0	0	0	0	60	107	2.57	1.143
<b>Dennis Rasmussen, L</b> <small>ERA:</small> (8, 1)	1.0		5	2	0	0	1	0	1	0	0	0	0	8	16	0.00	2.000

**BOTTOM**

**Kansas City Royals @ Texas Rangers**  
 The Ballpark at Arlington, Arlington, TX

Tue Jun 06 1995, 8:05 PM EDT  
 Att: 25,135 - Unknown - 90 F

livebaseballscorecards.com

<b>AB</b>	<b>32</b>
<b>R</b>	<b>2</b>
<b>H</b>	<b>9</b>
<b>RBI</b>	<b>2</b>
<b>BB</b>	<b>2</b>
<b>SO</b>	<b>2</b>
<b>LOB</b>	<b>12</b>

WP	PA
0	34

Batter	1	2	3	4	5	6	7	8	9	AB R H RBI BB SO LOB	TOP														
Vince Coleman, S OBP: 0.404, SLG: 0.511 (1, 7) X	0-0 G6-3	0-0 G6-3		4-2 BB			2-0 F9		0-0 1B	4 0 1 1 1 0 0															
Tom Goodwin, L OBP: 0.341, SLG: 0.298 (1, 8) B F X	1-1 F7	0-2 L6		3-3 K			3-2 E 1B		0-3 K	5 0 1 0 0 2 3															
Wally Joyner, L OBP: 0.386, SLG: 0.439 (1, 3) B X	1-0 1B 1B			2-2 F7		0-1 G4-3	1-1 E4 G4-6-3 1-3			4 1 1 0 0 0 1															
Greg Gagne, R OBP: 0.362, SLG: 0.458 (1, 6) B C B B X	3-1 1B 1-2 1B			3-1 L5		2-2 F9	3-2 G4-6-3 1-2f			4 1 1 0 0 0 2															
Keith Lockhart, L OBP: 0.375, SLG: 0.333 (1, 4) X	0-0 1B 1-3 2-H 1B			0-1 1B		1-3 K		2-1 F8		4 0 2 1 0 1 0															
Gary Gaetti, R OBP: 0.367, SLG: 0.618 (1, 5) B X	1-0 1-2 3-H 1B			1-3 K		2-1 F8	1-1 P3			4 0 1 1 0 1 1															
Bob Hamelin, L OBP: 0.309, SLG: 0.280 (1, 10) F B B S	2-3 K			3-2 FC4-6 WP 1B		H 1-0 1B HBP	0-2 G4-3			3 1 1 0 0 1 2	AB 35 R 4 H 10 RBI 3 BB 2 SO 5 LOB 13														
Jon Nunnally, L OBP: 0.362, SLG: 0.574 (1, 9) S		2-2 G3 G6-3 2B		4-0 FC4-6 BB		C 1-2 1B	S 1-1 G4-3		S 1-1 G4-3	3 1 2 0 1 0 0															
Brent Mayne, L OBP: 0.320, SLG: 0.371 (1, 2) X		0-0 G3		1-1 FC4-6 WP CS		C 0-1 G4-3		B 3-2 F8		4 0 0 0 0 0 4															
Inning Stats	R: 2 E: 0 K: 1 S: 11	H: 4 LOB: 2 BB: 0 P: 19	R: 1 E: 0 K: 0 S: 11	H: 1 LOB: 0 BB: 0 P: 13	R: 0 E: 0 K: 1 S: 12	H: 1 LOB: 1 BB: 0 P: 18	R: 1 E: 0 K: 1 S: 10	H: 1 LOB: 1 BB: 2 P: 25	R: 0 E: 0 K: 1 S: 8	H: 0 LOB: 0 BB: 0 P: 11	R: 0 E: 0 K: 0 S: 7	H: 1 LOB: 1 BB: 0 P: 11	R: 0 E: 1 K: 0 S: 9	H: 1 LOB: 1 BB: 0 P: 18	R: 0 E: 0 K: 0 S: 7	H: 0 LOB: 0 BB: 0 P: 10	R: 0 E: 0 K: 1 S: 9	H: 1 LOB: 1 BB: 0 P: 13	1B: 9 2B: 1 3B: 0 HR: 0	SF: 0 SAC: 0 DP: 1 HBP: 1	WP: 2 PB: 0 SB: 1 CS: 1	PA: 38			
PITCHER	IP	WLS	BF	H	R	ER	SO	BB	IBB	HBP	BLK	WP	HR	S	P	ERA	WHIP								
Roger Pavlik, R ERA: 5.06 (1, 1)	3.1		19	7	4	4	2	2	0	0	0	1	0	41	69	10.80	2.700								
Terry Burrows, L ERA: 6.43 (4, 1)	3.0	W	11	2	0	0	2	0	0	1	0	0	0	24	40	0.00	0.667								
Roger McDowell, R ERA: 4.94 (7, 1)	2.2		8	1	0	0	1	0	0	0	0	0	0	19	29	0.00	0.375								

Kansas City Royals @ Texas Rangers  
The Ballpark at Arlington, Arlington, TX

Wed Jun 07 1995, 8:05 PM EDT  
Att. 28,175 - Unknown - 86 F

livebaseballscorecards.com



Batter	1	2	3	4	5	6	7	8	9
<b>Otis Nixon, S</b> <small>(1, 8)            OBP: 0.323, SLG: 0.301</small>	1-1 		0-1 		2-2 	1-1 		1-0 	
<b>29 Rusty Greer, L</b> <small>(1, 9)            OBP: 0.385, SLG: 0.474</small>	1-3 			0-2 				0-1 	
<b>Will Clark, L</b> <small>(1, 3)            OBP: 0.366, SLG: 0.437</small>	1-2 			1-1 			0-2 		
<b>Mickey Tettleton, S</b> <small>(1, 10)            OBP: 0.378, SLG: 0.464</small>			1-3 	1-2 			0-1 		
<b>Ivan Rodriguez, R</b> <small>(1, 2)            OBP: 0.326, SLG: 0.418</small>			2-0 	0-0 			0-1 		
<b>Mark McLemore, S</b> <small>(1, 7)            OBP: 0.420, SLG: 0.420</small>			1-0 	0-0 				4-1 	
<b>Mike Pagliarulo, L</b> <small>(1, 5)            OBP: 0.280, SLG: 0.319</small>			1-1 	1-3 			1-1 		
<b>Esteban Beltre, R</b> <small>(1, 4)            OBP: 0.313, SLG: 0.333</small>			0-0 		1-3 		1-0 	1-0 	
<b>Benji Gil, R</b> <small>(1, 6)            OBP: 0.319, SLG: 0.442</small>			1-3 		1-3 		0-0 	0-0 	

Inning Stats	R: 0	H: 0	E: 0	K: 1	S: 8	R: 0	H: 0	E: 0	K: 1	S: 5	R: 0	H: 1	E: 0	K: 1	S: 8	R: 3	H: 3	E: 0	K: 1	S: 14	R: 0	H: 0	E: 0	K: 2	S: 9	R: 6	H: 6	E: 1	K: 1	S: 18	R: 0	H: 0	E: 1	K: 0	S: 7	R: 1	H: 3	E: 0	K: 0	S: 8
	LOB: 0	BB: 0	P: 11	LOB: 0	BB: 0	P: 9	LOB: 1	BB: 0	P: 10	LOB: 0	BB: 0	LOB: 0	BB: 0	P: 13	LOB: 1	BB: 1	LOB: 0	BB: 0	P: 17	LOB: 0	BB: 0	LOB: 0	BB: 0	P: 13	LOB: 1	BB: 1	LOB: 1	BB: 1	LOB: 0	BB: 0	P: 7	LOB: 2	BB: 1	LOB: 2	BB: 1	P: 15	LOB: 0	BB: 0	P: 15	

PITCHER	IP	WLS	BF	H	R	ER	SO	BB	IBB	HBP	BLK	WP	HR	S	P	ERA	WHIP
Tom Gordon, R	(1, 1)	5.1	L	24	7	7	6	1	0	0	0	0	0	1	73	11.81	1.500
Rusty Meacham, R	(6, 1)	0.1		4	3	2	1	0	0	0	0	0	0	6	10	27.00	9.000
Dennis Rasmussen, L	(6, 1)	0.2		3	0	0	1	0	0	0	0	0	0	10	11	0.00	0.000
Dilson Torres, R	(7, 1)	1.1		6	3	1	1	1	0	0	0	1	0	8	15	6.75	3.000
Billy Brewer, L	(8, 1)	0.1		1	0	0	0	0	0	0	0	0	0	2	2	0.00	0.000

**BOTTOM**

**Kansas City Royals @ Texas Rangers**  
 The Ballpark at Arlington, Arlington, TX

Wed Jun 07 1995, 8:05 PM EDT  
 Att: 28,175 - Unknown - 86 F

AB	35
R	10
H	13
RBI	9
BB	2
SO	7
LOB	12

WP: 1 PA: 38  
 PB: 0  
 SB: 0  
 CS: 0

1B	SF	WP	PA
11	1	1	38
2B	SAC	PB	
2	0	0	
3B	DP	SB	
0	1	0	
HR	HBP	CS	
1	0	0	

Batter	1	2	3	4	5	6	7	8	9	10	AB	R	H	RBI	BB	SO	LOB	TOP								
Vince Coleman, S OBP: 0.400, SLG: 0.500 (1, 7)	0-1 G5-3	1-0 1B		1-0 1B		0-0 FC4-2 G3-1		1-2 G3		2-1 F8	6	0	2	1	0	0	2									
Tom Goodwin, L OBP: 0.336, SLG: 0.294 Les Norman, R OBP: 0.333, SLG: 0.273 (1, 8) (9, 8)	1-2 CS	2-3 K		2-3 K		1-2 G3-1		0-0 G6-3		1-3 K	5	0	1	1	0	2	4									
Wally Joyner, L OBP: 0.396, SLG: 0.448 Edgar Caceres, S OBP: 1.000, SLG: 3.000 (1, 3) (8, 3)	4-1 BB		0-0 F8 WP		4-2 1B WP	3-1 G4-3			1-1 1B		2	2	1	0	2	0	1									
Gary Gaetti, R OBP: 0.364, SLG: 0.607 Joe Randa, R OBP: 0.211, SLG: 0.250 (1, 5) (8, 5)	3-2 G6-3		0-2 F8		1-2 WP G4-3 1B		0-0 G6-3		1-1 FC4-6 E		4	1	1	0	0	0	3									
Keith Lockhart, L OBP: 0.385, SLG: 0.455 (1, 4)		0-0 1B	2-2 G4-3 1B		0-1 G4-3		0-2 G6-3		1-0 F7		5	1	2	0	0	0	3									
Greg Gagne, R OBP: 0.357, SLG: 0.448 (1, 6)		3-1 P3	0-0 G4-3		2-0 G4-6-3 1B		1-1 G5-3		3-2 FC1 FC4-6		5	0	1	1	0	0	3									
Bob Hamelin, L OBP: 0.304, SLG: 0.268 (1, 10)		4-1 1B BB	2-1 F8		1-0 G4-6-3			2-0 F7	0-2 FC4-6		4	1	0	0	1	0	4									
Pat Borders, R OBP: 0.309, SLG: 0.519 (1, 2)	0-1 F9		0-1 L9		1-0 2B FC4-2 1B			2-2 HR	0-0 G6-3		5	1	2	0	0	0	4									
Jon Nunnally, L OBP: 0.384, SLG: 0.646 Phil Hiatt, R OBP: 0.294, SLG: 0.452 (1, 9) (10, PH) (10, 9)	1-0 1B	1-0 1B	0-3 K2-3		1-1 FC4-2 G3-1 2B			1-1 HR		2-3 K	4	2	3	3	0	1	0									
<b>Inning Stats</b>	R: 0 E: 0 K: 0 S: 9	H: 1 LOB: 1 BB: 1 P: 17	R: 2 E: 0 K: 1 S: 11	H: 3 LOB: 2 BB: 1 P: 22	R: 1 E: 0 K: 0 S: 10	H: 2 LOB: 1 BB: 0 P: 14	R: 0 E: 0 K: 2 S: 9	H: 1 LOB: 1 BB: 0 P: 12	R: 2 E: 0 K: 0 S: 9	H: 2 LOB: 0 BB: 1 P: 17	R: 1 E: 0 K: 0 S: 9	H: 2 LOB: 0 BB: 0 P: 7	R: 0 E: 0 K: 0 S: 6	H: 0 LOB: 0 BB: 0 P: 7	R: 2 E: 0 K: 0 S: 13	H: 2 LOB: 0 BB: 0 P: 19	R: 1 E: 1 K: 0 S: 13	H: 2 LOB: 2 BB: 0 P: 19	R: 0 E: 0 K: 2 S: 9	H: 0 LOB: 0 BB: 0 P: 14	1B: 10 2B: 3 3B: 1 HR: 1	SF: 0 SAC: 0 DP: 1 HBP: 0	WP: 2 PB: 0 SB: 3 CS: 1	PA: 47		
<b>PITCHER</b>	IP WLS BF H R ER SO BB IBB HBP BLK WP HR S P ERA WHIP																									
Kevin Gross, R ERA: 9.61 (1, 1)	4.0	22	8	5	5	3	0	0	0	0	0	0	0	0	0	0	0	0	0	0	0	0	0	0	11.25	2.750
Hector Fajardo, R ERA: 7.27 (5, 1)	4.0	16	5	3	3	0	0	0	0	0	0	0	0	0	0	0	0	0	0	0	0	0	0	0	6.75	1.250
Matt Whiteside, R ERA: 4.11 (9, 1)	1.0	6	2	1	1	0	0	0	0	0	0	0	0	0	0	0	0	0	0	0	0	0	0	0	9.00	2.000
Ed Vosberg, L ERA: 2.13 (10, 1)	1.0	W 3	0	0	0	0	2	0	0	0	0	0	0	0	0	0	0	0	0	0	0	0	0	0	0.00	0.000

Kansas City Royals @ Texas Rangers  
The Ballpark at Arlington, Arlington, TX

Thu Jun 08 1995, 8:05 PM EDT  
Att: 20,425 - Unknown - 90 F

livebaseballscorecards.com

AB 44  
R 9  
H 15  
RBI 7  
BB 3  
SO 5  
LOB 24



**Kansas City Royals @ Texas Rangers**  
 The Ballpark at Arlington, Arlington, TX

Thu Jun 08 1995, 8:05 PM EDT  
 Att. 20,425 - Unknown - 90 F

AB	37
R	10
H	14
RBI	9
BB	5
SO	6
LOB	16



WP	1	PA	43
PB	1		
SB	0		
CS	1		

Batter	1	2	3	4	5	6	7	8	9	10	AB	R	H	RBI	BB	SO	LOB
<b>Otis Nixon, S</b> (1, 8) OBP: 0.320, SLG: 0.298	G4-3			B1-3		K		K	SH1-3 FC6-2 1B		5	0	1	0	0	2	2
<b>Mark McLemore, S</b> (1, 7) OBP: 0.422, SLG: 0.423				F9			G6-3	2B 1B	SH1-3		4	1	2	1	0	0	0
<b>Will Clark, L</b> (1, 3) OBP: 0.374, SLG: 0.443	L8			F8			WP 1B BB	1B 2B	FC6-2 BB IBB		3	2	1	2	2	0	1
<b>Mickey Tettleton, S</b> (1, 10) OBP: 0.390, SLG: 0.464				G6-3		PB 1B		1B BB	1B BB	FC6-2 BB	2	1	1	0	3	0	0
<b>Jack Voigt, R</b> (1, 9) OBP: 0.280, SLG: 0.409				G6-3		F9		1B	FC6-2		3	0	1	1	0	0	1
<b>Shawn Hare, L</b> (8, PH) OBP: 0.320, SLG: 0.273							G4-6-3 1B	1B	FC6-2		2	0	1	0	0	0	3
<b>Luis Ortiz, R</b> (1, 5) OBP: 0.143, SLG: 0.571				G6-3		G5-3		G4-6-3 1B	K		3	0	0	0	0	0	3
<b>Ivan Rodriguez, R</b> (8, PH) OBP: 0.331, SLG: 0.423								29 G6-3 1B			1	0	1	2	0	0	0
<b>Matt Whiteside, R</b> (9, 1)											0	0	0	0	0	0	0
<b>Bob Tewksbury, R</b> (9, PH)											1	0	0	0	0	1	3
<b>Ed Vosberg, L</b> (10, 1)											0	0	0	0	0	0	0
<b>Dave Valle, R</b> (1, 2) OBP: 0.308, SLG: 0.286						K					2	0	0	0	0	2	1
<b>29 Rusty Greer, L</b> (8, PH) OBP: 0.391, SLG: 0.504											3	2	2	1	0	0	2
<b>Esteban Beltre, R</b> (1, 4) OBP: 0.278, SLG: 0.294											2	0	0	0	0	0	0
<b>Mike Pagliarulo, L</b> (8, PH) OBP: 0.308, SLG: 0.347											2	2	2	0	0	0	0
<b>Benji Gil, R</b> (1, 6) OBP: 0.324, SLG: 0.466											4	2	2	2	0	1	0

Inning Stats	R: 0	H: 1	R: 0	H: 0	R: 0	H: 0	R: 0	H: 1	R: 0	H: 0	R: 1	H: 1	R: 6	H: 7	R: 2	H: 3	R: 1	H: 1	1B: 11	SF: 0	WP: 1	PA: 43
	E: 0	LOB: 0	E: 0	LOB: 0	E: 0	LOB: 0	E: 0	LOB: 1	E: 0	LOB: 0	E: 0	LOB: 1	E: 0	LOB: 1	E: 0	LOB: 3	E: 0	LOB: 0	2B: 1	SAC: 1	PB: 1	
	K: 0	BB: 0	K: 0	BB: 0	K: 1	BB: 0	K: 0	BB: 0	K: 2	BB: 0	K: 0	BB: 2	K: 1	BB: 1	K: 1	BB: 2	K: 0	BB: 0	3B: 0	DP: 2	SB: 0	
	S: 7	P: 11	S: 5	P: 6	S: 7	P: 9	S: 9	P: 16	S: 9	P: 11	S: 12	P: 23	S: 26	P: 39	S: 11	P: 23	S: 3	P: 5	HR: 2	HBP: 0	CS: 1	

PITCHER	IP	WLS	BF	H	R	ER	SO	BB	IBB	HBP	BLK	WP	HR	S	P	ERA	WHIP
Chris Haney, L	(1, 1)	7.0	24	3	1	1	4	2	0	0	0	1	0	64	97	1.29	0.714
Hipolito Pichardo, R	(8, 1)	0.1	7	5	6	6	1	1	0	0	1	0	0	15	24	162.00	18.000
Jeff Montgomery, R	(8, 1)	1.0	9	5	2	2	0	1	1	0	0	0	1	16	30	18.00	6.000
Billy Brewer, L	(9, 1)	0.2	L	3	1	1	1	0	0	0	0	0	1	9	13	13.50	1.500

Batter	1	2	3	4	5	6	7	8	9	AB R H RBI BB SO LOB	TOP
Devon White, S (1, 8) OBP: 0.356, SLG: 0.478	1-3 K		2-2 G3-6-3		0-1 WP 1B			2-0 P6		4 1 1 0 0 1 1	
Paul Molitor, R (1, 10) OBP: 0.311, SLG: 0.284	1-0 G6-3			2-2 F8	1-2 1B			1-1 G6-3		4 0 1 2 0 0 0	
Roberto Alomar, S (1, 4) OBP: 0.381, SLG: 0.530	2-3 K			0-1 F9 1B	1-1 G4-3			2-3 K		4 0 1 0 0 2 1	
Joe Carter, R (1, 7) OBP: 0.355, SLG: 0.469		1-1 F9		0-2 1B		1-2 P5			1-2 G6-3	4 0 1 0 0 0 0	
John Olerud, L (1, 3) OBP: 0.341, SLG: 0.358		0-2 G3		1-2 F9		0-0 G3-1			2-3 K	4 0 0 0 0 1 2	
Shawn Green, L (1, 9) OBP: 0.351, SLG: 0.545		4-2 FC5-4 BB		2-2 F8		0-1 P6			0-3 K	3 0 0 0 1 1 2	
Ed Sprague, R (1, 5) OBP: 0.377, SLG: 0.500		0-2 FC5-4			4-0 1B 1B BB		0-0 G3			2 1 0 0 1 0 1	
Lance Parrish, R (1, 2) OBP: 0.282, SLG: 0.424			1-3 K		0-3 K		1-3 K			3 0 0 0 0 3 1	
Alex Gonzalez, R (1, 6) OBP: 0.326, SLG: 0.351			4-0 G3-6-3 BB		1-1 P6		2-3 K			2 0 0 0 1 1 1	
<b>Inning Stats</b>	R: 0 E: 0 K: 2 S: 8 H: 0 LOB: 0 BB: 0 P: 12	R: 0 E: 0 K: 0 S: 12 H: 0 LOB: 1 BB: 1 P: 17	R: 0 E: 0 K: 1 S: 6 H: 0 LOB: 0 BB: 1 P: 13	R: 0 E: 0 K: 0 S: 15 H: 2 LOB: 2 BB: 0 P: 20	R: 2 E: 0 K: 1 S: 12 H: 2 LOB: 1 BB: 1 P: 19	R: 0 E: 0 K: 0 S: 6 H: 0 LOB: 0 BB: 0 P: 7	R: 0 E: 0 K: 2 S: 7 H: 0 LOB: 0 BB: 0 P: 10	R: 0 E: 0 K: 1 S: 6 H: 0 LOB: 0 BB: 0 P: 11	R: 0 E: 0 K: 2 S: 10 H: 0 LOB: 0 BB: 0 P: 13	1B: 4 2B: 0 3B: 0 HR: 0 SF: 0 SAC: 0 DP: 1 HBP: 0	WP: 1 PB: 0 SB: 0 CS: 0 PA: 33
<b>PITCHER</b> Kevin Appier, R (1, 1) ERA: 2.12	IP: 9.0 WLS: W BF: 33 H: 4 R: 2 ER: 2 SO: 9 BB: 3 IBB: 0 HBP: 0 BLK: 0 WP: 1 HR: 0 S: 82 P: 122 ERA: 2.00 WHIP: 0.778										

Toronto Blue Jays @ Kansas City Royals  
Kauffman Stadium, Kansas City, MO

Sat Jun 10 1995, 7:05 PM CDT  
Att. 20,883 - Unknown - 72 F

AB	30
R	2
H	4
RBI	2
BB	3
SO	9
LOB	9





Batter	1	2	3	4	5	6	7	8	9	10	AB R H RBI BB SO LOB	TOP										
Devon White, S (1, 8) OBP: 0.357, SLG: 0.476	0-0 G3		0-0 HR 1B		1-2 G3-1			0-0 F9		0-0 FC6-4 1B	5 1 2 0 0 0 1	<b>Toronto Blue Jays @ Kansas City Royals</b> Kauffman Stadium, Kansas City, MO Sun Jun 11 1995, 3:33 AM CDT Att. 16,881 - Sunny - 72 F										
Paul Molitor, R (1, 10) OBP: 0.307, SLG: 0.302	1-1 G1-3		0-0 HR		0-0 G4-3			2-1 L1-4		1-1 FC6-4	5 1 1 2 0 0 3											
Roberto Alomar, S (1, 4) OBP: 0.390, SLG: 0.535	0-1 1B		3-2 FC6-4 1B						2-1 FC6-4 1B		4 0 3 0 0 0 0											
Joe Carter, R (1, 7) OBP: 0.346, SLG: 0.456	1-3 K		2-2 FC6-4						1-2 F7		4 0 0 0 0 2 3											
John Olerud, L (1, 3) OBP: 0.333, SLG: 0.349 Alex Gonzalez, R (9, PR) OBP: 0.326, SLG: 0.351		2-1 P5		1-1 F8					1-2 FC6-4		4 0 0 0 0 1 1 0 0 0 0 0 0 0											
Ed Sprague, R (1, 5) OBP: 0.373, SLG: 0.493		1-2 G1-3		0-0 2B 1B					0-0 FC6-4		4 0 1 0 0 0 1											
Candy Maldonado, R (1, 9) OBP: 0.338, SLG: 0.373		0-0 G6-3		3-2 SAFE 1-3 2B						0-3 K	4 0 1 0 0 1 0											
Randy Knorr, R (1, 2) OBP: 0.308, SLG: 0.419 Shawn Green, L (10, PH) OBP: 0.348, SLG: 0.539 Lance Parrish, R (10, 2) OBP: 0.282, SLG: 0.424			2-2 G5-3		2-3 K				1-3 K		3 0 0 0 0 2 1 1 0 0 0 0 1 0 0 0 0 0 0 0 0											
Domingo Cedenno, S (1, 6) OBP: 0.419, SLG: 0.447			2-2 G3		1-1 F9			4-2 L1-4 F9 BB		2-2 1B 1B	3 0 1 0 1 0 0											
<b>Inning Stats</b>	R: 0 E: 0 K: 1 S: 10	H: 1 LOB: 1 BB: 0 P: 12	R: 0 E: 0 K: 0 S: 6	H: 0 LOB: 0 BB: 0 P: 9	R: 2 E: 0 K: 0 S: 18	H: 3 LOB: 1 BB: 0 P: 27	R: 0 E: 0 K: 1 S: 10	H: 2 LOB: 1 BB: 0 P: 16	R: 0 E: 0 K: 2 S: 9	H: 0 LOB: 0 BB: 0 P: 12	R: 0 E: 0 K: 1 S: 6		H: 0 LOB: 0 BB: 0 P: 9	R: 0 E: 0 K: 0 S: 5	H: 0 LOB: 0 BB: 1 P: 11	R: 0 E: 0 K: 0 S: 10	H: 1 LOB: 1 BB: 0 P: 14	R: 0 E: 0 K: 2 S: 12	H: 2 LOB: 2 BB: 0 P: 18	1B: 7 2B: 2 3B: 0 HR: 1	SF: 0 SAC: 0 DP: 1 HBP: 0	WP: 0 PB: 0 SB: 0 CS: 0
<b>PITCHER</b>	IP WLS BF H R ER SO BB IBB HBP BLK WP HR S P ERA WHIP																					
Mark Gubicza, R (1, 1) ERA: 4.01	8.0	29	6	2	2	5	1	0	0	0	0	0	0	0	70	104	2.25	0.875				
Billy Brewer, L (9, 1) ERA: 4.4	0.2	3	1	0	0	0	0	0	0	0	0	0	0	9	13	0.00	1.500					
Hipolito Pichardo, R (9, 1) ERA: 5.06	1.1	6	2	0	0	2	0	0	0	0	0	0	0	13	19	0.00	1.500					

AB	37
R	2
H	9
RBI	2
BB	1
SO	7
LOB	10





Toronto Blue Jays @ Kansas City Royals  
Kauffman Stadium, Kansas City, MO

Sun Jun 11 1995, 3:33 AM CDT  
Att. 16,881 - Sunny - 72 F

BOTTOM

Batter	1	2	3	4	5	6	7	8	9	10	AB	R	H	RBI	BB	SO	LOB
Vince Coleman, S OBP: 0.391, SLG: 0.490 (1, 7)											5	0	1	0	0	2	0
Tom Goodwin, L OBP: 0.357, SLG: 0.325 (1, 8)											4	2	2	0	1	1	1
Wally Joyner, L OBP: 0.409, SLG: 0.451 (1, 3)												3	0	2	2	2	0
Gary Gaetti, R OBP: 0.354, SLG: 0.577 (1, 5)												4	0	0	0	1	2
Les Norman, R OBP: 0.333, SLG: 0.273 (10, PR)												0	1	0	0	0	0
Keith Lockhart, L OBP: 0.381, SLG: 0.444 (1, 4)												2	0	0	0	0	1
Edgar Caceres, S OBP: 0.429, SLG: 0.714 (5, PR)												2	0	0	0	0	0
Greg Gagne, R OBP: 0.359, SLG: 0.455 (1, 6)												4	0	2	0	1	0
Jon Nunnally, L OBP: 0.402, SLG: 0.644 (1, 9)												4	0	1	1	1	1
Pat Borders, R OBP: 0.288, SLG: 0.483 (1, 10)												4	0	0	0	0	0
Brent Mayne, L OBP: 0.324, SLG: 0.365 (1, 2)												4	0	0	0	0	1

AB	36
R	3
H	8
RBI	3
BB	6
SO	8
LOB	22



Inning Stats	R: 1	H: 1	E: 0	K: 2	S: 12	R: 0	H: 1	E: 0	K: 0	S: 4	R: 0	H: 1	E: 0	K: 1	S: 8	R: 0	H: 1	E: 1	K: 1	S: 11	R: 1	H: 2	E: 0	K: 1	S: 14	R: 0	H: 0	E: 0	K: 1	S: 7	R: 0	H: 1	E: 0	K: 2	S: 11	R: 0	H: 0	E: 0	K: 0	S: 9	R: 0	H: 0	E: 0	K: 0	S: 7	R: 1	H: 1	E: 0	K: 0	S: 7	1B: 5	SF: 0	2B: 3	SAC: 0	3B: 0	DP: 1	HR: 0	HBP: 1	WP: 0	PA: 43
PITCHER	IP	WLS	BF	H	R	ER	SO	BB	IBB	HBP	BLK	WP	HR	S	P	ERA	WHIP																																											
David Cone, R ERA: 3.51 (1, 1)	9.0		38	7	2	2	8	3	1	1	1	0	0	83	135	2.00	1.111																																											
Tony Castillo, L ERA: 2.63 (10, 1)	0.1		1	0	0	0	0	0	0	0	0	0	0	3	5	0.00	0.000																																											
Darren Hall, R ERA: 7.36 (10, 1)	0.1	L	3	0	0	0	0	2	0	0	0	0	0	3	12	0.00	6.000																																											
Mike Timlin, R ERA: 3.5 (10, 1)	0.0		1	1	1	1	0	0	0	0	0	0	0	1	1	∞	∞																																											



Batter	1	2	3	4	5	6	7	8	9	AB	R	H	RBI	BB	SO	LOB
Joey Cora, S OBP: 0.314, SLG: 0.346 (1, 4)	F8		G5-3	G6-3		S BLK 1B		SH 1B	G6-4-3	6	1	2	0	0	0	2
Alex Diaz, S OBP: 0.292, SLG: 0.344 (1, 8)	E7 1B		G1-3		L7	K		SH G4-3		4	2	0	0	0	1	1
Edgar Martinez, R OBP: 0.459, SLG: 0.635 (1, 10)	1B BB		DI HR BB		2B			G4-3		2	2	1	1	3	0	0
Tino Martinez, L OBP: 0.399, SLG: 0.614 (1, 3)	1B		HR		2B			F8		5	1	3	4	0	0	2
Doug Strange, S OBP: 0.343, SLG: 0.383 (1, 5)	L4		1B		CI			1B		2	0	1	0	0	0	2
Rich Amaral, R OBP: 0.368, SLG: 0.435 (7, PH)										2	0	1	0	0	1	0
Marc Newfield, R OBP: 0.264, SLG: 0.380 (1, 7)	F9		K		K			P4		5	0	1	0	0	2	6
Darren Bragg, L OBP: 0.350, SLG: 0.317 (1, 9)					G4-3					3	0	0	0	0	1	2
Mike Blowers, R OBP: 0.263, SLG: 0.302 (7, PH)										2	0	0	0	0	1	1
Chad Kreuter, S OBP: 0.300, SLG: 0.364 (1, 2)										4	1	1	0	1	2	1
Felix Fermin, R OBP: 0.247, SLG: 0.232 (9, PR)										0	0	0	0	0	0	0
Alex Rodriguez, R OBP: 0.288, SLG: 0.404 (1, 6)										5	2	3	1	0	1	1

Inning Stats	R: 1	H: 1	E: 1	K: 0	S: 13	LOB: 2	BB: 1	P: 21	R: 0	H: 0	E: 0	K: 1	S: 5	LOB: 0	BB: 0	P: 9	R: 2	H: 2	E: 0	K: 1	S: 17	LOB: 1	BB: 1	P: 28	R: 1	H: 2	E: 0	K: 1	S: 8	LOB: 0	BB: 0	P: 14	R: 1	H: 2	E: 1	K: 1	S: 18	LOB: 2	BB: 0	P: 25	R: 0	H: 1	E: 0	K: 3	S: 14	LOB: 1	BB: 0	P: 19	R: 3	H: 3	E: 1	K: 0	S: 19	LOB: 1	BB: 0	P: 28	R: 0	H: 1	E: 0	K: 0	S: 6	LOB: 2	BB: 1	P: 14	1B: 8	2B: 3	3B: 0	HR: 2	SF: 0	SAC: 1	DP: 1	HBP: 0	WP: 0	PB: 0	SB: 1	CS: 0	PA: 46
--------------	------	------	------	------	-------	--------	-------	-------	------	------	------	------	------	--------	-------	------	------	------	------	------	-------	--------	-------	-------	------	------	------	------	------	--------	-------	-------	------	------	------	------	-------	--------	-------	-------	------	------	------	------	-------	--------	-------	-------	------	------	------	------	-------	--------	-------	-------	------	------	------	------	------	--------	-------	-------	-------	-------	-------	-------	-------	--------	-------	--------	-------	-------	-------	-------	--------

PITCHER	IP	WLS	BF	H	R	ER	SO	BB	IBB	HBP	BLK	WP	HR	S	P	ERA	WHIP
Tom Gordon, R ERA: 5.28 (1, 1)	5.0		25	6	5	4	4	2	0	0	0	0	2	61	97	7.20	1.600
Billy Brewer, L ERA: 4.6 (6, 1)	1.1		8	3	1	1	3	1	0	0	1	0	0	23	37	6.75	3.000
Rusty Meacham, R ERA: 5.63 (7, 1)	1.2	W	9	3	3	1	2	0	0	0	0	0	0	26	37	5.40	1.800
Jeff Montgomery, R ERA: 3.66 (9, 1)	1.0	S	4	1	0	0	0	1	0	0	0	0	0	6	14	0.00	2.000

**BOTTOM**

**Kansas City Royals @ Seattle Mariners**  
The Kingdom, Seattle, WA

Mon Jun 12 1995, 10:05 PM EDT  
Att. 11,628 - Dome - 68 F

livebaseballscores.com

AB	40
R	9
H	13
RBI	6
BB	4
SO	9
LOB	18



Batter	1	2	3	4	5	6	7	8	9	AB R H RBI BB SO LOB	TOP									
Vince Coleman, S OBP: 0.405, SLG: 0.496 (1, 7)	1-0 1B		1-1 G5-3				2-1 1B			0 1 0 0 0 0 0										
Tom Goodwin, L OBP: 0.371, SLG: 0.333 (1, 8)	3-2 1B		1-0 1B				2-2 L6-3			4 0 2 0 1 0 2										
Wally Joyner, L OBP: 0.418, SLG: 0.468 (1, 3)	1-1 P6		1-1 F7				0-0 FC6-2			5 1 1 0 0 0 6										
Gary Gaetti, R OBP: 0.354, SLG: 0.564 (1, 5)	0-0 FC6-4		1-3 K				4-2 BB			4 0 0 0 1 2 3										
Keith Lockhart, L OBP: 0.423, SLG: 0.429 (1, 4)							3-2 G3			3 0 1 1 1 1 0										
Jeff Grotewold, L OBP: 0.444, SLG: 0.167 (1, 10)							1-2 G6-3			5 0 1 0 0 1 5										
Jon Nunnally, L OBP: 0.418, SLG: 0.620 (1, 9)							4-1 BB			2 0 1 0 3 0 0										
Greg Gagne, R OBP: 0.352, SLG: 0.437 (1, 6)							1-0 F9			4 0 0 0 0 1 5										
Pat Borders, R OBP: 0.286, SLG: 0.516 (1, 2)							0-0 HR			4 1 1 1 0 0 3										
<b>Inning Stats</b>	R: 0 E: 0 K: 0 S: 8	H: 2 LOB: 1 BB: 0 P: 13	R: 0 E: 0 K: 1 S: 10	H: 1 LOB: 2 BB: 1 P: 20	R: 0 E: 0 K: 1 S: 8	H: 0 LOB: 1 BB: 1 P: 18	R: 1 E: 0 K: 0 S: 12	H: 2 LOB: 3 BB: 2 P: 24	R: 0 E: 0 K: 0 S: 6	H: 0 LOB: 0 BB: 0 P: 10	R: 2 E: 1 K: 1 S: 12	H: 2 LOB: 1 BB: 1 P: 19	R: 0 E: 1 K: 1 S: 15	H: 1 LOB: 3 BB: 1 P: 23	R: 0 E: 0 K: 2 S: 9	H: 0 LOB: 2 BB: 1 P: 16	1B: 8 2B: 0 3B: 0 HR: 1	SF: 0 SAC: 1 DP: 0 HBP: 1	WP: 0 PB: 0 SB: 1 CS: 1	PA: 44
<b>PITCHER</b>	IP WLS BF H R ER SO BB IBB HBP BLK WP HR S P ERA WHIP																			ERA WHIP
Salomon Torres, R ERA: 7.08 (1, 1)	7.0 L 33 8 3 2 3 5 0 0 1 0 1 65 116 2.57 1.857																			
Jeff Nelson, R ERA: 1.38 (8, 1)	2.0 L 11 1 0 0 3 2 0 1 0 0 0 24 39 0.00 1.500																			

**Kansas City Royals @ Seattle Mariners**  
 The Kingdom, Seattle, WA  
 Tue Jun 13 1995, 10:05 PM EDT  
 Att: 10,223 - Dome - 68 F

livebaseballscorecards.com

AB	31
R	3
H	7
RBI	2
BB	6
SO	5
LOB	24



Batter	1	2	3	4	5	6	7	8	9	AB	R	H	RBI	BB	SO	LOB
<b>Rich Amaral, R</b> OBP: 0.375, SLG: 0.439 (1, 8)	0-2 G1-3 1B		1-3 K			3-1 2B SF9 1B		2-0 FC3-6 G6-4-3 1-2f		4	1	2	0	0	1	3
<b>Felix Fermin, R</b> OBP: 0.250, SLG: 0.250 (1, 4)	2-1 G1-3		0-1 G4-6-3 1-2f			0-0 SF9 1-3 2B		2-1 G6-4-3 1-2f		3	0	1	0	0	0	3
<b>Doug Strange, S</b> OBP: 0.338, SLG: 0.377 (8, PH)										1	0	0	0	0	0	1
<b>Edgar Martinez, R</b> OBP: 0.455, SLG: 0.627 (1, 5)	3-2 G4-3				1-1 F8	0-0 SF9		4-2 G3-6-1 BLK BB		2	0	0	1	1	0	1
<b>Greg Pirk, R</b> OBP: 0.333, SLG: 0.273 (1, 3)	2-3 K				0-2 G6-3	0-0 F8		4-0 G3-6-1 BB		3	0	0	0	0	1	2
<b>Joey Cora, S</b> OBP: 0.319, SLG: 0.346 (9, PH)								1-2 BB		0	0	0	0	1	0	0
<b>Tino Martinez, L</b> OBP: 0.395, SLG: 0.601 (1, 10)			4-2 G5-4-3 BB		0-1 L7	1-1 G4-3		1-0 G3-6-1		3	0	0	0	1	0	3
<b>Mike Blowers, R</b> OBP: 0.263, SLG: 0.309 (1, 9)			2-2 F8		3-2 2B			2-0 G6-3		4	0	1	0	0	1	2
<b>Marc Newfield, R</b> OBP: 0.250, SLG: 0.358 (1, 7)			0-0 G5-4-3 1-2f		1-3 K			3-3 K		3	0	0	0	0	1	2
<b>Dan Wilson, R</b> OBP: 0.330, SLG: 0.327 (1, 2)			4-2 1B BB		0-0 P3			2-3 K		2	0	0	0	1	1	1
<b>Alex Rodriguez, R</b> OBP: 0.309, SLG: 0.418 (1, 6)			2-2 G4-6-3 1-2 1B		1-2 L9			1-2 FC3-6 1B		3	0	2	0	0	0	1

Inning Stats		R: 0	H: 1	R: 0	H: 0	R: 0	H: 1	R: 0	H: 0	R: 0	H: 1	R: 0	H: 0	R: 0	H: 1	R: 0	H: 0	R: 0	H: 0	1B: 4	SF: 1	WP: 0	PA: 33												
		E: 0	LOB: 1	E: 0	LOB: 0	E: 0	LOB: 1	E: 0	LOB: 0	E: 0	LOB: 1	E: 0	LOB: 0	E: 0	LOB: 0	E: 0	LOB: 1	E: 0	LOB: 1	2B: 2	SAC: 0	PB: 0													
		K: 1	BB: 0	K: 0	BB: 1	K: 1	BB: 1	K: 0	BB: 0	K: 2	BB: 0	K: 0	BB: 0	K: 0	BB: 2	K: 0	BB: 2	K: 0	BB: 2	3B: 0	DP: 4	SB: 1													
		S: 15	P: 22	S: 8	P: 14	S: 16	P: 23	S: 9	P: 10	S: 11	P: 16	S: 7	P: 11	S: 8	P: 13	S: 10	P: 15	S: 4	P: 15	HR: 0	HBP: 0	CS: 0													
<b>PITCHER</b>	<b>IP</b>	<b>WLS</b>	<b>BF</b>	<b>H</b>	<b>R</b>	<b>ER</b>	<b>SO</b>	<b>BB</b>	<b>IBB</b>	<b>HBP</b>	<b>BLK</b>	<b>WP</b>	<b>HR</b>	<b>S</b>	<b>P</b>	<b>ERA</b>	<b>WHIP</b>	<b>IP</b>	<b>WLS</b>	<b>BF</b>	<b>H</b>	<b>R</b>	<b>ER</b>	<b>SO</b>	<b>BB</b>	<b>IBB</b>	<b>HBP</b>	<b>BLK</b>	<b>WP</b>	<b>HR</b>	<b>S</b>	<b>P</b>	<b>ERA</b>	<b>WHIP</b>	
<b>Chris Haney, L</b> ERA: 2.34 (1, 1)	7.0	W	26	5	1	1	5	2	0	0	0	0	0	74	109	1.29	1.000																		
<b>Hipolito Pichardo, R</b> ERA: 4.84 (8, 1)	1.0		4	1	0	0	0	1	0	0	0	0	0	12	21	0.00	2.000																		
<b>Jeff Montgomery, R</b> ERA: 3.48 (9, 1)	1.0	S	3	0	0	0	0	1	0	0	1	0	0	2	9	0.00	1.000																		

**BOTTOM**

**Kansas City Royals @ Seattle Mariners**  
The Kingdom, Seattle, WA  
Tue Jun 13 1995, 10:05 PM EDT  
Att. 10,223 - Dome - 68 F

livebaseballscorecards.com

<b>AB</b>	<b>28</b>
<b>R</b>	<b>1</b>
<b>H</b>	<b>6</b>
<b>RBI</b>	<b>1</b>
<b>BB</b>	<b>4</b>
<b>SO</b>	<b>5</b>
<b>LOB</b>	<b>19</b>



Batter	1	2	3	4	5	6	7	8	9	AB R H RBI BB SO LOB	TOP											
Vince Coleman, S OBP: 0.392, SLG: 0.479 (1, 7) X	0-0 G4-3		2-3 K	1-1 G1-3			0-0 G3			0 0 0 0 0 0 0												
Tom Goodwin, L OBP: 0.368, SLG: 0.331 (1, 8) C B F X	1-2 BB 1B		1-0 G3			2-1 F8	2-2 F7			4 0 1 0 0 0 0												
Wally Joyner, L OBP: 0.425, SLG: 0.469 (1, 3) B B 1 SAFE B B	4-0 BB 1-2 BB		2-2 1B			4-2 WP BB		2-2 F8		2 0 1 0 2 0 0												
Gary Gaetti, R OBP: 0.346, SLG: 0.550 (1, 10) S F F X	1-2 P4		0-0 P4			3-3 K		2-1 L8		4 0 0 0 0 1 4												
Keith Lockhart, L OBP: 0.400, SLG: 0.480 (1, 4) (9, 5) B C F S	2-3 K			0-0 1B 3B		0-1 P6		2-2 L6		4 1 1 0 0 1 3												
Greg Gagne, R OBP: 0.355, SLG: 0.438 (1, 6)		1-1 G6-3		1-0 G5-3 1B		0-0 P2		0-0 1B 1B		4 0 2 1 0 0 0												
Jon Nunnally, L OBP: 0.411, SLG: 0.639 (1, 9) B C X		1-1 HR		0-1 G5-3		1-2 G4-3		1-3 K		4 1 1 1 0 1 2												
Brent Mayne, L OBP: 0.319, SLG: 0.356 (1, 2) C B B B		2-3 K		1-0 L8		0-1 G3		1-1 G6-4-3 1B		4 0 1 0 0 1 1												
Joe Randa, R OBP: 0.220, SLG: 0.237 (1, 5) C B B B		3-3 K		4-2 BB		0-1 F8		2-2 G6-4-3		2 0 0 0 1 1 0												
Jeff Grotewold, L OBP: 0.400, SLG: 0.143 (9, PH) C B B B								1-2 1-2f		1 0 0 0 0 0 2												
Edgar Caceres, S OBP: 0.455, SLG: 0.727 (9, 4) C B B B										0 0 0 0 0 0 0												
Inning Stats	R: 0 E: 0 K: 1 S: 12	H: 1 LOB: 2 BB: 1 P: 20	R: 1 E: 0 K: 2 S: 10	H: 1 LOB: 0 BB: 0 P: 17	R: 0 E: 0 K: 1 S: 8	H: 1 LOB: 1 BB: 0 P: 13	R: 1 E: 0 K: 0 S: 10	H: 2 LOB: 2 BB: 1 P: 17	R: 0 E: 0 K: 1 S: 11	H: 0 LOB: 1 BB: 1 P: 20	R: 0 E: 0 K: 0 S: 6	H: 0 LOB: 0 BB: 0 P: 7	R: 0 E: 0 K: 0 S: 6	H: 0 LOB: 0 BB: 0 P: 8	R: 0 E: 0 K: 1 S: 11	H: 0 LOB: 0 BB: 0 P: 17	R: 0 E: 0 K: 1 S: 12	H: 2 LOB: 1 BB: 0 P: 16	1B: 5 2B: 0 3B: 1 HR: 1	SF: 0 SAC: 0 DP: 1 HBP: 0	WP: 1 PB: 0 SB: 0 CS: 0	PA: 36
PITCHER	IP WLS BF H R ER SO BB IBB HBP BLK WP HR S P ERA WHIP																					
Tim Belcher, R ERA: 2.41 (1, 1)	8.1 L 35 7 2 2 6 3 0 0 0 1 1 82 129 2.16 1.200																					
Bill Risley, R ERA: 0.96 (9, 1)	0.2 1 0 0 0 0 0 0 0 0 0 0 4 6 0.00 0.000																					

Kansas City Royals @ Seattle Mariners  
The Kingdome, Seattle, WA  
Wed Jun 14 1995, 6:33 AM EDT  
Att. 12,585 - Dome - 68 F

livebaseballscorecards.com

AB 29  
R 2  
H 7  
RBI 2  
BB 3  
SO 5  
LOB 12



BOTTOM

Kansas City Royals @ Seattle Mariners  
The Kingdom, Seattle, WA  
Wed Jun 14 1995, 6:33 AM EDT  
Att. 12,585 - Dome - 68 F

livebaseballscorecards.com

AB 36  
R 1  
H 9  
RBI 1  
BB 4  
SO 13  
LOB 25



WP: 0 PA: 40  
PB: 0  
SB: 0  
CS: 0

AB R H RBI BB SO LOB

5 0 3 0 0 1 0

4 0 2 1 1 1 0

3 0 0 0 2 2 4

5 0 1 0 0 2 8

4 0 2 0 0 0 3  
0 0 0 0 0 0 0

4 0 0 0 0 3 3

4 0 1 0 0 2 2

3 1 0 0 1 1 3

4 0 0 0 0 1 2

1B: 7 SF: 0  
2B: 2 SAC: 0  
3B: 0 DP: 0  
HR: 0 HBP: 0

Batter	1	2	3	4	5	6	7	8	9
Alex Diaz, S OBP: 0.307, SLG: 0.358 (1, 8)	2-2 FC6-3 BB 1B		0-0 F8		2-3 K		2-2 BB 1B 1-2 1B		1-0 1B
Joey Cora, S OBP: 0.329, SLG: 0.351 (1, 4)	4-2 FC6-3 BB 1-2		3-1 F8		2-3 K		3-1 BB 1-2 2-H 1B		1-0 1B
Edgar Martinez, R OBP: 0.453, SLG: 0.615 (1, 10)	1-1 FC6-3 1-2f 2-3		4-2 BB			0-3 K	4-2 1-2 2-3 BB		2-3 K
Tino Martinez, L OBP: 0.390, SLG: 0.588 (1, 3)	2-3 K		1-2 F9			1-1 FC6-4 1B	0-0 F7		1-3 K
Marc Newfield, R OBP: 0.267, SLG: 0.386 (1, 7) Rich Amaral, R OBP: 0.375, SLG: 0.439 (8, PR) (9, 7)	1-2 G1-3			1-2 2B		1-2 FC6-4 1-2f		2-1 FC1-6 1B	
Darren Bragg, L OBP: 0.339, SLG: 0.305 (1, 9)		1-3 K		3-3 K		2-3 K		0-1 FC1-6 1-2f	
Mike Blowers, R OBP: 0.262, SLG: 0.316 (1, 5)		1-0 2B		1-3 K			3-3 K	2-1 F8	
Chad Kreuter, S OBP: 0.297, SLG: 0.345 (1, 2)		3-3 K		3-2 G3			4-2 1B 1B BB	2-2 F8	
Alex Rodriguez, R OBP: 0.288, SLG: 0.390 (1, 6)		0-3 K			1-2 G4-3		0-2 F7		0-0 L9

Inning Stats	R: 0	H: 1	E: 0	LOB: 2	K: 1	BB: 1	S: 16	R: 0	H: 1	E: 0	LOB: 1	K: 3	BB: 0	S: 12	R: 0	H: 0	E: 0	LOB: 1	K: 0	BB: 1	S: 8	R: 0	H: 1	E: 0	LOB: 1	K: 2	BB: 0	S: 13	R: 0	H: 0	E: 0	LOB: 0	K: 2	BB: 0	S: 9	R: 1	H: 2	E: 0	LOB: 3	K: 1	BB: 2	S: 16	R: 0	H: 1	E: 0	LOB: 1	K: 0	BB: 0	S: 9	R: 0	H: 2	E: 0	LOB: 2	K: 2	BB: 0	S: 11	1B: 7	SF: 0	2B: 2	SAC: 0	3B: 0	DP: 0	HR: 0	HBP: 0
--------------	------	------	------	--------	------	-------	-------	------	------	------	--------	------	-------	-------	------	------	------	--------	------	-------	------	------	------	------	--------	------	-------	-------	------	------	------	--------	------	-------	------	------	------	------	--------	------	-------	-------	------	------	------	--------	------	-------	------	------	------	------	--------	------	-------	-------	-------	-------	-------	--------	-------	-------	-------	--------

PITCHER	IP	WLS	BF	H	R	ER	SO	BB	IBB	HBP	BLK	WP	HR	S	P	ERA	WHIP
Kevin Appier, R ERA: 2.06 (1, 1)	6.2		30	6	1	1	11	4	0	0	0	0	0	85	141	1.35	1.500
Billy Brewer, L ERA: 4.5 (7, 1)	0.1		1	0	0	0	0	0	0	0	0	0	0	1	1	0.00	0.000
Rusty Meacham, R ERA: 5.29 (8, 1)	1.0		4	1	0	0	0	0	0	0	0	0	0	9	15	0.00	1.000
Jeff Montgomery, R ERA: 3.32 (9, 1)	1.0	S	5	2	0	0	2	0	0	0	0	0	0	11	16	0.00	2.000

PITCHER	IP	WLS	BF	H	R	ER	SO	BB	IBB	HBP	BLK	WP	HR	S	P	ERA	WHIP
---------	----	-----	----	---	---	----	----	----	-----	-----	-----	----	----	---	---	-----	------

Batter	1	2	3	4	5	6	7	8	9	AB R H RBI BB SO LOB	TOP									
Vince Coleman, S (1, 7) OBP: 0.396, SLG: 0.496 Les Norman, R (5, 7) OBP: 0.357, SLG: 0.250	1-1 S 1B 2B	1-2 SAFE 1B 2B	1-0 G6-4-3 1-2f		0-2 G5-3			4-2 FC3-8 BB		4 2 2 2 0 0 3 0 0 0 0 1 0 0										
Tom Goodwin, L (1, 8) OBP: 0.369, SLG: 0.329	2-1 L4	1-0 1B		4-2 E 1B BB		1-2 P1-3		1-1 FC3-6 1-2f		4 0 1 1 1 0 2										
Keith Lockhart, L (1, 5) OBP: 0.371, SLG: 0.433 (8, 4)	1-2 F8	1-0 G6-3		0-2 F7		0-0 1B		0-0 P6		5 0 1 0 0 0 4										
Wally Joyner, L (1, 3) OBP: 0.433, SLG: 0.473 Joe Randa, R (8, 5) OBP: 0.214, SLG: 0.231	1-2 FC5-4 2-H 1B		2-0 SH1-3 1B BB HBP	2-2 E8 1-3 1B		0-3 K		1-2 G6-3		3 1 2 1 0 1 1 1 0 0 0 0 0 0										
Greg Gagne, R (1, 6) OBP: 0.351, SLG: 0.427	0-0 FC5-4 1-2f		4-2 SH1-3 1B BB	0-3 K		0-1 F9		0-0 P6		4 1 0 0 1 1 4										
Brent Mayne, L (1, 2) OBP: 0.308, SLG: 0.343		1-0 G5-3	0-0 SH1-3	2-2 P5		2-3 K		2-0 G6-3		4 0 0 0 0 1 2										
Jon Nunnally, L (1, 9) OBP: 0.414, SLG: 0.640		1-2 1B 2B 2B	4-0 1B IBB		1-1 G4-3		2-3 K			3 2 1 0 1 1 0										
Edgar Caceres, S (1, 4) OBP: 0.467, SLG: 0.667 (8, 3)		1-0 2B 1B	0-1 1B 1B		2-3 K		0-2 F8			4 1 2 2 0 1 0										
Jeff Grotewold, L (1, 10) OBP: 0.429, SLG: 0.273		1-3 K	2-2 G6-4-3 1B		2-2 1B		1-3 K			4 0 2 1 0 2 2										
Inning Stats	R: 1 E: 0 K: 0 S: 11	H: 2 LOB: 1 BB: 0 P: 16	R: 3 E: 0 K: 1 S: 13	H: 4 LOB: 1 BB: 0 P: 20	R: 3 E: 0 K: 0 S: 10	H: 2 LOB: 1 BB: 2 P: 22	R: 0 E: 1 K: 1 S: 16	H: 1 LOB: 2 BB: 1 P: 24	R: 0 E: 0 K: 1 S: 12	H: 1 LOB: 1 BB: 0 P: 17	R: 0 E: 0 K: 2 S: 12	H: 0 LOB: 0 BB: 0 P: 16	R: 0 E: 0 K: 1 S: 8	H: 0 LOB: 1 BB: 1 P: 14	R: 0 E: 0 K: 0 S: 5	H: 0 LOB: 0 BB: 0 P: 8	1B: 8 2B: 3 3B: 0 HR: 0	SF: 0 SAC: 1 DP: 1 HBP: 1	WP: 0 PB: 0 SB: 1 CS: 0	PA: 42
PITCHER	IP WLS BF H R ER SO BB IBB HBP BLK WP HR S P ERA WHIP																			
Ron Darling, R (1, 1) ERA: 6.75	2.1 L 17 7 7 7 1 1 1 0 0 0 0 30 51 27.00 3.429																			
Todd Van Poppel, R (3, 1) ERA: 2.88	4.2 18 4 0 0 5 1 0 0 0 0 0 54 75 0.00 1.071																			
Mark Acre, R (8, 1) ERA: 4.84	2.0 7 0 0 0 1 1 0 0 0 0 0 13 22 0.00 0.500																			

Kansas City Royals @ Oakland Athletics  
Oakland-Alameda County Coliseum, Oakland, CA

Thu Jun 15 1995, 3:33 AM PDT  
Att. 10,189 - Sunny - 61 F

livebaseballscorecards.com

AB	36
R	7
H	11
RBI	7
BB	4
SO	7
LOB	18





Batter	1	2	3	4	5	6	7	8	9	AB	R	H	RBI	BB	SO	LOB
Rickey Henderson, R (1, 7) Geronimo Berroa, R (7, 7) OBP: 0.380, SLG: 0.409 OBP: 0.364, SLG: 0.491	0-1 G1-3		3-2 E5			0-1 F8		1-2 P4		3	0	0	0	0	0	0
Andy Tomberlin, L (1, 8) OBP: 0.278, SLG: 0.412	1-3 K2-3		3-2 G4-3			2-1 G4-3			1-0 G1-3	4	0	0	0	0	1	1
Ruben Sierra, S (1, 10) OBP: 0.349, SLG: 0.561	3-2 G5-3				1-0 F9	4-0 BB			2-3 K	3	0	0	0	1	1	0
Mark McGwire, R (1, 3) Craig Paquette, R (7, 5) OBP: 0.447, SLG: 0.721 OBP: 0.300, SLG: 0.491		1-0 FC6-4 HBP		2-2 FC5-4 1B		0-1 G3-1			1-3 K	2	0	1	0	0	0	1
Mike Aldrete, L (1, 9) OBP: 0.306, SLG: 0.341		1-1 F9		1-3 K			3-2 G1-3			3	0	0	0	0	1	2
Terry Steinbach, R (1, 2) Eric Helfand, L (7, PH) OBP: 0.317, SLG: 0.463 OBP: 0.238, SLG: 0.316		0-0 FC6-4		0-2 FC5-4			1-1 G4-3			2	0	0	0	0	0	2
Scott Brosius, R (1, 5) OBP: 0.365, SLG: 0.398		0-1 F7			0-2 B2		1-1 G6-3			3	0	0	0	0	0	1
Mike Bordick, R (1, 6) OBP: 0.339, SLG: 0.330			1-0 G4-3		2-1 F8			1-3 K		3	0	0	0	0	1	0
Brent Gates, S (1, 4) OBP: 0.314, SLG: 0.264			2-1 G4-3		0-0 G3			0-0 F8		3	0	0	0	0	0	0

Inning Stats	R: 0	H: 0	E: 0	K: 1	S: 10	R: 0	H: 0	E: 0	K: 0	S: 5	R: 0	H: 0	E: 1	K: 0	S: 10	R: 0	H: 1	E: 0	K: 1	S: 11	R: 0	H: 0	E: 0	K: 0	S: 6	R: 0	H: 0	E: 0	K: 0	S: 6	R: 0	H: 0	E: 0	K: 1	S: 7	R: 0	H: 0	E: 0	K: 1	S: 7	R: 0	H: 0	E: 0	K: 2	S: 7	R: 0	H: 0	E: 0	K: 1	S: 7			
	LOB: 0	BB: 0	P: 14	LOB: 1	BB: 0	P: 7	LOB: 1	BB: 0	P: 19	LOB: 1	BB: 0	P: 15	LOB: 0	BB: 0	P: 8	LOB: 1	BB: 1	LOB: 0	BB: 1	P: 12	LOB: 0	BB: 0	P: 12	LOB: 0	BB: 0	P: 9	LOB: 0	BB: 0	P: 11	LOB: 0	BB: 0	P: 10	LOB: 0	BB: 0	P: 9	LOB: 0	BB: 0	P: 11	1B: 1	SF: 0	2B: 0	SAC: 0	3B: 0	DP: 0	HR: 0	HBP: 1							
PITCHER Mark Gubicza, R (1, 1) ERA: 3.49	IP: 9.0	WLS: W	BF: 31	H: 1	R: 0	ER: 0	SO: 5	BB: 1	IBB: 0	HBP: 1	BLK: 0	WP: 0	HR: 0	S: 69	P: 107	ERA: 0.00	WHIP: 0.222																																				
																		PITCHER	IP: 9.0	WLS: W	BF: 31	H: 1	R: 0	ER: 0	SO: 5	BB: 1	IBB: 0	HBP: 1	BLK: 0	WP: 0	HR: 0	S: 69	P: 107	ERA: 0.00	WHIP: 0.222																		


**BOTTOM**

**Kansas City Royals @ Oakland Athletics**  
Oakland-Alameda County Coliseum, Oakland, CA

Thu Jun 15 1995, 3:33 AM PDT  
Att. 10,189 - Sunny - 61 F

livebaseballscorecards.com

AB	29
R	0
H	1
RBI	0
BB	1
SO	5
LOB	7



WP	PA	ERA	WHIP
0	31		

Batter	1	2	3	4	5	6	7	8	9	10	11	12	13	AB R H RBI BB SO LOB														
Vince Coleman, S OBP: 0.386, SLG: 0.476 (1, 7)	1-3 K			1-1 G4-3		1-2 G4-3			0-3 K		2-1 HBP		0-1 G2-3	5 0 0 0 0 2 1														
Tom Goodwin, L OBP: 0.361, SLG: 0.342 (1, 8)	2-2 G4-3			1-3 K			0-0 G4-3		0-0 HR		1-2 G1-3		2-2 G6-3	6 1 1 1 0 1 3														
Wally Joyner, L OBP: 0.421, SLG: 0.457 (1, 3)	2-1 F7			1-3 K			2-3 K		2-3 K			0-0 F7		5 0 0 0 0 3 0														
Gary Gaetti, R OBP: 0.337, SLG: 0.533 (1, 5)					1-2 G6-3			0-1 L6		2-0 L5		2-1 G5-3		5 0 0 0 0 0 0														
Greg Gagne, R OBP: 0.358, SLG: 0.439 (1, 6)					0-2 G5-3			0-0 WP 2B		0-0 1B		3-2 G6-3		5 0 3 0 0 0 0														
Jeff Grotewold, L OBP: 0.421, SLG: 0.313 Les Norman, R OBP: 0.357, SLG: 0.250 (13, PR)					0-0 1B			2-3 K		2-3 SAFE K			1-0 SH5-4 BB E 1B	5 0 2 0 0 3 3 0 1 0 0 0 0 0														
Jon Nunnally, L OBP: 0.404, SLG: 0.611 (1, 9)					3-3 K			2-3 K		0-3 K			4-1 SAFE SH5-4 E BB	4 1 0 0 1 3 3														
Edgar Caceres, S OBP: 0.421, SLG: 0.556 (1, 4)					3-2 P6			2-3 K					0-1 SH5-4	3 0 0 0 1 1 1														
Brent Mayne, L OBP: 0.295, SLG: 0.327 (1, 2)					0-2 G3-1			0-0 G3					1-2 2-3 SH5-4 BB															
					1-3 K			0-3 SAFE K		0-3 K			0-1 G4-3	5 0 0 0 0 3 2														
													2-H 3-H FC3 G2-3															
Inning Stats	R: 0 E: 0 K: 1 S: 8	H: 0 LOB: 0 BB: 0 P: 13	R: 0 E: 0 K: 1 S: 8	H: 1 LOB: 0 BB: 0 P: 15	R: 0 E: 0 K: 1 S: 9	H: 0 LOB: 0 BB: 0 P: 13	R: 0 E: 0 K: 2 S: 9	H: 0 LOB: 0 BB: 1 P: 12	R: 0 E: 0 K: 1 S: 10	H: 1 LOB: 1 BB: 0 P: 14	R: 0 E: 0 K: 1 S: 6	H: 0 LOB: 0 BB: 0 P: 8	R: 0 E: 0 K: 2 S: 10	H: 1 LOB: 1 BB: 0 P: 14	R: 1 E: 0 K: 3 S: 10	H: 1 LOB: 0 BB: 0 P: 12	R: 0 E: 0 K: 2 S: 11	H: 1 LOB: 1 BB: 0 P: 15	R: 0 E: 0 K: 1 S: 10	H: 0 LOB: 1 BB: 0 P: 15	R: 0 E: 0 K: 0 S: 7	H: 0 LOB: 0 BB: 0 P: 12	R: 2 E: 1 K: 0 S: 11	H: 1 LOB: 2 BB: 1 P: 18	1B: 4 2B: 1 3B: 0 HR: 1	SF: 0 SAC: 1 DP: 0 HBP: 1	WP: 1 PB: 0 SB: 0 CS: 2	PA: 47
PITCHER	IP WLS BF H R ER SO BB IBB HBP BLK WP HR S P ERA WHIP																											
Todd Stottlemyre, R ERA: 4.23 (1, 1)	10.0		34	5	1	1	15	1	0	0	0	0	1	1	90	130	0.90	0.600										
Rick Honeycutt, L ERA: 4.08 (11, 1)	1.0		4	0	0	0	1	0	0	1	0	0	0	0	10	15	0.00	0.000										
Jim Corsi, R ERA: 0.38 (12, 1)	2.0	L	9	1	2	0	0	1	0	0	0	0	0	0	18	30	0.00	1.000										

Kansas City Royals @ Oakland Athletics  
 Oakland-Alameda County Coliseum, Oakland, CA  
 Fri Jun 16 1995, 7:05 PM PDT  
 Att. 10,696 - Unknown

AB	43
R	3
H	6
RBI	1
BB	2
SO	16
LOB	13



AB	43
R	3
H	6
RBI	1
BB	2
SO	16
LOB	13

livebaseballscorecards.com

Batter	1	2	3	4	5	6	7	8	9	10	11	12	13	AB R H RBI BB SO LOB
Rickey Henderson, R OBP: 0.372, SLG: 0.394 (1, 7)	1-2 E5		1-0 F7		1-0 G5-3			1-0 P6		0-0 L5		4-0 IBB		5 0 0 0 1 0 2
Mike Bordick, R OBP: 0.331, SLG: 0.330 (1, 6)	2-1 F8		0-1 2B		1-2 G4-3			0-0 G6-3		1-1 G4-3		2-1 G4-3		6 0 1 0 0 0 4
Ruben Sierra, S OBP: 0.348, SLG: 0.553 (1, 9)	2-3 K		0-1 F7			2-2 1B		1-2 E8 1B		1-3 K			0-2 G4-3	6 0 2 1 0 2 1
Mark McGwire, R OBP: 0.444, SLG: 0.702 (1, 3)		1-1 G5-3		4-2 BB		1-0 G5-4-3 1-2F		4-0 IBB			1-3 K		2-2 F8	4 0 0 0 2 2 1 1
Geronimo Berroa, R OBP: 0.358, SLG: 0.480 (1, 10)		1-1 E6 1B		1-2 F9		0-2 G4-3		0-1 P6			2-2 G6-3		0-0 P3	6 0 1 0 0 0 3
Terry Steinbach, R OBP: 0.314, SLG: 0.454 (1, 2)		0-1 G4-3		1-1 1B			2-3 K2-3		3-1 G6-3			2-2 G6-3		5 0 1 0 0 1 1
Brent Gates, S OBP: 0.316, SLG: 0.263 (1, 4)		4-1 BB		3-2 G6-3			0-1 G4-3		0-3 K				0-1 SH3-4 1B	4 0 1 0 1 1 1 1
Scott Brosius, R OBP: 0.368, SLG: 0.401 (1, 5)		1-1 FC1-2		1-0 SH1-3 1B			1-2 G1-3		0-0 1B			0-0 SH3-4		4 0 2 0 0 0 2
Andy Tomberlin, L OBP: 0.263, SLG: 0.389 (1, 8)			1-1 F8		0-0 SH1-3			0-3 K E		1-3 K		0-0 F7		4 1 0 0 0 2 2

Inning Stats	R: 0	H: 0	R: 0	H: 1	R: 0	H: 1	R: 0	H: 1	R: 0	H: 0	R: 1	H: 1	R: 0	H: 1	R: 0	H: 0	R: 0	H: 1	R: 0	H: 1	R: 0	H: 0	R: 0	H: 0	R: 0	H: 0	1B: 7	SF: 0	WP: 1	PA: 50
E: 1	LOB: 0	E: 1	LOB: 2	E: 0	LOB: 1	E: 0	LOB: 1	E: 0	LOB: 0	E: 1	LOB: 2	E: 0	LOB: 1	E: 0	LOB: 0	E: 0	LOB: 0	E: 0	LOB: 2	E: 0	LOB: 0	E: 0	LOB: 0	E: 0	LOB: 0	2B: 1	SAC: 2	PB: 0		
K: 1	BB: 0	K: 0	BB: 1	K: 0	BB: 0	K: 0	BB: 1	K: 1	BB: 0	K: 1	BB: 1	K: 2	BB: 0	K: 1	BB: 0	K: 1	BB: 0	K: 0	BB: 1	K: 0	BB: 0	K: 1	BB: 0	K: 0	BB: 0	3B: 0	DP: 1	SB: 0		
S: 9	P: 14	S: 9	P: 16	S: 7	P: 9	S: 11	P: 20	S: 6	P: 12	S: 12	P: 15	S: 11	P: 16	S: 9	P: 13	S: 6	P: 8	S: 9	P: 14	S: 6	P: 12	S: 8	P: 10	S: 8	P: 10	HR: 0	HBP: 0	CS: 1		

PITCHER	IP	WLS	BF	H	R	ER	SO	BB	IBB	HBP	BLK	WP	HR	S	P	ERA	WHIP
Tom Gordon, R ERA: 4.56 (1, 1)	9.0		36	7	1	1	5	2	1	0	0	1	0	83	124	1.00	1.000
Hipolito Pichardo, R ERA: 4.26 (10, 1)	3.0	W	11	1	0	0	2	0	1	0	0	0	0	21	34	0.00	0.333
Jeff Montgomery, R ERA: 3.16 (13, 1)	1.0	S	3	0	0	0	0	0	0	0	0	0	0	8	10	0.00	0.000


**BOTTOM**

**Kansas City Royals @ Oakland Athletics**  
Oakland-Alameda County Coliseum, Oakland, CA

Fri Jun 16 1995, 7:05 PM PDT  
Att: 10,696 - Unknown

livebaseballscorecards.com

AB	44
R	1
H	8
RBI	1
BB	4
SO	7
LOB	17



Batter	1	2	3	4	5	6	7	8	9	AB R H RBI BB SO LOB	TOP											
Vince Coleman, S OBP: 0.379, SLG: 0.462 (1, 7)	4-2 S 2B BB	1-2 FC4-6			1-2 G3		0-0 G6-3	0-3 K		4 1 0 0 1 1 2												
Tom Goodwin, L OBP: 0.355, SLG: 0.336 (1, 8)	0-2 G4-3		2-1 G6-3		3-2 F8		2-2 F9		0-0 G3	3 0 0 0 0 0 1												
Les Norman, R OBP: 0.333, SLG: 0.231 (7, PH)										1 0 0 0 0 0 0												
Brent Mayne, L OBP: 0.293, SLG: 0.325 (9, PH)	1-2									1 0 0 0 0 0 0												
Wally Joyner, L OBP: 0.426, SLG: 0.455 (1, 3)	4-2 2B FC6-5 BB		0-1		0-1 F7		4-1 F7		0-3 K	3 2 1 0 2 1 0												
Gary Gaetti, R OBP: 0.339, SLG: 0.553 (1, 5)	1-1 FC6-5 1-3 2-H 2B		1-0 F7		0-0 F8		2-2 F8		0-2 F8	5 1 2 3 0 0 1												
Greg Gagne, R OBP: 0.356, SLG: 0.430 (1, 6)	1-2 FC6-5 2-3 3-H		0-0 F9		4-0 2B BB		1-1 E5			3 1 0 1 1 0 2												
Jeff Grotewold, L OBP: 0.429, SLG: 0.294 (1, 10)	1-1 SAFE G4-3			4-0 1B BB		3-1 F7		2-2 G3		1 0 0 0 1 0 1												
Joe Randa, R OBP: 0.209, SLG: 0.225 (6, PH)										1 0 0 0 0 0 1												
Keith Lockhart, L OBP: 0.361, SLG: 0.419 (7, PH)										1 0 0 0 0 0 1												
Jon Nunnally, L OBP: 0.396, SLG: 0.598 (1, 9)			3-2 F8		2-2 F8		4-2 2B 1-2 BB		4-2 2B L6-5 BB	2 0 0 0 0 0 1												
Phil Hiatt, R OBP: 0.324, SLG: 0.438 (6, PH)										0 0 0 0 2 0 0												
Edgar Caceres, S OBP: 0.522, SLG: 0.714 (1, 4)			4-2 FC6-4 BB		1-2 L1-3 1B		1-1 1-3 2-H 2B		1-1 1-3 2B	3 0 3 1 1 0 0												
Pat Borders, R OBP: 0.269, SLG: 0.485 (1, 2)			1-1 FC6-4 FC4-6		0-2 L1-3		2-3 K		1-0 L6-5	4 0 0 0 0 1 7												
<b>Inning Stats</b>	R: 2 E: 0 K: 0 S: 17	H: 1 LOB: 1 BB: 2 P: 28	R: 0 E: 0 K: 0 S: 11	H: 0 LOB: 1 BB: 1 P: 20	R: 0 E: 0 K: 0 S: 6	H: 1 LOB: 1 BB: 1 P: 9	R: 0 E: 0 K: 0 S: 11	H: 1 LOB: 1 BB: 1 P: 18	R: 0 E: 0 K: 0 S: 8	H: 0 LOB: 0 BB: 0 P: 12	R: 1 E: 0 K: 1 S: 12	H: 1 LOB: 2 BB: 2 P: 26	R: 2 E: 1 K: 0 S: 14	H: 1 LOB: 1 BB: 1 P: 25	R: 0 E: 0 K: 1 S: 9	H: 1 LOB: 1 BB: 1 P: 15	R: 0 E: 0 K: 1 S: 7	H: 0 LOB: 0 BB: 0 P: 7	1B: 2 2B: 5 3B: 0 HR: 1	SF: 0 SAC: 0 DP: 2 HBP: 0	WP: 0 PB: 0 SB: 1 CS: 0	PA: 40
<b>PITCHER</b>	IP WLS BF H R ER SO BB IBB HBP BLK WP HR S P ERA WHIP																					
Mike Harkey, R ERA: 6.24 (1, 1)	5.1 W 23 3 3 3 0 5 0 0 0 0 0 54 92 5.06 1.500																					
Dave Leiper, L ERA: 2.79 (6, 1)	1.1 7 1 1 1 1 2 0 0 0 0 0 0 16 32 6.75 2.250																					
Carlos Reyes, R ERA: 4.39 (7, 1)	1.1 7 2 1 1 1 1 0 0 0 0 0 1 18 29 6.75 2.250																					
Dennis Eckersley, R ERA: 3.72 (9, 1)	1.0 S 3 0 0 0 1 0 0 0 0 0 0 0 7 7 0.00 0.000																					

**Kansas City Royals @ Oakland Athletics**  
**Oakland-Alameda County Coliseum, Oakland, CA**

Sat Jun 17 1995, 3:33 AM PDT  
 Att. 17,064 - Sunny - 60 F

AB	32
R	5
H	6
RBI	5
BB	8
SO	3
LOB	17



WP: 0	PA: 40
-------	--------

ERA	WHIP
-----	------

1B: 2	SF: 0
2B: 5	SAC: 0
3B: 0	DP: 2
HR: 1	HBP: 0

Batter	1	2	3	4	5	6	7	8	9
Rickey Henderson, R (1, 7) OBP: 0.375, SLG: 0.389	3-1 F7	4-2 BB		0-0 F9		4-2 CS BB			
Geronimo Berroa, R (1, 10) OBP: 0.356, SLG: 0.472	4-2 BB	0-0 F9		2-2 L5		1-0 CS	1-1 G5-3		
Ruben Sierra, S (1, 9) OBP: 0.353, SLG: 0.560 Andy Tomberlin, L (4, PR) OBP: 0.273, SLG: 0.389 (5, 9)	0-1 F8		2-2 HR	0-0 2B			4-2 CS BB		
Mark McGwire, R (1, 3) OBP: 0.440, SLG: 0.688	2-2 F7		4-1 HR	0-3 K			3-3 K		
Terry Steinbach, R (1, 2) OBP: 0.312, SLG: 0.468		1-0 F8	0-0 HR			1-2 G6-3		1-1 F9	
Scott Brosius, R (1, 8) OBP: 0.371, SLG: 0.396		4-2 1B HR	1-3 K			3-2 G6-3		4-2 FC6-4 BB	
Brent Gates, S (1, 4) OBP: 0.315, SLG: 0.263		1-1 HR	1-3 K			1-3 K		1 SAFE 2-1 FC6-4	
Craig Paquette, R (1, 5) OBP: 0.297, SLG: 0.525		1-1 HR	1-3 K					2-2 F8	
Mike Bordick, R (1, 6) OBP: 0.331, SLG: 0.330		1-0 F9		2-2 WP				0-1 F9	

Inning Stats	R: 0	H: 0	E: 0	K: 0	S: 12	R: 3	H: 2	E: 0	K: 3	S: 11	R: 3	H: 2	E: 0	K: 3	S: 15	R: 1	H: 2	E: 0	K: 1	S: 13	R: 0	H: 0	E: 0	K: 1	S: 11	R: 0	H: 0	E: 0	K: 1	S: 8	R: 0	H: 0	E: 0	K: 0	S: 10
	LOB: 1	BB: 1				LOB: 1	BB: 2				LOB: 0	BB: 1				LOB: 1	BB: 0				LOB: 0	BB: 0				LOB: 1	BB: 1				LOB: 1	BB: 1			

PITCHER	IP	WLS	BF	H	R	ER	SO	BB	IBB	HBP	BLK	WP	HR	S	P	ERA	WHIP
Dennis Rasmussen, L (1, 1) ERA: 11.81	3.2	L	21	6	7	7	3	4	0	0	0	1	2	48	82	17.18	2.727
Dilson Torres, R (4, 1) ERA: 4.5	3.1		10	0	0	0	3	2	0	0	0	0	0	28	46	0.00	0.600
Rusty Meacham, R (8, 1) ERA: 5.0	1.0		4	0	0	0	0	1	0	0	0	0	0	10	18	0.00	1.000

AB R H RBI BB SO LOB

2	0	0	0	2	0	1
3	0	0	0	1	0	2
3	1	2	1	0	0	1
0	0	0	0	1	0	0
3	1	0	0	1	2	3
4	1	1	3	0	0	0
2	1	0	0	2	1	0
4	1	1	0	0	2	1
4	1	1	3	0	1	1
3	1	1	0	0	0	0

AB	28
R	7
H	6
RBI	7
BB	7
SO	6
LOB	9



WP	HR	S	P	ERA	WHIP
1	1	0	36		

**Kansas City Royals @ Oakland Athletics**  
 Oakland-Alameda County Coliseum, Oakland, CA  
 Sat Jun 17 1995, 3:33 AM PDT  
 Att. 17,064 - Sunny - 60 F

livebaseballscores.com

Batter	1	2	3	4	5	6	7	8	9	AB R H RBI BB SO LOB	TOP																
Phil Hiatt, R (1, 9) OBP: 0.317, SLG: 0.400	0-3 K		0-2 L6			4-2 SH1-4 1B BB	0-0 F9			3 1 0 0 1 1 3																	
Tom Goodwin, L (1, 8) OBP: 0.349, SLG: 0.329	1-2 G3		0-1 F7			1-1 SH1-4		1-2 G4-3		3 0 0 0 0 0 2																	
Wally Joyner, L (1, 3) OBP: 0.422, SLG: 0.449	2-0 F8		3-3 K			1-2 1B 2-H 1B		0-0 G4-3		4 0 1 1 0 1 2																	
Gary Gaetti, R (1, 5) OBP: 0.332, SLG: 0.540		0-2 F8		1-2 L6		0-1 F7		3-3 K		4 0 0 0 0 1 1																	
Jeff Grotewold, L (1, 10) OBP: 0.500, SLG: 0.368 Vince Coleman, S (9, PH) OBP: 0.384, SLG: 0.466		4-2 BB		2-2 1B		2-2 FC4-6 1B		1-0 S DI 1B		2 0 2 0 1 0 0 1 0 1 0 0 0 0																	
Pat Borders, R (1, 2) OBP: 0.257, SLG: 0.464 Keith Lockhart, L (9, PH) OBP: 0.378, SLG: 0.419		1-3 SAFE K		1-3 K		1-2 FC4-6 1-2f		4-2 FC5-4 BB		3 0 0 0 0 2 3 0 0 0 0 1 0 0																	
Jon Nunnally, L (1, 7) OBP: 0.391, SLG: 0.594		1-0 G3			0-0 SH1-4 CS 2B		1-1 P5		2-3 K	4 0 1 0 0 1 3	AB 30 R 1 H 6 RBI 1 BB 3 SO 7 LOB 19																
Edgar Caceres, S (1, 4) OBP: 0.500, SLG: 0.667			1-2 SH 1B		0-1 SH1-4		1-3 K		1-2 FC5-4 1-2f	3 0 1 0 0 1 2																	
David Howard, S (1, 6) OBP: 0.175, SLG: 0.184 Brent Mayne, L (9, PH) OBP: 0.290, SLG: 0.322			0-0 SH		0-2 F7 3-H		1-0 E8		2-2 G6-3	2 0 0 0 0 0 1 1 0 0 0 0 0 2																	
<b>Inning Stats</b>	R: 0 E: 0 K: 1 S: 7	H: 0 LOB: 0 BB: 0 P: 10	R: 0 E: 0 K: 1 S: 12	H: 0 LOB: 1 BB: 1 P: 18	R: 0 E: 0 K: 1 S: 13	H: 1 LOB: 2 BB: 0 P: 17	R: 0 E: 0 K: 1 S: 11	H: 1 LOB: 0 BB: 0 P: 15	R: 0 E: 0 K: 0 S: 6	H: 1 LOB: 0 BB: 0 P: 6	R: 1 E: 0 K: 0 S: 20	H: 2 LOB: 2 BB: 1 P: 29	R: 0 E: 1 K: 1 S: 7	H: 0 LOB: 1 BB: 0 P: 10	R: 0 E: 0 K: 1 S: 9	H: 0 LOB: 0 BB: 0 P: 13	R: 0 E: 0 K: 1 S: 15	H: 1 LOB: 2 BB: 1 P: 25	1B: 5 2B: 1 3B: 0 HR: 0	SF: 0 SAC: 3 DP: 0 HBP: 0	WP: 0 PB: 0 SB: 1 CS: 1	PA: 36					
<b>PITCHER</b>	IP	WLS	BF	H	R	ER	SO	BB	IBB	HBP	BLK	WP	HR	S	P	ERA	WHIP										
Dave Stewart, R (1, 1) ERA: 6.12	6.0		24	5	1	1	4	2	0	0	0	0	0	69	95	1.50	1.167										
Mark Acre, R (7, 1) ERA: 4.63	1.0		4	0	0	0	1	0	0	0	0	0	0	7	10	0.00	0.000										
Rick Honeycutt, L (8, 1) ERA: 3.86	1.0	W	3	0	0	0	1	0	0	0	0	0	0	9	13	0.00	0.000										
Dennis Eckersley, R (9, 1) ERA: 3.54	1.0	S	5	1	0	0	1	1	0	0	0	0	0	15	25	0.00	2.000										

Kansas City Royals @ Oakland Athletics  
Oakland-Alameda County Coliseum, Oakland, CA

Sun Jun 18 1995, 3:33 AM PDT  
Att. 25,435 - Sunny - 64 F

livebaseballscorecards.com



Batter	1	2	3	4	5	6	7	8	9
Rickey Henderson, R (1, 7) OBP: 0.372, SLG: 0.381	1-2 G1-3	1-2 G4-3					1-1 G5-3		
Geronimo Berroa, R (1, 9) OBP: 0.358, SLG: 0.469 Andy Tomberlin, L (8, PR) OBP: 0.273, SLG: 0.389	0-0 BB E 1B		2-0 P3		3-1 F7			4-0 1B SF BB	
Ruben Sierra, S (1, 10) OBP: 0.351, SLG: 0.554	2-1 FC4 FC5 BB 1-2		2-2 F8			0-0 G5-3		0-1 WP SF 1B	
Mark McGwire, R (1, 3) OBP: 0.441, SLG: 0.684	4-1 BB 1-2 2-3 BB		2-2 F8			4-2 BB		2-2 SF WP 1B	
Terry Steinbach, R (1, 2) OBP: 0.311, SLG: 0.463	1-1 L5			0-2 F9		2-2 F8		1-0 1B WP 1B	
Scott Brosius, R (1, 8) OBP: 0.363, SLG: 0.385	2-0 FC5 2-3f			0-0 F9		0-2 L4		0-3 K	
Brent Gates, S (1, 4) OBP: 0.319, SLG: 0.269		2-2 F7		1-0 G4-3			0-0 G5-3 BB 1B	2-2 1B	
Craig Paquette, R (1, 5) OBP: 0.294, SLG: 0.508						3-2 G5-3	0-0 L7	0-3 K	
Mike Bordick, R (1, 6) OBP: 0.336, SLG: 0.330		1-2 SAFE SAFE 1-2 1B				1-0 G5-3	4-1 BB	0-1 P3	

Inning Stats	R: 0 E: 1 K: 0 S: 10	H: 1 LOB: 3 BB: 1 P: 20	R: 0 E: 0 K: 0 S: 11	H: 2 LOB: 1 BB: 0 P: 15	R: 0 E: 0 K: 0 S: 8	H: 0 LOB: 0 BB: 0 P: 14	R: 0 E: 0 K: 0 S: 5	H: 0 LOB: 0 BB: 0 P: 6	R: 0 E: 0 K: 0 S: 9	H: 0 LOB: 1 BB: 1 P: 20	R: 0 E: 0 K: 0 S: 11	H: 0 LOB: 1 BB: 1 P: 17	R: 0 E: 0 K: 0 S: 5	H: 1 LOB: 1 BB: 1 P: 10	R: 3 E: 1 K: 2 S: 24	H: 3 LOB: 2 BB: 1 P: 33
--------------	-------------------------------	----------------------------------	-------------------------------	----------------------------------	------------------------------	----------------------------------	------------------------------	---------------------------------	------------------------------	----------------------------------	-------------------------------	----------------------------------	------------------------------	----------------------------------	-------------------------------	----------------------------------

PITCHER	IP	WLS	BF	H	R	ER	SO	BB	IBB	HBP	BLK	WP	HR	S	P	ERA	WHIP
Chris Haney, L (1, 1) ERA: 2.09	7.0		28	4	0	0	0	4	0	0	0	0	0	59	102	0.00	1.143
Jeff Montgomery, R (8, 1) ERA: 3.91	0.1	L	5	2	3	2	1	1	0	0	0	1	0	11	18	54.00	9.000
Hipolito Pichardo, R (8, 1) ERA: 4.15	0.2		3	1	0	0	1	0	0	0	0	1	0	13	15	0.00	1.500

**BOTTOM**

**Kansas City Royals @ Oakland Athletics**  
Oakland-Alameda County Coliseum, Oakland, CA


Sun Jun 18 1995, 3:33 AM PDT  
Att. 25,435 - Sunny - 64 F

AB	R	H	RBI	BB	SO	LOB
3	0	0	0	1	0	3
3	0	1	0	1	0	1
0	1	0	0	0	0	0
4	1	1	0	0	0	1
1	1	0	1	2	0	0
4	0	1	2	0	0	4
4	0	0	0	0	1	5
4	0	2	0	0	0	0
4	0	1	0	0	1	3
3	0	1	0	1	0	2

AB	30
R	3
H	7
RBI	3
BB	5
SO	2
LOB	19

livebaseballscores.com

WP	PA
2	36
PB: 0	
SB: 0	
CS: 1	



Batter	1	2	3	4	5	6	7	8	9	AB R H RBI BB SO LOB	TOP		
Vince Coleman, S OBP: 0.384, SLG: 0.459 (1, 7)	1-3 K			2-1 F7		2-3 K		0-0 1B WP 1B	4-2 BB	4 1 1 0 1 2 2			
Tom Goodwin, L OBP: 0.345, SLG: 0.321 (1, 8)	0-0 P5			2-1 E4 F7		1-0 FC6-4 S HR		4-1 1B 1B HR BB	1-2 F9	4 2 0 1 1 0 3			
Wally Joyner, L OBP: 0.423, SLG: 0.469 (1, 3)	0-0 F7			3-2 F7 1-2		3-2 HR 1-H		1-0 HR 1B		4 2 2 3 0 0 1			
Gary Gaetti, R OBP: 0.330, SLG: 0.531 (1, 5)		1-2 F8			0-0 G5-3	4-2 BB		1-3 K		3 0 0 0 1 1 2			
Jeff Grotewold, L OBP: 0.464, SLG: 0.478 (1, 10)		1-1 G4-3			0-0 F7	1-1 F7		0-0 HR		4 1 1 3 0 0 1			
Greg Gagne, R OBP: 0.348, SLG: 0.420 (1, 6)		1-1 F7			2-1 P6		2-2 G5-3	1-3 K		4 0 0 0 0 1 0			
Jon Nunnally, L OBP: 0.386, SLG: 0.600 (1, 9)			0-1 G4-3			2-2 2B 3B	3-2 G3-1		1-1 F9	4 1 1 0 0 0 0			
Edgar Caceres, S OBP: 0.500, SLG: 0.679 (1, 4)			1-1 G5-3			1-1 1B FC6-4 2B	2-2 L7		3-2 S 1B	4 1 2 1 0 0 0			
Brent Mayne, L OBP: 0.289, SLG: 0.319 (1, 2)			3-2 G6-3			0-0 FC6-4 1B		2-2 F9	0-3 K	4 0 1 0 0 1 1			
<b>Inning Stats</b>	R: 0 E: 0 K: 1 S: 5 H: 0 LOB: 0 BB: 0 P: 6	R: 0 E: 0 K: 0 S: 7 H: 0 LOB: 0 BB: 0 P: 10	R: 0 E: 0 K: 0 S: 10 H: 0 LOB: 0 BB: 0 P: 14	R: 0 E: 1 K: 0 S: 7 H: 0 LOB: 0 BB: 0 P: 14	R: 0 E: 0 K: 0 S: 4 H: 0 LOB: 0 BB: 0 P: 6	R: 4 E: 0 K: 1 S: 18 H: 4 LOB: 1 BB: 1 P: 31	R: 0 E: 0 K: 0 S: 12 H: 0 LOB: 0 BB: 0 P: 19	R: 4 E: 0 K: 2 S: 14 H: 3 LOB: 0 BB: 1 P: 23	R: 0 E: 0 K: 1 S: 19 H: 1 LOB: 2 BB: 1 P: 28	1B: 4 2B: 1 3B: 1 HR: 2 SF: 0 SAC: 0 DP: 0 HBP: 0	WP: 1 PB: 0 SB: 2 CS: 0 PA: 38		
<b>PITCHER</b>	IP WLS BF H R ER SO BB IBB HBP BLK WP HR S P ERA WHIP											<b>PITCHER</b>	IP WLS BF H R ER SO BB IBB HBP BLK WP HR S P ERA WHIP
Shawn Boskie, R ERA: 4.2 (1, 1)	5.2 L 21 4 4 4 2 0 0 0 0 0 0 1 47 72 6.35 0.706												
Mike Butcher, R ERA: 7.71 (6, 1)	1.2 9 2 3 3 0 2 0 0 0 0 1 0 23 42 16.20 2.400												
Russ Springer, R ERA: 8.74 (8, 1)	1.2 8 2 1 1 3 1 0 0 0 0 0 1 26 37 5.40 1.800												

Kansas City Royals @ California Angels  
Anaheim Stadium, Anaheim, CA

Mon Jun 19 1995, 10:05 PM EDT  
Att. 14,150 - Unknown - 73 F

livebaseballscorecards.com

AB 35  
R 8  
H 8  
RBI 8  
BB 3  
SO 5  
LOB 10





Batter	1	2	3	4	5	6	7	8	9	AB	R	H	RBI	BB	SO	LOB
Tony Phillips, S OBP: 0.415, SLG: 0.459 (1, 5)	2-2 G3		0-1 L9		1-3 SAFE K		1-3 K	3-3 K		5	0	0	0	0	3	2
Jim Edmonds, L OBP: 0.353, SLG: 0.492 (1, 8)	4-2 1B HBP		1-2 G3		3-2 1B		1-3 K		1-3 K	4	0	1	0	0	2	0
Tim Salmon, R OBP: 0.415, SLG: 0.536 (1, 9)	1-2 1B		1-3 K		1-1 F8		1-3 K		2-2 FC6-4 HBP	4	0	1	0	0	2	2
Chili Davis, S OBP: 0.464, SLG: 0.569 (1, 10) Chris Turner, R (9, PR)	2-3 K			2-3 K		2-2 L9		1-2 2B 2B	0-0 FC6-4	5	1	1	0	0	2	3
J.T. Snow, L OBP: 0.355, SLG: 0.450 (1, 3)	3-3 K			1-2 G3-1		2-2 16 3B 1B		4-1 2B BB	1-1 F8	4	2	1	0	1	1	3
16 Garret Anderson, L OBP: 0.371, SLG: 0.516 (1, 7)		2-2 G3		2-0 2B		2-2 1-H G1-4-3 3B		2-3 K		4	1	2	1	0	1	2
Damion Easley, R OBP: 0.281, SLG: 0.313 (1, 4) Mark Dalesandro, R OBP: 0.111, SLG: 0.222 (9, 2)		3-2 F8		1-1 G5-3		0-0 G1-4-3		1-3 K		4	0	0	1	0	1	3
Jorge Fabregas, L OBP: 0.328, SLG: 0.424 (1, 2) Spike Owen, S (8, PH) OBP: 0.306, SLG: 0.354 (9, 4)		0-0 1B			0-0 G1-3	2-2 3-H FC6 1B		3-1 1-H 2-H 1B 2B		3	0	2	0	0	0	0
Gary Disarcina, R OBP: 0.356, SLG: 0.478 (1, 6)		2-2 G6-3			2-2 1B	1-0 FC6 1-2f 1B		0-0 1B		1	1	1	2	0	0	0
										4	0	2	1	0	0	2

Inning Stats	R: 0	H: 1	E: 0	K: 2	S: 15	LOB: 2	BB: 0	P: 27	R: 0	H: 1	E: 0	K: 0	S: 10	LOB: 1	BB: 0	P: 17	R: 0	H: 0	E: 0	K: 1	S: 9	LOB: 0	BB: 0	P: 10	R: 0	H: 1	E: 0	K: 1	S: 9	LOB: 1	BB: 0	P: 15	R: 0	H: 2	E: 0	K: 1	S: 13	LOB: 2	BB: 0	P: 20	R: 2	H: 3	E: 0	K: 3	S: 17	LOB: 1	BB: 0	P: 26	R: 0	H: 0	E: 0	K: 3	S: 10	LOB: 0	BB: 0	P: 13	R: 3	H: 3	E: 0	K: 3	S: 19	LOB: 1	BB: 1	P: 33	R: 0	H: 0	E: 0	K: 1	S: 8	LOB: 1	BB: 0	P: 12	1B: 7	2B: 3	3B: 1	HR: 0	SF: 0	SAC: 0	DP: 0	HBP: 2	WP: 0	PA: 41
--------------	------	------	------	------	-------	--------	-------	-------	------	------	------	------	-------	--------	-------	-------	------	------	------	------	------	--------	-------	-------	------	------	------	------	------	--------	-------	-------	------	------	------	------	-------	--------	-------	-------	------	------	------	------	-------	--------	-------	-------	------	------	------	------	-------	--------	-------	-------	------	------	------	------	-------	--------	-------	-------	------	------	------	------	------	--------	-------	-------	-------	-------	-------	-------	-------	--------	-------	--------	-------	--------

PITCHER	IP	WLS	BF	H	R	ER	SO	BB	IBB	HBP	BLK	WP	HR	S	P	ERA	WHIP
Kevin Appier, R ERA: 2.19 (1, 1)	7.0		31	9	3	3	8	0	0	1	0	0	0	86	133	3.86	1.286
Billy Brewer, L ERA: 5.19 (8, 1)	1.1		7	2	2	2	4	1	0	0	0	0	0	18	32	13.50	2.250
Jeff Montgomery, R ERA: 3.8 (9, 1)	0.2		3	0	0	0	0	0	0	1	0	0	0	5	8	0.00	0.000


**BOTTOM**

**Kansas City Royals @ California Angels**  
**Anaheim Stadium, Anaheim, CA**

Mon Jun 19 1995, 10:05 PM EDT  
Att: 14,150 - Unknown - 73 F

livebaseballscorecards.com

<b>AB</b>	<b>38</b>
<b>R</b>	<b>5</b>
<b>H</b>	<b>11</b>
<b>RBI</b>	<b>5</b>
<b>BB</b>	<b>1</b>
<b>SO</b>	<b>12</b>
<b>LOB</b>	<b>17</b>



Batter	1	2	3	4	5	6	7	8	9	AB R H RBI BB SO LOB	TOP											
Vince Coleman, S OBP: 0.381, SLG: 0.449 (1, 7) B X	1-0 L7		0-1 G6-3			1-2 G6-3		4-2 S G3-1 BB		3 1 0 0 1 0 0												
Edgar Caceres, S OBP: 0.441, SLG: 0.594 (1, 4) C B F X	1-2 G1-3			1-1 G4-3		0-1 G1-3		1-2 1-H G3-1		4 0 0 1 0 0 0												
Greg Gagne, R OBP: 0.340, SLG: 0.410 (1, 6) B S F S	1-3 K			2-2 F8		1-2 L9		1-1 F7		4 0 0 0 0 1 0												
Gary Gaetti, R OBP: 0.328, SLG: 0.525 (1, 3) (7, 5) B X F C		1-2 E5 FC6-4		2-2 FC5-4 1B			1-0 F9		2-2 F7	4 0 1 0 0 0 0												
Phil Hiatt, R OBP: 0.318, SLG: 0.378 Jon Nunnally, L OBP: 0.383, SLG: 0.594 (1, 9) (9, PH) C 1 SAFE S X		0-2 L9		0-1 FC5-4 1-2f			4-2 1B WP G4-3 BB		3-2 F7	2 1 0 0 1 0 2 1 0 0 0 0 0 0												
Pat Borders, R OBP: 0.257, SLG: 0.452 (1, 10) X		0-0 F9			1-1 G5-3		2-2 SAFE G4-3 1B		1-0 F8	4 0 1 0 0 0 1												
Les Norman, R OBP: 0.353, SLG: 0.267 Wally Joyner, L OBP: 0.421, SLG: 0.466 (1, 8) (7, PH) (7, 3) C B F X		1-2 FC6-4 1-2f			2-2 G6-3 1B		0-1 G4-3			2 0 1 0 0 0 1 1 0 0 1 0 0 1												
Joe Randa, R OBP: 0.200, SLG: 0.214 Keith Lockhart, L OBP: 0.395, SLG: 0.438 David Howard, S OBP: 0.175, SLG: 0.184 (1, 5) (7, PH) (7, 8) C B B X			2-1 F9		0-1 G6-3		0-1 G6-3		3-2 3-H F9	2 0 0 0 0 0 1 1 0 1 0 0 0 0 0 0 0 0 0 0 0												
Brent Mayne, L OBP: 0.282, SLG: 0.311 (1, 2) C X			0-1 G3		1-1 F9			0-2 G3		3 0 0 0 0 0 1												
<b>Inning Stats</b>	R: 0 E: 0 K: 1 S: 7	H: 0 LOB: 0 BB: 0 P: 10	R: 0 E: 1 K: 0 S: 10	H: 0 LOB: 1 BB: 0 P: 12	R: 0 E: 0 K: 0 S: 6	H: 0 LOB: 0 BB: 0 P: 8	R: 0 E: 0 K: 0 S: 10	H: 1 LOB: 1 BB: 0 P: 15	R: 0 E: 0 K: 0 S: 10	H: 1 LOB: 1 BB: 0 P: 14	R: 0 E: 0 K: 0 S: 11	H: 0 LOB: 0 BB: 0 P: 13	R: 1 E: 0 K: 0 S: 18	H: 2 LOB: 2 BB: 1 P: 28	R: 1 E: 0 K: 0 S: 17	H: 0 LOB: 0 BB: 1 P: 23	R: 0 E: 0 K: 0 S: 8	H: 0 LOB: 0 BB: 0 P: 14	1B: 4 2B: 0 3B: 0 HR: 0	SF: 0 SAC: 0 DP: 0 HBP: 0	WP: 1 PB: 0 SB: 2 CS: 0	PA: 33
<b>PITCHER</b>	IP WLS BF H R ER SO BB IBB HBP BLK WP HR S P ERA WHIP																				IP WLS BF H R ER SO BB IBB HBP BLK WP HR S P ERA WHIP	
Brian Anderson, L ERA: 2.25 (1, 1)	6.1 W 24 3 1 1 1 1 1 0 0 0 0 0 64 89 1.42 0.632																					
Troy Percival, R ERA: 2.81 (7, 1)	1.2 S 6 1 1 1 0 1 0 0 0 0 0 0 25 34 5.40 1.200																					
Lee Smith, R ERA: (9, 1)	1.0 S 3 0 0 0 0 0 0 0 0 0 0 0 8 14 0.00 0.000																					

Kansas City Royals @ California Angels  
Anaheim Stadium, Anaheim, CA

Tue Jun 20 1995, 10:05 PM EDT  
Att. 15,100 - Unknown - 75 F

livebaseballscorecards.com

AB	31
R	2
H	4
RBI	2
BB	2
SO	1
LOB	7



Batter	1	2	3	4	5	6	7	8	9	AB	R	H	RBI	BB	SO	LOB
<b>Tony Phillips, S</b> OBP: 0.412, SLG: 0.460 (1, 10) X	0-0 G1-3 X	0-0 2B 1-3 2-H X			2-3 K ①		1-1 F7 ①			4	0	1	1	0	1	0
<b>Spike Owen, S</b> OBP: 0.313, SLG: 0.353 (1, 4) B C X	1-1 1B 1B	1-1 G1-3 ③			2-2 F9 ②		4-1 FC4-6 BB			3	0	1	0	1	0	2
<b>Jim Edmonds, L</b> OBP: 0.355, SLG: 0.492 (1, 8) B 1 SAFE B 1 SAFE X	2-0 L7 ②		1-0 1B G4-6-3 1B		2-1 2B 1B		0-1 FC4-6 FC6-4 1-2f ②			4	2	2	0	0	0	2
<b>Tim Salmon, R</b> OBP: 0.421, SLG: 0.546 (1, 9) C F X	0-2 FC6-4 1B 1-2		2-0 1B G4-6-3 1-3		2-1 2B 1-H		1-1 FC6-4 1-2f ③			4	0	3	1	0	0	1
<b>J.T. Snow, L</b> OBP: 0.349, SLG: 0.441 (1, 3) B 1 SAFE B 1 SAFE X	2-1 FC6-4 ③ 1-2f		2-0 1B G4-6-3 ① ② 1-2f 3-H		2-1 G3 ③			0-1 G4-3 ①		4	0	0	0	0	0	4
<b>16 Garret Anderson, L</b> OBP: 0.359, SLG: 0.486 (1, 7) X		0-0 G3 ①	3-2 P6 ③			2-0 S 1B		1-3 K ②		4	0	1	0	0	1	0
<b>Carlos Martinez, R</b> OBP: 0.286, SLG: 0.262 (1, 5) B X		1-0 E5 1B 2B		2-2 G6-3 ①		1-1 F9 ①		0-1 G1-3 ③		4	1	0	0	0	0	1
<b>Jorge Fabregas, L</b> OBP: 0.328, SLG: 0.419 (1, 2) B B X		2-1 2B 1B 1-2		1-0 G6-3 ②		1 SAFE 1 SAFE 1 SAFE 1 SAFE 1 SAFE 1 SAFE	3-3 K ②			3	0	1	0	0	1	1
<b>Gary Disarcina, R</b> OBP: 0.350, SLG: 0.470 (1, 6) C B X		2-2 F8 ②		0-0 G6-3 ③		1-1 P4 ③				3	0	0	0	0	0	3

Inning Stats	R: 0	H: 2	E: 0	LOB: 2	K: 0	BB: 0	S: 9	P: 14	R: 1	H: 2	E: 1	LOB: 2	K: 0	BB: 0	S: 10	P: 16	R: 1	H: 2	E: 0	LOB: 0	K: 0	BB: 0	S: 6	P: 14	R: 0	H: 0	E: 0	LOB: 0	K: 0	BB: 0	S: 5	P: 8	R: 1	H: 2	E: 0	LOB: 1	K: 1	BB: 0	S: 13	P: 23	R: 0	H: 1	E: 0	LOB: 1	K: 1	BB: 0	S: 10	P: 17	R: 0	H: 0	E: 0	LOB: 1	K: 0	BB: 1	S: 7	P: 13	R: 0	H: 0	E: 0	LOB: 0	K: 1	BB: 0	S: 7	P: 8
--------------	------	------	------	--------	------	-------	------	-------	------	------	------	--------	------	-------	-------	-------	------	------	------	--------	------	-------	------	-------	------	------	------	--------	------	-------	------	------	------	------	------	--------	------	-------	-------	-------	------	------	------	--------	------	-------	-------	-------	------	------	------	--------	------	-------	------	-------	------	------	------	--------	------	-------	------	------

PITCHER	IP	WLS	BF	H	R	ER	SO	BB	IBB	HBP	BLK	WP	HR	S	P	ERA	WHIP
<b>Mark Gubicza, R</b> ERA: 3.43 (1, 1)	6.1	L	29	9	3	2	2	1	0	0	0	0	0	56	100	2.84	1.579
<b>Dennis Rasmussen, L</b> ERA: 11.12 (7, 1)	0.1		1	0	0	0	0	0	0	0	0	0	0	2	2	0.00	0.000
<b>Dilson Torres, R</b> ERA: 4.15 (7, 1)	1.1		4	0	0	0	1	0	0	0	0	0	0	9	11	0.00	0.000

**BOTTOM**

**Kansas City Royals @ California Angels**  
Anaheim Stadium, Anaheim, CA

Tue Jun 20 1995, 10:05 PM EDT  
Att: 15,100 - Unknown - 75 F

livebaseballscorecards.com

<b>AB</b>	<b>33</b>
<b>R</b>	<b>3</b>
<b>H</b>	<b>9</b>
<b>RBI</b>	<b>2</b>
<b>BB</b>	<b>1</b>
<b>SO</b>	<b>3</b>
<b>LOB</b>	<b>14</b>



<b>WP: 0</b>	<b>PA: 34</b>
<b>PB: 0</b>	
<b>SB: 1</b>	
<b>CS: 0</b>	

Batter	1	2	3	4	5	6	7	8	9	AB R H RBI BB SO LOB	TOP											
Vince Coleman, S OBP: 0.381, SLG: 0.455 (1, 7)	P6			FC5-4 1B	K			2B	G4-3	5 1 2 0 0 1 1												
Tom Goodwin, L OBP: 0.343, SLG: 0.325 (1, 8)	B1-3			FC5-4 HR		F7		2B		4 1 1 1 0 0 1												
Wally Joyner, L OBP: 0.418, SLG: 0.458 (1, 3)	G3-1			HR BB		F8		F7		3 1 0 0 1 0 1												
Gary Gaetti, R OBP: 0.332, SLG: 0.538 (1, 5)		F7		HR		G5-3		IBB		3 1 1 3 1 0 0												
Jeff Grotewold, L OBP: 0.452, SLG: 0.440 (1, 10)	G1-3			F8		G6-3 SH5-4 BB		K		2 0 0 0 1 0 0												
Greg Gagne, R OBP: 0.339, SLG: 0.407 (8, PH)										1 0 0 0 0 1 2												
Jon Nunnally, L OBP: 0.390, SLG: 0.654 (1, 9)	P6			HR		SH5-4		HR		3 2 2 2 0 0 0												
Edgar Caceres, S OBP: 0.395, SLG: 0.528 (1, 6)				G6-3		G6-3		G1-3		4 0 0 0 0 1 1												
(9, 4)				K																		
Keith Lockhart, L OBP: 0.405, SLG: 0.472 (1, 4)	G6-3			G5-4-3 1B		K		G4-3 2B		4 0 2 0 0 1 1												
David Howard, S OBP: 0.175, SLG: 0.184 (9, 6)										0 0 0 0 0 0 0												
Brent Mayne, L OBP: 0.274, SLG: 0.302 (1, 2)	F8			G5-4-3		G6-3		G4-3		4 0 0 0 0 0 2												
(1, 2)																						
<b>Inning Stats</b>	R: 0 E: 0 K: 0 S: 9	H: 0 LOB: 0 BB: 0 P: 14	R: 0 E: 0 K: 0 S: 9	H: 0 LOB: 0 BB: 0 P: 12	R: 0 E: 0 K: 1 S: 9	H: 0 LOB: 0 BB: 0 P: 12	R: 4 E: 0 K: 0 S: 12	H: 3 LOB: 0 BB: 1 P: 23	R: 0 E: 0 K: 1 S: 6	H: 1 LOB: 0 BB: 0 P: 8	R: 0 E: 0 K: 0 S: 7	H: 0 LOB: 0 BB: 0 P: 12	R: 0 E: 0 K: 1 S: 9	H: 0 LOB: 1 BB: 1 P: 15	R: 1 E: 0 K: 1 S: 11	H: 2 LOB: 2 BB: 1 P: 23	R: 1 E: 0 K: 0 S: 7	H: 2 LOB: 1 BB: 0 P: 12	1B: 2 2B: 3 3B: 0 HR: 3	SF: 0 SAC: 1 DP: 1 HBP: 0	WP: 0 PB: 0 SB: 1 CS: 0	PA: 37
<b>PITCHER</b>	IP WLS BF H R ER SO BB IBB HBP BLK WP HR S P ERA WHIP																					
Mike Bielecki, R ERA: 4.62 (1, 1)	6.0 L 23 4 4 4 2 2 0 0 0 0 0 2 53 86 6.00 1.000																					
Bob Patterson, L ERA: 2.49 (7, 1)	1.2 8 2 1 1 1 0 1 0 0 0 0 0 16 28 5.40 1.200																					
Mike James, R ERA: 4.5 (8, 1)	1.1 6 2 1 1 1 0 0 0 0 0 0 1 10 17 6.75 1.500																					

Kansas City Royals @ California Angels  
Anaheim Stadium, Anaheim, CA

Wed Jun 21 1995, 10:05 PM EDT  
Att. 15,553 - Unknown - 72 F

livebaseballscorecards.com

AB	33
R	6
H	8
RBI	6
BB	3
SO	4
LOB	9



Batter	1	2	3	4	5	6	7	8	9	AB	R	H	RBI	BB	SO	LOB
Tony Phillips, S OBP: 0.409, SLG: 0.456 (1, 7)	1-0 G3-1		0-0 1B		2-3 K		2-3 K			4	0	1	0	0	2	0
Spike Owen, S OBP: 0.302, SLG: 0.340 (1, 5)	1-3 K		1-1 L6		1-2 P3			3-2 E3		4	0	0	0	0	1	1
Jim Edmonds, L OBP: 0.358, SLG: 0.490 (1, 8)	4-0 BB			0-1 1B 1B		1-2 G1-3		3-3 K		3	1	1	0	1	1	1
Tim Salmon, R OBP: 0.418, SLG: 0.537 (1, 10)	1-0 F7			1-0 P4		4-1 HR BB		0-0 G6-3		3	1	0	0	1	0	3
J.T. Snow, L OBP: 0.352, SLG: 0.457 (1, 3)		2-0 F8		0-1 1B 1B		2-1 HR		1-3 K		4	1	2	2	0	1	1
16 Garret Anderson, L OBP: 0.326, SLG: 0.436 (1, 9)		2-2 L3		2-3 K		1-2 G4-3		2-0 F9		4	0	0	0	0	1	2
Rex Hudler, R OBP: 0.292, SLG: 0.444 (1, 4)		2-0 F8		1-2 1B		0-2 G4-3		0-0 G4-6-3		3	0	1	1	0	0	0
Greg Myers, L OBP: 0.329, SLG: 0.471 (9, PH)				3-H 1B						1	0	0	0	0	0	0
Jorge Fabregas, L OBP: 0.309, SLG: 0.394 (1, 2)			3-2 G5-3		2-1 F7		2-3 K		1-0 G3-1	4	0	0	0	0	1	2
Gary Disarcina, R OBP: 0.345, SLG: 0.462 (1, 6)			0-1 G2-3		3-1 G6-3		1-1 G4-3			3	0	0	0	0	0	0

**BOTTOM**

**Kansas City Royals @ California Angels**  
**Anaheim Stadium, Anaheim, CA**  
 Wed Jun 21 1995, 10:05 PM EDT  
 Att: 15,553 - Unknown - 72 F

livebaseballscores.com

<b>AB</b>	<b>33</b>
<b>R</b>	<b>3</b>
<b>H</b>	<b>5</b>
<b>RBI</b>	<b>3</b>
<b>BB</b>	<b>2</b>
<b>SO</b>	<b>7</b>
<b>LOB</b>	<b>10</b>



Inning Stats	R: 0	H: 0	E: 0	K: 1	S: 5	LOB: 1	BB: 1	P: 12	R: 0	H: 0	E: 0	K: 0	S: 5	LOB: 0	BB: 0	P: 11	R: 0	H: 1	E: 0	K: 0	S: 8	LOB: 1	BB: 0	P: 12	R: 1	H: 3	E: 0	K: 1	S: 14	LOB: 2	BB: 2	P: 20	R: 0	H: 0	E: 0	K: 1	S: 8	LOB: 0	BB: 0	P: 14	R: 2	H: 1	E: 0	K: 0	S: 16	LOB: 0	BB: 1	P: 24	R: 0	H: 0	E: 0	K: 2	S: 8	LOB: 0	BB: 0	P: 13	R: 0	H: 0	E: 1	K: 2	S: 14	LOB: 1	BB: 0	P: 21	R: 0	H: 0	E: 0	K: 0	S: 3	LOB: 0	BB: 0	P: 6	1B: 4	2B: 0	3B: 0	HR: 1	SF: 0	SAC: 0	DP: 0	HBP: 0	WP: 0	PB: 0	SB: 0	CS: 0	PA: 35
--------------	------	------	------	------	------	--------	-------	-------	------	------	------	------	------	--------	-------	-------	------	------	------	------	------	--------	-------	-------	------	------	------	------	-------	--------	-------	-------	------	------	------	------	------	--------	-------	-------	------	------	------	------	-------	--------	-------	-------	------	------	------	------	------	--------	-------	-------	------	------	------	------	-------	--------	-------	-------	------	------	------	------	------	--------	-------	------	-------	-------	-------	-------	-------	--------	-------	--------	-------	-------	-------	-------	--------

PITCHER	IP	WLS	BF	H	R	ER	SO	BB	IBB	HBP	BLK	WP	HR	S	P	ERA	WHIP
Tom Gordon, R ERA: 4.48 (1, 1)	7.0	W	28	5	3	3	5	2	0	0	0	0	1	64	106	3.86	1.000
Hipolito Pichardo, R ERA: 4.0 (8, 1)	1.0		4	0	0	0	2	0	0	0	0	0	0	14	21	0.00	0.000
Jeff Montgomery, R ERA: 3.65 (9, 1)	1.0	S	3	0	0	0	0	0	0	0	0	0	0	3	6	0.00	0.000

Batter	1	2	3	4	5	6	7	8	9	AB R H RBI BB SO LOB	TOP
<b>Chuck Knoblauch, R</b> (1, 4) <small>OBP: 0.414, SLG: 0.408</small>	0-1 		4-2 			0-1 		1-3 		3 0 0 0 1 1 1	
<b>Rich Becker, L</b> (1, 8) <small>OBP: 0.273, SLG: 0.263</small>	1-1 		0-0 			2-2 		0-0 		4 0 0 0 0 0 2	
<b>Kirby Puckett, R</b> (1, 9) <small>OBP: 0.358, SLG: 0.453</small>	3-2 			3-2 			0-0 	3-2 		4 0 2 0 0 0 0	
<b>Matt Merullo, L</b> (1, 10) <small>OBP: 0.344, SLG: 0.368</small> <b>Bernardo Brito, R</b> (9, PH) <small>OBP: 0.333, SLG: 0.800</small>		2-2 		2-0 			2-2 	1-2 		3 0 1 0 0 0 1 1 0 0 0 0 0 1	
<b>Marty Cordova, R</b> (1, 7) <small>OBP: 0.354, SLG: 0.525</small>		0-3 		1-3 			1-0 			3 0 0 0 0 2 2	
<b>Dan Masteller, L</b> (1, 3)		2-2 					0-0 			3 0 0 0 0 0 2	
<b>Jeff Reboulet, R</b> (1, 6) <small>OBP: 0.316, SLG: 0.398</small>			0-1 			0-1 		1-0 		3 0 0 0 0 0 0	
<b>Scott Stahoviak, L</b> (1, 5) <small>OBP: 0.325, SLG: 0.366</small>			3-1 			1-1 		2-2 		3 0 1 0 0 0 0	
<b>Matt Walbeck, S</b> (1, 2) <small>OBP: 0.274, SLG: 0.291</small>			4-2 			0-0 		2-1 		2 0 0 0 1 0 1	
<b>Inning Stats</b>	R: 0 H: 0 E: 0 LOB: 0 K: 0 BB: 0 S: 7 P: 11	R: 0 H: 1 E: 0 LOB: 0 K: 1 BB: 0 S: 11 P: 15	R: 0 H: 0 E: 0 LOB: 2 K: 0 BB: 2 S: 12 P: 23	R: 0 H: 0 E: 0 LOB: 0 K: 1 BB: 0 S: 7 P: 13	R: 0 H: 0 E: 0 LOB: 0 K: 0 BB: 0 S: 6 P: 7	R: 0 H: 0 E: 0 LOB: 0 K: 0 BB: 0 S: 7 P: 9	R: 0 H: 1 E: 0 LOB: 1 K: 0 BB: 0 S: 6 P: 9	R: 0 H: 1 E: 0 LOB: 1 K: 1 BB: 0 S: 13 P: 19	R: 0 H: 1 E: 0 LOB: 0 K: 0 BB: 0 S: 7 P: 11	1B: 3 SF: 0 2B: 1 SAC: 0 3B: 0 DP: 2 HR: 0 HBP: 0	WP: 1 PA: 31 PB: 0 SB: 0 CS: 0
<b>PITCHER</b> <b>Kevin Appier, R</b> (1, 1) <small>ERA: 2.04</small> <b>Billy Brewer, L</b> (8, 1) <small>ERA: 4.91</small> <b>Rusty Meacham, R</b> (9, 1) <small>ERA: 4.82</small>	IP WLS BF H R ER SO BB IBB HBP BLK WP HR S P ERA WHIP 7.1 W 26 3 0 0 2 2 0 0 0 0 1 0 64 98 0.00 0.682 1.0 4 1 0 0 1 0 0 0 0 0 0 0 9 15 0.00 1.000 0.2 1 0 0 0 0 0 0 0 0 0 0 0 3 4 0.00 0.000	<b>PITCHER</b> IP WLS BF H R ER SO BB IBB HBP BLK WP HR S P ERA WHIP									

Minnesota Twins @ Kansas City Royals  
Kauffman Stadium, Kansas City, MO

Fri Jun 23 1995, 7:05 PM CDT  
Att. 19,905 - Unknown - 86 F

livebaseballscorecards.com

AB	29
R	0
H	4
RBI	0
BB	2
SO	3
LOB	10



Batter	1	2	3	4	5	6	7	8	9
Vince Coleman, S OBP: 0.378, SLG: 0.456 (1, 7)	1-1 G1-6-3		0-1 F7			0-0 1B 2B	0-1 FC6-2-5 CS		
Tom Goodwin, L OBP: 0.335, SLG: 0.317 (1, 8)	0-0 F7		2-0 G4-3			1-1 G2-3	1-1 CS	1-3 K	
Wally Joyner, L OBP: 0.420, SLG: 0.462 (1, 3)	1-0 2B		3-2 F7			4-0 1B SF7 IBB		0-2 F7	
Phil Hiatt, R OBP: 0.313, SLG: 0.366 (1, 10)	0-3 K			3-3 K		2-1 HR 1B		0-1 F9	
Keith Lockhart, L OBP: 0.422, SLG: 0.514 David Howard, S OBP: 0.175, SLG: 0.184 (1, 4) (9, 6)		0-1 F8 2B		4-0 G6-4-3 BB		0-0 SF7			
Gary Gaetti, R OBP: 0.332, SLG: 0.551 (1, 5)		0-1 F8 2-3		2-2 G6-4-3 1-2f		0-1 HR			
Jon Nunnally, L OBP: 0.388, SLG: 0.642 (1, 9)		4-1 BB			1-3 K	0-3 K			
Edgar Caceres, S OBP: 0.390, SLG: 0.538 (1, 6) (9, 4)		1-3 K			1-1 G6-3		0-0 SH1-4 FC6-2-5 2B		
Brent Mayne, L OBP: 0.270, SLG: 0.297 (1, 2)		1-0 B1-3			1-2 G4-3		1-1 SH1-4		

AB	R	H	RBI	BB	SO	LOB
4	1	1	0	0	0	1
4	0	0	0	0	1	1
3	1	1	0	1	0	0
4	1	1	1	0	2	1
1	0	1	1	1	0	0
0	0	0	0	0	0	0
3	1	1	2	0	0	2
2	0	0	0	1	2	0
3	0	1	0	0	1	2
2	0	0	0	0	0	2

AB	R	H	RBI	BB	SO	LOB
26	4	6	4	3	6	9

Inning Stats		R: 0	H: 1	R: 0	H: 1	R: 0	H: 0	R: 0	H: 0	R: 0	H: 0	R: 4	H: 3	R: 0	H: 1	R: 0	H: 0		
E: 0		LOB: 1		E: 0		LOB: 2		E: 0		LOB: 0		E: 0		LOB: 0		E: 0		LOB: 0	
K: 1		BB: 0		K: 1		BB: 1		K: 1		BB: 1		K: 1		BB: 1		K: 0		BB: 0	
S: 7		P: 9		S: 11		P: 17		S: 7		P: 12		S: 10		P: 13		S: 6		P: 8	

PITCHER															IP	WLS	BF	H	R	ER	SO	BB	IBB	HBP	BLK	WP	HR	S	P	ERA	WHIP
Kevin Tapani, R ERA: 4.52															6.0	L	25	5	4	4	5	2	1	0	0	0	1	53	85	6.00	1.167
Rich Robertson, L ERA: 5.48															1.0		3	1	0	0	0	0	0	0	0	0	0	6	8	0.00	1.000
Eddie Guardado, L ERA: 6.37															1.0		3	0	0	0	1	0	0	0	0	0	0	10	11	0.00	0.000

**Minnesota Twins @ Kansas City Royals**  
Kauffman Stadium, Kansas City, MO

Fri Jun 23 1995, 7:05 PM CDT  
Att: 19,905 - Unknown - 86 F

[livebaseballscorecards.com](http://livebaseballscorecards.com)

**AB 26**  
**R 4**  
**H 6**  
**RBI 4**  
**BB 3**  
**SO 6**  
**LOB 9**



Batter	1	2	3	4	5	6	7	8	9	AB R H RBI BB SO LOB	TOP																										
<b>Chuck Knoblauch, R</b> (1, 4) <small>OBP: 0.413, SLG: 0.405</small>										4 0 1 1 1 2 3																											
<b>Rich Becker, L</b> (1, 8) <small>OBP: 0.258, SLG: 0.247</small>										5 0 0 1 0 0 4																											
<b>Kirby Puckett, R</b> (1, 9) <small>OBP: 0.355, SLG: 0.461</small>										5 1 1 1 0 0 4																											
<b>Pedro Munoz, R</b> (1, 10) <small>OBP: 0.323, SLG: 0.507</small>										5 2 3 1 0 1 0																											
<b>Marty Cordova, R</b> (1, 7) <small>OBP: 0.352, SLG: 0.519</small>										4 1 1 0 0 1 1																											
<b>Matt Merullo, L</b> (1, 2) <b>Jeff Reboulet, R</b> (8, PH) <small>OBP: 0.343, SLG: 0.367</small> <small>OBP: 0.316, SLG: 0.398</small>										3 0 1 0 0 0 0 0 0 0 0 0 0 0																											
<b>Scott Leius, R</b> (1, 5) <small>OBP: 0.317, SLG: 0.358</small>										3 1 1 0 1 0 1																											
<b>Scott Stahoviak, L</b> (1, 3) <small>OBP: 0.333, SLG: 0.363</small> <b>Bernardo Brito, R</b> (8, PH) <small>OBP: 0.333, SLG: 0.800</small> <b>Chip Hale, L</b> (8, PH) <small>OBP: 0.333, SLG: 0.458</small> <b>Matt Walbeck, S</b> (8, 2) <small>OBP: 0.274, SLG: 0.291</small>										1 1 0 0 2 0 1 0 0 0 0 0 0 0 1 0 1 2 0 0 0 0 0 0 0 0 0 0																											
<b>Pat Meares, R</b> (1, 6) <small>OBP: 0.301, SLG: 0.497</small> <b>Dan Masteller, L</b> (8, PH) <small>OBP: 0.274, SLG: 0.291</small>										1 0 0 0 1 0 1 1 0 0 0 0 0 2																											
<b>Inning Stats</b>	R: 1 E: 0 K: 1 S: 9	H: 2 LOB: 1 BB: 0 P: 16	R: 0 E: 0 K: 0 S: 8	H: 1 LOB: 0 BB: 0 P: 12	R: 0 E: 0 K: 1 S: 9	H: 0 LOB: 1 BB: 1 P: 17	R: 0 E: 0 K: 1 S: 6	H: 0 LOB: 0 BB: 0 P: 7	R: 2 E: 0 K: 0 S: 7	H: 2 LOB: 1 BB: 1 P: 15	R: 1 E: 0 K: 1 S: 10	H: 1 LOB: 0 BB: 0 P: 18	R: 0 E: 0 K: 0 S: 11	H: 0 LOB: 2 BB: 2 P: 22	R: 2 E: 0 K: 0 S: 10	H: 3 LOB: 2 BB: 1 P: 19	R: 0 E: 0 K: 0 S: 6	H: 0 LOB: 0 BB: 0 P: 11	1B: 7 2B: 1 3B: 0 HR: 2	SF: 0 SAC: 2 DP: 1 HBP: 0	WP: 0 PB: 0 SB: 0 CS: 0	PA: 40															
<b>PITCHER</b>	IP WLS BF H R ER SO BB IBB HBP BLK WP HR S P ERA WHIP																																				
<b>Mark Gubicza, R</b> (1, 1) <small>ERA: 3.67</small> <b>Hipolito Pichardo, R</b> (6, 1) <small>ERA: 4.34</small> <b>Billy Brewer, L</b> (8, 1) <small>ERA: 4.82</small> <b>Rusty Meacham, R</b> (8, 1) <small>ERA: 4.43</small>	5.0	L	22	6	4	4	3	2	0	0	0	0	2	40	69	7.20	1.600																				
																						<b>PITCHER</b> IP WLS BF H R ER SO BB IBB HBP BLK WP HR S P ERA WHIP															

Minnesota Twins @ Kansas City Royals  
Kauffman Stadium, Kansas City, MO

Sat Jun 24 1995, 7:05 PM CDT  
Att. 24,105 - Unknown - 73 F

AB	33
R	6
H	9
RBI	6
BB	5
SO	4
LOB	17



WP: 0	PA: 40
PB: 0	
SB: 0	
CS: 0	

ERA	WHIP



Batter	1	2	3	4	5	6	7	8	9	AB R H RBI BB SO LOB
Vince Coleman, S OBP: 0.373, SLG: 0.454 (1, 7)	1-1 G4-3 ①		1-1 4-3 ①			0-1 HR 2B	2-0 F8 ①		1-0 F8 ①	5 1 1 0 0 0 1
Tom Goodwin, L OBP: 0.332, SLG: 0.310 (1, 8)	1-1 G6-3 ②		1-2 G4-3 ②			2-1 G4-3 ①	1-0 P5 ②		4-2 BB BB	4 0 0 0 1 0 1
Keith Lockhart, L OBP: 0.460, SLG: 0.610 (1, 4)	0-0 1B 1B		0-2 G3-1 ③			0-0 2-H HR	0-1 1B		4-1 1-2 2-3 BB	4 2 3 2 1 0 0
Wally Joyner, L OBP: 0.414, SLG: 0.457 (1, 3)	2-0 1B 1-2 1B			2-1 G3 ①		3-0 G4-3 ②	0-3 SAFE SAFE K ③		1-1 SF7 ②	4 0 1 1 0 1 1
Gary Gaetti, R OBP: 0.333, SLG: 0.547 (1, 5)	0-0 1-2 2-H 1B			0-0 G5-3 ②		1-2 HBP BB 1B 1B		2-3 K ①	3-3 K ③	5 1 2 1 0 2 2
Jeff Grotewold, L OBP: 0.441, SLG: 0.429 Les Norman, R OBP: 0.333, SLG: 0.250 (1, 10) (8, PH)	3-2 G1-3 ③			0-0 G1-3 ③		3-1 BB HBP 1-2 1B		1-3 K2-3 ②		3 0 1 0 0 0 2 1 0 0 0 0 1 0
Jon Nunnally, L OBP: 0.387, SLG: 0.630 Phil Hiatt, R OBP: 0.327, SLG: 0.381 (1, 9) (8, PH) (9, 9)			0-0 G6-3 ①			0-1 F8 ①	1-0 BB 1-2 2-3 HBP		0-0 1B	2 0 0 0 0 0 0 1 0 1 0 0 0 0
Edgar Caceres, S OBP: 0.400, SLG: 0.524 (1, 6)			2-1 L8 ②			0-1 G4-6-3 1B	4-1 1-2 2-3 3-H BB		3-2 G6-3 ③	3 0 1 1 1 0 1
Brent Mayne, L OBP: 0.264, SLG: 0.290 Pat Borders, R OBP: 0.267, SLG: 0.473 (1, 2) (9, PH)			1-2 G5-3 ③			2-0 G4-6-3 1-2 ③	1-1 G3-1 ③		1-0 BB SF7 2B	3 0 0 0 0 0 4 1 1 1 0 0 0 0

Inning Stats	R: 1 E: 0 K: 0 S: 10	H: 3 LOB: 2 BB: 0 P: 17	R: 0 E: 0 K: 0 S: 6	H: 0 LOB: 0 BB: 0 P: 9	R: 0 E: 0 K: 0 S: 8	H: 0 LOB: 0 BB: 0 P: 10	R: 0 E: 0 K: 0 S: 4	H: 0 LOB: 0 BB: 0 P: 6	R: 0 E: 0 K: 0 S: 5	H: 1 LOB: 0 BB: 0 P: 7	R: 3 E: 0 K: 0 S: 14	H: 4 LOB: 3 BB: 1 P: 29	R: 0 E: 0 K: 1 S: 7	H: 1 LOB: 1 BB: 0 P: 10	R: 0 E: 0 K: 2 S: 10	H: 1 LOB: 1 BB: 0 P: 16	R: 1 E: 0 K: 1 S: 11	H: 1 LOB: 2 BB: 2 P: 25	1B: 8 2B: 2 3B: 0 HR: 1	SF: 1 SAC: 0 DP: 1 HBP: 1
--------------	-------------------------------	----------------------------------	------------------------------	---------------------------------	------------------------------	----------------------------------	------------------------------	---------------------------------	------------------------------	---------------------------------	-------------------------------	----------------------------------	------------------------------	----------------------------------	-------------------------------	----------------------------------	-------------------------------	----------------------------------	----------------------------------	------------------------------------


**BOTTOM**

**Minnesota Twins @ Kansas City Royals**  
Kauffman Stadium, Kansas City, MO

Sat Jun 24 1995, 7:05 PM CDT  
Att: 24,105 - Unknown - 73 F

livebaseballscorecards.com

AB	36
R	5
H	11
RBI	5
BB	3
SO	4
LOB	12



PITCHER	IP	WLS	BF	H	R	ER	SO	BB	IBB	HBP	BLK	WP	HR	S	P	ERA	WHIP
Scott Erickson, R ERA: 5.87 (1, 1)	6.0		27	8	4	4	0	0	1	0	0	0	1	47	78	6.00	1.500
Mark Guthrie, L ERA: 5.47 (7, 1)	2.0	W	8	2	0	0	3	0	0	0	0	0	0	17	26	0.00	1.000
Rick Aguilera, R ERA: 2.05 (9, 1)	1.0	S	6	1	1	1	1	2	0	0	0	0	0	11	25	9.00	3.000

Batter	1	2	3	4	5	6	7	8	9	AB R H RBI BB SO LOB	TOP
<b>Kenny Lofton, L</b> (1, 8) OBP: 0.366, SLG: 0.491 <b>Wayne Kirby, L</b> (2, PR) OBP: 0.294, SLG: 0.326 (2, 8)	0-1 	0-1 			1-2 		0-3 			2 0 2 1 0 0 0 2 0 0 0 0 1 0	
<b>Omar Vizquel, S</b> (1, 6) OBP: 0.317, SLG: 0.335	1-1 	0-1 			0-0 			2-1 		4 1 1 0 0 0 3	
<b>Carlos Baerga, S</b> (1, 4) OBP: 0.391, SLG: 0.540	1-2 		1-0 		1-0 			1-2 		4 0 2 0 0 0 0	
<b>Albert Belle, R</b> (1, 7) OBP: 0.367, SLG: 0.583	2-3 		1-0 		1-2 			0-0 		4 0 1 0 0 1 3	
<b>Eddie Murray, S</b> (1, 10) OBP: 0.351, SLG: 0.464	1-0 		1-0 		0-0 			0-3 		4 0 1 0 0 1 2	
<b>Jim Thome, L</b> (1, 5) OBP: 0.433, SLG: 0.632		4-1 		1-2 		1-1 		0-1 		3 1 1 0 1 0 1	
<b>Manny Ramirez, R</b> (1, 9) OBP: 0.425, SLG: 0.634		1-2 		1-0 		2-3 		3-1 		4 0 0 0 0 1 2	
<b>Paul Sorrento, L</b> (1, 3) OBP: 0.347, SLG: 0.608		4-2 		3-2 			1-1 			2 0 0 0 1 0 1	
<b>Tony Peña, R</b> (1, 2) OBP: 0.270, SLG: 0.307		1-3 		0-1 			1-2 			3 0 0 0 0 1 3	
<b>Inning Stats</b>	R: 1 H: 2 E: 1 LOB: 1 K: 1 BB: 0 S: 12 P: 17	R: 1 H: 1 E: 0 LOB: 2 K: 1 BB: 2 S: 15 P: 25	R: 0 H: 1 E: 0 LOB: 0 K: 0 BB: 0 S: 3 P: 6	R: 0 H: 1 E: 0 LOB: 1 K: 0 BB: 0 S: 9 P: 14	R: 0 H: 2 E: 0 LOB: 1 K: 0 BB: 0 S: 9 P: 12	R: 0 H: 1 E: 0 LOB: 0 K: 1 BB: 0 S: 6 P: 9	R: 0 H: 0 E: 0 LOB: 0 K: 1 BB: 0 S: 9 P: 11	R: 0 H: 0 E: 0 LOB: 0 K: 0 BB: 0 S: 6 P: 9	R: 0 H: 0 E: 0 LOB: 0 K: 1 BB: 0 S: 7 P: 10	1B: 7 SF: 0 2B: 1 SAC: 0 3B: 0 DP: 3 HR: 0 HBP: 0	WP: 0 PA: 34 PB: 0 SB: 1 CS: 0
<b>PITCHER</b> <b>Tom Gordon, R</b> (1, 1) ERA: 4.02	IP 9.0 WLS L BF 34 H 8 R 2 ER 1 SO 5 BB 2 IBB 0 HBP 0 BLK 0 WP 0 HR 0 S 76 P 113 ERA 1.00 WHIP 1.111										

**Cleveland Indians @ Kansas City Royals**  
 Kauffman Stadium, Kansas City, MO  
 Mon Jun 26 1995, 7:05 PM CDT  
 Att. 24,296 - Unknown - 73 F

<b>AB</b>	<b>32</b>
<b>R</b>	<b>2</b>
<b>H</b>	<b>8</b>
<b>RBI</b>	<b>1</b>
<b>BB</b>	<b>2</b>
<b>SO</b>	<b>5</b>
<b>LOB</b>	<b>15</b>





Batter	1	2	3	4	5	6	7	8	9	AB R H RBI BB SO LOB	TOP											
Wayne Kirby, L (1, 8) OBP: 0.286, SLG: 0.314	0-1 1B 2B 1B	0-0 G3-6-3		1-3 K	0-2 G1-3			1-0 F9		5 1 1 0 0 1 4												
Omar Vizquel, S (1, 6) OBP: 0.310, SLG: 0.327	1-1 F9		0-0 F7	0-1 G3-1		3-2 F9		0-1 G4-3		5 0 0 0 0 0 1												
Carlos Baerga, S (1, 4) OBP: 0.383, SLG: 0.528	0-1 F8		0-3 K	0-2 P5		0-2 G6-3			2-0 L5	5 0 0 0 0 1 1												
Albert Belle, R (1, 7) OBP: 0.372, SLG: 0.581	0-0 2B 1B 1B		2-2 1B 1B		4-1 F8 1B 1B BB	1-2 G5-3			1-0 G6-3	4 3 2 0 1 0 0												
Eddie Murray, S (1, 10) OBP: 0.356, SLG: 0.477	2-2 1B 2B		0-1 1B 1B		1-1 F9		0-1 F8 2B		0-0 G3-1	5 1 3 1 0 0 1												
Manny Ramirez, R (1, 9) OBP: 0.431, SLG: 0.636	0-1 1B		1-0 FC5 1B		2-1 1B 1B		2-1 F8 2B			4 1 3 3 0 0 1												
Herbert Perry, R (1, 3) OBP: 0.389, SLG: 0.722		0-0 1B 1B	2-0 1B 1B		0-0 F8		0-0 F7			4 0 2 0 0 0 3												
Alvaro Espinoza, R (1, 5) OBP: 0.300, SLG: 0.296		0-0 F7	2-1 FC5 1B		0-0 1B 1B		3-2 G5-3			4 0 1 1 0 0 5												
Tony Peña, R (1, 2) OBP: 0.283, SLG: 0.340		0-0 1B		0-0 HR		2-1 1B		0-0 P4		4 1 3 2 0 0 0												
<b>Inning Stats</b>	R: 3 E: 0 K: 0 S: 12	H: 4 LOB: 1 BB: 0 P: 15	R: 0 E: 0 K: 0 S: 4	H: 2 LOB: 1 BB: 0 P: 4	R: 1 E: 0 K: 1 S: 13	H: 4 LOB: 3 BB: 0 P: 20	R: 1 E: 0 K: 1 S: 9	H: 1 LOB: 0 BB: 0 P: 10	R: 2 E: 0 K: 0 S: 12	H: 3 LOB: 2 BB: 1 P: 21	R: 0 E: 0 K: 0 S: 12	H: 0 LOB: 0 BB: 0 P: 16	R: 0 E: 0 K: 0 S: 8	H: 1 LOB: 1 BB: 0 P: 13	R: 0 E: 0 K: 0 S: 4	H: 0 LOB: 0 BB: 0 P: 5	R: 0 E: 0 K: 0 S: 3	H: 0 LOB: 0 BB: 0 P: 6	1B: 12 2B: 2 3B: 0 HR: 1	SF: 0 SAC: 0 DP: 1 HBP: 0	WP: 0 PB: 0 SB: 0 CS: 0	PA: 41
<b>PITCHER</b>	IP WLS BF H R ER SO BB IBB HBP BLK WP HR S P ERA WHIP																					
Chris Haney, L (1, 1) ERA: 2.53	3.0 L 17 10 4 4 1 0 0 0 0 0 0 0 29 39 12.00 3.333																					
Dilson Torres, R (4, 1) ERA: 4.64	4.0 18 5 3 3 1 1 0 0 0 0 0 1 41 60 6.75 1.500																					
Rusty Meacham, R (8, 1) ERA: 4.22	1.0 3 0 0 0 0 0 0 0 0 0 0 0 4 5 0.00 0.000																					
Jeff Montgomery, R (9, 1) ERA: 3.51	1.0 3 0 0 0 0 0 0 0 0 0 0 0 3 6 0.00 0.000																					

Cleveland Indians @ Kansas City Royals  
Kauffman Stadium, Kansas City, MO

Tue Jun 27 1995, 7:05 PM CDT  
Att. 19,510 - Unknown - 78 F

AB	40
R	7
H	15
RBI	7
BB	1
SO	2
LOB	16



WP: 0	PA: 41
PB: 0	
SB: 0	
CS: 0	

ERA	WHIP

Batter	1	2	3	4	5	6	7	8	9	AB	R	H	RBI	BB	SO	LOB
Vince Coleman, S OBP: 0.365, SLG: 0.438 (1, 7)	2-1 F7 ①		1-2 CS 1B		0-2 G6-3 ②			0-3 K ①		4	0	1	0	0	1	1
Tom Goodwin, L OBP: 0.352, SLG: 0.326 (1, 8)	0-1 FC6-4 1B		2-1 S 1B HBP ②		4-2 BB			2-2 1B		2	1	2	0	1	0	0
Wally Joyner, L OBP: 0.411, SLG: 0.444 (1, 3)	4-1 FC6-4 1-2 BB		1-2 FC5-4 1B ①		0-0 F9 ③			0-0 F8 ②		3	0	1	1	1	0	3
Gary Gaetti, R OBP: 0.324, SLG: 0.527 (1, 5)	3-2 FC6-4 ② 1-2f 2-3		1-0 FC5-4 ③ 1-2f		1-1 F7 ①			1-2 F8 ③		4	0	0	0	0	0	4
Keith Lockhart, L OBP: 0.439, SLG: 0.563 (1, 4)	3-2 P6 ③				0-1 G3 ①			1-1 F9 ②		4	0	0	0	0	0	2
Jeff Grotewold, L OBP: 0.415, SLG: 0.364 (1, 10)		0-1 F9 ①			0-2 G4-3 ②			3-2 G4-3 ③		3	0	0	0	1	0	0
Pat Borders, R OBP: 0.250, SLG: 0.443 (1, 2)		0-0 G4-3 ②			0-1 P6 ③			0-1 G6-3 ①		4	0	0	0	0	0	1
Jon Nunnally, L OBP: 0.366, SLG: 0.591 (1, 9)		1-0 F9 ③			1-2 L3 ①			3-3 K ②		3	0	0	0	0	1	0
Edgar Caceres, S OBP: 0.404, SLG: 0.521 (1, 6)			0-0 G6-3 ①		1-0 2B			0-2 F9 ③		3	0	1	0	0	0	0

Inning Stats	R: 0	H: 1	E: 0	LOB: 2	K: 0	S: 11	R: 0	H: 0	E: 0	LOB: 0	K: 0	S: 4	R: 1	H: 2	E: 0	LOB: 1	K: 0	S: 9	R: 0	H: 0	E: 0	LOB: 0	K: 0	S: 7	R: 0	H: 1	E: 0	LOB: 2	K: 0	S: 11	R: 0	H: 0	E: 0	LOB: 0	K: 0	S: 7	R: 0	H: 0	E: 0	LOB: 0	K: 1	S: 8	R: 0	H: 1	E: 0	LOB: 1	K: 1	S: 12	R: 0	H: 0	E: 0	LOB: 0	K: 0	S: 7	R: 0	H: 0	E: 0	LOB: 0	K: 0	S: 7	R: 0	H: 0	E: 0	LOB: 0	K: 0	S: 7	R: 0	H: 1	E: 0	LOB: 1	K: 0	S: 15	1B: 4	SF: 0	2B: 2	SAC: 0	3B: 0	DP: 1	HR: 0	HBP: 1	WP: 0	PA: 34
PITCHER	IP	WLS	BF	H	R	ER	SO	BB	IBB	HBP	BLK	WP	HR	S	P	ERA	WHIP																																																																	
Mark Clark, R ERA: 8.24 (1, 1)	8.0	W	31	5	1	1	2	2	0	1	0	0	0	0	69	104	1.12	0.875																																																																
Eric Plunk, R ERA: 2.2 (9, 1)	1.0		3	0	0	0	0	1	0	0	0	0	0	7	14	0.00	1.000																																																																	

**BOTTOM**

**Cleveland Indians @ Kansas City Royals**  
Kauffman Stadium, Kansas City, MO

Tue Jun 27 1995, 7:05 PM CDT  
Att: 19,510 - Unknown - 78 F

livebaseballscorecards.com

AB	30
R	1
H	5
RBI	1
BB	3
SO	2
LOB	11



Batter	1	2	3	4	5	6	7	8	9	AB R H RBI BB SO LOB	TOP
Wayne Kirby, L (1, 8) OBP: 0.295, SLG: 0.321	1-3 K		0-1 2B 1B		2-2 G3		1-2 L8		1-2 1B	5 1 2 0 0 1 1	
Omar Vizquel, S (1, 6) OBP: 0.312, SLG: 0.326	4-0 FC6-4 BB		1-3 K		0-0 P4			2-2 S 1B	1-1 F7	4 0 1 0 1 1 4	
Carlos Baerga, S (1, 4) OBP: 0.381, SLG: 0.528	1-1 FC6-4 1-2f		2-2 HR 2B		0-1 F9			0-1 F7		4 1 1 1 0 0 2	
Albert Belle, R (1, 7) OBP: 0.370, SLG: 0.573	1-2 FC6-4 1-2f		0-0 P6			4-0 G4-6-3 BB		1-3 K 1-2		3 0 0 0 1 1 3	
Eddie Murray, S (1, 10)		4-2 HR BB	0-1 HR		3-2 P4			3-0 G4-3		3 2 1 2 1 0 2	
Jim Thome, L (1, 5) OBP: 0.435, SLG: 0.646		3-2 HR	1-3 K		1-0 G4-6-3 1-2f				0-0 1B WP 1B	4 1 2 2 0 1 1	
Manny Ramirez, R (1, 9) OBP: 0.423, SLG: 0.623		0-1 G4-3		0-3 K			0-3 K		2-3 K 1-2	4 0 0 0 0 3 1	
Paul Sorrento, L (1, 3) OBP: 0.351, SLG: 0.609		2-2 F9		0-1 F8			1-0 G1-3 2B		4-1 1B BB	3 0 1 0 1 0 0	
Tony Peña, R (1, 2) OBP: 0.276, SLG: 0.331		2-3 K		1-3 K			0-0 G1-3 2-3		0-1 P2	4 0 0 0 0 2 3	
<b>Inning Stats</b>	R: 0 E: 0 K: 1 S: 9 H: 0 LOB: 1 BB: 1 P: 16	R: 2 E: 0 K: 1 S: 15 H: 1 LOB: 0 BB: 1 P: 26	R: 3 E: 0 K: 2 S: 15 H: 3 LOB: 0 BB: 0 P: 19	R: 0 E: 0 K: 2 S: 8 H: 0 LOB: 0 BB: 0 P: 9	R: 0 E: 0 K: 0 S: 7 H: 0 LOB: 0 BB: 0 P: 9	R: 0 E: 0 K: 0 S: 4 H: 0 LOB: 0 BB: 1 P: 12	R: 0 E: 0 K: 1 S: 10 H: 1 LOB: 1 BB: 0 P: 12	R: 0 E: 0 K: 1 S: 10 H: 1 LOB: 1 BB: 0 P: 16	R: 0 E: 0 K: 1 S: 12 H: 2 LOB: 3 BB: 1 P: 20	1B: 4 2B: 2 3B: 0 HR: 2 SF: 0 SAC: 0 DP: 1 HBP: 0	WP: 1 PB: 0 SB: 1 CS: 0 PA: 38
<b>PITCHER</b>	IP WLS BF H R ER SO BB IBB HBP BLK WP HR S P ERA WHIP										
Kevin Appier, R (1, 1) ERA: 2.3	8.0 L 32 6 5 5 8 3 0 0 0 0 2 78 119 5.62 1.125										
Billy Brewer, L (9, 1) ERA: 4.58	1.0 6 2 0 0 0 1 1 0 0 0 1 0 12 20 0.00 3.000										

Cleveland Indians @ Kansas City Royals  
Kauffman Stadium, Kansas City, MO  
Wed Jun 28 1995, 3:33 AM CDT  
Att. 18,596 - Cloudy - 78 F

livebaseballscorecards.com

AB	34
R	5
H	8
RBI	5
BB	4
SO	9
LOB	17



Batter	1	2	3	4	5	6	7	8	9	AB	R	H	RBI	BB	SO	LOB
Vince Coleman, S OBP: 0.357, SLG: 0.427 (1, 7)	0-0 G1-3		3-2 G6-3			0-0 G6-3		0-0 G6-3		4	0	0	0	0	0	0
Tom Goodwin, L OBP: 0.356, SLG: 0.331 Phil Hiatt, R OBP: 0.333, SLG: 0.372 (8, PH) (9, 9)	1-3 K			0-0 HR 1B		0-1 S 1B		2-3 K		3	1	2	0	0	1	0
Wally Joyner, L OBP: 0.404, SLG: 0.435 (1, 3)	1-0 G1-3			3-3 K 1-2		2-3 SAFE SAFE K 1-2		0-1 G4-3		4	0	0	0	0	2	2
Gary Gaetti, R OBP: 0.327, SLG: 0.539 (1, 5)		0-0 F8		3-2 HR 2-H		4-0 BB		1-2 P3		3	1	1	2	1	0	0
Bob Hamelin, L OBP: 0.294, SLG: 0.257 (1, 10)		3-2 G1-3		2-2 F7		0-3 SAFE SAFE K		0-3 K		4	0	0	0	0	2	2
Keith Lockhart, L OBP: 0.459, SLG: 0.596 (1, 4)		0-0 1B		3-1 G4-3		1-0 1B 2B		1-2 1B		4	0	3	0	0	0	0
Jon Nunnally, L OBP: 0.370, SLG: 0.581 (1, 9) (9, 8)		2-2 F7		4-2 G1-4-3 BB		4-2 1B BB		3-3 K		2	0	0	0	2	1	2
David Howard, S OBP: 0.186, SLG: 0.195 (1, 6)			1-0 G1-3		0-1 G1-4-3 1-2f		1-2 G5-4-3 1B			3	0	1	0	0	0	1
Brent Mayne, L OBP: 0.253, SLG: 0.277 Pat Borders, R OBP: 0.247, SLG: 0.438 (7, PH) (8, 2)			2-2 G3-1		0-1 G4-3		0-1 G5-4-3 1-2f			2	0	0	0	0	0	0
										1	0	0	0	0	0	2

Inning Stats	R: 0	H: 0	E: 0	K: 1	S: 5	LOB: 0	BB: 0	P: 7	R: 0	H: 1	E: 0	K: 0	S: 9	LOB: 1	BB: 0	P: 14	R: 0	H: 0	E: 0	K: 0	S: 9	LOB: 0	BB: 0	P: 15	R: 2	H: 2	E: 0	K: 1	S: 13	LOB: 0	BB: 0	P: 24	R: 0	H: 0	E: 0	K: 0	S: 6	LOB: 0	BB: 1	P: 10	R: 0	H: 1	E: 0	K: 2	S: 9	LOB: 2	BB: 1	P: 15	R: 0	H: 2	E: 0	K: 0	S: 8	LOB: 1	BB: 1	P: 14	R: 0	H: 0	E: 0	K: 1	S: 6	LOB: 0	BB: 0	P: 8	R: 0	H: 1	E: 0	K: 2	S: 15	LOB: 1	BB: 0	P: 20	1B: 5	SF: 0	2B: 1	SAC: 0	3B: 0	DP: 2	HR: 1	HBP: 0	WP: 0	PA: 34
PITCHER	IP	WLS	BF	H	R	ER	SO	BB	IBB	HBP	BLK	WP	HR	S	P	ERA	WHIP																																																																	
Charles Nagy, R ERA: 4.04 (1, 1)	6.1	W	26	6	2	2	4	3	0	0	0	0	0	57	97	2.84	1.421																																																																	
Paul Assenmacher, L ERA: 0.79 (7, 1)	1.2		4	0	0	0	1	0	0	0	0	0	0	8	10	0.00	0.000																																																																	
Jose Mesa, R ERA: 1.98 (9, 1)	1.0	S	4	1	0	0	2	0	0	0	0	0	0	15	20	0.00	1.000																																																																	

BOTTOM

Cleveland Indians @ Kansas City Royals  
Kauffman Stadium, Kansas City, MO

Wed Jun 28 1995, 3:33 AM CDT  
Att: 18,596 - Cloudy - 78 F

livebaseballscorecards.com

AB	31
R	2
H	7
RBI	2
BB	3
SO	7
LOB	9



Batter	1	2	3	4	5	6	7	8	9	AB R H RBI BB SO LOB	TOP											
Lance Johnson, L (1, 8) OBP: 0.293, SLG: 0.290	0-0 G3-1		1-1 BB 1B		1-0 G3			1-0 F8		4 0 1 0 0 0 0												
Warren Newson, L (1, 7) OBP: 0.444, SLG: 0.440 Norberto Martin, R (8, PH) OBP: 0.218, SLG: 0.160	3-3 K		4-0 SAFE SAFE BB			1-2 G6-3		1-0 G1-3 1B		2 0 0 0 1 1 0 1 0 1 0 0 0 0												
Frank Thomas, R (1, 3) OBP: 0.481, SLG: 0.643	3-2 P6		2-3 K			4-1 G3 WP BB		1-2 G1-3		3 0 0 0 1 1 3												
Robin Ventura, L (1, 5) OBP: 0.383, SLG: 0.540		2-2 L5		2-0 G4-3		4-0 G3 BB		1-1 G4-3		3 0 0 0 1 0 1												
John Kruk, L (1, 10) OBP: 0.408, SLG: 0.390		4-2 G1-3 BB		1-1 G1-3		1-0 G3		1-2 L7		3 0 0 0 1 0 2												
Mike Devereaux, R (1, 9) OBP: 0.337, SLG: 0.427 Tim Raines, S (9, PH) OBP: 0.366, SLG: 0.484		1-0 G1-3		3-2 2B		3-1 F8		1-1 L9		3 0 1 0 0 0 3 1 0 0 0 0 0 0												
Ray Durham, S (1, 4) OBP: 0.344, SLG: 0.396		1-0 G4-3		3-3 K			1-1 G6-3		0-2 2B	4 0 1 0 0 1 2	AB 30 R 0 H 4 RBI 0 BB 5 SO 5 LOB 13											
Ron Karkovics, R (1, 2) OBP: 0.316, SLG: 0.430 Dave Martinez, L (9, PH) OBP: 0.311, SLG: 0.439			2-3 K		4-2 G6-3 BB		3-2 F7		1-3 K	2 0 0 0 1 1 0 1 0 0 0 0 1 1												
Ozzie Guillen, L (1, 6) OBP: 0.322, SLG: 0.368			2-2 G6-3		2-1 G6-3		0-0 G4-3			3 0 0 0 0 0 1												
<b>Inning Stats</b>	R: 0 E: 0 K: 1 S: 7	H: 0 LOB: 0 BB: 0 P: 13	R: 0 E: 0 K: 0 S: 7	H: 0 LOB: 1 BB: 1 P: 15	R: 0 E: 0 K: 2 S: 11	H: 1 LOB: 2 BB: 1 P: 22	R: 0 E: 0 K: 1 S: 9	H: 1 LOB: 1 BB: 0 P: 18	R: 0 E: 0 K: 0 S: 6	H: 0 LOB: 0 BB: 1 P: 13	R: 0 E: 0 K: 0 S: 7	H: 0 LOB: 2 BB: 2 P: 20	R: 0 E: 0 K: 0 S: 6	H: 0 LOB: 0 BB: 0 P: 10	R: 0 E: 0 K: 0 S: 7	H: 1 LOB: 1 BB: 0 P: 11	R: 0 E: 0 K: 1 S: 13	H: 1 LOB: 1 BB: 0 P: 16	1B: 2 2B: 2 3B: 0 HR: 0	SF: 0 SAC: 0 DP: 1 HBP: 0	WP: 1 PB: 0 SB: 0 CS: 0	PA: 35
<b>PITCHER</b>	IP WLS BF H R ER SO BB IBB HBP BLK WP HR S P ERA WHIP																					
Mark Gubicza, R (1, 1) ERA: 3.38	7.0 W 27 2 0 0 4 5 0 0 0 1 0 53 111 0.00 1.000																					
Billy Brewer, L (8, 1) ERA: 4.5	0.1 2 1 0 0 0 0 0 0 0 0 0 2 4 0.00 3.000																					
Hipolito Pichardo, R (8, 1) ERA: 4.11	1.2 S 6 1 0 0 1 0 0 0 0 0 0 18 23 0.00 0.600																					

Chicago White Sox @ Kansas City Royals  
Kauffman Stadium, Kansas City, MO  
Fri Jun 30 1995, 7:05 PM CDT  
Att. 17,721 - Unknown - 73 F

livebaseballscorecards.com





Batter	1	2	3	4	5	6	7	8	9
Vince Coleman, S (1, 7) Jon Nunnally, L (7, 7) OBP: 0.349, SLG: 0.417 OBP: 0.370, SLG: 0.581	1-3 K	3-2 P4		1 SAFE 0-1 L7		1 SAFE 1-3 K			
Wally Joyner, L (1, 3) OBP: 0.405, SLG: 0.436	3-2 1B		2-2 G6-3	1 SAFE 0-1 1B		1 SAFE 2-2 CS	2-1 F9		
Phil Hiatt, R (1, 9) OBP: 0.327, SLG: 0.362	3-3 K		2-3 K	1-2 CS	2-0 F8		0-2 FC4-6 1B		
Gary Gaetti, R (1, 5) OBP: 0.330, SLG: 0.538	0-0 P4		0-1 1B		2-2 1B		1 SAFE 0-1 F8		
Chris James, R (1, 10) OBP: 0.250, SLG: 0.250		1-3 K	1-0 1B		3-2 P5		1-1 FC4-6		
Pat Borders, R (1, 2) OBP: 0.271, SLG: 0.446		0-0 1B	4-1 1B		1-1 1B		0-1 L8		
Joe Randa, R (1, 4) Edgar Caceres, S (8, PH) OBP: 0.208, SLG: 0.222 OBP: 0.396, SLG: 0.510		0-0 1B	1-1 G5-3		0-1 L4		3-2 F9		
David Howard, S (1, 6) OBP: 0.170, SLG: 0.178		3-2 P3		2-3 K		0-3 K	1-2 G6-3		
Tom Goodwin, L (1, 8) OBP: 0.366, SLG: 0.339		2-2 1B		4-1 CS 1B		1-0 CS 1B			

Inning Stats	R: 0	H: 1	E: 0	K: 2	S: 14	H: 1	LOB: 1	BB: 0	P: 21	R: 1	H: 3	E: 0	K: 1	S: 17	R: 0	H: 2	E: 0	K: 1	S: 12	R: 0	H: 1	E: 0	K: 1	S: 10	R: 0	H: 2	E: 0	K: 0	S: 14	R: 0	H: 1	E: 0	K: 2	S: 10	R: 0	H: 0	E: 0	K: 0	S: 8	R: 0	H: 0	E: 0	K: 0	S: 8	
	1B: 11	SF: 0	2B: 0	SAC: 0	3B: 0	DP: 0	HR: 0	HBP: 0																																					

PITCHER	IP	WLS	BF	H	R	ER	SO	BB	IBB	HBP	BLK	WP	HR	S	P	ERA	WHIP
Wilson Alvarez, L (1, 1) ERA: 5.32	7.0	L	32	11	1	1	7	2	0	0	0	0	0	86	132	1.29	1.857
Kirk McCaskill, R (8, 1) ERA: 4.81	1.0		3	0	0	0	0	0	0	0	0	0	0	8	12	0.00	0.000

**BOTTOM**

AB	R	H	RBI	BB	SO	LOB
4	0	0	0	0	2	4
0	0	0	0	0	0	0
4	0	2	0	0	0	0
4	0	1	0	0	2	1
4	0	2	0	0	0	2
4	0	1	0	0	1	2
3	1	2	0	1	0	0
3	0	1	0	0	0	5
1	0	0	0	0	0	0
4	0	0	0	0	2	2
2	0	2	1	1	0	0

**Chicago White Sox @ Kansas City Royals**  
Kauffman Stadium, Kansas City, MO

Fri Jun 30 1995, 7:05 PM CDT  
Att: 17,721 - Unknown - 73 F

[livebaseballscorecards.com](http://livebaseballscorecards.com)

<b>AB</b>	<b>33</b>
<b>R</b>	<b>1</b>
<b>H</b>	<b>11</b>
<b>RBI</b>	<b>1</b>
<b>BB</b>	<b>2</b>
<b>SO</b>	<b>7</b>
<b>LOB</b>	<b>16</b>



WP	PA	ERA	WHIP
0	37		

Batter	1	2	3	4	5	6	7	8	9	AB R H RBI BB SO LOB	TOP											
Lance Johnson, L (1, 8) OBP: 0.302, SLG: 0.310	2-1 E9 1B	2-1 SAFE FC3-6 1B	4-0 2B BB	1-1 F8		2-0 F9			1-0 HR	5 3 3 1 1 0 2												
Tim Raines, S (1, 7) OBP: 0.365, SLG: 0.484	0-1 G5-3	0-0 FC3-6 BB	0-0 BB 2B		0-0 HR 1B		2-1 F9		1-1 E3 G6-4-3	6 1 2 2 0 0 2												
Frank Thomas, R (1, 3) OBP: 0.487, SLG: 0.658 Warren Newson, L (7, 9) OBP: 0.440, SLG: 0.434	3-2 1B 2B 1B	4-2 1B BB	4-0 BB IBB		1-1 HR		2-0 P4		1-2 G6-4-3	3 2 2 3 2 0 0 1 0 0 0 0 0 1												
Robin Ventura, L (1, 5) OBP: 0.382, SLG: 0.532	0-0 2B 1B	2-3 K	4-2 BB		0-1 G6-3		1-2 K		1-0 G6-3	5 0 1 1 1 2 2												
John Kruk, L (1, 10) OBP: 0.417, SLG: 0.407 Norberto Martin, R (8, PR) OBP: 0.218, SLG: 0.160	2-2 1B 2B				0-1 G5-3			1-2 1B 1B		4 0 2 1 1 0 3 0 0 0 0 0 0 0												
Dave Martinez, L (1, 9) OBP: 0.305, SLG: 0.425	2-2 G1-3		3-1 FC1-5 E 1B	2-2 G4-3	0-2 G4-3			0-1 F8		5 1 1 0 0 0 3												
Ray Durham, S (1, 4) OBP: 0.345, SLG: 0.393	0-1 G5-3		0-0 FC1-5 E 2B	1-0 S 2B 1B		4-0 G6-3 BB		1-0 L9		4 2 1 0 1 0 5												
Chris Tremie, R (1, 2) OBP: 0.200, SLG: 0.200		0-0 G5-3	2-2 K	3-2 P3		1-0 F9		1-2 1B		5 0 1 0 0 1 4												
Ozzie Guillen, L (1, 6) OBP: 0.324, SLG: 0.371		4-0 1B E BB	0-0 E5 BB 2B	1-1 WP 2B		0-0 G6-3		1-2 L6		4 2 1 1 1 0 4												
<b>Inning Stats</b>	R: 2 E: 1 K: 0 S: 17	H: 4 LOB: 2 BB: 0 P: 26	R: 1 E: 1 K: 1 S: 10	H: 1 LOB: 2 BB: 2 P: 22	R: 4 E: 1 K: 1 S: 16	H: 2 LOB: 3 BB: 4 P: 38	R: 1 E: 0 K: 0 S: 14	H: 2 LOB: 1 BB: 0 P: 22	R: 2 E: 0 K: 0 S: 10	H: 2 LOB: 0 BB: 0 P: 11	R: 0 E: 0 K: 0 S: 3	H: 0 LOB: 1 BB: 1 P: 10	R: 0 E: 0 K: 1 S: 6	H: 0 LOB: 0 BB: 0 P: 11	R: 0 E: 0 K: 0 S: 13	H: 2 LOB: 2 BB: 0 P: 17	R: 1 E: 1 K: 0 S: 7	H: 1 LOB: 0 BB: 0 P: 11	1B: 9 2B: 3 3B: 0 HR: 2	SF: 0 SAC: 0 DP: 1 HBP: 0	WP: 1 PB: 0 SB: 2 CS: 0	PA: 49
<b>PITCHER</b>	IP WLS BF H R ER SO BB IBB HBP BLK WP HR S P ERA WHIP																					
Tom Gordon, R (1, 1) ERA: 4.13	2.2 L 19 6 7 2 2 4 0 0 0 0 0 0 35 69 6.75 3.750																					
Dennis Rasmussen, L (3, 1) ERA: 9.0	4.1 21 5 3 3 1 2 1 0 0 1 1 41 71 6.23 1.615																					
Rusty Meacham, R (8, 1) ERA: 4.03	1.0 5 2 0 0 0 0 0 0 0 0 0 13 17 0.00 2.000																					
Jeff Montgomery, R (9, 1) ERA: 3.71	1.0 4 1 1 1 0 0 0 0 0 0 1 7 11 9.00 1.000																					

Chicago White Sox @ Kansas City Royals  
Kauffman Stadium, Kansas City, MO  
Sat Jul 01 1995, 7:05 PM CDT  
Att. 22,655 - Unknown - 72 F

AB	42
R	11
H	14
RBI	9
BB	7
SO	3
LOB	26



WP: 1	PA: 49
PB: 0	
SB: 2	
CS: 0	

ERA	WHIP

**BOTTOM**

**Chicago White Sox @ Kansas City Royals**  
 Kauffman Stadium, Kansas City, MO

Sat Jul 01 1995, 7:05 PM CDT  
 Att: 22,655 - Unknown - 72 F

livebaseballscorecards.com

<b>AB</b>	<b>33</b>
<b>R</b>	<b>5</b>
<b>H</b>	<b>11</b>
<b>RBI</b>	<b>4</b>
<b>BB</b>	<b>1</b>
<b>SO</b>	<b>3</b>
<b>LOB</b>	<b>17</b>



WP: 0	PA: 35
PB: 0	
SB: 0	
CS: 0	

AB	R	H	RBI	BB	SO	LOB
2	0	1	0	0	0	2
2	0	0	0	0	0	0

3	1	1	0	0	0	1
0	1	0	0	1	0	0

4	2	3	0	0	0	1
---	---	---	---	---	---	---

2	0	0	0	0	0	1
2	0	0	0	0	0	4

2	0	1	0	0	0	0
2	1	1	2	0	0	2

4	0	1	1	0	0	2
---	---	---	---	---	---	---

3	0	1	0	0	1	1
0	0	0	1	0	0	0

4	0	1	0	0	1	2
---	---	---	---	---	---	---

3	0	1	0	0	1	1
---	---	---	---	---	---	---

1B:	9	SF:	1
2B:	2	SAC:	0
3B:	0	DP:	5
HR:	0	HBP:	0

Batter	1	2	3	4	5	6	7	8	9
Vince Coleman, S OBP: 0.351, SLG: 0.418 Phil Hiatt, R OBP: 0.316, SLG: 0.347	1-1 P6 1B		2-2 G4-6-3 1-2f			0-1 G1-3		0-0 F8	
Tom Goodwin, L OBP: 0.365, SLG: 0.339 Joe Randa, R OBP: 0.224, SLG: 0.222	0-1 SAFE B2			1-0 G4-3			0-0 E G6-4-3 1B	4-2 1B 2B BB	
Keith Lockhart, L OBP: 0.477, SLG: 0.607	1-1 SAFE SAFE P6 1-2			0-1 G6-3 1B			0-0 G6-4-3 E 2B 1B	0-0 2B 1B	
Wally Joyner, L OBP: 0.402, SLG: 0.432 Edgar Caceres, S OBP: 0.382, SLG: 0.490		3-1 F8		0-0 G6-3 1-2f			0-1 E6 G6-4-3	0-1 F8	
Gary Gaetti, R OBP: 0.332, SLG: 0.538 Jeff Grotewold, L OBP: 0.419, SLG: 0.400		1-1 F7		1-1 G4-6-3 1B			2-2 G6-4-3 1-2f 2-3 3-H	1-1 E SF9 2B	
Bob Hamelin, L OBP: 0.293, SLG: 0.267		1-1 F8		0-0 G4-6-3 1-2f			2-2 2B	3-2 E4	
Jon Nunnally, L OBP: 0.370, SLG: 0.575 Chris James, R OBP: 0.200, SLG: 0.250			1-1 FC4-6 1B		3-3 K		0-0 G3	2-0 SF9	
David Howard, S OBP: 0.176, SLG: 0.184			1-2 FC4-6 1B 1-2f			2-1 G4-3		0-0 G6-4-3 1B	1-3 K
Brent Mayne, L OBP: 0.255, SLG: 0.279			3-1 SAFE G4-6-3 1B 1-2			0-3 K		1-1 G6-4-3 1-2f	

Inning Stats	R: 0	H: 1	R: 0	H: 0	R: 0	H: 2	R: 0	H: 1	R: 0	H: 0	R: 2	H: 3	R: 0	H: 1	R: 3	H: 2	1B:	SF:
	E: 0	LOB: 0	E: 0	LOB: 0	E: 0	LOB: 1	E: 0	LOB: 0	E: 0	LOB: 0	E: 1	LOB: 1	E: 0	LOB: 0	E: 1	LOB: 1	2B:	SAC:
	K: 0	BB: 0	K: 0	BB: 0	K: 0	BB: 0	K: 1	BB: 0	K: 0	BB: 0	K: 0	BB: 0	K: 0	BB: 0	K: 1	BB: 1	3B:	DP:
	S: 6	P: 8	S: 6	P: 11	S: 11	P: 18	S: 4	P: 5	S: 8	P: 12	S: 12	P: 16	S: 4	P: 5	S: 16	P: 27	HR:	HBP:

PITCHER	IP	WLS	BF	H	R	ER	SO	BB	IBB	HBP	BLK	WP	HR	S	P	ERA	WHIP
Brian Keyser, R ERA: 5.24	(1, 1)	8.1	32	11	5	4	2	1	0	0	0	0	0	66	97	4.32	1.440
Tim Fortugno, L ERA: 3.6	(9, 1)	0.2	3	0	0	0	1	0	0	0	0	0	0	8	14	0.00	0.000

Batter		1	2	3	4	5	6	7	8	9	10	AB R H RBI BB SO LOB	TOP																	
Lance Johnson, L OBP: 0.300, SLG: 0.312	(1, 8) B X	1-0 1B SF8 2B		0-3 K	0-0 F7			1-0 G6-3		0-0 G4-3		5 1 1 0 0 1 0																		
Tim Raines, S OBP: 0.370, SLG: 0.491	(1, 7) B C F X	2-2 F8 SF8 2-3 1B		2-1 1B			1-1 G5-3	3-2 P8		1-0 G3 WP 2B		5 1 3 0 0 0 0																		
Frank Thomas, R OBP: 0.486, SLG: 0.670	(1, 3) B F X	2-1 SF8 1-2 3-H		1-2 1B			3-0 HR		0-1 L6		0-0 G3	4 1 2 2 0 0 1																		
Mike Devereaux, R OBP: 0.335, SLG: 0.423	(1, 9) X	0-0 F8 2-3		2-2 P5			2-2 G3-6 1B	3-2 P6		1-2 G4-3 3-H 2-0		4 0 1 0 0 0 3																		
Warren Newson, L OBP: 0.440, SLG: 0.434	(10, PH)											0 0 0 0 0 0 0																		
Norberto Martin, R OBP: 0.214, SLG: 0.157	(10, PH)											1 0 0 0 0 0 0																		
Dave Martinez, L OBP: 0.305, SLG: 0.425	(10, 9)											0 0 0 0 0 0 0																		
Robin Ventura, L OBP: 0.378, SLG: 0.538	(1, 5) B C X	1-1 G6-3		1-0 F9			2-0 G3-6 1-2f	3-1 HR		2-0 G4-3		5 1 1 1 0 0 4																		
John Kruk, L OBP: 0.430, SLG: 0.422	(1, 10) X		0-0 FC6-4 1B		2-0 E4 HR		0-0 FC6-4 1B	0-0 FC4 1B				4 1 3 0 0 0 0																		
Ray Durham, S OBP: 0.343, SLG: 0.405	(1, 4) B C F X		1-1 FC6-4 BB 1-2f		1-0 HR		1-2 FC6-4 G5-4-3 1-2f	0-0 FC4 1-2f				4 1 1 2 0 0 3																		
Ron Karkovice, R OBP: 0.314, SLG: 0.420	(1, 2) B S F B X		4-2 G4-6-3 BB 1-2		0-0 G5-3		2-1 G5-4-3 1-2f		3-1 F8			3 0 0 0 1 0 1																		
Craig Grebeck, R OBP: 0.400, SLG: 0.444	(1, 6) B C F X		1-2 G4-6-3 1-2f		1-2 G6-3			3-1 L7		1-2 G6-3		4 0 0 0 0 0 2																		
Inning Stats		R: 1 E: 0 K: 0 S: 9	H: 2 LOB: 1 BB: 0 P: 15	R: 0 E: 0 K: 0 S: 9	H: 1 LOB: 1 BB: 1 P: 15	R: 0 E: 0 K: 1 S: 13	H: 2 LOB: 2 BB: 0 P: 19	R: 2 E: 1 K: 0 S: 7	H: 1 LOB: 0 BB: 0 P: 11	R: 1 E: 0 K: 0 S: 7	H: 2 LOB: 0 BB: 0 P: 15	R: 0 E: 0 K: 0 S: 6	H: 1 LOB: 0 BB: 0 P: 9	R: 0 E: 0 K: 0 S: 7	H: 0 LOB: 0 BB: 0 P: 14	R: 1 E: 0 K: 0 S: 10	H: 2 LOB: 1 BB: 0 P: 16	R: 0 E: 0 K: 0 S: 6	H: 0 LOB: 0 BB: 0 P: 10	R: 1 E: 0 K: 0 S: 6	H: 1 LOB: 0 BB: 0 P: 10	1B: 7 2B: 2 3B: 0 HR: 3	SF: 1 SAC: 0 DP: 3 HBP: 0	WP: 1 PB: 0 SB: 0 CS: 0	PA: 41					
PITCHER		IP WLS BF H R ER SO BB IBB HBP BLK WP HR S P ERA WHIP																												
Chris Haney, L ERA: 2.65	(1, 1)	7.0	29	9	4	3	1	1	0	0	0	0	0	0	1	16	26	4.50	1.000											
Dilson Torres, R ERA: 4.63	(8, 1)	2.0	8	2	1	1	0	0	0	0	0	0	0	0	1	16	26	4.50	1.000											
Hipolito Pichardo, R ERA: 4.35	(10, 1)	0.1	L 2	1	1	1	0	0	0	0	0	0	0	0	2	3	27.00	3.000												
Billy Brewer, L ERA: 4.35	(10, 1)	0.2	2	0	0	0	0	0	0	0	0	0	0	1	0	4	7	0.00	0.000											

Chicago White Sox @ Kansas City Royals

Kauffman Stadium, Kansas City, MO

Sun Jul 02 1995, 3:33 AM CDT

Att: 27,051 - Sunny - 76 F

livebaseballscorecards.com

AB	39
R	6
H	12
RBI	5
BB	1
SO	1
LOB	14



Batter	1	2	3	4	5	6	7	8	9	10	AB	R	H	RBI	BB	SO	LOB
Vince Coleman, S OBP: 0.345, SLG: 0.406 (1, 7)	4-1 1B BB	0-1 F8			1-0 P3		0-1 B1	3-1 P4		1-2 F7	5	0	0	0	1	0	3
Wally Joyner, L OBP: 0.410, SLG: 0.438 (1, 3)	1-1 1B		0-1 E 1B		4-0 1B BB		0-0 1B		0-1 F8		4	1	3	0	1	0	0
Phil Hiatt, R OBP: 0.339, SLG: 0.389 (1, 9)	0-0 1B		1-2 L5		0-0 P7		1-0 1B		1-0 1B		5	2	3	0	0	0	3
Gary Gaetti, R OBP: 0.329, SLG: 0.530 (1, 5)	3-3 1B		1-0 L6		0-0 G5-3		0-0 1B		1-3 1B		5	0	1	1	0	2	7
Pat Borders, R OBP: 0.270, SLG: 0.437 (1, 2)	0-0 P3		0-1 F7			0-1 B2-3		0-0 1B	2-1 WP HR 1B		4	0	1	1	0	0	4
Keith Lockhart, L OBP: 0.485, SLG: 0.614 (9, PH) (10, 4)								1-2 1B			1	1	1	1	0	0	0
Chris James, R OBP: 0.222, SLG: 0.250 (1, 10)	0-0 G4-3			2-2 F7		0-1 FC6-4 1B		0-0 L9	3-2 HR		4	0	1	0	0	0	5
Bob Hamelin, L OBP: 0.298, SLG: 0.302 (9, PH)									1-H HR		1	1	1	2	0	0	0
Joe Randa, R OBP: 0.241, SLG: 0.208 (1, 4)		4-0 CS BB			4-2 G6-3 BB		1-0 L9		2-2 G5-3		3	0	0	0	2	0	1
Brent Mayne, L OBP: 0.255, SLG: 0.279 (10, 2)											0	0	0	0	0	0	0
David Howard, S OBP: 0.182, SLG: 0.173 (1, 6)		4-2 FC4 BB			0-0 G6-3		2-1 FC6-4		0-0 F8		3	0	0	0	1	0	2
Edgar Caceres, S OBP: 0.375, SLG: 0.481 (10, PH)										0-1 G1-5-3	1	0	0	0	0	0	0
Tom Goodwin, L OBP: 0.366, SLG: 0.337 (1, 8)		2-2 FC4			3-2 BB 1B		1-3 K2-3		4-1 BB	0-0 G1-3	4	0	1	0	1	1	1

Inning Stats	R: 0	H: 2	E: 0	K: 1	S: 11	H: 3	LOB: 1	BB: 1	P: 19	R: 0	H: 0	E: 0	K: 0	S: 9	H: 1	LOB: 1	BB: 0	P: 10	R: 0	H: 0	E: 0	K: 0	S: 8	H: 0	LOB: 0	BB: 1	P: 14	R: 0	H: 1	E: 0	K: 0	S: 6	H: 1	LOB: 1	BB: 0	P: 10	R: 2	H: 4	E: 0	K: 1	S: 10	H: 2	LOB: 2	BB: 0	P: 12	R: 0	H: 0	E: 0	K: 0	S: 6	H: 0	LOB: 1	BB: 1	P: 14	R: 3	H: 3	E: 0	K: 1	S: 15	H: 0	LOB: 0	BB: 0	P: 24	R: 0	H: 0	E: 0	K: 0	S: 8	H: 0	LOB: 0	BB: 0	P: 9	1B: 10	SF: 0	2B: 1	SAC: 0	3B: 0	DP: 1	HR: 1	HBP: 0
--------------	------	------	------	------	-------	------	--------	-------	-------	------	------	------	------	------	------	--------	-------	-------	------	------	------	------	------	------	--------	-------	-------	------	------	------	------	------	------	--------	-------	-------	------	------	------	------	-------	------	--------	-------	-------	------	------	------	------	------	------	--------	-------	-------	------	------	------	------	-------	------	--------	-------	-------	------	------	------	------	------	------	--------	-------	------	--------	-------	-------	--------	-------	-------	-------	--------

PITCHER	IP	WLS	BF	H	R	ER	SO	BB	IBB	HBP	BLK	WP	HR	S	P	ERA	WHIP
Jim Abbott, L ERA: 3.28 (1, 1)	6.2		32	9	2	2	2	5	0	0	0	0	0	58	97	2.70	2.100
Scott Radinsky, L ERA: 5.85 (7, 1)	1.2		7	1	1	1	0	1	0	0	0	0	0	10	19	5.40	1.200
Kirk McCaskill, R ERA: 5.03 (9, 1)	0.1		2	1	0	0	1	0	0	0	0	0	0	6	9	0.00	3.000
Tim Fortugno, L ERA: 3.73 (9, 1)	1.1	W	5	1	2	2	0	0	0	0	0	1	1	14	20	13.50	0.750

BOTTOM

Chicago White Sox @ Kansas City Royals  
Kauffman Stadium, Kansas City, MO  
Sun Jul 02 1995, 3:33 AM CDT  
Att. 27,051 - Sunny - 76 F

livebaseballscorecards.com

AB	40
R	5
H	12
RBI	5
BB	6
SO	3
LOB	26



WP: 1	PA: 46
PB: 0	
SB: 0	
CS: 1	

Batter	1	2	3	4	5	6	7	8	9	AB R H RBI BB SO LOB	TOP		
Lee Tinsley, S (1, 8) OBP: 0.347, SLG: 0.431	2-3 K		2-0 SH2-4	1-2 3B HBP	2-2 G6-3		0-0 F8		2-2 F8	4 1 0 0 0 1 2	<b>Boston Red Sox @ Kansas City Royals</b> Kauffman Stadium, Kansas City, MO Mon Jul 03 1995, 7:05 PM CDT Att. 24,742 - Unknown - 78 F <a href="http://livebaseballscorecards.com">livebaseballscorecards.com</a>		
John Valentin, R (1, 6) OBP: 0.396, SLG: 0.523	1-3 K		0-2 HR 1B	0-0 P2	3-3 K		3-2 P5			5 1 1 1 0 2 4			
Mo Vaughn, L (1, 3) OBP: 0.397, SLG: 0.618	4-2 FC6-4 BB		0-0 HR	3-2 BB 3B		3-2 F7		3-2 HR		4 3 3 6 1 0 0			
Jose Canseco, R (1, 10) OBP: 0.375, SLG: 0.419	2-1 FC6-4		2-3 K	4-2 BB 1B HBP		4-1 1B BB		3-2 L9		3 1 0 0 1 1 1			
Troy O'Leary, L (1, 9) OBP: 0.396, SLG: 0.539		4-2 BB BB	2-1 G6-3	4-1 1B BB		2-1 3B 1B		0-1 L5		3 2 1 0 2 0 0			
Tim Lincecum, R (1, 5) OBP: 0.439, SLG: 0.505	1-3 K			2B G5-3 1B		2-2 1H 3B		1-1 L8		4 1 2 2 1 1 1			
Matt Stairs, L (1, 7) OBP: 0.500, SLG: 0.550		4-2 1-2 BB		HBP 3B 2B		0-2 G3-1				4 1 2 2 1 0 1			
Mike Macfarlane, R (1, 2) OBP: 0.338, SLG: 0.408	2-2 G5-3			G5-3			0-1 P6		2-0 G5-3	5 0 0 1 0 1 4			
Luis Alicea, S (1, 4) OBP: 0.358, SLG: 0.315			2-1 SH2-4 1B	4-2 HBP 3B BB		2-1 F8 1B		4-1 BB		3 2 2 0 2 0 0			
<b>Inning Stats</b>	R: 0 H: 0 E: 0 LOB: 1 K: 2 BB: 1 S: 10 P: 19	R: 0 H: 0 E: 0 LOB: 1 K: 1 BB: 2 S: 11 P: 22	R: 3 H: 3 E: 0 LOB: 0 K: 1 BB: 0 S: 13 P: 21	R: 7 H: 4 E: 0 LOB: 2 K: 1 BB: 3 S: 21 P: 44	R: 0 H: 0 E: 0 LOB: 0 K: 1 BB: 0 S: 8 P: 15	R: 1 H: 2 E: 0 LOB: 1 K: 0 BB: 1 S: 13 P: 24	R: 0 H: 1 E: 0 LOB: 1 K: 0 BB: 0 S: 10 P: 15	R: 1 H: 1 E: 0 LOB: 0 K: 0 BB: 0 S: 11 P: 18	R: 0 H: 0 E: 0 LOB: 1 K: 0 BB: 1 S: 6 P: 15	1B: 6 SF: 0 2B: 1 SAC: 1 3B: 2 DP: 0 HR: 2 HBP: 2	WP: 0 PA: 46 PB: 0 SB: 0 CS: 0		
<b>PITCHER</b>	IP WLS BF H R ER SO BB IBB HBP BLK WP HR S P ERA WHIP											<b>PITCHER</b>	IP WLS BF H R ER SO BB IBB HBP BLK WP HR S P ERA WHIP
Kevin Appier, R (1, 1) ERA: 3.02	3.2 L 23 6 10 10 4 5 0 2 0 0 0 1 50 96 24.55 3.000												
Rusty Meacham, R (4, 1) ERA: 3.86	3.1 15 4 1 1 2 2 0 0 0 0 0 0 36 64 2.70 1.800												
Billy Brewer, L (8, 1) ERA: 4.37	2.0 8 1 1 1 0 1 0 0 0 0 0 1 17 33 4.50 1.000												



Batter	1	2	3	4	5	6	7	8	9	AB	R	H	RBI	BB	SO	LOB
Vince Coleman, S (1, 7) OBP: 0.348, SLG: 0.408	3-2 F9		1-0 G4-3 2B 1B		3-2 G5-3		2-2 CS 1B			4	1	2	1	0	0	0
Wally Joyner, L (1, 3) OBP: 0.403, SLG: 0.429	2-3 K		2-1 G4-3		2-1 G3		1 SAFE 3-2 F8			4	0	0	1	0	1	3
Phil Hiatt, R (1, 9) OBP: 0.338, SLG: 0.404 Jon Nunnally, L (8, PH) OBP: 0.367, SLG: 0.570 (9, 9)	1-3 K		0-0 2B		2-1 L9			1-3 K		3	0	1	1	0	1	0
Gary Gaetti, R (1, 5) OBP: 0.328, SLG: 0.530		1-1 F8	3-2 G4-3		0-1 G4-3 2B			2-0 G3-1		4	0	1	0	0	0	1
Chris James, R (1, 10) OBP: 0.273, SLG: 0.400 Bob Hamelin, L (6, PH) OBP: 0.294, SLG: 0.296		0-0 G6-3		1-0 2B 2B		0-0 L7		2-0 F7		2	1	1	0	0	0	0
Pat Borders, R (1, 2) OBP: 0.272, SLG: 0.444 Jeff Grotewold, L (9, PH) OBP: 0.409, SLG: 0.389		2-0 G4-3		1-2 G3 G5-3 2B		1-2 G4-3		3-2 G6-3		3	1	1	1	0	0	1
Edgar Caceres, S (1, 4) OBP: 0.367, SLG: 0.464 (8, 6)			2-2 2B 1B G6-3 1B		0-0 G3		0-1 P5		1-0 L8	4	1	1	0	0	0	2
David Howard, S (1, 6) OBP: 0.175, SLG: 0.167 Keith Lockhart, L (7, PH) OBP: 0.485, SLG: 0.610 (8, 4)			1-0 G6-3		1-2 G5-3		2-2 1B 1B		0-3 K	2	0	0	1	0	0	1
Tom Goodwin, L (1, 8) OBP: 0.366, SLG: 0.342			0-0 S G4-3 2B		2-1 P6		1-3 K			2	0	1	0	0	1	0

Inning Stats	R: 0	H: 0	E: 0	K: 2	S: 11	LOB: 0	BB: 0	P: 17	R: 0	H: 0	E: 0	K: 0	S: 4	LOB: 0	BB: 0	P: 7	R: 3	H: 4	E: 0	K: 0	S: 12	LOB: 1	BB: 0	P: 21	R: 2	H: 2	E: 0	K: 0	S: 10	LOB: 0	BB: 0	P: 15	R: 0	H: 0	E: 0	K: 0	S: 8	LOB: 0	BB: 0	P: 15	R: 0	H: 1	E: 0	K: 0	S: 8	LOB: 1	BB: 0	P: 9	R: 0	H: 2	E: 0	K: 1	S: 13	LOB: 1	BB: 0	P: 21	R: 0	H: 0	E: 0	K: 1	S: 5	LOB: 0	BB: 0	P: 10	R: 0	H: 0	E: 0	K: 1	S: 8	LOB: 0	BB: 0	P: 12	1B: 4	2B: 5	3B: 0	HR: 0	SF: 0	SAC: 0	DP: 0	HBP: 0	WP: 0	PB: 0	SB: 2	CS: 1	PA: 35
--------------	------	------	------	------	-------	--------	-------	-------	------	------	------	------	------	--------	-------	------	------	------	------	------	-------	--------	-------	-------	------	------	------	------	-------	--------	-------	-------	------	------	------	------	------	--------	-------	-------	------	------	------	------	------	--------	-------	------	------	------	------	------	-------	--------	-------	-------	------	------	------	------	------	--------	-------	-------	------	------	------	------	------	--------	-------	-------	-------	-------	-------	-------	-------	--------	-------	--------	-------	-------	-------	-------	--------

PITCHER	IP	WLS	BF	H	R	ER	SO	BB	IBB	HBP	BLK	WP	HR	S	P	ERA	WHIP
Zane Smith, L (1, 1) ERA: 5.09	5.0	W	21	6	5	5	2	0	0	0	0	0	0	45	75	9.00	1.200
Mike Maddux, R (6, 1) ERA: 4.63	4.0	S	14	3	0	0	3	0	0	0	0	0	0	34	52	0.00	0.750

**BOTTOM**

**Boston Red Sox @ Kansas City Royals**  
Kauffman Stadium, Kansas City, MO

Mon Jul 03 1995, 7:05 PM CDT  
Att: 24,742 - Unknown - 78 F

AB	35
R	5
H	9
RBI	5
BB	0
SO	5
LOB	10



PITCHER	IP	WLS	BF	H	R	ER	SO	BB	IBB	HBP	BLK	WP	HR	S	P	ERA	WHIP
---------	----	-----	----	---	---	----	----	----	-----	-----	-----	----	----	---	---	-----	------

Batter	1	2	3	4	5	6	7	8	9	AB R H RBI BB SO LOB
--------	---	---	---	---	---	---	---	---	---	----------------------

<b>Lee Tinsley, S</b> (1, 8) <small>OBP: 0.355, SLG: 0.438</small>	1-0 		1-0 			0-0 <b>SH2-4</b> 1-2		0-0 	1-3 <b>K</b> <small>1B</small>	4 2 3 1 0 1 1
<b>John Valentin, R</b> (1, 6) <small>OBP: 0.389, SLG: 0.517</small>	3-1 <b>SF7</b> <small>1-H</small>		0-1 <b>L6</b>			3-3 <b>K</b>		2-1 <b>SF9</b> <small>1-2 3-H</small>	0-1 <b>FC4-6</b> <small>1-2f</small>	3 0 0 2 0 1 3
<b>Mo Vaughn, L</b> (1, 3) <small>OBP: 0.395, SLG: 0.611</small>	3-0 <b>F7</b>				2-1 <b>L8</b>	0-0 <b>F8</b>		4-0 		3 1 0 0 1 0 1
<b>Jose Canseco, R</b> (1, 10) <small>OBP: 0.379, SLG: 0.454</small>	3-3 <b>K</b>				3-3 <b>K</b>	2-1 		2-2 		4 1 2 3 0 2 0
<b>Troy O'Leary, L</b> (1, 9) <small>OBP: 0.388, SLG: 0.527</small>		2-2 <b>G4-3</b>		1-1 <b>G3</b>		0-0 <b>B5</b>		1-3 <b>K</b>		4 0 0 0 0 1 1
<b>Tim Lincecum, R</b> (1, 5) <small>OBP: 0.440, SLG: 0.503</small>		2-1 <b>F9</b>			2-1 <b>L7</b>	0-0 		4-0 		3 0 1 0 1 0 0
<b>Matt Stairs, L</b> (1, 7) <small>OBP: 0.423, SLG: 0.458</small>		1-0 <b>G4-3</b>			2-2 <b>F8</b>	2-1 <b>G5-4-3</b> <small>1-2f</small>		0-0 <b>F7</b>		4 0 0 0 0 0 3
<b>Mike Macfarlane, R</b> (1, 2) <small>OBP: 0.341, SLG: 0.413</small>			2-1 <b>F8</b>		1-0 <b>L5</b>			2-0 	1-1 	3 1 1 0 0 0 0
<b>Luis Alicea, S</b> (1, 4) <small>OBP: 0.360, SLG: 0.319</small>			1-1 <b>L7</b>		1-0 			2-2 	1-2 <b>F8</b>	4 1 2 0 0 0 1

Inning Stats	R: 1	H: 1	E: 0	LOB: 0	K: 1	P: 17	R: 0	H: 0	E: 0	LOB: 0	K: 0	P: 11	R: 0	H: 1	E: 0	LOB: 1	K: 0	P: 11	R: 0	H: 0	E: 0	LOB: 0	K: 0	P: 11	R: 0	H: 1	E: 0	LOB: 1	K: 1	P: 10	R: 0	H: 2	E: 0	LOB: 1	K: 0	P: 10	R: 5	H: 4	E: 0	LOB: 1	K: 1	P: 31	R: 0	H: 0	E: 0	LOB: 1	K: 1	P: 12	1B: 7	SF: 2	2B: 1	SAC: 1	3B: 0	DP: 1	HR: 1	HBP: 1	WP: 0	PA: 38
--------------	------	------	------	--------	------	-------	------	------	------	--------	------	-------	------	------	------	--------	------	-------	------	------	------	--------	------	-------	------	------	------	--------	------	-------	------	------	------	--------	------	-------	------	------	------	--------	------	-------	------	------	------	--------	------	-------	-------	-------	-------	--------	-------	-------	-------	--------	-------	--------

PITCHER	IP	WLS	BF	H	R	ER	SO	BB	IBB	HBP	BLK	WP	HR	S	P	ERA	WHIP
<b>Mark Gubicza, R</b> (1, 1) <small>ERA: 3.59</small>	7.1	L	31	9	6	5	3	0	1	0	0	0	1	56	106	6.14	1.227
<b>Hipolito Pichardo, R</b> (8, 1) <small>ERA: 4.13</small>	1.2		7	0	0	0	2	1	0	1	0	0	0	13	21	0.00	0.600

**TOP**  
**Boston Red Sox @ Kansas City Royals**  
 Kauffman Stadium, Kansas City, MO  
 Tue Jul 04 1995, 7:05 PM CDT  
 Att. 26,584 - Unknown - 74 F

<b>AB</b>	<b>32</b>
<b>R</b>	<b>6</b>
<b>H</b>	<b>9</b>
<b>RBI</b>	<b>6</b>
<b>BB</b>	<b>2</b>
<b>SO</b>	<b>5</b>
<b>LOB</b>	<b>10</b>



Batter	1	2	3	4	5	6	7	8	9	AB	R	H	RBI	BB	SO	LOB
<b>Keith Lockhart, L</b> OBP: 0.466, SLG: 0.578 (1, 4)	1-0 F8		3-1 P5		0-0 1B		0-0 G4-3		1-3 K	5	0	1	0	0	1	4
<b>Tom Goodwin, L</b> OBP: 0.362, SLG: 0.338 (1, 8)	2-3 K		0-0 1B		0-1 F7		1-0 L8		0-0 E6 WP	5	0	1	0	0	1	4
<b>Wally Joyner, L</b> OBP: 0.399, SLG: 0.441 (1, 3)	2-1 G4-3		3-3 K		2-1 G3			2-1 HR	3-1 SF8	4	1	1	2	0	1	3
<b>Gary Gaetti, R</b> OBP: 0.333, SLG: 0.545 (1, 5)		1-2 1B		1-0 HR		3-1 1B		0-0 G5-3	1-3 K	5	1	3	1	0	1	2
<b>Bob Hamelin, L</b> OBP: 0.285, SLG: 0.266 (1, 10)		2-2 G4-3		1-2 F9		0-1 F9		2-1 P2		4	0	0	0	0	0	1
<b>Jon Nunnally, L</b> OBP: 0.376, SLG: 0.613 (1, 7)		4-0 BB		1-1 3B		3-3 K		0-2 HR		3	1	2	1	1	1	1
<b>Phil Hiatt, R</b> OBP: 0.319, SLG: 0.377 (1, 9)		0-3 K		0-2 G5-3		2-2 F8		0-0 G6-3		4	0	0	0	0	1	3
<b>David Howard, S</b> OBP: 0.183, SLG: 0.175 <b>Jeff Grotewold, L</b> OBP: 0.422, SLG: 0.389 (9, PH)			1-0 G4-3	0-1 G3			1-0 G4-3 SH2-4 1B		4-2 2B SF8 BB	3	0	1	0	0	0	1
<b>Brent Mayne, L</b> OBP: 0.263, SLG: 0.294 <b>Chris Stynes, R</b> OBP: 0.333, SLG: 0.200 (9, PR)			1-1 1B		1-2 F9		0-0 SH2-4		3-2 SF8 WP 2B	3	0	2	0	0	0	0

Inning Stats	R: 0	H: 0	E: 0	K: 1	S: 6	LOB: 0	BB: 0	P: 11	R: 0	H: 1	E: 0	K: 1	S: 9	LOB: 1	BB: 1	P: 16	R: 0	H: 2	E: 0	K: 1	S: 12	LOB: 2	BB: 0	P: 20	R: 1	H: 2	E: 0	K: 0	S: 11	LOB: 1	BB: 0	P: 14	R: 0	H: 1	E: 0	K: 0	S: 8	LOB: 1	BB: 0	P: 11	R: 0	H: 1	E: 0	K: 1	S: 10	LOB: 1	BB: 0	P: 18	R: 0	H: 1	E: 0	K: 0	S: 4	LOB: 1	BB: 0	P: 6	R: 2	H: 2	E: 0	K: 0	S: 9	LOB: 0	BB: 0	P: 13	R: 2	H: 1	E: 1	K: 2	S: 17	LOB: 1	BB: 1	P: 29	1B: 6	SF: 1	2B: 1	3B: 1	HR: 3	SAC: 1	DP: 0	HBP: 0	WP: 1	PB: 1	SB: 1	CS: 0	PA: 40
--------------	------	------	------	------	------	--------	-------	-------	------	------	------	------	------	--------	-------	-------	------	------	------	------	-------	--------	-------	-------	------	------	------	------	-------	--------	-------	-------	------	------	------	------	------	--------	-------	-------	------	------	------	------	-------	--------	-------	-------	------	------	------	------	------	--------	-------	------	------	------	------	------	------	--------	-------	-------	------	------	------	------	-------	--------	-------	-------	-------	-------	-------	-------	-------	--------	-------	--------	-------	-------	-------	-------	--------


PITCHER	IP	WLS	BF	H	R	ER	SO	BB	IBB	HBP	BLK	WP	HR	S	P	ERA	WHIP
<b>49 Tim Wakefield, R</b> ERA: 1.82 (1, 1)	8.0	W	35	10	4	3	4	2	0	0	0	0	3	71	115	3.38	1.500
<b>Stan Belinda, R</b> ERA: 2.68 (9, 1)	1.0	S	5	1	1	0	2	0	0	0	0	1	0	15	23	0.00	1.000

**BOTTOM**

**Boston Red Sox @ Kansas City Royals**  
Kauffman Stadium, Kansas City, MO

Tue Jul 04 1995, 7:05 PM CDT  
Att: 26,584 - Unknown - 74 F

<b>AB</b>	<b>36</b>
<b>R</b>	<b>5</b>
<b>H</b>	<b>11</b>
<b>RBI</b>	<b>4</b>
<b>BB</b>	<b>2</b>
<b>SO</b>	<b>6</b>
<b>LOB</b>	<b>19</b>



Batter	1	2	3	4	5	6	7	8	9	AB R H RBI BB SO LOB	TOP																
Lee Tinsley, S (1, 8) OBP: 0.353, SLG: 0.431	1-3 K		1-1 G6-3			4-0 1B SF7 BB	2-3 K			3 1 0 0 1 2 2	<p><b>Boston Red Sox @ Kansas City Royals</b> Kauffman Stadium, Kansas City, MO</p> <p>Wed Jul 05 1995, 7:05 PM CDT Att: 7,511 - Unknown - 82 F</p> <p>livebaseballscorecards.com</p>																
John Valentin, R (1, 6) OBP: 0.394, SLG: 0.523	2-0 P7			4-0 1B BB		0-0 1B		2-1 2B	3 0 2 0 1 0 0																		
Mo Vaughn, L (1, 3) OBP: 0.397, SLG: 0.610	0-0 G3			0-0 1B		0-0 SF7		4-0 G6-4-3 IBB	2 0 1 1 1 0 0																		
Jose Canseco, R (1, 10) OBP: 0.367, SLG: 0.436		2-2 G6-3		2-2 F9		0-0 F9		0-0 P2	4 0 0 0 0 0 5																		
Troy O'Leary, L (1, 9) OBP: 0.385, SLG: 0.522 (8, 7)		0-0 G6-4-3 1B		2-3 K		1-2 G4-3		0-0 G6-4-3 1-2f	4 0 1 0 0 1 5																		
Tim Lincecum, R (1, 5) OBP: 0.437, SLG: 0.498		1-0 G6-4-3 1-2f		1-1 F9			2-2 F9		4 0 1 0 0 0 3																		
Matt Stairs, L (1, 7) OBP: 0.414, SLG: 0.556 Willie McGee, S (8, 9)			2-3 K2-3		1-2 G6-3		0-0 HR	0-1 FC1-6 1-2f	3 1 1 1 0 1 0 1 0 0 0 0 0 1																		
Mike Macfarlane, R (1, 2) OBP: 0.335, SLG: 0.403			2-2 G6-3		1-3 K		2-3 K FC3-6	1-1 P4	4 0 0 0 0 2 1																		
Luis Alicea, S (1, 4) OBP: 0.358, SLG: 0.317			1-2 1B		2-1 L4		1-2 FC3-6 1-2f	0-0 L8	4 0 1 0 0 0 2																		
<b>Inning Stats</b>	R: 0 E: 0 K: 1 S: 5	H: 0 LOB: 0 BB: 0 P: 8	R: 0 E: 0 K: 0 S: 6	H: 1 LOB: 0 BB: 0 P: 9	R: 0 E: 0 K: 1 S: 12	H: 1 LOB: 1 BB: 0 P: 18	R: 0 E: 0 K: 1 S: 9	H: 1 LOB: 2 BB: 1 P: 18	R: 0 E: 0 K: 1 S: 8	H: 0 LOB: 0 BB: 0 P: 12	R: 1 E: 0 K: 0 S: 6	H: 1 LOB: 1 BB: 1 P: 11	R: 1 E: 0 K: 2 S: 19	H: 1 LOB: 1 BB: 0 P: 26	R: 0 E: 0 K: 0 S: 4	H: 1 LOB: 1 BB: 1 P: 10	R: 0 E: 0 K: 0 S: 8	H: 1 LOB: 1 BB: 0 P: 10	1B: 5 2B: 1 3B: 0 HR: 1	SF: 1 SAC: 0 DP: 2 HBP: 0	WP: 1 PB: 0 SB: 0 CS: 0	PA: 36					
<b>PITCHER</b>	IP WLS BF H R ER SO BB IBB HBP BLK WP HR S P ERA WHIP												<b>PITCHER</b>	IP WLS BF H R ER SO BB IBB HBP BLK WP HR S P ERA WHIP													
Tom Gordon, R (1, 1) ERA: 3.99	7.0	30	6	2	2	6	2	1	0	0	1	1	67	110	2.57	1.143											
Hipolito Pichardo, R (8, 1) ERA: 3.89	2.0	W	6	1	0	0	0	0	0	0	0	0	10	12	0.00	0.500											



**BOTTOM**

**Boston Red Sox @ Kansas City Royals**  
**Kauffman Stadium, Kansas City, MO**

Wed Jul 05 1995, 7:05 PM CDT  
 Att. 7,511 - Unknown - 82 F

livebaseballscorecards.com

<b>AB</b>	<b>30</b>
<b>R</b>	<b>3</b>
<b>H</b>	<b>8</b>
<b>RBI</b>	<b>3</b>
<b>BB</b>	<b>4</b>
<b>SO</b>	<b>7</b>
<b>LOB</b>	<b>19</b>



WP: 1	PA: 40
PB: 0	
SB: 0	
CS: 2	

AB R H RBI BB SO LOB

4	0	2	0	1	0	2
---	---	---	---	---	---	---

4	0	2	0	0	1	3
0	1	0	1	0	0	0

3	1	1	1	0	2	3
---	---	---	---	---	---	---

3	0	1	1	0	1	2
---	---	---	---	---	---	---

3	0	0	0	0	0	3
0	0	0	0	1	0	0

3	0	0	0	0	1	1
1	0	0	0	0	0	2

3	0	1	0	0	1	1
0	1	0	0	1	0	0

3	0	1	0	1	1	0
---	---	---	---	---	---	---

3	0	0	0	0	0	2
---	---	---	---	---	---	---

1B: 6	SF: 1
2B: 2	SAC: 2
3B: 0	DP: 1
HR: 1	HBP: 1

Batter	1	2	3	4	5	6	7	8	9
Vince Coleman, S OBP: 0.355, SLG: 0.410 (1, 7)	2-1 1B 1B	3-1 E5 1-2 2-3		1-0 G3			1-2 CS 1B		4-0 IBB
Wally Joyner, L OBP: 0.401, SLG: 0.442 Edgar Caceres, S OBP: 0.361, SLG: 0.464 (1, 3) (8, PR) (9, 3)	2-2 SAFE 1B 1-2 1B	0-0 G6-3			1-3 K CS		1-2 CS 1-2	3-2 SH5-4 2B 1B	0-1 SF7 3-H
Phil Hiatt, R OBP: 0.319, SLG: 0.422 (1, 9)	1-3 K		1-1 HR		3-3 K 1-2			2-1 SH5-4 1-2	
Gary Gaetti, R OBP: 0.336, SLG: 0.546 (1, 5)	2-3 K		1-1 G5-3 HBP		0-0 F8			1-0 FC3-6 PO 2B	
Chris James, R OBP: 0.214, SLG: 0.308 Bob Hamelin, L OBP: 0.290, SLG: 0.286 (1, 10) (8, PH)	0-1 F9		1-0 F8			3-2 G6-3		4-2 FC3-6 BB	
Pat Borders, R OBP: 0.263, SLG: 0.430 Keith Lockhart, L OBP: 0.459, SLG: 0.569 (1, 2) (8, PH) (9, 4)		1-1 G4-3	0-0 G5-3 1-2			0-3 K		0-1 FC3-6 PO 1-2 2-3	
Chris Stynes, R OBP: 0.333, SLG: 0.231 Brent Mayne, L OBP: 0.268, SLG: 0.294 (1, 4) (8, PH) (9, 2)		1-0 E 1B 1B	0-0 G5-3			0-3 K		3-1 PO 1-2 3-H	4-1 SH2-4 BB SF7 BB
David Howard, S OBP: 0.203, SLG: 0.183 (1, 6)		1-0 E 1B		0-0 G5-3			1-3 K		4-0 SH2-4 BB
Tom Goodwin, L OBP: 0.357, SLG: 0.333 (1, 8)		3-2 P5		2-2 F8			2-2 F8		1-0 SH2-4 1-2 2-3

Inning Stats	R: 0	H: 2	E: 0	K: 2	S: 15	H: 2	LOB: 2	BB: 0	P: 22	R: 0	H: 2	E: 1	K: 0	S: 11	H: 2	LOB: 3	BB: 0	P: 20	R: 1	H: 1	E: 0	K: 0	S: 6	R: 0	H: 0	E: 0	K: 0	S: 6	R: 0	H: 0	E: 0	K: 2	S: 9	R: 0	H: 1	E: 0	K: 1	S: 11	R: 1	H: 2	E: 0	K: 0	S: 11	R: 1	H: 0	E: 0	K: 0	S: 4	1B: 6	SF: 1	2B: 2	SAC: 2	3B: 0	DP: 1	HR: 1	HBP: 1	WP: 1	PA: 40
--------------	------	------	------	------	-------	------	--------	-------	-------	------	------	------	------	-------	------	--------	-------	-------	------	------	------	------	------	------	------	------	------	------	------	------	------	------	------	------	------	------	------	-------	------	------	------	------	-------	------	------	------	------	------	-------	-------	-------	--------	-------	-------	-------	--------	-------	--------

PITCHER	IP	WLS	BF	H	R	ER	SO	BB	IBB	HBP	BLK	WP	HR	S	P	ERA	WHIP
Rheal Cormier, L ERA: 3.44 (1, 1)	7.0		28	6	1	1	7	0	0	0	0	1	1	65	99	1.29	0.857
Joe Hudson, R ERA: 7.5 (8, 1)	0.1		3	2	1	1	0	0	0	0	0	0	0	6	12	27.00	6.000
Vaughn Eshelman, L ERA: 6.43 (8, 1)	0.0		1	0	0	0	0	1	0	0	0	0	0	2	6	∞	∞
Frankie Rodriguez, R ERA: 10.57 (8, 1)	0.2	L	3	0	1	1	0	2	0	0	0	0	0	4	15	13.50	3.000
Derek Liliquist, L ERA: 6.04 (9, 1)	0.2		3	0	0	0	0	0	1	0	0	0	0	3	8	0.00	0.000

Batter	1	2	3	4	5	6	7	8	9	AB R H RBI BB SO LOB	TOP																
Vince Coleman, S OBP: 0.370, SLG: 0.419 (1, 7)	4-2 SF7 BB		4-2 BB	0-0 1B			0-1 1B		2-2 1B	3 1 3 1 2 0 0																	
Wally Joyner, L OBP: 0.401, SLG: 0.443 (1, 3)	2-2 SF7 1-H		2-3 K	1-0 F9			0-1 1B		2-2 1B	4 0 2 2 0 1 3																	
Phil Hiatt, R OBP: 0.311, SLG: 0.409 (1, 9)	1-3 K		0-0 L9				1-3 K		2-1 G4-6-3	2 0 0 0 0 1 1																	
Jon Nunnally, L OBP: 0.370, SLG: 0.598 (5, PH)									1-2 1B	3 0 0 0 0 1 4																	
Gary Gaetti, R OBP: 0.335, SLG: 0.541 (1, 5)	1-3 K			1-3 K			0-1 1B		1-2 1B	4 0 1 0 0 2 0																	
Chris James, R OBP: 0.250, SLG: 0.333 (1, 10)				2-2 2B			1-1 K		1-0 G3-1	2 1 1 0 0 0 0																	
Bob Hamelin, L OBP: 0.286, SLG: 0.281 (5, PH)				1-1 2B			1-3 K			2 0 0 0 0 1 2																	
Pat Borders, R OBP: 0.273, SLG: 0.443 (1, 2)				0-0 1B			0-0 G6-3		1-0 F7	4 1 2 0 0 0 0																	
Chris Stynes, R OBP: 0.353, SLG: 0.333 (1, 4)				0-2 G6-4-3			0-0 G4-3		1-0 F7	2 1 1 2 0 0 2																	
Keith Lockhart, L OBP: 0.447, SLG: 0.552 (6, PH)				1-2 1B			1-3 1B		1-1 G4-3	2 0 0 0 0 0 0																	
David Howard, S OBP: 0.191, SLG: 0.172 (1, 6)				0-0 G5-3			1-0 G4-3		1-1 G4-3	4 0 0 0 0 0 2																	
Tom Goodwin, L OBP: 0.360, SLG: 0.337 (1, 8)				0-0 L8			2-1 1B		1-1 G4-3	4 1 2 0 0 0 0																	
				0-0 1B																							
<b>Inning Stats</b>	R: 1 E: 1 K: 2 S: 14	H: 0 LOB: 0 BB: 1 P: 22	R: 0 E: 1 K: 0 S: 8	H: 1 LOB: 1 BB: 0 P: 9	R: 0 E: 0 K: 1 S: 8	H: 0 LOB: 1 BB: 1 P: 13	R: 3 E: 0 K: 1 S: 13	H: 5 LOB: 2 BB: 0 P: 19	R: 0 E: 0 K: 1 S: 6	H: 0 LOB: 0 BB: 0 P: 8	R: 0 E: 0 K: 0 S: 5	H: 0 LOB: 0 BB: 0 P: 6	R: 1 E: 0 K: 1 S: 12	H: 4 LOB: 2 BB: 0 P: 16	R: 0 E: 0 K: 0 S: 4	H: 0 LOB: 0 BB: 0 P: 7	R: 0 E: 0 K: 0 S: 11	H: 2 LOB: 1 BB: 0 P: 18	1B: 10 2B: 2 3B: 0 HR: 0	SF: 1 SAC: 0 DP: 2 HBP: 0	WP: 0 PB: 0 SB: 2 CS: 0	PA: 39					
<b>PITCHER</b>	IP WLS BF H R ER SO BB IBB HBP BLK WP HR S P ERA WHIP																										
Brian Bohanon, L ERA: 6.48 (1, 1)	4.0		20	6	4	3	4	2	0	0	0	0	0	43	63	6.75	2.000										
John Doherty, R ERA: 5.49 (5, 1)	2.0	W	9	3	1	1	1	0	0	0	0	0	0	17	22	4.50	1.500										
Kevin Wickander, L ERA: 2.0 (7, 1)	3.0	S	10	3	0	0	1	0	0	0	0	0	0	21	33	0.00	1.000										

**Kansas City Royals @ Detroit Tigers**  
Tiger Stadium, Detroit, MI  
Thu Jul 06 1995, 7:05 PM EDT  
Att. 11,464 - Unknown - 86 F

[livebaseballscorecards.com](http://livebaseballscorecards.com)

<b>AB</b>	<b>36</b>
<b>R</b>	<b>5</b>
<b>H</b>	<b>12</b>
<b>RBI</b>	<b>5</b>
<b>BB</b>	<b>2</b>
<b>SO</b>	<b>6</b>
<b>LOB</b>	<b>14</b>





Batter	1	2	3	4	5	6	7	8	9	AB R H RBI BB SO LOB	TOP											
Vince Coleman, S OBP: 0.373, SLG: 0.421 (1, 7)	2-3 K		0-0 BB 1B		0-2 3-H 1B		2-2 G5-3			4 0 2 1 0 1 1												
Wally Joyner, L OBP: 0.398, SLG: 0.437 (1, 3)	2-2 F9		4-0 BB 1-2 BB		1-3 K			2-2 F9		3 0 0 0 1 1 1												
Gary Gaetti, R OBP: 0.329, SLG: 0.532 (1, 5)	0-1 G6-3		1-2 P6		1-2 P3			0-1 G6-3		4 0 0 0 0 0 3												
Chris James, R OBP: 0.300, SLG: 0.421 (1, 10)		3-2 F9		0-0 2B		1-3 K		0-2 1B		4 0 2 0 0 1 0												
Pat Borders, R OBP: 0.272, SLG: 0.430 (1, 2)		4-1 BB		1-0 G5-3		1-0 G6-3		1-0 F9		3 0 0 0 1 0 2												
Chris Stynes, R OBP: 0.286, SLG: 0.263 (1, 4)		2-2 F7		1-3 K		2-2 G5-3		1-1 P5		4 0 0 0 0 1 2												
Phil Hiatt, R OBP: 0.295, SLG: 0.386 (1, 9)		1-0 F7		3-1 F8		2-3 K		2-0 L8		4 0 0 0 0 1 2												
David Howard, S OBP: 0.208, SLG: 0.206 (1, 6)			0-0 P3		0-0 SH1-3 1B 2B		2-2 F7		3-2 1B	4 1 2 0 0 0 0												
Tom Goodwin, L OBP: 0.361, SLG: 0.338 Bob Hamelin, L OBP: 0.284, SLG: 0.278 (1, 8) (9, PH)			2-1 G3		1-0 SH1-3		1-2 1B		2-1 F7	2 0 1 0 0 0 0 1 0 0 0 0 0 1												
<b>Inning Stats</b>	R: 0 E: 0 K: 1 S: 9	H: 0 LOB: 0 BB: 0 P: 13	R: 0 E: 0 K: 0 S: 9	H: 0 LOB: 1 BB: 1 P: 19	R: 0 E: 0 K: 0 S: 7	H: 1 LOB: 2 BB: 1 P: 14	R: 0 E: 0 K: 1 S: 8	H: 1 LOB: 1 BB: 0 P: 13	R: 1 E: 0 K: 1 S: 11	H: 2 LOB: 1 BB: 0 P: 14	R: 0 E: 0 K: 1 S: 8	H: 0 LOB: 0 BB: 0 P: 12	R: 0 E: 0 K: 1 S: 12	H: 1 LOB: 1 BB: 0 P: 19	R: 0 E: 0 K: 0 S: 9	H: 1 LOB: 1 BB: 0 P: 12	R: 0 E: 0 K: 0 S: 8	H: 1 LOB: 1 BB: 0 P: 16	1B: 5 2B: 2 3B: 0 HR: 0	SF: 0 SAC: 1 DP: 0 HBP: 0	WP: 0 PB: 0 SB: 0 CS: 0	PA: 36
<b>PITCHER</b> David Wells, L ERA: 3.0 (1, 1)	IP: 9.0 WLS: W BF: 36 H: 7 R: 1 ER: 1 SO: 5 BB: 2 IBB: 0 HBP: 0 BLK: 0 WP: 0 HR: 0 S: 81 P: 132 ERA: 1.00 WHIP: 1.000											<b>PITCHER</b>	IP: 9.0 WLS: W BF: 36 H: 7 R: 1 ER: 1 SO: 5 BB: 2 IBB: 0 HBP: 0 BLK: 0 WP: 0 HR: 0 S: 81 P: 132 ERA: 1.00 WHIP: 1.000									

**Kansas City Royals @ Detroit Tigers**  
 Tiger Stadium, Detroit, MI  
 Fri Jul 07 1995, 7:05 PM EDT  
 Att. 19,968 - Unknown - 72 F

[livebaseballscorecards.com](http://livebaseballscorecards.com)

<b>AB</b>	<b>33</b>
<b>R</b>	<b>1</b>
<b>H</b>	<b>7</b>
<b>RBI</b>	<b>1</b>
<b>BB</b>	<b>2</b>
<b>SO</b>	<b>5</b>
<b>LOB</b>	<b>12</b>



Batter	1	2	3	4	5	6	7	8	9
<b>Chad Curtis, R</b> OBP: 0.361, SLG: 0.473 (1, 8)	4-0 G4-6-3 1B BB		0-2 F7		1-1 G3-6-3 1-2f			1-2 G4-3	
<b>Chris Gomez, R</b> OBP: 0.335, SLG: 0.435 (1, 4)	0-0 G4-6-3 1-2		0-1 L4			0-1 G6-3		2-3 K	
<b>Travis Fryman, R</b> OBP: 0.360, SLG: 0.380 (1, 5)	0-1 G6-4-3 2-H 1B			4-2 3B BB		2-1 BB 1B		2-3 K	
<b>Cecil Fielder, R</b> OBP: 0.367, SLG: 0.535 (1, 3)	1-2 G6-4-3 1-2f		1-3 K	1-3 K		2-3 K			
<b>Kirk Gibson, L</b> OBP: 0.364, SLG: 0.491 (1, 10)		2-3 K		0-0 SF7 3B		4-1 BB			
<b>Bobby Higginson, L</b> OBP: 0.346, SLG: 0.474 (1, 7)		4-2 BB		0-0 SF7 3-H		1-3 K			
<b>Alan Trammell, R</b> OBP: 0.396, SLG: 0.416 (1, 6)		0-2 F7		2-3 K			2-3 K		
<b>John Flaherty, R</b> OBP: 0.348, SLG: 0.548 (1, 2)		1-1 F8			1-3 K G3-6-3		1-3 K		
<b>Danny Bautista, R</b> OBP: 0.257, SLG: 0.276 (1, 9)			2-1 G6-3		0-3 K		1-2 P4		

Inning Stats	R: 1	H: 1	E: 0	LOB: 0	K: 0	P: 11	R: 0	H: 0	E: 0	LOB: 1	K: 1	P: 19	R: 0	H: 0	E: 0	LOB: 0	K: 0	P: 9	R: 2	H: 1	E: 0	LOB: 0	K: 2	P: 19	R: 0	H: 0	E: 0	LOB: 0	K: 2	P: 11	R: 0	H: 1	E: 0	LOB: 2	K: 2	P: 20	R: 0	H: 0	E: 0	LOB: 0	K: 2	P: 14	R: 0	H: 0	E: 0	LOB: 0	K: 2	P: 14
	3	1	0	0	1	0	1	0	1	0	1	0	2	1	1	1	1	0	1	0	0	0	2	3	2	1	1	1	1	1	0	1	0	0	0	2	3	2	1	0	0	2	3	2	1	0	2	3

PITCHER	IP	WLS	BF	H	R	ER	SO	BB	IBB	HBP	BLK	WP	HR	S	P	ERA	WHIP
<b>Kevin Appier, R</b> ERA: 3.04 (1, 1)	8.0	L	30	3	3	3	11	4	0	0	0	1	0	76	117	3.38	0.875


**BOTTOM**

**Kansas City Royals @ Detroit Tigers**  
Tiger Stadium, Detroit, MI

Fri Jul 07 1995, 7:05 PM EDT  
Att: 19,968 - Unknown - 72 F

AB	25
R	3
H	3
RBI	3
BB	4
SO	11
LOB	10

livebaseballscorecards.com



WP: 1	PA: 30
PB: 0	
SB: 0	
CS: 0	

Batter	1	2	3	4	5	6	7	8	9	AB R H RBI BB SO LOB	TOP											
Vince Coleman, S (1, 7) OBP: 0.369, SLG: 0.421	2-1 P4		0-0 B1-3		2-2 F9		0-2 SH2-4 G3-4 2B		3-2 L7	5 1 1 0 0 0 0	<b>Kansas City Royals @ Detroit Tigers</b> Tiger Stadium, Detroit, MI Sat Jul 08 1995, 7:05 PM EDT Att. 36,905 - Unknown - 81 F											
Tom Goodwin, L (1, 8) OBP: 0.365, SLG: 0.343	2-1 S 1B		2-3 K		0-2 F9 FC4-6 1B		0-1 SH2-4 2-3			3 0 2 0 0 1 0												
Keith Lockhart, L (1, 4) OBP: 0.425, SLG: 0.521	0-0 F9				0-0 G1-3 SAFE SAFE		1-1 G3-4			4 0 0 1 0 0 2												
Edgar Caceres, S (9, 4) OBP: 0.361, SLG: 0.464					1-2 FC4-6		3-H 1-0 G3-4			0 0 0 0 0 0 0												
Wally Joyner, L (1, 3) OBP: 0.396, SLG: 0.433	2-2 G4-3 1-2				1-1 2B 1B		1-0 F9			4 1 1 0 0 0 2												
Gary Gaetti, R (1, 5) OBP: 0.328, SLG: 0.531					2-2 1B 2B		2-3 K			4 1 1 1 0 2 0												
Bob Hamelin, L (1, 10) OBP: 0.290, SLG: 0.286					1-H 2-1 G3 1B 2B 1B		2-1 1B 1B			4 0 2 1 0 1 0												
Jon Nunnally, L (1, 9) OBP: 0.380, SLG: 0.626					2-1 1B 2B 1B		3-2 1B 1-3 1B			4 1 3 1 0 0 0												
David Howard, S (1, 6) OBP: 0.197, SLG: 0.194					1-0 G3 1-2 2-3 1B		1-3 K			4 0 0 0 0 2 4												
Brent Mayne, L (1, 2) OBP: 0.261, SLG: 0.286					2-2 G3-1 G1-3		0-0 P6		1-0 F7	4 0 0 0 0 0 4												
<b>Inning Stats</b>	R: 0 E: 0 K: 0 S: 9	H: 1 LOB: 1 BB: 0 P: 15	R: 1 E: 0 K: 1 S: 9	H: 1 LOB: 0 BB: 0 P: 13	R: 0 E: 0 K: 1 S: 7	H: 0 LOB: 0 BB: 0 P: 11	R: 2 E: 0 K: 0 S: 14	H: 4 LOB: 2 BB: 0 P: 22	R: 0 E: 0 K: 0 S: 8	H: 1 LOB: 1 BB: 0 P: 11	R: 0 E: 0 K: 2 S: 14	H: 2 LOB: 2 BB: 0 P: 22	R: 1 E: 0 K: 0 S: 8	H: 1 LOB: 0 BB: 0 P: 10	R: 0 E: 0 K: 2 S: 8	H: 0 LOB: 0 BB: 0 P: 15	R: 0 E: 0 K: 0 S: 7	H: 0 LOB: 0 BB: 0 P: 12	1B: 7 2B: 2 3B: 0 HR: 1	SF: 0 SAC: 1 DP: 0 HBP: 0	WP: 0 PB: 0 SB: 1 CS: 0	PA: 37
<b>PITCHER</b>	IP WLS BF H R ER SO BB IBB HBP BLK WP HR S P ERA WHIP																					
Mike Moore, R (1, 1) ERA: 6.1	8.0 L 34 10 4 4 6 0 0 0 0 0 1 77 119 4.50 1.250																					
Brian Maxcy, R (9, 1) ERA: 4.29	1.0 3 0 0 0 0 0 0 0 0 0 0 7 12 0.00 0.000																					

livebaseballscorecards.com

AB	36
R	4
H	10
RBI	4
BB	0
SO	6
LOB	12





Batter	1	2	3	4	5	6	7	8	9
Chad Curtis, R OBP: 0.363, SLG: 0.473 (1, 8)	0-1 SH3-4 1B		1-1 G4-3			1-1 WP 1B		0-3 K	
Scott Fletcher, R OBP: 0.322, SLG: 0.273 (1, 4) (8, 6)	1 SAFE 1 SAFE 1 SAFE 0-1 SH3-4 1-2			1-1 F9		1-0 F9		4-2 FC5-4 BB	
Travis Fryman, R OBP: 0.355, SLG: 0.375 (1, 5)	1-0 F8			3-3 K		3-2 G5-3		0-3 SAFE K	
Cecil Fielder, R OBP: 0.365, SLG: 0.530 (1, 3)	3-2 F8			3-2 1B		2-0 G6-3		3-1 FC5-4 1-2f	
Kirk Gibson, L OBP: 0.361, SLG: 0.481 (1, 10)		0-1 F8		3-2 F7			4-2 BB BB		0-1 G4-3
Bobby Higginson, L OBP: 0.345, SLG: 0.467 (1, 7) (8, 9)		1-0 G3-1			0-0 F8		4-0 BB 1-2 BB		1-3 K
Chris Gomez, R OBP: 0.332, SLG: 0.430 Lou Whitaker, L OBP: 0.381, SLG: 0.508 (7, PH) (8, 4)		3-3 K			0-0 G6-3		2-2 P5		0-2 G4-3
John Flaherty, R OBP: 0.343, SLG: 0.538 (1, 2)			1-3 K		0-0 F8		2-2 F9		
Danny Bautista, R OBP: 0.260, SLG: 0.274 Juan Samuel, R OBP: 0.462, SLG: 0.730 (7, PH) (8, 7)			0-0 G6-3			4-1 F9 1B WP BB		2-3 K	

AB	R	H	RBI	BB	SO	LOB
4	0	2	0	0	1	0
2	0	0	0	1	0	2
4	0	0	0	0	2	3
4	0	1	0	0	0	3
3	0	0	0	1	0	1
3	0	0	0	1	1	0
2	0	0	0	0	1	0
2	0	0	0	0	0	2
3	0	0	0	0	1	2
1	1	0	0	1	0	0
1	0	0	0	0	1	2


**BOTTOM**

**Kansas City Royals @ Detroit Tigers**  
Tiger Stadium, Detroit, MI

Sat Jul 08 1995, 7:05 PM EDT  
Att: 36,905 - Unknown - 81 F

livebaseballscorecards.com

AB	29
R	1
H	3
RBI	0
BB	4
SO	7
LOB	15



Inning Stats	R: 0	H: 1	E: 0	K: 0	S: 8	LOB: 1	BB: 0	P: 12	R: 0	H: 0	E: 0	K: 1	S: 6	LOB: 0	BB: 0	P: 10	R: 0	H: 0	E: 0	K: 1	S: 7	LOB: 0	BB: 0	P: 9	R: 0	H: 1	E: 0	K: 1	S: 12	LOB: 1	BB: 0	P: 22	R: 0	H: 0	E: 0	K: 0	S: 3	LOB: 0	BB: 0	P: 3	R: 1	H: 1	E: 0	K: 0	S: 8	LOB: 1	BB: 1	P: 19	R: 0	H: 0	E: 0	K: 1	S: 12	LOB: 2	BB: 2	P: 26	R: 0	H: 0	E: 0	K: 2	S: 11	LOB: 1	BB: 1	P: 18	R: 0	H: 0	E: 0	K: 1	S: 9	LOB: 0	BB: 0	P: 10	1B: 3	2B: 0	3B: 0	HR: 0	SF: 0	SAC: 1	DP: 0	HBP: 0	WP: 1	PA: 34	ERA	WHIP
<b>PITCHER</b> Mark Gubicza, R ERA: 3.43 Jeff Montgomery, R ERA: 3.45	IP	WLS	BF	H	R	ER	SO	BB	IBB	HBP	BLK	WP	HR	S	P	ERA	WHIP																																																																			
	7.0	W	27	3	1	1	4	3	0	0	0	1	0	56	101	1.29	0.857																																																																			
	2.0	S	7	0	0	0	3	1	0	0	0	0	0	20	28	0.00	0.500																																																																			

Batter	1	2	3	4	5	6	7	8	9	AB R H RBI BB SO LOB	TOP											
Vince Coleman, S (1, 7) OBP: 0.362, SLG: 0.412	2-2 F7		1-1 G4-3			0-1 P4		2-3 K		4 0 0 0 0 1 1												
Tom Goodwin, L (1, 8) OBP: 0.359, SLG: 0.336	1-3 K			0-2 G3		0-0 F8		2-2 F8		4 0 0 0 0 1 1												
Wally Joyner, L (1, 3) OBP: 0.398, SLG: 0.436	1-1 G4-3			0-3 K			4-1 1B 3B BB		0-1 F8 2B	3 1 1 0 0 1 1 0												
Bob Hamelin, L (1, 10) OBP: 0.289, SLG: 0.285		1-2 G3-1		2-3 K		1-1 3B 1B		0-0 F8	0-1 F8	4 1 1 0 0 1 1												
Jon Nunnally, L (1, 9) OBP: 0.375, SLG: 0.617		2-3 K		1-2 G4-3		0-3 K		1-3 K	1-3 K	2 0 0 0 0 1 0 2 0 0 0 0 2 3												
Phil Hiatt, R (7, PH) OBP: 0.288, SLG: 0.375																						
Keith Lockhart, L (1, 5) OBP: 0.427, SLG: 0.534		0-1 2B		1-0 F7		2-3 K		2-3 F8	1-1 F8	2 0 1 0 0 0 0 1 0 0 0 0 1 2												
Chris Stynes, R (7, PH) OBP: 0.273, SLG: 0.250																						
Gary Gaetti, R (9, PH) OBP: 0.327, SLG: 0.529										1 0 0 0 0 0 1												
Edgar Caceres, S (1, 4) OBP: 0.359, SLG: 0.492		1-2 F9		1-0 L6		3-2 3B		3-2 3B		3 0 1 2 0 0 1												
Brent Mayne, L (1, 2) OBP: 0.258, SLG: 0.282			0-2 G4-3			3-1 F7		0-3 K		2 0 0 0 0 0 0 1 0 0 0 0 1 1												
Pat Borders, R (7, PH) OBP: 0.269, SLG: 0.426																						
David Howard, S (1, 6) OBP: 0.203, SLG: 0.200			0-0 L7			0-0 1B		2-1 L7		3 0 1 0 0 0 0												
<b>Inning Stats</b>	R: 0 E: 0 K: 1 S: 8	H: 0 LOB: 0 BB: 0 P: 12	R: 0 E: 0 K: 1 S: 12	H: 1 LOB: 1 BB: 0 P: 16	R: 0 E: 0 K: 0 S: 7	H: 0 LOB: 0 BB: 0 P: 8	R: 0 E: 0 K: 2 S: 11	H: 0 LOB: 0 BB: 0 P: 13	R: 0 E: 0 K: 0 S: 5	H: 0 LOB: 0 BB: 0 P: 8	R: 0 E: 0 K: 0 S: 6	H: 1 LOB: 1 BB: 0 P: 9	R: 2 E: 0 K: 3 S: 16	H: 2 LOB: 1 BB: 1 P: 26	R: 0 E: 0 K: 1 S: 8	H: 0 LOB: 0 BB: 0 P: 14	R: 0 E: 0 K: 1 S: 8	H: 1 LOB: 1 BB: 0 P: 10	1B: 2 2B: 2 3B: 1 HR: 0	SF: 0 SAC: 0 DP: 0 HBP: 0	WP: 0 PB: 0 SB: 0 CS: 0	PA: 33
<b>PITCHER</b>	IP WLS BF H R ER SO BB IBB HBP BLK WP HR S P ERA WHIP																					
Felipe Lira, R (1, 1) ERA: 3.54	6.0 W 22 3 2 2 4 1 0 0 0 0 0 52 74 3.00 0.667																					
Brian Bohanon, L (7, 1) ERA: 6.39	0.2 3 1 0 0 2 0 0 0 0 0 0 10 15 0.00 1.500																					
Mike Christopher, R (7, 1) ERA:	1.1 4 0 0 0 2 0 0 0 0 0 0 11 17 0.00 0.000																					
Mike Henneman, R (9, 1) ERA: 1.85	1.0 S 4 1 0 0 1 0 0 0 0 0 0 8 10 0.00 1.000																					

Kansas City Royals @ Detroit Tigers

Tiger Stadium, Detroit, MI

Sun Jul 09 1995, 3:33 AM EDT  
Att. 18,110 - Overcast - 70 F

AB	32
R	2
H	5
RBI	2
BB	1
SO	9
LOB	11



livebaseballscorecards.com



Batter	1	2	3	4	5	6	7	8	9	AB R H RBI BB SO LOB	TOP
Vince Coleman, S (1, 7) OBP: 0.356, SLG: 0.404	1-2 G4-3		0-0 F9			0-1 G6-3		0-1 F8		4 0 0 0 0 0 2	
Wally Joyner, L (1, 3) OBP: 0.401, SLG: 0.437 Bob Hamelin, L (8, 3) OBP: 0.294, SLG: 0.290	0-0 G4-3		4-2 FC5-4 BB 1-2 2-3			1-1 G4-3 1B		1-0 FC6-4 1B		2 0 1 0 1 0 0 1 1 1 0 0 0 0	
Chris James, R (1, 10) OBP: 0.292, SLG: 0.391	1-3 K		0-0 FC5-4 1-2f			3-2 G4-3 1-2		1-0 FC6-4 1B 1-3		4 0 1 0 0 1 4	
Gary Gaetti, R (1, 5) OBP: 0.322, SLG: 0.520		0-3 K		2-2 P4		1-3 K		0-0 FC6-4 1B 1-2f 3-H		4 0 0 1 0 2 2	
Phil Hiatt, R (1, 9) OBP: 0.286, SLG: 0.368		3-2 G6-3		1-3 K		2-1 F8		3-2 FC6-4 1B 1-2		4 0 1 0 0 1 0	
Edgar Caceres, S (1, 6) OBP: 0.338, SLG: 0.460		3-3 K		2-3 K		0-0 G6-3		2-1 F8		4 0 0 0 0 2 2	
Chris Stynes, R (1, 4) OBP: 0.240, SLG: 0.217 Keith Lockhart, L (9, PH) OBP: 0.422, SLG: 0.527			0-1 F7		0-0 F9		1-0 F9		1-0 G4-3	3 0 0 0 0 0 0 1 0 0 0 0 0 2	
David Howard, S (1, 8) OBP: 0.207, SLG: 0.205			3-2 BB 1B 1B		0-3 K			0-0 G6-3		3 0 1 0 0 1 0	
Pat Borders, R (1, 2) OBP: 0.271, SLG: 0.423			2-1 BB 1-2 1B		1-2 F9			1-0 F8		3 0 1 0 0 0 0	
Inning Stats	R: 0 E: 0 K: 1 S: 7 H: 0 LOB: 0 BB: 0 P: 9	R: 0 E: 0 K: 2 S: 12 H: 0 LOB: 0 BB: 0 P: 18	R: 0 E: 0 K: 0 S: 11 H: 2 LOB: 3 BB: 1 P: 20	R: 0 E: 0 K: 2 S: 9 H: 0 LOB: 0 BB: 0 P: 14	R: 0 E: 0 K: 1 S: 7 H: 0 LOB: 0 BB: 0 P: 8	R: 0 E: 0 K: 1 S: 12 H: 1 LOB: 1 BB: 0 P: 17	R: 0 E: 0 K: 0 S: 4 H: 0 LOB: 0 BB: 0 P: 7	R: 0 E: 0 K: 0 S: 4 H: 0 LOB: 0 BB: 0 P: 5	R: 1 E: 0 K: 0 S: 9 H: 3 LOB: 2 BB: 0 P: 17	1B: 6 2B: 0 3B: 0 HR: 0 SF: 0 SAC: 0 DP: 0 HBP: 0	WP: 0 PB: 0 SB: 0 CS: 0 PA: 34
PITCHER Andy Pettitte, L (1, 1) ERA: 4.35 Scott Bankhead, R (9, 1) ERA: 4.98	IP 8.1 WLS W BF 32 H 6 R 1 ER 1 SO 7 BB 1 IBB 0 HBP 0 BLK 0	IP 0.2 WLS  BF 2 H 0 R 0 ER 0 SO 0 BB 0 IBB 0 HBP 0 BLK 0	IP 72 WLS 72 BF 109 H 72 R 10 ER 3 SO 6 BB 10 IBB 3 HBP 6 BLK 0	IP 72 WLS 72 BF 109 H 72 R 10 ER 3 SO 6 BB 10 IBB 3 HBP 6 BLK 0	IP 72 WLS 72 BF 109 H 72 R 10 ER 3 SO 6 BB 10 IBB 3 HBP 6 BLK 0	IP 72 WLS 72 BF 109 H 72 R 10 ER 3 SO 6 BB 10 IBB 3 HBP 6 BLK 0	IP 72 WLS 72 BF 109 H 72 R 10 ER 3 SO 6 BB 10 IBB 3 HBP 6 BLK 0	IP 72 WLS 72 BF 109 H 72 R 10 ER 3 SO 6 BB 10 IBB 3 HBP 6 BLK 0	IP 72 WLS 72 BF 109 H 72 R 10 ER 3 SO 6 BB 10 IBB 3 HBP 6 BLK 0	ERA 1.08 WHIP 0.840	ERA 0.00 WHIP 0.000

**Kansas City Royals @ New York Yankees**  
 Yankee Stadium, Bronx, NY  
 Wed Jul 12 1995, 7:05 PM EDT  
 Att. 23,252 - Unknown - 77 F

AB	33
R	1
H	6
RBI	1
BB	1
SO	7
LOB	12



Batter	1	2	3	4	5	6	7	8	9	AB	R	H	RBI	BB	SO	LOB
<b>Bernie Williams, S</b> OBP: 0.345, SLG: 0.459 (1, 8) C B B B B	4-1 CS BB	0-0 1-3 2B 2B		4-0 1B WP BB		2-0 2B		1-0 1B		3	2	3	0	2	0	0
<b>Jim Leyritz, R</b> OBP: 0.388, SLG: 0.417 (1, 2) B S B B B	4-1 G5-4-3 1-2 BB	2-1 1B 2B		2-2 F9-6 WP 1B		0-0 G6-3		0-1 G4-3		4	1	2	4	1	0	2
<b>Paul O'Neill, L</b> OBP: 0.423, SLG: 0.608 (1, 9) X	0-0 G5-4-3 1-2f	1-1 2-H 3-H 1B		1-2 F9-6 1-3 3-H				1-0 F7		4	0	1	1	0	0	2
<b>Danny Tartabull, R</b> OBP: 0.336, SLG: 0.382 (1, 10) S T C F B F B X		0-3 K	3-2 F8		0-2 G6-3		2-1 F8			4	0	0	0	0	1	0
<b>Gerald Williams, R</b> OBP: 0.368, SLG: 0.580 (1, 7) B B T C B B X		4-2 2B HR BB	2-1 F8		1-1 G1-3		4-1 1B BB			2	1	0	0	2	0	0
<b>Don Mattingly, L</b> OBP: 0.345, SLG: 0.388 (1, 3) B B F B B F B X		3-1 1-3 HR 2B	2-0 F8		4-2 BB		2-1 WP 1B			3	1	2	0	1	0	0
<b>Tony Fernandez, S</b> OBP: 0.314, SLG: 0.313 (1, 6) X S T C B B X		0-2 P9		2-1 L8		1-2 G3-1		1-3 K		4	0	0	0	0	1	5
<b>Russ Davis, R</b> OBP: 0.420, SLG: 0.581 (1, 5) X		0-0 2-H 3-H HR		4-1 2B 1B BB		2-0 P2		0-2 K		3	2	1	3	1	1	0
<b>Pat Kelly, R</b> OBP: 0.373, SLG: 0.420 (1, 4) S X		0-1 2B 2B 1B		1-2 1 SAFE 1B 2B		2-2 G5-3		2-3 K		4	2	2	0	0	1	0

Inning Stats	R: 0	H: 0	E: 0	K: 0	S: 3	R: 6	H: 6	E: 0	K: 1	S: 18	R: 0	H: 0	E: 0	K: 0	S: 7	R: 3	H: 2	E: 0	K: 0	S: 12	R: 0	H: 0	E: 0	K: 0	S: 10	R: 0	H: 1	E: 0	K: 0	S: 6	R: 0	H: 1	E: 0	K: 1	S: 10	R: 0	H: 1	E: 0	K: 2	S: 9	R: 0	H: 1	E: 0	K: 1	S: 9	1B: 5	2B: 6	3B: 0	HR: 1	SF: 0	SAC: 0	DP: 2	HBP: 0	WP: 2	PB: 0	SB: 0	CS: 1	PA: 38
--------------	------	------	------	------	------	------	------	------	------	-------	------	------	------	------	------	------	------	------	------	-------	------	------	------	------	-------	------	------	------	------	------	------	------	------	------	-------	------	------	------	------	------	------	------	------	------	------	-------	-------	-------	-------	-------	--------	-------	--------	-------	-------	-------	-------	--------

PITCHER	IP	WLS	BF	H	R	ER	SO	BB	IBB	HBP	BLK	WP	HR	S	P	ERA	WHIP
<b>Chris Haney, L</b> ERA: 3.65 (1, 1)	2.0	L	12	6	6	6	1	3	0	0	0	0	1	21	39	27.00	4.500
<b>Dave Fleming, L</b> ERA: 7.74 (3, 1)	2.0		9	2	3	3	0	2	0	0	0	1	0	19	40	13.50	2.000
<b>Dilson Torres, R</b> ERA: 5.4 (5, 1)	2.0		8	1	0	0	0	1	0	0	0	0	0	16	28	0.00	1.000
<b>Mike Magnante, L</b> ERA: 3.86 (7, 1)	1.0		5	1	0	0	1	1	0	0	0	1	0	10	20	0.00	2.000
<b>Hipolito Pichardo, R</b> ERA: 3.79 (8, 1)	1.0		4	1	0	0	2	0	0	0	0	0	0	9	12	0.00	1.000

**BOTTOM**

**Kansas City Royals @ New York Yankees**  
**Yankee Stadium, Bronx, NY**  
 Wed Jul 12 1995, 7:05 PM EDT  
 Att: 23,252 - Unknown - 77 F

<b>AB</b>	31
<b>R</b>	9
<b>H</b>	11
<b>RBI</b>	8
<b>BB</b>	7
<b>SO</b>	4
<b>LOB</b>	9



PITCHER	IP	WLS	BF	H	R	ER	SO	BB	IBB	HBP	BLK	WP	HR	S	P	ERA	WHIP
---------	----	-----	----	---	---	----	----	----	-----	-----	-----	----	----	---	---	-----	------

**Kansas City Royals @ Baltimore Orioles**  
 Oriole Park at Camden Yards, Baltimore, MD

AB 39  
 R 9  
 H 12  
 RBI 8  
 BB 3  
 SO 10  
 LOB 12



WP: 0 PA: 42  
 PB: 0  
 SB: 0  
 CS: 0

Thu Jul 13 1995, 7:05 PM EDT  
 Att. 43,865 - Unknown - 93 F

livebaseballscorecards.com

Batter	1	2	3	4	5	6	7	8	9	AB R H RBI BB SO LOB
Vince Coleman, S OBP: 0.352, SLG: 0.399 (1, 7)										5 1 1 0 0 2 1
Tom Goodwin, L OBP: 0.360, SLG: 0.338 (1, 8)										5 2 2 0 0 1 0
Keith Lockhart, L OBP: 0.419, SLG: 0.519 (1, 5) (6, 4)										3 1 1 1 0 1 0 2 0 0 0 0 0 1
Greg Gagne, R OBP: 0.335, SLG: 0.402 (7, PH) (7, 6)										
Wally Joyner, L OBP: 0.401, SLG: 0.445 (1, 3)										5 1 2 3 0 1 0
Bob Hamelin, L OBP: 0.297, SLG: 0.313 (1, 10)										4 1 1 1 1 1 1
Jon Nunnally, L OBP: 0.365, SLG: 0.618 (1, 9) Phil Hiatt, R OBP: 0.282, SLG: 0.364 (9, PH) (9, 9)										3 1 2 0 1 0 0 1 0 0 0 0 0 2
Edgar Caceres, S OBP: 0.324, SLG: 0.439 (1, 4) Pat Borders, R OBP: 0.278, SLG: 0.423 (6, 2)										3 0 0 0 0 1 3 0 0 0 0 1 0 0
David Howard, S OBP: 0.212, SLG: 0.222 (1, 6) (7, 4)										3 1 1 1 0 1 2 1 0 0 0 0 0 1 0 0 0 0 0 0 0
Chris James, R OBP: 0.280, SLG: 0.375 (8, PH) Chris Stynes, R OBP: 0.240, SLG: 0.217 (8, 4)										
Brent Mayne, L OBP: 0.261, SLG: 0.291 (1, 2) Gary Gaetti, R OBP: 0.323, SLG: 0.533 (6, PH) (6, 5)										2 0 1 1 0 1 0 2 1 1 1 0 1 1

Inning Stats	R: 6 E: 1 K: 1 S: 26	H: 7 LOB: 1 BB: 0 P: 40	R: 0 E: 0 K: 2 S: 7	H: 0 LOB: 0 BB: 0 P: 11	R: 0 E: 0 K: 1 S: 9	H: 0 LOB: 1 BB: 1 P: 16	R: 0 E: 0 K: 2 S: 8	H: 0 LOB: 0 BB: 0 P: 11	R: 0 E: 0 K: 1 S: 8	H: 0 LOB: 0 BB: 0 P: 13	R: 0 E: 0 K: 3 S: 14	H: 1 LOB: 1 BB: 0 P: 19	R: 0 E: 0 K: 0 S: 15	H: 0 LOB: 0 BB: 0 P: 22	R: 1 E: 0 K: 0 S: 6	H: 1 LOB: 1 BB: 1 P: 12	R: 2 E: 0 K: 0 S: 21	H: 3 LOB: 2 BB: 1 P: 36	1B: 6 2B: 4 3B: 0 HR: 2	SF: 0 SAC: 0 DP: 0 HBP: 0
--------------	-------------------------------	----------------------------------	------------------------------	----------------------------------	------------------------------	----------------------------------	------------------------------	----------------------------------	------------------------------	----------------------------------	-------------------------------	----------------------------------	-------------------------------	----------------------------------	------------------------------	----------------------------------	-------------------------------	----------------------------------	----------------------------------	------------------------------------

PITCHER	IP	WLS	BF	H	R	ER	SO	BB	IBB	HBP	BLK	WP	HR	S	P	ERA	WHIP
35 Mike Mussina, R ERA: 4.93 (1, 1)	0.2		8	6	6	6	0	0	0	0	0	0	0	19	30	81.00	9.000
Arthur Rhodes, L ERA: 6.35 (1, 1)	7.0		25	3	1	1	10	1	0	0	0	0	1	71	106	1.29	0.571
Terry Clark, R ERA: 1.65 (8, 1)	0.1		2	0	0	0	0	1	0	0	0	0	0	3	8	0.00	3.000
Doug Jones, R ERA: 4.11 (9, 1)	0.2	L	6	3	2	2	0	0	1	0	0	0	1	18	31	27.00	4.500
Jesse Orosco, L ERA: 2.7 (9, 1)	0.1		1	0	0	0	0	0	0	0	0	0	0	3	5	0.00	0.000

**Kansas City Royals @ Baltimore Orioles**  
 Oriole Park at Camden Yards, Baltimore, MD

Thu Jul 13 1995, 7:05 PM EDT  
 Att: 43,865 - Unknown - 93 F

livebaseballscorecards.com

AB	37
R	8
H	13
RBI	8
BB	4
SO	4
LOB	17



WP:	0	PA:	41
PB:	1		
SB:	2		
CS:	0		

Batter	1	2	3	4	5	6	7	8	9	AB	R	H	RBI	BB	SO	LOB
<b>Brady Anderson, L</b> (1, 7) OBP: 0.361, SLG: 0.464	3-1 HR		0-0 G4-3		0-0 HR 1B	0-0 P6		3-3 SAFE 1-2 K		5	2	2	1	0	1	3
<b>Manny Alexander, R</b> (1, 4) OBP: 0.339, SLG: 0.382	0-1 F8 G6-3 2B		2-2 2B		0-1 F9	3-2 1B		2-2 G6-3		5	2	3	1	0	0	2
<b>Rafael Palmeiro, L</b> (1, 3) OBP: 0.355, SLG: 0.532	1-0 F8		0-0 2B		0-0 HR	2-3 K		1-2 G3-1		5	1	2	3	0	1	3
<b>Cal Ripken Jr., R</b> (1, 6) OBP: 0.338, SLG: 0.446	0-0 G6-3		2-3 K		2-0 1B 2B			2-2 G1-3		5	1	2	1	0	1	1
<b>Harold Baines, L</b> (1, 10) OBP: 0.420, SLG: 0.538 <b>Kevin Bass, S</b> (7, PH) OBP: 0.380, SLG: 0.425	2-2 P5		2-0 P6		2-1 2B 1B			4-2 BB		3	1	1	1	0	0	1
<b>Chris Hoiles, R</b> (1, 2) OBP: 0.321, SLG: 0.407		2-1 F9		2-1 L7	3-2 2B			2-0 F8		4	0	1	1	0	0	1
<b>Jeff Huson, L</b> (1, 5) OBP: 0.433, SLG: 0.423		4-2 BB BB		0-0 G6-3				1-2 1B PB 1B		3	1	1	0	1	0	1
<b>Jeffrey Hammonds, R</b> (1, 9) OBP: 0.279, SLG: 0.379		4-2 SAFE 1-2 G1-6-3 BB		1-1 F9				1-2 1B S 1B		3	0	1	0	1	0	0
<b>Curtis Goodwin, L</b> (1, 8) OBP: 0.404, SLG: 0.406		1-0 G1-6-3		1-2 G4-3				2-3 K		3	0	0	0	1	1	4

Inning Stats	R: 2	H: 2	E: 0	K: 0	S: 10	H: 2	LOB: 0	BB: 0	P: 16	R: 0	H: 0	E: 0	K: 0	S: 11	R: 1	H: 2	E: 0	K: 1	S: 11	R: 0	H: 0	E: 0	K: 0	S: 5	R: 4	H: 5	E: 0	K: 0	S: 13	R: 1	H: 3	E: 0	K: 2	S: 19	R: 0	H: 0	E: 0	K: 0	S: 9	R: 0	H: 0	E: 0	K: 1	S: 16	R: 0	H: 1	E: 0	K: 0	S: 10	1B: 6	2B: 5	3B: 0	HR: 2	SF: 0	SAC: 0	DP: 2	HBP: 0	WP: 0	PA: 41
--------------	------	------	------	------	-------	------	--------	-------	-------	------	------	------	------	-------	------	------	------	------	-------	------	------	------	------	------	------	------	------	------	-------	------	------	------	------	-------	------	------	------	------	------	------	------	------	------	-------	------	------	------	------	-------	-------	-------	-------	-------	-------	--------	-------	--------	-------	--------

PITCHER	IP	WLS	BF	H	R	ER	SO	BB	IBB	HBP	BLK	WP	HR	S	P	ERA	WHIP
<b>Mark Gubicza, R</b> (1, 1) ERA: 3.86	5.0		24	9	7	7	1	2	0	0	0	0	2	50	84	12.60	2.200
<b>Hipolito Pichardo, R</b> (6, 1) ERA: 3.89	1.1		7	3	1	1	2	0	0	0	0	0	0	22	33	6.75	2.250
<b>Billy Brewer, L</b> (7, 1) ERA: 4.5	1.1		6	0	0	0	1	2	0	0	0	0	0	19	35	0.00	1.500
<b>Rusty Meacham, R</b> (8, 1) ERA: 4.28	0.1	W	1	0	0	0	0	0	0	0	0	0	0	3	5	0.00	0.000
<b>Jeff Montgomery, R</b> (9, 1) ERA: 3.34	1.0	S	3	1	0	0	0	0	0	0	0	0	0	10	13	0.00	1.000

Batter	1	2	3	4	5	6	7	8	9	AB R H RBI BB SO LOB	TOP											
Vince Coleman, S (1, 7) OBP: 0.349, SLG: 0.394	0-3 K		0-0 F8		3-0 E7 1B			0-0 F9	0-1 FC5-4 1B	5 1 1 0 0 1 1												
Tom Goodwin, L (1, 8) OBP: 0.360, SLG: 0.339	0-3 K		1-3 K		0-2 P5			1-1 HR 1B	3-2 DI 1B	5 1 2 0 0 2 0												
Wally Joyner, L (1, 3) OBP: 0.404, SLG: 0.443	4-2 E BB			2-0 FC3-6 SF8 1B			1-0 G4-3	4-2 HR BB	1-3 K	3 2 1 0 2 1 2												
Bob Hamelin, L (1, 10) OBP: 0.303, SLG: 0.336	0-0 E4			4-0 FC3-6 BB			1-3 K	1-2 HR		3 1 1 3 1 1 1												
Gary Gaetti, R (1, 5) OBP: 0.319, SLG: 0.524	3-2 F7			1-0 FC3-6			1-3 K	1-1 G6-3		4 0 0 0 0 1 4												
Brent Mayne, L (1, 2) OBP: 0.255, SLG: 0.286		1-3 K		2-0 SF8			2-3 K		0-0 G4-3	3 0 0 1 0 2 0												
Keith Lockhart, L (1, 4) OBP: 0.409, SLG: 0.506		2-3 K		1-0 F8			1-1 P5		3-1 HR 2B	2 0 0 0 0 1 1												
Greg Gagne, R (7, PH) OBP: 0.337, SLG: 0.409										2 1 1 0 0 0 0												
Jon Nunnally, L (1, 9) OBP: 0.381, SLG: 0.629		3-2 G4-3			1-3 K2-3		1-2 G6-3		1-0 HR	4 1 1 2 0 1 0												
David Howard, S (1, 6) OBP: 0.213, SLG: 0.224			0-0 P2		2-1 L3			0-3 K	1-2 FC5-4 1B	4 0 1 0 0 1 0												
<b>Inning Stats</b>	R: 0 E: 1 K: 2 S: 14	H: 0 LOB: 2 BB: 1 P: 21	R: 0 E: 0 K: 2 S: 9	H: 0 LOB: 0 BB: 0 P: 15	R: 0 E: 0 K: 1 S: 5	H: 0 LOB: 0 BB: 0 P: 6	R: 1 E: 0 K: 0 S: 4	H: 1 LOB: 1 BB: 1 P: 14	R: 1 E: 1 K: 1 S: 9	H: 1 LOB: 0 BB: 0 P: 15	R: 0 E: 0 K: 2 S: 7	H: 0 LOB: 0 BB: 0 P: 10	R: 0 E: 0 K: 1 S: 8	H: 0 LOB: 0 BB: 0 P: 12	R: 3 E: 0 K: 1 S: 15	H: 2 LOB: 0 BB: 1 P: 21	R: 2 E: 0 K: 1 S: 16	H: 4 LOB: 2 BB: 0 P: 25	1B: 5 2B: 1 3B: 0 HR: 2	SF: 1 SAC: 0 DP: 0 HBP: 0	WP: 0 PB: 0 SB: 3 CS: 0	PA: 39
<b>PITCHER</b>	IP WLS BF H R ER SO BB IBB HBP BLK WP HR S P ERA WHIP																					
Ben McDonald, R (1, 1) ERA: 4.14	6.0 L 23 2 2 1 8 2 0 0 0 0 0 0 48 81 1.50 0.667																					
Mark Lee, L (7, 1) ERA: 4.08	2.0 9 2 3 3 2 1 0 0 0 0 0 1 23 33 13.50 1.500																					
Armando Benitez, R (9, 1) ERA: 5.46	1.0 7 4 2 2 1 0 0 0 0 0 0 1 16 25 18.00 4.000																					

Kansas City Royals @ Baltimore Orioles  
 Oriole Park at Camden Yards, Baltimore, MD

Fri Jul 14 1995, 7:05 PM EDT  
 Att: 45,590 - Unknown

livebaseballscorecards.com

AB 35  
 R 7  
 H 8  
 RBI 6  
 BB 3  
 SO 11  
 LOB 9





Batter	1	2	3	4	5	6	7	8	9	AB	R	H	RBI	BB	SO	LOB
Brady Anderson, L (1, 7) OBP: 0.362, SLG: 0.464	1-2 CS 1B		1-0 G4-3		1-0 1-3 3-H 1B			1-1 F8		4	0	2	1	0	0	0
Manny Alexander, R (1, 4) OBP: 0.331, SLG: 0.372	2-3 SAFE 1-2		0-0 G6-3		0-0 G5-3			0-1 1B WP		4	1	0	0	0	1	3
Rafael Palmeiro, L (1, 3) OBP: 0.356, SLG: 0.529	4-2 2B BB				0-0 F8			0-1 1-3 WP 1B		3	0	1	0	1	0	0
Cal Ripken Jr., R (1, 6) OBP: 0.340, SLG: 0.451	0-0 1-3 2B				0-1 G4-6-3 1B			3-2 P3		4	0	2	0	0	0	1
Harold Baines, L (1, 10) OBP: 0.412, SLG: 0.526	2-0 F8				3-2 G4-6-3 1-2f			2-2 L6		4	0	0	0	0	0	3
Chris Hoiles, R (1, 2) OBP: 0.315, SLG: 0.398			3-2 G6-3		0-3 K			1-1 G1-3		4	0	0	0	0	1	0
Jeff Manto, R (1, 5) OBP: 0.314, SLG: 0.564			3-2 F7		1-2 1B 1B			0-2 G5-3		3	1	1	0	0	0	0
Bret Barberie, S (9, PH) OBP: 0.362, SLG: 0.360									3-1 L7	1	0	0	0	0	0	0
Jeffrey Hammonds, R (1, 9) OBP: 0.280, SLG: 0.378			3-3 K		3-2 1B 1B			3-1 P6		3	0	1	0	0	1	0
Curtis Goodwin, L (1, 8) OBP: 0.396, SLG: 0.397			1-1 G4-3		2-3 K			3-3 K		3	0	0	0	0	2	2

Inning Stats	R: 0	H: 2	R: 0	H: 0	R: 0	H: 0	R: 0	H: 1	R: 1	H: 3	R: 0	H: 0	R: 0	H: 0	R: 1	H: 1	R: 0	H: 0
	E: 0	LOB: 2	E: 0	LOB: 0	E: 0	LOB: 0	E: 0	LOB: 0	E: 0	LOB: 2	E: 0	LOB: 0	E: 0	LOB: 0	E: 1	LOB: 1	E: 0	LOB: 0
	K: 1	BB: 1	K: 1	BB: 0	K: 0	BB: 0	K: 0	BB: 0	K: 2	BB: 0	K: 0	BB: 0	K: 0	BB: 0	K: 1	BB: 0	K: 0	BB: 0
	S: 11	P: 20	S: 9	P: 18	S: 4	P: 6	S: 6	P: 9	S: 18	P: 25	S: 5	P: 9	S: 7	P: 11	S: 12	P: 19	S: 6	P: 13

PITCHER	IP	WLS	BF	H	R	ER	SO	BB	IBB	HBP	BLK	WP	HR	S	P	ERA	WHIP
Tom Gordon, R (1, 1) ERA: 3.72	8.0	W	31	7	2	1	5	1	0	0	0	1	0	72	117	1.12	1.000
Rusty Meacham, R (9, 1) ERA: 4.13	1.0		3	0	0	0	0	0	0	0	0	0	0	6	13	0.00	0.000


**BOTTOM**

**Kansas City Royals @ Baltimore Orioles**  
 Oriole Park at Camden Yards, Baltimore, MD

livebaseballscorecards.com

AB	33
R	2
H	7
RBI	1
BB	1
SO	5
LOB	9

WP: 1 PA: 34  
 PB: 0  
 SB: 0  
 CS: 1



Fri Jul 14 1995, 7:05 PM EDT  
 Att. 45,590 - Unknown

Batter	1	2	3	4	5	6	7	8	9	AB R H RBI BB SO LOB	TOP											
Keith Lockhart, L (1, 5) OBP: 0.409, SLG: 0.512	1-0 G3-1		0-0 F8			0-0 G4-3-6 1B		3-1 BB 2B	2-2 G3	5 0 2 0 0 0 1												
Tom Goodwin, L (1, 8) OBP: 0.361, SLG: 0.338 Chris Stynes, R (4, 4) OBP: 0.222, SLG: 0.200	1-0 G6-3			4-2 BB BB		1-2 G4-3-6 1-2f		0-0 F8		1 0 0 0 1 0 0 2 0 0 0 0 0 2												
Wally Joyner, L (1, 3) OBP: 0.401, SLG: 0.440 Chris James, R (4, 7) OBP: 0.333, SLG: 0.400	0-3 K			0-0 G6-4-3 1-2f		0-2 1B		4-2 BB BB		2 0 0 0 0 1 1 1 0 1 0 1 0 0												
Bob Hamelin, L (1, 10) OBP: 0.295, SLG: 0.326		2-3 K		0-1 G6-3		2-2 G6-3		0-3 K		4 0 0 0 0 2 3												
Jon Nunnally, L (1, 7) OBP: 0.390, SLG: 0.627		4-2 BB BB			1-1 G3 G4-3 1B		3-3 K	4-2 BB 1-2 2-3 BB		2 1 1 0 0 2 1 0												
Edgar Caceres, S (1, 4) OBP: 0.338, SLG: 0.441 Greg Gagne, R (7, PR) OBP: 0.335, SLG: 0.407		0-0 E1 G5-4-3 1-2			1-1 G4-3 G3 1B		1-0 1B HBP	1-2 F9		2 0 1 0 0 0 1 1 0 0 0 0 0 3												
David Howard, S (1, 6) OBP: 0.226, SLG: 0.247		1-1 G5-4-3 1-2f			0-0 G3 1-2 2-3		1-1 1B		1-0 2B	4 0 2 0 0 0 4												
Brent Mayne, L (1, 2) OBP: 0.249, SLG: 0.278			1-2 G5-3		0-0 G4-3 2-3 3-H		2-0 F7		0-0 G1-3	4 0 0 1 0 0 4												
Phil Hiatt, R (1, 9) OBP: 0.270, SLG: 0.346			0-3 K		1-1 P6		0-2 G2-3		0-1 G6-3	4 0 0 0 0 1 4												
<b>Inning Stats</b>	R: 0 E: 0 K: 1 S: 5	H: 0 LOB: 0 BB: 0 P: 7	R: 0 E: 1 K: 1 S: 12	H: 0 LOB: 1 BB: 1 P: 19	R: 0 E: 0 K: 1 S: 9	H: 0 LOB: 0 BB: 0 P: 10	R: 0 E: 0 K: 0 S: 6	H: 0 LOB: 0 BB: 1 P: 10	R: 1 E: 0 K: 0 S: 8	H: 2 LOB: 1 BB: 0 P: 11	R: 0 E: 0 K: 0 S: 10	H: 2 LOB: 1 BB: 0 P: 13	R: 0 E: 0 K: 1 S: 9	H: 1 LOB: 2 BB: 0 P: 16	R: 0 E: 0 K: 1 S: 16	H: 1 LOB: 3 BB: 2 P: 28	R: 0 E: 0 K: 0 S: 8	H: 1 LOB: 1 BB: 0 P: 11	1B: 5 2B: 2 3B: 0 HR: 0	SF: 0 SAC: 0 DP: 3 HBP: 1	WP: 0 PB: 0 SB: 0 CS: 0	PA: 37
<b>PITCHER</b>	IP WLS BF H R ER SO BB IBB HBP BLK WP HR S P ERA WHIP																					
Scott Erickson, R (1, 1) ERA: 5.45	7.0 W 27 5 1 1 4 2 0 1 0 0 0 0 59 86 1.29 1.000																					
Jesse Orosco, L (8, 1) ERA: 2.61	0.2 5 1 0 0 1 2 0 0 0 0 0 0 13 24 0.00 4.500																					
Terry Clark, R (8, 1) ERA: 1.53	1.1 5 1 0 0 0 0 0 0 0 0 0 0 11 15 0.00 0.750																					

**Kansas City Royals @ Baltimore Orioles**  
 Oriole Park at Camden Yards, Baltimore, MD

Sat Jul 15 1995, 7:05 PM EDT  
 Att. 47,159 - Unknown - 101 F

AB	32
R	1
H	7
RBI	1
BB	4
SO	5
LOB	23



Batter	1	2	3	4	5	6	7	8	9	AB	R	H	RBI	BB	SO	LOB
Brady Anderson, L (1, 7) OBP: 0.369, SLG: 0.480	2-2 F8 1B 2B	0-1 2-H 2B	0-0 1-3 2-H 2B		1-2 F9		4-1 G2-3 BB			4	1	3	2	1	0	1
Manny Alexander, R (1, 4) OBP: 0.328, SLG: 0.363	3-2 1B HBP	0-0 F7	3-3 K		1-3 K		1-1 G2-3			4	1	0	0	0	2	7
Rafael Palmeiro, L (1, 3) OBP: 0.355, SLG: 0.525	1-1 F8	2-3 K	0-0 G3				3-3 K			4	0	1	0	0	1	6
Jeff Manto, R (7, PH) OBP: 0.312, SLG: 0.560	2-3						1-2 BB 1B			1	0	0	0	0	1	2
Cal Ripken Jr., R (1, 6) OBP: 0.347, SLG: 0.457	1-2 1B		3-2 2B HR	2-2 1B SF7			2-2 F8			3	2	3	1	0	0	0
Bret Barberie, S (6, PH) OBP: 0.357, SLG: 0.353	1-2 1B		1-0 1B	0-0 1B SF7			1-0 G6-3			2	0	0	0	0	0	3
Harold Baines, L (1, 10) OBP: 0.423, SLG: 0.542	2-1 CS 1B		1-0 HR	0-0 1B G1-6-3			2-0 BB 1B			4	1	4	1	0	0	0
Kevin Bass, S (8, PH) OBP: 0.358, SLG: 0.423	1-3 2-H 1B		1-3 HR	1-3 1B			1-2 1B			1	0	0	0	0	0	0
Leo Gomez, R (1, 5) OBP: 0.306, SLG: 0.290	3-3 K		2-0 HR	1-2 SF7			4-2 FC5-4 BB			2	1	1	4	1	1	2
Jeffrey Hammonds, R (1, 9) OBP: 0.278, SLG: 0.373			1-1 1B	1-0 G1-6-3			1-2 K			5	1	1	0	0	1	5
Chris Hoiles, R (1, 2) OBP: 0.318, SLG: 0.401			1-1 1B	1-0 1B			1-2 FC5-4			1	0	1	1	0	0	0
Gregg Zaun, S (2, PR) OBP: 0.310, SLG: 0.385			1-1 SH3 2B	1-0 2B			4-2 FC1-6-5 WP BB			2	2	1	0	1	0	3
Curtis Goodwin, L (1, 8) OBP: 0.401, SLG: 0.410			0-0 SH3	2-2 2B			1-2 FC1-6-5			3	0	2	0	0	0	1

Inning Stats	R: 2	H: 3	E: 0	K: 1	S: 18	R: 2	H: 3	E: 0	K: 1	S: 11	R: 4	H: 6	E: 0	K: 1	S: 20	R: 1	H: 2	E: 0	K: 0	S: 8	R: 0	H: 0	E: 0	K: 1	S: 14	R: 0	H: 2	E: 0	K: 1	S: 16	R: 0	H: 1	E: 0	K: 1	S: 8	R: 0	H: 0	E: 0	K: 0	S: 3
	LOB: 2	BB: 0	P: 30	LOB: 2	BB: 0	P: 15	LOB: 2	BB: 0	P: 33	LOB: 0	BB: 0	P: 12	LOB: 1	BB: 1	P: 21	LOB: 3	BB: 1	P: 26	LOB: 2	BB: 1	P: 19	LOB: 0	BB: 0	P: 6	LOB: 0	BB: 0	P: 6	LOB: 0	BB: 0	P: 6	LOB: 0	BB: 0	P: 6	LOB: 0	BB: 0	P: 6	LOB: 0	BB: 0	P: 6	

PITCHER	IP	WLS	BF	H	R	ER	SO	BB	IBB	HBP	BLK	WP	HR	S	P	ERA	WHIP
Kevin Appier, R (1, 1) ERA: 3.43	2.0	L	14	8	6	6	2	0	0	1	0	0	0	37	57	27.00	4.000
Mike Magnante, L (3, 1) ERA: 5.68	4.0		21	8	3	3	3	2	0	0	0	1	1	50	80	6.75	2.500
Dave Fleming, L (7, 1) ERA: 7.44	2.0		8	1	0	0	1	1	0	1	0	0	0	11	25	0.00	1.000


**BOTTOM**

**Kansas City Royals @ Baltimore Orioles**  
 Oriole Park at Camden Yards, Baltimore, MD

Sat Jul 15 1995, 7:05 PM EDT  
 Att. 47,159 - Unknown - 101 F

AB	36
R	9
H	17
RBI	9
BB	3
SO	6
LOB	30


livebaseballscorecards.com



1B:	11	SF:	1	WP:	1	PA:	43
2B:	6	SAC:	1	PB:	0	SB:	0
3B:	0	DP:	3	CS:	1		
HR:	1	HBP:	2				



Batter	1	2	3	4	5	6	7	8	9	AB	R	H	RBI	BB	SO	LOB
<b>Brady Anderson, L</b> (1, 7) OBP: 0.365, SLG: 0.473	0-0 F7			1-0 P6		1-0 G4-3		0-2 L6		4	0	0	0	0	0	0
<b>Manny Alexander, R</b> (1, 4) OBP: 0.331, SLG: 0.362	1-2 L8			4-0 CS BB		3-2 1B		1-0 G5-3		3	0	1	0	1	0	0
<b>Rafael Palmeiro, L</b> (1, 3) OBP: 0.358, SLG: 0.536	1-0 G4-3			3-2 HR			4-2 WP HR BB			2	2	1	1	1	0	0
<b>Cal Ripken Jr., R</b> (1, 6) OBP: 0.346, SLG: 0.466		2-2 F8		0-3 K2-3			3-1 HR			3	1	1	2	0	1	0
<b>Harold Baines, L</b> (1, 10) OBP: 0.417, SLG: 0.533		0-0 G4-3			1-0 F8		3-2 F8			3	0	0	0	0	0	0
<b>Leo Gomez, R</b> (1, 5) OBP: 0.306, SLG: 0.284 <b>Jeff Huson, L</b> (7, PR) OBP: 0.433, SLG: 0.423 (8, 5)		3-2 F8			1-1 G1-3		4-2 BB			2	0	0	0	1	0	0
<b>Jeffrey Hammonds, R</b> (1, 9) OBP: 0.279, SLG: 0.372			1-3 K		1-1 1B		0-0 L4			3	0	1	0	0	1	1
<b>Gregg Zaun, S</b> (1, 2) OBP: 0.281, SLG: 0.345			0-0 P5		1-3 K		1-2 G3			3	0	0	0	0	1	2
<b>Curtis Goodwin, L</b> (1, 8) OBP: 0.394, SLG: 0.401			0-1 B1			0-1 G1-3		2-1 P5		3	0	0	0	0	0	0

BOTTOM																															
<b>Kansas City Royals @ Baltimore Orioles</b> Oriole Park at Camden Yards, Baltimore, MD Sun Jul 16 1995, 3:33 AM EDT Att. 45,324 - Sunny - 100 F																															
<b>AB 26</b> <b>R 3</b> <b>H 4</b> <b>RBI 3</b> <b>BB 3</b> <b>SO 3</b> <b>LOB 3</b>																															
																															
<table border="0" style="width: 100%;"> <tr> <td>1B: 2</td> <td>SF: 0</td> <td>WP: 1</td> <td>PA: 29</td> </tr> <tr> <td>2B: 0</td> <td>SAC: 0</td> <td>PB: 0</td> <td></td> </tr> <tr> <td>3B: 0</td> <td>DP: 0</td> <td>SB: 0</td> <td></td> </tr> <tr> <td>HR: 2</td> <td>HBP: 0</td> <td>CS: 1</td> <td></td> </tr> </table>																1B: 2	SF: 0	WP: 1	PA: 29	2B: 0	SAC: 0	PB: 0		3B: 0	DP: 0	SB: 0		HR: 2	HBP: 0	CS: 1	
1B: 2	SF: 0	WP: 1	PA: 29																												
2B: 0	SAC: 0	PB: 0																													
3B: 0	DP: 0	SB: 0																													
HR: 2	HBP: 0	CS: 1																													

Inning Stats																	
		R: 0	H: 0	R: 0	H: 0	R: 0	H: 0	R: 1	H: 1	R: 0	H: 1	R: 0	H: 1	R: 2	H: 1	R: 0	H: 0
		E: 0	LOB: 0	E: 0	LOB: 0	E: 0	LOB: 0	E: 0	LOB: 0	E: 0	LOB: 1	E: 0	LOB: 1	E: 0	LOB: 1	E: 0	LOB: 0
		K: 0	BB: 0	K: 0	BB: 0	K: 1	BB: 0	K: 1	BB: 1	K: 1	BB: 0	K: 0	BB: 0	K: 0	BB: 2	K: 0	BB: 0
		S: 6	P: 8	S: 9	P: 14	S: 6	P: 7	S: 8	P: 16	S: 9	P: 13	S: 9	P: 13	S: 16	P: 31	S: 6	P: 9
PITCHER	IP	WLS	BF	H	R	ER	SO	BB	IBB	HBP	BLK	WP	HR	S	P	ERA	WHIP
<b>Melvin Bunch, R</b> (1, 1) ERA: 5.02	6.0	L	22	4	3	3	3	2	0	0	0	1	2	53	84	4.50	1.000
<b>Hipolito Pichardo, R</b> (7, 1) ERA: 3.79	1.0		4	0	0	0	0	1	0	0	0	0	0	10	18	0.00	1.000
<b>Billy Brewer, L</b> (8, 1) ERA: 4.32	1.0		3	0	0	0	0	0	0	0	0	0	0	6	9	0.00	0.000

Batter	1	2	3	4	5	6	7	8	9	AB R H RBI BB SO LOB	TOP
<b>Keith Lockhart, L</b> (1, 4) OBP: 0.408, SLG: 0.539 <b>David Howard, S</b> (8, PH) OBP: 0.237, SLG: 0.258 (8, 4)	3-2 HR		0-0 SF9 1B	1-2 P4		1-2 E6 1B		2-2 1B 2-3 3-H		4 2 2 1 0 0 1 1 0 1 1 0 0 0	<b>Kansas City Royals @ Boston Red Sox</b> Fenway Park, Boston, MA Mon Jul 17 1995, 7:05 PM EDT Att. 24,891 - Unknown - 67 F
<b>Tom Goodwin, L</b> (1, 8) OBP: 0.358, SLG: 0.335	0-0 F7		3-1 2B 1B		0-0 F8	0-1 1B		2-1 L4		5 1 2 0 0 0 2	
<b>Wally Joyner, L</b> (1, 3) OBP: 0.399, SLG: 0.435	3-2 1B		0-0 SF9		4-0 2B BB	0-0 G4-3		1-2 G6-3		3 0 1 1 1 0 4	
<b>Gary Gaetti, R</b> (1, 5) OBP: 0.319, SLG: 0.523	2-3 K		3-H 2-2 2B 1-H		1-0 2B 1-3		0-3 K		0-2 K	5 0 2 1 0 3 1	
<b>Bob Hamelin, L</b> (1, 10) OBP: 0.279, SLG: 0.306	1-2 K		0-3 K		0-1 F8		2-3 K		1-3 K	5 0 0 0 0 4 4	
<b>Jon Nunnally, L</b> (1, 9) OBP: 0.388, SLG: 0.619 (8, 7)		3-2 G4-3	0-0 F8		4-0 IBB		1-1 P8		0-1 L4	4 0 0 0 1 0 1	
<b>Greg Gagne, R</b> (1, 6) OBP: 0.332, SLG: 0.406		3-3 K		0-0 G3-1 2B		0-0 F9		2-2 SH5-4 1B 1B		4 1 2 0 0 1 3	
<b>Chris James, R</b> (1, 7) OBP: 0.353, SLG: 0.438 <b>Phil Hiatt, R</b> (8, PR) OBP: 0.261, SLG: 0.333 (8, 9)		1-0 S 1B		0-0 G3-1		1-1 L8		2-2 1B SH5-4 1B		4 0 2 0 0 0 1 0 0 0 0 0 0 0	
<b>Brent Mayne, L</b> (1, 2) OBP: 0.244, SLG: 0.273		2-2 G3		1-0 P6		0-1 F9		0-0 SH5-4 1-2 2-3		3 0 0 0 0 0 2	
<b>Inning Stats</b>	R: 1 H: 2 E: 0 LOB: 1 K: 2 BB: 0 S: 16 P: 25	R: 0 H: 1 E: 0 LOB: 1 K: 1 BB: 0 S: 10 P: 19	R: 2 H: 3 E: 0 LOB: 1 K: 1 BB: 0 S: 14 P: 17	R: 0 H: 1 E: 0 LOB: 1 K: 0 BB: 0 S: 6 P: 8	R: 0 H: 1 E: 0 LOB: 3 K: 0 BB: 2 S: 5 P: 14	R: 0 H: 1 E: 1 LOB: 2 K: 0 BB: 0 S: 10 P: 12	R: 0 H: 0 E: 0 LOB: 0 K: 2 BB: 0 S: 8 P: 11	R: 1 H: 3 E: 0 LOB: 2 K: 0 BB: 0 S: 16 P: 24	R: 0 H: 0 E: 0 LOB: 0 K: 2 BB: 0 S: 10 P: 11	1B: 8 SF: 1 2B: 3 SAC: 1 3B: 0 DP: 0 HR: 1 HBP: 0	
<b>PITCHER</b> <b>Jeff Suppan, R</b> (1, 1) ERA: 4.76 <b>Rheal Cormier, L</b> (6, 1) ERA: 3.43 <b>Stan Belinda, R</b> (9, 1) ERA: 3.19	IP WLS BF H R ER SO BB IBB HBP BLK WP HR S P ERA WHIP 5.2 L 29 9 3 3 4 1 1 0 0 0 1 60 94 4.76 1.765 2.1 10 3 1 1 2 0 0 0 0 0 0 25 36 3.86 1.286 1.0 3 0 0 0 2 0 0 0 0 0 0 10 11 0.00 0.000	<b>PITCHER</b> IP WLS BF H R ER SO BB IBB HBP BLK WP HR S P ERA WHIP									

livebaseballscorecards.com

<b>AB</b>	<b>38</b>
<b>R</b>	<b>4</b>
<b>H</b>	<b>12</b>
<b>RBI</b>	<b>4</b>
<b>BB</b>	<b>2</b>
<b>SO</b>	<b>8</b>
<b>LOB</b>	<b>19</b>





Batter	1	2	3	4	5	6	7	8	9	AB R H RBI BB SO LOB	TOP											
Keith Lockhart, L (1, 4) OBP: 0.392, SLG: 0.516	1-0 L9		0-1 G4-3		0-0 F7			1-1 G3		4 0 0 0 0 0 1												
Tom Goodwin, L (1, 8) OBP: 0.360, SLG: 0.335	1-1 G4-3		4-2 CS PB BB		1-1 CS	0-0 G3-6-3 1B		2-3 K		3 0 1 0 1 1 0												
Wally Joyner, L (1, 3) OBP: 0.401, SLG: 0.434	2-2 1B		4-1 1 SAFE 1 SAFE 1 SAFE 1B BB		4-1 1B	2-1 G3-6-3 1-2f		0-0 G6-3		3 0 1 0 1 0 1												
Gary Gaetti, R (1, 5) OBP: 0.322, SLG: 0.527	1-2 P4		1-1 CS	0-0 P2	1-2 1B	2-1 1B		2-0 2B		4 0 2 0 0 0 1												
Chris James, R (1, 7) OBP: 0.342, SLG: 0.500		2-1 F9		1-1 HR	3-3 K	0-0 E3 1B		0-1 F7		4 1 1 1 0 1 2												
Jon Nunnally, L (1, 9) OBP: 0.379, SLG: 0.603		2-3 K		3-3 K	0-0 E3 1B		0-2 F7			4 0 0 0 0 2 1												
Brent Mayne, L (1, 2) OBP: 0.250, SLG: 0.274		1-1 HBP		1-2 G4-3	1-2 1B		0-1 G4-3			3 0 1 0 0 0 1												
Greg Gagne, R (1, 6) OBP: 0.332, SLG: 0.401		1-3 K		1-2 G4-3	4-2 G4-6-3 BB					2 0 0 0 1 1 1												
Bob Hamelin, L (1, 10) OBP: 0.280, SLG: 0.301		2-3 K		1-0 CS HBP	0-0 G4-6-3 1-2f					2 0 0 0 0 1 2												
<b>Inning Stats</b>	R: 0 E: 0 K: 0 S: 9	H: 1 LOB: 1 BB: 0 P: 14	R: 0 E: 0 K: 2 S: 9	H: 0 LOB: 1 BB: 0 P: 15	R: 0 E: 0 K: 1 S: 11	H: 0 LOB: 1 BB: 2 P: 21	R: 1 E: 0 K: 1 S: 9	H: 1 LOB: 0 BB: 0 P: 14	R: 0 E: 0 K: 0 S: 5	H: 0 LOB: 0 BB: 0 P: 8	R: 0 E: 0 K: 1 S: 11	H: 2 LOB: 1 BB: 0 P: 17	R: 0 E: 1 K: 0 S: 7	H: 1 LOB: 1 BB: 1 P: 12	R: 0 E: 0 K: 1 S: 8	H: 0 LOB: 0 BB: 0 P: 11	R: 0 E: 0 K: 0 S: 8	H: 1 LOB: 1 BB: 0 P: 10	1B: 4 2B: 1 3B: 0 HR: 1	SF: 0 SAC: 0 DP: 2 HBP: 2	WP: 0 PB: 1 SB: 0 CS: 2	PA: 36
<b>PITCHER</b>	IP WLS BF H R ER SO BB IBB HBP BLK WP HR S P ERA WHIP																					
Roger Clemens, R (1, 1) ERA: 4.75	8.0 W 30 5 1 1 6 3 0 2 0 0 1 69 112 1.12 1.000																					
Rick Aguilera, R (9, 1) ERA: 2.25	1.0 S 4 1 0 0 0 0 0 0 0 0 0 8 10 0.00 1.000																					

**Kansas City Royals @ Boston Red Sox**  
**Fenway Park, Boston, MA**  
 Tue Jul 18 1995, 3:33 AM EDT  
 Att. 26,960 - Overcast - 65 F

[livebaseballscorecards.com](http://livebaseballscorecards.com)

AB	29
R	1
H	6
RBI	1
BB	3
SO	6
LOB	10





Batter	1	2	3	4	5	6	7	8	9	AB R H RBI BB SO LOB
<b>Willie McGee, S</b> OBP: 0.364, SLG: 0.469 (1, 8)	1-0 SF7 1B		2-1 FC4-6 1B		2-2 1B		0-0 SH1-4 2-3	1-2 G6-3 1-2		4 1 3 0 0 0 1
<b>Matt Stairs, L</b> OBP: 0.365, SLG: 0.479 (1, 7)	3-1 2B		1-3 1B		1-2 F7		0-1 F7			4 0 1 0 0 1 4
<b>Mo Vaughn, L</b> OBP: 0.392, SLG: 0.596 (1, 3)	2-3 K		1-3 K			1-0 G3-1 1B	2-2 1B 1B			4 1 2 1 0 2 4
<b>Jose Canseco, R</b> OBP: 0.374, SLG: 0.460 (1, 10)	0-1 SF7 3-H		0-2 FC4-6 1-2f			0-0 G3-1 1B	2-2 1B 1B			3 1 2 1 0 0 2
<b>Mark Whiten, S</b> OBP: 0.241, SLG: 0.250 (1, 9)	2-1 G6-3			1-1 G4-3		1-0 G3-1 1-2 2-3	1-2 1B 1B			4 0 1 1 0 0 3
<b>John Valentin, R</b> OBP: 0.373, SLG: 0.507 (1, 6)		3-2 L7		1-0 G6-3		4-1 BB	1-1 1-3 2-H 1B			3 0 1 1 1 0 0
<b>Mike Macfarlane, R</b> OBP: 0.336, SLG: 0.397 (1, 2)		3-3 K		3-2 G5-3		1-3 K	0-2 L9			4 0 0 0 0 2 5
<b>Chris Donnels, L</b> OBP: 0.273, SLG: 0.271 (1, 5)		1-2 F9				2-3 K	2-3 1B	0-0 G4-3		4 0 0 0 0 2 3
<b>Luis Alicea, S</b> OBP: 0.355, SLG: 0.332 (1, 4)			2-2 1B 1B		1-1 F7		3-2 SH1-4 1B 2B	1-1 CS 1B		4 1 3 0 0 0 0

Inning Stats	R: 1	H: 2	E: 0	K: 1	S: 11	LOB: 1	BB: 0	P: 19	R: 0	H: 0	E: 0	K: 1	S: 10	LOB: 0	BB: 0	P: 17	R: 0	H: 2	E: 0	K: 2	S: 14	LOB: 2	BB: 0	P: 20	R: 0	H: 0	E: 0	K: 0	S: 7	LOB: 0	BB: 0	P: 12	R: 0	H: 1	E: 0	K: 1	S: 11	LOB: 1	BB: 0	P: 17	R: 0	H: 2	E: 0	K: 2	S: 12	LOB: 3	BB: 1	P: 21	R: 3	H: 5	E: 0	K: 0	S: 26	LOB: 2	BB: 0	P: 35	R: 0	H: 1	E: 0	K: 0	S: 6	LOB: 0	BB: 0	P: 8	1B: 11	SF: 1	2B: 2	SAC: 1	3B: 0	DP: 0	HR: 0	HBP: 0
--------------	------	------	------	------	-------	--------	-------	-------	------	------	------	------	-------	--------	-------	-------	------	------	------	------	-------	--------	-------	-------	------	------	------	------	------	--------	-------	-------	------	------	------	------	-------	--------	-------	-------	------	------	------	------	-------	--------	-------	-------	------	------	------	------	-------	--------	-------	-------	------	------	------	------	------	--------	-------	------	--------	-------	-------	--------	-------	-------	-------	--------

PITCHER	IP	WLS	BF	H	R	ER	SO	BB	IBB	HBP	BLK	WP	HR	S	P	ERA	WHIP
<b>Tom Gordon, R</b> ERA: 3.83 (1, 1)	6.2	L	31	10	4	4	7	1	0	0	0	0	0	83	131	5.40	1.650
<b>Rusty Meacham, R</b> ERA: 3.94 (7, 1)	1.1		6	3	0	0	0	0	0	0	0	0	0	14	18	0.00	2.250

**BOTTOM**

**Kansas City Royals @ Boston Red Sox**  
Fenway Park, Boston, MA

Tue Jul 18 1995, 3:33 AM EDT  
Att. 26,960 - Overcast - 65 F

livebaseballscorecards.com

<b>AB</b>	<b>34</b>
<b>R</b>	<b>4</b>
<b>H</b>	<b>13</b>
<b>RBI</b>	<b>4</b>
<b>BB</b>	<b>1</b>
<b>SO</b>	<b>7</b>
<b>LOB</b>	<b>22</b>



<b>WP: 0</b>	<b>PA: 37</b>
<b>PB: 0</b>	
<b>SB: 0</b>	
<b>CS: 1</b>	

Batter	1	2	3	4	5	6	7	8	9	AB R H RBI BB SO LOB	TOP									
Chris Stynes, R (1, 4) OBP: 0.226, SLG: 0.179	0-2 F9		0-0 G4-3		4-2 BB			0-1 F9		3 0 0 0 1 0 0	<b>Kansas City Royals @ New York Yankees</b> Yankee Stadium, Bronx, NY Wed Jul 19 1995, 3:33 AM EDT Att. 23,688 - Sunny - 81 F									
Wally Joyner, L (1, 3) OBP: 0.395, SLG: 0.427	1-3 K		2-2 F7		2-0 P6			3-2 G4-3		4 0 0 0 0 1 3										
Greg Gagne, R (1, 6) OBP: 0.330, SLG: 0.398	3-1 F9			0-1 B1-3	2-2 G1-3			0-1 1B		4 0 1 0 0 0 3										
Gary Gaetti, R (1, 5) OBP: 0.321, SLG: 0.521		4-0 BB		2-2 L8		0-1 F8		1-1 G5-3		3 0 0 0 1 0 1										
Chris James, R (1, 10) OBP: 0.341, SLG: 0.564 Keith Lockhart, L (9, PH) OBP: 0.398, SLG: 0.521	1 SAFE G5-4-3	1-1 1-2f		1-1 HR		1-2 F9		BB BB 1B		3 1 1 1 0 0 1 1 0 1 0 0 0 0										
Pat Borders, R (1, 2) OBP: 0.272, SLG: 0.418 Jon Nunnally, L (9, PH) OBP: 0.377, SLG: 0.599		0-0 E 2B		0-1 G6-3		2-1 F7		2-3 K		3 1 1 0 0 0 0 1 0 0 0 0 1 1										
Phil Hiatt, R (1, 9) OBP: 0.263, SLG: 0.333 Bob Hamelin, L (9, PH) OBP: 0.284, SLG: 0.301 Vince Coleman, S (9, PR) OBP: 0.349, SLG: 0.394		0-1 E6 2-H			1-0 BB BB 1B		0-3 K	4-2 BB 1-2 BB		3 0 1 0 0 1 0 0 0 0 0 1 0 0 0 0 0 0 0 0 0										
David Howard, S (1, 7) OBP: 0.238, SLG: 0.250		1-1 F8			1-1 F7		3-2 F7	4-2 G4-6-3 BB 1-2 2-3		3 0 0 0 1 0 2										
Tom Goodwin, L (1, 8) OBP: 0.358, SLG: 0.331			0-1 G3		4-1 BB 1-2 BB		1-3 K	2-2 G4-6-3 1-2f		3 0 0 0 1 1 3										
<b>Inning Stats</b>	R: 0 E: 0 K: 1 S: 11	H: 0 LOB: 0 BB: 0 P: 15	R: 1 E: 1 K: 0 S: 7	H: 1 LOB: 1 BB: 1 P: 13	R: 0 E: 0 K: 0 S: 6	H: 0 LOB: 0 BB: 0 P: 8	R: 1 E: 0 K: 0 S: 9	H: 1 LOB: 0 BB: 0 P: 12	R: 0 E: 0 K: 0 S: 12	H: 1 LOB: 3 BB: 2 P: 26		R: 0 E: 0 K: 2 S: 9	H: 0 LOB: 0 BB: 0 P: 13	R: 0 E: 0 K: 1 S: 10	H: 1 LOB: 1 BB: 0 P: 14	R: 0 E: 0 K: 1 S: 14	H: 1 LOB: 3 BB: 2 P: 27	1B: 3 2B: 1 3B: 0 HR: 1	SF: 0 SAC: 0 DP: 2 HBP: 0	WP: 0 PB: 0 SB: 0 CS: 0
<b>PITCHER</b>	IP WLS BF H R ER SO BB IBB HBP BLK WP HR S P ERA WHIP																			
Sterling Hitchcock, L (1, 1) ERA: 4.88	7.2 W 30 4 2 1 3 3 0 0 0 0 1 69 108 1.17 0.913																			
Bob Wickman, R (8, 1) ERA: 3.88	0.1 1 0 0 0 0 0 0 0 0 0 0 2 3 0.00 0.000																			
John Wetteland, R (9, 1) ERA: 2.25	1.0 S 5 1 0 0 1 2 0 0 0 0 0 14 27 0.00 3.000																			

livebaseballscorecards.com

AB	31
R	2
H	5
RBI	1
BB	5
SO	4
LOB	14



Batter 1 2 3 4 5 6 7 8 9 AB R H RBI BB SO LOB BOTTOM

Baseball scorecard grid containing batter names (Luis Polonia, Wade Boggs, Dion James, Paul O'Neill, Don Mattingly, Bernie Williams, Mike Stanley, Tony Fernandez, Pat Kelly), pitch counts, and play diagrams (e.g., L1-3, G6-3, G4-3, F7, G3-1, G5-3, L8, HR, G6-3).

Inning Stats table with columns for R, H, E, K, S and P, LOB, BB, P, HR, S, P, ERA, WHIP.

PITCHER table listing Dilson Torres, R (1, 1) and Mike Magnante, L (4, 1) with their respective IP, WLS, BF, H, R, ER, SO, BB, IBB, HBP, BLK, WP, HR, S, P, ERA, WHIP.

BOTTOM

Kansas City Royals @ New York Yankees
Yankee Stadium, Bronx, NY
Wed Jul 19 1995, 3:33 AM EDT
Att. 23,688 - Sunny - 81 F

livebaseballscorecards.com

AB 30
R 5
H 8
RBI 4
BB 1
SO 4
LOB 5



WP: 0 PA: 31
PB: 1
SB: 0
CS: 0

Batter	1	2	3	4	5	6	7	8	9	AB R H RBI BB SO LOB	TOP	
<b>Keith Lockhart, L</b> (1, 4) OBP: 0.387, SLG: 0.505 <b>Pat Borders, R</b> (7, PH) OBP: 0.267, SLG: 0.411 (7, 2)	1-2 		1-2 			0-0 	0-1 		0-1 	3 0 0 0 0 0 2 0 0 0 0 0	<b>Kansas City Royals @ New York Yankees</b> Yankee Stadium, Bronx, NY Thu Jul 20 1995, 7:05 PM EDT Att. 17,061 - Unknown - 85 F  <b>livebaseballscorecards.com</b>	
<b>Tom Goodwin, L</b> (1, 8) OBP: 0.356, SLG: 0.328	1-3 			1-0 		2-2 	0-1 		3-2 	5 1 1 0 0 1 2		
<b>Wally Joyner, L</b> (1, 3) OBP: 0.397, SLG: 0.426	3-2 			0-1 		4-2 		1-2 		3 1 1 0 1 0 0		
<b>Bob Hamelin, L</b> (1, 10) OBP: 0.289, SLG: 0.309		1-2 		4-2 		0-0 		1-1 		3 1 1 0 1 0 3		
<b>Gary Gaetti, R</b> (1, 5) OBP: 0.320, SLG: 0.517		0-2 		1-0 		0-1 		3-3 		4 1 1 1 0 1 3		
<b>Jon Nunnally, L</b> (1, 9) OBP: 0.391, SLG: 0.619		4-0 		1-0 		1-0 		2-2 		3 0 3 3 1 0 0		
<b>Greg Gagne, R</b> (1, 6) OBP: 0.324, SLG: 0.389		2-1 		0-0 		0-1 		0-0 		4 0 0 0 0 0 5		
<b>David Howard, S</b> (1, 7) OBP: 0.238, SLG: 0.260			0-0 		3-1 		0-0 		0-1 	4 0 1 0 0 0 1		
<b>Brent Mayne, L</b> (1, 2) OBP: 0.247, SLG: 0.271 <b>Chris Stynes, R</b> (7, PH) OBP: 0.242, SLG: 0.172 (7, 4)			0-1 		3-2 		0-2 		4-0 	2 0 0 0 0 0 1 1 0 0 0 1 0 1		
<b>Inning Stats</b>	R: 0 H: 0 E: 0 LOB: 0 K: 1 BB: 0 S: 14 P: 19	R: 0 H: 1 E: 0 LOB: 1 K: 0 BB: 1 S: 10 P: 17	R: 0 H: 0 E: 0 LOB: 0 K: 0 BB: 0 S: 6 P: 7	R: 0 H: 0 E: 0 LOB: 1 K: 0 BB: 1 S: 6 P: 12	R: 0 H: 1 E: 0 LOB: 1 K: 0 BB: 0 S: 8 P: 15	R: 3 H: 3 E: 0 LOB: 1 K: 0 BB: 1 S: 13 P: 20	R: 0 H: 1 E: 0 LOB: 1 K: 0 BB: 0 S: 8 P: 8	R: 1 H: 2 E: 0 LOB: 1 K: 1 BB: 0 S: 13 P: 20	R: 0 H: 0 E: 0 LOB: 1 K: 0 BB: 1 S: 7 P: 14	1B: 4 SF: 0 2B: 4 SAC: 0 3B: 0 DP: 1 HR: 0 HBP: 0	WP: 0 PA: 38 PB: 0 SB: 1 CS: 0	
<b>PITCHER</b> <b>Scott Kamieniecki, R</b> (1, 1) ERA: 8.16 <b>Steve Howe, L</b> (6, 1) ERA: 4.82 <b>Bob Wickman, R</b> (8, 1) ERA: 3.75	IP WLS BF H R ER SO BB IBB HBP BLK WP HR S P ERA WHIP											<b>PITCHER</b> IP WLS BF H R ER SO BB IBB HBP BLK WP HR S P ERA WHIP

**Kansas City Royals @ New York Yankees**  
 Yankee Stadium, Bronx, NY  
 Thu Jul 20 1995, 7:05 PM EDT  
 Att. 17,061 - Unknown - 85 F

AB	34
R	4
H	8
RBI	4
BB	4
SO	2
LOB	18



Batter	1	2	3	4	5	6	7	8	9	AB	R	H	RBI	BB	SO	LOB
Luis Polonia, L (1, 7) OBP: 0.332, SLG: 0.350	0-0 L3		0-2 3B		0-0 P5	1 SAFE 2-2 FC4-6	2-3 K			5	0	1	0	0	1	3
Wade Boggs, L (1, 5) OBP: 0.398, SLG: 0.378	0-1 G4-6-3 1B		2-2 L4		2-1 G4-3	1 SAFE 3-2 F7		2-2 F7		5	0	1	0	0	0	2
Dion James, L (1, 10) OBP: 0.374, SLG: 0.388	3-2 G4-6-3 1-2f		4-0 BB		1-0 G4-3		3-2 L8	0-1 L4-3		4	0	0	0	1	0	1
Paul O'Neill, L (1, 9) OBP: 0.406, SLG: 0.588		4-2 FC4-6 BB	0-1 L8			3-2 1B 3B	4-2 BB BB BB	4-2 BB		2	2	1	0	3	0	2
Don Mattingly, L (1, 3) OBP: 0.348, SLG: 0.404		0-0 FC4-6 1-2f BB		3-2 HR		3-2 HR 1B	2-0 BB BB 1B	0-0 P4		5	3	3	2	0	0	2
Bernie Williams, S (1, 8) OBP: 0.348, SLG: 0.462		4-1 BB 1-2 BB		1-3 K		0-2 HR	0-1 F8			3	1	1	2	1	1	2
Mike Stanley, R (1, 2) OBP: 0.361, SLG: 0.476		2-3 K		0-0 P4		2-1 HR	4-2 BB 1B BB			3	2	1	1	1	1	2
Tony Fernandez, S (1, 6) OBP: 0.303, SLG: 0.319		2-3 K		1-2 2B		2-2 FC5-4 1B	4-1 1B BB			3	0	2	1	1	1	2
Pat Kelly, R (1, 4) OBP: 0.351, SLG: 0.377			1-0 F8	0-3 K		0-1 FC5-4 1-2f	1-0 1B			4	0	1	2	0	1	2

Inning Stats	R: 0	H: 1	E: 0	K: 0	S: 9	R: 0	H: 0	E: 0	K: 2	S: 11	R: 0	H: 1	E: 0	K: 0	S: 11	R: 1	H: 2	E: 0	K: 2	S: 15	R: 0	H: 0	E: 0	K: 0	S: 4	R: 4	H: 5	E: 0	K: 0	S: 32	R: 3	H: 2	E: 0	K: 1	S: 17	R: 0	H: 0	E: 0	K: 0	S: 9	1B: 5	2B: 1	3B: 2	HR: 3	SF: 0	SAC: 0	DP: 1	HBP: 0	WP: 0	PB: 0	SB: 1	CS: 0	PA: 41
--------------	------	------	------	------	------	------	------	------	------	-------	------	------	------	------	-------	------	------	------	------	-------	------	------	------	------	------	------	------	------	------	-------	------	------	------	------	-------	------	------	------	------	------	-------	-------	-------	-------	-------	--------	-------	--------	-------	-------	-------	-------	--------

PITCHER	IP	WLS	BF	H	R	ER	SO	BB	IBB	HBP	BLK	WP	HR	S	P	ERA	WHIP
Kevin Appier, R (1, 1) ERA: 3.37	5.0		21	4	1	1	4	3	0	0	0	0	1	50	80	1.80	1.400
Billy Brewer, L (6, 1) ERA: 5.76	0.0	L	4	4	4	4	0	0	0	0	0	0	2	17	25	∞	∞
Hipolito Pichardo, R (6, 1) ERA: 4.32	1.2		9	2	3	3	0	2	0	0	0	0	0	26	46	16.20	2.400
Rusty Meacham, R (7, 1) ERA: 3.77	1.1		7	1	0	0	1	2	0	0	0	0	0	15	28	0.00	2.250


**BOTTOM**

**Kansas City Royals @ New York Yankees**  
 Yankee Stadium, Bronx, NY

Thu Jul 20 1995, 7:05 PM EDT  
 Att: 17,061 - Unknown - 85 F

livebaseballscorecards.com

AB	34
R	8
H	11
RBI	8
BB	7
SO	5
LOB	18



Batter	1	2	3	4	5	6	7	8	9	AB R H RBI BB SO LOB	TOP											
Brady Anderson, L (1, 7) OBP: 0.364, SLG: 0.464	2-2 P6		4-0 BB	4-2 HR BB		3-1 E9 SF9 1B		1-3 K	0-0 L3	4 2 1 0 2 1 2												
Bret Barberie, S (1, 4) Manny Alexander, R (8, 4) OBP: 0.348, SLG: 0.370 OBP: 0.332, SLG: 0.353	0-1 F8		2-2 F7	2-1 HR		0-0 SF9		2-2 G5-3		4 1 1 5 0 0 1 0 0 0 0 0 0 0												
Rafael Palmeiro, L (1, 3) OBP: 0.360, SLG: 0.559	4-1 1B BB		0-0 G3	1-1 L4		0-0 P5		2-3 K		4 0 0 0 1 1 1												
Cal Ripken Jr., R (1, 6) OBP: 0.343, SLG: 0.444	2-1 1B			0-0 L6	1-0 F7	0-0 G4-3			3-1 SH5-3 BB 1B	5 1 2 0 0 0 0												
Harold Baines, L (1, 10) Jeff Huson, L (9, PR) OBP: 0.404, SLG: 0.518 OBP: 0.441, SLG: 0.414	0-1 P5			2-0 P6	0-0 G1-3		0-1 P5		4-0 1B SH5-3 SF7 BB	4 0 0 0 1 0 2 0 1 0 0 0 0 0												
Kevin Bass, S (1, 9) OBP: 0.353, SLG: 0.405		1-0 F9		4-2 WP 1B BB	1-1 E5 BB 1B		0-1 F8		0-0 SH5-3	3 2 0 0 1 0 0												
Leo Gomez, R (1, 5) OBP: 0.319, SLG: 0.294		1-1 F9		2-1 WP 1B 1B	4-2 1B BB		3-2 BB 1B		1-2 1B 1B	4 1 3 0 1 0 0												
Gregg Zaun, S (1, 2) OBP: 0.319, SLG: 0.333		2-2 L9		3-2 BB HR 1B	2-2 1B 1B		4-0 1B BB		0-1 1B	4 1 3 4 1 0 0												
Curtis Goodwin, L (1, 8) OBP: 0.372, SLG: 0.394			1-0 F9	1-2 HR BB 1B	0-1 G1-3		1-0 L8		0-0 SF7	4 1 1 1 0 0 4												
<b>Inning Stats</b>	R: 0 E: 0 K: 0 S: 13	H: 1 LOB: 2 BB: 1 P: 21	R: 0 E: 0 K: 0 S: 6	H: 0 LOB: 0 BB: 0 P: 10	R: 0 E: 0 K: 0 S: 5	H: 0 LOB: 1 BB: 1 P: 12	R: 6 E: 0 K: 0 S: 24	H: 4 LOB: 0 BB: 2 P: 43	R: 1 E: 1 K: 0 S: 11	H: 1 LOB: 2 BB: 1 P: 19	R: 1 E: 1 K: 0 S: 5	H: 1 LOB: 0 BB: 0 P: 8	R: 0 E: 0 K: 2 S: 10	H: 1 LOB: 2 BB: 1 P: 15	R: 0 E: 0 K: 2 S: 10	H: 0 LOB: 0 BB: 0 P: 15	R: 2 E: 0 K: 0 S: 10	H: 3 LOB: 2 BB: 1 P: 18	1B: 10 2B: 0 3B: 0 HR: 1	SF: 2 SAC: 1 DP: 0 HBP: 0	WP: 1 PB: 0 SB: 0 CS: 0	PA: 46
<b>PITCHER</b>	IP WLS BF H R ER SO BB IBB HBP BLK WP HR S P ERA WHIP																					
Melvin Bunch, R (1, 1) ERA: 7.0	3.2 L 20 5 6 6 0 4 0 0 0 1 1 46 83 14.73 2.455																					
Dave Fleming, L (4, 1) ERA: 7.19	4.1 21 4 4 2 2 3 0 0 0 0 0 38 70 4.15 1.615																					
Jeff Montgomery, R (9, 1) ERA: 3.09	1.0 5 2 0 0 0 0 0 0 0 0 0 8 9 0.00 2.000																					

Baltimore Orioles @ Kansas City Royals  
Kauffman Stadium, Kansas City, MO

Fri Jul 21 1995, 7:05 PM CDT  
Att. 22,924 - Unknown - 79 F

AB	36
R	10
H	11
RBI	10
BB	7
SO	2
LOB	10



WP: 1	PA: 46
PB: 0	
SB: 0	
CS: 0	

ERA	WHIP

livebaseballscores.com

Batter	1	2	3	4	5	6	7	8	9	AB R H RBI BB SO LOB
David Howard, S OBP: 0.236, SLG: 0.257 (1, 7)	3-2 SH1-3 1B G4-3 1B		2-2 G5-3	1-1 P5		0-1 L8			2-2 F7	5 1 1 0 0 0 2
Wally Joyner, L OBP: 0.407, SLG: 0.435 (1, 3)	2-2 G4-3 SH1-3 1B 1B		2-2 FC1-4 1B 1B	0-0 1B 1-2 2-H		4-2 BB			0-0 G3 1B	4 2 4 1 1 0 0
Greg Gagne, R OBP: 0.327, SLG: 0.392 (1, 6)	0-0 SH1-3		0-2 FC1-4 1B	1-1 1B 1-2 2-H		1-1 F7			0-1 G3	4 0 2 1 0 0 2
Gary Gaetti, R OBP: 0.314, SLG: 0.507 (1, 5)	0-0 G4-3		0-0 FC1-4 1B 1-2f 2-3	0-0 L7			1-2 L6		2-1 G5-3	5 0 0 1 0 0 6
Chris James, R OBP: 0.356, SLG: 0.558 (1, 10)	0-0 FC6-4 1B 3-H		2-2 1B 3-H		2-0 P4		0-1 F8			4 0 2 2 0 0 0
Pat Borders, R OBP: 0.267, SLG: 0.422 (1, 2)	0-1 FC6-4 1-2f		0-0 F9		3-1 G4-3 3B		0-0 G5-3			4 1 1 0 0 0 3
Phil Hiatt, R OBP: 0.258, SLG: 0.326 Jon Nunnally, L OBP: 0.387, SLG: 0.611 (5, PH) (6, 9)		1-1 G5-3		0-1 G5-3	1-1 G4-3		3-3 K			2 0 0 0 0 0 0 2 0 0 1 0 1 0
Chris Stynes, R OBP: 0.257, SLG: 0.194 Keith Lockhart, L OBP: 0.380, SLG: 0.495 (5, PH) (6, 4)		0-1 P4		1-0 1B 1B	0-0 L7		1-0 F9			2 1 1 0 0 0 0 2 0 0 0 0 0 0
Tom Goodwin, L OBP: 0.354, SLG: 0.327 (1, 8)		3-3 K		0-0 1B 1B 1-2		1-1 P4		1-2 G3		4 1 1 0 0 1 0

Inning Stats	R: 2	H: 3	E: 0	K: 0	S: 11	LOB: 1	BB: 0	P: 16	R: 0	H: 0	E: 0	K: 1	S: 8	LOB: 0	BB: 0	P: 12	R: 1	H: 3	E: 0	K: 0	S: 17	LOB: 2	BB: 0	P: 23	R: 2	H: 4	E: 0	K: 0	S: 10	LOB: 0	BB: 0	P: 12	R: 0	H: 0	E: 0	K: 0	S: 8	LOB: 1	BB: 1	P: 14	R: 0	H: 0	E: 0	K: 0	S: 6	LOB: 0	BB: 0	P: 7	R: 0	H: 0	E: 0	K: 1	S: 7	LOB: 0	BB: 0	P: 12	R: 0	H: 1	E: 0	K: 0	S: 8	LOB: 1	BB: 0	P: 12
--------------	------	------	------	------	-------	--------	-------	-------	------	------	------	------	------	--------	-------	-------	------	------	------	------	-------	--------	-------	-------	------	------	------	------	-------	--------	-------	-------	------	------	------	------	------	--------	-------	-------	------	------	------	------	------	--------	-------	------	------	------	------	------	------	--------	-------	-------	------	------	------	------	------	--------	-------	-------

PITCHER	IP	WLS	BF	H	R	ER	SO	BB	IBB	HBP	BLK	WP	HR	S	P	ERA	WHIP
Jamie Moyer, L ERA: 3.86 (1, 1)	3.2		20	9	5	5	1	0	0	0	0	0	0	43	60	12.27	2.455
Mike Oquist, R ERA: 4.01 (4, 1)	3.1	W	13	2	1	1	0	1	0	0	0	0	0	23	37	2.70	0.900
Jesse Orosco, L ERA: 2.25 (8, 1)	1.1		5	1	0	0	1	0	0	0	0	0	0	11	18	0.00	0.750
Doug Jones, R ERA: 3.71 (9, 1)	0.2		2	0	0	0	0	0	0	0	0	0	0	4	6	0.00	0.000

**BOTTOM**

**Baltimore Orioles @ Kansas City Royals**  
Kauffman Stadium, Kansas City, MO

Fri Jul 21 1995, 7:05 PM CDT  
Att: 22,924 - Unknown - 79 F

livebaseballscores.com

<b>AB</b>	<b>38</b>
<b>R</b>	<b>6</b>
<b>H</b>	<b>12</b>
<b>RBI</b>	<b>6</b>
<b>BB</b>	<b>1</b>
<b>SO</b>	<b>2</b>
<b>LOB</b>	<b>13</b>



WP: 0	PA: 40
PB: 0	
SB: 0	
CS: 0	

Batter	1	2	3	4	5	6	7	8	9	AB R H RBI BB SO LOB	TOP														
<b>Brady Anderson, L</b> (1, 7) OBP: 0.369, SLG: 0.466	0-0 G6-3		0-0 1B		4-1 BB		1-1 FC6-4 1B			3 0 2 0 1 0 0															
<b>Bret Barberie, S</b> (1, 4) OBP: 0.338, SLG: 0.359	2-0 F7		3-2 G3		2-0 G4-3		0-1 FC6-4			4 0 0 0 0 0 4															
<b>Rafael Palmeiro, L</b> (1, 3) OBP: 0.362, SLG: 0.558	2-2 G3-1				0-0 G4-6-3 1B		1-0 G6-4-3 1B			4 0 2 0 0 0 0															
<b>Cal Ripken Jr., R</b> (1, 6) OBP: 0.342, SLG: 0.442		1-0 G6-3			1-1 G4-6-3 1-2f		2-0 G6-4-3 1B			4 0 1 0 0 0 1															
<b>Harold Baines, L</b> (1, 10) OBP: 0.402, SLG: 0.527		3-2 L6			1-1 HR		1-0 G6-4-3 1-2f 2-3			4 1 1 1 0 1 2															
<b>Kevin Bass, S</b> (1, 9) OBP: 0.346, SLG: 0.397		2-0 F7			1-1 G4-3		2-3 K			4 0 0 0 0 1 1															
<b>Leo Gomez, R</b> (1, 5) OBP: 0.317, SLG: 0.321			2-3 K			0-0 HR				4 1 1 1 0 2 0															
<b>Gregg Zaun, S</b> (1, 2) OBP: 0.353, SLG: 0.457			1-0 HR			2-1 G3-1				4 1 3 1 0 0 0															
<b>Curtis Goodwin, L</b> (1, 8) OBP: 0.366, SLG: 0.387			0-1 B1-3			0-1 G5-3				3 0 0 0 0 0 1															
<b>Jeff Manto, R</b> (9, PH) OBP: 0.302, SLG: 0.528							1-2 FC5-4 1B			1 0 0 0 0 1 1															
<b>Inning Stats</b>	R: 0 E: 0 K: 0 S: 5	H: 0 LOB: 0 BB: 0 P: 9	R: 0 E: 0 K: 0 S: 5	H: 0 LOB: 0 BB: 0 P: 11	R: 1 E: 0 K: 1 S: 12	H: 2 LOB: 1 BB: 0 P: 18	R: 1 E: 0 K: 0 S: 7	H: 2 LOB: 0 BB: 0 P: 10	R: 1 E: 0 K: 0 S: 7	H: 1 LOB: 1 BB: 1 P: 15	R: 0 E: 0 K: 1 S: 7	H: 2 LOB: 1 BB: 0 P: 13	R: 0 E: 0 K: 0 S: 11	H: 2 LOB: 2 BB: 0 P: 16	R: 0 E: 0 K: 1 S: 7	H: 0 LOB: 0 BB: 0 P: 12	R: 0 E: 0 K: 2 S: 10	H: 1 LOB: 1 BB: 0 P: 18	1B: 6 2B: 1 3B: 0 HR: 3	SF: 0 SAC: 0 DP: 2 HBP: 0	WP: 0 PB: 0 SB: 0 CS: 0	PA: 36			
<b>PITCHER</b>	IP WLS BF H R ER SO BB IBB HBP BLK WP HR S P ERA WHIP																								
<b>Mark Gubicza, R</b> (1, 1) ERA: 3.84	6.2		28	9	3	3	2	1	0	0	0	0	3	52	90	4.05	1.500								
<b>Billy Brewer, L</b> (7, 1) ERA: 5.47	1.1	W	4	0	0	0	1	0	0	0	0	0	0	9	14	0.00	0.000								
<b>Jeff Montgomery, R</b> (9, 1) ERA: 3.0	1.0	S	4	1	0	0	2	0	0	0	0	0	0	10	18	0.00	1.000								

**Baltimore Orioles @ Kansas City Royals**  
**Kauffman Stadium, Kansas City, MO**  
 Sat Jul 22 1995, 7:05 PM CDT  
 Att. 25,697 - Sunny - 91 F

[livebaseballscorecards.com](http://livebaseballscorecards.com)

AB	35
R	3
H	10
RBI	3
BB	1
SO	5
LOB	10





Batter	1	2	3	4	5	6	7	8	9
Vince Coleman, S OBP: 0.356, SLG: 0.415 (1, 7)	1-0 G6-3		2-0 1B			1-2 FC1-4 1B	1-0 HR		
Tom Goodwin, L OBP: 0.353, SLG: 0.325 (1, 8)	0-0 G4-3		0-0 1B			1-1 FC1-4 1B WP	1-1 G3		
Keith Lockhart, L OBP: 0.375, SLG: 0.485 (1, 5)	3-2 F7		1-0 F9			1-1 WP 1B	0-1 G4-3		
Wally Joyner, L OBP: 0.401, SLG: 0.428 (1, 3)		0-0 G4-3		1-1 F7		1-3 K	0-3 K		
Bob Hamelin, L OBP: 0.286, SLG: 0.305 Gary Gaetti, R OBP: 0.316, SLG: 0.505 (6, PH)		0-1 G4-3		0-0 G6-3		3-2 L7	4-0 BB		
Jon Nunnally, L OBP: 0.378, SLG: 0.596 (1, 9)		0-3 K		0-3 K			2-1 P5		
Greg Gagne, R OBP: 0.327, SLG: 0.406 (1, 6)			0-1 G4-3		2-2 G4-3		0-0 HR		
David Howard, S OBP: 0.239, SLG: 0.259 (1, 4)			3-2 F7		1-0 G1-6-3 1B		1-1 G6-3		
Brent Mayne, L OBP: 0.254, SLG: 0.274 (1, 2)			4-2 1B BB		0-0 G1-6-3 1-2f		0-0 HR 1B		

AB	R	H	RBI	BB	SO	LOB
4	1	3	2	0	0	0
4	1	1	1	0	0	1
4	0	1	0	0	0	2
4	0	0	0	0	2	1
2	0	0	0	0	0	0
1	0	0	0	1	0	1
4	0	0	0	0	2	1
3	1	1	1	0	0	0
3	0	1	0	0	0	0
2	2	1	0	1	0	1

**BOTTOM**

**Baltimore Orioles @ Kansas City Royals**  
Kauffman Stadium, Kansas City, MO

Sat Jul 22 1995, 7:05 PM CDT  
Att. 25,697 - Sunny - 91 F


AB	31
R	5
H	8
RBI	4
BB	2
SO	4
LOB	7



1B:	6	SF:	0
2B:	0	SAC:	0
3B:	0	DP:	1
HR:	2	HBP:	0

WP:	1	PA:	33
PB:	0		
SB:	0		
CS:	0		

Inning Stats	R: 0	H: 0	E: 0	LOB: 0	K: 0	S: 6	P: 10										
<b>PITCHER</b>	IP	WLS	BF	H	R	ER	SO	BB	IBB	HBP	BLK	WP	HR	S	P	ERA	WHIP
Kevin Brown, R ERA: 3.84 (1, 1)	5.1		21	5	2	2	2	1	0	0	0	0	0	42	63	3.38	1.125
Arthur Rhodes, L ERA: 6.09 (6, 1)	2.2	L	12	3	3	3	2	1	0	0	0	1	2	22	35	10.12	1.500

Batter	1	2	3	4	5	6	7	8	9	AB R H RBI BB SO LOB	TOP														
Brady Anderson, L (1, 7) OBP: 0.372, SLG: 0.465	2-0 SH1-3 1B		4-1 2B BB	4-0 BB IBB		1-3 K			1-3 K	3 1 1 0 2 2 0	<p><b>Baltimore Orioles @ Kansas City Royals</b> Kauffman Stadium, Kansas City, MO</p> <p>Sun Jul 23 1995, 7:05 PM CDT Att. 21,657 - Unknown - 88 F</p> <p>livebaseballscorecards.com</p> <table border="1"> <tr><td>AB</td><td>32</td></tr> <tr><td>R</td><td>6</td></tr> <tr><td>H</td><td>8</td></tr> <tr><td>RBI</td><td>6</td></tr> <tr><td>BB</td><td>6</td></tr> <tr><td>SO</td><td>4</td></tr> <tr><td>LOB</td><td>17</td></tr> </table> 	AB	32	R	6	H	8	RBI	6	BB	6	SO	4	LOB	17
AB	32																								
R	6																								
H	8																								
RBI	6																								
BB	6																								
SO	4																								
LOB	17																								
Bret Barberie, S (1, 4) Manny Alexander, R (7, 4) OBP: 0.338, SLG: 0.353 OBP: 0.330, SLG: 0.351	0-0 SH1-3		0-1 F7	4-2 G5-4-3 BB		0-0 F9			0-2 P2	2 0 0 1 1 0 2 1 0 0 0 0 0 0															
Rafael Palmeiro, L (1, 3) OBP: 0.360, SLG: 0.556	2-2 F7		0-0 2B	1-1 G5-4-3		2-2 G4-3			2-2 G3-1	5 0 1 2 0 0 4															
Cal Ripken Jr., R (1, 6) OBP: 0.338, SLG: 0.436	1-0 F7		0-3 K		1-1 G6-3				0-1 G5-3	4 0 0 0 0 1 2															
Harold Baines, L (1, 10) OBP: 0.403, SLG: 0.541					2-0 1B 2B 1B				0-0 G3 HR	4 2 2 1 0 0 0															
Kevin Bass, S (1, 9) OBP: 0.349, SLG: 0.396					4-2 1B 2B BB				0-0 G5-3 1B	3 1 1 0 1 0 0															
Leo Gomez, R (1, 5) OBP: 0.331, SLG: 0.330					2-0 2B BB 1B				2-1 FC1-6 1B	3 1 2 0 1 0 0															
Gregg Zaun, S (1, 2) OBP: 0.364, SLG: 0.469					1-2 BB 2B				0-1 FC1-6 G4-6-3	3 1 1 2 1 0 3															
Curtis Goodwin, L (1, 8) OBP: 0.358, SLG: 0.378					1-1 G1-3				1-2 G4-6-3	4 0 0 0 0 1 6															
<b>Inning Stats</b>	R: 0 E: 0 K: 0 S: 6 H: 1 LOB: 1 BB: 0 P: 11	R: 0 E: 0 K: 0 S: 4 H: 0 LOB: 0 BB: 0 P: 6	R: 2 E: 0 K: 2 S: 16 H: 1 LOB: 1 BB: 2 P: 26	R: 3 E: 0 K: 0 S: 15 H: 3 LOB: 2 BB: 3 P: 34	R: 1 E: 0 K: 0 S: 9 H: 2 LOB: 2 BB: 1 P: 19	R: 0 E: 0 K: 1 S: 7 H: 0 LOB: 0 BB: 0 P: 10	R: 0 E: 0 K: 0 S: 4 H: 0 LOB: 0 BB: 0 P: 4	R: 0 E: 0 K: 0 S: 9 H: 1 LOB: 0 BB: 0 P: 12	R: 0 E: 0 K: 1 S: 9 H: 0 LOB: 0 BB: 0 P: 12	1B: 5 2B: 2 3B: 0 HR: 1 SF: 0 SAC: 1 DP: 2 HBP: 0	WP: 0 PB: 0 SB: 0 CS: 0 PA: 39														
<b>PITCHER</b>	IP WLS BF H R ER SO BB IBB HBP BLK WP HR S P ERA WHIP											<b>PITCHER</b>	IP WLS BF H R ER SO BB IBB HBP BLK WP HR S P ERA WHIP												
Tom Gordon, R (1, 1) ERA: 4.14	3.1 L 20 5 5 5 2 4 1 0 0 0 0 0 39 74 13.50 2.700																								
Mike Magnante, L (4, 1) ERA: 2.7	5.2 19 3 1 1 2 1 0 0 0 0 0 1 40 60 1.59 0.706																								

Batter	1	2	3	4	5	6	7	8	9	AB	R	H	RBI	BB	SO	LOB
Vince Coleman, S OBP: 0.350, SLG: 0.407 (1, 7)	0-0 F9		1-0 F7		1-3 K			0-1 G5-3		4	0	0	0	0	1	2
Tom Goodwin, L OBP: 0.348, SLG: 0.320 (1, 8)	2-2 G4-3		1-3 K			0-0 G2-3		3-2 G4-3		4	0	0	0	0	1	1
Keith Lockhart, L OBP: 0.371, SLG: 0.486 (1, 5)	1-2 G4-3			2-2 G3 G4-3 2B		1-1 P5		2-2 F7		4	1	1	0	0	0	0
Wally Joyner, L OBP: 0.396, SLG: 0.421 (1, 3)		0-0 G4-3		1-0 G3		3-1 F7			0-0 F7	4	0	0	0	0	0	1
Bob Hamelin, L OBP: 0.281, SLG: 0.299 Chris James, R OBP: 0.348, SLG: 0.545 (1, 10)		3-3 K		1-0 G4-3		1-3 K			2-3 K	3	0	0	1	0	2	0
Jon Nunnally, L OBP: 0.378, SLG: 0.604 Phil Hiatt, R OBP: 0.255, SLG: 0.322 (9, PH)		2-0 K 3B		3-H 2-3 K		1-0 P3			3-2 G5-3	3	0	1	0	0	1	0
Greg Gagne, R OBP: 0.327, SLG: 0.410 (1, 6)		2-1 F8			1-2 G5-3		3-2 K 1B 2B			3	1	1	0	0	0	1
David Howard, S OBP: 0.241, SLG: 0.261 (1, 4)			1-2 G4-3		1-3 K		0-2 K 1B			3	0	1	1	0	1	0
Brent Mayne, L OBP: 0.261, SLG: 0.292 (1, 2)			2-2 K 1B		3-1 K 3B		2-2 G4-3			3	0	2	0	0	0	1

Inning Stats	R: 0	H: 0	E: 0	K: 0	S: 8	P: 11	R: 0	H: 1	E: 0	K: 1	S: 7	P: 14	R: 0	H: 1	E: 0	K: 1	S: 12	P: 17	R: 1	H: 1	E: 0	K: 1	S: 9	P: 15	R: 0	H: 1	E: 0	K: 2	S: 13	P: 19	R: 0	H: 0	E: 0	K: 0	S: 5	P: 9	R: 1	H: 2	E: 0	K: 1	S: 15	P: 22	R: 0	H: 0	E: 0	K: 0	S: 9	P: 14	R: 0	H: 0	E: 0	K: 1	S: 8	P: 13	1B: 2	2B: 2	3B: 2	HR: 0	SF: 0	SAC: 0	DP: 0	HBP: 0	WP: 0	PA: 33
PITCHER	IP	WLS	BF	H	R	ER	SO	BB	IBB	HBP	BLK	WP	HR	S	P	ERA	WHIP																																															
35 Mike Mussina, R ERA: 4.57 Jesse Orosco, L ERA: 2.16	(1, 1)	8.0	30	6	2	2	6	0	0	0	0	0	0	0	0	2.25	0.750																																															
	(9, 1)	1.0	3	0	0	0	1	0	0	0	0	0	0	8	13	0.00	0.000																																															

BOTTOM

Baltimore Orioles @ Kansas City Royals  
Kauffman Stadium, Kansas City, MO

Sun Jul 23 1995, 7:05 PM CDT  
Att: 21,657 - Unknown - 88 F

livebaseballscorecards.com

AB	33
R	2
H	6
RBI	2
BB	0
SO	7
LOB	6



Batter	1	2	3	4	5	6	7	8	9	AB R H RBI BB SO LOB	TOP											
Luis Polonia, L OBP: 0.339, SLG: 0.365 (1, 7)	2-1 1B 1B	2-1 G4-3		3-2 F8		0-0 G3			0-0 G6-3	5 1 1 0 0 0 1												
Randy Velarde, R OBP: 0.344, SLG: 0.394 (1, 4)	2-2 1B 1B		2-2 HR		1-2 2B 1B		0-0 FC5-4 1B		1-2 1B	5 3 5 1 0 0 0												
Dion James, L OBP: 0.379, SLG: 0.392 (1, 10)	1-1 1B 1B		1-2 F7		1-2 P5		0-1 FC5-4 BB		0-0 L8	5 1 1 1 0 0 3												
Paul O'Neill, L OBP: 0.403, SLG: 0.595 (1, 9)	2-1 HR		3-2 HR		2-3 K		4-1 FC6-4 BB		1-1 G6-3	4 2 2 4 1 1 2												
Don Mattingly, L OBP: 0.365, SLG: 0.447 (1, 3)	1-1 G5-4-3 1B		1-1 G3-1		0-0 2B		2-0 F9			4 0 2 1 0 0 2												
Bernie Williams, S OBP: 0.353, SLG: 0.455 (1, 8)	1-3 K		0-0 G1-3		0-1 G6-3		1-0 FC6-4			4 0 0 0 0 1 4												
Mike Stanley, R OBP: 0.370, SLG: 0.484 (1, 2)	0-1 G5-4-3			2-1 1B		2-0 G4-3			3-3 K	4 0 1 0 0 1 1												
Tony Fernandez, S OBP: 0.321, SLG: 0.347 (1, 6)		1-3 K		1-3 K		0-0 HR			3-3 K	4 1 1 1 0 3 1												
Russ Davis, R OBP: 0.391, SLG: 0.525 (1, 5)		1-3 K		1-3 K		1-2 P4			0-1 F8	4 0 0 0 0 2 1												
<b>Inning Stats</b>	R: 4 E: 0 K: 1 S: 16	H: 5 LOB: 0 BB: 0 P: 25	R: 0 E: 0 K: 2 S: 8	H: 0 LOB: 0 BB: 0 P: 12	R: 2 E: 0 K: 0 S: 15	H: 2 LOB: 0 BB: 0 P: 22	R: 0 E: 0 K: 2 S: 12	H: 1 LOB: 1 BB: 0 P: 19	R: 1 E: 0 K: 1 S: 13	H: 2 LOB: 1 BB: 0 P: 17	R: 1 E: 0 K: 0 S: 6	H: 1 LOB: 0 BB: 0 P: 9	R: 0 E: 0 K: 0 S: 6	H: 1 LOB: 2 BB: 1 P: 13	R: 0 E: 0 K: 2 S: 9	H: 0 LOB: 0 BB: 0 P: 15	R: 0 E: 0 K: 0 S: 7	H: 1 LOB: 1 BB: 0 P: 9	1B: 8 2B: 1 3B: 0 HR: 4	SF: 0 SAC: 0 DP: 1 HBP: 0	WP: 0 PB: 0 SB: 0 CS: 0	PA: 40
<b>PITCHER</b>	IP WLS BF H R ER SO BB IBB HBP BLK WP HR S P ERA WHIP																					
Kevin Appier, R ERA: 3.71 (1, 1)	5.0 L 24 10 7 7 6 0 0 0 0 0 0 3 64 95 12.60 2.000																					
Dave Fleming, L ERA: 7.1 (6, 1)	2.0 9 2 1 1 0 1 0 0 0 0 0 1 12 22 4.50 1.500																					
Rusty Meacham, R ERA: 3.66 (8, 1)	1.0 3 0 0 0 2 0 0 0 0 0 0 0 9 15 0.00 0.000																					
Hipolito Pichardo, R ERA: 4.22 (9, 1)	1.0 4 1 0 0 0 0 0 0 0 0 0 0 7 9 0.00 1.000																					

**New York Yankees @ Kansas City Royals**  
**Kauffman Stadium, Kansas City, MO**

Tue Jul 25 1995, 7:05 PM CDT  
 Att. 17,640 - Unknown - 89 F

AB	39
R	8
H	13
RBI	8
BB	1
SO	8
LOB	15



Batter	1	2	3	4	5	6	7	8	9	AB	R	H	RBI	BB	SO	LOB
Vince Coleman, S OBP: 0.344, SLG: 0.400 (1, 7)	1-3 K		2-1 F8			0-2 FC4-6		0-3 K		4	0	0	0	0	2	1
Tom Goodwin, L OBP: 0.351, SLG: 0.324 Phil Hiatt, R OBP: 0.253, SLG: 0.319 (8, PH) (9, 9)	0-1 G6-3 1B			0-0 G4-3-6 1B		3-2 F7		2-0 G3-1		3	0	2	0	0	0	1
Keith Lockhart, L OBP: 0.361, SLG: 0.473 Chris Stynes, R OBP: 0.278, SLG: 0.219 (8, PH) (9, 4)	0-2 G6-3			0-0 F7		1-2 G3		1-0 1B		3	0	0	0	0	0	3
Wally Joyner, L OBP: 0.394, SLG: 0.419 (1, 3)	1-0 L3			2-2 G4-3-6			0-1 1B 1B	0-0 F7		4	1	1	0	0	0	3
Gary Gaetti, R OBP: 0.318, SLG: 0.509 (1, 5)		0-0 F9			0-3 K		0-0 1B 1B	0-0 2B		4	0	2	0	0	1	0
Jon Nunnally, L OBP: 0.375, SLG: 0.593 (8, 9)		2-3 K			0-1 L4		2-3 K	4-2 BB		3	0	0	0	1	2	2
Greg Gagne, R OBP: 0.330, SLG: 0.409 (1, 6)		0-1 G5-3			4-2 BB		0-1 1B 1-2 2-H	3-2 F7		3	0	1	1	1	0	2
Bob Hamelin, L OBP: 0.275, SLG: 0.291 (1, 10)			1-0 G3		1-3 K		2-3 K	0-2 F7		4	0	0	0	0	2	5
Brent Mayne, L OBP: 0.261, SLG: 0.291 (1, 2)			1-1 G4-3			3-1 FC4-6 1B	2-1 G3	2-3 K		4	0	1	0	0	1	4

**BOTTOM**

**New York Yankees @ Kansas City Royals**  
**Kauffman Stadium, Kansas City, MO**  
 Tue Jul 25 1995, 7:05 PM CDT  
 Att: 17,640 - Unknown - 89 F

AB	34
R	1
H	8
RBI	1
BB	2
SO	8
LOB	21



Inning Stats																	1B	2B	3B	HR	SF	SAC	DP	HBP	WP	HR	S	P	ERA	WHIP																					
R: 0	H: 1	R: 0	H: 0	R: 0	H: 0	R: 0	H: 1	R: 0	H: 0	R: 1	H: 3	R: 0	H: 1	R: 0	H: 1	1B: 7	SF: 0	WP: 0	HR	S	P	ERA	WHIP																												
E: 0	LOB: 1	E: 0	LOB: 0	E: 0	LOB: 0	E: 0	LOB: 0	E: 0	LOB: 1	E: 0	LOB: 2	E: 0	LOB: 1	E: 0	LOB: 2	2B: 1	SAC: 0	PB: 0																																	
K: 1	BB: 0	K: 1	BB: 0	K: 0	BB: 0	K: 0	BB: 0	K: 2	BB: 1	K: 2	BB: 0	K: 1	BB: 0	K: 1	BB: 0	3B: 0	DP: 1	SB: 0																																	
S: 9	P: 11	S: 6	P: 8	S: 5	P: 9	S: 5	P: 7	S: 12	P: 17	S: 12	P: 19	S: 14	P: 9	S: 13	P: 22	HR: 0	HBP: 0	CS: 0																																	
PITCHER																	PITCHER																																		
IP	WLS	BF	H	R	ER	SO	BB	IBB	HBP	BLK	WP	HR	S	P	ERA	WHIP	IP	WLS	BF	H	R	ER	SO	BB	IBB	HBP	BLK	WP	HR	S	P	ERA	WHIP																		
Scott Kamieniecki, R ERA: 5.91 (1, 1)	7.0	W	27	6	1	1	6	1	0	0	0	0	63	91	1.29	1.000	Joe Ausanio, R ERA: 6.18 (8, 1)	1.0		4	1	0	0	1	0	0	0	0	0	6	9	0.00	1.000	Brent Mayne, L ERA: 5.34 (9, 1)	1.0		5	1	0	0	1	1	0	0	0	0	0	13	22	0.00	2.000

Batter	1	2	3	4	5	6	7	8	9	AB R H RBI BB SO LOB	TOP
<b>Bernie Williams, S</b> (1, 8) OBP: 0.351, SLG: 0.450 B C B X	2-1  1B 2B 1B	1-0 FC6-4  1-2f			0-1 F9  S X		0-0 F8  X		1-3 K  B C C S	5 1 1 0 0 1 1	
<b>Jim Leyritz, R</b> (1, 2) OBP: 0.390, SLG: 0.438 S C B X	1-2 F8  1 SAFE		1-3 K  S C B X		1-1  HR			1-3 K  B S F S		4 1 1 1 0 2 1	
<b>Paul O'Neill, L</b> (1, 9) OBP: 0.404, SLG: 0.592 B F C X	1-2  2B G3 1B		0-0 G3-1  X		0-0 F8  X			4-2  1B BB		3 2 1 0 1 0 0	
<b>Mike Stanley, R</b> (1, 10) OBP: 0.372, SLG: 0.489 B X	1-0  1B 2B		3-2 G4-3  B C B S X		1-1 F9  B C X			1-1  1B G1-2-3 1B		4 1 2 1 0 0 0	
<b>Don Mattingly, L</b> (1, 3) OBP: 0.363, SLG: 0.444 F B X	1-1 G3  3-H			2-2 P6  C B F X		0-1 G4-1  C X		1-0  1B 1B		4 0 1 2 0 0 1	
<b>Randy Velarde, R</b> (1, 5) OBP: 0.352, SLG: 0.398 B S C B F X	3-2  1B		0-0 G1-3  X		4-2  FC5-4 BB			1-1  1B 1B		3 0 2 1 1 0 0	
<b>Gerald Williams, R</b> (1, 7) OBP: 0.371, SLG: 0.541 <b>Wade Boggs, L</b> (8, PH) OBP: 0.401, SLG: 0.390 (8, 5)		0-2  2B		4-1  BB		2-2 FC5-4  B F F 1 SAFE 1-2f		1-1 G1-2-3  B C C X 3-Hf		2 0 1 0 1 0 1 1 0 0 0 0 0 3	<b>AB</b> 34 <b>R</b> 5 <b>H</b> 10 <b>RBI</b> 5 <b>BB</b> 3 <b>SO</b> 4 <b>LOB</b> 8
<b>Tony Fernandez, S</b> (1, 6) OBP: 0.316, SLG: 0.342 C X		0-1 G1-3  1 SAFE		0-0 L1-3  1 SAFE			3-1 F8  C B B B X		1-0 B2-3  B X	4 0 0 0 0 0 1	
<b>Pat Kelly, R</b> (1, 4) OBP: 0.336, SLG: 0.346 C B F X		1-2  FC6-4 1B		2-2 F9  B B F F X		2-2 F9  C B B B X		1-3 K  B F F C		4 0 1 0 0 1 0	
<b>Inning Stats</b>	R: 3 H: 4 E: 0 LOB: 1 K: 0 BB: 0 S: 16 P: 25	R: 0 H: 2 E: 0 LOB: 1 K: 0 BB: 0 S: 9 P: 11	R: 0 H: 0 E: 0 LOB: 0 K: 1 BB: 0 S: 7 P: 11	R: 0 H: 0 E: 0 LOB: 1 K: 0 BB: 1 S: 6 P: 12	R: 1 H: 1 E: 0 LOB: 0 K: 0 BB: 0 S: 8 P: 11	R: 0 H: 0 E: 0 LOB: 1 K: 0 BB: 1 S: 10 P: 17	R: 0 H: 0 E: 0 LOB: 0 K: 0 BB: 0 S: 7 P: 12	R: 1 H: 3 E: 0 LOB: 2 K: 1 BB: 1 S: 14 P: 23	R: 0 H: 0 E: 0 LOB: 0 K: 2 BB: 0 S: 7 P: 10	1B: 7 SF: 0 2B: 2 SAC: 0 3B: 0 DP: 1 HR: 1 HBP: 0	WP: 0 PA: 37 PB: 0 SB: 0 CS: 0
<b>PITCHER</b> <b>Jason Jacome, L</b> (1, 1) ERA: 9.0 <b>Hipolito Pichardo, R</b> (8, 1) ERA: 4.23	IP WLS BF H R ER SO BB IBB HBP BLK WP HR S P ERA WHIP 7.0 0 28 7 4 4 1 2 0 0 0 0 1 63 99 5.14 1.286 2.0 W 9 3 1 1 3 1 0 0 0 0 0 0 21 33 4.50 2.000										

**New York Yankees @ Kansas City Royals**  
 Kauffman Stadium, Kansas City, MO  
 Wed Jul 26 1995, 7:05 PM CDT  
 Att. 17,775 - Unknown - 87 F

<b>AB</b>	34
<b>R</b>	5
<b>H</b>	10
<b>RBI</b>	5
<b>BB</b>	3
<b>SO</b>	4
<b>LOB</b>	8



Batter	1	2	3	4	5	6	7	8	9	AB	R	H	RBI	BB	SO	LOB
Vince Coleman, S OBP: 0.341, SLG: 0.396 (1, 7)	L5		F7		F7	FC6-4		FC1-2		5	0	1	0	0	0	6
Tom Goodwin, L OBP: 0.348, SLG: 0.322 (1, 8)	B1-3		G4-3			HR		FC4-6		5	1	1	0	0	1	4
Wally Joyner, L OBP: 0.394, SLG: 0.430 (1, 3)	G1-3					HR				5	2	2	2	0	1	0
Gary Gaetti, R OBP: 0.324, SLG: 0.527 (1, 5)			K2-3			F8		SH1-3		4	2	3	1	0	1	0
Keith Lockhart, L OBP: 0.363, SLG: 0.460 (1, 10)			F7			F8		SH1-3		3	0	0	0	2	1	1
Jon Nunnally, L OBP: 0.367, SLG: 0.579 (1, 9)			L7			K		SH1-3		4	0	0	0	0	1	3
Greg Gagne, R OBP: 0.332, SLG: 0.408 (1, 6)			F9			L7		SF9		3	1	1	2	1	0	0
David Howard, S OBP: 0.250, SLG: 0.272 (1, 4)			G4-3			F7		BB		3	0	1	0	1	0	0
Brent Mayne, L OBP: 0.268, SLG: 0.299 (1, 2)										2	0	2	0	0	0	0
Chris James, R OBP: 0.362, SLG: 0.545 (6, PH)										0	0	0	0	1	0	0
Pat Borders, R OBP: 0.264, SLG: 0.419 (7, 2)										1	0	0	1	0	0	1

Inning Stats	R: 0	H: 0	E: 0	K: 10	S: 10	R: 0	H: 0	E: 0	K: 12	S: 12	R: 0	H: 2	E: 0	K: 1	S: 14	R: 0	H: 1	E: 0	K: 2	S: 10	R: 0	H: 1	E: 0	K: 0	S: 11	R: 3	H: 3	E: 0	K: 0	S: 21	R: 1	H: 1	E: 0	K: 2	S: 11	R: 1	H: 1	E: 1	K: 0	S: 12	R: 1	H: 2	E: 0	K: 0	S: 10	1B: 7	2B: 2	3B: 0	HR: 2	SF: 1	SAC: 2	DP: 0	HBP: 0	WP: 0	PA: 43
	0	0	0	13		0	0	0	18		0	0	0	19		0	1	0	0	14		0	1	0	18	0	3	0	0	40	0	1	0	16		1	2	0	23		1	2	0	21	7	2	0	2	0	0	0	0	43		

PITCHER	IP	WLS	BF	H	R	ER	SO	BB	IBB	HBP	BLK	WP	HR	S	P	ERA	WHIP
42 Mariano Rivera, R ERA: 5.4 (1, 1)	5.0		23	7	3	3	3	1	0	0	0	0	1	69	103	5.40	1.600
Steve Howe, L ERA: 4.5 (6, 1)	2.1		10	1	1	1	2	2	0	0	0	0	1	24	41	3.86	1.286
Bob Wickman, R ERA: 4.0 (8, 1)	1.0	L	8	2	2	2	0	1	1	0	0	0	0	14	30	18.00	3.000
John Wetteland, R ERA: 2.08 (9, 1)	0.1		2	1	0	0	0	0	0	0	0	0	0	4	8	0.00	3.000

**BOTTOM**

**New York Yankees @ Kansas City Royals**  
**Kauffman Stadium, Kansas City, MO**  
 Wed Jul 26 1995, 7:05 PM CDT  
 Att: 17,775 - Unknown - 87 F

AB	35
R	6
H	11
RBI	6
BB	5
SO	5
LOB	15



WP	HR	S	P	ERA	WHIP
0	0	0	0	0	0

Batter	1	2	3	4	5	6	7	8	9	AB R H RBI BB SO LOB	TOP																					
Luis Polonia, L (1, 7) OBP: 0.347, SLG: 0.368 Gerald Williams, R (8, PH) OBP: 0.368, SLG: 0.535 (8, 7)	1-1 L4-3 1B		4-2 CS BB		1 SAFE B 1 SAFE F 1 SAFE F 1 SAFE B 1 SAFE	4-2 B 1-2 BB		3-3 K		1 0 1 0 2 0 0 1 0 0 0 0 1 0																						
Wade Boggs, L (1, 5) OBP: 0.403, SLG: 0.389	0-1 L4-3 1-2		3-2 CS 1-2	2-1 FC6-4 1B	0-1 F7			4-0 BB		3 0 1 0 1 0 3																						
Dion James, L (1, 10) OBP: 0.370, SLG: 0.382 Danny Tartabull, R (8, PH) OBP: 0.335, SLG: 0.380	0-2 P6			1-1 FC6-4 1B 1-2f 1B	0-1 G4-3			1-3 K		3 1 0 0 0 0 3 1 0 0 0 0 1 1																						
Paul O'Neill, L (1, 9) OBP: 0.406, SLG: 0.590		0-3 K		2-1 BB 1-3 1B		1-1 G5-4-3 1B		1-3 K		4 0 2 0 0 2 1																						
Don Mattingly, L (1, 3) OBP: 0.362, SLG: 0.438		0-2 G4-3		2-0 P6		3-2 G5-4-3 1-2f		4-2 CS BB		3 0 0 0 1 0 3																						
Bernie Williams, S (1, 8) OBP: 0.353, SLG: 0.449		0-0 1B		4-2 1B 1-2 BB		1-3 K2-3		0-3 K 1-2		3 0 1 0 1 2 1																						
Mike Stanley, R (1, 2) OBP: 0.374, SLG: 0.487		2-0 L8		0-0 1B 1-2 2-H 3-H		2-2 P4		1-1 HBP		3 0 1 1 0 0 1																						
Randy Velarde, R (1, 6) OBP: 0.345, SLG: 0.390			3-3 K		2-3 K		1-0 G5-3		1-0 F8		4 0 0 0 0 2 1																					
Pat Kelly, R (1, 4) OBP: 0.335, SLG: 0.346			0-0 F9		1-1 BB 1B		3-3 K			3 0 1 0 0 1 0																						
<b>Inning Stats</b>	R: 0 E: 0 K: 0 S: 7	H: 1 LOB: 0 BB: 0 P: 8	R: 0 E: 0 K: 1 S: 9	H: 1 LOB: 1 BB: 0 P: 11	R: 0 E: 0 K: 1 S: 8	H: 0 LOB: 0 BB: 1 P: 18	R: 1 E: 0 K: 0 S: 10	H: 3 LOB: 2 BB: 1 P: 21	R: 0 E: 0 K: 1 S: 12	H: 1 LOB: 2 BB: 1 P: 19	R: 0 E: 0 K: 1 S: 9	H: 1 LOB: 0 BB: 0 P: 14	R: 0 E: 0 K: 1 S: 7	H: 0 LOB: 0 BB: 0 P: 13	R: 0 E: 0 K: 3 S: 10	H: 0 LOB: 1 BB: 1 P: 19	R: 0 E: 0 K: 1 S: 7	H: 0 LOB: 1 BB: 1 P: 13	1B: 7 2B: 2 3B: 0 HR: 0	SF: 0 SAC: 0 DP: 3 HBP: 1	WP: 0 PB: 0 SB: 0 CS: 2	PA: 36										
<b>PITCHER</b> Mark Gubicza, R (1, 1) ERA: 3.69 Mike Magnante, L (8, 1) ERA: 2.41	IP 7.0	WLS L	BF 27	H 7	R 1	ER 1	SO 5	BB 3	IBB 0	HBP 0	BLK 0	WP 0	HR 0	S 62	P 104	ERA 1.29	WHIP 1.429															
											<b>PITCHER</b>	IP	WLS	BF	H	R	ER	SO	BB	IBB	HBP	BLK	WP	HR	S	P	ERA	WHIP				

**New York Yankees @ Kansas City Royals**  
**Kauffman Stadium, Kansas City, MO**  
 Thu Jul 27 1995, 3:33 AM CDT  
 Att. 19,271 - Sunny - 92 F

<b>AB</b>	<b>29</b>
<b>R</b>	<b>1</b>
<b>H</b>	<b>7</b>
<b>RBI</b>	<b>1</b>
<b>BB</b>	<b>5</b>
<b>SO</b>	<b>9</b>
<b>LOB</b>	<b>14</b>





Batter	1	2	3	4	5	6	7	8	9	AB R H RBI BB SO LOB
Vince Coleman, S (1, 7) OBP: 0.336, SLG: 0.389	1-2 G5-3		1-0 G6-3		0-0 G6-3		0-3 K			4 0 0 0 0 1 2
Wally Joyner, L (1, 3) OBP: 0.393, SLG: 0.427	1-3 K		0-1 F8		3-2 1B			1-0 F7		4 0 1 0 0 1 0
Greg Gagne, R (1, 6) OBP: 0.335, SLG: 0.407	4-2 BB		3-2 F8		1-0 F9			1-1 WP 1B		3 0 1 0 1 0 1
Gary Gaetti, R (1, 5) OBP: 0.323, SLG: 0.521	3-0 G1-3			1-3 K		4-0 G4-6-3 BB		3-3 K		3 0 0 0 1 2 2
Chris James, R (1, 10) OBP: 0.353, SLG: 0.511		3-3 K		4-1 2B BB		0-0 F8		3-3 K		3 0 0 0 1 2 2
Phil Hiatt, R (1, 9) OBP: 0.255, SLG: 0.330		0-1 G6-3		0-2 2B		1-0 G4-6-3		1-1 F8		3 0 1 0 0 0 1
Keith Lockhart, L (9, PH) OBP: 0.360, SLG: 0.456				1-3 2B		1-2f				1 0 0 0 0 0 0
Pat Borders, R (1, 2) OBP: 0.282, SLG: 0.437		2-0 2B		4-0 G5-4-3 IBB			0-1 SH5-4 1B		0-3 K	2 0 2 0 1 0 0
Chris Stynes, R (7, PR) OBP: 0.278, SLG: 0.219										0 0 0 0 0 0 0
Brent Mayne, L (8, 2) OBP: 0.267, SLG: 0.298										1 0 0 0 0 1 0
David Howard, S (1, 4) OBP: 0.254, SLG: 0.270		4-2 BB		2-2 G5-4-3		1-1 SH5-4		0-1 F8		1 0 0 0 1 0 3
Jon Nunnally, L (9, PH) OBP: 0.365, SLG: 0.576				1-2f		1-2				1 0 0 0 0 0 0
Tom Goodwin, L (1, 8) OBP: 0.345, SLG: 0.318		0-3 K			1-2 G6-3		1-1 L8			3 0 0 0 0 1 4

**BOTTOM**

**New York Yankees @ Kansas City Royals**  
Kauffman Stadium, Kansas City, MO

Thu Jul 27 1995, 3:33 AM CDT  
Att: 19,271 - Sunny - 92 F

livebaseballscorecards.com

<b>AB</b>	<b>29</b>
<b>R</b>	<b>0</b>
<b>H</b>	<b>5</b>
<b>RBI</b>	<b>0</b>
<b>BB</b>	<b>5</b>
<b>SO</b>	<b>8</b>
<b>LOB</b>	<b>15</b>



Inning Stats	R: 0	H: 0	E: 0	K: 1	S: 9	H: 0	LOB: 1	BB: 1	P: 18	R: 0	H: 1	E: 0	K: 2	S: 15	H: 1	LOB: 2	BB: 1	P: 24	R: 0	H: 0	E: 0	K: 0	S: 6	R: 0	H: 1	E: 0	K: 1	S: 11	R: 0	H: 1	E: 0	K: 0	S: 8	R: 0	H: 0	E: 0	K: 1	S: 2	R: 0	H: 1	E: 0	K: 1	S: 10	R: 0	H: 1	E: 0	K: 2	S: 10	R: 0	H: 0	E: 0	K: 1	S: 7	1B: 3	2B: 2	3B: 0	HR: 0	SF: 0	SAC: 1	DP: 2	HBP: 0	WP: 1	PB: 0	SB: 0	CS: 0	PA: 35
--------------	------	------	------	------	------	------	--------	-------	-------	------	------	------	------	-------	------	--------	-------	-------	------	------	------	------	------	------	------	------	------	-------	------	------	------	------	------	------	------	------	------	------	------	------	------	------	-------	------	------	------	------	-------	------	------	------	------	------	-------	-------	-------	-------	-------	--------	-------	--------	-------	-------	-------	-------	--------

PITCHER	IP	WLS	BF	H	R	ER	SO	BB	IBB	HBP	BLK	WP	HR	S	P	ERA	WHIP
Andy Pettitte, L (1, 1) ERA: 3.77	7.1	W	29	4	0	0	5	4	1	0	0	0	0	62	108	0.00	1.091
Bob Wickman, R (8, 1) ERA: 3.95	0.2		3	1	0	0	2	0	0	0	0	1	0	9	16	0.00	1.500
John Wetteland, R (9, 1) ERA: 2.02	1.0	S	3	0	0	0	1	0	0	0	0	0	0	7	8	0.00	0.000

Batter	1	2	3	4	5	6	7	8	9	AB R H RBI BB SO LOB	TOP	
Chad Curtis, R (1, 8) OBP: 0.373, SLG: 0.477	1-1 F9		4-1 G4-3 BB		0-1 G4-3			0-1 F8 G5-3 2B	0-0 F7	4 1 1 0 1 0 0		
Lou Whitaker, L (1, 4) OBP: 0.362, SLG: 0.491	2-3 K		2-3 K		1-3 K			0-0 F8		4 0 0 0 0 3 2		
Travis Fryman, R (1, 5) OBP: 0.353, SLG: 0.388	2-0 2B		0-1 G4-3 1-2f		1-0 F9			0-2 G5-3		4 0 1 1 0 0 1		
Cecil Fielder, R (1, 3) OBP: 0.362, SLG: 0.496 Derrick White, R (8, PR) OBP: 0.231, SLG: 0.308 (8, 3)	4-1 BB			1-0 P6		1-1 G5-3		3-H 1-2 1B 2B		3 0 1 0 1 0 0 0 1 0 0 0 0 0		
Kirk Gibson, L (1, 10) OBP: 0.370, SLG: 0.472	0-1 G4-3		3-1 1B 2B		1-3 K		0-0 K	0-0 BB 1B		4 1 2 1 0 1 2		
Bobby Higginson, L (1, 7) OBP: 0.335, SLG: 0.418		2-3 K	4-2 G4-3 1B BB		1-1 G3		4-1 SAFE BB BB BB BB BB BB	1-2 BB		2 0 0 0 2 1 0		
John Flaherty, R (1, 2) OBP: 0.329, SLG: 0.518		2-2 2B	0-0 G4-3 1B 1-2 2-H		0-1 G5-3		0-0 F8			4 0 2 1 0 0 2		
Chris Gomez, R (1, 6) OBP: 0.329, SLG: 0.422		2-1 P6	0-2 G4-3		0-1 G6-3			2-2 L8		4 0 0 0 0 0 3		
Danny Bautista, R (1, 9) OBP: 0.261, SLG: 0.316		1-2 G4-3	1-2 F9		1-1 G6-3			1-0 F8		4 0 0 0 0 0 3		
<b>Inning Stats</b>	R: 0 H: 1 E: 0 LOB: 2 K: 1 BB: 1 S: 10 P: 19	R: 0 H: 1 E: 0 LOB: 1 K: 1 BB: 0 S: 12 P: 19	R: 0 H: 0 E: 0 LOB: 0 K: 1 BB: 1 S: 6 P: 12	R: 1 H: 2 E: 0 LOB: 2 K: 0 BB: 1 S: 13 P: 22	R: 0 H: 0 E: 0 LOB: 0 K: 1 BB: 0 S: 6 P: 8	R: 0 H: 0 E: 0 LOB: 0 K: 1 BB: 0 S: 7 P: 10	R: 0 H: 0 E: 0 LOB: 0 K: 0 BB: 0 S: 6 P: 7	R: 2 H: 3 E: 0 LOB: 2 K: 0 BB: 1 S: 13 P: 18	R: 0 H: 0 E: 0 LOB: 0 K: 0 BB: 0 S: 5 P: 8	1B: 2 SF: 0 2B: 5 SAC: 0 3B: 0 DP: 1 HR: 0 HBP: 0	WP: 0 PA: 37 PB: 0 SB: 0 CS: 0	
<b>PITCHER</b> Tom Gordon, R (1, 1) ERA: 4.02 Jeff Montgomery, R (8, 1) ERA: 3.15	IP WLS BF H R ER SO BB IBB HBP BLK WP HR S P ERA WHIP	7.2 30 5 2 2 5 3 0 0 0 0 0 0 66 103 2.35 1.043	1.1 7 2 1 1 0 1 0 0 0 0 0 0 12 20 6.75 2.250									<b>PITCHER</b> IP WLS BF H R ER SO BB IBB HBP BLK WP HR S P ERA WHIP

Detroit Tigers @ Kansas City Royals  
Kauffman Stadium, Kansas City, MO  
Fri Jul 28 1995, 7:05 PM CDT  
Att. 18,070 - Unknown - 90 F

livebaseballscorecards.com

AB	33
R	3
H	7
RBI	3
BB	4
SO	5
LOB	13



Batter	1	2	3	4	5	6	7	8	9	AB R H RBI BB SO LOB
Vince Coleman, S OBP: 0.342, SLG: 0.395 (1, 7)	0-1 S WP 1B		1-1 2B 1B		0-0 1B		0-0 F8			4 2 3 1 0 0 0
Tom Goodwin, L OBP: 0.343, SLG: 0.317 (1, 8)	1-3 K		0-0 2B 1B		1-1 F9		1-3 K			4 0 1 0 0 2 2
Wally Joyner, L OBP: 0.391, SLG: 0.424 (1, 3)	2-3 K		0-1 F7		1-2 BB 1B			2-2 L7		4 0 1 1 0 1 3
Gary Gaetti, R OBP: 0.328, SLG: 0.526 (1, 5)	2-3 K		0-0 2B		4-1 BB			0-0 1B		3 1 2 1 1 1 1
Keith Lockhart, L OBP: 0.354, SLG: 0.448 David Howard, S OBP: 0.258, SLG: 0.274 (1, 4) (5, 4)		0-2 F7	1-2 F9		0-3 K			2-2 FC3-8 1B		2 0 0 0 0 0 2 2 0 1 1 0 1 2
Joe Vitiello, R Chris Stynes, R OBP: 0.278, SLG: 0.219 (1, 10) (8, PR)		1-1 G6-3		2-2 G5-3		1-0 G6-3		1-2 FC3-6 FC6-4		4 0 0 0 0 0 1 0 0 0 0 0 0 0
Jon Nunnally, L OBP: 0.358, SLG: 0.563 (1, 9)		2-2 P5		0-0 F7		3-1 F7		0-0 FC6-4		4 0 0 0 0 0 1
Greg Gagne, R OBP: 0.335, SLG: 0.406 (1, 6)			0-2 SH1-3 1B		1-2 G5-3		1-2 F8			3 1 1 0 0 0 0
Brent Mayne, L OBP: 0.264, SLG: 0.294 (1, 2)			1-1 SH1-3		3-2 F7		2-0 F8			2 0 0 0 0 0 0

Inning Stats	R: 0	H: 1	E: 0	LOB: 1	K: 3	S: 11	R: 0	H: 0	E: 0	LOB: 0	K: 0	S: 8	R: 2	H: 4	E: 0	LOB: 2	K: 0	S: 16	R: 0	H: 0	E: 0	LOB: 0	K: 0	S: 7	R: 1	H: 2	E: 0	LOB: 2	K: 1	S: 15	R: 0	H: 0	E: 0	LOB: 0	K: 0	S: 6	R: 0	H: 0	E: 0	LOB: 0	K: 1	S: 6	R: 1	H: 2	E: 0	LOB: 1	K: 0	S: 11		

PITCHER	IP	WLS	BF	H	R	ER	SO	BB	IBB	HBP	BLK	WP	HR	S	P	ERA	WHIP
Sean Bergman, R ERA: 5.33 (1, 1)	7.0		29	7	3	3	5	1	0	0	0	1	0	69	99	3.86	1.143
John Doherty, R ERA: 5.57 (8, 1)	1.0	L	5	2	1	1	0	0	0	0	0	0	0	11	16	9.00	2.000

**BOTTOM**

**Detroit Tigers @ Kansas City Royals**  
**Kauffman Stadium, Kansas City, MO**  
 Fri Jul 28 1995, 7:05 PM CDT  
 Att: 18,070 - Unknown - 90 F

[livebaseballscorecards.com](http://livebaseballscorecards.com)

<b>AB</b>	<b>32</b>
<b>R</b>	<b>4</b>
<b>H</b>	<b>9</b>
<b>RBI</b>	<b>4</b>
<b>BB</b>	<b>1</b>
<b>SO</b>	<b>5</b>
<b>LOB</b>	<b>12</b>



WP	HR	S	P	ERA	WHIP
1	0	9	34		

Batter	1	2	3	4	5	6	7	8	9	10	11	12	13	14	15	16	AB	R	H	RBI	BB	SO	LOB	TOP												
Chad Curtis, R OBP: 0.372, SLG: 0.484 (1, 8)	G4-3		HR	G6-3			SF8 2B		G6-3			K			F8		7	2	2	1	0	1	2													
Lou Whitaker, L OBP: 0.354, SLG: 0.473 (1, 4)	L4		G6-3				HBP			F8			L7		G6-3		6	0	0	0	0	1	0													
Travis Fryman, R OBP: 0.354, SLG: 0.389 (1, 5)	2B		1B WP BB				SF8			G6-3			HBP BB		G6-3		4	1	1	1	2	0	0													
Cecil Fielder, R OBP: 0.364, SLG: 0.493 (1, 3)	FC6-4 BB		WP 2B 1B				G5-3			K			HBP G4-3		F8		4	1	1	0	1	2	1													
Derrick White, R OBP: 0.214, SLG: 0.286 (13, 3)			2B 1B														1	0	0	0	0	0	0													
Kirk Gibson, L OBP: 0.364, SLG: 0.466 (1, 10)	FC6-4		S 2B				K						G4-3		K		7	0	1	1	0	3	4													
John Flaherty, R OBP: 0.321, SLG: 0.504 (1, 2)		F8	F9				P4			G6-3			F9		L8		6	0	0	0	0	0	1													
Bobby Higginson, L OBP: 0.331, SLG: 0.409 (15, 9)		K		F8			BB			F9			L9		G3-1		5	0	0	0	1	1	0													
Chris Gomez, R OBP: 0.326, SLG: 0.416 (1, 6)		F9					F9			K					G5-3		6	0	1	0	0	2	1													
Danny Bautista, R OBP: 0.260, SLG: 0.311 (1, 9)			G5-3				L8			G5-3							4	0	0	0	1	0	1													
Juan Samuel, R OBP: 0.390, SLG: 0.570 (15, 7)				L8						G6-3 BB					K		1	0	0	0	0	1	0													
<b>Inning Stats</b>	R: 0 E: 0 K: 0 S: 13	H: 1 LOB: 2 BB: 1 P: 21	R: 0 E: 0 K: 1 S: 9	H: 0 LOB: 0 BB: 0 P: 16	R: 3 E: 0 K: 0 S: 23	H: 3 LOB: 1 BB: 1 P: 38	R: 0 E: 0 K: 0 S: 8	H: 1 LOB: 1 BB: 0 P: 14	R: 0 E: 0 K: 2 S: 9	H: 0 LOB: 0 BB: 0 P: 13	R: 0 E: 0 K: 1 S: 10	H: 0 LOB: 0 BB: 0 P: 19	R: 1 E: 0 K: 0 S: 5	H: 1 LOB: 1 BB: 0 P: 10	R: 0 E: 0 K: 1 S: 6	H: 0 LOB: 0 BB: 0 P: 11	R: 0 E: 0 K: 1 S: 9	H: 0 LOB: 0 BB: 1 P: 16	R: 0 E: 0 K: 1 S: 7	H: 0 LOB: 0 BB: 0 P: 8	R: 0 E: 0 K: 1 S: 5	H: 0 LOB: 0 BB: 0 P: 11	R: 0 E: 0 K: 2 S: 10	H: 0 LOB: 2 BB: 1 P: 15	R: 0 E: 0 K: 0 S: 9	H: 0 LOB: 0 BB: 1 P: 17	R: 0 E: 0 K: 0 S: 7	H: 0 LOB: 0 BB: 0 P: 10	R: 0 E: 0 K: 1 S: 5	H: 0 LOB: 0 BB: 0 P: 5	R: 0 E: 0 K: 1 S: 5	H: 0 LOB: 0 BB: 0 P: 8	1B: 2 2B: 3 3B: 0 HR: 1	SF: 1 SAC: 0 DP: 2 HBP: 2	WP: 1 PB: 0 SB: 3 CS: 0	PA: 59
<b>PITCHER</b>	IP	WLS	BF	H	R	ER	SO	BB	IBB	HBP	BLK	WP	HR	S	P	ERA	WHIP																			
Melvin Bunch, R ERA: 7.29 (1, 1)	3.0		15	4	3	3	1	2	0	0	0	1	0	45	7	9.00	2.000																			
Mike Magnante, L ERA: 2.45 (4, 1)	3.1		14	2	1	1	3	1	0	1	0	0	0	30	51	2.70	0.900																			
Gregg Olson, R ERA: 7.71 (7, 1)	2.0		7	0	0	0	2	1	0	0	0	0	0	13	28	0.00	0.500																			
Gregg Olson, R ERA: 7.71 (9, 1)	2.0		7	0	0	0	2	1	0	0	0	0	0	13	28	0.00	0.500																			
Jeff Montgomery, R ERA: 3.0 (9, 1)	1.2		4	0	0	0	1	0	0	0	0	0	0	11	12	0.00	0.000																			
<b>PITCHER</b>	IP	WLS	BF	H	R	ER	SO	BB	IBB	HBP	BLK	WP	HR	S	P	ERA	WHIP																			
Billy Brewer, L ERA: 5.27 (11, 1)	1.0		3	0	0	0	0	0	0	0	0	0	0	5	11	0.00	0.000																			
Hipolito Richardo, R ERA: 3.81 (12, 1)	5.0	W	16	0	0	0	4	1	0	1	0	0	0	36	55	0.00	0.200																			

Detroit Tigers @ Kansas City Royals  
Kauffman Stadium, Kansas City, MO  
Sat Jul 29 1995, 7:05 PM CDT  
Att. 20,157 - Unknown - 88 F

livebaseballscores.com

AB 51  
R 4  
H 6  
RBI 3  
BB 5  
SO 11  
LOB 10



Batter	1	2	3	4	5	6	7	8	9	10	11	12	13	14	15	16	AB	R	H	RBI	BB	SO	LOB	BOTTOM	
Vince Coleman, S OBP: 0.351, SLG: 0.402	1-2 1B		2-2 1B		0-0 1B		0-1 F7	0-0 1B		0-0 FC6-4			0-1 F9		1-2 1B		8	0	5	1	0	0	1		
Tom Goodwin, L OBP: 0.341, SLG: 0.313	2-1 G6-3-5-4		0-0 F7		4-2 1B		2-1 1B	1-2 F7		0-2 CS	0-0 P6		2-2 G6-3		0-0 E7		7	0	1	0	1	0	5		
Wally Joyner, L OBP: 0.396, SLG: 0.428	1-2 G6-3			1-1 1B	4-1 BB		1-0 F9		0-0 FC5-4		1-1 1B		1-2 1B		2-1 G4-3		7	0	4	1	1	0	3		
Gary Gaetti, R OBP: 0.324, SLG: 0.515		1-2 FC4-6 HBP		0-0 P5	0-2 FC5-4		2-0 P6		1-1 SH3-4		0-1 F8		2-0 L5			0-1 G5-3		6	0	0	0	0	7		
Jon Nunnally, L OBP: 0.364, SLG: 0.574		0-2 FC4-6		0-2 F8		2-1 1B		0-1 G6-3	4-0 FC5-4		1-0 L7			0-0 P3		2-2 HR		7	3	3	1	1	0	3	
Greg Gagne, R OBP: 0.329, SLG: 0.397		1-2 F7		0-1 G6-3		1-0 F9		1-2 G6-3	0-0 FC5-4			2-1 L6		2-1 G6-4-3 1B				7	0	1	0	0	6		
Joe Vitiello, R OBP: 0.190, SLG: 0.105		1-3 K			2-1 1B		1-2 F9		2-2 F7			1-0 F7		2-2 G6-4-3				4	0	2	1	0	1	2	
Chris Stynes, R OBP: 0.266, SLG: 0.200					1-3 1B		0-0 1B	1-3 1B		0-0 1B				1-2 1B				3	1	0	0	0	0	3	
David Howard, S OBP: 0.268, SLG: 0.283			1-1 G4-6-3 1B		1-0 L3		0-1 1B	2-2 1B		0-0 F7			0-0 1B		1-0 G6-3			3	0	2	0	0	0	1	
Chris James, R OBP: 0.365, SLG: 0.521					1-1 1B		1-3 1B	1-3 1B										1	0	1	0	0	0	0	
Pat Borders, R OBP: 0.283, SLG: 0.434					3-1 1B		1-2 1B	2-3 K		1-0 FC6-4 1B			0-0 L3		0-1 G6-3			3	0	1	0	0	0	0	
Brent Morel, L Pete Hise, R Bob Howerton, L Greg Olson, R Jeff Montgomery, R Kevin Lapan, L Tom Gordon, R Billy Brewer, L Hector Pineda, R			0-1 G4-6-3		0-1 1B		1-2 F8											3	1	1	0	0	0	2	

Inning Stats	R: 0	H: 1	E: 0	LOB: 0	K: 0	BB: 0	P: 12	R: 0	H: 0	E: 0	LOB: 1	K: 1	BB: 0	P: 15	R: 0	H: 2	E: 0	LOB: 1	K: 0	BB: 0	P: 11	R: 0	H: 1	E: 0	LOB: 1	K: 0	BB: 0	P: 9	R: 1	H: 3	E: 0	LOB: 3	K: 0	BB: 2	P: 26	R: 1	H: 2	E: 0	LOB: 1	K: 0	BB: 0	P: 17	R: 0	H: 1	E: 0	LOB: 1	K: 0	BB: 0	P: 11	R: 2	H: 4	E: 0	LOB: 2	K: 1	BB: 0	P: 23	R: 0	H: 1	E: 0	LOB: 2	K: 0	BB: 1	P: 16	R: 0	H: 1	E: 0	LOB: 1	K: 0	BB: 0	P: 6	R: 0	H: 1	E: 0	LOB: 1	K: 0	BB: 0	P: 8	R: 0	H: 1	E: 0	LOB: 0	K: 0	BB: 0	P: 14	R: 0	H: 1	E: 0	LOB: 0	K: 0	BB: 0	P: 11	R: 0	H: 1	E: 0	LOB: 0	K: 0	BB: 0	P: 7	R: 1	H: 1	E: 0	LOB: 0	K: 0	BB: 0	P: 7	1B: 21	SF: 0	2B: 2	SAC: 1	3B: 0	DP: 4	HR: 1	HBP: 1	WP: 0	PA: 69
PITCHER	IP	WLS	BF	H	R	ER	SO	BB	IBB	HBP	BLK	WP	HR	S	P	ERA	WHIP																																																																																																		
Jose Lima, R ERA: 9.72	(1, 1)	5.2	26	9	2	2	1	2	0	1	0	0	0	58	86	3.18	1.941																																																																																																		
Joe Boever, R ERA: 5.76	(6, 1)	1.2	8	3	2	2	0	0	0	0	1	0	0	17	23	10.80	1.800																																																																																																		
Buddy Groom, L ERA: 7.18	(8, 1)	0.0	1	1	0	0	0	0	0	0	0	0	0	3	5	∞	∞																																																																																																		
Mike Henneman, R ERA: 1.65	(8, 1)	1.2	8	2	0	0	1	0	1	0	0	0	0	16	26	0.00	1.200																																																																																																		
Mike Christopher, R ERA: 3.18	(10, 1)	3.0	11	3	0	0	0	0	0	0	0	0	0	16	22	0.00	1.000																																																																																																		
PITCHER	IP	WLS	BF	H	R	ER	SO	BB	IBB	HBP	BLK	WP	HR	S	P	ERA	WHIP																																																																																																		
Brian Bohanon, L ERA: 6.44	(13, 1)	3.0	12	3	0	0	0	0	0	0	0	0	0	25	38	0.00	1.000																																																																																																		
John Doherty, R ERA: 5.67	(16, 1)	0.1	2	1	1	1	0	0	0	0	0	0	0	1	5	27.00	3.000																																																																																																		

**Detroit Tigers @ Kansas City Royals**  
Kauffman Stadium, Kansas City, MO  
Sat Jul 29 1995, 7:05 PM CDT  
Att: 20,157 - Unknown - 88 F

livebaseballscores.com

AB 63  
R 5  
H 22  
RBI 4  
BB 3  
SO 2  
LOB 36



Batter	1	2	3	4	5	6	7	8	9	AB R H RBI BB SO LOB	TOP											
<b>Chad Curtis, R</b> (1, 8) OBP: 0.367, SLG: 0.478	1-3 		2-3 		1-2 G6-3 		0-0 FC5-4 		1-3 K 	5 0 0 0 0 3 4												
<b>Scott Fletcher, R</b> (1, 4) OBP: 0.333, SLG: 0.320	2-2 P2 			0-1 G5-3 		1-2 		0-1 G6-3 		4 0 1 0 0 0 0												
<b>Travis Fryman, R</b> (1, 5) OBP: 0.353, SLG: 0.396	2-0 F9 			0-0 G5-3 		1 SAFE 1 SAFE F8 		1-1 HR 		4 1 1 1 0 0 1												
<b>Cecil Fielder, R</b> (1, 3) OBP: 0.366, SLG: 0.491 <b>Derrick White, R</b> (8, PR) OBP: 0.214, SLG: 0.286 (8, 3)		1-2 P2 		4-2 FC5-4 BB 		3-2 P2 		3-2 		3 0 1 0 1 0 1 0 0 0 0 0 0 0												
<b>Kirk Gibson, L</b> (1, 10) OBP: 0.366, SLG: 0.467		2-2 G4-3 		2-2 FC5-4 		0-2 1B 		1-2 1B 		4 0 2 0 0 0 1												
<b>Alan Trammell, R</b> (1, 6) OBP: 0.385, SLG: 0.411		0-0 F8 			3-2 F8 		1-2 F7 		3-1 G5-3 	4 0 0 0 0 0 4												
<b>Bobby Higginson, L</b> (1, 7) OBP: 0.337, SLG: 0.412			4-1 G5-4-3 BB 		2-2 2B 1B 		0-2 FC6-4 1B 		0-3 K 	3 1 2 0 1 1 0												
<b>Danny Bautista, R</b> (1, 9) OBP: 0.256, SLG: 0.306 <b>Lou Whitaker, L</b> (9, PH) OBP: 0.358, SLG: 0.476			1-0 G5-4-3 		2-2 F9 		0-0 F7 		0-2 1B 	3 0 0 0 0 0 3 1 0 1 0 0 0 0												
<b>Ron Tingley, R</b> (1, 2) OBP: 0.304, SLG: 0.343 <b>Juan Samuel, R</b> (9, PH) OBP: 0.387, SLG: 0.566			2-2 2B 		2-0 2B 		1-2 FC6-4 FC5-4 		3-3 SAFE K 	3 0 2 1 0 0 1 1 0 0 0 0 1 1												
<b>Inning Stats</b>	R: 0 E: 0 K: 1 S: 9	H: 0 LOB: 0 BB: 0 P: 14	R: 0 E: 0 K: 0 S: 7	H: 0 LOB: 0 BB: 0 P: 10	R: 0 E: 0 K: 1 S: 8	H: 1 LOB: 1 BB: 1 P: 17	R: 0 E: 0 K: 0 S: 12	H: 0 LOB: 1 BB: 1 P: 18	R: 1 E: 0 K: 0 S: 15	H: 2 LOB: 1 BB: 0 P: 25	R: 0 E: 0 K: 0 S: 18	H: 2 LOB: 2 BB: 0 P: 23	R: 0 E: 0 K: 0 S: 8	H: 1 LOB: 1 BB: 0 P: 9	R: 1 E: 0 K: 0 S: 13	H: 3 LOB: 2 BB: 0 P: 21	R: 0 E: 0 K: 3 S: 12	H: 1 LOB: 1 BB: 0 P: 16	1B: 7 2B: 2 3B: 0 HR: 1	SF: 0 SAC: 0 DP: 1 HBP: 0	WP: 0 PB: 0 SB: 0 CS: 0	PA: 37
<b>PITCHER</b>	IP WLS BF H R ER SO BB IBB HBP BLK WP HR S P ERA WHIP																					
<b>Scott Anderson, R</b> (1, 1) ERA: 1.59	5.2 W 22 4 1 1 2 2 0 0 0 0 0 0 63 100 1.59 1.059																					
<b>Billy Brewer, L</b> (6, 1) ERA: 5.02	1.1 6 2 0 0 0 0 0 0 0 0 0 0 14 16 0.00 1.500																					
<b>Rusty Meacham, R</b> (8, 1) ERA: 3.82	1.0 5 3 1 1 0 0 0 0 0 0 0 1 13 21 9.00 3.000																					
<b>Jeff Montgomery, R</b> (9, 1) ERA: 2.92	1.0 S 4 1 0 0 3 0 0 0 0 0 0 0 12 16 0.00 1.000																					

**Detroit Tigers @ Kansas City Royals**  
Kauffman Stadium, Kansas City, MO

Sun Jul 30 1995, 3:33 AM CDT  
Att. 21,049 - Sunny - 90 F

[livebaseballscorecards.com](http://livebaseballscorecards.com)

AB	35
R	2
H	10
RBI	2
BB	2
SO	5
LOB	16



Batter	1	2	3	4	5	6	7	8	9
Vince Coleman, S OBP: 0.353, SLG: 0.414	0-1 L8		0-1 HR		0-3 K		4-1 L7-3 BB		
Tom Goodwin, L OBP: 0.340, SLG: 0.312	0-1 G4-3		1-1 G6-3		0-0 CS 1B		3-1 L7-3		
Wally Joyner, L OBP: 0.392, SLG: 0.422	1-3 K		2-2 G3-1		3-1 CS	1-3 K		2-1 L8	
Gary Gaetti, R OBP: 0.329, SLG: 0.520		2-2 CS HBP		2-2 BB 1B		1-2 2B		0-1 F7	
Jon Nunnally, L OBP: 0.366, SLG: 0.575		2-2 F9		4-2 SAFE BB		2-1 F7		1-1 2B	
Greg Gagne, R OBP: 0.332, SLG: 0.396		0-1 1B		SAFE 1-2 F8		1-0 P2		4-0 IBB	
Joe Vitiello, R OBP: 0.160, SLG: 0.087		1-2 P6		1-3 K		0-2 L4		1-2 F9	
David Howard, S OBP: 0.277, SLG: 0.309			1-1 SH1-3 HR 2B		3-2 P4		3-2 2B 2B		
Brent Mayne, L OBP: 0.268, SLG: 0.303			0-0 SH1-3		3-2 F9		2-1 SAFE 2B		

Inning Stats	R: 0	H: 0	E: 0	K: 1	S: 7	R: 0	H: 1	E: 0	K: 0	S: 12	R: 2	H: 2	E: 0	K: 0	S: 10	R: 0	H: 1	E: 0	K: 1	S: 16	R: 0	H: 1	E: 0	K: 1	S: 9	R: 0	H: 1	E: 0	K: 1	S: 10	R: 1	H: 2	E: 0	K: 0	S: 12	R: 0	H: 1	E: 0	K: 0	S: 9
	LOB: 0	BB: 0	P: 8	LOB: 1	BB: 0	P: 17	LOB: 0	BB: 0	P: 14	LOB: 2	BB: 1	P: 27	LOB: 0	BB: 0	P: 15	LOB: 1	BB: 0	P: 15	LOB: 1	BB: 0	LOB: 1	BB: 1	P: 24	LOB: 2	BB: 1	P: 17	LOB: 0	BB: 0	P: 15	LOB: 1	BB: 1	P: 17	LOB: 0	BB: 0	P: 17	LOB: 0	BB: 0	P: 17		

PITCHER	IP	WLS	BF	H	R	ER	SO	BB	IBB	HBP	BLK	WP	HR	S	P	ERA	WHIP
Felipe Lira, R ERA: 3.74	(1, 1)	6.1	L	27	8	3	3	4	1	0	0	0	1	73	110	4.26	1.421
Joe Boever, R ERA: 5.61	(7, 1)	1.2		7	1	0	0	0	1	0	0	0	0	12	27	0.00	1.200

AB R H RBI BB SO LOB

3	1	1	2	1	1	0
4	0	1	0	0	0	2
4	0	0	0	0	2	0
3	0	2	0	0	0	0
3	0	1	0	1	0	2
3	0	1	0	1	0	3
4	0	0	0	0	1	5
3	2	2	0	0	0	2
2	0	1	1	0	0	0

AB	R	H	RBI	BB	SO	LOB
29	3	9	3	3	4	14

WP	HR	S	P	ERA	WHIP
0	0	0	35	0.00	1.200

**Detroit Tigers @ Kansas City Royals**  
**Kauffman Stadium, Kansas City, MO**  
 Sun Jul 30 1995, 3:33 AM CDT  
 Att. 21,049 - Sunny - 90 F

livebaseballscorecards.com



Batter	1	2	3	4	5	6	7	8	9	AB R H RBI BB SO LOB	TOP											
Vince Coleman, S OBP: 0.355, SLG: 0.423 (1, 7)	2-2 1B 1B		1-0 1B 3B		2-2 F7		0-1 B1-3 1-2f			4 1 2 0 0 0 1												
Tom Goodwin, L OBP: 0.339, SLG: 0.311 (1, 8)	1-0 1-2 1B G6-4-3		0-2 G4-3			3-2 F7	0-0 G4-3			4 0 1 0 0 0 1												
Wally Joyner, L OBP: 0.393, SLG: 0.423 (1, 3)	1-3 1B		0-0 1B			0-3 1B		2-2 1B		4 0 2 1 0 2 2												
Gary Gaetti, R OBP: 0.328, SLG: 0.515 (1, 5)	3-2 G6-4-3 1-2f		3-H 1-3 1B K			4-2 BB BB		0-0 F9		3 0 0 0 1 1 4												
Jon Nunnally, L OBP: 0.369, SLG: 0.577 (1, 9)		2-2 E CS 2B			0-0 F9			1-2 BB	1-2 F7	3 1 1 0 1 0 1												
Greg Gagne, R OBP: 0.327, SLG: 0.389 (1, 6)		1-0 E4 CS 2-3			1-3 K		1-2 G4-3		3-3 K	4 0 0 0 0 2 4												
Keith Lockhart, L OBP: 0.356, SLG: 0.446 (1, 10)		3-1 P5			1-0 L3			0-1 3B 1B	2-2 G4-3	4 1 1 0 0 0 2												
David Howard, S OBP: 0.276, SLG: 0.323 (1, 4)		1 SAFE 0-0 P6				0-0 G3		2-2 1B 3B	1-3 K	4 1 1 1 0 1 2												
Brent Mayne, L OBP: 0.267, SLG: 0.302 (1, 2)		2-2 CS 1-2 3-H	1-1 L6		1-1 F8		3-2 B1-3 1B		1-2 L6	4 0 1 1 0 0 0												
<b>Inning Stats</b>	R: 0 E: 0 K: 1 S: 13	H: 2 LOB: 1 BB: 0 P: 20	R: 1 E: 1 K: 0 S: 14	H: 1 LOB: 0 BB: 0 P: 21	R: 1 E: 0 K: 1 S: 11	H: 2 LOB: 1 BB: 0 P: 14	R: 0 E: 0 K: 1 S: 6	H: 0 LOB: 0 BB: 0 P: 8	R: 0 E: 0 K: 0 S: 6	H: 0 LOB: 0 BB: 0 P: 9	R: 0 E: 0 K: 1 S: 12	H: 0 LOB: 2 BB: 2 P: 24	R: 2 E: 0 K: 0 S: 14	H: 3 LOB: 0 BB: 0 P: 19	R: 0 E: 0 K: 1 S: 14	H: 1 LOB: 1 BB: 0 P: 20	R: 0 E: 0 K: 1 S: 16	H: 0 LOB: 0 BB: 0 P: 20	1B: 6 2B: 2 3B: 2 HR: 0	SF: 0 SAC: 0 DP: 2 HBP: 0	WP: 0 PB: 0 SB: 0 CS: 2	PA: 37
<b>PITCHER</b>	IP WLS BF H R ER SO BB IBB HBP BLK WP HR S P ERA WHIP																					
Alex Fernandez, R ERA: 5.3 (1, 1)	6.0 W 27 8 4 3 4 2 0 0 0 0 0 0 73 112 4.50 1.667																					
Matt Karchner, R ERA: (7, 1)	2.0 6 1 0 0 1 0 0 0 0 0 0 0 17 23 0.00 0.500																					
Roberto Hernandez, R ERA: 3.89 (9, 1)	1.0 S 3 0 0 0 1 0 0 0 0 0 0 0 16 20 0.00 0.000																					

**Kansas City Royals @ Chicago White Sox**  
Comiskey Park, Chicago, IL  
Mon Jul 31 1995, 8:05 PM EDT  
Att. 26,191 - Unknown - 88 F

AB	34
R	4
H	9
RBI	3
BB	2
SO	6
LOB	17





Batter	1	2	3	4	5	6	7	8	9
<b>Lance Johnson, L</b> (1, 8) OBP: 0.332, SLG: 0.380	0-0 G3		0-0 FC4-6		0-0 1B	2-2 HR		0-0 FC4-6	
<b>Tim Raines, S</b> (1, 10) OBP: 0.353, SLG: 0.421	1-2 P3		1-2 G4-3		2-2 P3	2-2 P5		0-1 G1-3	
<b>Frank Thomas, R</b> (1, 3) OBP: 0.485, SLG: 0.669	2-3 K			0-0 1B	2-1 F9		1-1 L6		
<b>Lyle Mouton, R</b> (1, 7) OBP: 0.415, SLG: 0.543 <b>Dave Martinez, L</b> (7, PR) OBP: 0.360, SLG: 0.465 (8, 7)		2-1 G1-3		3-2 F9		0-2 1B	2-2 2B		
<b>Mike Devereaux, R</b> (1, 9) OBP: 0.341, SLG: 0.429		2-2 G6-3		0-1 F7		0-0 1B	1-2 F9		
<b>Chris Snopce, R</b> (1, 5) OBP: 0.750, SLG: 0.667		0-0 BLK 1B		0-2 P4		0-0 HR	4-1 BB		
<b>Ray Durham, S</b> (1, 4) OBP: 0.333, SLG: 0.418		2-2 F9		1-2 F9		0-0 F9	0-1 G1-3		
<b>Ron Karkovice, R</b> (1, 2) OBP: 0.321, SLG: 0.432			1-1 P3		4-2 1B	2-2 HR		2-0 F8	
<b>Craig Grebeck, R</b> (1, 6) OBP: 0.394, SLG: 0.407 <b>Ozzie Guillen, L</b> (8, PH) OBP: 0.296, SLG: 0.343 (9, 6)			3-2 FC4-6 1B		0-0 1B	0-0 G4-3		0-0 FC4-6 1B	

AB	R	H	RBI	BB	SO	LOB
5	1	2	2	0	0	2
5	0	0	0	0	0	4
4	0	1	0	0	1	2
4	1	2	0	0	0	1
0	0	0	0	0	0	0
4	1	1	0	0	0	2
3	1	2	1	1	0	1
4	0	0	0	0	0	6
3	2	1	3	1	0	0
3	0	2	0	0	0	0
1	0	1	0	0	0	0
1B: 9	SF: 0					
2B: 1	SAC: 0					
3B: 0	DP: 0					
HR: 2	HBP: 0					

**BOTTOM**

**Kansas City Royals @ Chicago White Sox**  
Comiskey Park, Chicago, IL

Mon Jul 31 1995, 8:05 PM EDT  
Att: 26,191 - Unknown - 88 F

livebaseballscorecards.com

<b>AB</b>	<b>36</b>
<b>R</b>	<b>6</b>
<b>H</b>	<b>12</b>
<b>RBI</b>	<b>6</b>
<b>BB</b>	<b>2</b>
<b>SO</b>	<b>1</b>
<b>LOB</b>	<b>18</b>



Inning Stats		R: 0	H: 0	E: 0	K: 1	S: 8	R: 0	H: 1	E: 0	K: 0	S: 10	R: 0	H: 1	E: 0	K: 0	S: 11	R: 0	H: 1	E: 0	K: 0	S: 13	R: 1	H: 2	E: 0	K: 0	S: 13	R: 5	H: 5	E: 0	K: 0	S: 16	R: 0	H: 1	E: 0	K: 0	S: 11	R: 0	H: 1	E: 1	K: 0	S: 5
<b>IP</b>		6.0	2.0																																						
<b>WLS</b>		L																																							
<b>BF</b>		29	9																																						
<b>H</b>		10	2																																						
<b>R</b>		6	0																																						
<b>ER</b>		6	0																																						
<b>SO</b>		1	0																																						
<b>BB</b>		1	1																																						
<b>IBB</b>		0	0																																						
<b>HBP</b>		0	0																																						
<b>BLK</b>		1	0																																						
<b>WP</b>		0	0																																						
<b>HR</b>		2	0																																						
<b>S</b>		71	16																																						
<b>P</b>		103	26																																						
<b>ERA</b>		9.00	0.00																																						
<b>WHIP</b>		1.833	1.500																																						

PITCHER	IP	WLS	BF	H	R	ER	SO	BB	IBB	HBP	BLK	WP	HR	S	P	ERA	WHIP
<b>Jason Jacome, L</b> (1, 1) ERA: 9.0	6.0	L	29	10	6	6	1	1	0	0	1	0	2	71	103	9.00	1.833
<b>Gregg Olson, R</b> (7, 1) ERA: 5.4	2.0		9	2	0	0	0	1	0	0	0	0	0	16	26	0.00	1.500

WP	PA
0	38
0	
2	
0	

Batter	1	2	3	4	5	6	7	8	9	AB R H RBI BB SO LOB	TOP											
Vince Coleman, S (1, 7) OBP: 0.357, SLG: 0.424	0-1 P3		1-2 1B		2-1 G5-4-3			2-2 1B		4 0 2 0 0 0 1												
Greg Gagne, R (1, 6) OBP: 0.322, SLG: 0.383	1-2 P9		2-2 P8			2-1 F9		1-0 G5-3		4 0 0 0 0 0 3												
Wally Joyner, L (1, 3) OBP: 0.389, SLG: 0.418	1-0 F7		0-0 P5			1-2 G4-3		2-0 P6		4 0 0 0 0 0 2												
Gary Gaetti, R (1, 5) OBP: 0.330, SLG: 0.523		4-1 HR BB	0-0 F9			0-0 G5-3			2-1 HR	3 2 1 1 1 0 1												
Joe Vitiello, R (1, 10) OBP: 0.179, SLG: 0.231 Keith Lockhart, L (9, PH) OBP: 0.353, SLG: 0.443		2-2 HR		3-2 G4-3			1-2 F9		3-3 K	3 1 1 2 0 0 0 1 0 0 0 0 1 0												
Pat Borders, R (1, 2) OBP: 0.285, SLG: 0.432 Edgar Caceres, S (9, PH) OBP: 0.333, SLG: 0.435		1-3 K		2-3 K			0-0 1B		0-2 G1-3	3 0 1 0 0 2 0 1 0 0 0 0 0 0												
Phil Hiatt, R (1, 9) OBP: 0.248, SLG: 0.320 Jon Nunnally, L (9, PH) OBP: 0.372, SLG: 0.579		0-3 K		1-0 F9			3-3 K		2-0 1B	3 0 0 0 0 2 1 1 0 1 0 0 0 0												
David Howard, S (1, 4) OBP: 0.275, SLG: 0.321		1-1 1B			2-1 G1-3		1-0 G4-3		2-3 K	4 0 1 0 0 1 2												
Tom Goodwin, L (1, 8) OBP: 0.342, SLG: 0.313		0-0 B2-3			2-2 1B			4-0 1B BB		2 0 1 0 1 0 1												
<b>Inning Stats</b>	R: 0 E: 0 K: 0 S: 6	H: 0 LOB: 0 BB: 0 P: 8	R: 2 E: 0 K: 2 S: 16	H: 2 LOB: 1 BB: 1 P: 24	R: 0 E: 0 K: 0 S: 12	H: 1 LOB: 1 BB: 0 P: 15	R: 0 E: 0 K: 1 S: 8	H: 0 LOB: 0 BB: 0 P: 14	R: 0 E: 0 K: 0 S: 8	H: 1 LOB: 0 BB: 0 P: 14	R: 0 E: 0 K: 0 S: 6	H: 0 LOB: 0 BB: 0 P: 9	R: 0 E: 0 K: 1 S: 9	H: 1 LOB: 1 BB: 0 P: 14	R: 0 E: 0 K: 0 S: 6	H: 1 LOB: 1 BB: 1 P: 15	R: 1 E: 0 K: 2 S: 13	H: 2 LOB: 1 BB: 0 P: 22	1B: 6 2B: 0 3B: 0 HR: 2	SF: 0 SAC: 0 DP: 2 HBP: 0	WP: 0 PB: 0 SB: 0 CS: 0	PA: 35
<b>PITCHER</b>	IP WLS BF H R ER SO BB IBB HBP BLK WP HR S P ERA WHIP																					
Dave Righetti, L (1, 1) ERA: 4.74	7.0 W 28 6 2 2 4 2 0 0 0 0 1 69 108 2.57 1.143																					
Kirk McCaskill, R (8, 1) ERA: 5.03	0.2 1 0 0 0 0 0 0 0 0 0 0 1 2 0.00 0.000																					
Atlee Hammaker, L (8, 1) ERA: 13.5	0.1 1 0 0 0 0 0 0 0 0 0 0 1 3 0.00 0.000																					
Roberto Hernandez, R (9, 1) ERA: 4.03	1.0 S 5 2 1 1 2 0 0 0 0 0 1 13 22 9.00 2.000																					

**Kansas City Royals @ Chicago White Sox**  
Comiskey Park, Chicago, IL  
Tue Aug 01 1995, 8:05 PM EDT  
Att. 18,951 - Unknown - 75 F

AB	33
R	3
H	8
RBI	3
BB	2
SO	6
LOB	11



Batter	1	2	3	4	5	6	7	8	9	AB	R	H	RBI	BB	SO	LOB
Lance Johnson, L OBP: 0.331, SLG: 0.378 (1, 8)	1-0 F9	2-0 G1-3		1-1 FC6-4 2-H 1B		2-1 F9				4	0	1	1	0	0	1
Ozzie Guillen, L OBP: 0.292, SLG: 0.337 (1, 6)	1-1 G3-1		1-1 P8	0-1 FC6-4 1-2f			0-1 G6-3			4	0	0	0	0	0	1
Tim Raines, S OBP: 0.358, SLG: 0.423 (1, 7)	1-0 1B		0-0 G1 1B		2-0 SH1-4 FC1-2 HBP		0-0 G5-3			3	1	2	0	0	0	0
Frank Thomas, R OBP: 0.485, SLG: 0.664 (1, 10)	3-1 F9		1-2 G1	1-2	4-1 FC1-2 SH1-4 BB		4-2 1B BB			2	0	0	0	2	0	2
Dave Martinez, L OBP: 0.373, SLG: 0.477 (1, 3)		0-0 FC5-4 1B	2-0	2-H 1B	0-0 SH1-4		1-0 1-2 1B			3	0	3	1	0	0	0
Mike Devereaux, R OBP: 0.336, SLG: 0.422 (1, 9)		0-1 FC5-4 1B 1-2f	3-2 F8		1-0 FC1-2		2-1 L9			4	1	0	0	0	0	6
Ray Durham, S OBP: 0.332, SLG: 0.415 (1, 4)		1-1 1B 1-2 E 1B		2-0 G6-3	1-1 L6		0-2 G1-3			4	1	1	0	0	0	2
Ron Karkovice, R OBP: 0.316, SLG: 0.424 (1, 2)		3-3 K		2-1 G6-3		2-1 G4-3		1-3 K		4	0	0	0	0	2	2
Craig Grebeck, R OBP: 0.397, SLG: 0.410 (1, 5)		0-1 E9 1-H 2-H 1B		3-2 E9 1B		0-0 G4-3		1-1 F8		4	1	2	1	0	0	0

Inning Stats	R: 0	H: 1	E: 0	LOB: 1	K: 0	S: 6	R: 2	H: 3	E: 1	LOB: 1	K: 1	S: 11	R: 1	H: 2	E: 0	LOB: 1	K: 0	S: 11	R: 1	H: 2	E: 1	LOB: 1	K: 0	S: 10	R: 0	H: 0	E: 0	LOB: 2	K: 0	S: 5	R: 0	H: 0	E: 0	LOB: 0	K: 0	S: 5	R: 0	H: 1	E: 0	LOB: 2	K: 0	S: 8	R: 0	H: 0	E: 0	LOB: 0	K: 1	S: 8	R: 0	H: 0	E: 0	LOB: 0	K: 1	S: 8	1B: 9	SF: 0	2B: 0	SAC: 1	3B: 0	DP: 0	HR: 0	HBP: 1	WP: 0	PA: 36
--------------	------	------	------	--------	------	------	------	------	------	--------	------	-------	------	------	------	--------	------	-------	------	------	------	--------	------	-------	------	------	------	--------	------	------	------	------	------	--------	------	------	------	------	------	--------	------	------	------	------	------	--------	------	------	------	------	------	--------	------	------	-------	-------	-------	--------	-------	-------	-------	--------	-------	--------

PITCHER	IP	WLS	BF	H	R	ER	SO	BB	IBB	HBP	BLK	WP	HR	S	P	ERA	WHIP
Mark Gubicza, R ERA: 3.64 (1, 1)	7.0	L	33	9	4	2	1	2	0	1	0	0	0	56	102	2.57	1.571
Rusty Meacham, R ERA: 3.71 (8, 1)	1.0		3	0	0	0	1	0	0	0	0	0	0	8	10	0.00	0.000

**BOTTOM**

**Kansas City Royals @ Chicago White Sox**  
 Comiskey Park, Chicago, IL  
 Tue Aug 01 1995, 8:05 PM EDT  
 Att: 18,951 - Unknown - 75 F

AB	32
R	4
H	9
RBI	3
BB	2
SO	2
LOB	14



WP	PA
0	36

Batter	1	2	3	4	5	6	7	8	9	AB R H RBI BB SO LOB	TOP																									
Vince Coleman, S OBP: 0.354, SLG: 0.418 (1, 7)	2-2 L8		2-2 G5-3				4-2 BB BB		1-2 K	4 0 0 0 1 1 2																										
Wally Joyner, L OBP: 0.392, SLG: 0.417 (1, 3)	1-0 G6-3			1-0 G6-3		4-2 BB	4-0 SAFE BB	1-2 BB	2-2 1B	3 0 1 0 2 0 0																										
Greg Gagne, R OBP: 0.323, SLG: 0.380 (1, 6)	0-0 P4			4-2 BB	3-2 CS	2-1 WP 1B	1-3 K		0-2 P4	4 0 1 0 1 1 4																										
Gary Gaetti, R OBP: 0.328, SLG: 0.518 (1, 5)		1-0 F8		0-3 K		0-0 F7		2-0 FC4-6 1B	1-2 F8	5 0 1 0 0 1 4																										
Pat Borders, R OBP: 0.286, SLG: 0.425 (1, 2)		1-2 G6-3		0-0 G6-3		4-2 BB		3-2 F8		2 0 0 0 1 0 1																										
Keith Lockhart, L OBP: 0.351, SLG: 0.439 (8, PH)										1 0 0 0 0 0 1																										
Joe Vitiello, R OBP: 0.219, SLG: 0.267 (1, 10)		1-0 1B				0-0 3B 1B	1-3 K	2-1 FC4-6 1B		4 1 2 0 0 1 3																										
Phil Hiatt, R OBP: 0.248, SLG: 0.320 (8, PR)								1-2 1B		0 0 0 0 0 0 0																										
Jon Nunnally, L OBP: 0.367, SLG: 0.570 (1, 9)		2-3 K				1-3 K	3-3 K	1-0 1B		3 0 0 0 0 3 4																										
Chris James, R OBP: 0.377, SLG: 0.531 (8, PH)								1-2 1B		1 0 1 0 0 0 0																										
Brent Mayne, L OBP: 0.267, SLG: 0.302 (8, 2)										0 0 0 0 0 0 0																										
David Howard, S OBP: 0.275, SLG: 0.333 (1, 4)			2-2 G5-3			0-0 2B 3B		0-0 F8	2-2 P6	4 1 1 1 0 0 2																										
Tom Goodwin, L OBP: 0.344, SLG: 0.318 (1, 8)			0-1 G5-3			2-1 G6-3 CS 2B		3-2 G3-1	1-2 1B	4 0 2 1 0 0 0																										
<b>Inning Stats</b>	R: 0 E: 0 K: 0 S: 8	H: 0 LOB: 0 BB: 0 P: 11	R: 0 E: 0 K: 1 S: 11	H: 1 LOB: 1 BB: 0 P: 16	R: 0 E: 0 K: 0 S: 11	H: 0 LOB: 0 BB: 0 P: 15	R: 0 E: 0 K: 1 S: 10	H: 0 LOB: 1 BB: 1 P: 15	R: 2 E: 0 K: 1 S: 15	H: 3 LOB: 1 BB: 1 P: 28	R: 0 E: 0 K: 2 S: 12	H: 1 LOB: 2 BB: 1 P: 22	R: 0 E: 0 K: 1 S: 9	H: 0 LOB: 2 BB: 2 P: 21	R: 0 E: 0 K: 0 S: 11	H: 2 LOB: 2 BB: 0 P: 21	R: 0 E: 0 K: 1 S: 16	H: 2 LOB: 2 BB: 0 P: 21	1B: 7 2B: 1 3B: 1 HR: 0	SF: 0 SAC: 0 DP: 0 HBP: 0	WP: 1 PB: 0 SB: 0 CS: 1	PA: 41														
<b>PITCHER</b>	IP WLS BF H R ER SO BB IBB HBP BLK WP HR S P ERA WHIP																																			
Wilson Alvarez, L ERA: 4.5 (1, 1)	4.0		14	1	0	0	2	1	0	0	0	0	0	40	57	0.00	0.500																			
Brian Keyser, R ERA: 4.45 (5, 1)	3.0	W	16	4	2	2	4	4	0	0	0	1	0	36	71	6.00	2.667																			
Matt Karchner, R ERA: (8, 1)	0.2		3	1	0	0	0	0	0	0	0	0	0	7	14	0.00	1.500																			
Atlee Hammaker, L ERA: 12.27 (8, 1)	0.1		2	1	0	0	0	0	0	0	0	0	0	4	7	0.00	3.000																			
Roberto Hernandez, R ERA: 3.92 (9, 1)	1.0	S	5	2	0	0	1	0	0	0	0	0	0	16	21	0.00	2.000																			

**Kansas City Royals @ Chicago White Sox**  
Comiskey Park, Chicago, IL

Wed Aug 02 1995, 8:05 PM EDT  
Att. 19,136 - Unknown - 77 F

AB	35
R	2
H	9
RBI	2
BB	5
SO	7
LOB	21



Batter	1	2	3	4	5	6	7	8	9	AB	R	H	RBI	BB	SO	LOB
Lance Johnson, L OBP: 0.326, SLG: 0.373 (1, 8)	1-0 P6	0-1 L9		1-2 G6-4-3		0-0 F7		1-2 F8		5	0	0	0	0	0	6
Ozzie Guillen, L OBP: 0.298, SLG: 0.344 (1, 6)	2-1 BB BB 1B		0-2 P2		4-0 HR BB		0-3 K	0-0 3B 2B		4	2	2	1	1	1	0
Tim Raines, S OBP: 0.361, SLG: 0.433 (1, 7)	4-0 BB BB 1-2 BB		1-1 G3-1		3-1 P6		1-2 BB BB 2B	1-2 3B		4	0	2	1	1	0	1
Frank Thomas, R OBP: 0.481, SLG: 0.667 (1, 10)	3-1 F8		3-2 L9		2-1 HR		1-1 F7	0-0 F7		5	1	1	2	0	0	4
Dave Martinez, L OBP: 0.384, SLG: 0.485 (1, 3)	4-2 1-2 2-3 BB			0-0 BB 2B		2-2 P6		4-0 BB IBB		2	1	1	0	2	0	0
Mike Devereaux, R OBP: 0.338, SLG: 0.419 (1, 9)	1-0 F8			4-2 BB BB BB		0-1 G5-3		4-1 BB 1-2 2-3 BB		2	0	0	0	2	0	3
Chris Snopek, R OBP: 0.500, SLG: 0.333 (1, 5)			3-2 P3		4-2 BB BB 1-2 2-3 BB		1-2 P2	1-3 K		3	0	0	0	1	1	3
Ron Karkovice, R OBP: 0.319, SLG: 0.423 (1, 2)			4-1 G4-3 BB		2-3 K		0-2 P4	0-0 2B 1B		3	1	1	0	1	1	3
Craig Grebeck, R OBP: 0.403, SLG: 0.407 Ray Durham, S OBP: 0.331, SLG: 0.414 (8, PH) (9, 4)			1-1 G4-3 1-2		4-2 G6-4-3 BB 1-2 2-3 3-H		4-2 BB BB BB	0-0 P1		1	0	0	1	2	0	1
										1	0	0	0	0	0	1

Inning Stats		R: 0	H: 1	E: 0	LOB: 3	K: 0	BB: 2	S: 9	R: 0	H: 0	E: 0	LOB: 1	K: 0	BB: 1	S: 8	R: 0	H: 0	E: 0	LOB: 0	K: 0	BB: 0	S: 8	R: 1	H: 1	E: 0	LOB: 2	K: 1	BB: 3	S: 17	R: 2	H: 1	E: 0	LOB: 0	K: 0	BB: 1	S: 9	R: 0	H: 0	E: 0	LOB: 1	K: 0	BB: 1	S: 9	R: 0	H: 1	E: 0	LOB: 3	K: 2	BB: 2	S: 12	R: 2	H: 3	E: 0	LOB: 1	K: 0	BB: 0	S: 10
PITCHER	IP	WLS	BF	H	R	ER	SO	BB	IBB	HBP	BLK	WP	HR	S	P	ERA	WHIP																																								
Tom Gordon, R ERA: 3.98	(1, 1)	3.1		18	2	1	1	6	0	0	0	0	0	0	39	80	2.70	2.400																																							
Mike Magnante, L ERA: 2.74	(4, 1)	1.0		3	0	1	0	1	0	0	0	0	0	5	13	9.00	1.000																																								
Hipolito Pichardo, R ERA: 3.78	(5, 1)	2.2	L	13	2	1	2	2	1	0	0	0	1	28	48	3.38	1.500																																								
Rusty Meacham, R ERA: 4.11	(8, 1)	1.0		6	3	2	0	0	0	0	0	0	0	10	12	18.00	3.000																																								

**BOTTOM**

**Kansas City Royals @ Chicago White Sox**  
Comiskey Park, Chicago, IL

Wed Aug 02 1995, 8:05 PM EDT  
Att: 19,136 - Unknown - 77 F

AB	30
R	5
H	7
RBI	5
BB	10
SO	3
LOB	22



WP	HR	S	P	ERA	WHIP
WP: 0	HR: 1	S: 0	P: 0	ERA: 0	WHIP: 0
PB: 0	SAC: 0	DP: 1	HBP: 0	CS: 0	
1B: 2	SF: 0				
2B: 3					
3B: 1					
HR: 1					

livebaseballscorecards.com

Batter	1	2	3	4	5	6	7	8	9	AB R H RBI BB SO LOB	TOP
Vince Coleman, S (1, 7) OBP: 0.357, SLG: 0.415	2-1 P2	1-2 F8		4-2 HBP WP BB		0-0 P7		4-0 HR BB	2-1 1B	4 1 1 1 2 0 0	
Greg Gagne, R (1, 6) OBP: 0.327, SLG: 0.382	4-2 2B BB		0-0 1B SF9 2B	2-3 K		4-2 FC5-4 BB		0-0 F8	0-0 L9	4 2 1 0 2 1 6	
Gary Gaetti, R (1, 5) OBP: 0.335, SLG: 0.534	3-2 2B 2B		2-1 HBP 2B 1B	4-2 HBP BB		2-1 FC5-4		0-1 HR		4 3 3 4 1 0 1	
Chris James, R (1, 10) OBP: 0.379, SLG: 0.510	4-2 2B BB		1-1 SF9	1-1 BB		3-3 K		2-1 G6-3		2 1 0 1 1 1 1	
Joe Vitiello, R (1, 3) OBP: 0.270, SLG: 0.303	0-0 2B		1-0 2B HBP	0-2 P3			1-1 F8		1-1 HBP 1B HBP	3 1 1 2 0 0 3	
Pat Borders, R (1, 2) OBP: 0.283, SLG: 0.417	0-1 F7		1-3 K		0-2 SH1-3 1B		2-3 K		3-2 F8	5 0 1 0 0 2 4	
Phil Hiatt, R (1, 9) OBP: 0.252, SLG: 0.333	0-1 G6-3		1-0 2B		0-0 SH1-3		2-3 K		1-2 1B HBP 1B	2 0 1 1 0 0 1	
Jon Nunnally, L (7, PH) OBP: 0.368, SLG: 0.569			1-3 2-H		1-2				1-2	2 0 1 0 0 1 0	
David Howard, S (1, 4) OBP: 0.272, SLG: 0.336			3-3 K		2-1 P6			0-0 HR 2B	1-1 F8	5 1 1 0 0 1 5	
Tom Goodwin, L (1, 8) OBP: 0.342, SLG: 0.314			0-2 L9		2-0 F8			2-2 G6-3	1-2 1B HBP	4 0 0 0 0 1 2	
<b>Inning Stats</b>	R: 3 H: 2 E: 0 LOB: 1 K: 0 BB: 2 S: 17 P: 30	R: 0 H: 0 E: 0 LOB: 0 K: 1 BB: 0 P: 15	R: 2 H: 3 E: 0 LOB: 2 K: 1 BB: 0 P: 23	R: 0 H: 0 E: 0 LOB: 3 K: 1 BB: 2 P: 27	R: 0 H: 1 E: 0 LOB: 1 K: 1 BB: 0 P: 14	R: 0 H: 0 E: 0 LOB: 1 K: 1 BB: 1 P: 18	R: 0 H: 0 E: 0 LOB: 0 K: 2 BB: 0 P: 13	R: 3 H: 2 E: 0 LOB: 0 K: 0 BB: 1 P: 17	R: 1 H: 2 E: 0 LOB: 3 K: 0 BB: 0 P: 24	1B: 4 SF: 1 2B: 5 SAC: 1 3B: 0 DP: 0 HR: 1 HBP: 4	WP: 1 PA: 47 PB: 0 SB: 0 CS: 0
<b>PITCHER</b>	IP WLS BF H R ER SO BB IBB HBP BLK WP HR S P ERA WHIP										
Mike Bertotti, L (1, 1) ERA: 8.0	4.0 L 23 5 5 5 3 4 0 2 0 1 0 56 95 11.25 2.250										
Jose DeLeon, R (5, 1) ERA: 4.95	4.1 20 4 4 4 4 2 0 1 0 0 1 45 75 8.31 1.385										
Kirk McCaskill, R (9, 1) ERA: 4.96	0.2 4 1 0 0 0 0 0 0 1 0 0 0 7 11 0.00 1.500										

**Kansas City Royals @ Chicago White Sox**  
Comiskey Park, Chicago, IL

Thu Aug 03 1995, 4:33 AM EDT  
Att. 22,548 - Overcast - 76 F

livebaseballscorecards.com

AB	35
R	9
H	10
RBI	9
BB	6
SO	7
LOB	23



Batter	1	2	3	4	5	6	7	8	9	AB	R	H	RBI	BB	SO	LOB
Lance Johnson, L (1, 8) OBP: 0.327, SLG: 0.372	0-2 G6-3	0-0 G4-3														
Ozzie Guillen, L (1, 6) OBP: 0.292, SLG: 0.337	3-2 F8															
Tim Raines, S (1, 7) OBP: 0.362, SLG: 0.437	2-2 2B															
Frank Thomas, R (1, 10) OBP: 0.477, SLG: 0.658	2-1 F8															
Dave Martinez, L (1, 3) OBP: 0.387, SLG: 0.485																
Lyle Mouton, R (1, 9) OBP: 0.400, SLG: 0.513																
Ray Durham, S (1, 4) OBP: 0.330, SLG: 0.415																
Chris Snopce, R (1, 5) OBP: 0.417, SLG: 0.222																
Michael LaValliere, L (1, 2) OBP: 0.244, SLG: 0.214																

Inning Stats	R: 0	H: 1	E: 0	K: 0	S: 12	R: 0	H: 1	E: 0	K: 2	S: 14	R: 0	H: 0	E: 0	K: 0	S: 7	R: 0	H: 0	E: 1	K: 0	S: 8	R: 0	H: 1	E: 0	K: 1	S: 8	R: 0	H: 2	E: 0	K: 1	S: 10	R: 0	H: 0	E: 0	K: 1	S: 5	R: 0	H: 2	E: 0	K: 1	S: 8	R: 0	H: 0	E: 0	K: 0	S: 7	R: 0	H: 0	E: 0	K: 0	S: 7	R: 0	H: 1	E: 0	K: 0	S: 7	1B: 5	2B: 2	3B: 0	HR: 0	SF: 0	SAC: 0	DP: 0	HBP: 0
--------------	------	------	------	------	-------	------	------	------	------	-------	------	------	------	------	------	------	------	------	------	------	------	------	------	------	------	------	------	------	------	-------	------	------	------	------	------	------	------	------	------	------	------	------	------	------	------	------	------	------	------	------	------	------	------	------	------	-------	-------	-------	-------	-------	--------	-------	--------

PITCHER	IP	WLS	BF	H	R	ER	SO	BB	IBB	HBP	BLK	WP	HR	S	P	ERA	WHIP
Melvin Bunch, R (1, 1) ERA: 5.67	6.0	W	26	5	0	0	4	2	0	0	0	1	0	59	93	0.00	1.167
Billy Brewer, L (7, 1) ERA: 4.7	2.0		8	2	0	0	2	0	0	0	0	0	0	13	21	0.00	1.000
Jeff Montgomery, R (9, 1) ERA: 2.84	1.0		4	0	0	0	0	1	0	0	0	0	0	7	14	0.00	1.000


**BOTTOM**

**Kansas City Royals @ Chicago White Sox**  
Comiskey Park, Chicago, IL

Thu Aug 03 1995, 4:33 AM EDT  
Att. 22,548 - Overcast - 76 F

AB	35
R	0
H	7
RBI	0
BB	3
SO	6
LOB	17

WP: 1 PA: 38  
PB: 0 SB: 0 CS: 0



PITCHER	IP	WLS	BF	H	R	ER	SO	BB	IBB	HBP	BLK	WP	HR	S	P	ERA	WHIP
---------	----	-----	----	---	---	----	----	----	-----	-----	-----	----	----	---	---	-----	------

Batter	1	2	3	4	5	6	7	8	9	AB R H RBI BB SO LOB	TOP																							
Vince Coleman, S OBP: 0.357, SLG: 0.413 (1, 7) (7, 8) (8, 7)	0-3 K		0-3 K		0-1 G1-3 1B		1-0 G5-4-3	1-1 F9	0-2 WP BB 1B	6 0 2 0 0 2 3																								
Tom Goodwin, L OBP: 0.341, SLG: 0.312 Chris James, R OBP: 0.390, SLG: 0.510 (7, PH) (7, 7) David Howard, S OBP: 0.282, SLG: 0.340 (8, 8)	2-3 K			4-1 BB 1B BB	1-2 G1-3		4-2 BB		1B HR 1B BB	2 1 0 0 1 1 1 0 0 0 0 1 0 0 1 1 1 0 1 0 0																								
Wally Joyner, L OBP: 0.393, SLG: 0.414 (1, 3)	4-2 PB BB			1-1 F7	0-0 FC6-5-4-1		2-2 F9		HR 1B BB	4 1 1 0 2 0 4																								
Gary Gaetti, R OBP: 0.335, SLG: 0.539 (1, 5)	2-3 K			1-1 F8	0-0 G5-3			2-1 2B HR 1B	HR 1B F8	6 2 2 3 0 1 6																								
Keith Lockhart, L OBP: 0.353, SLG: 0.445 (1, 4)				0-0 BB 1B BB		2-0 F7		1-2 HR 2B	G3-1	5 2 2 0 0 0 0																								
Greg Gagne, R OBP: 0.325, SLG: 0.376 (1, 6)				4-1 BB 1B BB		0-0 G4-3		2-2 F8	E6 HR	4 2 0 0 1 0 2																								
Jon Nunnally, L OBP: 0.367, SLG: 0.563 Phil Hiatt, R OBP: 0.257, SLG: 0.366 (8, PH) (8, 9)				4-2 1B BB		1-0 G4-3		2-3 K	HR	2 0 0 1 1 1 0 2 1 1 2 0 1 2																								
Joe Vitiello, R OBP: 0.300, SLG: 0.314 Edgar Caceres, S OBP: 0.351, SLG: 0.493 (7, PR) (1, 10)				0-0 1-3 2-H 3-H 1B			4-2 G5-4-3 BB	0-0 HR	BB 1B WP 1B	2 0 1 2 1 0 0 2 2 2 3 0 0 0																								
Brent Mayne, L OBP: 0.271, SLG: 0.301 (1, 2)				0-0 G3-1	0-1 G3		4-0 G5-4-3 BB	2-0 1B	F7	4 0 1 0 1 0 3																								
<b>Inning Stats</b>	R: 0 E: 0 K: 3 S: 14	H: 0 LOB: 1 BB: 1 P: 22	R: 0 E: 0 K: 1 S: 7	H: 0 LOB: 0 BB: 0 P: 12	R: 0 E: 0 K: 1 S: 6	H: 0 LOB: 0 BB: 0 P: 6	R: 3 E: 0 K: 0 S: 12	H: 2 LOB: 2 BB: 3 P: 26	R: 0 E: 0 K: 0 S: 7	H: 1 LOB: 1 BB: 0 P: 8	R: 0 E: 0 K: 0 S: 3	H: 0 LOB: 0 BB: 0 P: 6	R: 0 E: 0 K: 0 S: 14	H: 0 LOB: 2 BB: 3 P: 29	R: 3 E: 0 K: 1 S: 16	H: 4 LOB: 1 BB: 0 P: 26	R: 6 E: 1 K: 0 S: 24	H: 6 LOB: 3 BB: 2 P: 41	1B: 9 2B: 1 3B: 0 HR: 3	SF: 0 SAC: 0 DP: 1 HBP: 0	WP: 1 PB: 1 SB: 1 CS: 0	PA: 49												
<b>PITCHER</b>	IP WLS BF H R ER SO BB IBB HBP BLK WP HR S P ERA WHIP	IP WLS BF H R ER SO BB IBB HBP BLK WP HR S P ERA WHIP	IP WLS BF H R ER SO BB IBB HBP BLK WP HR S P ERA WHIP	IP WLS BF H R ER SO BB IBB HBP BLK WP HR S P ERA WHIP	IP WLS BF H R ER SO BB IBB HBP BLK WP HR S P ERA WHIP	IP WLS BF H R ER SO BB IBB HBP BLK WP HR S P ERA WHIP	IP WLS BF H R ER SO BB IBB HBP BLK WP HR S P ERA WHIP	IP WLS BF H R ER SO BB IBB HBP BLK WP HR S P ERA WHIP	IP WLS BF H R ER SO BB IBB HBP BLK WP HR S P ERA WHIP	IP WLS BF H R ER SO BB IBB HBP BLK WP HR S P ERA WHIP	IP WLS BF H R ER SO BB IBB HBP BLK WP HR S P ERA WHIP	IP WLS BF H R ER SO BB IBB HBP BLK WP HR S P ERA WHIP	IP WLS BF H R ER SO BB IBB HBP BLK WP HR S P ERA WHIP	IP WLS BF H R ER SO BB IBB HBP BLK WP HR S P ERA WHIP	IP WLS BF H R ER SO BB IBB HBP BLK WP HR S P ERA WHIP	IP WLS BF H R ER SO BB IBB HBP BLK WP HR S P ERA WHIP	IP WLS BF H R ER SO BB IBB HBP BLK WP HR S P ERA WHIP	IP WLS BF H R ER SO BB IBB HBP BLK WP HR S P ERA WHIP	IP WLS BF H R ER SO BB IBB HBP BLK WP HR S P ERA WHIP	IP WLS BF H R ER SO BB IBB HBP BLK WP HR S P ERA WHIP	IP WLS BF H R ER SO BB IBB HBP BLK WP HR S P ERA WHIP	IP WLS BF H R ER SO BB IBB HBP BLK WP HR S P ERA WHIP	IP WLS BF H R ER SO BB IBB HBP BLK WP HR S P ERA WHIP	IP WLS BF H R ER SO BB IBB HBP BLK WP HR S P ERA WHIP	IP WLS BF H R ER SO BB IBB HBP BLK WP HR S P ERA WHIP									
Frankie Rodriguez, R ERA: 7.04 Scott Watkins, L ERA: Pat Mahomes, R ERA: 6.67 Eddie Guardado, L ERA: 5.74 Dave Stevens, R ERA: 5.48	(1, 1) (7, 1) (8, 1) (8, 1) (9, 1)	6.0 1.0 0.1 0.2 0.2	26 4 3 4 10	3 0 2 2 6	3 0 2 1 6	3 0 0 1 4	5 0 0 0 0	0 0 0 1 2	5 2 0 0 1	0 0 0 0 0	0 0 0 0 0	0 0 0 1 2	88 21 14 12 32	4.50 0.00 54.00 13.50 54.00	1.333 2.000 6.000 3.000 10.500	Erik Schullstrom, R ERA: 6.18 (9, 1)	0.1	2	0	0	0	0	1	0	0	0	0	1	0	4	9	0.00 3.000	3.000	

**Kansas City Royals @ Minnesota Twins**  
 Hubert H. Humphrey Metrodome, Minneapolis, MN  
 Fri Aug 04 1995, 8:05 PM EDT  
 Att: 16,030 - Dome - 70 F

AB	40
R	12
H	13
RBI	11
BB	9
SO	6
LOB	21





Batter	1	2	3	4	5	6	7	8	9	AB	R	H	RBI	BB	SO	LOB
<b>Chuck Knoblauch, R</b> (1, 4) <small>OBP: 0.404, SLG: 0.440</small>	2-0 F9		2-2 F9	0-2 F9		1-0 F9			0-0 G6-3	5	0	0	0	0	0	5
<b>Rich Becker, L</b> (1, 8) <small>OBP: 0.281, SLG: 0.270</small>	2-3 K		3-2 E5 G5-3		1-0 1B 2B		0-0 E1 G4-6-3		0-0 G4-3	5	1	1	0	0	1	1
<b>Kirby Puckett, R</b> (1, 9) <small>OBP: 0.366, SLG: 0.470</small>	3-1 F9		1-0 G5-3		2-0 F7		1-0 E6 G4-6-3		0-1 G4-3	5	0	0	0	0	0	4
<b>Pedro Munoz, R</b> (1, 10) <small>OBP: 0.345, SLG: 0.552</small> <b>Chip Hale, L</b> (7, PH) <small>OBP: 0.355, SLG: 0.393</small>		2-0 L8	1-2 F7		0-0 1B		3-2 G4-6-3			3	0	1	0	0	0	2
<b>Marty Cordova, R</b> (1, 7) <small>OBP: 0.343, SLG: 0.474</small>		2-2 1B 2B 1B		2-0 L5		1-0 G5-3		0-1 G4-3		4	1	1	0	0	0	1
<b>Dan Masteller, L</b> (1, 3) <small>OBP: 0.294, SLG: 0.306</small> <b>Jeff Reboulet, R</b> (8, PH) <small>OBP: 0.361, SLG: 0.398</small> (9, 2)		3-2 2B 1B		0-1 2B 2B		4-0 BB BB		3-2 G5-3		2	2	2	0	1	0	0
<b>Matt Merullo, L</b> (1, 2) <small>OBP: 0.322, SLG: 0.345</small> <b>Ron Coomer, R</b> (8, PH) <small>OBP: 0.286, SLG: 0.167</small> (9, 3)		0-0 P6		2-0 2B		2-3 K		0-1 L5		3	0	1	1	0	1	3
<b>Scott Stahoviak, L</b> (1, 5) <small>OBP: 0.332, SLG: 0.356</small> <b>Scott Leius, R</b> (6, PH) <small>OBP: 0.322, SLG: 0.337</small> (7, 5)		2-0 2B		0-0 P3		4-1 BB		0-0 1B		2	0	1	2	0	0	1
<b>Pat Meares, R</b> (1, 6) <small>OBP: 0.301, SLG: 0.438</small>			1-0 E HBP		4-2 BB		1-2 P3		0-3 K	2	0	0	0	1	1	3

Inning Stats	R: 0	H: 0	E: 0	K: 1	S: 6	LOB: 0	BB: 0	P: 13	R: 2	H: 3	E: 0	K: 0	S: 9	LOB: 1	BB: 0	P: 18	R: 0	H: 0	E: 1	K: 0	S: 12	LOB: 2	BB: 0	P: 19	R: 1	H: 2	E: 0	K: 0	S: 10	LOB: 2	BB: 1	P: 18	R: 1	H: 2	E: 0	K: 0	S: 4	LOB: 0	BB: 0	P: 8	R: 0	H: 0	E: 0	K: 1	S: 9	LOB: 2	BB: 2	P: 21	R: 0	H: 0	E: 2	K: 0	S: 8	LOB: 1	BB: 0	P: 11	R: 0	H: 1	E: 0	K: 1	S: 11	LOB: 1	BB: 0	P: 14	R: 0	H: 0	E: 0	K: 0	S: 4	LOB: 0	BB: 0	P: 4	1B: 4	SF: 0	2B: 4	SAC: 0	3B: 0	DP: 1	HR: 0	HBP: 1	WP: 0	PA: 39
--------------	------	------	------	------	------	--------	-------	-------	------	------	------	------	------	--------	-------	-------	------	------	------	------	-------	--------	-------	-------	------	------	------	------	-------	--------	-------	-------	------	------	------	------	------	--------	-------	------	------	------	------	------	------	--------	-------	-------	------	------	------	------	------	--------	-------	-------	------	------	------	------	-------	--------	-------	-------	------	------	------	------	------	--------	-------	------	-------	-------	-------	--------	-------	-------	-------	--------	-------	--------

PITCHER	IP	WLS	BF	H	R	ER	SO	BB	IBB	HBP	BLK	WP	HR	S	P	ERA	WHIP
<b>Scott Anderson, R</b> (1, 1) <small>ERA: 4.22</small>	5.0		23	7	4	4	1	1	0	1	0	0	0	41	76	7.20	1.600
<b>Mike Magnante, L</b> (6, 1) <small>ERA: 2.63</small>	1.0		6	0	0	0	1	2	0	0	0	0	0	10	22	0.00	2.000
<b>Rusty Meacham, R</b> (7, 1) <small>ERA: 4.0</small>	1.0	W	3	0	0	0	0	0	0	0	0	0	0	7	10	0.00	0.000
<b>Billy Brewer, L</b> (8, 1) <small>ERA: 4.65</small>	0.1		1	0	0	0	0	0	0	0	0	0	0	4	7	0.00	0.000
<b>Jeff Montgomery, R</b> (8, 1) <small>ERA: 2.72</small>	1.2	S	6	1	0	0	1	0	0	0	0	0	0	11	11	0.00	0.600

**BOTTOM**

**Kansas City Royals @ Minnesota Twins**  
 Hubert H. Humphrey Metrodome, Minneapolis, MN

Fri Aug 04 1995, 8:05 PM EDT  
 Att. 16,030 - Dome - 70 F

livebaseballscorecards.com

<b>AB</b>	<b>35</b>
<b>R</b>	<b>4</b>
<b>H</b>	<b>8</b>
<b>RBI</b>	<b>3</b>
<b>BB</b>	<b>3</b>
<b>SO</b>	<b>3</b>
<b>LOB</b>	<b>22</b>



Batter	1	2	3	4	5	6	7	8	9	AB R H RBI BB SO LOB	TOP																
Vince Coleman, S (1, 7) OBP: 0.361, SLG: 0.412	1-0 G6-3 1B	1-3 K			1-3 K		4-2 BB 1B BB		4-2 2B G3-1 BB	3 2 1 0 2 2 2																	
Tom Goodwin, L (1, 8) OBP: 0.342, SLG: 0.315	0-3 K		0-0 F8		0-1 G4-3		4-1 WP 1B BB		2-2 G3-1 1B 2B	4 1 1 0 1 1 1																	
Wally Joyner, L (1, 3) OBP: 0.391, SLG: 0.411	1-2 G6-3 1-2f		1-3 K		1-1 G1-3		1-1 WP 1B		3-2 G3-1	5 0 1 2 0 1 2																	
Gary Gaetti, R (1, 5) Edgar Caceres, S (8, 4) OBP: 0.340, SLG: 0.539 OBP: 0.359, SLG: 0.493		4-1 1B S 1B BB	0-0 1B		2-3 K		4-0 G4-6-3 1B BB		4-2 1B 2B BB	2 1 1 0 2 1 0 0 1 0 0 1 0 0																	
Keith Lockhart, L (1, 4) OBP: 0.361, SLG: 0.466		0-1 1B S 1B G5-3 1B	0-0 L9		1-2 2B 3B		1-2 G4-6-3		0-1 2B 1B	5 3 3 1 0 0 4																	
Greg Gagne, R (1, 6) David Howard, S (8, 6) OBP: 0.327, SLG: 0.382 OBP: 0.287, SLG: 0.352		2-1 E G5-3 1B		1-0 F9		0-1 2B		1-1 F8	1-0 2B	4 0 2 2 0 0 0 1 0 1 2 0 0 0																	
Jon Nunnally, L (1, 9) OBP: 0.368, SLG: 0.555		0-0 G5-3		3-2 F7		1-1 F7		4-2 BB	4-2 BB	3 0 0 1 2 0 2																	
Joe Vitiello, R (1, 10) OBP: 0.289, SLG: 0.300		1-1 P4		0-0 1B		0-2 G6-3		2-3 K	0-3 K	5 0 1 0 0 2 5																	
Pat Borders, R (1, 2) Brent Mayne, L (9, PH) OBP: 0.275, SLG: 0.404 OBP: 0.269, SLG: 0.299		1-2 E6		0-3 K		0-0 P3		0-0 G5-3	3-2 F8	4 0 0 0 0 1 3 1 0 0 0 0 0 2																	
Inning Stats	R: 0 E: 0 K: 1 S: 7	H: 1 LOB: 0 BB: 0 P: 9	R: 2 E: 1 K: 1 S: 14	H: 2 LOB: 2 BB: 1 P: 23	R: 0 E: 0 K: 1 S: 6	H: 1 LOB: 1 BB: 0 P: 7	R: 0 E: 0 K: 1 S: 9	H: 1 LOB: 1 BB: 0 P: 13	R: 0 E: 0 K: 1 S: 7	H: 0 LOB: 0 BB: 0 P: 9	R: 1 E: 0 K: 1 S: 13	H: 2 LOB: 1 BB: 0 P: 17	R: 1 E: 0 K: 0 S: 9	H: 1 LOB: 2 BB: 3 P: 23	R: 0 E: 0 K: 1 S: 9	H: 0 LOB: 1 BB: 1 P: 16	R: 4 E: 0 K: 1 S: 25	H: 3 LOB: 2 BB: 3 P: 46	1B: 7 2B: 3 3B: 1 HR: 0	SF: 0 SAC: 0 DP: 2 HBP: 0	WP: 1 PB: 0 SB: 1 CS: 0	PA: 45					
PITCHER	IP	WLS	BF	H	R	ER	SO	BB	IBB	HBP	BLK	WP	HR	S	P	ERA	WHIP										
Mike Trombley, R (1, 1) ERA: 5.4	6.1	W	28	7	4	4	6	2	0	0	0	0	0	59	85	5.68	1.421										
Scott Watkins, L (7, 1) ERA:	0.0		2	1	0	0	0	1	0	0	0	0	0	3	8	∞	∞										
Pat Mahomes, R (7, 1) ERA: 7.04	2.0		11	2	4	4	1	4	0	0	0	1	0	26	51	18.00	3.000										
Erik Schullstrom, R (9, 1) ERA: 6.04	0.2		4	1	0	0	1	1	0	0	0	0	0	11	19	0.00	3.000										

Kansas City Royals @ Minnesota Twins  
 Hubert H. Humphrey Metrodome, Minneapolis, MN

AB	37
R	8
H	11
RBI	8
BB	8
SO	8
LOB	21



Sat Aug 05 1995, 8:05 PM EDT  
 Att. 15,252 - Dome - 70 F

livebaseballscorecards.com

Batter	1	2	3	4	5	6	7	8	9	AB	R	H	RBI	BB	SO	LOB
<b>Chuck Knoblauch, R</b> <small>OBP: 0.407, SLG: 0.447</small> (1, 4)	0-1 		3-2 	4-2 		2-2 	0-0 			4	2	2	2	1	0	0
<b>Pat Meares, R</b> <small>OBP: 0.303, SLG: 0.445</small> (1, 6)	0-1 		0-3 	2-0 		1-0 	0-1 	0-2 		5	1	2	2	0	1	1
<b>Kirby Puckett, R</b> <small>OBP: 0.366, SLG: 0.480</small> (1, 10)	2-3 		3-0 	2-3 			2-1 	3-3 		5	2	2	3	0	3	1
<b>Pedro Munoz, R</b> <small>OBP: 0.350, SLG: 0.570</small> (1, 9)		2-1 	0-1 	3-3 			0-2 	2-2 		5	1	3	2	0	1	1
<b>Marty Cordova, R</b> <small>OBP: 0.346, SLG: 0.475</small> (1, 7)		1-0 	0-0 		1-1 		4-2 	1-1 		4	1	2	0	1	0	0
<b>Ron Coomer, R</b> <small>OBP: 0.333, SLG: 0.200</small> (1, 3)		1-3 	4-1 		3-2 		2-0 	1-0 		4	1	1	0	1	1	4
<b>Scott Leius, R</b> <small>OBP: 0.319, SLG: 0.333</small> <b>Scott Stahoviak, L</b> <small>OBP: 0.332, SLG: 0.356</small> <b>Jeff Reboulet, R</b> <small>OBP: 0.365, SLG: 0.398</small> (8, 5)	1-1 		0-0 		1-1 		4-2 		3-0 	3	0	0	0	0	0	3
<b>Matt Merullo, L</b> <small>OBP: 0.333, SLG: 0.378</small> (1, 2)			1-0 	2-1 		1-0 	3-2 		4-2 	4	2	3	4	0	0	0
<b>Rich Becker, L</b> <small>OBP: 0.280, SLG: 0.269</small> (1, 8)			2-2 	2-2 		2-3 	1-0 			4	2	1	0	0	1	1

Inning Stats	R: 0	H: 0	E: 0	K: 1	S: 7	R: 0	H: 2	E: 0	K: 1	S: 8	R: 5	H: 5	E: 0	K: 1	S: 18	R: 2	H: 2	E: 1	K: 2	S: 14	R: 0	H: 0	E: 0	K: 0	S: 9	R: 0	H: 1	E: 0	K: 1	S: 9	R: 6	H: 4	E: 0	K: 0	S: 18	R: 0	H: 2	E: 0	K: 1	S: 15
	0	0	0	1	7	0	2	0	1	8	2	5	0	1	18	2	2	1	2	14	0	0	0	0	9	0	0	1	0	0	6	4	0	0	18	0	2	0	1	15

PITCHER	IP	WLS	BF	H	R	ER	SO	BB	IBB	HBP	BLK	WP	HR	S	P	ERA	WHIP
Jason Jacome, L <small>ERA: 9.64</small>	(1, 1)	3.1	18	8	6	6	3	1	0	0	0	0	1	38	62	16.20	2.700
Gregg Olson, R <small>ERA: 4.82</small>	(4, 1)	2.2	10	2	1	1	3	1	0	0	0	0	0	27	48	3.38	1.125
Rusty Meacham, R <small>ERA: 4.95</small>	(7, 1)	0.1	5	3	4	4	0	1	0	0	0	0	1	10	18	108.00	12.000
Billy Brewer, L <small>ERA: 4.96</small>	(7, 1)	1.2	9	3	2	2	1	1	0	0	0	0	1	23	38	10.80	2.400

**BOTTOM**

**Kansas City Royals @ Minnesota Twins**  
 Hubert H. Humphrey Metrodome, Minneapolis, MN

Sat Aug 05 1995, 8:05 PM EDT  
 Att: 15,252 - Dome - 70 F

livebaseballscorecards.com

AB	38
R	13
H	16
RBI	13
BB	4
SO	7
LOB	11

WP	HR	S	P	ERA	WHIP
0	0	0	0	0	0

Batter	1	2	3	4	5	6	7	8	9	AB	R	H	RBI	BB	SO	LOB	TOP										
Vince Coleman, S (1, 7) OBP: 0.356, SLG: 0.406 David Howard, S (7, 7) OBP: 0.291, SLG: 0.352 (8, 8)	0-3 K2-3	1-0 G4-3			1-0 G6-4-3	0-0 P3		4-0 BB		4	0	0	0	0	1	2											
Tom Goodwin, L (1, 8) OBP: 0.341, SLG: 0.317 Chris James, R (8, PH) OBP: 0.383, SLG: 0.500 Phil Hiatt, R (8, 9) OBP: 0.257, SLG: 0.366	2-2 G3		0-0 WP 2B		3-3 K		3-1 F9	1-3 K		4	0	1	0	0	1	0											
Wally Joyner, L (1, 3) OBP: 0.388, SLG: 0.417	0-0 F7		2-0 F7			1-1 HR	1-1 G6-3		0-1 F9	5	1	1	1	0	0	1											
Gary Gaetti, R (1, 5) OBP: 0.342, SLG: 0.557 Edgar Caceres, S (7, 4) OBP: 0.367, SLG: 0.493		2-2 HR	3-2 G6-3		1-2 P6		2-1 HR		4-1 2B E BB	4	2	2	2	0	0	1											
Keith Lockhart, L (1, 4) OBP: 0.376, SLG: 0.514 (7, 5)		3-1 HR	3-1 G3		0-0 2B		1-0 1B		0-2 E7 G4-3 2B	5	3	4	1	0	0	1											
Greg Gagne, R (1, 6) OBP: 0.332, SLG: 0.390		2-0 1B BB		3-2 1B FC4	2-2 HR 2B		1-2 E5		0-0 G4-3	5	2	3	2	0	0	1											
Jon Nunnally, L (1, 9) OBP: 0.373, SLG: 0.569 (8, 7)		4-1 1B G4-6-3 BB		3-2 FC4 G6-4-3	1-1 HR		0-3 K2-3		3-1 1B	4	2	2	2	1	1	3											
Joe Vitiello, R (1, 10) OBP: 0.280, SLG: 0.289		1-0 G4-6-3 1B		0-0 G6-4-3	1-3 K			0-1 P4	1-3 K	5	0	1	1	0	2	2											
Brent Mayne, L (1, 2) OBP: 0.274, SLG: 0.299		0-2 G4-6-3		0-0 G6-4-3 1B	4-1 BB			0-3 K		3	0	1	0	1	1	1											
<b>Inning Stats</b>	R: 0 E: 0 K: 1 S: 7	H: 0 LOB: 0 BB: 0 P: 9	R: 4 E: 0 K: 0 S: 12	H: 4 LOB: 0 BB: 1 P: 25	R: 0 E: 0 K: 0 S: 7	H: 1 LOB: 1 BB: 0 P: 15	R: 0 E: 0 K: 0 S: 7	H: 1 LOB: 0 BB: 0 P: 13	R: 0 E: 0 K: 1 S: 8	H: 1 LOB: 0 BB: 0 P: 12	R: 4 E: 0 K: 1 S: 17	H: 4 LOB: 1 BB: 1 P: 27	R: 1 E: 1 K: 1 S: 14	H: 2 LOB: 2 BB: 0 P: 22	R: 0 E: 0 K: 2 S: 8	H: 0 LOB: 1 BB: 1 P: 13	R: 2 E: 1 K: 1 S: 17	H: 2 LOB: 1 BB: 1 P: 25	1B: 6 2B: 4 3B: 0 HR: 5	SF: 0 SAC: 0 DP: 3 HBP: 0	WP: 1 PB: 0 SB: 0 CS: 0	PA: 44					
<b>PITCHER</b>	IP	WLS	BF	H	R	ER	SO	BB	IBB	HBP	BLK	WP	HR	S	P	ERA	WHIP										
Scott Kligenbeck, R (1, 1) ERA: 6.49	5.1	L	24	10	7	7	2	1	0	0	0	1	3	51	88	11.81	2.062										
Oscar Munoz, R (6, 1) ERA: 9.82	3.2		20	5	4	4	5	3	0	0	0	0	2	46	73	9.82	2.182										

**Kansas City Royals @ Minnesota Twins**  
 Hubert H. Humphrey Metrodome, Minneapolis, MN  
 Sun Aug 06 1995, 4:33 AM EDT  
 Att: 15,267 - Dome - 70 F

AB	40
R	11
H	15
RBI	9
BB	4
SO	7
LOB	13



Batter	1	2	3	4	5	6	7	8	9	AB R H RBI BB SO LOB
<b>Chuck Knoblauch, R</b> (1, 4) OBP: 0.406, SLG: 0.446 <b>Jeff Reboulet, R</b> (7, 4) OBP: 0.369, SLG: 0.403	3-2  FC3-6 1B		2-2  F8			3-2  G6-3			2-2  SF9 1B	3 0 1 0 0 0 0 1 0 1 0 0 0 0
<b>Rich Becker, L</b> (1, 8) OBP: 0.276, SLG: 0.266	0-0  FC3-6 FC6-4 1-2f			2-0  G4-3			0-0  G4-3		0-0  SF9	3 0 0 1 0 0 1
<b>Kirby Puckett, R</b> (1, 9) OBP: 0.363, SLG: 0.476 <b>Ron Coomer, R</b> (8, 5) OBP: 0.308, SLG: 0.182	1-1  P4			0-0  G1-3			3-2  G6-3		1-0  P6	3 0 0 0 0 0 1 1 0 0 0 0 0 1
<b>Marty Cordova, R</b> (1, 7) OBP: 0.343, SLG: 0.469	1-1  FC6-4 1-2f			1-0  G5-3			0-1  G1-3		0-0  F8	4 0 0 0 0 0 2
<b>Scott Stahoviak, L</b> (1, 5) OBP: 0.332, SLG: 0.361 (8, 3)		0-0  G3-1			2-1  G4-3			0-0  2B		3 0 1 0 0 0 0
<b>Chip Hale, L</b> (1, 10) OBP: 0.338, SLG: 0.373		0-1  P5			1-0  F8			2-0  G6-3		3 0 0 0 0 0 1
<b>Dan Masteller, L</b> (1, 3) OBP: 0.286, SLG: 0.297 (8, 9)		2-3  K			0-0  F5			1-1  F7		3 0 0 0 0 1 1
<b>Matt Walbeck, S</b> (1, 2) OBP: 0.294, SLG: 0.308			0-0  G4-3			1-1  F7		0-0  F9		3 0 0 0 0 0 1
<b>Pat Meares, R</b> (1, 6) OBP: 0.303, SLG: 0.448			2-1  L7			1-1  G5-3			1-1  SF9 1B 2B	3 1 1 0 0 0 0

**BOTTOM**

**Kansas City Royals @ Minnesota Twins**  
 Hubert H. Humphrey Metrodome, Minneapolis, MN

Sun Aug 06 1995, 4:33 AM EDT  
 Att. 15,267 - Dome - 70 F

[livebaseballscores.com](http://livebaseballscores.com)

<b>AB</b>	<b>30</b>
<b>R</b>	<b>1</b>
<b>H</b>	<b>4</b>
<b>RBI</b>	<b>1</b>
<b>BB</b>	<b>0</b>
<b>SO</b>	<b>1</b>
<b>LOB</b>	<b>8</b>



Inning Stats	R: 0	H: 1	E: 0	K: 0	S: 9	R: 0	H: 0	E: 0	K: 1	S: 6	R: 0	H: 0	E: 0	K: 0	S: 7	R: 0	H: 0	E: 0	K: 0	S: 3	R: 0	H: 0	E: 0	K: 0	S: 4	R: 0	H: 0	E: 0	K: 0	S: 9	R: 0	H: 1	E: 0	K: 0	S: 5	R: 1	H: 2	E: 0	K: 0	S: 8	1B: 2	2B: 2	3B: 0	HR: 0	SF: 1	SAC: 0	DP: 0	HBP: 0	WP: 0	PA: 31
<b>Mark Gubicza, R</b> (1, 1) ERA: 3.47	IP: 9.0	WLS: W	BF: 31	H: 4	R: 1	ER: 1	SO: 1	BB: 0	IBB: 0	HBP: 0	BLK: 0	WP: 0	HR: 0	S: 57	P: 89	ERA: 1.00	WHIP: 0.444																																	

PITCHER	IP	WLS	BF	H	R	ER	SO	BB	IBB	HBP	BLK	WP	HR	S	P	ERA	WHIP																		
<b>Mark Gubicza, R</b> (1, 1) ERA: 3.47	9.0	W	31	4	1	1	1	0	0	0	0	0	0	57	89	1.00	0.444																		

Batter	1	2	3	4	5	6	7	8	9	AB R H RBI BB SO LOB	TOP											
<b>Spike Owen, S</b> (1, 5) OBP: 0.297, SLG: 0.327	1-1 G3-1			0-1 G3-1	2-2 P2		3-2 3B		0-0 L8	5 0 1 0 0 0 1												
<b>Jim Edmonds, L</b> (1, 8) OBP: 0.372, SLG: 0.564	0-1 G3-1			1-0 HR 1B	0-0 G3-1		2-3 K		1-0 HR	5 2 2 1 0 1 2												
<b>Tim Salmon, R</b> (1, 9) OBP: 0.440, SLG: 0.594	3-2 G5-3			1-2 L9		0-1 F8	0-1 P4		0-1 1B	5 0 1 0 0 0 2												
<b>Chili Davis, S</b> (1, 10) OBP: 0.467, SLG: 0.564		1-0 16 G4-6-3 1B		3-2 SAFE 1-H HR		2-1 G3 16 1B 2B		2-3 K	1-1 G1-3	5 2 3 2 0 1 1												
<b>J.T. Snow, L</b> (1, 3) OBP: 0.372, SLG: 0.479		1-3 SAFE SAFE K		4-0 16 1B BB		3-0 G3		1-2 16 G4-3 1B		3 0 1 0 1 1 2												
<b>16 Garret Anderson, L</b> (1, 7) OBP: 0.396, SLG: 0.615		1-2 G4-6-3 1-2f		1-1 FC5-4 1-3 1B		1-1 HBP 1B		3-2 G4-3		4 0 2 1 0 0 2												
<b>Damion Easley, R</b> (1, 4) OBP: 0.305, SLG: 0.307			0-1 G3	1-0 FC5-4 1-2f		1-1 HBP 1-2 HBP		4-1 IBB		2 0 0 0 1 0 2												
<b>Jorge Fabregas, L</b> (1, 2) OBP: 0.298, SLG: 0.319			0-1 G6-3		1-0 SH1-4 1B	1-2 L7		1-0 F8		4 0 1 0 0 0 4												
<b>Rod Correia, R</b> (1, 6) OBP: 0.238, SLG: 0.381			1-1 G3		0-0 SH1-4 1-2		2-3 K		0-2 G6-3	3 0 0 0 0 1 0												
<b>Inning Stats</b>	R: 0 E: 0 K: 0 S: 8	H: 0 LOB: 0 BB: 0 P: 12	R: 0 E: 0 K: 1 S: 9	H: 1 LOB: 0 BB: 0 P: 12	R: 0 E: 0 K: 0 S: 6	H: 0 LOB: 0 BB: 0 P: 7	R: 2 E: 0 K: 0 S: 12	H: 3 LOB: 2 BB: 1 P: 23	R: 0 E: 0 K: 0 S: 6	H: 1 LOB: 1 BB: 0 P: 9	R: 1 E: 0 K: 0 S: 12	H: 2 LOB: 2 BB: 0 P: 20	R: 0 E: 0 K: 2 S: 12	H: 1 LOB: 1 BB: 0 P: 19	R: 0 E: 0 K: 1 S: 11	H: 1 LOB: 2 BB: 1 P: 22	R: 1 E: 0 K: 0 S: 10	H: 2 LOB: 1 BB: 0 P: 12	1B: 7 2B: 1 3B: 1 HR: 2	SF: 0 SAC: 1 DP: 1 HBP: 1	WP: 0 PB: 0 SB: 0 CS: 0	PA: 40
<b>PITCHER</b>	IP WLS BF H R ER SO BB IBB HBP BLK WP HR S P ERA WHIP																					
<b>Tom Gordon, R</b> (1, 1) ERA: 3.97	7.0 L 30 8 3 3 3 1 0 1 0 0 0 1 65 102 3.86 1.286																					
<b>Mike Magnante, L</b> (8, 1) ERA: 2.52	1.0 5 1 0 0 1 0 1 0 0 0 0 0 11 22 0.00 1.000																					
<b>Hipolito Pichardo, R</b> (9, 1) ERA: 3.88	1.0 5 2 1 1 0 0 0 0 0 0 0 1 10 12 9.00 2.000																					

California Angels @ Kansas City Royals  
Kauffman Stadium, Kansas City, MO

Tue Aug 08 1995, 7:05 PM CDT  
Att. 18,823 - Unknown - 91 F

AB	36
R	4
H	11
RBI	4
BB	2
SO	4
LOB	16



Batter	1	2	3	4	5	6	7	8	9	AB	R	H	RBI	BB	SO	LOB
Vince Coleman, S (1, 7) OBP: 0.355, SLG: 0.402	4-2 G4-3 BB		2-2 G5-3			1-0 G1-3	0-0 F8			3	0	0	0	1	0	2
Wally Joyner, L (1, 3) OBP: 0.387, SLG: 0.415	1 SAFE 3-1 G4-3		3-2 G6-3			0-0 1B		1-1 L8		4	0	1	0	0	0	1
Greg Gagne, R (1, 6) OBP: 0.328, SLG: 0.384	2-1 G4-3			1-1 G4-3		1-0 F9		1-3 K		4	0	0	0	0	1	2
Gary Gaetti, R (1, 5) OBP: 0.341, SLG: 0.553	2-1 P4			2-0 F7		1-1 1B		2-0 F8		4	0	1	0	0	0	1
Pat Borders, R (1, 2) OBP: 0.269, SLG: 0.396		2-1 G4-3		0-0 G1-3		1-3 K			4-2 G4-6-3 BB	3	0	0	0	0	1	2
Brent Mayne, L (9, PH) OBP: 0.277, SLG: 0.299										0	0	0	0	1	0	0
Phil Hiatt, R (1, 9) OBP: 0.259, SLG: 0.365		0-0 1B		2-3 K				0-2 F9		3	0	1	0	0	1	0
Jon Nunnally, L (9, PH) OBP: 0.371, SLG: 0.566									0-2 G4-6-3	1	0	0	0	0	0	1
Joe Vitiello, R (1, 10) OBP: 0.283, SLG: 0.292		0-1 1B		1-0 F9				3-2 G1-4-3		3	0	1	0	0	0	0
Keith Lockhart, L (9, PH) OBP: 0.373, SLG: 0.511		1-2 G5-4-3		1-2 F9					2-1 F9	1	0	0	0	0	0	0
David Howard, S (1, 4) OBP: 0.299, SLG: 0.359		1-2 G5-4-3		1-2 1B				0-1 1B		3	0	2	0	0	0	2
Tom Goodwin, L (1, 8) OBP: 0.339, SLG: 0.315																
Edgar Caceres, S (7, PH) OBP: 0.375, SLG: 0.500			0-0 G5-3		0-2 G6-3			3-2 1B		2	0	0	0	0	0	1
										1	0	1	0	0	0	0

Inning Stats	R: 0	H: 0	E: 0	K: 0	S: 10	R: 0	H: 2	E: 0	K: 0	S: 11	R: 0	H: 0	E: 0	K: 0	S: 7	R: 0	H: 0	E: 0	K: 0	S: 4	R: 0	H: 1	E: 0	K: 1	S: 10	R: 0	H: 2	E: 0	K: 1	S: 8	R: 0	H: 2	E: 0	K: 0	S: 15	R: 0	H: 0	E: 0	K: 1	S: 6	R: 0	H: 0	E: 0	K: 0	S: 8	R: 0	H: 0	E: 0	K: 0	S: 8	1B: 7	2B: 0	3B: 0	HR: 0	SF: 0	SAC: 0	DP: 2	HBP: 0	WP: 0	PA: 34
PITCHER	IP	WLS	BF	H	R	ER	SO	BB	IBB	HBP	BLK	WP	HR	S	P	ERA	WHIP																																											
Jim Abbott, L (1, 1) ERA: 3.29	7.0	W	28	7	0	0	2	1	0	0	0	0	0	65	101	0.00	1.143																																											
Troy Percival, R (8, 1) ERA: 1.79	2.0	S	6	0	0	0	1	1	0	0	0	0	0	14	24	0.00	0.500																																											

BOTTOM

California Angels @ Kansas City Royals  
Kauffman Stadium, Kansas City, MO

Tue Aug 08 1995, 7:05 PM CDT  
Att: 18,823 - Unknown - 91 F

livebaseballscorecards.com

AB	32
R	0
H	7
RBI	0
BB	2
SO	3
LOB	12



Batter	1	2	3	4	5	6	7	8	9	AB R H RBI BB SO LOB	TOP											
Spike Owen, S (1, 5) OBP: 0.300, SLG: 0.342 Rene Gonzales, R (8, 5)	2-1 E3 CS		2-1 G6-3		1-0 E 1B	2-2 1-H 3B		1-1 F8	2-2 G6-3	5 1 2 1 0 0 1 1 0 0 0 0 0 2												
Jim Edmonds, L (1, 8) OBP: 0.374, SLG: 0.574 Orlando Palmeiro, L (8, 8)	3-3 K 1-2			1-1 HR	2-2 E8 1B 2B	3-1 F9		4-0 HR BB		4 3 2 2 1 1 2 0 0 0 0 0 0 0												
Tim Salmon, R (1, 9) OBP: 0.444, SLG: 0.613	1-2 F8			1-0 HR	4-2 16 1B BB		0-0 1B 1B	0-0 HR		4 2 3 4 1 0 0												
Chili Davis, S (1, 10) OBP: 0.466, SLG: 0.565		2-3 K		2-1 G3	2-1 16 1B 1B		0-0 F8	2-1 2B		5 0 2 1 0 1 1												
J.T. Snow, L (1, 3) OBP: 0.375, SLG: 0.488		3-2 HR		4-1 1B BB	1-3 K		2-1 1-2 1B	3-3 K		4 1 2 1 1 2 3												
16 Garret Anderson, L (1, 7) OBP: 0.396, SLG: 0.609		1-1 F7		1-2 F8	1-2 1-2 2-H 1B		2-1 F7	FC5-4 1B		5 0 2 0 0 0 3												
Damion Easley, R (1, 6) OBP: 0.303, SLG: 0.305		2-1 F7		2-0 1-2 1B		0-0 G1-4-3	K	FC5-4 2B	1-0 FC5-4	5 0 1 0 0 1 3	AB 43 R 9 H 17 RBI 9 BB 3 SO 5 LOB 19											
Greg Myers, L (1, 2) OBP: 0.313, SLG: 0.381			2-2 L8	0-0 F7		1-2 F8		0-1 F9	1-1 2B	5 0 1 0 0 0 2												
Jose Lind, R (1, 4) OBP: 0.295, SLG: 0.304			1-1 G6-3		3-1 F9	3-2 3B 1B		1-2 BB HR 1B	2-2 G4-3	5 2 2 0 0 0 2												
<b>Inning Stats</b>	R: 0 E: 1 K: 1 S: 9	H: 0 LOB: 0 BB: 0 P: 15	R: 1 E: 0 K: 1 S: 11	H: 1 LOB: 0 BB: 0 P: 19	R: 0 E: 0 K: 0 S: 7	H: 0 LOB: 0 BB: 0 P: 12	R: 2 E: 0 K: 0 S: 11	H: 3 LOB: 2 BB: 1 P: 22	R: 2 E: 1 K: 1 S: 21	H: 4 LOB: 2 BB: 1 P: 35	R: 1 E: 0 K: 0 S: 14	H: 2 LOB: 1 BB: 0 P: 23	R: 0 E: 0 K: 1 S: 9	H: 2 LOB: 2 BB: 0 P: 13	R: 3 E: 0 K: 1 S: 18	H: 3 LOB: 1 BB: 1 P: 29	R: 0 E: 0 K: 0 S: 11	H: 2 LOB: 2 BB: 0 P: 18	1B: 9 2B: 4 3B: 1 HR: 4	SF: 0 SAC: 0 DP: 1 HBP: 0	WP: 0 PB: 0 SB: 0 CS: 1	PA: 46
<b>PITCHER</b>	IP WLS BF H R ER SO BB IBB HBP BLK WP HR S P ERA WHIP																					
Melvin Bunch, R (1, 1) ERA: 5.87	3.2 L 16 4 3 3 2 1 0 0 0 0 3 37 67 7.36 1.364																					
Scott Anderson, R (4, 1) ERA: 5.68	2.0 12 6 3 3 1 1 0 0 0 0 0 34 54 13.50 3.500																					
Billy Brewer, L (6, 1) ERA: 5.19	2.0 10 3 2 2 1 1 0 0 0 0 0 18 31 9.00 2.000																					
Gregg Olson, R (8, 1) ERA: 5.06	1.1 8 4 1 1 1 0 0 0 0 0 0 1 22 34 6.75 3.000																					

California Angels @ Kansas City Royals  
Kauffman Stadium, Kansas City, MO  
Wed Aug 09 1995, 7:05 PM CDT  
Att. 16,764 - Unknown - 94 F

livebaseballscorecards.com





Batter 1 2 3 4 5 6 7 8 9 AB R H RBI BB SO LOB **BOTTOM**

Vince Coleman, S OBP: 0.350, SLG: 0.396 (1, 7)	2-3 K	[Greyed out]		3-3 K	[Greyed out]		3-2 G6-3	[Greyed out]		1-1 L6	[Greyed out]		4 0 0 0 0 2 0	
Wally Joyner, L OBP: 0.391, SLG: 0.422 (1, 3)	2-2 G6-4-3 1B	[Greyed out]		0-0 3B 1B	[Greyed out]		1-2 G4-3	[Greyed out]		2-0 2B	[Greyed out]		4 1 3 0 0 0 0	
Greg Gagne, R OBP: 0.330, SLG: 0.394 (1, 6)	3-2 G6-4-3 1-2f	[Greyed out]		0-0 1-H 3B	[Greyed out]		2-2 BB WP 1B	[Greyed out]		0-2 F7	[Greyed out]		4 0 2 1 0 0 2	
Gary Gaetti, R OBP: 0.340, SLG: 0.548 (1, 5)	[Greyed out]		3-3 K	[Greyed out]		2-2 G6-3	[Greyed out]		1-1 L8	[Greyed out]		4-2 BB	3 0 0 0 1 1 2	
Joe Vitiello, R OBP: 0.263, SLG: 0.269 (1, 10)	[Greyed out]		2-1 G1-3	[Greyed out]		1-0 G6-3	[Greyed out]		1-1 L8	[Greyed out]		2-3 K	4 0 0 0 0 1 3	
Phil Hiatt, R OBP: 0.259, SLG: 0.355 (1, 9)	[Greyed out]		2-3 K	[Greyed out]		1-1 G6-3	[Greyed out]		4-2 BB BB	[Greyed out]		2-3 K	3 0 0 0 1 2 1	
Pat Borders, R OBP: 0.268, SLG: 0.387 (1, 2)	[Greyed out]		0-0 G4-3		[Greyed out]		1-3 K	[Greyed out]		4-2 BB BB	[Greyed out]		0-1 G4-3	3 0 0 0 1 1 1
David Howard, S OBP: 0.295, SLG: 0.354 (1, 8)	[Greyed out]		3-3 K		[Greyed out]		0-0 G5-3	[Greyed out]		2-3 K	[Greyed out]		2 0 0 0 0 1 0	
Chris James, R OBP: 0.383, SLG: 0.500 (7, PH)	[Greyed out]		3-3 K		[Greyed out]		[Greyed out]		[Greyed out]		[Greyed out]		0 0 0 0 0 0 0	
Jon Nunnally, L OBP: 0.370, SLG: 0.563 (7, PH) (8, 8)	[Greyed out]		3-3 K		[Greyed out]		[Greyed out]		[Greyed out]		[Greyed out]		1 0 0 0 0 1 3	
Edgar Caceres, S OBP: 0.361, SLG: 0.480 (1, 4)	[Greyed out]		1-1 G5-3		[Greyed out]		[Greyed out]		2-2 G4-3	[Greyed out]		1-1 G3	3 0 0 0 0 0 0	

<b>Inning Stats</b>	R: 0 E: 0 K: 1 S: 12 H: 1 LOB: 0 BB: 0 P: 19	R: 0 E: 0 K: 2 S: 9 H: 0 LOB: 0 BB: 0 P: 16	R: 0 E: 0 K: 1 S: 6 H: 0 LOB: 0 BB: 0 P: 10	R: 1 E: 0 K: 1 S: 10 H: 2 LOB: 1 BB: 0 P: 16	R: 0 E: 0 K: 1 S: 6 H: 0 LOB: 0 BB: 0 P: 8	R: 0 E: 0 K: 1 S: 10 H: 0 LOB: 0 BB: 0 P: 16	R: 0 E: 0 K: 1 S: 20 H: 1 LOB: 3 BB: 2 P: 34	R: 0 E: 0 K: 0 S: 9 H: 1 LOB: 1 BB: 0 P: 13	R: 0 E: 0 K: 2 S: 11 H: 0 LOB: 1 BB: 1 P: 19	1B: 3 2B: 1 3B: 1 HR: 0 SF: 0 SAC: 0 DP: 1 HBP: 0	WP: 1 PB: 0 SB: 0 CS: 0 PA: 34	
<b>PITCHER</b>	IP WLS W BF H R ER SO BB IBB HBP BLK WP HR S P ERA WHIP											
Chuck Finley, L ERA: 3.48 (1, 1)	6.2 25 4 1 1 6 2 0 0 0 1 0 70 114 1.35 0.900											
John Habyan, R ERA: 2.85 (7, 1)	1.1 5 1 0 0 1 0 0 0 0 0 0 12 18 0.00 0.750											
Lee Smith, R ERA: 4.45 (9, 1)	1.0 4 0 0 0 2 1 0 0 0 0 0 11 19 0.00 1.000											

California Angels @ Kansas City Royals  
Kauffman Stadium, Kansas City, MO

livebaseballscorecards.com

<b>AB</b>	<b>31</b>
<b>R</b>	<b>1</b>
<b>H</b>	<b>5</b>
<b>RBI</b>	<b>1</b>
<b>BB</b>	<b>3</b>
<b>SO</b>	<b>9</b>
<b>LOB</b>	<b>12</b>



Wed Aug 09 1995, 7:05 PM CDT  
Att. 16,764 - Unknown - 94 F

Batter	1	2	3	4	5	6	7	8	9	AB R H RBI BB SO LOB	TOP											
Rex Hudler, R OBP: 0.305, SLG: 0.430 (1, 8)	1-0 F9		3-2 L6		1-1 G6-3			1-3 K		4 0 0 0 0 1 2												
Damion Easley, R OBP: 0.302, SLG: 0.304 (1, 6)	3-2 F8			2-2 G6-3		0-0 G5-3 1B		2-2 G5-3		4 0 1 0 0 0 0												
Tim Salmon, R OBP: 0.443, SLG: 0.609 (1, 9)	1-0 F9			0-2 F9		3-2 G5-3 1-2		0-0 1B		4 0 1 0 0 0 1												
Chili Davis, S OBP: 0.463, SLG: 0.560 (1, 10)		0-1 F7		0-0 1B		2-2 L8		0-0 G4-3		4 0 1 0 0 0 2												
J.T. Snow, L OBP: 0.376, SLG: 0.486 (1, 3)		0-1 FC6-4 1B		2-1 F7		4-0 IBB		1-2 G4-3		3 0 1 0 1 0 1												
16 Garret Anderson, L OBP: 0.394, SLG: 0.602 (1, 7)		1-3 K			0-3 K		3-3 K		1-2 F8 1B	4 0 1 0 0 3 3												
Rene Gonzales, R Spike Owen, S OBP: 0.304, SLG: 0.346 (9, PH) (1, 5)		1-2 FC6-4 1-2			0-1 G5-3		1-2 F8		2-1 1B	3 0 0 0 0 0 1 1 0 1 0 0 0 0	AB 34 R 0 H 7 RBI 0 BB 2 SO 5 LOB 14											
Greg Myers, L OBP: 0.312, SLG: 0.378 (1, 2)			1-0 G4-3		0-0 1B		0-2 G1-3		1-1 F8	4 0 1 0 0 0 2												
Jose Lind, R Jim Edmonds, L OBP: 0.296, SLG: 0.298 (9, PH) (9, PH) (1, 4)			0-1 G5-3		4-0 1-2 BB		2-0 G6-3		2-3 K	2 0 0 0 1 0 0 1 0 0 0 0 1 2												
<b>Inning Stats</b>	R: 0 E: 0 K: 0 S: 7	H: 0 LOB: 0 BB: 0 P: 12	R: 0 E: 0 K: 1 S: 10	H: 1 LOB: 1 BB: 0 P: 12	R: 0 E: 0 K: 0 S: 6	H: 0 LOB: 0 BB: 0 P: 10	R: 0 E: 0 K: 0 S: 11	H: 1 LOB: 1 BB: 0 P: 15	R: 0 E: 0 K: 1 S: 8	H: 1 LOB: 2 BB: 1 P: 13	R: 0 E: 0 K: 1 S: 13	H: 1 LOB: 2 BB: 1 P: 25	R: 0 E: 0 K: 0 S: 7	H: 0 LOB: 0 BB: 0 P: 10	R: 0 E: 0 K: 1 S: 8	H: 1 LOB: 1 BB: 0 P: 11	R: 0 E: 0 K: 1 S: 14	H: 2 LOB: 2 BB: 0 P: 21	1B: 7 2B: 0 3B: 0 HR: 0	SF: 0 SAC: 0 DP: 0 HBP: 0	WP: 0 PB: 0 SB: 0 CS: 0	PA: 36
<b>PITCHER</b>	IP WLS BF H R ER SO BB IBB HBP BLK WP HR S P ERA WHIP												IP WLS BF H R ER SO BB IBB HBP BLK WP HR S P ERA WHIP									
Jason Jacome, L ERA: 8.12 (1, 1)	7.0 W 27 4 0 0 3 1 1 0 0 0 0 62 97 0.00 0.714																					
Hipolito Pichardo, R ERA: 3.81 (8, 1)	1.0 4 1 0 0 1 0 0 0 0 0 0 8 11 0.00 1.000																					
Jeff Montgomery, R ERA: 2.66 (9, 1)	1.0 5 2 0 0 1 0 0 0 0 0 0 14 21 0.00 2.000																					

California Angels @ Kansas City Royals  
Kauffman Stadium, Kansas City, MO

Thu Aug 10 1995, 3:33 AM CDT  
Att. 16,699 - Unknown - 90 F

livebaseballscorecards.com



Batter	1	2	3	4	5	6	7	8	9	AB R H RBI BB SO LOB
Vince Coleman, S OBP: 0.349, SLG: 0.401 (1, 7)	1-3 K		2-2 G4-3			0-2 1B	0-1 F9			4 1 1 0 0 1 1
Tom Goodwin, L OBP: 0.341, SLG: 0.321 (1, 8)	0-2 G4-3 1B		0-0 F9			1-3 K	0-1 2B			4 0 2 0 0 1 2
Chris James, R OBP: 0.391, SLG: 0.491 (1, 10)	0-2 G4-3			0-1 F7		1-1 1B	4-2 BB			3 1 1 1 1 0 1
Gary Gaetti, R OBP: 0.339, SLG: 0.545 (1, 5)	1-1 F7			2-1 G6-3		0-1 2B	0-3 K			4 1 1 0 0 1 3
Greg Gagne, R OBP: 0.329, SLG: 0.392 (1, 6)		0-1 G5-3		0-0 F9		0-0 2B	1-3 K			4 1 1 1 0 1 2
Joe Vitiello, R OBP: 0.283, SLG: 0.278 (1, 3)		4-2 BB			1-0 1B	1-2 L8		0-1 F8		2 0 1 0 1 0 2
Wally Joyner, L OBP: 0.389, SLG: 0.421 (8, 3)										1 0 0 0 0 0 0
Phil Hiatt, R OBP: 0.261, SLG: 0.364 (1, 9)		3-2 BB			0-3 K	0-1 E		2-3 K		3 1 1 1 0 1 2
Jon Nunnally, L OBP: 0.368, SLG: 0.560 (8, PH)						1-3 2B				1 0 0 0 0 1 0
David Howard, S OBP: 0.294, SLG: 0.351 (1, 4)			3-2 G4-3 1B		1-1 L5	2-0 E6		1-1 F7		4 0 1 0 0 0 1
Brent Mayne, L OBP: 0.273, SLG: 0.295 (1, 2)					0-0 L7	2-0 L7				3 0 0 0 0 1 3

Inning Stats	R: 0	H: 1	E: 0	K: 1	S: 11	R: 0	H: 0	E: 0	K: 0	S: 8	R: 0	H: 1	E: 0	K: 1	S: 10	R: 0	H: 0	E: 0	K: 0	S: 5	R: 0	H: 1	E: 0	K: 1	S: 7	R: 5	H: 5	E: 1	K: 1	S: 19	R: 0	H: 1	E: 0	K: 2	S: 13	R: 0	H: 0	E: 0	K: 1	S: 8	1B: 6	2B: 2	3B: 1	HR: 0	SF: 0	SAC: 0	DP: 1	HBP: 0	WP: 0	PB: 0	SB: 0	CS: 0	PA: 35
--------------	------	------	------	------	-------	------	------	------	------	------	------	------	------	------	-------	------	------	------	------	------	------	------	------	------	------	------	------	------	------	-------	------	------	------	------	-------	------	------	------	------	------	-------	-------	-------	-------	-------	--------	-------	--------	-------	-------	-------	-------	--------

PITCHER	IP	WLS	BF	H	R	ER	SO	BB	IBB	HBP	BLK	WP	HR	S	P	ERA	WHIP
Mark Langston, L ERA: 4.05 (1, 1)	6.0	L	27	8	5	3	4	1	0	0	0	0	0	60	85	4.50	1.500
Bob Patterson, L ERA: 1.72 (7, 1)	0.1		2	1	0	0	0	0	0	0	0	0	0	4	4	0.00	3.000
Mike James, R ERA: 3.41 (7, 1)	0.2		3	0	0	0	2	1	0	0	0	0	0	9	14	0.00	1.500
Mike Butcher, R ERA: 4.76 (8, 1)	1.0		3	0	0	0	1	0	0	0	0	0	0	8	11	0.00	0.000

BOTTOM

California Angels @ Kansas City Royals  
Kauffman Stadium, Kansas City, MO

Thu Aug 10 1995, 3:33 AM CDT  
Att: 16,699 - Unknown - 90 F

livebaseballscorecards.com

AB	33
R	5
H	9
RBI	3
BB	2
SO	7
LOB	17



Batter	1	2	3	4	5	6	7	8	9	AB R H RBI BB SO LOB	TOP	
<b>Joey Cora, S</b> (1, 4) <small>OBP: 0.349, SLG: 0.340</small>	0-1 		0-0 		0-0 		2-1 		3-2 	5 0 1 0 0 0 2	<b>Seattle Mariners @ Kansas City Royals</b> Kauffman Stadium, Kansas City, MO Fri Aug 11 1995, 7:05 PM CDT Att. 19,955 - Unknown - 93 F  livebaseballscorecards.com  <b>AB 33</b> <b>R 2</b> <b>H 9</b> <b>RBI 2</b> <b>BB 2</b> <b>SO 4</b> <b>LOB 18</b>  	
<b>Warren Newson, L</b> (1, 7) <small>OBP: 0.408, SLG: 0.393</small> <b>Rich Amaral, R</b> (9, PH) <small>OBP: 0.357, SLG: 0.386</small> (9, 7)	2-2 		1-0 		3-3 		3-3 	1-0 	4 0 0 0 0 2 2 1 0 0 0 0 0 1			
<b>Edgar Martinez, R</b> (1, 10) <small>OBP: 0.488, SLG: 0.619</small>	3-2 			1-0 		0-1 		2-1 	3 2 1 0 0 0 0			
<b>Tino Martinez, L</b> (1, 3) <small>OBP: 0.376, SLG: 0.598</small>		1-2 		3-2 		0-0 		2-2 	4 0 1 1 0 0 1			
<b>Jay Buhner, R</b> (1, 9) <small>OBP: 0.355, SLG: 0.554</small>		4-2 		0-0 		3-1 		1-0 	2 0 1 1 1 0 1			
<b>Mike Blowers, R</b> (1, 5) <small>OBP: 0.334, SLG: 0.493</small>		1-3 		1-3 		1-0 		4-1 	3 0 1 0 1 2 3			
<b>Luis Sojo, R</b> (1, 6) <small>OBP: 0.315, SLG: 0.401</small>		1 SAFE 1-2 		1-1 		3-1 		2-1 	4 0 2 0 0 0 4			
<b>Dan Wilson, R</b> (1, 2) <small>OBP: 0.337, SLG: 0.381</small>		1-0 		0-1 		2-1 		1-1 	4 0 1 0 0 0 4			
<b>Alex Diaz, S</b> (1, 8) <small>OBP: 0.293, SLG: 0.338</small>			1-2 		1-2 		1-2 	0-1 	3 0 1 0 0 0 0			
<b>Inning Stats</b>	R: 0 H: 0 E: 0 LOB: 0 K: 0 BB: 0 S: 8 P: 13	R: 0 H: 1 E: 0 LOB: 2 K: 1 BB: 1 S: 13 P: 21	R: 0 H: 0 E: 0 LOB: 0 K: 0 BB: 0 S: 5 P: 7	R: 1 H: 1 E: 1 LOB: 1 K: 1 BB: 0 S: 9 P: 15	R: 0 H: 1 E: 0 LOB: 1 K: 1 BB: 0 S: 9 P: 13	R: 1 H: 3 E: 0 LOB: 2 K: 0 BB: 0 S: 10 P: 19	R: 0 H: 1 E: 0 LOB: 1 K: 1 BB: 0 S: 8 P: 14	R: 0 H: 1 E: 0 LOB: 2 K: 0 BB: 1 S: 10 P: 21	R: 0 H: 1 E: 0 LOB: 1 K: 0 BB: 0 S: 9 P: 14	1B: 4 SF: 1 2B: 5 SAC: 1 3B: 1 DP: 2 HR: 0 HBP: 1	WP: 0 PA: 38 PB: 0 SB: 0 CS: 1	
<b>PITCHER</b>	IP WLS BF H R ER SO BB IBB HBP BLK WP HR S P ERA WHIP											IP WLS BF H R ER SO BB IBB HBP BLK WP HR S P ERA WHIP
<b>Mark Gubicza, R</b> (1, 1) <small>ERA: 3.41</small>	7.2 L 33 8 2 2 4 2 0 1 0 0 0 0 70 119 2.35 1.304											
<b>Mike Magnante, L</b> (8, 1) <small>ERA: 2.42</small>	1.0 4 1 0 0 0 0 0 0 0 0 0 0 10 16 0.00 1.000											
<b>Hipolito Pichardo, R</b> (9, 1) <small>ERA: 3.79</small>	0.1 1 0 0 0 0 0 0 0 0 0 0 0 1 2 0.00 0.000											

Batter	1	2	3	4	5	6	7	8	9	AB R H RBI BB SO LOB
Vince Coleman, S (1, 7) OBP: 0.348, SLG: 0.399	0-2 G4-3			3-3 K		2-2 1B		1-2 G1-3		4 0 1 0 0 1 2
Tom Goodwin, L (1, 8) OBP: 0.337, SLG: 0.316	2-3 K			0-0 B1-3		0-3 K		2-1 G3		4 0 0 0 0 2 1
Chris James, R (1, 10) OBP: 0.373, SLG: 0.466 Keith Lockhart, L (9, PH) OBP: 0.371, SLG: 0.507	3-2 G4-3			0-3 K			1-0 F7	1-2 G6-3		3 0 0 0 0 1 0 1 0 0 0 0 0 0
Gary Gaetti, R (1, 5) OBP: 0.335, SLG: 0.538		1-3 K			2-3 K		2-2 P5	3-1 G5-3		4 0 0 0 0 2 0
Greg Gagne, R (1, 6) OBP: 0.332, SLG: 0.395		1-1 CS 1B			2-1 E WP 1B		1-3 K			3 0 2 0 0 1 0
Joe Vitiello, R (1, 3) OBP: 0.286, SLG: 0.281 Jon Nunnally, L (8, PR) OBP: 0.368, SLG: 0.560 Wally Joyner, L (9, 3) OBP: 0.389, SLG: 0.421		1-3 K			3-2 SAFE L3			1-2 SH5-4 WP 1B		3 0 1 0 0 1 2 0 1 0 0 0 0 0 0 0 0 0 0 0 0
Phil Hiatt, R (1, 9) OBP: 0.262, SLG: 0.363		1-0 CS 1-2	0-0 F9		1-3 K			0-2 WP SH5-4 1B		3 0 1 0 0 1 1
David Howard, S (1, 4) OBP: 0.290, SLG: 0.346			1-3 K			1-0 P4		0-1 SH5-4		2 0 0 0 0 1 0
Brent Mayne, L (1, 2) OBP: 0.271, SLG: 0.292 Pat Borders, R (8, PH) OBP: 0.267, SLG: 0.385			1-1 G5-3			2-3 K		2-3 K		2 0 0 0 0 1 0 1 0 0 0 0 1 1

Inning Stats	R: 0 E: 0 K: 1 S: 10	H: 0 LOB: 0 BB: 0 P: 15	R: 0 E: 0 K: 2 S: 9	H: 1 LOB: 0 BB: 0 P: 13	R: 0 E: 0 K: 1 S: 6	H: 0 LOB: 0 BB: 0 P: 8	R: 0 E: 0 K: 2 S: 9	H: 0 LOB: 0 BB: 0 P: 12	R: 0 E: 1 K: 2 S: 16	H: 1 LOB: 1 BB: 0 P: 24	R: 0 E: 0 K: 2 S: 10	H: 1 LOB: 1 BB: 0 P: 15	R: 0 E: 0 K: 1 S: 7	H: 0 LOB: 0 BB: 0 P: 11	R: 1 E: 0 K: 1 S: 17	H: 2 LOB: 2 BB: 0 P: 21	R: 0 E: 0 K: 0 S: 8	H: 0 LOB: 0 BB: 0 P: 14	1B: 5 2B: 0 3B: 0 HR: 0	SF: 0 SAC: 1 DP: 0 HBP: 0
--------------	-------------------------------	----------------------------------	------------------------------	----------------------------------	------------------------------	---------------------------------	------------------------------	----------------------------------	-------------------------------	----------------------------------	-------------------------------	----------------------------------	------------------------------	----------------------------------	-------------------------------	----------------------------------	------------------------------	----------------------------------	----------------------------------	------------------------------------

PITCHER	IP	WLS	BF	H	R	ER	SO	BB	IBB	HBP	BLK	WP	HR	S	P	ERA	WHIP
Randy Johnson, L (1, 1) ERA: 2.88	7.0	W	23	3	0	0	11	0	0	0	0	1	0	67	98	0.00	0.429
Norm Charlton, L (8, 1) ERA: 5.4	1.0		5	2	1	1	1	0	0	0	0	1	0	17	21	9.00	2.000
Bobby Ayala, R (9, 1) ERA: 3.97	1.0	S	3	0	0	0	0	0	0	0	0	0	0	8	14	0.00	0.000

**BOTTOM**


**Seattle Mariners @ Kansas City Royals**  
Kauffman Stadium, Kansas City, MO

Fri Aug 11 1995, 7:05 PM CDT  
Att: 19,955 - Unknown - 93 F

livebaseballscorecards.com

AB	30
R	1
H	5
RBI	0
BB	0
SO	12
LOB	7

WP: 2 PA: 32  
PB: 0  
SB: 1  
CS: 1



Batter	1	2	3	4	5	6	7	8	9	AB R H RBI BB SO LOB	TOP	
<b>Joey Cora, S</b> (1, 4) <small>OBP: 0.348, SLG: 0.342</small>	0-1 			2-1 	0-0 			2-1 		4 1 1 0 0 0 2	<b>Seattle Mariners @ Kansas City Royals</b> Kauffman Stadium, Kansas City, MO Sat Aug 12 1995, 7:05 PM CDT Att. 20,572 - Unknown - 91 F  livebaseballscorecards.com  <b>AB 30</b> <b>R 2</b> <b>H 3</b> <b>RBI 2</b> <b>BB 4</b> <b>SO 6</b> <b>LOB 10</b>  	
<b>Alex Diaz, S</b> (1, 8) <small>OBP: 0.292, SLG: 0.336</small>	0-0 			1-1 		0-0 		0-0 		4 0 1 1 0 0 1		
<b>Edgar Martinez, R</b> (1, 10) <small>OBP: 0.486, SLG: 0.613</small>	1-1 			4-2 		1-0 		0-1 		3 0 0 1 1 0 1		
<b>Tino Martinez, L</b> (1, 3) <small>OBP: 0.375, SLG: 0.593</small>		3-2 		4-2 		3-1 		0-1 		3 0 0 0 1 0 1		
<b>Jay Buhner, R</b> (1, 9) <small>OBP: 0.351, SLG: 0.546</small>		2-2 		0-1 		1-3 			2-3 	4 0 0 0 0 2 3		
<b>Mike Blowers, R</b> (1, 5) <small>OBP: 0.330, SLG: 0.486</small>		3-1 			0-0 		2-3 		1-3 	4 0 0 0 0 2 0		
<b>Warren Newson, L</b> (1, 7) <small>OBP: 0.405, SLG: 0.384</small>			2-3 		4-2 		0-0 		2-2 	3 0 0 0 1 1 0		
<b>Dan Wilson, R</b> (1, 2) <small>OBP: 0.337, SLG: 0.380</small>			1-3 		2-0 		2-0 			3 0 1 0 0 1 0		
<b>Felix Fermin, R</b> (1, 6) <small>OBP: 0.230, SLG: 0.229</small>			1-1 		0-0 			4-0 		2 1 0 0 1 0 2		
<b>Inning Stats</b>	R: 0 H: 0 E: 0 LOB: 0 K: 0 BB: 0 S: 5 P: 6	R: 0 H: 0 E: 0 LOB: 0 K: 0 BB: 0 S: 10 P: 18	R: 0 H: 0 E: 0 LOB: 0 K: 2 BB: 0 S: 8 P: 12	R: 0 H: 0 E: 0 LOB: 2 K: 0 BB: 2 S: 10 P: 21	R: 0 H: 1 E: 0 LOB: 2 K: 0 BB: 1 S: 6 P: 12	R: 0 H: 1 E: 1 LOB: 1 K: 1 BB: 0 S: 7 P: 12	R: 0 H: 0 E: 0 LOB: 0 K: 1 BB: 0 S: 5 P: 9	R: 2 H: 1 E: 0 LOB: 0 K: 0 BB: 1 S: 7 P: 13	R: 0 H: 0 E: 0 LOB: 0 K: 2 BB: 0 S: 11 P: 16	1B: 2 SF: 0 2B: 1 SAC: 0 3B: 0 DP: 0 HR: 0 HBP: 0	WP: 0 PA: 34 PB: 0 SB: 0 CS: 0	
<b>PITCHER</b> <b>Kevin Appier, R</b> (1, 1) <small>ERA: 3.55</small> <b>Rusty Meacham, R</b> (7, 1) <small>ERA: 5.03</small>	IP WLS BF H R ER SO BB IBB HBP BLK WP HR S P ERA WHIP											<b>PITCHER</b> IP WLS BF H R ER SO BB IBB HBP BLK WP HR S P ERA WHIP

Batter	1	2	3	4	5	6	7	8	9	AB	R	H	RBI	BB	SO	LOB
Johnny Damon, L OBP: 0.600, SLG: 1.000 (1, 8) C X	0-1 P6 ①		1-1 F8 ②		2-2 SF7 3B	1-1 1B		0-0 1B 1B		5	1	3	1	0	0	0
Keith Lockhart, L OBP: 0.365, SLG: 0.493 (1, 4) (8, 5) C F S	0-3 K ②		1-0 G3 ③		4-1 S BB	0-0 P5 ②		1-0 F7 ②		4	0	0	0	1	1	4
Wally Joyner, L OBP: 0.390, SLG: 0.422 (1, 3) C X	0-1 F8 ③			2-1 SH2-3 1B BB 1B	1-0 SF7 ③	2-2 G3 ③		0-1 FC3-6 1B 1-3 2-H		4	1	2	2	0	0	2
Gary Caetti, R OBP: 0.337, SLG: 0.541 David Howard, S OBP: 0.268, SLG: 0.344 (1, 5) (8, 4)		1-1 G3 1B 2B		0-0 BB SH2-3 1-2 HBP 1B	1-1 L7 ②		1-2 P5 ①	0-0 FC3-6 ③ 1-2f		4	2	2	0	0	0	1
Jon Nunnally, L OBP: 0.364, SLG: 0.552 (1, 9)		1-0 G3 ①		1-0 SH2-3 ①	1-2 L4 ③		3-3 K ②			3	0	0	0	0	1	2
Greg Gagne, R OBP: 0.341, SLG: 0.399 (1, 6)		2-2 1B 3-H		4-0 HBP BB IBB		4-2 2B BB	3-2 1B			2	1	2	1	2	0	0
Brent Cookson, R OBP: 0.667, SLG: 1.000 Edgar Caceres, S OBP: 0.357, SLG: 0.474 (1, 10) (6, PR)		1-3 K ②		4-2 HBP BB	3-2 2B FC1 2B 1-H	0-2 G1-3 ③				2	0	1	2	1	1	1
Michael Tucker, L OBP: 0.272, SLG: 0.259 (1, 7)		1-1 G4-3 ③		1-2 G4-6-3 HBP	2-0 FC1 1B 2B 2-3 3-H		2-1 F9 ①			3	1	1	1	0	0	1
Brent Mayne, L OBP: 0.270, SLG: 0.291 (1, 2)			0-2 G4-3 ①	0-0 G4-6-3 ③ 1-2f	1-2 FC1 1B 2B 2-3 3-H		1-0 1B 1B			4	1	1	0	0	0	5

Inning Stats	R: 0	H: 0	E: 0	K: 1	S: 8	LOB: 0	BB: 0	P: 8	R: 1	H: 2	E: 0	K: 1	S: 11	LOB: 1	BB: 0	P: 17	R: 0	H: 0	E: 0	K: 0	S: 6	LOB: 0	BB: 0	P: 8	R: 2	H: 2	E: 0	K: 0	S: 12	LOB: 2	BB: 2	P: 24	R: 1	H: 1	E: 0	K: 0	S: 10	LOB: 1	BB: 1	P: 19	R: 2	H: 3	E: 0	K: 0	S: 17	LOB: 2	BB: 1	P: 30	R: 0	H: 1	E: 0	K: 1	S: 19	LOB: 1	BB: 0	P: 26	R: 1	H: 3	E: 0	K: 0	S: 8	LOB: 2	BB: 0	P: 12
PITCHER	IP	WLS	BF	H	R	ER	SO	BB	IBB	HBP	BLK	WP	HR	S	P	ERA	WHIP																																															
Tim Belcher, R ERA: 4.73 (1, 1)	5.0	L	25	6	6	6	2	3	1	1	0	0	0	53	89	10.80	1.800																																															
Salomon Torres, R ERA: 5.7 (6, 1)	3.0		15	6	1	1	1	0	0	0	0	0	0	38	55	3.00	2.000																																															


**BOTTOM**

**Seattle Mariners @ Kansas City Royals**  
Kauffman Stadium, Kansas City, MO

Sat Aug 12 1995, 7:05 PM CDT  
Att: 20,572 - Unknown - 91 F

AB	33
R	7
H	12
RBI	7
BB	4
SO	3
LOB	19

WP: 0 PA: 40  
PB: 0 SB: 1 CS: 0



livebaseballscorecards.com

Batter	1	2	3	4	5	6	7	8	9	AB R H RBI BB SO LOB	TOP
<b>Joey Cora, S</b> (1, 4) OBP: 0.346, SLG: 0.340	0-2 		0-0 		0-0 		0-0 		1-1 	5 0 1 0 0 0 1	
<b>Warren Newson, L</b> (1, 8) OBP: 0.409, SLG: 0.386 <b>Rich Amaral, R</b> (7, PH) OBP: 0.353, SLG: 0.382 (7, 8)	1-2 		4-2 			1-2 	1-1 		2-3 	2 0 1 0 1 0 0 2 0 0 0 0 1 3	
<b>Edgar Martinez, R</b> (1, 10) OBP: 0.486, SLG: 0.620	0-1 		1-1 			1-2 	4-0 			3 1 1 2 1 0 2	
<b>Tino Martinez, L</b> (1, 3) OBP: 0.371, SLG: 0.587	2-2 			0-1 		2-1 	1-3 			4 0 0 0 0 1 4	
<b>Jay Buhner, R</b> (1, 9) OBP: 0.350, SLG: 0.542		1-3 		3-2 		2-2 		1-0 		4 0 1 0 0 1 0	
<b>Doug Strange, S</b> (1, 7) OBP: 0.333, SLG: 0.359		2-2 		0-0 			1-0 	2-1 		4 1 1 0 0 0 1	
<b>Mike Blowers, R</b> (1, 5) OBP: 0.335, SLG: 0.491		1-0 			3-2 		4-1 	0-3 		3 1 2 0 1 1 1	
<b>Chris Widger, R</b> (1, 2) OBP: 0.289, SLG: 0.324		2-2 			2-3 		2-1 	1-3 		4 0 0 0 0 2 5	
<b>Alex Rodriguez, R</b> (1, 6) OBP: 0.264, SLG: 0.403 <b>Alex Diaz, S</b> (9, PH) OBP: 0.291, SLG: 0.335			0-3 		1-2 		1-1 		1-3 	3 0 1 1 0 1 1 1 0 0 0 0 1 0	
<b>Inning Stats</b>	R: 0 H: 1 E: 0 LOB: 1 K: 0 BB: 0 S: 11 P: 14	R: 0 H: 1 E: 0 LOB: 1 K: 1 BB: 0 S: 10 P: 16	R: 0 H: 0 E: 0 LOB: 1 K: 1 BB: 1 S: 9 P: 14	R: 0 H: 0 E: 0 LOB: 0 K: 0 BB: 0 S: 6 P: 9	R: 0 H: 1 E: 0 LOB: 1 K: 1 BB: 0 S: 11 P: 17	R: 1 H: 1 E: 0 LOB: 0 K: 0 BB: 0 S: 11 P: 17	R: 2 H: 3 E: 0 LOB: 3 K: 1 BB: 2 S: 12 P: 26	R: 0 H: 1 E: 0 LOB: 1 K: 2 BB: 0 S: 9 P: 13	R: 0 H: 0 E: 0 LOB: 0 K: 2 BB: 0 S: 9 P: 13	1B: 6 SF: 0 2B: 1 SAC: 0 3B: 0 DP: 0 HR: 1 HBP: 0	WP: 0 PA: 38 PB: 0 SB: 0 CS: 0
<b>PITCHER</b> <b>Tom Gordon, R</b> (1, 1) ERA: 3.99 <b>Mike Magnante, L</b> (7, 1) ERA: 2.36 <b>Jeff Montgomery, R</b> (8, 1) ERA: 2.53	IP WLS BF H R ER SO BB IBB HBP BLK WP HR S P ERA WHIP 6.1 W 28 7 3 3 3 2 0 0 0 0 1 65 102 4.26 1.421 0.2 3 0 0 0 1 1 0 0 0 0 0 5 11 0.00 1.500 2.0 S 7 1 0 0 4 0 0 0 0 0 0 0 18 26 0.00 0.500	<b>PITCHER</b> IP WLS BF H R ER SO BB IBB HBP BLK WP HR S P ERA WHIP 0.0 0 0 0 0 0 0 0 0 0 0 0 0 0 0.00 0.000 0.0 0 0 0 0 0 0 0 0 0 0 0 0 0 0.00 0.000 0.0 0 0 0 0 0 0 0 0 0 0 0 0 0 0.00 0.000									

Seattle Mariners @ Kansas City Royals  
 Kauffman Stadium, Kansas City, MO

Sun Aug 13 1995, 3:33 AM CDT  
 Att. 19,489 - Cloudy - 91 F

livebaseballscorecards.com

AB	35
R	3
H	8
RBI	3
BB	3
SO	8
LOB	18





Batter	1	2	3	4	5	6	7	8	9	AB	R	H	RBI	BB	SO	LOB
<b>Johnny Damon, L</b> OBP: 0.400, SLG: 0.600 (1, 8)	0-1 G3	SAFE 2-2 SAFE SAFE SAFE 1B		1-0 P6		0-1 G1-3		3-3 K		5	0	1	0	0	1	1
<b>Wally Joyner, L</b> OBP: 0.395, SLG: 0.424 (1, 3)	2-2 FC5-4 1B	SAFE 1-0 SAFE SAFE SAFE 1B		1-2 HBP		4-2 BB		0-0 2-H 1B		3	0	2	1	1	0	1
<b>Greg Gagne, R</b> OBP: 0.336, SLG: 0.392 (1, 6)	1-1 FC5-4 FC5-4 1-2f	SAFE 1-0 SAFE SAFE SAFE L6		0-0 F8		0-0 F7		2-3 K		5	0	0	0	0	1	5
<b>Gary Gaetti, R</b> OBP: 0.333, SLG: 0.534 (1, 5)	SAFE 0-0 FC5-4 1-2f		1-1 G6-3	3-3 K		0-0 L7				4	0	0	0	0	1	3
<b>Joe Vitiello, R</b> OBP: 0.308, SLG: 0.322 (1, 10)		2-0 E 1B 2B	2-1 1B 1B 1B		1-1 HR		4-0 G4-3 BB			2	1	2	0	0	0	0
<b>Michael Tucker, L</b> OBP: 0.287, SLG: 0.302 (3, PR)										1	1	1	1	1	0	0
<b>Edgar Caceres, S</b> OBP: 0.352, SLG: 0.463 (1, 4)		0-1 E3 S 1B G4-3	2-1 1B 1B		2-2 F7		3-2 G4-3 1-2f			4	1	1	0	0	0	2
<b>Brent Mayne, L</b> OBP: 0.270, SLG: 0.291 (8, 2)		2-3 G4-3 1B	1-2 1B							0	0	0	0	0	0	0
<b>David Howard, S</b> OBP: 0.299, SLG: 0.361 (1, 9)		SAFE 1-0 G4-3 S 1B 1B	0-1 1B 1B		3-2 2B		2-3 K			4	1	3	1	0	1	0
<b>Henry Mercedes, R</b> OBP: 0.363, SLG: 0.490 (1, 2)		3-2 G4-3	3-3 K		0-0 P5					3	0	0	1	0	1	5
<b>Keith Lockhart, L</b> OBP: 0.364, SLG: 0.552 (8, 4)		1-3 2-H G4-3								1	0	0	0	0	0	0
<b>Jon Nunnally, L</b> OBP: 0.364, SLG: 0.552 (9, 9)		1-2 1B PB 1B	2-0 G3		2-1 G4-3					0	0	0	0	0	0	0
<b>Tom Goodwin, L</b> OBP: 0.339, SLG: 0.319 (1, 7)		1-2 1B PB 1B								4	2	2	1	0	0	4

Inning Stats	R: 0	H: 1	E: 0	LOB: 1	K: 0	BB: 0	S: 8	P: 11	R: 4	H: 4	E: 1	LOB: 1	K: 0	BB: 0	S: 19	P: 30	R: 0	H: 3	E: 0	LOB: 3	K: 1	BB: 0	S: 12	P: 22	R: 0	H: 0	E: 0	LOB: 1	K: 1	BB: 0	S: 9	P: 14	R: 1	H: 2	E: 0	LOB: 1	K: 0	BB: 0	S: 12	P: 20	R: 0	H: 0	E: 0	LOB: 1	K: 1	BB: 1	S: 8	P: 12	R: 0	H: 0	E: 0	LOB: 0	K: 1	BB: 1	S: 8	P: 16	R: 1	H: 2	E: 0	LOB: 1	K: 2	BB: 0	S: 11	P: 16
--------------	------	------	------	--------	------	-------	------	-------	------	------	------	--------	------	-------	-------	-------	------	------	------	--------	------	-------	-------	-------	------	------	------	--------	------	-------	------	-------	------	------	------	--------	------	-------	-------	-------	------	------	------	--------	------	-------	------	-------	------	------	------	--------	------	-------	------	-------	------	------	------	--------	------	-------	-------	-------

PITCHER	IP	WLS	BF	H	R	ER	SO	BB	IBB	HBP	BLK	WP	HR	S	P	ERA	WHIP
<b>Bill Krueger, L</b> ERA: 6.18 (1, 1)	2.1	L	15	7	4	2	0	0	0	0	0	0	0	33	52	7.71	3.000
<b>Bob Wells, R</b> ERA: 5.91 (3, 1)	3.2		16	3	1	1	2	1	0	1	0	0	1	35	57	2.46	1.091
<b>Bill Risley, R</b> ERA: 2.64 (7, 1)	1.0		3	0	0	0	1	1	0	0	0	0	0	8	16	0.00	1.000
<b>Norm Charlton, L</b> ERA: 5.5 (8, 1)	1.0		5	2	1	1	2	0	0	0	0	0	0	11	16	9.00	2.000


**BOTTOM**

**Seattle Mariners @ Kansas City Royals**  
Kauffman Stadium, Kansas City, MO

Sun Aug 13 1995, 3:33 AM CDT  
Att: 19,489 - Cloudy - 91 F

AB	36
R	6
H	12
RBI	5
BB	2
SO	5
LOB	21

livebaseballscorecards.com



1B:	9	SF:	0	WP:	0	PA:	39
2B:	2	SAC:	0	PB:	1		
3B:	0	DP:	1	SB:	3		
HR:	1	HBP:	1	CS:	0		

Batter	1	2	3	4	5	6	7	8	9	AB R H RBI BB SO LOB	TOP																									
Jose Herrera, L (1, 8) OBP: 0.333, SLG: 0.333	3-1 F9		1-2 1B			0-1 FC4-6 1B	2-2 FC5-4		0-1 FC5-6 1B E	5 1 2 0 0 0 3																										
Brent Gates, S (1, 4) OBP: 0.295, SLG: 0.322	2-2 G3		1-1 F9			1-0 FC4-6 BB 1B HR	0-0 F7		3-2 E 2B 1B	5 2 1 1 0 0 3																										
Jason Giambi, L (1, 5) OBP: 0.378, SLG: 0.374	1-0 HR			1-2 G3		3-1 BB HR 1B		3-2 G3-1	0-2 E9 2B 1B	5 3 3 2 0 0 0																										
Geronimo Berroa, R (1, 10) OBP: 0.359, SLG: 0.455	0-1 L3			1-2 G6-3		2-1 P4		0-0 WP 1B	4-0 2B SF7 IBB	4 2 1 0 1 0 2																										
Mike Aldrete, L (1, 3) OBP: 0.353, SLG: 0.397		1-1 G4-3		3-2 L4		4-2 HR BB		1-3 K	0-0 1B 2B	2 0 0 0 0 0 0																										
Craig Paquette, R (6, PH) OBP: 0.265, SLG: 0.463						1-2 2-3		1-3 1B 2B	1-3 1B 2B	2 2 1 2 1 1 1																										
George Williams, S (1, 2) OBP: 0.431, SLG: 0.634		2-2 F8			0-0 F8	2-0 HR		4-0 PO 1B IBB	4-0 1B IBB	3 1 1 4 2 0 0																										
Scott Brosius, R (1, 9) OBP: 0.353, SLG: 0.457		3-2 F9			2-2 G5-3	3-2 F9		1-2 1B	1-2 SF7	4 0 1 2 0 0 0																										
Stan Javier, S (1, 7) OBP: 0.313, SLG: 0.349			4-1 G3-6-3 BB		1-0 F7		3-2 F8	1-1 PO	1-1 FC5-6 HBP 1B	4 1 2 1 1 0 0																										
Mike Bordick, R (1, 6) OBP: 0.314, SLG: 0.325			0-0 G3-6-3			2-1 HR	2-1 FC5-4 1B		1-1 FC5-6 HBP 1B	4 1 2 1 0 0 3																										
<b>Inning Stats</b>	R: 1 E: 0 K: 0 S: 8	H: 1 LOB: 0 BB: 0 P: 14	R: 0 E: 0 K: 0 S: 10	H: 0 LOB: 0 BB: 0 P: 16	R: 0 E: 0 K: 0 S: 9	H: 1 LOB: 1 BB: 1 P: 15	R: 0 E: 0 K: 0 S: 11	H: 0 LOB: 0 BB: 0 P: 16	R: 0 E: 0 K: 0 S: 6	H: 0 LOB: 0 BB: 0 P: 9	R: 5 E: 0 K: 0 S: 15	H: 4 LOB: 0 BB: 1 P: 32	R: 0 E: 0 K: 0 S: 9	H: 1 LOB: 1 BB: 0 P: 16	R: 1 E: 0 K: 1 S: 12	H: 2 LOB: 1 BB: 1 P: 22	R: 6 E: 1 K: 0 S: 24	H: 5 LOB: 2 BB: 2 P: 42	1B: 10 2B: 1 3B: 0 HR: 3	SF: 1 SAC: 0 DP: 1 HBP: 1	WP: 2 PA: 46															
<b>PITCHER</b>	IP WLS BF H R ER SO BB IBB HBP BLK WP HR S P ERA WHIP																																			
Scott Anderson, R (1, 1) ERA: 5.5	5.1		20	4	3	3	0	1	0	0	0	0	2	49	78	5.06	0.938																			
Billy Brewer, L (6, 1) ERA: 5.91	0.1	L	4	2	3	3	0	1	0	0	0	0	1	7	18	81.00	9.000																			
Gregg Olson, R (6, 1) ERA: 4.5	1.1		5	1	0	0	0	0	0	0	0	0	0	12	22	0.00	0.750																			
Hipolito Pichardo, R (8, 1) ERA: 4.5	1.1		10	5	5	5	1	0	1	1	0	1	0	26	43	33.75	3.750																			
Rusty Meacham, R (9, 1) ERA: 5.4	0.2		6	2	2	2	0	0	2	0	0	0	0	10	21	27.00	3.000																			

Oakland Athletics @ Kansas City Royals  
Kauffman Stadium, Kansas City, MO

Mon Aug 14 1995, 7:05 PM CDT  
Att. 21,455 - Unknown - 89 F

livebaseballscorecards.com

AB	38
R	13
H	14
RBI	13
BB	5
SO	1
LOB	12



Batter	1	2	3	4	5	6	7	8	9	AB	R	H	RBI	BB	SO	LOB
<b>Johnny Damon, L</b> OBP: 0.467, SLG: 0.538 (1, 8) B C F B B X	3-2 G1-3 ①		4-0 2B BB 1-2	1-1 1B 1-2		4-0 BB 1-2		2-0 P3 ③		3	1	1	0	2	0	1
<b>Wally Joyner, L</b> OBP: 0.395, SLG: 0.427 (1, 3) X	0-0 L6 ②		0-0 HR 2B 1-H 2-H	1-2 1B 1-3		0-1 F7 ②			1-1 F8 ①	5	1	2	2	0	0	2
<b>Greg Gagne, R</b> OBP: 0.333, SLG: 0.386 (1, 6) C B S B X	2-2 L9 ③		4-1 HR BB	0-0 L5 ③		1-1 G6-3 ③			2-2 P3 ②	4	1	0	0	1	0	4
<b>Gary Gaetti, R</b> OBP: 0.337, SLG: 0.541 (1, 5) X		0-0 F7 ①	2-0 HR 1-H 2-H		4-2 G4-1 S BB ①		2-1 F7 ①		4-2 1B BB ①	3	1	1	3	2	0	0
<b>Joe Vitiello, R</b> OBP: 0.309, SLG: 0.311 <b>Keith Lockhart, L</b> OBP: 0.365, SLG: 0.490 (7, PH) C B X		1-1 G1-3 ②	4-1 BB ②		1-1 F9 ①		3-2 P6 ②		3-1 1B BB ②	2	0	0	0	1	0	1
<b>Jon Nunnally, L</b> OBP: 0.360, SLG: 0.553 (1, 9) F X		0-1 3B ②	1-3 K ②		3-2 G4-1 ②		1-2 G4-3 ③		1-3 K ③	5	0	1	0	0	2	4
<b>Edgar Caceres, S</b> OBP: 0.337, SLG: 0.440 (1, 4) S B X		2-1 G4-3 ③	0-1 P3 ③		1-1 G6-3 ③			2-2 G4-3 ①		4	0	0	0	0	0	3
<b>Michael Tucker, L</b> OBP: 0.286, SLG: 0.300 (1, 7) C X			0-1 FC1-6 1B ①	3-1 F7 ①		1-0 P6 ①		1-0 G3 ②		4	0	1	0	0	0	0
<b>Henry Mercedes, R</b> <b>Brent Cookson, R</b> OBP: 0.750, SLG: 1.000 <b>David Howard, S</b> OBP: 0.299, SLG: 0.361 <b>Brent Mayne, L</b> OBP: 0.270, SLG: 0.291 (9, 2) 1 SAFE 1 SAFE X		0-0 FC1-6 2B BB 1-2 ①	1-2 G4-3 ②		4-2 BB BB ②		4-2 BB BB ②			2	1	0	0	1	0	1

Inning Stats	R: 0	H: 0	E: 0	K: 0	S: 8	H: 0	LOB: 0	BB: 0	P: 13	R: 0	H: 1	E: 0	K: 0	S: 7	R: 5	H: 3	E: 0	K: 1	S: 12	R: 0	H: 2	E: 0	K: 0	S: 11	R: 0	H: 0	E: 0	K: 0	S: 9	R: 0	H: 0	E: 0	K: 0	S: 9	R: 0	H: 0	E: 0	K: 0	S: 10	R: 0	H: 0	E: 0	K: 0	S: 7	R: 0	H: 1	E: 0	K: 1	S: 13	1B: 4	2B: 1	3B: 1	HR: 1	SF: 0	SAC: 0	DP: 0	HBP: 0	WP: 0	PA: 42
--------------	------	------	------	------	------	------	--------	-------	-------	------	------	------	------	------	------	------	------	------	-------	------	------	------	------	-------	------	------	------	------	------	------	------	------	------	------	------	------	------	------	-------	------	------	------	------	------	------	------	------	------	-------	-------	-------	-------	-------	-------	--------	-------	--------	-------	--------

PITCHER	IP	WLS	BF	H	R	ER	SO	BB	IBB	HBP	BLK	WP	HR	S	P	ERA	WHIP
<b>Steve Wojciechowski, L</b> ERA: 6.75 (1, 1)	5.0	W	25	6	5	5	1	4	0	0	0	0	1	47	85	9.00	2.000
<b>Mike Mohler, L</b> ERA: 6.75 (6, 1)	0.2		4	0	0	0	0	2	0	0	0	0	0	7	16	0.00	3.000
<b>Jim Corsi, R</b> ERA: 2.12 (6, 1)	0.2		2	0	0	0	0	0	0	0	0	0	0	4	7	0.00	0.000
<b>Rick Honeycutt, L</b> ERA: 2.23 (7, 1)	1.2		6	0	0	0	0	1	0	0	0	0	0	15	28	0.00	0.600
<b>John Briscoe, R</b> ERA: 14.73 (9, 1)	1.0		5	1	0	0	1	1	0	0	0	0	0	13	24	0.00	2.000

BOTTOM

Oakland Athletics @ Kansas City Royals  
Kauffman Stadium, Kansas City, MO  
Mon Aug 14 1995, 7:05 PM CDT  
Att: 21,455 - Unknown - 89 F

livebaseballscorecards.com

AB	34
R	5
H	7
RBI	5
BB	8
SO	2
LOB	16





Batter	1	2	3	4	5	6	7	8	9
Johnny Damon, L OBP: 0.421, SLG: 0.471 (1, 8) C X	0-1 P5 ①	2-3 K ③			1-1 G4-3 ②		0-1 FC6 E 1B		
Tom Goodwin, L OBP: 0.341, SLG: 0.328 (1, 7) X	0-0 HR		2-1 G4-3 ①		4-2 CS BB		0-0 FC6 1B		
Keith Lockhart, L OBP: 0.374, SLG: 0.510 (1, 5) B F X	1-1 WP 2B		1-3 K ②		1-0 CS 1-2	3-1 1B 2B	0-2 1B 1B		
Wally Joyner, L OBP: 0.393, SLG: 0.425 (1, 3) S B B S F X	3-2 F7 ②		1-1 G4-3 ③			1-1 L3	1-1 1B		
Jon Nunnally, L OBP: 0.364, SLG: 0.551 (1, 9) S B B B F B	4-2 2B BB			3-2 G3 ①		4-0 1B S IBB			
David Howard, S OBP: 0.306, SLG: 0.373 (1, 6) B X	1-0 2B			2-2 F7 ②		1-1 E S 1B			
Michael Tucker, L OBP: 0.287, SLG: 0.301 (1, 10) F B B S	2-3 K ③			3-2 1B		3-3 K 1-3 3-H			
Edgar Caceres, S OBP: 0.326, SLG: 0.425 (1, 4) F B S X		1-2 P5 ①		2-3 K ③		0-0 L3 ③			
Brent Mayne, L OBP: 0.267, SLG: 0.287 (1, 2) C B B X		2-1 F7 ②			3-2 G1-6-3 ①		0-0 L1-6-3 ①		

Inning Stats	R: 3	H: 3	E: 0	K: 1	S: 16	LOB: 1	BB: 1	P: 27
	R: 0	H: 0	E: 0	K: 1	S: 8 <td>LOB: 0</td> <td>BB: 0</td> <td>P: 13 </td>	LOB: 0	BB: 0	P: 13
	R: 0	H: 0	E: 0	K: 1	S: 7 <td>LOB: 0</td> <td>BB: 0</td> <td>P: 11 </td>	LOB: 0	BB: 0	P: 11
	R: 0	H: 1	E: 0	K: 1	S: 15 <td>LOB: 1</td> <td>BB: 0</td> <td>P: 25 </td>	LOB: 1	BB: 0	P: 25
	R: 0	H: 0	E: 0	K: 0	S: 8 <td>LOB: 0</td> <td>BB: 1</td> <td>P: 17 </td>	LOB: 0	BB: 1	P: 17
	R: 2	H: 2	E: 0	K: 1	S: 10 <td>LOB: 1</td> <td>BB: 1</td> <td>P: 22 </td>	LOB: 1	BB: 1	P: 22
	R: 2	H: 3	E: 1	K: 0	S: 11 <td>LOB: 2</td> <td>BB: 0</td> <td>P: 12 </td>	LOB: 2	BB: 0	P: 12

PITCHER	IP	WLS	BF	H	R	ER	SO	BB	IBB	HBP	BLK	WP	HR	S	P	ERA	WHIP
Ron Darling, R ERA: 6.23 (1, 1)	5.1	L	24	6	5	5	4	2	1	0	0	1	1	60	108	8.44	1.500
Carlos Reyes, R ERA: 4.78 (6, 1)	1.0		7	3	2	1	1	0	0	0	0	0	0	15	19	9.00	3.000

AB R H RBI BB SO LOB

4	1	1	0	0	1	0
3	2	1	1	1	0	0
4	2	3	1	0	1	0
4	0	1	0	0	0	2
1	2	0	0	2	0	0
3	0	2	3	0	0	0
3	0	1	0	0	2	2
3	0	0	0	0	1	2
3	0	0	0	0	0	0

1B: 5	SF: 0	WP: 1	PA: 32
2B: 3	SAC: 0	PB: 0	
3B: 0	DP: 0	SB: 2	
HR: 1	HBP: 0	CS: 1	

**Oakland Athletics @ Kansas City Royals**  
**Kauffman Stadium, Kansas City, MO**  
 Tue Aug 15 1995, 7:05 PM CDT  
 Att: 13,791 - Unknown - 76 F

livebaseballscorecards.com

AB	28
R	7
H	9
RBI	5
BB	3
SO	5
LOB	6



Batter	1	2	3	4	5	6	7	8	9	AB R H RBI BB SO LOB	TOP
--------	---	---	---	---	---	---	---	---	---	----------------------	-----

<p><b>Jose Herrera, L</b> (1, 8) OBP: 0.381, SLG: 0.444</p>	<p>1-1 <b>F7</b></p>		<p>0-1 <b>G6-3</b> 1B</p>		<p>1-3 <b>K</b></p>			<p>0-2 <b>E1</b> 1B FC3</p>	<p>2-1 <b>1B</b> 3B</p>	5 2 2 0 0 1 0	<p><b>Oakland Athletics @ Kansas City Royals</b> Kauffman Stadium, Kansas City, MO</p> <p>Wed Aug 16 1995, 7:05 PM CDT Att. 15,301 - Unknown - 83 F</p>
<p><b>Brent Gates, S</b> (1, 4) OBP: 0.296, SLG: 0.323</p>	<p>2-2 <b>G6-3</b></p>	<p>1 SAFE 1 SAFE 1 SAFE 1 SAFE 1 SAFE</p>	<p>2-2 <b>G6-3</b> 1-2f</p>	<p>2-2 <b>G3-1</b></p>	<p>3-1 <b>HR</b></p>	<p>0-1 <b>FC3</b> 1B E</p>	<p>0-2 <b>CS</b> 1B</p>	5 1 2 1 0 0 1			
<p><b>Jason Giambi, L</b> (1, 5) OBP: 0.400, SLG: 0.438 <b>Mike Gallego, R</b> (8, 5) OBP: 0.276, SLG: 0.214</p>	<p>4-1 <b>1B</b> BB</p>	<p>3-2 <b>G5-3</b> 2B 1B</p>	<p>3-2 <b>G5-3</b> 1-2</p>	<p>1-3 <b>K</b></p>	<p>0-1 <b>FC3</b> 1B E</p>	<p>3-2 <b>WP</b> 1B</p>	3 3 2 2 1 0 1 1 1 1 0 0 0 0				
<p><b>Geronimo Berroa, R</b> (1, 9) OBP: 0.354, SLG: 0.448 <b>Stan Javier, S</b> (9, 7) OBP: 0.316, SLG: 0.348</p>	<p>0-0 <b>1B</b></p>	<p>3-2 <b>G5-3</b> 1-2</p>	<p>3-2 <b>F3</b> 2B</p>	<p>1-3 <b>K</b></p>	<p>1-3 <b>K</b></p>	<p>0-0 <b>F7</b></p>	5 0 1 0 0 2 4 0 0 0 0 0 0 0				
<p><b>Mike Aldrete, L</b> (1, 3) OBP: 0.362, SLG: 0.408</p>	<p>2-2 <b>G6-3</b></p>	<p>2-3 <b>K</b></p>	<p>2-3 <b>K</b></p>	<p>2-2 <b>F8</b></p>	<p>0-2 <b>E9</b> 2B 1B</p>	<p>1-1 <b>1B</b> BB</p>	4 1 2 2 1 0 2 5 0 2 2 0 2 1				
<p><b>George Williams, S</b> (1, 10) OBP: 0.424, SLG: 0.633</p>	<p>2-1 <b>F7</b></p>	<p>2-1 <b>F7</b></p>	<p>2-2 <b>F8</b></p>	<p>4-2 <b>BB</b></p>	<p>0-2 <b>2B</b></p>	<p>1-2 <b>1B</b></p>	4 0 0 0 1 1 4				
<p><b>Scott Brosius, R</b> (1, 7) OBP: 0.347, SLG: 0.444</p>	<p>2-0 <b>L7</b></p>	<p>2-0 <b>L7</b></p>	<p>2-1 <b>G4-3</b></p>	<p>2-3 <b>K</b></p>	<p>4-0 <b>IBB</b></p>	<p>0-0 <b>F8</b></p>	3 0 0 0 1 1 1				
<p><b>Eric Helfand, L</b> (1, 2) OBP: 0.220, SLG: 0.200 <b>Craig Paquette, R</b> (7, PH) OBP: 0.259, SLG: 0.453 <b>Todd Stottliemyre, L</b> (7, 1) OBP: 0.259, SLG: 0.453 <b>Rick Honeycutt, L</b> (8, 1) <b>Dennis Eckersley, R</b> (9, 1) <b>Mike Mohler, R</b> (9, 1)</p>	<p>0-0 <b>G4-3</b></p>	<p>0-0 <b>G4-3</b></p>	<p>1-1 <b>G1-3</b></p>	<p>3-3 <b>K</b></p>	<p>3-3 <b>K</b></p>	<p>2 0 0 0 0 0 0 1 0 0 0 0 1 1 1 0 0 0 0 1 2 0</p>	2 0 0 0 0 0 0 1 0 0 0 0 1 1 1 0 0 0 0 1 2 0				

Inning Stats	R: 0 H: 1 E: 0 K: 0 S: 11	H: 1 LOB: 2 BB: 1 P: 20	R: 0 H: 0 E: 0 K: 1 S: 6	H: 0 LOB: 0 BB: 0 P: 12	R: 0 H: 1 E: 0 K: 0 S: 6	H: 1 LOB: 0 BB: 0 P: 8	R: 1 H: 2 E: 0 K: 1 S: 18	H: 2 LOB: 1 BB: 0 P: 30	R: 0 H: 0 E: 0 K: 1 S: 7	H: 0 LOB: 0 BB: 0 P: 11	R: 1 H: 1 E: 0 K: 2 S: 13	H: 1 LOB: 0 BB: 0 P: 22	R: 0 H: 0 E: 0 K: 2 S: 13	H: 0 LOB: 1 BB: 1 P: 24	R: 4 H: 3 E: 2 K: 3 S: 22	H: 3 LOB: 2 BB: 1 P: 32	R: 2 H: 4 E: 0 K: 0 S: 16	H: 4 LOB: 2 BB: 1 P: 25	1B: 8 2B: 2 3B: 1 HR: 1	SF: 0 SAC: 0 DP: 1 HBP: 0	WP: 1 PB: 0 SB: 0 CS: 1	PA: 43
--------------	---------------------------	-------------------------	--------------------------	-------------------------	--------------------------	------------------------	---------------------------	-------------------------	--------------------------	-------------------------	---------------------------	-------------------------	---------------------------	-------------------------	---------------------------	-------------------------	---------------------------	-------------------------	-------------------------	---------------------------	-------------------------	--------

PITCHER	IP	WLS	BF	H	R	ER	SO	BB	IBB	HBP	BLK	WP	HR	S	P	ERA	WHIP
<b>Mark Gubicza, R</b> (1, 1) ERA: 3.38	6.2		26	5	2	2	5	2	0	0	0	0	1	70	120	2.70	1.050
<b>Mike Magnante, L</b> (7, 1) ERA: 3.0	0.1	L	4	1	3	2	1	0	0	0	0	0	0	11	15	54.00	3.000
<b>Jeff Montgomery, R</b> (8, 1) ERA: 2.84	1.2		10	5	3	2	3	0	1	0	0	0	0	26	39	10.80	3.000
<b>Billy Brewer, L</b> (9, 1) ERA: 5.86	0.1		3	1	0	0	0	1	0	0	0	1	0	5	10	0.00	6.000



Batter	1	2	3	4	5	6	7	8	9	AB	R	H	RBI	BB	SO	LOB
Johnny Damon, L (1, 8) OBP: 0.417, SLG: 0.429	0-1 P5	2-3 K		0-1 G3			1-1 G4-6-3 1-2 1B		4-2 G6-3 1-2 2-3 BB	4	0	1	0	1	1	1
Tom Goodwin, L (1, 7) OBP: 0.343, SLG: 0.339 Edgar Caceres, S (9, PH) OBP: 0.323, SLG: 0.420	0-0 HR	0-1 S 1B			2-1 G3		1-0 G4-6-3 1-2f		1-1 G6-3 1-2f	4	1	2	1	0	0	2
Greg Gagne, R (1, 6) OBP: 0.332, SLG: 0.395	1-1 HR	3-3 K 1-3			1-2 G4-3			1-2 L8		4	1	1	1	0	1	1
Wally Joyner, L (1, 3) OBP: 0.390, SLG: 0.420	3-1 G3-1			1-0 G6-3		2-1 L9		0-0 P6		4	0	0	0	0	0	0
Gary Gaetti, R (1, 5) OBP: 0.336, SLG: 0.544	2-0 E 3B 1B			1-2 F7		3-2 G6-3		0-2 2B		4	1	2	0	0	0	0
Keith Lockhart, L (1, 4) OBP: 0.373, SLG: 0.506 Brent Cookson, R (8, PH) OBP: 0.600, SLG: 0.667	0-0 E5 3B			0-2 P6		2-2 G4-6-3 1B		0-1 L8		3	1	1	0	0	0	1
David Howard, S (1, 9) OBP: 0.310, SLG: 0.384	1-0 1-H 2-H 3B					0-0 F7		1-1 G4-6-3 1-2f		3	0	1	2	1	0	1
Joe Vitiello, R (1, 10) OBP: 0.296, SLG: 0.297 Jon Nunnally, L (9, PH) OBP: 0.363, SLG: 0.548	1-1 F9			0-3 K			1-2 G5-3		1-3 K	3	0	0	0	0	1	1
Brent Mayne, L (1, 2) OBP: 0.271, SLG: 0.288		1-3 K		2-2 1B			4-2 1B BB		1-1 E5 BB	3	0	1	0	1	1	1

Inning Stats	R: 4	H: 4	E: 1	K: 0	S: 12	LOB: 1	BB: 0	P: 20	R: 0	H: 1	E: 0	K: 3	S: 11	LOB: 1	BB: 0	P: 17	R: 0	H: 0	E: 0	K: 0	S: 8	LOB: 0	BB: 0	P: 10	R: 0	H: 1	E: 0	K: 1	S: 9	LOB: 1	BB: 0	P: 11	R: 0	H: 0	E: 0	K: 0	S: 7	LOB: 0	BB: 0	P: 12	R: 0	H: 1	E: 0	K: 0	S: 8	LOB: 0	BB: 0	P: 14	R: 0	H: 1	E: 0	K: 0	S: 8	LOB: 1	BB: 1	P: 15	R: 0	H: 1	E: 0	K: 0	S: 10	LOB: 1	BB: 0	P: 11	R: 0	H: 0	E: 1	K: 1	S: 12	LOB: 2	BB: 2	P: 23	1B: 5	2B: 1	3B: 1	HR: 2	SF: 0	SAC: 0	DP: 3	HBP: 0	WP: 0	PB: 0	SB: 2	CS: 0	PA: 38
--------------	------	------	------	------	-------	--------	-------	-------	------	------	------	------	-------	--------	-------	-------	------	------	------	------	------	--------	-------	-------	------	------	------	------	------	--------	-------	-------	------	------	------	------	------	--------	-------	-------	------	------	------	------	------	--------	-------	-------	------	------	------	------	------	--------	-------	-------	------	------	------	------	-------	--------	-------	-------	------	------	------	------	-------	--------	-------	-------	-------	-------	-------	-------	-------	--------	-------	--------	-------	-------	-------	-------	--------

PITCHER	IP	WLS	BF	H	R	ER	SO	BB	IBB	HBP	BLK	WP	HR	S	P	ERA	WHIP
Todd Stottliemyre, R (1, 1) ERA: 4.21	7.2	W	32	9	4	2	4	1	0	0	0	0	2	71	108	2.35	1.304
Todd Stottliemyre, R (7, 1) ERA: 4.21	7.2	W	32	9	4	2	4	1	0	0	0	0	2	71	108	2.35	1.304
Rick Honeycutt, L (8, 1) ERA: 2.2	0.1		1	0	0	0	0	0	0	0	0	0	0	2	2	0.00	0.000
Dennis Eckersley, R (9, 1) ERA: 4.26	0.1		4	0	0	0	1	2	0	0	0	0	0	10	20	0.00	6.000
Mike Mohler, L (9, 1) ERA: 6.23	0.2	S	1	0	0	0	0	0	0	0	0	0	0	2	3	0.00	0.000

**BOTTOM**

**Oakland Athletics @ Kansas City Royals**  
Kauffman Stadium, Kansas City, MO

Wed Aug 16 1995, 7:05 PM CDT  
Att: 15,301 - Unknown - 83 F

livebaseballscorecards.com

AB	35
R	4
H	9
RBI	4
BB	3
SO	5
LOB	13



Batter	1	2	3	4	5	6	7	8	9	10	AB R H RBI BB SO LOB	TOP
<b>Johnny Damon, L</b> (1, 8) <small>OBP: 0.379, SLG: 0.423</small>	1-2 	2-2 			0-0 		0-1 			1-2 	5 0 1 1 0 0 1	
<b>Tom Goodwin, L</b> (1, 7) <small>OBP: 0.341, SLG: 0.337</small>	1-3 	2-3 			0-2 			1-2 		0-1 	5 0 1 0 0 2 1	
<b>Keith Lockhart, L</b> (1, 5) <small>OBP: 0.371, SLG: 0.500</small>	2-2 				0-1 			1-1 			4 0 1 0 0 0 2	
<b>Wally Joyner, L</b> (1, 3) <small>OBP: 0.388, SLG: 0.418</small>	0-0 				2-1 			2-2 			4 0 1 0 0 0 2	
<b>Jon Nunnally, L</b> (1, 9) <small>OBP: 0.357, SLG: 0.538</small>	1-1 				2-1 			0-0 			4 0 0 0 0 0 2	
<b>Greg Gagne, R</b> (1, 6) <small>OBP: 0.328, SLG: 0.389</small>		2-2 			2-2 			2-2 			4 0 0 0 0 0 0	
<b>David Howard, S</b> (1, 4) <small>OBP: 0.303, SLG: 0.375</small>		1-2 			1-2 			1-0 			4 0 0 0 0 0 0	
<b>Michael Tucker, L</b> (1, 10) <small>OBP: 0.288, SLG: 0.313</small> <b>Gary Gaetti, R</b> (10, PH) <small>OBP: 0.340, SLG: 0.553</small>		3-2 			3-2 			1-3 		2-1 	3 1 1 0 0 1 0 1 1 1 1 0 0 0	
<b>Brent Mayne, L</b> (1, 2) <small>OBP: 0.270, SLG: 0.287</small>	1-2 				1-2 			0-0 		1-2 	4 1 1 0 0 0 0	
<b>Inning Stats</b>	R: 0 H: 2 E: 0 LOB: 2 K: 1 BB: 0 S: 12 P: 17	R: 2 H: 2 E: 1 LOB: 1 K: 1 BB: 0 S: 24 P: 35	R: 0 H: 0 E: 0 LOB: 0 K: 0 BB: 0 S: 6 P: 10	R: 0 H: 0 E: 0 LOB: 0 K: 0 BB: 0 S: 12 P: 18	R: 0 H: 2 E: 0 LOB: 2 K: 0 BB: 0 S: 14 P: 17	R: 0 H: 0 E: 0 LOB: 0 K: 0 BB: 0 S: 5 P: 7	R: 0 H: 0 E: 0 LOB: 0 K: 1 BB: 0 S: 6 P: 7	R: 0 H: 0 E: 0 LOB: 0 K: 0 BB: 0 S: 9 P: 13	R: 0 H: 0 E: 0 LOB: 0 K: 0 BB: 0 S: 6 P: 9	R: 1 H: 1 E: 0 LOB: 0 K: 0 BB: 0 S: 10 P: 14	1B: 4 SF: 0 2B: 2 SAC: 0 3B: 0 DP: 0 HR: 1 HBP: 0	WP: 0 PA: 38 PB: 0 SB: 0 CS: 0
<b>PITCHER</b> <b>35 Mike Mussina, R</b> (1, 1) <small>ERA: 3.85</small> <b>Jesse Orosco, L</b> (9, 1) <small>ERA: 3.23</small>	IP WLS BF H R ER SO BB IBB HBP BLK WP HR S P ERA WHIP 8.0 L 7 1 1 1 0 0 0 0 0 0 1 16 23 4.50 0.500	<b>PITCHER</b> IP WLS BF H R ER SO BB IBB HBP BLK WP HR S P ERA WHIP										

Kansas City Royals @ Baltimore Orioles  
 Oriole Park at Camden Yards, Baltimore, MD

Thu Aug 17 1995, 3:33 AM EDT  
 Att. 46,394 - Sunny - 95 F

livebaseballscorecards.com

**AB** 38  
**R** 3  
**H** 7  
**RBI** 2  
**BB** 0  
**SO** 3  
**LOB** 8





**Kansas City Royals @ Baltimore Orioles**  
 Oriole Park at Camden Yards, Baltimore, MD

Thu Aug 17 1995, 3:33 AM EDT  
 Att. 46,394 - Sunny - 95 F

[livebaseballscorecards.com](http://livebaseballscorecards.com)

AB	39
R	2
H	10
RBI	2
BB	4
SO	7
LOB	21



WP:	0	PA:	43
PB:	0		
SB:	0		
CS:	0		

Batter	1	2	3	4	5	6	7	8	9	10	AB	R	H	RBI	BB	SO	LOB					
<b>Curtis Goodwin, L</b> (1, 8) OBP: 0.326, SLG: 0.353 <b>Kevin Bass, S</b> (6, PH) OBP: 0.311, SLG: 0.335 (7, 7)	F7		B1-3		G4-3	G1-3		G3-6-3			3	0	0	0	0	0	0					
<b>Brady Anderson, L</b> (1, 7) OBP: 0.365, SLG: 0.429 (7, 8)	P5				G6-3		E9 G3 2B		F7		4	1	1	0	1	0	0					
<b>Rafael Palmeiro, L</b> (1, 3) OBP: 0.363, SLG: 0.554	F9		FC5-4 1B		1B		G3		G6-3		5	0	2	1	0	0	0					
<b>Bobby Bonilla, S</b> (1, 9) OBP: 0.381, SLG: 0.578		BB 1B	K		1B		2B 1B		F9		5	1	3	0	0	1	2					
<b>Cal Ripken Jr., R</b> (1, 6) OBP: 0.322, SLG: 0.430		BB 1B	FC5-4 1-2f		K		G3-1 2B			K	4	0	1	1	1	2	4					
<b>Harold Baines, L</b> (1, 10) OBP: 0.397, SLG: 0.548	P6				G3		K		G3-1		5	0	0	0	0	1	3					
<b>Chris Hoiles, R</b> (1, 2) OBP: 0.324, SLG: 0.419			P6		K		2B 1B		G5-3		5	0	1	0	0	2	3					
<b>Jeff Huson, L</b> (1, 5) OBP: 0.390, SLG: 0.346 <b>Jeff Manto, R</b> (6, PH) OBP: 0.288, SLG: 0.498 (7, 5)		BB			1B		2B		F8		1	0	1	0	1	0	0					
<b>Bret Barberie, S</b> (1, 4) OBP: 0.330, SLG: 0.335 <b>Manny Alexander, R</b> (8, PR) OBP: 0.325, SLG: 0.358 (9, 4)	F8				K		P3		G3-6-3 BB		3	0	0	0	1	1	6					
<b>Inning Stats</b>	R: 0 E: 0 K: 0 S: 10	H: 0 LOB: 0 BB: 0 P: 16	R: 0 E: 0 K: 0 S: 14	H: 1 LOB: 3 BB: 2 P: 27	R: 0 E: 0 K: 1 S: 10	H: 1 LOB: 2 BB: 1 P: 18	R: 0 E: 0 K: 2 S: 13	H: 1 LOB: 1 BB: 0 P: 18	R: 0 E: 0 K: 1 S: 12	H: 2 LOB: 2 BB: 0 P: 19	R: 0 E: 0 K: 1 S: 13	H: 2 LOB: 2 BB: 0 P: 17	R: 2 E: 1 K: 0 S: 15	H: 3 LOB: 1 BB: 0 P: 25	R: 0 E: 0 K: 0 S: 9	H: 0 LOB: 1 BB: 1 P: 14	R: 0 E: 0 K: 0 S: 3	H: 0 LOB: 0 BB: 0 P: 6	R: 0 E: 0 K: 2 S: 9	H: 0 LOB: 0 BB: 0 P: 11	1B: 7 2B: 3 3B: 0 HR: 0	SF: 0 SAC: 0 DP: 1 HBP: 0

Batter	1	2	3	4	5	6	7	8	9	10							
<b>Kevin Appier, R</b> (1, 1) ERA: 3.43	IP: 5.0	WLS: 23	BF: 5	H: 0	R: 0	ER: 0	SO: 4	BB: 3	IBB: 0	HBP: 0	BLK: 0	WP: 0	HR: 0	S: 59	P: 98	ERA: 0.00	WHIP: 1.600
<b>Mike Magnante, L</b> (6, 1) ERA: 3.45	1.2		10	5	2	2	1	0	0	0	0	0	0	27	41	10.80	3.000
<b>Gregg Olson, R</b> (7, 1) ERA: 3.6	2.1	W	7	0	0	0	0	1	0	0	0	0	0	13	21	0.00	0.429
<b>Jeff Montgomery, R</b> (10, 1) ERA: 2.78	1.0	S	3	0	0	0	2	0	0	0	0	0	0	9	11	0.00	0.000

PITCHER	IP	WLS	BF	H	R	ER	SO	BB	IBB	HBP	BLK	WP	HR	S	P	ERA	WHIP
<b>Kevin Appier, R</b> (1, 1) ERA: 3.43	5.0		23	5	0	0	4	3	0	0	0	0	0	59	98	0.00	1.600
<b>Mike Magnante, L</b> (6, 1) ERA: 3.45	1.2		10	5	2	2	1	0	0	0	0	0	0	27	41	10.80	3.000
<b>Gregg Olson, R</b> (7, 1) ERA: 3.6	2.1	W	7	0	0	0	0	1	0	0	0	0	0	13	21	0.00	0.429
<b>Jeff Montgomery, R</b> (10, 1) ERA: 2.78	1.0	S	3	0	0	0	2	0	0	0	0	0	0	9	11	0.00	0.000

Batter	1	2	3	4	5	6	7	8	9	AB R H RBI BB SO LOB	TOP											
<b>Johnny Damon, L</b> (1, 8) <small>OBP: 0.441, SLG: 0.429</small>	0-1 	1-1 		4-2 		4-2 		3-2 		2 2 1 0 2 0 0												
<b>Tom Goodwin, L</b> (1, 7) <small>OBP: 0.341, SLG: 0.337</small> <b>Michael Tucker, L</b> (6, PH) <small>OBP: 0.292, SLG: 0.309</small>	0-0 	0-0 		2-1 		4-2 		0-0 		3 1 1 0 0 0 2 1 1 0 0 1 0 0												
<b>Wally Joyner, L</b> (1, 3) <small>OBP: 0.392, SLG: 0.429</small> <b>Joe Vitiello, R</b> (8, PH) <small>OBP: 0.306, SLG: 0.308</small>	3-2 	4-2 		1-0 		0-0 		1-2 		3 2 2 5 1 0 1 1 0 1 0 0 0 0												
<b>Gary Gaetti, R</b> (1, 5) <small>OBP: 0.342, SLG: 0.558</small> <b>Edgar Caceres, S</b> (6, PR) <small>OBP: 0.320, SLG: 0.416</small>	0-0 	0-0 		2-0 		0-0 		0-0 		4 1 2 1 0 0 3 1 0 0 0 0 0 1												
<b>Keith Lockhart, L</b> (1, 10) <small>OBP: 0.366, SLG: 0.491</small>	0-0 	0-0 			2-2 	0-0 		2-2 		5 1 1 2 0 1 3												
<b>Greg Gagne, R</b> (1, 6) <small>OBP: 0.332, SLG: 0.401</small>	0-0 		1-1 		2-2 	0-3 		4-2 		4 1 2 2 1 1 1												
<b>Jon Nunnally, L</b> (1, 9) <small>OBP: 0.354, SLG: 0.529</small>	4-2 		1-2 		2-3 		0-1 	1-0 		4 0 0 0 1 1 1												
<b>David Howard, S</b> (1, 4) <small>OBP: 0.295, SLG: 0.364</small>	0-0 		0-3 			0-1 	1-1 	2-1 		5 0 0 0 0 1 3												
<b>Brent Mayne, L</b> (1, 2) <small>OBP: 0.270, SLG: 0.286</small>	3-3 		1-1 			2-2 	0-1 			4 1 1 0 0 1 2												
<b>Inning Stats</b>	R: 5 E: 1 K: 1 S: 18	H: 6 LOB: 2 BB: 1 P: 28	R: 0 E: 0 K: 0 S: 7	H: 0 LOB: 2 BB: 1 P: 12	R: 1 E: 0 K: 1 S: 10	H: 1 LOB: 0 BB: 0 P: 13	R: 0 E: 0 K: 0 S: 7	H: 0 LOB: 1 BB: 1 P: 16	R: 0 E: 0 K: 2 S: 10	H: 0 LOB: 0 BB: 0 P: 16	R: 4 E: 0 K: 1 S: 22	H: 3 LOB: 1 BB: 2 P: 32	R: 0 E: 0 K: 0 S: 6	H: 0 LOB: 0 BB: 0 P: 7	R: 0 E: 0 K: 0 S: 8	H: 1 LOB: 1 BB: 0 P: 12	R: 0 E: 0 K: 0 S: 8	H: 0 LOB: 1 BB: 1 P: 17	1B: 7 2B: 3 3B: 0 HR: 2	SF: 0 SAC: 0 DP: 1 HBP: 1	WP: 0 PB: 1 SB: 0 CS: 1	PA: 44
<b>PITCHER</b>	IP WLS BF H R ER SO BB IBB HBP BLK WP HR S P ERA WHIP																					
<b>Giovanni Carrara, R</b> (1, 1) <small>ERA: 7.34</small> <b>Ken Robinson, R</b> (6, 1) <small>ERA: 5.4</small>	5.1 L 31 10 10 10 4 5 0 1 0 0 2 69 112 16.88 2.812																					

**Kansas City Royals @ Toronto Blue Jays**  
 SkyDome, Toronto, ON  
 Fri Aug 18 1995, 7:05 PM EDT  
 Att: 41,168 - Unknown

AB	37
R	10
H	11
RBI	10
BB	6
SO	5
LOB	17



Batter	1	2	3	4	5	6	7	8	9	AB	R	H	RBI	BB	SO	LOB
Devon White, S (1, 8) OBP: 0.341, SLG: 0.447 Mike Huff, R (7, 8) OBP: 0.368, SLG: 0.337	1-2 G5-3			1-3 K		0-0 G3-1	0-0 FC6-4			3	0	0	0	0	1	0
Paul Molitor, R (1, 10) OBP: 0.337, SLG: 0.383	1-0 G6-3 1B			0-1 E6 F8 1B		0-0 G5-3		2-2 G6-3		4	0	1	0	0	0	0
Roberto Alomar, S (1, 4) OBP: 0.370, SLG: 0.484 Tomas Perez, S (7, 4) OBP: 0.321, SLG: 0.481	3-2 G6-3			1-1 FC5-4 1B		2-2 P5		2-1 F7		3	0	1	0	0	0	1
Joe Carter, R (1, 7) OBP: 0.311, SLG: 0.426 Candy Maldonado, R (8, 7) OBP: 0.379, SLG: 0.483		0-0 F8		1-0 F8			2-2 HR	0-2 F7		3	1	1	1	0	0	2
John Olerud, L (1, 3) OBP: 0.380, SLG: 0.388		3-1 G6-4-3 1B		1-1 FC5-4			1-0 2B G4-3 1B		1-1 G3-1	4	1	2	0	0	0	2
Ed Sprague, R (1, 5) OBP: 0.347, SLG: 0.472		2-2 G6-4-3			0-0 F8		0-0 G4-3 G5-3 2B		0-1 G4-3	4	1	1	0	0	0	1
Shawn Green, L (1, 9) OBP: 0.314, SLG: 0.469			1-1 4-3		0-0 1B		0-1 G4-3		3-3 K	4	0	1	1	0	1	1
Alex Gonzalez, R (1, 6) OBP: 0.321, SLG: 0.385			0-1 F9		3-3 K		0-1 G5-3			3	0	0	1	0	1	1
Sandy Martinez, L (1, 2) OBP: 0.270, SLG: 0.307			3-1 G3		2-1 L7		0-0 FC6-4 1B			3	0	1	0	0	0	1


Inning Stats	R: 0	H: 1	E: 0	LOB: 0	K: 0	BB: 0	S: 8	P: 13	R: 0	H: 1	E: 0	LOB: 0	K: 0	BB: 0	S: 6	P: 11	R: 0	H: 0	E: 0	LOB: 0	K: 0	BB: 0	S: 6	P: 10	R: 0	H: 1	E: 1	LOB: 2	K: 1	BB: 0	S: 10	R: 0	H: 1	E: 0	LOB: 1	K: 1	BB: 0	S: 7	P: 12	R: 0	H: 0	E: 0	LOB: 0	K: 0	BB: 0	S: 5	P: 7	R: 3	H: 4	E: 0	LOB: 1	K: 0	BB: 0	S: 11	P: 14	R: 0	H: 0	E: 0	LOB: 0	K: 0	BB: 0	S: 11	P: 15	R: 0	H: 0	E: 0	LOB: 0	K: 1	BB: 0	S: 7	P: 11	1B: 6	SF: 0	2B: 1	SAC: 0	3B: 0	DP: 2	HR: 1	HBP: 0	WP: 0	PA: 34
PITCHER	IP	WLS	BF	H	R	ER	SO	BB	IBB	HBP	BLK	WP	HR	S	P	ERA	WHIP																																																																
Tom Gordon, R (1, 1) ERA: 3.98	7.0	W	28	8	3	3	2	0	0	0	0	0	0	53	81	3.86	1.143																																																																
Melvin Bunch, R (8, 1) ERA: 5.51	2.0		6	0	0	0	1	0	0	0	0	0	0	18	26	0.00	0.000																																																																

**BOTTOM**

**Kansas City Royals @ Toronto Blue Jays**  
 SkyDome, Toronto, ON  
 Fri Aug 18 1995, 7:05 PM EDT  
 Att. 41,168 - Unknown

livebaseballscorecards.com

AB	34
R	3
H	8
RBI	3
BB	0
SO	3
LOB	10



Batter	1	2	3	4	5	6	7	8	9	10	11	12	13	AB R H RBI BB SO LOB	TOP
<b>Johnny Damon, L</b> <small>(1, 8) OBP: 0.390, SLG: 0.429</small>	 <small>2-2</small>	 <small>3-3</small>		 <small>1-2</small>			 <small>3-3</small>	 <small>3-2</small>			 <small>1-1</small>		 <small>1-2</small>	7 1 1 0 0 2 6	
<b>Tom Goodwin, L</b> <small>(1, 7) OBP: 0.340, SLG: 0.335</small>	 <small>3-1</small>	 <small>4-2</small>		 <small>1-2</small>			 <small>0-2</small>		 <small>3-2</small>		 <small>0-0</small>			5 1 1 1 1 0 1	
<b>Wally Joyner, L</b> <small>(1, 3) OBP: 0.388, SLG: 0.423</small>	 <small>4-0</small>	 <small>2-2</small>		 <small>0-1</small>			 <small>3-2</small>		 <small>1-2</small>			 <small>0-2</small>		5 0 0 0 1 0 2	
<b>Gary Gaetti, R</b> <small>(1, 5) OBP: 0.347, SLG: 0.556</small>	 <small>1-2</small>	 <small>4-0</small>			 <small>1-1</small>		 <small>4-0</small>		 <small>1-3</small>			 <small>0-2</small>		3 0 1 0 2 1 0	
<b>Keith Lockhart, L</b> <small>(1, 10) OBP: 0.359, SLG: 0.479</small>	 <small>0-1</small>	 <small>0-3</small>		 <small>0-1</small>			 <small>4-0</small>			 <small>1-2</small>		 <small>1-0</small>		4 1 0 1 1 1 4	
<b>Greg Gagne, R</b> <small>(1, 6) OBP: 0.327, SLG: 0.395</small>	 <small>2-1</small>		 <small>0-1</small>		 <small>1-0</small>		 <small>0-0</small>		 <small>2-2</small>			 <small>1-3</small>		5 0 0 0 0 1 3	
<b>Jon Nunnally, L</b> <small>(1, 9) OBP: 0.357, SLG: 0.537</small>	 <small>1-0</small>		 <small>1-2</small>		 <small>0-1</small>		 <small>3-2</small>		 <small>1-0</small>				 <small>2-2</small>	2 1 1 0 0 0 0	
<b>Brent Cookson, R</b> <small>(8, PH) OBP: 0.500, SLG: 0.500</small>														1 0 0 0 0 0 2	
<b>Michael Tucker, L</b> <small>(8, PR) OBP: 0.296, SLG: 0.313</small>	 <small>1-2</small>													2 0 1 0 0 0 0	
<b>David Howard, S</b> <small>(1, 4) OBP: 0.294, SLG: 0.358</small>	 <small>1-0</small>		 <small>1-1</small>		 <small>0-3</small>		 <small>4-0</small>			 <small>1-0</small>			 <small>1-0</small>	3 0 0 1 1 1 3	
<b>Brent Mayne, L</b> <small>(1, 2) OBP: 0.271, SLG: 0.287</small>			 <small>0-1</small>	 <small>2-3</small>			 <small>1-2</small>			 <small>4-2</small>		 <small>4-2</small>		3 0 1 0 0 1 0	
<b>Joe Vitiello, R</b> <small>(8, PH) OBP: 0.315, SLG: 0.308</small>													 <small>1-0</small>	0 0 0 1 1 0 0	
<b>Henry Mercedes, R</b> <small>(8, PR) (8, 2)</small>													 <small>2-3</small>	1 0 0 0 1 0 1	
<b>Inning Stats</b>	R: 2 H: 2 E: 0 LOB: 3 K: 0 BB: 1 S: 15 P: 29	R: 0 H: 1 E: 0 LOB: 3 K: 2 BB: 2 S: 16 P: 29	R: 1 H: 1 E: 0 LOB: 0 K: 1 BB: 0 S: 10 P: 14	R: 0 H: 0 E: 0 LOB: 0 K: 0 BB: 0 S: 8 P: 10	R: 0 H: 0 E: 0 LOB: 0 K: 0 BB: 0 S: 5 P: 7	R: 0 H: 0 E: 0 LOB: 0 K: 1 BB: 0 S: 6 P: 6	R: 0 H: 0 E: 0 LOB: 0 K: 1 BB: 0 S: 11 P: 17	R: 1 H: 0 E: 0 LOB: 3 K: 0 BB: 4 S: 15 P: 37	R: 0 H: 0 E: 0 LOB: 0 K: 1 BB: 0 S: 9 P: 14	R: 0 H: 0 E: 0 LOB: 0 K: 0 BB: 0 S: 7 P: 11	R: 0 H: 0 E: 0 LOB: 1 K: 1 BB: 1 S: 6 P: 12	R: 0 H: 1 E: 0 LOB: 1 K: 1 BB: 0 S: 11 P: 13	R: 0 H: 1 E: 0 LOB: 1 K: 0 BB: 0 S: 9 P: 14	1B: 4 SF: 1 2B: 0 SAC: 3 3B: 2 DP: 0 HR: 0 HBP: 2	WP: 0 PA: 55 PB: 0 SB: 0 CS: 0
<b>PITCHER</b> <b>Paul Menhart, R</b> <small>(1, 1) ERA: 5.44</small>	IP 7.0 WLS 30 BF 30 H 4 R 3 ER 3 SO 5 BB 2 IBB 1 HBP 2 BLK 0 WP 0 HR 0 S 71 P 112 ERA 3.86 WHIP 0.857														
<b>Tim Crabtree, R</b> <small>(8, 1) ERA: 4.58</small>	0.0 2 0 1 1 0 2 0 0 0 0 0 0 0 8 ∞														
<b>Mike Timlin, R</b> <small>(8, 1) ERA: 3.57</small>	0.1 1 0 0 0 0 0 0 0 0 0 0 0 1 1 0.00 0.000														
<b>Tony Castillo, L</b> <small>(8, 1) ERA: 2.69</small>	0.2 4 0 0 0 0 2 0 0 0 0 0 0 14 28 0.00 3.000														
<b>Jimmy Rogers, R</b> <small>(9, 1) ERA: 7.15</small>	5.0 W 18 2 0 0 2 1 0 0 0 0 0 42 64 0.00 0.600														

**Kansas City Royals @ Toronto Blue Jays**  
 SkyDome, Toronto, ON  
 Sat Aug 19 1995, 7:05 PM EDT  
 Att: 40,128 - Unknown - 81 F

AB	41
R	4
H	6
RBI	4
BB	8
SO	7
LOB	22



Batter	1	2	3	4	5	6	7	8	9	10	11	12	13	AB R H RBI BB SO LOB
<b>Devon White, S</b> OBP: 0.341, SLG: 0.448 (1, 8) X	0-0 P3		2-2 HR 1B		0-0 2B 2B		2-2 F8		3-3 K			1-2 G3		6 2 2 0 0 1 0
<b>Paul Molitor, R</b> OBP: 0.337, SLG: 0.392 (1, 10) X	0-0 P3		2-2 HR		0-0 1B 2B		1-0 L9			3-2 F9		0-2 G1-3		6 2 2 3 0 0 0
<b>Roberto Alomar, S</b> OBP: 0.377, SLG: 0.487 (1, 4) X	0-0 S 1B		4-0 BB BB		0-0 1B 1B		1-2 E 1B 1B			2-1 P5			4-2 FC5-4 BB	4 0 3 1 2 0 0
<b>Joe Carter, R</b> OBP: 0.314, SLG: 0.425 (1, 7) B B B	4-0 1-2 BB		4-2 G4-6-3 BB		0-0 1-2 G3-6-1 1B		0-1 F7			0-1 F9			3-2 FC5-4 1B	4 1 1 0 2 0 2
<b>John Olerud, L</b> OBP: 0.379, SLG: 0.388 (1, 3) X	0-0 P3		2-2 G4-6-3 1-2f		0-0 G3-6-1 1-2f		1-1 E 1B					0-0 G1-3	1-0 FC5-4 1B	6 0 2 0 0 0 6
<b>Ed Sprague, R</b> OBP: 0.345, SLG: 0.467 (1, 5)		1-1 L7		0-0 G5-3		0-3 K		1-2 E5 G4-3				0-0 1B	2-0 FC5-4 1B	6 0 1 0 0 1 4
<b>Mike Huff, R</b> OBP: 0.351, SLG: 0.319 <b>Shawn Green, L</b> OBP: 0.317, SLG: 0.471 (13, PH)		1-0 P5		1-2 P3		1-1 F9		3-2 G4-3 1-2f				2-2 F7	2-0 1-2f 2-3 1B	5 0 0 0 0 0 4 1 0 1 1 0 0 0
<b>Domingo Cedenro, S</b> OBP: 0.317, SLG: 0.436 (1, 6)		1-2 G1-3		1-2 G5-3		0-0 G5-3			0-2 G4-3			0-1 F8		5 0 0 0 0 0 1
<b>Sandy Martinez, L</b> OBP: 0.260, SLG: 0.294 (1, 2)			1-0 G6-3		0-0 P3		0-0 F8		0-3 K			2-2 G1-3		5 0 0 0 0 1 0

Inning Stats	R: 0	H: 1	E: 0	K: 0	S: 4	R: 0	H: 0	E: 0	K: 0	S: 6	R: 2	H: 2	E: 0	K: 0	S: 13	R: 0	H: 0	E: 0	K: 0	S: 9	R: 2	H: 4	E: 0	K: 0	S: 6	R: 0	H: 0	E: 0	K: 1	S: 6	R: 0	H: 0	E: 0	K: 0	S: 5	R: 0	H: 2	E: 1	K: 0	S: 14	R: 0	H: 0	E: 0	K: 2	S: 10	R: 0	H: 0	E: 0	K: 0	S: 8	R: 0	H: 1	E: 0	K: 0	S: 8	R: 0	H: 0	E: 0	K: 0	S: 10	R: 1	H: 2	E: 0	K: 0	S: 11	1B: 9	2B: 2	3B: 0	HR: 1	SF: 0	SAC: 0	DP: 3	HBP: 0	WP: 0	PA: 52
<b>PITCHER</b>	IP	WLS	BF	H	R	ER	SO	BB	IBB	HBP	BLK	WP	HR	S	P	ERA	WHIP																					ERA	WHIP																																				
<b>Scott Anderson, R</b> ERA: 6.04 (1, 1)	4.1		20	5	4	4	0	3	0	0	0	0	1	35	59	8.31	1.846																																																										
<b>Mike Magnante, L</b> ERA: 3.16 (5, 1)	2.2		10	3	0	0	1	0	0	0	0	0	0	17	22	0.00	1.125																																																										
<b>Dilson Torres, R</b> ERA: 5.4 (8, 1)	5.0		17	2	0	0	2	0	0	0	0	0	0	47	65	0.00	0.400																																																										
<b>Jeff Montgomery, R</b> ERA: 2.93 (13, 1)	0.2	L	5	2	1	1	0	1	0	0	0	0	0	11	23	13.50	4.500																																																										


**BOTTOM**

**Kansas City Royals @ Toronto Blue Jays**  
SkyDome, Toronto, ON

Sat Aug 19 1995, 7:05 PM EDT  
Att: 40,128 - Unknown - 81 F

livebaseballscorecards.com

AB	48
R	5
H	12
RBI	5
BB	4
SO	3
LOB	17



Batter	1	2	3	4	5	6	7	8	9	AB R H RBI BB SO LOB	TOP															
Johnny Damon, L (1, 8) OBP: 0.370, SLG: 0.385	0-0 L5		0-0 F3		4-0 BB 1-2 2-3		0-0 6-3		0-0 F8	4 0 0 0 1 0 1	<b>Kansas City Royals @ Toronto Blue Jays</b> SkyDome, Toronto, ON Sun Aug 20 1995, 3:33 AM EDT Att: 39,103 - Unknown <a href="http://livebaseballscorecards.com">livebaseballscorecards.com</a>															
Tom Goodwin, L (1, 7) OBP: 0.342, SLG: 0.337	0-0 4-3		0-0 1B		0-3 K		0-0 1B			4 0 2 0 0 1 3																
Gary Gaetti, R (1, 5) OBP: 0.348, SLG: 0.557	1-0 HBP			0-0 F7		0-0 1B HR 2B		0-0 F8		3 1 1 0 0 0 1																
Wally Joyner, L (1, 3) OBP: 0.387, SLG: 0.421	0-0 4-3			0-0 CS 1B		0-0 L3		0-0 P5		4 0 1 0 0 0 2																
Jon Nunnally, L (1, 9) OBP: 0.356, SLG: 0.532		0-0 G3		0-3 K 1-2		0-0 HR 1B 2-3		0-3 K		4 1 1 0 0 2 1																
Michael Tucker, L (1, 10) OBP: 0.313, SLG: 0.347		0-3 K			4-0 BB 1B BB		0-0 HR 2-H 3-H		4-0 BB	2 1 1 3 2 1 0																
Keith Lockhart, L (1, 4) OBP: 0.351, SLG: 0.468		0-0 3-1			0-0 F8		0-0 F7		0-0 6-3	4 0 0 0 0 0 2																
David Howard, S (1, 6) OBP: 0.293, SLG: 0.356			0-0 F9		0-0 BB 1B 1-2		0-3 K		0-0 4-3	4 0 1 0 0 1 0																
Brent Mayne, L (1, 2) OBP: 0.272, SLG: 0.284 Henry Mercedes, R (7, 2)			4-0 1B BB		0-0 F7		0-3 K		0-0 1-3	2 0 0 0 1 1 2 1 0 0 0 0 0 0																
<b>Inning Stats</b>	R: 0 E: 0 K: 0 S: 3	H: 0 LOB: 1 BB: 0 P: 4	R: 0 E: 0 K: 1 S: 5	H: 0 LOB: 0 BB: 0 P: 5	R: 0 E: 0 K: 0 S: 3	H: 1 LOB: 2 BB: 1 P: 7	R: 0 E: 0 K: 1 S: 6	H: 1 LOB: 1 BB: 0 P: 5	R: 0 E: 0 K: 1 S: 6	H: 1 LOB: 3 BB: 2 P: 14	R: 3 E: 0 K: 1 S: 8	H: 3 LOB: 0 BB: 0 P: 8	R: 0 E: 0 K: 1 S: 6	H: 1 LOB: 1 BB: 0 P: 6	R: 0 E: 0 K: 1 S: 5	H: 0 LOB: 1 BB: 1 P: 9	R: 0 E: 0 K: 0 S: 3	H: 0 LOB: 0 BB: 0 P: 3	1B: 5 2B: 2 3B: 0 HR: 1	SF: 0 SAC: 0 DP: 1 HBP: 1	WP: 0 PB: 0 SB: 0 CS: 1	PA: 37				
<b>PITCHER</b>	IP WLS BF H R ER SO BB IBB HBP BLK WP HR S P ERA WHIP											<b>PITCHER</b>	IP WLS BF H R ER SO BB IBB HBP BLK WP HR S P ERA WHIP													
Pat Hentgen, R (1, 1) ERA: 5.76	8.0	34	7	3	3	6	4	0	1	0	0	1	41	58	3.38	1.375										
Mike Timlin, R (9, 1) ERA: 3.42	1.0	W	3	0	0	0	0	0	0	0	0	0	3	3	0.00	0.000										



Batter	1	2	3	4	5	6	7	8	9	AB	R	H	RBI	BB	SO	LOB
Devon White, S (1, 8) OBP: 0.338, SLG: 0.444	0-0 F7		0-0 5-3		0-3 K			0-3 K		4	0	0	0	0	2	1
Paul Molitor, R (1, 10) OBP: 0.334, SLG: 0.388	0-0 F7		0-0 F9			0-0 F8		0-0 1-3		4	0	0	0	0	0	0
Roberto Alomar, S (1, 4) OBP: 0.376, SLG: 0.485	0-0 5-3			0-0 5-3		0-0 F9		0-0 1B		4	0	1	0	0	0	0
Joe Carter, R (1, 3) OBP: 0.315, SLG: 0.440		0-3 K		0-0 HR		0-0 HR		0-3 K		4	2	2	2	0	2	1
Ed Sprague, R (1, 5) OBP: 0.344, SLG: 0.465		0-0 6-3		0-0 G6-4-3 1B		0-3 K			0-0 P2	4	0	1	0	0	1	0
Candy Maldonado, R (1, 7) OBP: 0.376, SLG: 0.497		0-0 HR		0-0 G6-4-3 1-2f			0-0 1-3		0-3 K	4	1	1	1	0	1	1
Mike Huff, R (1, 9) OBP: 0.365, SLG: 0.337		0-0 1B			0-0 F7		0-0 G3 1B		0-0 1B	4	1	3	0	0	0	0
Alex Gonzalez, R (1, 6) OBP: 0.323, SLG: 0.385		0-3 K				0-0 1B		0-0 G3	4-0 1B	3	0	1	0	1	1	2
Randy Knorr, R (1, 2) OBP: 0.293, SLG: 0.402 John Olerud, L (9, PH) OBP: 0.381, SLG: 0.389			0-0 L1		0-3 K		0-0 F9		0-0 1B	3	0	0	0	0	1	2
									1-2 2-H	1	0	1	1	0	0	0


Inning Stats	R: 0	H: 0	E: 0	K: 0	S: 3	R: 1	H: 2	E: 0	K: 2	S: 9	R: 0	H: 0	E: 0	K: 0	S: 3	R: 1	H: 2	E: 0	K: 0	S: 4	R: 0	H: 1	E: 0	K: 2	S: 8	R: 1	H: 1	E: 0	K: 1	S: 6	R: 0	H: 1	E: 0	K: 0	S: 4	R: 0	H: 1	E: 0	K: 2	S: 8	R: 1	H: 2	E: 0	K: 1	S: 6	R: 1	H: 2	E: 0	K: 1	S: 6
	LOB: 0	BB: 0	P: 3	LOB: 1	BB: 0	P: 9	LOB: 0	BB: 0	P: 3		LOB: 1	BB: 0	P: 8	LOB: 0	BB: 0	P: 6	LOB: 1	BB: 0	P: 4		LOB: 1	BB: 0	P: 8	LOB: 1	BB: 0	P: 6	LOB: 1	BB: 0	P: 8	LOB: 2	BB: 1	P: 10	LOB: 2	BB: 1	P: 10	LOB: 1	BB: 0	P: 8	LOB: 2	BB: 1	P: 10	LOB: 2	BB: 1	P: 10						
	1B: 7	2B: 0	3B: 0	HR: 3	SF: 0	SAC: 0	DP: 1	HBP: 0	WP: 0	PA: 36	1B: 7	2B: 0	3B: 0	HR: 3	SF: 0	SAC: 0	DP: 1	HBP: 0	WP: 0	PA: 36	1B: 7	2B: 0	3B: 0	HR: 3	SF: 0	SAC: 0	DP: 1	HBP: 0	WP: 0	PA: 36	1B: 7	2B: 0	3B: 0	HR: 3	SF: 0	SAC: 0	DP: 1	HBP: 0	WP: 0	PA: 36	1B: 7	2B: 0	3B: 0	HR: 3	SF: 0	SAC: 0	DP: 1	HBP: 0	WP: 0	PA: 36
PITCHER	IP	WLS	BF	H	R	ER	SO	BB	IBB	HBP	BLK	WP	HR	S	P	ERA	WHIP																																	
Jason Jacome, L (1, 1) ERA: 7.25	7.2		30	8	3	3	6	0	0	0	0	0	3	42	42	3.52	1.043																																	
Gregg Olson, R (8, 1) ERA: 3.94	1.0	L	6	2	1	1	2	0	1	0	0	0	0	9	13	9.00	2.000																																	

**BOTTOM**

**Kansas City Royals @ Toronto Blue Jays**  
 SkyDome, Toronto, ON  
 Sun Aug 20 1995, 3:33 AM EDT  
 Att. 39,103 - Unknown

livebaseballscorecards.com

AB	35
R	4
H	10
RBI	4
BB	1
SO	8
LOB	7



Batter	1	2	3	4	5	6	7	8	9	AB R H RBI BB SO LOB	TOP		
Greg Gagne, R (1, 6) OBP: 0.326, SLG: 0.391	0-0 B5-3		2-3 K			4-1 G6-3 BB		0-0 G6-4-3 1-2f		3 0 0 0 1 1 2	<b>Kansas City Royals @ Milwaukee Brewers</b> <b>Milwaukee County Stadium, Milwaukee, WI</b> Mon Aug 21 1995, 8:05 PM EDT Unknown - 87 F		
Wally Joyner, L (1, 3) OBP: 0.386, SLG: 0.419	2-3 K		1-1 1B			0-0 G6-3 1-2f		0-0 L9	4 0 1 0 0 1 1				
Gary Gaetti, R (1, 5) OBP: 0.350, SLG: 0.564	4-2 1B BB		3-3 K			1-1 G4-3		2-1 HR	3 1 1 1 1 1 1				
Joe Vitiello, R (1, 10) OBP: 0.329, SLG: 0.338 Keith Lockhart, L (9, PH) OBP: 0.355, SLG: 0.468	1-1 FC5-4 1B			2-2 G4-3 FC5-3 2B		2-0 P3		4-1 BB BB BB	3 0 2 0 0 0 0 0 0 0 0 1 0 0				
Brent Cookson, R (1, 7) OBP: 0.333, SLG: 0.286 Michael Tucker, L (9, PH) OBP: 0.319, SLG: 0.347	0-0 FC5-4 1-2f			1-0 G4-3 2-3		1-2 G5-3		4-0 BB BB	3 0 0 0 0 0 3 0 0 0 0 1 0 0				
David Howard, S (1, 4) OBP: 0.292, SLG: 0.350 (8, 8)		1-3 K		0-0 FC5-3 3-3		0-2 F8		4-2 SAFE G3-6-1 BB	3 0 0 0 1 1 1				
Jon Nunnally, L (1, 9) OBP: 0.351, SLG: 0.523		2-2 F7			2-2 L8		2-3 K	1-2 G3-6-1 BB 1-2f	4 0 0 0 0 1 3				
Henry Mercedes, R (1, 2) OBP: 0.250, SLG: 0.100		2-3 K			3-1 G4-3		0-0 1B 1B		3 0 1 0 0 1 0				
Tom Goodwin, L (1, 8) OBP: 0.340, SLG: 0.335 Edgar Caceres, S (8, PH) OBP: 0.327, SLG: 0.422 (8, 4)			1-3 K		3-2 F7		0-1 G6-4-3 1B		2 0 0 0 0 1 0 1 0 1 0 0 0 0				
<b>Inning Stats</b>	R: 0 H: 1 E: 0 LOB: 2 K: 1 BB: 1 S: 9 P: 16	R: 0 H: 0 E: 0 LOB: 0 K: 2 BB: 0 S: 10 P: 15	R: 0 H: 1 E: 0 LOB: 1 K: 3 BB: 0 S: 11 P: 18	R: 0 H: 1 E: 0 LOB: 0 K: 0 BB: 0 S: 5 P: 8	R: 0 H: 0 E: 0 LOB: 0 K: 0 BB: 0 S: 8 P: 16	R: 0 H: 0 E: 0 LOB: 0 K: 0 BB: 1 S: 4 P: 9	R: 0 H: 0 E: 0 LOB: 0 K: 0 BB: 0 S: 8 P: 11	R: 0 H: 2 E: 0 LOB: 1 K: 1 BB: 0 S: 7 P: 9	R: 1 H: 1 E: 0 LOB: 2 K: 0 BB: 3 S: 9 P: 24	1B: 4 SF: 0 2B: 2 SAC: 0 3B: 0 DP: 4 HR: 1 HBP: 0		WP: 0 PA: 34 PB: 0 SB: 0 CS: 0	
<b>PITCHER</b>	IP WLS BF H R ER SO BB IBB HBP BLK WP HR S P ERA WHIP											<b>PITCHER</b>	IP WLS BF H R ER SO BB IBB HBP BLK WP HR S P ERA WHIP
Brian Givens, L (1, 1) ERA: 4.35	8.0 W 28 5 0 0 7 2 0 0 0 0 0 0 62 102 0.00 0.875												
Mike Fetters, R (9, 1) ERA: 2.05	0.1 5 1 1 1 0 3 0 0 0 0 0 1 6 20 27.00 12.000												
Angel Miranda, L (9, 1) ERA: 5.43	0.2 S 1 0 0 0 0 0 0 0 0 0 0 0 3 4 0.00 0.000												

livebaseballscorecards.com

AB	29
R	1
H	6
RBI	1
BB	5
SO	7
LOB	11





Batter	1	2	3	4	5	6	7	8	9	AB	R	H	RBI	BB	SO	LOB
Jeff Cirillo, R OBP: 0.383, SLG: 0.467 (1, 5)	3-3 X K	0-0 SH5-4 1-2 2-3		1 SAFE X 0-0 L6			X 0-0 SH1-4 FC4-6 1B			3	1	1	0	0	1	1
Darryl Hamilton, L OBP: 0.366, SLG: 0.395 David Hulse, L OBP: 0.302, SLG: 0.352 (1, 8) (8, 8)	1-2 G4-1	1-0 P1		B SAFE 1 B 4-0 1-2 BB			L B X 1-1 SH1-4 1-2			2	0	0	0	1	0	2
Kevin Seitzer, R OBP: 0.410, SLG: 0.423 (1, 3)	3-1 E 1B HBP	4-1 BB		S X 0-1 G4-3			B B X 2-0 FC4-6 1B 2-3			2	0	1	0	1	0	2
Dave Nilsson, L OBP: 0.376, SLG: 0.528 (1, 9)	1-2 E8 1-3 1B	0-1 L8		B F X 1-1 G4-3			B B 1 SAFE X 2-0 FC4-6 WP 1-2f 3-H			4	0	1	1	0	0	4
John Jaha, R OBP: 0.370, SLG: 0.571 (1, 10)	2-3 K		X 0-0 G4-3				B B F X 2-1 G5-3 1-2			4	0	0	0	0	1	3
B.J. Surhoff, L OBP: 0.402, SLG: 0.518 (1, 7)		1-1 1B 1B	C B X 1-1 P6	C B X 1-1 F7			B B F X 1-1 F7			3	1	1	0	1	0	0
Jose Valentin, S OBP: 0.298, SLG: 0.416 (1, 6)		3-1 1B 1B	C S B X 3-2 G3-1				B C F B X 2-2 G6-3			3	1	1	0	0	0	0
Mike Matheny, R OBP: 0.310, SLG: 0.346 (1, 2)		1-2 SH5-4 1B 1-3 3-H 1B		X 0-0 F7			B B B B 4-0 CS BB			3	0	2	1	1	0	0
Fernando Vina, L OBP: 0.319, SLG: 0.333 (1, 4)		3-2 SH5-4 1B 1-2 3-H 1B		B X 1-0 BB 1B			1 SAFE B 1 SAFE C 3-3 K 1 SAFE B 1 SAFE C 1-2 K			4	0	2	1	0	1	2

Inning Stats		R: 0	H: 1	E: 1	K: 2	S: 13	R: 2	H: 4	E: 0	K: 0	S: 15	R: 0	H: 0	E: 0	K: 0	S: 6	R: 0	H: 1	E: 0	K: 0	S: 5	R: 0	H: 0	E: 0	K: 0	S: 6	R: 0	H: 0	E: 0	K: 1	S: 6	R: 1	H: 2	E: 0	K: 0	S: 8	R: 0	H: 1	E: 0	K: 0	S: 10	1B: 9	SF: 0	2B: 1	SAC: 3	3B: 0	DP: 1	HR: 0	HBP: 1	WP: 1	PA: 36
PITCHER		IP	WLS	BF	H	R	ER	SO	BB	IBB	HBP	BLK	WP	HR	S	P	ERA	WHIP	PITCHER		IP	WLS	BF	H	R	ER	SO	BB	IBB	HBP	BLK	WP	HR	S	P	ERA	WHIP														
Mark Gubicza, R ERA: 3.4 (1, 1)	7.0	L	32	8	3	3	3	3	3	0	1	0	1	0	59	111	3.86	1.571	PITCHER		1.0		4	1	0	0	0	1	0	0	0	0	10	17	0.00	2.000															
Mike Magnante, L ERA: 3.06 (8, 1)	1.0		4	1	0	0	0	0	1	0	0	0	0	0	10	17	0.00	2.000	PITCHER		1.0		4	1	0	0	0	1	0	0	0	0	10	17	0.00	2.000															

**BOTTOM**

**Kansas City Royals @ Milwaukee Brewers**  
Milwaukee County Stadium, Milwaukee, WI

Mon Aug 21 1995, 8:05 PM EDT  
Unknown - 87 F

livebaseballscorecards.com

AB	28
R	3
H	9
RBI	3
BB	4
SO	3
LOB	14



Batter	1	2	3	4	5	6	7	8	9	AB R H RBI BB SO LOB	TOP																
<b>Johnny Damon, L</b> (1, 8) OBP: 0.385, SLG: 0.432	1-1 	2-1 				0-1 		4-1 		5 1 2 4 1 0 1	<b>Kansas City Royals @ Milwaukee Brewers</b> Milwaukee County Stadium, Milwaukee, WI Mon Aug 21 1995, 8:05 PM EDT Att. 13,920 - Unknown - 81 F																
<b>Tom Goodwin, L</b> (1, 7) OBP: 0.340, SLG: 0.333	0-0 		1-0 	4-0 	0-0 	1-0 		0-1 		5 2 1 0 1 0 3																	
<b>Wally Joyner, L</b> (1, 3) OBP: 0.391, SLG: 0.422 <b>Edgar Caceres, S</b> (7, PR) OBP: 0.323, SLG: 0.418	2-2 		1-0 	4-2 	1-2 		2-1 	1-0 		4 2 3 0 1 0 0 1 0 0 1 0 0 1																	
<b>Gary Gaetti, R</b> (1, 5) OBP: 0.350, SLG: 0.561 <b>Joe Vitiello, R</b> (7, 3) OBP: 0.325, SLG: 0.333	2-0 		0-3 	3-3 	0-0 		0-0 	2-3 		5 1 2 1 0 2 3 1 0 0 0 0 1 1																	
<b>Keith Lockhart, L</b> (1, 4) OBP: 0.359, SLG: 0.469	2-1 				1-0 		0-1 		0-1 	4 2 2 1 0 0 2																	
<b>Michael Tucker, L</b> (1, 10) OBP: 0.336, SLG: 0.352	4-2 				1-3 		2-1 	1-3 	1-3 	4 2 2 2 2 2 3																	
<b>Greg Gagne, R</b> (1, 6) OBP: 0.332, SLG: 0.406	0-0 					2-1 	3-2 		3-3 	6 3 4 3 0 1 2																	
<b>Jon Nunnally, L</b> (1, 9) OBP: 0.350, SLG: 0.521		3-2 					1-2 		0-0 	5 2 1 1 1 1 4																	
<b>Henry Mercedes, R</b> (1, 2) OBP: 0.412, SLG: 0.308		0-0 						4-2 		3 3 2 3 1 0 0																	
<b>Inning Stats</b>	R: 3 E: 1 K: 0 S: 15	H: 3 LOB: 1 BB: 1 P: 26	R: 0 E: 0 K: 0 S: 8	H: 0 LOB: 0 BB: 0 P: 13	R: 0 E: 0 K: 1 S: 5	H: 0 LOB: 0 BB: 0 P: 7	R: 11 E: 1 K: 1 S: 34	H: 6 LOB: 1 BB: 4 P: 66	R: 0 E: 0 K: 1 S: 9	H: 2 LOB: 2 BB: 0 P: 12	R: 2 E: 0 K: 1 S: 9	H: 3 LOB: 0 BB: 0 P: 15	R: 1 E: 0 K: 0 S: 13	H: 4 LOB: 2 BB: 0 P: 21	R: 1 E: 0 K: 1 S: 10	H: 0 LOB: 1 BB: 2 P: 21	R: 0 E: 0 K: 2 S: 9	H: 1 LOB: 1 BB: 0 P: 13	1B: 14 2B: 3 3B: 2 HR: 0	SF: 1 SAC: 0 DP: 2 HBP: 2	WP: 0 PB: 0 SB: 2 CS: 0	PA: 53					
<b>PITCHER</b>	IP WLS BF H R ER SO BB IBB HBP BLK WP HR S P ERA WHIP																										
<b>Bob Scanlan, R</b> (1, 1) ERA: 6.37	3.1	L	20	5	9	8	1	4	0	1	0	0	0	39	73	21.60	2.700										
<b>Mike Ignasiak, R</b> (4, 1) ERA: 5.9	2.2		18	9	7	7	3	1	0	1	0	0	0	41	66	23.62	3.750										
<b>Ricky Bones, R</b> (7, 1) ERA: 4.24	0.2		5	4	1	1	0	0	0	0	0	0	0	12	19	13.50	6.000										
<b>Rob Dibble, R</b> (7, 1) ERA: 7.4	2.1		10	1	1	1	3	2	0	0	0	0	0	20	36	3.86	1.286										

livebaseballscorecards.com

<b>AB</b>	43
<b>R</b>	18
<b>H</b>	19
<b>RBI</b>	16
<b>BB</b>	7
<b>SO</b>	7
<b>LOB</b>	20



Batter	1	2	3	4	5	6	7	8	9	AB	R	H	RBI	BB	SO	LOB
Darryl Hamilton, L OBP: 0.367, SLG: 0.404 (1, 8)	4-2 FC3-6 HBP BB	1-1 SF7		1-1 G4-3		2-1 L8		1-0 HR		3	1	1	2	1	0	2
Pat Listach, S OBP: 0.291, SLG: 0.253 (1, 4) (7, 6)	1-2 FC3-6 HBP	0-0 3B		1-2 2B		1-0 G6-3		0-0 1B		4	1	3	2	0	0	1
B.J. Surhoff, L OBP: 0.403, SLG: 0.528 Mike Matheny, R OBP: 0.307, SLG: 0.343 (1, 3) (7, 2)	2-2 FC3-6	0-0 3B		1-1 2B		0-0 L8		3-2 L4		4	0	2	1	0	0	3
Dave Nilsson, L OBP: 0.366, SLG: 0.512 (1, 10)	1-3 K	0-2 F8		2-0 F9			2-2 F7		2-1 G6-3	5	0	0	0	0	1	5
Joe Oliver, R OBP: 0.338, SLG: 0.475 (1, 2) (7, 3)	0-3 K		0-3 K		0-1 G4-3		1-1 F9		0-0 HR	5	1	1	0	0	2	2
Jeff Cirillo, R OBP: 0.391, SLG: 0.505 (1, 5)		4-1 2B		1-1 G6-3		3-2 2B		3-2 HR		4	3	3	3	1	0	0
Jose Valentin, S OBP: 0.299, SLG: 0.413 Fernando Vina, L OBP: 0.316, SLG: 0.330 (1, 6) (7, 4)		4-1 2B		1-2 P5		0-0 P6		1-1 F7		2	1	0	0	1	0	1
Matt Mieske, R OBP: 0.342, SLG: 0.448 (1, 9)		1-1 1B		3-2 L9		0-3 K		3-2 F8		5	1	1	1	0	1	1
David Hulse, L OBP: 0.305, SLG: 0.359 (1, 7)		2-3 K		1-1 G4-3		1-1 G6-3		1-3 K		4	1	2	0	0	2	2

Inning Stats	R: 0	H: 0	E: 0	K: 2	S: 20	LOB: 2	BB: 1	P: 28	R: 4	H: 3	E: 0	K: 1	S: 14	LOB: 1	BB: 2	P: 26	R: 0	H: 0	E: 0	K: 1	S: 10	LOB: 0	BB: 0	P: 12	R: 1	H: 3	E: 0	K: 0	S: 14	LOB: 2	BB: 0	P: 23	R: 0	H: 1	E: 0	K: 1	S: 10	LOB: 1	BB: 0	P: 13	R: 0	H: 1	E: 0	K: 0	S: 6	LOB: 1	BB: 0	P: 10	R: 1	H: 1	E: 0	K: 0	S: 13	LOB: 0	BB: 0	P: 20	R: 1	H: 2	E: 0	K: 1	S: 13	LOB: 1	BB: 0	P: 21	R: 2	H: 2	E: 0	K: 0	S: 8	LOB: 0	BB: 0	P: 12	1B: 4	SF: 1	2B: 5	SAC: 0	3B: 1	DP: 0	HR: 3	HBP: 1	WP: 0	PA: 44
--------------	------	------	------	------	-------	--------	-------	-------	------	------	------	------	-------	--------	-------	-------	------	------	------	------	-------	--------	-------	-------	------	------	------	------	-------	--------	-------	-------	------	------	------	------	-------	--------	-------	-------	------	------	------	------	------	--------	-------	-------	------	------	------	------	-------	--------	-------	-------	------	------	------	------	-------	--------	-------	-------	------	------	------	------	------	--------	-------	-------	-------	-------	-------	--------	-------	-------	-------	--------	-------	--------

PITCHER	IP	WLS	BF	H	R	ER	SO	BB	IBB	HBP	BLK	WP	HR	S	P	ERA	WHIP
Kevin Appier, R ERA: 3.62 (1, 1)	5.0		26	7	5	5	5	3	0	1	0	0	0	68	102	9.00	2.000
Melvin Bunch, R ERA: 5.55 (6, 1)	3.0		13	4	2	2	1	0	0	0	0	0	2	32	51	6.00	1.333
Rusty Meacham, R ERA: 5.71 (9, 1)	1.0		5	2	2	2	0	0	0	0	0	0	1	8	12	18.00	2.000


**BOTTOM**

**Kansas City Royals @ Milwaukee Brewers**  
Milwaukee County Stadium, Milwaukee, WI

Mon Aug 21 1995, 8:05 PM EDT  
Att: 13,920 - Unknown - 81 F

livebaseballscorecards.com

AB	39
R	9
H	13
RBI	9
BB	3
SO	6
LOB	18



Batter	1	2	3	4	5	6	7	8	9	AB R H RBI BB SO LOB	TOP
<b>Johnny Damon, L</b> (1, 8) OBP: 0.375, SLG: 0.417	1-3 		1-2 			2-2 		1-1 		4 0 1 1 0 1 0	<b>Kansas City Royals @ Milwaukee Brewers</b> Milwaukee County Stadium, Milwaukee, WI Tue Aug 22 1995, 8:05 PM EDT Att. 17,761 - Unknown - 81 F
<b>Tom Goodwin, L</b> (1, 7) OBP: 0.337, SLG: 0.330	1-0 		1-3 			2-1 		1-0 		4 0 0 0 0 1 2	
<b>Wally Joyner, L</b> (1, 3) OBP: 0.387, SLG: 0.418	3-3 			0-0 		0-0 		0-0 		4 0 0 0 0 1 2	
<b>Gary Gaetti, R</b> (1, 5) OBP: 0.349, SLG: 0.557		2-2 		1-3 		4-0 		0-0 		3 0 0 0 1 1 0	
<b>Keith Lockhart, L</b> (1, 4) OBP: 0.352, SLG: 0.458		1-1 		1-0 		0-2 		1-3 		4 0 0 0 0 1 1	
<b>Michael Tucker, L</b> (1, 10) OBP: 0.341, SLG: 0.358		2-1 			0-1 		3-3 	2-1 		4 0 2 0 0 1 0	
<b>Greg Gagne, R</b> (1, 6) OBP: 0.334, SLG: 0.407		0-0 			0-0 			3-2 		4 1 2 0 0 0 1	
<b>Jon Nunnally, L</b> (1, 9) OBP: 0.354, SLG: 0.527		1-2 			1-1 			0-0 		3 0 2 0 0 0 2	
<b>Henry Mercedes, R</b> (1, 2) OBP: 0.350, SLG: 0.250			0-0 		0-3 			0-0 		3 0 0 0 0 1 3	
<b>Inning Stats</b>	R: 0 H: 0 E: 0 LOB: 0 K: 2 BB: 0 S: 8 P: 13	R: 0 H: 2 E: 0 LOB: 2 K: 0 BB: 0 S: 11 P: 17	R: 0 H: 0 E: 0 LOB: 0 K: 1 BB: 0 S: 9 P: 11	R: 0 H: 0 E: 0 LOB: 0 K: 1 BB: 0 S: 6 P: 8	R: 0 H: 1 E: 0 LOB: 1 K: 1 BB: 0 S: 8 P: 9	R: 0 H: 0 E: 0 LOB: 0 K: 0 BB: 0 S: 6 P: 10	R: 0 H: 0 E: 0 LOB: 0 K: 1 BB: 1 S: 7 P: 14	R: 1 H: 3 E: 0 LOB: 2 K: 0 BB: 0 S: 9 P: 14	R: 0 H: 1 E: 0 LOB: 1 K: 1 BB: 0 S: 9 P: 13	1B: 6 SF: 0 2B: 2 SAC: 0 3B: 0 DP: 1 HR: 0 HBP: 0	WP: 0 PA: 34 PB: 0 SB: 0 CS: 0
<b>PITCHER</b> <b>Jamie McAndrew, R</b> (1, 1) ERA: 4.46 <b>Joe Slusarski, R</b> (9, 1) ERA:	IP WLS BF H R ER SO BB IBB HBP BLK WP HR S P ERA WHIP 8.0 W 30 6 1 1 6 1 0 0 0 0 0 0 64 96 1.12 0.875 1.0 4 1 0 0 1 0 0 0 0 0 0 0 9 13 0.00 1.000	<b>PITCHER</b> IP WLS BF H R ER SO BB IBB HBP BLK WP HR S P ERA WHIP									

<b>AB</b>	33
<b>R</b>	1
<b>H</b>	7
<b>RBI</b>	1
<b>BB</b>	1
<b>SO</b>	7
<b>LOB</b>	11



Batter	1	2	3	4	5	6	7	8	9
Darryl Hamilton, L (1, 8) OBP: 0.368, SLG: 0.404 David Hulse, L (8, 8) OBP: 0.304, SLG: 0.357	1-2 G3-1		0-0 G6-3 1B		1 SAFE 4-0 1B BB BB	1-2 L7		0-0 L7	
Kevin Seitzer, R (1, 10) OBP: 0.411, SLG: 0.424	0-2 F8		1 SAFE 3-2 G6-3 1B		B X 1-0 BB BB 1B 1B		C X 0-1 G3 1B 1B		
B.J. Surhoff, L (1, 7) OBP: 0.404, SLG: 0.528	1-2 L4		C X 0-1 G4-3		S X 0-2 1B BB 1B		B X 1-0 G3 1B		
John Jaha, R (1, 3) OBP: 0.377, SLG: 0.586		2-1 HR		B BB C C C BB 4-1 G4-6-3 BB	B BB C C C BB 4-2 1B HR BB		B BB C C C BB 1-3 K		
Dave Nilsson, L (1, 9) OBP: 0.364, SLG: 0.506 Matt Mieske, R (8, 9) OBP: 0.342, SLG: 0.448		2-2 L7		X 0-0 G4-6-3 1-2f	B BB C C C BB 2-1 1B HR 1B		B BB C C C BB 2-1 G3		
Jeff Cirillo, R (1, 5) OBP: 0.393, SLG: 0.516		2-2 P4		X BB C C C BB 1-2 G4-3	S X 0-1 1B HR		B BB C C C BB 4-1 BB		
Joe Oliver, R (1, 2) OBP: 0.337, SLG: 0.471 Mike Matheny, R (9, 2) OBP: 0.307, SLG: 0.343		0-1 1B			P6		B BB C C C BB 3-2 F8		
Jose Valentin, S (1, 6) OBP: 0.295, SLG: 0.408		1-2 F7			B BB C C C BB 1-3 K		C X 1-2 F9		
Fernando Vina, L (1, 4) OBP: 0.315, SLG: 0.329			2-2 G3-1		S BB C C C BB 1-2 1B BB 1B		X 0-0 L9		

Inning Stats	R: 0	H: 0	E: 0	K: 0	S: 12	R: 1	H: 2	E: 0	K: 0	S: 13	R: 0	H: 1	E: 0	K: 0	S: 9	R: 0	H: 0	E: 0	K: 0	S: 6	R: 7	H: 5	E: 0	K: 1	S: 23	R: 0	H: 0	E: 0	K: 0	S: 7	R: 0	H: 2	E: 0	K: 1	S: 13	R: 0	H: 0	E: 0	K: 0	S: 4
	LOB: 0	BB: 0	P: 14	LOB: 1	BB: 0	P: 20	LOB: 1	BB: 0	P: 14	LOB: 0	BB: 1	P: 11	LOB: 0	BB: 2	P: 39	LOB: 0	BB: 3	P: 24	LOB: 0	BB: 1	P: 9	LOB: 0	BB: 0	P: 4	LOB: 0	BB: 0	P: 1	LOB: 0	BB: 0	P: 1	LOB: 0	BB: 0	P: 1	LOB: 0	BB: 0	P: 1	LOB: 0	BB: 0	P: 1	

PITCHER	IP	WLS	BF	H	R	ER	SO	BB	IBB	HBP	BLK	WP	HR	S	P	ERA	WHIP
Tom Gordon, R (1, 1) ERA: 4.36	4.2	L	24	8	8	8	1	3	0	0	0	0	2	59	92	15.43	2.357
Dilson Torres, R (5, 1) ERA: 5.06	2.1		10	2	0	0	1	1	0	0	0	0	0	24	39	0.00	1.286
Rusty Meacham, R (8, 1) ERA: 5.57	1.0		3	0	0	0	0	0	0	0	0	0	0	4	4	0.00	0.000


**BOTTOM**

**Kansas City Royals @ Milwaukee Brewers**  
Milwaukee County Stadium, Milwaukee, WI

Tue Aug 22 1995, 8:05 PM EDT  
Att: 17,761 - Unknown - 81 F

AB	33
R	8
H	10
RBI	8
BB	4
SO	2
LOB	11

livebaseballscorecards.com



PITCHER	IP	WLS	BF	H	R	ER	SO	BB	IBB	HBP	BLK	WP	HR	S	P	ERA	WHIP
Tom Gordon, R (1, 1) ERA: 4.36	4.2	L	24	8	8	8	1	3	0	0	0	0	2	59	92	15.43	2.357
Dilson Torres, R (5, 1) ERA: 5.06	2.1		10	2	0	0	1	1	0	0	0	0	0	24	39	0.00	1.286
Rusty Meacham, R (8, 1) ERA: 5.57	1.0		3	0	0	0	0	0	0	0	0	0	0	4	4	0.00	0.000

Batter	1	2	3	4	5	6	7	8	9	AB R H RBI BB SO LOB	TOP
<b>Otis Nixon, S</b> (1, 8) <small>OBP: 0.347, SLG: 0.338</small>	0-1 		1-1 		0-0 			2-0 		4 1 1 0 0 0 0	
<b>Jeff Frye, R</b> (1, 4) <small>OBP: 0.337, SLG: 0.375</small>	0-2 		0-2 		2-2 			2-1 		4 0 2 0 0 0 0	
<b>Will Clark, L</b> (1, 3) <small>OBP: 0.392, SLG: 0.503</small>	2-2 		0-2 		2-2 			2-2 		3 0 0 1 0 0 1	
<b>Juan Gonzalez, R</b> (1, 10) <small>OBP: 0.288, SLG: 0.606</small>		2-2 	1-1 			1-0 			2-2 	4 2 2 1 0 0 1	
<b>Mickey Tettleton, S</b> (1, 9) <small>OBP: 0.389, SLG: 0.478</small>		4-1 	2-2 			2-3 			3-3 	3 0 0 0 1 2 1	
<b>Ivan Rodriguez, R</b> (1, 2) <small>OBP: 0.346, SLG: 0.475</small>		0-1 		1-0 		1-2 			0-1 	4 0 2 1 0 0 0	
<b>29 Rusty Greer, L</b> (1, 7) <small>OBP: 0.351, SLG: 0.399</small>		1-0 		3-2 			2-0 		1-2 	4 0 0 0 0 0 3	
<b>Luis Ortiz, R</b> (1, 5) <small>OBP: 0.297, SLG: 0.385</small>		0-3 		1-2 			0-0 			3 0 0 0 0 1 3	
<b>Benji Gil, R</b> (1, 6) <small>OBP: 0.271, SLG: 0.362</small>		2-2 		1-2 			3-3 			3 0 0 0 0 1 3	
<b>Inning Stats</b>	R: 0 H: 0 E: 0 LOB: 0 K: 0 BB: 0 S: 8 P: 10	R: 1 H: 2 E: 0 LOB: 2 K: 1 BB: 1 S: 15 P: 24	R: 1 H: 2 E: 1 LOB: 1 K: 0 BB: 0 S: 14 P: 18	R: 0 H: 1 E: 0 LOB: 1 K: 0 BB: 0 S: 11 P: 17	R: 0 H: 1 E: 0 LOB: 0 K: 0 BB: 0 S: 8 P: 12	R: 0 H: 0 E: 0 LOB: 0 K: 1 BB: 0 S: 9 P: 13	R: 0 H: 0 E: 0 LOB: 0 K: 1 BB: 0 S: 6 P: 11	R: 0 H: 0 E: 0 LOB: 0 K: 0 BB: 0 S: 8 P: 14	R: 1 H: 1 E: 0 LOB: 0 K: 1 BB: 0 S: 11 P: 17	1B: 4 SF: 1 2B: 2 SAC: 0 3B: 0 DP: 1 HR: 1 HBP: 0	WP: 0 PA: 34 PB: 0 SB: 0 CS: 0
<b>PITCHER</b> <b>Jason Jacome, L</b> (1, 1) <small>ERA: 6.61</small> <b>Jeff Montgomery, R</b> (8, 1) <small>ERA: 3.0</small>	IP WLS BF H R ER SO BB IBB HBP BLK WP HR S P ERA WHIP 7.0 W 27 6 2 1 3 1 0 0 0 0 0 0 71 105 1.29 1.000 2.0 S 7 1 1 1 1 0 0 0 0 0 0 0 1 19 31 4.50 0.500	<b>PITCHER</b> IP WLS BF H R ER SO BB IBB HBP BLK WP HR S P ERA WHIP									

Texas Rangers @ Kansas City Royals  
Kauffman Stadium, Kansas City, MO

Thu Aug 24 1995, 7:05 PM CDT  
Att. 17,449 - Unknown - 84 F

livebaseballscorecards.com

AB	32
R	3
H	7
RBI	3
BB	1
SO	4
LOB	12




Batter	1	2	3	4	5	6	7	8	9	AB	R	H	RBI	BB	SO	LOB
<b>Johnny Damon, L</b> OBP: 0.367, SLG: 0.423 (1, 8) F B S S	1-3  ①			2-2 G4-3 ① C F B F X	2-1 E 2B ① B B F X		2-1 FC6-4 1-2f ③ B B F X			4	1	1	0	0	1	1
<b>Tom Goodwin, L</b> OBP: 0.341, SLG: 0.340 (1, 7) C C B B S	2-3  ②			0-0 G3 3B ② X	2-0 E8 1B 2-H 3-H ③ B B F X			2-2 G4-3 BB 1B ③ B C B F X		4	1	3	2	0	1	0
<b>Wally Joyner, L</b> OBP: 0.386, SLG: 0.414 (1, 3) C B X	1-1 F7 ③			2-0 G3 ② B B F X	0-1 F7 ③ B B F X			4-2 SAFE G4-3 BB 1-2 ③ C B F B B B		3	0	0	1	1	0	1
<b>Gary Gaetti, R</b> OBP: 0.348, SLG: 0.562 (1, 5)			2-1 P6 ① B B F X	2-1 HR ③ B B F X		1-1 P4 ① B S X		0-2 G4-3 1-2 2-3 ① F F X		4	1	1	1	0	0	2
<b>Keith Lockhart, L</b> OBP: 0.347, SLG: 0.451 (1, 4) C C C		0-2 G3-1 ② X C C		1-0 G3-1 ③ B X		1-0 G4-3 ② B X		3-3 K ② B C C B B S		3	0	0	0	0	0	0
<b>Brent Cookson, R</b> OBP: 0.300, SLG: 0.250 (8, PH)										1	0	0	0	0	1	2
<b>David Howard, S</b> OBP: 0.292, SLG: 0.350 (9, 4)										0	0	0	0	0	0	0
<b>Michael Tucker, L</b> OBP: 0.333, SLG: 0.348 (1, 10)			2-3 K ③ C B B F F			0-2 G3-1 ① B C C C		1-1 G5-3 ③ B C C B X		3	0	0	0	0	2	0
<b>Joe Vitiello, R</b> OBP: 0.321, SLG: 0.329 (8, PH)										1	0	0	0	0	0	2
<b>Greg Gagne, R</b> OBP: 0.331, SLG: 0.403 (1, 6)			1-2 G3-1 ① F B C C X		2-2 L4 ② B B F F F X		1-2 B1-3 ① B B F X			3	0	0	0	0	0	0
<b>Jon Nunnally, L</b> OBP: 0.353, SLG: 0.524 (1, 9)			3-2 G6-3 ② C B F F F X		0-1 E5 1B ② F X		0-0 F8 ② X			3	1	1	0	0	0	0
<b>Brent Mayne, L</b> OBP: 0.276, SLG: 0.289 (1, 2)			3-3 K ③ B B B F C C S		1-2 2B E 1B 2-H ③ B B F F X		3-2 FC6-4 1B ③ F B B B F X			3	1	2	1	0	1	0

Inning Stats	R: 0	H: 0	E: 0	K: 2	S: 8	LOB: 0	BB: 0	P: 12	R: 0	H: 0	E: 0	K: 1	S: 8	LOB: 0	BB: 0	P: 12	R: 0	H: 0	E: 0	K: 1	S: 11	LOB: 0	BB: 0	P: 18	R: 2	H: 2	E: 0	K: 0	S: 9	LOB: 0	BB: 0	P: 16	R: 3	H: 4	E: 2	K: 0	S: 19	LOB: 1	BB: 0	P: 26	R: 0	H: 0	E: 0	K: 1	S: 6	LOB: 0	BB: 0	P: 11	R: 0	H: 1	E: 0	K: 0	S: 9	LOB: 1	BB: 0	P: 15	R: 0	H: 1	E: 0	K: 1	S: 14	LOB: 2	BB: 1	P: 24	1B: 5	2B: 1	3B: 1	HR: 1	SF: 0	SAC: 0	DP: 0	HBP: 0	WP: 0	PB: 0	SB: 0	CS: 0	PA: 33
--------------	------	------	------	------	------	--------	-------	-------	------	------	------	------	------	--------	-------	-------	------	------	------	------	-------	--------	-------	-------	------	------	------	------	------	--------	-------	-------	------	------	------	------	-------	--------	-------	-------	------	------	------	------	------	--------	-------	-------	------	------	------	------	------	--------	-------	-------	------	------	------	------	-------	--------	-------	-------	-------	-------	-------	-------	-------	--------	-------	--------	-------	-------	-------	-------	--------

PITCHER	IP	WLS	BF	H	R	ER	SO	BB	IBB	HBP	BLK	WP	HR	S	P	ERA	WHIP
<b>Kevin Gross, R</b> ERA: 5.94 (1, 1)	7.0	L	28	7	5	5	5	0	0	0	0	0	1	70	110	6.43	1.000
<b>Dennis Cook, L</b> ERA: 4.63 (8, 1)	1.0		5	1	0	0	1	1	0	0	0	0	0	14	24	0.00	2.000

**TEXAS RANGERS @ KANSAS CITY ROYALS**  
**Kauffman Stadium, Kansas City, MO**  
 Thu Aug 24 1995, 7:05 PM CDT  
 Att: 17,449 - Unknown - 84 F

<b>AB</b>	<b>32</b>
<b>R</b>	<b>5</b>
<b>H</b>	<b>8</b>
<b>RBI</b>	<b>5</b>
<b>BB</b>	<b>1</b>
<b>SO</b>	<b>6</b>
<b>LOB</b>	<b>8</b>



Batter	1	2	3	4	5	6	7	8	9	AB R H RBI BB SO LOB	TOP											
Otis Nixon, S OBP: 0.349, SLG: 0.338 (1, 8) C C B B X	2-2 S SH2-3 G3-1 1B		2-2 G4-3		4-1 CS BB		1-1 G4-3			3 1 1 0 1 0 1												
Lou Frazier, S OBP: 0.294, SLG: 0.243 (1, 7) SAFE X	0-0 SH2-3 1-2		2-3 K		2-0 CS 1-2	0-0 B5-3		1-2 G3-1		3 0 0 0 0 1 0												
Will Clark, L OBP: 0.393, SLG: 0.509 (1, 3) B B F B X	3-2 G3-1 2-H			0-2 FC3-6 29 1B 1B		3-2 G6-3 3B		1-3 K		4 2 2 1 0 1 0												
Juan Gonzalez, R OBP: 0.292, SLG: 0.604 (1, 10) C B B X	2-1 G6-3			0-0 FC3-6 29 1B 1-2		2-2 G6-3 3-H		2-0 1B		4 0 2 1 0 0 0												
29 Rusty Greer, L OBP: 0.350, SLG: 0.400 (1, 9) X		0-0 G6-3		2-1 FC3-6 1B 1-2f 2-3		1-0 2B		2-1 G4-3		4 0 1 0 0 0 3												
Ivan Rodriguez, R OBP: 0.351, SLG: 0.486 (1, 2) C S X		0-2 1B		1-0 G4-6-3 1B 1-2 3-H		0-1 G3			0-0 HR	4 1 3 2 0 0 1												
Mark McLemore, S OBP: 0.360, SLG: 0.364 (1, 4) SAFE X		1-1 F7		1-1 G4-6-3 1-2f			3-1 E 1B 1B		1-0 G4-3	4 0 1 0 0 0 3												
Luis Ortiz, R OBP: 0.286, SLG: 0.370 (1, 5) SAFE X		3-2 P4			0-0 G6-3		1-2 F8		2-1 G1-3	4 0 0 0 0 0 2												
Benji Gil, R OBP: 0.271, SLG: 0.361 (1, 6) B B F B X			3-1 G6-3		2-3 K		3-2 E9 1B		1-3 K	4 0 1 0 0 2 0												
<b>Inning Stats</b>	R: 1 E: 0 K: 0 S: 9	H: 1 LOB: 0 BB: 0 P: 16	R: 0 E: 0 K: 0 S: 11	H: 1 LOB: 1 BB: 0 P: 15	R: 0 E: 0 K: 1 S: 9	H: 0 LOB: 0 BB: 0 P: 16	R: 1 E: 0 K: 0 S: 9	H: 3 LOB: 1 BB: 0 P: 13	R: 0 E: 0 K: 1 S: 5	H: 0 LOB: 0 BB: 1 P: 13	R: 1 E: 0 K: 0 S: 10	H: 2 LOB: 1 BB: 0 P: 16	R: 0 E: 1 K: 0 S: 11	H: 2 LOB: 1 BB: 0 P: 19	R: 0 E: 0 K: 1 S: 9	H: 1 LOB: 1 BB: 0 P: 15	R: 1 E: 0 K: 1 S: 7	H: 1 LOB: 0 BB: 0 P: 11	1B: 8 2B: 1 3B: 1 HR: 1	SF: 0 SAC: 1 DP: 1 HBP: 0	WP: 0 PB: 0 SB: 1 CS: 1	PA: 37
<b>PITCHER</b>	IP WLS BF H R ER SO BB IBB HBP BLK WP HR S P ERA WHIP																					
Mark Gubicza, R ERA: 3.41 (1, 1)	7.2 W 31 10 3 3 3 1 0 0 0 0 0 0 71 119 3.52 1.435																					
Gregg Olson, R ERA: 4.15 (8, 1)	1.1 S 5 1 1 1 1 0 0 0 0 0 0 1 9 15 6.75 0.750																					

Texas Rangers @ Kansas City Royals  
Kauffman Stadium, Kansas City, MO

Fri Aug 25 1995, 7:05 PM CDT  
Att. 20,113 - Unknown - 85 F

livebaseballscorecards.com

AB	34
R	4
H	11
RBI	4
BB	1
SO	4
LOB	10





Batter	1	2	3	4	5	6	7	8	9
David Howard, S OBP: 0.305, SLG: 0.358 (1, 9)	4-1 SH1-3 1B BB	0-1 PO 1B			2-0 E 1B		1-2 FC4-6 1B	0-0 F7	
Wally Joyner, L OBP: 0.385, SLG: 0.414 (1, 3)	0-0 SH1-3 1-2	2-0 PO 1-2	0-3		1-2 E9 1B		1-0 FC4-6 1-2f		
Greg Gagne, R OBP: 0.333, SLG: 0.404 (1, 6)	1-1 L8		0-0 CS 1B		0-2		1-1 G1-3		
Gary Gaetti, R OBP: 0.350, SLG: 0.560 (1, 5)	4-2 HR 1B BB		0-3 K		2-3 K			0-2 1B FC4-2 1B	
Brent Cookson, R OBP: 0.333, SLG: 0.300 (1, 7)	1-0		0-1 CS	1-1 G5-3	3-2 G4-3			0-0 FC4-2 SF8 1B	
Michael Tucker, L OBP: 0.336, SLG: 0.351 (5, PH)								1-3 SF8 1B	
Brent Mayne, L OBP: 0.276, SLG: 0.289 (9, 2)	1-2 HR 2-H 1B		1-2						
Joe Vitiello, R OBP: 0.325, SLG: 0.375 (1, 10)	1-2 HR			1-1 F8		1-1 G6-3		4-2 SF8 FC4-2 3B BB	
Keith Lockhart, L OBP: 0.348, SLG: 0.448 (6, PH)	1-H 2-H							1-2	
Edgar Caceres, S OBP: 0.311, SLG: 0.400 (1, 4)	1-0 L6			3-2 G4-3		2-2 G6-3		0-0 FC4-2 3B	
Henry Mercedes, R OBP: 0.348, SLG: 0.263 (1, 2)			1-3 K		3-2 E 1B	3-3 K		2-0 SF8	
Johnny Damon, L OBP: 0.361, SLG: 0.423 (8, PH)								2-3 3-H	
Tom Goodwin, L OBP: 0.340, SLG: 0.344 (1, 8)		0-1 L6			1-3 K		3-2 F7	1-2 3B	

Inning Stats	R: 4	H: 2	E: 0	K: 0	S: 12	LOB: 0	BB: 2	P: 24	R: 0	H: 1	E: 0	K: 1	S: 7	LOB: 0	BB: 0	P: 10	R: 0	H: 1	E: 0	K: 2	S: 8	LOB: 0	BB: 0	P: 8	R: 0	H: 0	E: 0	K: 0	S: 7	LOB: 0	BB: 0	P: 12	R: 2	H: 4	E: 1	K: 2	S: 20	LOB: 2	BB: 0	P: 32	R: 0	H: 0	E: 0	K: 1	S: 8	LOB: 0	BB: 0	P: 14	R: 0	H: 1	E: 0	K: 0	S: 14	LOB: 1	BB: 0	P: 20	R: 3	H: 3	E: 0	K: 0	S: 12	LOB: 1	BB: 1	P: 19
--------------	------	------	------	------	-------	--------	-------	-------	------	------	------	------	------	--------	-------	-------	------	------	------	------	------	--------	-------	------	------	------	------	------	------	--------	-------	-------	------	------	------	------	-------	--------	-------	-------	------	------	------	------	------	--------	-------	-------	------	------	------	------	-------	--------	-------	-------	------	------	------	------	-------	--------	-------	-------

PITCHER	IP	WLS	BF	H	R	ER	SO	BB	IBB	HBP	BLK	WP	HR	S	P	ERA	WHIP
Kenny Rogers, L ERA: 3.7 (1, 1)	4.1	L	21	8	6	6	4	2	0	0	0	0	0	48	75	12.46	2.308
Jeff Russell, R ERA: 3.12 (5, 1)	1.2		5	0	0	0	2	0	0	0	0	0	0	14	25	0.00	0.000
Dennis Cook, L ERA: 4.56 (7, 1)	0.2		3	1	0	0	0	0	0	0	0	0	0	12	17	0.00	1.500
Roger McDowell, R ERA: 4.41 (7, 1)	1.1		8	3	3	3	0	1	0	0	0	0	0	14	22	20.25	3.000

**AB R H RBI BB SO LOB**

**4 2 3 0 1 0 1**

**3 0 1 1 0 1 1**

**4 0 2 1 0 0 2**

**3 1 1 0 1 2 3**

**2 1 1 1 0 0 0**

**2 1 1 0 0 0 2**

**0 0 0 0 0 0 0**

**2 1 1 3 0 0 0**

**1 1 0 0 1 0 0**

**4 1 0 0 0 0 3**

**3 1 1 0 0 2 0**

**0 0 0 1 0 0 0**

**4 0 1 2 0 1 1**

**AB 32**

**R 9**

**H 12**

**RBI 9**

**BB 3**

**SO 6**

**LOB 13**

**WP: 0 PA: 39**

**PB: 0**

**SB: 1**

**CS: 1**

**1B: 10 SF: 1**

**2B: 0 SAC: 1**

**3B: 1 DP: 0**

**HR: 1 HBP: 0**

**WP: 0 PA: 39**


**ERA WHIP**

**Texas Rangers @ Kansas City Royals**

**Kauffman Stadium, Kansas City, MO**

**Fri Aug 25 1995, 7:05 PM CDT**

**Att: 20,113 - Unknown - 85 F**



livebaseballscores.com

Batter	1	2	3	4	5	6	7	8	9	AB R H RBI BB SO LOB	TOP		
<b>Otis Nixon, S</b> (1, 8) <small>OBP: 0.349, SLG: 0.337</small>										4 1 1 0 1 1 4			
<b>Mark McLemore, S</b> (1, 4) <small>OBP: 0.361, SLG: 0.364</small>										5 1 2 0 0 0 1			
<b>Will Clark, L</b> (1, 3) <small>OBP: 0.396, SLG: 0.509</small>										4 2 2 1 1 0 3			
<b>Juan Gonzalez, R</b> (1, 10) <small>OBP: 0.291, SLG: 0.597</small> <b>Luis Ortiz, R</b> (8, PH) <small>OBP: 0.283, SLG: 0.366</small>										4 1 1 1 0 0 2 1 0 0 0 0 0 1			
<b>Mickey Tettleton, S</b> (1, 9) <small>OBP: 0.391, SLG: 0.487</small> <b>Lou Frazier, S</b> (4, 7) <small>OBP: 0.290, SLG: 0.239</small>										2 2 1 2 1 1 2 2 0 0 0 0 0 0			
<b>Ivan Rodriguez, R</b> (1, 2) <small>OBP: 0.355, SLG: 0.492</small> <b>Dave Valle, R</b> (9, PH) <small>OBP: 0.308, SLG: 0.282</small> (9, 2)										4 2 3 1 0 0 0 1 0 0 0 0 1 0			
<b>29 Rusty Greer, L</b> (1, 7) <small>OBP: 0.356, SLG: 0.407</small> (4, 9)										4 1 3 1 1 0 1			
<b>Craig Worthington, R</b> (1, 5) <small>OBP: 0.327, SLG: 0.455</small>										5 0 2 2 0 0 3			
<b>Benji Gil, R</b> (1, 6) <small>OBP: 0.270, SLG: 0.358</small>										5 0 1 2 0 1 5			
<b>Inning Stats</b>	R: 1 H: 1 E: 0 LOB: 0 K: 0 BB: 1 S: 11 P: 19	R: 3 H: 3 E: 0 LOB: 0 K: 0 BB: 1 S: 7 P: 14	R: 4 H: 4 E: 0 LOB: 2 K: 1 BB: 2 S: 16 P: 30	R: 2 H: 3 E: 0 LOB: 1 K: 0 BB: 0 S: 13 P: 16	R: 0 H: 2 E: 0 LOB: 2 K: 1 BB: 0 S: 15 P: 25	R: 0 H: 0 E: 0 LOB: 0 K: 0 BB: 0 S: 4 P: 5	R: 0 H: 1 E: 0 LOB: 1 K: 1 BB: 0 S: 9 P: 13	R: 0 H: 0 E: 1 LOB: 0 K: 0 BB: 0 S: 6 P: 9	R: 0 H: 2 E: 0 LOB: 2 K: 1 BB: 0 S: 10 P: 14	1B: 13 SF: 0 2B: 2 SAC: 0 3B: 0 DP: 3 HR: 1 HBP: 0	WP: 0 PA: 45 PB: 0 SB: 1 CS: 0		
<b>PITCHER</b>	IP WLS BF H R ER SO BB IBB HBP BLK WP HR S P ERA WHIP											<b>PITCHER</b>	IP WLS BF H R ER SO BB IBB HBP BLK WP HR S P ERA WHIP
<b>Kevin Appier, R</b> (1, 1) <small>ERA: 4.04</small>	2.1 L 15 7 8 8 1 3 0 0 0 0 0 0 29 52 30.86 4.286												
<b>Mike Magnante, L</b> (3, 1) <small>ERA: 3.44</small>	1.2 10 4 2 2 0 1 0 0 0 0 0 1 18 27 10.80 3.000												
<b>Scott Anderson, R</b> (5, 1) <small>ERA: 5.33</small>	3.0 12 3 0 0 2 0 0 0 0 0 0 0 28 43 0.00 1.000												
<b>Rusty Meacham, R</b> (8, 1) <small>ERA: 5.32</small>	2.0 8 2 0 0 1 0 0 0 0 0 0 0 16 23 0.00 1.000												

Texas Rangers @ Kansas City Royals  
Kauffman Stadium, Kansas City, MO

Sat Aug 26 1995, 7:05 PM CDT  
Att. 24,457 - Unknown - 87 F

livebaseballscorecards.com

AB	41
R	10
H	16
RBI	10
BB	4
SO	4
LOB	22



Batter	1	2	3	4	5	6	7	8	9	AB R H RBI BB SO LOB
Johnny Damon, L (1, 8) OBP: 0.354, SLG: 0.429	1-1 SH1-3 SF7 2B		0-1 P6			1-1 G4-3	1-3 K			4 1 1 0 0 1 2
Tom Goodwin, L (1, 7) OBP: 0.338, SLG: 0.342	0-0 SH1-3 2-3		1-1 G1-3			2-0 F7		3-2 G4-3		3 0 0 0 0 0 1
Wally Joyner, L (1, 3) OBP: 0.387, SLG: 0.414 David Howard, S (6, PR) OBP: 0.303, SLG: 0.356	4-1 BB			1-2 G3-1		1-2 1B 2-H 1B		0-0 F8		2 0 1 1 1 0 0 1 0 0 0 0 0 0
Gary Caetti, R (1, 5) OBP: 0.350, SLG: 0.560 Edgar Caceres, S (6, PR) OBP: 0.308, SLG: 0.396	0-0 SF7			1-2 L8		2-2 FC4-6 1B		0-2 F7		2 0 1 1 0 0 0 1 0 0 0 0 0 0
Keith Lockhart, L (1, 4) OBP: 0.341, SLG: 0.439	1-0 G1-6-3			1-2 G3-1		1-2 FC4-6			0-1 L7	4 0 0 0 0 0 3
Michael Tucker, L (1, 10) OBP: 0.333, SLG: 0.347		0-0 F7			2-1 L7		0-0 2B SF9 1B		0-3 K	4 1 1 0 0 1 0
Greg Gagne, R (1, 6) OBP: 0.334, SLG: 0.405 Joe Vitiello, R (7, 3) OBP: 0.329, SLG: 0.392		1-2 G5-3			0-2 G4-3 1B		1-0 2B		3-2 F9	2 0 1 0 0 0 0 2 0 1 0 0 0 0
Jon Nunnally, L (1, 9) OBP: 0.350, SLG: 0.518		3-3 K			1-2 G4-3		1-3 K			3 0 0 0 0 2 3
Brent Mayne, L (1, 2) OBP: 0.275, SLG: 0.288 Henry Mercedes, R (5, 2) OBP: 0.360, SLG: 0.300			2-1 G1-3			1-0 1B 1B		1-1 SF9		1 0 0 0 0 0 0 1 1 1 1 0 0 0

Inning Stats	R: 1 E: 0 K: 0 S: 6	H: 1 LOB: 1 BB: 1 P: 12	R: 0 E: 0 K: 1 S: 8	H: 0 LOB: 0 BB: 0 P: 12	R: 0 E: 0 K: 0 S: 6	H: 0 LOB: 0 BB: 0 P: 9	R: 0 E: 0 K: 0 S: 11	H: 0 LOB: 0 BB: 0 P: 14	R: 0 E: 0 K: 0 S: 9	H: 1 LOB: 0 BB: 0 P: 12	R: 1 E: 0 K: 0 S: 13	H: 3 LOB: 2 BB: 0 P: 21	R: 1 E: 0 K: 2 S: 10	H: 2 LOB: 1 BB: 0 P: 14	R: 0 E: 0 K: 0 S: 9	H: 0 LOB: 0 BB: 0 P: 12	R: 0 E: 0 K: 1 S: 9	H: 0 LOB: 0 BB: 0 P: 12	1B: 5 2B: 2 3B: 0 HR: 0	SF: 2 SAC: 1 DP: 1 HBP: 0	WP: 0 PB: 0 SB: 0 CS: 0	PA: 34
--------------	------------------------------	----------------------------------	------------------------------	----------------------------------	------------------------------	---------------------------------	-------------------------------	----------------------------------	------------------------------	----------------------------------	-------------------------------	----------------------------------	-------------------------------	----------------------------------	------------------------------	----------------------------------	------------------------------	----------------------------------	----------------------------------	------------------------------------	----------------------------------	--------

PITCHER	IP	WLS	BF	H	R	ER	SO	BB	IBB	HBP	BLK	WP	HR	S	P	ERA	WHIP
Bob Tewksbury, R (1, 1) ERA: 4.0	6.0	W	25	7	3	3	1	1	0	0	0	0	0	55	83	4.50	1.333
Dennis Cook, L (7, 1) ERA: 4.29	3.0	S	9	0	0	0	3	0	0	0	0	0	0	26	35	0.00	0.000

BOTTOM

Texas Rangers @ Kansas City Royals  
Kauffman Stadium, Kansas City, MO

livebaseballscorecards.com

AB	30
R	3
H	7
RBI	3
BB	1
SO	4
LOB	9



Sat Aug 26 1995, 7:05 PM CDT  
Att: 24,457 - Unknown - 87 F

Batter	1	2	3	4	5	6	7	8	9	AB R H RBI BB SO LOB	TOP		
Lou Frazier, S (1, 8) OBP: 0.289, SLG: 0.239	1-3 		0-0 G4-3			1-1 SF8 1B	3-1 G3			4 1 1 0 0 1 1			
Jeff Frye, R (1, 4) OBP: 0.336, SLG: 0.373	1-2 G4-3		1-2 G4-3			0-1 SAFE 1B 29 1B 1B		1-3 K2-3		4 1 1 0 0 1 0			
Will Clark, L (1, 3) OBP: 0.392, SLG: 0.504	2-2 F7			3-2 G4-3		3-2 SF8		1-3 K		3 0 0 1 0 1 0			
Juan Gonzalez, R (1, 10) OBP: 0.295, SLG: 0.596		3-2 29 FC4-6 1B		2-2 G4-3		3-H 1-2 29 1B 1B		0-0 F9		4 0 2 0 0 0 0			
29 Rusty Greer, L (1, 9) OBP: 0.355, SLG: 0.405		1-0 FC4-6 BB 1B 1-2f		0-1 F7		1-1 1-2 3-H 1B		1-1 E4 G6-4-3		4 0 1 1 0 0 1			
Ivan Rodriguez, R (1, 2) OBP: 0.354, SLG: 0.489		1-1 BB 1-2 1B		0-0 P3		0-1 F9		0-2 G6-4-3 1-2f		4 0 1 0 0 0 3			
Mark McLemore, S (1, 7) OBP: 0.360, SLG: 0.361		4-0 L1-3 BB 1-2 2-3		1-1 F7			1-3 K	0-0 B1		3 0 0 0 1 1 0			
Craig Worthington, R (1, 5) OBP: 0.308, SLG: 0.426		0-2 L1-3 1-2		2-2 G4-3			2-0 G6-3			3 0 0 0 0 0 3			
Esteban Beltre, R (1, 6) OBP: 0.256, SLG: 0.342			0-2 L8			1-0 G6-3	0-0 1B			3 0 1 0 0 0 0			
<b>Inning Stats</b>	R: 0 E: 0 K: 1 S: 10 H: 0 LOB: 0 BB: 0 P: 14	R: 0 E: 0 K: 0 S: 9 H: 2 LOB: 2 BB: 1 P: 18	R: 0 E: 0 K: 0 S: 8 H: 0 LOB: 0 BB: 0 P: 9	R: 0 E: 0 K: 0 S: 8 H: 0 LOB: 0 BB: 0 P: 13	R: 0 E: 0 K: 0 S: 7 H: 0 LOB: 0 BB: 0 P: 10	R: 2 E: 0 K: 0 S: 15 H: 4 LOB: 2 BB: 0 P: 22	R: 0 E: 0 K: 1 S: 7 H: 1 LOB: 1 BB: 0 P: 13	R: 0 E: 0 K: 2 S: 8 H: 0 LOB: 0 BB: 0 P: 10	R: 0 E: 1 K: 0 S: 6 H: 0 LOB: 0 BB: 0 P: 7	1B: 7 2B: 1 3B: 0 HR: 0 SF: 1 SAC: 0 DP: 2 HBP: 0	WP: 0 PB: 0 SB: 0 CS: 0 PA: 34		
<b>PITCHER</b> Tom Gordon, R (1, 1) ERA: 4.25 Jeff Montgomery, R (9, 1) ERA: 2.94	IP WLS BF H R ER SO BB IBB HBP BLK WP HR S P ERA WHIP	8.0 W 31 7 2 2 4 1 0 0 0 0 0 0 72 109 2.25 1.000	1.0 S 3 0 0 0 0 0 0 0 0 0 0 0 6 7 0.00 0.000										

Texas Rangers @ Kansas City Royals  
Kauffman Stadium, Kansas City, MO  
Sun Aug 27 1995, 3:33 AM CDT  
Att. 14,666 - Sunny - 92 F

livebaseballscorecards.com

AB	32
R	2
H	7
RBI	2
BB	1
SO	4
LOB	8





Batter	1	2	3	4	5	6	7	8	9	AB R H RBI BB SO LOB	TOP
<b>Johnny Damon, L</b> (1, 8) OBP: 0.365, SLG: 0.446 	1-1  S <b>1B</b>		0-1  <b>G4-3</b>		0-0  <b>F7</b>		2-3  <b>K</b>		1-2  <b>L7</b>	5 0 1 0 0 1 2	<b>Kansas City Royals @ New York Yankees</b> Yankee Stadium, Bronx, NY Mon Aug 28 1995, 7:05 PM EDT Att. 23,595 - Unknown - 86 F  <b>livebaseballscorecards.com</b>  <b>AB 35</b> <b>R 4</b> <b>H 9</b> <b>RBI 4</b> <b>BB 1</b> <b>SO 7</b> <b>LOB 14</b>  
<b>Tom Goodwin, L</b> (1, 7) OBP: 0.337, SLG: 0.340 <b>Jon Nunnally, L</b> (9, 9) OBP: 0.349, SLG: 0.514 	1-0  <b>P6</b>		1-0  <b>L6</b>		1-3  <b>K</b>		2-0  <b>S</b> <b>2B</b> <b>1B</b>		4 1 1 1 0 1 2 0 0 0 0 0 0 0		
<b>Wally Joyner, L</b> (1, 3) OBP: 0.387, SLG: 0.416 	1-3  <b>K</b>		0-2  <b>F8</b>			0-0  <b>L4</b>	2-1  <b>1-H</b> <b>2B</b>		4 0 1 1 0 1 1		
<b>Gary Gaetti, R</b> (1, 5) OBP: 0.345, SLG: 0.558 	3-3  <b>K</b>			1-0  <b>L4</b>		0-0  <b>F8</b>	0-1  <b>G5-3</b>		4 0 0 0 0 1 2		
<b>Keith Lockhart, L</b> (1, 4) OBP: 0.343, SLG: 0.451 		1-0  <b>1B</b> <b>1B</b>		2-1  <b>F7</b>		1-0  <b>1B</b>		1-2  <b>F9</b>	4 0 2 0 0 0 0		
<b>Greg Gagne, R</b> (1, 6) OBP: 0.331, SLG: 0.409 		2-0  <b>F9</b>		0-0  <b>HR</b>		3-3  <b>K</b>		1-1  <b>G3-1</b>	4 1 1 1 0 1 2		
<b>Michael Tucker, L</b> (1, 10) OBP: 0.338, SLG: 0.371 			0-0  <b>1B</b>	3-2  <b>K</b>			1-0  <b>HR</b>	2-1  <b>F8</b>	4 1 2 1 0 1 0		
<b>David Howard, S</b> (1, 9) OBP: 0.307, SLG: 0.356 (9, 7) 		0-3  <b>K</b>			1-0  <b>S</b> <b>1B</b>		4-1  <b>SH5-3</b> <b>1B</b> <b>BB</b>		3 1 1 0 1 1 2		
<b>Brent Mayne, L</b> (1, 2) OBP: 0.269, SLG: 0.281 		2-0  <b>L8</b>		1-1  <b>B5</b>		0-1  <b>SH5-3</b>		2-2  <b>F7</b>	3 0 0 0 0 0 3		
<b>Inning Stats</b>	R: 0 H: 1 E: 0 LOB: 1 K: 2 BB: 0 S: 9 P: 15	R: 0 H: 2 E: 0 LOB: 2 K: 1 BB: 0 S: 8 P: 12	R: 0 H: 0 E: 0 LOB: 0 K: 0 BB: 0 S: 6 P: 7	R: 1 H: 1 E: 0 LOB: 0 K: 1 BB: 0 S: 8 P: 14	R: 0 H: 1 E: 0 LOB: 1 K: 1 BB: 0 S: 7 P: 10	R: 0 H: 1 E: 0 LOB: 1 K: 1 BB: 0 S: 6 P: 10	R: 3 H: 3 E: 0 LOB: 1 K: 1 BB: 1 S: 12 P: 23	R: 0 H: 0 E: 0 LOB: 0 K: 0 BB: 0 S: 7 P: 11	R: 0 H: 0 E: 0 LOB: 0 K: 0 BB: 0 S: 9 P: 12	1B: 6 SF: 0 2B: 1 SAC: 1 3B: 0 DP: 0 HR: 2 HBP: 0	WP: 0 PA: 37 PB: 0 SB: 3 CS: 0
<b>PITCHER</b> <b>Jack McDowell, R</b> (1, 1) ERA: 4.11	IP WLS BF H R ER SO BB IBB HBP BLK WP HR S P ERA WHIP 9.0 L 37 9 4 4 7 1 0 0 0 0 2 72 114 4.00 1.111					<b>PITCHER</b> IP WLS BF H R ER SO BB IBB HBP BLK WP HR S P ERA WHIP					

Batter	1	2	3	4	5	6	7	8	9	AB	R	H	RBI	BB	SO	LOB
Wade Boggs, L OBP: 0.403, SLG: 0.410 (1, 3) BB (9, 5)	4-0 BB		1-2 1B		4-2 1B BB		1-2 1B		0-1 SH5-3 1B	3	1	3	0	2	0	0
Bernie Williams, S OBP: 0.362, SLG: 0.456 (1, 8) K	1-3 K		1-2 F8		2-2 1B 1B		2-1 1B 1B		0-1 SH5-3 1B	4	0	2	0	0	1	2
Paul O'Neill, L OBP: 0.397, SLG: 0.532 (1, 9) P6	1-1 P6		3-3 K		0-0 L8		1-2 L1-3 1B		4-0 G4-6-3 IBB	4	0	0	0	1	1	6
Ruben Sierra, S OBP: 0.315, SLG: 0.443 (1, 10) L9	1-0 L9			2-0 HR	0-2 G5-4-3 1B		1-0 G3		0-0 G4-6-3	5	1	2	2	0	0	5
Mike Stanley, R OBP: 0.360, SLG: 0.491 (1, 2)		3-1 P6		2-2 F9	2-2 G5-4-3			3-3 K		4	0	0	0	0	1	2
Randy Velarde, R OBP: 0.356, SLG: 0.377 (1, 6)		4-0 BB		0-0 G6-3		1-2 HR		2-3 K		3	1	1	1	1	1	0
Gerald Williams, R OBP: 0.350, SLG: 0.500 Darryl Strawberry, L OBP: 0.354, SLG: 0.407 (8, PH) (9, 9)		2-1 L7		4-0 1B BB		2-2 P4		4-1 BB		2	0	0	0	1	0	1
Russ Davis, R OBP: 0.378, SLG: 0.460 Dion James, L OBP: 0.366, SLG: 0.372 (8, PH) (9, 3)		1-2 P6		1-0 1B		0-3 K		2-2 F9		3	0	1	0	0	1	1
Pat Kelly, R OBP: 0.319, SLG: 0.346 Tony Fernandez, S OBP: 0.313, SLG: 0.329 (9, PH) (1, 4)			0-1 G6-3	0-3 K2-3		3-2 G6-3			4-2 SH5-3 1B BB	3	0	0	0	0	1	2

Inning Stats	R: 0	H: 0	E: 0	K: 1	S: 6	R: 0	H: 0	E: 0	K: 0	S: 8	R: 0	H: 1	E: 0	K: 1	S: 11	R: 1	H: 2	E: 0	K: 1	S: 9	R: 1	H: 2	E: 0	K: 0	S: 15	R: 0	H: 2	E: 0	K: 0	S: 9	R: 1	H: 1	E: 0	K: 1	S: 12	R: 0	H: 2	E: 0	K: 0	S: 9	R: 0	H: 0	E: 0	K: 2	S: 13	R: 0	H: 1	E: 0	K: 0	S: 7	1B: 7	2B: 1	3B: 0	HR: 2	SF: 0	SAC: 1	DP: 3	HBP: 0	WP: 0	PB: 0	SB: 0	CS: 0	PA: 40
--------------	------	------	------	------	------	------	------	------	------	------	------	------	------	------	-------	------	------	------	------	------	------	------	------	------	-------	------	------	------	------	------	------	------	------	------	-------	------	------	------	------	------	------	------	------	------	-------	------	------	------	------	------	-------	-------	-------	-------	-------	--------	-------	--------	-------	-------	-------	-------	--------

PITCHER	IP	WLS	BF	H	R	ER	SO	BB	IBB	HBP	BLK	WP	HR	S	P	ERA	WHIP
Dave Fleming, L ERA: 6.82 (1, 1)	3.2		17	3	1	1	2	3	0	0	0	0	1	31	62	2.46	1.636
Jim Converse, R ERA: 7.3 (4, 1)	1.1		6	2	1	1	1	1	0	0	0	0	0	18	26	6.75	2.250
Dilson Torres, R ERA: 5.17 (6, 1)	1.0	W	6	3	1	1	1	0	0	0	0	0	0	17	26	9.00	3.000
Mike Magnante, L ERA: 3.38 (7, 1)	0.2		1	0	0	0	0	0	0	0	0	0	0	3	4	0.00	0.000
Gregg Olson, R ERA: 3.86 (7, 1)	1.1		5	0	0	0	2	1	0	0	0	0	0	14	26	0.00	0.750


**BOTTOM**

**Kansas City Royals @ New York Yankees**  
Yankee Stadium, Bronx, NY

Mon Aug 28 1995, 7:05 PM EDT  
Att: 23,595 - Unknown - 86 F

livebaseballscorecards.com

AB	32
R	3
H	9
RBI	3
BB	7
SO	6
LOB	20



Batter	1	2	3	4	5	6	7	8	9	AB R H RBI BB SO LOB	TOP	
Darryl Hamilton, L (1, 8) OBP: 0.367, SLG: 0.409	0-1 G4-3		0-0 F9			1-1 L4-3 1B		3-1 F9		4 0 1 0 0 0 2	<b>Milwaukee Brewers @ Kansas City Royals</b> Kauffman Stadium, Kansas City, MO Tue Aug 29 1995, 7:05 PM CDT Att. 12,438 - Unknown - 92 F <a href="http://livebaseballscorecards.com">livebaseballscorecards.com</a>	
Jeff Cirillo, R (1, 4) OBP: 0.389, SLG: 0.504	2-3 K		0-0 G5-3			1-2 L4-3		3-1 F9		4 0 1 1 0 1 2		
B.J. Surhoff, L (1, 3) OBP: 0.412, SLG: 0.551	1-0 FC5-4 1B				1-0 F9		2-1 F9	0-1 L7		4 0 1 0 0 0 1		
Kevin Seitzer, R (1, 5) OBP: 0.409, SLG: 0.430	2-2 FC5-4 1-2f				3-2 F8		0-1 2B 1B		2-2 F8	4 0 1 0 0 0 1		
Dave Nilsson, L (1, 7) OBP: 0.362, SLG: 0.503					1-0 F8		1-1 SAFE 1-3 2B		2-0 P6	4 0 1 0 0 0 0		
Greg Vaughn, R (1, 10) OBP: 0.313, SLG: 0.405					1-3 K		0-0 G5-3		1-3 K	4 0 0 0 0 3 2		
Matt Mieske, R (1, 9) OBP: 0.332, SLG: 0.435					3-2 F8		1-2 L1			3 0 0 0 0 0 2		
Joe Oliver, R (1, 2) OBP: 0.333, SLG: 0.460					0-1 F8		0-0 G4-3		1-1 F9 1B 2B	3 1 1 0 0 0 0		
Pat Listach, S (1, 6) OBP: 0.287, SLG: 0.249					1-0 1B		0-2 G5-3		0-1 G5-3	3 0 1 0 0 0 1		
<b>Inning Stats</b>	R: 0 H: 1 E: 0 LOB: 1 K: 1 BB: 0 S: 9 P: 14	R: 0 H: 0 E: 0 LOB: 0 K: 1 BB: 0 S: 8 P: 12	R: 0 H: 1 E: 0 LOB: 1 K: 0 BB: 0 S: 5 P: 6	R: 0 H: 0 E: 0 LOB: 0 K: 0 BB: 0 S: 5 P: 10	R: 0 H: 0 E: 0 LOB: 0 K: 1 BB: 0 S: 7 P: 11	R: 0 H: 1 E: 0 LOB: 0 K: 0 BB: 0 S: 8 P: 10	R: 0 H: 2 E: 0 LOB: 2 K: 0 BB: 0 S: 10 P: 14	R: 1 H: 2 E: 0 LOB: 1 K: 0 BB: 0 S: 10 P: 17	R: 0 H: 0 E: 0 LOB: 0 K: 1 BB: 0 S: 8 P: 13	1B: 5 SF: 0 2B: 3 SAC: 0 3B: 0 DP: 1 HR: 0 HBP: 0	WP: 0 PA: 33 PB: 0 SB: 0 CS: 0	
<b>PITCHER</b> Jason Jacome, L (1, 1) ERA: 5.93	IP WLS BF H R ER SO BB IBB HBP BLK WP HR S P ERA WHIP	9.0 W 33 7 1 1 4 0 0 0 0 0 0 0 70 107 1.00 0.778										





Batter	1	2	3	4	5	6	7	8	9
<b>Johnny Damon, L</b> <small>OBP: 0.367, SLG: 0.464</small> (1, 8)	3-2 		4-2 		3-2 	1-0 	0-2 		
<b>Tom Goodwin, L</b> <small>OBP: 0.342, SLG: 0.345</small> (1, 7)	0-0 		1-2 		4-0 	0-0 		1-0 	
<b>Wally Joyner, L</b> <small>OBP: 0.392, SLG: 0.416</small> (1, 3)	2-3 		4-1 		4-0 	3-1 	4-2 	0-0 	
<b>Greg Gagne, R</b> <small>OBP: 0.330, SLG: 0.413</small> (1, 6)		1-0 	0-0 		1-2 		0-0 	3-2 	
<b>Keith Lockhart, L</b> <small>OBP: 0.344, SLG: 0.452</small> (1, 5)		1-0 		0-0 	2-0 		1-0 	0-0 	
<b>Michael Tucker, L</b> <small>OBP: 0.340, SLG: 0.375</small> (1, 10)		3-2 		1-1 		2-0 	4-2 	0-1 	
<b>Jon Nunnally, L</b> <small>OBP: 0.355, SLG: 0.518</small> (1, 9)		0-0 		1-1 		4-1 	4-2 		
<b>David Howard, S</b> <small>OBP: 0.306, SLG: 0.351</small> (1, 4)			2-2 	4-1 		0-1 	0-0 		
<b>Brent Mayne, L</b> <small>OBP: 0.268, SLG: 0.277</small> (1, 2)			1-1 	3-1 		0-0 	4-2 		

AB	R	H	RBI	BB	SO	LOB
4	1	1	2	1	0	3
4	1	3	1	1	0	0
2	2	1	0	3	1	0
4	1	1	1	0	0	5
4	0	2	1	0	0	3
4	0	1	0	1	0	3
2	1	1	1	2	0	1
3	1	0	0	1	0	5
3	0	0	1	1	0	4

WP	HR	S	P	ERA	WHIP
0	0	1	43	6.00	2.333
0	0	1	34	18.00	4.000
0	0	8	12	9.00	2.000

Inning	R	H	E	K	S	P	IP	WLS	BF	H	R	ER	SO	BB	IBB	HBP	BLK	WP	HR	S	P	ERA	WHIP
1	0	0	0	1	9	14	6.0	L	29	8	4	4	1	6	0	0	0	0	0	52	107	6.00	2.333
2	0	1	0	0	6	11	1.0		8	2	2	0	4	0	0	0	0	0	17	34	18.00	4.000	
3	0	1	0	0	6	11	1.0		5	1	1	0	0	0	0	0	0	0	8	12	9.00	2.000	

**BOTTOM**

**Milwaukee Brewers @ Kansas City Royals**  
 Kauffman Stadium, Kansas City, MO

livebaseballscores.com

AB	30
R	7
H	10
RBI	7
BB	10
SO	1
LOB	24



WP	0	PA	43
PB	0	SB	2
CS	2		

Tue Aug 29 1995, 7:05 PM CDT  
 Att: 12,438 - Unknown - 92 F

Batter	1	2	3	4	5	6	7	8	9	AB R H RBI BB SO LOB	TOP
Darryl Hamilton, L (1, 8) OBP: 0.365, SLG: 0.408	1-1 G4-3		1-0 G3			1-2 F8 1B		0-1 F8		4 0 1 0 0 0 0	<b>Milwaukee Brewers @ Kansas City Royals</b> Kauffman Stadium, Kansas City, MO Wed Aug 30 1995, 7:05 PM CDT Att. 17,430 - Unknown - 93 F
Jeff Cirillo, R (1, 4) OBP: 0.390, SLG: 0.502	2-0 BB 1B		2-1 P2			2-0 F8		4-2 BB 1B SF9 BB	3 1 1 0 1 0 1		
B.J. Surhoff, L (1, 3) OBP: 0.410, SLG: 0.547	1-0 F8			3-2 G3		1-0 G4-3		0-0 SF9 BB 1B	4 0 1 0 0 0 2		
Kevin Seitzer, R (1, 5) OBP: 0.410, SLG: 0.427 Pat Listach, S (9, PR) OBP: 0.287, SLG: 0.249	4-1 FC6-4 BB			1-0 G5-3			0-0 G6-3	4-0 BB BB BB BB S BB	2 0 0 0 2 0 0 0 0 0 0 0 0 0		
Dave Nilsson, L (1, 9) OBP: 0.356, SLG: 0.495	0-1 FC6-4 1-2f			1-2 F8			1-0 G6-3	0-2 SF9	3 0 0 1 0 0 2		
Greg Vaughn, R (1, 10) OBP: 0.313, SLG: 0.403		2-2 G6-3			2-3 K		3-2 FC6-4 1B	1-3 K	4 0 1 0 0 2 2		
Joe Oliver, R (1, 2) OBP: 0.329, SLG: 0.453		2-0 F7			2-3 K		1-2 FC6-4 1-2f	1-1 L7	4 0 0 0 0 1 3		
David Hulse, L (1, 7) OBP: 0.311, SLG: 0.372		2-1 G4-3			2-2 G3-1			1-0 G3	3 0 0 0 0 0 0		
Jose Valentin, S (1, 6) OBP: 0.292, SLG: 0.404			1-1 G6-3			0-3 K		1-0 P4	3 0 0 0 0 1 0		
<b>Inning Stats</b>	R: 0 H: 1 E: 0 LOB: 2 K: 0 BB: 1 S: 7 P: 15	R: 0 H: 0 E: 0 LOB: 0 K: 0 BB: 0 S: 6 P: 12	R: 0 H: 0 E: 0 LOB: 0 K: 0 BB: 0 S: 5 P: 9	R: 0 H: 0 E: 0 LOB: 0 K: 0 BB: 0 S: 7 P: 12	R: 0 H: 0 E: 0 LOB: 0 K: 2 BB: 0 S: 10 P: 16	R: 0 H: 1 E: 0 LOB: 1 K: 1 BB: 0 S: 8 P: 12	R: 0 H: 1 E: 0 LOB: 1 K: 0 BB: 0 S: 9 P: 14	R: 0 H: 0 E: 0 LOB: 0 K: 0 BB: 0 S: 4 P: 6	R: 1 H: 1 E: 0 LOB: 3 K: 1 BB: 2 S: 14 P: 24	1B: 4 SF: 1 2B: 0 SAC: 0 3B: 0 DP: 0 HR: 0 HBP: 0	
<b>PITCHER</b>	IP WLS BF H R ER SO BB IBB HBP BLK WP HR S P ERA WHIP										
Mark Gubicza, R (1, 1) ERA: 3.31	8.0 W 30 4 1 1 3 2 0 0 0 0 0 0 60 104 1.12 0.750										
Jeff Montgomery, R (9, 1) ERA: 2.82	1.0 S 4 0 0 0 1 1 0 0 0 0 0 0 10 16 0.00 1.000										

livebaseballscores.com

<b>AB</b>	<b>30</b>
<b>R</b>	<b>1</b>
<b>H</b>	<b>4</b>
<b>RBI</b>	<b>1</b>
<b>BB</b>	<b>3</b>
<b>SO</b>	<b>4</b>
<b>LOB</b>	<b>10</b>



Batter	1	2	3	4	5	6	7	8	9	AB	R	H	RBI	BB	SO	LOB
David Howard, S OBP: 0.305, SLG: 0.348 (1, 9) (9, 7)	0-0 F8			0-0 L3		0-1 F9		0-0 G6-3 SH3-4 1B		4	0	1	0	0	0	0
Wally Joyner, L OBP: 0.391, SLG: 0.415 (1, 3)	3-2 G4-3			1-2 HBP BB 1B		3-2 G1-3		0-0 SH3-4 1-2		3	0	1	0	0	0	0
Greg Gagne, R OBP: 0.326, SLG: 0.408 (1, 6)	1-1 F9			1-1 L7		0-0 L9		0-2 G6-3 2-3		4	0	0	0	0	0	2
Gary Gaetti, R OBP: 0.349, SLG: 0.558 (1, 5)		2-1 G6-4-3 1B		4-2 HBP 1-2 BB		1-0 F8		4-0 IBB		2	0	1	0	2	0	0
Joe Vitiello, R OBP: 0.341, SLG: 0.387 Tom Goodwin, L (7, PR) OBP: 0.341, SLG: 0.344		1-2 G6-4-3 1-2f		2-2 HBP		4-1 F9 1B 2B BB		0-0 L3		1	0	0	0	1	0	1
Brent Cookson, R OBP: 0.333, SLG: 0.308 Jon Nunnally, L (9, 9) OBP: 0.355, SLG: 0.518		2-2 F8		2-2 G3		1-0 2B S 1B				3	1	1	0	0	0	3
Edgar Caceres, S OBP: 0.299, SLG: 0.384 (1, 4)			0-1 G3		2-2 G5-3		2-2 F9 2-3			3	0	0	0	0	0	2
Henry Mercedes, R OBP: 0.357, SLG: 0.348 (1, 2)			3-2 G4-3		0-0 L9		2-2 1-H 3-H 2B			3	0	1	2	0	0	0
Johnny Damon, L OBP: 0.354, SLG: 0.444 (1, 8)			2-1 G5-3		0-1 G6-3		1-0 P5			3	0	0	0	0	0	1

Inning Stats		R: 0	H: 0	R: 0	H: 1	R: 0	H: 0	R: 0	H: 0	R: 0	H: 0	R: 2	H: 2	R: 0	H: 1
E: 0		E: 0	LOB: 0	E: 0	LOB: 0	E: 0	LOB: 0	E: 0	LOB: 0	E: 0	LOB: 0	E: 0	LOB: 1	E: 0	LOB: 2
K: 0		K: 0	BB: 0	K: 0	BB: 0	K: 0	BB: 0	K: 0	BB: 0	K: 0	BB: 0	K: 0	BB: 1	K: 0	BB: 1
S: 6		S: 6	P: 10	S: 9	P: 14	S: 7	P: 12	S: 14	P: 24	S: 6	P: 8	S: 12	P: 23	S: 6	P: 10

**BOTTOM**

**Milwaukee Brewers @ Kansas City Royals**  
Kauffman Stadium, Kansas City, MO

Wed Aug 30 1995, 7:05 PM CDT  
Att: 17,430 - Unknown - 93 F

AB	27
R	2
H	5
RBI	2
BB	3
SO	0
LOB	11



1B: 4	SF: 0	WP: 0	PA: 32
2B: 1	SAC: 1	PB: 0	
3B: 0	DP: 1	SB: 1	
HR: 0	HBP: 1	CS: 0	

PITCHER	IP	WLS	BF	H	R	ER	SO	BB	IBB	HBP	BLK	WP	HR	S	P	ERA	WHIP
Scott Karl, L ERA: 4.05	(1, 1)	7.0	27	4	2	2	0	2	0	1	0	0	0	60	100	2.57	0.857
Kevin Wickander, L ERA: 2.45	(8, 1)	1.0	5	1	0	0	0	0	1	0	0	0	0	6	10	0.00	1.000

Batter	1	2	3	4	5	6	7	8	9	AB R H RBI BB SO LOB	TOP																	
Darryl Hamilton, L (1, 8) OBP: 0.366, SLG: 0.413	0-0 G4-3		0-0 P6		0-0 3B		0-0 G4-3		0-0 E6 1B	5 1 2 2 0 0 1	<b>Milwaukee Brewers @ Kansas City Royals</b> Kauffman Stadium, Kansas City, MO Thu Aug 31 1995, 7:05 PM CDT Att. 15,259 - Unknown - 76 F <a href="http://livebaseballscorecards.com">livebaseballscorecards.com</a>																	
Kevin Seitzer, R (1, 5) OBP: 0.409, SLG: 0.427 Fernando Vina, L (9, PR) OBP: 0.317, SLG: 0.330 (9, 4)	0-0 F9		0-0 1B		0-0 G6-3		0-0 G4-3	0-0 1B 1B	5 0 2 1 0 0 1 0 0 0 0 0 0 0																			
B.J. Surhoff, L (1, 3) OBP: 0.407, SLG: 0.542	0-3 K		0-3 K2-3		0-0 G6-3		0-0 L6	0-0 1B 1B	5 0 1 0 0 2 1																			
John Jaha, R (1, 10) OBP: 0.396, SLG: 0.592		0-0 F9 E 2B		4-0 G6-4-3 BB		0-3 K	4-0 BB	0-0 G1-3	3 1 1 0 2 1 2																			
Dave Nilsson, L (1, 9) OBP: 0.350, SLG: 0.485	0-0 F9		0-0 P4		0-0 F7		0-0 F9		4 0 0 0 0 0 3																			
Jeff Cirillo, R (1, 4) OBP: 0.388, SLG: 0.496 (9, 5)	0-0 E6		0-0 G6-4-3		0-0 P4		0-0 P4	4-0 FC5-4 BB	3 0 0 1 1 0 1																			
Joe Oliver, R (1, 2) OBP: 0.325, SLG: 0.446	0-0 G6-3		0-0 F3		0-0 P6		0-0 P6	0-3 K	4 0 0 0 0 1 2																			
David Hulse, L (1, 7) OBP: 0.310, SLG: 0.378	0-0 G3-1		0-3 K		0-0 K		0-0 E 3B	0-0 FC5-4 BB 1B	4 2 1 0 0 1 2																			
Jose Valentin, S (1, 6) OBP: 0.293, SLG: 0.402 Pat Listach, S (7, PH) OBP: 0.292, SLG: 0.252 (7, 6)			0-0 F8		4-0 WP S 3B BB		0-0 E6 1B	4-0 E BB	1 1 0 0 1 0 0 1 1 1 1 1 0 0																			
<b>Inning Stats</b>	R: 0 E: 0 K: 1 S: 5	H: 0 LOB: 0 BB: 0 P: 5	R: 1 E: 1 K: 0 S: 5	H: 1 LOB: 1 BB: 0 P: 5	R: 0 E: 0 K: 1 S: 6	H: 0 LOB: 0 BB: 1 P: 6	R: 1 E: 0 K: 1 S: 6	H: 1 LOB: 1 BB: 1 P: 10	R: 0 E: 0 K: 1 S: 5	H: 0 LOB: 0 BB: 0 P: 5	R: 1 E: 1 K: 0 S: 5	H: 2 LOB: 1 BB: 0 P: 5	R: 0 E: 0 K: 0 S: 3	H: 0 LOB: 1 BB: 1 P: 7	R: 3 E: 1 K: 1 S: 8	H: 3 LOB: 2 BB: 2 P: 16	1B: 5 2B: 1 3B: 2 HR: 0	SF: 0 SAC: 0 DP: 1 HBP: 0	WP: 1 PB: 0 SB: 2 CS: 0	PA: 40								
<b>PITCHER</b>	IP WLS BF H R ER SO BB IBB HBP BLK WP HR S P ERA WHIP																											
Kevin Appier, R (1, 1) ERA: 4.04	6.2		27	5	3	3	4	2	0	0	0	1	0	33	41	4.05	1.050											
Mike Magnante, L (7, 1) ERA: 3.34	0.1		1	0	0	0	0	0	0	0	0	0	0	1	1	0.00	0.000											
Gregg Olson, R (8, 1) ERA: 4.12	1.0		5	0	1	1	0	2	0	0	0	0	0	3	11	9.00	2.000											
Jeff Montgomery, R (9, 1) ERA: 3.12	1.0	W	7	3	2	2	1	1	0	0	0	0	0	8	12	18.00	4.000											



Batter	1	2	3	4	5	6	7	8	9	AB R H RBI BB SO LOB
Johnny Damon, L (1, 8) OBP: 0.368, SLG: 0.506	0-0 G6-3		0-0 1B SF7 2B		0-0 FC3-6 BB G5-3 1B	0-0 F9			0-0 HR	5 3 3 1 0 0 1
Tom Goodwin, L (1, 7) OBP: 0.347, SLG: 0.351	0-0 1B		0-0 S 1B		4-0 FC3-6 BB 1-2	0-0 F9			0-0 SH5-4 E 2B	4 1 3 0 1 0 0
Wally Joyner, L (1, 3) OBP: 0.391, SLG: 0.422	0-0 F7		0-0 SF7		0-0 FC3-6 G5-3 1-2f 2-3	0-0 HR			4-0 E SH5-4 IBB	3 1 1 2 1 0 3
Gary Gaetti, R (1, 5) OBP: 0.348, SLG: 0.555	0-3 K		0-0 G6-3		0-0 G5-3	0-0 CS 1B			0-0 SH5-4	4 0 1 1 0 1 3
Keith Lockhart, L (1, 4) OBP: 0.350, SLG: 0.450		0-0 1B G1-4-3 1B	0-0 G3-1		0-0 F7	4-0 WP 1-2 BB			4-0 E IBB	3 1 1 0 2 0 2
Greg Gagne, R (1, 6) OBP: 0.328, SLG: 0.409		0-0 G1-4-3 1-3 1B		0-0 G5-3		0-0 BB SH G4-6-3 1B			0-0 E1	5 1 2 0 0 0 3
Michael Tucker, L (1, 10) OBP: 0.342, SLG: 0.377		0-0 L4		0-0 BB 1B		0-0 SH G4-6-3 BB 1-2		0-0 G6-3		2 0 1 0 0 0 2
Joe Vitiello, R (8, PH) OBP: 0.337, SLG: 0.382										1 0 0 0 0 0 0
Jon Nunnally, L (1, 9) OBP: 0.358, SLG: 0.516		0-0 G1-4-3		4-0 BB 1-2 BB		4-0 G4-6-3 1-2 2-3 BB		0-3 K2-3		1 0 0 1 2 0 1
Brent Cookson, R (8, PH) OBP: 0.313, SLG: 0.286		2-3 3-H								1 0 0 0 0 1 0
David Howard, S (9, 9) OBP: 0.305, SLG: 0.348		0-0 F8		0-0 F7		0-0 G4-6-3 1-2f 2-3 3-H		0-0 G4-3		0 0 0 0 0 0 0
Brent Mayne, L (1, 2) OBP: 0.264, SLG: 0.273										4 0 0 0 0 0 4

Inning Stats	R: 0	H: 1	E: 0	K: 1	S: 6	LOB: 1	BB: 0	P: 6	R: 1	H: 2	E: 0	K: 0	S: 5	LOB: 1	BB: 0	P: 5	R: 1	H: 2	E: 0	K: 0	S: 5	LOB: 1	BB: 0	P: 5	R: 0	H: 0	E: 0	K: 1	S: 5	LOB: 0	BB: 0	P: 5	R: 2	H: 2	E: 2	K: 0	S: 3	LOB: 2	BB: 2	P: 11	1B: 8	SF: 1	2B: 2	SAC: 2	3B: 0	DP: 1	HR: 2	HBP: 0	WP: 1	PA: 42
--------------	------	------	------	------	------	--------	-------	------	------	------	------	------	------	--------	-------	------	------	------	------	------	------	--------	-------	------	------	------	------	------	------	--------	-------	------	------	------	------	------	------	--------	-------	-------	-------	-------	-------	--------	-------	-------	-------	--------	-------	--------

PITCHER	IP	WLS	BF	H	R	ER	SO	BB	IBB	HBP	BLK	WP	HR	S	P	ERA	WHIP
Steve Sparks, R (1, 1) ERA: 4.2	7.0		33	10	5	4	1	4	0	0	0	1	1	31	47	5.14	2.000
Kevin Wickander, L (8, 1) ERA: 2.33	1.0		3	0	0	0	1	0	0	0	0	0	0	5	5	0.00	0.000
Mike Fetters, R (9, 1) ERA: 2.54	0.1	L	6	2	2	1	0	0	2	0	0	0	1	3	11	27.00	6.000

BOTTOM

Milwaukee Brewers @ Kansas City Royals  
Kauffman Stadium, Kansas City, MO

Thu Aug 31 1995, 7:05 PM CDT  
Att: 15,259 - Unknown - 76 F

livebaseballscorecards.com

AB	33
R	7
H	12
RBI	5
BB	6
SO	2
LOB	19



Batter	1	2	3	4	5	6	7	8	9	AB R H RBI BB SO LOB
Johnny Damon, L (1, 8) OBP: 0.380, SLG: 0.549	1-1 F7		X 0-0 SF9 1-2 1B		X 0-0 1B 1B		FC5-4 1-2 HR		2-2 F7	5 2 3 1 0 0 0
Tom Goodwin, L (1, 7) OBP: 0.350, SLG: 0.352	1-0 G4-6-3 1B		L 1-1 SAFE G1-3		1 SAFE 3-2 1 SAFE FC5-4 1-3 S 1B		H 1-0 SH3-4 HBP		2-3 K	4 1 2 0 0 1 2
Wally Joyner, L (1, 3) OBP: 0.392, SLG: 0.422	1 SAFE 1-0 G4-6-3 1-2f		4-0 IBB		S 1-3 SAFE K		L 1-1 SH3-4		2-0 1B	3 0 1 0 1 1 3
Gary Gaetti, R (1, 5) OBP: 0.349, SLG: 0.554		S 0-1 X SH2-3 1B	X 0-0 SF9		B 1-0 SAFE X FC5-4 1-2 3-H 1B		B 1-1 SAFE X F7		X 0-0 G5-3	4 1 2 2 0 0 2
Greg Gagne, R (1, 6) OBP: 0.325, SLG: 0.405		X 0-0 SH2-3	F 0-2 X L4		X 0-0 FC5-4 1-2f 2-3		X 0-0 P4			3 0 0 0 0 0 5
Michael Tucker, L (1, 9) OBP: 0.342, SLG: 0.376		B 2-1 C 1-2 X 1B		X 0-0 G5-3		B 3-2 SAFE X F8		B 1-0 F9		3 0 1 1 0 0 1
Brent Cookson, R (8, PH) OBP: 0.294, SLG: 0.267										1 0 0 0 0 0 0
Jon Nunnally, L (8, 9) OBP: 0.358, SLG: 0.516										0 0 0 0 0 0 0
Joe Vitiello, R (1, 10) OBP: 0.333, SLG: 0.375		C 0-3 SAFE X K	X 0-0 1B		F 1-2 SAFE X G1-3		B 3-2 SAFE X F8			4 0 1 0 0 1 1
David Howard, S (1, 4) OBP: 0.304, SLG: 0.351		F 1-1 SAFE X G3		B 1-0 X P5		X 0-0 G4-3		F 1-1 X 2B		4 0 1 0 0 0 2
Brent Mayne, L (1, 2) OBP: 0.264, SLG: 0.272		C 3-2 SAFE X E 1B SF9 1B	C 0-1 X F9		B 1-2 SAFE X G4-3		B 2-0 SAFE X L7			4 1 1 0 0 0 2

Inning Stats	R: 0	H: 1	E: 0	K: 0	S: 4	P: 7	R: 1	H: 2	E: 0	K: 1	S: 10	P: 13	R: 1	H: 2	E: 1	K: 0	S: 10	P: 18	R: 0	H: 1	E: 0	K: 0	S: 5	P: 6	R: 2	H: 3	E: 0	K: 1	S: 12	P: 20	R: 0	H: 0	E: 0	K: 0	S: 9	P: 11	R: 1	H: 1	E: 0	K: 0	S: 8	P: 12	R: 0	H: 1	E: 0	K: 0	S: 7	P: 14	R: 0	H: 1	E: 0	K: 1	S: 12	P: 18	1B: 10	SF: 1	2B: 1	SAC: 2	3B: 0	DP: 1	HR: 1	HBP: 1	WP: 0	PA: 40
--------------	------	------	------	------	------	------	------	------	------	------	-------	-------	------	------	------	------	-------	-------	------	------	------	------	------	------	------	------	------	------	-------	-------	------	------	------	------	------	-------	------	------	------	------	------	-------	------	------	------	------	------	-------	------	------	------	------	-------	-------	--------	-------	-------	--------	-------	-------	-------	--------	-------	--------

PITCHER	IP	WLS	BF	H	R	ER	SO	BB	IBB	HBP	BLK	WP	HR	S	P	ERA	WHIP
Bob Tewksbury, R (1, 1) ERA: 4.18	6.0	L	28	10	5	5	2	0	1	0	0	0	1	53	79	7.50	1.667
Dennis Cook, L (7, 1) ERA: 4.26	0.1		2	0	0	0	0	0	0	1	0	0	0	2	4	0.00	0.000
Roger McDowell, R (7, 1) ERA: 4.63	0.2		2	0	0	0	0	0	0	0	0	0	0	3	4	0.00	0.000
Chris Howard, L (8, 1) ERA:	1.2		7	2	0	0	1	0	0	0	0	0	0	18	31	0.00	1.200
Jeff Russell, R (9, 1) ERA: 3.08	0.1		1	0	0	0	0	0	0	0	0	0	0	1	1	0.00	0.000

**Kansas City Royals @ Texas Rangers**  
The Ballpark at Arlington, Arlington, TX  
Fri Sep 01 1995, 8:05 PM EDT  
Att. 21,864 - Unknown - 90 F

AB	35
R	5
H	12
RBI	4
BB	1
SO	3
LOB	18





Batter	1	2	3	4	5	6	7	8	9	AB R H RBI BB SO LOB	TOP											
<b>Johnny Damon, L</b> (1, 8) OBP: 0.385, SLG: 0.541	3-1 G1-3		4-1 BB		3-1 1B		1-2 G6-3			3 0 1 0 1 0 0												
<b>Tom Goodwin, L</b> (1, 7) OBP: 0.349, SLG: 0.351	2-2 F8		1-2 P4		1-0 1B			1-2 G4-3		4 0 1 0 0 0 2												
<b>Wally Joyner, L</b> (1, 3) OBP: 0.391, SLG: 0.423	2-0 F8			1-1 2B	0-0 G6-3			0-0 G3		4 1 1 0 0 0 2												
<b>Gary Gaetti, R</b> (1, 5) OBP: 0.348, SLG: 0.554		1-0 G6-3		2-1 2B		2-3 K		2-3 K		4 0 1 1 0 2 0												
<b>Keith Lockhart, L</b> (1, 4) OBP: 0.350, SLG: 0.449 <b>David Howard, S</b> (9, PH) OBP: 0.303, SLG: 0.350		3-3 K		0-1 FC1-6-5		1-0 1B		0-0 P6		3 0 1 0 0 1 1 1 0 0 0 0 0 0												
<b>Greg Gagne, R</b> (1, 6) OBP: 0.325, SLG: 0.404		2-1 P6		1-3 K		3-3 K		0-1 WP 1B		4 0 1 0 0 2 2												
<b>Jon Nunnally, L</b> (1, 9) OBP: 0.355, SLG: 0.510 <b>Brent Cookson, R</b> (9, PH) OBP: 0.294, SLG: 0.267 <b>Edgar Caceres, S</b> (9, PH) OBP: 0.306, SLG: 0.390			1-0 F7	2-3 K		3-3 K		3-2 WP 1B		3 0 0 0 0 2 2 0 0 0 0 0 0 0 1 0 1 0 0 0 0												
<b>Michael Tucker, L</b> (1, 10) OBP: 0.333, SLG: 0.365			2-3 K		2-3 K		0-3 K	2-3 K		4 0 0 0 0 4 2												
<b>Brent Mayne, L</b> (1, 2) OBP: 0.264, SLG: 0.269			4-1 BB		1-2 G3-1		1-1 G4-3	2-1 L6		3 0 0 0 1 0 2												
<b>Inning Stats</b>	R: 0 E: 0 K: 0 S: 6	H: 0 LOB: 0 BB: 0 P: 13	R: 0 E: 0 K: 1 S: 6	H: 0 LOB: 0 BB: 0 P: 12	R: 0 E: 0 K: 1 S: 9	H: 0 LOB: 2 BB: 2 P: 21	R: 1 E: 1 K: 2 S: 13	H: 2 LOB: 1 BB: 0 P: 19	R: 0 E: 0 K: 1 S: 10	H: 2 LOB: 2 BB: 0 P: 17	R: 0 E: 0 K: 3 S: 13	H: 1 LOB: 1 BB: 0 P: 22	R: 0 E: 0 K: 1 S: 8	H: 0 LOB: 0 BB: 0 P: 10	R: 0 E: 0 K: 1 S: 7	H: 0 LOB: 0 BB: 0 P: 10	R: 0 E: 0 K: 1 S: 13	H: 2 LOB: 2 BB: 0 P: 20	1B: 5 2B: 2 3B: 0 HR: 0	SF: 0 SAC: 0 DP: 0 HBP: 0	WP: 1 PB: 0 SB: 1 CS: 0	PA: 36
<b>PITCHER</b>	IP WLS BF H R ER SO BB IBB HBP BLK WP HR S P ERA WHIP																					
<b>Roger Pavlik, R</b> (1, 1) ERA: 5.0	7.0 W 28 5 1 1 9 2 0 0 0 0 0 0 65 114 1.29 1.000																					
<b>Dennis Cook, L</b> (8, 1) ERA: 4.15	1.1 5 1 0 0 1 0 0 0 0 0 0 0 10 13 0.00 0.750																					
<b>Jeff Russell, R</b> (9, 1) ERA: 3.0	0.2 S 3 1 0 0 1 0 0 0 0 0 1 0 10 17 0.00 1.500																					

**Kansas City Royals @ Texas Rangers**  
The Ballpark at Arlington, Arlington, TX

Sat Sep 02 1995, 8:05 PM EDT  
Att. 32,888 - Unknown - 90 F

livebaseballscorecards.com

**AB 34**  
**R 1**  
**H 7**  
**RBI 1**  
**BB 2**  
**SO 11**  
**LOB 13**





Batter	1	2	3	4	5	6	7	8	9
<b>Otis Nixon, S</b> (1, 8) OBP: 0.346, SLG: 0.330	1-2 		0-3 		2-1 		1-2 		
<b>Mark McLemore, S</b> (1, 4) OBP: 0.359, SLG: 0.361	1-1 		1-3 			0-1 	1-0 	3-1 	
<b>Will Clark, L</b> (1, 3) OBP: 0.387, SLG: 0.497	4-2 			0-1 		1-0 		1-2 	
<b>Juan Gonzalez, R</b> (1, 10) OBP: 0.290, SLG: 0.572	1-1 			4-1 		1-1 		0-0 	
<b>Mickey Tettleton, S</b> (1, 9) <b>29 Rusty Greer, L</b> (7, 7) OBP: 0.355, SLG: 0.414		2-3 		2-2 		2-3 			
<b>Ivan Rodriguez, R</b> (1, 2) OBP: 0.348, SLG: 0.478		0-1 		1-1 			1-1 		
<b>Candy Maldonado, R</b> (1, 7) (7, 9) OBP: 0.373, SLG: 0.500		2-2 			3-2 		4-1 		
<b>Craig Worthington, R</b> (1, 5) OBP: 0.297, SLG: 0.458			0-0 		0-0 		0-1 		
<b>Benji Gil, R</b> (1, 6) <b>Sam Horn, L</b> (7, PH) <b>Luis Ortiz, R</b> (7, PH) <b>Esteban Beltre, R</b> (8, 6) OBP: 0.256, SLG: 0.338			0-0 		1-1 		0-0 		

Inning Stats	R: 0	H: 0	E: 0	K: 10	S: 10	LOB: 1	BB: 1	P: 17
	R: 0	H: 0	E: 0	K: 1	S: 9	LOB: 0	BB: 0	P: 13
	R: 1	H: 1	E: 0	K: 2	S: 8	LOB: 0	BB: 0	P: 9
	R: 0	H: 0	E: 0	K: 0	S: 8	LOB: 1	BB: 1	P: 15
	R: 1	H: 2	E: 0	K: 0	S: 9	LOB: 0	BB: 0	P: 15
	R: 0	H: 0	E: 0	K: 1	S: 7	LOB: 1	BB: 0	P: 11
	R: 2	H: 2	E: 0	K: 0	S: 10	LOB: 0	BB: 1	P: 16
	R: 0	H: 0	E: 0	K: 0	S: 6	LOB: 0	BB: 0	P: 10

PITCHER	IP	WLS	BF	H	R	ER	SO	BB	IBB	HBP	BLK	WP	HR	S	P	ERA	WHIP
<b>Dave Fleming, L</b> ERA: 6.55	(1, 1)	5.1	L	21	3	2	2	3	2	0	0	0	2	46	72	3.38	0.938
<b>Jim Converse, R</b> ERA: 7.98	(6, 1)	1.0		5	1	2	1	1	0	0	0	0	0	10	18	18.00	2.000
<b>Mike Magnante, L</b> ERA: 3.16	(7, 1)	1.2		5	1	0	0	0	0	0	0	0	0	11	16	0.00	0.600

AB R H RBI BB SO LOB

4	0	1	2	0	1	1
4	0	0	0	0	1	0
2	0	0	0	1	0	0
3	0	0	0	1	0	2
3	0	0	0	0	2	2
0	0	0	0	0	0	0
3	1	1	0	0	0	1
2	2	1	1	1	0	0
2	1	2	1	0	0	0
2	0	0	0	0	0	1
0	0	0	0	0	0	0
1	0	0	0	0	0	2
0	0	0	0	0	0	0

AB	R	H	RBI	BB	SO	LOB
26	4	5	4	3	4	9



**Kansas City Royals @ Texas Rangers**  
 The Ballpark at Arlington, Arlington, TX  
 Sat Sep 02 1995, 8:05 PM EDT  
 Att: 32,888 - Unknown - 90 F

livebaseballscorecards.com

WP	PA
0	32

Kansas City Royals @ Texas Rangers  
The Ballpark at Arlington, Arlington, TX

Sun Sep 03 1995, 8:05 PM EDT  
Att. 32,811 - Unknown - 98 F

livebaseballscorecards.com

AB	39
R	8
H	15
RBI	7
BB	2
SO	8
LOB	15



WP:	0	PA:	43
PB:	0		
SB:	0		
CS:	1		

AB R H RBI BB SO LOB

4	1	3	1	0	0	0
2	0	0	0	1	0	2
1	0	1	1	0	0	0
1	1	1	0	0	0	0
3	0	1	0	0	0	2
2	1	1	3	0	1	1
5	1	1	1	0	1	3
3	1	0	0	0	1	0
2	0	0	0	0	1	0
4	1	2	0	1	2	0
5	0	2	0	0	1	1
4	1	1	0	0	1	6
3	1	2	1	0	0	0

1B:	11	SF:	0
2B:	2	SAC:	2
3B:	0	DP:	1
HR:	2	HBP:	0

Batter	1	2	3	4	5	6	7	8	9
Johnny Damon, L (1, 8) OBP: 0.400, SLG: 0.562	G5-3		F8 2B	G4-6-3 1B		SH1-4 1-2		HR 1B	
Tom Goodwin, L (1, 7) OBP: 0.349, SLG: 0.349	G3			G4-6-3 1-2f				HR 1B	
Brent Cookson, R (6, PH) OBP: 0.333, SLG: 0.313								HR 1B	
Greg Gagne, R (8, PH) OBP: 0.326, SLG: 0.405								HR 1B	
Keith Lockhart, L (1, 5) OBP: 0.349, SLG: 0.447	F9		F8 2-3		CS 1B	K		HR 1-H 2-H	
Gary Gaetti, R (6, PH) OBP: 0.349, SLG: 0.561									
Wally Joyner, L (1, 3) OBP: 0.389, SLG: 0.427			F8 1 SAFE	K		G4-3 1-2		G4-3	
Michael Tucker, L (1, 10) OBP: 0.327, SLG: 0.357									
Joe Vitiello, R (7, PH) OBP: 0.326, SLG: 0.366				E3 1B E		K		G6-3	
Jon Nunnally, L (1, 9) OBP: 0.359, SLG: 0.510				FC1-6 1-3 2B		1B		K	
Edgar Caceres, S (1, 4) OBP: 0.310, SLG: 0.390				FC1 FC1-6		1B		K	
David Howard, S (1, 6) OBP: 0.302, SLG: 0.348				1-3 1B		1-2 1B			
Brent Mayne, L (1, 2) OBP: 0.268, SLG: 0.278				FC1-6 1-2f 2-3 1B		L8		1B SH5-3 1B	
				L8		1B 3-H 2B		SH5-3	

Inning Stats	R: 0	H: 0	E: 0	K: 0	S: 7	R: 0	H: 1	E: 0	K: 1	S: 11	R: 0	H: 1	E: 0	K: 1	S: 12	R: 3	H: 3	E: 2	K: 0	S: 10	R: 1	H: 4	E: 0	K: 1	S: 15	R: 1	H: 2	E: 0	K: 1	S: 10	R: 0	H: 0	E: 0	K: 3	S: 11	R: 3	H: 4	E: 0	K: 0	S: 16	R: 0	H: 0	E: 0	K: 1	S: 8	1B: 11	SF: 0	2B: 2	3B: 0	HR: 2
--------------	------	------	------	------	------	------	------	------	------	-------	------	------	------	------	-------	------	------	------	------	-------	------	------	------	------	-------	------	------	------	------	-------	------	------	------	------	-------	------	------	------	------	-------	------	------	------	------	------	--------	-------	-------	-------	-------

PITCHER	IP	WLS	BF	H	R	ER	SO	BB	IBB	HBP	BLK	WP	HR	S	P	ERA	WHIP
Bobby Witt, R (1, 1) ERA: 3.68	5.0		27	10	5	2	3	2	0	0	0	0	1	58	90	3.60	2.400
Ed Vosberg, L (6, 1) ERA: 2.84	2.1	L	10	3	2	2	4	0	0	0	0	0	0	24	36	7.71	1.286
Matt Whiteside, R (8, 1) ERA: 4.64	1.0		4	2	1	1	0	0	0	0	0	0	1	12	21	9.00	2.000
Chris Howard, L (9, 1) ERA:	0.2		2	0	0	0	1	0	0	0	0	0	0	6	11	0.00	0.000

PITCHER	IP	WLS	BF	H	R	ER	SO	BB	IBB	HBP	BLK	WP	HR	S	P	ERA	WHIP
---------	----	-----	----	---	---	----	----	----	-----	-----	-----	----	----	---	---	-----	------

BOTTOM

Kansas City Royals @ Texas Rangers  
The Ballpark at Arlington, Arlington, TX

Sun Sep 03 1995, 8:05 PM EDT  
Att: 32,811 - Unknown - 98 F

livebaseballscores.com

AB	36
R	5
H	10
RBI	5
BB	3
SO	11
LOB	16



WP:	0	PA:	39
PB:	0		
SB:	1		
CS:	0		

AB	R	H	RBI	BB	SO	LOB
5	1	1	0	0	0	3
3	1	1	0	0	1	0
1	0	1	0	0	0	0
1	0	0	0	0	1	0
4	0	1	0	1	1	1
4	1	1	2	0	2	4
3	1	1	1	1	2	1
0	0	0	0	0	0	0
4	1	1	0	0	0	4
2	0	0	0	1	0	1
1	0	0	0	0	0	0
3	0	1	1	0	1	2
1	0	0	0	0	1	0
2	0	2	1	0	0	0
2	0	0	0	0	2	0

R: 0	H: 0	E: 0	LOB: 0	K: 2	BB: 0	S: 8
R: 0	H: 0	E: 0	LOB: 0	K: 2	BB: 0	S: 9

R: 1	H: 2	E: 0	LOB: 3	K: 2	BB: 2	S: 19
R: 0	H: 0	E: 0	LOB: 0	K: 2	BB: 0	S: 10

R: 0	H: 0	E: 0	LOB: 0	K: 1	BB: 0	S: 13
R: 0	H: 0	E: 0	LOB: 0	K: 1	BB: 0	S: 17

R: 0	H: 1	E: 0	LOB: 1	K: 1	BB: 0	S: 11
R: 0	H: 0	E: 0	LOB: 0	K: 1	BB: 0	S: 13

R: 0	H: 3	E: 0	LOB: 2	K: 0	BB: 0	S: 16
R: 1	H: 3	E: 0	LOB: 2	K: 0	BB: 0	S: 16

R: 0	H: 0	E: 0	LOB: 0	K: 2	BB: 0	S: 10
R: 0	H: 0	E: 0	LOB: 0	K: 2	BB: 0	S: 12

R: 1	H: 2	E: 0	LOB: 1	K: 0	BB: 1	S: 17
R: 1	H: 2	E: 0	LOB: 1	K: 0	BB: 1	S: 17

R: 0	H: 0	E: 0	LOB: 0	K: 0	BB: 0	S: 10
R: 0	H: 0	E: 0	LOB: 0	K: 0	BB: 0	S: 12

R: 1	H: 2	E: 0	LOB: 1	K: 0	BB: 1	S: 17
R: 1	H: 2	E: 0	LOB: 1	K: 0	BB: 1	S: 17

R: 2	H: 2	E: 0	LOB: 0	K: 1	BB: 0	S: 13
R: 2	H: 2	E: 0	LOB: 0	K: 1	BB: 0	S: 18

R: 2	H: 2	E: 0	LOB: 0	K: 1	BB: 0	S: 13
R: 2	H: 2	E: 0	LOB: 0	K: 1	BB: 0	S: 18

R: 1	H: 2	E: 0	LOB: 1	K: 0	BB: 1	S: 17
R: 1	H: 2	E: 0	LOB: 1	K: 0	BB: 1	S: 17

R: 0	H: 0	E: 0	LOB: 0	K: 2	BB: 0	S: 10
R: 0	H: 0	E: 0	LOB: 0	K: 2	BB: 0	S: 12

R: 1	H: 2	E: 0	LOB: 1	K: 0	BB: 1	S: 17
R: 1	H: 2	E: 0	LOB: 1	K: 0	BB: 1	S: 17

R: 0	H: 0	E: 0	LOB: 0	K: 2	BB: 0	S: 10
R: 0	H: 0	E: 0	LOB: 0	K: 2	BB: 0	S: 12

R: 0	H: 3	E: 0	LOB: 2	K: 0	BB: 0	S: 16
R: 1	H: 3	E: 0	LOB: 2	K: 0	BB: 0	S: 16

R: 0	H: 1	E: 0	LOB: 1	K: 1	BB: 0	S: 11
R: 0	H: 0	E: 0	LOB: 0	K: 1	BB: 0	S: 13

R: 0	H: 0	E: 0	LOB: 0	K: 1	BB: 0	S: 13
R: 0	H: 0	E: 0	LOB: 0	K: 1	BB: 0	S: 17

R: 1	H: 2	E: 0	LOB: 3	K: 2	BB: 2	S: 19
R: 0	H: 0	E: 0	LOB: 0	K: 2	BB: 0	S: 10

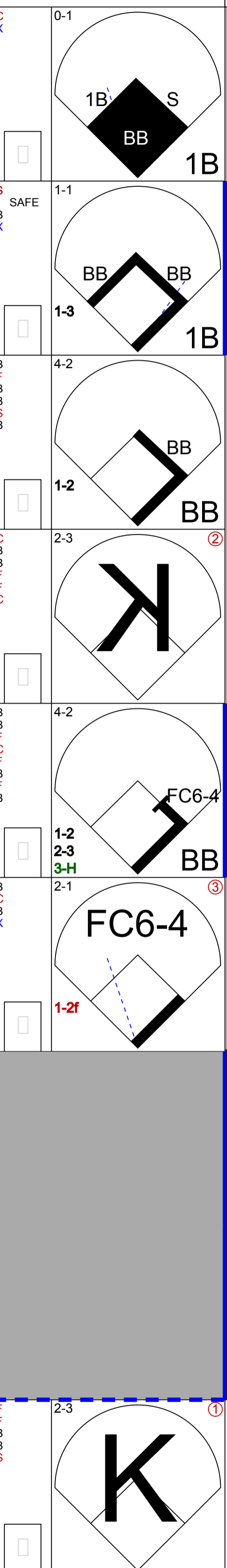
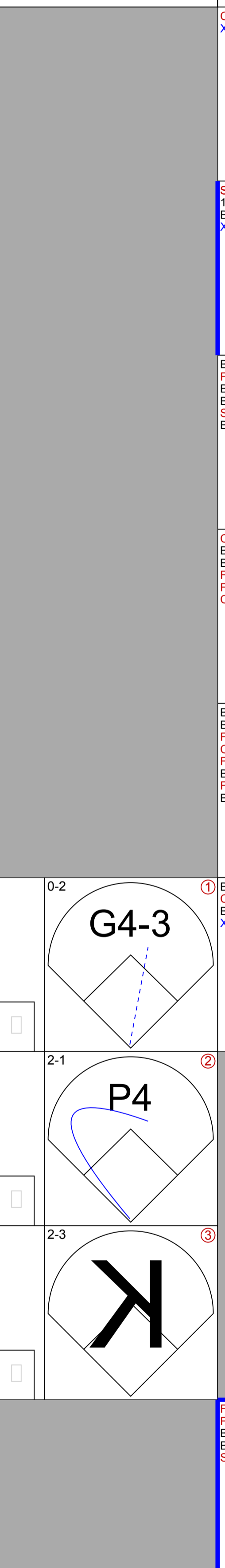
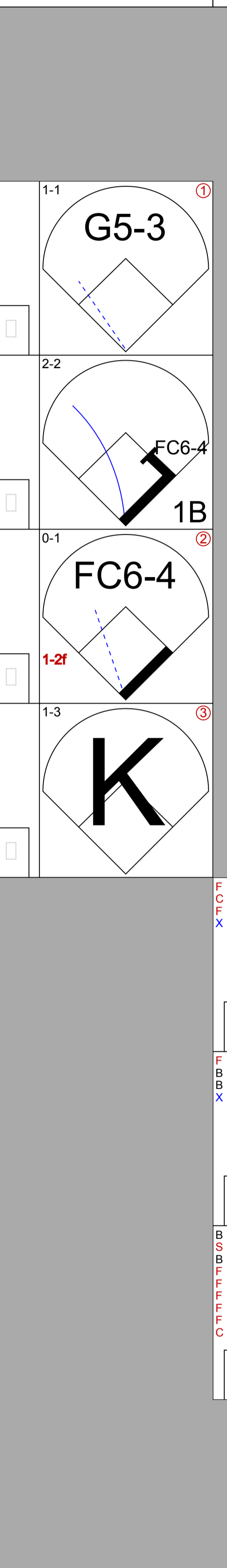
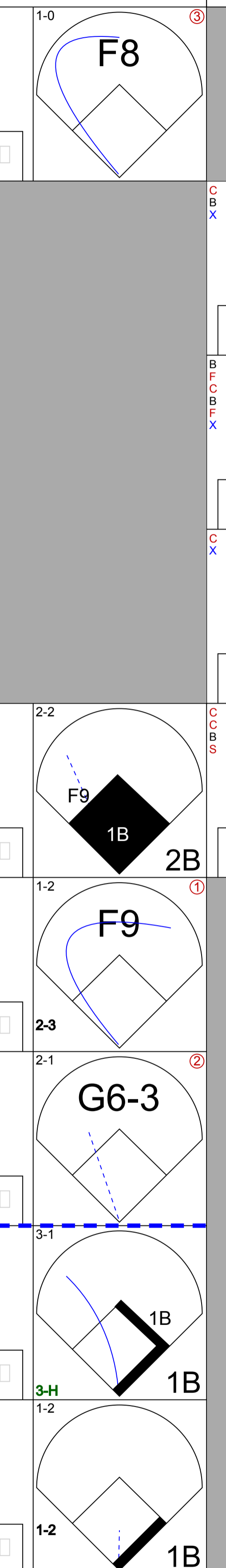
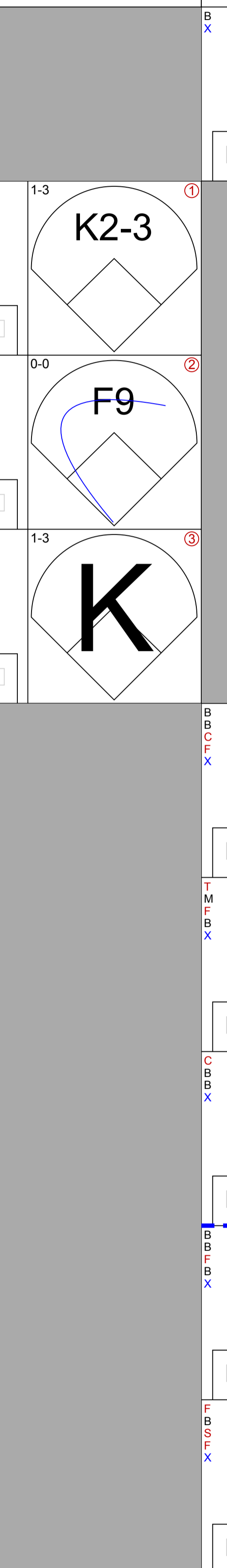
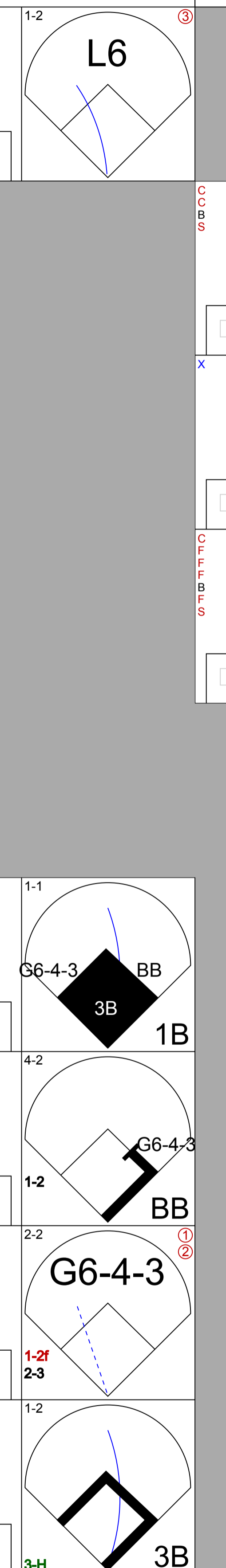
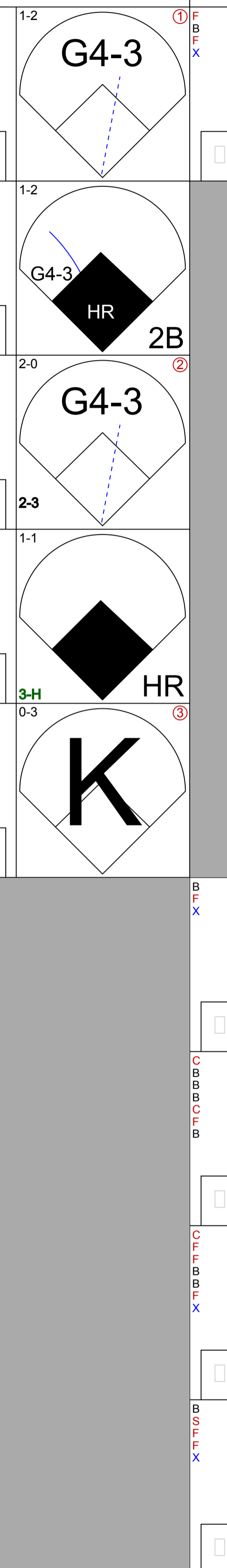
R: 0	H: 0	E: 0	LOB: 0	K: 2	BB: 0	S: 8
R: 0	H: 0	E: 0	LOB: 0	K: 2	BB: 0	S: 9

R: 1	H: 2	E: 0	LOB: 3	K: 2	BB: 2	S: 19
R: 0	H: 0	E: 0	LOB: 0	K: 2	BB: 0	S: 10

WP:	0	PA:	39
PB:	0		
SB:	1		
CS:	0		

PITCHER	IP	WLS	BF	H	R	ER	SO	BB	IBB	HBP	BLK	WP	HR	S	P	ERA	WHIP	
Jason Jacome, L	(1, 1)		3.2	5	4	4	3	1	0	0	0	0	0	1	49	70	9.82	1.636
Hipolito Pichardo, R	(4, 1)		2.1	3	0	0	2	0	0	0	0	0	0	0	31	44	0.00	1.286
Gregg Olson, R	(7, 1)	W	1.0	7	2	1	2	2	0	0	0	0	0	0	19	34	9.00	4.000
Jeff Montgomery, R	(8, 1)	S	2.0	6	0	0	4	0	0	0	0	0	0	0	18	26	0.00	0.000

Batter	1	2	3	4	5	6	7	8	9
Otis Nixon, S	(1, 8)								
Jeff Frye, R	(1, 4)								
Sam Horn, L	(7, PH)								
Esteban Beltre, R	(7, PR)								
Will Clark, L	(1, 3)								
Juan Gonzalez, R	(1, 10)								
Mickey Tettleton, S	(1, 9)								
Lou Frazier, S	(7, PR)								
Ivan Rodriguez, R	(1, 2)								
Candy Maldonado, R	(1, 7)								
29 Rusty Greer, L	(8, 9)								
Craig Worthington, R	(1, 5)								
Mike Pagliarulo, L	(8, PH)								
Benji Gil, R	(1, 6)								
Mark McLemore, S	(7, PH)								



R: 2	H: 2	E: 0	LOB: 0	K: 1	BB: 0	S: 13
R: 2	H: 2	E: 0	LOB: 0	K: 1	BB: 0	S: 18

R: 1	H: 2	E: 0	LOB: 1	K: 0	BB: 1	S: 17
R: 1	H: 2	E: 0	LOB: 1	K: 0	BB: 1	S: 17

R: 0	H: 0	E: 0	LOB: 0	K: 2	BB: 0	S: 10
R: 0	H: 0	E: 0	LOB: 0	K: 2	BB: 0	S: 12

R: 1	H: 3	E: 0	LOB: 2	K: 0	BB: 0	S: 16
R: 1	H: 3	E: 0	LOB: 2	K: 0	BB: 0	S: 16

R: 0	H: 1	E: 0	LOB: 1	K: 1	BB: 0	S: 11
R: 0	H: 0	E: 0	LOB: 0	K: 1	BB: 0	S: 13

R: 0	H: 0	E: 0	LOB: 0	K: 1	BB: 0	S: 13
R: 0	H: 0	E: 0	LOB: 0	K: 1	BB: 0	S: 17

R: 1	H: 2	E: 0	LOB: 3	K: 2	BB: 2	S: 19
R: 0	H: 0	E: 0	LOB: 0	K: 2	BB: 0	S: 10

R: 0	H: 0	E: 0	LOB: 0	K: 2	BB: 0	S: 8
R: 0	H: 0	E: 0	LOB: 0	K: 2	BB: 0	S: 9

R: 1	H: 2	E: 0	LOB: 3	K: 2	BB: 2	S: 19
R: 0	H: 0	E: 0	LOB: 0	K: 2	BB: 0	S: 10

R: 1	H: 2	E: 0	LOB: 3	K: 2	BB: 2	S: 19
R: 0	H: 0	E: 0	LOB: 0	K: 2	BB: 0	S: 10

WP:	0	PA:	39
PB:	0		
SB:	1		
CS:	0		



Batter	1	2	3	4	5	6	7	8	9	AB	R	H	RBI	BB	SO	LOB
Johnny Damon, L OBP: 0.390, SLG: 0.543 (1, 8)	3-2 SAFE G1-3 1B	2-2 G3		0-2 G4-3			2-1 F8		2-2 P6	5	1	1	0	0	0	4
Tom Goodwin, L OBP: 0.347, SLG: 0.348 (1, 7)	3-2 SAFE G1-3		1-3 K		2-3 K		0-2 1B 1-3 1B		1-3 K	5	0	1	0	0	3	2
Wally Joyner, L OBP: 0.392, SLG: 0.430 (1, 3)	0-1 1B 2-H 1B		2-2 WP 1B		2-2 G4-3		0-0 1-3 1B			4	0	3	1	0	0	0
Gary Gaetti, R OBP: 0.350, SLG: 0.560 (1, 5)	2-1 F7		0-0 WP 1-2 1B		2-0 1B		0-2 G5-3			4	0	2	0	0	0	3
Michael Tucker, L OBP: 0.325, SLG: 0.354 (1, 10)	0-2 1-3 1B		2-3 K		2-3 K			2-3 K		4	0	1	0	0	3	3
Greg Gagne, R OBP: 0.323, SLG: 0.401 (1, 6)	1-0 G3		3-2 F8 1-2 2-3		1-2 P4		2-1 B1-3			4	0	0	0	0	0	4
Jon Nunnally, L OBP: 0.357, SLG: 0.504 (1, 9)		1-3 K		3-3 K		4-2 L4-3 BB		0-0 G4-3		3	0	0	0	1	2	0
David Howard, S OBP: 0.296, SLG: 0.341 (1, 4)		0-3 K		2-2 F9		1-1 L4-3 1-2		1-0 G4-3		4	0	0	0	0	1	1
Henry Mercedes, R OBP: 0.400, SLG: 0.348 (7, PH)		4-2 WP BB		4-2 BB			0-0 1B 1B		2-2 WP 2B	0	0	0	0	2	0	0
Keith Lockhart, L OBP: 0.352, SLG: 0.450 (8, 2)										1	0	1	0	0	0	0
Bob Hamelin, L OBP: 0.277, SLG: 0.300 (9, PH)										0	0	0	0	0	0	0

Inning Stats	R: 1	H: 3	E: 0	K: 0	S: 15	H: 3	LOB: 2	BB: 0	P: 24	R: 0	H: 0	E: 0	K: 2	S: 13	H: 0	LOB: 1	BB: 1	P: 20	R: 0	H: 2	E: 0	K: 2	S: 14	H: 0	LOB: 1	BB: 1	P: 24	R: 0	H: 0	E: 0	K: 1	S: 15	H: 0	LOB: 0	BB: 1	P: 15	R: 0	H: 3	E: 0	K: 0	S: 10	H: 0	LOB: 0	BB: 0	P: 12	R: 0	H: 0	E: 0	K: 1	S: 8	H: 1	LOB: 1	BB: 0	P: 18	1B: 9	SF: 0	2B: 2	SAC: 0	3B: 0	DP: 1	HR: 0	HBP: 0
--------------	------	------	------	------	-------	------	--------	-------	-------	------	------	------	------	-------	------	--------	-------	-------	------	------	------	------	-------	------	--------	-------	-------	------	------	------	------	-------	------	--------	-------	-------	------	------	------	------	-------	------	--------	-------	-------	------	------	------	------	------	------	--------	-------	-------	-------	-------	-------	--------	-------	-------	-------	--------

PITCHER	IP	WLS	BF	H	R	ER	SO	BB	IBB	HBP	BLK	WP	HR	S	P	ERA	WHIP
Pat Hentgen, R ERA: 5.5 (1, 1)	6.0	W	26	6	1	1	7	3	0	0	0	2	0	77	124	1.50	1.500
Mike Timlin, R ERA: 2.53 (7, 1)	3.0	S	12	4	0	0	2	0	0	0	0	1	0	30	42	0.00	1.333

**BOTTOM**

**Toronto Blue Jays @ Kansas City Royals**  
**Kauffman Stadium, Kansas City, MO**  
 Mon Sep 04 1995, 3:33 AM CDT  
 Sunny - 87 F

[livebaseballscorecards.com](http://livebaseballscorecards.com)

<b>AB</b>	<b>35</b>
<b>R</b>	<b>1</b>
<b>H</b>	<b>10</b>
<b>RBI</b>	<b>1</b>
<b>BB</b>	<b>3</b>
<b>SO</b>	<b>9</b>
<b>LOB</b>	<b>17</b>



<b>WP: 3</b>	<b>PA: 38</b>
<b>PB: 0</b>	
<b>SB: 0</b>	
<b>CS: 0</b>	

# Toronto Blue Jays @ Kansas City Royals

## Kauffman Stadium, Kansas City, MO

Mon Sep 04 1995, 7:05 PM CDT  
Att. 19,905 - Unknown - 86 F

[livebaseballscorecards.com](http://livebaseballscorecards.com)

AB	35
R	7
H	12
RBI	7
BB	2
SO	4
LOB	14



WP	0	PA	38
PB	0		
SB	0		
CS	0		

Batter	1	2	3	4	5	6	7	8	9	AB	R	H	RBI	BB	SO	LOB
Roberto Alomar, S (1, 4) OBP: 0.373, SLG: 0.478	0-1 2B 1B 1B		1-2 1-H HR	2-0 G6-3			2-1 1B SF9 2B		3-2 G4-6-3 1-2f	5	3	3	3	0	0	3
Paul Molitor, R (1, 10) OBP: 0.353, SLG: 0.437	2-0 1B 1-3 2B		2-0 G5-3	1-0 P6			0-1 FC6-4 1B		0-3 K	5	0	2	0	0	1	2
Joe Carter, R (1, 8) OBP: 0.308, SLG: 0.427	0-3 K		1-2 P4		4-2 G6-4-3 BB		2-1 SF9			2	0	0	1	1	1	2
John Olerud, L (1, 3) OBP: 0.391, SLG: 0.402	0-1 G6-4-3 1B		1-1 L4		1-0 F7		3-H 3-1 P5			4	0	1	1	0	0	2
Ed Sprague, R (1, 5) OBP: 0.331, SLG: 0.433	1-1 G6-4-3 1-2f			0-1 E4 G3 1B 1B	0-0 G6-4-3		1-2 FC6-4 1-2f			4	1	1	0	0	0	4
Shawn Green, L (1, 9) OBP: 0.327, SLG: 0.513		0-0 B2-3		0-0 G3		1-0 HR		1-1 G4-1		4	1	1	1	0	0	1
Carlos Delgado, L (1, 7) OBP: 0.212, SLG: 0.300		0-0 G3-1		2-1 1B BB G6-3 1B		0-0 F8		2-3 K		4	1	1	1	0	1	0
Randy Knorr, R (1, 2) OBP: 0.300, SLG: 0.402		1-3 K		4-2 G6-3 1B BB		2-2 G6-3		1-0 L4		3	0	0	0	1	1	0
Tomas Perez, S (1, 6) OBP: 0.375, SLG: 0.462			1-2 HR 1B	0-0 G6-3 1B		1-2 F7		1-1 G4-6-3 1B		4	1	3	0	0	0	0

Batter	1	2	3	4	5	6	7	8	9
Roberto Alomar, S (1, 4) OBP: 0.373, SLG: 0.478	0-1 2B 1B 1B		1-2 1-H HR	2-0 G6-3			2-1 1B SF9 2B		3-2 G4-6-3 1-2f
Paul Molitor, R (1, 10) OBP: 0.353, SLG: 0.437	2-0 1B 1-3 2B		2-0 G5-3	1-0 P6			0-1 FC6-4 1B		0-3 K
Joe Carter, R (1, 8) OBP: 0.308, SLG: 0.427	0-3 K		1-2 P4		4-2 G6-4-3 BB		2-1 SF9		
John Olerud, L (1, 3) OBP: 0.391, SLG: 0.402	0-1 G6-4-3 1B		1-1 L4		1-0 F7		3-H 3-1 P5		
Ed Sprague, R (1, 5) OBP: 0.331, SLG: 0.433	1-1 G6-4-3 1-2f			0-1 E4 G3 1B 1B	0-0 G6-4-3		1-2 FC6-4 1-2f		
Shawn Green, L (1, 9) OBP: 0.327, SLG: 0.513		0-0 B2-3		0-0 G3		1-0 HR		1-1 G4-1	
Carlos Delgado, L (1, 7) OBP: 0.212, SLG: 0.300		0-0 G3-1		2-1 1B BB G6-3 1B		0-0 F8		2-3 K	
Randy Knorr, R (1, 2) OBP: 0.300, SLG: 0.402		1-3 K		4-2 G6-3 1B BB		2-2 G6-3		1-0 L4	
Tomas Perez, S (1, 6) OBP: 0.375, SLG: 0.462			1-2 HR 1B	0-0 G6-3 1B		1-2 F7		1-1 G4-6-3 1B	

Inning Stats	R: 1	H: 3	E: 0	K: 1	S: 10	P: 13	R: 0	H: 0	E: 0	K: 1	S: 5	P: 6	R: 2	H: 2	E: 0	K: 0	S: 13	P: 19	R: 2	H: 3	E: 1	K: 0	S: 10	P: 19	R: 0	H: 0	E: 0	K: 0	S: 5	P: 10	R: 1	H: 1	E: 0	K: 0	S: 9	P: 13	R: 1	H: 2	E: 0	K: 0	S: 11	P: 19	R: 0	H: 0	E: 0	K: 1	S: 6	P: 10	R: 0	H: 1	E: 0	K: 1	S: 9	P: 13	1B: 8	2B: 2	3B: 0	HR: 2	SF: 1	SAC: 0	DP: 3	HBP: 0	WP: 0	PA: 38
--------------	------	------	------	------	-------	-------	------	------	------	------	------	------	------	------	------	------	-------	-------	------	------	------	------	-------	-------	------	------	------	------	------	-------	------	------	------	------	------	-------	------	------	------	------	-------	-------	------	------	------	------	------	-------	------	------	------	------	------	-------	-------	-------	-------	-------	-------	--------	-------	--------	-------	--------

PITCHER	IP	WLS	BF	H	R	ER	SO	BB	IBB	HBP	BLK	WP	HR	S	P	ERA	WHIP
Dilson Torres, R (1, 1) ERA: 5.83	3.1		17	7	5	5	2	1	0	0	0	0	1	35	51	13.50	2.400
Rusty Meacham, R (4, 1) ERA: 5.36	3.0		13	4	2	2	0	1	0	0	0	0	1	23	39	6.00	1.667
Mike Magnante, L (7, 1) ERA: 3.03	1.2	W	5	0	0	0	1	0	0	0	0	0	0	11	19	0.00	0.000
Jeff Montgomery, R (9, 1) ERA: 2.95	1.0	S	3	1	0	0	1	0	0	0	0	0	0	9	13	0.00	1.000

PITCHER	IP	WLS	BF	H	R	ER	SO	BB	IBB	HBP	BLK	WP	HR	S	P	ERA	WHIP
---------	----	-----	----	---	---	----	----	----	-----	-----	-----	----	----	---	---	-----	------

Batter	1	2	3	4	5	6	7	8	9
<b>Johnny Damon, L</b> (1, 8) <small>OBP: 0.391, SLG: 0.535</small>	0-0 <b>L9</b>		0-0 <b>B3</b>		2-1 <b>G6-3</b>		1-1 <b>WP</b> <b>1B</b>	0-0 <b>1B</b>	
<b>Tom Goodwin, L</b> (1, 7) <small>OBP: 0.348, SLG: 0.347</small>	4-2 <b>1B</b> <b>SF9</b> <b>BB</b>		3-1 <b>F7</b>		1-2 <b>G4-3</b>		2-1 <b>WP</b> <b>E</b> <b>1B</b>	0-0 <b>P6</b>	
<b>Wally Joyner, L</b> (1, 3) <small>OBP: 0.390, SLG: 0.428</small>	0-0 <b>1-3</b> <b>PO</b> <b>1B</b>		2-2 <b>F8</b>			0-0 <b>G4-3</b>	2-2 <b>E3</b> <b>HR</b>	3-3 <b>K</b>	
<b>Gary Gaetti, R</b> (1, 5) <small>OBP: 0.351, SLG: 0.568</small>	1-1 <b>SF9</b>			0-0 <b>G5-3</b>		1-0 <b>2B</b> <b>1B</b>	0-0 <b>HR</b>		
<b>Keith Lockhart, L</b> (1, 4) <small>OBP: 0.350, SLG: 0.451</small>	0-0 <b>PO</b>	2-0 <b>F8</b>		0-1 <b>G4-3</b>		1-2 <b>G4-3</b> <b>1-H</b> <b>2B</b>	1-0 <b>L9</b>		
<b>Bob Hamelin, L</b> (1, 10) <small>OBP: 0.278, SLG: 0.296</small> <b>Brent Cookson, R</b> (8, PH) <small>OBP: 0.316, SLG: 0.294</small>				0-0 <b>E9</b>		0-1 <b>G4-3</b>		2-2 <b>F9</b>	
<b>Jon Nunnally, L</b> (1, 9) <small>OBP: 0.354, SLG: 0.498</small> <b>Joe Vitiello, R</b> (8, PH) <small>OBP: 0.333, SLG: 0.366</small> <b>Michael Tucker, L</b> (8, PR) <small>OBP: 0.325, SLG: 0.354</small> <b>Henry Mercedes, R</b> (9, 2) <small>OBP: 0.400, SLG: 0.348</small>		2-3 <b>K</b>		2-3 <b>K</b>		0-0 <b>F7</b>		3-2 <b>1B</b> <b>3B</b> <b>HBP</b>	
<b>Greg Gagne, R</b> (1, 6) <small>OBP: 0.327, SLG: 0.405</small>		1-3 <b>K</b>			0-0 <b>G6-3</b> <b>1B</b>		0-1 <b>G4-3</b> <b>1B</b>	1-2 <b>3B</b> <b>1B</b>	
<b>Brent Mayne, L</b> (1, 2) <small>OBP: 0.273, SLG: 0.286</small> <b>Les Norman, R</b> (8, PH) <small>OBP: 0.368, SLG: 0.412</small>			2-1 <b>2B</b>		0-0 <b>G6-3</b> <b>1B</b>		0-0 <b>G4-3</b>	1-0 <b>1B</b> <b>3B</b>	

Inning Stats	R: 1	H: 1	E: 0	K: 0	S: 6	R: 0	H: 0	E: 0	K: 2	S: 10	R: 0	H: 1	E: 0	K: 0	S: 8	R: 0	H: 0	E: 1	K: 1	S: 7	R: 0	H: 2	E: 0	K: 0	S: 9	R: 1	H: 2	E: 0	K: 0	S: 9	R: 4	H: 4	E: 1	K: 0	S: 14	R: 3	H: 3	E: 0	K: 1	S: 20	R: 0	H: 0	E: 0	K: 0	S: 1
	LOB: 0	BB: 1	LOB: 1	BB: 1		LOB: 1	BB: 1	LOB: 1	BB: 0		LOB: 1	BB: 0	LOB: 1	BB: 0		LOB: 1	BB: 0	LOB: 1	BB: 0		LOB: 1	BB: 0	LOB: 1	BB: 0		LOB: 0	BB: 0	LOB: 1	BB: 0		LOB: 0	BB: 0	LOB: 0	BB: 0		LOB: 1	BB: 0	LOB: 1	BB: 0		LOB: 0	BB: 0	LOB: 0	BB: 0	

PITCHER	IP	WLS	BF	H	R	ER	SO	BB	IBB	HBP	BLK	WP	HR	S	P	ERA	WHIP
<b>Paul Menhart, R</b> (1, 1) <small>ERA: 4.61</small>	7.0		32	10	6	2	3	2	0	0	0	1	1	63	97	2.57	1.714
<b>Tony Castillo, L</b> (8, 1) <small>ERA: 3.17</small>	1.0	L	7	3	3	3	1	0	0	1	0	0	0	20	30	27.00	3.000

**BOTTOM**


**Toronto Blue Jays @ Kansas City Royals**  
**Kauffman Stadium, Kansas City, MO**

Mon Sep 04 1995, 7:05 PM CDT  
 Att: 19,905 - Unknown - 86 F

AB	R	H	RBI	BB	SO	LOB
5	1	2	1	0	0	3
4	2	1	0	1	0	3
5	1	1	0	0	1	2
3	2	2	3	0	0	0
4	0	1	1	0	0	0
2	0	0	0	1	0	1
1	0	0	0	0	0	0
3	0	0	0	0	2	3
0	0	0	0	0	0	0
0	1	0	0	0	0	0
0	0	0	0	0	0	0
4	1	3	0	0	1	1
3	0	2	0	0	0	1
1	1	1	2	0	0	0

AB	35
R	9
H	13
RBI	7
BB	2
SO	4
LOB	14

livebaseballscorecards.com



WP	PA
2	40
PB	0
SB	0
CS	0

Batter	1	2	3	4	5	6	7	8	9	10	AB	R	H	RBI	BB	SO	LOB	TOP					
Roberto Alomar, S OBP: 0.370, SLG: 0.474 (1, 4) X	0-0 F5		0-0 G4-3			0-0 F2		0-3 K	0-0 SH3-1		4	0	0	0	0	1	1						
Paul Molitor, R OBP: 0.352, SLG: 0.434 (1, 10) X	0-0 G4-3			0-0 G1-3		0-0 F8		0-0 1B	0-0 F8		5	1	1	0	0	0	3						
Joe Carter, R OBP: 0.307, SLG: 0.431 (1, 8) X	0-3 K			0-0 G5-3			0-0 G5-3	0-0 L7	0-0 HR		5	1	1	3	0	1	1						
John Olerud, L OBP: 0.391, SLG: 0.402 (1, 3) X		0-0 F7		0-0 G4-3			0-0 BB	0-0 1B	0-0 G3		5	1	2	0	0	0	1						
Ed Sprague, R OBP: 0.334, SLG: 0.434 (1, 5) X		0-0 G4-3			0-0 1B		4-0 BB	0-0 1B		0-3 K	4	1	2	1	1	1	0						
Shawn Green, L OBP: 0.325, SLG: 0.511 (1, 9) X		0-0 G3			0-3 K		0-0 BB	0-0 1B		0-0 G3	5	1	1	2	0	1	3						
Carlos Delgado, L OBP: 0.211, SLG: 0.371 (1, 7) X			0-0 P6		0-0 P3		0-0 F9		0-0 HR	0-0 G3	5	1	1	1	0	0	2						
Sandy Martinez, L OBP: 0.288, SLG: 0.344 (1, 2) BB		4-0 BB			0-0 L5		0-0 1B		0-0 SH3-1	0-0 HR	2	0	1	1	1	0	1						
Robert Perez, R OBP: 0.222, SLG: 0.333 (9, PH) BB									0-0 HR		1	0	1	0	0	0	0						
Howard Battle, R (9, PR) BB									0-0 HR		0	1	0	0	0	0	0						
Lance Parrish, R OBP: 0.257, SLG: 0.313 (9, 2) BB									0-0 HR		0	0	0	0	0	0	0						
Tomas Perez, S OBP: 0.367, SLG: 0.446 (1, 6) X			0-0 F8			0-0 F7		0-3 K		0-0 HR	4	1	1	0	0	1	2						
<b>Inning Stats</b>	R: 0 E: 0 K: 1 S: 5	H: 0 LOB: 0 BB: 0 P: 5	R: 0 E: 0 K: 0 S: 3	H: 0 LOB: 0 BB: 0 P: 3	R: 0 E: 0 K: 0 S: 3	H: 0 LOB: 1 BB: 1 P: 7	R: 0 E: 0 K: 0 S: 3	H: 0 LOB: 0 BB: 0 P: 3	R: 0 E: 0 K: 1 S: 6	H: 1 LOB: 1 BB: 0 P: 6	R: 3 E: 0 K: 0 S: 8	H: 3 LOB: 1 BB: 1 P: 12	R: 1 E: 0 K: 1 S: 8	H: 3 LOB: 2 BB: 0 P: 8	R: 4 E: 0 K: 0 S: 7	H: 4 LOB: 1 BB: 0 P: 7	R: 0 E: 0 K: 1 S: 5	H: 0 LOB: 0 BB: 0 P: 5	1B: 8 2B: 1 3B: 0 HR: 2	SF: 0 SAC: 1 DP: 0 HBP: 0	WP: 0 PB: 0 SB: 0 CS: 0	PA: 43	
<b>PITCHER</b>	IP	WLS	BF	H	R	ER	SO	BB	IBB	HBP	BLK	WP	HR	S	P	ERA	WHIP						
Kevin Appier, R ERA: 4.07 (1, 1)	7.2		30	5	4	4	4	2	0	0	0	0	0	36	44	4.70	0.913						
Billy Brewer, L ERA: 5.79 (8, 1)	0.1		4	3	1	1	0	0	0	0	0	0	1	4	4	27.00	9.000						
Jim Converse, R ERA: 8.59 (9, 1)	0.0		1	1	0	0	0	0	0	0	0	0	0	1	1	∞	∞						
Jeff Montgomery, R ERA: 3.21 (9, 1)	1.0		5	2	3	3	0	0	0	0	0	0	1	5	5	27.00	2.000						
Gregg Olson, R ERA: 3.86 (10, 1)	1.0	W	3	0	0	0	1	0	0	0	0	0	0	5	5	0.00	0.000						

Toronto Blue Jays @ Kansas City Royals  
Kauffman Stadium, Kansas City, MO  
Tue Sep 05 1995, 7:05 PM CDT  
Att: 12,443 - Unknown - 84 F

livebaseballscorecards.com

AB 40  
R 8  
H 11  
RBI 8  
BB 2  
SO 5  
LOB 14






Batter	1	2	3	4	5	6	7	8	9	10	AB R H RBI BB SO LOB
<b>Johnny Damon, L</b> (1, 8) OBP: 0.391, SLG: 0.534	4-0 FC2-6 BB	0-0 1-3 2-H 2B		0-0 F8		0-0 F9		0-0 F7			4 0 1 1 1 0 2
<b>Tom Goodwin, L</b> (1, 7) OBP: 0.344, SLG: 0.342	0-0 FC2-6 2B	0-0 G3		0-0 G3		0-0 F8			0-0 G3		5 0 0 0 0 0 3
<b>Wally Joyner, L</b> (1, 3) OBP: 0.390, SLG: 0.437	0-0 1-3 2B		0-0 G4-3	0-0 G4-3		0-0 F7			0-0 HR		5 1 2 1 0 0 1
<b>Gary Gaetti, R</b> (1, 5) OBP: 0.350, SLG: 0.563	0-3 K		0-3 K		4-0 BB G6-4-3 1B BB		0-0 F7		0-0 P4		4 1 0 0 1 2 2
<b>Keith Lockhart, L</b> (1, 4) OBP: 0.347, SLG: 0.445	0-0 G4-3		0-0 F7		0-0 G6-4-3 1B 1B		0-0 G4-3		0-0 F5		5 1 1 0 0 0 2
<b>Bob Hamelin, L</b> (1, 10) OBP: 0.286, SLG: 0.319		0-0 F7		0-0 SH WP 2B 1B	4-0 1-2 2-3 BB G6-4-3		0-3 K		0-0 HR		4 2 2 1 1 1 0
<b>Greg Gagne, R</b> (1, 6) OBP: 0.330, SLG: 0.405		0-0 BB 1B 1B		0-0 SH BB 2B	0-0 G6-4-3			1-0 SH1-3 HBP			2 2 1 0 0 0 2
<b>Jon Nunnally, L</b> (1, 9) OBP: 0.360, SLG: 0.500		4-0 1B 2B BB		4-0 1B 2B BB	0-0 1B			0-0 SH1-3			1 2 1 1 2 0 0
<b>Brent Mayne, L</b> (1, 2) OBP: 0.276, SLG: 0.293		0-0 2B 1B		0-0 G3 2B	0-0 F9			0-3 K			4 0 2 4 0 1 2


Inning Stats	R: 0	H: 1	E: 0	K: 1	S: 6	P: 10	R: 2	H: 3	E: 0	K: 0	S: 5	P: 9	R: 0	H: 0	E: 0	K: 1	S: 5	R: 3	H: 2	E: 0	K: 0	S: 6	P: 10	R: 2	H: 2	E: 0	K: 0	S: 4	P: 12	R: 0	H: 0	E: 0	K: 0	S: 3	P: 3	R: 0	H: 0	E: 0	K: 1	S: 5	P: 5	R: 0	H: 0	E: 0	K: 1	S: 5	P: 6	R: 1	H: 1	E: 0	K: 0	S: 4	P: 4	R: 1	H: 1	E: 0	K: 0	S: 1	P: 1	1B: 5	SF: 0	2B: 3	SAC: 2	3B: 0	DP: 1	HR: 2	HBP: 1	WP: 1	PA: 42
<b>PITCHER</b>	IP	WLS	BF	H	R	ER	SO	BB	IBB	HBP	BLK	WP	HR	S	P	ERA	WHIP																																																				
<b>Edwin Hurtado, R</b> (1, 1) ERA: 5.45	3.0		17	5	5	5	2	3	0	0	0	1	0	18	30	15.00	2.667																																																				
<b>Danny Cox, R</b> (4, 1) ERA: 6.8	4.0		16	3	2	2	1	2	0	0	0	0	0	16	24	4.50	1.250																																																				
<b>Ken Robinson, R</b> (8, 1) ERA: 4.18	2.0	L	9	2	2	2	1	0	0	1	0	0	2	10	11	9.00	1.000																																																				

**Toronto Blue Jays @ Kansas City Royals**  
**Kauffman Stadium, Kansas City, MO**  
 Tue Sep 05 1995, 7:05 PM CDT  
 Att. 12,443 - Unknown - 84 F

livebaseballscorecards.com

**AB 34**  
**R 9**  
**H 10**  
**RBI 8**  
**BB 5**  
**SO 4**  
**LOB 14**



Batter	1	2	3	4	5	6	7	8	9	AB R H RBI BB SO LOB	TOP											
<b>Roberto Alomar, S</b> (1, 4) OBP: 0.371, SLG: 0.473	0-0 G6-3	0-0 G5-3		0-1 1B			1-1 L3		1-2 G5-3 2B 1B	5 1 2 0 0 0 2												
<b>Paul Molitor, R</b> (1, 10) OBP: 0.352, SLG: 0.435	1-0 2B	4-2 1B BB		1-2 F9			0-0 G6-3		1-0 G5-3	4 0 1 0 1 0 2												
<b>Joe Carter, R</b> (1, 8) OBP: 0.306, SLG: 0.428 (8, 7)	1-3 K	0-0 1B			3-2 E6 1B		1-2 G6-3		1-0 L1-4-3	5 1 1 2 0 1 2												
<b>John Olerud, L</b> (1, 3) OBP: 0.393, SLG: 0.401	4-2 BB	0-0 F7 1B			1-1 G6-3 1B			0-1 G1-3	4-0 2B IBB	3 0 1 1 2 0 2												
<b>Ed Sprague, R</b> (1, 5) OBP: 0.333, SLG: 0.434	1-3 K			0-2 G5-3		0-0 G6-3		1-2 G6-3	1-0 2B	5 0 1 1 0 1 3												
<b>Shawn Green, L</b> (1, 9) OBP: 0.329, SLG: 0.511		1-2 BB 1B		0-1 G3-1		0-1 P5		0-1 1B 1B	4-0 IBB	4 2 2 0 1 0 0												
<b>Carlos Delgado, L</b> (1, 7) OBP: 0.238, SLG: 0.368 <b>Mike Huff, R</b> (8, PR) OBP: 0.328, SLG: 0.307 (8, 8)		4-0 PB 1B BB		0-2 F8			0-1 L7	1-0 1B 1B	0-3 K	3 1 1 0 1 0 0 1 0 0 0 0 1 3	<b>AB 38</b> <b>R 6</b> <b>H 11</b> <b>RBI 6</b> <b>BB 5</b> <b>SO 4</b> <b>LOB 18</b>											
<b>Sandy Martinez, L</b> (1, 2) OBP: 0.288, SLG: 0.344 <b>Robert Perez, R</b> (8, PH) OBP: 0.300, SLG: 0.400 <b>Lance Parrish, R</b> (8, 2) OBP: 0.257, SLG: 0.313		0-0 G5-3 1B 1B			2-1 G3		0-0 F7	0-0 1B		3 1 1 1 0 0 0 1 0 1 1 0 0 0 0 0 0 0 0 0 0												
<b>Tomas Perez, S</b> (1, 6) OBP: 0.344, SLG: 0.417		2-0 L6		0-2 G3-1			1-3 K	1-1 G4-3		4 0 0 0 0 1 4												
<b>Inning Stats</b>	R: 0 E: 0 K: 2 S: 10	H: 1 LOB: 2 BB: 1 P: 17	R: 3 E: 0 K: 0 S: 13	H: 3 LOB: 2 BB: 2 P: 24	R: 0 E: 0 K: 0 S: 9	H: 0 LOB: 0 BB: 0 P: 9	R: 0 E: 0 K: 0 S: 11	H: 1 LOB: 1 BB: 0 P: 14	R: 1 E: 1 K: 0 S: 9	H: 1 LOB: 0 BB: 0 P: 13	R: 0 E: 0 K: 1 S: 6	H: 0 LOB: 0 BB: 0 P: 7	R: 0 E: 0 K: 0 S: 9	H: 0 LOB: 0 BB: 0 P: 11	R: 1 E: 0 K: 0 S: 11	H: 3 LOB: 2 BB: 0 P: 14	R: 1 E: 0 K: 1 S: 11	H: 2 LOB: 3 BB: 2 P: 23	1B: 9 2B: 2 3B: 0 HR: 0	SF: 0 SAC: 0 DP: 1 HBP: 0	WP: 0 PB: 1 SB: 0 CS: 0	PA: 43
<b>PITCHER</b>	IP WLS BF H R ER SO BB IBB HBP BLK WP HR S P ERA WHIP																					
<b>Tom Gordon, R</b> (1, 1) ERA: 4.18	7.2 L 34 8 5 4 3 3 0 0 0 0 0 0 75 105 4.70 1.435																					
<b>Mike Magnante, L</b> (8, 1) ERA: 3.0	0.1 2 1 0 0 0 0 0 0 0 0 0 0 3 4 0.00 3.000																					
<b>Hipolito Pichardo, R</b> (9, 1) ERA: 4.4	1.0 7 2 1 1 1 0 2 0 0 0 0 0 11 23 9.00 2.000																					

Toronto Blue Jays @ Kansas City Royals  
Kauffman Stadium, Kansas City, MO

Wed Sep 06 1995, 7:05 PM CDT  
Att. 13,030 - Unknown - 77 F

livebaseballscorecards.com

Batter	1	2	3	4	5	6	7	8	9	AB R H RBI BB SO LOB
David Howard, S OBP: 0.307, SLG: 0.343 (1, 4)	4-1 WP SH1-4 BB		2-2 WP 1B		4-2 1B BB		0-1 F9		4-1 2B BB	2 1 1 0 3 0 0
Wally Joyner, L OBP: 0.391, SLG: 0.437 (1, 3)	0-1 SH1-4		2-3 K		1-0 HBP 1B		1-1 G6-3 1B		0-1 P5	4 0 2 0 0 1 2
Greg Gagne, R OBP: 0.326, SLG: 0.399 (1, 6)	0-0 P4		1-3 K		1-0 P5		0-1 G6-3		0-2 P4	5 0 0 0 0 1 6
Gary Gaetti, R OBP: 0.354, SLG: 0.573 (1, 5)	1-1 G4-3			1-0 HR	3-2 HBP		4-2 BB		0-0 2B	3 1 2 2 1 0 1
Joe Vitiello, R OBP: 0.330, SLG: 0.360 (1, 10)		0-0 FC4-5 WP 1B		2-3 K	1-0 P4		2-1 G4-3		1-2 F9	4 0 1 0 0 1 5 1 0 0 0 0 0 1
Keith Lockhart, L OBP: 0.346, SLG: 0.443 (9, PH)										
Brent Cookson, R OBP: 0.304, SLG: 0.286 (1, 7)		3-2 FC4-5 B1-3		2-2 1B	2-3 K			1-0 L8		4 0 1 0 0 1 4
Les Norman, R OBP: 0.304, SLG: 0.333 (1, 9)		0-1 B1-3		0-1 P4		2-2 F8		2-1 F8		4 0 0 0 0 0 2
Henry Mercedes, R OBP: 0.412, SLG: 0.370 (1, 2)		2-3 K		3-2 1B		0-1 G6-3		1-1 1B		4 0 2 0 0 1 1
Johnny Damon, L OBP: 0.378, SLG: 0.514 (1, 8)			1-1 G6-3	1-1 F7		1-0 P6		2-1 F7		4 0 0 0 0 0 3

Inning Stats	R: 0	H: 0	E: 0	K: 0	S: 6	R: 0	H: 1	E: 0	K: 1	S: 9	R: 0	H: 1	E: 0	K: 2	S: 13	R: 1	H: 3	E: 0	K: 1	S: 17	R: 0	H: 1	E: 0	K: 1	S: 11	R: 0	H: 0	E: 0	K: 0	S: 7	R: 0	H: 1	E: 0	K: 0	S: 11	R: 0	H: 1	E: 0	K: 0	S: 7	R: 1	H: 1	E: 0	K: 0	S: 10	1B: 7	2B: 1	3B: 0	HR: 1	SF: 0	SAC: 1	DP: 0	HBP: 1	WP: 3	PB: 0	SB: 0	CS: 0	PA: 41
--------------	------	------	------	------	------	------	------	------	------	------	------	------	------	------	-------	------	------	------	------	-------	------	------	------	------	-------	------	------	------	------	------	------	------	------	------	-------	------	------	------	------	------	------	------	------	------	-------	-------	-------	-------	-------	-------	--------	-------	--------	-------	-------	-------	-------	--------

PITCHER	IP	WLS	BF	H	R	ER	SO	BB	IBB	HBP	BLK	WP	HR	S	P	ERA	WHIP
Al Leiter, L ERA: 3.54 (1, 1)	8.0	W	36	8	1	1	5	3	0	1	0	3	1	81	134	1.12	1.375
Jimmy Rogers, R ERA: 7.02 (9, 1)	1.0		5	1	1	1	0	1	0	0	0	0	0	10	15	9.00	2.000

BOTTOM

Toronto Blue Jays @ Kansas City Royals  
Kauffman Stadium, Kansas City, MO

livebaseballscorecards.com

AB	35
R	2
H	9
RBI	2
BB	4
SO	5
LOB	25



Wed Sep 06 1995, 7:05 PM CDT  
Att: 13,030 - Unknown - 77 F

Batter	1	2	3	4	5	6	7	8	9	AB R H RBI BB SO LOB	TOP																
David Howard, S (1, 4) OBP: 0.301, SLG: 0.335 (8, 7)	2-2 G6-3		0-0 P4		2-2 P6		0-3 K		2-3 K	5 0 0 0 0 2 5																	
Wally Joyner, L (1, 3) OBP: 0.392, SLG: 0.435	1-1 G4-3		1 SAFE 4-0 1-2 BB		3-3 K			4-1 FC5-4 1B BB		2 0 0 0 2 1 1																	
Greg Gagne, R (1, 6) OBP: 0.325, SLG: 0.398	2-3 K		2-3 K		0-0 L8 WP L4-5 1B			1-3 K		4 0 1 0 0 3 3																	
Gary Gaetti, R (1, 5) OBP: 0.356, SLG: 0.572		2-2 WP SH3-4 G4-3 1B		0-0 G1-3		1-0 L8		1-0 FC5-4 1B		4 1 2 0 0 0 1																	
Brent Cookson, R (1, 7) OBP: 0.280, SLG: 0.261 Keith Lockhart, L (8, PH) OBP: 0.346, SLG: 0.443 Edgar Caceres, S (8, PH) OBP: 0.307, SLG: 0.387 (8, 4)		0-0 SH3-4		2-2 F8		2-1 L4-5		1-1 FC5-4 FC6-4		2 0 0 0 0 0 1 0 0 0 0 0 0 0 1 0 0 0 0 0 2																	
Joe Vitiello, R (1, 10) OBP: 0.327, SLG: 0.356		3-1 G4-3		2-2 1B		1-3 K		0-0 FC6-4		4 0 1 1 0 1 2																	
Les Norman, R (1, 9) OBP: 0.296, SLG: 0.320		1-3 K		0-1 F8		3-2 BB 1B		1-3 K		4 0 1 0 0 2 1																	
Brent Mayne, L (1, 2) OBP: 0.277, SLG: 0.291 Henry Mercedes, R (9, PH) OBP: 0.400, SLG: 0.357			1-0 G3		4-0 BB		0-3 K		0-3 K	2 0 0 0 1 1 1 1 0 0 0 0 1 0																	
Tom Goodwin, L (1, 8) OBP: 0.346, SLG: 0.342 Bob Hamelin, L (9, PH) OBP: 0.290, SLG: 0.319			4-0 S S BB		2-3 K		4-1 BB		4-2 BB	1 0 0 0 2 1 1 0 0 0 0 1 0 0																	
Inning Stats	R: 0 E: 0 K: 1 S: 9	H: 0 LOB: 0 BB: 0 P: 14	R: 1 E: 0 K: 1 S: 11	H: 1 LOB: 0 BB: 0 P: 17	R: 0 E: 0 K: 1 S: 7	H: 0 LOB: 2 BB: 2 P: 18	R: 0 E: 0 K: 0 S: 11	H: 1 LOB: 1 BB: 0 P: 15	R: 0 E: 0 K: 2 S: 10	H: 0 LOB: 1 BB: 1 P: 21	R: 0 E: 0 K: 0 S: 4	H: 1 LOB: 0 BB: 0 P: 7	R: 0 E: 0 K: 3 S: 14	H: 1 LOB: 2 BB: 1 P: 22	R: 0 E: 0 K: 1 S: 8	H: 1 LOB: 2 BB: 1 P: 15	R: 0 E: 0 K: 3 S: 13	H: 0 LOB: 1 BB: 1 P: 20	1B: 5 2B: 1 3B: 0 HR: 0	SF: 0 SAC: 1 DP: 1 HBP: 0	WP: 2 PB: 0 SB: 2 CS: 0	PA: 37					
PITCHER	IP	WLS	BF	H	R	ER	SO	BB	IBB	HBP	BLK	WP	HR	S	P	ERA	WHIP										
Randy Johnson, L (1, 1) ERA: 2.63	7.0	W	29	4	1	1	8	5	0	0	0	2	0	67	119	1.29	1.286										
Jeff Nelson, R (8, 1) ERA: 2.24	0.1		2	1	0	0	1	0	0	0	0	0	0	4	6	0.00	3.000										
Norm Charlton, L (8, 1) ERA: 3.79	1.2	S	6	0	0	0	3	1	0	0	0	0	0	16	24	0.00	0.600										

Kansas City Royals @ Seattle Mariners  
The Kingdome, Seattle, WA  
Fri Sep 08 1995, 10:05 PM EDT  
Att. 19,350 - Dome - 68 F

livebaseballscorecards.com

AB	30
R	1
H	5
RBI	1
BB	6
SO	12
LOB	18



Batter	1	2	3	4	5	6	7	8	9
Rich Amaral, R OBP: 0.344, SLG: 0.387 (1, 7)	0-2 G6-3		3-2 HR 1B		1 SAFE 0-1 P3		2-2 2B		
Luis Sojo, R OBP: 0.334, SLG: 0.423 (1, 6)	0-2 P4		0-1 HR 1-H		4-1 BB 1-2		1-1 1B 2B 2-H		
Ken Griffey Jr., L OBP: 0.368, SLG: 0.443 (1, 8)	0-0 1B		1-3 K		1-3 K		3-1 1B 1B 2-H		
Edgar Martinez, R OBP: 0.492, SLG: 0.654 (1, 10)	1-0 L6		1-3 K		1-0 L9		1-2 1B 1-3		
Jay Buhner, R OBP: 0.347, SLG: 0.532 (1, 9)		0-1 G1-6-3 1B		1-3 K		3-2 1B 2B		3-3 K	
Mike Blowers, R OBP: 0.338, SLG: 0.478 (1, 5)		2-0 G1-6-3 1-2		0-0 G6-3		2-2 FC5-4 1B 2-H		4-2 G4-3 BB	
Tino Martinez, L OBP: 0.371, SLG: 0.559 (1, 3)		3-1 F7		0-1 F7		0-1 FC5-4 FC5-4 1-2f		1-3 K	
Dan Wilson, R OBP: 0.325, SLG: 0.372 (1, 2)		2-2 F9		1-2 BB 1B		1-0 FC5-4 1-2f		0-0 G4-3 1-2	
Felix Fermin, R OBP: 0.235, SLG: 0.236 (1, 4)			0-0 P4		0-2 F7		1-0 G5-3		2-2 G4-3

AB	R	H	RBI	BB	SO	LOB
4	2	2	0	0	0	1
3	1	2	3	1	0	0
4	0	2	0	0	2	2
4	0	1	0	0	1	1
4	1	2	0	0	2	2
3	0	1	1	1	0	1
4	0	0	0	0	1	3
4	0	1	0	0	0	3
4	0	0	0	0	0	2

BOTTOM	
<b>AB</b>	<b>34</b>
<b>R</b>	<b>4</b>
<b>H</b>	<b>11</b>
<b>RBI</b>	<b>4</b>
<b>BB</b>	<b>2</b>
<b>SO</b>	<b>6</b>
<b>LOB</b>	<b>15</b>
WP: 0	PA: 36
PB: 0	SB: 1
CS: 0	

**Kansas City Royals @ Seattle Mariners**  
The Kingdom, Seattle, WA

Fri Sep 08 1995, 10:05 PM EDT  
Att: 19,350 - Dome - 68 F

livebaseballscorecards.com



Inning Stats		R: 0	H: 1	R: 0	H: 1	R: 2	H: 2	R: 0	H: 0	R: 0	H: 1	R: 1	H: 2	R: 1	H: 4	R: 0	H: 0
		E: 0	LOB: 1	E: 0	LOB: 1	E: 0	LOB: 0	E: 0	LOB: 0	E: 0	LOB: 2	E: 0	LOB: 1	E: 0	LOB: 2	E: 0	LOB: 1
		K: 0	BB: 0	K: 0	BB: 0	K: 2	BB: 0	K: 1	BB: 0	K: 1	BB: 1	K: 0	BB: 0	K: 1	BB: 0	K: 1	BB: 1
		S: 9	P: 10	S: 11	P: 18	S: 12	P: 17	S: 6	P: 7	S: 12	P: 18	S: 12	P: 19	S: 15	P: 26	S: 9	P: 16

PITCHER		IP	WLS	BF	H	R	ER	SO	BB	IBB	HBP	BLK	WP	HR	S	P	ERA	WHIP
Jason Jacome, L	(1, 1)	6.2	L	30	10	4	4	4	1	0	0	0	0	1	70	104	5.40	1.650
Gregg Olson, R	(7, 1)	1.1		6	1	0	0	2	1	0	0	0	0	0	16	27	0.00	1.500

Batter	1	2	3	4	5	6	7	8	9	AB R H RBI BB SO LOB	TOP										
Johnny Damon, L (1, 8) OBP: 0.382, SLG: 0.550	1-0 HR	0-1 P5			1-1 G4-3			1-0 1B 2B		4 2 2 1 0 0 1											
Tom Goodwin, L (1, 7) OBP: 0.345, SLG: 0.341	1-3 K		2-3 K			1-0 G3		2-0 2-H 1B		4 0 1 1 0 2 0											
Wally Joyner, L (1, 3) OBP: 0.391, SLG: 0.432	4-1 WP BB		0-3 K			0-0 F8		2-2 F7		3 0 0 0 1 1 1											
Gary Gaetti, R (1, 5) OBP: 0.353, SLG: 0.567	2-3 K		1-1 P6			1-3 K			2-2 L8	4 0 0 0 0 2 1											
Bob Hamelin, L (1, 10) OBP: 0.289, SLG: 0.314	4-2 1-2 BB			1-2 F7			0-1 F8		0-0 G4-3	3 0 0 0 1 0 0											
Keith Lockhart, L (1, 4) OBP: 0.340, SLG: 0.435	1-0 F8			2-2 L9			0-0 F8		0-2 E6	4 0 0 0 0 0 2											
Greg Gagne, R (1, 6) OBP: 0.322, SLG: 0.393		0-0 F9		0-0 F9			2-2 F7		1-3 K	4 0 0 0 0 1 1											
Jon Nunnally, L (1, 9) OBP: 0.360, SLG: 0.496		4-0 BB			3-2 F7			3-3 K		2 0 0 0 1 1 0											
Brent Mayne, L (1, 2) OBP: 0.274, SLG: 0.288		0-2 K			1-0 P3			1-1 P5		3 0 0 0 0 1 1											
<b>Inning Stats</b>	R: 1 E: 0 K: 2 S: 11	H: 1 LOB: 2 BB: 2 P: 24	R: 0 E: 0 K: 1 S: 6	H: 0 LOB: 1 BB: 1 P: 10	R: 0 E: 0 K: 2 S: 8	H: 0 LOB: 0 BB: 0 P: 11	R: 0 E: 0 K: 0 S: 7	H: 0 LOB: 0 BB: 0 P: 10	R: 0 E: 0 K: 1 S: 5	H: 0 LOB: 0 BB: 0 P: 7	R: 0 E: 0 K: 0 S: 7	H: 0 LOB: 0 BB: 0 P: 9	R: 1 E: 0 K: 1 S: 12	H: 2 LOB: 1 BB: 0 P: 21	R: 0 E: 1 K: 1 S: 13	H: 0 LOB: 1 BB: 0 P: 16	1B: 1 2B: 1 3B: 0 HR: 1	SF: 0 SAC: 0 DP: 0 HBP: 0	WP: 1 PB: 0 SB: 0 CS: 0	PA: 34	
<b>PITCHER</b>	IP WLS BF H R ER SO BB IBB HBP BLK WP HR S P ERA WHIP	8.0 W 30 3 2 2 7 3 0 0 0 1 1 63 104 2.25 0.750	1.0 4 0 0 0 1 0 0 0 0 0 0 0 13 16 0.00 0.000																		

Kansas City Royals @ Seattle Mariners  
The Kingdome, Seattle, WA  
Sat Sep 09 1995, 10:05 PM EDT  
Att: 39,157 - Dome - 68 F

AB	31
R	2
H	3
RBI	2
BB	3
SO	8
LOB	7



**BOTTOM**

**Kansas City Royals @ Seattle Mariners**  
 The Kingdom, Seattle, WA

livebaseballscorecards.com

<b>AB</b>	<b>36</b>
<b>R</b>	<b>6</b>
<b>H</b>	<b>13</b>
<b>RBI</b>	<b>6</b>
<b>BB</b>	<b>3</b>
<b>SO</b>	<b>10</b>
<b>LOB</b>	<b>18</b>




WP: 0	PA: 39
PB: 0	SB: 0
CS: 0	

Sat Sep 09 1995, 10:05 PM EDT  
 Att. 39,157 - Dome - 68 F

AB	R	H	RBI	BB	SO	LOB
5	0	2	1	0	0	0
4	0	2	0	1	1	2
5	1	2	0	0	2	3
4	1	2	0	0	1	2
3	1	2	3	1	0	2
3	2	1	1	1	1	4
4	0	0	0	0	3	5
4	1	1	0	0	1	0
4	0	1	1	0	1	0
1B: 7	SF: 0					
2B: 4	SAC: 0					
3B: 0	DP: 1					
HR: 2	HBP: 0					

Batter	1	2	3	4	5	6	7	8	9									
<b>Alex Diaz, S</b> OBP: 0.288, SLG: 0.329 (1, 7)	1-1 F8 1B	1-1 G4-6-3 1B		1-2 F8 1B		0-0 G4-3 1B		0-0 BB 1B										
<b>Joey Cora, S</b> OBP: 0.361, SLG: 0.386 (1, 4)	2-1 1B 1B	1-1 G4-6-3 1-2f 1B		1-3 K 1B			0-0 2B 1B	4-0 BB 1-2 BB										
<b>Ken Griffey Jr., L</b> OBP: 0.369, SLG: 0.447 (1, 8)	3-1 1B 1-3 1B		0-1 1B HR 2B	1-3 K 1B			1-1 F9 1B	2-3 K 1B										
<b>Edgar Martinez, R</b> OBP: 0.492, SLG: 0.655 (1, 10)	0-0 P6 1B		2-1 2B HR 1B		1-2 K 1B		2-1 1B 1-3 2B											
<b>Tino Martinez, L</b> OBP: 0.374, SLG: 0.569 (1, 3)	3-2 F8 1B		0-1 1B HR		1-1 2B 1B		4-0 1B IBB											
<b>Jay Buhner, R</b> OBP: 0.348, SLG: 0.538 (1, 9)		4-2 1B 2B BB	2-1 HR 1B		2-0 F8 1B		1-3 K 1B											
<b>Mike Blowers, R</b> OBP: 0.335, SLG: 0.473 (1, 5)		0-3 K 1B	2-3 K 1B		3-1 G6-3 1B		2-3 K 1B											
<b>Luis Sojo, R</b> OBP: 0.333, SLG: 0.421 (1, 6)		0-0 2B 1B	1-2 G5-3 1B			2-3 K 1B		1-1 L7 1B										
<b>Dan Wilson, R</b> OBP: 0.324, SLG: 0.373 (1, 2)		2-1 1B 2B	0-3 K 1B			1-1 G3-1 1B		0-1 G4-1 1B										
<b>Inning Stats</b>	R: 0 E: 0 K: 0 S: 11	H: 2 LOB: 2 BB: 0 P: 20	R: 2 E: 0 K: 1 S: 12	H: 3 LOB: 1 BB: 1 P: 20	R: 4 E: 0 K: 2 S: 17	H: 4 LOB: 0 BB: 0 P: 24	R: 0 E: 0 K: 2 S: 10	H: 0 LOB: 0 BB: 0 P: 13	R: 0 E: 0 K: 1 S: 7	H: 1 LOB: 1 BB: 0 P: 15	R: 0 E: 0 K: 2 S: 11	H: 2 LOB: 3 BB: 1 P: 21	R: 0 E: 0 K: 1 S: 10	H: 1 LOB: 2 BB: 1 P: 15	1B: 7 2B: 4 3B: 0 HR: 2	SF: 0 SAC: 0 DP: 1 HBP: 0	WP: 0 PB: 0 SB: 0 CS: 0	PA: 39

PITCHER	IP	WLS	BF	H	R	ER	SO	BB	IBB	HBP	BLK	WP	HR	S	P	ERA	WHIP
<b>Mark Gubicza, R</b> ERA: 3.71 (1, 1)	2.0	L	15	9	6	6	1	1	0	0	0	0	2	31	52	27.00	5.000
<b>Rick Huisman, R</b> ERA: 1.8 (3, 1)	3.0		10	1	0	0	5	0	0	0	0	0	0	27	40	0.00	0.333
<b>Rusty Meacham, R</b> ERA: 5.07 (6, 1)	2.2		13	3	0	0	3	1	1	0	0	0	0	25	41	0.00	1.500
<b>Mike Magnante, L</b> ERA: 2.97 (8, 1)	0.1		1	0	0	0	1	0	0	0	0	0	0	3	5	0.00	0.000

Batter	1	2	3	4	5	6	7	8	9	AB R H RBI BB SO LOB	TOP				
Johnny Damon, L (1, 8) OBP: 0.375, SLG: 0.534	1-1 P6	2-2 F9			1-0 F9		1-0 1B		1-2 G1-3	5 0 1 0 0 0 2					
Tom Goodwin, L (1, 7) OBP: 0.346, SLG: 0.341 Brent Cookson, R (9, PH) OBP: 0.269, SLG: 0.250	4-1 2B BB		2-2 P6		1-3 K		2-1 1B		0-1 F8	3 1 1 0 1 1 1 1 0 0 0 0 0 0					
Wally Joyner, L (1, 3) OBP: 0.391, SLG: 0.438	0-0 FC3-6 2B		1-0 F8		1-0 2B		0-0 SF7		0-0 F7	4 1 2 3 0 0 0					
Gary Gaetti, R (1, 5) OBP: 0.354, SLG: 0.566	4-1 FC3-6 BB		2-2 F8		0-0 F8		2-1 1B			3 0 1 0 1 0 1					
Bob Hamelin, L (1, 10) OBP: 0.286, SLG: 0.310 Juan Samuel, R (6, PH) OBP: 0.372, SLG: 0.520	2-2 FC3-6 2B			3-2 G3		2-2 G1-3	0-3 K			2 0 0 0 0 0 2 2 0 0 0 0 0 1 3					
Keith Lockhart, L (1, 4) OBP: 0.346, SLG: 0.444 Greg Gagne, R (6, PH) OBP: 0.323, SLG: 0.397	1-0 2B		2-1 G5-3 1B		3-1 2B		1-3 K			2 0 2 1 0 0 0 2 0 1 0 0 0 1 3					
Jon Nunnally, L (1, 9) OBP: 0.357, SLG: 0.493 Les Norman, R (6, PH) OBP: 0.296, SLG: 0.320 Michael Tucker, L (6, PH) OBP: 0.321, SLG: 0.349		3-1 L8		2-1 G5-3		0-3 K		0-3 K		2 0 0 0 0 0 1 0 0 0 0 0 0 0 2 0 0 0 0 0 2 1	AB 35 R 4 H 10 RBI 4 BB 2 SO 8 LOB 16				
David Howard, S (1, 6) OBP: 0.296, SLG: 0.329		1-0 F7		0-3 K		2-3 K		0-0 F7		4 0 0 0 0 0 2 2					
Brent Mayne, L (1, 2) OBP: 0.281, SLG: 0.293 Edgar Caceres, S (7, PR) OBP: 0.307, SLG: 0.387 Henry Mercedes, R (7, 2) OBP: 0.389, SLG: 0.345		2-0 1B			1-2 2B HBP		2-2 1B SF7 1B		1-3 K	2 1 2 0 0 0 0 0 1 0 0 0 0 0 1 0 0 0 0 0 1 0					
Inning Stats	R: 2 H: 2 E: 0 LOB: 2 K: 0 BB: 2 S: 10 P: 22	R: 0 H: 1 E: 0 LOB: 1 K: 0 BB: 0 S: 7 P: 15	R: 0 H: 0 E: 0 LOB: 0 K: 0 BB: 0 S: 12 P: 17	R: 0 H: 1 E: 0 LOB: 1 K: 1 BB: 0 S: 10 P: 17	R: 1 H: 1 E: 0 LOB: 1 K: 1 BB: 0 S: 9 P: 13	R: 0 H: 1 E: 0 LOB: 1 K: 2 BB: 0 S: 11 P: 18	R: 1 H: 4 E: 0 LOB: 3 K: 2 BB: 0 S: 17 P: 25	R: 0 H: 0 E: 0 LOB: 0 K: 2 BB: 0 S: 7 P: 8	R: 0 H: 0 E: 0 LOB: 0 K: 0 BB: 0 S: 7 P: 8	1B: 6 SF: 1 2B: 4 SAC: 0 3B: 0 DP: 0 HR: 0 HBP: 1	WP: 0 PA: 39 PB: 0 SB: 0 CS: 0				
PITCHER	IP WLS BF H R ER SO BB IBB HBP BLK WP HR S P ERA WHIP											PITCHER	IP WLS BF H R ER SO BB IBB HBP BLK WP HR S P ERA WHIP		
Bob Wolcott, R (1, 1) ERA: 5.04	5.0		5 3 3 2 2 0 1 0 0 0 0 0 48 84 5.40 1.400											Norm Charlton, L (9, 1) ERA: 3.72	1.0 S 3 0 0 0 0 0 0 0 0 0 0 7 8 0.00 0.000
Lee Guetterman, L (6, 1) ERA: 5.51	0.1		2 1 0 0 0 0 0 0 0 0 0 0 5 10 0.00 3.000												
Bill Risley, R (6, 1) ERA: 2.75	1.0		6 3 1 1 2 0 0 0 0 0 0 0 15 22 9.00 3.000												
Jeff Nelson, R (7, 1) ERA: 2.22	0.2		3 1 0 0 2 0 0 0 0 0 0 0 8 11 0.00 1.500												
Bobby Ayala, R (8, 1) ERA: 4.52	1.0 W		3 0 0 0 2 0 0 0 0 0 0 0 7 8 0.00 0.000												

Kansas City Royals @ Seattle Mariners  
The Kingdome, Seattle, WA  
Sun Sep 10 1995, 6:33 AM EDT  
Att. 18,066 - Dome - 68 F

livebaseballscorecards.com



Batter	1	2	3	4	5	6	7	8	9
Alex Diaz, S OBP: 0.284, SLG: 0.324 (1, 7)	F9		F9		K	FC4-6		SH3-4	
Joey Cora, S OBP: 0.361, SLG: 0.387 (1, 4)	F9		G4-3		E S BB	G4-3		2B	
Ken Griffey Jr., L OBP: 0.378, SLG: 0.447 (1, 8)	FC5-4 BB		G4-3		E BB		S G4-3 1B	IBB	
Edgar Martinez, R OBP: 0.489, SLG: 0.649 (1, 10)	FC5-4			HR BB	E5		P2	P3	
Tino Martinez, L OBP: 0.372, SLG: 0.565 (1, 3)				K	G3-1		G4-3	G3	
Jay Buhner, R OBP: 0.349, SLG: 0.544 (1, 9)		P3		HR		F7	BB	BB	
Mike Blowers, R OBP: 0.336, SLG: 0.472 (1, 5)		K		G6-3		FC4-6 1B	BB	BB	
Luis Sojo, R OBP: 0.333, SLG: 0.420 (1, 6)						FC4-6 PB 1B		G4-3	
Doug Strange, S OBP: 0.323, SLG: 0.376 (7, PH)	F9					FC4-6 PB 1B			
Felix Fermin, R OBP: 0.235, SLG: 0.236 (8, 6)									
Dan Wilson, R OBP: 0.329, SLG: 0.383 (1, 2)									
Vince Coleman, S OBP: 0.337, SLG: 0.378 (8, PR)									
Chris Widger, R OBP: 0.245, SLG: 0.267 (9, 2)			HR		L4	FC4-6 BB		BB	

Inning Stats	R: 0	H: 0	E: 0	K: 10	S: 19	R: 0	H: 1	E: 0	K: 1	S: 9	R: 1	H: 1	E: 0	K: 0	S: 16	R: 2	H: 1	E: 0	K: 1	S: 11	R: 0	H: 0	E: 1	K: 1	S: 11	R: 1	H: 2	E: 0	K: 0	S: 9	R: 0	H: 1	E: 0	K: 0	S: 7	R: 1	H: 1	E: 0	K: 10	S: 24
	LOB: 1	BB: 1	LOB: 1	BB: 0	P: 15	LOB: 1	BB: 0	LOB: 0	BB: 1	P: 15	LOB: 0	BB: 0	LOB: 0	BB: 1	P: 23	LOB: 3	BB: 2	LOB: 2	BB: 1	P: 23	LOB: 2	BB: 1	LOB: 3	BB: 2	LOB: 3	BB: 2	LOB: 2	BB: 2	LOB: 3	BB: 2	LOB: 2	BB: 2	LOB: 2	BB: 2	LOB: 2	BB: 2	LOB: 2	BB: 2	LOB: 2	

PITCHER	IP	WLS	BF	H	R	ER	SO	BB	IBB	HBP	BLK	WP	HR	S	P	ERA	WHIP
Kevin Appier, R ERA: 4.11 (1, 1)	4.2		22	3	3	3	3	4	0	0	0	0	2	55	94	5.79	1.500
Mike Magnante, L ERA: 3.15 (5, 1)	0.2		3	1	1	1	0	0	0	0	0	0	0	5	10	13.50	1.500
Hipolito Pichardo, R ERA: 4.95 (6, 1)	0.2		5	2	0	0	0	1	0	0	0	0	0	7	18	0.00	4.500
Gregg Olson, R ERA: 3.71 (7, 1)	2.0	L	11	1	1	1	0	3	1	0	0	0	0	16	44	4.50	2.000

**BOTTOM**

**Kansas City Royals @ Seattle Mariners**  
The Kingdom, Seattle, WA

Sun Sep 10 1995, 6:33 AM EDT  
Att. 18,066 - Dome - 68 F

AB	R	H	RBI	BB	SO	LOB
4	0	0	1	0	1	2
4	0	1	1	1	0	2
2	0	1	0	3	0	0
4	1	0	0	1	0	6
5	0	1	0	0	1	7
3	1	1	2	1	0	1
3	1	1	0	1	1	1
3	0	1	0	0	0	1
1	0	0	0	0	0	3
0	0	0	0	0	0	0
2	1	1	1	2	0	0
0	0	0	0	0	0	0
0	0	0	0	0	0	0

AB	31
R	4
H	7
RBI	5
BB	9
SO	3
LOB	23

WP	PA
0	41
PB	1
SB	4
CS	0



Batter	1	2	3	4	5	6	7	8	9	AB R H RBI BB SO LOB	TOP																						
Johnny Damon, L (1, 8) OBP: 0.371, SLG: 0.525	1-3 K		0-3 K			1-2 2B SF9 1B	1-0 P6			4 1 1 0 0 2 1																							
Tom Goodwin, L (1, 7) OBP: 0.343, SLG: 0.337	1-0 F7		2-0 FC4-6			0-1 B5		0-0 F8		4 0 0 0 0 0 2																							
Wally Joyner, L (1, 3) OBP: 0.392, SLG: 0.440	3-2 1B					0-1 SF9 1B 2B		2-2 L4		4 1 2 0 0 0 0																							
Gary Gaetti, R (1, 5) OBP: 0.351, SLG: 0.562	0-3 K					0-1 SF9		0-0 F8		3 0 0 1 0 2 1																							
Bob Hamelin, L (1, 10) OBP: 0.291, SLG: 0.328						2-0 P7				3 1 1 1 1 0 0																							
Keith Lockhart, L (1, 4) OBP: 0.348, SLG: 0.450						1-1 2B		0-0 L9		4 0 2 1 0 0 0																							
Jon Nunnally, L (1, 9) OBP: 0.356, SLG: 0.487						4-2 BB		2-3 K		3 0 0 0 1 2 2																							
Greg Gagne, R (1, 6) OBP: 0.320, SLG: 0.392						0-3 K		1-0 L5		4 0 0 0 0 3 1																							
Brent Mayne, L (1, 2) OBP: 0.282, SLG: 0.294						0-1 FC4-6 1B		2-3 K		3 0 1 0 0 2 1																							
<b>Inning Stats</b>	R: 0 E: 0 K: 2 S: 14	H: 1 LOB: 1 BB: 0 P: 19	R: 0 E: 0 K: 1 S: 7	H: 0 LOB: 0 BB: 0 P: 8	R: 0 E: 0 K: 2 S: 9	H: 1 LOB: 1 BB: 0 P: 13	R: 0 E: 0 K: 1 S: 6	H: 0 LOB: 0 BB: 0 P: 8	R: 0 E: 0 K: 2 S: 10	H: 1 LOB: 1 BB: 1 P: 17	R: 2 E: 0 K: 0 S: 21	H: 3 LOB: 2 BB: 1 P: 29	R: 0 E: 0 K: 1 S: 5	H: 0 LOB: 0 BB: 0 P: 9	R: 0 E: 0 K: 0 S: 5	H: 0 LOB: 0 BB: 0 P: 7	R: 1 E: 0 K: 2 S: 11	H: 1 LOB: 0 BB: 0 P: 16	1B: 4 2B: 2 3B: 0 HR: 1	SF: 1 SAC: 0 DP: 0 HBP: 0	WP: 0 PB: 0 SB: 0 CS: 0	PA: 35											
<b>PITCHER</b> Todd Van Poppel, R (1, 1) ERA: 4.49 Mike Mohler, L (9, 1) ERA: 3.38	IP 8.0	WLS L	BF 32	H 7	R 3	ER 3	SO 9	BB 2	IBB 0	HBP 0	BLK 0	WP 0	HR 1	S 80	P 114	ERA 3.38	WHIP 1.125																
											<b>PITCHER</b>	IP	WLS	BF	H	R	ER	SO	BB	IBB	HBP	BLK	WP	HR	S	P	ERA	WHIP					

Kansas City Royals @ Oakland Athletics  
Oakland-Alameda County Coliseum, Oakland, CA

Tue Sep 12 1995, 7:05 PM PDT  
Att: 8,553 - Unknown - 66 F

livebaseballscorecards.com

AB	32
R	3
H	7
RBI	3
BB	2
SO	11
LOB	8



Batter	1	2	3	4	5	6	7	8	9	AB	R	H	RBI	BB	SO	LOB
Rickey Henderson, R OBP: 0.408, SLG: 0.450 (1, 7)	1-1 F9		1-1 G5-4-3			4-1 BB		0-2 F9		3	0	0	0	1	0	1
Jason Giambi, L OBP: 0.378, SLG: 0.418 (1, 5)	2-0 G6-3			2-2 CS HBP		0-0 L1-3		1-2 G4-3		3	0	0	0	0	0	3
Brent Gates, S OBP: 0.315, SLG: 0.351 (1, 4)	2-2 L7			3-2 FC6-4 1B		4-1 BB		0-1 L7		3	0	1	0	1	0	0
Mark McGwire, R OBP: 0.439, SLG: 0.649 (1, 3)		0-1 FC6-4 1B		1-3 K		3-1 L7		0-1 HR		4	1	2	1	0	1	2
Geronimo Berroa, R OBP: 0.355, SLG: 0.465 (1, 9)		0-0 P3		1-2 FC6-4		0-0 L5		3-2 P3		4	0	0	0	0	0	3
Danny Tartabull, R OBP: 0.322, SLG: 0.369 (1, 10)		0-1 FC6-4			2-1 L8 FC1-2 1B		0-3 K		1-3 K		4	0	1	0	0	2
Terry Steinbach, R OBP: 0.311, SLG: 0.451 (1, 2)		1-3 K			1-1 BB FC1-2 1B		4-2 L5-3 BB		0-0 2B		3	0	2	0	1	1
Stan Javier, S OBP: 0.345, SLG: 0.389 (1, 8)			0-0 L8		0-0 L8		2-3 K		0-3 K		4	0	0	0	0	2
Mike Bordick, R OBP: 0.322, SLG: 0.355 (1, 6)			4-0 G5-4-3 BB		0-2 FC1-2 BB		1-0 L5-3				2	0	0	0	1	0

Inning Stats	R: 0	H: 0	E: 0	K: 0	S: 6	LOB: 0	BB: 0	P: 11	R: 0	H: 1	E: 0	K: 1	S: 8	LOB: 1	BB: 0	P: 9	R: 0	H: 0	E: 0	K: 0	S: 3	LOB: 0	BB: 1	P: 8	R: 0	H: 1	E: 0	K: 1	S: 14	LOB: 1	BB: 0	P: 21	R: 0	H: 2	E: 0	K: 0	S: 10	LOB: 3	BB: 1	P: 17	R: 0	H: 0	E: 0	K: 1	S: 7	LOB: 1	BB: 1	P: 14	R: 0	H: 0	E: 0	K: 1	S: 6	LOB: 0	BB: 1	P: 13	R: 0	H: 0	E: 0	K: 0	S: 8	LOB: 0	BB: 0	P: 9	R: 1	H: 2	E: 0	K: 2	S: 13	LOB: 1	BB: 0	P: 17	1B: 4	SF: 0	2B: 2	SAC: 0	3B: 0	DP: 2	HR: 1	HBP: 1	WP: 0	PA: 35
PITCHER	IP	WLS	BF	H	R	ER	SO	BB	IBB	HBP	BLK	WP	HR	S	P	ERA	WHIP																																																																	
Tom Gordon, R ERA: 4.02 (1, 1)	8.1	W	32	5	1	1	4	4	0	1	0	0	0	68	111	1.08	1.080																																																																	
Jeff Montgomery, R ERA: 3.18 (9, 1)	0.2	S	3	1	0	0	2	0	0	0	0	0	0	7	8	0.00	1.500																																																																	

BOTTOM

Kansas City Royals @ Oakland Athletics  
Oakland-Alameda County Coliseum, Oakland, CA

Tue Sep 12 1995, 7:05 PM PDT  
Att. 8,553 - Unknown - 66 F

livebaseballscorecards.com

AB	30
R	1
H	6
RBI	1
BB	4
SO	6
LOB	19



Batter	1	2	3	4	5	6	7	8	9	AB R H RBI BB SO LOB	TOP	
<b>Johnny Damon, L</b> (1, 8) <small>OBP: 0.372, SLG: 0.520</small>	3-2 		0-0 		1 SAFE 2-1 		0-0 		1-2 	5 1 2 0 0 0 2		
<b>Greg Gagne, R</b> (1, 6) <small>OBP: 0.319, SLG: 0.389</small> <b>Bob Hamelin, L</b> (9, PH) <small>OBP: 0.289, SLG: 0.326</small>	1-1 		1-3 		1-2 		4-1 		2-3 	3 0 0 0 1 1 4 1 0 0 0 0 1 2		
<b>Wally Joyner, L</b> (1, 3) <small>OBP: 0.394, SLG: 0.441</small> <b>Tom Goodwin, L</b> (9, PR) <small>OBP: 0.343, SLG: 0.337</small>	1-3 		4-1 		0-0 		0-1 		3-2 	4 0 2 2 1 1 2 0 0 0 0 0 0 0		
<b>Gary Gaetti, R</b> (1, 5) <small>OBP: 0.351, SLG: 0.566</small>		2-1 	2-3 			4-2 		3-3 	2-0 	4 2 1 1 1 2 6		
<b>Juan Samuel, R</b> (1, 10) <small>OBP: 0.371, SLG: 0.534</small> <b>Michael Tucker, L</b> (8, PH) <small>OBP: 0.321, SLG: 0.349</small> <b>Joe Randa, R</b> (8, PH) <small>OBP: 0.236, SLG: 0.204</small>			2-3 		2-3 	3-1 		2-3 		3 1 1 2 0 2 0 0 0 0 0 0 0 0 1 0 0 0 0 1 0		
<b>Brent Cookson, R</b> (1, 7) <small>OBP: 0.233, SLG: 0.214</small>		2-2 		1-2 		0-0 		1-3 		4 0 0 0 0 1 0		
<b>Les Norman, R</b> (1, 9) <small>OBP: 0.258, SLG: 0.276</small>		1-0 		0-0 		1-1 		1-3 		4 0 0 0 0 1 0		
<b>Brent Mayne, L</b> (1, 2) <small>OBP: 0.282, SLG: 0.294</small> <b>Keith Lockhart, L</b> (9, PH) <small>OBP: 0.347, SLG: 0.448</small>			3-1 		2-2 	2-1 		0-0 		3 0 1 0 0 0 0 1 0 0 0 0 0 0		
<b>David Howard, S</b> (1, 4) <small>OBP: 0.303, SLG: 0.336</small>			0-0 		2-2 		2-3 		0-1 	4 1 3 0 0 1 0		
<b>Inning Stats</b>	R: 0 H: 0 E: 0 LOB: 0 K: 1 BB: 0 S: 9 P: 14	R: 1 H: 1 E: 0 LOB: 0 K: 1 BB: 0 S: 11 P: 18	R: 0 H: 2 E: 0 LOB: 3 K: 2 BB: 1 S: 12 P: 22	R: 0 H: 0 E: 0 LOB: 0 K: 1 BB: 0 S: 7 P: 10	R: 0 H: 2 E: 0 LOB: 2 K: 0 BB: 0 S: 14 P: 21	R: 2 H: 1 E: 0 LOB: 0 K: 0 BB: 1 S: 10 P: 20	R: 0 H: 1 E: 0 LOB: 1 K: 2 BB: 1 S: 10 P: 19	R: 0 H: 0 E: 0 LOB: 0 K: 3 BB: 0 S: 12 P: 16	R: 2 H: 3 E: 0 LOB: 2 K: 1 BB: 0 S: 22 P: 30	1B: 8 SF: 0 2B: 0 SAC: 0 3B: 0 DP: 0 HR: 2 HBP: 0	WP: 1 PA: 40 PB: 0 SB: 1 CS: 0	
<b>PITCHER</b>	IP WLS BF H R ER SO BB IBB HBP BLK WP HR S P ERA WHIP											IP WLS BF H R ER SO BB IBB HBP BLK WP HR S P ERA WHIP
<b>Doug Johns, L</b> (1, 1) <small>ERA: 5.14</small>	6.0 W 26 6 3 3 5 2 0 0 0 1 2 63 105 4.50 1.333											
<b>Jim Corsi, R</b> (7, 1) <small>ERA: 1.82</small>	1.0 5 1 0 0 2 1 0 0 0 0 0 0 10 19 0.00 2.000											
<b>Rick Honeycutt, L</b> (8, 1) <small>ERA: 1.7</small>	1.0 3 0 0 0 3 0 0 0 0 0 0 0 12 16 0.00 0.000											
<b>Dennis Eckersley, R</b> (9, 1) <small>ERA: 4.02</small>	1.0 S 6 3 2 2 1 0 0 0 0 0 0 0 22 30 18.00 3.000											

Kansas City Royals @ Oakland Athletics  
 Oakland-Alameda County Coliseum, Oakland, CA

Wed Sep 13 1995, 3:33 AM PDT  
 Att. 8,138 - Sunny - 60 F

livebaseballscorecards.com

AB	37
R	5
H	10
RBI	5
BB	3
SO	11
LOB	16



Batter	1	2	3	4	5	6	7	8	9
Rickey Henderson, R OBP: 0.408, SLG: 0.451 (1, 7)	1-1 F7		1-1 G4-3		4-1 BB		1-2 SH5-4 1B 2B	3-3 K	
Scott Brosius, R OBP: 0.336, SLG: 0.462 Stan Javier, S OBP: 0.345, SLG: 0.389 (7, PH) (8, 8)	3-3 K			0-0 G4-3	2-0 F9		0-1 SH5-4 2-3		
Geronimo Berroa, R OBP: 0.358, SLG: 0.468 (1, 9)	0-0 F8			0-1 BB 1B		1-2 HR 1B	2-1 S 1B		
Mark McGwire, R OBP: 0.439, SLG: 0.657 (1, 3)		1-0 G5-3		4-2 SAFE 1B 1-2 BB		3-0 HR 1-H	1-2 P4		
Terry Steinbach, R OBP: 0.311, SLG: 0.449 (1, 2)		2-1 G4-3		2-2 1-2 2-H 1B		0-1 F9	3-2 F9 1-2		
Danny Tartabull, R OBP: 0.328, SLG: 0.389 (1, 10)		0-1 1B		0-1 F9		3-2 HR	0-1 WP SH3-4 1B 1B		
Craig Paquette, R OBP: 0.269, SLG: 0.435 (1, 5)		2-0 P3		0-3 K		1-2 F8	1-0 SH3-4 1-2		
Mike Gallego, R OBP: 0.295, SLG: 0.233 (1, 4)			1-0 G5-3		2-2 G4-3	0-0 1B	2-2 G4-3 2-3		
Mike Bordick, R OBP: 0.321, SLG: 0.354 (1, 6)			0-1 G4-3		1-1 F8	1-3 K	2-0 1B 3-H		

Inning Stats	R: 0	H: 0	E: 0	K: 1	S: 9	LOB: 0	BB: 0	P: 13
	R: 0	H: 1	E: 0	K: 0	S: 6	LOB: 1	BB: 0	P: 11
	R: 0	H: 0	E: 0	K: 0	S: 5	LOB: 0	BB: 0	P: 7
	R: 1	H: 2	E: 0	K: 1	S: 13	LOB: 2	BB: 1	P: 19
	R: 0	H: 0	E: 0	K: 0	S: 7	LOB: 1	BB: 1	P: 16
	R: 3	H: 4	E: 0	K: 1	S: 18	LOB: 1	BB: 0	P: 27
	R: 1	H: 2	E: 0	K: 0	S: 13	LOB: 1	BB: 0	P: 20
	R: 1	H: 2	E: 0	K: 1	S: 12	LOB: 1	BB: 0	P: 20

PITCHER	IP	WLS	BF	H	R	ER	SO	BB	IBB	HBP	BLK	WP	HR	S	P	ERA	WHIP
Jason Jacome, L ERA: 6.1 (1, 1)	5.1	L	24	6	4	4	2	2	0	0	0	0	0	49	82	6.75	1.500
Rick Huisman, R ERA: 2.7 (6, 1)	1.2		8	3	1	1	1	0	0	0	0	0	0	22	31	5.40	1.800
Hipolito Pichardo, R ERA: 4.43 (8, 1)	1.0		5	2	1	1	1	0	0	0	0	1	0	12	20	9.00	2.000

**BOTTOM**

**Kansas City Royals @ Oakland Athletics**  
Oakland-Alameda County Coliseum, Oakland, CA

Wed Sep 13 1995, 3:33 AM PDT  
Att. 8,138 - Sunny - 60 F

AB	R	H	RBI	BB	SO	LOB
4	1	1	0	1	1	1
3	0	0	0	0	1	1
0	0	0	0	0	0	0
4	2	3	1	0	0	0
3	1	1	2	1	0	1
4	0	1	1	0	0	1
4	2	3	1	0	0	2
3	0	0	0	0	1	3
4	0	1	0	0	0	1
4	0	1	1	0	1	1

1B: 8	SF: 0	WP: 1	PA: 37
2B: 1	SAC: 2	PB: 0	
3B: 0	DP: 0	SB: 1	
HR: 2	HBP: 0	CS: 0	

livebaseballscorecards.com



AB	33
R	6
H	11
RBI	6
BB	2
SO	4
LOB	11

Batter	1	2	3	4	5	6	7	8	9	AB R H RBI BB SO LOB	TOP																
Johnny Damon, L (1, 8) OBP: 0.359, SLG: 0.500	0-3 K		0-0 G3		0-3 K2-3		0-0 L3		0-0 G4-3	5 0 0 0 0 2 4																	
Tom Goodwin, L (1, 7) OBP: 0.341, SLG: 0.334	0-0 G3		0-3 K			0-0 G3		0-0 G4-3		4 0 0 0 0 1 0																	
Wally Joyner, L (1, 3) OBP: 0.391, SLG: 0.437	0-0 L8		0-0 F7			0-0 G4-3		0-0 G4-3		4 0 0 0 0 0 0																	
Gary Gaetti, R (1, 5) OBP: 0.351, SLG: 0.563		0-0 G5-3		0-0 E8 SF9 1B		0-0 G5-3		0-0 F5		4 1 1 0 0 0 0																	
Bob Hamelin, L (1, 10) OBP: 0.290, SLG: 0.322 Juan Samuel, R (9, PH) OBP: 0.371, SLG: 0.534 David Howard, S (9, PH) OBP: 0.306, SLG: 0.336		4-0 2B G5-3 BB		0-0 G3		0-0 G4-3		4-0 F8 2B BB		2 1 0 0 1 0 1 0 0 0 0 0 0 0 0 1 0 0 1 0 0																	
Keith Lockhart, L (1, 4) OBP: 0.349, SLG: 0.453		0-0 G5-3 1B 2B		0-0 SF9		0-0 G4-3		4-0 F8 2B BB		2 2 1 1 1 0 0																	
Greg Gagne, R (1, 6) OBP: 0.318, SLG: 0.388		0-0 G5-3		0-0 G5-3		0-0 G4-3		0-0 F8		4 0 1 1 0 0 3																	
Michael Tucker, L (1, 9) OBP: 0.331, SLG: 0.367 Jon Nunnally, L (9, 9) OBP: 0.356, SLG: 0.487		0-0 1B		0-0 F8		0-0 1B BB		0-0 2B		4 0 3 3 0 0 0 0 0 0 0 0 0 0																	
Brent Mayne, L (1, 2) OBP: 0.283, SLG: 0.292 Joe Vitiello, R (9, PH) OBP: 0.324, SLG: 0.352 Henry Mercedes, R (9, 2) OBP: 0.389, SLG: 0.345		0-0 F8		0-0 G3		4-0 1B BB		0-0 G5-3		2 0 0 0 1 0 1 1 0 0 0 0 0 1 0 0 0 0 0 0 0																	
<b>Inning Stats</b>	R: 0 E: 0 K: 1 S: 5	H: 0 LOB: 0 BB: 0 P: 5	R: 2 E: 0 K: 0 S: 5	H: 2 LOB: 1 BB: 1 P: 9	R: 0 E: 0 K: 1 S: 5	H: 0 LOB: 0 BB: 0 P: 5	R: 1 E: 1 K: 0 S: 4	H: 1 LOB: 0 BB: 0 P: 4	R: 0 E: 0 K: 1 S: 5	H: 0 LOB: 0 BB: 0 P: 5	R: 0 E: 0 K: 0 S: 3	H: 0 LOB: 0 BB: 0 P: 3	R: 0 E: 0 K: 0 S: 5	H: 2 LOB: 3 BB: 1 P: 9	R: 0 E: 0 K: 0 S: 3	H: 0 LOB: 0 BB: 0 P: 3	R: 2 E: 0 K: 0 S: 4	H: 1 LOB: 1 BB: 2 P: 12	1B: 4 2B: 2 3B: 0 HR: 0	SF: 1 SAC: 0 DP: 0 HBP: 0	WP: 0 PB: 0 SB: 0 CS: 0	PA: 37					
<b>PITCHER</b>	IP	WLS	BF	H	R	ER	SO	BB	IBB	HBP	BLK	WP	HR	S	P	ERA	WHIP										
Steve Ontiveros, R (1, 1) ERA: 4.22	7.0		28	5	3	2	3	2	0	0	0	0	0	32	40	2.57	1.000										
Rick Honeycutt, L (8, 1) ERA: 1.66	1.0		3	0	0	0	0	0	0	0	0	0	0	3	3	0.00	0.000										
Dennis Eckersley, R (9, 1) ERA: 4.37	0.1	L	4	1	2	2	0	2	0	0	0	0	0	2	10	54.00	9.000										
Mike Mohler, L (9, 1) ERA: 3.26	0.2		2	0	0	0	0	0	0	0	0	0	0	2	2	0.00	0.000										

Kansas City Royals @ Oakland Athletics  
Oakland-Alameda County Coliseum, Oakland, CA

Thu Sep 14 1995, 3:33 AM PDT  
Att: 8,429 - Cloudy - 63 F

livebaseballscorecards.com

AB	32
R	5
H	6
RBI	5
BB	4
SO	3
LOB	10



Batter	1	2	3	4	5	6	7	8	9	AB	R	H	RBI	BB	SO	LOB
Rickey Henderson, R (1, 7) OBP: 0.404, SLG: 0.446	0-0 L5	0-0 L4			0-0 G4-3		0-0 F8			4	0	0	0	0	0	4
Jason Giambi, L (1, 5) OBP: 0.376, SLG: 0.414	0-0 1B		0-0 G6-3			0-0 F7	0-0 E6			4	1	1	0	0	0	1
Geronimo Berroa, R (1, 9) OBP: 0.359, SLG: 0.468 Stan Javier, S (8, 8) OBP: 0.345, SLG: 0.389	0-0 1B		0-0 G5-3			0-0 HR	0-0 G5-3			4	1	2	0	0	0	2
Mark McGwire, R (1, 3) OBP: 0.437, SLG: 0.662	0-0 F8		0-0 P4			0-0 HR		0-0 P6		4	1	1	2	0	0	2
Danny Tartabull, R (1, 10) OBP: 0.331, SLG: 0.391	0-0 1B			0-0 G6-4-3		0-0 L5		0-0 G4-3		4	0	2	1	0	0	0
Terry Steinbach, R (1, 2) OBP: 0.307, SLG: 0.444		0-0 L7		0-0 G6-4-3		0-0 G5-3		0-0 G6-3		4	0	0	0	0	0	1
Brent Gates, S (1, 4) OBP: 0.313, SLG: 0.348		0-0 G6-3		0-0 F8			0-0 G3		0-0 G4-3	4	0	0	0	0	0	0
Mike Bordick, R (1, 6) OBP: 0.324, SLG: 0.356 George Williams, S (9, PH) OBP: 0.379, SLG: 0.520		0-0 1B			0-0 G5-3		0-0 1B		0-3 K	3	1	2	0	0	0	0
Jose Herrera, L (1, 8) OBP: 0.323, SLG: 0.345		0-0 1B			0-0 G6-3		0-0 1B		0-0 G4-3	1	0	0	0	0	1	0

Inning Stats	R: 1	H: 3	E: 0	K: 0	S: 5	H: 3	LOB: 2	BB: 0	P: 5	R: 0	H: 2	E: 0	K: 0	S: 5	H: 0	LOB: 0	BB: 0	P: 3	R: 0	H: 1	E: 0	K: 0	S: 3	H: 0	LOB: 0	BB: 0	P: 3	R: 0	H: 0	E: 0	K: 0	S: 3	R: 2	H: 2	E: 0	K: 0	S: 5	H: 2	LOB: 0	BB: 0	P: 5	R: 1	H: 2	E: 1	K: 0	S: 6	H: 2	LOB: 2	BB: 0	P: 6	R: 0	H: 0	E: 0	K: 0	S: 3	R: 0	H: 0	E: 0	K: 1	S: 5	H: 0	LOB: 0	BB: 0	P: 5	1B: 9	2B: 0	3B: 0	HR: 1	SF: 0	SAC: 0	DP: 1	HBP: 0	WP: 0	PB: 0	SB: 1	CS: 0	PA: 36
--------------	------	------	------	------	------	------	--------	-------	------	------	------	------	------	------	------	--------	-------	------	------	------	------	------	------	------	--------	-------	------	------	------	------	------	------	------	------	------	------	------	------	--------	-------	------	------	------	------	------	------	------	--------	-------	------	------	------	------	------	------	------	------	------	------	------	------	--------	-------	------	-------	-------	-------	-------	-------	--------	-------	--------	-------	-------	-------	-------	--------

PITCHER	IP	WLS	BF	H	R	ER	SO	BB	IBB	HBP	BLK	WP	HR	S	P	ERA	WHIP
Mark Gubicza, R (1, 1) ERA: 3.72	6.2		29	10	4	3	0	0	0	0	0	0	1	29	29	4.05	1.500
Jim Converse, R (7, 1) ERA: 7.88	1.1	W	4	0	0	0	0	0	0	0	0	0	0	4	4	0.00	0.000
Jeff Montgomery, R (9, 1) ERA: 3.12	1.0	S	3	0	0	0	1	0	0	0	0	0	0	5	5	0.00	0.000

BOTTOM

Kansas City Royals @ Oakland Athletics  
Oakland-Alameda County Coliseum, Oakland, CA

Thu Sep 14 1995, 3:33 AM PDT  
Att. 8,429 - Cloudy - 63 F

livebaseballscorecards.com

AB	36
R	4
H	10
RBI	3
BB	0
SO	1
LOB	10



Batter	1	2	3	4	5	6	7	8	9	AB R H RBI BB SO LOB	TOP
<b>Juan Samuel, R</b> (1, 7) OBP: 0.369, SLG: 0.528 <b>Johnny Damon, L</b> (6, 8) OBP: 0.357, SLG: 0.496	1-2 G5-3	2-2 2-H 1B		1-0 F9		1-3 K2-3			0-1 FC4-6 SF9	4 0 1 1 0 1 2 1 1 0 0 0 0 1	
<b>Wally Joyner, L</b> (1, 3) OBP: 0.391, SLG: 0.435	2-3 K		0-0 G4-3		0-0 FC5 1B		1-1 L7		4-1 BB	4 0 1 0 1 1 0	
<b>Greg Gagne, R</b> (1, 6) OBP: 0.319, SLG: 0.392	1-0 2B		2-2 G5-3		2-0 F8 FC5 1B		0-0 F9		2-2 SF9	4 1 2 1 0 0 0	
<b>Gary Gaetti, R</b> (1, 5) OBP: 0.347, SLG: 0.557	1-1 G5-3		0-1 F8		0-0 FC5 1B		0-1 G6-3		0-1 P6	5 0 0 0 0 0 4	
<b>Joe Vitiello, R</b> (1, 10) OBP: 0.330, SLG: 0.389		1-0 HR		3-2 1B SH1-3 E 1B		0-1 F8		0-0 G5-3		4 2 2 1 0 0 2	
<b>Les Norman, R</b> (1, 9) OBP: 0.294, SLG: 0.313		0-0 1B G1-3		0-0 SH1-3		1-0 1B		0-0 F8		3 1 2 1 0 0 0	
<b>David Howard, S</b> (1, 8) OBP: 0.305, SLG: 0.335		0-0 B2		1-0 E 1B		2-1 P4		2-2 E5		4 0 1 0 0 0 3	
<b>Edgar Caceres, S</b> (1, 4) OBP: 0.297, SLG: 0.373		0-1 G1-3		1-0 FC5		1-3 K		1-2 G6-3		4 0 0 0 0 1 3	
<b>Brent Mayne, L</b> (1, 2) OBP: 0.286, SLG: 0.292		4-2 BB		1-3 K		2-1 F8			3-2 FC4-6 1B	3 0 1 0 1 1 2	
<b>Inning Stats</b>	R: 0 H: 1 E: 0 LOB: 1 K: 1 BB: 0 S: 9 P: 14	R: 2 H: 3 E: 0 LOB: 1 K: 0 BB: 1 S: 10 P: 17	R: 0 H: 0 E: 0 LOB: 0 K: 0 BB: 0 S: 6 P: 8	R: 1 H: 2 E: 1 LOB: 2 K: 1 BB: 0 S: 11 P: 18	R: 1 H: 3 E: 0 LOB: 2 K: 0 BB: 0 S: 8 P: 13	R: 0 H: 0 E: 0 LOB: 0 K: 2 BB: 0 S: 8 P: 12	R: 0 H: 0 E: 0 LOB: 0 K: 0 BB: 0 S: 5 P: 6	R: 0 H: 0 E: 1 LOB: 1 K: 0 BB: 0 S: 11 P: 14	R: 1 H: 1 E: 0 LOB: 1 K: 0 BB: 1 S: 12 P: 21	1B: 8 SF: 1 2B: 1 SAC: 1 3B: 0 DP: 0 HR: 1 HBP: 0	WP: 0 PA: 40 PB: 0 SB: 2 CS: 0
<b>PITCHER</b> <b>Jim Abbott, L</b> (1, 1) ERA: 3.78 <b>Rich Monteleone, R</b> (9, 1) ERA:	IP WLS BF H R ER SO BB IBB HBP BLK WP HR S P ERA WHIP 8.1 L 38 10 5 4 4 2 0 0 0 0 0 1 74 115 4.32 1.440 0.2 2 0 0 0 0 0 0 0 0 0 0 0 6 8 0.00 0.000	<b>PITCHER</b> IP WLS BF H R ER SO BB IBB HBP BLK WP HR S P ERA WHIP									

**Kansas City Royals @ California Angels**  
 Anaheim Stadium, Anaheim, CA

<b>AB</b>	36
<b>R</b>	5
<b>H</b>	10
<b>RBI</b>	4
<b>BB</b>	2
<b>SO</b>	4
<b>LOB</b>	17



Fri Sep 15 1995, 10:05 PM EDT  
 Att. 33,930 - Unknown - 74 F

livebaseballscorecards.com





Batter	1	2	3	4	5	6	7	8	9	AB R H RBI BB SO LOB	TOP									
Johnny Damon, L (1, 8) OBP: 0.358, SLG: 0.493										5 1 2 0 0 0 1	<b>Kansas City Royals @ California Angels</b> Anaheim Stadium, Anaheim, CA Sat Sep 16 1995, 10:05 PM EDT Att. 35,124 - Unknown - 72 F									
Tom Goodwin, L (1, 7) OBP: 0.340, SLG: 0.333										4 2 1 0 0 1 2										
Wally Joyner, L (1, 3) OBP: 0.391, SLG: 0.435										5 1 2 1 0 1 2										
Gary Gaetti, R (1, 5) OBP: 0.344, SLG: 0.552										4 0 0 0 0 1 3										
Bob Hamelin, L (1, 10) OBP: 0.290, SLG: 0.322 Juan Samuel, R (7, PH) OBP: 0.367, SLG: 0.525										3 1 1 1 0 1 0 1 0 0 0 0 1 1										
Keith Lockhart, L (1, 4) OBP: 0.353, SLG: 0.468 Joe Vitiello, R (7, PH) OBP: 0.327, SLG: 0.385 David Howard, S (7, 4) OBP: 0.305, SLG: 0.335										3 1 2 3 0 0 0 1 0 0 0 0 0 1 0 0 0 0 0 0 0										
Jon Nunnally, L (1, 9) OBP: 0.355, SLG: 0.482										3 1 0 0 1 1 1										
Greg Gagne, R (1, 6) OBP: 0.316, SLG: 0.388										4 0 0 0 0 2 1										
Brent Mayne, L (1, 2) OBP: 0.289, SLG: 0.295										4 0 2 1 0 1 0										
<b>Inning Stats</b>	R: 6 E: 1 K: 1 S: 20	H: 5 LOB: 1 BB: 1 P: 36	R: 0 E: 0 K: 2 S: 9	H: 0 LOB: 0 BB: 0 P: 16	R: 0 E: 0 K: 2 S: 7	H: 0 LOB: 0 BB: 0 P: 11	R: 0 E: 0 K: 1 S: 14	H: 2 LOB: 2 BB: 0 P: 18	R: 0 E: 0 K: 0 S: 3	H: 0 LOB: 0 BB: 0 P: 5		R: 1 E: 0 K: 1 S: 18	H: 2 LOB: 1 BB: 0 P: 26	R: 0 E: 0 K: 2 S: 9	H: 0 LOB: 0 BB: 0 P: 11	R: 0 E: 0 K: 0 S: 5	H: 0 LOB: 0 BB: 0 P: 7	1B: 9 2B: 0 3B: 0 HR: 1	SF: 0 SAC: 1 DP: 0 HBP: 0	WP: 0 PB: 0 SB: 0 CS: 0
<b>PITCHER</b>	IP WLS BF H R ER SO BB IBB HBP BLK WP HR S P ERA WHIP																			
Shawn Boskie, R (1, 1) ERA: 5.12	0.2 L 9 5 6 4 1 1 0 0 0 0 0 1 18 32 54.00 9.000																			
Brian Anderson, L (1, 1) ERA: 5.87	6.0 23 5 1 1 6 0 0 0 1 0 0 54 80 1.50 0.833																			
John Habyan, R (7, 1) ERA: 3.74	1.1 4 0 0 0 2 0 0 0 0 0 0 15 18 0.00 0.000																			
Bob Patterson, L (9, 1) ERA: 2.72	1.0 3 0 0 0 0 0 0 0 0 0 0 5 7 0.00 0.000																			

livebaseballscorecards.com

AB	37
R	7
H	10
RBI	6
BB	1
SO	9
LOB	12



BOTTOM

Kansas City Royals @ California Angels  
Anaheim Stadium, Anaheim, CA

Sat Sep 16 1995, 10:05 PM EDT  
Att: 35,124 - Unknown - 72 F

livebaseballscorecards.com

AB 38  
R 6  
H 12  
RBI 6  
BB 3  
SO 6  
LOB 21



AB R H RBI BB SO LOB

5 1 2 0 0 0 2

4 0 0 0 1 3 2

4 1 1 0 1 0 1

5 1 2 1 0 1 2

3 0 1 1 1 0 0

0 1 0 0 0 0 0

1 0 0 0 0 0 1

2 0 1 0 0 0 0

1 1 1 3 0 0 0

2 0 1 0 0 1 3

2 0 0 0 0 1 2

2 0 0 0 0 0 4

2 0 0 0 0 0 3

1B: 11 SF: 0  
2B: 1 SAC: 0  
3B: 0 DP: 1  
HR: 1 HBP: 0

WP: 0 PA: 41  
PB: 0  
SB: 0  
CS: 1

WP: 0 PA: 41  
PB: 0  
SB: 0  
CS: 1

Batter	1	2	3	4	5	6	7	8	9
Jim Edmonds, L OBP: 0.360, SLG: 0.547 (1, 8)	0-0 G3-1		2-1 F7		2-2 1B		2-2 F8		0-1 G3-1 1B G4-3 1B
Tony Phillips, S OBP: 0.397, SLG: 0.473 (1, 5)	2-3 K		4-2 CS BB BB		0-3 K			1-3 K	2-1 G4-3 1-2
J.T. Snow, L OBP: 0.355, SLG: 0.456 (1, 3)	1-2 G3		4-2 BB			0-0 G1-3		0-1 1B 1B	0-0 G3-1 2-3
Tim Salmon, R OBP: 0.432, SLG: 0.604 (1, 9)		2-1 G6-3	3-3 K		1-1 F8		1-1 F8	0-1 1B 1B	1-2 16 1B 1B
Chili Davis, S OBP: 0.432, SLG: 0.507 Rod Correia, R OBP: 0.238, SLG: 0.381 Eduardo Perez, R OBP: 0.309, SLG: 0.258 (1, 10)		4-2 1B 16 1B BB		1-1 L7		0-0 G1-3		1-2 16 1B HR 1B	2-0 P3
16 Garret Anderson, L OBP: 0.361, SLG: 0.523 (1, 7)		2-2 1B		3-1 F8			0-2 FC6-4 1B	1-1 HR 1B	
Rene Gonzales, R OBP: 0.333, SLG: 0.533 Mike Aldrete, L OBP: 0.341, SLG: 0.393 Rex Hudler, R OBP: 0.270, SLG: 0.380 (1, 4)		0-0 1B		1-0 L9			3-1 FC6-4 E 1-2f	2-1 HR	
Jorge Fabregas, L OBP: 0.302, SLG: 0.312 Greg Myers, L OBP: 0.306, SLG: 0.399 (1, 2)		2-3 K			0-0 1B 1B		0-0 E6 1-2	2-3 K	
Dick Schofield, R OBP: 0.258, SLG: 0.148 Spike Owen, S OBP: 0.301, SLG: 0.328 (1, 6)		2-0 F9			1-2 F9		0-2 L8	1-0 G3-1	

Inning Stats	R: 0	H: 0	E: 0	K: 1	S: 7	H: 0	LOB: 0	BB: 0	P: 10	R: 0	H: 2	E: 0	K: 1	S: 17	H: 0	LOB: 2	BB: 1	P: 29	R: 0	H: 0	E: 0	K: 0	S: 11	R: 0	H: 0	E: 0	K: 0	S: 5	R: 0	H: 2	E: 0	K: 1	S: 13	R: 0	H: 0	E: 0	K: 0	S: 4	R: 0	H: 1	E: 1	K: 0	S: 13	R: 5	H: 5	E: 0	K: 2	S: 21	R: 1	H: 2	E: 0	K: 0	S: 9
--------------	------	------	------	------	------	------	--------	-------	-------	------	------	------	------	-------	------	--------	-------	-------	------	------	------	------	-------	------	------	------	------	------	------	------	------	------	-------	------	------	------	------	------	------	------	------	------	-------	------	------	------	------	-------	------	------	------	------	------

PITCHER	IP	WLS	BF	H	R	ER	SO	BB	IBB	HBP	BLK	WP	HR	S	P	ERA	WHIP
Tom Gordon, R ERA: 3.9	(1, 1)	5.1	W	21	4	0	4	3	0	0	0	0	0	54	90	0.00	1.312
Hipolito Pichardo, R ERA: 4.31	(6, 1)	1.2		7	1	0	0	0	0	0	0	0	0	16	22	0.00	0.600
Rick Huisman, R ERA: 6.43	(8, 1)	0.1		4	3	3	1	0	0	0	0	0	0	13	15	81.00	9.000
Mike Magnante, L ERA: 3.54	(8, 1)	0.2		4	2	2	1	0	0	0	0	0	1	8	14	27.00	3.000
Jeff Montgomery, R ERA: 3.22	(9, 1)	1.0	S	5	2	1	1	0	0	0	0	0	0	9	14	9.00	2.000

# Kansas City Royals @ California Angels

## Anaheim Stadium, Anaheim, CA

Sun Sep 17 1995, 6:33 AM EDT  
Att. 24,112 - Sunny - 85 F

AB	34
R	10
H	11
RBI	10
BB	8
SO	5
LOB	14



WP:	0	PA:	44
PB:	0		
SB:	0		
CS:	1		

AB R H RBI BB SO LOB

3	0	0	0	2	1	1
2	2	0	0	3	0	2
4	1	1	2	0	1	1
0	0	0	1	1	0	0
5	3	3	1	0	1	3
3	2	2	5	0	0	0
2	0	1	0	0	0	0
2	0	1	0	2	0	0
0	0	0	0	0	0	0
0	0	0	0	0	0	0
2	0	0	0	0	0	2
3	1	1	0	0	0	2
5	0	1	0	0	2	3
3	1	1	1	0	0	0

1B:	5	SF:	0
2B:	2	SAC:	2
3B:	0	DP:	1
HR:	4	HBP:	0

Batter	1	2	3	4	5	6	7	8	9										
David Howard, S (1, 4) OBP: 0.307, SLG: 0.330	1-1 G5-3	2-3 K		3-2 L8		4-2 CS BB		4-0 BB BB BB											
Greg Gagne, R (1, 6) OBP: 0.319, SLG: 0.386	4-1 1B HR BB		4-1 HR BB	0-0 F9		2-2 P6		4-2 BB BB											
Juan Samuel, R (1, 10) OBP: 0.365, SLG: 0.535 Bob Hamelin, L (8, PH) OBP: 0.294, SLG: 0.322	1-0 F7		1 SAFE 0-1 HR		2-3 K		0-1 G5-3	4-0 G6-4-3 BB											
Gary Gaetti, R (1, 5) OBP: 0.347, SLG: 0.559	0-0 1-2 HR 1B		1-3 K		0-0 HR 1B		2-1 HR	2-0 G6-4-3											
Joe Vitiello, R (1, 3) OBP: 0.336, SLG: 0.455 Wally Joyner, L (5, 3) OBP: 0.391, SLG: 0.435	1-0 1-H 2-H HR		1-2 F9		1-2 HR		3-2 L8		0-0 G3 SH3 1B										
Les Norman, R (1, 9) OBP: 0.342, SLG: 0.324 Keith Lockhart, L (9, PH) OBP: 0.353, SLG: 0.468 Jon Nunnally, L (9, 9) OBP: 0.355, SLG: 0.482	0-1 1B		4-2 FC5-4 BB		4-2 G3 BB		0-0 F7		0-1 SH3										
Brent Cookson, R (1, 7) OBP: 0.219, SLG: 0.200 Johnny Damon, L (5, PH) OBP: 0.358, SLG: 0.496	1-1 G1-3		1 SAFE 0-0 FC5-4		2-2 G3			0-1 2B 2B	0-0 G3										
Henry Mercedes, R (1, 2) OBP: 0.366, SLG: 0.324		2-3 K		0-1 SH1-3 1B		1-0 G5-3		0-1 G1-3	1-3 K										
Tom Goodwin, L (1, 8) OBP: 0.340, SLG: 0.336		1-0 F7		1 SAFE 0-0 SH1-3		0-0 G4-3		0-1 BB BB 2B											
<b>Inning Stats</b>	R: 3 H: 3 E: 0 LOB: 1 K: 0 BB: 1 S: 10 P: 18	R: 0 H: 0 E: 0 LOB: 0 K: 2 BB: 0 S: 7 P: 12	R: 2 H: 1 E: 0 LOB: 1 K: 1 BB: 2 S: 15 P: 25	R: 0 H: 1 E: 0 LOB: 1 K: 0 BB: 0 S: 7 P: 10	R: 2 H: 2 E: 0 LOB: 1 K: 1 BB: 1 S: 16 P: 26	R: 0 H: 0 E: 0 LOB: 0 K: 0 BB: 1 S: 8 P: 13	R: 1 H: 1 E: 0 LOB: 0 K: 0 BB: 0 S: 8 P: 13	R: 2 H: 2 E: 0 LOB: 2 K: 0 BB: 3 S: 9 P: 23	R: 0 H: 1 E: 0 LOB: 1 K: 1 BB: 0 S: 8 P: 9										
<b>PITCHER</b>	IP WLS BF H R ER SO BB IBB HBP BLK WP HR S P ERA WHIP																		
Mark Langston, L (1, 1) ERA: 4.52	4.1 L 24 7 7 7 4 4 0 0 0 0 0 3 48 81 14.54 2.538																		
Mike Harkey, R (5, 1) ERA: 5.74	2.0 7 1 1 1 0 1 0 0 0 0 0 1 19 29 4.50 1.000																		
Bob Patterson, L (7, 1) ERA: 3.02	1.0 5 2 2 2 0 0 0 0 0 0 0 0 10 13 18.00 2.000																		
Mike James, R (8, 1) ERA: 2.77	0.0 3 0 0 0 0 3 0 0 0 0 0 0 2 14 ∞ ∞																		
Rich Monteleone, R (8, 1) ERA:	0.2 2 1 0 0 0 0 0 0 0 0 0 0 2 4 0.00 1.500																		
<b>PITCHER</b>	IP WLS BF H R ER SO BB IBB HBP BLK WP HR S P ERA WHIP																		
Mark Holzemer, L (9, 1) ERA: 4.32	1.0 3 0 0 0 1 0 0 0 0 0 0 0 7 8 0.00 0.000																		

livebaseballscorecards.com

Batter	1	2	3	4	5	6	7	8	9	AB	R	H	RBI	BB	SO	LOB
<b>Dave Gallagher, R</b> (1, 7) OBP: 0.370, SLG: 0.400 <b>16 Garret Anderson, L</b> (6, PH) OBP: 0.359, SLG: 0.520 (7, 7)	1-1 G6-3	2-2 G1-3		1-0 F9		1-2 G1-3		1-2 G2-3		3	0	0	0	0	0	3
<b>Rex Hudler, R</b> (1, 4) OBP: 0.270, SLG: 0.374 <b>Orlando Palmeiro, L</b> (8, PH) OBP: 0.400, SLG: 0.368 <b>Damon Easley, R</b> (9, 4) OBP: 0.290, SLG: 0.304	2-3 K2-3		0-3 K2-3		4-1 G3 S G6-3 BB	1-3 K		1-2 E6 BB 1B		3	1	0	0	1	3	2
<b>Jim Edmonds, L</b> (1, 8) OBP: 0.362, SLG: 0.550	0-1 1B		3-3 K		2-2 G3		0-0 HR 3B	4-0 BB BB		4	1	2	0	1	1	1
<b>Tim Salmon, R</b> (1, 9) OBP: 0.430, SLG: 0.599	2-1 F9		0-1 L7		3-1 G6-3		0-0 L4	4-1 BB BB		4	0	0	1	1	0	2
<b>Chili Davis, S</b> (1, 10) OBP: 0.434, SLG: 0.516		3-2 L1-3		1-2 HR 1B	0-0 1B		3-1 HR	0-3 K		5	2	3	2	0	1	3
<b>J.T. Snow, L</b> (1, 3) OBP: 0.356, SLG: 0.462		1-0 1B 1B		1-0 HR	2-1 F7		0-0 G1-3		0-0 F9	5	2	2	2	0	0	1
<b>Eduardo Perez, R</b> (1, 5) OBP: 0.301, SLG: 0.250 <b>Tony Phillips, S</b> (6, PH) OBP: 0.398, SLG: 0.479 (7, 5)		1-0 F7		0-0 G1-3		4-2 16 G1-3 1B BB	0-1 F7		1-1 HR	2	0	0	0	0	0	1
<b>Greg Myers, L</b> (1, 2) OBP: 0.311, SLG: 0.415		0-0 1B 1B		0-3 K		2-1 16 G1-3 1B		0-0 HR	0-0 G4-3	5	1	3	1	0	1	0
<b>Dick Schofield, R</b> (1, 6) OBP: 0.303, SLG: 0.179 <b>Spike Owen, S</b> (6, PH) OBP: 0.297, SLG: 0.324 (7, 6)		1-1 1B		4-1 BB		1-0 P4		1-2 G4-3	2-1 F9	1	0	1	1	1	0	0
		1-3 2-H 1B								3	0	0	0	0	0	2

Inning Stats	R: 0	H: 1	E: 0	K: 1	S: 9	H: 1	LOB: 1	BB: 0	P: 14	R: 1	H: 3	E: 0	K: 0	S: 11	R: 0	H: 0	E: 0	K: 2	S: 8	R: 2	H: 2	E: 0	K: 1	S: 11	R: 1	H: 1	E: 0	K: 0	S: 9	R: 0	H: 1	E: 0	K: 1	S: 13	R: 2	H: 2	E: 0	K: 0	S: 7	R: 1	H: 2	E: 1	K: 1	S: 14	R: 1	H: 1	E: 0	K: 0	S: 6	R: 1	H: 1	E: 0	K: 0	S: 9	1B: 8	2B: 0	3B: 1	SF: 0	SAC: 0	DP: 0	HBP: 0	WP: 0	PB: 0	SB: 1	CS: 0	PA: 45
--------------	------	------	------	------	------	------	--------	-------	-------	------	------	------	------	-------	------	------	------	------	------	------	------	------	------	-------	------	------	------	------	------	------	------	------	------	-------	------	------	------	------	------	------	------	------	------	-------	------	------	------	------	------	------	------	------	------	------	-------	-------	-------	-------	--------	-------	--------	-------	-------	-------	-------	--------

PITCHER	IP	WLS	BF	H	R	ER	SO	BB	IBB	HBP	BLK	WP	HR	S	P	ERA	WHIP
Jason Jacome, L (1, 1) ERA: 6.18	4.2		23	7	4	4	4	2	0	0	0	0	1	46	78	7.71	1.929
Rick Huisman, R (5, 1) ERA: 7.27	1.2		9	3	2	2	1	1	0	0	0	0	1	19	33	10.80	2.400
Hipolito Pichardo, R (7, 1) ERA: 4.36	1.1	W	7	2	1	1	0	1	0	0	0	0	1	13	20	6.75	2.250
Jeff Montgomery, R (8, 1) ERA: 3.3	1.1	S	6	1	1	1	1	1	0	0	0	0	1	10	17	6.75	1.500


**BOTTOM**

**Kansas City Royals @ California Angels**  
 Anaheim Stadium, Anaheim, CA

Sun Sep 17 1995, 6:33 AM EDT  
 Att. 24,112 - Sunny - 85 F

livebaseballscorecards.com

<b>AB</b>	<b>40</b>
<b>R</b>	<b>8</b>
<b>H</b>	<b>13</b>
<b>RBI</b>	<b>8</b>
<b>BB</b>	<b>5</b>
<b>SO</b>	<b>6</b>
<b>LOB</b>	<b>17</b>



Batter	1	2	3	4	5	6	7	8	9	AB R H RBI BB SO LOB	TOP											
<b>Chuck Knoblauch, R</b> (1, 4) OBP: 0.418, SLG: 0.495 C F B X	1-2  2B	2-2 1 SAFE 1 SAFE 1 SAFE F7 1-2 1-2		0-2 BB 1B FC4-6 1-2 1B	3-3 K			2-2 G5-3 2-2		5 2 2 0 0 1 2												
<b>Matt Lawton, L</b> (1, 8) OBP: 0.333, SLG: 0.250 C F B H	2-2 2B HBP	1-0 G4-3 2-3		0-0 FC4-6 BB 1-2 2-H 1B		2-1 G3 2-1		1-0 PB 2B		4 1 2 1 0 0 1												
<b>Kirby Puckett, R</b> (1, 9) OBP: 0.377, SLG: 0.527 <b>Steve Dunn, L</b> (7, 3) C F B X	1-2 F9 1-H 2-H SF7 2B	4-1 BB		1-3 K		3-3 K		3-2 G3 2-3		3 1 1 2 1 2 2 1 0 0 0 0 0 1												
<b>Pedro Munoz, R</b> (1, 10) OBP: 0.342, SLG: 0.509 <b>Chip Hale, L</b> (9, PH) OBP: 0.340, SLG: 0.368 B X	1-0 F9 2-3	1-2 F9		4-2 FC4-6 BB 1-2 2-3		1-1 G6-3 1-1			0-0 G4-3	3 0 0 0 1 0 3 1 0 0 0 0 0 0												
<b>Marty Cordova, R</b> (1, 7) OBP: 0.355, SLG: 0.477 <b>Rich Becker, L</b> (7, 7) OBP: 0.305, SLG: 0.304 F B C B	4-2 1B SF7 BB		1-1 G4-3	1-0 FC4-6 1-2f 2-3 3-H			1-1 1B 1B		0-1 E2 2B 1B	3 0 1 1 1 0 2 1 1 1 0 0 0 0												
<b>Matt Merullo, L</b> (1, 2) OBP: 0.327, SLG: 0.363 B 1 SAFE SAFE X	1-0 SF7 1-2 3-H		2-0 1B	3-1 G3			0-0 L4		4-2 2B G4-3 BB	3 1 1 1 1 0 3												
<b>Scott Leius, R</b> (1, 5) OBP: 0.335, SLG: 0.351 B B C F B X	3-2 1B		1 SAFE 2-3 K		2-3 K		0-2 G6-4-3 1-3 1B		1-0 G4-3 1-3 2-H 2B	5 0 3 1 0 2 1												
<b>Dan Masteller, L</b> (1, 3) OBP: 0.290, SLG: 0.331 F B 1 SAFE X (7, 9)	1-1 G6-3		3-1 P6		3-2 G3 1B		0-0 G6-4-3 1-2f		3-2 G4-3	5 0 1 1 0 0 6												
<b>Denny Hocking, S</b> (1, 6) OBP: 0.400, SLG: 0.250 C B B B		4-1 G4-3 F7 BB		0-0 1B 1B		0-1 G3 1-2		0-0 F9	1-1 F8	4 1 1 0 1 0 2												
<b>Inning Stats</b>	R: 3 E: 0 K: 0 S: 17	H: 3 LOB: 2 BB: 1 P: 31	R: 0 E: 0 K: 0 S: 11	H: 0 LOB: 2 BB: 2 P: 23	R: 0 E: 0 K: 1 S: 8	H: 1 LOB: 1 BB: 0 P: 16	R: 2 E: 0 K: 1 S: 14	H: 3 LOB: 2 BB: 1 P: 23	R: 0 E: 0 K: 2 S: 12	H: 1 LOB: 1 BB: 0 P: 20	R: 0 E: 0 K: 1 S: 8	H: 0 LOB: 0 BB: 0 P: 14	R: 0 E: 0 K: 0 S: 7	H: 2 LOB: 1 BB: 0 P: 8	R: 0 E: 0 K: 0 S: 9	H: 1 LOB: 1 BB: 0 P: 15	R: 2 E: 1 K: 0 S: 14	H: 2 LOB: 1 BB: 1 P: 23	1B: 9 2B: 4 3B: 0 HR: 0	SF: 1 SAC: 0 DP: 1 HBP: 1	WP: 0 PB: 1 SB: 0 CS: 0	PA: 45
<b>Mark Gubicza, R</b> (1, 1) ERA: 3.85 <b>Rusty Meacham, R</b> (6, 1) ERA: 5.03	IP: 5.0 WLS: W BF: 28 H: 8 R: 5 ER: 5 SO: 4 BB: 4 IBB: 0 HBP: 1 BLK: 0 WP: 0 HR: 0 S: 62 P: 113 ERA: 9.00 WHIP: 2.400																					

**Minnesota Twins @ Kansas City Royals**  
 Kauffman Stadium, Kansas City, MO  
 Mon Sep 18 1995, 7:05 PM CDT  
 Overcast - 81 F

AB	38
R	7
H	13
RBI	7
BB	5
SO	5
LOB	23



Batter	1	2	3	4	5	6	7	8	9
<b>Johnny Damon, L</b> (1, 8) <small>OBP: 0.359, SLG: 0.493</small> <b>Les Norman, R</b> (8, 8) <small>OBP: 0.333, SLG: 0.314</small>	2-2 <b>G4-3</b> 	1-0 <b>FC4</b> <b>1B</b> <small>1-2 2-H 3-H</small>	0-3 	0-1 <b>FC4</b> <small>1-2f</small>			0-0 <b>1B</b> <b>1B</b>	1-1 <b>F8</b>	
<b>Tom Goodwin, L</b> (1, 7) <small>OBP: 0.342, SLG: 0.343</small> <b>Brent Cookson, R</b> (8, 7) <small>OBP: 0.212, SLG: 0.194</small>	3-2 <b>E9</b> <b>3B</b>	0-0 <b>FC4</b> <b>S</b> <small>1-2f 2-3</small>		1-0 <b>WP</b> <b>1B</b> <b>2B</b> <b>1B</b>	0-0 <b>P4</b>		1-2 <b>1B</b> <b>1B</b>	0-0 <b>P5</b>	
<b>Wally Joyner, L</b> (1, 3) <small>OBP: 0.393, SLG: 0.443</small> <b>Edgar Caceres, S</b> (8, 3) <small>OBP: 0.297, SLG: 0.373</small>	2-0 	2-2 <b>G4-3</b> <small>1-2</small>		1-1 <b>WP</b> <b>2B</b> <b>1B</b>	2-0 <b>F7</b>		2-1 <b>1B</b> <b>1B</b> <small>1-3 2-H</small>		
<b>Gary Caetti, R</b> (1, 5) <small>OBP: 0.344, SLG: 0.554</small> <b>Joe Randa, R</b> (7, 5) <small>OBP: 0.250, SLG: 0.220</small>	1-3 <b>K</b>		0-0 <b>F9</b>	3-1 <b>P8</b>	1-0 <b>G5-3</b>		1-2 <b>WP</b> <b>1B</b> <b>1B</b> <small>SF7-5-6</small>		
<b>Bob Hamelin, L</b> (1, 10) <small>OBP: 0.291, SLG: 0.319</small> <b>Juan Samuel, R</b> (4, PH) <small>OBP: 0.386, SLG: 0.532</small> <b>Michael Tucker, L</b> (7, PH) <small>OBP: 0.329, SLG: 0.364</small>	3-0 <b>P5</b>		2-2 <b>G6-3</b>	4-0 		2-1 <b>G1-4-3</b>	0-3 <b>K</b>		
<b>Keith Lockhart, L</b> (1, 4) <small>OBP: 0.358, SLG: 0.473</small> <b>Greg Gagne, R</b> (4, PH) <small>OBP: 0.324, SLG: 0.393</small> (5, 6)		0-1 <b>FC5-4</b> <b>1B</b> <b>1B</b>	0-0 <b>S</b> <b>1B</b> <b>1B</b>	1-2 <b>1B</b> <b>2B</b> <small>1-H 2-H 3-H</small>		2-1 <b>BB</b> <b>1B</b>	1-0 <b>WP</b> <b>1B</b> <small>SF7-5-6</small>		
<b>Jon Nunnally, L</b> (1, 9) <small>OBP: 0.361, SLG: 0.486</small>		0-0 <b>FC5-4</b> <b>1B</b> <b>1B</b>	2-1 <b>1B</b> <b>S</b> <b>1B</b>	0-2 <b>1B</b> <b>SF9</b> <b>1B</b> <small>2-H</small>		1-2 <b>F7</b>	4-2 <b>BB</b> <b>BB</b> <small>1-2 2-3</small>		
<b>David Howard, S</b> (1, 6) <small>OBP: 0.313, SLG: 0.335</small> (5, 4)		1-0 <b>FC5-4</b> <b>BB</b> <b>1B</b> <small>1-2f 2-3</small>	2-0 <b>S</b> <b>1B</b> <b>1B</b> <small>1 SAFE</small>	3-1 <b>FC4</b> <b>1B</b> <small>1 SAFE</small>		4-2 <b>BB</b>	1-0 <b>SF7-5-6</b>		
<b>Henry Mercedes, R</b> (1, 2) <small>OBP: 0.378, SLG: 0.333</small> <b>29 Mike Sweeney, R</b> (8, PH) (9, 2)		4-2 <b>FC4</b> <b>1B</b> <b>BB</b> <small>1-2</small>	1-1 	2-2 <b>SF9</b>		2-0 <b>F9</b>	0-0 <b>F8</b>		

AB	R	H	RBI	BB	SO	LOB
5	1	2	2	0	1	2
1	0	0	0	0	0	0
5	3	3	0	0	0	2
1	0	0	0	0	0	0
5	3	3	2	0	0	2
0	0	0	0	0	0	0
4	0	0	0	0	1	2
1	1	1	1	0	0	0
2	0	0	0	0	0	0
1	1	0	0	1	0	0
1	0	0	0	0	1	2
2	2	2	0	0	0	0
3	1	3	4	0	0	0
4	2	3	2	1	0	1
3	2	2	1	1	0	2
2	0	1	2	1	0	2
1	0	0	0	0	0	0

AB	R	H	RBI	BB	SO	LOB
41	16	20	14	4	3	15

WP	PA
2	47

1B	2B	3B	HR	SF	SAC	DP	HBP
17	2	1	1	2	0	1	0

Inning	R	H	E	K	S	IP	WLS	BF	H	R	ER	SO	BB	IBB	HBP	BLK	WP	HR	S	P	ERA	WHIP
1	2	2	1	11	22	2.2	L	18	9	7	7	1	1	0	0	0	0	1	34	60	23.62	3.750
3	1	7	0	13	21	0.2		7	4	5	5	1	0	1	0	0	1	0	15	25	67.50	6.000
4	1	3	0	13	21	0.2		3	1	0	0	0	0	0	0	0	0	0	7	12	0.00	1.500
5	1	15	0	13	21	2.1		15	6	4	4	1	2	0	0	0	1	0	34	57	15.43	3.429
7	1	4	0	13	21	1.2		4	0	0	0	0	0	0	0	0	0	5	7	0.00	0.000	

**Minnesota Twins @ Kansas City Royals**  
**Kauffman Stadium, Kansas City, MO**  
 Mon Sep 18 1995, 7:05 PM CDT  
 Overcast - 81 F

livebaseballscorecards.com



Batter	1	2	3	4	5	6	7	8	9	AB R H RBI BB SO LOB
Pat Meares, R (1, 6) OBP: 0.306, SLG: 0.438	2-2 2B		0-0 L7		1-1 1B 2B	4-1 FC4 BB		2-1 L8	0-3 K	5 1 2 0 1 1 2
Brian Raabe, R (1, 4) OBP: 0.222, SLG: 0.125	2-2 G6-3		1-2 P6		1-2 1B 1B	0-1 FC4 1B		4-2 BB 1B BB	1-0 L5	5 3 1 0 1 0 4
Kirby Puckett, R (1, 10) OBP: 0.381, SLG: 0.532	3-1 P6			0-0 1B 2B	0-0 1B 1B	1-0 1B 1B		0-0 BB 1B		5 3 4 1 0 0 1
Marty Cordova, R (1, 7) OBP: 0.355, SLG: 0.476	0-1 F8			0-0 E5 G6-4-3 1B	0-1 2B 1B	1-1 1B 1B		0-0 L7		5 2 2 2 0 0 4
Pedro Munoz, R (1, 9) OBP: 0.349, SLG: 0.514 Matt Lawton, L (8, PR) OBP: 0.333, SLG: 0.250		1-1 G6-3		2-2 G6-4-3 1B	0-0 2B	1-2 1B		4-2 1B BB		4 0 3 3 1 0 0 0 0 0 0 0 0 0
Ron Coomer, R (1, 3) OBP: 0.342, SLG: 0.437 Dan Masteller, L (8, PR) OBP: 0.290, SLG: 0.331		1-0 L3		3-2 G6-4-3 1B	2-3 K	0-0 G5-3		0-0 FC5-4 1B		5 0 1 2 0 1 5 0 0 0 0 0 0 0
Matt Walbeck, S (1, 2) OBP: 0.286, SLG: 0.301		0-0 G1-3		1-2 S 1B	4-1 IBB		1-1 L8	0-1 FC5-4		4 1 1 1 1 1 0 2
Jeff Reboulet, R (1, 5) OBP: 0.372, SLG: 0.410			4-0 BB	1-2 1B	2-2 G5-3		4-0 G1-6-3 BB	0-2 L3		3 0 1 1 2 0 2
Rich Becker, L (1, 8) OBP: 0.304, SLG: 0.303			0-1 P6	0-2 P5		0-0 G4-3	2-1 G1-6-3	2-2 1B		5 0 1 0 0 0 3

TOP												
<p>Minnesota Twins @ Kansas City Royals Kauffman Stadium, Kansas City, MO</p> <p>Mon Sep 18 1995, 7:05 PM CDT Att. 15,312 - Unknown - 75 F</p>												
AB	R	H	RBI	BB	SO	LOB						
41	10	16	10	6	2	23						
<p>livebaseballscorecards.com</p>												
AB	R	H	RBI	BB	SO	LOB						
41	10	16	10	6	2	23						

Inning Stats																					
R: 0	H: 1	R: 0	H: 0	R: 0	H: 0	R: 3	H: 4	R: 3	H: 5	R: 2	H: 3	R: 0	H: 0	R: 2	H: 2	R: 0	H: 1	1B: 12	SF: 0	WP: 0	PA: 47
E: 0	LOB: 1	E: 0	LOB: 0	E: 0	LOB: 1	E: 1	LOB: 1	E: 0	LOB: 2	E: 0	LOB: 2	E: 0	LOB: 0	E: 0	LOB: 2	E: 0	LOB: 1	2B: 4	SAC: 0	PB: 0	
K: 0	BB: 0	K: 0	BB: 0	K: 0	BB: 1	K: 0	BB: 0	K: 1	BB: 1	K: 0	BB: 1	K: 0	BB: 1	K: 0	BB: 2	K: 1	BB: 0	3B: 0	DP: 2	SB: 1	
S: 12	P: 19	S: 4	P: 6	S: 6	P: 11	S: 20	P: 27	S: 16	P: 26	S: 4	P: 11	S: 4	P: 11	S: 11	P: 21	S: 10	P: 13	HR: 0	HBP: 0	CS: 0	

PITCHER																					
IP	WLS	BF	H	R	ER	SO	BB	IBB	HBP	BLK	WP	HR	S	P	ERA	WHIP					
4.0		18	5	3	1	0	1	0	0	0	0	0	42	63	2.25	1.500					
0.1	L	4	4	3	3	0	0	0	0	0	0	0	8	10	81.00	12.000					
2.0		13	4	2	2	1	2	1	0	0	0	0	21	41	9.00	3.000					
2.2		12	3	2	2	1	2	0	0	0	0	0	23	38	6.75	1.875					





Batter	1	2	3	4	5	6	7	8	9	AB	R	H	RBI	BB	SO	LOB
Johnny Damon, L (1, 8) OBP: 0.348, SLG: 0.477	2-1 G3-1		0-1 G3		1-0 L3	0-1 P3			0-3 K	5	0	0	0	0	1	3
Tom Goodwin, L (1, 7) OBP: 0.343, SLG: 0.346	1-2 G6-3		1-3 K		0-0 2B 1B			1-0 S 2B	1-2 L1-6	5	0	2	0	0	1	1
Wally Joyner, L (1, 3) OBP: 0.396, SLG: 0.449	1-2 2B			4-0 1B 2B BB	3-2 2B			1-1 L5		3	1	2	0	1	0	1
Gary Gaetti, R (1, 5) OBP: 0.342, SLG: 0.549	1-2 FC5-4-5-4-6			1-2 P5	1-1 P2			1-2 P5		4	0	0	0	0	0	5
Bob Hamelin, L (1, 10) OBP: 0.286, SLG: 0.312		1-0 G3-1		1-0 F7		2-1 G5-3		1-0 F8		4	0	0	0	0	0	2
Keith Lockhart, L (1, 4) OBP: 0.364, SLG: 0.477		2-2 1B		1-0 2B 1B 1B		2-1 1B 1B		1-3 K		4	2	3	0	0	1	0
Jon Nunnally, L (1, 9) OBP: 0.366, SLG: 0.491		2-3 K		1-0 1B 2B		0-1 1B 1B		4-0 G6-3 BB		3	1	2	1	1	1	1
Greg Gagne, R (1, 6) OBP: 0.323, SLG: 0.391		1-0 F9		3-2 1B		0-0 L4		3-2 G6-3		4	0	1	2	0	0	4
Brent Mayne, L (1, 2) OBP: 0.291, SLG: 0.302			2-1 G1-3		1-1 F7			2-1 L1-6 2B		4	0	2	1	0	0	0

Inning Stats	R: 0	H: 1	E: 0	LOB: 1	K: 0	BB: 0	S: 13	R: 0	H: 1	E: 0	LOB: 1	K: 1	BB: 0	S: 10	R: 0	H: 0	E: 0	LOB: 0	K: 1	BB: 0	S: 7	R: 3	H: 3	E: 0	LOB: 1	K: 0	BB: 1	S: 11	R: 0	H: 2	E: 0	LOB: 2	K: 0	BB: 0	S: 9	R: 1	H: 3	E: 0	LOB: 2	K: 0	BB: 0	S: 11	R: 0	H: 1	E: 0	LOB: 1	K: 0	BB: 0	S: 7	R: 0	H: 0	E: 0	LOB: 0	K: 1	BB: 1	S: 7	R: 0	H: 1	E: 0	LOB: 0	K: 1	BB: 0	S: 8	R: 0	H: 1	E: 0	LOB: 0	K: 1	BB: 0	S: 8	1B: 7	SF: 0	2B: 6	SAC: 0	3B: 0	DP: 2	HR: 0	HBP: 0	WP: 0	PA: 38
--------------	------	------	------	--------	------	-------	-------	------	------	------	--------	------	-------	-------	------	------	------	--------	------	-------	------	------	------	------	--------	------	-------	-------	------	------	------	--------	------	-------	------	------	------	------	--------	------	-------	-------	------	------	------	--------	------	-------	------	------	------	------	--------	------	-------	------	------	------	------	--------	------	-------	------	------	------	------	--------	------	-------	------	-------	-------	-------	--------	-------	-------	-------	--------	-------	--------

PITCHER	IP	WLS	BF	H	R	ER	SO	BB	IBB	HBP	BLK	WP	HR	S	P	ERA	WHIP
LaTroy Hawkins, R (1, 1) ERA: 10.91	5.2	W	27	10	4	4	2	1	0	0	0	0	0	59	96	6.35	1.941
Pat Mahomes, R (6, 1) ERA: 6.4	3.1	S	11	2	0	0	2	1	0	0	0	0	0	24	39	0.00	0.900

BOTTOM

Minnesota Twins @ Kansas City Royals  
Kauffman Stadium, Kansas City, MO  
Mon Sep 18 1995, 7:05 PM CDT  
Att: 15,312 - Unknown - 75 F

livebaseballscorecards.com

AB	36
R	4
H	12
RBI	4
BB	2
SO	4
LOB	17



Batter	1	2	3	4	5	6	7	8	9	AB R H RBI BB SO LOB	TOP	
<b>Chuck Knoblauch, R</b> (1, 4) <small>OBP: 0.420, SLG: 0.498</small>										5 1 3 0 0 2 1		
<b>Rich Becker, L</b> (1, 8) <small>OBP: 0.304, SLG: 0.301</small> <b>Chip Hale, L</b> (7, PH) <small>OBP: 0.346, SLG: 0.375</small> <b>Matt Lawton, L</b> (7, PR) <small>OBP: 0.353, SLG: 0.250</small>										2 0 0 0 1 2 1 1 0 1 2 0 0 0 0 1 0 0 1 0 0		
<b>Kirby Puckett, R</b> (1, 9) <small>OBP: 0.381, SLG: 0.530</small>										4 0 1 1 1 0 4		
<b>Pedro Munoz, R</b> (1, 10) <small>OBP: 0.349, SLG: 0.513</small>										5 0 2 1 0 0 4		
<b>Marty Cordova, R</b> (1, 7) <small>OBP: 0.354, SLG: 0.472</small>										4 1 0 0 1 1 3		
<b>Dan Masteller, L</b> (1, 3) <small>OBP: 0.269, SLG: 0.347</small>										4 1 1 1 0 0 2		
<b>Scott Leius, R</b> (1, 5) <small>OBP: 0.337, SLG: 0.353</small>										4 1 2 1 0 0 1		
<b>Matt Walbeck, S</b> (1, 2) <small>OBP: 0.286, SLG: 0.300</small>										4 1 1 0 0 0 2		
<b>Pat Meares, R</b> (1, 6) <small>OBP: 0.308, SLG: 0.437</small>										3 1 1 1 1 1 0		
<b>Inning Stats</b>	R: 0 H: 0 E: 0 LOB: 1 K: 1 BB: 1 S: 8 P: 16	R: 2 H: 2 E: 0 LOB: 1 K: 1 BB: 1 S: 12 P: 22	R: 0 H: 0 E: 0 LOB: 0 K: 1 BB: 1 S: 6 P: 11	R: 1 H: 1 E: 0 LOB: 0 K: 1 BB: 0 S: 10 P: 15	R: 0 H: 1 E: 0 LOB: 1 K: 1 BB: 0 S: 10 P: 15	R: 0 H: 1 E: 0 LOB: 1 K: 0 BB: 0 S: 8 P: 13	R: 2 H: 3 E: 0 LOB: 2 K: 0 BB: 1 S: 12 P: 17	R: 0 H: 1 E: 0 LOB: 1 K: 0 BB: 0 S: 10 P: 13	R: 2 H: 3 E: 0 LOB: 1 K: 1 BB: 1 S: 14 P: 27	1B: 10 SF: 0 2B: 1 SAC: 0 3B: 0 DP: 3 HR: 1 HBP: 0	WP: 1 PA: 41 PB: 0 SB: 3 CS: 0	
<b>PITCHER</b> <b>Kevin Appier, R</b> (1, 1) <small>ERA: 4.0</small> <b>Gregg Olson, R</b> (8, 1) <small>ERA: 4.08</small>	IP WLS BF H R ER SO BB IBB HBP BLK WP HR S P ERA WHIP 7.0 L 31 8 5 5 5 4 0 0 0 0 1 66 109 6.43 1.714											<b>PITCHER</b> IP WLS BF H R ER SO BB IBB HBP BLK WP HR S P ERA WHIP 2.0 10 4 2 2 1 1 0 0 0 1 0 24 40 9.00 2.500

Minnesota Twins @ Kansas City Royals  
Kauffman Stadium, Kansas City, MO

AB	36
R	7
H	12
RBI	7
BB	5
SO	6
LOB	18



Tue Sep 19 1995, 7:05 PM CDT  
Att. 12,136 - Unknown - 61 F

livebaseballscorecards.com

Batter	1	2	3	4	5	6	7	8	9	AB	R	H	RBI	BB	SO	LOB
Juan Samuel, R (1, 7) OBP: 0.367, SLG: 0.524	2-3 K		4-0 1B S BB		4-1 FC6-4 BB		2-2 P6		0-3 K	3	0	0	0	2	2	1
Greg Gagne, R (1, 6) OBP: 0.320, SLG: 0.387	0-2 F9		3-3 SAFE K		0-1 FC6-4 1-2f		0-3 K		1-2 G4-3	5	0	0	0	0	2	3
Gary Gaetti, R (1, 3) OBP: 0.341, SLG: 0.547	3-2 G5-3		2-1 G5-4-3 1B				3-2 F8		1-2 G5-3	4	0	1	0	0	0	0
Joe Vitiello, R (1, 10) OBP: 0.342, SLG: 0.451 Tom Goodwin, L (8, PR) OBP: 0.343, SLG: 0.346		3-1 F8	1-1 G5-4-3 1-2f				2-2 BB 2B 1B		4-2 BB BB	3	1	1	0	1	0	2
Les Norman, R (1, 9) OBP: 0.349, SLG: 0.297		3-2 E5 BB 1B G4-3		0-0 G4-3			4-2 SAFE 2B BB		4-2 BB	2	2	0	0	2	0	0
Joe Randa, R (1, 5) OBP: 0.267, SLG: 0.259		2-2 SAFE G4-3 BB 1-2 1B		1-1 F8			0-1 1-H 2-H 2B		2-3 K	4	0	2	2	0	1	2
David Howard, S (1, 8) OBP: 0.312, SLG: 0.331		4-0 G4-3 1-2 2-3 BB		3-2 F8			2-3 K		3-3 K	3	0	0	0	1	2	3
Edgar Caceres, S (1, 4) OBP: 0.295, SLG: 0.363		1-1 G4-3 1-2 2-3 3-H		2-1 G3			0-0 L3		4-1 BB	3	0	0	1	1	0	3
Brent Mayne, L (1, 2) OBP: 0.289, SLG: 0.300 Brent Cookson, R (7, PH) OBP: 0.206, SLG: 0.188 Henry Mercedes, R (8, 2) OBP: 0.370, SLG: 0.324		0-1 G3		2-0 F8			1-2 G4-3		0-3 K	2	0	0	0	0	0	2

Inning Stats	R: 0	H: 0	E: 0	K: 1	S: 13	R: 1	H: 1	E: 1	K: 0	S: 12	R: 0	H: 1	E: 0	K: 1	S: 7	R: 0	H: 0	E: 0	K: 0	S: 7	R: 2	H: 2	E: 0	K: 1	S: 15	R: 0	H: 0	E: 0	K: 1	S: 11	R: 0	H: 0	E: 0	K: 2	S: 15	R: 0	H: 0	E: 0	K: 2	S: 10	1B: 3	2B: 1	3B: 0	HR: 0	SF: 0	SAC: 0	DP: 1	HBP: 0	WP: 0	PB: 0	SB: 1	CS: 0	PA: 38
--------------	------	------	------	------	-------	------	------	------	------	-------	------	------	------	------	------	------	------	------	------	------	------	------	------	------	-------	------	------	------	------	-------	------	------	------	------	-------	------	------	------	------	-------	-------	-------	-------	-------	-------	--------	-------	--------	-------	-------	-------	-------	--------

PITCHER	IP	WLS	BF	H	R	ER	SO	BB	IBB	HBP	BLK	WP	HR	S	P	ERA	WHIP
Rich Robertson, L (1, 1) ERA: 5.35	6.0	W	26	4	3	2	3	4	0	0	0	0	0	60	111	3.00	1.333
Eddie Guardado, L (7, 1) ERA: 5.4	2.0		9	0	0	0	3	3	0	0	0	0	0	27	48	0.00	1.500
Scott Watkins, L (9, 1) ERA: 6.23	1.0		3	0	0	0	2	0	0	0	0	0	0	9	10	0.00	0.000

BOTTOM

Minnesota Twins @ Kansas City Royals  
Kauffman Stadium, Kansas City, MO

Tue Sep 19 1995, 7:05 PM CDT  
Att: 12,136 - Unknown - 61 F

livebaseballscores.com

AB	31
R	3
H	4
RBI	3
BB	7
SO	8
LOB	17



Batter	1	2	3	4	5	6	7	8	9	10	11	12	AB R H RBI BB SO LOB	TOP	
<b>Chuck Knoblauch, R</b> (1, 4) <small>OBP: 0.423, SLG: 0.497</small>													3 0 1 0 3 0 1	<b>Minnesota Twins @ Kansas City Royals</b> Kauffman Stadium, Kansas City, MO Wed Sep 20 1995, 7:05 PM CDT Att. 12,372 - Unknown - 57 F	
<b>Pat Meares, R</b> (1, 6) <small>OBP: 0.313, SLG: 0.436</small>													5 0 2 1 1 0 6		
<b>Kirby Puckett, R</b> (1, 9) <small>OBP: 0.379, SLG: 0.525</small>													6 0 1 0 0 0 10		
<b>Pedro Munoz, R</b> (1, 10) <small>OBP: 0.347, SLG: 0.508</small> <b>Chip Hale, L</b> (11, PH) <small>OBP: 0.343, SLG: 0.371</small>													5 1 1 0 0 1 2 1 0 0 0 0 0 2		
<b>Marty Cordova, R</b> (1, 7) <small>OBP: 0.353, SLG: 0.470</small>													6 1 2 0 0 1 0		
<b>Dan Masteller, L</b> (1, 3) <small>OBP: 0.285, SLG: 0.341</small>													6 1 1 1 0 0 1		
<b>Jeff Reboulet, R</b> (1, 5) <small>OBP: 0.380, SLG: 0.409</small> <b>Denny Hocking, S</b> (12, PR) <small>OBP: 0.400, SLG: 0.250</small> <b>Scott Leius, R</b> (12, 5) <small>OBP: 0.337, SLG: 0.353</small>													3 1 1 0 3 0 0 0 1 0 0 0 0 0 0 0 0 0 0 0 0		
<b>Matt Walbeck, S</b> (1, 2) <small>OBP: 0.287, SLG: 0.301</small>													6 0 2 2 0 1 3		
<b>Rich Becker, L</b> (1, 8) <small>OBP: 0.308, SLG: 0.303</small>													4 0 2 1 1 1 0		
<b>Inning Stats</b>	R: 0 H: 0 E: 0 LOB: 1 K: 1 BB: 0 S: 4 P: 10	R: 0 H: 0 E: 0 LOB: 0 K: 0 BB: 0 S: 5 P: 7	R: 0 H: 1 E: 0 LOB: 2 K: 0 BB: 1 S: 8 P: 16	R: 0 H: 1 E: 0 LOB: 2 K: 1 BB: 1 S: 13 P: 19	R: 0 H: 2 E: 0 LOB: 1 K: 0 BB: 0 S: 6 P: 8	R: 4 H: 4 E: 0 LOB: 2 K: 0 BB: 3 S: 13 P: 32	R: 0 H: 0 E: 0 LOB: 0 K: 0 BB: 0 S: 5 P: 9	R: 0 H: 0 E: 0 LOB: 0 K: 1 BB: 0 S: 6 P: 9	R: 0 H: 1 E: 0 LOB: 1 K: 0 BB: 0 S: 5 P: 7	R: 0 H: 0 E: 0 LOB: 1 K: 0 BB: 1 S: 8 P: 16	R: 0 H: 1 E: 0 LOB: 2 K: 0 BB: 1 S: 11 P: 17	R: 1 H: 3 E: 0 LOB: 3 K: 1 BB: 1 S: 12 P: 22	1B: 13 SF: 0 2B: 1 SAC: 1 3B: 0 DP: 3 HR: 0 HBP: 2		WP: 0 PA: 56 PB: 0 SB: 2 CS: 0
<b>PITCHER</b>	IP WLS BF H R ER SO BB IBB HBP BLK WP HR S P ERA WHIP														
<b>Tom Gordon, R</b> (1, 1) <small>ERA: 3.97</small>	6.0	30	8	4	4	2	4	4	0	0	0	0	0		6.00
<b>Gregg Olson, R</b> (7, 1) <small>ERA: 3.82</small>	2.0	6	0	0	0	1	0	0	0	0	0	0	0	0.00	0.000
<b>Jeff Montgomery, R</b> (9, 1) <small>ERA: 3.14</small>	3.0	13	2	0	0	0	2	0	0	0	0	0	0	0.00	1.333
<b>Rusty Meacham, R</b> (12, 1) <small>ERA: 5.1</small>	1.0	L 7	3	1	1	1	1	0	0	0	0	0	0	9.00	4.000

livebaseballscorecards.com



Batter	1	2	3	4	5	6	7	8	9	10	11	12
<b>Johnny Damon, L</b> OBP: 0.353, SLG: 0.484	2-1 SH5-3 1B 2B	0-2 G3		1-1 1-2 1B		0-2 SF8		3-1 G3			4-0 FC1-5 1B BB	
<b>Tom Goodwin, L</b> OBP: 0.344, SLG: 0.349	0-1 SH5-3		2-3 K	2-0 P6		3-2 S E 2B		1-2 F7			0-1 D FC1-5 1B	
<b>Keith Lockhart, L</b> OBP: 0.362, SLG: 0.473 <b>David Howard, S</b> OBP: 0.309, SLG: 0.328	2-1 E S 1B		2-2 G4-3		2-0 P6	3-2 G3			2-2 L5		0-1 FC1-5	
<b>Gary Gaetti, R</b> OBP: 0.343, SLG: 0.545	0-1 P4		1-0 1B 1B		1-2 F7		4-0 G5-3 1B BB		1-0 1B		1-3 K	
<b>Bob Hamelin, L</b> OBP: 0.291, SLG: 0.323	1-2 G4-3		2-1 1B 1B		1-1 2B		2-2 G5-3 1B		0-1 P4		1-3 K	
<b>Jon Nunnally, L</b> OBP: 0.363, SLG: 0.483		4-1 BB BB		3-3 K		3-2 L3		1-2 F7		1-3 SAFE K		0-2 G6-3
<b>Michael Tucker, L</b> OBP: 0.329, SLG: 0.359 <b>Juan Samuel, R</b> OBP: 0.362, SLG: 0.516		0-0 F7		3-3 K		4-2 E G3-1 BB		1-1 G5-3		1-3 K		0-1 G3-1
<b>Greg Gagne, R</b> OBP: 0.318, SLG: 0.383		1-0 L7		2-3 K		1-1 E6 G3-1 SF8		0-1 G4-3		1-2 G6-3		1-0 1B
<b>Brent Mayne, L</b> OBP: 0.293, SLG: 0.299 <b>Joe Vitiello, R</b> OBP: 0.339, SLG: 0.447 <b>Henry Mercedes, R</b> OBP: 0.362, SLG: 0.516 <b>Wally Joyner, L</b> OBP: 0.395, SLG: 0.448		4-2 SAFE BB		4-0 1B BB		0-0 G3-1		2-1 L7		1-0 G6-3		2-3 K

Inning Stats	R: 1	H: 2	E: 0	K: 13	S: 13	R: 0	H: 0	E: 0	K: 9	S: 9	R: 0	H: 2	E: 0	K: 15	S: 15	R: 0	H: 1	E: 0	K: 9	S: 9	R: 3	H: 1	E: 1	K: 17	S: 17	R: 0	H: 1	E: 0	K: 10	S: 10	R: 0	H: 0	E: 0	K: 7	S: 7	R: 0	H: 1	E: 0	K: 10	S: 10	R: 0	H: 0	E: 0	K: 7	S: 7	R: 0	H: 1	E: 0	K: 10	S: 10	R: 0	H: 1	E: 0	K: 13	S: 13	R: 0	H: 1	E: 0	K: 11	S: 11	R: 0	H: 0	E: 0	K: 13	S: 13
--------------	------	------	------	-------	-------	------	------	------	------	------	------	------	------	-------	-------	------	------	------	------	------	------	------	------	-------	-------	------	------	------	-------	-------	------	------	------	------	------	------	------	------	-------	-------	------	------	------	------	------	------	------	------	-------	-------	------	------	------	-------	-------	------	------	------	-------	-------	------	------	------	-------	-------

PITCHER	IP	WLS	BF	H	R	ER	SO	BB	IBB	HBP	BLK	WP	HR	S	P	ERA	WHIP
<b>Mike Trombley, R</b> ERA: 5.69	(1, 1)	5.0	26	6	3	1	4	4	0	0	0	0	0	61	108	1.80	2.000
<b>Pat Mahomes, R</b> ERA: 6.33	(6, 1)	1.0	6	2	1	0	0	1	0	0	0	0	0	14	26	0.00	3.000
<b>Scott Watkins, L</b> ERA: 5.31	(7, 1)	3.0	10	1	0	0	1	0	0	0	0	0	0	24	36	0.00	0.333
<b>Dave Stevens, R</b> ERA: 5.14	(10, 1)	3.0	W 12	2	0	0	4	1	0	0	0	0	0	30	42	0.00	1.000


BOTTOM												
AB	R	H	RBI	BB	SO	LOB						
4	1	2	1	1	0	2						
5	1	2	0	0	1	2						
4	0	1	1	0	0	0						
2	0	0	0	0	0	2						
5	0	2	0	1	1	3						
6	0	3	0	0	1	4						
5	0	0	0	1	2	6						
2	1	0	0	1	1	1						
3	0	0	0	0	1	2						
6	1	1	0	0	1	4						
1	0	0	1	2	0	1						
1	0	0	0	0	0	0						
1	0	0	0	0	0	0						
1	0	0	0	0	1	1						

AB	R	H	RBI	BB	SO	LOB
46	4	11	3	6	9	28


  
 WP: 0 PA: 54  
 PB: 0  
 SB: 2  
 CS: 0

**Minnesota Twins @ Kansas City Royals**  
 Kauffman Stadium, Kansas City, MO  
 Wed Sep 20 1995, 7:05 PM CDT  
 Att: 12,372 - Unknown - 57 F

[livebaseballscorecards.com](http://livebaseballscorecards.com)

Batter	1	2	3	4	5	6	7	8	9	AB R H RBI BB SO LOB	TOP											
<b>Chuck Knoblauch, R</b> (1, 4) OBP: 0.420, SLG: 0.492	1-1 G1-3	1-1 G4-3		3-1 G6-3		2-3 K			1-0 G5-3	5 0 0 0 0 1 4	<b>Minnesota Twins @ Kansas City Royals</b> Kauffman Stadium, Kansas City, MO Thu Sep 21 1995, 7:05 PM CDT Att. 12,623 - Unknown - 48 F  <b>AB 35</b> <b>R 5</b> <b>H 10</b> <b>RBI 5</b> <b>BB 3</b> <b>SO 4</b> <b>LOB 18</b> 											
<b>Pat Meares, R</b> (1, 6) OBP: 0.314, SLG: 0.436	0-0 E5	1-3 K			1-2 P6		0-2 F9 F7 1B	0-0 G6-3 1B	5 0 2 0 0 1 2													
<b>Kirby Puckett, R</b> (1, 10) OBP: 0.379, SLG: 0.523	4-1 G6-4-3 1-2 BB		2-1 3B 1B		1-3 K		1-0 SAFE F7 1-2	2-2 G6-3 1-2f	4 1 1 0 1 1 2													
<b>Pedro Munoz, R</b> (1, 9) OBP: 0.344, SLG: 0.503	0-0 G6-4-3 1-2f		1-2 P4		0-0 L7		1-0 F9 2-3		4 0 0 0 0 0 4													
<b>Marty Cordova, R</b> (1, 7) OBP: 0.354, SLG: 0.475		2-2 BB 1B 1B	1-2 SF9 3B			1-0 G6-3	0-1 G6-3		4 2 2 1 0 0 1													
<b>Scott Leius, R</b> (1, 5) OBP: 0.338, SLG: 0.354		4-0 1B 1B BB	2-1 SF9			0-0 F8 2B 1B		1-0 G4-3	2 2 1 1 1 0 0													
<b>Ron Coomer, R</b> (1, 3) OBP: 0.341, SLG: 0.432		0-0 FC1-5 1B 1B	2-1 F7			0-0 F8 1-2		1-3 K	3 0 1 1 0 0 1													
<b>Dan Masteller, L</b> (8, PH) OBP: 0.284, SLG: 0.339		1-2 2-H							1 0 0 0 0 1 0													
<b>Matt Walbeck, S</b> (1, 2) OBP: 0.292, SLG: 0.306		0-0 G4-3 FC1-5 1B 1-2 2-H		1-0 E4 G4-3-6		0-0 1B 2B 2-H		4-2 BB	3 0 2 2 1 0 0													
<b>Rich Becker, L</b> (1, 8) OBP: 0.307, SLG: 0.302		1-1 FC1-5 G4-3 1-2 2-3f		3-1 G4-3-6 1-2f		2-1 1B		3-2 G3-1	4 0 1 0 0 0 4													
<b>Inning Stats</b>	R: 0 E: 1 K: 0 S: 5	H: 0 LOB: 1 BB: 1 P: 10	R: 2 E: 0 K: 1 S: 14	H: 3 LOB: 2 BB: 1 P: 23	R: 2 E: 0 K: 0 S: 12	H: 2 LOB: 0 BB: 0 P: 20	R: 0 E: 1 K: 0 S: 5	H: 0 LOB: 0 BB: 0 P: 12	R: 0 E: 0 K: 1 S: 7	H: 0 LOB: 0 BB: 0 P: 9	R: 1 E: 0 K: 1 S: 9	H: 3 LOB: 2 BB: 0 P: 14	R: 0 E: 0 K: 0 S: 7	H: 1 LOB: 1 BB: 0 P: 9	R: 0 E: 0 K: 1 S: 13	H: 0 LOB: 1 BB: 1 P: 22	R: 0 E: 0 K: 0 S: 6	H: 1 LOB: 0 BB: 0 P: 9	1B: 8 2B: 1 3B: 1 HR: 0	SF: 1 SAC: 0 DP: 3 HBP: 0	WP: 0 PB: 0 SB: 0 CS: 0	PA: 39
<b>PITCHER</b>	IP WLS BF H R ER SO BB IBB HBP BLK WP HR S P ERA WHIP																					
<b>Jason Jacome, L</b> (1, 1) ERA: 6.22	6.2 L 31 9 5 5 3 2 0 0 0 0 0 0 57 95 6.75 1.650																					
<b>Jim Converse, R</b> (7, 1) ERA: 7.08	2.1 8 1 0 0 1 1 0 0 0 0 0 0 21 33 0.00 0.857																					

Batter	1	2	3	4	5	6	7	8	9	AB	R	H	RBI	BB	SO	LOB
Johnny Damon, L OBP: 0.345, SLG: 0.471 (1, 8) C X	0-1 P6		3-2 G3-1		1-1 G4-3		2-3 K			4	0	0	0	0	1	1
Tom Goodwin, L OBP: 0.347, SLG: 0.355 (1, 7) B B C X	2-1 E S 2B 1B		1-0 F8-3 1B		1-2 G4-3 2B		2-2 F7			4	1	3	1	0	0	0
Keith Lockhart, L OBP: 0.360, SLG: 0.474 (1, 4) B B C X	3-1 1-H 2B		0-2 F8-3 1-1		0-0 G4-3		0-1 F8			4	0	1	1	0	0	2
Gary Gaetti, R OBP: 0.342, SLG: 0.543 (1, 5) C F B X	1-2 F8			0-0 1B 1B		0-0 P4		0-1 F7		4	0	1	0	0	0	2
Bob Hamelin, L OBP: 0.286, SLG: 0.316 (1, 3) X	0-0 P6			2-0 P6		1-2 G4-3		0-0 F7		4	0	0	0	0	0	2
Jon Nunnally, L OBP: 0.358, SLG: 0.476 (1, 9) C C C		0-3 K		2-3 K		0-0 G3		0-0 G3		4	0	0	0	0	2	1
Michael Tucker, L OBP: 0.339, SLG: 0.361 (1, 10) B B B B		4-0 BB		3-2 1-3 1B		4-1 BB		0-1 F7		2	0	1	0	2	0	0
Greg Gagne, R OBP: 0.317, SLG: 0.382 (1, 6) B B C X		3-1 F7		1-2 F7		0-2 F8		0-2 1B		4	0	1	0	0	0	4
Brent Mayne, L OBP: 0.292, SLG: 0.301 (1, 2) 1 SAFE C X	0-1 F7				1-1 G4-3 2B 2B		1-0 L7		1-1 G1-3	4	1	1	0	0	0	2

<b>Inning Stats</b>	R: 1 E: 0 K: 0 S: 11	H: 2 LOB: 1 BB: 0 P: 17	R: 0 E: 0 K: 1 S: 7	H: 0 LOB: 1 BB: 1 P: 14	R: 0 E: 0 K: 0 S: 7	H: 1 LOB: 0 BB: 0 P: 11	R: 0 E: 0 K: 1 S: 15	H: 2 LOB: 2 BB: 0 P: 23	R: 1 E: 0 K: 0 S: 9	H: 2 LOB: 1 BB: 0 P: 12	R: 0 E: 0 K: 0 S: 8	H: 0 LOB: 1 BB: 1 P: 13	R: 0 E: 0 K: 1 S: 8	H: 0 LOB: 0 BB: 0 P: 13	R: 0 E: 0 K: 0 S: 5	H: 0 LOB: 0 BB: 0 P: 5	R: 0 E: 0 K: 0 S: 8	H: 1 LOB: 1 BB: 0 P: 9	1B: 5 2B: 4 3B: 0 HR: 0	SF: 0 SAC: 0 DP: 1 HBP: 0	WP: 0 PB: 0 SB: 1 CS: 0	PA: 36											
<b>PITCHER</b> Brad Radke, R ERA: 5.19 (1, 1)	IP 9.0	WLS W	BF 36	H 8	R 2	ER 2	SO 3	BB 2	IBB 0	HBP 0	BLK 0	WP 0	HR 0	S 78	P 117	ERA 2.00	WHIP 1.111																
<b>PITCHER</b>																	IP	WLS	BF	H	R	ER	SO	BB	IBB	HBP	BLK	WP	HR	S	P	ERA	WHIP

**MINNESOTA TWINS @ KANSAS CITY ROYALS**  
Kauffman Stadium, Kansas City, MO

Thu Sep 21 1995, 7:05 PM CDT  
Att: 12,623 - Unknown - 48 F

livebaseballscorecards.com

AB	34
R	2
H	8
RBI	2
BB	2
SO	3
LOB	14



Batter	1	2	3	4	5	6	7	8	9	AB	R	H	RBI	BB	SO	LOB											
<b>Kenny Lofton, L</b> OBP: 0.361, SLG: 0.460 (1, 8) C B B B B	4-2 S BB 2B BB	2-2 1B		1-1 G6-3			2-1 S SH1-3 G3-4 1B		1-2 G1-3	4	2	2	0	1	0	0											
<b>Omar Vizquel, S</b> OBP: 0.333, SLG: 0.354 (1, 6) C 1 SAFE SAFE P B SAFE B	4-1 S 2B BB	1-3 K			2-1 L7		0-0 SH1-3 1-2		4-2 S 1B SF7 BB	2	2	0	0	2	1	1											
<b>Carlos Baerga, S</b> OBP: 0.357, SLG: 0.456 (1, 4) B B F B B	4-1 2B 1-2 2-3 BB		2-3 K		0-1 PB 1B		3-2 G3-4 2-H		1-2 1B	4	0	2	1	1	1	0											
<b>Albert Belle, R</b> OBP: 0.397, SLG: 0.667 (1, 7) B B F B S	3-3 K		2-2 G1-3		1-0 P4		2-1 G5-3		2-0 SF7	4	0	0	1	0	1	4											
<b>Eddie Murray, S</b> OBP: 0.373, SLG: 0.493 (1, 10) B F C X	1-2 P3		0-0 2B		3-2 F7			0-0 1B SF8 1B	1-3 K	4	0	2	0	0	0	4											
<b>Jeromy Burnitz, L</b> OBP: 1.000, SLG: 1.500 (8, PR) <b>Dave Winfield, R</b> OBP: 0.282, SLG: 0.284 (9, PH) B C F B X					1-2 F7					0	1	0	0	0	0	0											
<b>Manny Ramirez, R</b> OBP: 0.407, SLG: 0.573 (1, 9) <b>Wayne Kirby, L</b> OBP: 0.254, SLG: 0.291 (9, 9) B F S B F X	2-2 1-3 2-H 3-H 2B		4-0 IBB		1-1 F8			3-2 FC3-6 1B	1-3 K	3	0	2	2	1	0	0											
<b>Jim Thome, L</b> OBP: 0.436, SLG: 0.558 (1, 5) C S F B B X	2-2 G4-3		1-2 G3-1		2-3 K			1-0 FC3-6 1-2f		4	0	0	0	0	1	6											
<b>Herbert Perry, R</b> OBP: 0.381, SLG: 0.483 (1, 3) <b>Paul Sorrento, L</b> OBP: 0.332, SLG: 0.492 (8, PH) (8, 3) B X			1-0 F8		3-2 G4-3		4-1 FC6-4 BB		0-1 SF8	2	0	0	0	1	0	0											
<b>Sandy Alomar Jr., R</b> OBP: 0.303, SLG: 0.435 (1, 2) B C B F B X			2-2 G6-3		1-0 G5-3		2-1 FC6-4 1-2f		3-3 K	0	0	0	1	0	0	0											
<b>Inning Stats</b>	R: 2 E: 0 K: 1 S: 20	H: 1 LOB: 2 BB: 3 P: 39	R: 0 E: 0 K: 1 S: 10	H: 1 LOB: 1 BB: 0 P: 16	R: 0 E: 0 K: 1 S: 10	H: 1 LOB: 2 BB: 1 P: 19	R: 0 E: 0 K: 0 S: 6	H: 0 LOB: 0 BB: 0 P: 11	R: 0 E: 0 K: 1 S: 8	H: 1 LOB: 1 BB: 0 P: 14	R: 0 E: 0 K: 1 S: 8	H: 0 LOB: 1 BB: 1 P: 17	R: 1 E: 0 K: 0 S: 9	H: 1 LOB: 0 BB: 0 P: 16	R: 1 E: 0 K: 1 S: 10	H: 2 LOB: 1 BB: 0 P: 17	R: 1 E: 0 K: 1 S: 14	H: 1 LOB: 1 BB: 1 P: 23	1B: 6 2B: 2 3B: 0 HR: 0	SF: 2 SAC: 1 DP: 0 HBP: 0	WP: 0 PB: 1 SB: 4 CS: 0	PA: 41					
<b>PITCHER</b>	IP	WLS	BF	H	R	ER	SO	BB	IBB	HBP	BLK	WP	HR	S	P	ERA	WHIP										
<b>Dave Fleming, L</b> ERA: 6.14 (1, 1)	6.1		29	5	3	3	4	4	1	0	0	0	0	65	121	4.26	1.421										
<b>Gregg Olson, R</b> ERA: 3.9 (7, 1)	1.2	L	7	2	1	1	1	0	0	0	0	0	0	16	28	5.40	1.200										
<b>Mike Magnante, L</b> ERA: 3.7 (9, 1)	0.2		4	1	1	1	0	1	0	0	0	0	0	10	18	13.50	3.000										
<b>Rusty Meacham, R</b> ERA: 5.07 (9, 1)	0.1		1	0	0	0	1	0	0	0	0	0	0	4	5	0.00	0.000										

**Cleveland Indians @ Kansas City Royals**  
Kauffman Stadium, Kansas City, MO

Fri Sep 22 1995, 7:05 PM CDT  
Att. 16,562 - Unknown - 49 F

AB	32
R	5
H	8
RBI	5
BB	6
SO	6
LOB	18





Batter	1	2	3	4	5	6	7	8	9	AB	R	H	RBI	BB	SO	LOB
Tom Goodwin, L (1, 7) OBP: 0.346, SLG: 0.354	1-0 WP G3 3B 1B	1-2 F9		0-2 G4-3			0-1 SH2-3		1-2 FC4	4	1	1	0	0	0	5
Johnny Damon, L (1, 8) OBP: 0.347, SLG: 0.472	0-3 K	0-0 G4-3			2-0 G3 2B		1-1 F7		4-2 FC6-4 BB	4	0	1	0	1	1	4
Keith Lockhart, L (1, 4) OBP: 0.357, SLG: 0.466	0-0 G3		4-2 G4-6-3 BB		0-0 G3		3-1 P5		1-2 FC6-4	4	0	0	0	1	0	6
Gary Gaetti, R (1, 5) OBP: 0.341, SLG: 0.539	4-1 3B BB		1-0 P3		3-1 G6-3		0-0 F8			3	1	0	0	1	0	2
Bob Hamelin, L (1, 3) OBP: 0.286, SLG: 0.325	2-2 3B		1-0 G4-6-3		0-0 F7		3-1 P3			4	0	1	2	0	0	2
Michael Tucker, L (1, 9) OBP: 0.331, SLG: 0.352	2-3 K		1-0 G1-3		2-3 K		1-2 F7			4	0	0	0	0	2	1
Joe Vitiello, R (1, 10) OBP: 0.339, SLG: 0.472		0-1 P3		2-2 HR		0-0 G6-3		1-0 P6	3	1	1	1	0	0	0	0
Wally Joyner, L (9, PH) OBP: 0.394, SLG: 0.447									1	0	0	0	0	0	0	0
Greg Gagne, R (1, 6) OBP: 0.319, SLG: 0.382		4-1 F9 1B BB		1-1 F9		1-0 F8		3-2 FC4 1B 1B	3	0	1	0	1	0	0	
Brent Mayne, L (1, 2) OBP: 0.301, SLG: 0.308		1-1 1B		1-1 1B			4-0 SH2-3 BB		0-1 FC4 1B	3	0	3	0	1	0	0
Edgar Caceres, S (9, PR) OBP: 0.295, SLG: 0.363		1-2 1B						1-2 1B	0	0	0	0	0	0	0	0

Inning Stats	R: 2	H: 2	E: 0	K: 2	S: 14	H: 2	LOB: 1	BB: 1	P: 23	R: 0	H: 1	E: 0	K: 0	S: 10	H: 0	LOB: 0	BB: 1	P: 16	R: 0	H: 0	E: 0	K: 0	S: 6	R: 1	H: 2	E: 0	K: 0	S: 11	H: 1	LOB: 1	BB: 0	P: 10	R: 0	H: 0	E: 0	K: 1	S: 5	H: 0	LOB: 0	BB: 0	P: 8	R: 0	H: 0	E: 0	K: 0	S: 6	H: 0	LOB: 1	BB: 1	P: 14	R: 0	H: 0	E: 0	K: 0	S: 6	H: 0	LOB: 0	BB: 0	P: 10	R: 0	H: 2	E: 0	K: 0	S: 19	H: 2	LOB: 3	BB: 1	P: 29	1B: 5	SF: 0	2B: 1	SAC: 1	3B: 1	DP: 1	HR: 1	HBP: 0
--------------	------	------	------	------	-------	------	--------	-------	-------	------	------	------	------	-------	------	--------	-------	-------	------	------	------	------	------	------	------	------	------	-------	------	--------	-------	-------	------	------	------	------	------	------	--------	-------	------	------	------	------	------	------	------	--------	-------	-------	------	------	------	------	------	------	--------	-------	-------	------	------	------	------	-------	------	--------	-------	-------	-------	-------	-------	--------	-------	-------	-------	--------

PITCHER	IP	WLS	BF	H	R	ER	SO	BB	IBB	HBP	BLK	WP	HR	S	P	ERA	WHIP
Orel Hershiser, R (1, 1) ERA: 4.04	7.0	W	30	6	3	3	3	4	0	0	0	1	1	57	99	3.86	1.429
Julian Tavarez, R (8, 1) ERA: 2.3	1.0		3	0	0	0	0	0	0	0	0	0	0	6	10	0.00	0.000
Jose Mesa, R (9, 1) ERA: 1.17	1.0	S	6	2	0	0	0	1	0	0	0	0	0	19	29	0.00	3.000

BOTTOM

Cleveland Indians @ Kansas City Royals  
Kauffman Stadium, Kansas City, MO

Fri Sep 22 1995, 7:05 PM CDT  
Att: 16,562 - Unknown - 49 F

livebaseballscorecards.com

AB	33
R	3
H	8
RBI	3
BB	5
SO	3
LOB	20



WP: 1	PA: 39
PB: 0	
SB: 1	
CS: 0	

Batter	1	2	3	4	5	6	7	8	9	AB R H RBI BB SO LOB	TOP											
<b>Kenny Lofton, L</b> (1, 8) OBP: 0.362, SLG: 0.458	3-2 E S 1B		2-1 E4 2B	0-1 FC1-4 CS S 1-2f		4-1 BB		1-0 F7		4 2 1 0 1 0 2												
<b>Wayne Kirby, L</b> (1, 9) OBP: 0.257, SLG: 0.296	2-2 E8 1-H HR		0-1 2B 2B	4-0 BB		3-2 P4		3-1 P3		4 2 1 1 1 0 2												
<b>Carlos Baerga, S</b> (1, 4) OBP: 0.359, SLG: 0.460	2-2 L6		1-0 2B		0-1 G3		1-0 G6-4-3 1B		1-0 WP 1B	5 1 3 1 0 0 1												
<b>Albert Belle, R</b> (1, 7) OBP: 0.397, SLG: 0.676	3-1 HR		3-2 G5-3		3-2 HR		0-0 G6-4-3 1-2f		2-1 P4	5 2 2 3 0 0 3												
<b>Eddie Murray, S</b> (1, 10) OBP: 0.373, SLG: 0.492 <b>Jeromy Burnitz, L</b> (9, PR) OBP: 1.000, SLG: 1.500	2-1 G6-3		2-3 K		2-2 F8		2-1 1B		3-0 1B 1B	5 0 2 1 0 1 1 0 0 0 0 0 0 0												
<b>Jim Thome, L</b> (1, 5) OBP: 0.436, SLG: 0.555	2-1 G4-3		4-2 BB		1-0 L4		0-3 K		2-1 1B	4 0 1 0 1 1 1												
<b>Paul Sorrento, L</b> (1, 3) OBP: 0.330, SLG: 0.487 <b>Herbert Perry, R</b> (6, 3) OBP: 0.376, SLG: 0.477		X	0-0 G5-3	2-1 G4-3		3-1 G4-3		1-0 P4	3-3 K	3 0 0 0 0 0 2 2 0 0 0 0 1 2	AB 39 R 7 H 13 RBI 6 BB 4 SO 3 LOB 16											
<b>Alvaro Espinoza, R</b> (1, 6) OBP: 0.275, SLG: 0.317		C B B X	2-1 G6-3 1B		1-1 G6-3		1-0 G6-3		1-0 FC6-4 1B	4 0 2 0 0 0 0												
<b>Sandy Alomar Jr., R</b> (1, 2) OBP: 0.308, SLG: 0.436 <b>Tony Peña, R</b> (7, 2) OBP: 0.302, SLG: 0.379		B C B X	2-1 G6-3 1-2f	3-2 FC1-4 1B		4-2 BB BB		1-0 FC6-4 1-2f		2 0 1 0 1 0 1 1 0 0 0 0 0 1												
<b>Inning Stats</b>	R: 3 E: 1 K: 0 S: 15	H: 2 LOB: 0 BB: 0 P: 29	R: 0 E: 0 K: 0 S: 5	H: 1 LOB: 0 BB: 0 P: 9	R: 2 E: 1 K: 1 S: 15	H: 2 LOB: 2 BB: 1 P: 29	R: 0 E: 0 K: 0 S: 8	H: 1 LOB: 1 BB: 1 P: 16	R: 1 E: 0 K: 0 S: 9	H: 1 LOB: 0 BB: 0 P: 15	R: 0 E: 0 K: 0 S: 12	H: 0 LOB: 2 BB: 2 P: 27	R: 0 E: 0 K: 1 S: 7	H: 2 LOB: 1 BB: 0 P: 10	R: 0 E: 0 K: 0 S: 4	H: 1 LOB: 1 BB: 0 P: 8	R: 1 E: 0 K: 1 S: 11	H: 3 LOB: 2 BB: 0 P: 25	1B: 9 2B: 2 3B: 0 HR: 2	SF: 0 SAC: 0 DP: 2 HBP: 0	WP: 1 PB: 0 SB: 2 CS: 1	PA: 43
<b>PITCHER</b>	IP WLS BF H R ER SO BB IBB HBP BLK WP HR S P ERA WHIP																					
<b>Mark Gubicza, R</b> (1, 1) ERA: 3.92	5.2 L 27 7 6 4 1 3 0 0 0 0 0 2 59 113 6.35 1.765																					
<b>Billy Brewer, L</b> (6, 1) ERA: 5.48	2.2 11 3 0 0 1 1 0 0 0 0 0 0 18 35 0.00 1.500																					
<b>Melvin Bunch, R</b> (9, 1) ERA: 5.7	0.2 5 3 1 1 1 0 0 0 0 1 0 9 20 13.50 4.500																					

Cleveland Indians @ Kansas City Royals  
Kauffman Stadium, Kansas City, MO

Sat Sep 23 1995, 7:05 PM CDT  
Att. 23,816 - Unknown - 60 F

livebaseballscorecards.com



Batter	1	2	3	4	5	6	7	8	9	AB	R	H	RBI	BB	SO	LOB
Tom Goodwin, L (1, 7) OBP: 0.347, SLG: 0.355	3-2 SH5-3 1B SF9 1B	1-2 G1-3			0-1 G3			1-2 G6-3 S G6-3 1B		4	2	2	0	0	0	2
Johnny Damon, L (1, 8) OBP: 0.341, SLG: 0.463	0-1 SH5-3 1-2		2-2 G4-3		1-0 P4			1-1 G6-3 1-3		3	0	0	0	0	0	1
Keith Lockhart, L (1, 4) OBP: 0.356, SLG: 0.463	0-1 SF9 2-3 1B		2-1 G4-3		0-1 F8			0-1 G6-3 3-H		4	0	1	1	0	0	0
Gary Gaetti, R (1, 5) OBP: 0.339, SLG: 0.536	2-1 SF9 1-2 3-H		2-1 E5		0-1 F9			3-2 G6-3		3	0	0	1	0	0	0
Bob Hamelin, L (1, 3) OBP: 0.282, SLG: 0.320 Joe Randa, R (9, PH) OBP: 0.262, SLG: 0.255	0-0 F7		3-3 K		0-0 G3			1-0 P4		3	0	0	0	0	1	2
Jon Nunnally, L (1, 9) OBP: 0.355, SLG: 0.471 Juan Samuel, R (9, PH) OBP: 0.360, SLG: 0.513			2-2 G4-3		0-0 F8			0-1 F8		3	0	0	0	0	0	0
Michael Tucker, L (1, 10) OBP: 0.331, SLG: 0.358 Joe Vitiello, R (9, PH) OBP: 0.345, SLG: 0.505			1-3 K		2-1 G6-3 2B			1-2 HR		3	0	1	0	0	2	0
Greg Gagne, R (1, 6) OBP: 0.318, SLG: 0.380			2-2 1B 1B		2-2 G6-3 2-3			0-0 F9		4	0	1	0	0	0	1
Henry Mercedes, R (1, 2) OBP: 0.360, SLG: 0.317			2-1 SAFE 1B		1-3 K			1-1 G4-3		3	0	1	0	0	1	1

<b>Inning Stats</b>	R: 1 E: 0 K: 0 S: 10	H: 2 LOB: 1 BB: 0 P: 15	R: 0 E: 0 K: 1 S: 16	H: 2 LOB: 2 BB: 0 P: 24	R: 0 E: 1 K: 1 S: 10	H: 0 LOB: 1 BB: 0 P: 19	R: 0 E: 0 K: 1 S: 13	H: 1 LOB: 1 BB: 0 P: 20	R: 0 E: 0 K: 0 S: 5	H: 0 LOB: 0 BB: 0 P: 6	R: 0 E: 0 K: 0 S: 4	H: 0 LOB: 0 BB: 0 P: 4	R: 0 E: 0 K: 1 S: 6	H: 0 LOB: 0 BB: 0 P: 8	R: 1 E: 0 K: 0 S: 12	H: 1 LOB: 0 BB: 0 P: 17	R: 1 E: 0 K: 0 S: 8	H: 1 LOB: 0 BB: 0 P: 11	1B: 5 2B: 1 3B: 0 HR: 1	SF: 1 SAC: 1 DP: 0 HBP: 0	WP: 0 PB: 0 SB: 1 CS: 0	PA: 35		
<b>PITCHER</b>	IP Dennis Martinez, R (1, 1) ERA: 3.03	WLS W	BF 31	H 6	R 2	ER 2	SO 4	BB 0	IBB 0	HBP 0	BLK 0	WP 0	HR 0	S 76	P 113	ERA 2.25	WHIP 0.750							
	IP Jim Poole, L (9, 1) ERA: 3.86	WLS W	BF 4	H 1	R 1	ER 1	SO 0	BB 0	IBB 0	HBP 0	BLK 0	WP 0	HR 1	S 8	P 11	ERA 9.00	WHIP 1.000							

**BOTTOM**

**Cleveland Indians @ Kansas City Royals**  
Kauffman Stadium, Kansas City, MO

Sat Sep 23 1995, 7:05 PM CDT  
Att: 23,816 - Unknown - 60 F

livebaseballscores.com

<b>AB</b>	<b>33</b>
<b>R</b>	<b>3</b>
<b>H</b>	<b>7</b>
<b>RBI</b>	<b>3</b>
<b>BB</b>	<b>0</b>
<b>SO</b>	<b>4</b>
<b>LOB</b>	<b>7</b>



Batter	1	2	3	4	5	6	7	8	9	AB R H RBI BB SO LOB	TOP											
<b>Kenny Lofton, L</b> (1, 8) OBP: 0.359, SLG: 0.454	3-2 F7		3-2 F9			1-2 G3		3-2 F8		4 0 0 0 0 0 0	<b>Cleveland Indians @ Kansas City Royals</b> Kauffman Stadium, Kansas City, MO Sun Sep 24 1995, 3:33 AM CDT Att. 17,277 - Sunny - 65 F											
<b>Omar Vizquel, S</b> (1, 6) OBP: 0.334, SLG: 0.352	4-2 WP BB		0-0 L5			1-1 G4-3		4-2 S BB		2 0 0 0 2 0 0												
<b>Jim Thome, L</b> (1, 5) OBP: 0.436, SLG: 0.557	2-3 K			1-2 1B		0-1 2B		1-1 G6-3		4 0 2 0 0 1 2												
<b>Eddie Murray, S</b> (1, 10) OBP: 0.372, SLG: 0.488	4-1 1-2 BB			1-2 F8		2-1 F9		1-1 G1-3		3 0 0 0 1 0 2												
<b>Manny Ramirez, R</b> (1, 9) OBP: 0.404, SLG: 0.568	0-3 K			2-3 K		1-2 F8		2-2 L4		4 0 0 0 0 2 3												
<b>Jeremy Burnitz, L</b> (1, 7) OBP: 0.667, SLG: 0.833		0-1 G6-4-3 1B		3-2 P3		2-2 P4		1-2 HR 1B		4 1 2 0 0 0 1												
<b>Herbert Perry, R</b> (1, 3) OBP: 0.376, SLG: 0.471		0-0 G6-4-3			1-3 K		4-2 BB	0-1 HR		2 0 0 0 1 1 1												
<b>Brian Giles, L</b> (9, PH) OBP: 0.400, SLG: 1.000		1-2						1-H		1 1 1 2 0 0 0												
<b>Alvaro Espinoza, R</b> (1, 4) OBP: 0.267, SLG: 0.308		0-2 G1-3			1-2 P3		1-2 F8	0-2 G4-3		4 0 0 0 0 0 1												
<b>Tony Peña, R</b> (1, 2) OBP: 0.300, SLG: 0.376			0-1 G4-3		1-2 G5-3			1-3 K		2 0 0 0 0 0 0												
<b>Ruben Amaro Jr, S</b> (8, PH) OBP: 0.246, SLG: 0.255										1 0 0 0 0 1 0												
<b>Jesse Levis, L</b> (8, 2) OBP: 0.300, SLG: 0.353										0 0 0 0 0 0 0												
<b>Inning Stats</b>	R: 0 E: 0 K: 2 S: 13	H: 0 LOB: 2 BB: 2 P: 26	R: 0 E: 0 K: 0 S: 6	H: 1 LOB: 0 BB: 0 P: 6	R: 0 E: 0 K: 0 S: 7	H: 0 LOB: 0 BB: 0 P: 10	R: 0 E: 0 K: 1 S: 15	H: 1 LOB: 1 BB: 0 P: 22	R: 0 E: 0 K: 1 S: 10	H: 0 LOB: 0 BB: 0 P: 13	R: 0 E: 0 K: 0 S: 9	H: 1 LOB: 1 BB: 0 P: 13	R: 0 E: 0 K: 0 S: 13	H: 0 LOB: 1 BB: 1 P: 21	R: 0 E: 0 K: 1 S: 11	H: 0 LOB: 1 BB: 1 P: 20	R: 2 E: 0 K: 0 S: 13	H: 2 LOB: 0 BB: 0 P: 17	1B: 3 2B: 1 3B: 0 HR: 1	SF: 0 SAC: 0 DP: 1 HBP: 0	WP: 1 PB: 0 SB: 1 CS: 0	PA: 35
<b>PITCHER</b>	IP WLS BF H R ER SO BB IBB HBP BLK WP HR S P ERA WHIP																					
<b>Kevin Appier, R</b> (1, 1) ERA: 3.84	7.2 W 29 3 0 0 5 4 0 0 0 1 0 82 128 0.00 0.913																					
<b>Jeff Montgomery, R</b> (8, 1) ERA: 3.36	1.1 6 2 2 2 0 0 0 0 0 0 1 15 20 13.50 1.500																					

AB	31
R	2
H	5
RBI	2
BB	4
SO	5
LOB	10



Batter	1	2	3	4	5	6	7	8	9	AB	R	H	RBI	BB	SO	LOB
Tom Goodwin, L (1, 7) OBP: 0.345, SLG: 0.352	0-0 G4-3		2-3 K	1-2 G3		0-0 F7				4	0	0	0	0	1	4
Johnny Damon, L (1, 8) OBP: 0.344, SLG: 0.464	3-2 G4-3		1-1 HR 1B		2-2 G3 S SF7 1B			1-2 G4-3		4	2	2	0	0	0	0
Keith Lockhart, L (1, 4) OBP: 0.359, SLG: 0.477 David Howard, S (7, PH) OBP: 0.308, SLG: 0.326	1-2 WP S 1B		1-0 HR		1 SAFE 0-2 G3			0-3 K		3	1	2	2	0	0	1
Bob Hamelin, L (1, 3) OBP: 0.282, SLG: 0.317 Edgar Caceres, S (7, PR) OBP: 0.295, SLG: 0.363	3-3 K 1-3		1-1 P6		1-1 SF7			4-1 CS BB		2	0	0	1	1	1	1
Gary Gaetti, R (1, 5) OBP: 0.336, SLG: 0.532		0-1 G4-3	1-1 F7		1-1 F7			0-1 CS	1-3 K	4	0	0	0	0	1	0
Joe Vitiello, R (1, 10) OBP: 0.358, SLG: 0.514 Les Norman, R (8, PR) OBP: 0.349, SLG: 0.297		0-1 2B 1B		1-0 BB 1B		2-2 G5-3			0-1 FC4-6 1B	4	0	3	0	0	0	0
Michael Tucker, L (1, 9) OBP: 0.330, SLG: 0.361 Jon Nunnally, L (9, 9) OBP: 0.355, SLG: 0.471		1-2 1B 2B		3-2 F7		3-2 F7			0-0 FC4-6 1-2f	4	1	1	0	0	0	2
Greg Gagne, R (1, 6) OBP: 0.320, SLG: 0.382		3-0 1B		2-0 L9		0-1 BB 1B			2-0 F9	4	0	2	1	0	0	2
Brent Mayne, L (1, 2) OBP: 0.305, SLG: 0.307		1-1 G4-3		4-1 BB		4-1 BB				1	0	0	0	2	0	1

Inning Stats	R: 0	H: 1	E: 0	LOB: 1	K: 1	BB: 0	S: 11	R: 1	H: 3	E: 0	LOB: 1	K: 0	BB: 0	S: 10	R: 2	H: 2	E: 0	LOB: 0	K: 1	BB: 0	S: 10	R: 0	H: 1	E: 0	LOB: 2	K: 0	BB: 1	S: 13	R: 1	H: 1	E: 0	LOB: 0	K: 0	BB: 0	S: 10	R: 0	H: 1	E: 0	LOB: 2	K: 0	BB: 1	S: 11	R: 0	H: 0	E: 0	LOB: 1	K: 1	BB: 1	S: 8	R: 0	H: 1	E: 0	LOB: 1	K: 1	BB: 0	S: 7
--------------	------	------	------	--------	------	-------	-------	------	------	------	--------	------	-------	-------	------	------	------	--------	------	-------	-------	------	------	------	--------	------	-------	-------	------	------	------	--------	------	-------	-------	------	------	------	--------	------	-------	-------	------	------	------	--------	------	-------	------	------	------	------	--------	------	-------	------

PITCHER	IP	WLS	BF	H	R	ER	SO	BB	IBB	HBP	BLK	WP	HR	S	P	ERA	WHIP
Mark Clark, R (1, 1) ERA: 5.38	5.2	L	27	9	4	4	2	2	0	0	0	1	1	64	106	6.35	1.941
Paul Assenmacher, L (6, 1) ERA: 2.5	1.0		4	0	0	0	1	1	0	0	0	0	0	8	13	0.00	1.000
Paul Shuey, R (7, 1) ERA: 3.0	0.1		0	0	0	0	0	0	0	0	0	0	0	1	1	0.00	0.000
Chad Ogea, R (8, 1) ERA: 3.08	1.0		4	1	0	0	1	0	0	0	0	0	0	7	10	0.00	1.000


**BOTTOM**

**Cleveland Indians @ Kansas City Royals**  
Kauffman Stadium, Kansas City, MO

Sun Sep 24 1995, 3:33 AM CDT  
Att: 17,277 - Sunny - 65 F

AB	31
R	4
H	10
RBI	4
BB	3
SO	4
LOB	11

WP: 1 PA: 36  
PB: 0  
SB: 2  
CS: 1



PITCHER	IP	WLS	BF	H	R	ER	SO	BB	IBB	HBP	BLK	WP	HR	S	P	ERA	WHIP
---------	----	-----	----	---	---	----	----	----	-----	-----	-----	----	----	---	---	-----	------

Batter	1	2	3	4	5	6	7	8	9	AB R H RBI BB SO LOB	TOP									
Lance Johnson, L OBP: 0.341, SLG: 0.431 (1, 8)										5 1 1 0 0 0 2	<b>Chicago White Sox @ Kansas City Royals</b> Kauffman Stadium, Kansas City, MO Tue Sep 26 1995, 7:05 PM CDT Att. 12,620 - Unknown - 66 F <a href="http://livebaseballscorecards.com">livebaseballscorecards.com</a>									
Tim Raines, S OBP: 0.373, SLG: 0.424 (1, 7)									2 1 0 0 3 1 1											
Dave Martinez, L OBP: 0.378, SLG: 0.449 (1, 3)									4 1 1 1 0 0 2											
Frank Thomas, R OBP: 0.456, SLG: 0.613 (1, 10)									3 0 0 1 0 2 2											
Robin Ventura, L OBP: 0.389, SLG: 0.511 (1, 5)									4 1 2 1 0 0 1											
Lyle Mouton, R OBP: 0.374, SLG: 0.491 (1, 9)									4 0 0 0 0 1 3											
Mike Cameron, R OBP: 0.189, SLG: 0.200 (8, 9)									0 0 0 0 0 0 0											
Doug Brady, S OBP: 0.214, SLG: 0.286 (1, 4)									4 1 1 2 0 0 1											
Ron Karkovics, R OBP: 0.311, SLG: 0.396 (1, 2)									4 1 1 1 0 1 1											
Ozzie Guillen, L OBP: 0.266, SLG: 0.312 (1, 6)									4 1 2 1 0 0 0											
<b>Inning Stats</b>	R: 6 E: 1 K: 1 S: 23	H: 5 LOB: 1 BB: 1 P: 36	R: 0 E: 0 K: 2 S: 8	H: 0 LOB: 0 BB: 0 P: 14	R: 0 E: 0 K: 0 S: 6	H: 1 LOB: 1 BB: 0 P: 8	R: 1 E: 0 K: 1 S: 14	H: 2 LOB: 1 BB: 0 P: 20	R: 0 E: 0 K: 1 S: 7	H: 0 LOB: 0 BB: 0 P: 12	R: 0 E: 0 K: 0 S: 12	H: 0 LOB: 1 BB: 1 P: 23	R: 0 E: 0 K: 0 S: 6	H: 0 LOB: 0 BB: 0 P: 9	R: 0 E: 0 K: 0 S: 5	H: 0 LOB: 1 BB: 1 P: 12	1B: 5 2B: 3 3B: 0 HR: 0	SF: 1 SAC: 1 DP: 0 HBP: 0	WP: 0 PB: 0 SB: 2 CS: 0	PA: 39
<b>PITCHER</b>	IP WLS BF H R ER SO BB IBB HBP BLK WP HR S P ERA WHIP																			
Tom Gordon, R ERA: 3.97 (1, 1)	6.2 L 31 8 7 3 5 2 0 0 0 0 0 0 73 113 4.05 1.500																			
Billy Brewer, L ERA: 5.2 (7, 1)	2.1 8 0 0 0 0 1 0 0 0 0 0 0 14 27 0.00 0.429																			

AB	34
R	7
H	8
RBI	7
BB	3
SO	5
LOB	13



Batter	1	2	3	4	5	6	7	8	9	AB R H RBI BB SO LOB
Tom Goodwin, L (1, 7) OBP: 0.342, SLG: 0.349	0-3 K		0-0 L8			2-3 K		0-0 L4		4 0 0 0 0 2 3
Johnny Damon, L (1, 8) OBP: 0.337, SLG: 0.453	2-2 P2			1-2 G4-3		2-3 K		1-0 F9		4 0 0 0 0 1 1
Keith Lockhart, L (1, 4) OBP: 0.361, SLG: 0.481	2-2 G4-3			1-0 G4-3 1B		2-3 K		0-0 FC5-4 2B		4 0 2 0 0 1 1
Juan Samuel, R (1, 3) OBP: 0.363, SLG: 0.510		2-1 G4-3 1B		2-1 G4-3		0-2 L1		4-0 FC5-4 BB		3 0 1 0 1 0 1
Gary Gaetti, R (1, 5) OBP: 0.334, SLG: 0.527		0-0 G4-3		2-2 F8		1-1 F8		0-1 FC5-4		4 0 0 0 0 0 4
Joe Vitiello, R (1, 10) OBP: 0.346, SLG: 0.496		1-2 F9		2-2 G5-3		0-3 K		3-2 G6-3		4 0 0 0 0 1 2
Jon Nunnally, L (1, 9) OBP: 0.358, SLG: 0.472			4-0 FC4-6 BB		1-1 L6		0-2 L3 1B			2 0 1 0 1 0 0
Greg Gagne, R (1, 6) OBP: 0.318, SLG: 0.379			1-2 FC4-6		0-0 F9		0-0 L3			3 0 0 0 0 0 2
Brent Mayne, L (1, 2) OBP: 0.308, SLG: 0.314			1-3 K		1-2 1B		0-2 2B			3 0 2 0 0 1 1

Inning Stats	R: 0 E: 0 K: 1 S: 13	H: 0 LOB: 0 BB: 0 P: 17	R: 0 E: 0 K: 0 S: 7	H: 1 LOB: 0 BB: 0 P: 10	R: 0 E: 0 K: 1 S: 7	H: 0 LOB: 1 BB: 1 P: 13	R: 0 E: 0 K: 0 S: 12	H: 1 LOB: 1 BB: 0 P: 18	R: 0 E: 0 K: 0 S: 9	H: 0 LOB: 0 BB: 0 P: 12	R: 0 E: 0 K: 3 S: 13	H: 1 LOB: 1 BB: 0 P: 20	R: 0 E: 0 K: 1 S: 8	H: 0 LOB: 0 BB: 0 P: 9	R: 0 E: 0 K: 0 S: 9	H: 2 LOB: 1 BB: 0 P: 9	R: 0 E: 0 K: 0 S: 8	H: 1 LOB: 2 BB: 1 P: 16	1B: 4 2B: 3 3B: 0 HR: 0	SF: 0 SAC: 0 DP: 2 HBP: 0
--------------	-------------------------------	----------------------------------	------------------------------	----------------------------------	------------------------------	----------------------------------	-------------------------------	----------------------------------	------------------------------	----------------------------------	-------------------------------	----------------------------------	------------------------------	---------------------------------	------------------------------	---------------------------------	------------------------------	----------------------------------	----------------------------------	------------------------------------

PITCHER	IP	WLS	BF	H	R	ER	SO	BB	IBB	HBP	BLK	WP	HR	S	P	ERA	WHIP	PITCHER	IP	WLS	BF	H	R	ER	SO	BB	IBB	HBP	BLK	WP	HR	S	P	ERA	WHIP	
Alex Fernandez, R (1, 1) ERA: 3.95	9.0	W	33	6	0	0	6	2	0	0	0	0	0	86	124	0.00	0.889																			


**BOTTOM**

**Chicago White Sox @ Kansas City Royals**  
Kauffman Stadium, Kansas City, MO

Tue Sep 26 1995, 7:05 PM CDT  
Att: 12,620 - Unknown - 66 F

AB	31
R	0
H	6
RBI	0
BB	2
SO	6
LOB	15

[livebaseballscorecards.com](http://livebaseballscorecards.com)



**Chicago White Sox @ Kansas City Royals**  
 Kauffman Stadium, Kansas City, MO

Wed Sep 27 1995, 7:05 PM CDT  
 Att. 13,626 - Unknown - 68 F



Batter	1	2	3	4	5	6	7	8	9	AB R H RBI BB SO LOB
Lance Johnson, L (1, 8) OBP: 0.341, SLG: 0.430	0-0 CS SH1-3 1B	1-1 G4-3		0-3 K		4-2 FC5-4 BB		3-2 FC4-6 G4-6-3 1-2f		4 0 1 0 1 1 2
Norberto Martin, R (1, 4) OBP: 0.281, SLG: 0.400	1-1 SH1-3 1-2	0-0 2B		0-0 G5-3 1-2		0-0 FC5-4 1-2f		0-0 G4-6-3 1-2f		4 0 1 0 0 0 3
Frank Thomas, R (1, 10) OBP: 0.456, SLG: 0.610 Doug Brady, S (9, PH) OBP: 0.200, SLG: 0.267	4-0 IBB	2-1 G5-3		4-0 IBB		2-1 L9			1-3 K	2 0 0 0 2 0 2 1 0 0 0 0 1 0
Lyle Mouton, R (1, 7) OBP: 0.365, SLG: 0.477	0-2 L7		1-2 F8	1-2 L9			1-1 G6-3		1-2 L8	5 0 0 0 0 0 4
Chris Snopce, R (1, 6) OBP: 0.424, SLG: 0.456	3-0 CS 2-3	0-0 E3 1B HR	1-1 G3-1 1B 2B		4-1 G6-3 G3 BB		2-1 WP G5-3 2B		1-0 G5-3	4 3 2 0 1 0 0
Robin Ventura, L (1, 5) OBP: 0.390, SLG: 0.509		3-2 HR 1B	0-1 G3-1 2-3		2-0 G3 1-2		4-0 G5-3 WP IBB			3 1 1 0 1 0 2
Barry Lyons, R (1, 3) OBP: 0.339, SLG: 0.611		1-2 HR 1-H 3-H	3-2 FC6-4 1B		0-0 G6-3 2-3		1-1 G5-3 1-3 2-H			4 1 2 5 0 0 2
Chris Tremie, R (1, 2) OBP: 0.174, SLG: 0.136		2-2 P6	0-0 FC6-4 1-2f		1-1 F8		0-0 G1-3			4 0 0 0 0 0 3
Mike Cameron, R (1, 9) OBP: 0.244, SLG: 0.316		0-2 HR		1-1 G5-3 1B		0-0 G6-3		4-2 FC4-6 BB		3 1 2 1 1 0 0

Inning Stats	R: 0 E: 0 K: 0 S: 6	H: 1 LOB: 1 BB: 1 P: 14	R: 4 E: 1 K: 0 S: 21	H: 4 LOB: 1 BB: 0 P: 30	R: 1 E: 0 K: 0 S: 13	H: 2 LOB: 1 BB: 0 P: 18	R: 0 E: 0 K: 1 S: 9	H: 1 LOB: 2 BB: 1 P: 15	R: 0 E: 0 K: 0 S: 5	H: 0 LOB: 1 BB: 1 P: 12	R: 0 E: 0 K: 0 S: 7	H: 0 LOB: 1 BB: 1 P: 13	R: 1 E: 0 K: 0 S: 7	H: 1 LOB: 1 BB: 1 P: 15	R: 0 E: 0 K: 0 S: 6	H: 0 LOB: 0 BB: 1 P: 13	R: 0 E: 0 K: 1 S: 7	H: 0 LOB: 0 BB: 0 P: 10	1B: 4 2B: 3 3B: 0 HR: 2	SF: 0 SAC: 1 DP: 1 HBP: 0	WP: 1 PB: 0 SB: 0 CS: 1	PA: 42
--------------	------------------------------	----------------------------------	-------------------------------	----------------------------------	-------------------------------	----------------------------------	------------------------------	----------------------------------	------------------------------	----------------------------------	------------------------------	----------------------------------	------------------------------	----------------------------------	------------------------------	----------------------------------	------------------------------	----------------------------------	----------------------------------	------------------------------------	----------------------------------	--------

PITCHER	IP	WLS	BF	H	R	ER	SO	BB	IBB	HBP	BLK	WP	HR	S	P	ERA	WHIP
Jason Jacome, L (1, 1) ERA: 6.4	2.2	L	15	6	5	4	0	0	1	0	0	0	2	34	53	13.50	2.250
Dilson Torres, R (3, 1) ERA: 6.09	2.1		11	2	0	0	1	1	1	0	0	0	0	20	36	0.00	1.286
Jim Converse, R (6, 1) ERA: 6.85	2.0		9	1	1	1	0	1	1	0	0	1	0	14	28	4.50	1.000
Rusty Meacham, R (8, 1) ERA: 4.89	2.0		6	0	0	0	1	1	0	0	0	0	0	13	23	0.00	0.500

PITCHER	IP	WLS	BF	H	R	ER	SO	BB	IBB	HBP	BLK	WP	HR	S	P	ERA	WHIP
---------	----	-----	----	---	---	----	----	----	-----	-----	-----	----	----	---	---	-----	------

AB	R	H	RBI	BB	SO	LOB
34	6	9	6	6	2	18



Batter	1	2	3	4	5	6	7	8	9	AB	R	H	RBI	BB	SO	LOB
David Howard, S (1, 6) OBP: 0.315, SLG: 0.335	1-2 FC2-6 1B		1-1 L6			4-0 BB		1-0 2B		3	0	2	0	1	0	1
Edgar Caceres, S (1, 4) OBP: 0.286, SLG: 0.350	0-0 FC2-6 1-2f		2-3 K			1-3 K		0-2 F9		4	0	0	0	0	2	4
Juan Samuel, R (1, 7) OBP: 0.357, SLG: 0.500	0-3 K				0-2 L8	2-3 K			3-2 G6-3	4	0	0	0	0	2	2
Gary Gaetti, R (1, 10) OBP: 0.332, SLG: 0.523	1-2 P3				3-1 G6-3		1-1 G6-3		3-2 P6	4	0	0	0	0	0	1
Joe Vitiello, R (1, 3) OBP: 0.344, SLG: 0.487					2-0 F9		3-1 FC6-4 1B		1-1 G4-3	4	0	1	0	0	0	0
Joe Randa, R (1, 5) OBP: 0.250, SLG: 0.241					0-0 L9		0-2 F9			3	0	0	0	0	0	1
Les Norman, R (1, 9) OBP: 0.326, SLG: 0.275					0-0 F9		1-2 FC6-4			3	0	0	0	0	0	1
Johnny Damon, L (8, 9) OBP: 0.337, SLG: 0.453							1-2f			0	0	0	0	0	0	0
Henry Mercedes, R (1, 2) OBP: 0.365, SLG: 0.310					4-1 BB		3-3 K		2-2 G6-3	1	0	0	0	1	1	0
29 Mike Sweeney, R (8, PH) (9, 2)										1	0	0	0	0	0	0
Tom Goodwin, L (1, 8) OBP: 0.341, SLG: 0.348					1-3 K		1-3 K		3-3 K	2	0	0	0	0	2	1
Brent Cookson, R (8, PH) OBP: 0.200, SLG: 0.182 (9, 9)										1	0	0	0	0	1	0

Inning Stats	R: 0	H: 1	E: 0	K: 1	S: 12	R: 0	H: 0	E: 0	K: 0	S: 7	R: 0	H: 0	E: 0	K: 2	S: 10	R: 0	H: 0	E: 0	K: 0	S: 6	R: 0	H: 0	E: 0	K: 1	S: 6	R: 0	H: 0	E: 0	K: 3	S: 9	R: 0	H: 1	E: 0	K: 0	S: 10	R: 0	H: 1	E: 0	K: 1	S: 15	R: 0	H: 0	E: 0	K: 0	S: 10	R: 0	H: 0	E: 0	K: 0	S: 10	R: 0	H: 0	E: 0	K: 0	S: 17	R: 0	H: 0	E: 0	K: 0	S: 17	R: 0	H: 1	E: 0	K: 1	S: 21	R: 0	H: 0	E: 0	K: 0	S: 17
IP	8.0	WLS	W	BF	29	H	3	R	0	ER	0	SO	8	BB	2	IBB	0	HBP	0	BLK	0	WP	0	HR	0	S	75	P	115	ERA	0.00	WHIP	0.625	IP	1.0	WLS	W	BF	3	H	0	R	0	ER	0	SO	0	BB	0	IBB	0	HBP	0	BLK	0	WP	0	HR	0	S	10	P	17	ERA	0.00	WHIP	0.000			


**BOTTOM**

**Chicago White Sox @ Kansas City Royals**  
Kauffman Stadium, Kansas City, MO

Wed Sep 27 1995, 7:05 PM CDT  
Att: 13,626 - Unknown - 68 F

livebaseballscorecards.com

AB	30
R	0
H	3
RBI	0
BB	2
SO	8
LOB	11



WP	PA	3B	SF	SAC	DP	HBP	ERA	WHIP
0	32	0	0	0	0	0	0.00	0.000

Batter	1	2	3	4	5	6	7	8	9	AB R H RBI BB SO LOB	TOP
Lance Johnson, L (1, 8) OBP: 0.339, SLG: 0.427	0-2 G4-3			0-0 G3-1		0-0 G4-3		1-1 G3		4 0 0 0 0 0 1	
Tim Raines, S (1, 7) OBP: 0.374, SLG: 0.424	0-0 G6-3			4-2 1B BB		2-0 1B		0-0 G4-3		3 0 1 0 1 0 0	
Dave Martinez, L (1, 9) OBP: 0.373, SLG: 0.443	3-2 G3			1-2 P5		2-0 L9		0-0 B5-3		4 0 0 0 0 0 2	
Frank Thomas, R (1, 10) OBP: 0.455, SLG: 0.607		3-2 F8		1-1 1B		2-2 F8		3-2 G3		4 0 1 0 0 0 0	
Robin Ventura, L (1, 5) OBP: 0.388, SLG: 0.506		0-1 F9		3-2 G3		3-2 G3-1				3 0 0 0 0 0 2	
Barry Lyons, R (1, 3) OBP: 0.339, SLG: 0.596		0-0 G6-3			1-0 G4-3 1B		3-1 F7			3 0 1 0 0 0 0	
Doug Brady, S (1, 4) OBP: 0.167, SLG: 0.222			1-3 K		0-0 G4-3 1-2f		2-2 G4-3			3 0 0 0 0 1 1	
Ron Karkovics, R (1, 2) OBP: 0.309, SLG: 0.392			1-3 K		0-2 G5-3		1-3 K			3 0 0 0 0 2 0	
Ozzie Guillen, L (1, 6) OBP: 0.266, SLG: 0.312			1-0 G3-1			0-1 G3		0-0 1B		3 0 1 0 0 0 0	
<b>Inning Stats</b>	R: 0 E: 0 K: 0 S: 8 H: 0 LOB: 0 BB: 0 P: 11	R: 0 E: 0 K: 0 S: 6 H: 0 LOB: 0 BB: 0 P: 9	R: 0 E: 0 K: 2 S: 9 H: 0 LOB: 0 BB: 0 P: 12	R: 0 E: 0 K: 0 S: 12 H: 1 LOB: 2 BB: 1 P: 21	R: 0 E: 0 K: 0 S: 5 H: 1 LOB: 0 BB: 0 P: 6	R: 0 E: 0 K: 0 S: 5 H: 1 LOB: 1 BB: 0 P: 9	R: 0 E: 0 K: 0 S: 9 H: 0 LOB: 0 BB: 0 P: 17	R: 0 E: 0 K: 1 S: 11 H: 1 LOB: 1 BB: 0 P: 15	R: 0 E: 0 K: 0 S: 6 H: 0 LOB: 0 BB: 0 P: 9	1B: 4 2B: 0 3B: 0 HR: 0 SF: 0 SAC: 0 DP: 1 HBP: 0	WP: 0 PB: 0 SB: 0 CS: 0 PA: 31
<b>PITCHER</b> Mark Gubicza, R (1, 1) ERA: 3.75	IP: 9.0 WLS: W BF: 31 H: 4 R: 0 ER: 0 SO: 3 BB: 1 IBB: 0 HBP: 0 BLK: 0 WP: 0 HR: 0 S: 71 P: 109 ERA: 0.00 WHIP: 0.556										

Chicago White Sox @ Kansas City Royals  
Kauffman Stadium, Kansas City, MO  
Thu Sep 28 1995, 7:05 PM CDT  
Att. 13,916 - Unknown - 74 F

AB	30
R	0
H	4
RBI	0
BB	1
SO	3
LOB	6



Batter	1	2	3	4	5	6	7	8	9
<b>Johnny Damon, L</b> (1, 9) OBP: 0.340, SLG: 0.466	0-3 <b>K</b>		0-2 <b>S</b> 2-H 1B		0-0 SAFE 1B 3B		0-2 <b>F9</b>		
<b>Tom Goodwin, L</b> (1, 8) OBP: 0.340, SLG: 0.347	3-2 <b>G5-3</b>		3-2 <b>F9</b> SAFE SAFE 1-2		1-1 <b>S</b> 1B 3-H			0-0 <b>G1-3</b>	
<b>Juan Samuel, R</b> (1, 7) <b>Jon Nunnally, L</b> (9, 7) OBP: 0.358, SLG: 0.472	0-0 <b>G6-3</b>			1-0 1B	2-2 <b>P5</b> 1-3			1-0 <b>G5-3</b>	
<b>Gary Gaetti, R</b> (1, 3) OBP: 0.329, SLG: 0.519		2-1 <b>G5-3</b>		2-1 <b>F8</b>	2-1 <b>G6-3</b>			0-1 <b>P5</b>	
<b>Joe Vitiello, R</b> (1, 10) OBP: 0.336, SLG: 0.475		2-1 <b>G4-3</b>		1-2 <b>L9</b>		1-2 <b>G5-3</b>			
<b>Greg Gagne, R</b> (1, 6) OBP: 0.316, SLG: 0.376		0-3 <b>K</b>		1-3 <b>K</b>		1-3 <b>K</b>			
<b>Joe Randa, R</b> (1, 5) OBP: 0.254, SLG: 0.246			2-2 <b>P4</b>		3-1 SH3-4 1B 1B		0-3 <b>K</b>		
<b>Henry Mercedes, R</b> (1, 2) OBP: 0.370, SLG: 0.302			4-2 G5-3 1B BB		1-0 SH3-4 1-2		0-0 <b>P6</b>		
<b>David Howard, S</b> (1, 4) OBP: 0.315, SLG: 0.335			0-2 <b>G5-3</b> 1-2		0-0 2-H 3B 1B		0-2 <b>P4</b>		

Inning Stats	R: 0	H: 0	E: 0	K: 1	S: 7	R: 0	H: 0	E: 0	K: 1	S: 7	R: 1	H: 1	E: 0	K: 0	S: 18	R: 0	H: 1	E: 0	K: 1	S: 12	R: 3	H: 4	E: 0	K: 0	S: 13	R: 0	H: 0	E: 0	K: 2	S: 10	R: 0	H: 0	E: 0	K: 0	S: 10	R: 0	H: 0	E: 0	K: 0	S: 4
	LOB: 0	BB: 0	P: 10	LOB: 0	BB: 0	LOB: 0	BB: 0	LOB: 0	BB: 0	P: 11	LOB: 1	BB: 1	LOB: 1	BB: 0	P: 17	LOB: 1	BB: 0	LOB: 0	BB: 0	P: 22	LOB: 0	BB: 0	LOB: 0	BB: 0	P: 10	LOB: 0	BB: 0	LOB: 0	BB: 0	P: 5	LOB: 0	BB: 0	LOB: 0	BB: 0	P: 5	LOB: 0	BB: 0	LOB: 0	BB: 0	P: 5

PITCHER	IP	WLS	BF	H	R	ER	SO	BB	IBB	HBP	BLK	WP	HR	S	P	ERA	WHIP
<b>Wilson Alvarez, L</b> (1, 1) ERA: 4.32	8.0	L	31	6	4	4	5	1	0	0	0	0	0	81	114	4.50	0.875

**BOTTOM**

AB	R	H	RBI	BB	SO	LOB
4	1	2	2	0	1	0
4	0	1	1	0	0	1
4	0	1	0	0	0	1
0	0	0	0	0	0	0
4	0	0	0	0	0	2
3	0	0	0	0	0	1
3	0	0	0	0	3	1
3	1	1	0	0	1	0
1	1	0	0	1	0	0
3	1	1	1	0	0	1

<b>AB</b>	<b>29</b>
<b>R</b>	<b>4</b>
<b>H</b>	<b>6</b>
<b>RBI</b>	<b>4</b>
<b>BB</b>	<b>1</b>
<b>SO</b>	<b>5</b>
<b>LOB</b>	<b>7</b>



WP	PA
0	31

**Chicago White Sox @ Kansas City Royals**  
**Kauffman Stadium, Kansas City, MO**  
 Thu Sep 28 1995, 7:05 PM CDT  
 Att: 13,916 - Unknown - 74 F

[livebaseballscorecards.com](http://livebaseballscorecards.com)

Batter	1	2	3	4	5	6	7	8	9	AB R H RBI BB SO LOB	TOP									
Johnny Damon, L (1, 9) OBP: 0.333, SLG: 0.458	0-3 K		0-1 SF7			0-0 G3-6-3		0-1 L7		3 0 0 1 0 1 1										
Tom Goodwin, L (1, 8) OBP: 0.339, SLG: 0.346	0-2 G4-6-3 1B		0-0 G3-1			0-2 G1-3			0-3 K	4 0 1 0 0 1 1										
Keith Lockhart, L (1, 4) Joe Randa, R (9, PH) OBP: 0.361, SLG: 0.487 OBP: 0.250, SLG: 0.242	2-0 G4-6-3 1-2f				2-0 F8		0-0 3B		1-3 K	3 0 1 0 0 0 1 1 0 0 0 0 1 0										
Bob Hamelin, L (1, 3) Juan Samuel, R (9, PH) OBP: 0.278, SLG: 0.313 OBP: 0.357, SLG: 0.495		2-3 K			1-3 K		0-0 G3		4-2 BB BB	3 0 0 0 0 2 1 0 0 0 0 1 0 0										
Gary Gaetti, R (1, 5) OBP: 0.330, SLG: 0.517		0-0 G4-3			1-3 K		4-0 G6-4-3 IBB		4-2 BB 1-2	2 0 0 0 2 1 0										
Joe Vitiello, R (1, 10) OBP: 0.326, SLG: 0.460		1-2 G4-3			0-3 K		2-1 G6-4-3 1-2f		2-2 G3	4 0 0 0 0 1 4										
Michael Tucker, L (1, 7) OBP: 0.335, SLG: 0.391			0-1 PB SF7 2B		2-1 F8			0-0 HR		3 2 2 1 0 0 0										
Greg Gagne, R (1, 6) OBP: 0.316, SLG: 0.374			4-0 BB 2-3		2-3 K			2-3 K		2 0 0 0 1 2 0										
Brent Mayne, L (1, 2) OBP: 0.308, SLG: 0.315			1-3 K			1-1 G3-6-3 1B		1-2 G4-3		3 0 1 0 0 1 2										
<b>Inning Stats</b>	R: 0 E: 0 K: 1 S: 8	H: 1 LOB: 0 BB: 0 P: 10	R: 0 E: 0 K: 1 S: 7	H: 0 LOB: 0 BB: 0 P: 10	R: 1 E: 0 K: 1 S: 9	H: 1 LOB: 1 BB: 1 P: 14	R: 0 E: 0 K: 2 S: 8	H: 0 LOB: 0 BB: 0 P: 12	R: 0 E: 0 K: 0 S: 6	H: 1 LOB: 0 BB: 0 P: 7	R: 0 E: 0 K: 0 S: 4	H: 1 LOB: 1 BB: 1 P: 10	R: 1 E: 0 K: 1 S: 9	H: 1 LOB: 0 BB: 0 P: 12	R: 0 E: 0 K: 2 S: 13	H: 0 LOB: 2 BB: 2 P: 24	1B: 2 2B: 1 3B: 1 HR: 1	SF: 1 SAC: 0 DP: 3 HBP: 0	WP: 0 PB: 1 SB: 0 CS: 0	PA: 33
<b>PITCHER</b>	IP WLS BF H R ER SO BB IBB HBP BLK WP HR S P ERA WHIP																			
Orel Hershiser, R (1, 1) ERA: 3.87	7.0 W 24 4 1 0 7 1 1 0 0 0 0 50 75 0.00 0.714																			
Julian Tavarez, R (8, 1) ERA: 2.44	1.0 4 1 1 1 1 0 0 0 0 0 0 1 9 12 9.00 1.000																			
Paul Assenmacher, L (9, 1) ERA: 2.41	0.2 4 0 0 0 2 2 0 0 0 0 0 0 10 19 0.00 3.000																			
Alan Embree, L (9, 1) ERA: 5.32	0.1 1 0 0 0 0 0 0 0 0 0 0 0 3 5 0.00 0.000																			

**Kansas City Royals @ Cleveland Indians**  
 Jacobs Field, Cleveland, OH  
 Fri Sep 29 1995, 7:05 PM EDT  
 Att. 41,701 - Unknown - 74 F

AB	28
R	2
H	5
RBI	2
BB	4
SO	10
LOB	10



WP: 0	PA: 33
-------	--------

PITCHER	IP	WLS	BF	H	R	ER	SO	BB	IBB	HBP	BLK	WP	HR	S	P	ERA	WHIP
Orel Hershiser, R	7.0	W	24	4	1	0	7	1	1	0	0	0	0	50	75	0.00	0.714
Julian Tavarez, R	1.0		4	1	1	1	1	0	0	0	0	0	1	9	12	9.00	1.000
Paul Assenmacher, L	0.2		4	0	0	0	2	2	0	0	0	0	0	10	19	0.00	3.000
Alan Embree, L	0.1		1	0	0	0	0	0	0	0	0	0	0	3	5	0.00	0.000

Batter	1	2	3	4	5	6	7	8	9
<b>Kenny Lofton, L</b> OBP: 0.360, SLG: 0.450 (1, 8)	2-2 G3		1-0 FC4-6 1B 1-2 1B		1-0 G3-1		0-0 FC6-4 S' PB 1-2f E	4-2 2B 1-2 1B BB	
<b>Omar Vizquel, S</b> OBP: 0.334, SLG: 0.353 (1, 6)	0-0 G6-4-3 1B		1-0 FC4-6 1-2 2-3 1B		1-2 P6		3-3 SAFE SAFE K 1-H	1-0 1-3 2-H 1B 2B	
<b>Carlos Baerga, S</b> OBP: 0.354, SLG: 0.452 <b>Billy Ripken, R</b> OBP: 0.429, SLG: 0.643 (1, 4) (8, PR) (9, 4)	0-1 G6-4-3 1-2f		1-0 FC4-6 G6-4-3 1-2f 2-3 3-H			1-1 G4-1	0-0 G3	0-1 2-H 3-H 1B	
<b>Albert Belle, R</b> OBP: 0.398, SLG: 0.688 (1, 7)		3-0 P4	1-1 G6-4-3 1-2f			0-3 K		2B F7	
<b>Eddie Murray, S</b> OBP: 0.372, SLG: 0.514 (1, 10)		2-3 K		1-3 K		0-1 2B		1-2 2-H HR	
<b>Jim Thome, L</b> OBP: 0.439, SLG: 0.561 (1, 5)		4-1 HBP BB		2-3 K		4-0 IBB		4-2 G4-6-3 BB	
<b>Manny Ramirez, R</b> OBP: 0.403, SLG: 0.563 <b>Wayne Kirby, L</b> OBP: 0.257, SLG: 0.296 (1, 9) (9, 9)		1-1 SAFE HBP		2-2 G5-3		2-3 K		0-2 G4-6-3 1-2f	
<b>Paul Sorrento, L</b> OBP: 0.332, SLG: 0.503 (1, 3)		1-1 G3				3-1 FC4-6 1B		3-2 HR HR	
<b>Sandy Alomar Jr., R</b> OBP: 0.321, SLG: 0.470 (1, 2)			4-1 1B FC4-6 1B BB		1-1 FC4-6 G3-1 1-2f		2-2 E6 FC6-4	2-2 S 2B 1B	

Inning Stats	R: 0	H: 1	E: 0	LOB: 0	K: 0	P: 8	R: 0	H: 0	E: 0	LOB: 2	K: 1	P: 20	R: 1	H: 2	E: 0	LOB: 1	K: 0	P: 14	R: 0	H: 0	E: 0	LOB: 0	K: 2	P: 17	R: 0	H: 1	E: 0	LOB: 1	K: 0	P: 14	R: 0	H: 1	E: 0	LOB: 2	K: 2	P: 17	R: 2	H: 1	E: 1	LOB: 0	K: 1	P: 14	R: 6	H: 6	E: 0	LOB: 1	K: 0	P: 46	
	0	1	0	0	0	8	0	0	0	2	1	20	1	2	0	1	0	14	0	0	0	0	2	17	0	1	0	1	2	1	14	0	1	2	17	2	1	14	1	1	0	0	14	6	6	0	1	2	46

PITCHER	IP	WLS	BF	H	R	ER	SO	BB	IBB	HBP	BLK	WP	HR	S	P	ERA	WHIP
<b>Kevin Appier, R</b> ERA: 3.89 (1, 1)	7.0	L	32	8	5	4	6	2	1	1	0	0	2	65	112	5.14	1.429
<b>Gregg Olson, R</b> ERA: 4.09 (8, 1)	0.2		3	1	1	1	0	1	0	0	0	0	1	10	17	13.50	3.000
<b>Rick Huisman, R</b> ERA: 8.31 (8, 1)	0.0		1	1	0	0	0	0	0	0	0	0	0	5	7	∞	∞
<b>Billy Brewer, L</b> ERA: 5.56 (8, 1)	0.1		4	2	3	3	0	1	0	0	0	0	0	8	14	81.00	9.000

AB	R	H	RBI	BB	SO	LOB
4	2	1	0	1	0	2
5	1	3	1	0	1	1
5	0	1	3	0	0	3
0	0	0	0	0	0	0
5	1	1	0	0	1	3
4	1	2	2	0	2	0
1	0	0	0	3	1	0
3	0	0	0	0	1	3
0	0	0	0	0	0	0
4	2	3	2	0	0	2
3	2	1	0	1	0	1

WP	PA	ERA	WHIP
0	40		
1			
2			
0			


**Kansas City Royals @ Cleveland Indians**  
**Jacobs Field, Cleveland, OH**  
 Fri Sep 29 1995, 7:05 PM EDT  
 Att: 41,701 - Unknown - 74 F

livebaseballscorecards.com

<b>AB</b>	<b>34</b>
<b>R</b>	<b>9</b>
<b>H</b>	<b>12</b>
<b>RBI</b>	<b>8</b>
<b>BB</b>	<b>5</b>
<b>SO</b>	<b>6</b>
<b>LOB</b>	<b>15</b>



Batter	1	2	3	4	5	6	7	8	9	10	AB R H RBI BB SO LOB
Johnny Damon, L (1, 9) OBP: 0.327, SLG: 0.448	3-2 G4-3		2-0 G4-3			1-3 K			1-3 K		4 0 0 0 0 2 1
Tom Goodwin, L (1, 8) OBP: 0.342, SLG: 0.354	1-1 F7			1-0 CS 1B		1-0 HR			4-1 WP G5-3 BB		3 1 2 2 1 0 0
Keith Lockhart, L (1, 4) OBP: 0.356, SLG: 0.480	0-2 F7			2-2 F8		0-1 F7			1-0 SAFE G5-3		4 0 0 0 0 0 2
Gary Gaetti, R (1, 3) OBP: 0.328, SLG: 0.513		2-1 G6-3		2-1 F8			0-0 G4-3		1-3 K		4 0 0 0 0 1 1
Michael Tucker, L (1, 7) OBP: 0.335, SLG: 0.390		0-2 1B			0-1 B3		0-3 K		1-2 SH1-4 1B		3 0 1 0 0 1 0 1 0 1 0 0 0 0
Juan Samuel, R (10, PH) OBP: 0.360, SLG: 0.498											
Joe Vitiello, R (1, 10) OBP: 0.319, SLG: 0.450		1-0 F7			3-2 F8		1-3 K		1-0 SH1-4		3 0 0 0 0 1 1 0 0 0 0 0 0 0
Edgar Caceres, S (10, PH) OBP: 0.266, SLG: 0.350											
Joe Randa, R (1, 5) OBP: 0.236, SLG: 0.227		1-2 G3			0-1 G1-3			2-3 K		0-0 P3	4 0 0 0 0 1 2
David Howard, S (1, 6) OBP: 0.310, SLG: 0.329			3-1 F7			0-1 L8		1-1 F8		3-2 G5-3	4 0 0 0 0 0 1
Brent Mayne, L (1, 2) OBP: 0.308, SLG: 0.318			0-1 G3			0-0 HR 2B		0-0 G4-3			3 1 1 0 0 0 0

TOP															
<p><b>Kansas City Royals @ Cleveland Indians</b>  <b>Jacobs Field, Cleveland, OH</b>  Sat Sep 30 1995, 3:33 AM EDT  Att: 41,578 - Sunny - 76 F</p>															
<table border="0"> <tr><td>AB</td><td>33</td></tr> <tr><td>R</td><td>2</td></tr> <tr><td>H</td><td>5</td></tr> <tr><td>RBI</td><td>2</td></tr> <tr><td>BB</td><td>1</td></tr> <tr><td>SO</td><td>6</td></tr> <tr><td>LOB</td><td>8</td></tr> </table>	AB	33	R	2	H	5	RBI	2	BB	1	SO	6	LOB	8	
AB	33														
R	2														
H	5														
RBI	2														
BB	1														
SO	6														
LOB	8														

Inning Stats	R: 0	H: 0	R: 0	H: 1	R: 0	H: 1	R: 0	H: 0	R: 2	H: 2	R: 0	H: 0	R: 0	H: 0	R: 0	H: 0	R: 0	H: 1	R: 0	H: 1	1B: 3	SF: 0	WP: 1	PA: 35
	E: 0	LOB: 0	E: 0	LOB: 1	E: 0	LOB: 0	E: 0	LOB: 0	E: 0	LOB: 0	E: 0	LOB: 0	E: 0	LOB: 0	E: 0	LOB: 1	E: 0	LOB: 1	E: 0	LOB: 1	2B: 1	SAC: 1	PB: 0	
K: 0	BB: 0	K: 0	BB: 0	K: 0	BB: 0	K: 0	BB: 0	K: 1	BB: 0	K: 2	BB: 0	K: 1	BB: 0	K: 2	BB: 1	K: 0	BB: 0	K: 0	BB: 0	K: 2	BB: 1	3B: 0	DP: 0	SB: 0
S: 9	P: 13	S: 12	P: 16	S: 5	P: 10	S: 7	P: 11	S: 7	P: 10	S: 7	P: 8	S: 6	P: 9	S: 10	P: 17	S: 11	P: 16	S: 11	P: 16	S: 10	P: 17	HR: 1	HBP: 0	CS: 1
PITCHER	IP	WLS	BF	H	R	ER	SO	BB	IBB	HBP	BLK	WP	HR	S	P	ERA	WHIP							
Mark Clark, R (1, 1) ERA: 5.27	6.0		21	4	2	2	1	0	0	0	0	0	1	50	72	3.00	0.667							
Chad Ogea, R (7, 1) ERA: 3.05	1.0		3	0	0	0	2	0	0	0	0	0	0	7	8	0.00	0.000							
Eric Plunk, R (8, 1) ERA: 2.67	1.0		3	0	0	0	1	0	0	0	0	0	0	6	9	0.00	0.000							
Jose Mesa, R (9, 1) ERA: 1.13	1.0		4	0	0	0	2	1	0	0	0	1	0	10	17	0.00	1.000							
Alan Embree, L (10, 1) ERA: 5.11	1.0	W	4	1	0	0	0	0	0	0	0	0	0	11	16	0.00	1.000							

**Kansas City Royals @ Cleveland Indians**  
 Jacobs Field, Cleveland, OH

Sat Sep 30 1995, 3:33 AM EDT  
 Att. 41,578 - Sunny - 76 F

[livebaseballscorecards.com](http://livebaseballscorecards.com)

AB	33
R	3
H	10
RBI	3
BB	4
SO	5
LOB	13



WP:	0	PA:	39
PB:	0		
SB:	2		
CS:	1		

Batter	1	2	3	4	5	6	7	8	9	10	AB	R	H	RBI	BB	SO	LOB
<b>Kenny Lofton, L</b> OBP: 0.362, SLG: 0.450 (1, 8)											3	1	1	0	1	1	1
<b>Omar Vizquel, S</b> OBP: 0.332, SLG: 0.350 (1, 6)											4	0	0	0	0	0	3
<b>Carlos Baerga, S</b> OBP: 0.354, SLG: 0.451 (1, 4)											5	0	2	2	0	0	0
<b>Albert Belle, R</b> OBP: 0.398, SLG: 0.691 (1, 7)											3	1	1	1	1	1	0
<b>Manny Ramirez, R</b> OBP: 0.402, SLG: 0.559 (1, 9)											3	0	0	0	1	0	1
<b>Dave Winfield, R</b> OBP: 0.287, SLG: 0.289 (1, 10)											4	0	1	0	0	2	2
<b>Herbert Perry, R</b> OBP: 0.376, SLG: 0.463 (1, 3)											3	0	1	0	0	0	2
<b>Paul Sorrento, L</b> OBP: 0.334, SLG: 0.503 (9, PH)											0	0	0	0	1	0	0
<b>Alvaro Espinoza, R</b> OBP: 0.266, SLG: 0.326 (1, 5)											3	0	1	0	0	0	1
<b>Jim Thome, L</b> OBP: 0.438, SLG: 0.559 (9, PH)											1	0	0	0	0	1	2
<b>Alvaro Espinoza, R</b> OBP: 0.266, SLG: 0.326 (1, 5)											3	0	1	0	0	0	1
<b>Tony Peña, R</b> OBP: 0.302, SLG: 0.376 (1, 2)											2	0	1	0	0	0	1
<b>Wayne Kirby, L</b> OBP: 0.261, SLG: 0.299 (8, PH)											1	0	1	0	0	0	0
<b>Jesse Levis, L</b> OBP: 0.333, SLG: 0.444 (9, 2)											1	0	1	0	0	0	0
<b>Jeromy Burnitz, L</b> OBP: 0.667, SLG: 0.833 (10, PR)											0	1	0	0	0	0	0

Inning Stats	R: 0	H: 0	E: 0	K: 1	S: 9	R: 0	H: 0	E: 0	K: 1	S: 7	R: 0	H: 2	E: 0	K: 0	S: 12	R: 0	H: 0	E: 0	K: 1	S: 8	R: 0	H: 1	E: 0	K: 0	S: 7	R: 2	H: 2	E: 0	K: 0	S: 14	R: 0	H: 1	E: 0	K: 0	S: 4	R: 0	H: 2	E: 0	K: 0	S: 6	R: 0	H: 0	E: 0	K: 2	S: 11	R: 1	H: 2	E: 0	K: 0	S: 3	1B: 8	SF: 0	2B: 1	SAC: 2	3B: 0	DP: 1	HR: 1	HBP: 0
--------------	------	------	------	------	------	------	------	------	------	------	------	------	------	------	-------	------	------	------	------	------	------	------	------	------	------	------	------	------	------	-------	------	------	------	------	------	------	------	------	------	------	------	------	------	------	-------	------	------	------	------	------	-------	-------	-------	--------	-------	-------	-------	--------

PITCHER	IP	WLS	BF	H	R	ER	SO	BB	IBB	HBP	BLK	WP	HR	S	P	ERA	WHIP
<b>Dave Fleming, L</b> ERA: 5.96 (1, 1)	2.1		9	2	0	0	2	1	0	0	0	0	0	22	40	0.00	1.286
<b>Melvin Bunch, R</b> ERA: 5.63 (3, 1)	3.2		15	4	2	2	1	0	0	0	0	0	1	37	50	4.91	1.091
<b>Jim Converse, R</b> ERA: 6.56 (7, 1)	1.0		2	0	0	0	0	0	0	0	0	0	0	2	2	0.00	0.000
<b>Jason Jacome, L</b> ERA: 6.34 (8, 1)	1.0		4	2	0	0	0	0	0	0	0	0	0	6	13	0.00	2.000
<b>Jeff Montgomery, R</b> ERA: 3.43 (9, 1)	1.1	L	9	2	1	1	2	2	1	0	0	0	0	14	33	6.75	3.000

Batter	1	2	3	4	5	6	7	8	9	AB R H RBI BB SO LOB	TOP	
<b>Johnny Damon, L</b> (1, 8) <small>OBP: 0.324, SLG: 0.441</small>	1-1 		0-1 <b>G5-3</b>	0-1 <b>F9</b>		1-2 <b>G3</b>		0-2 <b>G6-3</b>		5 0 1 1 0 0 1		
<b>Tom Goodwin, L</b> (1, 7) <small>OBP: 0.346, SLG: 0.358</small> <b>Brent Cookson, R</b> (6, PH) <small>OBP: 0.189, SLG: 0.171</small>	0-1 		0-0 <b>1B</b> <b>SF7</b>	3-2 		0-1 <b>G6-3</b>		0-3 		3 1 3 0 0 0 0 2 0 0 1 0 1 0		
<b>Michael Tucker, L</b> (1, 10) <small>OBP: 0.332, SLG: 0.384</small>	1-3 		3-1 	2-3 		2-3 		0-1 <b>F8</b>		5 1 1 0 0 3 3		
<b>Keith Lockhart, L</b> (1, 4) <small>OBP: 0.355, SLG: 0.478</small> <b>Edgar Caceres, S</b> (9, PH) <small>OBP: 0.291, SLG: 0.350</small>	1-1 <b>FC6-4</b>		1-2 <b>SF7</b>	2-1 <b>G4-3</b>		1-0 		4-0 		3 1 1 1 0 0 3 0 0 0 0 1 0 0		
<b>Jon Nunnally, L</b> (1, 9) <small>OBP: 0.357, SLG: 0.472</small> <b>Joe Vitiello, R</b> (9, PH) <small>OBP: 0.317, SLG: 0.446</small>	0-0 <b>G3</b>		3-2 		1-0 <b>F7</b>		0-0 <b>G3-1</b>		0-0 <b>F8</b>		4 1 1 1 0 0 3 1 0 0 0 0 0 1	
<b>Gary Gaetti, R</b> (1, 3) <small>OBP: 0.329, SLG: 0.518</small>		1-2 <b>G6-3</b>	1-1 		2-1 <b>G5-3</b>		0-1 		0-0 <b>F7</b>		5 1 2 3 0 0 1	
<b>David Howard, S</b> (1, 6) <small>OBP: 0.310, SLG: 0.325</small>		0-0 <b>G4-3</b>	1-1 		0-0 <b>G4-3</b>		1-3 		0-0 <b>F7</b>		3 0 0 0 0 1 1	
<b>Brent Mayne, L</b> (1, 2) <small>OBP: 0.313, SLG: 0.326</small> <b>29 Mike Sweeney, R</b> (6, PH) <small>OBP: 0.250, SLG: 0.250</small>		1-0 	1-2 		0-1 		0-0 <b>F8</b>				2 0 2 0 0 0 0 2 1 1 0 0 0 1	
<b>Joe Randa, R</b> (1, 5) <small>OBP: 0.237, SLG: 0.243</small>		1-3 	0-2 <b>F8</b>		2-0 		1-2 <b>G6-3</b>				4 1 1 0 0 1 3	
<b>Inning Stats</b>	R: 0 H: 2 E: 0 LOB: 2 K: 1 BB: 0 S: 10 P: 13	R: 0 H: 1 E: 0 LOB: 1 K: 1 BB: 0 S: 8 P: 11	R: 4 H: 5 E: 0 LOB: 2 K: 0 BB: 0 S: 27 P: 37	R: 0 H: 1 E: 0 LOB: 1 K: 1 BB: 0 S: 10 P: 17	R: 0 H: 0 E: 0 LOB: 0 K: 0 BB: 0 S: 4 P: 7	R: 2 H: 2 E: 0 LOB: 0 K: 1 BB: 0 S: 14 P: 19	R: 1 H: 2 E: 0 LOB: 1 K: 1 BB: 0 S: 8 P: 10	R: 0 H: 0 E: 0 LOB: 0 K: 1 BB: 0 S: 10 P: 11	R: 0 H: 0 E: 0 LOB: 1 K: 0 BB: 1 S: 4 P: 8	1B: 9 SF: 1 2B: 3 SAC: 0 3B: 0 DP: 0 HR: 1 HBP: 1	WP: 0 PA: 42 PB: 0 SB: 0 CS: 0	
<b>PITCHER</b> <b>Charles Nagy, R</b> (1, 1) <small>ERA: 4.55</small> <b>Paul Assenmacher, L</b> (6, 1) <small>ERA: 2.82</small> <b>Ken Hill, R</b> (7, 1) <small>ERA: 4.62</small> <b>Jim Poole, L</b> (9, 1) <small>ERA: 3.75</small>	IP WLS BF H R ER SO BB IBB HBP BLK WP HR S P ERA WHIP 5.0 W 25 9 4 4 3 0 0 0 1 0 0 1 59 85 7.20 1.800 1.0 5 2 2 2 1 0 0 0 0 0 0 0 14 19 18.00 2.000 2.0 8 2 1 1 2 0 0 0 0 0 0 0 18 21 4.50 1.000 1.0 4 0 0 0 0 1 0 0 0 0 0 0 4 8 0.00 1.000	<b>PITCHER</b> IP WLS BF H R ER SO BB IBB HBP BLK WP HR S P ERA WHIP 1.0 5 2 2 2 1 0 0 0 0 0 0 0 14 19 18.00 2.000 2.0 8 2 1 1 2 0 0 0 0 0 0 0 18 21 4.50 1.000 1.0 4 0 0 0 0 1 0 0 0 0 0 0 4 8 0.00 1.000										

**Kansas City Royals @ Cleveland Indians**  
 Jacobs Field, Cleveland, OH  
 Sun Oct 01 1995, 3:33 AM EDT  
 Att. 41,819 - Sunny - 76 F

AB	39
R	7
H	13
RBI	7
BB	1
SO	6
LOB	17



1B	9	SF	1
2B	3	SAC	0
3B	0	DP	0
HR	1	HBP	1



Batter	1	2	3	4	5	6	7	8	9
<b>Kenny Lofton, L</b> OBP: 0.362, SLG: 0.453 <b>Ruben Amaro Jr, S</b> OBP: 0.273, SLG: 0.300	(1, 8) (6, 8)	2-2 G3		1-0 G3-1	1-0 3B			0-1 FC4-6	
<b>Omar Vizquel, S</b> OBP: 0.333, SLG: 0.351 <b>Billy Ripken, R</b> OBP: 0.412, SLG: 0.765	(1, 6) (3, 4)	0-0 P4			1-1 G1-3			2-3 K	
<b>Carlos Baerga, S</b> OBP: 0.355, SLG: 0.452 <b>Alvaro Espinoza, R</b> OBP: 0.264, SLG: 0.322	(1, 4) (1, PR) (2, 4) (3, 6)		1-1 G4-3		0-0 1B	3-3 K		3-1 FC4-6	
<b>Albert Belle, R</b> OBP: 0.401, SLG: 0.690 <b>Jeremy Burnitz, L</b> OBP: 0.571, SLG: 0.714	(1, 7) (6, 7)	4-0 1B	3-1 1B	2-3 K	4-0 1B	0-1 P4			
<b>Eddie Murray, S</b> OBP: 0.375, SLG: 0.516 <b>Brian Giles, L</b> OBP: 0.556, SLG: 0.889	(1, 10) (2, PR)	3-1 1B	2-0 1B	3-2 1B	0-0 1B	2-3 K			
<b>Jim Thome, L</b> OBP: 0.438, SLG: 0.558	(1, 5)	1-1 1B	2-1 1B	1-3 K	0-0 FC1-5-2		3-1 F7		
<b>Manny Ramirez, R</b> OBP: 0.402, SLG: 0.558 <b>Wayne Kirby, L</b> OBP: 0.260, SLG: 0.298	(1, 9) (7, PH) (8, 9)	1-2 1B	4-1 1B		1-2 L9	1-2 L4	0-1 G3		
<b>Paul Sorrento, L</b> OBP: 0.336, SLG: 0.511 <b>Dave Winfield, R</b> OBP: 0.285, SLG: 0.287 <b>Herbert Perry, R</b> OBP: 0.376, SLG: 0.463	(1, 3) (7, PH) (8, 3)	4-0 1B	3-3 K		0-1 G6-3	2-1 HR	1-1 G4-3		
<b>Sandy Alomar Jr., R</b> OBP: 0.332, SLG: 0.478 <b>Jesse Lewis, L</b> OBP: 0.333, SLG: 0.444	(1, 2) (8, PR) (9, 2)	0-1 F8	0-1 E9		0-0 1B	1-1 3B	1-0 FC4-6		

Inning Stats	R: 6	H: 6	E: 0	K: 1	S: 21	L: 3	BB: 3	P: 46	R: 5	H: 4	E: 1	K: 1	S: 15	L: 1	LOB: 1	BB: 1	P: 31	R: 0	H: 1	E: 0	K: 2	S: 15	R: 0	H: 1	E: 0	K: 0	S: 7	R: 6	H: 6	E: 0	K: 0	S: 15	R: 0	H: 0	E: 0	K: 2	S: 9	R: 0	H: 0	E: 0	K: 0	S: 6	R: 0	H: 1	E: 0	K: 1	S: 8
--------------	------	------	------	------	-------	------	-------	-------	------	------	------	------	-------	------	--------	-------	-------	------	------	------	------	-------	------	------	------	------	------	------	------	------	------	-------	------	------	------	------	------	------	------	------	------	------	------	------	------	------	------

PITCHER	IP	WLS	BF	H	R	ER	SO	BB	IBB	HBP	BLK	WP	HR	S	P	ERA	WHIP
<b>Tom Gordon, R</b> ERA: 4.43	(1, 1)	1.0	16	9	10	10	1	4	0	0	0	0	0	27	63	90.00	13.000
<b>Mike Magnante, L</b> ERA: 4.23	(2, 1)	3.1	17	6	5	4	3	1	0	0	0	0	1	36	55	10.80	2.100
<b>Rusty Meacham, R</b> ERA: 4.98	(5, 1)	2.2	11	3	2	2	2	0	0	0	0	0	1	25	40	6.75	1.125
<b>Rick Huisman, R</b> ERA: 7.45	(8, 1)	1.0	4	1	0	0	1	0	0	0	0	0	0	8	14	0.00	1.000

AB R H RBI BB SO LOB

5	1	2	2	0	1	5
1	0	0	0	0	0	1
2	1	1	1	1	0	1
3	1	1	1	0	1	2
1	0	1	1	0	0	0
5	2	1	0	0	1	4
2	2	1	0	2	1	0
1	0	0	0	0	0	0
2	1	2	2	0	0	0
3	2	2	1	0	1	0
5	3	2	2	0	1	3
3	1	1	1	1	0	2
1	0	0	0	0	0	0
3	1	1	3	1	1	3
1	0	0	0	0	0	0
0	0	0	0	0	0	0
5	2	4	2	0	0	3
0	0	0	0	0	0	0

AB	R	H	RBI	BB	SO	LOB
43	17	19	16	5	7	24



**Kansas City Royals @ Cleveland Indians**  
 Jacobs Field, Cleveland, OH  
 Sun Oct 01 1995, 3:33 AM EDT  
 Att: 41,819 - Sunny - 76 F

livebaseballscorecards.com

WP	HR	S	P	ERA	WHIP
0	0	0	0	0	0