


# Kansas City Royals - 1995


Batter	1	2	3	4	5	6	7	8	9	AB	R	H	RBI	BB	SO	LOB	TOP																					
Brady Anderson, L (1,7) <i>C</i> <i>BB</i> <i>X</i>	2-3 <b>K</b>			0-0 <b>F7</b>		1 SAFE 1 SAFE <b>L6</b>		3-1 <b>G3</b>		4	0	0	0	0	1	3	<b>Baltimore Orioles @ Kansas City Royals</b> Kauffman Stadium, Kansas City, MO Wed Apr 26 1995, 3:33 AM CDT Att: 24,170 - Cloudy - 65 F																					
Bret Barberie, S (1,4) Kevin Bass, S (8,PH) Manny Alexander, R (8,4) <i>B</i> <i>C</i> <i>X</i>	1-2 <b>L5</b>			1-3 <b>K</b>		3-3 <b>K</b>		0-1 <b>F8</b>		3	0	0	0	0	2	1																						
Rafael Palmeiro, L (1,3) <i>C</i> <i>BB</i> <i>X</i>	1-2 <b>G3</b>			4-2 <b>BB</b>			3-1 <b>P5</b>		3-3 <b>K</b>	3	0	0	0	1	1	0																						
Cal Ripken Jr., R (1,6) <i>C</i> <i>BB</i> <i>X</i>		3-3 <b>K</b>		2-3 <b>K</b>			1-3 <b>K</b>		4-1 <b>G3-1</b> <b>BB</b>	3	0	0	0	1	3	1																						
Harold Baines, L (1,10) <i>B</i> <i>C</i> <i>X</i>	1-1 <b>F9</b>				4-1 <b>G6-3</b> <b>BB</b>		2-0 <b>F8</b>		1-2 <b>G3-1</b>	3	0	0	0	1	0	1																						
Chris Hoiles, R (1,2) <i>B</i> <i>C</i> <i>X</i>	2-3 <b>K</b>				1-1 <b>F8</b>			1-0 <b>1B</b> <b>HBP</b>	1-3 <b>K</b>	3	1	0	0	0	2	2																						
Andy Van Slyke, L (1,8) <i>C</i> <i>BB</i> <i>X</i>			3-2 <b>F9</b>		1-0 <b>G6-3</b>				1-3 <b>K</b>	3	0	0	0	0	1	2																						
Leo Gomez, R (1,5) OBP: 0.333, SLG: 0.333 <i>X</i>			0-0 <b>G5-3</b>		3-1 <b>F8</b>			1-1 <b>G3</b> <b>1B</b>	1-2 <b>1B</b>	3	0	1	0	0	0	1																						
Jeffrey Hammonds, R (1,9) Damon Buford, R (6,PR) Matt Nokes, L (8,PH) Sherman Obando, R (8,PH) OBP: 1.000, SLG: 1.000 <i>B</i> <i>C</i> <i>BB</i> <i>X</i>	3-2 <b>F7</b>				1-1 <b>L6</b> <b>HBP</b>			3-1 <b>G3</b> <b>1B</b>	1-2 <b>2-H</b> <b>1B</b>	1	0	0	0	0	0	0																						
Inning Stats	R: 0 E: 0 K: 1 S: 11	H: 0 LOB: 0 BB: 0 P: 15	R: 0 E: 0 K: 2 S: 10	H: 0 LOB: 0 BB: 0 P: 16	R: 0 E: 0 K: 0 S: 8	H: 0 LOB: 0 BB: 0 P: 14	R: 0 E: 0 K: 2 S: 10	H: 0 LOB: 1 BB: 1 P: 17	R: 0 E: 0 K: 0 S: 6	H: 0 LOB: 1 BB: 0 P: 12	R: 0 E: 0 K: 1 S: 6	H: 0 LOB: 0 BB: 0 P: 12	R: 1 E: 0 K: 1 S: 11	H: 2 LOB: 2 BB: 0 P: 20	R: 0 E: 0 K: 2 S: 11	H: 0 LOB: 1 BB: 1 P: 20		1B: 2 2B: 1 3B: 0 HR: 0	SF: 0 SAC: 0 DP: 1 HBP: 2	WP: 0 PB: 0 SB: 0 CS: 0	PA: 33																	
PITCHER	IP	WLS	BF	H	R	ER	SO	BB	IBB	HBP	BLK	WP	HR	S	P	ERA	WHIP	PITCHER				IP	WLS	BF	H	R	ER	SO	BB	IBB	HBP	BLK	WP	HR	S	P	ERA	WHIP
Kevin Appier, R (1,1) ERA:	6.2	W	22	0	0	0	7	2	0	1	0	0	0	56	98	0.00	0.300																					
Rusty Mischam, R (7,1) ERA: 13.5	0.2		4	1	1	1	1	0	0	1	0	0	0	6	11	13.50	1.500																					
Billy Brewer, L (8,1) ERA:	0.2		3	1	0	0	0	0	0	0	0	0	0	6	12	0.00	1.500																					
Jeff Montgomery, R (9,1) ERA:	1.0		4	0	0	0	2	1	0	0	0	0	0	11	20	0.00	1.000																					

Batter	1	2	3	4	5	6	7	8	9	AB	R	H	RBI	BB	SO	LOB	BOTTOM																					
Michael Tucker, L (1,7) OBP: 0.333, SLG: 0.333 Keith Miller, R (7,PH) David Howard, S (8,7) <i>X</i>	0-0 <b>G4-3</b> <b>G6-3</b> <b>1B</b>		0-3 <b>K</b>			1-1 <b>G3-1</b>	1-3 <b>K</b>	3-2 <b>G3</b>		3	0	1	0	0	1	0	<b>Baltimore Orioles @ Kansas City Royals</b> Kauffman Stadium, Kansas City, MO Wed Apr 26 1995, 3:33 AM CDT Att: 24,170 - Cloudy - 65 F																					
Tom Goodwin, L (1,8) OBP: 0.500, SLG: 0.333 <i>1</i> SAFE <i>F</i> <i>X</i>	0-1 <b>G6-3</b>		4-1 <b>CS</b> <b>BB</b>			1-0 <b>E</b> <b>S</b> <b>1B</b>	1-1 <b>F7</b>		3	1	1	0	1	0	2																							
Wally Joyner, L (1,3) OBP: 0.500, SLG: 0.750 <i>X</i>	0-0 <b>G4-3</b>		0-1 <b>CS</b>	1-0 <b>F9</b> <b>2B</b>		1-0 <b>1-H</b> <b>2B</b> <b>1B</b>		2-3 <b>K</b>		4	1	2	1	0	1																							
Bob Hamelin, L (1,10) Jon Nunnally, L (8,PR) <i>C</i> <i>BB</i> <i>X</i>	2-2 <b>L4</b>			1-1 <b>F9</b>		1-2 <b>1-H</b> <b>2B</b>		4-1 <b>E</b> <b>BB</b>		3	0	1	1	1	0	2																						
Felix Jose, S (1,9) Phil Hiatt, R (7,9) <i>F</i> <i>X</i>		1-1 <b>P6</b>		0-0 <b>L5</b>		0-0 <b>P4</b>		2-0 <b>F7</b>		3	0	0	0	0	2																							
Gary Gaetti, R (1,5) <i>B</i> <i>X</i>		1-0 <b>F9</b>		0-0 <b>G5-3</b>		0-0 <b>P5</b>		0-1 <b>E9</b> <b>HBP</b> <b>BB</b>		4	1	0	0	0	2																							
Greg Gagne, R (1,6) OBP: 0.750, SLG: 0.667 <i>B</i> <i>C</i> <i>X</i>		2-1 <b>1B</b>			0-0 <b>F9</b>		1-0 <b>SH5-4</b> <b>2B</b> <b>1B</b>	4-1 <b>BB</b> <b>HBP</b> <b>BB</b>		3	1	2	0	1	0	0																						
Brent Mayne, L (1,2) <i>1</i> SAFE <i>B</i> <i>BB</i> <i>X</i>		3-1 <b>F9</b>			1-2 <b>P6</b>		0-1 <b>SH5-4</b>	1-1 <b>BB</b> <b>HBP</b>		2	0	0	0	0	1																							
Jose Lind, R (1,4) OBP: 0.500, SLG: 0.667 <i>C</i> <i>X</i>			1-1 <b>4-3</b>		0-1 <b>G1-3</b>		0-0 <b>2-H</b> <b>2B</b>	4-1 <b>1-2</b> <b>2-3</b> <b>3-H</b> <b>BB</b>		3	0	1	2	1	0	0																						
Inning Stats	R: 0 E: 0 K: 0 S: 7	H: 1 LOB: 1 BB: 0 P: 9	R: 0 E: 0 K: 0 S: 7	H: 1 LOB: 0 BB: 0 P: 14	R: 0 E: 0 K: 1 S: 7	H: 0 LOB: 0 BB: 1 P: 12	R: 0 E: 0 K: 0 S: 5	H: 1 LOB: 1 BB: 0 P: 7	R: 0 E: 0 K: 0 S: 6	H: 0 LOB: 0 BB: 0 P: 7	R: 2 E: 0 K: 0 S: 9	H: 3 LOB: 1 BB: 0 P: 13	R: 1 E: 0 K: 1 S: 9	H: 2 LOB: 1 BB: 0 P: 12	R: 2 E: 1 K: 1 S: 13	H: 0 LOB: 3 BB: 3 P: 33		1B: 5 2B: 3 3B: 0 HR: 0	SF: 0 SAC: 1 DP: 0 HBP: 1	WP: 0 PB: 0 SB: 1 CS: 1	PA: 38																	
PITCHER	IP	WLS	BF	H	R	ER	SO	BB	IBB	HBP	BLK	WP	HR	S	P	ERA	WHIP	PITCHER				IP	WLS	BF	H	R	ER	SO	BB	IBB	HBP	BLK	WP	HR	S	P	ERA	WHIP
35 Mike Mussina, R (1,1) ERA:	5.0	L	18	3	0	0	1	1	0	0	0	0	0	12	17	20.25	3.000																					
Jamie Moyer, L (6,1) ERA: 20.25	1.1		8	4	3	3	0	0	0	0	0	0	0	1	1	∞	∞																					
Alan Mills, R (7,1) ERA:	0.0		1	1	0	0	0	0	0	0	0	0	0	1	1	∞	∞																					
Brad Pennington, L (7,1) ERA:	1.0		4	0	1	0	2	1	0	0	0	0	0	9	17	0.00	1.000																					
Armando Benitez, R (8,1) ERA:	0.2		6	0	1	0	0	2	0	1	0	0	0	9	23	0.00	3.000																					

AB 28  
R 1  
H 2  
RBI 1  
BB 3  
SO 10  
LOB 13



AB 31  
R 5  
H 8  
RBI 4  
BB 4  
SO 3  
LOB 15





Batter	1	2	3	4	5	6	7	8	9	AB	R	H	RBI	BB	SO	LOB	TOP										
Luis Polonia, L OBP: 0.250, SLG: 0.250	G1-3		L9		G5-3				SH5-4	4	0	1	0	0	0	0	<p><b>New York Yankees @ Kansas City Royals</b> Kauffman Stadium, Kansas City, MO</p> <p>Fri Apr 28 1995, 7:05 PM CDT Att: 15,026 - Unknown - 63 F</p> <p>livebaseballscorecards.com</p>										
Wade Boggs, L OBP: 0.300, SLG: 0.444	G1-3		1B		1B		L8		K	5	1	2	0	0	1	2											
Paul O'Neill, L OBP: 0.400, SLG: 0.143	K		K		F7		G4-3		1B	4	1	0	0	1	2	3											
Danny Tartabull, R OBP: 0.900, SLG: 1.600		1B	1B		1B				1B	2	1	2	0	2	0	0											
Don Mattingly, L OBP: 0.300, SLG: 0.300		BB			G4-3				F8	5	0	3	4	0	0	3											
Mike Stanley, R OBP: 0.222, SLG: 0.222	L6								L8	5	0	0	0	0	1	4											
Bernie Williams, S OBP: 0.375, SLG: 0.714	F9				F9					4	0	1	0	0	0	1											
Tony Fernandez, S OBP: 0.500, SLG: 0.500										2	0	0	0	2	2	2											
Pat Kelly, R OBP: 0.500, SLG: 0.500	L9				P3				SH5-4	4	1	1	0	0	0	3											
<b>Inning Stats</b>	R: 0 H: 0 E: 0 K: 1 S: 8	H: 0 LOB: 0 BB: 0 P: 16	R: 1 H: 2 E: 0 K: 0 S: 12	H: 2 LOB: 2 BB: 1 P: 24	R: 1 H: 2 E: 0 K: 1 S: 12	H: 2 LOB: 1 BB: 1 P: 22	R: 0 H: 0 E: 0 K: 0 S: 7	H: 0 LOB: 1 BB: 1 P: 12	R: 0 H: 2 E: 0 K: 0 S: 13	H: 2 LOB: 2 BB: 0 P: 23	R: 0 H: 1 E: 0 K: 0 S: 8	H: 1 LOB: 1 BB: 0 P: 13	R: 0 H: 1 E: 0 K: 1 S: 15	H: 2 LOB: 2 BB: 0 P: 22	R: 2 H: 2 E: 0 K: 1 S: 15	H: 2 LOB: 2 BB: 2 P: 30	1B: 8 2B: 2 3B: 0 HR: 0	SF: 0 SAC: 1 DP: 0 HBP: 1	WP: 0 PB: 0 SB: 2 CS: 0	PA: 42							
<b>PITCHER</b>	IP	WLS	BF	H	R	ER	SO	BB	IBB	HBP	BLK	WP	HR	S	P	ERA	WHIP										
Mark Gubicza, R ERA: 4.5	4.0	L	18	4	2	2	2	3	0	0	0	0	0	39	74	4.50	1.750										
Chris Haney, L ERA:	4.0		17	4	0	0	3	0	0	1	0	0	0	44	70	0.00	1.000										
Hipolito Pichardo, R ERA: 27.0	0.2		5	1	2	2	1	1	1	0	0	0	0	9	23	27.00	3.000										
Billy Brewer, L ERA:	0.0		1	1	0	0	0	0	0	0	0	0	0	3	4	=	=										
Rusty Meacham, R ERA: 9.0	0.1		1	0	0	0	0	0	0	0	0	0	0	3	3	0.00	0.000										

Batter	1	2	3	4	5	6	7	8	9	AB	R	H	RBI	BB	SO	LOB	BOTTOM										
Michael Tucker, L OBP: 0.167, SLG: 0.167	F7				G3-1					3	0	0	0	0	1	1	<p><b>New York Yankees @ Kansas City Royals</b> Kauffman Stadium, Kansas City, MO</p> <p>Fri Apr 28 1995, 7:05 PM CDT Att: 15,026 - Unknown - 63 F</p> <p>livebaseballscorecards.com</p>										
Keith Miller, R OBP: 0.500, SLG: 0.500										1	0	1	0	0	0	0											
Tom Goodwin, L OBP: 0.429, SLG: 0.500	L8									3	0	1	0	0	0	0											
Phil Hiatt, R										1	0	0	0	0	1	1											
Wally Joyner, L OBP: 0.375, SLG: 0.500	G6-3									4	0	1	0	0	0	1											
Bob Hamelin, L OBP: 0.250, SLG: 0.286										4	0	0	0	0	0	3											
Felix Jose, S										4	0	0	0	0	2	1											
Pat Borders, R OBP: 0.333, SLG: 0.333										3	0	1	0	0	0	0											
Brent Mayne, L OBP: 0.500, SLG: 0.375										1	0	0	0	0	0	0											
Gary Gaetti, R OBP: 0.250, SLG: 0.375										4	1	2	0	0	0	0											
Greg Gagne, R OBP: 0.714, SLG: 0.833										3	0	2	1	0	0	2											
Jose Lind, R OBP: 0.286, SLG: 0.333										3	0	0	0	0	0	1											
<b>Inning Stats</b>	R: 0 H: 0 E: 0 K: 0 S: 8	H: 2 LOB: 2 BB: 0 P: 11	R: 0 H: 2 E: 0 K: 0 S: 7	H: 2 LOB: 0 BB: 0 P: 9	R: 0 H: 0 E: 0 K: 1 S: 6	H: 0 LOB: 0 BB: 0 P: 11	R: 0 H: 0 E: 0 K: 1 S: 7	H: 0 LOB: 0 BB: 0 P: 14	R: 1 H: 2 E: 0 K: 0 S: 12	H: 2 LOB: 1 BB: 0 P: 23	R: 0 H: 1 E: 0 K: 0 S: 11	H: 1 LOB: 1 BB: 0 P: 17	R: 0 H: 1 E: 0 K: 0 S: 6	H: 1 LOB: 1 BB: 0 P: 9	R: 0 H: 2 E: 0 K: 1 S: 14	H: 2 LOB: 2 BB: 0 P: 20	R: 0 H: 0 E: 0 K: 1 S: 9	H: 0 LOB: 0 BB: 0 P: 13	1B: 5 2B: 3 3B: 0 HR: 0	SF: 0 SAC: 0 DP: 0 HBP: 0	WP: 0 PB: 0 SB: 0 CS: 0	PA: 34					
<b>PITCHER</b>	IP	WLS	BF	H	R	ER	SO	BB	IBB	HBP	BLK	WP	HR	S	P	ERA	WHIP										
Jack McDowell, R ERA: 1.29	7.0	W	26	6	1	1	2	0	0	0	0	0	0	14	20	0.00	2.000										
Steve Howe, L ERA:	1.0		5	2	0	0	1	0	0	0	0	0	0	9	13	0.00	0.000										
John Wetteland, R ERA:	1.0	S	3	0	0	0	1	0	0	0	0	0	0	9	13	0.00	0.000										





Batter	1	2	3	4	5	6	7	8	9	AB	R	H	RBI	BB	SO	LOB	TOP								
Luis Polonia, L (1, 7) OBP: 0.596, SLG: 0.500	1-0 FC1-4 BB SF8 1B	0-0 1-3 2-H 1B		0-0 1-2 1B		2-0 F8		4-2 1B 1B BB		4	2	3	1	1	0	0									
Wade Boggs, L (1, 5) OBP: 0.400, SLG: 0.455	4-1 FC1-4 BB 1-2	4-0 1B		1-1 SF8			2-0 F9	3-2 FC5 1B 1-3 2-H 3-H 1B		2	0	1	3	2	0	0									
Paul O'Neill, L (1, 9) OBP: 0.333, SLG: 0.182	1-0 FC1-6-4 1-2 2-3	3-1 F7		3-H 1-3 SF7			1-1 P5	1-1 1-2 1B		4	0	1	2	0	0	5									
Danny Tartabull, R (1, 10) OBP: 0.600, SLG: 0.889	0-1 SF8		2-2 G6-3	1-2 K			2-2 G6-3	0-0 FC5 2-3		4	0	0	1	0	1	3									
Don Mattingly, L (1, 3) OBP: 0.267, SLG: 0.267	0-1 G5-3		2-2 G3		1-3 K			1-0 1B G6-3 1B	0-2 G3	5	1	1	0	0	1	1									
Jim Leyritz, R (1, 2) OBP: 0.300, SLG: 0.600			1-2 F7		0-0 G6-3			3-2 G6-3 1-2	0-1 HR	5	1	1	1	0	1	1									
Bernie Williams, S (1, 8) OBP: 0.462, SLG: 0.727		4-0 BB 1B BB		1-2 E6 2B WP	1-3 K			0-0 G5-3 1B 2-3 1B	2-2 1B 2B	4	3	2	0	1	1	0									
Tony Fernandez, S (1, 6) OBP: 0.583, SLG: 0.625		4-0 SAFE SAFE SAFE 1B		2-0 WP SF8		1-2 F7		4-0 G5-3 1B IBB	0-0 G6-4-3	2	2	1	0	2	0	0									
Dion James, L (9, PH) OBP: 1.000, SLG: 1.000		1-2 BB		1-3 SF8				2-3 1B		1	0	1	0	0	0	0									
Kevin Elster, R (9, 6)				4-2 SF8				0-1 G5-3	2-1 G6-4-3	4	1	0	1	1	2	6									
Pat Kelly, R (1, 4) OBP: 0.385, SLG: 0.333				2-3 3-H SF7			3-3 K	1-2 2-3 3-H																	
<b>Inning Stats</b>	R: 1 E: 0 K: 0 S: 7	H: 1 LOB: 1 BB: 1 P: 13	R: 1 E: 0 K: 2 S: 11	H: 1 LOB: 3 BB: 3 P: 28	R: 0 E: 0 K: 0 S: 12	H: 0 LOB: 0 BB: 0 P: 17	R: 3 E: 1 K: 1 S: 15	H: 2 LOB: 1 BB: 1 P: 24	R: 0 E: 0 K: 2 S: 8	H: 0 LOB: 0 BB: 0 P: 10	R: 0 E: 0 K: 1 S: 7	H: 0 LOB: 0 BB: 0 P: 13	R: 0 E: 0 K: 0 S: 6	H: 0 LOB: 0 BB: 0 P: 11	R: 4 E: 0 K: 0 S: 15	H: 4 LOB: 2 BB: 2 P: 31	R: 1 E: 0 K: 0 S: 11	H: 3 LOB: 1 BB: 0 P: 15	1B: 8 2B: 2 3B: 0 HR: 1	SF: 3 SAC: 0 DP: 1 HBP: 0	WP: 1 PB: 0 SB: 0 CS: 1	PA: 45			
<b>PITCHER</b>	IP WLS BF H R ER SO BB IBB HBP BLK WP HR S P ERA WHIP	IP WLS BF H R ER SO BB IBB HBP BLK WP HR S P ERA WHIP	IP WLS BF H R ER SO BB IBB HBP BLK WP HR S P ERA WHIP	IP WLS BF H R ER SO BB IBB HBP BLK WP HR S P ERA WHIP	IP WLS BF H R ER SO BB IBB HBP BLK WP HR S P ERA WHIP	IP WLS BF H R ER SO BB IBB HBP BLK WP HR S P ERA WHIP	IP WLS BF H R ER SO BB IBB HBP BLK WP HR S P ERA WHIP	IP WLS BF H R ER SO BB IBB HBP BLK WP HR S P ERA WHIP	IP WLS BF H R ER SO BB IBB HBP BLK WP HR S P ERA WHIP	IP WLS BF H R ER SO BB IBB HBP BLK WP HR S P ERA WHIP	IP WLS BF H R ER SO BB IBB HBP BLK WP HR S P ERA WHIP	IP WLS BF H R ER SO BB IBB HBP BLK WP HR S P ERA WHIP	IP WLS BF H R ER SO BB IBB HBP BLK WP HR S P ERA WHIP	IP WLS BF H R ER SO BB IBB HBP BLK WP HR S P ERA WHIP	IP WLS BF H R ER SO BB IBB HBP BLK WP HR S P ERA WHIP	IP WLS BF H R ER SO BB IBB HBP BLK WP HR S P ERA WHIP	IP WLS BF H R ER SO BB IBB HBP BLK WP HR S P ERA WHIP	IP WLS BF H R ER SO BB IBB HBP BLK WP HR S P ERA WHIP	IP WLS BF H R ER SO BB IBB HBP BLK WP HR S P ERA WHIP	IP WLS BF H R ER SO BB IBB HBP BLK WP HR S P ERA WHIP	IP WLS BF H R ER SO BB IBB HBP BLK WP HR S P ERA WHIP	IP WLS BF H R ER SO BB IBB HBP BLK WP HR S P ERA WHIP	IP WLS BF H R ER SO BB IBB HBP BLK WP HR S P ERA WHIP	IP WLS BF H R ER SO BB IBB HBP BLK WP HR S P ERA WHIP	IP WLS BF H R ER SO BB IBB HBP BLK WP HR S P ERA WHIP

New York Yankees @ Kansas City Royals  
Kauffman Stadium, Kansas City, MO

Sat Apr 29 1995, 3:33 AM CDT  
Att: 14,321 - Cloudy - 53 F



AB	35
R	10
H	11
RBI	9
BB	7
SO	6
LOB	16

Batter	1	2	3	4	5	6	7	8	9	AB	R	H	RBI	BB	SO	LOB	BOTTOM								
Jon Nunnally, L (1, 9) OBP: 0.500, SLG: 1.250	3-1 HR		1-1 F8			1-2 F8		3-2 FC6-4 1B		4	1	2	1	0	0	0									
Tom Goodwin, L (1, 8) OBP: 0.455, SLG: 0.444	1-2 BB 1B		4-2 CS BB			3-2 G3		2-1 FC6-4 1B 1-2		3	0	1	0	1	0	1									
Wally Joyner, L (1, 3) OBP: 0.417, SLG: 0.455	4-1 SAFE SAFE SAFE G3-6-3 1-2 BB		0-1 CS	1-2 F7			0-1 F8	0-0 1-3 1B		3	0	1	0	1	0	0									
Bob Hamelin, L (1, 10) OBP: 0.200, SLG: 0.222	1-0 G3-6-3		1-2 F7				2-3 K	1-3 K		2	0	0	0	0	0	1									
Joe Vitiello, R (7, PH) OBP: 0.333, SLG: 0.333										1	0	0	0	0	1	0									
Keith Miller, R (8, PH)										1	0	0	0	0	1	2									
Gary Gaetti, R (1, 5) OBP: 0.333, SLG: 0.364		3-3 K		0-0 G5-3			0-0 WP 2B 1B	4-2 G4-3 BB		3	1	1	0	1	1	0									
Greg Gagne, R (1, 6) OBP: 0.345, SLG: 0.700		0-1 P4			1-2 G6-3		2-0 1B 2B	2-2 G4-3		4	1	1	1	0	0	1									
Michael Tucker, L (1, 7) OBP: 0.250, SLG: 0.250		1-0 1B			1-3 K		1-1 2B	3-3 K		2	0	1	0	0	1	0									
Phil Hiatt, R (7, PH) OBP: 0.250, SLG: 0.250										2	0	1	1	0	1	1									
Brent Mayne, L (1, 2) OBP: 0.250, SLG: 0.250		1-0 F8			2-3 K		2-0 F8	1-3 K		2	0	0	0	0	1	1									
Felix Jose, S (7, PH)										1	0	0	0	0	0	1									
Pat Borders, R (8, 2)										1	0	0	0	0	1	1									
Jose Lind, R (1, 4) OBP: 0.200, SLG: 0.222			1-2 G1-6-3			2-2 F7		0-1 G4-3		3	0	0	0	0	0	0									
<b>Inning Stats</b>	R: 1 E: 0 K: 0 S: 8	H: 2 LOB: 0 BB: 1 P: 16	R: 0 E: 0 K: 1 S: 9	H: 1 LOB: 1 BB: 0 P: 14	R: 0 E: 0 K: 0 S: 8	H: 0 LOB: 0 BB: 1 P: 14	R: 0 E: 0 K: 0 S: 7	H: 0 LOB: 0 BB: 0 P: 9	R: 0 E: 0 K: 2 S: 9	H: 0 LOB: 0 BB: 0 P: 13	R: 0 E: 0 K: 1 S: 11	H: 0 LOB: 0 BB: 0 P: 17	R: 2 E: 0 K: 1 S: 10	H: 3 LOB: 1 BB: 0 P: 17	R: 0 E: 0 K: 1 S: 18	H: 2 LOB: 2 BB: 0 P: 24	R: 0 E: 0 K: 2 S: 12	H: 0 LOB: 1 BB: 1 P: 22	1B: 6 2B: 1 3B: 0 HR: 1	SF: 0 SAC: 0 DP: 1 HBP: 0	WP: 1 PB: 0 SB: 0 CS: 1	PA: 36			
<b>PITCHER</b>	IP WLS BF H R ER SO BB IBB HBP BLK WP HR S P ERA WHIP	IP WLS BF H R ER SO BB IBB HBP BLK WP HR S P ERA WHIP	IP WLS BF H R ER SO BB IBB HBP BLK WP HR S P ERA WHIP	IP WLS BF H R ER SO BB IBB HBP BLK WP HR S P ERA WHIP	IP WLS BF H R ER SO BB IBB HBP BLK WP HR S P ERA WHIP	IP WLS BF H R ER SO BB IBB HBP BLK WP HR S P ERA WHIP	IP WLS BF H R ER SO BB IBB HBP BLK WP HR S P ERA WHIP	IP WLS BF H R ER SO BB IBB HBP BLK WP HR S P ERA WHIP	IP WLS BF H R ER SO BB IBB HBP BLK WP HR S P ERA WHIP	IP WLS BF H R ER SO BB IBB HBP BLK WP HR S P ERA WHIP	IP WLS BF H R ER SO BB IBB HBP BLK WP HR S P ERA WHIP	IP WLS BF H R ER SO BB IBB HBP BLK WP HR S P ERA WHIP	IP WLS BF H R ER SO BB IBB HBP BLK WP HR S P ERA WHIP	IP WLS BF H R ER SO BB IBB HBP BLK WP HR S P ERA WHIP	IP WLS BF H R ER SO BB IBB HBP BLK WP HR S P ERA WHIP	IP WLS BF H R ER SO BB IBB HBP BLK WP HR S P ERA WHIP	IP WLS BF H R ER SO BB IBB HBP BLK WP HR S P ERA WHIP	IP WLS BF H R ER SO BB IBB HBP BLK WP HR S P ERA WHIP	IP WLS BF H R ER SO BB IBB HBP BLK WP HR S P ERA WHIP	IP WLS BF H R ER SO BB IBB HBP BLK WP HR S P ERA WHIP	IP WLS BF H R ER SO BB IBB HBP BLK WP HR S P ERA WHIP	IP WLS BF H R ER SO BB IBB HBP BLK WP HR S P ERA WHIP	IP WLS BF H R ER SO BB IBB HBP BLK WP HR S P ERA WHIP	IP WLS BF H R ER SO BB IBB HBP BLK WP HR S P ERA WHIP	IP WLS BF H R ER SO BB IBB HBP BLK WP HR S P ERA WHIP

New York Yankees @ Kansas City Royals  
Kauffman Stadium, Kansas City, MO

Sat Apr 29 1995, 3:33 AM CDT  
Att: 14,321 - Cloudy - 53 F



AB	32
R	3
H	8
RBI	3
BB	3
SO	7
LOB	9



Batter	1	2	3	4	5	6	7	8	9	AB	R	H	RBI	BB	SO	LOB	TOP											
Luis Polonia, L OBP: 0.397, SLG: 0.308 (1, 7)										5	0	0	0	0	3	4	<b>New York Yankees @ Kansas City Royals</b> Kauffman Stadium, Kansas City, MO Sun Apr 30 1995, 3:33 AM CDT Att: 14,028 - Overcast - 52 F											
Wade Boggs, L OBP: 0.474, SLG: 0.462 (1, 5)										2	0	1	1	2	0	0												
Paul O'Neill, L OBP: 0.368, SLG: 0.357 (1, 9)										3	0	2	2	0	0	2												
Danny Tartabull, R OBP: 0.474, SLG: 0.615 (1, 10)										4	0	0	0	0	3	4												
Don Mattingly, L OBP: 0.263, SLG: 0.263 (1, 3)										4	0	1	0	0	0	0												
Mike Stanley, R OBP: 0.231, SLG: 0.167 Jim Levritz, R OBP: 0.300, SLG: 0.600 (8, PR) (8, 2)										3	0	0	0	0	2	0												
Bernie Williams, S OBP: 0.353, SLG: 0.533 (1, 8)										4	0	0	0	0	1	2												
Tony Fernandez, S OBP: 0.438, SLG: 0.417 (1, 6)										4	1	0	0	0	0	0												
Randy Velarde, R OBP: 0.500, SLG: 0.500 (9, PH) (1, 4)										0	2	0	0	3	0	0												
Dion James, L OBP: 0.500, SLG: 0.500 (9, PH) (1, 4)										1	0	0	0	0	0	0												
<b>Inning Stats</b>	R: 0 E: 0 K: 2 S: 12	H: 1 LOB: 1 BB: 0 P: 20	R: 0 E: 0 K: 1 S: 7	H: 0 LOB: 0 BB: 0 P: 13	R: 1 E: 0 K: 2 S: 12	H: 1 LOB: 2 BB: 2 P: 23	R: 0 E: 0 K: 1 S: 11	H: 0 LOB: 0 BB: 0 P: 16	R: 2 E: 1 K: 1 S: 15	H: 1 LOB: 1 BB: 1 P: 23	R: 0 E: 0 K: 1 S: 7	H: 0 LOB: 0 BB: 0 P: 8	R: 0 E: 0 K: 1 S: 10	H: 0 LOB: 2 BB: 2 P: 23	R: 0 E: 0 K: 0 S: 8	H: 1 LOB: 1 BB: 0 P: 10	R: 0 E: 0 K: 0 S: 5	H: 0 LOB: 0 BB: 0 P: 11	1B: 3 2B: 2 3B: 0 HR: 0	SF: 1 SAC: 0 DP: 1 HBP: 1	WP: 0 PB: 0 SB: 0 CS: 0	PA: 37						
<b>PITCHER</b>	IP WLS BF H R ER SO BB IBB HBP BLK WP HR S P ERA WHIP	6.0 W 25 3 3 1 8 3 0 0 0 0 0 64 103 1.50 1.000	2.0 L 9 1 0 0 1 2 0 1 0 0 0 18 33 0.00 1.500	1.0 L 3 0 0 0 0 0 0 0 0 0 0 0 5 11 0.00 0.000	<b>PITCHER</b>										IP WLS BF H R ER SO BB IBB HBP BLK WP HR S P ERA WHIP	IP WLS BF H R ER SO BB IBB HBP BLK WP HR S P ERA WHIP												
Kevin Appier, R ERA: 0.71 (1, 1)											6.0	W	25	3	3	1	8	3	0	0	0	0	0	0	64	103	1.50	1.000
Hipolito Pichardo, R ERA: 6.75 (7, 1)											2.0	L	9	1	0	0	1	2	0	1	0	0	0	0	18	33	0.00	1.500
Jeff Montgomery, R ERA: (9, 1)											1.0	L	3	0	0	0	0	0	0	0	0	0	0	0	5	11	0.00	0.000

Batter	1	2	3	4	5	6	7	8	9	AB	R	H	RBI	BB	SO	LOB	BOTTOM											
Jon Nunnally, L OBP: 0.556, SLG: 0.875 (1, 9)										4	1	2	0	1	1	1	<b>New York Yankees @ Kansas City Royals</b> Kauffman Stadium, Kansas City, MO Sun Apr 30 1995, 3:33 AM CDT Att: 14,028 - Overcast - 52 F											
Tom Goodwin, L OBP: 0.438, SLG: 0.385 (1, 8)										4	1	1	0	1	0	3												
Wally Joyner, L OBP: 0.529, SLG: 0.571 (1, 3)										3	2	2	1	2	1	0												
Bob Hamelin, L OBP: 0.400, SLG: 0.273 (1, 10)										2	2	1	0	3	0	1												
Gary Gaetti, R OBP: 0.353, SLG: 0.563 (1, 5)										5	1	2	4	0	1	5												
Greg Gagne, R OBP: 0.500, SLG: 0.667 (1, 6)										5	1	2	1	0	0	3												
Michael Tucker, L OBP: 0.385, SLG: 0.273 (1, 7)										3	1	1	0	2	1	0												
Joe Randa, R (1, 4)										3	0	0	0	0	2	4												
Jose Lind, R OBP: 0.167, SLG: 0.182 (6, 4)										2	0	0	0	0	1	3												
Brent Mayne, L OBP: 0.300, SLG: 0.250 (1, 2)										3	0	1	1	1	0	0												
<b>Inning Stats</b>	R: 0 E: 1 K: 1 S: 10	H: 0 LOB: 3 BB: 3 P: 26	R: 0 E: 1 K: 1 S: 7	H: 0 LOB: 0 BB: 0 P: 14	R: 4 E: 0 K: 0 S: 9	H: 5 LOB: 2 BB: 2 P: 28	R: 0 E: 0 K: 0 S: 9	H: 1 LOB: 0 BB: 0 P: 15	R: 4 E: 1 K: 2 S: 23	H: 5 LOB: 1 BB: 0 P: 32	R: 1 E: 1 K: 0 S: 9	H: 1 LOB: 1 BB: 0 P: 17	R: 0 E: 0 K: 2 S: 13	H: 0 LOB: 2 BB: 2 P: 27	R: 0 E: 0 K: 1 S: 7	H: 0 LOB: 3 BB: 3 P: 20	1B: 8 2B: 3 3B: 0 HR: 1	SF: 0 SAC: 0 DP: 2 HBP: 0	WP: 1 PB: 0 SB: 3 CS: 1	PA: 45								
<b>PITCHER</b>	IP WLS BF H R ER SO BB IBB HBP BLK WP HR S P ERA WHIP	4.1 L 22 7 5 3 4 0 0 0 0 0 1 14 22 81.00 12.000	0.1 L 5 4 3 3 1 0 0 0 0 0 0 7 12 0.00 1.000	1.0 L 7 4 1 0 0 2 2 0 0 0 1 0 17 35 0.00 1.500	1.1 L 6 0 0 0 1 3 0 0 0 0 0 0 7 20 0.00 3.000	<b>PITCHER</b>										IP WLS BF H R ER SO BB IBB HBP BLK WP HR S P ERA WHIP	IP WLS BF H R ER SO BB IBB HBP BLK WP HR S P ERA WHIP											
Scott Kamieniecki, R ERA: 10.38 (1, 1)											4.1	L	22	7	5	3	4	0	0	0	0	0	1	14	22	81.00	12.000	
Scott Bankhead, R ERA: 81.0 (5, 1)											0.1	L	5	4	3	3	1	0	0	0	0	0	0	7	12	0.00	1.000	
Andy Pettitte, L ERA: 10.8 (5, 1)											1.0	L	7	4	1	0	0	2	2	0	0	0	1	0	17	35	0.00	1.500
Brian Boehringer, R ERA: (6, 1)											1.1	L	6	0	0	0	1	3	0	0	0	0	0	7	20	0.00	3.000	
Jeff Patterson, R ERA: (8, 1)											1.0	L	6	0	0	0	1	3	0	0	0	0	0	7	20	0.00	3.000	

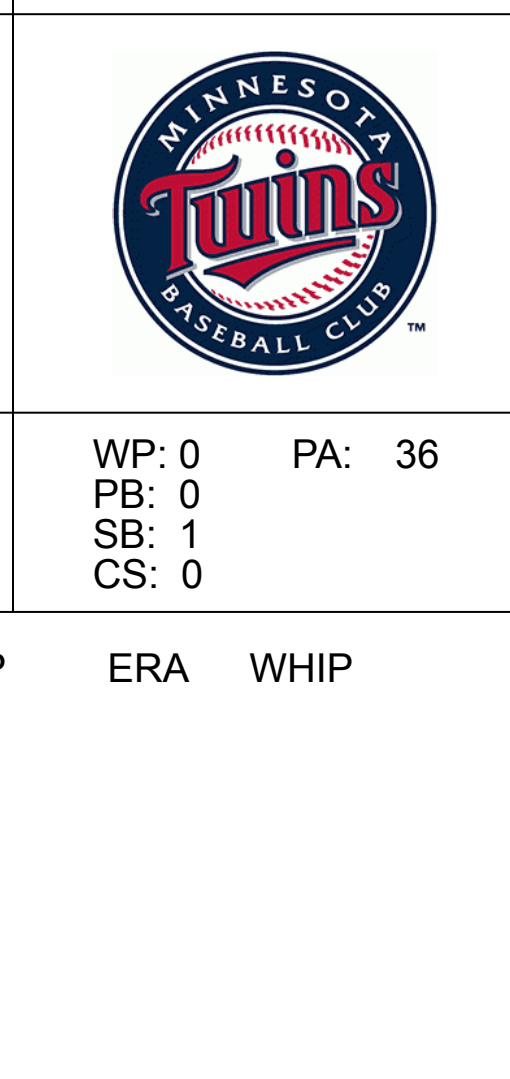


Batter	1	2	3	4	5	6	7	8	9	AB	R	H	RBI	BB	SO	LOB	TOP								
Keith Miller, R (1, 10) OBP: 0.143, SLG: 0.143										4	0	0	0	0	2	2	<b>Kansas City Royals @ Minnesota Twins</b> Hubert H. Humphrey Metrodome, Minneapolis, MN Tue May 02 1995, 8:05 PM EDT Att. 8,862 - Dome - 64 F								
Tom Goodwin, L (1, 8) OBP: 0.350, SLG: 0.294										4	0	0	0	0	2	2									
Wally Joyner, L (1, 3) OBP: 0.476, SLG: 0.471										3	0	0	0	1	1	1									
Phil Hiatt, R (1, 9) OBP: 0.250, SLG: 0.625										4	1	1	1	0	0	1									
Greg Gagne, R (1, 6) OBP: 0.450, SLG: 0.579										4	1	1	0	0	1	0									
Gary Gaetti, R (1, 5) OBP: 0.381, SLG: 0.750										4	1	2	1	0	1	1									
Pat Borders, R (1, 2) OBP: 0.250, SLG: 0.625										4	1	1	2	0	2	1									
Jon Nunnally, L (1, 7) OBP: 0.417, SLG: 0.636										3	0	0	0	0	2	0									
Jose Lind, R (1, 4) OBP: 0.267, SLG: 0.286										3	0	2	0	0	0	0									
<b>Inning Stats</b>	R: 0 E: 0 K: 1 S: 7	H: 0 LOB: 0 BB: 0 P: 10	R: 3 E: 0 K: 2 S: 15	H: 3 LOB: 0 BB: 0 P: 20	R: 0 E: 0 K: 3 S: 9	H: 0 LOB: 0 BB: 0 P: 14	R: 0 E: 0 K: 1 S: 10	H: 1 LOB: 1 BB: 0 P: 13	R: 0 E: 0 K: 1 S: 6	H: 0 LOB: 0 BB: 1 P: 7	R: 0 E: 0 K: 0 S: 8	H: 0 LOB: 0 BB: 0 P: 13	R: 0 E: 0 K: 0 S: 4	H: 0 LOB: 0 BB: 0 P: 6	R: 0 E: 0 K: 1 S: 8	H: 1 LOB: 1 BB: 0 P: 10	R: 1 E: 0 K: 2 S: 13	H: 1 LOB: 0 BB: 0 P: 18	1B: 3 2B: 1 3B: 0 HR: 3	SF: 0 SAC: 0 DP: 1 HBP: 0	WP: 0 PB: 0 SB: 0 CS: 0	PA: 34			
<b>PITCHER</b>	IP	WLS	BF	H	R	ER	SO	BB	IBB	HBP	BLK	WP	HR	S	P	ERA	WHIP								
Kevin Tapani, R (1, 1) ERA: 4.15	8.0	L	30	6	3	3	9	1	0	0	0	0	2	67	93	3.38	0.875								
Mo Sanford, R (9, 1) ERA: 2.7	1.0		4	1	1	1	2	0	0	0	0	0	1	13	18	9.00	1.000								

Batter	1	2	3	4	5	6	7	8	9	AB	R	H	RBI	BB	SO	LOB	BOTTOM								
Chuck Knoblauch, R (1, 4) OBP: 0.357, SLG: 0.333										4	0	1	0	0	0	0	<b>Kansas City Royals @ Minnesota Twins</b> Hubert H. Humphrey Metrodome, Minneapolis, MN Tue May 02 1995, 8:05 PM EDT Att. 8,862 - Dome - 64 F								
Alex Cole, L (1, 8) OBP: 0.353, SLG: 0.267										3	0	2	0	0	0	0									
Dave McCarty, R (8, PH) OBP: 0.444, SLG: 0.286										1	0	1	0	0	0	0									
Kirby Puckett, R (1, 9) OBP: 0.320, SLG: 0.409										4	0	0	0	0	1	4									
Kevin Maas, L (1, 3) OBP: 0.250, SLG: 0.357										4	1	1	1	0	0	3									
Marty Cordova, R (1, 7) OBP: 0.261, SLG: 0.250										4	1	1	0	0	0	1									
Matt Merullo, L (1, 10) OBP: 0.400, SLG: 0.385										3	1	0	0	1	0	1									
Scott Leius, R (1, 5) OBP: 0.381, SLG: 0.444										3	0	0	0	1	0	1									
Matt Walbeck, S (1, 2) OBP: 0.250, SLG: 0.250										4	0	2	2	0	0	0									
Jerald Clark, R (9, PR) OBP: 0.455, SLG: 1.000										0	0	0	0	0	0	0									
Jeff Reboulet, R (1, 6) OBP: 0.385, SLG: 0.667										3	0	0	0	0	1	2									
Chip Hale, L (9, PH)										1	0	0	0	0	0	1									
<b>Inning Stats</b>	R: 0 E: 0 K: 0 S: 6	H: 0 LOB: 0 BB: 0 P: 11	R: 1 E: 0 K: 0 S: 11	H: 1 LOB: 2 BB: 2 P: 25	R: 0 E: 0 K: 0 S: 5	H: 2 LOB: 1 BB: 0 P: 10	R: 0 E: 0 K: 0 S: 5	H: 0 LOB: 0 BB: 0 P: 9	R: 0 E: 0 K: 1 S: 6	H: 0 LOB: 0 BB: 0 P: 11	R: 0 E: 0 K: 1 S: 10	H: 1 LOB: 1 BB: 0 P: 14	R: 0 E: 0 K: 0 S: 5	H: 0 LOB: 0 BB: 0 P: 10	R: 0 E: 0 K: 0 S: 7	H: 1 LOB: 1 BB: 0 P: 11	R: 2 E: 0 K: 0 S: 11	H: 3 LOB: 1 BB: 0 P: 20	1B: 7 2B: 1 3B: 0 HR: 1	SF: 0 SAC: 0 DP: 1 HBP: 0	WP: 0 PB: 0 SB: 1 CS: 0	PA: 36			
<b>PITCHER</b>	IP	WLS	BF	H	R	ER	SO	BB	IBB	HBP	BLK	WP	HR	S	P	ERA	WHIP								
Mark Gubicza, R (1, 1) ERA: 2.7	6.0	W	23	4	1	1	2	2	0	0	0	0	0	43	80	1.50	1.000								
Chris Haney, L (7, 1) ERA	1.2		6	1	0	0	0	0	0	0	0	0	0	10	18	0.00	0.600								
Rusty Meacham, R (8, 1) ERA: 6.75	0.1		1	0	0	0	0	0	0	0	0	0	0	2	3	0.00	0.000								
Jeff Montgomery, R (9, 1) ERA: 6.0	1.0	S	6	3	2	2	0	0	0	0	0	0	1	11	20	18.00	3.000								

AB	33
R	4
H	7
RBI	4
BB	1
SO	11
LOB	8

AB	34
R	3
H	8
RBI	3
BB	2
SO	2
LOB	13





Batter	1	2	3	4	5	6	7	8	9	AB	R	H	RBI	BB	SO	LOB	TOP								
Michael Tucker, L (1, 7) OBP: 0.353, SLG: 0.267 Keith Miller, R (7, PH) OBP: 0.250, SLG: 0.143	F8				K				2B	4	1	1	0	0	1	3	<b>Kansas City Royals @ Minnesota Twins</b> Hubert H. Humphrey Metrodome, Minneapolis, MN Wed May 03 1995, 8:05 PM EDT Att: 8,738 - Dome - 68 F								
Pat Borders, R (9, PH) OBP: 0.333, SLG: 0.778 David Howard, S (9, PR)										1	0	1	0	0	0	0									
Tom Goodwin, L (1, 8) OBP: 0.333, SLG: 0.250 Phil Hiatt, R (7, PH) OBP: 0.300, SLG: 0.556	F9				K					3	1	0	0	1	2	1									
Wally Joyner, L (1, 3) OBP: 0.481, SLG: 0.455	1B				F8					5	1	2	1	1	2	4									
Bob Hamelin, L (1, 10) OBP: 0.421, SLG: 0.333 Joe Vitello, R (7, PH) Jon Nunnally, L (7, PH) OBP: 0.385, SLG: 0.583	1B				F7					4	0	2	1	0	0	1									
Gary Gaetti, R (1, 5) OBP: 0.385, SLG: 0.667					G1-3					4	1	1	0	1	1	2									
Greg Gagne, R (1, 6) OBP: 0.440, SLG: 0.500										3	1	0	1	2	1	2									
Felix Jose, S (1, 9) OBP: 0.077, SLG: 0.154										5	2	1	0	0	3	4									
Brent Mayne, L (1, 2) OBP: 0.400, SLG: 0.333										4	2	2	2	1	1	1									
Jose Lind, R (1, 4) OBP: 0.350, SLG: 0.421										5	0	3	2	0	0	1									
<b>Inning Stats</b>	R: 0 E: 0 K: 1 S: 16	H: 1 LOB: 2 BB: 1 P: 27	R: 0 E: 0 K: 1 S: 10	H: 1 LOB: 1 BB: 0 P: 13	R: 7 E: 1 K: 1 S: 22	H: 6 LOB: 2 BB: 2 P: 38	R: 0 E: 0 K: 0 S: 8	H: 0 LOB: 0 BB: 0 P: 11	R: 0 E: 0 K: 2 S: 13	H: 1 LOB: 2 BB: 1 P: 22	R: 0 E: 0 K: 1 S: 8	H: 1 LOB: 2 BB: 1 P: 14	R: 2 E: 0 K: 2 S: 16	H: 2 LOB: 2 BB: 2 P: 27	R: 0 E: 0 K: 2 S: 8	H: 0 LOB: 0 BB: 0 P: 13	R: 0 E: 0 K: 2 S: 15	H: 1 LOB: 2 BB: 1 P: 29	1B: 10 2B: 3 3B: 0 HR: 0	SF: 0 SAC: 0 DP: 0 HBP: 0	WP: 1 PB: 0 SB: 0 CS: 0	PA: 48			
<b>PITCHER</b>	IP	WLS	BF	H	R	ER	SO	BB	IBB	HBP	BLK	WP	HR	S	P	ERA	WHIP								
Pat Mahomes, R (1, 1) ERA: 21.6	2.1		17	7	7	6	2	3	0	0	0	0	0	38	66	23.14	4.286								
Eddie Guardado, L (3, 1) ERA:	3.1		14	3	0	0	4	1	0	0	0	0	0	36	51	0.00	1.200								
Carl Willis, R (6, 1) ERA: 94.5	0.1		5	2	2	2	0	2	0	0	0	0	0	8	18	54.00	12.000								
Mark Guthrie, L (7, 1) ERA:	0.2		3	0	0	0	1	1	0	0	0	1	0	7	12	0.00	1.500								
Dave Stevens, R (7, 1) ERA: 2.08	1.1	W	4	0	0	0	3	0	0	0	0	0	0	12	18	0.00	0.000								
<b>PITCHER</b>	IP	WLS	BF	H	R	ER	SO	BB	IBB	HBP	BLK	WP	HR	S	P	ERA	WHIP								
Rick Aguilera, R (9, 1) ERA:	1.0		5	1	0	0	2	1	0	0	0	0	0	15	29	0.00	2.000								

Batter	1	2	3	4	5	6	7	8	9	AB	R	H	RBI	BB	SO	LOB	BOTTOM								
Chuck Knoblauch, R (1, 4) OBP: 0.394, SLG: 0.429	1B				FC6-4					4	3	2	0	1	0	0	<b>Kansas City Royals @ Minnesota Twins</b> Hubert H. Humphrey Metrodome, Minneapolis, MN Wed May 03 1995, 8:05 PM EDT Att: 8,738 - Dome - 68 F								
Alex Cole, L (1, 8) OBP: 0.409, SLG: 0.368	G6-3									4	1	2	1	1	0	2									
Kirby Puckett, R (1, 9) OBP: 0.367, SLG: 0.423										4	1	2	0	1	1	1									
Kevin Maas, L (1, 3) OBP: 0.316, SLG: 0.412 Dave McCarty, R (5, PR) OBP: 0.400, SLG: 0.286										3	0	2	1	0	0	0									
Chip Hale, L (8, PH) Jerald Clark, R (9, 3) OBP: 0.455, SLG: 1.000										1	0	0	0	0	1	1									
Marty Cordova, R (1, 7) OBP: 0.321, SLG: 0.480										5	2	3	3	0	2	3									
Matt Merullo, L (1, 10) OBP: 0.388, SLG: 0.353										4	0	1	0	0	1	5									
Scott Leius, R (1, 5) OBP: 0.400, SLG: 0.429										3	0	1	2	1	0	2									
Matt Walbeck, S (1, 2) OBP: 0.200, SLG: 0.200										4	0	0	0	0	2	4									
Jeff Reboulet, R (1, 6) OBP: 0.412, SLG: 0.688										4	2	2	0	0	0	0									
<b>Inning Stats</b>	R: 0 E: 0 K: 1 S: 9	H: 1 LOB: 0 BB: 0 P: 13	R: 1 E: 0 K: 1 S: 13	H: 2 LOB: 1 BB: 1 P: 25	R: 3 E: 2 K: 1 S: 20	H: 3 LOB: 2 BB: 1 P: 34	R: 0 E: 0 K: 1 S: 12	H: 3 LOB: 1 BB: 0 P: 19	R: 2 E: 0 K: 1 S: 10	H: 3 LOB: 1 BB: 0 P: 15	R: 3 E: 1 K: 1 S: 16	H: 1 LOB: 1 BB: 2 P: 34	R: 0 E: 0 K: 0 S: 5	H: 0 LOB: 0 BB: 0 P: 12	R: 1 E: 0 K: 2 S: 10	H: 2 LOB: 1 BB: 0 P: 12	1B: 10 2B: 4 3B: 1 HR: 1	SF: 1 SAC: 0 DP: 2 HBP: 0	WP: 0 PB: 0 SB: 0 CS: 1	PA: 41					
<b>PITCHER</b>	IP	WLS	BF	H	R	ER	SO	BB	IBB	HBP	BLK	WP	HR	S	P	ERA	WHIP								
Tom Gordon, R (1, 1) ERA: 9.0	4.0		23	11	6	5	4	2	0	0	0	0	0	59	99	11.25	3.250								
Hipolito Pichardo, R (5, 1) ERA: 4.15	1.2		9	2	3	0	0	1	1	0	0	0	0	18	36	0.00	1.800								
Billy Brewer, L (6, 1) ERA: 4.5	1.1		4	0	0	0	1	0	0	0	0	0	0	8	17	0.00	0.000								
Rusty Meacham, R (8, 1) ERA: 7.71	1.0	L	5	2	1	1	2	0	0	0	0	0	0	10	12	9.00	2.000								
<b>PITCHER</b>	IP	WLS	BF	H	R	ER	SO	BB	IBB	HBP	BLK	WP	HR	S	P	ERA	WHIP								
	1.0		5	1	0	0	2	1	0	0	0	0	0	15	29	0.00	2.000								





Batter	1	2	3	4	5	6	7	8	9	AB	R	H	RBI	BB	SO	LOB	TOP			
Michael Tucker, L (1, 7) OBP: 0.300, SLG: 0.222 Joe Vitello, R (7, PH) David Howard, S (7, 8)	F8		G3		K		K			3	0	0	0	0	1	0	<b>Kansas City Royals @ Minnesota Twins</b> Hubert H. Humphrey Metrodome, Minneapolis, MN Thu May 04 1995, 4:33 AM EDT Att: 11,935 - Dome			
Tom Goodwin, L (1, 8) OBP: 0.296, SLG: 0.217 Phil Hiatt, R (7, PH) (7, 7) (9, 9)	L7		G4-3		K				HR	3	0	0	0	0	1	0				
Wally Joyner, L (1, 3) OBP: 0.452, SLG: 0.462	1B 2B		F8			F7		G4-3		4	1	1	0	0	0	0				
Bob Hamelin, L (1, 10) OBP: 0.435, SLG: 0.389	1B E BB			F9		G6-3 2B		G3-1		3	1	1	0	1	0	0				
Gary Gaetti, R (1, 5) OBP: 0.400, SLG: 0.630	E7 1B			HR BB		G6-3 2-3		K		3	1	1	1	1	1	1				
Greg Gagne, R (1, 6) OBP: 0.448, SLG: 0.600	G6-3			HR				G5-3		3	1	1	2	1	0	1				
Felix Jose, S (1, 9) OBP: 0.235, SLG: 0.250 Jon Nunnally, L (9, PR) OBP: 0.385, SLG: 0.583 (9, 7)			G6-3 1B			G5-3			G3-6-3 BB	3	0	2	0	1	0	2				
Brent Mayne, L (1, 2) OBP: 0.316, SLG: 0.250		F8		G1-6-3 1-2			G4-3		G3-6-3 1-2	4	0	0	0	0	0	3				
Jose Lind, R (1, 4) OBP: 0.333, SLG: 0.391		G6-3 1-2			F7				G3	4	1	1	0	0	0	2				
<b>Inning Stats</b>	R: 2 E: 1 K: 0 S: 5	H: 2 LOB: 1 BB: 1 P: 9	R: 0 E: 0 K: 0 S: 3	H: 1 LOB: 0 BB: 0 P: 3	R: 0 E: 0 K: 0 S: 3	H: 0 LOB: 0 BB: 0 P: 3	R: 2 E: 0 K: 0 S: 4	H: 2 LOB: 0 BB: 1 P: 8	R: 0 E: 0 K: 0 S: 7	H: 1 LOB: 2 BB: 1 P: 8	R: 2 E: 0 K: 1 S: 7	H: 2 LOB: 0 BB: 0 P: 7	R: 0 E: 0 K: 1 S: 5	H: 0 LOB: 0 BB: 0 P: 5	R: 0 E: 0 K: 0 S: 2	H: 0 LOB: 1 BB: 1 P: 6		1B: 4 2B: 2 3B: 0 HR: 2	SF: 0 SAC: 0 DP: 3 HBP: 0	WP: 0 PB: 0 SB: 0 CS: 0
<b>PITCHER</b>	IP WLS BF H R ER SO BB IBB HBP BLK WP HR S P ERA WHIP	IP WLS BF H R ER SO BB IBB HBP BLK WP HR S P ERA WHIP	IP WLS BF H R ER SO BB IBB HBP BLK WP HR S P ERA WHIP	IP WLS BF H R ER SO BB IBB HBP BLK WP HR S P ERA WHIP	IP WLS BF H R ER SO BB IBB HBP BLK WP HR S P ERA WHIP	IP WLS BF H R ER SO BB IBB HBP BLK WP HR S P ERA WHIP	IP WLS BF H R ER SO BB IBB HBP BLK WP HR S P ERA WHIP	IP WLS BF H R ER SO BB IBB HBP BLK WP HR S P ERA WHIP	IP WLS BF H R ER SO BB IBB HBP BLK WP HR S P ERA WHIP	IP WLS BF H R ER SO BB IBB HBP BLK WP HR S P ERA WHIP	IP WLS BF H R ER SO BB IBB HBP BLK WP HR S P ERA WHIP	IP WLS BF H R ER SO BB IBB HBP BLK WP HR S P ERA WHIP	IP WLS BF H R ER SO BB IBB HBP BLK WP HR S P ERA WHIP	IP WLS BF H R ER SO BB IBB HBP BLK WP HR S P ERA WHIP	IP WLS BF H R ER SO BB IBB HBP BLK WP HR S P ERA WHIP	IP WLS BF H R ER SO BB IBB HBP BLK WP HR S P ERA WHIP	IP WLS BF H R ER SO BB IBB HBP BLK WP HR S P ERA WHIP			
LaTroy Hawkins, R (1, 1) ERA: 12.27	Rich Robertson, L (6, 1) ERA: 4.91	Kevin Campbell, R (8, 1) ERA:	Vince Horsman, L (9, 1) ERA: 27.0																	

AB	32
R	6
H	8
RBI	5
BB	4
SO	4
LOB	10



Batter	1	2	3	4	5	6	7	8	9	AB	R	H	RBI	BB	SO	LOB	BOTTOM			
Chuck Knoblauch, R (1, 4) OBP: 0.351, SLG: 0.375	K		K		K			E6 1B		4	0	0	0	0	3	1	<b>Kansas City Royals @ Minnesota Twins</b> Hubert H. Humphrey Metrodome, Minneapolis, MN Thu May 04 1995, 4:33 AM EDT Att: 11,935 - Dome			
Alex Cole, L (1, 8) OBP: 0.423, SLG: 0.391	P6				K				1B	4	0	2	0	0	1	0				
Kirby Puckett, R (1, 10) OBP: 0.353, SLG: 0.400						G5-3		K		4	0	1	0	0	1	3				
Marty Cordova, R (1, 7) OBP: 0.281, SLG: 0.414	P4				K		G6-3		F8	4	0	0	0	0	1	2				
Matt Merullo, L (1, 2) OBP: 0.391, SLG: 0.350									G1-3	3	0	1	0	1	1	0				
Jerald Clark, R (1, 9) OBP: 0.467, SLG: 0.933										4	0	2	0	0	2	1				
Scott Leius, R (1, 5) OBP: 0.357, SLG: 0.375 Chip Hale, L (9, PH)										3	0	0	0	0	0	2				
Dave McCarty, R (1, 3) OBP: 0.286, SLG: 0.182										1	0	0	0	0	1	1				
Pat Meares, R (1, 6) OBP: 0.267, SLG: 0.267										3	0	1	0	0	2	0				
<b>Inning Stats</b>	R: 0 E: 0 K: 1 S: 6	H: 1 LOB: 0 BB: 0 P: 6	R: 0 E: 0 K: 2 S: 7	H: 0 LOB: 0 BB: 0 P: 7	R: 0 E: 0 K: 1 S: 7	H: 2 LOB: 2 BB: 0 P: 7	R: 0 E: 0 K: 2 S: 9	H: 2 LOB: 2 BB: 0 P: 9	R: 0 E: 0 K: 3 S: 9	H: 0 LOB: 0 BB: 0 P: 9	R: 0 E: 0 K: 1 S: 5	H: 0 LOB: 1 BB: 1 P: 9	R: 0 E: 1 K: 1 S: 6	H: 1 LOB: 1 BB: 0 P: 6	R: 0 E: 0 K: 2 S: 8	H: 1 LOB: 1 BB: 0 P: 8		1B: 6 2B: 1 3B: 0 HR: 0	SF: 0 SAC: 0 DP: 0 HBP: 0	WP: 0 PB: 0 SB: 0 CS: 0
<b>PITCHER</b>	IP WLS BF H R ER SO BB IBB HBP BLK WP HR S P ERA WHIP	IP WLS BF H R ER SO BB IBB HBP BLK WP HR S P ERA WHIP	IP WLS BF H R ER SO BB IBB HBP BLK WP HR S P ERA WHIP	IP WLS BF H R ER SO BB IBB HBP BLK WP HR S P ERA WHIP	IP WLS BF H R ER SO BB IBB HBP BLK WP HR S P ERA WHIP	IP WLS BF H R ER SO BB IBB HBP BLK WP HR S P ERA WHIP	IP WLS BF H R ER SO BB IBB HBP BLK WP HR S P ERA WHIP	IP WLS BF H R ER SO BB IBB HBP BLK WP HR S P ERA WHIP	IP WLS BF H R ER SO BB IBB HBP BLK WP HR S P ERA WHIP	IP WLS BF H R ER SO BB IBB HBP BLK WP HR S P ERA WHIP	IP WLS BF H R ER SO BB IBB HBP BLK WP HR S P ERA WHIP	IP WLS BF H R ER SO BB IBB HBP BLK WP HR S P ERA WHIP	IP WLS BF H R ER SO BB IBB HBP BLK WP HR S P ERA WHIP	IP WLS BF H R ER SO BB IBB HBP BLK WP HR S P ERA WHIP	IP WLS BF H R ER SO BB IBB HBP BLK WP HR S P ERA WHIP	IP WLS BF H R ER SO BB IBB HBP BLK WP HR S P ERA WHIP	IP WLS BF H R ER SO BB IBB HBP BLK WP HR S P ERA WHIP			
Kevin Appier, R (1, 1) ERA: 0.46	Dilson Torres, R (8, 1) ERA: 2.7																			

AB	34
R	0
H	7
RBI	0
BB	1
SO	15
LOB	13









Batter	1	2	3	4	5	6	7	8	9	AB	R	H	RBI	BB	SO	LOB	TOP				
<b>Keith Miller, R</b> OBP: 0.467, SLG: 0.615 (1, 7)										4	1	3	3	0	0	0	<b>Kansas City Royals @ Chicago White Sox</b> Comiskey Park, Chicago, IL Sat May 06 1995, 8:05 PM EDT Att: 24,770 - Unknown - 60 F				
<b>Jose Lind, R</b> OBP: 0.258, SLG: 0.300 (1, 4)										4	0	0	0	0	1	2					
<b>Greg Gagne, R</b> OBP: 0.436, SLG: 0.545 (1, 6)										4	0	0	0	0	1	1					
<b>Gary Gaetti, R</b> OBP: 0.375, SLG: 0.541 (1, 5)										4	0	0	0	0	0	1					
<b>Felix Jose, S</b> OBP: 0.222, SLG: 0.200 (1, 9)										3	0	0	0	1	2	0					
<b>Russ McGinnis, R</b> (1, 3)										2	1	0	0	1	0	0					
<b>Brent Mayne, L</b> (9, PH)										1	0	0	0	0	0	0					
<b>Joe Vitiello, R</b> (1, 10)										3	0	0	0	0	1	3					
<b>Michael Tucker, L</b> (9, PH)										1	0	0	0	0	0	0					
<b>David Howard, S</b> (1, 8)									3	0	0	0	0	0	0	3					
<b>Wally Joyner, L</b> (9, PH)									1	0	0	0	0	0	0	0					
<b>Pat Borders, R</b> OBP: 0.385, SLG: 0.769 (1, 2)										3	2	2	1	0	0	0					
<b>Inning Stats</b>	R: 0 E: 0 K: 2 S: 12	H: 1 LOB: 1 BB: 0 P: 17	R: 0 E: 0 K: 0 S: 5	H: 0 LOB: 0 BB: 0 P: 8	R: 2 E: 0 K: 0 S: 7	H: 2 LOB: 0 BB: 2 P: 10	R: 0 E: 0 K: 1 S: 11	H: 0 LOB: 0 BB: 2 P: 22	R: 0 E: 0 K: 1 S: 6	H: 0 LOB: 0 BB: 0 P: 9	R: 2 E: 1 K: 0 S: 13	H: 2 LOB: 1 BB: 0 P: 18	R: 0 E: 0 K: 1 S: 8	H: 0 LOB: 0 BB: 0 P: 9	R: 0 E: 0 K: 0 S: 6	H: 0 LOB: 0 BB: 0 P: 8	1B: 3 2B: 1 3B: 0 HR: 1	SF: 0 SAC: 0 DP: 0 HBP: 0	WP: 0 PB: 0 SB: 0 CS: 0	PA: 35	
<b>PITCHER</b>	IP	WLS	BF	H	R	ER	SO	BB	IBB	HBP	BLK	WP	HR	S	P	ERA	WHIP				
<b>Wilson Alvarez, L</b> ERA: 3.0 (1, 1)	7.0	W	29	5	4	2	4	2	0	0	1	0	1	61	95	2.57	1.000				
<b>Istiro Marquez, R</b> ERA: 7.71 (8, 1)	1.0		3	0	0	0	1	0	0	0	0	0	0	8	9	0.00	0.000				
<b>Roberto Hernandez, R</b> ERA: 3.86 (9, 1)	1.0	S	3	0	0	0	0	0	0	0	0	0	0	6	8	0.00	0.000				

Batter	1	2	3	4	5	6	7	8	9	AB	R	H	RBI	BB	SO	LOB	BOTTOM				
<b>Lance Johnson, L</b> OBP: 0.341, SLG: 0.333 (1, 8)										5	2	3	0	0	0	0	<b>Kansas City Royals @ Chicago White Sox</b> Comiskey Park, Chicago, IL Sat May 06 1995, 8:05 PM EDT Att: 24,770 - Unknown - 60 F				
<b>Tim Lincecum, S</b> OBP: 0.457, SLG: 0.647 (1, 7)										5	0	3	3	0	0	2					
<b>Frank Thomas, R</b> OBP: 0.444, SLG: 0.528 (1, 3)										4	0	2	1	1	0	2					
<b>Chris Sabo, R</b> OBP: 0.273, SLG: 0.317 (1, 10)										5	0	0	0	0	1	6					
<b>Robin Ventura, L</b> OBP: 0.381, SLG: 0.452 (1, 5)										3	0	0	0	1	0	0					
<b>Mike Devereaux, R</b> OBP: 0.343, SLG: 0.406 (1, 9)										0	0	0	0	0	0	0					
<b>Warren Newson, L</b> OBP: 0.500, SLG: 0.833 (2, 9)										3	2	1	1	1	1	1					
<b>Norberto Martin, R</b> OBP: 0.125, SLG: 0.125 (1, 4)										4	0	1	0	0	0	2					
<b>Ron Karkovice, R</b> OBP: 0.300, SLG: 0.440 (1, 2)										4	2	1	2	0	2	2					
<b>Ozzie Guillen, L</b> OBP: 0.300, SLG: 0.316 (1, 6)										4	1	1	0	0	0	1					
<b>Inning Stats</b>	R: 0 E: 0 K: 0 S: 9	H: 1 LOB: 1 BB: 0 P: 14	R: 4 E: 0 K: 0 S: 16	H: 4 LOB: 1 BB: 1 P: 27	R: 1 E: 0 K: 0 S: 10	H: 1 LOB: 0 BB: 0 P: 15	R: 1 E: 1 K: 1 S: 10	H: 2 LOB: 2 BB: 0 P: 18	R: 0 E: 0 K: 2 S: 9	H: 0 LOB: 1 BB: 1 P: 18	R: 1 E: 0 K: 0 S: 7	H: 2 LOB: 1 BB: 0 P: 9	R: 0 E: 0 K: 1 S: 7	H: 1 LOB: 1 BB: 0 P: 11	R: 0 E: 0 K: 0 S: 8	H: 1 LOB: 2 BB: 1 P: 18	1B: 7 2B: 2 3B: 1 HR: 2	SF: 0 SAC: 0 DP: 0 HBP: 0	WP: 1 PB: 0 SB: 1 CS: 0	PA: 40	
<b>PITCHER</b>	IP	WLS	BF	H	R	ER	SO	BB	IBB	HBP	BLK	WP	HR	S	P	ERA	WHIP				
<b>Mark Gubicza, R</b> ERA: 5.27 (1, 1)	3.2	L	21	8	6	5	0	1	0	0	0	0	0	32	58	2.25	1.250				
<b>Melvin Bunch, R</b> ERA: 2.25 (4, 1)	4.0		18	4	1	1	4	1	1	0	0	0	0	2	3	0.00	0.000				
<b>Dilson Torres, R</b> ERA: 2.45 (8, 1)	0.1		1	0	0	0	0	0	0	0	0	0	0	2	3	0.00	0.000				



Batter	1	2	3	4	5	6	7	8	9	AB	R	H	RBI	BB	SO	LOB	TOP					
Vince Coleman, S OBP: 0.600, SLG: 1.500		G4-3		G4-6-3						4	2	2	1	1	0	1	<b>Kansas City Royals @ Chicago White Sox</b> Sun May 07 1995, 4:33 AM EDT Att: 20,925 - Sunny - 57 F <a href="http://livebaseballscorecards.com">livebaseballscorecards.com</a>					
Tom Goodwin, L OBP: 0.361, SLG: 0.267				HBP						4	1	2	1	1	1	2						
Wally Joyner, L OBP: 0.452, SLG: 0.486		G3-6		HBP						4	1	1	0	1	0	1						
Gary Gaetti, R OBP: 0.356, SLG: 0.488	G5-3									4	0	0	0	0	1	1						
Bob Hamelin, L OBP: 0.419, SLG: 0.360			G4-3							4	1	1	2	1	0	0						
Greg Gagne, R OBP: 0.432, SLG: 0.526										5	1	2	1	0	0	3						
Brent Mayne, L OBP: 0.357, SLG: 0.261										3	1	1	0	1	0	0						
Michael Tucker, L OBP: 0.290, SLG: 0.250			G1-3							4	0	1	2	0	0	2						
Jose Lind, R OBP: 0.314, SLG: 0.333										3	0	2	0	1	0	0						
<b>Inning Stats</b>	R: 5 E: 0 K: 0 S: 22	H: 6 LOB: 1 BB: 2 P: 44	R: 0 E: 0 K: 0 S: 4	H: 1 LOB: 0 BB: 0 P: 5	R: 0 E: 0 K: 0 S: 14	H: 2 LOB: 2 BB: 0 P: 22	R: 1 E: 0 K: 0 S: 11	H: 1 LOB: 3 BB: 3 P: 27	R: 0 E: 0 K: 1 S: 7	H: 1 LOB: 2 BB: 1 P: 14	R: 0 E: 0 K: 0 S: 6	H: 0 LOB: 0 BB: 0 P: 10	R: 0 E: 0 K: 0 S: 5	H: 0 LOB: 0 BB: 0 P: 6	R: 1 E: 0 K: 0 S: 8	H: 1 LOB: 0 BB: 0 P: 13	R: 0 E: 0 K: 1 S: 7	H: 0 LOB: 0 BB: 0 P: 11	1B: 8 2B: 3 3B: 0 HR: 1	SF: 0 SAC: 0 DP: 2 HBP: 1	WP: 0 PB: 0 SB: 1 CS: 2	PA: 43
<b>PITCHER</b>	IP WLS BF H R ER SO BB IBB HBP BLK WP HR S P ERA WHIP																					
James Baldwin, R ERA: 18.69	(1, 1) 0.2 L 8 5 5 5 0 2 0 0 0 0 0 0 18 35 67.50 10.500																					
Scott Ruffcorn, R ERA: 7.93	(1, 1) 3.1 16 5 1 1 1 0 3 0 0 0 0 0 33 63 2.70 2.400																					
Tim Fortugno, L ERA: 2.25	(5, 1) 4.0 15 2 1 1 1 1 0 0 0 0 0 1 26 43 2.25 0.750																					
Isidro Marquez, R ERA: 6.35	(9, 1) 1.0 3 0 0 0 0 1 0 0 0 0 0 0 7 11 0.00 0.000																					

Batter	1	2	3	4	5	6	7	8	9	AB	R	H	RBI	BB	SO	LOB	BOTTOM					
Lance Johnson, L OBP: 0.326, SLG: 0.318	G4-3		G3-1							5	0	1	0	0	2	2	<b>Kansas City Royals @ Chicago White Sox</b> Sun May 07 1995, 4:33 AM EDT Att: 20,925 - Sunny - 57 F <a href="http://livebaseballscorecards.com">livebaseballscorecards.com</a>					
Tim Raines, S OBP: 0.425, SLG: 0.605			G3-1							4	1	1	1	0	1	1						
Frank Thomas, R OBP: 0.460, SLG: 0.550			G6-3							4	1	2	1	1	1	1						
Chris Sabo, R OBP: 0.271, SLG: 0.311	G6-3									4	0	1	0	0	0	3						
Robin Ventura, L OBP: 0.370, SLG: 0.429	P6		G4-6-3							4	1	1	0	0	0	2						
Warren Newson, L OBP: 0.600, SLG: 0.875										2	1	2	0	0	0	0						
Craig Grebeck, R OBP: 0.471, SLG: 0.533										2	0	1	1	0	0	0						
Norberto Martin, R OBP: 0.083, SLG: 0.091			G1-3							3	0	0	1	0	0	3						
Michael LaValliere, L OBP: 0.400, SLG: 0.250										2	0	1	0	0	0	0						
Ron Karkovics, R OBP: 0.323, SLG: 0.462										1	0	1	1	0	0	0						
Dave Martinez, L OBP: 0.231, SLG: 0.231										1	1	1	0	0	0	0						
Ozzie Guillen, L OBP: 0.292, SLG: 0.304		G1-6-3								4	0	1	0	0	0	3						
<b>Inning Stats</b>	R: 1 E: 0 K: 0 S: 13	H: 2 LOB: 1 BB: 0 P: 22	R: 1 E: 1 K: 0 S: 9	H: 2 LOB: 0 BB: 0 P: 14	R: 0 E: 0 K: 0 S: 7	H: 0 LOB: 0 BB: 0 P: 14	R: 0 E: 0 K: 0 S: 9	H: 2 LOB: 1 BB: 0 P: 12	R: 0 E: 0 K: 1 S: 8	H: 1 LOB: 1 BB: 0 P: 11	R: 2 E: 0 K: 0 S: 18	H: 3 LOB: 2 BB: 1 P: 31	R: 0 E: 0 K: 1 S: 12	H: 1 LOB: 1 BB: 0 P: 15	R: 0 E: 0 K: 0 S: 6	H: 0 LOB: 0 BB: 0 P: 11	R: 1 E: 0 K: 2 S: 12	H: 2 LOB: 1 BB: 0 P: 18	1B: 12 2B: 1 3B: 0 HR: 0	SF: 2 SAC: 0 DP: 2 HBP: 0	WP: 0 PB: 0 SB: 1 CS: 0	PA: 39
<b>PITCHER</b>	IP WLS BF H R ER SO BB IBB HBP BLK WP HR S P ERA WHIP																					
Tom Gordon, R ERA: 7.43	(1, 1) 5.1 W 23 8 4 3 1 1 0 0 0 0 0 0 17 24 0.00 1.500																					
Chris Haney, L ERA: 2.7	(6, 1) 1.1 6 2 0 0 0 1 0 0 0 0 0 0 13 20 0.00 0.750																					
Hipolito Pichardo, R ERA: 5.4	(9, 1) 1.0 S 5 2 1 1 2 0 0 0 0 0 0 0 12 18 9.00 2.000																					



Batter	1	2	3	4	5	6	7	8	9	AB	R	H	RBI	BB	SO	LOB	TOP										
Vince Coleman, S OBP: 0.500, SLG: 1.000 (1, 9)	G4-3		G1-3		SF7				G4-3	3	0	1	1	1	0	0	<b>Kansas City Royals @ Cleveland Indians</b> Jacobs Field, Cleveland, OH Mon May 08 1995, 7:05 PM EDT Att: 26,704 - Unknown - 54 F										
Tom Goodwin, L OBP: 0.385, SLG: 0.303 Russ McGinnis, R (7, PH)	E4								G4-6-3	3	0	2	0	0	0	0											
Felix Jose, S OBP: 0.214, SLG: 0.192 (9, PH)										1	0	0	0	0	0	1											
Wally Joyner, L OBP: 0.426, SLG: 0.450 (1, 3)	F7								G4-3	5	0	1	0	0	1	5											
Bob Hamelin, L OBP: 0.382, SLG: 0.321 Joe Vitiello, R (7, PH)										3	0	0	0	0	3	5											
Gary Gaetti, R OBP: 0.327, SLG: 0.444 (1, 5)										0	0	0	0	0	0	5											
Greg Gagne, R OBP: 0.438, SLG: 0.512 (1, 6)										3	0	1	0	1	0	2											
Brent Mayne, L OBP: 0.375, SLG: 0.296 (1, 2)										4	1	2	0	0	0	1											
Michael Tucker, L OBP: 0.305, SLG: 0.300 Keith Miller, R OBP: 0.408, SLG: 0.571 (6, PH)										2	1	1	1	0	0	0											
Jon Nunnally, L OBP: 0.333, SLG: 0.500 (8, PH)										1	0	0	0	0	1	1											
Jose Lind, R OBP: 0.333, SLG: 0.351 (1, 4)										4	0	2	0	0	0	1											
<b>Inning Stats</b>	R: 0 E: 1 K: 1 S: 11	H: 0 LOB: 1 BB: 0 P: 20	R: 0 E: 0 K: 0 S: 5	H: 0 LOB: 0 BB: 0 P: 7	R: 0 E: 0 K: 0 S: 7	H: 0 LOB: 0 BB: 0 P: 10	R: 0 E: 0 K: 1 S: 14	H: 2 LOB: 2 BB: 0 P: 20	R: 2 E: 0 K: 0 S: 19	H: 4 LOB: 1 BB: 0 P: 29	R: 0 E: 0 K: 0 S: 6	H: 2 LOB: 1 BB: 0 P: 8	R: 0 E: 0 K: 2 S: 15	H: 1 LOB: 3 BB: 2 P: 30	R: 0 E: 0 K: 1 S: 14	H: 0 LOB: 1 BB: 1 P: 22	R: 0 E: 0 K: 0 S: 3	H: 1 LOB: 0 BB: 0 P: 3	1B: 9 2B: 1 3B: 0 HR: 0	SF: 1 SAC: 0 DP: 2 HBP: 0	WP: 0 PB: 0 SB: 3 CS: 0	PA: 39					
<b>PITCHER</b>	IP	WLS	BF	H	R	ER	SO	BB	IBB	HBP	BLK	WP	HR	S	P	ERA	WHIP										
Mark Clark, R ERA: 10.8 (1, 1)	5.1	W	25	8	2	2	3	0	0	0	0	0	0	61	93	3.38	1.500										
Dennis Cook, L ERA: 12.0 (6, 1)	1.1		5	1	0	0	2	1	0	0	0	0	0	13	22	0.00	1.500										
Jason Grimsley, R ERA: 7.36 (7, 1)	2.1	S	9	1	0	0	1	2	0	0	0	0	0	20	34	0.00	1.286										



Batter	1	2	3	4	5	6	7	8	9	AB	R	H	RBI	BB	SO	LOB	BOTTOM										
Kenny Lofton, L OBP: 0.340, SLG: 0.431 (1, 8)	E		G4-3		G4-3				F8	4	2	2	0	0	0	0	<b>Kansas City Royals @ Cleveland Indians</b> Jacobs Field, Cleveland, OH Mon May 08 1995, 7:05 PM EDT Att: 26,704 - Unknown - 54 F										
Omar Vizquel, S OBP: 0.250, SLG: 0.245 (1, 6)	E6		G4-3		G6-3				K	4	1	1	1	0	1	1											
Carlos Baerga, S OBP: 0.482, SLG: 0.563 (1, 4)										3	0	2	2	1	0	0											
Albert Belle, R OBP: 0.444, SLG: 0.694 (1, 7)	G5-4-3									4	1	1	0	0	2	3											
Eddie Murray, S OBP: 0.471, SLG: 0.745 (1, 10)	G3									4	1	2	1	0	1	0											
Jim Thome, L OBP: 0.396, SLG: 0.375 (1, 5)										4	0	1	0	0	2	1											
Manny Ramirez, R OBP: 0.500, SLG: 0.841 (1, 9)										3	1	1	1	1	1	2											
Paul Sorrento, L OBP: 0.273, SLG: 0.610 (1, 3)										4	0	1	1	0	3	3											
Tony Peña, R OBP: 0.219, SLG: 0.138 (1, 2)										2	0	0	0	1	0	2											
<b>Inning Stats</b>	R: 2 E: 1 K: 0 S: 7	H: 3 LOB: 0 BB: 0 P: 12	R: 0 E: 0 K: 2 S: 9	H: 0 LOB: 0 BB: 0 P: 16	R: 1 E: 0 K: 1 S: 15	H: 2 LOB: 1 BB: 1 P: 28	R: 0 E: 0 K: 2 S: 19	H: 2 LOB: 2 BB: 0 P: 26	R: 0 E: 0 K: 0 S: 6	H: 0 LOB: 0 BB: 0 P: 10	R: 3 E: 0 K: 1 S: 16	H: 4 LOB: 0 BB: 0 P: 25	R: 0 E: 0 K: 2 S: 8	H: 0 LOB: 1 BB: 1 P: 17	R: 0 E: 0 K: 2 S: 9	H: 0 LOB: 1 BB: 1 P: 18		R: 0 E: 0 K: 0 S: 3	H: 0 LOB: 1 BB: 1 P: 18	1B: 7 2B: 3 3B: 1 HR: 0	SF: 0 SAC: 0 DP: 1 HBP: 0	WP: 1 PB: 0 SB: 0 CS: 0	PA: 35				
<b>PITCHER</b>	IP	WLS	BF	H	R	ER	SO	BB	IBB	HBP	BLK	WP	HR	S	P	ERA	WHIP										
Kevin Appier, R ERA: 2.52 (1, 1)	5.1	L	25	10	6	6	6	1	0	0	0	1	0	7	14	0.00	1.000										
Billy Brewer, L ERA: 2.25 (6, 1)	1.0		3	1	0	0	0	0	0	0	0	0	0	7	14	0.00	1.000										
Dilson Torres, R ERA: 1.69 (7, 1)	1.2		7	0	0	0	4	2	0	0	0	0	0	16	32	0.00	1.200										





Batter	1	2	3	4	5	6	7	8	9	AB	R	H	RBI	BB	SO	LOB	TOP										
Vince Coleman, S OBP: 0.417, SLG: 0.778 Jon Nunnally, L OBP: 0.353, SLG: 0.467	2-2 G4-3		1-0 L4			0-0 G4-3		4-1 BB		2	0	0	0	0	0	0	<b>Kansas City Royals @ Cleveland Indians</b> Jacobs Field, Cleveland, OH Tue May 09 1995, 7:05 PM EDT Att: 27,225 - Unknown - 59 F										
Tom Goodwin, L OBP: 0.345, SLG: 0.270	1-1 L6			1-0 G4-3		2-2 L3		1-1 F8		4	0	0	0	0	0	2											
Wally Joyner, L OBP: 0.412, SLG: 0.432	0-1 L7			1-0 F8			3-2 1B		1-3 K	4	0	1	0	0	1	0											
Bob Hamelin, L OBP: 0.368, SLG: 0.344		2-3 K		0-0 2B		3-1 F8			0-3 K	4	0	1	0	0	2	1											
Gary Gaetti, R OBP: 0.320, SLG: 0.435 Joe Randa, R		1-3 K		2-3 K		3-2 L7			0-0 G3	1	0	0	0	0	1	0											
Greg Gagne, R OBP: 0.448, SLG: 0.524 David Howard, S		2-1 1B			1-1 F9		2-2 F8			1	0	1	0	0	0	0											
Brent Mayne, L OBP: 0.343, SLG: 0.267		3-1 L8			2-0 G3			2-3 K		3	0	0	0	0	1	1											
Michael Tucker, L OBP: 0.306, SLG: 0.303			1-2 G4-3		2-3 K			0-0 BB		3	0	1	0	0	1	0											
Jose Lind, R OBP: 0.325, SLG: 0.342 Russ McGinnis, R			0-2 G6-3			2-2 G6-3		0-1 F8		1	0	0	0	0	0	0											
										2	0	0	0	0	0	1											
<b>Inning Stats</b>	R: 0 E: 0 K: 0 S: 7	H: 0 LOB: 0 BB: 0 P: 10	R: 0 E: 0 K: 2 S: 11	H: 1 LOB: 1 BB: 0 P: 19	R: 0 E: 0 K: 1 S: 7	H: 0 LOB: 0 BB: 0 P: 9	R: 0 E: 0 K: 1 S: 6	H: 1 LOB: 1 BB: 0 P: 10	R: 0 E: 0 K: 1 S: 6	H: 0 LOB: 0 BB: 0 P: 11	R: 0 E: 0 K: 0 S: 13	H: 1 LOB: 1 BB: 0 P: 24	R: 0 E: 0 K: 1 S: 9	H: 1 LOB: 2 BB: 1 P: 16	R: 0 E: 0 K: 2 S: 8	H: 0 LOB: 0 BB: 0 P: 9	1B: 3 2B: 1 3B: 0 HR: 0	SF: 0 SAC: 0 DP: 0 HBP: 0	WP: 0 PB: 0 SB: 0 CS: 0	PA: 32							
<b>PITCHER</b>	IP	WLS	BF	H	R	ER	SO	BB	IBB	HBP	BLK	WP	HR	S	P	ERA	WHIP										
Orel Hershiser, R ERA: 4.05	8.0	W	29	4	0	0	5	1	0	0	0	0	0	66	110	0.00	0.625										
Paul Assenmacher, L ERA:	1.0		3	0	0	0	2	0	0	0	0	0	0	8	9	0.00	0.000										

Batter	1	2	3	4	5	6	7	8	9	AB	R	H	RBI	BB	SO	LOB	BOTTOM										
Kenny Lofton, L OBP: 0.357, SLG: 0.500 Wayne Kirby, L OBP: 0.364, SLG: 0.333	HR		1-1 G1-3			0-0 G4-3		2-0 P5		3	1	2	1	0	0	0	<b>Kansas City Royals @ Cleveland Indians</b> Jacobs Field, Cleveland, OH Tue May 09 1995, 7:05 PM EDT Att: 27,225 - Unknown - 59 F										
Omar Vizquel, S OBP: 0.250, SLG: 0.232 Alvaro Espinoza, R OBP: 0.250, SLG: 0.250	HR		2-3 K			1-0 G6-3				3	1	0	0	1	1	1											
Carlos Baerga, S OBP: 0.483, SLG: 0.608	1-H HR			1-1 L3		4-2 BB				3	1	1	2	1	0	0											
Albert Belle, R OBP: 0.448, SLG: 0.679	3-2 BB 1B			2-2 G4-3		1-3 K				4	2	2	0	0	1	1											
Eddie Murray, S OBP: 0.481, SLG: 0.735 Dave Winfield, R OBP: 0.200, SLG: 0.111	1-2 BB 1B			4-2 2B G5-3 BB		0-0 G5-3		0-2 F8		2	2	1	0	1	0	0											
Jim Thome, L OBP: 0.404, SLG: 0.395	4-2 HR BB				1-2 G4-3		3-2 G4-3			3	1	1	1	1	0	0											
Manny Ramirez, R OBP: 0.500, SLG: 0.804	4-1 HR BB			2-2 G5-3		4-2 G3 BB		2-2 G6-3		2	1	0	2	2	0	1											
Paul Sorrento, L OBP: 0.271, SLG: 0.644	1-2 2-3 3-H HR			0-0 L3		1-2 G3		3-2 G3		4	1	1	4	0	0	2											
Tony Peña, R OBP: 0.194, SLG: 0.121	0-1 G6-3			1-0 G5-3		1-3 K		0-0 F9		4	0	0	0	0	1	1											
<b>Inning Stats</b>	R: 8 E: 0 K: 0 S: 23	H: 6 LOB: 0 BB: 3 P: 48	R: 2 E: 0 K: 0 S: 12	H: 2 LOB: 1 BB: 1 P: 22	R: 0 E: 0 K: 1 S: 7	H: 0 LOB: 0 BB: 0 P: 11	R: 0 E: 0 K: 0 S: 6	H: 0 LOB: 0 BB: 0 P: 9	R: 0 E: 0 K: 1 S: 12	H: 0 LOB: 1 BB: 1 P: 19	R: 0 E: 0 K: 1 S: 7	H: 0 LOB: 1 BB: 1 P: 13	R: 0 E: 0 K: 0 S: 11	H: 0 LOB: 0 BB: 0 P: 16	R: 0 E: 0 K: 0 S: 5	H: 0 LOB: 0 BB: 0 P: 10	1B: 4 2B: 1 3B: 0 HR: 3	SF: 0 SAC: 0 DP: 0 HBP: 0	WP: 0 PB: 0 SB: 0 CS: 0	PA: 37							
<b>PITCHER</b>	IP	WLS	BF	H	R	ER	SO	BB	IBB	HBP	BLK	WP	HR	S	P	ERA	WHIP										
Doug Linton, R ERA: 7.56	5.0	L	27	8	10	10	2	5	0	0	0	0	3	60	109	18.00	2.600										
Rusty Mischam, R ERA: 3.39	2.0		7	0	0	0	1	1	0	0	0	0	0	18	29	0.00	0.500										
Melvin Bunch, R ERA: 1.8	1.0		3	0	0	0	0	0	0	0	0	0	0	5	10	0.00	0.000										





Batter	1	2	3	4	5	6	7	8	9	10	AB	R	H	RBI	BB	SO	LOB	TOP			
Vince Coleman, S OBP: 0.375, SLG: 0.692	(1, 9) C 0-1 F7			(1, 1) C 1-1 G2-3		(1, 1) C 1-1 G4-3 2B		(1, 3) C 0-3 K			4	0	1	0	0	1	1				
Tom Goodwin, L OBP: 0.319, SLG: 0.244	(1, 8) M 0-2 F7			(1, 2) C 0-0 G4-3		(1, 2) C 0-0 G4-3			(1, 1) C 0-0 B1		4	0	0	1	0	0	1				
Wally Joyner, L OBP: 0.382, SLG: 0.396	(1, 3) X 0-0 G3-1			(1, 3) C 3-1 F7		(1, 3) C 2-3 3-H 3-2 G3-1			(1, 2) C 3-3 K		4	0	0	0	0	1	1				
Gary Gaetti, R OBP: 0.296, SLG: 0.400	(1, 5) B 1-1 F7			(1, 3) C 1-3 K		(1, 1) C 1-1 F7			(1, 3) C 1-3 K		4	0	0	0	0	2	0				
Bob Hamelin, L OBP: 0.357, SLG: 0.314	(1, 10) B 3-3 K			(1, 2) C 2-2 G3		(1, 2) C 0-0 G3-1			(1, 1) C 4-1 CS BB		3	0	0	0	1	1	0				
Jon Nunnally, L OBP: 0.353, SLG: 0.467	(10, PR)			(1, 2) C 1-2 G6-3		(1, 3) C 0-1 L8			(1, 2) C 1-1 F7		4	0	0	0	0	0	1				
Greg Gagne, R OBP: 0.415, SLG: 0.478	(1, 6) B 1-2 G6-3			(1, 2) C 2-2 P5		(1, 1) C 0-1 1B 2B			(1, 1) C 0-1 F9 SH1-4 1B		4	1	2	0	0	0	1				
Pat Borders, R OBP: 0.412, SLG: 0.765	(1, 2) B 1-1 G1-3			(1, 3) C 1-3 K		(1, 2) C 3-2 F7			(1, 1) C 1-1 SH1-4		2	0	0	0	0	1	1				
Michael Tucker, L OBP: 0.289, SLG: 0.286	(1, 7) B 1-0 G6-3			(1, 3) C 1-0 G6-3		(1, 2) C 2-0 2B G4-3 1B			(1, 2) C 1-2 F9		3	1	1	1	0	0	1				
Jose Lind, R OBP: 0.326, SLG: 0.341	(1, 4) B 1-0 G6-3																				
<b>Inning Stats</b>	R: 0 E: 0 K: 0 S: 6	H: 0 LOB: 0 BB: 0 P: 6	R: 0 E: 0 K: 1 S: 8	H: 0 LOB: 0 BB: 0 P: 13	R: 0 E: 0 K: 1 S: 10	H: 0 LOB: 0 BB: 0 P: 14	R: 0 E: 0 K: 0 S: 5	H: 0 LOB: 0 BB: 0 P: 9	R: 0 E: 0 K: 1 S: 8	H: 0 LOB: 0 BB: 0 P: 11	R: 2 E: 0 K: 0 S: 12	H: 3 LOB: 1 BB: 0 P: 21	R: 0 E: 0 K: 1 S: 7	H: 0 LOB: 0 BB: 0 P: 10	R: 0 E: 0 K: 2 S: 9	H: 0 LOB: 0 BB: 0 P: 13	R: 0 E: 0 K: 0 S: 6	H: 0 LOB: 1 BB: 1 P: 11	1B: 2 2B: 2 3B: 0 HR: 0	SF: 0 SAC: 1 DP: 0 HBP: 0	WP: 0 PA: 34 PB: 0 SB: 0 CS: 1
<b>PITCHER</b>	IP WLS BF H R ER SO BB IBB HBP BLK WP HR S P ERA WHIP	IP WLS BF H R ER SO BB IBB HBP BLK WP HR S P ERA WHIP	IP WLS BF H R ER SO BB IBB HBP BLK WP HR S P ERA WHIP	IP WLS BF H R ER SO BB IBB HBP BLK WP HR S P ERA WHIP	IP WLS BF H R ER SO BB IBB HBP BLK WP HR S P ERA WHIP	IP WLS BF H R ER SO BB IBB HBP BLK WP HR S P ERA WHIP	IP WLS BF H R ER SO BB IBB HBP BLK WP HR S P ERA WHIP	IP WLS BF H R ER SO BB IBB HBP BLK WP HR S P ERA WHIP	IP WLS BF H R ER SO BB IBB HBP BLK WP HR S P ERA WHIP	IP WLS BF H R ER SO BB IBB HBP BLK WP HR S P ERA WHIP	IP WLS BF H R ER SO BB IBB HBP BLK WP HR S P ERA WHIP	IP WLS BF H R ER SO BB IBB HBP BLK WP HR S P ERA WHIP	IP WLS BF H R ER SO BB IBB HBP BLK WP HR S P ERA WHIP	IP WLS BF H R ER SO BB IBB HBP BLK WP HR S P ERA WHIP	IP WLS BF H R ER SO BB IBB HBP BLK WP HR S P ERA WHIP	IP WLS BF H R ER SO BB IBB HBP BLK WP HR S P ERA WHIP	IP WLS BF H R ER SO BB IBB HBP BLK WP HR S P ERA WHIP	IP WLS BF H R ER SO BB IBB HBP BLK WP HR S P ERA WHIP	IP WLS BF H R ER SO BB IBB HBP BLK WP HR S P ERA WHIP	IP WLS BF H R ER SO BB IBB HBP BLK WP HR S P ERA WHIP	
Charles Nagy, R ERA: 2.84	(1, 1)																				
Jim Poole, L ERA: 1.08	(9, 1)																				
Eric Plunk, R ERA: 0.9	(9, 1)																				

**Kansas City Royals @ Cleveland Indians**  
Jacobs Field, Cleveland, OH  
Wed May 10 1995, 7:05 PM EDT  
Att: 27,749 - Unknown - 66 F

AB 32  
R 2  
H 4  
RBI 2  
BB 1  
SO 6  
LOB 7



Batter	1	2	3	4	5	6	7	8	9	10	AB	R	H	RBI	BB	SO	LOB	BOTTOM					
Kenny Lofton, L OBP: 0.361, SLG: 0.483	(1, 8) C 3-3 K			(1, 3) C 2-2 1B		(1, 2) C 4-2 1B BB			(1, 2) C 0-0 F8		4	0	1	0	1	1	2						
Omar Vizquel, S OBP: 0.246, SLG: 0.230	(1, 6) B 1-2 P5			(1, 3) C 2-2 F8		(1, 2) C 2-2 1B			(1, 2) C 2-2 G3		5	0	1	0	0	0	3						
Carlos Baerga, S OBP: 0.477, SLG: 0.607	(1, 4) B 2-2 1B			(1, 1) C 1-1 L9		(1, 2) C 0-1 L4			(1, 2) C 2-0 G4-3		5	1	2	0	0	0	3						
Albert Belle, R OBP: 0.429, SLG: 0.632	(1, 7) B 3-2 P4			(1, 3) C 0-0 G1-3		(1, 3) C 0-1 G5-3			(1, 4) C 4-0 BB		4	0	0	0	1	0	5						
Eddie Murray, S OBP: 0.492, SLG: 0.717	(1, 3) C 0-3 K2-3			(1, 1) C 1-1 FC5-4 1B		(1, 1) C 0-1 G4-6-3 1B			(1, 3) C 1-0 G4-3		4	0	2	0	1	1	1						
Manny Ramirez, R OBP: 0.475, SLG: 0.745	(1, 9) S 3-2 F9			(1, 3) C 3-0 FC5-4		(1, 2) C 3-2 G4-6-3			(1, 3) C 3-3 K		5	0	1	1	0	1	2						
Dave Winfield, R OBP: 0.231, SLG: 0.250	(1, 10) C 0-2 2B			(1, 2) C 0-2 P4		(1, 2) C 0-2 P4			(1, 4) C 4-1 1B BB		3	0	1	0	0	1	1						
Paul Sorrento, L OBP: 0.288, SLG: 0.644	(9, PH)			(1, 3) C 3-0 G4-3					(1, 1) C 1-1 PB 1B		4	0	1	0	0	2	2						
Ruben Amaro, Jr, S OBP: 0.400, SLG: 0.400	(9, PR)			(1, 2) C 2-2 HR		(1, 2) C 1-2 P3			(1, 2) C 2-1 PB 1B		3	1	1	1	0	0	0						
Jim Thome, L OBP: 0.383, SLG: 0.383	(1, 5) B 3-0 G4-3								(1, 2) C 1-2 2-H 1B		1	0	1	1	0	0	0						
Tony Peña, R OBP: 0.205, SLG: 0.222	(1, 2) C 2-2 HR										0	0	0	0	0	0	0						
Wayne Kirby, L OBP: 0.417, SLG: 0.400	(9, PH)										0	0	0	0	0	0	0						
Jesse Levis, L OBP: 0.200, SLG: 0.222	(10, 2)										0	0	0	0	0	0	0						
<b>Inning Stats</b>	R: 0 E: 0 K: 1 S: 14	H: 1 LOB: 1 BB: 0 P: 23	R: 0 E: 0 K: 1 S: 12	H: 1 LOB: 1 BB: 0 P: 18	R: 1 E: 0 K: 0 S: 14	H: 2 LOB: 1 BB: 0 P: 21	R: 0 E: 0 K: 1 S: 9	H: 1 LOB: 1 BB: 0 P: 14	R: 0 E: 0 K: 0 S: 12	H: 1 LOB: 2 BB: 0 P: 19	R: 0 E: 0 K: 1 S: 8	H: 1 LOB: 0 BB: 0 P: 12	R: 0 E: 0 K: 1 S: 7	H: 0 LOB: 0 BB: 0 P: 12	R: 0 E: 0 K: 0 S: 4	H: 0 LOB: 1 BB: 1 P: 11	R: 1 E: 0 K: 1 S: 14	H: 2 LOB: 3 BB: 1 P: 26	R: 1 E: 0 K: 0 S: 7	H: 2 LOB: 2 BB: 1 P: 14	1B: 8 2B: 2 3B: 0 HR: 1	SF: 0 SAC: 0 DP: 1 HBP: 0	WP: 0 PA: 42 PB: 1 SB: 0 CS: 0
<b>PITCHER</b>	IP WLS BF H R ER SO BB IBB HBP BLK WP HR S P ERA WHIP	IP WLS BF H R ER SO BB IBB HBP BLK WP HR S P ERA WHIP	IP WLS BF H R ER SO BB IBB HBP BLK WP HR S P ERA WHIP	IP WLS BF H R ER SO BB IBB HBP BLK WP HR S P ERA WHIP	IP WLS BF H R ER SO BB IBB HBP BLK WP HR S P ERA WHIP	IP WLS BF H R ER SO BB IBB HBP BLK WP HR S P ERA WHIP	IP WLS BF H R ER SO BB IBB HBP BLK WP HR S P ERA WHIP	IP WLS BF H R ER SO BB IBB HBP BLK WP HR S P ERA WHIP	IP WLS BF H R ER SO BB IBB HBP BLK WP HR S P ERA WHIP	IP WLS BF H R ER SO BB IBB HBP BLK WP HR S P ERA WHIP	IP WLS BF H R ER SO BB IBB HBP BLK WP HR S P ERA WHIP	IP WLS BF H R ER SO BB IBB HBP BLK WP HR S P ERA WHIP	IP WLS BF H R ER SO BB IBB HBP BLK WP HR S P ERA WHIP	IP WLS BF H R ER SO BB IBB HBP BLK WP HR S P ERA WHIP	IP WLS BF H R ER SO BB IBB HBP BLK WP HR S P ERA WHIP	IP WLS BF H R ER SO BB IBB HBP BLK WP HR S P ERA WHIP	IP WLS BF H R ER SO BB IBB HBP BLK WP HR S P ERA WHIP	IP WLS BF H R ER SO BB IBB HBP BLK WP HR S P ERA WHIP	IP WLS BF H R ER SO BB IBB HBP BLK WP HR S P ERA WHIP	IP WLS BF H R ER SO BB IBB HBP BLK WP HR S P ERA WHIP			
Chris Haney, L ERA: 0.75	(1, 1)																						
Hipolito Pichardo, R ERA: 1.86	(8, 1)																						
Jeff Montgomery, R ERA: 5.0	(9, 1)																						
Rusty Meacham, R ERA: 4.76	(10, 1)																						

**Kansas City Royals @ Cleveland Indians**  
Jacobs Field, Cleveland, OH  
Wed May 10 1995, 7:05 PM EDT  
Att: 27,749 - Unknown - 66 F

AB 38  
R 3  
H 11  
RBI 3  
BB 4  
SO 6  
LOB 19









Batter	1	2	3	4	5	6	7	8	9	AB	R	H	RBI	BB	SO	LOB	TOP			
<b>Tony Phillips, S</b> (1, 7) OBP: 0.413, SLG: 0.356	G4-3			K		HR		SH1-4		3	1	1	1	0	1	0	<b>California Angels @ Kansas City Royals</b> Kauffman Stadium, Kansas City, MO Sat May 13 1995, 7:05 PM CDT Att: 15,587 - Unknown - 80 F			
<b>Damion Easley, R</b> (1, 4) OBP: 0.313, SLG: 0.298	B1			G5-3		K		G1-3		4	0	0	0	0	1	2				
<b>Greg Myers, L</b> (1, 2) OBP: 0.269, SLG: 0.500	G6-3			F7		F9		G4-3		4	0	0	0	0	0	2				
<b>Chili Davis, S</b> (1, 10) OBP: 0.478, SLG: 0.552		G1-3			G4-3		K		K	4	0	0	0	0	2	0				
<b>Tim Salmon, R</b> (1, 9) OBP: 0.457, SLG: 0.596		G1-3			1B	BB			F8	2	1	0	0	2	0	0				
<b>Jim Edmonds, L</b> (1, 8) OBP: 0.250, SLG: 0.255		G1-3			K				G4-3	4	0	0	0	0	2	2				
<b>J.T. Snow, L</b> (1, 3) OBP: 0.354, SLG: 0.458				K					G4-3	3	0	1	1	0	1	1				
<b>Spike Owen, S</b> (1, 5) OBP: 0.304, SLG: 0.300			L3		G3				SH1-4	2	0	0	0	1	0	1				
<b>Gary Disarcina, R</b> (1, 6) OBP: 0.355, SLG: 0.567				K					SH1-4	3	0	1	0	0	1	0				
<b>Inning Stats</b>	R: 0 E: 0 K: 0 S: 11	H: 0 LOB: 0 BB: 0 P: 16	R: 0 E: 0 K: 0 S: 6	H: 0 LOB: 0 BB: 0 P: 9	R: 0 E: 0 K: 2 S: 9	H: 0 LOB: 0 BB: 0 P: 16	R: 1 E: 0 K: 1 S: 11	H: 1 LOB: 1 BB: 1 P: 18	R: 1 E: 0 K: 1 S: 7	H: 1 LOB: 0 BB: 0 P: 11	R: 0 E: 0 K: 2 S: 12	H: 0 LOB: 1 BB: 1 P: 21	R: 0 E: 0 K: 0 S: 7	H: 1 LOB: 2 BB: 1 P: 13	R: 0 E: 0 K: 1 S: 8	H: 0 LOB: 0 BB: 0 P: 12	1B: 2 2B: 0 3B: 0 HR: 1	SF: 0 SAC: 1 DP: 0 HBP: 0	WP: 0 PB: 0 SB: 1 CS: 0	PA: 33
<b>PITCHER</b> <b>Kevin Appier, R</b> (1, 1) ERA: 2.38	IP: 9.0 WLS: W BF: 33 H: 3 R: 2 ER: 2 SO: 8 BB: 3 IBB: 0 HBP: 0 BLK: 0 WP: 0 HR: 1 S: 82 P: 132 ERA: 2.00 WHIP: 0.667																			

Batter	1	2	3	4	5	6	7	8	9	AB	R	H	RBI	BB	SO	LOB	BOTTOM					
<b>Vince Coleman, S</b> (1, 9) OBP: 0.375, SLG: 0.600	K			G6-3		2B		B2		3	0	1	1	1	1	1	<b>California Angels @ Kansas City Royals</b> Kauffman Stadium, Kansas City, MO Sat May 13 1995, 7:05 PM CDT Att: 15,587 - Unknown - 80 F					
<b>Tom Goodwin, L</b> (1, 8) OBP: 0.296, SLG: 0.229	G6-3		G6-3		G1-3			F8		4	0	0	0	0	0	4						
<b>Wally Joyner, L</b> (1, 3) OBP: 0.365, SLG: 0.382	P5			F9		G3		FC1-4-6		4	1	1	0	0	0	1						
<b>Bob Hamelin, L</b> (1, 10) OBP: 0.347, SLG: 0.275				F9		P3		G4-3		2	0	0	0	0	0	1						
<b>Keith Miller, R</b> (9, PH) OBP: 0.412, SLG: 0.533		F8								1	0	0	0	0	0	0						
<b>Greg Gagne, R</b> (1, 6) OBP: 0.400, SLG: 0.471		SH1-4		SF8		F9			P4	2	0	0	1	0	0	0						
<b>Michael Tucker, L</b> (1, 7) OBP: 0.279, SLG: 0.275		F8		F8		G4-3			HR	4	1	1	0	0	0	1						
<b>Gary Gaetti, R</b> (1, 5) OBP: 0.274, SLG: 0.414		K			G6-3		K		HR	4	1	1	2	0	2	1						
<b>Brent Mayne, L</b> (1, 2) OBP: 0.368, SLG: 0.333				SH1-4		2B		G4-3		3	1	2	0	0	0	0						
<b>Jose Lind, R</b> (1, 4) OBP: 0.333, SLG: 0.348		SH1-4			G1-3					2	0	1	0	0	0	1						
<b>Inning Stats</b>	R: 0 E: 0 K: 1 S: 7	H: 0 LOB: 0 BB: 0 P: 10	R: 0 E: 0 K: 1 S: 12	H: 0 LOB: 1 BB: 0 P: 19	R: 0 E: 0 K: 0 S: 7	H: 1 LOB: 1 BB: 1 P: 17	R: 1 E: 0 K: 0 S: 9	H: 1 LOB: 0 BB: 0 P: 11	R: 1 E: 0 K: 0 S: 12	H: 2 LOB: 1 BB: 0 P: 18	R: 0 E: 0 K: 1 S: 8	H: 0 LOB: 0 BB: 0 P: 8	R: 0 E: 0 K: 1 S: 8	H: 0 LOB: 0 BB: 0 P: 11	R: 0 E: 0 K: 0 S: 8	H: 1 LOB: 1 BB: 0 P: 9	R: 2 E: 0 K: 0 S: 6	H: 2 LOB: 0 BB: 0 P: 7	1B: 3 2B: 3 3B: 0 HR: 1	SF: 1 SAC: 2 DP: 1 HBP: 1	WP: 0 PB: 0 SB: 0 CS: 0	PA: 34
<b>PITCHER</b> <b>Shawn Boskie, R</b> (1, 1) ERA: 2.08 <b>Bob Patterson, L</b> (8, 1) ERA: 3.0 <b>Troy Percival, R</b> (9, 1) ERA: 4.26	IP: 7.2 WLS: L BF: 4 H: 1 R: 1 ER: 1 SO: 0 BB: 0 IBB: 0 HBP: 0 BLK: 0 WP: 0 HR: 0 S: 7 P: 101 ERA: 2.35 WHIP: 0.783																					

AB 29  
R 2  
H 3  
RBI 2  
BB 3  
SO 8  
LOB 8



AB 29  
R 4  
H 7  
RBI 4  
BB 1  
SO 3  
LOB 10





Batter	1	2	3	4	5	6	7	8	9	AB	R	H	RBI	BB	SO	LOB	TOP										
<b>Tony Phillips, S</b> (1, 8) OBP: 0.413, SLG: 0.397	1-0 HR		3-3 K		4-1 2B BB		3-2 P6		0-0 F8	4	2	1	1	1	1	1	<b>California Angels @ Kansas City Royals</b> Kauffman Stadium, Kansas City, MO Sun May 14, 1995, 3:33 AM CDT Att. 13,879 - Sunny - 75 F										
<b>Damion Easley, R</b> (1, 4) OBP: 0.290, SLG: 0.274	1-3 K		0-0 F7		0-0 F7		0-1 E4 1B HR		2-1 P3	5	1	0	0	0	1	3											
<b>Rex Hudler, R</b> (1, 7) OBP: 0.260, SLG: 0.267	1-1 G5-3		0-0 E5		3-1 1B 2B		3-2 1B HR		0-1 G3	3	1	2	2	0	0	0											
<b>Jim Edmonds, L</b> (6, 8)			1B		1B 2B		1B HR			2	1	1	0	0	0	1											
<b>Chili Davis, S</b> (1, 10) OBP: 0.493, SLG: 0.613	0-0 FC5-4 1B		2-2 G6-3		0-0 1B		0-1 HR			4	1	3	4	0	0	1											
<b>Tim Salmon, R</b> (1, 9) OBP: 0.432, SLG: 0.554	2-1 FC5-4			1-2 L8	1-0 F7		3-2 P3			4	0	0	0	0	0	2											
<b>J.T. Snow, L</b> (1, 3) OBP: 0.348, SLG: 0.492		0-1 HR		2-2 G6-3		2-2 P3		1-1 L7		4	1	1	1	0	0	0											
<b>Greg Myers, L</b> (1, 2) OBP: 0.233, SLG: 0.429		1-1 F7		0-0 F8		1-3 K		0-0 F8		4	0	0	0	0	1	0											
<b>Eduardo Perez, R</b> (1, 5) OBP: 0.347, SLG: 0.289		3-1 F9			1-0 2B		1-3 K		0-1 G6-3	4	1	1	0	0	1	0											
<b>Gary Disarcina, R</b> (1, 6) OBP: 0.333, SLG: 0.531		2-0 G6-3			0-0 G1-3		0-2 G1-3		0-2 E9	4	0	0	0	0	0	1											
<b>Inning Stats</b>	R: 1 E: 0 K: 1 S: 9	H: 2 LOB: 1 BB: 0 P: 14	R: 1 E: 0 K: 0 S: 7	H: 1 LOB: 0 BB: 0 P: 13	R: 0 E: 1 K: 1 S: 10	H: 1 LOB: 1 BB: 0 P: 15	R: 0 E: 0 K: 0 S: 7	H: 0 LOB: 0 BB: 0 P: 10	R: 3 E: 0 K: 0 S: 8	H: 3 LOB: 1 BB: 1 P: 17	R: 0 E: 0 K: 2 S: 12	H: 0 LOB: 0 BB: 0 P: 16	R: 3 E: 1 K: 0 S: 17	H: 2 LOB: 0 BB: 0 P: 26	R: 0 E: 0 K: 0 S: 5	H: 0 LOB: 0 BB: 0 P: 6	R: 0 E: 1 K: 0 S: 8	H: 0 LOB: 1 BB: 0 P: 10	1B: 4 2B: 2 3B: 0 HR: 3	SF: 0 SAC: 0 DP: 0 HBP: 0	WP: 0 PB: 0 SB: 0 CS: 0	PA: 39					
<b>PITCHER</b>	IP	WLS	BF	H	R	ER	SO	BB	IBB	HBP	BLK	WP	HR	S	P	ERA	WHIP										
<b>Tom Browning, L</b> (1, 1) ERA: 7.94	5.2	L	25	7	5	5	3	1	0	0	0	0	2	50	31	7.94	1.412										
<b>Doug Linton, R</b> (6, 1) ERA: 7.0	1.1		7	2	3	0	1	0	0	0	0	0	1	20	30	0.00	1.500										
<b>Melvin Bunch, R</b> (8, 1) ERA: 1.5	1.0		3	0	0	0	0	0	0	0	0	0	0	5	6	0.00	0.000										
<b>Jeff Montgomery, R</b> (9, 1) ERA: 5.14	1.0		4	0	0	0	0	0	0	0	0	0	0	8	10	0.00	0.000										

Batter	1	2	3	4	5	6	7	8	9	AB	R	H	RBI	BB	SO	LOB	BOTTOM										
<b>Vince Coleman, S</b> (1, 9) OBP: 0.321, SLG: 0.500	0-0 G5-3	0-3 K			0-0 B1-3			0-0 G4-3		4	0	0	0	0	1	3	<b>California Angels @ Kansas City Royals</b> Kauffman Stadium, Kansas City, MO Sun May 14, 1995, 3:33 AM CDT Att. 13,879 - Sunny - 75 F										
<b>Wally Joyner, L</b> (1, 3) OBP: 0.343, SLG: 0.356	0-0 G4-3		2-2 P4		3-2 F8		0-0 F8			4	0	0	0	0	0	0											
<b>Greg Gagne, R</b> (1, 6) OBP: 0.375, SLG: 0.436	3-3 K		1-2 4-3		0-0 G6-3		1-1 F8			4	0	0	0	0	1	0											
<b>Joe Vitiello, R</b> (1, 10)		4-0 1B BB	2-3 K		1-2 G4-3		0-3 K			3	1	0	0	1	2	0											
<b>Pat Borders, R</b> (1, 2) OBP: 0.333, SLG: 0.583		2-2 1B 1B		0-0 F9		1-2 F9		3-1 G4-3		4	0	1	0	0	0	0											
<b>Jose Lind, R</b> (1, 4) OBP: 0.327, SLG: 0.340		1-2 1B		2-2 G1-3		2-2 L9		0-0 G5-3		4	0	1	1	0	0	0											
<b>Michael Tucker, L</b> (1, 7) OBP: 0.283, SLG: 0.279		1-3 K		0-0 1B 1B		0-1 F7				3	0	1	0	0	1	2											
<b>Joe Randa, R</b> (1, 5) OBP: 0.083, SLG: 0.083		2-1 P6		0-0 1B		1-2 G6-3		1-2 G6-3		3	0	1	0	0	0	2											
<b>Tom Goodwin, L</b> (1, 8) OBP: 0.298, SLG: 0.235		0-2 1B		1-0 P6		1-3 K				3	0	1	0	0	1	2											
<b>Inning Stats</b>	R: 0 E: 0 K: 1 S: 14	H: 0 LOB: 0 BB: 0 P: 18	R: 1 E: 0 K: 2 S: 19	H: 3 LOB: 3 BB: 1 P: 29	R: 0 E: 0 K: 1 S: 9	H: 0 LOB: 0 BB: 0 P: 14	R: 0 E: 0 K: 0 S: 7	H: 2 LOB: 2 BB: 0 P: 10	R: 0 E: 0 K: 0 S: 5	H: 0 LOB: 0 BB: 0 P: 8	R: 0 E: 0 K: 0 S: 9	H: 0 LOB: 0 BB: 0 P: 13	R: 0 E: 0 K: 1 S: 8	H: 0 LOB: 0 BB: 0 P: 10	R: 0 E: 0 K: 0 S: 4	H: 0 LOB: 0 BB: 0 P: 5	R: 0 E: 0 K: 1 S: 6	H: 0 LOB: 0 BB: 0 P: 9	1B: 5 2B: 0 3B: 0 HR: 0	SF: 0 SAC: 0 DP: 0 HBP: 0	WP: 0 PB: 0 SB: 0 CS: 0	PA: 33					
<b>PITCHER</b>	IP	WLS	BF	H	R	ER	SO	BB	IBB	HBP	BLK	WP	HR	S	P	ERA	WHIP										
<b>Mark Langston, L</b> (1, 1) ERA: 3.51	9.0	W	33	5	1	1	6	1	0	0	0	0	0	81	116	1.00	0.667										

AB	38
R	8
H	9
RBI	8
BB	1
SO	4
LOB	9



AB	32
R	1
H	5
RBI	1
BB	1
SO	6
LOB	9





Batter	1	2	3	4	5	6	7	8	9	AB	R	H	RBI	BB	SO	LOB	TOP
<b>Rich Amaral, R</b> OBP: 0.375, SLG: 0.350 (1, 7)	1-1 P6		3-2 F8		4-2 E BB					2	0	0	0	1	0	0	<b>Seattle Mariners @ Kansas City Royals</b> Kauffman Stadium, Kansas City, MO Tue May 16 1995, 7:05 PM CDT Att: 12,330 - Unknown - 58 F <a href="http://livebaseballscorecards.com">livebaseballscorecards.com</a>
<b>Luis Sojo, R</b> OBP: 0.367, SLG: 0.483 (1, 4)	2-1 F8		2-1 1B		0-0 L5					3	0	1	0	0	0	1	
<b>Ken Griffey Jr., L</b> OBP: 0.397, SLG: 0.541 (1, 8)	0-0 G4-3		2-2 F7		1-0 E3					3	0	0	0	0	0	2	
<b>Jay Buhner, R</b> OBP: 0.254, SLG: 0.364 (1, 9)		2-2 BB 2B	1-1 1B		2-3 K					3	1	2	0	0	1	2	
<b>Edgar Martinez, R</b> OBP: 0.455, SLG: 0.679 (1, 10)		4-2 BB 2B	2-1 G6-3							1	1	0	0	1	0	2	
<b>Mike Blowers, R</b> OBP: 0.196, SLG: 0.171 (1, 5)		0-0 1H 2H 2B		1-3 K						2	0	1	2	0	1	0	
<b>Tino Martinez, L</b> OBP: 0.410, SLG: 0.471 (1, 3)		2-2 P5		3-1 G6-3						2	0	0	0	0	0	1	
<b>Dan Wilson, R</b> OBP: 0.417, SLG: 0.455 (1, 2)		1-1 G6-3		0-0 G1-3						2	0	0	0	0	0	1	
<b>Alex Rodriguez, R</b> OBP: 0.250, SLG: 0.350 (1, 6)		0-3 K			0-0 F9					2	0	0	0	0	1	1	
<b>Inning Stats</b>	R: 0 E: 0 K: 0 S: 5	H: 0 LOB: 0 BB: 0 P: 8	R: 2 E: 0 K: 1 S: 18	H: 2 LOB: 1 BB: 1 P: 27	R: 0 E: 0 K: 0 S: 12	H: 2 LOB: 2 BB: 0 P: 22	R: 0 E: 0 K: 1 S: 7	H: 0 LOB: 0 BB: 0 P: 11	R: 0 E: 1 K: 1 S: 11	H: 0 LOB: 2 BB: 1 P: 18							
<b>PITCHER</b> <b>Chris Haney, L</b> ERA: 1.59 (1, 1)	IP: 5.0 WLS: W BF: 22 H: 4 R: 2 ER: 2 SO: 3 BB: 2 IBB: 0 HBP: 0 BLK: 0 WP: 0 HR: 0 S: 53 P: 86 ERA: 3.60 WHIP: 1.200																

Batter	1	2	3	4	5	6	7	8	9	AB	R	H	RBI	BB	SO	LOB	BOTTOM
<b>Vince Coleman, S</b> OBP: 0.323, SLG: 0.556 (1, 9)	0-1 G1-3	1-0 CS	0-0 3B		0-1 F9					3	0	1	0	0	0	0	<b>Seattle Mariners @ Kansas City Royals</b> Kauffman Stadium, Kansas City, MO Tue May 16 1995, 7:05 PM CDT Att: 12,330 - Unknown - 58 F <a href="http://livebaseballscorecards.com">livebaseballscorecards.com</a>
<b>David Howard, S</b> OBP: 0.100, SLG: 0.100 (1, 8)	1-1 G6-4-3 1B		2-2 G5-3		1-2 F7					3	0	1	0	0	0	1	
<b>Greg Gagne, R</b> OBP: 0.373, SLG: 0.456 (1, 6)	2-1 G6-4-3 1-2		2-1 SF9		1-0 2B					2	0	1	1	0	0	1	
<b>Gary Gaetti, R</b> OBP: 0.297, SLG: 0.414 (1, 3)		4-1 HR BB	4-2 1B BB							0	1	0	0	2	0	0	
<b>Pat Borders, R</b> OBP: 0.385, SLG: 0.731 (1, 2)		0-0 1H HR	0-0 1B							2	1	2	2	0	0	0	
<b>Joe Vitiello, R</b> (1, 10)		0-0 F9	2-3 K							2	0	0	0	0	1	2	
<b>Joe Randa, R</b> OBP: 0.143, SLG: 0.357 (1, 5)		2-0 HR		2-2 F8						2	1	1	1	0	0	0	
<b>Michael Tucker, L</b> OBP: 0.271, SLG: 0.267 (1, 7)		1-1 F8		2-2 F9						2	0	0	0	0	0	0	
<b>Jose Lind, R</b> OBP: 0.333, SLG: 0.346 (1, 4)		3-1 CS 1B		3-1 F9						2	0	1	0	0	0	0	
<b>Inning Stats</b>	R: 0 E: 0 K: 0 S: 6	H: 1 LOB: 0 BB: 0 P: 9	R: 3 E: 0 K: 0 S: 8	H: 3 LOB: 0 BB: 1 P: 19	R: 1 E: 0 K: 0 S: 13	H: 2 LOB: 1 BB: 1 P: 23	R: 0 E: 0 K: 0 S: 8	H: 0 LOB: 0 BB: 0 P: 15	R: 0 E: 0 K: 0 S: 6	H: 1 LOB: 1 BB: 0 P: 8							
<b>PITCHER</b> <b>Dave Fleming, L</b> ERA: 7.45 (1, 1)	IP: 4.2 WLS: L BF: 21 H: 7 R: 4 ER: 4 SO: 1 BB: 2 IBB: 0 HBP: 0 BLK: 0 WP: 0 HR: 2 S: 41 P: 74 ERA: 7.71 WHIP: 1.929																

AB	20
R	2
H	4
RBI	2
BB	2
SO	3
LOB	10



WP: 0	PA: 22
SB: 0	
CS: 0	

AB	18
R	3
H	7
RBI	4
BB	2
SO	1
LOB	4



WP: 0	PA: 22
SB: 0	
CS: 1	







Batter	1	2	3	4	5	6	7	8	9	10	11	12	13	14	AB	R	H	BB	SO	LOB	TOP											
Joey Cora, S OBP: 0.344, SLG: 0.400 (1, 4)	G3		G4-3		1B			F7			G6-3			F9	6	0	1	0	0	0	2											
Doug Strange, S OBP: 0.308, SLG: 0.423 (1, 5)	2B		G1-3			G1-3		CS	G6-3			K		K	6	0	1	0	0	2	0											
Ken Griffey Jr., L OBP: 0.386, SLG: 0.493 (1, 8)	G6-3 BB		F9			F8		F9				G6-3 1B			4	0	1	0	1	0	0											
Jay Buhner, R OBP: 0.247, SLG: 0.347 (1, 9)	G6-3			K		G6-3						G6-3			5	0	0	0	0	2	3											
Edgar Martinez, R OBP: 0.440, SLG: 0.646 (1, 10)		K		G1-3				K			L1-3 1B				5	0	1	0	0	3	1											
Tino Martinez, L OBP: 0.400, SLG: 0.508 (1, 3)	3B 2B			HR				P6			L1-3		G3-1		5	2	2	1	0	0	1											
Chad Kreuter, S OBP: 0.190, SLG: 0.200 (1, 2)	G1-3			G1-3				K			P5			K	5	0	0	0	0	2	1											
Luis Sojo, R OBP: 0.395, SLG: 0.514 (1, 6)					P3										3	0	1	1	1	0	0											
Alex Rodriguez, R OBP: 0.235, SLG: 0.333 (11, PR) (11, 6)	2H 3B							P2			G6-3 BB			P3	1	0	0	0	0	0	0											
Alex Diaz, S OBP: 0.280, SLG: 0.417 (1, 7)	P6				F7										3	0	0	0	1	0	2											
Mike Blowers, R OBP: 0.191, SLG: 0.167 (14, PH)															1	0	0	0	0	0	0											
Darren Braces, L OBP: 0.288, SLG: 0.167 (14, 7)														G6-3	0	0	0	0	0	0	0											
<b>Inning Stats</b>	R: 0 E: 0 K: 0 S: 8	H: 1 LOB: 1 BB: 1 P: 16	R: 1 E: 0 K: 1 S: 12	H: 2 LOB: 1 BB: 0 P: 19	R: 0 E: 0 K: 0 S: 6	H: 0 LOB: 0 BB: 0 P: 13	R: 1 E: 0 K: 1 S: 10	H: 1 LOB: 0 BB: 0 P: 16	R: 0 E: 0 K: 0 S: 7	H: 1 LOB: 1 BB: 0 P: 13	R: 0 E: 0 K: 2 S: 6	H: 0 LOB: 0 BB: 0 P: 10	R: 0 E: 0 K: 2 S: 9	H: 0 LOB: 0 BB: 0 P: 14	R: 0 E: 0 K: 1 S: 9	H: 0 LOB: 0 BB: 1 P: 18	R: 0 E: 0 K: 1 S: 9	H: 0 LOB: 0 BB: 0 P: 12	R: 0 E: 0 K: 1 S: 12	H: 1 LOB: 1 BB: 1 P: 19	R: 0 E: 0 K: 2 S: 10	H: 1 LOB: 1 BB: 0 P: 17	R: 0 E: 0 K: 1 S: 7	H: 0 LOB: 0 BB: 0 P: 12	R: 0 E: 0 K: 1 S: 12	H: 0 LOB: 0 BB: 0 P: 20	R: 0 E: 0 K: 1 S: 12	H: 0 LOB: 0 BB: 0 P: 20	1B: 3 2B: 3 3B: 1 HR: 1	SF: 0 SAC: 0 DP: 3 HBP: 0	WP: 0 PB: 0 SB: 0 CS: 1	PA: 48
<b>PITCHER</b>	IP	WLS	BF	H	R	ER	SO	BB	IBB	HBP	BLK	WP	HR	S	P	ERA	WHIP															
Kevin Appier, R ERA: 2.3	(1, 1)	9.0	31	5	2	0	5	2	0	0	0	0	0	12	19	0.00	1.000															
Rusty Meacham, R ERA: 3.98	(10, 1)	1.0	3	1	0	0	0	0	0	0	0	0	0	12	19	0.00	1.000															
Jeff Montgomery, R ERA: 4.0	(11, 1)	2.0	7	1	0	0	2	1	0	0	0	0	0	16	30	0.00	1.000															
Billy Brewer, L ERA: 2.35	(13, 1)	2.0	W	6	0	0	2	0	0	0	0	0	0	19	32	0.00	0.000															

Seattle Mariners @ Kansas City Royals  
Kauffman Stadium, Kansas City, MO  
Thu May 18 1995, 7:05 PM CDT  
Att. 14,793 - Unknown - 53 F

AB	44
R	2
H	7
RBI	2
BB	3
SO	9
LOB	10



Batter	1	2	3	4	5	6	7	8	9	10	11	12	13	14	AB	R	H	BB	SO	LOB	BOTTOM									
Vince Coleman, S OBP: 0.333, SLG: 0.514 (1, 9)	K							F8				SH1-3	G3		6	0	3	0	1	1	4									
Tom Goodwin, L OBP: 0.266, SLG: 0.207 (1, 8)	G6-3				1B			E4			L6 IBB 1B				4	0	0	0	0	0	6									
Jon Nunnally, L OBP: 0.400, SLG: 0.667 (10, PH) (11, 8)	G6-3		F7		SH1-3	G4-3		E4 BB			L6 IBB 1B				3	1	2	1	0	0	1									
Wally Joyner, L OBP: 0.368, SLG: 0.333 (1, 3)	G6-3		P6												3	0	0	0	4	0	3									
Bob Hamelin, L OBP: 0.316, SLG: 0.234 (1, 10)		G4-3			CI 1B			G4-6-3 BB			L6		G4-1		5	1	0	0	1	0	9									
Gary Gaetti, R OBP: 0.333, SLG: 0.515 (1, 5)						FC5-4 BB									7	1	3	1	0	2	2									
Brent Mayne, L OBP: 0.356, SLG: 0.350 (1, 2)		P4													6	0	2	0	0	1	3									
Michael Tucker, L OBP: 0.296, SLG: 0.302 (1, 7)															6	0	3	1	1	0	3									
David Howard, S OBP: 0.143, SLG: 0.100 (1, 6)															6	0	1	0	1	2	4									
Jose Lind, R OBP: 0.344, SLG: 0.356 (1, 4)			G3												4	0	1	0	0	0	4									
Joe Randa, R OBP: 0.222, SLG: 0.353 (10, 4)			E5 2B		G5-3										2	0	1	0	1	1	0									
<b>Inning Stats</b>	R: 0 E: 0 K: 1 S: 8	H: 0 LOB: 0 BB: 0 P: 10	R: 0 E: 0 K: 0 S: 5	H: 1 LOB: 1 BB: 0 P: 8	R: 0 E: 1 K: 0 S: 7	H: 1 LOB: 2 BB: 0 P: 10	R: 1 E: 1 K: 1 S: 14	H: 3 LOB: 2 BB: 0 P: 22	R: 0 E: 0 K: 0 S: 15	H: 1 LOB: 2 BB: 1 P: 13	R: 0 E: 0 K: 1 S: 7	H: 1 LOB: 3 BB: 1 P: 21	R: 1 E: 0 K: 0 S: 7	H: 2 LOB: 1 BB: 1 P: 17	R: 0 E: 0 K: 1 S: 11	H: 1 LOB: 3 BB: 1 P: 22	R: 0 E: 0 K: 1 S: 9	H: 0 LOB: 1 BB: 0 P: 14	R: 0 E: 0 K: 1 S: 9	H: 0 LOB: 1 BB: 1 P: 17	R: 0 E: 0 K: 1 S: 11	H: 1 LOB: 2 BB: 2 P: 19	R: 0 E: 0 K: 1 S: 7	H: 1 LOB: 3 BB: 2 P: 26	R: 1 E: 0 K: 0 S: 3	H: 1 LOB: 0 BB: 0 P: 4	1B: 10 2B: 5 3B: 0 HR: 2	SF: 0 SAC: 3 DP: 2 HBP: 0	WP: 1 PB: 1 SB: 0 CS: 1	PA: 65
<b>PITCHER</b>	IP	WLS	BF	H	R	ER	SO	BB	IBB	HBP	BLK	WP	HR	S	P	ERA	WHIP													
Chris Bosio, R ERA: 1.77	(1, 1)	5.0	23	6	1	0	2	2	0	0	0	0	0	9	10	0.00	6.000													
Lee Guetterman, L ERA: 0.96	(6, 1)	0.1	3	2	0	0	1	0	0	0	0	0	0	9	10	0.00	6.000													
Rafael Carmona, R ERA: 2.45	(6, 1)	3.2	18	3	1	1	1	3	0	0	0	0	0	1	33	64	2.46	1.636												
Jeff Nielson, R ERA: 2.31	(10, 1)	2.2	13	3	0	0	2	1	2	0	0	0	0	25	48	0.00	1.500													
Bobby Ayala, R ERA: 3.38	(12, 1)	1.1	7	1	0	0	1	1	1	0	0	1	0	15	31	0.00	1.500													
<b>PITCHER</b>	IP	WLS	BF	H	R	ER	SO	BB	IBB	HBP	BLK	WP	HR	S	P	ERA	WHIP													
Jim Converse, R ERA: 7.36	(14, 1)	0.0	0	0	0	0	0	0	0	0	0	0	0	3	4															

Seattle Mariners @ Kansas City Royals  
Kauffman Stadium, Kansas City, MO  
Thu May 18 1995, 7:05 PM CDT  
Att. 14,793 - Unknown - 53 F

AB	52
R	3
H	16
RBI	3
BB	9
SO	7
LOB	39





Batter	1	2	3	4	5	6	7	8	9	AB	R	H	RBI	BB	SO	LOB	TOP					
Rickey Henderson, R OBP: 0.449, SLG: 0.557 Mike Aldrete, L OBP: 0.400, SLG: 0.438	F7		E BB	4-2 BB		S 1B 2B		WP 1B 2B		3	2	2	0	2	0	0						
Stan Javier, S OBP: 0.321, SLG: 0.315	S BB		E5	F7		1B S G6-4-3 BB		2B 1B		3	2	1	1	3	0	4						
Gerónimo Berroa, R OBP: 0.442, SLG: 0.679 Andy Tomberlin, L OBP: 0.292, SLG: 0.391	F9		P4		1B BB	G6-4-3 1B		P3	F9	4	1	1	1	1	0	5						
Mark McGwire, R OBP: 0.459, SLG: 0.776	G5-3		P4		F8	G6-4-3		G4-3 2B		5	1	1	1	0	0	6						
Ruben Sierra, S OBP: 0.311, SLG: 0.524 Dennis Eckersley, R OBP: 0.312, SLG: 0.493	F8		F7		BB 1B 1B	P5		G4-3		5	1	1	0	0	0	1						
Terry Steinbach, R OBP: 0.312, SLG: 0.493 Eric Helfand, L OBP: 0.400, SLG: 0.250	F9		2B		1B BB	G3-2 1B		G4-3 1B		5	1	4	2	0	0	0						
Brent Gates, S OBP: 0.284, SLG: 0.218	L7		1B 2B		1B BB	G4-3 1B		G6-3		4	1	1	1	1	0	2						
Scott Brosius, R OBP: 0.418, SLG: 0.381			SH1-4 1B		F7	1B		F7		5	0	2	1	0	0	2						
Fausto Cruz, R OBP: 0.333, SLG: 0.333			SH1-4		G3-2	BB 1B		G4-3		4	0	1	1	0	1	4						
<b>Inning Stats</b>	R: 0 E: 0 K: 0 S: 8	H: 0 LOB: 1 BB: 1 P: 18	R: 0 E: 0 K: 0 S: 3	H: 0 LOB: 0 BB: 0 P: 4	R: 0 E: 1 K: 0 S: 10	H: 1 LOB: 3 BB: 1 P: 19	R: 2 E: 0 K: 0 S: 12	H: 3 LOB: 2 BB: 1 P: 19	R: 2 E: 0 K: 0 S: 14	H: 3 LOB: 2 BB: 2 P: 23	R: 2 E: 0 K: 0 S: 7	H: 2 LOB: 1 BB: 1 P: 14	R: 0 E: 0 K: 0 S: 11	H: 1 LOB: 1 BB: 0 P: 20	R: 3 E: 0 K: 0 S: 15	H: 4 LOB: 1 BB: 0 P: 25	R: 1 E: 0 K: 1 S: 13	H: 1 LOB: 1 BB: 1 P: 21	1B: 8 2B: 6 3B: 0 HR: 1	SF: 0 SAC: 1 DP: 2 HBP: 0	WP: 1 PB: 0 SB: 3 CS: 0	PA: 48
<b>PITCHER</b>	IP WLS BF H R ER SO BB IBB HBP BLK WP HR S P ERA WHIP																					
Tom Browning, L ERA: 8.1	4.1 L 24 6 4 4 0 0 4 0 0 0 0 0 0 0 8.31 2.308																					
Doug Linton, R ERA: 7.2	2.0 10 4 2 2 0 2 0 0 0 0 0 1 1 33 65 9.00 3.000																					
Melvin Bunch, R ERA: 5.4	2.1 13 5 4 4 1 1 0 0 0 0 1 1 33 55 15.43 2.571																					
Dilson Torres, R ERA: 2.35	0.1 1 0 0 0 0 0 0 0 0 0 0 0 1 1 0.00 0.000																					

Oakland Athletics @ Kansas City Royals  
Kauffman Stadium, Kansas City, MO

AB 40  
R 10  
H 15  
RBI 9  
BB 7  
SO 1  
LOB 25



livebaseballscores.com

Batter	1	2	3	4	5	6	7	8	9	AB	R	H	RBI	BB	SO	LOB	BOTTOM					
Vince Coleman, S OBP: 0.383, SLG: 0.525	FC6-4 1B		G1-3	S BB		BB 1B BB		S 1B		3	1	2	0	2	0	0						
Tom Goodwin, L OBP: 0.285, SLG: 0.197 Pat Borders, R OBP: 0.333, SLG: 0.633	K		G1-3	L8		1B BB		G1-3		3	1	0	0	1	1	3						
Wally Joyner, L OBP: 0.383, SLG: 0.343	FC6-4		1B		F7	BB 1B		BB		4	0	2	1	1	0	1						
Gary Gaetti, R OBP: 0.338, SLG: 0.507	K		1B		P6	BB 1B		K		5	0	2	1	0	2	3						
Bob Hamelin, L OBP: 0.317, SLG: 0.240 Greg Gagne, R OBP: 0.366, SLG: 0.433	G3-1		K		1B	BB 1B		G1-3		3	0	1	0	0	1	2						
Brent Mayne, L OBP: 0.375, SLG: 0.357 Chris Stynes, R OBP: 0.364, SLG: 0.600	G4-3		3B BB		1B	BB		L8		2	1	1	0	1	0	0						
Jon Nunnally, L OBP: 0.364, SLG: 0.600			BB		1B					2	0	0	0	0	0	3						
Michael Tucker, L OBP: 0.306, SLG: 0.286	1B BB		K		G3			G4-3		3	0	0	0	2	1	3						
Jose Lind, R OBP: 0.333, SLG: 0.344	1B		F9		F8	FC6-4 BB		G4-3		5	0	1	0	0	0	2						
David Howard, S OBP: 0.160, SLG: 0.208	G1-3		1B		L7	G6-3				4	0	1	1	0	0	3						
<b>Inning Stats</b>	R: 0 E: 0 K: 2 S: 9	H: 1 LOB: 1 BB: 0 P: 12	R: 0 E: 0 K: 0 S: 11	H: 1 LOB: 2 BB: 1 P: 21	R: 0 E: 0 K: 1 S: 10	H: 2 LOB: 0 BB: 0 P: 13	R: 1 E: 0 K: 1 S: 11	H: 1 LOB: 2 BB: 2 P: 27	R: 0 E: 0 K: 0 S: 12	H: 2 LOB: 2 BB: 0 P: 19	R: 2 E: 0 K: 0 S: 19	H: 2 LOB: 3 BB: 3 P: 40	R: 0 E: 0 K: 0 S: 3	H: 0 LOB: 0 BB: 1 P: 8	R: 0 E: 0 K: 1 S: 10	H: 1 LOB: 2 BB: 1 P: 21	R: 0 E: 0 K: 0 S: 4	H: 0 LOB: 0 BB: 0 P: 5	1B: 9 2B: 0 3B: 1 HR: 0	SF: 0 SAC: 0 DP: 1 HBP: 0	WP: 0 PB: 0 SB: 2 CS: 0	PA: 44
<b>PITCHER</b>	IP WLS BF H R ER SO BB IBB HBP BLK WP HR S P ERA WHIP																					
Ron Darling, R ERA: 7.23	5.0 W 25 7 1 1 4 4 3 0 0 0 0 0 0 0 1.80 2.000																					
Todd Van Poppel, R ERA: 3.6	0.2 6 2 2 2 0 2 0 0 0 0 0 0 0 14 29 27.00 6.000																					
Dave Leiper, L ERA: 5.86	0.0 1 0 0 0 0 1 0 0 0 0 0 0 0 3 7 * * *																					
Jim Corsi, R ERA: 4.15	2.1 9 1 0 0 1 2 0 0 0 0 0 0 0 15 33 0.00 1.286																					
Dennis Eckersley, R ERA: 4.15	1.0 3 0 0 0 0 0 0 0 0 0 0 0 0 4 5 0.00 0.000																					

Oakland Athletics @ Kansas City Royals  
Kauffman Stadium, Kansas City, MO

AB 36  
R 3  
H 10  
RBI 3  
BB 8  
SO 5  
LOB 23



livebaseballscores.com



Batter	1	2	3	4	5	6	7	8	9	AB	R	H	RBI	BB	SO	LOB	TOP			
Rickey Henderson, R OBP: 0.434, SLG: 0.530 Todd Stottlemyre, L Mark Acree, R	G1-3	L8		G6-3			G4-6-3			5	0	1	2	0	0	1				
Stan Javier, S OBP: 0.315, SLG: 0.299	1B BB SF7 HBP		E5		L9		G6-3	K		4	2	0	0	0	1	2				
Geronimo Berroa, R OBP: 0.430, SLG: 0.646	BB 1B BB		G4-3		G1-3			F8	K	4	0	0	0	1	1					
Mark McGwire, R OBP: 0.471, SLG: 0.769 Mike Aldrete, L OBP: 0.351, SLG: 0.412	BB 1B				F8			E 1B BB BB	F8	2	1	1	0	2	0	0				
Ruben Sierra, S OBP: 0.319, SLG: 0.529 Andy Tomberlin, L OBP: 0.320, SLG: 0.417	SF7					G5-3		E7 BB BB	BB HBP 2B 1B	3	0	2	2	0	0	0				
Terry Steinbach, R OBP: 0.329, SLG: 0.479	3H 4-2		G6-4-3		G6-3			FC1-2 BB 1B	BB 2B HBP	2	2	0	0	2	0	2				
Brent Gates, S OBP: 0.292, SLG: 0.207	F8				G5-3			1B FC1-2 1B BB	2B BB	3	2	0	1	2	0	3				
Scott Brosius, R OBP: 0.422, SLG: 0.448 Craig Paquette, R OBP: 0.231, SLG: 0.360		G5-3		SF9			1B 3B	FC1-2 1B 1B	1-2 2-3 3-H	4	3	2	0	0	0	3				
Fausto Cruz, R OBP: 0.364, SLG: 0.400		G6-3		SF9			G4-6-3 1B	1B 1B	F9	4	0	2	3	0	0	1				
<b>Inning Stats</b>	R: 1 E: 0 K: 0 S: 13	H: 1 LOB: 3 BB: 2 P: 26	R: 0 E: 0 K: 0 S: 7	H: 0 LOB: 0 BB: 0 P: 13	R: 1 E: 1 K: 0 S: 10	H: 1 LOB: 1 BB: 1 P: 18	R: 0 E: 0 K: 0 S: 8	H: 0 LOB: 0 BB: 0 P: 12	R: 0 E: 0 K: 0 S: 7	H: 0 LOB: 0 BB: 0 P: 10	R: 0 E: 0 K: 0 S: 9	H: 2 LOB: 0 BB: 0 P: 13	R: 4 E: 1 K: 1 S: 15	H: 3 LOB: 2 BB: 3 P: 31	R: 3 E: 0 K: 1 S: 18	H: 2 LOB: 1 BB: 1 P: 28	1B: 7 2B: 1 3B: 2 HR: 0	SF: 2 SAC: 0 DP: 2 HBP: 2	WP: 0 PB: 0 SB: 0 CS: 0	PA: 45
<b>PITCHER</b>	IP WLS BF H R ER SO BB IBB HBP BLK WP HR S P ERA WHIP																			
Chris Haney, L ERA: 2.96	(1, 1) 7.1 L 32 6 6 5 0 4 0 0 1 0 0 0 65 109 6.14 1.364																			
Dilson Torres, R ERA: 6.75	(8, 1) 1.2 13 4 5 5 2 2 1 1 0 0 0 27 49 27.00 3.600																			

Oakland Athletics @ Kansas City Royals  
Kauffman Stadium, Kansas City, MO  
Sat May 20 1995, 7:05 PM CDT  
Att: 17,423 - Unknown - 70 F

livebaseballscorecards.com

**AB 34**  
**R 11**  
**H 10**  
**RBI 11**  
**BB 7**  
**SO 2**  
**LOB 13**



Batter	1	2	3	4	5	6	7	8	9	AB	R	H	RBI	BB	SO	LOB	BOTTOM			
Vince Coleman, S OBP: 0.353, SLG: 0.477	G4-3		B2-3			G3			E4 FC8-3	4	0	0	0	0	0	1				
Jon Nunnally, L OBP: 0.345, SLG: 0.542	G4-3 1B		K2-3			K			FC8-3 G6-3 1B	4	0	1	0	0	2	2				
Wally Joyner, L OBP: 0.376, SLG: 0.338	G4-3				G3-1		F8		G6-3 1B	4	0	1	1	0	0	1				
Gary Gaetti, R OBP: 0.333, SLG: 0.487					G1-3		G5-3		G6-3	3	0	0	0	1	0	2				
Bob Hamelin, L OBP: 0.297, SLG: 0.222	K				K		K2-3		K	4	0	0	0	0	4	4				
Pat Borders, R OBP: 0.303, SLG: 0.576		G5-3				K			K	3	0	0	0	0	2	0				
Michael Tucker, L OBP: 0.292, SLG: 0.271		K			G4-3				K	3	0	0	0	0	2	0				
Jose Lind, R OBP: 0.319, SLG: 0.328		F8			G3-1				G1-3	3	0	0	0	0	0	0				
David Howard, S OBP: 0.179, SLG: 0.222					K		F8		FC8-3 E 1B 1B	3	1	1	0	0	1	0				
<b>Inning Stats</b>	R: 0 E: 0 K: 1 S: 11	H: 1 LOB: 2 BB: 1 P: 18	R: 0 E: 0 K: 1 S: 7	H: 0 LOB: 0 BB: 0 P: 9	R: 0 E: 0 K: 2 S: 10	H: 0 LOB: 0 BB: 0 P: 14	R: 0 E: 0 K: 1 S: 6	H: 0 LOB: 0 BB: 0 P: 6	R: 0 E: 0 K: 1 S: 9	H: 0 LOB: 0 BB: 0 P: 15	R: 0 E: 0 K: 1 S: 10	H: 0 LOB: 0 BB: 0 P: 16	R: 0 E: 0 K: 2 S: 11	H: 0 LOB: 0 BB: 0 P: 14	R: 1 E: 1 K: 1 S: 14	H: 2 LOB: 2 BB: 0 P: 22	1B: 3 2B: 0 3B: 0 HR: 0	SF: 0 SAC: 0 DP: 0 HBP: 0	WP: 0 PB: 0 SB: 0 CS: 0	PA: 32
<b>PITCHER</b>	IP WLS BF H R ER SO BB IBB HBP BLK WP HR S P ERA WHIP																			
Todd Stottlemyre, R ERA: 5.23	(1, 1) 8.1 W 30 3 1 0 0 10 1 0 0 0 0 0 80 117 0.00 0.480																			
Todd Stottlemyre, R ERA: 5.23	(9, 1) 8.1 W 30 3 1 0 0 10 1 0 0 0 0 0 80 117 0.00 0.480																			
Mark Acree, R ERA: 7.56	(9, 1) 0.2 2 0 0 0 0 1 0 0 0 0 0 0 5 9 0.00 0.000																			

Oakland Athletics @ Kansas City Royals  
Kauffman Stadium, Kansas City, MO  
Sat May 20 1995, 7:05 PM CDT  
Att: 17,423 - Unknown - 70 F

livebaseballscorecards.com

**AB 31**  
**R 1**  
**H 3**  
**RBI 1**  
**BB 1**  
**SO 11**  
**LOB 10**





Batter	1	2	3	4	5	6	7	8	9	AB	R	H	RBI	BB	SO	LOB	TOP				
Rickey Henderson, R OBP: 0.420, SLG: 0.500 (1, 10)	G5-3		G4-3				G5-3		G5-3	4	1	0	0	1	0	0	<b>Oakland Athletics @ Kansas City Royals</b> Kauffman Stadium, Kansas City, MO Sun May 21 1995, 3:33 AM CDT Att: 15,305 - Cloudy - 76 F				
Andy Tomberlin, L OBP: 0.397, SLG: 0.536 (1, 8)	1B		BB				HR		K	4	1	2	1	1	2	2					
Ruben Sierra, S OBP: 0.323, SLG: 0.522 (1, 9)	F7		G3				G4-3		HR	5	1	2	2	0	0	2					
Mark McGwire, R OBP: 0.467, SLG: 0.780 (1, 3)	F7						F8		HR	4	2	1	2	1	0	2					
Mike Aldrete, L OBP: 0.458, SLG: 0.600 Stan Javier, S OBP: 0.308, SLG: 0.291 (6, PR) (6, 7)			G4-6-3				G6-3		G3-1	3	0	3	1	0	0	0					
Terry Steinbach, R OBP: 0.326, SLG: 0.468 (1, 2)	G4-6-3		1B				G6-3		G6-3	2	1	0	0	0	0	0					
Brent Gates, S OBP: 0.289, SLG: 0.213 (1, 4)	FC6-4		1B				SF5		FC6-4	4	0	1	0	0	0	2					
Scott Brosius, R OBP: 0.437, SLG: 0.493 (1, 5)	FC6-4						SH3-4		FC6-4	3	0	1	1	0	0	1					
Fausto Cruz, R OBP: 0.286, SLG: 0.308 (1, 6)			K				SH3-4		FC6-4	4	1	3	0	0	0	1					
									K	3	0	0	0	0	2	4					
<b>Inning Stats</b>	R: 0 E: 0 K: 0 S: 6	H: 1 LOB: 1 BB: 0 P: 9	R: 0 E: 0 K: 0 S: 8	H: 2 LOB: 1 BB: 0 P: 12	R: 0 E: 0 K: 1 S: 9	H: 0 LOB: 1 BB: 1 P: 19	R: 1 E: 0 K: 0 S: 7	H: 1 LOB: 0 BB: 1 P: 14	R: 2 E: 0 K: 1 S: 15	H: 2 LOB: 1 BB: 1 P: 25	R: 1 E: 0 K: 0 S: 11	H: 1 LOB: 0 BB: 0 P: 18	R: 0 E: 0 K: 1 S: 11	H: 2 LOB: 2 BB: 0 P: 19	R: 2 E: 0 K: 1 S: 17	H: 2 LOB: 0 BB: 0 P: 24	1B: 7 2B: 4 3B: 0 HR: 2	SF: 1 SAC: 1 DP: 1 HBP: 0	WP: 0 PB: 0 SB: 1 CS: 0	PA: 41	
<b>PITCHER</b>	IP WLS BF H R ER SO BB IBB HBP BLK WP HR S P ERA WHIP	7.2 L 34 10 5 5 2 3 0 0 0 0 1 69 117 5.87 1.696	1.1 7 3 2 2 2 0 0 0 0 0 1 22 34 13.50 2.250																		

Batter	1	2	3	4	5	6	7	8	9	AB	R	H	RBI	BB	SO	LOB	BOTTOM					
Vince Coleman, S OBP: 0.345, SLG: 0.458 (1, 7)	F7		L7						G6-3	4	0	1	0	0	0	0	<b>Oakland Athletics @ Kansas City Royals</b> Kauffman Stadium, Kansas City, MO Sun May 21 1995, 3:33 AM CDT Att: 15,305 - Cloudy - 76 F					
Jon Nunnally, L OBP: 0.310, SLG: 0.481 Phil Hiatt, R OBP: 0.333, SLG: 0.818 (8, PH) (9, 9)	K		K						G6-3	3	0	0	0	0	2	2						
Wally Joyner, L OBP: 0.371, SLG: 0.333 (1, 3)	L3								G6-3	1	0	0	0	0	0	0						
Gary Gaetti, R OBP: 0.330, SLG: 0.468 (1, 10)									G6-3	4	1	1	0	0	1	2						
Brent Mayne, L OBP: 0.385, SLG: 0.391 (1, 2)									G6-3	3	0	0	0	1	0	2						
Greg Gagne, R OBP: 0.373, SLG: 0.444 (1, 6)									G6-3	4	1	2	1	0	0	0						
Jose Lind, R OBP: 0.301, SLG: 0.310 (1, 4)									G6-3	3	0	1	1	1	0	0						
Joe Randa, R OBP: 0.238, SLG: 0.350 Michael Tucker, L OBP: 0.288, SLG: 0.267 (9, PH)									G6-3	4	0	0	0	0	0	2						
Joe Randa, R OBP: 0.238, SLG: 0.350 Michael Tucker, L OBP: 0.288, SLG: 0.267 (9, PH)									G6-3	3	0	1	0	0	1	1						
Tom Goodwin, L OBP: 0.271, SLG: 0.206 Bob Hamelin, L OBP: 0.297, SLG: 0.222 Pat Borders, R OBP: 0.294, SLG: 0.559 David Howard, S OBP: 0.179, SLG: 0.222 (8, 8)									G6-3	1	0	0	0	0	0	0						
									G6-3	0	0	0	0	0	0	0						
									G6-3	1	0	0	0	0	0	2						
									G6-3	0	0	0	0	0	0	0						
<b>Inning Stats</b>	R: 0 E: 0 K: 1 S: 6	H: 0 LOB: 0 BB: 0 P: 8	R: 1 E: 0 K: 0 S: 13	H: 2 LOB: 1 BB: 0 P: 18	R: 0 E: 0 K: 1 S: 7	H: 0 LOB: 0 BB: 0 P: 8	R: 0 E: 0 K: 0 S: 6	H: 0 LOB: 0 BB: 0 P: 7	R: 0 E: 0 K: 1 S: 7	H: 0 LOB: 0 BB: 0 P: 7	R: 0 E: 0 K: 1 S: 7	H: 2 LOB: 2 BB: 1 P: 10	R: 0 E: 0 K: 0 S: 9	H: 1 LOB: 2 BB: 1 P: 19	R: 1 E: 0 K: 0 S: 11	H: 2 LOB: 2 BB: 1 P: 21	R: 0 E: 0 K: 0 S: 8	H: 0 LOB: 0 BB: 0 P: 10	1B: 5 2B: 2 3B: 0 HR: 0	SF: 0 SAC: 0 DP: 0 HBP: 0	WP: 0 PB: 0 SB: 1 CS: 0	PA: 35
<b>PITCHER</b>	IP WLS BF H R ER SO BB IBB HBP BLK WP HR S P ERA WHIP	6.2 W 26 5 1 1 4 4 0 0 0 0 0 14 26 6.75 2.250	1.0 3 0 0 0 0 0 0 0 0 0 0 8 10 0.00 0.000																			





Batter	1	2	3	4	5	6	7	8	9	AB	R	H	RBI	BB	SO	LOB	TOP				
Vince Coleman, S OBP: 0.333, SLG: 0.434	G6-3		F7			FC3-6		L5		5	1	1	0	0	0	2					
Tom Goodwin, L OBP: 0.280, SLG: 0.209	F8		F7			G4-3			K	4	1	1	0	1	1	1					
Wally Joyner, L OBP: 0.372, SLG: 0.350	G6-3		F7			G4-3			G4-3	5	0	2	3	0	1	0					
Bob Hamelin, L OBP: 0.290, SLG: 0.207			G4-3			P6			G4-3	4	0	0	0	0	1	3					
Gary Gaetti, R OBP: 0.337, SLG: 0.482						K			G4-3	4	2	2	0	0	2	2					
Brent Mayne, L OBP: 0.393, SLG: 0.400	F8					K				4	0	2	1	0	0	2					
Michael Tucker, L OBP: 0.286, SLG: 0.266	L4					K				4	1	1	0	0	0	4					
Greg Gagne, R OBP: 0.380, SLG: 0.500						K				3	2	2	3	0	0	0					
David Howard, S OBP: 0.188, SLG: 0.226						K				4	0	1	0	0	1	2					
<b>Inning Stats</b>	R: 0 E: 0 K: 0 S: 8	H: 0 LOB: 0 BB: 0 P: 12	R: 0 E: 0 K: 1 S: 10	H: 0 LOB: 1 BB: 0 P: 16	R: 1 E: 0 K: 0 S: 14	H: 3 LOB: 2 BB: 0 P: 21	R: 1 E: 0 K: 0 S: 13	H: 2 LOB: 1 BB: 0 P: 17	R: 2 E: 0 K: 1 S: 12	H: 2 LOB: 1 BB: 1 P: 19	R: 1 E: 0 K: 2 S: 15	H: 2 LOB: 1 BB: 0 P: 24	R: 0 E: 0 K: 1 S: 8	H: 0 LOB: 0 BB: 0 P: 14	R: 0 E: 0 K: 1 S: 9	H: 0 LOB: 0 BB: 0 P: 12	1B: 9 2B: 2 3B: 0 HR: 1	SF: 1 SAC: 0 DP: 1 HBP: 1	WP: 0 PB: 0 SB: 1 CS: 0	PA: 40	
<b>PITCHER</b>	IP	WLS	BF	H	R	ER	SO	BB	IBB	HBP	BLK	WP	HR	S	P	ERA	WHIP				
Danny Darwin, R ERA: 8.76	6.0	L	29	10	6	6	2	1	0	1	0	0	1	75	110	9.00	1.833				
Edwin Hurtado, R ERA:	2.0		8	2	1	0	3	0	0	0	0	0	0	23	38	0.00	1.000				
Darren Hall, R ERA:	1.0		3	0	0	0	1	0	0	0	0	0	0	9	12	0.00	0.000				

Kansas City Royals @ Toronto Blue Jays  
SkyDome, Toronto, ON  
Mon May 22, 1995, 3:33 AM EDT  
Att: 39,255 - Dome

AB	37
R	7
H	12
RBI	7
BB	1
SO	6
LOB	16



Batter	1	2	3	4	5	6	7	8	9	AB	R	H	RBI	BB	SO	LOB	BOTTOM					
Devon White, S OBP: 0.374, SLG: 0.534	P3		HBP			K		G6-3		3	0	0	0	0	1	0						
Domingo Cadeno, S OBP: 0.409, SLG: 0.571	G4-3		K			G6-3		G4-3		4	0	0	0	0	1	1						
Paul Moltis, R OBP: 0.323, SLG: 0.291	G6-3					K			G6-3	4	0	1	0	0	1	0						
John Olerud, L OBP: 0.343, SLG: 0.378						G6-3			L7	4	0	0	0	0	0	1						
Roberto Alomar, S OBP: 0.390, SLG: 0.596						F7			G6-3	4	0	0	0	0	0	0						
Candy Maldonado, R OBP: 0.368, SLG: 0.433						K				1	0	0	0	2	1	0						
Shawn Green, L OBP: 0.290, SLG: 0.368						G4-3				3	0	0	0	0	0	3						
Ed Sprague, R OBP: 0.385, SLG: 0.624						K				3	0	1	0	0	2	2						
Randy Knorr, R OBP: 0.286, SLG: 0.396						K			F9	3	0	0	0	0	1	1						
<b>Inning Stats</b>	R: 0 E: 0 K: 0 S: 8	H: 0 LOB: 0 BB: 0 P: 12	R: 0 E: 0 K: 0 S: 6	H: 0 LOB: 1 BB: 1 P: 15	R: 0 E: 0 K: 2 S: 11	H: 0 LOB: 1 BB: 0 P: 19	R: 0 E: 0 K: 0 S: 7	H: 1 LOB: 0 BB: 0 P: 10	R: 0 E: 0 K: 2 S: 12	H: 1 LOB: 1 BB: 0 P: 17	R: 0 E: 0 K: 2 S: 9	H: 0 LOB: 0 BB: 0 P: 16	R: 0 E: 0 K: 1 S: 12	H: 0 LOB: 2 BB: 1 P: 23	R: 0 E: 0 K: 0 S: 6	H: 0 LOB: 0 BB: 0 P: 7	R: 0 E: 0 K: 0 S: 11	H: 0 LOB: 0 BB: 0 P: 17	1B: 2 2B: 0 3B: 0 HR: 0	SF: 0 SAC: 0 DP: 1 HBP: 1	WP: 0 PB: 0 SB: 0 CS: 0	PA: 32
<b>PITCHER</b>	IP	WLS	BF	H	R	ER	SO	BB	IBB	HBP	BLK	WP	HR	S	P	ERA	WHIP					
Kevin Appier, R ERA: 1.88	7.0	W	26	2	0	0	7	2	0	1	0	0	0	65	112	0.00	0.571					
Hipolito Pichardo, R ERA: 1.23	2.0		6	0	0	0	0	0	0	0	0	0	0	17	24	0.00	0.000					

Kansas City Royals @ Toronto Blue Jays  
SkyDome, Toronto, ON  
Mon May 22, 1995, 3:33 AM EDT  
Att: 39,255 - Dome

AB	29
R	0
H	2
RBI	0
BB	2
SO	7
LOB	8





Batter	1	2	3	4	5	6	7	8	9	AB	R	H	RBI	BB	SO	LOB	TOP										
Vince Coleman, S OBP: 0.395, SLG: 0.444 Jon Nunnally, L OBP: 0.344, SLG: 0.464 (1, 9)	G5-3 S G3 1B								G4-3 1	1	1	1	0	1	0	0	<b>Kansas City Royals @ Toronto Blue Jays</b> SkyDome, Toronto, ON Tue May 23 1995, 7:05 PM EDT Att: 35,049 - Dome										
Tom Goodwin, L OBP: 0.300, SLG: 0.214 (1, 8)	G5-3 1								1B 1B BB	3	1	1	0	2	1	2											
Wally Joyner, L OBP: 0.364, SLG: 0.333 (1, 3)	G3 2								K 2	4	1	0	1	1	2	4											
Bob Hamelin, L OBP: 0.324, SLG: 0.279 (1, 10)	HR 1-2								1B 1B	3	1	2	2	1	0	0											
Gary Gaetti, R OBP: 0.351, SLG: 0.483 (1, 5)	K 3								1B 1B	4	0	2	3	0	1	0											
Brent Mayne, L OBP: 0.361, SLG: 0.364 (1, 2)		F8 1							G4-3 1B	5	0	0	0	0	1	8											
Michael Tucker, L OBP: 0.278, SLG: 0.258 Phil Hiatt, R OBP: 0.428, SLG: 0.818 (6, PH)		K 2							G4-3 1B	2	0	0	0	0	1	0											
Greg Gagne, R OBP: 0.361, SLG: 0.471 (1, 6)									BB BB	0	0	0	0	2	0	0											
Jose Lind, R OBP: 0.286, SLG: 0.293 (1, 4)									BB BB	4	0	0	0	0	1	3											
									K 3	4	0	0	0	0	2	0											
<b>Inning Stats</b>	R: 2 H: 2 E: 0 K: 1 S: 12	H: 2 R: 0 ER: 0 LOB: 0 BB: 0 P: 16	R: 0 H: 0 E: 0 K: 1 S: 9	H: 0 R: 0 ER: 0 LOB: 0 BB: 0 P: 10	R: 0 H: 0 E: 0 K: 1 S: 11	H: 0 R: 0 ER: 0 LOB: 0 BB: 0 P: 18	R: 0 H: 0 E: 0 K: 1 S: 6	H: 0 R: 0 ER: 0 LOB: 0 BB: 0 P: 6	R: 0 H: 0 E: 0 K: 1 S: 7	H: 0 R: 0 ER: 0 LOB: 0 BB: 0 P: 12	R: 3 H: 2 E: 0 K: 0 S: 12	H: 2 R: 0 ER: 0 LOB: 2 BB: 3 P: 27	R: 1 H: 0 E: 0 K: 2 S: 16	H: 0 R: 0 ER: 0 LOB: 3 BB: 1 P: 33	R: 0 H: 0 E: 0 K: 1 S: 6	H: 0 R: 0 ER: 0 LOB: 0 BB: 1 P: 12	R: 0 H: 2 E: 0 K: 1 S: 13	H: 2 R: 0 ER: 0 LOB: 3 BB: 1 P: 18	1B: 5 2B: 0 3B: 0 HR: 1	SF: 0 SAC: 0 DP: 2 HBP: 2	WP: 0 PB: 0 SB: 6 CS: 0	PA: 42					
<b>PITCHER</b>	IP	WLS	BF	H	R	ER	SO	BB	IBB	HBP	BLK	WP	HR	S	P	ERA	WHIP										
Paul Menhart, R ERA: 9.53 (1, 1)	5.0		21	3	5	5	5	3	0	0	0	0	1	49	75	9.00	1.200										
Tony Castillo, L ERA: 3.53 (6, 1)	1.2		10	1	1	1	2	4	0	1	0	0	0	20	42	5.40	3.000										
Mike Timlin, R ERA: 4.4 (7, 1)	2.0	W	9	1	0	0	2	2	0	1	0	0	0	18	29	0.00	1.500										
Darren Hall, R ERA: (9, 1)	0.1	S	2	1	0	0	0	0	0	0	0	0	0	5	6	0.00	3.000										

Batter	1	2	3	4	5	6	7	8	9	AB	R	H	RBI	BB	SO	LOB	BOTTOM											
Devon White, S OBP: 0.375, SLG: 0.528 (1, 8)	HR 1B								P5 1	5	1	2	0	0	1	3	<b>Kansas City Royals @ Toronto Blue Jays</b> SkyDome, Toronto, ON Tue May 23 1995, 7:05 PM EDT Att: 35,049 - Dome											
Alex Gonzalez, R OBP: 0.318, SLG: 0.390 (1, 6)	HR 1-H								FC5-4 2B	5	2	3	4	0	0	1												
Paul Moltor, R OBP: 0.317, SLG: 0.278 (1, 10)	F7 1								FC5-4 IBB	4	1	0	0	1	0	1												
Joe Carter, R OBP: 0.384, SLG: 0.489 Candy Maldonado, R OBP: 0.366, SLG: 0.424 (1, 7)	G6-3 2								FC5-4 S	2	0	1	0	0	0	0												
John Olerud, L OBP: 0.346, SLG: 0.379 (1, 3)	G6-3 3								1-2 2-3	3	1	1	0	0	0	2												
Roberto Alomar, S OBP: 0.385, SLG: 0.582 (1, 4)									G4-3 1B	5	1	2	1	0	0	3												
Shawn Green, L OBP: 0.318, SLG: 0.433 (1, 9)									G4-3 1B	4	0	1	1	0	0	1												
Ed Sprague, R OBP: 0.380, SLG: 0.618 (1, 5)									G4-3 1B	3	2	2	2	1	1	1												
Randy Knorr, R OBP: 0.293, SLG: 0.400 Carlos Delgado, L OBP: 0.168, SLG: 0.333 Lance Parrish, R OBP: 0.308, SLG: 0.314 (1, 2)									G4-3 2B	4	0	1	1	0	0	3												
									G4-3 2B	2	0	1	0	0	1	1												
									G4-3 2B	1	1	1	1	0	0	0												
									G4-3 2B	1	1	1	0	0	0	0												
<b>Inning Stats</b>	R: 2 H: 2 E: 0 K: 0 S: 14	H: 2 R: 1 ER: 0 LOB: 1 BB: 0 P: 18	R: 1 H: 2 E: 0 K: 0 S: 15	H: 2 R: 0 ER: 0 LOB: 0 BB: 0 P: 23	R: 1 H: 1 E: 0 K: 2 S: 15	H: 1 R: 0 ER: 0 LOB: 1 BB: 1 P: 25	R: 0 H: 0 E: 0 K: 0 S: 7	H: 0 R: 0 ER: 0 LOB: 0 BB: 0 P: 9	R: 0 H: 1 E: 0 K: 1 S: 11	H: 1 R: 0 ER: 0 LOB: 1 BB: 0 P: 16	R: 4 H: 6 E: 0 K: 0 S: 19	H: 6 R: 0 ER: 0 LOB: 2 BB: 2 P: 31	R: 1 H: 2 E: 0 K: 0 S: 14	H: 2 R: 0 ER: 0 LOB: 2 BB: 1 P: 28	R: 1 H: 2 E: 0 K: 0 S: 14	H: 2 R: 0 ER: 0 LOB: 2 BB: 1 P: 28	1B: 9 2B: 3 3B: 0 HR: 4	SF: 0 SAC: 0 DP: 1 HBP: 0	WP: 0 PB: 0 SB: 1 CS: 0	PA: 41								
<b>PITCHER</b>	IP	WLS	BF	H	R	ER	SO	BB	IBB	HBP	BLK	WP	HR	S	P	ERA	WHIP											
Jim Pittsley, R ERA: 13.5 (1, 1)	3.1		17	5	5	5	0	1	0	0	0	0	0	0	0	66	13.50	2.400										
Doug Linton, R ERA: 6.55 (4, 1)	2.0		7	1	0	0	2	0	0	0	0	0	0	18	26	0.00	0.500											
Billy Brewer, L ERA: 2.16 (6, 1)	0.2		2	0	0	0	1	0	0	0	0	0	0	6	8	0.00	0.000											
Hipolito Pichardo, R ERA: 3.52 (7, 1)	0.2	L	7	5	4	4	0	0	0	0	0	0	1	16	25	54.00	7.500											
Rusty Meacham, R ERA: 5.06 (7, 1)	1.1		8	3	1	1	0	0	1	0	0	0	0	17	34	6.75	2.250											





Batter	1	2	3	4	5	6	7	8	9	AB	R	H	RBI	BB	SO	LOB	TOP
Jon Nunnally, L (1.9) OBP: 0.376, SLG: 0.516	P6		K2-3		S		SH1-4		1B	3	2	1	1	2	1	0	<b>Kansas City Royals @ Toronto Blue Jays</b> SkyDome, Toronto, ON Wed May 24, 1995, 7:05 PM EDT Att: 37,277 - Dome
Tom Goodwin, L (1.8) OBP: 0.310, SLG: 0.230	PB		K		G4-3		SH1-4		2B	4	0	2	0	0	1	0	
Wally Joyner, L (1.3) OBP: 0.385, SLG: 0.398	PB				F9				L4	4	1	3	2	1	0	0	
Bob Hamelin, L (1.10) OBP: 0.304, SLG: 0.258	K				HR		K		K	5	0	0	0	0	5	6	
Gary Gaetti, R (1.5) OBP: 0.363, SLG: 0.516	F7				HR		P4			4	2	2	1	1	0	4	
Greg Gagne, R (1.6) OBP: 0.364, SLG: 0.493			K		K				L4	5	2	2	0	0	2	3	
Pat Borders, R (1.2) OBP: 0.316, SLG: 0.553	G4-3				F8					4	0	2	3	0	0	0	
Michael Tucker, L (1.7) OBP: 0.263, SLG: 0.243			K				F9		G6-3	4	0	0	0	0	2	2	
Jose Lind, R (1.4) OBP: 0.284, SLG: 0.282					F9		G4-3		G6-3	3	1	0	0	1	0	1	
<b>Inning Stats</b>	R: 0 H: 2 E: 0 K: 1 S: 12	H: 2 R: 0 ER: 0 K: 2 S: 11	H: 0 R: 0 ER: 0 K: 2 S: 11	H: 0 R: 0 ER: 0 K: 2 S: 7	H: 2 R: 2 ER: 0 K: 2 S: 14	H: 1 R: 0 ER: 0 K: 1 S: 10	H: 3 R: 0 ER: 0 K: 1 S: 12	H: 0 R: 0 ER: 0 K: 1 S: 8	H: 2 R: 1 ER: 0 K: 0 S: 11	H: 2 R: 1 ER: 0 K: 1 S: 9	1B: 6 2B: 4 3B: 1 HR: 2	SF: 0 SAC: 1 DP: 2 HBP: 0	WP: 0 PB: 1 CS: 2	PA: 42			
<b>PITCHER</b>	IP WLS BF H R ER SO BB IBB HBP BLK WP HR S P ERA WHIP																
David Cone, R (1.1) ERA: 3.27	6.0 L 27 8 6 6 9 1 0 0 0 0 2 66 110 9.00 1.500																
Woody Williams, R (7.1) ERA: 4.7	2.0 9 2 1 1 1 1 1 0 0 0 0 19 36 4.50 1.500																
Danny Cox, R (9.1) ERA: 9.69	1.0 6 2 1 1 1 1 1 0 0 0 0 9 19 9.00 3.000																

Batter	1	2	3	4	5	6	7	8	9	AB	R	H	RBI	BB	SO	LOB	BOTTOM
Devon White, S (1.8) OBP: 0.376, SLG: 0.518	K	WP		S		K		F8		4	1	1	0	1	2	0	<b>Kansas City Royals @ Toronto Blue Jays</b> SkyDome, Toronto, ON Wed May 24, 1995, 7:05 PM EDT Att: 37,277 - Dome
Alex Gonzalez, R (1.6) OBP: 0.344, SLG: 0.400	BB	G6-3		1B		BB			2B	3	2	2	1	2	0	2	
Roberto Alomar, S (1.4) OBP: 0.404, SLG: 0.594	BB			1B		K			G4-3	3	1	2	1	2	1	1	
John Olerud, L (1.3) OBP: 0.357, SLG: 0.388	BB			BB		BB			SF9	3	1	1	0	2	1	3	
Carlos Delgado, L (1.10) OBP: 0.190, SLG: 0.278	SF7			P6		F9		F9		3	0	0	1	1	0	3	
Candy Maldonado, R (1.7) OBP: 0.326, SLG: 0.389	F8			K		SF8		P7		3	0	0	2	0	1	4	
Shawn Green, L (1.9) OBP: 0.310, SLG: 0.415		G3-1		FC6-4		1B		K		5	0	1	0	0	2	3	
Ed Sprague, R (1.5) OBP: 0.375, SLG: 0.598		1B				G4-3		F7		3	0	0	0	1	0	1	
Lance Parrish, R (1.2) OBP: 0.279, SLG: 0.282	F9					K		G6-3		4	0	0	0	0	2	1	
<b>Inning Stats</b>	R: 1 H: 0 E: 0 K: 1 S: 9	H: 1 R: 0 ER: 0 K: 0 S: 11	H: 1 R: 0 ER: 0 K: 1 S: 10	H: 1 R: 0 ER: 0 K: 1 S: 9	H: 1 R: 1 ER: 0 K: 2 S: 9	H: 2 R: 0 ER: 0 K: 0 S: 9	H: 0 R: 0 ER: 0 K: 3 S: 9	H: 0 R: 0 ER: 0 K: 1 S: 6	H: 0 R: 0 ER: 0 K: 0 S: 5	H: 2 R: 2 ER: 0 K: 1 S: 14	1B: 5 2B: 2 3B: 0 HR: 0	SF: 3 SAC: 0 DP: 0 HBP: 0	WP: 2 PB: 0 CS: 0	PA: 43			
<b>PITCHER</b>	IP WLS BF H R ER SO BB IBB HBP BLK WP HR S P ERA WHIP																
Tom Gordon, R (1.1) ERA: 6.87	5.0 W 26 5 3 3 4 6 0 0 0 0 0 6 17 5.40 2.200																
Dilson Torres, R (6.1) ERA: 6.3	0.2 4 0 0 0 2 2 0 0 0 0 0 6 17 0.00 3.000																
Billy Brewer, L (6.1) ERA: 1.86	1.1 4 0 0 0 2 0 0 0 0 0 0 9 15 0.00 0.000																
Jeff Montgomery, R (8.1) ERA: 4.91	2.0 9 2 2 2 1 1 0 0 0 0 0 19 30 9.00 1.500																







Batter	1	2	3	4	5	6	7	8	9	AB	R	H	RBI	BB	SO	LOB	TOP			
Jon Nunnally, L (1, 9) OBP: 0.378, SLG: 0.564	1-3 K	2-2 L7			0-0 G4-3		2-1 HR		0-0 FC3-6 1B	5	1	2	3	0	1	1	<b>Kansas City Royals @ Milwaukee Brewers</b> Milwaukee County Stadium, Milwaukee, WI Fri May 26 1995, 8:05 PM EDT Att: 11,054 - Unknown - 62 F <a href="http://livebaseballscorecards.com">livebaseballscorecards.com</a>			
Tom Goodwin, L (1, 8) OBP: 0.303, SLG: 0.228	1-2 HR 1B		3-2 G3		1-2 P5		1-2 G4-3		1-2 FC3-6 1B	5	1	1	0	0	0	1				
Wally Joyner, L (1, 3) OBP: 0.389, SLG: 0.389	3-3 K		4-2 S BB		1-2 F7		4-2 HR BB		1-2 1B	3	1	1	0	2	1	1				
Gary Gaetti, R (1, 5) OBP: 0.360, SLG: 0.590	2-2 HR		0-0 F8		0-2 G6-3		3-2 HR		2-0 L9	5	2	2	4	0	0	3				
Bob Hamelin, L (1, 10) OBP: 0.286, SLG: 0.239	2-1 F7		3-0 P5		3-2 F8		2-3 K		2-3 K	5	0	0	0	0	2	3				
Greg Gagne, R (1, 6)		1-2 2B			0-1 G1-3				2-2 1B	4	1	2	0	0	1	0				
Brent Mayne, L (1, 2) OBP: 0.369, SLG: 0.407		0-1 2B			0-0 F8		0-0 1B HR 2B		2-3 K	4	1	2	1	0	1	1				
David Howard, S (1, 4) OBP: 0.184, SLG: 0.194		0-0 B2			4-0 BB		0-0 G6-3		3-3 K	2	0	0	0	0	1	0				
Joe Randa, R (8, FH) OBP: 0.200, SLG: 0.292										1	0	0	0	0	1	1				
Michael Tucker, L (1, 7) OBP: 0.263, SLG: 0.243		0-3 K			0-1 G4-3		3-2 HR 1B		1-1 P6	4	1	1	0	0	1	3				
<b>Inning Stats</b>	R: 2 E: 0 K: 2 S: 14	H: 2 LOB: 0 BB: 0 P: 23	R: 1 E: 0 K: 1 S: 13	H: 2 LOB: 1 BB: 0 P: 16	R: 0 E: 0 K: 0 S: 10	H: 0 LOB: 1 BB: 1 P: 20	R: 0 E: 0 K: 0 S: 5	H: 0 LOB: 0 BB: 0 P: 9	R: 0 E: 0 K: 1 S: 10	H: 0 LOB: 0 BB: 0 P: 15	R: 5 E: 0 K: 1 S: 20	H: 4 LOB: 0 BB: 1 P: 35	R: 0 E: 0 K: 2 S: 11	H: 1 LOB: 1 BB: 0 P: 19	R: 0 E: 0 K: 1 S: 16	H: 2 LOB: 2 BB: 0 P: 22	1B: 5 2B: 3 3B: 0 HR: 3	SF: 0 SAC: 0 DP: 0 HBP: 0	WP: 0 PB: 0 SB: 3 CS: 0	PA: 41
<b>PITCHER</b>	IP WLS BF H R ER SO BB IBB HBP BLK WP HR S P ERA WHIP	IP WLS BF H R ER SO BB IBB HBP BLK WP HR S P ERA WHIP																		
Bob Scanlan, R (1, 1) ERA: 5.03	6.1 L 27 6 5 5 4 2 0 0 0 0 1 65 101 7.11 1.263																			
Mark Kiefer, R (7, 1) ERA: 8.0	0.2 5 2 3 3 1 1 0 0 0 0 2 14 26 40.50 4.500																			
Bill Wegman, R (8, 1) ERA: 8.62	2.0 9 3 0 0 3 0 0 0 0 0 0 27 41 0.00 1.500																			

Batter	1	2	3	4	5	6	7	8	9	AB	R	H	RBI	BB	SO	LOB	BOTTOM					
Fernando Vina, L (1, 4) OBP: 0.262, SLG: 0.243	2-3 K		0-1 G6-3		1-2 G4-3		3-2 F7	0-2 SF8		4	0	0	1	0	1	0	<b>Kansas City Royals @ Milwaukee Brewers</b> Milwaukee County Stadium, Milwaukee, WI Fri May 26 1995, 8:05 PM EDT Att: 11,054 - Unknown - 62 F <a href="http://livebaseballscorecards.com">livebaseballscorecards.com</a>					
Darryl Hamilton, L (1, 8) OBP: 0.381, SLG: 0.309	4-2 1B BB		0-1 G4-3		4-1 1B BB BB		0-1 1B	3-1 G6-3		3	0	1	0	2	0	1						
B.J. Surhoff, L (1, 3) OBP: 0.414, SLG: 0.367	2-1 FC6 1B		1-2 1B		4-1 1B BB		1-1 1B		2-2 G4-3 G5-3 1B	4	0	4	0	1	0	0						
Greg Vaughn, R (1, 10) OBP: 0.313, SLG: 0.306	2-3 K		0-0 P2		1-1 1B		0-0 F9		1-0 G5-3	5	0	1	0	0	1	6						
Derrick May, L (1, 7) OBP: 0.257, SLG: 0.235	0-0 FC6			1-0 1B G5-2-3 1B	0-1 P5		2-2 G3-1		0-0 G4-3	5	0	1	0	0	0	8						
Joe Oliver, R (1, 2) OBP: 0.385, SLG: 0.505		0-1 1B 2B		2-2 G5-2-3 1B	2-1 L9			4-0 2B HBP BB	1-1 G4-3	4	2	2	0	1	0	4						
Jeff Cirillo, R (1, 5) OBP: 0.386, SLG: 0.410		2-2 CS 1B		1-1 G5-2-3 1B		1-2 F9		2-3 K		4	0	2	1	0	1	1						
Matt Mieske, R (1, 9) OBP: 0.390, SLG: 0.392		3-3 K		3-2 G5-2-3		0-3 K		2-0 2B SF8 HBP		3	1	0	0	0	2	4						
Jose Valentin, S (1, 6) OBP: 0.227, SLG: 0.259		2-2 L9		1-2 3-H 3-H		1-1 F9		1-1 1B		4	0	1	1	0	1	2						
<b>Inning Stats</b>	R: 0 E: 0 K: 2 S: 15	H: 1 LOB: 2 BB: 1 P: 25	R: 1 E: 0 K: 1 S: 15	H: 2 LOB: 0 BB: 0 P: 22	R: 0 E: 0 K: 0 S: 8	H: 1 LOB: 1 BB: 0 P: 9	R: 0 E: 0 K: 1 S: 14	H: 3 LOB: 2 BB: 0 P: 24	R: 0 E: 0 K: 0 S: 11	H: 1 LOB: 3 BB: 2 P: 23	R: 0 E: 0 K: 1 S: 9	H: 0 LOB: 0 BB: 0 P: 11	R: 0 E: 0 K: 0 S: 12	H: 2 LOB: 2 BB: 0 P: 18	R: 2 E: 0 K: 1 S: 10	H: 1 LOB: 1 BB: 1 P: 19		R: 0 E: 0 K: 0 S: 8	H: 1 LOB: 1 BB: 0 P: 12	1B: 10 2B: 3 3B: 0 HR: 0	SF: 1 SAC: 0 DP: 2 HBP: 1	WP: 0 PB: 0 SB: 0 CS: 1
<b>PITCHER</b>	IP WLS BF H R ER SO BB IBB HBP BLK WP HR S P ERA WHIP	IP WLS BF H R ER SO BB IBB HBP BLK WP HR S P ERA WHIP																				
Kevin Appier, R (1, 1) ERA: 1.92	6.1 W 29 9 1 1 5																					
Billy Brewer, L (7, 1) ERA: 1.74	0.2 3 1 0 0 0 0 0 0 0 0 6 9 0.00 1.500																					
Doug Linton, R (8, 1) ERA: 7.25	0.1 4 1 2 2 1 1 0 1 0 0 5 14 54.00 6.000																					
Rusty Meacham, R (8, 1) ERA: 4.38	1.2 6 1 0 0 0 0 0 0 0 0 13 17 0.00 0.600																					



Batter	1	2	3	4	5	6	7	8	9	AB	R	H	RBI	BB	SO	LOB	TOP					
Jon Nunnally, L (1, 9) OBP: 0.360, SLG: 0.523	F9		F7-4		K		G4-3		SH1-3 1B	5	0	1	0	0	1	2						
Tom Goodwin, L (1, 8) OBP: 0.323, SLG: 0.253	G6-3			2B		2B			SH1-3	4	2	3	0	0	0	0						
Wally Joyner, L (1, 3) OBP: 0.398, SLG: 0.414	G4-3			2B		1B			FC6-4 IBB	4	2	2	2	1	1	1						
Greg Gagne, R (1, 6) OBP: 0.386, SLG: 0.540		G5-3		G5-3 2B		F9		WP	K	5	2	2	1	0	1	3						
Gary Gaetti, R (1, 5) OBP: 0.362, SLG: 0.573	L7			G5-3		1B		G3	FC6-4	3	1	0	0	2	0	3						
Bob Hamelin, L (1, 10) OBP: 0.284, SLG: 0.240	G3			G4-3		1B		G4-3		4	0	1	1	0	0	1						
Brent Mayne, L (1, 2) OBP: 0.377, SLG: 0.403			G3-1	F7		1B		G3	IBB	3	0	1	2	1	0	0						
Michael Tucker, L (1, 7) OBP: 0.274, SLG: 0.256			F7-4			G4-3		G3		4	0	2	0	0	0	4						
Jose Lind, R (1, 4) OBP: 0.270, SLG: 0.267				G4-3				L9		4	0	1	0	0	1	3						
<b>Inning Stats</b>	R: 0 E: 0 K: 0 S: 7	H: 0 LOB: 0 BB: 0 P: 10	R: 0 E: 0 K: 0 S: 6	H: 0 LOB: 0 BB: 0 P: 8	R: 0 E: 0 K: 0 S: 7	H: 2 LOB: 1 BB: 0 P: 12	R: 3 E: 0 K: 0 S: 15	H: 3 LOB: 0 BB: 0 P: 24	R: 0 E: 0 K: 1 S: 8	H: 1 LOB: 0 BB: 0 P: 11	R: 3 E: 0 K: 0 S: 12	H: 4 LOB: 1 BB: 0 P: 20	R: 0 E: 0 K: 2 S: 9	H: 1 LOB: 1 BB: 0 P: 13	R: 1 E: 0 K: 0 S: 11	H: 1 LOB: 2 BB: 2 P: 24	R: 0 E: 0 K: 1 S: 8	H: 1 LOB: 2 BB: 1 P: 15	1B: 9 2B: 4 3B: 1 HR: 0	SF: 0 SAC: 1 DP: 2 HBP: 0	WP: 1 PB: 0 CS: 1	PA: 41
<b>PITCHER</b>	IP	WLS	BF	H	R	ER	SO	BB	IBB	HBP	BLK	WP	HR	S	P	ERA	WHIP					
Ricky Bones, R (1, 1) ERA: 4.57	7.0	L	30	11	6	6	3	0	1	0	0	0	0	64	98	7.71	1.571					
Mark Kiefer, R (8, 1) ERA: 8.19	1.0		7	2	1	1	0	1	1	0	0	1	0	13	27	9.00	3.000					
Al Reyes, R (9, 1) ERA: 4.09	1.0		4	0	0	0	1	0	1	0	0	0	0	6	12	0.00	0.000					

**Kansas City Royals @ Milwaukee Brewers**  
 Milwaukee County Stadium, Milwaukee, WI  
 Sun May 28, 1995, 4:33 AM EDT  
 Att: 18,575 - Cloudy - 73 F

AB	36
R	7
H	13
RBI	6
BB	4
SO	4
LOB	17



Batter	1	2	3	4	5	6	7	8	9	AB	R	H	RBI	BB	SO	LOB	BOTTOM					
David Hulse, L (1, 9) OBP: 0.373, SLG: 0.375	G6-3			G6-3		K		1B		4	1	1	0	0	1	1						
Fernando Vina, L (1, 4) OBP: 0.283, SLG: 0.268	L9			B3-4		G5-3		1B		4	1	2	1	0	0	0						
Darryl Hamilton, L (1, 8) OBP: 0.376, SLG: 0.321	G6-3			1B		2H		1B		3	0	2	0	1	0	0						
Turner Ward, S (6, PR) OBP: 0.352, SLG: 0.377				1B		1B		1B		0	1	0	0	0	0	0						
Kevin Seitzer, R (1, 5) OBP: 0.421, SLG: 0.485		G5-3		1B		G5-3		1B		4	0	2	2	0	0	2						
B.J. Surhoff, L (1, 3) OBP: 0.403, SLG: 0.358	G5-3			L7				1B		4	0	1	1	0	0	2						
Greg Vaughn, R (1, 10) OBP: 0.311, SLG: 0.304	G6-3					G6-4-3		P2		4	0	1	0	0	0	2						
Joe Oliver, R (1, 2) OBP: 0.370, SLG: 0.485			G6-3		G6-4-3		P2		F8	4	0	0	0	0	0	1						
Derrick May, L (1, 7) OBP: 0.243, SLG: 0.222			G4-3		G3-1			G3-1	G3-1	4	0	0	0	0	0	0						
Jose Valentin, S (1, 6) OBP: 0.231, SLG: 0.274			P6					G4-3	P4	3	1	1	0	0	0	0						
Jeff Cirillo, R (9, PH) OBP: 0.378, SLG: 0.400						1B				1	0	0	0	0	0	0						
<b>Inning Stats</b>	R: 0 E: 0 K: 0 S: 10	H: 0 LOB: 0 BB: 0 P: 15	R: 0 E: 0 K: 0 S: 8	H: 0 LOB: 0 BB: 0 P: 12	R: 0 E: 0 K: 0 S: 5	H: 0 LOB: 0 BB: 0 P: 6	R: 0 E: 0 K: 0 S: 11	H: 2 LOB: 2 BB: 0 P: 17	R: 0 E: 0 K: 1 S: 10	H: 1 LOB: 0 BB: 0 P: 9	R: 1 E: 0 K: 0 S: 4	H: 3 LOB: 1 BB: 0 P: 14	R: 0 E: 0 K: 0 S: 14	H: 0 LOB: 0 BB: 1 P: 26	R: 3 E: 0 K: 0 S: 11	H: 4 LOB: 2 BB: 1 P: 11	R: 0 E: 0 K: 0 S: 8	H: 0 LOB: 0 BB: 0 P: 11	1B: 9 2B: 1 3B: 0 HR: 0	SF: 0 SAC: 0 DP: 2 HBP: 0	WP: 0 PB: 0 CS: 0	PA: 36
<b>PITCHER</b>	IP	WLS	BF	H	R	ER	SO	BB	IBB	HBP	BLK	WP	HR	S	P	ERA	WHIP					
Mark Gubicza, R (1, 1) ERA: 4.85	7.2	W	29	8	3	3	1	0	0	0	0	0	0	63	92	3.52	1.043					
Billy Brewer, L (8, 1) ERA: 2.61	0.0		3	2	1	1	0	1	0	0	0	0	0	4	9	∞	∞					
Rusty Meacham, R (8, 1) ERA: 4.26	0.1		1	0	0	0	0	0	0	0	0	0	0	2	5	0.00	0.000					
Jeff Montgomery, R (9, 1) ERA: 4.15	1.0	S	3	0	0	0	0	0	0	0	0	0	0	8	11	0.00	0.000					

**Kansas City Royals @ Milwaukee Brewers**  
 Milwaukee County Stadium, Milwaukee, WI  
 Sun May 28, 1995, 4:33 AM EDT  
 Att: 18,575 - Cloudy - 73 F

AB	35
R	4
H	10
RBI	4
BB	1
SO	1
LOB	8






Batter	1	2	3	4	5	6	7	8	9	AB	R	H	RBI	BB	SO	LOB	TOP			
<b>Otis Nixon, S</b> (1, 8) <small>OBP: 0.329, SLG: 0.312</small> <b>Esteban Beltre, R</b> (7, 6) <small>OBP: 0.400, SLG: 0.250</small>	F9		G1-3			BB BB	1-2 2H			4	0	2	0	0	0	1	<b>Texas Rangers @ Kansas City Royals</b> Kauffman Stadium, Kansas City, MO Mon May 29 1995, 7:05 PM CDT Att: 21,765 - Unknown - 72 F			
<b>Jeff Fyfe, R</b> (1, 4) <small>OBP: 0.371, SLG: 0.359</small>	BB		G3-1			F8	F7			4	0	1	0	0	0	4				
<b>Will Clark, L</b> (1, 3) <small>OBP: 0.352, SLG: 0.443</small> <b>Shawn Hare, L</b> (7, 9) <small>OBP: 0.400, SLG: 0.333</small>	2-3			G4-3		BB		G4-3		1	0	0	0	2	0	0				
<b>Mickey Tettleton, S</b> (1, 10) <small>OBP: 0.397, SLG: 0.458</small>	F9			G3		K		F8		4	0	0	0	0	1	3				
<b>Dean Palmer, R</b> (1, 5) <small>OBP: 0.438, SLG: 0.552</small> <b>Mike Pagliarulo, L</b> (7, 5) <small>OBP: 0.258, SLG: 0.321</small>		G5-3		G6-3				P4		2	0	0	0	1	0	0				
<b>Ivan Rodriguez, R</b> (1, 2) <small>OBP: 0.314, SLG: 0.400</small>	G3-6-3				E5	K		L3		4	0	1	0	0	1	3				
<b>Mark McLemore, S</b> (1, 7) <small>OBP: 0.400, SLG: 0.458</small>	G3-6-3				K			K		4	0	0	0	0	2	2				
<b>29 Rusty Greer, L</b> (1, 9) <small>OBP: 0.366, SLG: 0.424</small>			G1-3			F8		G3		4	0	2	0	0	0	1				
<b>Benji Gil, R</b> (1, 6) <small>OBP: 0.327, SLG: 0.466</small> <b>Jack Voigt, R</b> (7, 3) <small>OBP: 0.400, SLG: 0.667</small>						K				2	0	0	0	1	2	2				
<b>Inning Stats</b>	R: 0 E: 0 K: 0 S: 9	H: 1 LOB: 1 BB: 1 P: 17	R: 0 E: 0 K: 0 S: 4	H: 1 LOB: 0 BB: 0 P: 8	R: 0 E: 0 K: 1 S: 7	H: 1 LOB: 1 BB: 0 P: 15	R: 0 E: 0 K: 0 S: 8	H: 0 LOB: 0 BB: 0 P: 11	R: 0 E: 1 K: 2 S: 9	H: 0 LOB: 1 BB: 0 P: 14	R: 0 E: 0 K: 2 S: 16	H: 1 LOB: 3 BB: 2 P: 30	R: 0 E: 0 K: 0 S: 9	H: 2 LOB: 2 BB: 1 P: 19	R: 0 E: 0 K: 1 S: 9	H: 0 LOB: 0 BB: 0 P: 13		1B: 5 2B: 1 3B: 0 HR: 0	SF: 0 SAC: 0 DP: 1 HBP: 0	WP: 0 PB: 0 SB: 0 CS: 0
<b>PITCHER</b>	IP WLS BF H R ER SO	IP WLS BF H R ER SO	IP WLS BF H R ER SO	IP WLS BF H R ER SO	IP WLS BF H R ER SO	IP WLS BF H R ER SO	IP WLS BF H R ER SO	IP WLS BF H R ER SO	IP WLS BF H R ER SO	IP WLS BF H R ER SO	IP WLS BF H R ER SO	IP WLS BF H R ER SO	IP WLS BF H R ER SO	IP WLS BF H R ER SO	IP WLS BF H R ER SO	IP WLS BF H R ER SO	ERA WHIP	ERA WHIP		
<b>Tom Gordon, R</b> (1, 1) <small>ERA: 5.04</small> <b>Dilson Torres, R</b> (7, 1) <small>ERA: 5.56</small> <b>Hipolito Pichardo, R</b> (9, 1) <small>ERA: 3.24</small>	6.2 W 28 6 0 0 5	4 0 0 0 0 0 1	0 0 0 0 0 0 0	0 0 0 0 0 0 0	0 0 0 0 0 0 0	0 0 0 0 0 0 0	0 0 0 0 0 0 0	0 0 0 0 0 0 0	0 0 0 0 0 0 0	0 0 0 0 0 0 0	0 0 0 0 0 0 0	0 0 0 0 0 0 0	0 0 0 0 0 0 0	0 0 0 0 0 0 0	0 0 0 0 0 0 0	0 0 0 0 0 0 0	0.00 1.500	0.00 0.000	0.00 0.000	

Batter	1	2	3	4	5	6	7	8	9	AB	R	H	RBI	BB	SO	LOB	BOTTOM				
<b>Vince Coleman, S</b> (1, 7) <small>OBP: 0.379, SLG: 0.500</small> <b>Phil Hiatt, R</b> (8, PH) <small>OBP: 0.368, SLG: 0.625</small>	SF8		K	HBP		G6-3		BB		4	2	3	1	0	1	2	<b>Texas Rangers @ Kansas City Royals</b> Kauffman Stadium, Kansas City, MO Mon May 29 1995, 7:05 PM CDT Att: 21,765 - Unknown - 72 F				
<b>Tom Goodwin, L</b> (1, 8) <small>OBP: 0.337, SLG: 0.256</small>	G5-3		L3			G6-3		BB		3	2	1	0	1	0	1					
<b>Wally Joyner, L</b> (1, 3) <small>OBP: 0.402, SLG: 0.431</small> <b>Joe Randa, R</b> (8, PH) <small>OBP: 0.231, SLG: 0.292</small>	SF8		2B	WP		G6-3		HR		3	1	2	4	0	0	2					
<b>Gary Gaetti, R</b> (1, 5) <small>OBP: 0.380, SLG: 0.648</small>	HR		1B			G1-3		HR		5	2	4	6	0	0	1					
<b>Bob Hamelin, L</b> (1, 10) <small>OBP: 0.301, SLG: 0.291</small>	BB		K	F8				HR		4	1	2	1	1	1	3					
<b>Greg Gagne, R</b> (1, 6) <small>OBP: 0.377, SLG: 0.522</small>	2-4	E3	F9	G5-3		L7		1B		5	0	1	0	0	0	3					
<b>Brent Mayne, L</b> (1, 2) <small>OBP: 0.378, SLG: 0.394</small>					G4-3			K		4	1	1	0	1	1	2					
<b>Jose Lind, R</b> (1, 4) <small>OBP: 0.290, SLG: 0.300</small> <b>Jose Mota, S</b> (8, PR) <small>OBP: 0.231, SLG: 0.292</small>						L7				4	0	3	0	0	0	0					
<b>Jon Nunnally, L</b> (1, 9) <small>OBP: 0.340, SLG: 0.489</small> <b>Les Norman, R</b> (8, PH) <small>OBP: 0.231, SLG: 0.292</small>			K	FC6-4		F7		L5		3	1	0	0	0	1	4					
<b>Inning Stats</b>	R: 2 E: 0 K: 0 S: 10	H: 2 LOB: 1 BB: 1 P: 18	R: 0 E: 1 K: 2 S: 12	H: 1 LOB: 2 BB: 1 P: 23	R: 0 E: 0 K: 1 S: 11	H: 2 LOB: 0 BB: 0 P: 16	R: 5 E: 0 K: 0 S: 15	H: 5 LOB: 1 BB: 0 P: 28	R: 0 E: 0 K: 0 S: 9	H: 0 LOB: 0 BB: 0 P: 13	R: 0 E: 0 K: 0 S: 8	H: 1 LOB: 1 BB: 1 P: 16	R: 0 E: 0 K: 0 S: 6	H: 1 LOB: 0 BB: 0 P: 8	R: 5 E: 0 K: 1 S: 16	H: 6 LOB: 2 BB: 1 P: 26		1B: 11 2B: 3 3B: 1 HR: 3	SF: 1 SAC: 0 DP: 1 HBP: 1	WP: 1 PB: 0 SB: 0 CS: 1	PA: 43
<b>PITCHER</b>	IP WLS BF H R ER SO	IP WLS BF H R ER SO	IP WLS BF H R ER SO	IP WLS BF H R ER SO	IP WLS BF H R ER SO	IP WLS BF H R ER SO	IP WLS BF H R ER SO	IP WLS BF H R ER SO	IP WLS BF H R ER SO	IP WLS BF H R ER SO	IP WLS BF H R ER SO	IP WLS BF H R ER SO	IP WLS BF H R ER SO	IP WLS BF H R ER SO	IP WLS BF H R ER SO	IP WLS BF H R ER SO	ERA WHIP	ERA WHIP			
<b>Kevin Gross, R</b> (1, 1) <small>ERA: 10.8</small> <b>Chris Nix, R</b> (4, 1) <small>ERA: 1.8</small> <b>Terry Burrows, L</b> (7, 1) <small>ERA: 7.88</small> <b>Ed Vosberg, L</b> (8, 1) <small>ERA: 1.86</small>	3.1 L 22 2 0 0 0	2.2 10 2 0 0 0 0	1.2 11 7 5 5 0 0	0.1 0 0 0 0 0 1	0 0 0 0 0 0 0	0 0 0 0 0 0 0	0 0 0 0 0 0 0	0 0 0 0 0 0 0	0 0 0 0 0 0 0	0 0 0 0 0 0 0	0 0 0 0 0 0 0	0 0 0 0 0 0 0	0 0 0 0 0 0 0	0 0 0 0 0 0 0	0 0 0 0 0 0 0	0 0 0 0 0 0 0	18.90 3.300	0.00 1.125	27.00 4.800	0.00 0.000	

**AB 31**  
**R 0**  
**H 6**  
**RBI 0**  
**BB 4**  
**SO 6**  
**LOB 16**



**AB 37**  
**R 12**  
**H 18**  
**RBI 12**  
**BB 4**  
**SO 4**  
**LOB 19**





Batter	1	2	3	4	5	6	7	8	9	AB R H RBI BB SO LOB	TOP	
<b>Otis Nixon, S</b> <small>OBP: 0.331, SLG: 0.315</small> (1, 8)										5 0 2 0 0 1 1	<b>Texas Rangers @ Kansas City Royals</b> Kauffman Stadium, Kansas City, MO Tue May 30 1995, 7:05 PM CDT Att: 13,365 - Unknown - 74 F <a href="http://livebaseballscorecards.com">livebaseballscorecards.com</a>	
<b>Jeff Eves, R</b> <small>OBP: 0.365, SLG: 0.353</small> (1, 4)										5 1 1 0 0 1 3		
<b>Will Clark, L</b> <small>OBP: 0.364, SLG: 0.473</small> (1, 3)										3 3 1 2 2 0 1		
<b>Mickey Tettleton, S</b> <small>OBP: 0.386, SLG: 0.441</small> (1, 10)										4 0 0 0 0 0 2		
<b>Dean Palmer, R</b> <small>OBP: 0.439, SLG: 0.606</small> (1, 5)										4 2 2 3 0 0 1		
<b>Ivan Rodriguez, R</b> <small>OBP: 0.312, SLG: 0.394</small> (1, 2)										4 0 1 1 0 2 0		
<b>Mark McLemore, S</b> <small>OBP: 0.462, SLG: 0.464</small> (1, 7)										3 0 1 0 1 0 1		
<b>Jack Voigt, R</b> <small>OBP: 0.353, SLG: 0.571</small> (7, PH)										2 0 0 0 0 0 1		
<b>29 Rusty Greer, L</b> <small>OBP: 0.398, SLG: 0.420</small> (7, 9)										1 0 0 0 1 1 0		
<b>Benji Gil, R</b> <small>OBP: 0.325, SLG: 0.453</small> (1, 6)										3 0 0 0 1 2 3		
<b>Inning Stats</b>	R: 0 H: 1 E: 0 LOB: 0 K: 0 BB: 0 S: 6 P: 11	R: 0 H: 0 E: 0 LOB: 0 K: 1 BB: 0 S: 8 P: 13	R: 0 H: 0 E: 0 LOB: 1 K: 0 BB: 1 S: 6 P: 12	R: 2 H: 1 E: 0 LOB: 0 K: 2 BB: 1 S: 14 P: 23	R: 0 H: 1 E: 0 LOB: 2 K: 0 BB: 1 S: 10 P: 20	R: 1 H: 1 E: 0 LOB: 1 K: 0 BB: 1 S: 9 P: 19	R: 0 H: 0 E: 0 LOB: 0 K: 2 BB: 0 S: 8 P: 11	R: 3 H: 4 E: 0 LOB: 2 K: 1 BB: 1 S: 18 P: 29	R: 0 H: 0 E: 0 LOB: 0 K: 1 BB: 0 S: 6 P: 10	1B: 4 SF: 0 2B: 1 SAC: 0 3B: 0 DP: 1 HR: 3 HBP: 0	WP: 0 PA: 39 PB: 0 SB: 0 CS: 0	
<b>PITCHER</b>	IP WLS BF H R ER SO BB IBB HBP BLK WP HR S P ERA WHIP											IP WLS BF H R ER SO BB IBB HBP BLK WP HR S P ERA WHIP
<b>Chris Haney, L</b> <small>ERA: 2.94</small> (1, 1)	6.0 25 4 3 3 3 4 0 0 0 0 0 1 53 98 4.50 1.333											
<b>Rusty Meacham, R</b> <small>ERA: 4.61</small> (7, 1)	1.0 4 1 1 1 2 0 0 0 0 0 0 0 11 15 9.00 1.000											
<b>Billy Brewer, L</b> <small>ERA: 4.22</small> (8, 1)	0.1 3 2 2 2 0 0 0 0 0 0 2 7 13 54.00 6.000											
<b>Hipolito Pichardo, R</b> <small>ERA: 2.95</small> (8, 1)	1.2 W 7 1 0 0 2 1 0 0 0 0 0 0 14 22 0.00 1.200											

Batter	1	2	3	4	5	6	7	8	9	AB R H RBI BB SO LOB	BOTTOM	
<b>Vince Coleman, S</b> <small>OBP: 0.394, SLG: 0.500</small> (1, 10)										4 2 2 1 1 0 1	<b>Texas Rangers @ Kansas City Royals</b> Kauffman Stadium, Kansas City, MO Tue May 30 1995, 7:05 PM CDT Att: 13,365 - Unknown - 74 F <a href="http://livebaseballscorecards.com">livebaseballscorecards.com</a>	
<b>Phil Hiatt, R</b> <small>OBP: 0.348, SLG: 0.600</small> (1, 9)									4 0 1 1 0 2 2			
<b>Jon Nunnally, L</b> <small>OBP: 0.352, SLG: 0.489</small> (9, PH)									0 0 0 0 1 0 0			
<b>Greg Gagne, R</b> <small>OBP: 0.387, SLG: 0.511</small> (1, 6)									2 1 0 0 3 1 4			
<b>Gary Gaetti, R</b> <small>OBP: 0.381, SLG: 0.634</small> (7, 5)									4 1 1 0 1 0 6			
<b>Pat Borders, R</b> <small>OBP: 0.302, SLG: 0.581</small> (1, 2)									2 0 0 0 0 0 2			
<b>Wally Joyner, L</b> <small>OBP: 0.411, SLG: 0.481</small> (6, PH)									2 2 2 3 0 0 0			
<b>Les Norman, R</b> <small>OBP: 0.400, SLG: 0.400</small> (1, 7)									4 0 2 1 0 0 0			
<b>Jose Lind, R</b> <small>OBP: 0.289, SLG: 0.298</small> (1, 4)									4 0 1 0 0 1 2			
<b>Joe Randa, R</b> <small>OBP: 0.214, SLG: 0.269</small> (1, 5)									2 0 0 0 0 0 0			
<b>Brent Mayne, L</b> <small>OBP: 0.365, SLG: 0.382</small> (6, PH)									2 0 0 0 0 1 2			
<b>Tom Goodwin, L</b> <small>OBP: 0.353, SLG: 0.289</small> (1, 8)									4 1 3 0 0 0 0			
<b>Inning Stats</b>	R: 0 H: 0 E: 0 LOB: 1 K: 0 BB: 2 S: 12 P: 24	R: 0 H: 1 E: 0 LOB: 0 K: 0 BB: 0 S: 12 P: 15	R: 2 H: 3 E: 0 LOB: 2 K: 0 BB: 1 S: 14 P: 26	R: 0 H: 0 E: 0 LOB: 0 K: 0 BB: 0 S: 7 P: 12	R: 0 H: 0 E: 0 LOB: 0 K: 1 BB: 0 S: 5 P: 9	R: 3 H: 3 E: 0 LOB: 0 K: 0 BB: 1 S: 11 P: 17	R: 0 H: 1 E: 0 LOB: 2 K: 1 BB: 1 S: 10 P: 19	R: 1 H: 2 E: 0 LOB: 0 K: 2 BB: 0 S: 10 P: 14	R: 1 H: 2 E: 2 LOB: 3 K: 1 BB: 1 S: 7 P: 15	1B: 8 SF: 0 2B: 3 SAC: 0 3B: 0 DP: 2 HR: 1 HBP: 0	WP: 1 PA: 41 PB: 0 SB: 2 CS: 2	
<b>PITCHER</b>	IP WLS BF H R ER SO BB IBB HBP BLK WP HR S P ERA WHIP											IP WLS BF H R ER SO BB IBB HBP BLK WP HR S P ERA WHIP
<b>Darren Oliver, L</b> <small>ERA: 6.33</small> (1, 1)	4.0 17 4 2 2 2 0 0 0 0 0 1 1 21 38 10.12 2.250											
<b>Hector Fajardo, R</b> <small>ERA: 10.13</small> (5, 1)	2.2 13 4 3 3 2 2 0 0 0 0 1 1 21 38 10.12 2.250											
<b>Roger McDowell, R</b> <small>ERA: 5.68</small> (7, 1)	0.1 1 0 0 0 0 0 0 0 0 0 0 0 5 7 0.00 0.000											
<b>Ed Vosberg, L</b> <small>ERA: 2.53</small> (8, 1)	1.0 L 6 4 2 1 2 0 0 0 0 0 0 0 13 19 9.00 4.000											
<b>Matt Whiteside, R</b> <small>ERA: 3.55</small> (9, 1)	0.2 3 0 0 0 1 0 1 0 0 0 0 0 4 10 0.00 0.000											



Batter	1	2	3	4	5	6	7	8	9	AB	R	H	RBI	BB	SO	LOB	TOP					
<b>Otis Nixon, S</b> <small>OBP: 0.329, SLG: 0.313</small> (1, 8)	G3-1		FC5-4		G5-3			CS 1B		4	0	1	0	0	0	1	<b>Texas Rangers @ Kansas City Royals</b> Kauffman Stadium, Kansas City, MO Wed May 31 1995, 7:05 PM CDT Att: 15,204 - Unknown - 68 F					
<b>Jeff Fyfe, R</b> <small>OBP: 0.362, SLG: 0.350</small> (1, 4)	K		P5			G6-3		BB BB 1B		4	1	1	0	0	1	1						
<b>Will Clark, L</b> <small>OBP: 0.377, SLG: 0.479</small> (1, 3)	G3			FC5 BB 1B		FC6-4 1B		BB BB 2B BB		3	1	2	0	1	0	0						
<b>Mickey Tettleton, S</b> <small>OBP: 0.389, SLG: 0.434</small> (1, 10)		K		FC5 BB		F8		BB BB 2B BB		2	1	0	0	2	1	1						
<b>Ivan Rodriguez, R</b> <small>OBP: 0.310, SLG: 0.398</small> (1, 2)	G6-3		FC5		FC6-4			BB BB 2B BB		4	0	1	3	0	0	3						
<b>Mark McLemore, S</b> <small>OBP: 0.448, SLG: 0.447</small> (1, 7)	F7		F7			G6-3		2-5 2B	L7	4	0	0	0	0	0	2						
<b>29 Rusty Greer, L</b> <small>OBP: 0.371, SLG: 0.441</small> <b>Shawn Hare, L</b> <small>OBP: 0.353, SLG: 0.286</small> (5, 9)			1B 3B	K		P4			K	2	1	1	0	0	1	2						
<b>Mike Pagliarulo, L</b> <small>OBP: 0.257, SLG: 0.313</small> (1, 5)			FC5-4 1B		G4-3		G1-3	P5		4	0	1	1	0	0	0						
<b>Benji Gil, R</b> <small>OBP: 0.317, SLG: 0.440</small> (1, 6)			B2		K			K		3	0	0	0	0	2	1						
<b>Inning Stats</b>	R: 0 E: 0 K: 1 S: 10	H: 0 LOB: 0 BB: 0 P: 15	R: 0 E: 0 K: 1 S: 11	H: 0 LOB: 0 BB: 0 P: 14	R: 1 E: 0 K: 0 S: 10	H: 2 LOB: 1 BB: 0 P: 12	R: 0 E: 0 K: 1 S: 10	H: 1 LOB: 2 BB: 1 P: 22	R: 0 E: 0 K: 1 S: 9	H: 0 LOB: 0 BB: 0 P: 14	R: 0 E: 0 K: 0 S: 9	H: 1 LOB: 1 BB: 0 P: 15	R: 0 E: 0 K: 0 S: 7	H: 0 LOB: 0 BB: 0 P: 10	R: 3 E: 0 K: 1 S: 11	H: 3 LOB: 1 BB: 2 P: 23		R: 0 E: 0 K: 1 S: 7	H: 0 LOB: 0 BB: 0 P: 10	1B: 5 2B: 1 3B: 1 HR: 0	SF: 0 SAC: 0 DP: 0 HBP: 0	WP: 0 PB: 0 SB: 1 CS: 1
<b>PITCHER</b> <b>Kevin Appier, R</b> <small>ERA: 2.24</small> <b>Billy Brewer, L</b> <small>ERA: 3.86</small> (1, 1) (9, 1)	IP	WLS	BF	H	R	ER	SO	BB	IBB	HBP	BLK	WP	HR	S	P	ERA	WHIP					
	8.0	L	33	7	4	4	5	3	0	0	0	0	0	77	125	4.50	1.250					
	1.0		3	0	0	0	1	0	0	0	0	0	0	7	10	0.00	0.000					

AB	32
R	4
H	7
RBI	4
BB	3
SO	6
LOB	11



Batter	1	2	3	4	5	6	7	8	9	AB	R	H	RBI	BB	SO	LOB	BOTTOM					
<b>Vince Coleman, S</b> <small>OBP: 0.392, SLG: 0.492</small> (1, 9)	FC5-4 1B		SH1-3		G6-3		P6			3	0	1	0	0	0	0	<b>Texas Rangers @ Kansas City Royals</b> Kauffman Stadium, Kansas City, MO Wed May 31 1995, 7:05 PM CDT Att: 15,204 - Unknown - 68 F					
<b>Tom Goodwin, L</b> <small>OBP: 0.345, SLG: 0.287</small> (1, 8)	FC5-4 CS		F7		2B 1B		G6-3			4	1	1	0	0	0	2						
<b>Wally Joyner, L</b> <small>OBP: 0.414, SLG: 0.486</small> (1, 3)	F7		IBB		1-H 2B		F8			3	0	1	1	1	0	1						
<b>Bob Hamelin, L</b> <small>OBP: 0.299, SLG: 0.280</small> (1, 10)	CS	L9	P2		BB		P4			3	0	0	0	1	0	2						
<b>Greg Gagne, R</b> <small>OBP: 0.391, SLG: 0.505</small> (1, 6)		G5-3 1B		G4-3 BB		G1-3		G6-3		3	1	1	0	1	0	2						
<b>Gary Gaetti, R</b> <small>OBP: 0.365, SLG: 0.612</small> (1, 5)	G5-3		F7		G6-3			P4		4	0	0	0	0	0	2						
<b>Brent Mayne, L</b> <small>OBP: 0.363, SLG: 0.375</small> (1, 2)		G4-3 1B		G4-3		G3-1		G3		4	0	1	1	0	0	1						
<b>Michael Tucker, L</b> <small>OBP: 0.261, SLG: 0.244</small> (1, 7)	F7		F7		K			P5		4	0	0	0	0	1	2						
<b>Jose Lind, R</b> <small>OBP: 0.290, SLG: 0.299</small> (1, 4)			SH1-3 1B		K		P3			3	0	1	0	0	1	0						
<b>Inning Stats</b>	R: 0 E: 0 K: 0 S: 5	H: 1 LOB: 0 BB: 0 P: 10	R: 1 E: 0 K: 0 S: 10	H: 2 LOB: 1 BB: 0 P: 17	R: 0 E: 0 K: 0 S: 7	H: 1 LOB: 2 BB: 1 P: 13	R: 0 E: 0 K: 0 S: 8	H: 0 LOB: 1 BB: 1 P: 13	R: 1 E: 0 K: 1 S: 12	H: 2 LOB: 2 BB: 1 P: 21	R: 0 E: 0 K: 1 S: 8	H: 0 LOB: 0 BB: 0 P: 12	R: 0 E: 0 K: 0 S: 12	H: 0 LOB: 0 BB: 0 P: 15	R: 0 E: 0 K: 0 S: 9	H: 0 LOB: 0 BB: 0 P: 11		R: 0 E: 0 K: 0 S: 8	H: 0 LOB: 0 BB: 0 P: 12	1B: 5 2B: 1 3B: 0 HR: 0	SF: 0 SAC: 1 DP: 0 HBP: 0	WP: 0 PB: 0 SB: 0 CS: 1
<b>PITCHER</b> <b>Bob Tewksbury, R</b> <small>ERA: 3.61</small> (1, 1)	IP	WLS	BF	H	R	ER	SO	BB	IBB	HBP	BLK	WP	HR	S	P	ERA	WHIP					
	9.0	W	35	6	2	2	2	2	1	0	0	0	0	79	124	2.00	0.889					

AB	31
R	2
H	6
RBI	2
BB	3
SO	2
LOB	12





Batter	1	2	3	4	5	6	7	8	9	AB	R	H	RBI	BB	SO	LOB	TOP				
David Hulse, L (1, 7) OBP: 0.318, SLG: 0.339 Matt Mieske, R (7, PH) OBP: 0.415, SLG: 0.396 (7, 9)	G3		G4-3		G5-3		HBP			3	0	0	0	0	0	1	<b>Milwaukee Brewers @ Kansas City Royals</b> Kauffman Stadium, Kansas City, MO Fri Jun 02 1995, 7:05 PM CDT Att: 17,039 - Unknown - 74 F <a href="http://livebaseballscorecards.com">livebaseballscorecards.com</a>				
Darryl Hamilton, L (1, 8) OBP: 0.358, SLG: 0.303	F7		G4-3			L7	K			4	0	0	0	0	1	3					
Kevin Seitzer, R (1, 3) OBP: 0.444, SLG: 0.523 Fernando Vina, L (8, PR) OBP: 0.286, SLG: 0.373 (8, 5)	2B			L8		K		G6-4-3 BB		3	0	1	0	1	1	0					
Greg Vaughn, R (1, 10) OBP: 0.309, SLG: 0.361	F7			F8		P2		G6-4-3 1-2		4	0	0	0	0	0	2					
Joe Oliver, R (1, 2) OBP: 0.383, SLG: 0.523	HR			FC6-4 1B			G1-3	K		4	1	2	1	0	1	1					
Jeff Cirilo, R (1, 5) OBP: 0.371, SLG: 0.500 (8, 3)	G1-3			FC6-4 1-2			G5-3		F8	4	0	0	0	0	0	1					
Turner Ward, S (1, 9) OBP: 0.346, SLG: 0.385 (7, 7)	G1-3				G3-1		1B 2B		G6-3 HBP	3	1	1	0	0	0	0					
Pat Listach, S (1, 4) OBP: 0.278, SLG: 0.282	G4-3				G5-3		HBP BB 1B		G6-3 1-2	4	0	1	1	0	0	1					
Jose Valentin, S (1, 6) OBP: 0.230, SLG: 0.283			F7				HBP BB 1-2			2	0	1	0	1	0	0					
<b>Inning Stats</b>	R: 0 E: 0 K: 0 S: 9	H: 1 LOB: 1 BB: 0 P: 13	R: 1 E: 0 K: 0 S: 10	H: 1 LOB: 0 BB: 0 P: 16	R: 0 E: 0 K: 0 S: 5	H: 0 LOB: 0 BB: 0 P: 7	R: 0 E: 0 K: 0 S: 6	H: 1 LOB: 1 BB: 0 P: 9	R: 0 E: 0 K: 1 S: 7	H: 0 LOB: 0 BB: 0 P: 10	R: 1 E: 0 K: 1 S: 10	H: 2 LOB: 3 BB: 1 P: 17	R: 0 E: 0 K: 0 S: 5	H: 0 LOB: 1 BB: 0 P: 12	R: 0 E: 0 K: 0 S: 3	H: 0 LOB: 0 BB: 0 P: 4		1B: 2 2B: 2 3B: 1 HR: 1	SF: 0 SAC: 0 DP: 2 HBP: 2	WP: 0 PB: 0 CS: 0	PA: 35
<b>PITCHER</b>	IP	WLS	BF	H	R	ER	SO	BB	IBB	HBP	BLK	WP	HR	S	P	ERA	WHIP				
Mark Gubicin, R (1, 1) ERA: 4.53	6.2	W	27	6	2	2	1	1	0	0	0	0	1	56	87	2.70	1.050				
Billy Brewer, L (7, 1) ERA: 3.75	0.1		2	0	0	0	1	0	0	1	0	0	0	4	6	0.00	0.000				
Jeff Montgomery, R (8, 1) ERA: 3.8	2.0	S	6	0	0	0	1	1	0	1	0	0	0	8	16	0.00	0.500				

Batter	1	2	3	4	5	6	7	8	9	AB	R	H	RBI	BB	SO	LOB	BOTTOM				
Vince Coleman, S (1, 7) OBP: 0.397, SLG: 0.507	2B		1-2 1B		G4-3		G6-3			4	0	2	0	0	0	0	<b>Milwaukee Brewers @ Kansas City Royals</b> Kauffman Stadium, Kansas City, MO Fri Jun 02 1995, 7:05 PM CDT Att: 17,039 - Unknown - 74 F <a href="http://livebaseballscorecards.com">livebaseballscorecards.com</a>				
Tom Goodwin, L (1, 8) OBP: 0.355, SLG: 0.296	G3		F7		E 1B		G4-6-3 1B			4	1	2	0	0	0	2					
Wally Joyner, L (1, 3) OBP: 0.402, SLG: 0.468	F8		F7		P5		G4-6-3 1-2			4	0	0	0	0	0	4					
Greg Gagne, R (1, 6) OBP: 0.387, SLG: 0.505		P5		F8 1 SAFE 1 SAFE 1 SAFE	E9 1-H 2B		G4-3			4	0	1	1	0	0	0					
Gary Gaetti, R (1, 5) OBP: 0.373, SLG: 0.608		1B		FC5 BLK 1B	F7		G6-3			4	0	2	0	0	0	1					
Bob Hamelin, L (1, 10) OBP: 0.297, SLG: 0.271		F7		1-2 BB		G4-3		F9		3	0	0	0	1	0	1					
Brent Mayne, L (1, 2) OBP: 0.361, SLG: 0.413		G1-3			P6		HR			3	1	1	1	0	0	3					
Jose Mota, S (1, 4) OBP: 0.207, SLG: 0.259			F8		FC5 2-3f		K			2	0	0	0	0	0	2					
Jon Nunnally, L (1, 9) OBP: 0.368, SLG: 0.560			1B		HR		L9			3	1	2	1	0	0	0					
<b>Inning Stats</b>	R: 0 E: 0 K: 0 S: 6	H: 1 LOB: 1 BB: 0 P: 7	R: 0 E: 0 K: 0 S: 10	H: 1 LOB: 1 BB: 0 P: 13	R: 0 E: 0 K: 0 S: 9	H: 2 LOB: 2 BB: 0 P: 13	R: 0 E: 0 K: 0 S: 11	H: 1 LOB: 2 BB: 1 P: 18	R: 2 E: 1 K: 0 S: 10	H: 3 LOB: 1 BB: 0 P: 16	R: 1 E: 0 K: 1 S: 10	H: 1 LOB: 0 BB: 0 P: 13	R: 0 E: 0 K: 0 S: 4	H: 1 LOB: 0 BB: 0 P: 5	R: 0 E: 0 K: 0 S: 5	H: 0 LOB: 0 BB: 0 P: 7		1B: 6 2B: 2 3B: 0 HR: 2	SF: 0 SAC: 0 DP: 1 HBP: 0	WP: 0 PB: 0 CS: 0	PA: 33
<b>PITCHER</b>	IP	WLS	BF	H	R	ER	SO	BB	IBB	HBP	BLK	WP	HR	S	P	ERA	WHIP				
Ricky Bones, R (1, 1) ERA: 4.39	8.0	L	33	10	3	3	1	1	0	0	0	0	2	65	92	3.38	1.375				



Batter	1	2	3	4	5	6	7	8	9	AB	R	H	RBI	BB	SO	LOB	TOP			
David Hulse, L OBP: 0.300, SLG: 0.318 (1, 7)	K		G4-3			K G5-3 1B		G6-3		4	1	0	0	0	2	1	<b>Milwaukee Brewers @ Kansas City Royals</b> Kauffman Stadium, Kansas City, MO Sat Jun 03 1995, 7:05 PM CDT Att: 17,865 - Unknown - 77 F <a href="http://livebaseballscorecards.com">livebaseballscorecards.com</a>			
Darryl Hamilton, L OBP: 0.345, SLG: 0.290 (1, 8)	F7			F7		G5-3		G6-3		4	0	0	0	0	0	1				
Kevin Seitzer, R OBP: 0.445, SLG: 0.523 (6, PR)	L8			F8		FC5-4 1B				4	0	2	1	0	0	0				
Fernando Vina, L OBP: 0.286, SLG: 0.373 (8, 5)										0	0	0	0	0	0	0				
Greg Vaughn, R OBP: 0.300, SLG: 0.350 (1, 10)		K		K		FC5-4 1B		K		4	0	0	0	0	3	2				
Joe Oliver, R OBP: 0.371, SLG: 0.504 (1, 2)		K				G1-3		P2		4	0	0	0	0	1	1				
Jeff Cirilo, R OBP: 0.364, SLG: 0.483 (8, 3)		G5-3				F8				4	0	1	0	0	0	0				
Turner Ward, S OBP: 0.364, SLG: 0.391 (1, 9)				G5-3 1B		1B BB		SH1-3 1B		1	0	1	0	2	0	0				
Pat Listach, S OBP: 0.277, SLG: 0.280 (1, 4)				G5-3		1B		P4		4	0	1	0	0	0	3				
Jose Valentin, S OBP: 0.223, SLG: 0.274 (1, 6)				K		G3		F9		3	0	0	0	0	1	4				
<b>Inning Stats</b>	R: 0 E: 0 K: 1 S: 10	H: 0 LOB: 0 BB: 0 P: 12	R: 0 E: 0 K: 2 S: 8	H: 0 LOB: 0 BB: 0 P: 13	R: 0 E: 0 K: 1 S: 11	H: 1 LOB: 1 BB: 0 P: 14	R: 0 E: 0 K: 1 S: 6	H: 0 LOB: 0 BB: 0 P: 12	R: 0 E: 0 K: 0 S: 9	H: 1 LOB: 2 BB: 1 P: 14	R: 0 E: 0 K: 0 S: 9	H: 1 LOB: 1 BB: 0 P: 12	R: 0 E: 0 K: 1 S: 8	H: 1 LOB: 1 BB: 1 P: 14	R: 0 E: 0 K: 0 S: 7	H: 0 LOB: 1 BB: 1 P: 13	1B: 5 2B: 0 3B: 0 HR: 0	SF: 0 SAC: 1 DP: 0 HBP: 0	WP: 1 PB: 0 CS: 0	PA: 35
<b>PITCHER</b> Tom Gordon, R ERA: 3.97 (1, 1)	IP: 9.0 WLS: W BF: 35 H: 5 R: 1 ER: 1 SO: 7 BB: 2 IBB: 0 HBP: 0 BLK: 0 WP: 1 HR: 0 S: 79 P: 118 ERA: 1.00 WHIP: 0.778															<b>PITCHER</b>				

Batter	1	2	3	4	5	6	7	8	9	AB	R	H	RBI	BB	SO	LOB	BOTTOM					
Vince Coleman, S OBP: 0.402, SLG: 0.507 (1, 10)	K		E1 E 1B			G4-3				4	1	2	0	0	1	0	<b>Milwaukee Brewers @ Kansas City Royals</b> Kauffman Stadium, Kansas City, MO Sat Jun 03 1995, 7:05 PM CDT Att: 17,865 - Unknown - 77 F <a href="http://livebaseballscorecards.com">livebaseballscorecards.com</a>					
Tom Goodwin, L OBP: 0.342, SLG: 0.284 (1, 8)	F7		E5 2-H			G1-3				4	0	0	0	0	0	0						
Wally Joyner, L OBP: 0.390, SLG: 0.452 (1, 3)	P6		G4-3			F8				4	0	0	0	0	0	1						
Gary Gaetti, R OBP: 0.377, SLG: 0.629 (1, 5)										4	1	2	1	0	1	0						
Greg Gagne, R OBP: 0.377, SLG: 0.490 (1, 6)		P4				L9		G3		3	0	0	0	0	0	1						
Brent Mayne, L OBP: 0.346, SLG: 0.397 (1, 2)		G4-3				G4-3		G6-3		3	0	0	0	0	0	1						
Phil Hiatt, R OBP: 0.308, SLG: 0.522 (1, 9)										3	0	0	0	0	1	1						
Jon Nunnally, L OBP: 0.350, SLG: 0.528 (1, 7)										3	0	0	0	0	1	0						
Joe Randa, R OBP: 0.194, SLG: 0.241 (1, 4)										2	0	0	0	0	0	0						
Bob Hamelin, L OBP: 0.304, SLG: 0.279 (8, PH)										1	0	1	0	0	0	0						
Chris Stynes, R OBP: 0.279, SLG: 0.279 (8, PR)										0	0	0	0	0	0	0						
<b>Inning Stats</b>	R: 0 E: 0 K: 1 S: 7	H: 0 LOB: 0 BB: 0 P: 8	R: 0 E: 0 K: 1 S: 9	H: 1 LOB: 1 BB: 0 P: 14	R: 1 E: 2 K: 1 S: 11	H: 1 LOB: 1 BB: 0 P: 16	R: 0 E: 0 K: 1 S: 11	H: 0 LOB: 0 BB: 0 P: 15	R: 0 E: 0 K: 0 S: 5	H: 0 LOB: 0 BB: 0 P: 9	R: 0 E: 0 K: 0 S: 6	H: 0 LOB: 0 BB: 0 P: 9	R: 0 E: 0 K: 0 S: 6	H: 0 LOB: 0 BB: 0 P: 7	R: 0 E: 0 K: 0 S: 8	H: 2 LOB: 2 BB: 0 P: 14	R: 1 E: 0 K: 0 S: 9	H: 1 LOB: 0 BB: 0 P: 14	1B: 4 2B: 0 3B: 0 HR: 1	SF: 0 SAC: 0 DP: 0 HBP: 0	WP: 0 PB: 0 CS: 0	PA: 31
<b>PITCHER</b> Steve Sparks, R ERA: 3.12 (1, 1)	IP: 8.0 WLS: L BF: 28 H: 4 R: 1 ER: 1 SO: 4 BB: 0 IBB: 0 HBP: 0 BLK: 0 WP: 0 HR: 0 S: 63 P: 92 ERA: 0.00 WHIP: 0.500															<b>PITCHER</b>						
Graeme Lloyd, L ERA: 5.4 (9, 1)	0.2 L 3 1 1 1 0 0 0 0 0 0 1 9 14 13.50 1.500															<b>PITCHER</b>						



Batter	1	2	3	4	5	6	7	8	9	AB	R	H	RBI	BB	SO	LOB	TOP			
Fernando Vina, L (1,4) OBP: 0.267, SLG: 0.345	G3-1		G4-3		B4-3		B4-3			4	0	0	1	0	0	1	<b>Milwaukee Brewers @ Kansas City Royals</b> Kauffman Stadium, Kansas City, MO Sun Jun 04 1995, 3:33 AM CDT Att: 14,838 - Cloudy - 79 F <a href="http://livebaseballscorecards.com">livebaseballscorecards.com</a>			
Jeff Cirillo, R (1,5) OBP: 0.357, SLG: 0.469	G5-3		1B			G6-3	G4-3			4	0	1	0	0	0	1				
Greg Vaughn, R (1,10) OBP: 0.299, SLG: 0.346	2B		K			G6-3		G5-3		4	1	1	0	0	1	1				
Kevin Seitzer, R (1,3) OBP: 0.447, SLG: 0.530	1B		F7					P3		4	0	2	1	0	0	1				
Joe Oliver, R (1,2) OBP: 0.367, SLG: 0.492	BB				G1-3			K		3	0	0	0	1	2	1				
Matt Mieske, R (1,9) OBP: 0.406, SLG: 0.375	F9				P5				K	3	1	0	0	1	1	2				
Darryl Hamilton, L (1,8) OBP: 0.351, SLG: 0.299	L7				F7					4	1	2	0	0	0	0				
Pat Listach, S (1,6) OBP: 0.284, SLG: 0.282	BB				G5-3			P4		3	0	1	0	1	0	1				
Turner Ward, S (1,7) OBP: 0.351, SLG: 0.375	G4-6-3				L9			F9		4	0	0	1	0	0	4				
<b>Inning Stats</b>	R: 1 E: 0 K: 0 S: 13	H: 2 LOB: 2 BB: 1 P: 24	R: 0 E: 0 K: 0 S: 7	H: 0 LOB: 0 BB: 1 P: 12	R: 0 E: 0 K: 1 S: 11	H: 1 LOB: 1 BB: 0 P: 17	R: 0 E: 0 K: 0 S: 4	H: 0 LOB: 0 BB: 0 P: 6	R: 0 E: 0 K: 0 S: 8	H: 1 LOB: 1 BB: 0 P: 21	R: 2 E: 0 K: 1 S: 13	H: 2 LOB: 1 BB: 1 P: 22	R: 0 E: 0 K: 1 S: 7	H: 0 LOB: 0 BB: 0 P: 9	R: 0 E: 0 K: 1 S: 12	H: 1 LOB: 1 BB: 0 P: 20	1B: 6 2B: 1 3B: 0 HR: 0	SF: 0 SAC: 0 DP: 1 HBP: 0	WP: 0 PB: 0 CS: 2	PA: 36
<b>PITCHER</b>	IP WLS BF H R ER SO BB IBB HBP BLK WP HR S P ERA WHIP																			
Chris Haney, L (1,1) ERA: 2.68	5.2	21	3	1	1	1	2	0	0	0	0	0	0	52	84	1.59	0.882			
Rusty Meacham, R (6,1) ERA: 5.14	0.1	3	1	1	1	1	1	0	0	0	0	0	0	5	13	27.00	6.000			
Billy Brewer, L (7,1) ERA: 4.26	0.2	4	2	1	1	0	0	0	0	0	0	0	0	9	12	13.50	3.000			
Hipolito Pichardo, R (7,1) ERA: 2.75	1.1	W 4	0	0	0	1	0	0	0	0	0	0	0	10	14	0.00	0.000			
Jeff Montgomery, R (9,1) ERA: 3.38	1.0	S 4	1	0	0	1	0	0	0	0	0	0	0	12	20	0.00	1.000			

Batter	1	2	3	4	5	6	7	8	9	AB	R	H	RBI	BB	SO	LOB	BOTTOM				
Vince Coleman, S (1,10) OBP: 0.407, SLG: 0.500	K			1B				K		3	1	1	0	1	2	0	<b>Milwaukee Brewers @ Kansas City Royals</b> Kauffman Stadium, Kansas City, MO Sun Jun 04 1995, 3:33 AM CDT Att: 14,838 - Cloudy - 79 F <a href="http://livebaseballscorecards.com">livebaseballscorecards.com</a>				
Greg Gagne, R (1,6) OBP: 0.373, SLG: 0.481	F9			HR		CS		F7		4	1	1	0	0	0	0					
Gary Gaetti, R (1,3) OBP: 0.373, SLG: 0.641	G6-3			HR				G6-3		4	1	1	3	0	1	0					
Phil Hiatt, R (1,9) OBP: 0.345, SLG: 0.538	G6-3			FC6-5				F7		3	0	2	0	0	0	0					
Pat Borders, R (1,2) OBP: 0.304, SLG: 0.556	G6-3			FC6-5				K		2	0	0	0	1	1	1					
Les Norman, R (1,7) OBP: 0.286, SLG: 0.286	K			FC6-5						2	0	0	0	0	1	2					
Jon Nunnally, L (7,PH) OBP: 0.361, SLG: 0.593	K			G6-4-3				HR		1	1	1	1	0	0	0					
Joe Randa, R (1,5) OBP: 0.176, SLG: 0.219	K			G6-4-3				P3		3	0	0	0	0	1	2					
Chris Stynes, R (1,4) OBP: 0.333, SLG: 0.333	G4-3							F7		3	0	1	0	0	0	0					
Tom Goodwin, L (1,8) OBP: 0.333, SLG: 0.276	G4-3							G4-3		3	0	0	0	0	0	1					
<b>Inning Stats</b>	R: 0 E: 0 K: 1 S: 5	H: 0 LOB: 0 BB: 0 P: 7	R: 0 E: 0 K: 1 S: 5	H: 0 LOB: 0 BB: 0 P: 6	R: 0 E: 0 K: 1 S: 7	H: 1 LOB: 0 BB: 0 P: 11	R: 3 E: 0 K: 0 S: 19	H: 3 LOB: 1 BB: 2 P: 34	R: 0 E: 0 K: 2 S: 11	H: 1 LOB: 1 BB: 0 P: 18	R: 1 E: 0 K: 0 S: 8	H: 1 LOB: 0 BB: 0 P: 14	R: 0 E: 0 K: 1 S: 8	H: 0 LOB: 0 BB: 0 P: 13	1B: 5 2B: 0 3B: 0 HR: 2	SF: 0 SAC: 0 DP: 2 HBP: 0	WP: 0 PB: 0 CS: 1	PA: 31			
<b>PITCHER</b>	IP WLS BF H R ER SO BB IBB HBP BLK WP HR S P ERA WHIP																				
Sid Roberson, L (1,1) ERA: 3.5	4.2	19	5	3	3	3	2	0	0	0	0	0	0	12	19	0.00	0.750				
Mark Kiefer, R (5,1) ERA: 5.71	1.1	4	1	0	0	2	0	0	0	0	0	0	0	1	8	9.00	1.000				
Graeme Lloyd, L (7,1) ERA: 5.6	1.0	L 4	1	1	1	0	0	0	0	0	0	0	0	1	8	14	9.00	1.000			
Ron Rightnowar, R (8,1) ERA: 4.05	1.0	3	0	0	0	1	0	0	0	0	0	0	0	8	13	0.00	0.000				







Batter	1	2	3	4	5	6	7	8	9	AB	R	H	RBI	BB	SO	LOB	TOP					
Vince Coleman, S (1, 7) OBP: 0.404, SLG: 0.524										4	1	2	1	0	1	0	<b>Kansas City Royals @ Texas Rangers</b> The Ballpark at Arlington, Arlington, TX Tue Jun 06 1995, 8:05 PM EDT Att: 25,135 - Unknown - 90 F  <b>AB 34</b> <b>R 1</b> <b>H 7</b> <b>RBI 1</b> <b>BB 1</b> <b>SO 7</b> <b>LOB 11</b>					
Phil Hiatt, R (1, 9) OBP: 0.303, SLG: 0.467										4	0	0	0	0	3	1						
Greg Gagne, R (1, 6) OBP: 0.366, SLG: 0.466										4	0	1	0	0	1	0						
Gary Gaetti, R (1, 3) OBP: 0.370, SLG: 0.629										4	0	1	0	0	0	0						
Pat Borders, R (1, 10) OBP: 0.300, SLG: 0.531										4	0	1	0	0	0	2						
Les Norman, R (1, 8) OBP: 0.384, SLG: 0.300										3	0	1	0	1	0	1						
Chris Stynes, R (1, 4) OBP: 0.273, SLG: 0.200										4	0	0	0	0	0	3						
Joe Randa, R (1, 5) Wally Joyner, L (9, PH) OBP: 0.189, SLG: 0.229 OBP: 0.350, SLG: 0.445										3	0	1	0	0	1	1						
Brent Mayne, L (1, 2) OBP: 0.333, SLG: 0.388										3	0	0	0	0	0	3						
<b>Inning Stats</b>	R: 0 E: 0 K: 3 S: 13	H: 0 LOB: 0 BB: 0 P: 16	R: 0 E: 0 K: 0 S: 5	H: 1 LOB: 1 BB: 0 P: 10	R: 0 E: 0 K: 1 S: 7	H: 1 LOB: 1 BB: 0 P: 13	R: 0 E: 0 K: 0 S: 5	H: 0 LOB: 0 BB: 0 P: 7	R: 0 E: 0 K: 1 S: 7	H: 0 LOB: 1 BB: 1 P: 15	R: 1 E: 0 K: 1 S: 7	H: 1 LOB: 0 BB: 0 P: 9	R: 0 E: 0 K: 0 S: 10	H: 2 LOB: 2 BB: 0 P: 19	R: 0 E: 0 K: 0 S: 9	H: 2 LOB: 2 BB: 0 P: 16		R: 0 E: 0 K: 1 S: 6	H: 0 LOB: 0 BB: 0 P: 11	1B: 6 2B: 0 3B: 0 HR: 1	SF: 0 SAC: 0 DP: 0 HBP: 0	WP: 0 PB: 0 SB: 0 CS: 0
<b>PITCHER</b> Kenny Rogers, L (1, 1) ERA: 1.49	IP: 9.0 WLS: W BF: 35 H: 7 R: 1 ER: 1 SO: 7 BB: 1 IBB: 0 HBP: 0 BLK: 0 WP: 0 HR: 1 S: 69 P: 116 ERA: 1.00 WHIP: 0.889																					

Batter	1	2	3	4	5	6	7	8	9	AB	R	H	RBI	BB	SO	LOB	BOTTOM					
Otis Nixon, S (1, 8) OBP: 0.321, SLG: 0.298										3	0	0	0	1	0	1	<b>Kansas City Royals @ Texas Rangers</b> The Ballpark at Arlington, Arlington, TX Tue Jun 06 1995, 8:05 PM EDT Att: 25,135 - Unknown - 90 F  <b>AB 32</b> <b>R 2</b> <b>H 9</b> <b>RBI 2</b> <b>BB 2</b> <b>SO 2</b> <b>LOB 12</b>					
29 Rusty Greer, L (1, 9) OBP: 0.384, SLG: 0.482										4	0	2	1	0	0	1						
Will Clark, L (1, 3) OBP: 0.362, SLG: 0.435										4	0	1	0	0	1	1						
Juan Gonzalez, R (1, 7) Mark McLemore, S (3, 7) OBP: 0.238, SLG: 0.381 OBP: 0.411, SLG: 0.393										1	0	0	0	0	0	2						
Mickey Tettleton, S (1, 10) OBP: 0.387, SLG: 0.474										4	1	2	0	0	0	0						
Ivan Rodriguez, R (1, 2) OBP: 0.326, SLG: 0.424										3	0	1	0	1	0	1						
Mike Pagliarulo, L (1, 5) OBP: 0.261, SLG: 0.302										4	0	1	1	0	1	5						
Esteban Beltre, R (1, 4) OBP: 0.250, SLG: 0.182										3	0	0	0	0	0	1						
Benji Gil, R (1, 6) OBP: 0.321, SLG: 0.448										3	1	1	0	0	0	0						
<b>Inning Stats</b>	R: 0 E: 0 K: 0 S: 6	H: 2 LOB: 1 BB: 0 P: 8	R: 0 E: 0 K: 0 S: 6	H: 0 LOB: 0 BB: 0 P: 11	R: 0 E: 0 K: 0 S: 7	H: 0 LOB: 1 BB: 1 P: 16	R: 0 E: 1 K: 1 S: 16	H: 1 LOB: 2 BB: 0 P: 28	R: 1 E: 0 K: 0 S: 10	H: 2 LOB: 1 BB: 0 P: 17	R: 1 E: 1 K: 0 S: 7	H: 2 LOB: 1 BB: 0 P: 12	R: 0 E: 0 K: 0 S: 8	H: 0 LOB: 0 BB: 0 P: 15	R: 0 E: 0 K: 1 S: 8	H: 2 LOB: 2 BB: 1 P: 16		R: 0 E: 0 K: 1 S: 8	H: 0 LOB: 0 BB: 0 P: 16	1B: 7 2B: 3 3B: 0 HR: 0	SF: 0 SAC: 0 DP: 2 HBP: 0	WP: 0 PB: 0 SB: 0 CS: 0
<b>PITCHER</b> Mark Gubicza, R (1, 1) ERA: 4.27 Dennis Rasmussen, L (8, 1) ERA:	IP: 7.0 WLS: L BF: 29 H: 7 R: 2 ER: 2 SO: 1 BB: 1 IBB: 0 HBP: 0 BLK: 0 WP: 0 HR: 0 S: 60 P: 107 ERA: 2.57 WHIP: 1.143																					



Batter	1	2	3	4	5	6	7	8	9	AB	R	H	RBI	BB	SO	LOB	TOP				
Vince Coleman, S OBP: 0.404, SLG: 0.511	G6-3	G6-3					F9			4	0	1	1	1	0	0					
Tom Goodwin, L OBP: 0.341, SLG: 0.298	F7	L6		K			F		K	5	0	1	0	0	2	3					
Wally Joyner, L OBP: 0.386, SLG: 0.439	1B				F7		E4			4	1	1	0	0	0	1					
Greg Gagne, R OBP: 0.362, SLG: 0.458	1B	1B		L5			F9		G4-6-3	4	1	1	0	0	0	2					
Keith Lockhart, L OBP: 0.375, SLG: 0.333	1B						K			4	0	2	1	0	1	0					
Gary Gaetti, R OBP: 0.367, SLG: 0.618	1B						K			4	0	1	1	0	1	1					
Bob Hamelin, L OBP: 0.309, SLG: 0.280	K									3	1	1	0	0	1	2					
Jon Nunnally, L OBP: 0.362, SLG: 0.574										3	1	2	0	1	0	0					
Brent Mayne, L OBP: 0.320, SLG: 0.371										4	0	0	0	0	0	4					
<b>Inning Stats</b>	R: 2 H: 4 E: 0 K: 1 S: 11	H: 4 R: 4 ER: 4 LOB: 2 BB: 0 P: 19	R: 1 H: 1 E: 0 K: 0 S: 11	LOB: 0 BB: 0 P: 13	R: 0 H: 1 E: 0 K: 1 S: 12	LOB: 1 BB: 0 P: 18	R: 1 H: 1 E: 0 K: 1 S: 10	LOB: 1 BB: 2 P: 25	R: 0 H: 0 E: 0 K: 1 S: 8	LOB: 0 BB: 0 P: 11	R: 0 H: 1 E: 1 K: 0 S: 9	LOB: 1 BB: 0 P: 18	R: 0 H: 0 E: 0 K: 0 S: 7	LOB: 0 BB: 0 P: 10	R: 0 H: 1 E: 0 K: 1 S: 9	LOB: 1 BB: 0 P: 13	1B: 9 2B: 1 3B: 0 HR: 0	SF: 0 SAC: 0 DP: 1 HBP: 1	WP: 2 PB: 0 SB: 1 CS: 1	PA: 38	
<b>PITCHER</b>	IP	WLS	BF	H	R	ER	SO	BB	IBB	HBP	BLK	WP	HR	S	P	ERA	WHIP				
Roger Pavlik, R ERA: 5.06	3.1		19	7	4	4	2	2	0	0	0	1	0	41	69	10.80	2.700				
Terry Burrows, L ERA: 6.43	3.0	W	11	2	0	0	2	0	0	1	0	0	0	24	40	0.00	0.667				
Roger McDowell, R ERA: 4.94	2.2		8	1	0	0	1	0	0	0	0	0	0	19	29	0.00	0.375				

**Kansas City Royals @ Texas Rangers**  
The Ballpark at Arlington, Arlington, TX  
Wed Jun 07 1995, 8:05 PM EDT  
Att: 28,175 - Unknown - 86 F

AB 35  
R 4  
H 10  
RBI 3  
BB 2  
SO 5  
LOB 13



Batter	1	2	3	4	5	6	7	8	9	AB	R	H	RBI	BB	SO	LOB	BOTTOM				
Otis Nixon, S OBP: 0.323, SLG: 0.301	G6-3					G4-3				5	0	2	1	0	0	1					
29 Rusty Greer, L OBP: 0.385, SLG: 0.474	K2-3									4	2	1	0	1	2	3					
Will Clark, L OBP: 0.366, SLG: 0.437	G3-1									4	2	2	0	0	0	0					
Mickey Tettleton, S OBP: 0.378, SLG: 0.464										3	0	0	1	0	1	3					
Ivan Rodriguez, R OBP: 0.326, SLG: 0.418	F7									4	1	1	1	0	0	2					
Mark McLemore, S OBP: 0.420, SLG: 0.420	G3									3	3	2	3	1	0	0					
Mike Pagliarulo, L OBP: 0.280, SLG: 0.319										4	1	2	2	0	1	0					
Esteban Beltre, R OBP: 0.313, SLG: 0.333										4	1	2	1	0	1	0					
Benji Gil, R OBP: 0.319, SLG: 0.442										4	0	1	0	0	2	3					
<b>Inning Stats</b>	R: 0 H: 0 E: 0 K: 1 S: 8	H: 0 R: 0 ER: 0 LOB: 0 BB: 0 P: 11	R: 0 H: 0 E: 0 K: 1 S: 5	LOB: 0 BB: 0 P: 9	R: 0 H: 1 E: 0 K: 1 S: 8	LOB: 1 BB: 0 P: 10	R: 3 H: 3 E: 0 K: 1 S: 14	LOB: 0 BB: 0 P: 17	R: 0 H: 0 E: 0 K: 2 S: 9	LOB: 0 BB: 0 P: 13	R: 6 H: 6 E: 1 K: 1 S: 18	LOB: 1 BB: 1 P: 29	R: 0 H: 0 E: 1 K: 0 S: 7	LOB: 0 BB: 0 P: 7	R: 1 H: 3 E: 0 K: 0 S: 8	LOB: 2 BB: 1 P: 15	1B: 11 2B: 2 3B: 0 HR: 1	SF: 1 SAC: 0 DP: 1 HBP: 0	WP: 1 PB: 0 SB: 0 CS: 0	PA: 38	
<b>PITCHER</b>	IP	WLS	BF	H	R	ER	SO	BB	IBB	HBP	BLK	WP	HR	S	P	ERA	WHIP				
Tom Gordon, R ERA: 5.03	5.1	L	24	7	7	7	6	1	0	0	0	0	1	51	73	11.81	1.500				
Rusty Marsham, R ERA: 5.65	0.1		4	3	2	1	0	0	0	0	0	0	0	6	10	27.00	9.000				
Dennis Rasmussen, L ERA:	0.2		3	0	0	0	1	0	0	0	0	0	0	10	11	0.00	0.000				
Dilson Torres, R ERA: 5.68	1.1		6	3	1	1	0	1	0	0	0	1	0	8	15	6.75	3.000				
Billy Brewer, L ERA: 4.15	0.1		1	0	0	0	0	0	0	0	0	0	0	2	2	0.00	0.000				

**Kansas City Royals @ Texas Rangers**  
The Ballpark at Arlington, Arlington, TX  
Wed Jun 07 1995, 8:05 PM EDT  
Att: 28,175 - Unknown - 86 F

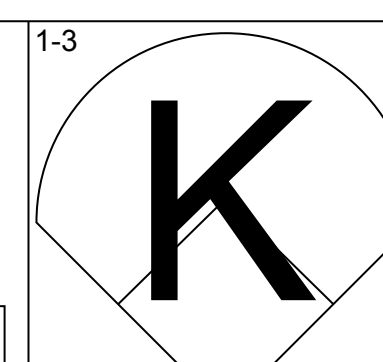
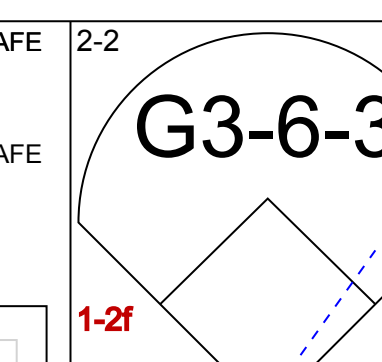
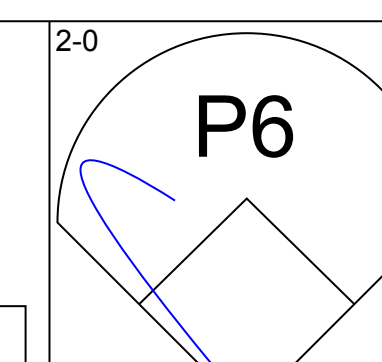
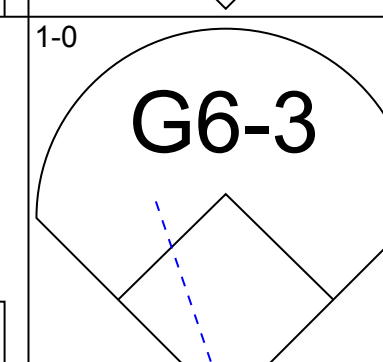
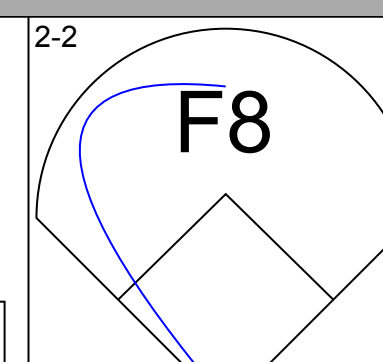
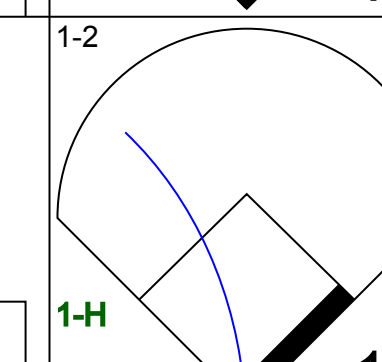
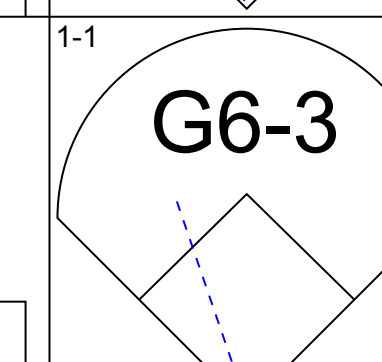
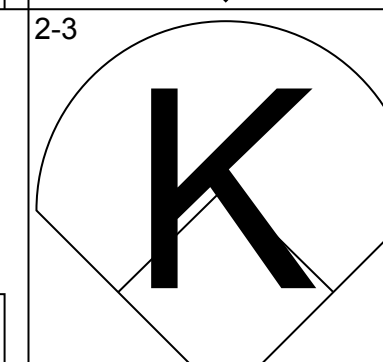
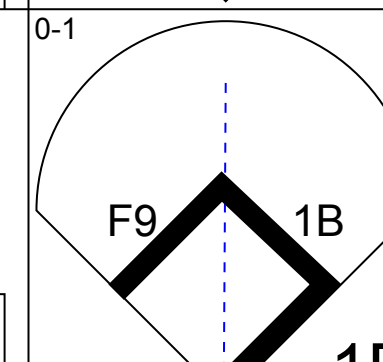
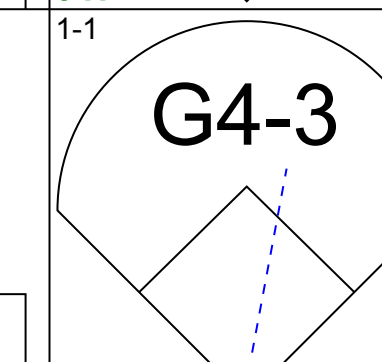
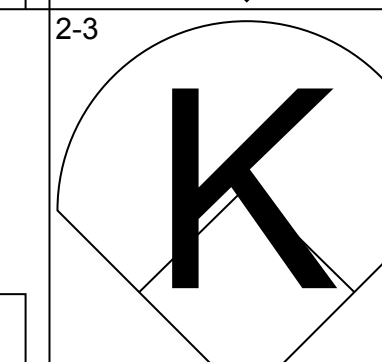
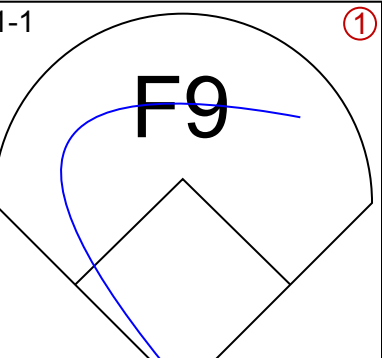
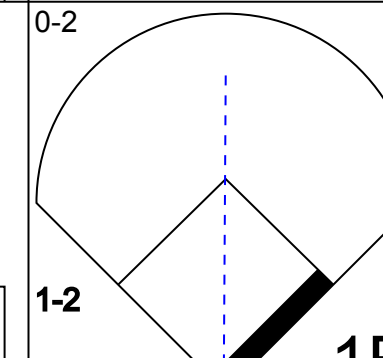
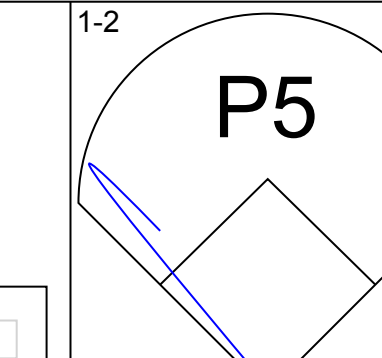
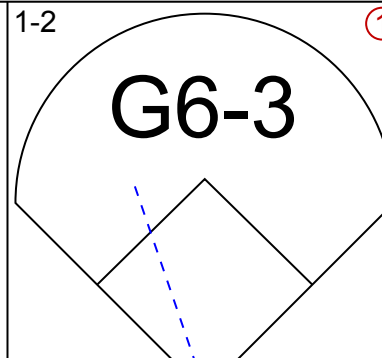
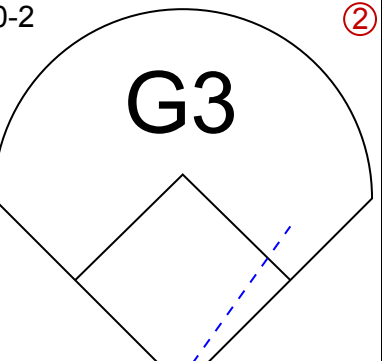
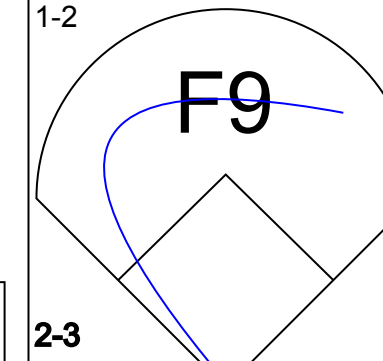
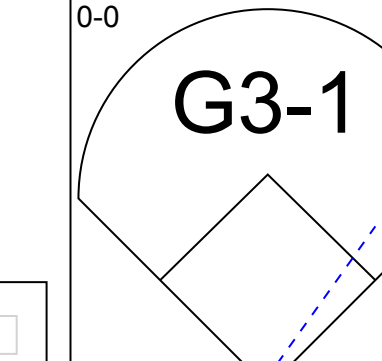
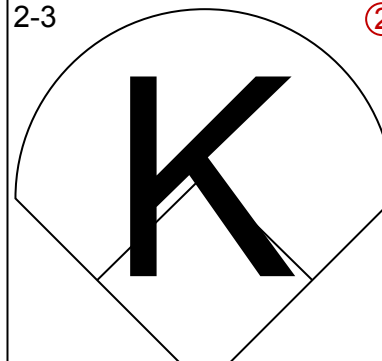
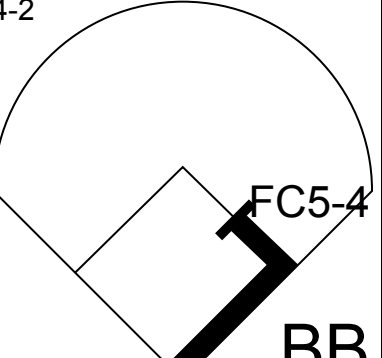
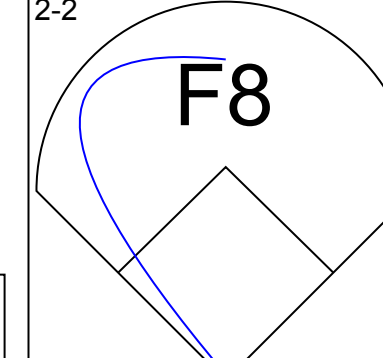
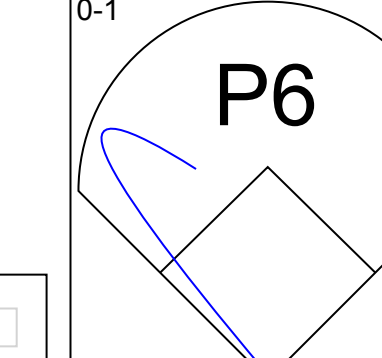
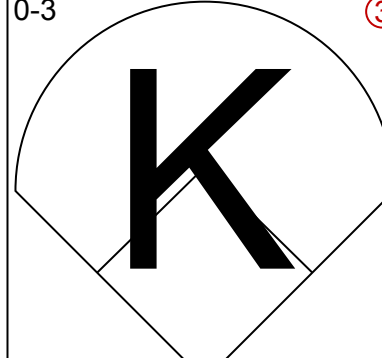
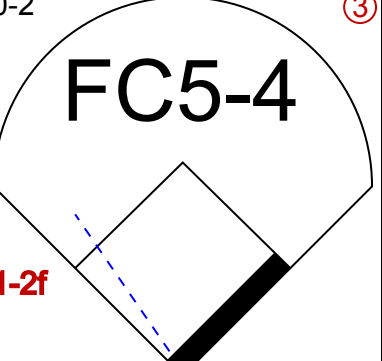
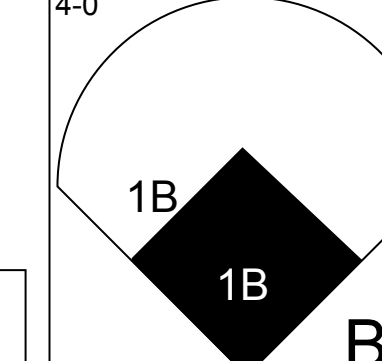
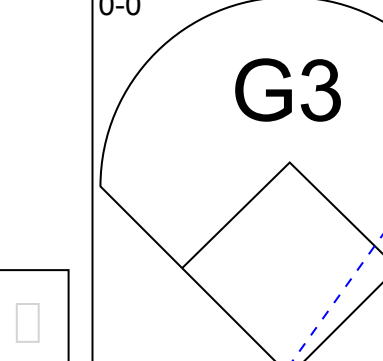
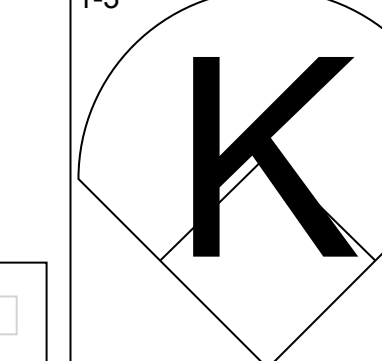
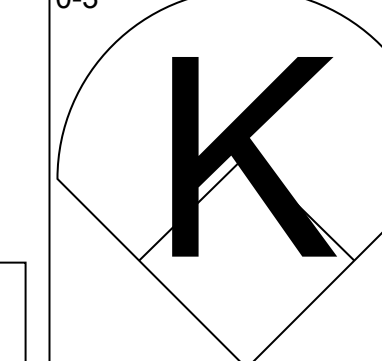
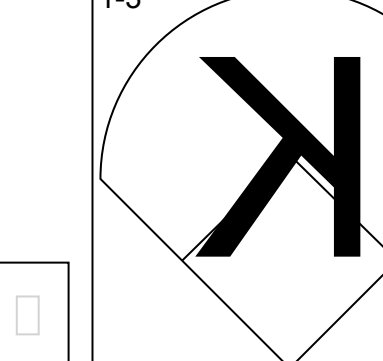
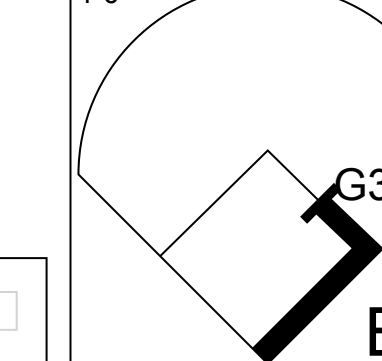
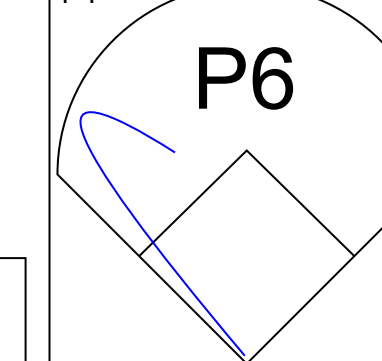
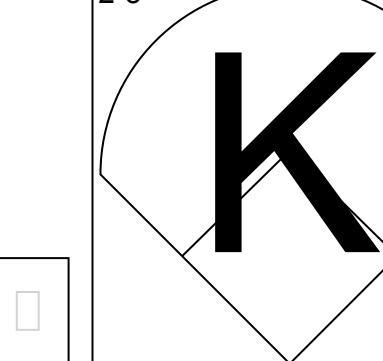
AB 35  
R 10  
H 13  
RBI 9  
BB 2  
SO 7  
LOB 12

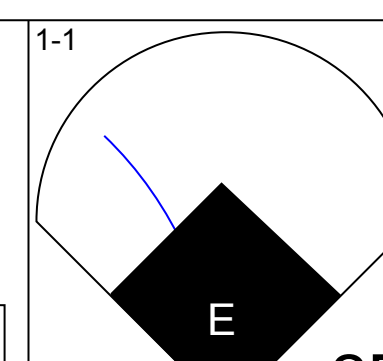
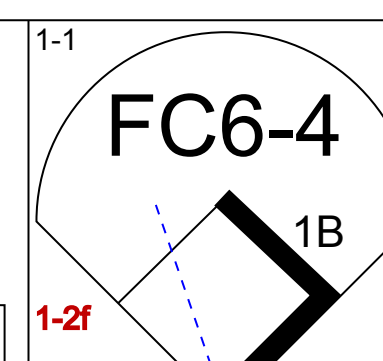
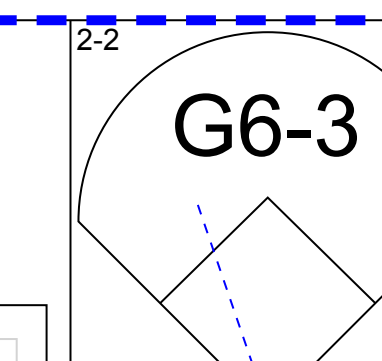
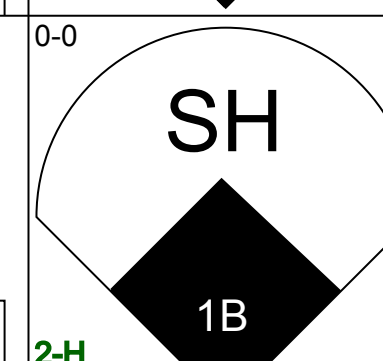
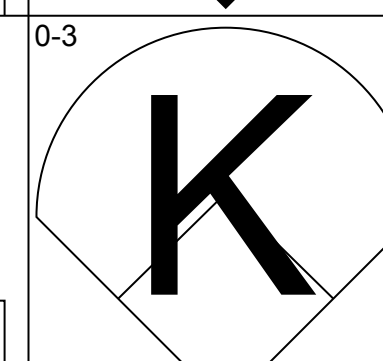
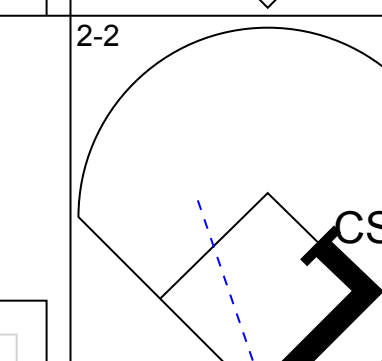
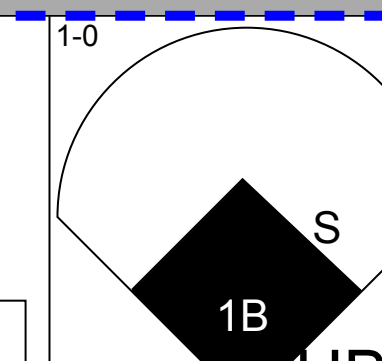
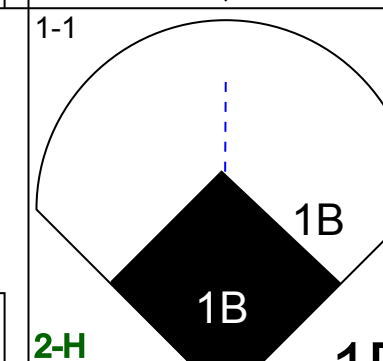
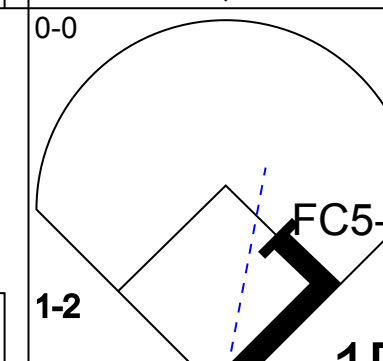
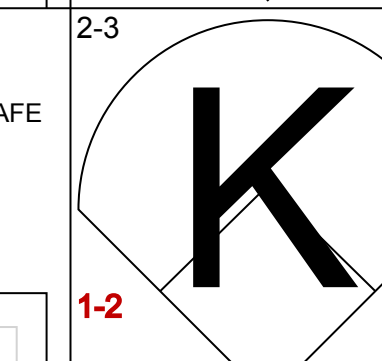
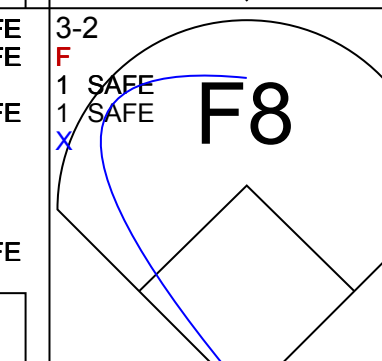
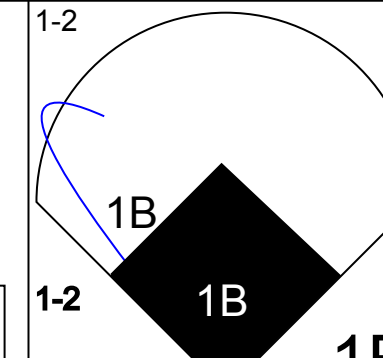
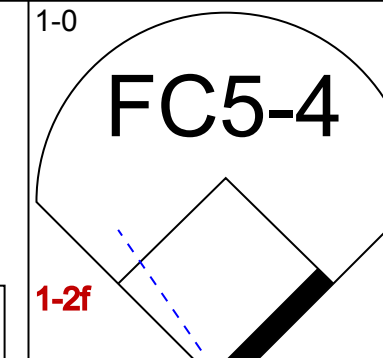
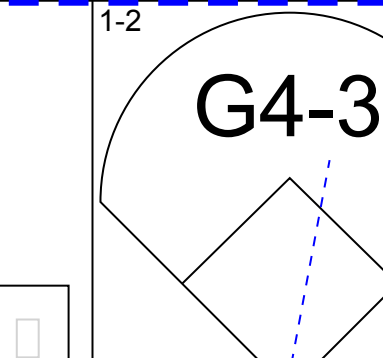
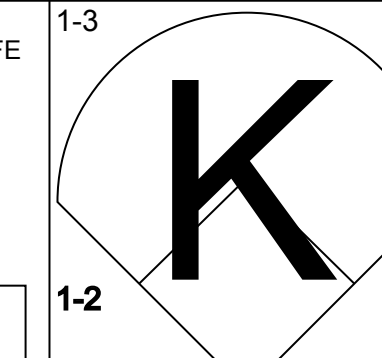
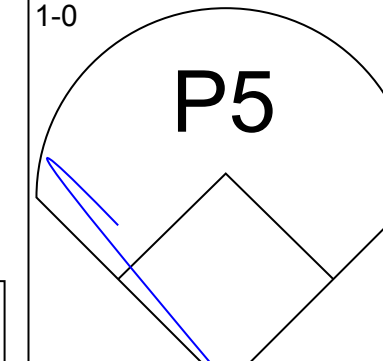
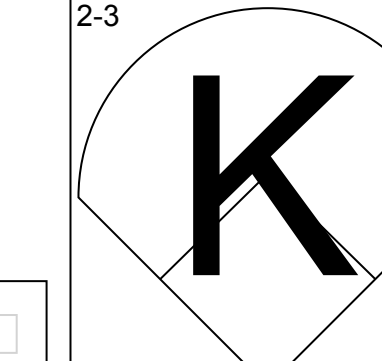
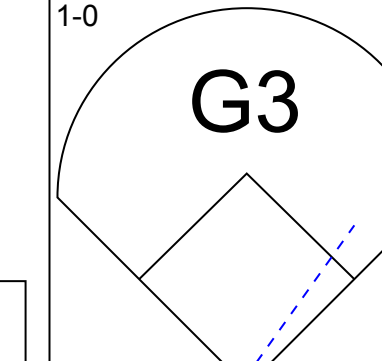
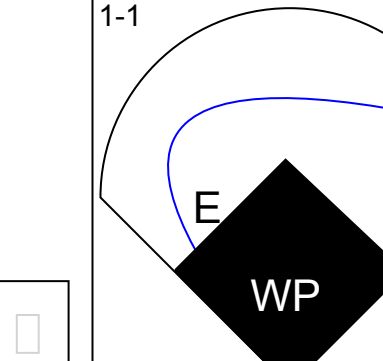
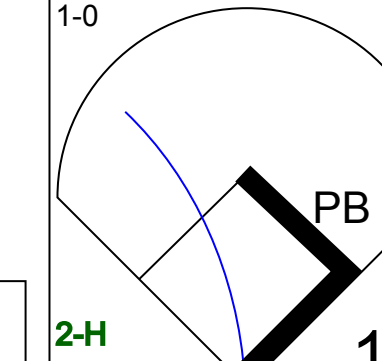
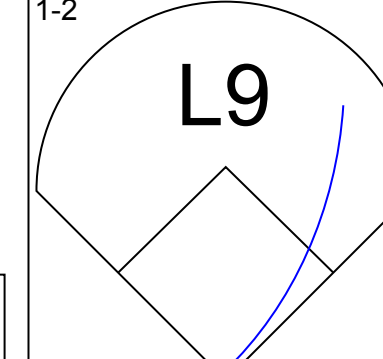
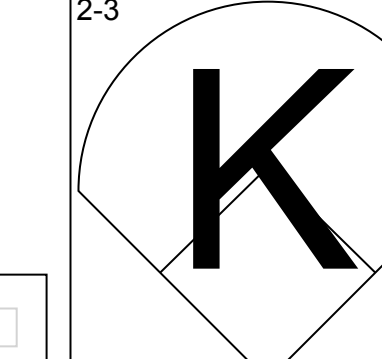
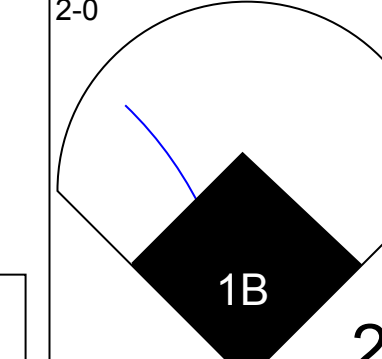
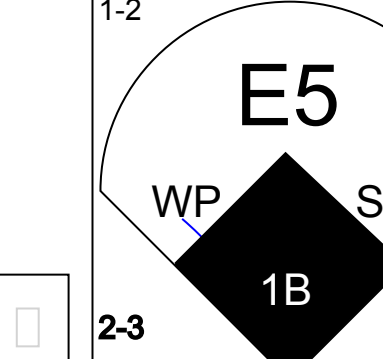
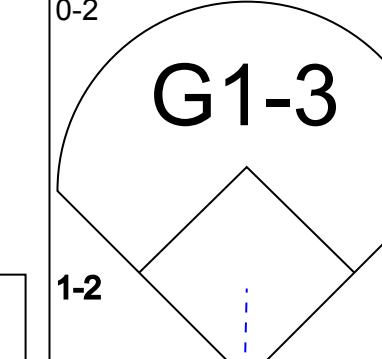
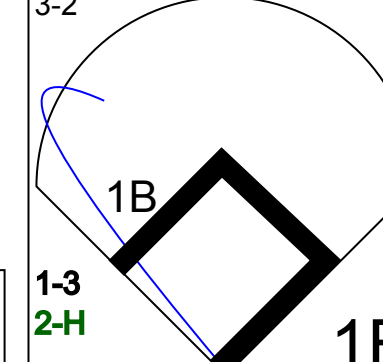
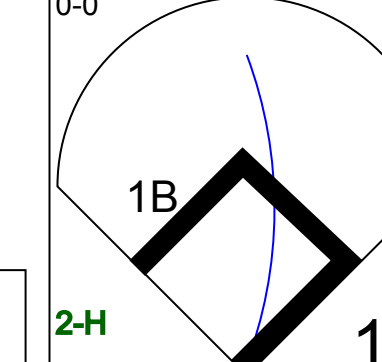
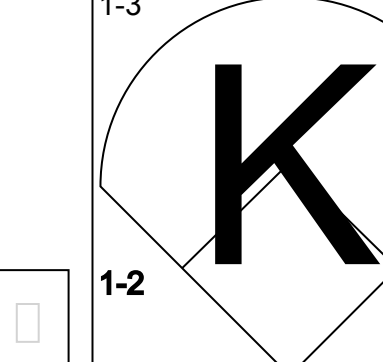
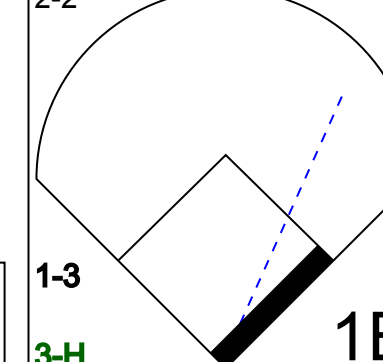
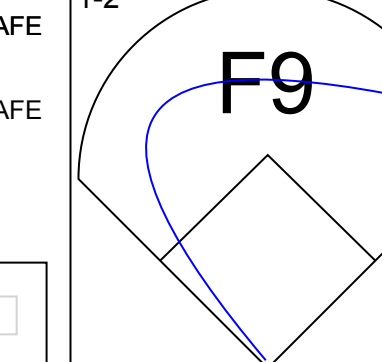
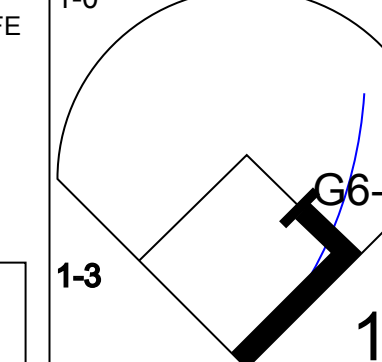
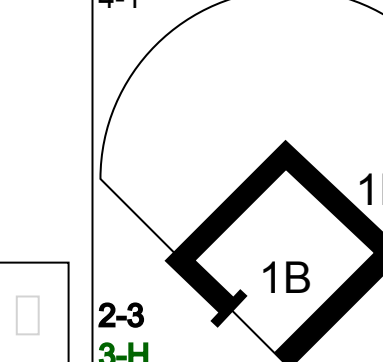
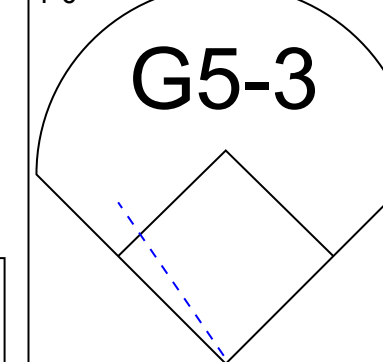
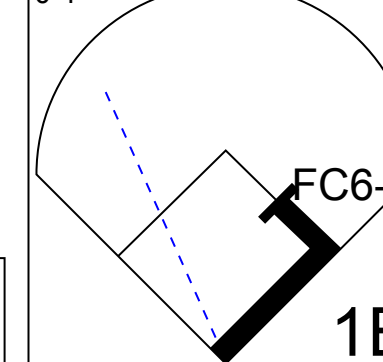
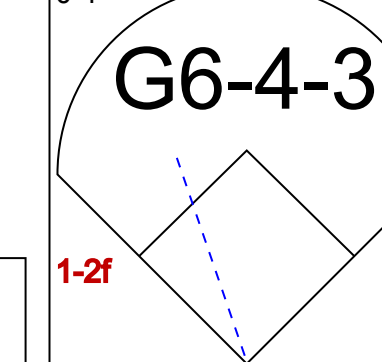
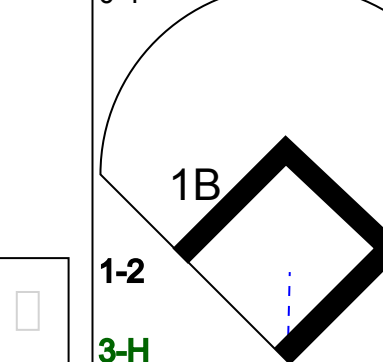








Batter	1	2	3	4	5	6	7	8	9	AB	R	H	RBI	BB	SO	LOB	TOP					
<b>Devon White, S</b> OBP: 0.356, SLG: 0.478 (1, 8)										4	1	1	0	0	1	1	Toronto Blue Jays @ Kansas City Royals Kauffman Stadium, Kansas City, MO Sat Jun 10 1995, 7:05 PM CDT Att: 20,883 - Unknown - 72 F					
<b>Paul Molitor, R</b> OBP: 0.311, SLG: 0.284 (1, 10)										4	0	1	2	0	0	0						
<b>Roberto Alomar, S</b> OBP: 0.381, SLG: 0.530 (1, 4)										4	0	1	0	0	2	1						
<b>Joe Carter, R</b> OBP: 0.355, SLG: 0.469 (1, 7)										4	0	1	0	0	0	0						
<b>John Olerud, L</b> OBP: 0.341, SLG: 0.358 (1, 3)										4	0	0	0	0	1	2						
<b>Shawn Green, L</b> OBP: 0.351, SLG: 0.545 (1, 9)										3	0	0	0	1	1	2						
<b>Ed Sprague, R</b> OBP: 0.377, SLG: 0.500 (1, 5)										2	1	0	0	1	0	1						
<b>Lance Parrish, R</b> OBP: 0.282, SLG: 0.424 (1, 2)										3	0	0	0	0	3	1						
<b>Alex Gonzalez, R</b> OBP: 0.326, SLG: 0.351 (1, 6)										2	0	0	0	1	1	1						
<b>Inning Stats</b>	R: 0 E: 0 K: 2 S: 8	H: 0 LOB: 0 BB: 0 P: 12	R: 0 E: 0 K: 0 S: 12	H: 0 LOB: 1 BB: 1 P: 17	R: 0 E: 0 K: 1 S: 6	H: 0 LOB: 0 BB: 1 P: 13	R: 0 E: 0 K: 0 S: 15	H: 2 LOB: 2 BB: 0 P: 20	R: 2 E: 0 K: 1 S: 12	H: 2 LOB: 1 BB: 1 P: 19	R: 0 E: 0 K: 0 S: 6	H: 0 LOB: 0 BB: 0 P: 7	R: 0 E: 0 K: 2 S: 7	H: 0 LOB: 0 BB: 0 P: 10	R: 0 E: 0 K: 1 S: 6	H: 0 LOB: 0 BB: 0 P: 11	R: 0 E: 0 K: 2 S: 10	H: 0 LOB: 0 BB: 0 P: 13	1B: 4 2B: 0 3B: 0 HR: 0	SF: 0 SAC: 0 DP: 1 HBP: 0	WP: 1 PB: 1 SB: 0 CS: 0	PA: 33
<b>PITCHER</b> Kevin Appier, R ERA: 2.12 (1, 1)	IP: 9.0 WLS: W BF: 33 H: 4 R: 2 ER: 2 SO: 9 BB: 3 IBB: 0 HBP: 0 BLK: 0 WP: 1 HR: 0 S: 82 P: 122 ERA: 2.00 WHIP: 0.778															<b>PITCHER</b>						

Batter	1	2	3	4	5	6	7	8	9	AB	R	H	RBI	BB	SO	LOB	BOTTOM			
<b>Vince Coleman, S</b> OBP: 0.400, SLG: 0.505 (1, 7)										5	1	2	0	0	1	1	Toronto Blue Jays @ Kansas City Royals Kauffman Stadium, Kansas City, MO Sat Jun 10 1995, 7:05 PM CDT Att: 20,883 - Unknown - 72 F			
<b>Tom Goodwin, L</b> OBP: 0.348, SLG: 0.311 (1, 8)										3	2	2	0	0	1	1				
<b>Wally Joyner, L</b> OBP: 0.396, SLG: 0.446 (1, 3)										5	1	2	1	0	2	3				
<b>Gary Gaetti, R</b> OBP: 0.358, SLG: 0.593 (1, 5)										5	1	1	0	0	1	4				
<b>Keith Lockhart, L</b> OBP: 0.389, SLG: 0.500 (1, 10)										5	1	2	1	0	1	2				
<b>Greg Gagne, R</b> OBP: 0.351, SLG: 0.446 (1, 6)										5	2	1	0	0	1	4				
<b>Jon Nunnally, L</b> OBP: 0.403, SLG: 0.652 (1, 9)										4	0	3	2	0	1	2				
<b>Brent Mayne, L</b> OBP: 0.337, SLG: 0.380 (1, 2)										3	0	2	1	1	0	1				
<b>Edgar Caceres, S</b> OBP: 0.600, SLG: 1.000 (1, 4)										4	0	2	1	0	0	4				
<b>Inning Stats</b>	R: 4 E: 1 K: 0 S: 20	H: 5 LOB: 2 BB: 0 P: 31	R: 0 E: 0 K: 2 S: 11	H: 1 LOB: 1 BB: 0 P: 13	R: 0 E: 0 K: 2 S: 13	H: 1 LOB: 1 BB: 0 P: 19	R: 0 E: 0 K: 1 S: 10	H: 2 LOB: 2 BB: 0 P: 11	R: 1 E: 0 K: 0 S: 6	H: 3 LOB: 1 BB: 0 P: 10	R: 0 E: 0 K: 1 S: 11	H: 1 LOB: 0 BB: 0 P: 17	R: 2 E: 1 K: 1 S: 18	H: 3 LOB: 2 BB: 1 P: 26	R: 1 E: 0 K: 1 S: 11	H: 1 LOB: 1 BB: 0 P: 17	1B: 13 2B: 4 3B: 0 HR: 0	SF: 0 SAC: 1 DP: 1 HBP: 1	WP: 1 PB: 1 SB: 2 CS: 1	PA: 42
<b>PITCHER</b> Danny Darwin, R ERA: 7.42 (1, 1)	IP: 5.0 WLS: L BF: 27 H: 12 R: 5 ER: 5 SO: 5 BB: 12 IBB: 5 HBP: 0 BLK: 0 WP: 0 HR: 0 S: 60 P: 84 ERA: 9.00 WHIP: 2.400															<b>PITCHER</b>				
<b>Tony Castillo, L</b> ERA: 2.66 (6, 1)	IP: 1.0 WLS: 3 BF: 1 H: 0 R: 0 ER: 0 SO: 1 BB: 0 IBB: 0 HBP: 0 BLK: 0 WP: 0 HR: 0 S: 11 P: 17 ERA: 0.00 WHIP: 1.000																			
<b>Duane Ward, R</b> ERA: 16.2 (7, 1)	IP: 1.0 WLS: 7 BF: 3 H: 2 R: 0 ER: 0 SO: 1 BB: 1 IBB: 0 HBP: 0 BLK: 0 WP: 1 HR: 0 S: 18 P: 26 ERA: 0.00 WHIP: 4.000																			
<b>Woody Williams, R</b> ERA: 3.7 (8, 1)	IP: 1.0 WLS: 5 BF: 1 H: 1 R: 1 ER: 1 SO: 1 BB: 0 IBB: 0 HBP: 0 BLK: 0 WP: 0 HR: 0 S: 11 P: 17 ERA: 9.00 WHIP: 1.000																			

AB	30
R	2
H	4
RBI	2
BB	3
SO	9
LOB	9









Batter	1	2	3	4	5	6	7	8	9	AB	R	H	RBI	BB	SO	LOB	TOP															
Vince Coleman, S (1, 7) OBP: 0.397, SLG: 0.495										0	1	0	0	0	0	0	<b>Kansas City Royals @ Seattle Mariners</b> The Kingdome, Seattle, WA Mon Jun 12 1995, 10:05 PM EDT Att: 11,628 - Dome - 68 F															
Tom Goodwin, L (1, 8) OBP: 0.363, SLG: 0.328										5	1	2	1	1	0	2																
Wally Joyner, L (1, 3) OBP: 0.424, SLG: 0.478										3	3	2	2	3	1	2																
Gary Gaetti, R (1, 5) OBP: 0.359, SLG: 0.579										3	0	1	2	2	0	4																
Greg Gagne, R (1, 6) OBP: 0.361, SLG: 0.449										4	1	1	0	1	2	3																
Jeff Grotewold, L (1, 10) OBP: 0.308, SLG: 0.250										1	1	0	0	3	0	2																
Jon Nunnally, L (1, 9) OBP: 0.286, SLG: 0.438										1	0	0	0	0	0	0																
Phil Hiatt, R (8, 9) OBP: 0.286, SLG: 0.438										4	1	1	2	0	1	7																
Edgar Caceres, S (1, 4) OBP: 0.455, SLG: 0.727										4	1	2	2	0	1	3																
Chris Stynes, R (8, 4) OBP: 0.333, SLG: 0.200										0	1	0	0	1	0	0																
Brent Mayne, L (1, 2) OBP: 0.321, SLG: 0.360										4	0	1	1	0	1	4																
<b>Inning Stats</b>	R: 7 E: 0 K: 0 S: 19	H: 6 LOB: 0 BB: 2 P: 37	R: 1 E: 0 K: 0 S: 12	H: 1 LOB: 2 BB: 2 P: 25	R: 0 E: 0 K: 1 S: 7	H: 1 LOB: 1 BB: 0 P: 10	R: 0 E: 0 K: 1 S: 12	H: 0 LOB: 2 BB: 2 P: 24	R: 0 E: 0 K: 0 S: 6	H: 1 LOB: 1 BB: 0 P: 12	R: 1 E: 0 K: 3 S: 13	H: 2 LOB: 3 BB: 2 P: 24	R: 0 E: 0 K: 0 S: 7	H: 0 LOB: 1 BB: 3 P: 19	R: 0 E: 0 K: 2 S: 9	H: 0 LOB: 0 BB: 0 P: 14	R: 1 E: 0 K: 2 S: 13	H: 1 LOB: 2 BB: 1 P: 20	1B: 8 2B: 3 3B: 0 HR: 1	SF: 1 SAC: 1 DP: 1 HBP: 0	WP: 2 PB: 0 SB: 1 CS: 1	PA: 49										
<b>PITCHER</b>	IP WLS BF H R ER SO BB IBB HBP BLK WP HR S P ERA WHIP																															
Chris Bosio, R (1, 1) ERA: 4.05	1.1	12	6	8	8	0	3	0	0	0	0	0	22	46	54.00	6.750																
Rafael Carmona, R (2, 1) ERA: 6.93	3.2	21	5	1	1	2	5	0	0	0	2	1	38	74	2.46	2.727																
Ron Villone, L (6, 1) ERA: 4.7	3.2	L 15	1	1	1	7	4	0	0	0	0	0	35	61	2.46	1.364																
Bobby Ayala, R (9, 1) ERA: 2.7	0.1	1	0	0	0	0	0	0	0	0	0	0	3	4	0.00	0.000																

Batter	1	2	3	4	5	6	7	8	9	AB	R	H	RBI	BB	SO	LOB	BOTTOM															
Joey Cora, S (1, 4) OBP: 0.314, SLG: 0.346										6	1	2	0	0	0	2	<b>Kansas City Royals @ Seattle Mariners</b> The Kingdome, Seattle, WA Mon Jun 12 1995, 10:05 PM EDT Att: 11,628 - Dome - 68 F															
Alex Diaz, S (1, 8) OBP: 0.292, SLG: 0.344										4	2	0	0	0	1	1																
Edgar Martinez, R (1, 10) OBP: 0.459, SLG: 0.635										2	2	1	1	3	0	0																
Tino Martinez, L (1, 3) OBP: 0.399, SLG: 0.614										5	1	3	4	0	0	2																
Doug Strange, S (1, 5) OBP: 0.343, SLG: 0.383										2	0	1	0	0	0	2																
Rich Amaral, R (7, 9) OBP: 0.368, SLG: 0.435										2	0	1	0	0	1	0																
Marc Newfield, R (1, 7) OBP: 0.264, SLG: 0.380										5	0	1	0	0	2	6																
Darren Bragg, L (1, 9) OBP: 0.350, SLG: 0.317										3	0	0	0	0	1	2																
Mike Blowers, R (7, 5) OBP: 0.263, SLG: 0.302										2	0	0	0	0	1	1																
Chad Kreuter, S (1, 2) OBP: 0.300, SLG: 0.364										4	1	1	0	1	2	1																
Felix Fermin, R (9, 9) OBP: 0.247, SLG: 0.232										0	0	0	0	0	0	0																
Alex Rodriguez, R (1, 6) OBP: 0.288, SLG: 0.404										5	2	3	1	0	1	1																
<b>Inning Stats</b>	R: 1 E: 1 K: 0 S: 13	H: 1 LOB: 2 BB: 1 P: 21	R: 0 E: 0 K: 1 S: 5	H: 0 LOB: 0 BB: 0 P: 9	R: 2 E: 0 K: 1 S: 17	H: 2 LOB: 1 BB: 1 P: 28	R: 1 E: 0 K: 1 S: 8	H: 1 LOB: 0 BB: 0 P: 14	R: 1 E: 0 K: 1 S: 18	H: 2 LOB: 2 BB: 0 P: 25	R: 1 E: 0 K: 2 S: 16	H: 2 LOB: 1 BB: 1 P: 27	R: 0 E: 0 K: 3 S: 14	H: 1 LOB: 0 BB: 0 P: 19	R: 3 E: 1 K: 0 S: 19	H: 3 LOB: 1 BB: 0 P: 28	R: 0 E: 0 K: 0 S: 6	H: 1 LOB: 2 BB: 1 P: 14	1B: 8 2B: 3 3B: 0 HR: 2	SF: 0 SAC: 1 DP: 1 HBP: 0	WP: 0 PB: 0 SB: 1 CS: 0	PA: 46										
<b>PITCHER</b>	IP WLS BF H R ER SO BB IBB HBP BLK WP HR S P ERA WHIP																															
Tom Gordon, R (1, 1) ERA: 5.28	5.0	25	6	5	4	4	2	0	0	0	0	2	61	97	7.20	1.600																
Billy Brewer, L (6, 1) ERA: 4.5	1.1	8	3	1	1	3	1	0	0	1	0	0	23	37	6.75	3.000																
Rusty Meacham, R (7, 1) ERA: 5.63	1.2	W 9	3	3	1	2	0	0	0	0	0	0	26	37	5.40	1.800																
Jeff Montgomery, R (9, 1) ERA: 3.86	1.0	S 4	1	0	0	0	1	0	0	0	0	0	6	14	0.00	2.000																

AB 30  
R 10  
H 10  
RBI 10  
BB 11  
SO 7  
LOB 27



AB 40  
R 9  
H 13  
RBI 6  
BB 4  
SO 9  
LOB 18









Batter	1	2	3	4	5	6	7	8	9	AB	R	H	RBI	BB	SO	LOB	TOP				
Vince Coleman, S (1, 7) OBP: 0.392, SLG: 0.479	G4-3		K	G1-3			G3			0	0	0	0	0	0	0	<b>Kansas City Royals @ Seattle Mariners</b> The Kingdome, Seattle, WA Wed Jun 14 1995, 6:33 AM EDT Att. 12,585 - Dome - 68 F				
Tom Goodwin, L (1, 8) OBP: 0.368, SLG: 0.331	BB 1B		G3			F8	F7			4	0	1	0	0	0	0					
Wally Joyner, L (1, 3) OBP: 0.425, SLG: 0.469	SAFE BB		BB	1B		WP BB		F8		2	0	1	0	2	0	0					
Gary Gaetti, R (1, 10) OBP: 0.346, SLG: 0.550	P4		P4			K		L8		4	0	0	0	0	1	4					
Keith Lockhart, L (1, 4) (9, 5) OBP: 0.400, SLG: 0.480	K			1B 3B		P6		L6		4	1	1	0	0	1	3					
Greg Gagne, R (1, 6) OBP: 0.355, SLG: 0.438		G6-3		G5-3 1B		P2		1B		4	0	2	1	0	0	0					
Jon Nunnally, L (1, 9) OBP: 0.411, SLG: 0.639		HR		G5-3		G4-3		K		4	1	1	1	0	1	2					
Brent Mayne, L (1, 2) OBP: 0.319, SLG: 0.356		K		L8		G3		G6-4-3 1B		4	0	1	0	0	1	1					
Joe Randa, R (1, 5) OBP: 0.220, SLG: 0.237									G6-4-3 1-2	2	0	0	0	1	1	0					
Jeff Grotewold, L (9, PH) OBP: 0.400, SLG: 0.143										1	0	0	0	0	0	2					
Edgar Caceres, S (9, 4) OBP: 0.455, SLG: 0.727							F8			0	0	0	0	0	0	0					
<b>Inning Stats</b>	R: 0 H: 1 E: 0 K: 1 S: 12	L: 35 BB: 1 P: 20	R: 1 H: 1 E: 0 K: 2 S: 10	LOB: 0 BB: 0 P: 17	R: 0 H: 1 E: 0 K: 1 S: 8	LOB: 1 BB: 0 P: 13	R: 1 H: 2 E: 0 K: 0 S: 10	LOB: 2 BB: 1 P: 17	R: 0 H: 0 E: 0 K: 0 S: 6	LOB: 0 BB: 0 P: 7	R: 0 H: 0 E: 0 K: 0 S: 6	LOB: 0 BB: 0 P: 8	R: 0 H: 0 E: 0 K: 0 S: 11	LOB: 0 BB: 0 P: 17	R: 0 H: 2 E: 0 K: 1 S: 12	LOB: 1 BB: 0 P: 16	1B: 5 2B: 0 3B: 1 HR: 1	SF: 0 SAC: 0 DP: 1 HBP: 0	WP: 1 PB: 0 SB: 0 CS: 0	PA: 36	
<b>PITCHER</b>	IP WLS BF H R ER SO BB IBB HBP BLK WP HR S P ERA WHIP	IP WLS BF H R ER SO BB IBB HBP BLK WP HR S P ERA WHIP	IP WLS BF H R ER SO BB IBB HBP BLK WP HR S P ERA WHIP	IP WLS BF H R ER SO BB IBB HBP BLK WP HR S P ERA WHIP	IP WLS BF H R ER SO BB IBB HBP BLK WP HR S P ERA WHIP	IP WLS BF H R ER SO BB IBB HBP BLK WP HR S P ERA WHIP	IP WLS BF H R ER SO BB IBB HBP BLK WP HR S P ERA WHIP	IP WLS BF H R ER SO BB IBB HBP BLK WP HR S P ERA WHIP	IP WLS BF H R ER SO BB IBB HBP BLK WP HR S P ERA WHIP	IP WLS BF H R ER SO BB IBB HBP BLK WP HR S P ERA WHIP	IP WLS BF H R ER SO BB IBB HBP BLK WP HR S P ERA WHIP	IP WLS BF H R ER SO BB IBB HBP BLK WP HR S P ERA WHIP	IP WLS BF H R ER SO BB IBB HBP BLK WP HR S P ERA WHIP	IP WLS BF H R ER SO BB IBB HBP BLK WP HR S P ERA WHIP	IP WLS BF H R ER SO BB IBB HBP BLK WP HR S P ERA WHIP	IP WLS BF H R ER SO BB IBB HBP BLK WP HR S P ERA WHIP	IP WLS BF H R ER SO BB IBB HBP BLK WP HR S P ERA WHIP	IP WLS BF H R ER SO BB IBB HBP BLK WP HR S P ERA WHIP	IP WLS BF H R ER SO BB IBB HBP BLK WP HR S P ERA WHIP	IP WLS BF H R ER SO BB IBB HBP BLK WP HR S P ERA WHIP	IP WLS BF H R ER SO BB IBB HBP BLK WP HR S P ERA WHIP

Batter	1	2	3	4	5	6	7	8	9	AB	R	H	RBI	BB	SO	LOB	BOTTOM					
Alex Diaz, S (1, 8) OBP: 0.307, SLG: 0.358	FC6-3 BB 1B		F8			K		BB 1B	1B	5	0	3	0	0	1	0	<b>Kansas City Royals @ Seattle Mariners</b> The Kingdome, Seattle, WA Wed Jun 14 1995, 6:33 AM EDT Att. 12,585 - Dome - 68 F					
Joey Cora, S (1, 4) OBP: 0.329, SLG: 0.351	SAFE FC6-3 BB		F8			K		BB 1B	1B	4	0	2	1	1	1	0						
Edgar Martinez, R (1, 10) OBP: 0.453, SLG: 0.615	FC6-3 1-2 2-3		FC6-3			K		1-2 2-3 BB	K	3	0	0	0	2	2	4						
Tino Martinez, L (1, 3) OBP: 0.390, SLG: 0.588	K		F9			FC6-4 1B	F7	K		5	0	1	0	0	2	8						
Marc Newfield, R (1, 7) OBP: 0.267, SLG: 0.386										4	0	2	0	0	0	3						
Rich Amaral, R (8, PR) (9, 7) OBP: 0.375, SLG: 0.439	G1-3					FC6-4 1-2		FC1-6 1B		0	0	0	0	0	0	0						
Darren Bragg, L (1, 9) OBP: 0.338, SLG: 0.305			K			K		FC1-6 1-2		4	0	0	0	0	3	3						
Mike Blowers, R (1, 5) OBP: 0.262, SLG: 0.316										4	0	1	0	0	2	2						
Chad Kreuter, S (1, 2) OBP: 0.297, SLG: 0.345										3	1	0	0	1	1	3						
Alex Rodriguez, R (1, 6) OBP: 0.288, SLG: 0.390										4	0	0	0	0	1	2						
<b>Inning Stats</b>	R: 0 H: 1 E: 0 K: 1 S: 16	L: 30 BB: 1 P: 26	R: 0 H: 1 E: 0 K: 3 S: 12	LOB: 1 BB: 0 P: 17	R: 0 H: 0 E: 0 K: 0 S: 8	LOB: 1 BB: 1 P: 16	R: 0 H: 1 E: 0 K: 2 S: 13	LOB: 1 BB: 0 P: 21	R: 0 H: 0 E: 0 K: 2 S: 9	LOB: 0 BB: 0 P: 14	R: 0 H: 1 E: 0 K: 2 S: 12	LOB: 1 BB: 0 P: 16	R: 1 H: 2 E: 0 K: 1 S: 16	LOB: 2 BB: 2 P: 32	R: 0 H: 1 E: 0 K: 0 S: 9	LOB: 1 BB: 0 P: 15	R: 0 H: 2 E: 0 K: 2 S: 11	LOB: 2 BB: 0 P: 16	1B: 7 2B: 2 3B: 0 HR: 0	SF: 0 SAC: 0 DP: 0 HBP: 0	WP: 0 PB: 0 SB: 0 CS: 0	PA: 40
<b>PITCHER</b>	IP WLS BF H R ER SO BB IBB HBP BLK WP HR S P ERA WHIP	IP WLS BF H R ER SO BB IBB HBP BLK WP HR S P ERA WHIP	IP WLS BF H R ER SO BB IBB HBP BLK WP HR S P ERA WHIP	IP WLS BF H R ER SO BB IBB HBP BLK WP HR S P ERA WHIP	IP WLS BF H R ER SO BB IBB HBP BLK WP HR S P ERA WHIP	IP WLS BF H R ER SO BB IBB HBP BLK WP HR S P ERA WHIP	IP WLS BF H R ER SO BB IBB HBP BLK WP HR S P ERA WHIP	IP WLS BF H R ER SO BB IBB HBP BLK WP HR S P ERA WHIP	IP WLS BF H R ER SO BB IBB HBP BLK WP HR S P ERA WHIP	IP WLS BF H R ER SO BB IBB HBP BLK WP HR S P ERA WHIP	IP WLS BF H R ER SO BB IBB HBP BLK WP HR S P ERA WHIP	IP WLS BF H R ER SO BB IBB HBP BLK WP HR S P ERA WHIP	IP WLS BF H R ER SO BB IBB HBP BLK WP HR S P ERA WHIP	IP WLS BF H R ER SO BB IBB HBP BLK WP HR S P ERA WHIP	IP WLS BF H R ER SO BB IBB HBP BLK WP HR S P ERA WHIP	IP WLS BF H R ER SO BB IBB HBP BLK WP HR S P ERA WHIP	IP WLS BF H R ER SO BB IBB HBP BLK WP HR S P ERA WHIP	IP WLS BF H R ER SO BB IBB HBP BLK WP HR S P ERA WHIP	IP WLS BF H R ER SO BB IBB HBP BLK WP HR S P ERA WHIP	IP WLS BF H R ER SO BB IBB HBP BLK WP HR S P ERA WHIP	IP WLS BF H R ER SO BB IBB HBP BLK WP HR S P ERA WHIP	





Batter	1	2	3	4	5	6	7	8	9	AB	R	H	RBI	BB	SO	LOB	TOP				
Vince Coleman, S (1, 7) OBP: 0.396, SLG: 0.496 Les Norman, R (5, 7) OBP: 0.357, SLG: 0.250	1-1 S 1B 2B	1-2 SAFE 1B 2B	1-0 G6-4-3 1-2f		0-2 G5-3			4-2 FC3-6 BB		4	2	2	2	0	0	3					
Tom Goodwin, L (1, 8) OBP: 0.369, SLG: 0.329	2-1 L4	1-0 1B 2B		4-2 E 1B BB		1-2 P1-3		1-1 FC3-6 1-2f		4	0	1	1	1	0	2					
Keith Lockhart, L (1, 5) OBP: 0.371, SLG: 0.433	1-2 F8	1-0 G6-3		0-2 F7		0-0 1B		0-0 P6		5	0	1	0	0	0	4					
Wally Joyner, L (1, 3) OBP: 0.433, SLG: 0.473 Joe Randa, R (8, 5) OBP: 0.214, SLG: 0.231	1-2 FC5-4 2H 1B		2-0 SH1-3 BB 1B HBP	2-2 E8 1B		0-3 K		1-2 G6-3		3	1	2	1	0	1	1					
Greg Gagne, R (1, 6) OBP: 0.351, SLG: 0.427	0-0 FC5-4 1-2f		4-2 SH1-3 BB 1B	0-3 K		0-1 F9		0-0 P6		4	1	0	0	1	1	4					
Brent Mayne, L (1, 2) OBP: 0.308, SLG: 0.343		1-0 G5-3	0-0 SH1-3	2-2 P5		2-3 K		2-0 G6-3		4	0	0	0	0	1	2					
Jon Nunnally, L (1, 9) OBP: 0.414, SLG: 0.640		1-2 1B 2B	4-0 1B IBB		1-1 G4-3		2-3 K			3	2	1	0	1	1	0					
Edgar Caceres, S (1, 4) OBP: 0.467, SLG: 0.667		1-0 2B 1B	0-1 1B		2-3 K		0-2 F8			4	1	2	2	0	1	0					
Jeff Grotewold, L (1, 10) OBP: 0.429, SLG: 0.273		2-3 K	1-2 2-H 2-2 1B		2-2 1B		1-3 K			4	0	2	1	0	2	2					
<b>Inning Stats</b>	R: 1 E: 0 K: 0 S: 11	H: 2 LOB: 1 BB: 0 P: 16	R: 3 E: 0 K: 1 S: 13	H: 4 LOB: 1 BB: 0 P: 20	R: 3 E: 0 K: 0 S: 10	H: 2 LOB: 1 BB: 2 P: 22	R: 0 E: 1 K: 1 S: 16	H: 1 LOB: 2 BB: 1 P: 24	R: 0 E: 0 K: 1 S: 12	H: 1 LOB: 1 BB: 0 P: 11	R: 0 E: 0 K: 2 S: 12	H: 0 LOB: 0 BB: 0 P: 16	R: 0 E: 0 K: 1 S: 8	H: 0 LOB: 1 BB: 1 P: 14	R: 0 E: 0 K: 0 S: 5	H: 0 LOB: 0 BB: 0 P: 8	1B: 8 2B: 3 3B: 0 HR: 0	SF: 0 SAC: 1 DP: 1 HBP: 1	WP: 0 PB: 0 SB: 1 CS: 0	PA: 42	
<b>PITCHER</b>	IP WLS BF H R ER SO BB IBB HBP BLK WP HR S P ERA WHIP	IP WLS BF H R ER SO BB IBB HBP BLK WP HR S P ERA WHIP	IP WLS BF H R ER SO BB IBB HBP BLK WP HR S P ERA WHIP	IP WLS BF H R ER SO BB IBB HBP BLK WP HR S P ERA WHIP	IP WLS BF H R ER SO BB IBB HBP BLK WP HR S P ERA WHIP	IP WLS BF H R ER SO BB IBB HBP BLK WP HR S P ERA WHIP	IP WLS BF H R ER SO BB IBB HBP BLK WP HR S P ERA WHIP	IP WLS BF H R ER SO BB IBB HBP BLK WP HR S P ERA WHIP	IP WLS BF H R ER SO BB IBB HBP BLK WP HR S P ERA WHIP	IP WLS BF H R ER SO BB IBB HBP BLK WP HR S P ERA WHIP	IP WLS BF H R ER SO BB IBB HBP BLK WP HR S P ERA WHIP	IP WLS BF H R ER SO BB IBB HBP BLK WP HR S P ERA WHIP	IP WLS BF H R ER SO BB IBB HBP BLK WP HR S P ERA WHIP	IP WLS BF H R ER SO BB IBB HBP BLK WP HR S P ERA WHIP	IP WLS BF H R ER SO BB IBB HBP BLK WP HR S P ERA WHIP	IP WLS BF H R ER SO BB IBB HBP BLK WP HR S P ERA WHIP	IP WLS BF H R ER SO BB IBB HBP BLK WP HR S P ERA WHIP	IP WLS BF H R ER SO BB IBB HBP BLK WP HR S P ERA WHIP	IP WLS BF H R ER SO BB IBB HBP BLK WP HR S P ERA WHIP	IP WLS BF H R ER SO BB IBB HBP BLK WP HR S P ERA WHIP	IP WLS BF H R ER SO BB IBB HBP BLK WP HR S P ERA WHIP

Kansas City Royals @ Oakland Athletics  
Oakland-Alameda County Coliseum, Oakland, CA  
Thu Jun 15 1995, 3:33 AM PDT  
Att: 10,189 - Sunny - 61 F

AB	36
R	7
H	11
RBI	7
BB	4
SO	7
LOB	18



Batter	1	2	3	4	5	6	7	8	9	AB	R	H	RBI	BB	SO	LOB	BOTTOM					
Rickey Henderson, R (1, 7) OBP: 0.380, SLG: 0.409 Geronimo Berroa, R (7, 7) OBP: 0.364, SLG: 0.461	0-1 G1-3		3-2 E5 S			0-1 F8		1-2 P4		3	0	0	0	0	0	0						
Andy Tomberlin, L (1, 8) OBP: 0.278, SLG: 0.412	1-3 K2-3		3-2 G4-3 1-2			2-1 G4-3			1-0 G1-3	4	0	0	0	0	1	1						
Ruben Sierra, S (1, 10) OBP: 0.349, SLG: 0.561	3-2 G5-3			1-0 F9		4-0 BB			2-3 K	3	0	0	0	1	1	0						
Mark McGwire, R (1, 3) OBP: 0.447, SLG: 0.721 Craig Paquette, R (7, 5) OBP: 0.300, SLG: 0.491		1-0 FC6-4 HBP		2-2 FC5-4 1B		0-1 G3-1			1-3 K	2	0	1	0	0	0	1						
Mike Aldrete, L (1, 9) OBP: 0.306, SLG: 0.341		1-1 F9		1-3 K			3-2 G1-3			3	0	0	0	0	1	2						
Terry Steinbach, R (1, 2) OBP: 0.317, SLG: 0.463 Eric Helfand, L (7, PH) OBP: 0.238, SLG: 0.316		0-0 FC6-4		0-2 FC5-4 1-2f			1-1 G4-3			2	0	0	0	0	0	2						
Scott Brosius, R (1, 5) OBP: 0.365, SLG: 0.398		0-1 F7			0-2 B2		1-1 G6-3			3	0	0	0	0	0	1						
Mike Bordick, R (1, 6) OBP: 0.339, SLG: 0.330			1-0 G4-3		2-1 F8			1-3 K		3	0	0	0	0	1	0						
Brent Gates, S (1, 4) OBP: 0.314, SLG: 0.264			2-1 G4-3		0-0 G3			0-0 F8		3	0	0	0	0	0	0						
<b>Inning Stats</b>	R: 0 E: 0 K: 1 S: 10	H: 0 LOB: 0 BB: 0 P: 14	R: 0 E: 0 K: 0 S: 5	H: 0 LOB: 1 BB: 0 P: 7	R: 0 E: 1 K: 0 S: 10	H: 0 LOB: 1 BB: 0 P: 19	R: 0 E: 0 K: 1 S: 11	H: 1 LOB: 1 BB: 0 P: 15	R: 0 E: 0 K: 0 S: 6	H: 0 LOB: 0 BB: 1 P: 8	R: 0 E: 0 K: 0 S: 6	H: 0 LOB: 1 BB: 1 P: 12	R: 0 E: 0 K: 0 S: 7	H: 0 LOB: 0 BB: 0 P: 12	R: 0 E: 0 K: 1 S: 7	H: 0 LOB: 0 BB: 0 P: 9	R: 0 E: 0 K: 2 S: 7	H: 0 LOB: 0 BB: 0 P: 11	1B: 1 2B: 0 3B: 0 HR: 0	SF: 0 SAC: 0 DP: 0 HBP: 1	WP: 0 PB: 0 SB: 1 CS: 0	PA: 31
<b>PITCHER</b>	IP WLS BF H R ER SO BB IBB HBP BLK WP HR S P ERA WHIP	IP WLS BF H R ER SO BB IBB HBP BLK WP HR S P ERA WHIP	IP WLS BF H R ER SO BB IBB HBP BLK WP HR S P ERA WHIP	IP WLS BF H R ER SO BB IBB HBP BLK WP HR S P ERA WHIP	IP WLS BF H R ER SO BB IBB HBP BLK WP HR S P ERA WHIP	IP WLS BF H R ER SO BB IBB HBP BLK WP HR S P ERA WHIP	IP WLS BF H R ER SO BB IBB HBP BLK WP HR S P ERA WHIP	IP WLS BF H R ER SO BB IBB HBP BLK WP HR S P ERA WHIP	IP WLS BF H R ER SO BB IBB HBP BLK WP HR S P ERA WHIP	IP WLS BF H R ER SO BB IBB HBP BLK WP HR S P ERA WHIP	IP WLS BF H R ER SO BB IBB HBP BLK WP HR S P ERA WHIP	IP WLS BF H R ER SO BB IBB HBP BLK WP HR S P ERA WHIP	IP WLS BF H R ER SO BB IBB HBP BLK WP HR S P ERA WHIP	IP WLS BF H R ER SO BB IBB HBP BLK WP HR S P ERA WHIP	IP WLS BF H R ER SO BB IBB HBP BLK WP HR S P ERA WHIP	IP WLS BF H R ER SO BB IBB HBP BLK WP HR S P ERA WHIP	IP WLS BF H R ER SO BB IBB HBP BLK WP HR S P ERA WHIP	IP WLS BF H R ER SO BB IBB HBP BLK WP HR S P ERA WHIP	IP WLS BF H R ER SO BB IBB HBP BLK WP HR S P ERA WHIP	IP WLS BF H R ER SO BB IBB HBP BLK WP HR S P ERA WHIP	IP WLS BF H R ER SO BB IBB HBP BLK WP HR S P ERA WHIP	

Kansas City Royals @ Oakland Athletics  
Oakland-Alameda County Coliseum, Oakland, CA  
Thu Jun 15 1995, 3:33 AM PDT  
Att: 10,189 - Sunny - 61 F

AB	29
R	0
H	1
RBI	0
BB	1
SO	5
LOB	7





Batter	1	2	3	4	5	6	7	8	9	10	11	12	13	AB	R	H	RBI	BB	SO	LOB	TOP						
Vince Coleman, S OBP: 0.395, SLG: 0.476 (1, 7)	K			G4-3		G4-3			K		HBP		G2-3	5	0	0	0	0	2	1							
Tom Goodwin, L OBP: 0.361, SLG: 0.342 (1, 8)	G4-3			K				G4-3					G6-3	6	1	1	1	0	1	3							
Wally Joyner, L OBP: 0.421, SLG: 0.457 (1, 3)	F7			K					K					5	0	0	0	0	3	0							
Gary Gaetti, R OBP: 0.337, SLG: 0.533 (1, 5)		P5				G6-3								5	0	0	0	0	0	0							
Greg Gagne, R OBP: 0.358, SLG: 0.439 (1, 6)		CS 1B				G5-3			WP 2B				G6-3	5	0	3	0	0	0	0							
Jeff Grotewold, L OBP: 0.421, SLG: 0.313 Les Norman, R OBP: 0.357, SLG: 0.250 (13, PR)									K					5	0	2	0	0	3	3							
Jon Nunnally, L OBP: 0.404, SLG: 0.611 (1, 9)			P6						K					4	1	0	0	1	3	3							
Edgar Caceres, S OBP: 0.421, SLG: 0.556 (1, 4)			G3-1											3	0	0	0	1	1	1							
Brent Mayne, L OBP: 0.295, SLG: 0.327 (1, 2)			K											5	0	0	0	0	3	2							
<b>Inning Stats</b>	R: 0 E: 0 K: 1 S: 8	H: 0 LOB: 0 BB: 0 P: 13	R: 0 E: 0 K: 1 S: 8	H: 1 LOB: 0 BB: 0 P: 15	R: 0 E: 0 K: 1 S: 9	H: 0 LOB: 0 BB: 0 P: 13	R: 0 E: 0 K: 2 S: 9	H: 0 LOB: 0 BB: 0 P: 12	R: 0 E: 0 K: 1 S: 6	H: 1 LOB: 1 BB: 0 P: 14	R: 0 E: 0 K: 1 S: 6	H: 1 LOB: 0 BB: 0 P: 8	R: 0 E: 0 K: 2 S: 10	H: 1 LOB: 1 BB: 0 P: 14	R: 1 E: 0 K: 3 S: 10	H: 1 LOB: 0 BB: 0 P: 12	R: 0 E: 0 K: 1 S: 11	H: 0 LOB: 1 BB: 0 P: 15	R: 0 E: 0 K: 0 S: 7	H: 0 LOB: 0 BB: 0 P: 12	R: 2 E: 1 K: 0 S: 11	H: 1 LOB: 2 BB: 1 P: 18	1B: 4 2B: 1 3B: 0 HR: 1	SF: 0 SAC: 1 DP: 0 HBP: 1	WP: 1 PB: 0 SB: 0 CS: 2	PA: 47	
<b>PITCHER</b>	IP	WLS	BF	H	R	ER	SO	BB	IBB	HBP	BLK	WP	HR	S	P	ERA	WHIP										
Todd Stottlemyre, R ERA: 4.23 (11, 1)	10.0	34	5	1	1	15	1	1	1	90	130	0.90	0.600														
Rick Honeycutt, L ERA: 4.08 (11, 1)	1.0	4	0	0	0	1	0	0	0	10	15	0.00	0.000														
Jim Coakley, R ERA: 0.38 (12, 1)	2.0	L	9	1	2	0	0	1	0	0	0	0	0	18	30	0.00	1.000										

Kansas City Royals @ Oakland Athletics  
Oakland-Alameda County Coliseum, Oakland, CA  
Fri Jun 16 1995, 7:05 PM PDT  
Att: 10,696 - Unknown

livebaseballscorecards.com

AB 43  
R 3  
H 6  
RBI 1  
BB 2  
SO 16  
LOB 13



Batter	1	2	3	4	5	6	7	8	9	10	11	12	13	AB	R	H	RBI	BB	SO	LOB	BOTTOM						
Rickey Henderson, R OBP: 0.372, SLG: 0.394 (1, 7)	E5		F7		G5-3			P6		L5				5	0	0	0	1	0	2							
Mike Bordick, R OBP: 0.351, SLG: 0.330 (1, 6)	F8				G4-3			G6-3		G4-3		G4-3		6	0	1	0	0	0	4							
Ruben Sierra, S OBP: 0.345, SLG: 0.553 (1, 9)	K		F7					E8 1B					G4-3	6	0	2	1	0	2	1							
Mark McGwire, R OBP: 0.444, SLG: 0.702 (1, 3)		G5-3				G5-4-3 1B								4	0	0	0	2	1	1							
Geronimo Berroa, R OBP: 0.358, SLG: 0.480 (1, 10)		E6 FC1-2 1B			F9			P6				G6-3		6	0	1	0	0	0	3							
Terry Steinbach, R OBP: 0.314, SLG: 0.454 (1, 2)		G4-3							K2-3		G6-3			5	0	1	0	0	1	1							
Brent Gates, S OBP: 0.316, SLG: 0.263 (1, 4)					G6-3									4	0	1	0	1	1	1							
Scott Brosius, R OBP: 0.368, SLG: 0.401 (1, 5)		FC1-2 BB						G1-3					SH3-4 1B	4	0	2	0	0	0	2							
Andy Tomberlin, L OBP: 0.263, SLG: 0.389 (1, 8)			F8					SH1-3 1B						4	1	0	0	0	2	2							
<b>Inning Stats</b>	R: 0 E: 1 K: 1 S: 9	H: 0 LOB: 0 BB: 0 P: 14	R: 0 E: 1 K: 0 S: 9	H: 1 LOB: 1 BB: 1 P: 16	R: 0 E: 0 K: 0 S: 11	H: 1 LOB: 1 BB: 1 P: 20	R: 0 E: 0 K: 0 S: 9	H: 1 LOB: 0 BB: 0 P: 12	R: 0 E: 0 K: 1 S: 12	H: 0 LOB: 0 BB: 0 P: 15	R: 1 E: 1 K: 1 S: 11	H: 1 LOB: 2 BB: 1 P: 16	R: 0 E: 0 K: 2 S: 9	H: 1 LOB: 1 BB: 0 P: 13	R: 0 E: 0 K: 1 S: 6	H: 0 LOB: 0 BB: 0 P: 8	R: 0 E: 0 K: 1 S: 9	H: 0 LOB: 0 BB: 0 P: 14	R: 0 E: 0 K: 0 S: 6	H: 1 LOB: 2 BB: 1 P: 12	R: 0 E: 0 K: 0 S: 8	H: 0 LOB: 0 BB: 0 P: 10	1B: 7 2B: 1 3B: 0 HR: 0	SF: 0 SAC: 2 DP: 1 HBP: 0	WP: 1 PB: 0 SB: 0 CS: 1	PA: 50	
<b>PITCHER</b>	IP	WLS	BF	H	R	ER	SO	BB	IBB	HBP	BLK	WP	HR	S	P	ERA	WHIP										
Tom Gordon, R ERA: 4.98 (1, 1)	9.0	36	7	1	1	5	2	1	0	0	1	0	83	124	1.00	1.000											
Hiroto Fukushima, R ERA: 4.28 (10, 1)	3.0	W	11	1	0	0	2	0	1	0	0	0	21	34	0.00	0.333											
Jeff Montgomery, R ERA: 3.19 (15, 1)	1.0	S	3	0	0	0	0	0	0	0	0	0	8	10	0.00	0.000											

Kansas City Royals @ Oakland Athletics  
Oakland-Alameda County Coliseum, Oakland, CA  
Fri Jun 16 1995, 7:05 PM PDT  
Att: 10,696 - Unknown

livebaseballscorecards.com

AB 44  
R 1  
H 8  
RBI 1  
BB 4  
SO 7  
LOB 17





Batter	1	2	3	4	5	6	7	8	9	AB	R	H	RBI	BB	SO	LOB	TOP	
Vince Coleman, S (1, 7) OBP: 0.379, SLG: 0.462	4-2 S 2B BB	1-2 FC4-6				1-2 G3		0-0 G6-3	0-3 K								4 1 0 0 1 1 2	
Tom Goodwin, L (1, 8) OBP: 0.355, SLG: 0.336	0-2 G4-3		2-1 G6-3			3-2 F8		2-2 F9	0-0 G3								3 0 0 0 0 0 1	
Les Norman, R (7, PH) OBP: 0.333, SLG: 0.231																	1 0 0 0 0 0 0	
Brent Mayne, L (9, PH) OBP: 0.293, SLG: 0.325	1-2																1 0 0 0 0 0 0	
Wally Joyner, L (1, 3) OBP: 0.426, SLG: 0.455	4-2 2B FC6-5 BB		0-1			0-1 F7		4-1									3 2 1 0 2 1 0	
Gary Gaetti, R (1, 5) OBP: 0.339, SLG: 0.553	1-1 FC6-5 2B		1-0 F7			0-0 F8		2-2									5 1 2 3 0 0 1	
Greg Gagne, R (1, 6) OBP: 0.356, SLG: 0.430	1-2 FC6-5		0-0 F9			4-0		1-1									3 1 0 1 1 0 2	
Jeff Grotewold, L (1, 10) OBP: 0.425, SLG: 0.294	1-1 G4-3					4-0		3-1									1 0 0 0 1 0 1	
Joe Randa, R (6, PH) OBP: 0.209, SLG: 0.225																	1 0 0 0 0 0 1	
Keith Lockhart, L (7, PH) OBP: 0.361, SLG: 0.419																	1 0 0 0 0 0 1	
Jon Nunnally, L (1, 9) OBP: 0.395, SLG: 0.598			3-2 F8			2-2 F8		4-2									2 0 0 0 0 0 1	
Phil Hiatt, R (6, PH) OBP: 0.324, SLG: 0.438								1-2									0 0 0 0 2 0 0	
Edgar Caceres, S (1, 4) OBP: 0.522, SLG: 0.714			4-2			1-2		1-1									3 0 3 1 1 0 0	
Pat Borders, R (1, 2) OBP: 0.269, SLG: 0.485			1-1 FC6-4 BB			1-2 L1-3 1B		1-3 2H									4 0 0 0 0 1 7	
Inning Stats	R: 2 H: 1 E: 0 K: 0 S: 17	H: 1 R: 2 ER: 2 LOB: 28	R: 0 H: 0 E: 0 K: 0 S: 11	H: 0 R: 1 ER: 1 LOB: 20	R: 0 H: 1 E: 0 K: 0 S: 6	H: 1 R: 3 ER: 3 LOB: 18	R: 0 H: 0 E: 0 K: 0 S: 8	H: 0 R: 1 ER: 1 LOB: 26	R: 2 H: 1 E: 1 K: 0 S: 14	H: 1 R: 0 ER: 0 LOB: 15	R: 0 H: 0 E: 0 K: 1 S: 7	H: 0 R: 0 ER: 0 LOB: 7	1B: 2 2B: 5 3B: 0 HR: 1	SF: 0 SAC: 0 DP: 2 HBP: 0	WP: 0 PB: 0 SB: 1 CS: 1	PA: 40		
PITCHER	IP WLS BF H R ER SO BB IBB HBP BLK WP HR S P ERA WHIP																	
Mike Harkey, R (1, 1) ERA: 6.24	5.1 W 23 3 3 3 0 5 0 0 0 0 0 54 92 5.06 1.500																	
Dave Leiper, L (6, 1) ERA: 2.79	1.1 7 1 1 1 1 2 0 0 0 0 0 16 32 6.75 2.250																	
Carlos Reyes, R (7, 1) ERA: 4.59	1.1 7 2 1 1 1 1 0 0 0 0 0 18 29 6.75 2.250																	
Dennis Eckersley, R (9, 1) ERA: 3.72	1.0 S 3 0 0 0 1 0 0 0 0 0 0 7 7 0.00 0.000																	

Kansas City Royals @ Oakland Athletics  
Oakland-Alameda County Coliseum, Oakland, CA

Sat Jun 17 1995, 3:33 AM PDT  
Att: 17,064 - Sunny - 60 F

AB 32  
R 5  
H 6  
RBI 5  
BB 8  
SO 3  
LOB 17



Batter	1	2	3	4	5	6	7	8	9	AB	R	H	RBI	BB	SO	LOB	BOTTOM
Rickey Henderson, R (1, 7) OBP: 0.375, SLG: 0.389	3-1 F7	4-2		0-0 F9		4-2											2 0 0 0 2 0 1
Gerónimo Berroa, R (1, 10) OBP: 0.356, SLG: 0.472	4-2	0-0 F9		2-2 L5		1-0 CS		1-1 G5-3									3 0 0 0 1 0 2
Ruben Sierra, S (1, 9) OBP: 0.353, SLG: 0.560	0-1 F8		2-2			0-0		4-2									3 1 2 1 0 0 1
Andy Tomberlin, L (4, PR) OBP: 0.273, SLG: 0.389																	0 0 0 0 1 0 0
Mark McGwire, R (1, 3) OBP: 0.440, SLG: 0.688	2-2 F7		4-1			0-3 K		3-3 K									3 1 0 0 1 2 3
Terry Steinbach, R (1, 2) OBP: 0.312, SLG: 0.468		1-0 F8		0-0		1-2 G6-3		1-1 F9									4 1 1 3 0 0 0
Scott Brosius, R (1, 8) OBP: 0.371, SLG: 0.396		4-2		1-3		3-2 G6-3		4-2									2 1 0 0 2 1 0
Brent Gates, S (1, 4) OBP: 0.315, SLG: 0.263		1-1		1-3		1-3		2-1 FC6-4									4 1 1 0 0 2 1
Craig Paquette, R (1, 5) OBP: 0.297, SLG: 0.525		1-1		1-3		1-1		2-2 F8									4 1 1 3 0 1 1
Mike Bordick, R (1, 6) OBP: 0.331, SLG: 0.330		1-0 F9		2-2		1-0		0-1 F9									3 1 1 0 0 0 0
Inning Stats	R: 0 H: 0 E: 0 K: 0 S: 12	H: 0 R: 3 ER: 0 LOB: 21	R: 3 H: 2 E: 0 K: 3 S: 15	H: 2 R: 3 ER: 3 LOB: 24	R: 1 H: 2 E: 0 K: 1 S: 13	H: 2 R: 0 ER: 0 LOB: 17	R: 0 H: 0 E: 0 K: 0 S: 6	H: 0 R: 0 ER: 0 LOB: 12	R: 0 H: 0 E: 0 K: 1 S: 8	H: 0 R: 0 ER: 0 LOB: 15	R: 0 H: 0 E: 0 K: 0 S: 10	H: 0 R: 0 ER: 0 LOB: 18	1B: 3 2B: 2 3B: 0 HR: 2	SF: 0 SAC: 0 DP: 1 HBP: 0	WP: 1 PB: 0 SB: 0 CS: 2	PA: 36	
PITCHER	IP WLS BF H R ER SO BB IBB HBP BLK WP HR S P ERA WHIP																
Dennis Rasmussen, L (1, 1) ERA: 11.81	3.2 L 21 0 0 0 3 4 0 0 0 0 0 28 46 0.00 0.600																
Dilson Torres, R (4, 1) ERA: 4.5	3.1 10 0 0 0 3 2 0 0 0 0 0 28 46 0.00 0.600																
Rusty Meacham, R (8, 1) ERA: 5.0	1.0 4 0 0 0 0 1 0 0 0 0 0 10 18 0.00 1.000																

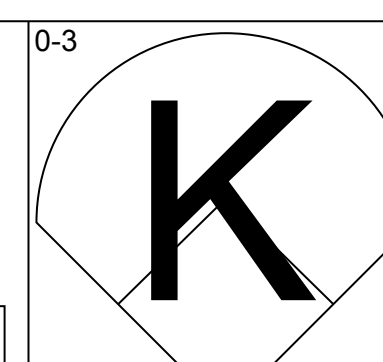
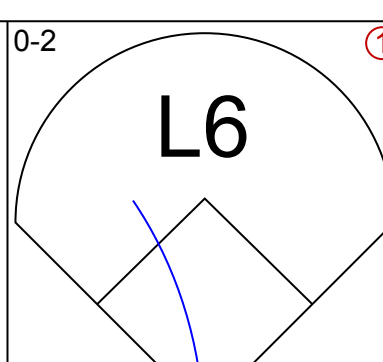
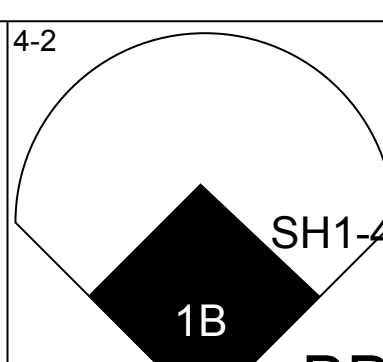
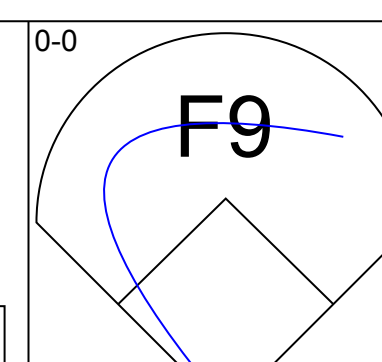
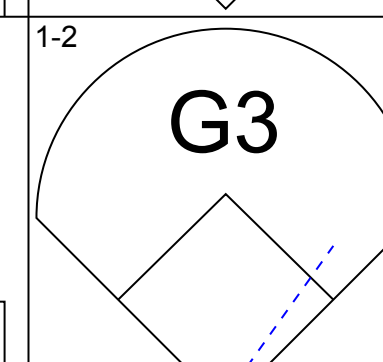
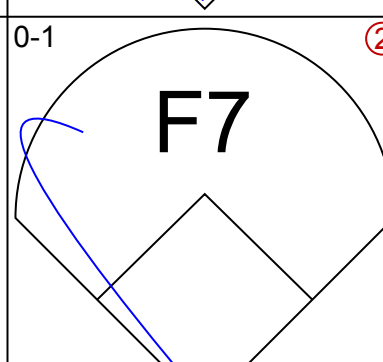
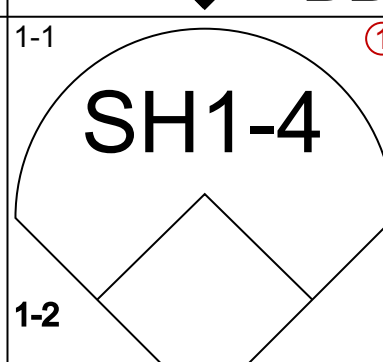
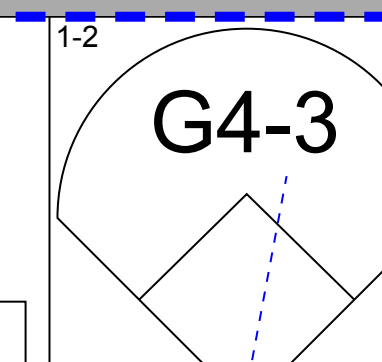
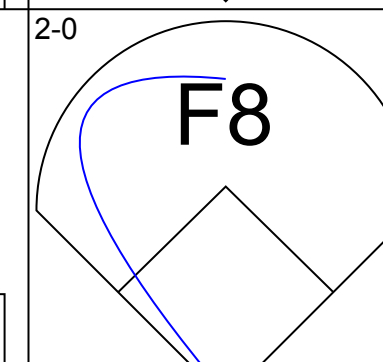
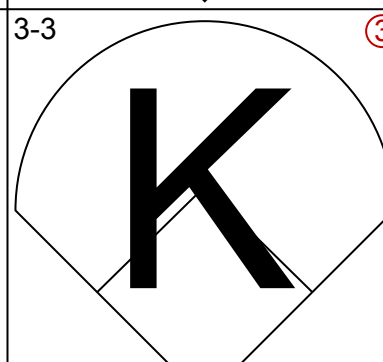
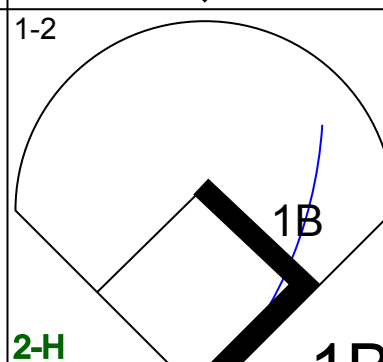
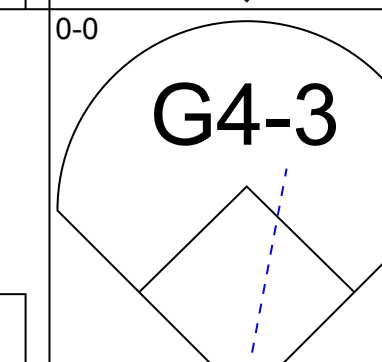
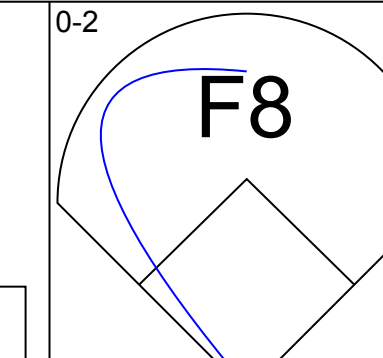
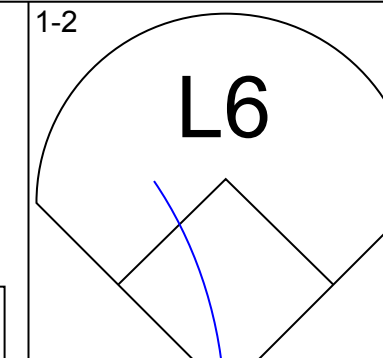
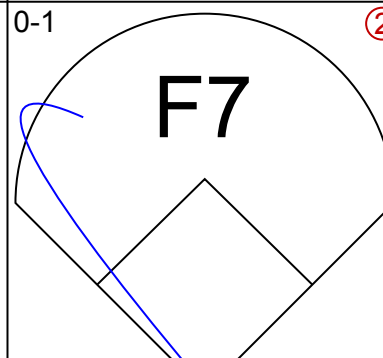
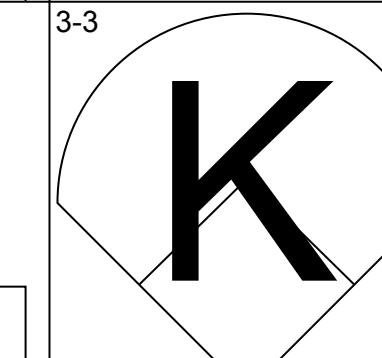
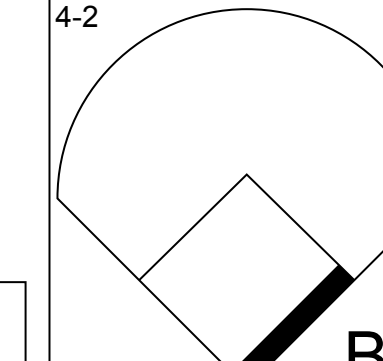
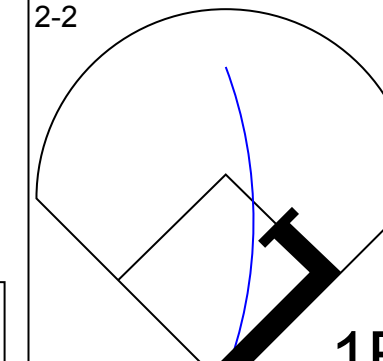
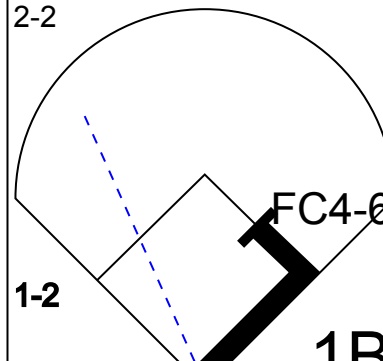
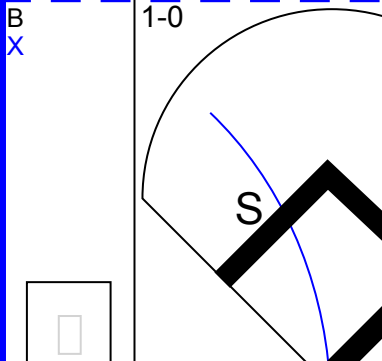
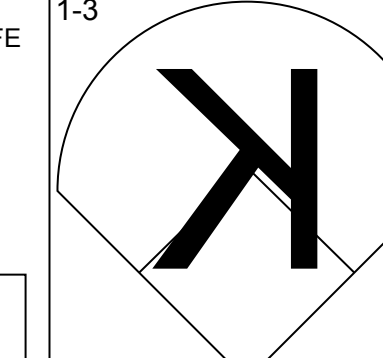
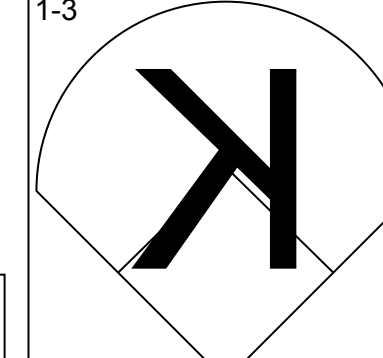
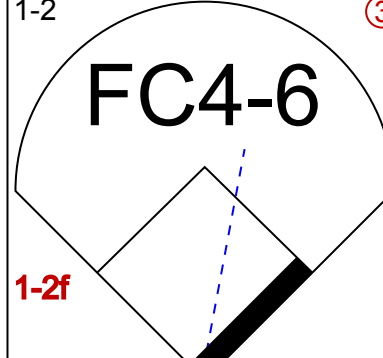
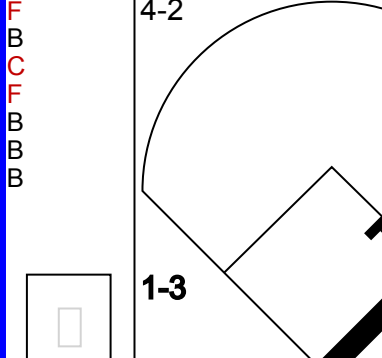


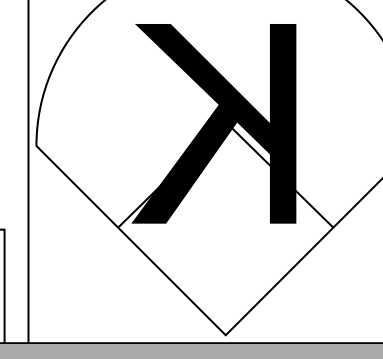
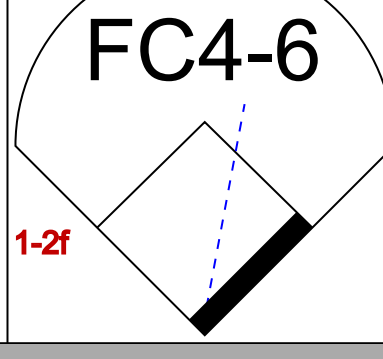
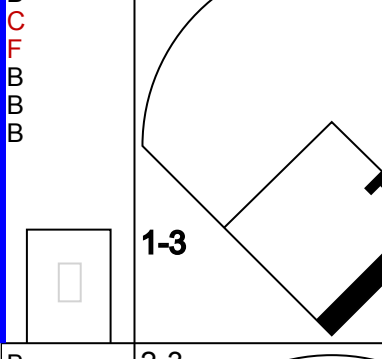




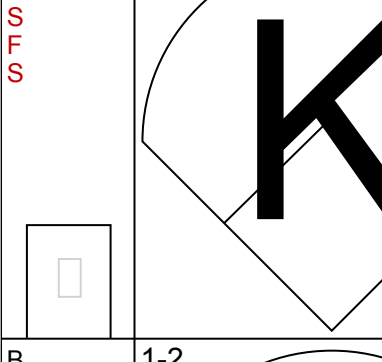

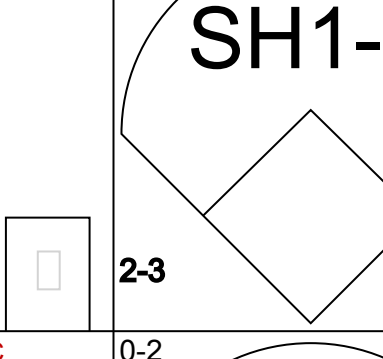
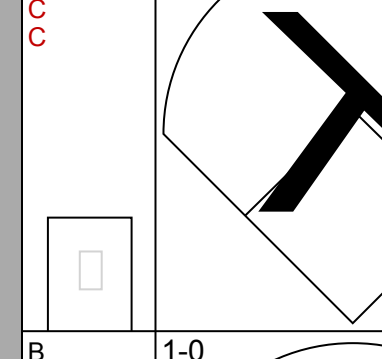
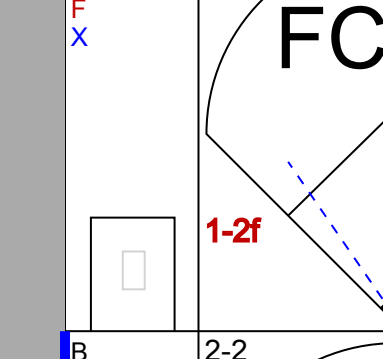
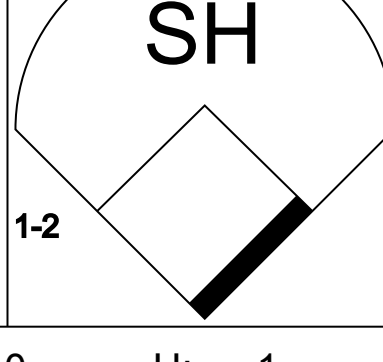
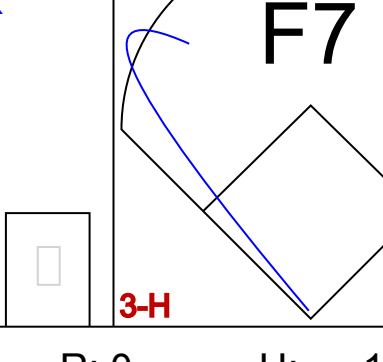

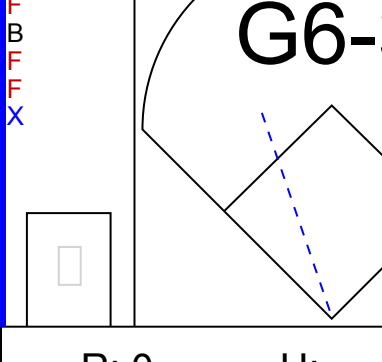
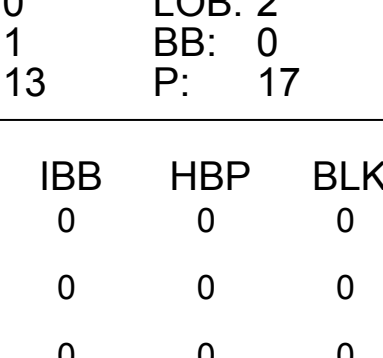
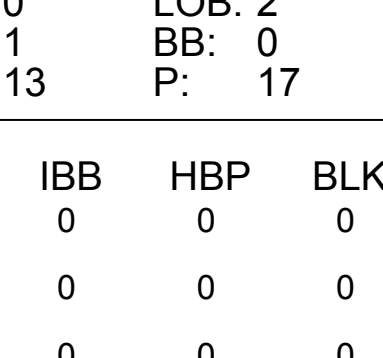
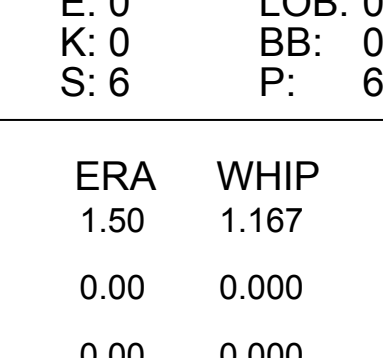
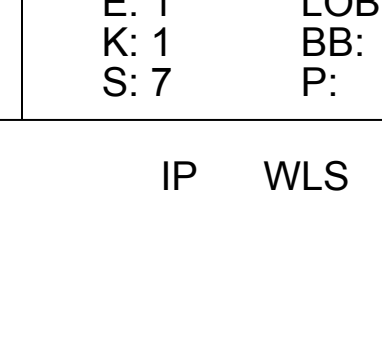
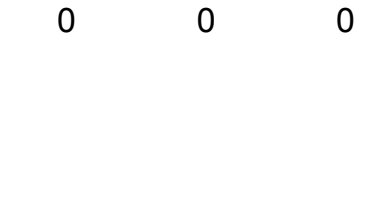
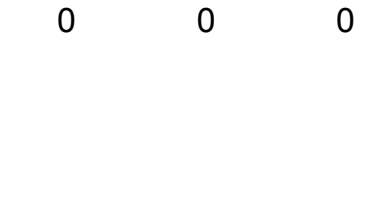
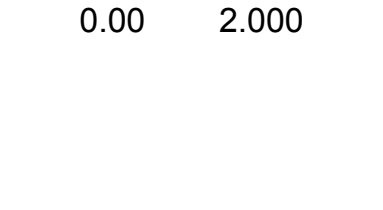

Kansas City Royals @ Oakland Athletics  
Oakland-Alameda County Coliseum, Oakland, CA

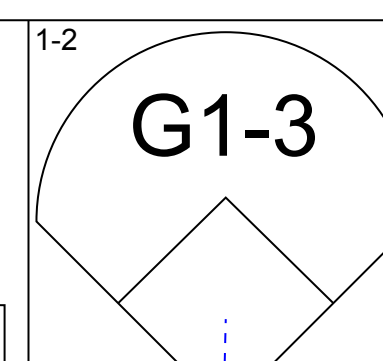
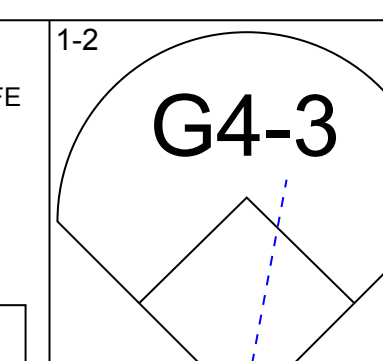
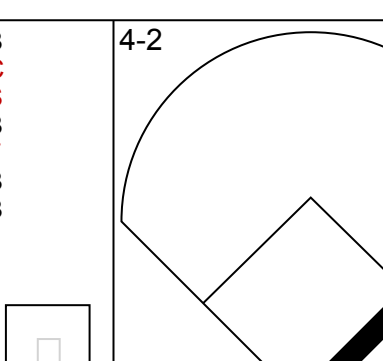
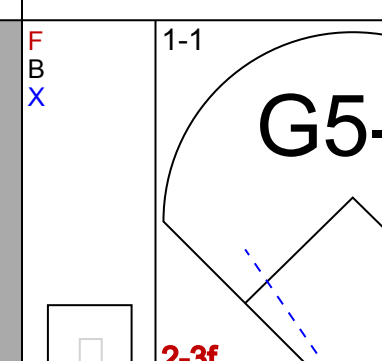
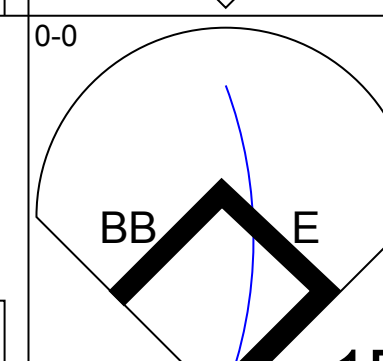
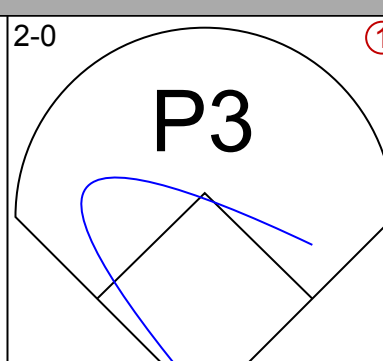
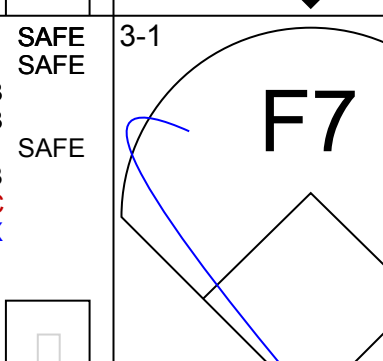
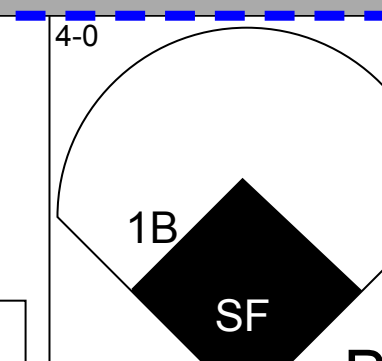
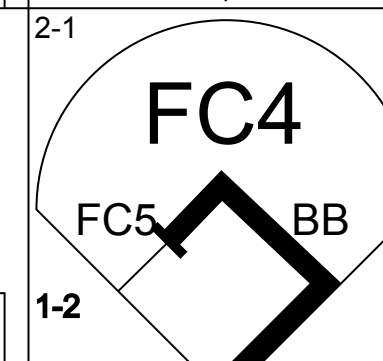
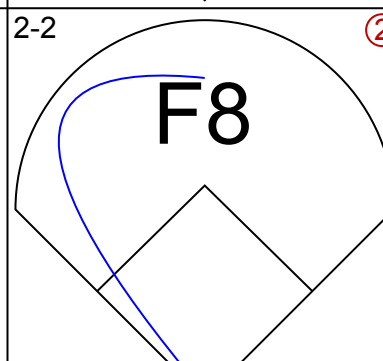

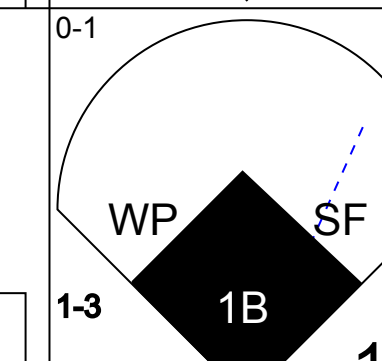
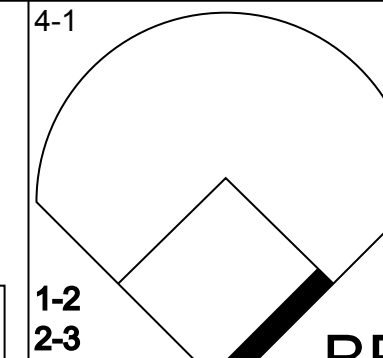
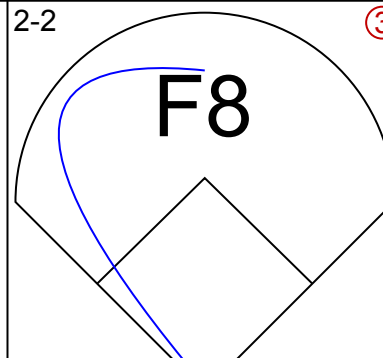
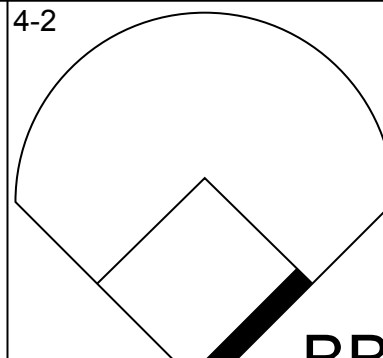
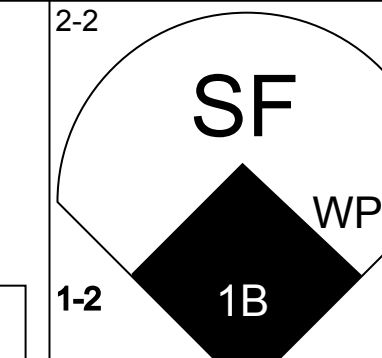
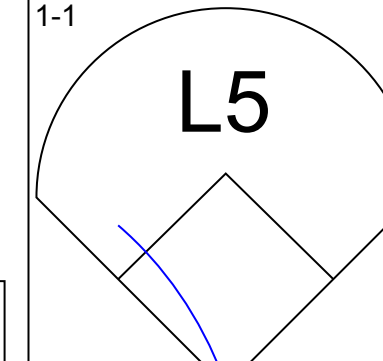

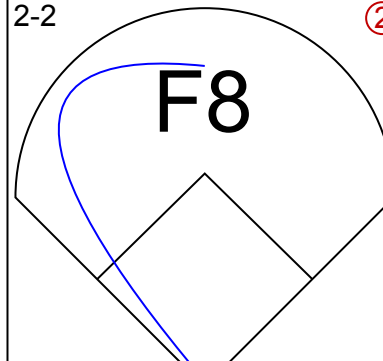
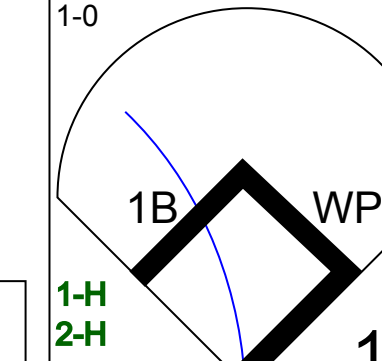
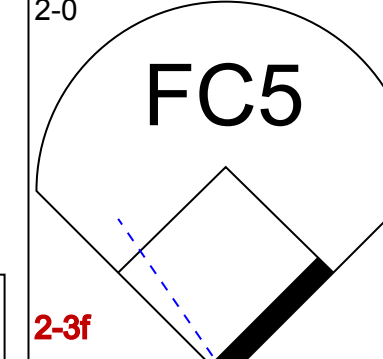
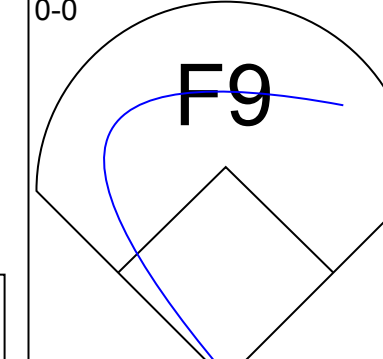
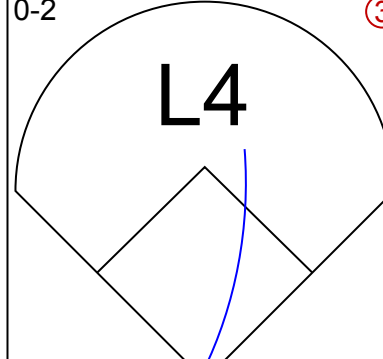
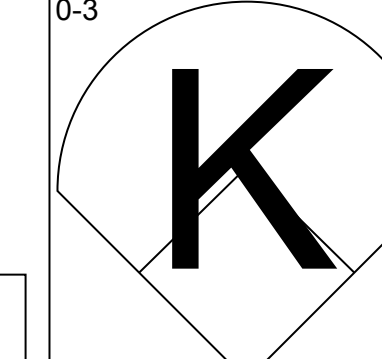

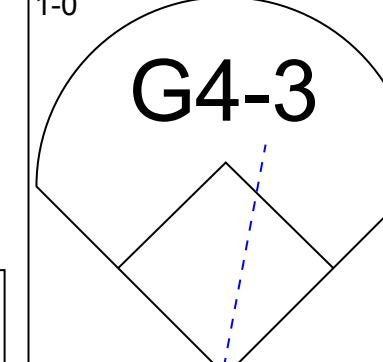

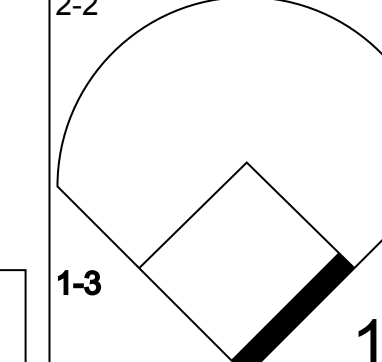
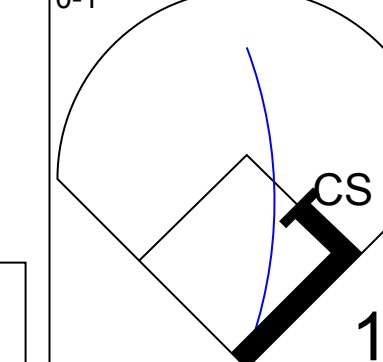

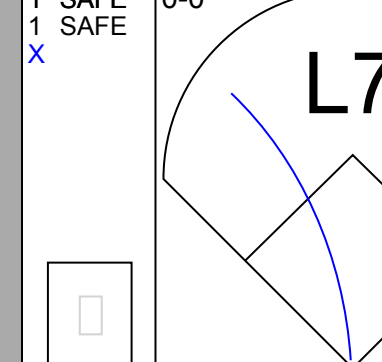
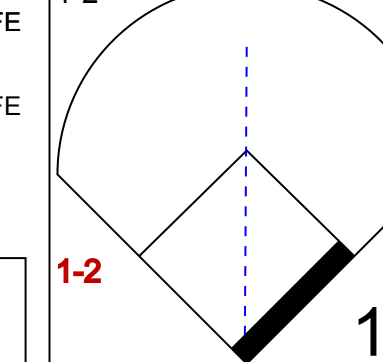
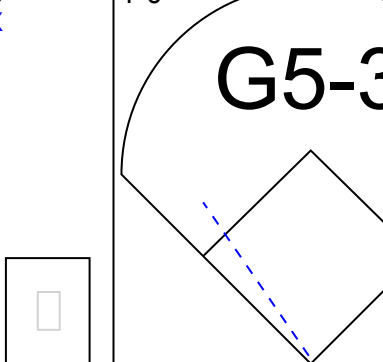
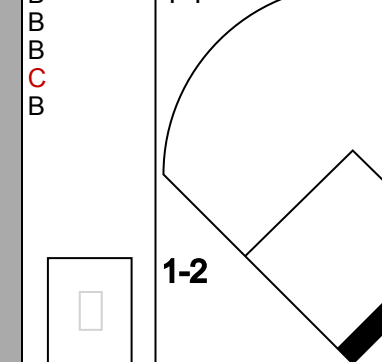
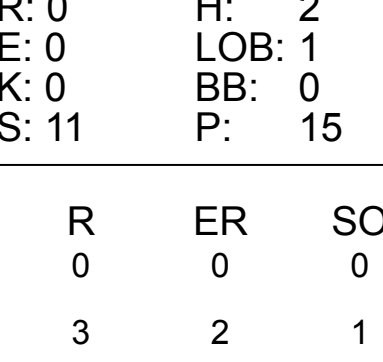
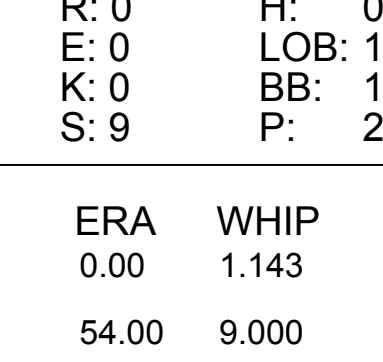
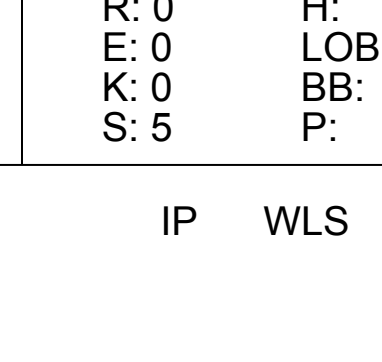
Sat Jun 17 1995, 3:33 AM PDT  
Att: 17,064 - Sunny - 60 F

AB 28  
R 7  
H 6  
RBI 7  
BB 7  
SO 6  
LOB 9





Batter	1	2	3	4	5	6	7	8	9	AB	R	H	RBI	BB	SO	LOB	TOP								
Phil Hiatt, R OBP: 0.317, SLG: 0.400 (1, 9)										3	1	0	0	1	1	3	<b>Kansas City Royals @ Oakland Athletics</b> Oakland-Alameda County Coliseum, Oakland, CA Sun Jun 18 1995, 3:33 AM PDT Att: 25,435 - Sunny - 64 F <a href="http://livebaseballscorecards.com">livebaseballscorecards.com</a>								
Tom Goodwin, L OBP: 0.345, SLG: 0.329 (1, 8)										3	0	0	0	0	0	2									
Wally Joyner, L OBP: 0.422, SLG: 0.449 (1, 3)										4	0	1	1	0	1	2									
Gary Gaetti, R OBP: 0.332, SLG: 0.540 (1, 5)										4	0	0	0	0	1	1									
Jeff Grotewold, L OBP: 0.500, SLG: 0.368 (1, 10)										2	0	2	0	1	0	0									
Vince Coleman, S OBP: 0.384, SLG: 0.466 (9, PH)										1	0	1	0	0	0	0									
Pat Borders, R OBP: 0.297, SLG: 0.464 (1, 2)										3	0	0	0	0	2	3									
Keith Lockhart, L OBP: 0.378, SLG: 0.419 (9, PH)										0	0	0	0	1	0	0									
Jon Nunnally, L OBP: 0.391, SLG: 0.594 (1, 7)										4	0	1	0	0	1	3									
Edgar Caceres, S OBP: 0.500, SLG: 0.667 (1, 4)										3	0	1	0	0	1	2									
David Howard, S OBP: 0.175, SLG: 0.184 (1, 6)										2	0	0	0	0	0	1									
Brent Mayne, L OBP: 0.290, SLG: 0.322 (9, PH)										1	0	0	0	0	0	2									
<b>Inning Stats</b>	R: 0 E: 0 K: 1 S: 7	H: 0 LOB: 0 BB: 0 P: 10	R: 0 E: 0 K: 1 S: 12	H: 0 LOB: 1 BB: 1 P: 18	R: 0 E: 0 K: 1 S: 13	H: 1 LOB: 2 BB: 0 P: 17	R: 0 E: 0 K: 1 S: 11	H: 1 LOB: 0 BB: 0 P: 15	R: 0 E: 0 K: 0 S: 6	H: 1 LOB: 0 BB: 0 P: 6	R: 1 E: 0 K: 0 S: 20	H: 2 LOB: 2 BB: 1 P: 29	R: 0 E: 1 K: 1 S: 7	H: 0 LOB: 1 BB: 0 P: 10	R: 0 E: 0 K: 1 S: 9	H: 0 LOB: 0 BB: 0 P: 13	R: 0 E: 0 K: 1 S: 15	H: 1 LOB: 2 BB: 1 P: 25	1B: 5 2B: 1 3B: 0 HR: 0	SF: 0 SAC: 0 DP: 0 HBP: 0	WP: 0 PB: 0 SB: 1 CS: 1	PA: 36			
<b>PITCHER</b>	IP	WLS	BF	H	R	ER	SO	BB	IBB	HBP	BLK	WP	HR	S	P	ERA	WHIP								
Dave Stewart, R ERA: 6.12 (1, 1)	6.0		24	5	1	1	4	2	0	0	0	0	0	69	95	1.50	1.167								
Mark Aze, R ERA: 4.63 (7, 1)	1.0		4	0	0	0	1	0	0	0	0	0	0	7	10	0.00	0.000								
Rick Honeycutt, L ERA: 3.66 (8, 1)	1.0	W	3	0	0	0	1	0	0	0	0	0	0	9	13	0.00	0.000								
Dennis Eckersley, R ERA: 3.54 (9, 1)	1.0	S	5	1	0	0	1	1	0	0	0	0	0	15	25	0.00	2.000								

Batter	1	2	3	4	5	6	7	8	9	AB	R	H	RBI	BB	SO	LOB	BOTTOM								
Rickey Henderson, R OBP: 0.372, SLG: 0.381 (1, 7)										3	0	0	0	1	0	3	<b>Kansas City Royals @ Oakland Athletics</b> Oakland-Alameda County Coliseum, Oakland, CA Sun Jun 18 1995, 3:33 AM PDT Att: 25,435 - Sunny - 64 F <a href="http://livebaseballscorecards.com">livebaseballscorecards.com</a>								
Geronimo Berros, R OBP: 0.358, SLG: 0.469 (1, 9)										3	0	1	0	1	0	1									
Andy Tomberlin, L OBP: 0.273, SLG: 0.389 (8, FR) (9, 9)										0	1	0	0	0	0	0									
Ruben Sierra, S OBP: 0.351, SLG: 0.554 (1, 10)										4	1	1	0	0	0	1									
Mark McGwire, R OBP: 0.441, SLG: 0.684 (1, 3)										1	1	0	1	2	0	0									
Terry Steinbach, R OBP: 0.311, SLG: 0.463 (1, 2)										4	0	1	2	0	0	4									
Scott Brosius, R OBP: 0.363, SLG: 0.385 (1, 8)										4	0	0	0	0	1	5									
Brent Gates, S OBP: 0.319, SLG: 0.269 (1, 4)										4	0	2	0	0	0	0									
Craig Paquette, R OBP: 0.294, SLG: 0.508 (1, 5)										4	0	1	0	0	1	3									
Mike Bordick, R OBP: 0.336, SLG: 0.330 (1, 6)										3	0	1	0	1	0	2									
<b>Inning Stats</b>	R: 0 E: 1 K: 0 S: 10	H: 1 LOB: 3 BB: 1 P: 20	R: 0 E: 0 K: 0 S: 11	H: 2 LOB: 1 BB: 0 P: 15	R: 0 E: 0 K: 0 S: 8	H: 0 LOB: 0 BB: 0 P: 14	R: 0 E: 0 K: 0 S: 5	H: 0 LOB: 0 BB: 0 P: 6	R: 0 E: 0 K: 0 S: 9	H: 0 LOB: 1 BB: 1 P: 20	R: 0 E: 0 K: 0 S: 11	H: 0 LOB: 1 BB: 1 P: 17	R: 0 E: 0 K: 0 S: 5	H: 1 LOB: 1 BB: 1 P: 10	R: 3 E: 1 K: 2 S: 24	H: 3 LOB: 2 BB: 1 P: 33	1B: 7 2B: 0 3B: 0 HR: 0	SF: 1 SAC: 0 DP: 1 HBP: 0	WP: 2 PB: 0 SB: 0 CS: 1	PA: 36					
<b>PITCHER</b>	IP	WLS	BF	H	R	ER	SO	BB	IBB	HBP	BLK	WP	HR	S	P	ERA	WHIP								
Chris Haney, L ERA: 2.09 (1, 1)	7.0		28	4	0	0	0	4	0	0	0	0	0	59	102	0.00	1.143								
Jeff Montgomery, R ERA: 3.91 (8, 1)	0.1	L	5	2	3	2	1	1	0	0	0	1	0	11	18	54.00	9.000								
Hipolito Pichardo, R ERA: 4.15 (8, 1)	0.2		3	1	0	0	1	0	0	0	0	1	0	13	15	0.00	1.500								

**Kansas City Royals @ Oakland Athletics**  
 Oakland-Alameda County Coliseum, Oakland, CA  
 Sun Jun 18 1995, 3:33 AM PDT  
 Att: 25,435 - Sunny - 64 F

AB	30
R	1
H	6
RBI	1
BB	3
SO	7
LOB	19



**Kansas City Royals @ Oakland Athletics**  
 Oakland-Alameda County Coliseum, Oakland, CA  
 Sun Jun 18 1995, 3:33 AM PDT  
 Att: 25,435 - Sunny - 64 F

AB	30
R	3
H	7
RBI	3
BB	5
SO	2
LOB	19





Batter	1	2	3	4	5	6	7	8	9	AB	R	H	RBI	BB	SO	LOB	TOP					
Vince Coleman, S (1, 7) OBP: 0.384, SLG: 0.459	1-3 K			2-1 F7		2-3 K		0-0 WP 1B	4-2 BB	4	1	1	0	1	2	2	<b>Kansas City Royals @ California Angels</b> Anaheim Stadium, Anaheim, CA Mon Jun 19 1995, 10:05 PM EDT Att: 14,150 - Unknown - 73 F <a href="http://livebaseballscorecards.com">livebaseballscorecards.com</a>					
Tom Goodwin, L (1, 8) OBP: 0.345, SLG: 0.321	0-0 P5			2-1 E4 F7		1-0 FC6-4 HR	1-2 3-H	4-1 BB 1B HR	1-2 F9	4	2	0	1	1	0	3						
Wally Joyner, L (1, 3) OBP: 0.423, SLG: 0.469	0-0 F7			3-2 F7 1-2		3-2 HR	1-0 HR	1-0 HR	1-3 2-H 1B	4	2	2	3	0	0	1						
Gary Gaetti, R (1, 5) OBP: 0.330, SLG: 0.531		1-2 F8			0-0 G5-3		4-2 BB	1-3 K		3	0	0	0	1	1	2						
Jeff Grotewold, L (1, 10) OBP: 0.464, SLG: 0.478		1-1 G4-3			0-0 F7	1-1 F7		0-0 HR		4	1	1	3	0	0	1						
Greg Gagne, R (1, 6) OBP: 0.348, SLG: 0.420		1-1 F7			2-1 P6		2-2 G5-3	1-3 K		4	0	0	0	0	1	0						
Jon Nunnally, L (1, 9) OBP: 0.386, SLG: 0.600			0-1 G4-3			2-2 2B 3B	3-2 G3-1		1-1 F9	4	1	1	0	0	0	0						
Edgar Caceres, S (1, 4) OBP: 0.500, SLG: 0.679			1-1 G5-3			1-1 1B FC6-4 2B	2-2 L7		3-2 S 1B	4	1	2	1	0	0	0						
Brent Mayne, L (1, 2) OBP: 0.289, SLG: 0.319			3-2 G6-3			0-0 FC6-4 1B		2-2 F9	0-3 K	4	0	1	0	0	1	1						
<b>Inning Stats</b>	R: 0 E: 0 K: 1 S: 5	H: 0 LOB: 0 BB: 0 P: 6	R: 0 E: 0 K: 0 S: 7	H: 0 LOB: 0 BB: 0 P: 10	R: 0 E: 0 K: 1 S: 10	H: 0 LOB: 0 BB: 0 P: 14	R: 0 E: 1 K: 0 S: 7	H: 0 LOB: 0 BB: 0 P: 14	R: 0 E: 0 K: 0 S: 4	H: 0 LOB: 0 BB: 0 P: 6	R: 4 E: 0 K: 1 S: 18	H: 4 LOB: 1 BB: 1 P: 31	R: 0 E: 0 K: 0 S: 12	H: 0 LOB: 0 BB: 0 P: 19	R: 4 E: 0 K: 2 S: 14	H: 3 LOB: 0 BB: 1 P: 23	R: 0 E: 0 K: 1 S: 19	H: 1 LOB: 2 BB: 1 P: 28	1B: 4 2B: 1 3B: 1 HR: 2	SF: 0 SAC: 0 DP: 0 HBP: 0	WP: 1 PB: 0 SB: 2 CS: 0	PA: 38
<b>PITCHER</b>	IP WLS BF H R ER SO BB IBB HBP BLK WP HR S P ERA WHIP																					
Shawn Boskie, R (1, 1) ERA: 4.2	5.2 L 21 4 4 4 2 0 0 0 0 0 1 47 72 6.35 0.706																					
Mike Butcher, R (6, 1) ERA: 7.71	1.2 9 2 3 3 0 2 0 0 0 1 0 23 42 16.20 2.400																					
Russ Springer, R (8, 1) ERA: 8.74	1.2 8 2 1 1 3 1 0 0 0 0 1 26 37 5.40 1.800																					

Batter	1	2	3	4	5	6	7	8	9	AB	R	H	RBI	BB	SO	LOB	BOTTOM					
Tony Phillips, S (1, 5) OBP: 0.415, SLG: 0.459	2-2 G3		0-1 L9		1-3 K		1-3 K	3-3 K		5	0	0	0	0	3	2	<b>Kansas City Royals @ California Angels</b> Anaheim Stadium, Anaheim, CA Mon Jun 19 1995, 10:05 PM EDT Att: 14,150 - Unknown - 73 F <a href="http://livebaseballscorecards.com">livebaseballscorecards.com</a>					
Jim Edmonds, L (1, 8) OBP: 0.353, SLG: 0.492	4-2 1B HBP		1-2 G3		3-2 1B		1-3 K		1-3 K	4	0	1	0	0	2	0						
Tim Salmon, R (1, 9) OBP: 0.415, SLG: 0.536	1-2 1B		1-3 K		1-1 F8		1-3 K		2-2 FC6-4 HBP	4	0	1	0	0	2	2						
Chili Davis, S (1, 10) OBP: 0.464, SLG: 0.569	2-3 K				2-3 K		2-2 L9		0-0 FC6-4	5	1	1	0	0	2	3						
Chris Turner, R (9, PR)								2B 2B	1-2	0	0	0	0	0	0	0						
J.T. Snow, L (1, 3) OBP: 0.355, SLG: 0.450	3-3 K				1-2 G3-1		2-2 16 3B 1B	4-1 2B BB	1-1 F8	4	2	1	0	1	1	3						
16 Garret Anderson, L (1, 7) OBP: 0.371, SLG: 0.516		2-2 G3		2-0 2B		2-2 1H G1-4-3 3B		2-3 K		4	1	2	1	0	1	2						
Damion Easley, R (1, 4) OBP: 0.328, SLG: 0.313		3-2 F8		1-1 G5-3		0-0 3H FC6 1B		1-3 K		4	0	0	1	0	1	3						
Mark Dalesandro, R (9, 2) OBP: 0.111, SLG: 0.222										0	0	0	0	0	0	0						
Jorge Fabregas, L (1, 2) OBP: 0.328, SLG: 0.424		0-0 1B			0-0 G1-3		3-1 2-H 1B 2B			3	0	2	0	0	0	0						
Spike Owen, S (8, PH) OBP: 0.305, SLG: 0.354										1	1	1	2	0	0	0						
Gary Disarcina, R (1, 6) OBP: 0.356, SLG: 0.478		2-2 G6-3			2-2 1B		1-0 FC6		0-0 2H 1B	4	0	2	1	0	0	2						
<b>Inning Stats</b>	R: 0 E: 0 K: 2 S: 15	H: 1 LOB: 2 BB: 0 P: 27	R: 0 E: 0 K: 0 S: 10	H: 1 LOB: 1 BB: 0 P: 17	R: 0 E: 0 K: 1 S: 8	H: 0 LOB: 0 BB: 0 P: 10	R: 0 E: 0 K: 1 S: 9	H: 1 LOB: 1 BB: 0 P: 15	R: 0 E: 0 K: 0 S: 13	H: 2 LOB: 2 BB: 0 P: 20	R: 2 E: 0 K: 0 S: 17	H: 3 LOB: 1 BB: 0 P: 26	R: 0 E: 0 K: 3 S: 10	H: 0 LOB: 0 BB: 0 P: 13	R: 3 E: 0 K: 3 S: 19	H: 3 LOB: 1 BB: 1 P: 33	R: 0 E: 0 K: 1 S: 8	H: 0 LOB: 1 BB: 0 P: 12	1B: 7 2B: 3 3B: 1 HR: 0	SF: 0 SAC: 0 DP: 0 HBP: 2	WP: 0 PB: 0 SB: 0 CS: 0	PA: 41
<b>PITCHER</b>	IP WLS BF H R ER SO BB IBB HBP BLK WP HR S P ERA WHIP																					
Kevin Appier, R (1, 1) ERA: 2.19	7.0 W 31 9 3 3 8 0 0 0 0 0 0 86 133 3.86 1.286																					
Billy Brewer, L (8, 1) ERA: 5.19	1.1 7 2 2 2 4 1 0 0 0 0 0 18 32 13.50 2.250																					
Jeff Montgomery, R (9, 1) ERA: 3.8	0.2 3 0 0 0 0 0 0 1 0 0 0 5 8 0.00 0.000																					



Batter	1	2	3	4	5	6	7	8	9	AB	R	H	RBI	BB	SO	LOB	TOP										
Vince Coleman, S (1, 7) OBP: 0.381, SLG: 0.449	L7		G6-3			G6-3		G3-1 BB		3	1	0	0	1	0	0	<b>Kansas City Royals @ California Angels</b> Anaheim Stadium, Anaheim, CA Tue Jun 20 1995, 10:05 PM EDT Att: 15,100 - Unknown - 75 F										
Edgar Caceres, S (1, 4) OBP: 0.441, SLG: 0.594	G1-3			G4-3		G1-3		G3-1		4	0	0	1	0	0												
Greg Gagne, R (1, 6) OBP: 0.340, SLG: 0.410	K			F8		L9		F7		4	0	0	0	0	1												
Gary Gaetti, R (1, 3) OBP: 0.328, SLG: 0.525		E5						F9		4	0	1	0	0	0	0											
Phil Hiatt, R (1, 9) OBP: 0.318, SLG: 0.378 Jon Nunnally, L (9, PH) OBP: 0.383, SLG: 0.594	L9			FC5-4				F7		2	1	0	0	1	0	2											
Pat Borders, R (1, 10) OBP: 0.297, SLG: 0.452	F9							F7		1	0	0	0	0	0	0											
Les Norman, R (1, 8) OBP: 0.353, SLG: 0.267 Wally Joyner, L (7, PH) OBP: 0.421, SLG: 0.466	FC6-4							F8		4	0	1	0	0	0	1											
Joe Randa, R (1, 5) OBP: 0.200, SLG: 0.214 Keith Lockhart, L (7, PH) OBP: 0.395, SLG: 0.438 David Howard, S (7, 8) OBP: 0.175, SLG: 0.184	FC6-4									2	0	1	0	0	0	1											
Brent Mayne, L (1, 2) OBP: 0.282, SLG: 0.311										1	0	0	1	0	0	1											
<b>Inning Stats</b>	R: 0 E: 0 K: 1 S: 7	H: 0 LOB: 0 BB: 0 P: 10	R: 0 E: 1 K: 0 S: 10	H: 0 LOB: 1 BB: 0 P: 12	R: 0 E: 0 K: 0 S: 6	H: 0 LOB: 0 BB: 0 P: 8	R: 0 E: 0 K: 0 S: 10	H: 1 LOB: 1 BB: 0 P: 15	R: 0 E: 0 K: 0 S: 10	H: 1 LOB: 1 BB: 0 P: 14	R: 0 E: 0 K: 0 S: 11	H: 0 LOB: 0 BB: 0 P: 13	R: 1 E: 0 K: 0 S: 18	H: 2 LOB: 2 BB: 1 P: 28	R: 1 E: 0 K: 0 S: 17	H: 0 LOB: 0 BB: 1 P: 23		R: 0 E: 0 K: 0 S: 8	H: 0 LOB: 0 BB: 0 P: 14	1B: 4 2B: 0 3B: 0 HR: 0	SF: 0 SAC: 0 DP: 0 HBP: 0	WP: 1 PB: 0 SB: 2 CS: 0	PA: 33				
<b>PITCHER</b>	IP	WLS	BF	H	R	ER	SO	BB	IBB	HBP	BLK	WP	HR	S	P	ERA	WHIP										
Brian Anderson, L (1, 1) ERA: 2.25	6.1	W	24	3	1	1	1	1	0	0	0	1	0	64	89	1.42	0.632										
Troy Percival, R (7, 1) ERA: 2.51	1.2		6	1	1	1	0	1	0	0	0	0	0	25	34	5.40	1.200										
Lee Smith, R (9, 1) ERA:	1.0	S	3	0	0	0	0	0	0	0	0	0	0	8	14	0.00	0.000										

Batter	1	2	3	4	5	6	7	8	9	AB	R	H	RBI	BB	SO	LOB	BOTTOM										
Tony Phillips, S (1, 10) OBP: 0.412, SLG: 0.460	G1-3									4	0	1	1	0	1	0	<b>Kansas City Royals @ California Angels</b> Anaheim Stadium, Anaheim, CA Tue Jun 20 1995, 10:05 PM EDT Att: 15,100 - Unknown - 75 F										
Spike Owen, S (1, 4) OBP: 0.313, SLG: 0.353										3	0	1	0	1	0	2											
Jim Edmonds, L (1, 8) OBP: 0.355, SLG: 0.492										4	2	2	0	0	0	2											
Tim Salmon, R (1, 9) OBP: 0.421, SLG: 0.546										4	0	3	1	0	0	1											
J.T. Snow, L (1, 3) OBP: 0.349, SLG: 0.441										4	0	0	0	0	0	4											
16 Garret Anderson, L (1, 7) OBP: 0.369, SLG: 0.486										4	0	1	0	0	1	0											
Carlos Martinez, R (1, 5) OBP: 0.286, SLG: 0.262										4	1	0	0	0	0	1											
Jorge Fabregas, L (1, 2) OBP: 0.328, SLG: 0.419										3	0	1	0	0	1	1											
Gary Disarcina, R (1, 6) OBP: 0.350, SLG: 0.470										3	0	0	0	0	0	3											
<b>Inning Stats</b>	R: 0 E: 0 K: 0 S: 9	H: 2 LOB: 2 BB: 0 P: 14	R: 1 E: 1 K: 0 S: 10	H: 2 LOB: 2 BB: 0 P: 16	R: 1 E: 0 K: 0 S: 6	H: 2 LOB: 0 BB: 0 P: 14	R: 0 E: 0 K: 0 S: 5	H: 0 LOB: 0 BB: 0 P: 8	R: 1 E: 0 K: 1 S: 13	H: 2 LOB: 1 BB: 0 P: 23	R: 0 E: 0 K: 1 S: 10	H: 1 LOB: 1 BB: 0 P: 17	R: 0 E: 0 K: 0 S: 7	H: 0 LOB: 1 BB: 1 P: 13	R: 0 E: 0 K: 1 S: 7	H: 0 LOB: 0 BB: 0 P: 8		R: 0 E: 0 K: 0 S: 9	H: 0 LOB: 0 BB: 0 P: 14	1B: 7 2B: 2 3B: 0 HR: 0	SF: 0 SAC: 0 DP: 1 HBP: 0	WP: 0 PB: 0 SB: 1 CS: 0	PA: 34				
<b>PITCHER</b>	IP	WLS	BF	H	R	ER	SO	BB	IBB	HBP	BLK	WP	HR	S	P	ERA	WHIP										
Mark Gubicza, R (1, 1) ERA: 3.43	6.1	L	29	9	3	2	2	2	1	0	0	0	0	56	100	2.84	1.579										
Dennis Rasmussen, L (7, 1) ERA: 11.12	0.1		1	0	0	0	0	0	0	0	0	0	0	2	2	0.00	0.000										
Dilson Torres, R (7, 1) ERA: 4.15	1.1		4	0	0	0	1	0	0	0	0	0	0	9	11	0.00	0.000										



Batter	1	2	3	4	5	6	7	8	9	AB	R	H	RBI	BB	SO	LOB	TOP								
Vince Coleman, S (1, 7) OBP: 0.381, SLG: 0.455	P6			FC5-4 1B	K			2B 2B	G4-3	5	1	2	0	0	1	1									
Tom Goodwin, L (1, 8) OBP: 0.343, SLG: 0.325	B1-3			FC5-4 HR		F7		2B 2H		4	1	1	1	1	0	0									
Wally Joyner, L (1, 3) OBP: 0.418, SLG: 0.458	G3-1			HR BB		F8		F7		3	1	0	0	1	0	1									
Gary Gaetti, R (1, 5) OBP: 0.332, SLG: 0.538		F7		HR		G5-3				3	1	1	3	1	0	0									
Jeff Grotewold, L (1, 10) OBP: 0.452, SLG: 0.440	G1-3			F8			G6-3 SH5-4 BB	K		2	0	0	0	1	0	0									
Greg Gagne, R (8, PH) OBP: 0.339, SLG: 0.407										1	0	0	0	0	1	2									
Jon Nunnally, L (1, 9) OBP: 0.390, SLG: 0.654	P6			HR		SH5-4				3	2	2	2	0	0	0									
Edgar Caceres, S (1, 6) OBP: 0.395, SLG: 0.528			K	G6-3			G6-3		G1-3	4	0	0	0	0	1	1									
Keith Lockhart, L (1, 4) OBP: 0.405, SLG: 0.472			G6-3			G5-4-3 1B				4	0	2	0	0	1	1									
David Howard, S (9, 6) OBP: 0.175, SLG: 0.184							K		G4-3 2B	0	0	0	0	0	0	0									
Brent Mayne, L (1, 2) OBP: 0.274, SLG: 0.302	F8				G5-4-3 1-2			G6-3	G4-3	4	0	0	0	0	0	2									
<b>Inning Stats</b>	R: 0 E: 0 K: 0 S: 9	H: 0 LOB: 0 BB: 0 P: 14	R: 0 E: 0 K: 0 S: 9	H: 0 LOB: 0 BB: 0 P: 12	R: 0 E: 0 K: 1 S: 9	H: 0 LOB: 0 BB: 0 P: 12	R: 4 E: 0 K: 0 S: 12	H: 3 LOB: 0 BB: 1 P: 23	R: 0 E: 0 K: 1 S: 6	H: 1 LOB: 0 BB: 0 P: 8	R: 0 E: 0 K: 0 S: 7	H: 0 LOB: 1 BB: 0 P: 12	R: 0 E: 0 K: 1 S: 9	H: 0 LOB: 1 BB: 1 P: 15	R: 1 E: 0 K: 1 S: 11	H: 2 LOB: 2 BB: 0 P: 23	R: 1 E: 0 K: 0 S: 7	H: 2 LOB: 1 BB: 0 P: 12	1B: 2 2B: 3 3B: 0 HR: 3	SF: 0 SAC: 1 DP: 1 HBP: 0	WP: 0 PB: 0 SB: 1 CS: 1	PA: 37			
<b>PITCHER</b>	IP	WLS	BF	H	R	ER	SO	BB	IBB	HBP	BLK	WP	HR	S	P	ERA	WHIP								
Mike Bielecki, R (1, 1) ERA: 4.62	6.0	L	23	4	4	4	2	2	0	0	0	0	2	53	86	6.00	1.000								
Bob Patterson, L (7, 1) ERA: 2.49	1.2		8	2	1	1	1	0	1	0	0	0	0	16	28	5.40	1.200								
Mike James, R (8, 1) ERA: 4.5	1.1		6	2	1	1	1	0	0	0	0	0	1	10	17	6.75	1.500								

Kansas City Royals @ California Angels  
Anaheim Stadium, Anaheim, CA  
Wed Jun 21 1995, 10:05 PM EDT  
Att: 15,553 - Unknown - 72 F

AB 33  
R 6  
H 8  
RBI 6  
BB 3  
SO 4  
LOB 9



Batter	1	2	3	4	5	6	7	8	9	AB	R	H	RBI	BB	SO	LOB	BOTTOM								
Tony Phillips, S (1, 7) OBP: 0.409, SLG: 0.456	G3-1			1B	K					4	0	1	0	0	2	0									
Spike Owen, S (1, 5) OBP: 0.302, SLG: 0.340	K		L6		P3			E3		4	0	0	0	0	1	1									
Jim Edmonds, L (1, 8) OBP: 0.358, SLG: 0.490				1B 1B		G1-3		K		3	1	1	0	1	1	1									
Tim Salmon, R (1, 10) OBP: 0.418, SLG: 0.537	F7			P4		HR BB		G6-3		3	1	0	0	1	0	3									
J.T. Snow, L (1, 3) OBP: 0.352, SLG: 0.457		F8		1B 1B		HR		K		4	1	2	2	0	1	1									
16 Garret Anderson, L (1, 9) OBP: 0.326, SLG: 0.436		L3		K		G4-3			F9	4	0	0	0	0	1	2									
Rex Hudler, R (1, 4) ERA: 4.48		F8		1B		G4-3			G4-6-3	3	0	1	1	0	0	0									
Greg Myers, L (9, PH) OBP: 0.329, SLG: 0.471					1-2 3-H 2-1					1	0	0	0	0	0	0									
Jorge Fabregas, L (1, 2) OBP: 0.309, SLG: 0.394			G5-3		F7			K		4	0	0	0	0	1	2									
Gary Disarcina, R (1, 6) OBP: 0.345, SLG: 0.462		G2-3			G6-3		G4-3			3	0	0	0	0	0	0									
<b>Inning Stats</b>	R: 0 E: 0 K: 1 S: 5	H: 0 LOB: 1 BB: 1 P: 12	R: 0 E: 0 K: 0 S: 5	H: 0 LOB: 0 BB: 0 P: 11	R: 0 E: 0 K: 0 S: 8	H: 1 LOB: 1 BB: 0 P: 12	R: 1 E: 0 K: 1 S: 14	H: 3 LOB: 2 BB: 0 P: 20	R: 0 E: 0 K: 1 S: 8	H: 0 LOB: 0 BB: 0 P: 14	R: 2 E: 0 K: 0 S: 16	H: 1 LOB: 0 BB: 1 P: 24	R: 0 E: 0 K: 2 S: 8	H: 0 LOB: 0 BB: 0 P: 13	R: 0 E: 1 K: 2 S: 14	H: 0 LOB: 1 BB: 0 P: 21	R: 0 E: 0 K: 0 S: 3	H: 0 LOB: 0 BB: 0 P: 6	1B: 4 2B: 0 3B: 0 HR: 1	SF: 0 SAC: 0 DP: 0 HBP: 0	WP: 0 PB: 0 SB: 0 CS: 0	PA: 35			
<b>PITCHER</b>	IP	WLS	BF	H	R	ER	SO	BB	IBB	HBP	BLK	WP	HR	S	P	ERA	WHIP								
Tom Gordon, R (1, 1) ERA: 4.48	7.0	W	28	5	3	3	5	2	0	0	0	0	1	64	106	3.86	1.000								
Hipolito Pichardo, R (8, 1) ERA: 4.0	1.0		4	0	0	0	2	0	0	0	0	0	0	14	21	0.00	0.000								
Jeff Montgomery, R (9, 1) ERA: 3.68	1.0	S	3	0	0	0	0	0	0	0	0	0	0	3	6	0.00	0.000								

Kansas City Royals @ California Angels  
Anaheim Stadium, Anaheim, CA  
Wed Jun 21 1995, 10:05 PM EDT  
Att: 15,553 - Unknown - 72 F

AB 33  
R 3  
H 5  
RBI 3  
BB 2  
SO 7  
LOB 10





Batter	1	2	3	4	5	6	7	8	9	AB	R	H	RBI	BB	SO	LOB	TOP				
Chuck Knoblauch R (1,4) OBP: 0.414, SLG: 0.408	G6-3		4-2 BB			G6-3		K		3	0	0	0	1	1	1	<b>Minnesota Twins @ Kansas City Royals</b> Kauffman Stadium, Kansas City, MO Fri Jun 23 1995, 7:05 PM CDT Att: 19,905 - Unknown - 86 F <a href="http://livebaseballscorecards.com">livebaseballscorecards.com</a>				
Rich Becker L (1,8) OBP: 0.273, SLG: 0.263	G4-3		F8			F7		F8		4	0	0	0	0	0	2					
Kirby Puckett R (1,9) OBP: 0.358, SLG: 0.453	G5-3					F8		G3-1 WP 1B		4	0	2	0	0	0	0					
Matt Merullo L (1,10) Bernardo Brito R (9,PH) OBP: 0.344, SLG: 0.368 OBP: 0.323, SLG: 0.800		G3-6-3 1B				L4		G3-1		3	0	1	0	0	0	1					
Marty Cordova R (1,7) OBP: 0.354, SLG: 0.525		K				K		P3		3	0	0	0	0	2	2					
Dan Masteller L (1,3)		G3-6-3 1-2				P3		G3		3	0	0	0	0	0	2					
Jeff Reboulet R (1,6) OBP: 0.316, SLG: 0.398			G4-3			P3		P6		3	0	0	0	0	0	0					
Scott Stahoviak L (1,5) OBP: 0.325, SLG: 0.366			G6-3			G6-3				3	0	1	0	0	0	0					
Matt Walbeck S (1,2) OBP: 0.274, SLG: 0.291						F9		P2		2	0	0	0	1	0	1					
<b>Inning Stats</b>	R: 0 H: 0 E: 0 K: 0 S: 7	H: 0 LOB: 0 BB: 0 P: 11	R: 0 H: 1 E: 0 K: 1 S: 11	LOB: 0 BB: 15	R: 0 H: 0 E: 0 K: 0 S: 12	LOB: 2 BB: 23	R: 0 H: 0 E: 0 K: 1 S: 7	LOB: 0 BB: 0 P: 13	R: 0 H: 0 E: 0 K: 0 S: 6	H: 0 LOB: 0 BB: 0 P: 7	R: 0 H: 1 E: 0 K: 0 S: 6	H: 1 LOB: 1 BB: 0 P: 9	R: 0 H: 1 E: 0 K: 1 S: 13	H: 1 LOB: 0 BB: 0 P: 19	R: 0 H: 1 E: 0 K: 0 S: 7	H: 1 LOB: 0 BB: 11		1B: 3 2B: 1 3B: 0 HR: 0	SF: 0 SAC: 0 DP: 2 HBP: 0	WP: 1 PB: 0 SB: 0 CS: 0	PA: 31
<b>PITCHER</b>	IP	WLS	BF	H	R	ER	SO	BB	IBB	HBP	BLK	WP	HR	S	P	ERA	WHIP				
Kevin Appier R (1,1) ERA: 2.04	7.1	W	26	3	0	0	2	2	0	0	0	1	0	64	98	0.00	0.682				
Billy Brewer L (8,1) ERA: 4.91	1.0		4	1	0	0	1	0	0	0	0	0	0	9	15	0.00	1.000				
Rusty Meacham R (9,1) ERA: 4.82	0.2		1	0	0	0	0	0	0	0	0	0	0	3	4	0.00	0.000				

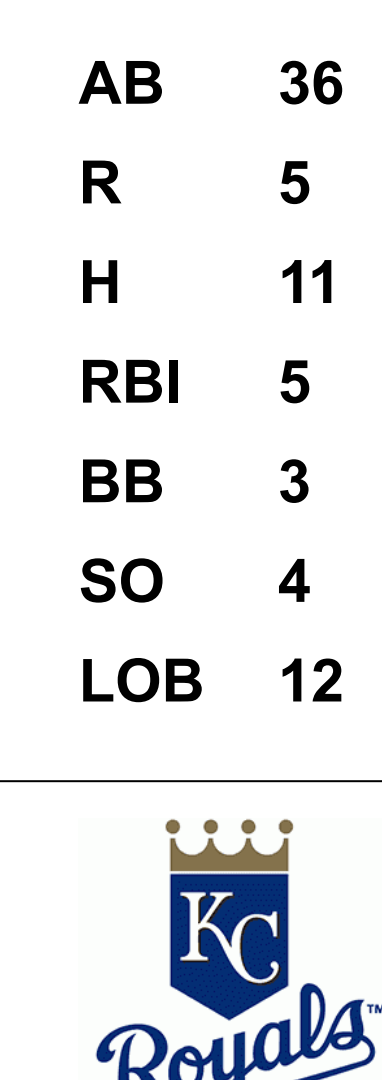

Batter	1	2	3	4	5	6	7	8	9	AB	R	H	RBI	BB	SO	LOB	BOTTOM				
Vince Coleman S (1,7) OBP: 0.378, SLG: 0.456	G1-6-3		F7			1B 2B		FC6-2-5 CS		4	1	1	0	0	0	1	<b>Minnesota Twins @ Kansas City Royals</b> Kauffman Stadium, Kansas City, MO Fri Jun 23 1995, 7:05 PM CDT Att: 19,905 - Unknown - 86 F <a href="http://livebaseballscorecards.com">livebaseballscorecards.com</a>				
Tom Goodwin L (1,8) OBP: 0.335, SLG: 0.317	F7		G4-3			G2-3		CS		4	0	0	0	0	1	1					
Wally Joyner L (1,3) OBP: 0.420, SLG: 0.462			F7			1B SF7 IBB		F7		3	1	1	0	1	0	0					
Phil Hiatt R (1,10) OBP: 0.313, SLG: 0.366			K			2-1 HR 1B		F9		4	1	1	1	0	2	1					
Keith Lockhart L (1,4) David Howard S (9,6) OBP: 0.422, SLG: 0.514 OBP: 0.175, SLG: 0.164			F8 2B			G6-4-3 BB		SF7		1	0	1	1	1	0	0					
Gary Gaetti R (1,5) OBP: 0.332, SLG: 0.551			F8			G6-4-3				3	1	1	2	0	0	2					
Jon Nunnally L (1,9) OBP: 0.388, SLG: 0.642						K		K		2	0	0	0	1	2	0					
Edgar Caceres S (1,6) OBP: 0.390, SLG: 0.538						G6-3		SH1-4 2B		3	0	1	0	0	1	2					
Brent Mayne L (1,2) OBP: 0.270, SLG: 0.297			B1-3			G4-3		SH1-4		2	0	0	0	0	0	2					
<b>Inning Stats</b>	R: 0 H: 1 E: 0 K: 1 S: 7	H: 1 LOB: 1 BB: 0 P: 9	R: 0 H: 1 E: 0 K: 1 S: 11	H: 1 LOB: 2 BB: 1	R: 0 H: 0 E: 0 K: 0 S: 7	LOB: 0 BB: 0 P: 12	R: 0 H: 0 E: 0 K: 1 S: 7	H: 0 LOB: 0 BB: 1 P: 16	R: 0 H: 0 E: 0 K: 1 S: 10	H: 0 LOB: 0 BB: 0 P: 13	R: 4 H: 3 E: 0 K: 1 S: 11	H: 3 LOB: 1 BB: 1 P: 18	R: 0 H: 1 E: 0 K: 0 S: 6	H: 1 LOB: 0 BB: 0 P: 8	R: 0 H: 0 E: 0 K: 1 S: 10	H: 0 LOB: 0 BB: 0 P: 11		1B: 1 2B: 4 3B: 0 HR: 1	SF: 1 SAC: 1 DP: 1 HBP: 0	WP: 0 PB: 0 SB: 0 CS: 1	PA: 32
<b>PITCHER</b>	IP	WLS	BF	H	R	ER	SO	BB	IBB	HBP	BLK	WP	HR	S	P	ERA	WHIP				
Kevin Tapani R (1,1) ERA: 4.52	6.0	L	25	4	4	4	5	2	1	0	0	0	0	53	85	6.00	1.167				
Rich Robertson L (7,1) ERA: 5.49	1.0		3	1	0	0	0	0	0	0	0	0	0	6	8	0.00	1.000				
Eddie Guardado L (8,1) ERA: 6.37	1.0		3	0	0	0	1	0	0	0	0	0	0	10	11	0.00	0.000				



Batter	1	2	3	4	5	6	7	8	9	AB	R	H	RBI	BB	SO	LOB	TOP								
Chuck Knoblauch R (1,4) OBP: 0.413, SLG: 0.405	K		K					G5-3		4	0	1	1	1	2	3	<b>Minnesota Twins @ Kansas City Royals</b> Kauffman Stadium, Kansas City, MO Sat Jun 24 1995, 7:05 PM CDT Att: 24,105 - Unknown - 73 F <a href="http://livebaseballscorecards.com">livebaseballscorecards.com</a>								
Rich Becker L (1,8) OBP: 0.255, SLG: 0.247	G1-3		G4-3		G4-3		G3		G4-3	5	0	0	1	0	0	4									
Kirby Puckett R (1,9) OBP: 0.355, SLG: 0.461	HR		F9		P3		F9		G5-3	5	1	1	1	0	0	4									
Pedro Munoz R (1,10) OBP: 0.323, SLG: 0.507	FC6-4 1B			K				SH2-4 1B	G6-3	5	2	3	1	0	1	0									
Marty Cordova R (1,7) OBP: 0.352, SLG: 0.519	FC6-4			L9				SH2-4 1B		4	1	1	0	0	1	1									
Matt Merullo L (1,2) OBP: 0.343, SLG: 0.367		L7-4-3 1B								3	0	1	0	0	0	0									
Jeff Reboulet R (8,6) OBP: 0.316, SLG: 0.398				L3						0	0	0	0	0	0	0									
Scott Leius R (1,5) OBP: 0.317, SLG: 0.358		L9			SH2-4 1B		G3			3	1	1	0	1	0	1									
Scott Stahoviak L (1,3) OBP: 0.333, SLG: 0.363										1	1	0	0	2	0	1									
Bernardo Brito R (8,PH) OBP: 0.333, SLG: 0.800		L7-4-3								0	0	0	0	0	0	0									
Chip Hale L (8,PH) OBP: 0.333, SLG: 0.458										0	0	1	2	0	0	0									
Matt Walbeck S (8,2) OBP: 0.274, SLG: 0.291										0	0	0	0	0	0	0									
Pat Meares R (1,6) OBP: 0.301, SLG: 0.497										1	0	0	0	1	0	1									
Dan Masteller L (8,PH) (8,3)										1	0	0	0	0	0	2									
<b>Inning Stats</b>	R: 1 E: 0 K: 1 S: 9	H: 2 LOB: 1 BB: 0 P: 16	R: 0 E: 0 K: 0 S: 8	H: 1 LOB: 0 BB: 0 P: 12	R: 0 E: 0 K: 1 S: 9	H: 0 LOB: 1 BB: 1 P: 17	R: 0 E: 0 K: 1 S: 6	H: 0 LOB: 0 BB: 0 P: 7	R: 2 E: 0 K: 0 S: 7	H: 2 LOB: 1 BB: 1 P: 15	R: 1 E: 0 K: 1 S: 10	H: 1 LOB: 0 BB: 0 P: 18	R: 0 E: 0 K: 0 S: 11	H: 0 LOB: 2 BB: 2 P: 22	R: 2 E: 0 K: 0 S: 10	H: 3 LOB: 2 BB: 1 P: 19	R: 0 E: 0 K: 0 S: 6	H: 0 LOB: 0 BB: 0 P: 11	1B: 7 2B: 1 3B: 0 HR: 2	SF: 0 SAC: 2 DP: 1 HBP: 0	WP: 0 PB: 0 SB: 0 CS: 0	PA: 40			
<b>PITCHER</b>	IP	WLS	BF	H	R	ER	SO	BB	IBB	HBP	BLK	WP	HR	S	P	ERA	WHIP								
Mark Gubicza R (1,1) ERA: 3.67	5.0		22	6	4	4	3	2	0	0	0	0	2	40	69	7.20	1.600								
Hipolito Pichardo R (8,1) ERA: 4.34	2.0	L	10	2	2	2	1	2	0	0	0	0	0	24	45	9.00	2.000								
Billy Brewer L (8,1) ERA: 4.82	0.1		2	0	0	0	0	0	1	0	0	0	0	2	8	0.00	0.000								
Rusty Meacham R (8,1) ERA: 4.43	1.2		6	1	0	0	0	0	0	0	0	0	0	10	15	0.00	0.600								

Batter	1	2	3	4	5	6	7	8	9	AB	R	H	RBI	BB	SO	LOB	BOTTOM								
Vince Coleman S (1,7) OBP: 0.373, SLG: 0.454	G4-3		4-3				F8		F8	5	1	1	0	0	0	1	<b>Minnesota Twins @ Kansas City Royals</b> Kauffman Stadium, Kansas City, MO Sat Jun 24 1995, 7:05 PM CDT Att: 24,105 - Unknown - 73 F <a href="http://livebaseballscorecards.com">livebaseballscorecards.com</a>								
Tom Goodwin L (1,8) OBP: 0.332, SLG: 0.310	G6-3		G4-3			G4-3	P5		BB	4	0	0	0	1	0	1									
Keith Lockhart L (1,4) OBP: 0.460, SLG: 0.610	1B		G3-1						BB	4	2	3	2	1	0	0									
Wally Joyner L (1,3) OBP: 0.414, SLG: 0.457	1B				G3		G4-3		K	4	0	1	1	0	1	1									
Gary Gaetti R (1,5) OBP: 0.333, SLG: 0.547	1B					G5-3			K	5	1	2	1	0	2	2									
Jeff Grotewold L (1,10) OBP: 0.441, SLG: 0.429										3	0	1	0	0	0	2									
Les Norman R (8,PH) OBP: 0.333, SLG: 0.250	G1-3				G1-3				K2-3	1	0	0	0	0	1	0									
Jon Nunnally L (1,9) OBP: 0.367, SLG: 0.630										2	0	0	0	0	0	0									
Phil Hiatt R (8,PH) OBP: 0.327, SLG: 0.381			G6-3			F8				1	0	1	0	0	0	0									
Edgar Caceres S (1,6) OBP: 0.400, SLG: 0.524										3	0	1	1	1	0	1									
Brent Mayne L (1,2) OBP: 0.264, SLG: 0.290										3	0	0	0	0	0	4									
Pat Borders R (8,PH) OBP: 0.267, SLG: 0.473										1	1	1	0	0	0	0									
<b>Inning Stats</b>	R: 1 E: 0 K: 0 S: 10	H: 3 LOB: 2 BB: 0 P: 17	R: 0 E: 0 K: 0 S: 6	H: 0 LOB: 0 BB: 0 P: 9	R: 0 E: 0 K: 0 S: 4	H: 0 LOB: 0 BB: 0 P: 6	R: 0 E: 0 K: 0 S: 5	H: 1 LOB: 0 BB: 0 P: 7	R: 3 E: 0 K: 0 S: 14	H: 4 LOB: 3 BB: 1 P: 29	R: 0 E: 0 K: 1 S: 7	H: 1 LOB: 1 BB: 0 P: 10	R: 0 E: 0 K: 2 S: 10	H: 1 LOB: 1 BB: 0 P: 16	R: 1 E: 0 K: 1 S: 11	H: 1 LOB: 2 BB: 2 P: 25	1B: 8 2B: 2 3B: 0 HR: 1	SF: 1 SAC: 0 DP: 1 HBP: 1	WP: 0 PB: 0 SB: 0 CS: 0	PA: 41					
<b>PITCHER</b>	IP	WLS	BF	H	R	ER	SO	BB	IBB	HBP	BLK	WP	HR	S	P	ERA	WHIP								
Scott Erickson R (1,1) ERA: 5.87	6.0		27	8	4	4	0	1	0	0	0	0	0	17	26	6.00	1.500								
Mark Guttrrie L (7,1) ERA: 5.47	2.0	W	8	2	0	0	3	0	0	0	0	0	0	11	25	9.00	3.000								
Rick Aguilera R (8,1) ERA: 2.05	1.0	S	6	1	1	1	1	2	0	0	0	0	0	11	25	9.00	3.000								

AB	33
R	6
H	9
RBI	6
BB	5
SO	4
LOB	17





Batter	1	2	3	4	5	6	7	8	9	AB	R	H	RBI	BB	SO	LOB	TOP			
<b>Kenny Lofton, L</b> OBP: 0.366, SLG: 0.491 <b>Wayne Kirby, L</b> OBP: 0.294, SLG: 0.326	0-1 FC4-6 1B	0-1 1-3 2-H 1B			1-2 G3		0-3 K			2	0	2	1	0	0	0	<b>Cleveland Indians @ Kansas City Royals</b> Kauffman Stadium, Kansas City, MO Mon Jun 26 1995, 7:05 PM CDT Att: 24,296 - Unknown - 73 F			
<b>Omar Vizquel, S</b> OBP: 0.317, SLG: 0.335	1-1 FC4-6 2B E	0-1 G3			0-0 1B			2-1 G6-3		4	1	1	0	0	0	3				
<b>Carlos Baerga, S</b> OBP: 0.391, SLG: 0.540	1-2 E9 1-H 2B		1-0 G4-3		1-0 G5-4-3 1B			1-2 P5		4	0	2	0	0	0	0				
<b>Albert Belle, R</b> OBP: 0.367, SLG: 0.583	2-3 K		1-0 G3-6-1 1B		1-2 G5-4-3 1B			0-0 G4-3		4	0	1	0	0	1	3				
<b>Eddie Murray, S</b> OBP: 0.351, SLG: 0.464	1-0 L8		1-0 G3-6-1 1B		0-0 G4-6-3 1B			0-3 K		4	0	1	0	0	1	2				
<b>Jim Thome, L</b> OBP: 0.433, SLG: 0.632		4-1 S 1B BB		1-2 FC5-4 1B				0-1 G4-6-3 1B		3	1	1	0	1	0	1				
<b>Manny Ramirez, R</b> OBP: 0.425, SLG: 0.634		1-2 F8		1-0 F9				2-3 K		4	0	0	0	0	1	2				
<b>Paul Sorrento, L</b> OBP: 0.347, SLG: 0.608		4-2 1B BB		3-2 F7				1-1 G4-3		2	0	0	0	1	0	1				
<b>Tony Peña, R</b> OBP: 0.270, SLG: 0.307		1-3 K		0-1 FC5-4				1-2 G5-3		3	0	0	0	0	1	3				
<b>Inning Stats</b>	R: 1 E: 1 K: 1 S: 12	H: 2 LOB: 1 BB: 0 P: 17	R: 1 E: 0 K: 1 S: 15	H: 1 LOB: 2 BB: 2 P: 25	R: 0 E: 0 K: 0 S: 3	H: 1 LOB: 1 BB: 0 P: 6	R: 0 E: 0 K: 0 S: 9	H: 1 LOB: 1 BB: 0 P: 14	R: 0 E: 0 K: 1 S: 9	H: 2 LOB: 0 BB: 0 P: 12	R: 0 E: 0 K: 1 S: 6	H: 0 LOB: 0 BB: 0 P: 11	R: 0 E: 0 K: 1 S: 6	H: 0 LOB: 0 BB: 0 P: 9	R: 0 E: 0 K: 1 S: 7	H: 0 LOB: 0 BB: 0 P: 10		1B: 7 2B: 1 3B: 0 HR: 0	SF: 0 SAC: 0 DP: 3 HBP: 0	WP: 0 PB: 0 SB: 1 CS: 0
<b>PITCHER</b> <b>Tom Gordon, R</b> ERA: 4.02	IP: 9.0 WLS: L BF: 34	H: 8 R: 2 ER: 1 SO: 5	BB: 2 IBB: 0 HBP: 0 BLK: 0	WP: 0 HR: 0 S: 76 P: 113	ERA: 1.00 WHIP: 1.111											ERA: 1.00 WHIP: 1.111				

Batter	1	2	3	4	5	6	7	8	9	AB	R	H	RBI	BB	SO	LOB	BOTTOM								
<b>Vince Coleman, S</b> OBP: 0.368, SLG: 0.442	1-1 F8		1-0 G4-3		1-3 K		4-2 1B S BB		0-0 G1-3	4	0	0	0	1	1	0	<b>Cleveland Indians @ Kansas City Royals</b> Kauffman Stadium, Kansas City, MO Mon Jun 26 1995, 7:05 PM CDT Att: 24,296 - Unknown - 73 F								
<b>Tom Goodwin, L</b> OBP: 0.338, SLG: 0.318	1-2 G1-3		0-0 G5-3		1-1 S 1B		2-1 BB 1B		3-2 WP 1B	5	0	3	0	0	0	0									
<b>Keith Lockhart, L</b> OBP: 0.472, SLG: 0.614 <b>Phil Hiatt, R</b> OBP: 0.340, SLG: 0.381 <b>David Howard, S</b> OBP: 0.175, SLG: 0.184 <b>Pat Borders, R</b> OBP: 0.263, SLG: 0.467	0-0 1B		0-2 S 1B		1-1 P5		4-2 SAFE BB 1B		2-3 K	3	0	2	0	0	0	1									
<b>Wally Joyner, L</b> OBP: 0.409, SLG: 0.446	2-0 G4-3		3-2 F8		2-1 F9		1-0 F7		4-2 BB	4	0	0	0	1	0	6									
<b>Gary Gaetti, R</b> OBP: 0.330, SLG: 0.538		2-2 P5		0-0 1B G4-3 1B		2-0 F9		0-1 G6-3		2-2 G6-3	5	0	1	0	0	2									
<b>Jeff Grotewold, L</b> OBP: 0.432, SLG: 0.400		1-2 CI E		1-3 K		2-2 G4-3		4-1 BB BB		2	0	0	0	1	1	1									
<b>Jon Nunnally, L</b> OBP: 0.375, SLG: 0.607		1-0 E3		1-1 G4-3		0-3 K		1-3 K		4	0	0	0	0	2	3									
<b>Edgar Caceres, S</b> OBP: 0.408, SLG: 0.511		1-1 SAFE K		1-1 K		0-1 F9		4-1 BB BB		3	0	1	0	1	1	2									
<b>Brent Mayne, L</b> OBP: 0.257, SLG: 0.281		0-0 L8		1-3 K		1-1 F7		0-2 G6-3		4	0	0	0	0	1	6									
<b>Inning Stats</b>	R: 0 E: 0 K: 0 S: 7	H: 1 LOB: 1 BB: 0 P: 11	R: 0 E: 2 K: 1 S: 13	H: 0 LOB: 2 BB: 0 P: 19	R: 0 E: 0 K: 2 S: 13	H: 1 LOB: 1 BB: 0 P: 12	R: 0 E: 0 K: 2 S: 13	H: 2 LOB: 2 BB: 0 P: 17	R: 0 E: 0 K: 1 S: 9	H: 1 LOB: 1 BB: 0 P: 14	R: 0 E: 0 K: 1 S: 7	H: 0 LOB: 0 BB: 0 P: 11	R: 0 E: 0 K: 0 S: 14	H: 1 LOB: 3 BB: 2 P: 26	R: 0 E: 0 K: 1 S: 10	H: 0 LOB: 2 BB: 2 P: 19		R: 0 E: 0 K: 1 S: 12	H: 1 LOB: 2 BB: 1 P: 23	1B: 7 2B: 0 3B: 0 HR: 0	SF: 0 SAC: 0 DP: 0 HBP: 0	WP: 1 PB: 0 SB: 3 CS: 0	PA: 41		
<b>PITCHER</b> <b>Chad Ogea, R</b> ERA: 1.58 <b>Jim Poole, L</b> ERA: 3.99 <b>Julian Tavaraz, R</b> ERA: 0.99 <b>Jose Mesa, R</b> ERA: 2.05	IP: 6.2 WLS: W BF: 29	H: 6 R: 0 ER: 0 SO: 5	BB: 1 IBB: 0 HBP: 0 BLK: 0	WP: 0 HR: 0 S: 4 P: 9	ERA: 0.00 WHIP: 3.000	IP: 1.0 WLS: S BF: 5	H: 1 R: 0 ER: 0 SO: 1	BB: 0 IBB: 0 HBP: 0 BLK: 0	WP: 0 HR: 0 S: 10 P: 12	ERA: 0.00 WHIP: 2.000	IP: 1.0 WLS: S BF: 5	H: 1 R: 0 ER: 0 SO: 1	BB: 0 IBB: 0 HBP: 0 BLK: 0	WP: 0 HR: 0 S: 12 P: 23	ERA: 0.00 WHIP: 2.000										





Batter	1	2	3	4	5	6	7	8	9	AB	R	H	RBI	BB	SO	LOB	TOP					
Wayne Kirby, L (1, 8) OBP: 0.286, SLG: 0.314										5	1	1	0	0	1	4	<b>Cleveland Indians @ Kansas City Royals</b> Kauffman Stadium, Kansas City, MO Tue Jun 27 1995, 7:05 PM CDT Att: 19,510 - Unknown - 78 F <a href="http://livebaseballscorecards.com">livebaseballscorecards.com</a>					
Omar Vizquel, S (1, 6) OBP: 0.310, SLG: 0.327										5	0	0	0	0	0	1						
Carlos Baerga, S (1, 4) OBP: 0.383, SLG: 0.528										5	0	0	0	0	1	1						
Albert Belle, R (1, 7) OBP: 0.372, SLG: 0.581										4	3	2	0	1	0	0						
Eddie Murray, S (1, 10) OBP: 0.356, SLG: 0.477											5	1	3	1	0	0		1				
Manly Ramirez, R (1, 9) OBP: 0.431, SLG: 0.636										4	1	3	3	0	0	1						
Herbert Perry, R (1, 3)										4	0	2	0	0	0	3						
Alvaro Espinoza, R (1, 5) OBP: 0.300, SLG: 0.296										4	0	1	1	0	0	5						
Tony Peña, R (1, 2) OBP: 0.283, SLG: 0.340										4	1	3	2	0	0	0						
<b>Inning Stats</b>	R: 3 E: 0 K: 0 S: 12	H: 4 LOB: 1 BB: 0 P: 15	R: 0 E: 0 K: 0 S: 4	H: 2 LOB: 1 BB: 0 P: 4	R: 1 E: 0 K: 1 S: 13	H: 4 LOB: 3 BB: 0 P: 20	R: 1 E: 0 K: 1 S: 9	H: 1 LOB: 0 BB: 0 P: 10	R: 2 E: 0 K: 0 S: 12	H: 3 LOB: 2 BB: 1 P: 21	R: 0 E: 0 K: 0 S: 12	H: 0 LOB: 0 BB: 0 P: 16	R: 0 E: 0 K: 0 S: 8	H: 1 LOB: 1 BB: 0 P: 13	R: 0 E: 0 K: 0 S: 4	H: 0 LOB: 0 BB: 0 P: 5	R: 0 E: 0 K: 0 S: 3	H: 0 LOB: 0 BB: 0 P: 6	1B: 12 2B: 2 3B: 0 HR: 1	SF: 0 SAC: 0 DP: 1 HBP: 0	WP: 0 PB: 0 SB: 0 CS: 0	PA: 41
<b>PITCHER</b>	IP WLS BF H R ER SO BB IBB HBP BLK WP HR S P ERA WHIP																					
Chris Haney, L (1, 1) ERA: 2.53	3.0 L 17 10 4 4 4 1 0 0 0 0 0 0 29 39 12.00 3.333																					
Dilson Torres, R (4, 1) ERA: 4.54	4.0 18 5 3 3 1 1 0 0 0 0 1 41 60 6.75 1.500																					
Rusty Meacham, R (8, 1) ERA: 4.22	1.0 3 0 0 0 0 0 0 0 0 0 0 4 5 0.00 0.000																					
Jeff Montgomery, R (9, 1) ERA: 3.51	1.0 3 0 0 0 0 0 0 0 0 0 0 3 6 0.00 0.000																					

Batter	1	2	3	4	5	6	7	8	9	AB	R	H	RBI	BB	SO	LOB	BOTTOM					
Vince Coleman, S (1, 7) OBP: 0.365, SLG: 0.438										4	0	1	0	0	1	1	<b>Cleveland Indians @ Kansas City Royals</b> Kauffman Stadium, Kansas City, MO Tue Jun 27 1995, 7:05 PM CDT Att: 19,510 - Unknown - 78 F <a href="http://livebaseballscorecards.com">livebaseballscorecards.com</a>					
Tom Goodwin, L (1, 8) OBP: 0.352, SLG: 0.326											2	1	2	0	1	0						
Wally Joyner, L (1, 3) OBP: 0.411, SLG: 0.444											3	0	1	1	1	0						
Gary Gaetti, R (1, 5) OBP: 0.324, SLG: 0.527										4	0	0	0	0	0	4						
Keith Lockhart, L (1, 4) OBP: 0.439, SLG: 0.563										4	0	0	0	0	0	2						
Jeff Grotewold, L (1, 10) OBP: 0.415, SLG: 0.364										3	0	0	0	1	0	0						
Pat Borders, R (1, 2) OBP: 0.250, SLG: 0.443											4	0	0	0	0	1						
Jon Nunnally, L (1, 9) OBP: 0.366, SLG: 0.591										3	0	0	0	0	1	0						
Edgar Caceres, S (1, 6) OBP: 0.404, SLG: 0.521										3	0	1	0	0	0	0						
<b>Inning Stats</b>	R: 0 E: 0 K: 0 S: 11	H: 1 LOB: 2 BB: 1 P: 23	R: 0 E: 0 K: 0 S: 4	H: 0 LOB: 0 BB: 0 P: 5	R: 1 E: 0 K: 0 S: 9	H: 2 LOB: 1 BB: 0 P: 14	R: 0 E: 0 K: 0 S: 7	H: 0 LOB: 0 BB: 0 P: 7	R: 0 E: 0 K: 0 S: 11	H: 1 LOB: 2 BB: 1 P: 17	R: 0 E: 0 K: 0 S: 7	H: 0 LOB: 0 BB: 0 P: 12	R: 0 E: 0 K: 1 S: 8	H: 0 LOB: 0 BB: 0 P: 11	R: 0 E: 0 K: 1 S: 12	H: 1 LOB: 1 BB: 0 P: 15	R: 0 E: 0 K: 0 S: 7	H: 0 LOB: 0 BB: 1 P: 14	1B: 4 2B: 2 3B: 0 HR: 0	SF: 0 SAC: 0 DP: 1 HBP: 1	WP: 0 PB: 0 SB: 2 CS: 1	PA: 34
<b>PITCHER</b>	IP WLS BF H R ER SO BB IBB HBP BLK WP HR S P ERA WHIP																					
Mark Clark, R (1, 1) ERA: 8.24	8.0 W 31 5 1 1 2 2 0 0 0 0 0 69 104 1.12 0.875																					
Eric Plunk, R (9, 1) ERA: 2.2	1.0 3 0 0 0 0 1 0 0 0 0 0 7 14 0.00 1.000																					







Batter	1	2	3	4	5	6	7	8	9	AB	R	H	RBI	BB	SO	LOB	TOP			
Lance Johnson, L (1,8) OBP: 0.293, SLG: 0.290	G3-1		BB 1B		G3			F8		4	0	1	0	0	0	0	<b>Chicago White Sox @ Kansas City Royals</b> Kauffman Stadium, Kansas City, MO Fri Jun 30 1995, 7:05 PM CDT Att: 17,721 - Unknown - 73 F <a href="http://livebaseballscorecards.com">livebaseballscorecards.com</a>			
Warren Newson, L (1,7) OBP: 0.444, SLG: 0.440 Norberto Martin, R (8, PH) OBP: 0.218, SLG: 0.160	K		SAFE SAFE BB	BB 1B		G6-3		G1-3 1B		2	0	0	0	1	1	0				
Frank Thomas, R (1,3) OBP: 0.481, SLG: 0.643	P6		BB BB			G3 WP BB		G1-3		3	0	0	0	1	1	3				
Robin Ventura, L (1,5) OBP: 0.383, SLG: 0.540		L5			G4-3			G4-3		3	0	0	0	1	0	1				
John Kruk, L (1,10) OBP: 0.408, SLG: 0.390		G1-3 BB			G1-3			G3		3	0	0	0	1	0	2				
Mike Devereaux, R (1,9) OBP: 0.337, SLG: 0.427 Tim Raines, S (9, PH) OBP: 0.366, SLG: 0.484	G1-3				2B			F8		3	0	1	0	0	0	3				
Ray Durham, S (1,4) OBP: 0.344, SLG: 0.396	G4-3				K			G6-3		4	0	1	0	0	1	2				
Ron Karkovics, R (1,2) OBP: 0.316, SLG: 0.430 Dave Martinez, L (9, PH) OBP: 0.311, SLG: 0.439			K			G6-3 BB		F7		2	0	0	0	1	1	0				
Ozzie Guillen, L (1,6) OBP: 0.322, SLG: 0.368		G6-3			G6-3			G4-3		3	0	0	0	0	0	1				
<b>Inning Stats</b>	R: 0 E: 0 K: 1 S: 7	H: 0 LOB: 0 BB: 0 P: 13	R: 0 E: 0 K: 0 S: 7	H: 0 LOB: 1 BB: 1 P: 15	R: 0 E: 0 K: 2 S: 11	H: 1 LOB: 2 BB: 1 P: 22	R: 0 E: 0 K: 1 S: 9	H: 1 LOB: 0 BB: 0 P: 18	R: 0 E: 0 K: 0 S: 6	H: 0 LOB: 0 BB: 2 P: 20	R: 0 E: 0 K: 0 S: 6	H: 0 LOB: 0 BB: 0 P: 10	R: 0 E: 0 K: 0 S: 7	H: 1 LOB: 1 BB: 0 P: 11	R: 0 E: 0 K: 1 S: 13	H: 1 LOB: 1 BB: 0 P: 16		1B: 2 2B: 2 HR: 0	SF: 0 SAC: 0 HBP: 0	WP: 1 PB: 0 SB: 0 CS: 0
<b>PITCHER</b>	IP	WLS	BF	H	R	ER	SO	BB	IBB	HBP	BLK	WP	HR	S	P	ERA	WHIP			
Mark Gubicza, R (1,1) ERA: 3.38	7.0	W	27	2	0	0	4	5	0	0	0	1	0	53	111	0.00	1.000			
Billy Brewer, L (8,1) ERA: 4.5	0.1		2	1	0	0	0	0	0	0	0	0	0	2	4	0.00	3.000			
Hipolito Pichardo, R (8,1) ERA: 4.11	1.2	S	6	1	0	0	1	0	0	0	0	0	0	18	23	0.00	0.600			

Batter	1	2	3	4	5	6	7	8	9	AB	R	H	RBI	BB	SO	LOB	BOTTOM			
Vince Coleman, S (1,7) OBP: 0.349, SLG: 0.417 Jon Nunnally, L (7,7) OBP: 0.370, SLG: 0.581	K	P4		L7		K				4	0	0	0	0	2	4	<b>Chicago White Sox @ Kansas City Royals</b> Kauffman Stadium, Kansas City, MO Fri Jun 30 1995, 7:05 PM CDT Att: 17,721 - Unknown - 73 F <a href="http://livebaseballscorecards.com">livebaseballscorecards.com</a>			
Wally Joyner, L (1,3) OBP: 0.405, SLG: 0.436	G6-3 1B		G6-3	1B		CS		F9		4	0	2	0	0	0	0				
Phil Hiatt, R (1,9) OBP: 0.327, SLG: 0.362	K		K	CS		F8		FC4-6 1B		4	0	1	0	0	2	1				
Gary Gaetti, R (1,5) OBP: 0.330, SLG: 0.538	P4		1B		1B		1B	F8		4	0	2	0	0	0	2				
Chris James, R (1,10) OBP: 0.250, SLG: 0.250		K	1B	1B		P5		FC4-6		4	0	1	0	0	1	2				
Pat Borders, R (1,2) OBP: 0.271, SLG: 0.446		1B 1B	1B	BB		1B		L8		3	1	2	0	1	0	0				
Joe Randa, R (1,4) OBP: 0.208, SLG: 0.222 Edgar Caceres, S (8, PH) OBP: 0.396, SLG: 0.510		1B	1B	G5-3		L4		F9		3	0	1	0	0	0	5				
David Howard, S (1,6) OBP: 0.170, SLG: 0.178		P3		K		K		G6-3		4	0	0	0	0	2	2				
Tom Goodwin, L (1,8) OBP: 0.366, SLG: 0.339		1B		CS 1B		CS 1B				2	0	2	1	1	0	0				
<b>Inning Stats</b>	R: 0 E: 0 K: 2 S: 14	H: 1 LOB: 1 BB: 0 P: 21	R: 1 E: 0 K: 1 S: 17	H: 3 LOB: 2 BB: 0 P: 25	R: 0 E: 0 K: 1 S: 12	H: 2 LOB: 3 BB: 1 P: 22	R: 0 E: 0 K: 1 S: 10	H: 1 LOB: 1 BB: 1 P: 17	R: 0 E: 0 K: 0 S: 14	H: 2 LOB: 2 BB: 0 P: 22	R: 0 E: 0 K: 2 S: 10	H: 1 LOB: 0 BB: 0 P: 13	R: 0 E: 0 K: 0 S: 9	H: 1 LOB: 1 BB: 0 P: 12	R: 0 E: 0 K: 0 S: 8	H: 0 LOB: 0 BB: 0 P: 12		1B: 11 2B: 0 3B: 0 HR: 0	SF: 0 SAC: 0 DP: 0 HBP: 0	WP: 0 PB: 0 SB: 0 CS: 2
<b>PITCHER</b>	IP	WLS	BF	H	R	ER	SO	BB	IBB	HBP	BLK	WP	HR	S	P	ERA	WHIP			
Wilson Alvarez, L (1,1) ERA: 5.32	7.0	L	32	11	1	1	7	2	0	0	0	0	0	86	132	1.29	1.857			
Kirk McCaskill, R (8,1) ERA: 4.81	1.0		3	0	0	0	0	0	0	0	0	0	0	8	12	0.00	0.000			







Batter	1	2	3	4	5	6	7	8	9	10	AB	R	H	RBI	BB	SO	LOB							
Lance Johnson, L OBP: 0.300, SLG: 0.312	1-0 SF8 2B		0-3 K	0-0 F7			1-0 G6-3		0-0 G4-3		5	1	1	0	0	1	0							
Tim Raines, S OBP: 0.370, SLG: 0.491	2-2 F8 SF8 1B		2-1 1B		1-1 G5-3		3-2 P8		1-0 G3 WP 2B		5	1	3	0	0	0	0							
Frank Thomas, R OBP: 0.488, SLG: 0.670	2-1 SF8		1-2 1B		3-0 HR			0-1 L6		0-0 G3		4	1	2	2	0	0							
Mike Devereaux, R OBP: 0.335, SLG: 0.423	1-9 F8		2-2 P5		2-2 G3-6 1B		3-2 P6		1-2 G4-3		4	0	1	0	0	0	3							
Warren Newson, L OBP: 0.440, SLG: 0.434											0	0	0	0	0	0	0							
Norberto Martin, R OBP: 0.214, SLG: 0.157											1	0	0	0	0	0	0							
Dave Martinez, L OBP: 0.305, SLG: 0.425	2-3										0	0	0	0	0	0	0							
Robin Ventura, L OBP: 0.378, SLG: 0.538	1-1 G6-3		1-0 F9		2-0 G3-6		3-1 HR		3-H 2-0 G4-3		5	1	1	1	0	0	4							
John Kruk, L OBP: 0.430, SLG: 0.422		0-0 FC6-4 1B		2-0 E4 HR		0-0 FC6-4 1B		0-0 FC4 1B			4	1	3	0	0	0	0							
Ray Durham, S OBP: 0.343, SLG: 0.405		1-1 FC6-4 BB		1-0 HR		1-2 FC6-4 G5-4-3		0-0 FC4			4	1	1	2	0	0	3							
Ron Karkovics, R OBP: 0.314, SLG: 0.420		4-2 G4-6-3 BB		0-0 G5-3		2-1 G5-4-3			3-1 F8		3	0	0	0	1	0	1							
Craig Grebeck, R OBP: 0.400, SLG: 0.444	1-2 G4-6-3		1-2 G6-3				3-1 L7		1-2 G6-3		4	0	0	0	0	0	2							
<b>Inning Stats</b>	R: 1 E: 0 K: 0 S: 9	H: 2 LOB: 1 P: 15	R: 0 E: 0 K: 0 S: 9	H: 1 LOB: 1 BB: 1 P: 15	R: 0 E: 0 K: 1 S: 13	H: 2 LOB: 2 BB: 0 P: 19	R: 2 E: 1 K: 0 S: 7	H: 1 LOB: 0 BB: 0 P: 11	R: 1 E: 0 K: 0 S: 6	H: 2 LOB: 0 BB: 0 P: 15	R: 0 E: 0 K: 0 S: 6	H: 0 LOB: 0 BB: 0 P: 14	R: 1 E: 0 K: 0 S: 10	H: 2 LOB: 1 BB: 0 P: 16	R: 0 E: 0 K: 0 S: 6	H: 0 LOB: 0 BB: 0 P: 10	R: 1 E: 0 K: 0 S: 6	H: 1 LOB: 0 BB: 0 P: 10	1B: 7 2B: 2 3B: 0 HR: 3	SF: 1 SAC: 0 DP: 3 HBP: 0	WP: 1 PB: 0 SB: 0 CS: 0	PA: 41		
<b>PITCHER</b>	IP WLS BF H R ER SO BB IBB HBP BLK WP HR S P ERA WHIP	7.0 2.0 0.1 0.2	29 8 2 2	9 2 1 0	4 1 1 0	3 1 0 0	1 0 0 0	0 0 0 0	0 0 0 0	0 0 0 0	0 0 0 0	0 0 0 0	1 1 0 0	2 16 26 7	58 1 3 4	98 26 3 7	3.86 4.50 27.00 0.00	1.429 1.000 3.000 0.000						

**TOP**

**Chicago White Sox @ Kansas City Royals**  
Kauffman Stadium, Kansas City, MO

Sun Jul 02 1995, 3:33 AM CDT  
Att. 27,051 - Sunny - 76 F

livebaseballscorecards.com

AB 39  
R 6  
H 12  
RBI 5  
BB 1  
SO 1  
LOB 14



Batter	1	2	3	4	5	6	7	8	9	10	AB	R	H	RBI	BB	SO	LOB						
Vince Coleman, S OBP: 0.345, SLG: 0.406	4-1 1B 1B BB		0-1 F8		1-0 P3		0-1 B1		3-1 P4		1-2 F7		5	0	0	0	3						
Wally Joyner, L OBP: 0.410, SLG: 0.438	1-1 1B		0-1 E		4-0 BB		0-0 1B 1B		0-1 F8		4	1	3	0	1	0	0						
Phil Hiett, R OBP: 0.339, SLG: 0.389	0-0 1B		1-2 2-3 1B		0-0 P7		1-0 1B 1B		1-0 1B		5	2	3	0	0	0	3						
Gary Gaetti, R OBP: 0.329, SLG: 0.530	3-3 K		1-0 L6		0-0 G5-3		0-0 1B 1B		1-3 K		5	0	1	1	0	2	7						
Pat Borders, R OBP: 0.270, SLG: 0.437	0-0 P3		0-1 F7		0-1 B2-3		0-0 1B		2-1 WP HR 1B		4	0	1	1	0	0	4						
Keith Lockhart, L OBP: 0.485, SLG: 0.614											1	1	1	1	0	0	0						
Chris James, R OBP: 0.222, SLG: 0.250	0-0 G4-3				2-2 F7		0-1 FC6-4 1B		0-0 L9		4	0	1	0	0	0	5						
Bob Hamelin, L OBP: 0.298, SLG: 0.302											1	1	1	2	0	0	0						
Joe Randa, R OBP: 0.241, SLG: 0.208		4-0 CS BB		4-2 G6-3 BB		1-0 L9		1-1 G5-3		2-2 G5-3		3	0	0	0	2	1						
Brent Mayne, L OBP: 0.255, SLG: 0.279											0	0	0	0	0	0	0						
David Howard, S OBP: 0.182, SLG: 0.173	4-2 FC4 BB		0-0 G6-3		0-0 G6-3		2-1 FC6-4		0-0 F8		3	0	0	0	1	0	2						
Edgar Caceres, S OBP: 0.375, SLG: 0.481											1	0	0	0	0	0	0						
Tom Goodwin, L OBP: 0.366, SLG: 0.337	2-2 FC4				3-2 BB 1B		1-3 K2-3		4-1 BB		0-0 G1-3		4	0	1	0	1						
<b>Inning Stats</b>	R: 0 E: 0 K: 1 S: 11	H: 2 LOB: 3 BB: 1 P: 19	R: 0 E: 0 K: 0 S: 9	H: 0 LOB: 1 BB: 2 P: 19	R: 0 E: 1 K: 0 S: 8	H: 1 LOB: 1 BB: 1 P: 10	R: 0 E: 0 K: 0 S: 8	H: 0 LOB: 0 BB: 1 P: 14	R: 0 E: 0 K: 0 S: 6	H: 1 LOB: 2 BB: 0 P: 14	R: 2 E: 0 K: 1 S: 10	H: 4 LOB: 2 BB: 0 P: 12	R: 0 E: 0 K: 0 S: 6	H: 0 LOB: 1 BB: 0 P: 14	R: 3 E: 0 K: 1 S: 15	H: 3 LOB: 0 BB: 0 P: 24	R: 0 E: 0 K: 0 S: 8	H: 0 LOB: 0 BB: 0 P: 9	1B: 10 2B: 1 3B: 0 HR: 1	SF: 0 SAC: 0 DP: 1 HBP: 0	WP: 1 PB: 0 SB: 0 CS: 1	PA: 46	
<b>PITCHER</b>	IP WLS BF H R ER SO BB IBB HBP BLK WP HR S P ERA WHIP	6.2 1.2 0.1 1.1	32 7 1 2	9 1 1 2	2 0 0 2	0 0 0 0	0 0 0 0	0 0 0 0	0 0 0 0	0 0 0 0	0 0 0 0	0 0 0 0	1 6 9 1	5 10 9 14	58 19 9 20	2.70 5.40 0.00 13.50	2.100 3.000 0.750						


**BOTTOM**

**Chicago White Sox @ Kansas City Royals**  
Kauffman Stadium, Kansas City, MO

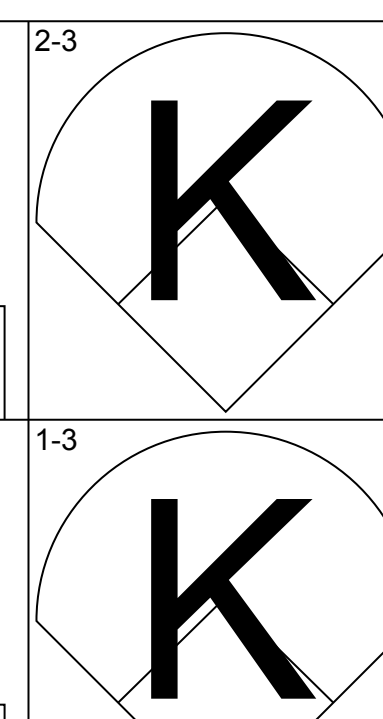
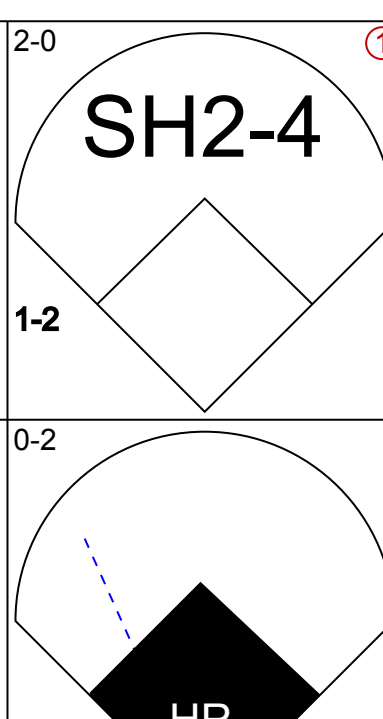
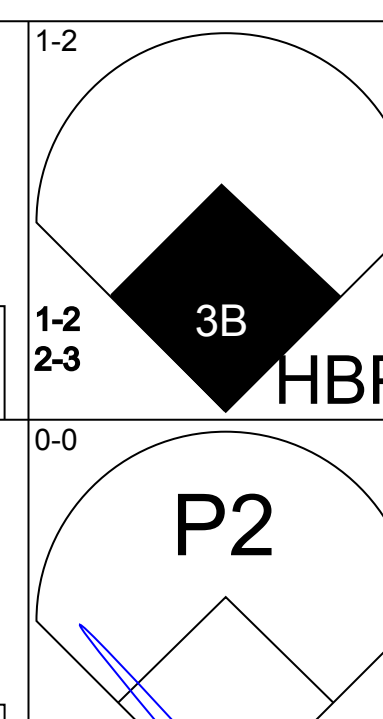
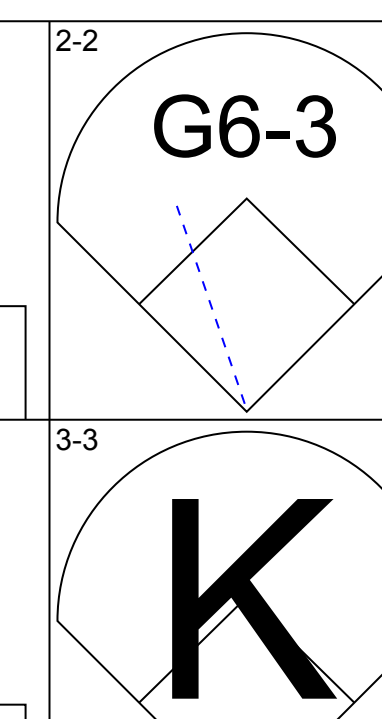
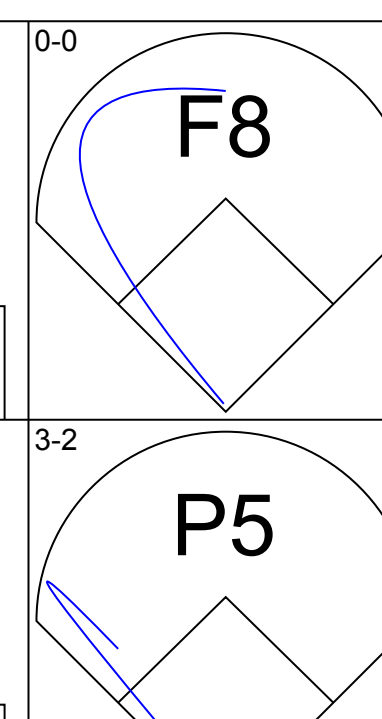
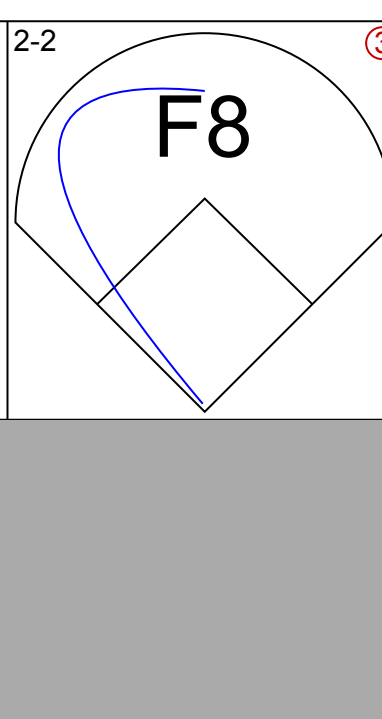
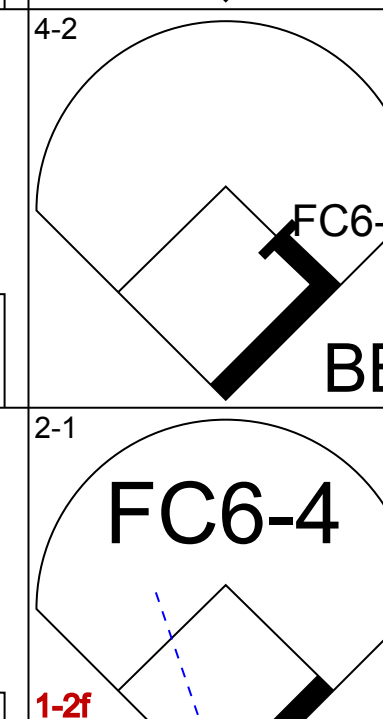
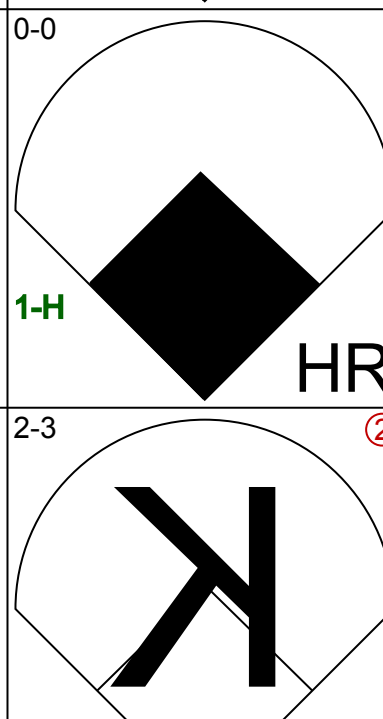
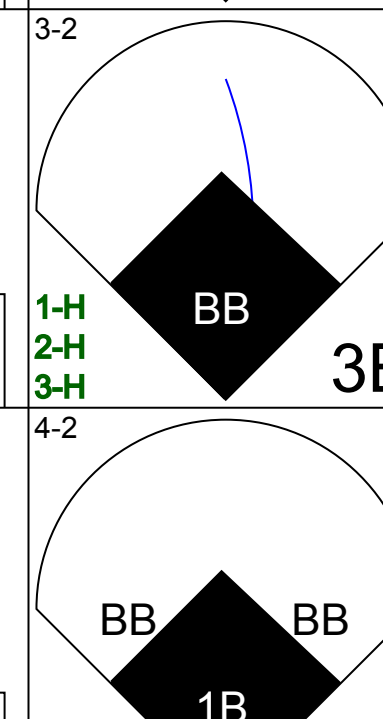



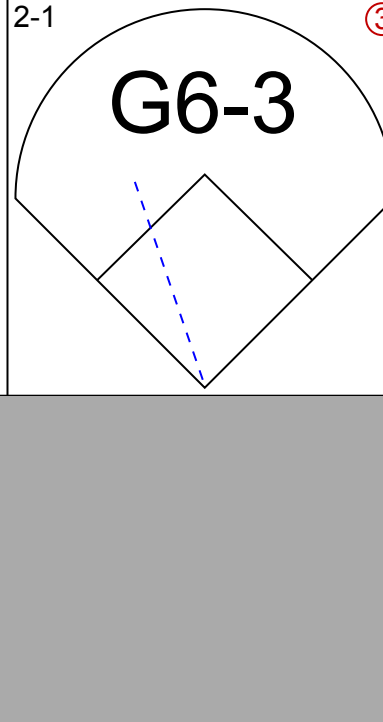
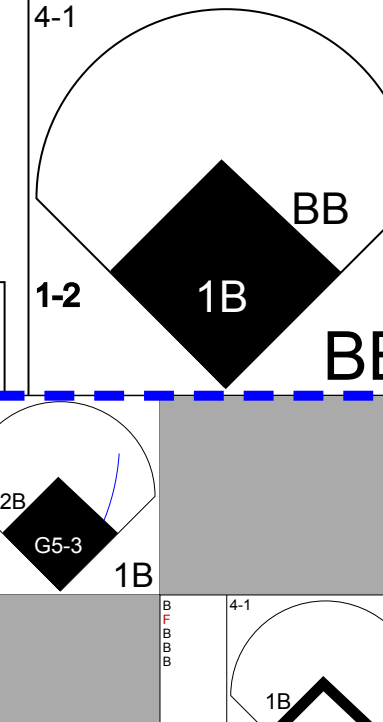
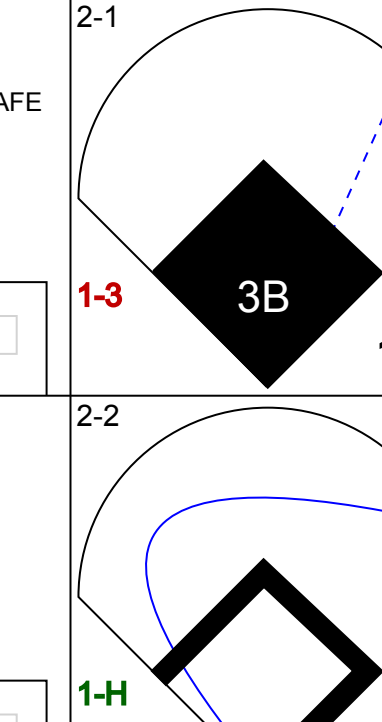
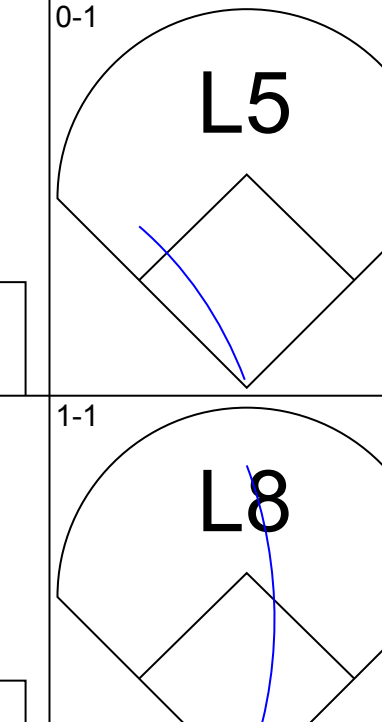


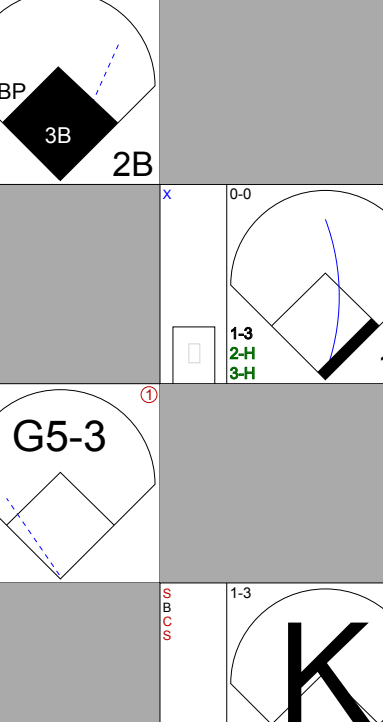
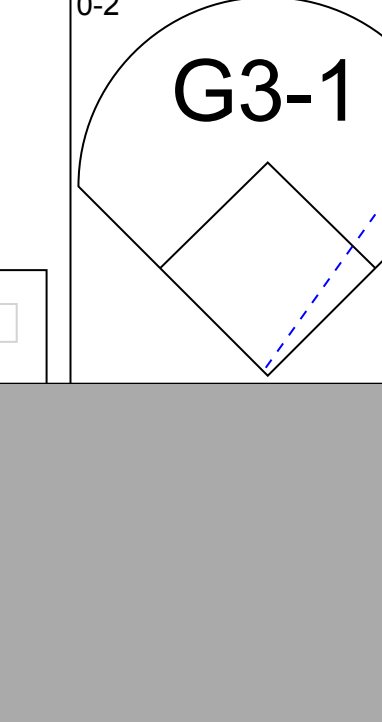

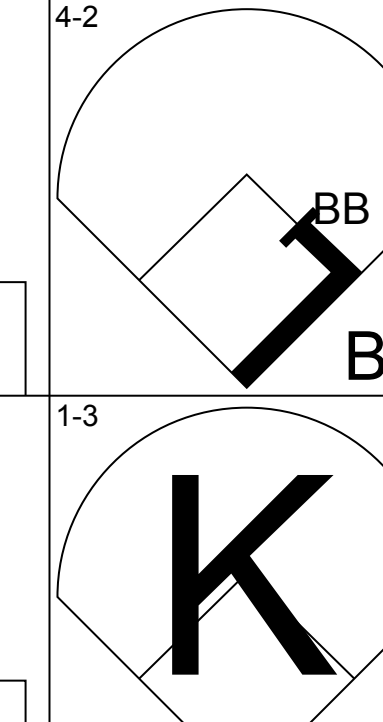
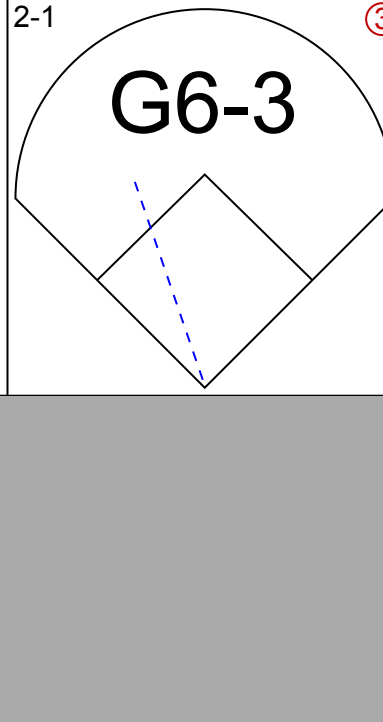
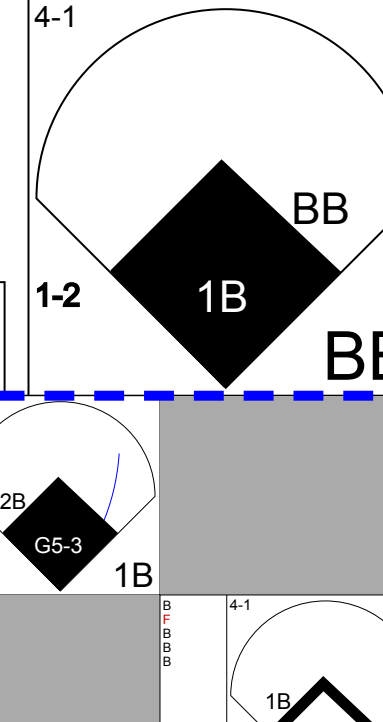
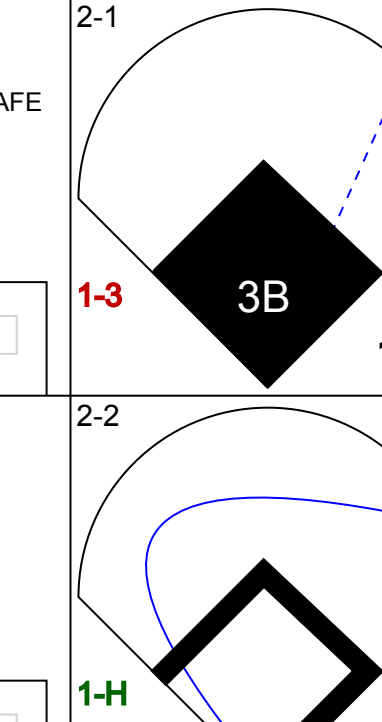
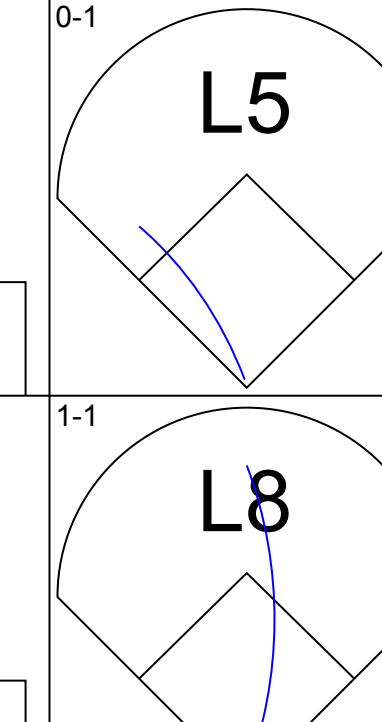
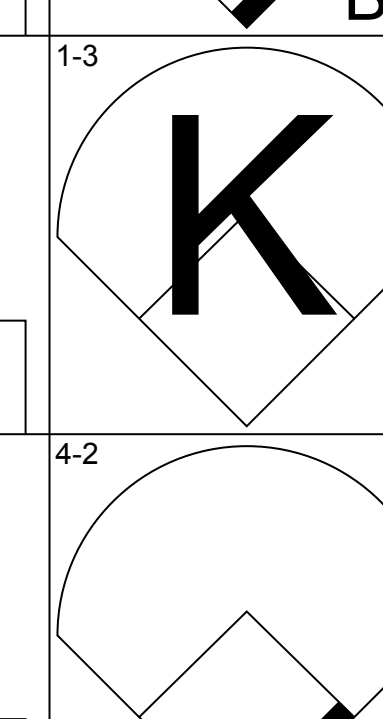
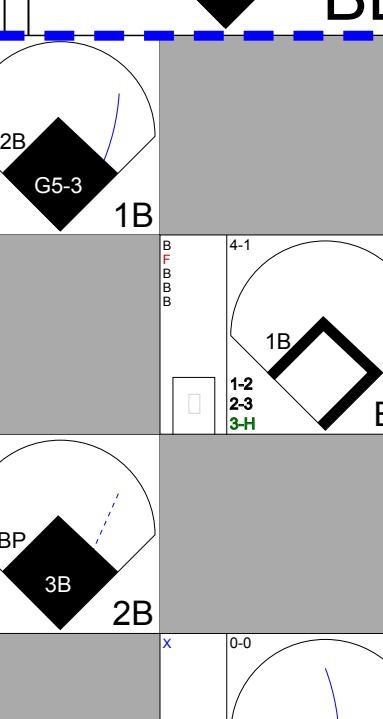
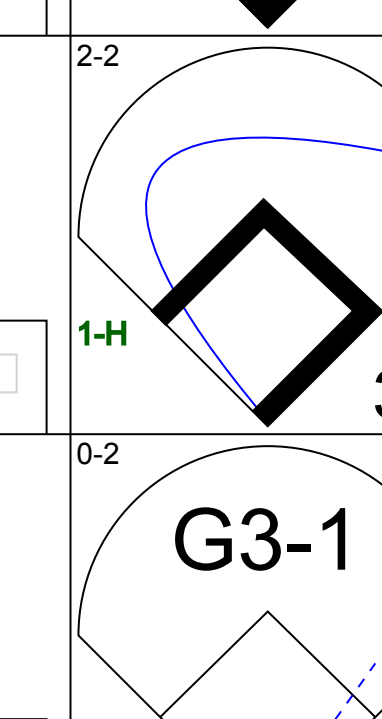
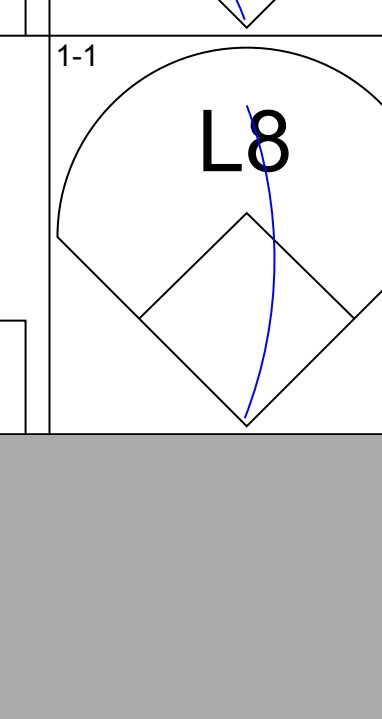
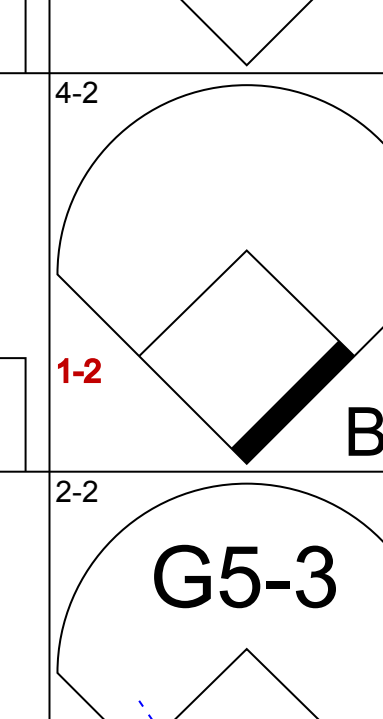
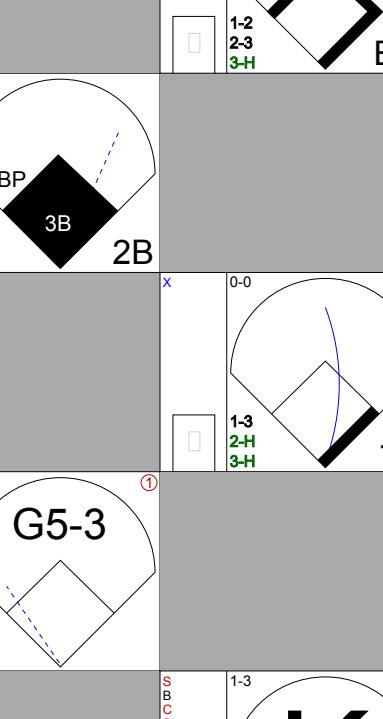
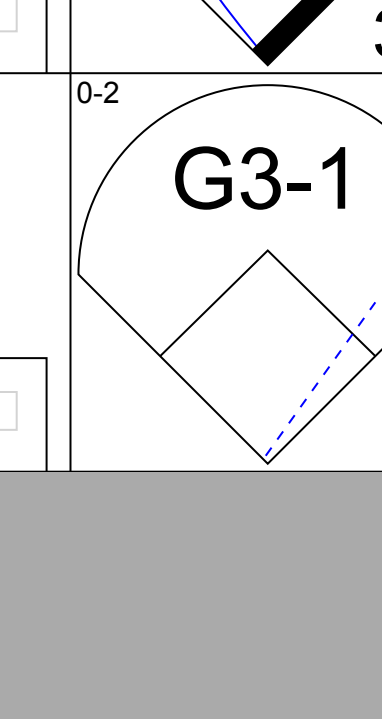

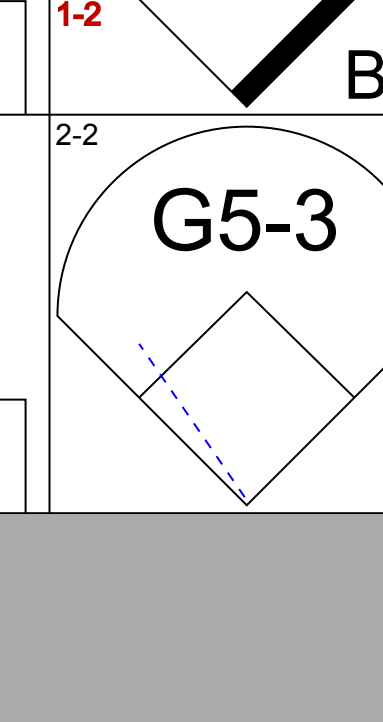
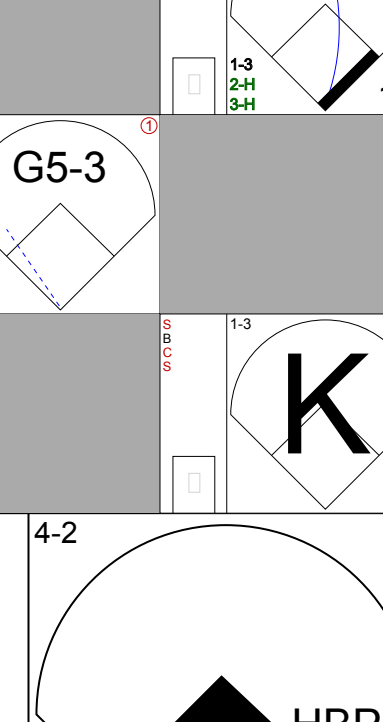
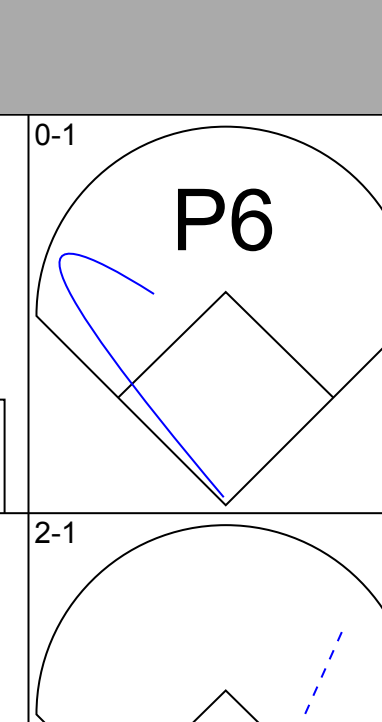
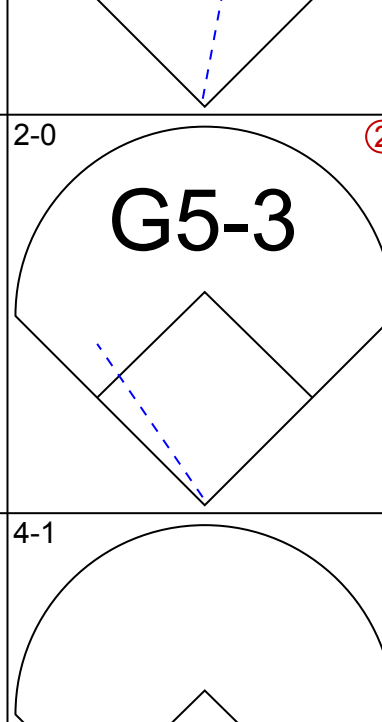
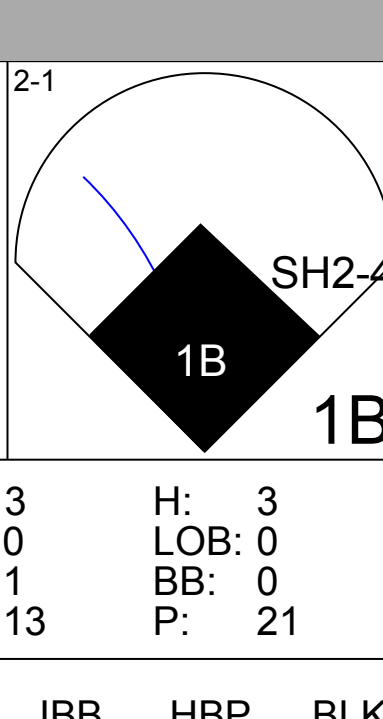
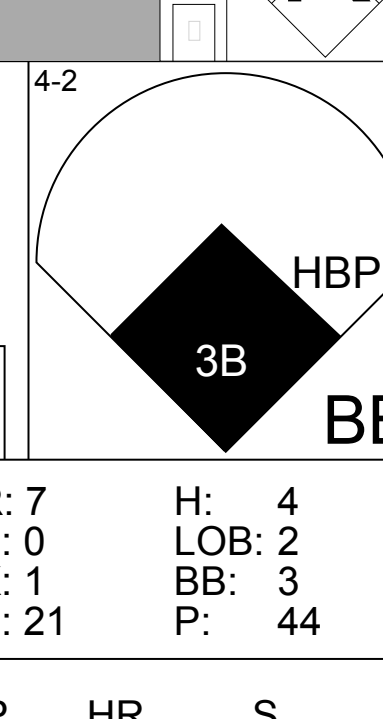
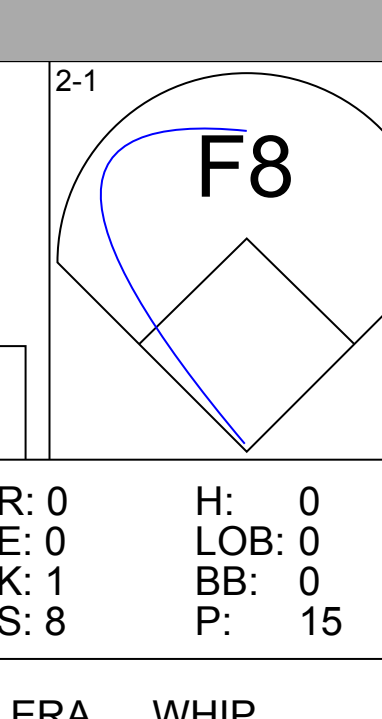
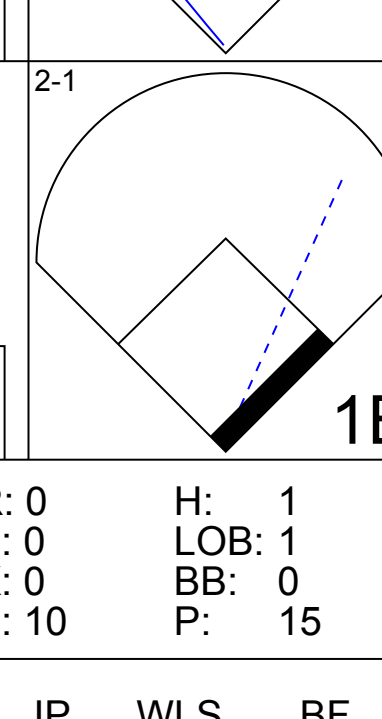
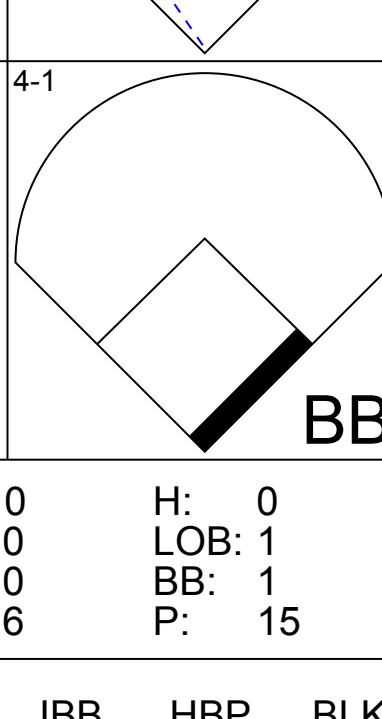
Sun Jul 02 1995, 3:33 AM CDT  
Att. 27,051 - Sunny - 76 F

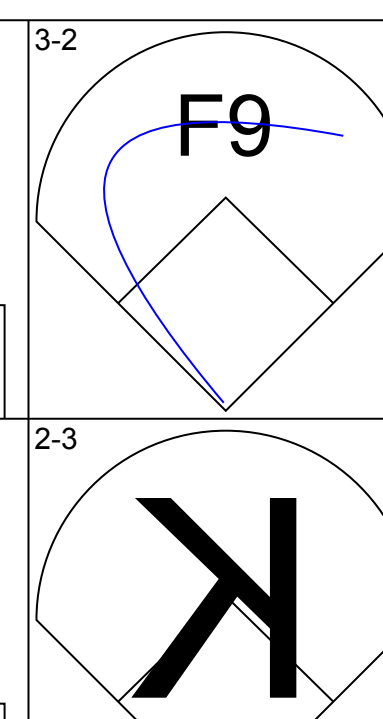
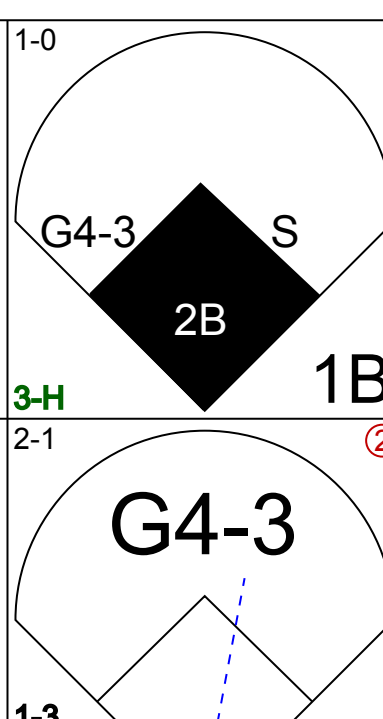
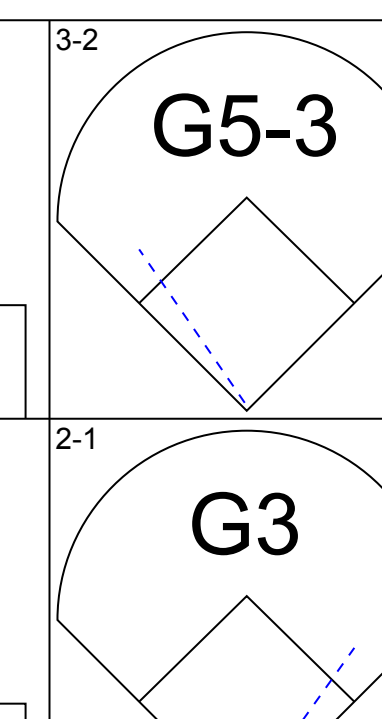
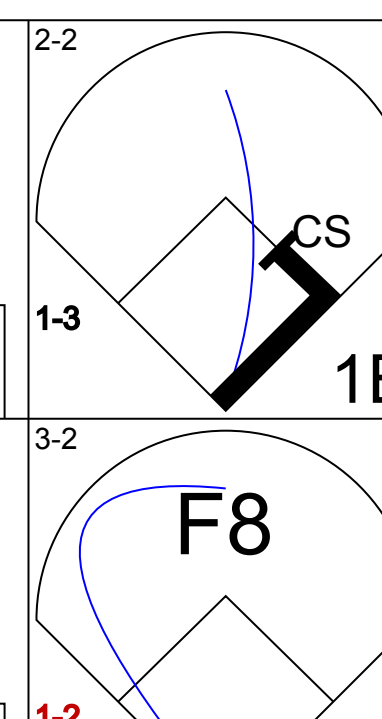

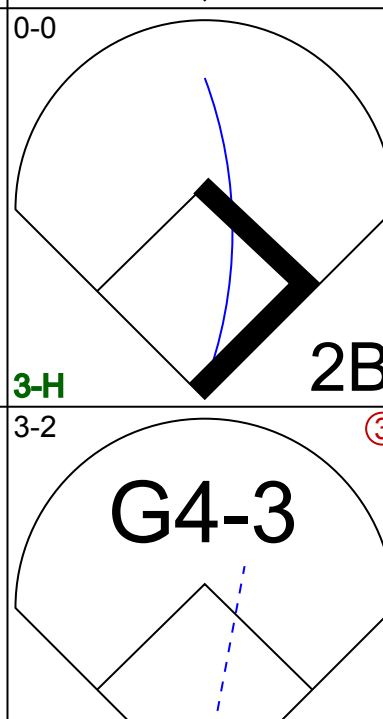
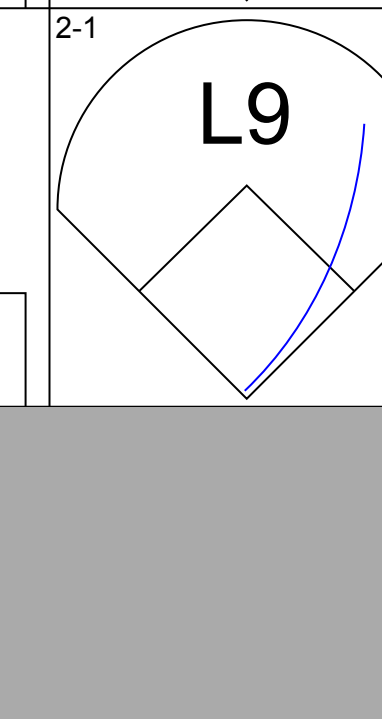

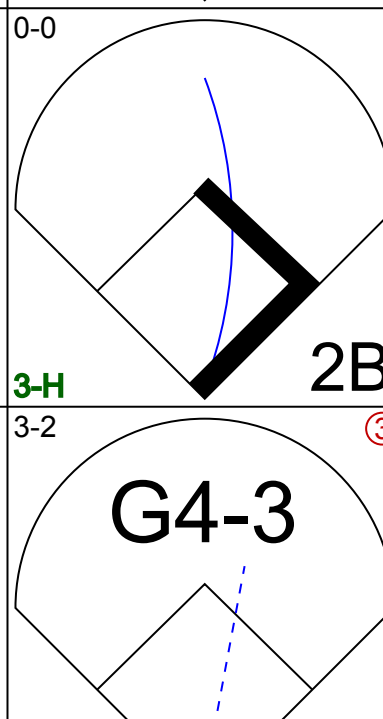
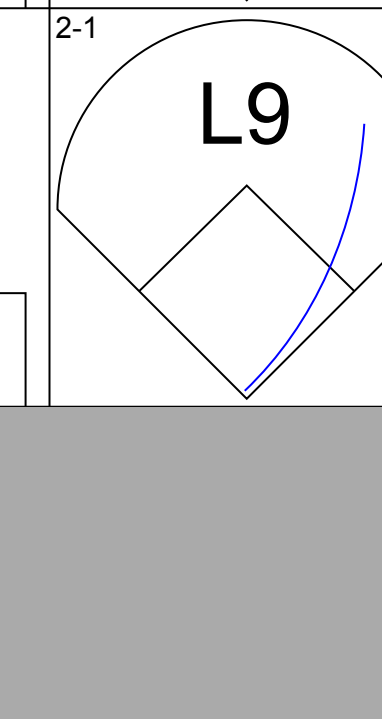
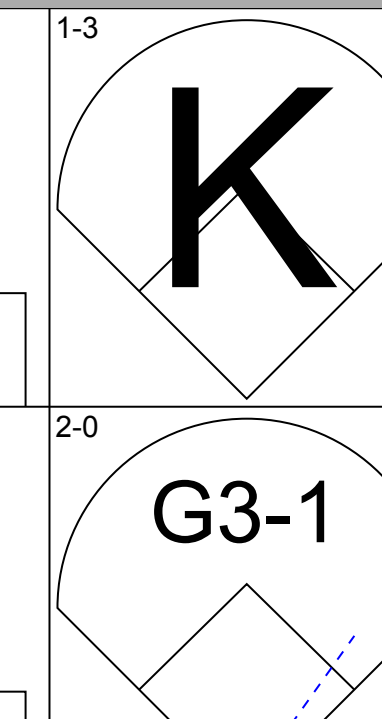
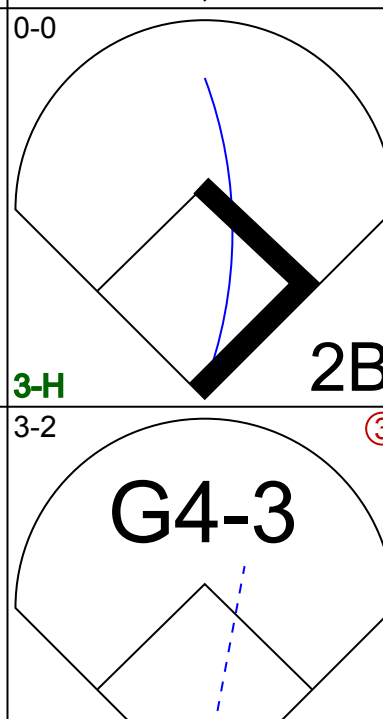
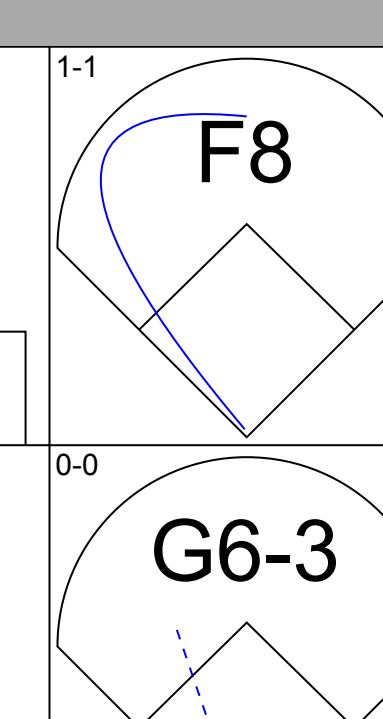
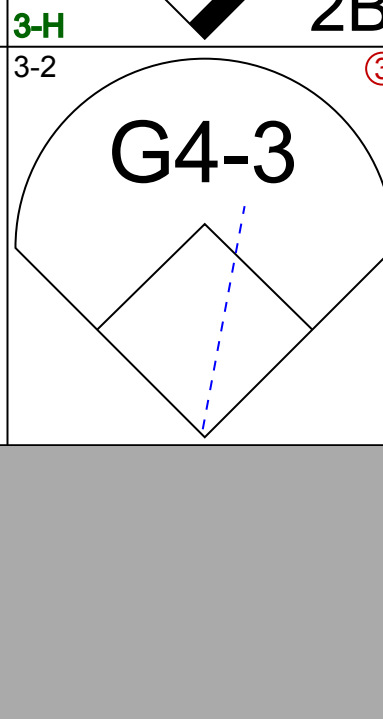
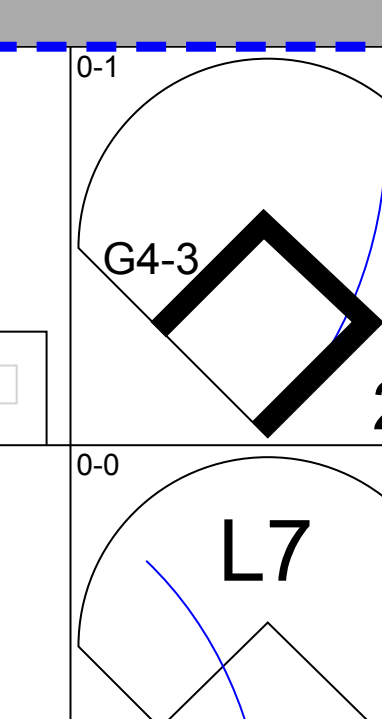
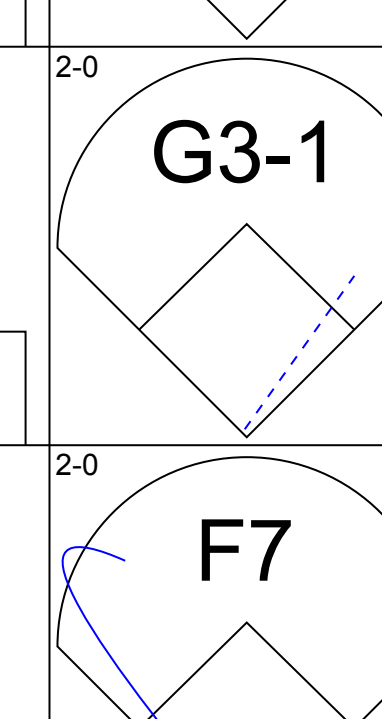
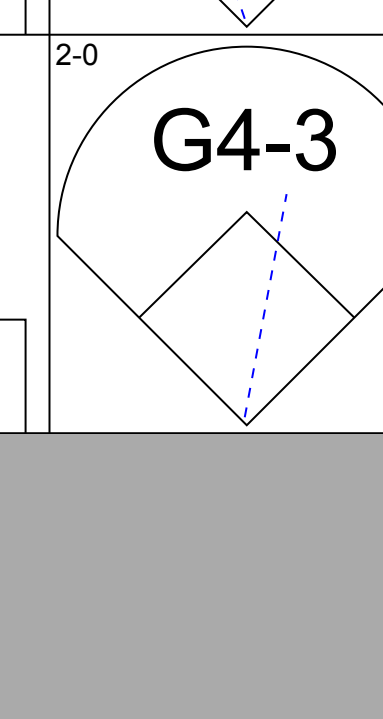
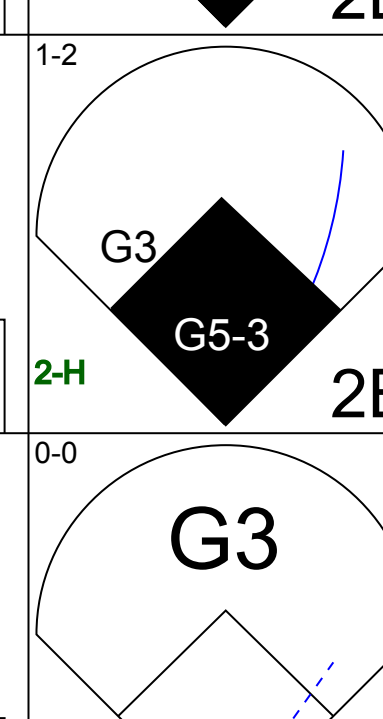
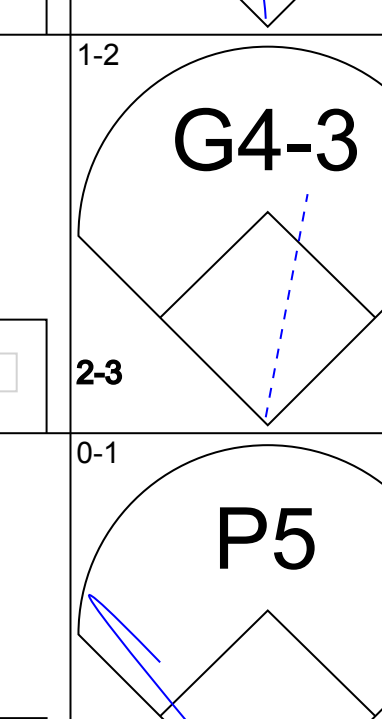


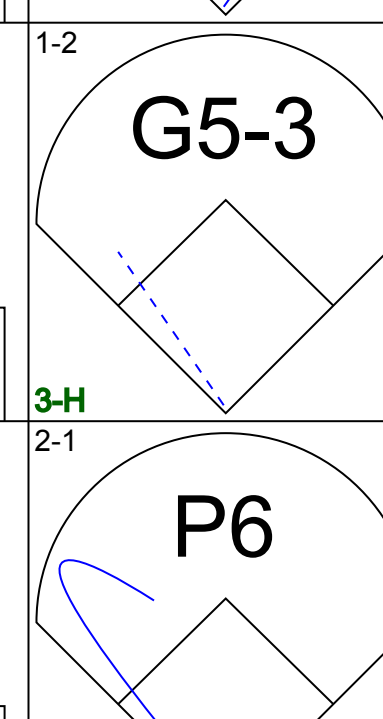


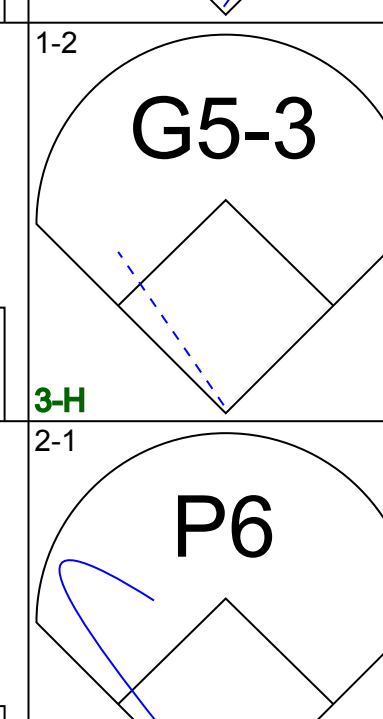
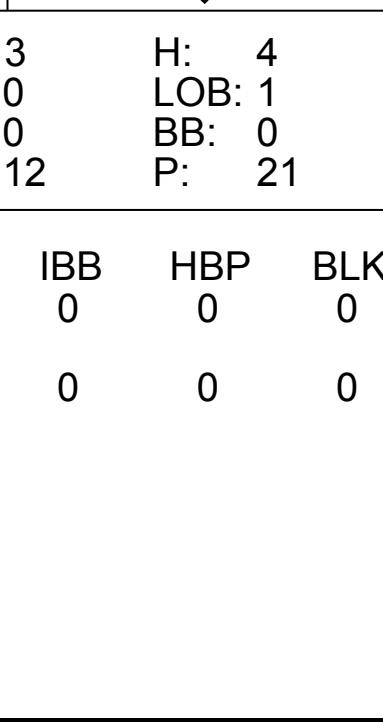
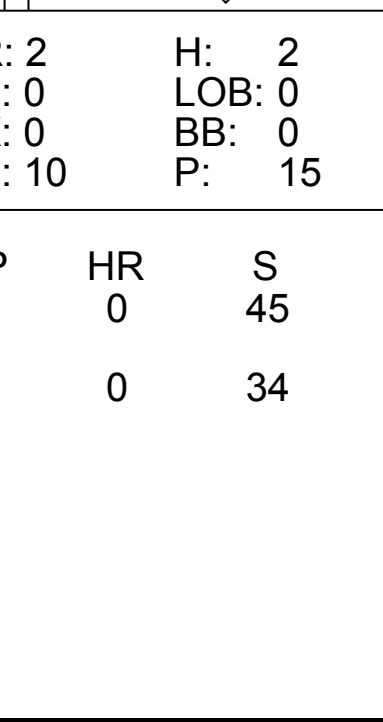
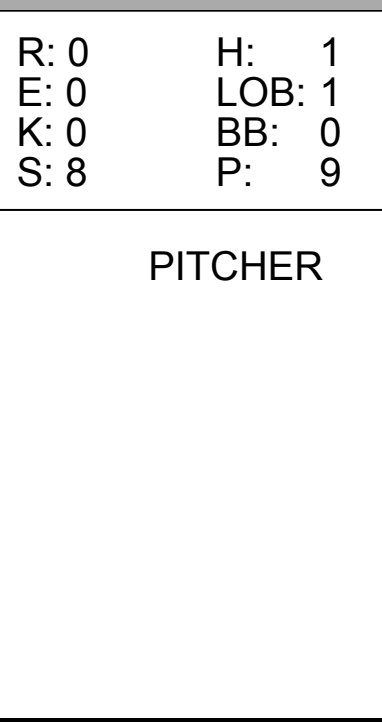
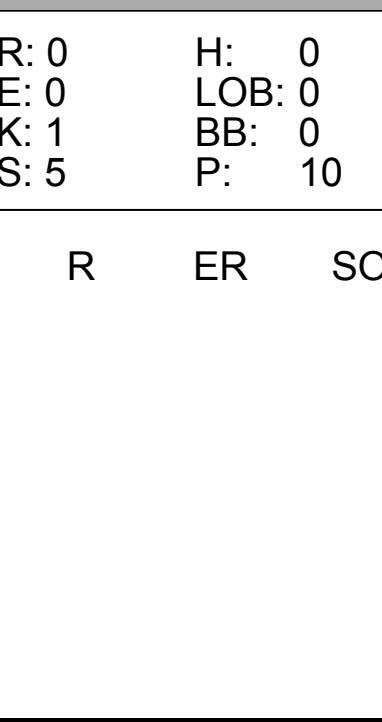
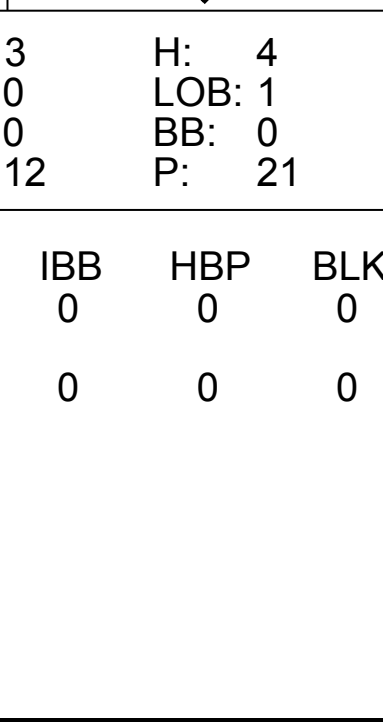
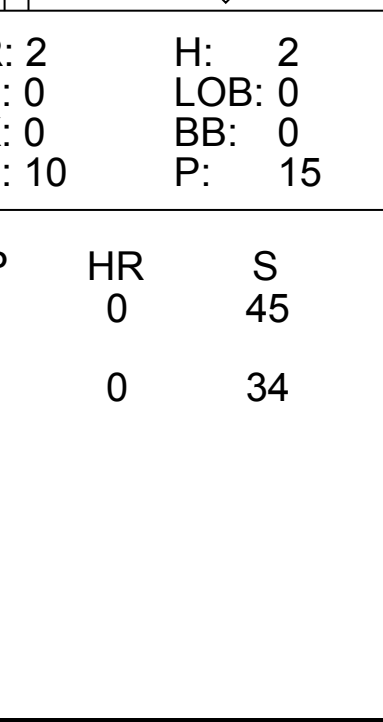
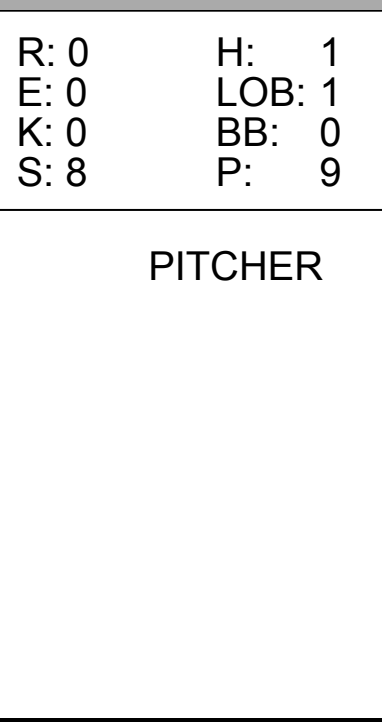
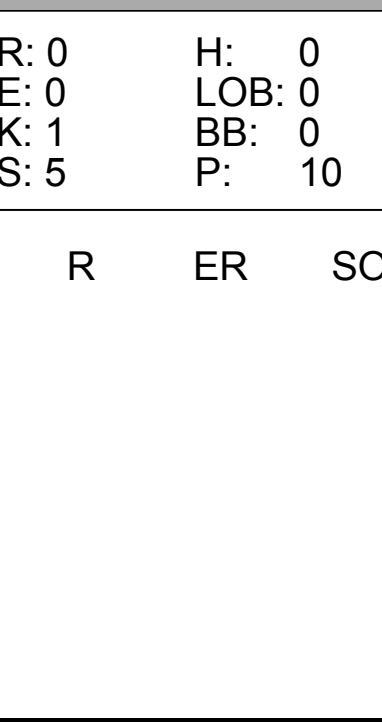
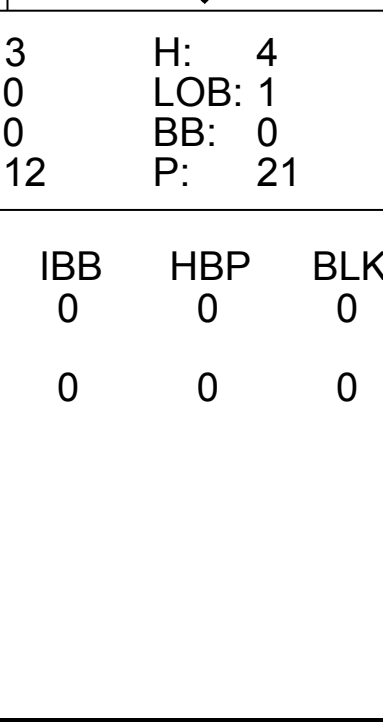
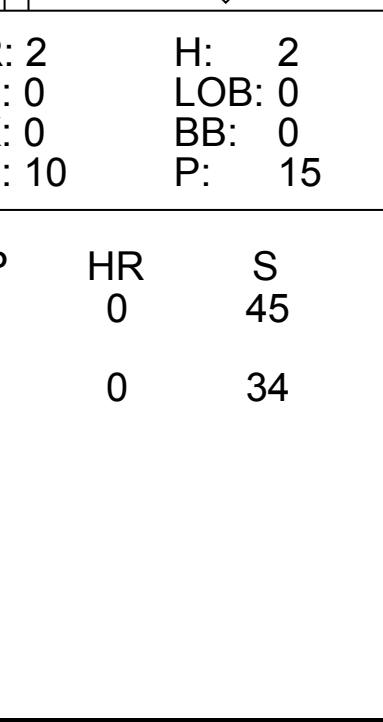
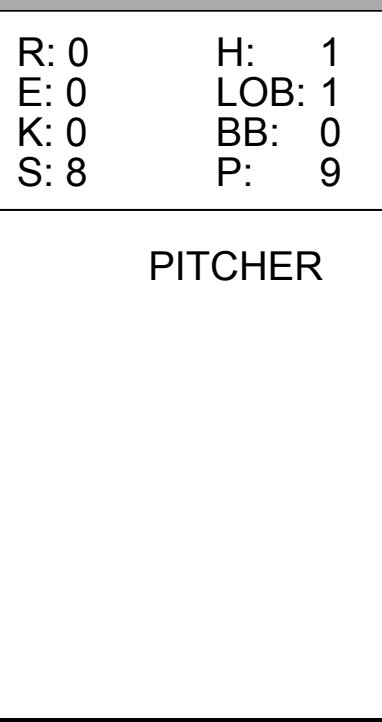
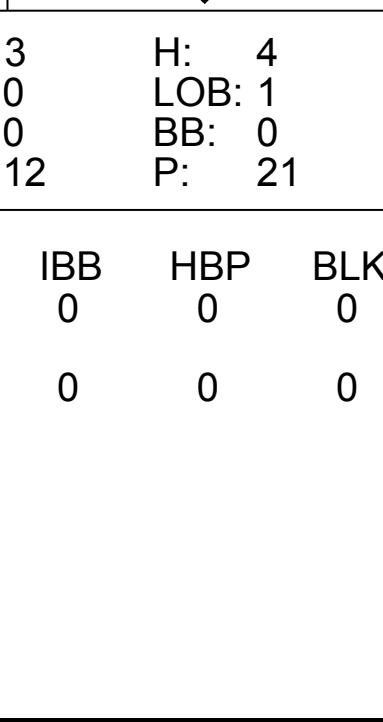
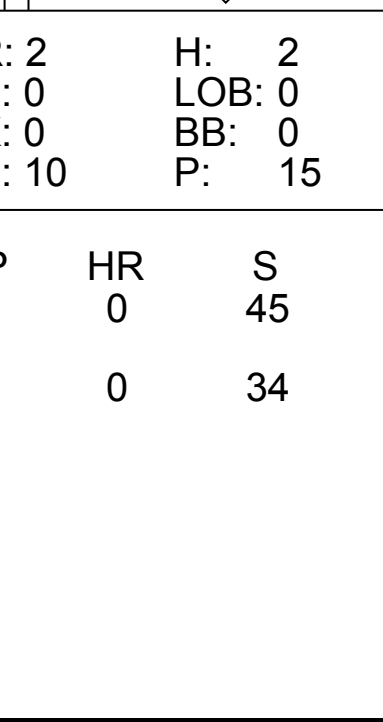
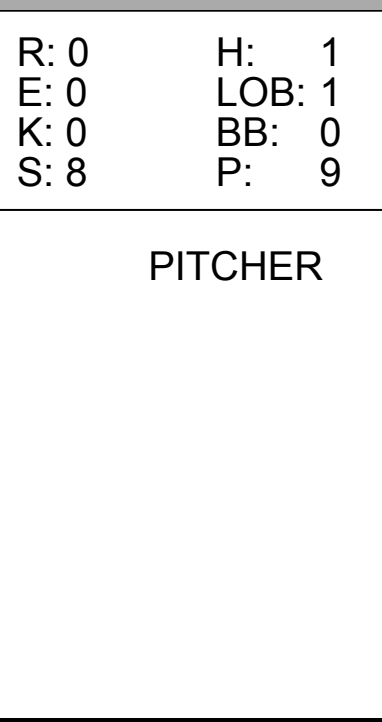
livebaseballscorecards.com

AB 40  
R 5  
H 12  
RBI 5  
BB 6  
SO 3  
LOB 26





Batter	1	2	3	4	5	6	7	8	9	AB	R	H	RBI	BB	SO	LOB	TOP					
<b>Lee Tinsley, S</b> OBP: 0.347, SLG: 0.431 (1, 8)										4	1	0	0	0	1	2	<b>Boston Red Sox @ Kansas City Royals</b> Kauffman Stadium, Kansas City, MO Mon Jul 03 1995, 7:05 PM CDT Att: 24,742 - Unknown - 78 F <a href="http://livebaseballscorecards.com">livebaseballscorecards.com</a>					
<b>John Valentin, R</b> OBP: 0.396, SLG: 0.523 (1, 6)										5	1	1	1	0	2	4						
<b>Mo Vaughn, L</b> OBP: 0.397, SLG: 0.618 (1, 3)										4	3	3	6	1	0	0						
<b>Jose Canseco, R</b> OBP: 0.375, SLG: 0.419 (1, 10)										3	1	0	0	1	1	1						
<b>Troy O'Leary, L</b> OBP: 0.396, SLG: 0.539 (1, 9)										3	2	1	0	2	0	0						
<b>Tim Lincecum, R</b> OBP: 0.439, SLG: 0.505 (1, 5)										4	1	2	2	1	1	1						
<b>Matt Stairs, L</b> OBP: 0.500, SLG: 0.550 (1, 7)										4	1	2	2	1	0	1						
<b>Mike Macfarlane, R</b> OBP: 0.336, SLG: 0.408 (1, 2)										5	0	0	1	0	1	4						
<b>Luis Alicaia, S</b> OBP: 0.358, SLG: 0.315 (1, 4)										3	2	2	0	2	0	0						
<b>Inning Stats</b>	R: 0 E: 0 K: 2 S: 10	H: 0 LOB: 1 BB: 1 P: 19	R: 0 E: 0 K: 1 S: 11	H: 0 LOB: 1 BB: 2 P: 22	R: 3 E: 0 K: 1 S: 13	H: 3 LOB: 0 BB: 0 P: 21	R: 7 E: 0 K: 1 S: 21	H: 4 LOB: 2 BB: 3 P: 44	R: 0 E: 0 K: 0 S: 8	H: 0 LOB: 0 BB: 0 P: 15	R: 1 E: 0 K: 0 S: 13	H: 2 LOB: 1 BB: 1 P: 24	R: 0 E: 0 K: 0 S: 10	H: 1 LOB: 0 BB: 0 P: 15	R: 1 E: 0 K: 0 S: 11	H: 1 LOB: 0 BB: 0 P: 18	R: 0 E: 0 K: 0 S: 6	H: 0 LOB: 1 BB: 1 P: 15	1B: 6 2B: 1 3B: 2 HR: 2	SF: 0 SAC: 1 DP: 0 HBP: 2	WP: 0 PB: 0 SB: 0 CS: 0	PA: 46
<b>PITCHER</b>	IP	WLS	BF	H	R	ER	SO	BB	IBB	HBP	BLK	WP	HR	S	P	ERA	WHIP					
<b>Kevin Appier, R</b> ERA: 3.02 (1, 1)	3.2	L	23	6	10	10	4	5	0	2	0	0	1	50	96	24.55	3.000					
<b>Rusty Meacham, R</b> ERA: 3.99 (4, 1)	3.1		15	4	1	1	2	2	0	0	0	0	0	36	64	2.70	1.800					
<b>Billy Brewer, L</b> ERA: 4.37 (8, 1)	2.0		8	1	1	1	0	1	0	0	0	0	1	17	33	4.50	1.000					

Batter	1	2	3	4	5	6	7	8	9	AB	R	H	RBI	BB	SO	LOB	BOTTOM				
<b>Vince Coleman, S</b> OBP: 0.348, SLG: 0.408 (1, 7)										4	1	2	1	0	0	0	<b>Boston Red Sox @ Kansas City Royals</b> Kauffman Stadium, Kansas City, MO Mon Jul 03 1995, 7:05 PM CDT Att: 24,742 - Unknown - 78 F <a href="http://livebaseballscorecards.com">livebaseballscorecards.com</a>				
<b>Wally Joyner, L</b> OBP: 0.403, SLG: 0.429 (1, 3)										4	0	0	1	0	1	3					
<b>Phil Hiatt, R</b> OBP: 0.338, SLG: 0.404 (1, 9)										3	0	1	1	0	1	0					
<b>Jon Nunnally, L</b> OBP: 0.367, SLG: 0.570 (8, 9)										1	0	0	0	0	1	0					
<b>Gary Gaetti, R</b> OBP: 0.328, SLG: 0.530 (1, 5)										4	0	1	0	0	0	1					
<b>Chris James, R</b> OBP: 0.273, SLG: 0.400 (1, 10)										2	1	1	0	0	0	0					
<b>Bob Hamelin, L</b> OBP: 0.294, SLG: 0.296 (6, PH)										2	0	0	0	0	0	1					
<b>Pat Borders, R</b> OBP: 0.272, SLG: 0.444 (1, 2)										3	1	1	1	0	0	1					
<b>Jeff Grotewold, L</b> OBP: 0.409, SLG: 0.389 (9, PH)										1	0	0	0	0	0	0					
<b>Edgar Caceres, S</b> OBP: 0.367, SLG: 0.464 (1, 4)										4	1	1	0	0	0	2					
<b>David Howard, S</b> OBP: 0.175, SLG: 0.167 (1, 6)										2	0	0	1	0	0	1					
<b>Keith Lockhart, L</b> OBP: 0.465, SLG: 0.610 (7, PH)										2	0	1	0	0	1	0					
<b>Tom Goodwin, L</b> OBP: 0.366, SLG: 0.342 (1, 8)										3	1	1	0	0	1	1					
<b>Inning Stats</b>	R: 0 E: 0 K: 2 S: 11	H: 0 LOB: 0 BB: 0 P: 17	R: 0 E: 0 K: 0 S: 4	H: 0 LOB: 0 BB: 0 P: 7	R: 3 E: 0 K: 0 S: 12	H: 4 LOB: 1 BB: 0 P: 21	R: 2 E: 0 K: 0 S: 10	H: 2 LOB: 0 BB: 0 P: 15	R: 0 E: 0 K: 0 S: 8	H: 1 LOB: 1 BB: 0 P: 9	R: 0 E: 0 K: 1 S: 13	H: 2 LOB: 1 BB: 0 P: 21	R: 0 E: 0 K: 1 S: 5	H: 0 LOB: 0 BB: 0 P: 10	R: 0 E: 0 K: 1 S: 8	H: 0 LOB: 0 BB: 0 P: 12	1B: 4 2B: 5 3B: 0 HR: 0	SF: 0 SAC: 0 DP: 0 HBP: 0	WP: 0 PB: 0 SB: 2 CS: 1	PA: 35	
<b>PITCHER</b>	IP	WLS	BF	H	R	ER	SO	BB	IBB	HBP	BLK	WP	HR	S	P	ERA	WHIP				
<b>Zane Smith, L</b> ERA: 5.09 (1, 1)	5.0	W	21	6	5	5	2	0	0	0	0	0	0	45	75	9.00	1.200				
<b>Mike Maddux, R</b> ERA: 4.63 (6, 1)	4.0	S	14	3	0	0	3	0	0	0	0	0	0	34	52	0.00	0.750				



Batter	1	2	3	4	5	6	7	8	9	AB	R	H	RBI	BB	SO	LOB	TOP		
Lee Tinsley, S OBP: 0.355, SLG: 0.438										4	2	3	1	0	1	1			
John Valentin, R OBP: 0.389, SLG: 0.517										3	0	0	2	0	1	3			
Mo Vaughn, L OBP: 0.395, SLG: 0.611										3	1	0	0	1	0	1			
Jose Canseco, R OBP: 0.379, SLG: 0.454										4	1	2	3	0	2	0			
Troy O'Leary, L OBP: 0.388, SLG: 0.527										4	0	0	0	0	1	1			
Tim Lincecum, R OBP: 0.440, SLG: 0.503										3	0	1	0	1	0	0			
Matt Stairs, L OBP: 0.423, SLG: 0.458										4	0	0	0	0	0	3			
Mike Macfarlane, R OBP: 0.341, SLG: 0.413										3	1	1	0	0	0	0			
Luis Alicaia, S OBP: 0.360, SLG: 0.319										4	1	2	0	0	0	1			
<b>Inning Stats</b>	R: 1 E: 0 K: 1 S: 7	H: 1 LOB: 0 BB: 0 P: 17	R: 0 E: 0 K: 0 S: 6	H: 0 LOB: 0 BB: 0 P: 11	R: 0 E: 0 K: 0 S: 7	H: 1 LOB: 1 BB: 0 P: 11	R: 0 E: 0 K: 1 S: 8	H: 0 LOB: 0 BB: 0 P: 14	R: 0 E: 0 K: 0 S: 6	H: 1 LOB: 1 BB: 0 P: 10	R: 0 E: 0 K: 0 S: 6	H: 2 LOB: 1 BB: 0 P: 10	R: 5 E: 0 K: 1 S: 14	H: 4 LOB: 1 BB: 2 P: 31	R: 0 E: 0 K: 1 S: 9	H: 0 LOB: 0 BB: 0 P: 12	1B: 7 2B: 1 3B: 0 HR: 1	SF: 2 SAC: 1 DP: 1 HBP: 1	WP: 0 PA: 38 SB: 2 CS: 0
<b>PITCHER</b>	IP WLS BF H R ER SO BB IBB HBP BLK WP HR S P ERA WHIP																		
Mark Gubicza, R ERA: 3.98	(1, 1)	7.1 L 31 9 6 5 3 0 1 0 0 0 1 56 106 6.14 1.227																	
Hippolito Pichardo, R ERA: 4.13	(8, 1)	1.2 7 0 0 0 2 1 0 1 0 0 0 0 13 21 0.00 0.600																	

Boston Red Sox @ Kansas City Royals  
Kauffman Stadium, Kansas City, MO

AB 32  
R 6  
H 9  
RBI 6  
BB 2  
SO 5  
LOB 10



WP: 0 PA: 38  
SB: 2 CS: 0

Boston Red Sox @ Kansas City Royals  
Kauffman Stadium, Kansas City, MO

AB 36  
R 5  
H 11  
RBI 4  
BB 2  
SO 6  
LOB 19



WP: 1 PA: 40  
SB: 1 CS: 0

Batter	1	2	3	4	5	6	7	8	9	AB	R	H	RBI	BB	SO	LOB	BOTTOM				
Keith Lockhart, L OBP: 0.466, SLG: 0.578										5	0	1	0	0	1	4					
Tom Goodwin, L OBP: 0.382, SLG: 0.338										5	0	1	0	0	1	4					
Wally Joyner, L OBP: 0.399, SLG: 0.441										4	1	1	2	0	1	3					
Gary Gaetti, R OBP: 0.333, SLG: 0.545										5	1	3	1	0	1	2					
Bob Hamelin, L OBP: 0.285, SLG: 0.286										4	0	0	0	0	0	1					
Jon Nunnally, L OBP: 0.378, SLG: 0.613										3	1	2	1	1	1	1					
Phil Hiatt, R OBP: 0.319, SLG: 0.377										4	0	0	0	0	1	3					
David Howard, S OBP: 0.183, SLG: 0.175										3	0	1	0	0	0	1					
Jeff Grotewold, L OBP: 0.422, SLG: 0.389										0	1	0	0	1	0	0					
Brent Mayne, L OBP: 0.263, SLG: 0.294										3	0	2	0	0	0	0					
Chris Stynes, R OBP: 0.333, SLG: 0.200										0	1	0	0	0	0	0					
<b>Inning Stats</b>	R: 0 E: 0 K: 1 S: 6	H: 0 LOB: 0 BB: 0 P: 11	R: 0 E: 0 K: 1 S: 9	H: 1 LOB: 1 BB: 1 P: 16	R: 0 E: 0 K: 1 S: 12	H: 2 LOB: 2 BB: 0 P: 20	R: 1 E: 0 K: 0 S: 11	H: 2 LOB: 1 BB: 0 P: 14	R: 0 E: 0 K: 1 S: 8	H: 1 LOB: 1 BB: 0 P: 11	R: 0 E: 0 K: 1 S: 10	H: 1 LOB: 1 BB: 0 P: 18	R: 0 E: 0 K: 0 S: 4	H: 1 LOB: 0 BB: 0 P: 6	R: 2 E: 0 K: 0 S: 9	H: 2 LOB: 0 BB: 0 P: 13	R: 2 E: 1 K: 2 S: 17	H: 1 LOB: 1 BB: 1 P: 29	1B: 6 2B: 1 3B: 1 HR: 3	SF: 1 SAC: 1 DP: 0 HBP: 0	WP: 1 PA: 40 SB: 1 CS: 0
<b>PITCHER</b>	IP WLS BF H R ER SO BB IBB HBP BLK WP HR S P ERA WHIP																				
49 Tim Wakefield, R ERA: 1.82	(1, 1)	8.0 W 35 10 4 3 4 2 0 0 0 0 1 0 3 71 115 3.38 1.500																			
Stan Belinda, R ERA: 2.68	(9, 1)	1.0 S 5 1 1 0 2 0 0 0 0 0 1 0 15 23 0.00 1.000																			

Boston Red Sox @ Kansas City Royals  
Kauffman Stadium, Kansas City, MO

AB 36  
R 5  
H 11  
RBI 4  
BB 2  
SO 6  
LOB 19




WP: 1 PA: 40  
SB: 1 CS: 0

Tue Jul 04 1995, 7:05 PM CDT  
Att: 26,584 - Unknown - 74 F

livebaseballscores.com




Batter	1	2	3	4	5	6	7	8	9	AB	R	H	RBI	BB	SO	LOB	TOP								
Lee Tinsley, S OBP: 0.353, SLG: 0.431	1-3 K		1-1 G6-3			4-0 1B SF7 BB	2-3 K			3	1	0	0	1	2	2									
John Valentin, R OBP: 0.394, SLG: 0.523	2-0 P7			4-0 1B BB		0-0 1B		2-1 2B		3	0	2	0	1	0	0									
Mo Vaughn, L OBP: 0.397, SLG: 0.610	0-0 G3			0-0 1B		0-0 SF7		4-0 G6-4-3 IBB		2	0	1	1	1	0	0									
Jose Canseco, R OBP: 0.367, SLG: 0.436		2-2 G6-3		2-2 F9		0-0 F9		0-0 P2		4	0	0	0	0	0	5									
Troy O'Leary, L OBP: 0.385, SLG: 0.522		0-0 G6-4-3 1B		2-3 K		1-2 G4-3		0-0 G6-4-3		4	0	1	0	0	1	5									
Tim Lincecum, R OBP: 0.437, SLG: 0.498		1-0 G6-4-3		1-1 F9			2-2 F9		1-2 FC1-6 1B	4	0	1	0	0	0	3									
Matt Stairs, L OBP: 0.414, SLG: 0.556			2-3 K2-3		1-2 G6-3		0-0 HR		0-1 FC1-6	3	1	1	1	0	1	0	AB 32								
Willie McGee, S									1-2 1B	1	0	0	0	0	0	1	R 2								
Mike MacFarlane, R OBP: 0.335, SLG: 0.403		2-2 G6-3		1-3 K		2-3 K		1-1 P4		4	0	0	0	0	2	1	H 7								
Luis Alica, S OBP: 0.358, SLG: 0.317		1-2 1B		2-1 L4		1-2 FC3-6		0-0 L8		4	0	1	0	0	0	2	RBI 2								
																	BB 3								
																	SO 6								
																	LOB 19								
																									
<b>Inning Stats</b>	R: 0 E: 0 K: 1 S: 5	H: 0 LOB: 0 BB: 0 P: 8	R: 0 E: 0 K: 0 S: 6	H: 1 LOB: 0 BB: 0 P: 9	R: 0 E: 0 K: 1 S: 12	H: 1 LOB: 1 BB: 0 P: 18	R: 0 E: 0 K: 1 S: 9	H: 1 LOB: 2 BB: 1 P: 18	R: 0 E: 0 K: 1 S: 8	H: 0 LOB: 0 BB: 0 P: 12	R: 1 E: 0 K: 0 S: 6	H: 1 LOB: 1 BB: 1 P: 11	R: 1 E: 0 K: 2 S: 19	H: 1 LOB: 0 BB: 0 P: 26	R: 0 E: 0 K: 0 S: 4	H: 1 LOB: 1 BB: 1 P: 10	R: 0 E: 0 K: 0 S: 8	H: 1 LOB: 1 BB: 0 P: 10	1B: 5 2B: 1 3B: 0 HR: 1	SF: 1 SAC: 0 DP: 2 HBP: 0	WP: 1 PB: 0 SB: 0 CS: 0	PA: 36			
<b>PITCHER</b>	IP	WLS	BF	H	R	ER	SO	BB	IBB	HBP	BLK	WP	HR	S	P	ERA	WHIP								
Tom Gordon, R ERA: 3.99	(1, 1)	7.0	30	6	2	2	6	2	1	0	0	1	1	67	110	2.57	1.143								
Hippolito Pichardo, R ERA: 3.89	(8, 1)	2.0	W	6	1	0	0	0	0	0	0	0	0	10	12	0.00	0.500								

**Boston Red Sox @ Kansas City Royals**  
Kauffman Stadium, Kansas City, MO  
Wed Jul 05 1995, 7:05 PM CDT  
Att. 7,511 - Unknown - 82 F

AB 32  
R 2  
H 7  
RBI 2  
BB 3  
SO 6  
LOB 19



Batter	1	2	3	4	5	6	7	8	9	AB	R	H	RBI	BB	SO	LOB	BOTTOM								
Vince Coleman, S OBP: 0.355, SLG: 0.410	2-1 1B	3-1 E5		1-0 G3			1-2 CS		4-0 IBB	4	0	2	0	1	0	2									
Wally Joyner, L OBP: 0.401, SLG: 0.442	2-2 1B	0-0 G6-3			1-3 K		1-2 CS	3-2 SH5-4 2B	0-1 SF7	4	0	2	0	0	1	3									
Edgar Caceres, S OBP: 0.361, SLG: 0.464	1-2 1B				3-3 K		1-2 1B	2-1 SH5-4	3-H	0	1	0	1	0	0	0									
Phil Hiatt, R OBP: 0.319, SLG: 0.422	1-3 K		1-1 HR		3-3 K		1-2 K	2-1 SH5-4		3	1	1	1	0	2	3									
Gary Gaetti, R OBP: 0.336, SLG: 0.546	2-3 K		1-1 G5-3 HBP		0-0 F8			1-0 FC3-6 PO	2B	3	0	1	1	0	1	2									
Chris James, R OBP: 0.214, SLG: 0.308	0-1 F9		1-0 F8			3-2 G6-3		4-2 FC3-6 BB		3	0	0	0	0	0	3									
Bob Hamelin, L OBP: 0.290, SLG: 0.286										0	0	0	0	1	0	0									
Pat Borders, R OBP: 0.283, SLG: 0.430		1-1 G4-3		0-0 G5-3		0-3 K		0-1 FC3-6 PO		3	0	0	0	0	1	1									
Keith Lockhart, L OBP: 0.459, SLG: 0.569			1-2 1B					1-2 2-3 PO		1	0	0	0	0	0	2									
Chris Stynes, R OBP: 0.333, SLG: 0.231		1-0 E		0-0 G5-3		0-3 K		3-1 PO	4-1 SH2-4 BB	3	0	1	0	0	1	1	AB 30								
Brent Mayne, L OBP: 0.268, SLG: 0.294								1-2 3-H		0	1	0	0	1	0	0	R 3								
David Howard, S OBP: 0.203, SLG: 0.183		1-0 E		0-0 G5-3			1-3 K		4-0 SH2-4 BB	3	0	1	0	1	1	0	H 8								
Tom Goodwin, L OBP: 0.357, SLG: 0.333		3-2 P5		2-2 F8			2-2 F8		1-0 SH2-4	3	0	0	0	0	0	2	RBI 3								
																	BB 4								
																	SO 7								
																	LOB 19								
																									
<b>Inning Stats</b>	R: 0 E: 0 K: 2 S: 15	H: 2 LOB: 2 BB: 0 P: 22	R: 0 E: 1 K: 0 S: 11	H: 2 LOB: 3 BB: 0 P: 20	R: 1 E: 0 K: 0 S: 6	H: 1 LOB: 1 BB: 0 P: 9	R: 0 E: 0 K: 0 S: 6	H: 0 LOB: 0 BB: 0 P: 9	R: 0 E: 0 K: 2 S: 7	H: 0 LOB: 0 BB: 0 P: 11	R: 0 E: 0 K: 2 S: 9	H: 0 LOB: 0 BB: 0 P: 12	R: 0 E: 0 K: 1 S: 11	H: 1 LOB: 0 BB: 0 P: 16	R: 1 E: 0 K: 0 S: 11	H: 2 LOB: 1 BB: 1 P: 24	R: 1 E: 0 K: 0 S: 4	H: 0 LOB: 2 BB: 3 P: 17	1B: 6 2B: 2 3B: 0 HR: 1	SF: 1 SAC: 2 DP: 1 HBP: 1	WP: 1 PB: 0 SB: 0 CS: 2	PA: 40			
<b>PITCHER</b>	IP	WLS	BF	H	R	ER	SO	BB	IBB	HBP	BLK	WP	HR	S	P	ERA	WHIP								
Rheal Cormier, L ERA: 3.44	(1, 1)	7.0	28	6	1	1	7	0	0	0	0	1	1	65	99	1.29	0.857								
Joe Hudson, R ERA: 7.5	(8, 1)	0.1	3	2	1	1	0	0	0	0	0	0	0	6	12	27.00	6.000								
Vaughn Eshelman, L ERA: 6.43	(8, 1)	0.0	1	0	0	0	0	1	0	0	0	0	0	2	6	*	*								
Frankie Rodriguez, R ERA: 10.57	(8, 1)	0.2	L	3	0	1	1	0	2	0	0	0	0	4	15	13.50	3.000								
Derek Lilquist, L ERA: 6.04	(9, 1)	0.2	3	0	0	0	0	0	1	0	0	0	0	3	8	0.00	0.000								

**Boston Red Sox @ Kansas City Royals**  
Kauffman Stadium, Kansas City, MO  
Wed Jul 05 1995, 7:05 PM CDT  
Att. 7,511 - Unknown - 82 F

AB 30  
R 3  
H 8  
RBI 3  
BB 4  
SO 7  
LOB 19





Batter	1	2	3	4	5	6	7	8	9	AB	R	H	RBI	BB	SO	LOB	TOP										
Vince Coleman, S OBP: 0.370, SLG: 0.419										3	1	3	1	2	0	0	<b>Kansas City Royals @ Detroit Tigers</b> Tiger Stadium, Detroit, MI Thu Jul 06 1995, 7:05 PM EDT Att: 11,464 - Unknown - 86 F										
Wally Joyner, L OBP: 0.401, SLG: 0.443										4	0	2	2	0	1	3											
Phil Hiett, R OBP: 0.311, SLG: 0.409 Jon Nunnally, L OBP: 0.370, SLG: 0.598										2	0	0	0	0	1	1											
Gary Gaetti, R OBP: 0.335, SLG: 0.541										4	0	1	0	0	2	0											
Chris James, R OBP: 0.250, SLG: 0.333 Bob Hamelin, L OBP: 0.286, SLG: 0.281										2	1	1	0	0	0	0											
Pat Borders, R OBP: 0.273, SLG: 0.443										4	1	2	0	0	0	0											
Chris Stynes, R OBP: 0.333, SLG: 0.333 Keith Lockhart, L OBP: 0.447, SLG: 0.552										2	1	1	2	0	0	2											
David Howard, S OBP: 0.191, SLG: 0.172										4	0	0	0	0	0	2											
Tom Goodwin, L OBP: 0.360, SLG: 0.337										4	1	2	0	0	0	0											
<b>Inning Stats</b>	R: 1 E: 1 K: 2 S: 14	H: 0 LOB: 0 BB: 1 P: 22	R: 0 E: 1 K: 0 S: 8	H: 1 LOB: 1 BB: 0 P: 9	R: 0 E: 0 K: 1 S: 8	H: 0 LOB: 1 BB: 1 P: 13	R: 3 E: 0 K: 1 S: 13	H: 5 LOB: 2 BB: 0 P: 19	R: 0 E: 0 K: 0 S: 6	H: 0 LOB: 0 BB: 0 P: 8	R: 0 E: 0 K: 0 S: 5	H: 0 LOB: 0 BB: 0 P: 6	R: 1 E: 0 K: 1 S: 12	H: 4 LOB: 2 BB: 0 P: 16	R: 0 E: 0 K: 0 S: 4	H: 0 LOB: 0 BB: 0 P: 7		R: 0 E: 0 K: 0 S: 11	H: 2 LOB: 1 BB: 0 P: 18	1B: 10 2B: 2 3B: 0 HR: 0	SF: 1 SAC: 0 DP: 2 HBP: 0	WP: 0 PB: 0 SB: 2 CS: 0	PA: 39				
<b>PITCHER</b>	IP	WLS	BF	H	R	ER	SO	BB	IBB	HBP	BLK	WP	HR	S	P	ERA	WHIP										
Brian Bohanon, L ERA: 6.48	(1, 1)	4.0	20	6	4	3	4	2	0	0	0	0	0	43	63	6.75	2.000										
John Doherty, R ERA: 5.49	(5, 1)	2.0	W 9	3	1	1	1	0	0	0	0	0	0	17	22	4.50	1.500										
Kevin Wickander, L ERA: 2.0	(7, 1)	3.0	S 10	3	0	0	1	0	0	0	0	0	0	21	33	0.00	1.000										

Batter	1	2	3	4	5	6	7	8	9	AB	R	H	RBI	BB	SO	LOB	BOTTOM										
Chad Curtis, R OBP: 0.363, SLG: 0.478										4	1	2	2	1	1	0	<b>Kansas City Royals @ Detroit Tigers</b> Tiger Stadium, Detroit, MI Thu Jul 06 1995, 7:05 PM EDT Att: 11,464 - Unknown - 86 F										
Chris Gomez, R OBP: 0.342, SLG: 0.445										4	1	1	0	1	1	1											
Travis Fryman, R OBP: 0.356, SLG: 0.377										5	3	4	1	0	0	2											
Cecil Fielder, R OBP: 0.371, SLG: 0.542										5	2	2	3	0	1	3											
Juan Samuel, R OBP: 0.467, SLG: 0.739									3	3	3	0	1	0	0												
Alan Trammell, R OBP: 0.404, SLG: 0.426									3	1	3	2	0	0	0												
John Flaherty, R OBP: 0.354, SLG: 0.558									4	0	1	2	0	2	3												
Danny Bautista, R OBP: 0.262, SLG: 0.281									4	0	0	0	0	0	2												
Joe Hall, R OBP: 0.235, SLG: 0.133 Bobby Higginson, L OBP: 0.346, SLG: 0.477									3	1	1	0	0	0	1												
<b>Inning Stats</b>	R: 0 E: 0 K: 1 S: 9	H: 0 LOB: 1 BB: 2 P: 19	R: 1 E: 0 K: 1 S: 13	H: 2 LOB: 0 BB: 0 P: 21	R: 0 E: 0 K: 0 S: 13	H: 2 LOB: 1 BB: 0 P: 18	R: 0 E: 0 K: 0 S: 7	H: 0 LOB: 0 BB: 1 P: 13	R: 5 E: 0 K: 1 S: 20	H: 6 LOB: 1 BB: 0 P: 32	R: 0 E: 0 K: 1 S: 5	H: 0 LOB: 0 BB: 0 P: 6	R: 5 E: 0 K: 0 S: 16	H: 7 LOB: 1 BB: 0 P: 21	R: 1 E: 0 K: 1 S: 13	H: 1 LOB: 0 BB: 0 P: 20		1B: 14 2B: 3 3B: 0 HR: 3	SF: 0 SAC: 1 DP: 4 HBP: 0	WP: 1 PB: 0 SB: 1 CS: 0	PA: 40						
<b>PITCHER</b>	IP	WLS	BF	H	R	ER	SO	BB	IBB	HBP	BLK	WP	HR	S	P	ERA	WHIP										
Chris Haney, L ERA: 3.06	(1, 1)	4.2	L 22	8	5	5	2	3	0	0	0	0	0	18	26	27.00	3.750										
Dilson Torres, R ERA: 5.94	(5, 1)	1.1	9	5	4	4	2	0	0	0	0	0	0	6	7	27.00	4.500										
Rusty Meacham, R ERA: 4.44	(7, 1)	0.2	4	3	2	2	0	0	0	0	0	0	0	1	16	6.75	1.500										
Mike Magnante, L ERA: 6.75	(7, 1)	1.1	5	2	1	1	1	0	0	0	0	0	1	16	24	6.75	1.500										

AB	36
R	5
H	12
RBI	5
BB	2
SO	6
LOB	14



AB	36
R	12
H	18
RBI	10
BB	3
SO	5
LOB	12





Batter	1	2	3	4	5	6	7	8	9	AB	R	H	RBI	BB	SO	LOB	TOP					
Vince Coleman, S OBP: 0.373, SLG: 0.421	2-3 K		0-0 BB 1B		0-2 3-H 1B		2-2 G5-3			4	0	2	1	0	1	1	<b>Kansas City Royals @ Detroit Tigers</b> Tiger Stadium, Detroit, MI Fri Jul 07 1995, 7:05 PM EDT Att: 19,968 - Unknown - 72 F					
Wally Joyner, L OBP: 0.398, SLG: 0.437	2-2 F9		4-0 BB		1-3 K			2-2 F9		3	0	0	0	1	1							
Gary Gaetti, R OBP: 0.329, SLG: 0.532	0-1 G6-3		1-2 P6		1-2 P3			0-1 G6-3		4	0	0	0	0	0	3						
Chris James, R OBP: 0.300, SLG: 0.421		3-2 F9		0-0 2B		1-3 K		0-2 1B		4	0	2	0	0	1	0						
Pat Borders, R OBP: 0.272, SLG: 0.430		4-1 BB		1-0 G5-3		1-0 G6-3		1-0 F9		3	0	0	0	1	0	2						
Chris Stynes, R OBP: 0.286, SLG: 0.263		2-2 F7		1-3 K		2-2 G5-3			1-1 P5	4	0	0	0	0	1	2						
Phil Hiatt, R OBP: 0.295, SLG: 0.386		1-0 F7		3-1 F8			2-3 K		2-0 L8	4	0	0	0	0	1	2						
David Howard, S OBP: 0.208, SLG: 0.206			0-0 P3		0-0 SH1-3 1B 2B		2-2 F7		3-2 1B	4	1	2	0	0	0	0						
Tom Goodwin, L OBP: 0.361, SLG: 0.338			2-1 G3		1-0 SH1-3		1-2 1B		2-1 F7	2	0	1	0	0	0	0						
Bob Hamelin, L OBP: 0.284, SLG: 0.278					2-3					1	0	0	0	0	0	1						
<b>Inning Stats</b>	R: 0 E: 0 K: 1 S: 9	H: 0 LOB: 0 BB: 0 P: 13	R: 0 E: 0 K: 0 S: 9	H: 0 LOB: 1 BB: 1 P: 19	R: 0 E: 0 K: 0 S: 7	H: 1 LOB: 2 BB: 1 P: 14	R: 0 E: 0 K: 1 S: 8	H: 1 LOB: 1 BB: 0 P: 13	R: 1 E: 0 K: 1 S: 11	H: 2 LOB: 1 BB: 0 P: 14	R: 0 E: 0 K: 1 S: 8	H: 0 LOB: 0 BB: 0 P: 12	R: 0 E: 0 K: 1 S: 12	H: 1 LOB: 1 BB: 0 P: 19	R: 0 E: 0 K: 0 S: 9	H: 1 LOB: 1 BB: 0 P: 12	R: 0 E: 0 K: 0 S: 8	H: 1 LOB: 1 BB: 0 P: 16	1B: 5 2B: 2 3B: 0 HR: 0	SF: 0 SAC: 1 DP: 0 HBP: 0	WP: 0 PB: 0 SB: 0 CS: 0	PA: 36
<b>PITCHER</b> David Wells, L ERA: 3.0	IP: 9.0 WLS: W BF: 36 H: 7 R: 1 ER: 1 SO: 5 BB: 2 IBB: 0 HBP: 0 BLK: 0 WP: 0 HR: 0 S: 81 P: 132 ERA: 1.00 WHIP: 1.000															<b>PITCHER</b>						

Batter	1	2	3	4	5	6	7	8	9	AB	R	H	RBI	BB	SO	LOB	BOTTOM			
Chad Curtis, R OBP: 0.361, SLG: 0.473	4-0 G4-6-3 1B BB		0-2 F7		1-1 G3-6-3			1-2 G4-3		3	1	0	0	1	0	1	<b>Kansas City Royals @ Detroit Tigers</b> Tiger Stadium, Detroit, MI Fri Jul 07 1995, 7:05 PM EDT Att: 19,968 - Unknown - 72 F			
Chris Gomez, R OBP: 0.335, SLG: 0.435	0-0 G4-6-3		0-1 L4			0-1 G6-3		2-3 K		4	0	0	0	0	1	1				
Travis Fryman, R OBP: 0.380, SLG: 0.380	0-1 G6-4-3			4-2 3B BB		2-1 1B		2-3 K		3	1	2	1	1	1	0				
Cecil Fielder, R OBP: 0.367, SLG: 0.535	1-2 G6-4-3			1-3 K		2-3 K				3	0	0	0	0	2	3				
Kirk Gibson, L OBP: 0.364, SLG: 0.491		2-3 K		0-0 SF7 3B		4-1 BB		1-2 BB		2	1	1	1	1	1	0				
Bobby Higginson, L OBP: 0.346, SLG: 0.474		4-2 BB		0-0 SF7		1-2 BB		1-3 K		1	0	0	1	1	1	2				
Alan Trammell, R OBP: 0.396, SLG: 0.416		0-2 F7		3-3 K			2-3 K			3	0	0	0	0	2	1				
John Flaherty, R OBP: 0.348, SLG: 0.548		1-1 F8			1-3 K		1-3 K			3	0	0	0	0	2	1				
Danny Bautista, R OBP: 0.257, SLG: 0.276			2-1 G6-3		0-3 K		1-2 P4			3	0	0	0	0	1	1				
<b>Inning Stats</b>	R: 1 E: 0 K: 0 S: 6	H: 1 LOB: 0 BB: 1 P: 11	R: 0 E: 0 K: 1 S: 12	H: 0 LOB: 1 BB: 1 P: 19	R: 0 E: 0 K: 0 S: 7	H: 0 LOB: 0 BB: 0 P: 9	R: 2 E: 0 K: 2 S: 12	H: 1 LOB: 0 BB: 1 P: 19	R: 0 E: 0 K: 2 S: 9	H: 0 LOB: 0 BB: 0 P: 11	R: 0 E: 0 K: 2 S: 11	H: 1 LOB: 2 BB: 1 P: 20	R: 0 E: 0 K: 2 S: 10	H: 0 LOB: 0 BB: 0 P: 14	R: 0 E: 0 K: 2 S: 9	H: 0 LOB: 0 BB: 0 P: 14	1B: 2 2B: 0 3B: 1 HR: 0	SF: 1 SAC: 0 DP: 2 HBP: 0	WP: 1 PB: 0 SB: 0 CS: 0	PA: 30
<b>PITCHER</b> Kevin Appier, R ERA: 3.04	IP: 8.0 WLS: L BF: 30 H: 3 R: 3 ER: 3 SO: 11 BB: 4 IBB: 0 HBP: 0 BLK: 0 WP: 1 HR: 0 S: 76 P: 117 ERA: 3.38 WHIP: 0.875															<b>PITCHER</b>				

AB	33
R	1
H	7
RBI	1
BB	2
SO	5
LOB	12





Batter	1	2	3	4	5	6	7	8	9	AB	R	H	RBI	BB	SO	LOB	TOP			
Vince Coleman, S (1, 7) OBP: 0.369, SLG: 0.421	2-1 P4		0-0 B1-3		2-2 F9		0-2 SH2-4 G3-4 2B		3-2 L7	5	1	1	0	0	0	0	<b>Kansas City Royals @ Detroit Tigers</b> Tiger Stadium, Detroit, MI Sat Jul 08 1995, 7:05 PM EDT Att: 36,905 - Unknown - 81 F  <b>livebaseballscorecards.com</b>			
Tom Goodwin, L (1, 8) OBP: 0.365, SLG: 0.343	2-1 S 1B		2-3 K		0-2 FC4-6 1B		0-1 SH2-4 2-3			3	0	2	0	0	1	0				
Keith Lockhart, L (1, 4) Edgar Caceres, S (9, 4) OBP: 0.361, SLG: 0.464	0-0 F9			0-2 G1-3	0-0 FC4-6 1-2		1-1 G3-4			4	0	0	1	0	0	2				
Wally Joyner, L (1, 3) OBP: 0.396, SLG: 0.433	2-2 G4-3 1-2			1-1 2B 1B	1-0 F9		3-H 1-0 F7			4	1	1	0	0	0	2				
Gary Gaetti, R (1, 5) OBP: 0.328, SLG: 0.531		1-1 F7		2-2 1B 2B		2-3 K		3-3 K		4	1	1	1	0	2	0				
Bob Hamelin, L (1, 10) OBP: 0.290, SLG: 0.286	0-0 L9			2-1 G3 1B		2-1 1B		2-3 K		4	0	2	1	0	1	0				
Jon Nunnally, L (1, 9) OBP: 0.380, SLG: 0.626	2-2 HR			0-0 G3 1B	1-2	3-2 1B		2-1 G3-1		4	1	3	1	0	0	0				
David Howard, S (1, 6) OBP: 0.197, SLG: 0.194	1-3 K			1-0 G3	1-3 K				1-1 B1-3	4	0	0	0	0	2	4				
Brent Mayne, L (1, 2) OBP: 0.261, SLG: 0.286			2-2 G3-1	2-1 G1-3		0-0 P6		1-0 F7		4	0	0	0	0	0	4				
<b>Inning Stats</b>	R: 0 E: 0 K: 0 S: 9	H: 1 LOB: 1 BB: 0 P: 15	R: 1 E: 0 K: 1 S: 9	H: 1 LOB: 0 BB: 0 P: 13	R: 0 E: 0 K: 1 S: 7	H: 0 LOB: 0 BB: 0 P: 11	R: 2 E: 0 K: 0 S: 14	H: 4 LOB: 2 BB: 0 P: 22	R: 0 E: 0 K: 2 S: 14	H: 2 LOB: 2 BB: 0 P: 22	R: 1 E: 0 K: 0 S: 8	H: 1 LOB: 0 BB: 0 P: 10	R: 0 E: 0 K: 2 S: 11	H: 0 LOB: 0 BB: 0 P: 15	R: 0 E: 0 K: 0 S: 7	H: 0 LOB: 0 BB: 0 P: 12		1B: 7 2B: 2 3B: 0 HR: 1	SF: 0 SAC: 1 DP: 0 HBP: 0	WP: 0 PB: 0 SB: 1 CS: 0
<b>PITCHER</b>	IP WLS BF H R ER SO BB IBB HBP BLK WP HR S P ERA WHIP																			
Mike Moore, R (1, 1) ERA: 6.1	8.0 L 34 10 4 4 6 0 0 0 0 0 0 1 77 119 4.50 1.250																			
Brian Maxcy, R (9, 1) ERA: 4.29	1.0 3 0 0 0 0 0 0 0 0 0 0 0 7 12 0.00 0.000																			


Batter	1	2	3	4	5	6	7	8	9	AB	R	H	RBI	BB	SO	LOB	BOTTOM					
Chad Curtis, R (1, 8) OBP: 0.363, SLG: 0.473	0-1 SH3-4 1B		1-1 G4-3			1-1 WP 1B		0-3 K		4	0	2	0	0	1	0	<b>Kansas City Royals @ Detroit Tigers</b> Tiger Stadium, Detroit, MI Sat Jul 08 1995, 7:05 PM EDT Att: 36,905 - Unknown - 81 F  <b>livebaseballscorecards.com</b>					
Scott Fletcher, R (1, 4) OBP: 0.322, SLG: 0.273	0-1 SH3-4 1-2			1-1 F9		1-0 F9		4-2 FC5-4 BB		2	0	0	0	1	0	2						
Travis Fryman, R (1, 5) OBP: 0.356, SLG: 0.375	1-0 F8			3-3 K		3-2 G5-3		0-3 K		4	0	0	0	0	2	3						
Cecil Fielder, R (1, 3) OBP: 0.365, SLG: 0.530	3-2 F8			3-2 1B		1-2 G6-3		3-1 FC5-4 1-2		4	0	1	0	0	0	3						
Kirk Gibson, L (1, 10) OBP: 0.361, SLG: 0.481		0-1 F8		3-2 F7			4-2 BB BB		0-1 G4-3	3	0	0	0	1	0	1						
Bobby Higginson, L (1, 7) OBP: 0.345, SLG: 0.467	1-0 G3-1				0-0 F8		4-0 BB		1-3 K	3	0	0	0	1	1	0						
Chris Gomez, R (1, 6) Lou Whitaker, L (7, PH) OBP: 0.381, SLG: 0.508		3-3 K			0-0 G6-3		2-2 P5		0-2 G4-3	2	0	0	0	0	1	0						
John Flaherty, R (1, 2) OBP: 0.343, SLG: 0.538			1-3 K		0-0 F8		2-2 F9			3	0	0	0	0	1	2						
Danny Bautista, R (1, 9) Juan Samuel, R (7, PH) OBP: 0.462, SLG: 0.730			0-0 G6-3			4-1 F9 1B BB		2-3 K		1	1	0	0	1	0	0						
<b>Inning Stats</b>	R: 0 E: 0 K: 0 S: 8	H: 1 LOB: 1 BB: 0 P: 12	R: 0 E: 0 K: 1 S: 6	H: 0 LOB: 0 BB: 0 P: 10	R: 0 E: 0 K: 1 S: 7	H: 0 LOB: 0 BB: 0 P: 9	R: 0 E: 0 K: 1 S: 12	H: 1 LOB: 1 BB: 0 P: 22	R: 0 E: 0 K: 0 S: 3	H: 0 LOB: 0 BB: 0 P: 3	R: 1 E: 0 K: 0 S: 8	H: 1 LOB: 1 BB: 1 P: 19	R: 0 E: 0 K: 1 S: 12	H: 0 LOB: 2 BB: 2 P: 26	R: 0 E: 0 K: 2 S: 11	H: 0 LOB: 1 BB: 1 P: 18		R: 0 E: 0 K: 1 S: 9	H: 0 LOB: 0 BB: 0 P: 10	1B: 3 2B: 0 3B: 0 HR: 0	SF: 0 SAC: 1 DP: 0 HBP: 0	WP: 1 PB: 0 SB: 0 CS: 0
<b>PITCHER</b>	IP WLS BF H R ER SO BB IBB HBP BLK WP HR S P ERA WHIP																					
Mark Gubicza, R (1, 1) ERA: 3.43	7.0 W 27 3 1 1 4 3 0 0 0 0 0 0 56 101 1.29 0.857																					
Jeff Montgomery, R (8, 1) ERA: 3.45	2.0 S 7 0 0 0 3 1 0 0 0 0 0 0 20 28 0.00 0.500																					



Batter	1	2	3	4	5	6	7	8	9	AB	R	H	RBI	BB	SO	LOB	TOP				
Vince Coleman, S OBP: 0.362, SLG: 0.412 (1, 7)	F7		G4-3			P4		K		4	0	0	0	0	1	1					
Tom Goodwin, L OBP: 0.359, SLG: 0.336 (1, 8)	K			G3		F8		F8		4	0	0	0	0	1	1					
Wally Joyner, L OBP: 0.398, SLG: 0.436 (1, 3)	G4-3			K			1B 3B BB		F8 2B	3	1	1	0	1	1	0					
Bob Hamelin, L OBP: 0.289, SLG: 0.285 (1, 10)		G3-1		K			1-1 3B 1B		F8	4	1	1	0	0	1	1					
Jon Nunnally, L OBP: 0.375, SLG: 0.617 Phil Hiatt, R OBP: 0.288, SLG: 0.375 (7, PH) (7, 9)	K				G4-3				K	2	0	0	0	0	1	0					
Keith Lockhart, L OBP: 0.427, SLG: 0.534 Chris Stynes, R OBP: 0.273, SLG: 0.250 (7, 4) (7, 4)					F7				F8	2	0	1	0	0	0	0					
Gary Gaetti, R OBP: 0.327, SLG: 0.529 (9, PH)										1	0	0	0	0	0	1					
Edgar Caceres, S OBP: 0.359, SLG: 0.492 (7, 5)					L6					3	0	1	2	0	0	1					
Brent Mayne, L OBP: 0.258, SLG: 0.282 Pat Borders, R OBP: 0.269, SLG: 0.426 (7, 2) (7, 2)					G4-3					2	0	0	0	0	0	0					
David Howard, S OBP: 0.203, SLG: 0.200 (1, 6)					L7					3	0	1	0	0	0	0					
<b>Inning Stats</b>	R: 0 E: 0 K: 1 S: 8	H: 0 LOB: 0 BB: 0 P: 12	R: 0 E: 0 K: 1 S: 12	H: 1 LOB: 1 BB: 0 P: 16	R: 0 E: 0 K: 0 S: 7	H: 0 LOB: 0 BB: 0 P: 8	R: 0 E: 0 K: 2 S: 11	H: 0 LOB: 0 BB: 0 P: 13	R: 0 E: 0 K: 0 S: 5	H: 1 LOB: 1 BB: 0 P: 8	R: 2 E: 0 K: 3 S: 16	H: 2 LOB: 1 BB: 1 P: 26	R: 0 E: 0 K: 1 S: 8	H: 0 LOB: 0 BB: 0 P: 14	R: 0 E: 0 K: 1 S: 8	H: 1 LOB: 1 BB: 0 P: 10	1B: 2 2B: 2 3B: 1 HR: 0	SF: 0 SAC: 0 DP: 0 HBP: 0	WP: 0 PB: 0 SB: 0 CS: 0	PA: 33	
<b>PITCHER</b>	IP	WLS	BF	H	R	ER	SO	BB	IBB	HBP	BLK	WP	HR	S	P	ERA	WHIP				
Felipe Lira, R ERA: 3.54 Brian Bohannon, L ERA: 6.39 Mike Christopher, R ERA: Mike Henneman, R ERA: 1.85	6.0	W	22	3	2	2	4	1	0	0	0	0	0	52	74	3.00	0.667				
	0.2		3	1	0	0	2	0	0	0	0	0	0	10	15	0.00	1.500				
	1.1		4	0	0	0	2	0	0	0	0	0	0	11	17	0.00	0.000				
	1.0	S	4	1	0	0	1	0	0	0	0	0	0	8	10	0.00	1.000				

Kansas City Royals @ Detroit Tigers  
Tiger Stadium, Detroit, MI  
Sun Jul 09 1995, 3:33 AM EDT  
Att: 18,110 - Overcast - 70 F


AB 32  
R 2  
H 5  
RBI 2  
BB 1  
SO 9  
LOB 11



Batter	1	2	3	4	5	6	7	8	9	AB	R	H	RBI	BB	SO	LOB	BOTTOM				
Chad Curtis, R OBP: 0.362, SLG: 0.468 (1, 8)	F8 1B BB	K		P3			F8			3	1	0	0	1	1	0					
Scott Fletcher, R OBP: 0.330, SLG: 0.275 (1, 4)	F8			G6-3			G5-4-3 1B			3	1	1	0	1	0	1					
Travis Fryman, R OBP: 0.357, SLG: 0.376 (1, 5)	BB BB 1B				K		G5-4-3 1-2			4	1	2	0	0	1	1					
Cecil Fielder, R OBP: 0.364, SLG: 0.526 (1, 3)	F8				K					4	0	1	1	0	2	2					
Kirk Gibson, L OBP: 0.369, SLG: 0.488 (1, 10)										2	1	1	0	1	0	1					
Bobby Higginson, L OBP: 0.351, SLG: 0.472 (1, 7)										2	0	1	1	2	0	1					
Chris Gomez, R OBP: 0.327, SLG: 0.423 Franklin Stubbs, L OBP: 0.347, SLG: 0.298 Alan Trammell, R OBP: 0.396, SLG: 0.416 (9, 6)	G6-3									3	0	0	0	0	1	5					
										0	0	0	1	0	0	0					
										0	0	0	0	0	0	0					
John Flaherty, R OBP: 0.337, SLG: 0.529 (1, 2)										3	0	0	0	0	0	2					
Danny Bautista, R OBP: 0.256, SLG: 0.269 (1, 9)										3	0	0	0	0	1	0					
<b>Inning Stats</b>	R: 1 E: 0 K: 0 S: 12	H: 1 LOB: 3 BB: 3 P: 27	R: 0 E: 0 K: 1 S: 9	H: 0 LOB: 0 BB: 0 P: 14	R: 2 E: 0 K: 0 S: 17	H: 2 LOB: 2 BB: 2 P: 31	R: 0 E: 0 K: 0 S: 6	H: 0 LOB: 0 BB: 0 P: 8	R: 0 E: 0 K: 2 S: 13	H: 1 LOB: 1 BB: 0 P: 16	R: 0 E: 0 K: 2 S: 7	H: 0 LOB: 0 BB: 0 P: 12	R: 0 E: 0 K: 0 S: 6	H: 1 LOB: 0 BB: 0 P: 11	R: 1 E: 0 K: 1 S: 8	H: 1 LOB: 0 BB: 0 P: 13	1B: 4 2B: 3 3B: 0 HR: 0	SF: 1 SAC: 0 DP: 2 HBP: 1	WP: 2 PB: 0 SB: 0 CS: 0	PA: 34	
<b>PITCHER</b>	IP	WLS	BF	H	R	ER	SO	BB	IBB	HBP	BLK	WP	HR	S	P	ERA	WHIP				
Tom Gordon, R ERA: 3.96 Billy Brewer, L ERA: 4.75 Rusty Meacham, R ERA: 4.33	7.1	L	31	5	3	3	6	5	0	0	0	0	0	3	7	3.68	1.364				
	0.0		2	1	0	0	0	0	0	1	0	0	0	3	7	∞	∞				
	0.2		1	0	1	1	0	0	0	0	0	0	0	2	2	13.50	0.000				

Kansas City Royals @ Detroit Tigers  
Tiger Stadium, Detroit, MI  
Sun Jul 09 1995, 3:33 AM EDT  
Att: 18,110 - Overcast - 70 F

AB 27  
R 4  
H 6  
RBI 3  
BB 5  
SO 6  
LOB 13





Batter	1	2	3	4	5	6	7	8	9	AB	R	H	RBI	BB	SO	LOB	TOP								
Vince Coleman, S OBP: 0.356, SLG: 0.404	G4-3		F9			G6-3		F8		4	0	0	0	0	0	2									
Wally Joyner, L OBP: 0.401, SLG: 0.437 Bob Hamelin, L OBP: 0.294, SLG: 0.290	G4-3		FC5-4 BB			G4-3 1B		1B FC6-4		2	0	1	0	1	0	0									
Chris James, R OBP: 0.292, SLG: 0.391	K		FC5-4			G4-3		1B FC6-4		4	0	1	0	0	1	4									
Gary Gaetti, R OBP: 0.322, SLG: 0.520		K		P4		K		FC6-4 1B		4	0	0	1	0	2	2									
Phil Hiatt, R OBP: 0.286, SLG: 0.368	G6-3			K			F8		1B FC6-4	4	0	1	0	0	1	0									
Edgar Caceres, S OBP: 0.338, SLG: 0.460	K			K		G6-3		F8		4	0	0	0	0	2	2									
Chris Stynes, R OBP: 0.240, SLG: 0.217 Keith Lockhart, L OBP: 0.422, SLG: 0.527			F7		F9		F9		G4-3	3	0	0	0	0	0	0									
David Howard, S OBP: 0.207, SLG: 0.205			BB 1B		K			G6-3		3	0	1	0	0	1	0									
Pat Borders, R OBP: 0.271, SLG: 0.423			BB 1B		F9			F8		3	0	1	0	0	0	0									
<b>Inning Stats</b>	R: 0 E: 0 K: 1 S: 7	H: 0 LOB: 0 BB: 0 P: 9	R: 0 E: 0 K: 2 S: 12	H: 0 LOB: 0 BB: 0 P: 18	R: 0 E: 0 K: 0 S: 11	H: 2 LOB: 3 BB: 1 P: 20	R: 0 E: 0 K: 2 S: 9	H: 0 LOB: 0 BB: 0 P: 14	R: 0 E: 0 K: 1 S: 7	H: 0 LOB: 0 BB: 0 P: 8	R: 0 E: 0 K: 0 S: 12	H: 1 LOB: 1 BB: 0 P: 17	R: 0 E: 0 K: 0 S: 4	H: 0 LOB: 0 BB: 0 P: 7	R: 0 E: 0 K: 0 S: 4	H: 0 LOB: 0 BB: 0 P: 5	R: 1 E: 0 K: 0 S: 9	H: 3 LOB: 2 BB: 0 P: 17	1B: 6 2B: 0 3B: 0 HR: 0	SF: 0 SAC: 0 DP: 0 HBP: 0	WP: 0 PB: 0 SB: 0 CS: 0	PA: 34			
<b>PITCHER</b>	IP	WLS	BF	H	R	ER	SO	BB	IBB	HBP	BLK	WP	HR	S	P	ERA	WHIP								
Andy Pettitte, L ERA: 4.35	(1, 1)	8.1	W	32	6	1	1	7	1	0	0	0	0	72	109	1.08	0.840								
Scott Bankhead, R ERA: 4.99	(9, 1)	0.2		2	0	0	0	0	0	0	0	0	0	3	6	0.00	0.000								

Kansas City Royals @ New York Yankees  
Yankee Stadium, Bronx, NY  
Wed Jul 12, 1995, 7:05 PM EDT  
Att: 23,252 - Unknown - 77 F

AB 33  
R 1  
H 6  
RBI 1  
BB 1  
SO 7  
LOB 12



Batter	1	2	3	4	5	6	7	8	9	AB	R	H	RBI	BB	SO	LOB	BOTTOM									
Bernie Williams, S OBP: 0.345, SLG: 0.459	CS BB	2B		1B WP BB		2B		1B		3	2	3	0	2	0	0										
Jim Leyritz, R OBP: 0.388, SLG: 0.417	G5-4-3 BB	1B		F9-6 WP 1B		G6-3		G4-3		4	1	2	4	1	0	2										
Paul O'Neill, L OBP: 0.423, SLG: 0.608	G5-4-3	2B		F9-6 1B			F7			4	0	1	1	0	0	2										
Danny Tartabull, R OBP: 0.336, SLG: 0.382		K		F8		G6-3		F8		4	0	0	0	0	1	0										
Gerald Williams, R OBP: 0.368, SLG: 0.580		2B HR BB		F8		G1-3		1B BB		2	1	0	0	2	0	0										
Don Mattingly, L OBP: 0.345, SLG: 0.388		HR 2B		F8		BB		WP 1B		3	1	2	0	1	0	0										
Tony Fernandez, S OBP: 0.314, SLG: 0.313		P9		L8		G3-1		K		4	0	0	0	0	1	5										
Russ Davis, R OBP: 0.420, SLG: 0.581		HR		2B 1B BB		P2		K		3	2	1	3	1	1	0										
Pat Kelly, R OBP: 0.373, SLG: 0.420	2B 2B 1B			1B 2B		G5-3		K		4	2	2	0	0	1	0										
<b>Inning Stats</b>	R: 0 E: 0 K: 0 S: 3	H: 0 LOB: 2 BB: 2 P: 11	R: 6 E: 0 K: 1 S: 18	H: 6 LOB: 1 BB: 1 P: 28	R: 0 E: 0 K: 0 S: 7	H: 0 LOB: 0 BB: 0 P: 14	R: 3 E: 0 K: 0 S: 12	H: 2 LOB: 2 BB: 2 P: 26	R: 0 E: 0 K: 0 S: 10	H: 0 LOB: 1 BB: 1 P: 16	R: 0 E: 0 K: 0 S: 6	H: 1 LOB: 1 BB: 0 P: 12	R: 0 E: 0 K: 1 S: 10	H: 1 LOB: 2 BB: 1 P: 20	R: 0 E: 0 K: 2 S: 9	H: 1 LOB: 1 BB: 0 P: 12	R: 0 E: 0 K: 0 S: 9	H: 1 LOB: 1 BB: 0 P: 17	1B: 5 2B: 6 3B: 0 HR: 1	SF: 0 SAC: 0 DP: 2 HBP: 0	WP: 2 PB: 0 SB: 0 CS: 1	PA: 38				
<b>PITCHER</b>	IP	WLS	BF	H	R	ER	SO	BB	IBB	HBP	BLK	WP	HR	S	P	ERA	WHIP									
Chris Haney, L ERA: 3.65	(1, 1)	2.0	L	12	6	6	6	1	3	0	0	0	0	21	39	27.00	4.500									
Dave Fleming, L ERA: 7.74	(3, 1)	2.0		9	2	3	3	0	2	0	0	0	1	0	19	40	13.50	2.000								
Dilson Torres, R ERA: 5.4	(5, 1)	2.0		8	1	0	0	0	1	0	0	0	0	0	16	28	0.00	1.000								
Mike Magnante, L ERA: 3.86	(7, 1)	1.0		5	1	0	0	1	1	0	0	0	1	0	10	20	0.00	2.000								
Hipolito Pichardo, R ERA: 3.79	(8, 1)	1.0		4	1	0	0	2	0	0	0	0	0	9	12	0.00	1.000									

Kansas City Royals @ New York Yankees  
Yankee Stadium, Bronx, NY  
Wed Jul 12, 1995, 7:05 PM EDT  
Att: 23,252 - Unknown - 77 F

AB 31  
R 9  
H 11  
RBI 8  
BB 7  
SO 4  
LOB 9

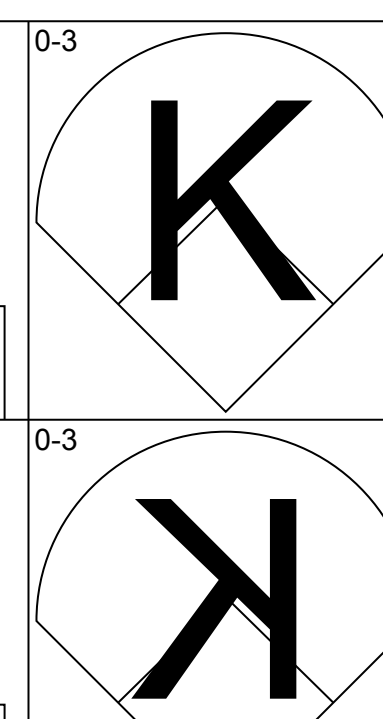
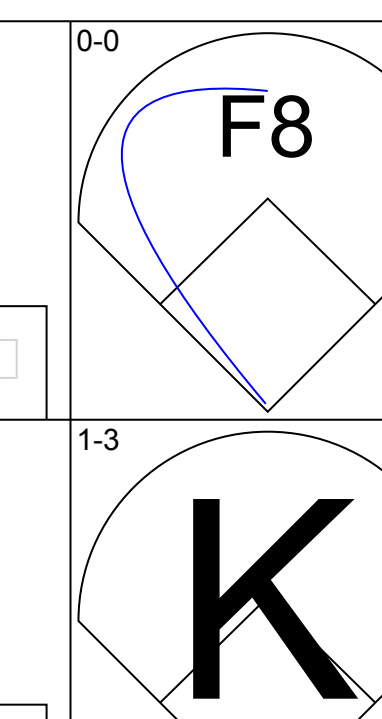
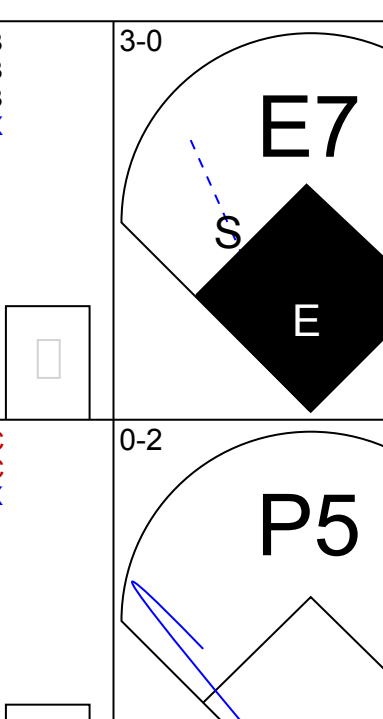
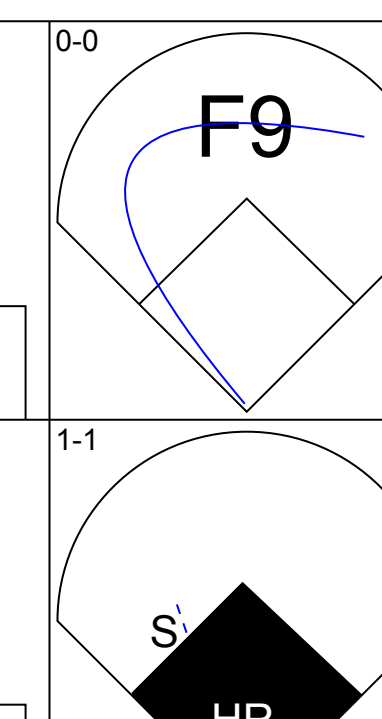
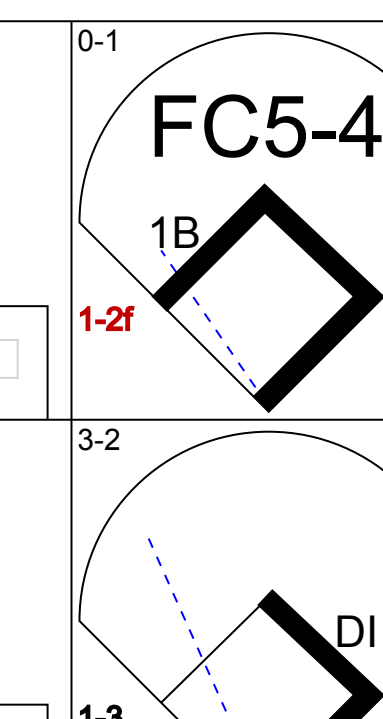
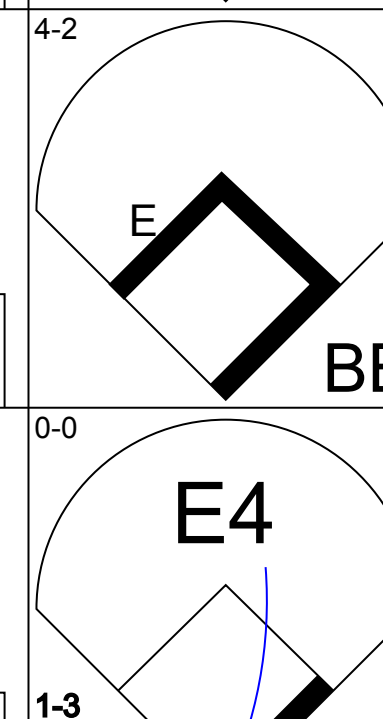


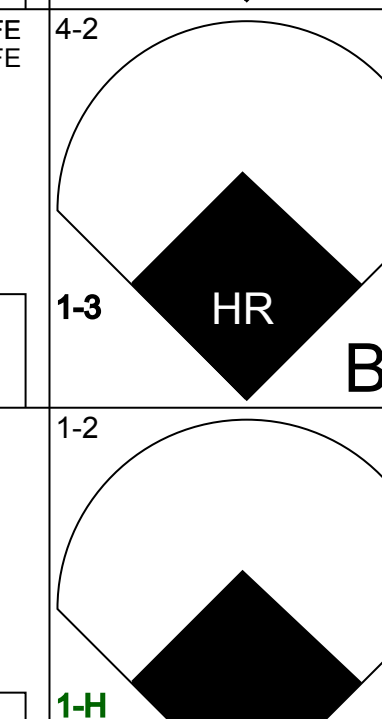
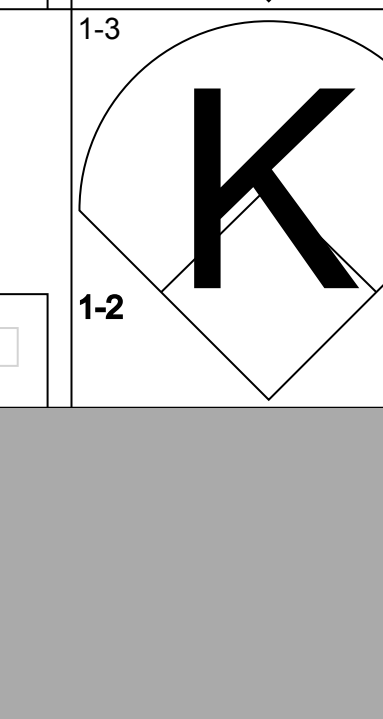
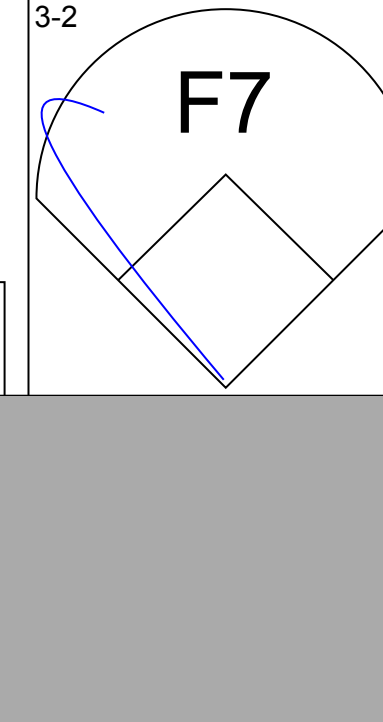
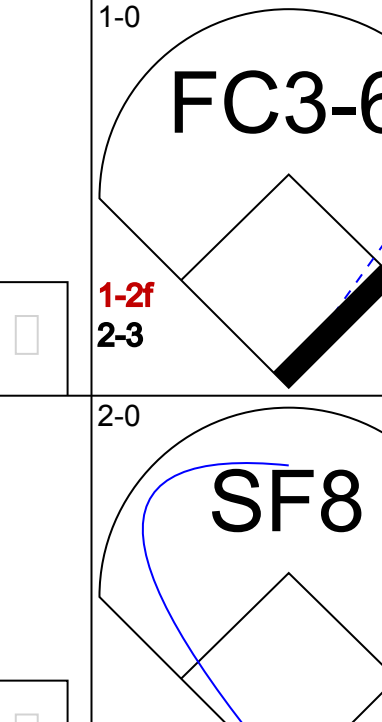
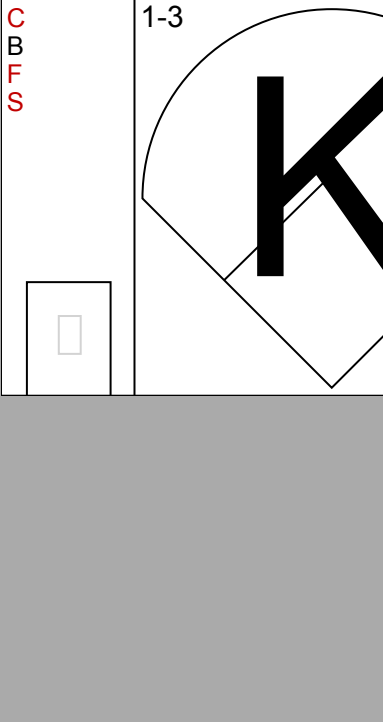
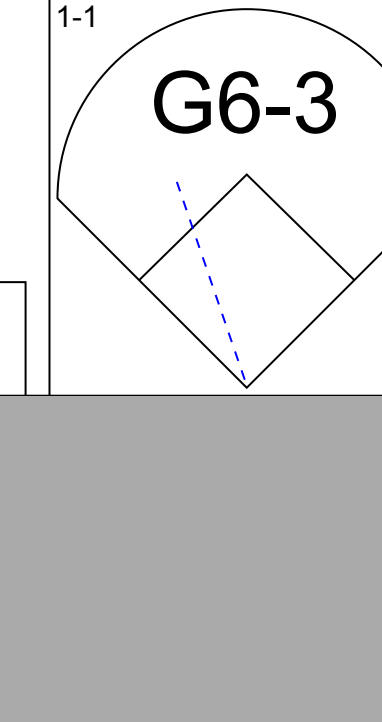
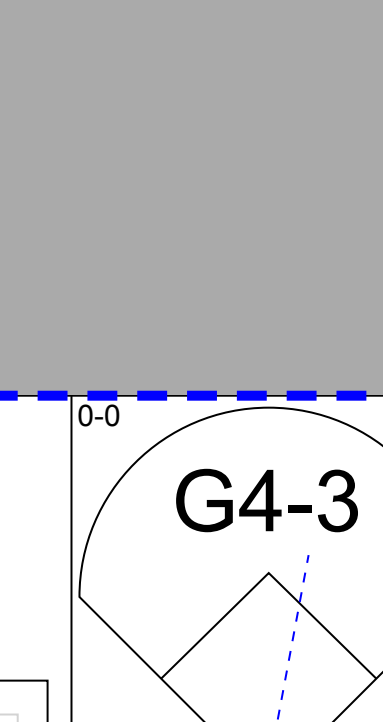

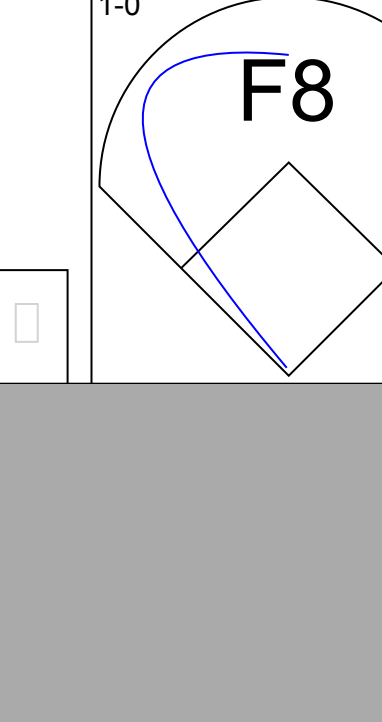



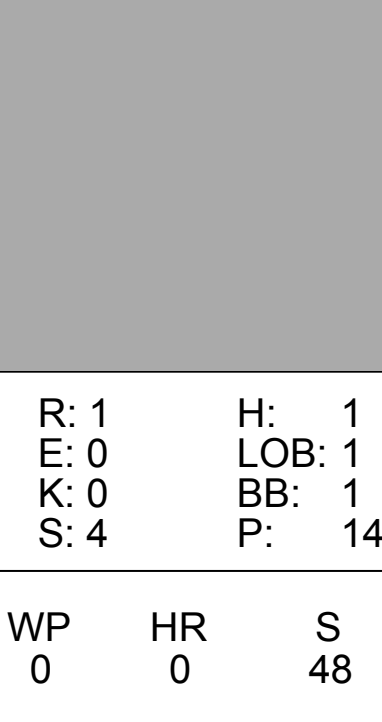
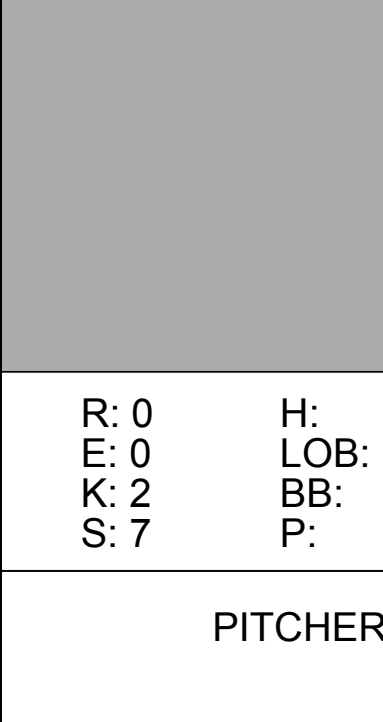
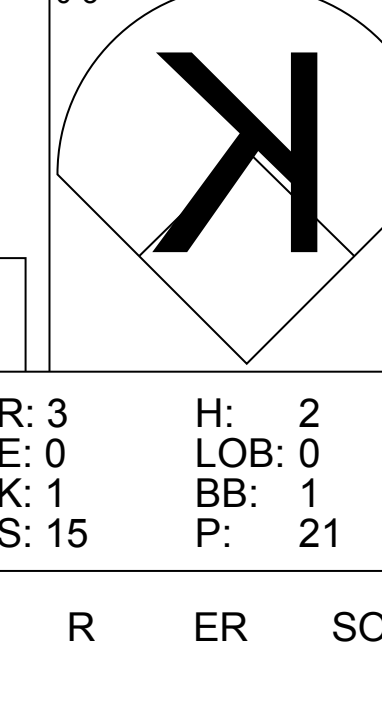
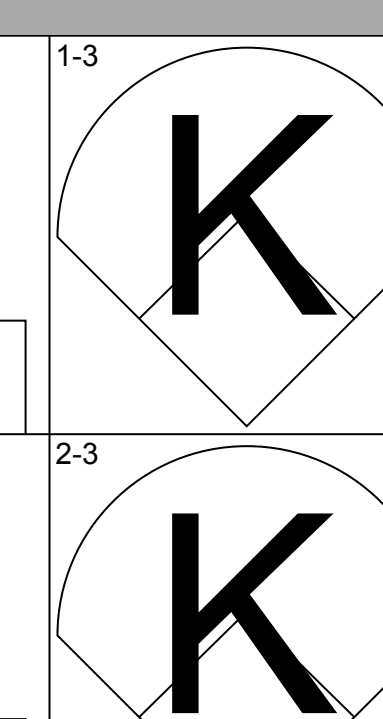
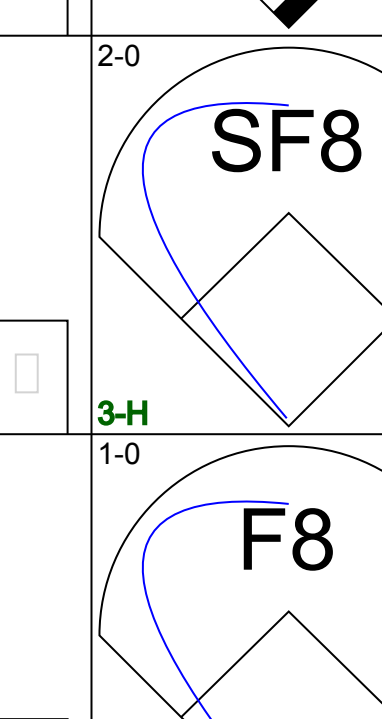
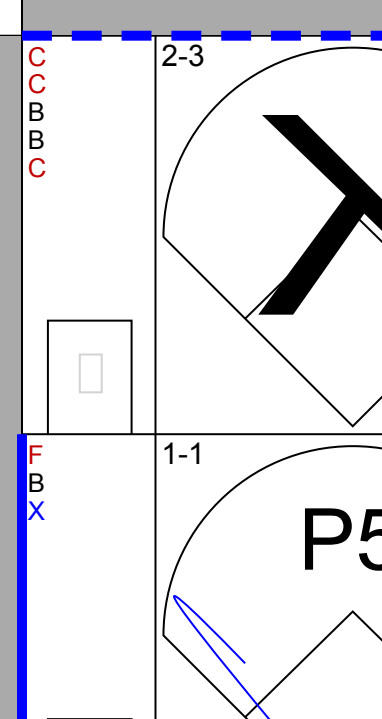
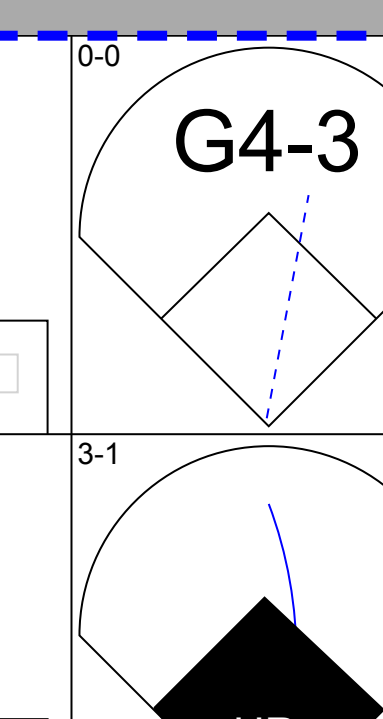
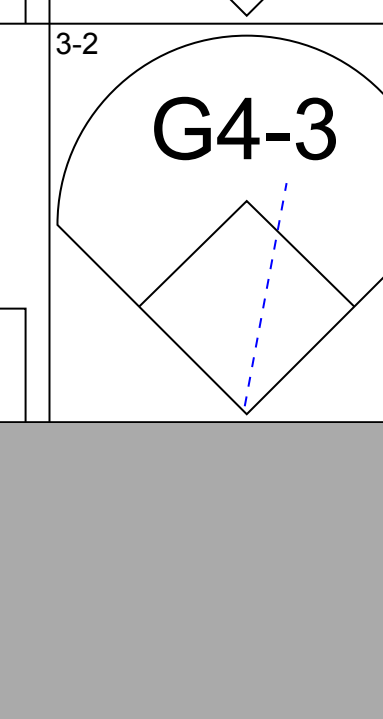

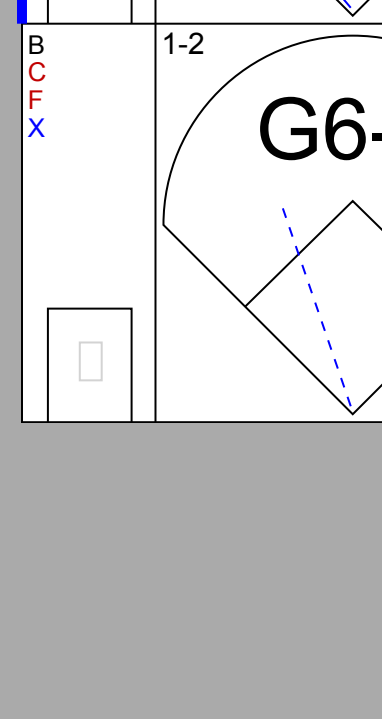
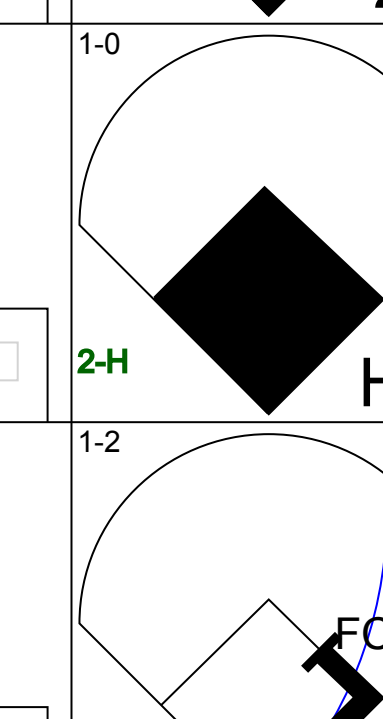
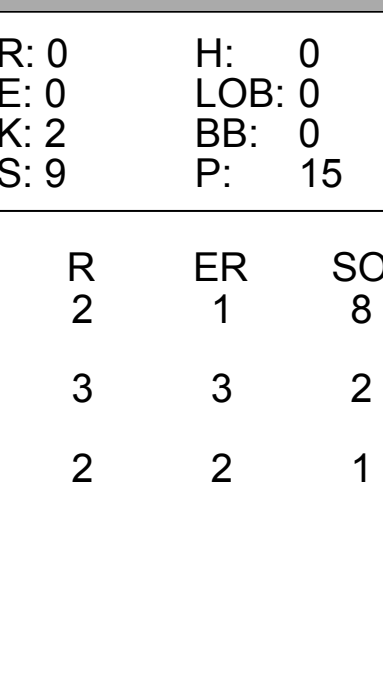
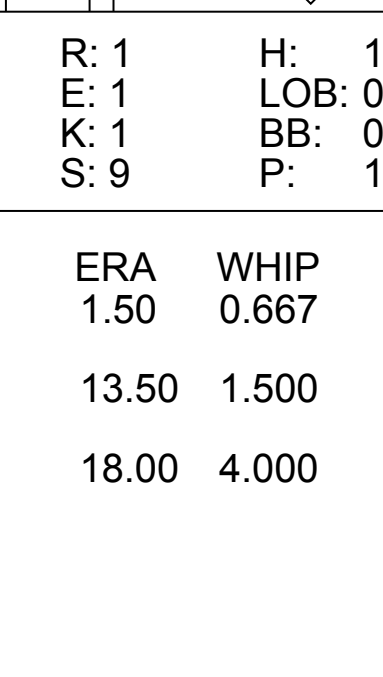
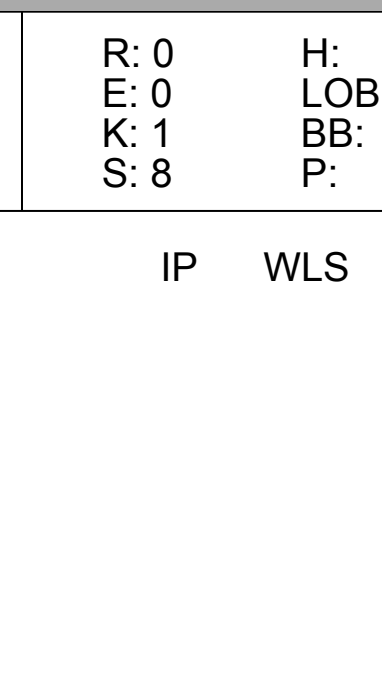

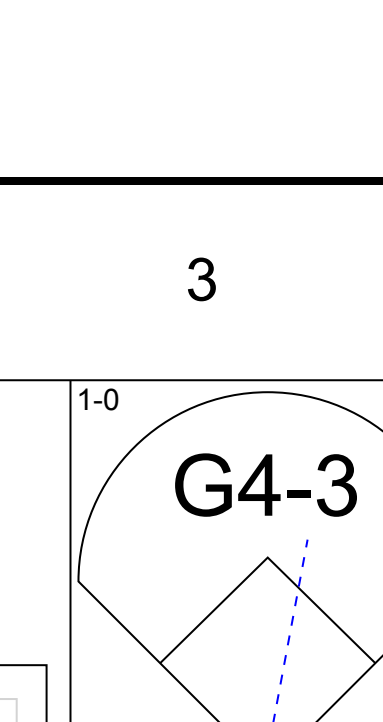
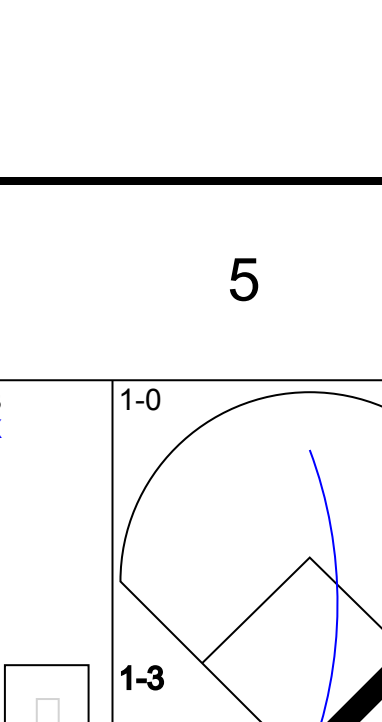
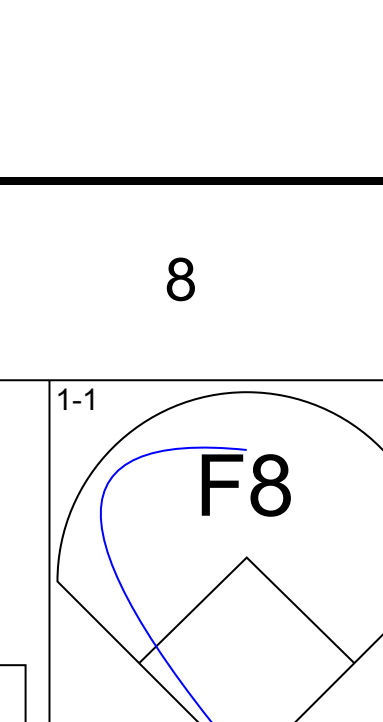
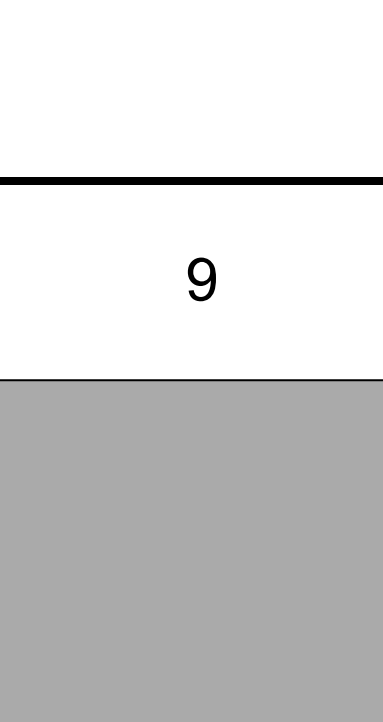


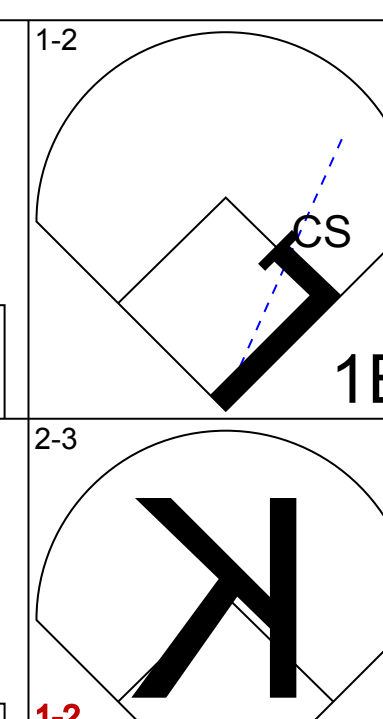
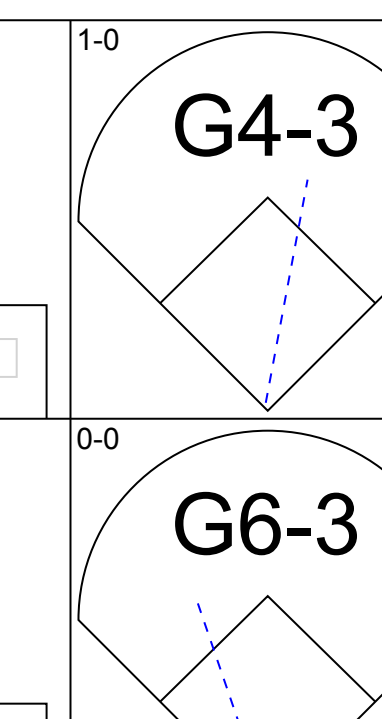
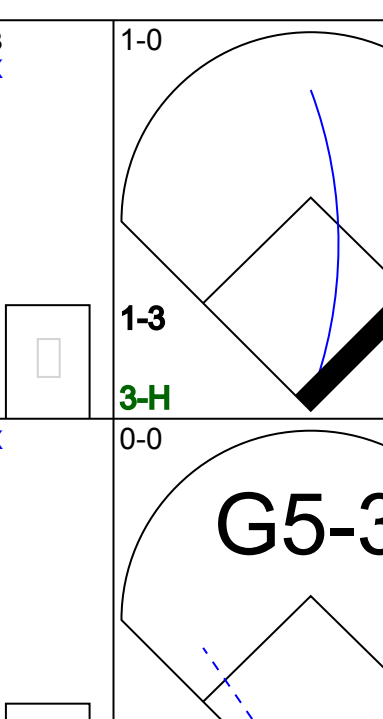
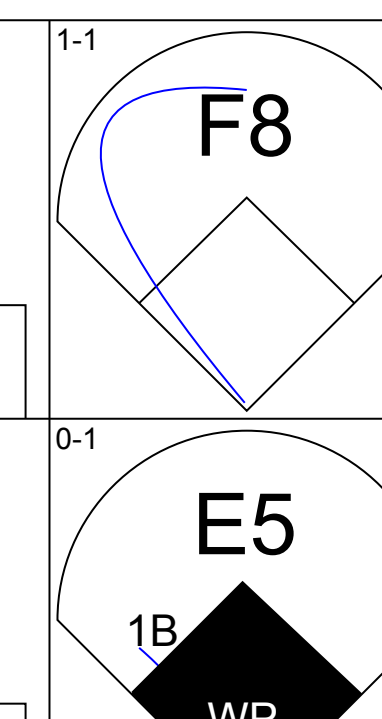
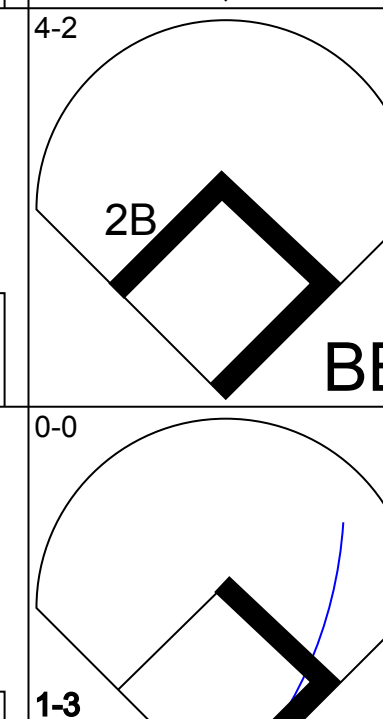


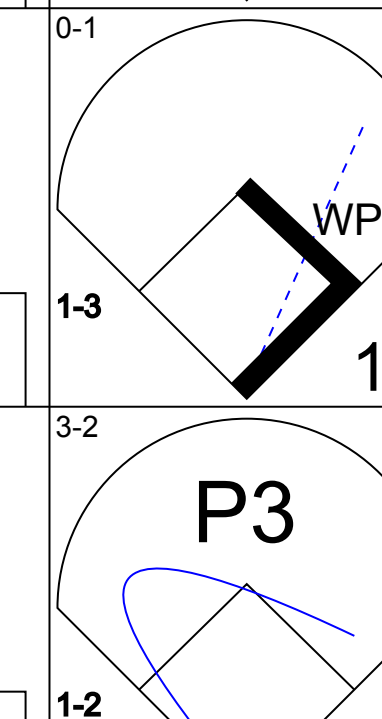

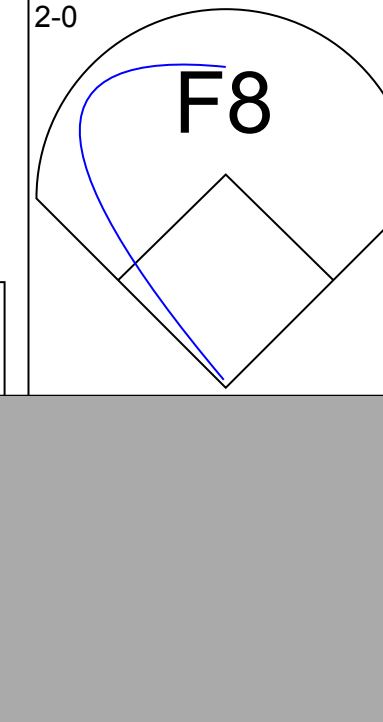
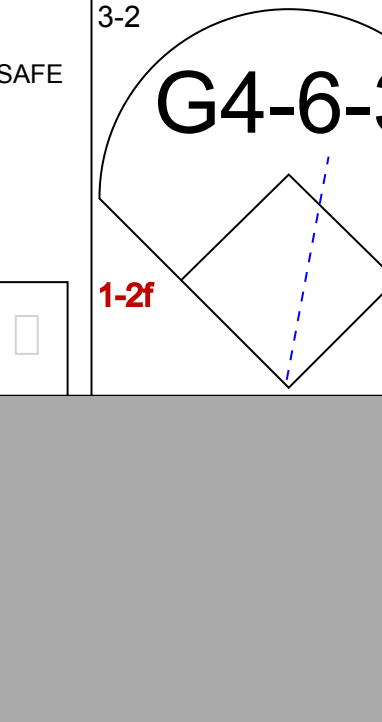
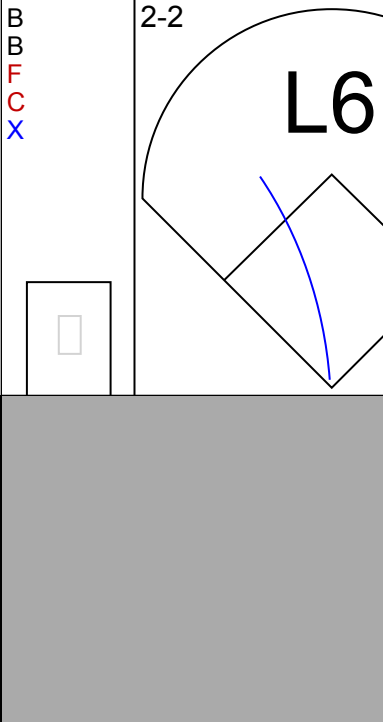





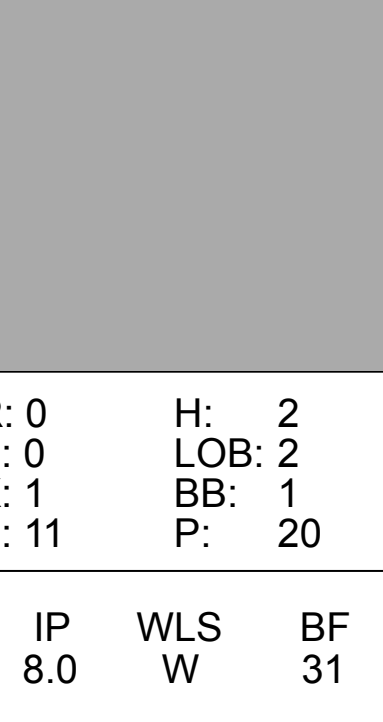

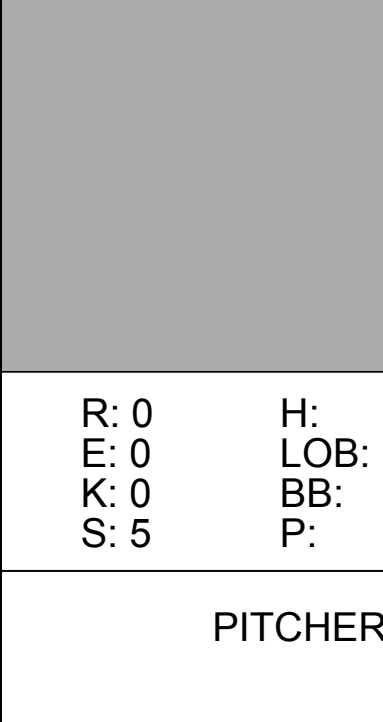
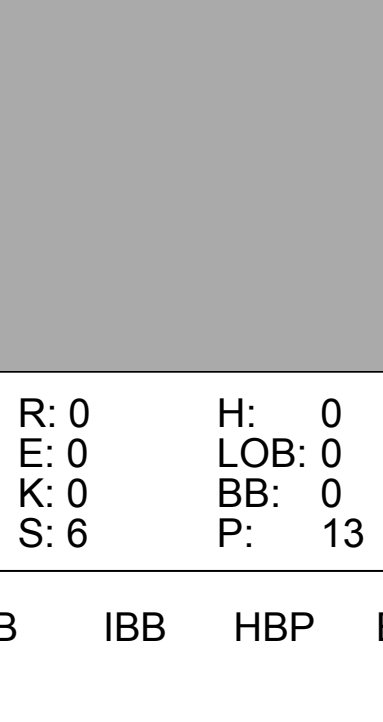
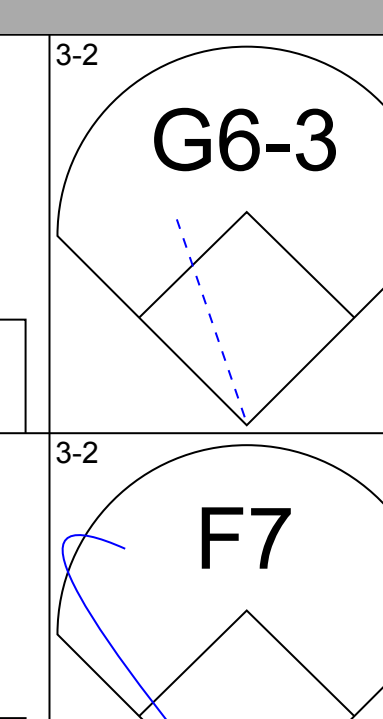
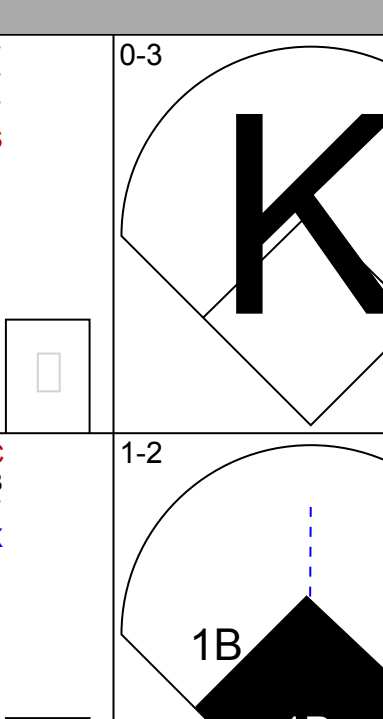
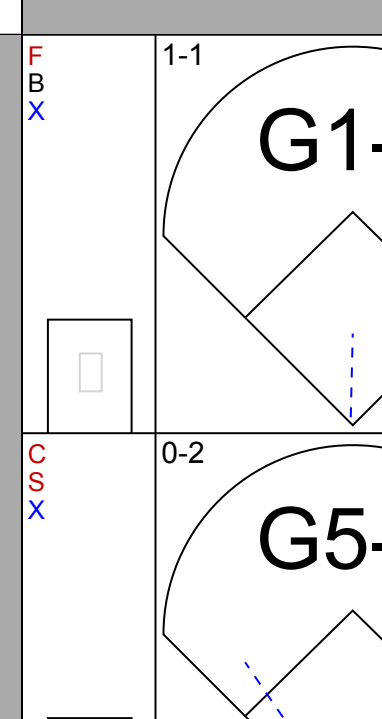
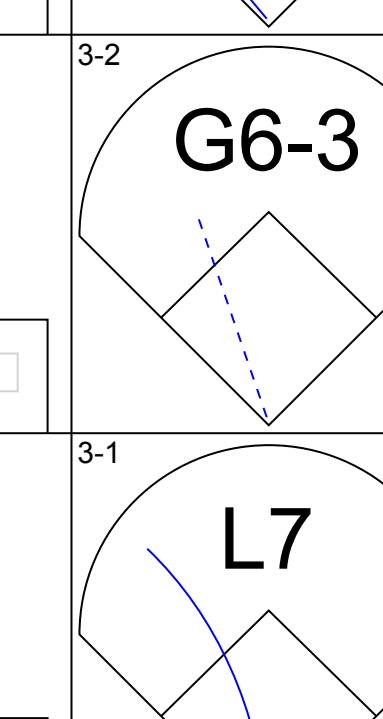
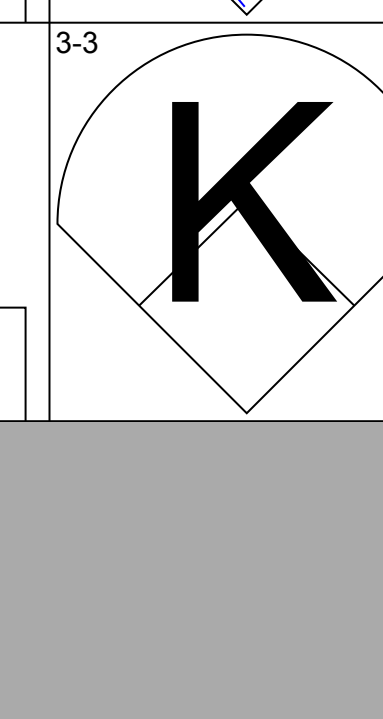
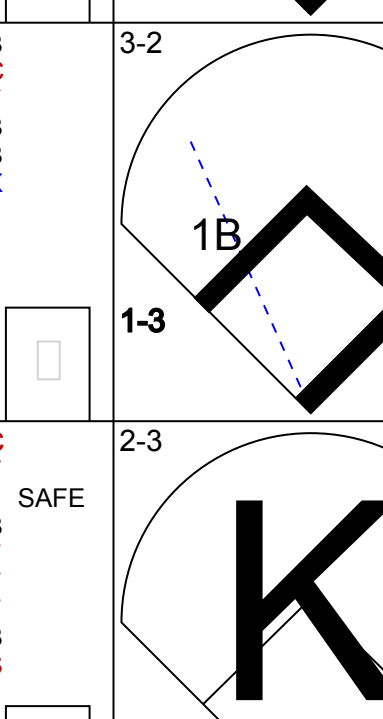
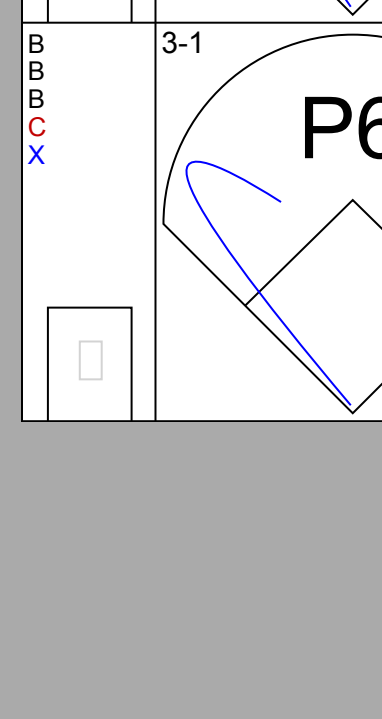

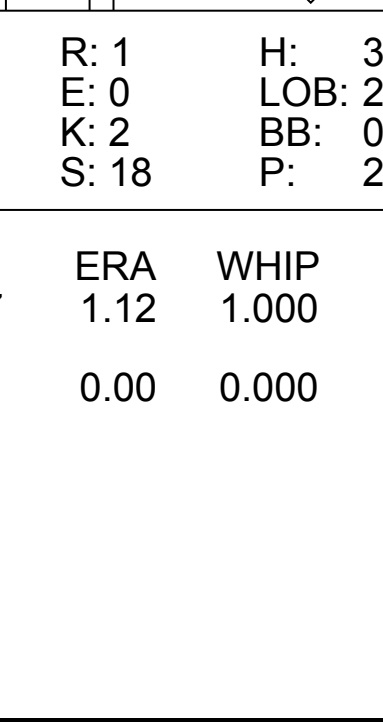
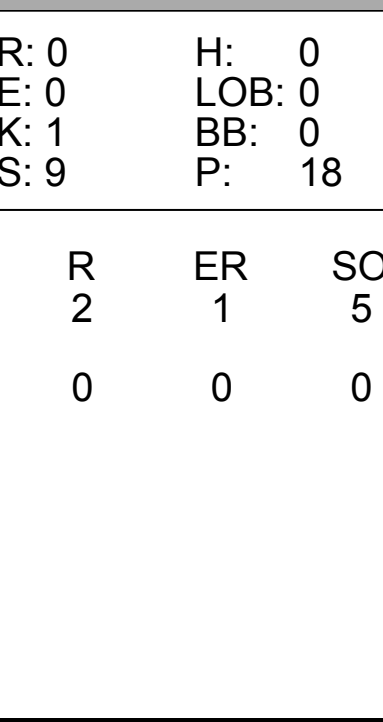
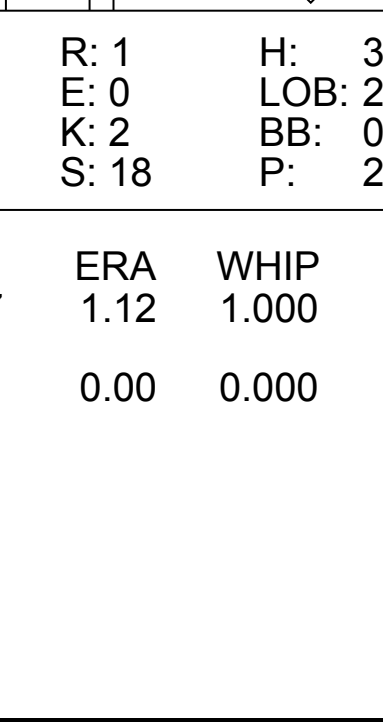
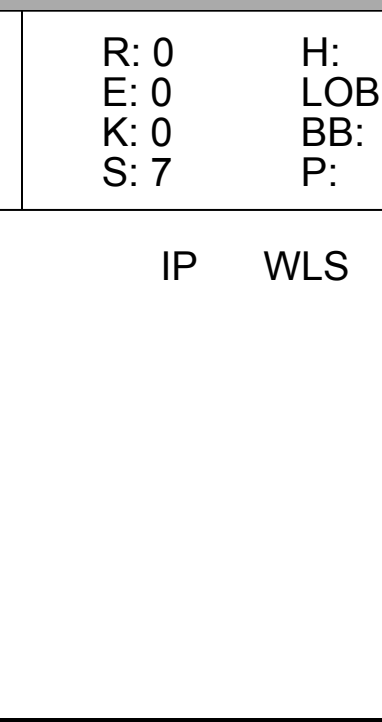





Batter	1	2	3	4	5	6	7	8	9	AB	R	H	RBI	BB	SO	LOB	TOP					
Vince Coleman, S (1, 7) OBP: 0.352, SLG: 0.399										5	1	1	0	0	2	1	<b>Kansas City Royals @ Baltimore Orioles</b> Oriole Park at Camden Yards, Baltimore, MD Thu Jul 13 1995, 7:05 PM EDT Att: 43,865 - Unknown - 93 F <a href="http://livebaseballscorecards.com">livebaseballscorecards.com</a>					
Tom Goodwin, L (1, 8) OBP: 0.360, SLG: 0.338										5	2	2	0	0	1	0						
Keith Lockhart, L (1, 5) OBP: 0.419, SLG: 0.519										3	1	1	1	0	1	0						
Greg Gagne, R (7, FH) OBP: 0.335, SLG: 0.402										2	0	0	0	0	0	1						
Wally Joyner, L (1, 3) OBP: 0.401, SLG: 0.445										5	1	2	3	0	1	0						
Bob Hamelin, L (1, 10) OBP: 0.297, SLG: 0.313										4	1	1	1	1	1	1						
Jon Nunnally, L (1, 9) OBP: 0.385, SLG: 0.618										3	1	2	0	1	0	0						
Phil Hiatt, R (9, FH) OBP: 0.282, SLG: 0.364										1	0	0	0	0	0	2						
Edgar Caceres, S (1, 4) OBP: 0.324, SLG: 0.439										3	0	0	0	0	1	3						
Pat Borders, R (6, 2) OBP: 0.278, SLG: 0.423										0	0	0	0	1	0	0						
David Howard, S (1, 6) OBP: 0.212, SLG: 0.222										3	1	1	1	0	1	2						
Chris James, R (8, FH) OBP: 0.280, SLG: 0.375										1	0	0	0	0	0	1						
Chris Stynes, R (8, 4) OBP: 0.240, SLG: 0.217										0	0	0	0	0	0	0						
Brent Mayne, L (1, 2) OBP: 0.261, SLG: 0.291										2	0	1	1	0	1	0						
Gary Gaetti, R (6, FH) OBP: 0.323, SLG: 0.533										2	1	1	1	0	1	1						
<b>Inning Stats</b>	R: 6 E: 1 K: 1 S: 26	H: 7 LOB: 1 BB: 0 P: 40	R: 0 E: 0 K: 2 S: 7	H: 0 LOB: 0 BB: 0 P: 11	R: 0 E: 0 K: 1 S: 9	H: 0 LOB: 1 BB: 1 P: 16	R: 0 E: 0 K: 2 S: 8	H: 0 LOB: 0 BB: 0 P: 11	R: 0 E: 0 K: 1 S: 8	H: 0 LOB: 0 BB: 0 P: 13	R: 0 E: 0 K: 3 S: 14	H: 1 LOB: 1 BB: 0 P: 19	R: 0 E: 0 K: 0 S: 15	H: 0 LOB: 0 BB: 0 P: 22	R: 1 E: 0 K: 0 S: 6	H: 1 LOB: 1 BB: 1 P: 12	R: 2 E: 0 K: 0 S: 21	H: 3 LOB: 2 BB: 1 P: 36	1B: 6 2B: 4 3B: 0 HR: 2	SF: 0 SAC: 0 DP: 0 HBP: 0	WP: 0 PB: 0 SB: 0 CS: 0	PA: 42
<b>PITCHER</b>	IP WLS BF H R ER SO BB IBB HBP BLK WP HR S P ERA WHIP																					
35 Mike Mussina, R (1, 1) ERA: 4.93	0.2	8	6	6	6	0	0	0	0	0	0	0	0	19	30	81.00	9.000					
Arthur Rhodes, L (1, 1) ERA: 6.35	7.0	25	3	1	1	10	1	0	0	0	0	1	71	106	1.29	0.571						
Terry Clark, R (8, 1) ERA: 1.65	0.1	2	0	0	0	0	1	0	0	0	0	0	3	8	0.00	3.000						
Doug Jones, R (9, 1) ERA: 4.11	0.2	L 6	3	2	2	0	0	1	0	0	0	1	18	31	27.00	4.500						
Jesse Orosco, L (9, 1) ERA: 2.7	0.1	1	0	0	0	0	0	0	0	0	0	0	3	5	0.00	0.000						


Batter	1	2	3	4	5	6	7	8	9	AB	R	H	RBI	BB	SO	LOB	BOTTOM					
Brady Anderson, L (1, 7) OBP: 0.361, SLG: 0.464										5	2	2	1	0	1	3	<b>Kansas City Royals @ Baltimore Orioles</b> Oriole Park at Camden Yards, Baltimore, MD Thu Jul 13 1995, 7:05 PM EDT Att: 43,865 - Unknown - 93 F <a href="http://livebaseballscorecards.com">livebaseballscorecards.com</a>					
Manny Alexander, R (1, 4) OBP: 0.339, SLG: 0.382										5	2	3	1	0	0	2						
Rafael Palmeiro, L (1, 3) OBP: 0.355, SLG: 0.532										5	1	2	3	0	1	3						
Cal Ripken Jr., R (1, 6) OBP: 0.338, SLG: 0.446										5	1	2	1	0	1	1						
Harold Baines, L (1, 10) OBP: 0.420, SLG: 0.538										3	1	1	1	0	0	1						
Kevin Bass, S (7, FH) OBP: 0.360, SLG: 0.425										1	0	0	0	1	0	1						
Chris Hoiles, R (1, 2) OBP: 0.321, SLG: 0.407										4	0	1	1	0	0	1						
Jeff Huson, L (1, 5) OBP: 0.433, SLG: 0.423										3	1	1	0	1	0	1						
Jeffrey Hammonds, R (1, 9) OBP: 0.279, SLG: 0.379										3	0	1	0	1	0	0						
Curtis Goodwin, L (1, 8) OBP: 0.404, SLG: 0.406										3	0	0	0	1	1	4						
<b>Inning Stats</b>	R: 2 E: 0 K: 0 S: 10	H: 2 LOB: 0 BB: 0 P: 16	R: 0 E: 0 K: 0 S: 11	H: 0 LOB: 2 BB: 2 P: 22	R: 1 E: 0 K: 1 S: 11	H: 2 LOB: 1 BB: 0 P: 17	R: 0 E: 0 K: 0 S: 5	H: 0 LOB: 0 BB: 0 P: 8	R: 4 E: 0 K: 0 S: 13	H: 5 LOB: 1 BB: 0 P: 21	R: 1 E: 0 K: 2 S: 19	H: 3 LOB: 2 BB: 0 P: 28	R: 0 E: 0 K: 0 S: 9	H: 0 LOB: 1 BB: 1 P: 17	R: 0 E: 0 K: 1 S: 16	H: 0 LOB: 1 BB: 1 P: 28	R: 0 E: 0 K: 0 S: 10	H: 1 LOB: 0 BB: 0 P: 13	1B: 6 2B: 5 3B: 0 HR: 2	SF: 0 SAC: 0 DP: 2 HBP: 0	WP: 0 PB: 1 SB: 2 CS: 0	PA: 41
<b>PITCHER</b>	IP WLS BF H R ER SO BB IBB HBP BLK WP HR S P ERA WHIP																					
Mark Gubicza, R (1, 1) ERA: 3.88	5.0	24	7	7	7	1	2	0	0	0	0	0	19	35	0.00	1.500						
Hippolito Pichardo, R (6, 1) ERA: 3.89	1.1	7	3	1	1	2	0	0	0	0	0	0	22	33	6.75	2.250						
Billy Brewer, L (7, 1) ERA: 4.5	1.1	6	0	0	0	1	2	0	0	0	0	0	19	35	0.00	1.500						
Rusty Meacham, R (8, 1) ERA: 4.28	0.1	W 1	0	0	0	0	0	0	0	0	0	0	3	5	0.00	0.000						
Jeff Montgomery, R (9, 1) ERA: 3.34	1.0	S 3	1	0	0	0	0	0	0	0	0	0	10	13	0.00	1.000						




Batter	1	2	3	4	5	6	7	8	9	AB	R	H	RBI	BB	SO	LOB	TOP					
Vince Coleman, S (1, 7) OBP: 0.349, SLG: 0.394					 1B				 1B	5	1	1	0	0	1	1	<b>Kansas City Royals @ Baltimore Orioles</b> Oriole Park at Camden Yards, Baltimore, MD Fri Jul 14, 1995, 7:05 PM EDT Att: 45,590 - Unknown <a href="http://livebaseballscorecards.com">livebaseballscorecards.com</a>					
Tom Goodwin, L (1, 8) OBP: 0.360, SLG: 0.339					 2H			 1B	 1B	5	1	2	0	0	2	0						
Wally Joyner, L (1, 3) OBP: 0.404, SLG: 0.443				 1B				 BB		3	2	1	0	2	1	2						
Bob Hamelin, L (1, 10) OBP: 0.303, SLG: 0.336				 BB				 1-H		3	1	1	3	1	1	1						
Gary Gaetti, R (1, 5) OBP: 0.319, SLG: 0.524				 1-2						4	0	0	0	0	1	4						
Brent Mayne, L (1, 2) OBP: 0.255, SLG: 0.286				 3-H						3	0	0	1	0	2	0						
Keith Lockhart, L (1, 4) Greg Gagne, R (7, PH) OBP: 0.337, SLG: 0.409				 1-0					 2B	2	0	0	0	0	1	1						
Jon Nunnally, L (1, 9) OBP: 0.381, SLG: 0.629									 2-H	4	1	1	2	0	1	0						
David Howard, S (1, 6) OBP: 0.213, SLG: 0.224									 1B	4	0	1	0	0	1	0						
<b>Inning Stats</b>	R: 0 E: 1 K: 2 S: 14	H: 0 LOB: 2 BB: 1 P: 21	R: 0 E: 0 K: 2 S: 9	H: 0 LOB: 0 BB: 0 P: 15	R: 0 E: 0 K: 1 S: 5	H: 0 LOB: 0 BB: 0 P: 6	R: 1 E: 0 K: 0 S: 4	H: 1 LOB: 1 BB: 1 P: 14	R: 1 E: 0 K: 1 S: 9	H: 1 LOB: 0 BB: 0 P: 15	R: 0 E: 0 K: 1 S: 7	H: 0 LOB: 0 BB: 0 P: 10	R: 0 E: 0 K: 1 S: 8	H: 0 LOB: 0 BB: 0 P: 12	R: 3 E: 1 K: 1 S: 15	H: 2 LOB: 2 BB: 1 P: 21	R: 2 E: 0 K: 1 S: 16	H: 4 LOB: 2 BB: 0 P: 25	1B: 5 2B: 1 3B: 0 HR: 2	SF: 1 SAC: 0 DP: 0 HBP: 0	WP: 0 PB: 0 SB: 3 CS: 0	PA: 39
<b>PITCHER</b>	IP WLS BF H R ER SO BB IBB HBP BLK WP HR S P ERA WHIP																					
Ben McDonald, R (1, 1) ERA: 4.14	6.0 L 23 2 2 1 8 2 0 0 0 0 0 0 48 81 1.50 0.667																					
Mark Lee, L (7, 1) ERA: 4.08	2.0 9 2 3 3 2 1 0 0 0 0 0 1 23 33 13.50 1.500																					
Armando Benitez, R (9, 1) ERA: 5.46	1.0 7 4 2 2 1 0 0 0 0 0 0 1 16 25 18.00 4.000																					

Batter	1	2	3	4	5	6	7	8	9	AB	R	H	RBI	BB	SO	LOB	BOTTOM					
Brady Anderson, L (1, 7) OBP: 0.362, SLG: 0.464	 1B				 1-3					4	0	2	1	0	0	0	<b>Kansas City Royals @ Baltimore Orioles</b> Oriole Park at Camden Yards, Baltimore, MD Fri Jul 14, 1995, 7:05 PM EDT Att: 45,590 - Unknown <a href="http://livebaseballscorecards.com">livebaseballscorecards.com</a>					
Manny Alexander, R (1, 4) OBP: 0.331, SLG: 0.372					 3-H			 1B		4	1	0	0	0	1	3						
Rafael Palmeiro, L (1, 3) OBP: 0.356, SLG: 0.529	 BB							 1B		3	0	1	0	1	0	0						
Cal Ripken Jr., R (1, 6) OBP: 0.340, SLG: 0.451				 1B				 1-2		4	0	2	0	0	0	1						
Harold Baines, L (1, 10) OBP: 0.412, SLG: 0.526				 1-2						4	0	0	0	0	0	3						
Chris Hoiles, R (1, 2) OBP: 0.315, SLG: 0.398										4	0	0	0	0	1	0						
Jeff Manto, R (1, 5) OBP: 0.314, SLG: 0.564					 1B					3	1	1	0	0	0	0						
Bret Barberie, S (9, PH) OBP: 0.362, SLG: 0.360					 1B					1	0	0	0	0	0	0						
Jeffrey Hammonds, R (1, 9) OBP: 0.280, SLG: 0.378					 1B					3	0	1	0	0	1	0						
Curtis Goodwin, L (1, 8) OBP: 0.396, SLG: 0.397										3	0	0	0	0	2	2						
<b>Inning Stats</b>	R: 0 E: 0 K: 1 S: 11	H: 2 LOB: 2 BB: 1 P: 20	R: 0 E: 0 K: 1 S: 9	H: 0 LOB: 0 BB: 0 P: 18	R: 0 E: 0 K: 0 S: 4	H: 0 LOB: 0 BB: 0 P: 6	R: 0 E: 0 K: 0 S: 6	H: 1 LOB: 0 BB: 0 P: 9	R: 1 E: 0 K: 2 S: 18	H: 3 LOB: 2 BB: 0 P: 25	R: 0 E: 0 K: 0 S: 5	H: 0 LOB: 0 BB: 0 P: 9	R: 0 E: 0 K: 0 S: 7	H: 0 LOB: 0 BB: 0 P: 11	R: 1 E: 1 K: 1 S: 12	H: 1 LOB: 1 BB: 0 P: 19	R: 0 E: 0 K: 0 S: 6	H: 0 LOB: 0 BB: 0 P: 13	1B: 6 2B: 1 3B: 0 HR: 0	SF: 0 SAC: 0 DP: 1 HBP: 0	WP: 1 PB: 0 SB: 0 CS: 1	PA: 34
<b>PITCHER</b>	IP WLS BF H R ER SO BB IBB HBP BLK WP HR S P ERA WHIP																					
Tom Gordon, R (1, 1) ERA: 3.72	8.0 W 31 7 2 1 5 1 0 0 0 0 0 0 72 117 1.12 1.000																					
Rusty Meacham, R (9, 1) ERA: 4.13	1.0 3 0 0 0 0 0 0 0 0 0 0 0 6 13 0.00 0.000																					



Batter	1	2	3	4	5	6	7	8	9	AB	R	H	RBI	BB	SO	LOB	TOP										
<b>Keith Lockhart, L</b> OBP: 0.409, SLG: 0.512 (1, 5)	G3-1		F8			G4-3-6 1B		BB 2B	G3	5	0	2	0	0	0	1	<b>Kansas City Royals @ Baltimore Orioles</b> Oriole Park at Camden Yards, Baltimore, MD Sat Jul 15 1995, 7:05 PM EDT Att: 47,159 - Unknown - 101 F  <b>AB 32</b> <b>R 1</b> <b>H 7</b> <b>RBI 1</b> <b>BB 4</b> <b>SO 5</b> <b>LOB 23</b> 										
<b>Tom Goodwin, L</b> OBP: 0.381, SLG: 0.338 <b>Chris Stynes, R</b> OBP: 0.222, SLG: 0.200 (1, 8) (4, 4)	G6-3			G6-4-3 BB		G4-3-6 1-2		F8		1	0	0	0	1	0	0											
<b>Wally Joyner, L</b> OBP: 0.401, SLG: 0.440 <b>Chris James, R</b> OBP: 0.333, SLG: 0.400 (1, 3) (4, 7)	K			G6-4-3 1-2				BB BB		2	0	0	0	0	1	1											
<b>Bob Hamelin, L</b> OBP: 0.295, SLG: 0.326 (1, 10)		K		G6-3		G6-3			K	4	0	0	0	0	2	3											
<b>Jon Nunnally, L</b> OBP: 0.390, SLG: 0.627 (1, 7) (4, 8)						G3 G4-3 1B				2	1	1	0	2	1	0											
<b>Edgar Caceres, S</b> OBP: 0.338, SLG: 0.441 (1, 4) (4, 3)						1B				2	0	1	0	0	0	1											
<b>Greg Gagne, R</b> OBP: 0.335, SLG: 0.407 (7, PR) (7, 6)						G4-3 G3 1B			F9	1	0	0	0	0	0	3											
<b>David Howard, S</b> OBP: 0.228, SLG: 0.247 (1, 6) (7, 3)						G3				4	0	2	0	0	0	4											
<b>Brent Mayne, L</b> OBP: 0.249, SLG: 0.278 (1, 2)						G4-3			G1-3	4	0	0	1	0	0	4											
<b>Phil Hiatt, R</b> OBP: 0.270, SLG: 0.346 (1, 9)						P6			G6-3	4	0	0	0	0	1	4											
<b>Inning Stats</b>	R: 0 E: 0 K: 1 S: 5	H: 0 LOB: 0 BB: 0 P: 7	R: 0 E: 1 K: 1 S: 12	H: 0 LOB: 1 BB: 1 P: 19	R: 0 E: 0 K: 1 S: 9	H: 0 LOB: 0 BB: 0 P: 10	R: 0 E: 0 K: 0 S: 6	H: 2 LOB: 1 BB: 0 P: 10	R: 1 E: 0 K: 0 S: 8	H: 2 LOB: 1 BB: 0 P: 11	R: 0 E: 0 K: 0 S: 10	H: 2 LOB: 1 BB: 0 P: 13	R: 0 E: 0 K: 1 S: 16	H: 1 LOB: 2 BB: 0 P: 16	R: 0 E: 0 K: 1 S: 16	H: 1 LOB: 3 BB: 2 P: 28	R: 0 E: 0 K: 0 S: 8	H: 1 LOB: 1 BB: 0 P: 11	1B: 5 2B: 2 3B: 0 HR: 0	SF: 0 SAC: 0 DP: 3 HBP: 1	WP: 0 PB: 0 SB: 0 CS: 0	PA: 37					
<b>PITCHER</b>	IP	WLS	BF	H	R	ER	SO	BB	IBB	HBP	BLK	WP	HR	S	P	ERA	WHIP										
<b>Scott Erickson, R</b> ERA: 5.45 (1, 1)	7.0	W	27	5	1	1	4	2	0	1	0	0	0	59	86	1.29	1.000										
<b>Jesse Orosco, L</b> ERA: 2.51 (8, 1)	0.2		5	1	0	0	1	2	0	0	0	0	0	13	24	0.00	4.500										
<b>Terry Clark, R</b> ERA: 1.53 (8, 1)	1.1		5	1	0	0	0	0	0	0	0	0	0	11	15	0.00	0.750										

Batter	1	2	3	4	5	6	7	8	9	AB	R	H	RBI	BB	SO	LOB	BOTTOM										
<b>Brady Anderson, L</b> OBP: 0.369, SLG: 0.480 (1, 7)	F8 1B 2B									4	1	3	2	1	0	1	<b>Kansas City Royals @ Baltimore Orioles</b> Oriole Park at Camden Yards, Baltimore, MD Sat Jul 15 1995, 7:05 PM EDT Att: 47,159 - Unknown - 101 F  <b>AB 36</b> <b>R 9</b> <b>H 17</b> <b>RBI 9</b> <b>BB 3</b> <b>SO 6</b> <b>LOB 30</b> 										
<b>Manny Alexander, R</b> OBP: 0.328, SLG: 0.363 (1, 4) (7, 6)	1B HBP									4	1	0	0	0	2	7											
<b>Rafael Palmeiro, L</b> OBP: 0.355, SLG: 0.525 <b>Jeff Manto, R</b> OBP: 0.312, SLG: 0.560 (1, 3) (7, PH) (8, 3)	F8 2-3									4	0	1	0	0	1	6											
<b>Cal Ripken Jr., R</b> OBP: 0.347, SLG: 0.457 <b>Bret Barberie, S</b> OBP: 0.357, SLG: 0.353 (1, 6) (6, PH) (7, 4)	1B 3-H									3	2	3	1	0	0	0											
<b>Harold Baines, L</b> OBP: 0.423, SLG: 0.542 <b>Kevin Bass, S</b> OBP: 0.358, SLG: 0.423 (1, 10) (8, PH)	1B CS									4	1	4	1	0	0	0											
<b>Leo Gomez, R</b> OBP: 0.306, SLG: 0.290 (1, 5)	K									2	1	1	4	1	1	2											
<b>Jeffrey Hammonds, R</b> OBP: 0.278, SLG: 0.373 (1, 9)										5	1	1	0	0	1	5											
<b>Chris Hoiles, R</b> OBP: 0.318, SLG: 0.401 <b>Gregg Zaun, S</b> OBP: 0.310, SLG: 0.385 (1, 2) (2, PR) (3, 2)										1	0	1	1	0	0	0											
<b>Curtis Goodwin, L</b> OBP: 0.401, SLG: 0.410 (1, 8)										3	0	2	0	0	0	1											
<b>Inning Stats</b>	R: 2 E: 0 K: 1 S: 18	H: 3 LOB: 2 BB: 0 P: 30	R: 2 E: 0 K: 1 S: 11	H: 3 LOB: 2 BB: 0 P: 15	R: 4 E: 0 K: 1 S: 20	H: 6 LOB: 2 BB: 0 P: 33	R: 1 E: 0 K: 0 S: 8	H: 2 LOB: 0 BB: 0 P: 12	R: 0 E: 0 K: 1 S: 14	H: 0 LOB: 1 BB: 1 P: 21	R: 0 E: 0 K: 0 S: 16	H: 2 LOB: 3 BB: 1 P: 26	R: 0 E: 0 K: 1 S: 8	H: 1 LOB: 2 BB: 1 P: 19	R: 0 E: 0 K: 0 S: 3	H: 0 LOB: 0 BB: 0 P: 6		1B: 11 2B: 6 3B: 0 HR: 1	SF: 1 SAC: 1 DP: 3 HBP: 2	WP: 1 PB: 0 SB: 0 CS: 1	PA: 43						
<b>PITCHER</b>	IP	WLS	BF	H	R	ER	SO	BB	IBB	HBP	BLK	WP	HR	S	P	ERA	WHIP										
<b>Kevin Appier, R</b> ERA: 3.43 (1, 1)	2.0	L	14	8	6	6	2	0	0	1	0	0	0	37	57	27.00	4.000										
<b>Mike Magnante, L</b> ERA: 5.68 (3, 1)	4.0		21	8	3	3	3	2	0	0	0	1	1	50	80	6.75	2.500										
<b>Dave Fleming, L</b> ERA: 7.44 (7, 1)	2.0		8	1	0	0	1	1	0	1	0	0	0	11	25	0.00	1.000										



Batter	1	2	3	4	5	6	7	8	9	AB	R	H	RBI	BB	SO	LOB	TOP
Chris James, R (1, 7) OBP: 0.333, SLG: 0.429 Jon Nunnally, L (8, PH) OBP: 0.394, SLG: 0.636	G5-3		G6-3					2B		3	0	1	0	0	0	0	
Wally Joyner, L (1, 10) OBP: 0.395, SLG: 0.436	PB 1B			G6-3		P5		1-H 2-H 2B		4	0	1	0	0	1	2	
Greg Gagne, R (1, 6)	P6			G6-3			L6		G1-3	4	0	0	0	0	0	1	
Gary Gaetti, R (1, 5) OBP: 0.318, SLG: 0.518 Vince Coleman, S (9, PR) OBP: 0.349, SLG: 0.394 Chris Stynes, R (9, PR) OBP: 0.222, SLG: 0.200	K			G1-3			K			3	0	0	0	1	2	1	
Pat Borders, R (1, 2) OBP: 0.270, SLG: 0.411 Keith Lockhart, L (9, PH) OBP: 0.404, SLG: 0.506		L7			G4-3		F7			3	0	0	0	0	0	0	
Bob Hamelin, L (1, 3)	K			G3				K	K	4	0	0	0	0	3	1	
Phil Hiatt, R (1, 9)	K			G5-3				K		3	0	0	0	0	2	0	
David Howard, S (1, 4)			P3			G6-3		E 2B 1B		3	1	1	0	0	0	0	
Tom Goodwin, L (1, 8)			K			F8		E2 2B		3	1	0	0	0	1	1	
<b>Inning Stats</b>	R: 0 H: 1 E: 0 LOB: 1 K: 1 BB: 0 S: 13	R: 0 H: 0 E: 0 LOB: 0 K: 2 BB: 0 S: 8	R: 0 H: 0 E: 0 LOB: 0 K: 1 BB: 0 S: 10	R: 0 H: 0 E: 0 LOB: 0 K: 0 BB: 0 S: 7	R: 0 H: 0 E: 0 LOB: 0 K: 0 BB: 0 S: 6	R: 0 H: 1 E: 0 LOB: 1 K: 0 BB: 0 S: 9	R: 0 H: 0 E: 0 LOB: 0 K: 1 BB: 0 S: 5	R: 2 H: 2 E: 1 LOB: 1 K: 3 BB: 1 S: 14	R: 0 H: 0 E: 0 LOB: 1 K: 2 BB: 1 S: 10	1B: 2 2B: 2 3B: 0 HR: 0	SF: 0 SAC: 0 DP: 0 HBP: 0	WP: 0 PB: 1 SB: 0 CS: 0	PA: 33				
<b>PITCHER</b>	IP WLS BF H R ER SO BB IBB HBP BLK WP HR S P ERA WHIP																
Jamie Moyer, L (1, 1) ERA: 3.36	7.2 W 27 3 2 0 7 0 0 0 0 0 0 0 68 96 0.00 0.391																
Terry Clark, R (8, 1) ERA: 1.53	0.0 1 1 0 0 0 0 0 0 0 0 0 0 1 3 ∞ ∞																
Jesse Orosco, L (8, 1) ERA: 2.57	0.1 1 0 0 0 1 0 0 0 0 0 0 0 3 5 0.00 0.000																
Doug Jones, R (9, 1) ERA: 3.98	1.0 S 4 0 0 0 2 1 0 0 0 0 0 0 10 18 0.00 1.000																

Kansas City Royals @ Baltimore Orioles  
 Oriole Park at Camden Yards, Baltimore, MD

Sun Jul 16 1995, 3:33 AM EDT  
 Att: 45,324 - Sunny - 100 F

AB 32  
 R 2  
 H 4  
 RBI 2  
 BB 1  
 SO 10  
 LOB 7



Batter	1	2	3	4	5	6	7	8	9	AB	R	H	RBI	BB	SO	LOB	BOTTOM
Brady Anderson, L (1, 7)	F7			P6		G4-3		L6		4	0	0	0	0	0	0	
Manny Alexander, R (1, 4)	L8			CS BB		1B		G5-3		3	0	1	0	1	0	0	
Rafael Palmeiro, L (1, 3)	G4-3			HR			WP HR BB			2	2	1	1	1	0	0	
Cal Ripken Jr., R (1, 6)		F8		K2-3			HR			3	1	1	2	0	1	0	
Harold Baines, L (1, 10)		G4-3			F8		F8			3	0	0	0	0	0	0	
Leo Gomez, R (1, 5) OBP: 0.306, SLG: 0.284 Jeff Huson, L (7, PR) OBP: 0.433, SLG: 0.423		F8			G1-3			BB		2	0	0	0	1	0	0	
Jeffrey Hammonds, R (1, 9) OBP: 0.279, SLG: 0.372			K			1B		L4		3	0	1	0	0	1	1	
Gregg Zaun, S (1, 2) OBP: 0.281, SLG: 0.345			P5		K		G3			3	0	0	0	0	1	2	
Curtis Goodwin, L (1, 8)			B1			G1-3		P5		3	0	0	0	0	0	0	
<b>Inning Stats</b>	R: 0 H: 0 E: 0 LOB: 0 K: 0 BB: 0 S: 6	R: 0 H: 0 E: 0 LOB: 0 K: 0 BB: 0 S: 9	R: 0 H: 0 E: 0 LOB: 0 K: 1 BB: 0 S: 6	R: 1 H: 1 E: 0 LOB: 0 K: 1 BB: 1 S: 8	R: 0 H: 1 E: 0 LOB: 1 K: 1 BB: 0 S: 9	R: 0 H: 1 E: 0 LOB: 1 K: 0 BB: 0 S: 9	R: 2 H: 1 E: 0 LOB: 1 K: 0 BB: 2 S: 16	R: 0 H: 0 E: 0 LOB: 0 K: 0 BB: 0 S: 6	R: 0 H: 0 E: 0 LOB: 0 K: 0 BB: 0 S: 6	1B: 2 2B: 0 3B: 0 HR: 2	SF: 0 SAC: 0 DP: 0 HBP: 0	WP: 1 PB: 0 SB: 0 CS: 1	PA: 29				
<b>PITCHER</b>	IP WLS BF H R ER SO BB IBB HBP BLK WP HR S P ERA WHIP																
Melvin Bunch, R (1, 1) ERA: 5.02	6.0 L 22 4 3 3 3 2 0 0 0 0 0 0 0 84 4.50 1.000																
Hipolito Pichardo, R (7, 1) ERA: 3.79	1.0 4 0 0 0 0 1 0 0 0 0 0 0 10 18 0.00 1.000																
Billy Brewer, L (8, 1) ERA: 4.32	1.0 3 0 0 0 0 0 0 0 0 0 0 0 6 9 0.00 0.000																

Kansas City Royals @ Baltimore Orioles  
 Oriole Park at Camden Yards, Baltimore, MD

Sun Jul 16 1995, 3:33 AM EDT  
 Att: 45,324 - Sunny - 100 F

AB 26  
 R 3  
 H 4  
 RBI 3  
 BB 3  
 SO 3  
 LOB 3





Batter	1	2	3	4	5	6	7	8	9	AB	R	H	RBI	BB	SO	LOB	TOP											
Keith Lockhart, L OBP: 0.408, SLG: 0.539 David Howard, S OBP: 0.237, SLG: 0.258	3-2 HR		0-0 1B SF9	1-2 P4		1-2 E6		2-2 1B		4	2	2	1	0	0	1	<b>Kansas City Royals @ Boston Red Sox</b> Fenway Park, Boston, MA Mon Jul 17 1995, 7:05 PM EDT Att: 24,891 - Unknown - 67 F											
Tom Goodwin, L OBP: 0.358, SLG: 0.335	0-0 F7		3-1 2B S		0-0 F8	0-1 1B		2-3 3-H 2-1 L4		5	1	2	0	0	0	2												
Wally Joyner, L OBP: 0.399, SLG: 0.435	3-2 1B		0-0 SF9		4-0 2B BB	0-0 G4-3		1-2 G6-3		3	0	1	1	1	0	4												
Gary Gaetti, R OBP: 0.319, SLG: 0.523	2-3 K		3-H 2-2 2B		1-0 1-3 2B		0-3 K		0-2 K	5	0	2	1	0	3	1												
Bob Hamelin, L OBP: 0.279, SLG: 0.306	1-2 K		0-3 2B		0-1 F8		2-3 K		1-3 K	5	0	0	0	0	4	4												
Jon Nunnally, L OBP: 0.385, SLG: 0.619		3-2 G4-3	0-0 F8		4-0 IBB		1-1 P8		0-1 L4	4	0	0	0	1	0	1												
Greg Gagne, R OBP: 0.332, SLG: 0.406		3-3 K		0-0 G3-1 2B		0-0 F9		2-2 SH5-4 1B		4	1	2	0	0	1	3												
Chris James, R OBP: 0.353, SLG: 0.438 Phil Hiett, R OBP: 0.291, SLG: 0.333	1-0 S 1B		0-0 G3-1		1-1 L8		2-2 SAFE 1B SH5-4		1-2 1B	4	0	2	0	0	0	1												
Brent Mayne, L OBP: 0.244, SLG: 0.273	2-2 G3		1-0 P6		0-1 F9		0-0 SH5-4		1-2 2-3	0	0	0	0	0	0	2												
<b>Inning Stats</b>	R: 1 E: 0 K: 2 S: 16	H: 2 LOB: 1 BB: 0 P: 25	R: 0 E: 0 K: 1 S: 10	H: 1 LOB: 1 BB: 0 P: 19	R: 2 E: 0 K: 1 S: 14	H: 3 LOB: 1 BB: 0 P: 17	R: 0 E: 0 K: 0 S: 6	H: 1 LOB: 3 BB: 2 P: 8	R: 0 E: 1 K: 0 S: 10	H: 1 LOB: 2 BB: 0 P: 12	R: 0 E: 0 K: 2 S: 8	H: 0 LOB: 0 BB: 0 P: 11	R: 1 E: 0 K: 0 S: 16	H: 3 LOB: 2 BB: 0 P: 24	R: 0 E: 0 K: 2 S: 10	H: 0 LOB: 0 BB: 0 P: 11		1B: 8 2B: 3 3B: 0 HR: 1	SF: 1 SAC: 1 DP: 0 HBP: 0	WP: 0 PB: 0 SB: 2 CS: 0	PA: 42							
<b>PITCHER</b>	IP	WLS	BF	H	R	ER	SO	BB	IBB	HBP	BLK	WP	HR	S	P	ERA	WHIP											
Jeff Suppan, R ERA: 4.76	(1, 1)	5.2	L	29	9	3	3	4	1	1	0	0	0	1	60	94	4.76	1.765										
Rheal Cormier, L ERA: 3.43	(6, 1)	2.1		10	3	1	1	2	0	0	0	0	0	0	25	36	3.86	1.286										
Stan Belinda, R ERA: 3.19	(9, 1)	1.0		3	0	0	0	2	0	0	0	0	0	0	10	11	0.00	0.000										

Batter	1	2	3	4	5	6	7	8	9	AB	R	H	RBI	BB	SO	LOB	BOTTOM											
Lee Tinsley, S OBP: 0.347, SLG: 0.404	2-2 G1-3			0-1 G1-3		1-1 G5-3		2-3 K	1 SAFE 4-2 FC4-6 BB	4	0	0	1	1	1	1	<b>Kansas City Royals @ Boston Red Sox</b> Fenway Park, Boston, MA Mon Jul 17 1995, 7:05 PM EDT Att: 24,891 - Unknown - 67 F											
Troy O'Leary, L OBP: 0.385, SLG: 0.545	1-0 G4-3			1-1 F8		2-1 G1-3		2-2 2B 1B	1-2 FC4-6	5	1	1	0	0	0	3												
Mo Vaughn, L OBP: 0.391, SLG: 0.597	2-3 K			3-2 G1-3		3-2 1B		2-1 L7		4	0	1	1	0	1	1												
Jose Canseco, R OBP: 0.371, SLG: 0.455		1-1 L7			2-3 K	0-2 1B		0-2 2B 1B		4	0	2	0	0	1	0												
Mark Whiten, S OBP: 0.240, SLG: 0.250		1-0 G1-3			3-3 K	3-0 G6-3		0-0 1-3 2-H 2B		4	0	1	1	0	1	2												
Tim Lincecum, R OBP: 0.430, SLG: 0.482		1-3 K			4-1 BB		4-0 WP G4-3 BB	0-1 G6-3		2	0	0	0	2	1	2												
Mike Macfarlane, R OBP: 0.342, SLG: 0.495			2-2 L3-6 2B		3-2 F8		2-3 K		1-1 F9	4	0	1	0	0	1	2												
Luis Alicea, S OBP: 0.349, SLG: 0.319 Willie McGee, S OBP: 0.310, SLG: 0.429			2-2 L3-6			0-1 1B G5-3 2B		0-0 G4-3		3	1	1	0	0	0	2												
Juan Bell, R OBP: 0.364, SLG: 0.700 Matt Stairs, L OBP: 0.375, SLG: 0.477			2-0 F8			1-0 G1-3 G5-3 1B		2-2 G4-3	1 SAFE 3-1 L7	3	1	1	0	0	0	1												
<b>Inning Stats</b>	R: 0 E: 0 K: 1 S: 7	H: 0 LOB: 0 BB: 0 P: 12	R: 0 E: 0 K: 1 S: 6	H: 0 LOB: 0 BB: 0 P: 9	R: 0 E: 0 K: 0 S: 8	H: 1 LOB: 0 BB: 0 P: 14	R: 0 E: 0 K: 0 S: 7	H: 0 LOB: 0 BB: 1 P: 11	R: 0 E: 0 K: 2 S: 11	H: 0 LOB: 1 BB: 1 P: 23	R: 2 E: 0 K: 0 S: 14	H: 4 LOB: 2 BB: 0 P: 24	R: 0 E: 0 K: 1 S: 7	H: 0 LOB: 1 BB: 1 P: 15	R: 1 E: 0 K: 1 S: 15	H: 3 LOB: 2 BB: 0 P: 21		R: 0 E: 1 K: 0 S: 11	H: 0 LOB: 2 BB: 1 P: 19	1B: 5 2B: 4 3B: 0 HR: 0	SF: 0 SAC: 0 DP: 1 HBP: 0	WP: 1 PB: 0 SB: 1 CS: 0	PA: 38					
<b>PITCHER</b>	IP	WLS	BF	H	R	ER	SO	BB	IBB	HBP	BLK	WP	HR	S	P	ERA	WHIP											
Mark Gubicza, R ERA: 3.82	(1, 1)	5.2	W	21	4	2	2	4	1	0	0	0	0	0	49	86	3.18	0.882										
Hipolito Pichardo, R ERA: 3.83	(6, 1)	2.0		10	3	1	1	2	1	0	0	0	1	0	23	40	4.50	2.000										
Jeff Montgomery, R ERA: 3.19	(8, 1)	1.1	S	7	1	0	0	0	1	0	0	0	0	0	14	22	0.00	1.500										







Batter	1	2	3	4	5	6	7	8	9	AB	R	H	RBI	BB	SO	LOB	TOP									
<b>Keith Lockhart, L</b> OBP: 0.392, SLG: 0.516	L9		G4-3		F7			G3		4	0	0	0	0	0	1	<b>Kansas City Royals @ Boston Red Sox</b> Fenway Park, Boston, MA Tue Jul 18 1995, 3:33 AM EDT Att: 26,960 - Overcast - 65 F									
<b>Tom Goodwin, L</b> OBP: 0.360, SLG: 0.335	G4-3		CS, PB, BB		CS	G3-6-3, 1B		K		3	0	1	0	1	1	0										
<b>Wally Joyner, L</b> OBP: 0.401, SLG: 0.434	1B		BB		G3-6-3			G6-3		3	0	1	0	1	0	1										
<b>Gary Gaetti, R</b> OBP: 0.322, SLG: 0.527	P4		CS	P2					2B	4	0	2	0	0	0	1										
<b>Chris James, R</b> OBP: 0.342, SLG: 0.500		F9		HR				F7		4	1	1	1	0	1	2										
<b>Jon Nunnally, L</b> OBP: 0.379, SLG: 0.603		K		K				F7		4	0	0	0	0	2	1										
<b>Brent Mayne, L</b> OBP: 0.250, SLG: 0.274		HBP		G4-3				G4-3		3	0	1	0	0	0	1										
<b>Greg Gagne, R</b> OBP: 0.332, SLG: 0.401		K		G4-3				G4-6-3		2	0	0	0	1	1	1										
<b>Bob Hamelin, L</b> OBP: 0.280, SLG: 0.301			K		G4-3			G4-6-3		2	0	0	0	0	1	2										
<b>Inning Stats</b>	R: 0 E: 0 K: 0 S: 9	H: 1 LOB: 1 BB: 0 P: 14	R: 0 E: 0 K: 2 S: 9	H: 0 LOB: 1 BB: 0 P: 15	R: 0 E: 0 K: 1 S: 11	H: 0 LOB: 1 BB: 2 P: 21	R: 1 E: 0 K: 1 S: 9	H: 1 LOB: 0 BB: 0 P: 14	R: 0 E: 0 K: 0 S: 5	H: 0 LOB: 0 BB: 0 P: 8	R: 0 E: 0 K: 1 S: 11	H: 2 LOB: 1 BB: 0 P: 17	R: 0 E: 1 K: 0 S: 7	H: 1 LOB: 1 BB: 1 P: 12	R: 0 E: 0 K: 1 S: 8	H: 0 LOB: 0 BB: 0 P: 11	R: 0 E: 0 K: 0 S: 8	H: 1 LOB: 1 BB: 0 P: 10	1B: 4 2B: 1 3B: 0 HR: 1	SF: 0 SAC: 0 DP: 2 HBP: 2	WP: 0 PB: 1 SB: 0 CS: 2	PA: 36				
<b>PITCHER</b>	IP	WLS	BF	H	R	ER	SO	BB	IBB	HBP	BLK	WP	HR	S	P	ERA	WHIP									
<b>Roger Clemens, R</b> ERA: 4.75	(1, 1)	8.0	W	30	5	1	1	6	3	0	2	0	0	1	69	112	1.12	1.000								
<b>Rick Aguilera, R</b> ERA: 2.25	(9, 1)	1.0	S	4	1	0	0	0	0	0	0	0	0	0	8	10	0.00	1.000								

Batter	1	2	3	4	5	6	7	8	9	AB	R	H	RBI	BB	SO	LOB	BOTTOM									
<b>Willie McGee, S</b> OBP: 0.364, SLG: 0.469	2B, SF7, 1B		FC4-6, 1B		1B			G6-3		4	1	3	0	0	0	1	<b>Kansas City Royals @ Boston Red Sox</b> Fenway Park, Boston, MA Tue Jul 18 1995, 3:33 AM EDT Att: 26,960 - Overcast - 65 F									
<b>Matt Stairs, L</b> OBP: 0.365, SLG: 0.479	2B		K		F7			F7		4	0	1	0	0	1	4										
<b>Mo Vaughn, L</b> OBP: 0.392, SLG: 0.596	K		K			G3-1, 1B	1B, 1B	1B, 1B		4	1	2	1	0	2	4										
<b>Jose Canseco, R</b> OBP: 0.374, SLG: 0.460	SF7		FC4-6			G3-1, 1B	1B, 1B	1B, 1B		3	1	2	1	0	0	2										
<b>Mark Whiten, S</b> OBP: 0.241, SLG: 0.250	G6-3			G4-3		G3-1	1B, 1B	1B, 1B		4	0	1	1	0	0	3										
<b>John Valentin, R</b> OBP: 0.373, SLG: 0.507		L7		G6-3			BB	1B, 1B		3	0	1	1	1	0	0										
<b>Mike Macfarlane, R</b> OBP: 0.336, SLG: 0.397		K		G5-3		K		L9		4	0	0	0	0	2	5										
<b>Chris Donnels, L</b> OBP: 0.273, SLG: 0.271		F9			K	K		G4-3		4	0	0	0	0	2	3										
<b>Luis Alicea, S</b> OBP: 0.355, SLG: 0.332			1B		F7		SH1-4, 1B	CS, 1B		4	1	3	0	0	0	0										
<b>Inning Stats</b>	R: 1 E: 0 K: 1 S: 11	H: 2 LOB: 1 BB: 0 P: 19	R: 0 E: 0 K: 1 S: 10	H: 0 LOB: 0 BB: 0 P: 17	R: 0 E: 0 K: 2 S: 14	H: 2 LOB: 2 BB: 0 P: 20	R: 0 E: 0 K: 0 S: 7	H: 0 LOB: 0 BB: 0 P: 12	R: 0 E: 0 K: 1 S: 11	H: 1 LOB: 1 BB: 0 P: 17	R: 0 E: 0 K: 2 S: 12	H: 2 LOB: 3 BB: 1 P: 21	R: 3 E: 0 K: 0 S: 26	H: 5 LOB: 2 BB: 0 P: 35	R: 0 E: 0 K: 0 S: 6	H: 1 LOB: 0 BB: 0 P: 8	R: 0 E: 0 K: 0 S: 6	H: 1 LOB: 0 BB: 0 P: 8	1B: 11 2B: 2 3B: 0 HR: 0	SF: 1 SAC: 1 DP: 0 HBP: 0	WP: 0 PB: 0 SB: 0 CS: 1	PA: 37				
<b>PITCHER</b>	IP	WLS	BF	H	R	ER	SO	BB	IBB	HBP	BLK	WP	HR	S	P	ERA	WHIP									
<b>Tom Gordon, R</b> ERA: 3.83	(1, 1)	6.2	L	31	10	4	4	7	1	0	0	0	0	0	83	131	5.40	1.650								
<b>Rusty Meacham, R</b> ERA: 3.94	(7, 1)	1.1		6	3	0	0	0	0	0	0	0	0	14	18	0.00	2.250									

**AB 29**  
**R 1**  
**H 6**  
**RBI 1**  
**BB 3**  
**SO 6**  
**LOB 10**



**AB 34**  
**R 4**  
**H 13**  
**RBI 4**  
**BB 1**  
**SO 7**  
**LOB 22**





Batter	1	2	3	4	5	6	7	8	9	AB	R	H	RBI	BB	SO	LOB	TOP					
Chris Stynes, R OBP: 0.226, SLG: 0.179	F9		G4-3					F9		3	0	0	0	1	0	0						
Wally Joyner, L OBP: 0.395, SLG: 0.427	K		F7				P6	G4-3		4	0	0	0	0	1	3						
Greg Gagne, R OBP: 0.330, SLG: 0.398	F9			B1-3	G1-3				1B	4	0	1	0	0	0	3						
Gary Gaetti, R OBP: 0.321, SLG: 0.521				L8				G5-3		3	0	0	0	1	0	1						
Chris James, R OBP: 0.341, SLG: 0.564 Keith Lockhart, L OBP: 0.398, SLG: 0.521	G5-4-3						F9		BB	3	1	1	1	0	0	1						
Pat Borders, R OBP: 0.272, SLG: 0.418 Jon Nunnally, L OBP: 0.377, SLG: 0.599	E			HR	G6-3		F7		K	3	1	1	0	0	0	0						
Phil Hiatt, R OBP: 0.263, SLG: 0.333 Bob Hamelin, L OBP: 0.284, SLG: 0.301 Vince Coleman, S OBP: 0.349, SLG: 0.394	E6						BB		BB	3	0	1	0	0	1	0						
David Howard, S OBP: 0.238, SLG: 0.250	F8						F7			3	0	0	0	1	0	2						
Tom Goodwin, L OBP: 0.358, SLG: 0.331			G3						G4-6-3	3	0	0	0	1	1	3						
<b>Inning Stats</b>	R: 0 E: 0 K: 1 S: 11	H: 0 LOB: 0 BB: 0 P: 15	R: 1 E: 1 K: 0 S: 7	H: 1 LOB: 1 BB: 1 P: 13	R: 0 E: 0 K: 0 S: 6	H: 0 LOB: 0 BB: 0 P: 8	R: 1 E: 0 K: 0 S: 9	H: 1 LOB: 0 BB: 0 P: 12	R: 0 E: 0 K: 0 S: 12	H: 1 LOB: 3 BB: 2 P: 26	R: 0 E: 0 K: 2 S: 7	H: 0 LOB: 0 BB: 0 P: 10	R: 0 E: 0 K: 2 S: 9	H: 0 LOB: 0 BB: 0 P: 13	R: 0 E: 0 K: 1 S: 10	H: 1 LOB: 1 BB: 2 P: 14	R: 0 E: 0 K: 1 S: 14	H: 1 LOB: 3 BB: 2 P: 27	1B: 3 2B: 1 3B: 0 HR: 1	SF: 0 SAC: 0 DP: 2 HBP: 0	WP: 0 PB: 0 SB: 0 CS: 0	PA: 36
<b>PITCHER</b>	IP	WLS	BF	H	R	ER	SO	BB	IBB	HBP	BLK	WP	HR	S	P	ERA	WHIP					
Sterling Hitchcock, L ERA: 4.88	(1, 1)	7.2	W	30	4	2	1	3	3	0	0	0	0	1	69	108	1.17	0.913				
Bob Wickman, R ERA: 3.88	(8, 1)	0.1		1	0	0	0	0	0	0	0	0	0	2	3	0.00	0.000					
John Wetteland, R ERA: 2.25	(9, 1)	1.0	S	5	1	0	0	1	2	0	0	0	0	0	14	27	0.00	3.000				

**Kansas City Royals @ New York Yankees**  
 Yankee Stadium, Bronx, NY  
 Wed Jul 19 1995, 3:33 AM EDT  
 Att: 23,688 - Sunny - 81 F

AB	31
R	2
H	5
RBI	1
BB	5
SO	4
LOB	14



Batter	1	2	3	4	5	6	7	8	9	AB	R	H	RBI	BB	SO	LOB	BOTTOM					
Luis Polonia, L OBP: 0.335, SLG: 0.343	L1-3		1B		G6-3		G6-3			4	1	2	0	0	0	0						
Wade Boggs, L OBP: 0.401, SLG: 0.382	L1-3		1B		G4-3			K		4	1	1	1	0	1	1						
Dion James, L OBP: 0.382, SLG: 0.404	K							P5		4	0	2	1	0	1	0						
Paul O'Neill, L OBP: 0.398, SLG: 0.579		F7	G4-3-6		F7			K		4	0	0	0	0	1	2						
Don Mattingly, L OBP: 0.344, SLG: 0.387	K				G3-1			F7		3	0	0	0	0	1	0						
Bernie Williams, S OBP: 0.346, SLG: 0.453	G4-3							G5-3		2	1	0	0	1	0	0						
Mike Stanley, R OBP: 0.356, SLG: 0.463			L8					F9		3	0	1	1	0	0	0						
Tony Fernandez, S OBP: 0.296, SLG: 0.309					G5-3			P5		3	1	1	1	0	0	1						
Pat Kelly, R OBP: 0.354, SLG: 0.382								L8		3	1	1	0	0	0	1						
<b>Inning Stats</b>	R: 0 E: 0 K: 1 S: 6	H: 1 LOB: 0 BB: 0 P: 9	R: 0 E: 0 K: 1 S: 8	H: 0 LOB: 0 BB: 0 P: 15	R: 4 E: 0 K: 0 S: 14	H: 5 LOB: 0 BB: 0 P: 18	R: 1 E: 0 K: 0 S: 9	H: 1 LOB: 1 BB: 1 P: 17	R: 0 E: 0 K: 0 S: 8	H: 1 LOB: 1 BB: 0 P: 12	R: 0 E: 0 K: 0 S: 5	H: 0 LOB: 0 BB: 0 P: 6	R: 0 E: 0 K: 2 S: 5	H: 0 LOB: 0 BB: 0 P: 8	R: 0 E: 0 K: 2 S: 7	H: 0 LOB: 0 BB: 0 P: 12	1B: 6 2B: 2 3B: 0 HR: 1	SF: 0 SAC: 0 DP: 2 HBP: 0	WP: 0 PB: 1 SB: 0 CS: 0	PA: 31		
<b>PITCHER</b>	IP	WLS	BF	H	R	ER	SO	BB	IBB	HBP	BLK	WP	HR	S	P	ERA	WHIP					
Dilson Torres, R ERA: 6.3	(1, 1)	3.1	L	16	7	5	5	2	1	0	0	0	0	1	30	51	13.50	2.400				
Mike Magnante, L ERA: 3.27	(4, 1)	4.2		15	1	0	0	2	0	0	0	0	0	32	46	0.00	0.214					

**Kansas City Royals @ New York Yankees**  
 Yankee Stadium, Bronx, NY  
 Wed Jul 19 1995, 3:33 AM EDT  
 Att: 23,688 - Sunny - 81 F

AB	30
R	5
H	8
RBI	4
BB	1
SO	4
LOB	5





Batter	1	2	3	4	5	6	7	8	9	AB	R	H	RBI	BB	SO	LOB	TOP										
Keith Lockhart, L (1, 4) OBP: 0.387, SLG: 0.505 Pat Borders, R (7, PH) OBP: 0.267, SLG: 0.411	1-2 P6		1-2 G3-1			0-0 G4-3	0-1 G6-3		0-1 F8	3	0	0	0	0	0	0											
Tom Goodwin, L (1, 8) OBP: 0.356, SLG: 0.328	1-3 K			1-0 G3		2-2 FC3-6 1B	0-1 G4-3		3-2 G4-3	5	1	1	0	0	1	2											
Wally Joyner, L (1, 3) OBP: 0.397, SLG: 0.426	3-2 L7			0-1 G4-3		1 SAFE 4-2 FC3-6 1B		1-2 G5-3 2B		3	1	1	0	1	0	0											
Bob Hamelin, L (1, 10) OBP: 0.289, SLG: 0.309		1-2 F9 2B		4-2 BB		0-0 FC3-6 1B		1-1 G5-3 1B		3	1	1	0	1	0	3											
Gary Gaetti, R (1, 5) OBP: 0.320, SLG: 0.517	0-2 F9			1-0 F7		0-1 FC3-6 2B		3-3 K		4	1	1	1	0	1	3											
Jon Nunnally, L (1, 9) OBP: 0.391, SLG: 0.619	4-0 G5-4-3 BB				1-0 L4	1-0 G1-3		2-2 G1-3		3	0	3	3	1	0	0											
Greg Gagne, R (1, 6) OBP: 0.324, SLG: 0.389	2-1 G5-4-3				0-0 L4	0-1 G1-3		0-0 G1-3		4	0	0	0	0	0	5											
David Howard, S (1, 7) OBP: 0.238, SLG: 0.260			0-0 P6		3-1 F7		0-0 G6-3 2B		0-1 G1-3	4	0	1	0	0	0	1											
Brent Mayne, L (1, 2) OBP: 0.247, SLG: 0.271 Chris Stynes, R (7, PH) OBP: 0.242, SLG: 0.172			0-1 F9		3-2 G4-3		0-2 G5-3		4-0 BB	2	0	0	0	0	0	1											
<b>Inning Stats</b>	R: 0 E: 0 K: 1 S: 14	H: 0 LOB: 0 BB: 0 P: 19	R: 0 E: 0 K: 0 S: 10	H: 1 LOB: 1 BB: 1 P: 17	R: 0 E: 0 K: 0 S: 6	H: 0 LOB: 0 BB: 0 P: 7	R: 0 E: 0 K: 0 S: 6	H: 0 LOB: 1 BB: 1 P: 12	R: 0 E: 0 K: 0 S: 8	H: 1 LOB: 1 BB: 0 P: 15	R: 3 E: 0 K: 0 S: 13	H: 3 LOB: 1 BB: 1 P: 20	R: 0 E: 0 K: 0 S: 8	H: 1 LOB: 1 BB: 0 P: 8	R: 1 E: 0 K: 1 S: 13	H: 2 LOB: 1 BB: 0 P: 20	R: 0 E: 0 K: 0 S: 7	H: 0 LOB: 1 BB: 1 P: 14	1B: 4 2B: 4 3B: 0 HR: 0	SF: 0 SAC: 0 DP: 1 HBP: 0	WP: 0 PB: 0 SB: 1 CS: 0	PA: 38					
<b>PITCHER</b>	IP	WLS	BF	H	R	ER	SO	BB	IBB	HBP	BLK	WP	HR	S	P	ERA	WHIP										
Scott Kamieniecki, R (1, 1) ERA: 8.16	5.2		23	4	3	3	1	3	0	0	0	0	0	54	86	4.76	1.235										
Steve Howe, L (6, 1) ERA: 4.82	1.2	W	8	3	1	1	0	0	0	0	0	0	0	16	19	5.40	1.800										
Bob Wickman, R (8, 1) ERA: 3.75	1.2		7	1	0	0	1	1	0	0	0	0	0	15	27	0.00	1.200										

Kansas City Royals @ New York Yankees  
Yankee Stadium, Bronx, NY

AB 34  
R 4  
H 8  
RBI 4  
BB 4  
SO 2  
LOB 18



Thu Jul 20 1995, 7:05 PM EDT  
Att: 17,061 - Unknown - 85 F

Batter	1	2	3	4	5	6	7	8	9	AB	R	H	RBI	BB	SO	LOB	BOTTOM										
Luis Polonia, L (1, 7) OBP: 0.332, SLG: 0.350	0-0 L3		0-2 G4-6-3 1B		0-0 P5	2-2 FC4-6 1B	2-3 K			5	0	1	0	0	1	3											
Wade Boggs, L (1, 5) OBP: 0.398, SLG: 0.378	0-1 G4-6-3 1B		2-2 L4		2-1 G4-3	3-2 F7		2-2 F7		5	0	1	0	0	0	2											
Dion James, L (1, 10) OBP: 0.374, SLG: 0.388	3-2 G4-6-3		4-0 BB		1-0 G4-3		3-2 L8	0-1 L4-3		4	0	0	0	1	0	1											
Paul O'Neill, L (1, 9) OBP: 0.406, SLG: 0.588		4-2 FC4-6 BB	0-1 L8			3-2 FC4-6 1B	4-2 BB 1B	4-2 BB BB		2	2	1	0	3	0	2											
Don Mattingly, L (1, 3) OBP: 0.348, SLG: 0.404		0-0 FC4-6 BB		3-2 HR		3-2 FC4-6 1B	2-0 BB BB	0-0 P4		5	3	3	2	0	0	2											
Bernie Williams, S (1, 8) OBP: 0.348, SLG: 0.462		4-1 BB	1-2 BB		1-3 K	0-2 HR	0-1 F8			3	1	1	2	1	1	2											
Mike Stanley, R (1, 2) OBP: 0.361, SLG: 0.476		2-3 K		0-0 P4		2-1 HR	4-2 BB 1B	1-2 BB BB		3	2	1	1	1	1	2											
Tony Fernandez, S (1, 6) OBP: 0.303, SLG: 0.319		2-3 K		1-2 2B		2-2 FC5-4 1B	4-1 BB 1B	1-2 BB BB		3	0	2	1	1	1	2											
Pat Kelly, R (1, 4) OBP: 0.351, SLG: 0.377			1-0 F8		0-3 K	0-1 FC5-4 1B	1-2 FC4-6 1B	1-2 BB 1B		4	0	1	2	0	1	2											
<b>Inning Stats</b>	R: 0 E: 0 K: 0 S: 9	H: 1 LOB: 0 BB: 0 P: 12	R: 0 E: 0 K: 2 S: 11	H: 0 LOB: 2 BB: 2 P: 23	R: 0 E: 0 K: 0 S: 11	H: 1 LOB: 2 BB: 1 P: 18	R: 1 E: 0 K: 2 S: 15	H: 2 LOB: 1 BB: 0 P: 20	R: 0 E: 0 K: 0 S: 4	H: 0 LOB: 0 BB: 0 P: 7	R: 4 E: 0 K: 0 S: 32	H: 5 LOB: 1 BB: 0 P: 47	R: 3 E: 0 K: 1 S: 17	H: 2 LOB: 2 BB: 3 P: 37	R: 0 E: 0 K: 0 S: 9	H: 0 LOB: 1 BB: 1 P: 15	1B: 5 2B: 1 3B: 2 HR: 3	SF: 0 SAC: 0 DP: 1 HBP: 0	WP: 0 PB: 0 SB: 1 CS: 0	PA: 41							
<b>PITCHER</b>	IP	WLS	BF	H	R	ER	SO	BB	IBB	HBP	BLK	WP	HR	S	P	ERA	WHIP										
Kevin Appier, R (1, 1) ERA: 3.37	5.0		21	4	1	1	4	3	0	0	0	0	2	17	25	-	-										
Billy Brewer, L (6, 1) ERA: 5.76	0.0	L	4	4	4	4	0	0	0	0	0	0	0	26	46	16.20	2.400										
Hipolito Pichardo, R (6, 1) ERA: 4.32	1.2		9	2	3	3	0	2	0	0	0	0	0	15	28	0.00	2.250										
Rusty Meacham, R (7, 1) ERA: 3.77	1.1		7	1	0	0	1	2	0	0	0	0	0	15	28	0.00	2.250										

Kansas City Royals @ New York Yankees  
Yankee Stadium, Bronx, NY

AB 34  
R 8  
H 11  
RBI 8  
BB 7  
SO 5  
LOB 18



Thu Jul 20 1995, 7:05 PM EDT  
Att: 17,061 - Unknown - 85 F



Batter	1	2	3	4	5	6	7	8	9	AB	R	H	RBI	BB	SO	LOB	TOP				
<b>Brady Anderson, L</b> (1, 7) OBP: 0.364, SLG: 0.464	P6								L3	4	2	1	0	2	1	2					
<b>Bret Barberie, S</b> (1, 4) OBP: 0.348, SLG: 0.370 <b>Manny Alexander, R</b> (8, 4) OBP: 0.332, SLG: 0.353	F8								G5-3	4	1	1	5	0	0	1					
<b>Rafael Palmeiro, L</b> (1, 3) OBP: 0.360, SLG: 0.559	1B								K	4	0	0	0	1	1	1					
<b>Cal Ripken Jr., R</b> (1, 6) OBP: 0.343, SLG: 0.444	1B								SH5-3	5	1	2	0	0	0	0					
<b>Harold Baines, L</b> (1, 10) OBP: 0.404, SLG: 0.518 <b>Jeff Huson, L</b> (9, PR) OBP: 0.441, SLG: 0.414	P5								1B	4	0	0	0	1	0	2					
<b>Kevin Bass, S</b> (1, 9) OBP: 0.353, SLG: 0.405									SH5-3	3	2	0	0	1	0	0					
<b>Leo Gomez, R</b> (1, 5) OBP: 0.319, SLG: 0.294	F9								1B	4	1	3	0	1	0	0					
<b>Gregg Zaun, S</b> (1, 2) OBP: 0.319, SLG: 0.333	L9								1B	4	1	3	4	1	0	0					
<b>Curtis Goodwin, L</b> (1, 8) OBP: 0.372, SLG: 0.394	F9								SF7	4	1	1	1	0	0	4					
<b>Inning Stats</b>	R: 0 E: 0 K: 0 S: 13	H: 1 LOB: 2 BB: 1 P: 21	R: 0 E: 0 K: 0 S: 6	H: 0 LOB: 0 BB: 0 P: 10	R: 0 E: 0 K: 0 S: 5	H: 0 LOB: 1 BB: 1 P: 12	R: 6 E: 0 K: 0 S: 24	H: 4 LOB: 2 BB: 2 P: 43	R: 1 E: 1 K: 0 S: 11	H: 1 LOB: 2 BB: 1 P: 19	R: 0 E: 0 K: 0 S: 8	H: 1 LOB: 2 BB: 1 P: 16	R: 0 E: 0 K: 2 S: 10	H: 0 LOB: 0 BB: 0 P: 15	R: 2 E: 0 K: 0 S: 10	H: 3 LOB: 2 BB: 1 P: 18	1B: 10 2B: 0 3B: 0 HR: 1	SF: 2 SAC: 1 DP: 0 HBP: 0	WP: 1 PB: 0 SB: 0 CS: 0	PA: 46	
<b>PITCHER</b>	IP	WLS	BF	H	R	ER	SO	BB	IBB	HBP	BLK	WP	HR	S	P	ERA	WHIP				
<b>Melvin Bunch, R</b> (1, 1) ERA: 7.0	3.2	L	20	5	6	6	0	4	0	0	0	1	1	46	83	14.73	2.455				
<b>Dave Fleming, L</b> (4, 1) ERA: 7.19	4.1		21	4	4	2	2	3	0	0	0	0	0	38	70	4.15	1.615				
<b>Jeff Montgomery, R</b> (9, 1) ERA: 3.09	1.0		5	2	0	0	0	0	0	0	0	0	0	8	9	0.00	2.000				

**Baltimore Orioles @ Kansas City Royals**  
Kauffman Stadium, Kansas City, MO  
Fri Jul 21 1995, 7:05 PM CDT  
Att: 22,924 - Unknown - 79 F

AB 36  
R 10  
H 11  
RBI 10  
BB 7  
SO 2  
LOB 10



Batter	1	2	3	4	5	6	7	8	9	AB	R	H	RBI	BB	SO	LOB	BOTTOM				
<b>David Howard, S</b> (1, 7) OBP: 0.236, SLG: 0.257	SH1-3								F7	5	1	1	0	0	0	2					
<b>Wally Joyner, L</b> (1, 3) OBP: 0.407, SLG: 0.435	G4-3								G3	4	2	4	1	1	0	0					
<b>Greg Gagne, R</b> (1, 6) OBP: 0.327, SLG: 0.392	SH1-3								G3	4	0	2	1	0	0	2					
<b>Gary Gaetti, R</b> (1, 5) OBP: 0.314, SLG: 0.507	G4-3								G5-3	5	0	0	1	0	0	6					
<b>Chris James, R</b> (1, 10) OBP: 0.356, SLG: 0.558	FC6-4								P4	4	0	2	2	0	0	0					
<b>Pat Borders, R</b> (1, 2) OBP: 0.267, SLG: 0.422	FC6-4								G5-3	4	1	1	0	0	0	3					
<b>Phil Hiatt, R</b> (1, 9) OBP: 0.256, SLG: 0.326 <b>Jon Nunnally, L</b> (6, PH) OBP: 0.387, SLG: 0.611	G5-3								K	2	0	0	0	1	0	1					
<b>Chris Stynes, R</b> (1, 4) OBP: 0.257, SLG: 0.194 <b>Keith Lockhart, L</b> (6, PH) OBP: 0.360, SLG: 0.495	P4								F9	2	1	1	0	0	0	0					
<b>Tom Goodwin, L</b> (1, 8) OBP: 0.354, SLG: 0.327	K								G3	4	1	1	0	0	1	0					
<b>Inning Stats</b>	R: 2 E: 0 K: 0 S: 11	H: 3 LOB: 1 BB: 0 P: 16	R: 0 E: 0 K: 1 S: 8	H: 0 LOB: 0 BB: 0 P: 12	R: 1 E: 0 K: 0 S: 17	H: 3 LOB: 2 BB: 0 P: 23	R: 2 E: 0 K: 0 S: 10	H: 4 LOB: 0 BB: 0 P: 13	R: 1 E: 0 K: 0 S: 6	H: 1 LOB: 0 BB: 0 P: 12	R: 0 E: 0 K: 0 S: 8	H: 0 LOB: 1 BB: 1 P: 14	R: 0 E: 0 K: 1 S: 7	H: 0 LOB: 0 BB: 0 P: 12	R: 0 E: 0 K: 0 S: 8	H: 1 LOB: 1 BB: 0 P: 12	1B: 11 2B: 0 3B: 1 HR: 0	SF: 0 SAC: 1 DP: 0 HBP: 0	WP: 0 PB: 0 SB: 0 CS: 0	PA: 40	
<b>PITCHER</b>	IP	WLS	BF	H	R	ER	SO	BB	IBB	HBP	BLK	WP	HR	S	P	ERA	WHIP				
<b>Jamie Moyer, L</b> (1, 1) ERA: 3.86	3.2		20	9	5	5	1	0	0	0	0	0	0	43	60	2.70	0.900				
<b>Mike Qvist, R</b> (4, 1) ERA: 4.01	3.1	W	13	2	1	1	0	1	0	0	0	0	0	23	37	2.70	0.900				
<b>Jesse Orosco, L</b> (8, 1) ERA: 2.25	1.1		5	1	0	0	1	0	0	0	0	0	0	11	18	0.00	0.750				
<b>Doug Jones, R</b> (9, 1) ERA: 3.71	0.2		2	0	0	0	0	0	0	0	0	0	0	4	6	0.00	0.000				

**Baltimore Orioles @ Kansas City Royals**  
Kauffman Stadium, Kansas City, MO  
Fri Jul 21 1995, 7:05 PM CDT  
Att: 22,924 - Unknown - 79 F

AB 38  
R 6  
H 12  
RBI 6  
BB 1  
SO 2  
LOB 13





Batter	1	2	3	4	5	6	7	8	9	AB	R	H	RBI	BB	SO	LOB	TOP										
<b>Brady Anderson, L</b> OBP: 0.369, SLG: 0.466 (1, 7)	G6-3		1B			BB	FC6-4			3	0	2	0	1	0	0	<b>Baltimore Orioles @ Kansas City Royals</b> Kauffman Stadium, Kansas City, MO Sat Jul 22 1995, 7:05 PM CDT Att: 25,697 - Sunny - 91 F										
<b>Bret Barberie, S</b> OBP: 0.338, SLG: 0.359 (1, 4)	F7		G3		G4-3		FC6-4			4	0	0	0	0	0	4											
<b>Rafael Palmeiro, L</b> OBP: 0.362, SLG: 0.558 (1, 3)	G3-1				G4-6-3		G6-4-3		G4-3	4	0	2	0	0	0	0											
<b>Cal Ripken Jr., R</b> OBP: 0.342, SLG: 0.442 (1, 6)		G6-3		G4-6-3		G6-4-3		G3-1		4	0	1	0	0	0	1											
<b>Harold Baines, L</b> OBP: 0.402, SLG: 0.527 (1, 10)	L6			HR		G6-4-3		K		4	1	1	1	0	1	2											
<b>Kevin Bass, S</b> OBP: 0.346, SLG: 0.397 (1, 9)	F7			G4-3		K			G4-3	4	0	0	0	0	1	1											
<b>Leo Gomez, R</b> OBP: 0.317, SLG: 0.321 (1, 5)			K			HR		P9		4	1	1	1	0	2	0											
<b>Gregg Zaun, S</b> OBP: 0.353, SLG: 0.457 (1, 2)				G3-1						4	1	3	1	0	0	0											
<b>Curtis Goodwin, L</b> OBP: 0.366, SLG: 0.387 (1, 8)			HR																								
<b>Jeff Manto, R</b> OBP: 0.302, SLG: 0.528 (9, PH)			B1-3		G5-3		FC5-4		K	3	0	0	0	0	0	1											
<b>Inning Stats</b>	R: 0 E: 0 K: 0 S: 5	H: 0 LOB: 0 BB: 0 P: 9	R: 0 E: 0 K: 0 S: 5	H: 0 LOB: 0 BB: 0 P: 11	R: 1 E: 0 K: 1 S: 12	H: 2 LOB: 1 BB: 0 P: 18	R: 1 E: 0 K: 0 S: 7	H: 2 LOB: 0 BB: 0 P: 10	R: 1 E: 0 K: 0 S: 7	H: 1 LOB: 1 BB: 1 P: 15	R: 0 E: 0 K: 1 S: 7	H: 2 LOB: 1 BB: 0 P: 13	R: 0 E: 0 K: 0 S: 11	H: 2 LOB: 2 BB: 0 P: 16	R: 0 E: 0 K: 1 S: 7	H: 0 LOB: 0 BB: 0 P: 12	R: 0 E: 0 K: 2 S: 10	H: 1 LOB: 1 BB: 0 P: 18	1B: 6 2B: 1 3B: 0 HR: 3	SF: 0 SAC: 0 DP: 2 HBP: 0	WP: 0 PB: 0 SB: 0 CS: 0	PA: 36					
<b>PITCHER</b>	IP	WLS	BF	H	R	ER	SO	BB	IBB	HBP	BLK	WP	HR	S	P	ERA	WHIP										
<b>Mark Gubicza, R</b> ERA: 3.84 (1, 1)	6.2		28	9	3	3	2	1	0	0	0	0	3	52	90	4.05	1.500										
<b>Billy Brewer, L</b> ERA: 5.47 (7, 1)	1.1	W	4	0	0	0	1	0	0	0	0	0	0	9	14	0.00	0.000										
<b>Jeff Montgomery, R</b> ERA: 3.0 (9, 1)	1.0	S	4	1	0	0	2	0	0	0	0	0	0	10	18	0.00	1.000										

Batter	1	2	3	4	5	6	7	8	9	AB	R	H	RBI	BB	SO	LOB	BOTTOM										
<b>Vince Coleman, S</b> OBP: 0.356, SLG: 0.415 (1, 7)	G6-3		1B			FC1-4				4	1	3	2	0	0	0	<b>Baltimore Orioles @ Kansas City Royals</b> Kauffman Stadium, Kansas City, MO Sat Jul 22 1995, 7:05 PM CDT Att: 25,697 - Sunny - 91 F										
<b>Tom Goodwin, L</b> OBP: 0.353, SLG: 0.325 (1, 8)	G4-3					FC1-4		G3		4	1	1	1	0	0	1											
<b>Keith Lockhart, L</b> OBP: 0.375, SLG: 0.485 (1, 5)	F7		F9			WP		G4-3		4	0	1	0	0	0	2											
<b>Wally Joyner, L</b> OBP: 0.401, SLG: 0.428 (1, 3)		G4-3		F7		K		K		4	0	0	0	0	2	1											
<b>Bob Hamelin, L</b> OBP: 0.286, SLG: 0.305 (1, 10)		G4-3		G6-3		L7				2	0	0	0	0	0	0											
<b>Gary Gaetti, R</b> OBP: 0.316, SLG: 0.505 (6, PH)		G4-3		G6-3						1	0	0	0	1	0	1											
<b>Jon Nunnally, L</b> OBP: 0.378, SLG: 0.596 (1, 9)		K		K				G6-3		4	0	0	0	0	2	1											
<b>Greg Gagne, R</b> OBP: 0.327, SLG: 0.406 (1, 6)			G4-3		G4-3			HR		3	1	1	1	0	0	0											
<b>David Howard, S</b> OBP: 0.239, SLG: 0.259 (1, 4)			F7			G6-3		G6-3		3	0	1	0	0	0	0											
<b>Brent Mayne, L</b> OBP: 0.254, SLG: 0.274 (1, 2)			1B		G1-6-3			HR		2	2	1	0	1	0	1											
<b>Inning Stats</b>	R: 0 E: 0 K: 0 S: 6	H: 0 LOB: 0 BB: 0 P: 10	R: 0 E: 0 K: 1 S: 6	H: 0 LOB: 0 BB: 0 P: 6	R: 1 E: 0 K: 0 S: 10	H: 2 LOB: 2 BB: 1 P: 20	R: 0 E: 0 K: 1 S: 6	H: 0 LOB: 0 BB: 0 P: 7	R: 0 E: 0 K: 0 S: 6	H: 1 LOB: 0 BB: 0 P: 9	R: 1 E: 0 K: 0 S: 15	H: 2 LOB: 1 BB: 0 P: 22	R: 3 E: 0 K: 0 S: 8	H: 3 LOB: 0 BB: 0 P: 11	R: 0 E: 0 K: 1 S: 7	H: 0 LOB: 1 BB: 1 P: 13	1B: 6 2B: 0 3B: 0 HR: 2	SF: 0 SAC: 0 DP: 1 HBP: 0	WP: 1 PB: 0 SB: 0 CS: 0	PA: 33							
<b>PITCHER</b>	IP	WLS	BF	H	R	ER	SO	BB	IBB	HBP	BLK	WP	HR	S	P	ERA	WHIP										
<b>Kevin Brown, R</b> ERA: 3.84 (1, 1)	5.1		21	5	2	2	2	1	0	0	0	1	2	22	35	10.12	1.500										
<b>Arthur Rhodes, L</b> ERA: 6.09 (6, 1)	2.2	L	12	3	3	3	2	1	0	0	0	1	2	22	35	10.12	1.500										









Batter	1	2	3	4	5	6	7	8	9	AB	R	H	RBI	BB	SO	LOB	TOP										
Luis Polonia, L OBP: 0.339, SLG: 0.365 (1, 7)										5	1	1	0	0	0	1											
Randy Velarde, R OBP: 0.344, SLG: 0.394 (1, 4)										5	3	5	1	0	0	0											
Dion James, L OBP: 0.379, SLG: 0.392 (1, 10)										5	1	1	1	1	0	3											
Paul O'Neill, L OBP: 0.403, SLG: 0.595 (1, 9)										4	2	2	4	1	1	2											
Don Mattingly, L OBP: 0.365, SLG: 0.447 (1, 3)										4	0	2	1	0	0	2											
Bernie Williams, S OBP: 0.353, SLG: 0.455 (1, 8)										4	0	0	0	0	1	4											
Mike Stanley, R OBP: 0.370, SLG: 0.484 (1, 2)										4	0	1	0	0	1	1											
Tony Fernandez, S OBP: 0.321, SLG: 0.347 (1, 6)										4	1	1	1	0	3	1											
Russ Davis, R OBP: 0.391, SLG: 0.525 (1, 5)										4	0	0	0	0	2	1											
<b>Inning Stats</b>	R: 4 H: 5 E: 0 K: 1 S: 16	H: 5 LOB: 0 BB: 0 P: 25	R: 0 H: 0 E: 0 K: 2 S: 8	H: 0 LOB: 0 BB: 0 P: 12	R: 2 H: 2 E: 0 K: 0 S: 15	H: 2 LOB: 0 BB: 0 P: 22	R: 0 H: 1 E: 0 K: 2 S: 12	H: 1 LOB: 1 BB: 0 P: 19	R: 1 H: 2 E: 0 K: 1 S: 13	H: 2 LOB: 1 BB: 0 P: 17	R: 0 H: 1 E: 0 K: 0 S: 6	H: 1 LOB: 2 BB: 1 P: 13	R: 0 H: 0 E: 0 K: 2 S: 9	H: 0 LOB: 0 BB: 0 P: 15	R: 0 H: 1 E: 0 K: 0 S: 7	H: 1 LOB: 1 BB: 0 P: 9	1B: 8 2B: 1 3B: 0 HR: 4	SF: 0 SAC: 0 DP: 1 HBP: 0	WP: 0 PB: 0 SB: 0 CS: 0	PA: 40							
<b>PITCHER</b>	IP	WLS	BF	H	R	ER	SO	BB	IBB	HBP	BLK	WP	HR	S	P	ERA	WHIP										
Kevin Appier, R ERA: 3.71 (1, 1)	5.0	L	24	10	7	7	6	0	0	0	0	0	3	64	95	12.60	2.000										
Dave Fleming, L ERA: 7.1 (6, 1)	2.0		9	2	1	1	0	1	0	0	0	0	1	12	22	4.50	1.500										
Rusty Meacham, R ERA: 3.66 (8, 1)	1.0		3	0	0	0	2	0	0	0	0	0	0	9	15	0.00	0.000										
Hipolito Pichardo, R ERA: 4.22 (9, 1)	1.0		4	1	0	0	0	0	0	0	0	0	0	7	9	0.00	1.000										

New York Yankees @ Kansas City Royals  
Kauffman Stadium, Kansas City, MO

AB 39  
R 8  
H 13  
RBI 8  
BB 1  
SO 8  
LOB 15



WP: 0 PA: 40  
PB: 0  
SB: 0  
CS: 0

New York Yankees @ Kansas City Royals  
Kauffman Stadium, Kansas City, MO

AB 34  
R 1  
H 8  
RBI 1  
BB 2  
SO 8  
LOB 21



WP: 0 PA: 36  
PB: 0  
SB: 0  
CS: 0

Batter	1	2	3	4	5	6	7	8	9	AB	R	H	RBI	BB	SO	LOB	BOTTOM										
Vince Coleman, S OBP: 0.344, SLG: 0.400 (1, 7)										4	0	0	0	0	2	1											
Tom Goodwin, L OBP: 0.351, SLG: 0.324 (1, 8)										3	0	2	0	0	0	1											
Phil Hiatt, R OBP: 0.253, SLG: 0.319 (8, PH)										1	0	0	0	0	0	0											
Keith Lockhart, L OBP: 0.361, SLG: 0.473 (1, 4)										3	0	0	0	0	0	3											
Chris Stynes, R OBP: 0.278, SLG: 0.219 (6, PH)										1	0	1	0	0	0	0											
Wally Joyner, L OBP: 0.394, SLG: 0.419 (1, 3)										4	1	1	0	0	0	3											
Gary Gaetti, R OBP: 0.318, SLG: 0.509 (1, 5)										4	0	2	0	0	1	0											
Jon Nunnally, L OBP: 0.375, SLG: 0.593 (9, 8)										3	0	0	0	1	2	2											
Greg Gagne, R OBP: 0.330, SLG: 0.409 (1, 6)										3	0	1	1	1	0	2											
Bob Hamelin, L OBP: 0.275, SLG: 0.291 (1, 10)										4	0	0	0	0	2	5											
Brent Mayne, L OBP: 0.261, SLG: 0.291 (1, 2)										4	0	1	0	0	1	4											
<b>Inning Stats</b>	R: 0 H: 1 E: 0 K: 1 S: 9	H: 0 LOB: 0 BB: 0 P: 11	R: 0 H: 0 E: 0 K: 1 S: 6	H: 0 LOB: 0 BB: 0 P: 8	R: 0 H: 0 E: 0 K: 0 S: 5	H: 0 LOB: 0 BB: 0 P: 9	R: 0 H: 1 E: 0 K: 2 S: 5	H: 1 LOB: 0 BB: 0 P: 7	R: 0 H: 0 E: 0 K: 2 S: 12	H: 0 LOB: 1 BB: 1 P: 17	R: 0 H: 1 E: 0 K: 0 S: 12	H: 3 LOB: 2 BB: 0 P: 20	R: 0 H: 1 E: 0 K: 1 S: 6	H: 1 LOB: 0 BB: 0 P: 9	R: 0 H: 1 E: 0 K: 1 S: 13	H: 1 LOB: 2 BB: 1 P: 22	1B: 7 2B: 1 3B: 0 HR: 0	SF: 0 SAC: 0 DP: 1 HBP: 0	WP: 0 PB: 0 SB: 0 CS: 0	PA: 36							
<b>PITCHER</b>	IP	WLS	BF	H	R	ER	SO	BB	IBB	HBP	BLK	WP	HR	S	P	ERA	WHIP										
Scott Kamieniecki, R ERA: 5.91 (1, 1)	7.0	W	27	6	1	1	6	1	0	0	0	0	0	6	9	1.29	1.000										
Bob MacDonald, L ERA: 5.34 (8, 1)	1.0		4	1	0	0	1	0	0	0	0	0	0	6	9	0.00	1.000										
Joe Ausanio, R ERA: 6.16 (9, 1)	1.0		5	1	0	0	1	1	0	0	0	0	0	13	22	0.00	2.000										

New York Yankees @ Kansas City Royals  
Kauffman Stadium, Kansas City, MO

AB 34  
R 1  
H 8  
RBI 1  
BB 2  
SO 8  
LOB 21



WP: 0 PA: 36  
PB: 0  
SB: 0  
CS: 0

Tue Jul 25 1995, 7:05 PM CDT  
Att: 17,640 - Unknown - 89 F

Tue Jul 25 1995, 7:05 PM CDT  
Att: 17,640 - Unknown - 89 F

Tue Jul 25 1995, 7:05 PM CDT  
Att: 17,640 - Unknown - 89 F

Tue Jul 25 1995, 7:05 PM CDT  
Att: 17,640 - Unknown - 89 F

Tue Jul 25 1995, 7:05 PM CDT  
Att: 17,640 - Unknown - 89 F

Tue Jul 25 1995, 7:05 PM CDT  
Att: 17,640 - Unknown - 89 F

Tue Jul 25 1995, 7:05 PM CDT  
Att: 17,640 - Unknown - 89 F

Tue Jul 25 1995, 7:05 PM CDT  
Att: 17,640 - Unknown - 89 F



Batter	1	2	3	4	5	6	7	8	9	AB	R	H	RBI	BB	SO	LOB	TOP										
<b>Bernie Williams, S</b> (1, 8) OBP: 0.391, SLG: 0.450	2-1 1B 2B 1B	1-0 FC6-4			0-1 F9		0-0 F8		1-3 K	5	1	1	0	0	1	1											
<b>Jim Leyritz, R</b> (1, 2) OBP: 0.390, SLG: 0.438	1-2 F8		1-3 K		1-1 HR			1-3 K		4	1	1	1	0	2	1											
<b>Paul O'Neill, L</b> (1, 9) OBP: 0.404, SLG: 0.592	1-2 2B G3 1B		0-0 G3-1		0-0 F8			4-2 1B BB		3	2	1	0	1	0	0											
<b>Mike Stanley, R</b> (1, 10) OBP: 0.372, SLG: 0.489	1-0 1B 2B		3-2 G4-3			1-1 F9		1-1 1B BB		4	1	2	1	0	0	0											
<b>Don Mattingly, L</b> (1, 3) OBP: 0.363, SLG: 0.444	1-1 G3			2-2 P6		0-1 G4-1		1-0 1B		4	0	1	2	0	0	1											
<b>Randy Velarde, R</b> (1, 5) OBP: 0.352, SLG: 0.398	3-2 1B			0-0 G1-3		4-2 FC5-4 BB		1-1 1B		3	0	2	1	1	0	0											
<b>Gerald Williams, R</b> (1, 7) <b>Wade Boggs, L</b> (8, PH) OBP: 0.391, SLG: 0.390		0-2 2B		4-1 BB		2-2 FC5-4 1-2 BB		1-1 G1-2-3		2	0	1	0	1	0	1											
<b>Tony Fernandez, S</b> (1, 6) OBP: 0.316, SLG: 0.342		0-1 G1-3		0-0 L1-3			3-1 F8		1-0 B2-3	4	0	0	0	0	0	1											
<b>Pat Kelly, R</b> (1, 4) OBP: 0.336, SLG: 0.346	1-2 FC6-4 1B				2-2 F9		2-2 F9		1-3 K	4	0	1	0	0	1	0											
<b>Inning Stats</b>	R: 3 E: 0 K: 0 S: 16	H: 4 LOB: 1 BB: 0 P: 25	R: 0 E: 0 K: 0 S: 9	H: 2 LOB: 1 BB: 0 P: 11	R: 0 E: 0 K: 1 S: 7	H: 0 LOB: 0 BB: 0 P: 11	R: 0 E: 0 K: 0 S: 6	H: 0 LOB: 1 BB: 1 P: 12	R: 1 E: 0 K: 0 S: 8	H: 1 LOB: 0 BB: 0 P: 11	R: 0 E: 0 K: 0 S: 10	H: 0 LOB: 0 BB: 0 P: 17	R: 0 E: 0 K: 0 S: 7	H: 0 LOB: 0 BB: 0 P: 12	R: 1 E: 0 K: 0 S: 14	H: 3 LOB: 2 BB: 1 P: 23	R: 0 E: 0 K: 2 S: 7	H: 0 LOB: 0 BB: 0 P: 10	1B: 7 2B: 2 3B: 0 HR: 1	SF: 0 SAC: 0 DP: 1 HBP: 0	WP: 0 PB: 0 CS: 0	PA: 37					
<b>PITCHER</b>	IP	WLS	BF	H	R	ER	SO	BB	IBB	HBP	BLK	WP	HR	S	P	ERA	WHIP										
<b>Jason Jacome, L</b> (1, 1) ERA: 9.0	7.0		28	7	4	4	1	2	0	0	0	0	1	63	99	5.14	1.286										
<b>Hipolito Pichardo, R</b> (8, 1) ERA: 4.23	2.0	W	9	3	1	1	3	1	0	0	0	0	0	21	33	4.50	2.000										

New York Yankees @ Kansas City Royals  
Kauffman Stadium, Kansas City, MO

AB 34  
R 5  
H 10  
RBI 5  
BB 3  
SO 4  
LOB 8



Wed Jul 26 1995, 7:05 PM CDT  
Att: 17,775 - Unknown - 87 F

Batter	1	2	3	4	5	6	7	8	9	AB	R	H	RBI	BB	SO	LOB	BOTTOM										
<b>Vince Coleman, S</b> (1, 7) OBP: 0.341, SLG: 0.396	2-2 L5		2-2 1-3 1B		0-0 F7	2-2 FC6-4 1-2 1B		1-1 FC1-2 FC4-6		5	0	1	0	0	0	6											
<b>Tom Goodwin, L</b> (1, 8) OBP: 0.348, SLG: 0.322	1-2 B1-3		0-0 G4-3			1-2 HR 1B		2-1 FC4-6 1-2 1B		5	1	1	0	0	1	4											
<b>Wally Joyner, L</b> (1, 3) OBP: 0.394, SLG: 0.430	0-1 G1-3			2-3 K		1-2 HR 1B	2-1 G4-3		2-2 SH3-4 1B	5	2	2	2	0	1	0											
<b>Gary Gaetti, R</b> (1, 5) OBP: 0.324, SLG: 0.527		1-3 K2-3		0-0 F8 2B		1-2 SH1-3 BB 1B	3-2 HR		1-2 SH3-4	4	2	3	1	0	1	0											
<b>Keith Lockhart, L</b> (1, 10) OBP: 0.363, SLG: 0.460		3-2 F7		2-2 F8		1-2 SF9 SH1-3 BB	0-3 K		4-0 1B	3	0	0	0	2	1	1											
<b>Jon Nunnally, L</b> (1, 9) OBP: 0.367, SLG: 0.579		2-0 L7		0-3 K		1-2 SH1-3		2-2 F8	1-2 F7	4	0	0	0	0	1	3											
<b>Greg Gagne, R</b> (1, 6) OBP: 0.332, SLG: 0.498			0-0 F9		2-2 L7	0-0 SF9		4-1 2B BB	3-0 1B	3	1	1	2	1	0	0											
<b>David Howard, S</b> (1, 4) OBP: 0.250, SLG: 0.272			1-2 G4-3		3-2 F7	4-1 BB BB		2-0 E BB	1-3 FC1-2 2B	3	0	1	0	1	0	0											
<b>Brent Mayne, L</b> (1, 2) OBP: 0.268, SLG: 0.299 <b>Chris James, R</b> (6, PH) <b>Pat Borders, R</b> (7, 2) OBP: 0.264, SLG: 0.419			2-2 1B		2-2 1B	4-1 FC6-4 1-2 BB		0-1 E5 FC1-2		2	0	2	0	0	0	0											
<b>Inning Stats</b>	R: 0 E: 0 K: 0 S: 10	H: 0 LOB: 0 BB: 0 P: 13	R: 0 E: 0 K: 1 S: 12	H: 0 LOB: 0 BB: 0 P: 18	R: 0 E: 0 K: 2 S: 10	H: 1 LOB: 1 BB: 0 P: 14	R: 0 E: 0 K: 0 S: 11	H: 1 LOB: 3 BB: 3 P: 40	R: 1 E: 0 K: 2 S: 11	H: 1 LOB: 0 BB: 0 P: 16	R: 1 E: 1 K: 0 S: 12	H: 1 LOB: 2 BB: 1 P: 23	R: 1 E: 0 K: 0 S: 10	H: 2 LOB: 2 BB: 1 P: 21	1B: 7 2B: 2 3B: 0 HR: 2	SF: 1 SAC: 2 DP: 0 HBP: 0	WP: 0 PB: 0 CS: 0	PA: 43									
<b>PITCHER</b>	IP	WLS	BF	H	R	ER	SO	BB	IBB	HBP	BLK	WP	HR	S	P	ERA	WHIP										
<b>42 Mariano Rivera, R</b> (1, 1) ERA: 5.4	5.0		23	7	3	3	3	1	0	0	0	0	1	69	103	5.40	1.600										
<b>Steve Howe, L</b> (6, 1) ERA: 4.5	2.1		10	1	1	1	2	2	0	0	0	0	0	24	41	3.86	1.286										
<b>Bob Wickman, R</b> (8, 1) ERA: 4.0	1.0	L	8	2	2	2	0	1	1	0	0	0	0	14	30	18.00	3.000										
<b>John Wetteland, R</b> (9, 1) ERA: 2.08	0.1		2	1	0	0	0	0	0	0	0	0	0	4	8	0.00	3.000										

New York Yankees @ Kansas City Royals  
Kauffman Stadium, Kansas City, MO

AB 35  
R 6  
H 11  
RBI 6  
BB 5  
SO 5  
LOB 15



Wed Jul 26 1995, 7:05 PM CDT  
Att: 17,775 - Unknown - 87 F



Batter	1	2	3	4	5	6	7	8	9	AB	R	H	RBI	BB	SO	LOB	TOP				
Luis Polonia, L (1, 7) OBP: 0.347, SLG: 0.368 Gerald Williams, R (8, FH) OBP: 0.368, SLG: 0.535	1-1 L4-3 1B		4-2 CS BB		4-2 BB			3-3 K		1	0	1	0	2	0	0					
Wade Boggs, L (1, 5) OBP: 0.370, SLG: 0.389	0-1 L4-3 1-2		3-2 CS	2-1 FC6-4 1B	0-1 F7			4-0 BB		3	0	1	0	1	0	3					
Dion James, L (1, 10) OBP: 0.370, SLG: 0.382 Danny Tartabull, R (8, FH) OBP: 0.335, SLG: 0.380	0-2 P6			1-1 FC6-4 1B	0-1 G4-3			1-3 K		3	1	0	0	0	0	3					
Paul O'Neill, L (1, 9) OBP: 0.406, SLG: 0.590		0-3 K		2-1 BB 1B				1-3 K		4	0	2	0	0	2	1					
Don Mattingly, L (1, 3) OBP: 0.362, SLG: 0.438	0-2 G4-3			2-0 P6				3-2 G5-4-3 1-2		3	0	0	0	1	0	3					
Bernie Williams, S (1, 8) OBP: 0.353, SLG: 0.449	0-0 1B			4-2 1B BB				1-3 K2-3		3	0	1	0	1	2	1					
Mike Stanley, R (1, 2) OBP: 0.374, SLG: 0.487	2-0 L8			0-0 1B				2-2 P4		3	0	1	1	0	0	1					
Randy Velarde, R (1, 6) OBP: 0.345, SLG: 0.390			3-3 K		2-3 K			1-0 G5-3		4	0	0	0	0	2	1					
Pat Kelly, R (1, 4) OBP: 0.335, SLG: 0.346			0-0 F9		1-1 BB 1B			3-3 K		3	0	1	0	0	1	0					
<b>Inning Stats</b>	R: 0 E: 0 K: 0 S: 7	H: 1 LOB: 0 BB: 0 P: 8	R: 0 E: 0 K: 1 S: 9	H: 1 LOB: 1 BB: 0 P: 11	R: 0 E: 0 K: 1 S: 8	H: 0 LOB: 0 BB: 1 P: 18	R: 1 E: 0 K: 0 S: 10	H: 3 LOB: 2 BB: 1 P: 21	R: 0 E: 0 K: 1 S: 12	H: 1 LOB: 0 BB: 0 P: 19	R: 0 E: 0 K: 1 S: 9	H: 0 LOB: 0 BB: 0 P: 14	R: 0 E: 0 K: 1 S: 7	H: 0 LOB: 1 BB: 1 P: 19	R: 0 E: 0 K: 1 S: 7	H: 0 LOB: 1 BB: 1 P: 13	1B: 7 2B: 2 3B: 0 HR: 0	SF: 0 SAC: 0 DP: 3 HBP: 1	WP: 0 PB: 0 CS: 2	PA: 36	
<b>PITCHER</b>	IP WLS BF H R ER SO BB IBB HBP BLK WP HR S P ERA WHIP	IP WLS BF H R ER SO BB IBB HBP BLK WP HR S P ERA WHIP	IP WLS BF H R ER SO BB IBB HBP BLK WP HR S P ERA WHIP	IP WLS BF H R ER SO BB IBB HBP BLK WP HR S P ERA WHIP	IP WLS BF H R ER SO BB IBB HBP BLK WP HR S P ERA WHIP	IP WLS BF H R ER SO BB IBB HBP BLK WP HR S P ERA WHIP	IP WLS BF H R ER SO BB IBB HBP BLK WP HR S P ERA WHIP	IP WLS BF H R ER SO BB IBB HBP BLK WP HR S P ERA WHIP	IP WLS BF H R ER SO BB IBB HBP BLK WP HR S P ERA WHIP	IP WLS BF H R ER SO BB IBB HBP BLK WP HR S P ERA WHIP	IP WLS BF H R ER SO BB IBB HBP BLK WP HR S P ERA WHIP	IP WLS BF H R ER SO BB IBB HBP BLK WP HR S P ERA WHIP	IP WLS BF H R ER SO BB IBB HBP BLK WP HR S P ERA WHIP	IP WLS BF H R ER SO BB IBB HBP BLK WP HR S P ERA WHIP	IP WLS BF H R ER SO BB IBB HBP BLK WP HR S P ERA WHIP	IP WLS BF H R ER SO BB IBB HBP BLK WP HR S P ERA WHIP	IP WLS BF H R ER SO BB IBB HBP BLK WP HR S P ERA WHIP	IP WLS BF H R ER SO BB IBB HBP BLK WP HR S P ERA WHIP	IP WLS BF H R ER SO BB IBB HBP BLK WP HR S P ERA WHIP	IP WLS BF H R ER SO BB IBB HBP BLK WP HR S P ERA WHIP	IP WLS BF H R ER SO BB IBB HBP BLK WP HR S P ERA WHIP



New York Yankees @ Kansas City Royals  
Kauffman Stadium, Kansas City, MO  
Thu Jul 27 1995, 3:33 AM CDT  
Att: 19,271 - Sunny - 92 F

AB 29  
R 1  
H 7  
RBI 1  
BB 5  
SO 9  
LOB 14

Batter	1	2	3	4	5	6	7	8	9	AB	R	H	RBI	BB	SO	LOB	BOTTOM					
Vince Coleman, S (1, 7) OBP: 0.336, SLG: 0.389	1-2 G5-3		1-0 G6-3		0-0 G6-3			0-3 K		4	0	0	0	0	1	2						
Wally Joyner, L (1, 3) OBP: 0.393, SLG: 0.427	1-3 K		0-1 F8		3-2 1B			1-0 F7		4	0	1	0	0	1	0						
Greg Gagne, R (1, 6) OBP: 0.335, SLG: 0.407	4-2 BB		3-2 F8		1-0 F9			1-1 WP 1B		3	0	1	0	1	0	1						
Gary Gaetti, R (1, 5) OBP: 0.323, SLG: 0.521	3-0 G1-3			1-3 K				3-3 K		3	0	0	0	1	2	2						
Chris James, R (1, 10) OBP: 0.353, SLG: 0.511		3-3 K		4-1 2B BB				3-3 K		3	0	0	0	1	2	2						
Phil Hiatt, R (1, 9) OBP: 0.255, SLG: 0.330 Keith Lockhart, L (9, FH) OBP: 0.360, SLG: 0.456	0-1 G6-3			0-2 2B				1-0 G4-6-3 1-2		3	0	1	0	0	0	0						
Pat Borders, R (1, 2) OBP: 0.282, SLG: 0.437 Chris Stynes, R (7, PR) OBP: 0.278, SLG: 0.219 Brent Mayne, L (8, 2) OBP: 0.267, SLG: 0.298	2-0 2B			4-0 2B IBB				3-3 K		2	0	2	0	1	0	0						
David Howard, S (1, 4) OBP: 0.254, SLG: 0.270 Jon Nunnally, L (9, FH) OBP: 0.365, SLG: 0.576	4-2 BB			2-2 G5-4-3 1-2				0-1 F8		1	0	0	0	1	0	3						
Tom Goodwin, L (1, 8) OBP: 0.345, SLG: 0.318	0-3 K			1-2 G6-3				1-1 L8		3	0	0	0	0	1	4						
<b>Inning Stats</b>	R: 0 E: 0 K: 1 S: 9	H: 0 LOB: 1 BB: 1 P: 18	R: 0 E: 0 K: 2 S: 15	H: 1 LOB: 2 BB: 1 P: 24	R: 0 E: 0 K: 0 S: 6	H: 0 LOB: 0 BB: 0 P: 10	R: 0 E: 0 K: 1 S: 11	H: 1 LOB: 2 BB: 0 P: 22	R: 0 E: 0 K: 0 S: 8	H: 0 LOB: 0 BB: 1 P: 13	R: 0 E: 0 K: 0 S: 2	H: 0 LOB: 0 BB: 1 P: 7	R: 0 E: 0 K: 1 S: 10	H: 1 LOB: 2 BB: 0 P: 12	R: 0 E: 0 K: 2 S: 10	H: 1 LOB: 1 BB: 0 P: 18	R: 0 E: 0 K: 1 S: 7	H: 0 LOB: 0 BB: 0 P: 8	1B: 3 2B: 2 3B: 0 HR: 0	SF: 0 SAC: 1 DP: 2 HBP: 0	WP: 1 PB: 0 CS: 0	PA: 35
<b>PITCHER</b>	IP WLS BF H R ER SO BB IBB HBP BLK WP HR S P ERA WHIP	IP WLS BF H R ER SO BB IBB HBP BLK WP HR S P ERA WHIP	IP WLS BF H R ER SO BB IBB HBP BLK WP HR S P ERA WHIP	IP WLS BF H R ER SO BB IBB HBP BLK WP HR S P ERA WHIP	IP WLS BF H R ER SO BB IBB HBP BLK WP HR S P ERA WHIP	IP WLS BF H R ER SO BB IBB HBP BLK WP HR S P ERA WHIP	IP WLS BF H R ER SO BB IBB HBP BLK WP HR S P ERA WHIP	IP WLS BF H R ER SO BB IBB HBP BLK WP HR S P ERA WHIP	IP WLS BF H R ER SO BB IBB HBP BLK WP HR S P ERA WHIP	IP WLS BF H R ER SO BB IBB HBP BLK WP HR S P ERA WHIP	IP WLS BF H R ER SO BB IBB HBP BLK WP HR S P ERA WHIP	IP WLS BF H R ER SO BB IBB HBP BLK WP HR S P ERA WHIP	IP WLS BF H R ER SO BB IBB HBP BLK WP HR S P ERA WHIP	IP WLS BF H R ER SO BB IBB HBP BLK WP HR S P ERA WHIP	IP WLS BF H R ER SO BB IBB HBP BLK WP HR S P ERA WHIP	IP WLS BF H R ER SO BB IBB HBP BLK WP HR S P ERA WHIP	IP WLS BF H R ER SO BB IBB HBP BLK WP HR S P ERA WHIP	IP WLS BF H R ER SO BB IBB HBP BLK WP HR S P ERA WHIP	IP WLS BF H R ER SO BB IBB HBP BLK WP HR S P ERA WHIP	IP WLS BF H R ER SO BB IBB HBP BLK WP HR S P ERA WHIP	IP WLS BF H R ER SO BB IBB HBP BLK WP HR S P ERA WHIP	



New York Yankees @ Kansas City Royals  
Kauffman Stadium, Kansas City, MO  
Thu Jul 27 1995, 3:33 AM CDT  
Att: 19,271 - Sunny - 92 F

AB 29  
R 0  
H 5  
RBI 0  
BB 5  
SO 8  
LOB 15



Batter	1	2	3	4	5	6	7	8	9	AB	R	H	RBI	BB	SO	LOB	TOP		
Chad Curtis, R (1, 8) OBP: 0.373, SLG: 0.477	1-1 F9		4-1 G4-3 BB		0-1 G4-3			0-1 F8 G5-3 2B	0-0 F7	4	1	1	0	1	0	0			
Lou Whitaker, L (1, 4) OBP: 0.392, SLG: 0.491	2-3 K		2-3 K		1-3 K			0-0 F8		4	0	0	0	0	3	2			
Travis Fryman, R (1, 5) OBP: 0.353, SLG: 0.388	2-0 2B		0-1 G4-3 1-2		1-0 F9			0-2 G5-3		4	0	1	1	0	0	1			
Cecil Fielder, R (1, 3) OBP: 0.362, SLG: 0.496 Derrick White, R (8, PR) OBP: 0.291, SLG: 0.308 (8, 3)	4-1 BB			1-0 P6				1-1 G5-3	3-H 1-2 1B 2B	3	0	1	0	1	0	0			
Kirk Gibson, L (1, 10) OBP: 0.370, SLG: 0.472	0-1 G4-3		3-1 1B 2B		1-3 K			0-0 BB 1B		4	1	2	1	0	1	2			
Bobby Higginson, L (1, 7) OBP: 0.335, SLG: 0.418		2-3 K		4-2 G4-3 1B BB				4-1 BB 1B	1-2 BB	2	0	0	0	2	1	0			
John Flaherty, R (1, 2) OBP: 0.329, SLG: 0.518		2-2 2B		0-0 G4-3 1-2 2-H 1B				0-1 G5-3	0-0 F8	4	0	2	1	0	0	2			
Chris Gomez, R (1, 6) OBP: 0.329, SLG: 0.422		2-1 P6		0-2 G4-3 1-2 2-3				0-1 G6-3	2-2 L8	4	0	0	0	0	0	3			
Danny Bautista, R (1, 9) OBP: 0.281, SLG: 0.316		1-2 G4-3		1-2 F9				1-1 G6-3	1-0 F8	4	0	0	0	0	0	3			
<b>Inning Stats</b>	R: 0 E: 0 K: 1 S: 10	H: 1 LOB: 2 BB: 1 P: 19	R: 0 E: 0 K: 1 S: 12	H: 1 LOB: 1 BB: 0 P: 19	R: 0 E: 0 K: 1 S: 6	H: 0 LOB: 2 BB: 1 P: 12	R: 1 E: 0 K: 0 S: 13	H: 2 LOB: 2 BB: 1 P: 22	R: 0 E: 0 K: 1 S: 6	H: 0 LOB: 0 BB: 0 P: 10	R: 0 E: 0 K: 0 S: 6	H: 0 LOB: 0 BB: 0 P: 7	R: 2 E: 0 K: 0 S: 13	H: 3 LOB: 2 BB: 1 P: 18	R: 0 E: 0 K: 0 S: 5	H: 0 LOB: 0 BB: 0 P: 8	1B: 2 2B: 5 3B: 0 HR: 0	SF: 0 SAC: 0 DP: 1 HBP: 0	WP: 0 PA: 37 PB: 0 SB: 0 CS: 0
<b>PITCHER</b>	IP WLS BF H R ER SO BB IBB HBP BLK WP HR S P ERA WHIP	7.2 30 5 2 2 5 3 0 0 0 0 0 66 103 2.35 1.043	1.1 7 2 1 1 0 1 0 0 0 0 0 12 20 6.75 2.250																

Detroit Tigers @ Kansas City Royals  
Kauffman Stadium, Kansas City, MO  
Fri Jul 28, 1995, 7:05 PM CDT  
Att: 18,070 - Unknown - 90 F

AB 33  
R 3  
H 7  
RBI 3  
BB 4  
SO 5  
LOB 13



Batter	1	2	3	4	5	6	7	8	9	AB	R	H	RBI	BB	SO	LOB	BOTTOM		
Vince Coleman, S (1, 7) OBP: 0.342, SLG: 0.395	0-1 S WP 1B		1-1 1B 2B 1B		0-0 E S 1B 1B			0-0 F8		4	2	3	1	0	0	0			
Tom Goodwin, L (1, 8) OBP: 0.343, SLG: 0.317	1-3 K		0-0 2B 1-2 1B		1-1 F9			1-3 K		4	0	1	0	0	2	2			
Wally Joyner, L (1, 3) OBP: 0.391, SLG: 0.424	2-3 K 1-2		0-1 F7		1-2 BB 1-H 1B			2-2 L7		4	0	1	1	0	1	3			
Gary Gaetti, R (1, 5) OBP: 0.328, SLG: 0.526	2-3 K		0-0 1-3 2-H 2B		4-1 BB			0-0 E S 1B 1B		3	1	2	1	1	1	1			
Keith Lockhart, L (1, 4) OBP: 0.354, SLG: 0.448 David Howard, S (5, 4) OBP: 0.258, SLG: 0.274		0-2 F7	1-2 F9		0-3 K			2-2 FC3-6 1B	1-H 1B	2	0	0	0	0	0	2			
Joe Vitiello, R (1, 10) Chris Stynes, R (8, PR) OBP: 0.278, SLG: 0.219		1-1 G6-3		2-2 G5-3				1-2 FC3-6 1B	1-2 FC3-6 FC6-4	4	0	0	0	0	0	1			
Jon Nunnally, L (1, 9) OBP: 0.356, SLG: 0.563		2-2 P5		0-0 F7				0-0 FC6-4		4	0	0	0	0	0	1			
Greg Gagne, R (1, 6) OBP: 0.335, SLG: 0.406			0-2 SH1-3 1B 1B		1-2 G5-3			1-2 F8		3	1	1	0	0	0	0			
Brent Mayne, L (1, 2) OBP: 0.264, SLG: 0.294			1-1 SH1-3 1-2		3-2 F7			2-0 F8		2	0	0	0	0	0	0			
<b>Inning Stats</b>	R: 0 E: 0 K: 3 S: 11	H: 1 LOB: 1 BB: 0 P: 16	R: 0 E: 0 K: 0 S: 8	H: 0 LOB: 0 BB: 0 P: 11	R: 2 E: 0 K: 0 S: 16	H: 4 LOB: 2 BB: 0 P: 18	R: 0 E: 0 K: 0 S: 7	H: 0 LOB: 0 BB: 0 P: 10	R: 1 E: 0 K: 1 S: 15	H: 2 LOB: 1 BB: 1 P: 24	R: 0 E: 0 K: 0 S: 6	H: 0 LOB: 0 BB: 0 P: 11	R: 0 E: 0 K: 1 S: 6	H: 0 LOB: 0 BB: 0 P: 9	R: 1 E: 0 K: 0 S: 11	H: 2 LOB: 1 BB: 0 P: 16	1B: 8 2B: 1 3B: 0 HR: 0	SF: 0 SAC: 1 DP: 0 HBP: 0	WP: 1 PA: 34 PB: 0 SB: 3 CS: 0
<b>PITCHER</b>	IP WLS BF H R ER SO BB IBB HBP BLK WP HR S P ERA WHIP	7.0 29 7 3 3 5 1 0 0 0 0 0 11 16 9.00 2.000																	

Detroit Tigers @ Kansas City Royals  
Kauffman Stadium, Kansas City, MO  
Fri Jul 28, 1995, 7:05 PM CDT  
Att: 18,070 - Unknown - 90 F

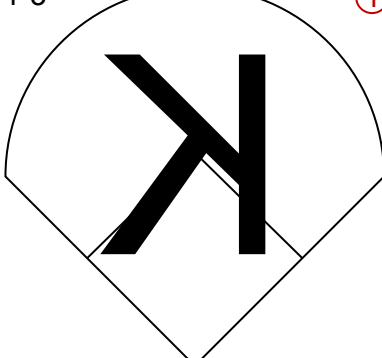
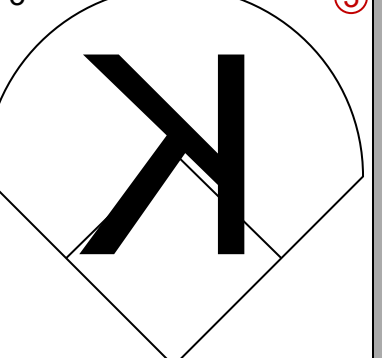
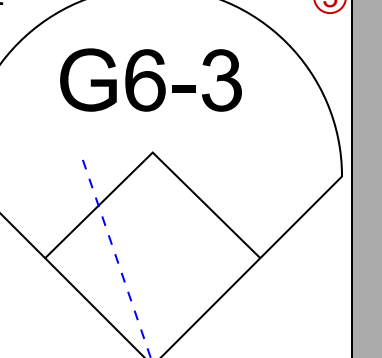
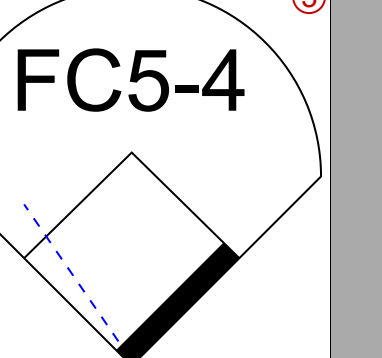
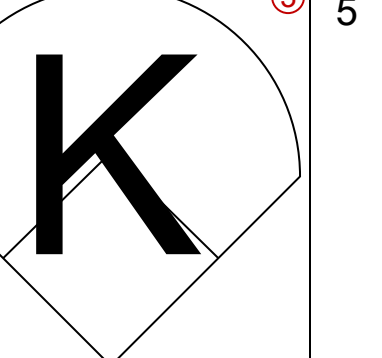
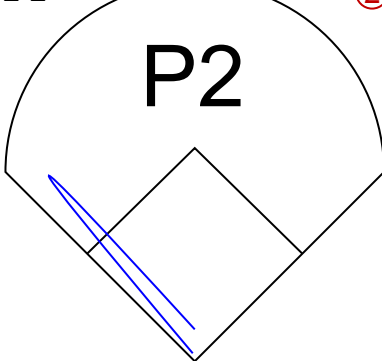
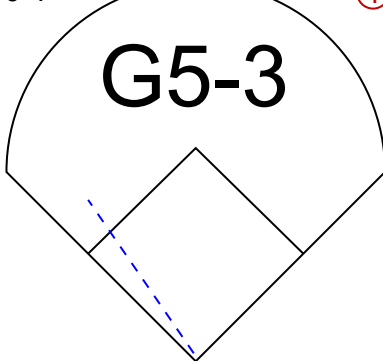
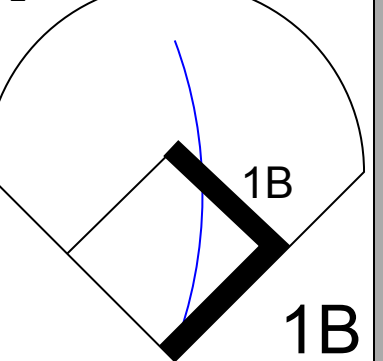
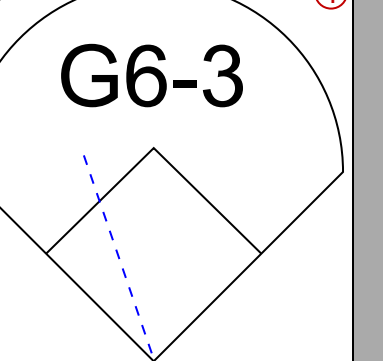
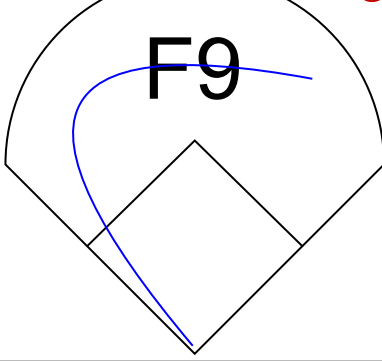
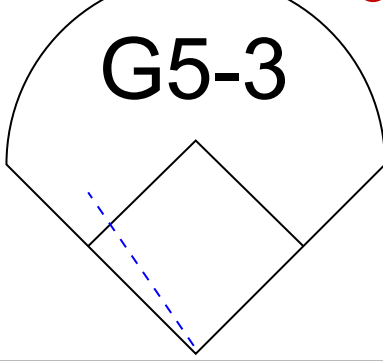
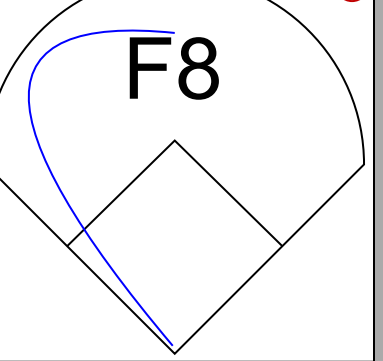
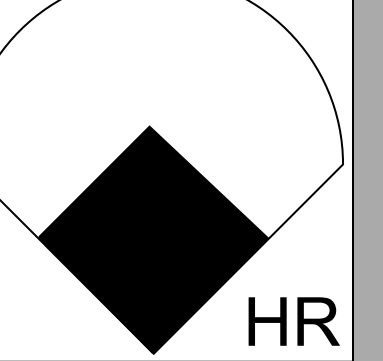
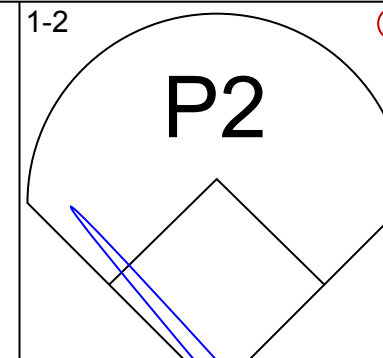
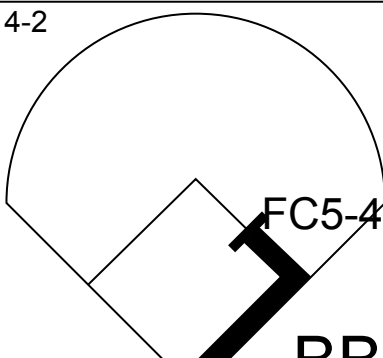
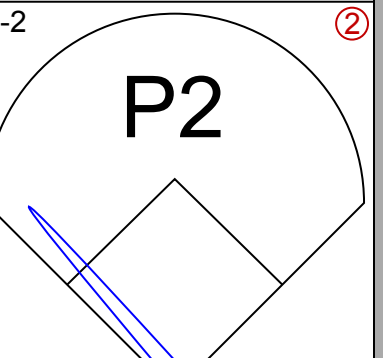
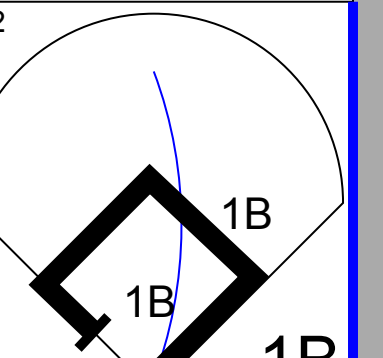
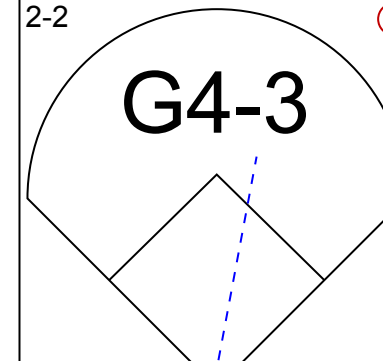
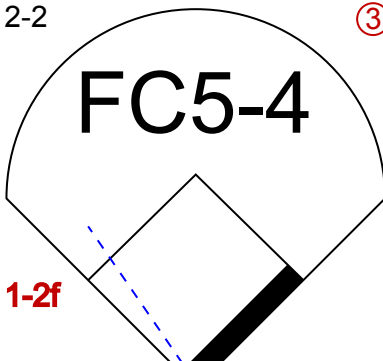
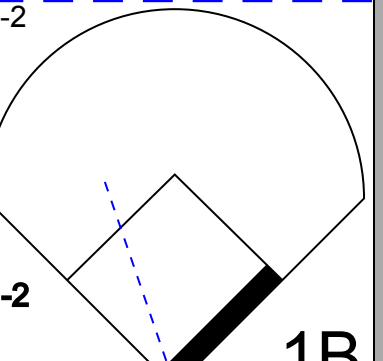
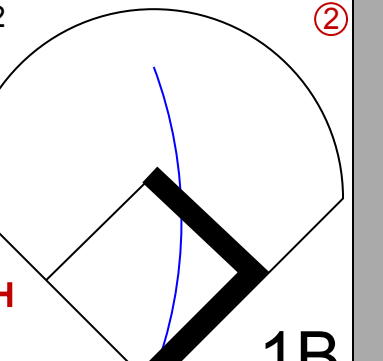
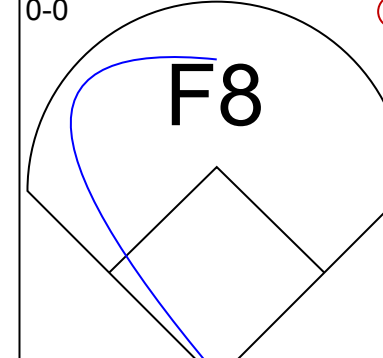
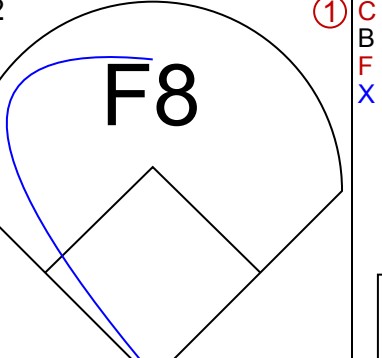
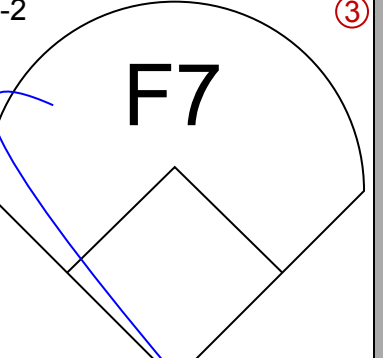
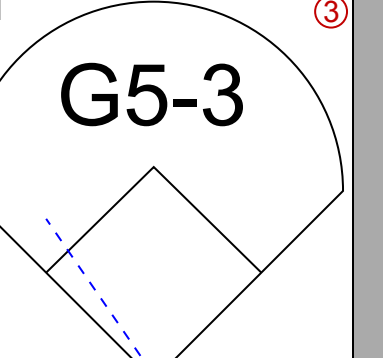
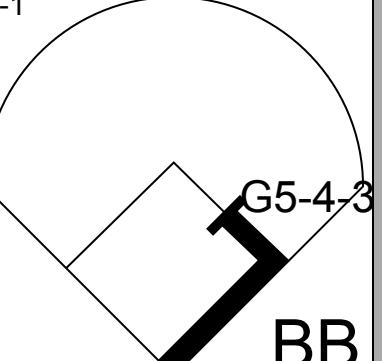
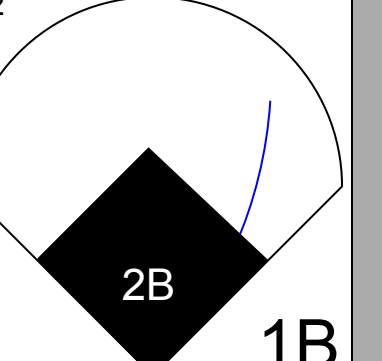
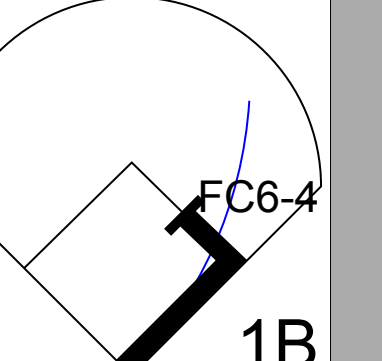
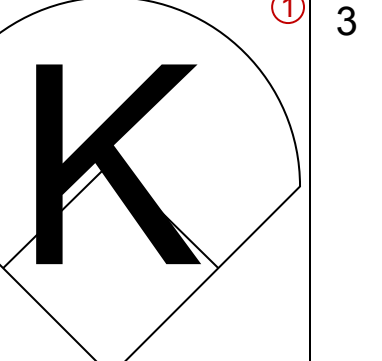
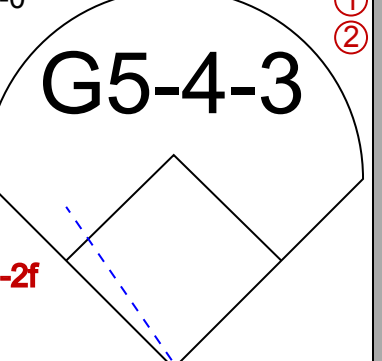
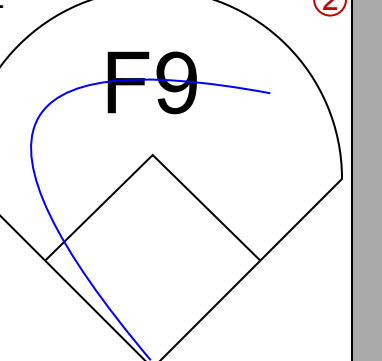
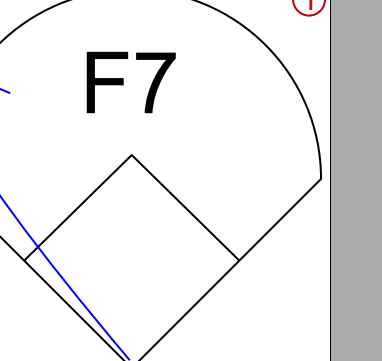
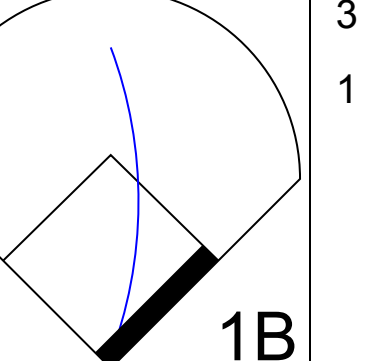
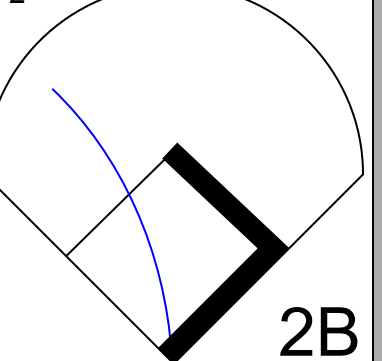
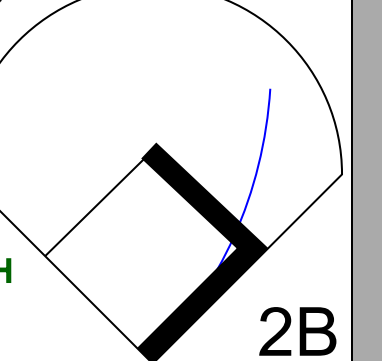
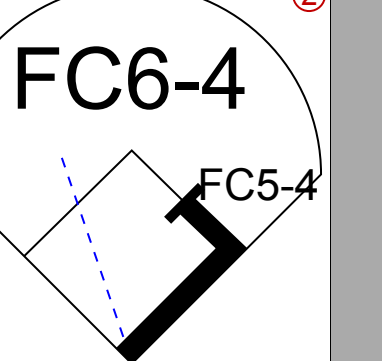
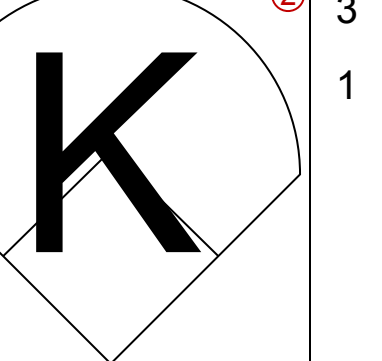
AB 32  
R 4  
H 9  
RBI 4  
BB 1  
SO 5  
LOB 12








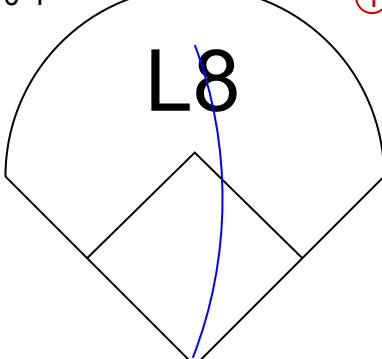
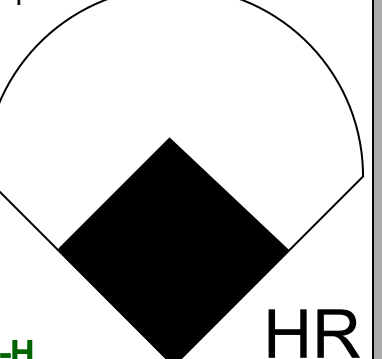
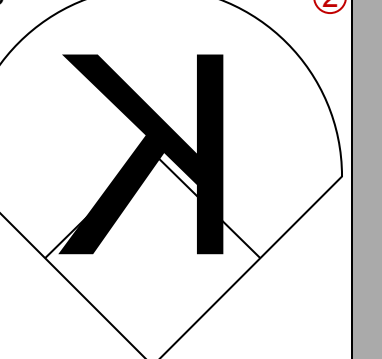
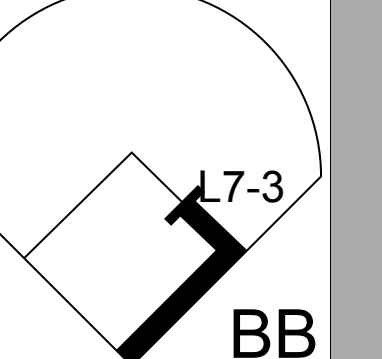
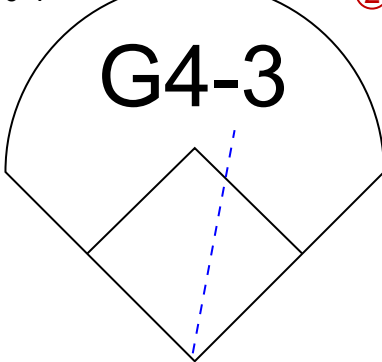
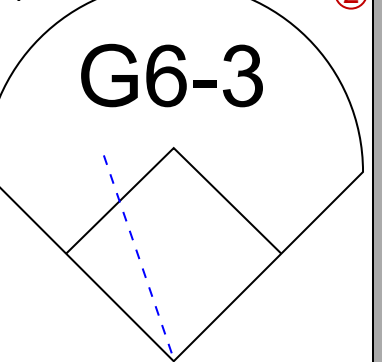
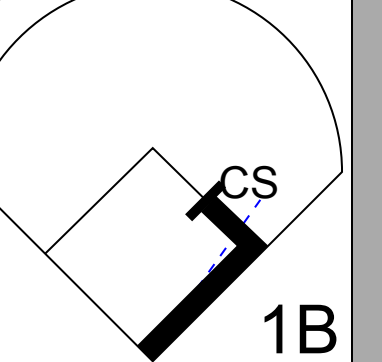
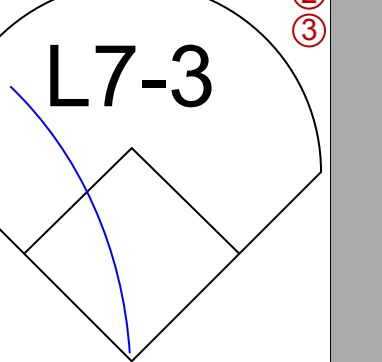
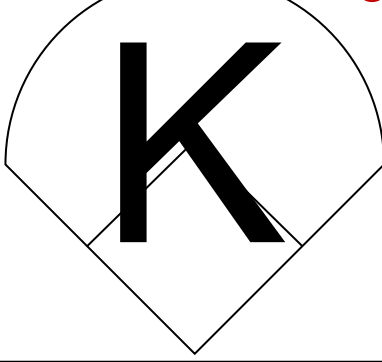
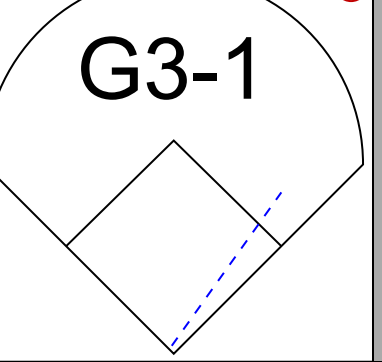
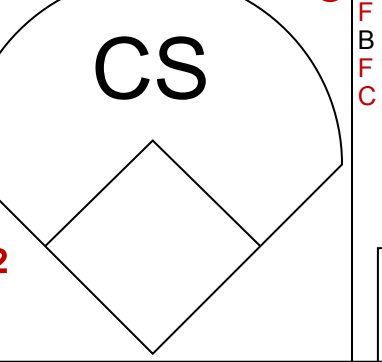
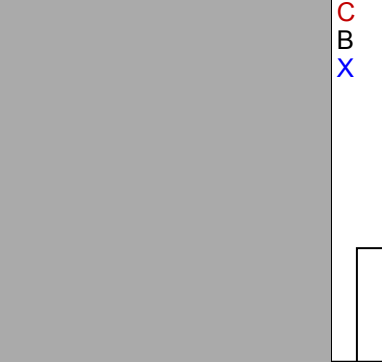

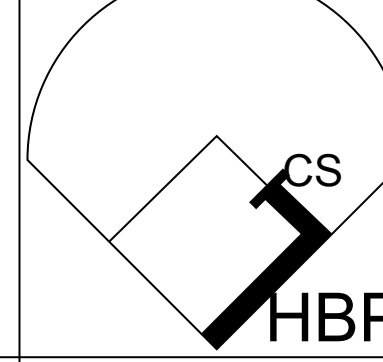
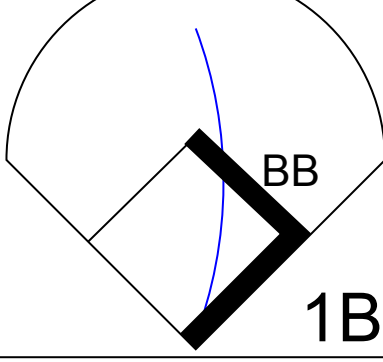
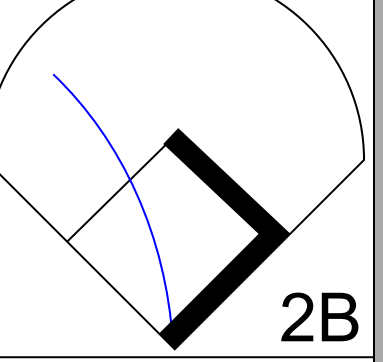
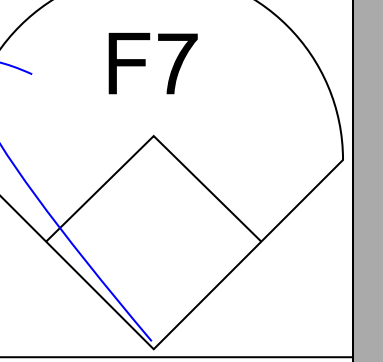
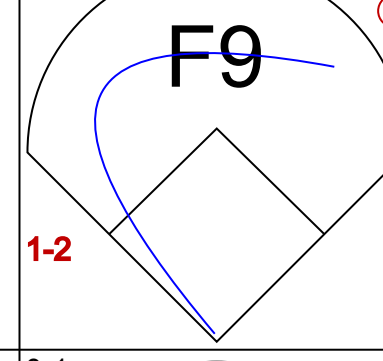
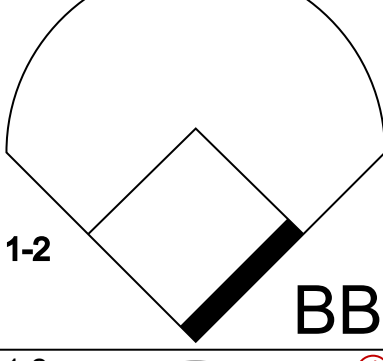
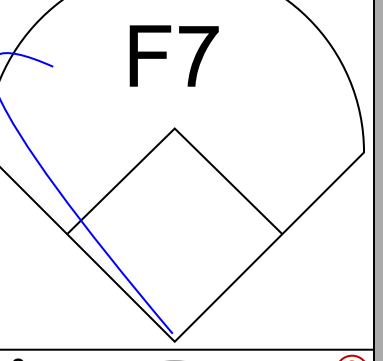
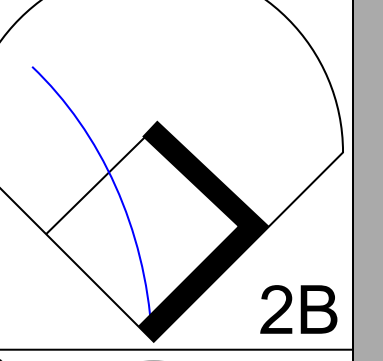
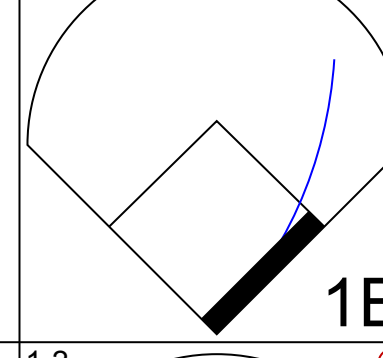
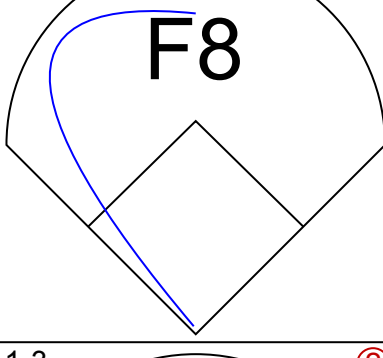
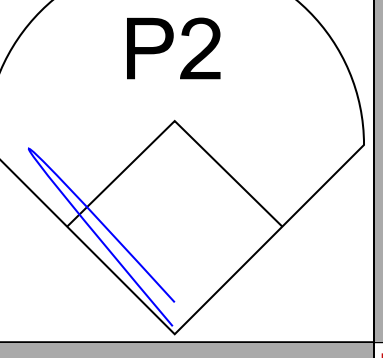
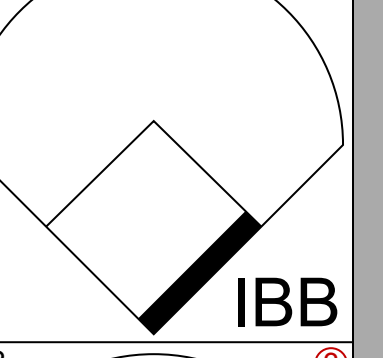
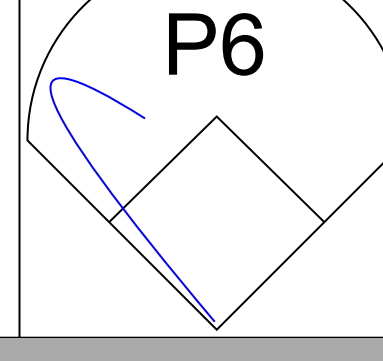
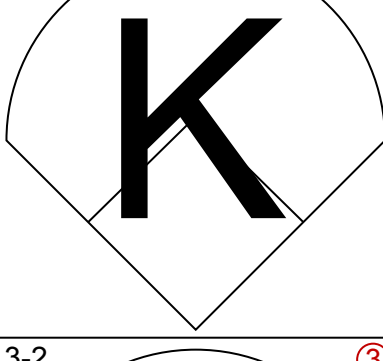
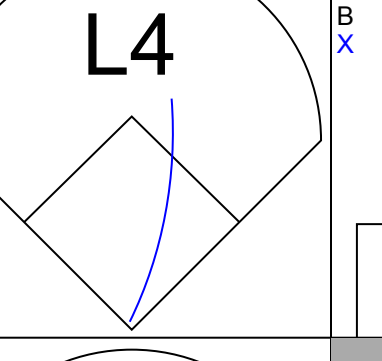
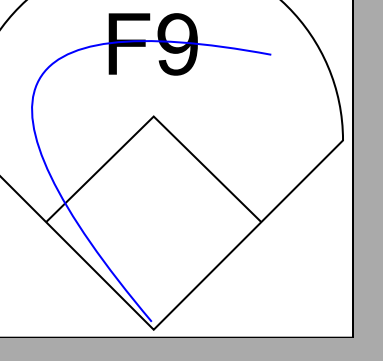
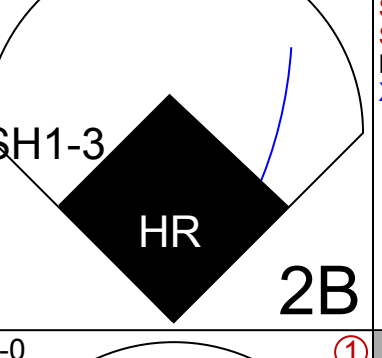

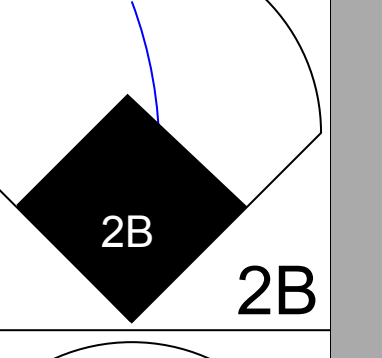
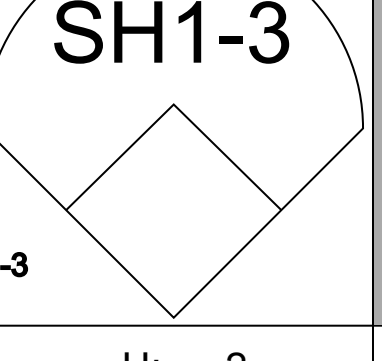
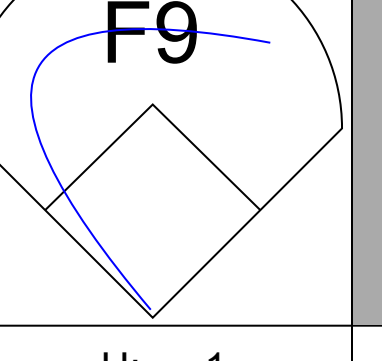
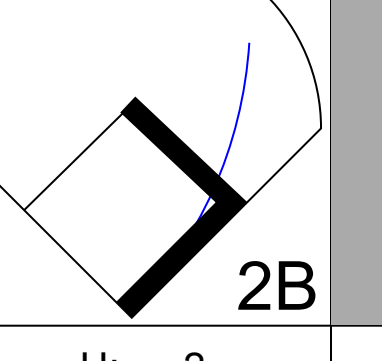


Batter	1	2	3	4	5	6	7	8	9	AB	R	H	RBI	BB	SO	LOB	TOP					
Chad Curtis, R OBP: 0.397, SLG: 0.478 (1, 8)											5	0	0	0	0	3	4					
Scott Fletcher, R OBP: 0.333, SLG: 0.320 (1, 4)											4	0	1	0	0	0	0					
Travis Fryman, R OBP: 0.353, SLG: 0.396 (1, 5)											4	1	1	1	0	0	1					
Cecil Fielder, R OBP: 0.366, SLG: 0.491 (8, PR) Derrick White, R OBP: 0.214, SLG: 0.286 (8, 3)											3	0	1	0	1	0	1					
Kirk Gibson, L OBP: 0.366, SLG: 0.467 (1, 10)											4	0	2	0	0	0	1					
Alan Trammell, R OBP: 0.385, SLG: 0.411 (1, 6)											4	0	0	0	0	0	4					
Bobby Higginson, L OBP: 0.337, SLG: 0.412 (1, 7)											3	1	2	0	1	1	0					
Danny Bautista, R OBP: 0.256, SLG: 0.306 (9, PH) Lou Whitaker, L OBP: 0.356, SLG: 0.476 (9, PH)											3	0	0	0	0	0	3					
Ron Tingley, R OBP: 0.304, SLG: 0.343 (1, 2) Juan Samuel, R OBP: 0.397, SLG: 0.566 (9, PH)											3	0	2	1	0	0	1					
<b>Inning Stats</b>	R: 0 E: 0 K: 1 S: 9	H: 0 LOB: 0 BB: 0 P: 14	R: 0 E: 0 K: 0 S: 7	H: 0 LOB: 0 BB: 0 P: 10	R: 0 E: 0 K: 1 S: 8	H: 1 LOB: 1 BB: 1 P: 17	R: 0 E: 0 K: 0 S: 12	H: 0 LOB: 1 BB: 1 P: 18	R: 1 E: 0 K: 0 S: 15	H: 2 LOB: 1 BB: 0 P: 25	R: 0 E: 0 K: 0 S: 18	H: 2 LOB: 2 BB: 0 P: 23	R: 0 E: 0 K: 0 S: 8	H: 1 LOB: 1 BB: 0 P: 9	R: 1 E: 0 K: 0 S: 13	H: 3 LOB: 2 BB: 0 P: 21	R: 0 E: 0 K: 3 S: 12	H: 1 LOB: 1 BB: 0 P: 16	1B: 7 2B: 2 3B: 0 HR: 1	SF: 0 SAC: 0 DP: 1 HBP: 0	WP: 0 PB: 0 SB: 0 CS: 0	PA: 37
<b>PITCHER</b>	IP	WLS	BF	H	R	ER	SO	BB	IBB	HBP	BLK	WP	HR	S	P	ERA	WHIP					
Scott Anderson, R ERA: 1.59 (1, 1)	5.2	W	22	4	1	1	2	2	0	0	0	0	0	63	100	1.59	1.059					
Billy Brewer, L ERA: 5.02 (6, 1)	1.1		6	2	0	0	0	0	0	0	0	0	0	14	16	0.00	1.500					
Rusty Meacham, R ERA: 3.82 (8, 1)	1.0	S	5	3	1	1	0	0	0	0	0	0	1	13	21	9.00	3.000					
Jeff Montgomery, R ERA: 2.92 (9, 1)	1.0	S	4	1	0	0	3	0	0	0	0	0	0	12	16	0.00	1.000					

Detroit Tigers @ Kansas City Royals  
Kauffman Stadium, Kansas City, MO  
Sun Jul 30 1995, 3:33 AM CDT  
Att: 21,049 - Sunny - 90 F


AB 35  
R 2  
H 10  
RBI 2  
BB 2  
SO 5  
LOB 16



Batter	1	2	3	4	5	6	7	8	9	AB	R	H	RBI	BB	SO	LOB	BOTTOM				
Vince Coleman, S OBP: 0.353, SLG: 0.414 (1, 7)										3	1	1	2	1	1	0					
Tom Goodwin, L OBP: 0.340, SLG: 0.312 (1, 8)										4	0	1	0	0	0	2					
Wally Joyner, L OBP: 0.392, SLG: 0.422 (1, 3)										4	0	0	0	0	2	0					
Gary Gaetti, R OBP: 0.329, SLG: 0.520 (1, 5)										3	0	2	0	0	0	0					
Jon Nunnally, L OBP: 0.366, SLG: 0.575 (1, 9)										3	0	1	0	1	0	2					
Greg Gagne, R OBP: 0.332, SLG: 0.396 (1, 6)										3	0	1	0	1	0	3					
Joe Vitiello, R OBP: 0.160, SLG: 0.087 (1, 10)										4	0	0	0	0	1	5					
David Howard, S OBP: 0.277, SLG: 0.309 (1, 4)										3	2	2	0	0	0	2					
Brent Mayne, L OBP: 0.268, SLG: 0.303 (1, 2)										2	0	1	1	0	0	0					
<b>Inning Stats</b>	R: 0 E: 0 K: 1 S: 7	H: 0 LOB: 0 BB: 0 P: 8	R: 0 E: 0 K: 0 S: 12	H: 1 LOB: 1 BB: 0 P: 17	R: 2 E: 0 K: 0 S: 10	H: 2 LOB: 0 BB: 0 P: 14	R: 0 E: 0 K: 1 S: 16	H: 1 LOB: 2 BB: 1 P: 27	R: 0 E: 0 K: 1 S: 10	H: 1 LOB: 1 BB: 0 P: 15	R: 1 E: 0 K: 0 S: 12	H: 2 LOB: 1 BB: 1 P: 24	R: 0 E: 0 K: 0 S: 9	H: 1 LOB: 2 BB: 1 P: 17	1B: 3 2B: 6 3B: 0 HR: 1	SF: 0 SAC: 1 DP: 1 HBP: 1	WP: 0 PB: 0 SB: 0 CS: 2	PA: 35			
<b>PITCHER</b>	IP	WLS	BF	H	R	ER	SO	BB	IBB	HBP	BLK	WP	HR	S	P	ERA	WHIP				
Felipe Lira, R ERA: 3.74 (1, 1)	6.1	L	27	8	3	3	4	1	0	1	0	0	0	73	110	4.26	1.421				
Joe Boever, R ERA: 5.61 (7, 1)	1.2		7	1	0	0	0	1	1	0	0	0	0	12	27	0.00	1.200				

Detroit Tigers @ Kansas City Royals  
Kauffman Stadium, Kansas City, MO  
Sun Jul 30 1995, 3:33 AM CDT  
Att: 21,049 - Sunny - 90 F

AB 29  
R 3  
H 9  
RBI 3  
BB 3  
SO 4  
LOB 14









Batter	1	2	3	4	5	6	7	8	9	AB	R	H	RBI	BB	SO	LOB	TOP										
Vince Coleman, S (1, 7) OBP: 0.397, SLG: 0.424	P3		1-2 1B		G5-4-3			G5-3 1B		4	0	2	0	0	0	1											
Greg Gagne, R (1, 6) OBP: 0.322, SLG: 0.383	P9		P8			F9		G5-3		4	0	0	0	0	0	3											
Wally Joyner, L (1, 3) OBP: 0.389, SLG: 0.418	F7		P5			G4-3		P6		4	0	0	0	0	0	2											
Gary Gaetti, R (1, 5) OBP: 0.330, SLG: 0.523		4-1 HR BB			F9				2-1 HR	3	2	1	1	1	0	1											
Joe Vitiello, R (1, 10) OBP: 0.179, SLG: 0.231 Keith Lockhart, L (9, PH) OBP: 0.353, SLG: 0.443		2-2 HR			G4-3			F9	3-3 K	3	1	1	2	0	0	0											
Pat Borders, R (1, 2) OBP: 0.285, SLG: 0.432 Edgar Caceres, S (9, PH) OBP: 0.333, SLG: 0.435		1-3 K			2-3 K			0-0 1B	0-2 G1-3	3	0	1	0	0	0	2											
Phil Hiatt, R (1, 9) OBP: 0.249, SLG: 0.320 Jon Nunnally, L (9, PH) OBP: 0.372, SLG: 0.579		0-3 K			1-0 F9			3-3 K	2-0 1B	3	0	0	0	0	2	1											
David Howard, S (1, 4) OBP: 0.275, SLG: 0.321		1-1 1B			2-1 G1-3			1-0 G4-3	2-3 K	4	0	1	0	0	1	2											
Tom Goodwin, L (1, 8) OBP: 0.342, SLG: 0.313		0-0 B2-3			2-2 G5-4-3 1B			4-0 G5-3 1B BB		2	0	1	0	1	0	1											
<b>Inning Stats</b>	R: 0 E: 0 K: 0 S: 6	H: 0 LOB: 0 BB: 0 P: 8	R: 2 E: 0 K: 2 S: 16	H: 2 LOB: 1 BB: 1 P: 24	R: 0 E: 0 K: 0 S: 12	H: 1 LOB: 1 BB: 0 P: 15	R: 0 E: 0 K: 1 S: 8	H: 0 LOB: 0 BB: 0 P: 14	R: 0 E: 0 K: 0 S: 6	H: 0 LOB: 0 BB: 0 P: 9	R: 0 E: 0 K: 1 S: 9	H: 1 LOB: 1 BB: 0 P: 14	R: 0 E: 0 K: 0 S: 6	H: 1 LOB: 1 BB: 1 P: 15	R: 1 E: 0 K: 2 S: 13	H: 2 LOB: 1 BB: 0 P: 22	1B: 6 2B: 0 3B: 0 HR: 2	SF: 0 SAC: 0 DP: 2 HBP: 0	WP: 0 PB: 0 SB: 0 CS: 0	PA: 35							
<b>PITCHER</b>	IP	WLS	BF	H	R	ER	SO	BB	IBB	HBP	BLK	WP	HR	S	P	ERA	WHIP										
Dave Righetti, L (1, 1) ERA: 4.74	7.0	W	28	6	2	2	4	2	0	0	0	0	1	69	108	2.57	1.143										
Kirk McCaskill, R (8, 1) ERA: 5.03	0.2		1	0	0	0	0	0	0	0	0	0	0	1	2	0.00	0.000										
Altee Hammaker, L (8, 1) ERA: 13.5	0.1		1	0	0	0	0	0	0	0	0	0	0	1	3	0.00	0.000										
Roberto Hernandez, R (9, 1) ERA: 4.03	1.0	S	5	2	1	1	2	0	0	0	0	0	1	13	22	9.00	2.000										

**Kansas City Royals @ Chicago White Sox**  
Comiskey Park, Chicago, IL  
Tue Aug 01 1995, 8:05 PM EDT  
Att: 18,951 - Unknown - 75 F

AB 33  
R 3  
H 8  
RBI 3  
BB 2  
SO 6  
LOB 11



Batter	1	2	3	4	5	6	7	8	9	AB	R	H	RBI	BB	SO	LOB	BOTTOM										
Lance Johnson, L (1, 8) OBP: 0.331, SLG: 0.378	F9	G1-3		1-1 FC6-4 1B		F9				4	0	1	1	0	0	1											
Ozzie Guillen, L (1, 6) OBP: 0.292, SLG: 0.337	G3-1		1-1 P8	0-1 FC6-4		G6-3				4	0	0	0	0	0	1											
Tim Raines, S (1, 7) OBP: 0.358, SLG: 0.423	1B		0-0 G1 1B		2-0 SH1-4 FC1-2 HBP	G5-3				3	1	2	0	0	0	0											
Frank Thomas, R (1, 10) OBP: 0.485, SLG: 0.664	F9		1-2 G1	4-1 FC1-2 SH1-4 BB		1B				2	0	0	0	2	0	2											
Dave Martinez, L (1, 3) OBP: 0.373, SLG: 0.477		0-0 FC5-4 1B	2-0 2H 1B	0-0 SH1-4		1-0 1B				3	0	3	1	0	0	0											
Mike Devereaux, R (1, 9) OBP: 0.336, SLG: 0.422	FC5-4 1B	0-1 FC5-4 1B	3-2 F8	1-0 FC1-2		L9				4	1	0	0	0	0	6											
Ray Durham, S (1, 4) OBP: 0.332, SLG: 0.415	1B	1-1 1B		2-0 G6-3	1-1 L6			0-2 G1-3		4	1	1	0	0	0	2											
Ron Karkovics, R (1, 2) OBP: 0.316, SLG: 0.424		3-3 K		2-1 G6-3		G4-3		1-3 K		4	0	0	0	0	2	2											
Craig Grebeck, R (1, 5) OBP: 0.397, SLG: 0.410	E9	0-1 E9		3-2 E9		G4-3		1-1 F8		4	1	2	1	0	0	0											
<b>Inning Stats</b>	R: 0 E: 0 K: 0 S: 6	H: 1 LOB: 1 BB: 0 P: 12	R: 2 E: 1 K: 1 S: 11	H: 3 LOB: 1 BB: 0 P: 17	R: 1 E: 0 K: 0 S: 11	H: 2 LOB: 1 BB: 0 P: 18	R: 1 E: 1 K: 0 S: 10	H: 2 LOB: 1 BB: 0 P: 18	R: 0 E: 0 K: 0 S: 5	H: 0 LOB: 2 BB: 1 P: 13	R: 0 E: 0 K: 0 S: 5	H: 0 LOB: 0 BB: 0 P: 9	R: 0 E: 0 K: 1 S: 8	H: 0 LOB: 0 BB: 0 P: 10	R: 0 E: 0 K: 1 S: 8	H: 0 LOB: 0 BB: 0 P: 10	1B: 9 2B: 0 3B: 0 HR: 0	SF: 0 SAC: 1 DP: 0 HBP: 1	WP: 0 PB: 0 SB: 0 CS: 0	PA: 36							
<b>PITCHER</b>	IP	WLS	BF	H	R	ER	SO	BB	IBB	HBP	BLK	WP	HR	S	P	ERA	WHIP										
Mark Gubicza, R (1, 1) ERA: 3.64	7.0	L	33	9	4	2	1	2	0	0	0	0	0	56	102	2.57	1.571										
Rusty Meacham, R (8, 1) ERA: 3.71	1.0		3	0	0	0	1	0	0	0	0	0	0	8	10	0.00	0.000										

**Kansas City Royals @ Chicago White Sox**  
Comiskey Park, Chicago, IL  
Tue Aug 01 1995, 8:05 PM EDT  
Att: 18,951 - Unknown - 75 F

AB 32  
R 4  
H 9  
RBI 3  
BB 2  
SO 2  
LOB 14





Batter	1	2	3	4	5	6	7	8	9	AB	R	H	RBI	BB	SO	LOB	TOP										
Vince Coleman, S (1, 7) OBP: 0.354, SLG: 0.418	L8		G5-3		G6-3				K	4	0	0	0	1	1	2	<b>Kansas City Royals @ Chicago White Sox</b> Comiskey Park, Chicago, IL Wed Aug 02 1995, 8:05 PM EDT Att: 19,136 - Unknown - 77 F <a href="http://livebaseballscorecards.com">livebaseballscorecards.com</a>										
Wally Joyner, L (1, 3) OBP: 0.392, SLG: 0.417	G6-3			G6-3						3	0	1	0	2	0	0											
Greg Gagne, R (1, 6) OBP: 0.323, SLG: 0.380	P4				CS				P4	4	0	1	0	1	1	4											
Gary Gaetti, R (1, 5) OBP: 0.328, SLG: 0.518		F8							F8	5	0	1	0	0	1	4											
Pat Borders, R (1, 2) OBP: 0.286, SLG: 0.425 Keith Lockhart, L (8, PH) OBP: 0.351, SLG: 0.439 (8, 4)	G6-3			G6-3					F8	2	0	0	0	1	0	1											
Joe Vitiello, R (1, 10) OBP: 0.219, SLG: 0.267 Phil Hiatt, R (8, PR) OBP: 0.248, SLG: 0.320									FC4-6	4	1	2	0	0	1	3											
Jon Nunnally, L (1, 9) OBP: 0.367, SLG: 0.570 Chris James, R (8, PH) OBP: 0.377, SLG: 0.531 Brent Mayne, L (8, 2) OBP: 0.267, SLG: 0.302									1B	3	0	0	0	0	3	4											
David Howard, S (1, 4) OBP: 0.275, SLG: 0.333 (8, 9)			G5-3						P6	4	1	1	1	0	0	2											
Tom Goodwin, L (1, 8) OBP: 0.344, SLG: 0.318			G5-3						1B	4	0	2	1	0	0	0											
<b>Inning Stats</b>	R: 0 E: 0 K: 0 S: 8	H: 0 LOB: 0 BB: 0 P: 11	R: 0 E: 0 K: 1 S: 11	H: 1 LOB: 1 BB: 0 P: 16	R: 0 E: 0 K: 0 S: 11	H: 0 LOB: 0 BB: 0 P: 15	R: 0 E: 0 K: 1 S: 10	H: 0 LOB: 1 BB: 1 P: 15	R: 2 E: 0 K: 1 S: 15	H: 3 LOB: 1 BB: 1 P: 28	R: 0 E: 0 K: 2 S: 12	H: 1 LOB: 2 BB: 1 P: 22	R: 0 E: 0 K: 1 S: 9	H: 0 LOB: 0 BB: 2 P: 21	R: 0 E: 0 K: 0 S: 11	H: 2 LOB: 2 BB: 0 P: 21		R: 0 E: 0 K: 1 S: 16	H: 2 LOB: 2 BB: 0 P: 21	1B: 7 2B: 1 3B: 1 HR: 0	SF: 0 SAC: 0 DP: 0 HBP: 0	WP: 1 PB: 0 SB: 0 CS: 1	PA: 41				
<b>PITCHER</b>	IP	WLS	BF	H	R	ER	SO	BB	IBB	HBP	BLK	WP	HR	S	P	ERA	WHIP										
Wilson Alvarez, L (1, 1) ERA: 4.5	4.0		14	1	0	0	2	1	0	0	0	0	0	40	57	0.00	0.500										
Brian Kayser, R (5, 1) ERA: 4.45	3.0	W	16	4	2	2	4	4	0	0	0	1	0	36	71	6.00	2.667										
Matt Karchner, R (8, 1) ERA:	0.2		3	1	0	0	0	0	0	0	0	0	0	7	14	0.00	1.500										
Atlee Hammaker, L (8, 1) ERA: 12.27	0.1		2	1	0	0	0	0	0	0	0	0	0	4	7	0.00	3.000										
Roberto Hernandez, R (9, 1) ERA: 3.92	1.0	S	5	2	0	0	1	0	0	0	0	0	0	16	21	0.00	2.000										

Batter	1	2	3	4	5	6	7	8	9	AB	R	H	RBI	BB	SO	LOB	BOTTOM										
Lance Johnson, L (1, 8) OBP: 0.326, SLG: 0.373	P6	L9		G6-4-3				F8		5	0	0	0	0	0	6	<b>Kansas City Royals @ Chicago White Sox</b> Comiskey Park, Chicago, IL Wed Aug 02 1995, 8:05 PM EDT Att: 19,136 - Unknown - 77 F <a href="http://livebaseballscorecards.com">livebaseballscorecards.com</a>										
Ozzie Guillen, L (1, 6) OBP: 0.298, SLG: 0.344	BB		P2		HR		K	3B		4	2	2	1	1	1	0											
Tim Raines, S (1, 7) OBP: 0.361, SLG: 0.433	BB		G3-1		P6		BB	2B		4	0	2	1	1	0	1											
Frank Thomas, R (1, 10) OBP: 0.481, SLG: 0.667	F8		L9		HR		F7	F7		5	1	1	2	0	0	4											
Dave Martinez, L (1, 3) OBP: 0.384, SLG: 0.485				BB	P6		BB	IBB		2	1	1	0	2	0	0											
Mike Devereaux, R (1, 9) OBP: 0.338, SLG: 0.419	F8			BB	G5-3			BB		2	0	0	0	2	0	3											
Chris Snopce, R (1, 5) OBP: 0.500, SLG: 0.333		P3		BB			P2	K		3	0	0	0	1	1	3											
Ron Karkovics, R (1, 2) OBP: 0.319, SLG: 0.423		G4-3		K			P4	2B		3	1	1	0	1	1	3											
Craig Grebeck, R (1, 4) OBP: 0.403, SLG: 0.407 Ray Durham, S (8, PH) OBP: 0.331, SLG: 0.414 (9, 4)		G4-3		G6-4-3				P1		1	0	0	1	2	0	1											
<b>Inning Stats</b>	R: 0 E: 0 K: 0 S: 9	H: 1 LOB: 3 BB: 2 P: 24	R: 0 E: 0 K: 0 S: 8	H: 0 LOB: 1 BB: 1 P: 16	R: 0 E: 0 K: 0 S: 8	H: 0 LOB: 0 BB: 0 P: 12	R: 1 E: 0 K: 1 S: 17	H: 1 LOB: 3 BB: 3 P: 32	R: 2 E: 0 K: 0 S: 9	H: 1 LOB: 1 BB: 1 P: 20	R: 0 E: 0 K: 0 S: 9	H: 0 LOB: 1 BB: 1 P: 14	R: 0 E: 0 K: 2 S: 12	H: 1 LOB: 3 BB: 2 P: 23	R: 2 E: 0 K: 0 S: 10	H: 3 LOB: 1 BB: 0 P: 12		1B: 2 2B: 3 3B: 1 HR: 1	SF: 0 SAC: 0 DP: 1 HBP: 0	WP: 0 PB: 0 SB: 0 CS: 0	PA: 40						
<b>PITCHER</b>	IP	WLS	BF	H	R	ER	SO	BB	IBB	HBP	BLK	WP	HR	S	P	ERA	WHIP										
Tom Gordon, R (1, 1) ERA: 3.98	3.1		18	2	1	1	1	6	0	0	0	0	0	39	80	2.70	2.400										
Mike Magnante, L (4, 1) ERA: 2.74	1.0		3	0	1	1	0	1	0	0	0	0	0	5	13	9.00	1.000										
Hipolito Pichardo, R (5, 1) ERA: 3.78	2.2	L	13	2	1	1	2	2	1	0	0	0	1	28	48	3.38	1.500										
Rusty Meacham, R (8, 1) ERA: 4.11	1.0		6	3	2	2	0	0	0	0	0	0	0	10	12	18.00	3.000										



Batter	1	2	3	4	5	6	7	8	9	AB	R	H	RBI	BB	SO	LOB	TOP					
Vince Coleman, S OBP: 0.397, SLG: 0.415	P2	F8		HBP WP BB		P7		HR BB		4	1	1	1	2	0	0						
Greg Gagne, R OBP: 0.327, SLG: 0.382	2B BB		1B SF9 2B	K		FC5-4 BB		F8	L9	4	2	1	0	2	1	6						
Gary Gaetti, R OBP: 0.335, SLG: 0.534	2B		HBP 2B 1B	HBP BB		FC5-4		HR		4	3	3	4	1	0	1						
Chris James, R OBP: 0.379, SLG: 0.510	2B BB		SF9	HBP BB		K		G6-3		2	1	0	1	1	1	1						
Joe Vitiello, R OBP: 0.270, SLG: 0.303	1-H 2-H 2B		2B HBP	P3		F8		HBP 1B	HBP	3	1	1	2	0	0	3						
Pat Borders, R OBP: 0.283, SLG: 0.417	F7		K			K		F8		5	0	1	0	0	2	4						
Phil Hiatt, R OBP: 0.292, SLG: 0.333	G6-3					SH1-3 1B				2	0	1	1	0	0	1						
Jon Nunnally, L OBP: 0.368, SLG: 0.569			1-3 2-H 2B			SH1-3				2	0	1	0	0	1	0						
David Howard, S OBP: 0.272, SLG: 0.336			K			P6		HR 2B		5	1	1	0	0	1	5						
Tom Goodwin, L OBP: 0.342, SLG: 0.314	L9					F8		G6-3		4	0	0	0	0	1	2						
<b>Inning Stats</b>	R: 3 E: 0 K: 0 S: 17	H: 2 LOB: 1 BB: 2 P: 30	R: 0 E: 0 K: 1 S: 11	H: 0 LOB: 0 BB: 0 P: 15	R: 2 E: 0 K: 1 S: 14	H: 3 LOB: 2 BB: 0 P: 23	R: 0 E: 0 K: 1 S: 14	H: 0 LOB: 3 BB: 2 P: 27	R: 0 E: 0 K: 1 S: 11	H: 1 LOB: 1 BB: 0 P: 14	R: 0 E: 0 K: 1 S: 9	H: 0 LOB: 1 BB: 1 P: 18	R: 0 E: 0 K: 2 S: 8	H: 0 LOB: 0 BB: 0 P: 13	R: 3 E: 0 K: 0 S: 9	H: 2 LOB: 0 BB: 1 P: 17	R: 1 E: 0 K: 0 S: 15	H: 2 LOB: 2 BB: 0 P: 24	1B: 4 2B: 5 3B: 0 HR: 1	SF: 1 SAC: 1 DP: 0 HBP: 4	WP: 1 PB: 0 CS: 0	PA: 47
<b>PITCHER</b>	IP WLS BF H R ER SO BB IBB HBP BLK WP HR S P ERA WHIP																					
Mike Bertotti, L ERA: 8.0	(1, 1) 4.0 L 23 5 5 5 3 4 0 0 2 0 1 0 56 95 11.25 2.250																					
Jose DeLeon, R ERA: 4.95	(5, 1) 4.1 20 4 4 4 4 2 0 1 0 0 1 45 75 8.31 1.385																					
Kirk McCaskill, R ERA: 4.96	(9, 1) 0.2 4 1 0 0 0 0 0 0 1 0 0 0 7 11 0.00 1.500																					

**Kansas City Royals @ Chicago White Sox**  
Comiskey Park, Chicago, IL  
Thu Aug 03 1995, 4:33 AM EDT  
Att: 22,548 - Overcast - 76 F

AB	35
R	9
H	10
RBI	9
BB	6
SO	7
LOB	23



Batter	1	2	3	4	5	6	7	8	9	AB	R	H	RBI	BB	SO	LOB	BOTTOM					
Lance Johnson, L OBP: 0.327, SLG: 0.372	G6-3	G4-3				G6-3 1B				4	0	1	0	1	1	3						
Ozzie Guillen, L OBP: 0.292, SLG: 0.337	F8		F8			G6-3		G4-3	G3-1	5	0	0	0	0	0	2						
Tim Raines, S OBP: 0.362, SLG: 0.437	2B		L9			F8		1B	1B	4	0	2	0	0	0	1						
Frank Thomas, R OBP: 0.477, SLG: 0.658	F8		F9			F7		L7		4	0	0	0	0	0	2						
Dave Martinez, L OBP: 0.387, SLG: 0.485			K			G6-3		1B	1B	4	0	2	0	0	1	0						
Lyle Mouton, R OBP: 0.400, SLG: 0.513			K			G6-3		K		4	0	1	0	0	2	2						
Ray Durham, S OBP: 0.330, SLG: 0.415	WP 2B					E1		F7		4	0	1	0	0	1	4						
Chris Snopek, R OBP: 0.417, SLG: 0.222	WP BB					L7		G6-3		3	0	0	0	1	0	3						
Michael LaValiere, L OBP: 0.244, SLG: 0.214						K		L3		3	0	0	0	1	1	0						
<b>Inning Stats</b>	R: 0 E: 0 K: 0 S: 12	H: 1 LOB: 1 BB: 0 P: 19	R: 0 E: 0 K: 2 S: 14	H: 1 LOB: 3 BB: 2 P: 27	R: 0 E: 0 K: 0 S: 7	H: 0 LOB: 0 BB: 0 P: 11	R: 0 E: 1 K: 0 S: 8	H: 0 LOB: 1 BB: 0 P: 10	R: 0 E: 0 K: 1 S: 8	H: 1 LOB: 1 BB: 0 P: 13	R: 0 E: 0 K: 1 S: 10	H: 2 LOB: 2 BB: 0 P: 13	R: 0 E: 0 K: 1 S: 5	H: 0 LOB: 0 BB: 0 P: 7	R: 0 E: 0 K: 1 S: 8	H: 2 LOB: 1 BB: 0 P: 14	R: 0 E: 0 K: 0 S: 7	H: 0 LOB: 1 BB: 1 P: 14	1B: 5 2B: 2 3B: 0 HR: 0	SF: 0 SAC: 0 DP: 0 HBP: 0	WP: 1 PB: 0 CS: 0	PA: 38
<b>PITCHER</b>	IP WLS BF H R ER SO BB IBB HBP BLK WP HR S P ERA WHIP																					
Melvin Bunch, R ERA: 5.67	(1, 1) 6.0 W 26 5 0 0 0 4 2 0 0 0 0 0 0 13 21 0.00 1.167																					
Billy Brewer, L ERA: 4.7	(7, 1) 2.0 8 2 0 0 0 2 0 0 0 0 0 0 0 13 21 0.00 1.000																					
Jeff Montgomery, R ERA: 2.84	(9, 1) 1.0 4 0 0 0 0 0 1 0 0 0 0 0 0 7 14 0.00 1.000																					

**Kansas City Royals @ Chicago White Sox**  
Comiskey Park, Chicago, IL  
Thu Aug 03 1995, 4:33 AM EDT  
Att: 22,548 - Overcast - 76 F

AB	35
R	0
H	7
RBI	0
BB	3
SO	6
LOB	17









Batter	1	2	3	4	5	6	7	8	9	AB	R	H	RBI	BB	SO	LOB	TOP								
Vince Coleman, S (1, 7) OBP: 0.391, SLG: 0.412										3	2	1	0	2	2	2	<b>Kansas City Royals @ Minnesota Twins</b> Hubert H. Humphrey Metrodome, Minneapolis, MN Sat Aug 05 1995, 8:05 PM EDT Att: 15,252 - Dome - 70 F								
Tom Goodwin, L (1, 8) OBP: 0.342, SLG: 0.315										4	1	1	0	1	1	1									
Wally Joyner, L (1, 3) OBP: 0.391, SLG: 0.411										5	0	1	2	0	1	2									
Gary Gaetti, R (1, 5) Edgar Caceres, S (8, 4) OBP: 0.340, SLG: 0.539 OBP: 0.289, SLG: 0.493										2	1	1	0	2	1	0									
Keith Lockhart, L (1, 4) OBP: 0.361, SLG: 0.466										5	3	3	1	0	0	4									
Greg Gagne, R (1, 6) David Howard, S (8, 6) OBP: 0.327, SLG: 0.382 OBP: 0.287, SLG: 0.352										4	0	2	2	0	0	0									
Jon Nunnally, L (1, 9) OBP: 0.368, SLG: 0.555										3	0	0	1	2	0	2									
Joe Vitello, R (1, 10) OBP: 0.289, SLG: 0.300										5	0	1	0	0	2	5									
Pat Borders, R (1, 2) Brent Mayne, L (9, PH) OBP: 0.275, SLG: 0.404 OBP: 0.289, SLG: 0.299										4	0	0	0	0	1	3									
<b>Inning Stats</b>	R: 0 E: 0 K: 1 S: 7	H: 1 LOB: 0 BB: 0 P: 9	R: 2 E: 1 K: 1 S: 14	H: 2 LOB: 2 BB: 1 P: 23	R: 0 E: 0 K: 1 S: 6	H: 1 LOB: 1 BB: 0 P: 7	R: 0 E: 0 K: 1 S: 9	H: 1 LOB: 0 BB: 0 P: 13	R: 0 E: 0 K: 1 S: 7	H: 0 LOB: 0 BB: 0 P: 9	R: 1 E: 0 K: 1 S: 13	H: 2 LOB: 1 BB: 0 P: 17	R: 1 E: 0 K: 0 S: 9	H: 1 LOB: 2 BB: 3 P: 23	R: 0 E: 0 K: 1 S: 9	H: 0 LOB: 1 BB: 1 P: 16		R: 4 E: 0 K: 1 S: 25	H: 3 LOB: 2 BB: 3 P: 46	1B: 7 2B: 3 3B: 1 HR: 0	SF: 0 SAC: 0 DP: 2 HBP: 0	WP: 1 PB: 0 SB: 1 CS: 0	PA: 45		
<b>PITCHER</b>	IP	WLS	BF	H	R	ER	SO	BB	IBB	HBP	BLK	WP	HR	S	P	ERA	WHIP								
Mike Trombley, R (1, 1) ERA: 5.4	6.1	W	28	7	4	4	6	2	0	0	0	0	0	59	85	5.68	1.421								
Scott Watkins, L (7, 1) ERA: 7.04	0.0		2	1	0	0	0	1	0	0	0	0	0	3	8										
Pat Mahomes, R (7, 1) ERA: 7.04	2.0		11	2	4	4	1	4	0	0	0	1	0	26	51	18.00	3.000								
Erik Schullstrom, R (9, 1) ERA: 6.04	0.2		4	1	0	0	1	1	0	0	0	0	0	11	19	0.00	3.000								

Batter	1	2	3	4	5	6	7	8	9	AB	R	H	RBI	BB	SO	LOB	BOTTOM								
Chuck Knoblauch, R (1, 4) OBP: 0.407, SLG: 0.447										4	2	2	2	1	0	0	<b>Kansas City Royals @ Minnesota Twins</b> Hubert H. Humphrey Metrodome, Minneapolis, MN Sat Aug 05 1995, 8:05 PM EDT Att: 15,252 - Dome - 70 F								
Pat Meares, R (1, 6) OBP: 0.303, SLG: 0.445										5	1	2	2	0	1	1									
Kirby Puckett, R (1, 10) OBP: 0.366, SLG: 0.480										5	2	2	3	0	3	1									
Pedro Munoz, R (1, 9) OBP: 0.350, SLG: 0.570										5	1	3	2	0	1	1									
Marty Cordova, R (1, 7) OBP: 0.346, SLG: 0.475										4	1	2	0	1	0	0									
Ron Coomer, R (1, 3) OBP: 0.333, SLG: 0.200										4	1	1	0	1	1	4									
Scott Leius, R (1, 5) Scott Stahoviak, L (7, PH) Jeff Reboulet, R (7, PH) OBP: 0.319, SLG: 0.333 OBP: 0.332, SLG: 0.356 OBP: 0.365, SLG: 0.398										3	0	0	0	0	0	3									
Matt Merullo, L (1, 2) OBP: 0.333, SLG: 0.378										4	2	3	4	0	0	0									
Rich Becker, L (1, 8) OBP: 0.280, SLG: 0.269										4	2	1	0	0	1	1									
<b>Inning Stats</b>	R: 0 E: 0 K: 1 S: 7	H: 0 LOB: 0 BB: 0 P: 9	R: 0 E: 0 K: 1 S: 8	H: 2 LOB: 1 BB: 0 P: 13	R: 5 E: 0 K: 1 S: 18	H: 5 LOB: 1 BB: 1 P: 31	R: 2 E: 1 K: 2 S: 14	H: 2 LOB: 1 BB: 1 P: 29	R: 0 E: 0 K: 1 S: 9	H: 1 LOB: 0 BB: 0 P: 14	R: 6 E: 0 K: 0 S: 18	H: 4 LOB: 0 BB: 2 P: 34	R: 0 E: 0 K: 1 S: 15	H: 2 LOB: 2 BB: 0 P: 22	1B: 9 2B: 2 3B: 2 HR: 3	SF: 0 SAC: 0 DP: 1 HBP: 0		WP: 0 PB: 0 SB: 0 CS: 1	PA: 43						
<b>PITCHER</b>	IP	WLS	BF	H	R	ER	SO	BB	IBB	HBP	BLK	WP	HR	S	P	ERA	WHIP								
Jason Jacome, L (1, 1) ERA: 9.64	3.1	L	18	8	6	6	3	1	0	0	0	0	0	27	48	3.38	1.125								
Gregg Olson, R (4, 1) ERA: 4.92	2.2		10	2	1	1	3	1	0	0	0	0	0	10	18	108.00	12.000								
Rusty Meacham, R (7, 1) ERA: 4.95	0.1		5	3	4	4	0	1	0	0	0	0	1	23	38	10.80	2.400								
Billy Brewer, L (7, 1) ERA: 4.96	1.2		9	3	2	2	1	1	0	0	0	0	1	23	38	10.80	2.400								



Batter	1	2	3	4	5	6	7	8	9	AB	R	H	RBI	BB	SO	LOB	TOP					
Vince Coleman, S OBP: 0.356, SLG: 0.406 David Howard, S OBP: 0.291, SLG: 0.352	K2-3	G4-3			G6-4-3	P3				4	0	0	0	0	1	2	<b>Kansas City Royals @ Minnesota Twins</b> Hubert H. Humphrey Metrodome, Minneapolis, MN Sun Aug 06 1995, 4:33 AM EDT Att: 15,267 - Dome - 70 F					
Tom Goodwin, L OBP: 0.341, SLG: 0.317 Chris James, R OBP: 0.383, SLG: 0.500 Phil Hiett, R OBP: 0.257, SLG: 0.366	G3		WP		K		F9			4	0	1	0	0	1	0						
Wally Joyner, L OBP: 0.388, SLG: 0.417	F7		F7			HR	G6-3		F9	5	1	1	1	0	0	1						
Gary Gaetti, R OBP: 0.342, SLG: 0.557 Edgar Caceres, S OBP: 0.297, SLG: 0.493		HR	G6-3			P6	HR		2B	4	2	2	2	0	0	1						
Keith Lockhart, L OBP: 0.376, SLG: 0.514		HR	G3						E7	5	3	4	1	0	0	1						
Greg Gagne, R OBP: 0.332, SLG: 0.390		1B			FC4	1B			G4-3	5	2	3	2	0	0	1						
Jon Nunnally, L OBP: 0.373, SLG: 0.569		1B	G4-6-3		FC4	G6-4-3			G4-3	4	2	2	2	1	1	3						
Joe Vitello, R OBP: 0.280, SLG: 0.289			G6-4-3		G6-4-3				K	5	0	1	1	0	2	2						
Brent Mayne, L OBP: 0.274, SLG: 0.299	G4-6-3								K	3	0	1	0	1	1	1						
<b>Inning Stats</b>	R: 0 E: 0 K: 1 S: 7	H: 0 LOB: 0 BB: 0 P: 9	R: 4 E: 0 K: 0 S: 12	H: 4 LOB: 0 BB: 1 P: 25	R: 0 E: 0 K: 0 S: 7	H: 1 LOB: 1 BB: 0 P: 15	R: 0 E: 0 K: 0 S: 7	H: 1 LOB: 0 BB: 0 P: 13	R: 0 E: 0 K: 1 S: 8	H: 1 LOB: 0 BB: 0 P: 12	R: 4 E: 0 K: 1 S: 17	H: 4 LOB: 1 BB: 1 P: 27	R: 1 E: 1 K: 1 S: 14	H: 2 LOB: 2 BB: 0 P: 22	R: 0 E: 0 K: 2 S: 8	H: 0 LOB: 1 BB: 1 P: 13		R: 2 E: 1 K: 1 S: 17	H: 2 LOB: 1 BB: 1 P: 25	1B: 6 2B: 4 3B: 0 HR: 5	SF: 0 SAC: 0 DP: 3 HBP: 0	WP: 1 PB: 0 SB: 0 CS: 0
<b>PITCHER</b>	IP WLS BF H R ER SO BB IBB HBP BLK WP HR S P ERA WHIP																					
Scott Klinglebeck, R ERA: 8.83	(1, 1)	5.1 L 24 10 7 7 2 1 0 0 0 0 1 3 51 88 11.81 2.062																				
Oscar Munoz, R ERA: 9.82	(6, 1)	3.2 20 5 4 4 5 3 0 0 0 0 0 2 46 73 9.82 2.182																				

Batter	1	2	3	4	5	6	7	8	9	AB	R	H	RBI	BB	SO	LOB	BOTTOM					
Chuck Knoblauch, R OBP: 0.406, SLG: 0.446 Jeff Reboulet, R OBP: 0.369, SLG: 0.403	FC3-6		F8			G6-3				3	0	1	0	0	0	0	<b>Kansas City Royals @ Minnesota Twins</b> Hubert H. Humphrey Metrodome, Minneapolis, MN Sun Aug 06 1995, 4:33 AM EDT Att: 15,267 - Dome - 70 F					
Rich Becker, L OBP: 0.276, SLG: 0.266	FC3-6				G4-3		G4-3		SF9	3	0	0	1	0	0	1						
Kirby Puckett, R OBP: 0.363, SLG: 0.476 Ron Coomer, R OBP: 0.308, SLG: 0.182	P4				G1-3		G6-3		P6	3	0	0	0	0	0	1						
Marty Cordova, R OBP: 0.343, SLG: 0.469	FC6-4				G5-3		G1-3		F8	4	0	0	0	0	0	2						
Scott Stahoviak, L OBP: 0.332, SLG: 0.361			G3-1			G4-3				3	0	1	0	0	0	0						
Chip Hale, L OBP: 0.338, SLG: 0.373			P5			F8		G6-3		3	0	0	0	0	0	1						
Dan Masteller, L OBP: 0.286, SLG: 0.297			K			F5		F7		3	0	0	0	0	1	1						
Matt Walbeck, S OBP: 0.294, SLG: 0.308			G4-3			F7		F9		3	0	0	0	0	0	1						
Pat Meares, R OBP: 0.303, SLG: 0.448			L7			G5-3			1B	3	1	1	0	0	0	0						
<b>Inning Stats</b>	R: 0 E: 0 K: 0 S: 9	H: 1 LOB: 1 BB: 0 P: 14	R: 0 E: 0 K: 1 S: 6	H: 0 LOB: 0 BB: 0 P: 8	R: 0 E: 0 K: 0 S: 7	H: 0 LOB: 0 BB: 0 P: 11	R: 0 E: 0 K: 0 S: 3	H: 0 LOB: 0 BB: 0 P: 6	R: 0 E: 0 K: 0 S: 4	H: 0 LOB: 0 BB: 0 P: 7	R: 0 E: 0 K: 0 S: 9	H: 0 LOB: 0 BB: 0 P: 14	R: 0 E: 0 K: 0 S: 6	H: 0 LOB: 0 BB: 0 P: 9	R: 0 E: 0 K: 0 S: 5	H: 1 LOB: 1 BB: 0 P: 8		R: 1 E: 0 K: 0 S: 8	H: 2 LOB: 1 BB: 0 P: 12	1B: 2 2B: 2 3B: 0 HR: 0	SF: 1 SAC: 0 DP: 0 HBP: 0	WP: 0 PB: 0 SB: 0 CS: 0
<b>PITCHER</b>	IP WLS BF H R ER SO BB IBB HBP BLK WP HR S P ERA WHIP																					
Mark Gubicza, R ERA: 3.47	(1, 1)	9.0 W 31 4 1 1 1 1 0 0 0 0 0 0 57 89 1.00 0.444																				



Batter	1	2	3	4	5	6	7	8	9	AB	R	H	RBI	BB	SO	LOB	TOP					
<b>Spike Owen, S</b> OBP: 0.297, SLG: 0.327 (1, 5)	G3-1			G3-1	P2				L8	5	0	1	0	0	0	1						
<b>Jim Edmonds, L</b> OBP: 0.372, SLG: 0.564 (1, 8)	G3-1			HR	G3-1				HR	5	2	2	1	0	1	2						
<b>Tim Salmon, R</b> OBP: 0.440, SLG: 0.594 (1, 9)	G5-3			L9		F8			P4	5	0	1	0	0	0	2						
<b>Chili Davis, S</b> OBP: 0.467, SLG: 0.564 (1, 10)				HR		G3			G1-3	5	2	3	2	0	1	1						
<b>J.T. Snow, L</b> OBP: 0.372, SLG: 0.479 (1, 3)	K			BB		G3				3	0	1	0	1	1	2						
<b>16 Garrett Anderson, L</b> OBP: 0.396, SLG: 0.615 (1, 7)	G4-6-3			FC5-4		HBP			G4-3	4	0	2	1	0	0	2						
<b>Damion Easley, R</b> OBP: 0.305, SLG: 0.307 (1, 4)				FC5-4		HBP			IBB	2	0	0	0	1	0	2						
<b>Jorge Fabregas, L</b> OBP: 0.298, SLG: 0.319 (1, 2)				G6-3		L7			F8	4	0	1	0	0	0	4						
<b>Rod Correia, R</b> OBP: 0.238, SLG: 0.381 (1, 6)				G3		SH1-4			G6-3	3	0	0	0	0	1	0						
<b>Inning Stats</b>	R: 0 E: 0 K: 0 S: 8	H: 0 LOB: 0 BB: 0 P: 12	R: 0 E: 0 K: 1 S: 9	H: 1 LOB: 0 BB: 0 P: 12	R: 0 E: 0 K: 0 S: 6	H: 0 LOB: 0 BB: 0 P: 7	R: 2 E: 0 K: 0 S: 12	H: 3 LOB: 2 BB: 1 P: 23	R: 0 E: 0 K: 0 S: 6	H: 1 LOB: 1 BB: 0 P: 9	R: 1 E: 0 K: 0 S: 12	H: 2 LOB: 2 BB: 0 P: 20	R: 0 E: 0 K: 1 S: 12	H: 1 LOB: 1 BB: 0 P: 19	R: 0 E: 0 K: 1 S: 11	H: 1 LOB: 2 BB: 2 P: 22	R: 1 E: 0 K: 0 S: 10	H: 2 LOB: 1 BB: 0 P: 12	1B: 7 2B: 1 3B: 1 HR: 2	SF: 0 SAC: 1 DP: 1 HBP: 1	WP: 0 PB: 0 SB: 0 CS: 0	PA: 40
<b>PITCHER</b>	IP	WLS	BF	H	R	ER	SO	BB	IBB	HBP	BLK	WP	HR	S	P	ERA	WHIP					
<b>Tom Gordon, R</b> ERA: 3.97 (1, 1)	7.0	L	30	8	3	3	3	1	0	1	0	0	1	65	102	3.86	1.286					
<b>Mike Magrane, L</b> ERA: 2.52 (8, 1)	1.0		5	1	0	0	1	0	1	0	0	0	0	11	22	0.00	1.000					
<b>Hipolito Pichardo, R</b> ERA: 3.88 (9, 1)	1.0		5	2	1	1	0	0	0	0	0	0	1	10	12	9.00	2.000					

California Angels @ Kansas City Royals  
Kauffman Stadium, Kansas City, MO  
Tue Aug 08 1995, 7:05 PM CDT  
Att: 18,823 - Unknown - 91 F

AB	36
R	4
H	11
RBI	4
BB	2
SO	4
LOB	16



Batter	1	2	3	4	5	6	7	8	9	AB	R	H	RBI	BB	SO	LOB	BOTTOM					
<b>Vince Coleman, S</b> OBP: 0.355, SLG: 0.402 (1, 7)	G4-3		G5-3			G1-3	F8			3	0	0	0	1	0	2						
<b>Wally Joyner, L</b> OBP: 0.387, SLG: 0.415 (1, 3)	G4-3		G6-3			1B			L8	4	0	1	0	0	0	1						
<b>Greg Gagne, R</b> OBP: 0.328, SLG: 0.384 (1, 6)	G4-3			G4-3		F9			K	4	0	0	0	0	1	2						
<b>Gary Gaetti, R</b> OBP: 0.341, SLG: 0.553 (1, 5)	P4			F7		1B			F8	4	0	1	0	0	0	1						
<b>Pat Borders, R</b> OBP: 0.269, SLG: 0.396 (1, 2)			G4-3			G1-3				3	0	0	0	0	1	2						
<b>Brent Mayne, L</b> OBP: 0.277, SLG: 0.299 (9, PH)									G4-6-3	0	0	0	0	1	0	0						
<b>Phil Hiatt, R</b> OBP: 0.259, SLG: 0.365 (1, 9)						K				3	0	1	0	0	1	0						
<b>Jon Nunnally, L</b> OBP: 0.371, SLG: 0.566 (9, PH)									G4-6-3	1	0	0	0	0	0	1						
<b>Joe Vitiello, R</b> OBP: 0.283, SLG: 0.292 (1, 10)						F9			G1-4-3	3	0	1	0	0	0	0						
<b>Keith Lockhart, L</b> OBP: 0.373, SLG: 0.511 (9, PH)									F9	1	0	0	0	0	0	0						
<b>David Howard, S</b> OBP: 0.299, SLG: 0.359 (8, 8)						1B				3	0	2	0	0	0	2						
<b>Tom Goodwin, L</b> OBP: 0.339, SLG: 0.315 (1, 8)						G5-4-3				2	0	0	0	0	0	1						
<b>Edgar Caceres, S</b> OBP: 0.375, SLG: 0.500 (7, PH)						G6-3				1	0	1	0	0	0	0						
<b>Inning Stats</b>	R: 0 E: 0 K: 0 S: 10	H: 0 LOB: 1 BB: 1 P: 21	R: 0 E: 0 K: 0 S: 11	H: 2 LOB: 0 BB: 0 P: 14	R: 0 E: 0 K: 0 S: 7	H: 0 LOB: 0 BB: 0 P: 12	R: 0 E: 0 K: 0 S: 4	H: 0 LOB: 0 BB: 0 P: 7	R: 0 E: 0 K: 1 S: 10	H: 1 LOB: 1 BB: 0 P: 14	R: 0 E: 0 K: 1 S: 8	H: 2 LOB: 2 BB: 0 P: 12	R: 0 E: 0 K: 0 S: 15	H: 2 LOB: 2 BB: 0 P: 21	R: 0 E: 0 K: 1 S: 6	H: 0 LOB: 0 BB: 0 P: 10	R: 0 E: 0 K: 0 S: 8	H: 0 LOB: 0 BB: 1 P: 14	1B: 7 2B: 0 3B: 0 HR: 0	SF: 0 SAC: 0 DP: 2 HBP: 0	WP: 0 PB: 0 SB: 0 CS: 0	PA: 34
<b>PITCHER</b>	IP	WLS	BF	H	R	ER	SO	BB	IBB	HBP	BLK	WP	HR	S	P	ERA	WHIP					
<b>Jim Abbott, L</b> ERA: 3.29 (1, 1)	7.0	W	28	7	0	0	2	1	0	0	0	0	0	65	101	0.00	1.143					
<b>Troy Percival, R</b> ERA: 1.79 (8, 1)	2.0	S	6	0	0	0	1	1	0	0	0	0	0	14	24	0.00	0.500					

California Angels @ Kansas City Royals  
Kauffman Stadium, Kansas City, MO  
Tue Aug 08 1995, 7:05 PM CDT  
Att: 18,823 - Unknown - 91 F

AB	32
R	0
H	7
RBI	0
BB	2
SO	3
LOB	12









Batter	1	2	3	4	5	6	7	8	9	AB	R	H	RBI	BB	SO	LOB	TOP				
<b>Rex Hudler, R</b> OBP: 0.305, SLG: 0.430 (1, 8)	F9		L6		G6-3			K		4	0	0	0	0	1	2					
<b>Damion Easley, R</b> OBP: 0.302, SLG: 0.304 (1, 6)	F8			G6-3		G5-3		G5-3		4	0	1	0	0	0	0					
<b>Tim Salmon, R</b> OBP: 0.443, SLG: 0.609 (1, 9)	F9			F9		G5-3				4	0	1	0	0	0	1					
<b>Chili Davis, S</b> OBP: 0.463, SLG: 0.560 (1, 10)		F7				L8		G4-3		4	0	1	0	0	0	2					
<b>J.T. Snow, L</b> OBP: 0.376, SLG: 0.486 (1, 3)				F7				G4-3		3	0	1	0	1	0	1					
<b>16 Garrett Anderson, L</b> OBP: 0.394, SLG: 0.602 (1, 7)						K				4	0	1	0	0	3	3					
<b>Rene Gonzales, R</b> OBP: 0.304, SLG: 0.346 (9, PH)		FC6-4				G5-3		F8		3	0	0	0	0	0	1					
<b>Greg Myers, L</b> OBP: 0.312, SLG: 0.378 (1, 2)				G4-3				F8		4	0	1	0	0	0	2					
<b>Jose Lind, R</b> OBP: 0.296, SLG: 0.298 (1, 4)										2	0	0	0	1	0	0					
<b>Jim Edmonds, L</b> OBP: 0.374, SLG: 0.573 (9, PH)				G5-3				K		1	0	0	0	0	1	2					
<b>Inning Stats</b>	R: 0 E: 0 K: 0 S: 7	H: 0 LOB: 0 BB: 0 P: 12	R: 0 E: 0 K: 1 S: 10	H: 1 LOB: 1 BB: 0 P: 12	R: 0 E: 0 K: 0 S: 6	H: 0 LOB: 0 BB: 0 P: 10	R: 0 E: 0 K: 0 S: 11	H: 1 LOB: 1 BB: 0 P: 15	R: 0 E: 0 K: 1 S: 13	H: 1 LOB: 2 BB: 1 P: 13	R: 0 E: 0 K: 0 S: 8	H: 0 LOB: 0 BB: 0 P: 10	R: 0 E: 0 K: 1 S: 8	H: 1 LOB: 1 BB: 0 P: 11	R: 0 E: 0 K: 1 S: 14	H: 2 LOB: 2 BB: 0 P: 21	1B: 7 2B: 0 3B: 0 HR: 0	SF: 0 SAC: 0 DP: 0 HBP: 0	WP: 0 PB: 0 SB: 0 CS: 0	PA: 36	
<b>PITCHER</b>	IP	WLS	BF	H	R	ER	SO	BB	IBB	HBP	BLK	WP	HR	S	P	ERA	WHIP				
<b>Jason Jacome, L</b> ERA: 9.12 (1, 1)	7.0	W	27	4	0	0	3	1	1	0	0	0	0	62	97	0.00	0.714				
<b>Hippolito Pichardo, R</b> ERA: 3.81 (8, 1)	1.0		4	1	0	0	1	0	0	0	0	0	0	8	11	0.00	1.000				
<b>Jeff Montgomery, R</b> ERA: 2.66 (9, 1)	1.0		5	2	0	0	1	0	0	0	0	0	0	14	21	0.00	2.000				

California Angels @ Kansas City Royals  
Kauffman Stadium, Kansas City, MO  
Thu Aug 10 1995, 3:33 AM CDT  
Att: 16,699 - Unknown - 90 F

AB 34  
R 0  
H 7  
RBI 0  
BB 2  
SO 5  
LOB 14



Batter	1	2	3	4	5	6	7	8	9	AB	R	H	RBI	BB	SO	LOB	BOTTOM				
<b>Vince Coleman, S</b> OBP: 0.349, SLG: 0.401 (1, 7)	K		G4-3				F9			4	1	1	0	0	1	1					
<b>Tom Goodwin, L</b> OBP: 0.341, SLG: 0.321 (1, 8)	G4-3		F9			K				4	0	2	0	0	1	2					
<b>Chris James, R</b> OBP: 0.391, SLG: 0.491 (1, 10)	G4-3			F7						3	1	1	1	1	0	1					
<b>Gary Gaetti, R</b> OBP: 0.339, SLG: 0.545 (1, 5)	F7			G6-3						4	1	1	0	0	1	3					
<b>Greg Gagne, R</b> OBP: 0.329, SLG: 0.392 (1, 6)		G5-3				F9				4	1	1	1	0	1	2					
<b>Joe Vithello, R</b> OBP: 0.283, SLG: 0.278 (1, 3)										2	0	1	0	1	0	2					
<b>Wally Joyner, L</b> OBP: 0.389, SLG: 0.421 (8, 3)						L8		F8		1	0	0	0	0	0	0					
<b>Phil Hilt, R</b> OBP: 0.261, SLG: 0.364 (1, 9)										3	1	1	1	0	1	2					
<b>Jon Nunnally, L</b> OBP: 0.368, SLG: 0.560 (8, PH)										1	0	0	0	0	1	0					
<b>David Howard, S</b> OBP: 0.294, SLG: 0.351 (1, 4)						L5		F7		4	0	1	0	0	0	1					
<b>Brent Mayne, L</b> OBP: 0.273, SLG: 0.295 (1, 2)						L7				3	0	0	0	0	1	3					
<b>Inning Stats</b>	R: 0 E: 0 K: 1 S: 11	H: 1 LOB: 1 BB: 0 P: 13	R: 0 E: 0 K: 0 S: 8	H: 0 LOB: 0 BB: 1 P: 15	R: 0 E: 0 K: 1 S: 10	H: 1 LOB: 1 BB: 0 P: 15	R: 0 E: 0 K: 0 S: 5	H: 0 LOB: 0 BB: 0 P: 7	R: 0 E: 0 K: 1 S: 7	H: 1 LOB: 1 BB: 0 P: 9	R: 5 E: 1 K: 1 S: 19	H: 5 LOB: 1 BB: 0 P: 26	R: 0 E: 0 K: 2 S: 13	H: 1 LOB: 2 BB: 1 P: 18	R: 0 E: 0 K: 1 S: 8	H: 0 LOB: 0 BB: 0 P: 11	1B: 6 2B: 2 3B: 1 HR: 0	SF: 0 SAC: 0 DP: 1 HBP: 0	WP: 0 PB: 0 SB: 0 CS: 0	PA: 35	
<b>PITCHER</b>	IP	WLS	BF	H	R	ER	SO	BB	IBB	HBP	BLK	WP	HR	S	P	ERA	WHIP				
<b>Mark Langston, L</b> ERA: 4.05 (1, 1)	6.0	L	27	8	5	3	4	1	0	0	0	0	0	60	85	4.50	1.500				
<b>Bob Patterson, L</b> ERA: 1.72 (7, 1)	0.1		2	1	0	0	0	0	0	0	0	0	0	4	4	0.00	3.000				
<b>Mike James, R</b> ERA: 3.41 (7, 1)	0.2		3	0	0	0	2	1	0	0	0	0	0	9	14	0.00	1.500				
<b>Mike Butcher, R</b> ERA: 4.76 (8, 1)	1.0		3	0	0	0	1	0	0	0	0	0	0	8	11	0.00	0.000				

California Angels @ Kansas City Royals  
Kauffman Stadium, Kansas City, MO  
Thu Aug 10 1995, 3:33 AM CDT  
Att: 16,699 - Unknown - 90 F

AB 33  
R 5  
H 9  
RBI 3  
BB 2  
SO 7  
LOB 17









Batter	1	2	3	4	5	6	7	8	9	AB	R	H	RBI	BB	SO	LOB	TOP										
Joey Cora, S (1,4) OBP: 0.348, SLG: 0.342	F9			L3	F9			G4-3 G6-3 2B		4	1	1	0	0	0	2	Seattle Mariners @ Kansas City Royals Kauffman Stadium, Kansas City, MO Sat Aug 12 1995, 7:05 PM CDT Att: 20,572 - Unknown - 91 F										
Alex Diaz, S (1,8) OBP: 0.292, SLG: 0.336	G6-3			G6-3		E4 G6-3 1B		G4-3		4	0	1	1	0	0	1											
Edgar Martinez, R (1,10) OBP: 0.486, SLG: 0.613	G6-3			BB BB		G6-3		G6-3		3	0	0	1	1	0	1											
Tino Martinez, L (1,3)		G3-1		FC6-4 BB		P5		G1-3		3	0	0	0	1	0	1											
Jay Buhner, R (1,9) OBP: 0.351, SLG: 0.546		L9		FC6-4 BB		K			K	4	0	0	0	0	2	3											
Mike Blowers, R (1,5) OBP: 0.330, SLG: 0.486		G6-3					K		K	4	0	0	0	0	2	0											
Warren Newson, L (1,7) OBP: 0.405, SLG: 0.384				K		F8 1B BB		G6-3	F7	3	0	0	0	1	1	0											
Dan Wilson, R (1,2) OBP: 0.337, SLG: 0.380				K			L4			3	0	1	0	0	1	0											
Felix Fermin, R (1,6) OBP: 0.230, SLG: 0.229				F8						2	1	0	0	1	0	2											
<b>Inning Stats</b>	R: 0 E: 0 K: 0 S: 5	H: 0 LOB: 0 BB: 0 P: 6	R: 0 E: 0 K: 0 S: 10	H: 0 LOB: 0 BB: 0 P: 18	R: 0 E: 0 K: 2 S: 8	H: 0 LOB: 0 BB: 2 P: 12	R: 0 E: 0 K: 0 S: 10	H: 1 LOB: 2 BB: 1 P: 12	R: 0 E: 1 K: 1 S: 7	H: 1 LOB: 1 BB: 0 P: 12	R: 0 E: 0 K: 1 S: 5	H: 0 LOB: 0 BB: 0 P: 9	R: 2 E: 0 K: 0 S: 7	H: 1 LOB: 0 BB: 1 P: 13	R: 0 E: 0 K: 2 S: 11	H: 0 LOB: 0 BB: 0 P: 16	1B: 2 2B: 1 3B: 0 HR: 0	SF: 0 SAC: 0 DP: 0 HBP: 0	WP: 0 PB: 0 SB: 0 CS: 0	PA: 34							
<b>PITCHER</b>	IP	WLS	BF	H	R	ER	SO	BB	IBB	HBP	BLK	WP	HR	S	P	ERA	WHIP										
Kevin Appier, R (1,1) ERA: 3.55	6.0	W	23	2	0	0	3	3	0	0	0	0	0	46	81	0.00	0.833										
Rusty Meacham, R (7,1) ERA: 5.03	3.0	S	11	1	2	2	3	1	0	0	0	0	0	23	38	6.00	0.667										

Batter	1	2	3	4	5	6	7	8	9	AB	R	H	RBI	BB	SO	LOB	BOTTOM										
Johnny Damon, L (1,8) OBP: 0.600, SLG: 1.000	P6		F8		SF7 3B			1B 1B		5	1	3	1	0	0	0	Seattle Mariners @ Kansas City Royals Kauffman Stadium, Kansas City, MO Sat Aug 12 1995, 7:05 PM CDT Att: 20,572 - Unknown - 91 F										
Keith Lockhart, L (1,4) OBP: 0.365, SLG: 0.493	K		G3		S BB		P5	F7		4	0	0	0	1	1	4											
Wally Joyner, L (1,3) OBP: 0.390, SLG: 0.422	F8			SH2-3 BB 1B	SF7		G3			4	1	2	2	0	0	2											
Gary Gaetti, R (1,5) OBP: 0.337, SLG: 0.541		G3 1B 2B		BB SH2-3 1B	L7			FC3-6		4	2	2	0	0	0	1											
David Howard, S (8,4) OBP: 0.298, SLG: 0.344				HBP 1B			P5	FC3-6		1	0	0	0	0	0	2											
Jon Nunnally, L (1,9) OBP: 0.364, SLG: 0.552		G3		SH2-3	L4		K			3	0	0	0	0	1	2											
Greg Gagne, R (1,6) OBP: 0.341, SLG: 0.399				HBP BB IBB		2B BB		1B		2	1	2	1	2	0	0											
Brent Cookson, R (1,10) OBP: 0.697, SLG: 1.000				HBP BB		2B FC1 2B		G1-3		2	0	1	2	1	1	1											
Edgar Caceres, S (6, PR) OBP: 0.357, SLG: 0.474		K		HBP BB		2B FC1 2B				1	0	0	0	0	0	1											
Michael Tucker, L (1,7) OBP: 0.272, SLG: 0.259		G4-3			G4-6-3 HBP			F9		3	1	1	1	0	0	1											
Brent Mayne, L (1,2) OBP: 0.270, SLG: 0.291			G4-3	G4-6-3		FC1 1B 2B				4	1	1	0	0	0	5											
<b>Inning Stats</b>	R: 0 E: 0 K: 1 S: 8	H: 2 LOB: 1 BB: 0 P: 8	R: 1 E: 0 K: 1 S: 11	H: 2 LOB: 1 BB: 0 P: 17	R: 0 E: 0 K: 0 S: 6	H: 0 LOB: 0 BB: 0 P: 8	R: 2 E: 0 K: 0 S: 12	H: 2 LOB: 2 BB: 2 P: 24	R: 1 E: 0 K: 0 S: 10	H: 1 LOB: 1 BB: 1 P: 19	R: 2 E: 0 K: 0 S: 17	H: 3 LOB: 2 BB: 1 P: 30	R: 0 E: 0 K: 1 S: 19	H: 1 LOB: 1 BB: 0 P: 26	R: 1 E: 0 K: 0 S: 8	H: 3 LOB: 2 BB: 0 P: 12	1B: 8 2B: 3 3B: 1 HR: 0	SF: 1 SAC: 1 DP: 1 HBP: 1	WP: 0 PB: 0 SB: 1 CS: 0	PA: 40							
<b>PITCHER</b>	IP	WLS	BF	H	R	ER	SO	BB	IBB	HBP	BLK	WP	HR	S	P	ERA	WHIP										
Tim Belcher, R (1,1) ERA: 4.73	5.0	L	25	6	6	6	2	3	1	1	0	0	0	53	89	10.80	1.800										
Salomon Torres, R (6,1) ERA: 5.7	3.0		15	6	1	1	1	0	0	0	0	0	0	38	55	3.00	2.000										

AB	30
R	2
H	3
RBI	2
BB	4
SO	6
LOB	10





Batter	1	2	3	4	5	6	7	8	9	AB	R	H	RBI	BB	SO	LOB	TOP								
Joey Cora, S OBP: 0.346, SLG: 0.340 (1, 4)	G6-3		G4-3		G4-3				F9	5	0	1	0	0	0	1	<b>Seattle Mariners @ Kansas City Royals</b> Kauffman Stadium, Kansas City, MO Sun Aug 13 1995, 3:33 AM CDT Att: 19,489 - Cloudy - 91 F								
Warren Newson, L OBP: 0.409, SLG: 0.386 (1, 8) Rich Amaral, R OBP: 0.353, SLG: 0.382 (7, PH) (7, 8)	FC5-4 1B		BB			G3-1	F8		K	2	0	1	0	1	0	0									
Edgar Martinez, R OBP: 0.486, SLG: 0.620 (1, 10)	FC5-4 1-2		L4			HR			BB	3	1	1	2	1	0	2									
Tino Martinez, L OBP: 0.371, SLG: 0.587 (1, 3)	G4-3				L9	G4-3	K			4	0	0	0	0	1	4									
Jay Buhner, R OBP: 0.350, SLG: 0.542 (1, 9)		K			F9					4	0	1	0	0	1	0									
Doug Strange, S OBP: 0.333, SLG: 0.359 (1, 7)		G3			P6				F8	4	1	1	0	0	0	1									
Mike Blowers, R OBP: 0.335, SLG: 0.491 (1, 5)		FC6-4 1B				2B			K	3	1	2	0	1	1	1									
Chris Widger, R OBP: 0.289, SLG: 0.324 (1, 2)		FC6-4 1-2				K			K	4	0	0	0	0	2	5									
Alex Rodriguez, R OBP: 0.264, SLG: 0.403 (1, 6) Alex Diaz, S OBP: 0.291, SLG: 0.335 (9, PH)			K			L9			K	3	0	1	1	0	1	1									
										1	0	0	0	0	1	0									
<b>Inning Stats</b>	R: 0 E: 0 K: 0 S: 11	H: 1 LOB: 1 BB: 0 P: 14	R: 0 E: 0 K: 1 S: 10	H: 1 LOB: 1 BB: 0 P: 16	R: 0 E: 0 K: 1 S: 9	H: 0 LOB: 1 BB: 1 P: 14	R: 0 E: 0 K: 0 S: 6	H: 0 LOB: 0 BB: 0 P: 9	R: 0 E: 0 K: 1 S: 11	H: 1 LOB: 1 BB: 0 P: 17	R: 1 E: 0 K: 0 S: 11	H: 1 LOB: 0 BB: 0 P: 17	R: 2 E: 0 K: 1 S: 12	H: 3 LOB: 3 BB: 2 P: 26	R: 0 E: 0 K: 2 S: 9	H: 1 LOB: 1 BB: 0 P: 13	R: 0 E: 0 K: 2 S: 9	H: 0 LOB: 0 BB: 0 P: 13	1B: 6 2B: 1 3B: 0 HR: 1	SF: 0 SAC: 0 DP: 0 HBP: 0	WP: 0 PB: 0 SB: 0 CS: 0	PA: 38			
<b>PITCHER</b>	IP	WLS	BF	H	R	ER	SO	BB	IBB	HBP	BLK	WP	HR	S	P	ERA	WHIP								
Tom Gordon, R ERA: 3.99 (1, 1)	6.1	W	28	7	3	3	3	2	0	0	0	0	1	65	102	4.26	1.421								
Mike Magnante, L ERA: 2.39 (7, 1)	0.2		3	0	0	0	1	1	0	0	0	0	0	5	11	0.00	1.500								
Jeff Montgomery, R ERA: 2.53 (8, 1)	2.0	S	7	1	0	0	4	0	0	0	0	0	0	18	26	0.00	0.500								

Batter	1	2	3	4	5	6	7	8	9	AB	R	H	RBI	BB	SO	LOB	BOTTOM								
Johnny Damon, L OBP: 0.400, SLG: 0.600 (1, 8)	G3				P6					5	0	1	0	0	1	1	<b>Seattle Mariners @ Kansas City Royals</b> Kauffman Stadium, Kansas City, MO Sun Aug 13 1995, 3:33 AM CDT Att: 19,489 - Cloudy - 91 F								
Wally Joyner, L OBP: 0.395, SLG: 0.424 (1, 3)	FC5-4 1B									3	0	2	1	1	0	1									
Greg Gagne, R OBP: 0.336, SLG: 0.392 (1, 6)	FC5-4 1-2				F8					5	0	0	0	0	1	5									
Gary Gaetti, R OBP: 0.333, SLG: 0.534 (1, 5)	FC5-4 1-2				G6-3					4	0	0	0	0	1	3									
Joe Vitiello, R OBP: 0.308, SLG: 0.322 (1, 10) Michael Tucker, L OBP: 0.287, SLG: 0.302 (3, PR)		E 1B 2B			1B 1B					2	1	2	0	0	0	0									
Edgar Caceres, S OBP: 0.352, SLG: 0.463 (1, 4) Brent Mayne, L OBP: 0.270, SLG: 0.291 (8, 2)		E3 S G4-3 1B			1B					4	1	1	0	0	0	2									
David Howard, S OBP: 0.299, SLG: 0.361 (1, 9) (9, 4)		G4-3 1B 1B			1B					4	1	3	1	0	1	0									
Henry Mercedes, R (1, 2) Keith Lockhart, L OBP: 0.363, SLG: 0.490 (8, 4) Jon Nunnally, L OBP: 0.364, SLG: 0.552 (9, 9)		G4-3 1B 1B			K					3	0	0	1	0	1	5									
Tom Goodwin, L OBP: 0.339, SLG: 0.319 (1, 7)		G4-3 1B 1B			G3					4	2	2	1	0	0	4									
<b>Inning Stats</b>	R: 0 E: 0 K: 0 S: 8	H: 1 LOB: 1 BB: 0 P: 11	R: 4 E: 1 K: 0 S: 19	H: 4 LOB: 1 BB: 0 P: 30	R: 0 E: 0 K: 1 S: 12	H: 3 LOB: 3 BB: 0 P: 22	R: 0 E: 0 K: 1 S: 9	H: 0 LOB: 0 BB: 0 P: 14	R: 1 E: 0 K: 0 S: 12	H: 2 LOB: 1 BB: 0 P: 20	R: 0 E: 0 K: 0 S: 8	H: 0 LOB: 1 BB: 1 P: 12	R: 0 E: 0 K: 1 S: 8	H: 0 LOB: 0 BB: 1 P: 16	R: 1 E: 0 K: 2 S: 11	H: 2 LOB: 1 BB: 0 P: 16	1B: 9 2B: 2 3B: 0 HR: 1	SF: 0 SAC: 0 DP: 1 HBP: 1	WP: 0 PB: 1 SB: 3 CS: 0	PA: 39					
<b>PITCHER</b>	IP	WLS	BF	H	R	ER	SO	BB	IBB	HBP	BLK	WP	HR	S	P	ERA	WHIP								
Bill Krueger, L ERA: 6.18 (1, 1)	2.1	L	15	7	4	2	0	0	0	0	0	0	1	35	57	2.46	1.091								
Bob Wells, R ERA: 5.91 (3, 1)	3.2		16	3	1	1	2	1	0	1	0	0	0	8	16	0.00	1.000								
Bill Risley, R ERA: 2.64 (7, 1)	1.0		3	0	0	0	1	1	0	0	0	0	0	11	16	9.00	2.000								
Norm Charlton, L ERA: 5.5 (8, 1)	1.0		5	2	1	1	2	0	0	0	0	0	0	11	16	9.00	2.000								

AB 35  
R 3  
H 8  
RBI 3  
BB 3  
SO 8  
LOB 18



AB 36  
R 6  
H 12  
RBI 5  
BB 2  
SO 5  
LOB 21





Batter	1	2	3	4	5	6	7	8	9	AB	R	H	RBI	BB	SO	LOB	TOP										
Jose Herrera, L (1, 8) OBP: 0.333, SLG: 0.333	F9		1B			FC4-6 1B	FC5-4 1-2		FC5-6 1B E	5	1	2	0	0	0	3	<b>Oakland Athletics @ Kansas City Royals</b> Kauffman Stadium, Kansas City, MO Mon Aug 14 1995, 7:05 PM CDT Att: 21,455 - Unknown - 89 F										
Brent Gates, S (1, 4) OBP: 0.295, SLG: 0.322	G3		F9			FC4-6 BB 1B HR	F7		F E 2B 1B	5	2	1	1	0	0	3											
Jason Giambi, L (1, 5) OBP: 0.378, SLG: 0.374	HR			G3		BB HR 1B		G3-1	E9 2B 1B	5	3	3	2	0	0	0											
Geronimo Berroa, R (1, 10) OBP: 0.359, SLG: 0.455	L3			G6-3		P4		WP 1B 1B	2B SF7 IBB	4	2	1	0	1	0	2											
Mike Aldrete, L (1, 3) OBP: 0.353, SLG: 0.397		G4-3								2	0	0	0	0	0	0											
Craig Paquette, R (6, PH) OBP: 0.265, SLG: 0.463				L4		HR BB		K	1B 2B	2	2	1	2	1	1	1											
George Williams, S (1, 2)	F8				F8			PO 1B IBB	1B IBB	3	1	1	4	2	0	0											
Scott Brosius, R (1, 9) OBP: 0.353, SLG: 0.457	F9			G5-3		F9		1-2 3-H 1B	SF7	4	0	1	2	0	0	0											
Stan Javier, S (1, 7)			G3-6-3 BB		F7		F8	PO		4	1	2	1	1	0	0											
Mike Bordick, R (1, 6) OBP: 0.314, SLG: 0.325			G3-6-3			HR				4	1	2	1	0	0	3											
<b>Inning Stats</b>	R: 1 E: 0 K: 0 S: 8	H: 1 LOB: 0 BB: 0 P: 14	R: 0 E: 0 K: 0 S: 10	H: 0 LOB: 0 BB: 0 P: 16	R: 0 E: 0 K: 0 S: 9	H: 1 LOB: 1 BB: 1 P: 15	R: 0 E: 0 K: 0 S: 11	H: 0 LOB: 0 BB: 0 P: 16	R: 0 E: 0 K: 0 S: 6	H: 0 LOB: 0 BB: 0 P: 9	R: 5 E: 0 K: 0 S: 15	H: 4 LOB: 0 BB: 1 P: 32	R: 0 E: 0 K: 0 S: 9	H: 1 LOB: 1 BB: 0 P: 16	R: 1 E: 0 K: 1 S: 12	H: 2 LOB: 1 BB: 1 P: 22	R: 6 E: 1 K: 0 S: 24	H: 5 LOB: 2 BB: 2 P: 42	1B: 10 2B: 1 3B: 0 HR: 3	SF: 1 SAC: 0 DP: 1 HBP: 1	WP: 2 PA: 46 PB: 2 CS: 0 SB: 0						
<b>PITCHER</b>	IP	WLS	BF	H	R	ER	SO	BB	IBB	HBP	BLK	WP	HR	S	P	ERA	WHIP										
Scott Anderson, R (1, 1) ERA: 5.5	5.1	20	4	3	3	0	1	0	0	0	0	0	2	49	78	5.06	0.938										
Billy Brewer, L (6, 1) ERA: 5.91	0.1	L	2	3	3	0	1	0	0	0	0	0	1	7	18	81.00	9.000										
Gregg Olson, R (6, 1) ERA: 4.5	1.1	5	1	0	0	0	0	0	0	0	0	0	0	12	22	0.00	0.750										
Hipolito Pichardo, R (8, 1) ERA: 4.5	1.1	10	5	5	5	1	0	1	1	0	0	1	0	26	43	33.75	3.750										
Rusty Meacham, R (9, 1) ERA: 5.4	0.2	6	2	2	2	0	0	2	0	0	0	0	0	10	21	27.00	3.000										

Batter	1	2	3	4	5	6	7	8	9	AB	R	H	RBI	BB	SO	LOB	BOTTOM										
Johnny Damon, L (1, 8) OBP: 0.467, SLG: 0.538	G1-3		2B BB	1B				P3		3	1	1	0	2	0	1	<b>Oakland Athletics @ Kansas City Royals</b> Kauffman Stadium, Kansas City, MO Mon Aug 14 1995, 7:05 PM CDT Att: 21,455 - Unknown - 89 F										
Wally Joyner, L (1, 3) OBP: 0.395, SLG: 0.427	L6		HR	1B		F7			F8	5	1	2	2	0	0	2											
Greg Gagne, R (1, 6) OBP: 0.333, SLG: 0.386	L9		HR BB	L5		G6-3			P3	4	1	0	0	1	0	4											
Gary Gaetti, R (1, 5) OBP: 0.337, SLG: 0.541	F7		HR		G4-1 S BB		F7		1B BB	3	1	1	3	2	0	0											
Joe Vitiello, R (1, 10) OBP: 0.309, SLG: 0.311	G1-3				F9					2	0	0	0	1	0	1											
Keith Lockhart, L (7, PH) OBP: 0.365, SLG: 0.490							P6			2	0	1	0	0	0	0											
Jon Nunnally, L (1, 9) OBP: 0.360, SLG: 0.553				K		G4-1		G4-3	K	5	0	1	0	0	2	4											
Edgar Caceres, S (1, 4) OBP: 0.337, SLG: 0.440	G4-3		P3		G6-3			G4-3		4	0	0	0	0	0	3											
Michael Tucker, L (1, 7) OBP: 0.286, SLG: 0.300				F7		P6		G3		4	0	1	0	0	0	0											
Henry Mercedes, R (1, 2)										2	1	0	0	1	0	1											
Brent Cookson, R (8, PH) OBP: 0.750, SLG: 1.000			FC1-6 BB		G4-3					0	0	0	0	1	0	0											
David Howard, S (6, PR) OBP: 0.299, SLG: 0.361										0	0	0	0	0	0	0											
Brent Mayne, L (9, 2) OBP: 0.270, SLG: 0.291			2B							0	0	0	0	0	0	0											
<b>Inning Stats</b>	R: 0 E: 0 K: 0 S: 8	H: 0 LOB: 0 BB: 0 P: 13	R: 0 E: 0 K: 0 S: 7	H: 1 LOB: 1 BB: 0 P: 10	R: 5 E: 0 K: 1 S: 12	H: 3 LOB: 1 BB: 3 P: 27	R: 0 E: 0 K: 0 S: 11	H: 2 LOB: 2 BB: 0 P: 17	R: 0 E: 0 K: 0 S: 9	H: 0 LOB: 2 BB: 2 P: 19	R: 0 E: 0 K: 0 S: 10	H: 0 LOB: 0 BB: 0 P: 16	R: 0 E: 0 K: 0 S: 7	H: 0 LOB: 1 BB: 1 P: 16	R: 0 E: 0 K: 1 S: 13	H: 1 LOB: 2 BB: 1 P: 24	1B: 4 2B: 1 3B: 1 HR: 1	SF: 0 SAC: 0 DP: 0 HBP: 0	WP: 0 PA: 42 PB: 0 CS: 0 SB: 1								
<b>PITCHER</b>	IP	WLS	BF	H	R	ER	SO	BB	IBB	HBP	BLK	WP	HR	S	P	ERA	WHIP										
Steve Wojciechowski, L (1, 1) ERA: 6.75	5.0	W	25	6	5	5	1	4	0	0	0	0	0	7	16	0.00	3.000										
Mike Mohler, L (6, 1) ERA: 6.75	0.2	4	0	0	0	0	0	2	0	0	0	0	0	4	7	0.00	0.000										
Jim Corsi, R (6, 1) ERA: 2.12	0.2	2	0	0	0	0	0	0	0	0	0	0	0	4	7	0.00	0.000										
Rick Honeycutt, L (7, 1) ERA: 2.23	1.2	6	0	0	0	0	0	1	0	0	0	0	0	15	28	0.00	0.600										
John Britscope, R (9, 1) ERA: 14.73	1.0	5	1	0	0	1	1	0	0	0	0	0	0	13	24	0.00	2.000										





Batter	1	2	3	4	5	6	7	8	9	AB	R	H	RBI	BB	SO	LOB	TOP																			
<b>Jose Herrera, L</b> (1, 8) OBP: 0.375, SLG: 0.308	1-2 P4		4-1 BB		0-0 SF7		4-0 1B BB			1	0	0	1	2	0	0	<b>Oakland Athletics @ Kansas City Royals</b> Kauffman Stadium, Kansas City, MO Tue Aug 15 1995, 7:05 PM CDT Att: 13,791 - Unknown - 76 F <a href="http://livebaseballscorecards.com">livebaseballscorecards.com</a>																			
<b>Mike Bordick, R</b> (1, 6) OBP: 0.316, SLG: 0.325	2-2 G4-3		1-1 G1-2-3		4-0 BB		2-0 S 1B			3	0	1	1	1	0	3																				
<b>Scott Brosius, R</b> (1, 9) OBP: 0.349, SLG: 0.451	1-3 K			1-2 G5-3	0-2 F8		1-3 K			4	0	0	0	0	2	4																				
<b>Geronimo Berroa, R</b> (1, 10) OBP: 0.356, SLG: 0.451		1-1 G1-3		1-2 G4-3		0-0 G6-3	1-2 G4-3			4	0	0	0	0	0	2																				
<b>George Williams, S</b> (1, 2) OBP: 0.426, SLG: 0.636		3-2 F8		2-2 L7		1-0 L1-6 2B				3	0	1	0	0	0	0																				
<b>Craig Paquette, R</b> (1, 5) OBP: 0.280, SLG: 0.456		1-1 F7			0-0 P6	2-2 L1-6				3	0	0	0	0	0	1																				
<b>Jason Giambi, L</b> (1, 3) OBP: 0.391, SLG: 0.408			2-0 BB 1B G1-2-3 HBP		0-0 BB 1B		3-1 HR			2	2	2	1	0	0	0																				
<b>Stan Javier, S</b> (1, 7) OBP: 0.316, SLG: 0.348			1-3 K		4-2 1B SF7 BB		4-2 S 1B BB			1	2	0	0	2	1	1																				
<b>Mike Gallego, R</b> (1, 4) OBP: 0.267, SLG: 0.203			0-2 BB 1B		2-2 BB 1B		0-0 F9			3	0	2	1	0	0	1																				
<b>Inning Stats</b>	R: 0 E: 0 K: 1 S: 10	H: 0 LOB: 0 BB: 0 P: 14	R: 0 E: 0 K: 0 S: 8	H: 0 LOB: 0 BB: 0 P: 13	R: 0 E: 0 K: 1 S: 10	H: 1 LOB: 2 BB: 1 P: 18	R: 0 E: 0 K: 0 S: 10	H: 0 LOB: 0 BB: 0 P: 14	R: 2 E: 0 K: 0 S: 13	H: 2 LOB: 2 BB: 2 P: 23	R: 0 E: 0 K: 0 S: 7	H: 1 LOB: 0 BB: 0 P: 10	R: 2 E: 0 K: 1 S: 14	H: 2 LOB: 2 BB: 2 P: 29																						
<b>PITCHER</b>	IP	WLS	BF	H	R	ER	SO	BB	IBB	HBP	BLK	WP	HR	S	P	ERA	WHIP	<b>PITCHER</b>		IP	WLS	BF	H	R	ER	SO	BB	IBB	HBP	BLK	WP	HR	S	P	ERA	WHIP
<b>Jason Jacome, L</b> (1, 1) ERA: 7.82	6.1	W	29	6	4	4	2	5	0	1	0	0	1	65	112	5.68	1.737																			
<b>Gregg Olson, R</b> (7, 1) ERA: 4.26	0.2	S	2	0	0	0	1	0	0	0	0	0	0	7	9	0.00	0.000																			

AB 24  
R 4  
H 6  
RBI 4  
BB 5  
SO 3  
LOB 12



WP: 0 PA: 31  
PB: 0  
SB: 2  
CS: 0  
1B: 4 SF: 1  
2B: 2 SAC: 0  
3B: 0 DP: 2  
HR: 1 HBP: 1

Batter	1	2	3	4	5	6	7	8	9	AB	R	H	RBI	BB	SO	LOB	BOTTOM																			
<b>Johnny Damon, L</b> (1, 8) OBP: 0.421, SLG: 0.471	0-1 P5	2-3 K			1-1 G4-3		0-1 FC6 E 1B			4	1	1	0	0	1	0	<b>Oakland Athletics @ Kansas City Royals</b> Kauffman Stadium, Kansas City, MO Tue Aug 15 1995, 7:05 PM CDT Att: 13,791 - Unknown - 76 F <a href="http://livebaseballscorecards.com">livebaseballscorecards.com</a>																			
<b>Tom Goodwin, L</b> (1, 7) OBP: 0.341, SLG: 0.328	0-0 HR		2-1 G4-3		4-2 CS BB		0-0 FC6 1B			3	2	1	1	1	0	0																				
<b>Keith Lockhart, L</b> (1, 5) OBP: 0.374, SLG: 0.510	1-1 WP 2B		1-3 K		1-0 CS	3-1 1B 2B	0-2 1B 1B			4	2	3	1	0	1	0																				
<b>Wally Joyner, L</b> (1, 3) OBP: 0.393, SLG: 0.425	3-2 F7		1-1 G4-3		1-1 L3		1-1 1B			4	0	1	0	0	0	2																				
<b>Jon Nunnally, L</b> (1, 9) OBP: 0.364, SLG: 0.551	4-2 2B BB			3-2 G3		4-0 1B S IBB				1	2	0	0	2	0	0																				
<b>David Howard, S</b> (1, 6) OBP: 0.306, SLG: 0.373	1-0 1H 3H 2B			2-2 F7		1-1 E S 1B				3	0	2	3	0	0	0																				
<b>Michael Tucker, L</b> (1, 10) OBP: 0.287, SLG: 0.301			2-3 K		3-2 1B	3-3 K	1-3 3H 2B			3	0	1	0	0	2	2																				
<b>Edgar Caceres, S</b> (1, 4) OBP: 0.326, SLG: 0.425		1-2 P5		2-3 K		3-3 L3				3	0	0	0	0	1	2																				
<b>Brent Mayne, L</b> (1, 2) OBP: 0.267, SLG: 0.287		2-1 F7			3-2 G1-6-3		0-0 L1-6-3			3	0	0	0	0	0	0																				
<b>Inning Stats</b>	R: 3 E: 0 K: 1 S: 16	H: 3 LOB: 1 BB: 1 P: 27	R: 0 E: 0 K: 1 S: 8	H: 0 LOB: 0 BB: 0 P: 13	R: 0 E: 0 K: 1 S: 7	H: 0 LOB: 0 BB: 0 P: 11	R: 0 E: 0 K: 0 S: 8	H: 0 LOB: 1 BB: 1 P: 17	R: 2 E: 0 K: 1 S: 10	H: 2 LOB: 1 BB: 1 P: 22	R: 2 E: 1 K: 0 S: 11	H: 3 LOB: 2 BB: 0 P: 12																								
<b>PITCHER</b>	IP	WLS	BF	H	R	ER	SO	BB	IBB	HBP	BLK	WP	HR	S	P	ERA	WHIP	<b>PITCHER</b>		IP	WLS	BF	H	R	ER	SO	BB	IBB	HBP	BLK	WP	HR	S	P	ERA	WHIP
<b>Ron Darling, R</b> (1, 1) ERA: 6.23	5.1	L	24	6	5	5	4	2	1	0	0	0	0	60	108	8.44	1.500																			
<b>Carlos Reyes, R</b> (6, 1) ERA: 4.75	1.0		7	3	2	1	1	0	0	0	0	0	0	15	19	9.00	3.000																			

AB 28  
R 7  
H 9  
RBI 5  
BB 3  
SO 5  
LOB 6



WP: 1 PA: 32  
PB: 0  
SB: 2  
CS: 1  
1B: 5 SF: 0  
2B: 3 SAC: 0  
3B: 0 DP: 0  
HR: 1 HBP: 0



Batter	1	2	3	4	5	6	7	8	9	AB	R	H	RBI	BB	SO	LOB	TOP							
Jose Herrera, L (1, 8) OBP: 0.381, SLG: 0.444	1-1 F7		0-1 G6-3 1B		1-3 K			0-2 E1 1B FC3	2-1 1B 3B	5	2	2	0	0	1	0								
Brent Gates, S (1, 4) OBP: 0.296, SLG: 0.323	2-2 G6-3		2-2 G6-3 1-2f			2-2 G3-1		1-0 1B FC3	0-2 1B CS	5	1	2	1	0	0	1								
Jason Giambi, L (1, 5) OBP: 0.400, SLG: 0.438	4-1 1B			2-2 G5-3 2B 1B		3-1 HR		0-1 FC3 1B E	3-2 1B WP	3	3	2	2	1	0	1								
Mike Gallego, R (8, 5) OBP: 0.276, SLG: 0.214								1-2 E	1-2 1B	1	1	1	0	0	0	0								
Geronimo Berroa, R (1, 9) OBP: 0.354, SLG: 0.448	0-0 BB			3-2 G5-3		1-3 K		3-H E	0-0 F7	5	0	1	0	0	2	4								
Stan Javier, S (9, 7) OBP: 0.316, SLG: 0.348	1-2 1B			1-2 1B				1-3 K	4-2 F7	0	0	0	0	0	0	0								
Mike Aldrete, L (1, 3) OBP: 0.362, SLG: 0.408	2-2 G6-3			3-2 G5-3		3-2 F3		0-1 E9 2B 1B	4-2 1B BB	4	1	2	2	1	0	2								
George Williams, S (1, 10) OBP: 0.424, SLG: 0.633				2-3 K		2-3 K		1-3 E9	1-1 BB	5	0	2	2	0	2	1								
Scott Brosius, R (1, 7) OBP: 0.347, SLG: 0.444				2-1 F7		2-2 F8		3-H 2B	1-2 2-H 1B	4	0	0	0	1	1	4								
Mike Bordick, R (1, 6) OBP: 0.315, SLG: 0.322				2-0 L7				1-3 K	0-0 F8	3	0	0	0	1	1	1								
Eric Hoffand, L (1, 2) OBP: 0.226, SLG: 0.300								2-3 K		2	0	0	0	0	0	0								
Craig Fickel, R (7, PH) OBP: 0.266, SLG: 0.450				0-0 G4-3		1-1 G1-3		3-3 K	3-3 K	2	0	0	0	0	0	0								
Todd Stottlemyre, L (7, 1) OBP: 0.296, SLG: 0.450								1-1 K		1	0	0	0	0	0	0								
Rick Honeycutt, L (8, 1) OBP: 0.276, SLG: 0.214								3-3 K		0	0	0	0	0	0	0								
Dennis Eckersley, R (9, 1) OBP: 0.315, SLG: 0.322								3-3 K		0	0	0	0	0	0	0								
Mike Mohler, R (9, 1) OBP: 0.315, SLG: 0.322								3-3 K		0	0	0	0	0	0	0								
<b>Inning Stats</b>	R: 0 E: 0 K: 0 S: 11	H: 1 LOB: 2 BB: 1 P: 20	R: 0 E: 0 K: 1 S: 6	H: 0 LOB: 0 BB: 0 P: 12	R: 0 E: 0 K: 0 S: 6	H: 1 LOB: 0 BB: 0 P: 8	R: 1 E: 0 K: 1 S: 18	H: 2 LOB: 1 BB: 0 P: 30	R: 0 E: 0 K: 1 S: 7	H: 0 LOB: 0 BB: 0 P: 11	R: 1 E: 0 K: 1 S: 13	H: 1 LOB: 0 BB: 0 P: 22	R: 0 E: 0 K: 2 S: 13	H: 0 LOB: 1 BB: 1 P: 24	R: 4 E: 2 K: 3 S: 22	H: 3 LOB: 2 BB: 1 P: 32	R: 2 E: 0 K: 0 S: 16	H: 4 LOB: 2 BB: 1 P: 25	1B: 8 2B: 2 3B: 1 HR: 1	SF: 0 SAC: 0 DP: 1 HBP: 0	WP: 1 PB: 0 SB: 0 CS: 1	PA: 43		
<b>PITCHER</b>	IP WLS BF H R ER SO BB IBB HBP BLK WP HR S P ERA WHIP	6.2 L 4 5 3 2 5 2 0 0 0 0 1 70 120 2.70 1.050	0.1 L 4 1 3 2 1 0 0 0 0 0 0 11 15 54.00 3.000	1.2 S 10 5 3 2 3 0 1 0 0 0 0 26 39 10.80 3.000	0.1 S 3 1 0 0 0 1 0 0 0 0 0 5 10 0.00 6.000																			

Oakland Athletics @ Kansas City Royals  
Kauffman Stadium, Kansas City, MO  
Wed Aug 16 1995, 7:05 PM CDT  
Att: 15,301 - Unknown - 83 F

AB 39  
R 8  
H 12  
RBI 7  
BB 4  
SO 9  
LOB 17




Batter	1	2	3	4	5	6	7	8	9	AB	R	H	RBI	BB	SO	LOB	BOTTOM							
Johnny Damon, L (1, 8) OBP: 0.417, SLG: 0.429	0-1 P5	2-3 K		0-1 G3			1-1 G4-6-3 1B		4-2 G6-3 BB	4	0	1	0	1	1	1								
Tom Goodwin, L (1, 7) OBP: 0.343, SLG: 0.339	0-0 HR	0-1 S 1B			2-1 G3		1-0 G4-6-3 1B		1-1 G6-3	4	1	2	1	0	0	2								
Edgar Caceres, S (9, PH) OBP: 0.323, SLG: 0.420							1-2 G4-6-3 1B		1-2 G6-3	1	0	0	0	0	0	3								
Greg Gagne, R (1, 6) OBP: 0.332, SLG: 0.395	1-1 HR	3-3 K		1-2 G4-3		1-2 L9		1-2 L8		4	1	1	1	0	1	1								
Wally Joyner, L (1, 3) OBP: 0.390, SLG: 0.420	3-1 G3-1		1-0 G6-3		2-1 L9			0-0 P6		4	0	0	0	0	0	0								
Gary Gaetti, R (1, 5) OBP: 0.338, SLG: 0.544	2-0 E 3B 1B		1-2 F7			3-2 G6-3		0-2 2B		4	1	2	0	0	0	0								
Keith Lockhart, L (1, 4) OBP: 0.373, SLG: 0.506	0-0 E5		0-2 P6			2-2 G4-6-3 1B		0-1 L8		3	1	1	0	0	0	1								
Brent Cookson, R (8, PH) OBP: 0.600, SLG: 0.667	1-2 3B									1	0	0	0	0	0	1								
David Howard, S (1, 9) OBP: 0.310, SLG: 0.384	1-0 1-H 2-H 3B			0-0 F7		1-1 G4-6-3 1B			4-1 BB E BB	3	0	1	2	1	0	1								
Joe Vitello, R (1, 10) OBP: 0.296, SLG: 0.297	1-1 F9			0-3 K			1-2 G5-3		1-3 K	3	0	0	0	0	1	1								
Jon Nunnally, L (9, PH) OBP: 0.363, SLG: 0.548										1	0	0	0	0	1	1								
Brent Mayne, L (1, 2) OBP: 0.271, SLG: 0.288			1-3 K		2-2 1B		4-2 1B BB		1-1 E5 BB	3	0	1	0	1	1	1								
<b>Inning Stats</b>	R: 4 E: 1 K: 0 S: 12	H: 4 LOB: 1 BB: 0 P: 20	R: 0 E: 0 K: 3 S: 11	H: 1 LOB: 0 BB: 0 P: 17	R: 0 E: 0 K: 0 S: 8	H: 0 LOB: 0 BB: 0 P: 10	R: 0 E: 0 K: 1 S: 9	H: 1 LOB: 0 BB: 0 P: 11	R: 0 E: 0 K: 0 S: 7	H: 0 LOB: 0 BB: 0 P: 12	R: 0 E: 0 K: 0 S: 8	H: 1 LOB: 0 BB: 0 P: 14	R: 0 E: 0 K: 0 S: 8	H: 1 LOB: 1 BB: 1 P: 15	R: 0 E: 0 K: 0 S: 10	H: 1 LOB: 1 BB: 0 P: 11	R: 0 E: 1 K: 1 S: 12	H: 0 LOB: 2 BB: 2 P: 23	1B: 5 2B: 1 3B: 1 HR: 2	SF: 0 SAC: 0 DP: 3 HBP: 0	WP: 0 PB: 0 SB: 2 CS: 0	PA: 38		
<b>PITCHER</b>	IP WLS BF H R ER SO BB IBB HBP BLK WP HR S P ERA WHIP	7.2 W 32 9 4 2 4 1 0 0 0 0 2 71 108 2.35 1.304	7.2 W 32 9 4 2 4 1 0 0 0 0 2 71 108 2.35 1.304	0.1 S 1 0 0 0 0 0 0 0 0 0 0 2 2 0.00 0.000	0.1 S 4 0 0 0 1 2 0 0 0 0 0 10 20 0.00 0.000	0.2 S 1 0 0 0 0 0 0 0 0 0 0 2 3 0.00 0.000																		


Oakland Athletics @ Kansas City Royals  
Kauffman Stadium, Kansas City, MO  
Wed Aug 16 1995, 7:05 PM CDT  
Att: 15,301 - Unknown - 83 F

AB 35  
R 4  
H 9  
RBI 4  
BB 3  
SO 5  
LOB 13





Batter	1	2	3	4	5	6	7	8	9	10	AB	R	H	RBI	BB	SO	LOB	TOP							
<b>Johnny Damon, L</b> OBP: 0.379, SLG: 0.423 (1.8)	P2	2B			P4		P3			G5-3	5	0	1	1	0	0	1	<b>Kansas City Royals @ Baltimore Orioles</b> Oriole Park at Camden Yards, Baltimore, MD Thu Aug 17 1995, 3:33 AM EDT Alt. 46,394 - Sunny - 95 F  <b>AB 38</b> <b>R 3</b> <b>H 7</b> <b>RBI 2</b> <b>BB 0</b> <b>SO 3</b> <b>LOB 8</b> 							
<b>Tom Goodwin, L</b> OBP: 0.341, SLG: 0.337 (1.7)	K	K			1B			G1-3		B2	5	0	1	0	0	2	1								
<b>Keith Lockhart, L</b> OBP: 0.371, SLG: 0.500 (1.5)	1B				F9			F9			4	0	1	0	0	0	2								
<b>Wally Joyner, L</b> OBP: 0.388, SLG: 0.418 (1.3)	1B				F7			F7			4	0	1	0	0	0	2								
<b>Jon Nunnally, L</b> OBP: 0.357, SLG: 0.538 (1.9)	G3				F9					G3	4	0	0	0	0	0	2								
<b>Greg Gagne, R</b> OBP: 0.328, SLG: 0.389 (1.6)		F7			F9			G5-3		L3	4	0	0	0	0	0	0								
<b>David Howard, S</b> OBP: 0.303, SLG: 0.375 (1.4)		G5-3			P3			F7		F7	4	0	0	0	0	0	0								
<b>Michael Tucker, L</b> OBP: 0.288, SLG: 0.313 <b>Gary Gaetti, R</b> OBP: 0.340, SLG: 0.553 (10, PH)		E			G3-1			K			3	1	1	0	0	1	0								
<b>Brent Mayne, L</b> OBP: 0.270, SLG: 0.287 (1.2)		E9						F7		HR	4	1	1	0	0	0	0								
<b>Inning Stats</b>	R: 0 E: 0 K: 1 S: 12	H: 2 LOB: 2 BB: 0 P: 17	R: 2 E: 1 K: 1 S: 24	H: 2 LOB: 1 BB: 0 P: 35	R: 0 E: 0 K: 0 S: 6	H: 0 LOB: 0 BB: 0 P: 10	R: 0 E: 0 K: 0 S: 12	H: 0 LOB: 0 BB: 0 P: 18	R: 0 E: 0 K: 0 S: 14	H: 2 LOB: 2 BB: 0 P: 17	R: 0 E: 0 K: 1 S: 5	H: 0 LOB: 0 BB: 0 P: 7	R: 0 E: 0 K: 0 S: 9	H: 0 LOB: 0 BB: 0 P: 13	R: 0 E: 0 K: 0 S: 6	H: 0 LOB: 0 BB: 0 P: 9	R: 1 E: 0 K: 0 S: 10		H: 1 LOB: 0 BB: 0 P: 14	1B: 4 2B: 2 3B: 0 HR: 1	SF: 0 SAC: 0 DP: 0 HBP: 0	WP: 0 PA: 38 PB: 0 SB: 0 CS: 0			
<b>PITCHER</b> <b>35 Mike Mussina, R</b> ERA: 3.85 <b>Jesse Orosco, L</b> ERA: 3.23 (1.1) (9.1)	IP 8.0	WLS L	BF 31	H 6	R 2	ER 0	SO 3	BB 0	IBB 0	HBP 0	BLK 0	WP 0	HR 0	S 88	P 124	ERA 4.50	WHIP 0.500								

Batter	1	2	3	4	5	6	7	8	9	10	AB	R	H	RBI	BB	SO	LOB	BOTTOM						
<b>Curtis Goodwin, L</b> OBP: 0.326, SLG: 0.353 <b>Kevin Bass, S</b> OBP: 0.311, SLG: 0.335 (6, PH) (7.7)	F7		B1-3		G4-3	G1-3		G3-6-3			3	0	0	0	0	0	0	<b>Kansas City Royals @ Baltimore Orioles</b> Oriole Park at Camden Yards, Baltimore, MD Thu Aug 17 1995, 3:33 AM EDT Alt. 46,394 - Sunny - 95 F  <b>AB 39</b> <b>R 2</b> <b>H 10</b> <b>RBI 2</b> <b>BB 4</b> <b>SO 7</b> <b>LOB 21</b> 						
<b>Brady Anderson, L</b> OBP: 0.365, SLG: 0.429 (7.8)	P5		1B		G6-3		E9		F7		4	1	1	0	1	0	0							
<b>Rafael Palmeiro, L</b> OBP: 0.363, SLG: 0.554 (1.3)	F9		FC5-4		1B		G3		G6-3		5	0	2	1	0	0	0							
<b>Bobby Bonilla, S</b> OBP: 0.381, SLG: 0.578 (1.9)		BB	K		1B		2B		F9		5	1	3	0	0	1	2							
<b>Cal Ripken Jr., R</b> OBP: 0.322, SLG: 0.430 (1.6)		BB	FC5-4		K		G3-1		K		4	0	1	1	1	2	4							
<b>Harold Baines, L</b> OBP: 0.397, SLG: 0.548 (1.10)		P6			G3		K		G3-1		5	0	0	0	0	1	3							
<b>Chris Hoiles, R</b> OBP: 0.324, SLG: 0.419 (1.2)		P6			K		2B		G5-3		5	0	1	0	0	2	3							
<b>Jeff Huson, L</b> OBP: 0.390, SLG: 0.346 <b>Jeff Manto, R</b> OBP: 0.288, SLG: 0.498 (6, PH) (7.5)		BB			1B				F8		1	0	1	0	1	0	0							
<b>Bret Barberie, S</b> OBP: 0.330, SLG: 0.335 <b>Manny Alexander, R</b> OBP: 0.325, SLG: 0.358 (8, PR) (9.4)		F8			K		P3			G3-6-3	0	0	0	0	0	0	0							
<b>Inning Stats</b>	R: 0 E: 0 K: 0 S: 10	H: 0 LOB: 0 BB: 0 P: 16	R: 0 E: 0 K: 0 S: 14	H: 1 LOB: 3 BB: 2 P: 27	R: 0 E: 0 K: 1 S: 10	H: 1 LOB: 2 BB: 1 P: 18	R: 0 E: 0 K: 2 S: 13	H: 1 LOB: 1 BB: 0 P: 18	R: 0 E: 0 K: 1 S: 12	H: 2 LOB: 2 BB: 0 P: 19	R: 0 E: 1 K: 0 S: 15	H: 3 LOB: 1 BB: 0 P: 25	R: 0 E: 0 K: 0 S: 9	H: 0 LOB: 1 BB: 1 P: 14	R: 0 E: 0 K: 2 S: 3	H: 0 LOB: 0 BB: 0 P: 6	R: 0 E: 0 K: 2 S: 9		H: 0 LOB: 0 BB: 0 P: 11	1B: 7 2B: 3 3B: 0 HR: 0	SF: 0 SAC: 0 DP: 1 HBP: 0	WP: 0 PA: 43 PB: 0 SB: 0 CS: 0		
<b>PITCHER</b> <b>Kevin Appier, R</b> ERA: 3.43 <b>Mike Magnante, L</b> ERA: 3.45 <b>Gregg Olson, R</b> ERA: 3.6 <b>Jeff Montgomery, R</b> ERA: 2.78 (1.1) (6.1) (7.1) (10.1)	IP 5.0	WLS 2	BF 23	H 5	R 2	ER 0	SO 4	BB 3	IBB 0	HBP 0	BLK 0	WP 0	HR 0	S 59	P 98	ERA 0.00	WHIP 1.600							



Batter	1	2	3	4	5	6	7	8	9	AB	R	H	RBI	BB	SO	LOB	TOP					
<b>Johnny Damon, L</b> (1, 8) OBP: 0.441, SLG: 0.429	0-1 1B	1-1 BB HBP		4-2 G4-3 PB BB		4-2 BB HR BB		3-2 F9		2	2	1	0	2	0	0	<b>Kansas City Royals @ Toronto Blue Jays</b> SkyDome, Toronto, ON Fri Aug 18 1995, 7:05 PM EDT Att: 41,168 - Unknown					
<b>Tom Goodwin, L</b> (1, 7) OBP: 0.341, SLG: 0.337	0-0 1B	0-0 P6		2-1 G4-3		4-2 BB HR BB		0-0 P6		3	1	1	0	0	0	2						
<b>Michael Tucker, L</b> (6, 7) OBP: 0.292, SLG: 0.309	1-2 2B 1B			1-3 F7		1-2 BB HR BB		1-2 BB HR BB		1	1	0	0	1	0	0						
<b>Wally Joyner, L</b> (1, 3) OBP: 0.392, SLG: 0.429	3-2 1B	4-2 BB		1-0 F7		0-0 HR		1-2 1B		3	2	2	5	1	0	1						
<b>Joe Vitiello, R</b> (6, 7) OBP: 0.306, SLG: 0.308	1-3 2B 1B	1-2 BB		2-0 G5-3		0-0 HR		0-0 P6		1	0	1	0	0	0	0						
<b>Gary Gaetti, R</b> (1, 5) OBP: 0.342, SLG: 0.558	0-0 1B	0-0 P6		0-0 G4-3		2-2 K		0-0 P6		4	1	2	1	0	0	3						
<b>Edgar Caceres, S</b> (6, 5) OBP: 0.320, SLG: 0.416	1-3 2B 1B			0-0 E2 1B		0-0 P4		0-0 P6		1	0	0	0	0	0	1						
<b>Keith Lockhart, L</b> (1, 10) OBP: 0.366, SLG: 0.491	0-0 1B	0-0 G4-3		1-1 HR		2-2 K		2-2 P7		5	1	1	2	0	1	3						
<b>Greg Gagne, R</b> (1, 6) OBP: 0.332, SLG: 0.401	0-0 F9 BB 1B			1-2 G1-3		0-3 K		4-2 BB		4	1	2	2	1	1	1						
<b>Jon Nunnally, L</b> (1, 9) OBP: 0.354, SLG: 0.529	4-2 CS BB			0-3 K		0-1 L5		1-0 F7		4	0	0	0	1	1	1						
<b>David Howard, S</b> (1, 4) OBP: 0.295, SLG: 0.364	0-0 F9			0-1 K		0-1 F9		1-1 F8		5	0	0	0	0	1	3						
<b>Brent Mayne, L</b> (1, 2) OBP: 0.270, SLG: 0.286	3-3 K			1-1 G4-3		2-2 BB HR 1B		0-1 L9		4	1	1	0	0	1	2						
<b>Inning Stats</b>	R: 5 E: 1 K: 1 S: 18	H: 6 LOB: 2 BB: 1 P: 28	R: 0 E: 0 K: 0 S: 7	H: 0 LOB: 2 BB: 1 P: 12	R: 1 E: 0 K: 1 S: 10	H: 1 LOB: 0 BB: 0 P: 13	R: 0 E: 0 K: 0 S: 7	H: 0 LOB: 1 BB: 1 P: 16	R: 0 E: 0 K: 2 S: 10	H: 0 LOB: 0 BB: 0 P: 16	R: 4 E: 0 K: 1 S: 22	H: 3 LOB: 1 BB: 2 P: 32	R: 0 E: 0 K: 0 S: 6	H: 0 LOB: 0 BB: 0 P: 7	R: 0 E: 0 K: 0 S: 8	H: 1 LOB: 1 BB: 1 P: 12	R: 0 E: 0 K: 0 S: 8	H: 0 LOB: 1 BB: 1 P: 17	1B: 7 2B: 3 3B: 0 HR: 2	SF: 0 SAC: 0 DP: 1 HBP: 1	WP: 0 PB: 1 SB: 0 CS: 1	PA: 44
<b>PITCHER</b>	IP WLS BF H R ER SO BB IBB HBP BLK WP HR S P ERA WHIP																					
<b>Giovanni Carrara, R</b> (1, 1) ERA: 7.34	5.1 L 31 10 10 10 4 5 0 1 0 0 2 69 112 16.88 2.812																					
<b>Ken Robinson, R</b> (6, 1) ERA: 5.4	3.2 13 1 0 0 1 1 0 0 0 0 0 27 41 0.00 0.545																					

Batter	1	2	3	4	5	6	7	8	9	AB	R	H	RBI	BB	SO	LOB	BOTTOM					
<b>Devon White, S</b> (1, 8) OBP: 0.341, SLG: 0.447	1-2 G5-3			1-3 K		0-0 G3-1	0-0 FC6-4			3	0	0	0	0	1	0	<b>Kansas City Royals @ Toronto Blue Jays</b> SkyDome, Toronto, ON Fri Aug 18 1995, 7:05 PM EDT Att: 41,168 - Unknown					
<b>Mike Huff, R</b> (7, 8) OBP: 0.368, SLG: 0.337				0-1 E6 F8 1B		0-0 G5-3		2-2 G6-3		4	0	1	0	0	0	0						
<b>Paul Molitor, R</b> (1, 10) OBP: 0.337, SLG: 0.383	1-0 G6-3 1B			1-1 FC5-4 1B		2-2 P5		2-1 F7		3	0	1	0	0	0	1						
<b>Roberto Alomar, S</b> (1, 4) OBP: 0.370, SLG: 0.484	3-2 G6-3			1-0 F8		2-2 HR		0-2 F7		3	1	1	1	0	0	2						
<b>Tomas Perez, S</b> (7, 4) OBP: 0.321, SLG: 0.481	1-2			2-3 F8		1-0 HR		0-2 F7		1	0	0	0	0	0	0						
<b>Joe Carter, R</b> (1, 7) OBP: 0.311, SLG: 0.426		0-0 F8		1-1 FC5-4		1-0 2B G4-3 1B		1-1 G3-1		4	1	2	0	0	0	2						
<b>Candy Maldonado, R</b> (8, 7) OBP: 0.376, SLG: 0.483		3-1 G6-4-3 1B		1-2 FC5-4		0-0 F8		0-0 G4-3		4	1	1	0	0	0	1						
<b>John Olerud, L</b> (1, 3) OBP: 0.380, SLG: 0.388		2-2 G6-4-3		0-0 4-3		0-0 1B		0-1 G4-3		4	0	1	1	0	1	1						
<b>Ed Sprague, R</b> (1, 5) OBP: 0.347, SLG: 0.472		0-0 G6-4-3		0-1 F9		3-3 K		0-1 G4-3		3	0	0	1	0	1	1						
<b>Shawn Green, L</b> (1, 9) OBP: 0.314, SLG: 0.469				3-1 G3		0-0 L7		0-1 FC6-4 1B		3	0	1	0	0	0	1						
<b>Alex Gonzalez, R</b> (1, 6) OBP: 0.321, SLG: 0.385				0-1 F9		0-0 K		0-1 G5-3		3	0	0	1	0	1	1						
<b>Sandy Martinez, L</b> (1, 2) OBP: 0.270, SLG: 0.307				3-1 G3		2-1 L7		3-H FC6-4 1B		3	0	1	0	0	0	1						
<b>Inning Stats</b>	R: 0 E: 0 K: 0 S: 8	H: 1 LOB: 0 BB: 0 P: 13	R: 0 E: 0 K: 0 S: 6	H: 1 LOB: 0 BB: 0 P: 11	R: 0 E: 0 K: 0 S: 6	H: 0 LOB: 0 BB: 0 P: 10	R: 0 E: 1 K: 1 S: 10	H: 1 LOB: 2 BB: 0 P: 14	R: 0 E: 0 K: 0 S: 7	H: 1 LOB: 1 BB: 0 P: 12	R: 0 E: 0 K: 0 S: 5	H: 0 LOB: 0 BB: 0 P: 7	R: 3 E: 0 K: 0 S: 11	H: 4 LOB: 1 BB: 0 P: 14	R: 0 E: 0 K: 0 S: 11	H: 0 LOB: 0 BB: 0 P: 15	R: 0 E: 0 K: 1 S: 7	H: 0 LOB: 0 BB: 0 P: 11	1B: 6 2B: 1 3B: 0 HR: 1	SF: 0 SAC: 0 DP: 2 HBP: 0	WP: 0 PB: 0 SB: 0 CS: 0	PA: 34
<b>PITCHER</b>	IP WLS BF H R ER SO BB IBB HBP BLK WP HR S P ERA WHIP																					
<b>Tom Gordon, R</b> (1, 1) ERA: 3.98	7.0 W 28 8 3 3 2 0 0 0 0 0 0 1 53 81 3.86 1.143																					
<b>Melvin Bunch, R</b> (8, 1) ERA: 5.51	2.0 6 0 0 0 1 0 0 0 0 0 0 0 18 26 0.00 0.000																					



Batter	1	2	3	4	5	6	7	8	9	10	11	12	13	AB	R	H	RBI	BB	SO	LOB	TOP								
Johnny Damon, L OBP: 0.390, SLG: 0.429														7	1	1	0	0	2	6									
Tom Goodwin, L OBP: 0.340, SLG: 0.335														5	1	1	1	1	0	1									
Wally Joyner, L OBP: 0.386, SLG: 0.423														5	0	0	0	1	0	2									
Gary Gaetti, R OBP: 0.347, SLG: 0.556														3	0	1	0	2	1	0									
Keith Lockhart, L OBP: 0.359, SLG: 0.479														4	1	0	1	1	1	4									
Greg Gagne, R OBP: 0.327, SLG: 0.395														5	0	0	0	0	1	3									
Jon Nunnally, L OBP: 0.357, SLG: 0.537														2	1	1	0	0	0	0									
Brent Cookson, R OBP: 0.290, SLG: 0.500														1	0	0	0	0	2										
Michael Tucker, L OBP: 0.295, SLG: 0.313														2	0	1	0	0	0	0									
David Howard, S OBP: 0.294, SLG: 0.358														3	0	0	1	1	1	3									
Brent Mayne, L OBP: 0.271, SLG: 0.287														2	0	1	0	0	1	0									
Joe Vitello, R OBP: 0.315, SLG: 0.306														0	0	0	1	1	0	0									
Henry Mercedes, R OBP: 0.295, SLG: 0.313														1	0	0	0	1	0	1									
<b>Inning Stats</b>	R: 2 E: 0 K: 0 S: 15	H: 2 LOB: 3 BB: 1 P: 29	R: 0 E: 0 K: 2 S: 16	H: 1 LOB: 0 BB: 2 P: 14	R: 0 E: 0 K: 0 S: 8	H: 0 LOB: 0 BB: 0 P: 10	R: 0 E: 0 K: 1 S: 6	H: 0 LOB: 0 BB: 0 P: 6	R: 0 E: 0 K: 1 S: 11	H: 0 LOB: 0 BB: 0 P: 17	R: 0 E: 0 K: 0 S: 15	H: 0 LOB: 3 BB: 4 P: 37	R: 0 E: 0 K: 2 S: 9	H: 0 LOB: 0 BB: 0 P: 14	R: 0 E: 0 K: 0 S: 7	H: 0 LOB: 0 BB: 0 P: 11	R: 0 E: 0 K: 0 S: 6	H: 0 LOB: 1 BB: 1 P: 12	R: 0 E: 0 K: 1 S: 11	H: 1 LOB: 1 BB: 1 P: 13	R: 0 E: 0 K: 0 S: 9	H: 1 LOB: 1 BB: 0 P: 14	1B: 4 2B: 0 3B: 2 HR: 0	SF: 1 SAC: 3 DP: 0 HBP: 2	W/P: 0 PB: 0 SB: 0 CS: 0	PA: 55			
<b>PITCHER</b>	IP WLS BF H R ER SO ERA WHIP	IP WLS BF H R ER SO ERA WHIP	IP WLS BF H R ER SO ERA WHIP	IP WLS BF H R ER SO ERA WHIP	IP WLS BF H R ER SO ERA WHIP	IP WLS BF H R ER SO ERA WHIP	IP WLS BF H R ER SO ERA WHIP	IP WLS BF H R ER SO ERA WHIP	IP WLS BF H R ER SO ERA WHIP	IP WLS BF H R ER SO ERA WHIP	IP WLS BF H R ER SO ERA WHIP	IP WLS BF H R ER SO ERA WHIP	IP WLS BF H R ER SO ERA WHIP	IP WLS BF H R ER SO ERA WHIP	IP WLS BF H R ER SO ERA WHIP	IP WLS BF H R ER SO ERA WHIP	IP WLS BF H R ER SO ERA WHIP	IP WLS BF H R ER SO ERA WHIP	IP WLS BF H R ER SO ERA WHIP	IP WLS BF H R ER SO ERA WHIP	IP WLS BF H R ER SO ERA WHIP	IP WLS BF H R ER SO ERA WHIP	IP WLS BF H R ER SO ERA WHIP	IP WLS BF H R ER SO ERA WHIP	IP WLS BF H R ER SO ERA WHIP	IP WLS BF H R ER SO ERA WHIP	IP WLS BF H R ER SO ERA WHIP	IP WLS BF H R ER SO ERA WHIP	IP WLS BF H R ER SO ERA WHIP

Kansas City Royals @ Toronto Blue Jays  
SkyDome, Toronto, ON  
Sat Aug 19 1995, 7:05 PM EDT  
Att. 40,128 - Unknown - 81 F

livebaseballscorecards.com

AB 41  
R 4  
H 6  
RBI 4  
BB 8  
SO 7  
LOB 22




Batter	1	2	3	4	5	6	7	8	9	10	11	12	13	AB	R	H	RBI	BB	SO	LOB	BOTTOM								
Devon White, S OBP: 0.341, SLG: 0.448														6	2	2	0	0	1	0									
Paul Molitor, R OBP: 0.337, SLG: 0.392														6	2	2	3	0	0	0									
Roberto Alomar, S OBP: 0.377, SLG: 0.487														4	0	3	1	2	0	0									
Joe Carter, R OBP: 0.314, SLG: 0.425														4	1	1	0	2	0	2									
John Olerud, L OBP: 0.379, SLG: 0.388														6	0	2	0	0	0	6									
Ed Sprague, R OBP: 0.345, SLG: 0.467														6	0	1	0	0	1	4									
Mike Huff, R OBP: 0.351, SLG: 0.319														5	0	0	0	0	4										
Shawn Green, L OBP: 0.317, SLG: 0.471														1	0	1	1	0	0	0									
Domingo Cedeño, S OBP: 0.317, SLG: 0.436														5	0	0	0	0	1										
Sandy Martinez, L OBP: 0.260, SLG: 0.294														5	0	0	0	0	1	0									
<b>Inning Stats</b>	R: 0 E: 0 K: 0 S: 4	H: 1 LOB: 2 BB: 1 P: 8	R: 0 E: 0 K: 0 S: 6	H: 0 LOB: 0 BB: 0 P: 9	R: 2 E: 0 K: 0 S: 13	H: 2 LOB: 1 BB: 2 P: 28	R: 0 E: 0 K: 0 S: 9	H: 0 LOB: 0 BB: 0 P: 11	R: 2 E: 0 K: 0 S: 6	H: 4 LOB: 1 BB: 0 P: 6	R: 0 E: 0 K: 1 S: 6	H: 0 LOB: 0 BB: 0 P: 7	R: 0 E: 0 K: 0 S: 5	H: 0 LOB: 0 BB: 0 P: 8	R: 0 E: 0 K: 2 S: 10	H: 0 LOB: 0 BB: 0 P: 13	R: 0 E: 0 K: 0 S: 8	H: 0 LOB: 0 BB: 0 P: 13	R: 0 E: 0 K: 0 S: 8	H: 1 LOB: 1 BB: 1 P: 10	R: 0 E: 0 K: 0 S: 10	H: 0 LOB: 0 BB: 0 P: 13	R: 1 E: 0 K: 0 S: 11	H: 2 LOB: 2 BB: 1 P: 23	1B: 9 2B: 2 3B: 0 HR: 1	SF: 0 SAC: 0 DP: 3 HBP: 0	W/P: 0 PB: 0 SB: 2 CS: 0	PA: 52	
<b>PITCHER</b>	IP WLS BF H R ER SO ERA WHIP	IP WLS BF H R ER SO ERA WHIP	IP WLS BF H R ER SO ERA WHIP	IP WLS BF H R ER SO ERA WHIP	IP WLS BF H R ER SO ERA WHIP	IP WLS BF H R ER SO ERA WHIP	IP WLS BF H R ER SO ERA WHIP	IP WLS BF H R ER SO ERA WHIP	IP WLS BF H R ER SO ERA WHIP	IP WLS BF H R ER SO ERA WHIP	IP WLS BF H R ER SO ERA WHIP	IP WLS BF H R ER SO ERA WHIP	IP WLS BF H R ER SO ERA WHIP	IP WLS BF H R ER SO ERA WHIP	IP WLS BF H R ER SO ERA WHIP	IP WLS BF H R ER SO ERA WHIP	IP WLS BF H R ER SO ERA WHIP	IP WLS BF H R ER SO ERA WHIP	IP WLS BF H R ER SO ERA WHIP	IP WLS BF H R ER SO ERA WHIP	IP WLS BF H R ER SO ERA WHIP	IP WLS BF H R ER SO ERA WHIP	IP WLS BF H R ER SO ERA WHIP	IP WLS BF H R ER SO ERA WHIP	IP WLS BF H R ER SO ERA WHIP	IP WLS BF H R ER SO ERA WHIP	IP WLS BF H R ER SO ERA WHIP	IP WLS BF H R ER SO ERA WHIP	IP WLS BF H R ER SO ERA WHIP

Kansas City Royals @ Toronto Blue Jays  
SkyDome, Toronto, ON  
Sat Aug 19 1995, 7:05 PM EDT  
Att. 40,128 - Unknown - 81 F

livebaseballscorecards.com

AB 48  
R 5  
H 12  
RBI 5  
BB 4  
SO 3  
LOB 17





Batter	1	2	3	4	5	6	7	8	9	AB	R	H	RBI	BB	SO	LOB	TOP								
<b>Johnny Damon, L</b> (1, 8) OBP: 0.370, SLG: 0.385	L5		F3				6-3		F8	4	0	0	0	1	0	1									
<b>Tom Goodwin, L</b> (1, 7) OBP: 0.342, SLG: 0.337	4-3									4	0	2	0	0	1	3									
<b>Gary Gaetti, R</b> (1, 5) OBP: 0.348, SLG: 0.557										3	1	1	0	0	0	1									
<b>Wally Joyner, L</b> (1, 3) OBP: 0.387, SLG: 0.421	4-3									4	0	1	0	0	0	2									
<b>Jon Nunnally, L</b> (1, 9) OBP: 0.356, SLG: 0.532										4	1	1	0	0	2	1									
<b>Michael Tucker, L</b> (1, 10) OBP: 0.313, SLG: 0.347										2	1	1	3	2	1	0									
<b>Keith Lockhart, L</b> (1, 4) OBP: 0.351, SLG: 0.468										4	0	0	0	0	0	2									
<b>David Howard, S</b> (1, 6) OBP: 0.293, SLG: 0.356										4	0	1	0	0	1	0									
<b>Brent Mayne, L</b> (1, 2) OBP: 0.272, SLG: 0.284										2	0	0	0	1	1	2									
<b>Henry Mercedes, R</b> (7, 2)										1	0	0	0	0	0	0									
<b>Inning Stats</b>	R: 0 E: 0 K: 0 S: 3	H: 0 LOB: 1 BB: 0 P: 4	R: 0 E: 0 K: 1 S: 5	H: 0 LOB: 0 BB: 0 P: 5	R: 0 E: 0 K: 0 S: 3	H: 1 LOB: 2 BB: 1 P: 7	R: 0 E: 0 K: 1 S: 5	H: 1 LOB: 1 BB: 0 P: 5	R: 0 E: 0 K: 1 S: 6	H: 1 LOB: 3 BB: 2 P: 14	R: 3 E: 0 K: 1 S: 8	H: 3 LOB: 0 BB: 0 P: 8	R: 0 E: 0 K: 1 S: 6	H: 1 LOB: 1 BB: 0 P: 6	R: 0 E: 0 K: 1 S: 5	H: 0 LOB: 1 BB: 1 P: 9	R: 0 E: 0 K: 0 S: 3	H: 0 LOB: 0 BB: 0 P: 3	1B: 5 2B: 2 3B: 0 HR: 1	SF: 0 SAC: 0 DP: 1 HBP: 1	WP: 0 PB: 0 SB: 0 CS: 1	PA: 37			
<b>PITCHER</b>	IP	WLS	BF	H	R	ER	SO	BB	IBB	HBP	BLK	WP	HR	S	P	ERA	WHIP								
<b>Pat Hentgen, R</b> (1, 1) ERA: 5.76	8.0		34	7	3	3	6	4	0	1	0	0	1	41	58	3.38	1.375								
<b>Mike Timlin, R</b> (9, 1) ERA: 3.42	1.0	W	3	0	0	0	0	0	0	0	0	0	0	3	3	0.00	0.000								

**Kansas City Royals @ Toronto Blue Jays**  
**SkyDome, Toronto, ON**  
 Sun Aug 20 1995, 3:33 AM EDT  
 Att: 39,103 - Unknown

AB	32
R	3
H	7
RBI	3
BB	4
SO	6
LOB	12



Batter	1	2	3	4	5	6	7	8	9	AB	R	H	RBI	BB	SO	LOB	BOTTOM								
<b>Devon White, S</b> (1, 8) OBP: 0.338, SLG: 0.444	F7		5-3							4	0	0	0	0	2	1									
<b>Paul Molitor, R</b> (1, 10) OBP: 0.334, SLG: 0.388	F7									4	0	0	0	0	0	0									
<b>Roberto Alomar, S</b> (1, 4) OBP: 0.376, SLG: 0.485	5-3									4	0	1	0	0	0	0									
<b>Joe Carter, R</b> (1, 3) OBP: 0.315, SLG: 0.440										4	2	2	2	0	2	1									
<b>Ed Sprague, R</b> (1, 5) OBP: 0.344, SLG: 0.465										4	0	1	0	0	1	0									
<b>Candy Maldonado, R</b> (1, 7) OBP: 0.376, SLG: 0.497										4	1	1	1	0	1	1									
<b>Mike Huff, R</b> (1, 9) OBP: 0.365, SLG: 0.337										4	1	3	0	0	0	0									
<b>Alex Gonzalez, R</b> (1, 6) OBP: 0.323, SLG: 0.385										3	0	1	0	1	1	2									
<b>Randy Knorr, R</b> (1, 2) OBP: 0.293, SLG: 0.402										3	0	0	0	0	1	2									
<b>John Olerud, L</b> (9, PH) OBP: 0.381, SLG: 0.389										1	0	1	1	0	0	0									
<b>Inning Stats</b>	R: 0 E: 0 K: 0 S: 3	H: 0 LOB: 0 BB: 0 P: 3	R: 1 E: 0 K: 2 S: 9	H: 2 LOB: 1 BB: 0 P: 9	R: 0 E: 0 K: 0 S: 3	H: 0 LOB: 0 BB: 0 P: 3	R: 1 E: 0 K: 0 S: 4	H: 2 LOB: 0 BB: 0 P: 4	R: 0 E: 0 K: 2 S: 8	H: 1 LOB: 1 BB: 0 P: 8	R: 1 E: 0 K: 1 S: 6	H: 1 LOB: 0 BB: 0 P: 6	R: 0 E: 0 K: 0 S: 4	H: 1 LOB: 1 BB: 0 P: 4	R: 0 E: 0 K: 2 S: 8	H: 1 LOB: 1 BB: 0 P: 8	R: 0 E: 0 K: 1 S: 6	H: 2 LOB: 2 BB: 1 P: 10	1B: 7 2B: 0 3B: 0 HR: 3	SF: 0 SAC: 0 DP: 1 HBP: 0	WP: 0 PB: 0 SB: 0 CS: 0	PA: 36			
<b>PITCHER</b>	IP	WLS	BF	H	R	ER	SO	BB	IBB	HBP	BLK	WP	HR	S	P	ERA	WHIP								
<b>Jason Jacome, L</b> (1, 1) ERA: 7.25	7.2		30	8	3	3	6	0	0	0	0	0	3	42	42	3.52	1.043								
<b>Gregg Olson, R</b> (8, 1) ERA: 3.94	1.0	L	6	2	1	1	2	0	1	0	0	0	0	9	13	9.00	2.000								

**Kansas City Royals @ Toronto Blue Jays**  
**SkyDome, Toronto, ON**  
 Sun Aug 20 1995, 3:33 AM EDT  
 Att: 39,103 - Unknown

AB	35
R	4
H	10
RBI	4
BB	1
SO	8
LOB	7





Batter	1	2	3	4	5	6	7	8	9	AB	R	H	RBI	BB	SO	LOB	TOP				
Greg Gagne, R OBP: 0.326, SLG: 0.391 (1, 6)	B5-3		K			G6-3 BB		G6-4-3		3	0	0	0	1	1	2					
Wally Joyner, L OBP: 0.386, SLG: 0.419 (1, 3)	K		1B			G6-3			L9	4	0	1	0	0	1	1					
Gary Gaetti, R OBP: 0.358, SLG: 0.564 (1, 5)	1B BB		K			G4-3			HR	3	1	1	1	1	1	1					
Joe Vitiello, R OBP: 0.329, SLG: 0.338 Keith Lockhart, L OBP: 0.355, SLG: 0.468 (9, PH)	FC5-4 1B				G4-3 FC5-3 2B			P3	BB BB	3	0	2	0	0	0	0					
Brent Cookson, R OBP: 0.333, SLG: 0.286 Michael Tucker, L OBP: 0.319, SLG: 0.347 (9, PH)	FC5-4				G4-3		G5-3		BB BB	3	0	0	0	0	0	3					
David Howard, S OBP: 0.292, SLG: 0.350 (8, 8)		K			FC5-3		F8		BB BB SAFE	3	0	0	0	1	1	1					
Jon Nunnally, L OBP: 0.351, SLG: 0.523 (1, 9)		F7				L8			BB BB SAFE	4	0	0	0	0	1	3					
Henry Mercedes, R OBP: 0.250, SLG: 0.100 (1, 2)		K			G4-3				BB BB SAFE	3	0	1	0	0	1	0					
Tom Goodwin, L OBP: 0.340, SLG: 0.335 Edgar Caceres, S OBP: 0.327, SLG: 0.422 (8, PH)			K			F7		G6-4-3 1B		2	0	0	0	0	1	0					
										1	0	1	0	0	0	0					
<b>Inning Stats</b>	R: 0 E: 0 K: 1 S: 9	H: 1 LOB: 2 BB: 1 P: 16	R: 0 E: 0 K: 2 S: 10	H: 0 LOB: 0 BB: 0 P: 15	R: 0 E: 0 K: 3 S: 11	H: 1 LOB: 1 BB: 0 P: 18	R: 0 E: 0 K: 0 S: 5	H: 0 LOB: 0 BB: 0 P: 8	R: 0 E: 0 K: 0 S: 4	H: 0 LOB: 0 BB: 1 P: 9	R: 0 E: 0 K: 0 S: 8	H: 0 LOB: 0 BB: 0 P: 11	R: 0 E: 0 K: 1 S: 7	H: 2 LOB: 1 BB: 0 P: 9	R: 1 E: 0 K: 0 S: 9	H: 1 LOB: 2 BB: 3 P: 24	1B: 4 2B: 2 3B: 0 HR: 1	SF: 0 SAC: 0 DP: 4 HBP: 0	WP: 0 PB: 0 SB: 0 CS: 0	PA: 34	
<b>PITCHER</b>	IP	WLS	BF	H	R	ER	SO	BB	IBB	HBP	BLK	WP	HR	S	P	ERA	WHIP				
Brian Givens, L ERA: 4.35 (1, 1)	8.0	W	28	5	0	0	7	2	0	0	0	0	0	62	102	0.00	0.875				
Mike Fetters, R ERA: 2.05 (9, 1)	0.1		5	1	1	1	0	3	0	0	0	0	1	6	20	27.00	12.000				
Angel Miranda, L ERA: 5.43 (9, 1)	0.2	S	1	0	0	0	0	0	0	0	0	0	0	3	4	0.00	0.000				

Kansas City Royals @ Milwaukee Brewers  
Milwaukee County Stadium, Milwaukee, WI  
Mon Aug 21 1995, 8:05 PM EDT  
Unknown - 87 F


AB 29  
R 1  
H 6  
RBI 1  
BB 5  
SO 7  
LOB 11



Batter	1	2	3	4	5	6	7	8	9	AB	R	H	RBI	BB	SO	LOB	BOTTOM				
Jeff Cirillo, R OBP: 0.383, SLG: 0.467 (1, 5)	K	SH5-4		L6			1B SH1-4 FC4-6 1B			3	1	1	0	0	1	1					
Darryl Hamilton, L OBP: 0.386, SLG: 0.395 David Hulse, L OBP: 0.302, SLG: 0.352 (8, 8)	G4-1	P1		BB		SH1-4				2	0	0	0	1	0	2					
Kevin Seitzer, R OBP: 0.410, SLG: 0.423 (1, 3)	1B HBP			G4-3		SH1-4				2	0	1	0	1	0	2					
Dave Nilsson, L OBP: 0.376, SLG: 0.528 (1, 9)	E8 1B	L8		G4-3		FC4-6 WP				4	0	1	1	0	0	4					
John Jaha, R OBP: 0.370, SLG: 0.571 (1, 10)	K			G4-3		G5-3				4	0	0	0	0	1	3					
B.J. Surhoff, L OBP: 0.402, SLG: 0.518 (1, 7)		1B 1B		P6		F7		SH1-4 1B BB		3	1	1	0	1	0	0					
Jose Valentin, S OBP: 0.298, SLG: 0.416 (1, 6)		1B 1B		G3-1		G6-3		SH1-4		3	1	1	0	0	0	0					
Mike Matheny, R OBP: 0.310, SLG: 0.346 (1, 2)		SH5-4 1B		F7		CS BB		1B		3	0	2	1	1	0	0					
Fernando Vina, L OBP: 0.319, SLG: 0.333 (1, 4)		SH5-4 1B		BB 1B		K		G5-3		4	0	2	1	0	1	2					
<b>Inning Stats</b>	R: 0 E: 1 K: 2 S: 13	H: 1 LOB: 2 BB: 0 P: 23	R: 2 E: 0 K: 0 S: 15	H: 4 LOB: 3 BB: 1 P: 28	R: 0 E: 0 K: 0 S: 6	H: 0 LOB: 0 BB: 0 P: 10	R: 0 E: 0 K: 0 S: 5	H: 1 LOB: 2 BB: 1 P: 10	R: 0 E: 0 K: 0 S: 6	H: 0 LOB: 0 BB: 0 P: 10	R: 0 E: 0 K: 1 S: 6	H: 0 LOB: 1 BB: 1 P: 15	R: 1 E: 0 K: 0 S: 8	H: 2 LOB: 1 BB: 0 P: 15	R: 0 E: 0 K: 0 S: 10	H: 1 LOB: 1 BB: 1 P: 17	1B: 9 2B: 1 3B: 0 HR: 0	SF: 0 SAC: 3 DP: 1 HBP: 1	WP: 1 PB: 0 SB: 0 CS: 1	PA: 36	
<b>PITCHER</b>	IP	WLS	BF	H	R	ER	SO	BB	IBB	HBP	BLK	WP	HR	S	P	ERA	WHIP				
Mark Gubicza, R ERA: 3.4 (1, 1)	7.0	L	32	8	3	3	3	3	0	1	0	0	0	59	111	3.86	1.571				
Mike Magnante, L ERA: 3.06 (8, 1)	1.0		4	1	0	0	0	1	0	0	0	0	0	10	17	0.00	2.000				

Kansas City Royals @ Milwaukee Brewers  
Milwaukee County Stadium, Milwaukee, WI  
Mon Aug 21 1995, 8:05 PM EDT  
Unknown - 87 F

AB 28  
R 3  
H 9  
RBI 3  
BB 4  
SO 3  
LOB 14









Batter	1	2	3	4	5	6	7	8	9	AB	R	H	RBI	BB	SO	LOB	TOP					
<b>Johnny Damon, L</b> OBP: 0.375, SLG: 0.417	1-3 K		1-2 F9			2-2 L8		1-1 1-2 2-H 1B		4	0	1	1	0	1	0	<b>Kansas City Royals @ Milwaukee Brewers</b> Milwaukee County Stadium, Milwaukee, WI Tue Aug 22 1995, 8:05 PM EDT Att: 17,761 - Unknown - 81 F <a href="http://livebaseballscorecards.com">livebaseballscorecards.com</a>					
<b>Tom Goodwin, L</b> OBP: 0.337, SLG: 0.330	1-0 G4-3		1-3 K			2-1 F8		1-0 F8		4	0	0	0	0	1	2						
<b>Wally Joyner, L</b> OBP: 0.387, SLG: 0.418	3-3 K			0-0 G4-3		0-0 F7		0-0 F8		4	0	0	0	0	1	2						
<b>Gary Gaetti, R</b> OBP: 0.349, SLG: 0.557		2-2 L8		1-3 K			4-0 L3 BB		0-0 G5-3	3	0	0	0	1	1	0						
<b>Keith Lockhart, L</b> OBP: 0.352, SLG: 0.458		1-1 L8		1-0 G4-3			0-2 L3		1-3 K	4	0	0	0	0	1	1						
<b>Michael Tucker, L</b> OBP: 0.341, SLG: 0.358		2-1 1B			0-1 L9		3-3 K		2-1 1B	4	0	2	0	0	1	0						
<b>Greg Gagne, R</b> OBP: 0.334, SLG: 0.407		0-0 1B			0-0 F8			3-2 1B	1-1 P4	4	1	2	0	0	0	1						
<b>Jon Nunnally, L</b> OBP: 0.354, SLG: 0.527		1-2 G6-3			1-1 2B			0-0 1B	1-2 1B	3	0	2	0	0	0	2						
<b>Henry Mercedes, R</b> OBP: 0.350, SLG: 0.250			0-0 F9		0-3 K			0-0 F9		3	0	0	0	0	1	3						
<b>Inning Stats</b>	R: 0 E: 0 K: 2 S: 8	H: 0 LOB: 0 BB: 0 P: 13	R: 0 E: 0 K: 0 S: 11	H: 2 LOB: 2 BB: 0 P: 17	R: 0 E: 0 K: 1 S: 9	H: 0 LOB: 0 BB: 0 P: 11	R: 0 E: 0 K: 1 S: 6	H: 0 LOB: 0 BB: 0 P: 8	R: 0 E: 0 K: 1 S: 8	H: 1 LOB: 1 BB: 0 P: 9	R: 0 E: 0 K: 0 S: 6	H: 0 LOB: 0 BB: 0 P: 10	R: 0 E: 0 K: 1 S: 7	H: 0 LOB: 1 BB: 1 P: 14	R: 1 E: 0 K: 0 S: 9	H: 3 LOB: 2 BB: 0 P: 14	R: 0 E: 0 K: 1 S: 9	H: 1 LOB: 1 BB: 0 P: 13	1B: 6 2B: 2 3B: 0 HR: 0	SF: 0 SAC: 0 DP: 1 HBP: 0	WP: 0 PB: 0 SB: 0 CS: 0	PA: 34
<b>PITCHER</b>	IP	WLS	BF	H	R	ER	SO	BB	IBB	HBP	BLK	WP	HR	S	P	ERA	WHIP					
<b>Jamie McAndrew, R</b> ERA: 4.46	8.0	W	30	6	1	1	6	1	0	0	0	0	0	64	96	1.12	0.875					
<b>Joe Slusarski, R</b> ERA:	1.0		4	1	0	0	1	0	0	0	0	0	0	9	13	0.00	1.000					


Batter	1	2	3	4	5	6	7	8	9	AB	R	H	RBI	BB	SO	LOB	BOTTOM					
<b>Darryl Hamilton, L</b> OBP: 0.368, SLG: 0.404	1-2 G3-1		0-0 G6-3 1B		1 SAFE 4-0 1B 1B BB	1-2 L7		0-0 L7		3	1	1	0	1	0	0	<b>Kansas City Royals @ Milwaukee Brewers</b> Milwaukee County Stadium, Milwaukee, WI Tue Aug 22 1995, 8:05 PM EDT Att: 17,761 - Unknown - 81 F <a href="http://livebaseballscorecards.com">livebaseballscorecards.com</a>					
<b>David Hulse, L</b> OBP: 0.304, SLG: 0.357										1	0	0	0	0	0	0						
<b>Kevin Seitzer, R</b> OBP: 0.411, SLG: 0.424	0-2 F8		1 SAFE 3-2 G6-3 1-2		1-0 BB 1B 1B		0-1 G3 1B			4	1	2	1	0	0	1						
<b>B.J. Surhoff, L</b> OBP: 0.404, SLG: 0.528	1-2 L4		0-1 G4-3		0-2 1-2 3-H 1B		1-0 G3 1B			4	1	2	1	0	0	1						
<b>John Jaha, R</b> OBP: 0.377, SLG: 0.586		2-1 HR		4-1 G4-6-3 BB	4-2 1B HR BB	1-2 2-3		1-3 K		2	2	1	1	2	1	2						
<b>Dave Nilsson, L</b> OBP: 0.364, SLG: 0.506		2-2 L7		0-0 G4-6-3	2-1 HR 1B		2-1 G3			4	1	1	2	0	0	3						
<b>Matt Mieske, R</b> OBP: 0.342, SLG: 0.448				1-2 1-2	1-3 2-H 3-H 1B		1-2 2-3			0	0	0	0	0	0	0						
<b>Jeff Cirillo, R</b> OBP: 0.393, SLG: 0.516		2-2 P4		1-2 G4-3	0-1 HR 1B		4-1 BB			3	1	1	3	1	0	0						
<b>Joe Oliver, R</b> OBP: 0.337, SLG: 0.471		0-1 1B			1-H 3-H HR		3-2 F8			4	0	1	0	0	0	3						
<b>Mike Matheny, R</b> OBP: 0.307, SLG: 0.343					P6					0	0	0	0	0	0	0						
<b>Jose Valentin, S</b> OBP: 0.295, SLG: 0.408		1-2 F7			1-3 K	1-2 F9		0-1 F8		4	0	0	0	0	1	1						
<b>Fernando Vina, L</b> OBP: 0.315, SLG: 0.329			2-2 G3-1		1-2 BB 1B	0-0 L9		0-0 G6-3		4	1	1	0	0	0	0						
<b>Inning Stats</b>	R: 0 E: 0 K: 0 S: 12	H: 0 LOB: 0 BB: 0 P: 14	R: 1 E: 0 K: 0 S: 13	H: 2 LOB: 1 BB: 0 P: 20	R: 0 E: 0 K: 0 S: 9	H: 1 LOB: 1 BB: 0 P: 14	R: 0 E: 0 K: 0 S: 6	H: 0 LOB: 0 BB: 1 P: 11	R: 7 E: 0 K: 1 S: 23	H: 5 LOB: 0 BB: 2 P: 39	R: 0 E: 0 K: 0 S: 7	H: 0 LOB: 0 BB: 0 P: 9	R: 0 E: 0 K: 1 S: 13	H: 2 LOB: 3 BB: 1 P: 24	R: 0 E: 0 K: 0 S: 4	H: 0 LOB: 0 BB: 0 P: 4	R: 0 E: 0 K: 0 S: 9	H: 1 LOB: 1 BB: 0 P: 13	1B: 8 2B: 0 3B: 0 HR: 2	SF: 0 SAC: 0 DP: 1 HBP: 0	WP: 0 PB: 0 SB: 0 CS: 0	PA: 37
<b>PITCHER</b>	IP	WLS	BF	H	R	ER	SO	BB	IBB	HBP	BLK	WP	HR	S	P	ERA	WHIP					
<b>Tom Gordon, R</b> ERA: 4.36	4.2	L	24	8	8	8	1	3	0	0	0	0	2	59	92	15.43	2.357					
<b>Dilson Torres, R</b> ERA: 5.09	2.1		10	2	0	0	1	1	0	0	0	0	0	24	39	0.00	1.286					
<b>Rusty Meacham, R</b> ERA: 5.57	1.0		3	0	0	0	0	0	0	0	0	0	0	4	4	0.00	0.000					



Batter	1	2	3	4	5	6	7	8	9	AB	R	H	RBI	BB	SO	LOB	TOP										
<b>Otis Nixon, S</b> (1, 8) <small>OBP: 0.347, SLG: 0.338</small>	G4-3		E1 1B SF7		G1-3			L7		4	1	1	0	0	0	0	<b>Texas Rangers @ Kansas City Royals</b> Kauffman Stadium, Kansas City, MO Thu Aug 24 1995, 7:05 PM CDT Att: 17,449 - Unknown - 84 F										
<b>Jeff Eves, R</b> (1, 4) <small>OBP: 0.337, SLG: 0.375</small>	G6-3		SF7 1B		G4-6-3 1B			F7		4	0	2	0	0	0												
<b>Will Clark, L</b> (1, 3) <small>OBP: 0.392, SLG: 0.503</small>	G4-3		SF7 1-2 3-H		G4-6-3 1-2			P5		3	0	0	1	0	1												
<b>Juan Gonzalez, R</b> (1, 10) <small>OBP: 0.288, SLG: 0.606</small>		2-2 2B	F7			1-0 F8			2-2 HR	4	2	2	1	0	0												
<b>Mickey Tettleton, S</b> (1, 9) <small>OBP: 0.389, SLG: 0.478</small>		4-1 2B BB	G5-3			2-3 K			3-3 K	3	0	0	0	1	2												
<b>Ivan Rodriguez, R</b> (1, 2) <small>OBP: 0.346, SLG: 0.475</small>		0-1 1-3 2-H 2B		1-0 1B		1-2 F7			0-1 G6-3	4	0	2	1	0	0												
<b>29 Rusty Greer, L</b> (1, 7) <small>OBP: 0.351, SLG: 0.399</small>		1-0 P6		3-2 F7			2-0 G4-3		1-2 G4-3	4	0	0	0	0	3												
<b>Luis Ortiz, R</b> (1, 5) <small>OBP: 0.297, SLG: 0.385</small>		0-3 K		1-2 F8			0-0 F8			3	0	0	0	0	1												
<b>Benji Gil, R</b> (1, 6) <small>OBP: 0.271, SLG: 0.362</small>		2-2 G5-3		1-2 F8			3-3 K			3	0	0	0	0	1												
<b>Inning Stats</b>	R: 0 E: 0 K: 0 S: 8	H: 0 LOB: 0 BB: 0 P: 10	R: 1 E: 0 K: 1 S: 15	H: 2 LOB: 2 BB: 1 P: 24	R: 1 E: 1 K: 0 S: 14	H: 2 LOB: 1 BB: 0 P: 18	R: 0 E: 0 K: 0 S: 11	H: 1 LOB: 0 BB: 0 P: 17	R: 0 E: 0 K: 1 S: 9	H: 0 LOB: 0 BB: 0 P: 13	R: 0 E: 0 K: 1 S: 6	H: 0 LOB: 0 BB: 0 P: 11	R: 0 E: 0 K: 0 S: 8	H: 0 LOB: 0 BB: 0 P: 14	R: 1 E: 0 K: 1 S: 11	H: 1 LOB: 0 BB: 0 P: 17	1B: 4 2B: 2 3B: 0 HR: 1	SF: 1 SAC: 0 DP: 1 HBP: 0	WP: 0 PB: 0 SB: 0 CS: 0	PA: 34							
<b>PITCHER</b>	IP	WLS	BF	H	R	ER	SO	BB	IBB	HBP	BLK	WP	HR	S	P	ERA	WHIP										
<b>Jason Jacome, L</b> (1, 1) <small>ERA: 6.61</small>	7.0	W	27	6	2	1	3	1	0	0	0	0	0	71	105	1.29	1.000										
<b>Jeff Montgomery, R</b> (8, 1) <small>ERA: 3.0</small>	2.0	S	7	1	1	1	1	0	0	0	0	0	1	19	31	4.50	0.500										

Batter	1	2	3	4	5	6	7	8	9	AB	R	H	RBI	BB	SO	LOB	BOTTOM										
<b>Johnny Damon, L</b> (1, 8) <small>OBP: 0.367, SLG: 0.423</small>	K			G4-3	E 2B		FC6-4 1-2			4	1	1	0	0	1	1	<b>Texas Rangers @ Kansas City Royals</b> Kauffman Stadium, Kansas City, MO Thu Aug 24 1995, 7:05 PM CDT Att: 17,449 - Unknown - 84 F										
<b>Tom Goodwin, L</b> (1, 7) <small>OBP: 0.341, SLG: 0.340</small>	K			G3	E8 1B		G4-3 BB 1B			4	1	3	2	0	1												
<b>Wally Joyner, L</b> (1, 3) <small>OBP: 0.386, SLG: 0.414</small>	F7			G3	F7		G4-3 BB			3	0	0	1	1	0												
<b>Gary Gaetti, R</b> (1, 5) <small>OBP: 0.348, SLG: 0.562</small>		2-1 P6		HR		1-1 P4		G4-3		4	1	1	1	0	0												
<b>Keith Lockhart, L</b> (1, 4) <small>OBP: 0.347, SLG: 0.451</small>		0-2 G3-1		G3-1		1-0 G4-3		K		3	0	0	0	0	0												
<b>Brent Cookson, R</b> (8, PH) <small>OBP: 0.300, SLG: 0.250</small>										1	0	0	0	0	1												
<b>David Howard, S</b> (9, 4) <small>OBP: 0.292, SLG: 0.350</small>										0	0	0	0	0	0												
<b>Michael Tucker, L</b> (1, 10) <small>OBP: 0.333, SLG: 0.348</small>		2-3 K		G3-1		0-2 G3-1		G5-3		3	0	0	0	0	2												
<b>Joe Vitello, R</b> (8, PH) <small>OBP: 0.321, SLG: 0.329</small>										1	0	0	0	0	2												
<b>Greg Gagne, R</b> (1, 6) <small>OBP: 0.331, SLG: 0.403</small>			1-2 G3-1		L4			B1-3		3	0	0	0	0	0												
<b>Jon Nunnally, L</b> (1, 9) <small>OBP: 0.353, SLG: 0.524</small>			3-2 G6-3		E5 1B			F8		3	1	1	0	0	0												
<b>Brent Mayne, L</b> (1, 2) <small>OBP: 0.276, SLG: 0.289</small>			3-3 K		1-2 2B E 1B			FC6-4 1B		3	1	2	1	0	1												
<b>Inning Stats</b>	R: 0 E: 0 K: 2 S: 8	H: 0 LOB: 0 BB: 0 P: 12	R: 0 E: 0 K: 1 S: 8	H: 0 LOB: 0 BB: 0 P: 12	R: 0 E: 0 K: 1 S: 11	H: 0 LOB: 0 BB: 0 P: 18	R: 2 E: 0 K: 0 S: 9	H: 2 LOB: 0 BB: 0 P: 16	R: 3 E: 2 K: 0 S: 19	H: 4 LOB: 1 BB: 0 P: 26	R: 0 E: 0 K: 1 S: 6	H: 0 LOB: 0 BB: 0 P: 11	R: 0 E: 0 K: 0 S: 9	H: 1 LOB: 1 BB: 0 P: 15	R: 0 E: 0 K: 1 S: 14	H: 1 LOB: 2 BB: 1 P: 24	1B: 5 2B: 1 3B: 1 HR: 1	SF: 0 SAC: 0 DP: 0 HBP: 0	WP: 0 PB: 0 SB: 0 CS: 0	PA: 33							
<b>PITCHER</b>	IP	WLS	BF	H	R	ER	SO	BB	IBB	HBP	BLK	WP	HR	S	P	ERA	WHIP										
<b>Kevin Gross, R</b> (1, 1) <small>ERA: 5.94</small>	1.0	L	5	1	0	0	1	1	0	0	0	0	0	14	24	0.00	2.000										
<b>Dennis Cook, L</b> (8, 1) <small>ERA: 4.63</small>																											

AB	32
R	3
H	7
RBI	3
BB	1
SO	4
LOB	12



AB	32
R	5
H	8
RBI	5
BB	1
SO	6
LOB	8






Batter	1	2	3	4	5	6	7	8	9	AB	R	H	RBI	BB	SO	LOB	TOP				
<b>Otis Nixon, S</b> OBP: 0.349, SLG: 0.338 (1, 8)										3	1	1	0	1	0	1	Texas Rangers @ Kansas City Royals Kauffman Stadium, Kansas City, MO Fri Aug 25 1995, 7:05 PM CDT Att: 20,113 - Unknown - 85 F				
<b>Lou Frazier, S</b> OBP: 0.294, SLG: 0.243 (1, 7)										3	0	0	0	0	1	0					
<b>Will Clark, L</b> OBP: 0.393, SLG: 0.509 (1, 3)										4	2	2	1	0	1	0					
<b>Juan Gonzalez, R</b> OBP: 0.292, SLG: 0.604 (1, 10)										4	0	2	1	0	0	0					
<b>29 Rusty Greer, L</b> OBP: 0.350, SLG: 0.400 (1, 9)										4	0	1	0	0	0	3					
<b>Ivan Rodriguez, R</b> OBP: 0.351, SLG: 0.486 (1, 2)										4	1	3	2	0	0	1					
<b>Mark McLemore, S</b> OBP: 0.360, SLG: 0.364 (1, 4)										4	0	1	0	0	0	3					
<b>Luis Ortiz, R</b> OBP: 0.286, SLG: 0.370 (1, 5)										4	0	0	0	0	0	2					
<b>Benji Gil, R</b> OBP: 0.271, SLG: 0.361 (1, 6)										4	0	1	0	0	2	0					
<b>Inning Stats</b>	R: 1 H: 1 E: 0 K: 0 S: 9	H: 1 LOB: 0 BB: 0 P: 16	R: 0 H: 1 E: 0 K: 0 S: 11	H: 1 LOB: 1 BB: 0 P: 15	R: 0 H: 0 E: 0 K: 1 S: 9	H: 0 LOB: 0 BB: 0 P: 16	R: 1 H: 3 E: 0 K: 0 S: 9	H: 3 LOB: 1 BB: 0 P: 13	R: 0 H: 0 E: 0 K: 1 S: 5	H: 0 LOB: 0 BB: 0 P: 13	R: 1 H: 2 E: 0 K: 0 S: 10	H: 2 LOB: 1 BB: 0 P: 16	R: 0 H: 2 E: 1 K: 0 S: 11	H: 2 LOB: 1 BB: 0 P: 19	R: 0 H: 1 E: 0 K: 1 S: 9	H: 1 LOB: 1 BB: 0 P: 15	R: 1 H: 1 E: 0 K: 1 S: 7	H: 1 LOB: 0 BB: 0 P: 11	1B: 8 2B: 1 3B: 1 HR: 1	SF: 0 SAC: 1 DP: 1 HBP: 0	WP: 0 PA: 37 PB: 0 SB: 1 CS: 1
<b>PITCHER</b>	IP: 7.2 WLS: W BF: 31 H: 10 R: 3 ER: 3 SO: 3 BB: 1 IBB: 0 HBP: 0 BLK: 0 WP: 0 HR: 0 S: 71 P: 119 ERA: 3.52 WHIP: 1.435																				
<b>Mark Gubicza, R</b> ERA: 3.41																					
<b>Gregg Olson, R</b> ERA: 4.15																					

Batter	1	2	3	4	5	6	7	8	9	AB	R	H	RBI	BB	SO	LOB	BOTTOM						
<b>David Howard, S</b> OBP: 0.305, SLG: 0.358 (1, 9)																	4	2	3	0	1	0	1
<b>Wally Joyner, L</b> OBP: 0.385, SLG: 0.414 (1, 3)										3	0	1	1	0	1	1							
<b>Greg Gagne, R</b> OBP: 0.333, SLG: 0.404 (1, 6)										4	0	2	1	0	0	2							
<b>Gary Gaetti, R</b> OBP: 0.350, SLG: 0.560 (1, 5)										3	1	1	0	1	2	3							
<b>Brent Cookson, R</b> OBP: 0.333, SLG: 0.300 (1, 7)										2	1	1	1	0	0	0							
<b>Michael Tucker, L</b> OBP: 0.336, SLG: 0.351 (6, PH)										2	1	1	0	0	0	2							
<b>Brent Mayne, L</b> OBP: 0.276, SLG: 0.289 (9, 2)										0	0	0	0	0	0	0							
<b>Joe Vitiello, R</b> OBP: 0.325, SLG: 0.375 (1, 10)										2	1	1	3	0	0	0							
<b>Keith Lockhart, L</b> OBP: 0.348, SLG: 0.448 (6, PH)										1	1	0	0	1	0	0							
<b>Edgar Caceres, S</b> OBP: 0.311, SLG: 0.400 (1, 4)										4	1	0	0	0	0	3							
<b>Henry Mercedes, R</b> OBP: 0.348, SLG: 0.263 (1, 2)										3	1	1	0	0	2	0							
<b>Johnny Damon, L</b> OBP: 0.361, SLG: 0.423 (9, 8)										0	0	0	1	0	0	0							
<b>Tom Goodwin, L</b> OBP: 0.340, SLG: 0.344 (9, 7)										4	0	1	2	0	1	1							
<b>Inning Stats</b>	R: 4 H: 2 E: 0 K: 0 S: 12	H: 1 LOB: 0 BB: 0 P: 10	R: 0 H: 1 E: 0 K: 2 S: 8	H: 1 LOB: 0 BB: 0 P: 8	R: 0 H: 0 E: 0 K: 0 S: 7	H: 0 LOB: 0 BB: 0 P: 12	R: 2 H: 4 E: 1 K: 2 S: 20	H: 4 LOB: 2 BB: 0 P: 32	R: 0 H: 0 E: 0 K: 1 S: 8	H: 0 LOB: 0 BB: 0 P: 14	R: 0 H: 1 E: 0 K: 0 S: 14	H: 1 LOB: 1 BB: 0 P: 20	R: 3 H: 3 E: 0 K: 0 S: 12	H: 3 LOB: 1 BB: 1 P: 19	1B: 10 2B: 0 3B: 1 HR: 1	SF: 1 SAC: 1 DP: 0 HBP: 0	WP: 0 PA: 39 PB: 0 SB: 1 CS: 1						
<b>PITCHER</b>	IP: 4.1 WLS: L BF: 21 H: 8 R: 6 ER: 6 SO: 4 BB: 2 IBB: 0 HBP: 0 BLK: 0 WP: 0 HR: 1 S: 48 P: 75 ERA: 12.46 WHIP: 2.308																						
<b>Kenny Rogers, L</b> ERA: 3.7																							
<b>Jeff Russell, R</b> ERA: 3.12																							
<b>Dennis Cook, L</b> ERA: 4.56																							
<b>Roger McDowell, R</b> ERA: 4.41																							

AB	34
R	4
H	11
RBI	4
BB	1
SO	4
LOB	10



AB	32
R	9
H	12
RBI	9
BB	3
SO	6
LOB	13





Batter	1	2	3	4	5	6	7	8	9	AB	R	H	RBI	BB	SO	LOB	TOP								
<b>Otis Nixon, S</b> OBP: 0.349, SLG: 0.337 (1, 8)										4	1	1	0	1	1	4	<b>Texas Rangers @ Kansas City Royals</b> Kauffman Stadium, Kansas City, MO Sat Aug 26 1995, 7:05 PM CDT Att: 24,457 - Unknown - 87 F <a href="http://livebaseballscores.com">livebaseballscores.com</a>								
<b>Mark McLemore, S</b> OBP: 0.391, SLG: 0.364 (1, 4)										5	1	2	0	0	0	1									
<b>Will Clark, L</b> OBP: 0.396, SLG: 0.509 (1, 3)										4	2	2	1	1	0	3									
<b>Juan Gonzalez, R</b> OBP: 0.291, SLG: 0.597 (8, PH)										4	1	1	1	0	0	2									
<b>Luis Ortiz, R</b> OBP: 0.293, SLG: 0.366 (8, PH)										1	0	0	0	0	0	1									
<b>Mickey Tettleton, S</b> OBP: 0.391, SLG: 0.487 (4, 7)										2	2	1	2	1	1	2									
<b>Lou Frazier, S</b> OBP: 0.230, SLG: 0.239 (4, 7)										2	0	0	0	0	0	0									
<b>Ivan Rodriguez, R</b> OBP: 0.385, SLG: 0.492 (9, PH)										4	2	3	1	0	0	0									
<b>Dave Valle, R</b> OBP: 0.308, SLG: 0.282 (9, 2)										1	0	0	0	0	1	0									
<b>29 Rusty Greer, L</b> OBP: 0.356, SLG: 0.407 (4, 9)										4	1	3	1	1	0	1									
<b>Craig Worthington, R</b> OBP: 0.327, SLG: 0.455 (1, 5)										5	0	2	2	0	0	3									
<b>Benji Gil, R</b> OBP: 0.270, SLG: 0.358 (1, 6)										5	0	1	2	0	1	5									
<b>Inning Stats</b>	R: 1 E: 0 K: 0 S: 11	H: 1 LOB: 0 BB: 1 P: 19	R: 3 E: 0 K: 0 S: 7	H: 3 LOB: 0 BB: 1 P: 14	R: 4 E: 0 K: 1 S: 16	H: 4 LOB: 2 BB: 2 P: 30	R: 2 E: 0 K: 0 S: 13	H: 3 LOB: 1 BB: 0 P: 16	R: 0 E: 0 K: 1 S: 15	H: 2 LOB: 2 BB: 0 P: 25	R: 0 E: 0 K: 0 S: 4	H: 0 LOB: 0 BB: 0 P: 5	R: 0 E: 0 K: 1 S: 9	H: 1 LOB: 1 BB: 0 P: 13	R: 0 E: 1 K: 0 S: 6	H: 0 LOB: 0 BB: 0 P: 9	R: 0 E: 0 K: 1 S: 10	H: 2 LOB: 2 BB: 0 P: 14	1B: 13 2B: 2 3B: 0 HR: 1	SF: 0 SAC: 0 DP: 3 HBP: 0	WP: 0 PB: 0 SB: 1 CS: 0	PA: 45			
<b>PITCHER</b>	IP	WLS	BF	H	R	ER	SO	BB	IBB	HBP	BLK	WP	HR	S	P	ERA	WHIP								
<b>Kevin Appier, R</b> ERA: 4.04 (1, 1)	2.1	L	15	7	8	8	1	3	0	0	0	0	0	29	52	30.86	4.286								
<b>Mike Magnante, L</b> ERA: 3.44 (3, 1)	1.2		10	4	2	2	0	1	0	0	0	0	1	18	27	10.80	3.000								
<b>Scott Anderson, R</b> ERA: 5.33 (5, 1)	3.0		12	3	0	0	2	0	0	0	0	0	0	28	43	0.00	1.000								
<b>Rusty Meacham, R</b> ERA: 5.32 (8, 1)	2.0		8	2	0	0	1	0	0	0	0	0	0	16	23	0.00	1.000								

Batter	1	2	3	4	5	6	7	8	9	AB	R	H	RBI	BB	SO	LOB	BOTTOM								
<b>Johnny Damon, L</b> OBP: 0.354, SLG: 0.429 (1, 8)										4	1	1	0	0	1	2	<b>Texas Rangers @ Kansas City Royals</b> Kauffman Stadium, Kansas City, MO Sat Aug 26 1995, 7:05 PM CDT Att: 24,457 - Unknown - 87 F <a href="http://livebaseballscores.com">livebaseballscores.com</a>								
<b>Tom Goodwin, L</b> OBP: 0.338, SLG: 0.342 (1, 7)										3	0	0	0	0	0	1									
<b>Wally Joyner, L</b> OBP: 0.387, SLG: 0.414 (6, PR)										2	0	1	1	1	0	0									
<b>David Howard, S</b> OBP: 0.303, SLG: 0.356 (7, 6)										1	0	0	0	0	0	0									
<b>Gary Gaetti, R</b> OBP: 0.350, SLG: 0.560 (6, PR)										2	0	1	1	0	0	0									
<b>Edgar Caceres, S</b> OBP: 0.308, SLG: 0.396 (7, 4)										1	0	0	0	0	0	0									
<b>Keith Lockhart, L</b> OBP: 0.341, SLG: 0.439 (7, 5)										4	0	0	0	0	0	3									
<b>Michael Tucker, L</b> OBP: 0.333, SLG: 0.347 (1, 10)										4	1	1	0	0	1	0									
<b>Greg Gagne, R</b> OBP: 0.334, SLG: 0.495 (7, 3)										2	0	1	0	0	0	0									
<b>Joe Vitiello, R</b> OBP: 0.329, SLG: 0.392 (7, 3)										2	0	1	0	0	0	0									
<b>Jon Nunnally, L</b> OBP: 0.350, SLG: 0.518 (1, 9)										3	0	0	0	0	2	3									
<b>Brent Mayne, L</b> OBP: 0.275, SLG: 0.288 (5, 2)										1	0	0	0	0	0	0									
<b>Henry Mercedes, R</b> OBP: 0.360, SLG: 0.300 (5, 2)										1	1	1	1	0	0	0									
<b>Inning Stats</b>	R: 1 E: 0 K: 0 S: 6	H: 1 LOB: 1 BB: 1 P: 12	R: 0 E: 0 K: 1 S: 8	H: 0 LOB: 0 BB: 0 P: 12	R: 0 E: 0 K: 0 S: 6	H: 0 LOB: 0 BB: 0 P: 9	R: 0 E: 0 K: 0 S: 11	H: 0 LOB: 0 BB: 0 P: 14	R: 0 E: 0 K: 0 S: 9	H: 1 LOB: 0 BB: 0 P: 12	R: 1 E: 0 K: 2 S: 10	H: 3 LOB: 2 BB: 0 P: 21	R: 1 E: 0 K: 2 S: 10	H: 2 LOB: 1 BB: 0 P: 14	R: 0 E: 0 K: 0 S: 9	H: 0 LOB: 0 BB: 0 P: 12	R: 0 E: 0 K: 1 S: 9	H: 0 LOB: 0 BB: 0 P: 12	1B: 5 2B: 2 3B: 0 HR: 0	SF: 2 SAC: 1 DP: 1 HBP: 0	WP: 0 PB: 0 SB: 0 CS: 0	PA: 34			
<b>PITCHER</b>	IP	WLS	BF	H	R	ER	SO	BB	IBB	HBP	BLK	WP	HR	S	P	ERA	WHIP								
<b>Bob Tewksbury, R</b> ERA: 4.0 (1, 1)	6.0	W	25	7	3	3	1	1	0	0	0	0	0	55	83	4.50	1.333								
<b>Dennis Cook, L</b> ERA: 4.29 (7, 1)	3.0	S	9	0	0	0	3	0	0	0	0	0	0	26	35	0.00	0.000								







Batter	1	2	3	4	5	6	7	8	9	AB	R	H	RBI	BB	SO	LOB	TOP																			
<b>Johnny Damon, L</b> OBP: 0.365, SLG: 0.446 (1, 8)	1-1 S 1B		0-1 G4-3			0-0 F7		2-3 K	1-2 L7	5	0	1	0	0	1	2	<b>Kansas City Royals @ New York Yankees</b> Yankee Stadium, Bronx, NY Mon Aug 28 1995, 7:05 PM EDT Att: 23,595 - Unknown - 86 F																			
<b>Tom Goodwin, L</b> OBP: 0.337, SLG: 0.340 <b>Jon Nunnally, L</b> OBP: 0.349, SLG: 0.514 (1, 7) (9, 9)	1-0 P6		1-0 L6		1-3 K	2-0 K	2-1 S 2B 1B			4	1	1	1	0	1	2																				
<b>Wally Joyner, L</b> OBP: 0.387, SLG: 0.416 (1, 3)	1-3 K		0-2 F8			0-0 L4	2-1 1-H 2B			4	0	1	1	0	1	1																				
<b>Gary Gaetti, R</b> OBP: 0.345, SLG: 0.558 (1, 5)	3-3 K			1-0 L4		0-0 F8	0-1 G5-3			4	0	0	0	0	1	2																				
<b>Keith Lockhart, L</b> OBP: 0.343, SLG: 0.451 (1, 4)		1-0 1B 1B		2-1 F7		1-0 1B	1-2 F9			4	0	2	0	0	0	0																				
<b>Greg Gagne, R</b> OBP: 0.331, SLG: 0.409 (1, 6)	2-0 F9			0-0 HR		3-3 K	1-1 G3-1			4	1	1	1	0	1	2																				
<b>Michael Tucker, L</b> OBP: 0.338, SLG: 0.371 (1, 10)	0-0 1B			3-2 K		1-0 HR	2-1 F8			4	1	2	1	0	1	0																				
<b>David Howard, S</b> OBP: 0.307, SLG: 0.356 (1, 9) (9, 7)	0-3 K			1-0 S 1B		4-1 SH5-3 1B BB	0-1 G1-3			3	1	1	0	1	1	2																				
<b>Brent Mayne, L</b> OBP: 0.269, SLG: 0.281 (1, 2)	2-0 L8			1-1 B5		0-1 SH5-3	2-2 F7			3	0	0	0	0	0	3	<b>AB 35</b> <b>R 4</b> <b>H 9</b> <b>RBI 4</b> <b>BB 1</b> <b>SO 7</b> <b>LOB 14</b>																			
<b>Inning Stats</b>	R: 0 E: 0 K: 2 S: 9	H: 1 LOB: 1 BB: 0 P: 15	R: 0 E: 0 K: 1 S: 8	H: 2 LOB: 2 BB: 0 P: 12	R: 0 E: 0 K: 0 S: 6	H: 0 LOB: 0 BB: 0 P: 7	R: 1 E: 0 K: 1 S: 8	H: 1 LOB: 0 BB: 0 P: 14	R: 0 E: 0 K: 1 S: 7	H: 1 LOB: 1 BB: 0 P: 10	R: 3 E: 0 K: 1 S: 12	H: 3 LOB: 1 BB: 1 P: 23	R: 0 E: 0 K: 0 S: 7	H: 0 LOB: 0 BB: 0 P: 11	R: 0 E: 0 K: 0 S: 9	H: 0 LOB: 0 BB: 0 P: 12		1B: 6 2B: 1 3B: 0 HR: 2	SF: 0 SAC: 1 DP: 0 HBP: 0	WP: 0 PB: 0 SB: 3 CS: 0	PA: 37															
<b>PITCHER</b> <b>Jack McDowell, R</b> ERA: 4.11 (1, 1)	IP 9.0	WLS L	BF 37	H 9	R 4	ER 4	SO 7	BB 1	IBB 0	HBP 0	BLK 0	WP 0	HR 2	S 72	P 114	ERA 4.00	WHIP 1.111	<b>PITCHER</b>		IP 1.0	WLS S	BF 5	H 1	R 0	ER 0	SO 0	BB 1	IBB 1	HBP 0	BLK 0	WP 0	HR 0	S 7	P 15	ERA 0.00	WHIP 2.000

Batter	1	2	3	4	5	6	7	8	9	AB	R	H	RBI	BB	SO	LOB	BOTTOM																			
<b>Wade Boggs, L</b> OBP: 0.403, SLG: 0.410 (1, 3) (9, 5)	4-0 BB		1-2 1B		4-2 1B 1B BB		1-2 1B 1B		0-1 SH5-3 1B	3	1	3	0	2	0	0	<b>Kansas City Royals @ New York Yankees</b> Yankee Stadium, Bronx, NY Mon Aug 28 1995, 7:05 PM EDT Att: 23,595 - Unknown - 86 F																			
<b>Bernie Williams, S</b> OBP: 0.382, SLG: 0.456 (1, 8)	1-3 K		1-2 F8		2-2 1B 1B		2-1 1B L1-3 1B		0-1 SH5-3	4	0	2	0	0	1	2																				
<b>Paul O'Neill, L</b> OBP: 0.397, SLG: 0.532 (1, 9) (9, 7)	1-1 P6		3-3 K		0-0 L8		1-2 L1-3 1-2		4-0 G4-6-3 IBB	4	0	0	0	1	1	6																				
<b>Ruben Sierra, S</b> OBP: 0.315, SLG: 0.443 (1, 10)	1-0 L9			2-0 HR	0-2 G5-4-3 1B		1-0 G3		0-0 G4-6-3	5	1	2	2	0	0	5																				
<b>Mike Stanley, R</b> OBP: 0.360, SLG: 0.491 (1, 2)		3-1 P6		2-2 F9	2-2 G5-4-3			3-3 K		4	0	0	0	0	1	2																				
<b>Randy Velarde, R</b> OBP: 0.356, SLG: 0.377 (1, 6)		4-0 BB		0-0 G6-3		1-2 HR		2-3 K		3	1	1	1	1	1	0																				
<b>Gerald Williams, R</b> OBP: 0.350, SLG: 0.500 <b>Darryl Strawberry, L</b> OBP: 0.354, SLG: 0.407 (1, 7) (8, PH) (9, 9)	2-1 L7			4-0 1B BB		2-2 P4		4-1 BB		2	0	0	0	1	0	1																				
<b>Russ Davis, R</b> OBP: 0.378, SLG: 0.460 <b>Dion James, L</b> OBP: 0.366, SLG: 0.372 (1, 5) (8, PH) (9, 3)	1-2 P6			1-0 BB		0-3 K		2-2 F9		3	0	1	0	0	1	1																				
<b>Pat Kelly, R</b> OBP: 0.319, SLG: 0.346 <b>Tony Fernandez, S</b> OBP: 0.313, SLG: 0.329 (1, 4) (8, PH)			0-1 G6-3	0-3 K2-3		3-2 G6-3		4-2 SH5-3 1B BB		3	0	0	0	0	1	2	<b>AB 32</b> <b>R 3</b> <b>H 9</b> <b>RBI 3</b> <b>BB 7</b> <b>SO 6</b> <b>LOB 20</b>																			
<b>Inning Stats</b>	R: 0 E: 0 K: 1 S: 6	H: 0 LOB: 1 BB: 1 P: 13	R: 0 E: 0 K: 0 S: 8	H: 0 LOB: 1 BB: 1 P: 18	R: 0 E: 0 K: 1 S: 11	H: 1 LOB: 0 BB: 0 P: 16	R: 1 E: 0 K: 1 S: 9	H: 2 LOB: 2 BB: 1 P: 18	R: 1 E: 0 K: 0 S: 15	H: 2 LOB: 1 BB: 1 P: 23	R: 1 E: 0 K: 1 S: 12	H: 1 LOB: 0 BB: 0 P: 18	R: 0 E: 0 K: 0 S: 9	H: 2 LOB: 1 BB: 0 P: 14	R: 0 E: 0 K: 2 S: 13	H: 0 LOB: 1 BB: 1 P: 24		R: 0 E: 0 K: 0 S: 7	H: 1 LOB: 2 BB: 2 P: 15	1B: 7 2B: 1 3B: 0 HR: 2	SF: 0 SAC: 1 DP: 3 HBP: 0	WP: 0 PB: 0 SB: 0 CS: 0	PA: 40													
<b>PITCHER</b> <b>Dave Fleming, L</b> ERA: 6.82 <b>Jim Converse, R</b> ERA: 7.3 <b>Dilson Torres, R</b> ERA: 5.17 <b>Mike Magnante, L</b> ERA: 3.38 <b>Gregg Olson, R</b> ERA: 3.89 (1, 1) (4, 1) (6, 1) (7, 1) (7, 1)	IP 3.2	WLS L	BF 17	H 3	R 1	ER 1	SO 2	BB 3	IBB 0	HBP 0	BLK 0	WP 0	HR 1	S 31	P 62	ERA 2.46	WHIP 1.636	<b>PITCHER</b> <b>Jeff Montgomery, R</b> ERA: 2.88 (9, 1)		IP 1.0	WLS S	BF 5	H 1	R 0	ER 0	SO 0	BB 1	IBB 1	HBP 0	BLK 0	WP 0	HR 0	S 7	P 15	ERA 0.00	WHIP 2.000



Batter	1	2	3	4	5	6	7	8	9	AB	R	H	RBI	BB	SO	LOB	TOP					
Darryl Hamilton, L OBP: 0.367, SLG: 0.409	G4-3		F9			L4-3 1B		F9		4	0	1	0	0	0	2	<b>Milwaukee Brewers @ Kansas City Royals</b> Kauffman Stadium, Kansas City, MO Tue Aug 29 1995, 7:05 PM CDT Att: 12,438 - Unknown - 92 F <a href="http://livebaseballscorecards.com">livebaseballscorecards.com</a>					
Jeff Cirillo, R OBP: 0.389, SLG: 0.504	K		G5-3			L4-3 1-2		F9		4	0	1	1	0	1	2						
B.J. Surhoff, L OBP: 0.412, SLG: 0.551	FC5-4 1B				F9			F9		4	0	1	0	0	0	1						
Kevin Seitzer, R OBP: 0.409, SLG: 0.430	FC5-4 1-2				F8			2B 1B		4	0	1	0	0	0	1						
Dave Nilsson, L OBP: 0.362, SLG: 0.503		G3			F8			1-1 1-3 2B		4	0	1	0	0	0	0						
Greg Vaughn, R OBP: 0.313, SLG: 0.405	K				K			G5-3		4	0	0	0	0	3	2						
Matt Mieske, R OBP: 0.332, SLG: 0.435					F8			L1		3	0	0	0	0	0	2						
Joe Oliver, R OBP: 0.333, SLG: 0.460			F8		G4-3			F9 1B 2B		3	1	1	0	0	0	0						
Pat Listach, S OBP: 0.287, SLG: 0.249						G5-3		G5-3		3	0	1	0	0	0	1						
<b>Inning Stats</b>	R: 0 E: 0 K: 1 S: 9	H: 1 LOB: 1 BB: 0 P: 14	R: 0 E: 0 K: 1 S: 8	H: 0 LOB: 0 BB: 0 P: 12	R: 0 E: 0 K: 0 S: 5	H: 1 LOB: 1 BB: 0 P: 6	R: 0 E: 0 K: 0 S: 5	H: 0 LOB: 0 BB: 0 P: 10	R: 0 E: 0 K: 1 S: 7	H: 0 LOB: 0 BB: 0 P: 11	R: 0 E: 0 K: 0 S: 8	H: 1 LOB: 0 BB: 0 P: 10	R: 0 E: 0 K: 0 S: 10	H: 2 LOB: 2 BB: 0 P: 14	R: 1 E: 0 K: 0 S: 10	H: 2 LOB: 1 BB: 0 P: 17	R: 0 E: 0 K: 1 S: 8	H: 0 LOB: 0 BB: 0 P: 13	1B: 5 2B: 3 3B: 0 HR: 0	SF: 0 SAC: 0 DP: 1 HBP: 0	WP: 0 PB: 0 CS: 0	PA: 33
<b>PITCHER</b> Jason Jacome, L ERA: 5.93	IP: 9.0 WLS: W BF: 33 H: 7 R: 1 ER: 1 SO: 4 BB: 0 IBB: 0 HBP: 0 BLK: 0 WP: 0 HR: 0 S: 70 P: 107 ERA: 1.00 WHIP: 0.778																					

Batter	1	2	3	4	5	6	7	8	9	AB	R	H	RBI	BB	SO	LOB	BOTTOM			
Johnny Damon, L OBP: 0.367, SLG: 0.464	F8		1B BB		F7	1B 3B	FC5-4 1-2			4	1	1	2	1	0	3	<b>Milwaukee Brewers @ Kansas City Royals</b> Kauffman Stadium, Kansas City, MO Tue Aug 29 1995, 7:05 PM CDT Att: 12,438 - Unknown - 92 F <a href="http://livebaseballscorecards.com">livebaseballscorecards.com</a>			
Tom Goodwin, L OBP: 0.342, SLG: 0.345	P6		S 1B		CS BB	CS 1B		G6-3 1B SF8 1B		4	1	3	1	1	0	0				
Wally Joyner, L OBP: 0.392, SLG: 0.416	K		1-2 BB		CS BB 3B	CS BB	BB SH BB	G6-3 1B		2	2	1	0	3	1	0				
Greg Gagne, R OBP: 0.330, SLG: 0.413		G6-3	F9		3B		SH BB BB	G6-3		4	1	1	1	0	0	5				
Keith Lockhart, L OBP: 0.344, SLG: 0.452		F9 1B			F8		P5	SF8		4	0	2	1	0	0	3				
Michael Tucker, L OBP: 0.340, SLG: 0.375		F9			G1-6-3 1B		BB BB	G4-3		4	0	1	0	1	0	3				
Jon Nunnally, L OBP: 0.355, SLG: 0.518			F8			G3-1 FC1-5 3B	BB BB	G4-3		2	1	1	1	2	0	1				
David Howard, S OBP: 0.306, SLG: 0.351			G4-3			FC1-5 3B	P5			3	1	0	0	1	0	5				
Brent Mayne, L OBP: 0.268, SLG: 0.277			L7		G4-3		G3-1 FC5-4 BB			3	0	0	1	1	0	4				
<b>Inning Stats</b>	R: 0 E: 0 K: 1 S: 9	H: 0 LOB: 0 BB: 0 P: 14	R: 0 E: 0 K: 0 S: 6	H: 1 LOB: 1 BB: 0 P: 11	R: 0 E: 0 K: 0 S: 13	H: 1 LOB: 3 BB: 2 P: 25	R: 0 E: 0 K: 0 S: 8	H: 2 LOB: 2 BB: 1 P: 17	R: 1 E: 0 K: 0 S: 8	H: 1 LOB: 1 BB: 2 P: 22	R: 3 E: 0 K: 0 S: 8	H: 3 LOB: 0 BB: 1 P: 18	R: 2 E: 0 K: 0 S: 17	H: 0 LOB: 3 BB: 4 P: 34	R: 1 E: 0 K: 0 S: 8	H: 2 LOB: 1 BB: 0 P: 12	1B: 6 2B: 2 3B: 2 HR: 0	SF: 1 SAC: 1 DP: 1 HBP: 0	WP: 0 PB: 0 CS: 2	PA: 43
<b>PITCHER</b> Ricky Bones, R ERA: 4.26 Rob Dibble, R ERA: 7.94 Steve Sparks, R ERA: 4.15	IP: 6.0 WLS: L BF: 29 H: 8 R: 4 ER: 4 SO: 1 BB: 4 IBB: 0 HBP: 0 BLK: 0 WP: 0 HR: 0 S: 17 P: 107 ERA: 6.00 WHIP: 2.333	IP: 1.0 WLS: L BF: 8 H: 0 R: 2 ER: 2 SO: 0 BB: 4 IBB: 0 HBP: 0 BLK: 0 WP: 0 HR: 0 S: 17 P: 34 ERA: 18.00 WHIP: 4.000	IP: 1.0 WLS: L BF: 5 H: 2 R: 1 ER: 1 SO: 0 BB: 0 IBB: 0 HBP: 0 BLK: 0 WP: 0 HR: 0 S: 8 P: 12 ERA: 9.00 WHIP: 2.000																	







Batter	1	2	3	4	5	6	7	8	9	AB	R	H	RBI	BB	SO	LOB	TOP								
Darryl Hamilton, L (1, 8) OBP: 0.366, SLG: 0.413	G4-3		P6				G4-3		E6	5	1	2	2	0	0	1	<b>Milwaukee Brewers @ Kansas City Royals</b> Kauffman Stadium, Kansas City, MO Thu Aug 31 1995, 7:05 PM CDT Att: 15,259 - Unknown - 76 F <a href="http://livebaseballscorecards.com">livebaseballscorecards.com</a>								
Kevin Seitzer, R (1, 5) OBP: 0.409, SLG: 0.427 Fernando Vina, L (9, FR) OBP: 0.317, SLG: 0.330	F9					G6-3		G4-3	1B	5	0	2	1	0	0	1									
B.J. Surhoff, L (1, 3) OBP: 0.407, SLG: 0.542	K		K2-3			G6-3		L6	1B	5	0	1	0	0	2	1									
John Jaha, R (1, 10) OBP: 0.396, SLG: 0.592										3	1	1	0	2	1	2									
Dave Nilsson, L (1, 9) OBP: 0.350, SLG: 0.485	F9							F9		4	0	0	0	0	0	3									
Jeff Cirillo, R (1, 4) OBP: 0.388, SLG: 0.496	E6									3	0	0	1	1	0	1									
Joe Oliver, R (1, 2) OBP: 0.325, SLG: 0.446	G6-3									4	0	0	0	0	1	2									
David Hulse, L (1, 7) OBP: 0.310, SLG: 0.378	G3-1									4	2	1	0	0	1	2									
Jose Valentin, S (1, 6) OBP: 0.293, SLG: 0.402 Pat Listach, S (7, PH) OBP: 0.292, SLG: 0.252			F8							1	1	0	0	1	0	0									
										1	1	1	1	1	0	0									
<b>Inning Stats</b>	R: 0 E: 0 K: 1 S: 5	H: 0 LOB: 0 BB: 0 P: 5	R: 1 E: 1 K: 0 S: 5	H: 1 LOB: 1 BB: 0 P: 5	R: 0 E: 0 K: 1 S: 6	H: 1 LOB: 1 BB: 0 P: 6	R: 0 E: 0 K: 0 S: 2	H: 0 LOB: 0 BB: 1 P: 6	R: 1 E: 0 K: 1 S: 6	H: 1 LOB: 1 BB: 1 P: 10	R: 0 E: 0 K: 1 S: 5	H: 0 LOB: 0 BB: 0 P: 5	R: 1 E: 1 K: 0 S: 5	H: 2 LOB: 1 BB: 0 P: 5	R: 0 E: 0 K: 0 S: 3	H: 0 LOB: 1 BB: 1 P: 7	R: 3 E: 1 K: 1 S: 8	H: 3 LOB: 2 BB: 2 P: 16	1B: 5 2B: 1 3B: 2 HR: 0	SF: 0 SAC: 0 DP: 1 HBP: 0	WP: 1 PB: 0 SB: 2 CS: 0	PA: 40			
<b>PITCHER</b>	IP	WLS	BF	H	R	ER	SO	BB	IBB	HBP	BLK	WP	HR	S	P	ERA	WHIP								
Kevin Appier, R (1, 1) ERA: 4.04	6.2		27	5	3	3	4	2	0	0	0	1	0	33	41	4.05	1.050								
Mike Magnante, L (7, 1) ERA: 3.34	0.1		1	0	0	0	0	0	0	0	0	0	0	1	1	0.00	0.000								
Gregg Olson, R (8, 1) ERA: 4.12	1.0		5	0	1	1	0	2	0	0	0	0	0	3	11	9.00	2.000								
Jeff Montgomery, R (9, 1) ERA: 3.12	1.0	W	7	3	2	2	1	1	0	0	0	0	0	8	12	18.00	4.000								


Batter	1	2	3	4	5	6	7	8	9	AB	R	H	RBI	BB	SO	LOB	BOTTOM								
Johnny Damon, L (1, 8) OBP: 0.368, SLG: 0.506	G6-3		1B				F9			5	3	3	1	0	0	1	<b>Milwaukee Brewers @ Kansas City Royals</b> Kauffman Stadium, Kansas City, MO Thu Aug 31 1995, 7:05 PM CDT Att: 15,259 - Unknown - 76 F <a href="http://livebaseballscorecards.com">livebaseballscorecards.com</a>								
Tom Goodwin, L (1, 7) OBP: 0.347, SLG: 0.351										4	1	3	0	1	0	0									
Wally Joyner, L (1, 3) OBP: 0.391, SLG: 0.422	F7		SF7							3	1	1	2	1	0	3									
Gary Gaetti, R (1, 5) OBP: 0.348, SLG: 0.555	K		G6-3							4	0	1	1	0	1	3									
Keith Lockhart, L (1, 4) OBP: 0.350, SLG: 0.450										3	1	1	0	2	0	2									
Greg Gagne, R (1, 6) OBP: 0.328, SLG: 0.409										5	1	2	0	0	0	3									
Michael Tucker, L (1, 10) OBP: 0.342, SLG: 0.377 Joe Vitiello, R (8, PH) OBP: 0.337, SLG: 0.382										2	0	1	0	0	0	2									
										1	0	0	0	0	0	0									
Jon Nunnally, L (1, 9) OBP: 0.358, SLG: 0.516 Brent Cookson, R (8, PH) OBP: 0.313, SLG: 0.286 David Howard, S (9, 9) OBP: 0.305, SLG: 0.348										1	0	0	1	2	0	1									
										1	0	0	0	0	1	0									
										0	0	0	0	0	0	0									
Brent Mayne, L (1, 2) OBP: 0.264, SLG: 0.273	F8									4	0	0	0	0	0	4									
<b>Inning Stats</b>	R: 0 E: 0 K: 1 S: 6	H: 1 LOB: 1 BB: 0 P: 6	R: 1 E: 0 K: 0 S: 5	H: 2 LOB: 1 BB: 0 P: 5	R: 0 E: 0 K: 0 S: 3	H: 1 LOB: 1 BB: 1 P: 7	R: 1 E: 0 K: 0 S: 4	H: 1 LOB: 1 BB: 1 P: 8	R: 1 E: 1 K: 0 S: 4	H: 1 LOB: 1 BB: 1 P: 8	R: 0 E: 0 K: 1 S: 5	H: 0 LOB: 0 BB: 0 P: 5	R: 2 E: 0 K: 0 S: 3	H: 2 LOB: 2 BB: 2 P: 11	1B: 8 2B: 2 3B: 0 HR: 2	SF: 1 SAC: 2 DP: 1 HBP: 0	WP: 1 PB: 0 SB: 1 CS: 1	PA: 42							
<b>PITCHER</b>	IP	WLS	BF	H	R	ER	SO	BB	IBB	HBP	BLK	WP	HR	S	P	ERA	WHIP								
Steve Sparks, R (1, 1) ERA: 4.2	7.0		33	10	5	4	1	4	0	0	0	1	1	31	47	5.14	2.000								
Kevin Wickander, L (8, 1) ERA: 2.33	1.0		3	0	0	0	1	0	0	0	0	0	0	5	5	0.00	0.000								
Mike Fetters, R (9, 1) ERA: 2.54	0.1	L	6	2	2	1	0	0	2	0	0	0	1	3	11	27.00	6.000								




Batter	1	2	3	4	5	6	7	8	9	AB	R	H	RBI	BB	SO	LOB	TOP								
<b>Johnny Damon, L</b> (1, 8) OBP: 0.380, SLG: 0.549	F7		SF9 1B		1B 1B		HR		F7	5	2	3	1	0	0	0	<b>Kansas City Royals @ Texas Rangers</b> The Ballpark at Arlington, Arlington, TX Fri Sep 01 1995, 8:05 PM EDT Att: 21,864 - Unknown - 90 F <a href="http://livebaseballscorecards.com">livebaseballscorecards.com</a>								
<b>Tom Goodwin, L</b> (1, 7) OBP: 0.350, SLG: 0.352	G4-6-3 1B		G1-3		FC5-4 1B		SH3-4 HBP		K	4	1	2	0	0	1	2									
<b>Wally Joyner, L</b> (1, 3) OBP: 0.392, SLG: 0.422	G4-6-3				K		SH3-4			3	0	1	0	1	1	3									
<b>Gary Gaetti, R</b> (1, 5) OBP: 0.349, SLG: 0.554		SH2-3 1B	SF9		FC5-4 1B		F7		G5-3	4	1	2	2	0	0	2									
<b>Greg Gagne, R</b> (1, 6) OBP: 0.325, SLG: 0.405		SH2-3	L4		FC5-4		P4			3	0	0	0	0	0	5									
<b>Michael Tucker, L</b> (1, 9) OBP: 0.342, SLG: 0.376					G5-3		F8		F9	3	0	1	1	0	0	1									
<b>Brent Cookson, R</b> (8, PH) OBP: 0.294, SLG: 0.267										1	0	0	0	0	0	0									
<b>Jon Nunnally, L</b> (8, 9) OBP: 0.356, SLG: 0.516										0	0	0	0	0	0	0									
<b>Joe Vitiello, R</b> (1, 10) OBP: 0.333, SLG: 0.375										4	0	1	0	0	1	1									
<b>David Howard, S</b> (1, 4) OBP: 0.304, SLG: 0.351										4	0	1	0	0	0	2									
<b>Brent Mayne, L</b> (1, 2) OBP: 0.264, SLG: 0.272										4	1	1	0	0	0	2									
<b>Inning Stats</b>	R: 0 E: 0 K: 0 S: 4	H: 1 LOB: 0 BB: 7	R: 1 E: 0 K: 1 S: 10	H: 2 LOB: 1 BB: 13	R: 1 E: 1 K: 0 S: 10	H: 2 LOB: 2 BB: 18	R: 0 E: 0 K: 0 S: 5	H: 1 LOB: 1 BB: 0 P: 6	R: 2 E: 0 K: 1 S: 12	H: 3 LOB: 1 BB: 0 P: 20	R: 0 E: 0 K: 0 S: 9	H: 0 LOB: 0 BB: 0 P: 11	R: 1 E: 0 K: 0 S: 8	H: 1 LOB: 1 BB: 0 P: 12	R: 0 E: 0 K: 0 S: 7	H: 1 LOB: 1 BB: 0 P: 14	R: 0 E: 0 K: 1 S: 12	H: 1 LOB: 0 BB: 0 P: 18	1B: 10 2B: 1 3B: 0 HR: 1	SF: 1 SAC: 2 DP: 1 HBP: 1	WP: 0 PB: 0 SB: 2 CS: 0	PA: 40			
<b>PITCHER</b>	IP	WLS	BF	H	R	ER	SO	BB	IBB	HBP	BLK	WP	HR	S	P	ERA	WHIP								
<b>Bob Tewksbury, R</b> (1, 1) ERA: 4.18	6.0	L	28	10	5	5	2	0	1	0	0	0	1	53	79	7.50	1.667								
<b>Dennis Cook, L</b> (7, 1) ERA: 4.25	0.1		2	0	0	0	0	0	0	1	0	0	0	2	4	0.00	0.000								
<b>Roger McDowell, R</b> (7, 1) ERA: 4.63	0.2		2	0	0	0	0	0	0	0	0	0	0	3	4	0.00	0.000								
<b>Chris Howard, L</b> (8, 1) ERA	1.2		7	2	0	0	1	0	0	0	0	0	0	18	31	0.00	1.200								
<b>Jeff Russell, R</b> (9, 1) ERA: 3.08	0.1		1	0	0	0	0	0	0	0	0	0	0	1	1	0.00	0.000								

Batter	1	2	3	4	5	6	7	8	9	AB	R	H	RBI	BB	SO	LOB	BOTTOM								
<b>Otis Nixon, S</b> (1, 8) OBP: 0.347, SLG: 0.331	G1-3		FC6-4 1B		BB 1B		B1-3		B1-3	5	1	1	0	0	0	1	<b>Kansas City Royals @ Texas Rangers</b> The Ballpark at Arlington, Arlington, TX Fri Sep 01 1995, 8:05 PM EDT Att: 21,864 - Unknown - 90 F <a href="http://livebaseballscorecards.com">livebaseballscorecards.com</a>								
<b>Mark McLemore, S</b> (1, 4) OBP: 0.383, SLG: 0.365	G4-3				G4-6-3 BB				G1-3	4	1	2	1	1	0	0									
<b>Will Clark, L</b> (1, 3) OBP: 0.386, SLG: 0.500	F8		K		G4-6-3					4	0	1	0	0	1	3									
<b>Juan Gonzalez, R</b> (1, 10) OBP: 0.291, SLG: 0.579		L8			F9 2B		G5-3		G6-3	4	0	1	0	0	0	1									
<b>Mickey Tettleton, S</b> (1, 9) OBP: 0.391, SLG: 0.483										2	0	0	0	2	1	0									
<b>Lou Frazier, S</b> (8, PH) OBP: 0.301, SLG: 0.248										0	0	0	0	0	0	0									
<b>Ivan Rodriguez, R</b> (1, 2) OBP: 0.346, SLG: 0.479										4	0	2	0	0	0	4									
<b>29 Rusty Greer, L</b> (1, 7) OBP: 0.355, SLG: 0.414										3	0	0	0	1	2	5									
<b>Mike Pagliarulo, L</b> (1, 5) OBP: 0.260, SLG: 0.328										2	0	0	0	0	0	3									
<b>Luis Ortiz, R</b> (7, PH) OBP: 0.278, SLG: 0.359										1	0	0	0	0	1	0									
<b>Sam Horn, L</b> (8, PH) OBP: 0.274, SLG: 0.386										1	0	0	0	0	0	3									
<b>Craig Worthington, R</b> (9, 5) OBP: 0.274, SLG: 0.386										0	0	0	0	0	0	0									
<b>Esteban Beltre, R</b> (1, 6) OBP: 0.256, SLG: 0.338										3	0	1	0	0	1	0									
<b>Jeff Frye, R</b> (9, PH) OBP: 0.330, SLG: 0.363										1	0	0	0	0	0	0									
<b>Inning Stats</b>	R: 0 E: 0 K: 0 S: 5	H: 0 LOB: 0 BB: 0 P: 9	R: 0 E: 0 K: 2 S: 8	H: 1 LOB: 1 BB: 0 P: 11	R: 1 E: 0 K: 1 S: 11	H: 2 LOB: 1 BB: 0 P: 18	R: 0 E: 0 K: 0 S: 12	H: 1 LOB: 2 BB: 2 P: 27	R: 0 E: 0 K: 1 S: 8	H: 1 LOB: 1 BB: 1 P: 14	R: 0 E: 0 K: 0 S: 10	H: 1 LOB: 1 BB: 0 P: 12	R: 0 E: 0 K: 1 S: 9	H: 0 LOB: 0 BB: 0 P: 11	R: 1 E: 0 K: 1 S: 19	H: 2 LOB: 3 BB: 1 P: 29	R: 0 E: 0 K: 0 S: 6	H: 0 LOB: 0 BB: 0 P: 12	1B: 7 2B: 1 3B: 0 HR: 0	SF: 0 SAC: 0 DP: 2 HBP: 0	WP: 1 PB: 0 SB: 1 CS: 0	PA: 38			
<b>PITCHER</b>	IP	WLS	BF	H	R	ER	SO	BB	IBB	HBP	BLK	WP	HR	S	P	ERA	WHIP								
<b>Tom Gordon, R</b> (1, 1) ERA: 4.15	5.2	W	24	6	1	1	4	3	0	0	0	0	0	53	90	1.59	1.588								
<b>Mike Magnante, L</b> (6, 1) ERA: 3.31	0.1		1	0	0	0	0	0	0	0	0	0	0	1	1	0.00	0.000								
<b>Jim Converse, R</b> (7, 1) ERA: 7.26	1.1		6	2	1	1	1	0	0	0	0	1	0	15	18	6.75	1.500								
<b>Hipolito Pichardo, R</b> (8, 1) ERA: 4.5	0.0		2	0	0	0	0	1	0	0	0	0	0	3	8	=	=								
<b>Gregg Olson, R</b> (8, 1) ERA: 3.8	1.2	S	5	0	0	0	1	0	0	0	0	0	0	16	26	0.00	0.000								

**AB 35**  
**R 5**  
**H 12**  
**RBI 4**  
**BB 1**  
**SO 3**  
**LOB 18**



**AB 34**  
**R 2**  
**H 8**  
**RBI 1**  
**BB 4**  
**SO 6**  
**LOB 20**





Batter	1	2	3	4	5	6	7	8	9	AB	R	H	RBI	BB	SO	LOB	TOP				
<b>Johnny Damon, L</b> (1, 8) OBP: 0.385, SLG: 0.541	G1-3						G6-3			3	0	1	0	1	0	0	<b>Kansas City Royals @ Texas Rangers</b> The Ballpark at Arlington, Arlington, TX Sat Sep 02 1995, 8:05 PM EDT Att: 32,888 - Unknown - 90 F  <b>AB 34</b> <b>R 1</b> <b>H 7</b> <b>RBI 1</b> <b>BB 2</b> <b>SO 11</b> <b>LOB 13</b>				
<b>Tom Goodwin, L</b> (1, 7) OBP: 0.348, SLG: 0.351	F8		P4					G4-3		4	0	1	0	0	0	2					
<b>Wally Joyner, L</b> (1, 3) OBP: 0.391, SLG: 0.423	F8							G3		4	1	1	0	0	0	2					
<b>Gary Gaetti, R</b> (1, 5) OBP: 0.348, SLG: 0.554								K		4	0	1	1	0	2	0					
<b>Keith Lockhart, L</b> (1, 4) OBP: 0.350, SLG: 0.449 <b>David Howard, S</b> (9, PH) OBP: 0.303, SLG: 0.350	K									3	0	1	0	0	0	1					
<b>Greg Gagne, R</b> (1, 6) OBP: 0.325, SLG: 0.404	P6									4	0	1	0	0	2	2					
<b>Jon Nunnally, L</b> (1, 9) OBP: 0.355, SLG: 0.510 <b>Brent Cookson, R</b> (9, PH) OBP: 0.294, SLG: 0.267 <b>Edgar Caceres, S</b> (9, PH) OBP: 0.306, SLG: 0.390										3	0	0	0	0	2	2					
<b>Michael Tucker, L</b> (1, 10) OBP: 0.333, SLG: 0.365										4	0	0	0	0	4	2					
<b>Brent Mayne, L</b> (1, 2) OBP: 0.264, SLG: 0.269										3	0	0	0	1	0	2					
<b>Inning Stats</b>	R: 0 E: 0 K: 0 S: 6	H: 0 LOB: 0 BB: 0 P: 13	R: 0 E: 0 K: 1 S: 6	H: 0 LOB: 0 BB: 2 P: 12	R: 0 E: 0 K: 1 S: 9	H: 0 LOB: 2 BB: 2 P: 21	R: 1 E: 1 K: 2 S: 13	H: 2 LOB: 1 BB: 0 P: 19	R: 0 E: 0 K: 1 S: 10	H: 1 LOB: 2 BB: 0 P: 22	R: 0 E: 0 K: 1 S: 8	H: 0 LOB: 0 BB: 0 P: 10	R: 0 E: 0 K: 1 S: 7	H: 0 LOB: 0 BB: 0 P: 10	R: 0 E: 0 K: 1 S: 13	H: 2 LOB: 2 BB: 0 P: 20		1B: 5 2B: 2 3B: 0 HR: 0	SF: 0 SAC: 0 DP: 0 HBP: 0	WP: 1 PB: 0 SB: 1 CS: 0	PA: 36
<b>PITCHER</b>	IP	WLS	BF	H	R	ER	SO	BB	IBB	HBP	BLK	WP	HR	S	P	ERA	WHIP				
<b>Roger Pavlik, R</b> (1, 1) ERA: 5.0	7.0	W	28	5	1	1	9	2	0	0	0	0	0	65	114	1.29	1.000				
<b>Dennis Cook, L</b> (8, 1) ERA: 4.15	1.1		5	1	0	0	1	0	0	0	0	0	0	10	13	0.00	0.750				
<b>Jeff Russell, R</b> (9, 1) ERA: 3.0	0.2	S	3	1	0	0	1	0	0	0	0	1	0	10	17	0.00	1.500				


Batter	1	2	3	4	5	6	7	8	9	AB	R	H	RBI	BB	SO	LOB	BOTTOM				
<b>Otis Nixon, S</b> (1, 8) OBP: 0.346, SLG: 0.330	P3									4	0	1	2	0	1	1	<b>Kansas City Royals @ Texas Rangers</b> The Ballpark at Arlington, Arlington, TX Sat Sep 02 1995, 8:05 PM EDT Att: 32,888 - Unknown - 90 F  <b>AB 26</b> <b>R 4</b> <b>H 5</b> <b>RBI 4</b> <b>BB 3</b> <b>SO 4</b> <b>LOB 9</b>				
<b>Mark McLemore, S</b> (1, 4) OBP: 0.359, SLG: 0.361	G5-3							G5-3		4	0	0	0	0	1	0					
<b>Will Clark, L</b> (1, 3) OBP: 0.387, SLG: 0.497								G6-3		2	0	0	0	1	0	0					
<b>Juan Gonzalez, R</b> (1, 10) OBP: 0.290, SLG: 0.572	P4							P4		3	0	0	0	1	0	2					
<b>Mickey Tettleton, S</b> (1, 9) OBP: 0.389, SLG: 0.478 <b>29 Rusty Greer, L</b> (7, 7) OBP: 0.355, SLG: 0.414										3	0	0	0	0	2	2					
<b>Ivan Rodriguez, R</b> (1, 2) OBP: 0.346, SLG: 0.478	G4-3									3	1	1	0	0	0	1					
<b>Candy Maldonado, R</b> (1, 7) OBP: 0.373, SLG: 0.500	G6-3									2	2	1	1	1	0	0					
<b>Craig Worthington, R</b> (1, 5) OBP: 0.297, SLG: 0.458										2	1	2	1	0	0	0					
<b>Benji Gil, R</b> (1, 6) OBP: 0.266, SLG: 0.352 <b>Sam Horn, L</b> (7, PH) ERA: 7.99										2	0	0	0	0	0	1					
<b>Luis Ortiz, R</b> (7, PH) OBP: 0.275, SLG: 0.356 <b>Esteban Beltre, R</b> (8, 6) OBP: 0.256, SLG: 0.338										1	0	0	0	0	0	2					
<b>Inning Stats</b>	R: 0 E: 0 K: 0 S: 10	H: 0 LOB: 1 BB: 1 P: 17	R: 0 E: 0 K: 1 S: 9	H: 0 LOB: 0 BB: 0 P: 13	R: 1 E: 0 K: 2 S: 8	H: 1 LOB: 0 BB: 0 P: 9	R: 0 E: 0 K: 0 S: 8	H: 0 LOB: 1 BB: 1 P: 15	R: 1 E: 0 K: 0 S: 9	H: 2 LOB: 0 BB: 0 P: 15	R: 0 E: 0 K: 1 S: 7	H: 0 LOB: 1 BB: 0 P: 11	R: 2 E: 0 K: 0 S: 10	H: 2 LOB: 0 BB: 1 P: 16	R: 0 E: 0 K: 0 S: 6	H: 0 LOB: 0 BB: 0 P: 10	1B: 3 2B: 0 3B: 0 HR: 2	SF: 0 SAC: 1 DP: 1 HBP: 1	WP: 0 PB: 0 SB: 0 CS: 1	PA: 32	
<b>PITCHER</b>	IP	WLS	BF	H	R	ER	SO	BB	IBB	HBP	BLK	WP	HR	S	P	ERA	WHIP				
<b>Dave Fleming, L</b> (1, 1) ERA: 6.55	5.1	L	21	3	2	2	3	3	2	2	3	0	0	46	72	3.38	0.938				
<b>Jim Converse, R</b> (6, 1) ERA: 7.99	1.0		5	1	2	2	1	1	0	0	0	0	0	10	18	18.00	2.000				
<b>Mike Magnante, L</b> (7, 1) ERA: 3.16	1.2		5	1	0	0	0	0	0	0	0	0	0	11	16	0.00	0.600				




Batter	1	2	3	4	5	6	7	8	9	AB	R	H	RBI	BB	SO	LOB	TOP											
<b>Johnny Damon, L</b> (1, 8) OBP: 0.400, SLG: 0.562	G5-3		F8 2B	G4-6-3 1B		SH1-4		1B HR		4	1	3	1	0	0	0	<b>Kansas City Royals @ Texas Rangers</b> The Ballpark at Arlington, Arlington, TX Sun Sep 03 1995, 8:05 PM EDT Att: 32,811 - Unknown - 98 F											
<b>Tom Goodwin, L</b> (1, 7) OBP: 0.348, SLG: 0.349	G3			G4-6-3				1B HR		2	0	0	0	1	0	2												
<b>Brent Cookson, R</b> (6, PH) OBP: 0.333, SLG: 0.313								1B HR		1	0	1	1	0	0	0												
<b>Greg Gagne, R</b> (8, PH) OBP: 0.326, SLG: 0.405				BB				1B HR		1	1	1	0	0	0	0												
<b>Keith Lockhart, L</b> (1, 5) OBP: 0.349, SLG: 0.447	F9		F8					HR		3	0	1	0	0	0	2												
<b>Gary Gaetti, R</b> (6, PH) OBP: 0.349, SLG: 0.561								HR		2	1	1	3	0	1	1												
<b>Wally Joyner, L</b> (1, 3) OBP: 0.389, SLG: 0.427								G4-3		5	1	1	1	0	1	3												
<b>Michael Tucker, L</b> (1, 10) OBP: 0.327, SLG: 0.357										3	1	0	0	0	1	0												
<b>Joe Vitello, R</b> (7, PH) OBP: 0.326, SLG: 0.366										2	0	0	0	0	1	0												
<b>Jon Nunnally, L</b> (1, 9) OBP: 0.355, SLG: 0.510										4	1	2	0	1	2	0												
<b>Edgar Caceres, S</b> (1, 4) OBP: 0.310, SLG: 0.390										5	0	2	0	0	1	1												
<b>David Howard, S</b> (1, 6) OBP: 0.302, SLG: 0.348										4	1	1	0	0	1	6												
<b>Brent Mayne, L</b> (1, 2) OBP: 0.268, SLG: 0.278										3	1	2	1	0	0	0												
<b>Inning Stats</b>	R: 0 E: 0 K: 0 S: 7	H: 0 LOB: 0 BB: 0 P: 11	R: 0 E: 0 K: 1 S: 11	H: 1 LOB: 2 BB: 1 P: 19	R: 0 E: 0 K: 1 S: 12	H: 1 LOB: 2 BB: 1 P: 20	R: 3 E: 2 K: 0 S: 10	H: 3 LOB: 1 BB: 0 P: 12	R: 1 E: 0 K: 1 S: 15	H: 4 LOB: 1 BB: 0 P: 23	R: 1 E: 0 K: 1 S: 10	H: 2 LOB: 1 BB: 0 P: 16	R: 0 E: 0 K: 3 S: 11	H: 0 LOB: 0 BB: 0 P: 16	R: 3 E: 0 K: 0 S: 16	H: 4 LOB: 0 BB: 0 P: 25	R: 0 E: 0 K: 1 S: 8	H: 0 LOB: 0 BB: 0 P: 16	1B: 11 2B: 2 3B: 0 HR: 2	SF: 0 SAC: 2 DP: 1 HBP: 0	WP: 0 PB: 0 SB: 0 CS: 1	PA: 43						
<b>PITCHER</b>	IP	WLS	BF	H	R	ER	SO	BB	IBB	HBP	BLK	WP	HR	S	P	ERA	WHIP											
<b>Bobby Witt, R</b> (1, 1) ERA: 3.68	5.0		27	10	5	2	3	2	0	0	0	0	0	1	58	90	3.60	2.400										
<b>Ed Vosberg, L</b> (6, 1) ERA: 2.94	2.1	L	10	3	2	2	4	0	0	0	0	0	0	0	24	36	7.71	1.286										
<b>Matt Whiteside, R</b> (8, 1) ERA: 4.64	1.0		4	2	1	1	0	0	0	0	0	0	0	1	12	21	9.00	2.000										
<b>Chris Howard, L</b> (9, 1) ERA:	0.2		2	0	0	0	1	0	0	0	0	0	0	0	6	11	0.00	0.000										

Batter	1	2	3	4	5	6	7	8	9	AB	R	H	RBI	BB	SO	LOB	BOTTOM											
<b>Otis Nixon, S</b> (1, 8) OBP: 0.345, SLG: 0.329	G4-3	L6		F8					G4-3	5	1	1	0	0	0	3	<b>Kansas City Royals @ Texas Rangers</b> The Ballpark at Arlington, Arlington, TX Sun Sep 03 1995, 8:05 PM EDT Att: 32,811 - Unknown - 98 F											
<b>Jeff Eves, R</b> (1, 4) OBP: 0.330, SLG: 0.366										3	1	1	0	0	1	0												
<b>Sam Horn, L</b> (7, PH) OBP: 0.500, SLG: 0.500	G4-3 HR									1	0	1	0	0	0	0												
<b>Esteban Beltre, R</b> (7, PR) OBP: 0.253, SLG: 0.333	2B									1	0	0	0	0	1	0												
<b>Will Clark, L</b> (1, 3) OBP: 0.387, SLG: 0.495	G4-3			F9						4	0	1	0	1	1	1												
<b>Juan Gonzalez, R</b> (1, 10) OBP: 0.289, SLG: 0.579										4	1	1	2	0	2	4												
<b>Mickey Tettleton, S</b> (1, 9) OBP: 0.390, SLG: 0.480										3	1	1	1	1	2	1												
<b>Lou Frazier, S</b> (7, PR) OBP: 0.301, SLG: 0.248	K									0	0	0	0	0	0	0												
<b>Ivan Rodriguez, R</b> (1, 2) OBP: 0.347, SLG: 0.476										4	1	1	0	0	0	4												
<b>Candy Maldonado, R</b> (1, 7) ERA: 6.19										2	0	0	0	1	0	1												
<b>29 Rusty Greer, L</b> (8, 9) OBP: 0.354, SLG: 0.412										1	0	0	0	0	0	0												
<b>Craig Worthington, R</b> (1, 5) OBP: 0.299, SLG: 0.452										3	0	1	1	0	1	2												
<b>Mike Paganaro, L</b> (8, PH) OBP: 0.265, SLG: 0.326										1	0	0	0	0	1	0												
<b>Benji Gil, R</b> (1, 6) OBP: 0.270, SLG: 0.362										2	0	2	1	0	0	0												
<b>Mark McLemore, S</b> (7, PH) OBP: 0.358, SLG: 0.359										2	0	0	0	0	2	0												
<b>Inning Stats</b>	R: 2 E: 0 K: 1 S: 13	H: 2 LOB: 0 BB: 0 P: 18	R: 1 E: 0 K: 0 S: 17	H: 2 LOB: 1 BB: 1 P: 26	R: 0 E: 0 K: 2 S: 10	H: 0 LOB: 0 BB: 0 P: 12	R: 1 E: 0 K: 0 S: 16	H: 3 LOB: 2 BB: 0 P: 26	R: 0 E: 0 K: 1 S: 11	H: 1 LOB: 1 BB: 0 P: 15	R: 0 E: 0 K: 1 S: 13	H: 0 LOB: 0 BB: 0 P: 17	R: 1 E: 0 K: 2 S: 19	H: 2 LOB: 3 BB: 2 P: 34	R: 0 E: 0 K: 2 S: 10	H: 0 LOB: 0 BB: 0 P: 17	R: 0 E: 0 K: 2 S: 8	H: 0 LOB: 0 BB: 0 P: 9	1B: 6 2B: 2 3B: 1 HR: 1	SF: 0 SAC: 0 DP: 1 HBP: 0	WP: 0 PB: 0 SB: 1 CS: 0	PA: 39						
<b>PITCHER</b>	IP	WLS	BF	H	R	ER	SO	BB	IBB	HBP	BLK	WP	HR	S	P	ERA	WHIP											
<b>Jason Jacome, L</b> (1, 1) ERA: 4.32	3.2		16	5	4	4	3	1	0	0	0	0	0	1	49	70	9.82	1.636										
<b>Hipolito Pichardo, R</b> (4, 1) ERA: 4.32	2.1		10	3	0	0	2	0	0	0	0	0	0	31	44	0.00	1.286											
<b>Gregg Olson, R</b> (7, 1) ERA: 4.03	1.0	W	7	2	1	1	2	2	0	0	0	0	0	19	34	9.00	4.000											
<b>Jeff Montgomery, R</b> (8, 1) ERA: 3.0	2.0	S	6	0	0	0	4	0	0	0	0	0	0	18	26	0.00	0.000											

**AB** 39  
**R** 8  
**H** 15  
**RBI** 7  
**BB** 2  
**SO** 8  
**LOB** 15



**AB** 36  
**R** 5  
**H** 10  
**RBI** 5  
**BB** 3  
**SO** 11  
**LOB** 16







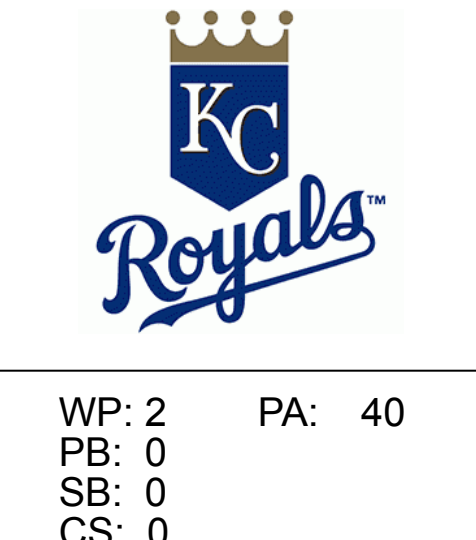


Batter	1	2	3	4	5	6	7	8	9	AB R H RBI BB SO LOB	TOP																
<b>Roberto Alomar, S</b> (1, 4) OBP: 0.373, SLG: 0.478	0-1 2B 1B		1-2 HR	2-0 G6-3			2-1 1B SF9 2B		3-2 G4-6-3	5 3 3 3 0 0 3	<b>Toronto Blue Jays @ Kansas City Royals</b> Kauffman Stadium, Kansas City, MO Mon Sep 04 1995, 7:05 PM CDT Att: 19,905 - Unknown - 86 F																
<b>Paul Molitor, R</b> (1, 10) OBP: 0.353, SLG: 0.437	2-0 1B		2-0 G5-3	1-0 P6			0-1 FC6-4 1B		0-3 K	5 0 2 0 0 1 2																	
<b>Joe Carter, R</b> (1, 8) OBP: 0.308, SLG: 0.427	0-3 K		1-2 P4		4-2 G6-4-3 BB		2-1 SF9			2 0 0 1 1 1 2																	
<b>John Olerud, L</b> (1, 3) OBP: 0.391, SLG: 0.402	0-1 2B		1-1 L4		1-0 F7		3-1 P5			4 0 1 1 0 0 2																	
<b>Ed Sprague, R</b> (1, 5) OBP: 0.331, SLG: 0.433	1-1 G6-4-3				0-0 G6-4-3		1-2 FC6-4			4 1 1 0 0 0 4																	
<b>Shawn Green, L</b> (1, 9) OBP: 0.327, SLG: 0.513		0-0 B2-3			0-0 G3		1-0 HR		1-1 G4-1	4 1 1 1 0 0 1																	
<b>Carlos Delgado, L</b> (1, 7) OBP: 0.212, SLG: 0.300		0-0 G3-1		2-1 1B BB G6-3		0-0 F8		2-3 K		4 1 1 1 0 1 0																	
<b>Randy Knorr, R</b> (1, 2) OBP: 0.300, SLG: 0.402		1-3 K		4-2 G6-3 1B BB		2-2 G6-3		1-0 L4		3 0 0 0 1 1 0																	
<b>Tomas Perez, S</b> (1, 6) OBP: 0.375, SLG: 0.462			1-2 HR		0-0 G6-3 1B		1-2 F7		1-1 G4-6-3 1B	4 1 3 0 0 0 0																	
<b>Inning Stats</b>	R: 1 E: 0 K: 1 S: 10	H: 3 LOB: 1 BB: 0 P: 13	R: 0 E: 0 K: 1 S: 5	H: 0 LOB: 0 BB: 0 P: 6	R: 2 E: 0 K: 0 S: 13	H: 2 LOB: 0 BB: 0 P: 19	R: 2 E: 1 K: 0 S: 10	H: 3 LOB: 2 BB: 1 P: 19	R: 0 E: 0 K: 0 S: 5	H: 0 LOB: 0 BB: 0 P: 10	R: 1 E: 0 K: 0 S: 9	H: 1 LOB: 0 BB: 0 P: 13	R: 1 E: 0 K: 0 S: 11	H: 2 LOB: 1 BB: 0 P: 19	R: 0 E: 0 K: 1 S: 6	H: 0 LOB: 0 BB: 0 P: 10	R: 0 E: 0 K: 1 S: 9	H: 1 LOB: 0 BB: 0 P: 13	1B: 8 2B: 2 3B: 0 HR: 2	SF: 1 SAC: 0 DP: 3 HBP: 0	WP: 0 PB: 0 SB: 0 CS: 0	PA: 38					
<b>PITCHER</b>	IP WLS BF H R ER SO BB IBB HBP BLK WP HR S P ERA WHIP											<b>PITCHER</b>	IP WLS BF H R ER SO BB IBB HBP BLK WP HR S P ERA WHIP														
<b>Dilson Torres, R</b> (1, 1) ERA: 5.83	3.1	17	7	5	5	2	1	0	0	0	0	0	1	35	51	13.50	2.400										
<b>Rusty Meacham, R</b> (4, 1) ERA: 5.39	3.0	13	4	2	2	0	1	0	0	0	0	1	23	39	6.00	1.667											
<b>Mike Magnante, L</b> (7, 1) ERA: 3.03	1.2	W	5	0	0	0	1	0	0	0	0	0	0	11	19	0.00	0.000										
<b>Jeff Montgomery, R</b> (9, 1) ERA: 2.95	1.0	S	3	1	0	0	1	0	0	0	0	0	0	9	13	0.00	1.000										

Batter	1	2	3	4	5	6	7	8	9	AB R H RBI BB SO LOB	BOTTOM															
<b>Johnny Damon, L</b> (1, 8) OBP: 0.391, SLG: 0.535	0-0 L9		0-0 B3		2-1 G6-3		1-1 1B WP	0-0 1B		5 1 2 1 0 0 3	<b>Toronto Blue Jays @ Kansas City Royals</b> Kauffman Stadium, Kansas City, MO Mon Sep 04 1995, 7:05 PM CDT Att: 19,905 - Unknown - 86 F															
<b>Tom Goodwin, L</b> (1, 7) OBP: 0.348, SLG: 0.347	4-2 1B SF9 BB		3-1 F7		1-2 G4-3		2-1 WP E 1B	0-0 P6		4 2 1 0 1 0 3																
<b>Wally Joyner, L</b> (1, 3) OBP: 0.390, SLG: 0.428	0-0 1B		2-2 F8			0-0 G4-3	2-2 E3 HR	3-3 K		5 1 1 0 0 1 2																
<b>Gary Gaetti, R</b> (1, 5) OBP: 0.351, SLG: 0.568	1-1 SF9			0-0 G5-3		1-0 2B 1B	0-0 HR			3 2 2 3 0 0 0																
<b>Keith Lockhart, L</b> (1, 4) OBP: 0.350, SLG: 0.451	0-0 PO		0-0 F8		0-1 G4-3	1-2 G4-3 2B	1-0 L9			4 0 1 1 0 0 0																
<b>Bob Hamelin, L</b> (1, 10) OBP: 0.278, SLG: 0.296		4-2 BB		0-0 E9		0-1 G4-3		2-2 F9		2 0 0 0 1 0 1																
<b>Brent Cookson, R</b> (8, PH) OBP: 0.316, SLG: 0.294						2-3 K				1 0 0 0 0 0 0																
<b>Jon Nunnally, L</b> (1, 9) OBP: 0.354, SLG: 0.498		2-3 K		2-3 K		0-0 F7		3-2 1B HBP		3 0 0 0 0 2 3																
<b>Joe Vitiello, R</b> (8, PH) OBP: 0.333, SLG: 0.366										0 0 0 0 0 0 0																
<b>Michael Tucker, L</b> (8, PR) OBP: 0.325, SLG: 0.354										0 1 0 0 0 0 0																
<b>Henry Mercedes, R</b> (9, 2) OBP: 0.400, SLG: 0.348										0 0 0 0 0 0 0																
<b>Greg Gagne, R</b> (1, 6) OBP: 0.327, SLG: 0.405		1-3 K			0-0 G6-3 1B		0-1 G4-3 1B	1-2 3B 1B		4 1 3 0 0 1 1																
<b>Brent Mayne, L</b> (1, 2) OBP: 0.273, SLG: 0.286			2-1 2B		0-0 G6-3 1B		0-0 G4-3 1B	1-0 1B		3 0 2 0 0 0 1																
<b>Les Norman, R</b> (8, PH) OBP: 0.388, SLG: 0.412					1-2 1B		1-2 1B	1-1 3B		1 1 1 2 0 0 0																
<b>Inning Stats</b>	R: 1 E: 0 K: 0 S: 6	H: 1 LOB: 0 BB: 1 P: 11	R: 0 E: 0 K: 2 S: 10	H: 0 LOB: 1 BB: 1 P: 19	R: 0 E: 0 K: 1 S: 7	H: 1 LOB: 0 BB: 0 P: 9	R: 0 E: 0 K: 0 S: 9	H: 2 LOB: 1 BB: 0 P: 11	R: 4 E: 1 K: 0 S: 14	H: 4 LOB: 0 BB: 0 P: 20	R: 3 E: 0 K: 1 S: 20	H: 3 LOB: 1 BB: 0 P: 30	1B: 9 2B: 2 3B: 1 HR: 1	SF: 1 SAC: 0 DP: 2 HBP: 1	WP: 2 PB: 0 SB: 0 CS: 0	PA: 40										
<b>PITCHER</b>	IP WLS BF H R ER SO BB IBB HBP BLK WP HR S P ERA WHIP											<b>PITCHER</b>	IP WLS BF H R ER SO BB IBB HBP BLK WP HR S P ERA WHIP													
<b>Paul Menhart, R</b> (1, 1) ERA: 4.61	7.0	32	10	6	2	3	2	0	0	0	0	1	63	97	2.57	1.714										
<b>Tony Castillo, L</b> (8, 1) ERA: 3.17	1.0	L	7	3	3	3	1	0	0	0	0	0	20	30	27.00	3.000										

AB	35
R	7
H	12
RBI	7
BB	2
SO	4
LOB	14

AB	35
R	9
H	13
RBI	7
BB	2
SO	4
LOB	14





Batter	1	2	3	4	5	6	7	8	9	10	AB	R	H	RBI	BB	SO	LOB							
Roberto Alomar, S OBP: 0.370, SLG: 0.474 (1,4)	F5		G4-3			F2		K	SH3-1		4	0	0	0	0	1	1							
Paul Molitor, R OBP: 0.352, SLG: 0.434 (1,10)	G4-3			G1-3		F8		1B	F8		5	1	1	0	0	0	3							
Joe Carter, R OBP: 0.307, SLG: 0.431 (1,8)	K			G5-3			G5-3	L7			5	1	1	3	0	1	1							
John Olerud, L OBP: 0.391, SLG: 0.402 (1,3)		F7		G4-3					HR		5	1	2	0	0	0	1							
Ed Sprague, R OBP: 0.334, SLG: 0.434 (1,5)		G4-3									4	1	2	1	1	1	0							
Shawn Green, L OBP: 0.325, SLG: 0.511 (1,9)		G3									5	1	1	2	0	1	3							
Carlos Delgado, L OBP: 0.211, SLG: 0.371 (1,7)			P6								5	1	1	1	0	0	2							
Sandy Martinez, L OBP: 0.288, SLG: 0.344 (9, PH)											2	0	1	1	1	0	1							
Robert Perez, R OBP: 0.222, SLG: 0.333 (9, PR)											1	0	1	0	0	0	0							
Howard Battle, R OBP: 0.257, SLG: 0.313 (9, 2)											0	1	0	0	0	0	0							
Lance Parrish, R OBP: 0.257, SLG: 0.313 (9, 2)											0	0	0	0	0	0	0							
Tomas Perez, S OBP: 0.367, SLG: 0.446 (1,6)											4	1	1	0	0	1	2							
<b>Inning Stats</b>	R: 0 E: 0 K: 1 S: 5	H: 0 LOB: 0 BB: 0 P: 5	R: 0 E: 0 K: 0 S: 3	H: 0 LOB: 0 BB: 0 P: 3	R: 0 E: 0 K: 0 S: 3	H: 0 LOB: 1 BB: 1 P: 7	R: 0 E: 0 K: 0 S: 3	H: 0 LOB: 0 BB: 0 P: 3	R: 0 E: 0 K: 1 S: 6	H: 1 LOB: 1 BB: 0 P: 6	R: 0 E: 0 K: 0 S: 3	H: 0 LOB: 0 BB: 0 P: 3	R: 3 E: 0 K: 1 S: 8	H: 3 LOB: 1 BB: 1 P: 12	R: 1 E: 0 K: 1 S: 8	H: 3 LOB: 2 BB: 0 P: 8	R: 4 E: 0 K: 0 S: 7	H: 4 LOB: 1 BB: 0 P: 7	R: 0 E: 0 K: 1 S: 5	H: 0 LOB: 0 BB: 0 P: 5	1B: 8 2B: 1 3B: 0 HR: 2	SF: 0 SAC: 1 DP: 0 HBP: 0	WP: 0 PB: 0 SB: 0 CS: 0	PA: 43
<b>PITCHER</b>	IP WLS BF H R ER SO BB IBB HBP BLK WP HR S P ERA WHIP	7.2 0.1 0.0 1.0 1.0 1.0 W	30 4 1 5 2 3 0	5 3 1 1 0 0 0	4 1 0 3 0 0 0	4 0 0 0 0 0 0	2 0 0 0 0 0 0	0 0 0 0 0 0 0	0 0 0 0 0 0 0	0 0 0 0 0 0 0	0 1 1 5 5	36 4 4 1 5 5	44 4 1 1 5 5	4.70 27.00 ∞ 27.00 0.00	0.913 9.000 ∞ 2.000 0.000									


**TOP**

Toronto Blue Jays @ Kansas City Royals  
Kauffman Stadium, Kansas City, MO

Tue Sep 05 1995, 7:05 PM CDT  
Att: 12,443 - Unknown - 84 F

livebaseballscores.com

AB	40
R	8
H	11
RBI	8
BB	2
SO	5
LOB	14



Batter	1	2	3	4	5	6	7	8	9	10	AB	R	H	RBI	BB	SO	LOB							
Johnny Damon, L OBP: 0.391, SLG: 0.534 (1,8)	FC2-6 BB			F8		F9		F7			4	0	1	1	1	0	2							
Tom Goodwin, L OBP: 0.344, SLG: 0.342 (1,7)	FC2-6 2B		G3			F8			G3		5	0	0	0	0	0	3							
Wally Joyner, L OBP: 0.330, SLG: 0.437 (1,3)			G4-3	G4-3		F7					5	1	2	1	0	0	1							
Gary Gaetti, R OBP: 0.350, SLG: 0.563 (1,5)	K										4	1	0	0	1	2	2							
Keith Lockhart, L OBP: 0.347, SLG: 0.445 (1,4)	G4-3										5	1	1	0	0	0	2							
Bob Hamelin, L OBP: 0.286, SLG: 0.319 (1,10)											4	2	2	1	1	1	0							
Greg Gagne, R OBP: 0.330, SLG: 0.405 (1,6)											2	2	1	0	0	0	2							
Jon Nunnally, L OBP: 0.360, SLG: 0.500 (1,9)											1	2	1	1	2	0	0							
Brent Mayne, L OBP: 0.276, SLG: 0.293 (1,2)											4	0	2	4	0	1	2							
<b>Inning Stats</b>	R: 0 E: 0 K: 1 S: 6	H: 1 LOB: 2 BB: 1 P: 10	R: 2 E: 0 K: 0 S: 5	H: 3 LOB: 1 BB: 1 P: 9	R: 0 E: 0 K: 1 S: 5	H: 0 LOB: 0 BB: 0 P: 5	R: 3 E: 0 K: 0 S: 6	H: 2 LOB: 1 BB: 1 P: 10	R: 2 E: 0 K: 0 S: 4	H: 2 LOB: 1 BB: 2 P: 12	R: 0 E: 0 K: 0 S: 3	H: 0 LOB: 0 BB: 0 P: 3	R: 0 E: 0 K: 1 S: 5	H: 0 LOB: 0 BB: 0 P: 5	R: 0 E: 0 K: 1 S: 5	H: 0 LOB: 1 BB: 0 P: 6	R: 1 E: 0 K: 0 S: 4	H: 1 LOB: 0 BB: 0 P: 4	R: 1 E: 0 K: 0 S: 1	H: 1 LOB: 0 BB: 0 P: 1	1B: 5 2B: 3 3B: 0 HR: 2	SF: 0 SAC: 2 DP: 1 HBP: 1	WP: 1 PB: 0 SB: 0 CS: 0	PA: 42
<b>PITCHER</b>	IP WLS BF H R ER SO BB IBB HBP BLK WP HR S P ERA WHIP	3.0 4.0 2.0 4.0 2.0 4.0 L	5 16 3 2 2 2 2	5 5 2 1 2 1 0	2 3 0 0 0 0 0	0 0 0 0 0 0 0	0 0 0 0 0 0 0	0 0 0 0 0 0 0	0 0 0 0 0 0 0	0 0 0 0 0 0 0	0 0 0 0 0 0 0	1 16 16 10 11	0 18 24 10 11	15.00 4.50 9.00	2.667 1.250 1.000									


**BOTTOM**

Toronto Blue Jays @ Kansas City Royals  
Kauffman Stadium, Kansas City, MO

Tue Sep 05 1995, 7:05 PM CDT  
Att: 12,443 - Unknown - 84 F

livebaseballscores.com

AB	34
R	9
H	10
RBI	8
BB	5
SO	4
LOB	14





Batter	1	2	3	4	5	6	7	8	9	AB	R	H	RBI	BB	SO	LOB	TOP								
<b>Roberto Alomar, S</b> OBP: 0.371, SLG: 0.473 (1, 4)	G6-3	G5-3					L3		G5-3 2B	5	1	2	0	0	0	2									
<b>Paul Molitor, R</b> OBP: 0.352, SLG: 0.435 (1, 10)				1B			G6-3		G5-3	4	0	1	0	1	0	2									
<b>Joe Carter, R</b> OBP: 0.306, SLG: 0.428 (1, 8) (8, 7)	K				E6 1B		G6-3		L1-4-3	5	1	1	2	0	1	2									
<b>John Olerud, L</b> OBP: 0.393, SLG: 0.401 (1, 3)								G1-3	2B	3	0	1	1	2	0	2									
<b>Ed Sprague, R</b> OBP: 0.323, SLG: 0.434 (1, 5)	K		G5-3		G6-3		G6-3			5	0	1	1	0	1	3									
<b>Shawn Green, L</b> OBP: 0.325, SLG: 0.511 (1, 9)										4	2	2	0	1	0	0									
<b>Carlos Delgado, L</b> OBP: 0.238, SLG: 0.368 (8, PR)										3	1	1	0	1	0	0									
<b>Mike Huff, R</b> OBP: 0.328, SLG: 0.307 (8, 8)										1	0	0	0	0	1	3									
<b>Sandy Martinez, L</b> OBP: 0.288, SLG: 0.344 (1, 2)										3	1	1	1	0	0	0									
<b>Robert Perez, R</b> OBP: 0.300, SLG: 0.400 (8, PH)										1	0	1	1	0	0	0									
<b>Lance Parrish, R</b> OBP: 0.257, SLG: 0.313 (8, 2)										0	0	0	0	0	0	0									
<b>Tomas Perez, S</b> OBP: 0.344, SLG: 0.417 (1, 6)										4	0	0	0	0	1	4									
<b>Inning Stats</b>	R: 0 E: 0 K: 2 S: 10	H: 1 LOB: 2 BB: 1 P: 17	R: 3 E: 0 K: 0 S: 13	H: 3 LOB: 2 BB: 2 P: 24	R: 0 E: 0 K: 0 S: 9	H: 0 LOB: 0 BB: 0 P: 9	R: 0 E: 0 K: 0 S: 11	H: 1 LOB: 1 BB: 0 P: 14	R: 1 E: 0 K: 0 S: 9	H: 1 LOB: 0 BB: 0 P: 13	R: 0 E: 0 K: 0 S: 6	H: 0 LOB: 0 BB: 0 P: 7	R: 0 E: 0 K: 0 S: 9	H: 0 LOB: 0 BB: 0 P: 11	R: 1 E: 0 K: 0 S: 11	H: 3 LOB: 2 BB: 2 P: 14	R: 1 E: 0 K: 1 S: 11	H: 2 LOB: 3 BB: 2 P: 23	1B: 9 2B: 2 3B: 0 HR: 0	SF: 0 SAC: 0 DP: 1 HBP: 0	WP: 0 PB: 1 SB: 0 CS: 0	PA: 43			
<b>PITCHER</b>	IP	WLS	BF	H	R	ER	SO	BB	IBB	HBP	BLK	WP	HR	S	P	ERA	WHIP								
<b>Tom Gordon, R</b> ERA: 4.18 (1, 1)	7.2	L	34	8	5	4	3	3	0	0	0	0	0	75	105	4.70	1.435								
<b>Mike Magnante, L</b> ERA: 3.0 (8, 1)	0.1		2	1	0	0	0	0	0	0	0	0	0	3	4	0.00	3.000								
<b>Hipolito Pichardo, R</b> ERA: 4.4 (8, 1)	1.0		7	2	1	1	1	0	2	0	0	0	0	11	23	9.00	2.000								

Toronto Blue Jays @ Kansas City Royals  
Kauffman Stadium, Kansas City, MO

AB 38  
R 6  
H 11  
RBI 6  
BB 5  
SO 4  
LOB 18



Wed Sep 06 1995, 7:05 PM CDT  
Att: 13,030 - Unknown - 77 F

Batter	1	2	3	4	5	6	7	8	9	AB	R	H	RBI	BB	SO	LOB	BOTTOM								
<b>David Howard, S</b> OBP: 0.307, SLG: 0.343 (1, 4)	WP SH1-4 BB									2	1	1	0	3	0	0									
<b>Wally Joyner, L</b> OBP: 0.391, SLG: 0.437 (1, 3)	SH1-4									4	0	2	0	0	1	2									
<b>Greg Gagne, R</b> OBP: 0.326, SLG: 0.399 (1, 6)	P4									5	0	0	0	0	1	6									
<b>Gary Gaetti, R</b> OBP: 0.354, SLG: 0.573 (1, 5)	G4-3									3	1	2	2	1	0	1									
<b>Joe Vitiello, R</b> OBP: 0.330, SLG: 0.360 (1, 10)										4	0	1	0	0	1	5									
<b>Keith Lockhart, L</b> OBP: 0.346, SLG: 0.443 (8, PH)										1	0	0	0	0	0	1									
<b>Brent Cookson, R</b> OBP: 0.304, SLG: 0.286 (1, 7)										4	0	1	0	0	1	4									
<b>Les Norman, R</b> OBP: 0.304, SLG: 0.333 (1, 9)										4	0	0	0	0	0	2									
<b>Henry Mercedes, R</b> OBP: 0.412, SLG: 0.370 (1, 2)										4	0	2	0	0	1	1									
<b>Johnny Damon, L</b> OBP: 0.378, SLG: 0.514 (1, 8)										4	0	0	0	0	0	3									
<b>Inning Stats</b>	R: 0 E: 0 K: 0 S: 6	H: 0 LOB: 1 BB: 1 P: 11	R: 0 E: 0 K: 1 S: 9	H: 1 LOB: 1 BB: 0 P: 14	R: 0 E: 0 K: 2 S: 13	H: 1 LOB: 0 BB: 0 P: 19	R: 1 E: 0 K: 1 S: 17	H: 3 LOB: 2 BB: 0 P: 26	R: 0 E: 0 K: 0 S: 11	H: 0 LOB: 0 BB: 0 P: 23	R: 0 E: 0 K: 0 S: 7	H: 0 LOB: 0 BB: 0 P: 10	R: 0 E: 0 K: 0 S: 11	H: 1 LOB: 2 BB: 1 P: 18	R: 0 E: 0 K: 0 S: 7	H: 1 LOB: 1 BB: 0 P: 13	R: 1 E: 0 K: 0 S: 10	H: 1 LOB: 1 BB: 1 P: 15	1B: 7 2B: 1 3B: 0 HR: 1	SF: 0 SAC: 1 DP: 0 HBP: 1	WP: 3 PB: 0 SB: 0 CS: 0	PA: 41			
<b>PITCHER</b>	IP	WLS	BF	H	R	ER	SO	BB	IBB	HBP	BLK	WP	HR	S	P	ERA	WHIP								
<b>Al Leiter, L</b> ERA: 3.54 (1, 1)	8.0	W	36	8	1	1	5	3	0	1	0	0	1	81	134	1.12	1.375								
<b>Jimmy Rogers, R</b> ERA: 7.02 (8, 1)	1.0		5	1	1	1	0	1	0	0	0	0	0	10	15	9.00	2.000								

Toronto Blue Jays @ Kansas City Royals  
Kauffman Stadium, Kansas City, MO

AB 35  
R 2  
H 9  
RBI 2  
BB 4  
SO 5  
LOB 25



Wed Sep 06 1995, 7:05 PM CDT  
Att: 13,030 - Unknown - 77 F



Batter	1	2	3	4	5	6	7	8	9	AB	R	H	RBI	BB	SO	LOB	TOP										
David Howard, S OBP: 0.301, SLG: 0.335 (1, 4)	G6-3		P4		P6		K		K	5	0	0	0	0	2	5	<b>Kansas City Royals @ Seattle Mariners</b> The Kingdome, Seattle, WA Fri Sep 08 1995, 10:05 PM EDT Att: 19,350 - Dome - 68 F										
Wally Joyner, L OBP: 0.392, SLG: 0.435 (1, 3)	G4-3		BB		K			FC5-4 1B BB		2	0	0	0	2	1	1											
Greg Gagne, R OBP: 0.325, SLG: 0.398 (1, 6)	K		K			L8 WP L4-5 1B		K		4	0	1	0	0	3	3											
Gary Gaetti, R OBP: 0.356, SLG: 0.572 (1, 5)		WP SH3-4 G4-3 1B		G1-3		L8		FC5-4 1B		4	1	2	0	0	0	1											
Brent Cookson, R OBP: 0.280, SLG: 0.261 Keith Lockhart, L OBP: 0.346, SLG: 0.443 Edgar Caceres, S OBP: 0.307, SLG: 0.387 (1, 7)	SH3-4		F8		L4-5			FC5-4 FC6-4		2	0	0	0	0	0	1											
Joe Vitiello, R OBP: 0.327, SLG: 0.356 (1, 10)	G4-3		BB				K	FC6-4		0	0	0	0	0	0	2											
Les Norman, R OBP: 0.296, SLG: 0.320 (1, 9)	K		F8				K			4	0	1	0	0	2	1											
Brent Mayne, L OBP: 0.277, SLG: 0.291 Henry Mercedes, R OBP: 0.400, SLG: 0.357 (1, 2)			G3		BB		K			2	0	0	0	1	1	1											
Tom Goodwin, L OBP: 0.346, SLG: 0.342 Bob Hamelin, L OBP: 0.290, SLG: 0.319 (1, 8)			BB		K					1	0	0	0	2	1	1											
			BB							0	0	0	0	1	0	0											
<b>Inning Stats</b>	R: 0 E: 0 K: 1 S: 9	H: 0 LOB: 0 BB: 0 P: 14	R: 1 E: 0 K: 1 S: 11	H: 1 LOB: 0 BB: 0 P: 17	R: 0 E: 0 K: 1 S: 7	H: 0 LOB: 2 BB: 2 P: 18	R: 0 E: 0 K: 0 S: 11	H: 1 LOB: 1 BB: 0 P: 15	R: 0 E: 0 K: 2 S: 10	H: 0 LOB: 1 BB: 1 P: 21	R: 0 E: 0 K: 0 S: 4	H: 1 LOB: 0 BB: 0 P: 7	R: 0 E: 0 K: 3 S: 14	H: 1 LOB: 2 BB: 1 P: 22	R: 0 E: 0 K: 1 S: 8	H: 1 LOB: 2 BB: 1 P: 15	R: 0 E: 0 K: 3 S: 13	H: 0 LOB: 1 BB: 1 P: 20	1B: 5 2B: 1 3B: 0 HR: 0	SF: 0 SAC: 1 DP: 1 HBP: 0	WP: 2 PB: 0 SB: 2 CS: 0	PA: 37					
<b>PITCHER</b>	IP	WLS	BF	H	R	ER	SO	BB	IBB	HBP	BLK	WP	HR	S	P	ERA	WHIP										
Randy Johnson, L ERA: 2.63 (1, 1)	7.0	W	29	4	1	1	8	5	0	0	0	2	0	67	119	1.29	1.286										
Jeff Nelson, R ERA: 2.24 (8, 1)	0.1		2	1	0	0	1	0	0	0	0	0	0	4	6	0.00	3.000										
Norm Charlton, L ERA: 3.79 (8, 1)	1.2	S	6	0	0	0	3	1	0	0	0	0	0	16	24	0.00	0.600										

Batter	1	2	3	4	5	6	7	8	9	AB	R	H	RBI	BB	SO	LOB	BOTTOM										
Rich Amaral, R OBP: 0.344, SLG: 0.387 (1, 7)	G6-3		HR		P3		2B			4	2	2	0	0	0	1	<b>Kansas City Royals @ Seattle Mariners</b> The Kingdome, Seattle, WA Fri Sep 08 1995, 10:05 PM EDT Att: 19,350 - Dome - 68 F										
Luis Sejo, R OBP: 0.334, SLG: 0.423 (1, 6)	P4		HR		BB		2B			3	1	2	3	1	0	0											
Ken Griffey Jr., L OBP: 0.368, SLG: 0.443 (1, 8)	1B		K		K		1B			4	0	2	0	0	2	2											
Edgar Martinez, R OBP: 0.492, SLG: 0.654 (1, 10)	L6		K			L9		1B		4	0	1	0	0	1	1											
Jay Buhner, R OBP: 0.347, SLG: 0.532 (1, 9)		G1-6-3 1B		K		1B		K		4	1	2	0	0	2	2											
Mike Blowers, R OBP: 0.338, SLG: 0.478 (1, 5)	G1-6-3		G6-3		G6-3		FC5-4 1B		G4-3 BB	3	0	1	1	1	0	1											
Tino Martinez, L OBP: 0.371, SLG: 0.559 (1, 3)	F7		F7		F7		FC5-4 FC5-4		K	4	0	0	0	0	1	3											
Dan Wilson, R OBP: 0.325, SLG: 0.372 (1, 2)	F9				BB		FC5-4		G4-3	4	0	1	0	0	0	3											
Felix Fermin, R OBP: 0.235, SLG: 0.236 (1, 4)			P4		F7			G5-3	G4-3	4	0	0	0	0	0	2											
										1B: 7 2B: 3 3B: 0 HR: 1	SF: 0 SAC: 0 DP: 0 HBP: 0	WP: 0 PB: 0 SB: 1 CS: 0	PA: 36														
<b>PITCHER</b>	IP	WLS	BF	H	R	ER	SO	BB	IBB	HBP	BLK	WP	HR	S	P	ERA	WHIP										
Jason Jacome, L ERA: 6.06 (1, 1)	6.2	L	30	10	4	4	4	1	0	0	0	0	0	70	104	5.40	1.650										
Gregg Olson, R ERA: 3.65 (7, 1)	1.1		6	1	0	0	2	1	0	0	0	0	0	16	27	0.00	1.500										

AB	30
R	1
H	5
RBI	1
BB	6
SO	12
LOB	18






Batter	1	2	3	4	5	6	7	8	9	AB	R	H	RBI	BB	SO	LOB	TOP					
<b>Johnny Damon, L</b> OBP: 0.382, SLG: 0.550	1-0 HR	0-1 P5			1-1 G4-3			1-0 1B 2B		4	2	2	1	0	0	1						
<b>Tom Goodwin, L</b> OBP: 0.345, SLG: 0.341	1-3 K		2-3 K			1-0 G3		2-0 2H 1B		4	0	1	1	0	2	0						
<b>Wally Joyner, L</b> OBP: 0.391, SLG: 0.432	4-1 WP BB		0-3 K			0-0 F8		2-2 F7		3	0	0	0	1	1	1						
<b>Gary Gaetti, R</b> OBP: 0.353, SLG: 0.567	2-3 K		1-1 P6			1-3 K			2-2 L8	4	0	0	0	0	2	1						
<b>Bob Hamelin, L</b> OBP: 0.289, SLG: 0.314	4-2 BB			1-2 F7			0-1 F8		0-0 G4-3	3	0	0	0	1	0	0						
<b>Keith Lockhart, L</b> OBP: 0.340, SLG: 0.435	1-0 F8			2-2 L9			0-0 F8		0-2 E6	4	0	0	0	0	0	2						
<b>Greg Gagne, R</b> OBP: 0.322, SLG: 0.393		0-0 F9			0-0 F9			2-2 F7		1-3 K	4	0	0	0	0	1						
<b>Jon Nunnally, L</b> OBP: 0.360, SLG: 0.496		4-0 BB			3-2 F7			3-3 K		2	0	0	0	1	1	0						
<b>Brent Mayne, L</b> OBP: 0.274, SLG: 0.288		0-2 K			1-0 P3			1-1 P5		3	0	0	0	0	1	1						
<b>Inning Stats</b>	R: 1 E: 0 K: 2 S: 11	H: 1 LOB: 2 BB: 2 P: 24	R: 0 E: 0 K: 1 S: 6	H: 0 LOB: 1 BB: 1 P: 10	R: 0 E: 0 K: 2 S: 8	H: 0 LOB: 0 BB: 0 P: 11	R: 0 E: 0 K: 0 S: 7	H: 0 LOB: 0 BB: 0 P: 10	R: 0 E: 0 K: 0 S: 5	H: 0 LOB: 0 BB: 0 P: 7	R: 0 E: 0 K: 0 S: 7	H: 0 LOB: 0 BB: 0 P: 9	R: 1 E: 0 K: 1 S: 12	H: 2 LOB: 1 BB: 0 P: 21	R: 0 E: 1 K: 1 S: 13	H: 0 LOB: 1 BB: 0 P: 16	1B: 1 2B: 1 3B: 0 HR: 1	SF: 0 SAC: 0 DP: 0 HBP: 0	WP: 1 PB: 0 SB: 0 CS: 0	PA: 34		
<b>PITCHER</b>	IP	WLS	BF	H	R	ER	SO	BB	IBB	HBP	BLK	WP	HR	S	P	ERA	WHIP					
<b>Andy Benes, R</b> ERA: 4.75	(1, 1)	8.0	W	30	3	2	2	7	3	0	0	0	1	1	63	104	2.25	0.750				
<b>Bobby Ayala, R</b> ERA: 4.6	(9, 1)	1.0		4	0	0	0	1	0	0	0	0	0	0	13	16	0.00	0.000				

**Kansas City Royals @ Seattle Mariners**  
The Kingdome, Seattle, WA  
Sat Sep 09 1995, 10:05 PM EDT  
Att: 39,157 - Dome - 68 F

livebaseballscores.com

AB 31  
R 2  
H 3  
RBI 2  
BB 3  
SO 8  
LOB 7




Batter	1	2	3	4	5	6	7	8	9	AB	R	H	RBI	BB	SO	LOB	BOTTOM					
<b>Alex Diaz, S</b> OBP: 0.288, SLG: 0.329	1-1 F8	1-1 G4-6-3 1B		1-2 F8		0-0 G4-3		0-0 BB 1B		5	0	2	1	0	0	0						
<b>Joey Cora, S</b> OBP: 0.361, SLG: 0.386	2-1 1B	2-3 3H G4-6-3 1-2		1-3 K			0-0 2B	1-1 SAFE SAFE SAFE 1B BB	4-0 1-2 BB	4	0	2	0	1	1	2						
<b>Ken Griffey Jr., L</b> OBP: 0.369, SLG: 0.447	3-1 1B		0-1 1B HR 2B	1-3 K			1-1 F9	2-3 K		5	1	2	0	0	2	3						
<b>Edgar Martinez, R</b> OBP: 0.492, SLG: 0.655	0-0 P6		2-1 HR 1B		1-2 K		2-1 BB	1-3 2B		4	1	2	0	0	1	2						
<b>Tino Martinez, L</b> OBP: 0.374, SLG: 0.569	3-2 F8		0-1 HR		1-1 2B		4-0 IBB			3	1	2	3	1	0	2						
<b>Jay Buhner, R</b> OBP: 0.348, SLG: 0.538		4-2 1B 2B BB	2-1 HR		2-0 F8		1-3 K	2-1 K		3	2	1	1	1	1	4						
<b>Mike Blowers, R</b> OBP: 0.335, SLG: 0.473		0-3 K	2-3 K		3-1 G6-3		2-3 K			4	0	0	0	0	3	5						
<b>Luis Sojo, R</b> OBP: 0.333, SLG: 0.421		0-0 2B 1B	1-2 G5-3			2-3 K		1-1 L7		4	1	1	0	0	1	0						
<b>Dan Wilson, R</b> OBP: 0.324, SLG: 0.373		2-1 1B 2B	0-3 K		1-1 G3-1			0-1 G4-1		4	0	1	1	0	1	0						
<b>Inning Stats</b>	R: 0 E: 0 K: 0 S: 11	H: 2 LOB: 2 BB: 0 P: 20	R: 2 E: 0 K: 1 S: 12	H: 3 LOB: 1 BB: 1 P: 20	R: 4 E: 0 K: 2 S: 17	H: 4 LOB: 0 BB: 0 P: 24	R: 0 E: 0 K: 2 S: 10	H: 0 LOB: 0 BB: 0 P: 13	R: 0 E: 0 K: 1 S: 8	H: 1 LOB: 1 BB: 0 P: 15	R: 0 E: 0 K: 1 S: 7	H: 0 LOB: 0 BB: 0 P: 10	R: 0 E: 0 K: 2 S: 11	H: 2 LOB: 3 BB: 1 P: 21	R: 0 E: 0 K: 1 S: 10	H: 1 LOB: 2 BB: 1 P: 15	1B: 7 2B: 4 3B: 0 HR: 2	SF: 0 SAC: 0 DP: 1 HBP: 0	WP: 0 PB: 0 SB: 0 CS: 0	PA: 39		
<b>PITCHER</b>	IP	WLS	BF	H	R	ER	SO	BB	IBB	HBP	BLK	WP	HR	S	P	ERA	WHIP					
<b>Mark Gubicza, R</b> ERA: 3.71	(1, 1)	2.0	L	15	9	6	6	1	1	0	0	0	0	27	31	52	27.00	5.000				
<b>Rick Huisman, R</b> ERA: 1.5	(3, 1)	3.0		10	1	0	0	5	0	0	0	0	0	27	40	0.00	0.333					
<b>Rusty Meacham, R</b> ERA: 5.07	(6, 1)	2.2		13	3	0	0	3	1	1	0	0	0	25	41	0.00	1.500					
<b>Mike Magnante, L</b> ERA: 2.97	(8, 1)	0.1		1	0	0	0	1	0	0	0	0	0	3	5	0.00	0.000					

**Kansas City Royals @ Seattle Mariners**  
The Kingdome, Seattle, WA  
Sat Sep 09 1995, 10:05 PM EDT  
Att: 39,157 - Dome - 68 F

livebaseballscores.com

AB 36  
R 6  
H 13  
RBI 6  
BB 3  
SO 10  
LOB 18





Batter	1	2	3	4	5	6	7	8	9	AB	R	H	RBI	BB	SO	LOB	TOP											
<b>Johnny Damon, L</b> (1, 8) OBP: 0.375, SLG: 0.534	1-1 P6	2-2 F9			1-0 F9		1-0 1B 1B		1-2 G1-3	5	0	1	0	0	0	2	<b>Kansas City Royals @ Seattle Mariners</b> The Kingdome, Seattle, WA Sun Sep 10 1995, 6:33 AM EDT Att: 18,066 - Dome - 68 F  <b>livebaseballscorecards.com</b>											
<b>Tom Goodwin, L</b> (1, 7) OBP: 0.346, SLG: 0.341	4-1 2B		2-2 P6		1-3 K		2-1 1B		0-1 F8	3	1	1	0	1	1	1												
<b>Brent Cookson, R</b> (9, PH) OBP: 0.269, SLG: 0.250							1-2 1B			1	0	0	0	0	0	0												
<b>Wally Joyner, L</b> (1, 3) OBP: 0.391, SLG: 0.438	0-0 FC3-6 1-H 2B		1-0 F8		1-0 2B		0-0 SF7		0-0 F7	4	1	2	3	0	0	0												
<b>Gary Gaetti, R</b> (1, 5) OBP: 0.354, SLG: 0.566	4-1 FC3-6 BB		2-2 F8		0-0 F8		3-H 2-1 1B			3	0	1	0	1	0	1												
<b>Bob Hamelin, L</b> (1, 10) OBP: 0.286, SLG: 0.310	2-2 FC3-6 2B			3-2 G3		2-2 G1-3		0-3 K		2	0	0	0	0	0	2												
<b>Juan Samuel, R</b> (6, PH) OBP: 0.372, SLG: 0.520	1-2 2-3 2B									2	0	0	0	0	1	3												
<b>Keith Lockhart, L</b> (1, 4) OBP: 0.346, SLG: 0.444	1-0 1-H 2B			2-1 G5-3 1B		3-1 2B		1-3 K		2	0	2	1	0	0	0												
<b>Greg Gagne, R</b> (6, PH) OBP: 0.323, SLG: 0.397										2	0	1	0	0	1	3												
<b>Jon Nunnally, L</b> (1, 9) OBP: 0.357, SLG: 0.493		3-1 L8		2-1 G5-3		0-3 K		0-3 K		2	0	0	0	0	0	1												
<b>Les Norman, R</b> (6, PH) OBP: 0.296, SLG: 0.320										0	0	0	0	0	0	0												
<b>Michael Tucker, L</b> (6, PH) OBP: 0.321, SLG: 0.349										2	0	0	0	0	2	1												
<b>David Howard, S</b> (1, 6) OBP: 0.296, SLG: 0.329		1-0 F7		0-3 K		2-3 K		0-0 F7		4	0	0	0	0	2	2												
<b>Brent Mayne, L</b> (1, 2) OBP: 0.281, SLG: 0.293		2-0 1B			1-2 2B		2-2 1B		1-3 K	2	1	2	0	0	0	0												
<b>Edgar Caceres, S</b> (7, PR) OBP: 0.307, SLG: 0.387										0	1	0	0	0	0	0												
<b>Henry Mercedes, R</b> (7, 2) OBP: 0.389, SLG: 0.345										1	0	0	0	0	1	0												
<b>Inning Stats</b>	R: 2 E: 0 K: 0 S: 10	H: 2 LOB: 2 BB: 2 P: 22	R: 0 E: 0 K: 0 S: 7	H: 1 LOB: 1 BB: 0 P: 15	R: 0 E: 0 K: 0 S: 12	H: 0 LOB: 0 BB: 0 P: 17	R: 0 E: 0 K: 1 S: 10	H: 1 LOB: 1 BB: 0 P: 17	R: 1 E: 0 K: 2 S: 9	H: 1 LOB: 1 BB: 0 P: 13	R: 0 E: 0 K: 2 S: 11	H: 1 LOB: 1 BB: 0 P: 18	R: 1 E: 0 K: 2 S: 17	H: 4 LOB: 3 BB: 0 P: 25	R: 0 E: 0 K: 2 S: 7	H: 0 LOB: 0 BB: 0 P: 8	R: 0 E: 0 K: 0 S: 7	H: 0 LOB: 0 BB: 0 P: 8	1B: 6 2B: 4 3B: 0 HR: 0	SF: 1 SAC: 0 DP: 0 HBP: 1	WP: 0 PB: 0 SB: 0 CS: 0	PA: 39						
<b>PITCHER</b>	IP	WLS	BF	H	R	ER	SO	BB	IBB	HBP	BLK	WP	HR	S	P	ERA	WHIP											
<b>Bob Wolcott, R</b> (1, 1) ERA: 5.04	5.0		22	5	3	3	2	2	0	1	0	0	0	48	84	5.40	1.400											
<b>Lee Guetterman, L</b> (6, 1) ERA: 5.51	0.1		2	1	0	0	0	0	0	0	0	0	0	5	10	0.00	3.000											
<b>Bill Risley, R</b> (6, 1) ERA: 2.75	1.0		6	3	1	1	2	0	0	0	0	0	0	15	22	9.00	3.000											
<b>Jeff Nelson, R</b> (7, 1) ERA: 2.22	0.2		3	1	0	0	2	0	0	0	0	0	0	8	11	0.00	1.500											
<b>Bobby Ayala, R</b> (8, 1) ERA: 4.22	1.0	W	3	0	0	0	2	0	0	0	0	0	0	7	8	0.00	0.000											
Batter	1	2	3	4	5	6	7	8	9	AB	R	H	RBI	BB	SO	LOB	BOTTOM											
<b>Alex Diaz, S</b> (1, 7) OBP: 0.284, SLG: 0.324	1-0 F9		3-2 F9		1-3 K		1-0 FC4-6		2-1 SH3-4	4	0	0	1	0	1	2	<b>Kansas City Royals @ Seattle Mariners</b> The Kingdome, Seattle, WA Sun Sep 10 1995, 6:33 AM EDT Att: 18,066 - Dome - 68 F  <b>livebaseballscorecards.com</b>											
<b>Joey Cora, S</b> (1, 4) OBP: 0.361, SLG: 0.387	2-1 F9		1-2 G4-3		4-0 E S BB		3-2 G4-3		1-1 2B	4	0	1	1	1	0	2												
<b>Ken Griffey Jr., L</b> (1, 8) OBP: 0.378, SLG: 0.447	4-2 FC5-4 BB		1-2 G4-3		4-1 E BB		1-0 S G4-3 1B		4-0 IBB	2	0	1	0	3	0	0												
<b>Edgar Martinez, R</b> (1, 10) OBP: 0.489, SLG: 0.649	2-2 FC5-4			4-2 HR BB		0-1 E5		2-1 P2		3-2 P3	4	1	0	0	1	0												
<b>Tino Martinez, L</b> (1, 3) OBP: 0.372, SLG: 0.565		1-1 1B		1-3 K		2-1 G3-1		1-0 G4-3		0-0 G3	5	0	1	0	0	1												
<b>Jay Buhner, R</b> (1, 9) OBP: 0.348, SLG: 0.544		2-1 P3		2-2 HR		2-1 F7		4-1 BB		2-3 BB	3	1	1	2	1	0												
<b>Mike Blowers, R</b> (1, 5) OBP: 0.336, SLG: 0.472	1-1 SAFE K		2-3 K		0-0 G6-3		1-0 PB FC4-6 1B		4-0 BB	3	1	1	0	1	1	1												
<b>Luis Sojo, R</b> (1, 6) OBP: 0.333, SLG: 0.420		1-1 F9		0-0 P3		2-1 FC4-6 PB 1B		3-1 G4-3			3	0	1	0	0	1												
<b>Doug Strange, S</b> (7, PH) OBP: 0.323, SLG: 0.376										1	0	0	0	0	0	3												
<b>Felix Fermin, R</b> (8, 6) OBP: 0.235, SLG: 0.236										0	0	0	0	0	0	0												
<b>Dan Wilson, R</b> (1, 2) OBP: 0.329, SLG: 0.383										2	1	1	1	2	0	0												
<b>Vince Coleman, S</b> (8, PR) OBP: 0.337, SLG: 0.378										0	0	0	0	0	0	0												
<b>Chris Widger, R</b> (9, 2) OBP: 0.245, SLG: 0.267										0	0	0	0	0	0	0												
<b>Inning Stats</b>	R: 0 E: 0 K: 0 S: 10	H: 0 LOB: 1 BB: 1 P: 19	R: 0 E: 0 K: 1 S: 9	H: 1 LOB: 1 BB: 0 P: 15	R: 1 E: 0 K: 0 S: 16	H: 1 LOB: 0 BB: 0 P: 23	R: 2 E: 1 K: 1 S: 11	H: 1 LOB: 3 BB: 2 P: 23	R: 0 E: 0 K: 0 S: 9	H: 2 LOB: 2 BB: 1 P: 22	R: 0 E: 0 K: 0 S: 7	H: 1 LOB: 3 BB: 2 P: 22	R: 1 E: 0 K: 0 S: 10	H: 1 LOB: 2 BB: 2 P: 24	R: 0 E: 0 K: 0 S: 10	H: 0 LOB: 0 BB: 0 P: 24		1B: 4 2B: 1 3B: 0 HR: 2	SF: 0 SAC: 1 DP: 0 HBP: 0	WP: 0 PB: 1 SB: 4 CS: 0	PA: 41							
<b>PITCHER</b>	IP	WLS	BF	H	R	ER	SO	BB	IBB	HBP	BLK	WP	HR	S	P	ERA		WHIP										
<b>Kevin Appier, R</b> (1, 1) ERA: 4.11	4.2		22	3	3	3	3	4	0	0	0	0	0	55	94	5.79		1.500										
<b>Mike Magnante, L</b> (5, 1) ERA: 3.15	0.2		3	1	1	1	0	0	0	0	0	0	0	5	10	13.50	1.500											
<b>Hipolito Pichardo, R</b> (6, 1) ERA: 4.35	0.2		5	2	0	0	0	1	0	0	0	0	0	7	18	0.00	4.500											
<b>Gregg Olson, R</b> (7, 1) ERA: 3.71	2.0	L	11	1	1	1	0	3	1	0	0	0	0	16	44	4.50	2.000											



Batter	1	2	3	4	5	6	7	8	9	AB	R	H	RBI	BB	SO	LOB	TOP				
<b>Johnny Damon, L</b> (1, 8) OBP: 0.371, SLG: 0.525	1-3 K		0-3 K			1-2 2B SF9 1B	1-0 P6			4	1	1	0	0	2	1	<b>Kansas City Royals @ Oakland Athletics</b> Oakland-Alameda County Coliseum, Oakland, CA Tue Sep 12 1995, 7:05 PM PDT Alt: 8,553 - Unknown - 66 F <a href="http://livebaseballscorecards.com">livebaseballscorecards.com</a>				
<b>Tom Goodwin, L</b> (1, 7) OBP: 0.343, SLG: 0.337	1-0 F7		2-0 FC4-6			1 SAFE 0-1 B5		0-0 F8		4	0	0	0	0	0	2					
<b>Wally Joyner, L</b> (1, 3) OBP: 0.392, SLG: 0.440	3-2 1B			0-1 F7		0-1 SF9 1B 2B		2-2 L4		4	1	2	0	0	0	0					
<b>Gary Gaetti, R</b> (1, 5) OBP: 0.351, SLG: 0.562	0-3 K			0-3 K		0-1 SF9		0-0 F8		3	0	0	1	0	2	1					
<b>Bob Hamelin, L</b> (1, 10) OBP: 0.291, SLG: 0.328		0-1 L7		2-0 P7		1B BB			1-2 HR	3	1	1	1	1	0	0					
<b>Keith Lockhart, L</b> (1, 4) OBP: 0.348, SLG: 0.450	1-0 F8				1-1 2B	2-2 1B			0-0 L9	4	0	2	1	0	0	0					
<b>Jon Nunnally, L</b> (1, 9) OBP: 0.356, SLG: 0.487					4-2 BB	1-2 L8			2-3 K	3	0	0	0	1	2	2					
<b>Greg Gagne, R</b> (1, 6) OBP: 0.320, SLG: 0.392			2-3 K		1 SAFE 0-3 K		1-0 L5		2-3 K	4	0	0	0	0	3	1					
<b>Brent Mayne, L</b> (1, 2) OBP: 0.282, SLG: 0.294			0-1 FC4-6 1B		2-3 K		2-3 K			3	0	1	0	0	2	1					
<b>Inning Stats</b>	R: 0 H: 1 E: 0 K: 2 S: 14	H: 1 LOB: 1 BB: 0 P: 19	R: 0 H: 0 E: 0 K: 1 S: 7	H: 0 LOB: 0 BB: 0 P: 8	R: 0 H: 1 E: 0 K: 2 S: 9	H: 1 LOB: 1 BB: 0 P: 13	R: 0 H: 0 E: 0 K: 1 S: 6	H: 0 LOB: 0 BB: 0 P: 8	R: 0 H: 1 E: 0 K: 2 S: 10	H: 1 LOB: 1 BB: 1 P: 17	R: 2 H: 3 E: 0 K: 0 S: 21	H: 3 LOB: 2 BB: 1 P: 29	R: 0 H: 0 E: 0 K: 1 S: 5	H: 0 LOB: 0 BB: 0 P: 9	R: 0 H: 0 E: 0 K: 0 S: 5	H: 0 LOB: 0 BB: 0 P: 7	R: 1 H: 1 E: 0 K: 2 S: 11	H: 1 LOB: 0 BB: 0 P: 16	1B: 4 2B: 2 3B: 0 HR: 1	SF: 1 SAC: 0 DP: 0 HBP: 0	WP: 0 PA: 35 SB: 0 CS: 0
<b>PITCHER</b>	IP	WLS	BF	H	R	ER	SO	BB	IBB	HBP	BLK	WP	HR	S	P	ERA	WHIP				
<b>Todd Van Poppel, R</b> (1, 1) ERA: 4.49	8.0	L	32	7	3	3	9	2	0	0	0	0	1	80	114	3.38	1.125				
<b>Mike Mohler, L</b> (9, 1) ERA: 3.35	1.0	S	3	0	0	0	2	0	0	0	0	0	0	8	12	0.00	0.000				

Batter	1	2	3	4	5	6	7	8	9	AB	R	H	RBI	BB	SO	LOB	BOTTOM				
<b>Rickey Henderson, R</b> (1, 7) OBP: 0.408, SLG: 0.450	1-1 F9		1-1 G5-4-3			4-1 BB		0-2 F9		3	0	0	0	1	0	1	<b>Kansas City Royals @ Oakland Athletics</b> Oakland-Alameda County Coliseum, Oakland, CA Tue Sep 12 1995, 7:05 PM PDT Alt: 8,553 - Unknown - 66 F <a href="http://livebaseballscorecards.com">livebaseballscorecards.com</a>				
<b>Jason Giambi, L</b> (1, 5) OBP: 0.378, SLG: 0.418	2-0 G6-3			2-2 CS HBP	0-0 L1-3			1-2 G4-3		3	0	0	0	0	0	3					
<b>Brent Gates, S</b> (1, 4) OBP: 0.315, SLG: 0.351	2-2 L7			3-2 FC6-4 1B		4-1 BB		0-1 L7		3	0	1	0	1	0	0					
<b>Mark McGwire, R</b> (1, 3) OBP: 0.439, SLG: 0.649		0-1 FC6-4 1B		1-3 K		3-1 L7			0-1 HR	4	1	2	1	0	1	2					
<b>Geronimo Berroa, R</b> (1, 9) OBP: 0.355, SLG: 0.465		0-0 P3		1-2 FC6-4		0-0 L5			3-2 P3	4	0	0	0	0	0	3					
<b>Danny Tartabull, R</b> (1, 10) OBP: 0.322, SLG: 0.369			0-1 FC6-4		2-1 L8 1B FC1-2 1B	0-3 K			1-3 K	4	0	1	0	0	2	2					
<b>Terry Steinbach, R</b> (1, 2) OBP: 0.311, SLG: 0.451	1-3 K				1-1 BB FC1-2 1B		4-2 L5-3 BB		0-0 2B	3	0	2	0	1	1	1					
<b>Stan Javier, S</b> (1, 8) OBP: 0.345, SLG: 0.389			0-0 L8		0-0 L8		2-3 K		0-3 K	4	0	0	0	0	2	4					
<b>Mike Bordick, R</b> (1, 6) OBP: 0.322, SLG: 0.355			4-0 G5-4-3 BB		0-2 FC1-2 BB		1-0 L5-3			2	0	0	0	1	0	3					
<b>Inning Stats</b>	R: 0 H: 0 E: 0 K: 0 S: 6	H: 0 LOB: 0 BB: 0 P: 11	R: 0 H: 1 E: 0 K: 1 S: 8	H: 1 LOB: 1 BB: 0 P: 9	R: 0 H: 0 E: 0 K: 0 S: 3	H: 0 LOB: 0 BB: 1 P: 8	R: 0 H: 1 E: 0 K: 1 S: 14	H: 1 LOB: 0 BB: 0 P: 21	R: 0 H: 2 E: 0 K: 0 S: 10	H: 2 LOB: 3 BB: 1 P: 17	R: 0 H: 0 E: 0 K: 1 S: 7	H: 0 LOB: 1 BB: 1 P: 14	R: 0 H: 0 E: 0 K: 1 S: 6	H: 0 LOB: 0 BB: 1 P: 13	R: 0 H: 0 E: 0 K: 0 S: 8	H: 0 LOB: 0 BB: 0 P: 9	R: 1 H: 2 E: 0 K: 2 S: 13	H: 2 LOB: 1 BB: 0 P: 17	1B: 4 2B: 2 3B: 0 HR: 1	SF: 0 SAC: 0 DP: 2 HBP: 1	WP: 0 PA: 35 SB: 0 CS: 1
<b>PITCHER</b>	IP	WLS	BF	H	R	ER	SO	BB	IBB	HBP	BLK	WP	HR	S	P	ERA	WHIP				
<b>Tom Gordon, R</b> (1, 1) ERA: 4.02	8.1	W	32	5	1	1	4	4	0	1	0	0	0	7	111	1.08	1.080				
<b>Jeff Montgomery, R</b> (9, 1) ERA: 3.15	0.2	S	3	1	0	0	2	0	0	0	0	0	0	7	8	0.00	1.500				





Batter	1	2	3	4	5	6	7	8	9	AB	R	H	RBI	BB	SO	LOB	TOP									
<b>Johnny Damon, L</b> OBP: 0.372, SLG: 0.520	G6-3		FC1-5 WP				G5-3		1-2 1B	5	1	2	0	0	0	2	<b>Kansas City Royals @ Oakland Athletics</b> Oakland-Alameda County Coliseum, Oakland, CA Wed Sep 13 1995, 3:33 AM PDT Att: 8,138 - Sunny - 60 F									
<b>Greg Gagne, R</b> OBP: 0.319, SLG: 0.389	F7		K				G6-3		2-3 K	3	0	0	0	1	1	4										
<b>Bob Hamelin, L</b> OBP: 0.289, SLG: 0.326	F7		K				G6-3		1-2 1B	1	0	0	0	0	1	2										
<b>Wally Joyner, L</b> OBP: 0.394, SLG: 0.441	K						F7		3-2 1B	4	0	2	2	1	1	2										
<b>Tom Goodwin, L</b> OBP: 0.343, SLG: 0.337	K						F7		2-H 3-H 2-0 1B	0	0	0	0	0	0	0										
<b>Gary Gaetti, R</b> OBP: 0.351, SLG: 0.566			K				K		1-2	4	2	1	1	1	2	6										
<b>Juan Samuel, R</b> OBP: 0.371, SLG: 0.534			HR				K		1-2	4	2	1	1	1	2	6										
<b>Michael Tucker, L</b> OBP: 0.321, SLG: 0.349	K						K		2-3	3	1	1	2	0	2	0										
<b>Joe Randa, R</b> OBP: 0.236, SLG: 0.204	K						K		0-0	0	0	0	0	0	0	0										
<b>Brent Cookson, R</b> OBP: 0.233, SLG: 0.214	F9						L3		1-3	4	0	0	0	0	1	0										
<b>Les Norman, R</b> OBP: 0.258, SLG: 0.276	G4-3						G6-3		1-3	4	0	0	0	0	1	0										
<b>Brent Mayne, L</b> OBP: 0.282, SLG: 0.294							G3-1		0-0	3	0	1	0	0	0	0										
<b>Keith Lockhart, L</b> OBP: 0.347, SLG: 0.448			FC1-5 1B				G3		0-0	1	0	0	0	0	0	0										
<b>David Howard, S</b> OBP: 0.303, SLG: 0.336			WP FC1-5 1B				G6-3 1B		0-1 1B	4	1	3	0	0	1	0										
<b>Inning Stats</b>	R: 0 E: 0 K: 1 S: 9	H: 0 LOB: 0 BB: 0 P: 14	R: 1 E: 0 K: 1 S: 11	H: 1 LOB: 0 BB: 0 P: 18	R: 0 E: 0 K: 2 S: 12	H: 2 LOB: 3 BB: 1 P: 22	R: 0 E: 0 K: 1 S: 7	H: 0 LOB: 0 BB: 0 P: 10	R: 0 E: 0 K: 0 S: 14	H: 2 LOB: 2 BB: 0 P: 21	R: 2 E: 0 K: 0 S: 10	H: 1 LOB: 0 BB: 1 P: 20	R: 0 E: 0 K: 3 S: 10	H: 1 LOB: 2 BB: 1 P: 19	R: 0 E: 0 K: 3 S: 12	H: 0 LOB: 0 BB: 0 P: 16	R: 2 E: 0 K: 1 S: 22	H: 3 LOB: 2 BB: 0 P: 30	1B: 8 2B: 0 3B: 0 HR: 2	SF: 0 SAC: 0 DP: 0 HBP: 0	WP: 1 PB: 0 SB: 1 CS: 1	PA: 40				
<b>PITCHER</b>	IP	WLS	BF	H	R	ER	SO	BB	IBB	HBP	BLK	WP	HR	S	P	ERA	WHIP									
<b>Doug Johns, L</b> ERA: 5.14	(1, 1)	6.0	W	26	6	3	3	5	2	0	0	0	1	2	63	105	4.50	1.333								
<b>Jim Corsi, R</b> ERA: 1.82	(7, 1)	1.0		5	1	0	0	2	1	0	0	0	0	0	10	19	0.00	2.000								
<b>Rick Honeycutt, L</b> ERA: 1.17	(8, 1)	1.0		3	0	0	0	3	0	0	0	0	0	0	12	16	0.00	0.000								
<b>Dennis Eckersley, R</b> ERA: 4.02	(9, 1)	1.0	S	6	3	2	2	1	0	0	0	0	0	0	22	30	18.00	3.000								

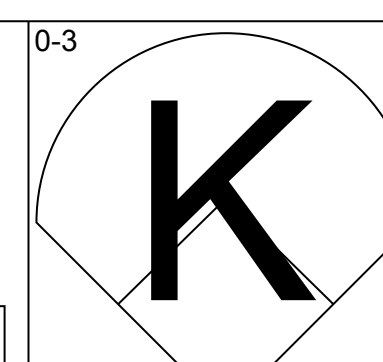
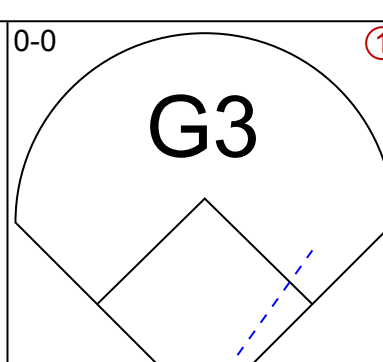
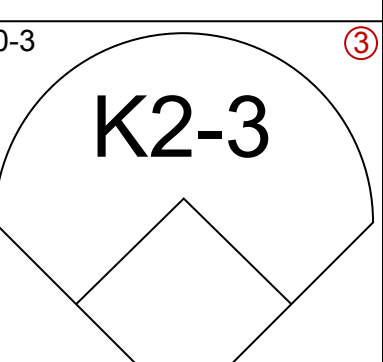
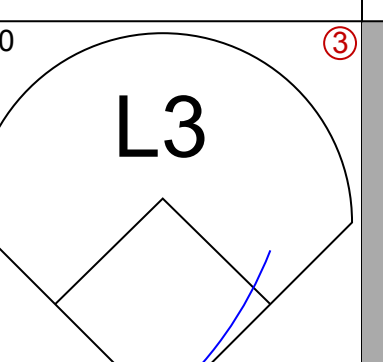
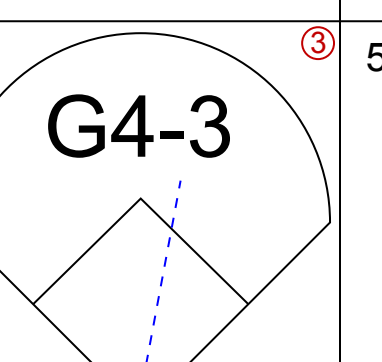
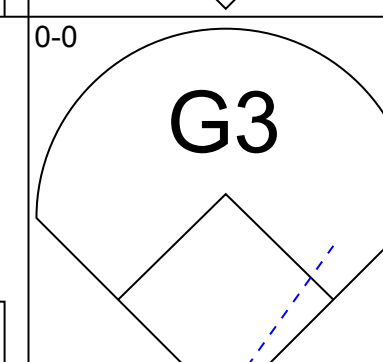
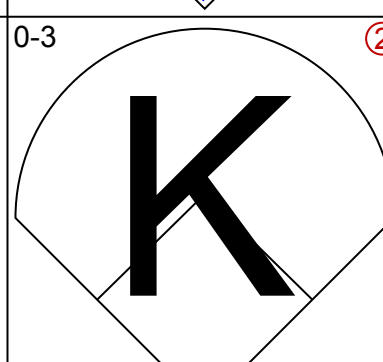
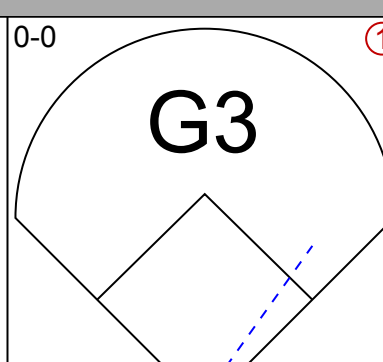
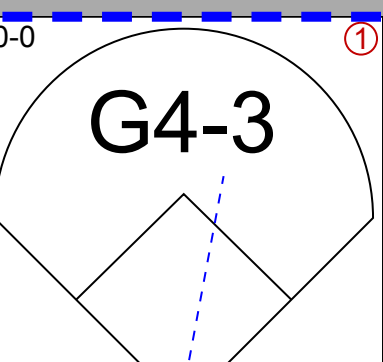
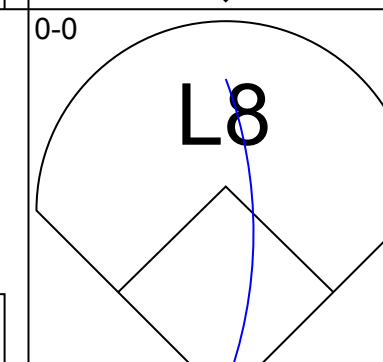
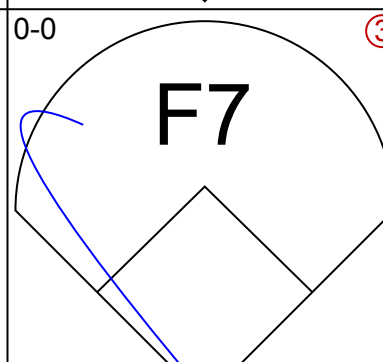
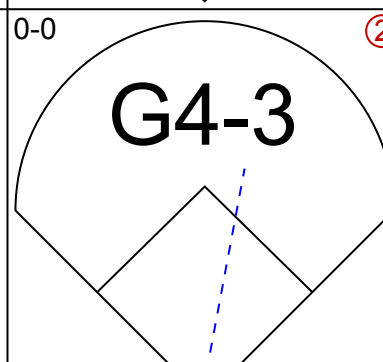
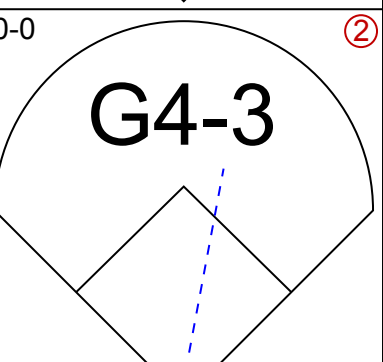
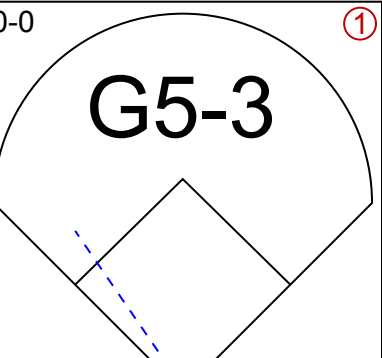
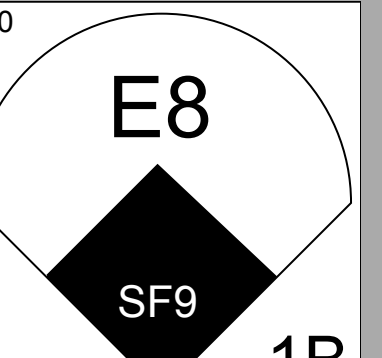
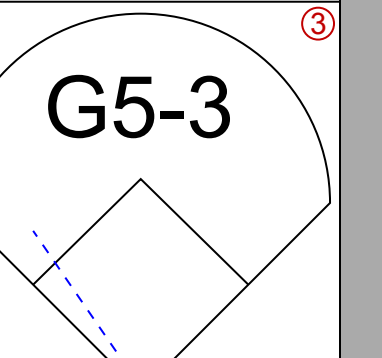
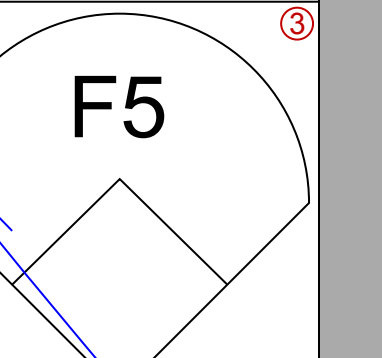
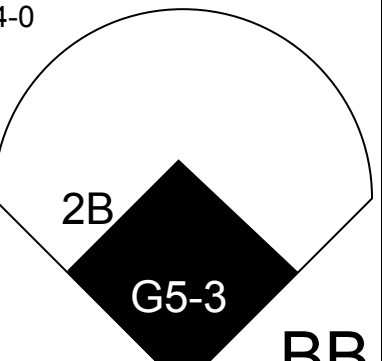
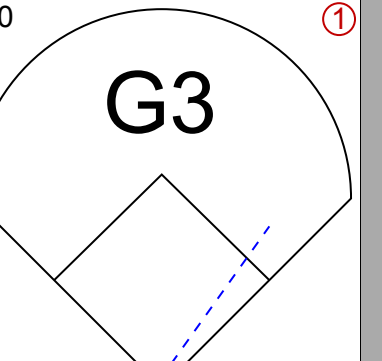
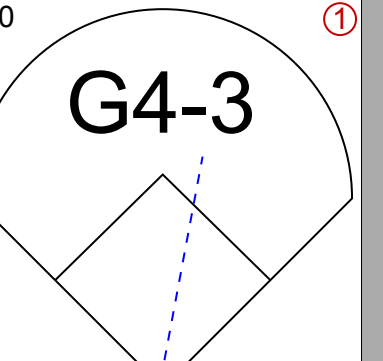
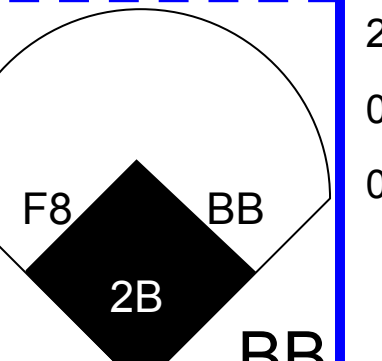
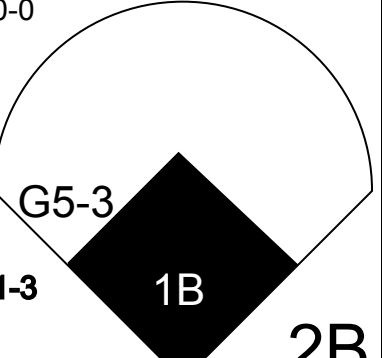
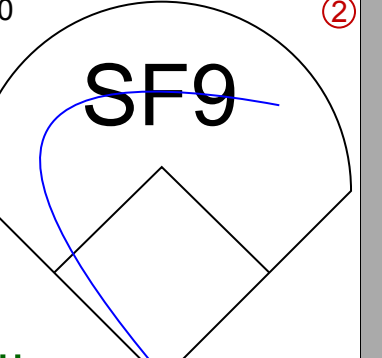
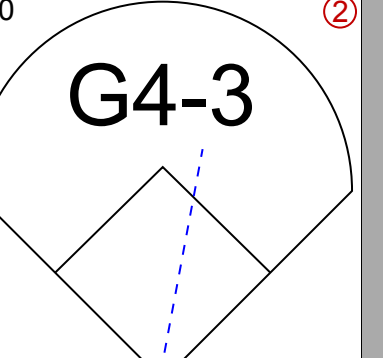
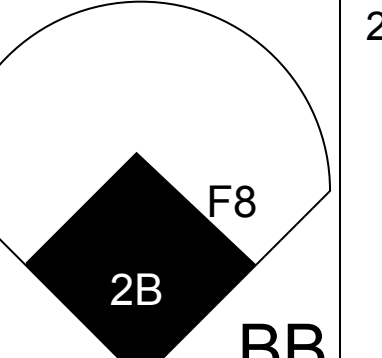
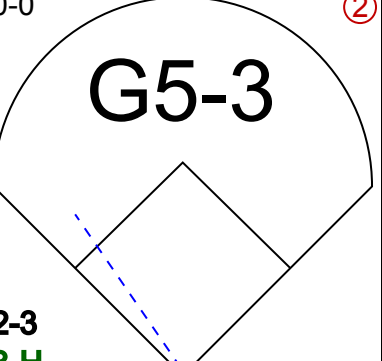
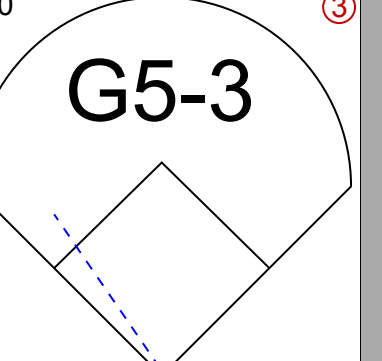
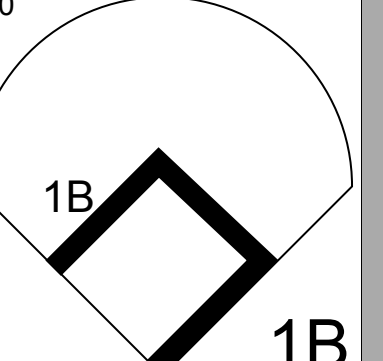
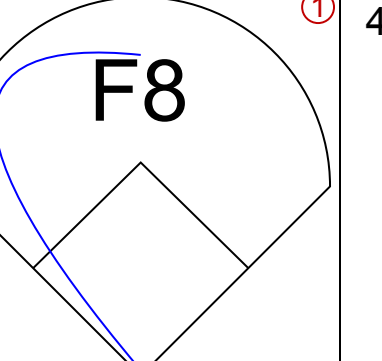
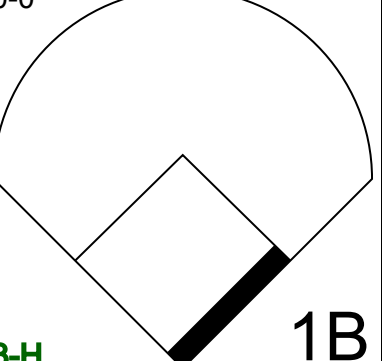
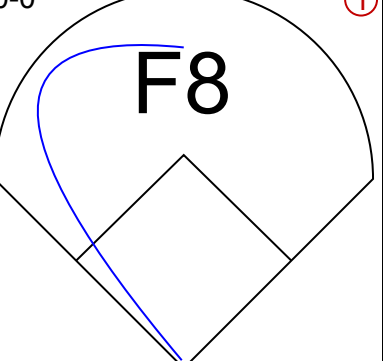
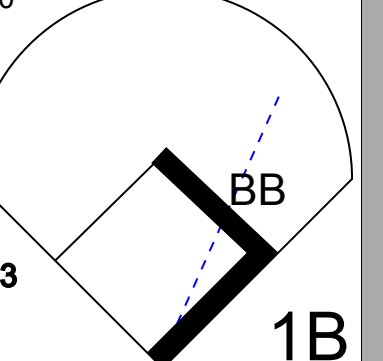
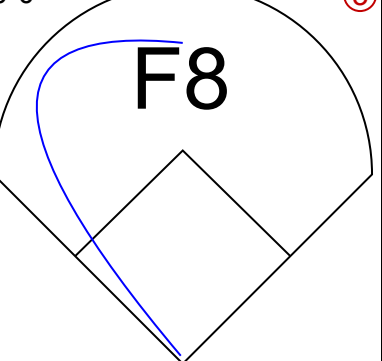
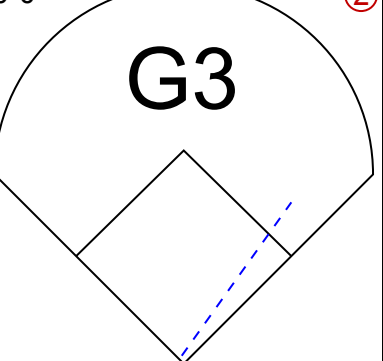
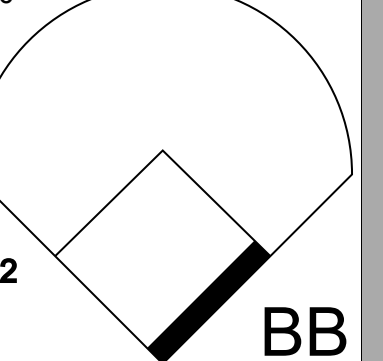
Batter	1	2	3	4	5	6	7	8	9	AB	R	H	RBI	BB	SO	LOB	BOTTOM									
<b>Rickey Henderson, R</b> OBP: 0.408, SLG: 0.451	F7		G4-3							4	1	1	0	1	1	1	<b>Kansas City Royals @ Oakland Athletics</b> Oakland-Alameda County Coliseum, Oakland, CA Wed Sep 13 1995, 3:33 AM PDT Att: 8,138 - Sunny - 60 F									
<b>Scott Brosius, R</b> OBP: 0.336, SLG: 0.462	K									3	0	0	0	0	1	1										
<b>Stan Javier, S</b> OBP: 0.345, SLG: 0.389	K									0	0	0	0	0	0	0										
<b>Geronimo Berroa, R</b> OBP: 0.358, SLG: 0.468	F8									4	2	3	1	0	0	0										
<b>Mark McGwire, R</b> OBP: 0.439, SLG: 0.657										3	1	1	2	1	0	1										
<b>Terry Steinbach, R</b> OBP: 0.311, SLG: 0.449	G4-3									4	0	1	1	0	0	1										
<b>Danny Tartabull, R</b> OBP: 0.328, SLG: 0.389	1B									4	2	3	1	0	0	2										
<b>Craig Paquette, R</b> OBP: 0.269, SLG: 0.435	P3									3	0	0	0	0	1	3										
<b>Mike Gallego, R</b> OBP: 0.295, SLG: 0.233										4	0	1	0	0	0	1										
<b>Mike Bordick, R</b> OBP: 0.321, SLG: 0.354	G4-3									4	0	1	1	0	1	1										
<b>Inning Stats</b>	R: 0 E: 0 K: 1 S: 9	H: 0 LOB: 0 BB: 0 P: 13	R: 0 E: 0 K: 0 S: 6	H: 1 LOB: 1 BB: 0 P: 11	R: 0 E: 0 K: 0 S: 5	H: 0 LOB: 0 BB: 0 P: 7	R: 1 E: 0 K: 1 S: 13	H: 2 LOB: 2 BB: 1 P: 19	R: 0 E: 0 K: 0 S: 7	H: 0 LOB: 1 BB: 1 P: 16	R: 3 E: 0 K: 1 S: 18	H: 4 LOB: 1 BB: 0 P: 27	R: 1 E: 0 K: 0 S: 13	H: 2 LOB: 1 BB: 0 P: 20	R: 1 E: 0 K: 1 S: 12	H: 2 LOB: 1 BB: 0 P: 20	1B: 8 2B: 1 3B: 0 HR: 2	SF: 0 SAC: 2 DP: 0 HBP: 0	WP: 1 PB: 0 SB: 1 CS: 0	PA: 37						
<b>PITCHER</b>	IP	WLS	BF	H	R	ER	SO	BB	IBB	HBP	BLK	WP	HR	S	P	ERA	WHIP									
<b>Jason Jacobs, L</b> ERA: 6.1	(1, 1)	5.1	L	24	6	4	4	2	2	0	0	0	2	49	82	6.75	1.500									
<b>Rick Huisman, R</b> ERA: 2.7	(6, 1)	1.2		8	3	1	1	1	0	0	0	0	0	22	31	5.40	1.800									
<b>Hipolito Pichardo, R</b> ERA: 4.43	(8, 1)	1.0		5	2	1	1	1	0	0	0	0	1	0	12	20	9.00	2.000								

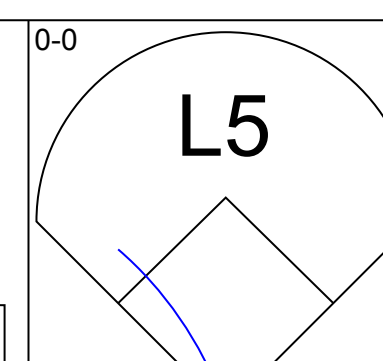
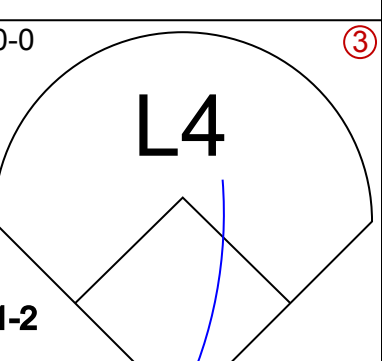
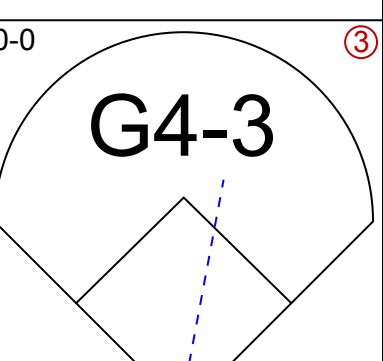
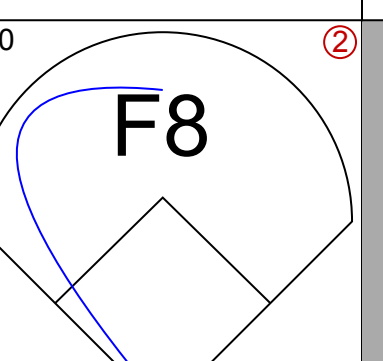
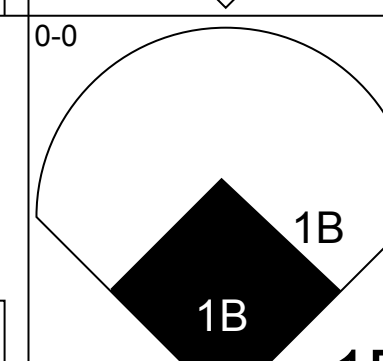
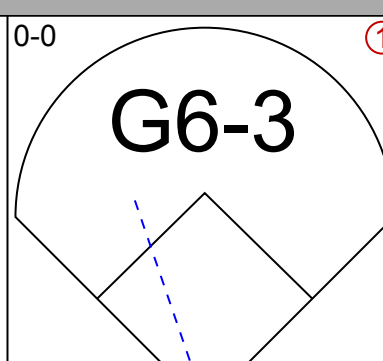
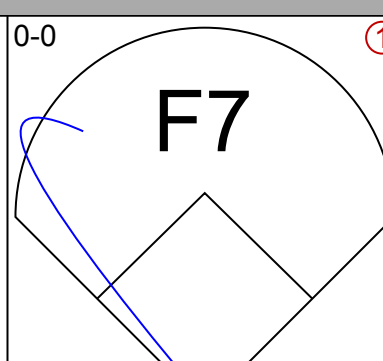
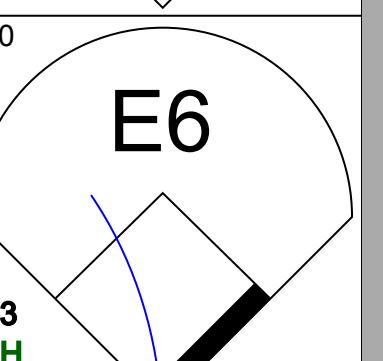
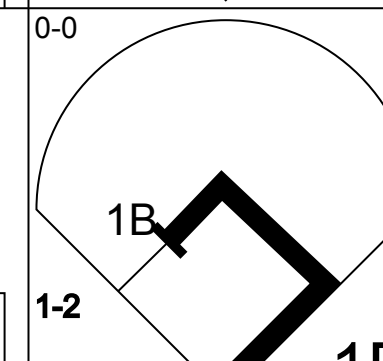
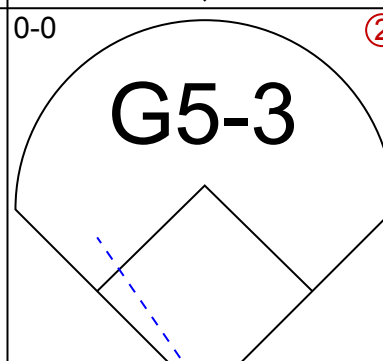
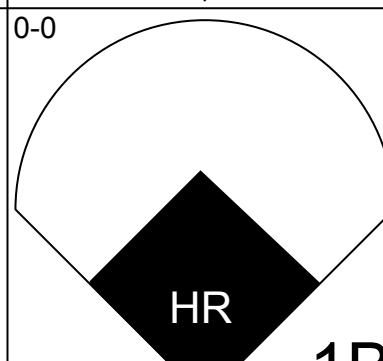
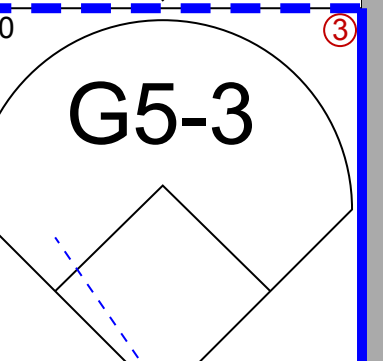
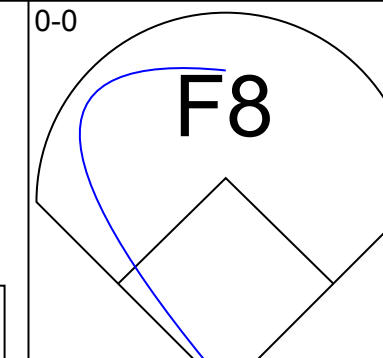
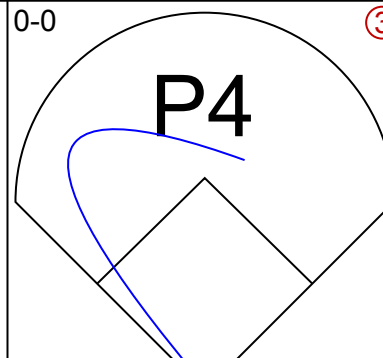
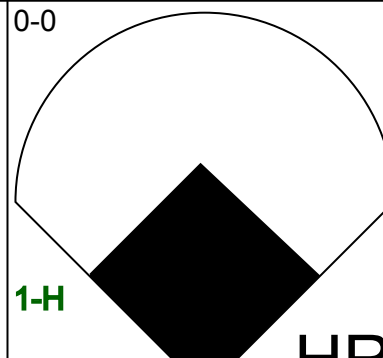
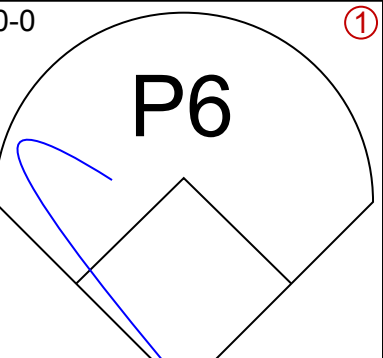
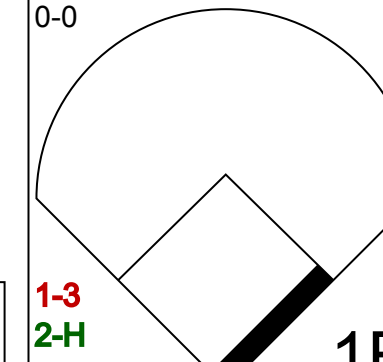
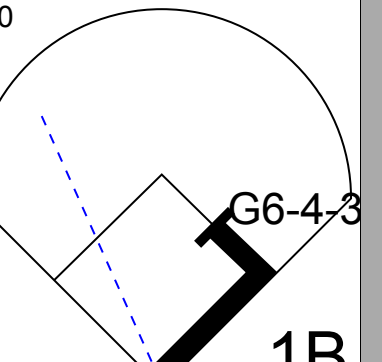
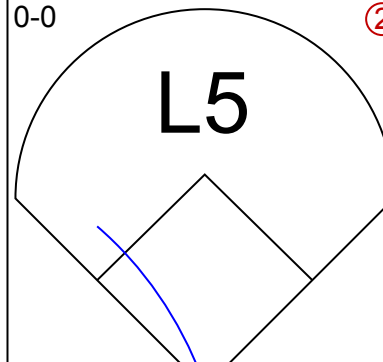
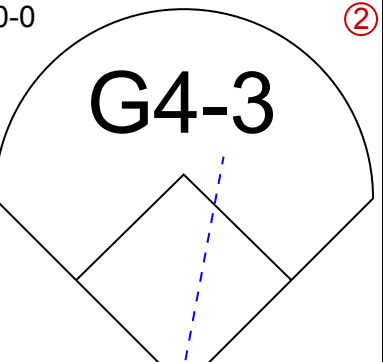
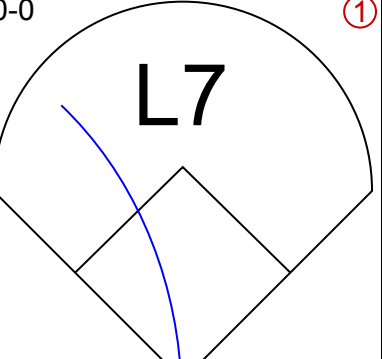
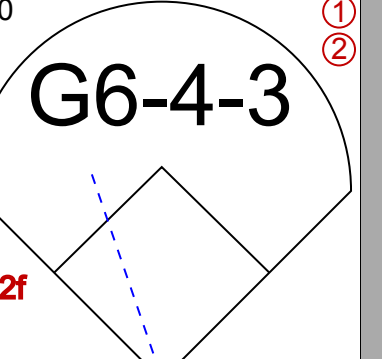
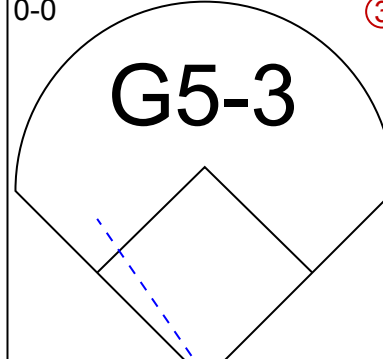
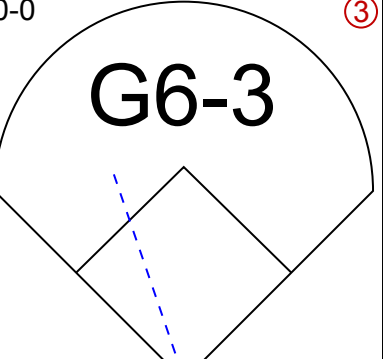
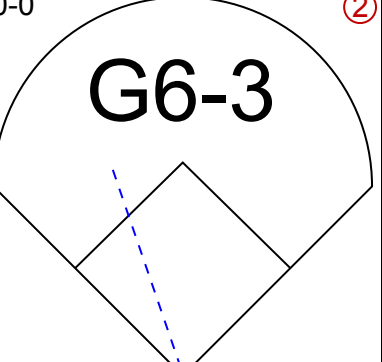
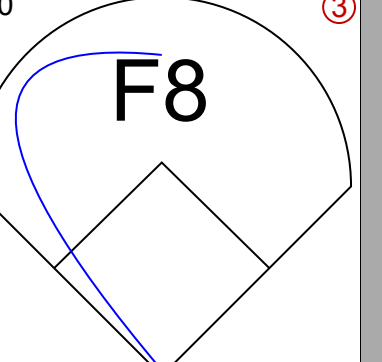
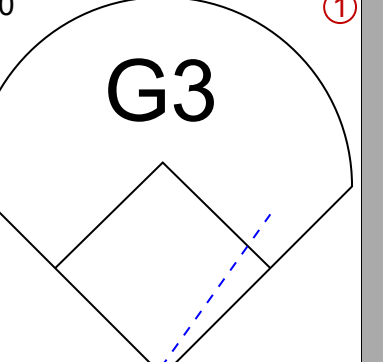
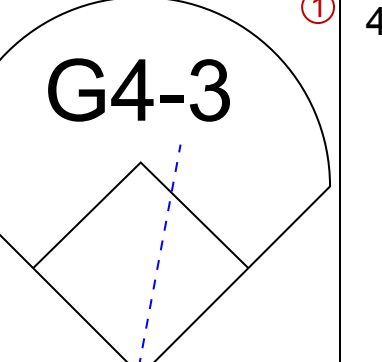
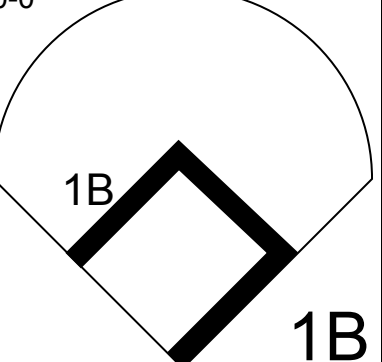
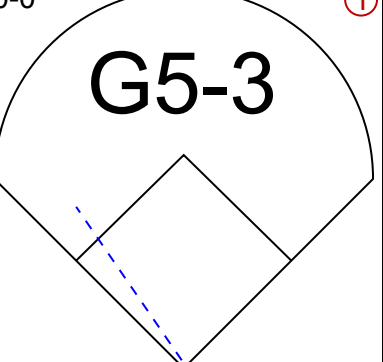
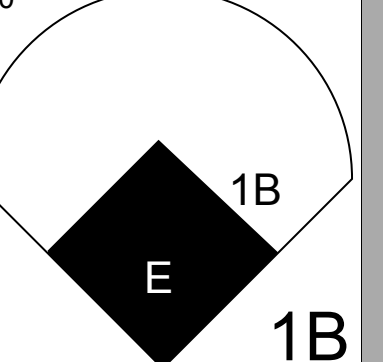
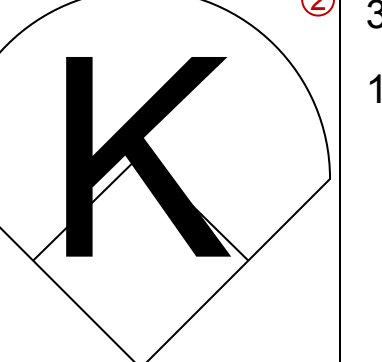
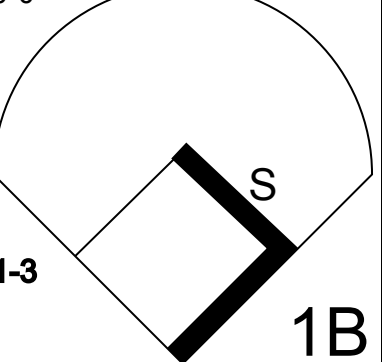
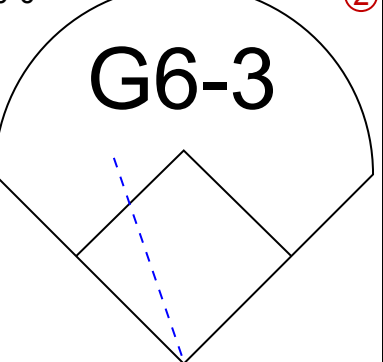
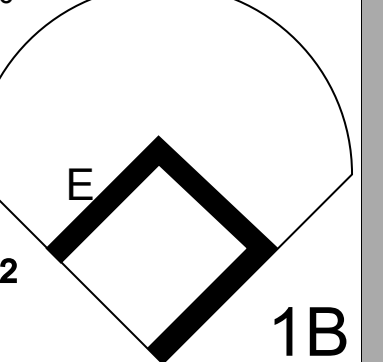
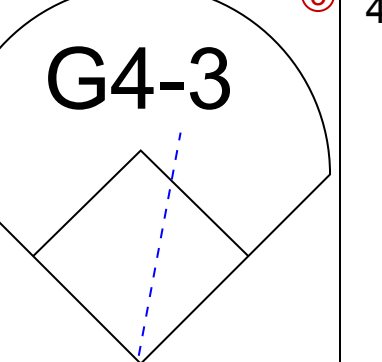


livebaseballscores.com


livebaseballscores.com




Batter	1	2	3	4	5	6	7	8	9	AB	R	H	RBI	BB	SO	LOB	TOP										
Johnny Damon, L (1.8) OBP: 0.359, SLG: 0.500										5	0	0	0	0	2	4	<b>Kansas City Royals @ Oakland Athletics</b> Oakland-Alameda County Coliseum, Oakland, CA Thu Sep 14 1995, 3:33 AM PDT Att: 8,429 - Cloudy - 63 F										
Tom Goodwin, L (1.7) OBP: 0.341, SLG: 0.334										4	0	0	0	0	1	0											
Wally Joyner, L (1.3) OBP: 0.391, SLG: 0.437										4	0	0	0	0	0	0											
Gary Gaetti, R (1.5) OBP: 0.351, SLG: 0.563										4	1	1	0	0	0	0											
Bob Hamelin, L (1.10) OBP: 0.290, SLG: 0.322 Juan Samuel, R (9, PH) OBP: 0.371, SLG: 0.534 David Howard, S (9, PH) OBP: 0.306, SLG: 0.336										2	1	0	0	1	0	1											
Keith Lockhart, L (1.4) OBP: 0.348, SLG: 0.453										2	2	1	1	1	0	0											
Greg Gagne, R (1.6) OBP: 0.318, SLG: 0.388										4	0	1	1	0	0	3											
Michael Tucker, L (1.9) OBP: 0.331, SLG: 0.367 Jon Nunnally, L (9.9) OBP: 0.356, SLG: 0.487										4	0	3	3	0	0	0											
Brent Mayne, L (1.2) OBP: 0.283, SLG: 0.292 Joe Vitiello, R (9, PH) OBP: 0.324, SLG: 0.352 Henry Mercedes, R (9.2) OBP: 0.389, SLG: 0.345										2	0	0	0	1	0	1											
<b>Inning Stats</b>	R: 0 E: 0 K: 1 S: 5	H: 0 LOB: 0 BB: 0 P: 5	R: 2 E: 0 K: 0 S: 5	H: 2 LOB: 1 BB: 1 P: 9	R: 0 E: 0 K: 1 S: 5	H: 0 LOB: 0 BB: 0 P: 5	R: 1 E: 1 K: 0 S: 4	H: 1 LOB: 0 BB: 0 P: 4	R: 0 E: 0 K: 0 S: 3	H: 0 LOB: 0 BB: 0 P: 3	R: 0 E: 0 K: 0 S: 5	H: 2 LOB: 2 BB: 1 P: 9	R: 0 E: 0 K: 0 S: 3	H: 0 LOB: 0 BB: 0 P: 3	R: 2 E: 0 K: 0 S: 4	H: 1 LOB: 1 BB: 2 P: 12		1B: 4 2B: 2 3B: 0 HR: 0	SF: 1 SAC: 0 DP: 0 HBP: 0	WP: 0 PB: 0 SB: 0 CS: 0	PA: 37						
<b>PITCHER</b>	IP	WLS	BF	H	R	ER	SO	BB	IBB	HBP	BLK	WP	HR	S	P	ERA	WHIP										
Steve Ontiveros, R (1.1) ERA: 4.22	7.0		28	5	3	2	3	2	0	0	0	0	0	32	40	2.57	1.000										
Rik Honeycutt, L (8.1) ERA: 1.66	1.0		3	0	0	0	0	0	0	0	0	0	0	3	3	0.00	0.000										
Dennis Eckersley, R (9.1) ERA: 4.37	0.1	L	4	1	2	2	0	2	0	0	0	0	0	2	10	54.00	9.000										
Mike Mohler, L (9.1) ERA: 3.26	0.2		2	0	0	0	0	0	0	0	0	0	0	2	2	0.00	0.000										

Batter	1	2	3	4	5	6	7	8	9	AB	R	H	RBI	BB	SO	LOB	BOTTOM										
Rickey Henderson, R (1.7) OBP: 0.404, SLG: 0.446										4	0	0	0	0	0	4	<b>Kansas City Royals @ Oakland Athletics</b> Oakland-Alameda County Coliseum, Oakland, CA Thu Sep 14 1995, 3:33 AM PDT Att: 8,429 - Cloudy - 63 F										
Jason Giambi, L (1.5) OBP: 0.376, SLG: 0.414										4	1	1	0	0	0	1											
Gerónimo Berroa, R (1.9) OBP: 0.359, SLG: 0.468 Stan Javier, S (8.8) OBP: 0.345, SLG: 0.389										4	1	2	0	0	0	2											
Mark McGwire, R (1.3) OBP: 0.437, SLG: 0.662										4	1	1	2	0	0	2											
Danny Tartabull, R (1.10) OBP: 0.331, SLG: 0.391										4	0	2	1	0	0	0											
Terry Steinbach, R (1.2) OBP: 0.307, SLG: 0.444										4	0	0	0	0	0	1											
Brent Gates, S (1.4) OBP: 0.313, SLG: 0.348										4	0	0	0	0	0	0											
Mike Bordick, R (1.6) OBP: 0.324, SLG: 0.356 George Williams, S (9, PH) OBP: 0.379, SLG: 0.520										3	1	2	0	0	0	0											
Jose Herrera, L (1.8) OBP: 0.323, SLG: 0.345										4	0	2	0	0	0	0											
<b>Inning Stats</b>	R: 1 E: 0 K: 0 S: 5	H: 3 LOB: 2 BB: 0 P: 5	R: 0 E: 0 K: 0 S: 5	H: 2 LOB: 2 BB: 0 P: 5	R: 0 E: 0 K: 0 S: 3	H: 1 LOB: 0 BB: 0 P: 3	R: 0 E: 0 K: 0 S: 3	H: 0 LOB: 0 BB: 0 P: 3	R: 2 E: 0 K: 0 S: 5	H: 2 LOB: 2 BB: 0 P: 5	R: 1 E: 1 K: 0 S: 6	H: 2 LOB: 2 BB: 0 P: 6	R: 0 E: 0 K: 0 S: 3	H: 0 LOB: 0 BB: 0 P: 3	R: 0 E: 0 K: 1 S: 5	H: 0 LOB: 0 BB: 0 P: 5		1B: 9 2B: 0 3B: 0 HR: 1	SF: 0 SAC: 0 DP: 1 HBP: 0	WP: 0 PB: 0 SB: 1 CS: 0	PA: 36						
<b>PITCHER</b>	IP	WLS	BF	H	R	ER	SO	BB	IBB	HBP	BLK	WP	HR	S	P	ERA	WHIP										
Mark Gubicza, R (1.1) ERA: 3.72	6.2		29	10	4	3	0	0	0	0	0	0	0	29	29	4.05	1.500										
Jim Converse, R (7.1) ERA: 7.89	1.1	W	4	0	0	0	0	0	0	0	0	0	0	4	4	0.00	0.000										
Jeff Montgomery, R (9.1) ERA: 3.12	1.0	S	3	0	0	0	1	0	0	0	0	0	0	5	5	0.00	0.000										

**AB 32**  
**R 5**  
**H 6**  
**RBI 5**  
**BB 4**  
**SO 3**  
**LOB 10**



**AB 36**  
**R 4**  
**H 10**  
**RBI 3**  
**BB 0**  
**SO 1**  
**LOB 10**





Batter	1	2	3	4	5	6	7	8	9	AB	R	H	RBI	BB	SO	LOB	TOP			
Juan Samuel, R (1, 7) OBP: 0.369, SLG: 0.528 Johnny Damon, L (6, 8) OBP: 0.357, SLG: 0.496	1-2 G5-3	2-2 1B		1-0 F9		1-3 K2-3			0-1 FC4-6 SF9	4	0	1	1	0	1	2	<b>Kansas City Royals @ California Angels</b> Anaheim Stadium, Anaheim, CA Fri Sep 15, 1995, 10:05 PM EDT Att: 33,930 - Unknown - 74 F <a href="http://livebaseballscorecards.com">livebaseballscorecards.com</a>			
Wally Joyner, L (1, 3) OBP: 0.319, SLG: 0.435	2-3 K			0-0 G4-3		0-0 FC5 1B	1-1 L7		4-1 BB	4	0	1	0	1	1	0				
Greg Gagne, R (1, 6) OBP: 0.319, SLG: 0.392	1-0 2B			2-2 G5-3		2-0 F8 FC5 1B	0-0 F9		2-2 SF9	4	1	2	1	0	0	0				
Gary Gaetti, R (1, 5) OBP: 0.347, SLG: 0.557	1-1 G5-3			0-1 F8		0-0 FC5 1B	0-1 G6-3		0-1 P6	5	0	0	0	0	0	4				
Joe Vitiello, R (1, 10) OBP: 0.330, SLG: 0.389		1-0 HR		3-2 1B SH1-3 E		0-1 F8			0-0 G5-3	4	2	2	1	0	0	2				
Les Norman, R (1, 9) OBP: 0.294, SLG: 0.313		0-0 1B G1-3		0-0 SH1-3		1-0 F8			0-0 F8	3	1	2	1	0	0	0				
David Howard, S (1, 8) OBP: 0.305, SLG: 0.335		0-0 B2		1-0 E 1B		1-0 P4			2-2 E5	4	0	1	0	0	0	3				
Edgar Caceres, S (1, 4) OBP: 0.297, SLG: 0.373		0-1 G1-3		1-0 FC5		1-3 K			1-2 G6-3	4	0	0	0	0	1	3				
Brent Mayne, L (1, 2) OBP: 0.286, SLG: 0.292		4-2 BB		1-3 K		2-1 F8			3-2 FC4-6 1B	3	0	1	0	1	1	2				
<b>Inning Stats</b>	R: 0 E: 0 K: 1 S: 9	H: 1 LOB: 1 BB: 0 P: 14	R: 2 E: 0 K: 0 S: 10	H: 3 LOB: 1 BB: 1 P: 17	R: 0 E: 0 K: 0 S: 6	H: 0 LOB: 0 BB: 0 P: 8	R: 1 E: 1 K: 1 S: 11	H: 2 LOB: 2 BB: 0 P: 18	R: 1 E: 0 K: 0 S: 8	H: 3 LOB: 2 BB: 0 P: 13	R: 0 E: 0 K: 0 S: 5	H: 0 LOB: 0 BB: 0 P: 6	R: 0 E: 1 K: 0 S: 11	H: 0 LOB: 1 BB: 0 P: 14	R: 1 E: 0 K: 0 S: 12	H: 1 LOB: 1 BB: 1 P: 21		1B: 8 2B: 1 3B: 0 HR: 1	SF: 1 SAC: 1 DP: 0 HBP: 0	WP: 0 PB: 0 SB: 2 CS: 0
<b>PITCHER</b>	IP WLS BF H R ER SO BB IBB HBP BLK WP HR S P ERA WHIP																			
Jim Abbott, L (1, 1) ERA: 3.78	8.1 L 38 10 5 4 4 2 0 0 0 0 0 1 74 115 4.32 1.440																			
Rich Monteleone, R (9, 1) ERA:	0.2 2 0 0 0 0 0 0 0 0 0 0 0 6 8 0.00 0.000																			

Batter	1	2	3	4	5	6	7	8	9	AB	R	H	RBI	BB	SO	LOB	BOTTOM					
Tony Phillips, S (1, 5) OBP: 0.399, SLG: 0.477	2-3 K		2-3 K			1-3 K		2-3 K		4	0	0	0	0	4	1	<b>Kansas City Royals @ California Angels</b> Anaheim Stadium, Anaheim, CA Fri Sep 15, 1995, 10:05 PM EDT Att: 33,930 - Unknown - 74 F <a href="http://livebaseballscorecards.com">livebaseballscorecards.com</a>					
Mike Aldrete, L (1, 10) OBP: 0.343, SLG: 0.396	0-1 F8			1-0 G3		0-3 K			0-2 G3-1	4	0	0	0	0	1	1						
Jim Edmonds, L (1, 8) OBP: 0.360, SLG: 0.548	0-3 K			0-1 L7		1-1 F8			2-3 K	4	0	0	0	0	2	1						
Tim Salmon, R (1, 9) OBP: 0.432, SLG: 0.606		1-3 K		4-1 BB		0-0 G5-3			1-1 F9	3	0	0	0	1	1	0						
J.T. Snow, L (1, 3) OBP: 0.355, SLG: 0.458		2-2 L6		3-1 P6		1-1 F8				3	0	0	0	0	0	1						
16 Garret Anderson, L (1, 7) OBP: 0.357, SLG: 0.520		1-2 1B			2-2 F8		2-2 1B			3	0	2	0	0	0	0						
Rex Hudler, R (1, 4) OBP: 0.267, SLG: 0.362 Orlando Palmeiro, L (7, PH) OBP: 0.368, SLG: 0.333 Rod Correia, R (8, 4) OBP: 0.238, SLG: 0.381		3-3 K			0-3 K2-3		0-3 K			2	0	0	0	0	2	1						
Greg Myers, L (1, 2) OBP: 0.308, SLG: 0.402			2-3 K		1-1 G4-3			0-3 K		3	0	0	0	0	2	0						
Dick Schofield, R (1, 6) OBP: 0.276, SLG: 0.160 Spike Owen, S (6, PH) OBP: 0.304, SLG: 0.332				0-0 L9		0-0 1B		0-1 P5		1	0	0	0	0	0	0						
<b>Inning Stats</b>	R: 0 E: 0 K: 2 S: 8	H: 0 LOB: 0 BB: 0 P: 10	R: 0 E: 0 K: 2 S: 14	H: 1 LOB: 1 BB: 0 P: 21	R: 0 E: 0 K: 2 S: 8	H: 0 LOB: 0 BB: 0 P: 12	R: 0 E: 0 K: 0 S: 6	H: 0 LOB: 1 BB: 1 P: 14	R: 0 E: 0 K: 1 S: 9	H: 0 LOB: 0 BB: 0 P: 12	R: 0 E: 0 K: 2 S: 10	H: 1 LOB: 1 BB: 0 P: 11	R: 0 E: 0 K: 1 S: 10	H: 1 LOB: 1 BB: 0 P: 13	R: 0 E: 0 K: 2 S: 8	H: 0 LOB: 0 BB: 0 P: 10		R: 0 E: 0 K: 1 S: 9	H: 0 LOB: 0 BB: 0 P: 12	1B: 3 2B: 0 3B: 0 HR: 0	SF: 0 SAC: 0 DP: 0 HBP: 0	WP: 0 PB: 0 SB: 0 CS: 0
<b>PITCHER</b>	IP WLS BF H R ER SO BB IBB HBP BLK WP HR S P ERA WHIP																					
Kevin Appier, R (1, 1) ERA: 3.91	9.0 W 31 3 0 0 13 1 0 0 0 0 0 0 81 115 0.00 0.444																					



Batter	1	2	3	4	5	6	7	8	9	AB	R	H	RBI	BB	SO	LOB	TOP					
<b>Johnny Damon, L</b> (1, 8) OBP: 0.358, SLG: 0.493										5	1	2	0	0	0	1	<b>Kansas City Royals @ California Angels</b> Anaheim Stadium, Anaheim, CA Sat Sep 16 1995, 10:05 PM EDT Att: 35,124 - Unknown - 72 F <a href="http://livebaseballscorecards.com">livebaseballscorecards.com</a>					
<b>Tom Goodwin, L</b> (1, 7) OBP: 0.340, SLG: 0.333										4	2	1	0	0	1	2						
<b>Wally Joyner, L</b> (1, 3) OBP: 0.391, SLG: 0.435										5	1	2	1	0	1	2						
<b>Gary Gaetti, R</b> (1, 5) OBP: 0.344, SLG: 0.552										4	0	0	0	0	1	3						
<b>Bob Hamelin, L</b> (1, 10) OBP: 0.290, SLG: 0.322										3	1	1	1	0	1	0						
<b>Juan Samuel, R</b> (7, PH) OBP: 0.367, SLG: 0.525										1	0	0	0	0	1	1						
<b>Keith Lockhart, L</b> (1, 4) OBP: 0.353, SLG: 0.468										3	1	2	3	0	0	0						
<b>Joe Vitiello, R</b> (7, PH) OBP: 0.327, SLG: 0.385										1	0	0	0	0	0	1						
<b>David Howard, S</b> (7, 4) OBP: 0.305, SLG: 0.335										0	0	0	0	0	0	0						
<b>Jon Nunnally, L</b> (1, 9) OBP: 0.355, SLG: 0.482										3	1	0	0	1	1	1						
<b>Greg Gagne, R</b> (1, 6) OBP: 0.316, SLG: 0.388										4	0	0	0	0	2	1						
<b>Brent Mayne, L</b> (1, 2) OBP: 0.289, SLG: 0.295										4	0	2	1	0	1	0						
<b>Inning Stats</b>	R: 6 E: 1 K: 1 S: 20	H: 5 LOB: 1 BB: 1 P: 36	R: 0 E: 0 K: 2 S: 9	H: 0 LOB: 0 BB: 0 P: 16	R: 0 E: 0 K: 2 S: 7	H: 0 LOB: 0 BB: 0 P: 11	R: 0 E: 0 K: 1 S: 14	H: 2 LOB: 2 BB: 0 P: 18	R: 0 E: 0 K: 0 S: 7	H: 1 LOB: 1 BB: 0 P: 7	R: 0 E: 0 K: 0 S: 3	H: 0 LOB: 0 BB: 0 P: 5	R: 1 E: 0 K: 1 S: 18	H: 2 LOB: 1 BB: 0 P: 26	R: 0 E: 0 K: 2 S: 9	H: 0 LOB: 0 BB: 0 P: 11	R: 0 E: 0 K: 0 S: 5	H: 0 LOB: 0 BB: 0 P: 7	1B: 9 2B: 0 3B: 0 HR: 1	SF: 0 SAC: 1 DP: 0 HBP: 0	WP: 0 PB: 0 SB: 0 CS: 0	PA: 39
<b>PITCHER</b>	IP WLS BF H R ER SO BB IBB HBP BLK WP HR S P ERA WHIP																					
<b>Shawn Boskie, R</b> (1, 1) ERA: 5.12	0.2 L 9 5 6 4 1 1 0 0 0 0 0 1 18 32 54.00 9.000																					
<b>Brian Anderson, L</b> (1, 1) ERA: 5.87	6.0 23 5 1 1 6 0 0 0 0 1 0 0 54 80 1.50 0.833																					
<b>John Habyan, R</b> (7, 1) ERA: 3.74	1.1 4 0 0 0 2 0 0 0 0 0 0 0 15 18 0.00 0.000																					
<b>Bob Patterson, L</b> (9, 1) ERA: 2.72	1.0 3 0 0 0 0 0 0 0 0 0 0 0 5 7 0.00 0.000																					

Batter	1	2	3	4	5	6	7	8	9	AB	R	H	RBI	BB	SO	LOB	BOTTOM					
<b>Jim Edmonds, L</b> (1, 8) OBP: 0.360, SLG: 0.547										5	1	2	0	0	0	2	<b>Kansas City Royals @ California Angels</b> Anaheim Stadium, Anaheim, CA Sat Sep 16 1995, 10:05 PM EDT Att: 35,124 - Unknown - 72 F <a href="http://livebaseballscorecards.com">livebaseballscorecards.com</a>					
<b>Tony Phillips, S</b> (1, 5) OBP: 0.397, SLG: 0.473										4	0	0	0	1	3	2						
<b>J.T. Snow, L</b> (1, 3) OBP: 0.355, SLG: 0.456										4	1	1	0	1	0	1						
<b>Tim Salmon, R</b> (1, 9) OBP: 0.432, SLG: 0.604										5	1	2	1	0	1	2						
<b>Chili Davis, S</b> (1, 10) OBP: 0.432, SLG: 0.507										3	0	1	1	1	0	0						
<b>Rod Correia, R</b> (8, PR) OBP: 0.238, SLG: 0.381										0	1	0	0	0	0	0						
<b>Eduardo Perez, R</b> (9, PH) OBP: 0.309, SLG: 0.258										1	0	0	0	0	0	1						
<b>16 Garret Anderson, L</b> (1, 7) OBP: 0.361, SLG: 0.523										4	1	3	1	0	0	0						
<b>Rene Gonzales, R</b> (1, 4) OBP: 0.333, SLG: 0.533										2	0	1	0	0	0	0						
<b>Mike Aldrete, L</b> (7, PH) OBP: 0.341, SLG: 0.393										1	0	0	0	0	0	1						
<b>Rex Hudler, R</b> (8, 4) OBP: 0.270, SLG: 0.380										1	1	1	3	0	0	0						
<b>Jorge Fabregas, L</b> (1, 2) OBP: 0.302, SLG: 0.312										2	0	1	0	0	1	3						
<b>Greg Myers, L</b> (7, PH) OBP: 0.306, SLG: 0.399										2	0	0	0	0	1	2						
<b>Dick Schofield, R</b> (1, 6) OBP: 0.258, SLG: 0.148										2	0	0	0	0	0	4						
<b>Spike Owen, S</b> (7, PH) OBP: 0.301, SLG: 0.328										2	0	0	0	0	0	3						
<b>Inning Stats</b>	R: 0 E: 0 K: 1 S: 7	H: 0 LOB: 0 BB: 0 P: 10	R: 0 E: 0 K: 1 S: 17	H: 2 LOB: 3 BB: 1 P: 29	R: 0 E: 0 K: 1 S: 11	H: 0 LOB: 2 BB: 2 P: 24	R: 0 E: 0 K: 0 S: 5	H: 0 LOB: 0 BB: 0 P: 10	R: 0 E: 0 K: 1 S: 13	H: 2 LOB: 1 BB: 0 P: 16	R: 0 E: 0 K: 0 S: 4	H: 0 LOB: 0 BB: 0 P: 5	R: 0 E: 1 K: 0 S: 13	H: 1 LOB: 2 BB: 0 P: 18	R: 5 E: 0 K: 2 S: 21	H: 5 LOB: 1 BB: 0 P: 29	R: 1 E: 0 K: 0 S: 9	H: 2 LOB: 1 BB: 0 P: 14	1B: 11 2B: 1 3B: 0 HR: 1	SF: 0 SAC: 0 DP: 1 HBP: 0	WP: 0 PB: 0 SB: 0 CS: 1	PA: 41
<b>PITCHER</b>	IP WLS BF H R ER SO BB IBB HBP BLK WP HR S P ERA WHIP																					
<b>Tom Gordon, R</b> (1, 1) ERA: 3.9	5.1 W 21 4 0 0 0 3 0 0 0 0 0 0 0 54 90 0.00 1.312																					
<b>Hipolito Pichardo, R</b> (6, 1) ERA: 4.31	1.2 7 1 0 0 0 0 0 0 0 0 0 0 0 16 22 0.00 0.600																					
<b>Rick Huisman, R</b> (8, 1) ERA: 0.43	0.1 4 3 3 3 1 0 0 0 0 0 0 0 13 15 81.00 9.000																					
<b>Mike Magnante, L</b> (8, 1) ERA: 3.54	0.2 4 2 2 2 1 0 0 0 0 0 0 1 8 14 27.00 3.000																					
<b>Jeff Montgomery, R</b> (9, 1) ERA: 3.22	1.0 S 5 2 1 1 0 0 0 0 0 0 0 0 9 14 9.00 2.000																					











Batter	1	2	3	4	5	6	7	8	9	AB R H RBI BB SO LOB	TOP																	
Pat Meares, R OBP: 0.306, SLG: 0.438 (1, 6)			L7			1B		L8	K	5 1 2 0 1 1 2	<b>Minnesota Twins @ Kansas City Royals</b> Kauffman Stadium, Kansas City, MO Mon Sep 18 1995, 7:05 PM CDT Att: 15,312 - Unknown - 75 F																	
Brian Raabe, R OBP: 0.222, SLG: 0.125 (1, 4)	G6-3		P6			1B	FC4	BB	L5	5 3 1 0 1 0 4																		
Kirby Puckett, R OBP: 0.361, SLG: 0.532 (1, 10)	P6					1B		BB		5 3 4 1 0 0 1																		
Marty Cordova, R OBP: 0.355, SLG: 0.476 (1, 7)	F8					1B		1B		5 2 2 2 0 0 4																		
Pedro Munoz, R OBP: 0.349, SLG: 0.514 Matt Lawton, L OBP: 0.333, SLG: 0.250 (8, PR) (8, 9)	G6-3					1B		1B		4 0 3 3 1 0 0 0 0 0 0 0 0 0																		
Ron Coomer, R OBP: 0.342, SLG: 0.437 Dan Masteller, L OBP: 0.290, SLG: 0.331 (8, 3) (8, 3)	L3		G6-4-3			2B		BB		5 0 1 2 0 1 5 0 0 0 0 0 0 0																		
Matt Walbeck, S OBP: 0.286, SLG: 0.301 (1, 2)	G1-3					1B		FC5-4		4 1 1 1 1 0 2																		
Jeff Reboulet, R OBP: 0.372, SLG: 0.410 (1, 5)						G5-3			L3	3 0 1 1 2 0 2																		
Rich Becker, L OBP: 0.304, SLG: 0.303 (1, 8)			P6			G4-3		G1-6-3		5 0 1 0 0 0 3																		
<b>Inning Stats</b>	R: 0 H: 1 E: 0 LOB: 1 K: 0 BB: 0 S: 12 P: 19	R: 0 H: 0 E: 0 LOB: 0 K: 0 BB: 0 S: 4 P: 6	R: 0 H: 0 E: 0 LOB: 1 K: 0 BB: 1 S: 6 P: 11	R: 3 H: 4 E: 1 LOB: 1 K: 0 BB: 0 S: 20 P: 27	R: 3 H: 5 E: 0 LOB: 2 K: 1 BB: 1 S: 16 P: 26	R: 2 H: 3 E: 0 LOB: 2 K: 0 BB: 1 S: 11 P: 18	R: 0 H: 0 E: 0 LOB: 0 K: 0 BB: 1 S: 4 P: 11	R: 2 H: 2 E: 0 LOB: 2 K: 1 BB: 2 S: 11 P: 21	R: 0 H: 1 E: 0 LOB: 1 K: 1 BB: 0 S: 10 P: 13	1B: 12 SF: 0 2B: 4 SAC: 0 3B: 0 DP: 2 HR: 0 HBP: 0		WP: 0 PA: 47 PB: 0 SB: 1 CS: 0																
<b>PITCHER</b>	IP WLS BF H R ER SO BB IBB HBP BLK WP HR S P ERA WHIP										<b>PITCHER</b>	IP WLS BF H R ER SO BB IBB HBP BLK WP HR S P ERA WHIP																
Dave Fleming, L ERA: 6.31 (1, 1)	4.0	18	5	3	1	0	0	1	0	0	0	0	0	0	0	42	63	2.25	1.500									
Dilson Torres, R ERA: 6.43 (5, 1)	0.1	L	4	4	3	3	0	0	0	0	0	0	0	0	8	10	81.00	12.000										
Jim Converse, R ERA: 8.0 (5, 1)	2.0		13	4	2	2	1	2	1	0	0	0	0	0	21	41	9.00	3.000										
Billy Brewer, L ERA: 5.85 (7, 1)	2.2		12	3	2	2	1	2	0	0	0	0	0	0	23	38	6.75	1.875										

AB	41
R	10
H	16
RBI	10
BB	6
SO	2
LOB	23



Batter	1	2	3	4	5	6	7	8	9	AB R H RBI BB SO LOB	BOTTOM															
Johnny Damon, L OBP: 0.348, SLG: 0.477 (1, 8)	G3-1		G3			L3		P3	K	5 0 0 0 0 1 3	<b>Minnesota Twins @ Kansas City Royals</b> Kauffman Stadium, Kansas City, MO Mon Sep 18 1995, 7:05 PM CDT Att: 15,312 - Unknown - 75 F															
Tom Goodwin, L OBP: 0.343, SLG: 0.346 (1, 7)	G6-3		K			2B		S	L1-6	5 0 2 0 0 1 1																
Wally Joyner, L OBP: 0.396, SLG: 0.449 (1, 3)	2B					1B		L5		3 1 2 0 1 0 1																
Gary Gaetti, R OBP: 0.342, SLG: 0.549 (1, 5)	FC5-4-5-4-6					P5		P5		4 0 0 0 0 0 5																
Bob Hamelin, L OBP: 0.286, SLG: 0.312 (1, 10)	G3-1					F7		G5-3	F8	4 0 0 0 0 0 2																
Keith Lockhart, L OBP: 0.364, SLG: 0.477 (1, 4)	1B					2B		1B	K	4 2 3 0 0 1 0																
Jon Nunnally, L OBP: 0.366, SLG: 0.491 (1, 9)	K					1B		1B	G6-3	3 1 2 1 1 1 1																
Greg Gagne, R OBP: 0.323, SLG: 0.391 (1, 6)	F9					1B		L4	G6-3	4 0 1 2 0 0 4																
Brent Mayne, L OBP: 0.291, SLG: 0.302 (1, 2)	G1-3					F7		1B	L1-6	4 0 2 1 0 0 0																
<b>Inning Stats</b>	R: 0 H: 1 E: 0 LOB: 1 K: 0 BB: 0 S: 13 P: 18	R: 0 H: 1 E: 0 LOB: 0 K: 1 BB: 0 S: 10 P: 16	R: 0 H: 0 E: 0 LOB: 0 K: 1 BB: 0 S: 7 P: 10	R: 3 H: 3 E: 0 LOB: 1 K: 0 BB: 1 S: 11 P: 22	R: 0 H: 2 E: 0 LOB: 2 K: 0 BB: 0 S: 9 P: 15	R: 1 H: 3 E: 0 LOB: 2 K: 0 BB: 0 S: 11 P: 17	R: 0 H: 1 E: 0 LOB: 1 K: 1 BB: 0 S: 7 P: 11	R: 0 H: 0 E: 0 LOB: 0 K: 1 BB: 1 S: 7 P: 15	R: 0 H: 1 E: 0 LOB: 0 K: 1 BB: 0 S: 8 P: 11	1B: 7 SF: 0 2B: 6 SAC: 0 3B: 0 DP: 2 HR: 0 HBP: 0		WP: 0 PA: 38 PB: 0 SB: 1 CS: 0														
<b>PITCHER</b>	IP WLS BF H R ER SO BB IBB HBP BLK WP HR S P ERA WHIP										<b>PITCHER</b>	IP WLS BF H R ER SO BB IBB HBP BLK WP HR S P ERA WHIP														
LaTroy Hawkins, R ERA: 10.91 (6, 1)	5.2	W	27	10	4	4	2	1	0	0	0	0	0	24	39	0.00	0.900									

AB	36
R	4
H	12
RBI	4
BB	2
SO	4
LOB	17





Batter	1	2	3	4	5	6	7	8	9	AB	R	H	RBI	BB	SO	LOB	TOP											
<b>Chuck Knoblauch, R</b> OBP: 0.420, SLG: 0.498 (1, 4)										5	1	3	0	0	2	1	<b>Minnesota Twins @ Kansas City Royals</b> Kauffman Stadium, Kansas City, MO Tue Sep 19 1995, 7:05 PM CDT Att: 12,136 - Unknown - 61 F											
<b>Rich Becker, L</b> OBP: 0.304, SLG: 0.301 (1, 8)										2	0	0	0	1	2	1												
<b>Chip Hale, L</b> OBP: 0.346, SLG: 0.375 (7, PH)										1	0	1	2	0	0	0												
<b>Matt Lawton, L</b> OBP: 0.353, SLG: 0.250 (7, 8)										0	1	0	0	1	0	0												
<b>Kirby Puckett, R</b> OBP: 0.381, SLG: 0.530 (1, 9)										4	0	1	1	1	0	4												
<b>Pedro Munoz, R</b> OBP: 0.349, SLG: 0.513 (1, 10)										5	0	2	1	0	0	4												
<b>Marty Cordova, R</b> OBP: 0.354, SLG: 0.472 (1, 7)										4	1	0	0	1	1	3												
<b>Dan Masteller, L</b> OBP: 0.289, SLG: 0.347 (1, 3)										4	1	1	1	0	0	2												
<b>Scott Leius, R</b> OBP: 0.337, SLG: 0.353 (1, 5)										4	1	2	1	0	0	1												
<b>Matt Walbeck, S</b> OBP: 0.286, SLG: 0.300 (1, 2)										4	1	1	0	0	0	2												
<b>Pat Meares, R</b> OBP: 0.308, SLG: 0.437 (1, 6)										3	1	1	1	1	1	0												
<b>Inning Stats</b>	R: 0 E: 0 K: 1 S: 8	H: 0 LOB: 1 BB: 1 P: 16	R: 2 E: 0 K: 1 S: 12	H: 2 LOB: 1 BB: 1 P: 22	R: 0 E: 0 K: 1 S: 6	H: 0 LOB: 0 BB: 1 P: 11	R: 1 E: 0 K: 1 S: 10	H: 1 LOB: 0 BB: 0 P: 15	R: 0 E: 0 K: 0 S: 10	H: 1 LOB: 1 BB: 0 P: 13	R: 2 E: 0 K: 0 S: 12	H: 3 LOB: 2 BB: 1 P: 17	R: 0 E: 0 K: 0 S: 10	H: 1 LOB: 1 BB: 0 P: 13	R: 2 E: 0 K: 1 S: 14	H: 3 LOB: 1 BB: 1 P: 27	1B: 10 2B: 1 3B: 0 HR: 1	SF: 0 SAC: 0 DP: 3 HBP: 0	WP: 1 PB: 0 SB: 3 CS: 0	PA: 41								
<b>PITCHER</b>	IP	WLS	BF	H	R	ER	SO	BB	IBB	HBP	BLK	WP	HR	S	P	ERA	WHIP											
<b>Kevin Appier, R</b> ERA: 4.0	(1, 1)	7.0	L	31	8	5	5	5	4	0	0	0	0	1	66	109	6.43	1.714										
<b>Gregg Olson, R</b> ERA: 4.08	(8, 1)	2.0		10	4	2	2	1	1	0	0	0	1	0	24	40	9.00	2.500										

Batter	1	2	3	4	5	6	7	8	9	AB	R	H	RBI	BB	SO	LOB	BOTTOM											
<b>Juan Samuel, R</b> OBP: 0.367, SLG: 0.524 (1, 7)										3	0	0	0	2	2	1	<b>Minnesota Twins @ Kansas City Royals</b> Kauffman Stadium, Kansas City, MO Tue Sep 19 1995, 7:05 PM CDT Att: 12,136 - Unknown - 61 F											
<b>Greg Gagne, R</b> OBP: 0.320, SLG: 0.387 (1, 6)										5	0	0	0	0	2	3												
<b>Gary Gaetti, R</b> OBP: 0.341, SLG: 0.547 (1, 3)										4	0	1	0	0	0	0												
<b>Joe Vitiello, R</b> OBP: 0.342, SLG: 0.451 (1, 10)										3	1	1	0	1	0	2												
<b>Tom Goodwin, L</b> OBP: 0.343, SLG: 0.346 (8, PR)										0	0	0	0	0	0	0												
<b>Les Norman, R</b> OBP: 0.349, SLG: 0.297 (1, 9)										2	2	0	0	2	0	0												
<b>Joe Randa, R</b> OBP: 0.267, SLG: 0.259 (1, 5)										4	0	2	2	0	1	2												
<b>David Howard, S</b> OBP: 0.312, SLG: 0.331 (1, 8)										3	0	0	0	1	2	3												
<b>Edgar Caceres, S</b> OBP: 0.295, SLG: 0.363 (1, 4)										3	0	0	1	1	0	3												
<b>Brent Mayne, L</b> OBP: 0.289, SLG: 0.300 (1, 2)										2	0	0	0	0	0	2												
<b>Brent Cookson, R</b> OBP: 0.206, SLG: 0.188 (7, PH)										1	0	0	0	0	0	0												
<b>Henry Mercedes, R</b> OBP: 0.370, SLG: 0.324 (8, 2)										1	0	0	0	0	1	1												
<b>Inning Stats</b>	R: 0 E: 0 K: 1 S: 13	H: 0 LOB: 0 BB: 0 P: 18	R: 1 E: 1 K: 0 S: 12	H: 1 LOB: 2 BB: 1 P: 25	R: 0 E: 0 K: 1 S: 7	H: 1 LOB: 1 BB: 1 P: 17	R: 0 E: 0 K: 0 S: 7	H: 0 LOB: 0 BB: 0 P: 11	R: 0 E: 0 K: 0 S: 6	H: 0 LOB: 1 BB: 1 P: 14	R: 2 E: 0 K: 1 S: 15	H: 2 LOB: 1 BB: 1 P: 26	R: 0 E: 0 K: 1 S: 11	H: 0 LOB: 0 BB: 0 P: 14	R: 0 E: 0 K: 2 S: 15	H: 0 LOB: 2 BB: 2 P: 29	R: 0 E: 0 K: 2 S: 10	H: 0 LOB: 1 BB: 1 P: 15	1B: 3 2B: 1 3B: 0 HR: 0	SF: 0 SAC: 0 DP: 1 HBP: 0	WP: 0 PB: 0 SB: 1 CS: 0	PA: 38						
<b>PITCHER</b>	IP	WLS	BF	H	R	ER	SO	BB	IBB	HBP	BLK	WP	HR	S	P	ERA	WHIP											
<b>Rich Robertson, L</b> ERA: 5.35	(1, 1)	6.0	W	26	4	3	2	3	4	0	0	0	0	0	60	111	3.00	1.333										
<b>Eddie Guardado, L</b> ERA: 5.4	(7, 1)	2.0		9	0	0	0	3	3	0	0	0	0	0	27	48	0.00	1.500										
<b>Scott Watkins, L</b> ERA: 6.23	(8, 1)	1.0		3	0	0	0	2	0	0	0	0	0	9	10	0.00	0.000											

AB	36
R	7
H	12
RBI	7
BB	5
SO	6
LOB	18









Batter	1	2	3	4	5	6	7	8	9	AB	R	H	RBI	BB	SO	LOB	TOP										
<b>Chuck Knoblauch, R</b> OBP: 0.420, SLG: 0.492 (1, 4)	G1-3	G4-3		G6-3		K			G5-3	5	0	0	0	0	1	4	<b>Minnesota Twins @ Kansas City Royals</b> Kauffman Stadium, Kansas City, MO Thu Sep 21 1995, 7:05 PM CDT Att: 12,623 - Unknown - 48 F <a href="http://livebaseballscorecards.com">livebaseballscorecards.com</a>										
<b>Pat Meares, R</b> OBP: 0.314, SLG: 0.436 (1, 6)	E5	K			P6		F9 F7		G6-3	5	0	2	0	0	1	2											
<b>Kirby Puckett, R</b> OBP: 0.379, SLG: 0.523 (1, 10)	G6-4-3			3B	K		F7		G6-3	4	1	1	0	1	1	2											
<b>Pedro Munoz, R</b> OBP: 0.344, SLG: 0.503 (1, 9)	G6-4-3			P4	L7		F9			4	0	0	0	0	0	4											
<b>Marty Cordova, R</b> OBP: 0.354, SLG: 0.475 (1, 7)		BB		SF9		G6-3	G6-3			4	2	2	1	0	0	1											
<b>Scott Leius, R</b> OBP: 0.338, SLG: 0.354 (1, 5)	BB	BB		SF9		F8		G4-3		2	2	1	1	1	0	0											
<b>Ron Coomer, R</b> OBP: 0.341, SLG: 0.432 (1, 3)		BB		F7		F8		K		3	0	1	1	0	0	1											
<b>Dan Masteller, L</b> OBP: 0.284, SLG: 0.339 (8, PH) (8, 3)	FC1-5					F8		K		1	0	0	0	0	1	0											
<b>Matt Walbeck, S</b> OBP: 0.292, SLG: 0.306 (1, 2)	G4-3	FC1-5		E4		1B		BB		3	0	2	2	1	0	0											
<b>Rich Becker, L</b> OBP: 0.307, SLG: 0.302 (1, 8)	FC1-5	G4-3		G4-3-6		G4-3-6		G3-1		4	0	1	0	0	0	4											
<b>Inning Stats</b>	R: 0 E: 1 K: 0 S: 5	H: 0 LOB: 1 BB: 1 P: 10	R: 2 E: 0 K: 1 S: 14	H: 3 LOB: 2 BB: 1 P: 23	R: 2 E: 0 K: 0 S: 12	H: 2 LOB: 0 BB: 0 P: 20	R: 0 E: 1 K: 0 S: 5	H: 0 LOB: 0 BB: 0 P: 12	R: 0 E: 0 K: 1 S: 7	H: 0 LOB: 0 BB: 0 P: 9	R: 1 E: 0 K: 1 S: 9	H: 3 LOB: 2 BB: 0 P: 14	R: 0 E: 0 K: 1 S: 13	H: 1 LOB: 1 BB: 1 P: 22	R: 0 E: 0 K: 1 S: 13	H: 0 LOB: 1 BB: 1 P: 22	R: 0 E: 0 K: 0 S: 6	H: 1 LOB: 0 BB: 0 P: 9	1B: 8 2B: 1 3B: 1 HR: 0	SF: 1 SAC: 0 DP: 3 HBP: 0	WP: 0 PB: 0 SB: 0 CS: 0	PA: 39					
<b>PITCHER</b>	IP	WLS	BF	H	R	ER	SO	BB	IBB	HBP	BLK	WP	HR	S	P	ERA	WHIP										
<b>Jason Jacome, L</b> ERA: 6.22 (1, 1)	6.2	L	31	9	5	5	3	2	0	0	0	0	0	57	95	6.75	1.650										
<b>Jim Converse, R</b> ERA: 7.05 (7, 1)	2.1		8	1	0	0	1	1	0	0	0	0	0	21	33	0.00	0.857										

Batter	1	2	3	4	5	6	7	8	9	AB	R	H	RBI	BB	SO	LOB	BOTTOM										
<b>Johnny Damon, L</b> OBP: 0.345, SLG: 0.471 (1, 8)	P6		G3-1		G4-3		K			4	0	0	0	0	1	1	<b>Minnesota Twins @ Kansas City Royals</b> Kauffman Stadium, Kansas City, MO Thu Sep 21 1995, 7:05 PM CDT Att: 12,623 - Unknown - 48 F <a href="http://livebaseballscorecards.com">livebaseballscorecards.com</a>										
<b>Tom Goodwin, L</b> OBP: 0.347, SLG: 0.355 (1, 7)	E	S	F8-3		G4-3		F7			4	1	3	1	0	0	0											
<b>Keith Lockhart, L</b> OBP: 0.360, SLG: 0.474 (1, 4)	1H		F8-3		G4-3			F8		4	0	1	1	0	0	2											
<b>Gary Gaetti, R</b> OBP: 0.342, SLG: 0.543 (1, 5)	F8			1B	P4			F7		4	0	1	0	0	0	2											
<b>Bob Hamelin, L</b> OBP: 0.286, SLG: 0.316 (1, 3)	P6			P6		G4-3		F7		4	0	0	0	0	0	2											
<b>Jon Nunnally, L</b> OBP: 0.355, SLG: 0.476 (1, 9)			K		K		G3		G3	4	0	0	0	0	2	1											
<b>Michael Tucker, L</b> OBP: 0.339, SLG: 0.361 (1, 10)								F7		2	0	1	0	2	0	0											
<b>Greg Gagne, R</b> OBP: 0.317, SLG: 0.382 (1, 6)	F7				F7		F8			4	0	1	0	0	0	4											
<b>Brent Mayne, L</b> OBP: 0.292, SLG: 0.301 (1, 2)	F7				G4-3		L7		G1-3	4	1	1	0	0	0	2											
<b>Inning Stats</b>	R: 1 E: 0 K: 0 S: 11	H: 2 LOB: 1 BB: 0 P: 17	R: 0 E: 0 K: 1 S: 7	H: 0 LOB: 1 BB: 1 P: 14	R: 0 E: 0 K: 0 S: 7	H: 1 LOB: 0 BB: 0 P: 11	R: 0 E: 0 K: 1 S: 15	H: 2 LOB: 2 BB: 0 P: 23	R: 1 E: 0 K: 0 S: 9	H: 2 LOB: 1 BB: 0 P: 12	R: 0 E: 0 K: 0 S: 8	H: 0 LOB: 0 BB: 1 P: 13	R: 0 E: 0 K: 1 S: 8	H: 0 LOB: 0 BB: 0 P: 13	R: 0 E: 0 K: 0 S: 5	H: 0 LOB: 0 BB: 0 P: 5		R: 0 E: 0 K: 0 S: 8	H: 1 LOB: 1 BB: 0 P: 9	1B: 5 2B: 4 3B: 0 HR: 0	SF: 0 SAC: 0 DP: 1 HBP: 0	WP: 0 PB: 0 SB: 1 CS: 0	PA: 36				
<b>PITCHER</b>	IP	WLS	BF	H	R	ER	SO	BB	IBB	HBP	BLK	WP	HR	S	P	ERA	WHIP										
<b>Brad Radke, R</b> ERA: 5.19 (1, 1)	9.0	W	36	8	2	2	3	2	0	0	0	0	0	78	117	2.00	1.111										











Batter	1	2	3	4	5	6	7	8	9	AB	R	H	RBI	BB	SO	LOB	TOP								
<b>Kenny Lofton, L</b> OBP: 0.359, SLG: 0.454 (1, 8)	F7		F9			G3		F8		4	0	0	0	0	0	0	<b>Cleveland Indians @ Kansas City Royals</b> Kauffman Stadium, Kansas City, MO Sun Sep 24 1995, 3:33 AM CDT Att: 17,277 - Sunny - 65 F								
<b>Omar Vizquel, S</b> OBP: 0.334, SLG: 0.352 (1, 6)	WP BB		L5			G4-3		BB BB		2	0	0	0	2	0	0									
<b>Jim Thome, L</b> OBP: 0.436, SLG: 0.557 (1, 5)	K				1B			G6-3		4	0	2	0	0	1	2									
<b>Eddie Murray, S</b> OBP: 0.372, SLG: 0.488 (1, 10)	BB				F8				G1-3	3	0	0	0	1	0	2									
<b>Manny Ramirez, R</b> OBP: 0.404, SLG: 0.568 (1, 9)	K				K			F8	L4	4	0	0	0	0	2	3									
<b>Jeremy Burnitz, L</b> OBP: 0.667, SLG: 0.833 (1, 7)					P3					4	1	2	0	0	0	1									
<b>Herbert Perry, R</b> OBP: 0.376, SLG: 0.471 (1, 3)										2	0	0	0	1	1	1									
<b>Brian Giles, L</b> OBP: 0.400, SLG: 1.000 (9, PH)						K				1	1	1	2	0	0	0									
<b>Alvaro Espinoza, R</b> OBP: 0.267, SLG: 0.308 (1, 4)						P3		F8		4	0	0	0	0	0	1									
<b>Tony Peña, R</b> OBP: 0.300, SLG: 0.376 (1, 2)										2	0	0	0	0	0	0									
<b>Ruben Amaro Jr, S</b> OBP: 0.249, SLG: 0.255 (8, PH)										1	0	0	0	0	1	0									
<b>Jesse Lewis, L</b> OBP: 0.300, SLG: 0.353 (8, 2)										0	0	0	0	0	0	0									
<b>Inning Stats</b>	R: 0 E: 0 K: 2 S: 13	H: 0 LOB: 2 BB: 2 P: 26	R: 0 E: 0 K: 0 S: 6	H: 1 LOB: 0 BB: 0 P: 6	R: 0 E: 0 K: 0 S: 7	H: 0 LOB: 0 BB: 0 P: 10	R: 0 E: 0 K: 1 S: 15	H: 1 LOB: 1 BB: 0 P: 22	R: 0 E: 0 K: 1 S: 10	H: 0 LOB: 0 BB: 0 P: 13	R: 0 E: 0 K: 0 S: 9	H: 1 LOB: 1 BB: 0 P: 13	R: 0 E: 0 K: 0 S: 13	H: 0 LOB: 1 BB: 1 P: 21	R: 0 E: 0 K: 1 S: 11	H: 0 LOB: 1 BB: 1 P: 20	R: 2 E: 0 K: 0 S: 13	H: 2 LOB: 0 BB: 0 P: 17	1B: 3 2B: 1 3B: 0 HR: 1	SF: 0 SAC: 0 DP: 1 HBP: 0	WP: 1 PB: 0 SB: 0 CS: 1	PA: 35			
<b>PITCHER</b>	IP	WLS	BF	H	R	ER	SO	BB	IBB	HBP	BLK	WP	HR	S	P	ERA	WHIP								
<b>Kevin Appier, R</b> ERA: 3.84 (1, 1)	7.2	W	29	3	0	0	5	4	0	0	0	1	0	82	128	0.00	0.913								
<b>Jeff Montgomery, R</b> ERA: 3.36 (8, 1)	1.1		6	2	2	2	0	0	0	0	0	0	1	15	20	13.50	1.500								

Batter	1	2	3	4	5	6	7	8	9	AB	R	H	RBI	BB	SO	LOB	BOTTOM								
<b>Tom Goodwin, L</b> OBP: 0.345, SLG: 0.352 (1, 7)	G4-3		K		G3			F7		4	0	0	0	0	1	4	<b>Cleveland Indians @ Kansas City Royals</b> Kauffman Stadium, Kansas City, MO Sun Sep 24 1995, 3:33 AM CDT Att: 17,277 - Sunny - 65 F								
<b>Johnny Damon, L</b> OBP: 0.344, SLG: 0.464 (1, 8)	G4-3		HR 1B		G3 SF7 1B		G4-3		4	2	2	0	0	0	0	0									
<b>Keith Lockhart, L</b> OBP: 0.359, SLG: 0.477 (1, 4)					G3				3	1	2	2	0	0	1										
<b>David Howard, S</b> OBP: 0.308, SLG: 0.326 (7, PH) (8, 4)	WP S 1B		1-H HR		G3		K		1	0	0	0	0	1	0										
<b>Bob Hamelin, L</b> OBP: 0.282, SLG: 0.317 (1, 3)					SF7				2	0	0	1	1	1	1										
<b>Edgar Caceres, S</b> OBP: 0.295, SLG: 0.363 (7, PR) (8, 3)	K		P6		SF7		CS BB		0	0	0	0	0	0	0										
<b>Gary Gaetti, R</b> OBP: 0.336, SLG: 0.532 (1, 5)			F7		F7		CS		4	0	0	0	0	1	0										
<b>Joe Vitiello, R</b> OBP: 0.358, SLG: 0.514 (1, 10)									4	0	3	0	0	0	0										
<b>Les Norman, R</b> OBP: 0.349, SLG: 0.297 (8, PR)					BB 1B		G5-3		0	0	0	0	0	0	0										
<b>Michael Tucker, L</b> OBP: 0.330, SLG: 0.361 (1, 9)									4	1	1	0	0	0	2										
<b>Jon Nunnally, L</b> OBP: 0.355, SLG: 0.471 (9, 9)					F7		F7		0	0	0	0	0	0	0										
<b>Greg Gagne, R</b> OBP: 0.320, SLG: 0.382 (1, 6)					L9				4	0	2	1	0	0	2										
<b>Brent Mayne, L</b> OBP: 0.305, SLG: 0.307 (1, 2)									1	0	0	0	2	0	1										
<b>Inning Stats</b>	R: 0 E: 0 K: 1 S: 11	H: 1 LOB: 1 BB: 0 P: 18	R: 1 E: 0 K: 0 S: 10	H: 3 LOB: 1 BB: 0 P: 15	R: 2 E: 0 K: 1 S: 10	H: 2 LOB: 0 BB: 0 P: 16	R: 0 E: 0 K: 0 S: 13	H: 1 LOB: 2 BB: 1 P: 24	R: 1 E: 0 K: 0 S: 10	H: 1 LOB: 0 BB: 0 P: 14	R: 0 E: 0 K: 0 S: 11	H: 1 LOB: 2 BB: 1 P: 20	R: 0 E: 0 K: 1 S: 8	H: 0 LOB: 1 BB: 1 P: 13	R: 0 E: 0 K: 1 S: 7	H: 1 LOB: 1 BB: 0 P: 10	R: 0 E: 0 K: 0 S: 11	H: 1 LOB: 1 BB: 0 P: 10	1B: 8 2B: 1 3B: 0 HR: 1	SF: 1 SAC: 0 DP: 0 HBP: 0	WP: 1 PB: 0 SB: 2 CS: 1	PA: 36			
<b>PITCHER</b>	IP	WLS	BF	H	R	ER	SO	BB	IBB	HBP	BLK	WP	HR	S	P	ERA	WHIP								
<b>Mark Clark, R</b> ERA: 5.38 (1, 1)	5.2	L	27	9	4	4	2	2	0	0	0	0	0	64	106	6.35	1.941								
<b>Paul Assenmacher, L</b> ERA: 2.5 (6, 1)	1.0		4	0	0	0	1	1	0	0	0	0	0	8	13	0.00	1.000								
<b>Paul Shuey, R</b> ERA: 3.6 (7, 1)	0.1		0	0	0	0	0	0	0	0	0	0	0	1	1	0.00	0.000								
<b>Chad Ogea, R</b> ERA: 3.08 (8, 1)	1.0		4	1	0	0	1	0	0	0	0	0	0	7	10	0.00	1.000								





Batter	1	2	3	4	5	6	7	8	9	AB	R	H	RBI	BB	SO	LOB	TOP					
Lance Johnson, L (1, 8) OBP: 0.341, SLG: 0.431				G3		G6-3			F7	5	1	1	0	0	0	2	Chicago White Sox @ Kansas City Royals Kauffman Stadium, Kansas City, MO Tue Sep 26 1995, 7:05 PM CDT Att: 12,620 - Unknown - 66 F <a href="http://livebaseballscorecards.com">livebaseballscorecards.com</a>					
Tim Raines, S (1, 7) OBP: 0.373, SLG: 0.424	SF9 SH 1B BB	K		P5			G3 BB		BB	2	1	0	0	3	1	1						
Dave Martinez, L (1, 3)	SH S 1B 1-2 2-3	F7		1-2			G3		F7	4	1	1	1	0	0	2						
Frank Thomas, R (1, 10) OBP: 0.456, SLG: 0.613	SF9	K		K			F9			3	0	0	1	0	2	2						
Robin Ventura, L (1, 5) OBP: 0.389, SLG: 0.511	S 2B 1-2 3-H	1B		FC5-4 1B		L7			F8	4	1	2	1	0	0	1						
Lyle Mouton, R (1, 9) OBP: 0.374, SLG: 0.491	K			L7		P3			G6-3	4	0	0	0	0	1	3						
Mike Cameron, R (8, 9) OBP: 0.189, SLG: 0.200	K			L7						0	0	0	0	0	0	0						
Doug Brady, S (1, 4) OBP: 0.214, SLG: 0.286	2B 1-H 3-H			L8		G5-3			F9	4	1	1	2	0	0	1						
Ron Karkovics, R (1, 2) OBP: 0.311, SLG: 0.396	1B 2B			FC5-4 1-2		K			G5-3	4	1	1	1	0	1	1						
Ozzie Guillen, L (1, 6) OBP: 0.266, SLG: 0.312	1B 2B			G3 1B 2B		L8			G4-3	4	1	2	1	0	0	0						
<b>Inning Stats</b>	R: 6 E: 1 K: 1 S: 23	H: 5 LOB: 1 BB: 1 P: 36	R: 0 E: 0 K: 0 S: 8	H: 0 LOB: 0 BB: 0 P: 14	R: 0 E: 0 K: 0 S: 6	H: 1 LOB: 1 BB: 0 P: 8	R: 1 E: 0 K: 1 S: 14	H: 2 LOB: 1 BB: 0 P: 20	R: 0 E: 0 K: 0 S: 6	H: 0 LOB: 0 BB: 0 P: 6	R: 0 E: 0 K: 1 S: 7	H: 0 LOB: 0 BB: 0 P: 12	R: 0 E: 0 K: 0 S: 12	H: 0 LOB: 1 BB: 1 P: 23	R: 0 E: 0 K: 0 S: 6	H: 0 LOB: 0 BB: 0 P: 9	R: 0 E: 0 K: 0 S: 5	H: 0 LOB: 1 BB: 1 P: 12	1B: 5 2B: 3 HR: 0	SF: 1 SAC: 1 DP: 0 HBP: 0	WP: 0 PB: 0 CS: 2	PA: 39
<b>PITCHER</b>	IP WLS BF H R ER SO BB IBB HBP BLK WP HR S P ERA WHIP																					
Tom Gordon, R (1, 1) ERA: 3.97	6.2 L 31 8 7 3 5 2 0 0 0 0 0 0 73 113 4.05 1.500																					
Billy Brewer, L (7, 1) ERA: 5.2	2.1 8 0 0 0 0 1 0 0 0 0 0 0 14 27 0.00 0.429																					

Batter	1	2	3	4	5	6	7	8	9	AB	R	H	RBI	BB	SO	LOB	BOTTOM					
Tom Goodwin, L (1, 7) OBP: 0.342, SLG: 0.349	K		L8			K		L4		4	0	0	0	0	2	3	Chicago White Sox @ Kansas City Royals Kauffman Stadium, Kansas City, MO Tue Sep 26 1995, 7:05 PM CDT Att: 12,620 - Unknown - 66 F <a href="http://livebaseballscorecards.com">livebaseballscorecards.com</a>					
Johnny Damon, L (1, 8) OBP: 0.337, SLG: 0.453	P2			G4-3		K		F9		4	0	0	0	0	1	1						
Keith Lockhart, L (1, 4) OBP: 0.361, SLG: 0.481	G4-3			G4-3 1B		K		FC5-4 2B		4	0	2	0	0	1	1						
Juan Samuel, R (1, 3) OBP: 0.363, SLG: 0.510		G4-3 1B		G4-3		L1		FC5-4 BB		3	0	1	0	1	0	1						
Gary Gaetti, R (1, 5) OBP: 0.334, SLG: 0.527	G4-3			F8		F8		FC5-4		4	0	0	0	0	0	4						
Joe Vitiello, R (1, 10) OBP: 0.346, SLG: 0.496	F9			G5-3		K		G6-3		4	0	0	0	0	1	2						
Jon Nunnally, L (1, 9) OBP: 0.356, SLG: 0.472			FC4-6 BB		L6			L3 1B		2	0	1	0	1	0	0						
Greg Gagne, R (1, 6) OBP: 0.318, SLG: 0.379			FC4-6 1-2		F9			L3		3	0	0	0	0	0	2						
Brent Mayne, L (1, 2) OBP: 0.308, SLG: 0.314			K			1B				3	0	2	0	0	1	1						
<b>Inning Stats</b>	R: 0 E: 0 K: 1 S: 13	H: 0 LOB: 0 BB: 0 P: 17	R: 0 E: 0 K: 0 S: 7	H: 1 LOB: 0 BB: 0 P: 10	R: 0 E: 0 K: 1 S: 7	H: 0 LOB: 1 BB: 1 P: 13	R: 0 E: 0 K: 0 S: 12	H: 1 LOB: 1 BB: 0 P: 18	R: 0 E: 0 K: 0 S: 9	H: 0 LOB: 0 BB: 0 P: 12	R: 0 E: 0 K: 3 S: 13	H: 1 LOB: 1 BB: 0 P: 20	R: 0 E: 0 K: 1 S: 8	H: 0 LOB: 0 BB: 0 P: 9	R: 0 E: 0 K: 0 S: 9	H: 2 LOB: 1 BB: 0 P: 9		R: 0 E: 0 K: 0 S: 8	H: 1 LOB: 2 BB: 1 P: 16	1B: 4 2B: 3 HR: 0	SF: 0 SAC: 0 DP: 2 HBP: 0	WP: 0 PB: 0 CS: 0
<b>PITCHER</b>	IP WLS BF H R ER SO BB IBB HBP BLK WP HR S P ERA WHIP																					
Alex Fernandez, R (1, 1) ERA: 3.95	9.0 W 33 6 0 0 6 2 0 0 0 0 0 0 86 124 0.00 0.889																					



Batter	1	2	3	4	5	6	7	8	9	AB	R	H	RBI	BB	SO	LOB	TOP										
Lance Johnson, L (1, 8) OBP: 0.341, SLG: 0.430	0-0 CS SH1-3 1B	1-1 G4-3		0-3 SAFE K		4-2 FC5-4 BB		3-2 FC4-6 G4-6-3 1-2f		4	0	1	0	1	1	2											
Norberto Martin, R (1, 4) OBP: 0.281, SLG: 0.400	1-1 SH1-3	0-0		0-0 G5-3		0-0 FC5-4 1-2f		0-0 G4-6-3 1-2f		4	0	1	0	0	0	3											
Frank Thomas, R (1, 10) OBP: 0.456, SLG: 0.610 Doug Brady, S (9, PH) OBP: 0.200, SLG: 0.267	4-0 IBB	2-1 G5-3		4-0 IBB		2-1 L9			1-3 K	2	0	0	0	2	0	2											
Lyle Mouton, R (1, 7) OBP: 0.365, SLG: 0.477	0-2 SAFE L7		1-2 F8		1-2 L9				1-2 L8	5	0	0	0	0	0	4											
Chris Snopce, R (1, 6) OBP: 0.424, SLG: 0.456	3-0 CS	0-0 E3 1B HR	1-1 G3-1 1B 2B		4-1 G6-3 G3 BB		2-1 WP G5-3 2B		1-0 G5-3	4	3	2	0	1	0	0											
Robin Ventura, L (1, 5) OBP: 0.390, SLG: 0.509		3-2 SAFE HR 1B	0-1 G3-1		2-0 G3		4-0 G5-3 WP IBB			3	1	1	0	1	0	2											
Barry Lyons, R (1, 3) OBP: 0.339, SLG: 0.611		1-2 HR 1B	3-2 G3-1		0-0 G6-3		1-1 G5-3			4	1	2	5	0	0	2											
Chris Tremie, R (1, 2) OBP: 0.174, SLG: 0.136		2-2 P6	0-0 FC6-4		1-1 F8		0-0 G1-3			4	0	0	0	0	0	3											
Mike Cameron, R (1, 9) OBP: 0.244, SLG: 0.316		0-2 HR		1-1 G5-3 1B		0-0 G6-3		4-2 FC4-6 BB		3	1	2	1	1	0	0											
<b>Inning Stats</b>	R: 0 E: 0 K: 0 S: 6	H: 1 LOB: 1 BB: 1 P: 14	R: 4 E: 1 K: 0 S: 21	H: 4 LOB: 1 BB: 0 P: 30	R: 1 E: 0 K: 0 S: 13	H: 2 LOB: 1 BB: 1 P: 18	R: 0 E: 0 K: 0 S: 9	H: 1 LOB: 2 BB: 1 P: 15	R: 0 E: 0 K: 0 S: 7	H: 0 LOB: 1 BB: 1 P: 13	R: 1 E: 0 K: 0 S: 7	H: 1 LOB: 1 BB: 1 P: 15	R: 0 E: 0 K: 0 S: 6	H: 0 LOB: 0 BB: 1 P: 13	R: 0 E: 0 K: 1 S: 7	H: 0 LOB: 0 BB: 0 P: 10	1B: 4 2B: 3 3B: 0 HR: 2	SF: 0 SAC: 1 DP: 1 HBP: 0	WP: 1 PB: 0 CS: 0	PA: 42							
<b>PITCHER</b>	IP	WLS	BF	H	R	ER	SO	BB	IBB	HBP	BLK	WP	HR	S	P	ERA	WHIP										
Jason Jacome, L (1, 1) ERA: 6.4	2.2	L	15	6	5	4	0	0	0	0	0	0	2	34	53	13.50	2.250										
Dilson Torres, R (3, 1) ERA: 6.09	2.1		11	2	0	0	1	1	1	0	0	0	0	20	36	0.00	1.286										
Jim Converse, R (6, 1) ERA: 6.85	2.0		9	1	1	1	0	1	1	0	0	1	0	14	28	4.50	1.000										
Rusty Meacham, R (8, 1) ERA: 4.89	2.0		6	0	0	0	1	1	0	0	0	0	0	13	23	0.00	0.500										

Chicago White Sox @ Kansas City Royals  
Kauffman Stadium, Kansas City, MO

AB 34  
R 6  
H 9  
RBI 6  
BB 6  
SO 2  
LOB 18



Wed Sep 27 1995, 7:05 PM CDT  
Att: 13,626 - Unknown - 68 F

Batter	1	2	3	4	5	6	7	8	9	AB	R	H	RBI	BB	SO	LOB	BOTTOM										
David Howard, S (1, 6) OBP: 0.315, SLG: 0.335	1-2 FC2-6 1B		1-1 L6			4-0 BB		1-0 2B		3	0	2	0	1	0	1											
Edgar Caceres, S (1, 4) OBP: 0.286, SLG: 0.350	0-0 FC2-6 1-2f		2-3 K			1-3 K		0-2 F9		4	0	0	0	0	2	4											
Juan Samuel, R (1, 7) OBP: 0.357, SLG: 0.500	0-3 K			0-2 L8		2-3 K			3-2 G6-3	4	0	0	0	0	2	2											
Gary Gaetti, R (1, 10) OBP: 0.332, SLG: 0.523	1-2 SAFE P3			3-1 G6-3			1-1 G6-3		3-2 P6	4	0	0	0	0	0	1											
Joe Vitiello, R (1, 3) OBP: 0.344, SLG: 0.487		3-2 G4-3		2-0 F9			3-1 FC6-4 1B		1-1 G4-3	4	0	1	0	0	0	0											
Joe Randa, R (1, 5) OBP: 0.250, SLG: 0.241		0-0 G6-3			0-0 L9		0-2 F9			3	0	0	0	0	0	1											
Les Norman, R (1, 9) OBP: 0.326, SLG: 0.275 Johnny Damon, L (8, 9) OBP: 0.337, SLG: 0.453		0-1 L5			0-0 F9		1-2 FC6-4			3	0	0	0	0	0	1											
Henry Mercedes, R (1, 2) OBP: 0.365, SLG: 0.310 29 Mike Sweeney, R (8, PH) OBP: 0.200, SLG: 0.182			4-1 BB		3-3 K			2-2 G6-3		1	0	0	0	1	1	0											
Tom Goodwin, L (1, 8) OBP: 0.341, SLG: 0.348 Brent Cookson, R (8, PH) OBP: 0.200, SLG: 0.182			1-3 K			1-3 K		3-3 K		2	0	0	0	0	2	1											
<b>Inning Stats</b>	R: 0 E: 0 K: 1 S: 12	H: 1 LOB: 1 BB: 0 P: 14	R: 0 E: 0 K: 0 S: 7	H: 0 LOB: 0 BB: 0 P: 10	R: 0 E: 0 K: 2 S: 10	H: 0 LOB: 1 BB: 1 P: 18	R: 0 E: 0 K: 0 S: 6	H: 0 LOB: 0 BB: 0 P: 11	R: 0 E: 0 K: 1 S: 6	H: 0 LOB: 0 BB: 0 P: 9	R: 0 E: 0 K: 3 S: 9	H: 1 LOB: 1 BB: 0 P: 15	R: 0 E: 0 K: 1 S: 15	H: 1 LOB: 1 BB: 0 P: 21	R: 0 E: 0 K: 0 S: 10	H: 0 LOB: 0 BB: 0 P: 17	1B: 2 2B: 1 3B: 0 HR: 0	SF: 0 SAC: 0 DP: 0 HBP: 0	WP: 0 PB: 0 CS: 0	PA: 32							
<b>PITCHER</b>	IP	WLS	BF	H	R	ER	SO	BB	IBB	HBP	BLK	WP	HR	S	P	ERA	WHIP										
Mike Siroka, L (1, 1) ERA: 4.19	1.0	W	3	0	0	0	0	0	0	0	0	0	0	10	17	0.00	0.000										
41 Bill Simas, R (9, 1) ERA: 2.77																											

Chicago White Sox @ Kansas City Royals  
Kauffman Stadium, Kansas City, MO

AB 30  
R 0  
H 3  
RBI 0  
BB 2  
SO 8  
LOB 11



Wed Sep 27 1995, 7:05 PM CDT  
Att: 13,626 - Unknown - 68 F



Batter	1	2	3	4	5	6	7	8	9	AB	R	H	RBI	BB	SO	LOB	TOP			
Lance Johnson, L (1, 8) OBP: 0.339, SLG: 0.427	G4-3			G3-1		G4-3		G3		4	0	0	0	0	0	1				
Tim Raines, S (1, 7) OBP: 0.374, SLG: 0.424	G6-3			1B BB		1B		G4-3		3	0	1	0	1	0	0				
Dave Martinez, L (1, 9) OBP: 0.373, SLG: 0.443	G3			P5		L9		B5-3		4	0	0	0	0	0	2				
Frank Thomas, R (1, 10) OBP: 0.455, SLG: 0.607		F8		1-1 1-2 1B			F8		G3	4	0	1	0	0	0	0				
Robin Ventura, L (1, 5) OBP: 0.388, SLG: 0.506	F9			G3			G3-1			3	0	0	0	0	0	2				
Barry Lyons, R (1, 3) OBP: 0.339, SLG: 0.596	G6-3					G4-3 1B		F7		3	0	1	0	0	0	0				
Doug Brady, S (1, 4) OBP: 0.167, SLG: 0.222			K		G4-3 1-2			G4-3		3	0	0	0	0	1	1				
Ron Karkovics, R (1, 2) OBP: 0.309, SLG: 0.392			K		G5-3			K		3	0	0	0	0	2	0				
Ozzie Guillen, L (1, 6) OBP: 0.266, SLG: 0.312			G3-1				G3			3	0	1	0	0	0	0				
<b>Inning Stats</b>	R: 0 E: 0 K: 0 S: 8	H: 0 LOB: 0 BB: 0 P: 11	R: 0 E: 0 K: 0 S: 6	H: 0 LOB: 0 BB: 0 P: 9	R: 0 E: 0 K: 2 S: 9	H: 0 LOB: 0 BB: 0 P: 12	R: 0 E: 0 K: 0 S: 12	H: 1 LOB: 2 BB: 1 P: 21	R: 0 E: 0 K: 0 S: 5	H: 1 LOB: 1 BB: 0 P: 6	R: 0 E: 0 K: 0 S: 9	H: 0 LOB: 0 BB: 0 P: 17	R: 0 E: 0 K: 1 S: 11	H: 1 LOB: 1 BB: 0 P: 15	R: 0 E: 0 K: 0 S: 6	H: 0 LOB: 0 BB: 0 P: 9	1B: 4 2B: 0 3B: 0 HR: 0	SF: 0 SAC: 0 DP: 1 HBP: 0	WP: 0 PB: 0 CS: 0	PA: 31
<b>PITCHER</b> Mark Gubicza, R (1, 1) ERA: 3.75	IP: 9.0 WLS: W BF: 31 H: 4 R: 0 ER: 0 SO: 3 BB: 1 IBB: 0 HBP: 0 BLK: 0 WP: 0 HR: 0 S: 71 P: 109 ERA: 0.00 WHIP: 0.556															<b>PITCHER</b>				

Chicago White Sox @ Kansas City Royals  
Kauffman Stadium, Kansas City, MO  
Thu Sep 28 1995, 7:05 PM CDT  
Att: 13,916 - Unknown - 74 F

AB 30  
R 0  
H 4  
RBI 0  
BB 1  
SO 3  
LOB 6



Batter	1	2	3	4	5	6	7	8	9	AB	R	H	RBI	BB	SO	LOB	BOTTOM			
Johnny Damon, L (1, 9) OBP: 0.340, SLG: 0.466	K		S		1B 3B		F9			4	1	2	2	0	1	0				
Tom Goodwin, L (1, 8) OBP: 0.340, SLG: 0.347	G5-3		F9		S 1B			G1-3		4	0	1	1	0	0	1				
Juan Samuel, R (1, 7) OBP: 0.355, SLG: 0.495	G6-3				P5			G5-3		4	0	1	0	0	0	1				
Jon Nunnally, L (9, 7) OBP: 0.358, SLG: 0.472					1B					0	0	0	0	0	0	0				
Gary Gaetti, R (1, 3) OBP: 0.329, SLG: 0.519		G5-3		F8	G6-3			P5		4	0	0	0	0	0	2				
Joe Vitiello, R (1, 10) OBP: 0.336, SLG: 0.475		G4-3		L9			G5-3			3	0	0	0	0	0	1				
Greg Gagne, R (1, 6) OBP: 0.316, SLG: 0.376		K		K			K			3	0	0	0	0	3	1				
Joe Randa, R (1, 5) OBP: 0.254, SLG: 0.246			P4		SH3-4 1B		K			3	1	1	0	0	1	0				
Henry Mercedes, R (1, 2) OBP: 0.370, SLG: 0.302			G5-3 1B BB		SH3-4		P6			1	1	0	0	1	0	0				
David Howard, S (1, 4) OBP: 0.315, SLG: 0.335		G5-3		G5-3			P4			3	1	1	1	0	0	1				
<b>Inning Stats</b>	R: 0 E: 0 K: 1 S: 7	H: 0 LOB: 0 BB: 0 P: 10	R: 0 E: 0 K: 1 S: 7	H: 0 LOB: 0 BB: 0 P: 11	R: 1 E: 0 K: 0 S: 18	H: 1 LOB: 1 BB: 1 P: 27	R: 0 E: 0 K: 1 S: 12	H: 1 LOB: 1 BB: 0 P: 17	R: 3 E: 0 K: 0 S: 13	H: 4 LOB: 1 BB: 0 P: 22	R: 0 E: 0 K: 2 S: 10	H: 0 LOB: 0 BB: 0 P: 12	R: 0 E: 0 K: 0 S: 10	H: 0 LOB: 0 BB: 0 P: 10	R: 0 E: 0 K: 0 S: 4	H: 0 LOB: 0 BB: 0 P: 5	1B: 5 2B: 0 3B: 1 HR: 0	SF: 0 SAC: 1 DP: 0 HBP: 0	WP: 0 PB: 0 CS: 0	PA: 31
<b>PITCHER</b> Wilson Alvarez, L (1, 1) ERA: 4.32	IP: 8.0 WLS: L BF: 31 H: 6 R: 4 ER: 4 SO: 5 BB: 1 IBB: 0 HBP: 0 BLK: 0 WP: 0 HR: 0 S: 81 P: 114 ERA: 4.50 WHIP: 0.875															<b>PITCHER</b>				

Chicago White Sox @ Kansas City Royals  
Kauffman Stadium, Kansas City, MO  
Thu Sep 28 1995, 7:05 PM CDT  
Att: 13,916 - Unknown - 74 F

AB 29  
R 4  
H 6  
RBI 4  
BB 1  
SO 5  
LOB 7






Batter	1	2	3	4	5	6	7	8	9	AB	R	H	RBI	BB	SO	LOB	TOP										
<b>Johnny Damon, L</b> OBP: 0.333, SLG: 0.458 (1, 9)										3	0	0	1	0	1	1	<b>Kansas City Royals @ Cleveland Indians</b> Jacobs Field, Cleveland, OH Fri Sep 29 1995, 7:05 PM EDT Att: 41,701 - Unknown - 74 F										
<b>Tom Goodwin, L</b> OBP: 0.339, SLG: 0.346 (1, 8)										4	0	1	0	0	1	1											
<b>Keith Lockhart, L</b> OBP: 0.361, SLG: 0.487 <b>Joe Randa, R</b> OBP: 0.250, SLG: 0.242 (1, 4)										3	0	1	0	0	0	1											
<b>Bob Hamelin, L</b> OBP: 0.278, SLG: 0.313 <b>Juan Samuel, R</b> OBP: 0.357, SLG: 0.495 (1, 3)										3	0	0	0	0	2	1											
<b>Gary Gaetti, R</b> OBP: 0.330, SLG: 0.517 (1, 5)										2	0	0	0	2	1	0											
<b>Joe Vithello, R</b> OBP: 0.326, SLG: 0.460 (1, 10)										4	0	0	0	0	1	4											
<b>Michael Tucker, L</b> OBP: 0.335, SLG: 0.391 (1, 7)										3	2	2	1	0	0	0											
<b>Greg Gagne, R</b> OBP: 0.316, SLG: 0.374 (1, 6)										2	0	0	0	1	2	0											
<b>Brent Mayne, L</b> OBP: 0.308, SLG: 0.315 (1, 2)										3	0	1	0	0	1	2											
<b>Inning Stats</b>	R: 0 E: 0 K: 1 S: 8	H: 1 LOB: 0 BB: 0 P: 10	R: 0 E: 0 K: 1 S: 7	H: 0 LOB: 0 BB: 0 P: 10	R: 1 E: 0 K: 1 S: 9	H: 1 LOB: 1 BB: 1 P: 14	R: 0 E: 0 K: 2 S: 8	H: 0 LOB: 0 BB: 0 P: 12	R: 0 E: 0 K: 2 S: 6	H: 1 LOB: 0 BB: 0 P: 7	R: 0 E: 0 K: 0 S: 4	H: 1 LOB: 1 BB: 1 P: 10	R: 1 E: 0 K: 1 S: 9	H: 1 LOB: 0 BB: 0 P: 12	R: 0 E: 0 K: 2 S: 13	H: 0 LOB: 2 BB: 2 P: 24		1B: 2 2B: 1 3B: 1 HR: 1	SF: 1 SAC: 0 DP: 3 HBP: 0	WP: 0 PB: 1 SB: 0 CS: 0	PA: 33						
<b>PITCHER</b>	IP	WLS	BF	H	R	ER	SO	BB	IBB	HBP	BLK	WP	HR	S	P	ERA	WHIP										
<b>Orel Hersher, R</b> ERA: 3.87 (1, 1)	7.0	W	24	4	1	0	7	1	1	0	0	0	0	50	75	0.00	0.714										
<b>Julian Tavarez, R</b> ERA: 2.44 (8, 1)	1.0		4	1	1	1	1	0	0	0	0	0	1	9	12	9.00	1.000										
<b>Paul Assenmacher, L</b> ERA: 2.41 (9, 1)	0.2		4	0	0	0	2	2	0	0	0	0	0	10	19	0.00	3.000										
<b>Alan Embree, L</b> ERA: 5.32 (9, 1)	0.1		1	0	0	0	0	0	0	0	0	0	0	3	5	0.00	0.000										

Batter	1	2	3	4	5	6	7	8	9	AB	R	H	RBI	BB	SO	LOB	BOTTOM										
<b>Kenny Lofton, L</b> OBP: 0.360, SLG: 0.450 (1, 8)										4	2	1	0	1	0	2	<b>Kansas City Royals @ Cleveland Indians</b> Jacobs Field, Cleveland, OH Fri Sep 29 1995, 7:05 PM EDT Att: 41,701 - Unknown - 74 F										
<b>Omar Vizquel, S</b> OBP: 0.334, SLG: 0.353 (1, 6)										5	1	3	1	0	1	1											
<b>Carlos Baerga, S</b> OBP: 0.354, SLG: 0.452 <b>Billy Ripken, R</b> OBP: 0.429, SLG: 0.643 (1, 4)										5	0	1	3	0	0	3											
<b>Albert Belle, R</b> OBP: 0.398, SLG: 0.688 (1, 7)										5	1	1	0	0	1	3											
<b>Eddie Murray, S</b> OBP: 0.372, SLG: 0.514 (1, 10)										4	1	2	2	0	2	0											
<b>Jim Thome, L</b> OBP: 0.439, SLG: 0.561 (1, 5)										1	0	0	0	3	1	0											
<b>Manny Ramirez, R</b> OBP: 0.403, SLG: 0.563 <b>Wayne Kirby, L</b> OBP: 0.257, SLG: 0.296 (1, 9)										3	0	0	0	0	1	3											
<b>Paul Sorrento, L</b> OBP: 0.332, SLG: 0.503 (1, 3)										4	2	3	2	0	0	2											
<b>Sandy Alomar Jr., R</b> OBP: 0.321, SLG: 0.470 (1, 2)										3	2	1	0	1	0	1											
<b>Inning Stats</b>	R: 0 E: 0 K: 0 S: 6	H: 1 LOB: 0 BB: 0 P: 8	R: 0 E: 0 K: 1 S: 9	H: 0 LOB: 2 BB: 1 P: 20	R: 1 E: 0 K: 0 S: 6	H: 2 LOB: 1 BB: 1 P: 14	R: 0 E: 0 K: 2 S: 12	H: 0 LOB: 0 BB: 0 P: 17	R: 0 E: 0 K: 2 S: 10	H: 1 LOB: 2 BB: 1 P: 17	R: 2 E: 1 K: 1 S: 9	H: 1 LOB: 0 BB: 0 P: 14	R: 6 E: 0 K: 0 S: 28	H: 6 LOB: 1 BB: 2 P: 46	1B: 6 2B: 3 3B: 0 HR: 3	SF: 0 SAC: 0 DP: 3 HBP: 1		WP: 0 PB: 1 SB: 2 CS: 0	PA: 40								
<b>PITCHER</b>	IP	WLS	BF	H	R	ER	SO	BB	IBB	HBP	BLK	WP	HR	S	P	ERA	WHIP										
<b>Kevin Appier, R</b> ERA: 3.89 (1, 1)	7.0	L	32	8	5	4	6	2	1	1	0	0	1	10	17	13.50	3.000										
<b>Gregg Olson, R</b> ERA: 4.09 (8, 1)	0.2		3	1	1	1	0	1	0	0	0	0	0	5	7	∞	∞										
<b>Rick Huisman, R</b> ERA: 8.31 (8, 1)	0.0		1	1	0	0	0	0	0	0	0	0	0	8	14	81.00	9.000										
<b>Billy Brewer, L</b> ERA: 5.56 (8, 1)	0.1		4	2	3	3	0	1	0	0	0	0	0	8	14	81.00	9.000										

AB	28
R	2
H	5
RBI	2
BB	4
SO	10
LOB	10

AB	34
R	9
H	12
RBI	8
BB	5
SO	6
LOB	15









Batter	1	2	3	4	5	6	7	8	9	AB	R	H	RBI	BB	SO	LOB	TOP											
<b>Johnny Damon, L</b> OBP: 0.324, SLG: 0.441 (1, 8)										5	0	1	1	0	0	1	<b>Kansas City Royals @ Cleveland Indians</b> Jacobs Field, Cleveland, OH Sun Oct 01 1995, 3:33 AM EDT Att: 41,819 - Sunny - 76 F											
<b>Tom Goodwin, L</b> OBP: 0.346, SLG: 0.358 <b>Brent Cookson, R</b> OBP: 0.189, SLG: 0.171 (6, PH) (6, 7)										3	1	3	0	0	0	0												
<b>Michael Tucker, L</b> OBP: 0.332, SLG: 0.384 (1, 10)										5	1	1	0	0	3	3												
<b>Keith Lockhart, L</b> OBP: 0.355, SLG: 0.478 <b>Edgar Caceres, S</b> OBP: 0.291, SLG: 0.350 (9, PH)										3	1	1	1	0	0	3												
<b>Jon Nunnally, L</b> OBP: 0.357, SLG: 0.472 <b>Joe Vitello, R</b> OBP: 0.317, SLG: 0.446 (9, PH)										4	1	1	1	0	0	3												
<b>Gary Gaetti, R</b> OBP: 0.329, SLG: 0.518 (1, 3)										5	1	2	3	0	0	1												
<b>David Howard, S</b> OBP: 0.310, SLG: 0.325 (1, 6)										3	0	0	0	0	1	1												
<b>Brent Mayne, L</b> OBP: 0.313, SLG: 0.326 <b>29 Mike Sweeney, R</b> OBP: 0.250, SLG: 0.250 (6, PH) (6, 2)										2	0	2	0	0	0	0												
<b>Joe Randa, R</b> OBP: 0.237, SLG: 0.243 (1, 5)										4	1	1	0	0	1	3												
<b>Inning Stats</b>	R: 0 E: 0 K: 1 S: 10	H: 2 LOB: 2 BB: 0 P: 13	R: 0 E: 0 K: 1 S: 8	H: 1 LOB: 1 BB: 0 P: 11	R: 4 E: 0 K: 0 S: 27	H: 5 LOB: 2 BB: 0 P: 37	R: 0 E: 0 K: 1 S: 10	H: 1 LOB: 1 BB: 0 P: 17	R: 0 E: 0 K: 0 S: 4	H: 0 LOB: 0 BB: 0 P: 7	R: 2 E: 0 K: 1 S: 14	H: 2 LOB: 0 BB: 0 P: 19	R: 1 E: 0 K: 1 S: 8	H: 2 LOB: 1 BB: 0 P: 10	R: 0 E: 0 K: 1 S: 10	H: 0 LOB: 1 BB: 1 P: 8		R: 0 E: 0 K: 0 S: 4	H: 0 LOB: 1 BB: 1 P: 8	1B: 9 2B: 3 HR: 1	SF: 1 SAC: 0 DP: 0 HBP: 1	WP: 0 PB: 0 SB: 0 CS: 0	PA: 42					
<b>PITCHER</b>	IP	WLS	BF	H	R	ER	SO	BB	IBB	HBP	BLK	WP	HR	S	P	ERA	WHIP											
<b>Charles Nagy, R</b> ERA: 4.95	(1, 1)	5.0	W	25	9	4	4	3	0	0	1	0	0	1	59	85	7.20	1.800										
<b>Paul Assenmacher, L</b> ERA: 2.82	(6, 1)	1.0		5	2	2	2	1	0	0	0	0	0	0	14	19	18.00	2.000										
<b>Ken Hill, R</b> ERA: 4.52	(7, 1)	2.0		8	2	1	1	2	0	0	0	0	0	0	18	21	4.50	1.000										
<b>Jim Poole, L</b> ERA: 3.75	(9, 1)	1.0		4	0	0	0	0	1	0	0	0	0	0	4	8	0.00	1.000										

Batter	1	2	3	4	5	6	7	8	9	AB	R	H	RBI	BB	SO	LOB	BOTTOM											
<b>Kenny Lofton, L</b> OBP: 0.362, SLG: 0.453 <b>Ruben Amaro Jr, S</b> OBP: 0.273, SLG: 0.300 (6, 8)										5	1	2	2	0	1	5	<b>Kansas City Royals @ Cleveland Indians</b> Jacobs Field, Cleveland, OH Sun Oct 01 1995, 3:33 AM EDT Att: 41,819 - Sunny - 76 F											
<b>Omar Vizquel, S</b> OBP: 0.333, SLG: 0.351 <b>Billy Ripken, R</b> OBP: 0.412, SLG: 0.765 (3, 4)										2	1	1	1	1	0	1												
<b>Carlos Baerga, S</b> OBP: 0.355, SLG: 0.452 <b>Alvaro Espinoza, R</b> OBP: 0.264, SLG: 0.322 (1, PR) (2, 4) (3, 6)										1	0	1	1	0	0	0												
<b>Albert Belle, R</b> OBP: 0.401, SLG: 0.690 <b>Jeromy Burnitz, L</b> OBP: 0.571, SLG: 0.714 (6, 7)										2	2	1	0	2	1	0												
<b>Eddie Murray, S</b> OBP: 0.375, SLG: 0.516 <b>Brian Giles, L</b> OBP: 0.556, SLG: 0.889 (2, PR)										2	1	2	2	0	0	0												
<b>Jim Thome, L</b> OBP: 0.438, SLG: 0.558 (1, 5)										5	3	2	2	0	1	3												
<b>Manny Ramirez, R</b> OBP: 0.336, SLG: 0.558 <b>Wayne Kirby, L</b> OBP: 0.260, SLG: 0.298 (7, PH) (8, 9)										3	1	1	1	1	0	2												
<b>Paul Sorrento, L</b> OBP: 0.336, SLG: 0.511 <b>Dave Winfield, R</b> OBP: 0.285, SLG: 0.287 <b>Herbert Perry, R</b> OBP: 0.376, SLG: 0.463 (8, 3)										1	0	0	0	0	0	0												
<b>Sandy Alomar Jr, R</b> OBP: 0.332, SLG: 0.478 <b>Jesse Lewis, L</b> OBP: 0.333, SLG: 0.444 (8, PR) (9, 2)										5	2	4	2	0	0	3												
<b>Inning Stats</b>	R: 6 E: 0 K: 1 S: 21	H: 6 LOB: 3 BB: 3 P: 46	R: 5 E: 1 K: 1 S: 15	H: 4 LOB: 1 BB: 1 P: 31	R: 0 E: 0 K: 2 S: 15	H: 1 LOB: 1 BB: 0 P: 22	R: 0 E: 0 K: 0 S: 7	H: 1 LOB: 1 BB: 0 P: 9	R: 6 E: 0 K: 0 S: 15	H: 6 LOB: 1 BB: 1 P: 26	R: 0 E: 0 K: 2 S: 9	H: 0 LOB: 0 BB: 0 P: 14	R: 0 E: 0 K: 0 S: 6	H: 0 LOB: 0 BB: 0 P: 10	R: 0 E: 0 K: 1 S: 8	H: 1 LOB: 1 BB: 0 P: 14		R: 0 E: 0 K: 0 S: 4	H: 0 LOB: 0 BB: 0 P: 8	1B: 16 2B: 0 3B: 1 HR: 2	SF: 0 SAC: 0 DP: 0 HBP: 0	WP: 0 PB: 0 SB: 3 CS: 0	PA: 48					
<b>PITCHER</b>	IP	WLS	BF	H	R	ER	SO	BB	IBB	HBP	BLK	WP	HR	S	P	ERA	WHIP											
<b>Tom Gordon, R</b> ERA: 4.43	(1, 1)	1.0	L	16	9	10	10	1	4	0	0	0	0	1	27	63	90.00	13.000										
<b>Mike Magnante, L</b> ERA: 4.23	(2, 1)	3.1		17	6	5	4	3	1	0	0	0	0	1	36	55	10.80	2.100										
<b>Rusty Meacham, R</b> ERA: 4.98	(5, 1)	2.2		11	3	2	2	2	0	0	0	0	0	1	25	40	6.75	1.125										
<b>Rick Huisman, R</b> ERA: 7.45	(8, 1)	1.0		4	1	0	0	1	0	0	0	0	0	0	8	14	0.00	1.000										

