

Kansas City Royals - 1996

Batter	1	2	3	4	5	6	7	8	9	AB R H RBI BB SO LOB	TOP		
Bip Roberts, S (1, 4) OBP: 0.250, SLG: 0.250	0-0 F7		1-1 G4-3			0-1 SH2-3 1B		1-0 F8		4 0 1 1 0 0 0			
Tom Goodwin, L (1, 7) (8, 8)	1-0 G3		1-2 F8			0-1 SH2-3		4-0 BB		2 0 0 0 1 0 0			
Johnny Damon, L (1, 8) OBP: 0.333, SLG: 0.333 Pat Lennon, R (8, PH) (8, 7)	0-1 1B				0-1 P6	2-1 P6		0-3 K		3 0 1 0 0 0 1 1 0 0 0 0 1 1			
Michael Tucker, L (1, 9) David Howard, S (9, PH)		4-2 1B G4-6-3 BB			2-1 F7	1-2 L8		2-2 F9		2 1 0 0 1 0 1 1 0 0 0 0 0 0			
Keith Lockhart, L (1, 5) OBP: 0.667, SLG: 0.667 Les Norman, R (9, PH)		0-0 G4-6-3 1B			2-2 1B		1-3 K	0-3 K		3 0 2 0 0 1 0 1 0 0 0 0 1 0			
Bob Hamelin, L (1, 3) Joe Randa, R (7, PR) (7, 3)		2-1 G4-6-3			0-0 P6		4-1 BB	1-0 F8		2 0 0 0 1 0 2 1 0 0 0 0 0 0			
Joe Vitiello, R (1, 10) Jon Nunnally, L (7, PH)		3-3 K				1-1 G5-3		0-3 K		2 0 0 0 0 1 0 1 0 0 0 0 1 1			
Mike Macfarlane, R (1, 2) OBP: 0.333, SLG: 0.667			3-2 G4-3 G4-3 2B			0-1 G5-3		1-3 K		3 1 1 0 0 1 1			
Jose Offerman, S (1, 6)			3-1 G4-3			0-0 P5		2-2 G1-3		3 0 0 0 0 0 1			
Inning Stats	R: 0 E: 0 K: 0 S: 4 H: 1 LOB: 1 BB: 0 P: 5	R: 1 E: 0 K: 1 S: 14 H: 1 LOB: 0 BB: 1 P: 23	R: 1 E: 0 K: 0 S: 11 H: 1 LOB: 0 BB: 0 P: 19	R: 0 E: 0 K: 0 S: 8 H: 1 LOB: 1 BB: 0 P: 12	R: 0 E: 0 K: 0 S: 5 H: 0 LOB: 0 BB: 0 P: 6	R: 0 E: 0 K: 0 S: 9 H: 1 LOB: 1 BB: 0 P: 12	R: 0 E: 0 K: 3 S: 11 H: 0 LOB: 1 BB: 1 P: 17	R: 0 E: 0 K: 1 S: 7 H: 0 LOB: 1 BB: 1 P: 14	R: 0 E: 0 K: 1 S: 7 H: 0 LOB: 0 BB: 0 P: 10	1B: 4 2B: 1 3B: 0 HR: 0 SF: 0 SAC: 1 DP: 1 HBP: 0	WP: 0 PB: 0 SB: 1 CS: 0 PA: 33		
PITCHER	IP WLS BF H R ER SO BB IBB HBP BLK WP HR S P ERA WHIP											PITCHER	IP WLS BF H R ER SO BB IBB HBP BLK WP HR S P ERA WHIP
35 Mike Mussina, R (1, 1) ERA: 2.57	7.0 W 26 5 2 2 4 2 0 0 0 0 0 0 62 94 2.57 1.000												
Jesse Orosco, L (8, 1) ERA:	1.0 4 0 0 0 1 1 0 0 0 0 0 0 7 14 0.00 1.000												
Randy Myers, L (9, 1) ERA:	1.0 S 3 0 0 0 1 0 0 0 0 0 0 0 7 10 0.00 0.000												

Kansas City Royals @ Baltimore Orioles
Oriole Park at Camden Yards, Baltimore, MD

Tue Apr 02 1996, 3:33 AM EST
 Att. 46,818 - Sunny - 57 F

livebaseballscorecards.com

AB 29
R 2
H 5
RBI 1
BB 3
SO 6
LOB 8



Batter	1	2	3	4	5	6	7	8	9	AB R H RBI BB SO LOB
Brady Anderson, L (1, 8) B S C B B B X	3-3 K	1-2 G3		1 SAFE B B 1 SAFE C B X	3-1 CS	2-2 P6		H 1-0 HBP		3 0 0 0 0 1 1
Roberto Alomar, S (1, 4) OBP: 0.250, SLG: 0.500 B L B X	2-1 F8 1B 2B		1-3 K		2-1 G4-3		1-1 F4			4 1 1 0 0 1 2
Rafael Palmeiro, L (1, 3) OBP: 0.500, SLG: 0.333 B S B B B	4-1 1B 1B BB		3-2 G3		2-3 K		2-1 FC1-4 1B			3 1 1 0 1 1 0
Bobby Bonilla, S (1, 10) OBP: 0.250, SLG: 0.500 F S B X	1-2 F8		2-0 1B 2B		0-0 L8		0-0 FC1-4 2B			4 2 1 0 0 0 3
Cal Ripken Jr., R (1, 6) OBP: 0.500, SLG: 0.500 B F C B B X	3-2 PB 1B		2-2 1B		2-0 F8		2-1 L5			4 0 2 3 0 0 1
B.J. Surhoff, L (1, 5) OBP: 0.250, SLG: 0.500 B F B X	2-1 F9		3-3 K		2-0 F8		2-0 1-H 2B			4 0 1 1 0 1 2
Chris Hoiles, R (1, 2) OBP: 0.333, SLG: 0.333 Manny Alexander, R (7, PR) Gregg Zaun, S (8, 2)		2-3 K		2-2 F8		2-1 G1-3 1B		4-0 IBB		3 0 1 0 0 1 0 0 0 0 0 0 0 0 0 0 0 0 1 0 0
Tony Tarasco, L (1, 9) Mike Devereaux, R (7, PH) (8, 9)		2-3 K		2-3 K		1-0 P4		2-1 F8		2 0 0 0 0 2 0 2 0 0 0 0 0 3
Jeffrey Hammonds, R (1, 7) OBP: 0.667, SLG: 1.000 B C B X		2-1 2B		3-1 CS 1B		1-0 SAFE G1-3				3 0 2 0 0 0 1

Inning Stats	R: 2 E: 0 K: 1 S: 14	H: 2 LOB: 1 BB: 1 P: 29	R: 0 E: 0 K: 2 S: 11	H: 1 LOB: 1 BB: 0 P: 18	R: 1 E: 0 K: 2 S: 15	H: 2 LOB: 1 BB: 0 P: 26	R: 0 E: 0 K: 1 S: 9	H: 1 LOB: 0 BB: 0 P: 19	R: 0 E: 0 K: 1 S: 10	H: 0 LOB: 0 BB: 0 P: 16	R: 0 E: 0 K: 0 S: 3	H: 0 LOB: 0 BB: 0 P: 7	R: 0 E: 0 K: 0 S: 6	H: 1 LOB: 2 BB: 0 P: 12	R: 1 E: 0 K: 0 S: 8	H: 2 LOB: 2 BB: 1 P: 20	1B: 5 2B: 4 3B: 0 HR: 0	SF: 0 SAC: 0 DP: 0 HBP: 1	WP: 0 PB: 1 SB: 0 CS: 1	PA: 36
--------------	-------------------------------	----------------------------------	-------------------------------	----------------------------------	-------------------------------	----------------------------------	------------------------------	----------------------------------	-------------------------------	----------------------------------	------------------------------	---------------------------------	------------------------------	----------------------------------	------------------------------	----------------------------------	----------------------------------	------------------------------------	----------------------------------	--------

PITCHER	IP	WLS	BF	H	R	ER	SO	BB	IBB	HBP	BLK	WP	HR	S	P	ERA	WHIP
Kevin Appier, R (1, 1) ERA: 5.4	5.0	L	21	6	3	3	7	1	0	0	0	0	0	59	108	5.40	1.400
Julio Valera, R (6, 1) ERA:	1.0		4	1	0	0	0	0	0	0	0	0	0	5	11	0.00	1.000
Mike Magnante, L (7, 1) ERA: 6.75	1.1		6	1	1	1	0	0	0	1	0	0	0	7	13	6.75	0.750
Terry Clark, R (8, 1) ERA:	0.2		4	1	0	0	0	0	1	0	0	0	0	5	15	0.00	1.500

BOTTOM

Kansas City Royals @ Baltimore Orioles
 Oriole Park at Camden Yards, Baltimore, MD


Tue Apr 02 1996, 3:33 AM EST
 Att. 46,818 - Sunny - 57 F

AB	32
R	4
H	9
RBI	4
BB	2
SO	7
LOB	13



WP	0	PA	36
PB	1	ERA	WHIP
SB	0		
CS	1		

livebaseballscores.com

Batter	1	2	3	4	5	6	7	8	9	AB R H RBI BB SO LOB	TOP																				
Bip Roberts, S (1, 4) OBP: 0.250, SLG: 0.375	0-0 F9	0-0 G4-3			0-0 F9			0-0 2B		4 0 1 0 0 0 2																					
Tom Goodwin, L (1, 8) OBP: 0.333, SLG: 0.200 Les Norman, R (6, 9)	0-0 1B		0-3 K		0-0 G4-3			0-0 F8		3 0 1 0 0 1 0 1 0 0 0 0 0 1																					
Pat Lennon, R (1, 7) OBP: 0.600, SLG: 0.750	0-0 G5-3		0-0 1B			0-0 WP SF9 2B		4-0 BB G5-4-3		3 1 2 0 1 0 1																					
Joe Vitiello, R (1, 10)	4-0 BB		0-3 K			4-0 BB G1-6-4-3		0-0 G5-4-3		2 0 0 0 2 1 3																					
Bob Hamelin, L (1, 3)	0-3 K		0-0 G3			0-0 SF9		0-0 G3		3 0 0 1 0 1 3																					
Jose Offerman, S (1, 6) OBP: 0.143, SLG: 0.143		0-0 F3		0-0 G1-6-3 1B		0-0 G1-6-4-3		0-0 G3		4 0 1 0 0 0 1																					
Joe Randa, R (1, 5)		4-0 BB 1B		0-0 G1-6-3			0-0 F9		0-0 G4-3	3 0 0 0 1 0 1	AB 29 R 1 H 6 RBI 1 BB 4 SO 6 LOB 14																				
Michael Tucker, L (1, 9) OBP: 0.400, SLG: 0.250 David Howard, S (6, 8)		0-0 1B		0-0 F7			0-0 F8			2 0 1 0 0 0 0 1 0 0 0 0 0 0																					
Sal Fasano, R (1, 2)		0-3 K		0-3 K			0-3 K			3 0 0 0 0 3 2																					
Inning Stats	R: 0 E: 0 K: 1 S: 6	H: 1 LOB: 2 BB: 1 P: 10	R: 0 E: 0 K: 1 S: 6	H: 1 LOB: 2 BB: 1 P: 10	R: 0 E: 0 K: 2 S: 8	H: 1 LOB: 1 BB: 0 P: 8	R: 0 E: 0 K: 0 S: 3	H: 1 LOB: 0 BB: 0 P: 3	R: 0 E: 0 K: 1 S: 5	H: 0 LOB: 0 BB: 0 P: 5	R: 1 E: 0 K: 0 S: 3	H: 1 LOB: 0 BB: 1 P: 7	R: 0 E: 0 K: 1 S: 5	H: 0 LOB: 0 BB: 0 P: 5	R: 0 E: 0 K: 0 S: 3	H: 1 LOB: 1 BB: 1 P: 7	R: 0 E: 0 K: 0 S: 3	H: 0 LOB: 0 BB: 0 P: 3	1B: 4 2B: 2 3B: 0 HR: 0	SF: 1 SAC: 0 DP: 3 HBP: 0	WP: 1 PB: 0 SB: 3 CS: 0	PA: 34									
PITCHER David Wells, L (1, 1) ERA: 1.29 Roger McDowell, R (8, 1) ERA:	IP 7.0	WLS W	BF 27	H 5	R 1	ER 1	SO 6	BB 3	IBB 0	HBP 0	BLK 0	WP 1	HR 0	S 36	P 48	ERA 1.29	WHIP 1.143														
											PITCHER	IP	WLS	BF	H	R	ER	SO	BB	IBB	HBP	BLK	WP	HR	S	P	ERA	WHIP			

Kansas City Royals @ Baltimore Orioles
Oriole Park at Camden Yards, Baltimore, MD

Wed Apr 03 1996, 7:05 PM EST
 Att. 40,068 - Unknown - 63 F

livebaseballscorecards.com

Batter	1	2	3	4	5	6	7	8	9
Brady Anderson, L (1, 8) OBP: 0.222, SLG: 0.125	0-0 SH4-3 1B	0-0 G3		0-0 G4-3	0-0 FC5			0-0 G4-3	
Roberto Alomar, S (1, 4) OBP: 0.625, SLG: 1.143	0-0 SH4-3	0-0 HR		0-0 E3 1B		0-0 1B E 1B		0-0 BB	
Rafael Palmeiro, L (1, 3) OBP: 0.556, SLG: 0.857	4-0 1B 2B BB	0-0 HR		0-0 F9		0-0 1B		0-3 K	
Bobby Bonilla, S (1, 10) OBP: 0.375, SLG: 0.500	0-0 2B 1B	0-0 F7		0-0 1B		0-0 G5-4-3-2			
Cal Ripken Jr., R (1, 6) OBP: 0.500, SLG: 0.625	0-0 1B 2B	0-0 F8		0-0 G4-3			0-0 G4-6-3 1B		
B.J. Surhoff, L (1, 5) OBP: 0.250, SLG: 0.375	0-0 1B		0-0 F8		0-0 P6		0-0 F9		
Chris Hoiles, R (1, 2) Gregg Zaun, S (8, 2)	0-3 K		0-3 K		0-0 L8		0-0 G4-6-3		
Tony Tarasco, L (1, 9) OBP: 0.500, SLG: 0.500	0-0 G4-3		0-0 1B		0-0 FC5 E 1B		0-0 WP G4-3 1B		
Jeffrey Hammonds, R (1, 7) OBP: 0.286, SLG: 0.429		0-0 E6 HR		0-0 G4-3		0-0 E5		0-3 K	

Inning Stats	R: 3	H: 4	E: 0	LOB: 2	K: 1	P: 13	R: 3	H: 2	E: 1	LOB: 0	K: 0	P: 6	R: 0	H: 1	E: 0	LOB: 1	K: 1	P: 6	R: 1	H: 2	E: 1	LOB: 1	K: 0	P: 5	R: 0	H: 1	E: 1	LOB: 2	K: 0	P: 5	R: 0	H: 2	E: 0	LOB: 0	K: 0	P: 3	R: 0	H: 1	E: 0	LOB: 0	K: 0	P: 3	R: 0	H: 1	E: 0	LOB: 2	K: 2	P: 12
--------------	------	------	------	--------	------	-------	------	------	------	--------	------	------	------	------	------	--------	------	------	------	------	------	--------	------	------	------	------	------	--------	------	------	------	------	------	--------	------	------	------	------	------	--------	------	------	------	------	------	--------	------	-------

PITCHER	IP	WLS	BF	H	R	ER	SO	BB	IBB	HBP	BLK	WP	HR	S	P	ERA	WHIP
Mark Gubicza, R (1, 1) ERA: 11.25	4.0	L	23	9	7	5	2	1	0	0	0	0	2	26	30	11.25	2.500
Jason Jacome, L (5, 1) ERA:	4.0		16	5	0	0	2	1	0	0	0	1	0	19	23	0.00	1.500

BOTTOM

Kansas City Royals @ Baltimore Orioles
Oriole Park at Camden Yards, Baltimore, MD

livebaseballscorecards.com

AB	36
R	7
H	14
RBI	7
BB	2
SO	4
LOB	19



1B: 11	SF: 0	WP: 1	PA: 39
2B: 1	SAC: 1	PB: 0	
3B: 1	DP: 1	SB: 1	
HR: 2	HBP: 0	CS: 0	

Wed Apr 03 1996, 7:05 PM EST
Att: 40,068 - Unknown - 63 F

Batter	1	2	3	4	5	6	7	8	9	AB R H RBI BB SO LOB
Bip Roberts, S (1, 4) OBP: 0.308, SLG: 0.462	0-0 F8			0-0 G3	0-0 1B 2B		0-0 SH5-4 1B		0-0 F9	5 1 2 2 0 0 1
Tom Goodwin, L (1, 7) OBP: 0.444, SLG: 0.375 Jose Offerman, S (9, PH) OBP: 0.125, SLG: 0.125	0-3 K			0-0 1B 1B	0-0 E S 1B		0-0 SH5-4		0-3 K	3 0 2 1 0 1 0 1 0 0 0 0 1 1
Johnny Damon, L (1, 8) OBP: 0.286, SLG: 0.286	0-0 6-3			0-0 1B	0-0 3-1		0-3 K			4 0 1 0 0 1 3
Michael Tucker, L (1, 9) OBP: 0.222, SLG: 0.125 Les Norman, R (8, 9)			0-0 1-3	0-0 F7		0-3 K	0-0 L3			4 0 0 0 0 1 4 0 0 0 0 0 0 0
Keith Lockhart, L (1, 5) OBP: 0.429, SLG: 0.429			0-0 G4-6-3 1B	0-0 4-3		0-0 1-3		0-0 F7		4 0 1 0 0 0 2
Bob Hamelin, L (1, 3) Joe Randa, R (6, 3)			0-0 G4-6-3		0-0 4-3		4-0 BB BB		0-0 F9	2 0 0 0 1 0 1 1 0 0 0 0 0 0
Joe Vitiello, R (1, 10) OBP: 0.400, SLG: 0.143			0-3 K		0-0 1B 1B	4-0 BB BB		0-3 K		3 0 1 0 1 2 0
Mike Macfarlane, R (1, 2) OBP: 0.286, SLG: 0.429			0-0 5-3		0-0 1B 2B 1B	0-0 P3		0-0 P3		4 1 1 0 0 0 2
David Howard, S (1, 6) OBP: 0.500, SLG: 0.400			0-0 F7		0-0 2B 1B	4-0 SH5-4 1B BB		0-0 1B		3 1 2 0 1 0 0

Inning Stats	R: 0 E: 0 K: 1 S: 5	H: 0 LOB: 0 BB: 0 P: 5	R: 0 E: 0 K: 0 S: 3	H: 1 LOB: 0 BB: 0 P: 3	R: 0 E: 0 K: 1 S: 5	H: 0 LOB: 0 BB: 0 P: 5	R: 0 E: 0 K: 0 S: 5	H: 2 LOB: 2 BB: 0 P: 5	R: 3 E: 0 K: 0 S: 7	H: 5 LOB: 1 BB: 0 P: 7	R: 0 E: 0 K: 1 S: 5	H: 0 LOB: 2 BB: 2 P: 13	R: 0 E: 0 K: 1 S: 6	H: 1 LOB: 2 BB: 1 P: 10	R: 0 E: 0 K: 1 S: 5	H: 0 LOB: 0 BB: 0 P: 5	R: 0 E: 0 K: 1 S: 6	H: 1 LOB: 1 BB: 0 P: 6	1B: 9 2B: 1 3B: 0 HR: 0	SF: 0 SAC: 1 DP: 1 HBP: 0	WP: 0 PB: 0 SB: 2 CS: 0	PA: 38
--------------	------------------------------	---------------------------------	------------------------------	---------------------------------	------------------------------	---------------------------------	------------------------------	---------------------------------	------------------------------	---------------------------------	------------------------------	----------------------------------	------------------------------	----------------------------------	------------------------------	---------------------------------	------------------------------	---------------------------------	----------------------------------	------------------------------------	----------------------------------	--------

PITCHER	IP	WLS	BF	H	R	ER	SO	BB	IBB	HBP	BLK	WP	HR	S	P	ERA	WHIP
Scott Erickson, R (1, 1) ERA: 4.5	6.0		26	8	3	3	3	2	0	0	0	0	0	30	38	4.50	1.667
Arthur Rhodes, L (7, 1) ERA:	2.0	W	8	1	0	0	2	1	0	0	0	0	0	11	15	0.00	1.000
Randy Myers, L (9, 1) ERA:	1.0	S	4	1	0	0	1	0	0	0	0	0	0	6	6	0.00	1.000

Kansas City Royals @ Baltimore Orioles
 Oriole Park at Camden Yards, Baltimore, MD

Thu Apr 04 1996, 3:33 AM EST
 Att. 38,753 - Overcast - 64 F

AB	34
R	3
H	10
RBI	3
BB	3
SO	6
LOB	14



Batter	1	2	3	4	5	6	7	8	9
Brady Anderson, L (1, 8) OBP: 0.286, SLG: 0.308	0-3 K		0-0 2B		0-3 K			0-0 2B	
Roberto Alomar, S (1, 4) OBP: 0.667, SLG: 1.100	0-0 1B		4-0 BB		0-0 F8			0-0 2B	
Rafael Palmeiro, L (1, 3) OBP: 0.462, SLG: 0.600	0-0 1B		0-0 L9		0-0 F7			4-0 2B	
Bobby Bonilla, S (1, 10) OBP: 0.250, SLG: 0.364		0-0 5-3		0-0 6-3		0-0 4-3		0-0 SF8	
Cal Ripken Jr., R (1, 6) OBP: 0.500, SLG: 0.636		4-0 BB		0-0 F7		0-0 5-3		0-0 2B	
B.J. Surhoff, L (1, 5) OBP: 0.417, SLG: 0.545		0-0 F7		0-0 1B				4-0 1B	
Chris Hoiles, R (1, 2) OBP: 0.182, SLG: 0.182 Gregg Zaun, S (9, 2)		0-0 FC5-4		0-0 F9			0-3 K	0-0 1B	
Mike Devereaux, R (1, 9) Tony Tarasco, L (8, PH) (9, 9) OBP: 0.429, SLG: 0.429			0-0 1-3		0-3 K		0-0 F3	0-0 1B	
Jeffrey Hammonds, R (1, 7) OBP: 0.364, SLG: 0.545			0-3 K		0-0 2B		0-3 K	0-0 1B	

Inning Stats	R: 0	H: 1	E: 0	K: 1	S: 5	LOB: 0	BB: 0	P: 5
	R: 0	H: 0	E: 0	K: 0	S: 3	LOB: 1	BB: 1	P: 7
	R: 0	H: 1	E: 0	K: 1	S: 6	LOB: 2	BB: 1	P: 10
	R: 0	H: 1	E: 0	K: 0	S: 4	LOB: 1	BB: 0	P: 4
	R: 0	H: 1	E: 0	K: 2	S: 8	LOB: 1	BB: 0	P: 8
	R: 0	H: 0	E: 0	K: 0	S: 3	LOB: 0	BB: 0	P: 3
	R: 0	H: 1	E: 0	K: 2	S: 8	LOB: 1	BB: 0	P: 8
	R: 5	H: 5	E: 0	K: 1	S: 10	LOB: 2	BB: 2	P: 18

PITCHER	IP	WLS	BF	H	R	ER	SO	BB	IBB	HBP	BLK	WP	HR	S	P	ERA	WHIP
Chris Haney, L (1, 1) ERA: 3.86	7.0		30	7	3	3	6	3	3	0	0	0	0	39	51	3.86	1.429
Hipolito Pichardo, R (8, 1) ERA: 54.0	0.1	L	4	2	0	0	0	0	1	0	0	1	0	3	7	0.00	6.000
Terry Clark, R (8, 1) ERA:	0.2		3	1	2	2	1	0	0	0	0	0	0	5	5	27.00	1.500

AB R H RBI BB SO LOB

5	1	2	0	0	3	3
3	1	2	1	1	0	1
3	1	0	0	1	0	3
3	0	0	1	0	0	0
3	1	1	1	1	0	0
3	1	2	0	1	0	1
4	0	1	0	0	1	3
0	0	0	0	0	0	0
3	0	0	0	0	1	1
1	0	0	1	0	0	2
4	0	2	1	0	2	1

AB	32
R	5
H	10
RBI	5
BB	4
SO	7
LOB	15



WP	PA	3B	HR	S	P	ERA	WHIP
1	37	0	0	1	0		
0	0	0	0	0	0		
0	0	0	0	0	0		

Kansas City Royals @ Baltimore Orioles
 Oriole Park at Camden Yards, Baltimore, MD
 Thu Apr 04 1996, 3:33 AM EST
 Att. 38,753 - Overcast - 64 F

livebaseballscorecards.com

Batter	1	2	3	4	5	6	7	8	9	10	11	12	AB	R	H	RBI	BB	SO	LOB	TOP								
Wil Cordero, R <small>OBP: 0.235, SLG: 0.294</small> (1, 4)													5 0 1 1 0 1 1															
John Valentin, R <small>OBP: 0.222, SLG: 0.067</small> (1, 6)													4 0 0 0 2 0 0															
Mo Vaughn, L <small>OBP: 0.222, SLG: 0.222</small> (1, 3)													6 1 1 0 0 1 3															
Jose Canseco, R <small>OBP: 0.333, SLG: 0.563</small> (1, 10)													5 2 2 1 1 0 1															
Kevin Mitchell, R <small>OBP: 0.250, SLG: 0.500</small> Milt Cuyler, S Troy O'Leary, L <small>OBP: 0.250, SLG: 0.182</small> (12, 9)													4 0 1 1 0 0 1															
Mike Greenwell, L <small>OBP: 0.188, SLG: 0.143</small> (1, 7)													3 0 0 1 1 1 0															
Mike Stanley, R <small>OBP: 0.250, SLG: 0.154</small> (1, 2)													3 1 0 0 2 1 1															
Tim Lincecum, R <small>OBP: 0.308, SLG: 0.455</small> Esteban Beltre, R (5, 5)													2 0 1 0 0 0 0															
Dwayne Hoesy, S <small>OBP: 0.429, SLG: 0.538</small> (1, 8)													3 0 0 0 0 3 3															
Inning Stats	R: 0 E: 0 K: 0 S: 11	H: 0 LOB: 1 BB: 1 P: 19	R: 1 E: 0 K: 0 S: 12	H: 3 LOB: 2 BB: 1 P: 20	R: 0 E: 0 K: 0 S: 3	H: 0 LOB: 0 BB: 0 P: 5	R: 0 E: 0 K: 1 S: 8	H: 0 LOB: 0 BB: 0 P: 10	R: 0 E: 0 K: 1 S: 11	H: 0 LOB: 0 BB: 0 P: 15	R: 2 E: 1 K: 0 S: 9	H: 2 LOB: 1 BB: 0 P: 13	R: 0 E: 0 K: 1 S: 8	H: 1 LOB: 0 BB: 0 P: 11	R: 1 E: 0 K: 1 S: 12	H: 2 LOB: 3 BB: 2 P: 28	R: 0 E: 0 K: 0 S: 5	H: 0 LOB: 0 BB: 0 P: 8	R: 0 E: 0 K: 2 S: 9	H: 0 LOB: 0 BB: 0 P: 12	R: 0 E: 0 K: 2 S: 9	H: 0 LOB: 0 BB: 0 P: 13	R: 0 E: 0 K: 0 S: 11	H: 0 LOB: 3 BB: 3 P: 27	1B: 5 2B: 2 3B: 0 HR: 1	SF: 1 SAC: 1 DP: 0 HBP: 0	WP: 0 PB: 0 SB: 1 CS: 1	PA: 50
PITCHER Tim Belcher, R <small>ERA: 3.52</small> (1, 1)	IP: 7.2 WLS: 33 BF: 33 H: 8 R: 4 ER: 3 SO: 3 BB: 2 IBB: 1 HBP: 0 BLK: 0 WP: 0 HR: 1 S: 71 P: 114 ERA: 3.52 WHIP: 1.304																											
Jeff Montgomery, R <small>ERA:</small> (8, 1)	2.1 8 0 0 0 3 1 0 0 0 0 0 17 27 0.00 0.429																											
Julio Valera, R <small>ERA:</small> (11, 1)	1.1 6 0 0 0 2 2 0 0 0 0 0 13 26 0.00 1.500																											
Terry Clark, R <small>ERA:</small> (12, 1)	0.2 W 3 0 0 0 0 0 0 0 0 0 7 14 0.00 1.500																											

Boston Red Sox @ Kansas City Royals
 Kauffman Stadium, Kansas City, MO
 Fri Apr 05 1996, 3:33 AM CST
 Att. 39,526 - Cloudy - 37 F

AB	41
R	4
H	8
RBI	4
BB	7
SO	8
LOB	13



Batter	1	2	3	4	5	6	7	8	9	10	11	12	AB	R	H	RBI	BB	SO	LOB	
Bip Roberts, S OBP: 0.263, SLG: 0.333 (1, 4)	G3		CS 1B BB	FC4-6 1-2f			G3 1-2		G4-3		P7			5	0	0	0	1	0	6
Tom Goodwin, L OBP: 0.400, SLG: 0.357 (1, 7)	2B 1B		CS HR 1B	P6			K			K		E6 1B		6	3	2	0	0	2	1
Johnny Damon, L OBP: 0.355, SLG: 0.692 (1, 8)	CS 1-H 2B		HR				P4			K		P5		6	1	3	3	0	1	1
Keith Lockhart, L OBP: 0.400, SLG: 0.333 Joe Randa, R (8, PH) (9, 5)	2-3 BB		F7				F9					1B BB IBB		2	0	0	0	1	0	1
Michael Tucker, L OBP: 0.200, SLG: 0.143 (1, 9)	F9		S 1B				G4-3-4-3 1-2f		G3		G4-3		P3		6	0	1	0	0	5
Bob Hamelin, L David Howard, S (9, PH) (10, 3)			F7	FC6-4 BB			G6-4-3 BB				PB S 2B 1B	F7		1	0	0	0	2	0	0
Joe Vitiello, R OBP: 0.385, SLG: 0.200 Jon Nunnally, L (9, PH) Pat Lennon, R OBP: 0.571, SLG: 0.667 (11, PH)			FC5-4 1B	FC6-4 1-2f			L8				K		1B BB	3	0	1	0	0	0	3
Mike Macfarlane, R OBP: 0.273, SLG: 0.455 Les Norman, R (9, PR) Sal Fasano, R (10, 2)			FC5-4 S 1-2f				G6-3				G3 2-H 2B		1B BB	4	0	1	1	0	0	2
Jose Offerman, S OBP: 0.308, SLG: 0.308 (1, 6)	K		K	FC4-6 1B							G3		1B	5	0	3	0	0	1	2

Inning Stats	R: 1	H: 2	E: 0	LOB: 1	K: 0	P: 12	R: 0	H: 1	E: 0	LOB: 1	K: 1	P: 20	R: 0	H: 1	E: 0	LOB: 2	K: 0	P: 33	R: 0	H: 1	E: 0	LOB: 1	K: 0	P: 13	R: 0	H: 0	E: 0	LOB: 0	K: 0	P: 11	R: 0	H: 0	E: 0	LOB: 0	K: 1	P: 12	R: 0	H: 1	E: 0	LOB: 0	K: 1	P: 15	R: 0	H: 0	E: 0	LOB: 0	K: 1	P: 19	R: 1	H: 2	E: 0	LOB: 2	K: 1	P: 19	R: 0	H: 0	E: 0	LOB: 1	K: 2	P: 28	R: 0	H: 1	E: 0	LOB: 2	K: 1	P: 26	R: 1	H: 1	E: 1	LOB: 3	K: 0	P: 25	1B: 10	SF: 0	2B: 2	SAC: 0	3B: 0	DP: 2	HR: 1	HBP: 0	WP: 0	PA: 52
--------------	------	------	------	--------	------	-------	------	------	------	--------	------	-------	------	------	------	--------	------	-------	------	------	------	--------	------	-------	------	------	------	--------	------	-------	------	------	------	--------	------	-------	------	------	------	--------	------	-------	------	------	------	--------	------	-------	------	------	------	--------	------	-------	------	------	------	--------	------	-------	------	------	------	--------	------	-------	------	------	------	--------	------	-------	--------	-------	-------	--------	-------	-------	-------	--------	-------	--------

PITCHER	IP	WLS	BF	H	R	ER	SO	BB	IBB	HBP	BLK	WP	HR	S	P	ERA	WHIP
Aaron Sele, R ERA: 5.4 (1, 1)	5.0		23	8	3	3	1	3	0	0	0	0	1	55	94	5.40	2.200
Mike Maddux, R ERA: 2.25 (6, 1)	2.0		6	1	0	0	1	1	0	0	0	0	0	15	27	0.00	1.000
Mike Stanton, L ERA: 27.0 (8, 1)	1.0		3	0	0	0	1	0	0	0	0	0	0	13	19	0.00	0.000
Heathcliff Slocumb, R ERA: 3.0 (9, 1)	2.0		9	2	1	1	3	1	0	0	0	0	0	27	47	4.50	1.500
Brad Pennington, L ERA: (11, 1)	1.2	L	10	1	1	0	1	2	1	0	0	0	0	21	48	0.00	1.800

BOTTOM

Boston Red Sox @ Kansas City Royals
Kauffman Stadium, Kansas City, MO

livebaseballscorecards.com

AB	44
R	5
H	13
RBI	5
BB	8
SO	7
LOB	22



Fri Apr 05 1996, 3:33 AM CST
Att. 39,526 - Cloudy - 37 F

Batter	1	2	3	4	5	6	7	8	9	AB R H RBI BB SO LOB	TOP										
Dwayne Hosey, S OBP: 0.389, SLG: 0.438 (1, 8)	0-3 K	1-3 K			4-2 E S BB		1-2 SAFE SAFE L8			3 0 0 0 1 2 2	<p>Boston Red Sox @ Kansas City Royals Kauffman Stadium, Kansas City, MO Sat Apr 06 1996, 3:33 AM CST Att. 17,339 - Sunny - 48 F</p>										
Wil Cordero, R OBP: 0.238, SLG: 0.333 (1, 4)	0-1 1B 2B	0-1 F8			2-2 SAFE SAFE G5-3		1-0 SAFE SAFE G6-4-3			4 1 1 0 0 0 3											
Mo Vaughn, L OBP: 0.273, SLG: 0.200 (1, 3)	1-3 K			4-0 1B BB	1-0 HBP			1-3 K		2 0 0 0 1 2 1											
Jose Canseco, R OBP: 0.364, SLG: 0.526 (1, 10)	2-2 2-H 1B			0-3 K	1-0 P3			4-2 G4-6-3 BB		3 0 1 1 1 1 3											
Kevin Mitchell, R OBP: 0.250, SLG: 0.375 (1, 9)	0-0 F9			1-2 G3-6-1 1B	2-0 P6			0-1 G4-6-3		4 0 1 0 0 0 4											
Mike Greenwell, L OBP: 0.200, SLG: 0.167 (1, 7)		0-1 2B 1B		2-0 G3-6-1 1-2f		0-0 F8		0-0 F9		4 1 1 0 0 0 2											
John Valentin, R OBP: 0.227, SLG: 0.158 (1, 6)		2-0 1B 2B		0-0 F8		1-1 G5-3		1-1 F8		4 1 1 0 0 0 0											
Bill Haselman, R OBP: 0.250, SLG: 0.250 (1, 2)		3-1 SH1-4 1B		2-3 K		1-0 F8		1-3 K		4 0 1 2 0 2 0											
Esteban Beltre, R (1, 5)		1-0 SH1-4		1-3 K			4-2 G6-4-3 BB			1 0 0 0 1 1 0											
Inning Stats	R: 1 E: 0 K: 2 S: 13	H: 2 LOB: 1 BB: 0 P: 16	R: 2 E: 0 K: 1 S: 11	H: 3 LOB: 1 BB: 0 P: 18	R: 0 E: 0 K: 1 S: 9	H: 1 LOB: 1 BB: 1 P: 16	R: 0 E: 0 K: 2 S: 7	H: 0 LOB: 0 BB: 0 P: 10	R: 0 E: 0 K: 0 S: 4	H: 0 LOB: 2 BB: 1 P: 6	R: 0 E: 0 K: 0 S: 10	H: 0 LOB: 0 BB: 1 P: 16	R: 0 E: 0 K: 1 S: 8	H: 0 LOB: 0 BB: 1 P: 13	R: 0 E: 0 K: 1 S: 6	H: 0 LOB: 0 BB: 0 P: 8	1B: 4 2B: 2 3B: 0 HR: 0	SF: 0 SAC: 1 DP: 3 HBP: 1	WP: 0 PB: 0 SB: 1 CS: 0	PA: 35	
PITCHER	IP WLS BF H R ER SO BB IBB HBP BLK WP HR S P ERA WHIP																				
Kevin Appier, R ERA: 4.91 (1, 1)	6.0	27	6	3	3	6	3	0	1	0	0	0	56	92	4.50	1.500					
Hipolito Pichardo, R ERA: 7.71 (7, 1)	2.0	W	5	0	0	0	1	1	0	0	0	0	15	22	0.00	0.500					
Jeff Montgomery, R ERA: (9, 1)	1.0		3	0	0	0	1	0	0	0	0	0	6	8	0.00	0.000					

livebaseballscorecards.com

AB	29
R	3
H	6
RBI	3
BB	4
SO	8
LOB	15



Batter	1	2	3	4	5	6	7	8	9	AB R H RBI BB SO LOB	TOP	
Mike Greenwell, L (1, 7) OBP: 0.280, SLG: 0.304	2-1 WP 1B	1-0 F8			0-0 2B		2-2 G6-4-3 1B		0-0 G3-1	5 0 3 0 0 0 4		
John Valentin, R (1, 6) OBP: 0.192, SLG: 0.130	2-2 P7 1-2	1-1 FC5-4 1-2f			1-2 G5-3		0-0 G6-4-3 1-2f			4 0 0 0 0 0 5		
Jose Canseco, R (1, 10) OBP: 0.346, SLG: 0.609	0-2 G5-3			2-2 HR		3-3 K		0-1 P4		4 1 1 1 0 1 2		
Mo Vaughn, L (1, 3) OBP: 0.231, SLG: 0.167	1-1 G4-3			1-0 G4-3		0-0 L8		2-2 F7		4 0 0 0 0 0 2		
Kevin Mitchell, R (1, 9) OBP: 0.250, SLG: 0.273 Milt Cuyler, S (8, 8)		1-2 G4-3		1-3 K		4-1 G5-3 1B BB		3-1 F8		3 0 0 0 1 1 0 0 0 0 0 0 0 0		
Wil Cordero, R (1, 4) OBP: 0.240, SLG: 0.292		4-2 1B 1B BB		1-2 G5-3		1-3 K		1-1 F9		3 1 0 0 1 1 1		
Troy O'Leary, L (1, 8) OBP: 0.375, SLG: 0.333 (8, 9)		0-0 1B 1-3 SF 1B		1-0 G4-1		1-2 1-2 1B		0-0 1B 1B		4 1 3 0 0 0 0		
Mike Stanley, R (1, 2) OBP: 0.250, SLG: 0.176		3-1 SF 1-3 SF 1B 3-H		0-1 F9		2-2 G5-3 2-3f		2-1 P6		4 0 1 1 0 0 3		
Tim Naehring, R (1, 5) OBP: 0.294, SLG: 0.429		2-0 SF FC5-4 1-2 SF 3-H		2-1 L6		0-1 L1		1-0 1B 1-2 1B		3 0 1 1 0 0 0		
Inning Stats	R: 0 H: 1 E: 0 LOB: 1 K: 0 BB: 0 S: 10 P: 15	R: 2 H: 2 E: 1 LOB: 2 K: 0 BB: 1 S: 13 P: 25	R: 1 H: 1 E: 0 LOB: 0 K: 1 BB: 0 S: 10 P: 15	R: 0 H: 0 E: 0 LOB: 0 K: 0 BB: 0 S: 5 P: 8	R: 0 H: 1 E: 0 LOB: 1 K: 1 BB: 1 S: 9 P: 13	R: 0 H: 1 E: 0 LOB: 1 K: 1 BB: 1 S: 12 P: 20	R: 0 H: 1 E: 0 LOB: 0 K: 0 BB: 0 S: 6 P: 8	R: 0 H: 0 E: 0 LOB: 0 K: 0 BB: 0 S: 8 P: 13	R: 0 H: 2 E: 0 LOB: 2 K: 0 BB: 0 S: 7 P: 11	1B: 7 SF: 1 2B: 1 SAC: 0 3B: 0 DP: 2 HR: 1 HBP: 0	WP: 1 PA: 37 PB: 0 SB: 0 CS: 0	
PITCHER Mark Gubicza, R (1, 1) ERA: 6.97 Mike Magnante, L (7, 1) ERA: 2.25	IP WLS BF H R ER SO BB IBB HBP BLK WP HR S P ERA WHIP	6.1 L 27 6 3 3 3 2 0 0 0 1 1 61 98 4.26 1.263	2.2 10 3 0 0 0 0 0 0 0 0 0 0 19 30 0.00 1.125	PITCHER IP WLS BF H R ER SO BB IBB HBP BLK WP HR S P ERA WHIP								

Boston Red Sox @ Kansas City Royals
Kauffman Stadium, Kansas City, MO

Sun Apr 07 1996, 3:33 AM CDT
 Att. 13,183 - Sunny - 50 F

AB	34
R	3
H	9
RBI	3
BB	2
SO	3
LOB	17



Batter	1	2	3	4	5	6	7	8	9	AB	R	H	RBI	BB	SO	LOB
Bip Roberts, S (1, 4) OBP: 0.333, SLG: 0.435	0-0 G1-3		0-0 G6-3			1-2 1B		1-2 CS 1B		4	0	2	0	0	0	0
Tom Goodwin, L (1, 8) OBP: 0.333, SLG: 0.273	1-2 B2			1-3 K		1-0 G3		1-0 L8		4	0	0	0	0	1	2
Pat Lennon, R (1, 7) OBP: 0.455, SLG: 0.444	1-3 K			0-0 F9			0-1 P4		4-2 BB G3-6	3	0	0	0	1	1	0
Bob Hamelin, L (1, 3) OBP: 0.300, SLG: 0.071 Les Norman, R (9, PH) Keith Lockhart, L (9, PH) OBP: 0.500, SLG: 0.500		3-3 K		3-3 K			0-0 BB 1B		2-2 G3-6	3	0	1	0	0	2	0
Joe Vitiello, R (1, 10) OBP: 0.450, SLG: 0.286 Michael Tucker, L (9, PH) OBP: 0.238, SLG: 0.158		3-2 F8			2-3 K		4-2 BB 1B		2-2 G3	2	0	0	0	1	1	0
Johnny Damon, L (1, 9) OBP: 0.381, SLG: 0.619		0-0 1B			1-1 G4-3		3-1 F9			3	0	1	0	0	0	2
Joe Randa, R (1, 5) OBP: 0.267, SLG: 0.250		0-1 P4			0-0 G6-3		2-1 P4			3	0	0	0	0	0	3
Sal Fasano, R (1, 2)			2-2 F7			1-2 P3		1-0 P6		3	0	0	0	0	0	0
David Howard, S (1, 6) OBP: 0.462, SLG: 0.636			0-2 P6			0-0 F8		1-2 HR		3	1	1	1	0	0	0

Inning Stats	R: 0	H: 0	E: 0	K: 1	S: 7	R: 0	H: 1	E: 0	K: 1	S: 10	R: 0	H: 0	E: 0	K: 0	S: 8	R: 0	H: 0	E: 0	K: 2	S: 8	R: 0	H: 0	E: 0	K: 1	S: 6	R: 0	H: 1	E: 0	K: 0	S: 13	R: 0	H: 1	E: 0	K: 0	S: 9	R: 1	H: 2	E: 0	K: 0	S: 8	R: 0	H: 0	E: 0	K: 0	S: 13	1B: 4	2B: 0	3B: 0	HR: 1	SF: 0	SAC: 0	DP: 1	HBP: 0	WP: 0	PB: 0	SB: 0	CS: 1	PA: 32
--------------	------	------	------	------	------	------	------	------	------	-------	------	------	------	------	------	------	------	------	------	------	------	------	------	------	------	------	------	------	------	-------	------	------	------	------	------	------	------	------	------	------	------	------	------	------	-------	-------	-------	-------	-------	-------	--------	-------	--------	-------	-------	-------	-------	--------

PITCHER	IP	WLS	BF	H	R	ER	SO	BB	IBB	HBP	BLK	WP	HR	S	P	ERA	WHIP
Jamie Moyer, L (1, 1) ERA: 1.64	7.1	W	27	4	1	1	5	1	0	0	0	0	1	65	96	1.23	0.682
Mike Stanton, L (8, 1) ERA: 18.0	0.2		3	1	0	0	0	1	0	0	0	0	0	10	16	0.00	3.000
Heathcliff Slocumb, R (9, 1) ERA: 2.25	1.0	S	2	0	0	0	0	0	0	0	0	0	0	7	11	0.00	0.000

BOTTOM

Boston Red Sox @ Kansas City Royals
Kauffman Stadium, Kansas City, MO

Sun Apr 07 1996, 3:33 AM CDT
Att. 13,183 - Sunny - 50 F

livebaseballscorecards.com

AB	30
R	1
H	5
RBI	1
BB	2
SO	5
LOB	8



Kansas City Royals @ New York Yankees
 Yankee Stadium, Bronx, NY

Tue Apr 09 1996, 3:33 AM EDT
 Att. 56,329 - Overcast - 38 F

livebaseballscorecards.com



WP: 0 PA: 36
 PB: 0
 SB: 1
 CS: 2

Batter	1	2	3	4	5	6	7	8	9	AB	R	H	RBI	BB	SO	LOB	TOP				
Bip Roberts, S (1, 4) OBP: 0.321, SLG: 0.407	1-0 L9		0-1 G6-3			2-1 FC4-6 1B	2-2 G5-3			4	0	1	0	0	0	3					
Tom Goodwin, L (1, 7) OBP: 0.321, SLG: 0.269	0-3 K			1-2 CS 1B		2-1 FC4-6 1-2f		0-1 G2-3		4	0	1	0	0	1	1					
Joe Vitiello, R (1, 10) OBP: 0.375, SLG: 0.222	2-3 K			2-0 G3-1 1-2		2-0 FC6-4 1-2f		3-3 K		4	0	0	0	0	2	2					
Bob Hamelin, L (1, 3) OBP: 0.292, SLG: 0.111		3-3 K		2-1 G4-3			0-0 BB 1B	3-1 G3		4	1	1	0	0	1	0					
Mike Macfarlane, R (1, 2) OBP: 0.263, SLG: 0.333		0-0 F8			2-3 K		1-3 K		3-2 P4	4	0	0	0	0	2	1					
Johnny Damon, L (1, 8) OBP: 0.440, SLG: 0.609		4-1 PO BB			0-0 1B FC4-6 1B		1 SAFE 4-0 1B BB		2-3 K	2	2	1	0	2	1	0					
Joe Randa, R (1, 5) OBP: 0.353, SLG: 0.357		1-0 PO	1-0 S SH3-4 1B		1-1 FC4-6 1B		4-2 1B BB		2-1 G4-3	2	0	2	0	0	0	0					
Keith Lockhart, L (7, PH) OBP: 0.500, SLG: 0.467					1-3 FC4-6 1B		1-2 2-3 BB			1	0	0	0	1	0	0					
Michael Tucker, L (1, 9) OBP: 0.227, SLG: 0.150			0-0 SH3-4		1-0 FC4-6 CS		2-2 1B			1	0	0	1	0	0	1					
Les Norman, R (5, PR) (5, 9)					1-2 FC4-6 CS		1-3 2-H 3-H 1B			0	0	0	0	0	0	0					
Jon Nunnally, L (7, PH) OBP: 0.333, SLG: 0.333			1-2 SH3-4		1-2 CS		1-3 2-H 3-H 1B			1	0	1	2	0	0	0					
Jose Offerman, S (1, 6) OBP: 0.263, SLG: 0.222			1-3 K		1-2 CS		3-2 G4-1			2	0	0	0	0	1	1					
Pat Lennon, R (7, PH) OBP: 0.417, SLG: 0.400					1-2 CS					1	0	0	0	0	1	2					
David Howard, S (7, 6) OBP: 0.462, SLG: 0.636			2-3 K		1-2 CS					0	0	0	0	0	0	0					
Inning Stats	R: 0 E: 0 K: 2 S: 7	H: 0 LOB: 0 BB: 0 P: 10	R: 0 E: 0 K: 1 S: 5	H: 0 LOB: 0 BB: 1 P: 13	R: 0 E: 0 K: 1 S: 8	H: 1 LOB: 1 BB: 0 P: 10	R: 0 E: 0 K: 0 S: 6	H: 1 LOB: 0 BB: 0 P: 11	R: 1 E: 0 K: 1 S: 9	H: 2 LOB: 1 BB: 0 P: 14	R: 0 E: 0 K: 0 S: 8	H: 1 LOB: 1 BB: 0 P: 17	R: 2 E: 0 K: 2 S: 15	H: 2 LOB: 2 BB: 2 P: 30	R: 0 E: 0 K: 1 S: 8	H: 0 LOB: 0 BB: 0 P: 14	R: 0 E: 0 K: 1 S: 8	H: 0 LOB: 0 BB: 0 P: 15	1B: 7 2B: 0 3B: 0 HR: 0	SF: 0 SAC: 1 DP: 0 HBP: 0	WP: 0 PA: 36
PITCHER	IP	WLS	BF	H	R	ER	SO	BB	IBB	HBP	BLK	WP	HR	S	P	ERA	WHIP				
Andy Pettitte, L (1, 1) ERA: 2.77	6.1	W	24	6	3	3	6	2	0	0	0	0	0	47	84	4.26	1.263				
Bob Wickman, R (7, 1) ERA: 6.75	0.0		2	1	0	0	0	1	0	0	0	0	0	5	11	∞	∞				
Steve Howe, L (7, 1) ERA: 9.0	1.2		5	0	0	0	2	0	0	0	0	0	0	14	24	0.00	0.000				
John Wetteland, R (9, 1) ERA:	1.0		3	0	0	0	1	0	0	0	0	0	0	8	15	0.00	0.000				

Batter	1	2	3	4	5	6	7	8	9	AB	R	H	RBI	BB	SO	LOB
Wade Boggs, L OBP: 0.250, SLG: 0.222 (1, 5)										5	1	1	0	0	0	4
Joe Girardi, R OBP: 0.316, SLG: 0.353 (1, 2)										5	1	1	0	0	2	5
Paul O'Neill, L OBP: 0.393, SLG: 0.400 (1, 9)										5	0	1	2	0	1	2
Jim Leyritz, R OBP: 0.600, SLG: 0.833 (1, 10)										3	2	3	2	1	0	0
Tino Martinez, L OBP: 0.296, SLG: 0.182 (1, 3)										4	0	0	0	0	0	5
Bernie Williams, S OBP: 0.280, SLG: 0.500 (1, 8)										2	1	0	1	1	0	1
Mariano Duncan, R OBP: 0.286, SLG: 0.250 (1, 4)										4	0	1	2	0	1	0
Gerald Williams, R OBP: 0.200, SLG: 0.214 (1, 7)										4	1	2	0	0	0	2
Derek Jeter, R OBP: 0.478, SLG: 0.500 (1, 6)										3	1	1	0	1	1	1

Inning Stats	R: 0	H: 0	E: 0	K: 0	S: 8	LOB: 0	BB: 0	P: 14	R: 1	H: 1	E: 1	K: 0	S: 4	LOB: 1	BB: 0	P: 7	R: 0	H: 1	E: 0	K: 1	S: 6	LOB: 1	BB: 1	P: 13	R: 0	H: 0	E: 0	K: 0	S: 9	LOB: 1	BB: 1	P: 14	R: 3	H: 4	E: 1	K: 2	S: 19	LOB: 2	BB: 0	P: 33	R: 0	H: 1	E: 1	K: 0	S: 8	LOB: 2	BB: 0	P: 12	R: 3	H: 3	E: 0	K: 1	S: 18	LOB: 1	BB: 1	P: 31	R: 0	H: 0	E: 1	K: 1	S: 9	LOB: 1	BB: 0	P: 16
--------------	------	------	------	------	------	--------	-------	-------	------	------	------	------	------	--------	-------	------	------	------	------	------	------	--------	-------	-------	------	------	------	------	------	--------	-------	-------	------	------	------	------	-------	--------	-------	-------	------	------	------	------	------	--------	-------	-------	------	------	------	------	-------	--------	-------	-------	------	------	------	------	------	--------	-------	-------

PITCHER	IP	WLS	BF	H	R	ER	SO	BB	IBB	HBP	BLK	WP	HR	S	P	ERA	WHIP
Chris Haney, L ERA: 2.77 (1, 1)	6.0	L	28	7	4	1	3	2	0	0	0	0	0	54	93	1.50	1.500
Terry Clark, R ERA: 7.71 (7, 1)	0.1		3	2	2	2	1	0	0	0	0	0	0	5	7	54.00	6.000
Mike Magnante, L ERA: 4.15 (7, 1)	0.1		2	0	0	0	0	1	0	0	0	0	0	4	11	0.00	3.000
Julio Valera, R ERA: (7, 1)	1.0		5	1	1	1	1	0	0	0	0	0	0	16	25	9.00	1.000
Jason Jacome, L ERA: (8, 1)	0.1		1	0	0	0	0	0	0	0	0	0	0	2	4	0.00	0.000

BOTTOM

Kansas City Royals @ New York Yankees
Yankee Stadium, Bronx, NY

Tue Apr 09 1996, 3:33 AM EDT
Att. 56,329 - Overcast - 38 F

AB	35
R	7
H	10
RBI	7
BB	3
SO	5
LOB	20

WP: 0 PA: 39
PB: 0 SB: 1
CS: 1

PITCHER	IP	WLS	BF	H	R	ER	SO	BB	IBB	HBP	BLK	WP	HR	S	P	ERA	WHIP
---------	----	-----	----	---	---	----	----	----	-----	-----	-----	----	----	---	---	-----	------

Batter	1	2	3	4	5	6	7	8	9	AB R H RBI BB SO LOB	TOP											
Bip Roberts, S (1, 4) <small>OBP: 0.313, SLG: 0.387</small> Keith Lockhart, L (7, 4) <small>OBP: 0.500, SLG: 0.467</small> Les Norman, R (9, PH)	0-1 G5-3		1-0 B2-3 1B		3-3 K		0-1 G1-2-3		2-0 F8	4 0 1 0 0 1 4 0 0 0 0 0 0 0 1 0 0 0 0 0 1	Kansas City Royals @ New York Yankees Yankee Stadium, Bronx, NY Thu Apr 11 1996, 3:33 AM EDT Att. 17,519 - Sunny - 53 F											
Tom Goodwin, L (1, 8) <small>OBP: 0.281, SLG: 0.233</small> Jose Offerman, S (9, PH) <small>OBP: 0.250, SLG: 0.211</small>	1-3 K		0-0 B2-3			2-2 F8		1-2 L8	2-2 F8	4 0 0 0 0 1 1 1 0 0 0 0 0 1												
Pat Lennon, R (1, 7) <small>OBP: 0.400, SLG: 0.333</small> Michael Tucker, L (8, PH) <small>OBP: 0.261, SLG: 0.190</small>	1-3 K		1-3 K			4-2 1B BB		3-2 1B 2B 1B		2 0 0 0 1 2 1 1 1 1 0 0 0 0												
Mike Macfarlane, R (1, 2) <small>OBP: 0.304, SLG: 0.409</small>		0-0 G3-1 SF 2B		1-0 G6-3		1-0 G4-6-3 1B		0-2 F7		4 1 2 0 0 0 1												
Bob Hamelin, L (1, 3) <small>OBP: 0.286, SLG: 0.136</small>		1-1 G3-1 2-3		0-0 G3		1-2 G4-6-3 1-2f		1-0 2B 1B		4 1 1 0 0 0 3												
Joe Vitiello, R (1, 10) <small>OBP: 0.393, SLG: 0.300</small> Jon Nunnally, L (8, PR) <small>OBP: 0.333, SLG: 0.333</small>		2-2 SF		1-3 K			4-2 BB 1B BB G1-2-3	2-2 1-H 3-H 2B		2 0 1 3 1 1 0 0 0 0 0 0 0 0												
Johnny Damon, L (1, 9) <small>OBP: 0.414, SLG: 0.556</small>		0-3 K		0-2 G3		1-2 BB 1B		1-1 G1-3		4 0 1 0 0 1 2												
Joe Randa, R (1, 5) <small>OBP: 0.333, SLG: 0.294</small>		3-3 K		2-1 L4		1-2 BB 2-3		1-2 G6-3		3 0 0 0 1 1 1												
David Howard, S (1, 6) <small>OBP: 0.471, SLG: 0.600</small>			2-1 P5 1B		2-2 1B		1-3 K		0-0 1B	4 0 2 0 0 1 3												
Inning Stats	R: 0 E: 0 K: 2 S: 8	H: 0 LOB: 0 BB: 0 P: 10	R: 1 E: 1 K: 2 S: 13	H: 1 LOB: 1 BB: 0 P: 19	R: 0 E: 0 K: 1 S: 8	H: 1 LOB: 1 BB: 0 P: 12	R: 0 E: 0 K: 1 S: 5	H: 0 LOB: 0 BB: 0 P: 7	R: 0 E: 0 K: 1 S: 15	H: 1 LOB: 1 BB: 0 P: 22	R: 0 E: 0 K: 0 S: 10	H: 1 LOB: 1 BB: 1 P: 18	R: 0 E: 0 K: 1 S: 14	H: 1 LOB: 2 BB: 2 P: 24	R: 2 E: 0 K: 0 S: 16	H: 3 LOB: 1 BB: 0 P: 24	R: 0 E: 0 K: 0 S: 11	H: 1 LOB: 1 BB: 0 P: 16	1B: 7 2B: 2 3B: 0 HR: 0	SF: 1 SAC: 0 DP: 2 HBP: 0	WP: 0 PB: 0 SB: 0 CS: 0	PA: 38
PITCHER	IP WLS BF H R ER SO BB IBB HBP BLK WP HR S P ERA WHIP																					
Jimmy Key, L (1, 1) <small>ERA: 4.5</small>	5.0 W 19 3 1 1 7 0 0 0 0 0 0 49 70 1.80 0.600																					
42 Mariano Rivera, R (6, 1) <small>ERA:</small>	1.0 7 2 0 0 0 3 0 0 0 0 0 0 19 36 0.00 5.000																					
Bob Wickman, R (7, 1) <small>ERA: 9.0</small>	1.2 7 3 2 2 1 0 0 0 0 0 0 0 19 27 10.80 1.800																					
Steve Howe, L (8, 1) <small>ERA: 6.23</small>	1.1 S 5 1 0 0 0 0 0 0 0 0 0 0 13 19 0.00 0.750																					

livebaseballscorecards.com

AB	34
R	3
H	9
RBI	3
BB	3
SO	8
LOB	18



Batter	1	2	3	4	5	6	7	8	9	AB	R	H	RBI	BB	SO	LOB
Wade Boggs, L OBP: 0.313, SLG: 0.267 (1, 5)	2-2 G6-4-3 1B	4-0 E 1B BB		2-1 1-2 1B		2-3 K				3	1	2	0	1	1	1
Jim Leyritz, R OBP: 0.474, SLG: 0.625 (1, 7)	2-1 G6-4-3 1-2f	3-2 E5 1B		2-1 P5			2-2 G6-3			4	0	0	0	0	0	4
Gerald Williams, R OBP: 0.200, SLG: 0.214 (8, 7)		1-3 2-H 3-H		1-0 G4-3			2-3 K			0	0	0	0	0	0	0
Paul O'Neill, L OBP: 0.375, SLG: 0.379 (1, 9)	2-3 K	1-1 1-2 3-H 1B					1-0 K			4	0	1	1	0	2	2
Ruben Sierra, S OBP: 0.318, SLG: 0.500 (1, 10)		HR G4-3		1-2 G4-3			1-0 2B			4	1	2	1	0	0	2
Tino Martinez, L OBP: 0.258, SLG: 0.154 (1, 3)		1-1 G2-3	0-2 F9		1-0 F9		2-1 G6-3			4	0	0	0	0	0	1
Bernie Williams, S OBP: 0.241, SLG: 0.417 (1, 8)		2-0 G4-3	1-1 G4-3		1-2 G3			2-1 G1-3		4	0	0	0	0	0	0
Joe Girardi, R OBP: 0.348, SLG: 0.381 (1, 2)		0-0 1B 2S 1B	0-0 L7		1-0 SH3 1B		1-3 K			4	1	2	0	0	1	0
Andy Fox, L OBP: 0.167, SLG: 0.167 (1, 4)		0-1 BB E 1B		1-3 K		0-0 SH3		0-2 G4-3		3	1	1	0	0	1	0
2 Derek Jeter, R OBP: 0.500, SLG: 0.474 (1, 6)		4-2 BB E BB		4-2 1B BB		2-1 FC1-6-5				1	1	0	0	2	0	1

Inning Stats	R: 0	H: 1	E: 0	LOB: 0	K: 1	S: 10	P: 16	R: 5	H: 4	E: 1	LOB: 2	K: 0	S: 19	P: 37	R: 0	H: 0	E: 0	LOB: 0	K: 0	S: 6	R: 0	H: 1	E: 0	LOB: 2	K: 1	S: 12	R: 0	H: 0	E: 0	LOB: 0	K: 0	S: 8	R: 0	H: 1	E: 0	LOB: 1	K: 1	S: 8	R: 0	H: 1	E: 0	LOB: 1	K: 1	S: 10	R: 0	H: 0	E: 0	LOB: 0	K: 1	S: 8	R: 0	H: 0	E: 0	LOB: 0	K: 1	S: 8	R: 0	H: 0	E: 0	LOB: 0	K: 1	S: 11
--------------	------	------	------	--------	------	-------	-------	------	------	------	--------	------	-------	-------	------	------	------	--------	------	------	------	------	------	--------	------	-------	------	------	------	--------	------	------	------	------	------	--------	------	------	------	------	------	--------	------	-------	------	------	------	--------	------	------	------	------	------	--------	------	------	------	------	------	--------	------	-------

PITCHER	IP	WLS	BF	H	R	ER	SO	BB	IBB	HBP	BLK	WP	HR	S	P	ERA	WHIP
Tim Belcher, R ERA: 3.55 (1, 1)	5.0	L	24	6	5	2	2	3	0	0	0	0	1	55	93	3.60	1.800
Jason Jacome, L ERA: (6, 1)	3.0		11	2	0	0	3	0	0	0	0	0	0	26	40	0.00	0.667

BOTTOM

Kansas City Royals @ New York Yankees
 Yankee Stadium, Bronx, NY

Thu Apr 11 1996, 3:33 AM EDT
 Att. 17,519 - Sunny - 53 F

livebaseballscorecards.com

AB	31
R	5
H	8
RBI	2
BB	3
SO	5
LOB	11



WP: 0	PA: 35
PB: 0	
SB: 2	
CS: 0	

Batter	1	2	3	4	5	6	7	8	9	AB R H RBI BB SO LOB	TOP		
Bip Roberts, S (1, 4) OBP: 0.297, SLG: 0.343	0-0 P5		0-1 L9		3-1 G4-3			4-1 BB 1B	0-2 G3	4 1 0 0 1 0 2	Kansas City Royals @ Milwaukee Brewers Milwaukee County Stadium, Milwaukee, WI Fri Apr 12 1996, 8:05 PM EDT Att: 7,113 - Unknown - 44 F livebaseballscorecards.com		
Tom Goodwin, L (1, 7) OBP: 0.278, SLG: 0.212	1-2 E6 G4-6-3			2-2 L9		1-2 G4-3		4-0 1B BB		3 0 0 0 1 0 0			
Keith Lockhart, L (1, 5) OBP: 0.500, SLG: 0.444	0-0 G4-6-3 1-2f			1-2 L9 BB 2B HBP		0-0 F8		1-2 1B		3 1 1 1 0 0 1			
Johnny Damon, L (1, 8) OBP: 0.424, SLG: 0.533		1-0 G4-6-3 1B		4-1 BB 2B BB		1-2 L7		0-1 L7		3 1 1 0 1 0 2			
Michael Tucker, L (1, 9) OBP: 0.222, SLG: 0.160		1-2 G4-6-3 1-2f		0-2 L9			3-1 G4-3	0-0 G6-3		4 0 0 0 0 0 5			
Bob Hamelin, L (1, 10) OBP: 0.344, SLG: 0.320		3-2 HR		4-0 2B 1-2 BB		2-0 1B 1B		2-3 K		3 1 2 1 1 1 0			
Sal Fasano, R (1, 2) OBP: 0.273, SLG: 0.300		0-0 G6-3		0-0 2B 1-3 2-H 3-H		1-2 G6-3 1B		0-2 P3		4 0 2 2 0 0 0			
David Howard, S (1, 6) OBP: 0.429, SLG: 0.526			2-1 L6		0-0 P6		1-1 G6-3 1-2f	0-0 1B 1B		4 0 1 0 0 0 2			
Joe Randa, R (1, 3) OBP: 0.320, SLG: 0.286			1-2 G6-3		2-1 G4-3		2-1 P3	1-0 1B		4 0 1 0 0 0 0			
Inning Stats	R: 0 E: 1 K: 0 S: 5 H: 0 LOB: 0 BB: 0 P: 6	R: 1 E: 0 K: 0 S: 9 H: 2 LOB: 0 BB: 0 P: 14	R: 0 E: 0 K: 0 S: 7 H: 0 LOB: 0 BB: 0 P: 10	R: 2 E: 0 K: 0 S: 10 H: 1 LOB: 2 BB: 2 P: 21	R: 0 E: 0 K: 0 S: 5 H: 0 LOB: 0 BB: 0 P: 10	R: 0 E: 0 K: 0 S: 7 H: 0 LOB: 0 BB: 0 P: 9	R: 0 E: 0 K: 0 S: 8 H: 2 LOB: 1 BB: 0 P: 15	R: 1 E: 0 K: 0 S: 9 H: 1 LOB: 2 BB: 2 P: 20	R: 0 E: 0 K: 1 S: 12 H: 2 LOB: 2 BB: 0 P: 15	1B: 6 2B: 1 3B: 0 HR: 1 SF: 0 SAC: 0 DP: 3 HBP: 1	WP: 0 PB: 0 SB: 0 CS: 0 PA: 37		
PITCHER	IP WLS BF H R ER SO BB IBB HBP BLK WP HR S P ERA WHIP											PITCHER	IP WLS BF H R ER SO BB IBB HBP BLK WP HR S P ERA WHIP
Ricky Bones, R (1, 1) ERA: 4.34	7.1 L 28 5 4 4 0 3 0 1 0 0 0 1 54 94 4.91 1.091												
Kevin Wickander, L (8, 1) ERA:	1.2 9 3 0 0 1 1 0 0 0 0 0 0 18 26 0.00 2.400												

Batter	1	2	3	4	5	6	7	8	9	AB	R	H	RBI	BB	SO	LOB
Fernando Vina, L OBP: 0.462, SLG: 0.727 (1, 4) 	2-2 F8 		1-0 HR 		4-2 BB BB 1-2 			0-1 G6-3 		3	1	1	1	1	0	0
David Hulse, L OBP: 0.400, SLG: 0.333 (1, 8) 	1-2 E9 1B 		0-0 G3 		4-0 BB 1-2 2-3 			2-3 K 		3	0	1	0	1	1	0
Kevin Seitzer, R OBP: 0.444, SLG: 0.710 (1, 3) 	1-2 G5-3 		3-3 K 		3-2 F9 			1-3 K 		4	0	0	0	0	2	4
Greg Vaughn, R OBP: 0.306, SLG: 0.625 (1, 7) 	3-3 K 			2-3 K 		1-1 F8 		1-2 L8 		4	0	0	0	0	2	1
John Jaha, R OBP: 0.389, SLG: 0.379 (1, 10) 		2-3 K 		1-2 F9 		3-3 K 		2-2 G5-3 		4	0	0	0	0	2	0
Turner Ward, S OBP: 0.294, SLG: 0.357 (1, 9) 		4-2 BB 		3-3 K 		3-3 K 		1-3 K 		3	0	0	0	1	3	0
Jeff Cirillo, R OBP: 0.219, SLG: 0.323 (1, 5) 		1-3 K 		2-3 K 		2-3 K 		3-3 K 		3	0	0	0	0	3	1
Jose Valentin, S OBP: 0.323, SLG: 0.483 (1, 6) 		2-3 K 		1-1 G6-3 		1-1 L4 		3-2 F9 		3	0	0	0	0	1	1
Mike Matheny, R OBP: 0.321, SLG: 0.462 (1, 2) 			1-3 K 		1-2 BB S 1B 					3	0	1	0	0	1	0

BOTTOM														
Kansas City Royals @ Milwaukee Brewers Milwaukee County Stadium, Milwaukee, WI Fri Apr 12 1996, 8:05 PM EDT Att. 7,113 - Unknown - 44 F														
											AB	30		
											R	1		
											H	3		
											RBI	1		
											BB	3		
											SO	15		
											LOB	7		
											WP	0	PA	33
											PB	0		
											SB	1		
											CS	0		

Inning Stats	R	H	E	K	S	R	H	E	K	S	R	H	E	K	S	R	H	E	K	S	R	H	E	K	S	R	H	E	K	S	R	H	E	K	S	R	H	E	K	S									
PITCHER	0	1	1	1	23	0	0	0	3	12	1	1	0	2	8	0	0	0	1	14	0	0	0	1	15	0	0	0	1	8	0	0	0	1	12	0	0	0	1	10	14	0	0	0	1	15			
Kevin Appier, R ERA: 3.71 (1, 1)	6.0	W	24	3	1	1	11	3	0	0	0	0	0	0	0	0	0	0	0	0	0	1	68	117	1.50	1.000																							
Hipolito Pichardo, R ERA: 4.15 (7, 1)	2.0	W	6	0	0	0	3	0	0	0	0	0	0	0	0	0	0	0	0	0	0	17	27	0.00	0.000																								
Jeff Montgomery, R ERA: (9, 1)	1.0	S	3	0	0	0	1	0	0	0	0	0	0	0	0	0	0	0	0	0	10	14	0.00	0.000																									



Batter	1	2	3	4	5	6	7	8	9	AB R H RBI BB SO LOB	TOP									
Jose Offerman, S (1, 6) OBP: 0.208, SLG: 0.174	1-1 G4-3		2-1 F7		0-0 L8			1-1 G4-3		4 0 0 0 0 0 0	Kansas City Royals @ Milwaukee Brewers Milwaukee County Stadium, Milwaukee, WI Sat Apr 13 1996, 4:33 AM EDT Att. 9,224 - Overcast - 39 F									
Tom Goodwin, L (1, 7) OBP: 0.275, SLG: 0.194	4-2 BB			3-2 G6-3		0-1 G4-3		0-1 L8		3 0 0 0 1 0 0										
Keith Lockhart, L (1, 5) OBP: 0.423, SLG: 0.364	1-1 P9			1-0 G3-1		2-1 G3-1			1-0 P5	4 0 0 0 0 0 1										
Johnny Damon, L (1, 8) OBP: 0.378, SLG: 0.471	0-1 G6-3			3-2 G6-3		3-2 F8			2-1 G2-3	4 0 0 0 0 0 1										
Bob Hamelin, L (1, 3) OBP: 0.371, SLG: 0.308		1-1 G3-1			4-0 HR		4-1 BB		2-2 L3	1 1 0 0 2 0 0										
Joe Randa, R (7, PR) OBP: 0.308, SLG: 0.273					BB					1 0 0 0 0 0 0										
Joe Vitiello, R (1, 10) OBP: 0.419, SLG: 0.286		1-0 HBP			4-2 HR		2-1 F9			1 1 0 0 1 0 1										
Michael Tucker, L (1, 9) OBP: 0.233, SLG: 0.286		3-2 SAFE			1-2 HR		1-0 HR			3 1 1 3 0 0 2										
Sal Fasano, R (1, 2) OBP: 0.214, SLG: 0.231		1-1 SAFE			3-3 K		1-0 F7			3 0 0 0 0 1 1										
David Howard, S (1, 4) OBP: 0.375, SLG: 0.455		1-0 SAFE			2-2 G1-3			0-1 G4-3		3 0 0 0 0 0 0										
Inning Stats	R: 0 E: 0 K: 0 S: 8	H: 0 LOB: 1 BB: 1 P: 14	R: 0 E: 0 K: 0 S: 6	H: 0 LOB: 0 BB: 0 P: 11	R: 0 E: 0 K: 0 S: 5	H: 0 LOB: 0 BB: 0 P: 9	R: 0 E: 0 K: 0 S: 7	H: 0 LOB: 0 BB: 0 P: 14	R: 3 E: 0 K: 1 S: 11	H: 1 LOB: 0 BB: 2 P: 25	R: 0 E: 0 K: 0 S: 7	H: 0 LOB: 1 BB: 1 P: 14	R: 0 E: 0 K: 0 S: 6	H: 0 LOB: 0 BB: 0 P: 7	R: 0 E: 0 K: 0 S: 6	H: 0 LOB: 0 BB: 0 P: 11	1B: 0 2B: 0 3B: 0 HR: 1	SF: 0 SAC: 0 DP: 1 HBP: 1	WP: 0 PB: 0 SB: 1 CS: 0	PA: 32
PITCHER	IP WLS BF H R ER SO BB IBB HBP BLK WP HR S P ERA WHIP																			
Steve Sparks, R (1, 1) ERA: 6.59	8.0 L 29 1 3 3 1 4 0 1 0 0 0 1 55 106 3.38 0.625																			
Graeme Lloyd, L (9, 1) ERA: 4.15	1.0 3 0 0 0 0 0 0 0 0 0 0 0 6 11 0.00 0.000																			

livebaseballscorecards.com

AB	27
R	3
H	1
RBI	3
BB	4
SO	1
LOB	6



Batter	1	2	3	4	5	6	7	8	9	AB	R	H	RBI	BB	SO	LOB
Fernando Vina, L OBP: 0.375, SLG: 0.571 Matt Mieske, R OBP: 0.300, SLG: 0.222 Jeff Cirillo, R OBP: 0.219, SLG: 0.323	0-0 B5-3		2-3 K		1-0 L9		2-1 P6			3	0	0	0	0	1	0
David Hulse, L OBP: 0.385, SLG: 0.333 Pat Listach, S OBP: 0.167, SLG: 0.091	2-2 G4-3		1-2 G6-3			0-0 1B		0-1 G5-3		3	0	1	0	0	0	0
Kevin Seitzer, R OBP: 0.400, SLG: 0.629	3-2 F8			0-0 F8		1-2 L5		3-2 L8		4	0	0	0	0	0	1
Greg Vaughn, R OBP: 0.325, SLG: 0.686		1-1 HR		4-0 FC6-4 BB		0-0 L6		2-2 P5		3	1	1	1	1	0	1
John Jaha, R OBP: 0.425, SLG: 0.424		1-1 F9 BB CS 1B		2-1 FC6-4 WP 1B		0-1 1B			3-2 1B SH3-1 1B	4	1	3	0	0	0	1
Turner Ward, S OBP: 0.300, SLG: 0.353		0-0 F7		3-2 1B		2-0 P4			1-0 SH3-1	3	0	1	1	0	0	3
Jesse Levis, L OBP: 0.333, SLG: 0.200 Mike Matheny, R OBP: 0.321, SLG: 0.462		4-1 BB		0-1 L3			2-0 G3		1-2 G1-6-3 1B	3	0	1	0	1	0	1
Jose Valentin, S OBP: 0.314, SLG: 0.438		1-1 F9		2-1 L7			4-0 S BB		0-2 G1-6-3	3	0	0	0	1	0	4
Mark Loretta, R OBP: 0.250, SLG: 0.250		1-2 CS	1-0 G5-3		0-1 G6-3		2-2 L6			3	0	0	0	0	0	1

Inning Stats	R: 0	H: 0	E: 0	K: 0	S: 9	H: 0	LOB: 0	BB: 0	P: 14	R: 1	H: 2	E: 0	K: 0	S: 10	R: 0	H: 0	E: 0	K: 1	S: 7	R: 1	H: 1	E: 0	K: 0	S: 8	R: 0	H: 0	E: 0	K: 0	S: 5	R: 0	H: 2	E: 0	K: 0	S: 9	R: 0	H: 0	E: 0	K: 0	S: 6	R: 0	H: 0	E: 0	K: 0	S: 10	R: 0	H: 2	E: 0	K: 0	S: 10	R: 0	H: 2	E: 0	K: 0	S: 10	1B: 6	SF: 0	2B: 0	SAC: 1	3B: 0	DP: 1	HR: 1	HBP: 0
--------------	------	------	------	------	------	------	--------	-------	-------	------	------	------	------	-------	------	------	------	------	------	------	------	------	------	------	------	------	------	------	------	------	------	------	------	------	------	------	------	------	------	------	------	------	------	-------	------	------	------	------	-------	------	------	------	------	-------	-------	-------	-------	--------	-------	-------	-------	--------

PITCHER	IP	WLS	BF	H	R	ER	SO	BB	IBB	HBP	BLK	WP	HR	S	P	ERA	WHIP
Mark Gubicza, R ERA: 5.29	(1, 1)	6.2	27	5	2	2	1	3	0	0	0	1	1	52	92	2.70	1.200
Mike Magnante, L ERA: 3.86	(7, 1)	0.1	1	0	0	0	0	0	0	0	0	0	2	4	0.00	0.000	
Jeff Montgomery, R ERA:	(8, 1)	2.0	7	2	0	0	0	0	0	0	0	0	20	30	0.00	1.000	

BOTTOM

Kansas City Royals @ Milwaukee Brewers
Milwaukee County Stadium, Milwaukee, WI

Sat Apr 13 1996, 4:33 AM EDT
Att. 9,224 - Overcast - 39 F

AB	31
R	2
H	7
RBI	2
BB	3
SO	1
LOB	13



WP: 1	PA: 36
PB: 0	
SB: 1	
CS: 1	

PITCHER	IP	WLS	BF	H	R	ER	SO	BB	IBB	HBP	BLK	WP	HR	S	P	ERA	WHIP
---------	----	-----	----	---	---	----	----	----	-----	-----	-----	----	----	---	---	-----	------

Batter	1	2	3	4	5	6	7	8	9	AB R H RBI BB SO LOB	TOP									
Bip Roberts, S (1, 4) OBP: 0.317, SLG: 0.342	0-2 G3		0-0 1B		4-1 SH5-3 BB		0-1 G6-3			3 1 1 0 1 0 1	Kansas City Royals @ Milwaukee Brewers Milwaukee County Stadium, Milwaukee, WI Sun Apr 14 1996, 4:33 AM EDT Att. 19,131 - Overcast - 36 F									
Tom Goodwin, L (1, 7) OBP: 0.286, SLG: 0.211 Pat Lennon, R (7, PH) OBP: 0.375, SLG: 0.308	2-1 F7		1-2 S 1B		2-1 SH5-3		2-3 K			2 0 1 0 0 0 0 1 0 0 0 0 1 1										
Keith Lockhart, L (1, 5) OBP: 0.433, SLG: 0.423	1-0 CS 2B		0-1 BB 1B		1-3 K		2-2 G6-3			4 0 2 1 0 1 1										
Johnny Damon, L (1, 8) OBP: 0.366, SLG: 0.432	0-1 CS 2-3	2-2 G1-3	4-1 BB 1B		2-3 K		2-3 K			3 0 0 0 1 2 1										
Bob Hamelin, L (1, 10) OBP: 0.359, SLG: 0.276		4-1 G5-3 2B BB	2-3 K		3-3 K		2-2 F9			3 1 0 0 1 2 3										
Mike Macfarlane, R (1, 2) OBP: 0.259, SLG: 0.346		3-1 G5-3	1-3 K		1-1 G6-3		1-3 K			4 0 0 0 0 2 4										
Michael Tucker, L (1, 9) OBP: 0.265, SLG: 0.323		3-2 2-H 2B		1-1 G5-3		1-0 F7		4-0 BB		3 0 1 1 1 0 0										
Jose Offerman, S (1, 6) OBP: 0.192, SLG: 0.160 David Howard, S (6, 6) OBP: 0.346, SLG: 0.417		0-1 G4-3		1-3 K		0-3 K		2-3 K		2 0 0 0 0 1 1 2 0 0 0 0 2 1										
Joe Randa, R (1, 3) OBP: 0.300, SLG: 0.308			2-1 G4-3	1-1 F9		2-0 2B		1-3 K		4 0 1 0 0 1 1										
Inning Stats	R: 0 E: 0 K: 0 S: 8	H: 1 LOB: 0 BB: 0 P: 11	R: 1 E: 0 K: 0 S: 11	H: 1 LOB: 1 BB: 1 P: 23	R: 1 E: 0 K: 2 S: 15	H: 3 LOB: 3 BB: 1 P: 25	R: 0 E: 0 K: 1 S: 7	H: 0 LOB: 0 BB: 0 P: 10	R: 0 E: 0 K: 1 S: 6	H: 0 LOB: 1 BB: 0 P: 11		R: 0 E: 0 K: 2 S: 9	H: 1 LOB: 1 BB: 0 P: 13	R: 0 E: 0 K: 1 S: 10	H: 0 LOB: 0 BB: 0 P: 16	R: 0 E: 0 K: 3 S: 13	H: 0 LOB: 1 BB: 1 P: 21	1B: 3 2B: 3 3B: 0 HR: 0	SF: 0 SAC: 1 DP: 0 HBP: 0	WP: 0 PB: 0 SB: 1 CS: 1
PITCHER	IP WLS BF H R ER SO BB IBB HBP BLK WP HR S P ERA WHIP																			
Ben McDonald, R (1, 1) ERA: 1.5	6.0 W 25 5 2 2 6 3 0 0 0 0 0 0 58 100 3.00 1.333																			
Angel Miranda, L (7, 1) ERA: 3.38	3.0 S 11 1 0 0 6 1 0 0 0 0 0 0 32 50 0.00 0.667																			

livebaseballscorecards.com

AB	31
R	2
H	6
RBI	2
BB	4
SO	12
LOB	14



Batter	1	2	3	4	5	6	7	8	9
Pat Listach, S OBP: 0.172, SLG: 0.148 (1, 4)	0-2 G3	3-2 E6		0-0 2B		0-2 P3		0-3 K	
David Hulse, L OBP: 0.333, SLG: 0.294 (1, 8)	2-1 1B SF8	1-3 K		0-0 L8			1-2 G4-3	2-3 K	
Kevin Seitzer, R OBP: 0.455, SLG: 0.639 (1, 3)	1-0 E 1B		4-2 BB		4-1 FC5-4 BB		4-1 WP BB		
Greg Vaughn, R OBP: 0.341, SLG: 0.667 Turner Ward, S OBP: 0.300, SLG: 0.353 (1, 7) (8, 7)	1-0 SF8		4-0 BB	0-2 F8		4-2 BB	4-2 BB		
John Jaha, R OBP: 0.409, SLG: 0.389 (1, 10)	4-2 E 1B		2-3 K	2-0 FC5-4		1-2 F9	1-2 BB		
Matt Mieske, R OBP: 0.250, SLG: 0.182 (1, 9)	2-0 E6 1B		3-2 G6-4-3	0-0 F7		0-0 G3			
Mike Matheny, R OBP: 0.344, SLG: 0.567 (1, 2)	3-1 1B			0-0 F8		1-1 G5-3	2-2 HR		
Jose Valentin, S OBP: 0.333, SLG: 0.444 (1, 6)	0-3 K			0-1 1B 2B		3-1 G5-3 1B	0-0 G3-1		
Mark Loretta, R OBP: 0.375, SLG: 0.375 (1, 5)		1-1 L9		1-2 2B 1B		1-0 G5-3	1-0 1B		

Inning Stats	R: 3	H: 3	E: 1	K: 1	S: 17	LOB: 2	BB: 1	P: 30	R: 0	H: 0	E: 1	K: 1	S: 8	LOB: 0	BB: 0	P: 13	R: 0	H: 0	E: 0	K: 1	S: 12	LOB: 1	BB: 2	P: 25	R: 1	H: 3	E: 0	K: 0	S: 8	LOB: 1	BB: 0	P: 9	R: 0	H: 0	E: 0	K: 0	S: 8	LOB: 1	BB: 1	P: 14	R: 0	H: 1	E: 0	K: 0	S: 9	LOB: 1	BB: 0	P: 14	R: 0	H: 0	E: 0	K: 0	S: 12	LOB: 2	BB: 2	P: 22	R: 1	H: 2	E: 0	K: 2	S: 14	LOB: 1	BB: 0	P: 19
1B: 7	SF: 1	2B: 1	SAC: 0	3B: 0	DP: 1	HR: 1	HBP: 0	CS: 1	WP: 1	PA: 38																																																						

PITCHER	IP	WLS	BF	H	R	ER	SO	BB	IBB	HBP	BLK	WP	HR	S	P	ERA	WHIP
Chris Haney, L ERA: 2.79 (1, 1)	6.1	L	29	7	4	2	3	4	0	0	0	0	0	65	109	2.84	1.737
Terry Clark, R ERA: 7.36 (7, 1)	1.1		8	2	1	1	1	2	0	0	0	1	1	20	32	6.75	3.000
Jeff Granger, L ERA: (8, 1)	0.1		1	0	0	0	1	0	0	0	0	0	0	3	5	0.00	0.000

AB R H RBI BB SO LOB

5 0 1 1 0 1 2

5 1 1 0 0 2 3

1 1 1 0 3 0 0

1 0 0 1 2 0 1

0 0 0 0 0 0 0

3 1 0 0 1 1 5

4 0 0 0 0 0 7

4 1 2 3 0 0 0

4 1 2 0 0 1 2

4 0 2 0 0 0 1

1B: 7 SF: 1

2B: 1 SAC: 0

3B: 0 DP: 1

HR: 1 HBP: 0

WP: 1 PA: 38

PB: 0

SB: 0

CS: 1

ERA WHIP

AB 31

R 5

H 9

RBI 5

BB 6

SO 5

LOB 21



livebaseballscorecards.com

Kansas City Royals @ Milwaukee Brewers

Milwaukee County Stadium, Milwaukee, WI

Sun Apr 14 1996, 4:33 AM EDT

Att. 19,131 - Overcast - 36 F

Batter	1	2	3	4	5	6	7	8	9	AB R H RBI BB SO LOB	TOP														
Tony Phillips, S OBP: 0.365, SLG: 0.491 (1, 7)		K			K			L8		5 1 1 0 0 2 3															
Robin Ventura, L OBP: 0.321, SLG: 0.408 (1, 5)	FC5-2 2B 1B	HR 1B	G3-1		F7			F8		5 1 2 1 0 0 0															
Frank Thomas, R OBP: 0.525, SLG: 0.755 (1, 3)	FC5-2 1-3 BB 2B	HR 1-H 1B	G4-3 2B			G5-3		K		5 2 3 2 0 1 0															
Lyle Mouton, R OBP: 0.316, SLG: 0.412 (1, 10)	G5-3	G1-6-3	G4-3			BB 1B			2B 1B	4 0 1 0 0 0 3															
Harold Baines, L OBP: 0.419, SLG: 0.500 (9, PH)										1 0 1 0 0 0 0															
Jose Munoz, S OBP: 0.429, SLG: 0.333 (9, PR)										0 1 0 0 0 0 0															
Danny Tartabull, R OBP: 0.313, SLG: 0.275 (1, 9)	BB FC5-2 3B BB	HR 1B	K			4-2 SAFE BB 1B			B1	2 2 1 0 2 1 1															
Dave Martinez, L OBP: 0.261, SLG: 0.190 (9, 9)						1-2 BB				1 0 0 0 0 0 1															
Chris Snopce, R OBP: 0.286, SLG: 0.538 (1, 6)	FC5-2 BB 3B	HR 1-H 1B			K					4 2 1 2 0 1 5															
Ozzie Guillen, L OBP: 0.302, SLG: 0.410 (8, 6)	1-2 2-3 3-H BB 3B					G6-4-3 1-2 BB			G5-3 1-H 2B	1 0 1 1 0 0 0															
Ron Karkovics, R OBP: 0.308, SLG: 0.265 (1, 2)	4-2 1-2 2-3 3-H BB 3B	F8	G6-3					K	G5-3	4 1 0 1 1 1 2															
Ray Durham, S OBP: 0.347, SLG: 0.524 (1, 4)	1-2 1-H 2-H 3-H BB 3B	1B 2B	G3					G3-1	F9	5 1 2 3 0 0 2															
Darren Lewis, R OBP: 0.405, SLG: 0.345 (1, 8)	4-2 BB	2-1 2-H 1B			G4-3			K		3 0 1 1 1 1 0															
Inning Stats	R: 5 E: 0 K: 0 S: 20	H: 4 LOB: 2 BB: 3 P: 40	R: 5 E: 0 K: 1 S: 20	H: 6 LOB: 1 BB: 0 P: 33	R: 0 E: 0 K: 1 S: 6	H: 1 LOB: 1 BB: 0 P: 9	R: 0 E: 0 K: 1 S: 10	H: 0 LOB: 0 BB: 0 P: 14	R: 0 E: 0 K: 1 S: 7	H: 0 LOB: 0 BB: 0 P: 9	R: 0 E: 0 K: 0 S: 7	H: 1 LOB: 1 BB: 1 P: 15	R: 0 E: 0 K: 2 S: 9	H: 0 LOB: 0 BB: 0 P: 13	R: 0 E: 0 K: 1 S: 7	H: 0 LOB: 0 BB: 0 P: 11	R: 1 E: 0 K: 0 S: 9	H: 2 LOB: 2 BB: 0 P: 14	1B: 6 2B: 5 3B: 1 HR: 2	SF: 0 SAC: 0 DP: 1 HBP: 0	WP: 0 PB: 0 SB: 0 CS: 0	PA: 44			
PITCHER	IP WLS BF H R ER SO BB IBB HBP BLK WP HR S P ERA WHIP																								
Jason Jacome, L ERA: 9.35 (1, 1)	1.1		15	8	9	9	0	3	0	0	0	0	2	31	59	60.75	8.250								
Julio Valera, R ERA: 1.13 (2, 1)	4.2		18	4	1	1	4	1	0	0	0	0	0	39	61	1.93	1.071								
Hipolito Pichardo, R ERA: 4.26 (7, 1)	2.0	L	7	1	1	1	3	0	0	0	0	0	0	17	26	4.50	0.500								
Mike Magnante, L ERA: 3.18 (9, 1)	1.0		4	1	0	0	0	0	0	0	0	0	0	8	12	0.00	1.000								

Chicago White Sox @ Kansas City Royals
Kauffman Stadium, Kansas City, MO
Mon Apr 15 1996, 7:05 PM CDT
Att. 12,653 - Unknown - 53 F

AB	40
R	11
H	14
RBI	11
BB	4
SO	7
LOB	17



Batter	1	2	3	4	5	6	7	8	9	AB	R	H	RBI	BB	SO	LOB
Bip Roberts, S (1, 4) OBP: 0.348, SLG: 0.429	0-2 P6	1-0 G6-3 1-H 2-H 3B		0-0 G6-3 1-2 3-H			0-0 G4-3 E 2B	4-1 IBB		4	2	2	3	1	0	1
Tom Goodwin, L (1, 7) OBP: 0.255, SLG: 0.186	3-2 G4-3	0-0 G6-3 3-H		1-0 G3			1-1 G4-3 2-3	1-3 IBB		5	0	0	1	0	1	4
Johnny Damon, L (1, 8) OBP: 0.326, SLG: 0.381	1-1 G1-3	1-0 G4-3			2-2 G4-3		2-2 E6 CS 3-H		0-3 K	5	0	0	1	0	1	0
Keith Lockhart, L (1, 5) OBP: 0.400, SLG: 0.387		1-1 3B 1B	0-1 F9		1-0 L7		3-2 F8 1-2		0-0 F7	5	1	1	0	0	0	1
Bob Hamelin, L (1, 3) OBP: 0.349, SLG: 0.250		0-0 L7	1-3 K		3-3 K			4-2 1B BB	2-3 K	3	0	0	0	1	2	1
Joe Randa, R (8, PR) OBP: 0.300, SLG: 0.308										0	1	0	0	0	0	0
Jose Offerman, S (9, PH) OBP: 0.185, SLG: 0.154										1	0	0	0	0	1	0
Mike Macfarlane, R (1, 2) OBP: 0.258, SLG: 0.400		0-0 1B 3B	2-1 G6-3			2-1 G5-3		0-0 F8		4	1	1	1	0	0	1
Michael Tucker, L (1, 9) OBP: 0.289, SLG: 0.343		0-0 BB 1B 1B		1-1 G1-3		2-2 F8		1-2 1B E 1B		4	2	2	1	0	0	0
Joe Vitiello, R (1, 10) OBP: 0.457, SLG: 0.375		4-2 SAFE 1B SAFE 3B BB		2-2 1B G6-3 2B		2-2 1B		2-3 K		3	2	2	0	1	1	2
David Howard, S (1, 6) OBP: 0.400, SLG: 0.464		1-1 3B 1B		1-1 G6-3 1B		0-2 F7		3-2 IBB 1-3 2-H 1B		4	1	3	2	0	0	1

Inning Stats	R: 0	H: 0	E: 0	K: 0	S: 9	R: 6	H: 5	E: 0	K: 0	S: 15	R: 0	H: 0	E: 0	K: 1	S: 7	R: 1	H: 2	E: 0	K: 0	S: 10	R: 0	H: 0	E: 0	K: 1	S: 9	R: 0	H: 1	E: 0	K: 0	S: 12	R: 1	H: 1	E: 1	K: 0	S: 13	R: 2	H: 2	E: 0	K: 2	S: 18	R: 0	H: 0	E: 0	K: 2	S: 7	1B: 7	2B: 2	3B: 2	HR: 0	SF: 0	SAC: 0	DP: 0	HBP: 0	WP: 0	PA: 41
	0	0	0	0	9	6	5	0	0	15	0	0	0	1	7	1	2	0	0	10	0	0	0	0	0	9	0	1	0	0	12	1	1	0	0	13	2	2	0	2	18	0	0	0	9	7	2	2	0	0	0	0	0	0	41

PITCHER	IP	WLS	BF	H	R	ER	SO	BB	IBB	HBP	BLK	WP	HR	S	P	ERA	WHIP
Kirk McCaskill, R (1, 1) ERA: 8.49	5.2		26	8	7	7	2	1	0	0	0	0	0	59	91	11.12	1.588
Larry Thomas, L (6, 1) ERA: 4.5	1.1		6	1	2	2	0	1	0	0	0	0	0	18	28	13.50	1.500
Matt Karchner, R (8, 1) ERA: 1.8	1.0	W	6	2	1	0	2	0	1	0	0	0	0	16	27	0.00	2.000
Roberto Hernandez, R (9, 1) ERA:	1.0	S	3	0	0	0	2	0	0	0	0	0	0	7	9	0.00	0.000

BOTTOM

Chicago White Sox @ Kansas City Royals
Kauffman Stadium, Kansas City, MO

livebaseballscores.com

AB	38
R	10
H	11
RBI	9
BB	3
SO	6
LOB	11



WP	PA	ERA	WHIP
0	41		

Mon Apr 15 1996, 7:05 PM CDT
Att. 12,653 - Unknown - 53 F

Batter	1	2	3	4	5	6	7	8	9	AB R H RBI BB SO LOB	TOP									
Tony Phillips, S (1, 7) OBP: 0.368, SLG: 0.474	3-2 1B		0-1 G6-3		4-1 BB		0-0 F8	1-2 G4-3		4 0 1 0 1 0 1										
Jose Munoz, S (1, 4) OBP: 0.500, SLG: 0.333	1-2 F7		1-0 WP 1B		1-2 L6		4-0 BB 1B BB	2-3 BB		3 1 1 0 2 0 3										
Frank Thomas, R (1, 3) OBP: 0.500, SLG: 0.759	0-0 L4		3-0 P3			0-1 HR	2-0 F9	1-1 L7		5 1 1 1 0 0 5										
Harold Baines, L (1, 10) OBP: 0.417, SLG: 0.475	2-2 G4-3		3-2 F9			4-2 G6-4-3 1B HR BB	2-0 BB 1B		0-0 G4-3	4 2 1 0 1 0 2										
Robin Ventura, L (1, 5) OBP: 0.345, SLG: 0.415 Ray Durham, S (9, PR) OBP: 0.347, SLG: 0.524		0-1 BB 1B		2-2 G3		2-0 G6-4-3 1B	4-2 1B BB		0-1 E5 FC5-4	4 0 2 0 1 0 0 0 0 0 0 0 0 0										
Danny Tartabull, R (1, 9) OBP: 0.302, SLG: 0.267		0-3 K		2-1 F8		0-0 G6-4-3	3-2 1B		0-2 FC5-4	5 0 1 2 0 1 4										
Ron Karkovics, R (1, 2) OBP: 0.302, SLG: 0.342 Chad Kreuter, S (9, PH) OBP: 0.429, SLG: 0.500		3-2 F8		0-0 F8		1-0 HR	0-0 G1-3		0-3 K	4 1 1 2 0 0 3 1 0 0 0 0 1 1										
Darren Lewis, R (1, 8) OBP: 0.450, SLG: 0.419 Dave Martinez, L (8, PH) OBP: 0.292, SLG: 0.190 (8, 8)		4-2 BB		1-1 L6 BB 1B		3-2 2B		4-0 G4-3 SH1-3 BB		2 0 2 0 1 0 0 0 0 0 0 1 0 0										
Ozzie Guillen, L (1, 6) OBP: 0.283, SLG: 0.381		1-1 L3		0-0 F7		1-1 G6-3		1-1 SH1-3		3 0 0 0 0 0 4										
Inning Stats	R: 0 E: 0 K: 0 S: 14	H: 1 LOB: 1 BB: 0 P: 20	R: 0 E: 0 K: 1 S: 13	H: 1 LOB: 2 BB: 1 P: 21	R: 0 E: 0 K: 0 S: 9	H: 0 LOB: 0 BB: 0 P: 16	R: 0 E: 0 K: 0 S: 7	H: 1 LOB: 1 BB: 1 P: 13	R: 3 E: 0 K: 0 S: 12	H: 4 LOB: 1 BB: 1 P: 23	R: 2 E: 0 K: 0 S: 9	H: 2 LOB: 2 BB: 2 P: 24	R: 0 E: 0 K: 0 S: 8	H: 0 LOB: 2 BB: 2 P: 18	R: 0 E: 1 K: 1 S: 9	H: 0 LOB: 1 BB: 0 P: 9	1B: 7 2B: 2 3B: 0 HR: 2	SF: 0 SAC: 1 DP: 2 HBP: 0	WP: 1 PB: 0 SB: 0 CS: 0	PA: 43
PITCHER	IP WLS BF H R ER SO BB IBB HBP BLK WP HR S P ERA WHIP																			
Tim Belcher, R (1, 1) ERA: 3.93	5.2 W 25 7 3 3 1 3 0 0 0 1 2 59 97 4.76 1.765																			
Terry Clark, R (6, 1) ERA: 7.71	1.0 5 1 1 1 0 1 0 0 0 0 0 7 17 9.00 2.000																			
Jeff Granger, L (7, 1) ERA: 27.0	0.0 2 1 0 0 0 1 0 0 0 0 0 3 9 ∞ ∞																			
Mike Magnante, L (7, 1) ERA: 3.0	0.1 2 1 1 1 0 0 0 0 0 0 0 4 7 27.00 3.000																			
Jeff Montgomery, R (8, 1) ERA:	2.0 S 9 0 0 0 1 2 0 0 0 0 0 17 27 0.00 1.000																			

Chicago White Sox @ Kansas City Royals
Kauffman Stadium, Kansas City, MO
Tue Apr 16 1996, 7:05 PM CDT
Att. 12,399 - Unknown - 65 F

AB	35
R	5
H	10
RBI	5
BB	7
SO	2
LOB	23



Batter	1	2	3	4	5	6	7	8	9	AB R H RBI BB SO LOB	TOP		
Tony Phillips, S (1, 7) OBP: 0.370, SLG: 0.459	0-3 K	0-1 G4-3			2-2 G4-6-3 1B		0-3 K2-3		4-2 BB	4 0 1 0 1 2 3	Chicago White Sox @ Kansas City Royals Kauffman Stadium, Kansas City, MO Wed Apr 17 1996, 7:05 PM CDT Att. 13,350 - Unknown - 77 F livebaseballscorecards.com		
Dave Martinez, L (1, 8) OBP: 0.276, SLG: 0.308	3-2 F8		0-1 L9		1-1 G4-6-3 1-2f		2-1 HR	0-2 G1-3	5 1 1 1 0 0 2				
Frank Thomas, R (1, 3) OBP: 0.486, SLG: 0.724	2-2 F9		0-1 F9		2-1 1B		3-3 K		4 0 1 0 0 1 0				
Harold Baines, L (1, 10) OBP: 0.423, SLG: 0.535		0-0 HR	4-2 BB		1-0 G3-1		1-3 K		3 1 1 1 1 1 1				
Robin Ventura, L (1, 5) OBP: 0.323, SLG: 0.386		2-1 F9	2-1 P4		2-3 K		0-0 G4-3		4 0 0 0 0 1 1				
Danny Tartabull, R (1, 9) OBP: 0.281, SLG: 0.245		1-1 G3		3-2 G1-3		1-3 K	1-0 G4-3		4 0 0 0 0 1 0				
Darren Lewis, R (8, 8) OBP: 0.450, SLG: 0.419									0 0 0 0 0 0 0				
Ron Karkovics, R (1, 2) OBP: 0.340, SLG: 0.405		1-2 BB HBP 1B		0-1 1B		2-2 1B 2B	0-1 G6-3		4 1 3 0 0 0 0				
Ray Durham, S (1, 4) OBP: 0.358, SLG: 0.511		3-2 BB HBP		2-2 F9		2-2 1B		0-0 L7	3 0 1 1 0 0 1				
Ozzie Guillen, L (1, 6) OBP: 0.280, SLG: 0.356		4-1 BB		0-2 P5		1-2 G3-1		0-1 G1-3	3 0 0 0 1 0 2				
Inning Stats	R: 0 E: 0 K: 1 S: 9 H: 0 LOB: 0 BB: 0 P: 14	R: 1 E: 0 K: 0 S: 14 H: 2 LOB: 3 BB: 1 P: 25	R: 0 E: 0 K: 0 S: 11 H: 0 LOB: 1 BB: 1 P: 17	R: 0 E: 0 K: 0 S: 12 H: 1 LOB: 1 BB: 0 P: 17	R: 0 E: 0 K: 2 S: 20 H: 2 LOB: 1 BB: 0 P: 28	R: 1 E: 0 K: 3 S: 11 H: 2 LOB: 0 BB: 0 P: 17	R: 0 E: 0 K: 0 S: 4 H: 0 LOB: 0 BB: 0 P: 5	R: 0 E: 0 K: 0 S: 9 H: 0 LOB: 1 BB: 1 P: 13	1B: 5 2B: 1 3B: 0 HR: 2 SF: 0 SAC: 0 DP: 1 HBP: 1	WP: 0 PB: 0 SB: 0 CS: 0 PA: 38			
PITCHER	IP WLS BF H R ER SO BB IBB HBP BLK WP HR S P ERA WHIP											PITCHER	IP WLS BF H R ER SO BB IBB HBP BLK WP HR S P ERA WHIP
Kevin Appier, R (1, 1) ERA: 3.86	6.1 L 29 8 3 3 4 2 0 1 0 0 2 79 122 4.26 1.579												
Hipolito Pichardo, R (7, 1) ERA: 3.0	2.2 9 0 0 0 2 1 0 0 0 0 0 19 28 0.00 0.375												

Chicago White Sox @ Kansas City Royals
 Kauffman Stadium, Kansas City, MO
 Wed Apr 17 1996, 7:05 PM CDT
 Att. 13,350 - Unknown - 77 F

AB	34
R	3
H	8
RBI	3
BB	3
SO	6
LOB	10



Batter	1	2	3	4	5	6	7	8	9	AB R H RBI BB SO LOB
Bip Roberts, S (1, 4) OBP: 0.339, SLG: 0.404	1-0 CS 1B		2-2 F7 2-3		1-2 CS SH5-3 1B		1-1 1B		0-0 F7	5 0 3 0 0 0 2
Tom Goodwin, L (1, 7) OBP: 0.304, SLG: 0.250	0-1 B3		1-2 S 1B		0-1 SH5-3 1-2		1-1 P4		2-1 G1-3	4 0 1 1 0 0 3
Johnny Damon, L (1, 8) OBP: 0.309, SLG: 0.373	1-2 P4 1-2		3-3 K 1-2		2-2 2B 2-3		0-2 P4			4 0 1 0 0 1 3
Keith Lockhart, L (1, 5) OBP: 0.381, SLG: 0.361		1-1 1B		0-0 F9	2-2 F7			0-0 G6-3		3 0 1 0 0 0 1
Joe Randa, R (8, PH) OBP: 0.290, SLG: 0.296 (9, 5)										1 0 0 0 0 0 0
Bob Hamelin, L (1, 3) OBP: 0.392, SLG: 0.250		1-2 L8		3-3 K		4-0 F9 G1-3 BB		2-1 HBP		2 0 0 0 1 1 1
Les Norman, R (8, PR) (9, 9)										0 0 0 0 0 0 0
Joe Vitiello, R (1, 10) OBP: 0.419, SLG: 0.355		2-3 K		0-0 BB 2B		3-2 G1-3 1-2		1-3 K		4 0 1 0 0 2 3
Michael Tucker, L (1, 9) OBP: 0.326, SLG: 0.366 (9, 3)		0-0 G3		4-0 BB IBB		2-1 F9 2-3		2-3 K		3 0 0 0 1 1 3
Sal Fasano, R (1, 2) OBP: 0.238, SLG: 0.167			1-1 F8		4-2 BB		0-3 K		0-2 1B	2 0 0 0 1 1 1
Jose Offerman, S (9, PH) OBP: 0.214, SLG: 0.185				1-2 2-3 BB						1 0 1 0 0 0 0
David Howard, S (1, 6) OBP: 0.368, SLG: 0.429			0-1 F7 1B 2B		1-3 K		2-3 K		0-3 K	4 1 1 0 0 3 4

Inning Stats	R: 0 E: 0 K: 0 S: 6	H: 1 LOB: 0 BB: 0 P: 8	R: 0 E: 0 K: 1 S: 9	H: 1 LOB: 1 BB: 0 P: 13	R: 1 E: 0 K: 1 S: 15	H: 2 LOB: 1 BB: 0 P: 22	R: 0 E: 0 K: 2 S: 12	H: 1 LOB: 3 BB: 2 P: 24	R: 0 E: 0 K: 0 S: 14	H: 2 LOB: 1 BB: 0 P: 19	R: 0 E: 0 K: 1 S: 11	H: 0 LOB: 1 BB: 1 P: 20	R: 0 E: 0 K: 1 S: 13	H: 1 LOB: 1 BB: 0 P: 17	R: 0 E: 0 K: 2 S: 8	H: 0 LOB: 1 BB: 0 P: 13	R: 0 E: 0 K: 1 S: 10	H: 1 LOB: 1 BB: 0 P: 12	1B: 6 2B: 3 3B: 0 HR: 0	SF: 0 SAC: 1 DP: 0 HBP: 1
--------------	------------------------------	---------------------------------	------------------------------	----------------------------------	-------------------------------	----------------------------------	-------------------------------	----------------------------------	-------------------------------	----------------------------------	-------------------------------	----------------------------------	-------------------------------	----------------------------------	------------------------------	----------------------------------	-------------------------------	----------------------------------	----------------------------------	------------------------------------

BOTTOM

Chicago White Sox @ Kansas City Royals
Kauffman Stadium, Kansas City, MO
 Wed Apr 17 1996, 7:05 PM CDT
 Att: 13,350 - Unknown - 77 F

livebaseballscorecards.com

AB	33
R	1
H	9
RBI	1
BB	3
SO	9
LOB	21



PITCHER	IP	WLS	BF	H	R	ER	SO	BB	IBB	HBP	BLK	WP	HR	S	P	ERA	WHIP
Alex Fernandez, R (1, 1) ERA: 4.05	7.0	W	30	8	1	1	6	2	1	0	0	0	0	80	123	1.29	1.429
Joe Magrane, L (8, 1) ERA: 3.68	0.1		2	0	0	0	0	0	0	1	0	0	0	2	4	0.00	0.000
41 Bill Simas, R (8, 1) ERA: 7.2	0.2		2	0	0	0	2	0	0	0	0	0	0	6	9	0.00	0.000
Roberto Hernandez, R (9, 1) ERA:	1.0	S	4	1	0	0	1	0	0	0	0	0	0	10	12	0.00	1.000

Batter	1	2	3	4	5	6	7	8	9	AB R H RBI BB SO LOB	TOP
Chuck Carr, S (1, 8) OBP: 0.371, SLG: 0.500 C X	0-2 P2 1B G5-3-4 2B		0-0 1B G5-3-4 2B			0-2 1B WP HR 1B	0-0 G3		1-3 K	5 2 2 0 0 1 2	Milwaukee Brewers @ Kansas City Royals Kauffman Stadium, Kansas City, MO Thu Apr 18 1996, 7:05 PM CDT Att. 13,153 - Unknown - 78 F livebaseballscorecards.com
Fernando Vina, L (1, 4) OBP: 0.500, SLG: 0.773 X	0-0 G3		1-1 G5-3-4 1B			2-2 HR 1B		3-2 E6 3B		4 2 3 1 0 0 0	
Kevin Seitzer, R (1, 10) OBP: 0.446, SLG: 0.723 X	0-0 G5-3		2-3 3-H 3-1 G5-3-4 2-3f 3-H			2-1 HR 1-H 3-H		3-2 G4-3		4 1 1 4 0 0 1	
Greg Vaughn, R (1, 7) OBP: 0.345, SLG: 0.644 David Hulse, L (6, 7) OBP: 0.250, SLG: 0.217 B B X		2-0 HR		1-1 E6 G5-4-3		3-2 F7		0-0 L7		3 1 1 1 0 0 0 1 0 0 0 0 0 0	
John Jaha, R (1, 3) OBP: 0.339, SLG: 0.313 C B B B X		3-3 K		1-0 G5-4-3 1-2f		2-2 F9		1-0 G6-3		4 0 0 0 0 1 1	
Jose Valentin, S (1, 6) OBP: 0.373, SLG: 0.511 B C B B X		3-2 G4-3		2-1 F7		1-1 F7			4-2 L9 BB FC3-6 BB	3 1 0 0 1 0 0	
Turner Ward, S (1, 9) OBP: 0.286, SLG: 0.261 B X		1-0 G3			2-3 K		1-2 G4-3		4-1 L9 BB FC3-6	3 0 0 0 1 1 0	
Jeff Cirillo, R (1, 5) OBP: 0.250, SLG: 0.310 B C B B X			4-2 FC3-6 BB		1-2 G5-3		0-0 F9		1-0 L9	3 0 0 0 1 0 2	
Jesse Levis, L (1, 2) OBP: 0.300, SLG: 0.222 C B X			1-1 FC3-6 2B 1B 1-2f		1-1 G3-1		0-0 1B		1-1 FC3-6 1-2f 3-H	4 1 1 1 0 0 2	
Inning Stats	R: 0 H: 0 E: 0 LOB: 0 K: 0 BB: 0 S: 5 P: 5	R: 1 H: 1 E: 0 LOB: 0 K: 1 BB: 0 S: 8 P: 17	R: 2 H: 2 E: 0 LOB: 0 K: 0 BB: 1 S: 9 P: 18	R: 0 H: 0 E: 1 LOB: 0 K: 0 BB: 0 S: 5 P: 9	R: 0 H: 0 E: 0 LOB: 0 K: 1 BB: 0 S: 10 P: 14	R: 3 H: 3 E: 0 LOB: 0 K: 0 BB: 0 S: 16 P: 26	R: 0 H: 1 E: 0 LOB: 1 K: 0 BB: 0 S: 6 P: 7	R: 1 H: 1 E: 1 LOB: 0 K: 0 BB: 0 S: 12 P: 19	R: 1 H: 0 E: 0 LOB: 1 K: 1 BB: 2 S: 9 P: 20	1B: 4 SF: 0 2B: 2 SAC: 0 3B: 1 DP: 2 HR: 2 HBP: 0	WP: 1 PA: 37 PB: 0 SB: 0 CS: 0
PITCHER Mark Gubicza, R (1, 1) ERA: 6.0 Terry Clark, R (8, 1) ERA: 7.94 Jeff Granger, L (9, 1) ERA: 13.5	IP WLS BF H R ER SO BB IBB HBP BLK WP HR S P ERA WHIP 7.0 L 28 7 6 6 2 1 0 0 0 1 2 59 96 7.71 1.143 1.0 4 1 1 1 0 0 0 0 0 0 0 12 19 9.00 1.000 1.0 5 0 1 1 1 2 0 0 0 0 0 9 20 9.00 2.000	PITCHER IP WLS BF H R ER SO BB IBB HBP BLK WP HR S P ERA WHIP									



Batter	1	2	3	4	5	6	7	8	9	AB	R	H	RBI	BB	SO	LOB
Bip Roberts, S (1, 4) OBP: 0.361, SLG: 0.439	1-1 F7		1-1 1B		0-0 2B		0-1 1B		2-1 G4-3	5	0	3	1	0	0	0
Tom Goodwin, L (1, 7) OBP: 0.283, SLG: 0.232	2-1 F8		2-2 F7		1-0 F8		2-1 SAFE G4-3			4	0	0	0	0	0	5
Johnny Damon, L (1, 8) OBP: 0.322, SLG: 0.418	2-3 K			2-2 F8		1-1 F9 2B		3-2 G6-3 1B 2B		4	1	2	0	0	1	0
Keith Lockhart, L (1, 5) OBP: 0.356, SLG: 0.333		2-0 L8		1-1 F9		2-1 P2		1-2 G6-3		3	0	0	0	0	0	1
Joe Randa, R (8, PH) OBP: 0.281, SLG: 0.286								2-3		1	0	0	0	0	0	1
Bob Hamelin, L (1, 3) OBP: 0.400, SLG: 0.256		3-3 K		2-1 1B		1-0 F9		4-0 1B BB		3	0	1	0	1	1	1
Joe Vitiello, R (1, 10) OBP: 0.404, SLG: 0.343		2-1 G6-3		1-0 G5-3		3-2 G6-3		1-0 G4-3 1B		4	0	1	1	0	0	2
Michael Tucker, L (1, 9) OBP: 0.320, SLG: 0.378			3-2 G6-3		1-0 F9		0-1 1B 2B	1-1 G4-3		4	0	1	0	0	0	2
Sal Fasano, R (1, 2) OBP: 0.200, SLG: 0.136		2-0 E5 1B		2-1 F8		1-2 G6-3		1-3 K		4	0	0	0	0	1	1
David Howard, S (1, 6) OBP: 0.357, SLG: 0.462			0-0 L6		2-2 2B 3B		2-2 F7		3-2 G4-3	4	1	1	0	0	0	2

Inning Stats	R: 0	H: 0	E: 0	K: 1	S: 9	R: 0	H: 0	E: 0	K: 1	S: 6	R: 0	H: 1	E: 1	K: 0	S: 11	R: 0	H: 1	E: 0	K: 0	S: 8	R: 1	H: 2	E: 0	K: 0	S: 8	R: 0	H: 1	E: 0	K: 0	S: 8	R: 0	H: 2	E: 0	K: 0	S: 16	R: 1	H: 2	E: 0	K: 0	S: 10	R: 0	H: 0	E: 0	K: 1	S: 9	R: 0	H: 0	E: 0	K: 1	S: 9	1B: 4	SF: 0	2B: 4	SAC: 0	3B: 1	DP: 1	HR: 0	HBP: 0	WP: 0	PA: 37
--------------	------	------	------	------	------	------	------	------	------	------	------	------	------	------	-------	------	------	------	------	------	------	------	------	------	------	------	------	------	------	------	------	------	------	------	-------	------	------	------	------	-------	------	------	------	------	------	------	------	------	------	------	-------	-------	-------	--------	-------	-------	-------	--------	-------	--------

PITCHER	IP	WLS	BF	H	R	ER	SO	BB	IBB	HBP	BLK	WP	HR	S	P	ERA	WHIP
Steve Sparks, R (1, 1) ERA: 4.79	7.0	W	29	7	1	1	2	0	0	0	0	0	0	66	110	1.29	1.000
Kevin Wickander, L (8, 1) ERA: 1.59	1.0		5	2	1	1	0	1	0	0	0	0	0	10	20	9.00	3.000
Mike Fetters, R (9, 1) ERA: 6.0	1.0		3	0	0	0	1	0	0	0	0	0	0	9	15	0.00	0.000

BOTTOM

Milwaukee Brewers @ Kansas City Royals
Kauffman Stadium, Kansas City, MO

Thu Apr 18 1996, 7:05 PM CDT
Att. 13,153 - Unknown - 78 F

livebaseballscorecards.com

AB	36
R	2
H	9
RBI	2
BB	1
SO	3
LOB	15



Batter	1	2	3	4	5	6	7	8	9	AB R H RBI BB SO LOB	TOP		
Chuck Carr, S (1, 8) OBP: 0.359, SLG: 0.472 David Hulse, L (7, 8) OBP: 0.240, SLG: 0.208	1-0 2B G3 1B	1-1 G6-3			2-2 G6-3		1-2 G4-3		3-2 G6-3 2-3	4 1 1 0 0 0 1 0 0 0 0 1			
Pat Listach, S (1, 4) OBP: 0.263, SLG: 0.257	0-2 S E 2B		2-1 G6-3		2-1 P3		1-1 G3		4-0 S 1B BB	4 2 1 0 1 0 0			
Kevin Seitzer, R (1, 3) OBP: 0.459, SLG: 0.706	0-0 G3		0-2 P3		1-0 1B 1B		1-0 1B		4-1 1B 1B IBB	4 0 2 1 1 0 1			
Greg Vaughn, R (1, 7) OBP: 0.383, SLG: 0.714 Turner Ward, S (9, PR) OBP: 0.286, SLG: 0.261	4-2 G1-3 E 1B BB		3-1 HR		2-1 1-2 1B		0-0 F9		1-2 1-2 2-H 3-H 1B	4 2 3 3 1 0 1 0 0 0 0 0 0 0			
John Jaha, R (1, 10) OBP: 0.328, SLG: 0.358	1-0 G1-3 1-3 2-H		3-1 HR		0-1 F7			2-0 L8	2-1 G5-3	5 1 1 1 0 0 5			
Matt Mieske, R (1, 9) OBP: 0.313, SLG: 0.400	0-1 1B		1-0 G6-3			0-0 HR		2-1 CS 1B		4 1 3 2 0 0 0			
Jeff Cirillo, R (1, 5) OBP: 0.229, SLG: 0.283	1-2 G5-3			3-2 G6-3		0-0 F8		2-2 G5-3 1-2		4 0 0 0 0 0 2			
Jose Valentin, S (1, 6) OBP: 0.364, SLG: 0.510		3-2 F9		1-0 P6		0-0 L7			2-2 G6-3 1B 2B	4 1 1 0 0 0 0			
Mike Matheny, R (1, 2) OBP: 0.295, SLG: 0.439		1-0 F9		1-0 F9		1-2 G6-3			1-3 K	4 0 0 0 0 1 1			
Inning Stats	R: 3 H: 3 E: 0 LOB: 1 K: 0 BB: 1 S: 14 P: 21	R: 0 H: 0 E: 0 LOB: 0 K: 0 BB: 0 S: 7 P: 12	R: 2 H: 2 E: 0 LOB: 0 K: 0 BB: 0 S: 10 P: 19	R: 0 H: 0 E: 0 LOB: 0 K: 0 BB: 0 S: 5 P: 10	R: 0 H: 2 E: 0 LOB: 2 K: 0 BB: 0 S: 10 P: 17	R: 1 H: 1 E: 0 LOB: 0 K: 0 BB: 0 S: 6 P: 7	R: 0 H: 1 E: 0 LOB: 1 K: 0 BB: 0 S: 7 P: 10	R: 0 H: 1 E: 0 LOB: 0 K: 1 BB: 2 S: 19 P: 36	1B: 7 SF: 0 2B: 2 SAC: 0 3B: 0 DP: 0 HR: 3 HBP: 0	WP: 0 PA: 41 PB: 0 SB: 2 CS: 1			
PITCHER	IP WLS BF H R ER SO BB IBB HBP BLK WP HR S P ERA WHIP											PITCHER	IP WLS BF H R ER SO BB IBB HBP BLK WP HR S P ERA WHIP
Chris Haney, L (1, 1) ERA: 3.91 Julio Valera, R (7, 1) ERA: 0.9 Mike Magnante, L (9, 1) ERA: 4.05 Hipolito Pichardo, R (9, 1) ERA: 3.86	6.0 L 27 8 6 5 0 1 0 0 0 0 0 3 52 86 7.50 1.500												

Milwaukee Brewers @ Kansas City Royals
 Kauffman Stadium, Kansas City, MO

Fri Apr 19 1996, 7:05 PM CDT
 Att. 15,321 - Unknown - 74 F

AB	38
R	8
H	12
RBI	7
BB	3
SO	1
LOB	11



Batter	1	2	3	4	5	6	7	8	9	AB	R	H	RBI	BB	SO	LOB
Tom Goodwin, L (1, 7) OBP: 0.266, SLG: 0.217	L8		L7		P6			G3		4	0	0	0	0	0	0
Johnny Damon, L (1, 8) OBP: 0.317, SLG: 0.407	F9		F7		1B			F9		4	0	1	0	0	0	0
Bip Roberts, S (1, 4) OBP: 0.369, SLG: 0.443	1B			S	L5			E4		4	1	2	0	0	0	1
Keith Lockhart, L (1, 5) OBP: 0.354, SLG: 0.333	K			1B				K		3	1	1	1	0	2	1
Pat Lennon, R (8, PH) OBP: 0.353, SLG: 0.286				FC6-4				K		1	0	0	0	0	1	1
Joe Randa, R (9, 5) OBP: 0.281, SLG: 0.286				1B				K		0	0	0	0	0	0	0
Bob Hamelin, L (1, 3) OBP: 0.390, SLG: 0.256		F8		FC6-4				F8		4	0	1	0	0	1	1
Joe Vitiello, R (1, 10) OBP: 0.373, SLG: 0.308		F7		FC6-4				G6-4-3		4	0	0	1	0	0	2
Michael Tucker, L (1, 9) OBP: 0.352, SLG: 0.449			S	1B				F9		4	0	3	0	0	0	0
Mike Macfarlane, R (1, 2) OBP: 0.229, SLG: 0.353		G5-3		G5-3				G6-3		4	0	0	0	0	0	3
David Howard, S (1, 6) OBP: 0.333, SLG: 0.429			F9		F8			P4		3	0	0	0	0	0	0

Inning Stats	R: 0 E: 0 K: 1 S: 11	H: 1 LOB: 1 BB: 0 P: 16	R: 0 E: 0 K: 0 S: 7	H: 1 LOB: 1 BB: 0 P: 14	R: 0 E: 0 K: 0 S: 8	H: 0 LOB: 0 BB: 0 P: 13	R: 2 E: 0 K: 0 S: 12	H: 4 LOB: 1 BB: 0 P: 21	R: 0 E: 0 K: 0 S: 13	H: 1 LOB: 1 BB: 0 P: 18	R: 0 E: 0 K: 1 S: 5	H: 0 LOB: 0 BB: 0 P: 7	R: 0 E: 0 K: 0 S: 4	H: 0 LOB: 0 BB: 0 P: 4	R: 0 E: 1 K: 1 S: 11	H: 0 LOB: 1 BB: 0 P: 16	R: 0 E: 0 K: 1 S: 11	H: 1 LOB: 1 BB: 0 P: 17	1B: 6 2B: 2 3B: 0 HR: 0	SF: 0 SAC: 0 DP: 1 HBP: 0	WP: 1 PB: 0 SB: 2 CS: 0	PA: 35																	
PITCHER	IP	WLS	BF	H	R	ER	SO	BB	IBB	HBP	BLK	WP	HR	S	P	ERA	WHIP					PITCHER	IP	WLS	BF	H	R	ER	SO	BB	IBB	HBP	BLK	WP	HR	S	P	ERA	WHIP
Ben McDonald, R (1, 1) ERA: 1.8	7.0	W	27	7	2	2	2	0	0	0	0	1	0	60	93	2.57	1.000																						
Graeme Lloyd, L (8, 1) ERA: 2.25	2.0		8	1	0	0	2	0	0	0	0	0	0	22	33	0.00	0.500																						

BOTTOM

Milwaukee Brewers @ Kansas City Royals
Kauffman Stadium, Kansas City, MO

Fri Apr 19 1996, 7:05 PM CDT
Att: 15,321 - Unknown - 74 F

livebaseballscores.com

AB	35
R	2
H	8
RBI	2
BB	0
SO	4
LOB	9



Batter	1	2	3	4	5	6	7	8	9	AB	R	H	RBI	BB	SO	LOB	TOP										
Pat Listach, S (1, 8) OBP: 0.295, SLG: 0.317 David Hulse, L (8, 8) OBP: 0.240, SLG: 0.208	0-1 F9 1B		0-1 FC4 S 1B	2-1 F7 1B		0-0 G4-3 2B	1-2 FC6-4 1B	0-3 H		6	1	3	1	0	1	3											
Jeff Cirillo, R (1, 5) OBP: 0.259, SLG: 0.308	3-2 1B 1B		2-1 L7 1B	0-0 FC6-4 1B		0-0 G4-3 2B	1-2 FC6-4 1B		0-0 E8 1B SF7 1B	6	2	3	1	0	0	3											
Kevin Seitzer, R (1, 10) OBP: 0.446, SLG: 0.667 Jesse Levis, L (7, PH) OBP: 0.333, SLG: 0.273	2-2 F7 1B		4-1 FC4 BB	1-1 FC6-4 1-2f		0-0 FC4-2-5-4 WP 2B	0-1 FC3-6 1-2f		3-1 G6-4-3 1B	3	1	0	0	1	0	4											
Greg Vaughn, R (1, 7) OBP: 0.400, SLG: 0.717 Turner Ward, S (7, 7) OBP: 0.276, SLG: 0.261	2-0 1B 1-3 1B		3-0 FC4 1B 2B		4-1 2B 1B BB	2-0 2B	0-0 P4		2-1 SF7 3-H	4	2	2	1	1	0	3											
John Jaha, R (1, 3) OBP: 0.343, SLG: 0.390	1-2 1B		1-1 2B 1B		1-2 1B 2B	3-2 F9		1-1 F8	1-2 G6-4-3 1-2f	6	1	3	2	0	0	2											
Matt Mieske, R (1, 9) OBP: 0.324, SLG: 0.412	1-2 F7		0-0 1-H 2-H 2B		2-2 P6		4-2 3B BB	0-0 G6-3		4	1	1	2	1	0	4											
Jose Valentin, S (1, 6) OBP: 0.383, SLG: 0.564		2-2 F8	1-2 P3		4-0 1B IBB		3-0 1B 3B	1-0 1B 2B		4	2	2	1	1	0	1											
Mike Matheny, R (1, 2) OBP: 0.327, SLG: 0.457		3-2 G6-3		0-0 F7	0-1 G4-6-3 1B		0-0 WP 1B 1B	1-1 1B		5	1	3	3	0	0	0											
Mark Loretta, R (1, 4) OBP: 0.462, SLG: 0.417		3-2 G1-3		4-1 1B BB	0-0 G4-6-3 1-2f		1-2 1B WP FC6-4 1B	0-0 1B		4	1	2	0	1	0	3											
Inning Stats	R: 1 E: 0 K: 0 S: 16	H: 3 LOB: 2 BB: 0 P: 25	R: 0 E: 0 K: 0 S: 10	H: 0 LOB: 0 BB: 0 P: 18	R: 3 E: 0 K: 0 S: 12	H: 3 LOB: 1 BB: 1 P: 23	R: 0 E: 0 K: 0 S: 7	H: 1 LOB: 2 BB: 1 P: 14	R: 1 E: 0 K: 0 S: 10	H: 2 LOB: 2 BB: 2 P: 21	R: 1 E: 0 K: 0 S: 7	H: 2 LOB: 1 BB: 0 P: 12	R: 4 E: 1 K: 0 S: 21	H: 4 LOB: 1 BB: 1 P: 31	R: 1 E: 0 K: 1 S: 10	H: 3 LOB: 2 BB: 0 P: 13	R: 1 E: 1 K: 0 S: 9	H: 2 LOB: 0 BB: 0 P: 15	1B: 14 2B: 5 3B: 1 HR: 0	SF: 1 SAC: 0 DP: 2 HBP: 0	WP: 2 PB: 0 SB: 1 CS: 0	PA: 50					
PITCHER	IP	WLS	BF	H	R	ER	SO	BB	IBB	HBP	BLK	WP	HR	S	P	ERA	WHIP										
Jason Jacome, L (1, 1) ERA: 10.32	2.2	L	15	6	4	4	0	1	0	0	0	0	0	35	62	13.50	2.625										
Julio Valera, R (3, 1) ERA: 1.46	2.1		12	3	1	1	0	2	1	0	0	0	0	20	39	3.86	2.143										
Terry Clark, R (6, 1) ERA: 11.42	3.0		19	9	6	6	1	1	0	0	0	2	0	38	56	18.00	3.333										
Jeff Montgomery, R (9, 1) ERA:	1.0		4	2	1	0	0	0	0	0	0	0	0	9	15	0.00	2.000										

Milwaukee Brewers @ Kansas City Royals
Kauffman Stadium, Kansas City, MO

Sat Apr 20 1996, 3:33 AM CDT
Att. 17,220 - Sunny - 60 F

AB	44
R	12
H	20
RBI	12
BB	5
SO	1
LOB	24



Batter	1	2	3	4	5	6	7	8	9	AB	R	H	RBI	BB	SO	LOB
Les Norman, R (1, 9) OBP: 0.200, SLG: 0.200 Johnny Damon, L (6, PH) OBP: 0.308, SLG: 0.393 (7, 9)	K			FC5-4 1B		FC4-6 E 1-2f		G4-3		2	0	1	0	0	1	0
Tom Goodwin, L (1, 8) OBP: 0.265, SLG: 0.219	G3-1			FC5-4 S G6-3 1-2f		E6 G4-6-3 1-2		G4-6-3 1B		4	0	1	0	0	0	2
Bip Roberts, S (1, 4) OBP: 0.364, SLG: 0.435 David Howard, S (3, 4) OBP: 0.313, SLG: 0.400	G6-3			G6-3 1-2		G4-6-3 1-2f		G4-6-3 1-2f		1	0	0	0	0	0	0
Pat Lennon, R (1, 7) OBP: 0.381, SLG: 0.353			G6-3	G6-3 2-3			1B SF9 2B		E 1B BB	3	2	1	0	1	0	1
Mike Macfarlane, R (1, 2) OBP: 0.237, SLG: 0.351 Sal Fasano, R (9, 2) OBP: 0.192, SLG: 0.130			K		L3		SF9 BB WP 1B		F7	3	1	1	0	0	1	0
Joe Vitiello, R (1, 10) OBP: 0.382, SLG: 0.333			K				2-3 WP BB 1B		K	3	0	1	0	1	2	1
Michael Tucker, L (1, 3) OBP: 0.328, SLG: 0.423				G4-3		F8		SF9	E3 1B	3	1	0	1	0	0	2
Jose Offerman, S (1, 6) OBP: 0.219, SLG: 0.194			K		G6-3		2-3 3-H K BB		K	4	0	1	2	0	2	3
Joe Randa, R (1, 5) OBP: 0.278, SLG: 0.258			K			FC4-6 BB		G5-3 1-2 3-H	F9	3	0	0	0	1	1	2

Inning Stats	R: 0	H: 0	R: 0	H: 0	R: 0	H: 1	R: 0	H: 1	R: 0	H: 0	R: 2	H: 1	R: 0	H: 1	R: 2	H: 1	R: 0	H: 1	1B: 4	SF: 1	WP: 1	PA: 36
	E: 0	LOB: 0	E: 0	LOB: 0	E: 0	LOB: 1	E: 0	LOB: 1	E: 1	LOB: 1	E: 0	LOB: 1	E: 0	LOB: 0	E: 1	LOB: 1	E: 0	LOB: 0	2B: 2	SAC: 0	PB: 0	
	K: 1	BB: 0	K: 2	BB: 0	K: 0	BB: 0	K: 0	BB: 0	K: 1	BB: 1	K: 1	BB: 1	K: 0	BB: 0	K: 1	BB: 1	K: 0	BB: 0	3B: 0	DP: 2	SB: 1	
	S: 9	P: 14	S: 8	P: 14	S: 11	P: 16	S: 8	P: 18	S: 6	P: 15	S: 17	P: 30	S: 7	P: 14	S: 15	P: 23	S: 7	P: 14	HR: 0	HBP: 0	CS: 0	

PITCHER	IP	WLS	BF	H	R	ER	SO	BB	IBB	HBP	BLK	WP	HR	S	P	ERA	WHIP
Angel Miranda, L (1, 1) ERA: 1.74	5.0	W	17	2	0	0	5	0	0	0	0	0	0	47	79	0.00	0.400
Mark Kiefer, R (6, 1) ERA: 9.0	2.0		10	2	2	2	1	2	0	0	0	1	0	23	45	9.00	2.000
Mike Potts, L (8, 1) ERA:	1.0		3	1	0	0	0	0	0	0	0	0	0	7	14	0.00	1.000
Mike Fetters, R (9, 1) ERA: 4.5	1.0		6	1	2	0	1	1	0	0	0	0	0	15	23	0.00	2.000

BOTTOM

Milwaukee Brewers @ Kansas City Royals
 Kauffman Stadium, Kansas City, MO

Sat Apr 20 1996, 3:33 AM CDT
 Att: 17,220 - Sunny - 60 F

AB	32
R	4
H	6
RBI	3
BB	3
SO	7
LOB	17



WP	PA
1	36

Batter	1	2	3	4	5	6	7	8	9	AB R H RBI BB SO LOB	TOP											
Chuck Carr, S (1, 8) OBP: 0.350, SLG: 0.459 David Hulse, L (2, 8) OBP: 0.207, SLG: 0.179	1-2 G3-1		0-0 F7	2-2 F9			2-3 K		2-1 F7	1 0 0 0 0 0 4 0 0 0 0 1 2												
Fernando Vina, L (1, 4) OBP: 0.414, SLG: 0.630	3-3 K		1-1 G5-3		0-0 B1-3		1-0 G4-3		2-1 G6-3	5 0 0 0 0 1 0												
Kevin Seitzer, R (1, 3) OBP: 0.457, SLG: 0.655	0-1 1B		4-2 WP BB		2-2 F9			1-1 1B 1B	0-1 L9	4 1 2 0 1 0 0												
Greg Vaughn, R (1, 7) OBP: 0.420, SLG: 0.709	3-0 F8		4-1 1-2 BB		1-0 CS 1B			4-1 1B 1B 1B BB		2 1 1 0 2 0 1												
John Jaha, R (1, 10) OBP: 0.338, SLG: 0.381		2-0 F9	2-2 L8		2-0 CS 1-2	2-2 G6-3		1-2 1B 1B		4 1 1 0 0 0 2												
Jose Valentin, S (1, 6) OBP: 0.406, SLG: 0.586		1-2 1B 2B		3-3 K		4-1 BB		0-1 1B 1B		3 2 2 1 1 1 0												
Turner Ward, S (1, 9) OBP: 0.281, SLG: 0.240 Jesse Levis, L (8, PH) OBP: 0.385, SLG: 0.333 Matt Mieske, R (8, 9) OBP: 0.324, SLG: 0.412		1-2 P6		4-2 1B BB		2-1 F7		1-2 2-3 3-H 1B		2 0 0 0 1 0 2 1 0 1 2 0 0 0 0 0 0 0 0 0 0												
Jeff Cirillo, R (1, 5) OBP: 0.293, SLG: 0.339		3-2 2-H 1B		2-2 1-2 1B		2-1 G4-3		1-0 G6-4-3 1B		4 0 3 2 0 0 1												
Mike Matheny, R (1, 2) OBP: 0.302, SLG: 0.420		1-0 P3		2-3 K		3-2 G4-3		0-0 G6-4-3 1-2f		4 0 0 0 0 1 4												
Inning Stats	R: 0 E: 0 K: 1 S: 10	H: 1 LOB: 1 BB: 0 P: 17	R: 1 E: 0 K: 0 S: 11	H: 2 LOB: 1 BB: 0 P: 19	R: 0 E: 0 K: 0 S: 9	H: 0 LOB: 2 BB: 1 P: 20	R: 0 E: 0 K: 2 S: 16	H: 1 LOB: 2 BB: 1 P: 29	R: 0 E: 0 K: 0 S: 5	H: 1 LOB: 0 BB: 0 P: 10	R: 0 E: 0 K: 0 S: 9	H: 0 LOB: 1 BB: 1 P: 18	R: 0 E: 0 K: 1 S: 9	H: 0 LOB: 0 BB: 0 P: 15	R: 4 E: 0 K: 0 S: 15	H: 5 LOB: 0 BB: 1 P: 25	R: 0 E: 0 K: 0 S: 6	H: 0 LOB: 0 BB: 0 P: 10	1B: 9 2B: 1 3B: 0 HR: 0	SF: 0 SAC: 0 DP: 1 HBP: 0	WP: 1 PB: 0 SB: 0 CS: 1	PA: 40
PITCHER	IP WLS BF H R ER SO BB IBB HBP BLK WP HR S P ERA WHIP																					
Tim Belcher, R (1, 1) ERA: 3.28 Mike Magnante, L (7, 1) ERA: 3.68 Hipolito Pichardo, R (8, 1) ERA: 7.71 Jeff Montgomery, R (8, 1) ERA:	6.1 0.2 0.0 2.0	WLS L	27 2 4 6	H 0 3 2	R 0 4 0	ER 0 4 0	SO 3 1 0 0	BB 4 0 1 0	IBB 0 0 0 0	HBP 0 0 0 0	BLK 0 0 0 0	WP 1 0 0 0	HR 0 4 9 0	S 65 4 9 12	P 121 7 15 20	ERA 1.42 0.00 ∞ 0.00	WHIP 1.421 0.000 ∞ 1.000					
PITCHER	IP WLS BF H R ER SO BB IBB HBP BLK WP HR S P ERA WHIP																					

Milwaukee Brewers @ Kansas City Royals
 Kauffman Stadium, Kansas City, MO
 Sun Apr 21 1996, 3:33 AM CDT
 Att. 14,666 - Overcast - 70 F

AB	34
R	5
H	10
RBI	5
BB	5
SO	4
LOB	12



Batter	1	2	3	4	5	6	7	8	9	AB	R	H	RBI	BB	SO	LOB
Jose Offerman, S (1, 6) OBP: 0.216, SLG: 0.194	0-3 K		2-0 G4-3		3-1 F8		0-0 1B	2-0 FC5-4		5	0	1	0	0	1	2
Johnny Damon, L (1, 8) OBP: 0.314, SLG: 0.400	0-2 G1-6-3		0-1 2B		1-1 G4-3		1-0 F7		4-1 SH5-4 BB	4	0	1	0	1	0	1
Pat Lennon, R (1, 7) Tom Goodwin, L (7, PR) OBP: 0.400, SLG: 0.400 OBP: 0.265, SLG: 0.219	1-1 G6-3		2-1 G5-3			0-1 HBP 1B 2B	4-2 S 1B BB		0-0 SH5-4	3	1	1	0	1	0	1
Mike Macfarlane, R (1, 2) Keith Lockhart, L (9, PH) OBP: 0.238, SLG: 0.341 OBP: 0.347, SLG: 0.326		1-3 K	1-2 G4-3			0-0 B1-4	3-2 FC5 1B		1-0 F8	4	0	1	1	0	1	2
Bob Hamelin, L (1, 3) Les Norman, R (9, PR) OBP: 0.422, SLG: 0.267 OBP: 0.200, SLG: 0.200		4-2 1B E BB		0-0 1B		2-3 K	4-2 BB		4-1 BB	2	1	1	0	3	1	1
Joe Vitiello, R (1, 10) Bip Roberts, S (9, PH) OBP: 0.407, SLG: 0.341 OBP: 0.358, SLG: 0.429		2-2 E 1B	1-3 1B	4-0 G6-4-3 BB		4-2 HBP 1B BB	2-1 FC5 2-3f		1-2 G3	2	1	1	0	2	0	2
Michael Tucker, L (1, 9) OBP: 0.323, SLG: 0.400		0-0 E4	1-2 3-H	2-1 G6-4-3 1-2f		4-2 1B 1-2 2-3 HBP		1-1 P6		3	0	0	1	0	0	2
Joe Randa, R (1, 5) OBP: 0.325, SLG: 0.314		0-3 K			0-0 CS 1B	2-1 1-3 2-H 3-H 1B	1-0 FC5-4 1B		1-0 1B	4	0	3	2	0	1	2
David Howard, S (1, 4) OBP: 0.308, SLG: 0.375		0-0 L1			1 SAFE 1 SAFE 1B BB BB	4-0 1-2 BB	1-0 G4-3		0-2 L7	3	0	0	0	1	0	5

BOTTOM	
Milwaukee Brewers @ Kansas City Royals Kauffman Stadium, Kansas City, MO	
AB 32 R 4 H 9 RBI 4 BB 8 SO 4 LOB 21	
WP: 0 PA: 42 PB: 0 SB: 1 CS: 1	

PITCHER		IP	WLS	BF	H	R	ER	SO	BB	IBB	HBP	BLK	WP	HR	S	P	ERA	WHIP
Scott Karl, L (1, 1) ERA: 3.58		5.2		26	6	3	3	4	4	0	1	0	0	0	52	91	4.76	1.765
Cris Carpenter, R (6, 1) ERA: 10.8		1.0	W	5	2	1	1	0	1	0	0	0	0	0	10	18	9.00	3.000
Kevin Wickander, L (7, 1) ERA: 1.5		0.1		2	0	0	0	0	1	0	0	0	0	0	4	10	0.00	3.000
Graeme Lloyd, L (8, 1) ERA: 1.93		1.1		6	1	0	0	0	1	0	0	0	0	0	9	17	0.00	1.500
Mike Fetters, R (9, 1) ERA: 3.86		0.2	S	3	0	0	0	0	1	0	0	0	0	0	5	11	0.00	1.500

Sun Apr 21 1996, 3:33 AM CDT
Att. 14,666 - Overcast - 70 F

livebaseballscorecards.com



Batter	1	2	3	4	5	6	7	8	9	AB R H RBI BB SO LOB	TOP		
Wade Boggs, L OBP: 0.385, SLG: 0.390 (1, 5) X	0-0 BB 2B BB 1B	0-0 P6		X 0-0 L4		X 0-0 1-2 1B		X 0-0 1-3 BB 1B		5 1 3 0 0 0 2			
Bernie Williams, S OBP: 0.296, SLG: 0.305 (1, 8) B B B	4-0 BB 1-2 2B BB	0-0 F9			X 0-0 G4-3	X 0-0 L6-4		B B B B 4-0 1-2 BB		3 1 0 0 2 0 3			
Paul O'Neill, L OBP: 0.441, SLG: 0.500 (1, 9) S S S	0-3 K		S S S 0-3 K		X 0-0 PB 2B 2B		B B B B 4-0 BB	X 0-0 F2		4 1 1 0 1 2 5			
Ruben Sierra, S OBP: 0.375, SLG: 0.571 (1, 10) B B B B	4-0 2B 1-2 2-3 BB		X 0-0 G3		B B B B 4-0 2-3 2B BB		S S S S 0-3 K	X 0-0 F8		3 1 0 0 2 1 4			
Tino Martinez, L OBP: 0.306, SLG: 0.246 (1, 3) X	0-0 1-3 2-H 3-H 2B		S S S 0-3 K		X 0-0 F7		X 0-0 P6	X 0-0 FC5-4 1B		5 0 2 2 0 1 3			
Tim Raines, S OBP: 0.353, SLG: 0.471 Gerald Williams, R OBP: 0.344, SLG: 0.586 (5, PR) (5, 7) X	0-0 P6			X 0-0 2 S 1B	X 0-0 1-H 3-H 2B		S S S S 0-3 K	S S S S 0-3 K		3 1 2 2 0 0 2 2 0 0 0 0 2 2			
Mariano Duncan, R OBP: 0.314, SLG: 0.420 (1, 4) X	0-0 G4-3		X 0-0 F9	X 0-0 G6-3			S S S S 0-3 K	X 0-0 FC5-4 1B		5 0 0 0 0 1 5			
Joe Girardi, R OBP: 0.283, SLG: 0.353 (1, 2) X		X 0-0 2 SH1-4 1B		S S S S 0-3 K		X 0-0 G6-3	X 0-0 2 1B 3B	X 0-0 1-2 1B		5 1 3 0 0 1 1			
2 Derek Jeter, R OBP: 0.466, SLG: 0.447 (1, 6) X		X 0-0 SH1-4		X 0-0 1-H 1B		X 0-0 L6-4 1B	X 0-0 3-H 1B	X 0-0 G1-3		4 0 3 2 0 0 2			
Inning Stats	R: 2 H: 2 E: 0 LOB: 2 K: 1 BB: 2 S: 7 P: 15	R: 0 H: 1 E: 0 LOB: 1 K: 0 BB: 0 S: 4 P: 4	R: 0 H: 0 E: 0 LOB: 0 K: 2 BB: 0 S: 7 P: 7	R: 1 H: 2 E: 1 LOB: 1 K: 1 BB: 0 S: 7 P: 7	R: 2 H: 2 E: 0 LOB: 1 K: 0 BB: 1 S: 5 P: 9	R: 0 H: 2 E: 0 LOB: 1 K: 0 BB: 0 S: 4 P: 4	R: 0 H: 0 E: 0 LOB: 1 K: 2 BB: 1 S: 7 P: 11	R: 1 H: 3 E: 0 LOB: 3 K: 1 BB: 1 S: 8 P: 12	R: 0 H: 2 E: 0 LOB: 2 K: 1 BB: 0 S: 7 P: 7	1B: 10 SF: 0 2B: 4 SAC: 1 3B: 1 DP: 1 HR: 0 HBP: 0	WP: 0 PA: 45 PB: 1 SB: 1 CS: 0		
PITCHER	IP WLS BF H R ER SO BB IBB HBP BLK WP HR S P ERA WHIP											PITCHER	IP WLS BF H R ER SO BB IBB HBP BLK WP HR S P ERA WHIP
Kevin Appier, R ERA: 4.45 (1, 1)	7.0 L 33 9 5 5 6 4 0 0 0 0 0 0 41 57 6.43 1.857												
Ken Robinson, R ERA: 27.0 (8, 1)	0.1 4 3 1 1 1 0 0 0 0 0 0 0 6 6 27.00 9.000												
Mike Magnante, L ERA: 3.38 (8, 1)	0.2 4 1 0 0 0 1 0 0 0 0 0 0 3 7 0.00 3.000												
Terry Clark, R ERA: 10.24 (9, 1)	1.0 4 1 0 0 1 0 0 0 0 0 0 0 6 6 0.00 1.000												

New York Yankees @ Kansas City Royals
 Kauffman Stadium, Kansas City, MO
 Mon Apr 22 1996, 7:05 PM CDT
 Att. 14,763 - Unknown - 57 F

AB	39
R	6
H	14
RBI	6
BB	5
SO	8
LOB	29



Batter	1	2	3	4	5	6	7	8	9	AB	R	H	RBI	BB	SO	LOB
Tom Goodwin, L (1, 7) OBP: 0.247, SLG: 0.203	0-0 P4		0-3 K		0-3 K		0-0 G6-3		0-0 G1-3	5	0	0	0	0	2	3
Johnny Damon, L (1, 8) OBP: 0.307, SLG: 0.386	0-0 G3		0-0 S 1B		0-3 K		0-0 P6		0-0 G1-3	5	0	1	0	0	1	3
Bip Roberts, S (1, 10) OBP: 0.352, SLG: 0.433	0-0 G4-3		0-0 F7		0-0 BB 1-3 2B		0-0 F7			4	0	1	0	0	0	1
Keith Lockhart, L (1, 4) OBP: 0.358, SLG: 0.311		0-0 F9	4-0 BB BB		4-0 BB BB		0-0 P4			2	0	0	0	2	0	0
Bob Hamelin, L (1, 3) OBP: 0.412, SLG: 0.250		0-3 K	0-0 F8		4-0 BB 1-2 2-3 3-H BB		0-0 F7			3	0	0	1	1	1	2
Michael Tucker, L (1, 9) OBP: 0.318, SLG: 0.379		4-0 BB 1B BB		0-3 K	0-3 K		0-0 G3			3	1	0	0	1	2	3
David Howard, S (1, 6) OBP: 0.321, SLG: 0.373		4-0 BB 1B 1-2 BB		0-0 F9		0-3 K			0-0 2B 1B	3	0	1	0	1	1	0
Joe Randa, R (1, 5) OBP: 0.318, SLG: 0.308		0-0 BB 1-3 2-H 1B		0-0 F3		0-3 K			0-0 P3	4	0	1	1	0	1	1
Sal Fasano, R (1, 2) OBP: 0.207, SLG: 0.154 Jose Offerman, S (9, PH) OBP: 0.237, SLG: 0.243		0-0 G5-3			0-0 BB 2B 1B		0-0 F8		0-0 1-3 2B	3	1	1	0	0	0	2
										1	0	1	0	0	0	0

Inning Stats	R: 0	H: 0	E: 0	K: 0	S: 3	R: 1	H: 1	E: 0	K: 1	S: 6	R: 0	H: 1	E: 0	K: 1	S: 6	R: 0	H: 0	E: 0	K: 1	S: 5	R: 1	H: 2	E: 0	K: 3	S: 11	R: 0	H: 0	E: 0	K: 2	S: 7	R: 0	H: 0	E: 0	K: 0	S: 3	R: 0	H: 0	E: 0	K: 0	S: 3	R: 0	H: 2	E: 0	K: 0	S: 5	1B: 4	SF: 0	2B: 2	3B: 0	HR: 0
	LOB: 0	BB: 0	P: 3	LOB: 2	BB: 2	P: 14	LOB: 2	BB: 1	P: 10	LOB: 0	BB: 0	P: 5	LOB: 3	BB: 2	P: 19	LOB: 0	BB: 0	P: 7	LOB: 0	BB: 0	P: 3	LOB: 0	BB: 0	P: 3	LOB: 2	BB: 0	P: 5	1B: 4 <td>SF: 0</td> <td>2B: 2 <td>3B: 0 <td>HR: 0</td> </td></td>	SF: 0	2B: 2 <td>3B: 0 <td>HR: 0</td> </td>	3B: 0 <td>HR: 0</td>	HR: 0																		

PITCHER	IP	WLS	BF	H	R	ER	SO	BB	IBB	HBP	BLK	WP	HR	S	P	ERA	WHIP
David Cone, R (1, 1) ERA: 2.61	5.0		24	4	2	2	6	5	0	0	0	0	0	31	51	3.60	1.800
42 Mariano Rivera, R (6, 1) ERA: 1.98	3.0		9	0	0	0	2	0	0	0	0	0	0	13	13	0.00	0.000
John Wetteland, R (9, 1) ERA: 7.2	1.0		5	2	0	0	0	0	0	0	0	0	0	5	5	0.00	2.000


BOTTOM

New York Yankees @ Kansas City Royals
Kauffman Stadium, Kansas City, MO
 Mon Apr 22 1996, 7:05 PM CDT
 Att. 14,763 - Unknown - 57 F

AB	33
R	2
H	6
RBI	2
BB	5
SO	8
LOB	15



WP: 0	PA: 38
PB: 0	
SB: 1	
CS: 0	

Batter	1	2	3	4	5	6	7	8	9	AB R H RBI BB SO LOB	TOP		
Wade Boggs, L (1, 5) OBP: 0.362, SLG: 0.365	3-2 F7		2-2 F8		3-2 L8		1-1 F8			4 0 0 0 0 0 1			
Bernie Williams, S (1, 8) OBP: 0.293, SLG: 0.349	1-0 F7		0-0 B1-3		2-0 HR		0-1 G3-1			4 1 1 2 0 0 0			
Paul O'Neill, L (1, 9) OBP: 0.444, SLG: 0.531	1-1 F8			3-1 CS 2B	2-2 F7			0-0 1B 2B		4 0 2 0 0 0 0			
Ruben Sierra, S (1, 10) OBP: 0.368, SLG: 0.567		3-2 G1-3		1-1 P3		1-0 WP 2B		1-3 K		4 0 1 0 0 1 2			
Tino Martinez, L (1, 3) OBP: 0.329, SLG: 0.254		3-1 G3-1		4-1 BB 2-3 BB		4-2 WP BB		3-1 G6-3 1B		2 0 1 0 2 0 0			
Tim Lincecum, S (1, 7) OBP: 0.381, SLG: 0.450		0-0 1B		4-2 FC6-4 1-2 BB		1-0 F8		0-2 G6-3 1-2f		3 0 1 0 1 0 4			
Mariano Duncan, R (1, 4) OBP: 0.327, SLG: 0.415		3-1 SAFE SAFE SAFE 1B		1-0 FC6-4 1-2f		2-0 G4-3		4-1 G6-4-3 BB		3 0 1 0 1 0 4	AB 31 R 2 H 7 RBI 2 BB 4 SO 2 LOB 17		
Joe Girardi, R (1, 2) OBP: 0.281, SLG: 0.333		1-2 G6-3		1-1 FC6-4 HBP		0-0 L4		1-2 G6-4-3 1-2f		3 0 0 0 0 0 5			
Derek Jeter, R (1, 6) OBP: 0.435, SLG: 0.412			1-3 K		0-0 FC6-4 HR		0-0 L9		1-0 F9	4 1 0 0 0 1 1			
Inning Stats	R: 0 E: 0 K: 0 S: 7 H: 0 LOB: 0 BB: 0 P: 12	R: 0 E: 0 K: 0 S: 12 H: 2 LOB: 2 BB: 0 P: 22	R: 0 E: 0 K: 1 S: 7 H: 0 LOB: 0 BB: 0 P: 10	R: 0 E: 0 K: 0 S: 9 H: 1 LOB: 2 BB: 2 P: 22	R: 2 E: 0 K: 0 S: 9 H: 1 LOB: 0 BB: 0 P: 17	R: 0 E: 0 K: 0 S: 8 H: 1 LOB: 2 BB: 1 P: 16	R: 0 E: 0 K: 0 S: 5 H: 0 LOB: 0 BB: 0 P: 6	R: 0 E: 0 K: 1 S: 10 H: 2 LOB: 1 BB: 0 P: 14	R: 0 E: 0 K: 0 S: 5 H: 0 LOB: 0 BB: 1 P: 11	1B: 3 2B: 3 3B: 0 HR: 1 SF: 0 SAC: 0 DP: 2 HBP: 1	WP: 1 PB: 0 SB: 0 CS: 1 PA: 36		
PITCHER	IP WLS BF H R ER SO BB IBB HBP BLK WP HR S P ERA WHIP											PITCHER	IP WLS BF H R ER SO BB IBB HBP BLK WP HR S P ERA WHIP
Mark Gubicza, R (1, 1) ERA: 5.23	7.0 W 29 5 2 2 1 3 0 1 0 1 1 57 105 2.57 1.143												
Jeff Montgomery, R (8, 1) ERA:	2.0 S 7 2 0 0 1 1 0 0 0 0 0 0 15 25 0.00 1.500												

New York Yankees @ Kansas City Royals
 Kauffman Stadium, Kansas City, MO
 Tue Apr 23 1996, 7:05 PM CDT
 Att. 12,536 - Unknown - 63 F

AB	31
R	2
H	7
RBI	2
BB	4
SO	2
LOB	17



Batter	1	2	3	4	5	6	7	8	9
Bip Roberts, S (1, 4) OBP: 0.360, SLG: 0.429	2-1 F8			4-2 FC1-6 BB		3-2 G5-3	0-1 1B 2-H 1B		
Les Norman, R (1, 9) OBP: 0.125, SLG: 0.125 Michael Tucker, L (7, PH) OBP: 0.328, SLG: 0.390	0-0 G6-3			0-0 FC1-6 HR		0-0 F8	1-1 SAFE SAFE 1-3 1B		
Pat Lennon, R (1, 7) OBP: 0.379, SLG: 0.375	3-3 K			1-0 F9		3-1 2B 1B	3-2 G6-3		
Joe Vitiello, R (1, 10) OBP: 0.419, SLG: 0.447 Johnny Damon, L (8, PH) OBP: 0.303, SLG: 0.380		0-3 K		0-0 HR		3-2 2B	2-1 G4-3		
Mike Macfarlane, R (1, 2) OBP: 0.239, SLG: 0.318		2-3 K		1-2 E6		2-2 P6	4-0 FC4 BB		
Jose Offerman, S (1, 3) OBP: 0.214, SLG: 0.220		1-0 G6-3		0-1 G1-3			0-2 FC4 1B 1-2f		
David Howard, S (1, 6) OBP: 0.317, SLG: 0.364			2-2 F8		1-3 K		1-2 SAFE 1-0 1B 1-3		
Joe Randa, R (1, 5) OBP: 0.313, SLG: 0.286			0-2 F8		0-0 G5-3		4-1 S 2B BB	2-0 G6-3	
Tom Goodwin, L (1, 8) OBP: 0.250, SLG: 0.222			1-1 G6-3		1-0 G4-3		0-2 1B 2B		

Inning Stats	R: 0	H: 0	E: 0	K: 1	S: 6	LOB: 0	BB: 0	P: 11	R: 0	H: 0	E: 0	K: 2	S: 7	LOB: 0	BB: 0	P: 10	R: 0	H: 0	E: 0	K: 0	S: 8	LOB: 0	BB: 0	P: 11	R: 2	H: 1	E: 1	K: 0	S: 11	LOB: 1	BB: 1	P: 17	R: 0	H: 0	E: 0	K: 1	S: 5	LOB: 0	BB: 0	P: 7	R: 1	H: 2	E: 0	K: 0	S: 16	LOB: 1	BB: 0	P: 27	R: 2	H: 3	E: 0	K: 0	S: 21	LOB: 2	BB: 1	P: 31	R: 0	H: 1	E: 0	K: 0	S: 7	LOB: 2	BB: 1	P: 16
1B: 4	2B: 2	3B: 0	HR: 1	SF: 0	SAC: 0	DP: 0	HBP: 0	WP: 0	PA: 35																																																							

PITCHER	IP	WLS	BF	H	R	ER	SO	BB	IBB	HBP	BLK	WP	HR	S	P	ERA	WHIP
Jimmy Key, L (1, 1) ERA: 7.08	6.2	L	27	4	5	5	4	2	0	0	0	0	1	66	103	6.75	0.900
Bob Wickman, R (7, 1) ERA: 3.55	1.1		8	3	0	0	0	1	0	0	0	0	0	15	27	0.00	3.000

BOTTOM

New York Yankees @ Kansas City Royals
Kauffman Stadium, Kansas City, MO

Tue Apr 23 1996, 7:05 PM CDT
Att. 12,536 - Unknown - 63 F

AB	32
R	5
H	7
RBI	5
BB	3
SO	4
LOB	9




Batter	1	2	3	4	5	6	7	8	9	AB R H RBI BB SO LOB	TOP									
Brady Anderson, L (1, 8) OBP: 0.436, SLG: 0.769	1-1 F7	3-2 HR		4-2 1B BB	2-3 K		3-1 F9		1-2 1B	5 2 2 2 1 1 0										
Roberto Alomar, S (1, 4) OBP: 0.433, SLG: 0.558	2-1 G5-3	4-1 BB		0-1 1B 1B	2-2 F9		2-2 G4-3		0-2 G3-1	5 1 1 0 1 0 1										
Rafael Palmeiro, L (1, 3) OBP: 0.378, SLG: 0.551	2-1 1B	3-1 G3		2-2 1B 1B		1-0 G3		1-2 G3		5 1 2 2 0 0 1										
Bobby Bonilla, S (1, 10) OBP: 0.281, SLG: 0.363	1-0 L9		3-2 F9	0-0 1B 1B		0-0 G3-1		0-1 G6-3		5 0 1 0 0 0 1										
Cal Ripken Jr., R (1, 6) OBP: 0.357, SLG: 0.447		2-2 F8	1-2 HR	1-2 1B 1B		1-1 1B 1B		2-0 2B		5 2 4 2 0 0 0										
B.J. Surhoff, L (1, 5) OBP: 0.363, SLG: 0.554		1-2 HR 2B	1-1 G1-3	2-2 F7		1-0 1B 1B		0-1 G4-3		5 1 2 0 0 0 3										
Mike Devereaux, R (1, 9) OBP: 0.359, SLG: 0.459		1-1 HR	1-1 FC6-4 1B	1-3 K2-3		0-2 1B			2-2 G4-3	5 1 3 3 0 1 2										
Chris Hoiles, R (1, 2) OBP: 0.254, SLG: 0.435		3-1 HR 1B	1 SAFE 2-2 FC6-4		3-2 HR		1-3 K		0-1 HR	5 3 3 2 0 1 3										
Gregg Zaun, S (9, 2) OBP: 0.357, SLG: 0.250			1 SAFE 1 SAFE 1 SAFE							0 0 0 0 0 0 0										
Jeffrey Hammonds, R (1, 7) OBP: 0.316, SLG: 0.458		0-3 K		2-2 L4	1-1 F8		1-1 P5		0-2 P3	5 0 0 0 0 1 1										
Inning Stats	R: 0 E: 0 K: 0 S: 7	H: 1 LOB: 1 BB: 0 P: 13	R: 4 E: 0 K: 1 S: 20	H: 4 LOB: 1 BB: 1 P: 37	R: 1 E: 0 K: 0 S: 14	H: 2 LOB: 1 BB: 0 P: 22	R: 3 E: 0 K: 1 S: 23	H: 4 LOB: 2 BB: 1 P: 35	R: 1 E: 0 K: 1 S: 15	H: 3 LOB: 2 BB: 0 P: 15	R: 0 E: 0 K: 0 S: 7	H: 0 LOB: 0 BB: 0 P: 13	R: 0 E: 0 K: 0 S: 8	H: 1 LOB: 1 BB: 0 P: 11	R: 1 E: 0 K: 0 S: 15	H: 2 LOB: 1 BB: 0 P: 18	1B: 11 2B: 2 3B: 0 HR: 5	SF: 0 SAC: 0 DP: 0 HBP: 0	WP: 0 PA: 47 PB: 0 SB: 0 CS: 0	
PITCHER	IP WLS BF H R ER SO BB IBB HBP BLK WP HR S P ERA WHIP																			
Chris Haney, L (1, 1) ERA: 5.97	3.1 L 21 9 8 8 1 2 0 0 0 0 0 3 52 91 21.60 3.300																			
Terry Clark, R (4, 1) ERA: 9.75	2.1 12 5 2 2 2 0 0 0 0 0 1 32 47 7.71 2.143																			
Ken Robinson, R (6, 1) ERA: 3.86	2.0 8 2 0 0 1 0 0 0 0 0 0 19 29 0.00 1.000																			
Jason Jacome, L (8, 1) ERA: 9.95	1.1 6 2 1 1 0 0 0 0 0 0 1 17 20 6.75 1.500																			

Baltimore Orioles @ Kansas City Royals
Kauffman Stadium, Kansas City, MO

Wed Apr 24 1996, 7:05 PM CDT
 Att. 13,962 - Unknown - 79 F

AB	45
R	11
H	18
RBI	11
BB	2
SO	4
LOB	12



Batter	1	2	3	4	5	6	7	8	9	AB R H RBI BB SO LOB	TOP	
Brady Anderson, L (1, 8) OBP: 0.449, SLG: 0.778	0-0 BLK 1B		3-1 G3		0-1 1B 2B		4-1 CS S BB			3 1 2 1 1 0 0		
Roberto Alomar, S (1, 4) OBP: 0.436, SLG: 0.580 Manny Alexander, R (9, 4)	1-1 SAFE B2		0-2 G3-1		2-1 BB 1B		3-2 SAFE SAFE BB 3B			4 0 2 2 0 0 1 0 0 0 0 0 0 0		
Rafael Palmeiro, L (1, 3) OBP: 0.383, SLG: 0.538	2-2 L8			4-0 BB	4-1 SAFE BB G6-4-3		3-2 P6			2 0 0 0 2 0 2		
Bobby Bonilla, S (1, 9) OBP: 0.269, SLG: 0.345	0-0 G4-3			3-0 F8	2-1 SAFE BB G6-4-3		2-2 G4-3			4 0 0 0 0 0 4		
B.J. Surhoff, L (1, 5) OBP: 0.357, SLG: 0.538		3-1 FC6-4 1B		2-3 SAFE K		0-1 G4-3		0-0 B1-3		4 0 1 0 0 1 1		
Cal Ripken Jr., R (1, 6) OBP: 0.341, SLG: 0.425		1-0 SAFE P4		0-1 G6-3		2-2 F9		1-0 P4		4 0 0 0 0 0 2		
Mike Devereaux, R (1, 7) OBP: 0.372, SLG: 0.450		1-0 FC6-4 1-2f			2-0 L7		4-1 BB		2-1 G4-6-3 1B	3 0 1 0 1 0 1	AB 30 R 3 H 6 RBI 3 BB 6 SO 3 LOB 14	
Chris Hoiles, R (1, 2) OBP: 0.257, SLG: 0.422 Gregg Zaun, S (8, 2) OBP: 0.333, SLG: 0.231		1-3 K			4-2 BB 2B BB		2-2 SAFE SAFE SAFE SAFE SAFE SAFE F9		1-2 G4-6-3 1-2f	2 1 0 0 1 1 2 1 0 0 0 0 0 1		
Tony Tarasco, L (1, 10) OBP: 0.271, SLG: 0.289			0-0 F9		4-0 2B 1B BB		0-0 F8		2-3 K	3 1 0 0 1 1 0		
Inning Stats	R: 0 E: 0 K: 0 S: 7 H: 1 LOB: 1 P: 10	R: 0 E: 0 K: 1 S: 7 H: 1 LOB: 1 P: 13	R: 0 E: 0 K: 0 S: 6 H: 0 LOB: 0 P: 9	R: 0 E: 0 K: 1 S: 6 H: 0 LOB: 1 P: 15	R: 3 E: 0 K: 0 S: 10 H: 2 LOB: 1 P: 28	R: 0 E: 0 K: 0 S: 10 H: 0 LOB: 1 P: 17	R: 0 E: 0 K: 0 S: 12 H: 1 LOB: 1 P: 22	R: 0 E: 0 K: 0 S: 5 H: 0 LOB: 0 P: 8	R: 0 E: 0 K: 1 S: 9 H: 1 LOB: 0 P: 14	1B: 4 2B: 1 3B: 1 HR: 0 SF: 0 SAC: 0 DP: 2 HBP: 0	WP: 0 PB: 0 SB: 1 CS: 1 PA: 36	
PITCHER	IP WLS BF H R ER SO BB IBB HBP BLK WP HR S P ERA WHIP											
Julio Valera, R (1, 1) ERA: 2.7	4.1 L 20 4 3 3 2 3 0 0 0 1 0 0 33 66 6.23 1.615											
Mike Magnante, L (5, 1) ERA: 2.38	3.1 12 1 0 0 0 3 0 0 0 0 0 0 29 54 0.00 1.200											
Hipolito Pichardo, R (8, 1) ERA: 6.75	1.1 4 1 0 0 1 0 0 0 0 0 0 0 10 16 0.00 0.750											

Baltimore Orioles @ Kansas City Royals
Kauffman Stadium, Kansas City, MO

Thu Apr 25 1996, 7:05 PM CDT
Att. 16,090 - Unknown - 73 F

livebaseballscorecards.com

Batter	1	2	3	4	5	6	7	8	9	AB R H RBI BB SO LOB
Bip Roberts, S OBP: 0.353, SLG: 0.410 (1, 4)	0-1 L4		2-3 K		3-2 G4-3		0-0 1B		1-1 G6-3	5 0 1 1 0 1 3
Johnny Damon, L OBP: 0.325, SLG: 0.390 (1, 8)	0-0 G5-3		2-1 FC6-4		2-2 1B		0-0 1B		0-3 K	5 0 2 1 0 1 2
Jose Offerman, S OBP: 0.245, SLG: 0.255 (1, 3)	3-3 K		0-0 FC4-6		3-2 G6-3		0-1 L7-4			4 0 0 0 0 1 6
Joe Vitiello, R OBP: 0.408, SLG: 0.407 (1, 10)		3-2 1B		3-3 K		0-0 L3		1-0 G5-3		4 0 1 0 0 1 1
Pat Lennon, R OBP: 0.389, SLG: 0.345 (1, 7)		2-3 K		4-2 FC5 BB		2-2 1B		0-0 G3-1		3 0 1 0 1 1 1
Michael Tucker, L OBP: 0.319, SLG: 0.365 Les Norman, R OBP: 0.083, SLG: 0.083 (8, PH) (9, 9)		0-0 L6		1-2 FC5 G5-4-3		2-3 K		3-1 P4		3 0 0 0 0 1 3 1 0 0 0 0 0 0
David Howard, S OBP: 0.319, SLG: 0.429 (1, 6)		0-0 FC5-4		1-0 G5-4-3		1-1 G4-3		4-1 BB		3 0 0 0 1 0 4
Joe Randa, R OBP: 0.365, SLG: 0.348 Keith Lockhart, L OBP: 0.368, SLG: 0.313 (7, PH) (8, 5)			2-2 FC6-4 1B		0-1 1B G4-3		1-2 1B 1B		0-3 K	2 0 2 0 0 0 0 2 1 1 0 0 1 1
Sal Fasano, R OBP: 0.226, SLG: 0.179 Mike Macfarlane, R OBP: 0.245, SLG: 0.314 (7, PH) (8, 2)			2-0 FC6-4 1B		0-2 F9		0-1 1B 1B		0-0 P3	2 0 1 0 0 0 1 2 1 1 0 0 0 0

Inning Stats	R: 0 E: 0 K: 1 S: 8	H: 0 LOB: 0 BB: 0 P: 11	R: 0 E: 0 K: 1 S: 10	H: 1 LOB: 1 BB: 0 P: 15	R: 0 E: 0 K: 1 S: 13	H: 2 LOB: 2 BB: 0 P: 21	R: 0 E: 0 K: 1 S: 12	H: 0 LOB: 1 BB: 1 P: 21	R: 0 E: 0 K: 0 S: 15	H: 2 LOB: 2 BB: 0 P: 23	R: 0 E: 0 K: 1 S: 9	H: 1 LOB: 1 BB: 0 P: 14	R: 2 E: 0 K: 0 S: 11	H: 4 LOB: 1 BB: 0 P: 13	R: 0 E: 0 K: 1 S: 7	H: 0 LOB: 1 BB: 1 P: 14	R: 0 E: 0 K: 1 S: 6	H: 0 LOB: 0 BB: 0 P: 7	1B: 10 2B: 1 3B: 0 HR: 0	SF: 0 SAC: 0 DP: 2 HBP: 0
--------------	------------------------------	----------------------------------	-------------------------------	----------------------------------	-------------------------------	----------------------------------	-------------------------------	----------------------------------	-------------------------------	----------------------------------	------------------------------	----------------------------------	-------------------------------	----------------------------------	------------------------------	----------------------------------	------------------------------	---------------------------------	-----------------------------------	------------------------------------

PITCHER	IP	WLS	BF	H	R	ER	SO	BB	IBB	HBP	BLK	WP	HR	S	P	ERA	WHIP
Arthur Rhodes, L ERA: 0.6 (1, 1)	5.0	W	21	5	0	0	4	1	0	0	0	0	0	58	91	0.00	1.200
Jimmy Myers, R ERA: 2.38 (6, 1)	2.1		11	5	2	2	1	0	0	0	0	0	0	21	28	7.71	2.143
Jesse Orosco, L ERA: 21.94 (8, 1)	0.2	S	3	0	0	0	1	1	0	0	0	0	0	6	13	0.00	1.500
Randy Myers, L ERA: 1.08 (9, 1)	1.0	S	3	0	0	0	1	0	0	0	0	0	0	6	7	0.00	0.000

BOTTOM

Baltimore Orioles @ Kansas City Royals
Kauffman Stadium, Kansas City, MO

livebaseballscores.com

AB	36
R	2
H	10
RBI	2
BB	2
SO	7
LOB	22



WP	PA	ERA	WHIP
0	38		

Thu Apr 25 1996, 7:05 PM CDT
Att: 16,090 - Unknown - 73 F

Batter	1	2	3	4	5	6	7	8	9	AB R H RBI BB SO LOB	TOP
Johnny Damon, L (1, 8) <small>OBP: 0.318, SLG: 0.378</small>	3-2 		0-1 		1-2 		0-1 		2-1 	5 0 1 1 0 0 2	
Tom Goodwin, L (1, 7) Les Norman, R (9, 7) <small>OBP: 0.247, SLG: 0.222</small> <small>OBP: 0.083, SLG: 0.083</small>	0-0 		3-2 		1-0 		1-3 		1-0 	5 0 1 0 0 1 3 0 0 0 0 0 0 0	
Bip Roberts, S (1, 4) <small>OBP: 0.348, SLG: 0.402</small>	1-3 			1-3 	0-0 			1-3 		4 0 1 0 0 3 0	
Keith Lockhart, L (1, 5) Joe Randa, R (8, PH) <small>OBP: 0.367, SLG: 0.300</small> <small>OBP: 0.358, SLG: 0.340</small>		1-2 		4-1 	3-3 			2-2 		2 1 0 0 1 1 2 1 0 0 0 0 0 0	
Michael Tucker, L (1, 9) <small>OBP: 0.329, SLG: 0.418</small>		2-3 		1-2 		3-3 		0-0 		4 1 2 1 0 2 0	
Bob Hamelin, L (1, 10) Joe Vitiello, R (8, PH) <small>OBP: 0.397, SLG: 0.231</small> <small>OBP: 0.403, SLG: 0.400</small>		3-3 		1-3 		3-3 		3-3 		3 0 0 0 0 3 2 1 0 0 0 0 1 0	
Jose Offerman, S (1, 3) <small>OBP: 0.283, SLG: 0.265</small>			4-2 	1-2 		0-1 			4-1 	2 2 1 1 2 0 0	
Mike Macfarlane, R (1, 2) <small>OBP: 0.263, SLG: 0.315</small>		3-2 	3-2 	1-3 		4-1 			1-0 	3 0 1 1 1 1 3	
David Howard, S (1, 6) <small>OBP: 0.306, SLG: 0.409</small>		0-0 		2-3 		0-0 			2-0 	3 0 0 0 0 1 2	
Inning Stats	R: 0 H: 0 E: 0 LOB: 0 K: 1 BB: 0 S: 7 P: 11	R: 0 H: 0 E: 0 LOB: 0 K: 2 BB: 0 S: 11 P: 17	R: 1 H: 1 E: 0 LOB: 1 K: 0 BB: 1 S: 13 P: 23	R: 1 H: 2 E: 0 LOB: 2 K: 3 BB: 1 S: 18 P: 27	R: 0 H: 2 E: 0 LOB: 2 K: 2 BB: 0 S: 12 P: 19	R: 0 H: 0 E: 0 LOB: 0 K: 2 BB: 0 S: 8 P: 14	R: 0 H: 0 E: 0 LOB: 1 K: 1 BB: 1 S: 7 P: 12	R: 1 H: 1 E: 0 LOB: 0 K: 2 BB: 0 S: 12 P: 18	R: 1 H: 1 E: 0 LOB: 1 K: 0 BB: 1 S: 6 P: 16	1B: 6 SF: 0 2B: 0 SAC: 1 3B: 0 DP: 0 HR: 1 HBP: 0	WP: 0 PA: 38 PB: 0 SB: 2 CS: 0
PITCHER Roger Clemens, R (1, 1) <small>ERA: 4.17</small> Brad Pennington, L (8, 1) <small>ERA: 3.48</small> Rich Garcés, R (9, 1) <small>ERA:</small> Mike Stanton, L (9, 1) <small>ERA: 7.36</small>	IP WLS BF H R ER SO BB IBB HBP BLK WP HR S P ERA WHIP 7.0 L 29 5 2 2 11 3 0 0 0 0 0 0 76 123 2.57 1.143 1.0 5 1 2 2 2 1 0 0 0 0 0 1 13 23 18.00 2.000 0.1 1 0 0 0 0 0 0 0 0 0 0 0 1 2 0.00 0.000 0.2 3 1 0 0 0 0 0 0 0 0 0 0 4 9 0.00 1.500	PITCHER IP WLS BF H R ER SO BB IBB HBP BLK WP HR S P ERA WHIP									

Kansas City Royals @ Boston Red Sox
 Fenway Park, Boston, MA
 Fri Apr 26 1996, 7:05 PM EDT
 Att. 22,385 - Unknown - 64 F

AB	33
R	4
H	7
RBI	4
BB	4
SO	13
LOB	14



WP: 0	PA: 38
PB: 0	
SB: 2	
CS: 0	

ERA	WHIP
-----	------

Batter	1	2	3	4	5	6	7	8	9	AB	R	H	RBI	BB	SO	LOB
Alex Cole, L OBP: 0.350, SLG: 0.294 (1, 8)	3-2 G3		0-1 F9		2-2 F8			2-1 18 S BB 1B	2-0 G4-3	5	0	1	0	0	0	1
John Valentin, R OBP: 0.337, SLG: 0.319 (1, 6)	0-0 1B		2-2 F8			2-0 F9		1-3 K		4	0	1	0	0	1	1
Mo Vaughn, L OBP: 0.385, SLG: 0.529 (1, 3)	2-3 K			2-3 K		1-0 G4-3		4-0 BB		3	0	0	0	1	2	1
18 Reggie Jefferson, S OBP: 0.500, SLG: 0.720 (1, 10)	0-0 G4-3			0-0 3B 1B		2-2 3B		2-1 G4-3		4	1	2	0	0	0	3
Mike Stanley, R OBP: 0.392, SLG: 0.455 (1, 2)		2-2 G4-3 2B		1-2 F9		0-0 F9			0-0 G3-1 1B G4-3 1B	4	1	2	0	0	0	2
Troy O'Leary, L OBP: 0.326, SLG: 0.476 (1, 9)		3-2 G1-3		1-1 1-H 3B			1-2 G1-3		0-1 G4-3 G3-1 2B 1B	4	1	2	1	0	0	1
Mike Greenwell, L OBP: 0.263, SLG: 0.318 (1, 7)		0-0 G4-3		1-0 G4-3			0-1 G6-4-3 1B		1-2 G3-1	4	0	1	0	0	0	4
Bill Selby, L OBP: 0.481, SLG: 0.696 (1, 4)		2-2 G4-3			2-2 F7		1-0 G6-4-3		1-0 G4-3	4	0	0	1	0	0	3
Esteban Beltre, R OBP: 0.275, SLG: 0.250 (1, 5)			0-0 G1-3			3-2 G6-3			0-0 F9	3	0	0	0	0	0	0
Wil Cordero, R OBP: 0.224, SLG: 0.270 (9, PH)									2-2 3-H 2B	1	0	1	1	0	0	0
Milt Cuyler, S OBP: 0.250, SLG: 0.167 (9, PR)										0	0	0	0	0	0	0

Inning Stats	R: 0	H: 1	E: 0	K: 1	S: 8	LOB: 1	BB: 0	P: 13	R: 0	H: 1	E: 0	K: 0	S: 11	LOB: 1	BB: 0	P: 18	R: 0	H: 0	E: 0	K: 0	S: 6	LOB: 0	BB: 0	P: 8	R: 1	H: 2	E: 0	K: 1	S: 12	LOB: 1	BB: 0	P: 17	R: 0	H: 0	E: 0	K: 0	S: 10	LOB: 0	BB: 0	P: 17	R: 0	H: 1	E: 0	K: 0	S: 6	LOB: 1	BB: 0	P: 11	R: 0	H: 1	E: 0	K: 0	S: 6	LOB: 0	BB: 0	P: 8	R: 0	H: 1	E: 0	K: 1	S: 8	LOB: 2	BB: 1	P: 17	R: 2	H: 3	E: 0	K: 0	S: 11	LOB: 1	BB: 0	P: 17	1B: 6	SF: 0	2B: 2	SAC: 0	3B: 2	DP: 1	HR: 0	HBP: 0	WP: 0	PA: 37
--------------	------	------	------	------	------	--------	-------	-------	------	------	------	------	-------	--------	-------	-------	------	------	------	------	------	--------	-------	------	------	------	------	------	-------	--------	-------	-------	------	------	------	------	-------	--------	-------	-------	------	------	------	------	------	--------	-------	-------	------	------	------	------	------	--------	-------	------	------	------	------	------	------	--------	-------	-------	------	------	------	------	-------	--------	-------	-------	-------	-------	-------	--------	-------	-------	-------	--------	-------	--------

PITCHER	IP	WLS	BF	H	R	ER	SO	BB	IBB	HBP	BLK	WP	HR	S	P	ERA	WHIP
Tim Belcher, R ERA: 2.81 (1, 1)	7.1	W	28	7	1	1	2	0	0	0	0	0	0	62	97	1.23	0.955
Jeff Montgomery, R ERA: 1.2 (8, 1)	1.2	S	9	3	2	2	1	1	0	0	0	0	0	16	29	10.80	2.400

BOTTOM

Kansas City Royals @ Boston Red Sox
Fenway Park, Boston, MA
Fri Apr 26 1996, 7:05 PM EDT
Att: 22,385 - Unknown - 64 F

livebaseballscorecards.com

AB	36
R	3
H	10
RBI	3
BB	1
SO	3
LOB	16



Batter	1	2	3	4	5	6	7	8	9	AB R H RBI BB SO LOB	TOP		
Johnny Damon, L (1, 8) OBP: 0.323, SLG: 0.407 SF9 SH5-3 2B			K 3-3			1B 2B 3-2		K 2-2		4 2 2 1 0 2 0	Kansas City Royals @ Boston Red Sox Fenway Park, Boston, MA Sat Apr 27 1996, 3:33 AM EDT Att. 29,459 - Sunny - 58 F		
Tom Goodwin, L (1, 7) OBP: 0.261, SLG: 0.238 Pat Lennon, R (8, PH) OBP: 0.378, SLG: 0.333 (8, 7) SH5-3 2-3			G4-3 0-1			HR 1B 0-1 2-H		G5-3 1-1		3 2 2 1 0 0 0 1 0 0 0 0 0 0			
Keith Lockhart, L (1, 4) OBP: 0.369, SLG: 0.389 SF9 3-H				P6 1-0		HR 2B 0-0 1-H 2-H		L7 3-2		4 1 2 5 0 0 0			
Michael Tucker, L (1, 9) OBP: 0.309, SLG: 0.389 K 2-3				K 0-3		K 0-3				5 0 0 0 0 4 2			
Bob Hamelin, L (1, 10) OBP: 0.421, SLG: 0.245 Les Norman, R (6, PR) OBP: 0.071, SLG: 0.071 E9 1B				1B BB 4-2		SH1-4 1B BB 4-2		F8 1-0		1 0 1 0 2 0 0 2 2 0 0 0 0 0			
Jose Offerman, S (1, 3) OBP: 0.333, SLG: 0.294 Joe Vitiello, R (9, PH) OBP: 0.411, SLG: 0.400 (9, 3) G6-4-3 BB				1B 1-3		1B BB 4-2		G2-3 HBP 1B 2-1		2 1 2 0 2 0 0 0 0 0 0 1 0 0			
David Howard, S (1, 6) OBP: 0.316, SLG: 0.406 P4 3-2				F9 1-0		SH1-4 1-2 2-3		G2-3 HBP 1B 3-2		3 0 1 0 0 0 4			
Joe Randa, R (1, 5) OBP: 0.345, SLG: 0.333 G6-4-3 1-2					K 2-3	SF7 1B 0-0		G2-3 1-2 2-3		4 1 1 2 0 1 4			
Sal Fasano, R (1, 2) OBP: 0.222, SLG: 0.182 K 0-3					G1-3 3-2	1B 2B 1B 0-2 1-3 3-H		G1-3 1-2		5 1 1 1 0 2 4			
Inning Stats	R: 1 E: 0 K: 1 S: 12 H: 1 LOB: 0 BB: 0 P: 19	R: 0 E: 1 K: 0 S: 7 H: 1 LOB: 1 BB: 1 P: 15	R: 0 E: 0 K: 2 S: 8 H: 0 LOB: 0 BB: 0 P: 11	R: 0 E: 0 K: 1 S: 8 H: 1 LOB: 2 BB: 1 P: 14	R: 3 E: 0 K: 2 S: 20 H: 3 LOB: 0 BB: 0 P: 28	R: 5 E: 0 K: 0 S: 17 H: 4 LOB: 2 BB: 2 P: 28	R: 0 E: 0 K: 0 S: 11 H: 1 LOB: 2 BB: 0 P: 20	R: 0 E: 0 K: 1 S: 9 H: 0 LOB: 0 BB: 0 P: 15	R: 1 E: 1 K: 2 S: 13 H: 1 LOB: 2 BB: 1 P: 22	1B: 8 2B: 3 3B: 0 HR: 1 SF: 3 SAC: 2 DP: 1 HBP: 1		WP: 0 PB: 0 SB: 0 CS: 0 PA: 45	
PITCHER	IP WLS BF H R ER SO BB IBB HBP BLK WP HR S P ERA WHIP											PITCHER	IP WLS BF H R ER SO BB IBB HBP BLK WP HR S P ERA WHIP
Aaron Sele, R (1, 1) ERA: 5.93	5.1 L 26 7 7 7 6 4 0 0 0 0 0 1 61 101 11.81 2.062												
Mike Maddux, R (6, 1) ERA: 5.63	1.2 10 4 2 2 0 0 0 0 1 0 0 0 22 34 10.80 2.400												
Brad Pennington, L (8, 1) ERA: 3.18	1.0 3 0 0 0 1 0 0 0 0 0 0 0 9 15 0.00 0.000												
Rich Garces, R (9, 1) ERA:	1.0 6 1 1 0 2 1 0 0 0 0 0 0 13 22 0.00 2.000												

livebaseballscorecards.com

AB 34
 R 10
 H 12
 RBI 10
 BB 5
 SO 9
 LOB 14



Batter	1	2	3	4	5	6	7	8	9	AB	R	H	RBI	BB	SO	LOB
Alex Cole, L OBP: 0.292, SLG: 0.238 (1, 8)	G4-3 ①		K 1-2 ③			G3-1 ①		G4-3 ③		4	0	0	0	0	1	1
John Valentin, R OBP: 0.333, SLG: 0.309 (1, 6)	P6 ②			L9 ①		F8 ②			1B BB ④	3	0	0	0	1	0	0
Mo Vaughn, L OBP: 0.380, SLG: 0.516 (1, 3)	K ③			K ②		1B ①			K ①	4	0	1	0	0	3	1
18 Reggie Jefferson, S OBP: 0.452, SLG: 0.643 Phil Clark, R (9, PH)		K ①		K ③		K ③			K ②	3	0	0	0	0	3	1
Troy O'Leary, L OBP: 0.333, SLG: 0.488 (1, 9) (7, 7)		K ②			1B 2B ①		G3 ①		1-2 1B ④	4	0	2	0	0	1	0
Wil Cordero, R OBP: 0.213, SLG: 0.256 (1, 4)		K ③			F7 ①		F7 ②		G1-3 ③	4	0	0	0	0	1	3
Mike Greenwell, L OBP: 0.258, SLG: 0.311 Milt Cuyler, S OBP: 0.238, SLG: 0.158 (1, 7) (7, 9)			G3 ①		K ②		L5 ③			2	0	0	0	0	1	1
Bill Haselman, R OBP: 0.286, SLG: 0.333 (1, 2)								G6-3 ①		3	0	2	0	0	0	0
Bill Selby, L OBP: 0.448, SLG: 0.640 32 Alex Delgado, R (8, PH) (9, 5)			L6 ②					G5-3 ②		2	0	0	0	0	0	3

Inning Stats	R: 0	H: 0	E: 0	K: 1	S: 9	R: 0	H: 0	E: 0	K: 3	S: 9	R: 0	H: 1	E: 0	K: 1	S: 11	R: 0	H: 0	E: 0	K: 2	S: 13	R: 0	H: 2	E: 0	K: 1	S: 13	R: 0	H: 1	E: 0	K: 1	S: 10	R: 0	H: 0	E: 0	K: 0	S: 4	R: 0	H: 0	E: 0	K: 0	S: 5	R: 0	H: 1	E: 0	K: 2	S: 13	1B: 4	2B: 1	3B: 0	HR: 0	SF: 0	SAC: 0	DP: 0	HBP: 0	WP: 1	PB: 0	SB: 0	CS: 0	PA: 33
--------------	------	------	------	------	------	------	------	------	------	------	------	------	------	------	-------	------	------	------	------	-------	------	------	------	------	-------	------	------	------	------	-------	------	------	------	------	------	------	------	------	------	------	------	------	------	------	-------	-------	-------	-------	-------	-------	--------	-------	--------	-------	-------	-------	-------	--------

PITCHER	IP	WLS	BF	H	R	ER	SO	BB	IBB	HBP	BLK	WP	HR	S	P	ERA	WHIP
Kevin Appier, R ERA: 3.62 (1, 1)	7.0	W	25	4	0	0	9	0	0	0	0	1	0	69	108	0.00	0.571
Jason Jacome, L ERA: 8.59 (8, 1)	2.0		8	1	0	0	2	1	0	0	0	0	0	18	27	0.00	1.000

BOTTOM

Kansas City Royals @ Boston Red Sox
 Fenway Park, Boston, MA
 Sat Apr 27 1996, 3:33 AM EDT
 Att. 29,459 - Sunny - 58 F

AB	32
R	0
H	5
RBI	0
BB	1
SO	11
LOB	11



PITCHER	IP	WLS	BF	H	R	ER	SO	BB	IBB	HBP	BLK	WP	HR	S	P	ERA	WHIP
---------	----	-----	----	---	---	----	----	----	-----	-----	-----	----	----	---	---	-----	------

Batter	1	2	3	4	5	6	7	8	9	AB R H RBI BB SO LOB	TOP																
Bip Roberts, S (1, 4) OBP: 0.351, SLG: 0.400	0-0 G5-3	0-1 CS	4-1 SH1-3 BB		2-2 L9		1 SAFE 0-0 1-2 1B		1-0 SF8	3 0 1 1 1 0 0																	
Tom Goodwin, L (1, 8) OBP: 0.264, SLG: 0.241	2-1 G6-3		0-0 SH1-3			1-1 G6-3 SH3-4 BLK 1B	1-0 F9		3-2 HR	3 1 1 0 0 0 2																	
Les Norman, R (7, 9) OBP: 0.071, SLG: 0.071			1-2						1-1 HR	0 0 0 0 0 0 0																	
Bob Hamelin, L (9, PH) OBP: 0.429, SLG: 0.315									1-1 HR	1 1 1 2 0 0 0																	
Jeff Montgomery, R (9, 1)									0-0 HR	0 0 0 0 0 0 0																	
Jose Offerman, S (1, 3) OBP: 0.328, SLG: 0.291	0-0 1B HR 1B		1-2 P6			1 SAFE 1 SAFE 1 SAFE 1-1 SH3-4		2-1 L9	3-3 K	4 1 1 0 0 1 1																	
Craig Paquette, R (1, 7) OBP: 0.400, SLG: 0.400	0-0 1-2 HR 1B		2-2 G5-3			1-0 G6-3		3-2 3B 1B	0-3 K	5 2 2 0 0 1 2																	
Mike Macfarlane, R (1, 2) OBP: 0.262, SLG: 0.362	0-0 1-1 HR			1-2 P9		1-1 G6-3		2-2 F8		4 1 1 3 0 0 1																	
Joe Vitiello, R (1, 10) OBP: 0.408, SLG: 0.414	2-1 G5-3			2-2 G6-3			2-1 SH1-4 SH1-3 2B	1-0 3B		3 0 1 0 0 0 0																	
Michael Tucker, L (7, PR) OBP: 0.317, SLG: 0.425										1 1 1 1 0 0 0																	
Johnny Damon, L (1, 9) OBP: 0.313, SLG: 0.393		0-0 L7		2-2 G3			1-1 SH1-4	2-2 G5-3		3 0 0 0 0 0 1																	
David Howard, S (1, 6) OBP: 0.342, SLG: 0.423			4-2 CS BB			1-0 G6-4-3 1B	3-2 SH1-3		1-0 1B SF8 1B	2 1 2 1 1 0 0																	
Joe Randa, R (1, 5) OBP: 0.333, SLG: 0.321						0-0 G6-4-3			1-1 HR	2 0 0 0 0 0 2																	
Keith Lockhart, L (7, PH) OBP: 0.388, SLG: 0.411						1-2 1B	0-1 1B		1-3 HR 1B	2 1 2 0 0 0 0																	
Inning Stats	R: 3 E: 0 K: 0 S: 8	H: 3 LOB: 0 BB: 0 P: 12	R: 0 E: 0 K: 0 S: 5	H: 0 LOB: 0 BB: 1 P: 9	R: 0 E: 0 K: 0 S: 8	H: 0 LOB: 1 BB: 1 P: 15	R: 0 E: 0 K: 0 S: 10	H: 0 LOB: 0 BB: 0 P: 15	R: 0 E: 0 K: 0 S: 5	H: 1 LOB: 0 BB: 0 P: 8	R: 1 E: 0 K: 0 S: 7	H: 1 LOB: 0 BB: 0 P: 11	R: 1 E: 0 K: 0 S: 12	H: 3 LOB: 2 BB: 0 P: 18	R: 1 E: 0 K: 0 S: 14	H: 2 LOB: 1 BB: 0 P: 24	R: 3 E: 0 K: 2 S: 13	H: 3 LOB: 0 BB: 0 P: 22	1B: 9 2B: 1 3B: 1 HR: 2	SF: 1 SAC: 4 DP: 1 HBP: 0	WP: 0 PB: 0 SB: 1 CS: 1	PA: 41					
PITCHER	IP WLS BF H R ER SO BB IBB HBP BLK WP HR S P ERA WHIP																										
Jamie Moyer, L (1, 1) ERA: 6.1	6.1		25	6	5	5	0	2	0	0	1	0	1	47	77	7.11	1.263										
Stan Belinda, R (7, 1) ERA: 8.03	1.1		7	3	1	1	0	0	0	0	0	0	0	18	28	6.75	2.250										
Mike Stanton, L (8, 1) ERA: 7.15	0.1		2	1	0	0	0	0	0	0	0	0	0	4	7	0.00	3.000										
Heathcliff Slocumb, R (9, 1) ERA: 2.35	1.0	L	6	3	3	3	2	0	0	0	0	0	1	13	22	27.00	3.000										

Kansas City Royals @ Boston Red Sox
Fenway Park, Boston, MA
 Sun Apr 28 1996, 3:33 AM EDT
 Att. 32,491 - Sunny - 63 F

AB	33
R	9
H	13
RBI	8
BB	2
SO	2
LOB	9



Batter	1	2	3	4	5	6	7	8	9	AB	R	H	RBI	BB	SO	LOB
Alex Cole, L OBP: 0.267, SLG: 0.259 (1, 8)	1-0 F7	0-0 P6		1-2 G3-1		2-2 FC3-6		1-0 HR	1-2 F8	6	1	1	0	0	0	5
John Valentin, R OBP: 0.325, SLG: 0.293 (1, 6)	0-1 F9	2-0 G5-3			2-2 F9	0-0 FC6		4-1 HR	2-2 G5-3	5	1	0	0	1	0	4
Mo Vaughn, L OBP: 0.389, SLG: 0.547 (1, 3)	4-1 18 1B BB			2-2 18 FC4-6 1B		3-2 G4-3		2-2 HR		4	2	2	3	1	1	0
18 Reggie Jefferson, S OBP: 0.472, SLG: 0.667 (1, 10)	0-1 1B			2-1 SAFE FC4-6 1B		3-2 1B		0-0 1B	2-2 K	5	1	3	0	0	1	1
Mike Stanley, R OBP: 0.429, SLG: 0.478 (1, 2)	2-1 1B			1-1 G4-6-3 1B		0-0 1B		4-2 1B	4-1 WP 1B	3	1	3	1	2	0	0
Bill Haselman, R OBP: 0.286, SLG: 0.333 (8, PR)	1-3 2-H 1B			1-2 1B		1-3 1B		1B	BB	0	1	0	0	0	0	0
Troy O'Leary, L OBP: 0.337, SLG: 0.478 (9, 2)	1-0 F8			1-2 G4-6-3 1B		3-3 K		1-0 1B	4-0 1B	4	0	1	1	1	1	6
Wil Cordero, R OBP: 0.247, SLG: 0.289 (1, 7)				1-2 SH1-3 1B		1-1 G6-3 1B		1-0 F8	1-0 G1-6-3 1B	5	0	4	2	0	0	0
Bill Selby, L OBP: 0.469, SLG: 0.630 (1, 5)				1-1 SH1-3 1B		3-1 F8		1-2 2-H 1B	1-0 F9	2	0	1	0	1	0	1
Phil Clark, R (7, PH)				1-2 1B		4-2 FC3-6 1B		1-2 G1-6-3		2	0	0	0	0	0	4
Esteban Beltre, R OBP: 0.275, SLG: 0.250 (8, 5)				1-2 1B		1-2 1B		1-2 1B		0	0	0	0	0	0	0
Milt Cuyler, S OBP: 0.240, SLG: 0.174 (9, 5)				0-0 SH1-3		3-2 G6-3		1-0 FC3-6 1B	0-1 G6-3	4	0	1	0	0	1	1
				1-2 2-3		1-2 1B			2-3 K							

Inning Stats	R: 1	H: 2	E: 0	K: 0	S: 9	H: 2	LOB: 2	BB: 1	P: 17	R: 0	H: 2	E: 0	K: 0	S: 10	H: 2	LOB: 1	BB: 0	P: 16	R: 0	H: 1	E: 0	K: 0	S: 11	H: 1	LOB: 2	BB: 0	P: 26	R: 0	H: 1	E: 0	K: 0	S: 13	H: 3	LOB: 1	BB: 1	P: 22	R: 4	H: 3	E: 0	K: 1	S: 13	H: 0	LOB: 0	BB: 0	P: 15	1B: 13	SF: 0	2B: 2	SAC: 1	3B: 0	DP: 2	HR: 1	HBP: 0	WP: 1	PA: 47
--------------	------	------	------	------	------	------	--------	-------	-------	------	------	------	------	-------	------	--------	-------	-------	------	------	------	------	-------	------	--------	-------	-------	------	------	------	------	-------	------	--------	-------	-------	------	------	------	------	-------	------	--------	-------	-------	--------	-------	-------	--------	-------	-------	-------	--------	-------	--------

PITCHER	IP	WLS	BF	H	R	ER	SO	BB	IBB	HBP	BLK	WP	HR	S	P	ERA	WHIP
Mark Gubicza, R ERA: 4.66 (1, 1)	5.2		28	10	1	1	1	2	0	0	0	0	0	65	110	1.59	2.118
Hipolito Pichardo, R ERA: 7.94 (6, 1)	0.2		6	3	2	2	1	1	0	0	0	0	0	10	19	27.00	6.000
Mike Magnante, L ERA: 4.26 (7, 1)	1.1		6	2	3	3	1	1	0	0	0	0	1	13	23	20.25	2.250
Ken Robinson, R ERA: 6.75 (8, 1)	0.1	W	4	1	1	1	0	1	1	0	0	1	0	3	13	27.00	6.000
Jeff Montgomery, R ERA: 1.13 (9, 1)	1.0	S	3	0	0	0	1	0	0	0	0	0	0	10	15	0.00	0.000

BOTTOM

Kansas City Royals @ Boston Red Sox
Fenway Park, Boston, MA
 Sun Apr 28 1996, 3:33 AM EDT
 Att: 32,491 - Sunny - 63 F

livebaseballscorecards.com

AB	40
R	7
H	16
RBI	7
BB	6
SO	4
LOB	22



Batter	1	2	3	4	5	6	7	8	9	AB	R	H	RBI	BB	SO	LOB	TOP
Bip Roberts, S (1, 4) OBP: 0.347, SLG: 0.393 Joe Randa, R (6, 5) OBP: 0.328, SLG: 0.315	1-1 	0-1 G4-3 		1-2 F7 		1-2 G3 		3-2 F9 	4 0 1 0 0 0 3 1 0 0 0 0 0 0								
Johnny Damon, L (1, 8) OBP: 0.317, SLG: 0.415	0-0 F7 		1-0 G4-3 		1-2 G6-3 		0-1 F9 	2-1 F8 	5 1 2 0 0 0 1								
Keith Lockhart, L (1, 5) OBP: 0.361, SLG: 0.377 (6, 4)	2-2 F9 		1-0 G4-3 		0-0 G6-3 		1-1 F7 	0-1 P3 	5 0 0 0 0 0 3								
Michael Tucker, L (1, 9) OBP: 0.326, SLG: 0.421	1-3 K 		0-0 WP 		2-2 G6-3 		2-2 WP 		3 1 1 1 0 1 2								
Craig Paquette, R (1, 7) OBP: 0.333, SLG: 0.667		1-0 G6-3 	2-1 		2-2 2-1 	1-2 L5 	1-3 K 		4 1 1 2 0 1 1								
Bob Hamelin, L (1, 10) OBP: 0.407, SLG: 0.293		1-3 K 	1-3 K 		0-1 F8 		2-2 F9 		4 0 0 0 0 2 0								
Jose Offerman, S (1, 3) OBP: 0.354, SLG: 0.345		1-0 WP 	1-0 F8 		1-2 		4-2 		3 2 2 0 1 0 0								
David Howard, S (1, 6) OBP: 0.349, SLG: 0.432		4-2 		0-1 F8 		1-0 WP 	1-3 K 		3 1 1 1 1 1 1								
Sal Fasano, R (1, 2) OBP: 0.256, SLG: 0.200 Mike Macfarlane, R (8, PH) OBP: 0.258, SLG: 0.356 (8, 2)		2-0 		2-3 K 		4-1 	1-2 P2 		2 0 1 1 1 1 0 1 0 0 0 0 0 1								
Inning Stats	R: 0 H: 1 E: 0 LOB: 1 K: 1 BB: 0 S: 10 P: 14	R: 2 H: 2 E: 0 LOB: 1 K: 1 BB: 1 S: 12 P: 21	R: 3 H: 3 E: 0 LOB: 0 K: 1 BB: 0 S: 9 P: 15	R: 0 H: 0 E: 0 LOB: 0 K: 1 BB: 0 S: 9 P: 12	R: 0 H: 1 E: 0 LOB: 1 K: 0 BB: 0 S: 11 P: 16	R: 1 H: 2 E: 0 LOB: 2 K: 0 BB: 1 S: 14 P: 22	R: 0 H: 0 E: 0 LOB: 1 K: 1 BB: 0 S: 10 P: 14	R: 0 H: 0 E: 0 LOB: 1 K: 0 BB: 0 S: 7 P: 12	1B: 3 SF: 0 2B: 5 SAC: 0 3B: 0 DP: 0 HR: 1 HBP: 1	WP: 4 PA: 39 PB: 0 SB: 1 CS: 0							
PITCHER Jose Parra, R (1, 1) ERA: 7.71 Greg Hansell, R (6, 1) ERA: 4.32 Eddie Guardado, L (8, 1) ERA: 5.74 Erik Bennett, R (8, 1) ERA: 5.51	IP WLS BF H R ER SO BB IBB HBP BLK WP HR S P ERA WHIP 5.0 0 23 7 5 5 4 1 0 0 1 2 1 51 78 9.00 1.600 2.0 W 10 2 1 1 1 1 1 0 1 0 2 0 24 36 4.50 1.500 0.2 3 0 0 0 1 1 0 0 0 0 0 0 9 16 0.00 1.500 1.1 S 4 0 0 0 0 0 0 0 0 0 0 0 0 10 16 0.00 0.000	PITCHER IP WLS BF H R ER SO BB IBB HBP BLK WP HR S P ERA WHIP															

Kansas City Royals @ Minnesota Twins
 Hubert H. Humphrey Metrodome, Minneapolis, MN

Mon Apr 29 1996, 8:05 PM EDT
 Att: 10,237 - Dome - 70 F

livebaseballscorecards.com

AB	35
R	6
H	9
RBI	5
BB	3
SO	6
LOB	12



Batter	1	2	3	4	5	6	7	8	9	AB R H RBI BB SO LOB	BOTTOM
--------	---	---	---	---	---	---	---	---	---	----------------------	--------

Chuck Knoblauch, R <small>(1, 4) OBP: 0.427, SLG: 0.495</small>										5 2 3 0 0 1 1	Kansas City Royals @ Minnesota Twins Hubert H. Humphrey Metrodome, Minneapolis, MN Mon Apr 29 1996, 8:05 PM EDT Att: 10,237 - Dome - 70 F
Jeff Reboulet, R <small>(1, 3) OBP: 0.271, SLG: 0.238</small>										3 1 1 0 2 0 3	
Paul Molitor, R <small>(1, 10) OBP: 0.431, SLG: 0.520</small>										5 2 3 3 0 0 2	
Marty Cordova, R <small>(1, 7) OBP: 0.500, SLG: 0.613</small>										4 2 2 1 1 0 4	
Dave Hollins, S <small>(1, 5) OBP: 0.444, SLG: 0.620</small>										4 2 2 4 1 2 2	
Roberto Kelly, R <small>(1, 8) OBP: 0.375, SLG: 0.382</small>										4 0 1 1 0 1 1	
Ron Coomer, R <small>(1, 9) OBP: 0.268, SLG: 0.378</small> Rich Becker, L <small>(5, PH) OBP: 0.200, SLG: 0.093</small> <small>(6, 9)</small>										2 0 0 0 0 1 1 2 0 0 0 1 1 4	
Pat Meares, R <small>(1, 6) OBP: 0.371, SLG: 0.557</small>										5 0 2 2 0 1 2	
Mike Durant, R <small>(1, 2) OBP: 0.414, SLG: 0.400</small> Greg Myers, L <small>(7, PH) OBP: 0.315, SLG: 0.420</small> <small>(8, 2)</small>										3 2 1 0 0 1 1 2 0 0 0 0 1 3	

Inning Stats	R: 0 H: 1 E: 0 K: 1 S: 9	H: 1 LOB: 2 BB: 1 P: 18	R: 0 H: 0 E: 0 K: 1 S: 7	H: 0 LOB: 0 BB: 0 P: 11	R: 4 H: 5 E: 1 K: 1 S: 15	H: 5 LOB: 1 BB: 0 P: 24	R: 1 H: 2 E: 0 K: 0 S: 14	H: 2 LOB: 2 BB: 1 P: 24	R: 0 H: 0 E: 0 K: 1 S: 10	H: 0 LOB: 1 BB: 1 P: 19	R: 0 H: 1 E: 0 K: 2 S: 10	H: 1 LOB: 1 BB: 0 P: 17	R: 2 H: 3 E: 0 K: 2 S: 15	H: 3 LOB: 1 BB: 0 P: 24	R: 4 H: 3 E: 0 K: 1 S: 12	H: 3 LOB: 2 BB: 2 P: 29	1B: 10 2B: 2 3B: 2 HR: 1	SF: 0 SAC: 0 DP: 0 HBP: 1	WP: 0 PB: 0 SB: 2 CS: 0	PA: 45
--------------	--------------------------	-------------------------	--------------------------	-------------------------	---------------------------	-------------------------	---------------------------	-------------------------	---------------------------	-------------------------	---------------------------	-------------------------	---------------------------	-------------------------	---------------------------	-------------------------	--------------------------	---------------------------	-------------------------	--------

PITCHER	IP	WLS	BF	H	R	ER	SO	BB	IBB	HBP	BLK	WP	HR	S	P	ERA	WHIP
Chris Haney, L <small>(1, 1) ERA: 6.68</small>	3.2		20	7	5	5	3	2	0	0	0	0	0	40	68	12.27	2.455
Terry Clark, R <small>(4, 1) ERA: 9.42</small>	2.1	L	12	4	2	2	3	1	0	0	0	0	1	28	49	7.71	2.143
Hipolito Pichardo, R <small>(7, 1) ERA: 9.95</small>	1.1		10	3	4	4	2	1	1	1	0	0	0	17	36	27.00	3.000
Jason Jacome, L <small>(8, 1) ERA: 8.4</small>	0.1		1	0	0	0	0	0	0	0	0	0	0	3	5	0.00	0.000
Ken Robinson, R <small>(8, 1) ERA: 6.0</small>	0.1		2	1	0	0	1	0	0	0	0	0	0	4	8	0.00	3.000

AB	39
R	11
H	15
RBI	11
BB	5
SO	9
LOB	24



1B	10	SF	0	WP	0	PA	45
2B	2	SAC	0	PB	0		
3B	2	DP	0	SB	2		
HR	1	HBP	1	CS	0		

PITCHER	IP	WLS	BF	H	R	ER	SO	BB	IBB	HBP	BLK	WP	HR	S	P	ERA	WHIP
---------	----	-----	----	---	---	----	----	----	-----	-----	-----	----	----	---	---	-----	------

Batter	1	2	3	4	5	6	7	8	9	AB	R	H	RBI	BB	SO	LOB	TOP										
Johnny Damon, L (1, 8) OBP: 0.321, SLG: 0.439	4-0 BB 2B	0-0 G4-3		0-0 1-H HR	0-3 K			0-0 G6-3		4	2	1	2	1	1	3											
Keith Lockhart, L (1, 4) OBP: 0.364, SLG: 0.394	0-0 1-H 2B		0-0 F5	0-0 BB 1B	0-3 K			0-3 K		5	1	2	1	0	2	2											
Michael Tucker, L (1, 9) OBP: 0.330, SLG: 0.457	0-0 CS 1B		0-0 HR	0-3 K				0-3 K		5	1	2	2	0	3	1											
Craig Paquette, R (1, 7) OBP: 0.429, SLG: 0.615 (7, 5)	0-3 1-2 K		0-0 1B 1B	4-0 1-2 BB	0-0 P4			0-0 1B		4	0	2	0	1	1	1											
Bob Hamelin, L (1, 10) OBP: 0.407, SLG: 0.290	0-0 G4-3		0-0 1-2 1B	0-0 F7	4-0 BB			0-0 F8		4	0	1	0	1	0	3											
Mike Macfarlane, R (1, 2) OBP: 0.269, SLG: 0.422		0-0 SH1-3 BLK 2B	0-0 F8		0-0 HR			0-0 G6-3		5	2	2	1	0	0	4											
Jose Offerman, S (1, 3) OBP: 0.348, SLG: 0.339		0-0 SH1-3 2-3	0-3 K		0-0 BB 1B			0-0 G4-3		4	0	1	0	0	1	3											
David Howard, S (1, 6) OBP: 0.333, SLG: 0.410		0-3 K		0-0 F9	0-0 P3			0-0 F7		4	0	0	0	0	1	2											
Joe Randa, R (1, 5) OBP: 0.359, SLG: 0.339 Les Norman, R (7, PH) OBP: 0.067, SLG: 0.067 (7, 7)		0-0 3-H 1B		0-0 HR 1B	4-0 1-2 BB			0-0 G3-1		2	1	2	0	1	0	0											
Inning Stats	R: 2 E: 0 K: 1 S: 6	H: 2 LOB: 0 BB: 1 P: 10	R: 1 E: 0 K: 1 S: 7	H: 2 LOB: 1 BB: 0 P: 7	R: 1 E: 0 K: 1 S: 8	H: 3 LOB: 2 BB: 0 P: 8	R: 2 E: 0 K: 1 S: 8	H: 3 LOB: 2 BB: 1 P: 12	R: 1 E: 0 K: 2 S: 9	H: 2 LOB: 2 BB: 1 P: 13	R: 0 E: 0 K: 1 S: 5	H: 0 LOB: 1 BB: 1 P: 9	R: 0 E: 0 K: 0 S: 3	H: 0 LOB: 0 BB: 0 P: 3	R: 0 E: 0 K: 2 S: 7	H: 0 LOB: 0 BB: 0 P: 7	R: 0 E: 0 K: 0 S: 4	H: 1 LOB: 1 BB: 0 P: 4	1B: 8 2B: 3 3B: 0 HR: 3	SF: 0 SAC: 1 DP: 1 HBP: 0	WP: 0 PB: 0 SB: 0 CS: 1	PA: 43					
PITCHER	IP	WLS	BF	H	R	ER	SO	BB	IBB	HBP	BLK	WP	HR	S	P	ERA	WHIP	PITCHER									
LaTroy Hawkins, R (1, 1) ERA: 6.23	3.1		20	10	6	6	3	1	0	0	1	0	2	25	29	16.20	3.300										
Dan Naulty, R (4, 1) ERA: 0.93	3.2	W	16	2	1	1	4	3	0	0	0	0	1	21	33	2.46	1.364										
Pat Mahomes, R (8, 1) ERA: 6.0	2.0		7	1	0	0	2	0	0	0	0	0	0	11	11	0.00	0.500										

Kansas City Royals @ Minnesota Twins
 Hubert H. Humphrey Metrodome, Minneapolis, MN
 Tue Apr 30 1996, 8:05 PM EDT
 Att. 10,503 - Dome

livebaseballscorecards.com

AB	38
R	7
H	13
RBI	6
BB	4
SO	9
LOB	19



Batter	1	2	3	4	5	6	7	8	9	10	AB R H RBI BB SO LOB	TOP										
Bip Roberts, S OBP: 0.330, SLG: 0.372 (1, 4)	0-3 K2-3	0-0 1-3		0-0 G4-6-3			0-0 4-3		0-3 K		5 0 0 0 0 2 2											
Tom Goodwin, L OBP: 0.271, SLG: 0.283 (1, 7) (8, 8)	0-0 S 1B		0-0 HR		0-0 4-3			0-3 K		0-0 F6	5 1 2 1 0 1 0											
Keith Lockhart, L OBP: 0.354, SLG: 0.380 (1, 5)	0-3 K		0-0 1-3		0-0 5-3			0-0 P6		0-0 4-3 1B	5 0 1 0 0 1 1											
Craig Paquette, R OBP: 0.368, SLG: 0.471 (1, 3) (10, 7)	0-3 K		0-0 E6 FC6-4 1B		0-0 5-3			4-0 BB		0-0 4-3	4 0 0 0 1 1 2											
Johnny Damon, L OBP: 0.321, SLG: 0.436 (8, PH)		0-0 P6	0-0 FC6-4 1B			0-0 P5		0-0 L9		0-0 P4	3 0 1 0 0 0 0 1 0 0 0 0 0 1 0 0 0 0 0 0 0 1 0 0 0 0 0 1											
Joe Vitiello, R OBP: 0.403, SLG: 0.407 (8, 7)			1-2																			
Les Norman, R OBP: 0.067, SLG: 0.067 (10, PH)			1-2																			
David Howard, S OBP: 0.330, SLG: 0.405 (10, 6)			1-2																			
Jose Offerman, S OBP: 0.356, SLG: 0.354 (1, 6) (10, 3)		4-0 HR BB	0-0 FC6-4 S			0-0 F7				0-0 HR 2B	3 2 1 0 1 0 2											
Michael Tucker, L OBP: 0.316, SLG: 0.435 (1, 9)		0-3 K	0-0 L3			0-0 F7				0-0 P3	4 0 0 0 0 1 4											
Bob Hamelin, L OBP: 0.411, SLG: 0.394 (1, 10)		0-0 1-H HR		0-0 3-1			0-0 4-3			0-0 HR	4 2 2 4 0 0 0											
Mike Macfarlane, R OBP: 0.268, SLG: 0.403 (1, 2)		0-3 K		4-0 G4-6-3 BB			0-0 F8			0-0 F8	3 0 0 0 1 1 0											
Inning Stats	R: 0 E: 0 K: 3 S: 10	H: 1 LOB: 1 BB: 0 P: 10	R: 2 E: 0 K: 2 S: 9	H: 1 LOB: 1 BB: 1 P: 13	R: 1 E: 1 K: 0 S: 6	H: 2 LOB: 2 BB: 0 P: 6	R: 0 E: 0 K: 0 S: 2	H: 0 LOB: 0 BB: 1 P: 6	R: 0 E: 0 K: 0 S: 3	H: 0 LOB: 0 BB: 0 P: 3	R: 0 E: 0 K: 0 S: 3	H: 0 LOB: 0 BB: 0 P: 3	R: 0 E: 0 K: 1 S: 5	H: 0 LOB: 1 BB: 1 P: 9	R: 2 E: 0 K: 1 S: 7	H: 2 LOB: 0 BB: 0 P: 7	R: 0 E: 0 K: 0 S: 4	H: 1 LOB: 1 BB: 0 P: 4	1B: 3 2B: 1 3B: 0 HR: 3	SF: 0 SAC: 0 DP: 1 HBP: 0	WP: 0 PB: 1 SB: 2 CS: 0	PA: 41
PITCHER	IP WLS BF H R ER SO BB IBB HBP BLK WP HR S P ERA WHIP																					
Brad Radke, R ERA: 4.0 (1, 1)	7.2		31	4	3	3	6	3	0	0	0	0	0	0	2	40	52	3.52	0.913			
Eddie Guardado, L ERA: 5.63 (8, 1)	0.1		1	0	0	0	0	0	0	0	0	0	0	0	1	1		0.00	0.000			
Dave Stevens, R ERA: 6.97 (9, 1)	2.0	W	9	3	2	2	1	0	0	0	0	0	0	1	11	11		9.00	1.500			

Kansas City Royals @ Minnesota Twins
 Hubert H. Humphrey Metrodome, Minneapolis, MN
 Wed May 01 1996, 8:05 PM EDT
 Att. 11,975 - Dome

livebaseballscorecards.com

AB 38
 R 5
 H 7
 RBI 5
 BB 3
 SO 7
 LOB 13



Batter	1	2	3	4	5	6	7	8	9	10	AB R H RBI BB SO LOB
Chuck Knoblauch, R (1, 4) OBP: 0.442, SLG: 0.524	0-0 FC3-6 1B		0-0 F9		0-0 F9		0-0 G4-6-3 1-2f			4-0 HBP 1B BB	4 0 1 0 1 0 1
Denny Hocking, S (1, 9) OBP: 0.400, SLG: 0.375	0-0 FC3-6		4-0 G6-3 BB		0-0 F9			0-3 K		0-0 HBP 1B	3 0 0 0 1 1 1
Chip Hale, L (10, PH) OBP: 0.571, SLG: 0.769	1-2f CS									1-2 2-3	1 0 1 0 0 0 0
Roberto Kelly, R (10, PR) OBP: 0.375, SLG: 0.382											0 0 0 0 0 0 0
Paul Mollitor, R (1, 10) OBP: 0.429, SLG: 0.514	0-0 5-3 1-2		0-0 G6-3		0-3 K			0-0 4-3		1-0 HBP	4 0 0 1 0 1 2
Marty Cordova, R (1, 7) OBP: 0.494, SLG: 0.614		4-0 2B G3 BB		0-0 6-3		0-0 F8		0-0 F8			3 1 0 0 1 0 0
Greg Myers, L (1, 2) OBP: 0.329, SLG: 0.455		0-0 G3 1-3 2B		0-0 1B 3B		0-0 3-1			0-0 4-3		4 1 2 0 0 0 0
Dave Hollins, S (1, 5) OBP: 0.439, SLG: 0.588		4-0 G3 BB		0-0 G4-6-3 1B 3-H		0-0 4-3			0-0 G3		3 0 1 1 1 0 0
Scott Stahoviak, L (1, 3) OBP: 0.397, SLG: 0.647		0-0 G3		0-0 G4-6-3 1-2f			0-0 1B 2B		0-0 1-3		4 1 1 1 0 0 3
Pat Meares, R (1, 6) OBP: 0.367, SLG: 0.534		0-0 F8			0-0 HR 1B		0-0 P2			0-0 F7	4 1 1 0 0 0 3
Rich Becker, L (1, 8) OBP: 0.288, SLG: 0.208		0-0 F8			0-0 HR		0-0 G4-6-3 1B 2-H			4-0 1B HBP BB BB	3 2 2 3 1 0 2

Inning Stats	R: 0	H: 1	E: 0	K: 0	S: 3	R: 1	H: 1	E: 0	K: 0	S: 4	R: 0	H: 0	E: 0	K: 0	S: 2	R: 1	H: 2	E: 0	K: 1	S: 7	R: 0	H: 0	E: 0	K: 0	S: 3	R: 1	H: 2	E: 0	K: 0	S: 4	R: 0	H: 0	E: 0	K: 1	S: 5	R: 0	H: 0	E: 0	K: 0	S: 3	R: 0	H: 0	E: 0	K: 0	S: 3	R: 1	H: 1	E: 0	K: 0	S: 2	1B: 5	SF: 0	2B: 2	SAC: 0	3B: 1	DP: 3	HR: 1	HBP: 1	WP: 0	PA: 39
--------------	------	------	------	------	------	------	------	------	------	------	------	------	------	------	------	------	------	------	------	------	------	------	------	------	------	------	------	------	------	------	------	------	------	------	------	------	------	------	------	------	------	------	------	------	------	------	------	------	------	------	-------	-------	-------	--------	-------	-------	-------	--------	-------	--------

PITCHER	IP	WLS	BF	H	R	ER	SO	BB	IBB	HBP	BLK	WP	HR	S	P	ERA	WHIP
Tim Belcher, R (1, 1) ERA: 3.38	8.0		31	8	5	5	2	3	0	0	0	0	1	32	44	5.62	1.375
Jeff Montgomery, R (9, 1) ERA: 1.56	1.1	L	8	1	1	1	0	2	0	1	0	0	0	5	14	6.75	2.250

BOTTOM

Kansas City Royals @ Minnesota Twins
 Hubert H. Humphrey Metrodome, Minneapolis, MN
 Wed May 01 1996, 8:05 PM EDT
 Att. 11,975 - Dome

livebaseballscorecards.com

AB	33
R	6
H	9
RBI	6
BB	5
SO	2
LOB	12



Batter	1	2	3	4	5	6	7	8	9	AB R H RBI BB SO LOB	TOP										
Allen Battle, R (1, 8) OBP: 0.316, SLG: 0.302	2-3 K		1-3 K		4-1 SF9 BB		1-2 FC6-4 1-2f		1-3 K	4 0 0 0 1 3 3											
Brent Gates, S (1, 4) OBP: 0.300, SLG: 0.274 Pedro Munoz, R (8, PH) OBP: 0.370, SLG: 0.512 Rafael Bourimigal, R (8, PR) (8, 4)	0-2 F7		1-2 F8		0-2 SF9			2-2 G6-3 1B		2 0 0 1 0 0 0 1 0 1 0 0 0 0 0 0 0 0 0 0 0											
Jason Giambi, L (1, 3) OBP: 0.397, SLG: 0.490	1-1 G4-3			0-1 1B	2-1 L3			2-0 P6		4 0 1 0 0 0 3											
Geronimo Berroa, R (1, 9) OBP: 0.261, SLG: 0.466		2-2 FC5-2 3B		1-3 K		1-2 P6		3-2 G6-3 1-2		4 0 1 0 0 1 2											
Phil Plantier, L (1, 7) OBP: 0.282, SLG: 0.292		4-2 FC5-2 BB		1-1 P5		1-1 F8		1-0 F8		3 0 0 0 1 0 3											
Terry Steinbach, R (1, 2) OBP: 0.359, SLG: 0.511		0-0 FC5-2 1-2 3-H		0-0 F9		2-3 K		0-0 1B 2B		4 0 1 0 0 1 3											
Scott Brosius, R (1, 5) OBP: 0.479, SLG: 0.667		2-3 K			4-2 G6-3 SF9 BB		0-0 G1-3		1-2 F7	3 1 0 0 1 1 3											
George Williams, S (1, 10) OBP: 0.323, SLG: 0.360		3-2 L4			1-1 SF9 G6-3 1B		1-3 K		0-3 K	4 0 1 0 0 2 3											
Mike Bordick, R (1, 6) OBP: 0.390, SLG: 0.388 Mark McGwire, R (9, PH) OBP: 0.455, SLG: 0.625 Torey Lovullo, S (9, PR) OBP: 0.316, SLG: 0.250			3-3 K		1-2 G6-3		4-1 FC6-4 BB		1-1 1B	2 0 0 0 1 1 2 1 0 1 0 0 0 0 0 0 0 0 0 0 0											
Inning Stats	R: 0 E: 0 K: 1 S: 8	H: 0 LOB: 0 BB: 0 P: 11	R: 0 E: 0 K: 1 S: 19	H: 1 LOB: 2 BB: 1 P: 30	R: 0 E: 0 K: 2 S: 9	H: 0 LOB: 0 BB: 0 P: 14	R: 0 E: 0 K: 1 S: 9	H: 1 LOB: 1 BB: 0 P: 11	R: 1 E: 0 K: 0 S: 17	H: 1 LOB: 2 BB: 2 P: 29	R: 0 E: 0 K: 1 S: 8	H: 0 LOB: 0 BB: 0 P: 12	R: 0 E: 0 K: 1 S: 9	H: 0 LOB: 1 BB: 1 P: 15	R: 0 E: 0 K: 0 S: 10	H: 1 LOB: 2 BB: 0 P: 18	R: 0 E: 0 K: 2 S: 12	H: 2 LOB: 2 BB: 0 P: 15	1B: 4 2B: 1 3B: 1 HR: 0	SF: 1 SAC: 0 DP: 0 HBP: 0	WP: 0 PA: 37 PB: 0 SB: 0 CS: 0
PITCHER	IP WLS BF H R ER SO BB IBB HBP BLK WP HR S P ERA WHIP																				
Kevin Appier, R (1, 1) ERA: 3.25	7.0 W 28 3 1 1 7 4 0 0 0 0 0 0 79 122 1.29 1.000																				
Jason Jacome, L (8, 1) ERA: 8.22	0.1 2 1 0 0 0 0 0 0 0 0 0 0 4 8 0.00 3.000																				
Hipolito Pichardo, R (8, 1) ERA: 9.45	0.2 2 0 0 0 0 0 0 0 0 0 0 0 6 10 0.00 0.000																				
Jeff Montgomery, R (9, 1) ERA: 1.47	1.0 S 5 2 0 0 2 0 0 0 0 0 0 0 12 15 0.00 2.000																				

Oakland Athletics @ Kansas City Royals
Kauffman Stadium, Kansas City, MO
Fri May 03 1996, 7:05 PM CDT
Att. 14,452 - Unknown - 63 F

AB	32
R	1
H	6
RBI	1
BB	4
SO	9
LOB	22



Batter	1	2	3	4	5	6	7	8	9	AB	R	H	RBI	BB	SO	LOB
Bip Roberts, S (1, 4) OBP: 0.336, SLG: 0.378	1-2 F8		0-1 FC6-4 1B		2-2 G4-3			0-0 SH1-3 1B		4	1	2	0	0	0	0
Tom Goodwin, L (1, 7) OBP: 0.273, SLG: 0.284	1-1 CS 1B		2-1 B2		1-0 G4-3			0-0 SH1-3		3	0	1	0	0	0	1
Keith Lockhart, L (1, 5) OBP: 0.353, SLG: 0.419	2-1 HR		2-1 FC6-4 BB				3-1 F7	1-1 CS 1B		3	1	1	1	0	0	1
Craig Paquette, R (8, PH) OBP: 0.400, SLG: 0.500			1-2f					2-H		1	0	1	1	0	0	0
Bob Hamelin, L (1, 10) OBP: 0.409, SLG: 0.382	3-2 G3		4-2 BB				2-2 F9	4-2 BB		2	0	0	0	1	0	0
Joe Vitiello, R (8, PH) OBP: 0.410, SLG: 0.407			1-2					1-2		0	0	0	0	1	0	0
Les Norman, R (8, PR) OBP: 0.067, SLG: 0.067										0	0	0	0	0	0	0
Johnny Damon, L (1, 8) OBP: 0.310, SLG: 0.419		1-0 P3	1-2 L1				0-1 G3	1-3 K		4	0	0	0	0	1	3
Michael Tucker, L (1, 9) OBP: 0.306, SLG: 0.420		1-1 G4-3		2-2 G4-3						3	0	0	0	0	1	0
Jose Offerman, S (1, 3) OBP: 0.382, SLG: 0.364		4-2 1B E BB		4-2 CS BB			1-2 K	1-2 FC6-4 1B		1	1	1	0	2	0	0
David Howard, S (1, 6) OBP: 0.330, SLG: 0.402		2-1 E9 1B		1-2 F7			1-2 FC6-4	2-2 FC6-4		3	0	1	0	0	0	2
Sal Fasano, R (1, 2) OBP: 0.238, SLG: 0.184		0-1 G5-3					0-0 G6-3	0-0 L9		3	0	0	0	0	0	2

Inning Stats	R: 1	H: 2	E: 0	K: 0	S: 11	H: 2	LOB: 0	BB: 0	P: 18	R: 1	H: 1	E: 1	K: 0	S: 9	H: 1	LOB: 1	BB: 1	P: 17	R: 0	H: 1	E: 0	K: 0	S: 11	H: 0	LOB: 0	BB: 1	P: 16	R: 0	H: 0	E: 0	K: 0	S: 9	H: 0	LOB: 0	BB: 0	P: 8	R: 0	H: 0	E: 0	K: 0	S: 7	H: 0	LOB: 0	BB: 0	P: 12	R: 0	H: 1	E: 0	K: 1	S: 12	H: 2	LOB: 1	BB: 1	P: 16	R: 1	H: 2	E: 0	K: 1	S: 10	H: 2	LOB: 1	BB: 1	P: 16
1B: 6	SF: 0	2B: 0	SAC: 1	3B: 0	DP: 0	HR: 1	HBP: 0	WP: 0	PA: 32																																																						

PITCHER	IP	WLS	BF	H	R	ER	SO	BB	IBB	HBP	BLK	WP	HR	S	P	ERA	WHIP
Carlos Reyes, R (1, 1) ERA: 4.87	7.0	L	27	5	2	1	1	3	0	0	0	0	1	64	107	1.29	1.143
Mike Mohler, L (8, 1) ERA: 0.92	1.0		5	2	1	1	1	1	0	0	0	0	0	10	16	9.00	3.000

BOTTOM

Oakland Athletics @ Kansas City Royals
Kauffman Stadium, Kansas City, MO

Fri May 03 1996, 7:05 PM CDT
Att: 14,452 - Unknown - 63 F

livebaseballscorecards.com

AB	27
R	3
H	7
RBI	2
BB	4
SO	2
LOB	9



Batter	1	2	3	4	5	6	7	8	9	AB R H RBI BB SO LOB	TOP		
Allen Battle, R (1, 8) OBP: 0.311, SLG: 0.297	0-1 G5-3		1-2 HR 1B	1-1 F9		1-3 K			0-1 F9	5 1 1 0 0 1 3			
Jason Giambi, L (1, 9) OBP: 0.397, SLG: 0.514 Ernie Young, R (9, 9) OBP: 0.338, SLG: 0.338	0-0 F8		1-0 HR 1-H		0-0 FC4-6 1B	3-2 G3			2-2 L9	5 1 2 2 0 0 1 0 0 0 0 0 0 0			
Geronimo Berroa, R (1, 10) OBP: 0.250, SLG: 0.446	1-1 F9		3-3 K		1 SAFE 1 SAFE 2-3 K				1-1 G6-3	5 0 0 0 0 2 1			
Mark McGwire, R (1, 3) OBP: 0.432, SLG: 0.556		2-2 F9		4-2 G1-3 HBP BB	0-2 FC4-6 WP 1B 1-2f			2-1 G5-3		3 2 0 0 1 0 1			
Phil Plantier, L (1, 7) OBP: 0.305, SLG: 0.288		4-1 CS BB		1-1 BB G1-3 1-2 FC6-4 HBP	4-2 1B BB			0-3 K		1 1 0 0 2 1 0			
Terry Steinbach, R (1, 2) OBP: 0.374, SLG: 0.516		4-2 SAFE 1-2 BB		0-0 G1-3	2-2 1B			0-2 1B		3 0 2 1 1 0 2			
Scott Brosius, R (1, 5) OBP: 0.479, SLG: 0.660 Torey Lovullo, S (4, 5) OBP: 0.286, SLG: 0.222		2-3 K		1-0 FC6-4 HBP	1-2 P5			1-3 K		1 0 0 0 0 1 1 2 0 0 0 0 1 3	AB 32 R 5 H 6 RBI 5 BB 5 SO 6 LOB 17		
Brent Gates, S (1, 4) OBP: 0.306, SLG: 0.275			0-1 L6	4-1 FC6-4 BB	1-0 G1-3 1B			0-0 F9		3 0 1 1 1 0 1			
Mike Bordick, R (1, 6) OBP: 0.375, SLG: 0.371			2-2 G5-3	0-0 FC6-4	3-1 G1-3			3-1 F7		4 0 0 1 0 0 4			
Inning Stats	R: 0 E: 0 K: 0 S: 5 H: 0 LOB: 0 BB: 0 P: 6	R: 0 E: 0 K: 1 S: 10 H: 0 LOB: 1 BB: 2 P: 22	R: 2 E: 0 K: 1 S: 13 H: 2 LOB: 0 BB: 0 P: 20	R: 2 E: 0 K: 0 S: 8 H: 0 LOB: 2 BB: 2 P: 19	R: 1 E: 0 K: 1 S: 18 H: 2 LOB: 2 BB: 1 P: 27	R: 0 E: 1 K: 1 S: 9 H: 1 LOB: 1 BB: 0 P: 17	R: 0 E: 0 K: 1 S: 7 H: 0 LOB: 0 BB: 0 P: 12	R: 0 E: 0 K: 1 S: 10 H: 1 LOB: 1 BB: 0 P: 14	R: 0 E: 0 K: 0 S: 8 H: 0 LOB: 0 BB: 0 P: 11	1B: 5 2B: 0 3B: 0 HR: 1 SF: 0 SAC: 0 DP: 0 HBP: 2	WP: 1 PB: 1 SB: 0 CS: 1 PA: 39		
PITCHER	IP WLS BF H R ER SO BB IBB HBP BLK WP HR S P ERA WHIP											PITCHER	IP WLS BF H R ER SO BB IBB HBP BLK WP HR S P ERA WHIP
Mark Gubicza, R (1, 1) ERA: 5.06 Terry Clark, R (7, 1) ERA: 7.79	6.0 L 29 5 5 5 4 5 0 2 0 1 1 63 111 7.50 1.667												

Oakland Athletics @ Kansas City Royals
Kauffman Stadium, Kansas City, MO

Sat May 04 1996, 7:05 PM CDT
Att. 15,987 - Unknown - 66 F

livebaseballscorecards.com



Batter	1	2	3	4	5	6	7	8	9	AB R H RBI BB SO LOB
Bip Roberts, S OBP: 0.348, SLG: 0.408 (1, 4)	0-0 FC5-2 3B		2-1 2B 1B	0-0 1-2 1B			1-0 G6-4-3 1-2f		0-1 L6	5 1 3 0 0 0 2
David Howard, S OBP: 0.326, SLG: 0.395 (1, 6)	1-2 G5-3		2-1 F7 1-3	2-0 F7			1-0 FC6-4 1B			4 0 1 0 0 0 4
Craig Paquette, R OBP: 0.375, SLG: 0.500 (1, 7)	0-1 FC5-2 FC5-4		0-1 1B 2B				0-0 FC6-4 1-2f			4 1 1 1 0 1 2
Mike Macfarlane, R OBP: 0.253, SLG: 0.380 (1, 2)	0-0 FC5-4 1-2f		0-1 G1-3				1-2 F7			4 0 0 0 0 0 2
Joe Vitiello, R OBP: 0.415, SLG: 0.413 (1, 10)			1-1 G5-3	1-2 1B			2-3 K			4 0 2 1 0 1 0
Jose Offerman, S OBP: 0.363, SLG: 0.343 (1, 3)			1-0 G5-3	1-1 F7			0-0 L3			4 0 0 0 0 0 2
Joe Randa, R OBP: 0.353, SLG: 0.350 (1, 5)			1-1 2B				1-1 G1-3			4 0 1 0 0 0 0
Les Norman, R OBP: 0.211, SLG: 0.118 (1, 9)			4-2 BB				0-0 F9			2 0 1 0 2 0 0
Tom Goodwin, L OBP: 0.272, SLG: 0.283 (1, 8)			2-2 P5				2-1 G6-4-3 1B			4 0 1 0 0 1 4

Oakland Athletics @ Kansas City Royals
Kauffman Stadium, Kansas City, MO

AB	35
R	2
H	10
RBI	2
BB	2
SO	3
LOB	16



WP: 0	PA: 37
PB: 0	SB: 3
CS: 0	

Sat May 04 1996, 7:05 PM CDT
Att: 15,987 - Unknown - 66 F

Inning Stats	R: 0	H: 1	E: 0	LOB: 1	K: 0	BB: 0	S: 8	P: 9	R: 0	H: 1	E: 0	LOB: 2	K: 0	BB: 1	S: 11	R: 2	H: 3	E: 0	LOB: 1	K: 0	BB: 0	S: 13	R: 0	H: 1	E: 0	LOB: 2	K: 1	BB: 1	S: 13	R: 0	H: 0	E: 0	LOB: 0	K: 2	BB: 0	S: 9	R: 0	H: 0	E: 0	LOB: 0	K: 0	BB: 0	S: 4	R: 0	H: 2	E: 0	LOB: 1	K: 0	BB: 0	S: 5	R: 0	H: 1	E: 0	LOB: 0	K: 0	BB: 0	S: 5	R: 0	H: 1	E: 0	LOB: 1	K: 0	BB: 0	S: 11	1B: 7	SF: 0	2B: 2	SAC: 0	3B: 1	DP: 2	HR: 0	HBP: 0
PITCHER	IP	WLS	BF	H	R	ER	SO	BB	IBB	HBP	BLK	WP	HR	S	P	ERA	WHIP																																																							
Steve Wojciechowski, L ERA: 2.74 (1, 1)	7.1	W	32	9	2	2	3	2	0	0	0	0	0	66	102	2.46	1.500																																																							
Buddy Groom, L ERA: 3.95 (8, 1)	1.2	S	5	1	0	0	0	0	0	0	0	0	0	13	17	0.00	0.600																																																							

Batter	1	2	3	4	5	6	7	8	9	AB R H RBI BB SO LOB	TOP																			
Allen Battle, R OBP: 0.299, SLG: 0.284 (1, 8)	1-1 G6-3		0-2 P3			1-3 K			2-2 F8	4 0 0 0 0 1 0	Oakland Athletics @ Kansas City Royals Kauffman Stadium, Kansas City, MO Sun May 05 1996, 3:33 AM CDT Att. 16,589 - Overcast - 61 F																			
Mike Bordick, R OBP: 0.361, SLG: 0.355 (1, 6)	1-2 F9			0-2 G5-3		1-2 G5-3			0-0 G4-3	4 0 0 0 0 0 0																				
Pedro Munoz, R OBP: 0.354, SLG: 0.489 (1, 10)	0-3 K			0-0 P4			0-3 K		1-3 K	4 0 0 0 0 3 0																				
Mark McGwire, R OBP: 0.425, SLG: 0.567 (1, 3)		0-0 2B		3-2 F7			0-1 F8			3 0 1 0 0 0 0																				
Geronimo Berroa, R OBP: 0.252, SLG: 0.444 (1, 7)		0-3 K			0-1 G3		1-0 1B			3 0 1 0 0 1 1																				
Ernie Young, R OBP: 0.337, SLG: 0.338 (1, 9)		2-2 F9			1-0 1B		1-2 F8			3 0 1 0 0 0 2																				
Jason Giambi, L OBP: 0.388, SLG: 0.500 (1, 5)		3-2 G3			1-2 F9			1-0 G3		3 0 0 0 0 0 2																				
George Williams, S OBP: 0.294, SLG: 0.321 (1, 2)			2-3 K		1-1 L8			0-0 P5		3 0 0 0 0 1 1																				
Brent Gates, S OBP: 0.299, SLG: 0.268 (1, 4)			1-0 F8			2-1 L9		2-3 K		3 0 0 0 0 1 0																				
Inning Stats	R: 0 E: 0 K: 1 S: 8	H: 0 LOB: 0 BB: 0 P: 10	R: 0 E: 0 K: 1 S: 10	H: 1 LOB: 1 BB: 0 P: 15	R: 0 E: 0 K: 1 S: 10	H: 0 LOB: 0 BB: 0 P: 13	R: 0 E: 0 K: 0 S: 8	H: 0 LOB: 0 BB: 0 P: 11	R: 0 E: 0 K: 0 S: 9	H: 1 LOB: 1 BB: 0 P: 12		R: 0 E: 0 K: 1 S: 8	H: 0 LOB: 0 BB: 0 P: 12	R: 0 E: 0 K: 1 S: 9	H: 1 LOB: 1 BB: 0 P: 11	R: 0 E: 0 K: 1 S: 5	H: 0 LOB: 0 BB: 0 P: 8	R: 0 E: 0 K: 1 S: 10	H: 0 LOB: 0 BB: 0 P: 13	1B: 2 2B: 1 3B: 0 HR: 0	SF: 0 SAC: 0 DP: 0 HBP: 0	WP: 0 PB: 0 SB: 0 CS: 0	PA: 30							
PITCHER Chris Haney, L ERA: 5.23 (1, 1)	IP 9.0	WLS W	BF 30	H 3	R 0	ER 0	SO 7	BB 0	IBB 0	HBP 0	BLK 0	WP 0	HR 0	S 77	P 105	ERA 0.00	WHIP 0.333													
											PITCHER	IP	WLS	BF	H	R	ER	SO	BB	IBB	HBP	BLK	WP	HR	S	P	ERA	WHIP		

AB	30
R	0
H	3
RBI	0
BB	0
SO	7
LOB	6



livebaseballscorecards.com

Batter	1	2	3	4	5	6	7	8	9	AB	R	H	RBI	BB	SO	LOB
Bip Roberts, S OBP: 0.353, SLG: 0.411 (1, 4)	2-2 FC4-6 1B		0-0 SH1-4 FC5-2 1B		2-2 G5-3	1-1 F7				4	0	2	0	0	0	2
Tom Goodwin, L OBP: 0.280, SLG: 0.284 (1, 7)	1-0 FC4-6 2B		4-1 FC5-2 SH1-4 1-2 BB		2-1 G6-3 1B		1-1 G5-3			3	1	1	0	1	0	1
Johnny Damon, L OBP: 0.310, SLG: 0.411 (1, 8)	4-1 2B BB		0-0 SH1-4		2-2 G6-3		2-1 F7			2	1	0	0	1	0	1
Keith Lockhart, L OBP: 0.364, SLG: 0.434 (1, 5)	1-0 G4-1 2B		2-1 FC5-2		4-0 BB		1-2 G6-3			2	0	1	2	1	0	2
Craig Paquette, R OBP: 0.360, SLG: 0.478 (7, PH)			2-3 3-H		0-3 K					1	0	0	0	0	0	0
Michael Tucker, L OBP: 0.304, SLG: 0.407 (1, 9)	0-0 G4-1		4-0 BB						1-0 G3	3	0	0	0	1	1	3
Bob Hamelin, L OBP: 0.392, SLG: 0.361 (1, 10)	2-2 G3		2-3 K						1-2 L4	4	0	0	0	0	1	4
Jose Offerman, S OBP: 0.369, SLG: 0.351 (1, 3)		3-2 G6-3		0-0 G5-4-3 1B		0-1 F9			1-1 1B	4	0	2	0	0	0	0
David Howard, S OBP: 0.323, SLG: 0.389 (1, 6)		2-2 F8		0-0 F8		0-1 HBP 1B			3-2 F9	4	0	1	0	0	0	2
Sal Fasano, R OBP: 0.244, SLG: 0.175 (1, 2)		1-0 F8		0-1 G5-4-3		1-0 HBP				2	0	0	0	0	0	1

Inning Stats	R: 2	H: 2	E: 0	LOB: 1	K: 0	S: 10	R: 0	H: 0	E: 0	LOB: 0	K: 0	S: 10	R: 0	H: 1	E: 0	LOB: 3	K: 1	S: 9	R: 0	H: 1	E: 0	LOB: 0	K: 0	S: 4	R: 0	H: 1	E: 0	LOB: 2	K: 1	S: 15	R: 0	H: 1	E: 0	LOB: 2	K: 0	S: 9	R: 0	H: 0	E: 0	LOB: 0	K: 0	S: 7	R: 0	H: 1	E: 0	LOB: 1	K: 0	S: 10	1B: 6	SF: 0	2B: 1	SAC: 1	3B: 0	DP: 1	HR: 0	HBP: 1	WP: 0	PA: 35
--------------	------	------	------	--------	------	-------	------	------	------	--------	------	-------	------	------	------	--------	------	------	------	------	------	--------	------	------	------	------	------	--------	------	-------	------	------	------	--------	------	------	------	------	------	--------	------	------	------	------	------	--------	------	-------	-------	-------	-------	--------	-------	-------	-------	--------	-------	--------

PITCHER	IP	WLS	BF	H	R	ER	SO	BB	IBB	HBP	BLK	WP	HR	S	P	ERA	WHIP
Ariel Prieto, R ERA: 6.43 (1, 1)	6.0	L	28	6	2	2	2	4	0	1	0	0	0	57	97	3.00	1.667
Buddy Groom, L ERA: 3.45 (7, 1)	2.0		7	1	0	0	0	0	0	0	0	0	0	17	27	0.00	0.500

BOTTOM

Oakland Athletics @ Kansas City Royals
Kauffman Stadium, Kansas City, MO

Sun May 05 1996, 3:33 AM CDT
Att. 16,589 - Overcast - 61 F

livebaseballscores.com

AB	29
R	2
H	7
RBI	2
BB	4
SO	2
LOB	16



Batter	1	2	3	4	5	6	7	8	9	AB R H RBI BB SO LOB	TOP		
Bip Roberts, S (1, 4) OBP: 0.364, SLG: 0.429	0-0 G1-3	1-1 CS	1-0 F7		0-1 1B		0-1 1B 3B 2B	0-0 1B		5 2 3 1 0 0 0			
Tom Goodwin, L (1, 7) OBP: 0.286, SLG: 0.290	0-2 CS 1B		3-1 F8		2-2 P6		0-0 3B 1B		1-3 K	5 1 2 0 0 1 1			
Johnny Damon, L (1, 8) OBP: 0.322, SLG: 0.438	3-3 K		2-1 S 1B		2-0 1B		0-2 SH4-3 3B		1-0 F8	5 2 3 3 0 1 1			
Keith Lockhart, L (1, 5) OBP: 0.356, SLG: 0.423 Craig Paquette, R (5, PH) OBP: 0.357, SLG: 0.462			3-1 F8		3-2 G5-3		1-3 K		1-2 2B 1B	2 0 0 0 0 0 1 3 0 1 0 0 1 2			
Michael Tucker, L (1, 9) OBP: 0.311, SLG: 0.421			0-2 E4 1B		2-2 F7		0-1 SH4-3		0-0 2B	4 1 2 2 0 0 0			
Bob Hamelin, L (1, 10) OBP: 0.402, SLG: 0.351			4-2 1B 1B BB		4-2 1B 1B BB		0-3 K		4-2 BB	2 1 0 0 3 1 1			
Mike Macfarlane, R (1, 2) OBP: 0.250, SLG: 0.368			1-3 K		0-0 1B 1B		0-1 F7		0-1 G1-3	5 0 1 0 0 1 5	AB 39		
Jose Offerman, S (1, 3) OBP: 0.386, SLG: 0.372			0-0 1B 1B		3-2 1B		1-3 K		2-1 G4-3 1B	4 2 3 1 0 1 0	R 9		
David Howard, S (1, 6) OBP: 0.320, SLG: 0.383			3-2 CS 1B		0-3 K		0-3 K		3-2 G4-3	4 0 1 2 0 2 3	H 16		
Inning Stats	R: 0 E: 0 K: 1 S: 7 H: 1 LOB: 0 BB: 0 P: 10	R: 3 E: 1 K: 1 S: 17 H: 2 LOB: 0 BB: 1 P: 29	R: 0 E: 0 K: 0 S: 8 H: 1 LOB: 1 BB: 0 P: 15	R: 0 E: 0 K: 1 S: 13 H: 2 LOB: 2 BB: 1 P: 22	R: 2 E: 0 K: 0 S: 15 H: 3 LOB: 1 BB: 0 P: 25	R: 0 E: 0 K: 2 S: 8 H: 0 LOB: 0 BB: 0 P: 9	R: 3 E: 0 K: 2 S: 15 H: 3 LOB: 0 BB: 0 P: 16	R: 1 E: 0 K: 0 S: 9 H: 2 LOB: 1 BB: 0 P: 13	R: 0 E: 0 K: 1 S: 12 H: 2 LOB: 3 BB: 1 P: 21	1B: 13 2B: 2 3B: 1 HR: 0 SF: 0 SAC: 1 DP: 0 HBP: 0	WP: 0 PB: 0 SB: 3 CS: 2 PA: 44		
PITCHER	IP WLS BF H R ER SO BB IBB HBP BLK WP HR S P ERA WHIP											PITCHER	IP WLS BF H R ER SO BB IBB HBP BLK WP HR S P ERA WHIP
Phil Leftwich, R (1, 1) ERA: 7.36	4.1 L 21 8 5 2 3 2 0 0 0 0 0 0 51 86 4.15 2.308												
Mark Holzemer, L (5, 1) ERA: 7.27	1.2 9 4 3 3 2 0 0 0 0 0 0 24 31 16.20 2.400												
Mark Eichhorn, R (7, 1) ERA: 4.24	3.0 13 4 1 1 3 1 0 0 0 0 0 29 43 3.00 1.667												

Kansas City Royals @ California Angels
Anaheim Stadium, Anaheim, CA

Mon May 06 1996, 10:05 PM EDT
 Att. 14,447 - Unknown - 75 F

AB	39
R	9
H	16
RBI	9
BB	3
SO	8
LOB	14



Batter	1	2	3	4	5	6	7	8	9	AB R H RBI BB SO LOB
Randy Velarde, R OBP: 0.366, SLG: 0.400 (1, 4)	2-1 1B 1B		3-3 K		0-1 G5-4-3 1-2f		1-2 L6		3-2 G4-3	5 0 1 0 0 1 4
Jim Edmonds, L OBP: 0.388, SLG: 0.672 (1, 8)	3-2 SAFE SAFE 1-2 1B		2-1 1-3 2-H 1B		1-1 HR		1-2 F7 1B 1-3		0-1 G4-3	5 1 4 2 0 0 0
Tim Salmon, R OBP: 0.368, SLG: 0.422 (1, 9)	3-2 L7		3-0 SF7 3-H		2-0 P3		2-0 F7 1B 1-2 3-H			3 0 1 2 0 0 1
Chili Davis, S OBP: 0.382, SLG: 0.590 (1, 10)	2-0 G1-3		0-0 G1-3			2-0 F9	3-2 F7 1-2 2-3			4 0 0 0 0 0 4
J.T. Snow, L OBP: 0.374, SLG: 0.374 (1, 3)		0-2 16 G4-6-3 1B		1-2 F9 16 FC3-6 1B		0-0 FC3-6 1B	1-2 G4-3			4 0 3 0 0 0 2
16 Garret Anderson, L OBP: 0.287, SLG: 0.383 (1, 7)		2-1 G4-6-3 1-2f		1-1 G3 1-2		1-1 FC3-6 1B 1-2f		0-2 G1-3		4 0 0 0 0 0 3
Tim Wallach, R OBP: 0.343, SLG: 0.529 (1, 5)		2-2 G5-3		1-0 F9 2-3		3-2 F9 1B 1-3		1-3 K		4 0 1 0 0 1 1
Jorge Fabregas, L OBP: 0.351, SLG: 0.313 (1, 2)			0-0 1B 1B		2-2 F8		1-0 F8		1-1 G1-3	4 1 1 0 0 0 3
Gary Disarcina, R OBP: 0.219, SLG: 0.218 (1, 6)			1-1 1B SF7 1B		4-1 G5-4-3 BB		0-0 E7 1B 1B		0-1 L7	2 2 1 0 1 0 0 1 0 0 0 0 0 0
Mike Aldrete, L OBP: 0.333, SLG: 0.824 (9, PH)										

Inning Stats	R: 0	H: 2	E: 0	K: 0	S: 12	LOB: 1	BB: 0	P: 22	R: 0	H: 1	E: 0	K: 0	S: 8	LOB: 0	BB: 0	P: 12	R: 2	H: 3	E: 0	K: 1	S: 12	LOB: 1	BB: 0	P: 21	R: 0	H: 1	E: 0	K: 0	S: 9	LOB: 1	BB: 0	P: 14	R: 1	H: 1	E: 0	K: 0	S: 6	LOB: 0	BB: 1	P: 13	R: 0	H: 2	E: 0	K: 0	S: 9	LOB: 2	BB: 0	P: 16	R: 1	H: 2	E: 1	K: 0	S: 17	LOB: 2	BB: 0	P: 25	R: 0	H: 0	E: 0	K: 1	S: 8	LOB: 0	BB: 0	P: 10	R: 0	H: 0	E: 0	K: 0	S: 7	LOB: 0	BB: 0	P: 10	1B: 11	SF: 1	2B: 0	SAC: 0	3B: 0	DP: 2	HR: 1	HBP: 0
--------------	------	------	------	------	-------	--------	-------	-------	------	------	------	------	------	--------	-------	-------	------	------	------	------	-------	--------	-------	-------	------	------	------	------	------	--------	-------	-------	------	------	------	------	------	--------	-------	-------	------	------	------	------	------	--------	-------	-------	------	------	------	------	-------	--------	-------	-------	------	------	------	------	------	--------	-------	-------	------	------	------	------	------	--------	-------	-------	--------	-------	-------	--------	-------	-------	-------	--------

PITCHER	IP	WLS	BF	H	R	ER	SO	BB	IBB	HBP	BLK	WP	HR	S	P	ERA	WHIP
Tim Belcher, R ERA: 3.5 (1, 1)	6.1	W	30	12	4	3	1	1	0	0	0	0	1	64	110	4.26	2.053
Hipolito Pichardo, R ERA: 7.88 (7, 1)	2.2	S	8	0	0	0	1	0	0	0	0	0	0	24	33	0.00	0.000

BOTTOM

Kansas City Royals @ California Angels
Anaheim Stadium, Anaheim, CA
 Mon May 06 1996, 10:05 PM EDT
 Att: 14,447 - Unknown - 75 F

AB	36
R	4
H	12
RBI	4
BB	1
SO	2
LOB	18



WP	HR	S	P	ERA	WHIP
0	0	0	0	0	0

livebaseballscorecards.com

Batter	1	2	3	4	5	6	7	8	9	AB R H RBI BB SO LOB	TOP											
Bip Roberts, S (1, 4) OBP: 0.360, SLG: 0.422	0-1 G5-3		0-3 K			0-0 WP SF7 1B		0-0 G6-3		4 1 1 0 0 1 1												
Chris Stynes, R (1, 7) OBP: 0.667, SLG: 0.667	2-2 G6-4-3 1B			1-2 G6-3		1-2 WP 2B 1B		4-1 HR BB		3 1 2 0 0 0 0 0 1 0 0 1 0 0												
Tom Goodwin, L (7, 7) OBP: 0.292, SLG: 0.290				1-2 G6-4-3 1B		1-0 SF7		1-0 L8		3 0 1 1 0 0 2												
Craig Paquette, R (1, 5) OBP: 0.344, SLG: 0.448	2-2 G6-4-3 1-2f			1-2 L5 1B		1-2 2-H 2B		2-1 HR		4 1 2 3 0 0 1												
Joe Vitiello, R (1, 10) OBP: 0.419, SLG: 0.478		1-2 G5-3		0-2 G6-3 1-2		0-0 G5-3		1-2 G4-3		4 0 0 0 0 0 2												
Jose Offerman, S (1, 3) OBP: 0.370, SLG: 0.354		0-0 B5-3		0-1 G4-3		1-2 F8		0-1 HR		4 1 1 1 0 1 0												
Michael Tucker, L (1, 9) OBP: 0.309, SLG: 0.444					1-2 G5-3		0-0 G5-3		1-3 K	4 0 0 0 0 1 0												
David Howard, S (1, 6) OBP: 0.308, SLG: 0.367			0-1 G6-3		2-2 G5-3		1-1 G3		1-0 G4-3	4 0 1 0 0 1 0												
Johnny Damon, L (1, 8) OBP: 0.320, SLG: 0.431			1-1 G5-3 S 1B		3-3 K		2-3 K			3 0 0 0 0 1 1												
Sal Fasano, R (1, 2) OBP: 0.229, SLG: 0.163			1-1 G5-3				0-0 F9															
Inning Stats	R: 0 E: 0 K: 0 S: 9	H: 1 LOB: 0 BB: 0 P: 13	R: 0 E: 0 K: 0 S: 6	H: 0 LOB: 0 BB: 0 P: 7	R: 0 E: 0 K: 1 S: 9	H: 1 LOB: 1 BB: 0 P: 11	R: 0 E: 0 K: 0 S: 14	H: 1 LOB: 1 BB: 0 P: 17	R: 0 E: 0 K: 1 S: 10	H: 0 LOB: 0 BB: 0 P: 16	R: 2 E: 0 K: 1 S: 14	H: 3 LOB: 1 BB: 0 P: 19	R: 1 E: 0 K: 0 S: 6	H: 1 LOB: 0 BB: 0 P: 7	R: 2 E: 0 K: 0 S: 9	H: 1 LOB: 0 BB: 1 P: 16	R: 0 E: 0 K: 2 S: 7	H: 0 LOB: 0 BB: 0 P: 10	1B: 5 2B: 1 3B: 0 HR: 2	SF: 1 SAC: 0 DP: 1 HBP: 0	WP: 1 PB: 0 SB: 3 CS: 0	PA: 35
PITCHER	IP WLS BF H R ER SO BB IBB HBP BLK WP HR S P ERA WHIP																					
Jim Abbott, L (1, 1) ERA: 5.67	8.0 L 32 8 5 5 3 1 0 0 0 1 2 77 106 5.62 1.125																					
Mark Holzemer, L (9, 1) ERA: 6.52	1.0 3 0 0 0 2 0 0 0 0 0 0 7 10 0.00 0.000																					

Kansas City Royals @ California Angels
Anaheim Stadium, Anaheim, CA

Tue May 07 1996, 10:05 PM EDT
Att. 14,657 - Unknown - 72 F

livebaseballscorecards.com

AB	33
R	5
H	8
RBI	5
BB	1
SO	5
LOB	7



Batter	1	2	3	4	5	6	7	8	9	AB R H RBI BB SO LOB
Randy Velarde, R (1, 4) OBP: 0.359, SLG: 0.419	2-2 L4		1 SAFE 0-2 G5-3		2-2 G4-3		2-2 HR		1-3 K	5 1 1 1 0 1 1
Jim Edmonds, L (1, 8) OBP: 0.381, SLG: 0.650	2-1 G3		0-0 F9		2-2 G4-3		3-2 HBP		3-1 F9	4 0 0 0 0 0 1
Tim Salmon, R (1, 9) OBP: 0.372, SLG: 0.458	1-1 HR		2-0 2B		2-2 G6-3		1-3 K			4 1 2 2 0 1 1
Chili Davis, S (1, 10) OBP: 0.368, SLG: 0.567	0-0 L7		0-3 K			3-2 G6-3		0-3 K		4 0 0 0 0 2 1
J.T. Snow, L (1, 3) OBP: 0.386, SLG: 0.382		0-1 F8		4-2 SH3-4 16 1B HBP		1-1 1B		2-0 1B		3 0 2 0 0 0 0
16 Garret Anderson, L (1, 7) OBP: 0.294, SLG: 0.387		0-1 P5		0-0 SH3-4 1B		1-3 K		0-1 1B		4 0 2 0 0 1 1
George Arias, R (1, 5) OBP: 0.262, SLG: 0.263		0-0 E5		0-1 SH3-4 1B		2-3 K		1-1 F7		2 0 0 0 0 1 1
Jack Howell, L (8, PH) OBP: 0.250, SLG: 0.444				1-2 2-3						1 0 0 0 0 0 2
Don Slaught, R (1, 2) OBP: 0.435, SLG: 0.650		2-1 L5		0-3 K			3-2 G6-3		0-0 F8	4 0 0 0 0 1 5
Gary Disarcina, R (1, 6) OBP: 0.222, SLG: 0.221			1-0 G5-3 2B		0-3 K				0-1 G6-3	3 1 1 0 0 1 2
Mike Aldrete, L (9, PH) OBP: 0.318, SLG: 0.778										1 0 0 0 0 0 0

Inning Stats	R: 1	H: 1	R: 0	H: 0	R: 1	H: 2	R: 0	H: 1	R: 0	H: 0	R: 0	H: 1	R: 1	H: 1	R: 0	H: 2	R: 0	H: 0	R: 0	H: 0	1B: 5	SF: 0	WP: 0	PA: 38
	E: 0	LOB: 0	E: 1	LOB: 1	E: 0	LOB: 1	E: 0	LOB: 2	E: 0	LOB: 0	E: 0	LOB: 1	E: 0	LOB: 1	E: 0	LOB: 2	E: 0	LOB: 0	E: 0	LOB: 0	2B: 1 <td>SAC: 1 <td>PB: 0 <td></td> </td></td>	SAC: 1 <td>PB: 0 <td></td> </td>	PB: 0 <td></td>	
	K: 0	BB: 0	K: 0	BB: 0	K: 1	BB: 0	K: 2	BB: 0	K: 0	BB: 0	K: 1	BB: 0	K: 1	BB: 0	K: 1	BB: 0	K: 1	BB: 0	K: 1	BB: 0	3B: 0	DP: 0	SB: 0	
	S: 8	P: 13	S: 7	P: 9	S: 9	P: 12	S: 12	P: 16	S: 10	P: 16	S: 11	P: 18	S: 17	P: 26	S: 9	P: 12	S: 7	P: 11	S: 7	P: 11	HR: 2	HBP: 2	CS: 0	

PITCHER	IP	WLS	BF	H	R	ER	SO	BB	IBB	HBP	BLK	WP	HR	S	P	ERA	WHIP
Doug Linton, R (1, 1) ERA: 3.38	5.1		23	5	2	2	3	0	0	1	0	0	1	51	75	3.38	0.938
Jason Jacome, L (6, 1) ERA: 8.1	1.1		6	1	1	1	2	0	0	1	0	0	1	20	31	6.75	0.750
Julio Valera, R (7, 1) ERA: 5.06	0.2	W	4	2	0	0	2	0	0	0	0	0	0	9	12	0.00	3.000
Jeff Montgomery, R (8, 1) ERA: 1.35	1.2	S	5	0	0	0	1	0	0	0	0	0	0	10	15	0.00	0.000

BOTTOM

Kansas City Royals @ California Angels
Anaheim Stadium, Anaheim, CA
Tue May 07 1996, 10:05 PM EDT
Att: 14,657 - Unknown - 72 F

livebaseballscorecards.com

AB	35
R	3
H	8
RBI	3
BB	0
SO	8
LOB	15



Batter	1	2	3	4	5	6	7	8	9	10	11	12	13	14	AB R H RBI BB SO LOB	TOP		
Chris Stynes, R (1, 4) OBP: 0.500, SLG: 0.500 Keith Lockhart, L (8, PH) OBP: 0.352, SLG: 0.418 Mike Macfarlane, R (8, 2) OBP: 0.241, SLG: 0.354	0-0 G1-3			0-0 SH 1B		0-3 K		0-0 F7			0-0 F8		0-3 K	0-3 K	3 0 1 0 0 1 0 1 0 0 0 0 0 2 3 0 0 0 0 2 1			
Tom Goodwin, L (1, 7) OBP: 0.299, SLG: 0.297 Les Norman, R (11, 7) OBP: 0.250, SLG: 0.167	0-0 G1-3			0-0 SH G5-4-3 1-2		0-0 F8			0-0 E9 SF8 1B		0-0 1B		0-0 1B		4 1 2 0 0 0 0 1 0 1 0 0 0 0			
Craig Paquette, R (1, 5) OBP: 0.293, SLG: 0.371	0-3 K			0-3 K			0-0 F8		0-0 G4-3		0-3 K		0-3 K		6 0 0 0 0 4 5			
Joe Vitiello, R (1, 10) OBP: 0.404, SLG: 0.457 Bob Hamelin, L (9, PH) OBP: 0.390, SLG: 0.342		0-0 L7		0-0 G5-4-3 1-2f			0-0 G1-3		0-0 SF8		0-0 P6		0-3 K		3 0 0 0 0 0 2 2 0 0 1 0 1 2			
Michael Tucker, L (1, 9) OBP: 0.293, SLG: 0.419		0-0 F9			0-3 K			0-0 G3				0-0 F7		0-3 K	6 0 0 0 0 3 0			
Jose Offerman, S (1, 3) OBP: 0.388, SLG: 0.368		0-3 K				0-0 K			0-0 L7			4-0 1B BB		0-0 BLK 2B 1B	5 1 3 0 1 1 0			
Johnny Damon, L (1, 8) OBP: 0.321, SLG: 0.421			0-3 K			0-0 E6 G4-3 1-2			0-3 K		4-0 BB		0-0 1B	0-0 P4	5 0 1 0 1 2 3	AB 50 R 3 H 10 RBI 3 BB 3 SO 18 LOB 25		
Sal Fasano, R (1, 2) OBP: 0.220, SLG: 0.156 Bip Roberts, S (8, PH) (8, 4) OBP: 0.364, SLG: 0.420			0-0 L6			0-0 G4-3 1-2f			0-0 1B		0-3 K		0-3 K	4-0 2B IBB	2 0 0 0 0 0 2 3 1 1 0 1 2 3			
David Howard, S (1, 6) OBP: 0.301, SLG: 0.365			0-3 K			0-3 K			0-0 P6		0-0 F8		0-0 F8	0-0 2B	6 0 1 2 0 2 5			
	R: 0 H: 0 E: 0 LOB: 0 K: 1 BB: 0 S: 5 P: 5	R: 0 H: 0 E: 0 LOB: 0 K: 1 BB: 0 S: 5 P: 5	R: 0 H: 0 E: 0 LOB: 0 K: 2 BB: 0 S: 7 P: 7	R: 0 H: 1 E: 0 LOB: 1 K: 1 BB: 0 S: 6 P: 6	R: 0 H: 1 E: 1 LOB: 1 K: 1 BB: 0 S: 6 P: 6	R: 0 H: 0 E: 0 LOB: 0 K: 2 BB: 0 S: 7 P: 7	R: 0 H: 0 E: 0 LOB: 0 K: 0 BB: 0 S: 3 P: 3	R: 0 H: 2 E: 0 LOB: 2 K: 1 BB: 0 S: 7 P: 7	R: 1 H: 1 E: 1 LOB: 0 K: 1 BB: 0 S: 6 P: 6	R: 0 H: 0 E: 0 LOB: 1 K: 1 BB: 1 S: 5 P: 9	R: 0 H: 1 E: 0 LOB: 1 K: 1 BB: 0 S: 6 P: 6	R: 0 H: 1 E: 0 LOB: 2 K: 3 BB: 1 S: 10 P: 10	R: 0 H: 1 E: 0 LOB: 1 K: 3 BB: 0 S: 10 P: 10	R: 2 H: 2 E: 0 LOB: 1 K: 2 BB: 1 S: 9 P: 13	1B: 9 SF: 1 2B: 1 SAC: 1 3B: 0 DP: 2 HR: 0 HBP: 0	WP: 0 PA: 55 FB: 0 SB: 3 CS: 0		
	PITCHER	IP WLS BF H R ER SO BB IBB HBP BLK WP HR S P ERA WHIP	PITCHER														IP WLS BF H R ER SO BB IBB HBP BLK WP HR S P ERA WHIP	
Chuck Finley, L (1, 1) ERA: 5.25	7.1		26	4	0	0	9	0	0	0	0	0	0	0	0	0.00	0.545	
Troy Percival, R (8, 1) ERA:	0.2		2	0	0	0	0	0	0	0	0	0	0	0	0	0.00	0.000	
Lee Smith, R (9, 1) ERA: 3.0	1.0		4	1	1	0	1	0	0	0	0	0	0	0	0	0.00	1.000	
Mike James, R (10, 1) ERA: 1.57	3.0		13	2	0	0	3	2	0	0	0	0	0	0	0	0.00	1.333	
Mark Eichhorn, R (13, 1) ERA: 4.74	2.0	L	10	3	2	2	5	0	1	0	1	0	0	0	0	9.00	1.500	

Kansas City Royals @ California Angels
 Anaheim Stadium, Anaheim, CA
 Wed May 08 1996, 10:05 PM EDT
 Att: 16,210 - Unknown - 70 F

livebaseballscorecards.com



Batter	1	2	3	4	5	6	7	8	9	10	11	12	13	14
Randy Velarde, R (1, 4) OBP: 0.341, SLG: 0.396 (13, 6)	G4-3		G6-3		K			G5-3		K		K		
Mike Aldrete, L (1, 9) OBP: 0.296, SLG: 0.652 Rex Hudler, R (11, PR) OBP: 0.362, SLG: 0.682 (12, 7) (13, 4)	K		F5			G3-1		G6-3			1B G3 1B		G6-3	
Jim Edmonds, L (1, 8) OBP: 0.379, SLG: 0.635	1B		F7			K			SH2-3 1B		G3		G3	
Chili Davis, S (1, 10) OBP: 0.361, SLG: 0.546	G3			K		K			SH2-3 1-2		1B IBB		G6-3	
J.T. Snow, L (1, 3) OBP: 0.391, SLG: 0.377		BB		K		K		F7			1-2 2-3 1B		G6-3	
16 Garret Anderson, L (1, 7) OBP: 0.295, SLG: 0.400 (12, 9) (13, 7)		F8		K		K		1B 3B		K		L3		G1-3 1B 1B
Jack Howell, L (1, 5) OBP: 0.324, SLG: 0.485		K			G5-3 1B			G3-1				FC3-6 1B		G1-3 1B
Jorge Fabregas, L (1, 2) OBP: 0.338, SLG: 0.290			FC6-4 BB			F9		L8			F9		B1	
Gary Disarcina, R (1, 6) OBP: 0.214, SLG: 0.213 Tim Salmon, R (12, PH) OBP: 0.367, SLG: 0.451 (13, 9)			FC6-4			G5-3		G5-3			P1		FC3-6	

Inning Stats	R: 0	H: 1	E: 0	K: 1	S: 6	P: 6	R: 0	H: 0	E: 0	K: 1	S: 5	P: 13	R: 0	H: 0	E: 0	K: 0	S: 3	R: 0	H: 0	E: 0	K: 3	S: 9	P: 9	R: 0	H: 1	E: 0	K: 1	S: 6	P: 6	R: 0	H: 0	E: 0	K: 2	S: 7	P: 7	R: 1	H: 2	E: 0	K: 0	S: 4	P: 4	R: 0	H: 0	E: 0	K: 0	S: 3	P: 3	R: 0	H: 1	E: 0	K: 1	S: 6	P: 10	R: 0	H: 0	E: 0	K: 1	S: 5	P: 5	R: 0	H: 2	E: 0	K: 0	S: 4	P: 8	R: 0	H: 1	E: 0	K: 1	S: 6	P: 6	R: 0	H: 0	E: 0	K: 0	S: 3	P: 3	R: 0	H: 2	E: 0	K: 0	S: 5	P: 5	R: 0	H: 1	E: 0	K: 1	S: 6	P: 6	R: 0	H: 0	E: 0	K: 0	S: 3	P: 3	R: 0	H: 2	E: 0	K: 0	S: 5	P: 5
--------------	------	------	------	------	------	------	------	------	------	------	------	-------	------	------	------	------	------	------	------	------	------	------	------	------	------	------	------	------	------	------	------	------	------	------	------	------	------	------	------	------	------	------	------	------	------	------	------	------	------	------	------	------	-------	------	------	------	------	------	------	------	------	------	------	------	------	------	------	------	------	------	------	------	------	------	------	------	------	------	------	------	------	------	------	------	------	------	------	------	------	------	------	------	------	------	------	------	------	------	------	------	------

PITCHER	IP	WLS	BF	H	R	ER	SO	BB	IBB	HBP	BLK	WP	HR	S	P	ERA	WHIP
Kevin Appier, R (1, 1) ERA: 2.87	9.0		34	5	1	1	9	2	1	0	0	0	0	0	49	1.00	0.778
Jeff Montgomery, R (10, 1) ERA: 1.23	2.0		8	2	0	0	1	0	1	0	0	0	0	9	13	0.00	1.000
Hipolito Pichardo, R (12, 1) ERA: 6.83	3.0	W	12	3	0	0	1	0	0	0	0	0	0	14	14	0.00	1.000


BOTTOM

Kansas City Royals @ California Angels
Anaheim Stadium, Anaheim, CA

Wed May 08 1996, 10:05 PM EDT
Att. 16,210 - Unknown - 70 F

livebaseballscorecards.com

AB	49
R	1
H	10
RBI	1
BB	4
SO	11
LOB	24



WP: 0	PA: 54
PB: 0	SB: 1
CS: 1	

Kansas City Royals @ California Angels

Anaheim Stadium, Anaheim, CA

Thu May 09 1996, 10:05 PM EDT
Att. 15,302 - Unknown - 73 F

livebaseballscorecards.com

AB	36
R	8
H	9
RBI	7
BB	3
SO	4
LOB	14



AB		R	H	RBI	BB	SO	LOB
4	0	0	0	0	0	0	0
0	0	0	0	1	0	0	0
5	0	1	0	0	0	2	1
5	1	1	0	0	0	0	3
3	1	0	0	1	0	1	1
1	0	0	0	0	0	0	2
4	2	2	2	0	0	0	2
2	0	1	2	1	1	1	0
4	1	1	0	0	0	0	2
4	2	2	0	0	1	2	2
4	1	1	3	0	0	1	1

Batter	1	2	3	4	5	6	7	8	9
Johnny Damon, L (1, 8) OBP: 0.311, SLG: 0.408 Les Norman, R (9, PH) OBP: 0.286, SLG: 0.167 (9, 7)	2-2 G6-3 		2-2 E4 		0-2 P6 		1-2 F9 		4-2 FC5-4 1B BB
Tom Goodwin, L (1, 7) OBP: 0.295, SLG: 0.293 (9, 8)	0-1 G4-3 		2-3 K 		3-1 F9 		2-3 K 		1-0 FC5-4 1B
Keith Lockhart, L (1, 5) OBP: 0.344, SLG: 0.405 (8, 4)	0-0 G3 		2-0 F7 		2-0 G4-3 			1-1 HR 1B 	1-2 FC5-4
Bip Roberts, S (1, 4) OBP: 0.361, SLG: 0.410 Craig Paquette, R (8, 5) OBP: 0.282, SLG: 0.361		1-0 E3 G4-3 SF8 		4-2 G4-6-3 BB 		0-2 L7 		0-0 F8 	2-2 G1-3
Michael Tucker, L (1, 9) OBP: 0.300, SLG: 0.459		1-0 G4-3 		0-0 G4-6-3 		1-1 1B 2B 		0-1 HR 	
Bob Hamelin, L (1, 10) OBP: 0.394, SLG: 0.346		2-2 SF8 		3-3 K 		0-0 2-H 1B 		4-2 PB BB 	
Jose Offerman, S (1, 3) OBP: 0.382, SLG: 0.363		1-2 G3-1 			0-0 1B HR 	0-1 F7 		2-1 F7 	
David Howard, S (1, 6) OBP: 0.308, SLG: 0.370			2-1 G5-3 E 1B 		0-0 HR 1B 	1-2 F7 		0-3 K 	
Sal Fasano, R (1, 2) OBP: 0.222, SLG: 0.224			0-0 G5-3 		0-2 HR 		0-0 G1-3 		0-2 G6-3

Inning Stats

PITCHER	IP	WLS	BF	H	R	ER	SO	BB	IBB	HBP	BLK	WP	HR	S	P	ERA	WHIP	WP: 0 PA: 40	
																		PB: 1	SAC: 0
Jason Grimsley, R (1, 1) ERA: 2.96	5.1	L	24	6	6	4	2	1	0	0	0	0	1	55	82	6.75	1.312		
Shawn Boskie, R (6, 1) ERA: 4.21	1.2		5	0	0	0	1	0	0	0	0	0	0	15	19	0.00	0.000		
Mark Holzemer, L (8, 1) ERA: 7.59	1.0		6	2	2	2	1	1	0	0	0	0	1	12	19	18.00	3.000		
Ben Van Ryn, L (9, 1) ERA:	1.0		5	1	0	0	0	1	0	0	0	0	0	12	20	0.00	2.000		

Inning Stats		R: 0	H: 0	R: 1	H: 0	R: 1	H: 1	R: 0	H: 0	R: 3	H: 3	R: 1	H: 2	R: 0	H: 0	R: 2	H: 2	R: 0	H: 1
E: 0	LOB: 0	E: 1	LOB: 0	E: 2	LOB: 1	E: 0	LOB: 0	E: 0	LOB: 0	E: 0	LOB: 0	E: 0	LOB: 1	E: 0	LOB: 0	E: 0	LOB: 1	E: 0	LOB: 2
K: 0	BB: 0	K: 0	BB: 0	K: 1	BB: 0	K: 1	BB: 1	K: 1	BB: 0	K: 0	BB: 0	K: 0	BB: 0	K: 1	BB: 0	K: 1	BB: 1	K: 0	BB: 1
S: 7	P: 9	S: 11	P: 15	S: 10	P: 18	S: 10	P: 17	S: 11	P: 16	S: 11	P: 13	S: 10	P: 13	S: 10	P: 13	S: 12	P: 19	S: 12	P: 20

Batter	1	2	3	4	5	6	7	8	9	AB	R	H	RBI	BB	SO	LOB
Randy Velarde, R OBP: 0.346, SLG: 0.400 (1, 6)	3-2 1B		3-1 L9		3-2 1B			2-2 G5-3		4	0	2	1	0	0	0
Jim Edmonds, L OBP: 0.375, SLG: 0.623 (1, 8)	2-2 F7			2-1 1B	0-0 G1-3			0-1 G4-3		4	0	1	0	0	0	2
Tim Salmon, R OBP: 0.357, SLG: 0.437 (1, 9)	0-3 K			2-2 F7		0-0 G5-3			2-3 K	4	0	0	0	0	2	2
Chili Davis, S OBP: 0.358, SLG: 0.536 (1, 10)	3-2 G3			2-3 K		0-0 G2-3			0-0 16 1B	4	0	1	0	0	1	2
J.T. Snow, L OBP: 0.380, SLG: 0.364 (1, 3)			1-0 F8		2-1 G4-3		1-3 K		2-2 F9	4	0	0	0	0	1	2
16 Garret Anderson, L OBP: 0.294, SLG: 0.395 (1, 7)			1-1 G4-3			1-1 G3		0-1 F7		4	0	1	0	0	0	0
Tim Wallach, R OBP: 0.333, SLG: 0.579 (1, 5)			3-2 G5-3			2-0 HR		2-2 G4-3		4	1	1	1	0	0	2
Rex Hudler, R OBP: 0.360, SLG: 0.681 (1, 4)			0-3 K			1-1 G3-1 1B 2B		0-3 K		3	1	1	0	0	2	0
Jorge Fabregas, L OBP: 0.325, SLG: 0.278 (1, 2)			1-1 G6-3			1-2 G3-1		0-0 G4-3		3	0	0	0	0	0	1

Inning Stats	R: 0	H: 1	E: 0	K: 1	S: 13	LOB: 1	BB: 0	P: 21	R: 0	H: 0	E: 0	K: 0	S: 6	LOB: 0	BB: 0	P: 11	R: 0	H: 0	E: 0	K: 1	S: 7	LOB: 0	BB: 0	P: 11	R: 0	H: 1	E: 0	K: 1	S: 11	LOB: 1	BB: 0	P: 19	R: 2	H: 3	E: 0	K: 0	S: 12	LOB: 1	BB: 0	P: 20	R: 0	H: 0	E: 0	K: 1	S: 5	LOB: 0	BB: 0	P: 6	R: 0	H: 0	E: 0	K: 1	S: 9	LOB: 0	BB: 0	P: 11	R: 0	H: 0	E: 0	K: 0	S: 6	LOB: 0	BB: 0	P: 8	R: 0	H: 2	E: 0	K: 1	S: 15	LOB: 2	BB: 0	P: 21	1B: 5	SF: 0	2B: 1	SAC: 0	3B: 0	DP: 0	HR: 1	HBP: 0	WP: 0	PA: 34
PITCHER	IP	WLS	BF	H	R	ER	SO	BB	IBB	HBP	BLK	WP	HR	S	P	ERA	WHIP																																																																	
Mark Gubicza, R ERA: 4.56 (1, 1)	8.2	W	33	7	2	2	6	0	0	0	0	0	0	82	124	2.08	0.808																																																																	
Julio Valera, R ERA: 4.98 (9, 1)	0.1		1	0	0	0	0	0	0	0	0	0	0	2	4	0.00	0.000																																																																	

BOTTOM

Kansas City Royals @ California Angels
Anaheim Stadium, Anaheim, CA
Thu May 09 1996, 10:05 PM EDT
Att: 15,302 - Unknown - 73 F

livebaseballscorecards.com

AB	34
R	2
H	7
RBI	2
BB	0
SO	6
LOB	11



Batter	1	2	3	4	5	6	7	8	9	AB R H RBI BB SO LOB	TOP	
Johnny Damon, L (1, 8) OBP: 0.302, SLG: 0.395 Les Norman, R (9, PH) OBP: 0.273, SLG: 0.158 (9, 7)	2-2 		0-0 FC6-4 BB 1-2f 2B	0-0 SH1-3 1-2 2-3	2-3 K		1-2 F8		1-0 F7	4 1 0 0 0 1 2 1 0 0 0 0 0 0	Kansas City Royals @ Seattle Mariners The Kingdome, Seattle, WA Fri May 10 1996, 10:05 PM EDT Att. 24,231 - Dome livebaseballscorecards.com AB 40 R 14 H 14 RBI 12 BB 4 SO 3 LOB 17 	
Tom Goodwin, L (1, 7) OBP: 0.320, SLG: 0.319 (9, 8)	2-2 		4-0 1-2 2B BB	1-0 SF9 2-3 3-H		2-2 SH1-3 FC1 2B	1-2 E 1B	4-0 	3 2 3 1 2 0 0			
Keith Lockhart, L (1, 5) OBP: 0.347, SLG: 0.427 (1, 10)	3-2 F9 1-3		0-0 E 1-H 2-H 2B	2-0 2B 3-H		2-0 SH1-3 2-3	2-2 E5 1-2 2-H	1-0 F8	5 2 2 3 0 0 3			
Bip Roberts, S (1, 10) OBP: 0.353, SLG: 0.406	1-3 K		1-0 E4 2-H	0-0 CS 2-H 2B		0-0 FC1 HR 3-H	2-2 G6-3	0-0 G6-3	6 1 1 2 0 1 4			
Michael Tucker, L (1, 9) OBP: 0.304, SLG: 0.478		3-2 G3-1	2-1 F7	4-0 BB		2-2 P5		3-2 HR	4 1 1 1 1 0 2			
Jose Offerman, S (1, 3) OBP: 0.383, SLG: 0.396	0-0 L8		3-2 F8	2-2 CS 2-3	0-0 G5-3 SF9 1B WP	0-1 HR 1-H	0-1 G6-3	5 2 2 2 0 0 1				
Chris Stynes, R (1, 4) OBP: 0.545, SLG: 0.636	2-2 			0-1 1B 2B	2-2 G5-3 1-3	0-1 G5-3	2-2 	5 1 3 0 0 0 1				
David Howard, S (1, 6) OBP: 0.303, SLG: 0.366	0-0 G4-3			1-0 SH1-3 SF9 2-H 1B	0-0 SF9 3-H		0-0 F9	0-0 P4	4 1 1 2 0 0 2			
Sal Fasano, R (1, 2) OBP: 0.254, SLG: 0.288			4-2 FC6-4 BB	1-2 FC5 SF9 2B SH1-3	0-0 HR		1-0 1B E HBP	2-3 K2-3	3 3 1 1 1 1 2			
Inning Stats	R: 0 H: 1 E: 0 LOB: 1 K: 1 BB: 0 S: 13 P: 21	R: 0 H: 1 E: 0 LOB: 1 K: 0 BB: 0 S: 10 P: 15	R: 3 H: 1 E: 1 LOB: 1 K: 0 BB: 2 S: 18 P: 32	R: 4 H: 4 E: 0 LOB: 1 K: 0 BB: 1 S: 12 P: 23	R: 2 H: 2 E: 0 LOB: 0 K: 1 BB: 0 S: 12 P: 16	R: 3 H: 2 E: 0 LOB: 0 K: 0 BB: 0 S: 13 P: 19	R: 1 H: 1 E: 1 LOB: 2 K: 0 BB: 0 S: 16 P: 24	R: 1 H: 2 E: 0 LOB: 1 K: 1 BB: 0 S: 15 P: 22	R: 0 H: 0 E: 0 LOB: 1 K: 0 BB: 1 S: 3 P: 9	1B: 6 SF: 2 2B: 5 SAC: 2 3B: 0 DP: 0 HR: 3 HBP: 1	WP: 1 PA: 50 PB: 0 SB: 1 CS: 1	
PITCHER Chris Bosio, R (1, 1) ERA: 4.5 Tim Davis, L (5, 1) ERA: 6.43 Joe Klink, L (8, 1) ERA: 4.5	IP WLS BF H R ER SO BB IBB HBP BLK WP HR S P ERA WHIP 4.2 0 27 9 9 8 1 3 0 0 0 1 1 62 102 15.43 2.571 2.1 L 13 3 4 3 1 0 0 0 1 0 0 1 32 48 11.57 1.286 2.0 9 2 1 1 1 1 1 0 0 0 0 1 18 31 4.50 1.500											PITCHER IP WLS BF H R ER SO BB IBB HBP BLK WP HR S P ERA WHIP

Batter	1	2	3	4	5	6	7	8	9	AB R H RBI BB SO LOB
Rich Amaral, R OBP: 0.311, SLG: 0.286 (1, 7)	4-2 FC6-4 BB	0-1 L7		2-3 K	1-1 SH1-3		3-2 1B		2-1 G6-3	4 0 1 0 1 1 2
Alex Rodriguez, R OBP: 0.329, SLG: 0.551 (1, 6)	2-1 FC6-4 BB HBP 1B 1-2f	4-1 BB		3-2 HR 1B	0-2 SF8		0-2 G3-1			3 2 1 1 1 0 2
Ken Griffey Jr., L OBP: 0.362, SLG: 0.553 (1, 8)	2-1 BB 1B 1-2	1-0 L8		3-1 HR 1B	1-0 P4			2-2 HR		4 3 2 3 0 0 2
Edgar Martinez, R OBP: 0.442, SLG: 0.667 (1, 10)	4-1 1B 1-2 2-3 BB		0-0 E5 2B	3-1 E5 BB		1-0 F7		3-2 L3		4 1 0 0 1 0 0
Jay Buhner, R OBP: 0.388, SLG: 0.520 (1, 9)	3-2 K		0-0 2B	4-0 BB		0-0 2B		3-2 F8		4 1 2 0 1 1 3
Brian Hunter, R OBP: 0.333, SLG: 0.500 (1, 3)	0-0 FC5-4 1B		0-0 SH5-3 SF8 2B	3-2 P5		0-0 G6-3		2-1 L7		2 1 2 4 0 0 0
Paul Sorrento, L OBP: 0.345, SLG: 0.568 (4, PH)	1-3 2-H 3-H 1B		2-H 3-H 2B							3 0 0 0 0 0 3
Luis Sojo, R OBP: 0.280, SLG: 0.322 (1, 4)	0-1 FC5-4 1-2f		0-0 SH5-3	1-2 P4		0-1 G6-3				4 0 0 0 0 0 5
Dan Wilson, R OBP: 0.325, SLG: 0.533 (1, 2)		1-2 G6-3	0-0 SF8		2-1 2B 1B		3-2 L9		0-1 F9	4 1 1 1 0 0 0
Russ Davis, R OBP: 0.342, SLG: 0.404 (1, 5)		4-2 BB BB	2-2 P3		1-1 SH1-3 SF8 2B		0-1 F7		1-1 1B	4 1 2 1 1 0 0

Inning Stats	R: 2 E: 0 K: 13 S: 13	H: 1 LOB: 2 BB: 2 P: 28	R: 0 E: 0 K: 11 S: 11	H: 0 LOB: 2 BB: 2 P: 21	R: 3 E: 1 K: 8 S: 8	H: 2 LOB: 0 BB: 0 P: 10	R: 2 E: 1 K: 1 S: 20	H: 2 LOB: 2 BB: 1 P: 39	R: 2 E: 0 K: 11 S: 11	H: 2 LOB: 0 BB: 0 P: 16	R: 0 E: 0 K: 5 S: 5	H: 1 LOB: 1 BB: 0 P: 6	R: 0 E: 0 K: 12 S: 12	H: 1 LOB: 1 BB: 0 P: 18	R: 1 E: 0 K: 15 S: 15	H: 1 LOB: 0 BB: 0 P: 25	R: 0 E: 0 K: 7 S: 7	H: 1 LOB: 1 BB: 0 P: 10	1B: 5 2B: 4 3B: 0 HR: 2	SF: 2 SAC: 2 DP: 0 HBP: 1	WP: 0 PB: 0 SB: 0 CS: 0	PA: 46
--------------	--------------------------------	----------------------------------	--------------------------------	----------------------------------	------------------------------	----------------------------------	-------------------------------	----------------------------------	--------------------------------	----------------------------------	------------------------------	---------------------------------	--------------------------------	----------------------------------	--------------------------------	----------------------------------	------------------------------	----------------------------------	----------------------------------	------------------------------------	----------------------------------	--------

PITCHER	IP	WLS	BF	H	R	ER	SO	BB	IBB	HBP	BLK	WP	HR	S	P	ERA	WHIP
Chris Haney, L ERA: 5.84 (1, 1)	3.1		22	5	7	5	2	4	0	1	0	0	1	43	81	13.50	2.700
Julio Valera, R ERA: 5.04 (4, 1)	3.1	W	15	4	2	2	0	1	0	0	0	0	0	34	54	5.40	1.500
Mike Magnante, L ERA: 7.88 (7, 1)	2.1		9	2	1	1	0	0	0	0	0	0	1	25	38	3.86	0.857


BOTTOM

Kansas City Royals @ Seattle Mariners
The Kingdom, Seattle, WA

Fri May 10 1996, 10:05 PM EDT
Att. 24,231 - Dome

livebaseballscorecards.com

AB	36
R	10
H	11
RBI	10
BB	5
SO	2
LOB	17



Batter	1	2	3	4	5	6	7	8	9	AB R H RBI BB SO LOB	TOP	
Johnny Damon, L (1, 8) <small>OBP: 0.306, SLG: 0.396</small>	1-0 		0-0 		1-1 	0-0 			2-3 	5 0 2 0 0 1 2		
Tom Goodwin, L (1, 7) Les Norman, R (7, 7) <small>OBP: 0.261, SLG: 0.150</small>	0-2 		1-1 		2-1 			1-3 	2-3 	4 0 0 0 0 1 3 1 0 0 0 0 1 0		
Keith Lockhart, L (1, 4) <small>OBP: 0.362, SLG: 0.446</small>	2-1 		1-1 		4-0 			1-3 		3 0 2 0 1 1 0		
Bob Hamelin, L (1, 10) <small>OBP: 0.389, SLG: 0.333</small>	4-2 		0-0 		0-0 			3-3 		3 0 0 1 1 1 4		
Michael Tucker, L (1, 9) <small>OBP: 0.310, SLG: 0.470</small>	2-2 			2-3 	4-0 			4-2 		2 0 0 0 2 1 2		
Chris Stynes, R (1, 5) <small>OBP: 0.467, SLG: 0.533</small>		0-0 		0-1 	1-1 			0-1 		4 0 1 0 0 0 4		
Jose Offerman, S (1, 3) Craig Paquette, R (7, 6) <small>OBP: 0.275, SLG: 0.351</small>		0-0 		4-1 		4-2 		1-1 		0 0 0 0 2 0 0 1 0 0 0 0 0 1	AB 30 R 1 H 6 RBI 1 BB 7 SO 6 LOB 21	
Mike Macfarlane, R (1, 2) <small>OBP: 0.241, SLG: 0.341</small>		2-2 		2-1 		4-2 		0-1 		3 0 0 0 1 0 3		
David Howard, S (1, 6) Joe Vitiello, R (7, 3) <small>OBP: 0.400, SLG: 0.451</small>			0-1 		2-2 	2-1 			3-1 	3 1 1 0 0 0 2 1 0 0 0 0 0 0		
Inning Stats	R: 0 H: 1 E: 0 LOB: 2 K: 0 BB: 1 S: 12 P: 21	R: 0 H: 1 E: 0 LOB: 0 K: 0 BB: 0 S: 9 P: 11	R: 0 H: 2 E: 0 LOB: 2 K: 0 BB: 0 S: 8 P: 10	R: 0 H: 0 E: 0 LOB: 1 K: 1 BB: 1 S: 8 P: 16	R: 1 H: 2 E: 0 LOB: 3 K: 0 BB: 2 S: 10 P: 24	R: 0 H: 0 E: 0 LOB: 1 K: 0 BB: 2 S: 7 P: 17	R: 0 H: 0 E: 0 LOB: 0 K: 3 BB: 0 S: 10 P: 15	R: 0 H: 0 E: 0 LOB: 1 K: 0 BB: 1 S: 9 P: 14	R: 0 H: 0 E: 0 LOB: 0 K: 2 BB: 0 S: 10 P: 17	1B: 5 SF: 0 2B: 2 SAC: 1 3B: 0 DP: 2 HR: 0 HBP: 0	WP: 0 PA: 38 PB: 0 SB: 0 CS: 0	
PITCHER Bob Wolcott, R (1, 1) <small>ERA: 5.44</small> Rafael Carmona, R (6, 1) <small>ERA: 1.5</small>	IP WLS BF H R ER SO BB IBB HBP BLK WP HR S P ERA WHIP											PITCHER IP WLS BF H R ER SO BB IBB HBP BLK WP HR S P ERA WHIP

Kansas City Royals @ Seattle Mariners
 The Kingdome, Seattle, WA
 Sat May 11 1996, 10:05 PM EDT
 Att. 43,297 - Dome

livebaseballscorecards.com



Batter	1	2	3	4	5	6	7	8	9	AB	R	H	RBI	BB	SO	LOB
Darren Bragg, L (1, 7) OBP: 0.400, SLG: 0.611	1-0 G3-1		0-1 F7	1-2 2B		0-1 G4-3	2-3 K			5	0	1	1	0	1	1
Alex Rodriguez, R (1, 6) OBP: 0.333, SLG: 0.595	3-3 K		0-2 HR	1-0 G4-3		3-2 G5-3		1-0 1B 2B		5	2	2	1	0	1	1
Ken Griffey Jr., L (1, 8) OBP: 0.357, SLG: 0.539	0-2 G3-1		0-0 F9		2-2 G6-3	3-2 G3-1		1-2 1B 1B		5	0	1	0	0	0	0
Edgar Martinez, R (1, 10) OBP: 0.453, SLG: 0.692		1-1 HR 2B	4-2 BB BB		1-2 2B 2B		1-2 HR 2B	0-3 K		4	3	3	0	1	1	2
Jay Buhner, R (1, 9) OBP: 0.408, SLG: 0.588		3-1 HR	4-1 BB		1-1 HR 2B		0-0 HR	2-2 G1-3 1B		4	3	4	6	1	0	0
Rich Amaral, R (8, PR) OBP: 0.311, SLG: 0.286		2-H	1-2 BB		2-H		2-H	1-3 3-H		0	0	0	0	0	0	0
Paul Sorrento, L (1, 3) OBP: 0.339, SLG: 0.580		2-1 G3	0-0 F8		0-0 HR		3-3 K	2-1 G1-3		5	1	1	2	0	1	4
Dan Wilson, R (1, 2) OBP: 0.319, SLG: 0.518		1-2 G6-3		1-1 G5-3	0-1 WP 1B 1B		0-2 F9	0-0 F8		5	0	1	0	0	0	3
Joey Cora, S (1, 4) OBP: 0.266, SLG: 0.371		3-2 1B		3-1 G4-3	1-2 L7-4 WP 1B		3-2 2B			4	1	3	0	0	0	0
Russ Davis, R (1, 5) OBP: 0.347, SLG: 0.411		1-3 K		4-2 2B BB	2-1 L7-4		1-2 2B			3	1	1	1	1	1	3

Inning Stats	R: 0	H: 0	E: 0	K: 1	S: 7	LOB: 0	BB: 0	P: 11
	R: 2	H: 3	E: 0	K: 1	S: 18	LOB: 1	BB: 0	P: 28
	R: 1	H: 1	E: 0	K: 0	S: 10	LOB: 2	BB: 2	P: 18
	R: 1	H: 1	E: 0	K: 0	S: 11	LOB: 1	BB: 1	P: 21
	R: 3	H: 5	E: 0	K: 0	S: 17	LOB: 1	BB: 0	P: 24
	R: 0	H: 0	E: 0	K: 0	S: 8	LOB: 0	BB: 0	P: 14
	R: 3	H: 4	E: 0	K: 2	S: 25	LOB: 1	BB: 0	P: 35
	R: 1	H: 3	E: 0	K: 1	S: 14	LOB: 3	BB: 0	P: 20

PITCHER	IP	WLS	BF	H	R	ER	SO	BB	IBB	HBP	BLK	WP	HR	S	P	ERA	WHIP
Tim Belcher, R (1, 1) ERA: 4.44	4.1	L	25	9	7	7	2	3	0	0	0	0	3	57	93	14.54	2.769
Tim Pugh, R (5, 1) ERA: 10.59	1.2		7	3	2	2	0	0	0	0	0	1	1	18	28	10.80	1.800
Jason Jacome, L (7, 1) ERA: 8.2	2.0		11	5	2	2	3	0	0	0	0	0	0	35	50	9.00	2.500

BOTTOM

Kansas City Royals @ Seattle Mariners
The Kingdom, Seattle, WA

Sat May 11 1996, 10:05 PM EDT
Att. 43,297 - Dome

livebaseballscorecards.com

AB	40
R	11
H	17
RBI	11
BB	3
SO	5
LOB	14



WP	HR	S	P	ERA	WHIP
1	1	1	1	3	43

Batter	1	2	3	4	5	6	7	8	9	AB R H RBI BB SO LOB	TOP											
Jose Offerman, S (1, 3) OBP: 0.386, SLG: 0.386	2-3 K		3-3 K		1-1 F9		0-0 1B	1-3 K		5 0 1 0 0 3 5												
Chris Stynes, R (1, 7) OBP: 0.500, SLG: 0.550	1-2 S		2-0 BLK		1-0 1B		0-1 P4	0-0 FC5-4		5 1 3 1 0 0 4												
Bip Roberts, S (1, 4) OBP: 0.340, SLG: 0.391	1-2 F8		0-0 G1-3		1-3 K		1-3 K	3-3 K		5 0 0 0 0 3 8												
Joe Vitiello, R (1, 10) OBP: 0.411, SLG: 0.446	4-2 E			2-2 G5-3		4-2 FC6-4		1-2 BB	1-3 K	3 1 1 0 2 1 0												
Craig Paquette, R (1, 5) OBP: 0.256, SLG: 0.325	1-3 K		1-3 K		0-0 FC6-4		1-2 FC3	1-2 BB	1-0 F7	3 0 0 0 0 2 2												
Keith Lockhart, L (8, PH) OBP: 0.364, SLG: 0.447	1-3 K			2-3 K		1-1 F7		4-1 BB	1-3 K	2 1 1 0 0 0 0												
Les Norman, R (1, 9) OBP: 0.230, SLG: 0.143		0-0 P3		4-2 BB		1-1 F7		1-2 BB		1 0 0 0 1 0 0												
Michael Tucker, L (6, PH) OBP: 0.311, SLG: 0.462				1-2 P6		3-2 F8		1-2 BB		2 1 0 0 1 1 1												
David Howard, S (1, 6) OBP: 0.295, SLG: 0.353		0-0 F7		1-2 P6		3-2 F8		0-0 FC3		4 1 0 1 0 0 3												
Sal Fasano, R (1, 2) OBP: 0.242, SLG: 0.273		1-3 K			3-3 K		1-3 K	4-2 FC5-4		3 0 0 0 0 3 0												
Bob Hamelin, L (8, PH) OBP: 0.395, SLG: 0.333								1-2 BB		0 0 0 0 1 0 0												
Johnny Damon, L (8, PR) OBP: 0.306, SLG: 0.396								1-2 BB		0 0 0 0 0 0 0												
Tom Goodwin, L (1, 8) OBP: 0.326, SLG: 0.320			0-1 CS		2-2 1B		4-1 1B	4-2 FC5-4		2 0 2 0 1 0 0												
Mike Macfarlane, R (8, PH) OBP: 0.250, SLG: 0.341								1-2 BB		0 0 0 1 1 0 0												
Inning Stats	R: 1 E: 0 K: 2 S: 20	H: 1 LOB: 1 BB: 1 P: 29	R: 0 E: 0 K: 1 S: 5	H: 0 LOB: 0 BB: 0 P: 6	R: 0 E: 0 K: 1 S: 7	H: 2 LOB: 1 BB: 0 P: 12	R: 0 E: 0 K: 1 S: 14	H: 0 LOB: 1 BB: 1 P: 23	R: 0 E: 0 K: 2 S: 13	H: 2 LOB: 2 BB: 0 P: 21	R: 0 E: 0 K: 0 S: 10	H: 0 LOB: 1 BB: 1 P: 18	R: 0 E: 0 K: 2 S: 10	H: 1 LOB: 2 BB: 1 P: 16	R: 4 E: 1 K: 2 S: 21	H: 2 LOB: 3 BB: 3 P: 39	R: 0 E: 0 K: 2 S: 7	H: 0 LOB: 0 BB: 0 P: 10	1B: 8 2B: 0 3B: 0 HR: 0	SF: 0 SAC: 0 DP: 0 HBP: 0	WP: 0 PB: 0 SB: 6 CS: 1	PA: 42
PITCHER	IP WLS BF H R ER SO BB IBB HBP BLK WP HR S P ERA WHIP																					
Randy Johnson, L (1, 1) ERA: 3.83	5.0 W 22 5 1 1 7 3 0 0 0 0 0 0 61 97 1.80 1.600																					
Bob Wells, R (6, 1) ERA: 1.63	2.0 8 1 0 0 2 1 0 0 0 0 0 0 18 28 0.00 1.000																					
Michael Jackson, R (8, 1) ERA: 5.4	0.0 4 2 4 2 0 1 0 0 0 0 0 0 10 16 ∞ ∞																					
Norm Charlton, L (8, 1) ERA: 1.76	2.0 S 8 0 0 0 4 2 0 0 0 0 0 0 18 33 0.00 1.000																					

Kansas City Royals @ Seattle Mariners
The Kingdome, Seattle, WA
Sun May 12 1996, 6:33 AM EDT
Att. 27,470 - Dome

livebaseballscorecards.com

AB	35
R	5
H	8
RBI	3
BB	7
SO	13
LOB	23



Batter	1	2	3	4	5	6	7	8	9
Darren Bragg, L OBP: 0.422, SLG: 0.659 (1, 7) C B B B X	3-2 G3 ①		1-2 K ② 1 SAFE 1 SAFE 1 SAFE		2-2 SH2-3 2B S 2B 2-H	3-2 S SF9 2B		1-1 HR 1B	
Alex Rodriguez, R OBP: 0.353, SLG: 0.701 (1, 6) B F C B X	3-2 2B		2-0 HR 1-H		0-0 SH2-3 2-3	1-1 SF9 2-H		1-2 HR 1-H	
Ken Griffey Jr., L OBP: 0.358, SLG: 0.530 (1, 8) B B X	2-0 F7 ②		0-0 E2		4-1 2B BB	0-0 2B 1B		2-1 G4-3 ③	
Edgar Martinez, R OBP: 0.455, SLG: 0.701 (1, 10) X	0-0 F8 ③		1-1 F9 ③		0-0 2B 1-3 3-H	2-1 SAFE 2B 1-H			
Jay Buhner, R OBP: 0.398, SLG: 0.570 (1, 9) S B C B X		2-3 K ①		2-1 P2 ① B B S S X	2-3 K ②		0-1 G5-3 ①		
Paul Sorrento, L OBP: 0.344, SLG: 0.583 (1, 3) B B X		1-0 F7 ②		2-2 2B ② B F C B B B	4-2 BB		1-1 L6 ②		
Dan Wilson, R OBP: 0.317, SLG: 0.518 (1, 2) C B X		0-1 L7 ③		2-2 2B ③ C C B B F F B B X	0-0 F8 ③		2-0 F8 ③		
Joey Cora, S OBP: 0.273, SLG: 0.378 (1, 4) B C B B B			4-1 HR BB ②	3-1 F7 ② B B C B B X		3-2 S 2B ①		3-2 G3-1 ①	
Russ Davis, R OBP: 0.336, SLG: 0.396 (1, 5) C D C C S			1-3 K ③ 1 SAFE 1 SAFE 1 SAFE 1 SAFE	2-3 K ③ S B B S S		2-2 G6-3 ① F F B B X		3-2 G6-3 ② C B B B S X	

AB	R	H	RBI	BB	SO	LOB
5	3	3	1	0	1	1
3	2	3	5	0	0	0
4	0	1	0	1	0	1
4	0	2	1	0	0	2
4	0	0	0	0	2	2
3	1	1	0	1	0	0
4	0	1	1	0	0	3
3	2	1	0	1	0	1
4	0	0	0	0	2	3

BOTTOM

Kansas City Royals @ Seattle Mariners
The Kingdom, Seattle, WA
Sun May 12 1996, 6:33 AM EDT
Att. 27,470 - Dome

livebaseballscorecards.com

AB	34
R	8
H	12
RBI	8
BB	3
SO	5
LOB	13



1B: 2	SF: 1	WP: 0	PA: 39
2B: 8	SAC: 1	PB: 0	
3B: 0	DP: 0	SB: 2	
HR: 2	HBP: 0	CS: 0	

Inning Stats		R: 0	H: 1	R: 0	H: 0	R: 2	H: 1	R: 1	H: 2	R: 1	H: 2	R: 0	H: 0	R: 2	H: 2	R: 0	H: 0	R: 2	H: 2	
		E: 0	LOB: 1	E: 0	LOB: 0	E: 1	LOB: 1	E: 0	LOB: 1	E: 0	LOB: 3	E: 0	LOB: 0	E: 0	LOB: 2	E: 0	LOB: 0	E: 0	LOB: 0	
		K: 0	BB: 0	K: 1	BB: 0	K: 2	BB: 1	K: 1	BB: 0	K: 1	BB: 2	K: 0	BB: 0	K: 0	BB: 0	K: 0	BB: 0	K: 0	BB: 0	
		S: 8	P: 16	S: 6	P: 9	S: 11	P: 20	S: 14	P: 25	S: 12	P: 24	S: 5	P: 8	S: 15	P: 24	S: 5	P: 8	S: 15	P: 24	
PITCHER		IP	WLS	BF	H	R	ER	SO	BB	IBB	HBP	BLK	WP	HR	S	P	ERA	WHIP		
Doug Linton, R ERA: 5.4 (1, 1)		4.2	L	23	6	4	4	5	2	0	0	0	0	1	48	87	7.71	1.714		
Mike Magnante, L ERA: 7.85 (5, 1)		2.1		11	4	2	2	0	1	0	0	0	0	0	25	43	7.71	2.143		
Hipolito Pichardo, R ERA: 7.2 (8, 1)		1.0		5	2	2	2	0	0	0	0	0	0	1	15	24	18.00	2.000		

Batter	1	2	3	4	5	6	7	8	9	AB R H RBI BB SO LOB	TOP																		
Bip Roberts, S (1, 4) OBP: 0.347, SLG: 0.393 Craig Paquette, R (6, 5) OBP: 0.244, SLG: 0.310	4-2 CS BB	0-2 2-H 1B		2-3 K			2-3 K		1-2 F8	2 0 1 1 1 1 0 2 0 0 0 0 1 0																			
Tom Goodwin, L (1, 7) OBP: 0.324, SLG: 0.318	1-3 SAFE K	3-2 G3			2-2 BB 1B		2-2 L6			4 1 1 0 0 1 2																			
Keith Lockhart, L (1, 5) OBP: 0.378, SLG: 0.469 (6, 4)	4-2 1-2 BB		0-0 F7		4-0 1B SF9 BB		0-0 3B			2 1 1 0 2 0 0																			
Johnny Damon, L (1, 8) OBP: 0.311, SLG: 0.399	3-1 L6-3		1-2 2B SF7 1B		0-1 F9-3 1B		1-2 G1-3			4 1 2 1 0 0 2																			
Bob Hamelin, L (1, 10)		1-2 2B 1B	1-0 2B		2-1 SF9		3-2 L4-3 1B			3 1 3 1 0 0 0																			
Michael Tucker, L (1, 9) OBP: 0.309, SLG: 0.454		4-2 2B BB	1-0 SF7		3-2 F9-3		2-1 L4-3			2 1 0 1 1 0 2																			
Jose Offerman, S (1, 3) OBP: 0.381, SLG: 0.390		2-2 1B 2B	0-1 L4		1-2 G5-3		1-0 G6-3			4 0 1 2 0 0 1																			
David Howard, S (1, 6) OBP: 0.286, SLG: 0.341		2-1 F8		1-2 G3-1		1-2 F7		0-3 K		4 0 0 0 0 1 1																			
Sal Fasano, R (1, 2) OBP: 0.246, SLG: 0.276 Chris Stynes, R (9, PH) OBP: 0.476, SLG: 0.524		0-1 2-H 1B		0-1 F9		2-2 F6		1-2 G1-3		3 1 1 0 0 0 0 1 0 0 0 0 0 0																			
Inning Stats	R: 0 E: 0 K: 1 S: 12	H: 0 LOB: 1 BB: 2 P: 23	R: 3 E: 0 K: 0 S: 18	H: 4 LOB: 1 BB: 1 P: 30	R: 1 E: 0 K: 0 S: 8	H: 2 LOB: 1 BB: 0 P: 11	R: 0 E: 0 K: 1 S: 9	H: 0 LOB: 0 BB: 0 P: 12	R: 2 E: 0 K: 0 S: 11	H: 2 LOB: 0 BB: 1 P: 22	R: 0 E: 0 K: 0 S: 11	H: 0 LOB: 0 BB: 0 P: 15	R: 0 E: 0 K: 1 S: 10	H: 1 LOB: 1 BB: 0 P: 15	R: 0 E: 0 K: 0 S: 6	H: 1 LOB: 0 BB: 0 P: 12	R: 0 E: 0 K: 1 S: 9	H: 0 LOB: 0 BB: 0 P: 11	1B: 7 2B: 4 3B: 1 HR: 0	SF: 2 SAC: 0 DP: 2 HBP: 0	WP: 0 PB: 0 SB: 0 CS: 1	PA: 37							
PITCHER	IP WLS BF H R ER SO BB IBB HBP BLK WP HR S P ERA WHIP																												
Bobby Witt, R (1, 1) ERA: 5.98	4.0	W	22	8	6	6	2	4	0	0	0	0	0	53	88	13.50	3.000												
Dennis Cook, L (5, 1) ERA: 3.18	4.0	W	12	2	0	0	1	0	0	0	0	0	0	32	52	0.00	0.500												
Mike Henneman, R (9, 1) ERA: 3.86	1.0	S	3	0	0	0	1	0	0	0	0	0	0	9	11	0.00	0.000												

Kansas City Royals @ Texas Rangers
 The Ballpark at Arlington, Arlington, TX
 Mon May 13 1996, 8:05 PM EDT
 Att. 22,981 - Unknown - 79 F

livebaseballscorecards.com

AB	31
R	6
H	10
RBI	6
BB	4
SO	4
LOB	8



Batter	1	2	3	4	5	6	7	8	9
Mark McLemore, S OBP: 0.400, SLG: 0.386	4-0 29 1B BLK BB		2-2 G3	0-0 2-H HR		2-0 G4-3		3-2 BB 1B	
Ivan Rodriguez, R OBP: 0.348, SLG: 0.454	3-2 G5-3		1-0 F7	0-1 1B		3-2 2B		4-0 1B 29 2B BB	
Will Clark, L OBP: 0.434, SLG: 0.477	4-2 29 1B BB		1-2 1B	0-0 G5-3		0-3 K		1-0 29 2B 1B	
Mickey Tettleton, S OBP: 0.415, SLG: 0.529	1-2 K		0-1 G4-3		1-2 FC5 29 BB 1B		1-0 1B 1B	1-3 K	
29 Rusty Greer, L OBP: 0.388, SLG: 0.475	1-1 1-2 2-3 1B			3-1 1B 2B	4-0 FC5 BB		1-1 L7	1-1 1-H 3-H 2B	
Dean Palmer, R OBP: 0.331, SLG: 0.500	2-3 K		1-2 L7	1-2 L7	3-3 K		1-0 FC6-4 1B	2-3 K	
Warren Newson, L OBP: 0.381, SLG: 0.392 Rikkert Faneyte, R		1-1 G5-4-3 1B		0-1 2B G6-3 1B	2-1 FC5		2-3 K		
Damon Buford, R OBP: 0.368, SLG: 0.412		1-2 G5-4-3		0-1 HR 2B	2-1 F2		2-2 FC6-4		
Kevin Elster, R OBP: 0.284, SLG: 0.504		1-2 F9		3-2 G6-3		0-1 G5-3		0-3 K	

Inning Stats	R: 0	H: 1	E: 0	LOB: 3	K: 2	S: 15	P: 30
	R: 0	H: 1	E: 0	LOB: 0	K: 0	S: 10	P: 13
	R: 0	H: 1	E: 0	LOB: 1	K: 0	S: 9	P: 13
	R: 4	H: 5	E: 0	LOB: 1	K: 0	S: 16	P: 23
	R: 0	H: 1	E: 0	LOB: 2	K: 1	S: 10	P: 22
	R: 0	H: 1	E: 0	LOB: 1	K: 1	S: 9	P: 14
	R: 0	H: 2	E: 0	LOB: 2	K: 1	S: 10	P: 17
	R: 3	H: 3	E: 0	LOB: 1	K: 3	S: 18	P: 30

PITCHER	IP	WLS	BF	H	R	ER	SO	BB	IBB	HBP	BLK	WP	HR	S	P	ERA	WHIP
Kevin Appier, R ERA: 2.83	(1, 1)		5	1	0	0	1	2	0	0	1	0	0	12	25	0.00	4.500
Julio Valera, R ERA: 5.79	(1, 1)		15	7	4	4	1	0	0	0	0	0	1	37	53	12.00	2.333
Jason Jacome, L ERA: 7.78	(4, 1)		5	1	0	0	1	1	0	0	0	0	0	9	19	0.00	2.000
Tim Pugh, R ERA: 9.31	(5, 1)		10	3	0	0	2	0	0	0	0	0	0	21	35	0.00	1.286
Jeff Montgomery, R ERA: 2.35	(8, 1)	L	7	3	3	3	3	1	0	0	0	0	0	18	30	27.00	4.000

AB R H RBI BB SO LOB

4	2	2	2	1	0	0
4	1	2	0	1	0	1
4	1	2	1	1	1	2
5	0	2	0	0	2	5
4	1	3	2	1	0	1
5	0	1	0	0	3	7
4	1	2	1	0	1	4
0	0	0	0	0	0	0
4	1	1	0	0	0	5
4	0	0	1	0	1	1


AB	38
R	7
H	15
RBI	7
BB	4
SO	8
LOB	26



WP	PA	ERA	WHIP
0	42		
0			
0			

Kansas City Royals @ Texas Rangers
 The Ballpark at Arlington, Arlington, TX
 Mon May 13 1996, 8:05 PM EDT
 Att: 22,981 - Unknown - 79 F

livebaseballscorecards.com

Batter	1	2	3	4	5	6	7	8	9	AB R H RBI BB SO LOB	TOP									
Bip Roberts, S (1, 4) OBP: 0.338, SLG: 0.381	1-1 F8	1-3 K			2-2 F8			1-1 G1-3		4 0 0 0 0 1 2										
Tom Goodwin, L (1, 7) OBP: 0.317, SLG: 0.311 Joe Vitiello, R (6, 3) OBP: 0.417, SLG: 0.453	0-0 L6		2-3 K		0-0 G1-3			0-1 1B		3 0 0 0 0 1 0 1 0 1 0 0 0 0										
Keith Lockhart, L (1, 5) OBP: 0.383, SLG: 0.470	2-1 1B		2-1 1B		1-1 L8			0-1 G4-3		4 0 2 0 0 0 0										
Johnny Damon, L (1, 8) OBP: 0.311, SLG: 0.393 Chris Stynes, R (9, PH) OBP: 0.455, SLG: 0.500	4-0 1-2 BB		1-0 F7		1-2 G4-3			1-3 K		2 0 0 0 1 0 1 1 0 0 0 0 1 0										
Bob Hamelin, L (1, 10) OBP: 0.402, SLG: 0.356	3-2 F9		4-0 1-2 BB		2-2 P2			1-2 G4-3		3 0 0 0 1 0 2										
Michael Tucker, L (1, 9) OBP: 0.307, SLG: 0.443		4-0 1B BB	1-2 G3		1-3 K			0-0 F8		3 0 0 0 1 1 2										
Jose Offerman, S (1, 3) OBP: 0.375, SLG: 0.383 Les Norman, R (6, 7) OBP: 0.269, SLG: 0.136		0-0 B1		2-2 F7			0-0 P3			2 0 0 0 0 0 1 1 0 0 0 0 0 0	AB 30 R 0 H 4 RBI 0 BB 3 SO 5 LOB 10									
David Howard, S (1, 6) OBP: 0.289, SLG: 0.344 Craig Paquette, R (5, 6) OBP: 0.239, SLG: 0.302		2-2 1B		0-0 L5			1-1 F9			2 0 1 0 0 0 0 1 0 0 0 0 0 0										
Sal Fasano, R (1, 2) OBP: 0.235, SLG: 0.262		1-3 K		1-2 G6-3			1-1 F8			3 0 0 0 0 1 2										
Inning Stats	R: 0 E: 0 K: 0 S: 8	H: 1 LOB: 2 BB: 1 P: 18	R: 0 E: 0 K: 2 S: 10	H: 1 LOB: 2 BB: 1 P: 18	R: 0 E: 0 K: 1 S: 11	H: 0 LOB: 0 BB: 0 P: 11	R: 0 E: 0 K: 0 S: 6	H: 0 LOB: 0 BB: 0 P: 9	R: 0 E: 0 K: 1 S: 9	H: 0 LOB: 0 BB: 0 P: 13	R: 0 E: 0 K: 0 S: 5	H: 0 LOB: 0 BB: 0 P: 7	R: 0 E: 0 K: 1 S: 6	H: 1 LOB: 0 BB: 0 P: 7	R: 0 E: 0 K: 1 S: 8	H: 0 LOB: 0 BB: 0 P: 10	1B: 4 2B: 0 3B: 0 HR: 0	SF: 0 SAC: 0 DP: 0 HBP: 0	WP: 0 PB: 0 SB: 0 CS: 0	PA: 33
PITCHER Ken Hill, R (1, 1) ERA: 2.71	IP: 9.0 WLS: W BF: 33 H: 4 R: 0 ER: 0 SO: 5 BB: 3 IBB: 0 HBP: 0 BLK: 0 WP: 0 HR: 0 S: 71 P: 114 ERA: 0.00 WHIP: 0.778											PITCHER IP: WLS: BF: H: R: ER: SO: BB: IBB: HBP: BLK: WP: HR: S: P: ERA: WHIP:								

Kansas City Royals @ Texas Rangers
The Ballpark at Arlington, Arlington, TX

Tue May 14 1996, 8:05 PM EDT
Att. 28,999 - Unknown - 86 F

livebaseballscorecards.com

Batter	1	2	3	4	5	6	7	8	9	AB R H RBI BB SO LOB	TOP											
Bip Roberts, S (1, 4) OBP: 0.348, SLG: 0.399	3-2 CS 1B		0-0 1-2 2-H 1B		2-0 G4-3 E 2B		1-2 F7 2			4 1 3 1 0 0 0												
Tom Goodwin, L (1, 7) OBP: 0.315, SLG: 0.309	3-3 1-2 K		0-0 F7 2		1-0 B2 1		0-2 1B			4 0 1 0 0 1 4												
Keith Lockhart, L (1, 5) OBP: 0.370, SLG: 0.452	1-0 F8 3		1-2 G3 3		2-1 G4-3 2		1-0 G3 3			4 0 0 0 0 0 4												
Joe Vitiello, R (1, 10) OBP: 0.410, SLG: 0.456		1-3 K 1		3-2 E 1B 2B		3-2 E5		2-3 K 1		4 1 1 0 0 2 0												
Johnny Damon, L (1, 8) OBP: 0.303, SLG: 0.382		2-1 F7 2		0-1 E1 1B G1-3 2-3		1-0 P2 3		0-1 F7 2		4 0 0 0 0 0 2												
Jose Offerman, S (1, 3) OBP: 0.363, SLG: 0.369		2-3 K 3		0-0 G1-3 1-2		1-3 K 1		0-1 L4 3		4 0 0 0 0 2 2												
Mike Macfarlane, R (1, 2) OBP: 0.250, SLG: 0.337			1-0 P6 1	0-0 FC5-4 1B 2-3 3-H		1-1 F7 2			2-3 K 1	4 0 1 1 0 1 0	AB 36											
Michael Tucker, L (1, 9) OBP: 0.306, SLG: 0.437			0-0 1B 1B 2		2-3 K 3		2-3 K 3		1-1 P5 2	4 1 1 0 0 2 2	R 3											
Craig Paquette, R (1, 6) OBP: 0.245, SLG: 0.304			2-2 1B 1B 1-2		0-1 FC5-4 3		1-1 P4 1		1-0 F7 3	3 0 1 0 0 0 2	H 8											
David Howard, S (7, 6) OBP: 0.287, SLG: 0.341										1 0 0 0 0 0 0	RBI 2											
Inning Stats	R: 0 E: 0 K: 1 S: 8	H: 1 LOB: 0 BB: 0 P: 15	R: 0 E: 0 K: 2 S: 8	H: 0 LOB: 0 BB: 0 P: 13	R: 1 E: 0 K: 0 S: 11	H: 3 LOB: 2 BB: 0 P: 14	R: 1 E: 1 K: 1 S: 14	H: 2 LOB: 2 BB: 0 P: 19	R: 1 E: 1 K: 0 S: 11	H: 1 LOB: 1 BB: 0 P: 20	R: 0 E: 0 K: 2 S: 9	H: 0 LOB: 0 BB: 0 P: 13	R: 0 E: 0 K: 0 S: 11	H: 1 LOB: 1 BB: 0 P: 14	R: 0 E: 0 K: 1 S: 6	H: 0 LOB: 0 BB: 0 P: 10	R: 0 E: 0 K: 1 S: 6	H: 0 LOB: 0 BB: 0 P: 10	1B: 6 2B: 3 3B: 0 HR: 0	SF: 0 SAC: 0 DP: 1 HBP: 0	WP: 0 PB: 0 SB: 0 CS: 1	PA: 36
PITCHER Roger Pavlik, R (1, 1) ERA: 4.7	IP: 9.0 WLS: L BF: 36 H: 8 R: 3 ER: 2 SO: 8 BB: 0 IBB: 0 HBP: 0 BLK: 0 WP: 0 HR: 0 S: 86 P: 128 ERA: 2.00 WHIP: 0.889											PITCHER IP: WLS: BF: H: R: ER: SO: BB: IBB: HBP: BLK: WP: HR: S: P: ERA: WHIP:										

Kansas City Royals @ Texas Rangers
The Ballpark at Arlington, Arlington, TX
Wed May 15 1996, 8:05 PM EDT
Att. 26,881 - Unknown - 86 F

livebaseballscorecards.com

AB 36
R 3
H 8
RBI 2
BB 0
SO 8
LOB 16



Batter	1	2	3	4	5	6	7	8	9	AB R H RBI BB SO LOB	BOTTOM											
Darryl Hamilton, L OBP: 0.372, SLG: 0.386 (1, 8)	1-2 F7 ①		0-1 2B 1B		0-0 G4-3 ③			0-1 1B 1B	2-2 FC6 ③ 1-2f	5 0 2 0 0 0 1	Kansas City Royals @ Texas Rangers The Ballpark at Arlington, Arlington, TX Wed May 15 1996, 8:05 PM EDT Att: 26,881 - Unknown - 86 F											
Ivan Rodriguez, R OBP: 0.341, SLG: 0.447 (1, 2)	1-1 L1 ②		2-2 2B 1-3			0-1 F7 ①		1-1 F9 ①		4 0 1 0 0 0 1												
Will Clark, L OBP: 0.425, SLG: 0.464 (1, 3)	0-0 WP 1B		3-2 G4-3 ③			0-2 P6 ②		1-1 F8 ②		4 0 1 0 0 0 3												
Mickey Tettleton, S OBP: 0.427, SLG: 0.598 (1, 10)	3-2 G6-3 ③ 1-3			1-0 29 G3-1 2B		1-2 F7 ③		3-2 SAFE 1B 1-2		4 0 2 0 0 0 1												
Dean Palmer, R OBP: 0.333, SLG: 0.522 (1, 5)		2-3 K ①		2-1 F7 ①			1-3 K ①	0-3 K ③		4 0 0 0 0 3 3												
29 Rusty Greer, L OBP: 0.399, SLG: 0.500 (1, 7)		0-0 G1-3 ②		2-0 G3-1 ② 2-3		0-0 F7 1B 1B		3-2 HR		4 1 2 1 0 0 1												
Mark McLemore, S OBP: 0.392, SLG: 0.372 (1, 4)		2-0 G5-3 ③		0-3 K ③		0-1 F7 1B 1-2		0-2 G4-3 ①		4 0 1 0 0 1 1												
Damon Buford, R OBP: 0.357, SLG: 0.395 Kurt Stillwell, S OBP: 0.364, SLG: 0.400 (9, PH)			1-2 P6 ①		0-1 F8 ①		2-2 F7 ② 1-2 2-3	0-0 FC4-6 1B		3 0 0 0 0 0 2 1 0 1 0 0 0 0												
Kevin Elster, R OBP: 0.284, SLG: 0.488 Warren Newson, L OBP: 0.382, SLG: 0.411 (9, PH)			1-3 K ②		2-2 F8 ②		3-1 F7 ③	3-1 FC4-6 ② 1-2f		3 0 0 0 0 1 2 1 0 0 0 0 0 1												
Inning Stats	R: 0 E: 0 K: 0 S: 9	H: 1 LOB: 1 BB: 0 P: 14	R: 0 E: 0 K: 1 S: 6	H: 0 LOB: 0 BB: 0 P: 10	R: 0 E: 0 K: 1 S: 18	H: 2 LOB: 2 BB: 0 P: 25	R: 0 E: 0 K: 1 S: 7	H: 1 LOB: 1 BB: 0 P: 12	R: 0 E: 0 K: 0 S: 6	H: 0 LOB: 0 BB: 0 P: 8		R: 0 E: 0 K: 1 S: 8	H: 0 LOB: 0 BB: 0 P: 9	R: 0 E: 0 K: 1 S: 13	H: 2 LOB: 2 BB: 0 P: 19	R: 0 E: 0 K: 1 S: 13	H: 2 LOB: 2 BB: 0 P: 18	R: 1 E: 0 K: 0 S: 12	H: 2 LOB: 1 BB: 0 P: 20	1B: 7 2B: 2 3B: 0 HR: 1	SF: 0 SAC: 0 DP: 0 HBP: 0	WP: 2 PB: 0 SB: 0 CS: 0
PITCHER	IP WLS BF H R ER SO BB IBB HBP BLK WP HR S P ERA WHIP																					
Chris Haney, L ERA: 4.99 Jeff Montgomery, R ERA: 2.59	(1, 1) 7.2 W 31 8 0 0 4 0 0 0 0 1 0 77 112 0.00 1.043	(8, 1) 1.1 S 6 2 1 1 1 0 0 0 0 0 1 15 23 6.75 1.500																				

livebaseballscorecards.com

AB	37
R	1
H	10
RBI	1
BB	0
SO	5
LOB	16



Batter	1	2	3	4	5	6	7	8	9	AB R H RBI BB SO LOB	TOP
Otis Nixon, S (1, 8) OBP: 0.377, SLG: 0.329 	0-2 G4-3 		0-0 1B		1-0 1B			3-2 G4-3 		4 0 2 0 0 0 0	
Domingo Cedeño, S (1, 4) OBP: 0.362, SLG: 0.407 	4-2 G4-3 BB		0-3 K 		1-2 L4 			0-0 P1 		3 0 0 0 1 1 2	
Carlos Delgado, L (1, 3) OBP: 0.367, SLG: 0.500 	0-1 G4-3 			1-2 P4 		1-2 G6-4-3 1B		1-3 K 		4 0 1 0 0 1 1	
Joe Carter, R (1, 7) OBP: 0.356, SLG: 0.558 	0-3 K 			1-2 E3 		0-0 G6-4-3 1-2f		0-2 F9 		4 0 0 0 0 1 2	
Ed Sprague, R (1, 5) OBP: 0.371, SLG: 0.537 		1-0 F7 		1-3 K 		2-1 F8 		1-2 HR		4 1 1 1 0 1 1	
John Olerud, L (1, 10) OBP: 0.387, SLG: 0.464 		1-2 F8 		4-0 BB		2-2 FC6-4 1B		3-1 HR		3 1 2 1 1 0 0	
Shawn Green, L (1, 9) OBP: 0.294, SLG: 0.347 		0-2 G3 		2-3 K 		1-2 FC6-4 1-2f		0-1 G6-4-3 1B		4 0 1 0 0 1 3	
Sandy Martínez, L (1, 2) OBP: 0.269, SLG: 0.329 			1-3 K 		0-1 G6-3 		0-0 F7 	1-1 G6-4-3 1-2f		4 0 0 0 0 1 2	
Alex Gonzalez, R (1, 6) OBP: 0.300, SLG: 0.446 			3-1 F7 		2-2 F9 		1-2 G1-3 			3 0 0 0 0 0 1	
Inning Stats	R: 0 H: 0 E: 0 LOB: 1 K: 1 BB: 1 S: 11 P: 15	R: 0 H: 0 E: 0 LOB: 0 K: 0 BB: 0 S: 8 P: 10	R: 0 H: 1 E: 0 LOB: 1 K: 2 BB: 0 S: 9 P: 13	R: 0 H: 0 E: 1 LOB: 2 K: 2 BB: 1 S: 12 P: 21	R: 0 H: 1 E: 0 LOB: 1 K: 0 BB: 0 S: 9 P: 13	R: 0 H: 1 E: 0 LOB: 0 K: 0 BB: 0 S: 6 P: 9	R: 0 H: 1 E: 0 LOB: 1 K: 0 BB: 0 S: 11 P: 15	R: 0 H: 0 E: 0 LOB: 0 K: 1 BB: 0 S: 8 P: 12	R: 2 H: 3 E: 0 LOB: 0 K: 0 BB: 0 S: 12 P: 17	1B: 5 SF: 0 2B: 0 SAC: 0 3B: 0 DP: 2 HR: 2 HBP: 0	WP: 0 PA: 35 PB: 0 SB: 1 CS: 0
PITCHER Tim Belcher, R (1, 1) ERA: 4.12 Jeff Montgomery, R (9, 1) ERA: 2.52	IP WLS BF H R ER SO BB IBB HBP BLK WP HR S P ERA WHIP 8.1 W 33 6 2 2 6 2 0 0 0 0 0 2 82 120 2.16 0.960 0.2 S 2 1 0 0 0 0 0 0 0 0 0 0 4 5 0.00 1.500	PITCHER IP WLS BF H R ER SO BB IBB HBP BLK WP HR S P ERA WHIP									

Toronto Blue Jays @ Kansas City Royals
 Kauffman Stadium, Kansas City, MO

Fri May 17 1996, 7:05 PM CDT
 Att. 20,079 - Unknown - 87 F

AB	33
R	2
H	7
RBI	2
BB	2
SO	6
LOB	12



Batter	1	2	3	4	5	6	7	8	9
Bip Roberts, S OBP: 0.358, SLG: 0.400 (1, 4)	4-1 E G4-3 BB		3-2 X 1B 2-H 3-H		1-2 F8		4-0 IBB		
Tom Goodwin, L OBP: 0.307, SLG: 0.300 (1, 7)	2-2 SAFE G4-3 1-H		3-2 SAFE L8		0-0 G1-3		1-0 FC5 2-3f		
Keith Lockhart, L OBP: 0.362, SLG: 0.463 (1, 5)	0-1 G4-6-3 1B		0-1 1-2 1B		0-0 G6-3		0-2 F8 S E 1B		
Bob Hamelin, L OBP: 0.389, SLG: 0.341 (1, 10)	2-1 SAFE G4-6-3 1-2f		3-3 K		2-3 K		1-2 SAFE F8 1-3		
Michael Tucker, L OBP: 0.304, SLG: 0.426 (1, 9)		2-3 K	3-0 G4-3		4-1 BB		0-1 E3 G6-3 3-H		
Jose Offerman, S OBP: 0.359, SLG: 0.374 (1, 3)		3-1 CS 2B		1-1 G4-3		1-1 F7		1-2 G6-3 2-3	
Craig Paquette, R OBP: 0.245, SLG: 0.286 (1, 6)		0-2 P6 2-3		1-3 K			1-0 P6	4-0 IBB	
Johnny Damon, L OBP: 0.302, SLG: 0.378 (1, 8)			1-1 2B 1B 1B	2-0 G4-3			2-2 G5-3	3-1 SAFE F8	
Mike Macfarlane, R OBP: 0.263, SLG: 0.371 (1, 2)			2-0 SAFE 1B 1-3 1B 2B		1-2 P5		1-1 FC5 2B		

Inning Stats	R: 1	H: 1	E: 1	LOB: 0	K: 0	BB: 1	S: 8	P: 16	R: 0	H: 1	E: 0	LOB: 0	K: 1	BB: 0	S: 9	P: 14	R: 2	H: 4	E: 0	LOB: 2	K: 1	BB: 0	S: 22	P: 35	R: 0	H: 0	E: 0	LOB: 0	K: 0	BB: 0	S: 10	P: 12	R: 0	H: 0	E: 0	LOB: 1	K: 1	BB: 1	S: 7	P: 14	R: 0	H: 1	E: 0	LOB: 2	K: 0	BB: 1	S: 7	P: 16	R: 1	H: 1	E: 1	LOB: 2	K: 0	BB: 1	S: 13	P: 22
--------------	------	------	------	--------	------	-------	------	-------	------	------	------	--------	------	-------	------	-------	------	------	------	--------	------	-------	-------	-------	------	------	------	--------	------	-------	-------	-------	------	------	------	--------	------	-------	------	-------	------	------	------	--------	------	-------	------	-------	------	------	------	--------	------	-------	-------	-------

PITCHER	IP	WLS	BF	H	R	ER	SO	BB	IBB	HBP	BLK	WP	HR	S	P	ERA	WHIP
Juan Guzman, R ERA: 3.17 (1, 1)	7.0	L	29	7	3	2	4	2	1	0	0	0	0	69	117	2.57	1.286
Brian Bohanon, L ERA: 6.27 (8, 1)	1.0		6	1	1	1	0	0	1	0	0	0	0	13	22	9.00	1.000

AB R H RBI BB SO LOB

2	1	1	2	2	0	0
4	0	0	1	0	0	3
4	1	3	0	0	0	0
4	0	0	0	0	2	4
3	0	0	1	1	1	2
4	0	1	0	0	0	2
3	0	0	0	1	1	1
4	1	1	0	0	0	2
3	1	2	0	0	0	0

AB	R	H	RBI	BB	SO	LOB
31	4	8	4	4	4	14



Toronto Blue Jays @ Kansas City Royals
Kauffman Stadium, Kansas City, MO
Fri May 17 1996, 7:05 PM CDT
Att: 20,079 - Unknown - 87 F

livebaseballscores.com

WP	PA	ERA	WHIP
0	35		

Batter	1	2	3	4	5	6	7	8	9	AB R H RBI BB SO LOB	TOP
Otis Nixon, S (1, 8) <small>OBP: 0.378, SLG: 0.327</small> 	4-0 		0-0 L6-3 		0-0 	0-0 L6 		0-0 E6 		4 2 1 0 1 0 2	
Domingo Cedeno, S (1, 4) <small>OBP: 0.355, SLG: 0.398</small> 	0-0 F8 		0-0 		0-3 K 	0-0 G3-1 		0-0 G4-3 		5 0 1 0 0 1 4	
Carlos Delgado, L (1, 10) <small>OBP: 0.374, SLG: 0.503</small> 	0-3 K 		0-0 G6-3 		4-0 		0-0 1B G4-6-3 2B 	1-0 		3 2 1 0 1 1 2	
Joe Carter, R (1, 7) <small>OBP: 0.362, SLG: 0.571</small> 	0-0 G5-3 			0-0 	0-0 		0-0 G4-6-3 BB 1B 	0-0 FC1-4 		5 2 3 2 0 0 1	
Ed Sprague, R (1, 5) <small>OBP: 0.372, SLG: 0.533</small> 		0-0 F7 		0-0 	0-0 SF7 		4-0 	0-0 		3 0 1 1 1 0 1	
John Olerud, L (1, 3) <small>OBP: 0.390, SLG: 0.473</small> 		0-0 G3-1 		0-0 	0-0 		0-0 G4-6-3 			4 0 2 1 0 0 2	
Shawn Green, L (1, 9) <small>OBP: 0.293, SLG: 0.339</small> 		4-0 		0-0 P3 	0-0 G4-3 		0-0 G2-3 			3 0 0 0 1 0 4	
Charlie O'Brien, R (1, 2) <small>OBP: 0.411, SLG: 0.597</small> 		0-0 F7 		0-0 FC5-2 		0-0 G5-3 		0-0 F9 		4 0 0 0 0 0 3	
Alex Gonzalez, R (1, 6) <small>OBP: 0.305, SLG: 0.444</small> 			0-0 	0-3 K 		4-0 		0-3 K 		3 0 1 0 1 2 2	
Inning Stats	R: 1 E: 0 K: 1 S: 5 H: 0 LOB: 0 BB: 1 P: 9	R: 0 E: 0 K: 0 S: 3 H: 0 LOB: 1 BB: 1 P: 7	R: 0 E: 0 K: 0 S: 4 H: 2 LOB: 1 BB: 0 P: 4	R: 1 E: 0 K: 1 S: 8 H: 3 LOB: 2 BB: 0 P: 8	R: 3 E: 0 K: 1 S: 8 H: 3 LOB: 1 BB: 1 P: 12	R: 0 E: 0 K: 0 S: 3 H: 0 LOB: 1 BB: 1 P: 7	R: 1 E: 0 K: 0 S: 4 H: 2 LOB: 1 BB: 1 P: 8	R: 0 E: 1 K: 1 S: 6 H: 0 LOB: 1 BB: 0 P: 6	R: 0 E: 0 K: 0 S: 2 H: 0 LOB: 0 BB: 0 P: 3	1B: 7 2B: 3 3B: 1 HR: 0 SF: 1 SAC: 0 DP: 3 HBP: 1	WP: 1 PB: 0 SB: 1 CS: 0 PA: 41
PITCHER Kevin Appier, R (1, 1) <small>ERA: 3.15</small> Tim Pugh, R (7, 1) <small>ERA: 9.78</small> Jason Jacome, L (7, 1) <small>ERA: 6.75</small> Julio Valera, R (9, 1) <small>ERA: 5.59</small>	IP WLS BF H R ER SO BB IBB HBP BLK WP HR S P ERA WHIP	IP WLS BF H R ER SO BB IBB HBP BLK WP HR S P ERA WHIP	IP WLS BF H R ER SO BB IBB HBP BLK WP HR S P ERA WHIP	IP WLS BF H R ER SO BB IBB HBP BLK WP HR S P ERA WHIP							

Toronto Blue Jays @ Kansas City Royals
Kauffman Stadium, Kansas City, MO

Sat May 18 1996, 7:05 PM CDT
Att. 18,116 - Unknown - 85 F

livebaseballscorecards.com

AB	34
R	6
H	10
RBI	4
BB	5
SO	4
LOB	21



Batter	1	2	3	4	5	6	7	8	9	AB	R	H	RBI	BB	SO	LOB
Bip Roberts, S OBP: 0.356, SLG: 0.396 (1, 4)	0-0 SH1-3 1B	0-0 FC6-4			0-0 F8			0-3 K		4	0	1	0	0	1	2
Tom Goodwin, L OBP: 0.301, SLG: 0.294 (1, 8) (9, 7)	0-0 SH1-3 1-2		0-0 G4-3		0-0 F9			0-3 K		3	0	0	0	0	1	0
Chris Stynes, R OBP: 0.400, SLG: 0.440 (1, 7) Johnny Damon, L OBP: 0.300, SLG: 0.376 (8, PH) (9, 8)	0-0 G5-3		0-0 G6-3		0-0 G5-3			0-3 K		3	0	0	0	0	0	1
Joe Vitiello, R OBP: 0.404, SLG: 0.439 (1, 10)	0-3 K		4-0 1B BB		0-0 G4-3			0-0 G6-3		3	0	0	0	1	1	1
Michael Tucker, L OBP: 0.309, SLG: 0.429 (1, 9)		0-0 F9	0-0 1-3 1B		0-0 F9			0-0 1B 1B		4	1	2	0	0	0	0
Craig Paquette, R OBP: 0.250, SLG: 0.346 (1, 5) Keith Lockhart, L OBP: 0.387, SLG: 0.468 (9, PH)		0-0 HR	0-0 G5-3		0-3 K			0-0 1B 1B		3	1	1	1	0	1	2
Jose Offerman, S OBP: 0.364, SLG: 0.378 (1, 3)		0-3 K		0-0 CS 1B			0-0 F8		0-0 1-2 1B	4	0	2	1	0	1	0
Sal Fasano, R OBP: 0.239, SLG: 0.266 (1, 2) Bob Hamelin, L OBP: 0.386, SLG: 0.337 (9, PH)		0-0 BB 1B		0-0 F8 1-2			0-0 F9		0-0 P6 3-H	3	0	1	0	0	0	1
David Howard, S OBP: 0.286, SLG: 0.333 (1, 6)		4-0 FC6-4 1-2 BB		0-3 K			0-0 G6-3		0-3 K	1	0	0	0	1	2	2

BOTTOM

Toronto Blue Jays @ Kansas City Royals
Kauffman Stadium, Kansas City, MO

Sat May 18 1996, 7:05 PM CDT
Att. 18,116 - Unknown - 85 F

AB	33
R	2
H	8
RBI	2
BB	2
SO	8
LOB	11



Inning Stats																	1B	2B	3B	HR	SF	SAC	DP	HBP	WP	PA																												
R: 0	H: 1	E: 0	K: 1	S: 6	R: 1	H: 2	E: 0	K: 1	S: 7	R: 0	H: 1	E: 0	K: 0	S: 4	R: 0	H: 1	E: 0	K: 1	S: 5	R: 0	H: 0	E: 0	K: 0	S: 3	R: 0	H: 0	E: 0	K: 1	S: 5	R: 0	H: 0	E: 0	K: 0	S: 3	R: 0	H: 0	E: 0	K: 3	S: 9	R: 1	H: 3	E: 0	K: 1	S: 8	1B: 7	2B: 0	3B: 0	HR: 1	SF: 0	SAC: 1	DP: 0	HBP: 0	WP: 0	PA: 36
PITCHER																	IP	WLS	BF	H	R	ER	SO	BB	IBB	HBP	BLK	WP	HR	S	P	ERA	WHIP																					
Frank Viola, L ERA: 8.84 (1, 1)	6.0		24	5	1	1	4	2	0	0	0	0	0	30	38	1.50	1.167																																					
Tony Castillo, L ERA: 4.56 (7, 1)	1.0		3	0	0	0	0	0	0	0	0	0	0	3	3	0.00	0.000																																					
Tim Crabtree, R ERA: 0.92 (8, 1)	1.0		3	0	0	0	3	0	0	0	0	0	0	9	9	0.00	0.000																																					
Mike Timlin, R ERA: 3.38 (9, 1)	1.0		6	3	1	1	1	0	0	0	0	0	0	8	8	9.00	3.000																																					

Batter	1	2	3	4	5	6	7	8	9	AB R H RBI BB SO LOB	TOP											
Otis Nixon, S (1, 8) <small>OBP: 0.380, SLG: 0.327</small>	1-0 		3-2 			0-1 		4-0 		3 0 1 0 1 0 0												
Domingo Cedenro, S (1, 4) <small>OBP: 0.360, SLG: 0.402</small>	0-0 		0-1 			0-0 		1-0 		4 0 2 0 0 0 1												
Carlos Delgado, L (1, 10) <small>OBP: 0.366, SLG: 0.491</small>	2-2 			3-1 		0-2 		1-3 		4 0 0 0 0 1 2												
Joe Carter, R (1, 7) <small>OBP: 0.365, SLG: 0.587</small>		2-2 		2-0 			1-0 		0-0 	4 2 2 0 0 0 0												
Ed Sprague, R (1, 5) <small>OBP: 0.380, SLG: 0.561</small>		2-0 		0-0 			1-1 		0-0 	3 1 3 3 0 0 0												
John Olerud, L (1, 3) <small>OBP: 0.380, SLG: 0.459</small>		0-1 		0-1 			1-0 		3-2 	4 0 0 0 0 0 2												
Shawn Green, L (1, 9) <small>OBP: 0.299, SLG: 0.344</small>		0-1 			0-0 		0-1 		0-0 	4 0 2 0 0 0 1												
Sandy Martinez, L (1, 2) <small>OBP: 0.259, SLG: 0.316</small>		1-3 			0-0 		0-1 			3 0 0 0 0 1 2												
Alex Gonzalez, R (1, 6) <small>OBP: 0.299, SLG: 0.434</small>			3-2 		1-2 			2-1 		3 0 0 0 0 0 1												
Inning Stats	R: 0 E: 0 K: 0 S: 7	H: 1 LOB: 0 BB: 0 P: 10	R: 1 E: 0 K: 1 S: 13	H: 2 LOB: 1 BB: 0 P: 18	R: 0 E: 0 K: 0 S: 10	H: 1 LOB: 0 BB: 0 P: 16	R: 0 E: 0 K: 0 S: 6	H: 1 LOB: 1 BB: 0 P: 11	R: 0 E: 0 K: 0 S: 5	H: 1 LOB: 0 BB: 0 P: 6	R: 0 E: 0 K: 0 S: 6	H: 0 LOB: 0 BB: 0 P: 6	R: 2 E: 0 K: 0 S: 8	H: 2 LOB: 0 BB: 0 P: 11	R: 0 E: 0 K: 1 S: 7	H: 1 LOB: 1 BB: 1 P: 15	R: 0 E: 0 K: 0 S: 6	H: 1 LOB: 1 BB: 0 P: 9	1B: 7 2B: 3 3B: 1 HR: 1	SF: 1 SAC: 0 DP: 3 HBP: 0	WP: 0 PB: 0 SB: 1 CS: 0	PA: 34
PITCHER	IP WLS BF H R ER SO BB IBB HBP BLK WP HR S P ERA WHIP																					
Mark Gubicza, R (1, 1) <small>ERA: 5.43</small>	7.2 L 29 9 3 3 1 1 0 0 0 0 0 1 58 88 3.52 1.304																					
Jason Jacome, L (8, 1) <small>ERA: 6.65</small>	0.1 1 0 0 0 1 0 0 0 0 0 0 0 4 5 0.00 0.000																					
Hipolito Pichardo, R (9, 1) <small>ERA: 6.55</small>	1.0 4 1 0 0 0 0 0 0 0 0 0 0 6 9 0.00 1.000																					

Toronto Blue Jays @ Kansas City Royals
Kauffman Stadium, Kansas City, MO
Sun May 19 1996, 3:33 AM CDT
Att. 15,039 - Cloudy - 85 F

livebaseballscorecards.com

AB	32
R	3
H	10
RBI	3
BB	1
SO	2
LOB	9



Batter	1	2	3	4	5	6	7	8	9	AB	R	H	RBI	BB	SO	LOB
Johnny Damon, L OBP: 0.303, SLG: 0.373 (1, 8)	1-0 G1-3		4-1 FC3-6 1B BB		2-2 BB 1B 1B	1-1 G6-3			0-2 P6	4	1	1	1	1	0	1
Tom Goodwin, L OBP: 0.310, SLG: 0.304 (1, 7)	0-0 CS 1B		2-2 FC3-6 1B		0-0 1B BB 1B			1-2 G6-3	3-3 K	5	0	3	0	0	1	0
Keith Lockhart, L OBP: 0.391, SLG: 0.464 (1, 4)	4-0 WP BB		0-0 FC3-6		1-3 K			1-0 S 1B		3	0	1	0	1	1	4
Bob Hamelin, L OBP: 0.389, SLG: 0.330 (1, 10)	4-2 FC5-4 BB		2-2 G4-3		4-2 1B BB			2-1 L8		2	0	0	0	2	0	3
Craig Paquette, R OBP: 0.250, SLG: 0.339 (1, 5)	2-2 FC5-4				0-0 K			0-3 K		4	0	1	1	0	2	3
Michael Tucker, L OBP: 0.301, SLG: 0.416 (1, 9)		2-1 F9			1-3 K			1-1 G1-3		4	0	0	0	0	1	3
Jose Offerman, S OBP: 0.353, SLG: 0.366 (1, 3)		1-3 K			1-0 G1-3			3-2 P4		4	0	0	0	0	1	0
Mike Macfarlane, R OBP: 0.263, SLG: 0.376 (1, 2)		3-2 P6						0-1 G6-3		4	1	1	0	0	0	0
David Howard, S OBP: 0.287, SLG: 0.333 (1, 6)			0-0 F7					2-3 K2-3		3	0	1	0	0	1	0

Inning Stats	R: 0	H: 1	E: 0	K: 0	S: 7	H: 0	LOB: 2	BB: 2	P: 18	R: 0	H: 0	E: 0	K: 1	S: 8	H: 0	LOB: 0	BB: 0	P: 14	R: 0	H: 1	E: 0	K: 0	S: 9	H: 1	LOB: 2	BB: 1	P: 17	R: 0	H: 0	E: 0	K: 2	S: 7	H: 0	LOB: 0	BB: 0	P: 11	R: 2	H: 4	E: 0	K: 1	S: 19	H: 4	LOB: 3	BB: 1	P: 31	R: 0	H: 1	E: 0	K: 0	S: 9	H: 1	LOB: 1	BB: 0	P: 16	R: 0	H: 1	E: 0	K: 1	S: 9	H: 0	LOB: 1	BB: 0	P: 13	R: 0	H: 0	E: 0	K: 0	S: 9	H: 0	LOB: 0	BB: 0	P: 13	R: 0	H: 0	E: 0	K: 2	S: 11	H: 0	LOB: 0	BB: 0	P: 16	1B: 7	2B: 1	3B: 0	HR: 0	SF: 0	SAC: 1	DP: 0	HBP: 0	WP: 1	PB: 0	SB: 1	CS: 1	PA: 38
--------------	------	------	------	------	------	------	--------	-------	-------	------	------	------	------	------	------	--------	-------	-------	------	------	------	------	------	------	--------	-------	-------	------	------	------	------	------	------	--------	-------	-------	------	------	------	------	-------	------	--------	-------	-------	------	------	------	------	------	------	--------	-------	-------	------	------	------	------	------	------	--------	-------	-------	------	------	------	------	------	------	--------	-------	-------	------	------	------	------	-------	------	--------	-------	-------	-------	-------	-------	-------	-------	--------	-------	--------	-------	-------	-------	-------	--------

PITCHER	IP	WLS	BF	H	R	ER	SO	BB	IBB	HBP	BLK	WP	HR	S	P	ERA	WHIP
Erik Hanson, R ERA: 5.61 (1, 1)	6.1	W	30	8	2	2	4	4	0	0	0	1	0	63	113	2.84	1.895
Tony Castillo, L ERA: 4.32 (7, 1)	1.1		4	0	0	0	1	0	0	0	0	0	0	12	18	0.00	0.000
Tim Crabtree, R ERA: 0.9 (8, 1)	0.1		1	0	0	0	0	0	0	0	0	0	0	2	2	0.00	0.000
Mike Timlin, R ERA: 3.14 (9, 1)	1.0	S	3	0	0	0	2	0	0	0	0	0	0	11	16	0.00	0.000

BOTTOM


Toronto Blue Jays @ Kansas City Royals
Kauffman Stadium, Kansas City, MO

Sun May 19 1996, 3:33 AM CDT
Att: 15,039 - Cloudy - 85 F

livebaseballscorecards.com

AB	33
R	2
H	8
RBI	2
BB	4
SO	7
LOB	14



Batter	1	2	3	4	5	6	7	8	9	AB R H RBI BB SO LOB	TOP	
Otis Nixon, S (1, 8) OBP: 0.381, SLG: 0.341 Felipe Crespo, S (4, PR) OBP: 0.400, SLG: 0.100 (4, 3)	0-0 G6-3			1-2 1B 3B		1-0 G6-3		0-1 G6-3		2 0 1 0 0 0 0 2 1 0 0 0 0 0		
Domingo Cedeno, S (1, 4) OBP: 0.349, SLG: 0.388	0-1 F9			0-2 F9		0-0 F7		1-1 P3		4 0 0 0 0 0 1		
Juan Samuel, R (1, 3) OBP: 0.296, SLG: 0.519 (4, 9)	1-3 K			0-1 1B			1-2 G4-3		1-0 P4	4 0 1 1 0 1 0		
Joe Carter, R (1, 10) OBP: 0.363, SLG: 0.585		1-0 F8		0-3 K			1-2 F8		0-0 HR 2B	4 1 1 0 0 1 2		
Ed Sprague, R (1, 5) OBP: 0.382, SLG: 0.585		1-3 K		1-0 F9			1-0 1B 2B		0-0 HR	4 2 2 2 0 1 2		
Jacob Brumfield, R (1, 9) OBP: 0.289, SLG: 0.429 (4, 8)		0-0 F8			2-1 F9		0-0 1B 1B		0-3 K	4 0 1 1 0 1 0		
Robert Perez, R (1, 7) OBP: 0.361, SLG: 0.424 John Olerud, L (9, PH) OBP: 0.377, SLG: 0.455			1-2 P3		0-0 G6-3		SAFE SAFE 1-2 1B		0-1 F8	3 0 1 0 0 0 0 1 0 0 0 0 0 0	AB 34 R 4 H 7 RBI 4 BB 0 SO 5 LOB 7	
Charlie O'Brien, R (1, 2) OBP: 0.398, SLG: 0.575			0-0 G5-3		1-0 F9		0-3 K			3 0 0 0 0 1 2		
Alex Gonzalez, R (1, 6) OBP: 0.294, SLG: 0.426			0-1 G4-3			1-1 G5-3		2-2 P4		3 0 0 0 0 0 0		
Inning Stats	R: 0 H: 0 E: 0 LOB: 0 K: 1 BB: 0 S: 6 P: 7	R: 0 H: 0 E: 0 LOB: 0 K: 1 BB: 0 S: 7 P: 9	R: 0 H: 0 E: 0 LOB: 0 K: 0 BB: 0 S: 8 P: 9	R: 1 H: 2 E: 0 LOB: 2 K: 1 BB: 0 S: 13 P: 15	R: 0 H: 0 E: 0 LOB: 0 K: 0 BB: 0 S: 4 P: 7	R: 0 H: 0 E: 0 LOB: 0 K: 0 BB: 0 S: 4 P: 6	R: 1 H: 3 E: 0 LOB: 2 K: 1 BB: 0 S: 18 P: 22	R: 0 H: 0 E: 0 LOB: 0 K: 0 BB: 0 S: 7 P: 10	R: 2 H: 2 E: 0 LOB: 0 K: 1 BB: 0 S: 8 P: 9	1B: 3 SF: 0 2B: 2 SAC: 0 3B: 1 DP: 0 HR: 1 HBP: 0	WP: 0 PA: 34 PB: 0 SB: 0 CS: 0	
PITCHER Chris Haney, L (1, 1) ERA: 4.9 Jeff Montgomery, R (9, 1) ERA: 2.45	IP WLS BF H R ER SO BB IBB HBP BLK WP HR S P ERA WHIP	8.1 W 32 7 4 4 4 0 0 0 0 0 0 1 70 89 4.32 0.840	0.2 S 2 0 0 0 1 0 0 0 0 0 0 0 5 5 0.00 0.000									ERA WHIP

Toronto Blue Jays @ Kansas City Royals
 Kauffman Stadium, Kansas City, MO
 Mon May 20 1996, 7:05 PM CDT
 Att. 14,303 - Unknown - 63 F

livebaseballscorecards.com

Batter	1	2	3	4	5	6	7	8	9
Bip Roberts, S OBP: 0.353, SLG: 0.392 (1, 4)	3-2 P5		1 SAFE 1-1 FC1-6 1-2 1B		1-3 K			0-0 B3	
Tom Goodwin, L OBP: 0.309, SLG: 0.303 (1, 7)	2-2 F9		2 SAFE 2-2 FC1-6 1 SAFE 1B 1 SAFE WP 1 SAFE 1-2f 1 SAFE 2-3		1-1 CS 1B			2-3 K	
Keith Lockhart, L OBP: 0.394, SLG: 0.466 (1, 5)	2-2 F7		2-0 S 1-3 1B		1-2 CS 1-2	1-0 P5		0-1 1B	
Joe Vitiello, R OBP: 0.398, SLG: 0.442 (1, 10)		0-0 2B	2-3 K 1-2 3-H		2-3 K	2-3 K		0-3 K	
Michael Tucker, L OBP: 0.308, SLG: 0.424 (1, 9)		0-0 SH1-3 2-H G3		4-0 2B BB		2-0 F9			
Jose Offerman, S OBP: 0.348, SLG: 0.360 (1, 3)		0-0 SH1-3		0-3 K			2-2 F9		
Johnny Damon, L OBP: 0.304, SLG: 0.391 (1, 8)		1-0 G3		3-2 P5			2-2 HR		
Mike Macfarlane, R OBP: 0.265, SLG: 0.385 (1, 2)		3-2 F7		0-1 E 1-3 6-2 2B			1-1 F9		
David Howard, S OBP: 0.288, SLG: 0.328 (1, 6)			4-2 FC1-6 1B BB		2-0 6-2 2-H 3-H	1-2 P7		0-0 G4-3	

Inning Stats	R: 0	H: 0	E: 0	K: 14	S: 14	R: 2	H: 2	E: 0	K: 0	S: 7	R: 1	H: 2	E: 0	K: 1	S: 17	R: 1	H: 1	E: 0	K: 1	S: 9	R: 0	H: 1	E: 0	K: 1	S: 10	R: 0	H: 0	E: 0	K: 1	S: 5	R: 1	H: 1	E: 0	K: 0	S: 11	R: 0	H: 1	E: 0	K: 2	S: 10
	LOB: 0	BB: 0	P: 21			LOB: 0	BB: 0	P: 11			LOB: 1	BB: 1	P: 27	LOB: 1	BB: 1	P: 18	LOB: 0	BB: 0	P: 14			LOB: 0	BB: 0	P: 16	LOB: 1	BB: 0	P: 12			LOB: 0	BB: 0	P: 10			LOB: 0	BB: 0	P: 16	LOB: 1	BB: 0	P: 12

PITCHER	IP	WLS	BF	H	R	ER	SO	BB	IBB	HBP	BLK	WP	HR	S	P	ERA	WHIP
Pat Hentgen, R ERA: 4.06 (1, 1)	7.0	L	28	7	5	4	4	2	0	0	0	1	1	73	117	5.14	1.286
Brian Bohanon, L ERA: 5.95 (8, 1)	1.0		4	1	0	0	2	0	0	0	0	0	0	10	12	0.00	1.000

AB R H RBI BB SO LOB

4	0	1	0	0	1	0
4	1	1	0	0	1	2
4	0	2	0	0	0	0
4	1	1	0	0	3	2
2	2	1	1	1	0	0
2	0	0	0	0	1	1
3	1	1	2	0	0	1
3	0	1	0	0	0	0
2	0	0	0	1	0	0

AB	R	H	RBI	BB	SO	LOB
28	5	8	3	2	6	6

WP	PA
1	32

Toronto Blue Jays @ Kansas City Royals
Kauffman Stadium, Kansas City, MO
Mon May 20 1996, 7:05 PM CDT
Att: 14,303 - Unknown - 63 F

livebaseballscorecards.com



Batter	1	2	3	4	5	6	7	8	9	AB R H RBI BB SO LOB	TOP											
Bip Roberts, S (1, 4) OBP: 0.355, SLG: 0.399	1-2 G6-3	0-0 WP 1B		2-2 G6-3			0-0 1B 2B	1-2 G4-3		5 1 2 1 0 0 0	Kansas City Royals @ Detroit Tigers Tiger Stadium, Detroit, MI Tue May 21 1996, 7:05 PM EDT Att. 24,372 - Unknown - 81 F											
Tom Goodwin, L (1, 7) OBP: 0.311, SLG: 0.306	0-0 G6-3 1B	1-2 G4-3			1-2 F7		2-1 SAFE 2B G3 1B	2-2 F7		5 1 2 1 0 0 2												
Keith Lockhart, L (1, 5) OBP: 0.394, SLG: 0.471	0-1 G6-3		1-3 K		1-2 1B		1-0 G3 BB 2B	1-3 K		5 1 2 0 0 2 1												
Joe Vitiello, R (1, 10) OBP: 0.398, SLG: 0.433		1-0 1B BB 1B	1-2 G4-3		2-3 SAFE K		4-0 BB G3 FC6 IBB	3-3 K		4 2 1 0 1 2 1												
Michael Tucker, L (1, 9) OBP: 0.311, SLG: 0.415		4-0 1B 1B BB	4-1 1B BB		1-0 G4-3		2-2 G3	2-2 F8		3 0 0 1 2 0 3												
Jose Offerman, S (1, 3) OBP: 0.357, SLG: 0.364		0-0 1B 1B	2-1 SAFE 1B			2-3 K	4-0 FC6 BB IBB	1-1 F8		4 1 2 0 1 1 0												
Johnny Damon, L (1, 8) OBP: 0.314, SLG: 0.396		0-0 1B 1B	0-0 F7			1-0 L8-3 1B	4-0 FC6 BB			3 1 2 2 1 0 2												
Sal Fasano, R (1, 2) OBP: 0.240, SLG: 0.265		1-2 WP 1B		0-0 G5-3		0-0 L8-3	0-0 FC6			4 0 1 2 0 0 3												
David Howard, S (1, 6) OBP: 0.280, SLG: 0.319		2-1 F7		0-0 L8			G5-3 K			4 0 0 0 0 1 5												
Inning Stats	R: 0 E: 0 K: 0 S: 6	H: 1 LOB: 0 BB: 0 P: 7	R: 3 E: 0 K: 0 S: 12	H: 5 LOB: 2 BB: 1 P: 21	R: 0 E: 0 K: 1 S: 10	H: 1 LOB: 2 BB: 1 P: 18	R: 0 E: 0 K: 0 S: 5	H: 0 LOB: 0 BB: 0 P: 7	R: 0 E: 0 K: 1 S: 14	H: 1 LOB: 1 BB: 0 P: 19	R: 0 E: 0 K: 1 S: 8	H: 1 LOB: 0 BB: 0 P: 11	R: 4 E: 0 K: 1 S: 12	H: 3 LOB: 3 BB: 3 P: 30	R: 0 E: 0 K: 1 S: 10	H: 0 LOB: 0 BB: 0 P: 14	R: 0 E: 0 K: 1 S: 9	H: 0 LOB: 0 BB: 0 P: 15	1B: 10 2B: 3 3B: 0 HR: 0	SF: 0 SAC: 0 DP: 2 HBP: 0	WP: 1 PB: 0 SB: 0 CS: 0	PA: 42
PITCHER	IP WLS BF H R ER SO BB IBB HBP BLK WP HR S P ERA WHIP																					
Brian Williams, R (1, 1) ERA: 7.27	6.0 L 26 9 3 3 3 2 0 0 0 1 0 55 83 4.50 1.833																					
Scott Aldred, L (7, 1) ERA: 9.35	0.2 8 3 4 4 0 1 2 0 0 0 0 8 26 54.00 6.000																					
Randy Veres, R (7, 1) ERA: 7.71	2.1 8 0 0 0 3 0 0 0 0 0 0 23 33 0.00 0.000																					

livebaseballscorecards.com

AB	37
R	7
H	12
RBI	7
BB	5
SO	6
LOB	17



Batter	1	2	3	4	5	6	7	8	9	AB R H RBI BB SO LOB
Duane Singleton, L (1, 8) OBP: 0.231, SLG: 0.208	1-1 G4-3		2-1 HBP			0-1 L9	1-0 G4-6-3			3 0 0 0 0 0 3
Curtis Pride, L (1, 10) OBP: 0.341, SLG: 0.400	2-2 G4-3		1-3 K			4-0 1B BB		3-2 G4-3		3 0 0 0 1 1 1
Travis Fryman, R (1, 5) OBP: 0.335, SLG: 0.494	3-3 K				3-2 F7	0-0 1-2 1B		2-1 F8		4 0 1 0 0 1 0
Cecil Fielder, R (1, 3) OBP: 0.309, SLG: 0.448			2-1 F8		1-0 F9	1-1 P2		0-3 K		4 0 0 0 0 1 2
Melvin Nieves, S (1, 9) OBP: 0.333, SLG: 0.492			0-3 K		1-3 K		0-0 F9 BB 2B		1-3 K	4 1 1 0 0 3 0
Chad Curtis, R (1, 7) OBP: 0.356, SLG: 0.345			0-0 2B		0-2 L8		2-2 BB HBP HBP		0-3 K	3 0 1 0 0 1 0
Mark Lewis, R (1, 4) OBP: 0.350, SLG: 0.506			2-1 F8		1-0 G6-4-3 1B		1-1 F9		0-1 L5	4 0 1 0 0 0 3
John Flaherty, R (1, 2) OBP: 0.272, SLG: 0.376			0-3 K		1-0 G6-4-3		2-2 BB HBP			2 0 0 0 0 1 1
Alan Trammell, R (1, 6) OBP: 0.327, SLG: 0.317			0-2 G5-3			0-0 G5-3	4-1 G4-6-3 BB			2 0 0 1 1 0 0


Inning Stats	R: 0 E: 0 K: 1 S: 8	H: 0 LOB: 0 BB: 0 P: 14	R: 0 E: 0 K: 1 S: 8	H: 1 LOB: 1 BB: 0 P: 12	R: 0 E: 0 K: 2 S: 10	H: 0 LOB: 1 BB: 0 P: 13	R: 0 E: 0 K: 1 S: 7	H: 0 LOB: 0 BB: 0 P: 12	R: 0 E: 0 K: 0 S: 5	H: 1 LOB: 0 BB: 0 P: 7	R: 0 E: 0 K: 0 S: 6	H: 1 LOB: 2 BB: 1 P: 11	R: 1 E: 0 K: 0 S: 10	H: 1 LOB: 2 BB: 1 P: 20	R: 0 E: 0 K: 1 S: 8	H: 0 LOB: 0 BB: 0 P: 13	R: 0 E: 0 K: 2 S: 8	H: 0 LOB: 0 BB: 0 P: 9	1B: 2 2B: 2 3B: 0 HR: 0	SF: 0 SAC: 0 DP: 2 HBP: 3	WP: 0 PB: 0 SB: 0 CS: 0	PA: 34
--------------	------------------------------	----------------------------------	------------------------------	----------------------------------	-------------------------------	----------------------------------	------------------------------	----------------------------------	------------------------------	---------------------------------	------------------------------	----------------------------------	-------------------------------	----------------------------------	------------------------------	----------------------------------	------------------------------	---------------------------------	----------------------------------	------------------------------------	----------------------------------	--------

PITCHER	IP	WLS	BF	H	R	ER	SO	BB	IBB	HBP	BLK	WP	HR	S	P	ERA	WHIP
Doug Linton, R (1, 1) ERA: 3.94	6.0	W	24	4	1	1	5	1	0	2	0	0	0	48	75	1.50	0.833
Julio Valera, R (7, 1) ERA: 5.06	3.0	S	10	0	0	0	3	1	0	1	0	0	0	22	36	0.00	0.333

BOTTOM

Kansas City Royals @ Detroit Tigers
Tiger Stadium, Detroit, MI
Tue May 21 1996, 7:05 PM EDT
Att: 24,372 - Unknown - 81 F

AB	29
R	1
H	4
RBI	1
BB	2
SO	8
LOB	10



Batter	1	2	3	4	5	6	7	8	9	AB R H RBI BB SO LOB	TOP											
Bip Roberts, S (1, 4) OBP: 0.345, SLG: 0.387	1-0 G4-3		2-2 G5-3		0-1 E6	1-2 F7		3-2 G4-3		5 0 0 0 0 0 3												
Tom Goodwin, L (1, 7) OBP: 0.314, SLG: 0.304	3-2 F8		2-1 CS S 1B		4-0 BB		2-1 F7	0-1 F8		4 0 1 0 1 0 1												
Keith Lockhart, L (1, 5) OBP: 0.387, SLG: 0.468	0-1 2B		3-2 G4-3		0-0 G6-3		2-2 F9		1-1 F7	5 1 1 0 0 0 2												
Joe Vitiello, R (1, 10) OBP: 0.415, SLG: 0.511 Les Norman, R (9, PR) OBP: 0.269, SLG: 0.136	4-2 2B BB			1-1 P2		1-2 HR	1-1 HR		2-2 FC4-6 1B	4 3 3 2 1 0 0 0 0 0 0 0 0 0												
Bob Hamelin, L (1, 3) OBP: 0.404, SLG: 0.361	0-0 2B			1-0 WP S 2B		4-2 1B BB	4-0 1B BB		1-1 FC4-6	3 2 2 2 2 0 1												
Johnny Damon, L (1, 8) OBP: 0.311, SLG: 0.390	0-2 G4-3			1-1 P4		1-1 P5	1-1 1B		1-2 F9	5 0 1 0 0 0 4												
Michael Tucker, L (1, 9) OBP: 0.310, SLG: 0.407		2-1 F8		4-1 S BB		2-3 K	2-1 G6-3			3 0 0 0 1 1 3												
Mike Macfarlane, R (1, 2) OBP: 0.274, SLG: 0.384		0-0 P5		1-1 F7		4-0 1B IBB		2-0 G4-3 SH3-4 1B		3 0 1 0 1 0 1												
David Howard, S (1, 6) OBP: 0.281, SLG: 0.319		1-2 L5			0-0 G4-3	2-2 1B		0-2 SH3-4		3 0 1 1 0 0 0												
Inning Stats	R: 2 E: 0 K: 0 S: 13	H: 2 LOB: 1 BB: 1 P: 21	R: 0 E: 0 K: 0 S: 7	H: 0 LOB: 0 BB: 0 P: 10	R: 0 E: 0 K: 0 S: 10	H: 1 LOB: 0 BB: 0 P: 17	R: 1 E: 0 K: 0 S: 8	H: 1 LOB: 1 BB: 1 P: 16	R: 0 E: 1 K: 0 S: 4	H: 0 LOB: 1 BB: 1 P: 8	R: 2 E: 0 K: 1 S: 18	H: 2 LOB: 2 BB: 2 P: 33	R: 1 E: 0 K: 0 S: 11	H: 2 LOB: 2 BB: 1 P: 23	R: 0 E: 0 K: 0 S: 9	H: 1 LOB: 1 BB: 0 P: 14	R: 0 E: 0 K: 0 S: 10	H: 1 LOB: 1 BB: 0 P: 15	1B: 5 2B: 3 3B: 0 HR: 2	SF: 0 SAC: 1 DP: 0 HBP: 0	WP: 1 PB: 0 SB: 4 CS: 2	PA: 42
PITCHER	IP WLS BF H R ER SO BB IBB HBP BLK WP HR S P ERA WHIP																					
John Farrell, R (1, 1) ERA: 14.21	5.0 L 23 5 5 5 0 4 0 0 0 1 1 49 84 9.00 1.800																					
Mike Myers, L (6, 1) ERA: 5.68	2.0 11 3 1 1 1 1 1 0 0 0 1 22 44 4.50 2.000																					
Richie Lewis, R (8, 1) ERA: 2.96	2.0 8 2 0 0 0 0 0 0 0 0 0 0 19 29 0.00 1.000																					

Kansas City Royals @ Detroit Tigers
Tiger Stadium, Detroit, MI
 Wed May 22 1996, 3:33 AM EDT
 Att. 12,890 - Sunny - 77 F

AB	35
R	6
H	10
RBI	5
BB	6
SO	1
LOB	15



livebaseballscorecards.com

Batter	1	2	3	4	5	6	7	8	9	AB R H RBI BB SO LOB
Curtis Pride, L OBP: 0.326, SLG: 0.375 (1, 10) C B B X	2-1 2B 1B	1-1 P6			2-1 P5		2-2 G4-3		0-1 F7	5 1 1 0 0 0 2
Mark Lewis, R OBP: 0.340, SLG: 0.492 (1, 4) C S S	0-3 K	1-0 F8			3-3 K		1-3 K		1-2 P3	5 0 0 0 0 3 3
Cecil Fielder, R OBP: 0.311, SLG: 0.453 (1, 3) B X	1-0 1B 2B		1-0 P6		1-1 1B 1B		0-1 G5-3		2-3 K	5 1 2 1 0 1 0
Travis Fryman, R OBP: 0.343, SLG: 0.500 (1, 5) B X	1-0 G4-3 WP 1B		0-2 F9		1-2 1B			0-1 G6-4-3 1B 1B		4 1 3 1 0 0 0
Melvin Nieves, S OBP: 0.331, SLG: 0.485 (1, 9) C B B B F X	3-2 G4-3		1-3 K		3-3 K			0-1 G6-4-3 1B		4 0 1 0 0 2 3
Chad Curtis, R OBP: 0.349, SLG: 0.337 (1, 7) S B B S	1-3 K			0-2 G6-3		0-1 G4-3		2-2 G6-4-3 1-2f 2-3		4 0 0 0 0 1 3
Mark Parent, R OBP: 0.255, SLG: 0.531 (1, 2) B C T X		1-3 K		1-2 F7		2-0 HR		0-0 BB 1B		4 1 2 2 0 1 0
Chris Gomez, R OBP: 0.373, SLG: 0.302 (1, 6) Eddie Williams, R OBP: 0.312, SLG: 0.382 (8, PH) Alan Trammell, R OBP: 0.327, SLG: 0.317 (8, PR) (9, 6)		4-2 1B BB		4-2 BB		2-3 K		4-1 BB 1-2 BB		1 0 0 0 2 1 0 0 0 0 0 1 0 0 0 0 0 0 0 0 0
Duane Singleton, L OBP: 0.233, SLG: 0.214 (1, 8) B F T X	1-2 1B		1-3 K		3-2 SAFE K		3-2 P4		2-2 G1-3	4 0 1 0 0 1 3

Inning Stats	R: 2	H: 3	E: 0	LOB: 1	K: 2	P: 22	R: 0	H: 1	E: 0	LOB: 2	K: 1	P: 20	R: 0	H: 0	E: 0	LOB: 0	K: 1	P: 9	R: 0	H: 0	E: 0	LOB: 1	K: 1	P: 20	R: 0	H: 2	E: 0	LOB: 2	K: 2	P: 25	R: 1	H: 1	E: 0	LOB: 0	K: 1	P: 16	R: 0	H: 0	E: 0	LOB: 0	K: 1	P: 12	R: 1	H: 3	E: 0	LOB: 2	K: 0	P: 21	R: 0	H: 0	E: 0	LOB: 0	K: 1	P: 11	1B: 8	SF: 0	2B: 1	SAC: 0	3B: 0	DP: 1	HR: 1	HBP: 0
--------------	------	------	------	--------	------	-------	------	------	------	--------	------	-------	------	------	------	--------	------	------	------	------	------	--------	------	-------	------	------	------	--------	------	-------	------	------	------	--------	------	-------	------	------	------	--------	------	-------	------	------	------	--------	------	-------	------	------	------	--------	------	-------	-------	-------	-------	--------	-------	-------	-------	--------

PITCHER	IP	WLS	BF	H	R	ER	SO	BB	IBB	HBP	BLK	WP	HR	S	P	ERA	WHIP
Tim Belcher, R ERA: 4.15 (1, 1)	6.0	W	27	7	3	3	8	2	0	0	0	1	1	71	112	4.50	1.500
Hipolito Pichardo, R ERA: 6.46 (7, 1)	1.2		7	3	1	1	1	0	0	0	0	0	0	18	23	5.40	1.800
Jeff Montgomery, R ERA: 2.33 (8, 1)	1.1	S	5	0	0	0	1	1	0	0	0	0	0	12	21	0.00	0.750


BOTTOM

Kansas City Royals @ Detroit Tigers
Tiger Stadium, Detroit, MI
Wed May 22 1996, 3:33 AM EDT
Att. 12,890 - Sunny - 77 F

livebaseballscorecards.com

AB	36
R	4
H	10
RBI	4
BB	3
SO	10
LOB	14

WP: 1 PA: 39
PB: 0
SB: 0
CS: 0



Batter	1	2	3	4	5	6	7	8	9	AB R H RBI BB SO LOB	TOP											
Darryl Hamilton, L (1, 8) OBP: 0.377, SLG: 0.418	1-2 C1-6-3 1B		3-1 1B		0-1 G5-3			0-2 1B 2B		4 1 3 0 0 0 1												
Ivan Rodriguez, R (1, 2) OBP: 0.337, SLG: 0.432	0-2 1 SAFE 1 SAFE 1 SAFE 1-2 G1-6-3 1B		0-1 L9		1-2 WP 1B			1-2 F9		4 0 2 0 0 0 2												
Will Clark, L (1, 3) OBP: 0.410, SLG: 0.452	0-1 G1-6-3 1-2f 2-3		2-3 K		3-1 F7			2-3 K		4 0 0 0 0 2 6												
Mickey Tettleton, S (1, 10) OBP: 0.408, SLG: 0.538	0-2 F7		1-2 F3			2-3 K		3-2 2-H 1B		4 0 1 1 0 1 2												
Dean Palmer, R (1, 5) OBP: 0.341, SLG: 0.541		1-0 2B 1B		1-1 G5-3		2-3 K		3-2 G6-3		4 1 1 0 0 1 1												
Warren Newson, L (1, 9) OBP: 0.404, SLG: 0.493		0-0 G6-3 1-H 2B		4-2 FC6-4 BB		1-1 G4-3		2-2 G3-6 1B		3 0 2 1 1 0 0												
Mark McLemore, S (1, 4) OBP: 0.382, SLG: 0.357		3-3 K		0-1 FC6-4 CS 1-2f		0-1 G4-3		2-1 G3-6 1-2f		4 0 0 0 0 1 3												
Lou Frazier, S (1, 7) OBP: 0.167, SLG: 0.222		1-0 G6-3 2-3		3-2 CS 1-2	0-1 1B G5-3 1B		3-2 G4-3		1-2 F9	4 0 1 0 0 0 1												
Kevin Elster, R (1, 6) OBP: 0.297, SLG: 0.550		1-1 F9		1 SAFE 1 SAFE 1 SAFE 1 SAFE 1 SAFE 3-3 K		3-3 K				3 0 0 0 0 2 2												
Inning Stats	R: 0 E: 0 K: 0 S: 14	H: 2 LOB: 1 BB: 0 P: 15	R: 1 E: 0 K: 1 S: 8	H: 2 LOB: 1 BB: 0 P: 14	R: 0 E: 0 K: 1 S: 10	H: 1 LOB: 1 BB: 1 P: 16	R: 0 E: 0 K: 0 S: 10	H: 0 LOB: 0 BB: 1 P: 18	R: 0 E: 0 K: 1 S: 14	H: 2 LOB: 2 BB: 0 P: 21	R: 0 E: 0 K: 2 S: 10	H: 0 LOB: 0 BB: 0 P: 15	R: 0 E: 0 K: 1 S: 8	H: 0 LOB: 0 BB: 0 P: 14	R: 1 E: 0 K: 1 S: 15	H: 2 LOB: 1 BB: 0 P: 24	R: 0 E: 0 K: 0 S: 9	H: 1 LOB: 0 BB: 0 P: 14	1B: 8 2B: 2 3B: 0 HR: 0	SF: 0 SAC: 0 DP: 2 HBP: 0	WP: 1 PB: 0 SB: 0 CS: 1	PA: 36
PITCHER	IP WLS BF H R ER SO BB IBB HBP BLK WP HR S P ERA WHIP																					
Kevin Appier, R (1, 1) ERA: 3.06	7.2 W 30 8 2 2 7 1 0 0 0 1 0 83 125 2.35 1.174																					
Hipolito Pichardo, R (8, 1) ERA: 6.38	0.1 2 1 0 0 0 0 0 0 0 0 0 6 12 0.00 3.000																					
Jeff Montgomery, R (9, 1) ERA: 2.25	1.0 S 3 1 0 0 0 0 0 0 0 0 0 9 14 0.00 1.000																					

Texas Rangers @ Kansas City Royals
Kauffman Stadium, Kansas City, MO

Thu May 23 1996, 7:05 PM CDT
Att. 15,612 - Unknown - 84 F

livebaseballscorecards.com

AB	34
R	2
H	10
RBI	2
BB	1
SO	7
LOB	18



Batter	1	2	3	4	5	6	7	8	9	AB R H RBI BB SO LOB	TOP											
Darryl Hamilton, L (1, 8) OBP: 0.370, SLG: 0.409	1-1 G4-3			1-1 G6-3		1-2 F7			2-2 F7	4 0 0 0 0 0 0												
Ivan Rodriguez, R (1, 2) OBP: 0.330, SLG: 0.422	0-1 F7			1-0 G5-3			1-1 F9		3-2 P3	4 0 0 0 0 0 0												
Will Clark, L (1, 3) OBP: 0.404, SLG: 0.444	2-3 K			3-1 L8			1-0 F7			3 0 0 0 0 1 0												
Mickey Tettleton, S (1, 10)		1-1 G6-3		2-1 G4-3			0-3 K			3 0 0 0 0 1 0												
Dean Palmer, R (1, 5) OBP: 0.335, SLG: 0.531		0-1 G6-3		2-2 G6-3			1-0 P4			3 0 0 0 0 0 0												
Warren Newson, L (1, 9) OBP: 0.413, SLG: 0.513		1-0 G6-3		2-1 2B			2-2 1B			3 0 2 0 0 0 0												
Mark McLemore, S (1, 4) OBP: 0.381, SLG: 0.356			0-1 G4-3		1-1 G4-3		2-0 1B			3 0 1 0 0 0 1												
Lou Frazier, S (1, 7) OBP: 0.190, SLG: 0.238			1-0 G4-3			1-1 1B	1-2 G3-6-3			3 0 1 0 0 0 2												
Kevin Elster, R (1, 6) OBP: 0.292, SLG: 0.539			1-2 G6-3			1-2 G6-4-3		2-1 F8		3 0 0 0 0 0 1												
Inning Stats	R: 0 E: 0 K: 1 S: 7	H: 0 LOB: 0 BB: 0 P: 10	R: 0 E: 0 K: 0 S: 5	H: 0 LOB: 0 BB: 0 P: 7	R: 0 E: 0 K: 0 S: 6	H: 0 LOB: 0 BB: 0 P: 8	R: 0 E: 0 K: 0 S: 5	H: 0 LOB: 0 BB: 0 P: 10	R: 0 E: 0 K: 0 S: 12	H: 1 LOB: 1 BB: 0 P: 19	R: 0 E: 0 K: 1 S: 9	H: 1 LOB: 0 BB: 0 P: 12	R: 0 E: 0 K: 1 S: 6	H: 0 LOB: 0 BB: 0 P: 8	R: 0 E: 0 K: 0 S: 9	H: 2 LOB: 1 BB: 0 P: 15	R: 0 E: 0 K: 0 S: 8	H: 0 LOB: 0 BB: 0 P: 15	1B: 3 2B: 1 3B: 0 HR: 0	SF: 0 SAC: 0 DP: 2 HBP: 0	WP: 0 PB: 0 SB: 0 CS: 0	PA: 29
PITCHER Mark Gubicza, R (1, 1) ERA: 4.75	IP: 9.0 WLS: W BF: 29 H: 4 R: 0 ER: 0 SO: 2 BB: 0 IBB: 0 HBP: 0 BLK: 0 WP: 0 HR: 0 S: 67 P: 104 ERA: 0.00 WHIP: 0.444											PITCHER	IP: 9.0 WLS: W BF: 29 H: 4 R: 0 ER: 0 SO: 2 BB: 0 IBB: 0 HBP: 0 BLK: 0 WP: 0 HR: 0 S: 67 P: 104 ERA: 0.00 WHIP: 0.444									

Texas Rangers @ Kansas City Royals
Kauffman Stadium, Kansas City, MO

Fri May 24 1996, 7:05 PM CDT
Att. 13,696 - Unknown - 66 F

livebaseballscorecards.com

AB	29
R	0
H	4
RBI	0
BB	0
SO	2
LOB	4



Batter	1	2	3	4	5	6	7	8	9
Bip Roberts, S OBP: 0.341, SLG: 0.386 (1, 4)	F7 2-2		L5 1-1	BB 1B 1-3 2-H		2B 1-0		G5-3 0-0	
Craig Paquette, R OBP: 0.246, SLG: 0.377 (6, PR) (7, 5)									
Tom Goodwin, L OBP: 0.320, SLG: 0.304 (1, 7)	G4-3 1-0		HR 1B 2-1	BB 1-2		K 2-3		2B BB 4-2	
Keith Lockhart, L OBP: 0.361, SLG: 0.481 (1, 5) (7, 4)	K 1-3		HR 1-H	F8 0-1		L7 3-1		F8 1-1	
Bob Hamelin, L OBP: 0.404, SLG: 0.366 (1, 10)		G4-3 3-2	K 2-3		K 1-3		FC2-6 BB 4-1	2B 1-H 3-H	
Johnny Damon, L OBP: 0.317, SLG: 0.402 (1, 8)		SF9 1-2		G4-3 1-1	S 1B 4-2		P5 1-2	F8 1-1	
Michael Tucker, L OBP: 0.308, SLG: 0.405 (1, 9)		SF9 2-1		BB 1B 1-2	P6 3-2		FC2-6 1B 1-2f		
Jose Offerman, S OBP: 0.360, SLG: 0.363 (1, 3)		BB 4-2		L7 0-0	1B 1-2		1B 1-2		
Sal Fasano, R OBP: 0.256, SLG: 0.311 (1, 2)		G6-3 2-2		1B BB 1-2	G6-3 2-0		P5 0-2		
David Howard, S OBP: 0.300, SLG: 0.354 (1, 6)			F7 1-0	1B 1B 1-2 2-H		F8 2-2		F8 2B 1-2	

AB R H RBI BB SO LOB **BOTTOM**

4	0	2	1	0	0	0
1	0	0	0	0	0	1
3	2	1	0	2	1	1
5	1	1	2	0	1	6
4	0	1	2	1	2	0
4	2	1	0	1	0	2
3	1	1	1	0	0	2
3	0	2	1	1	0	1
3	1	0	0	1	0	4
4	1	2	1	0	0	0

AB	34
R	8
H	11
RBI	8
BB	6
SO	4
LOB	17



1B: 6	SF: 1	WP: 0	PA: 41
2B: 3	SAC: 0	PB: 0	
3B: 1	DP: 0	SB: 1	
HR: 1	HBP: 0	CS: 0	

PITCHER	IP	WLS	BF	H	R	ER	SO	BB	IBB	HBP	BLK	WP	HR	S	P	ERA	WHIP
Bobby Witt, R ERA: 6.51 (1, 1)	3.2	L	20	6	5	5	2	3	0	0	0	0	1	44	78	12.27	2.455
Dennis Cook, L ERA: 3.42 (4, 1)	2.1		10	2	1	1	2	1	0	0	0	0	0	24	43	3.86	1.286
Mark Brandenburg, R ERA: 1.88 (7, 1)	2.0		11	3	2	2	0	2	0	0	0	0	0	23	39	9.00	2.500

Texas Rangers @ Kansas City Royals
Kauffman Stadium, Kansas City, MO
Fri May 24 1996, 7:05 PM CDT
Att: 13,696 - Unknown - 66 F

livebaseballscorecards.com

Batter	1	2	3	4	5	6	7	8	9	AB R H RBI BB SO LOB	TOP																				
Damon Buford, R OBP: 0.352, SLG: 0.367 (1, 9) ^B X	1-0 G6-3		4-0 CS BB		2-3 K			1-0 F8		3 0 0 0 1 1 0																					
Mark McLemore, S OBP: 0.378, SLG: 0.360 (1, 4) ^C B ^B X	2-1 G4-3		1-1 G6-3			2-2 1B 2B		0-2 G6-3		4 0 1 0 0 0 1																					
Ivan Rodriguez, R OBP: 0.333, SLG: 0.440 (1, 2) X	0-0 2B 1B			1-2 HR		1-3 K		1-1 L9		4 1 2 1 0 1 1																					
Mickey Tettleton, S OBP: 0.403, SLG: 0.532 (1, 10) ^B X	1-0 1-H 2B			2-2 G5-3		1-0 FC6-4 1B			3-1 G5-3	4 0 2 0 0 0 0																					
Dean Palmer, R OBP: 0.328, SLG: 0.518 (1, 5) X		0-1 G5-3		1-3 K		3-2 K			1-1 P3	4 0 0 0 0 2 2																					
Rene Gonzales, R OBP: 0.500, SLG: 0.333 (1, 3) ^B B ^B B ^B B		4-2 G5-3 1B BB		3-1 1B		1-0 FC6-4 1-2f			0-0 G6-3	3 1 1 0 1 0 2																					
Lou Frazier, S OBP: 0.208, SLG: 0.250 (1, 7) ^L SAFE ^X C		0-2 G5-3		0-0 F8						3 0 1 0 0 0 2																					
Rikkert Faneyte, R OBP: 0.333, SLG: 0.333 (1, 8) ^B B ^B B ^B B ^B B ^B B ^B B ^B B ^B B		2-2 2-H 1B			1-0 L9			0-1 SH1-4		2 0 1 1 0 0 0																					
Kevin Elster, R OBP: 0.287, SLG: 0.529 (1, 6) ^C B ^B B ^B B			2-3 K		0-1 G1-3			2-1 G1-3		3 0 0 0 0 1 1																					
Inning Stats	R: 0 E: 0 K: 0 S: 5	H: 2 LOB: 2 BB: 0 P: 9	R: 1 E: 0 K: 0 S: 14	H: 1 LOB: 1 BB: 1 P: 20	R: 0 E: 0 K: 1 S: 5	H: 0 LOB: 0 BB: 1 P: 12	R: 1 E: 0 K: 1 S: 13	H: 2 LOB: 1 BB: 0 P: 20	R: 0 E: 0 K: 1 S: 6	H: 0 LOB: 0 BB: 0 P: 9	R: 0 E: 0 K: 2 S: 14	H: 2 LOB: 2 BB: 0 P: 22	R: 0 E: 0 K: 0 S: 5	H: 1 LOB: 0 BB: 0 P: 8	R: 0 E: 0 K: 0 S: 6	H: 0 LOB: 0 BB: 0 P: 8	R: 0 E: 0 K: 0 S: 5	H: 0 LOB: 0 BB: 0 P: 9	1B: 5 2B: 2 3B: 0 HR: 1	SF: 0 SAC: 1 DP: 0 HBP: 0	WP: 0 PB: 0 SB: 0 CS: 2	PA: 33									
PITCHER Chris Haney, L ERA: 4.52 (1, 1)	IP 9.0	WLS L	BF 33	H 8	R 2	ER 2	SO 5	BB 2	IBB 0	HBP 0	BLK 0	WP 0	HR 1	S 73	P 117	ERA 2.00	WHIP 1.111														
											PITCHER	IP	WLS	BF	H	R	ER	SO	BB	IBB	HBP	BLK	WP	HR	S	P	ERA	WHIP			

Texas Rangers @ Kansas City Royals
Kauffman Stadium, Kansas City, MO

Sat May 25 1996, 7:05 PM CDT
Att. 23,668 - Unknown - 69 F

AB	30
R	2
H	8
RBI	2
BB	2
SO	5
LOB	9



Batter	1	2	3	4	5	6	7	8	9	AB R H RBI BB SO LOB
Bip Roberts, S (1, 4) OBP: 0.333, SLG: 0.377	0-2 G4-3		0-1 F7		1-1 L5			2-2 G6-3		4 0 0 0 0 0 0
Tom Goodwin, L (1, 7) OBP: 0.314, SLG: 0.297	0-3 K		3-3 K			2-2 F5		0-0 L6		4 0 0 0 0 2 0
Keith Lockhart, L (1, 5) OBP: 0.377, SLG: 0.470	4-2 FC6-4 BB		0-0 F8			1-1 F9		0-1 F6		3 0 0 0 1 0 0
Joe Vitiello, R (1, 10) OBP: 0.397, SLG: 0.480	2-2 FC6-4			3-3 K		2-1 G5-3		1-1 G5-3		4 0 0 0 0 1 1
Michael Tucker, L (1, 9) OBP: 0.303, SLG: 0.397		3-2 F7		0-0 F4			1-3 K		1-3 K	3 0 0 0 0 1 0 1 0 0 0 0 1 0
Bob Hamelin, L (9, PH) OBP: 0.401, SLG: 0.363										
Johnny Damon, L (1, 8) OBP: 0.323, SLG: 0.407		0-2 BB 2B 1B		1-1 1B			1-0 F9			3 1 2 0 0 0 0
Jose Offerman, S (1, 3) OBP: 0.366, SLG: 0.360		4-0 SAFE 2B BB		1-2 F8			4-2 FC6-4 BB			1 0 0 0 2 0 1
Mike Macfarlane, R (1, 2) OBP: 0.275, SLG: 0.392		2-2 2B			0-0 F8		0-1 FC6-4			3 0 1 1 0 0 1
David Howard, S (1, 6) OBP: 0.294, SLG: 0.347		3-3 K			3-2 L5			0-0 F9		3 0 0 0 0 1 1

BOTTOM	
Texas Rangers @ Kansas City Royals Kauffman Stadium, Kansas City, MO Sat May 25 1996, 7:05 PM CDT Att. 23,668 - Unknown - 69 F	
AB 29 R 1 H 3 RBI 1 BB 3 SO 6 LOB 4	

Inning Stats		R: 0	H: 0	E: 0	K: 1	S: 13	R: 1	H: 2	E: 0	K: 1	S: 13	R: 0	H: 0	E: 0	K: 1	S: 6	R: 0	H: 1	E: 0	K: 1	S: 10	R: 0	H: 0	E: 0	K: 0	S: 6	R: 0	H: 0	E: 0	K: 1	S: 7	R: 0	H: 0	E: 0	K: 1	S: 9	R: 0	H: 0	E: 0	K: 0	S: 8	R: 0	H: 0	E: 0	K: 1	S: 7	1B: 2	SF: 0	2B: 1	SAC: 0	3B: 0	DP: 0	HR: 0	HBP: 0	WP: 0	PA: 32
PITCHER	IP	WLS	BF	H	R	ER	SO	BB	IBB	HBP	BLK	WP	HR	S	P	ERA	WHIP																																							
Rick Helling, R (1, 1) ERA: 4.96	8.0	W	29	3	1	1	5	3	0	0	0	0	0	72	115	1.12	0.750																																							
Mike Henneman, R (9, 1) ERA: 4.11	1.0	S	3	0	0	0	1	0	0	0	0	0	0	7	9	0.00	0.000																																							

Batter	1	2	3	4	5	6	7	8	9	AB R H RBI BB SO LOB	TOP															
Darryl Hamilton, L (1, 8) OBP: 0.362, SLG: 0.399	2-2 L8		2-0 G3		1-0 G4-3	1-1 G3		1-2 G1-3		5 0 0 0 0 0 3																
Ivan Rodriguez, R (1, 2) OBP: 0.335, SLG: 0.444	2-2 1B 2B		0-0 F9		1-0 L8		0-0 FC4-6 1B	0-1 G6-3		5 1 2 0 0 0 0																
Will Clark, L (1, 3) OBP: 0.404, SLG: 0.448	1-3 K			1-2 1B 2B		0-1 BB 1B 1B	2-0 FC4-6 WP 1B		0-0 F8	5 2 2 0 0 1 2																
Mickey Tettleton, S (1, 10) OBP: 0.409, SLG: 0.531	0-1 1B			0-3 K		0-2 1B BB G4-3 1B	4-1 WP 1B BB	1-0 G1-3		4 2 2 1 1 1 1																
Dean Palmer, R (1, 5) OBP: 0.330, SLG: 0.512	2-0 G6-3			3-1 1B		2-2 F4	1-3 K	4-1 BB		4 0 1 0 1 1 5																
Warren Newson, L (1, 9) OBP: 0.412, SLG: 0.500		0-3 K		2-3 K		4-2 G4-3 1B BB	2-2 BB 1B	0-0 G4-3		4 0 1 2 1 2 3																
Damon Buford, R (9, 9) OBP: 0.352, SLG: 0.367				SAFE K		1-2 2-3 BB	2-H 3-H 1B			0 0 0 0 0 0 0																
Mark McLemore, S (1, 4) OBP: 0.380, SLG: 0.359		0-1 P6		0-1 G4-3		1-0 G4-3 1B	4-1 BB			3 0 1 1 1 0 2																
Lou Frazier, S (1, 7) OBP: 0.214, SLG: 0.321		0-3 K			0-1 G4-3	1-2 2-3 3-H 1B	0-3 K			4 1 1 1 0 2 4																
Kevin Elster, R (1, 6) OBP: 0.286, SLG: 0.522			1-3 K		0-0 SF8 3B	1-2 2-3 3-H IBB		1-3 K		2 0 0 1 1 2 0																
Inning Stats	R: 1 E: 0 K: 1 S: 14	H: 2 LOB: 1 BB: 0 P: 21	R: 0 E: 0 K: 2 S: 8	H: 0 LOB: 0 BB: 0 P: 8	R: 0 E: 0 K: 1 S: 5	H: 0 LOB: 0 BB: 0 P: 8	R: 0 E: 0 K: 2 S: 14	H: 2 LOB: 2 BB: 0 P: 20	R: 1 E: 0 K: 0 S: 5	H: 1 LOB: 0 BB: 0 P: 7	R: 2 E: 0 K: 2 S: 19	H: 3 LOB: 3 BB: 2 P: 32	R: 2 E: 1 K: 2 S: 14	H: 2 LOB: 2 BB: 2 P: 27	R: 0 E: 0 K: 1 S: 8	H: 0 LOB: 0 BB: 0 P: 10	R: 0 E: 0 K: 0 S: 4	H: 0 LOB: 1 BB: 1 P: 9	1B: 7 2B: 2 3B: 1 HR: 0	SF: 1 SAC: 0 DP: 0 HBP: 0	WP: 1 PB: 0 SB: 0 CS: 0	PA: 42				
PITCHER	IP WLS BF H R ER SO BB IBB HBP BLK WP HR S P ERA WHIP																									
Doug Linton, R (1, 1) ERA: 4.64	5.1 L	23 7	4 4	4 4	6 6	0 0	0 0	0 0	0 0	0 0	0 0	54 74	6.75 1.312													
Jason Jacome, L (6, 1) ERA: 6.46	0.2	5	1	0	0	1	1	0	0	0	0	11	22	0.00	3.000											
Tim Pugh, R (7, 1) ERA: 9.27	3.0	14	2	2	2	3	3	0	0	0	1	0	26	46	6.00	1.667										

Texas Rangers @ Kansas City Royals
Kauffman Stadium, Kansas City, MO

Sun May 26 1996, 3:33 AM CDT
Att. 22,665 - Overcast - 63 F

livebaseballscorecards.com

AB 36
R 6
H 10
RBI 6
BB 5
SO 9
LOB 20



Batter	1	2	3	4	5	6	7	8	9	AB R H RBI BB SO LOB
Johnny Damon, L (1, 9) OBP: 0.328, SLG: 0.411 Les Norman, R (7, 9) OBP: 0.258, SLG: 0.148	0-1 		1-2 L1		1-2 		3-1 F3		0-2 	3 1 2 0 0 0 0 2 0 1 0 0 0 0
Tom Goodwin, L (1, 8) OBP: 0.316, SLG: 0.299	0-0 		1-2 		1-0 F7			2-3 K	0-0 FC4-6	5 2 2 0 0 1 3
Keith Lockhart, L (1, 4) OBP: 0.381, SLG: 0.478	0-0 G4-3		1-0 		1-2 F4			2-1 		4 1 2 1 0 0 1
Joe Vitiello, R (1, 10) OBP: 0.395, SLG: 0.471 Michael Tucker, L (6, PR) OBP: 0.303, SLG: 0.397 Mike Macfarlane, R (8, PH) OBP: 0.282, SLG: 0.398	2-3 K		0-2 F3		4-0 			0-2 		2 0 0 0 1 1 1 0 0 0 0 0 0 0 1 0 1 0 0 0 0
Craig Paquette, R (1, 5) OBP: 0.232, SLG: 0.359	0-3 			0-0 G1-3		0-0 L8		0-2 		3 0 0 1 0 1 1
Jose Offerman, S (1, 3)		0-3 K		1-0 		2-2 		2-3 		4 0 2 0 0 2 1
Chris Stynes, R (1, 7) OBP: 0.367, SLG: 0.400 Bip Roberts, S (6, PH) OBP: 0.330, SLG: 0.373		2-1 G5-3		0-2 		0-0 G4-3			1-3 	2 0 1 0 0 0 0 2 0 0 0 0 1 2
Sal Fasano, R (1, 2) OBP: 0.247, SLG: 0.299 Bob Hamelin, L (9, PH) OBP: 0.399, SLG: 0.359		0-1 L5-3		0-3 			2-1 L8		1-1 F6	3 0 0 0 0 1 2 1 0 0 0 0 0 0
David Howard, S (1, 6) OBP: 0.287, SLG: 0.338			2-2 L9	1-1 CS	0-2 G3-1		2-3 		1-2 	4 0 0 0 0 1 0

Inning Stats	R: 2	H: 2	E: 1	LOB: 0	K: 2	BB: 0	S: 10	R: 0	H: 0	E: 0	LOB: 0	K: 1	BB: 0	S: 7	R: 1	H: 2	E: 0	LOB: 1	K: 0	BB: 0	S: 15	R: 0	H: 2	E: 0	LOB: 1	K: 1	BB: 0	S: 9	R: 0	H: 1	E: 0	LOB: 1	K: 0	BB: 0	S: 11	R: 0	H: 1	E: 0	LOB: 1	K: 0	BB: 1	S: 7	R: 0	H: 0	E: 0	LOB: 0	K: 1	BB: 0	S: 8	R: 1	H: 2	E: 0	LOB: 1	K: 2	BB: 0	S: 15	R: 0	H: 1	E: 1	LOB: 2	K: 1	BB: 0	S: 13	R: 0	H: 1	E: 0	LOB: 2	K: 1	BB: 0	S: 16	R: 0	H: 0	E: 0	LOB: 0	K: 1	BB: 0	S: 15	R: 0	H: 1	E: 1	LOB: 2	K: 1	BB: 0	S: 16
Ken Hill, R (1, 1) ERA: 2.79 Ed Vosberg, L (8, 1) ERA: 2.84 Jeff Russell, R (8, 1) ERA: 1.98 Mike Henneman, R (9, 1) ERA: 3.86	IP: 7.1 WLS: 1 BF: 30 H: 9 R: 4 ER: 3 SO: 6 BB: 1 IBB: 0 HBP: 0 BLK: 0 WP: 0 HR: 0 S: 72 P: 103 ERA: 3.68 WHIP: 1.364	IP: 0.0 WLS: 0 BF: 1 H: 1 R: 0 ER: 0 SO: 0 BB: 0 IBB: 0 HBP: 0 BLK: 0 WP: 0 HR: 0 S: 3 P: 3 ERA: ∞ WHIP: ∞	IP: 0.2 WLS: 0 BF: 2 H: 0 R: 0 ER: 0 SO: 1 BB: 0 IBB: 0 HBP: 0 BLK: 0 WP: 0 HR: 0 S: 7 P: 9 ERA: 0.00 WHIP: 0.000	IP: 1.0 WLS: 0 BF: 5 H: 1 R: 0 ER: 0 SO: 1 BB: 0 IBB: 0 HBP: 0 BLK: 0 WP: 0 HR: 0 S: 13 P: 16 ERA: 0.00 WHIP: 1.000																																																																																

BOTTOM

Texas Rangers @ Kansas City Royals
 Kauffman Stadium, Kansas City, MO

Sun May 26 1996, 3:33 AM CDT
 Att. 22,665 - Overcast - 63 F

livebaseballscorecards.com

AB	36
R	4
H	11
RBI	2
BB	1
SO	8
LOB	11



WP: 0	PA: 39
PB: 0	
SB: 1	
CS: 1	

Batter	1	2	3	4	5	6	7	8	9	10	11	12	13	AB R H RBI BB SO LOB	TOP															
Chad Curtis, R (1, 7) OBP: 0.345, SLG: 0.349 Kimera Barteo, R (6, 8) OBP: 0.219, SLG: 0.194	F8		HR		SH3		F9			G5-3			BB	2 1 1 1 0 0 0 2 0 0 0 1 0 0																
Duane Singleton, L (1, 8) OBP: 0.196, SLG: 0.182	CS 1B		B1-3		G6-3		F7			P5			K	6 0 1 0 0 1 2																
Cecil Fielder, R (1, 3) OBP: 0.326, SLG: 0.457	BB		F8		2B 1B		G4-6-3 1B			G1-3			F9	5 1 2 1 1 0 1																
Travis Fryman, R (1, 5) OBP: 0.336, SLG: 0.503	K				P4 1B		G4-6-3			G1-3			G5-3	6 1 1 0 0 1 3																
Melvin Nieves, S (1, 9) OBP: 0.345, SLG: 0.503			K		E4 FC3-6 1B		G1-3						2B	5 0 2 2 0 1 0																
Curtis Pride, L (1, 10) OBP: 0.317, SLG: 0.385			L6		FC3-6 1B		P5			G4-3			K	5 0 1 0 0 1 1																
Raul Casanova, S (1, 2) OBP: 0.125, SLG: 0.067			1B		FC3-6		K			G4-3			G4-3	5 0 1 0 0 1 2																
Mark Lewis, R (1, 4) OBP: 0.337, SLG: 0.497			F9		K		G3-1			F9			G6-3	5 0 0 0 0 1 3																
Chris Gomez, R (1, 6) OBP: 0.341, SLG: 0.267			F9		E5 G6-3 SH3 1B		F7			G1-3			K	5 1 0 0 0 1 0																
Inning Stats	R: 0 E: 0 K: 1 S: 10	H: 1 LOB: 1 BB: 1 P: 18	R: 0 E: 0 K: 1 S: 12	H: 1 LOB: 1 BB: 0 P: 14	R: 1 E: 0 K: 0 S: 7	H: 1 LOB: 0 BB: 0 P: 11	R: 0 E: 1 K: 1 S: 10	H: 1 LOB: 2 BB: 0 P: 15	R: 3 E: 1 K: 0 S: 19	H: 3 LOB: 1 BB: 0 P: 28	R: 0 E: 0 K: 1 S: 19	H: 0 LOB: 0 BB: 0 P: 25	R: 0 E: 0 K: 1 S: 19	H: 1 LOB: 0 BB: 0 P: 8	R: 0 E: 0 K: 0 S: 6	H: 0 LOB: 0 BB: 0 P: 8	R: 0 E: 0 K: 0 S: 5	H: 0 LOB: 0 BB: 0 P: 6	R: 0 E: 0 K: 0 S: 7	H: 0 LOB: 0 BB: 0 P: 10	R: 0 E: 0 K: 1 S: 11	H: 1 LOB: 1 BB: 0 P: 12	R: 0 E: 0 K: 1 S: 7	H: 0 LOB: 1 BB: 1 P: 14	1B: 6 2B: 2 3B: 0 HR: 1	SF: 0 SAC: 1 DP: 1 HBP: 0	WP: 0 PB: 0 SB: 0 CS: 1	PA: 49		
PITCHER Tim Belcher, R (1, 1) ERA: 3.93 Julio Valera, R (7, 1) ERA: 4.5 Jeff Montgomery, R (11, 1) ERA: 2.03	IP	WLS	BF	H	R	ER	SO	BB	IBB	HBP	BLK	WP	HR	S	P	ERA	WHIP													
	6.0		26	7	4	1	4	1	0	0	0	0	0	24	32	1.50	1.333													
	4.0		12	1	0	0	0	0	0	0	0	0	0	24	32	0.00	0.250													
	3.0	W	11	1	0	0	3	1	0	0	0	0	0	27	35	0.00	0.667													

Detroit Tigers @ Kansas City Royals
 Kauffman Stadium, Kansas City, MO
 Mon May 27 1996, 7:05 PM CDT
 Att. 19,776 - Unknown - 73 F

livebaseballscorecards.com

AB	46
R	4
H	9
RBI	4
BB	2
SO	7
LOB	12



Batter	1	2	3	4	5	6	7	8	9	10	11	12	13	AB R H RBI BB SO LOB
Bip Roberts, S OBP: 0.333, SLG: 0.368 (1, 4)	4-1 G3 1B BB		3-3 K		0-0 G4-3		0-1 P5		2-0 G6-3		4-0 FC3-6 IBB		1 SAFE 3-2 1-3 2-H 1B	5 1 1 2 2 1 3
Tom Goodwin, L OBP: 0.311, SLG: 0.295 (1, 8)	1-3 K		0-1 E 1B		2-3 K		1-3 K		2-0 E5 WP		0-1 FC3-6 DI			6 0 1 0 0 3 5
Jose Offerman, S OBP: 0.374, SLG: 0.357 (1, 3)	1-1 G3 1-3		4-2 S BB		4-2 CS BB		2-3 K		4-0 DI IBB		3-3 K			3 0 0 0 3 2 3
Joe Vitiello, R OBP: 0.406, SLG: 0.472 Michael Tucker, L OBP: 0.299, SLG: 0.392 (1, 10) (8, PR)	1-1 FC5-4 1B		4-2 BB		1-0 CS		2-1 F9		3-2 G3		0-2 F9			2 0 1 1 2 0 0 2 0 0 0 0 0 2
Craig Paquette, R OBP: 0.213, SLG: 0.329 (1, 7)	0-2 FC5-4 1-2f		2-3 K				3-2 G6-3		0-3 K		2-3 K		2-1 G4-3	6 0 0 0 0 3 5
Les Norman, R OBP: 0.235, SLG: 0.133 Johnny Damon, L OBP: 0.328, SLG: 0.410 (1, 9) (8, PH) (9, 9)			1-3 K2-3		0-0 F7		1-3 K		1-3 K		0-1 P2		0-1 1B	3 0 0 0 0 2 0 3 0 1 0 0 1 2
Joe Randa, R OBP: 0.338, SLG: 0.379 (1, 5)			2-3 K		1-1 G6-3				0-0 HR		0-0 G6-3		3-1 G4-3	6 1 1 1 0 1 1
Mike Macfarlane, R OBP: 0.289, SLG: 0.411 Chris Stynes, R OBP: 0.357, SLG: 0.400 Sal Fasano, R OBP: 0.264, SLG: 0.308 (1, 2) (9, PR) (10, 2)			0-0 F9		2-0 2B		3-2 G5-3		0-0 E 1B G6-3 1B		4-0 FC3-6 SH3-4 BB		1-2 SH 1B 1B	4 0 2 0 0 0 0 0 1 0 0 0 0 0 1 1 1 0 1 0 0
David Howard, S OBP: 0.292, SLG: 0.348 (1, 6)			2-3 K		2-1 G6-3		0-2 2B		1-0 E6 G6-3 1B		1-0 SH3-4		2-2 SH 1B 1-2	4 1 2 0 0 1 1


Inning Stats	R: 1	H: 1	R: 0	H: 0	R: 0	H: 1	R: 0	H: 0	R: 0	H: 0	R: 1	H: 2	R: 0	H: 0	R: 0	H: 1	R: 0	H: 2	R: 1	H: 2	R: 0	H: 1	R: 0	H: 2	R: 1	H: 2	AB	R	H	RBI	BB	SO	LOB
	E: 0	LOB: 1	E: 0	LOB: 0	E: 0	LOB: 3	E: 0	LOB: 0	E: 0	LOB: 2	E: 2	LOB: 3	E: 0	LOB: 2	E: 0	LOB: 1	E: 0	LOB: 2	E: 0	LOB: 1	E: 0	LOB: 1	E: 0	LOB: 2	E: 0	LOB: 2	6	1	1	1	0	1	1
	K: 1	BB: 1	K: 2	BB: 0	K: 3	BB: 2	K: 0	BB: 1	K: 1	BB: 0	K: 1	BB: 0	K: 3	BB: 1	K: 0	BB: 0	K: 1	BB: 0	K: 1	BB: 0	K: 0	BB: 0	K: 1	BB: 0	K: 0	BB: 0	3	0	0	0	0	0	0
	S: 12	P: 19	S: 8	P: 11	S: 18	P: 33	S: 6	P: 11	S: 6	P: 13	S: 8	P: 14	S: 14	P: 21	S: 9	P: 21	S: 6	P: 8	S: 8	P: 20	S: 10	P: 15	S: 10	P: 16	S: 10	P: 16	45	5	10	4	8	14	22

PITCHER	IP	WLS	BF	H	R	ER	SO	BB	IBB	HBP	BLK	WP	HR	S	P	ERA	WHIP
Justin Thompson, L ERA: 1.5 (1, 1)	6.0		24	3	1	1	8	4	0	0	0	0	0	58	101	1.50	1.167
Richie Lewis, R ERA: 3.86 (7, 1)	1.2		8	2	1	1	3	1	0	0	0	1	1	22	32	5.40	1.800
Mike Myers, L ERA: 5.67 (8, 1)	0.2		4	2	2	0	1	0	0	0	0	0	0	7	9	0.00	3.000
Gregg Olson, R ERA: 5.93 (9, 1)	1.2		7	0	0	0	1	0	1	0	0	1	0	12	25	0.00	0.000
Mike Walker, R ERA: 1.93 (11, 1)	2.0		9	1	0	0	1	1	1	0	0	0	0	18	35	0.00	1.000

PITCHER	IP	WLS	BF	H	R	ER	SO	BB	IBB	HBP	BLK	WP	HR	S	P	ERA	WHIP
Randy Veres, R ERA: 8.31 (13, 1)	0.0		3	2	1	1	0	0	0	0	0	0	0	10	16	∞	∞

DETROIT TIGERS @ KANSAS CITY ROYALS
Kauffman Stadium, Kansas City, MO
 Mon May 27 1996, 7:05 PM CDT
 Att: 19,776 - Unknown - 73 F

AB	45
R	5
H	10
RBI	4
BB	8
SO	14
LOB	22



WP: 2	PA: 56
PB: 0	
SB: 3	
CS: 1	

Batter	1	2	3	4	5	6	7	8	9	AB R H RBI BB SO LOB	TOP
Chad Curtis, R OBP: 0.339, SLG: 0.342 (1, 8) B C S B S C (8, 7)	2-3 K ①		2-2 G6-3 ②		0-2 F8 ③		0-1 FC4 ③ 1-2f		2-2 PO ③ 1-2	4 0 0 0 0 1 1	
Curtis Pride, L OBP: 0.328, SLG: 0.482 Kimera Barteo, R OBP: 0.219, SLG: 0.194 (1, 7) B S F B B B X (8, 8)	3-2 G3-1 ②		1-0 HR ②			1-2 L5 ①		1-1 1B 3B		4 2 2 1 0 0 0 0 0 0 0 0 0 0	
Cecil Fielder, R OBP: 0.324, SLG: 0.469 (1, 3) F X	0-1 HR ③		1-3 K ③			1-2 F9 ②		2-2 G5-3 ①		4 1 1 1 0 1 1	
Travis Fryman, R OBP: 0.344, SLG: 0.510 (1, 5) C B X	1-1 P4 ③			1-2 G4-6-3 1B BB		1-0 2B		4-0 1B IBB		3 0 2 0 1 0 0	
Melvin Nieves, S OBP: 0.355, SLG: 0.526 (1, 9) B B F B X		2-1 HR ①		4-2 G4-6-3 1B BB SAFE		1-3 K ③		1-1 G6-3 1B 3-H		3 1 2 2 1 1 1	
Raul Casanova, S OBP: 0.150, SLG: 0.263 (1, 2) X		0-0 G4-3 ①		0-0 G4-6-3 ① ② 1-2f 2-3			0-0 HR ①	2-2 G6-3 ② ③ 1-2f		4 1 1 1 0 0 4	
Eddie Williams, R OBP: 0.303, SLG: 0.370 (1, 10) C X		0-1 G6-3 ②		2-3 K ③			0-1 F9 ①		0-0 G4-3 ①	4 0 0 0 0 1 1	
Mark Lewis, R OBP: 0.335, SLG: 0.492 (1, 4) B B F C S B X		1-2 G5-3 ③			1-3 K ①		3-2 FC5-4 1B X		3-3 K ②	4 0 1 0 0 2 0	
Chris Gomez, R OBP: 0.326, SLG: 0.253 (1, 6) C C S B X			1-2 G1-3 ①		1-0 G4-3 ②		0-1 FC5-4 FC4 ② 1-2f		2-0 E1 PO	4 0 0 0 0 0 1	
Inning Stats	R: 1 E: 0 K: 1 S: 10 H: 1 LOB: 0 BB: 0 P: 16	R: 1 E: 0 K: 0 S: 9 H: 1 LOB: 0 BB: 0 P: 12	R: 1 E: 0 K: 1 S: 11 H: 1 LOB: 0 BB: 0 P: 16	R: 0 E: 0 K: 1 S: 9 H: 1 LOB: 1 BB: 1 P: 16	R: 0 E: 0 K: 1 S: 7 H: 0 LOB: 0 BB: 0 P: 9	R: 0 E: 0 K: 1 S: 11 H: 1 LOB: 1 BB: 0 P: 15	R: 1 E: 0 K: 0 S: 14 H: 2 LOB: 1 BB: 0 P: 17	R: 1 E: 0 K: 0 S: 12 H: 2 LOB: 1 BB: 1 P: 22	R: 0 E: 1 K: 1 S: 8 H: 0 LOB: 0 BB: 0 P: 15	1B: 3 2B: 1 3B: 1 HR: 4 SF: 0 SAC: 0 DP: 2 HBP: 0	WP: 0 PB: 0 SB: 0 CS: 0 PA: 37
PITCHER Kevin Appier, R ERA: 3.33 Hipolito Pichardo, R ERA: 6.12 (1, 1) (9, 1)	IP WLS BF H R ER SO BB IBB HBP BLK WP HR S P ERA WHIP	8.0 L 33 9 5 5 5 1 1 0 0 0 4 83 123 5.62 1.250	1.0 3 0 0 0 1 0 0 0 0 0 0 8 15 0.00 0.000								

Detroit Tigers @ Kansas City Royals
Kauffman Stadium, Kansas City, MO
Wed May 29 1996, 7:05 PM CDT
Att. 13,712 - Unknown - 62 F

livebaseballscorecards.com

AB	34
R	5
H	9
RBI	5
BB	2
SO	6
LOB	9



Batter	1	2	3	4	5	6	7	8	9	AB	R	H	RBI	BB	SO	LOB
Johnny Damon, L (1, 8) OBP: 0.325, SLG: 0.404	1-0 BB 1B	0-2 F7			2-2 G4-3			0-1 B1-3	2-3 K	5	1	1	0	0	1	2
Tom Goodwin, L (1, 7) OBP: 0.315, SLG: 0.296	4-1 B SAFE 1-2 E BB		2-1 S E 1B		0-0 G5-3			2-2 G1-3		3	2	1	0	1	0	0
Bip Roberts, S (1, 4) OBP: 0.342, SLG: 0.376	1-0 E8 1B		1-1 E7 G3 SF8 1B		1-2 G1-3			0-1 BB BB 1B		4	1	3	2	0	0	0
Joe Vitiello, R (1, 10) OBP: 0.397, SLG: 0.459 Keith Lockhart, L (8, PH) OBP: 0.365, SLG: 0.478	2-3 K		0-0 G3			2-3 K		4-0 BB BB 1-2 BB		3	0	0	0	0	2	2
Jose Offerman, S (1, 3) OBP: 0.371, SLG: 0.352	1-1 L4		3-2 SF8			1-0 F7		4-2 1-2 2-3 BB		2	0	0	1	1	0	1
Michael Tucker, L (1, 9) OBP: 0.293, SLG: 0.382	0-1 F7		2-3 K			1-1 F8		1-2 G3-1		4	0	0	0	0	1	4
Joe Randa, R (1, 5) OBP: 0.346, SLG: 0.400		2-2 G3 1B			0-0 F7				0-0 F8 2B	4	0	2	0	0	0	0
Sal Fasano, R (1, 2) OBP: 0.256, SLG: 0.296 Bob Hamelin, L (9, PH) OBP: 0.396, SLG: 0.356		0-1 L8			2-2 G6-3			1-2 P4	0-0 L9	3	0	0	0	0	0	1
David Howard, S (1, 6) OBP: 0.286, SLG: 0.340		0-1 G3			0-0 L7			2-3 K	2-0 F8	4	0	0	0	0	1	2

Inning Stats	R: 2	H: 2	E: 1	K: 1	S: 11	R: 0	H: 1	E: 0	K: 0	S: 10	R: 2	H: 2	E: 1	K: 1	S: 12	R: 0	H: 0	E: 0	K: 0	S: 9	R: 0	H: 0	E: 0	K: 1	S: 9	R: 0	H: 0	E: 0	K: 1	S: 9	R: 0	H: 1	E: 0	K: 0	S: 12	R: 0	H: 0	E: 0	K: 1	S: 8	R: 0	H: 1	E: 0	K: 0	S: 7	R: 0	H: 0	E: 0	K: 1	S: 7	1B: 6	2B: 1	3B: 0	HR: 0	SF: 1	SAC: 0	DP: 0	HBP: 0	WP: 0	PB: 0	SB: 1	CS: 0	PA: 37
PITCHER	IP	WLS	BF	H	R	ER	SO	BB	IBB	HBP	BLK	WP	HR	S	P	ERA	WHIP																																														
Greg Gohr, R (1, 1) ERA: 6.0	7.0	W	27	5	4	2	4	1	0	0	0	0	0	68	101	2.57	0.857																																														
Mike Myers, L (8, 1) ERA: 5.53	0.2		3	1	0	0	0	0	0	0	0	0	0	7	9	0.00	1.500																																														
Gregg Olson, R (8, 1) ERA: 5.93	0.0		2	0	0	0	0	2	0	0	0	0	0	2	10	∞	∞																																														
Mike Walker, R (8, 1) ERA: 1.5	1.1	S	5	1	0	0	1	0	0	0	0	0	0	10	15	0.00	0.750																																														

DETROIT TIGERS @ KANSAS CITY ROYALS
Kauffman Stadium, Kansas City, MO
 Wed May 29 1996, 7:05 PM CDT
 Att: 13,712 - Unknown - 62 F

AB	33
R	4
H	7
RBI	3
BB	3
SO	5
LOB	13



WP: 0	PA: 37
ERA	WHIP

Batter	1	2	3	4	5	6	7	8	9	AB R H RBI BB SO LOB	TOP											
Bip Roberts, S (1, 4) OBP: 0.338, SLG: 0.372	0-0 F7	1-1 BB 1B		1-0 G1-3			0-1 P6		1-2 G3	5 0 1 1 0 0 2												
Tom Goodwin, L (1, 7) OBP: 0.319, SLG: 0.296	2-0 FC3-6 1B	4-2 BB			2-2 F7		0-2 F8			3 1 1 0 1 0 0												
Keith Lockhart, L (1, 5) OBP: 0.381, SLG: 0.472	0-0 FC3-6 1B	1-0 P4			0-0 G4-3			1-2 G4-3		4 0 1 0 0 0 3												
Bob Hamelin, L (1, 10) OBP: 0.392, SLG: 0.346	2-0 FC3-6 1-2f 2-H		1-3 K		4-2 CS BB			1-3 K		3 0 0 1 1 2 1												
Jose Offerman, S (1, 3) OBP: 0.363, SLG: 0.342	1-2 G4-3		0-0 G4-3		1-0 CS	1-2 F7		0-1 P6		4 0 0 0 0 0 1												
Johnny Damon, L (1, 8) OBP: 0.327, SLG: 0.402		1-0 P3	1-2 HBP			1-3 K		3-2 F8		1 0 0 0 0 0 0												
Les Norman, R (3, PR) OBP: 0.229, SLG: 0.129									1 0 0 0 0 1 0													
Joe Randa, R (9, PH) OBP: 0.342, SLG: 0.394									1 0 0 0 0 0 0													
Michael Tucker, L (1, 9) OBP: 0.297, SLG: 0.381		4-1 1B BB	2-2 F7			3-1 1B		0-0 G3		3 1 1 0 1 0 1												
Sal Fasano, R (1, 2) OBP: 0.247, SLG: 0.286		1-1 F9		2-0 P6		2-3 K		2-2 1B		3 0 0 0 0 1 2												
Mike Macfarlane, R (9, PH) OBP: 0.296, SLG: 0.417									1 0 1 0 0 0 0													
David Howard, S (1, 6) OBP: 0.287, SLG: 0.339		1-0 BB 1B		0-0 G4-3			1-3 K		0-1 1B	3 0 1 0 0 1 0												
Joe Vitiello, R (9, PH) OBP: 0.401, SLG: 0.464									1 0 1 0 0 0 0													
Chris Stynes, R (9, PR) OBP: 0.367, SLG: 0.400									0 0 0 0 0 0 0													
Inning Stats	R: 1 E: 0 K: 0 S: 7	H: 2 LOB: 1 BB: 0 P: 12	R: 1 E: 0 K: 0 S: 11	H: 2 LOB: 3 BB: 2 P: 24	R: 0 E: 0 K: 1 S: 10	H: 0 LOB: 1 BB: 0 P: 14	R: 0 E: 0 K: 0 S: 3	H: 0 LOB: 0 BB: 0 P: 6	R: 0 E: 0 K: 0 S: 6	H: 0 LOB: 0 BB: 1 P: 13	R: 0 E: 0 K: 2 S: 12	H: 1 LOB: 1 BB: 0 P: 19	R: 0 E: 0 K: 1 S: 8	H: 0 LOB: 0 BB: 0 P: 9	R: 0 E: 0 K: 1 S: 8	H: 0 LOB: 0 BB: 0 P: 10	R: 0 E: 0 K: 0 S: 13	H: 2 LOB: 2 BB: 0 P: 19	1B: 7 2B: 0 3B: 0 HR: 0	SF: 0 SAC: 0 DP: 0 HBP: 1	WP: 0 PB: 0 SB: 0 CS: 1	PA: 38
PITCHER	IP WLS BF H R ER SO BB IBB HBP BLK WP HR S P ERA WHIP																					
Pat Hentgen, R (1, 1) ERA: 3.86	8.2 W 35 6 2 2 5 3 0 1 0 0 0 0 73 120 2.08 1.038																					
Mike Timlin, R (9, 1) ERA: 4.08	0.1 S 2 1 0 0 0 0 0 0 0 0 0 0 5 6 0.00 3.000																					

Kansas City Royals @ Toronto Blue Jays
 SkyDome, Toronto, ON
 Fri May 31 1996, 7:05 PM EDT
 Att. 33,194 - Unknown - 68 F

AB	33
R	2
H	7
RBI	2
BB	3
SO	5
LOB	10



Batter	1	2	3	4	5	6	7	8	9
Otis Nixon, S <small>OBP: 0.375, SLG: 0.321</small> (1, 8)	3-3 		4-2 		2-3 	1-1 		1-2 	
Domingo Cedeno, S <small>OBP: 0.337, SLG: 0.379</small> (1, 4)	1-0 		0-1 		0-0 		0-0 		
Carlos Delgado, L <small>OBP: 0.378, SLG: 0.495</small> (1, 10)	3-2 		1-2 		2-1 		2-2 		
Joe Carter, R <small>OBP: 0.359, SLG: 0.561</small> (1, 7)	1-1 			0-1 		2-1 		0-0 	
Ed Sprague, R <small>OBP: 0.372, SLG: 0.540</small> (1, 5)		3-3 		2-1 		0-1 		4-2 	
John Olerud, L <small>OBP: 0.397, SLG: 0.494</small> (1, 3)		3-2 		2-0 		1-2 		4-2 	
Shawn Green, L <small>OBP: 0.291, SLG: 0.342</small> Robert Perez, R <small>OBP: 0.348, SLG: 0.395</small> (7, PH) (8, 9)		0-0 		0-0 		3-3 		1-2 	
Sandy Martinez, L <small>OBP: 0.262, SLG: 0.293</small> (1, 2)			3-1 	1-1 		2-2 		2-2 	
Tomas Perez, S <small>OBP: 0.125, SLG: 0.125</small> (1, 6)			0-0 	2-2 		2-0 		2-2 	

AB	R	H	RBI	BB	SO	LOB
4	0	0	0	1	2	1
4	0	0	0	0	0	2
4	0	1	0	0	0	2
4	1	2	1	0	0	1
3	2	2	0	1	1	0
3	1	2	1	1	0	0
3	0	0	0	0	1	3
1	0	0	0	0	0	3
3	0	2	2	0	0	0
4	0	0	0	0	0	4

AB	R	H	RBI	BB	SO	LOB
33	4	9	4	3	4	16

Inning Stats		R: 0	H: 1	E: 0	K: 1	S: 9	R: 0	H: 0	E: 0	K: 1	S: 7	R: 0	H: 0	E: 0	K: 0	S: 10	R: 1	H: 3	E: 0	K: 0	S: 11	R: 0	H: 0	E: 0	K: 1	S: 6	R: 3	H: 4	E: 0	K: 1	S: 17	R: 0	H: 1	E: 0	K: 0	S: 14	R: 0	H: 0	E: 0	K: 0	S: 10
Mark Gubicza, R <small>ERA: 4.85</small> (1, 1)		6.0	WLS: 1	BF: 28	H: 8	R: 4	ER: 4	SO: 4	BB: 1	IBB: 0	HBP: 1	BLK: 0	WP: 0	HR: 1	S: 60	P: 104	ERA: 6.00	WHIP: 1.500																							
Julio Valera, R <small>ERA: 4.42</small> (7, 1)		0.2	WLS: 0	BF: 4	H: 1	R: 0	ER: 0	SO: 0	BB: 1	IBB: 0	HBP: 0	BLK: 0	WP: 0	HR: 0	S: 9	P: 15	ERA: 0.00	WHIP: 3.000																							
Jason Jacome, L <small>ERA: 6.46</small> (7, 1)		0.0	WLS: 0	BF: 1	H: 0	R: 0	ER: 0	SO: 0	BB: 0	IBB: 0	HBP: 0	BLK: 0	WP: 0	HR: 0	S: 2	P: 6	ERA: ∞	WHIP: ∞																							
Tim Pugh, R <small>ERA: 6.75</small> (7, 1)		1.1	WLS: 0	BF: 4	H: 0	R: 0	ER: 0	SO: 0	BB: 0	IBB: 0	HBP: 0	BLK: 0	WP: 0	HR: 0	S: 13	P: 19	ERA: 0.00	WHIP: 0.000																							

WP	HR	S	P	ERA	WHIP
0	0	0	0	0	0

Kansas City Royals @ Toronto Blue Jays
 SkyDome, Toronto, ON
 Fri May 31 1996, 7:05 PM EDT
 Att: 33,194 - Unknown - 68 F



Batter	1	2	3	4	5	6	7	8	9	10	AB R H RBI BB SO LOB	TOP										
Bip Roberts, S (1, 4) OBP: 0.344, SLG: 0.374	0-0 6-3		0-0 FC6-4 BB		0-0 F2		0-0 1B 2-H 1B		0-0 B3 1B		4 0 2 1 1 0 1	Kansas City Royals @ Toronto Blue Jays SkyDome, Toronto, ON Sat Jun 01 1996, 3:33 AM EDT Att: 31,107 - Unknown - 68 F										
Tom Goodwin, L (1, 7) OBP: 0.311, SLG: 0.289	0-3 K		0-0 FC6-4 1-2f		0-0 F7		0-0 F8		0-0 B3 1-2		5 0 0 0 0 1 4											
Keith Lockhart, L (1, 5) OBP: 0.382, SLG: 0.469	0-0 1B		0-0 4-3			0-0 6-3	0-0 1-3 S 1B		0-0 F8		5 0 2 0 0 0 2											
Joe Vitiello, R (1, 10) OBP: 0.394, SLG: 0.447	0-0 4-3			0-0 F3		0-3 K	1-0 1-2 HBP			0-0 F8	4 0 0 0 0 1 1											
Jose Offerman, S (1, 3) OBP: 0.364, SLG: 0.344		0-3 K		0-3 K		0-0 HR 1B	0-0 F7			0-0 BB 1B	5 1 2 0 0 2 3											
Johnny Damon, L (1, 8) OBP: 0.333, SLG: 0.426		0-0 4-3		0-0 2B		0-0 1-H HR		0-0 4-3		4-0 1-2 BB	4 1 2 2 1 0 0											
Michael Tucker, L (1, 9) OBP: 0.295, SLG: 0.372		4-0 1B 1B BB		0-0 6-3		0-0 4-3		0-3 K		0-0 P6	4 0 0 0 1 1 3											
Mike Macfarlane, R (1, 2) OBP: 0.308, SLG: 0.429		0-0 1-H 1B			0-3 K		0-0 1B 2B	4-0 CS BB		0-0 F8	4 1 2 0 1 1 2											
David Howard, S (1, 6) OBP: 0.286, SLG: 0.337			0-0 F7		0-0 1B		0-3 K	0-0 CS 1-2	0-3 K		4 0 1 0 0 2 1											
Inning Stats	R: 0 E: 0 K: 1 S: 6	H: 1 LOB: 1 BB: 0 P: 6	R: 0 E: 0 K: 1 S: 5	H: 1 LOB: 2 BB: 1 P: 9	R: 0 E: 0 K: 0 S: 3	H: 0 LOB: 1 BB: 1 P: 7	R: 0 E: 0 K: 1 S: 6	H: 1 LOB: 1 BB: 0 P: 6	R: 2 E: 0 K: 1 S: 7	H: 2 LOB: 0 BB: 0 P: 7	R: 1 E: 0 K: 1 S: 8		H: 3 LOB: 3 BB: 0 P: 9	R: 0 E: 0 K: 1 S: 4	H: 0 LOB: 0 BB: 1 P: 8	R: 0 E: 0 K: 1 S: 6	H: 1 LOB: 1 BB: 0 P: 6	R: 0 E: 0 K: 0 S: 4	H: 1 LOB: 2 BB: 1 P: 8	1B: 8 2B: 2 3B: 0 HR: 1	SF: 0 SAC: 0 DP: 0 HBP: 1	WP: 0 PB: 0 SB: 1 CS: 1
PITCHER	IP WLS BF H R ER SO BB IBB HBP BLK WP HR S P ERA WHIP																					
Paul Quantrill, R (1, 1) ERA: 6.05	6.2		9	3	3	6	2	0	0	0	0	0	0	0	0	49	4.05	1.650				
Tony Castillo, L (7, 1) ERA: 4.19	2.1		8	1	0	2	1	0	0	0	0	0	0	0	11	15	0.00	0.857				
Tim Crabtree, R (10, 1) ERA: 1.05	1.0	W	5	1	0	0	1	0	0	0	0	0	0	0	4	8	0.00	2.000				

livebaseballscorecards.com

AB	39
R	3
H	11
RBI	3
BB	4
SO	8
LOB	17



Batter	1	2	3	4	5	6	7	8	9	10	AB R H RBI BB SO LOB
Otis Nixon, S OBP: 0.367, SLG: 0.312 (1, 8) X	0-0 4-3		X 0-0 4-3		X 0-0 6-3			X 0-0 5-3		X 0-0 4-3	5 0 0 0 0 0 1
Alex Gonzalez, R OBP: 0.280, SLG: 0.401 (1, 6) X	0-0 1B		X 0-0 6-3		X 0-0 6-3			S S 0-3 K		X 0-0 P4	5 0 1 0 0 1 1
Carlos Delgado, L OBP: 0.374, SLG: 0.487 (1, 10) S S	0-3 K		X 0-0 3-1		X 0-0 1-3			S S 0-3 K		X 0-0 HR	5 1 1 0 0 2 2
Joe Carter, R OBP: 0.360, SLG: 0.575 (1, 3) X (10, 7)	0-0 F9			X 0-0 2B		X 0-0 6-3			S S 0-3 K	X 0-0 HR	5 1 2 2 0 1 1
Ed Sprague, R OBP: 0.370, SLG: 0.540 (1, 5)		X 0-0 E8 1B 2B		X 0-0 F5		X 0-0 F3		S S 0-3 K			4 1 1 0 0 1 1
Jacob Brumfield, R OBP: 0.313, SLG: 0.500 (1, 9)		X 0-0 F7 BB 1B		S S 0-3 K		X 0-0 5-3		X 0-0 HR			3 0 1 1 0 1 1
John Olerud, L OBP: 0.400, SLG: 0.515 (9, PH) (10, 3)		3-H 1B		X 0-0 K							1 1 1 1 0 0 0
Charlie O'Brien, R OBP: 0.373, SLG: 0.516 (1, 2)		B B B 4-0 G6-4-3 BB		X 0-0 6-3		X 0-0 F8		X 0-0 2B			3 0 1 0 1 0 1
Juan Samuel, R OBP: 0.265, SLG: 0.477 (9, PR)		1-2 BB									0 0 0 0 0 0 0
Sandy Martinez, L OBP: 0.262, SLG: 0.293 (10, 2)											0 0 0 0 0 0 0
Robert Perez, R OBP: 0.347, SLG: 0.413 (1, 7)		X 0-0 F7			X 0-0 6-3			X 0-0 1B 2B		X 4-0 PB IBB	3 1 1 0 0 0 2
Shawn Green, L OBP: 0.295, SLG: 0.342 (9, PH) (10, 9)		2-3 F7									0 0 0 0 1 0 0
Tomas Perez, S OBP: 0.167, SLG: 0.167 (1, 4)		X 0-0 G6-4-3		X 0-0 F8				X 0-0 5-3 1B		X 0-0 G4-3	4 0 1 1 0 0 4
		1-2						2-H		1-2 2-3	

Inning Stats	R: 0	H: 1	E: 0	K: 1	S: 6	H: 1	LOB: 1	BB: 0	P: 6	R: 1	H: 2	E: 1	K: 0	S: 4	H: 0	LOB: 0	BB: 0	P: 3	R: 0	H: 1	E: 0	K: 1	S: 6	H: 0	LOB: 1	BB: 0	P: 6	R: 0	H: 0	E: 0	K: 0	S: 3	H: 0	LOB: 0	BB: 0	P: 3	R: 0	H: 0	E: 0	K: 0	S: 3	H: 0	LOB: 0	BB: 0	P: 3	R: 0	H: 0	E: 0	K: 0	S: 3	R: 1	H: 2	E: 0	K: 2	S: 9	H: 1	LOB: 1	BB: 0	P: 9	R: 1	H: 2	E: 0	K: 2	S: 9	H: 2	LOB: 2	BB: 1	P: 13	R: 2	H: 2	E: 0	K: 0	S: 4	H: 2	LOB: 0	BB: 0	P: 4	1B: 4	SF: 0	2B: 4	SAC: 0	3B: 0	DP: 1	HR: 2	HBP: 0	WP: 0	PA: 40
--------------	------	------	------	------	------	------	--------	-------	------	------	------	------	------	------	------	--------	-------	------	------	------	------	------	------	------	--------	-------	------	------	------	------	------	------	------	--------	-------	------	------	------	------	------	------	------	--------	-------	------	------	------	------	------	------	------	------	------	------	------	------	--------	-------	------	------	------	------	------	------	------	--------	-------	-------	------	------	------	------	------	------	--------	-------	------	-------	-------	-------	--------	-------	-------	-------	--------	-------	--------

PITCHER	IP	WLS	BF	H	R	ER	SO	BB	IBB	HBP	BLK	WP	HR	S	P	ERA	WHIP
Chris Haney, L ERA: 4.34	(1, 1)		27	6	2	2	2	1	0	0	0	0	0	30	34	2.57	1.000
Hipolito Pichardo, R ERA: 5.96	(8, 1)	0.2	2	0	0	0	1	0	0	0	0	0	0	4	4	0.00	0.000
Jason Jacome, L ERA: 6.38	(8, 1)	0.1	1	0	0	0	1	0	0	0	0	0	0	3	3	0.00	0.000
Jeff Montgomery, R ERA: 2.76	(9, 1)	1.2	L 10	4	3	3	2	0	1	0	0	0	2	13	17	16.20	2.400


BOTTOM


Kansas City Royals @ Toronto Blue Jays
SkyDome, Toronto, ON

Sat Jun 01 1996, 3:33 AM EDT
Att. 31,107 - Unknown - 68 F

livebaseballscorecards.com

AB	38
R	5
H	10
RBI	5
BB	2
SO	6
LOB	14



Batter	1	2	3	4	5	6	7	8	9	AB R H RBI BB SO LOB	TOP											
Bip Roberts, S (1, 4) OBP: 0.349, SLG: 0.385	0-0 SH2-3 SF8 2B	0-0 F8		1-2 G3-1		4-0 IBB		2-2 E 2B	1-2 G3-6-1 1-2f	5 1 2 0 1 0 2												
Tom Goodwin, L (1, 8) OBP: 0.315, SLG: 0.303	0-0 SH2-3 2-3	3-2 1B		0-0 3B		1-0 F8		1-3 K 2-3		4 0 2 0 0 1 3												
Keith Lockhart, L (1, 5) OBP: 0.382, SLG: 0.467	0-2 SF8 3-H	0-0 G4-3		1-0 F7			1-1 HR 1B	4-0 S IBB		3 1 1 1 1 0 2												
Joe Vitiello, R (1, 10) OBP: 0.395, SLG: 0.487	1-2 3B		0-2 F9		1-1 L6		2-1 1-H HR	1-3 K 1-2		5 1 2 2 0 1 2												
Jose Offerman, S (1, 6) OBP: 0.376, SLG: 0.350 (9, 3)	1-0 1B		4-2 1B S BB		0-0 G1-5-3		2-2 1B 1B	4-2 BB		3 0 2 0 2 0 0												
Johnny Damon, L (1, 9) OBP: 0.335, SLG: 0.425	0-0 G3		2-2 1-3 HR 1B		2-2 G3		2-1 1-2 1B	0-0 G4-3		5 1 2 0 0 0 5												
Bob Hamelin, L (1, 3) OBP: 0.392, SLG: 0.369 David Howard, S (9, 6) OBP: 0.286, SLG: 0.337		0-0 F8	1-1 1-3 HR 1B			4-2 WP BB	3-1 F7		3-3 K	4 1 1 2 1 1 2 0 0 0 0 0 0 0	AB 38 R 7 H 15 RBI 7 BB 6 SO 4 LOB 22											
Mike Macfarlane, R (1, 2) OBP: 0.312, SLG: 0.422		1-0 HR 1B	0-0 F9			0-1 B3 1-2	1-2 P4		4-0 1B BB	4 1 1 0 1 0 3												
Craig Paquette, R (1, 7) OBP: 0.225, SLG: 0.373 Les Norman, R (9, PR) OBP: 0.229, SLG: 0.129 (9, 7)		1-0 HR		0-2 G6-3		0-1 F7	1-3 K		2-0 G3-6-1 1B	5 1 2 2 0 1 3 0 0 0 0 0 0 0												
Inning Stats	R: 1 E: 0 K: 0 S: 10	H: 3 LOB: 2 BB: 0 P: 12	R: 2 E: 0 K: 0 S: 8	H: 3 LOB: 1 BB: 0 P: 13	R: 2 E: 0 K: 0 S: 12	H: 2 LOB: 0 BB: 1 P: 19	R: 0 E: 0 K: 0 S: 8	H: 1 LOB: 1 BB: 0 P: 10	R: 0 E: 0 K: 0 S: 7	H: 0 LOB: 0 BB: 0 P: 10	R: 0 E: 0 K: 1 S: 8	H: 0 LOB: 2 BB: 2 P: 17	R: 2 E: 0 K: 1 S: 17	H: 4 LOB: 2 BB: 0 P: 29	R: 0 E: 1 K: 2 S: 16	H: 1 LOB: 3 BB: 2 P: 28	R: 0 E: 0 K: 1 S: 9	H: 1 LOB: 2 BB: 1 P: 19	1B: 8 2B: 2 3B: 2 HR: 3	SF: 1 SAC: 1 DP: 1 HBP: 0	WP: 1 PB: 0 SB: 2 CS: 0	PA: 46
PITCHER	IP WLS BF H R ER SO BB IBB HBP BLK WP HR S P ERA WHIP																					
Marty Janzen, R (1, 1) ERA: 4.35	6.0 L 32 12 7 7 0 2 2 1 0 0 1 3 60 93 10.50 2.333																					
Woody Williams, R (7, 1) ERA:	2.0 10 2 0 0 3 1 1 0 0 0 0 26 45 0.00 1.500																					
Paul Spoljaric, L (9, 1) ERA:	1.0 4 1 0 0 1 1 0 0 0 0 0 9 19 0.00 2.000																					

Kansas City Royals @ Toronto Blue Jays
SkyDome, Toronto, ON
Sun Jun 02 1996, 3:33 AM EDT
Att. 32,253 - Overcast

livebaseballscorecards.com

Batter	1	2	3	4	5	6	7	8	9	AB R H RBI BB SO LOB
Otis Nixon, S <small>OBP: 0.367, SLG: 0.307</small> (1, 8)	4-1 		4-0 		1-2 		3-2 		0-0 	3 1 0 1 2 0 0
Domingo Cedeno, S <small>OBP: 0.341, SLG: 0.374</small> (1, 4)	3-2 		2-2 		0-0 		2-3 			2 1 0 0 0 1 0
Carlos Delgado, L <small>OBP: 0.372, SLG: 0.480</small> (1, 10)	0-2 		4-2 		2-3 		1-3 			3 0 0 0 1 2 2
Joe Carter, R <small>OBP: 0.362, SLG: 0.578</small> (1, 7)	1-3 		1-1 		0-2 		1-1 			4 0 2 2 0 1 2
Ed Sprague, R <small>OBP: 0.364, SLG: 0.529</small> (1, 5)	1-3 		0-3 		1-1 		2-1 			4 0 0 0 0 2 5
John Olerud, L <small>OBP: 0.397, SLG: 0.506</small> (1, 3)		1-2 	1-2 		4-2 		2-3 			3 0 0 0 1 1 2
Shawn Green, L <small>OBP: 0.294, SLG: 0.358</small> (1, 9)		0-2 		0-0 	2-3 		1-0 			4 1 1 1 0 1 1
Sandy Martinez, L <small>OBP: 0.261, SLG: 0.291</small> (1, 2)		2-0 		3-2 		1-0 		0-0 		4 1 1 0 0 0 0
Alex Gonzalez, R <small>OBP: 0.280, SLG: 0.409</small> (1, 6)			0-2 	0-2 		1-0 		1-3 		4 1 1 1 0 1 0

BOTTOM															
Kansas City Royals @ Toronto Blue Jays SkyDome, Toronto, ON Sun Jun 02 1996, 3:33 AM EDT Att. 32,253 - Overcast	<table border="1"> <tr> <td>AB</td> <td>31</td> </tr> <tr> <td>R</td> <td>5</td> </tr> <tr> <td>H</td> <td>5</td> </tr> <tr> <td>RBI</td> <td>5</td> </tr> <tr> <td>BB</td> <td>4</td> </tr> <tr> <td>SO</td> <td>9</td> </tr> <tr> <td>LOB</td> <td>12</td> </tr> </table>	AB	31	R	5	H	5	RBI	5	BB	4	SO	9	LOB	12
AB	31														
R	5														
H	5														
RBI	5														
BB	4														
SO	9														
LOB	12														
<table border="1"> <tr> <td>WP: 0</td> <td>PA: 37</td> </tr> <tr> <td>PB: 0</td> <td></td> </tr> <tr> <td>SB: 0</td> <td></td> </tr> <tr> <td>CS: 1</td> <td></td> </tr> </table>	WP: 0	PA: 37	PB: 0		SB: 0		CS: 1								
WP: 0	PA: 37														
PB: 0															
SB: 0															
CS: 1															

Inning Stats		PITCHER																				
R	H	E	K	S	IP	WLS	BF	H	R	ER	SO	BB	IBB	HBP	BLK	WP	HR	S	P	ERA	WHIP	
0	0	0	2	14	7.0	W	30	4	4	4	7	4	0	2	0	0	0	0	83	128	5.14	1.143
0	0	0	2	14	1.0	S	3	0	0	0	1	0	0	0	0	0	0	7	12	0.00	0.000	
0	0	0	2	14	1.0	S	4	1	1	1	1	0	0	0	0	0	1	6	8	9.00	1.000	

Batter	1	2	3	4	5	6	7	8	9	AB R H RBI BB SO LOB	TOP		
Bip Roberts, S (1, 4) OBP: 0.342, SLG: 0.377	1-0 F7		1-2 F7			3-2 F8		2-0 G3		4 0 0 0 0 0 2			
Tom Goodwin, L (1, 8) OBP: 0.313, SLG: 0.302	1-1 P5		0-1 CS	2-1 G4-3		0-2 1B		3-2 G4-3		4 0 1 0 0 0 0			
Keith Lockhart, L (1, 5) OBP: 0.379, SLG: 0.461	0-0 F8			1-3 K		0-1 L8			0-1 SH5-4 FC5-2 1B	4 0 1 0 0 1 2			
Joe Vitiello, R (1, 10) Michael Tucker, L (9, PR) OBP: 0.295, SLG: 0.372		3-2 P4		1-2 G3		2-1 L6			1-0 FC5-2 SH5-4 1B	4 0 1 0 0 0 2 0 0 0 0 0 0 0			
Jose Offerman, S (1, 3) OBP: 0.380, SLG: 0.348		1-0 L9			4-2 F9 SH2-3 BB		4-2 1B BB		0-0 SH5-4	1 0 0 0 2 0 0			
Johnny Damon, L (1, 9) OBP: 0.340, SLG: 0.426		1-0 G5-3			2-0 SH2-3		0-1 G4-6-3 1B		4-0 FC5-2 IBB	2 0 1 0 1 0 0			
Craig Paquette, R (1, 7) OBP: 0.226, SLG: 0.380			0-1 SH1-4 1B 2B		1-2 F9		0-1 F7		0-0 FC5-2	4 1 1 0 0 0 6			
Sal Fasano, R (1, 2) Bob Hamelin, L (7, PH) Mike Macfarlane, R (7, 2) OBP: 0.310, SLG: 0.419			1-1 SH1-4		0-1 L5		0-0 G4-6-3		0-0 FC1-4-6	1 0 0 0 0 0 1 1 0 0 0 0 0 2 1 0 0 0 0 0 3			
David Howard, S (1, 6) OBP: 0.292, SLG: 0.343			1-0 CS 1B			3-2 1B		3-2 G4-3		3 0 2 1 0 0 0			
Inning Stats	R: 0 E: 0 K: 0 S: 4 H: 0 LOB: 0 BB: 0 P: 6	R: 0 E: 0 K: 0 S: 5 H: 0 LOB: 0 BB: 0 P: 10	R: 1 E: 0 K: 0 S: 9 H: 2 LOB: 0 BB: 0 P: 12	R: 0 E: 0 K: 1 S: 9 H: 0 LOB: 0 BB: 0 P: 13	R: 0 E: 0 K: 0 S: 10 H: 0 LOB: 1 BB: 1 P: 17	R: 0 E: 0 K: 0 S: 14 H: 2 LOB: 2 BB: 0 P: 22	R: 0 E: 0 K: 0 S: 7 H: 1 LOB: 1 BB: 1 P: 11	R: 0 E: 0 K: 0 S: 8 H: 0 LOB: 0 BB: 0 P: 16	R: 0 E: 0 K: 0 S: 6 H: 2 LOB: 3 BB: 1 P: 11	1B: 6 2B: 1 3B: 0 HR: 0 SF: 0 SAC: 3 DP: 1 HBP: 0	WP: 0 PB: 0 SB: 0 CS: 1 PA: 36		
PITCHER	IP WLS BF H R ER SO BB IBB HBP BLK WP HR S P ERA WHIP											PITCHER	IP WLS BF H R ER SO BB IBB HBP BLK WP HR S P ERA WHIP
John Wasdin, R (1, 1) ERA: 3.86	6.1 W 25 5 1 1 1 2 0 0 0 0 0 0 57 90 1.42 1.105												
Jim Corsi, R (7, 1) ERA: 4.09	1.2 6 2 0 0 0 0 0 0 0 0 0 0 12 21 0.00 1.200												
Mike Mohler, L (9, 1) ERA: 1.78	0.1 2 0 0 0 0 0 0 1 0 0 0 0 0 1 5 0.00 0.000												
Billy Taylor, R (9, 1) ERA: 4.7	0.2 S 2 0 0 0 0 0 0 0 0 0 0 0 0 2 2 0.00 0.000												

Kansas City Royals @ Oakland Athletics
Oakland-Alameda County Coliseum, Oakland, CA

Mon Jun 03 1996, 7:05 PM PDT
Att: 6,465 - Unknown - 67 F

AB	29
R	1
H	7
RBI	1
BB	3
SO	1
LOB	18



Batter	1	2	3	4	5	6	7	8	9	AB R H RBI BB SO LOB
Ernie Young, R (1, 8) OBP: 0.304, SLG: 0.415	1-2 G4-3		2-2 G5-3		0-0 CS 1B			3-3 K		4 0 1 0 0 1 0
Brent Gates, S (1, 4) OBP: 0.332, SLG: 0.378	0-0 2B		1-3 K		3-3 K			3-1 1B		4 0 2 0 0 2 1
Geronimo Berroa, R (1, 10) OBP: 0.299, SLG: 0.503	0-0 G6-3			1-0 SH 1B 1B		1-1 F7		0-1 P6		4 1 1 0 0 0 2
Phil Plantier, L (1, 7) OBP: 0.301, SLG: 0.293	2-3 K			1-2 1B SH FC4-6 1B		1-2 P6				3 1 1 0 0 1 1
Torey Lovullo, S (1, 3) OBP: 0.264, SLG: 0.362		0-0 L4		0-0 SH FC4-6 1B 1-2 2-3 CS 1B		2-1 G3				2 0 0 0 0 0 0
George Williams, S (1, 2) OBP: 0.300, SLG: 0.295		1-1 G4-3		2-2 FC4-6 1B 1-2 2-3 3-H 1B		3-3 K				3 0 1 1 0 1 0
Jose Herrera, L (1, 9) OBP: 0.328, SLG: 0.367		1-1 1B		3-2 FC4-6 1B 1-2f 2-3 3-H		0-1 G3				3 0 1 1 0 0 2
Mike Bordick, R (1, 6) OBP: 0.323, SLG: 0.303		0-3 K		2-2 F7 3-H		2-3 K				3 0 0 0 0 2 3
Tony Batista, R (1, 5) OBP: 0.323, SLG: 0.303			1-3 K		2-2 B1-3			0-3 K		3 0 0 0 0 2 0

Inning Stats		R: 0	H: 1	R: 0	H: 1	R: 0	H: 0	R: 2	H: 3	R: 0	H: 1	R: 0	H: 0	R: 0	H: 0	R: 0	H: 1	R: 0	H: 1
Pitcher		IP	WLS	BF	H	R	ER	SO	BB	IBB	HBP	BLK	WP	HR	S	P	ERA	WHIP	
Kevin Appier, R (1, 1) ERA: 3.23		8.0	L	30	7	2	2	9	0	0	0	0	0	0	77	115	2.25	0.875	


BOTTOM

Kansas City Royals @ Oakland Athletics
Oakland-Alameda County Coliseum, Oakland, CA

Mon Jun 03 1996, 7:05 PM PDT
Att. 6,465 - Unknown - 67 F

AB	29
R	2
H	7
RBI	2
BB	0
SO	9
LOB	9

WP: 0 PA: 30
PB: 0
SB: 0
CS: 2



Batter	1	2	3	4	5	6	7	8	9	AB R H RBI BB SO LOB	TOP											
Johnny Damon, L (1, 9) <small>OBP: 0.333, SLG: 0.417</small>	0-1 G5-3		1-3 K		0-2 FC3-6 1B		0-2 G3			4 0 0 0 0 1 2												
Tom Goodwin, L (1, 8) <small>OBP: 0.312, SLG: 0.301</small>	0-0 G5-3		0-0 B1		0-1 G6-4-3 1B		0-1 G6-3			4 0 1 1 0 0 0												
Keith Lockhart, L (1, 4) <small>OBP: 0.379, SLG: 0.465</small> Chris Stynes, R (8, PH) <small>OBP: 0.355, SLG: 0.387</small> (8, 7)	1-1 P6			0-2 1B 2B	0-0 G6-4-3			0-0 G5-3		3 1 1 0 0 0 2 1 0 0 0 0 0 0												
Bob Hamelin, L (1, 10) <small>OBP: 0.395, SLG: 0.374</small> Joe Vitiello, R (8, PH) <small>OBP: 0.388, SLG: 0.476</small>		3-2 F7		2-1 G6-3 1B		2-0 1B 1B		2-2 G4-3		3 0 2 1 0 0 0 1 0 0 0 0 0 0												
Jose Offerman, S (1, 3) <small>OBP: 0.372, SLG: 0.340</small>		1-3 K		1-2 G6-3		1-3 K		3-2 G6-3		4 0 0 0 0 2 2												
Joe Randa, R (1, 5) <small>OBP: 0.337, SLG: 0.387</small> (8, 4)		2-1 2B 1B		1-2 K		1-3 K		2-1 G6-3		4 0 1 0 0 2 1												
Craig Paquette, R (1, 7) <small>OBP: 0.239, SLG: 0.398</small> (8, 5)		1-1 2B		1-2 E6 2B 1B		2-0 1B		2-1 G5-3		4 1 2 0 0 0 0												
Mike Macfarlane, R (1, 2) <small>OBP: 0.315, SLG: 0.430</small>		2-3 K		0-0 1B 2B		3-2 F9		0-0 1B		4 1 2 0 0 1 4												
David Howard, S (1, 6) <small>OBP: 0.291, SLG: 0.341</small>		3-2 P8		3-2 FC3-6 1B			3-2 F8		0-1 G4-3	4 0 1 1 0 0 1												
Inning Stats	R: 0 E: 0 K: 0 S: 5	H: 0 LOB: 0 BB: 0 P: 6	R: 0 E: 0 K: 2 S: 15	H: 2 LOB: 2 BB: 0 P: 24	R: 0 E: 0 K: 1 S: 7	H: 0 LOB: 0 BB: 0 P: 11	R: 1 E: 0 K: 1 S: 12	H: 2 LOB: 0 BB: 0 P: 16	R: 2 E: 1 K: 0 S: 14	H: 3 LOB: 1 BB: 0 P: 18	R: 0 E: 0 K: 2 S: 12	H: 2 LOB: 2 BB: 0 P: 21	R: 0 E: 0 K: 0 S: 10	H: 0 LOB: 0 BB: 0 P: 13	R: 0 E: 0 K: 0 S: 8	H: 0 LOB: 0 BB: 0 P: 13	R: 0 E: 0 K: 0 S: 7	H: 1 LOB: 1 BB: 0 P: 11	1B: 7 2B: 3 3B: 0 HR: 0	SF: 0 SAC: 0 DP: 2 HBP: 0	WP: 0 PB: 0 SB: 0 CS: 0	PA: 36
PITCHER	IP WLS BF H R ER SO BB IBB HBP BLK WP HR S P ERA WHIP																					
Don Wengert, R (1, 1) <small>ERA: 4.14</small>	6.0 W 26 9 3 2 6 0 0 0 0 0 0 0 65 96 3.00 1.500																					
Buddy Groom, L (7, 1) <small>ERA: 4.31</small>	2.0 6 0 0 0 0 0 0 0 0 0 0 0 18 26 0.00 0.000																					
Carlos Reyes, R (9, 1) <small>ERA: 5.92</small>	1.0 4 1 0 0 0 0 0 0 0 0 0 0 7 11 0.00 1.000																					

Kansas City Royals @ Oakland Athletics
 Oakland-Alameda County Coliseum, Oakland, CA

Tue Jun 04 1996, 3:33 AM PDT
 Att. 11,524 - Sunny - 68 F

AB	36
R	3
H	10
RBI	3
BB	0
SO	6
LOB	12



Batter	1	2	3	4	5	6	7	8	9	AB	R	H	RBI	BB	SO	LOB
Ernie Young, R OBP: 0.307, SLG: 0.411 (1, 8)	0-3 K		1-3 K		3-2 1B	3-2 G6-3		1-0 BB G4-3 HBP		4	1	1	0	0	2	0
Brent Gates, S OBP: 0.329, SLG: 0.374 (1, 4)	1-1 G6-3		0-3 K		0-0 1B	2-1 F7		2-2 G4-3		5	1	1	0	0	1	1
Jason Giambi, L OBP: 0.404, SLG: 0.558 (1, 5)	1-0 2B		2-2 2B 1B		0-1 1B 1B SF9	0-2 HR		1-1 L8		5	2	4	2	0	0	1
Torey Lovullo, S OBP: 0.264, SLG: 0.362 (9, 3)					1-3 3-H					0	0	0	0	0	0	0
Mark McGwire, R OBP: 0.483, SLG: 0.750 (1, 3)	3-3 K		0-0 2B		1-1 SF9 1B HR	1-2 HR		4-0 BB IBB		4	2	3	2	1	1	1
Tony Batista, R (8, PR) (9, 5)			1-3 2B		1-2 HR 1B	HR				0	0	0	0	0	0	0
Gerónimo Berroa, R OBP: 0.306, SLG: 0.502 (1, 10)		1-1 G1-3	3-3 K		2-2 HR 1B	2-2 1B		4-2 BB		4	1	2	0	1	1	2
Phil Plantier, L OBP: 0.297, SLG: 0.287 (1, 7)		2-3 K		4-2 2B BB	0-1 SF9	1-3 K		1-3 K		3	0	0	1	1	3	4
Allen Battle, R OBP: 0.299, SLG: 0.244 (9, 7)					2-3 3-H					0	0	0	0	0	0	0
Terry Steinbach, R OBP: 0.342, SLG: 0.483 (1, 2)		2-2 1B 1B		3-2 1-H 2B	2-3 K			3-2 FC6-4 1B		4	0	3	0	0	1	2
Jose Herrera, L OBP: 0.338, SLG: 0.422 (1, 9)		1-0 1B		0-0 P7	1-1 HR			0-2 FC6-4 G1-6-3		4	1	2	3	0	0	2
Mike Bordick, R OBP: 0.317, SLG: 0.296 (1, 6)		2-2 F7		2-2 G6-3	2-3 K2-3			0-1 G1-6-3		4	0	0	0	0	1	4

Inning Stats	R: 0	H: 1	E: 0	LOB: 1	K: 2	BB: 0	S: 9	P: 14	R: 0	H: 2	E: 0	LOB: 2	K: 1	BB: 0	S: 12	P: 20	R: 0	H: 2	E: 0	LOB: 2	K: 3	BB: 0	S: 14	P: 20	R: 0	H: 1	E: 0	LOB: 1	K: 0	BB: 1	S: 14	R: 6	H: 6	E: 0	LOB: 0	K: 2	BB: 0	S: 24	P: 35	R: 2	H: 3	E: 0	LOB: 1	K: 1	BB: 0	S: 18	P: 27	R: 0	H: 1	E: 0	LOB: 0	K: 0	BB: 0	S: 9	P: 12	R: 0	H: 0	E: 0	LOB: 3	K: 1	BB: 2	S: 11	P: 24
--------------	------	------	------	--------	------	-------	------	-------	------	------	------	--------	------	-------	-------	-------	------	------	------	--------	------	-------	-------	-------	------	------	------	--------	------	-------	-------	------	------	------	--------	------	-------	-------	-------	------	------	------	--------	------	-------	-------	-------	------	------	------	--------	------	-------	------	-------	------	------	------	--------	------	-------	-------	-------


PITCHER	IP	WLS	BF	H	R	ER	SO	BB	IBB	HBP	BLK	WP	HR	S	P	ERA	WHIP
Mark Gubicza, R ERA: 5.14 (1, 1)	4.1	L	24	11	5	5	6	1	0	0	0	0	0	62	96	10.38	2.769
Julio Valera, R ERA: 4.97 (5, 1)	1.1		8	4	3	3	2	0	0	0	0	0	3	25	38	20.25	3.000
Jason Jacome, L ERA: 6.04 (6, 1)	1.1		4	1	0	0	1	0	0	0	0	0	0	13	17	0.00	0.750
Tim Pugh, R ERA: 8.39 (8, 1)	1.0		6	0	0	0	1	1	1	1	0	0	0	11	24	0.00	1.000

BOTTOM

Kansas City Royals @ Oakland Athletics
Oakland-Alameda County Coliseum, Oakland, CA

Tue Jun 04 1996, 3:33 AM PDT
Att. 11,524 - Sunny - 68 F

AB	37
R	8
H	16
RBI	8
BB	3
SO	10
LOB	17



WP	HR	S	P	ERA	WHIP
0	0	0	42		

Batter	1	2	3	4	5	6	7	8	9	AB R H RBI BB SO LOB	TOP											
Chris Stynes, R (1, 7) OBP: 0.306, SLG: 0.333	0-1 G6-3		0-0 G4-3		3-2 1 SAFE P3	1-0 CS	1-0 P4	0-0 F8		5 0 0 0 0 0 4												
Joe Randa, R (1, 5) OBP: 0.345, SLG: 0.397 Keith Lockhart, L (8, PH) OBP: 0.376, SLG: 0.462	2-0 1B		1-2 P3		0-0 SF8		0-1 1B 2B 1B	1-2 G3-1		3 1 2 1 0 0 1 1 0 0 0 0 0 1												
Bip Roberts, S (1, 4) OBP: 0.344, SLG: 0.378	0-1 F7			1-3 K	0-0 S 1B		3-2 1 SAFE 2B 1B	0-0 G5-3		5 1 2 1 0 1 1												
Joe Vitiello, R (1, 10) OBP: 0.381, SLG: 0.465 Bob Hamelin, L (7, PH) OBP: 0.403, SLG: 0.388	1-1 F7		0-1 P3	1 SAFE 1 SAFE L5	1-0 L5		2-1 1H 3H 2B	4-0 CS BB		3 0 0 0 0 0 2 1 0 1 2 1 0 0												
Craig Paquette, R (1, 3) OBP: 0.242, SLG: 0.388 Jose Offerman, S (7, PH) OBP: 0.374, SLG: 0.341		1-2 G6-3		4-0 S WP BB		3-1 G6-3	3-2 FC4-6 1B	0-0 F8		2 0 0 0 1 0 0 2 0 1 0 0 0 1												
Mike Macfarlane, R (1, 2) OBP: 0.313, SLG: 0.419		0-0 G5-3		4-1 S BB		0-1 E5 1B	2-2 P6	0-1 CS		3 1 0 0 1 0 2												
Les Norman, R (1, 9) OBP: 0.229, SLG: 0.129 Tom Goodwin, L (1, 8) OBP: 0.311, SLG: 0.300		1-1 F8		2-0 G6-3		2-1 1B 1B	0-0 FC4-6			0 0 0 0 0 0 0 4 0 1 0 0 0 4												
Johnny Damon, L (1, 8) OBP: 0.341, SLG: 0.424			0-0 G4-3 1B		0-1 E SF8 1B	0-1 P5		1-2 SH1-4 S 1B		4 1 3 0 0 0 2												
David Howard, S (1, 6) OBP: 0.297, SLG: 0.346			0-0 P4		0-0 E8 SF8 1B	1-1 CS 1B		1-1 SH1-4		3 1 2 1 0 0 1												
Inning Stats	R: 0 E: 0 K: 0 S: 7	H: 1 LOB: 1 BB: 0 P: 10	R: 0 E: 0 K: 0 S: 7	H: 0 LOB: 0 BB: 0 P: 9	R: 0 E: 0 K: 1 S: 7	H: 1 LOB: 1 BB: 0 P: 7	R: 0 E: 0 K: 1 S: 7	H: 0 LOB: 2 BB: 2 P: 18	R: 2 E: 1 K: 0 S: 10	H: 3 LOB: 1 BB: 0 P: 14	R: 1 E: 1 K: 0 S: 10	H: 2 LOB: 1 BB: 0 P: 17	R: 2 E: 0 K: 0 S: 19	H: 4 LOB: 2 BB: 0 P: 29	R: 0 E: 0 K: 0 S: 10	H: 1 LOB: 1 BB: 0 P: 13	R: 0 E: 0 K: 0 S: 3	H: 0 LOB: 0 BB: 1 P: 7	1B: 11 2B: 1 3B: 0 HR: 0	SF: 1 SAC: 1 DP: 0 HBP: 0	WP: 1 PB: 0 SB: 4 CS: 2	PA: 43
PITCHER	IP WLS BF H R ER SO BB IBB HBP BLK WP HR S P ERA WHIP											PITCHER	IP WLS BF H R ER SO BB IBB HBP BLK WP HR S P ERA WHIP									
Doug Johns, L (1, 1) ERA: 5.16	6.1 L 30 9 5 4 1 2 0 0 0 1 0 56 87 5.68 1.737																					
Jim Corsi, R (7, 1) ERA: 4.03	0.1 3 2 0 0 0 0 0 0 0 0 0 0 9 16 0.00 6.000																					
Buddy Groom, L (7, 1) ERA: 4.18	1.0 4 1 0 0 0 0 0 0 0 0 0 0 8 10 0.00 1.000																					
Billy Taylor, R (8, 1) ERA: 4.6	0.1 1 0 0 0 0 0 0 0 0 0 0 0 3 4 0.00 0.000																					
Mike Mohler, L (9, 1) ERA: 1.72	1.0 3 0 0 0 0 0 1 0 0 0 0 0 3 7 0.00 1.000																					

Kansas City Royals @ Oakland Athletics
Oakland-Alameda County Coliseum, Oakland, CA

Wed Jun 05 1996, 7:05 PM PDT
Att: 8,113 - Unknown - 60 F

livebaseballscorecards.com

AB 36
R 5
H 12
RBI 5
BB 3
SO 1
LOB 19



Batter	1	2	3	4	5	6	7	8	9	AB	R	H	RBI	BB	SO	LOB
Ernie Young, R OBP: 0.316, SLG: 0.430 (1, 8) C B F B X	2-2 1B 3B		1-0 G6-4-3 1B		3-1 G4-3			1-0 G4-3 WP 1B		4	1	3	0	0	0	0
Brent Gates, S OBP: 0.323, SLG: 0.367 (1, 4) C F X	0-2 P3		1-0 F9			2-2 F9		1-0 G4-3		4	0	0	1	0	0	3
Geronimo Berroa, R OBP: 0.309, SLG: 0.502 (1, 9) (9, 7) B X	1-0 3-H 1B		1-0 G6-4-3 1-2f			2-2 G4-6-3 1B		1-3 K		4	0	2	1	0	1	2
Mark McGwire, R OBP: 0.477, SLG: 0.731 (1, 3) B B X	2-0 F7			4-2 G3 G5-3 BB		2-2 G4-6-3 1-2f			3-3 K	3	0	0	0	1	1	2
Terry Steinbach, R OBP: 0.340, SLG: 0.478 (1, 2) B F B X	2-1 L7			0-1 G5-3 1-2			0-0 G3-6-3 1B		1-3 K	4	0	1	0	0	1	2
George Williams, S OBP: 0.297, SLG: 0.281 (1, 10) C B B B B		4-1 BB		0-0 G3 2-3			2-2 P2		2-1 G4-3	3	0	0	0	1	0	2
Jason Giambi, L OBP: 0.398, SLG: 0.550 (1, 5) C C B B B B SAFE 1 SAFE		2-2 P6		3-1 L8			1-1 G3-6-3 1-2f			3	0	0	0	0	0	3
Damon Mashore, R (1, 7) Jose Herrera, L OBP: 0.333, SLG: 0.415 (8, PH) (9, 9) C B B X		1-2 P4			2-1 F9			2-2 G6-3		2	0	0	0	0	0	1
Mike Bordick, R OBP: 0.314, SLG: 0.293 (1, 6) Torey Lovullo, S OBP: 0.278, SLG: 0.375 (8, PH) (9, 6) B C B B X		3-2 L9			0-0 F9			2-2 WP G4-3 1B		1	0	0	0	0	0	0

Inning Stats	R: 1	H: 2	E: 0	K: 0	S: 11	R: 0	H: 0	E: 0	K: 0	S: 13	R: 0	H: 1	E: 0	K: 0	S: 3	R: 0	H: 0	E: 0	K: 0	S: 10	R: 0	H: 0	E: 0	K: 0	S: 5	R: 0	H: 1	E: 0	K: 0	S: 11	R: 0	H: 1	E: 0	K: 0	S: 6	R: 1	H: 2	E: 0	K: 1	S: 12	R: 0	H: 0	E: 0	K: 2	S: 8	R: 0	H: 0	E: 0	K: 0	S: 14	1B: 6	2B: 0	3B: 1	HR: 0	SF: 0	SAC: 0	DP: 3	HBP: 0	WP: 1	PB: 0	SB: 0	CS: 0	PA: 33
--------------	------	------	------	------	-------	------	------	------	------	-------	------	------	------	------	------	------	------	------	------	-------	------	------	------	------	------	------	------	------	------	-------	------	------	------	------	------	------	------	------	------	-------	------	------	------	------	------	------	------	------	------	-------	-------	-------	-------	-------	-------	--------	-------	--------	-------	-------	-------	-------	--------

PITCHER	IP	WLS	BF	H	R	ER	SO	BB	IBB	HBP	BLK	WP	HR	S	P	ERA	WHIP
Chris Haney, L ERA: 4.09 (1, 1)	7.0	W	25	5	1	1	0	2	0	0	0	0	0	59	100	1.29	1.000
Hipolito Pichardo, R ERA: 5.86 (8, 1)	1.0		5	2	1	1	1	0	0	0	0	1	0	12	19	9.00	2.000
Jeff Montgomery, R ERA: 2.86 (9, 1)	1.0	S	3	0	0	0	2	0	0	0	0	0	0	8	14	0.00	0.000

BOTTOM

Kansas City Royals @ Oakland Athletics
Oakland-Alameda County Coliseum, Oakland, CA

Wed Jun 05 1996, 7:05 PM PDT
Att. 8,113 - Unknown - 60 F

livebaseballscorecards.com

AB	31
R	2
H	7
RBI	2
BB	2
SO	3
LOB	16



Batter	1	2	3	4	5	6	7	8	9	AB R H RBI BB SO LOB	TOP	
Joey Cora, S (1, 4) OBP: 0.277, SLG: 0.350	1-2 		1-0 		4-2 	2-2 			1-1 	4 3 1 0 1 0 1		
Alex Rodriguez, R (1, 6) OBP: 0.396, SLG: 0.671	0-0 		0-2 		1-2 		1-1 		0-2 	4 2 2 0 0 0 0		
Ken Griffey Jr., L (1, 8) OBP: 0.398, SLG: 0.641	3-1 		2-2 		1-3 		1-1 		0-0 	5 0 1 1 0 1 3		
Edgar Martinez, R (1, 10) OBP: 0.459, SLG: 0.693	4-1 		0-0 		2-0 		4-1 			2 0 1 2 2 0 1		
Jay Buhner, R (1, 9) OBP: 0.407, SLG: 0.668	0-2 		0-2 		2-3 		1-0 			4 0 1 1 0 1 3		
Paul Sorrento, L (1, 3) Rich Amaral, R (8, PH) OBP: 0.333, SLG: 0.302 (8, 7)	0-0 			0-0 	2-3 		4-2 			3 0 0 0 0 1 3 0 0 0 0 1 0 0		
Dan Wilson, R (1, 2) OBP: 0.345, SLG: 0.495		3-1 		1-0 		1-1 		0-1 		4 0 1 0 0 0 1		
Darren Bragg, L (1, 7) Brian Hunter, R (8, PH) Doug Strange, S (8, PH) OBP: 0.255, SLG: 0.314 (8, 3)		2-0 		3-2 		1-2 		1-2 		3 0 0 0 0 0 1 0 0 0 0 0 0 0 1 0 0 0 0 0 1		
Russ Davis, R (1, 5) Luis Sojo, R (4, 5) OBP: 0.267, SLG: 0.286		1-1 		2-1 		0-1 		0-1 		2 0 0 0 0 0 1 2 0 1 0 0 0 1		
Inning Stats	R: 1 H: 1 E: 1 LOB: 2 K: 0 BB: 1 S: 11 P: 19	R: 0 H: 0 E: 0 LOB: 0 K: 0 BB: 0 S: 5 P: 11	R: 2 H: 3 E: 0 LOB: 0 K: 0 BB: 0 S: 11 P: 14	R: 0 H: 1 E: 0 LOB: 1 K: 0 BB: 0 S: 7 P: 13	R: 2 H: 2 E: 0 LOB: 1 K: 3 BB: 1 S: 16 P: 28	R: 0 H: 1 E: 0 LOB: 1 K: 0 BB: 0 S: 11 P: 15	R: 0 H: 0 E: 0 LOB: 1 K: 0 BB: 1 S: 6 P: 13	R: 0 H: 0 E: 0 LOB: 1 K: 0 BB: 1 S: 13 P: 18	R: 0 H: 0 E: 0 LOB: 0 K: 0 BB: 0 S: 6 P: 7	1B: 6 SF: 0 2B: 3 SAC: 1 3B: 0 DP: 1 HR: 0 HBP: 0	WP: 1 PA: 39 PB: 0 SB: 0 CS: 0	
PITCHER Tim Belcher, R (1, 1) ERA: 4.0 Julio Valera, R (1, 1) ERA: 5.4 Tim Pugh, R (5, 1) ERA: 7.57 Jason Jacome, L (8, 1) ERA: 5.96 Hipolito Pichardo, R (8, 1) ERA: 5.52	IP WLS BF H R ER SO BB IBB HBP BLK WP HR S P ERA WHIP											PITCHER IP WLS BF H R ER SO BB IBB HBP BLK WP HR S P ERA WHIP

Seattle Mariners @ Kansas City Royals
 Kauffman Stadium, Kansas City, MO

Fri Jun 07 1996, 7:05 PM CDT
 Att. 20,891 - Unknown - 66 F

AB	34
R	5
H	8
RBI	4
BB	4
SO	3
LOB	16



WP: 1	PA: 39
PB: 0	
SB: 0	
CS: 0	

PITCHER	IP	WLS	BF	H	R	ER	SO	BB	IBB	HBP	BLK	WP	HR	S	P	ERA	WHIP
Tim Belcher, R	0.2		5	1	1	0	0	1	0	0	0	0	0	10	18	0.00	3.000
Julio Valera, R	3.2	W	16	5	4	4	1	1	0	0	0	1	0	33	54	9.82	1.636
Tim Pugh, R	2.2		11	2	0	0	2	1	0	0	0	0	0	24	41	0.00	1.125
Jason Jacome, L	0.1		2	0	0	0	0	1	0	0	0	0	0	8	12	0.00	3.000
Hipolito Pichardo, R	1.2		5	0	0	0	0	0	0	0	0	0	0	11	13	0.00	0.000

Batter	1	2	3	4	5	6	7	8	9	AB	R	H	RBI	BB	SO	LOB
Bip Roberts, S (1, 4) OBP: 0.345, SLG: 0.383	0-0 2B G3 1B	0-0 G3-1		1-1 BLK 1B 2B	0-0 G4-3		0-0 FC6-4 1B			5	3	2	0	0	0	4
Tom Goodwin, L (1, 7) OBP: 0.317, SLG: 0.308	1-1 G3 1-3 2B		1-0 G4-3	1-1 F9 2B 1B	2-2 G1-3		4-2 1B 1-2 BB			4	2	2	1	1	0	2
Keith Lockhart, L (1, 5) OBP: 0.388, SLG: 0.466	1-0 G3 2-3 3-H		0-0 1B BB G4-3 1B	4-1 2B BB		4-0 G4-1 2B BB	0-0 1-3 2-H 1B			3	3	2	2	2	0	1
Bob Hamelin, L (1, 10) OBP: 0.396, SLG: 0.375	1-1 G3 3-H		4-1 G4-3 1B 1-2 BB	1-2 F9 2-3		1 SAFE G4-1 1-2	3-2 G6-3			4	0	0	1	1	0	5
Jose Offerman, S (1, 3) OBP: 0.379, SLG: 0.361	0-0 F9		1-2 G4-3 1B 1-2 2-3	0-0 1-H 3-H 2B		1-0 L9 2-H 2B		2-3 K		5	0	3	3	0	1	0
Jon Nunnally, L (1, 9) OBP: 0.250, SLG: 0.625		0-0 HR	1-2 G4-3 1-2 2-3 3-H	0-1 L3		3-2 L9 2-3	2-0 F7			5	1	1	2	0	0	4
Johnny Damon, L (1, 8) OBP: 0.338, SLG: 0.415		0-0 L3	4-0 IBB		1-2 G6-3	0-0 F7	1-1 G4-3			4	0	0	0	1	0	1
Mike Macfarlane, R (1, 2) OBP: 0.319, SLG: 0.438		2-0 2B	1-0 P4		2-2 G4-3 2B		0-2 G6-3			4	0	2	0	0	0	3
David Howard, S (1, 6) OBP: 0.301, SLG: 0.346		1-2 P5		0-0 G4-3	4-0 G4-3 BB		3-2 FC6-4 1B			3	0	1	0	1	0	1

Inning Stats	R: 2	H: 2	E: 0	LOB: 0	K: 0	S: 7	P: 10	R: 1	H: 2	E: 0	LOB: 1	K: 0	S: 7	P: 10	R: 1	H: 2	E: 0	LOB: 3	K: 0	S: 10	P: 22	R: 3	H: 3	E: 0	LOB: 1	K: 0	S: 14	P: 20	R: 0	H: 1	E: 0	LOB: 2	K: 0	S: 11	P: 20	R: 1	H: 1	E: 0	LOB: 1	K: 0	S: 6	P: 14	R: 1	H: 2	E: 0	LOB: 2	K: 0	S: 14	P: 23	R: 0	H: 0	E: 0	LOB: 0	K: 1	S: 6	P: 11
--------------	------	------	------	--------	------	------	-------	------	------	------	--------	------	------	-------	------	------	------	--------	------	-------	-------	------	------	------	--------	------	-------	-------	------	------	------	--------	------	-------	-------	------	------	------	--------	------	------	-------	------	------	------	--------	------	-------	-------	------	------	------	--------	------	------	-------

PITCHER	IP	WLS	BF	H	R	ER	SO	BB	IBB	HBP	BLK	WP	HR	S	P	ERA	WHIP
Bob Wolcott, R (1, 1) ERA: 6.28	3.1	L	21	8	7	7	0	2	1	0	1	0	1	31	54	18.90	3.000
Paul Menhart, R (4, 1) ERA: 7.29	4.2		22	5	2	2	1	3	0	0	0	0	0	44	76	3.86	1.714

BOTTOM

Seattle Mariners @ Kansas City Royals
Kauffman Stadium, Kansas City, MO

Fri Jun 07 1996, 7:05 PM CDT
Att: 20,891 - Unknown - 66 F

AB	37
R	9
H	13
RBI	9
BB	6
SO	1
LOB	21

WP: 0 PA: 43
PB: 0 SB: 0
CS: 0



livebaseballscorecards.com

Batter	1	2	3	4	5	6	7	8	9	AB R H RBI BB SO LOB	TOP											
Joey Cora, S OBP: 0.290, SLG: 0.372 (1, 4)	0-1 1B 2B		0-0 G3	1-0 2B		0-1 1B		2-1 1B		5 1 4 3 0 0 0												
Alex Rodriguez, R OBP: 0.390, SLG: 0.657 (1, 6)	0-2 1B 2-3 1B		1-2 G5-3	1-1 L6		2-1 F8		2-1 F8		5 0 1 0 0 0 5												
Ken Griffey Jr., L OBP: 0.394, SLG: 0.631 (1, 8)	2-2 1B 1-3 3-H 1B		1-0 F8	1-2 G4-3		1-1 F8		1-0 G4-3		5 0 1 1 0 0 5												
Edgar Martinez, R OBP: 0.458, SLG: 0.691 (1, 10)	1-2 P3			1-1 1B 1B		1-2 G1-3		0-0 F8 2B		5 2 2 0 0 0 2												
Paul Sorrento, L OBP: 0.366, SLG: 0.533 (1, 3)	1-3 G4-6-3 1-2f			1-0 1B 1B		1-2 F9		1-0 F8 2-3		5 2 2 0 0 0 3												
Doug Strange, S OBP: 0.263, SLG: 0.345 (1, 7)				1-2 1B 2B		0-0 G3-1		0-0 2B		4 1 2 1 1 0 2												
Darren Bragg, L OBP: 0.382, SLG: 0.438 (1, 9)				1-1 1B 2B 1B		0-1 F9 1B 1B		0-0 L5		5 2 3 3 0 1 2												
Luis Sojo, R OBP: 0.265, SLG: 0.282 (1, 5)				1-1 F8		0-1 F8 1B 1B		0-0 G6-3		5 0 1 0 0 0 6												
John Marzano, R OBP: 0.250, SLG: 0.323 (1, 2)				0-0 G6-3 1-2 2B 1B		1-1 F9 2-3		1-0 G3		4 0 1 0 0 0 3												
Inning Stats	R: 1 E: 0 K: 0 S: 16	H: 3 LOB: 1 BB: 0 P: 22	R: 0 E: 0 K: 1 S: 8	H: 1 LOB: 1 BB: 0 P: 11	R: 0 E: 0 K: 0 S: 6	H: 0 LOB: 0 BB: 0 P: 8	R: 4 E: 1 K: 0 S: 20	H: 5 LOB: 2 BB: 0 P: 28	R: 0 E: 0 K: 0 S: 7	H: 0 LOB: 0 BB: 0 P: 9	R: 1 E: 0 K: 0 S: 10	H: 3 LOB: 2 BB: 0 P: 13	R: 1 E: 0 K: 0 S: 5	H: 2 LOB: 1 BB: 0 P: 6	R: 0 E: 0 K: 0 S: 6	H: 1 LOB: 1 BB: 0 P: 12	R: 1 E: 0 K: 0 S: 11	H: 2 LOB: 1 BB: 1 P: 17	1B: 12 2B: 5 3B: 0 HR: 0	SF: 0 SAC: 0 DP: 2 HBP: 0	WP: 0 PB: 0 SB: 0 CS: 0	PA: 44
PITCHER	IP WLS BF H R ER SO BB IBB HBP BLK WP HR S P ERA WHIP																					
Kevin Appier, R ERA: 3.51 (1, 1)	6.0 W 30 12 6 5 1 0 0 0 0 0 0 0 67 91 7.50 2.000																					
Doug Linton, R ERA: 4.94 (7, 1)	2.1 13 5 2 2 0 1 0 0 0 0 0 0 18 30 7.71 2.571																					
Jeff Montgomery, R ERA: 2.8 (9, 1)	0.2 S 1 0 0 0 0 0 0 0 0 0 0 0 4 5 0.00 0.000																					

Seattle Mariners @ Kansas City Royals
Kauffman Stadium, Kansas City, MO

Sat Jun 08 1996, 7:05 PM CDT
Att. 30,022 - Unknown - 66 F

AB	43
R	8
H	17
RBI	8
BB	1
SO	1
LOB	28



Batter	1	2	3	4	5	6	7	8	9	AB	R	H	RBI	BB	SO	LOB
Bip Roberts, S (1, 4) OBP: 0.349, SLG: 0.395	1-1 G3-1	1-0 2B		2-1 G5-3	0-0 G4-6-3 1B		2-2 1B 2B	2-0 L9		6	1	3	4	0	0	3
Tom Goodwin, L (1, 7) OBP: 0.315, SLG: 0.306	1-3 K	0-0 G3		1-0 F7	0-0 G4-6-3 1-2f		1-2 1B 1B			5	1	1	0	0	1	3
Keith Lockhart, L (1, 5) OBP: 0.380, SLG: 0.455 Joe Randa, R (7, PH) OBP: 0.352, SLG: 0.397 (8, 5)	1-2 L6		2-0 G4-3	1-2 E6 S		0-0 F8	4-1 1B 1-2 IBB			4	0	0	0	0	0	1
Bob Hamelin, L (1, 10) OBP: 0.411, SLG: 0.393 Joe Vitiello, R (7, PH) OBP: 0.385, SLG: 0.469		2-2 1B 1B 1B	2-2 1B 2B	4-2 1-2 BB		4-2 S BB	2-2 1-3 2-H 3-H 1B			2	2	2	0	2	0	0
Jose Offerman, S (1, 3)		0-0 L5	1-0 S 2B 1B	1-3 K		0-3 1-2 K	1-2 FC4			5	1	1	0	0	2	7
Johnny Damon, L (1, 8) OBP: 0.339, SLG: 0.415		1-0 P5	0-0 P5		0-0 S 2B 1B	2-1 F7		2-1 BB 1B		5	1	2	0	0	0	4
Jon Nunnally, L (1, 9) OBP: 0.385, SLG: 0.636		4-1 1B 1B BB	1-2 1-H 3-H 2B		4-0 1-2 2B BB		1-2 P5	0-3 K		3	2	1	2	2	1	1
Sal Fasano, R (1, 2) OBP: 0.263, SLG: 0.303		0-0 1B 2B 1B	0-1 G5-3		1-1 SH2-3 1-H 2-H 1B 2B		4-1 FC6-4 BB	2-0 P5		4	2	2	2	1	0	2
David Howard, S (1, 6) OBP: 0.310, SLG: 0.351		0-2 2B 1B		0-0 E G5-3 1B	1-1 SH2-3		1-2 FC6-4 S 2B	4-0 BB		3	2	2	2	1	0	1


Inning Stats	R: 0	H: 0	E: 0	K: 1	S: 8	LOB: 0	BB: 0	P: 11	R: 4	H: 4	E: 0	K: 0	S: 12	LOB: 1	BB: 1	P: 20	R: 2	H: 3	E: 0	K: 0	S: 13	LOB: 1	BB: 0	P: 19	R: 0	H: 1	E: 1	K: 1	S: 13	R: 3	H: 3	E: 0	K: 0	S: 7	LOB: 0	BB: 1	P: 13	R: 0	H: 0	E: 0	K: 1	S: 8	LOB: 1	BB: 1	P: 14	R: 3	H: 3	E: 0	K: 0	S: 20	LOB: 2	BB: 2	P: 36	R: 0	H: 1	E: 0	K: 1	S: 10	LOB: 2	BB: 1	P: 20
--------------	------	------	------	------	------	--------	-------	-------	------	------	------	------	-------	--------	-------	-------	------	------	------	------	-------	--------	-------	-------	------	------	------	------	-------	------	------	------	------	------	--------	-------	-------	------	------	------	------	------	--------	-------	-------	------	------	------	------	-------	--------	-------	-------	------	------	------	------	-------	--------	-------	-------

BOTTOM																																
Seattle Mariners @ Kansas City Royals																																
Kauffman Stadium, Kansas City, MO																																
Sat Jun 08 1996, 7:05 PM CDT																																
Att: 30,022 - Unknown - 66 F																																
livebaseballscorecards.com																																
AB	38	R	12	H	15	RBI	12	BB	7	SO	4	LOB	22	WP: 0			PA:	46														
<table border="0"> <tr> <td>1B: 10</td> <td>SF: 0</td> <td>WP: 0</td> <td>PA: 46</td> </tr> <tr> <td>2B: 5</td> <td>SAC: 1</td> <td>PB: 0</td> <td></td> </tr> <tr> <td>3B: 0</td> <td>DP: 1</td> <td>SB: 6</td> <td></td> </tr> <tr> <td>HR: 0</td> <td>HBP: 0</td> <td>CS: 0</td> <td></td> </tr> </table>																	1B: 10	SF: 0	WP: 0	PA: 46	2B: 5	SAC: 1	PB: 0		3B: 0	DP: 1	SB: 6		HR: 0	HBP: 0	CS: 0	
1B: 10	SF: 0	WP: 0	PA: 46																													
2B: 5	SAC: 1	PB: 0																														
3B: 0	DP: 1	SB: 6																														
HR: 0	HBP: 0	CS: 0																														
PITCHER	IP	WLS	BF	H	R	ER	SO	BB	IBB	HBP	BLK	WP	HR	S	P	ERA	WHIP															
Bob Milacki, R (1, 1) ERA: 8.31	3.0	L	17	7	6	6	1	1	0	0	0	0	0	33	50	18.00	2.667															
Salomon Torres, R (4, 1) ERA: 8.56	2.2		15	4	3	3	2	3	0	0	0	0	0	26	45	10.12	2.625															
Lee Guetterman, L (6, 1) ERA: 8.31	1.0		7	2	3	1	0	1	1	0	0	0	0	16	31	9.00	3.000															
Rafael Carmona, R (7, 1) ERA: 3.64	1.1		7	2	0	0	1	1	0	0	0	0	0	16	29	0.00	2.250															

Seattle Mariners @ Kansas City Royals

Kauffman Stadium, Kansas City, MO

Sat Jun 08 1996, 7:05 PM CDT
Att: 30,022 - Unknown - 66 F



Batter	1	2	3	4	5	6	7	8	9	AB R H RBI BB SO LOB	TOP									
Joey Cora, S (1, 4) OBP: 0.288, SLG: 0.368 C B F X	1-2 G5-3	3-2 G4-3			1-1 G1-3		2-2 G3-1		0-0 1B	5 0 1 0 0 0 0										
Alex Rodriguez, R (1, 6) OBP: 0.385, SLG: 0.644 B X	1-0 G4-3 1B		1-3 K		3-2 G4-3		1-3 K		0-0 L9	5 0 1 0 0 2 1										
Ken Griffey Jr., L (1, 8) OBP: 0.401, SLG: 0.645 B B F 1 SAFE C B B	4-2 G4-3 1-2 BB		2-1 HR		4-1 FC6-4 BB		3-0 1B		1-0 F7	3 1 2 1 2 0 1										
Edgar Martinez, R (1, 10) OBP: 0.451, SLG: 0.679 C B F X	2-2 G4-3 1-2 2-3		1-1 L7		1-0 FC6-4 1-2f		2-1 G6-3			4 0 0 0 0 0 4										
Jay Buhner, R (1, 9) OBP: 0.401, SLG: 0.656 F X	0-1 F9		1-3 K			0-3 K		2-3 K		4 0 0 0 0 3 2										
Paul Sorrento, L (1, 3) OBP: 0.369, SLG: 0.533 X		0-0 HR 1B			1-0 G4-6-3 1B		0-1 P3		2-0 G3-1	4 1 2 0 0 0 0										
Dan Wilson, R (1, 2) OBP: 0.353, SLG: 0.516 C X		0-1 1-H HR			1-1 G4-6-3 1-2f		2-1 1B 1B		0-0 1B	4 1 3 2 0 0 1										
Darren Bragg, L (1, 7) OBP: 0.386, SLG: 0.440 C B F X		1-3 K			0-0 1B		2-1 1B 1-2 1B		1-2 L7	4 0 2 0 0 1 1										
Andy Sheets, R (1, 5) OBP: 0.267, SLG: 0.385 X		0-0 G4-3			1-0 F8		1-3 K		1-3 K	4 0 0 0 0 2 3										
Inning Stats	R: 0 E: 0 K: 0 S: 11	H: 1 LOB: 2 BB: 1 P: 19	R: 2 E: 0 K: 1 S: 12	H: 2 LOB: 0 BB: 0 P: 16	R: 1 E: 0 K: 2 S: 10	H: 1 LOB: 0 BB: 0 P: 15	R: 0 E: 0 K: 0 S: 5	H: 2 LOB: 1 BB: 0 P: 8	R: 0 E: 0 K: 2 S: 12	H: 2 LOB: 2 BB: 0 P: 17	R: 0 E: 0 K: 1 S: 9	H: 1 LOB: 1 BB: 0 P: 17	R: 0 E: 0 K: 1 S: 8	H: 1 LOB: 1 BB: 0 P: 13	R: 0 E: 0 K: 1 S: 6	H: 1 LOB: 1 BB: 0 P: 8	1B: 9 2B: 0 3B: 0 HR: 2	SF: 0 SAC: 0 DP: 1 HBP: 0	WP: 0 PB: 0 SB: 0 CS: 0	PA: 39
PITCHER	IP WLS BF H R ER SO BB IBB HBP BLK WP HR S P ERA WHIP																			
Mark Gubicza, R (1, 1) ERA: 4.98	8.0 L 35 10 3 3 7 2 0 0 0 0 2 75 122 3.38 1.500																			
Hipolito Pichardo, R (9, 1) ERA: 5.34	1.0 4 1 0 0 1 0 0 0 0 0 0 6 8 0.00 1.000																			

Seattle Mariners @ Kansas City Royals
 Kauffman Stadium, Kansas City, MO

Sun Jun 09 1996, 3:33 AM CDT
 Att. 20,489 - Overcast - 67 F

livebaseballscorecards.com

AB	37
R	3
H	11
RBI	3
BB	2
SO	8
LOB	13



Batter	1	2	3	4	5	6	7	8	9	AB	R	H	RBI	BB	SO	LOB
Bip Roberts, S (1, 4) OBP: 0.346, SLG: 0.392 Johnny Damon, L (4, 9) OBP: 0.336, SLG: 0.411	1-0 G3		2-2 G4-3			3-2 F7		1-1 P6		2	0	0	0	0	0	0
Tom Goodwin, L (1, 8) OBP: 0.318, SLG: 0.309	0-1 G6-3		0-1 CS 1B			1-2 1B		0-3 K		4	0	2	0	0	1	1
Jose Offerman, S (1, 3) OBP: 0.377, SLG: 0.360	1-0 1B		1-1 CS 1-2		3-3 K	0-0 B1-3		1-0 1B		4	0	2	0	0	1	1
Joe Vitiello, R (1, 10) OBP: 0.381, SLG: 0.485	2-2 G4-3				0-3 K		0-0 HR	0-3 K		4	1	1	1	0	2	3
Craig Paquette, R (1, 7) OBP: 0.242, SLG: 0.382		1-3 K			1-3 K		2-1 FC6-4 1B		3-1 E5 3B	4	1	1	0	0	2	0
Kevin Young, R (1, 9) OBP: 0.500, SLG: 0.500 Keith Lockhart, L (7, PH) OBP: 0.381, SLG: 0.467		2-2 CS 1B			3-2 P6		1-1 FC6-4 G1-3 1-2f	0-1 L5 3B	0-1 L5 3B	2	0	1	0	0	0	0
Joe Randa, R (1, 5) OBP: 0.348, SLG: 0.390		2-0 1B			1-0 G5-3		1-0 G1-3	1-2 G5-3	1-2 G5-3	4	0	1	0	0	0	2
Mike Macfarlane, R (1, 2) OBP: 0.321, SLG: 0.446 Jon Nunnally, L (7, PH) OBP: 0.357, SLG: 0.583 Sal Fasano, R (8, 2) OBP: 0.260, SLG: 0.300		0-0 G4-3			0-0 2B		0-1 G1-3	0-1 L5	0-1 L5	2	0	1	0	0	0	1
David Howard, S (1, 6) OBP: 0.310, SLG: 0.351			2-1 G6-3			0-0 P4		1-0 1B		3	0	1	0	0	0	0

Inning Stats	R: 0	H: 1	E: 0	LOB: 1	K: 0	BB: 0	S: 7	R: 0	H: 2	E: 0	LOB: 1	K: 1	BB: 0	S: 9	R: 0	H: 1	E: 0	LOB: 0	K: 0	BB: 0	S: 9	R: 0	H: 0	E: 0	LOB: 0	K: 3	BB: 0	S: 9	R: 0	H: 1	E: 0	LOB: 1	K: 0	BB: 0	S: 6	R: 1	H: 2	E: 0	LOB: 1	K: 0	BB: 0	S: 8	R: 0	H: 2	E: 0	LOB: 2	K: 2	BB: 0	S: 10	R: 1	H: 1	E: 1	LOB: 0	K: 0	BB: 0	S: 9	1B: 8	SF: 0	2B: 2	SAC: 0	3B: 1	DP: 1	HR: 1	HBP: 0	WP: 0	PA: 36
--------------	------	------	------	--------	------	-------	------	------	------	------	--------	------	-------	------	------	------	------	--------	------	-------	------	------	------	------	--------	------	-------	------	------	------	------	--------	------	-------	------	------	------	------	--------	------	-------	------	------	------	------	--------	------	-------	-------	------	------	------	--------	------	-------	------	-------	-------	-------	--------	-------	-------	-------	--------	-------	--------

PITCHER	IP	WLS	BF	H	R	ER	SO	BB	IBB	HBP	BLK	WP	HR	S	P	ERA	WHIP
Sterling Hitchcock, L (1, 1) ERA: 4.71	6.0	W	23	8	1	1	4	0	0	0	0	0	1	51	79	1.50	1.333
Michael Jackson, R (7, 1) ERA: 5.6	1.0		4	1	0	0	0	0	0	0	0	0	0	6	9	0.00	1.000
Norm Charlton, L (8, 1) ERA: 2.73	2.0	S	8	2	1	0	2	0	0	0	0	0	0	18	24	0.00	1.000

BOTTOM

Seattle Mariners @ Kansas City Royals
Kauffman Stadium, Kansas City, MO

Sun Jun 09 1996, 3:33 AM CDT
Att. 20,489 - Overcast - 67 F

livebaseballscorecards.com

AB	35
R	2
H	11
RBI	2
BB	0
SO	6
LOB	12



Batter	1	2	3	4	5	6	7	8	9	10	AB R H RBI BB SO LOB	TOP												
Rex Hudler, R OBP: 0.348, SLG: 0.609	1-1 G6-3			0-0 G5-3	1-1 P5		0-0 G1-6-3		0-0 B5-3		5 0 0 0 0 0 3	California Angels @ Kansas City Royals Kauffman Stadium, Kansas City, MO Mon Jun 10 1996 7:05 PM CDT Att: 15,691 - Unknown - 75 F												
Don Slaught, R OBP: 0.410, SLG: 0.550	0-0 G4-3			4-0 G4-6-3 BB		0-0 1B	0-0 B1-3		0-0 L7	4 0 1 0 1 0 0														
Jim Edmonds, L OBP: 0.377, SLG: 0.585	3-2 G4-3			3-2 G4-6-3		0-0 1B		1-1 P5	3-2 L7	4 0 1 0 0 0 1														
Orlando Palmeiro, L OBP: 0.304, SLG: 0.286						1-2 1B				1 0 0 0 0 0 0														
Tim Salmon, R OBP: 0.354, SLG: 0.474		2-3 K			3-1 HR	1-3 K		1-1 F7	2-0 HR	5 2 2 1 0 2 2														
Chili Davis, S OBP: 0.392, SLG: 0.533		3-2 G6-4-3 1B			3-2 1B E 1B	0-0 F9		2-1 1B	1-1 HR	5 2 4 2 0 0 2														
J.T. Snow, L OBP: 0.352, SLG: 0.396		1-2 G6-4-3			0-0 F7	0-0 F7		0-1 1B	0-0 HR	5 1 2 1 0 0 4														
16 Garret Anderson, L OBP: 0.311, SLG: 0.434			0-1 G4-3		0-1 L6		1-2 2B 1B	2-1 L8	4-2 BB	4 1 1 0 1 0 3														
Randy Velarde, R OBP: 0.351, SLG: 0.383			0-3 K		1-2 E 1B		1-2 1B	3-2 L8	2-2 F9	5 1 2 0 0 1 1														
Damon Easley, R OBP: 0.200, SLG: 0.261			0-0 F9		0-0 E3		1-0 G1-6-3 1B		1-3 K	4 0 2 2 0 1 0														
Inning Stats	R: 0 E: 0 K: 0 S: 6	H: 0 LOB: 0 BB: 0 P: 10	R: 0 E: 0 K: 1 S: 9	H: 1 LOB: 0 BB: 0 P: 15	R: 0 E: 0 K: 1 S: 7	H: 0 LOB: 0 BB: 0 P: 7	R: 0 E: 0 K: 0 S: 4	H: 0 LOB: 0 BB: 1 P: 11	R: 2 E: 1 K: 0 S: 15	H: 4 LOB: 2 BB: 0 P: 23	R: 0 E: 0 K: 1 S: 7	H: 2 LOB: 2 BB: 0 P: 8	R: 2 E: 0 K: 0 S: 10	H: 3 LOB: 0 BB: 0 P: 13	R: 0 E: 0 K: 0 S: 10	H: 2 LOB: 2 BB: 0 P: 16	R: 0 E: 0 K: 1 S: 7	H: 0 LOB: 0 BB: 0 P: 11	R: 3 E: 0 K: 0 S: 15	H: 3 LOB: 1 BB: 1 P: 27	1B: 11 2B: 1 3B: 0 HR: 3	SF: 0 SAC: 0 DP: 3 HBP: 0	WP: 0 PB: 0 SB: 0 CS: 0	PA: 44
PITCHER	IP WLS BF H R ER SO BB IBB HBP BLK WP HR S P ERA WHIP												IP WLS BF H R ER SO BB IBB HBP BLK WP HR S P ERA WHIP											
Chris Haney, L ERA: 4.12	(1, 1) 6.0												(1, 1) 6.0											
Hipolito Pichardo, R ERA: 5.06	(7, 1) 1.2												(7, 1) 1.2											
Jason Jacome, L ERA: 5.88	(8, 1) 0.1												(8, 1) 0.1											
Tim Pugh, R ERA: 7.98	(9, 1) 2.0												(9, 1) 2.0											

AB	42
R	7
H	15
RBI	6
BB	2
SO	4
LOB	16



livebaseballscorecards.com

BOTTOM

California Angels @ Kansas City Royals
Kauffman Stadium, Kansas City, MO

Mon Jun 10 1996, 7:05 PM CDT
Att. 15,691 - Unknown - 75 F

livebaseballscorecards.com

AB 41
R 5
H 10
RBI 4
BB 0
SO 11
LOB 16



WP: 0 PA: 41
PB: 0
SB: 3
CS: 0

AB R H RBI BB SO LOB

5	0	1	1	0	0	0
5	1	1	0	0	1	1
4	1	2	1	0	1	1
1	0	0	0	0	0	1
4	0	0	0	0	3	2
1	0	1	1	0	0	0
4	1	2	1	0	0	1
0	0	0	0	0	0	0
1	0	0	0	0	1	1
4	1	1	0	0	2	2
3	1	1	0	0	0	0
1	0	1	0	0	0	0
4	0	0	0	0	2	4
4	0	0	0	0	1	3

Batter	1	2	3	4	5	6	7	8	9	10
Jose Offerman, S (1, 3) OBP: 0.373, SLG: 0.355	F8	FC6-4 1B			F9			G6-3		F7
Tom Goodwin, L (1, 8) OBP: 0.316, SLG: 0.307	S 1B	FC6-4			K			L7		E1 G3-1 2B
Craig Paquette, R (1, 7) OBP: 0.253, SLG: 0.419 Jon Nunnally, L (10, PH) OBP: 0.333, SLG: 0.538	K				F8			HR		G3-1
Joe Vitiello, R (1, 10) OBP: 0.372, SLG: 0.471 Bob Hamelin, L (10, PH) OBP: 0.414, SLG: 0.407	K				K			F9		2B
Mike Macfarlane, R (1, 2) OBP: 0.326, SLG: 0.470 Chris Stynes, R (9, PR) OBP: 0.306, SLG: 0.333 Sal Fasano, R (10, 2) OBP: 0.257, SLG: 0.297		HR			FC6-4			F7		K
Kevin Young, R (1, 5) OBP: 0.333, SLG: 0.500		1B S 2B			K			K		B3
Joe Randa, R (1, 4) OBP: 0.347, SLG: 0.388 Keith Lockhart, L (9, PH) OBP: 0.364, SLG: 0.470 (10, 4)		S 1B 1B			L6			L4		1B FC3-4-2
Johnny Damon, L (1, 9) OBP: 0.331, SLG: 0.404		K			K			G5-3		FC3-4-2
David Howard, S (1, 6) OBP: 0.304, SLG: 0.344		L4			G3-1			G1-3		K

Inning Stats	R: 0	H: 1	E: 0	K: 2	S: 12	R: 3	H: 4	E: 0	K: 1	S: 14	R: 0	H: 1	E: 0	K: 2	S: 10	R: 0	H: 0	E: 0	K: 1	S: 8	R: 0	H: 0	E: 0	K: 1	S: 11	R: 0	H: 0	E: 0	K: 1	S: 7	R: 0	H: 0	E: 0	K: 0	S: 7	R: 1	H: 1	E: 0	K: 1	S: 6	R: 0	H: 2	E: 0	K: 1	S: 10	R: 1	H: 1	E: 1	K: 1	S: 13	1B: 6	SF: 0	2B: 2	SAC: 0	3B: 0	DP: 0	HR: 2	HBP: 0	WP: 0	PA: 41
--------------	------	------	------	------	-------	------	------	------	------	-------	------	------	------	------	-------	------	------	------	------	------	------	------	------	------	-------	------	------	------	------	------	------	------	------	------	------	------	------	------	------	------	------	------	------	------	-------	------	------	------	------	-------	-------	-------	-------	--------	-------	-------	-------	--------	-------	--------

PITCHER	IP	WLS	BF	H	R	ER	SO	BB	IBB	HBP	BLK	WP	HR	S	P	ERA	WHIP
Mark Langston, L (1, 1) ERA: 4.45	8.0		31	7	4	4	9	0	0	0	0	0	2	75	110	4.50	0.875
Mike James, R (9, 1) ERA: 1.66	0.1		3	2	0	0	0	0	0	0	0	0	0	3	5	0.00	6.000
Chuck McElroy, L (9, 1) ERA: 5.21	0.2	W	2	0	0	0	1	0	0	0	0	0	0	7	7	0.00	0.000
Troy Percival, R (10, 1) ERA: 1.69	1.0	S	5	1	1	0	1	0	0	0	0	0	0	13	18	0.00	1.000

Batter	1	2	3	4	5	6	7	8	9	AB R H RBI BB SO LOB	TOP																
Randy Velarde, R OBP: 0.351, SLG: 0.381 (1, 4) (7, 5)	2-3 K		0-3 K		3-2 16 1B 2B 1B	0-1 16 1B SF8 1B	0-0 L9		1-3 K	6 2 2 0 0 3 5																	
16 Garret Anderson, L OBP: 0.319, SLG: 0.435 (1, 7)	3-3 K		4-0 BB		0-0 2B 1B	2-1 1-3 1B	2-3 K		4-0 FC6-4 IBB	4 1 2 0 2 2 2																	
Jim Edmonds, L OBP: 0.373, SLG: 0.583 Orlando Palmeiro, L OBP: 0.292, SLG: 0.273 (1, 8) (8, 8)	3-3 K		1-0 P6		2-0 1-3 1B 2B	0-2 SF8	0-1 G1		0-0 FC6-4 1-2f	4 1 1 2 0 1 5 1 0 0 0 0 0 2																	
Tim Salmon, R OBP: 0.354, SLG: 0.481 (1, 9)		0-1 L7		3-3 K	0-1 FC4-6 1B	0-2 F8		1-1 1B 3B		5 2 2 2 0 1 1																	
Chili Davis, S OBP: 0.396, SLG: 0.549 (1, 10)		4-1 G3-6-1 BB		3-2 HR	0-0 P6		1-0 1B 2B 1B	0-0 G1-3		4 2 2 1 1 0 2																	
J.T. Snow, L OBP: 0.357, SLG: 0.398 (1, 3)		0-1 G3-6-1 1-2f		0-2 L3	1-2 FC4-6 HBP		2-2 2B 1B 1B	1-1 G4-6-3 1B		4 1 2 1 0 0 1																	
Jack Howell, L OBP: 0.310, SLG: 0.537 Rex Hudler, R OBP: 0.350, SLG: 0.615 (1, 5) (7, PH) (7, 4)			2-1 F8	1-1 1B 3B	0-1 FC4-6		2-2 1B 2B	2-2 G4-6-3		3 1 1 1 0 0 1 2 1 1 1 0 0 1																	
Jorge Fabregas, L OBP: 0.331, SLG: 0.315 (1, 2)		1-1 2B 1B		2-2 1B	0-0 G4-3		4-1 1B BB		0-0 SH1-4 1B	4 0 3 1 1 0 1																	
Damion Easley, R OBP: 0.241, SLG: 0.333 (1, 6)		0-2 1-3 2B		2-0 F7		1-0 F8	0-1 1B		0-0 SH1-4	4 0 2 2 0 0 1																	
Inning Stats	R: 0 E: 0 K: 3 S: 11	H: 0 LOB: 0 BB: 0 P: 19	R: 0 E: 0 K: 0 S: 5	H: 0 LOB: 0 BB: 1 P: 9	R: 0 E: 0 K: 1 S: 11	H: 2 LOB: 3 BB: 1 P: 19	R: 2 E: 0 K: 1 S: 16	H: 3 LOB: 1 BB: 0 P: 27	R: 4 E: 0 K: 0 S: 13	H: 4 LOB: 1 BB: 0 P: 19	R: 1 E: 0 K: 0 S: 12	H: 2 LOB: 1 BB: 0 P: 15	R: 3 E: 0 K: 1 S: 19	H: 4 LOB: 2 BB: 1 P: 30	R: 1 E: 0 K: 0 S: 8	H: 2 LOB: 0 BB: 0 P: 12	R: 0 E: 0 K: 1 S: 7	H: 1 LOB: 2 BB: 1 P: 12	1B: 12 2B: 3 3B: 2 HR: 1	SF: 1 SAC: 1 DP: 2 HBP: 1	WP: 0 PB: 0 SB: 1 CS: 0	PA: 48					
PITCHER	IP WLS BF H R ER SO BB IBB HBP BLK WP HR S P ERA WHIP																										
Tim Belcher, R ERA: 4.41 (1, 1)	5.0		26	9	6	6	5	2	0	1	0	0	1	56	93	10.80	2.200										
Julio Valera, R ERA: 5.91 (6, 1)	1.0	L	7	4	3	3	0	0	0	0	0	0	0	16	22	27.00	4.000										
Jeff Granger, L ERA: 10.8 (7, 1)	2.0		10	4	2	2	1	1	0	0	0	0	0	23	35	9.00	2.500										
Jason Jacome, L ERA: 5.67 (9, 1)	1.0		5	1	0	0	1	0	1	0	0	0	0	7	12	0.00	1.000										

California Angels @ Kansas City Royals
Kauffman Stadium, Kansas City, MO

Tue Jun 11 1996, 7:05 PM CDT
Att. 16,687 - Unknown - 86 F

livebaseballscorecards.com

AB	41
R	11
H	18
RBI	11
BB	4
SO	7
LOB	22



Batter	1	2	3	4	5	6	7	8	9	AB	R	H	RBI	BB	SO	LOB
Jose Offerman, S OBP: 0.369, SLG: 0.351 (1, 6)	0-1 G4-3	2-2 G5-3		1 SAFE 0-0 1-2 1B		0-1 G5-4-3		1-3 K		5	0	1	0	0	1	4
Tom Goodwin, L OBP: 0.313, SLG: 0.302 (1, 8) (9, 7)	3-3 K		4-0 G3-6-3 BB	0-0 F9			1-3 K	1-0 FC6-4		4	0	0	0	1	2	4
Keith Lockhart, L OBP: 0.374, SLG: 0.457 (1, 4)	2-1 G3		1 SAFE 0-0 G3-6-3		0-1 G1-3		0-2 G1-3		0-2 G4-3	5	0	0	0	0	0	1
Joe Vitiello, R OBP: 0.373, SLG: 0.471 (1, 10)		3-2 BB 1B 2B	1-3 K		3-2 G5-3		4-2 BB		1-3 K	4	1	1	0	1	2	0
Mike Macfarlane, R OBP: 0.322, SLG: 0.482 (1, 2)		1-3 K		1-2 F8	1-1 G5-3		2-2 F9		2-2 HR	5	1	1	1	0	1	2
Craig Paquette, R OBP: 0.260, SLG: 0.406 (1, 7) (9, 5)		2-3 K		4-0 3B BB		4-2 1B BB		2-1 E5 SF8	2-1 F8	3	3	0	0	2	1	1
Bob Hamelin, L OBP: 0.416, SLG: 0.421 (1, 3)		4-2 BB 1B BB		0-1 FC6-4 3B		2-2 F9		1-0 E5 1B		3	2	1	1	1	0	2
Jon Nunnally, L OBP: 0.421, SLG: 0.571 (1, 9)		4-1 1B E BB		4-0 FC6-4 BB		0-0 1B		3-2 SF8		1	1	1	1	2	0	0
Joe Randa, R OBP: 0.357, SLG: 0.398 Johnny Damon, L OBP: 0.333, SLG: 0.406 (8, PH) (9, 8)		0-0 E9 WP 1B		1 SAFE 1 SAFE 1 SAFE FC6-4 1B		1-1 G5-4-3 1B		1-1 FC6-4 1B		3	1	2	4	0	0	1
		1-H 2-H 3-H		1-2f 3-H		1-2 3-H		1-2 1B		1	0	1	0	0	0	0

Inning Stats	R: 0	H: 0	E: 0	K: 1	S: 7	LOB: 0	BB: 0	P: 12	R: 4	H: 2	E: 1	K: 2	S: 18	LOB: 0	BB: 2	P: 34	R: 0	H: 0	E: 0	K: 1	S: 5	LOB: 0	BB: 1	P: 10	R: 2	H: 2	E: 0	K: 0	S: 10	LOB: 2	BB: 2	P: 20	R: 0	H: 0	E: 0	K: 0	S: 9	LOB: 0	BB: 0	P: 13	R: 1	H: 2	E: 0	K: 0	S: 11	LOB: 1	BB: 1	P: 18	R: 0	H: 0	E: 0	K: 1	S: 13	LOB: 1	BB: 1	P: 20	R: 1	H: 1	E: 2	K: 1	S: 15	LOB: 2	BB: 0	P: 24	R: 1	H: 1	E: 0	K: 1	S: 11	LOB: 0	BB: 0	P: 16	1B: 5	SF: 1	2B: 1	SAC: 0	3B: 1	DP: 2	HR: 1	HBP: 0	WP: 1	PA: 42
PITCHER	IP	WLS	BF	H	R	ER	SO	BB	IBB	HBP	BLK	WP	HR	S	P	ERA	WHIP																																																																	
Jim Abbott, L ERA: 7.61 (1, 1)	5.0		24	4	7	6	4	6	0	0	0	1	0	52	96	10.80	2.000																																																																	
Chuck McElroy, L ERA: 4.79 (6, 1)	1.2	W	7	2	0	0	1	1	0	0	0	0	0	18	26	0.00	1.800																																																																	
Mike James, R ERA: 1.6 (7, 1)	1.1		7	1	1	0	1	0	0	0	0	0	0	18	29	0.00	0.750																																																																	
Troy Percival, R ERA: 1.95 (9, 1)	1.0	S	4	1	1	1	1	0	0	0	0	0	0	11	16	9.00	1.000																																																																	

BOTTOM

California Angels @ Kansas City Royals
Kauffman Stadium, Kansas City, MO

livebaseballscorecards.com

AB	34
R	9
H	8
RBI	7
BB	7
SO	7
LOB	15



Tue Jun 11 1996, 7:05 PM CDT
Att: 16,687 - Unknown - 86 F

Batter	1	2	3	4	5	6	7	8	9	10	AB	R	H	RBI	BB	SO	LOB
Orlando Palmeiro, L OBP: 0.276, SLG: 0.231 (1, 8)	4-2 BB 2B BB	0-3 K			3-3 K		0-0 FC6-5 2-3		1 SAFE 1-0 G3		4	1	0	0	1	2	4
Don Slaught, R OBP: 0.394, SLG: 0.526 (1, 2)	3-2 SAFE F8	0-0 L5			3-1 G6-3		3-1 SAFE F9			0-1 G6-3	5	0	0	0	0	0	4
Tim Wallach, R OBP: 0.327, SLG: 0.466 (1, 5)	4-2 2B BB				0-3 K			0-0 HR		1-0 HR	4	3	2	2	1	1	0
Tim Salmon, R OBP: 0.359, SLG: 0.483 (1, 9)	0-0 1-H 2-H 2B				4-0 BB		4-0 BB		0-0 F9	2-1 L8	3	0	1	2	2	0	0
Chili Davis, S OBP: 0.387, SLG: 0.534 (1, 10)	2-0 G5-3				1-3 K		2-3 K		3-3 K	0-0 G4-3	5	0	0	0	0	3	3
J.T. Snow, L OBP: 0.352, SLG: 0.391 (1, 3)	1-0 F9				0-1 F9		1-1 F7		3-2 F7		4	0	0	0	0	0	3
16 Garret Anderson, L OBP: 0.322, SLG: 0.436 (1, 7)		1-1 1B 1B			1-2 CS 1B		1-1 SAFE F9		1-2 F8		4	0	2	0	0	0	1
Damon Easley, R OBP: 0.242, SLG: 0.300 (1, 4)	1 SAFE 1-0 F8				1-1 G5-3 1-2		4-1 SAFE FC6-5 SH3-4 BB		0-3 K		3	0	0	0	1	1	2
Gary Disarcina, R OBP: 0.245, SLG: 0.265 (1, 6)	1 SAFE 1-2 1B				2-1 G5-3		1 SAFE 0-0 SH3-4 1-2		1-0 1B		3	0	2	0	0	0	0

Inning Stats	R: 2	H: 1	E: 0	K: 0	S: 13	P: 27	R: 0	H: 2	E: 0	K: 1	S: 10	P: 13	R: 0	H: 0	E: 0	K: 1	S: 7	P: 12	R: 0	H: 1	E: 0	K: 0	S: 9	P: 13	R: 0	H: 0	E: 0	K: 2	S: 9	P: 15	R: 0	H: 0	E: 0	K: 1	S: 10	P: 18	R: 0	H: 0	E: 0	K: 0	S: 5	P: 12	R: 1	H: 1	E: 0	K: 1	S: 8	P: 14	R: 0	H: 1	E: 0	K: 1	S: 8	P: 11	R: 1	H: 1	E: 0	K: 0	S: 6	P: 9	1B: 4	2B: 1	3B: 0	HR: 2	SF: 0	SAC: 1	DP: 0	HBP: 0	WP: 0	PB: 0	SB: 0	CS: 1	PA: 41
--------------	------	------	------	------	-------	-------	------	------	------	------	-------	-------	------	------	------	------	------	-------	------	------	------	------	------	-------	------	------	------	------	------	-------	------	------	------	------	-------	-------	------	------	------	------	------	-------	------	------	------	------	------	-------	------	------	------	------	------	-------	------	------	------	------	------	------	-------	-------	-------	-------	-------	--------	-------	--------	-------	-------	-------	-------	--------

PITCHER	IP	WLS	BF	H	R	ER	SO	BB	IBB	HBP	BLK	WP	HR	S	P	ERA	WHIP
50 José Rosado, L ERA: 3.0 (1, 1)	6.0		25	4	2	2	5	4	0	0	0	0	0	58	98	3.00	1.333
Hipólito Pichardo, R ERA: 4.91 (7, 1)	1.0		4	0	0	0	0	1	0	0	0	0	0	5	12	0.00	1.000
Jeff Montgomery, R ERA: 3.05 (8, 1)	3.0	L	12	3	2	2	2	0	0	0	0	0	2	22	34	6.00	1.000

California Angels @ Kansas City Royals
Kauffman Stadium, Kansas City, MO
 Wed Jun 12 1996, 3:33 AM CDT
 Att: 15,428 - Cloudy - 88 F

AB	35
R	4
H	7
RBI	4
BB	5
SO	7
LOB	17

Batter	1	2	3	4	5	6	7	8	9	10	AB R H RBI BB SO LOB
Johnny Damon, L (1, 8) OBP: 0.332, SLG: 0.404 Mike Macfarlane, R (9, PH) OBP: 0.320, SLG: 0.479 (10, 2)	L8		F9		G6-4-3 1B		F7		P3		4 0 1 0 0 0 3 1 0 0 0 0 0 2
Keith Lockhart, L (1, 4) OBP: 0.367, SLG: 0.446 Joe Vitiello, R (9, PH) OBP: 0.371, SLG: 0.468 (10, 9)	F7		G6-3		G6-4-3 1-2f		K		FC6-4 1-2f		4 0 0 0 0 1 4 1 0 0 0 0 0 2
Jose Offerman, S (1, 3) OBP: 0.374, SLG: 0.351					G4-3			G4-3			3 1 1 0 2 0 0
Bob Hamelin, L (1, 10) OBP: 0.418, SLG: 0.438 Chris Stynes, R (8, PR) OBP: 0.297, SLG: 0.324	L7				2B HR BB		F7		F8		4 1 2 0 0 0 1 1 0 0 0 0 0 1
Craig Paquette, R (1, 7) OBP: 0.262, SLG: 0.434 Tom Goodwin, L (7, 7) OBP: 0.311, SLG: 0.299 (10, 8)			L7		HR		G5-3		K		3 1 1 3 0 0 0 2 0 0 0 0 1 2
Jon Nunnally, L (1, 9) OBP: 0.333, SLG: 0.421 (10, 7)			F9		K		F8		F7		5 0 0 0 0 2 3
Joe Randa, R (1, 5) OBP: 0.353, SLG: 0.391 (10, 4)			L9		G6-3 S 1B		K		F8		4 0 1 0 0 1 0
Sal Fasano, R (1, 2) OBP: 0.276, SLG: 0.309 Kevin Young, R (9, PR) OBP: 0.333, SLG: 0.500 (10, 5)					G6-3 1B		1B 1B		1B BB		3 0 2 0 1 0 1 0 0 0 0 0 0 0
David Howard, S (1, 6) OBP: 0.308, SLG: 0.347			K		F7		1B		FC6-4 1B		4 0 2 0 0 1 2

Inning Stats	R: 0	H: 1	E: 0	K: 0	S: 6	R: 0	H: 0	E: 0	K: 0	S: 4	R: 0	H: 1	E: 0	K: 1	S: 11	R: 3	H: 3	E: 0	K: 1	S: 17	R: 0	H: 1	E: 0	K: 0	S: 8	R: 0	H: 0	E: 0	K: 0	S: 5	R: 0	H: 2	E: 0	K: 2	S: 14	R: 0	H: 1	E: 1	K: 1	S: 16	R: 0	H: 1	E: 0	K: 0	S: 7	R: 0	H: 0	E: 0	K: 1	S: 13	1B: 7	2B: 2	3B: 0	HR: 1	SF: 0	SAC: 0	DP: 1	HBP: 0	WP: 0	PA: 42
Shawn Boskie, R (1, 1) ERA: 3.81 Chuck McElroy, L (9, 1) ERA: 4.64 Troy Percival, R (10, 1) ERA: 1.88	IP	WLS	BF	H	R	ER	SO	BB	IBB	HBP	BLK	WP	HR	S	P	ERA	WHIP																																											


BOTTOM

California Angels @ Kansas City Royals
 Kauffman Stadium, Kansas City, MO

Wed Jun 12 1996, 3:33 AM CDT
 Att. 15,428 - Cloudy - 88 F

livebaseballscorecards.com

AB 39
R 3
H 10
RBI 3
BB 3
SO 6
LOB 21



Batter	1	2	3	4	5	6	7	8	9	AB R H RBI BB SO LOB	TOP											
Brady Anderson, L (1, 8) OBP: 0.421, SLG: 0.682	2-2 G3		1-1 HR		2-3 K			1-2 G4-3		4 1 1 1 0 1 2	<p>Baltimore Orioles @ Kansas City Royals Kauffman Stadium, Kansas City, MO</p> <p>Thu Jun 13 1996, 7:05 PM CDT Att. 20,108 - Unknown - 83 F</p>											
Manny Alexander, R (1, 5) OBP: 0.257, SLG: 0.188	0-1 G5-3		0-3 K			0-0 B1-3		0-3 K		4 0 0 0 0 2 1												
Roberto Alomar, S (1, 4) OBP: 0.463, SLG: 0.593	1-1 G4-3		2-2 G4-3			3-3 K		1-1 G6-3		3 0 0 0 0 1 0												
Billy Ripken, R (7, 4) OBP: 0.305, SLG: 0.434										1 0 0 0 0 0 1												
Rafael Palmeiro, L (1, 3) OBP: 0.423, SLG: 0.582		2-3 K		0-0 F7		1-2 F9			0-1 HR	4 1 1 1 0 1 0												
Bobby Bonilla, S (1, 9) OBP: 0.352, SLG: 0.398		0-0 G6-3		2-1 G4-3		0-0 G3-1		0-0 F8		4 0 0 0 0 0 0												
Cal Ripken Jr., R (1, 6) OBP: 0.347, SLG: 0.483		2-1 BB 1B		0-0 F8		3-1 G4-3		1-3 K		4 0 1 0 0 1 0												
B.J. Surhoff, L (1, 10) OBP: 0.360, SLG: 0.563		4-0 BB		1-1 G3-1		1-1 WP HBP		2-2 G5-3		2 0 0 0 1 0 0												
Mike Devereaux, R (1, 7) OBP: 0.313, SLG: 0.320		1-3 K		2-3 K		1-3 K				3 0 0 0 0 3 3												
Gregg Zaun, S (1, 2) OBP: 0.338, SLG: 0.333		2-2 G4-3		4-2 WP BB				4-1 G4-3 BB		1 0 0 0 2 0 0												
Inning Stats	R: 0 E: 0 K: 0 S: 9	H: 0 LOB: 0 BB: 0 P: 12	R: 0 E: 0 K: 2 S: 9	H: 1 LOB: 2 BB: 1 P: 18	R: 1 E: 0 K: 1 S: 11	H: 1 LOB: 0 BB: 0 P: 16	R: 0 E: 0 K: 0 S: 4	H: 0 LOB: 0 BB: 0 P: 6	R: 0 E: 0 K: 2 S: 10	H: 0 LOB: 1 BB: 1 P: 19	R: 0 E: 0 K: 1 S: 11	H: 0 LOB: 0 BB: 0 P: 15	R: 0 E: 0 K: 1 S: 8	H: 0 LOB: 1 BB: 0 P: 13	R: 0 E: 0 K: 1 S: 9	H: 0 LOB: 1 BB: 1 P: 15	R: 1 E: 0 K: 1 S: 9	H: 1 LOB: 0 BB: 0 P: 12	1B: 1 2B: 0 3B: 0 HR: 2	SF: 0 SAC: 0 DP: 0 HBP: 1	WP: 2 PB: 0 SB: 0 CS: 0	PA: 34
PITCHER	IP WLS BF H R ER SO BB IBB HBP BLK WP HR S P ERA WHIP																					
Doug Linton, R (1, 1) ERA: 4.15	6.2 W 24 2 1 1 6 2 0 0 0 1 1 57 92 1.35 0.600																					
Mike Magnante, L (7, 1) ERA: 6.65	1.1 6 0 0 0 2 1 0 1 0 1 0 14 22 0.00 0.750																					
Tim Pugh, R (9, 1) ERA: 8.01	1.0 4 1 1 1 1 0 0 0 0 0 1 9 12 9.00 1.000																					

livebaseballscorecards.com

AB	30
R	2
H	3
RBI	2
BB	3
SO	9
LOB	7



Batter	1	2	3	4	5	6	7	8	9	AB	R	H	RBI	BB	SO	LOB
Chris Stynes, R OBP: 0.293, SLG: 0.300 (1, 7)	0-2 P4	0-0 F8	4-0 BB		0-0 SH		0-0 L8			3	1	0	0	1	0	0
Joe Randa, R OBP: 0.374, SLG: 0.417 (1, 4)	1-0 1B	0-2 F8	4-2 BB		1-1 G3-2-3		0-3 K			4	3	3	1	1	1	0
Jose Offerman, S OBP: 0.371, SLG: 0.347 (1, 3)	1-0 1B	0-1 F8	2-1 G1-3		1-1 G3-2-3		1-1 F7			5	1	1	0	0	0	7
Joe Vitiello, R OBP: 0.377, SLG: 0.469 (1, 10)	1-1 HR	4-2 1B			2-2 K		1-3 K			4	1	2	3	1	2	0
Craig Paquette, R OBP: 0.277, SLG: 0.471 (1, 5)	1-2 HR	2-2 1B			2-2 G6-3		0-0 F8			5	2	3	4	0	0	1
Kevin Young, R OBP: 0.455, SLG: 0.818 (1, 9)	0-0 FC6-4	0-1 F7			1-2 1B		1-1 F9			5	1	3	2	0	0	2
Johnny Damon, L OBP: 0.325, SLG: 0.395 (1, 8)	0-0 FC6-4				0-2 G3		3-2 L8			5	0	0	0	0	1	2
Sal Fasano, R OBP: 0.294, SLG: 0.320 (1, 2)	4-0 FC6-4				2-2 BB		2-2 SH			3	1	2	0	1	0	0
David Howard, S OBP: 0.307, SLG: 0.342 (1, 6)	0-0 FC6-4				1-2 P6		4-2 1B			3	0	0	0	1	0	3

Inning Stats	R: 4	H: 5	E: 0	LOB: 2	K: 0	S: 14	R: 1	H: 2	E: 0	LOB: 2	K: 0	S: 14	R: 0	H: 1	E: 0	LOB: 3	K: 0	S: 19	R: 0	H: 1	E: 0	LOB: 1	K: 1	S: 14	R: 3	H: 3	E: 0	LOB: 1	K: 0	S: 16	R: 0	H: 0	E: 0	LOB: 0	K: 0	S: 8	R: 0	H: 0	E: 0	LOB: 0	K: 1	S: 5	R: 2	H: 2	E: 0	LOB: 0	K: 2	S: 10	1B: 11	SF: 0	2B: 1	SAC: 1	3B: 0	DP: 1	HR: 2	HBP: 0	WP: 0	PA: 43
PITCHER	IP	WLS	BF	H	R	ER	SO	BB	IBB	HBP	BLK	WP	HR	S	P	ERA	WHIP																																									
Kent Mercker, L (1, 1) ERA: 6.79	2.2	L	19	8	5	5	0	3	0	0	0	0	0	1	39	62	16.88	4.125																																								
Jimmy Haynes, R (3, 1) ERA: 8.07	5.1		24	6	5	5	4	2	0	0	0	0	1	61	92	8.44	1.500																																									

BOTTOM

Baltimore Orioles @ Kansas City Royals
Kauffman Stadium, Kansas City, MO

Thu Jun 13 1996, 7:05 PM CDT
Att: 20,108 - Unknown - 83 F

livebaseballscores.com

AB	37
R	10
H	14
RBI	10
BB	5
SO	4
LOB	15



Batter	1	2	3	4	5	6	7	8	9	AB R H RBI BB SO LOB	TOP
Brady Anderson, L (1, 8) OBP: 0.421, SLG: 0.688	0-0 G4-3		1-1 3B HBP		1-0 F8			2-1 1-H HR	2-0 G5-3	4 2 1 2 0 0 1	
Luis Polonia, L (1, 10) OBP: 0.286, SLG: 0.365	2-2 1B		1-1 SF9 3B			0-0 G4-3		1-2 2B		4 2 3 2 0 0 0	
Roberto Alomar, S (1, 4) OBP: 0.464, SLG: 0.591	3-2 SAFE F8		0-1 SF9			4-2 BB		4-0 IBB		1 0 0 1 2 0 1	
Rafael Palmeiro, L (1, 3) OBP: 0.420, SLG: 0.581	2-2 F9		3-H L9			2-1 G4-6-3		1-1 2B		4 0 1 1 0 0 2	
Bobby Bonilla, S (1, 9) Jeffrey Hammonds, R (8, 7) OBP: 0.350, SLG: 0.395 OBP: 0.319, SLG: 0.388		0-1 G5-3		3-2 G3-1			1-1 G6-4-3 1B	2-3 K		4 0 1 0 0 1 2 0 0 0 0 0 0 0	
Cal Ripken Jr., R (1, 6) OBP: 0.342, SLG: 0.475		2-2 G6-3		1-3 K			1-1 G6-4-3 1-2f	0-0 G6-3		4 0 0 0 0 1 3	
B.J. Surhoff, L (1, 5) OBP: 0.353, SLG: 0.552		0-1 F8		1-2 F9			2-1 G3-1		0-0 G3-1	4 0 0 0 0 0 0	
Mike Devereaux, R (1, 7) OBP: 0.306, SLG: 0.311 (8, 9)			0-3 K		3-2 G6-3			2-2 F7	0-0 P2	4 0 0 0 0 1 0	
Chris Hoiles, R (1, 2) OBP: 0.345, SLG: 0.443			3-2 3B HBP 1B		1-3 K			2-0 HR HBP	0-1 1B	3 2 2 0 0 1 0	
Inning Stats	R: 0 H: 1 E: 0 LOB: 1 K: 0 BB: 0 S: 14 P: 21	R: 0 H: 0 E: 0 LOB: 0 K: 0 BB: 0 S: 7 P: 9	R: 3 H: 2 E: 0 LOB: 0 K: 1 BB: 0 S: 15 P: 22	R: 0 H: 0 E: 0 LOB: 0 K: 1 BB: 0 S: 11 P: 16	R: 0 H: 0 E: 0 LOB: 0 K: 1 BB: 0 S: 7 P: 12	R: 0 H: 0 E: 0 LOB: 0 K: 0 BB: 1 S: 5 P: 11	R: 0 H: 1 E: 0 LOB: 0 K: 0 BB: 0 S: 6 P: 10	R: 3 H: 3 E: 1 LOB: 2 K: 1 BB: 1 S: 17 P: 31	R: 0 H: 1 E: 0 LOB: 1 K: 0 BB: 0 S: 5 P: 7	1B: 4 SF: 1 2B: 2 SAC: 0 3B: 1 DP: 2 HR: 1 HBP: 2	WP: 0 PA: 37 PB: 0 SB: 1 CS: 0
PITCHER	IP WLS BF H R ER SO BB IBB HBP BLK WP HR S P ERA WHIP										
Mark Gubicza, R (1, 1) ERA: 5.07	7.1 L 28 5 5 5 3 1 0 2 0 0 0 1 71 113 6.14 0.818										
Jason Jacome, L (8, 1) ERA: 6.0	0.0 3 2 1 1 0 0 0 1 0 0 0 0 6 12 ∞ ∞										
Julio Valera, R (8, 1) ERA: 5.68	1.2 6 1 0 0 0 1 0 0 0 0 0 0 10 14 0.00 0.600										

Baltimore Orioles @ Kansas City Royals
Kauffman Stadium, Kansas City, MO

Fri Jun 14 1996, 7:05 PM CDT
Att. 28,502 - Unknown - 84 F

livebaseballscorecards.com

AB 32
R 6
H 8
RBI 6
BB 2
SO 4
LOB 9



Batter	1	2	3	4	5	6	7	8	9	AB	R	H	RBI	BB	SO	LOB
Johnny Damon, L <small>OBP: 0.328, SLG: 0.401</small> (1, 9) (9, 8)	1-0 1B		3-2 2B		1-2 G4-3		0-0 F9			4	0	2	0	0	0	0
Tom Goodwin, L <small>OBP: 0.306, SLG: 0.294</small> (1, 8) (9, 7)	0-2 FC6-4 G4-3 1-2f		2-3 K		2-1 F8			1-3 K		4	0	0	0	0	2	2
Keith Lockhart, L <small>OBP: 0.365, SLG: 0.442</small> (1, 4) (9, 9)	0-0 G4-3 1-2		1-1 G4-3		1-1 FC6-4 1B			0-0 L8		4	0	1	0	0	0	2
Craig Paquette, R <small>OBP: 0.287, SLG: 0.454</small> (1, 7) Jon Nunnally, L <small>OBP: 0.333, SLG: 0.421</small> (9, 9)	1-3 K			1-0 F8	0-0 FC6-4 1-2f			2-2 G4-3		4	0	0	0	0	1	2
Mike Macfarlane, R <small>OBP: 0.325, SLG: 0.500</small> (1, 2)		1-0 HR		0-0 FC4-6 1B		0-0 F7			1-0 L7	4	1	2	1	0	0	0
Bob Hamelin, L <small>OBP: 0.409, SLG: 0.425</small> (1, 10)		1-1 G3-1		1-2 FC4-6 BB 1B 1-2f		1-1 P5		3-2 P4		4	0	0	0	0	0	1
Jose Offerman, S <small>OBP: 0.373, SLG: 0.350</small> (1, 3)		0-2 G6-3 1B		1-1 BB 1B		1-1 G4-3		1-3 K		4	0	2	0	0	1	0
Joe Randa, R <small>OBP: 0.373, SLG: 0.408</small> (1, 5)		0-0 G6-3 1-2f		4-1 BB		0-1 F9				2	0	0	0	1	0	1
David Howard, S <small>OBP: 0.303, SLG: 0.337</small> (1, 6)			1-1 G6-3	0-0 G4-3		0-0 F8				3	0	0	0	0	0	3

Inning Stats	R: 0	H: 1	E: 0	K: 1	S: 8	R: 1	H: 2	E: 0	K: 0	S: 7	R: 0	H: 1	E: 0	K: 1	S: 14	R: 0	H: 2	E: 0	K: 0	S: 9	R: 0	H: 1	E: 0	K: 0	S: 8	R: 0	H: 0	E: 0	K: 0	S: 5	R: 0	H: 0	E: 0	K: 0	S: 4	R: 0	H: 0	E: 0	K: 1	S: 10	R: 0	H: 0	E: 0	K: 1	S: 10	R: 0	H: 0	E: 0	K: 1	S: 10	1B: 5	2B: 1	3B: 0	HR: 1	SF: 0	SAC: 0	DP: 1	HBP: 0	WP: 0	PB: 0	SB: 0	CS: 0	PA: 34
35 Mike Mussina, R <small>ERA: 5.13</small> (1, 1)	IP	WLS	BF	H	R	ER	SO	BB	IBB	HBP	BLK	WP	HR	S	P	ERA	WHIP													IP	WLS	BF	H	R	ER	SO	BB	IBB	HBP	BLK	WP	HR	S	P	ERA	WHIP																	

BOTTOM

Baltimore Orioles @ Kansas City Royals
 Kauffman Stadium, Kansas City, MO
 Fri Jun 14 1996, 7:05 PM CDT
 Att: 28,502 - Unknown - 84 F

livebaseballscorecards.com

AB	33
R	1
H	7
RBI	1
BB	1
SO	4
LOB	11



Batter	1	2	3	4	5	6	7	8	9	10	11	12	13	14	15	16	AB	R	H	RBI	BB	SO	LOB	TOP												
Brady Anderson, L (1, 8) OBP: 0.416, SLG: 0.677	1-0 1B 2B	2-3 K		1-0 F9			1-0 2B SF8-4 1B	2-0 G3		0-1 F7			3-3 K			0-2 G4-3	8	2	2	0	0	2	4													
Billy Ripken, R (1, 4) OBP: 0.306, SLG: 0.430 Roberto Alomar, S (7, PH) OBP: 0.463, SLG: 0.590	1-0 1B WP 2H 1B	3-2 F8		0-0 FC4-6			0-0 SF8-4 1-3 2B	1-1 2B G3 HBP		0-1 G5-3			1-2 G5-3			0-2 F8	3	1	1	1	0	0	2													
Cal Ripken Jr., R (1, 6) OBP: 0.343, SLG: 0.476	1-1 P4			1-1 L5			0-1 SF8-4	1-0 G3 2B 2B		4-2 1B BB			1-1 L9			1-2 1B	6	1	2	1	1	0	1													
Rafael Palmeiro, L (1, 3) OBP: 0.416, SLG: 0.574	2-3 K			3-3 K			3-2 1B	2-2 G3		2-3 K				0-0 L7		0-0 F9	8	0	2	1	0	3	4													
Bobby Bonilla, S (1, 9) OBP: 0.352, SLG: 0.396	1-1 1B 2B 1B			2-0 FC4-6 1B			2-3 K	1-3 K		2-1 1B			1-0 F9			1-0 F9	7	1	3	1	0	2	3													
B.J. Surhoff, L (1, 5) OBP: 0.351, SLG: 0.547	1-2 2B 1B			0-0 FC4-6			2-2 G4-3	0-3 K		2-1 2B			0-0 F9			3-2 G4-3	7	0	2	1	0	1	4													
Mike Devereaux, R (1, 10) OBP: 0.305, SLG: 0.316	0-1 1B 2B			1-0 G6-3			2-2 G4-3	2-1 1B 1B		1-2 G6-3			2-2 P3			3-1 F9	7	0	2	1	0	0	1													
Gregg Zaun, S (1, 2) OBP: 0.319, SLG: 0.311	0-1 G3			2-1 F9 1B 1B			2-2 L7	1-3 K		2-1 G4-3			0-2 G4-3			2-3 K	7	0	1	0	0	2	3													
Jeffrey Hammonds, R (1, 7) OBP: 0.318, SLG: 0.384				2-2 FC4-6 1B			1-0 F9	0-0 1B		1-1 P3			2-1 P3			0-0 F7	7	0	2	0	0	0	0													
Inning Stats	R: 3 E: 0 K: 1 S: 16	H: 5 LOB: 2 BB: 0 P: 23	R: 0 E: 0 K: 1 S: 13	H: 0 LOB: 0 BB: 0 P: 21	R: 0 E: 0 K: 1 S: 7	H: 1 LOB: 1 BB: 0 P: 13	R: 0 E: 0 K: 0 S: 8	H: 2 LOB: 2 BB: 0 P: 14	R: 0 E: 0 K: 0 S: 14	H: 1 LOB: 1 BB: 0 P: 22	R: 0 E: 0 K: 0 S: 7	H: 0 LOB: 0 BB: 0 P: 12	R: 1 E: 0 K: 1 S: 11	H: 3 LOB: 1 BB: 0 P: 17	R: 0 E: 0 K: 2 S: 10	H: 2 LOB: 2 BB: 0 P: 15	R: 2 E: 0 K: 1 S: 13	H: 2 LOB: 1 BB: 0 P: 21	R: 0 E: 0 K: 0 S: 6	H: 0 LOB: 0 BB: 0 P: 9	R: 0 E: 0 K: 1 S: 12	H: 1 LOB: 2 BB: 1 P: 20	R: 0 E: 0 K: 0 S: 8	H: 0 LOB: 0 BB: 0 P: 12	R: 0 E: 0 K: 1 S: 9	H: 0 LOB: 0 BB: 0 P: 14	R: 0 E: 0 K: 0 S: 5	H: 0 LOB: 0 BB: 0 P: 9	R: 0 E: 0 K: 1 S: 6	H: 0 LOB: 0 BB: 0 P: 11	R: 0 E: 0 K: 0 S: 10	H: 1 LOB: 1 BB: 0 P: 11	1B: 12 2B: 7 3B: 0 HR: 0	SF: 1 SAC: 0 DP: 1 HBP: 1	WP: 1 PB: 0 SB: 0 CS: 0	PA: 67
PITCHER	IP 6.0	WLS 10	BF 28	H 10	R 4	ER 4	SO 3	BB 0	IBB 0	HBP 0	BLK 0	WP 0	HR 0	S 66	P 107	ERA 6.00	WHIP 1.667																			
Chris Haney, L ERA: 4.23																																				
Hipolito Pichardo, R ERA: 4.76																																				
Jason Jacome, L ERA: 5.79																																				
Jeff Montgomery, R ERA: 3.35																																				
Julio Valera, R ERA: 5.6																																				
PITCHER	IP 5.1	WLS 7	BF 17	H 1	R 0	ER 0	SO 2	BB 0	IBB 0	HBP 0	BLK 0	WP 0	HR 0	S 39	P 58	ERA 0.00	WHIP 0.188																			
Mike Magnante, L ERA: 5.33																																				

Baltimore Orioles @ Kansas City Royals
Kauffman Stadium, Kansas City, MO

Sat Jun 15 1996, 7:05 PM CDT
Att. 24,784 - Unknown - 87 F

AB	64
R	6
H	18
RBI	6
BB	1
SO	10
LOB	22



1B	12
2B	7
3B	0
HR	0

Batter	1	2	3	4	5	6	7	8	9	10	11	12	13	14	15	16	AB	R	H	RBI	BB	SO	LOB
Jose Offerman, S OBP: 0.364, SLG: 0.346	0-0 1B 2B	2-3 K		3-2 G6-3			1-2 G4-3		2-3 K		2-3 K			1-3 K		3-2 G5-3	8	1	1	0	0	4	3
Joe Randa, R OBP: 0.381, SLG: 0.429	1-2 1B FC5 2-H	3-1 2B			0-0 F7		0-3 K		2-0 2B 1-H 3-H		2-2 G3-1			3-2 G6-3		4-0 IBB	7	1	3	2	1	1	0
Craig Paquette, R OBP: 0.275, SLG: 0.455 Keith Lockhart, L OBP: 0.364, SLG: 0.440 Mike MacFarlane, R OBP: 0.323, SLG: 0.500	1-2 FC5 HBP 2-3 1B	0-1 G5-3			1-0 G6-4-3 1B		1-0 F9		0-2 P4			1-2 G4-3		0-2 1B		2-1 SF7 3-H	4	0	2	0	0	0	1
Joe Vitiello, R OBP: 0.379, SLG: 0.464	1-2 FC5 2B HBP		1-1 G1-3		1-2 G6-4-3 1-2f		1-1 G6-3		1-0 BB FC4-2 1B		3-2 B4-3 1B		0-0 F9				6	1	2	0	0	0	2
Kevin Young, R OBP: 0.400, SLG: 0.667 Tom Goodwin, L OBP: 0.310, SLG: 0.293	0-0 FC5 2B 1-2 2-3f 3-H	2-1 L5				1-0 F7		3-2 1B		4-0 FC4-2 BB 1-2 BB		1-1 B4-3		4-1 FC4-6 BB			4	1	1	1	0	0	2
Chris Stynes, R OBP: 0.311, SLG: 0.341 Jon Nunnally, L OBP: 0.333, SLG: 0.381	0-0 1B 2B 1-H 2-H	0-1 S 1B				0-0 G1-4-3		1-0 G5-3		4-1 FC4-2 BB 1-2 2-3 3-H		0-2 F7		0-0 FC4-6 1-2f			4	1	2	2	0	0	1
Johnny Damon, L OBP: 0.327, SLG: 0.397	0-0 L3 1B 3-H		3-2 G5-3			1-0 S 1B		1-0 S 1B		1-3 K		1-1 FC4-2		0-0 G4-3		2-1 F8	7	0	2	1	0	1	5
Sal Fasano, R OBP: 0.284, SLG: 0.308	0-2 L3 1-1					3-2 G6-3		3-2 G6-3		2-2 1B 2B 1B		1-2 P3		0-0 G6-3		0-1 G6-3	7	1	1	0	0	0	6
David Howard, S OBP: 0.302, SLG: 0.344		3-2 G4-3		0-0 P6			1-1 G5-3		1-2 2B 1B		1-0 G6-3		0-0 F7			1-2 SF7 3B	7	1	2	0	0	0	0

Inning Stats	R: 5	H: 5	E: 0	K: 0	S: 17	LOB: 0	BB: 0	P: 20	R: 0	H: 1	E: 0	K: 1	S: 11	LOB: 1	BB: 0	P: 15	R: 0	H: 1	E: 0	K: 0	S: 9	LOB: 0	BB: 0	P: 11	R: 0	H: 1	E: 0	K: 0	S: 5	LOB: 0	BB: 0	P: 7	R: 0	H: 1	E: 0	K: 0	S: 8	LOB: 1	BB: 0	P: 13	R: 0	H: 0	E: 0	K: 1	S: 8	LOB: 0	BB: 0	P: 10	R: 0	H: 1	E: 0	K: 0	S: 7	LOB: 1	BB: 0	P: 13	R: 1	H: 3	E: 0	K: 2	S: 16	LOB: 2	BB: 0	P: 24	R: 0	H: 1	E: 0	K: 0	S: 11	LOB: 3	BB: 2	P: 22	R: 0	H: 0	E: 0	K: 0	S: 8	LOB: 0	BB: 0	P: 13	R: 0	H: 1	E: 0	K: 0	S: 12	LOB: 1	BB: 0	P: 17	R: 0	H: 0	E: 0	K: 0	S: 3	LOB: 0	BB: 0	P: 3	R: 0	H: 1	E: 0	K: 1	S: 10	LOB: 1	BB: 0	P: 14	R: 0	H: 0	E: 0	K: 0	S: 6	LOB: 1	BB: 1	P: 12	R: 1	H: 1	E: 0	K: 0	S: 8	LOB: 1	BB: 1	P: 18	1B: 12	2B: 5	3B: 1	HR: 0	SF: 1	SAC: 0	DP: 2	HBP: 1	WP: 0	PA: 66
--------------	------	------	------	------	-------	--------	-------	-------	------	------	------	------	-------	--------	-------	-------	------	------	------	------	------	--------	-------	-------	------	------	------	------	------	--------	-------	------	------	------	------	------	------	--------	-------	-------	------	------	------	------	------	--------	-------	-------	------	------	------	------	------	--------	-------	-------	------	------	------	------	-------	--------	-------	-------	------	------	------	------	-------	--------	-------	-------	------	------	------	------	------	--------	-------	-------	------	------	------	------	-------	--------	-------	-------	------	------	------	------	------	--------	-------	------	------	------	------	------	-------	--------	-------	-------	------	------	------	------	------	--------	-------	-------	------	------	------	------	------	--------	-------	-------	--------	-------	-------	-------	-------	--------	-------	--------	-------	--------

PITCHER	IP	WLS	BF	H	R	ER	SO	BB	IBB	HBP	BLK	WP	HR	S	P	ERA	WHIP
David Wells, L ERA: 5.71	(1, 1)	8.0	33	10	5	5	2	0	0	1	0	0	0	71	108	5.62	1.250
Randy Myers, L ERA: 3.04	(9, 1)	1.0	5	3	1	1	2	0	0	0	0	0	0	16	24	9.00	3.000
Jesse Orosco, L ERA: 7.11	(10, 1)	0.1	3	1	0	0	0	1	0	0	0	0	0	4	9	0.00	6.000
Arthur Rhodes, L ERA: 4.54	(10, 1)	2.2	10	1	0	0	1	1	0	0	0	0	0	27	43	0.00	0.750
Roger McDowell, R ERA: 2.3	(13, 1)	2.0	7	1	0	0	1	0	0	0	0	0	0	13	17	0.00	0.500
PITCHER	IP	WLS	BF	H	R	ER	SO	BB	IBB	HBP	BLK	WP	HR	S	P	ERA	WHIP
Rick Krivda, L ERA: 3.52	(15, 1)	1.2	8	1	1	1	0	1	1	0	0	0	0	14	30	5.40	1.200

BOTTOM

Baltimore Orioles @ Kansas City Royals
Kauffman Stadium, Kansas City, MO

Sat Jun 15 1996, 7:05 PM CDT
Att: 24,784 - Unknown - 87 F

AB	60
R	7
H	17
RBI	7
BB	4
SO	6
LOB	23



Batter	1	2	3	4	5	6	7	8	9	AB	R	H	RBI	BB	SO	LOB	TOP										
Brady Anderson, L (1, 8) OBP: 0.421, SLG: 0.701	0-0 HR	0-0 G3			0-3 K	0-3 K	0-0 FC6-4	0-3 K		5	4	3	5	1	1	1											
Luis Polonia, L (1, 10) OBP: 0.301, SLG: 0.375	0-0 F9		0-0 F8		0-0 G6-3 WP 1B	0-0 1B E 1B		SH5-3 1B BB		6	1	3	1	0	0	0											
Roberto Alomar, S (1, 4) Manny Alexander, R (8, 5) OBP: 0.456, SLG: 0.580 OBP: 0.250, SLG: 0.182	0-0 P2		0-0 F7		0-0 G6-3	0-0 E 1B		SH5-3 1B 1B		4	0	0	0	0	0	2											
Rafael Palmeiro, L (1, 3) Billy Ripken, R (8, 4) OBP: 0.419, SLG: 0.571 OBP: 0.302, SLG: 0.425	0-0 1B 1B		0-0 G1-3		4-0 WP BB	0-0 E6		SH5-3 1-2 2-3	0-3 K	3	1	1	0	2	0	2											
Bobby Bonilla, S (1, 9) Mike Devereaux, R (9, 9) OBP: 0.359, SLG: 0.401 OBP: 0.305, SLG: 0.316	0-0 1-3 1B			0-0 F8	0-0 WP	0-0 F9		4-0 BB 1B IBB	0-0 G6-3	6	1	3	2	1	0	2											
Cal Ripken Jr., R (1, 6) OBP: 0.350, SLG: 0.478	0-0 G4-3			0-0 BB 1B		0-0 G3-1	4-0 1B BB	0-0 1-2 2-3 BB 1B	0-0 1B	5	2	3	0	1	0	3											
B.J. Surhoff, L (1, 5) OBP: 0.357, SLG: 0.546		0-0 P4		4-0 1-2 BB		0-0 1B 1B	0-0 FC6-4 1B	4-0 1-2 2-3 BB 1B	0-0 F8	4	2	2	2	1	0	2											
Gregg Zaun, S (1, 2) OBP: 0.338, SLG: 0.379		0-0 SH1-3 2B		0-0 P2		0-0 1B 1B	0-0 F7	0-0 1-3 2-3 3-H BB 1B		5	2	3	2	0	0	4											
Jeffrey Hammonds, R (1, 7) OBP: 0.312, SLG: 0.376		0-0 SH1-3		0-0 P3		0-0 1B 1B	0-0 F7	0-0 1-H 3-H HR 3B		4	0	0	0	0	2	8											
Inning Stats	R: 1 E: 0 K: 0 S: 6	H: 3 LOB: 2 BB: 0 P: 6	R: 0 E: 0 K: 0 S: 4	H: 1 LOB: 1 BB: 0 P: 4	R: 0 E: 0 K: 0 S: 3	H: 0 LOB: 0 BB: 0 P: 3	R: 0 E: 0 K: 0 S: 4	H: 1 LOB: 2 BB: 1 P: 8	R: 0 E: 0 K: 1 S: 5	H: 1 LOB: 1 BB: 1 P: 9	R: 4 E: 1 K: 1 S: 11	H: 5 LOB: 2 BB: 0 P: 11	R: 0 E: 0 K: 0 S: 4	H: 1 LOB: 2 BB: 1 P: 8	R: 8 E: 0 K: 1 S: 10	H: 5 LOB: 0 BB: 3 P: 22	R: 0 E: 0 K: 1 S: 6	H: 1 LOB: 1 BB: 0 P: 6	1B: 14 2B: 1 3B: 1 HR: 2	SF: 0 SAC: 2 DP: 0 HBP: 0	WP: 1 PB: 0 SB: 0 CS: 0	PA: 52					
PITCHER	IP	WLS	BF	H	R	ER	SO	BB	IBB	HBP	BLK	WP	HR	S	P	ERA	WHIP										
Tim Belcher, R (1, 1) ERA: 4.53	5.2		28	9	4	4	2	2	0	0	0	1	1	29	37	6.35	1.941										
Jason Jacome, L (6, 1) ERA: 5.65	0.2	L	7	3	1	0	0	1	0	0	0	0	0	6	10	0.00	6.000										
Hipolito Pichardo, R (7, 1) ERA: 5.91	1.0		8	2	5	5	0	2	1	0	0	0	0	5	17	45.00	4.000										
Tim Pugh, R (8, 1) ERA: 8.44	1.2		9	4	3	3	2	0	0	0	0	0	1	13	13	16.20	2.400										

Baltimore Orioles @ Kansas City Royals
Kauffman Stadium, Kansas City, MO

Sun Jun 16 1996, 7:05 PM CDT
Att. 19,437 - Unknown - 85 F

AB	44
R	13
H	18
RBI	12
BB	6
SO	4
LOB	24



Batter	1	2	3	4	5	6	7	8	9	AB	R	H	RBI	BB	SO	LOB
Johnny Damon, L (1, 8) OBP: 0.321, SLG: 0.389	0-0 G3-1	0-0 F8			0-3 K		0-0 G4-3		0-0 E5	5	0	0	1	0	1	2
Tom Goodwin, L (1, 7) OBP: 0.310, SLG: 0.298 Kevin Young, R (7, PH) OBP: 0.412, SLG: 0.625	0-0 F7		0-0 G6-3		0-0 S 1B		4-0 BB		0-3 K	3	1	1	0	0	0	0
Keith Lockhart, L (1, 4) OBP: 0.368, SLG: 0.449 Joe Vitiello, R (7, PH) OBP: 0.379, SLG: 0.464 Jose Offerman, S (7, PH) OBP: 0.361, SLG: 0.343	0-0 2B		0-0 G4-3		0-0 1B 2-H		0-0 G4-3		0-0 F8	3	0	2	1	0	0	0
Bob Hamelin, L (1, 3) OBP: 0.411, SLG: 0.423	0-0 G4-3		4-0 BB		0-0 1B 1-3			0-0 F8		3	0	1	0	1	0	1
Craig Paquette, R (1, 10) OBP: 0.274, SLG: 0.448		0-0 FC3-6 3B	0-0 P3				0-0 F7		0-3 K	4	1	1	0	0	1	1
Jon Nunnally, L (1, 9) OBP: 0.323, SLG: 0.333		4-0 FC3-6 BB		0-3 K			0-0 G1-3		0-0 F7	3	0	0	0	1	1	0
Joe Randa, R (1, 5) OBP: 0.369, SLG: 0.413		0-0 FC3-6 3B		0-0 G6-3			0-3 K		0-0 G3	4	1	0	0	0	1	2
Mike Macfarlane, R (1, 2) OBP: 0.340, SLG: 0.531		0-0 SH1-3 3B		0-0 1B			0-0 G4-3 2B		4-0 1B E	3	2	3	2	1	0	0
David Howard, S (1, 6) OBP: 0.303, SLG: 0.344		0-0 SH1-3			0-0 G4-3		0-3 K		0-0 1B E	3	0	1	1	0	1	1

Inning Stats	R: 0	H: 1	E: 0	K: 0	S: 4	H: 1	LOB: 1	BB: 0	P: 4	R: 3	H: 2	E: 0	K: 0	S: 5	R: 0	H: 0	E: 0	K: 0	S: 3	R: 0	H: 1	E: 0	K: 1	S: 5	R: 1	H: 3	E: 0	K: 1	S: 7	R: 0	H: 0	E: 0	K: 1	S: 5	R: 0	H: 1	E: 0	K: 1	S: 6	R: 0	H: 0	E: 0	K: 1	S: 5	R: 1	H: 1	E: 1	K: 1	S: 7	1B: 5	2B: 3	3B: 1	HR: 0	SF: 0	SAC: 1	DP: 0	HBP: 0	WP: 0	PA: 39
--------------	------	------	------	------	------	------	--------	-------	------	------	------	------	------	------	------	------	------	------	------	------	------	------	------	------	------	------	------	------	------	------	------	------	------	------	------	------	------	------	------	------	------	------	------	------	------	------	------	------	------	-------	-------	-------	-------	-------	--------	-------	--------	-------	--------

PITCHER	IP	WLS	BF	H	R	ER	SO	BB	IBB	HBP	BLK	WP	HR	S	P	ERA	WHIP
Rocky Coppinger, R (1, 1) ERA: 6.55	6.0	W	25	7	4	4	3	2	0	0	0	0	0	29	37	6.00	1.500
Jesse Orosco, L (7, 1) ERA: 6.86	0.2		4	1	0	0	1	1	0	0	0	0	0	5	9	0.00	3.000
Alan Mills, R (7, 1) ERA: 5.65	2.1	S	10	1	1	1	2	1	0	0	0	0	0	13	17	3.86	0.857

BOTTOM

Baltimore Orioles @ Kansas City Royals
Kauffman Stadium, Kansas City, MO

Sun Jun 16 1996, 7:05 PM CDT
Att: 19,437 - Unknown - 85 F

livebaseballscorecards.com

AB	34
R	5
H	9
RBI	5
BB	4
SO	6
LOB	13



Batter	1	2	3	4	5	6	7	8	9	AB R H RBI BB SO LOB
Johnny Damon, L (1, 8) OBP: 0.322, SLG: 0.394	3-2 F7		1-2 1B	2-2 P4			1-0 1B 2B	2-0 G4-3		5 1 2 0 0 0 4
Tom Goodwin, L (1, 7) OBP: 0.323, SLG: 0.310	3-1 E 2B		1-1 1B		4-1 G6-4-3 BB		4-0 G6-3 1B BB		2-2 G6-4-3 1B	3 0 3 0 2 0 0
Craig Paquette, R (1, 5) OBP: 0.279, SLG: 0.446	3-3 SAFE SAFE K		0-0 G6-4-3 1B		1-2 G6-4-3 1-2f		0-0 G6-3 1B		1-0 F6	5 0 2 1 0 1 3
Joe Vitiello, R (1, 10) OBP: 0.374, SLG: 0.452	4-1 BB		0-2 G6-4-3 1-2f		2-1 F9		0-0 G6-3 1-2f 2-3		0-1 G6-4-3 1-2f	4 0 0 0 1 0 6
Kevin Young, R (1, 9) OBP: 0.333, SLG: 0.500	0-1 G3			1-0 L1		1-1 F4	3-3 K			4 0 0 0 0 1 3
Jose Offerman, S (1, 3) OBP: 0.360, SLG: 0.338		0-0 P4		1-0 P4		4-1 FC4-6 BB		2-2 F7		3 0 0 0 1 0 0
Joe Randa, R (1, 4) OBP: 0.381, SLG: 0.423		4-1 CS BB		4-1 BB BB BB		2-0 FC4-6 HR 1-2f		0-0 G3-1 2B 2B		2 2 1 0 2 0 1
Sal Fasano, R (1, 2) OBP: 0.292, SLG: 0.336		1 SAFE 0-3 K		4-1 BB BB		1-0 HR 1-H		3-1 G3-1		3 1 1 2 1 1 2
David Howard, S (1, 6) OBP: 0.306, SLG: 0.349			1-3 K		4-2 BB 1-2 2-3		1-0 G3-1		1-2 2B 3-H	3 0 1 1 1 1 0

Inning Stats	R: 0 E: 1 K: 1 S: 15	H: 1 LOB: 2 BB: 1 P: 28	R: 0 E: 0 K: 1 S: 5	H: 0 LOB: 0 BB: 1 P: 9	R: 0 E: 0 K: 1 S: 13	H: 3 LOB: 2 BB: 0 P: 16	R: 0 E: 0 K: 0 S: 11	H: 0 LOB: 3 BB: 3 P: 27	R: 0 E: 0 K: 0 S: 6	H: 0 LOB: 0 BB: 1 P: 13	R: 2 E: 0 K: 0 S: 6	H: 1 LOB: 0 BB: 1 P: 15	R: 1 E: 0 K: 1 S: 6	H: 2 LOB: 1 BB: 1 P: 14	R: 1 E: 0 K: 0 S: 13	H: 2 LOB: 1 BB: 0 P: 21	R: 0 E: 0 K: 0 S: 6	H: 1 LOB: 0 BB: 0 P: 9	1B: 5 2B: 4 3B: 0 HR: 1	SF: 0 SAC: 0 DP: 4 HBP: 0	WP: 0 PB: 0 SB: 0 CS: 1	PA: 40
--------------	-------------------------------	----------------------------------	------------------------------	---------------------------------	-------------------------------	----------------------------------	-------------------------------	----------------------------------	------------------------------	----------------------------------	------------------------------	----------------------------------	------------------------------	----------------------------------	-------------------------------	----------------------------------	------------------------------	---------------------------------	----------------------------------	------------------------------------	----------------------------------	--------

PITCHER	IP	WLS	BF	H	R	ER	SO	BB	IBB	HBP	BLK	WP	HR	S	P	ERA	WHIP
Angel Miranda, L (1, 1) ERA: 4.86	2.0		8	1	0	0	2	2	0	0	0	0	0	20	37	0.00	1.500
Terry Burrows, L (3, 1) ERA: 2.53	3.2	W	18	4	2	2	1	5	0	0	0	0	1	35	69	4.91	2.455
Marshall Boze, R (6, 1) ERA: 6.04	2.1		11	4	2	2	1	1	0	0	0	0	0	20	37	7.71	2.143
Graeme Lloyd, L (9, 1) ERA: 2.51	1.0		3	1	0	0	0	0	0	0	0	0	0	6	9	0.00	1.000

TOP

Kansas City Royals @ Milwaukee Brewers
Milwaukee County Stadium, Milwaukee, WI

Mon Jun 17 1996, 8:05 PM EDT
Att: 9,315 - Unknown - 60 F

AB	32
R	4
H	10
RBI	4
BB	8
SO	4
LOB	19



Batter	1	2	3	4	5	6	7	8	9	AB	R	H	RBI	BB	SO	LOB
Pat Listach, S OBP: 0.342, SLG: 0.352 (1, 8)	1-1 1B	3-1 L8		1-1 1-2 G4-6-3 1B		2-1 G3-1	0-2 SF8			4	1	2	1	0	0	0
Fernando Vina, L OBP: 0.386, SLG: 0.442 (1, 4)	2-2 P5	3-2 L7		0-0 G4-6-3		3-0 2B	0-0 3B			5	0	2	0	0	0	3
Kevin Seitzer, R OBP: 0.459, SLG: 0.512 (1, 10)	1-2 1B		4-0 HR	0-1 1B		1-3 K		3-3 K		4	1	2	1	1	2	1
Dave Nilsson, L OBP: 0.451, SLG: 0.675 (1, 9)	0-1 1B		1-1 F7	2-1 F8		4-0 BB		0-0 G3		4	0	1	1	1	0	2
Kevin Koslowski, L OBP: 0.333, SLG: 0.583 (9, 7)	1-2 1B									0	0	0	0	0	0	0
Greg Vaughn, R OBP: 0.391, SLG: 0.542 (1, 7)	1-3 K		1-2 HR			2-2 1B		3-2 G4-3		5	1	2	2	0	1	4
Matt Mieske, R OBP: 0.361, SLG: 0.524 (9, 9)										0	0	0	0	0	0	0
John Jaha, R OBP: 0.387, SLG: 0.486 (1, 3)	1-1 F8		4-0 BB			3-3 K		4-1 BB 3B		2	1	0	0	2	1	3
Jose Valentin, S OBP: 0.319, SLG: 0.442 (1, 6)		1-0 E4 3B 2B	3-3 K			2-2 F8		0-0 P4		4	1	1	0	0	1	3
Jeff Cirillo, R OBP: 0.413, SLG: 0.529 (1, 5)		0-0 G4-3 3B	3-2 P4			0-1 FC6-4 1B		4-0 SAFE 3B BB		3	2	2	1	1	0	1
Jesse Levis, L OBP: 0.338, SLG: 0.293 (1, 2)		1-0 G4-3		1-0 G4-6-3 1B 1B		0-0 FC6-4		1-0 SF8 3B		4	2	2	3	0	0	2

Inning Stats	R: 1	H: 3	E: 0	K: 1	S: 15	H: 3	LOB: 2	BB: 0	P: 21	R: 2	H: 2	E: 1	K: 0	S: 9	H: 2	LOB: 0	BB: 0	P: 17	R: 2	H: 1	E: 0	K: 1	S: 12	H: 1	LOB: 1	BB: 2	P: 28	R: 1	H: 3	E: 0	K: 0	S: 8	H: 3	LOB: 1	BB: 0	P: 12	R: 0	H: 2	E: 0	K: 1	S: 13	H: 2	LOB: 2	BB: 0	P: 20	R: 0	H: 1	E: 0	K: 1	S: 8	H: 1	LOB: 2	BB: 1	P: 21	R: 3	H: 2	E: 0	K: 0	S: 8	H: 2	LOB: 1	BB: 2	P: 17	R: 0	H: 0	E: 0	K: 1	S: 9	H: 0	LOB: 0	BB: 0	P: 15
PITCHER	IP	WLS	BF	H	R	ER	SO	BB	IBB	HBP	BLK	WP	HR	S	P	ERA	WHIP																																																							
Kevin Appier, R ERA: 3.88 (1, 1)	3.0	L	17	6	5	5	2	2	0	0	0	0	0	36	66	15.00	2.667																																																							
Tim Pugh, R ERA: 8.21 (4, 1)	2.0		10	5	1	1	1	0	0	0	0	0	0	21	32	4.50	2.500																																																							
Brian Bevil, R ERA: 9.0 (6, 1)	3.0		14	3	3	3	2	3	0	0	0	0	0	25	53	9.00	2.000																																																							

BOTTOM

Kansas City Royals @ Milwaukee Brewers
Milwaukee County Stadium, Milwaukee, WI

Mon Jun 17 1996, 8:05 PM EDT
Att. 9,315 - Unknown - 60 F

AB	35
R	9
H	14
RBI	9
BB	5
SO	5
LOB	19

livebaseballscorecards.com



WP: 0	PA: 41
PB: 0	
SB: 0	
CS: 0	

Batter	1	2	3	4	5	6	7	8	9	AB R H RBI BB SO LOB	TOP											
Chris Stynes, R (1, 7) OBP: 0.306, SLG: 0.333	2-1 1B 2B		0-0 G5-3		2-2 G3			1-1 G6-3		4 0 1 0 0 0 1	Kansas City Royals @ Milwaukee Brewers Milwaukee County Stadium, Milwaukee, WI Tue Jun 18 1996, 8:05 PM EDT Att: 9,116 - Unknown - 56 F											
Tom Goodwin, L (1, 8) OBP: 0.322, SLG: 0.313	0-0 2B 1-2		3-2 F8			2-3 K		2-1 G4-3		4 0 1 0 0 0 1 0												
Craig Paquette, R (1, 5) OBP: 0.278, SLG: 0.440	2-3 K			2-3 K		1-0 G5-3		1-0 1B		4 0 1 0 0 0 2 1												
Joe Vitiello, R (1, 10) OBP: 0.372, SLG: 0.447	1-3 K			0-0 G5-3		2-1 1B		1-3 K		4 0 1 0 0 0 2 2												
Mike Macfarlane, R (1, 2) OBP: 0.331, SLG: 0.517		0-0 F9		3-2 F7		0-0 G6-3			0-0 G5-3	4 0 0 0 0 0 0 1												
Kevin Young, R (1, 9) OBP: 0.360, SLG: 0.625		1-1 1B B1-3			3-2 HR		0-0 G1-3		2-1 G5-3	4 1 2 1 0 0 0 0												
Jose Offerman, S (1, 3) OBP: 0.354, SLG: 0.332		1-0 1B B1-3			2-1 G6-3		3-1 G6-3		0-1 L8	4 0 0 0 0 0 0 1												
Joe Randa, R (1, 4) OBP: 0.380, SLG: 0.430		0-1 F8			3-2 G4-3		2-2 2B			3 0 1 0 0 0 0 1												
David Howard, S (1, 6) OBP: 0.306, SLG: 0.349			3-2 L9		1-1 1B		1-3 K			3 0 1 0 0 0 1 1												
Inning Stats	R: 0 E: 0 K: 2 S: 11	H: 2 LOB: 1 BB: 0 P: 16	R: 0 E: 0 K: 0 S: 6	H: 1 LOB: 1 BB: 0 P: 8	R: 0 E: 0 K: 0 S: 7	H: 0 LOB: 0 BB: 0 P: 13	R: 0 E: 0 K: 1 S: 7	H: 0 LOB: 0 BB: 0 P: 12	R: 1 E: 0 K: 0 S: 15	H: 2 LOB: 1 BB: 0 P: 26	R: 0 E: 0 K: 1 S: 7	H: 1 LOB: 1 BB: 0 P: 12	R: 0 E: 0 K: 1 S: 10	H: 1 LOB: 1 BB: 0 P: 16	R: 0 E: 0 K: 1 S: 8	H: 1 LOB: 1 BB: 0 P: 13	R: 0 E: 0 K: 0 S: 5	H: 0 LOB: 0 BB: 0 P: 7	1B: 5 2B: 2 3B: 0 HR: 1	SF: 0 SAC: 0 DP: 0 HBP: 0	WP: 0 PB: 0 SB: 0 CS: 0	PA: 34
PITCHER	IP WLS BF H R ER SO BB IBB HBP BLK WP HR S P ERA WHIP																					
Scott Karl, L (1, 1) ERA: 4.7	5.0 W 19 5 1 1 3 0 0 0 0 0 1 46 75 1.80 1.000																					
Mike Potts, L (6, 1) ERA: 7.01	4.0 S 15 3 0 0 3 0 0 0 0 0 0 30 48 0.00 0.750																					

AB	34
R	1
H	8
RBI	1
BB	0
SO	6
LOB	8



Batter	1	2	3	4	5	6	7	8	9
Pat Listach, S OBP: 0.339, SLG: 0.347 (1, 8)	0-0 F8		2-2 E HR 1B	1-0 F7		0-3 K		0-0 G3	
Fernando Vina, L OBP: 0.384, SLG: 0.439 (1, 4) Mark Loretta, R OBP: 0.435, SLG: 0.381 (8, PH) (9, 4)	0-1 F8		1 SAFE 1 SAFE 1 SAFE 0-1 E1 HR 1-2	0-1 F8			0-0 BB HR G5-3 1B	0-0 F9	
Kevin Seitzer, R OBP: 0.452, SLG: 0.502 (1, 10)	1-3 K		0-3 K	1-3 K			1-0 G5-3 1-2	1-0 F7	
Dave Nilsson, L OBP: 0.453, SLG: 0.667 (1, 9) Matt Mieske, R OBP: 0.361, SLG: 0.524 (8, 9)		2-3 K	0-0 L7		3-1 FC5-4 1B		4-2 BB HR BB		
Greg Vaughn, R OBP: 0.393, SLG: 0.567 (1, 7) Kevin Kostofski, L OBP: 0.333, SLG: 0.583 (8, 7)		0-1 HR	0-0 HR		3-2 FC5-4 1-2f		2-3 K		
John Jaha, R OBP: 0.388, SLG: 0.484 (1, 3)		0-2 G6-3	2-2 1B 1B		1-2 F8		4-2 HR BB		
Jose Valentin, S OBP: 0.325, SLG: 0.457 (1, 6)		4-1 HBP BB	0-0 1B 1-3 1B		2-3 K		0-2 HR		
Jeff Cirillo, R OBP: 0.414, SLG: 0.526 (1, 5)		1-0 HBP	0-0 FC6-4 1B			1-1 P3	1-0 L7		
Mike Matheny, R OBP: 0.266, SLG: 0.354 (1, 2)		2-2 L3	0-0 FC6-4 1-2f			0-0 L8		4-2 G3 BB	

Inning Stats	R: 0	H: 0	E: 0	K: 1	S: 6	R: 1	H: 1	E: 0	K: 1	S: 12	R: 4	H: 5	E: 1	K: 1	S: 18	R: 0	H: 0	E: 0	K: 1	S: 6	R: 0	H: 1	E: 0	K: 1	S: 11	R: 0	H: 0	E: 0	K: 1	S: 8	R: 4	H: 2	E: 0	K: 1	S: 15	R: 0	H: 0	E: 0	K: 0	S: 6
	LOB: 0	BB: 0	P: 7	LOB: 2	BB: 1	P: 21	LOB: 2	BB: 0	P: 22	LOB: 0	BB: 0	P: 8	LOB: 1	BB: 0	P: 20	LOB: 0	BB: 0	P: 9	LOB: 0	BB: 2	P: 27	LOB: 1	BB: 1	P: 11	LOB: 0	BB: 0	P: 11	LOB: 0	BB: 0	P: 11	LOB: 0	BB: 0	P: 11	LOB: 1	BB: 1	P: 11	LOB: 0	BB: 0	P: 11	

PITCHER	IP	WLS	BF	H	R	ER	SO	BB	IBB	HBP	BLK	WP	HR	S	P	ERA	WHIP
Doug Linton, R ERA: 3.82 (1, 1)	5.0	L	25	7	5	1	5	1	0	1	0	0	2	53	78	1.80	1.600
Julio Valera, R ERA: 6.0 (6, 1)	3.0		14	2	4	4	2	3	0	0	0	0	1	29	47	12.00	1.667


BOTTOM

Kansas City Royals @ Milwaukee Brewers
Milwaukee County Stadium, Milwaukee, WI

Tue Jun 18 1996, 8:05 PM EDT
Att. 9,116 - Unknown - 56 F

AB	34
R	9
H	9
RBI	9
BB	4
SO	7
LOB	18

WP: 0 PA: 39
PB: 0
SB: 0
CS: 0



1B	2B	3B	HR	SF	SAC	DP	HBP	WP	HR	S	P	ERA	WHIP
6	0	0	3	0	0	0	1	0	2	27	11		

Batter	1	2	3	4	5	6	7	8	9	10	AB	R	H	RBI	BB	SO	LOB	TOP				
Johnny Damon, L (1, 9) <small>OBP: 0.325, SLG: 0.395</small> Kevin Young, R (8, PH) <small>OBP: 0.370, SLG: 0.615</small> (8, 9)	K2-3		E 1B	G4-3			G4-3 FC4-2 1B	1-3 2-H 1B		L8	4	1	2	0	0	1	2					
Tom Goodwin, L (1, 8) <small>OBP: 0.322, SLG: 0.314</small>	K		1-H 1B		1B SF7 1B		G4-3	L6		E6 3B	6	2	2	1	0	1	4					
Keith Lockhart, L (1, 4) <small>OBP: 0.372, SLG: 0.461</small>	1B		F8		G2-3 1B		FC4-2 FC6		G4-3	2B 3B	6	1	3	2	0	0	2					
Craig Paquette, R (1, 7) <small>OBP: 0.281, SLG: 0.443</small> (4, 5)	F9		G5-3		G2-3		FC6		1B	WP 2B	6	0	2	1	0	0	5					
Joe Vitiello, R (1, 10) <small>OBP: 0.371, SLG: 0.445</small>			G5-3		SF7 1B		F8		1B	K	5	1	2	1	0	1	3					
Jose Offerman, S (1, 3) <small>OBP: 0.359, SLG: 0.329</small>			1B BB		SH5 1B		F7		FC5-4 BB	K	2	0	0	0	3	1	2					
Joe Randa, R (1, 5) <small>OBP: 0.382, SLG: 0.431</small> Chris Stynes, R (4, 7) <small>OBP: 0.288, SLG: 0.314</small>			K		FC1 1B		P5-3		FC5-4 1B FC4-2		2	0	1	1	0	1	1					
Sal Fasano, R (1, 2) <small>OBP: 0.304, SLG: 0.375</small>			PO 1B		FC1		K		FC4-2 1B 1B	HR	5	2	3	1	0	1	1					
David Howard, S (1, 6) <small>OBP: 0.304, SLG: 0.342</small>			PO		F9		G3-1		FC4-2 1B	E 3B BB	4	1	0	0	1	1	4					
Inning Stats	R: 0 E: 0 K: 2 S: 13	H: 1 LOB: 1 BB: 0 P: 19	R: 0 E: 0 K: 1 S: 9	H: 1 LOB: 1 BB: 1 P: 21	R: 1 E: 1 K: 0 S: 8	H: 2 LOB: 2 BB: 0 P: 21	R: 1 E: 0 K: 1 S: 13	H: 2 LOB: 0 BB: 0 P: 13	R: 0 E: 0 K: 1 S: 6	H: 0 LOB: 0 BB: 0 P: 7	R: 0 E: 1 K: 0 S: 9	H: 1 LOB: 2 BB: 0 P: 13	R: 0 E: 0 K: 0 S: 12	H: 2 LOB: 2 BB: 1 P: 21	R: 0 E: 0 K: 0 S: 10	H: 2 LOB: 2 BB: 1 P: 16	R: 4 E: 1 K: 2 S: 15	H: 3 LOB: 1 BB: 1 P: 28	1B: 13 2B: 1 3B: 1 HR: 1	SF: 1 SAC: 1 DP: 0 HBP: 0	WP: 1 PB: 0 SB: 1 CS: 0	PA: 52
PITCHER	IP	WLS	BF	H	R	ER	SO	BB	IBB	HBP	BLK	WP	HR	S	P	ERA	WHIP					
Ricky Bones, R (1, 1) <small>ERA: 5.49</small>	7.0		32	9	3	2	5	1	0	0	0	0	0	67	107	2.57	1.429					
Ramon Garcia, R (8, 1) <small>ERA: 5.23</small>	0.1		3	1	1	1	0	1	0	0	0	0	0	5	10	27.00	6.000					
Graeme Lloyd, L (8, 1) <small>ERA: 2.4</small>	1.1		7	3	0	0	0	1	0	0	0	0	0	15	24	0.00	3.000					
Jose Mercedes, R (9, 1) <small>ERA: 12.27</small>	0.2	L	7	3	4	3	0	1	0	0	0	0	1	11	21	40.50	6.000					
Mike Fetters, R (10, 1) <small>ERA: 2.13</small>	0.2		2	0	0	0	2	0	0	0	0	1	0	6	10	0.00	0.000					

Kansas City Royals @ Milwaukee Brewers
 Milwaukee County Stadium, Milwaukee, WI

AB	45
R	8
H	16
RBI	8
BB	4
SO	7
LOB	28



Wed Jun 19 1996, 4:33 AM EDT
 Att. 13,431 - Overcast - 61 F

livebaseballscorecards.com

Kansas City Royals @ Milwaukee Brewers
 Milwaukee County Stadium, Milwaukee, WI

Wed Jun 19 1996, 4:33 AM EDT
 Att. 13,431 - Overcast - 61 F

livebaseballscorecards.com

AB	35
R	4
H	6
RBI	4
BB	2
SO	3
LOB	8



WP:	0	PA:	38
PB:	0		
SB:	0		
CS:	0		

Batter	1	2	3	4	5	6	7	8	9	10	AB	R	H	RBI	BB	SO	LOB							
Pat Listach, S OBP: 0.332, SLG: 0.339 (1, 8)	F9			G6-3		G4-3		SH3-4		G4-3	4	0	0	0	0	0	0							
Fernando Vina, L OBP: 0.380, SLG: 0.433 (1, 4)	G6-3			G4-6-3 1B			G4-3	G4-3		B3	5	0	1	0	0	0	1							
Kevin Seitzer, R OBP: 0.449, SLG: 0.510 (1, 3)	F9			G4-6-3 1-2f			HR	F9			4	1	1	1	0	0	3							
Dave Nilsson, L OBP: 0.447, SLG: 0.654 (1, 9) (9, 2)				G3-1		F6		HR BB 1B		K	4	1	1	0	0	1	0							
Greg Vaughn, R OBP: 0.394, SLG: 0.564 (1, 7)				K		P3		HR BB		1B 1B	3	1	1	0	1	1	0							
John Jaha, R OBP: 0.390, SLG: 0.496 (1, 10)				G3		BB		HR 1-H 2-H		F8	3	1	1	3	1	0	1							
Jose Valentin, S OBP: 0.324, SLG: 0.454 (1, 6)				F8		G4-3		F7		1B	4	0	1	0	0	0	1							
Jeff Cirillo, R OBP: 0.407, SLG: 0.516 (1, 5)				F8				G5-3		K	4	0	0	0	0	1	2							
Mike Matheny, R OBP: 0.263, SLG: 0.351 (1, 2)				G5-3				L3		E4 G4-3 SH3-4	2	0	0	0	0	0	0							
Jesse Levis, L OBP: 0.333, SLG: 0.288 (8, PH)										L8	1	0	0	0	0	0	0							
Kevin Koslofski, L OBP: 0.308, SLG: 0.538 (8, PR) (9, 9)											1	0	0	0	0	0	0							
Inning Stats	R: 0 E: 0 K: 0 S: 5	H: 0 LOB: 0 BB: 0 P: 10	R: 0 E: 0 K: 1 S: 9	H: 0 LOB: 0 BB: 0 P: 15	R: 0 E: 0 K: 0 S: 5	H: 0 LOB: 0 BB: 0 P: 9	R: 0 E: 0 K: 0 S: 9	H: 1 LOB: 0 BB: 0 P: 14	R: 0 E: 0 K: 0 S: 7	H: 0 LOB: 1 BB: 1 P: 13	R: 0 E: 0 K: 0 S: 5	H: 0 LOB: 0 BB: 0 P: 9	R: 4 E: 0 K: 1 S: 18	H: 3 LOB: 0 BB: 1 P: 31	R: 0 E: 1 K: 0 S: 6	H: 0 LOB: 2 BB: 0 P: 11	R: 0 E: 0 K: 1 S: 10	H: 2 LOB: 2 BB: 0 P: 16	R: 0 E: 0 K: 0 S: 6	H: 0 LOB: 0 BB: 0 P: 9	1B: 4 2B: 0 3B: 0 HR: 2	SF: 0 SAC: 1 DP: 1 HBP: 0	WP: 0 PA: 38	
PITCHER	IP WLS BF H R ER SO BB IBB HBP BLK WP HR S P ERA WHIP	IP WLS BF H R ER SO BB IBB HBP BLK WP HR S P ERA WHIP	IP WLS BF H R ER SO BB IBB HBP BLK WP HR S P ERA WHIP	IP WLS BF H R ER SO BB IBB HBP BLK WP HR S P ERA WHIP	IP WLS BF H R ER SO BB IBB HBP BLK WP HR S P ERA WHIP	IP WLS BF H R ER SO BB IBB HBP BLK WP HR S P ERA WHIP	IP WLS BF H R ER SO BB IBB HBP BLK WP HR S P ERA WHIP	IP WLS BF H R ER SO BB IBB HBP BLK WP HR S P ERA WHIP	IP WLS BF H R ER SO BB IBB HBP BLK WP HR S P ERA WHIP	IP WLS BF H R ER SO BB IBB HBP BLK WP HR S P ERA WHIP	IP WLS BF H R ER SO BB IBB HBP BLK WP HR S P ERA WHIP	IP WLS BF H R ER SO BB IBB HBP BLK WP HR S P ERA WHIP	IP WLS BF H R ER SO BB IBB HBP BLK WP HR S P ERA WHIP	IP WLS BF H R ER SO BB IBB HBP BLK WP HR S P ERA WHIP	IP WLS BF H R ER SO BB IBB HBP BLK WP HR S P ERA WHIP	IP WLS BF H R ER SO BB IBB HBP BLK WP HR S P ERA WHIP	IP WLS BF H R ER SO BB IBB HBP BLK WP HR S P ERA WHIP	IP WLS BF H R ER SO BB IBB HBP BLK WP HR S P ERA WHIP	IP WLS BF H R ER SO BB IBB HBP BLK WP HR S P ERA WHIP	IP WLS BF H R ER SO BB IBB HBP BLK WP HR S P ERA WHIP	IP WLS BF H R ER SO BB IBB HBP BLK WP HR S P ERA WHIP	IP WLS BF H R ER SO BB IBB HBP BLK WP HR S P ERA WHIP	IP WLS BF H R ER SO BB IBB HBP BLK WP HR S P ERA WHIP	IP WLS BF H R ER SO BB IBB HBP BLK WP HR S P ERA WHIP

BOTTOM

Batter	1	2	3	4	5	6	7	8	9	AB	R	H	RBI	BB	SO	LOB	TOP								
Johnny Damon, L (1, 8) OBP: 0.324, SLG: 0.392 Kevin Young, R (8, PH) OBP: 0.393, SLG: 0.615 (8, 9)	0-0 F8		4-0 2B BB	1-0 SF8			2-0 E5 FC4-6	4-2 BB		2	0	0	1	1	0	0									
Tom Goodwin, L (1, 7) OBP: 0.320, SLG: 0.312 (8, 8)	2-1 1B		1-3 K	2-1 FC6-4			3-3 K	0-3 K		5	0	1	0	0	3	5									
Keith Lockhart, L (1, 4) OBP: 0.377, SLG: 0.467 (8, 9)	4-0 FC6-4 1-2 BB		1-0 2B		1-2 G5-4-3 1B		0-0 FC4-6 1-2f 1B BB		0-1 P4	4	1	2	0	1	0	1									
Craig Paquette, R (1, 5) OBP: 0.280, SLG: 0.433 Rod Myers, L (9, PH)	0-3 K		3-2 P3		3-2 G5-4-3 1-2f		4-2 1B 1-2 1B BB		3-1 L7	3	1	0	0	1	1	5									
Mike Macfarlane, R (1, 2) OBP: 0.327, SLG: 0.506	0-0 FC6-4 1-2f		3-3 K		0-3 K		1-0 1B 1-3 2-H 1B		1-2 G6-3	5	0	1	1	0	2	4									
Michael Tucker, L (1, 9) OBP: 0.294, SLG: 0.369 (8, 7)		2-2 F8		2-3 K		2-2 G4-3	2-2 1-2 3-H 1B			4	0	1	1	0	1	0									
Joe Vitiello, R (1, 10) OBP: 0.373, SLG: 0.452		1-0 2B		2-1 BB 1B SF8 1B		0-3 K	1-0 G1-3			4	1	2	0	0	1	2									
Jose Offerman, S (1, 3) OBP: 0.361, SLG: 0.329		3-2 L7		0-1 BB 1-2 1B		4-2 BB		2-1 F8		3	0	1	0	1	0	1									
David Howard, S (1, 6) OBP: 0.303, SLG: 0.338		2-1 F7		4-0 FC6-4 1-2 2-3 BB		0-0 F9		0-2 F7		3	0	0	0	1	0	2									
Inning Stats	R: 0 E: 0 K: 1 S: 7	H: 1 LOB: 2 BB: 1 P: 13	R: 0 E: 0 K: 0 S: 10	H: 1 LOB: 1 BB: 0 P: 18	R: 0 E: 0 K: 2 S: 12	H: 1 LOB: 2 BB: 1 P: 23	R: 1 E: 0 K: 1 S: 12	H: 2 LOB: 2 BB: 1 P: 23	R: 0 E: 0 K: 1 S: 12	H: 1 LOB: 0 BB: 0 P: 16	R: 0 E: 0 K: 1 S: 13	H: 0 LOB: 1 BB: 1 P: 19	R: 2 E: 1 K: 1 S: 14	H: 2 LOB: 2 BB: 1 P: 27	R: 0 E: 0 K: 1 S: 14	H: 0 LOB: 1 BB: 1 P: 20	R: 0 E: 0 K: 0 S: 7	H: 0 LOB: 0 BB: 0 P: 11	1B: 6 2B: 2 3B: 0 HR: 0	SF: 1 SAC: 0 DP: 1 HBP: 0	WP: 0 PB: 0 SB: 1 CS: 0	PA: 41			
PITCHER	IP	WLS	BF	H	R	ER	SO	BB	IBB	HBP	BLK	WP	HR	S	P	ERA	WHIP								
Rocky Coppinger, R (1, 1) ERA: 5.65	3.1		17	5	1	1	4	2	0	0	0	0	0	38	67	2.70	2.100								
Arthur Rhodes, L (4, 1) ERA: 3.98	3.1	W	13	1	1	1	3	2	0	0	0	0	0	35	57	2.70	0.900								
Roger McDowell, R (7, 1) ERA: 2.44	0.1		4	2	1	0	0	1	0	0	0	0	0	7	15	0.00	9.000								
Jesse Orosco, L (8, 1) ERA: 6.14	1.0		4	0	0	0	1	1	0	0	0	0	0	14	20	0.00	1.000								
Alan Mills, R (9, 1) ERA: 5.28	1.0		3	0	0	0	0	0	0	0	0	0	0	7	11	0.00	0.000								

Kansas City Royals @ Baltimore Orioles
 Oriole Park at Camden Yards, Baltimore, MD

Fri Jun 21 1996, 7:05 PM EDT
 Att. 47,644 - Unknown - 91 F

livebaseballscorecards.com

AB	34
R	3
H	8
RBI	3
BB	6
SO	8
LOB	20



Batter	1	2	3	4	5	6	7	8	9
Brady Anderson, L OBP: 0.403, SLG: 0.671 (1, 8)	0-0 G3	2-0 F9		1-3 K		0-0 F7		1-0 G3	
Mark Smith, R OBP: 0.235, SLG: 0.364 (1, 7)	0-2 2B	0-0 F8		0-0 L7		2-3 K		2-1 G6-3	
Roberto Alomar, S OBP: 0.447, SLG: 0.565 (1, 4)	2-1 2B		4-2 1B SF7 BB		0-1 G4-3	3-2 L8			
Rafael Palmeiro, L OBP: 0.409, SLG: 0.563 (1, 3)	1-0 F8		3-2 SAFE 1B SAFE 1B		0-0 F9		0-0 P2		
Bobby Bonilla, S OBP: 0.354, SLG: 0.403 (1, 9)	4-2 BB		1-0 SF7		0-0 HR	1-1 HR			
Cal Ripken Jr., R OBP: 0.355, SLG: 0.498 (1, 6)	2-3 K		0-1 2-H 1B		2-1 HR	2-1 HR			
B.J. Surhoff, L OBP: 0.346, SLG: 0.537 (1, 5)		1-0 G3	1-0 L9		0-1 HR	1-1 G4-3			
Mike Devereaux, R OBP: 0.309, SLG: 0.325 (1, 10)		2-2 HR		0-1 F9	1-0 WP 1B	1-0 G5-3			
Chris Hoiles, R OBP: 0.340, SLG: 0.444 (1, 2)		1-0 HR		1-1 1B	1-3 K		1-1 G5-3		

Inning Stats	R: 0	H: 2	E: 0	K: 1	S: 14	LOB: 3	BB: 1	P: 23
	R: 2	H: 2	E: 0	K: 0	S: 9	LOB: 0	BB: 0	P: 15
	R: 2	H: 2	E: 0	K: 0	S: 13	LOB: 0	BB: 1	P: 22
	R: 0	H: 1	E: 0	K: 1	S: 10	LOB: 1	BB: 0	P: 12
	R: 3	H: 4	E: 0	K: 1	S: 12	LOB: 1	BB: 0	P: 16
	R: 0	H: 0	E: 0	K: 1	S: 9	LOB: 0	BB: 0	P: 14
	R: 2	H: 2	E: 0	K: 0	S: 8	LOB: 0	BB: 0	P: 13
	R: 0	H: 0	E: 0	K: 0	S: 5	LOB: 0	BB: 0	P: 9

PITCHER	IP	WLS	BF	H	R	ER	SO	BB	IBB	HBP	BLK	WP	HR	S	P	ERA	WHIP
Chris Haney, L ERA: 4.66 (1, 1)	4.2	L	26	11	7	7	2	2	2	0	0	0	0	3	84	13.50	2.786
Tim Pugh, R ERA: 8.33 (5, 1)	1.2		7	2	2	2	2	0	0	0	0	1	1	17	26	10.80	1.200
Jason Jacome, L ERA: 5.34 (7, 1)	1.2		5	0	0	0	0	0	0	0	0	0	0	8	14	0.00	0.000

BOTTOM


Kansas City Royals @ Baltimore Orioles
Oriole Park at Camden Yards, Baltimore, MD

livebaseballscorecards.com

AB	35
R	9
H	13
RBI	9
BB	2
SO	4
LOB	8

1B: 7 **SF: 1**
2B: 2 **SAC: 0**
3B: 0 **DP: 0**
HR: 4 **HBP: 0**

WP: 1 **PA: 38**
PB: 0
SB: 0
CS: 0



Fri Jun 21 1996, 7:05 PM EDT
Att: 47,644 - Unknown - 91 F

Batter	1	2	3	4	5	6	7	8	9	AB R H RBI BB SO LOB	TOP
Johnny Damon, L (1, 8) OBP: 0.325, SLG: 0.396	1-1 	0-2 FC1-6 		0-0 		0-0 SH1-3 			0-2 F7 	5 0 2 0 0 0 1	
Tom Goodwin, L (1, 7) OBP: 0.323, SLG: 0.312	0-1 	1-1 G1 		4-0 		0-1 SH1-3 			2-0 G6-3 	3 1 1 0 1 0 1	
Keith Lockhart, L (1, 4) OBP: 0.373, SLG: 0.458	2-0 E3 		4-2 	2-2 G3 		0-0 G6-3 			1-1 L8 	4 1 0 0 1 0 3	
Joe Vitiello, R (1, 10) OBP: 0.371, SLG: 0.448	1-1 		2-2 G5-3 		1-2 L9 				0-0 G4-3 	4 0 1 1 0 0 1	
Craig Paquette, R (1, 5) OBP: 0.272, SLG: 0.420	1-3 K 		0-3 K 		0-0 P3 				1-0 P6 	4 0 0 0 0 2 2	
Michael Tucker, L (1, 9) OBP: 0.303, SLG: 0.374	1-0 		1-0 		0-1 				2-1 F7 	3 0 2 0 0 0 0	
Jose Offerman, S (1, 3) OBP: 0.363, SLG: 0.329		0-2 	2-1 G6-3 		4-0 				1-0 G6-3 	3 1 1 0 1 0 2	
Mike Macfarlane, R (1, 2) OBP: 0.326, SLG: 0.500		1-0 		0-3 K 	1-0 FC6-4 				2-1 G6-3 	4 0 1 0 0 1 2	
David Howard, S (1, 6) OBP: 0.298, SLG: 0.332		3-1 FC5-4 		0-1 G4-3 		0-1 G6-3 			1-1 L7 	4 0 0 1 0 0 1	
Inning Stats	R: 2 H: 3 E: 1 LOB: 2 K: 1 BB: 0 S: 11 P: 17	R: 1 H: 2 E: 0 LOB: 1 K: 0 BB: 0 S: 11 P: 16	R: 0 H: 0 E: 0 LOB: 2 K: 1 BB: 1 S: 10 P: 19	R: 0 H: 1 E: 1 LOB: 2 K: 1 BB: 1 S: 10 P: 16	R: 0 H: 1 E: 0 LOB: 2 K: 0 BB: 1 S: 7 P: 13	R: 0 H: 1 E: 0 LOB: 1 K: 0 BB: 0 S: 6 P: 6	R: 0 H: 0 E: 0 LOB: 0 K: 0 BB: 0 S: 4 P: 7	R: 0 H: 0 E: 0 LOB: 0 K: 0 BB: 0 S: 5 P: 9	R: 0 H: 0 E: 0 LOB: 0 K: 0 BB: 0 S: 6 P: 9	1B: 7 SF: 0 2B: 1 SAC: 1 3B: 0 DP: 0 HR: 0 HBP: 1	WP: 0 PA: 39 PB: 0 SB: 5 CS: 0
PITCHER Scott Erickson, R (1, 1) ERA: 5.12	IP WLS BF H R ER SO BB IBB HBP BLK WP HR S P ERA WHIP 9.0 W 39 8 3 2 3 3 0 1 0 0 0 0 70 112 2.00 1.222	PITCHER IP WLS BF H R ER SO BB IBB HBP BLK WP HR S P ERA WHIP									

Kansas City Royals @ Baltimore Orioles
 Oriole Park at Camden Yards, Baltimore, MD

Sat Jun 22 1996, 3:33 AM EDT
 Att. 47,534 - Sunny - 93 F

AB	34
R	3
H	8
RBI	2
BB	3
SO	3
LOB	13



Batter	1	2	3	4	5	6	7	8	9	AB	R	H	RBI	BB	SO	LOB
Brady Anderson, L (1, 8) OBP: 0.405, SLG: 0.672	2-1 2B		2-2 G3			0-0 B1-3 1B		1-0 P4		4	0	2	0	0	0	0
Luis Polonia, L (1, 10) OBP: 0.287, SLG: 0.337	0-0 P6		1-2 G4-3			1-0 B1-3 1-2			1-1 G1-3	4	0	0	0	0	0	2
Roberto Alomar, S (1, 4) OBP: 0.445, SLG: 0.564	3-2 F7				0-2 L7	2-2 G4-3			1-1 HR 2B	4	1	1	0	0	0	2
Rafael Palmeiro, L (1, 3) OBP: 0.407, SLG: 0.569	0-0 F9				2-3 K			0-2 G1-3	1-0 HR 2-H	4	1	1	2	0	1	1
Bobby Bonilla, S (1, 9) OBP: 0.356, SLG: 0.414			2-3 K		1-0 G3			4-2 BB	2-2 HR HR	3	1	1	1	1	1	0
Cal Ripken Jr., R (1, 6) OBP: 0.357, SLG: 0.495			4-2 BB		1-3 K			3-3 K	4-0 HR BB	2	1	0	0	2	2	1
B.J. Surhoff, L (1, 5) OBP: 0.340, SLG: 0.527			2-1 F8		0-0 G4-3			0-0 G3	2-2 F7	4	0	0	0	0	0	3
Mark Smith, R (1, 7) OBP: 0.237, SLG: 0.432			1-3 K		1-1 G5-3			2-3 K	1-0 HR 1-H	4	1	1	2	0	2	1
Gregg Zaun, S (1, 2) OBP: 0.329, SLG: 0.365			3-1 G4-3			0-3 K		2-1 P5		3	0	0	0	0	1	0

Inning Stats	R: 0	H: 1	E: 0	K: 0	S: 7	R: 0	H: 0	E: 0	K: 2	S: 10	R: 0	H: 0	E: 0	K: 0	S: 10	R: 0	H: 0	E: 0	K: 1	S: 7	R: 0	H: 0	E: 0	K: 1	S: 6	R: 0	H: 1	E: 0	K: 1	S: 10	R: 0	H: 0	E: 0	K: 1	S: 9	R: 0	H: 0	E: 0	K: 1	S: 6	R: 5	H: 4	E: 0	K: 0	S: 14	1B: 1	SF: 0	2B: 2	SAC: 0	3B: 0	DP: 0	HR: 3	HBP: 0	WP: 0	PA: 35
--------------	------	------	------	------	------	------	------	------	------	-------	------	------	------	------	-------	------	------	------	------	------	------	------	------	------	------	------	------	------	------	-------	------	------	------	------	------	------	------	------	------	------	------	------	------	------	-------	-------	-------	-------	--------	-------	-------	-------	--------	-------	--------

PITCHER	IP	WLS	BF	H	R	ER	SO	BB	IBB	HBP	BLK	WP	HR	S	P	ERA	WHIP
Tim Belcher, R (1, 1) ERA: 4.33	8.1		31	4	2	2	7	2	0	0	0	0	1	70	113	2.16	0.720
Jeff Montgomery, R (9, 1) ERA: 3.89	0.1	L	4	2	3	3	0	1	0	0	0	0	2	9	18	81.00	9.000

BOTTOM

Kansas City Royals @ Baltimore Orioles
 Oriole Park at Camden Yards, Baltimore, MD

Sat Jun 22 1996, 3:33 AM EDT
 Att: 47,534 - Sunny - 93 F

livebaseballscorecards.com

AB	32
R	5
H	6
RBI	5
BB	3
SO	7
LOB	10



Batter	1	2	3	4	5	6	7	8	9	AB R H RBI BB SO LOB
Brady Anderson, L (1, 8) OBP: 0.406, SLG: 0.667	2-0 P4		4-1 BB			3-2 HBP		3-3 K		2 0 0 0 1 1 0
Luis Polonia, L (1, 7) Mike Devereaux, R (9, PH) OBP: 0.278, SLG: 0.326 OBP: 0.307, SLG: 0.324	2-3 K		3-2 G4-3			0-0 G4-6-3			1-3 K	3 0 0 0 0 1 3 1 0 0 0 0 1 0
Roberto Alomar, S (1, 4) OBP: 0.445, SLG: 0.562	0-0 1B			2-2 L4		4-1 BB			0-0 G1-3	3 0 1 0 1 0 0
Rafael Palmeiro, L (1, 3) OBP: 0.402, SLG: 0.561	2-2 F7			1-3 K		1-3 K			2-1 G1-3	4 0 0 0 0 2 2
Bobby Bonilla, S (1, 10) OBP: 0.353, SLG: 0.409		2-0 G3-1		3-2 F7			1-0 P5			3 0 0 0 0 0 0
Cal Ripken Jr., R (1, 6) OBP: 0.354, SLG: 0.489		2-3 K			2-3 K		1-3 K			3 0 0 0 0 3 0
B.J. Surhoff, L (1, 5) OBP: 0.340, SLG: 0.522		2-1 F7			4-1 BB		3-3 K			2 0 0 0 1 1 0
Mark Smith, R (1, 9) OBP: 0.220, SLG: 0.400			1-0 G6-3		0-3 K			1-3 K		3 0 0 0 0 2 1
Gregg Zaun, S (1, 2) OBP: 0.330, SLG: 0.364			3-1 BB		2-3 K			0-0 P2		3 0 1 0 0 1 1

Inning Stats	R: 0	H: 1	E: 0	K: 1	S: 9	LOB: 1	BB: 0	P: 15	R: 0	H: 0	E: 0	K: 1	S: 6	LOB: 0	BB: 0	P: 12	R: 0	H: 1	E: 0	K: 0	S: 7	LOB: 1	BB: 1	P: 18	R: 0	H: 0	E: 0	K: 1	S: 11	LOB: 0	BB: 0	P: 17	R: 0	H: 0	E: 0	K: 3	S: 10	LOB: 1	BB: 1	P: 18	R: 0	H: 0	E: 0	K: 1	S: 7	LOB: 1	BB: 1	P: 15	R: 0	H: 0	E: 0	K: 2	S: 8	LOB: 0	BB: 0	P: 13	R: 0	H: 0	E: 0	K: 2	S: 8	LOB: 0	BB: 0	P: 12	R: 0	H: 0	E: 0	K: 1	S: 7	LOB: 0	BB: 0	P: 10	1B: 2	2B: 0	3B: 0	HR: 0	SF: 0	SAC: 0	DP: 2	HBP: 1	WP: 0	PA: 31
PITCHER	IP	WLS	BF	H	R	ER	SO	BB	IBB	HBP	BLK	WP	HR	S	P	ERA	WHIP																																																																	
Kevin Appier, R (1, 1) ERA: 3.58	8.0	W	28	2	0	0	11	3	0	1	0	0	0	66	120	0.00	0.625																																																																	
Mike Magnante, L (9, 1) ERA: 5.14	1.0		3	0	0	0	1	0	0	0	0	0	0	7	10	0.00	0.000																																																																	

BOTTOM

Kansas City Royals @ Baltimore Orioles
 Oriole Park at Camden Yards, Baltimore, MD

livebaseballscores.com

AB	27
R	0
H	2
RBI	0
BB	3
SO	12
LOB	7



Sun Jun 23 1996, 3:33 AM EDT
 Att. 47,608 - Sunny - 83 F

Batter	1	2	3	4	5	6	7	8	9	AB	R	H	RBI	BB	SO	LOB	TOP																	
Pat Listach, S (1, 8) <small>OBP: 0.343, SLG: 0.349</small> Kevin Kostofski, L (6, 8) <small>OBP: 0.333, SLG: 0.500</small>	2-2 		1-1 	0-0 		2-2 		1-1 		4	1	1	1	0	0	2																		
Fernando Vina, L (1, 4) <small>OBP: 0.373, SLG: 0.427</small>	0-0 		1-1 		1-1 		0-0 		2-2 	5	1	1	1	0	0	0																		
Kevin Seitzer, R (1, 10) <small>OBP: 0.446, SLG: 0.502</small> Tim Unroe, R (9, PR) <small>OBP: 0.417, SLG: 0.222</small>	1-1 		0-0 		4-1 		1-0 		3-2 	3	0	1	0	1	0	1																		
Dave Nilsson, L (1, 9) <small>OBP: 0.430, SLG: 0.620</small> Matt Mieske, R (9, 9) <small>OBP: 0.358, SLG: 0.531</small>		2-3 	1-0 		2-0 		1-2 		3-3 	5	0	1	0	0	2	2																		
Greg Vaughn, R (1, 7) <small>OBP: 0.410, SLG: 0.598</small>		1-1 		0-1 	1-0 		4-2 			3	2	2	1	1	0	2																		
John Jaha, R (1, 3) <small>OBP: 0.392, SLG: 0.492</small>		2-0 		1-1 	4-2 		1-2 			3	0	2	1	1	0	0																		
Jose Valentin, S (1, 6) <small>OBP: 0.333, SLG: 0.483</small>		1-1 		2-2 	0-3 		3-1 			4	0	2	0	0	1	5																		
Jeff Cirillo, R (1, 5) <small>OBP: 0.399, SLG: 0.515</small>	2-0 		2-2 		3-3 		0-0 			3	0	0	1	0	1	1																		
Mike Matheny, R (1, 2) <small>OBP: 0.267, SLG: 0.350</small>		1-1 	0-0 		2-3 		4-1 			3	1	1	0	1	1	2																		
Inning Stats	R: 0 E: 0 K: 0 S: 6 H: 0 LOB: 0 BB: 0 P: 9	R: 1 E: 0 K: 1 S: 11 H: 2 LOB: 1 BB: 0 P: 19	R: 2 E: 0 K: 0 S: 8 H: 3 LOB: 0 BB: 0 P: 12	R: 1 E: 0 K: 0 S: 13 H: 3 LOB: 2 BB: 0 P: 18	R: 0 E: 0 K: 1 S: 11 H: 1 LOB: 3 BB: 2 P: 23	R: 0 E: 0 K: 2 S: 12 H: 0 LOB: 0 BB: 0 P: 19	R: 1 E: 1 K: 0 S: 12 H: 1 LOB: 2 BB: 1 P: 20	R: 0 E: 0 K: 0 S: 4 H: 0 LOB: 0 BB: 1 P: 9	R: 0 E: 0 K: 1 S: 13 H: 1 LOB: 1 BB: 0 P: 21	1B: 9 2B: 1 3B: 1 HR: 1 SF: 1 SAC: 1 DP: 3 HBP: 0	WP: 0 PB: 0 SB: 0 CS: 1	PA: 40																						
PITCHER	IP WLS BF H R ER SO BB IBB HBP BLK WP HR S P ERA WHIP																	IP WLS BF H R ER SO BB IBB HBP BLK WP HR S P ERA WHIP																
Mark Gubicza, R (1, 1) <small>ERA: 5.19</small> Doug Linton, R (5, 1) <small>ERA: 3.62</small> Hipolito Pichardo, R (7, 1) <small>ERA: 5.59</small> Jason Jacome, L (7, 1) <small>ERA: 4.96</small>	4.2	L	24	9	4	4	1	2	0	0	0	0	0	1	46	78	7.71	2.357																

Milwaukee Brewers @ Kansas City Royals
Kauffman Stadium, Kansas City, MO

Tue Jun 25 1996, 7:05 PM CDT
Att. 14,448 - Unknown - 82 F

AB	34
R	5
H	11
RBI	5
BB	4
SO	5
LOB	16



Batter	1	2	3	4	5	6	7	8	9	AB	R	H	RBI	BB	SO	LOB
Johnny Damon, L (1, 8) OBP: 0.328, SLG: 0.404 Chris Stynes, R (7, PH) OBP: 0.266, SLG: 0.291 (8, 7)	1-1 		1-0 		0-1 		1-3 			3	0	1	0	0	0	1
Tom Goodwin, L (1, 7) OBP: 0.331, SLG: 0.316 (8, 8)	1-3 		3-1 			1-2 	1-2 			4	0	1	0	0	1	1
Keith Lockhart, L (1, 4) OBP: 0.372, SLG: 0.451	2-1 		1-1 			0-1 		1-1 		4	1	1	0	0	0	1
Joe Vitiello, R (1, 10) OBP: 0.371, SLG: 0.441		3-1 		1-0 		4-2 		1-0 		3	1	1	0	1	0	0
Jose Offerman, S (1, 3)		0-0 		1-2 		1 SAFE 		2-1 		4	0	2	0	0	0	1
Michael Tucker, L (1, 9) OBP: 0.312, SLG: 0.371 Kevin Young, R (8, PH) OBP: 0.333, SLG: 0.516 (9, 9)		1-0 	1-0 	1-0 		1-1 		0-3 		2	1	0	1	0	0	1
Joe Randa, R (1, 5) OBP: 0.381, SLG: 0.437 Craig Paquette, R (6, PR) OBP: 0.270, SLG: 0.413 (7, 5)		0-1 			1-2 	0-0 			0-3 	3	0	1	1	0	0	2
Sal Fasano, R (1, 2) OBP: 0.293, SLG: 0.383		1-0 			2-2 	2-1 			0-0 	4	0	0	0	0	0	3
David Howard, S (1, 6) OBP: 0.297, SLG: 0.333			0-0 		1-1 		1-0 		0-1 	4	0	1	0	0	0	0

BOTTOM

Milwaukee Brewers @ Kansas City Royals
 Kauffman Stadium, Kansas City, MO

Tue Jun 25 1996, 7:05 PM CDT
 Att: 14,448 - Unknown - 82 F

livebaseballscorecards.com

AB	34
R	3
H	8
RBI	2
BB	1
SO	4
LOB	11



Inning Stats	R: 0	H: 0	E: 0	K: 1	S: 7	H: 0	LOB: 0	BB: 0	P: 11	R: 0	H: 1	E: 0	K: 0	S: 6	H: 1	LOB: 1	BB: 0	P: 11	R: 0	H: 0	E: 0	K: 0	S: 6	R: 0	H: 1	E: 0	K: 0	S: 10	R: 3	H: 4	E: 1	K: 0	S: 15	R: 0	H: 0	E: 0	K: 1	S: 7	R: 0	H: 1	E: 0	K: 1	S: 10	R: 0	H: 0	E: 0	K: 1	S: 6	1B: 5	2B: 3	3B: 0	HR: 0	SF: 0	SAC: 0	DP: 0	HBP: 1	WP: 0	PB: 0	SB: 0	CS: 2	PA: 36	ERA	WHIP
--------------	------	------	------	------	------	------	--------	-------	-------	------	------	------	------	------	------	--------	-------	-------	------	------	------	------	------	------	------	------	------	-------	------	------	------	------	-------	------	------	------	------	------	------	------	------	------	-------	------	------	------	------	------	-------	-------	-------	-------	-------	--------	-------	--------	-------	-------	-------	-------	--------	-----	------

PITCHER	IP	WLS	BF	H	R	ER	SO	BB	IBB	HBP	BLK	WP	HR	S	P	ERA	WHIP
Ricky Bones, R (1, 1) ERA: 5.37	5.2	W	25	7	3	2	1	1	0	1	0	0	0	48	75	3.18	1.412
Marshall Boze, R (6, 1) ERA: 5.96	0.1		1	0	0	0	0	0	0	0	0	0	0	2	4	0.00	0.000
Graeme Lloyd, L (7, 1) ERA: 2.06	2.0		7	1	0	0	2	0	0	0	0	0	0	17	24	0.00	0.500
Mike Fetters, R (9, 1) ERA: 2.3	1.0	S	3	0	0	0	1	0	0	0	0	0	0	6	6	0.00	0.000

Batter	1	2	3	4	5	6	7	8	9	AB R H RBI BB SO LOB	TOP	
Jeff Cirillo, R (1, 5) OBP: 0.397, SLG: 0.511	3-2 G6-3			0-0 G6-3		1-0 G3		2-0 FC1-4 1B		4 0 1 0 0 0 0	Milwaukee Brewers @ Kansas City Royals Kauffman Stadium, Kansas City, MO Wed Jun 26 1996, 7:05 PM CDT Att. 14,560 - Unknown - 82 F livebaseballscorecards.com	
Kevin Seitzer, R (1, 10) OBP: 0.444, SLG: 0.502	2-2 F8			0-2 2B		1-2 L5		2-3 K		4 0 1 0 0 1 2		
Greg Vaughn, R (1, 8) OBP: 0.408, SLG: 0.593	2-1 G5-3			2-2 P6		0-0 1B		1-2 FC1-4 1-2f		4 0 1 1 0 0 2		
Dave Nilsson, L (1, 7) OBP: 0.420, SLG: 0.603		1-3 K		1-0 G4-3		1-1 G3		3-3 K		4 0 0 0 0 2 3		
John Jaha, R (1, 3) OBP: 0.390, SLG: 0.500		0-0 G4-3		2-2 G4-3		0-0 HR		0-1 F7		4 1 1 1 0 0 0		
Matt Mieske, R (1, 9) OBP: 0.356, SLG: 0.530		1-1 G5-3		1-0 1B 2B		3-2 L9		1-3 K		4 1 1 0 0 1 0		
Mark Loretta, R (1, 4) OBP: 0.368, SLG: 0.308 Fernando Vina, L (9, PH) OBP: 0.375, SLG: 0.430			0-0 P3	0-1 F9		1-2 G6-3		3-2 1B		3 0 0 0 0 0 1 1 0 1 0 0 0 0		
Jose Valentin, S (1, 6) OBP: 0.332, SLG: 0.480		0-3 K		1-1 S 1B		2-2 G6-3		1-1 F7		4 0 1 1 0 1 1		
Mike Matheny, R (1, 2) OBP: 0.268, SLG: 0.355		3-2 F8		1-2 F7		0-1 1B FC1-4 2B				3 1 1 0 0 0 1		
Inning Stats	R: 0 E: 0 K: 0 S: 10 H: 0 LOB: 0 BB: 0 P: 17	R: 0 E: 0 K: 1 S: 6 H: 0 LOB: 0 BB: 0 P: 8	R: 0 E: 0 K: 1 S: 8 H: 0 LOB: 0 BB: 0 P: 11	R: 0 E: 0 K: 0 S: 9 H: 1 LOB: 1 BB: 0 P: 12	R: 1 E: 0 K: 0 S: 11 H: 2 LOB: 1 BB: 0 P: 16	R: 0 E: 0 K: 0 S: 8 H: 1 LOB: 1 BB: 0 P: 11	R: 1 E: 0 K: 0 S: 11 H: 1 LOB: 0 BB: 0 P: 17	R: 1 E: 0 K: 2 S: 15 H: 2 LOB: 1 BB: 0 P: 23	R: 0 E: 0 K: 1 S: 12 H: 1 LOB: 1 BB: 0 P: 17	1B: 4 2B: 3 3B: 0 HR: 1 SF: 0 SAC: 0 DP: 0 HBP: 0	WP: 0 PB: 0 SB: 1 CS: 0 PA: 35	
PITCHER	IP WLS BF H R ER SO BB IBB HBP BLK WP HR S P ERA WHIP											
Chris Haney, L (1, 1) ERA: 4.57	8.0 W 31 7 3 3 4 0 0 0 0 0 0 1 78 115 3.38 0.875											
Julio Valera, R (9, 1) ERA: 5.92	0.2 2 0 0 0 1 0 0 0 0 0 0 0 6 7 0.00 0.000											
Jason Jacome, L (9, 1) ERA: 4.91	0.1 2 1 0 0 0 0 0 0 0 0 0 0 6 10 0.00 3.000											



Batter	1	2	3	4	5	6	7	8	9	AB	R	H	RBI	BB	SO	LOB
Chris Stynes, R (1, 4) OBP: 0.276, SLG: 0.298 Keith Lockhart, L (4, PH) OBP: 0.369, SLG: 0.447 (5, 4)	2-2 G6-3		1-0 E 1B	0-0 F9		0-1 FC3-6				2	1	1	1	0	0	0
Tom Goodwin, L (1, 8) OBP: 0.330, SLG: 0.315 (9, 7)	3-2 G4-3		1-0 E1 G6-4-3 1B HR 1B		1-1 G6-3		0-0 F8			4	1	1	0	0	0	0
Craig Paquette, R (1, 7) OBP: 0.276, SLG: 0.435 (9, 5)	0-0 G6-3		1-0 G6-4-3 1B		1-0 HR		1-1 F9			4	1	2	2	0	0	0
Joe Vitiello, R (1, 10) OBP: 0.364, SLG: 0.432		2-2 G6-3	2-0 G6-4-3		0-2 G5-3		1-0 G6-3			4	0	0	0	0	0	2
Mike Macfarlane, R (1, 2) OBP: 0.330, SLG: 0.537		2-2 HR	3-2 HR		1-3 K		0-1 F9			4	2	2	3	0	1	0
Jose Offerman, S (1, 3) OBP: 0.367, SLG: 0.336		3-2 G6-3	1-0 2B			4-2 P4-3 BB		1-0 L8		3	0	1	0	1	0	0
Joe Randa, R (1, 5) OBP: 0.377, SLG: 0.431 Rod Myers, L (8, PR) (9, 9)		1-0 G6-3	2-0 G4-3			0-1 P4-3 1-f		1-0 1B		4	0	1	0	0	0	2
Johnny Damon, L (1, 9) OBP: 0.326, SLG: 0.402 (9, 8)			0-0 1B 1B	1-3 K		1-1 E6 WP		0-0 G3-1		4	1	1	0	0	1	1
David Howard, S (1, 6) OBP: 0.301, SLG: 0.335			3-2 1B 1B E 1B	0-1 L7		4-1 FC3-6 BB				2	1	1	0	1	0	0

Inning Stats	R: 0	H: 0	E: 0	K: 10	S: 10	R: 1	H: 1	E: 0	K: 11	S: 11	R: 5	H: 7	E: 1	K: 15	S: 15	R: 0	H: 0	E: 0	K: 1	S: 6	R: 1	H: 1	E: 0	K: 1	S: 9	R: 0	H: 0	E: 1	K: 10	S: 12	R: 0	H: 0	E: 0	K: 0	S: 4	R: 0	H: 1	E: 0	K: 0	S: 5
	0	0	0	15	15	1	1	0	11	11	5	7	1	15	15	0	0	0	1	6	6	1	1	0	0	9	0	0	1	0	12	0	0	1	0	4	0	1	0	5
	0	0	0	15	15	1	1	0	11	11	5	7	1	15	15	0	0	0	1	6	6	1	1	0	0	9	0	0	1	0	12	0	0	1	0	4	0	1	0	5

PITCHER	IP	WLS	BF	H	R	ER	SO	BB	IBB	HBP	BLK	WP	HR	S	P	ERA	WHIP
Brian Givens, L (1, 1) ERA: 12.86	2.2	L	15	8	6	6	0	0	0	0	0	0	2	35	60	20.25	3.000
Jose Mercedes, R (3, 1) ERA: 5.4	3.0		11	1	1	1	1	0	0	0	0	0	1	25	36	3.00	0.667
Mike Potts, L (6, 1) ERA: 6.75	2.1		9	1	0	0	0	1	0	0	0	1	0	12	20	0.00	0.857

BOTTOM

Milwaukee Brewers @ Kansas City Royals
Kauffman Stadium, Kansas City, MO
Wed Jun 26 1996, 7:05 PM CDT
Att: 14,560 - Unknown - 82 F

AB	33
R	7
H	10
RBI	6
BB	2
SO	2
LOB	7



WP	PA	ERA	WHIP
1	35		

Batter	1	2	3	4	5	6	7	8	9	AB R H RBI BB SO LOB	TOP											
Fernando Vina, L (1, 4) OBP: 0.372, SLG: 0.425	0-1 G6-3		1-0 2B		0-1 G3		0-1 F9		0-3 K	5 1 1 0 0 1 0												
Jeff Cirillo, R (1, 5) OBP: 0.399, SLG: 0.513	2-2 F9		3-2 2B		1-0 F8		1-0 HBP			3 1 1 1 0 0 0												
Tim Unroe, R (9, 5) OBP: 0.417, SLG: 0.222			1-H							0 0 0 0 0 0 0												
Kevin Seitzer, R (1, 3) OBP: 0.444, SLG: 0.505	2-1 G6-3		0-1 2B		2-0 G3		0-2 1B			4 0 2 1 0 0 0												
Dave Nilsson, L (1, 9) OBP: 0.422, SLG: 0.617		2-2 F7	4-1 BB		3-2 F8			2-1 HR		3 1 1 1 1 0 0												
Matt Mieske, R (8, 9) OBP: 0.356, SLG: 0.530										0 0 0 0 0 0 0												
Greg Vaughn, R (1, 7) OBP: 0.406, SLG: 0.599	1-0 HR		1-0 G5-3		1-0 P2			1-2 F7		4 1 1 1 0 0 2												
John Jaha, R (1, 10) OBP: 0.391, SLG: 0.524		1-3 K		2-2 HR		2-2 HR		0-1 G5-3		4 2 2 2 0 1 0												
Jose Valentin, S (1, 6) OBP: 0.334, SLG: 0.484		0-2 CS		2-1 F7		2-2 2B		2-3 K		4 0 2 0 0 1 0												
Mike Matheny, R (1, 2) OBP: 0.263, SLG: 0.348	2-0 CS		1-3 K		2-2 F8				1-2 G6-3	4 0 0 0 0 1 1												
Kevin Koslofski, L (1, 8) OBP: 0.263, SLG: 0.389			3-3 K		0-1 F8		0-0 L6		2-2 G6-3	4 0 0 0 0 1 0												
Inning Stats	R: 0 E: 0 K: 0 S: 10	H: 0 LOB: 0 BB: 0 P: 14	R: 1 E: 0 K: 1 S: 10	H: 2 LOB: 0 BB: 0 P: 16	R: 2 E: 0 K: 2 S: 17	H: 3 LOB: 2 BB: 1 P: 30	R: 1 E: 0 K: 0 S: 12	H: 1 LOB: 0 BB: 0 P: 18	R: 0 E: 0 K: 0 S: 4	H: 0 LOB: 0 BB: 0 P: 7	R: 1 E: 0 K: 0 S: 15	H: 2 LOB: 1 BB: 0 P: 26	R: 0 E: 0 K: 0 S: 6	H: 1 LOB: 2 BB: 0 P: 7	R: 1 E: 0 K: 1 S: 12	H: 1 LOB: 0 BB: 0 P: 17	R: 0 E: 0 K: 1 S: 13	H: 0 LOB: 0 BB: 0 P: 16	1B: 3 2B: 3 3B: 0 HR: 4	SF: 0 SAC: 0 DP: 0 HBP: 1	WP: 0 PB: 0 SB: 0 CS: 1	PA: 38
PITCHER	IP WLS BF H R ER SO BB IBB HBP BLK WP HR S P ERA WHIP																					
Tim Belcher, R (1, 1) ERA: 4.47	7.0 L 30 9 5 5 3 1 0 1 0 0 0 3 74 118 6.43 1.429																					
Mike Magnante, L (8, 1) ERA: 5.1	2.0 7 1 1 1 2 0 0 0 0 0 0 1 25 33 4.50 0.500																					

Milwaukee Brewers @ Kansas City Royals
Kauffman Stadium, Kansas City, MO

Thu Jun 27 1996, 7:05 PM CDT
Att. 17,670 - Unknown - 85 F

AB	35
R	6
H	10
RBI	6
BB	1
SO	5
LOB	3



Batter	1	2	3	4	5	6	7	8	9	AB	R	H	RBI	BB	SO	LOB
Johnny Damon, L (1, 8) OBP: 0.323, SLG: 0.398 Chris Stynes, R (8, PH) OBP: 0.271, SLG: 0.293 (9, 4)	1-0 G6-3		3-2 E4		1-2 L3			3-1 P3		3	0	0	0	0	0	2
Tom Goodwin, L (1, 7) OBP: 0.326, SLG: 0.310 (9, 8)	1-1 G5-3		1-1 G6-3			3-2 G6-3		1-3 K		4	0	0	0	0	1	1
Keith Lockhart, L (1, 4) OBP: 0.364, SLG: 0.441 Kevin Young, R (8, PH) OBP: 0.324, SLG: 0.500 (9, 5)	2-1 F7			1-0 P6		0-3 K		0-0 F9		3	0	0	0	0	1	0
Craig Paquette, R (1, 5) OBP: 0.275, SLG: 0.430 (9, 7)		1-1 P6		2-3 K		0-0 L9			3-2 2B	4	1	1	0	0	1	0
Michael Tucker, L (1, 9) OBP: 0.313, SLG: 0.376 Joe Vitiello, R (9, PH) OBP: 0.367, SLG: 0.440		1-3 K		2-1 F8			1-2 G6-3	2B G1-6-3	1-2 1B	3	1	1	0	0	1	0
Jose Offerman, S (1, 3) OBP: 0.369, SLG: 0.336		0-2 1B			4-2 HBP		1-1 G6-3	2-3 G5-3	2-1 G5-3	3	0	1	0	1	0	2
Joe Randa, R (1, 10) OBP: 0.373, SLG: 0.425		1-1 L6			1-1 F8		0-2 G1-6-3	3-H G5-3	2-2 1B	4	0	1	1	0	0	2
Mike Macfarlane, R (1, 2) OBP: 0.331, SLG: 0.533 Sal Fasano, R (7, 2) OBP: 0.296, SLG: 0.385			0-0 F9		2-2 HBP		2-2 1B	3-2 G5-3	1-2 G5-3	1	0	0	0	0	0	0
David Howard, S (1, 6) OBP: 0.297, SLG: 0.329			1-0 F7		1-2 HBP		1-0 L7	1-3 K	1-3 K	2	0	1	0	0	0	2

Inning Stats	R: 0	H: 0	E: 0	K: 0	S: 5	R: 0	H: 1	E: 0	K: 1	S: 10	R: 0	H: 0	E: 1	K: 0	S: 8	R: 0	H: 0	E: 0	K: 1	S: 6	R: 0	H: 0	E: 0	K: 1	S: 12	R: 0	H: 0	E: 0	K: 1	S: 8	R: 1	H: 2	E: 0	K: 0	S: 12	R: 0	H: 0	E: 0	K: 1	S: 6	R: 1	H: 3	E: 0	K: 1	S: 22	R: 0	H: 0	E: 0	K: 1	S: 10	
	0	0	0	0	9	0	1	0	1	10	0	0	1	0	8	0	0	0	1	6	0	0	0	0	12	0	0	0	0	8	1	2	0	0	12	0	0	0	6	0	0	10	1	3	0	0	10	0	0	0	0
	0	0	0	0	9	0	1	0	1	10	0	0	1	0	8	0	0	0	1	6	0	0	0	0	12	0	0	0	0	8	1	2	0	0	12	0	0	0	6	0	0	10	1	3	0	0	10	0	0	0	0

BOTTOM

Milwaukee Brewers @ Kansas City Royals
 Kauffman Stadium, Kansas City, MO

Thu Jun 27 1996, 7:05 PM CDT
 Att: 17,670 - Unknown - 85 F

AB	34
R	2
H	6
RBI	2
BB	1
SO	6
LOB	14

WP: 0 PA: 36
 PB: 0
 SB: 1
 CS: 0



livebaseballscorecards.com

Batter	1	2	3	4	5	6	7	8	9	AB R H RBI BB SO LOB	TOP
Chuck Knoblauch, R (1, 4) OBP: 0.436, SLG: 0.487 BB FC4-6 BB	4-2 FC4-6 BB	1-1 F7 1-2			2-2 G2-3 WP 1B		1-1 P3			3 0 1 0 1 0 1	
Rich Becker, L (1, 8) OBP: 0.332, SLG: 0.384 FC4-6 1B 1-2f	0-1 FC4-6 1B 1-2f		3-3 K		3-3 K 1-2			1-2 G4-3		4 1 0 0 0 2 2	
Paul Molitor, R (1, 10) OBP: 0.373, SLG: 0.442 K 1-2	1-3 K 1-2		0-0 G3		0-1 G2-3 2-3			0-2 F7		4 0 0 0 0 1 2	
Marty Cordova, R (1, 7) OBP: 0.390, SLG: 0.474 2-H 1B	0-1 1B		1-3 K		2-2 G5-3			1-2 G6-3		4 0 1 1 0 1 1	
Scott Stahoviak, L (1, 3) OBP: 0.422, SLG: 0.538 K	1-3 K			0-0 F8		0-0 G3-1			0-0 G4-3	4 0 0 0 0 1 1	
Dave Hollins, S (1, 5) OBP: 0.368, SLG: 0.398 1B G6-4-3 HBP		3-2 1B G6-4-3 HBP		4-0 1B BB		3-3 K			2-3 K	2 1 0 0 1 2 0	
Greg Myers, L (1, 2) OBP: 0.339, SLG: 0.507 1B G6-4-3		3-2 1B G6-4-3		0-1 1B		0-1 G4-3			2-2 F8	4 0 2 0 0 0 0	
Jeff Reboulet, R (1, 6) OBP: 0.297, SLG: 0.229 G6-4-3		1-1 G6-4-3 1-2f 3-H		2-3 K			1-1 G6-3			3 0 0 0 0 1 3	
Matt Lawton, L (1, 9) OBP: 0.308, SLG: 0.243 1B G4-3		2-2 1B		1-0 G4-3			1-0 G3			3 0 1 0 0 0 2	
Inning Stats	R: 1 H: 1 E: 0 LOB: 1 K: 2 BB: 1 S: 14 P: 20	R: 1 H: 2 E: 1 LOB: 1 K: 0 BB: 0 S: 12 P: 22	R: 0 H: 0 E: 0 LOB: 0 K: 2 BB: 0 S: 7 P: 11	R: 0 H: 1 E: 0 LOB: 2 K: 1 BB: 1 S: 7 P: 14	R: 0 H: 1 E: 0 LOB: 1 K: 1 BB: 0 S: 12 P: 19	R: 0 H: 0 E: 0 LOB: 0 K: 1 BB: 0 S: 7 P: 10	R: 0 H: 0 E: 0 LOB: 0 K: 0 BB: 0 S: 5 P: 8	R: 0 H: 0 E: 0 LOB: 0 K: 0 BB: 0 S: 9 P: 11	R: 0 H: 0 E: 0 LOB: 0 K: 1 BB: 0 S: 13 P: 17	1B: 5 SF: 0 2B: 0 SAC: 0 3B: 0 DP: 1 HR: 0 HBP: 1	WP: 1 PA: 34 PB: 0 SB: 1 CS: 0
PITCHER Kevin Appier, R (1, 1) ERA: 3.45	IP WLS BF H R ER SO BB IBB HBP BLK WP HR S P ERA WHIP 9.0 W 34 5 2 2 8 2 0 1 0 1 0 86 132 2.00 0.778										

Minnesota Twins @ Kansas City Royals
 Kauffman Stadium, Kansas City, MO
 Fri Jun 28 1996, 7:05 PM CDT
 Att. 21,515 - Unknown - 87 F

AB	31
R	2
H	5
RBI	1
BB	2
SO	8
LOB	12



Batter	1	2	3	4	5	6	7	8	9	AB	R	H	RBI	BB	SO	LOB
Johnny Damon, L OBP: 0.326, SLG: 0.403 (1, 8) B S X	1-1 G4-3 ①		0-2 2B 1B		1-2 G3 ③		1-0 SH2-4 2B			4	1	2	0	0	0	0
Tom Goodwin, L OBP: 0.326, SLG: 0.311 (1, 7) F B X	1-1 L7 ②		0-2 F8 ②			2-1 2B 1B	0-1 SH2-4 ①			3	1	1	0	0	0	2
Keith Lockhart, L OBP: 0.371, SLG: 0.456 (1, 4) B X	1-0 1B		0-1 2B 1-H 2-H			1-1 G3 1B 2B 1-H	1-1 P2 ②			4	1	3	3	0	0	1
Joe Vitiello, R OBP: 0.365, SLG: 0.433 (1, 10) C S C	0-3 K ③		0-0 L3 ③			1-1 G3 2-3	4-0 DI IBB			3	0	0	0	1	1	3
Michael Tucker, L OBP: 0.311, SLG: 0.374 (1, 9) C B F B X		1-3 K ①		1-2 F7 ①		3-0 E 1B 3-H	1-3 K ③			4	1	1	1	0	2	2
Craig Paquette, R OBP: 0.268, SLG: 0.419 (1, 5) C B C F B X		1-2 F8 ②		0-1 P4 ②		1-1 L9 ②		0-3 K ①		4	0	0	0	0	1	1
Jose Offerman, S OBP: 0.367, SLG: 0.335 (1, 3) C B X		1-1 L8 ③		1-0 L8 ③		1-1 E9 1B 1B 1-H		1-1 G3 ②		4	1	1	1	0	0	0
Sal Fasano, R OBP: 0.295, SLG: 0.381 (1, 2) X			0-0 F8 ①		2-2 L7 ①	0-0 1B 2-H		2-1 G3-1 ③		4	0	1	1	0	0	0
David Howard, S OBP: 0.297, SLG: 0.329 (1, 6) C X			0-1 2B 1B 1B		0-1 G3 ②	2-2 G1-3 ③				3	1	1	0	0	0	1

Inning Stats	R: 0	H: 1	E: 0	K: 1	S: 8	LOB: 1	BB: 0	P: 11	R: 0	H: 0	E: 0	K: 1	S: 8	LOB: 0	BB: 0	P: 11	R: 2	H: 3	E: 0	K: 0	S: 12	LOB: 1	BB: 0	P: 12	R: 0	H: 0	E: 0	K: 0	S: 8	LOB: 0	BB: 0	P: 10	R: 0	H: 0	E: 0	K: 0	S: 8	LOB: 0	BB: 0	P: 11	R: 4	H: 5	E: 1	K: 0	S: 19	LOB: 1	BB: 0	P: 29	R: 0	H: 1	E: 0	K: 1	S: 8	LOB: 2	BB: 1	P: 15	R: 0	H: 0	E: 0	K: 1	S: 7	LOB: 0	BB: 0	P: 10
1B: 7	SF: 0	2B: 3	SAC: 1	3B: 0	DP: 0	HR: 0	HBP: 0	WP: 0	PA: 35																																																							

PITCHER	IP	WLS	BF	H	R	ER	SO	BB	IBB	HBP	BLK	WP	HR	S	P	ERA	WHIP
Brad Radke, R ERA: 4.77 (1, 1)	6.0	L	27	9	6	5	2	0	0	0	0	0	0	63	84	7.50	1.500
Scott Aldred, L ERA: 7.34 (7, 1)	1.0		5	1	0	0	1	0	1	0	0	0	0	8	15	0.00	1.000
Dan Naulty, R ERA: 3.29 (8, 1)	1.0		3	0	0	0	1	0	0	0	0	0	0	7	10	0.00	0.000

BOTTOM

Minnesota Twins @ Kansas City Royals
Kauffman Stadium, Kansas City, MO

livebaseballscorecards.com

AB 33
R 6
H 10
RBI 6
BB 1
SO 4
LOB 10



WP: 0 PA: 35
PB: 0
SB: 1
CS: 0

Fri Jun 28 1996, 7:05 PM CDT
Att: 21,515 - Unknown - 87 F

Batter	1	2	3	4	5	6	7	8	9	AB R H RBI BB SO LOB	TOP																
Chuck Knoblauch, R (1, 4) OBP: 0.437, SLG: 0.507	2-2 	0-2 	1-2 		1-0 		0-1 		3-2 	5 2 3 3 0 0 0																	
Matt Lawton, L (1, 9) OBP: 0.333, SLG: 0.296	2-0 	1-0 	0-0 		4-2 		0-0 		2-2 	5 2 4 3 1 0 1																	
Paul Molitor, R (1, 10) OBP: 0.369, SLG: 0.435	4-2 	0-2 	0-1 		0-3 		1-1 		0-0 	5 1 0 0 1 1 5																	
Marty Cordova, R (1, 7) OBP: 0.397, SLG: 0.487	0-1 	1-2 	0-0 	2-2 		0-0 		0-1 		5 3 4 2 0 0 0																	
Scott Stahoviak, L (1, 3) OBP: 0.416, SLG: 0.528	0-3 		1-3 	1-1 		1-3 		0-1 		5 0 1 0 0 3 4																	
Dave Hollins, S (1, 5) OBP: 0.368, SLG: 0.393	1-0 		4-2 	2-2 		1-3 		1-1 		3 1 0 0 1 1 4																	
Greg Myers, L (1, 2) OBP: 0.341, SLG: 0.507	1-0 		2-2 	1-2 		0-0 		2-2 		4 1 2 3 0 0 2																	
Pat Meares, R (1, 6) OBP: 0.299, SLG: 0.405	0-3 		0-0 		2-2 		1-2 		2-3 	5 2 2 1 0 2 3																	
Rich Becker, L (1, 8) OBP: 0.325, SLG: 0.375		0-0 	1-1 		0-1 		0-3 		0-0 	5 0 0 0 0 1 3																	
Inning Stats	R: 3 E: 0 K: 2 S: 19	H: 3 LOB: 2 BB: 1 P: 29	R: 0 E: 1 K: 0 S: 10	H: 1 LOB: 1 BB: 0 P: 12	R: 6 E: 0 K: 1 S: 19	H: 5 LOB: 0 BB: 1 P: 28	R: 0 E: 1 K: 0 S: 12	H: 1 LOB: 1 BB: 0 P: 18	R: 1 E: 0 K: 1 S: 14	H: 1 LOB: 1 BB: 1 P: 21	R: 0 E: 0 K: 2 S: 8	H: 1 LOB: 1 BB: 0 P: 10	R: 1 E: 0 K: 1 S: 11	H: 2 LOB: 1 BB: 0 P: 13	R: 1 E: 1 K: 1 S: 13	H: 1 LOB: 1 BB: 0 P: 18	R: 0 E: 0 K: 0 S: 9	H: 1 LOB: 1 BB: 0 P: 14	1B: 8 2B: 5 3B: 2 HR: 1	SF: 2 SAC: 0 DP: 1 HBP: 1	WP: 0 PB: 0 SB: 0 CS: 1	PA: 49					
PITCHER	IP WLS BF H R ER SO BB IBB HBP BLK WP HR S P ERA WHIP																										
Doug Linton, R (1, 1) ERA: 5.18	2.2	L	19	8	8	8	3	2	0	1	0	0	0	45	66	27.00	3.750										
Julio Valera, R (3, 1) ERA: 6.0	2.1		11	3	2	2	1	1	0	0	0	0	1	29	42	7.71	1.714										
Mike Magnante, L (6, 1) ERA: 5.12	1.2		8	3	1	1	3	0	0	0	0	0	0	17	20	5.40	1.800										
Tim Pugh, R (7, 1) ERA: 8.03	1.1		6	1	1	0	1	0	0	0	0	0	0	15	21	0.00	0.750										
Jeff Montgomery, R (9, 1) ERA: 3.8	1.0		4	1	0	0	0	0	0	0	0	0	0	9	14	0.00	1.000										

Minnesota Twins @ Kansas City Royals
 Kauffman Stadium, Kansas City, MO

Sat Jun 29 1996, 7:05 PM CDT
 Att. 23,232 - Unknown - 90 F

livebaseballscorecards.com

AB	42
R	12
H	16
RBI	12
BB	3
SO	8
LOB	22



Batter	1	2	3	4	5	6	7	8	9	AB	R	H	RBI	BB	SO	LOB
Jose Offerman, S OBP: 0.371, SLG: 0.346 (1, 6)	1-1 G3 SF9 2B	4-2 1B 2B BB		1-1 L5		1-2 G4-3		2-1 2B		4	2	2	0	1	0	0
Tom Goodwin, L OBP: 0.324, SLG: 0.309 (1, 7) (5, 8)	3-2 G3 2-3	3-1 S 2B 1B			1-0 G3-1		1-1 G4-3	2-1 G3		5	1	1	1	0	0	3
Craig Paquette, R OBP: 0.284, SLG: 0.453 (1, 5)	4-2 BB	1-1 1-H 3-H 2B			2-0 G5-3		1-2 HR		0-2 F8-6 E 1B	4	1	3	3	1	0	0
Joe Vitiello, R OBP: 0.357, SLG: 0.424 (1, 3)	0-0 SF9 3-H	3-2 F8			3-2 E4 E HBP		1-3 K		1-2 E6	4	1	0	1	0	1	2
Mike Macfarlane, R OBP: 0.333, SLG: 0.527 (1, 10)	1-1 G5-3		0-0 F8		2-2 E HBP		0-1 1B		2-1 F8	4	0	1	0	0	0	3
Kevin Young, R OBP: 0.316, SLG: 0.457 Henry Mercedes, R (8, 2) Keith Lockhart, L OBP: 0.369, SLG: 0.454 (9, PH)		4-2 S 1B BB	2-2 G6-3		2-0 E6		1-3 K		0-2 F8-6	3	0	0	0	1	1	2
Sal Fasano, R OBP: 0.296, SLG: 0.380 Michael Tucker, L OBP: 0.310, SLG: 0.372 (8, 9)		2-0 1-H 1B	1-1 F7		0-0 P3			2-1 G4-3		3	0	1	0	0	0	2
Johnny Damon, L OBP: 0.328, SLG: 0.403 Rod Myers, L (4, PH) (5, 7)		3-2 1B HBP		0-1 F7		1-3 K		1-3 K		0	1	0	0	0	0	0
Joe Randa, R OBP: 0.377, SLG: 0.423 (1, 4)		1-1 SAFE 1B 1B		1-2 L5		1-0 F8		4-2 2B BB		3	1	1	1	1	0	0

Inning Stats	R: 1	H: 1	E: 0	K: 0	S: 12	LOB: 1	BB: 1	P: 21	R: 4	H: 4	E: 0	K: 0	S: 20	LOB: 1	BB: 2	P: 41	R: 0	H: 0	E: 0	K: 0	S: 6	LOB: 0	BB: 0	P: 9	R: 0	H: 0	E: 0	K: 0	S: 7	LOB: 0	BB: 0	P: 9	R: 1	H: 0	E: 2	K: 0	S: 9	LOB: 2	BB: 0	P: 19	R: 0	H: 0	E: 0	K: 1	S: 8	LOB: 0	BB: 1	P: 11	R: 1	H: 2	E: 0	K: 2	S: 15	LOB: 1	BB: 0	P: 19	R: 0	H: 1	E: 0	K: 1	S: 13	LOB: 2	BB: 1	P: 24	R: 0	H: 1	E: 1	K: 0	S: 12	LOB: 1	BB: 0	P: 15	1B: 5	SF: 1	2B: 4	SAC: 0	3B: 0	DP: 1	HR: 1	HBP: 2	WP: 0	PA: 42
--------------	------	------	------	------	-------	--------	-------	-------	------	------	------	------	-------	--------	-------	-------	------	------	------	------	------	--------	-------	------	------	------	------	------	------	--------	-------	------	------	------	------	------	------	--------	-------	-------	------	------	------	------	------	--------	-------	-------	------	------	------	------	-------	--------	-------	-------	------	------	------	------	-------	--------	-------	-------	------	------	------	------	-------	--------	-------	-------	-------	-------	-------	--------	-------	-------	-------	--------	-------	--------

PITCHER	IP	WLS	BF	H	R	ER	SO	BB	IBB	HBP	BLK	WP	HR	S	P	ERA	WHIP
Rich Robertson, L ERA: 4.73 (1, 1)	1.2		11	4	5	5	0	3	0	1	0	0	0	24	50	27.00	4.200
Mike Trombley, R ERA: 1.59 (2, 1)	3.1	W	14	1	1	0	0	0	0	1	0	0	0	30	49	0.00	0.300
Eddie Guardado, L ERA: 4.64 (6, 1)	1.1		5	1	1	1	1	0	0	0	0	0	1	14	19	6.75	0.750
Dan Naulty, R ERA: 3.16 (7, 1)	1.2		8	2	0	0	3	1	0	0	0	0	0	22	35	0.00	1.800
Dave Stevens, R ERA: 4.03 (9, 1)	1.0		4	1	0	0	0	0	0	0	0	0	0	12	15	0.00	1.000

BOTTOM

Minnesota Twins @ Kansas City Royals
Kauffman Stadium, Kansas City, MO
 Sat Jun 29 1996, 7:05 PM CDT
 Att: 23,232 - Unknown - 90 F

livebaseballscores.com

AB	35
R	7
H	9
RBI	6
BB	4
SO	4
LOB	14



Batter	1	2	3	4	5	6	7	8	9	AB R H RBI BB SO LOB	TOP											
Chuck Knoblauch, R (1, 4) OBP: 0.438, SLG: 0.518	1-0 L9		1-1 HR 1B		2-2 F9			1-2 HR		4 2 2 1 0 0 0												
Matt Lawton, L (1, 9) OBP: 0.339, SLG: 0.324	3-3 K		3-2 HR 1-H 2-H 3-H		4-2 BB			0-1 G3		3 1 1 4 1 1 0												
Paul Molitor, R (1, 10) OBP: 0.371, SLG: 0.434	1-0 G1-3		0-0 L1-3 1B		1-2 G1-3			4-1 BB		3 0 1 0 1 0 1												
Marty Cordova, R (1, 7) OBP: 0.392, SLG: 0.480		2-3 K	1-2 L1-3		0-0 G5-3			0-0 L8		4 0 0 0 0 1 2												
Scott Stahoviak, L (1, 3) OBP: 0.408, SLG: 0.517		2-3 K	2-2 F9		1-0 G3-1			2-3 K		4 0 0 0 0 2 1												
Dave Hollins, S (1, 5) OBP: 0.367, SLG: 0.388		4-0 BB		0-0 G3		1-0 P5		1-3 K		3 0 0 0 1 1 0												
Pat Meares, R (1, 6) OBP: 0.294, SLG: 0.398		1-2 G1-3		2-3 K		0-1 F9		1-3 K		4 0 0 0 0 2 1												
Jeff Reboulet, R (9, 6) OBP: 0.297, SLG: 0.229										0 0 0 0 0 0 0	AB 32											
Rich Becker, L (1, 8) OBP: 0.328, SLG: 0.382			0-0 1B HR 1B		0-0 F7		3-0 G6-3		1-1 2B	4 1 2 0 0 0 0	R 5											
Matt Walbeck, S (1, 2) OBP: 0.167, SLG: 0.172			4-0 1B HR BB		0-1 F9		0-0 G4-3		1-0 G1-3	3 1 0 0 1 0 1	H 6											
Inning Stats	R: 0 E: 0 K: 1 S: 5	H: 0 LOB: 0 BB: 0 P: 10	R: 0 E: 0 K: 2 S: 9	H: 0 LOB: 1 BB: 1 P: 18	R: 4 E: 0 K: 0 S: 13	H: 4 LOB: 0 BB: 1 P: 24	R: 0 E: 0 K: 1 S: 5	H: 0 LOB: 0 BB: 0 P: 7	R: 0 E: 0 K: 0 S: 11	H: 0 LOB: 1 BB: 1 P: 18	R: 0 E: 0 K: 0 S: 3	H: 0 LOB: 0 BB: 0 P: 5	R: 0 E: 0 K: 0 S: 4	H: 0 LOB: 0 BB: 0 P: 7	R: 1 E: 0 K: 1 S: 10	H: 1 LOB: 1 BB: 1 P: 17	R: 0 E: 0 K: 2 S: 10	H: 1 LOB: 1 BB: 0 P: 14	1B: 3 2B: 2 3B: 0 HR: 2	SF: 0 SAC: 0 DP: 1 HBP: 0	WP: 0 PB: 0 SB: 0 CS: 0	PA: 36
PITCHER Mark Gubicza, R (1, 1) ERA: 5.17	IP 9.0 WLS L BF 36 H 6 R 5 ER 5 SO 7 BB 4 IBB 0 HBP 0 BLK 0 WP 0 HR 2 S 70 P 120 ERA 5.00 WHIP 1.111											PITCHER IP WLS BF H R ER SO BB IBB HBP BLK WP HR S P ERA WHIP										

Minnesota Twins @ Kansas City Royals
Kauffman Stadium, Kansas City, MO
 Sun Jun 30 1996, 3:33 AM CDT
 Att. 28,246 - Overcast - 87 F

livebaseballscorecards.com



Batter	1	2	3	4	5	6	7	8	9	AB	R	H	RBI	BB	SO	LOB
Jose Offerman, S OBP: 0.370, SLG: 0.344 (1, 3)	1-1 G4-3			3-2 G4-3		1-3 K		2-1 E9 1B		4	0	1	0	0	1	0
Tom Goodwin, L OBP: 0.324, SLG: 0.307 Joe Randa, R OBP: 0.381, SLG: 0.427 (1, 8) (8, PH) (9, 4)	3-1 F7			2-2 G4-3		4-1 1B BB		2-2 G5-4-3 1B		2	0	0	0	1	0	0
Keith Lockhart, L OBP: 0.369, SLG: 0.452 Kevin Young, R OBP: 0.308, SLG: 0.444 (1, 4) (8, PH) (9, 5)	0-1 G6-3			1-0 F9		0-1 1B		0-1 G5-4-3 1-2f		3	0	1	0	0	0	0
Craig Paquette, R OBP: 0.277, SLG: 0.442 (1, 5) (9, 7)		1-0 G5-3			0-0 G6-3		1-3 K		1-2 G1-4-3	4	0	0	0	0	1	2
Michael Tucker, L OBP: 0.313, SLG: 0.390 (1, 9)		0-0 G3			1-1 1B 2B		2-1 L4		3-2 3B	4	1	2	0	0	0	0
Mike Macfarlane, R OBP: 0.326, SLG: 0.514 (1, 10)		0-3 K			1-1 F7		3-2 F9		2-3 K	4	0	0	0	0	2	2
Rod Myers, L OBP: 0.125, SLG: 0.125 (1, 7) (9, 8)			1-0 G6-3		2-1 FC6-4 1B		3-3 K		2-3 K	4	0	1	1	0	2	1
Sal Fasano, R OBP: 0.290, SLG: 0.371 (1, 2)			3-1 G1-3		2-1 FC6-4			1-2 P3		3	0	0	0	0	0	1
David Howard, S OBP: 0.297, SLG: 0.329 (1, 6)			2-3 K			0-0 F8		0-1 1B E 1B		3	1	1	0	0	1	0

Inning Stats		R: 0	H: 0	E: 0	K: 0	S: 6	R: 0	H: 0	E: 0	K: 1	S: 5	R: 0	H: 0	E: 0	K: 1	S: 6	R: 1	H: 2	E: 0	K: 0	S: 9	R: 0	H: 1	E: 0	K: 2	S: 10	R: 0	H: 0	E: 0	K: 1	S: 9	R: 1	H: 3	E: 1	K: 0	S: 14	R: 0	H: 1	E: 0	K: 2	S: 17	1B: 5	SF: 0	3B: 1	HR: 0								
IP	WLS	BF	H	R	ER	SO	BB	IBB	HBP	BLK	WP	HR	S	P	ERA	WHIP	IP	WLS	BF	H	R	ER	SO	BB	IBB	HBP	BLK	WP	HR	S	P	ERA	WHIP	IP	WLS	BF	H	R	ER	SO	BB	IBB	HBP	BLK	WP	HR	S	P	ERA	WHIP			
Frankie Rodriguez, R ERA: 5.2 (1, 1)	7.1	W	28	5	2	2	5	1	0	0	0	0	0	61	101	2.46	0.818																																				
Eddie Guardado, L ERA: 4.64 (8, 1)	0.0		1	1	0	0	0	0	0	0	0	0	0	5	7	∞	∞																																				
Greg Hansell, R ERA: 4.34 (8, 1)	0.2		1	0	0	0	0	0	0	0	0	0	0	2	2	0.00	0.000																																				
Dave Stevens, R ERA: 3.86 (9, 1)	1.0	S	4	1	0	0	2	0	0	0	0	0	0	17	25	0.00	1.000																																				

BOTTOM

Minnesota Twins @ Kansas City Royals
Kauffman Stadium, Kansas City, MO

Sun Jun 30 1996, 3:33 AM CDT
Att. 28,246 - Overcast - 87 F

livebaseballscorecards.com

AB	33
R	2
H	7
RBI	1
BB	1
SO	7
LOB	8



WP: 0	PA: 34
PB: 0	
SB: 0	
CS: 0	

Batter	1	2	3	4	5	6	7	8	9	AB R H RBI BB SO LOB	TOP		
Johnny Damon, L (1, 8) OBP: 0.326, SLG: 0.399	1-0 G3		1-2 F9		2-0 G2-3 2B 1B		1-1 FC6-4 1-2f		0-0 FC3-2	5 1 1 0 0 0 3	Kansas City Royals @ Cleveland Indians Jacobs Field, Cleveland, OH Mon Jul 01 1996, 7:05 PM EDT Att. 40,814 - Unknown - 77 F livebaseballscorecards.com		
Tom Goodwin, L (1, 7) OBP: 0.319, SLG: 0.301	1-1 L3		2-2 L4		1-0 G2-3		2-0 G3		2-3 3-H K	5 0 0 0 0 1 4			
Keith Lockhart, L (1, 4) OBP: 0.375, SLG: 0.462	3-2 G4-3		0-0 CS 1B		0-1 2-H 2B			2-1 BLK 1B		4 0 3 1 0 0 0			
Joe Vitiello, R (1, 10) OBP: 0.351, SLG: 0.415		2-1 G6-3	2-2 CS 1-2	2-3 K	2-3 K			2-3 K 1-2		4 0 0 0 0 3 2			
Mike Macfarlane, R (1, 2) OBP: 0.330, SLG: 0.548		0-2 HR		1-1 HR		2-3 K		0-0 F8		4 2 2 2 0 1 1			
Jose Offerman, S (1, 3) OBP: 0.365, SLG: 0.339		2-3 K		1-3 K		2-2 L8		0-1 F7		4 0 0 0 0 2 1			
Michael Tucker, L (1, 9) OBP: 0.317, SLG: 0.389		0-0 1B 1B		3-3 K		3-3 K			4-2 2B FC3-2 BB	3 0 1 0 1 2 0			
Joe Randa, R (1, 5) OBP: 0.391, SLG: 0.467		2-1 SAFE 1-2 1B			0-0 HR		1-1 F8		0-1 FC3-2 2B	4 1 3 1 0 0 0			
David Howard, S (1, 6) OBP: 0.297, SLG: 0.325		2-1 G4-3		1-1 B2-3		4-0 FC6-4 BB		3-1 F7		3 0 0 0 1 0 4			
Inning Stats	R: 0 E: 0 K: 0 S: 6 H: 0 LOB: 0 BB: 0 P: 11	R: 1 E: 0 K: 1 S: 14 H: 3 LOB: 2 BB: 0 P: 22	R: 0 E: 0 K: 3 S: 10 H: 1 LOB: 0 BB: 0 P: 14	R: 1 E: 0 K: 3 S: 12 H: 1 LOB: 0 BB: 0 P: 19	R: 2 E: 0 K: 1 S: 10 H: 3 LOB: 1 BB: 0 P: 16	R: 0 E: 0 K: 2 S: 11 H: 0 LOB: 0 BB: 0 P: 18	R: 0 E: 0 K: 0 S: 6 H: 0 LOB: 1 BB: 1 P: 13	R: 0 E: 0 K: 1 S: 9 H: 1 LOB: 1 BB: 0 P: 13	R: 0 E: 0 K: 1 S: 10 H: 1 LOB: 2 BB: 1 P: 18	1B: 5 2B: 2 3B: 0 HR: 3 SF: 0 SAC: 0 DP: 0 HBP: 0	WP: 0 PB: 0 SB: 1 CS: 1 PA: 39		
PITCHER	IP WLS BF H R ER SO BB IBB HBP BLK WP HR S P ERA WHIP											PITCHER	IP WLS BF H R ER SO BB IBB HBP BLK WP HR S P ERA WHIP
Charles Nagy, R (1, 1) ERA: 3.62	7.0 L 29 8 4 4 7 1 0 0 0 0 0 3 69 113 5.14 1.286												
Eric Plunk, R (8, 1) ERA: 2.59	1.0 6 2 0 0 1 1 0 0 0 0 0 0 13 21 0.00 3.000												
Jim Poole, L (9, 1) ERA: 3.24	1.0 3 0 0 0 1 0 0 0 0 0 0 0 6 10 0.00 0.000												

Kansas City Royals @ Cleveland Indians
 Jacobs Field, Cleveland, OH
 Mon Jul 01 1996, 7:05 PM EDT
 Att. 40,814 - Unknown - 77 F

AB	36
R	4
H	10
RBI	4
BB	2
SO	9
LOB	15



Batter	1	2	3	4	5	6	7	8	9	AB	R	H	RBI	BB	SO	LOB
Kenny Lofton, L OBP: 0.381, SLG: 0.426 (1, 8)	1-0 G3		0-1 G4-3		2-2 1B			0-0 L9		4	0	1	0	0	0	1
Omar Vizquel, S OBP: 0.352, SLG: 0.401 (1, 6)	2-2 P6		1-2 P6		0-0 P4			0-1 G5-3		4	0	0	0	0	0	2
Carlos Baerga, S OBP: 0.298, SLG: 0.406 (1, 4)	1-0 F9		1-1 1B		2-2 F8			1-2 G6-3		4	0	1	1	0	0	1
Albert Belle, R OBP: 0.408, SLG: 0.631 (1, 7)		0-0 HR	0-2 G4-3		1-0 G6-3			0-0 F8		4	1	1	1	0	0	1
Manny Ramirez, R OBP: 0.376, SLG: 0.572 (1, 9)		1-2 P4		2-0 1B		1-2 F7		0-2 P3		4	0	1	0	0	0	0
Eddie Murray, S OBP: 0.323, SLG: 0.400 (1, 10)		0-0 G3-1		1-1 P4		0-0 G5-3		0-3 K		4	0	1	0	0	1	1
Sandy Alomar Jr., R OBP: 0.340, SLG: 0.424 (1, 2)		2-0 G3-1		0-1 G4-6-3				0-0 L4		3	0	1	0	0	0	1
Jim Thome, L OBP: 0.452, SLG: 0.594 (1, 5)		1-1 L7		2-1 G4-6-3				1-2 P5		3	0	0	0	0	0	3
Alvaro Espinoza, R OBP: 0.286, SLG: 0.349 (1, 3)			2-0 G4-3		1-2 G6-3			1-0 G4-3		3	1	1	0	0	0	0

Inning Stats	R: 0 E: 0 K: 0 S: 5	H: 0 LOB: 0 BB: 0 P: 9	R: 1 E: 0 K: 0 S: 9	H: 2 LOB: 1 BB: 0 P: 13	R: 1 E: 0 K: 0 S: 11	H: 2 LOB: 1 BB: 0 P: 15	R: 0 E: 0 K: 0 S: 7	H: 2 LOB: 1 BB: 0 P: 12	R: 0 E: 0 K: 0 S: 11	H: 1 LOB: 1 BB: 0 P: 16	R: 0 E: 0 K: 0 S: 5	H: 0 LOB: 0 BB: 0 P: 7	R: 0 E: 0 K: 0 S: 8	H: 0 LOB: 0 BB: 0 P: 10	R: 0 E: 0 K: 1 S: 6	H: 0 LOB: 0 BB: 0 P: 7	R: 0 E: 0 K: 1 S: 8	H: 0 LOB: 0 BB: 0 P: 8	1B: 5 2B: 1 3B: 0 HR: 1	SF: 0 SAC: 0 DP: 1 HBP: 0	WP: 0 PB: 0 SB: 0 CS: 0	PA: 33
PITCHER Chris Haney, L ERA: 4.37 (1, 1)	IP 9.0	WLS W	BF 33	H 7	R 2	ER 2	SO 1	BB 0	IBB 0	HBP 0	BLK 0	WP 0	HR 1	S 70	P 97	ERA 2.00	WHIP 0.778					

BOTTOM

Kansas City Royals @ Cleveland Indians
Jacobs Field, Cleveland, OH
 Mon Jul 01 1996, 7:05 PM EDT
 Att: 40,814 - Unknown - 77 F

livebaseballscorecards.com

AB	33
R	2
H	7
RBI	2
BB	0
SO	1
LOB	10



Batter	1	2	3	4	5	6	7	8	9	AB R H RBI BB SO LOB	TOP						
Johnny Damon, L (1, 8) OBP: 0.324, SLG: 0.396 B C C F C X	1-2 		1-1 		2-2 		0-1 		2-2 	5 0 1 0 0 0 2							
Tom Goodwin, L (1, 7) OBP: 0.323, SLG: 0.306 C B F C X	1-1 		1-3 		1-3 			2-2 	0-1 	5 0 3 1 0 2 0							
Keith Lockhart, L (1, 4) OBP: 0.369, SLG: 0.454 Joe Vitiello, R (9, PH) OBP: 0.353, SLG: 0.415 Kevin Young, R (9, PR) OBP: 0.308, SLG: 0.444 C 1 P F X	1-2 			0-0 		0-1 		0-0 	4-0 	4 0 0 0 0 0 2							
Mike Macfarlane, R (1, 2) OBP: 0.327, SLG: 0.536 F X		0-1 		2-2 		1-1 		0-0 	1-2 	4 1 0 0 0 0 4							
Michael Tucker, L (1, 9) OBP: 0.324, SLG: 0.402 B F X		1-1 		1-1 		3-1 		1-2 		4 0 3 0 0 0 0							
Craig Paquette, R (1, 10) OBP: 0.277, SLG: 0.437 B F X		1-1 		2-3 			1-2 	0-0 		4 0 1 0 0 1 5							
Jose Offerman, S (1, 3) OBP: 0.373, SLG: 0.348 1 SAFE 1 SAFE 1 SAFE 1 B B C B		4-1 		0-0 			4-1 		1-0 	2 0 2 1 2 0 0							
Joe Randa, R (1, 5) OBP: 0.381, SLG: 0.453 (9, 4) X		0-0 		2-2 			0-0 		2-3 	4 0 0 0 0 1 7							
David Howard, S (1, 6) OBP: 0.296, SLG: 0.322 B B S X			2-1 		0-1 		2-3 		4-0 	3 1 0 0 1 1 2							
Inning Stats	R: 0 H: 1 E: 0 LOB: 0 K: 0 BB: 0 S: 10 P: 12	R: 0 H: 1 E: 0 LOB: 2 K: 0 BB: 1 S: 8 P: 14	R: 0 H: 0 E: 0 LOB: 0 K: 1 BB: 0 S: 7 P: 11	R: 1 H: 2 E: 0 LOB: 2 K: 1 BB: 0 S: 14 P: 21	R: 0 H: 0 E: 0 LOB: 0 K: 1 BB: 0 S: 8 P: 11	R: 0 H: 0 E: 0 LOB: 0 K: 0 BB: 0 S: 6 P: 10	R: 0 H: 1 E: 0 LOB: 2 K: 1 BB: 1 S: 11 P: 18	R: 0 H: 2 E: 0 LOB: 2 K: 0 BB: 0 S: 9 P: 12	R: 1 H: 3 E: 0 LOB: 3 K: 1 BB: 2 S: 16 P: 30	1B: 8 SF: 0 2B: 2 SAC: 0 3B: 0 DP: 0 HR: 0 HBP: 1	WP: 1 PA: 40 PB: 0 SB: 1 CS: 1						
PITCHER	IP WLS BF H R ER SO BB IBB HBP BLK WP HR S P ERA WHIP																
Chad Ogea, R (1, 1) ERA: 6.75	6.1		26	5	1	1	3	2	0	1	0	0	0	58	89	1.42	1.105
Paul Assenmacher, L (7, 1) ERA: 2.38	1.0		4	1	0	0	1	0	0	0	0	0	0	10	14	0.00	1.000
Paul Shuey, R (8, 1) ERA: 4.76	0.2		3	1	0	0	0	0	0	0	0	0	0	5	6	0.00	1.500
Jose Mesa, R (9, 1) ERA: 4.79	0.2		5	3	1	1	1	1	0	0	0	1	0	13	22	13.50	6.000
Jim Poole, L (9, 1) ERA: 3.2	0.1	W	2	0	0	0	0	1	0	0	0	0	0	3	8	0.00	3.000

Kansas City Royals @ Cleveland Indians
 Jacobs Field, Cleveland, OH
 Tue Jul 02 1996, 7:05 PM EDT
 Att. 42,283 - Unknown - 77 F

AB	35
R	2
H	10
RBI	2
BB	4
SO	5
LOB	22



WP: 1	PA: 40
PB: 0	
SB: 1	
CS: 1	

PITCHER	IP	WLS	BF	H	R	ER	SO	BB	IBB	HBP	BLK	WP	HR	S	P	ERA	WHIP
Chad Ogea, R	6.1		26	5	1	1	3	2	0	1	0	0	0	58	89	1.42	1.105
Paul Assenmacher, L	1.0		4	1	0	0	1	0	0	0	0	0	0	10	14	0.00	1.000
Paul Shuey, R	0.2		3	1	0	0	0	0	0	0	0	0	0	5	6	0.00	1.500
Jose Mesa, R	0.2		5	3	1	1	1	1	0	0	0	1	0	13	22	13.50	6.000
Jim Poole, L	0.1	W	2	0	0	0	0	1	0	0	0	0	0	3	8	0.00	3.000

Batter	1	2	3	4	5	6	7	8	9	AB	R	H	RBI	BB	SO	LOB
Kenny Lofton, L OBP: 0.384, SLG: 0.441 (1, 8)	2-1 G4-3		1-0 2B			2-0 HR		0-0 SF8 FC4-2 1B		4	1	3	1	0	0	0
Omar Vizquel, S OBP: 0.354, SLG: 0.404 (1, 6)	1-2 FC6-4 1B		2-3 K			0-1 G4-6-3 1B		0-1 SF8 1-3 2-H		3	0	2	1	0	1	1
Carlos Baerga, S OBP: 0.295, SLG: 0.401 (1, 4)	1-1 F8		1-2 G3			1-0 F7		0-0 FC4-2 3-H		4	0	0	0	0	0	4
Albert Belle, R OBP: 0.403, SLG: 0.623 (1, 7)	1-0 FC6-4 1-2f			2-2 G4-3		2-0 G4-6-3 1-2f		2-3 K		4	0	0	0	0	1	3
Jim Thome, L OBP: 0.453, SLG: 0.589 (1, 5)		4-1 G1-3 BB		0-1 G6-3			4-2 BB		1-2 G4-3	2	0	0	0	2	0	0
Eddie Murray, S OBP: 0.320, SLG: 0.395 (1, 10)		1-0 G1-3		3-1 G4-3			2-2 F7		1-1 G3	4	0	0	0	0	0	2
Manny Ramirez, R OBP: 0.375, SLG: 0.567 (1, 9)		3-3 K			0-0 F8		1-1 F7		1-0 1B 1B	4	1	1	0	0	1	2
Sandy Alomar Jr., R OBP: 0.339, SLG: 0.421 (1, 2)		1-0 G5-3			1-0 G5-3		0-1 G4-3		1-0 1B 1B	4	0	1	0	0	0	2
Scott Leius, R OBP: 0.159, SLG: 0.262 (1, 3)			1-1 G4-3		3-2 G6-3			3-2 SF8 1B HBP	2	0	0	0	0	0	0	0
Jeromy Burnitz, L OBP: 0.452, SLG: 0.563 (8, PH)									2-0 1B	0	1	0	0	0	0	0
Alvaro Espinoza, R OBP: 0.286, SLG: 0.349 (9, 3)									1-2 2-H 1B	0	0	0	0	0	0	0
Julio Franco, R OBP: 0.423, SLG: 0.488 (9, PH)										1	0	1	1	0	0	0

Inning Stats	R: 0	H: 1	E: 0	LOB: 1	K: 0	S: 8	R: 0	H: 0	E: 0	LOB: 1	K: 1	S: 7	R: 0	H: 1	E: 0	LOB: 1	K: 1	S: 9	R: 0	H: 0	E: 0	LOB: 0	K: 0	S: 9	R: 0	H: 0	E: 0	LOB: 0	K: 0	S: 6	R: 1	H: 2	E: 0	LOB: 0	K: 0	S: 5	R: 0	H: 0	E: 0	LOB: 1	K: 0	S: 10	R: 1	H: 1	E: 1	LOB: 1	K: 1	S: 9	R: 1	H: 3	E: 0	LOB: 2	K: 0	S: 8	1B: 6	SF: 1	2B: 1	3B: 0	HR: 1	SAC: 0	DP: 1	HBP: 1	WP: 0	PA: 36
PITCHER	IP	WLS	BF	H	R	ER	SO	BB	IBB	HBP	BLK	WP	HR	S	P	ERA	WHIP																																															
Tim Belcher, R ERA: 4.29 (1, 1)	8.2	L	35	7	3	2	3	2	0	1	0	0	1	70	119	2.08	1.038																																															
Hipolito Pichardo, R ERA: 5.99 (9, 1)	0.0		1	1	0	0	0	0	0	0	0	0	0	1	3	∞	∞																																															

BOTTOM

Kansas City Royals @ Cleveland Indians
Jacobs Field, Cleveland, OH
 Tue Jul 02 1996, 7:05 PM EDT
 Att: 42,283 - Unknown - 77 F

livebaseballscorecards.com

AB	32
R	3
H	8
RBI	3
BB	2
SO	3
LOB	14



Batter	1	2	3	4	5	6	7	8	9	AB R H RBI BB SO LOB	TOP											
Johnny Damon, L (1, 8) OBP: 0.321, SLG: 0.392	1-0 F8		0-0 F7		0-0 SH1-3		0-0 F7			3 0 0 0 0 0 1												
Tom Goodwin, L (1, 7) OBP: 0.328, SLG: 0.322	0-1 1B 2B		1-1 HR 3B		3-2 1B		0-1 CS 1-2	0-0 P5		4 2 3 1 0 0 0												
Keith Lockhart, L (1, 4) OBP: 0.371, SLG: 0.455	2-0 1B 2-H		1-0 G3		0-1 1B 1-2			1-1 G3		4 0 2 1 0 0 1												
Craig Paquette, R (1, 10) OBP: 0.276, SLG: 0.450	0-0 F8		1-0 HR 3-H		1-0 F9			0-3 K		4 1 1 2 0 1 2												
Michael Tucker, L (1, 9) OBP: 0.319, SLG: 0.394	2-1 F7		0-0 F7			0-0 G4-3			3-2 F7	4 0 0 0 0 0 1												
Jose Offerman, S (1, 3) OBP: 0.375, SLG: 0.350		2-2 G1-3		1-0 1B G6-4-3		2-2 F9			3-2 BB 1B	4 0 2 0 0 0 0												
Joe Randa, R (1, 5) OBP: 0.384, SLG: 0.451		1-2 1B G5-3		1-2 1B G6-4-3 1-2f		1-1 G4-3			4-1 BB G4-6-3 1-2	3 0 1 0 1 0 1												
Sal Fasano, R (1, 2) OBP: 0.291, SLG: 0.366		1-0 G5-3		2-0 P6			4-2 CS BB		2-2 G4-6-3 1-2f	2 0 0 0 1 0 1												
Rod Myers, L (9, PH) OBP: 0.111, SLG: 0.111		1-2 G5-3								1 0 0 0 0 0 2												
David Howard, S (1, 6) OBP: 0.296, SLG: 0.326		0-1 B5-3			1-1 SH1-3 1B 2B		2-3 K			3 1 1 0 0 1 2												
Inning Stats	R: 1 E: 0 K: 0 S: 7	H: 2 LOB: 1 BB: 0 P: 12	R: 0 E: 0 K: 0 S: 11	H: 1 LOB: 1 BB: 0 P: 15	R: 2 E: 0 K: 0 S: 6	H: 2 LOB: 0 BB: 0 P: 9	R: 0 E: 0 K: 0 S: 6	H: 1 LOB: 0 BB: 0 P: 10	R: 1 E: 0 K: 0 S: 9	H: 3 LOB: 1 BB: 0 P: 14	R: 0 E: 0 K: 0 S: 6	H: 0 LOB: 0 BB: 0 P: 9	R: 0 E: 0 K: 1 S: 10	H: 0 LOB: 0 BB: 1 P: 16	R: 0 E: 0 K: 1 S: 6	H: 0 LOB: 0 BB: 0 P: 7	R: 0 E: 0 K: 0 S: 10	H: 1 LOB: 1 BB: 1 P: 22	1B: 6 2B: 2 3B: 1 HR: 1	SF: 0 SAC: 1 DP: 2 HBP: 0	WP: 0 PB: 0 SB: 0 CS: 2	PA: 36
PITCHER	IP WLS BF H R ER SO BB IBB HBP BLK WP HR S P ERA WHIP																					
Julian Tavarez, R (1, 1) ERA: 4.91	5.0 W 22 9 4 4 0 0 0 0 0 0 0 1 39 60 7.20 1.800																					
Greg Swindell, L (6, 1) ERA: 7.17	3.0 9 0 0 0 2 1 0 0 0 0 0 0 22 32 0.00 0.333																					
Paul Shuey, R (9, 1) ERA: 4.5	1.0 S 4 1 0 0 0 1 0 0 0 0 0 0 10 22 0.00 2.000																					

Kansas City Royals @ Cleveland Indians
 Jacobs Field, Cleveland, OH
 Wed Jul 03 1996, 7:05 PM EDT
 Att. 42,470 - Unknown - 66 F

AB	32
R	4
H	10
RBI	4
BB	2
SO	2
LOB	11



Batter	1	2	3	4	5	6	7	8	9
Kenny Lofton, L OBP: 0.385, SLG: 0.441 (1, 8)	1-0 L8		1-0 G4-6-3 1B					0-0 G4-6-3 1B	
Omar Vizquel, S OBP: 0.355, SLG: 0.400 (1, 6)	4-2 1B BB		1-0 F8		4-1 BB 2B BB	2-1 G1-5-3		0-2 G4-6-3 1-2f	
Carlos Baerga, S OBP: 0.296, SLG: 0.399 (1, 4)	1-2 1B		1-0 G4-6-3 1-2f		4-2 BB 2B BB	3-1 G6-3		0-0 F9	
Albert Belle, R OBP: 0.404, SLG: 0.630 (1, 7)	2-3 K			2-2 HR	4-2 BB 2B BB	0-0 P2			
Jim Thome, L OBP: 0.454, SLG: 0.590 (1, 5)	2-3 K			4-2 BB BB	1-0 BB 2B 2B		2-3 K		
Eddie Murray, S OBP: 0.325, SLG: 0.401 (1, 10)		0-0 F9 2B		1-0 F8	4-0 BB 2B BB		0-1 S 1B 1B		
Manny Ramirez, R OBP: 0.379, SLG: 0.567 (1, 9)		2-2 F9		4-2 BB	4-1 BB 2B BB		2-1 S 1B		
Sandy Alomar Jr., R OBP: 0.337, SLG: 0.422 (1, 2)		0-1 G6-3		1-1 L7	1-0 BB 2B		2-1 F8		
Alvaro Espinoza, R OBP: 0.270, SLG: 0.328 (1, 3)		1-1 G5-3		0-3 K	0-0 G5-3		1-3 K		

AB	R	H	RBI	BB	SO	LOB
5	0	2	0	0	0	2
3	1	0	0	2	0	2
4	1	1	0	1	0	1
3	2	1	1	1	1	2
3	1	1	2	1	2	2
3	1	2	0	1	0	1
2	0	1	1	2	0	1
4	0	1	2	0	0	5
4	0	0	0	0	2	7

BOTTOM	
AB	31
R	6
H	9
RBI	6
BB	8
SO	5
LOB	23

1B: 5	SF: 0	WP: 0	PA: 39
2B: 3	SAC: 0	PB: 0	
3B: 0	DP: 2	SB: 2	
HR: 1	HBP: 0	CS: 0	

Inning Stats		R	H	E	K	S	P	IP	WLS	BF	H	R	ER	SO	BB	IBB	HBP	BLK	WP	HR	S	P	ERA	WHIP
Kevin Appier, R ERA: 3.63 (1, 1)		0	1	0	2	13	4.1			22	4	4	4	3	6	0	0	0	0	1	52	94	8.31	2.308
Mike Magnante, L ERA: 5.68 (5, 1)		0	0	0	0	0	0.0	L		3	1	0	0	0	2	0	0	0	0	0	2	11	∞	∞
Julio Valera, R ERA: 5.7 (5, 1)		0	2	0	0	0	2.2			11	3	2	2	0	0	0	0	0	0	0	22	37	6.75	1.125
Jason Jacome, L ERA: 4.76 (8, 1)		0	1	0	0	0	1.0			3	1	0	0	0	0	0	0	0	0	0	5	5	0.00	1.000

Kansas City Royals @ Cleveland Indians
Jacobs Field, Cleveland, OH
 Wed Jul 03 1996, 7:05 PM EDT
 Att: 42,470 - Unknown - 66 F

livebaseballscorecards.com



Batter	1	2	3	4	5	6	7	8	9	AB R H RBI BB SO LOB	TOP														
Jose Offerman, S OBP: 0.385, SLG: 0.372 (1, 4) (7, 3)	1-2 F8 S 1B		4-0 2B BB		1-2 1B	1-0 3B			1-2 G4-3 2B	4 0 4 2 1 0 0															
Tom Goodwin, L OBP: 0.326, SLG: 0.324 (1, 8) (9, 7)	3-2 F7 1-2		3-1 2B		2-2 L9	2-2 G3			0-2 G4-3 2-3	5 0 1 0 0 0 4															
Craig Paquette, R OBP: 0.274, SLG: 0.440 Johnny Damon, L OBP: 0.321, SLG: 0.392 (1, 7) (9, 8)	0-0 F8 2-3		3-3 K			4-1 BB HR BB			2-0 P4	4 1 0 0 1 1 4 0 0 0 0 0 0 0															
Joe Vitiello, R OBP: 0.352, SLG: 0.409 (1, 10)	2-2 P3			2-3 K		4-1 HR BB			2-1 G3-1	3 1 0 0 1 1 1															
Kevin Young, R OBP: 0.310, SLG: 0.513 Keith Lockhart, L OBP: 0.370, SLG: 0.453 (1, 3) (7, PH) (7, 4)		0-0 L5		1-0 P6		0-1 HR			2-2 F7	3 1 1 3 0 0 0 1 0 0 0 0 0 0															
Joe Randa, R OBP: 0.387, SLG: 0.448 (1, 5)		0-0 G4-3		4-0 BB		0-1 CS 1B			0-0 L6	3 0 1 0 1 0 0															
Michael Tucker, L OBP: 0.318, SLG: 0.388 (1, 9)		2-3 K		3-2 G3		4-1 BB 3B BB			3-2 G5-3	3 1 0 0 1 1 1															
Sal Fasano, R OBP: 0.283, SLG: 0.355 (1, 2)			1-1 F8		2-1 L6	0-3 K			1-2 G5-3	4 0 0 0 0 1 1															
David Howard, S OBP: 0.296, SLG: 0.322 (1, 6)			0-2 G3-1		0-0 F9	4-0 3B BB			2-3 K	3 1 0 0 1 1 0															
Inning Stats	R: 0 E: 0 K: 0 S: 10	H: 1 LOB: 1 BB: 0 P: 16	R: 0 E: 0 K: 1 S: 5	H: 0 LOB: 0 BB: 0 P: 7	R: 0 E: 0 K: 1 S: 10	H: 1 LOB: 2 BB: 1 P: 21	R: 0 E: 0 K: 1 S: 8	H: 0 LOB: 1 BB: 1 P: 18	R: 0 E: 0 K: 0 S: 9	H: 1 LOB: 1 BB: 0 P: 14	R: 5 E: 0 K: 1 S: 14	H: 3 LOB: 1 BB: 4 P: 33	R: 0 E: 0 K: 0 S: 7	H: 0 LOB: 0 BB: 0 P: 12	R: 0 E: 0 K: 0 S: 9	H: 0 LOB: 0 BB: 0 P: 13	R: 0 E: 0 K: 1 S: 12	H: 1 LOB: 1 BB: 0 P: 17	1B: 3 2B: 2 3B: 1 HR: 1	SF: 0 SAC: 0 DP: 0 HBP: 0	WP: 0 PB: 0 SB: 1 CS: 1	PA: 39			
PITCHER	IP	WLS	BF	H	R	ER	SO	BB	IBB	HBP	BLK	WP	HR	S	P	ERA	WHIP								
Rich Robertson, L ERA: 4.76 (1, 1)	5.0	L	24	5	4	4	3	4	0	0	0	0	1	48	90	7.20	1.800								
Mike Trombley, R ERA: 2.37 (6, 1)	1.0		5	1	1	1	1	2	0	0	0	0	0	8	19	9.00	3.000								
Dan Naulty, R ERA: 3.2 (7, 1)	2.0		6	0	0	0	0	0	0	0	0	0	0	16	25	0.00	0.000								
Greg Hansell, R ERA: 5.14 (9, 1)	1.0		4	1	0	0	1	0	0	0	0	0	0	12	17	0.00	1.000								

Kansas City Royals @ Minnesota Twins
Hubert H. Humphrey Metrodome, Minneapolis, MN
Thu Jul 04 1996, 8:05 PM EDT
Att: 37,295 - Dome - 68 F

AB	33
R	5
H	7
RBI	5
BB	6
SO	5
LOB	11



Batter	1	2	3	4	5	6	7	8	9	AB R H RBI BB SO LOB
Chuck Knoblauch, R (1, 4) OBP: 0.444, SLG: 0.532 										4 0 2 1 1 0 1
Rich Becker, L (1, 7) OBP: 0.340, SLG: 0.398 Jeff Reboulet, R (7, PH) OBP: 0.308, SLG: 0.242 Chip Hale, L (8, 7) OBP: 0.423, SLG: 0.500 Paul Molitor, R (9, PH) OBP: 0.371, SLG: 0.431										3 0 1 0 0 1 1 1 0 0 0 0 0 1 1 0 0 0 0 1 1
Scott Stahoviak, L (1, 3) OBP: 0.402, SLG: 0.505 Ron Coomer, R (8, PH) OBP: 0.363, SLG: 0.534 Dave Hollins, S (1, 5) OBP: 0.371, SLG: 0.389 Matt Lawton, L (1, 8) OBP: 0.338, SLG: 0.328 Pat Meares, R (1, 6) OBP: 0.289, SLG: 0.390 Matt Walbeck, S (1, 2) OBP: 0.250, SLG: 0.250 Denny Hocking, S (1, 9) OBP: 0.205, SLG: 0.239										5 0 0 0 0 1 5
										3 1 2 0 0 0 1 1 0 1 0 0 0 0
										3 1 1 0 1 1 1
										4 0 2 1 0 0 2
										4 0 0 1 0 2 4
										4 0 0 1 0 2 4
										4 1 1 0 0 0 3
										3 0 0 0 1 1 2

BOTTOM

Kansas City Royals @ Minnesota Twins
 Hubert H. Humphrey Metrodome, Minneapolis, MN

Thu Jul 04 1996, 8:05 PM EDT
 Att. 37,295 - Dome - 68 F

livebaseballscorecards.com

AB	36
R	3
H	10
RBI	3
BB	3
SO	7
LOB	22



Inning Stats	R: 0	H: 0	E: 0	K: 0	S: 8	LOB: 0	BB: 0	P: 13	R: 2	H: 2	E: 0	K: 1	S: 10	LOB: 1	BB: 1	P: 19	R: 0	H: 0	E: 0	K: 2	S: 14	LOB: 0	BB: 0	P: 15	R: 0	H: 2	E: 0	K: 0	S: 13	LOB: 2	BB: 0	P: 22	R: 0	H: 2	E: 0	K: 1	S: 14	LOB: 2	BB: 0	P: 18	R: 0	H: 0	E: 0	K: 0	S: 12	LOB: 1	BB: 1	P: 20	R: 0	H: 2	E: 0	K: 0	S: 8	LOB: 1	BB: 0	P: 10	R: 1	H: 2	E: 0	K: 1	S: 13	LOB: 1	BB: 0	P: 18	1B: 7	SF: 0	2B: 3	SAC: 0	3B: 0	DP: 1	HR: 0	HBP: 0	WP: 0	PA: 39
--------------	------	------	------	------	------	--------	-------	-------	------	------	------	------	-------	--------	-------	-------	------	------	------	------	-------	--------	-------	-------	------	------	------	------	-------	--------	-------	-------	------	------	------	------	-------	--------	-------	-------	------	------	------	------	-------	--------	-------	-------	------	------	------	------	------	--------	-------	-------	------	------	------	------	-------	--------	-------	-------	-------	-------	-------	--------	-------	-------	-------	--------	-------	--------

PITCHER	IP	WLS	BF	H	R	ER	SO	BB	IBB	HBP	BLK	WP	HR	S	P	ERA	WHIP
Doug Linton, R (1, 1) ERA: 4.89	6.0	W	26	6	2	2	6	2	0	0	0	0	0	69	109	3.00	1.333
Jason Jacome, L (7, 1) ERA: 4.5	2.0		8	2	0	0	0	1	0	0	0	0	0	20	30	0.00	1.500
Jeff Montgomery, R (9, 1) ERA: 3.92	1.0	S	5	2	1	1	1	0	0	0	0	0	0	13	18	9.00	2.000

Batter	1	2	3	4	5	6	7	8	9	AB R H RBI BB SO LOB	TOP																
Jose Offerman, S OBP: 0.386, SLG: 0.380 (1, 3)	1-0 G4-3 1B SF8 1B	1-2 E 3B		1-2 F8 1-2		0-0 F9 2-3		0-2 G4-6-3 1-2f		5 2 2 0 0 0 3																	
Tom Goodwin, L OBP: 0.330, SLG: 0.324 (1, 7)	0-0 SF8 1B G4-3 1B	4-2 S E BB		0-1 P6		4-2 S BB		2-2 G3-1		3 2 1 0 2 0 1																	
Keith Lockhart, L OBP: 0.366, SLG: 0.451 (1, 4)	1-0 G4-3 1-2 2-3	1-1 E4 FC6-4 1-H 3-H			0-1 G3-1	3-0 F7 1-2 3-H		0-2 2B		5 0 1 0 0 0 3																	
Craig Paquette, R OBP: 0.272, SLG: 0.436 (1, 10)	1-1 SF8 2-3 3-H	2-0 FC6-4 1-2f			1-2 3B 1B		1-1 G6-3		0-0 P4	4 1 1 1 0 0 2																	
Michael Tucker, L OBP: 0.319, SLG: 0.400 (1, 9)	4-1 S 1B BB		2-2 L3		1-0 F7		0-1 HR		0-0 P3	4 2 1 1 1 0 2																	
Johnny Damon, L OBP: 0.323, SLG: 0.400 (1, 8)	1-0 1-H 3-H 1B		2-2 L3		3-2 1-H 3B		1-1 G4-3			4 0 2 3 0 0 0																	
Joe Randa, R OBP: 0.377, SLG: 0.436 (1, 5)	1 SAFE 1 SAFE 2-2 G6-3		1-1 G6-3		0-0 L7		1-1 G3-1			4 0 0 0 0 0 2																	
Sal Fasano, R OBP: 0.288, SLG: 0.350 (1, 2)		2-3 K		0-0 G5-3		4-2 F9 SH5-4 S BB		4-2 G4-6-3 BB		2 1 0 0 2 1 0																	
David Howard, S OBP: 0.296, SLG: 0.322 (1, 6)		0-1 G4-3		1-2 E 1B		1-1 SH5-4		0-2 P6		3 0 1 0 0 0 1																	
Inning Stats	R: 3 E: 0 K: 0 S: 10	H: 3 LOB: 1 BB: 1 P: 20	R: 2 E: 1 K: 1 S: 16	H: 1 LOB: 1 BB: 1 P: 26	R: 0 E: 0 K: 0 S: 9	H: 0 LOB: 0 BB: 0 P: 14	R: 0 E: 1 K: 0 S: 9	H: 1 LOB: 1 BB: 0 P: 11	R: 1 E: 0 K: 0 S: 16	H: 2 LOB: 1 BB: 0 P: 21	R: 1 E: 0 K: 0 S: 8	H: 0 LOB: 1 BB: 2 P: 20	R: 1 E: 0 K: 0 S: 8	H: 1 LOB: 0 BB: 0 P: 11	R: 0 E: 0 K: 0 S: 10	H: 0 LOB: 0 BB: 1 P: 14	R: 0 E: 0 K: 0 S: 9	H: 1 LOB: 1 BB: 0 P: 11	1B: 5 2B: 1 3B: 2 HR: 1	SF: 1 SAC: 1 DP: 1 HBP: 0	WP: 0 PB: 0 SB: 4 CS: 0	PA: 41					
PITCHER	IP WLS BF H R ER SO BB IBB HBP BLK WP HR S P ERA WHIP																										
Frankie Rodriguez, R ERA: 5.29 (1, 1)	5.0		25	7	6	4	1	2	0	0	0	0	0	60	92	7.20	1.800										
Scott Klinglebeck, R ERA: 4.76 (6, 1)	3.2		15	2	2	2	0	3	0	0	0	0	1	34	55	4.91	1.364										
Eddie Guardado, L ERA: 4.67 (9, 1)	0.1	W	1	0	0	0	0	0	0	0	0	0	0	1	1	0.00	0.000										

Kansas City Royals @ Minnesota Twins
 Hubert H. Humphrey Metrodome, Minneapolis, MN
 Fri Jul 05 1996 8:05 PM EDT
 Att: 18,465 - Dome - 68 F

AB	34
R	8
H	9
RBI	5
BB	5
SO	1
LOB	14



Batter	1	2	3	4	5	6	7	8	9	AB	R	H	RBI	BB	SO	LOB
Chuck Knoblauch, R (1, 4) OBP: 0.449, SLG: 0.547	1-1 G6-4-3 HBP		3-1 1-H HR		1-1 G6-3		4-1 BB		1-1 1B 2B	3	2	2	2	1	0	0
Rich Becker, L (1, 7) OBP: 0.345, SLG: 0.403	2-2 G6-4-3 1-2f		3-2 E S 1B		3-2 1B		0-0 P5		1-0 2B 2B 1B	5	1	3	1	0	0	3
Paul Molitor, R (1, 10) OBP: 0.371, SLG: 0.434	1-1 G1-3		1-2 L8		2-3 K			0-0 FC6-4 1B	0-0 2B 2B	5	1	2	0	0	1	1
Scott Stahoviak, L (1, 3) OBP: 0.402, SLG: 0.508		2-3 K		0-1 1B 1B		1-2 F7		0-0 FC6-4 1B	0-0 2B 2B	5	3	2	2	0	1	1
Dave Hollins, S (1, 5) OBP: 0.368, SLG: 0.385		1-1 F7		0-0 1B 1B		1-0 G4-3		1-1 L9	2-3 K	5	0	1	0	0	1	2
Greg Myers, L (1, 2) OBP: 0.346, SLG: 0.505		1-3 K		2-0 FC6-4 1B		2-3 K		4-1 1B BB	4-1 2B BB	3	0	1	1	2	2	0
Denny Hocking, S (9, PR) OBP: 0.205, SLG: 0.239										0	1	0	0	0	0	0
Ron Coomer, R (1, 9) OBP: 0.356, SLG: 0.522			0-2 F9		0-0 P3		1-2 F9	3-2 1B	3-2 1B 2B	3	0	0	0	0	0	2
Chip Hale, L (8, PH) OBP: 0.444, SLG: 0.542								1-3 2-H	1-H 2-H	2	0	2	3	0	0	0
Matt Lawton, L (1, 8) OBP: 0.329, SLG: 0.318			0-2 E4 HR		2-0 F7		0-2 E7	1-0 G4-3		4	1	0	0	0	0	4
Pat Meares, R (1, 6) OBP: 0.285, SLG: 0.384			1-2 L5		0-0 FC6-4		0-1 G6-3		1-0 F9	4	0	0	0	0	0	4

BOTTOM

Kansas City Royals @ Minnesota Twins
 Hubert H. Humphrey Metrodome, Minneapolis, MN

Fri Jul 05 1996, 8:05 PM EDT
 Att. 18,465 - Dome - 68 F

livebaseballscorecards.com

AB	39
R	9
H	13
RBI	9
BB	3
SO	5
LOB	17



Inning Stats	R: 0	H: 0	E: 0	LOB: 0	K: 0	S: 8	R: 0	H: 0	E: 0	LOB: 0	K: 2	S: 8	R: 2	H: 2	E: 1	LOB: 1	K: 0	S: 21	R: 1	H: 3	E: 0	LOB: 2	K: 0	S: 7	R: 0	H: 1	E: 0	LOB: 0	K: 1	S: 9	R: 0	H: 0	E: 0	LOB: 0	K: 0	S: 7	R: 0	H: 0	E: 1	LOB: 2	K: 0	S: 11	R: 1	H: 2	E: 0	LOB: 2	K: 0	S: 11	R: 5	H: 5	E: 0	LOB: 2	K: 1	S: 13	1B: 8	SF: 0	2B: 4	SAC: 0	3B: 0	DP: 1	HR: 1	HBP: 1	WP: 0	PA: 43
--------------	------	------	------	--------	------	------	------	------	------	--------	------	------	------	------	------	--------	------	-------	------	------	------	--------	------	------	------	------	------	--------	------	------	------	------	------	--------	------	------	------	------	------	--------	------	-------	------	------	------	--------	------	-------	------	------	------	--------	------	-------	-------	-------	-------	--------	-------	-------	-------	--------	-------	--------

PITCHER	IP	WLS	BF	H	R	ER	SO	BB	IBB	HBP	BLK	WP	HR	S	P	ERA	WHIP
Mark Gubicza, R (1, 1) ERA: 5.13	1.0		3	0	0	0	0	0	0	0	0	0	0	8	12	0.00	0.000
Mike Magnante, L (2, 1) ERA: 5.5	2.2		14	5	3	1	2	0	0	0	0	0	1	35	51	3.38	1.875
Tim Pugh, R (4, 1) ERA: 7.46	4.0		16	2	1	1	2	2	0	0	0	0	0	33	53	2.25	1.000
Hipolito Pichardo, R (8, 1) ERA: 6.21	0.2		6	4	3	3	0	0	0	0	0	0	0	11	18	40.50	6.000
Jeff Montgomery, R (9, 1) ERA: 4.3	0.1	L	4	2	2	2	1	1	0	0	0	0	0	8	17	54.00	9.000

PITCHER	IP	WLS	BF	H	R	ER	SO	BB	IBB	HBP	BLK	WP	HR	S	P	ERA	WHIP
---------	----	-----	----	---	---	----	----	----	-----	-----	-----	----	----	---	---	-----	------

Batter	1	2	3	4	5	6	7	8	9	AB R H RBI BB SO LOB	TOP									
Jose Offerman, S OBP: 0.386, SLG: 0.381 (1, 3) C B X	1-1 1B 2B		1-2 G3-1	1-1 L8 BB HBP	1-1 G4-3		1-1 F7			4 1 1 0 0 0 5										
Tom Goodwin, L OBP: 0.334, SLG: 0.326 (1, 7) C B X	2-1 S HR 1B		1-0 S E 1B	4-2 S BB		0-3 K		2-3 K		4 2 2 1 1 2 0										
Keith Lockhart, L OBP: 0.363, SLG: 0.450 (1, 4) X	0-0 F8		2-1 E9 1B 2B	0-0 L8		0-2 L8		1-2 G1-3		5 1 1 1 0 0 3										
Joe Vitiello, R OBP: 0.353, SLG: 0.421 (1, 10) B B X	3-1 HR		4-0 1B 1B BB	1-0 F8		3-3 K		3-3 K		4 2 1 2 1 2 2										
Michael Tucker, L OBP: 0.321, SLG: 0.414 (1, 9) B B X	2-2 G3		1-0 1B FC6-4 1B		3-1 F8		1-0 HR		1-2 P6	5 2 2 2 0 0 0										
Johnny Damon, L OBP: 0.327, SLG: 0.407 (1, 8) C B X	1-2 F7		1-2 FC6-4 1B		1-2 F8 2B		0-2 F9 G3 1B		1-2 G3-1	5 0 3 1 0 0 0										
Joe Randa, R OBP: 0.372, SLG: 0.425 (1, 5) C B X			1-0 FC6-4		4-0 S BB		1-2 G3		1-3 K	4 0 0 1 1 2 2										
Mike Macfarlane, R OBP: 0.320, SLG: 0.524 (1, 2) X			1-2 1B		0-0 F8 2B		0-0 F9			4 0 0 0 0 1 4										
David Howard, S OBP: 0.299, SLG: 0.320 (1, 6) B B X			0-3 K		2-3 F8		2-3 F9													
			2-0 F7		3-3 K		4-1 BB			2 0 0 0 2 1 0										
Inning Stats	R: 3 E: 0 K: 0 S: 13	H: 3 LOB: 0 BB: 0 P: 22	R: 0 E: 0 K: 1 S: 5	H: 0 LOB: 0 BB: 0 P: 8	R: 4 E: 1 K: 1 S: 15	H: 4 LOB: 1 BB: 1 P: 26	R: 0 E: 0 K: 1 S: 9	H: 0 LOB: 2 BB: 1 P: 18	R: 0 E: 0 K: 2 S: 9	H: 0 LOB: 0 BB: 0 P: 12	R: 1 E: 0 K: 0 S: 11	H: 2 LOB: 2 BB: 1 P: 18	R: 0 E: 0 K: 2 S: 9	H: 0 LOB: 0 BB: 0 P: 15	R: 0 E: 0 K: 1 S: 15	H: 0 LOB: 0 BB: 0 P: 18	1B: 5 2B: 3 3B: 0 HR: 2	SF: 0 SAC: 0 DP: 0 HBP: 1	WP: 0 PB: 0 SB: 4 CS: 0	PA: 43
PITCHER	IP WLS BF H R ER SO BB IBB HBP BLK WP HR S P ERA WHIP																			
Rick Aguilera, R ERA: 5.97 (1, 1)	2.1 L 15 7 7 7 1 1 0 0 0 0 1 29 51 27.00 3.429																			
Mike Trombley, R ERA: 2.08 (3, 1)	2.2 13 1 0 0 2 3 0 1 0 0 0 23 46 0.00 1.500																			
Greg Hansell, R ERA: 5.12 (6, 1)	2.0 9 2 1 1 2 1 0 0 0 0 1 20 30 4.50 1.500																			
Dan Naulty, R ERA: 3.13 (8, 1)	1.0 3 0 0 0 2 0 0 0 0 0 0 9 15 0.00 0.000																			
Dave Stevens, R ERA: 3.42 (9, 1)	1.0 3 0 0 0 1 0 0 0 0 0 0 15 18 0.00 0.000																			

Kansas City Royals @ Minnesota Twins
 Hubert H. Humphrey Metrodome, Minneapolis, MN
 Sat Jul 06 1996, 8:05 PM EDT
 Att: 18,699 - Dome - 72 F

AB	37
R	8
H	10
RBI	8
BB	5
SO	8
LOB	16



WP: 0	PA: 43
-------	--------

ERA	WHIP
-----	------

Batter	1	2	3	4	5	6	7	8	9	AB	R	H	RBI	BB	SO	LOB
Chuck Knoblauch, R (1, 4) <small>OBP: 0.453, SLG: 0.569</small>	2-1 HR		1-1 HR		2-1 G6-3		2-2 CS		3-2 G6-3	4	2	3	4	0	0	0
Matt Lawton, L (1, 8) <small>OBP: 0.322, SLG: 0.311</small> Jeff Reboulet, R (8, PH) <small>OBP: 0.313, SLG: 0.256</small> (9, 6)	3-2 G6-3		1-1 G4-3		1-0 P6		0-1 CS	3-2 G6-3	0-1 G6-3	3	0	0	0	0	0	0
Paul Molitor, R (1, 10) <small>OBP: 0.370, SLG: 0.430</small>	1-1 P4		4-1 G4-3		1-1 F8			0-0 G5-3	0-1 G6-3	3	0	0	0	1	0	1
Ron Coomer, R (1, 3) <small>OBP: 0.346, SLG: 0.507</small>	0-0 F9		0-0 G4-3		1-1 F8			0-1 G6-3	2-3 G6-3	4	0	0	0	0	0	2
Dave Hollins, S (1, 5) <small>OBP: 0.367, SLG: 0.381</small>		4-2 G4-3	2-3 K		0-0 P6			0-1 P1	0-1 P1	3	0	0	0	1	1	2
Pat Meares, R (1, 6) <small>OBP: 0.286, SLG: 0.384</small> (9, 8) Chip Hale, L (9, PH) <small>OBP: 0.436, SLG: 0.531</small>		0-0 G6-3		0-1 F9			0-0 E8		0-0 P6	3	1	1	0	0	0	1
Matt Walbeck, S (1, 2) <small>OBP: 0.255, SLG: 0.277</small> Scott Stahoviak, L (9, PH) <small>OBP: 0.400, SLG: 0.505</small>		0-2 G4-3		1-1 G4-3			0-0 1B		1-3 K	3	1	1	1	0	0	1
Rich Becker, L (1, 7) <small>OBP: 0.339, SLG: 0.396</small>		3-3 K		3-2 G4-3			0-3 K		1-3 K	4	0	0	0	0	3	2
Denny Hocking, S (1, 9) <small>OBP: 0.210, SLG: 0.257</small>			1-2 HR		2-1 G6-3			3-2 F8		3	1	1	0	0	0	1

BOTTOM

Kansas City Royals @ Minnesota Twins
 Hubert H. Humphrey Metrodome, Minneapolis, MN

Sat Jul 06 1996, 8:05 PM EDT
 Att. 18,699 - Dome - 72 F

livebaseballscorecards.com

AB	33
R	5
H	7
RBI	5
BB	2
SO	5
LOB	10



Inning Stats	R: 1	H: 1	E: 0	K: 0	S: 8	H: 1	LOB: 0	BB: 0	P: 14	R: 0	H: 0	E: 0	K: 1	S: 10	R: 0	H: 2	E: 0	K: 1	S: 14	R: 0	H: 0	E: 0	K: 0	S: 7	R: 0	H: 0	E: 0	K: 0	S: 5	R: 0	H: 0	E: 0	K: 0	S: 5	R: 2	H: 3	E: 1	K: 1	S: 15	R: 0	H: 1	E: 0	K: 0	S: 8	R: 0	H: 0	E: 0	K: 2	S: 12	1B: 2	2B: 3	3B: 0	HR: 2	SF: 0	SAC: 0	DP: 0	HBP: 0	WP: 0	PB: 0	SB: 0	CS: 1	PA: 36
--------------	------	------	------	------	------	------	--------	-------	-------	------	------	------	------	-------	------	------	------	------	-------	------	------	------	------	------	------	------	------	------	------	------	------	------	------	------	------	------	------	------	-------	------	------	------	------	------	------	------	------	------	-------	-------	-------	-------	-------	-------	--------	-------	--------	-------	-------	-------	-------	--------

PITCHER	IP	WLS	BF	H	R	ER	SO	BB	IBB	HBP	BLK	WP	HR	S	P	ERA	WHIP
Chris Haney, L (1, 1) <small>ERA: 4.49</small>	7.0	W	28	6	5	5	3	2	0	0	0	0	2	64	102	6.43	1.143
Julio Valera, R (8, 1) <small>ERA: 5.6</small>	1.0		4	1	0	0	0	0	0	0	0	0	0	8	11	0.00	1.000
Jeff Montgomery, R (9, 1) <small>ERA: 4.2</small>	1.0	S	3	0	0	0	2	0	0	0	0	0	0	12	14	0.00	0.000

Batter	1	2	3	4	5	6	7	8	9	AB R H RBI BB SO LOB	TOP											
Jose Offerman, S (1, 4) <small>OBP: 0.386, SLG: 0.383</small> (7, 3)	0-0 2B	4-0 BB		0-0 4-3			0-0 2-3		0-3 2	4 1 1 0 1 1 2												
Tom Goodwin, L (1, 8) <small>OBP: 0.338, SLG: 0.338</small> (7, 7)	4-0 BB	0-0 2B 1-H 2-H 3-H			0-0 1		0-0 3B 1-H 3-H		0-0 3	4 2 2 4 1 0 0												
Craig Paquette, R (1, 7) <small>OBP: 0.273, SLG: 0.431</small> Keith Lockhart, L (7, PH) <small>OBP: 0.366, SLG: 0.457</small> (7, 4)	0-3 1	4-0 2			0-0 2		0-0 2B 3-H			2 0 0 0 1 1 2 1 0 1 1 0 0 0												
Joe Vitiello, R (1, 10) <small>OBP: 0.347, SLG: 0.413</small>	0-0 2	0-0 3 2-3			0-0 3		0-0 2			4 0 0 0 0 0 5												
Kevin Young, R (1, 3) <small>OBP: 0.333, SLG: 0.595</small> Michael Tucker, L (7, PH) <small>OBP: 0.320, SLG: 0.412</small> (7, 9)	0-0 1-H 2-H		0-0 1B 1			0-0 1		0-0 3		3 1 2 3 0 0 0 1 0 0 0 0 0 1												
Johnny Damon, L (1, 9) <small>OBP: 0.323, SLG: 0.401</small> (7, 8)	0-0 3		0-0 1-2 1			0-0 2		0-0 1		4 0 0 0 0 0 1												
Joe Randa, R (1, 5) <small>OBP: 0.364, SLG: 0.414</small>		0-3 1	0-0 3			0-0 3		0-0 2		4 0 0 0 0 1 0												
Mike Macfarlane, R (1, 2) <small>OBP: 0.324, SLG: 0.529</small>		0-0 2B 2B		0-0 CS			0-0 WP 3B 1B		0-0 3	4 2 2 0 0 0 0												
David Howard, S (1, 6) <small>OBP: 0.302, SLG: 0.320</small>		0-0 2B 1B 2-3		0-0 1-2 1 2			4-0 BB 1-2 BB BB BB		0-0 1	3 2 1 0 1 0 1												
Inning Stats	R: 3 E: 0 K: 1 S: 7	H: 2 LOB: 0 BB: 1 P: 11	R: 2 E: 0 K: 1 S: 7	H: 3 LOB: 2 BB: 2 P: 15	R: 0 E: 0 K: 0 S: 3	H: 1 LOB: 0 BB: 0 P: 3	R: 0 E: 1 K: 0 S: 3	H: 0 LOB: 0 BB: 0 P: 3	R: 0 E: 0 K: 0 S: 3	H: 0 LOB: 0 BB: 0 P: 3	R: 0 E: 0 K: 0 S: 3	H: 0 LOB: 0 BB: 0 P: 3	R: 3 E: 0 K: 0 S: 6	H: 3 LOB: 1 BB: 1 P: 10	R: 0 E: 0 K: 0 S: 3	H: 0 LOB: 0 BB: 0 P: 3	R: 0 E: 0 K: 1 S: 5	H: 0 LOB: 0 BB: 0 P: 5	1B: 3 2B: 5 3B: 1 HR: 1	SF: 0 SAC: 0 DP: 1 HBP: 0	WP: 1 PB: 0 SB: 1 CS: 1	PA: 38
PITCHER	IP WLS BF H R ER SO BB IBB HBP BLK WP HR S P ERA WHIP																					
Scott Aldred, L (1, 1) <small>ERA: 7.78</small>	6.0 L 27 7 7 7 2 4 0 0 0 0 1 1 27 43 10.50 1.833																					
Eddie Guardado, L (7, 1) <small>ERA: 4.84</small>	0.1 2 1 0 0 0 0 0 0 0 0 0 0 2 2 0.00 3.000																					
Mike Trombley, R (7, 1) <small>ERA: 1.93</small>	1.2 6 1 1 1 0 0 0 0 0 0 0 0 6 6 5.40 0.600																					
Dave Stevens, R (9, 1) <small>ERA: 3.29</small>	1.0 3 0 0 0 0 1 0 0 0 0 0 0 5 5 0.00 0.000																					

Kansas City Royals @ Minnesota Twins
 Hubert H. Humphrey Metrodome, Minneapolis, MN
 Sun Jul 07 1996, 8:05 PM EDT
 Att. 14,251 - Unknown

AB	34
R	8
H	9
RBI	8
BB	4
SO	3
LOB	12



Batter	1	2	3	4	5	6	7	8	9	AB	R	H	RBI	BB	SO	LOB
Chuck Knoblauch, R (1, 4) <small>OBP: 0.455, SLG: 0.575</small>	4-0 		0-0 		0-0 			0-0 	0-0 	4	1	2	0	1	0	2
Rich Becker, L (1, 7) <small>OBP: 0.336, SLG: 0.391</small> Ron Coomer, R (8, PH) <small>OBP: 0.344, SLG: 0.504</small> (9, 3)	0-0 		0-0 		0-0 			0-3 		3	1	0	0	0	0	2
Paul Molitor, R (1, 10) <small>OBP: 0.376, SLG: 0.441</small>	0-0 		0-0 			4-0 		0-0 		3	0	3	1	1	0	0
Scott Stahoviak, L (1, 3) <small>OBP: 0.399, SLG: 0.503</small> Denny Hocking, S (8, PH) <small>OBP: 0.207, SLG: 0.253</small> (9, 9)	0-0 		0-0 		0-0 		0-0 			3	0	1	1	0	0	2
Dave Hollins, S (1, 5) <small>OBP: 0.368, SLG: 0.381</small>	0-3 			4-0 		0-0 		0-3 		3	0	1	0	1	2	3
Greg Myers, L (1, 2) <small>OBP: 0.346, SLG: 0.502</small> Matt Walbeck, S (9, PH) <small>OBP: 0.269, SLG: 0.292</small>		0-0 		0-0 		0-0 			0-0 	3	0	1	0	0	0	1
Jeff Reboulet, R (1, 9) <small>OBP: 0.311, SLG: 0.256</small> (9, 7)		0-0 		0-3 			0-0 		0-0 	4	0	1	0	0	1	2
Matt Lawton, L (1, 8) <small>OBP: 0.314, SLG: 0.302</small>		0-0 		0-0 			0-0 		0-0 	4	0	0	0	0	0	4
Pat Meares, R (1, 6) <small>OBP: 0.282, SLG: 0.378</small>			0-0 		0-0 		0-0 		0-3 	4	0	0	0	0	1	2

Inning Stats	R: 1	H: 1	E: 0	K: 1	S: 6	LOB: 1	BB: 1	P: 10	R: 0	H: 0	E: 0	K: 0	S: 3	LOB: 0	BB: 0	P: 3	R: 1	H: 3	E: 0	K: 0	S: 5	LOB: 2	BB: 0	P: 5	R: 0	H: 1	E: 0	K: 1	S: 5	LOB: 1	BB: 1	P: 9	R: 0	H: 0	E: 0	K: 0	S: 3	LOB: 0	BB: 0	P: 3	R: 0	H: 1	E: 0	K: 0	S: 7	LOB: 1	BB: 1	P: 7	R: 0	H: 0	E: 0	K: 0	S: 3	LOB: 0	BB: 0	P: 3	R: 0	H: 2	E: 0	K: 2	S: 9	LOB: 2	BB: 0	P: 9	R: 0	H: 2	E: 0	K: 1	S: 7	LOB: 2	BB: 0	P: 7	1B: 7	2B: 2	3B: 1	HR: 0	SF: 0	SAC: 0	DP: 2	HBP: 0	WP: 0	PB: 0	SB: 0	CS: 0	PA: 37
--------------	------	------	------	------	------	--------	-------	-------	------	------	------	------	------	--------	-------	------	------	------	------	------	------	--------	-------	------	------	------	------	------	------	--------	-------	------	------	------	------	------	------	--------	-------	------	------	------	------	------	------	--------	-------	------	------	------	------	------	------	--------	-------	------	------	------	------	------	------	--------	-------	------	------	------	------	------	------	--------	-------	------	-------	-------	-------	-------	-------	--------	-------	--------	-------	-------	-------	-------	--------

PITCHER	IP	WLS	BF	H	R	ER	SO	BB	IBB	HBP	BLK	WP	HR	S	P	ERA	WHIP
Tim Belcher, R (1, 1) <small>ERA: 4.19</small>	7.0		28	7	2	2	2	3	0	0	0	0	0	29	41	2.57	1.429
Jason Jacome, L (8, 1) <small>ERA: 4.34</small>	1.1		7	3	0	0	2	0	0	0	0	0	0	11	11	0.00	2.250
Julio Valera, R (9, 1) <small>ERA: 5.53</small>	0.2		2	0	0	0	1	0	0	0	0	0	0	4	4	0.00	0.000

BOTTOM

Kansas City Royals @ Minnesota Twins
 Hubert H. Humphrey Metrodome, Minneapolis, MN
 Sun Jul 07 1996, 8:05 PM EDT
 Att. 14,251 - Unknown

livebaseballscorecards.com

AB	34
R	2
H	10
RBI	2
BB	3
SO	5
LOB	21



Batter	1	2	3	4	5	6	7	8	9	AB R H RBI BB SO LOB	TOP											
Tony Phillips, S (1, 7) OBP: 0.413, SLG: 0.415	1-3 K		1-0 F9		3-1 CS	2-1 G3-1		2-3 K		4 0 0 0 0 2 0												
Ray Durham, S (1, 4) OBP: 0.361, SLG: 0.406	1-2 F9			1-0 1B 2B		0-1 1B		1-3 K		4 1 2 0 0 1 0												
Lyle Mouton, R (1, 10) OBP: 0.375, SLG: 0.473	2-3 K			0-0 FC5-4 1B		0-0 L8			0-1 SH1-3 1B SF7 1B	4 1 2 1 0 1 1												
Danny Tartabull, R (1, 9) OBP: 0.332, SLG: 0.443		1-3 K		3-2 FC5-4 1-2f		0-0 F9			3-2 SH1-3 1B	4 0 1 0 0 1 2												
Chris Snopek, R (1, 5) OBP: 0.250, SLG: 0.413		0-0 G3 2B		0-3 K			1-2 F9		0-0 SH1-3	3 0 1 0 0 1 1												
Robin Ventura, L (1, 3) OBP: 0.372, SLG: 0.514		2-2 G3		1-0 F9			0-0 P5		0-1 SF7	3 0 0 1 0 0 2												
Ron Karkovice, R (1, 2) OBP: 0.277, SLG: 0.352 Norberto Martin, R (9, PH) OBP: 0.400, SLG: 0.480		1-1 F9			0-3 K		0-0 1B		1-1 G1-3	3 0 1 0 0 1 1 1 0 0 0 0 0 1												
Darren Lewis, R (1, 8) OBP: 0.352, SLG: 0.343			1-2 F9		0-0 FC6-5 2B		2-2 F8			3 0 1 0 0 0 1												
Ozzie Guillen, L (1, 6) OBP: 0.283, SLG: 0.377			2-1 G6-3		0-0 FC6-5 CS			0-0 G6-3		3 0 0 0 0 0 1												
Inning Stats	R: 0 E: 0 K: 2 S: 14	H: 0 LOB: 0 BB: 0 P: 18	R: 0 E: 0 K: 1 S: 10	H: 1 LOB: 1 BB: 0 P: 14	R: 0 E: 0 K: 0 S: 6	H: 0 LOB: 0 BB: 0 P: 10	R: 1 E: 0 K: 1 S: 9	H: 2 LOB: 1 BB: 0 P: 14	R: 0 E: 0 K: 1 S: 7	H: 1 LOB: 0 BB: 0 P: 10	R: 0 E: 0 K: 0 S: 6	H: 1 LOB: 1 BB: 0 P: 8	R: 0 E: 0 K: 0 S: 10	H: 1 LOB: 1 BB: 0 P: 13	R: 0 E: 0 K: 2 S: 8	H: 0 LOB: 0 BB: 0 P: 11	R: 1 E: 0 K: 0 S: 10	H: 2 LOB: 1 BB: 0 P: 14	1B: 5 2B: 3 3B: 0 HR: 0	SF: 1 SAC: 1 DP: 0 HBP: 0	WP: 0 PB: 0 SB: 0 CS: 1	PA: 35
PITCHER Chris Haney, L (1, 1) ERA: 4.32	IP 9.0 WLS W BF 34 H 8 R 2 ER 2 SO 7 BB 0 IBB 0 HBP 0 BLK 0 WP 0 HR 0 S 80 P 112 ERA 2.00 WHIP 0.889											PITCHER	IP WLS BF H R ER SO BB IBB HBP BLK WP HR S P ERA WHIP									

Chicago White Sox @ Kansas City Royals
Kauffman Stadium, Kansas City, MO
Thu Jul 11 1996, 7:05 PM CDT
Att. 22,928 - Unknown - 78 F

AB	32
R	2
H	8
RBI	2
BB	0
SO	7
LOB	10



Batter	1	2	3	4	5	6	7	8	9	AB	R	H	RBI	BB	SO	LOB
Jose Offerman, S OBP: 0.381, SLG: 0.378 (1, 3)	1-1 G5-3	1-0 G5-3			1-1 F8		0-0 P4			4	0	0	0	0	0	3
Tom Goodwin, L OBP: 0.340, SLG: 0.340 (1, 8)	2-1 FC6-4 1B		1-1 G1-3		3-1 B1-3		0-1 FC3-6-5 1B			4	0	2	0	0	0	0
Keith Lockhart, L OBP: 0.364, SLG: 0.457 (1, 4)	0-0 FC6-4 FC4-6 1-2f		1-0 F9		1-2 2B		0-0 FC3-6-5 1-2 2-H			4	1	1	0	0	0	3
Kevin Young, R OBP: 0.347, SLG: 0.630 (1, 10)	0-2 FC4-6 1-2f		2-3 K		0-2 2B		3-2 E7 1B 2B			4	1	2	1	0	1	1
Craig Paquette, R OBP: 0.278, SLG: 0.426 Sal Fasano, R OBP: 0.288, SLG: 0.350 (1, 7) (9, 2)		4-2 SH1-3 1B BB		4-1 CS BB	1-1 F8		2-1 G6-3			2	1	0	0	2	0	2
Johnny Damon, L OBP: 0.326, SLG: 0.404 (1, 9)		0-2 SH1-3		3-2 G6-3 1-2		1-1 G6-3 1B		1-2 G1-6-3 1B		3	0	2	1	0	0	1
Joe Randa, R OBP: 0.361, SLG: 0.416 (1, 5)		1-1 E5 1B		1-0 2B		1-1 G6-3 1-2f		0-1 G1-6-3 1-2f		4	0	1	0	0	0	3
Mike Macfarlane, R OBP: 0.329, SLG: 0.529 Rod Myers, L OBP: 0.111, SLG: 0.111 (1, 2) (9, 7)		0-0 1-3 2-H 1B		4-0 IBB		2-3 K				2	0	1	1	1	1	0
David Howard, S OBP: 0.302, SLG: 0.320 (1, 6)		1-3 K		2-2 P3		0-0 FC3-6-5 1B				0	0	0	0	0	1	4

Inning Stats	R: 0	H: 1	E: 0	LOB: 1	K: 0	BB: 0	S: 8	R: 1	H: 1	E: 1	LOB: 2	K: 1	BB: 1	S: 13	R: 0	H: 0	E: 0	LOB: 0	K: 1	BB: 0	S: 6	R: 0	H: 1	E: 0	LOB: 2	K: 0	BB: 2	S: 12	R: 1	H: 2	E: 0	LOB: 1	K: 0	BB: 0	S: 13	R: 0	H: 1	E: 0	LOB: 0	K: 1	BB: 0	S: 7	R: 0	H: 2	E: 0	LOB: 1	K: 0	BB: 0	S: 5	R: 1	H: 2	E: 1	LOB: 0	K: 0	BB: 0	S: 10	1B: 6	2B: 5	3B: 0	HR: 0	SF: 0	SAC: 1	DP: 3	HBP: 0	WP: 0	PA: 34
--------------	------	------	------	--------	------	-------	------	------	------	------	--------	------	-------	-------	------	------	------	--------	------	-------	------	------	------	------	--------	------	-------	-------	------	------	------	--------	------	-------	-------	------	------	------	--------	------	-------	------	------	------	------	--------	------	-------	------	------	------	------	--------	------	-------	-------	-------	-------	-------	-------	-------	--------	-------	--------	-------	--------

PITCHER	IP	WLS	BF	H	R	ER	SO	BB	IBB	HBP	BLK	WP	HR	S	P	ERA	WHIP
Wilson Alvarez, L ERA: 3.69 (1, 1)	7.1	L	33	10	3	3	3	2	1	0	0	0	0	72	116	3.68	1.636
Matt Karchner, R ERA: 4.53 (8, 1)	0.2		1	0	0	0	0	0	0	0	0	0	0	2	2	0.00	0.000

BOTTOM

Chicago White Sox @ Kansas City Royals
Kauffman Stadium, Kansas City, MO

Thu Jul 11 1996, 7:05 PM CDT
Att: 22,928 - Unknown - 78 F

AB	30
R	3
H	10
RBI	3
BB	3
SO	3
LOB	17



livebaseballscorecards.com

Batter	1	2	3	4	5	6	7	8	9	AB R H RBI BB SO LOB	TOP											
Tony Phillips, S (1, 7) OBP: 0.420, SLG: 0.418	0-2 G4-3 G3 1B		4-1 1B 1B BB		4-2 G3-1 SH5-3 BB		4-2 2B BB CS	1-1 1-3 WP 1B		2 2 2 1 3 0 0	Chicago White Sox @ Kansas City Royals Kauffman Stadium, Kansas City, MO Fri Jul 12 1996, 7:05 PM CDT Att. 18,458 - Unknown - 86 F livebaseballscorecards.com											
Darren Lewis, R (1, 8) OBP: 0.355, SLG: 0.350	1-0 G3		1-1 1B FC4-6 1B		0-0 SH5-3		2-2 G4-3 E 2B	3-H 0-0 P4		4 2 2 1 0 0 3												
Robin Ventura, L (1, 5) OBP: 0.373, SLG: 0.511	2-2 G4-3		0-0 FC4-6 1B		1-1 G3-1		4-0 E G4-3 IBB	3-1 P2		4 0 1 1 1 0 3												
Harold Baines, L (1, 10) OBP: 0.392, SLG: 0.535	0-1 L7		2-2 FC4-6 BB		2-2 G4-3		0-1 G4-3	3-1 G6-3		5 0 0 1 0 0 5												
Danny Tartabull, R (1, 9) OBP: 0.333, SLG: 0.451		1-0 G1-3	4-2 1-2 BB		1-1 HR		2-1 E5	1-0 G4-3		4 1 1 1 1 0 1												
Dave Martinez, L (1, 3) OBP: 0.378, SLG: 0.445		0-0 1B	1-2 G1-3		1-2 FC6-4 1B		1-2 F9	0-1 F9		5 0 2 0 0 0 4												
Ron Karkovics, R (1, 2) OBP: 0.272, SLG: 0.346		2-3 K		0-0 F8		0-1 FC6-4 G1-6-3		3-1 L5		4 0 0 0 0 1 2												
Ray Durham, S (1, 4) OBP: 0.360, SLG: 0.404		0-0 G6-3		3-2 G4-3		0-0 G1-6-3		3-2 1B 1B		4 1 1 0 0 0 2												
Ozzie Guillen, L (1, 6) OBP: 0.286, SLG: 0.379			1-1 F8		0-1 L4		0-0 CS BB 1B	0-2 1B WP 1B		4 1 2 0 0 0 0												
Inning Stats	R: 0 E: 0 K: 0 S: 9	H: 1 LOB: 1 BB: 0 P: 12	R: 0 E: 0 K: 1 S: 6	H: 1 LOB: 1 BB: 0 P: 9	R: 2 E: 0 K: 0 S: 17	H: 2 LOB: 2 BB: 2 P: 30	R: 0 E: 0 K: 0 S: 8	H: 0 LOB: 0 BB: 0 P: 11	R: 0 E: 0 K: 0 S: 9	H: 0 LOB: 1 BB: 1 P: 16		R: 1 E: 0 K: 0 S: 10	H: 2 LOB: 0 BB: 0 P: 12	R: 2 E: 1 K: 0 S: 14	H: 2 LOB: 2 BB: 2 P: 27	R: 2 E: 0 K: 0 S: 14	H: 3 LOB: 1 BB: 0 P: 24	R: 0 E: 0 K: 0 S: 5	H: 0 LOB: 0 BB: 0 P: 9	1B: 9 2B: 1 3B: 0 HR: 1	SF: 0 SAC: 1 DP: 1 HBP: 0	WP: 1 PB: 0 SB: 0 CS: 2
PITCHER	IP WLS BF H R ER SO BB IBB HBP BLK WP HR S P ERA WHIP																			PITCHER	IP WLS BF H R ER SO BB IBB HBP BLK WP HR S P ERA WHIP	
Tim Belcher, R (1, 1) ERA: 4.24	7.0 L 33 8 5 4 1 4 1 0 0 0 1 73 117 5.14 1.714																					
Jason Jacome, L (8, 1) ERA: 4.78	0.1 4 3 2 2 0 0 0 0 0 0 0 0 11 18 54.00 9.000																					
Hipolito Pichardo, R (8, 1) ERA: 5.95	1.2 5 0 0 0 0 0 0 0 0 0 1 0 8 15 0.00 0.000																					



Batter	1	2	3	4	5	6	7	8	9	AB	R	H	RBI	BB	SO	LOB
Jose Offerman, S OBP: 0.385, SLG: 0.387 (1, 3)	2-3 K		1-2 E 1B		1-3 K		4-2 2B 1B BB	2-2 1-H 2-H 3B		4	1	2	2	1	2	0
Tom Goodwin, L OBP: 0.338, SLG: 0.340 (1, 7)	1-0 G4-3		3-1 FC3		0-1 F8		3-2 1B 2B	0-0 G3		5	1	1	2	0	0	3
Keith Lockhart, L OBP: 0.360, SLG: 0.452 Kevin Young, R OBP: 0.333, SLG: 0.604 (7, PH) (8, 5)	1-0 G4-3		2-2 P2		2-1 G6-3		2-3 K		1-1 F9	3	0	0	0	0	0	3
Craig Paquette, R OBP: 0.276, SLG: 0.420 (1, 10)		2-1 G6-3	1-1 L6			2-2 G6-3	3-1 1B		1-2 F9	5	0	1	2	0	0	3
Michael Tucker, L OBP: 0.317, SLG: 0.405 (1, 9)		0-3 K	1-3 K			3-2 F7	0-0 G4-3		4-2 BB	4	0	0	0	1	2	4
Johnny Damon, L OBP: 0.330, SLG: 0.405 (1, 8)		4-0 BB		1-1 L7		0-1 1B		3-2 G3-1 3B 1B	0-0 L7	4	1	2	0	1	0	1
Joe Randa, R OBP: 0.359, SLG: 0.412 (8, 4)		1-3 K		1-0 F8 WP 1B		0-3 K		2-2 G3-1		4	0	1	0	0	2	3
Mike Macfarlane, R OBP: 0.332, SLG: 0.526 (1, 2)			4-2 1B FC3 BB	3-1 F8			0-0 BB 2B 1B	3-1 F9		3	2	1	0	1	0	2
David Howard, S OBP: 0.305, SLG: 0.320 (1, 6)			0-0 FC3 1B	0-0 G4-3			0-0 F8	3-1 3B HBP		3	1	1	0	0	0	2

Inning Stats		R: 0	H: 0	E: 0	LOB: 0	K: 1	BB: 0	S: 7	P: 11	R: 0	H: 0	E: 0	LOB: 1	K: 2	BB: 1	S: 8	P: 15	R: 1	H: 2	E: 1	LOB: 3	K: 1	BB: 1	S: 22	P: 34	R: 0	H: 1	E: 0	LOB: 1	K: 0	BB: 0	S: 6	P: 11	R: 0	H: 0	E: 0	LOB: 0	K: 1	BB: 0	S: 10	P: 13	R: 0	H: 1	E: 0	LOB: 1	K: 1	BB: 0	S: 11	P: 16	R: 3	H: 3	E: 0	LOB: 1	K: 1	BB: 1	S: 14	P: 26	R: 2	H: 2	E: 0	LOB: 1	K: 0	BB: 0	S: 18	P: 31	R: 0	H: 0	E: 0	LOB: 1	K: 0	BB: 1	S: 9	P: 15	1B: 7	2B: 1	3B: 1	HR: 0	SF: 0	SAC: 0	DP: 0	HBP: 1	WP: 1	PA: 42
PITCHER	IP	WLS	BF	H	R	ER	SO	BB	IBB	HBP	BLK	WP	HR	S	P	ERA	WHIP																																																																		
Kevin Tapani, R ERA: 3.56	(1, 1)	6.1	28	5	3	3	6	3	0	0	0	1	0	69	109	4.26	1.263																																																																		
Larry Thomas, L ERA: 3.74	(7, 1)	0.0	1	1	0	0	0	0	0	0	0	0	0	3	6	∞	∞																																																																		
Matt Karchner, R ERA: 4.47	(7, 1)	0.2	3	1	1	1	1	0	0	0	0	0	0	6	11	13.50	1.500																																																																		
41 Bill Simas, R ERA: 4.43	(8, 1)	0.2	4	1	2	2	0	0	0	1	0	0	0	12	23	27.00	1.500																																																																		
Roberto Hernandez, R ERA: 1.17	(8, 1)	1.1	S	6	1	0	0	1	0	0	0	0	0	15	23	0.00	1.500																																																																		

Chicago White Sox @ Kansas City Royals
Kauffman Stadium, Kansas City, MO
 Fri Jul 12 1996, 7:05 PM CDT
 Att: 18,458 - Unknown - 86 F

AB	37
R	6
H	9
RBI	6
BB	4
SO	7
LOB	23



Batter	1	2	3	4	5	6	7	8	9	AB R H RBI BB SO LOB	TOP											
Tony Phillips, S (1, 7) OBP: 0.417, SLG: 0.413	2-3 K		3-2 F8			4-1 1B 2B BB	3-2 FC1-5-2		1 SAFE 1-0 F8	4 1 0 0 1 1 3												
Ray Durham, S (1, 4) OBP: 0.356, SLG: 0.399	1-1 F8			3-2 P6		1-0 P6	1-1 P6			4 0 0 0 0 0 2												
Norberto Martin, R (1, 6) Ozzie Guillen, L (6, 6) OBP: 0.396, SLG: 0.472 OBP: 0.288, SLG: 0.384	0-1 F8			1-0 P4		0-0 2B 3B 1B		0-0 2B		3 1 1 0 0 0 0 1 0 1 0 0 0 0												
Danny Tartabull, R (1, 9) OBP: 0.332, SLG: 0.452		1-3 K		0-1 P3		1-0 3B 2B		3-3 K		4 1 1 1 0 2 1												
Lyle Mouton, R (1, 10) Harold Baines, L (8, PH) OBP: 0.366, SLG: 0.461 OBP: 0.394, SLG: 0.535		0-1 F8			2-1 E5 SH5-3 HBP	2-1 L5		4-0 L1-3 IBB		3 0 0 0 0 0 2 0 0 0 0 1 0 0												
Chris Snopce, R (1, 5) Robin Ventura, L (8, PH) OBP: 0.282, SLG: 0.462 OBP: 0.372, SLG: 0.509		3-2 1B		1-1 SH5-3 HBP		0-0 3B		1-1 L1-3		2 0 2 2 0 0 0 1 0 0 0 0 0 2												
Ron Karkovics, R (1, 2) OBP: 0.269, SLG: 0.342		1-0 F7		0-0 SH5-3		0-1 L8		0-1 F7		3 0 0 0 0 0 2												
Dave Martinez, L (1, 3) OBP: 0.380, SLG: 0.447			2-0 CS 1B		0-1 P5		1-2 G4-3 BLK 1B		3-3 K	4 0 2 0 0 1 2												
Darren Lewis, R (1, 8) OBP: 0.353, SLG: 0.349			1-0 F7		0-1 L4		1-2 G4-3		2-2 1B	4 0 1 0 0 0 4												
Inning Stats	R: 0 E: 0 K: 1 S: 7	H: 0 LOB: 0 BB: 0 P: 10	R: 0 E: 0 K: 1 S: 14	H: 1 LOB: 1 BB: 0 P: 19	R: 0 E: 0 K: 0 S: 5	H: 1 LOB: 0 BB: 0 P: 11	R: 0 E: 0 K: 0 S: 8	H: 0 LOB: 0 BB: 0 P: 12	R: 0 E: 1 K: 0 S: 8	H: 0 LOB: 2 BB: 0 P: 11	R: 3 E: 0 K: 0 S: 9	H: 3 LOB: 1 BB: 1 P: 17	R: 0 E: 0 K: 0 S: 12	H: 1 LOB: 1 BB: 0 P: 18	R: 0 E: 0 K: 1 S: 7	H: 1 LOB: 1 BB: 1 P: 15	R: 0 E: 0 K: 1 S: 9	H: 1 LOB: 1 BB: 0 P: 15	1B: 5 2B: 3 3B: 1 HR: 0	SF: 0 SAC: 1 DP: 1 HBP: 1	WP: 0 PB: 0 SB: 0 CS: 1	PA: 37
PITCHER	IP WLS BF H R ER SO BB IBB HBP BLK WP HR S P ERA WHIP																					
50 José Rosado, L (1, 1) ERA: 3.46	7.0 L 30 7 3 3 2 1 0 1 0 1 1 0 0 64 99 3.86 1.143																					
Julio Valera, R (8, 1) ERA: 5.5	0.1 2 0 0 0 1 0 1 0 0 0 0 0 4 11 0.00 0.000																					
Jason Jacome, L (8, 1) ERA: 4.58	1.2 5 1 0 0 1 0 0 0 0 0 0 0 11 18 0.00 0.600																					

Chicago White Sox @ Kansas City Royals
Kauffman Stadium, Kansas City, MO
Sat Jul 13 1996, 7:05 PM CDT
Att. 25,363 - Unknown - 83 F

AB	33
R	3
H	8
RBI	3
BB	2
SO	4
LOB	18



Batter	1	2	3	4	5	6	7	8	9	AB	R	H	RBI	BB	SO	LOB
Jose Offerman, S OBP: 0.380, SLG: 0.381 (1, 3) F B X	1-1 G3 ①		1-2 G3 ②			0-2 K 1B ②		2-3 K ②		4	0	0	0	0	1	1
Tom Goodwin, L OBP: 0.334, SLG: 0.336 (1, 8) B F X	1-1 F8 ②		0-1 G1-3 ③			2-3 K ②			0-1 F7 ①	4	0	0	0	0	0	1
Keith Lockhart, L OBP: 0.355, SLG: 0.445 (1, 4) B X	1-0 L8 ③				1-1 F8 ①		0-2 F7 ③		0-0 G1-3 ②	4	0	0	0	0	0	0
Joe Vitiello, R OBP: 0.343, SLG: 0.407 (1, 10) X		0-0 G5-3 ①			2-1 F8 ②		0-0 F9 ①		2-2 G4-3 ③	3	0	0	0	0	2	0
Johnny Damon, L OBP: 0.327, SLG: 0.401 (1, 9) B B S X		2-2 L8 ②			1-3 K ③		1-3 K ②			3	0	0	0	0	0	0
Craig Paquette, R OBP: 0.277, SLG: 0.419 (1, 5) B X		1-0 1B S 1B			1-2 P6 ①		1-2 G5-3 ③			3	1	1	0	0	0	0
Michael Tucker, L OBP: 0.321, SLG: 0.408 (1, 7) B B X		2-1 E S S 1B			1-0 G1-3 ②			1-1 G5-3 ①		3	0	2	0	0	0	0
Sal Fasano, R OBP: 0.283, SLG: 0.343 (1, 2) 1 SAFE S B		1-1 S ③			0-1 B1-3 ③			1-2 1B ②		4	0	0	0	0	1	2
David Howard, S OBP: 0.305, SLG: 0.320 (1, 6) C B S X			1-2 G6-3 ①			0-0 L8 ①		2-3 K ②		3	0	1	0	0	1	1

Inning Stats	R: 0	H: 0	E: 0	K: 0	S: 5	R: 1	H: 2	E: 1	K: 0	S: 8	R: 0	H: 0	E: 0	K: 0	S: 8	R: 0	H: 0	E: 0	K: 1	S: 8	R: 0	H: 0	E: 0	K: 0	S: 6	R: 0	H: 1	E: 0	K: 1	S: 10	R: 0	H: 0	E: 0	K: 1	S: 7	R: 0	H: 1	E: 0	K: 2	S: 11	R: 0	H: 0	E: 0	K: 0	S: 6	1B: 4	2B: 0	3B: 0	HR: 0	SF: 0	SAC: 0	DP: 0	HBP: 0	WP: 0	PB: 0	SB: 2	CS: 0	PA: 31
	0	0	0	0	5	1	2	1	0	8	0	0	0	0	8	0	0	0	0	1	8	0	0	0	0	6	0	1	0	0	10	0	0	0	1	7	0	0	0	11	0	0	0	0	6	4	0	0	0	0	0	0	0	0	31			

PITCHER	IP	WLS	BF	H	R	ER	SO	BB	IBB	HBP	BLK	WP	HR	S	P	ERA	WHIP
Alex Fernandez, R ERA: 3.89 (1, 1)	9.0	W	31	4	1	1	5	0	0	0	0	0	0	69	98	1.00	0.444

BOTTOM

Chicago White Sox @ Kansas City Royals
Kauffman Stadium, Kansas City, MO

Sat Jul 13 1996, 7:05 PM CDT
Att: 25,363 - Unknown - 83 F

livebaseballscorecards.com

AB	31
R	1
H	4
RBI	0
BB	0
SO	5
LOB	5



Batter	1	2	3	4	5	6	7	8	9	AB R H RBI BB SO LOB	TOP											
Tony Phillips, S (1, 7) OBP: 0.413, SLG: 0.409	1-3 		1-0 		1-0 SAFE 	2-3 		3-2 		4 0 0 0 0 2 0												
Darren Lewis, R (1, 8) OBP: 0.351, SLG: 0.347	2-0 			0-1 		2-1 		0-3 		4 0 1 0 0 1 0												
Robin Ventura, L (1, 5) OBP: 0.370, SLG: 0.505	0-0 			4-1 		2-2 			1-2 	3 1 0 0 1 0 1												
Harold Baines, L (1, 10) OBP: 0.401, SLG: 0.546 Ray Durham, S (9, PR) OBP: 0.356, SLG: 0.399		1-0 		0-0 		2-2 			1-0 	4 0 4 0 0 0 0 0 1 0 0 0 0 0												
Danny Tartabull, R (1, 9) OBP: 0.331, SLG: 0.462		0-2 		1-1 		1-2 			0-0 	3 1 1 3 0 0 2												
Dave Martinez, L (1, 3) OBP: 0.382, SLG: 0.450		3-1 		0-1 		3-2 			4-2 	3 0 1 0 1 0 2												
Chad Kreuter, S (1, 2) OBP: 0.315, SLG: 0.370		1-3 			1-0 		1-2 		0-0 	3 0 1 0 0 1 2												
Norberto Martin, R (1, 4) OBP: 0.368, SLG: 0.439			1-1 		0-2 		0-0 		0-1 	4 0 0 0 0 0 5												
Ozzie Guillen, L (1, 6) OBP: 0.286, SLG: 0.380			1-2 		0-0 			1-0 		3 0 0 0 0 0 1												
Inning Stats	R: 0 E: 0 K: 1 S: 5	H: 1 LOB: 0 BB: 0 P: 8	R: 0 E: 0 K: 1 S: 9	H: 1 LOB: 1 BB: 0 P: 14	R: 0 E: 0 K: 0 S: 6	H: 0 LOB: 0 BB: 0 P: 9	R: 1 E: 0 K: 0 S: 8	H: 1 LOB: 1 BB: 1 P: 13	R: 0 E: 0 K: 0 S: 6	H: 1 LOB: 0 BB: 0 P: 8	R: 0 E: 0 K: 1 S: 9	H: 0 LOB: 0 BB: 0 P: 15	R: 0 E: 0 K: 0 S: 14	H: 2 LOB: 2 BB: 0 P: 21	R: 0 E: 0 K: 1 S: 7	H: 0 LOB: 0 BB: 0 P: 11	R: 2 E: 0 K: 0 S: 11	H: 2 LOB: 1 BB: 1 P: 17	1B: 5 2B: 2 3B: 0 HR: 1	SF: 1 SAC: 0 DP: 2 HBP: 1	WP: 0 PB: 0 SB: 0 CS: 0	PA: 36
PITCHER	IP WLS BF H R ER SO BB IBB HBP BLK WP HR S P ERA WHIP																					
Doug Linton, R (1, 1) ERA: 4.42	7.0 L 26 6 1 1 3 1 0 1 0 0 0 0 57 88 1.29 1.000																					
Jeff Montgomery, R (8, 1) ERA: 4.4	2.0 9 2 2 2 1 1 0 0 0 0 0 1 18 28 9.00 1.500																					

Chicago White Sox @ Kansas City Royals
Kauffman Stadium, Kansas City, MO
Sun Jul 14 1996, 3:33 AM CDT
Att. 17,024 - Cloudy - 76 F

AB	31
R	3
H	8
RBI	3
BB	2
SO	4
LOB	13



Batter	1	2	3	4	5	6	7	8	9	AB R H RBI BB SO LOB
Kenny Lofton, L (1, 8) OBP: 0.379, SLG: 0.441	3-2 X F8		3-2 1B		1-2 G5-3			0-1 E6		4 1 1 0 0 0 0
Mark Carreon, R (1, 3) OBP: 0.338, SLG: 0.473	2-2 G6-3		2-0 1B			0-3 K		2-2 G6-4-3		4 0 1 1 0 1 1
Jim Thome, L (1, 5) OBP: 0.450, SLG: 0.596	1-3 K		3-2 G1-3			4-1 BB		4-2 BB		2 0 0 0 2 1 1
Albert Belle, R (1, 7) OBP: 0.406, SLG: 0.633		0-2 G4-3		3-2 FC1-6 HBP		3-2 G6-3		4-1 BB		2 0 0 0 1 0 1
Manny Ramirez, R (1, 10) OBP: 0.387, SLG: 0.594		2-1 HR		2-1 F7			0-1 G3 1B 2B	3-3 K		4 2 2 1 0 1 3
Jeremy Burnitz, L (1, 9) OBP: 0.417, SLG: 0.529		2-0 F8		0-2 FC1-6			1-1 G3	3-1 G3-1		4 0 0 0 0 0 2
Carlos Baerga, S (1, 4) OBP: 0.294, SLG: 0.389		1-1 G3-1		0-2 L3			1-2 G5-3 1B	0-1 G6-3		4 0 1 1 0 0 1
Sandy Alomar Jr., R (1, 2) OBP: 0.310, SLG: 0.386			1-3 K		1-1 F7		1-2 G5-3	1-3 K		2 0 0 0 0 1 0
Tony Peña, R (6, 2) OBP: 0.330, SLG: 0.319										2 0 0 0 0 1 1
Alvaro Espinoza, R (1, 6) OBP: 0.284, SLG: 0.391			0-0 G1-6-3		2-0 G6-3		1-2 G5-3			3 0 0 0 0 0 1

Inning Stats	R: 0 E: 0 K: 1 S: 16	H: 0 LOB: 0 BB: 0 P: 22	R: 1 E: 0 K: 0 S: 8	H: 1 LOB: 0 BB: 0 P: 13	R: 1 E: 0 K: 1 S: 15	H: 2 LOB: 1 BB: 0 P: 24	R: 0 E: 0 K: 0 S: 11	H: 0 LOB: 1 BB: 0 P: 16	R: 0 E: 0 K: 0 S: 7	H: 0 LOB: 0 BB: 0 P: 11	R: 0 E: 0 K: 1 S: 8	H: 0 LOB: 0 BB: 1 P: 15	R: 1 E: 0 K: 0 S: 16	H: 2 LOB: 1 BB: 0 P: 20	R: 0 E: 1 K: 1 S: 14	H: 0 LOB: 2 BB: 2 P: 27	R: 0 E: 0 K: 1 S: 7	H: 0 LOB: 0 BB: 0 P: 11	1B: 3 2B: 1 3B: 0 HR: 1	SF: 0 SAC: 0 DP: 1 HBP: 1	WP: 0 PB: 0 SB: 1 CS: 1	PA: 35
--------------	-------------------------------	----------------------------------	------------------------------	----------------------------------	-------------------------------	----------------------------------	-------------------------------	----------------------------------	------------------------------	----------------------------------	------------------------------	----------------------------------	-------------------------------	----------------------------------	-------------------------------	----------------------------------	------------------------------	----------------------------------	----------------------------------	------------------------------------	----------------------------------	--------

PITCHER	IP	WLS	BF	H	R	ER	SO	BB	IBB	HBP	BLK	WP	HR	S	P	ERA	WHIP
Tim Pugh, R (1, 1) ERA: 7.31	3.1		14	3	2	2	2	0	0	1	0	0	1	43	68	5.40	0.900
Mike Magnante, L (4, 1) ERA: 5.26	3.1	W	12	2	1	1	1	1	0	0	0	0	0	34	48	2.70	0.900
Hipolito Pichardo, R (7, 1) ERA: 5.75	1.1		6	0	0	0	1	2	0	0	0	0	0	18	32	0.00	1.500
Jeff Montgomery, R (9, 1) ERA: 4.31	1.0	S	3	0	0	0	1	0	0	0	0	0	0	7	11	0.00	0.000

TOP

Cleveland Indians @ Kansas City Royals
Kauffman Stadium, Kansas City, MO

Mon Jul 15 1996, 7:05 PM CDT
Att. 22,294 - Unknown - 86 F

AB	31
R	3
H	5
RBI	3
BB	3
SO	5
LOB	11



Batter	1	2	3	4	5	6	7	8	9	AB R H RBI BB SO LOB	TOP											
Kenny Lofton, L OBP: 0.375, SLG: 0.435 (1, 8)	3-2 F7		1-0 G3		1-2 G4-3	0-0 G6-3		0-1 G3		5 0 0 0 0 0 1												
Omar Vizquel, S OBP: 0.362, SLG: 0.422 (1, 6)	2-0 F7		3-1 G5-3		2-2 HR	2-1 G4-3		1-1 G6-3 2B		5 2 2 1 0 0 0												
Mark Carreon, R OBP: 0.339, SLG: 0.475 (1, 3)	0-1 HR 2B		2-1 G6-3		0-1 1B 1B	0-1 F7		2-1 G5-3		5 2 2 0 0 0 1												
Albert Belle, R OBP: 0.411, SLG: 0.642 (1, 7)	2-1 HR			4-0 2B 1B	2-1 1B 1B		1-2 G4-3	4-0 G6-3 2B IBB		3 4 2 2 2 0 0												
Manny Ramirez, R OBP: 0.389, SLG: 0.601 (1, 9)	2-2 2B			3-2 1B 2B	1-1 1B 1B		0-0 P4	3-2 G6-3		5 1 3 1 0 0 2												
Eddie Murray, S OBP: 0.327, SLG: 0.397 (1, 10)	3-2 F7			0-1 1B	1-1 P4		0-1 F7	1-0 1B 2B		5 1 2 4 0 0 3												
Carlos Baerga, S OBP: 0.296, SLG: 0.391 (1, 4)			1-1 F7	1-0 G4-6-3	0-1 1B			0-0 1B	0-1 1B	5 0 3 2 0 0 1												
Tony Peña, R OBP: 0.343, SLG: 0.333 (1, 2)			2-0 G6-4-3 1B	0-2 1B	1-2 1B			0-2 L8	0-0 E5	5 0 3 0 0 0 2												
Alvaro Espinoza, R OBP: 0.270, SLG: 0.370 (1, 5)			1-0 G6-4-3	1-2 F9	0-1 P6			0-2 P3	0-1 F7	5 0 0 0 0 0 8												
Inning Stats	R: 2 E: 0 K: 0 S: 18	H: 3 LOB: 1 BB: 0 P: 30	R: 0 E: 0 K: 0 S: 4	H: 1 LOB: 0 BB: 0 P: 8	R: 0 E: 0 K: 0 S: 5	H: 0 LOB: 0 BB: 1 P: 11	R: 2 E: 0 K: 0 S: 14	H: 3 LOB: 1 BB: 1 P: 23	R: 3 E: 0 K: 0 S: 24	H: 6 LOB: 3 BB: 0 P: 32	R: 0 E: 0 K: 0 S: 5	H: 0 LOB: 0 BB: 0 P: 7	R: 0 E: 0 K: 0 S: 6	H: 0 LOB: 0 BB: 0 P: 7	R: 0 E: 0 K: 0 S: 9	H: 1 LOB: 1 BB: 0 P: 9	R: 3 E: 1 K: 0 S: 15	H: 3 LOB: 2 BB: 1 P: 26	1B: 10 2B: 5 3B: 0 HR: 2	SF: 0 SAC: 0 DP: 2 HBP: 0	WP: 0 PB: 0 SB: 0 CS: 0	PA: 45
PITCHER	IP WLS BF H R ER SO BB IBB HBP BLK WP HR S P ERA WHIP																					
Chris Haney, L ERA: 4.63 (1, 1)	4.2 L 25 12 7 7 0 1 0 0 0 0 0 2 60 98 13.50 2.786																					
Rick Huisman, R ERA: (5, 1)	3.0 11 2 0 0 0 0 0 0 0 0 0 0 23 27 0.00 0.667																					
Julio Valera, R ERA: 5.84 (8, 1)	1.1 9 3 3 3 0 0 0 1 0 0 0 0 17 28 20.25 2.250																					

Cleveland Indians @ Kansas City Royals
Kauffman Stadium, Kansas City, MO
 Tue Jul 16 1996, 7:05 PM CDT
 Att. 16,871 - Unknown - 83 F

AB	43
R	10
H	17
RBI	10
BB	2
SO	0
LOB	18



Batter	1	2	3	4	5	6	7	8	9	AB	R	H	RBI	BB	SO	LOB
Tom Goodwin, L (1, 8) OBP: 0.337, SLG: 0.342	3-1 G4-3		0-0 CS 1B			0-0 FC6-5 1-H 2-H 2B		1-0 G6-3		4	0	2	3	0	0	0
Keith Lockhart, L (1, 4) OBP: 0.346, SLG: 0.432 Craig Paquette, R (8, PH) OBP: 0.271, SLG: 0.410	3-1 G3		1-0 CS 1-2	0-1 F9		0-0 FC6-5 F9 1B 2-3		3-3 K		3	0	0	0	0	0	1
Michael Tucker, L (1, 7) OBP: 0.331, SLG: 0.425	3-2 G3			2-2 F9		1-1 SAFE 1-2 1B		2-1 1B		4	0	2	0	0	0	0
Bob Hamelin, L (1, 10) OBP: 0.402, SLG: 0.411		2-3 K		3-2 G3		1-0 F9 2-3		0-3 K		4	0	0	0	0	2	3
Kevin Young, R (1, 3) OBP: 0.288, SLG: 0.518		1-3 K			2-0 P3	2-3 K			3-2 P6	4	0	0	0	0	2	2
Johnny Damon, L (1, 9) OBP: 0.329, SLG: 0.404		1-0 G3			0-1 G3		3-2 G4-3		4-1 2B BB	3	1	0	0	1	0	0
Joe Randa, R (1, 5) OBP: 0.359, SLG: 0.420			2-1 G4-3		1-1 G6-3		1-2 WP 2B		1-2 1-H 2B	4	0	2	1	0	0	0
Mike Macfarlane, R (1, 2) OBP: 0.333, SLG: 0.530 Henry Mercedes, R (6, 2) OBP: 0.333, SLG: 0.333			0-2 F8			1-2 BB 2B 1B	1-3 K		1-2 F8	1	0	0	0	0	0	0
David Howard, S (1, 6) OBP: 0.304, SLG: 0.333			1-0 1B 3B			4-2 2B BB	2-1 G4-3		1-1 L8	3	2	1	0	1	0	2

Inning Stats	R: 0	H: 0	E: 0	LOB: 0	K: 0	BB: 0	S: 13	P: 22	R: 0	H: 0	E: 0	LOB: 0	K: 2	BB: 0	S: 12	P: 16	R: 1	H: 2	E: 0	LOB: 0	K: 0	BB: 0	S: 7	P: 11	R: 0	H: 0	E: 0	LOB: 0	K: 0	BB: 0	S: 10	P: 15	R: 0	H: 0	E: 0	LOB: 0	K: 0	BB: 0	S: 5	P: 8	R: 2	H: 3	E: 0	LOB: 2	K: 1	BB: 1	S: 14	P: 23	R: 0	H: 1	E: 0	LOB: 1	K: 1	BB: 0	S: 13	P: 20	R: 0	H: 1	E: 0	LOB: 1	K: 2	BB: 0	S: 9	P: 15	R: 1	H: 1	E: 0	LOB: 1	K: 0	BB: 1	S: 15	P: 25	1B: 4	2B: 3	3B: 1	SF: 0	SAC: 0	DP: 0	HBP: 0	WP: 1	PA: 37
--------------	------	------	------	--------	------	-------	-------	-------	------	------	------	--------	------	-------	-------	-------	------	------	------	--------	------	-------	------	-------	------	------	------	--------	------	-------	-------	-------	------	------	------	--------	------	-------	------	------	------	------	------	--------	------	-------	-------	-------	------	------	------	--------	------	-------	-------	-------	------	------	------	--------	------	-------	------	-------	------	------	------	--------	------	-------	-------	-------	-------	-------	-------	-------	--------	-------	--------	-------	--------

PITCHER	IP	WLS	BF	H	R	ER	SO	BB	IBB	HBP	BLK	WP	HR	S	P	ERA	WHIP
Jack McDowell, R (1, 1) ERA: 4.39	7.0	W	27	6	3	3	4	1	0	0	0	1	0	74	115	3.86	1.000
Paul Assenmacher, L (8, 1) ERA: 2.03	1.0		4	1	0	0	2	0	0	0	0	0	0	9	15	0.00	1.000
Paul Shuey, R (9, 1) ERA: 4.43	1.0		5	1	1	1	0	1	0	0	0	0	0	15	25	9.00	2.000

BOTTOM

Cleveland Indians @ Kansas City Royals
Kauffman Stadium, Kansas City, MO

Tue Jul 16 1996, 7:05 PM CDT
Att: 16,871 - Unknown - 83 F

livebaseballscorecards.com

AB	34
R	4
H	8
RBI	4
BB	2
SO	6
LOB	10



Batter	1	2	3	4	5	6	7	8	9	AB R H RBI BB SO LOB	TOP											
Kenny Lofton, L (1, 8) OBP: 0.375, SLG: 0.433	3-2 G3	3-1 FC4-6		1-2 1B			1-0 G6-4-3		4-0 IBB	4 0 1 0 1 0 2												
Mark Carreon, R (1, 3) OBP: 0.334, SLG: 0.467	1-1 L1	1-1 F8		0-1 G1-3			0-0 F8		0-2 L4	5 0 0 0 0 0 6												
Jim Thome, L (1, 5) OBP: 0.450, SLG: 0.593	3-2 FC5 1B		0-0 G4-6-3 1B		2-3 K		2-2 E4 FC6-4		2-3 K	5 0 2 0 0 2 3												
Albert Belle, R (1, 7) OBP: 0.412, SLG: 0.641	1-2 1B		0-1 G4-6-3 1B		3-2 G6-3		2-2 FC6-4			4 0 2 0 0 0 1												
Manny Ramirez, R (1, 9) OBP: 0.385, SLG: 0.593	1-0 FC5		0-1 G4-6-3		0-1 F8		0-0 F9			4 0 0 0 0 0 5												
Jeremy Burnitz, L (1, 10) OBP: 0.409, SLG: 0.514		3-2 2B SF9 1B		3-3 K		1-0 G3		1-3 K		4 1 1 0 0 2 2												
Carlos Baerga, S (1, 4) OBP: 0.300, SLG: 0.395		0-1 SF9 1B 2B		1-1 G3		1-0 F9		0-1 SH1-4 1B		4 1 2 0 0 0 0												
Tony Peña, R (1, 2) OBP: 0.333, SLG: 0.327		0-0 SF9		3-2 F8		3-2 F8		0-1 SH1-4 1B		2 0 0 1 0 0 0												
Brian Giles, L (9, PH) OBP: 0.400, SLG: 1.000		2-3 3-H		4-2 1B BB				1-2 2-3 SH1-4		1 0 1 0 0 0 0												
Omar Vizquel, S (1, 6) OBP: 0.367, SLG: 0.426		0-1 FC4-6 1B				0-1 G6-4-3 1B		1-1 SH1-4		2 0 2 1 1 0 0												
Inning Stats	R: 0 E: 0 K: 0 S: 15	H: 2 LOB: 2 BB: 0 P: 24	R: 2 E: 0 K: 0 S: 12	H: 3 LOB: 1 BB: 0 P: 19	R: 0 E: 0 K: 1 S: 8	H: 2 LOB: 1 BB: 0 P: 11	R: 0 E: 0 K: 0 S: 14	H: 1 LOB: 2 BB: 1 P: 23	R: 0 E: 0 K: 0 S: 10	H: 0 LOB: 0 BB: 0 P: 15	R: 0 E: 0 K: 0 S: 5	H: 0 LOB: 0 BB: 0 P: 10	R: 0 E: 0 K: 0 S: 4	H: 1 LOB: 0 BB: 0 P: 5	R: 0 E: 1 K: 1 S: 11	H: 0 LOB: 1 BB: 0 P: 16	R: 0 E: 0 K: 1 S: 13	H: 2 LOB: 3 BB: 1 P: 20	1B: 10 2B: 1 3B: 0 HR: 0	SF: 1 SAC: 1 DP: 2 HBP: 0	WP: 0 PB: 0 SB: 0 CS: 0	PA: 39
PITCHER	IP WLS BF H R ER SO BB IBB HBP BLK WP HR S P ERA WHIP																					
Tim Belcher, R (1, 1) ERA: 4.12	8.0 W 33 9 2 2 3 1 0 0 0 0 0 0 79 123 2.25 1.250																					
Jeff Montgomery, R (9, 1) ERA: 4.22	1.0 S 6 2 0 0 1 0 1 0 0 0 0 0 13 20 0.00 2.000																					

Cleveland Indians @ Kansas City Royals
Kauffman Stadium, Kansas City, MO
 Wed Jul 17 1996, 7:05 PM CDT
 Att. 19,532 - Unknown - 93 F

livebaseballscorecards.com

AB	35
R	2
H	11
RBI	2
BB	2
SO	4
LOB	19



Batter	1	2	3	4	5	6	7	8	9	AB	R	H	RBI	BB	SO	LOB					
Jose Offerman, S OBP: 0.371, SLG: 0.378 (1, 4) (5, 6)	2-1 1B 2B	2-2 G4-3		2-1 2B			1-3 K2-3			4	1	2	0	0	1	1					
Tom Goodwin, L OBP: 0.336, SLG: 0.344 (1, 8)	1-3 K		0-0 G4-3 E 2B	0-1 F9			1-2 G1-3			4	1	1	0	0	1	2					
Michael Tucker, L OBP: 0.330, SLG: 0.420 (1, 7)	4-0 1B BB		1-3 K				1-1 G4-3			3	1	0	0	1	1	1					
Bob Hamelin, L OBP: 0.404, SLG: 0.410 (1, 10)	2-1 1B 1B		3-2 G4-3	2-3		4-2 FC6-4 BB		0-0 L6		3	0	1	1	1	0	1					
Kevin Young, R OBP: 0.286, SLG: 0.500 (1, 3)	1-3 K		0-0 E5 1B	1-2f		1-0 FC6-4		0-0 1B		4	0	1	0	0	1	3					
Johnny Damon, L OBP: 0.330, SLG: 0.405 (1, 9)	2-1 1B		2-0 SAFE 1-3 1B	1-3 1B		0-0 G4-3		1-0 G3-1		4	0	2	1	0	0	1					
Joe Randa, R OBP: 0.354, SLG: 0.413 (1, 5)		1-1 G5-3	1-2 L7			3-1 G1-3				3	0	0	0	0	0	2					
Mike Macfarlane, R OBP: 0.329, SLG: 0.522 (1, 2)		0-0 G6-3		1-2 G6-3		0-0 P3				3	0	0	0	0	0	0					
David Howard, S OBP: 0.305, SLG: 0.332 Keith Lockhart, L OBP: 0.345, SLG: 0.430 (5, 4)		4-2 BB		1-0 G6-3		0-2 G6-3				1	0	0	0	1	0	0					
										1	0	0	0	0	0	0					
Inning Stats	R: 2 E: 0 K: 2 S: 14	H: 3 LOB: 2 BB: 1 P: 26	R: 0 E: 0 K: 0 S: 12	H: 0 LOB: 1 BB: 1 P: 19	R: 1 E: 1 K: 1 S: 13	H: 2 LOB: 2 BB: 0 P: 20	R: 0 E: 0 K: 0 S: 8	H: 1 LOB: 1 BB: 0 P: 12	R: 0 E: 0 K: 0 S: 8	H: 0 LOB: 1 BB: 1 P: 14	R: 0 E: 0 K: 1 S: 6	H: 0 LOB: 0 BB: 0 P: 9	R: 0 E: 0 K: 1 S: 8	H: 0 LOB: 0 BB: 0 P: 11	R: 0 E: 0 K: 0 S: 3	H: 1 LOB: 0 BB: 0 P: 4	1B: 4 2B: 3 3B: 0 HR: 0	SF: 0 SAC: 0 DP: 0 HBP: 0	WP: 0 PB: 0 SB: 0 CS: 0	PA: 33	
PITCHER Orel Hershiser, R ERA: 3.86 (1, 1)	IP 8.0	WLS L	BF 33	H 7	R 3	ER 2	SO 4	BB 3	IBB 0	HBP 0	BLK 0	WP 0	HR 0	S 72	P 115	ERA 2.25	WHIP 1.250				

BOTTOM

Cleveland Indians @ Kansas City Royals
Kauffman Stadium, Kansas City, MO

Wed Jul 17 1996, 7:05 PM CDT
Att: 19,532 - Unknown - 93 F

AB	30
R	3
H	7
RBI	2
BB	3
SO	4
LOB	11



WP: 0	PA: 33
PB: 0	
SB: 0	
CS: 0	

WP	HR	S	P	ERA	WHIP
0	0	0	0	2.25	1.250

livebaseballscorecards.com

Kansas City Royals @ Chicago White Sox
Comiskey Park, Chicago, IL

Thu Jul 18 1996, 8:05 PM EDT
Att. 17,657 - Unknown - 88 F

AB	35
R	7
H	11
RBI	7
BB	3
SO	5
LOB	16



WP:	0	PA:	39
PB:	0		
SB:	1		
CS:	0		

AB R H RBI BB SO LOB

5	0	0	0	0	0	5
5	1	1	0	0	1	2
5	2	2	1	0	0	2
2	3	1	2	2	0	0
2	0	0	0	0	2	0
2	1	1	0	0	0	2
4	0	2	4	0	1	0
4	0	2	0	0	0	2
3	0	0	0	0	0	2
3	0	2	0	1	1	1

1B:	7	SF:	0
2B:	2	SAC:	1
3B:	0	DP:	1
HR:	2	HBP:	0

WP:	0	PA:	39
PB:	0		
SB:	1		
CS:	0		

Batter	1	2	3	4	5	6	7	8	9													
Jose Offerman, S (1, 6) OBP: 0.366, SLG: 0.372	3-2 F7		1-0 G4-6-3		1-0 F7		0-0 F8		3-2 FC6-4													
Tom Goodwin, L (1, 8) OBP: 0.334, SLG: 0.342	2-3 K			1-2 L8		1-0 E 1B	1-1 G1-3		1-2 G4-3													
Keith Lockhart, L (1, 4) OBP: 0.346, SLG: 0.444	1-1 G4-3			2-0 HR 2B		2-1 F8		0-2 HR	1-2 F8													
Mike Macfarlane, R (1, 2) OBP: 0.336, SLG: 0.537		0-1 G5-3		0-1 HR		4-0 S 1B IBB		4-1 1B E BB														
Michael Tucker, L (1, 3) OBP: 0.327, SLG: 0.416		0-3 K		0-3 K		2-0 P3		2-2 E 1B														
Bob Hamelin, L (4, 3) OBP: 0.405, SLG: 0.411						1-2		1-2 E 1B														
Craig Paquette, R (1, 7) OBP: 0.276, SLG: 0.417		2-3 K		3-2 G6-3		0-1 1B		0-0 E7 G3-1 2B														
Johnny Damon, L (1, 9) OBP: 0.332, SLG: 0.407			0-0 FC1-6 1B		0-1 SH1-3 1B	0-0 P5		0-0 G6-3														
Joe Randa, R (1, 5) OBP: 0.348, SLG: 0.407			0-0 FC1-6 29 1B		0-0 SH1-3		1-0 L6	3-2 G3-1														
29 Mike Sweeney, R (1, 10) OBP: 0.750, SLG: 0.667			2-1 G4-6-3 1B		3-3 K		4-2 BB		0-0 FC6-4 1B													
Inning Stats	R: 0 E: 0 K: 1 S: 10	H: 0 LOB: 0 BB: 0 P: 16	R: 0 E: 0 K: 2 S: 11	H: 0 LOB: 0 BB: 0 P: 13	R: 0 E: 0 K: 0 S: 5	H: 2 LOB: 1 BB: 0 P: 8	R: 2 E: 0 K: 1 S: 12	H: 2 LOB: 0 BB: 0 P: 18	R: 0 E: 0 K: 1 S: 7	H: 1 LOB: 1 BB: 0 P: 11	R: 2 E: 1 K: 0 S: 8	H: 2 LOB: 1 BB: 1 P: 16	R: 0 E: 0 K: 0 S: 7	H: 0 LOB: 1 BB: 1 P: 13	R: 3 E: 1 K: 0 S: 12	H: 3 LOB: 1 BB: 1 P: 21	R: 0 E: 0 K: 0 S: 10	H: 1 LOB: 1 BB: 0 P: 15	1B: 7 2B: 2 3B: 0 HR: 2	SF: 0 SAC: 1 DP: 1 HBP: 0	WP: 0 PA: 39	
PITCHER	IP	WLS	BF	H	R	ER	SO	BB	IBB	HBP	BLK	WP	HR	S	P	ERA	WHIP					
Alex Fernandez, R (1, 1) ERA: 4.08	7.0	L	32	9	7	6	5	2	1	0	0	0	2	67	108	7.71	1.571					
Jeff Darwin, R (8, 1) ERA:	1.0		3	1	0	0	0	0	0	0	0	0	0	5	8	0.00	1.000					
Larry Thomas, L (9, 1) ERA: 3.57	1.0		4	1	0	0	0	0	0	0	0	0	0	10	15	0.00	1.000					

Batter	1	2	3	4	5	6	7	8	9	AB R H RBI BB SO LOB
Tony Phillips, S (1, 7) OBP: 0.410, SLG: 0.401	3-2 F7		1-1 G6-3		1-0 G4-3			1-2 G4-1		4 0 0 0 0 0 0
Darren Lewis, R (1, 8) OBP: 0.345, SLG: 0.335	1-1 L3		2-3 K			3-3 K		3-3 K		4 0 0 0 0 3 0
Robin Ventura, L (1, 5) OBP: 0.370, SLG: 0.513	4-2 BB			2-1 F7		2-2 2B			1-3 K	3 0 1 0 1 1 0
Harold Baines, L (1, 10) OBP: 0.394, SLG: 0.542	2-3 K			0-1 E9 1B		3-3 K			3-2 G4-3	4 0 1 0 0 2 2
Danny Tartabull, R (1, 9) OBP: 0.325, SLG: 0.453		2-2 G4-3		1-3 K		1-3 K			3-3 K	4 0 0 0 0 3 2
Dave Martinez, L (1, 3) OBP: 0.381, SLG: 0.454		4-2 BB		2-2 P6			1-2 F8			2 0 0 0 1 0 1
Ron Karkovice, R (1, 2) OBP: 0.273, SLG: 0.341		1 SAFE L9			3-1 SH1-3 SF8 2B		0-3 K			3 1 1 0 0 1 1
Ray Durham, S (1, 4) OBP: 0.355, SLG: 0.408		1-1 G4-3			0-0 SH1-3		2-2 F8			2 0 0 0 0 0 1
Ozzie Guillen, L (1, 6) OBP: 0.286, SLG: 0.382			2-3 K		0-1 SF8 3-H			0-0 G5-3		2 0 0 1 0 1 0

Inning Stats	R: 0 E: 0 K: 1 S: 11	H: 0 LOB: 1 BB: 1 P: 21	R: 0 E: 0 K: 0 S: 13	H: 0 LOB: 1 BB: 1 P: 21	R: 0 E: 0 K: 2 S: 8	H: 0 LOB: 0 BB: 0 P: 13	R: 0 E: 1 K: 1 S: 12	H: 1 LOB: 1 BB: 0 P: 17	R: 1 E: 0 K: 0 S: 6	H: 1 LOB: 0 BB: 0 P: 10	R: 0 E: 0 K: 3 S: 12	H: 1 LOB: 1 BB: 0 P: 21	R: 0 E: 0 K: 1 S: 11	H: 0 LOB: 0 BB: 0 P: 14	R: 0 E: 0 K: 1 S: 7	H: 0 LOB: 0 BB: 0 P: 11	R: 0 E: 0 K: 2 S: 9	H: 0 LOB: 0 BB: 0 P: 16	1B: 1 2B: 2 3B: 0 HR: 0	SF: 1 SAC: 1 DP: 0 HBP: 0	WP: 0 PB: 0 SB: 1 CS: 0	PA: 32
--------------	-------------------------------	----------------------------------	-------------------------------	----------------------------------	------------------------------	----------------------------------	-------------------------------	----------------------------------	------------------------------	----------------------------------	-------------------------------	----------------------------------	-------------------------------	----------------------------------	------------------------------	----------------------------------	------------------------------	----------------------------------	----------------------------------	------------------------------------	----------------------------------	--------

PITCHER	IP	WLS	BF	H	R	ER	SO	BB	IBB	HBP	BLK	WP	HR	S	P	ERA	WHIP
Kevin Appier, R (1, 1) ERA: 3.53	6.0	W	23	3	1	1	7	2	0	0	0	0	0	62	103	1.50	0.833
Hipolito Pichardo, R (7, 1) ERA: 5.36	3.0	S	9	0	0	0	4	0	0	0	0	0	0	27	41	0.00	0.000

BOTTOM

Kansas City Royals @ Chicago White Sox
Comiskey Park, Chicago, IL
Thu Jul 18 1996, 8:05 PM EDT
Att: 17,657 - Unknown - 88 F

livebaseballscorecards.com

AB	28
R	1
H	3
RBI	1
BB	2
SO	11
LOB	7



TOP

Kansas City Royals @ Chicago White Sox
Comiskey Park, Chicago, IL

Fri Jul 19 1996, 8:05 PM EDT
Att: 19,604 - Unknown - 67 F

AB	39
R	7
H	13
RBI	5
BB	4
SO	9
LOB	19



AB R H RBI BB SO LOB

5	1	2	0	1	1	1
4	0	1	0	0	1	3
4	1	1	1	1	1	1
3	0	1	1	0	0	1
0	0	0	0	0	0	0
2	1	1	1	0	1	3
5	0	1	0	0	1	4
5	2	2	1	0	2	0
4	2	3	0	1	1	0
4	0	1	0	0	1	2
3	0	0	1	1	0	4

Batter	1	2	3	4	5	6	7	8	9	10
Jose Offerman, S OBP: 0.368, SLG: 0.372	1-1 F9		4-2 S 1B BB	1-2 1B			0-1 SH2-4 1B		0-0 F8	1-3 K
Tom Goodwin, L OBP: 0.333, SLG: 0.341	2-2 G6-3 1B		1-1 L9	0-3 K			0-1 SH2-4		1-0 P1	
Bip Roberts, S OBP: 0.347, SLG: 0.389	3-2 G6-3		3-1 WP 2B 1B				4-0 IBB		0-0 G6-3	
Keith Lockhart, L OBP: 0.346, SLG: 0.447	0-1 F7		2-2 1-H 2B				1-3 K			1-2 HR
Kevin Young, R OBP: 0.286, SLG: 0.500										
Bob Hamelin, L OBP: 0.406, SLG: 0.432										
Michael Tucker, L OBP: 0.325, SLG: 0.412		3-1 F7	0-3 K				3-2 CS 1B		2-1 P3	0-0 G1-3
Craig Paquette, R OBP: 0.279, SLG: 0.436		0-1 HR		2-3 K	2-2 CS	2-3 K		1-0 F8	0-1 FC3 E 2B	
Johnny Damon, L OBP: 0.339, SLG: 0.417	1-2 G5-4-3 1B			0-0 29 SF9 3B			0-3 K	3-2 1B	4-0 E WP IBB	
Joe Randa, R OBP: 0.350, SLG: 0.403	0-1 G5-4-3			1-1 1B 29 SF9 HBP			1-3 K	0-0 29 L1-3 1B	2-0 FC3 WP	
29 Mike Sweeney, R OBP: 0.444, SLG: 0.333			2-0 P2	0-0 SF9			4-2 SH2-4 1B BB	1-2 L1-3	1-0 P5	

Inning Stats	R: 0	H: 1	E: 0	LOB: 1	K: 0	S: 14	R: 1	H: 2	E: 0	LOB: 0	K: 0	S: 10	R: 2	H: 2	E: 0	LOB: 1	K: 1	S: 18	R: 1	H: 2	E: 0	LOB: 2	K: 2	S: 12	R: 0	H: 1	E: 0	LOB: 0	K: 1	S: 13	R: 0	H: 0	E: 0	LOB: 0	K: 3	S: 12	R: 0	H: 1	E: 0	LOB: 3	K: 1	S: 11	R: 0	H: 2	E: 0	LOB: 1	K: 0	S: 9	R: 0	H: 0	E: 0	LOB: 0	K: 0	S: 3	R: 3	H: 2	E: 1	LOB: 1	K: 1	S: 11	1B: 8	2B: 3	3B: 1	SF: 1	SAC: 1	DP: 2	HR: 2	HBP: 1	WP: 2	PA: 47
--------------	------	------	------	--------	------	-------	------	------	------	--------	------	-------	------	------	------	--------	------	-------	------	------	------	--------	------	-------	------	------	------	--------	------	-------	------	------	------	--------	------	-------	------	------	------	--------	------	-------	------	------	------	--------	------	------	------	------	------	--------	------	------	------	------	------	--------	------	-------	-------	-------	-------	-------	--------	-------	-------	--------	-------	--------

PITCHER	IP	WLS	BF	H	R	ER	SO	BB	IBB	HBP	BLK	WP	HR	S	P	ERA	WHIP
James Baldwin, R ERA: 3.77	6.0		27	8	4	4	7	2	0	0	0	1	1	81	123	6.00	1.667
Larry Thomas, L ERA: 3.52	0.1		3	1	0	0	0	0	1	0	0	0	0	4	8	0.00	3.000
41 Bill Simas, R ERA: 4.44	1.2		6	2	0	0	1	0	0	0	0	0	0	14	22	0.00	1.200
Roberto Hernandez, R ERA: 1.28	2.0	L	10	2	3	1	1	0	1	0	0	1	1	14	24	4.50	1.000

Batter	1	2	3	4	5	6	7	8	9	10	AB R H RBI BB SO LOB
Tony Phillips, S OBP: 0.414, SLG: 0.408 (1, 7)	1-0 E 2B		1-0 FC6-4 1B	K			2-1 1B		4-2 SH1-4 BB		4 0 3 0 1 1 0
Ray Durham, S OBP: 0.354, SLG: 0.409 (1, 4)	0-1 P3		1-2 FC6-4 1B		1-1 1B S 2B		1-1 F8		1-1 SH1-4		4 2 1 0 0 0 3
Harold Baines, L OBP: 0.401, SLG: 0.543 (1, 10) Norberto Martin, R OBP: 0.365, SLG: 0.419 (9, PR)	3-3 K		4-2 1B 2B BB		0-0 S 1B		1-0 S 1B		4-0 IBB		3 1 2 0 2 1 1 0 0 0 0 0 0 0
Danny Tartabull, R OBP: 0.326, SLG: 0.451 (1, 9)	4-1 E BB		0-0 2B 1B		2-2 F9		3-3 K		1-3 K		4 0 1 1 1 2 6
Chris Snopce, R OBP: 0.282, SLG: 0.500 (1, 5) Robin Ventura, L OBP: 0.370, SLG: 0.512 (7, PH) (8, 5)	3-2 E5		0-1 2B 2B		3-3 K		4-0 IBB		0-1 L1		3 1 1 1 0 1 3 1 0 0 0 1 0 2
Chad Kreuter, S OBP: 0.308, SLG: 0.368 (1, 2) Ron Karkovice, R OBP: 0.270, SLG: 0.337 (4, 2)	1-0 F7		0-1 WP 2B		2-1 F8		1-0 F8			0-1 P3	2 0 1 1 0 0 3 3 0 0 0 0 0 4
Dave Martinez, L OBP: 0.377, SLG: 0.446 (1, 3)		1-1 F7	4-1 CS BB			0-0 P5		1-1 G4-3		3-2 F9	4 0 0 0 1 0 0
Darren Lewis, R OBP: 0.343, SLG: 0.329 (1, 8)		4-2 G4-6-3 BB	1-2 CS	0-1 L4		2-2 F8		3-2 G1-3		2-1 F8	4 0 0 0 1 0 0
Ozzie Guillen, L OBP: 0.283, SLG: 0.377 (1, 6)		0-0 G4-6-3		1-1 G4-3		1-1 G6-3		3-3 K			4 0 0 0 0 1 1

Inning Stats	R: 0 E: 1 K: 1 S: 11	H: 1 LOB: 3 BB: 1 P: 23	R: 0 E: 0 K: 0 S: 5	H: 0 LOB: 0 BB: 1 P: 10	R: 3 E: 0 K: 0 S: 14	H: 4 LOB: 1 BB: 2 P: 25	R: 0 E: 0 K: 1 S: 7	H: 0 LOB: 0 BB: 0 P: 10	R: 1 E: 0 K: 1 S: 13	H: 2 LOB: 1 BB: 0 P: 21	R: 0 E: 0 K: 0 S: 9	H: 0 LOB: 0 BB: 0 P: 12	R: 0 E: 0 K: 1 S: 9	H: 2 LOB: 3 BB: 1 P: 21	R: 0 E: 0 K: 1 S: 11	H: 0 LOB: 0 BB: 0 P: 18	R: 0 E: 0 K: 1 S: 9	H: 0 LOB: 2 BB: 2 P: 19	R: 0 E: 0 K: 0 S: 7	H: 0 LOB: 0 BB: 0 P: 12	1B: 5 2B: 4 3B: 0 HR: 0	SF: 0 SAC: 1 DP: 1 HBP: 0	WP: 1 PB: 0 SB: 4 CS: 1	PA: 45
PITCHER 50 José Rosado, L ERA: 4.19 (1, 1) Rick Huisman, R ERA: (7, 1) Jason Jacome, L ERA: 4.43 (8, 1) Jeff Montgomery, R ERA: 4.09 (9, 1)	IP	WLS	BF	H	R	ER	SO	BB	IBB	HBP	BLK	WP	HR	S	P	ERA	WHIP							
	6.1		30	9	4	4	3	4	0	0	0	1	0	64	110	5.68	2.053							
	0.2		3	0	0	0	1	0	1	0	0	0	0	4	12	0.00	0.000							
	1.1		6	0	0	0	1	1	1	0	0	0	0	15	31	0.00	0.750							
	1.2	W	5	0	0	0	1	0	0	0	0	0	0	12	18	0.00	0.000							


BOTTOM

Kansas City Royals @ Chicago White Sox
Comiskey Park, Chicago, IL

Fri Jul 19 1996, 8:05 PM EDT
Att. 19,604 - Unknown - 67 F

livebaseballscorecards.com

AB 36
R 4
H 9
RBI 3
BB 7
SO 6
LOB 23



Batter	1	2	3	4	5	6	7	8	9	AB	R	H	RBI	BB	SO	LOB	TOP										
Jose Offerman, S (1, 6) OBP: 0.366, SLG: 0.367	0-0 G4-3		4-0 1B 1-2 1B BB	3-1 L7		2-2 F7		0-0 G4-3		4	1	0	0	1	0	2											
Bip Roberts, S (1, 4) OBP: 0.348, SLG: 0.390 Keith Lockhart, L (8, 4) OBP: 0.346, SLG: 0.447	0-0 G8		0-0 F8 1B 1-3 2-H 1B		2-1 G4-3	0-1 S 1B		1-1 G6-3		5	0	2	2	0	0	0											
Kevin Young, R (1, 3) OBP: 0.294, SLG: 0.484	0-0 G1-3		0-0 1B 1-2 3-H 1B		4-2 1B HR BB	3-3 K			0-1 L9	4	1	1	1	1	1	1											
Mike Macfarlane, R (1, 10) OBP: 0.333, SLG: 0.529		0-3 K	0-0 F8		2-1 1B HR BB	0-2 L8			1-1 G5-3	5	1	1	0	0	1	3											
Craig Paquette, R (1, 7) OBP: 0.281, SLG: 0.455		0-0 29 1B SF9 2B	0-3 K		0-0 HR		1-1 F9		1-1 F8	5	2	2	3	0	1	2											
29 Mike Sweeney, R (1, 2) OBP: 0.538, SLG: 0.556		0-0 2B 2-3 1B	0-0 G5-3		0-1 G4-3 2B		4-0 BB			3	0	2	0	1	0	2											
Johnny Damon, L (1, 9) OBP: 0.335, SLG: 0.413		0-0 SF9		0-1 F9	3-2 G4-3		1-1 P8			3	0	0	1	0	0	2											
Joe Randa, R (1, 5) OBP: 0.343, SLG: 0.395		0-0 G4-3		1-0 F7	2-2 G4-3		3-2 G6-3			4	0	0	0	0	0	3											
Tom Goodwin, L (1, 8) OBP: 0.338, SLG: 0.345			0-0 1B BB 1B	0-2 S 1B		1-2 F7 S 1B		1-1 G4-3		4	2	3	0	0	0	0											
Inning Stats	R: 0 E: 0 K: 0 S: 3	H: 0 LOB: 0 BB: 0 P: 3	R: 1 E: 0 K: 1 S: 7	H: 2 LOB: 1 BB: 0 P: 7	R: 2 E: 0 K: 1 S: 8	H: 3 LOB: 2 BB: 1 P: 12	R: 0 E: 0 K: 0 S: 8	H: 1 LOB: 1 BB: 0 P: 12	R: 3 E: 0 K: 0 S: 17	H: 3 LOB: 1 BB: 1 P: 30	R: 1 E: 0 K: 1 S: 14	H: 2 LOB: 1 BB: 0 P: 20	R: 0 E: 0 K: 0 S: 7	H: 0 LOB: 1 BB: 1 P: 16	R: 0 E: 0 K: 0 S: 5	H: 0 LOB: 0 BB: 0 P: 7	R: 0 E: 0 K: 0 S: 6	H: 0 LOB: 0 BB: 0 P: 8	1B: 8 2B: 2 3B: 0 HR: 1	SF: 1 SAC: 0 DP: 0 HBP: 0	WP: 0 PB: 0 SB: 3 CS: 0	PA: 41					
PITCHER	IP	WLS	BF	H	R	ER	SO	BB	IBB	HBP	BLK	WP	HR	S	P	ERA	WHIP										
Mike Sirotko, L (1, 1) ERA: 8.83	2.0		11	4	3	3	1	1	0	0	0	0	0	12	16	13.50	2.500										
Brian Keyser, R (3, 1) ERA: 5.16	2.1	L	11	3	2	2	1	1	0	0	0	0	0	22	34	7.71	1.714										
Kirk McCaskill, R (5, 1) ERA: 6.97	1.0		7	4	2	2	0	0	0	0	0	0	1	17	25	18.00	4.000										
Matt Karchner, R (6, 1) ERA: 4.17	1.2		6	0	0	0	1	1	0	0	0	0	0	13	25	0.00	0.600										
Larry Thomas, L (8, 1) ERA: 3.38	1.0		3	0	0	0	0	0	0	0	0	0	0	5	7	0.00	0.000										
PITCHER	IP	WLS	BF	H	R	ER	SO	BB	IBB	HBP	BLK	WP	HR	S	P	ERA	WHIP										
Jeff Darwin, R (9, 1) ERA:	1.0		3	0	0	0	0	0	0	0	0	0	0	6	8	0.00	0.000										

Kansas City Royals @ Chicago White Sox
 Comiskey Park, Chicago, IL
 Sat Jul 20 1996, 8:05 PM EDT
 Att. 32,282 - Unknown - 67 F

AB	37
R	7
H	11
RBI	7
BB	3
SO	3
LOB	15



WP: 0	PA: 41
PB: 0	
SB: 3	
CS: 0	

1B: 8	SF: 1
2B: 2	SAC: 0
3B: 0	DP: 0
HR: 1	HBP: 0

livebaseballscorecards.com

Batter	1	2	3	4	5	6	7	8	9	AB R H RBI BB SO LOB
Tony Phillips, S (1, 7) OBP: 0.414, SLG: 0.409	4-0 G5-3 BB		0-3 K		0-1 WP G5-3 2B		2-3 K		3-2 F9	4 1 1 0 1 2 1
Darren Lewis, R (1, 8) OBP: 0.344, SLG: 0.325	0-0 G5-3		3-2 L9		1-0 G5-3		4-2 FC6-4 1B BB		4-2 FC6 BB	3 0 0 1 2 0 2
Robin Ventura, L (1, 5) OBP: 0.373, SLG: 0.513	0-3 K			3-2 FC6-4 1B	0-0 WP 1B		1-0 FC6-4 1B		1-0 FC6	5 0 3 0 0 1 2
Harold Baines, L (1, 10) OBP: 0.396, SLG: 0.536	0-3 K			2-0 L7	1-0 F7		0-0 FC6-4			4 0 0 0 0 1 5
Danny Tartabull, R (1, 9) OBP: 0.322, SLG: 0.444		0-3 K		0-1 FC6-4 1B E	2-3 K		1-0 FC6-4			4 1 0 0 0 2 4
Dave Martinez, L (1, 3) OBP: 0.379, SLG: 0.447		0-3 K		1-0 E8 1B		3-1 1B		2-2 K		4 1 2 0 0 2 0
Ron Karkovics, R (1, 2) OBP: 0.273, SLG: 0.340		0-3 K		1-1 HR		1-2 G6-4-3 1B		2-0 F7		4 1 2 1 0 1 0
Ray Durham, S (1, 4) OBP: 0.353, SLG: 0.416			0-3 K	0-0 HR		3-3 K		0-0 B1		4 1 1 2 0 2 2
Ozzie Guillen, L (1, 6) OBP: 0.282, SLG: 0.376			0-0 BLK 1B	1-1 G3-1		1-0 G6-4-3			0-1 P3	4 0 1 0 0 0 2

Inning Stats	R: 0 E: 0 K: 2 S: 7	H: 0 LOB: 1 BB: 1 P: 11	R: 0 E: 0 K: 3 S: 9	H: 0 LOB: 0 BB: 0 P: 9	R: 0 E: 0 K: 2 S: 11	H: 1 LOB: 1 BB: 0 P: 14	R: 4 E: 1 K: 0 S: 12	H: 4 LOB: 0 BB: 0 P: 20	R: 1 E: 0 K: 1 S: 8	H: 2 LOB: 1 BB: 0 P: 12	R: 0 E: 0 K: 1 S: 11	H: 2 LOB: 1 BB: 0 P: 19	R: 0 E: 0 K: 1 S: 8	H: 1 LOB: 2 BB: 1 P: 16	R: 0 E: 0 K: 1 S: 5	H: 0 LOB: 0 BB: 0 P: 9	R: 0 E: 0 K: 0 S: 11	H: 0 LOB: 1 BB: 1 P: 19	1B: 8 2B: 1 3B: 0 HR: 1	SF: 0 SAC: 0 DP: 1 HBP: 0
--------------	------------------------------	----------------------------------	------------------------------	---------------------------------	-------------------------------	----------------------------------	-------------------------------	----------------------------------	------------------------------	----------------------------------	-------------------------------	----------------------------------	------------------------------	----------------------------------	------------------------------	---------------------------------	-------------------------------	----------------------------------	----------------------------------	------------------------------------

PITCHER	IP	WLS	BF	H	R	ER	SO	BB	IBB	HBP	BLK	WP	HR	S	P	ERA	WHIP
Doug Linton, R (1, 1) ERA: 4.81	5.0	W	23	7	5	5	8	1	0	0	1	2	1	47	66	9.00	1.600
Mike Magnante, L (6, 1) ERA: 5.03	1.2		8	3	0	0	2	1	0	0	0	0	0	18	33	0.00	2.400
Hipolito Pichardo, R (7, 1) ERA: 5.2	1.1		4	0	0	0	1	0	0	0	0	0	0	6	11	0.00	0.000
Jeff Montgomery, R (9, 1) ERA: 4.01	1.0	S	4	0	0	0	0	1	0	0	0	0	0	11	19	0.00	1.000

BOTTOM

Kansas City Royals @ Chicago White Sox
Comiskey Park, Chicago, IL
Sat Jul 20 1996, 8:05 PM EDT
Att: 32,282 - Unknown - 67 F

livebaseballscorecards.com

AB	36
R	5
H	10
RBI	4
BB	3
SO	11
LOB	18



WP: 2	PA: 39
PB: 0	
SB: 0	
CS: 0	

Batter	1	2	3	4	5	6	7	8	9	AB R H RBI BB SO LOB	TOP		
Jose Offerman, S (1, 6) OBP: 0.366, SLG: 0.368	2-3 K		2-2 G5-3		1-0 E G3 1B		1-2 S 1B		2-3 K	5 0 2 0 0 2 2	Kansas City Royals @ Chicago White Sox Comiskey Park, Chicago, IL Sun Jul 21 1996, 4:33 AM EDT Att. 21,253 - Cloudy - 59 F		
Tom Goodwin, L (1, 8) OBP: 0.339, SLG: 0.345	4-0 S BB		0-1 G6-3 S 1B		1-0 G3		1-2 G1-3			3 1 1 0 1 0 2			
Kevin Young, R (1, 3) OBP: 0.282, SLG: 0.463 Michael Tucker, L (8, PH) OBP: 0.324, SLG: 0.410	0-3 SAFE K		2-2 SAFE G6-3		3-2 P3			0-0 P6		3 0 0 0 0 1 3 1 0 0 0 0 0 0			
Craig Paquette, R (1, 7) OBP: 0.281, SLG: 0.451	1-2 L9		2-0 G6-3 S 1B		1-0 G6-3			0-3 K		4 0 1 1 0 1 1			
29 Mike Sweeney, R (1, 10) OBP: 0.529, SLG: 0.500		0-1 G3 HR 1B	2-3 K		4-2 BB			1-2 F8		3 1 1 0 1 1 1			
Mike Macfarlane, R (1, 2) OBP: 0.332, SLG: 0.523		2-3 K		0-0 F9		1-3 K		2-2 FC5-4 1B		4 0 1 0 0 2 2			
Johnny Damon, L (1, 9) OBP: 0.334, SLG: 0.409		1-1 G3		4-1 CS BB		3-2 SAFE F7		1-2 FC5-4 1B WP		3 0 0 0 1 0 3			
Joe Randa, R (1, 5) OBP: 0.343, SLG: 0.409 Bip Roberts, S (9, PH) OBP: 0.347, SLG: 0.388		0-0 HR		0-3 K			0-2 L9		3-2 F8	3 1 1 2 0 1 1 1 0 0 0 0 0 1			
Keith Lockhart, L (1, 4) OBP: 0.344, SLG: 0.444		1-2 G5-3		0-0 SAFE CS		3-2 P4		1-2 G4-3		4 0 1 0 0 0 0			
Inning Stats	R: 0 H: 0 E: 0 LOB: 1 K: 2 BB: 1 S: 9 P: 16	R: 2 H: 2 E: 0 LOB: 0 K: 1 BB: 0 S: 15 P: 19	R: 1 H: 2 E: 0 LOB: 1 K: 1 BB: 0 S: 12 P: 20	R: 0 H: 0 E: 0 LOB: 0 K: 1 BB: 1 S: 5 P: 9	R: 0 H: 1 E: 1 LOB: 1 K: 0 BB: 0 S: 14 P: 22	R: 0 H: 0 E: 0 LOB: 1 K: 1 BB: 1 S: 12 P: 21	R: 0 H: 1 E: 0 LOB: 1 K: 0 BB: 0 S: 18 P: 21	R: 0 H: 0 E: 0 LOB: 0 K: 1 BB: 0 S: 7 P: 8	R: 0 H: 2 E: 0 LOB: 2 K: 1 BB: 0 S: 17 P: 26	1B: 7 SF: 0 2B: 0 SAC: 0 3B: 0 DP: 0 HR: 1 HBP: 0		WP: 1 PA: 38 PB: 0 SB: 3 CS: 1	
PITCHER	IP WLS BF H R ER SO BB IBB HBP BLK WP HR S P ERA WHIP											PITCHER	IP WLS BF H R ER SO BB IBB HBP BLK WP HR S P ERA WHIP
Wilson Alvarez, L (1, 1) ERA: 3.64	7.0 W 29 6 3 3 6 3 0 0 0 0 0 1 85 128 3.86 1.286												
41 Bill Simas, R (8, 1) ERA: 4.34	1.0 3 0 0 0 1 0 0 0 0 0 0 0 7 8 0.00 0.000												
Roberto Hernandez, R (9, 1) ERA: 1.25	1.0 S 5 2 0 0 1 0 0 0 0 0 1 0 17 26 0.00 2.000												

AB	34
R	3
H	8
RBI	3
BB	3
SO	8
LOB	16



Batter	1	2	3	4	5	6	7	8	9	AB R H RBI BB SO LOB	TOP
Jose Offerman, S (1, 6) OBP: 0.367, SLG: 0.366 (8, 3)	4-2 	0-2 G5-3 			1-0 G4-3 		2-3 K 		0-0 	4 1 1 0 1 1 2	
Tom Goodwin, L (1, 8) OBP: 0.345, SLG: 0.351 (8, 3)	1-0 FC4-6 		2-1 		0-0 		0-0 		2-0 	5 2 4 1 0 0 1	
Keith Lockhart, L (1, 4) OBP: 0.345, SLG: 0.443 (8, 3)	0-1 		2-0 F8 		0-1 F8 		2-0 		0-0 FC5-4 	5 0 2 1 0 0 3	
Bip Roberts, S (1, 10) OBP: 0.344, SLG: 0.384 (8, 3)	1-2 G4-3 		2-2 G4-3 		1-0 F7 		0-1 		0-0 F4 	5 0 1 1 0 0 4	
Michael Tucker, L (1, 3) OBP: 0.323, SLG: 0.405 (8, 7)	1-1 G4-3 		2-2 		3-2 G6-3 		1-1 CS 		2-0 F7 	3 0 0 0 0 0 2	
Craig Paquette, R (1, 7) OBP: 0.276, SLG: 0.442 David Howard, S (8, 6) OBP: 0.305, SLG: 0.332		1-3 	0-1 G5-3 		0-3 		1-3 			4 0 0 0 0 3 1 0 0 0 0 0 0 0	
Mike Macfarlane, R (1, 2) OBP: 0.331, SLG: 0.532		0-0 G6-3 		0-0 G5-3 		1-2 		1-3 		4 1 1 1 0 1 0	
Johnny Damon, L (1, 9) OBP: 0.336, SLG: 0.410		3-2 		1-3 		2-2 		0-0 		4 1 2 0 0 1 0	
Joe Randa, R (1, 5) OBP: 0.341, SLG: 0.406		1-0 		0-0 L8 		1-1 G4-3 		1-0 		4 0 1 0 0 0 1	
Inning Stats	R: 0 H: 1 E: 0 LOB: 2 K: 0 BB: 1 S: 10 P: 17	R: 0 H: 2 E: 0 LOB: 2 K: 1 BB: 0 S: 13 P: 18	R: 1 H: 1 E: 1 LOB: 1 K: 0 BB: 0 S: 14 P: 21	R: 0 H: 0 E: 0 LOB: 0 K: 1 BB: 0 S: 5 P: 6	R: 0 H: 1 E: 0 LOB: 1 K: 0 BB: 0 S: 5 P: 7	R: 1 H: 1 E: 0 LOB: 0 K: 1 BB: 0 S: 12 P: 18	R: 1 H: 3 E: 0 LOB: 1 K: 1 BB: 0 S: 12 P: 18	R: 0 H: 0 E: 0 LOB: 0 K: 2 BB: 0 S: 7 P: 11	R: 2 H: 3 E: 0 LOB: 1 K: 0 BB: 0 S: 8 P: 9	1B: 11 SF: 0 2B: 0 SAC: 0 3B: 0 DP: 0 HR: 1 HBP: 1	WP: 0 PA: 41 PB: 0 SB: 2 CS: 1
PITCHER Tom Gordon, R (1, 1) ERA: 5.92 Mike Stanton, L (9, 1) ERA: 3.88	IP WLS BF H R ER SO BB IBB HBP BLK WP HR S P ERA WHIP 8.1 L 36 10 4 3 6 1 0 1 0 0 1 81 119 3.24 1.320										

Kansas City Royals @ Boston Red Sox
 Fenway Park, Boston, MA
 Mon Jul 22 1996, 7:05 PM EDT
 Att. 28,109 - Unknown - 83 F

AB	38
R	5
H	12
RBI	4
BB	1
SO	6
LOB	14



Batter	1	2	3	4	5	6	7	8	9	AB	R	H	RBI	BB	SO	LOB
Jeff Frye, R OBP: 0.340, SLG: 0.287 (1, 4)	3-2 F9			1-0 F7		1-3 K			1-1 1B	4	0	1	0	0	1	0
John Valentin, R OBP: 0.389, SLG: 0.462 (1, 6)	2-3 K			4-2 HR		0-3 K			0-0 F9	3	1	0	0	1	2	1
Mo Vaughn, L OBP: 0.427, SLG: 0.612 (1, 3)	1-0 F7			0-2 HR				0-0 F7	1-2 1B	4	1	2	2	0	0	0
Jose Canseco, R OBP: 0.420, SLG: 0.640 (1, 10)			2-3 K	0-0 G4-6-3				0-2 P3	1-1 P4	4	0	1	0	0	1	2
Kevin Mitchell, R OBP: 0.371, SLG: 0.439 (1, 9)			0-0 F8	1-1 G4-6-3				0-2 F9	1-1 F4	4	0	0	0	0	0	3
18 Reggie Jefferson, S OBP: 0.404, SLG: 0.646 (1, 7)			2-2 G1-3							3	0	0	0	0	0	0
Tim Lincecum, R OBP: 0.390, SLG: 0.505 (1, 5)			1-2 G6-3							3	0	2	0	0	0	0
Scott Hatteberg, L Mike Stanley, R (8, PH) OBP: 0.394, SLG: 0.504 (9, 2)			2-2 G6-3							2	0	0	0	0	0	1
Lee Tinsley, S Mike Greenwell, L (8, PH) OBP: 0.280, SLG: 0.263 (9, 8) OBP: 0.272, SLG: 0.309			1-1 P6							1	0	0	0	0	0	1

Inning Stats	R: 0	H: 0	E: 0	K: 1	S: 11	R: 0	H: 0	E: 0	K: 1	S: 8	R: 0	H: 1	E: 0	K: 0	S: 8	R: 2	H: 2	E: 0	K: 0	S: 9	R: 0	H: 0	E: 0	K: 0	S: 4	R: 0	H: 0	E: 0	K: 2	S: 8	R: 0	H: 0	E: 0	K: 0	S: 7	R: 0	H: 1	E: 0	K: 0	S: 9	R: 0	H: 2	E: 0	K: 0	S: 10	1B: 5	SF: 0	2B: 0	SAC: 0	3B: 0	DP: 2	HR: 1	HBP: 0	WP: 0	PA: 32
PITCHER Tim Belcher, R (1, 1) ERA: 3.99	IP	WLS	BF	H	R	ER	SO	BB	IBB	HBP	BLK	WP	HR	S	P	ERA	WHIP																																						


BOTTOM

Kansas City Royals @ Boston Red Sox
Fenway Park, Boston, MA

Mon Jul 22 1996, 7:05 PM EDT
Att: 28,109 - Unknown - 83 F

livebaseballscorecards.com

AB	31
R	2
H	6
RBI	2
BB	1
SO	4
LOB	9



Batter	1	2	3	4	5	6	7	8	9	AB R H RBI BB SO LOB	TOP
Jose Offerman, S (1, 6) OBP: 0.366, SLG: 0.365 Craig Paquette, R (1, 6) OBP: 0.280, SLG: 0.455	0-3 K			E4 FC3 1B E		3-1 HR		4-0 FC6-4 IBB		1 0 0 0 0 1 0 3 2 1 1 1 1 3	Kansas City Royals @ Boston Red Sox Fenway Park, Boston, MA Tue Jul 23 1996, 7:05 PM EDT Att. 23,711 - Unknown - 66 F
Tom Goodwin, L (1, 8) OBP: 0.343, SLG: 0.349	1-1 F8			3-2 E 1-2 1B 1B	2-2 G4-3	3-2 E7 1B		2-1 FC6-4 1-2f 2-3		5 2 1 0 0 0 2	
Keith Lockhart, L (1, 4) OBP: 0.346, SLG: 0.443	0-1 L4			2-3 K	0-2 1B	1-2 1B		1-1 G1-3		5 0 2 1 0 1 4	
Bip Roberts, S (1, 10) OBP: 0.349, SLG: 0.388		1-2 G6-4-3 1B		0-0 FC3 1B 1-3 2-H G5-3	1-1 SAFE 1B	1-3 K		1-2 G4-6-3 1B 1B		5 1 3 0 0 1 2	
Bob Hamelin, L (1, 3) OBP: 0.406, SLG: 0.431		1-2 G6-4-3 1-2f		0-0 SAFE SAFE 1B 1B 1-3 3-H	3-2 L4		1-1 L3	2-0 G4-6-3 1B		5 1 2 1 0 0 3	
Johnny Damon, L (1, 9) OBP: 0.332, SLG: 0.405		0-3 K		0-1 G5-3 1-2 3-H	1-0 P5		0-0 G4-3	1-0 G4-6-3 1-2f 2-3		5 0 0 1 0 1 5	
Mike Macfarlane, R (1, 2) OBP: 0.336, SLG: 0.536			1-0 K	4-1 BB 1B BB		3-2 SH4-3 SF9 2B	0-0 F9	1-1 G6-3		4 1 2 0 1 0 1	
Michael Tucker, L (1, 7) OBP: 0.326, SLG: 0.408			3-3 K	0-0 BB 1-2 2-H 1B		0-0 SH4-3		0-0 FC6-4 1B		3 0 2 1 0 1 0	
Joe Randa, R (1, 5) OBP: 0.339, SLG: 0.402			1-3 K	4-2 BB 1-2 2-3 BB		1-0 SF9		1-2 FC6-4 FC6-4 1-2f		2 0 0 1 1 1 1	
Inning Stats	R: 0 E: 0 K: 1 S: 7 H: 0 LOB: 0 BB: 0 P: 8	R: 0 E: 0 K: 1 S: 9 H: 1 LOB: 0 BB: 0 P: 11	R: 0 E: 0 K: 2 S: 8 H: 1 LOB: 0 BB: 0 P: 13	R: 4 E: 2 K: 2 S: 21 H: 3 LOB: 3 BB: 2 P: 38	R: 0 E: 0 K: 0 S: 14 H: 2 LOB: 2 BB: 0 P: 21	R: 3 E: 1 K: 1 S: 20 H: 3 LOB: 1 BB: 0 P: 32	R: 0 E: 0 K: 0 S: 4 H: 0 LOB: 0 BB: 0 P: 5	R: 0 E: 1 K: 0 S: 8 H: 1 LOB: 2 BB: 1 P: 16	R: 0 E: 0 K: 0 S: 8 H: 2 LOB: 1 BB: 0 P: 13	1B: 11 2B: 1 3B: 0 HR: 1 SF: 1 SAC: 1 DP: 2 HBP: 0	WP: 0 PB: 0 SB: 1 CS: 0 PA: 43
Aaron Sele, R (1, 1) ERA: 5.6 Vaughn Eshelman, L (6, 1) ERA: 7.21 Joe Hudson, R (9, 1) ERA: 4.3	IP 5.2 WLS L BF 29 H 9 R 7 ER 2 SO 6 BB 2 IBB 0 HBP 0 BLK 0 WP 0 HR 1 S 69 P 111 ERA 3.18 WHIP 1.941	IP 2.1 WLS L BF 10 H 2 R 0 ER 0 SO 1 BB 0 IBB 1 HBP 0 BLK 0 WP 0 HR 0 S 22 P 33 ERA 0.00 WHIP 0.857	IP 1.0 WLS L BF 4 H 2 R 0 ER 0 SO 0 BB 0 IBB 0 HBP 0 BLK 0 WP 0 HR 0 S 8 P 13 ERA 0.00 WHIP 2.000	PITCHER IP WLS BF H R ER SO BB IBB HBP BLK WP HR S P ERA WHIP	PITCHER IP WLS BF H R ER SO BB IBB HBP BLK WP HR S P ERA WHIP						

AB	38
R	7
H	13
RBI	6
BB	3
SO	7
LOB	21



Batter	1	2	3	4	5	6	7	8	9	AB	R	H	RBI	BB	SO	LOB		
Jeff Frye, R OBP: 0.346, SLG: 0.293 (1, 4)	0-1 2B		0-3 K2-3			4-2 BB		1-1 F9		4-2 2B E BB	3	1	1	0	2	1	1	
John Valentin, R OBP: 0.389, SLG: 0.460 (1, 6)	0-3 K		4-2 BB BB			2-0 F9		0-1 G3 1B		1-2 L8	4	0	1	0	1	1	3	
Mo Vaughn, L OBP: 0.427, SLG: 0.611 (1, 3)	2-3 K		4-1 SAFE BB			3-3 SAFE K		2-1 G3		1-0 WP 2B 1-H 2B	4	1	1	0	1	2	3	
Jose Canseco, R OBP: 0.417, SLG: 0.636 (1, 10)	2-2 G5-3		2-2 L9			1-1 2B G5-3 2B		0-1 G6-3		0-0 G5-3	5	1	1	0	0	0	5	
Mike Greenwell, L OBP: 0.296, SLG: 0.378 (1, 7) (9, 9)		1-0 HR			4-2 G1-3 BB		0-1 2B		0-0 F7		2-1 2B 1B 2B	4	2	3	2	1	0	0
Tim Lincecum, R OBP: 0.390, SLG: 0.503 (1, 5)		1-2 F8			0-1 G1-3		0-0 G5-3		3-2 BB 1B		1-1 1B	5	0	2	2	0	0	2
Troy O'Leary, L OBP: 0.329, SLG: 0.408 (1, 9) (9, 8)		3-2 G3			3-3 K		4-1 BB		2-0 L9		1-2 L9	4	0	0	0	1	1	3
Scott Hatteberg, L Mike Stanley, R OBP: 0.395, SLG: 0.502 (6, PH) (7, 2)		0-1 L5			3-3 K		2-2 F8		4-2 BB			2	0	0	0	0	1	1
Lee Tinsley, S 18 Reggie Jefferson, S OBP: 0.281, SLG: 0.264 OBP: 0.403, SLG: 0.643 (8, PH) (9, 7)			0-0 CS 1B			2-2 P6		1-3 K		1-0 G4-3	3	0	1	0	0	1	2	
											1	0	0	0	0	0	2	

Inning Stats	R: 0	H: 1	E: 0	K: 2	S: 12	LOB: 1	BB: 0	P: 16	R: 1	H: 1	E: 0	K: 0	S: 9	LOB: 0	BB: 0	P: 14	R: 0	H: 1	E: 0	K: 1	S: 10	LOB: 2	BB: 2	P: 20	R: 0	H: 0	E: 0	K: 2	S: 13	LOB: 1	BB: 1	P: 23	R: 0	H: 0	E: 0	K: 1	S: 11	LOB: 1	BB: 1	P: 22	R: 1	H: 2	E: 0	K: 1	S: 12	LOB: 2	BB: 1	P: 20	R: 0	H: 1	E: 0	K: 0	S: 8	LOB: 1	BB: 0	P: 11	R: 0	H: 1	E: 0	K: 0	S: 9	LOB: 2	BB: 1	P: 19	R: 3	H: 3	E: 1	K: 0	S: 15	LOB: 1	BB: 1	P: 25	1B: 4	2B: 5	3B: 0	HR: 1	SF: 0	SAC: 0	DP: 0	HBP: 0	WP: 1	PB: 0	SB: 0	CS: 1	PA: 43
--------------	------	------	------	------	-------	--------	-------	-------	------	------	------	------	------	--------	-------	-------	------	------	------	------	-------	--------	-------	-------	------	------	------	------	-------	--------	-------	-------	------	------	------	------	-------	--------	-------	-------	------	------	------	------	-------	--------	-------	-------	------	------	------	------	------	--------	-------	-------	------	------	------	------	------	--------	-------	-------	------	------	------	------	-------	--------	-------	-------	-------	-------	-------	-------	-------	--------	-------	--------	-------	-------	-------	-------	--------

PITCHER	IP	WLS	BF	H	R	ER	SO	BB	IBB	HBP	BLK	WP	HR	S	P	ERA	WHIP
Kevin Appier, R ERA: 3.52 (1, 1)	5.1	W	24	5	2	2	6	4	0	0	0	0	1	60	101	3.38	1.688
Jason Jacome, L ERA: 4.35 (6, 1)	0.2		3	0	0	0	1	1	0	0	0	0	0	7	14	0.00	1.500
Julio Valera, R ERA: 5.68 (7, 1)	1.2		8	2	0	0	0	1	0	0	0	0	0	16	28	0.00	1.800
Rick Huisman, R ERA: 4.15 (8, 1)	0.2		4	1	2	2	0	1	0	0	0	0	0	7	14	27.00	3.000
Hipolito Pichardo, R ERA: 5.32 (9, 1)	0.2		4	2	1	1	0	0	0	0	0	1	0	9	13	13.50	3.000

BOTTOM

Kansas City Royals @ Boston Red Sox
 Fenway Park, Boston, MA
 Tue Jul 23 1996, 7:05 PM EDT
 Att. 23,711 - Unknown - 66 F

livebaseballscorecards.com

AB	36
R	5
H	10
RBI	4
BB	7
SO	7
LOB	24



Batter	1	2	3	4	5	6	7	8	9	AB R H RBI BB SO LOB	TOP											
Jose Offerman, S (1, 4) OBP: 0.364, SLG: 0.369	0-0 SF8 3B	1-1 G5-3			2-0 G6-3		1-3 K		1-3 K	5 1 1 0 0 2 2												
Tom Goodwin, L (1, 8) OBP: 0.339, SLG: 0.345	1-2 G1-3		2-2 G5-3		0-0 G1-3		1-2 G3		2-3 K	5 0 0 0 0 1 2												
Bip Roberts, S (1, 10) OBP: 0.347, SLG: 0.385	2-2 SF8		0-2 F8		1-0 G5-3			4-2 29 F9 E BB		2 0 0 1 1 0 0												
Craig Paquette, R (1, 7) (6, 6) OBP: 0.283, SLG: 0.453	4-2 3-H BB		3-2 G5-3		2-2 29 1B 1B			1-2 E6 BB		3 0 1 0 1 0 1												
29 Mike Sweeney, R (1, 2) OBP: 0.476, SLG: 0.438	1-0 F8			1-3 K		1-0 1B		1-2 F9		4 0 1 0 0 1 3												
Kevin Young, R (1, 3) OBP: 0.280, SLG: 0.451		2-1 P3		2-2 1B		1-2 P4		2-3 K		4 0 1 0 0 1 4												
Johnny Damon, L (1, 9) OBP: 0.333, SLG: 0.404		2-2 S 1B 1B		0-0 L6		3-2 G1-3		4-2 1B BB		3 1 1 0 1 0 3												
Joe Randa, R (1, 5) OBP: 0.342, SLG: 0.404		3-2 SAFE 1-H 1B		0-0 G6-3			3-1 1B	1-1 F9		4 0 2 1 0 0 4												
David Howard, S (1, 6) OBP: 0.303, SLG: 0.330		1 SAFE 2-3 K			0-0 P4		1-3 K		0-0 P6	2 0 0 0 0 1 1												
Michael Tucker, L (6, 7) OBP: 0.324, SLG: 0.405										2 0 0 0 0 1 1												
Inning Stats	R: 1 E: 0 K: 0 S: 15	H: 1 LOB: 1 BB: 1 P: 23	R: 1 E: 0 K: 1 S: 14	H: 2 LOB: 1 BB: 0 P: 24	R: 0 E: 0 K: 0 S: 12	H: 0 LOB: 0 BB: 0 P: 17	R: 0 E: 0 K: 1 S: 8	H: 1 LOB: 1 BB: 0 P: 11	R: 0 E: 0 K: 0 S: 3	H: 0 LOB: 0 BB: 0 P: 5	R: 0 E: 0 K: 0 S: 14	H: 2 LOB: 2 BB: 0 P: 22	R: 0 E: 0 K: 2 S: 11	H: 1 LOB: 1 BB: 0 P: 17	R: 0 E: 1 K: 1 S: 17	H: 0 LOB: 3 BB: 2 P: 30	R: 0 E: 0 K: 2 S: 8	H: 0 LOB: 0 BB: 0 P: 11	1B: 6 2B: 0 3B: 1 HR: 0	SF: 1 SAC: 0 DP: 0 HBP: 0	WP: 0 PB: 0 SB: 1 CS: 0	PA: 38
PITCHER	IP WLS BF H R ER SO BB IBB HBP BLK WP HR S P ERA WHIP																					
Jamie Moyer, L (1, 1) ERA: 4.5	7.0 W 29 7 2 2 4 1 0 0 0 0 0 77 119 2.57 1.143																					
Rich Garces, R (8, 1) ERA: 5.18	0.2 4 0 0 0 1 1 0 0 0 0 0 13 21 0.00 1.500																					
Mike Stanton, L (8, 1) ERA: 3.86	0.1 2 0 0 0 0 1 0 0 0 0 0 4 9 0.00 3.000																					
Heathcliff Slocumb, R (9, 1) ERA: 3.78	1.0 3 0 0 0 2 0 0 0 0 0 0 8 11 0.00 0.000																					

Kansas City Royals @ Boston Red Sox
 Fenway Park, Boston, MA
 Wed Jul 24 1996, 7:05 PM EDT
 Att. 33,381 - Unknown - 66 F

livebaseballscorecards.com

AB	34
R	2
H	7
RBI	2
BB	3
SO	7
LOB	21



BOTTOM

Kansas City Royals @ Boston Red Sox
Fenway Park, Boston, MA

AB 37
R 12
H 14
RBI 12
BB 9
SO 7
LOB 21



WP: 0 PA: 47
PB: 0
SB: 1
CS: 0

ERA WHIP

Wed Jul 24 1996, 7:05 PM EDT
Att: 33,381 - Unknown - 66 F

AB R H RBI BB SO LOB

5 1 2 0 1 1 2

5 1 1 0 1 1 3

4 3 2 1 1 0 3
0 0 0 0 0 0 0

4 2 2 3 1 1 0

2 2 1 1 3 0 0
0 0 0 0 0 0 0

4 0 2 3 1 1 3

4 0 1 2 0 1 5
0 1 0 0 1 0 0

4 0 0 0 0 1 5
1 0 1 0 0 0 0

4 2 2 2 0 1 0

1B: 12 SF: 1
2B: 1 SAC: 0
3B: 0 DP: 1
HR: 1 HBP: 0

Table with 9 columns (Batter 1-9) and 10 rows (Batters: Jeff Frye, John Valentin, Mo Vaughn, Jose Canseco, Kevin Mitchell, Mike Greenwell, Tim Lincecum, Mike Stanley, Lee Tinsley; Inning Stats; Pitcher Stats). Each cell contains a baseball diamond diagram with annotations for hits, errors, and other game events.

Batter
1
2
3
4
5
6
7
8
9

Inning Stats

PITCHER
Doug Linton, R
Tim Pugh, R
Rick Huisman, R
Mike Magnante, L

R: 3 H: 1 E: 0 K: 0 S: 19

H: 1 LOB: 2 BB: 4 P: 38

R: 4 E: 0 K: 3 S: 21

H: 4 LOB: 2 BB: 2 P: 33

R: 0 E: 0 K: 0 S: 7

H: 0 LOB: 1 BB: 1 P: 13

R: 1 E: 1 K: 1 S: 8

H: 1 LOB: 1 BB: 0 P: 12

R: 3 E: 0 K: 2 S: 16

H: 5 LOB: 2 BB: 0 P: 22

R: 0 E: 0 K: 1 S: 9

H: 2 LOB: 2 BB: 0 P: 13

R: 0 E: 0 K: 0 S: 7

H: 0 LOB: 1 BB: 1 P: 11

R: 1 E: 0 K: 0 S: 8

H: 1 LOB: 1 BB: 1 P: 16

1B: 12 SF: 1
2B: 1 SAC: 0
3B: 0 DP: 1
HR: 1 HBP: 0

WP: 0 PA: 47
PB: 0
SB: 1
CS: 0

ERA WHIP

Kansas City Royals @ New York Yankees
 Yankee Stadium, Bronx, NY

Thu Jul 25 1996, 7:05 PM EDT
 Att. 23,475 - Unknown - 76 F

AB	37
R	7
H	13
RBI	7
BB	6
SO	4
LOB	24



WP:	0	PA:	46
PB:	0		
SB:	2		
CS:	0		

AB R H RBI BB SO LOB

Batter	1	2	3	4	5	6	7	8	9
Jose Offerman, S (1, 3) OBP: 0.366, SLG: 0.369	2-2 S 1B	1-3 K			3-2 F8		4-0 SH1-3 2B BB	1-1 1B	1-2 G5-3
Tom Goodwin, L (1, 8) OBP: 0.336, SLG: 0.341	2-2 F7		1-2 G3		0-2 G4-3		0-1 SH1-3	0-0 L5	
Keith Lockhart, L (1, 4) OBP: 0.341, SLG: 0.435	0-0 F7		3-3 K			2-1 G4-3	0-1 P5		2-0 F9
Bip Roberts, S (1, 10) OBP: 0.352, SLG: 0.391	1-0 G5-3		0-0 G5-3			4-0 1B 29 1B BB	2-2 2B		3-2 2B 29 BB 1B
Craig Paquette, R (1, 5) OBP: 0.294, SLG: 0.463		2-2 1B SF9 1B			0-1 P4	2-0 29 1B 1B G4-3	4-1 BB		1-1 29 BB BB 2B
Johnny Damon, L (1, 9) OBP: 0.339, SLG: 0.408		1-1 1B		1-2 29 G6-3 S 1B		0-0 G4-3 29 1B 1B	3-2 K		4-1 BB 29 BB BB
29 Mike Sweeney, R (1, 2) OBP: 0.500, SLG: 0.500				3-2 G6-3		1-0 G4-3		0-0 G3-1 SH3 2B	4-2 BB BB
Michael Tucker, L (1, 7) OBP: 0.318, SLG: 0.398		2-1 SF9		0-2 F8		2-0 G4-3		0-0 G3-1	1-2 K
David Howard, S (1, 6) OBP: 0.306, SLG: 0.330		0-2 1B			2-2 G3-1	2-0 L7		0-0 SH3	4-1 BB

Inning Stats	R: 0	H: 1	E: 0	K: 0	S: 9	P: 14	R: 1	H: 3	E: 0	K: 1	S: 15	P: 21	R: 0	H: 0	E: 0	K: 1	S: 11	P: 15	R: 0	H: 1	E: 0	K: 0	S: 11	P: 15	R: 0	H: 0	E: 0	K: 0	S: 11	P: 16	R: 2	H: 3	E: 0	K: 0	S: 7	P: 20	R: 1	H: 1	E: 0	K: 1	S: 11	P: 24	R: 1	H: 2	E: 0	K: 0	S: 6	P: 7	R: 1	H: 2	E: 0	K: 1	S: 18	P: 39	R: 2	H: 2	E: 0	K: 1	S: 18	P: 39	1B: 10	SF: 1	2B: 3	SAC: 2	3B: 0	DP: 0	HR: 0	HBP: 0	WP: 0	PA: 46
--------------	------	------	------	------	------	-------	------	------	------	------	-------	-------	------	------	------	------	-------	-------	------	------	------	------	-------	-------	------	------	------	------	-------	-------	------	------	------	------	------	-------	------	------	------	------	-------	-------	------	------	------	------	------	------	------	------	------	------	-------	-------	------	------	------	------	-------	-------	--------	-------	-------	--------	-------	-------	-------	--------	-------	--------

PITCHER	IP	WLS	BF	H	R	ER	SO	BB	IBB	HBP	BLK	WP	HR	S	P	ERA	WHIP
Mark Hutton, R (1, 1) ERA: 5.04	5.1	L	23	6	3	3	2	1	0	0	0	0	0	60	92	5.06	1.312
Bob Wickman, R (6, 1) ERA: 3.86	1.1		9	3	1	1	0	2	0	0	0	0	0	12	27	6.75	3.750
Jim Mecir, R (7, 1) ERA: 4.21	1.1		6	2	1	1	1	0	0	0	0	0	0	9	13	6.75	1.500
Billy Brewer, L (9, 1) ERA: 12.27	0.2		7	2	2	2	1	3	0	0	0	0	0	15	35	27.00	7.500
Dale Polley, L (9, 1) ERA: 5.06	0.1		1	0	0	0	0	0	0	0	0	0	0	3	4	0.00	0.000

Batter	1	2	3	4	5	6	7	8	9	AB	R	H	RBI	BB	SO	LOB	BOTTOM					
Wade Boggs, L OBP: 0.396, SLG: 0.403 (1, 5) BB BB BB	4-1 BB		3-2 FC6-4 1B		2-2 SAFE G4-6-3 1-2f		1-0 P6		1-3 K	4	0	1	0	1	1	4	Kansas City Royals @ New York Yankees Yankee Stadium, Bronx, NY Thu Jul 25 1996, 7:05 PM EDT Att: 23,475 - Unknown - 76 F					
Joe Girardi, R OBP: 0.363, SLG: 0.374 (1, 2) BB X	1-0 F8		1-0 F7		2-0 E3			0-0 L7		4	0	0	0	0	0	2						
Paul O'Neill, L OBP: 0.430, SLG: 0.457 (1, 9) C BB X	1-1 F9		0-1 L6		2-2 G4-3			1-3 K		4	0	0	0	0	1	3						
Bernie Williams, S OBP: 0.395, SLG: 0.540 (1, 8) SAFE S BB X	1-1 F9		1-0 FC6-4 1-2f			0-1 G5-3		4-2 BB		3	0	0	0	1	0	2						
Tino Martinez, L OBP: 0.347, SLG: 0.460 (1, 3) C BB X		1-1 1B FC5-2 1B		1-1 1B		3-1 P5		1-1 L9		4	0	2	0	0	0	1						
Ruben Sierra, S OBP: 0.332, SLG: 0.411 (1, 10) X		0-0 FC5-2 G3 1-3 1B		0-1 L8		0-0 F9			0-0 F7	4	0	1	0	0	0	1						
Mariano Duncan, R OBP: 0.328, SLG: 0.444 (1, 4) BB BB BB X		2-1 G3 1-2		1-2 L6			0-1 G6-3		0-2 2 1B G5-3 1B	4	0	1	0	0	0	3						
Gerald Williams, R OBP: 0.352, SLG: 0.481 (1, 7) X C		0-1 FC5-2 2-3 3-H		0-0 F9			1-3 K		2-0 G5-3 1-2	4	0	0	0	0	1	4						
Derek Jeter, R OBP: 0.360, SLG: 0.404 (1, 6) C BB BB X		2-2 F8			1-0 G4-6-3 1B			0-1 1B		0-0 2-3 1B	4	0	3	0	0	2						
Inning Stats	R: 0 E: 0 K: 0 S: 6	H: 0 LOB: 1 BB: 1 P: 13	R: 0 E: 0 K: 0 S: 11	H: 2 LOB: 2 BB: 0 P: 16	R: 0 E: 0 K: 0 S: 7	H: 1 LOB: 1 BB: 0 P: 12	R: 0 E: 0 K: 0 S: 8	H: 1 LOB: 1 BB: 0 P: 10	R: 0 E: 1 K: 0 S: 8	H: 0 LOB: 0 BB: 0 P: 15	R: 0 E: 0 K: 1 S: 9	H: 1 LOB: 1 BB: 0 P: 11	R: 0 E: 0 K: 1 S: 9	H: 0 LOB: 1 BB: 1 P: 15	R: 0 E: 0 K: 1 S: 9	H: 2 LOB: 2 BB: 0 P: 12		1B: 8 2B: 0 3B: 0 HR: 0	SF: 0 SAC: 0 DP: 1 HBP: 0	WP: 0 PB: 0 SB: 0 CS: 0	PA: 37	
PITCHER	IP WLS BF H R ER SO	WLS W 30	H R ER SO	H R ER SO	H R ER SO	H R ER SO	H R ER SO	H R ER SO	H R ER SO	H R ER SO	H R ER SO	H R ER SO	H R ER SO	H R ER SO	H R ER SO	H R ER SO	IP WLS BF H R ER SO	IP WLS BF H R ER SO	ERA WHIP	ERA WHIP		
50 José Rosado, L ERA: 3.0 (1, 1)	7.2	W	30	6	0	0	2	1	0	0	0	0	0	0	0	0	0	0	0	0	0.00	0.913
Hipolito Pichardo, R ERA: 5.17 (8, 1)	1.1		7	2	0	0	1	1	0	0	0	0	0	0	0	0	0	0	0	0	0.00	2.250

livebaseballscores.com

AB	35
R	0
H	8
RBI	0
BB	2
SO	3
LOB	22



Batter	1	2	3	4	5	6	7	8	9	AB R H RBI BB SO LOB	TOP									
Jose Offerman, S (1, 4) OBP: 0.367, SLG: 0.369	4-2 BB		3-1 1-2 1B		2-3 K			3-2 G1-3		3 0 1 0 1 1 0										
Joe Randa, R (1, 5) OBP: 0.341, SLG: 0.406	0-3 K		1-3 K			1-0 G6-3			1-2 1B 2B	4 1 1 0 0 2 3										
Bip Roberts, S (1, 8) OBP: 0.350, SLG: 0.389	2-2 F7		3-2 G6-3			0-0 F8			2-1 FC1-6 1B 2-3 1B	4 0 1 0 0 0 3										
Mike Macfarlane, R (1, 2) OBP: 0.335, SLG: 0.531	3-2 F8			1-0 L4		0-0 L5			1-0 FC1-6 1B 1-2 3-H 1B	4 0 1 1 0 0 1										
Craig Paquette, R (1, 7) OBP: 0.293, SLG: 0.463		1-3 K		3-2 2B			3-2 G6-3		1-1 FC1-6 1-2f 2-3	4 0 1 0 0 1 2										
29 Mike Sweeney, R (1, 10) OBP: 0.433, SLG: 0.417		2-2 F8		1-2 F8			2-3 K		1-1 P2	4 0 0 0 0 1 3										
Johnny Damon, L (1, 9) OBP: 0.336, SLG: 0.403		2-0 F9		0-0 F9			1-3 K		0-1 F9	4 0 0 0 0 1 3										
Bob Hamelin, L (1, 3) OBP: 0.405, SLG: 0.429			0-2 FC4-6 1B		1-1 F7			0-1 F7		3 0 1 0 0 0 0										
David Howard, S (1, 6) OBP: 0.303, SLG: 0.327			3-2 FC4-6 1B		0-0 G1-3			2-1 G4-3		3 0 0 0 0 0 1										
Inning Stats	R: 0 E: 0 K: 1 S: 14	H: 0 LOB: 1 BB: 1 P: 23	R: 0 E: 0 K: 1 S: 7	H: 0 LOB: 0 BB: 0 P: 12	R: 0 E: 0 K: 1 S: 16	H: 2 LOB: 2 BB: 0 P: 26	R: 0 E: 0 K: 0 S: 8	H: 1 LOB: 1 BB: 0 P: 13	R: 0 E: 0 K: 1 S: 6	H: 0 LOB: 0 BB: 0 P: 9	R: 0 E: 0 K: 2 S: 10	H: 0 LOB: 0 BB: 0 P: 16	R: 0 E: 0 K: 0 S: 8	H: 0 LOB: 0 BB: 0 P: 13	R: 1 E: 0 K: 0 S: 13	H: 3 LOB: 2 BB: 0 P: 19	1B: 4 2B: 2 3B: 0 HR: 0	SF: 0 SAC: 0 DP: 0 HBP: 0	WP: 0 PB: 0 SB: 0 CS: 0	PA: 34
PITCHER	IP WLS BF H R ER SO BB IBB HBP BLK WP HR S P ERA WHIP																			
Jimmy Key, L (1, 1) ERA: 4.56	7.0 W 25 3 0 0 6 1 0 0 0 0 0 0 64 103 0.00 0.571																			
Jeff Nelson, R (8, 1) ERA: 4.47	1.0 3 0 0 0 0 0 0 0 0 0 0 0 8 13 0.00 0.000																			
Dale Polley, L (9, 1) ERA: 5.68	1.0 6 3 1 1 0 0 0 0 0 0 0 0 13 19 9.00 3.000																			

Kansas City Royals @ New York Yankees
 Yankee Stadium, Bronx, NY
 Fri Jul 26 1996, 7:05 PM EDT
 Att. 23,782 - Unknown - 78 F

AB	33
R	1
H	6
RBI	1
BB	1
SO	6
LOB	16



Batter	1	2	3	4	5	6	7	8	9	AB	R	H	RBI	BB	SO	LOB	BOTTOM			
2 Derek Jeter, R OBP: 0.362, SLG: 0.403 (1, 6)										5	2	2	2	1	0	2				
Joe Girardi, R OBP: 0.369, SLG: 0.385 (1, 2)										5	3	4	1	0	0	1				
Bernie Williams, S OBP: 0.399, SLG: 0.550 (1, 8)										5	2	3	3	1	1	2				
Tino Martinez, L OBP: 0.351, SLG: 0.463 (1, 3)										4	2	3	3	0	0	0				
Mike Aldrete, L OBP: 0.330, SLG: 0.469 (5, 3)										2	0	0	0	0	2	3				
Ruben Sierra, S OBP: 0.331, SLG: 0.408 (1, 7)										5	0	1	0	0	0	4				
Mariano Duncan, R OBP: 0.337, SLG: 0.455 (1, 5) (7, 4)										5	3	4	2	0	0	0				
Jim Leyritz, R OBP: 0.339, SLG: 0.344 (1, 10)										3	1	2	0	1	0	2				
Gerald Williams, R OBP: 0.349, SLG: 0.478 (1, 9)										3	1	1	3	0	0	3				
Pat Kelly, R OBP: 0.500, SLG: 0.333 (1, 4)										3	1	1	1	1	1	1				
Andy Fox, L OBP: 0.297, SLG: 0.277 (7, 5)										1	0	0	0	0	0	0				
Inning Stats	R: 5 E: 0 K: 0 S: 24	H: 6 LOB: 2 BB: 1 P: 36	R: 2 E: 0 K: 0 S: 11	H: 4 LOB: 2 BB: 0 P: 16	R: 1 E: 0 K: 1 S: 11	H: 2 LOB: 2 BB: 1 P: 17	R: 6 E: 0 K: 0 S: 17	H: 4 LOB: 0 BB: 1 P: 30	R: 1 E: 0 K: 0 S: 8	H: 2 LOB: 0 BB: 0 P: 11	R: 0 E: 0 K: 2 S: 7	H: 0 LOB: 1 BB: 1 P: 16	R: 0 E: 0 K: 0 S: 10	H: 1 LOB: 1 BB: 0 P: 14	R: 0 E: 0 K: 1 S: 11	H: 2 LOB: 2 BB: 0 P: 12	1B: 18 2B: 2 3B: 0 HR: 1	SF: 3 SAC: 0 DP: 1 HBP: 1	WP: 1 PB: 0 SB: 0 CS: 0	PA: 49 ERA WHIP
PITCHER	IP WLS L	BF H R	ER LOB	SO BB	BB IBB	HBP BLK	WP HR	S P	ERA WHIP	PITCHER	IP WLS L	BF H R	ER LOB	SO BB	BB IBB	HBP BLK	WP HR	S P	ERA WHIP	
Chris Haney, L ERA: 4.9 (1, 1)	1.1	15	10	7	7	1	2	0	1	32	52	23.62	3.000							
Julio Valera, R ERA: 6.46 (2, 1)	2.2	17	6	7	7	1	2	0	1	32	52	23.62	3.000							
Mike Magnante, L ERA: 5.1 (5, 1)	2.0	8	2	1	1	2	1	0	0	15	27	4.50	1.500							
Jeff Montgomery, R ERA: 3.93 (7, 1)	1.0	4	1	0	0	0	0	0	0	10	14	0.00	1.000							
Jason Jacome, L ERA: 4.25 (8, 1)	1.0	5	2	0	0	1	0	0	0	11	12	0.00	2.000							

Kansas City Royals @ New York Yankees
 Yankee Stadium, Bronx, NY

AB	41
R	15
H	21
RBI	15
BB	4
SO	4
LOB	18



Fri Jul 26 1996, 7:05 PM EDT
 Att: 23,782 - Unknown - 78 F

livebaseballscores.com

Batter	1	2	3	4	5	6	7	8	9	AB	R	H	RBI	BB	SO	LOB
Wade Boggs, L OBP: 0.396, SLG: 0.409 (1, 5)	G3-1		1B 1B 1-H	2B			E9 WP	G4-3		5	1	2	1	0	0	2
Joe Girardi, R OBP: 0.368, SLG: 0.383 (1, 2)	FC4-6 1B		L9	L9			G5-3			4	0	1	0	0	0	3
Paul O'Neill, L OBP: 0.431, SLG: 0.454 (1, 9)	FC4-6 1-2f		1B 1B BB			G3	G3-6-3 IBB			2	1	0	0	2	0	1
Bernie Williams, S OBP: 0.398, SLG: 0.547 (1, 8)	FC4-6 1-2f		1B 1B 1B			K	G3-6-3 1-2f			4	1	1	0	0	1	3
Tino Martinez, L OBP: 0.355, SLG: 0.463 (1, 3)		P6	1B 1B 1-3 2-H 3-H			BB		WP 1B BB		2	1	1	2	2	0	0
Darryl Strawberry, L OBP: 0.366, SLG: 0.397 (1, 10)	G3-1	G3-1	1B 1-3 3-H			P5		K		4	0	1	1	0	1	2
Ruben Sierra, S OBP: 0.328, SLG: 0.404 (1, 7)	G1-3		K			G4-3		L6		3	0	0	0	0	1	2
Gerald Williams, R OBP: 0.348, SLG: 0.476 (7, 7)								1-2		1	0	0	0	0	0	1
Mariano Duncan, R OBP: 0.340, SLG: 0.456 (1, 4)			G5-3	G4-6-3 1B		G5-3		2B 1B		4	0	2	1	0	0	0
Andy Fox, L OBP: 0.297, SLG: 0.277 (8, PR)								2-H		0	0	0	0	0	0	0
(9, 4)																
2 Derek Jeter, R OBP: 0.364, SLG: 0.405 (1, 6)			2B 1B	G4-6-3 1-2f		K		1B		4	1	2	0	0	1	1

Inning Stats	R: 0	H: 1	E: 0	K: 0	S: 8	LOB: 1	BB: 0	P: 12	R: 0	H: 0	E: 0	K: 0	S: 5	LOB: 0	BB: 0	P: 9	R: 4	H: 5	E: 0	K: 1	S: 23	LOB: 2	BB: 1	P: 34	R: 0	H: 2	E: 0	K: 0	S: 9	LOB: 1	BB: 0	P: 14	R: 0	H: 0	E: 0	K: 1	S: 11	LOB: 1	BB: 1	P: 21	R: 0	H: 0	E: 0	K: 1	S: 6	LOB: 0	BB: 0	P: 10	R: 0	H: 0	E: 1	K: 0	S: 6	LOB: 1	BB: 1	P: 17	R: 1	H: 2	E: 0	K: 1	S: 14	LOB: 3	BB: 1	P: 25	R: 0	H: 2	E: 0	K: 1	S: 14	LOB: 0	BB: 1	P: 25
1B: 8	SF: 0	WP: 2	PA: 37																																																																					
2B: 2	SAC: 0	PB: 0																																																																						
3B: 0	DP: 2	SB: 1																																																																						
HR: 0	HBP: 0	CS: 0																																																																						


BOTTOM

Kansas City Royals @ New York Yankees
 Yankee Stadium, Bronx, NY

Sat Jul 27 1996, 3:33 AM EDT
 Att. 42,044 - Sunny - 76 F

livebaseballscorecards.com

AB	33
R	5
H	10
RBI	5
BB	4
SO	4
LOB	15



Batter	1	2	3	4	5	6	7	8	9	AB R H RBI BB SO LOB	TOP																
Jose Offerman, S (1, 3) OBP: 0.369, SLG: 0.376	1-0 B5-3		2-2 1-H HR		0-1 G4-3			0-1 CS 1B		4 1 2 2 0 0 1																	
Tom Goodwin, L (1, 8) OBP: 0.337, SLG: 0.342	2-1 F8		1-2 PB S 1B			1-3 K		3-2 F7 1-2		4 0 1 0 0 1 1																	
Keith Lockhart, L (1, 5) OBP: 0.334, SLG: 0.426	0-0 F7		2-1 F9 1-3			3-2 F9			0-0 P3	4 0 0 0 0 0 1																	
Bip Roberts, S (1, 4) OBP: 0.357, SLG: 0.392		0-0 F8		1-1 G1-3		2-1 2B 1B			1-3 K	4 0 1 0 0 1 0																	
Bob Hamelin, L (1, 10) OBP: 0.400, SLG: 0.429		3-1 F7		1-1 P5		0-0 1-H 2B			2-3 K	4 0 1 0 0 1 0																	
Johnny Damon, L (1, 9) OBP: 0.335, SLG: 0.399		0-2 L4		2-0 P5			1-0 F8			3 0 0 0 0 0 0																	
Michael Tucker, L (1, 7) OBP: 0.317, SLG: 0.396			2-1 P6		0-0 FC5-4 1B		2-0 G3			3 0 1 0 0 0 0																	
Mike Macfarlane, R (1, 2) OBP: 0.324, SLG: 0.513			1-0 G6-3		1-1 FC5-4 B1-3 1-2f		1-1 G5-3			3 0 0 0 0 0 1																	
David Howard, S (1, 6) OBP: 0.303, SLG: 0.325			2-0 HR 1B		0-1 B1-3			3-1 F7		3 1 1 0 0 0 1																	
Inning Stats	R: 0 E: 0 K: 0 S: 4	H: 0 LOB: 0 BB: 0 P: 7	R: 0 E: 0 K: 0 S: 6	H: 0 LOB: 0 BB: 0 P: 9	R: 2 E: 0 K: 0 S: 13	H: 3 LOB: 1 BB: 0 P: 22	R: 0 E: 0 K: 0 S: 5	H: 0 LOB: 0 BB: 0 P: 9	R: 0 E: 0 K: 0 S: 7	H: 1 LOB: 1 BB: 0 P: 8	R: 0 E: 0 K: 1 S: 9	H: 2 LOB: 2 BB: 0 P: 15	R: 0 E: 0 K: 0 S: 4	H: 0 LOB: 0 BB: 0 P: 8	R: 0 E: 0 K: 0 S: 7	H: 1 LOB: 0 BB: 0 P: 13	R: 0 E: 0 K: 2 S: 8	H: 0 LOB: 0 BB: 0 P: 11	1B: 5 2B: 1 3B: 0 HR: 1	SF: 0 SAC: 0 DP: 0 HBP: 0	WP: 0 PB: 1 SB: 1 CS: 1	PA: 32					
PITCHER	IP WLS BF H R ER SO BB IBB HBP BLK WP HR S P ERA WHIP																										
Dwight Gooden, R (1, 1) ERA: 4.24	8.0	29	7	2	2	1	0	0	0	0	0	0	1	55	91	2.25	0.875										
John Wetteland, R (9, 1) ERA: 3.21	1.0	W	3	0	0	0	2	0	0	0	0	0	0	8	11	0.00	0.000										

Kansas City Royals @ New York Yankees
 Yankee Stadium, Bronx, NY
 Sun Jul 28 1996, 3:33 AM EDT
 Att. 35,658 - Sunny - 76 F

AB	32
R	2
H	7
RBI	2
BB	0
SO	3
LOB	5



WP: 0	PA: 32
PB: 1	
SB: 1	
CS: 1	

ERA	WHIP

1B: 5	SF: 0
2B: 1	SAC: 0
3B: 0	DP: 0
HR: 1	HBP: 0

Batter	1	2	3	4	5	6	7	8	9	AB	R	H	RBI	BB	SO	LOB
Wade Boggs, L (1, 5) OBP: 0.394, SLG: 0.405	1-0 F7		3-1 G4-3			3-2 F9		4-1 FC6-4 BB		3	0	0	0	1	0	0
Bernie Williams, S (1, 8) OBP: 0.399, SLG: 0.544	3-2 G4-3		4-0 BB			4-2 BB		0-0 FC6-4 1-2f		2	0	0	0	2	0	1
Paul O'Neill, L (1, 9) OBP: 0.427, SLG: 0.449	2-2 G3		2-2 F7			1 SAFE 0-1 F8		2-3 K		4	0	0	0	0	1	3
Tino Martinez, L (1, 3) OBP: 0.358, SLG: 0.464 Gerald Williams, R (9, PR) OBP: 0.348, SLG: 0.476		4-2 2B G4-3 BB		2-0 G4-6-3 1B		1 SAFE 2-1 F9		4-1 HR BB		2	1	1	0	2	0	1
Darryl Strawberry, L (1, 10) OBP: 0.373, SLG: 0.452		1-3 K		1 SAFE 1-3 K		1 SAFE 2-2 S 1B		3-2 HR		4	1	2	2	0	2	2
Ruben Sierra, S (1, 7) OBP: 0.328, SLG: 0.406		0-0 2B		1 SAFE 0-1 G4-6-3 1-2f		0-3 K		3-0 K		3	0	1	0	0	1	2
Jim Leyritz, R (1, 2) OBP: 0.335, SLG: 0.338		1-1 G4-3		2-3 K		0-3 K		0-3 K		3	0	0	1	0	2	2
2 Derek Jeter, R (1, 6) OBP: 0.363, SLG: 0.404		1-2 F8		0-0 CS 1B		0-2 G1-3		0-2 K		3	0	1	0	0	0	2
Andy Fox, L (1, 4) OBP: 0.293, SLG: 0.273 Mike Aldrete, L (8, PH) OBP: 0.326, SLG: 0.463 Matt Howard, R (9, 4) OBP: 0.224, SLG: 0.283		1-1 P5		1 SAFE 1-2 P4		1-3 K				2	0	0	0	0	0	1

Inning Stats	R: 0	H: 0	E: 0	K: 0	S: 8	R: 1	H: 1	E: 0	K: 1	S: 14	R: 0	H: 0	E: 0	K: 0	S: 9	R: 0	H: 1	E: 0	K: 1	S: 6	R: 0	H: 1	E: 0	K: 1	S: 8	R: 0	H: 0	E: 0	K: 2	S: 11	R: 0	H: 1	E: 0	K: 2	S: 13	R: 0	H: 0	E: 0	K: 2	S: 11	R: 2	H: 1	E: 0	K: 0	S: 4	1B: 3	2B: 1	3B: 0	HR: 1	SF: 0	SAC: 0	DP: 1	HBP: 0	WP: 0	PA: 32
PITCHER	IP	WLS	BF	H	R	ER	SO	BB	IBB	HBP	BLK	WP	HR	S	P	ERA	WHIP																																						
Kevin Appier, R (1, 1) ERA: 3.38	8.0		30	4	1	1	7	4	0	0	0	0	0	80	125	1.12	1.000																																						
Jason Jacome, L (9, 1) ERA: 4.68	0.0	L	2	1	2	2	0	1	0	0	0	0	1	4	11	∞	∞																																						


BOTTOM

Kansas City Royals @ New York Yankees
Yankee Stadium, Bronx, NY
Sun Jul 28 1996, 3:33 AM EDT
Att. 35,658 - Sunny - 76 F

livebaseballscores.com

AB	27
R	3
H	5
RBI	3
BB	5
SO	7
LOB	14



Batter	1	2	3	4	5	6	7	8	9	AB R H RBI BB SO LOB	TOP	
Jeff Frye, R (1, 9) OBP: 0.360, SLG: 0.305	4-0 FC6-4 BB			4-0 CS BB		0-0 G6-3			0-0 F9	2 0 0 0 2 0 0	Boston Red Sox @ Kansas City Royals Kauffman Stadium, Kansas City, MO Tue Jul 30 1996, 7:05 PM CDT Att. 17,166 - Unknown - 75 F AB 28 R 0 H 3 RBI 0 BB 3 SO 1 LOB 11 	
Arquimedez Pozo, R (1, 4) OBP: 0.294, SLG: 0.688	0-0 FC6-4 F7 1-2f			0-0 G5-3 1-2			0-0 G6-3		0-0 2B	4 0 1 0 0 0 2		
Mo Vaughn, L (1, 3) OBP: 0.430, SLG: 0.614	0-0 F7 1-2			0-0 G4-3			4-0 FC6-4 BB		0-0 F7	3 0 0 0 1 0 2		
Tim Naehring, R (1, 5) OBP: 0.380, SLG: 0.486			0-0 F7		0-0 G6-3		0-0 F5		0-0 F5	4 0 0 0 0 0 2		
Mike Stanley, R (1, 10) OBP: 0.387, SLG: 0.502			0-0 F9		0-0 G6-3		0-0 FC6-4 1-2f			3 0 0 0 0 0 1		
Mike Greenwell, L (1, 7) OBP: 0.320, SLG: 0.393			0-0 G4-3					0-0 G3 1B		3 0 2 0 0 0 0		
Bill Haselman, R (1, 2) OBP: 0.286, SLG: 0.373			0-0 F5		0-0 G1-4-3			0-0 G3 1-2		3 0 0 0 0 0 2		
Tony Rodriguez, R (1, 6) OBP: 0.286, SLG: 0.167			0-0 F7			0-0 G6-3		0-3 K		3 0 0 0 0 1 1		
Lee Tinsley, S (1, 8) OBP: 0.280, SLG: 0.274			0-0 F8			0-0 G6-3		0-0 F7		3 0 0 0 0 0 1		
Inning Stats	R: 0 H: 0 E: 0 LOB: 0 K: 0 BB: 1 S: 2 P: 6	R: 0 H: 0 E: 0 LOB: 0 K: 0 BB: 0 S: 3 P: 3	R: 0 H: 0 E: 0 LOB: 0 K: 0 BB: 0 S: 3 P: 3	R: 0 H: 0 E: 0 LOB: 0 K: 0 BB: 1 S: 2 P: 6	R: 0 H: 1 E: 0 LOB: 1 K: 0 BB: 0 S: 4 P: 4	R: 0 H: 0 E: 0 LOB: 0 K: 0 BB: 0 S: 3 P: 3	R: 0 H: 0 E: 0 LOB: 1 K: 0 BB: 1 S: 3 P: 7	R: 0 H: 1 E: 0 LOB: 1 K: 1 BB: 0 S: 6 P: 6	R: 0 H: 1 E: 0 LOB: 1 K: 0 BB: 0 S: 4 P: 4	1B: 2 SF: 0 2B: 1 SAC: 0 3B: 0 DP: 0 HR: 0 HBP: 0	WP: 0 PA: 31 PB: 0 SB: 0 CS: 1	
PITCHER 50 José Rosado, L (1, 1) ERA: 2.25	IP WLS BF H R ER SO BB IBB HBP BLK WP HR S P ERA WHIP	9.0 W 31 3 0 0 1 3 0 0 0 0 0 0 30 42 0.00 0.667										

Batter	1	2	3	4	5	6	7	8	9
Jose Offerman, S (1, 4) OBP: 0.369, SLG: 0.375	0-0 G4-3		0-0 F9		0-3 K	4-0 BB		0-0 1B	
Tom Goodwin, L (1, 8) OBP: 0.337, SLG: 0.341	0-3 K		0-0 1B		4-0 1B BB	0-0 P4		0-3 K	
Bip Roberts, S (1, 10) OBP: 0.355, SLG: 0.390	0-0 F8		0-3 K		0-0 1B	0-0 L7			
Craig Paquette, R (1, 7) OBP: 0.292, SLG: 0.456		0-3 K	0-3 K		0-0 P4		0-3 K		
29 Mike Sweeney, R (1, 2) OBP: 0.432, SLG: 0.433		0-0 BB E 1B		0-0 F2		0-0 1B E 2B	0-3 K		
Kevin Young, R (1, 3) OBP: 0.293, SLG: 0.434		4-0 E 1B BB		0-0 F8		4-0 E 1B BB	0-3 K		
Johnny Damon, L (1, 9) OBP: 0.334, SLG: 0.398		0-0 E4 1B		0-0 G4-3		0-0 E1 1B 1B		0-0 G1-3	
Joe Randa, R (1, 5) OBP: 0.347, SLG: 0.416		0-0 G6-4-3 1B			0-0 SH1-4 1B 2B	0-0 BB 1B		0-0 F9	
David Howard, S (1, 6) OBP: 0.304, SLG: 0.325		0-0 G6-4-3			0-0 SH1-4	0-0 F5		0-0 1B 1B	

Inning Stats	R: 0	H: 0	E: 0	K: 1	S: 5	R: 2	H: 2	E: 1	K: 1	S: 7	R: 0	H: 1	E: 0	K: 2	S: 8	R: 0	H: 0	E: 0	K: 0	S: 3	R: 2	H: 2	E: 0	K: 1	S: 7	R: 3	H: 3	E: 1	K: 0	S: 6	R: 0	H: 0	E: 0	K: 3	S: 9	R: 0	H: 2	E: 0	K: 1	S: 7	1B: 8	2B: 2	3B: 0	HR: 0	SF: 0	SAC: 1	DP: 1	HBP: 0	WP: 0	PB: 0	SB: 1	CS: 0	PA: 38
--------------	------	------	------	------	------	------	------	------	------	------	------	------	------	------	------	------	------	------	------	------	------	------	------	------	------	------	------	------	------	------	------	------	------	------	------	------	------	------	------	------	-------	-------	-------	-------	-------	--------	-------	--------	-------	-------	-------	-------	--------

PITCHER	IP	WLS	BF	H	R	ER	SO	BB	IBB	HBP	BLK	WP	HR	S	P	ERA	WHIP
Vaughn Eshelman, L (1, 1) ERA: 8.08	5.0	L	25	7	7	5	5	3	0	0	0	0	0	32	44	9.00	2.000
Stan Belinda, R (6, 1) ERA: 8.41	2.0		8	1	0	0	3	1	0	0	0	0	0	13	17	0.00	1.000
Heathcliff Slocumb, R (8, 1) ERA: 3.63	1.0		5	2	0	0	1	0	0	0	0	0	0	7	7	0.00	2.000

BOTTOM

Boston Red Sox @ Kansas City Royals
Kauffman Stadium, Kansas City, MO
 Tue Jul 30 1996, 7:05 PM CDT
 Att: 17,166 - Unknown - 75 F

livebaseballscores.com

AB	33
R	7
H	10
RBI	5
BB	4
SO	9
LOB	14



Batter	1	2	3	4	5	6	7	8	9	AB R H RBI BB SO LOB	TOP		
Darren Bragg, L (1, 8) OBP: 0.368, SLG: 0.440 (8, 7)	0-0 G4-3		0-0 F7		0-0 FC1 BB		0-0 F5	0-3 K		5 0 0 0 0 1 5			
Jeff Frye, R (1, 9) OBP: 0.362, SLG: 0.306 Troy O'Leary, L (9, PH) OBP: 0.323, SLG: 0.399 (9, 9)	0-0 1B		0-0 G6-3		4-0 BB BB		0-0 P4		0-0 F7	3 0 1 0 1 0 1 1 0 0 0 0 0 0			
Mo Vaughn, L (1, 10) OBP: 0.430, SLG: 0.610	0-0 F8		0-3 K		4-0 BB			0-0 HR 1B	0-0 G4-3	4 1 1 1 1 1 1			
Tim Naehring, R (1, 5) OBP: 0.375, SLG: 0.478	0-0 F3			0-0 F9	0-0 F9			0-0 F9	0-0 G6-3	5 0 0 0 0 0 5			
Mike Stanley, R (1, 2) OBP: 0.389, SLG: 0.510		4-0 1B E BB		0-0 G5-3		0-0 F7		0-0 HR		3 2 1 2 1 0 0			
Mike Greenwell, L (1, 7) OBP: 0.326, SLG: 0.397 Lee Tinsley, S (8, PR) OBP: 0.280, SLG: 0.274 (8, 8)		0-0 FC4-6 1B		0-0 F9		0-0 G4-3		0-0 1B 1B		4 0 2 0 0 0 0 0 1 0 0 0 0 0			
Arquimedes Pozo, R (1, 4) OBP: 0.286, SLG: 0.600		0-0 FC4-6			0-0 SH3-4 FC1 1B	0-0 F9		0-0 F7		4 0 1 0 0 0 2			
18 Reggie Jefferson, S (1, 3) OBP: 0.393, SLG: 0.613		0-0 G3-1			0-0 FC1 SH3-4 BB 1B		0-0 G4-3	0-0 1B		4 1 2 0 0 0 1			
Tony Rodriguez, R (1, 6) OBP: 0.400, SLG: 0.333		0-0 G6-3			0-0 SH3-4		0-0 1B	0-0 1B		3 0 2 1 0 0 1			
Inning Stats	R: 0 H: 1 E: 0 LOB: 1 K: 0 BB: 0 S: 4 P: 4	R: 1 H: 1 E: 1 LOB: 1 K: 0 BB: 1 S: 4 P: 8	R: 0 H: 0 E: 0 LOB: 0 K: 1 BB: 0 S: 5 P: 5	R: 0 H: 0 E: 0 LOB: 0 K: 0 BB: 0 S: 3 P: 3	R: 1 H: 2 E: 0 LOB: 3 K: 0 BB: 2 S: 5 P: 13	R: 0 H: 0 E: 0 LOB: 0 K: 0 BB: 0 S: 3 P: 3	R: 0 H: 1 E: 0 LOB: 1 K: 0 BB: 0 S: 4 P: 4	R: 3 H: 5 E: 0 LOB: 2 K: 1 BB: 0 S: 10 P: 10	R: 0 H: 0 E: 0 LOB: 0 K: 0 BB: 0 S: 3 P: 3	1B: 9 SF: 0 2B: 0 SAC: 1 3B: 0 DP: 0 HR: 1 HBP: 0	WP: 0 PA: 40 PB: 0 SB: 0 CS: 0		
PITCHER	IP WLS BF H R ER SO BB IBB HBP BLK WP HR S P ERA WHIP											PITCHER	IP WLS BF H R ER SO BB IBB HBP BLK WP HR S P ERA WHIP
Chris Haney, L (1, 1) ERA: 4.94	8.0 L 37 10 5 5 2 3 0 0 0 0 0 1 38 50 5.62 1.625												
Rick Huisman, R (9, 1) ERA: 2.25	1.0 3 0 0 0 0 0 0 0 0 0 0 0 3 3 0.00 0.000												

Boston Red Sox @ Kansas City Royals
Kauffman Stadium, Kansas City, MO

Wed Jul 31 1996, 7:05 PM CDT
Att. 17,527 - Unknown - 75 F

AB	36
R	5
H	10
RBI	4
BB	3
SO	2
LOB	16



livebaseballscorecards.com

Batter	1	2	3	4	5	6	7	8	9	AB	R	H	RBI	BB	SO	LOB
Jose Offerman, S (1, 4) OBP: 0.368, SLG: 0.371	0-0 G4-3 ①		4-0 K 1B BB		0-3 K ①		0-0 G4-3 ③			3	1	0	0	1	1	1
Tom Goodwin, L (1, 8) OBP: 0.336, SLG: 0.338	0-0 F9 ②		4-0 G4-3 1B BB		0-0 G4-3 ②			0-0 G4-3 ①		3	0	0	0	1	0	0
Bip Roberts, S (1, 10) OBP: 0.354, SLG: 0.388	0-0 G6-3 ③		0-0 F3 1B		0-0 F3 ③			0-3 K ②		4	0	1	1	0	1	0
Craig Paquette, R (1, 7) OBP: 0.291, SLG: 0.453		0-0 G5-3 ①	0-0 F8 ③		0-0 F8 ①			0-0 1B ③		4	0	1	0	0	0	2
Michael Tucker, L (1, 3) OBP: 0.313, SLG: 0.390		0-3 K ②		0-3 K ①		0-0 P4 ②		0-3 K ③		4	0	0	0	0	3	1
29 Mike Sweeney, R (1, 2) OBP: 0.439, SLG: 0.424		0-0 1B ③		4-0 2B BB		0-0 F2 ③			0-0 F3 ①	3	1	1	0	1	0	0
Johnny Damon, L (1, 9) OBP: 0.333, SLG: 0.404		0-0 F9 ③		0-0 F7 ②			0-0 F7 ①		0-0 HR	4	1	1	1	0	0	2
Joe Randa, R (1, 5) OBP: 0.350, SLG: 0.419			0-0 F9 ①	0-0 2B		4-0 G4-3 BB			0-0 P4 ②	3	0	1	1	1	0	0
David Howard, S (1, 6) OBP: 0.301, SLG: 0.321 Keith Lockhart, L (9, PH) OBP: 0.333, SLG: 0.425			0-3 K ②	0-0 F9 ③			0-0 G4-3 ②		0-0 G6-3 ③	3	0	0	0	0	1	2
										1	0	0	0	0	0	0

Inning Stats	R: 0	H: 0	E: 0	K: 0	S: 3	R: 0	H: 1	E: 0	K: 1	S: 6	R: 1	H: 1	E: 0	K: 1	S: 6	R: 1	H: 1	E: 0	K: 1	S: 6	R: 0	H: 0	E: 0	K: 1	S: 5	R: 0	H: 0	E: 0	K: 0	S: 3	R: 0	H: 1	E: 0	K: 2	S: 8	R: 1	H: 1	E: 0	K: 0	S: 4	1B: 3	2B: 1	3B: 0	HR: 1	SF: 0	SAC: 0	DP: 0	HBP: 0	WP: 0	PB: 0	SB: 1	CS: 0	PA: 36						
PITCHER	IP	WLS	BF	H	R	ER	SO	BB	IBB	HBP	BLK	WP	HR	S	P	ERA	WHIP											PITCHER	IP	WLS	BF	H	R	ER	SO	BB	IBB	HBP	BLK	WP	HR	S	P	ERA	WHIP														
49 Tim Wakefield, R (1, 1) ERA: 6.14	8.1	W	34	5	3	3	6	4	0	0	0	0	1	42	58	3.24	1.080																																										
Heathcliff Slocumb, R (9, 1) ERA: 3.59	0.2	S	2	0	0	0	0	0	0	0	0	0	0	2	2	0.00	0.000																																										

BOTTOM

Boston Red Sox @ Kansas City Royals
Kauffman Stadium, Kansas City, MO

Wed Jul 31 1996, 7:05 PM CDT
Att: 17,527 - Unknown - 75 F

AB	32
R	3
H	5
RBI	3
BB	4
SO	6
LOB	8



Batter	1	2	3	4	5	6	7	8	9	AB R H RBI BB SO LOB	TOP									
Darren Bragg, L (1, 8) OBP: 0.365, SLG: 0.431	0-0 P4		0-0 G4-3		4-0 BB			0-0 E4 SF9 SF7	0-3 K	4 1 0 0 1 1 3										
John Valentin, R (1, 6) OBP: 0.382, SLG: 0.446	0-0 F8			0-0 F7	0-0 G4-3			0-0 SF9	0-0 G6-3	4 0 0 1 0 0 4										
Mo Vaughn, L (1, 10) OBP: 0.427, SLG: 0.606	0-0 F8			0-0 G4-3		0-0 G3		0-0 SF7		3 0 0 1 0 0 0										
Tim Naehring, R (1, 5) OBP: 0.376, SLG: 0.478		0-0 BB 1B		0-0 F8		0-0 F9		0-0 1B 1B		4 0 2 0 0 0 0										
Mike Greenwell, L (1, 7) OBP: 0.324, SLG: 0.392		0-0 P6			0-0 G3-4-1	0-0 F8		0-0 1B		4 0 1 0 0 0 1										
Arquimede Pozo, R (1, 4) OBP: 0.320, SLG: 0.545		4-0 BB 18 G4-6-3		4-0 BB	4-0 BB 18 2B		0-0 G4-3	0-0 G4-3		2 1 0 0 2 0 2										
18 Reggie Jefferson, S (1, 3) OBP: 0.390, SLG: 0.611		0-0 G4-6-3		0-0 1B 2B	0-0 1B 2B		0-0 G6-3		0-0 L7	4 1 1 1 0 0 2										
Mike Stanley, R (1, 2) OBP: 0.390, SLG: 0.510			0-0 G4-6-3	0-0 1B	0-0 G6-3		0-0 F8		0-0 1B 1B	4 0 2 0 0 0 1										
Troy O'Leary, L (1, 9) OBP: 0.325, SLG: 0.400			0-0 G4-6-3	0-0 1B	0-0 BB 1B		0-0 E3 SF9	0-0 DI 1B		4 1 2 1 0 0 1										
Inning Stats	R: 0 E: 0 K: 0 S: 3	H: 0 LOB: 0 BB: 0 P: 3	R: 0 E: 0 K: 0 S: 3	H: 1 LOB: 1 BB: 1 P: 7	R: 0 E: 0 K: 0 S: 3	H: 1 LOB: 0 BB: 0 P: 3	R: 0 E: 0 K: 0 S: 3	H: 0 LOB: 0 BB: 0 P: 3	R: 2 E: 0 K: 0 S: 5	H: 2 LOB: 2 BB: 2 P: 13	R: 0 E: 0 K: 0 S: 3	H: 0 LOB: 0 BB: 0 P: 3	R: 0 E: 2 K: 0 S: 7	H: 2 LOB: 2 BB: 0 P: 7	R: 0 E: 0 K: 1 S: 7	H: 2 LOB: 2 BB: 0 P: 7	1B: 7 2B: 1 3B: 0 HR: 0	SF: 2 SAC: 0 DP: 2 HBP: 0	WP: 0 PB: 0 SB: 0 CS: 0	PA: 38
PITCHER	IP WLS BF H R ER SO BB IBB HBP BLK WP HR S P ERA WHIP																			
Tim Belcher, R (1, 1) ERA: 4.0	7.2 W 32 6 4 2 0 3 0 0 0 0 0 0 29 41 2.35 1.174																			
Hipolito Pichardo, R (8, 1) ERA: 5.1	0.1 1 0 0 0 0 0 0 0 0 0 0 0 1 1 0.00 0.000																			
Jeff Montgomery, R (9, 1) ERA: 3.86	1.0 5 2 0 0 0 1 0 0 0 0 0 0 7 7 0.00 2.000																			

Boston Red Sox @ Kansas City Royals
Kauffman Stadium, Kansas City, MO

Thu Aug 01 1996, 7:05 PM CDT
Att. 18,934 - Unknown - 72 F

livebaseballscorecards.com

AB	33
R	4
H	8
RBI	4
BB	3
SO	1
LOB	14



Batter	1	2	3	4	5	6	7	8	9	AB	R	H	RBI	BB	SO	LOB
Jose Offerman, S OBP: 0.369, SLG: 0.372 (1, 3)	0-3 K	0-0 G4-3	0-0 1B			0-0 L5		0-0 1B		5	1	2	1	0	1	0
Tom Goodwin, L OBP: 0.337, SLG: 0.338 (1, 8)	4-0 BB 1B		0-0 1B			0-0 G4-3		0-3 K		4	2	1	0	1	1	3
Keith Lockhart, L OBP: 0.340, SLG: 0.432 (1, 4)	0-0 F8		0-0 2B 1B			0-0 2B		4-0 1B		4	2	3	1	1	0	1
Bip Roberts, S OBP: 0.351, SLG: 0.382 (1, 10)	4-0 1B		0-3 K			0-0 G6-3		0-0 E6		4	1	0	0	1	1	5
Michael Tucker, L OBP: 0.318, SLG: 0.395 (1, 7)	4-0 1B		0-0 1B			0-3 K		0-0 1B		4	1	2	3	1	1	0
Mike Macfarlane, R OBP: 0.330, SLG: 0.515 (1, 2)	0-0 FC6-4 1B		0-0 1B			0-0 FC4 1B		0-3 K		5	1	3	3	0	1	2
Johnny Damon, L OBP: 0.335, SLG: 0.405 (1, 9)	0-0 FC6-4		0-0 1B			0-0 FC4		0-0 1B		4	1	2	0	0	0	3
Joe Randa, R OBP: 0.348, SLG: 0.416 (1, 5)			0-0 G6-3			0-0 FC3-6		0-0 P4		4	0	1	1	0	0	2
David Howard, S OBP: 0.297, SLG: 0.317 (1, 6)			0-0 G4-3			0-0 G1-3		0-0 G5-3		4	0	0	0	0	1	3

Inning Stats	R: 2	H: 1	E: 0	K: 1	S: 6	LOB: 2	BB: 3	P: 18
	R: 0	H: 0	E: 0	K: 0	S: 3	LOB: 0	BB: 0	P: 3
	R: 5	H: 7	E: 0	K: 2	S: 14	LOB: 2	BB: 0	P: 14
	R: 0	H: 1	E: 0	K: 1	S: 5	LOB: 0	BB: 0	P: 5
	R: 0	H: 1	E: 0	K: 0	S: 4	LOB: 1	BB: 0	P: 4
	R: 0	H: 1	E: 0	K: 1	S: 6	LOB: 1	BB: 0	P: 6
	R: 2	H: 2	E: 1	K: 1	S: 8	LOB: 2	BB: 1	P: 12

PITCHER	IP	WLS	BF	H	R	ER	SO	BB	IBB	HBP	BLK	WP	HR	S	P	ERA	WHIP
Roger Clemens, R ERA: 4.36 (1, 1)	6.0	L	31	11	7	7	4	3	0	0	0	0	0	36	48	10.50	2.333
Mark Brandenburg, R ERA: 3.14 (7, 1)	1.0		4	1	0	0	1	0	0	0	0	0	0	6	6	0.00	1.000
Joe Hudson, R ERA: 4.59 (8, 1)	1.0		7	2	2	0	1	1	0	0	0	0	0	8	12	0.00	3.000

BOTTOM

Boston Red Sox @ Kansas City Royals
Kauffman Stadium, Kansas City, MO

Thu Aug 01 1996, 7:05 PM CDT
Att: 18,934 - Unknown - 72 F

AB	38
R	9
H	14
RBI	9
BB	4
SO	6
LOB	19



1B	2B	3B	HR	SF	SAC	DP	HBP	WP	PA	ERA	WHIP
12	2	0	0	0	0	1	0	0	42		

Batter	1	2	3	4	5	6	7	8	9	10	AB R H RBI BB SO LOB	TOP													
Wade Boggs, L (1, 5) OBP: 0.393, SLG: 0.398	1-1 F8			0-1 F8		1 SAFE 2-2 L3		1 SAFE 2-1 CS	2-1 G3-6 1B		4 0 1 0 0 0 1	New York Yankees @ Kansas City Royals Kauffman Stadium, Kansas City, MO Fri Aug 02 1996, 7:05 PM CDT Att: 28,618 - Unknown - 78 F													
Bernie Williams, S (1, 8) OBP: 0.388, SLG: 0.524	1-3 K			2-3 K		0-2 1B		1-2 G3-6	1-2 G3-6		4 0 1 0 0 2 1														
Paul O'Neill, L (1, 9) OBP: 0.424, SLG: 0.453	0-2 G4-3			0-0 E3		0-0 G3		3-2 G3	3-2 G3		4 0 0 0 0 0 1														
Cecil Fielder, R (1, 10) OBP: 0.352, SLG: 0.480		0-3 K		0-2 L6		2-3 K		2-1 HR	2-1 HR		4 1 1 1 0 2 1														
Tino Martinez, L (1, 3) OBP: 0.353, SLG: 0.453		1-1 P6		2-3 K		2-3 K		2-0 G3-1	2-0 G3-1		4 0 0 0 0 2 0														
Darryl Strawberry, L (1, 7) Gerald Williams, R (10, 7) OBP: 0.352, SLG: 0.405 OBP: 0.342, SLG: 0.467		3-3 K		1-0 P6		2-2 G3-1		0-3 K	0-3 K		4 0 0 0 0 2 0 0 0 0 0 0 0 0														
Joe Girardi, R (1, 2) OBP: 0.371, SLG: 0.394			0-1 P4		2-2 1B		1-3 K		2-2 2 S 1B		4 1 2 0 0 1 0														
2 Derek Jeter, R (1, 6) OBP: 0.360, SLG: 0.407			2-1 G1-3		1-2 L7		0-2 G6-3		3-2 1H IHR		4 1 1 2 0 0 1														
Andy Fox, L (1, 4) OBP: 0.294, SLG: 0.276			1-3 K		0-0 L3 1B		1-0 CS 1B		0-0 P5		4 0 2 0 0 1 0														
Inning Stats	R: 0 E: 0 K: 1 S: 9	H: 0 LOB: 0 BB: 0 P: 11	R: 0 E: 0 K: 2 S: 9	H: 0 LOB: 0 BB: 0 P: 13	R: 0 E: 0 K: 1 S: 7	H: 0 LOB: 0 BB: 0 P: 10	R: 0 E: 1 K: 1 S: 9	H: 0 LOB: 1 BB: 0 P: 11	R: 0 E: 0 K: 1 S: 13	H: 1 LOB: 1 BB: 0 P: 19	R: 0 E: 0 K: 0 S: 10		H: 2 LOB: 1 BB: 0 P: 12	R: 0 E: 0 K: 2 S: 12	H: 0 LOB: 0 BB: 0 P: 18	R: 0 E: 0 K: 1 S: 9	H: 1 LOB: 0 BB: 0 P: 12	R: 0 E: 0 K: 0 S: 12	H: 1 LOB: 0 BB: 0 P: 18	R: 3 E: 0 K: 1 S: 15	H: 3 LOB: 0 BB: 0 P: 24	1B: 6 2B: 1 3B: 0 HR: 2	SF: 0 SAC: 0 DP: 2 HBP: 0	WP: 0 PB: 0 SB: 1 CS: 1	PA: 37
PITCHER	IP WLS BF H R ER SO BB IBB HBP BLK WP HR S P ERA WHIP																								
Kevin Appier, R (1, 1) ERA: 3.16	9.0																								
Jeff Montgomery, R (10, 1) ERA: 4.28	1.0	W 6	3 3	3 3	1 1	0 0	0 0	0 0	0 0	0 1	15 24	27.00 3.000													

livebaseballscorecards.com

AB	36
R	3
H	8
RBI	3
BB	0
SO	10
LOB	5



New York Yankees @ Kansas City Royals
Kauffman Stadium, Kansas City, MO

Fri Aug 02 1996, 7:05 PM CDT
Att. 28,618 - Unknown - 78 F

livebaseballscorecards.com

AB	35
R	4
H	8
RBI	4
BB	3
SO	4
LOB	11



WP:	0	PA:	39
PB:	0		
SB:	0		
CS:	0		

Batter	1	2	3	4	5	6	7	8	9	10	AB	R	H	RBI	BB	SO	LOB
Jose Offerman, S OBP: 0.371, SLG: 0.373 (1, 3)	F9		BB			F8		1B		2B 1B	4	1	2	1	1	0	0
Tom Goodwin, L OBP: 0.336, SLG: 0.339 (1, 8)	2B		F8			G4-3		P6		K	4	0	1	0	0	0	3
Craig Paquette, R OBP: 0.290, SLG: 0.451 (10, 7)											1	0	0	0	0	1	2
Keith Lockhart, L OBP: 0.341, SLG: 0.435 (1, 5)	P4					P6				2B	5	0	2	2	0	0	1
Bip Roberts, S OBP: 0.347, SLG: 0.377 (1, 4)	G4-3										4	0	0	0	0	1	2
Michael Tucker, L OBP: 0.317, SLG: 0.393 (1, 7)											4	0	1	0	0	1	0
Bob Hamelin, L OBP: 0.397, SLG: 0.424 (1, 10)											4	0	1	0	0	1	1
Kevin Young, R OBP: 0.293, SLG: 0.434 (10, PR)											0	1	0	0	0	0	0
Johnny Damon, L OBP: 0.334, SLG: 0.402 (1, 9)											3	0	0	0	1	0	1
Mike Macfarlane, R OBP: 0.328, SLG: 0.508 (1, 2)											3	0	0	0	1	0	1
Les Norman, R OBP: 0.229, SLG: 0.129 (10, PR)											0	1	0	0	0	0	0
David Howard, S OBP: 0.298, SLG: 0.315 (1, 6)											2	0	0	0	0	0	0
29 Mike Sweeney, R OBP: 0.452, SLG: 0.441 (10, PH)											1	1	1	1	0	0	0

Inning Stats	R: 0	H: 1	E: 0	K: 0	S: 9	P: 14	R: 0	H: 0	E: 0	K: 0	S: 6	P: 10	R: 0	H: 0	E: 0	K: 0	S: 8	P: 13	R: 0	H: 2	E: 0	K: 1	S: 12	P: 18	R: 0	H: 0	E: 0	K: 0	S: 3	P: 9	R: 0	H: 0	E: 0	K: 0	S: 11	P: 15	R: 0	H: 0	E: 0	K: 2	S: 10	P: 14	R: 0	H: 1	E: 0	K: 0	S: 10	P: 15	R: 0	H: 0	E: 0	K: 0	S: 7	P: 13	R: 4	H: 4	E: 0	K: 1	S: 18	P: 28	1B: 6	SF: 0	2B: 2	SAC: 0	3B: 0	DP: 1	HR: 0	HBP: 1	WP: 0	PA: 39
--------------	------	------	------	------	------	-------	------	------	------	------	------	-------	------	------	------	------	------	-------	------	------	------	------	-------	-------	------	------	------	------	------	------	------	------	------	------	-------	-------	------	------	------	------	-------	-------	------	------	------	------	-------	-------	------	------	------	------	------	-------	------	------	------	------	-------	-------	-------	-------	-------	--------	-------	-------	-------	--------	-------	--------

PITCHER	IP	WLS	BF	H	R	ER	SO	BB	IBB	HBP	BLK	WP	HR	S	P	ERA	WHIP
Dwight Gooden, R ERA: 3.94 (1, 1)	9.0		32	4	0	0	3	2	0	1	0	0	0	76	121	0.00	0.667
42 Mariano Rivera, R ERA: 2.28 (10, 1)	0.2	L	7	4	4	4	1	1	0	0	0	0	0	18	28	54.00	7.500

Batter	1	2	3	4	5	6	7	8	9	AB R H RBI BB SO LOB	TOP											
Wade Boggs, L (1, 5) OBP: 0.389, SLG: 0.394	1-2 G6-3		1-1 L8			1-0 G6-3		1-2 G1-3		4 0 0 0 0 0 0	New York Yankees @ Kansas City Royals Kauffman Stadium, Kansas City, MO Sat Aug 03 1996, 7:05 PM CDT Att. 29,355 - Unknown - 83 F livebaseballscorecards.com											
Bernie Williams, S (1, 8) OBP: 0.388, SLG: 0.526 Gerald Williams, R (6, 8) OBP: 0.340, SLG: 0.465	2-1 G3-1			0-3 K		0-2 2B		1-3 K		3 0 1 0 0 1 0 1 0 0 0 0 1 0												
Paul O'Neill, L (1, 9) OBP: 0.425, SLG: 0.461	2-1 F8			2-2 1B		1-1 G4-3			2-0 HR	4 1 2 1 0 0 1												
Cecil Fielder, R (1, 3) OBP: 0.351, SLG: 0.485		0-0 F9		0-3 K			0-1 HR		0-2 P3	4 1 1 1 0 1 1												
Darryl Strawberry, L (1, 7) OBP: 0.337, SLG: 0.385		0-0 P6		2-1 G6-3			2-3 K		1-1 L9	4 0 0 0 0 1 1												
Mike Aldrete, L (1, 10) OBP: 0.320, SLG: 0.460		1-2 F7			1-3 K		1-0 G4-3		0-3 K	4 0 0 0 0 2 0												
Joe Girardi, R (1, 2) OBP: 0.369, SLG: 0.391 Jim Leyritz, R (5, 2) OBP: 0.338, SLG: 0.357			2-3 K		0-0 L9		0-0 HR			2 0 0 0 0 1 0 1 1 1 1 0 0 0												
Derek Jeter, R (1, 6) OBP: 0.361, SLG: 0.412 Matt Howard, R (6, 4) OBP: 0.222, SLG: 0.275			1-1 G3 3B		1-1 G5-3		2-2 G6-3			2 1 1 0 0 0 0 1 0 0 0 0 0 0												
Andy Fox, L (1, 4) OBP: 0.289, SLG: 0.270			0-0 G3 3-H			1-1 G3-1		0-1 G4-3		3 0 0 1 0 0 0												
Inning Stats	R: 0 E: 0 K: 0 S: 8	H: 0 LOB: 0 BB: 0 P: 13	R: 0 E: 0 K: 0 S: 5	H: 0 LOB: 0 BB: 0 P: 6	R: 1 E: 0 K: 1 S: 8	H: 1 LOB: 0 BB: 0 P: 12	R: 0 E: 0 K: 2 S: 11	H: 1 LOB: 1 BB: 0 P: 15	R: 0 E: 0 K: 1 S: 6	H: 0 LOB: 0 BB: 0 P: 8		R: 0 E: 0 K: 0 S: 8	H: 1 LOB: 1 BB: 0 P: 11	R: 2 E: 0 K: 1 S: 10	H: 2 LOB: 0 BB: 0 P: 15	R: 0 E: 0 K: 1 S: 9	H: 0 LOB: 0 BB: 0 P: 11	R: 1 E: 0 K: 1 S: 11	H: 1 LOB: 0 BB: 0 P: 14	1B: 1 2B: 1 3B: 1 HR: 3	SF: 0 SAC: 0 DP: 0 HBP: 0	WP: 0 PB: 0 SB: 0 CS: 0
PITCHER	IP WLS BF H R ER SO BB IBB HBP BLK WP HR S P ERA WHIP																					
Doug Linton, R (1, 1) ERA: 5.56	7.0 W 26 5 3 3 5 0 0 0 0 0 2 56 80 3.86 0.714																					
Mike Magnante, L (8, 1) ERA: 4.98	1.0 3 0 0 0 1 0 0 0 0 0 0 9 11 0.00 0.000																					
Tim Pugh, R (9, 1) ERA: 7.11	1.0 4 1 1 1 1 0 0 0 0 0 1 11 14 9.00 1.000																					

New York Yankees @ Kansas City Royals
Kauffman Stadium, Kansas City, MO

Sat Aug 03 1996, 7:05 PM CDT
 Att. 29,355 - Unknown - 83 F

AB 33
R 4
H 6
RBI 4
BB 0
SO 7
LOB 3



Batter	1	2	3	4	5	6	7	8	9
Jose Offerman, S (1, 3) OBP: 0.376, SLG: 0.377 Les Norman, R (5, PH) OBP: 0.216, SLG: 0.121 (6, 8)	1-2 	3-2 		4-2 	0-0 G1-3 		1-3 		
Johnny Damon, L (1, 8) OBP: 0.337, SLG: 0.404 Kevin Young, R (5, PH) OBP: 0.286, SLG: 0.423 (6, 3)	3-2 	1-0 		2-0 	1-3 		0-3 		
Keith Lockhart, L (1, 5) OBP: 0.342, SLG: 0.433 (7, 4)	4-1 	0-1 		2-2 	1-1 			0-3 	
Bip Roberts, S (1, 4) OBP: 0.342, SLG: 0.373 Joe Randa, R (7, 5) OBP: 0.347, SLG: 0.414	0-2 	1-1 		1-1 		3-2 		1-0 	
Craig Paquette, R (1, 7) OBP: 0.296, SLG: 0.462	1-0 		2-3 	1-0 		4-2 		4-1 	
Michael Tucker, L (1, 9)		1-2 	1-1 	4-2 		2-3 		1-1 	
29 Mike Sweeney, R (1, 10) OBP: 0.435, SLG: 0.447		1 SAFE 	1 SAFE 	3-1 		2-2 			
Mike Macfarlane, R (1, 2) OBP: 0.331, SLG: 0.510		3-3 	2 SAFE 	0-0 		2-2 			
David Howard, S (1, 6) OBP: 0.303, SLG: 0.324		0-0 		0-1 		1-2 			

Inning Stats	R: 1	H: 1	E: 0	K: 0	S: 12	R: 3	H: 4	E: 0	K: 1	S: 20	R: 0	H: 1	E: 0	K: 1	S: 7	R: 7	H: 5	E: 1	K: 0	S: 24	R: 0	H: 0	E: 0	K: 1	S: 6	R: 0	H: 0	E: 0	K: 1	S: 13	R: 0	H: 1	E: 0	K: 2	S: 13	R: 0	H: 0	E: 0	K: 1	S: 7
	LOB: 1	BB: 1	P: 21			LOB: 2	BB: 0	P: 29			LOB: 0	BB: 0	P: 11			LOB: 1	BB: 3	P: 49			LOB: 0	BB: 0	P: 8			LOB: 1	BB: 1	P: 24			LOB: 1	BB: 0	P: 17			LOB: 1	BB: 1	P: 13		

PITCHER															PITCHER																									
IP	WLS	BF	H	R	ER	SO	BB	IBB	HBP	BLK	WP	HR	S	P	ERA	WHIP	IP	WLS	BF	H	R	ER	SO	BB	IBB	HBP	BLK	WP	HR	S	P	ERA	WHIP							
1.2	L	11	4	4	4	1	1	0	0	0	1	0	28	45	21.60	3.000																								
1.1		9	4	4	4	1	2	0	0	0	0	0	19	34	27.00	4.500																								
3.0		14	3	3	3	2	2	0	0	0	0	1	35	63	9.00	1.667																								
1.0		4	1	0	0	2	0	0	0	0	0	0	13	17	0.00	1.000																								
1.0		4	0	0	0	1	1	0	0	0	0	0	7	13	0.00	1.000																								

BOTTOM

New York Yankees @ Kansas City Royals
 Kauffman Stadium, Kansas City, MO

Sat Aug 03 1996, 7:05 PM CDT
 Att: 29,355 - Unknown - 83 F

AB	R	H	RBI	BB	SO	LOB
2	3	2	2	1	0	0
2	0	0	0	0	1	1
3	1	2	2	0	0	1
2	0	0	0	0	2	1
4	0	1	1	1	1	1
3	0	0	2	0	0	2
1	0	0	0	0	0	0
3	1	1	1	2	1	1
3	2	1	0	1	1	2
4	1	1	0	0	0	3
3	1	1	2	1	1	1
4	2	3	0	0	0	1

AB	34
R	11
H	12
RBI	10
BB	6
SO	7
LOB	14

1B	8	SF	1	WP	1	PA	43
2B	3	SAC	0	PB	0		
3B	0	DP	0	SB	1		
HR	1	HBP	1	CS	0		

Batter	1	2	3	4	5	6	7	8	9	AB R H RBI BB SO LOB	TOP		
2 Derek Jeter, R OBP: 0.363, SLG: 0.413 (1, 6) S H	1-1 F7 HBP		0-1 F7-4 1B	0-0 1B		2-2 G6-3			1-1 G6-3	4 0 2 1 0 0 2			
Wade Boggs, L OBP: 0.385, SLG: 0.389 (1, 5) SAFE SAFE 1 C B F X	1-2 F7		0-1 B1	2-0 F7			1-2 F9		0-0 G6-3	5 0 0 0 0 0 3			
Paul O'Neill, L OBP: 0.425, SLG: 0.468 (1, 9) X	0-0 HR		1-0 F7-4		1-2 G6-3		1-2 1B		1-3 K	5 1 2 1 0 1 1			
Cecil Fielder, R OBP: 0.352, SLG: 0.485 (1, 10) B F B B S X	3-2 1B			0-1 1B 1B 2B 1B	0-2 P4		2-3 K			4 1 2 0 0 1 1			
Bernie Williams, S OBP: 0.386, SLG: 0.522 (1, 8) B C B B X	3-1 F7			2-2 1B 1-2 2B 1B	1-2 F7		0-3 K			4 1 1 0 0 1 2			
Tino Martinez, L OBP: 0.356, SLG: 0.454 (1, 3) C C B B		1-3 K		2-1 2B 1-2 2-3 SF7 1B		4-2 2B BB		1-2 1B 1B		3 1 2 0 1 1 0			
Mariano Duncan, R OBP: 0.347, SLG: 0.479 (1, 4) Andy Fox, L OBP: 0.287, SLG: 0.268 (7, 4) B B B X		2-1 F9		0-1 2 1B 2B		1-2 2B		1-2 F7		3 1 2 2 0 0 0 1 0 0 0 0 0 1			
Jim Leyritz, R OBP: 0.340, SLG: 0.356 (1, 2) B B B B B		4-1 BB		1-2 G5-3		2-3 K		2-2 G6-4-3 1B		3 0 1 0 1 1 4			
Gerald Williams, R OBP: 0.335, SLG: 0.459 (1, 7) C B B B 1 SAFE X		2-2 L4		0-0 SF7		1-3 K		2-0 G6-4-3		3 0 0 1 0 1 5			
Inning Stats	R: 1 H: 2 E: 0 LOB: 1 K: 0 BB: 0 S: 10 P: 18	R: 0 H: 0 E: 0 LOB: 1 K: 1 BB: 1 S: 9 P: 18	R: 0 H: 1 E: 0 LOB: 0 K: 0 BB: 0 S: 5 P: 6	R: 4 H: 5 E: 0 LOB: 1 K: 0 BB: 0 S: 15 P: 22	R: 0 H: 0 E: 0 LOB: 0 K: 0 BB: 0 S: 9 P: 11	R: 0 H: 1 E: 0 LOB: 2 K: 2 BB: 1 S: 21 P: 31	R: 0 H: 1 E: 0 LOB: 1 K: 2 BB: 0 S: 12 P: 16	R: 0 H: 2 E: 0 LOB: 1 K: 0 BB: 0 S: 10 P: 16	R: 0 H: 0 E: 0 LOB: 0 K: 1 BB: 0 S: 6 P: 8	1B: 9 SF: 1 2B: 3 SAC: 0 3B: 0 DP: 2 HR: 1 HBP: 1	WP: 0 PA: 39 PB: 0 SB: 0 CS: 0		
PITCHER	IP WLS BF H R ER SO BB IBB HBP BLK WP HR S P ERA WHIP											PITCHER	IP WLS BF H R ER SO BB IBB HBP BLK WP HR S P ERA WHIP
50 José Rosado, L ERA: 3.15 (1, 1)	4.0 L 20 8 5 5 1 1 0 1 0 0 0 1 39 64 11.25 2.250												
Rick Huisman, R ERA: 1.8 (5, 1)	2.0 8 1 0 0 2 1 0 0 0 0 0 0 30 42 0.00 1.000												
Mike Magnante, L ERA: 4.84 (7, 1)	1.1 6 2 0 0 2 0 0 0 0 0 0 0 18 24 0.00 1.500												
Tim Pugh, R ERA: 6.97 (8, 1)	1.0 3 1 0 0 0 0 0 0 0 0 0 0 6 11 0.00 1.000												
Jason Jacome, L ERA: 4.6 (9, 1)	0.2 2 0 0 0 0 1 0 0 0 0 0 0 4 5 0.00 0.000												

New York Yankees @ Kansas City Royals
Kauffman Stadium, Kansas City, MO
Sun Aug 04 1996, 3:33 AM CDT
Att. 24,624 - Sunny - 87 F

livebaseballscores.com

AB 35
R 5
H 12
RBI 5
BB 2
SO 6
LOB 19



Batter	1	2	3	4	5	6	7	8	9	AB	R	H	RBI	BB	SO	LOB
Jose Offerman, S (1, 4) OBP: 0.375, SLG: 0.378	1-1 P4		2-3 K		1-3 K			3-2 2B		4	0	1	0	0	2	1
Johnny Damon, L (1, 8) OBP: 0.333, SLG: 0.400	2-3 K			0-1 F7		1-1 G3		1-3 K		4	0	0	0	0	2	1
Craig Paquette, R (1, 7) OBP: 0.295, SLG: 0.462	2-1 2B			2-2 G5-3		0-0 G4-3		2-3 K		4	0	1	0	0	1	1
Bob Hamelin, L (1, 10) OBP: 0.399, SLG: 0.426	2-3 K			2-1 1B		2-3 K		1-1 FC4-3-6 1B 1B		4	1	2	0	0	2	1
29 Mike Sweeney, R (1, 2) OBP: 0.408, SLG: 0.415		2-2 G6-3		0-3 K		2-3 K		0-0 F8		3	0	0	0	0	2	1
Tom Goodwin, L (9, PH) OBP: 0.336, SLG: 0.338								0-1 F8		1	0	0	0	0	0	1
Kevin Young, R (1, 3) OBP: 0.298, SLG: 0.444			0-3 K		0-0 FC4-6 G5-3 2B		1-1 1B	0-1 FC4-3-6 1B		3	1	2	0	0	1	0
Keith Lockhart, L (9, PH) OBP: 0.344, SLG: 0.435								1-2 FC4-3-6 1B		1	0	1	0	0	0	0
Les Norman, R (1, 9) OBP: 0.225, SLG: 0.114			2-3 K		4-1 FC4-6 BB		1-3 K	1-2 FC4-3-6 1B		2	0	0	0	1	2	1
Bip Roberts, S (9, PH) OBP: 0.341, SLG: 0.371								1-2 FC4-3-6 1B		1	1	0	0	0	0	2
Joe Randa, R (1, 5) OBP: 0.343, SLG: 0.409			1-1 G2-3		1-2 FC4-6 G5-3		2-1 F9	2-1 FC4-3-6 1B		3	0	0	0	0	0	3
Michael Tucker, L (9, PH) OBP: 0.324, SLG: 0.395					1-2 FC4-6 G5-3			1-2 FC4-3-6 1B		1	0	1	2	0	0	0
David Howard, S (1, 6) OBP: 0.299, SLG: 0.320			1-3 K		3-2 G5-3			0-1 G4-3		4	0	0	1	0	2	2

Inning Stats	R: 0	H: 1	E: 0	K: 2	S: 11	H: 0	LOB: 1	BB: 0	P: 18	R: 0	H: 0	E: 0	K: 2	S: 9	H: 0	LOB: 0	BB: 0	P: 13	R: 0	H: 1	E: 0	K: 1	S: 11	H: 0	LOB: 1	BB: 1	P: 15	R: 1	H: 1	E: 0	K: 1	S: 13	H: 0	LOB: 0	BB: 0	P: 9	R: 0	H: 1	E: 0	K: 2	S: 10	H: 1	LOB: 1	BB: 0	P: 16	R: 0	H: 1	E: 0	K: 3	S: 16	H: 1	LOB: 1	BB: 0	P: 25	R: 2	H: 3	E: 0	K: 0	S: 13	H: 3	LOB: 1	BB: 0	P: 17	1B: 5	2B: 3	3B: 0	HR: 0	SF: 0	SAC: 0	DP: 0	HBP: 0	WP: 0	PA: 36
--------------	------	------	------	------	-------	------	--------	-------	-------	------	------	------	------	------	------	--------	-------	-------	------	------	------	------	-------	------	--------	-------	-------	------	------	------	------	-------	------	--------	-------	------	------	------	------	------	-------	------	--------	-------	-------	------	------	------	------	-------	------	--------	-------	-------	------	------	------	------	-------	------	--------	-------	-------	-------	-------	-------	-------	-------	--------	-------	--------	-------	--------

PITCHER	IP	WLS	BF	H	R	ER	SO	BB	IBB	HBP	BLK	WP	HR	S	P	ERA	WHIP
Andy Pettitte, L (1, 1) ERA: 4.27	7.0	W	26	4	1	1	11	1	0	0	0	0	0	68	105	1.29	0.714
Jeff Nelson, R (8, 1) ERA: 4.15	1.0		4	1	0	0	3	0	0	0	0	0	0	16	25	0.00	1.000
John Wetteland, R (9, 1) ERA: 3.4	1.0		6	3	2	2	0	0	0	0	0	0	0	13	17	18.00	3.000

BOTTOM

New York Yankees @ Kansas City Royals
Kauffman Stadium, Kansas City, MO

Sun Aug 04 1996, 3:33 AM CDT
Att: 24,624 - Sunny - 87 F

AB	35
R	3
H	8
RBI	3
BB	1
SO	14
LOB	14



New York Yankees @ Kansas City Royals
 Kauffman Stadium, Kansas City, MO

Mon Aug 05 1996, 7:05 PM CDT
 Att. 22,865 - Unknown - 90 F

AB	36
R	5
H	12
RBI	5
BB	5
SO	8
LOB	22



Batter	1	2	3	4	5	6	7	8	9	AB R H RBI BB SO LOB	
2 Derek Jeter, R OBP: 0.369, SLG: 0.418 (1, 6) <i>B X</i>	1-0 G3-6-3 1B		1-2 G5-3			0-0 G4-6-3 1B	0-1 BB 1B		3-2 SH1-4 2B	5 3 4 0 0 0 0	
Joe Girardi, R OBP: 0.371, SLG: 0.392 (1, 2) <i>X</i>	0-0 G3-6-3 1-2f			1-1 1B		3-1 G4-6-3 1-2	1-1 BB BB 1B		1-1 SH1-4 1-2	4 0 2 1 0 0 2	
Paul O'Neill, L OBP: 0.422, SLG: 0.467 (1, 9) <i>X</i>	0-0 L8			1-1 L9		2-3 K	1-0 L4		0-0 2B 2-H	5 0 1 1 0 1 4	
Cecil Fielder, R OBP: 0.357, SLG: 0.484 (1, 3)		4-0 BB		2-3 K		4-2 1B BB	4-2 BB 1-2 2-3		4-0 IBB	1 1 0 0 4 1 1	
Bernie Williams, S OBP: 0.387, SLG: 0.519 (1, 8)		2-1 P6		2-3 K		3-2 1B 1-2 2-H	4-2 BB 1-2 2-3		3-0 L7	4 0 1 2 1 1 4	
Mariano Duncan, R OBP: 0.349, SLG: 0.479 (1, 4) Andy Fox, L OBP: 0.286, SLG: 0.267 (7, 4)		1-3 K			0-0 CS 1B	1-1 1B 1-3 2-H	2-3 K		0-0 G4-3	4 0 2 1 0 2 4 1 0 0 0 0 0 2	
Jim Leyritz, R OBP: 0.338, SLG: 0.353 (1, 10) Darryl Strawberry, L OBP: 0.330, SLG: 0.375 (6, PH)		1-3 K			3-3 K 1-2	1-2 G4-3			1-3 K	2 0 0 0 0 2 2 2 0 0 0 0 1 2	
Gerald Williams, R OBP: 0.333, SLG: 0.455 (1, 7)			2-1 F9		0-0 1B		2-2 G5-3		2-2 P6	4 0 1 0 0 0 0	
Matt Howard, R OBP: 0.214, SLG: 0.264 (1, 5) Wade Boggs, L OBP: 0.385, SLG: 0.389 (7, PH) (7, 5)			1-2 G3		3-1 P4		3-2 1B 1B		2-1 G3	2 0 0 0 0 0 1 2 1 1 0 0 0 0	
Inning Stats	R: 0 E: 0 K: 0 S: 3 H: 1 LOB: 0 BB: 0 P: 4	R: 0 E: 0 K: 2 S: 9 H: 0 LOB: 1 BB: 1 P: 17	R: 0 E: 0 K: 0 S: 11 H: 0 LOB: 0 BB: 0 P: 15	R: 0 E: 0 K: 2 S: 10 H: 1 LOB: 1 BB: 0 P: 16	R: 0 E: 0 K: 1 S: 8 H: 2 LOB: 1 BB: 0 P: 14	R: 2 E: 0 K: 1 S: 18 H: 3 LOB: 2 BB: 1 P: 32	R: 2 E: 0 K: 1 S: 28 H: 3 LOB: 3 BB: 2 P: 45	R: 0 E: 0 K: 1 S: 8 H: 0 LOB: 0 BB: 0 P: 13	R: 1 E: 0 K: 0 S: 11 H: 2 LOB: 2 BB: 1 P: 21	1B: 11 2B: 2 3B: 0 HR: 0 SF: 0 SAC: 1 DP: 2 HBP: 0	WP: 0 PB: 0 SB: 0 CS: 1 PA: 42

PITCHER	IP	WLS	BF	H	R	ER	SO	BB	IBB	HBP	BLK	WP	HR	S	P	ERA	WHIP
Chris Haney, L ERA: 4.88 (1, 1)	5.2		24	7	2	2	6	2	0	0	0	0	0	56	94	3.18	1.588
Hipolito Pichardo, R ERA: 5.36 (6, 1)	1.0	L	8	3	2	2	0	2	0	0	0	0	0	28	44	18.00	5.000
Rick Huisman, R ERA: 2.31 (7, 1)	1.2		6	1	1	1	2	0	0	0	0	0	0	19	29	5.40	0.600
Jason Jacome, L ERA: 4.53 (9, 1)	0.2		4	1	0	0	0	0	1	0	0	0	0	3	10	0.00	1.500

WP: 0	PA: 42
PB: 0	
SB: 0	
CS: 1	

PITCHER	IP	WLS	BF	H	R	ER	SO	BB	IBB	HBP	BLK	WP	HR	S	P	ERA	WHIP
---------	----	-----	----	---	---	----	----	----	-----	-----	-----	----	----	---	---	-----	------

Batter	1	2	3	4	5	6	7	8	9	AB	R	H	RBI	BB	SO	LOB
Jose Offerman, S OBP: 0.376, SLG: 0.385 (1, 4) C B F B F X	3-2 G5-3 ①		0-0 G6-3 ①			3-2 G6-3 3B		1-0 G6-3 1B		4	0	2	0	0	0	0
Tom Goodwin, L OBP: 0.333, SLG: 0.335 (1, 8) B M B X	2-1 G3-1 ②		0-1 G4-3 ②			0-0 G4-3 ①		1-2 G6-3 ① ② 1-2f		4	0	0	0	0	0	2
Bip Roberts, S OBP: 0.337, SLG: 0.366 (1, 9) X (8, 4)	0-0 G6-3 ③		0-3 K ③			2-3 K ②		1-2 L6 ③		4	0	0	0	0	2	1
Mike Macfarlane, R OBP: 0.330, SLG: 0.518 (1, 10) B X C C C C X		1-2 HR ①		2-0 G6-3 ①		0-0 G6-3 ③		2-2 G6-3 ①		4	1	1	1	0	0	1
Craig Paquette, R OBP: 0.296, SLG: 0.458 Michael Tucker, L OBP: 0.326, SLG: 0.397 (9, PH)		4-2 29 E FC4-6 BB		0-0 F8 ②			0-2 G1-3 ①		1-2 1B	2	1	0	0	1	0	0
29 Mike Sweeney, R OBP: 0.396, SLG: 0.386 (1, 2) X		0-0 E6 FC4-6 BB		1-0 F7 ③			4-2 G5-3 BB		2-3 K ②	3	0	0	0	1	1	2
Kevin Young, R OBP: 0.315, SLG: 0.451 Johnny Damon, L OBP: 0.332, SLG: 0.398 (7, PH) (8, 9)		4-2 SAFE FC4-6 BB		2-1 L3 1B			0-2 G5-3 ②		1-1 B1-3 ③	1	0	1	0	1	0	0
Joe Randa, R OBP: 0.340, SLG: 0.405 Keith Lockhart, L OBP: 0.346, SLG: 0.435 (7, PH) (8, 5)		0-1 FC4-6 L4-3		3-3 K ①			4-1 BB			2	0	0	1	0	1	3
David Howard, S OBP: 0.298, SLG: 0.318 Bob Hamelin, L OBP: 0.397, SLG: 0.424 (7, PH) (8, 3)		1-2f 2-3 3-H 3-2 L4-3 ② ③		0-1 L3 ② ③			0-0 P2 ③			0	0	0	0	0	0	3
										1	0	0	0	0	0	2

Inning Stats	R: 0	H: 0	E: 0	K: 0	S: 8	R: 2	H: 1	E: 1	K: 0	S: 14	R: 0	H: 0	E: 0	K: 1	S: 7	R: 0	H: 0	E: 0	K: 0	S: 3	R: 0	H: 1	E: 0	K: 1	S: 7	R: 0	H: 1	E: 0	K: 1	S: 10	R: 0	H: 0	E: 0	K: 0	S: 10	R: 0	H: 1	E: 0	K: 0	S: 12	R: 0	H: 1	E: 0	K: 1	S: 11	1B: 3	2B: 2	3B: 1	SF: 0	SAC: 0	DP: 3	HBP: 0	WP: 0	PA: 34
--------------	------	------	------	------	------	------	------	------	------	-------	------	------	------	------	------	------	------	------	------	------	------	------	------	------	------	------	------	------	------	-------	------	------	------	------	-------	------	------	------	------	-------	------	------	------	------	-------	-------	-------	-------	-------	--------	-------	--------	-------	--------

PITCHER	IP	WLS	BF	H	R	ER	SO	BB	IBB	HBP	BLK	WP	HR	S	P	ERA	WHIP
Jimmy Key, L ERA: 4.66 (1, 1)	6.0	W	22	3	2	1	3	2	0	0	0	0	1	49	79	1.50	0.833
42 Mariano Rivera, R ERA: 2.22 (7, 1)	2.0		8	1	0	0	0	2	0	0	0	0	0	22	33	0.00	1.500
John Wetteland, R ERA: 3.33 (9, 1)	1.0	S	4	1	0	0	1	0	0	0	0	0	0	11	17	0.00	1.000

BOTTOM

New York Yankees @ Kansas City Royals
Kauffman Stadium, Kansas City, MO

AB 30
R 2
H 5
RBI 2
BB 4
SO 4
LOB 16



PITCHER	IP	WLS	BF	H	R	ER	SO	BB	IBB	HBP	BLK	WP	HR	S	P	ERA	WHIP

Mon Aug 05 1996, 7:05 PM CDT
Att: 22,865 - Unknown - 90 F

livebaseballscorecards.com

Batter	1	2	3	4	5	6	7	8	9	AB R H RBI BB SO LOB	TOP
Jose Herrera, L (1, 9) OBP: 0.302, SLG: 0.358 (5, 8)	0-3 		0-1 G4-6-3 1-2f 2-3		1-0 		1-2 		4-2 	4 0 2 0 1 1 2	
Scott Brosius, R (1, 5) OBP: 0.453, SLG: 0.637 Tony Batista, R (7, 5) OBP: 0.317, SLG: 0.459	2-1 		0-0 L5		0-1 SF7		1-1 		0-1 	3 0 2 1 0 0 1 1 0 1 0 0 0 0	
Jason Giambi, L (1, 7) OBP: 0.374, SLG: 0.538 Damon Mashore, R (7, 7) OBP: 0.361, SLG: 0.422	1-3 			0-0 	1-1 P6		2-2 G1-3		0-3 	4 1 1 0 0 1 4 1 0 0 0 0 1 2	
Mark McGwire, R (1, 3) OBP: 0.471, SLG: 0.787 Webster Garrison, R (7, 3)	1-3 			0-0 F9	2-3 		1-3 		1-1 L7	4 0 0 0 0 3 5 1 0 0 0 0 0 2	
Gerónimo Berroa, R (1, 10) OBP: 0.335, SLG: 0.530									1-1 G4-3	5 0 0 0 0 1 3	
Terry Steinbach, R (1, 2) OBP: 0.357, SLG: 0.570 George Williams, S (6, 2) OBP: 0.336, SLG: 0.286									1-0 F7	3 0 1 0 0 0 0 1 0 1 0 0 0 0	
Ernie Young, R (1, 8) OBP: 0.324, SLG: 0.424 Matt Stairs, L (5, 9) OBP: 0.386, SLG: 0.541									3-2 G6-3	2 0 1 1 0 0 0 1 0 1 0 0 0 0	
Mike Bordick, R (1, 6) OBP: 0.297, SLG: 0.295									0-1 	4 0 1 0 0 1 5	
Rafael Bournigal, R (1, 4) OBP: 0.310, SLG: 0.341									0-2 	4 1 2 0 0 0 2	
Inning Stats	R: 0 H: 1 E: 0 LOB: 1 K: 3 BB: 0 S: 11 P: 15	R: 0 H: 0 E: 0 LOB: 0 K: 0 BB: 0 S: 7 P: 12	R: 0 H: 2 E: 0 LOB: 1 K: 0 BB: 0 S: 8 P: 8	R: 1 H: 3 E: 0 LOB: 2 K: 0 BB: 0 S: 10 P: 17	R: 1 H: 2 E: 0 LOB: 1 K: 1 BB: 0 S: 10 P: 14	R: 0 H: 1 E: 0 LOB: 1 K: 1 BB: 0 S: 6 P: 8	R: 0 H: 2 E: 0 LOB: 2 K: 1 BB: 0 S: 14 P: 19	R: 0 H: 1 E: 0 LOB: 2 K: 1 BB: 0 S: 9 P: 13	R: 0 H: 1 E: 0 LOB: 2 K: 1 BB: 1 S: 14 P: 21	1B: 10 SF: 1 2B: 3 SAC: 0 3B: 0 DP: 1 HR: 0 HBP: 1	WP: 1 PA: 41 PB: 0 SB: 0 CS: 0
PITCHER Tim Belcher, R (1, 1) ERA: 3.94 Mike Magnante, L (8, 1) ERA: 4.63	IP WLS BF H R ER SO BB IBB HBP BLK WP HR S P ERA WHIP 7.0 W 31 11 2 2 6 0 0 0 0 0 0 0 66 93 2.57 1.571 2.0 10 2 0 0 2 1 0 1 0 1 0 0 23 34 0.00 1.500	PITCHER IP WLS BF H R ER SO BB IBB HBP BLK WP HR S P ERA WHIP									

Oakland Athletics @ Kansas City Royals
 Kauffman Stadium, Kansas City, MO

Tue Aug 06 1996, 7:05 PM CDT
 Att. 14,028 - Unknown - 93 F

livebaseballscorecards.com



Batter	1	2	3	4	5	6	7	8	9
Jose Offerman, S (1, 3) OBP: 0.379, SLG: 0.391 (7, 6)	3-2 1B 3B	3-2 G3 ①		4-2 2B 1-2 HR BB		0-0 FC6-4 1B		0-1 L7 ②	
Tom Goodwin, L (1, 8) OBP: 0.331, SLG: 0.333 (7, 6)	2-1 E S 1B 3-H 1B	0-1 G3 ②		2-3 K ②		1-0 FC6-4 HBP 1-2f		0-2 P6 ③	
Keith Lockhart, L (1, 5) OBP: 0.351, SLG: 0.440 (4, 4)	0-1 F9 BB 1B 1-H 1B	0-3 K ③		1-0 HR 2B 1-3 2-H		4-2 G6-4-3 HBP 1-2			
Bip Roberts, S (1, 4) OBP: 0.338, SLG: 0.365 Craig Paquette, R (4, 5) OBP: 0.297, SLG: 0.471	4-2 FC6 BB 1-2		1-2 G4-3 ①	1-2 HR 2B 2-H 3-H		1-0 G6-4-3 ② ③ 1-2f			
Bob Hamelin, L (1, 10) OBP: 0.390, SLG: 0.414	1-2 F9 2-3		3-0 G4-3 ②	2-3 K ③		1-2 G4-3 ①			
Johnny Damon, L (1, 9) OBP: 0.331, SLG: 0.399	0-1 FC6 HR 1-2f 3-H		0-1 1B 2B		0-0 G6-3 ①	2-0 G3-1 ②			
Michael Tucker, L (1, 7) OBP: 0.328, SLG: 0.409 (7, 3)	1-0 HR 1-H		0-0 1B 2-H		1-2 P6 ②	0-3 K ③			
Mike Macfarlane, R (1, 2) OBP: 0.332, SLG: 0.522	0-1 1B			1-3 K ①	1-0 2B		2-1 F8 ①		
David Howard, S (1, 6) OBP: 0.298, SLG: 0.316 Les Norman, R (7, 7) OBP: 0.244, SLG: 0.139	2-1 G4-3 ③			4-2 PB 2B BB	0-0 L7 ③		1-0 1B		

Inning Stats	R: 5	H: 5	E: 0	K: 0	S: 19	LOB: 1	BB: 1	P: 32	R: 0	H: 0	E: 0	K: 1	S: 8	LOB: 0	BB: 0	P: 11	R: 0	H: 2	E: 0	K: 0	S: 7	LOB: 2	BB: 0	P: 11	R: 4	H: 2	E: 0	K: 3	S: 20	LOB: 0	BB: 2	P: 35	R: 0	H: 1	E: 0	K: 0	S: 7	LOB: 1	BB: 0	P: 9	R: 0	H: 1	E: 0	K: 0	S: 13	LOB: 1	BB: 0	P: 10	R: 0	H: 0	E: 0	K: 1	S: 8	LOB: 0	BB: 0	P: 11	R: 0	H: 1	E: 0	K: 0	S: 8	LOB: 1	BB: 0	P: 11
--------------	------	------	------	------	-------	--------	-------	-------	------	------	------	------	------	--------	-------	-------	------	------	------	------	------	--------	-------	-------	------	------	------	------	-------	--------	-------	-------	------	------	------	------	------	--------	-------	------	------	------	------	------	-------	--------	-------	-------	------	------	------	------	------	--------	-------	-------	------	------	------	------	------	--------	-------	-------

PITCHER	IP	WLS	BF	H	R	ER	SO	BB	IBB	HBP	BLK	WP	HR	S	P	ERA	WHIP
John Wasdin, R ERA: 6.49	(1, 1)	3.2	L	22	9	9	3	3	0	0	0	0	2	51	84	22.09	3.273
Doug Johns, L ERA: 5.8	(4, 1)	4.1		16	3	0	2	0	0	1	0	0	0	32	48	0.00	0.692

BOTTOM

Oakland Athletics @ Kansas City Royals
 Kauffman Stadium, Kansas City, MO


Tue Aug 06 1996, 7:05 PM CDT
 Att: 14,028 - Unknown - 93 F

AB	R	H	RBI	BB	SO	LOB
4	2	2	0	1	0	1
5	1	1	1	0	1	4
3	2	2	2	0	1	0
1	0	0	0	1	0	0
2	1	1	3	0	0	2
4	0	0	0	0	1	2
4	1	1	1	0	0	1
4	1	2	2	0	1	0
4	0	2	0	0	1	0
2	1	0	0	1	0	2
1	0	1	0	0	0	0

AB	34
R	9
H	12
RBI	9
BB	3
SO	5
LOB	12

livebaseballscorecards.com

WP: 0	PA: 38
PB: 1	
SB: 2	
CS: 0	

Batter	1	2	3	4	5	6	7	8	9	AB R H RBI BB SO LOB	TOP									
Jose Herrera, L (1, 8) OBP: 0.298, SLG: 0.352	1-2 G3			2-2 G3-1		2-1 F7			1-3 K	4 0 0 0 0 1 0	Oakland Athletics @ Kansas City Royals Kauffman Stadium, Kansas City, MO Wed Aug 07 1996, 7:05 PM CDT Att. 15,517 - Unknown - 82 F livebaseballscorecards.com AB 27 R 0 H 2 RBI 0 BB 2 SO 5 LOB 6 									
Scott Brosius, R (1, 5) OBP: 0.446, SLG: 0.626	1-2 G6-3			0-0 F7			0-2 G6-3		0-2 L5	4 0 0 0 0 0 0										
Jason Giambi, L (1, 7) OBP: 0.372, SLG: 0.534	0-1 F7			3-2 G3-1			3-2 L7			3 0 0 0 0 0 0										
Mark McGwire, R (1, 3) OBP: 0.470, SLG: 0.782		2-2 F9			4-2 G5-4-3 BB		1-0 F9			2 0 0 0 1 0 0										
Gerónimo Berroa, R (1, 10) OBP: 0.335, SLG: 0.529		1-3 K			0-0 G5-4-3 1-2f		0-0 1B			3 0 1 0 0 1 1										
Matt Stairs, L (1, 9) OBP: 0.384, SLG: 0.526		1-0 G3			4-0 BB		1-3 K			2 0 0 0 1 1 1										
Tony Batista, R (1, 6) OBP: 0.318, SLG: 0.453			0-1 CS 1B		0-2 G3		2-3 K			3 0 1 0 0 1 2										
George Williams, S (1, 2) OBP: 0.331, SLG: 0.281			3-3 K			1-2 G4-3		1-1 L5		2 0 0 0 0 1 1										
Terry Steinbach, R (8, PH) OBP: 0.356, SLG: 0.569			1-2 K							1 0 0 0 0 0 1										
Rafael Bourrigal, R (1, 4) OBP: 0.307, SLG: 0.338			1-2 G5-3			0-0 G5-3			0-1 G3-1	2 0 0 0 0 0 0										
Webster Garrison, R (9, PH)										1 0 0 0 0 0 0										
Inning Stats	R: 0 E: 0 K: 0 S: 8	H: 0 LOB: 0 BB: 0 P: 10	R: 0 E: 0 K: 1 S: 8	H: 0 LOB: 0 BB: 0 P: 12	R: 0 E: 0 K: 1 S: 10	H: 1 LOB: 0 BB: 0 P: 14	R: 0 E: 0 K: 0 S: 9	H: 0 LOB: 0 BB: 0 P: 14	R: 0 E: 0 K: 0 S: 6	H: 0 LOB: 1 BB: 2 P: 14	R: 0 E: 0 K: 0 S: 7	H: 0 LOB: 0 BB: 0 P: 11	R: 0 E: 0 K: 2 S: 9	H: 1 LOB: 1 BB: 0 P: 13	R: 0 E: 0 K: 1 S: 9	H: 0 LOB: 0 BB: 0 P: 10	1B: 2 2B: 1 3B: 0 HR: 0	SF: 0 SAC: 0 DP: 2 HBP: 0	WP: 0 PB: 0 SB: 0 CS: 1	PA: 29
PITCHER Kevin Appier, R (1, 1) ERA: 2.97	IP: 9.0 WLS: W BF: 29 H: 2 R: 0 ER: 0 SO: 5 BB: 2 IBB: 0 HBP: 0 BLK: 0 WP: 0 HR: 0 S: 72 P: 107 ERA: 0.00 WHIP: 0.444																			

Batter	1	2	3	4	5	6	7	8	9
Jose Offerman, S OBP: 0.380, SLG: 0.401 (1, 3) C B X	1-1 S E 2B	1-1 3B		3-2 G6-3		1-0 G4-3			
Tom Goodwin, L OBP: 0.328, SLG: 0.330 (1, 8) F B B F S	3-3 K 2-H	1-1 G3			0-0 G1-6-3		0-0 F8		
Keith Lockhart, L OBP: 0.347, SLG: 0.434 (1, 4) B X	1-0 F8	2-0 P4			0-1 P6		1-0 G4-3		
Mike Macfarlane, R OBP: 0.331, SLG: 0.518 (1, 2) B B F X	2-2 E5 WP 3B		2-0 FC6-4 1B		1-1 F8		1-1 F8		
Michael Tucker, L OBP: 0.330, SLG: 0.412 (1, 7) B B B B	4-0 3B BB		1-1 F9		0-0 SH1-4 29 SF9 2B		1-3 K		
Craig Paquette, R OBP: 0.304, SLG: 0.492 (1, 5) B S X	1-1 29 S 3B		1-2 F8		3-1 29 SF9 SH1-4 3B HBP		1-1 HR		
Johnny Damon, L OBP: 0.333, SLG: 0.399 (1, 9) B F B B	4-1 29 S BB		1-1 FC6-4 1-2f		0-0 SH1-4 1-2 2-3		3-2 29 G6-4-3 1B		
29 Mike Sweeney, R OBP: 0.368, SLG: 0.362 (1, 10) C X	0-1 G6-3			2-2 G5-3		0-1 SF9		0-0 G6-4-3	
David Howard, S OBP: 0.298, SLG: 0.322 (1, 6) B X		1-0 P5		2-2 G6-3		0-0 3B			

AB	R	H	RBI	BB	SO	LOB
4	1	2	0	0	0	1
4	0	0	0	0	1	1
4	0	0	0	0	0	1
4	1	1	0	0	0	0
3	2	1	0	1	1	1
3	3	2	3	0	0	1
2	0	1	0	1	0	1
3	0	0	1	0	0	2
3	0	1	1	0	0	0

BOTTOM

Oakland Athletics @ Kansas City Royals
Kauffman Stadium, Kansas City, MO

Wed Aug 07 1996, 7:05 PM CDT
Att: 15,517 - Unknown - 82 F

AB	30
R	7
H	8
RBI	5
BB	2
SO	2
LOB	8



Inning Stats	R: 4	H: 2	E: 1	K: 1	S: 14	LOB: 1	BB: 2	P: 30
R: 0	H: 1	E: 0	K: 0	S: 6	LOB: 1	BB: 0	P: 11	
R: 0	H: 1	E: 0	K: 0	S: 8	LOB: 1	BB: 0	P: 13	
R: 0	H: 0	E: 0	K: 0	S: 11	LOB: 0	BB: 0	P: 18	
R: 0	H: 0	E: 0	K: 0	S: 5	LOB: 0	BB: 0	P: 6	
R: 2	H: 2	E: 0	K: 0	S: 7	LOB: 1	BB: 0	P: 11	
R: 0	H: 0	E: 0	K: 0	S: 4	LOB: 0	BB: 0	P: 6	
R: 1	H: 2	E: 0	K: 1	S: 9	LOB: 0	BB: 0	P: 14	

WP	HR	S	P	ERA	WHIP
1	1	64	109	3.38	1.250

PITCHER	IP	WLS	BF	H	R	ER	SO	BB	IBB	HBP	BLK	WP	HR	S	P	ERA	WHIP
Ariel Prieto, R ERA: 5.23 (1, 1)	8.0	L	35	8	7	3	2	2	0	1	0	1	1	64	109	3.38	1.250

1B	2B	3B	HR	SF	SAC	DP	HBP	WP	PA
2	2	3	1	1	1	1	1	1	35

Batter	1	2	3	4	5	6	7	8	9	AB R H RBI BB SO LOB	TOP											
Jose Herrera, L (1, 9) OBP: 0.297, SLG: 0.351	1-3 K		2-2 G4-3			2-2 SH1-3 E	2-3 K			4 1 1 0 0 2 0	Oakland Athletics @ Kansas City Royals Kauffman Stadium, Kansas City, MO Thu Aug 08 1996, 3:33 AM CDT Att. 19,197 - Cloudy - 83 F											
Rafael Bourquigal, R (1, 4) OBP: 0.303, SLG: 0.333	0-2 G5-3		3-2 F8			0-0 SH1-3		2-3 K		3 0 0 0 0 1 0												
Scott Brosius, R (1, 5) OBP: 0.447, SLG: 0.624	0-1 S 1B			1-0 F7		3-2 E 2B 1B		0-0 P3		4 1 2 0 0 0 0												
Geronimo Berroa, R (1, 10) OBP: 0.332, SLG: 0.524	2-3 K			2-2 G5-3		2-2 E4 2B FC6-2		0-0 F7		4 0 0 1 0 1 2												
Jason Giambi, L (1, 3) OBP: 0.371, SLG: 0.534		0-0 P5		1-2 P6		0-0 FC6-2 2B			1-2 G6-3	4 0 1 1 0 0 0												
Terry Steinbach, R (1, 2) OBP: 0.352, SLG: 0.563		1-3 K			0-1 G6-3	0-2 FC6-2 2B			1-0 L5	4 0 0 0 0 1 2												
Matt Stairs, L (1, 7) OBP: 0.378, SLG: 0.506 Damon Mashore, R (9, 7) OBP: 0.361, SLG: 0.422		4-2 BB			1-2 G4-3	0-2 G3			3-2 G3	3 0 0 0 1 0 2 0 0 0 0 0 0 0												
Ernie Young, R (1, 8) OBP: 0.324, SLG: 0.421		1-2 F7			1-1 S HBP		0-0 F9			2 0 0 0 0 0 1												
Mike Bordick, R (1, 6) OBP: 0.295, SLG: 0.292			0-1 G4-3		1-2 G5-3		1-2 G4-3			3 0 0 0 0 0 1												
Inning Stats	R: 0 E: 0 K: 2 S: 13	H: 1 LOB: 1 BB: 0 P: 16	R: 0 E: 0 K: 1 S: 9	H: 0 LOB: 1 BB: 1 P: 15	R: 0 E: 0 K: 0 S: 13	H: 0 LOB: 0 BB: 0 P: 18	R: 0 E: 0 K: 0 S: 7	H: 0 LOB: 0 BB: 0 P: 11	R: 0 E: 0 K: 0 S: 9	H: 0 LOB: 1 BB: 0 P: 12		R: 2 E: 1 K: 0 S: 18	H: 3 LOB: 2 BB: 0 P: 25	R: 0 E: 0 K: 1 S: 8	H: 0 LOB: 0 BB: 0 P: 11	R: 0 E: 0 K: 1 S: 5	H: 0 LOB: 0 BB: 0 P: 7	R: 0 E: 0 K: 0 S: 8	H: 0 LOB: 0 BB: 0 P: 13	1B: 3 2B: 1 3B: 0 HR: 0	SF: 0 SAC: 1 DP: 0 HBP: 1	WP: 0 PB: 0 SB: 2 CS: 0
PITCHER	IP WLS BF H R ER SO BB IBB HBP BLK WP HR S P ERA WHIP																					
Doug Linton, R (1, 1) ERA: 5.09	8.0 L 31 4 2 1 5 1 0 1 0 0 0 0 82 115 1.12 0.625																					
Jason Jacome, L (9, 1) ERA: 4.5	0.1 1 0 0 0 0 0 0 0 0 0 0 0 4 5 0.00 0.000																					
Hipolito Pichardo, R (9, 1) ERA: 5.29	0.2 2 0 0 0 0 0 0 0 0 0 0 0 4 8 0.00 0.000																					

livebaseballscorecards.com

AB	31
R	2
H	4
RBI	2
BB	1
SO	5
LOB	8



Batter	1	2	3	4	5	6	7	8	9	AB	R	H	RBI	BB	SO	LOB
Jose Offerman, S OBP: 0.378, SLG: 0.397 (1, 6) (9, 3)	1-1 G4-3		0-1 G4-3			4-0 WP 2B G3-1 BB		2-3 K		3	1	0	0	1	1	1
Tom Goodwin, L OBP: 0.328, SLG: 0.329 (1, 8) Les Norman, R OBP: 0.244, SLG: 0.139 (8, PH) David Howard, S OBP: 0.298, SLG: 0.321 (8, PH) (9, 6)	1-0 FC5-4 HBP			1-0 F7		2-1 L8		1-3 K		2	0	0	0	0	0	1
Keith Lockhart, L OBP: 0.343, SLG: 0.429 (1, 4)	1-2 FC5-4 CS 1-2f			0-0 F7		1-0 G3-1		2-0 F9		4	0	0	0	0	0	3
Mike Macfarlane, R OBP: 0.333, SLG: 0.521 (1, 2)	0-1 CS 1-2	0-0 F9		2-2 1B		1-1 2B		2-1 P3		4	0	2	1	0	0	0
Michael Tucker, L OBP: 0.326, SLG: 0.406 (1, 3) (9, 9)		1-0 F9		1-1 G3		1-1 G3-1		1-3 K		4	0	0	0	0	1	2
Craig Paquette, R OBP: 0.303, SLG: 0.489 (1, 7)		2-2 1B		1-3 K		2-2 F7		0-2 P2		4	0	1	0	0	1	0
Bob Hamelin, L OBP: 0.389, SLG: 0.412 (1, 10)		3-2 F7		2-2 1B		2-3 K		2-3 K		3	0	1	0	0	1	1
Johnny Damon, L OBP: 0.331, SLG: 0.397 (1, 9) (9, 8)			2-2 G3		1-0 F7		1-2 G4-3			3	0	0	0	0	0	1
Joe Randa, R OBP: 0.340, SLG: 0.409 (1, 5)			1-2 G6-3		0-0 G6-3		1-1 2B			3	0	1	0	0	0	1

Inning Stats	R: 0	H: 0	E: 0	K: 0	S: 6	H: 0	LOB: 0	BB: 0	P: 9	R: 0	H: 1	E: 0	K: 0	S: 9	H: 0	LOB: 1	BB: 0	P: 15	R: 0	H: 0	E: 0	K: 0	S: 8	R: 0	H: 1	E: 0	K: 0	S: 8	R: 0	H: 1	E: 0	K: 1	S: 9	R: 1	H: 1	E: 0	K: 0	S: 7	R: 0	H: 0	E: 0	K: 1	S: 10	R: 0	H: 1	E: 0	K: 2	S: 9	R: 0	H: 0	E: 0	K: 1	S: 8	1B: 3	SF: 0	2B: 2	SAC: 0	3B: 0	DP: 0	HR: 0	WP: 1	PA: 34
--------------	------	------	------	------	------	------	--------	-------	------	------	------	------	------	------	------	--------	-------	-------	------	------	------	------	------	------	------	------	------	------	------	------	------	------	------	------	------	------	------	------	------	------	------	------	-------	------	------	------	------	------	------	------	------	------	------	-------	-------	-------	--------	-------	-------	-------	-------	--------

PITCHER	IP	WLS	BF	H	R	ER	SO	BB	IBB	HBP	BLK	WP	HR	S	P	ERA	WHIP
Don Wengert, R ERA: 4.92 (1, 1)	6.1	W	24	4	1	1	1	1	1	0	0	1	0	50	81	1.42	0.789
Buddy Groom, L ERA: 3.84 (7, 1)	1.0		4	1	0	0	2	0	0	0	0	0	0	12	18	0.00	1.000
Jim Corsi, R ERA: 3.15 (8, 1)	0.1		1	0	0	0	1	0	0	0	0	0	0	3	4	0.00	0.000
Mike Mohler, L ERA: 2.32 (8, 1)	0.1		1	0	0	0	0	0	0	0	0	0	0	1	3	0.00	0.000
Billy Taylor, R ERA: 3.59 (9, 1)	1.0	S	3	0	0	0	1	0	0	0	0	0	0	8	11	0.00	0.000

BOTTOM

Oakland Athletics @ Kansas City Royals
Kauffman Stadium, Kansas City, MO

Thu Aug 08 1996, 3:33 AM CDT
Att: 19,197 - Cloudy - 83 F

livebaseballscorecards.com

AB 31
R 1
H 5
RBI 1
BB 1
SO 5
LOB 11



Batter	1	2	3	4	5	6	7	8	9	AB R H RBI BB SO LOB	TOP
Jose Offerman, S (1, 4) <small>OBP: 0.380, SLG: 0.409</small> (9, 3)	1-0 HR	0-0 E 2B			3-0 G6-3		1-2 G6-3 1-2			4 2 2 1 0 0 1	
Tom Goodwin, L (1, 8) <small>OBP: 0.330, SLG: 0.330</small>	1-2 G4-3 1B	0-0 E7 1B 2-H 3-H			0-2 P5			2-2 G3-1		4 1 2 2 0 0 0	
Craig Paquette, R (1, 7) <small>OBP: 0.299, SLG: 0.481</small>	2-3 K 1-3	0-3 K			0-0 G6-3			0-1 F8		4 0 0 0 0 2 2	
Mike Macfarlane, R (1, 10) <small>OBP: 0.329, SLG: 0.513</small>	0-1 G4-3 3-H		0-1 G6-3		0-0 F9			1-0 F9		4 0 0 1 0 0 0	
29 Mike Sweeney, R (1, 2) <small>OBP: 0.361, SLG: 0.340</small>	4-1 PO BB		1-1 G5-3		3-1 F8			1-3 K		3 0 0 0 1 1 0	
Michael Tucker, L (1, 9) <small>OBP: 0.328, SLG: 0.408</small>	1-1 PO 1-2	0-2 WP 1B 1B	0-1 G3-1		0-1 FC6-4 1B			1-3 K		4 1 2 0 0 1 0	
Joe Randa, R (1, 5) <small>OBP: 0.335, SLG: 0.402</small>		0-1 F7		0-0 G5-3		0-1 FC6-4 1-2f		2-3 K		4 0 0 0 0 1 2	
Kevin Young, R (1, 3) <small>OBP: 0.315, SLG: 0.440</small> Keith Lockhart, L (9, 4) <small>OBP: 0.343, SLG: 0.429</small>		3-3 K 1-2		2-2 F9		4-2 CS BB				2 0 0 0 1 1 1 0 0 0 0 0 0 0	
David Howard, S (1, 6) <small>OBP: 0.298, SLG: 0.321</small>		2-1 2B E 1B 2-H		0-1 P4		0-0 F8				3 1 1 1 0 0 1	
Inning Stats	R: 2 H: 2 E: 0 LOB: 0 K: 1 BB: 1 S: 12 P: 21	R: 3 H: 4 E: 1 LOB: 1 K: 2 BB: 0 S: 16 P: 21	R: 0 H: 0 E: 0 LOB: 0 K: 0 BB: 0 S: 6 P: 7	R: 0 H: 0 E: 0 LOB: 0 K: 0 BB: 0 S: 6 P: 8	R: 0 H: 0 E: 0 LOB: 0 K: 0 BB: 0 S: 5 P: 8	R: 0 H: 1 E: 0 LOB: 1 K: 0 BB: 0 S: 7 P: 10	R: 0 H: 0 E: 0 LOB: 0 K: 0 BB: 1 S: 7 P: 12	R: 0 H: 0 E: 0 LOB: 0 K: 3 BB: 0 S: 9 P: 9	R: 0 H: 0 E: 0 LOB: 0 K: 3 BB: 0 S: 9 P: 13	1B: 5 SF: 0 2B: 1 SAC: 0 3B: 0 DP: 0 HR: 1 HBP: 0	WP: 1 PA: 35 PB: 0 SB: 2 CS: 1
PITCHER Mark Langston, L (1, 1) <small>ERA: 4.82</small> Troy Percival, R (9, 1) <small>ERA: 2.04</small>	IP WLS BF H R ER SO BB IBB HBP BLK WP HR S P ERA WHIP 8.0 L 31 7 5 5 3 2 0 0 0 1 1 65 96 5.62 1.125 1.0 3 0 0 0 3 0 0 0 0 0 0 9 13 0.00 0.000										

Kansas City Royals @ California Angels
 Anaheim Stadium, Anaheim, CA

Fri Aug 09 1996, 10:05 PM EDT
 Att. 35,977 - Unknown - 76 F

AB	32
R	5
H	7
RBI	5
BB	2
SO	6
LOB	7



Batter	1	2	3	4	5	6	7	8	9	AB	R	H	RBI	BB	SO	LOB
Rex Hudler, R OBP: 0.348, SLG: 0.582 (1, 4)	1-0 F9			1-1 F8		1-1 HR		2-2 2B	2-2 F8	5	2	2	1	0	0	0
Gary Disarcina, R OBP: 0.295, SLG: 0.355 (1, 6)	2-2 L8			0-0 G5-3		0-1 F8		2-1 1B		4	1	1	1	0	0	0
Chili Davis, S OBP: 0.384, SLG: 0.501 (1, 10)	1-3 K			2-2 2B		0-0 1B		3-3 K		4	0	2	0	0	2	1
Jim Edmonds, L OBP: 0.380, SLG: 0.598 (1, 8)			1-3 K	2-3 K		3-2 1B		0-1 1B		4	0	2	1	0	2	1
Tim Salmon, R OBP: 0.384, SLG: 0.519 (1, 9)			2-2 P4		4-2 BB	1-2 FC9-6		4-2 BB		2	0	0	0	2	0	2
Randy Velarde, R OBP: 0.376, SLG: 0.398 (1, 5)			1-3 K		1-3 K	2-2 G5-3		2-0 L8		4	0	0	0	0	2	5
16 Garret Anderson, L OBP: 0.330, SLG: 0.433 (1, 7)					0-0 2B			0-0 G2-3		4	0	2	0	0	0	2
J.T. Snow, L OBP: 0.333, SLG: 0.384 (1, 3)					0-1 G5-4-3			0-1 G3		4	0	0	0	0	2	3
Todd Greene, R OBP: 0.176, SLG: 0.313 (1, 2)					3-3 K			0-0 G5-3		3	0	0	0	0	1	2
Jack Howell, L OBP: 0.316, SLG: 0.539 (9, PH)										1	0	0	0	0	0	0

Inning Stats	R: 0	H: 0	E: 0	K: 1	S: 9	R: 0	H: 0	E: 0	K: 2	S: 9	R: 0	H: 1	E: 0	K: 1	S: 6	R: 0	H: 1	E: 0	K: 1	S: 11	R: 0	H: 1	E: 0	K: 2	S: 13	R: 1	H: 3	E: 0	K: 1	S: 15	R: 0	H: 0	E: 0	K: 1	S: 7	R: 2	H: 3	E: 0	K: 1	S: 15	R: 0	H: 0	E: 0	K: 0	S: 9	R: 0	H: 0	E: 0	K: 0	S: 11	1B: 4	2B: 3	3B: 1	SF: 0	SAC: 0	DP: 1	HBP: 0	WP: 0	PB: 0	SB: 0	CS: 0	PA: 37
--------------	------	------	------	------	------	------	------	------	------	------	------	------	------	------	------	------	------	------	------	-------	------	------	------	------	-------	------	------	------	------	-------	------	------	------	------	------	------	------	------	------	-------	------	------	------	------	------	------	------	------	------	-------	-------	-------	-------	-------	--------	-------	--------	-------	-------	-------	-------	--------

PITCHER	IP	WLS	BF	H	R	ER	SO	BB	IBB	HBP	BLK	WP	HR	S	P	ERA	WHIP
50 José Rosado, L ERA: 2.8 (1, 1)	5.0		18	3	0	0	7	1	0	0	0	0	0	48	72	0.00	0.800
Jaime Bluma, R ERA: 9.0 (6, 1)	1.0		6	3	1	1	0	0	0	0	0	0	1	15	22	9.00	3.000
Mike Magnante, L ERA: 4.88 (7, 1)	1.1		7	3	2	2	2	0	0	0	0	0	0	18	28	13.50	2.250
Rick Huisman, R ERA: 2.31 (8, 1)	0.0		1	0	0	0	0	1	0	0	0	0	0	2	6	∞	∞
Jeff Montgomery, R ERA: 4.15 (8, 1)	1.2	S	5	0	0	0	0	0	0	0	0	0	0	11	15	0.00	0.000

BOTTOM

Kansas City Royals @ California Angels
Anaheim Stadium, Anaheim, CA
Fri Aug 09 1996, 10:05 PM EDT
Att: 35,977 - Unknown - 76 F

livebaseballscorecards.com

AB	35
R	3
H	9
RBI	3
BB	2
SO	9
LOB	16



Kansas City Royals @ California Angels
 Anaheim Stadium, Anaheim, CA

Sat Aug 10 1996, 10:05 PM EDT
 Att. 21,657 - Unknown - 73 F

AB	41
R	18
H	15
RBI	18
BB	8
SO	1
LOB	17



WP:	0	PA:	53
PB:	0		
SB:	0		
CS:	0		

Batter	1	2	3	4	5	6	7	8	9	AB	R	H	RBI	BB	SO	LOB
Jose Offerman, S (1, 4) OBP: 0.381, SLG: 0.409 Les Norman, R (4, 8) OBP: 0.250, SLG: 0.132	3-2 BB 1B BB BB 1B	3-2 G5-3		4-0 HBP 29 BB 1B BB	1-1 F8	0-0 F8		4-2 1B HBP BB		2	2	1	0	1	0	0
Tom Goodwin, L (1, 8) OBP: 0.330, SLG: 0.330 Keith Lockhart, L (4, 4) OBP: 0.340, SLG: 0.425	2-2 BB 29 BB 1B	0-1 G4-3		2-2 F7	1-2 G4-3	0-1 F7		0-1 F8		3	1	1	0	0	0	1
Craig Paquette, R (1, 7) OBP: 0.306, SLG: 0.481 Kevin Young, R (8, PR) OBP: 0.315, SLG: 0.440	4-1 29 BB BB 1B HR BB	2-2 1B		3-2 29 BB HBP 1B	2-1 G4-3		1-0 G6-3	1-1 1B HBP		4	2	2	0	1	0	0
Mike Macfarlane, R (1, 10) OBP: 0.338, SLG: 0.515 Bob Hamelin, L (7, PH) OBP: 0.390, SLG: 0.413	4-1 29 BB HR BB	0-0 1B		2-2 29 BB 1B HBP		3-2 BB 29 BB 1B HBP	3-3 K	0-0 1B		1	3	1	1	1	0	0
29 Mike Sweeney, R (1, 2) OBP: 0.373, SLG: 0.321	4-0 HR BB	0-0 P3		4-0 1B FC3-6 BB		4-1 1B BB	0-2 P6	1-0 P3		3	3	0	2	3	0	4
Michael Tucker, L (1, 3) OBP: 0.334, SLG: 0.421	0-1 P4			1-1 HR FC3-6 1B		4-2 1B SF7 1B BB		1-2 1B HR G1-3 1B	2-0 F7	5	3	3	3	1	0	3
Johnny Damon, L (1, 9) OBP: 0.331, SLG: 0.403	3-1 HR			0-1 G4-3 FC3-6 1B		3-2 1B 1B		0-1 G1-3	3-2 F7	6	1	2	7	0	0	2
Joe Randa, R (1, 5) OBP: 0.338, SLG: 0.404	0-1 G3			0-1 G6-3		0-0 1B		0-2 HR 1B	2-1 G6-3	6	1	3	0	0	0	0
David Howard, S (1, 6) OBP: 0.296, SLG: 0.329	2-1 G6-3			0-0 G6-3 G3		1-1 SF7		0-0 HR		4	1	1	4	0	0	2

Inning Stats	R: 6	H: 3	E: 0	K: 0	S: 16	LOB: 0	P: 38	R: 0	H: 2	E: 0	K: 0	S: 11	LOB: 2	P: 16	R: 1	H: 1	E: 0	K: 0	S: 5	LOB: 0	P: 6	R: 4	H: 3	E: 0	K: 0	S: 19	LOB: 2	P: 38	R: 0	H: 0	E: 0	K: 0	S: 7	LOB: 0	P: 11	R: 3	H: 2	E: 0	K: 0	S: 15	LOB: 2	P: 31	R: 0	H: 0	E: 0	K: 1	S: 7	LOB: 0	P: 11	R: 4	H: 4	E: 0	K: 0	S: 22	LOB: 2	P: 29	R: 0	H: 0	E: 0	K: 0	S: 6	LOB: 0	P: 13	1B: 12	SF: 1	2B: 0	SAC: 0	3B: 0	DP: 0	HR: 3	HBP: 3	WP: 0 <th>PA: 53 </th>	PA: 53
--------------	------	------	------	------	-------	--------	-------	------	------	------	------	-------	--------	-------	------	------	------	------	------	--------	------	------	------	------	------	-------	--------	-------	------	------	------	------	------	--------	-------	------	------	------	------	-------	--------	-------	------	------	------	------	------	--------	-------	------	------	------	------	-------	--------	-------	------	------	------	------	------	--------	-------	--------	-------	-------	--------	-------	-------	-------	--------	------------------------	--------

PITCHER	IP	WLS	BF	H	R	ER	SO	BB	IBB	HBP	BLK	WP	HR	S	P	ERA	WHIP
Jim Abbott, L (1, 1) ERA: 7.79	3.1	L	21	7	9	9	0	4	0	0	0	0	2	40	77	24.30	3.300
Jason Grimsley, R (4, 1) ERA: 6.53	2.2		17	4	5	5	0	3	0	2	0	0	0	33	63	16.88	2.625
Mike Holtz, L (7, 1) ERA: 1.13	1.0		3	0	0	0	1	0	0	0	0	0	0	7	11	0.00	0.000
Chuck McElroy, L (8, 1) ERA: 4.26	0.1		5	3	4	4	0	1	0	0	0	0	1	17	22	108.00	12.000
Mike James, R (8, 1) ERA: 3.05	1.2		7	1	0	0	0	0	0	1	0	0	0	11	20	0.00	0.600

PITCHER	IP	WLS	BF	H	R	ER	SO	BB	IBB	HBP	BLK	WP	HR	S	P	ERA	WHIP
---------	----	-----	----	---	---	----	----	----	-----	-----	-----	----	----	---	---	-----	------

Batter	1	2	3	4	5	6	7	8	9	AB	R	H	RBI	BB	SO	LOB
Rex Hudler, R OBP: 0.343, SLG: 0.572 (1, 4)	0-3 K		1-1 F7		0-1 F9			1-1 P6		4	0	0	0	0	1	1
Gary Disarcina, R OBP: 0.293, SLG: 0.353 Orlando Palmeiro, L OBP: 0.356, SLG: 0.373 (1, 6) (6, PH) (7, 9)	0-0 G6-3		1-1 G1-3			0-3 K		0-1 2B		2	0	0	0	0	0	0
Chili Davis, S OBP: 0.383, SLG: 0.500 Don Slaught, R OBP: 0.363, SLG: 0.451 (1, 10) (8, PH)	2-2 F8			1-0 E5		0-0 1B		0-1 G6-3		3	0	1	0	0	0	0
Jim Edmonds, L OBP: 0.382, SLG: 0.604 (1, 8)		0-0 2B		0-0 F8		1-1 F8			0-0 HR	4	2	2	0	0	0	2
Tim Salmon, R OBP: 0.383, SLG: 0.517 George Arias, R OBP: 0.295, SLG: 0.316 (1, 9) (6, PH) (7, 5)		1-3 K		3-2 F8		2-1 F9			0-0 HR	2	0	0	0	0	1	2
Randy Velarde, R OBP: 0.377, SLG: 0.402 (1, 5) (7, 6)		0-0 2B		1-2 G4-3			0-0 G5-3		1-0 1B	4	0	2	1	0	0	1
16 Garret Anderson, L OBP: 0.327, SLG: 0.429 (1, 7)		0-2 L7		0-3 K		2-1 F8		0-2 FC4-6		4	0	0	0	0	1	2
J.T. Snow, L OBP: 0.333, SLG: 0.383 (1, 3)		1-1 F9		1-1 1B		1-2 F9		1-1 G6-4-3		4	0	1	0	0	0	2
Todd Greene, R OBP: 0.150, SLG: 0.263 (1, 2)			0-0 F8		0-0 F8			0-1 F8		3	0	0	0	0	0	1

Inning Stats	R: 0	H: 0	E: 0	K: 1	S: 9	R: 1	H: 2	E: 0	K: 1	S: 11	R: 0	H: 0	E: 0	K: 0	S: 5	R: 0	H: 0	E: 1	K: 0	S: 8	R: 0	H: 1	E: 0	K: 1	S: 8	R: 0	H: 1	E: 0	K: 1	S: 8	R: 0	H: 0	E: 0	K: 0	S: 7	R: 0	H: 1	E: 0	K: 0	S: 8	R: 2	H: 3	E: 0	K: 0	S: 9	1B: 3	SF: 0	2B: 4	SAC: 0	3B: 0	DP: 1	HR: 1	HBP: 0	WP: 0	PA: 35
Chris Haney, L ERA: 4.7 (1, 1)	8.0	WLS	BF	H	R	ER	SO	BB	IBB	HBP	BLK	WP	HR	S	P	ERA	WHIP																																						
Jeff Granger, L ERA: 12.46 (9, 1)	1.0	W	30	5	1	1	4	0	0	0	0	0	0	64	83	1.12	0.625																																						

BOTTOM

Kansas City Royals @ California Angels
Anaheim Stadium, Anaheim, CA
Sat Aug 10 1996, 10:05 PM EDT
Att: 21,657 - Unknown - 73 F

livebaseballscores.com

AB	35
R	3
H	8
RBI	3
BB	0
SO	4
LOB	13



Batter	1	2	3	4	5	6	7	8	9	AB R H RBI BB SO LOB	TOP											
Jose Offerman, S (1, 3) OBP: 0.382, SLG: 0.406	4-2 BB		0-2 F7		4-0 CS BB			1-3 K	2-3 K	3 0 0 0 2 2 4												
Tom Goodwin, L (1, 8) OBP: 0.327, SLG: 0.327	0-2 F9		1-3 K		1-0 CS	1-0 L9		1-3 K		4 0 0 0 0 2 3												
Keith Lockhart, L (1, 4) OBP: 0.339, SLG: 0.426	0-0 F8			3-1 F9		0-1 F9		0-2 HR 2B		4 1 1 2 0 0 1												
Mike Macfarlane, R (1, 2) OBP: 0.340, SLG: 0.526	1-2 F7			1-1 E7 1B		0-0 F8		1-2 HR		4 1 2 2 0 0 1												
Bob Hamelin, L (1, 10) OBP: 0.388, SLG: 0.415		0-2 2B		2-3 K		2-2 F7		0-0 F8		4 0 1 0 0 1 1												
Michael Tucker, L (1, 7) OBP: 0.333, SLG: 0.417		0-0 P3		0-2 G3		0-0 G4-3			4-2 G3 BB	3 0 0 0 1 0 2												
Johnny Damon, L (1, 9) OBP: 0.328, SLG: 0.399		3-3 K			0-1 G6-3		2-0 G1-3		2-2 G3	4 0 0 0 0 1 2												
Joe Randa, R (1, 5) OBP: 0.341, SLG: 0.416		0-1 P3			0-1 HR			4-0 2B BB	2-3 K	3 2 1 1 1 1 2												
David Howard, S (1, 6) OBP: 0.297, SLG: 0.329			1-1 F9		1-3 K			0-1 2B 1B	4-2 BB	3 1 1 0 0 1 0												
Craig Paquette, R (9, PH) OBP: 0.308, SLG: 0.481										0 0 0 0 1 0 0												
Inning Stats	R: 0 E: 0 K: 0 S: 11	H: 0 LOB: 1 BB: 1 P: 16	R: 0 E: 0 K: 1 S: 10	H: 1 LOB: 1 BB: 0 P: 13	R: 0 E: 0 K: 1 S: 8	H: 0 LOB: 0 BB: 0 P: 10	R: 0 E: 1 K: 1 S: 10	H: 1 LOB: 1 BB: 0 P: 16	R: 1 E: 0 K: 1 S: 8	H: 1 LOB: 0 BB: 1 P: 14	R: 0 E: 0 K: 0 S: 4	H: 0 LOB: 0 BB: 0 P: 5	R: 0 E: 0 K: 0 S: 6	H: 0 LOB: 0 BB: 0 P: 10	R: 4 E: 0 K: 2 S: 17	H: 3 LOB: 0 BB: 1 P: 24	R: 0 E: 0 K: 2 S: 18	H: 0 LOB: 2 BB: 2 P: 32	1B: 2 2B: 2 3B: 0 HR: 2	SF: 0 SAC: 0 DP: 0 HBP: 0	WP: 0 PB: 0 SB: 0 CS: 1	PA: 38
PITCHER	IP WLS BF H R ER SO BB IBB HBP BLK WP HR S P ERA WHIP																					
Dennis Springer, R (1, 1) ERA: 6.53	7.0 W 27 4 3 3 4 3 0 0 0 0 1 59 90 3.86 1.000																					
Troy Percival, R (8, 1) ERA: 2.29	2.0 10 2 2 2 4 2 0 0 0 0 1 33 50 9.00 2.000																					

Kansas City Royals @ California Angels
Anaheim Stadium, Anaheim, CA

Sun Aug 11 1996, 6:33 AM EDT
Att. 18,591 - Sunny - 85 F

livebaseballscorecards.com

AB	32
R	5
H	6
RBI	5
BB	5
SO	8
LOB	16



Batter	1	2	3	4	5	6	7	8	9
Randy Velarde, R OBP: 0.377, SLG: 0.410 (1, 4)	2-2 G4-3 1B	2-1 FC4-6 1-2f		2-1 1B		1-2 HR		0-1 G1-3	
Gary Disarcina, R OBP: 0.292, SLG: 0.351 (1, 6)	2-1 1B 1B		1-0 F8	0-2 G3		0-1 F8		0-1 G6-3	
Chili Davis, S OBP: 0.386, SLG: 0.516 (1, 10)	2-3 K		4-2 1B BB		1-1 HR	2-1 HR		0-1 F7	
Jim Edmonds, L OBP: 0.380, SLG: 0.599 (1, 8)	3-1 1B 1-3		3-2 F7		0-2 G5-3	0-0 G4-3			
Tim Salmon, R OBP: 0.384, SLG: 0.517 (1, 9)	3-2 F9		0-0 BB 1B		0-2 F8		1-1 16 F8 BB 1B		
J.T. Snow, L OBP: 0.336, SLG: 0.383 (1, 3)		2-2 16 G1-6-3 1B	4-1 SAFE 1B	1-2 BB	1-1 G5-3		4-2 SAFE SAFE SAFE SAFE 1B BB		
16 Garret Anderson, L OBP: 0.326, SLG: 0.428 (1, 7)		0-1 G1-6-3 1-2f	2-2 P6			1-2 HR 1B	0-0 F8		
George Arias, R OBP: 0.307, SLG: 0.350 (1, 5)		0-1 1B 1B		0-0 F8		1-2 HR	2-0 G4-3 1B		
Jorge Fabregas, L OBP: 0.306, SLG: 0.297 (1, 2)		0-0 FC4-6 1B		3-1 F8		1-2 F7	2-2 G4-3		

AB	R	H	RBI	BB	SO	LOB
5	1	2	1	0	0	2
5	0	1	0	0	0	1
4	2	2	2	1	1	1
4	0	1	0	0	0	1
4	1	2	0	0	0	2
2	0	1	0	2	0	0
4	1	1	0	0	0	6
4	1	3	3	0	0	0
4	0	1	0	0	0	2

BOTTOM

Kansas City Royals @ California Angels
Anaheim Stadium, Anaheim, CA

Sun Aug 11 1996, 6:33 AM EDT
Att. 18,591 - Sunny - 85 F

AB	36
R	6
H	14
RBI	6
BB	3
SO	1
LOB	15



1B: 10	SF: 0
2B: 0	SAC: 0
3B: 0	DP: 2
HR: 4	HBP: 0

WP: 0	PA: 39
PB: 0	
SB: 0	
CS: 0	

Inning Stats		R	H	E	K	S	R	H	E	K	S	R	H	E	K	S	R	H	E	K	S											
R: 0		0	2	1	18	30	R: 0	0	3	0	10	R: 0	0	1	0	11	R: 1	1	0	11	R: 4	4	0	20	R: 1	2	0	13	R: 0	0	0	10
H: 2		2	3	0	14	30	H: 1	1	0	25	14	H: 1	1	0	13	14	H: 4	4	0	26	H: 0	0	0	21	H: 0	0	0	6	H: 0	0	0	6
LOB: 2		2	2	0	14	30	LOB: 3	3	2	25	14	LOB: 1	1	0	13	14	LOB: 0	0	0	26	LOB: 1	1	1	21	LOB: 0	0	0	6	LOB: 0	0	0	6
BB: 0		0	0	0	14	30	BB: 2	2	0	25	14	BB: 0	0	0	13	14	BB: 0	0	0	26	BB: 1	1	1	21	BB: 0	0	0	6	BB: 0	0	0	6
P: 30		30	P: 14	14	30	30	P: 25	25	13	25	14	P: 13	13	13	20	13	P: 21	21	21	26	P: 6	6	6	21	P: 6	6	6	6	P: 6	6	6	6

PITCHER		IP	WLS	BF	H	R	ER	SO	BB	IBB	HBP	BLK	WP	HR	S	P	ERA	WHIP
Tim Belcher, R ERA: 4.03 (1, 1)		5.1	L	28	11	4	4	1	2	0	0	0	0	3	73	114	6.75	2.438
Hipolito Pichardo, R ERA: 5.47 (6, 1)		1.2		8	3	2	2	0	1	0	0	0	0	1	18	28	10.80	2.400
Jaime Bluma, R ERA: 4.5 (8, 1)		1.0		3	0	0	0	0	0	0	0	0	0	0	6	6	0.00	0.000

Kansas City Royals @ Seattle Mariners
 The Kingdome, Seattle, WA
 Mon Aug 12 1996, 10:05 PM EDT
 Att: 43,476 - Dome - 68 F

livebaseballscorecards.com

AB	42
R	10
H	15
RBI	8
BB	5
SO	6
LOB	29



WP:	0	PA:	49
PB:	0		
SB:	2		
CS:	0		

AB R H RBI BB SO LOB

6	1	2	1	0	2	3
6	1	3	1	0	1	4
5	1	0	0	1	0	5
6	0	2	1	0	2	6
4	1	2	3	1	0	1
4	1	1	0	1	1	2
4	1	2	0	0	0	3
2	2	0	0	2	0	3
5	2	3	2	0	0	2
1B:	10	SF:	0			
2B:	4	SAC:	2			
3B:	0	DP:	0			
HR:	1	HBP:	0			

Batter	1	2	3	4	5	6	7	8	9
Jose Offerman, S (1, 4) OBP: 0.381, SLG: 0.405	2-1 F8		1-1 S 1B		1 SAFE 0-1 L8 2B 1B	0-3 K	1-3 K		1-1 G5-3
Joe Randa, R (1, 5) OBP: 0.344, SLG: 0.426	0-0 2B		1-3 K		0-0 G4-3	0-1 F8 29 HR 2B	0-0 G1-3		1-2 1B
Craig Paquette, R (1, 7) OBP: 0.306, SLG: 0.473	1-0 F7		3-2 F8		1-0 L8	4-0 F8 29 HR BB	0-0 E5		1-0 P6
Mike Macfarlane, R (1, 2) OBP: 0.340, SLG: 0.525	2-3 K				1-1 FC6-4 29 BB 1B	0-2 2B	0-0 F8		2-1 G5-3
29 Mike Sweeney, R (1, 10) OBP: 0.389, SLG: 0.386			2-1 F7		4-2 FC6-4 BB	2-0 P4	2-2 HR		0-1 1B
Kevin Young, R (1, 3) OBP: 0.320, SLG: 0.432			1-2 G6-3		2-3 K		SH 1B		2-2 G3
Johnny Damon, L (1, 9) OBP: 0.330, SLG: 0.400			0-1 1B		0-1 FC6-4		SH 2B		2-1 1B
David Howard, S (1, 6) OBP: 0.299, SLG: 0.327			1-0 P3		3-0 G6-3		SH 2B		4-0 1B
Tom Goodwin, L (1, 8) OBP: 0.330, SLG: 0.333			3-1 F8		1-0 E S 1B	0-1 2B	2-2 E G1-3 1B		0-2 G4-3

Inning Stats	R: 0	H: 1	E: 0	LOB: 1	K: 1	BB: 0	S: 7	P: 12	R: 0	H: 1	E: 0	LOB: 1	K: 0	BB: 0	S: 9	P: 13	R: 0	H: 1	E: 0	LOB: 1	K: 1	BB: 0	S: 13	P: 21	R: 0	H: 1	E: 0	LOB: 2	K: 1	BB: 1	S: 13	P: 23	R: 2	H: 3	E: 0	LOB: 1	K: 0	BB: 0	S: 9	P: 13	R: 7	H: 4	E: 2	LOB: 1	K: 1	BB: 2	S: 21	P: 34	R: 1	H: 1	E: 1	LOB: 2	K: 2	BB: 1	S: 13	P: 21	R: 0	H: 2	E: 0	LOB: 2	K: 0	BB: 1	S: 10	P: 18	R: 0	H: 1	E: 0	LOB: 1	K: 0	BB: 0	S: 8	P: 13	1B: 10	SF: 0	2B: 4	SAC: 2	3B: 0	DP: 0	HR: 1	HBP: 0	WP: 0	PA: 49
--------------	------	------	------	--------	------	-------	------	-------	------	------	------	--------	------	-------	------	-------	------	------	------	--------	------	-------	-------	-------	------	------	------	--------	------	-------	-------	-------	------	------	------	--------	------	-------	------	-------	------	------	------	--------	------	-------	-------	-------	------	------	------	--------	------	-------	-------	-------	------	------	------	--------	------	-------	-------	-------	------	------	------	--------	------	-------	------	-------	--------	-------	-------	--------	-------	-------	-------	--------	-------	--------

PITCHER	IP	WLS	BF	H	R	ER	SO	BB	IBB	HBP	BLK	WP	HR	S	P	ERA	WHIP
Jamie Moyer, L (1, 1) ERA: 4.1	5.2	L	33	11	9	3	4	3	0	0	0	0	1	68	112	4.76	2.471
Chris Bosio, R (6, 1) ERA: 6.2	3.1		16	4	1	0	2	2	0	0	0	0	0	35	56	0.00	1.800

PITCHER	IP	WLS	BF	H	R	ER	SO	BB	IBB	HBP	BLK	WP	HR	S	P	ERA	WHIP
---------	----	-----	----	---	---	----	----	----	-----	-----	-----	----	----	---	---	-----	------

Batter	1	2	3	4	5	6	7	8	9	AB R H RBI BB SO LOB
Joey Cora, S (1, 4) OBP: 0.336, SLG: 0.416 Luis Sojo, R (1, PR) OBP: 0.247, SLG: 0.270 (2, 4)	4-2 1B BB		1-0 F9		0-1 1B	0-0 P4			2-2 F9	0 0 0 0 1 0 0 4 0 1 0 0 0 2
Alex Rodriguez, R (1, 6) OBP: 0.417, SLG: 0.650	0-3 K		2-0 1B		2-2 F8		1-0 1B		0-1 HR	5 1 3 1 0 1 2
Ken Griffey Jr., L (1, 8) OBP: 0.386, SLG: 0.649	2-2 G5-4-3 1B		2-3 K		0-0 G3		2-0 P3		0-3 K	5 0 1 0 0 2 3
Edgar Martinez, R (1, 10) OBP: 0.462, SLG: 0.658	0-2 G5-4-3 1-2f		0-0 G5-3			2-2 1B 1B		2-0 F8		4 1 1 0 0 0 4
Jay Buhner, R (1, 9) OBP: 0.380, SLG: 0.575		4-2 2B FC5-2 BB		1-2 G6-4-3 1B WP 1B		3-2 F8		0-1 P5		3 1 1 0 1 0 2
Paul Sorrento, L (1, 3) OBP: 0.378, SLG: 0.528		0-1 HBP 1-3 2B		3-0 G6-4-3 1-2 1B		2-2 1B 1B		0-2 G4-3		4 1 3 0 0 0 0
Dan Wilson, R (1, 2) OBP: 0.350, SLG: 0.471 John Marzano, R (9, 2) OBP: 0.368, SLG: 0.348		0-0 FC5-2 HBP		1-2 G6-4-3 1-2f 2-3		2-2 FC5-6 1B 1-2 3-H		0-0 L3		4 0 1 1 0 0 4 0 0 0 0 0 0 0
Rich Amaral, R (1, 7) OBP: 0.401, SLG: 0.357		1-1 G6-4-3 1-2 2-3 HBP		1-0 G4-3 3-H		0-2 FC5-6 1B 1-2 2-H		1-0 F7		3 0 1 1 0 0 0
Andy Sheets, R (1, 5) OBP: 0.291, SLG: 0.289		0-2 G6-4-3 1-2f				1-2 FC5-6 1-2 2-3		1-3 K2-3		4 0 0 0 0 1 5

Inning Stats	R: 0 E: 0 K: 1 S: 13	H: 1 LOB: 1 BB: 1 P: 19	R: 0 E: 0 K: 0 S: 9	H: 1 LOB: 2 BB: 1 P: 14	R: 0 E: 0 K: 1 S: 6	H: 1 LOB: 1 BB: 0 P: 11	R: 1 E: 0 K: 0 S: 9	H: 2 LOB: 0 BB: 0 P: 15	R: 0 E: 0 K: 0 S: 8	H: 1 LOB: 1 BB: 0 P: 10	R: 2 E: 0 K: 0 S: 22	H: 4 LOB: 2 BB: 0 P: 32	R: 0 E: 0 K: 0 S: 5	H: 1 LOB: 1 BB: 0 P: 10	R: 0 E: 0 K: 0 S: 5	H: 0 LOB: 0 BB: 0 P: 6	R: 1 E: 0 K: 2 S: 12	H: 1 LOB: 0 BB: 0 P: 15	1B: 10 2B: 1 3B: 0 HR: 1	SF: 0 SAC: 0 DP: 3 HBP: 1
--------------	-------------------------------	----------------------------------	------------------------------	----------------------------------	------------------------------	----------------------------------	------------------------------	----------------------------------	------------------------------	----------------------------------	-------------------------------	----------------------------------	------------------------------	----------------------------------	------------------------------	---------------------------------	-------------------------------	----------------------------------	-----------------------------------	------------------------------------


PITCHER	IP	WLS	BF	H	R	ER	SO	BB	IBB	HBP	BLK	WP	HR	S	P	ERA	WHIP
Kevin Appier, R (1, 1) ERA: 3.03	6.0	W	28	10	3	3	2	2	0	1	0	1	0	67	101	4.50	2.000
Rick Huisman, R (7, 1) ERA: 2.45	3.0	S	11	2	1	1	2	0	0	0	0	0	1	22	31	3.00	0.667

BOTTOM

Kansas City Royals @ Seattle Mariners
 The Kingdom, Seattle, WA

Mon Aug 12 1996, 10:05 PM EDT
 Att: 43,476 - Dome - 68 F

AB	36
R	4
H	12
RBI	3
BB	2
SO	4
LOB	22



WP: 1	PA: 39
PB: 0	
SB: 0	
CS: 0	

Batter	1	2	3	4	5	6	7	8	9	AB R H RBI BB SO LOB	TOP											
Jose Offerman, S (1, 4) OBP: 0.379, SLG: 0.405	1-2 E SF8 2B	1-3 K		1-2 SAFE F9			2-3 K		0-3 K	5 1 1 0 0 3 2												
Joe Randa, R (1, 5) OBP: 0.338, SLG: 0.417	0-0 E3 HR	2-3 K			0-2 G3-1		0-3 K		3-2 F9	5 1 0 0 0 2 2												
Craig Paquette, R (1, 7) OBP: 0.308, SLG: 0.473	0-0 SF8		3-2 F7		0-1 E 1B		4-1 BB			2 0 1 1 1 0 0												
Mike Macfarlane, R (1, 2) OBP: 0.339, SLG: 0.532	1-0 1-H HR		1-1 F8		3-1 SAFE P4		2-3 K			4 1 1 2 0 1 2												
29 Mike Sweeney, R (1, 10) OBP: 0.382, SLG: 0.367	0-2 G6-3		0-3 K		1-3 K			1-2 HBP		3 0 0 0 0 2 1												
Kevin Young, R (1, 3) OBP: 0.327, SLG: 0.478	0-2 P3		1-0 HR		0-0 2B		2-3 K		2-3 K	4 1 2 1 0 1 1												
Johnny Damon, L (1, 9) OBP: 0.330, SLG: 0.398		4-2 2B BB		1-2 G4-3		2-3 K		0-3 K		2 1 0 0 1 1 1												
Les Norman, R (8, PH) OBP: 0.244, SLG: 0.128										1 0 0 0 0 1 1												
David Howard, S (1, 6) OBP: 0.298, SLG: 0.329		0-1 SH1-3 1-H 2B		0-0 F8		2-0 P6		1-0 G5-3		4 0 1 1 0 0 2												
Tom Goodwin, L (1, 8) OBP: 0.330, SLG: 0.331		0-0 SH1-3		4-1 S BB		1-3 K			1-1 G6-3	2 0 0 0 1 1 1												
Inning Stats	R: 3 E: 1 K: 0 S: 12	H: 2 LOB: 0 BB: 0 P: 14	R: 1 E: 0 K: 2 S: 11	H: 1 LOB: 1 BB: 1 P: 18	R: 0 E: 0 K: 1 S: 9	H: 0 LOB: 0 BB: 0 P: 13	R: 1 E: 0 K: 0 S: 9	H: 1 LOB: 1 BB: 1 P: 17	R: 0 E: 1 K: 1 S: 12	H: 1 LOB: 1 BB: 0 P: 16	R: 0 E: 0 K: 2 S: 8	H: 1 LOB: 1 BB: 0 P: 13	R: 0 E: 0 K: 3 S: 10	H: 0 LOB: 1 BB: 1 P: 18	R: 0 E: 0 K: 2 S: 9	H: 0 LOB: 1 BB: 0 P: 13	R: 0 E: 0 K: 1 S: 9	H: 0 LOB: 0 BB: 0 P: 13	1B: 1 2B: 3 3B: 0 HR: 2	SF: 1 SAC: 1 DP: 0 HBP: 1	WP: 0 PB: 0 SB: 1 CS: 0	PA: 38
PITCHER	IP WLS BF H R ER SO BB IBB HBP BLK WP HR S P ERA WHIP												PITCHER	IP WLS BF H R ER SO BB IBB HBP BLK WP HR S P ERA WHIP								
Terry Mulholland, L (1, 1) ERA: 4.59	5.0 W 23 5 5 4 4 2 0 0 0 0 2 53 78 7.20 1.400																					
Randy Johnson, L (6, 1) ERA: 3.19	4.0 S 15 1 0 0 8 1 0 1 0 0 0 36 57 0.00 0.500																					

Kansas City Royals @ Seattle Mariners
 The Kingdome, Seattle, WA
 Tue Aug 13 1996, 10:05 PM EDT
 Att: 21,961 - Dome - 68 F

AB	32
R	5
H	6
RBI	5
BB	3
SO	12
LOB	13



BOTTOM

Kansas City Royals @ Seattle Mariners
The Kingdome, Seattle, WA
Tue Aug 13 1996, 10:05 PM EDT
Att: 21,961 - Dome - 68 F

livebaseballscorecards.com

AB 37
R 9
H 13
RBI 8
BB 2
SO 7
LOB 21



WP: 0 PA: 41
PB: 1
SB: 0
CS: 0

AB R H RBI BB SO LOB

5 2 3 3 0 1 0

5 1 3 1 0 1 0

5 0 1 0 0 1 4

5 1 2 1 0 1 4

4 1 1 3 0 1 3

3 0 0 0 0 1 3

4 1 2 0 0 0 1

3 2 1 0 1 1 2

3 1 0 0 1 0 4
1B: 12 SF: 0
2B: 0 SAC: 0
3B: 0 DP: 0
HR: 1 HBP: 1

Table with 9 columns (Batter 1-9) and 10 rows (Batters: Rich Amaral, Alex Rodriguez, Ken Griffey Jr., Edgar Martinez, Jay Buhner, Paul Sorrento, Dan Wilson, Jeff Manto, Luis Sojo). Each cell contains a baseball diamond diagram with play details like 'P4', 'PO', 'HR', 'FC3-6', 'E7', 'E4', 'FC6-4', 'P3', 'G5-3', 'F8', 'G6-3', 'G1-3', 'P6', 'F9', 'PB', 'G1-3', 'BB', 'G5-3'. Includes pitch counts and scores.

Inning Stats table with columns for R, H, E, K, S, LOB, BB, P, and rows for Inning 1 through 9.

PITCHER table with columns for IP, WLS, BF, H, R, ER, SO, BB, IBB, HBP, BLK, WP, HR, S, P, ERA, WHIP and rows for Doug Linton, Mike Magnante, Jeff Granger, Jaime Bluma.

Batter	1	2	3	4	5	6	7	8	9	AB R H RBI BB SO LOB	TOP		
Jose Offerman, S (1, 3) OBP: 0.377, SLG: 0.402	2-3 		0-0 G3	3-2 G4-3			2-1 PB BB 1B		1-2 P6	5 0 1 0 0 1 1			
Tom Goodwin, L (1, 8) OBP: 0.333, SLG: 0.333	2-1 		1-0 G3		1-1 		4-0 PB 1-2 BB		0-0 G6-3	4 0 2 0 1 0 0			
Keith Lockhart, L (1, 4) OBP: 0.338, SLG: 0.424	0-1 L3 1-1		0-0 1B 1B		3-1 L9 1-2		3-3 K 1-2 2-3			4 1 1 0 0 1 4			
Bob Hamelin, L (1, 10) OBP: 0.394, SLG: 0.435		2-0 HR	2-2 1B 1B		3-3 K SAFE		4-1 			3 1 2 1 1 1 1			
Johnny Damon, L (1, 9) OBP: 0.329, SLG: 0.397		1-0 F9	0-0 FC5-4 1B		1-2 P6		2-1 L6			4 0 1 1 0 0 4			
Craig Paquette, R (1, 5) OBP: 0.307, SLG: 0.480		2-2 HR	0-1 FC5-4 1-2f		0-0 L4		0-3 K			4 1 1 1 0 1 2			
Michael Tucker, L (1, 7) OBP: 0.332, SLG: 0.418		1-3 K		0-0 G4-3 2B		2-3 K		3-2 G3		4 0 1 0 0 2 0			
29 Mike Sweeney, R (1, 2) OBP: 0.375, SLG: 0.359		1-2 		0-1 L9		0-1 G5-3		3-3 K		4 0 1 0 0 1 1			
David Howard, S (1, 6) OBP: 0.295, SLG: 0.326		3-3 K		0-0 G4-3 2-3		0-0 F8		2-3 K		4 0 0 0 0 2 2			
Inning Stats	R: 0 E: 0 K: 1 S: 8 H: 1 LOB: 0 BB: 0 P: 12	R: 2 E: 0 K: 2 S: 17 H: 3 LOB: 1 BB: 0 P: 27	R: 1 E: 0 K: 0 S: 9 H: 3 LOB: 2 BB: 0 P: 12	R: 0 E: 0 K: 0 S: 7 H: 1 LOB: 1 BB: 0 P: 10	R: 0 E: 0 K: 1 S: 11 H: 1 LOB: 1 BB: 0 P: 18	R: 0 E: 0 K: 1 S: 6 H: 0 LOB: 0 BB: 0 P: 8	R: 0 E: 0 K: 1 S: 10 H: 1 LOB: 3 BB: 2 P: 25	R: 0 E: 0 K: 2 S: 12 H: 0 LOB: 0 BB: 0 P: 18	R: 0 E: 0 K: 1 S: 7 H: 0 LOB: 0 BB: 0 P: 10	1B: 7 2B: 2 3B: 0 HR: 2 SF: 0 SAC: 0 DP: 1 HBP: 0	WP: 0 PB: 1 SB: 1 CS: 0 PA: 38		
PITCHER	IP WLS BF H R ER SO BB IBB HBP BLK WP HR S P ERA WHIP											PITCHER	IP WLS BF H R ER SO BB IBB HBP BLK WP HR S P ERA WHIP
Bob Wolcott, R (1, 1) ERA: 5.65	2.2 L 14 7 3 3 3 0 0 0 0 0 0 2 32 49 10.12 2.625												
Rafael Carmona, R (3, 1) ERA: 4.22	3.2 14 3 0 0 2 0 0 0 0 0 0 0 29 43 0.00 0.818												
Norm Charlton, L (7, 1) ERA: 5.19	0.2 4 0 0 0 1 2 0 0 0 0 0 0 7 20 0.00 3.000												
Michael Jackson, R (8, 1) ERA: 4.07	1.0 3 0 0 0 2 0 0 0 0 0 0 0 12 18 0.00 0.000												
Bobby Ayala, R (9, 1) ERA: 5.65	1.0 3 0 0 0 1 0 0 0 0 0 0 0 7 10 0.00 0.000												

Kansas City Royals @ Seattle Mariners
 The Kingdome, Seattle, WA
 Wed Aug 14 1996, 10:05 PM EDT
 Att: 23,709 - Dome - 68 F

AB	36
R	3
H	10
RBI	3
BB	2
SO	9
LOB	15



Batter	1	2	3	4	5	6	7	8	9	AB R H RBI BB SO LOB
Rich Amaral, R OBP: 0.401, SLG: 0.358 (1, 7) C F B X	1-2 G6-3 ①		0-1 E6 FC4-6 ②		1-2 G6-3 ②		1-0 G6-3 ③		2-1 1B ①	5 0 1 0 0 0 1
Alex Rodriguez, R OBP: 0.415, SLG: 0.642 (1, 6) B B F C X	2-2 P3 ②		1-1 FC4-6 1-2f ②		1-2 L8 ③			0-3 K ①	0-1 P6 ③	5 0 0 0 0 1 3
Ken Griffey Jr., L OBP: 0.387, SLG: 0.647 (1, 8) X	0-0 2B ③		1-3 K ③			3-2 G6-4-3 1B ①		2-1 1B ①		4 0 3 0 0 1 1
Edgar Martinez, R OBP: 0.462, SLG: 0.653 (1, 10) F B D X	2-1 G6-3 ③			1-1 G3 1B ①		0-1 G6-4-3 1-2f ①		0-0 1B ②	1-2 1B ②	4 0 2 0 0 0 2
Jay Buhner, R OBP: 0.376, SLG: 0.573 (1, 9) B C B F X		2-2 G6-3 ①		0-2 G3 1-2 ①		1-3 K ③		2-3 K ②		4 0 0 0 0 2 3
Brian Hunter, R OBP: 0.379, SLG: 0.510 (1, 3) B B F X		2-0 E 1B ①		2-0 E5 ①			2-2 2B ②	2-3 K ③		4 1 2 0 0 1 3
Dan Wilson, R OBP: 0.353, SLG: 0.474 (1, 2) B F X		1-0 E5 G6-4-3 1-3 ②		0-2 K ②			0-0 2B ②		2-1 1B ①	4 0 2 1 0 1 3
Jeff Manto, R OBP: 0.300, SLG: 0.408 (1, 5) Doug Strange, S OBP: 0.297, SLG: 0.324 (9, PH)		1-1 G6-4-3 1-2f ②		1-0 F8 ③			1-2 P5 ①		2-3 K ①	3 0 0 0 0 0 5 1 0 0 0 0 1 1
Luis Sojo, R OBP: 0.244, SLG: 0.263 (1, 4) Paul Sorrento, L OBP: 0.376, SLG: 0.522 (9, PH)			1-1 F9 ①		1-2 G6-3 ①		1-2 G6-3 ②		0-1 P4 ②	3 0 0 0 0 0 1 1 0 0 0 0 0 1

Inning Stats	R: 0 E: 0 K: 10 S: 10	H: 1 LOB: 1 BB: 0 P: 15	R: 0 E: 1 K: 7 S: 7	H: 1 LOB: 1 BB: 0 P: 13	R: 0 E: 1 K: 1 S: 9	H: 0 LOB: 1 BB: 0 P: 12	R: 0 E: 1 K: 1 S: 10	H: 1 LOB: 2 BB: 0 P: 14	R: 0 E: 0 K: 10 S: 10	H: 1 LOB: 0 BB: 0 P: 13	R: 0 E: 0 K: 1 S: 10	H: 1 LOB: 0 BB: 0 P: 14	R: 1 E: 0 K: 0 S: 12	H: 2 LOB: 1 BB: 0 P: 17	R: 0 E: 0 K: 3 S: 13	H: 2 LOB: 2 BB: 0 P: 19	R: 0 E: 0 K: 1 S: 11	H: 2 LOB: 2 BB: 0 P: 17	1B: 7 2B: 3 3B: 0 HR: 0	SF: 0 SAC: 0 DP: 2 HBP: 0
--------------	--------------------------------	----------------------------------	------------------------------	----------------------------------	------------------------------	----------------------------------	-------------------------------	----------------------------------	--------------------------------	----------------------------------	-------------------------------	----------------------------------	-------------------------------	----------------------------------	-------------------------------	----------------------------------	-------------------------------	----------------------------------	----------------------------------	------------------------------------

PITCHER	IP	WLS	BF	H	R	ER	SO	BB	IBB	HBP	BLK	WP	HR	S	P	ERA	WHIP
50 José Rosado, L ERA: 2.6 (1, 1)	7.0	W	28	6	1	1	3	0	0	0	0	0	0	68	98	1.29	0.857
Hipolito Pichardo, R ERA: 5.37 (8, 1)	1.0		5	2	0	0	3	0	0	0	0	0	0	13	19	0.00	2.000
Jeff Montgomery, R ERA: 4.08 (9, 1)	1.0	S	5	2	0	0	1	0	0	0	0	0	0	11	17	0.00	2.000

BOTTOM

Kansas City Royals @ Seattle Mariners
The Kingdom, Seattle, WA

Wed Aug 14 1996, 10:05 PM EDT
Att: 23,709 - Dome - 68 F

AB	38
R	1
H	10
RBI	1
BB	0
SO	7
LOB	24



Batter	1	2	3	4	5	6	7	8	9	AB R H RBI BB SO LOB	TOP	
Jose Offerman, S (1, 3) OBP: 0.378, SLG: 0.406 (8, 6)	2-2 1B		0-0 F8			0-1 2B		1-3 K		4 0 2 2 0 1 0		
Tom Goodwin, L (1, 8) OBP: 0.333, SLG: 0.331 (1, 8)	2-1 SH2-3-2-3-5 1-3f 1B			0-0 G4-3		2-2 G3		4-2 1B BB		2 0 0 0 1 0 1		
Keith Lockhart, L (1, 4) OBP: 0.338, SLG: 0.426 Kevin Young, R (8, PH) OBP: 0.324, SLG: 0.473 (8, 3)	1-0 F8			1-1 2B		0-0 G3		1-2 P4		3 0 1 0 0 0 0 1 0 0 0 0 0 1		
Bob Hamelin, L (1, 10) OBP: 0.396, SLG: 0.434 (1, 10)		3-3 K		0-1 P4		4-2 BB		1-1 1B		3 0 1 0 1 1 1		
Craig Paquette, R (1, 5) OBP: 0.307, SLG: 0.477 (3, 6) (8, 5)		1-2 BB 1B		2-0 G6-3		1-2 P3		1-0 FC1-4-6 1-2f		4 0 1 0 0 0 4		
Michael Tucker, L (1, 7) OBP: 0.334, SLG: 0.427 (1, 7)		4-2 29 G5-4-3 BB		1-1 P6		2-2 P6		3-2 IHR		3 1 1 1 1 0 1		
29 Mike Sweeney, R (1, 2) OBP: 0.369, SLG: 0.353 (1, 2)		1-2 G5-4-3 1-2f		3-2 BB 1B		1-2 G6-3		2-3 K		4 1 1 0 0 1 2		
Johnny Damon, L (1, 9) OBP: 0.328, SLG: 0.394 (1, 9)			0-3 K		4-1 2B BB		3-2 L7		0-3 K		3 1 0 0 1 2 0	
David Howard, S (1, 6) OBP: 0.295, SLG: 0.325 Joe Randa, R (3, 5) OBP: 0.335, SLG: 0.412 (8, 4)			2-2 G4-3		2-3 K		2-2 G6-3		1-3 K		1 0 0 0 0 0 0 3 0 0 0 0 2 2	
Inning Stats	R: 0 H: 1 E: 0 LOB: 0 K: 0 BB: 0 S: 10 P: 15	R: 0 H: 1 E: 0 LOB: 1 K: 1 BB: 1 S: 13 P: 22	R: 0 H: 0 E: 0 LOB: 0 K: 1 BB: 0 S: 7 P: 9	R: 0 H: 1 E: 0 LOB: 1 K: 0 BB: 0 S: 6 P: 9	R: 2 H: 2 E: 0 LOB: 1 K: 1 BB: 1 S: 17 P: 29	R: 0 H: 0 E: 0 LOB: 1 K: 0 BB: 1 S: 9 P: 16	R: 0 H: 0 E: 0 LOB: 0 K: 0 BB: 0 S: 9 P: 15	R: 0 H: 1 E: 0 LOB: 2 K: 1 BB: 1 S: 11 P: 19	R: 1 H: 1 E: 0 LOB: 0 K: 3 BB: 0 S: 16 P: 22	1B: 4 SF: 0 2B: 3 SAC: 1 3B: 0 DP: 2 HR: 1 HBP: 0	WP: 0 PA: 36 PB: 0 SB: 0 CS: 0	
PITCHER John Burkett, R (1, 1) ERA: 4.02 Mike Stanton, L (8, 1) ERA: 4.19 Jeff Russell, R (8, 1) ERA: 3.65 Mike Henneman, R (9, 1) ERA: 6.49	IP WLS BF H R ER SO BB IBB HBP BLK WP HR S P ERA WHIP 7.1 W 29 5 2 2 4 4 0 0 0 0 0 0 76 125 2.46 1.227 0.1 2 1 0 0 0 0 0 0 0 0 0 0 5 7 0.00 3.000 0.1 1 0 0 0 0 0 0 0 0 0 0 0 1 2 0.00 0.000 1.0 S 4 1 1 1 3 0 0 0 0 0 0 0 16 22 9.00 1.000	PITCHER IP WLS BF H R ER SO BB IBB HBP BLK WP HR S P ERA WHIP 0.1 2 1 0 0 0 0 0 0 0 0 0 0 5 7 0.00 3.000 0.1 1 0 0 0 0 0 0 0 0 0 0 0 1 2 0.00 0.000 1.0 S 4 1 1 1 3 0 0 0 0 0 0 0 16 22 9.00 1.000										

Kansas City Royals @ Texas Rangers
 The Ballpark at Arlington, Arlington, TX
 Fri Aug 16 1996, 8:05 PM EDT
 Att. 32,053 - Unknown - 79 F

livebaseballscorecards.com

AB	31
R	3
H	7
RBI	3
BB	4
SO	7
LOB	12



Batter	1	2	3	4	5	6	7	8	9
Mark McLemore, S OBP: 0.395, SLG: 0.390 (1, 4)	4-0 FC5-4 BB	2-2 1B		1-0 G5-3		1-0 B1-3		1-1 FC6-4 BB	
Ivan Rodriguez, R OBP: 0.363, SLG: 0.518 (1, 2)	1-2 FC5-4 29 1B 1-2f	0-0 F7		1-0 FC6-4 1B			1-1 F9	4-1 BB	
29 Rusty Greer, L OBP: 0.391, SLG: 0.516 (1, 7)	0-0 1B		3-2 G6-3	0-0 F7			1-2 G3	1-1 L6	
Juan Gonzalez, R OBP: 0.396, SLG: 0.682 (1, 9)	1-2 P3		1-0 HR	0-0 FC6-4 1-2f			4-0 FC6 BB		
Will Clark, L OBP: 0.365, SLG: 0.420 (1, 3)	1-0 G6-3		2-1 1B SF7 2B		2-2 P3		2-2 FC6 1-2f		
Dean Palmer, R OBP: 0.354, SLG: 0.523 (1, 5)		1-1 G6-3	0-0 SF7 2B 1B		2-3 K			3-1 BB SH1-3 FC6-4 1B	
Mickey Tettleton, S OBP: 0.377, SLG: 0.462 (1, 10)		2-3 K	0-0 SF7		2-2 G5-3			0-0 SH1-3	
Damon Buford, R OBP: 0.331, SLG: 0.444 (1, 8)		2-1 2B 1B				1-2 G1-3		4-0 FC6-4 BB IBB	
Darryl Hamilton, L OBP: 0.367, SLG: 0.399 (8, PH) (9, 8)			2-H 2B						
Kevin Elster, R OBP: 0.325, SLG: 0.476 (1, 6)		1-0 1B 1-H 2B		1-3 K		0-2 P3		4-0 FC6-4 BB	

Inning Stats	R: 0	H: 1	E: 0	K: 0	S: 10	LOB: 2	BB: 1	P: 17
	R: 1	H: 3	E: 0	K: 1	S: 14	LOB: 2	BB: 0	P: 22
	R: 3	H: 4	E: 0	K: 1	S: 13	LOB: 1	BB: 0	P: 21
	R: 0	H: 1	E: 0	K: 0	S: 4	LOB: 1	BB: 0	P: 6
	R: 0	H: 0	E: 0	K: 1	S: 10	LOB: 0	BB: 0	P: 16
	R: 0	H: 0	E: 0	K: 0	S: 7	LOB: 0	BB: 0	P: 9
	R: 0	H: 0	E: 0	K: 0	S: 8	LOB: 1	BB: 1	P: 16
	R: 1	H: 1	E: 0	K: 0	S: 8	LOB: 3	BB: 3	P: 25

PITCHER	IP	WLS	BF	H	R	ER	SO	BB	IBB	HBP	BLK	WP	HR	S	P	ERA	WHIP
Chris Haney, L ERA: 4.76 (1, 1)	7.1	L	34	10	5	5	3	2	0	0	0	0	1	69	113	6.14	1.636
Rick Huisman, R ERA: 2.4 (8, 1)	0.1		4	0	0	0	0	2	1	0	0	0	0	3	16	0.00	6.000
Jason Jacome, L ERA: 4.47 (8, 1)	0.1		1	0	0	0	0	0	0	0	0	0	0	2	3	0.00	0.000

AB R H RBI BB SO LOB

4	0	1	1	1	0	2
4	0	1	0	1	0	3
5	0	1	0	0	0	4
3	1	1	1	1	0	3
4	1	1	0	0	0	3
4	2	2	0	0	1	0
2	0	0	1	0	1	0
3	1	2	1	0	0	0
0	0	0	0	1	0	0
3	0	1	1	1	1	1

1B: 6	SF: 1	WP: 0	PA: 39
2B: 3	SAC: 1	PB: 0	
3B: 0	DP: 0	SB: 0	
HR: 1	HBP: 0	CS: 0	

AB	32
R	5
H	10
RBI	5
BB	5
SO	3
LOB	16



Kansas City Royals @ Texas Rangers
The Ballpark at Arlington, Arlington, TX
Fri Aug 16 1996, 8:05 PM EDT
Att: 32,053 - Unknown - 79 F

livebaseballscorecards.com

Batter	1	2	3	4	5	6	7	8	9	AB R H RBI BB SO LOB	TOP	
Jose Offerman, S (1, 6) OBP: 0.378, SLG: 0.408 (8, 3)	1-0 		0-3 		0-1 		1-1 	3-2 		5 0 2 0 0 1 3		
Tom Goodwin, L (1, 8) OBP: 0.333, SLG: 0.332 (8, 3)	1-3 		1-2 		1-2 		1-1 		3-2 	5 0 2 0 0 1 2		
Keith Lockhart, L (1, 4) OBP: 0.333, SLG: 0.420 (8, 3)	1-2 		1-1 		1-1 		0-0 		1-0 	5 0 0 0 0 0 5		
Bob Hamelin, L (1, 3) OBP: 0.393, SLG: 0.430 David Howard, S (8, 6) OBP: 0.294, SLG: 0.324		2-2 		0-1 		1-3 		0-1 	0-0 	4 1 1 0 0 1 0 1 0 0 0 0 0 1		
Craig Paquette, R (1, 5) OBP: 0.311, SLG: 0.479		1-3 		0-0 		1-1 		1-1 	1-0 	5 2 3 0 0 1 1		
Michael Tucker, L (1, 7) OBP: 0.339, SLG: 0.435		0-1 		2-0 		0-0 		1-2 		4 1 3 0 0 0 1		
Mike Macfarlane, R (1, 2) OBP: 0.344, SLG: 0.534		1-0 		1-2 		3-2 		4-0 		3 0 2 0 1 0 3		
Johnny Damon, L (1, 9) OBP: 0.325, SLG: 0.392		2-1 		0-0 		0-2 		1-0 		2 0 0 2 0 0 2		
29 Mike Sweeney, R (1, 10) OBP: 0.386, SLG: 0.380			4-1 	1-1 		2-2 		0-0 		3 0 2 2 1 0 0		
Inning Stats	R: 0 H: 0 E: 0 LOB: 0 K: 1 BB: 0 S: 7 P: 10	R: 0 H: 2 E: 0 LOB: 2 K: 1 BB: 0 S: 11 P: 17	R: 0 H: 0 E: 0 LOB: 1 K: 1 BB: 1 S: 10 P: 16	R: 2 H: 4 E: 0 LOB: 2 K: 0 BB: 0 S: 11 P: 15	R: 0 H: 1 E: 0 LOB: 0 K: 0 BB: 0 S: 8 P: 10	R: 0 H: 2 E: 0 LOB: 2 K: 1 BB: 0 S: 11 P: 16	R: 0 H: 2 E: 0 LOB: 2 K: 0 BB: 0 S: 13 P: 17	R: 2 H: 3 E: 0 LOB: 2 K: 0 BB: 1 S: 14 P: 24	R: 0 H: 1 E: 0 LOB: 1 K: 0 BB: 0 S: 6 P: 11	1B: 12 SF: 2 2B: 3 SAC: 0 3B: 0 DP: 0 HR: 0 HBP: 0	WP: 0 PA: 41 PB: 0 SB: 0 CS: 1	
PITCHER Ken Hill, R (1, 1) ERA: 3.52 Ed Vosberg, L (8, 1) ERA: 2.81	IP WLS BF H R ER SO BB IBB HBP BLK WP HR S P ERA WHIP 7.1 L 34 13 4 4 4 1 1 0 0 0 0 79 115 4.91 1.909	IP WLS BF H R ER SO BB IBB HBP BLK WP HR S P ERA WHIP 1.2 7 2 0 0 0 0 0 0 0 0 0 12 21 0.00 1.200	IP WLS BF H R ER SO BB IBB HBP BLK WP HR S P ERA WHIP 1.2 7 2 0 0 0 0 0 0 0 0 0 12 21 0.00 1.200	IP WLS BF H R ER SO BB IBB HBP BLK WP HR S P ERA WHIP 1.2 7 2 0 0 0 0 0 0 0 0 0 12 21 0.00 1.200	IP WLS BF H R ER SO BB IBB HBP BLK WP HR S P ERA WHIP 1.2 7 2 0 0 0 0 0 0 0 0 0 12 21 0.00 1.200	IP WLS BF H R ER SO BB IBB HBP BLK WP HR S P ERA WHIP 1.2 7 2 0 0 0 0 0 0 0 0 0 12 21 0.00 1.200	IP WLS BF H R ER SO BB IBB HBP BLK WP HR S P ERA WHIP 1.2 7 2 0 0 0 0 0 0 0 0 0 12 21 0.00 1.200	IP WLS BF H R ER SO BB IBB HBP BLK WP HR S P ERA WHIP 1.2 7 2 0 0 0 0 0 0 0 0 0 12 21 0.00 1.200	IP WLS BF H R ER SO BB IBB HBP BLK WP HR S P ERA WHIP 1.2 7 2 0 0 0 0 0 0 0 0 0 12 21 0.00 1.200	IP WLS BF H R ER SO BB IBB HBP BLK WP HR S P ERA WHIP 1.2 7 2 0 0 0 0 0 0 0 0 0 12 21 0.00 1.200	IP WLS BF H R ER SO BB IBB HBP BLK WP HR S P ERA WHIP 1.2 7 2 0 0 0 0 0 0 0 0 0 12 21 0.00 1.200	IP WLS BF H R ER SO BB IBB HBP BLK WP HR S P ERA WHIP 1.2 7 2 0 0 0 0 0 0 0 0 0 12 21 0.00 1.200

Kansas City Royals @ Texas Rangers
 The Ballpark at Arlington, Arlington, TX
 Sat Aug 17 1996, 8:05 PM EDT
 Att. 41,855 - Unknown - 83 F

livebaseballscorecards.com

AB	37
R	4
H	15
RBI	4
BB	2
SO	4
LOB	18



Batter	1	2	3	4	5	6	7	8	9	AB	R	H	RBI	BB	SO	LOB
Darryl Hamilton, L (1, 8) OBP: 0.366, SLG: 0.397	3-1 G4-3			3-2 2B 1B		1-1 G4-3		2-2 L6		4	1	1	0	0	0	0
Mark McLemore, S (1, 4) OBP: 0.391, SLG: 0.386	0-0 G3			3-1 F8		1-0 G3			1-1 G4-3	4	0	0	0	0	0	1
29 Rusty Greer, L (1, 7) OBP: 0.394, SLG: 0.520	3-2 L8			0-0 2B 1B		2-0 2B			1-1 1B 1B	4	0	3	0	0	0	0
Juan Gonzalez, R (1, 9) OBP: 0.394, SLG: 0.680			0-2 P3	0-0 2B		1-0 F7			1-0 F9	4	0	1	1	0	0	2
Will Clark, L (1, 3) OBP: 0.364, SLG: 0.418			0-0 F9	1-1 E5		1-1 K			0-2 1B	4	0	1	0	0	1	2
Dean Palmer, R (1, 5) OBP: 0.351, SLG: 0.518			1-1 F8	0-2 G6-4-3		1-2 F8			2-3 K	4	0	0	0	0	1	5
Mickey Tettleton, S (1, 10) OBP: 0.375, SLG: 0.458			2-3 K			1-1 G4-3			1-3 K	3	0	0	0	0	2	0
Kevin Elster, R (1, 6) OBP: 0.323, SLG: 0.472			0-1 P4			1-3 K			0-1 G6-3	3	0	0	0	0	1	0
Dave Valle, R (1, 2) OBP: 0.364, SLG: 0.412			2-0 G6-3			0-0 L9			1-2 G1-3	3	0	0	0	0	0	0

Inning Stats	R: 0	H: 0	E: 0	K: 0	S: 7	LOB: 0	BB: 0	P: 13	R: 0	H: 0	E: 0	K: 0	S: 6	LOB: 0	BB: 0	P: 7	R: 0	H: 0	E: 0	K: 1	S: 6	LOB: 0	BB: 0	P: 10	R: 1	H: 3	E: 1	K: 0	S: 14	LOB: 2	BB: 0	P: 21	R: 0	H: 0	E: 0	K: 1	S: 8	LOB: 0	BB: 0	P: 10	R: 0	H: 1	E: 0	K: 0	S: 5	LOB: 1	BB: 0	P: 10	R: 0	H: 0	E: 0	K: 2	S: 13	LOB: 0	BB: 0	P: 17	R: 0	H: 0	E: 0	K: 0	S: 9	LOB: 0	BB: 0	P: 12	R: 0	H: 2	E: 0	K: 1	S: 15	LOB: 2	BB: 0	P: 20	1B: 4	SF: 0	2B: 2	SAC: 0	3B: 0	DP: 1	HR: 0	HBP: 0	WP: 0	PA: 33
PITCHER Tim Belcher, R (1, 1) ERA: 3.88	IP	WLS	BF	H	R	ER	SO	BB	IBB	HBP	BLK	WP	HR	S	P	ERA	WHIP	IP	WLS	BF	H	R	ER	SO	BB	IBB	HBP	BLK	WP	HR	S	P	ERA	WHIP																																																

BOTTOM

Kansas City Royals @ Texas Rangers
The Ballpark at Arlington, Arlington, TX
Sat Aug 17 1996, 8:05 PM EDT
Att: 41,855 - Unknown - 83 F

livebaseballscorecards.com

AB	33
R	1
H	6
RBI	1
BB	0
SO	5
LOB	10



Batter	1	2	3	4	5	6	7	8	9	AB R H RBI BB SO LOB	TOP
Jose Offerman, S (1, 4) OBP: 0.377, SLG: 0.406	2-1 G4-3		0-1 L4		1-1 F9		0-0 FC6-4 1B		1-3 K	5 0 1 0 0 1 4	
Joe Randa, R (1, 5) OBP: 0.333, SLG: 0.415	0-0 29 PO 2B		3-1 G4-3		3-2 SF9		2-2 F9			3 0 1 1 0 0 2	
Craig Paquette, R (1, 7) OBP: 0.314, SLG: 0.480	2-3 K			1-1 L3 1B	0-0 1B		1-2 FC6-4 1-2f			4 0 2 0 0 1 2	
Mike Macfarlane, R (1, 2) OBP: 0.346, SLG: 0.531	4-1 BB			0-1 L3 1-1	2-1 1B		1-2 2-3 1B	1-2 G6-3		3 0 1 0 1 0 1	
29 Mike Sweeney, R (1, 10) OBP: 0.380, SLG: 0.373	0-1 PO 2-3	1-2 FC3-6 1B		3-3 K	0-1 P3		0-1 G6-3			4 0 1 0 0 1 3	
Kevin Young, R (1, 3) OBP: 0.321, SLG: 0.464			1-2 L8		0-2 HBP BB 1B	2-0 F8		0-1 G6-3		4 1 1 0 0 0 1	
Michael Tucker, L (1, 9) OBP: 0.341, SLG: 0.434			0-2 FC3-6 CS 1-2f		4-1 HBP 1B BB	3-1 F8		3-1 P3		4 1 1 0 0 0 1	
Les Norman, R (1, 8) OBP: 0.245, SLG: 0.119			2-1 CS 1-2	2-3 K	1-1 F9 1B SF9 HBP	0-3 K		0-0 1B		3 1 1 0 1 0 1	AB 33 R 3 H 10 RBI 3 BB 2 SO 7 LOB 16
David Howard, S (1, 6) OBP: 0.296, SLG: 0.329			2-1 2B		0-1 1B 1B 1B		0-3 K	0-1 F9	1-3 K	3 1 0 0 0 2 1	
										4 0 2 2 0 2 1	
Inning Stats	R: 0 E: 0 K: 1 S: 8 H: 1 LOB: 1 BB: 1 P: 16	R: 0 E: 0 K: 0 S: 11 H: 1 LOB: 0 BB: 0 P: 15	R: 0 E: 0 K: 1 S: 10 H: 1 LOB: 1 BB: 0 P: 17	R: 0 E: 0 K: 1 S: 7 H: 1 LOB: 0 BB: 0 P: 11	R: 3 E: 0 K: 0 S: 17 H: 4 LOB: 3 BB: 1 P: 28	R: 0 E: 0 K: 1 S: 6 H: 0 LOB: 0 BB: 0 P: 11	R: 0 E: 0 K: 1 S: 11 H: 1 LOB: 1 BB: 0 P: 14	R: 0 E: 0 K: 0 S: 9 H: 0 LOB: 0 BB: 0 P: 13	R: 0 E: 0 K: 2 S: 10 H: 1 LOB: 1 BB: 0 P: 12	1B: 8 2B: 3 3B: 0 HR: 0 SF: 1 SAC: 0 DP: 1 HBP: 1	WP: 0 PB: 0 SB: 0 CS: 1 PA: 39
PITCHER Darren Oliver, L (1, 1) ERA: 4.76 Kevin Gross, R (5, 1) ERA: 5.7	IP 4.2 WLS W BF 21 H 7 R 3 ER 3 SO 3 BB 2 IBB 0 HBP 1 BLK 0	IP 4.1 WLS W BF 16 H 3 R 0 ER 0 SO 4 BB 0 IBB 0 HBP 0 BLK 0	IP 4.1 WLS W BF 16 H 3 R 0 ER 0 SO 4 BB 0 IBB 0 HBP 0 BLK 0	IP 4.1 WLS W BF 16 H 3 R 0 ER 0 SO 4 BB 0 IBB 0 HBP 0 BLK 0	IP 4.1 WLS W BF 16 H 3 R 0 ER 0 SO 4 BB 0 IBB 0 HBP 0 BLK 0	IP 4.1 WLS W BF 16 H 3 R 0 ER 0 SO 4 BB 0 IBB 0 HBP 0 BLK 0	IP 4.1 WLS W BF 16 H 3 R 0 ER 0 SO 4 BB 0 IBB 0 HBP 0 BLK 0	IP 4.1 WLS W BF 16 H 3 R 0 ER 0 SO 4 BB 0 IBB 0 HBP 0 BLK 0	IP 4.1 WLS W BF 16 H 3 R 0 ER 0 SO 4 BB 0 IBB 0 HBP 0 BLK 0	ERA 5.79 WHIP 1.929	ERA 0.00 WHIP 0.692

Kansas City Royals @ Texas Rangers
The Ballpark at Arlington, Arlington, TX

Sun Aug 18 1996, 8:05 PM EDT
Att. 30,480 - Unknown - 82 F

livebaseballscorecards.com



Batter	1	2	3	4	5	6	7	8	9	AB	R	H	RBI	BB	SO	LOB
Darryl Hamilton, L OBP: 0.369, SLG: 0.397 (1, 8)	2-2 G4-3 BB	4-2 29 G4-6-3 BB		4-2 1B BB	2-3 K		0-1 29 BB 1B			3	0	1	0	2	1	2
Ivan Rodriguez, R OBP: 0.364, SLG: 0.518 (1, 2)	0-0 G4-3	0-0 F7		2-1 1-2 1B		1-2 2B 2B	0-3 K			5	1	2	0	0	1	2
29 Rusty Greer, L OBP: 0.394, SLG: 0.518 Damon Buford, R OBP: 0.331, SLG: 0.444 (7, PR) (8, 7)	0-1 1B 2B 1B	1-2 G4-6-3 1-2f		1-1 F7		2-2 L7	4-0 1-2 BB			4	1	1	0	1	0	4
Juan Gonzalez, R OBP: 0.397, SLG: 0.682 Dave Valle, R OBP: 0.364, SLG: 0.412 (1, 9) (9, 3)	2-1 1-2 2B 1B		2-2 S 1B	0-1 L8		1-1 1B 2B	2-1 F9			5	2	3	1	0	0	4
Will Clark, L OBP: 0.369, SLG: 0.436 Rene Gonzales, R OBP: 0.304, SLG: 0.358 (1, 3) (7, 3) (9, 5)	1-2 HR 2B		3-3 K		3-1 HR	3-2 1B 1B	2-1 P3			4	3	3	4	0	1	1
Dean Palmer, R OBP: 0.352, SLG: 0.525 Warren Newson, L OBP: 0.356, SLG: 0.455 (1, 5) (8, PH) (9, 9)	1-1 HR		0-0 P3		2-1 1B FC6-2 1B	3-1 P4	2-2 2B			4	1	2	2	0	0	2
Mickey Tettleton, S OBP: 0.375, SLG: 0.456 (1, 10)	2-2 F2		4-0 FC6-4 BB		2-0 F7	3-1 1B	0-3 K			4	0	1	1	1	1	2
Mark McLemore, S OBP: 0.394, SLG: 0.387 (1, 4)		4-1 HR BB	2-0 FC6-4		0-0 FC6-2 1B	0-2 G4-3	1-1 1B			4	1	2	0	1	0	3
Kevin Elster, R OBP: 0.322, SLG: 0.476 (1, 6)		1-1 HR		2-0 G5-3	1-0 FC6-2		1-1 F9	0-3 K		5	1	1	2	0	1	4

Inning Stats	R: 4	H: 4	E: 0	K: 0	S: 16	L: 4	LOB: 0	BB: 0	P: 24	R: 2	H: 1	E: 0	K: 0	S: 10	L: 1	LOB: 0	BB: 2	P: 20	R: 0	H: 1	E: 0	K: 1	S: 8	L: 0	LOB: 2	BB: 1	P: 19	R: 0	H: 1	E: 0	K: 0	S: 9	L: 0	LOB: 2	BB: 0	P: 20	R: 3	H: 4	E: 0	K: 0	S: 20	L: 0	LOB: 1	BB: 0	P: 33	R: 0	H: 1	E: 0	K: 1	S: 9	L: 0	LOB: 2	BB: 1	P: 16	R: 0	H: 2	E: 0	K: 2	S: 14	L: 0	LOB: 2	BB: 0	P: 19
--------------	------	------	------	------	-------	------	--------	-------	-------	------	------	------	------	-------	------	--------	-------	-------	------	------	------	------	------	------	--------	-------	-------	------	------	------	------	------	------	--------	-------	-------	------	------	------	------	-------	------	--------	-------	-------	------	------	------	------	------	------	--------	-------	-------	------	------	------	------	-------	------	--------	-------	-------

PITCHER	IP	WLS	BF	H	R	ER	SO	BB	IBB	HBP	BLK	WP	HR	S	P	ERA	WHIP
Kevin Appier, R ERA: 3.32 (1, 1)	2.2	L	16	6	6	6	1	3	0	0	0	0	2	33	60	20.25	3.375
Jeff Granger, L ERA: 8.99 (3, 1)	1.1		8	3	1	1	0	1	0	0	0	0	1	14	30	6.75	3.000
Jaime Bluma, R ERA: 8.31 (5, 1)	1.1		8	4	3	3	1	0	0	0	0	0	0	19	31	20.25	3.000
Rick Huisman, R ERA: 2.16 (6, 1)	1.2		8	2	0	0	1	1	0	0	0	0	0	16	29	0.00	1.800
Hipolito Pichardo, R ERA: 5.26 (8, 1)	1.0		5	2	0	0	2	0	0	0	0	0	0	14	19	0.00	2.000


BOTTOM

Kansas City Royals @ Texas Rangers
The Ballpark at Arlington, Arlington, TX

Sun Aug 18 1996, 8:05 PM EDT
Att: 30,480 - Unknown - 82 F

livebaseballscorecards.com

AB	40
R	10
H	17
RBI	10
BB	5
SO	5
LOB	24



1B:	10	SF:	0	WP:	0	PA:	45
2B:	4	SAC:	0	PB:	0		
3B:	0	DP:	1	SB:	1		
HR:	3	HBP:	0	CS:	0		

Batter	1	2	3	4	5	6	7	8	9	AB R H RBI BB SO LOB	TOP
Otis Nixon, S (1, 8) OBP: 0.363, SLG: 0.302 F F F F F F F F F F X	2-2 1B		1-0 B3		0-0 G5-3			0-0 G4-3		4 0 1 0 0 0 2	
Jacob Brumfield, R (1, 9) OBP: 0.325, SLG: 0.497 B B 1 X SAFE	2-0 P4		1-2 G4-3			0-0 F7		1-0 G6-3		4 0 0 0 0 0 2	
Juan Samuel, R (1, 3) OBP: 0.329, SLG: 0.500 1 SAFE 1 SAFE 1 SAFE 1 B 1 S B C	2-3 K			1-0 SF8		2-0 F9		1-3 K		4 1 1 0 0 2 1	
Joe Carter, R (1, 10) OBP: 0.313, SLG: 0.502 1 SAFE 1 F P X	1-1 F8			0-0 F9		1-0 F8		1-2 SF7		4 1 1 0 0 0 2	
Ed Sprague, R (1, 5) OBP: 0.338, SLG: 0.514 B X		1-0 G5-3		2-2 SF8			0-0 P4		4-0 WP IBB	2 0 0 1 1 0 0	
Charlie O'Brien, R (1, 2) OBP: 0.349, SLG: 0.483 C B B B B B B B B B X T T B C B B		3-2 F9		3-1 P3			1-0 P4		3-2 SF7	3 0 0 1 0 0 0	
Robert Perez, R (1, 7) OBP: 0.377, SLG: 0.452 C B X T C		0-2 1B			0-2 G5-3		1-1 G6-3		1-1 F7	4 0 1 0 0 0 1	
Alex Gonzalez, R (1, 6) OBP: 0.305, SLG: 0.399 C B B B B B B B B B		2-3 K			2-2 G6-3			0-1 G5-3		3 0 0 0 0 1 1	
Tomas Perez, S (1, 4) OBP: 0.315, SLG: 0.344 X T T F F C			1-2 F7		1-0 1B			1-2 G4-3 1B		3 0 2 0 0 0 0	
Inning Stats	R: 0 H: 1 E: 0 LOB: 1 K: 1 BB: 0 S: 13 P: 19	R: 0 H: 1 E: 0 LOB: 1 K: 1 BB: 0 S: 11 P: 17	R: 0 H: 0 E: 0 LOB: 0 K: 0 BB: 0 S: 9 P: 12	R: 1 H: 1 E: 0 LOB: 0 K: 0 BB: 0 S: 7 P: 13	R: 0 H: 1 E: 0 LOB: 1 K: 0 BB: 0 S: 10 P: 13	R: 0 H: 0 E: 0 LOB: 0 K: 0 BB: 0 S: 3 P: 6	R: 0 H: 0 E: 0 LOB: 0 K: 0 BB: 0 S: 4 P: 6	R: 0 H: 1 E: 0 LOB: 1 K: 0 BB: 0 S: 7 P: 9	R: 1 H: 1 E: 0 LOB: 1 K: 1 BB: 1 S: 11 P: 21	1B: 4 SF: 2 2B: 1 SAC: 0 3B: 1 DP: 0 HR: 0 HBP: 0	WP: 1 PA: 34 PB: 0 SB: 1 CS: 0
PITCHER 50 José Rosado, L (1, 1) ERA: 2.51	IP WLS BF H R ER SO BB IBB HBP BLK WP HR S P ERA WHIP 9.0 L 34 6 2 2 3 0 1 0 0 1 0 75 116 2.00 0.667										

Toronto Blue Jays @ Kansas City Royals
 Kauffman Stadium, Kansas City, MO

Mon Aug 19 1996, 7:05 PM CDT
 Att. 16,862 - Unknown - 88 F

AB	31
R	2
H	6
RBI	2
BB	1
SO	3
LOB	9



Batter	1	2	3	4	5	6	7	8	9	AB	R	H	RBI	BB	SO	LOB
Jose Offerman, S OBP: 0.376, SLG: 0.404 (1, 3)	2-3 K		3-2 1B		1-1 L5		0-0 G4-3			4	0	1	1	0	1	0
Tom Goodwin, L OBP: 0.333, SLG: 0.331 (1, 8)	0-1 L9		1-0 P5		2-1 1B		2-0 G6-3			4	0	1	0	0	0	2
Keith Lockhart, L OBP: 0.335, SLG: 0.419 (1, 4)	1-0 F9		1-0 G4-3		4-2 BB		1-0 1B			3	0	1	0	1	0	2
Bob Hamelin, L OBP: 0.387, SLG: 0.421 (1, 10)		0-0 F7		2-3 K	1-3 K			0-3 K		4	0	0	0	0	3	3
Craig Paquette, R OBP: 0.313, SLG: 0.477 (1, 5)		0-2 G5-3		2-0 1B		0-0 F8		0-2 G1-6-3		4	0	1	0	0	0	1
Michael Tucker, L OBP: 0.343, SLG: 0.431 (1, 7)		1-3 K		4-2 BB	4-1 BB			2-1 F8		2	0	0	0	2	1	0
29 Mike Sweeney, R OBP: 0.375, SLG: 0.367 (1, 2)			0-0 1B	0-1 F9		0-0 P3		0-1 P1		4	0	1	0	0	0	3
Johnny Damon, L OBP: 0.325, SLG: 0.391 (1, 9)			0-0 1B	3-2 P4		0-3 K		0-0 G4-3		4	1	1	0	0	1	3
David Howard, S OBP: 0.296, SLG: 0.327 (1, 6)			4-0 1B		0-1 F8		3-2 F8			2	0	0	0	1	0	0

Inning Stats	R: 0	H: 0	E: 0	K: 1	S: 6	R: 0	H: 0	E: 0	K: 1	S: 9	R: 1	H: 3	E: 0	K: 0	S: 7	R: 0	H: 1	E: 0	K: 1	S: 16	R: 0	H: 1	E: 0	K: 1	S: 12	R: 0	H: 0	E: 0	K: 0	S: 6	R: 0	H: 1	E: 0	K: 1	S: 7	R: 0	H: 0	E: 0	K: 0	S: 5	R: 0	H: 0	E: 0	K: 0	S: 7	R: 0	H: 0	E: 0	K: 0	S: 7	1B: 6	2B: 0	3B: 0	HR: 0	SF: 0	SAC: 0	DP: 1	HBP: 0	WP: 0	PB: 1	SB: 3	CS: 0	PA: 35
--------------	------	------	------	------	------	------	------	------	------	------	------	------	------	------	------	------	------	------	------	-------	------	------	------	------	-------	------	------	------	------	------	------	------	------	------	------	------	------	------	------	------	------	------	------	------	------	------	------	------	------	------	-------	-------	-------	-------	-------	--------	-------	--------	-------	-------	-------	-------	--------

PITCHER	IP	WLS	BF	H	R	ER	SO	BB	IBB	HBP	BLK	WP	HR	S	P	ERA	WHIP
Woody Williams, R ERA: 4.41 (1, 1)	7.0		29	5	1	1	5	4	0	0	0	0	0	62	103	1.29	1.286
Paul Spoljaric, L ERA: 3.51 (8, 1)	1.0	W	3	1	0	0	1	0	0	0	0	0	0	7	8	0.00	1.000
Mike Timlin, R ERA: 3.89 (9, 1)	1.0	S	3	0	0	0	0	0	0	0	0	0	0	5	7	0.00	0.000

BOTTOM

Toronto Blue Jays @ Kansas City Royals
Kauffman Stadium, Kansas City, MO

Mon Aug 19 1996, 7:05 PM CDT
Att: 16,862 - Unknown - 88 F

livebaseballscorecards.com

AB	31
R	1
H	6
RBI	1
BB	4
SO	6
LOB	14



Batter	1	2	3	4	5	6	7	8	9	10	11	12	13	14	AB R H RBI BB SO LOB	TOP										
Otis Nixon, S (1, 8) <small>OBP: 0.364, SLG: 0.304</small>	0-0 F8-3 1B			0-0 F7		1-3 K		0-0 L9		0-0 S 1B		0-0 E 1B		2-2 G1-3	7 0 3 0 0 1 0											
Shawn Green, L (1, 9) Jacob Brumfield, R (8, PH) <small>OBP: 0.330, SLG: 0.465</small> <small>OBP: 0.321, SLG: 0.490</small>	1-2 F8-3 1-2			2-1 HR		3-1 2B 1B		3-3 K		0-1 F7		0-0 E5		0-1 G6-3	3 2 2 1 0 0 1 4 0 0 0 0 1 3											
Joe Carter, R (1, 7) Juan Samuel, R (8, PH) <small>OBP: 0.311, SLG: 0.499</small> <small>OBP: 0.329, SLG: 0.496</small>	1-2 P5			1-2 L7		1-2 F7		0-2 1B		2-2 G1-3		1-3 K			3 0 0 0 0 0 1 3 0 1 0 0 1 4											
John Olerud, L (1, 3) <small>OBP: 0.392, SLG: 0.511</small>		2-1 F9		1-2 P4		0-0 1H 2B		1-0 P4			1-2 F8		1-0 F9		6 0 1 1 0 0 1											
Ed Sprague, R (1, 5) Domingo Cedeño, S (2, 5) <small>OBP: 0.338, SLG: 0.513</small> <small>OBP: 0.320, SLG: 0.351</small>		2-3 K			1-1 1B G5-4-3 1B	1-1 G5-3			1-1 HR		3-2 G4-6-3 1B		1-0 F7		1 0 0 0 0 1 0 5 2 3 1 0 0 1											
Carlos Delgado, L (1, 10) <small>OBP: 0.372, SLG: 0.508</small>		0-0 P6			0-0 G5-4-3 1B		4-2 1B L1-5 BB		0-3 K		0-0 G4-6-3		1-0 HR		5 1 2 1 1 1 1											
Charlie O'Brien, R (1, 2) <small>OBP: 0.345, SLG: 0.476</small>			2-3 K		0-2 G5-4-3		3-2 SH1-3 1B		3-3 K			3-1 L8		3-1 P3	6 0 1 0 0 2 1											
Alex Gonzalez, R (1, 6) <small>OBP: 0.306, SLG: 0.406</small>			0-1 G5-3		1-2 1B		2-1 SH1-3		3-2 F8			0-0 P5			5 1 2 1 0 0 0											
Tomas Perez, S (1, 4) <small>OBP: 0.311, SLG: 0.336</small>			0-0 G5-3		1-0 G4-3		0-0 L1-5			2-2 G4-3		4-1 E 1B BB		0-0 4-3	5 0 0 0 1 0 3											
Inning Stats	R: 0 E: 0 K: 0 S: 7	H: 1 LOB: 0 BB: 0 P: 9	R: 0 E: 0 K: 1 S: 6	H: 0 LOB: 0 BB: 0 P: 10	R: 0 E: 0 K: 1 S: 6	H: 0 LOB: 0 BB: 0 P: 8	R: 1 E: 0 K: 0 S: 9	H: 3 LOB: 1 BB: 0 P: 14	R: 1 E: 0 K: 1 S: 13	H: 2 LOB: 1 BB: 0 P: 19	R: 0 E: 0 K: 0 S: 10	H: 1 LOB: 1 BB: 0 P: 14	R: 1 E: 0 K: 2 S: 11	H: 1 LOB: 0 BB: 0 P: 18	R: 0 E: 0 K: 0 S: 9	H: 1 LOB: 0 BB: 0 P: 11	R: 0 E: 1 K: 1 S: 9	H: 1 LOB: 3 BB: 1 P: 17	R: 1 E: 0 K: 0 S: 5	H: 1 LOB: 0 BB: 0 P: 11	R: 1 E: 0 K: 0 S: 7	H: 1 LOB: 0 BB: 0 P: 9	1B: 10 2B: 3 3B: 0 HR: 4	SF: 0 SAC: 1 DP: 4 HBP: 0	WP: 0 PB: 0 SB: 1 CS: 0	PA: 56
PITCHER	IP WLS BF H R ER SO BB IBB HBP BLK WP HR S P ERA WHIP	IP WLS BF H R ER SO BB IBB HBP BLK WP HR S P ERA WHIP															IP WLS BF H R ER SO BB IBB HBP BLK WP HR S P ERA WHIP									
Doug Linton, R (1, 1) <small>ERA: 5.4</small>	6.0 0.0 23 7 3 3 3 0 0 0 0 0 1 52 73 4.50 1.167	Jeff Granger, L (7, 1) <small>ERA: 8.59</small>	0.0 1.0 3 1 0 0 0 0 0 0 0 0 0 2 6 ∞ ∞	Jaime Bluma, R (7, 1) <small>ERA: 6.75</small>	1.0 3 1 0 0 0 0 0 0 0 0 0 0 6 11 0.00 1.000	Jason Jacome, L (8, 1) <small>ERA: 4.43</small>	0.1 1 0 0 0 0 0 0 0 0 0 0 0 1 1 0.00 0.000	Hipolito Pichardo, R (8, 1) <small>ERA: 5.23</small>	0.1 2 1 0 0 1 0 0 0 0 0 0 0 0 8 11 0.00 3.000	Mike Magnante, L (8, 1) <small>ERA: 5.14</small>	0.1 0.1 1 0 0 0 0 0 0 0 0 0 0 1 2 0.00 0.000	Jeff Montgomery, R (9, 1) <small>ERA: 4.1</small>	2.0 8 2 1 1 2 0 0 0 0 0 1 20 31 4.50 1.000	Rick Huisman, R (11, 1) <small>ERA: 2.61</small>	4.0 L 17 4 2 2 1 1 0 0 0 0 2 28 48 4.50 1.250											

Toronto Blue Jays @ Kansas City Royals
Kauffman Stadium, Kansas City, MO
Tue Aug 20 1996, 7:05 PM CDT
Att. 14,568 - Unknown - 76 F

livebaseballscorecards.com

AB	53
R	6
H	15
RBI	5
BB	2
SO	7
LOB	16




Batter	1	2	3	4	5	6	7	8	9	10	11	12	13	14	AB	R	H	RBI	BB	SO	LOB
Jose Offerman, S OBP: 0.376, SLG: 0.407 (1, 4) (9, 3)	G6-3		E 2B 1B	SF9		FC5-4 FC6-4			SH1-4 BB		G5-3		1B 1B		5	2	2	1	1	0	2
Joe Randa, R OBP: 0.337, SLG: 0.419 (1, 5)	G6-3		S FC5-2 2B	L9		FC6-4			SH1-4				1B 1B		5	0	2	1	1	0	3
Craig Paquette, R OBP: 0.315, SLG: 0.485 (1, 7)	HR		FC5-2 1B			2B 29 FC6-2 1B		F8	F9		P4		G5-4-3 1B		7	1	3	2	0	0	4
Mike Macfarlane, R OBP: 0.342, SLG: 0.522 (1, 2)	K		1-2 1B			P6		G3	G5-3				P4	G5-4-3	7	0	1	0	0	1	4
Michael Tucker, L OBP: 0.344, SLG: 0.432 (1, 9)			F8 F9			2B 29 FC6-2 1B		K			F8		BB BB	L4 SH1-4 1B	6	0	2	0	1	1	2
29 Mike Sweeney, R OBP: 0.366, SLG: 0.349 Tom Goodwin, L OBP: 0.334, SLG: 0.331 (1, 10) (10, PR)	P5			G6-3		FC6-2		P4					BB SAFE	SH1-4	4	0	0	0	0	0	2
Kevin Young, R OBP: 0.330, SLG: 0.500 Keith Lockhart, L OBP: 0.334, SLG: 0.417 (1, 3) (8, PH) (9, 4)	HR			BB SF9 1B		G4-3		1B			F7		K	L4	3	2	2	1	0	0	2
Johnny Damon, L OBP: 0.325, SLG: 0.389 (1, 8)	G3-1			SF9 BB 1B		G5-3		K			SH3-4 HBP		G1-3		5	0	1	0	0	1	3
David Howard, S OBP: 0.298, SLG: 0.326 (1, 6)			F7			FC5-4 1B		K			SH3-4		G4-3		4	0	1	0	1	1	1

Inning Stats	R: 1	H: 1	E: 0	LOB: 0	K: 1	BB: 0	S: 8	P: 16	R: 1	H: 1	E: 0	LOB: 0	K: 0	BB: 0	S: 6	P: 9	R: 1	H: 3	E: 1	LOB: 2	K: 0	BB: 0	S: 18	P: 27	R: 1	H: 2	E: 0	LOB: 2	K: 0	BB: 1	S: 10	P: 16	R: 0	H: 2	E: 0	LOB: 2	K: 0	BB: 0	S: 13	P: 17	R: 0	H: 1	E: 0	LOB: 1	K: 0	BB: 0	S: 10	P: 13	R: 0	H: 0	E: 0	LOB: 0	K: 1	BB: 0	S: 7	P: 14	R: 0	H: 1	E: 0	LOB: 1	K: 2	BB: 0	S: 12	P: 15	R: 0	H: 0	E: 0	LOB: 1	K: 0	BB: 1	S: 12	P: 16	R: 0	H: 0	E: 0	LOB: 1	K: 0	BB: 0	S: 5	P: 10	R: 0	H: 0	E: 0	LOB: 2	K: 1	BB: 1	S: 9	P: 18	R: 1	H: 3	E: 0	LOB: 1	K: 0	BB: 0	S: 11	P: 11	R: 0	H: 1	E: 0	LOB: 0	K: 0	BB: 0	S: 7	P: 10	R: 0	H: 0	E: 0	LOB: 0	K: 0	BB: 0	S: 7	P: 10	R: 0	H: 1	E: 0	LOB: 0	K: 0	BB: 0	S: 7	P: 10
PITCHER	IP	WLS	BF	H	R	ER	SO	BB	IBB	HBP	BLK	WP	HR	S	P	ERA	WHIP																																																																																																							
Huck Flener, L ERA: 3.66	4.1		23	9	4	4	1	0	0	0	0	0	0	50	79	8.31	2.308																																																																																																							
Paul Quantrill, R ERA: 5.53	5.1		20	2	0	0	3	1	0	1	0	0	0	50	74	0.00	0.529																																																																																																							
Paul Spoljaric, L ERA: 3.25	11.1		10	0	0	0	1	3	0	1	0	0	0	14	29	0.00	1.500																																																																																																							
Mike Timlin, R ERA: 3.92	13.1	W	8	4	1	1	0	0	0	0	0	0	0	18	21	4.50	2.000																																																																																																							

Toronto Blue Jays @ Kansas City Royals
Kauffman Stadium, Kansas City, MO
 Tue Aug 20 1996, 7:05 PM CDT
 Att. 14,568 - Unknown - 76 F

AB	50
R	5
H	15
RBI	5
BB	5
SO	5
LOB	27



Batter	1	2	3	4	5	6	7	8	9	AB R H RBI BB SO LOB	TOP											
Jacob Brumfield, R (1, 8) OBP: 0.322, SLG: 0.488	3-2 FC5-4 1B	2-2 1B		0-0 FC5-4 1-2f		1-2 F8		2-2 G5-3		5 1 2 2 0 0 2												
Alex Gonzalez, R (1, 6) OBP: 0.305, SLG: 0.403	1-2 L6	1-1 G5-3			1-0 HR 1B		1-0 F9	0-0 G4-3		5 1 1 0 0 0 2												
Juan Samuel, R (1, 9) OBP: 0.331, SLG: 0.514	2-2 FC5-4 1B		1-2 F8		1-1 HR 1B		0-0 G4-3		2-0 L5	5 1 2 2 0 0 0												
Joe Carter, R (1, 10) OBP: 0.310, SLG: 0.497 Carlos Delgado, L (9, PH) OBP: 0.371, SLG: 0.506	1-2 FC5-4 1B		1-2 F9		2-3 K		2-2 HBP 1B		2-3 K	4 1 1 1 0 1 1 1 0 0 0 0 1 0												
Ed Sprague, R (1, 5) OBP: 0.340, SLG: 0.512	0-1 F8		4-1 BB		0-1 G3-6-1 1B		1-1 HBP		2-2 F7	3 0 1 0 1 0 1												
John Olerud, L (1, 3) OBP: 0.393, SLG: 0.511		0-0 FC1-5 1B		0-0 P6		0-0 G3-6-1 1-2f		1-2 HBP 1B		4 0 2 1 0 0 2												
Robert Perez, R (1, 7) OBP: 0.380, SLG: 0.449		0-2 G3 FC1-5 1B		0-2 E3 FC5-4		1-2 F7		1-2 FC4 HBP		3 1 1 0 0 0 0												
Tomas Perez, S (1, 4) OBP: 0.306, SLG: 0.330		0-0 FC1-5 G3 1B		1-2 F9		2-1 G5-3		0-1 FC4		4 1 0 0 0 0 6												
Julio Mosquera, R (1, 2) OBP: 0.306, SLG: 0.330		1-1 G3		1-3 K		1-0 HBP		1-3 K		3 0 0 0 0 2 3												
Inning Stats	R: 1 E: 0 K: 0 S: 16	H: 2 LOB: 1 BB: 0 P: 23	R: 2 E: 0 K: 0 S: 12	H: 3 LOB: 1 BB: 0 P: 16	R: 0 E: 0 K: 0 S: 9	H: 0 LOB: 1 BB: 1 P: 15	R: 0 E: 1 K: 1 S: 10	H: 0 LOB: 1 BB: 0 P: 12	R: 2 E: 0 K: 1 S: 10	H: 3 LOB: 0 BB: 0 P: 14	R: 0 E: 0 K: 0 S: 8	H: 0 LOB: 1 BB: 0 P: 13	R: 1 E: 0 K: 0 S: 14	H: 2 LOB: 3 BB: 0 P: 20	R: 0 E: 0 K: 1 S: 7	H: 0 LOB: 0 BB: 0 P: 10	R: 0 E: 0 K: 1 S: 7	H: 0 LOB: 0 BB: 0 P: 13	1B: 9 2B: 0 3B: 0 HR: 1	SF: 0 SAC: 0 DP: 1 HBP: 3	WP: 0 PB: 0 SB: 0 CS: 0	PA: 41
PITCHER	IP WLS BF H R ER SO BB IBB HBP BLK WP HR S P ERA WHIP																					
Chris Haney, L (1, 1) ERA: 4.88	6.2 L 33 10 6 6 2 1 0 2 0 0 1 74 107 8.10 1.650																					
Jaime Bluma, R (7, 1) ERA: 5.14	1.2 6 0 0 0 1 0 0 1 0 0 0 13 19 0.00 0.000																					
Jason Jacome, L (9, 1) ERA: 4.37	0.2 2 0 0 0 1 0 0 0 0 0 0 6 10 0.00 0.000																					

Toronto Blue Jays @ Kansas City Royals
Kauffman Stadium, Kansas City, MO
Wed Aug 21 1996, 7:05 PM CDT
Att. 12,238 - Unknown - 87 F

livebaseballscorecards.com

AB	37
R	6
H	10
RBI	6
BB	1
SO	4
LOB	17



Batter	1	2	3	4	5	6	7	8	9	AB	R	H	RBI	BB	SO	LOB
Jose Offerman, S OBP: 0.373, SLG: 0.403 (1, 4) C B B X	2-1 L4 ①		0-0 G3 ②		3-1 G6-3 ② ③ 1-2f			2-3 K ②		4	0	0	0	0	1	1
Tom Goodwin, L OBP: 0.333, SLG: 0.330 (1, 8) C X	0-1 F8 ②		1-2 S E 1B			3-2 G3 ①		0-0 F8 ③		4	1	1	0	0	0	0
Keith Lockhart, L OBP: 0.333, SLG: 0.415 (1, 5) C F S	0-3 K ③		2-1 SAFE E1 1-H 1B			1-0 G3 ②			1-1 F8 ①	4	0	1	0	0	1	0
Mike Macfarlane, R OBP: 0.340, SLG: 0.517 (1, 10) X		0-0 F8 ①	3-3 K ③			4-1 BB			0-0 L6 ②	3	0	0	0	1	1	1
Bob Hamelin, L OBP: 0.385, SLG: 0.423 (1, 3) X		0-0 F9 29 1B 2B		0-0 G4-3 ①		0-0 G3 ③			2-1 L9 ③	4	1	1	0	0	0	1
Michael Tucker, L OBP: 0.344, SLG: 0.431 (1, 7) X		2-2 F9 2-3		1-2 G4-3 ②				2-2 29 G6-4-3 1B		3	0	1	0	0	0	1
29 Mike Sweeney, R OBP: 0.365, SLG: 0.349 (1, 2) X		1-0 1B		2-1 G6-3 ③			SAFE SAFE 1-2f G6-4-3 ① ②			3	0	1	1	0	0	1
Johnny Damon, L OBP: 0.323, SLG: 0.386 (1, 9) X		3-2 G4-3 ③			2-3 K ①		1-2 G4-3 ③			3	0	0	0	0	1	1
David Howard, S OBP: 0.298, SLG: 0.326 (1, 6) X			3-3 K ①		0-0 G6-3 1B			0-3 K ①		3	0	1	0	0	2	0

Inning Stats	R: 0	H: 0	E: 0	K: 1	S: 7	R: 1	H: 2	E: 0	K: 0	S: 11	R: 1	H: 2	E: 1	K: 2	S: 14	R: 0	H: 0	E: 0	K: 0	S: 6	R: 0	H: 1	E: 0	K: 1	S: 8	R: 0	H: 0	E: 0	K: 0	S: 6	R: 0	H: 1	E: 0	K: 0	S: 10	R: 0	H: 0	E: 0	K: 2	S: 8	R: 0	H: 0	E: 0	K: 0	S: 5	1B: 5	SF: 0	2B: 1	SAC: 0	3B: 0	DP: 2	HR: 0	HBP: 0	WP: 0	PA: 32
PITCHER Juan Guzman, R ERA: 2.99 (1, 1)	IP	WLS	BF	H	R	ER	SO	BB	IBB	HBP	BLK	WP	HR	S	P	ERA	WHIP																																						

Toronto Blue Jays @ Kansas City Royals
Kauffman Stadium, Kansas City, MO
 Wed Aug 21 1996, 7:05 PM CDT
 Att: 12,238 - Unknown - 87 F

AB	31
R	2
H	6
RBI	1
BB	1
SO	6
LOB	6



Batter	1	2	3	4	5	6	7	8	9	AB R H RBI BB SO LOB	TOP	
Curtis Pride, L (1, 7) OBP: 0.360, SLG: 0.500 Kimera Bartee, R (8, 8) OBP: 0.342, SLG: 0.324	3-3 K		1-0 G4-3		3-2 2B 1B		0-0 G4-3		2-0 HR 3B	4 1 1 0 0 1 1 1 1 1 0 0 0 0		
Damion Easley, R (1, 4) OBP: 0.295, SLG: 0.379	2-1 G5-3		2-1 S 2B 1B		1-0 F7		0-0 F9		1-1 HR	5 2 2 2 0 0 2		
Travis Fryman, R (1, 5) OBP: 0.321, SLG: 0.435	2-2 G1-3		4-1 2B BB		0-0 1-H 2B		3-2 G5-3		1-1 2B SF9 1B	4 2 2 1 1 0 1		
Ruben Sierra, S (1, 9) OBP: 0.332, SLG: 0.408		4-0 2B G4-3 BB	0-1 1-H 2-H 2B		0-0 G3			4-2 G4-3 HR BB	2-1 SF9 2B	3 3 2 2 2 0 1		
Bobby Higginson, L (1, 8) OBP: 0.395, SLG: 0.570 (8, 7)	1-0 G4-3 2B		1-2 F8		1-1 G6-3			1-0 F8	2-1 SF9	4 0 1 1 0 0 2		
Tony Clark, S (1, 3) OBP: 0.314, SLG: 0.479	1-0 G4-3		1-1 G6-3 1B		2-2 1B			0-0 G4-3	1-1 2B	5 0 3 2 0 0 2		
Melvin Nieves, S (1, 10) OBP: 0.343, SLG: 0.544		0-2 G3	2-3 K		0-3 K			1-1 HR	1-1 F9	5 1 1 2 0 2 4		
Andujar Cedeno, R (1, 6) OBP: 0.254, SLG: 0.353		0-0 L9	1-1 G6-3		0-0 F8			0-0 P3		4 0 0 0 0 0 3		
Brad Ausmus, R (1, 2) OBP: 0.290, SLG: 0.312			0-0 G6-3		0-0 F7			1-2 F9 G4-3 1B	0-1 F8	4 0 1 0 0 0 0		
Inning Stats	R: 0 E: 0 K: 1 S: 9 H: 0 LOB: 0 BB: 0 P: 16	R: 1 E: 0 K: 0 S: 6 H: 1 LOB: 1 BB: 1 P: 12	R: 2 E: 0 K: 0 S: 10 H: 2 LOB: 1 BB: 1 P: 18	R: 0 E: 0 K: 1 S: 7 H: 1 LOB: 0 BB: 0 P: 11	R: 1 E: 0 K: 0 S: 8 H: 2 LOB: 1 BB: 0 P: 12	R: 0 E: 0 K: 1 S: 10 H: 1 LOB: 1 BB: 0 P: 13	R: 0 E: 0 K: 0 S: 8 H: 1 LOB: 1 BB: 0 P: 12	R: 2 E: 0 K: 0 S: 7 H: 1 LOB: 0 BB: 1 P: 13	R: 4 E: 0 K: 0 S: 15 H: 5 LOB: 1 BB: 0 P: 25	1B: 6 2B: 5 3B: 1 HR: 2 SF: 1 SAC: 0 DP: 1 HBP: 0	WP: 0 PB: 0 SB: 1 CS: 0 PA: 43	
PITCHER Tim Belcher, R (1, 1) ERA: 4.0 Jeff Granger, L (9, 1) ERA: 11.88	IP WLS BF H R ER SO BB IBB HBP BLK WP HR S P ERA WHIP	8.0 L 35 9 6 6 3 3 0 0 0 0 0 1 65 107 6.75 1.500	1.0 8 5 4 4 0 0 0 0 0 0 0 1 15 25 36.00 5.000	PITCHER IP WLS BF H R ER SO BB IBB HBP BLK WP HR S P ERA WHIP								

Detroit Tigers @ Kansas City Royals
Kauffman Stadium, Kansas City, MO

Thu Aug 22 1996, 7:05 PM CDT
Att. 14,699 - Unknown - 82 F

livebaseballscorecards.com

AB	39
R	10
H	14
RBI	10
BB	3
SO	3
LOB	16




Batter	1	2	3	4	5	6	7	8	9	AB R H RBI BB SO LOB
Jose Offerman, S OBP: 0.373, SLG: 0.401 (1, 4)	0-0 G6-3		0-1 1B	4-0 BB		1-2 G6-3			2-2 L8	4 0 1 0 1 0 2
Tom Goodwin, L OBP: 0.333, SLG: 0.330 (1, 8)	1-1 G3		0-2 1B	0-2 P5			0-0 B1-3			4 0 1 0 0 0 2
Craig Paquette, R OBP: 0.315, SLG: 0.482 (1, 7)	1-0 1B		0-1 G1-2-3		2-1 G6-3		0-3 K			4 0 1 0 0 1 3
Mike Macfarlane, R OBP: 0.342, SLG: 0.518 (1, 2)	1-1 G6-3			2-2 G6-3 29 1B 2B	4-1 CS G1-3 BB		1-0 F9			3 1 1 0 1 0 1
Kevin Young, R OBP: 0.319, SLG: 0.481 (1, 3)		3-2 G6-3		0-0 G6-3	1-2 G1-3		2-3 K			4 0 0 0 0 1 2
Michael Tucker, L OBP: 0.340, SLG: 0.426 (1, 9)		1-2 F8		0-1 FC5 29 1B FC4-6	1-2 CS	2-3 K	0-0 F7			4 1 0 0 0 1 1
29 Mike Sweeney, R OBP: 0.370, SLG: 0.356 (1, 10)		1-2 CS 1B		0-2 FC4-6 1B		2-2 F7	1-0 L4			4 0 2 1 0 0 0
Joe Randa, R OBP: 0.339, SLG: 0.418 (1, 5)		2-1 CS	4-1 FC4-6 BB	2-2 FC4-6 1B		0-0 BB 1B		2-2 G4-3		3 1 1 1 1 0 1
David Howard, S OBP: 0.300, SLG: 0.326 (1, 6)			0-1 FC4-6 1B	2-2 BB 1B		4-2 BB		3-1 G5-3		3 0 1 1 1 0 1

Inning Stats	R: 0	H: 1	E: 0	LOB: 1	K: 0	BB: 0	S: 6	P: 9	R: 0	H: 1	E: 0	LOB: 0	K: 0	BB: 0	S: 10	P: 17	R: 0	H: 2	E: 0	LOB: 2	K: 0	BB: 1	S: 10	P: 14	R: 3	H: 3	E: 0	LOB: 2	K: 0	BB: 1	S: 21	P: 31	R: 0	H: 0	E: 0	LOB: 0	K: 0	BB: 1	S: 9	P: 17	R: 0	H: 1	E: 0	LOB: 2	K: 1	BB: 1	S: 15	P: 24	R: 0	H: 0	E: 0	LOB: 0	K: 1	BB: 0	S: 6	P: 7	R: 0	H: 0	E: 0	LOB: 0	K: 1	BB: 0	S: 6	P: 9	R: 0	H: 0	E: 0	LOB: 0	K: 0	BB: 0	S: 10	P: 17	1B: 7	SF: 0	2B: 1	SAC: 0	3B: 0	DP: 1	HR: 0	HBP: 0	WP: 0	PA: 39
--------------	------	------	------	--------	------	-------	------	------	------	------	------	--------	------	-------	-------	-------	------	------	------	--------	------	-------	-------	-------	------	------	------	--------	------	-------	-------	-------	------	------	------	--------	------	-------	------	-------	------	------	------	--------	------	-------	-------	-------	------	------	------	--------	------	-------	------	------	------	------	------	--------	------	-------	------	------	------	------	------	--------	------	-------	-------	-------	-------	-------	-------	--------	-------	-------	-------	--------	-------	--------

PITCHER	IP	WLS	BF	H	R	ER	SO	BB	IBB	HBP	BLK	WP	HR	S	P	ERA	WHIP
Justin Thompson, L ERA: 3.0 (1, 1)	5.0		23	7	3	3	0	3	0	0	0	0	0	56	88	5.40	2.000
John Cummings, L ERA: 3.8 (6, 1)	1.1		6	1	0	0	1	1	0	0	0	0	0	16	25	0.00	1.500
Richie Lewis, R ERA: 3.86 (7, 1)	1.2		5	0	0	0	2	0	0	0	0	0	0	11	15	0.00	0.000
Joey Eischen, L ERA: 3.86 (9, 1)	1.0		3	0	0	0	0	0	0	0	0	0	0	10	17	0.00	0.000

DETROIT TIGERS @ KANSAS CITY ROYALS
Kauffman Stadium, Kansas City, MO
Thu Aug 22 1996, 7:05 PM CDT
Att: 14,699 - Unknown - 82 F

AB	33
R	3
H	8
RBI	3
BB	4
SO	3
LOB	13



PITCHER	IP	WLS	BF	H	R	ER	SO	BB	IBB	HBP	BLK	WP	HR	S	P	ERA	WHIP
---------	----	-----	----	---	---	----	----	----	-----	-----	-----	----	----	---	---	-----	------

Batter	1	2	3	4	5	6	7	8	9	AB R H RBI BB SO LOB	TOP		
Curtis Pride, L (1, 7) OBP: 0.363, SLG: 0.497 Kimera Barteo, R (8, PR) OBP: 0.342, SLG: 0.324 (8, 8)	3-2 E G5-3 1B		0-3 K			2-3 K		4-2 BB		3 0 1 0 1 2 0 0 0 0 0 0 0 0			
Mark Lewis, R (1, 4) OBP: 0.344, SLG: 0.426	1-0 SAFE G5-3 1-2		3-1 L8			2-3 K		0-0 P5		4 0 0 0 0 1 2			
Travis Fryman, R (1, 5) OBP: 0.320, SLG: 0.439	2-3 SAFE K			0-2 G6-3			1-1 HR	2-0 P3		4 1 1 1 0 1 2			
Ruben Sierra, S (1, 10) OBP: 0.333, SLG: 0.407	2-2 F9			4-1 L9-3 BB			0-3 K		2-2 FC6-4 1B	3 0 1 0 1 1 1			
Bobby Higginson, L (1, 8) OBP: 0.396, SLG: 0.578 (8, 7)				1-2 L9-3			3-1 HR		1-1 FC6-4 BB	4 1 2 1 0 0 2			
Tony Clark, S (1, 3) OBP: 0.317, SLG: 0.490						0-3 K		1-1 HR	4-2 G4-3 BB	3 1 1 1 1 2 1			
Melvin Nieves, S (1, 9) OBP: 0.342, SLG: 0.539		1 SAFE 4-2 G5-4-3 BB				1-3 K2-3		1-0 L8	2-2 G4-3	3 0 0 0 1 1 2			
Andujar Cedeno, R (1, 6) OBP: 0.251, SLG: 0.350		2-2 G5-4-3				3-3 K		1-2 G5-3		3 0 0 0 0 1 2			
Brad Ausmus, R (1, 2) OBP: 0.287, SLG: 0.309							1-0 P5		1-0 G5-3	3 0 0 0 0 1 0			
Inning Stats	R: 0 E: 1 K: 1 S: 10 H: 1 LOB: 1 BB: 0 P: 18	R: 0 E: 0 K: 1 S: 13 H: 1 LOB: 1 BB: 1 P: 24	R: 0 E: 0 K: 2 S: 8 H: 0 LOB: 0 BB: 0 P: 11	R: 0 E: 0 K: 0 S: 7 H: 0 LOB: 0 BB: 1 P: 12	R: 0 E: 0 K: 3 S: 9 H: 0 LOB: 0 BB: 0 P: 13	R: 0 E: 0 K: 2 S: 9 H: 0 LOB: 0 BB: 0 P: 14	R: 3 E: 0 K: 1 S: 13 H: 3 LOB: 0 BB: 0 P: 20	R: 0 E: 0 K: 0 S: 8 H: 0 LOB: 1 BB: 1 P: 15	R: 0 E: 0 K: 0 S: 11 H: 1 LOB: 1 BB: 1 P: 20	1B: 3 2B: 1 3B: 0 HR: 3 SF: 0 SAC: 0 DP: 3 HBP: 0	WP: 0 PB: 0 SB: 0 CS: 0 PA: 34		
PITCHER	IP WLS BF H R ER SO BB IBB HBP BLK WP HR S P ERA WHIP											PITCHER	IP WLS BF H R ER SO BB IBB HBP BLK WP HR S P ERA WHIP
Kevin Appier, R (1, 1) ERA: 3.32	8.0 L 30 5 3 3 10 3 0 0 0 0 3 77 127 3.38 1.000												
Hipolito Pichardo, R (9, 1) ERA: 5.13	1.0 4 1 0 0 0 1 0 0 0 0 0 0 11 20 0.00 2.000												

Detroit Tigers @ Kansas City Royals
Kauffman Stadium, Kansas City, MO

Fri Aug 23 1996, 7:05 PM CDT
Att. 15,603 - Unknown - 76 F

livebaseballscorecards.com

AB	30
R	3
H	6
RBI	3
BB	4
SO	10
LOB	12



Batter	1	2	3	4	5	6	7	8	9	AB	R	H	RBI	BB	SO	LOB
Tom Goodwin, L (1, 8) OBP: 0.330, SLG: 0.327	1-2 G6-3		0-0 G4-3			0-2 L7		1-1 G1-3		4	0	0	0	0	0	0
Keith Lockhart, L (1, 4) OBP: 0.332, SLG: 0.413	1-1 G5-3		0-3 K			0-0 1B		1-2 G1-3		4	0	1	0	0	1	0
Johnny Damon, L (1, 9) OBP: 0.320, SLG: 0.382	1-3 K				2-2 G4-3	1-0 F7		0-2 F8		4	0	0	0	0	1	1
Mike Macfarlane, R (1, 2) OBP: 0.338, SLG: 0.512		0-0 G5-3			0-0 G5-3	1-1 G5-3			1-3 K	4	0	0	0	0	1	1
Michael Tucker, L (1, 7) OBP: 0.342, SLG: 0.430		2-3 K			3-2 1B				1-2 G4-3	4	1	2	0	0	1	0
Craig Paquette, R (1, 5) OBP: 0.317, SLG: 0.482 Les Norman, R (9, PR) OBP: 0.245, SLG: 0.119		0-2 1B 1B			0-0 F9				0-0 1B	4	0	2	0	0	1	2
Bob Hamelin, L (1, 3) OBP: 0.387, SLG: 0.439		2-2 SAFE 1B SAFE			3-1 L4				2-2 L9	4	1	2	2	0	0	1
29 Mike Sweeney, R (1, 10) OBP: 0.369, SLG: 0.355		1-0 L9			0-1 CS 1B				0-2 G5-3	3	0	1	0	0	0	2
David Howard, S (1, 6) OBP: 0.298, SLG: 0.323			1-3 K		3-3 SAFE SAFE K				2-1 G4-3	3	0	0	0	0	2	1

Inning Stats	R: 0	H: 0	E: 0	K: 1	S: 8	H: 0	LOB: 0	BB: 0	P: 11	R: 0	H: 2	E: 0	K: 1	S: 11	H: 0	LOB: 2	BB: 0	P: 16	R: 0	H: 0	E: 0	K: 2	S: 7	H: 0	LOB: 0	BB: 0	P: 8	R: 0	H: 1	E: 0	K: 0	S: 10	H: 1	LOB: 1	BB: 0	P: 15	R: 0	H: 1	E: 0	K: 1	S: 7	H: 1	LOB: 1	BB: 0	P: 13	R: 0	H: 1	E: 0	K: 0	S: 9	R: 2	H: 2	E: 0	K: 1	S: 12	H: 0	LOB: 0	BB: 0	P: 20	R: 0	H: 0	E: 0	K: 0	S: 10	H: 1	LOB: 1	BB: 0	P: 15	1B: 6	SF: 0	2B: 2	SAC: 0	3B: 0	DP: 1	HR: 1	HBP: 0	WP: 1	PA: 34
--------------	------	------	------	------	------	------	--------	-------	-------	------	------	------	------	-------	------	--------	-------	-------	------	------	------	------	------	------	--------	-------	------	------	------	------	------	-------	------	--------	-------	-------	------	------	------	------	------	------	--------	-------	-------	------	------	------	------	------	------	------	------	------	-------	------	--------	-------	-------	------	------	------	------	-------	------	--------	-------	-------	-------	-------	-------	--------	-------	-------	-------	--------	-------	--------

PITCHER	IP	WLS	BF	H	R	ER	SO	BB	IBB	HBP	BLK	WP	HR	S	P	ERA	WHIP
A.J. Sager, R (1, 1) ERA: 4.15	6.1	W	25	7	2	2	6	0	0	0	0	1	1	57	85	2.84	1.105
Jose Lima, R (7, 1) ERA: 5.5	1.2		5	0	0	0	0	0	0	0	0	0	0	15	19	0.00	0.000
Gregg Olson, R (9, 1) ERA: 5.02	1.0	S	4	1	0	0	1	0	0	0	0	0	0	11	15	0.00	1.000

BOTTOM

Detroit Tigers @ Kansas City Royals
Kauffman Stadium, Kansas City, MO

Fri Aug 23 1996, 7:05 PM CDT
Att: 15,603 - Unknown - 76 F

AB	34
R	2
H	8
RBI	2
BB	0
SO	7
LOB	8



WP: 1	PA: 34
PB: 0	
SB: 0	
CS: 1	

PITCHER	IP	WLS	BF	H	R	ER	SO	BB	IBB	HBP	BLK	WP	HR	S	P	ERA	WHIP
---------	----	-----	----	---	---	----	----	----	-----	-----	-----	----	----	---	---	-----	------

Batter	1	2	3	4	5	6	7	8	9	AB R H RBI BB SO LOB	TOP											
Kimera Barteo, R (1, 8) OBP: 0.351, SLG: 0.350	0-1 HR		1-0 1B		2-1 P6			4-1 1B BB	1-1 G3	4 1 2 1 1 0 4												
Mark Lewis, R (1, 4) OBP: 0.341, SLG: 0.422	0-1 F9		0-3 K		0-0 G4-6-3			1-2 F7		4 0 0 0 0 1 4												
Travis Fryman, R (1, 5) OBP: 0.320, SLG: 0.436	3-3 K		4-0 BB			3-3 K		2-3 K		3 0 0 0 0 1 3 1												
Ruben Sierra, S (1, 9) OBP: 0.333, SLG: 0.406	0-2 F9		1-0 G1-3			0-1 F9		1-2 FC6-4 1B		4 0 1 0 0 0 2												
Tony Clark, S (1, 3) OBP: 0.313, SLG: 0.482		2-2 G5-3		2-3 K		0-2 G1-3		0-1 FC6-4		4 0 0 0 0 1 2												
Melvin Nieves, S (1, 10) OBP: 0.341, SLG: 0.535		1-2 S WP PB 1B		1-2 G4-3			0-0 L5	1-1 F8		4 1 1 0 0 0 0												
Damion Easley, R (1, 6) OBP: 0.294, SLG: 0.374		2-2 G5-3		2-3 K			0-2 FC5-4 1B	0-1 P6		4 0 1 0 0 0 1 1												
Phil Nevin, R (1, 7) OBP: 0.367, SLG: 0.308		2-2 F9			0-0 1B		1 SAFE 0-2 FC5-4	2-0 DI HBP		3 0 1 0 0 0 1												
Brad Ausmus, R (1, 2) OBP: 0.290, SLG: 0.309			1-1 F9		0-0 G4-6-3 1B		1-0 F8	4-2 BB		3 0 1 0 1 0 1												
Inning Stats	R: 1 E: 0 K: 1 S: 10	H: 1 LOB: 0 BB: 0 P: 13	R: 1 E: 0 K: 0 S: 12	H: 1 LOB: 0 BB: 0 P: 19	R: 0 E: 0 K: 1 S: 7	H: 1 LOB: 2 BB: 1 P: 14	R: 0 E: 0 K: 2 S: 13	H: 0 LOB: 0 BB: 0 P: 18	R: 0 E: 0 K: 0 S: 5	H: 2 LOB: 1 BB: 0 P: 7	R: 0 E: 0 K: 1 S: 8	H: 0 LOB: 0 BB: 0 P: 11	R: 0 E: 0 K: 0 S: 9	H: 1 LOB: 1 BB: 0 P: 10	R: 0 E: 0 K: 1 S: 12	H: 1 LOB: 2 BB: 1 P: 20	R: 0 E: 0 K: 0 S: 8	H: 0 LOB: 2 BB: 1 P: 16	1B: 6 2B: 0 3B: 0 HR: 1	SF: 0 SAC: 0 DP: 1 HBP: 1	WP: 1 PB: 1 SB: 2 CS: 0	PA: 37
PITCHER	IP WLS BF H R ER SO BB IBB HBP BLK WP HR S P ERA WHIP																					
50 José Rosado, L (1, 1) ERA: 2.33	8.2 W 36 7 2 1 6 3 0 1 0 1 1 82 125 1.04 1.154																					
Jaime Bluma, R (9, 1) ERA: 4.91	0.1 1 0 0 0 0 0 0 0 0 0 0 2 3 0.00 0.000																					

Detroit Tigers @ Kansas City Royals
 Kauffman Stadium, Kansas City, MO
 Sat Aug 24 1996, 7:05 PM CDT
 Att. 28,011 - Unknown - 77 F

livebaseballscorecards.com

AB	33
R	2
H	7
RBI	1
BB	3
SO	6
LOB	16



Batter	1	2	3	4	5	6	7	8	9	AB	R	H	RBI	BB	SO	LOB	BOTTOM			
Jose Offerman, S (1, 4) OBP: 0.376, SLG: 0.405 (9, 3)	4-2 		1-2 1-2 3-H SH1-4 1B	0-0 1-H 2B			3-3 1-1 K	2-1 P3		4	1	2	1	1	1	1				
Tom Goodwin, L (1, 8) OBP: 0.328, SLG: 0.325	3-1 1-2f G6-4-3		0-0 1-2 2-3 SH1-4		1-3 K	2-3 K			3	0	0	0	0	2	1					
Michael Tucker, L (1, 7) OBP: 0.344, SLG: 0.440	1-1 G3-1		3-2 2-H 3-H 1B		1-0 HR	2-0 F7			4	2	2	3	0	0	0					
Joe Vitiello, R (1, 3) OBP: 0.349, SLG: 0.425 Keith Lockhart, L (9, 4) OBP: 0.332, SLG: 0.413		2-1 L9	1-0 2-H 1B		4-1 BB		0-0 HR		3	1	2	2	1	0	0					
Bob Hamelin, L (1, 10) OBP: 0.388, SLG: 0.438		0-0 G6-4-3 1B	3-2 F9		0-0 F7		2-1 29 1B HBP		3	1	1	0	0	0	2					
Craig Paquette, R (1, 5) OBP: 0.313, SLG: 0.476	0-1 1-2f G6-4-3		1 SAFE 2-3 K		2-3 K		1-3 K		4	0	0	0	0	3	4					
Johnny Damon, L (1, 9) OBP: 0.322, SLG: 0.382			4-2 29 1B BB	0-0 G4-3		2-3 K	1-1 29 1B G4-3 1B		3	2	1	0	1	1	0					
29 Mike Sweeney, R (1, 2) OBP: 0.383, SLG: 0.365			1 SAFE 2-1 1 SAFE 1 SAFE 1 SAFE 1B	4-1 2B BB		1-2 L7	0-0 G4-3 1B		3	1	2	1	1	0	0					
David Howard, S (1, 6) OBP: 0.297, SLG: 0.323			3-1 SH1-4 1B 1B	2-2 L8		1-3 K	0-0 G4-3		4	1	1	2	0	1	2					
Inning Stats	R: 0 E: 0 K: 0 S: 7	H: 0 LOB: 0 BB: 1 P: 15	R: 0 E: 0 K: 0 S: 5	H: 1 LOB: 0 BB: 0 P: 7	R: 5 E: 0 K: 1 S: 24	H: 5 LOB: 1 BB: 1 P: 43	R: 0 E: 0 K: 0 S: 8	H: 1 LOB: 2 BB: 1 P: 14	R: 1 E: 0 K: 2 S: 10	H: 1 LOB: 1 BB: 1 P: 18	R: 0 E: 0 K: 2 S: 9	H: 0 LOB: 0 BB: 0 P: 13	R: 0 E: 0 K: 2 S: 8	H: 0 LOB: 0 BB: 0 P: 15	R: 3 E: 0 K: 1 S: 12	H: 3 LOB: 1 BB: 0 P: 18	1B: 8 2B: 1 3B: 0 HR: 2	SF: 0 SAC: 1 DP: 2 HBP: 1	WP: 0 PB: 0 SB: 0 CS: 0	PA: 37
PITCHER Omar Olivares, R (1, 1) ERA: 4.86 Greg Keagle, R (3, 1) ERA: 8.83	IP 2.1 5.2	WLS L	BF 13 24	H 6 5	R 5 4	ER 5 4	SO 0 8	BB 2 2	IBB 0 0	HBP 0 1	BLK 0 0	WP 0 0	HR 0 2	S 26 57	P 50 93	ERA 19.29 6.35	WHIP 3.429 1.235	WP: 0 PB: 0 SB: 0 CS: 0	ERA WHIP	

Detroit Tigers @ Kansas City Royals
 Kauffman Stadium, Kansas City, MO

Sat Aug 24 1996, 7:05 PM CDT
 Att: 28,011 - Unknown - 77 F

livebaseballscorecards.com

AB 31
 R 9
 H 11
 RBI 9
 BB 4
 SO 8
 LOB 10



Batter	1	2	3	4	5	6	7	8	9	AB R H RBI BB SO LOB	TOP									
Curtis Pride, L (1, 7) OBP: 0.365, SLG: 0.513 Kimera Barteo, R (7, 8) OBP: 0.348, SLG: 0.348	0-1 1B		0-0 G2-3	2-2 FC3-6 1-2f			1-0 HR		1-2 FC5-4 1B	4 1 2 1 0 0 1 1 1 0 0 0 0 2										
Mark Lewis, R (1, 4) OBP: 0.342, SLG: 0.423	0-2 F8		1-2 F9		0-1 SH1-3 F7-2 2B		2-2 P6		4-2 1B 1-2 BB	4 0 1 0 1 0 1										
Travis Fryman, R (1, 5) OBP: 0.321, SLG: 0.443	1-0 F9		1-1 HR		1-1 SH1-3			1-0 F9	1-1 FC6-4 1B	4 1 2 3 0 0 1										
Ruben Sierra, S (1, 10) OBP: 0.329, SLG: 0.401	1-2 G4-3		1-0 G5-3		3-1 F7-2			2-3 K	0-1 FC6-4 1-2f	5 0 0 0 0 1 4										
Bobby Higginson, L (1, 8) OBP: 0.400, SLG: 0.581 (7, 7)		1-0 G3		1-1 E 2B		4-1 G5-4-3 BB		4-1 BB		2 1 1 0 2 0 0										
Tony Clark, S (1, 3) OBP: 0.308, SLG: 0.474		2-3 K		0-0 E3 2B		1-3 K		2-3 K		4 1 0 0 0 3 2										
Melvin Nieves, S (1, 9) OBP: 0.345, SLG: 0.541		2-2 1B 1B		3-1 G3 1B 2B		0-1 G5-4-3 1-2f			0-0 FC5-4 1B 1B	4 2 3 1 0 0 1										
Phil Nevin, R (1, 2) OBP: 0.382, SLG: 0.333 Brad Ausmus, R (9, PR) OBP: 0.290, SLG: 0.309 (9, 2)		2-2 SAFE 1B		1-2 G3		0-1 F9			1-2 FC5-4 1B	4 0 2 0 0 0 1 0 0 0 0 0 0 0										
Damion Easley, R (1, 6) OBP: 0.297, SLG: 0.376 Andujar Cedeno, R (4, PR) OBP: 0.250, SLG: 0.348 (4, 6)		1-3 K2-3		0-0 FC3-6 1B		1-3 K			0-0 B3	2 0 1 1 0 1 2 2 0 0 0 0 1 2										
Inning Stats	R: 0 E: 0 K: 0 S: 10	H: 1 LOB: 1 BB: 0 P: 12	R: 0 E: 0 K: 2 S: 14	H: 2 LOB: 2 BB: 0 P: 22	R: 1 E: 0 K: 0 S: 7	H: 1 LOB: 0 BB: 0 P: 10	R: 3 E: 2 K: 0 S: 14	H: 3 LOB: 1 BB: 0 P: 20	R: 0 E: 0 K: 1 S: 6	H: 0 LOB: 0 BB: 1 P: 11	R: 1 E: 0 K: 1 S: 9	H: 1 LOB: 0 BB: 0 P: 13	R: 0 E: 0 K: 2 S: 8	H: 0 LOB: 1 BB: 1 P: 17	R: 2 E: 0 K: 0 S: 18	H: 3 LOB: 2 BB: 1 P: 25	1B: 7 2B: 4 3B: 0 HR: 2	SF: 0 SAC: 1 DP: 2 HBP: 0	WP: 0 PB: 0 SB: 1 CS: 0	PA: 40
PITCHER	IP WLS BF H R ER SO BB IBB HBP BLK WP HR S P ERA WHIP																			
Doug Linton, R (1, 1) ERA: 5.4	5.0 L 22 8 4 3 2 0 0 0 0 0 1 51 74 5.40 1.600																			
Mike Magnante, L (6, 1) ERA: 5.04	1.0 3 0 0 0 1 1 0 0 0 0 0 6 11 0.00 1.000																			
Rick Huisman, R (7, 1) ERA: 2.78	2.0 8 1 1 1 3 1 0 0 0 0 1 17 30 4.50 1.000																			
Hipolito Pichardo, R (9, 1) ERA: 5.37	1.0 7 3 2 2 0 1 0 0 0 0 0 18 25 18.00 4.000																			

Detroit Tigers @ Kansas City Royals
Kauffman Stadium, Kansas City, MO

Sun Aug 25 1996, 3:33 AM CDT
Att. 15,123 - Cloudy - 76 F

livebaseballscorecards.com

AB 36
R 7
H 12
RBI 6
BB 3
SO 6
LOB 17




Batter	1	2	3	4	5	6	7	8	9	AB	R	H	RBI	BB	SO	LOB
Jose Offerman, S (1, 4) OBP: 0.374, SLG: 0.402	2-2 PB 1B		0-0 G6-3		0-1 L7		0-0 F9		0-1 F9	5	0	1	0	0	0	0
Tom Goodwin, L (1, 8) OBP: 0.333, SLG: 0.333	4-0 1-2 BB		3-2 1B		1-1 HR 1B		2-1 1B 3B		1-3 K	4	2	3	0	1	1	0
Keith Lockhart, L (1, 5) OBP: 0.332, SLG: 0.421	0-1 F7		0-0 G3		3-2 HR		1-0 CS 1B		1-1 G4-3	3	1	1	2	0	0	3
Joe Randa, R (7, PH) OBP: 0.340, SLG: 0.419										2	0	1	1	0	0	0
Michael Tucker, L (1, 7) OBP: 0.345, SLG: 0.445	1-0 P4			3-2 2B 3B	4-1 1B BB		2-2 G1-3			3	1	1	0	1	0	3
Joe Vitiello, R (1, 10) OBP: 0.352, SLG: 0.426	3-2 F8			0-0 P4	0-0 1B					4	0	2	0	0	0	3
David Howard, S (8, PR) OBP: 0.297, SLG: 0.323				1-2 1B	1-2 1B					0	0	0	0	0	0	0
Bob Hamelin, L (1, 3) OBP: 0.390, SLG: 0.441		1-0 G5-3		0-0 2B	1-1 G3					3	0	1	1	1	0	2
Kevin Young, R (8, PR) OBP: 0.319, SLG: 0.481				3-H						0	0	0	0	0	0	0
Craig Paquette, R (1, 6) OBP: 0.310, SLG: 0.472		0-0 F9		0-3 K		1-0 P1-3				3	0	0	0	0	1	1
Mike Macfarlane, R (1, 2) OBP: 0.337, SLG: 0.508		1-1 L9		2-3 K		0-0 G3-6-3 1B				4	0	1	0	0	2	4
Johnny Damon, L (1, 9) OBP: 0.319, SLG: 0.379			1-1 P1-3		1-0 F8	2-0 G3-6-3				4	0	0	0	0	1	4

Inning Stats	R: 0	H: 1	E: 0	K: 10	S: 10	LOB: 2	BB: 1	P: 20	R: 0	H: 0	E: 0	K: 0	S: 4	LOB: 0	BB: 0	P: 6	R: 0	H: 1	E: 0	K: 0	S: 7	LOB: 1	BB: 0	P: 11	R: 1	H: 2	E: 0	K: 2	S: 12	LOB: 1	BB: 0	P: 17	R: 2	H: 3	E: 0	K: 0	S: 13	LOB: 2	BB: 1	P: 23	R: 0	H: 1	E: 0	K: 0	S: 3	LOB: 0	BB: 0	P: 6	R: 1	H: 2	E: 0	K: 0	S: 8	LOB: 0	BB: 0	P: 13	R: 0	H: 1	E: 0	K: 2	S: 10	LOB: 3	BB: 1	P: 19	R: 0	H: 0	E: 0	K: 1	S: 9	LOB: 0	BB: 0	P: 11	1B: 7	SF: 0	2B: 1	SAC: 1	3B: 2	DP: 1	HR: 1	HBP: 0	WP: 0	PA: 39
Todd Van Poppel, R (1, 1) ERA: 8.08	IP: 6.0	WLS: W	BF: 27	H: 8	R: 3	ER: 3	SO: 2	BB: 2	IBB: 0	HBP: 0	BLK: 0	WP: 0	HR: 1	S: 49	P: 83	ERA: 4.50	WHIP: 1.667																																																																	
Joey Eischen, L (7, 1) ERA: 3.95	IP: 1.0		BF: 4	H: 2	R: 1	ER: 1	SO: 0	BB: 0	IBB: 0	HBP: 0	BLK: 0	WP: 0	HR: 0	S: 8	P: 13	ERA: 9.00	WHIP: 2.000																																																																	
Jose Lima, R (8, 1) ERA: 5.43	IP: 0.2		BF: 4	H: 1	R: 0	ER: 0	SO: 1	BB: 1	IBB: 0	HBP: 0	BLK: 0	WP: 0	HR: 0	S: 7	P: 14	ERA: 0.00	WHIP: 3.000																																																																	
Mike Myers, L (8, 1) ERA: 5.13	IP: 1.1	S	BF: 4	H: 0	R: 0	ER: 0	SO: 2	BB: 0	IBB: 0	HBP: 0	BLK: 0	WP: 0	HR: 0	S: 12	P: 16	ERA: 0.00	WHIP: 0.000																																																																	

DETROIT TIGERS @ KANSAS CITY ROYALS
Kauffman Stadium, Kansas City, MO

Sun Aug 25 1996, 3:33 AM CDT
Att: 15,123 - Cloudy - 76 F

AB	35
R	4
H	11
RBI	4
BB	3
SO	5
LOB	20



Batter	1	2	3	4	5	6	7	8	9	10	AB R H RBI BB SO LOB	TOP																							
Darryl Hamilton, L (1, 8) OBP: 0.358, SLG: 0.386	1-3 	1-0 		2-2 G1-3			0-0 F7		2-2 G6-3		5 0 1 0 0 1 0																								
Ivan Rodriguez, R (1, 2) OBP: 0.358, SLG: 0.510	0-1 G6-3	0-1 G1-3					1-0 F9		0-0 G5-3		5 1 1 0 0 0 2																								
29 Rusty Greer, L (1, 7) OBP: 0.401, SLG: 0.538	2-1 1B						3-1 F8		3-2 1B		4 1 2 0 0 1 0																								
Juan Gonzalez, R (1, 9) OBP: 0.391, SLG: 0.675	0-1 1B						0-0 L7		0-1 P4		5 0 1 0 0 1 3																								
Will Clark, L (1, 3) OBP: 0.384, SLG: 0.441	2-1 1B						0-1 2B		0-0 1B		3 1 3 2 2 0 0																								
Damon Buford, R (10, PR) OBP: 0.331, SLG: 0.444	1-2 1B						1-2 2B		1-2 1B		0 0 0 0 0 0 0																								
Rene Gonzales, R (10, 3) OBP: 0.304, SLG: 0.358	3-H 1B						3-2 1B		3-2 1B		0 0 0 0 0 0 0																								
Dean Palmer, R (1, 5) OBP: 0.358, SLG: 0.535	0-2 G5-3						1-2 F8		3-2 G5-3		5 0 0 0 0 1 8																								
Mickey Tettleton, S (1, 10) OBP: 0.368, SLG: 0.441							2-1 2B		2-3 K		4 0 1 1 0 3 2																								
Mark McLemore, S (1, 4) OBP: 0.394, SLG: 0.386							1-H 2B		3-2 CS		4 0 1 0 0 0 1																								
Kevin Elster, R (1, 6) OBP: 0.319, SLG: 0.480							2-1 G6-3		0-0 L6		4 0 1 0 0 0 1																								
							1-0 F7		2-2 F9		4 0 0 0 0 0 2																								
							1-0 F8																												
Inning Stats	R: 1 E: 0 K: 1 S: 14	H: 3 LOB: 2 BB: 0 P: 19	R: 0 E: 0 K: 1 S: 9	H: 2 LOB: 2 BB: 0 P: 12	R: 0 E: 0 K: 2 S: 9	H: 1 LOB: 2 BB: 1 P: 17	R: 0 E: 0 K: 0 S: 7	H: 0 LOB: 0 BB: 0 P: 13	R: 0 E: 0 K: 0 S: 6	H: 0 LOB: 0 BB: 0 P: 10	R: 1 E: 0 K: 0 S: 10	H: 2 LOB: 1 BB: 0 P: 16	R: 1 E: 0 K: 0 S: 10	H: 2 LOB: 2 BB: 0 P: 17	R: 0 E: 0 K: 1 S: 7	H: 0 LOB: 0 BB: 0 P: 11	R: 0 E: 0 K: 1 S: 7	H: 0 LOB: 0 BB: 0 P: 9	R: 0 E: 0 K: 1 S: 10	H: 0 LOB: 1 BB: 1 P: 19	1B: 9 2B: 1 3B: 0 HR: 0	SF: 0 SAC: 0 DP: 0 HBP: 1	WP: 0 PB: 0 SB: 0 CS: 1	PA: 43											
PITCHER	IP 9.0	WLS 39	BF 39	H 10	R 3	ER 3	SO 6	BB 1	IBB 0	HBP 1	BLK 0	WP 0	HR 0	S 79	P 124	ERA 3.00	WHIP 1.222																		
Chris Haney, L (1, 1) ERA: 4.79												IP 1.0	WLS 3	BF 3	H 0	R 0	ER 0	SO 1	BB 1	IBB 0	HBP 0	BLK 0	WP 0	HR 0	S 10	P 19	ERA 0.00	WHIP 1.000							
Jeff Montgomery, R (10, 1) ERA: 4.03																																			

Texas Rangers @ Kansas City Royals
Kauffman Stadium, Kansas City, MO
Tue Aug 27 1996, 7:05 PM CDT
Att: 12,907 - Unknown - 81 F

livebaseballscorecards.com

AB 39
R 3
H 10
RBI 3
BB 2
SO 7
LOB 18



Batter	1	2	3	4	5	6	7	8	9	10	11	12	AB	R	H	RBI	BB	SO	LOB	TOP															
Darryl Hamilton, L OBP: 0.356, SLG: 0.383	0-0 P6		1-1 G3		1-2 P6			0-0 SH5-3		1-2 G4-3			4	0	0	0	0	0	1																
Ivan Rodriguez, R OBP: 0.356, SLG: 0.507	1-2 29 1B		0-2 F8					2-1 P3		1-2 P3			5	0	1	0	0	0	2																
29 Rusty Greer, L OBP: 0.401, SLG: 0.535	0-1 1B			4-0 G6-3 S BB				1-0 F9		3-1 F7			4	0	1	0	1	1	1																
Juan Gonzalez, R OBP: 0.399, SLG: 0.676	2-3 K		0-2 F9					0-0 HR		2-0 F8		2-3 K	5	1	1	1	0	1	3																
Will Clark, L OBP: 0.379, SLG: 0.435	1-0 G4-3		3-2 G6-3					1-1 F8		0-0 F7		2-0 G3	5	0	0	0	0	0	3																
Dean Palmer, R OBP: 0.356, SLG: 0.538		3-2 F7		1-1 P2				0-0 F9		2-2 HR		3-3 K	5	1	1	1	0	1	1																
Mickey Tettleton, S OBP: 0.364, SLG: 0.436		2-1 F7		0-2 F8				1-2 L3		1-1 F7		1-1 F9	5	0	0	0	0	0	0																
Mark McLemore, S OBP: 0.396, SLG: 0.386		0-0 L4		0-1 CS 1B				3-2 F7				4-1 G4-3 SH1-3 BB	3	0	1	0	2	0	0																
Kevin Elster, R OBP: 0.320, SLG: 0.486			3-2 L9		3-2 1 SAFE 1 SAFE 1 SAFE 1-2 HR			4-2 WP SH5-3 BB		0-0 SH1-3		3-2 G1-3	3	1	1	1	1	0	1																
Inning Stats	R: 0 E: 0 K: 1 S: 12	H: 2 LOB: 2 BB: 0 P: 16	R: 0 E: 0 K: 0 S: 6	H: 0 LOB: 0 BB: 0 P: 11	R: 0 E: 0 K: 0 S: 11	H: 0 LOB: 1 BB: 1 P: 16	R: 1 E: 0 K: 0 S: 16	H: 2 LOB: 0 BB: 0 P: 20	R: 1 E: 0 K: 0 S: 9	H: 1 LOB: 0 BB: 0 P: 13	R: 0 E: 0 K: 0 S: 7	H: 0 LOB: 1 BB: 1 P: 16	R: 1 E: 0 K: 0 S: 7	H: 1 LOB: 0 BB: 0 P: 12	R: 0 E: 0 K: 10 S: 10	H: 0 LOB: 1 BB: 1 P: 16	R: 0 E: 0 K: 1 S: 8	H: 0 LOB: 1 BB: 1 P: 19	1B: 3 2B: 0 3B: 0 HR: 3	SF: 0 SAC: 2 DP: 0 HBP: 0	WP: 1 PA: 45														
PITCHER	IP WLS BF H R ER SO BB IBB HBP BLK WP HR S P ERA WHIP																																		
Tim Belcher, R ERA: 3.93	(1, 1) 8.0	30	5	2	2	1	2	0	0	0	0	1	75	118	2.25	0.875																			
Jeff Montgomery, R ERA: 4.11	(9, 1) 1.0	4	1	1	1	0	0	0	0	0	0	1	7	12	9.00	1.000																			
Jaime Bluma, R ERA: 3.86	(10, 1) 2.0	7	0	0	0	1	1	0	0	0	0	0	19	30	0.00	0.500																			
Rick Huisman, R ERA: 2.66	(12, 1) 1.0	W 4	0	0	0	1	1	0	0	0	0	0	8	19	0.00	1.000																			

Texas Rangers @ Kansas City Royals
Kauffman Stadium, Kansas City, MO
Wed Aug 28 1996, 7:05 PM CDT
Att. 12,695 - Unknown - 82 F

livebaseballscorecards.com

AB	39
R	3
H	6
RBI	3
BB	4
SO	3
LOB	12



Batter	1	2	3	4	5	6	7	8	9	10	11	12	AB R H RBI BB SO LOB
Jose Offerman, S OBP: 0.376, SLG: 0.404 (1, 4) F B X (9, 3)	2-1 L3		0-1 G4-3			1-1 1B		0-1 2B 1B		1-1 FC6		1-2 1B	6 1 3 1 0 0 1
Tom Goodwin, L OBP: 0.331, SLG: 0.331 (1, 7) B X	1-0 G4-3		3-2 G4-3			0-0 1B		1-2 F8		2-3 K			5 0 1 0 0 1 2
Craig Paquette, R OBP: 0.317, SLG: 0.477 (1, 5) C B B F F X S B B	3-3 K					0-1 FC5-4 1B		0-0 1B 2B				3-3 K	5 1 2 1 0 3 0
Bob Hamelin, L OBP: 0.390, SLG: 0.444 Les Norman, R OBP: 0.240, SLG: 0.116 (1, 10) X		0-0 1B 2B				1-3 K		0-1 G6-4-3 1B				0-1 G4-3	4 0 2 1 0 2 3 1 0 0 0 0 0 0
Joe Vitiello, R OBP: 0.356, SLG: 0.433 Keith Lockhart, L OBP: 0.331, SLG: 0.419 (1, 3) B X	1-0 FC3-2-5 1B		0-1 L4			0-1 FC5-4		0-1 G6-4-3				0-1 1B	4 0 1 0 0 0 4 1 0 1 0 0 0 0
Jon Nunnally, L OBP: 0.282, SLG: 0.375 (1, 9) B B F F X S B B	3-3 K					1-2 P6		1-2 HR		1-3 K		1-0 F8	5 1 1 1 0 2 3
Mike Macfarlane, R OBP: 0.331, SLG: 0.498 (1, 2) X	0-0 FC3-2-5					0-0 F8		1-2 P3		0-0 L7		1-0 F7	5 0 0 0 0 0 2
Johnny Damon, L OBP: 0.317, SLG: 0.376 (1, 8) S X	0-1 G6-3					0-1 G4-3		3-3 K		1-1 F8		1-1 1B 1B	5 1 1 0 0 1 2
David Howard, S OBP: 0.296, SLG: 0.319 (1, 6) X		0-0 F9				0-0 G4-3		2-0 F8		2-2 FC6 1B		0-0 P6	5 0 1 0 0 0 1


Inning Stats	R: 0	H: 0	E: 0	K: 1	S: 6	LOB: 0	BB: 0	P: 12	R: 0	H: 2	E: 0	K: 1	S: 8	LOB: 2	BB: 0	P: 12	R: 0	H: 0	E: 0	K: 0	S: 6	LOB: 0	BB: 0	P: 9	R: 0	H: 0	E: 0	K: 2	S: 8	LOB: 0	BB: 0	P: 14	R: 0	H: 0	E: 0	K: 0	S: 6	LOB: 0	BB: 0	P: 7	R: 0	H: 3	E: 0	K: 1	S: 11	LOB: 3	BB: 0	P: 13	R: 1	H: 1	E: 0	K: 1	S: 11	LOB: 0	BB: 0	P: 18	R: 2	H: 3	E: 0	K: 0	S: 10	LOB: 1	BB: 0	P: 11	R: 0	H: 0	E: 0	K: 1	S: 6	LOB: 0	BB: 0	P: 8	R: 0	H: 1	E: 1	K: 1	S: 8	LOB: 0	BB: 0	P: 13	R: 0	H: 1	E: 0	K: 1	S: 11	LOB: 1	BB: 0	P: 15	R: 1	H: 2	E: 0	K: 0	S: 8	LOB: 1	BB: 0	P: 12	1B: 10	2B: 2	3B: 0	HR: 1	SF: 0	DP: 1	HBP: 0	WP: 0	PA: 46
--------------	------	------	------	------	------	--------	-------	-------	------	------	------	------	------	--------	-------	-------	------	------	------	------	------	--------	-------	------	------	------	------	------	------	--------	-------	-------	------	------	------	------	------	--------	-------	------	------	------	------	------	-------	--------	-------	-------	------	------	------	------	-------	--------	-------	-------	------	------	------	------	-------	--------	-------	-------	------	------	------	------	------	--------	-------	------	------	------	------	------	------	--------	-------	-------	------	------	------	------	-------	--------	-------	-------	------	------	------	------	------	--------	-------	-------	--------	-------	-------	-------	-------	-------	--------	-------	--------

PITCHER	IP	WLS	BF	H	R	ER	SO	BB	IBB	HBP	BLK	WP	HR	S	P	ERA	WHIP
Ken Hill, R ERA: 3.45 (1, 1)	8.0		32	9	3	3	6	0	0	0	0	0	1	66	96	3.38	1.125
Mike Stanton, L ERA: 3.84 (9, 1)	2.0		6	1	0	0	2	0	0	0	0	0	0	14	21	0.00	0.500
Kevin Gross, R ERA: 5.49 (11, 1)	1.2	L	8	3	1	1	1	0	0	0	0	0	0	19	27	5.40	1.800

TEXAS RANGERS @ KANSAS CITY ROYALS
Kauffman Stadium, Kansas City, MO
 Wed Aug 28 1996, 7:05 PM CDT
 Att: 12,695 - Unknown - 82 F

livebaseballscorecards.com

AB	46
R	4
H	13
RBI	4
BB	0
SO	9
LOB	18



Batter	1	2	3	4	5	6	7	8	9	AB R H RBI BB SO LOB	TOP		
Jose Offerman, S (1, 6) OBP: 0.374, SLG: 0.402	1-0 F7		2-2 FC5-4 1B 1-2f		2-1 F7		2-0 G6-3 2B 1B		2-1 F8	5 1 1 0 0 0 2			
Johnny Damon, L (1, 8) OBP: 0.316, SLG: 0.374	1-0 1B		1-2 F9		0-0 P5		2-0 G6-3		1-1 FC3-6 DI 1-2f	5 0 1 0 0 0 3			
Craig Paquette, R (1, 7) OBP: 0.323, SLG: 0.485	2-2 G6-4-3 1B		1-2 1B		3-2 FC5-4 1B		2-2 G5-3 2B 2-H		1-3 K 1-2	5 0 4 1 0 1 1			
Joe Vitiello, R (1, 3) OBP: 0.351, SLG: 0.425	1-1 G6-4-3 1-2f		1-1 G1-3		2-2 FC5-4 1-2f		3-1 G5-3			4 0 0 0 0 0 6			
Jon Nunnally, L (1, 9) OBP: 0.279, SLG: 0.361		2-3 K		1-1 2B 1B		2-2 F8		2-3 K		4 0 1 0 0 2 1			
29 Mike Sweeney, R (1, 10) OBP: 0.369, SLG: 0.350		1-1 G6-3		0-1 1-2 1B		3-3 K		0-1 G6-3		4 0 1 0 0 1 0			
Mike Macfarlane, R (1, 2) OBP: 0.333, SLG: 0.497		4-1 BB		1-3 K		1-2 1B 1B		2-3 K		3 0 1 0 1 2 2			
Keith Lockhart, L (1, 4) OBP: 0.330, SLG: 0.417		1-0 P6		1-1 F8		1-0 FC5-4 1-2 1B		1-3 K		4 0 1 0 0 1 3			
Joe Randa, R (1, 5) OBP: 0.344, SLG: 0.420			2-0 FC5-4 1B		1-2 P3		2-1 FC5-4 1-2f		2-1 FC3-6 1B	4 0 2 0 0 0 4			
Inning Stats	R: 0 H: 2 E: 0 LOB: 1 K: 0 BB: 0 S: 7 P: 12	R: 0 H: 0 E: 0 LOB: 1 K: 1 BB: 1 S: 9 P: 17	R: 0 H: 2 E: 0 LOB: 2 K: 0 BB: 0 S: 12 P: 19	R: 0 H: 2 E: 0 LOB: 2 K: 1 BB: 0 S: 15 P: 19	R: 0 H: 1 E: 0 LOB: 1 K: 0 BB: 0 S: 9 P: 16	R: 0 H: 2 E: 0 LOB: 2 K: 1 BB: 0 S: 13 P: 22	R: 1 H: 2 E: 0 LOB: 1 K: 1 BB: 0 S: 11 P: 22	R: 0 H: 0 E: 0 LOB: 0 K: 2 BB: 0 S: 8 P: 11	R: 0 H: 1 E: 0 LOB: 1 K: 1 BB: 0 S: 9 P: 15	1B: 11 SF: 0 2B: 1 SAC: 0 3B: 0 DP: 1 HR: 0 HBP: 0	WP: 0 PA: 39 PB: 0 SB: 0 CS: 0		
PITCHER	IP WLS BF H R ER SO BB IBB HBP BLK WP HR S P ERA WHIP											PITCHER	IP WLS BF H R ER SO BB IBB HBP BLK WP HR S P ERA WHIP
Omar Olivares, R (1, 1) ERA: 4.69	6.2 0 31 11 1 1 3 1 0 0 0 0 0 0 73 122 1.35 1.800												
Joey Eischen, L (7, 1) ERA: 4.37	2.0 W 7 1 0 0 3 0 0 0 0 0 0 0 17 27 0.00 0.500												
Jose Lima, R (9, 1) ERA: 5.4	0.1 S 1 0 0 0 1 0 0 0 0 0 0 0 3 4 0.00 0.000												

Kansas City Royals @ Detroit Tigers
Tiger Stadium, Detroit, MI
Thu Aug 29 1996, 7:05 PM EDT
Att: 7,882 - Unknown - 82 F


livebaseballscorecards.com

AB	38
R	1
H	12
RBI	1
BB	1
SO	7
LOB	22



Batter	1	2	3	4	5	6	7	8	9
Bobby Higginson, L OBP: 0.400, SLG: 0.583 (1, 7)	3-2 G3-1 1B		0-1 1B		3-3 K			2-2 HR	
Mark Lewis, R OBP: 0.340, SLG: 0.418 (1, 4)	2-1 G3-1 1-2		1-2 G5-3		3-1 1B			0-2 2B	
Travis Fryman, R OBP: 0.324, SLG: 0.449 (1, 6)	3-3 K			0-0 1B	1-3 K			0-1 F8 2B	
Ruben Sierra, S OBP: 0.326, SLG: 0.393 (1, 9)	0-1 F8			3-3 K	2-0 G3-1			1-0 F8	
Tony Clark, S OBP: 0.306, SLG: 0.472 (1, 3)		2-1 F8		4-1 1B BB	2-3 K			3-3 K	
Melvin Nieves, S OBP: 0.345, SLG: 0.538 (1, 10)		1-3 K		2-3 K	0-0 P3			0-0 1B	
Phil Nevin, R OBP: 0.372, SLG: 0.359 (1, 5)		2-3 K		2-0 1B	1-2 G6-3			1-3 K	
Brad Ausmus, R OBP: 0.282, SLG: 0.299 (1, 2)			0-0 P4	0-3 K	2-2 F7				
Kimera Bartee, R OBP: 0.342, SLG: 0.340 (1, 8)			1-3 K		0-0 F7				

AB	R	H	RBI	BB	SO	LOB
4	1	3	1	0	1	0
4	1	2	0	0	0	2
4	2	2	1	0	2	2
4	0	0	0	0	1	3
3	0	0	0	1	2	1
4	0	1	1	0	2	2
4	0	1	1	0	2	1
3	0	0	0	0	1	2
3	0	0	0	0	2	0

BOTTOM	
AB	33
R	4
H	9
RBI	4
BB	1
SO	13
LOB	13
	
WP: 0	PA: 34
PB: 0	
SB: 1	
CS: 0	

Kansas City Royals @ Detroit Tigers
Tiger Stadium, Detroit, MI
 Thu Aug 29 1996, 7:05 PM EDT
 Att. 7,882 - Unknown - 82 F

Inning Stats		R: 0	H: 1	R: 0	H: 0	R: 0	H: 1	R: 1	H: 2	R: 0	H: 1	R: 0	H: 0	R: 0	H: 0	R: 3	H: 4
Kevin Appier, R ERA: 3.38 (1, 1)	IP: 8.0	WLS: L	BF: 34	H: 9	R: 4	ER: 4	SO: 13	BB: 1	IBB: 0	HBP: 0	BLK: 0	WP: 0	HR: 1	S: 84	P: 134	ERA: 4.50	WHIP: 1.250

PITCHER		IP	WLS	BF	H	R	ER	SO	BB	IBB	HBP	BLK	WP	HR	S	P	ERA	WHIP
Kevin Appier, R ERA: 3.38 (1, 1)	IP: 8.0	WLS: L	BF: 34	H: 9	R: 4	ER: 4	SO: 13	BB: 1	IBB: 0	HBP: 0	BLK: 0	WP: 0	HR: 1	S: 84	P: 134	ERA: 4.50	WHIP: 1.250	

Batter	1	2	3	4	5	6	7	8	9	AB R H RBI BB SO LOB	TOP	
Jose Offerman, S (1, 6) OBP: 0.373, SLG: 0.401	3-2 BB 1B		1-0 G6-3			0-1 F8		1-2 FC4-6		4 0 1 0 0 0 2		
Tom Goodwin, L (1, 7) OBP: 0.330, SLG: 0.330	1-0 B2		1-2 G4-3			1-1 G4-3			1-1 1B	4 0 1 0 0 0 1		
Keith Lockhart, L (1, 4) OBP: 0.327, SLG: 0.413	2-2 P5				1-1 L8		3-2 G4-3		0-2 P4	4 0 0 0 0 0 2		
Joe Vitiello, R (1, 3) OBP: 0.349, SLG: 0.420	4-2 FC6 BB				0-1 L4		0-0 G5-3		3-1 L9	3 0 0 0 1 0 1		
Bob Hamelin, L (1, 10) OBP: 0.392, SLG: 0.443	0-1 FC6				2-2 P6		4-2 BB		0-0 1B	3 0 1 0 1 0 2		
Craig Paquette, R (1, 5) OBP: 0.320, SLG: 0.479		0-0 F8			1-3 K		0-2 P4		0-0 P1-3	4 0 0 0 0 1 3		
Jon Nunnally, L (1, 9) OBP: 0.261, SLG: 0.333		2-0 F8			0-1 F7			0-0 P6		3 0 0 0 0 0 0		
29 Mike Sweeney, R (1, 2) OBP: 0.368, SLG: 0.349		0-0 P3			2-0 F8			0-2 FC4-6 1B		3 0 1 0 0 0 0		
Johnny Damon, L (1, 8) OBP: 0.316, SLG: 0.373			0-2 G6-3 1B			0-0 L6		3-3 K		3 0 1 0 0 1 1		
Inning Stats	R: 0 H: 1 E: 0 LOB: 2 K: 0 BB: 1 S: 13 P: 22	R: 0 H: 0 E: 0 LOB: 0 K: 0 BB: 0 S: 3 P: 5	R: 0 H: 1 E: 0 LOB: 0 K: 0 BB: 0 S: 7 P: 9	R: 0 H: 0 E: 0 LOB: 0 K: 0 BB: 0 S: 7 P: 10	R: 0 H: 0 E: 0 LOB: 0 K: 1 BB: 0 S: 7 P: 10	R: 0 H: 0 E: 0 LOB: 0 K: 0 BB: 0 S: 5 P: 6	R: 0 H: 0 E: 0 LOB: 1 K: 0 BB: 1 S: 10 P: 17	R: 0 H: 1 E: 0 LOB: 1 K: 1 BB: 0 S: 11 P: 15	R: 0 H: 2 E: 0 LOB: 2 K: 0 BB: 0 S: 9 P: 13	1B: 5 SF: 0 2B: 0 SAC: 0 3B: 0 DP: 1 HR: 0 HBP: 0	WP: 0 PA: 33 PB: 0 SB: 0 CS: 0	
PITCHER Todd Van Poppel, R (1, 1) ERA: 7.24	IP WLS BF H R ER SO BB IBB HBP BLK WP HR S P ERA WHIP	9.0 W 33 5 0 0 2 2 0 0 0 0 0 0 72 107 0.00 0.778										

Kansas City Royals @ Detroit Tigers
Tiger Stadium, Detroit, MI
Fri Aug 30 1996, 7:05 PM EDT
Att. 16,498 - Unknown - 81 F

livebaseballscorecards.com

AB 31
R 0
H 5
RBI 0
BB 2
SO 2
LOB 12



Batter	1	2	3	4	5	6	7	8	9
Kimera Barteo, R OBP: 0.346, SLG: 0.345 (1, 8)	3-1 E1 2B 1B	0-3 K			0-2 G6-4-3 1B		1-3 K		
Mark Lewis, R OBP: 0.340, SLG: 0.419 (1, 4)	2-1 1B SF8 2B	1-1 G3			0-1 G6-4-3 1-2f			0-0 F9	
Travis Fryman, R OBP: 0.326, SLG: 0.448 (1, 6)	3-2 HR 1B				4-0 BB			1-3 K	
Ruben Sierra, S OBP: 0.323, SLG: 0.391 (1, 9)	0-0 SF8				0-1 F9			1-2 G1-3	
Tony Clark, S OBP: 0.306, SLG: 0.481 (1, 3)	2-1 HR								
Phil Nevin, R OBP: 0.370, SLG: 0.357 (1, 5)	1-2 1B				3-1 E6 F8			3-3 K	
Melvin Nieves, S OBP: 0.342, SLG: 0.533 (1, 10)	1-1 F8				1-0 F8			0-2 G4-3	
Bobby Higginson, L OBP: 0.397, SLG: 0.578 (1, 7)	3-2 P4				0-2 F8 2-3			2-3 K	
Brad Ausmus, R OBP: 0.280, SLG: 0.297 (1, 2)					1-3 K			2-2 G5-3	

Inning Stats	R: 4	H: 5	E: 1	K: 0	S: 21	LOB: 1	BB: 0	P: 36
	R: 0	H: 0	E: 0	K: 1	S: 7	LOB: 0	BB: 0	P: 9
	R: 0	H: 0	E: 0	K: 3	S: 10	LOB: 0	BB: 0	P: 15
	R: 0	H: 0	E: 1	K: 1	S: 9	LOB: 1	BB: 0	P: 14
	R: 0	H: 1	E: 0	K: 0	S: 7	LOB: 1	BB: 1	P: 11
	R: 0	H: 0	E: 0	K: 1	S: 7	LOB: 0	BB: 0	P: 11
	R: 0	H: 0	E: 0	K: 2	S: 12	LOB: 0	BB: 0	P: 17
	R: 0	H: 0	E: 0	K: 1	S: 7	LOB: 0	BB: 0	P: 9

PITCHER	IP	WLS	BF	H	R	ER	SO	BB	IBB	HBP	BLK	WP	HR	S	P	ERA	WHIP
50 José Rosado, L ERA: 2.58 (1, 1)	7.0	L	28	6	4	4	8	1	0	0	0	0	1	73	113	5.14	1.000
Hipólito Pichardo, R ERA: 5.27 (8, 1)	1.0		3	0	0	0	1	0	0	0	0	0	0	7	9	0.00	0.000

AB R H RBI BB SO LOB

4	1	2	0	0	2	0
4	1	1	1	0	0	1
3	1	1	0	1	2	0
3	0	0	1	0	1	1
3	1	1	2	0	1	0
3	0	1	0	0	1	0
3	0	0	0	0	0	2
3	0	0	0	0	1	2
3	0	0	0	0	1	1

AB	29
R	4
H	6
RBI	4
BB	1
SO	9
LOB	7



Kansas City Royals @ Detroit Tigers
Tiger Stadium, Detroit, MI
Fri Aug 30 1996, 7:05 PM EDT
Att: 16,498 - Unknown - 81 F

livebaseballscorecards.com

AB	29
R	4
H	6
RBI	4
BB	1
SO	9
LOB	7

WP	PA
0	31
PB	0
SB	0
CS	0

Batter	1	2	3	4	5	6	7	8	9	AB R H RBI BB SO LOB	TOP																								
Jose Offerman, S OBP: 0.371, SLG: 0.397 (1, 3) (8, 4)	0-0 F9		3-3 K			4-2 SF8 SH2-4 1-2 E BB		0-2 F7	0-0 FC4-6 1-2f	4 1 0 0 1 1 2																									
Tom Goodwin, L OBP: 0.330, SLG: 0.330 (1, 7) (8, 5)	1-3 K			1-0 P5		0-0 SH2-4		0-1 S 1B		3 0 1 0 0 1 0																									
Keith Lockhart, L OBP: 0.324, SLG: 0.411 Joe Randa, R OBP: 0.347, SLG: 0.422 (1, 4) (8, PH) (8, 5)	0-1 P4			1-1 F9		0-1 SF8		2-2 S 1B		2 0 0 1 0 0 0 1 0 1 0 0 0 0																									
Craig Paquette, R OBP: 0.319, SLG: 0.485 (1, 5) (8, 3)		0-2 L6		1-0 HR		0-1 E8 WP		1-3 K		4 1 1 1 0 1 2																									
Bob Hamelin, L OBP: 0.394, SLG: 0.439 (1, 10)		3-2 L9		1-1 F8		4-1 S BB		4-0 IBB		2 0 0 0 2 0 0																									
Mike Macfarlane, R OBP: 0.330, SLG: 0.491 (1, 2)		2-3 K			3-1 G5-3	1-3 K		2-0 P6		4 0 0 0 0 2 5																									
Jon Nunnally, L OBP: 0.245, SLG: 0.310 Les Norman, R OBP: 0.235, SLG: 0.114 (1, 9) (9, PH) (9, 9)			0-0 F7		2-2 P5		3-2 F8		2-3 K	3 0 0 0 0 0 0 1 0 0 0 0 1 0	AB 30 R 3 H 5 RBI 2 BB 4 SO 7 LOB 10																								
Johnny Damon, L OBP: 0.318, SLG: 0.373 (1, 8)			4-2 SH1-3 BB		0-2 F8		0-1 P4		0-2 FC4-6 1B	3 0 1 0 1 0 0																									
David Howard, S OBP: 0.296, SLG: 0.319 (1, 6)			1-2 SH1-3			0-0 SH2-4 SF8 BB 1B		1-2 P2	2-3 K	3 1 1 0 0 1 1																									
Inning Stats	R: 0 E: 0 K: 1 S: 6	H: 0 LOB: 0 BB: 0 P: 7	R: 0 E: 0 K: 1 S: 11	H: 0 LOB: 0 BB: 0 P: 16	R: 0 E: 0 K: 1 S: 10	H: 0 LOB: 1 BB: 1 P: 18	R: 1 E: 0 K: 0 S: 6	H: 1 LOB: 0 BB: 0 P: 10	R: 0 E: 0 K: 0 S: 8	H: 0 LOB: 0 BB: 0 P: 13	R: 2 E: 1 K: 1 S: 12	H: 1 LOB: 2 BB: 2 P: 21	R: 0 E: 0 K: 0 S: 9	H: 0 LOB: 0 BB: 0 P: 13	R: 0 E: 0 K: 1 S: 14	H: 2 LOB: 3 BB: 1 P: 23	R: 0 E: 0 K: 2 S: 12	H: 1 LOB: 1 BB: 0 P: 16	1B: 4 2B: 0 3B: 0 HR: 1	SF: 1 SAC: 2 DP: 0 HBP: 0	WP: 1 PB: 0 SB: 3 CS: 0	PA: 37													
PITCHER	IP WLS BF H R ER SO BB IBB HBP BLK WP HR S P ERA WHIP																																		
Felipe Lira, R ERA: 5.35 John Cummings, L ERA: 3.68 Richie Lewis, R ERA: 4.37 Mike Myers, L ERA: 4.95	(1, 1) (8, 1) (8, 1) (9, 1)	7.1 0.0 0.2 1.0	L 1 3 4	29 1 3 1	3 1 0 1	3 0 0 0	2 0 0 0	4 0 1 2	3 0 0 0	0 0 1 0	0 0 0 0	0 0 4 0	1 5 11 16	103 7 11 16	2.46 ∞ 0.00 0.00	0.818 ∞ 0.000 1.000																			

Kansas City Royals @ Detroit Tigers
 Tiger Stadium, Detroit, MI
 Sat Aug 31 1996, 3:33 AM EDT
 Att. 16,270 - Cloudy - 84 F

livebaseballscorecards.com



Batter	1	2	3	4	5	6	7	8	9
Curtis Pride, L (1, 7) OBP: 0.352, SLG: 0.491	1-3 K			3-3 K		0-0 F7		2-1 G1-3	
Mark Lewis, R (1, 4) OBP: 0.337, SLG: 0.415	0-0 F9			2-3 K		1-3 K		3-3 K	
Travis Fryman, R (1, 6) OBP: 0.325, SLG: 0.446	3-3 K			2-2 G1		2-1 G6-3		0-1 FC6 1B	
Tony Clark, S (1, 3) OBP: 0.305, SLG: 0.489		2-3 K		0-1 HR		2-2 F9		1-1 FC6 HBP BB	
Bobby Higginson, L (1, 8) OBP: 0.398, SLG: 0.579		0-0 G3		2-2 2B		4-2 1B BB		1-3 K	
Ruben Sierra, S (1, 9) OBP: 0.324, SLG: 0.390		1-3 K		0-1 F7		0-1 G4-6-3 1B		4-2 HBP BB	
Melvin Nieves, S (1, 10) OBP: 0.341, SLG: 0.528			2-3 K	2-3 K		2-1 G4-6-3		2-2 HBP	
Phil Nevin, R (1, 5) OBP: 0.360, SLG: 0.348			1-1 F3	1-1 G5-3		0-1 G1-3 1B		0-1 G1-3	
Brad Ausmus, R (1, 2) OBP: 0.280, SLG: 0.297			2-1 F9			1-2 1B		3-3 K	

Inning Stats	R: 0	H: 0	E: 0	K: 2	S: 7	H: 0	LOB: 0	BB: 0	P: 11	R: 0	H: 0	E: 0	K: 2	S: 7	H: 0	LOB: 0	BB: 0	P: 10	R: 0	H: 0	E: 0	K: 1	S: 7	R: 1	H: 2	E: 0	K: 1	S: 12	R: 0	H: 1	E: 0	K: 1	S: 11	R: 0	H: 1	E: 0	K: 0	S: 11	R: 0	H: 1	E: 0	K: 2	S: 10	R: 0	H: 1	E: 0	K: 1	S: 13	R: 0	H: 1	E: 0	K: 1	S: 13	R: 0	H: 1	E: 0	K: 1	S: 13	1B: 4	SF: 0	2B: 1	SAC: 0	3B: 0	DP: 1	HR: 1	HBP: 1	WP: 0	PA: 35
--------------	------	------	------	------	------	------	--------	-------	-------	------	------	------	------	------	------	--------	-------	-------	------	------	------	------	------	------	------	------	------	-------	------	------	------	------	-------	------	------	------	------	-------	------	------	------	------	-------	------	------	------	------	-------	------	------	------	------	-------	------	------	------	------	-------	-------	-------	-------	--------	-------	-------	-------	--------	-------	--------

PITCHER	IP	WLS	BF	H	R	ER	SO	BB	IBB	HBP	BLK	WP	HR	S	P	ERA	WHIP
Doug Linton, R (1, 1) ERA: 5.14	6.1	W	23	3	1	1	9	1	0	0	0	0	1	64	98	1.42	0.632
Jaime Bluma, R (7, 1) ERA: 3.27	1.2		6	2	0	0	2	0	0	0	0	0	0	14	24	0.00	1.200
Jeff Montgomery, R (9, 1) ERA: 4.04	1.0	S	6	1	0	0	1	1	0	1	0	0	0	13	21	0.00	2.000

BOTTOM

Kansas City Royals @ Detroit Tigers
Tiger Stadium, Detroit, MI
 Sat Aug 31 1996, 3:33 AM EDT
 Att: 16,270 - Cloudy - 84 F

AB	32
R	1
H	6
RBI	1
BB	2
SO	12
LOB	16



WP	HR	S	P	ERA	WHIP
0	0	0	0	0	0

livebaseballscorecards.com

Batter	1	2	3	4	5	6	7	8	9	10	11	12	13	AB R H RBI BB SO LOB	TOP													
Jose Offerman, S (1, 4) OBP: 0.373, SLG: 0.403 (8, 3)	1-2 			1-3 		3-2 			0-2 		4-2 		4-1 	4 2 1 1 2 1 0														
Tom Goodwin, L (1, 8) OBP: 0.330, SLG: 0.330	0-2 			0-2 		0-0 			1-0 		1-2 		0-2 	6 1 2 1 0 0 1														
Joe Randa, R (1, 5) OBP: 0.341, SLG: 0.414	1-3 			0-3 			0-0 		2-1 		0-3 		0-0 	5 0 0 0 0 3 2														
Joe Vitiello, R (1, 10) OBP: 0.344, SLG: 0.413 Les Norman, R (9, PR) OBP: 0.235, SLG: 0.114 Bip Roberts, S (12, PH) OBP: 0.337, SLG: 0.364			1-3 		0-1 		1-3 		1-2 			1-1 		4 0 0 0 0 2 0														
Craig Paquette, R (1, 7) OBP: 0.315, SLG: 0.478			2-3 		1-2 		2-3 		0-1 			2-3 		5 0 0 0 0 3 1														
29 Mike Sweeney, R (1, 2) OBP: 0.377, SLG: 0.373			1-3 		4-2 		2-0 			0-1 		0-1 		4 0 2 0 1 1 0														
Kevin Young, R (1, 3) OBP: 0.322, SLG: 0.481 Keith Lockhart, L (8, PH) OBP: 0.322, SLG: 0.407 (8, 4)			2-0 		0-0 		1-3 		0-1 			0-3 		2 0 1 0 0 0 1														
Johnny Damon, L (1, 9) OBP: 0.316, SLG: 0.371			0-2 		0-0 		2-2 		2-2 			2-2 		5 0 1 0 0 0 2														
David Howard, S (1, 6) OBP: 0.292, SLG: 0.315			1-3 		0-2 		2-1 		2-1 		1-1 		0-0 	5 0 0 0 0 1 2														
Inning Stats	R: 0 E: 0 K: 1 S: 10	H: 0 LOB: 0 BB: 0 P: 12	R: 0 E: 0 K: 3 S: 11	H: 0 LOB: 0 BB: 0 P: 15	R: 0 E: 0 K: 1 S: 8	H: 1 LOB: 0 BB: 0 P: 11	R: 0 E: 0 K: 2 S: 10	H: 0 LOB: 1 BB: 1 P: 15	R: 1 E: 0 K: 0 S: 8	H: 2 LOB: 0 BB: 0 P: 11	R: 0 E: 0 K: 2 S: 10	H: 0 LOB: 0 BB: 0 P: 13	R: 0 E: 0 K: 1 S: 9	H: 1 LOB: 1 BB: 0 P: 16	R: 1 E: 1 K: 0 S: 12	H: 1 LOB: 1 BB: 0 P: 16	R: 0 E: 0 K: 0 S: 5	H: 0 LOB: 0 BB: 0 P: 5	R: 0 E: 0 K: 1 S: 10	H: 0 LOB: 1 BB: 1 P: 16	R: 0 E: 0 K: 2 S: 10	H: 1 LOB: 1 BB: 0 P: 13	R: 1 E: 0 K: 0 S: 9	H: 1 LOB: 0 BB: 1 P: 15	1B: 4 2B: 2 3B: 0 HR: 1	SF: 0 SAC: 0 DP: 1 HBP: 0	WP: 0 PA: 48 PB: 0 SB: 2 CS: 2	
PITCHER Justin Thompson, L (1, 1) ERA: 3.06	IP: 7.0 WLS: 0 BF: 23 H: 3 R: 1 ER: 1 SO: 9 BB: 1 IBB: 0 HBP: 0 BLK: 0 WP: 0 HR: 1 S: 67 P: 88 ERA: 1.29 WHIP: 0.571																											
Richie Lewis, R (8, 1) ERA: 4.37	0.0 1 1 0 0 0 0 0 0 0 0 1 3 ∞ ∞																											
Joey Eischen, L (8, 1) ERA: 4.27	1.1 5 1 1 0 1 0 0 0 0 0 13 19 0.00 0.750																											
Jose Lima, R (9, 1) ERA: 5.09	3.1 13 1 0 0 2 1 0 0 0 0 29 41 0.00 0.600																											
Mike Myers, L (12, 1) ERA: 4.99	1.1 L 5 1 1 1 1 0 0 0 0 12 18 6.75 1.500																											

Kansas City Royals @ Detroit Tigers
 Tiger Stadium, Detroit, MI
 Sun Sep 01 1996, 3:33 AM EDT
 Att. 17,647 - Sunny - 82 F

livebaseballscorecards.com

AB	44
R	3
H	7
RBI	2
BB	3
SO	13
LOB	11



Batter	1	2	3	4	5	6	7	8	9	10	11	12	13	AB R H RBI BB SO LOB
Kimera Barteo, R (1, 8) OBP: 0.352, SLG: 0.347 Curtis Pride, L (9, PH) OBP: 0.350, SLG: 0.488 Alan Trammell, R (10, 4) OBP: 0.291, SLG: 0.280	1-0 1B		0-2 F8			4-1 CS BB			1-2 G1-3		1-0 F8		1-0 G5-3	2 0 1 0 1 0 0 1 0 0 0 0 0 0 2 0 0 0 0 0 1
Mark Lewis, R (1, 4) OBP: 0.337, SLG: 0.417 Bobby Higginson, L (9, PH) OBP: 0.400, SLG: 0.578 (10, 8)	2-3 K			0-0 G6-3		1-2 2B			1-2 HR 1B		4-1 G5-4-3 BB		2-2 G1-3	3 0 1 0 0 1 1 2 1 1 0 1 0 1
Travis Fryman, R (1, 6) OBP: 0.324, SLG: 0.450	1-0 G6-3			1-2 F8		1-1 F8			0-1 HR		2-0 G5-4-3			5 1 1 2 0 0 3
Ruben Sierra, S (1, 7) OBP: 0.323, SLG: 0.387	1-1 F8			4-2 BB		1-0 P3			1-1 F8		2-3 K			4 0 0 0 1 1 1
Tony Clark, S (1, 3) OBP: 0.304, SLG: 0.484		2-3 K		0-3 K		1-3 K			3-2 F7		2-1 1B			5 0 1 0 0 3 1
Eddie Williams, R (1, 10) OBP: 0.269, SLG: 0.310		3-2 F9			2-1 G5-3			1-2 G6-3		2-3 K		2-3 K		5 0 0 0 0 2 1
Melvin Nieves, S (1, 9) OBP: 0.337, SLG: 0.520		2-3 K			0-1 F7			0-1 G6-3		1-3 K		1-0 P6		5 0 0 0 0 2 1
Phil Nevin, R (1, 5) OBP: 0.345, SLG: 0.333			2-3 K		2-2 F9			1-2 G5-3		0-0 1B			2-2 G1-3	5 0 1 0 0 1 0
Brad Ausmus, R (1, 2) OBP: 0.279, SLG: 0.298			0-0 G3			1-3 K		1-2 G1-3		1-3 K			3-2 2B	5 0 1 0 0 2 1


Inning Stats	R: 0	H: 1	R: 0	H: 0	R: 0	H: 0	R: 0	H: 0	R: 0	H: 0	R: 2	H: 2	R: 0	H: 1	R: 0	H: 0	R: 0	H: 1	R: 0	H: 0	R: 0	H: 1	R: 0	H: 1	1B: 4	SF: 0	WP: 0	PA: 47
E: 0	LOB: 1	E: 0	LOB: 0	E: 0	LOB: 0	E: 0	LOB: 0	E: 0	LOB: 0	E: 0	LOB: 0	E: 0	LOB: 0	E: 0	LOB: 1	E: 0	LOB: 0	E: 0	LOB: 1	E: 0	LOB: 1	E: 0	LOB: 0	E: 0	LOB: 0	2B: 2 <td>SAC: 0 <td>PB: 0 </td></td>	SAC: 0 <td>PB: 0 </td>	PB: 0
K: 1	BB: 0	K: 2	BB: 0	K: 1	BB: 0	K: 1	BB: 1	K: 0	BB: 0	K: 1	BB: 0	K: 3	BB: 0	K: 0	BB: 1	K: 0	BB: 0	K: 3	BB: 0	K: 0	BB: 0	K: 0	BB: 0	K: 0	BB: 0	3B: 0 <td>DP: 1 <td>SB: 1 </td></td>	DP: 1 <td>SB: 1 </td>	SB: 1
S: 7	P: 12	S: 10	P: 17	S: 7	P: 9	S: 10	P: 15	S: 7	P: 11	S: 9	P: 16	S: 8	P: 11	S: 9	P: 11	S: 10	P: 14	S: 10	P: 17	S: 10	P: 17	S: 11	P: 19	S: 11	P: 19	HR: 1 <td>HBP: 0 <td>CS: 1 </td></td>	HBP: 0 <td>CS: 1 </td>	CS: 1

PITCHER	IP	WLS	BF	H	R	ER	SO	BB	IBB	HBP	BLK	WP	HR	S	P	ERA	WHIP
Chris Haney, L (1, 1) ERA: 4.6	8.0		27	2	0	0	7	2	0	0	0	0	0	67	102	0.00	0.500
Jeff Montgomery, R (9, 1) ERA: 4.26	1.0		5	2	2	2	0	0	0	0	0	0	1	14	20	18.00	2.000
Jaime Bluma, R (10, 1) ERA: 2.77	2.0		7	1	0	0	3	1	0	0	0	0	0	13	24	0.00	1.000
Rick Huisman, R (12, 1) ERA: 2.49	1.2	W	7	2	0	0	2	0	0	0	0	0	0	18	31	0.00	1.200
Jason Jacome, L (13, 1) ERA: 4.34	0.1	S	1	0	0	0	0	0	0	0	0	0	0	3	5	0.00	0.000

Kansas City Royals @ Detroit Tigers
Tiger Stadium, Detroit, MI
 Sun Sep 01 1996, 3:33 AM EDT
 Att: 17,647 - Sunny - 82 F

livebaseballscorecards.com

AB	44
R	2
H	7
RBI	2
BB	3
SO	12
LOB	11



Batter	1	2	3	4	5	6	7	8	9	AB R H RBI BB SO LOB	TOP	
Jose Offerman, S OBP: 0.374, SLG: 0.403 (1, 3)	3-2 CS 1B		3-2 G4-3 1-3			2-0 E S 1B		0-1 F7		4 1 2 0 0 0 1		
Tom Goodwin, L OBP: 0.330, SLG: 0.329 (1, 7)	2-2 G4-3 1-2		2-3 K			0-1 1-H G6-4-3 1B		0-0 G3		4 0 1 1 0 1 2		
Keith Lockhart, L OBP: 0.321, SLG: 0.404 (1, 4)	4-2 CS BB			1-3 K		0-0 G6-4-3 1-2f		0-1 F8		3 0 0 0 1 1 1		
Craig Paquette, R OBP: 0.311, SLG: 0.473 (1, 6)	0-1 CS 1-2	1-0 F9		1-1 F8		3-3 K		0-0 F9		4 0 0 0 0 1 0		
Jon Nunnally, L OBP: 0.250, SLG: 0.378 (1, 9)			3-2 F8	2-2 HR		1-3 K				3 1 1 1 0 1 0		
29 Mike Sweeney, R OBP: 0.376, SLG: 0.372 (1, 10)			2-1 1B	0-0 P6		0-0 G5-3				3 0 1 0 0 0 0		
Johnny Damon, L OBP: 0.315, SLG: 0.369 (1, 8)			1-0 P5		1-2 G4-3		1-3 K			3 0 0 0 0 1 1		
Mike Macfarlane, R OBP: 0.330, SLG: 0.488 (1, 2)			1-0 G5-3		4-2 G4-6-3 BB		1-0 P4			2 0 0 0 1 0 0		
Joe Randa, R OBP: 0.341, SLG: 0.413 (1, 5)			2-1 G4-3 S 1B		0-1 G4-6-3 1-2f		2-3 K			3 0 1 0 0 1 1		
Inning Stats	R: 0 H: 1 E: 0 LOB: 0 K: 0 BB: 1 S: 10 P: 19	R: 0 H: 1 E: 0 LOB: 1 K: 0 BB: 0 S: 7 P: 14	R: 0 H: 1 E: 0 LOB: 1 K: 1 BB: 0 S: 9 P: 17	R: 1 H: 1 E: 0 LOB: 0 K: 1 BB: 0 S: 11 P: 15	R: 0 H: 0 E: 0 LOB: 0 K: 0 BB: 1 S: 7 P: 12	R: 1 H: 2 E: 0 LOB: 0 K: 1 BB: 0 S: 7 P: 12	R: 0 H: 0 E: 0 LOB: 0 K: 2 BB: 0 S: 8 P: 10	R: 0 H: 0 E: 0 LOB: 0 K: 1 BB: 0 S: 6 P: 9	R: 0 H: 0 E: 0 LOB: 0 K: 0 BB: 0 S: 4 P: 4	1B: 5 SF: 0 2B: 0 SAC: 0 3B: 0 DP: 2 HR: 1 HBP: 0	WP: 0 PA: 32 PB: 0 SB: 2 CS: 2	
PITCHER Erik Hanson, R ERA: 5.87 (1, 1)	IP WLS BF H R ER SO BB IBB HBP BLK WP HR S P ERA WHIP	9.0 L 31 6 2 2 6 2 0 0 0 0 0 1 69 112 2.00 0.889										

Kansas City Royals @ Toronto Blue Jays
 SkyDome, Toronto, ON
 Mon Sep 02 1996, 3:33 AM EDT
 Att. 28,177 - Sunny - 80 F

AB	29
R	2
H	6
RBI	2
BB	2
SO	6
LOB	6



WP: 0	PA: 32
PB: 0	
SB: 2	
CS: 2	

Batter	1	2	3	4	5	6	7	8	9	AB	R	H	RBI	BB	SO	LOB
Otis Nixon, S <small>(1, 8)</small> <small>OBP: 0.366, SLG: 0.309</small>	0-2 			0-1 		0-0 			1-0 	4	0	0	0	0	0	0
Shawn Green, L <small>(1, 9)</small> <small>OBP: 0.340, SLG: 0.466</small>	2-2 			2-3 			0-0 		0-1 	4	0	1	0	0	1	0
Joe Carter, R <small>(1, 7)</small> <small>OBP: 0.310, SLG: 0.484</small>	0-2 			0-1 			0-0 		0-2 	4	0	2	0	0	0	0
John Olerud, L <small>(1, 3)</small> <small>OBP: 0.391, SLG: 0.508</small>			0-1 	0-0 			1-2 		1-1 	4	0	1	0	0	0	3
Ed Sprague, R <small>(1, 5)</small> <small>OBP: 0.339, SLG: 0.500</small>			1-0 		1-2 		1-3 			3	0	0	0	0	1	1
Carlos Delgado, L <small>(1, 10)</small> <small>OBP: 0.363, SLG: 0.501</small>			2-2 		2-2 			0-1 		3	0	0	0	0	0	0
Charlie O'Brien, R <small>(1, 2)</small> <small>OBP: 0.331, SLG: 0.436</small>				0-3 		0-3 		0-2 		3	0	0	0	0	2	0
Alex Gonzalez, R <small>(1, 6)</small> <small>OBP: 0.306, SLG: 0.403</small>				2-1 			1-2 		0-1 	3	0	0	0	0	0	0
Tomas Perez, S <small>(1, 4)</small> <small>OBP: 0.300, SLG: 0.325</small> Robert Perez, R <small>(9, PH)</small> <small>OBP: 0.382, SLG: 0.455</small>			2-0 			0-1 			0-3 	2	0	0	0	0	0	0
										1	0	0	0	0	1	0

Inning Stats	R: 0	H: 0	R: 0	H: 0	R: 0	H: 1	R: 0	H: 0	R: 0	H: 0	R: 0	H: 1	R: 0	H: 0	R: 0	H: 2	R: 0	H: 2	1B: 4	SF: 0
	E: 0	LOB: 0	E: 0	LOB: 0	E: 0	LOB: 1	E: 0	LOB: 0	E: 0	LOB: 0	E: 0	LOB: 1	E: 0	LOB: 0	E: 0	LOB: 2	E: 0	LOB: 2	2B: 0	SAC: 0
	K: 0	BB: 0	K: 0	BB: 0	K: 1	BB: 0	K: 1	BB: 0	K: 0	BB: 0	K: 0	BB: 0	K: 1	BB: 0	K: 0	BB: 0	K: 1	BB: 0	3B: 0	DP: 0
	S: 9	P: 11	S: 7	P: 10	S: 6	P: 10	S: 8	P: 10	S: 6	P: 7	S: 8	P: 10	S: 7	P: 7	S: 11	P: 13	S: 11	P: 13	HR: 0	HBP: 0

PITCHER	IP	WLS	BF	H	R	ER	SO	BB	IBB	HBP	BLK	WP	HR	S	P	ERA	WHIP	IP	WLS	BF	H	R	ER	SO	BB	IBB	HBP	BLK	WP	HR	S	P	ERA	WHIP
Tim Belcher, R <small>(1, 1)</small> <small>ERA: 3.76</small>	9.0	W	31	4	0	0	5	0	0	0	0	0	0	71	90	0.00	0.444																	

BOTTOM

Kansas City Royals @ Toronto Blue Jays
 SkyDome, Toronto, ON
 Mon Sep 02 1996, 3:33 AM EDT
 Att. 28,177 - Sunny - 80 F

livebaseballscorecards.com

AB	31
R	0
H	4
RBI	0
BB	0
SO	5
LOB	4



WP: 0	PA: 31
PB: 0	
SB: 0	
CS: 0	

Batter	1	2	3	4	5	6	7	8	9	AB R H RBI BB SO LOB	TOP											
Jose Offerman, S (1, 3) OBP: 0.374, SLG: 0.402	1-0 F8		4-0 FC4-6 BB		3-3 K		0-0 F9		3-2 G1-3 1B	4 0 1 0 1 1 2												
Tom Goodwin, L (1, 7) OBP: 0.330, SLG: 0.330	0-2 CS 1B		2-1 FC4-6 1-2f		1-0 F7 1B 2B 1B		3-3 K		1-0 G1-3 1-2	5 1 2 0 0 1 4												
Keith Lockhart, L (1, 4) OBP: 0.320, SLG: 0.402	3-1 F8 1-2			2-3 K		1-1 2B 1-2 1B		0-0 L3	2-3 K	5 0 1 0 0 2 2												
Mike Macfarlane, R (1, 2) OBP: 0.329, SLG: 0.485		1-2 G1-3		2-2 G5-3		0-0 F7 2-3		3-1 1B HR 1B		4 1 1 0 0 0 2												
Craig Paquette, R (1, 6) OBP: 0.311, SLG: 0.470		1-1 G6-3		0-3 K		1-3 K		2-1 1B HR 1B		4 1 1 0 0 2 2												
Jon Nunnally, L (1, 9) OBP: 0.268, SLG: 0.469		2-0 G3		0-3 K		1-1 1-3 3-H 2B		2-1 1B HR		4 1 2 4 0 1 0												
29 Mike Sweeney, R (1, 10) OBP: 0.372, SLG: 0.368			0-1 G6-3		2-0 2B 1B		1-1 P3		3-2 F8	4 1 1 0 0 0 2												
Johnny Damon, L (1, 8) OBP: 0.316, SLG: 0.372			1-0 P3		1-0 1-H 2B		0-1 G1-3 1B		1-0 G1-3	4 0 2 1 0 0 0												
Joe Randa, R (1, 5) OBP: 0.340, SLG: 0.411			0-2 BB 1B		1-0 F9		1-2 G1-3		1-2 F8	4 0 1 0 0 0 2												
Inning Stats	R: 0 E: 0 K: 0 S: 6	H: 1 LOB: 0 BB: 0 P: 10	R: 0 E: 0 K: 0 S: 6	H: 0 LOB: 0 BB: 0 P: 10	R: 0 E: 0 K: 0 S: 8	H: 1 LOB: 2 BB: 1 P: 15	R: 0 E: 0 K: 2 S: 10	H: 0 LOB: 0 BB: 0 P: 14	R: 1 E: 0 K: 2 S: 9	H: 2 LOB: 1 BB: 0 P: 16	R: 1 E: 0 K: 1 S: 12	H: 3 LOB: 2 BB: 0 P: 16	R: 0 E: 0 K: 1 S: 11	H: 1 LOB: 1 BB: 0 P: 17	R: 3 E: 0 K: 0 S: 11	H: 3 LOB: 0 BB: 0 P: 22	R: 0 E: 0 K: 1 S: 13	H: 1 LOB: 1 BB: 0 P: 20	1B: 9 2B: 2 3B: 0 HR: 1	SF: 0 SAC: 0 DP: 0 HBP: 0	WP: 0 PB: 0 SB: 0 CS: 1	PA: 39
PITCHER	IP WLS BF H R ER SO BB IBB HBP BLK WP HR S P ERA WHIP																					
Pat Hentgen, R (1, 1) ERA: 3.41	8.0 L 35 11 5 5 6 1 0 0 0 0 0 1 73 120 5.62 1.500																					
Paul Quantrill, R (9, 1) ERA: 5.29	1.0 4 1 0 0 1 0 0 0 0 0 0 0 13 20 0.00 1.000																					

Kansas City Royals @ Toronto Blue Jays
 SkyDome, Toronto, ON
 Tue Sep 03 1996, 7:05 PM EDT
 Att. 25,729 - Unknown - 79 F

AB	38
R	5
H	12
RBI	5
BB	1
SO	7
LOB	16



Batter	1	2	3	4	5	6	7	8	9	AB R H RBI BB SO LOB
Otis Nixon, S OBP: 0.369, SLG: 0.311 (1, 8) F C X	0-2 		4-0 		3-3 			0-1 		3 1 2 0 1 1 0
Shawn Green, L OBP: 0.339, SLG: 0.463 (1, 9) S X	0-1 		1-3 		2-1 			1-0 		4 1 1 0 0 1 2
Joe Carter, R OBP: 0.311, SLG: 0.486 (1, 7) B S S X	1-2 		1-3 					1-1 		4 0 2 1 0 2 1
John Olerud, L OBP: 0.390, SLG: 0.506 (1, 3) X	0-0 		3-2 					1-2 		4 0 1 0 0 0 5
Ed Sprague, R OBP: 0.336, SLG: 0.497 (1, 5) B C X	1-1 			2-3 					0-1 	3 0 0 1 0 2 1
Carlos Delgado, L OBP: 0.362, SLG: 0.499 (1, 10) B S S	1-3 			0-3 					0-2 	4 0 1 0 0 3 2
Charlie O'Brien, R OBP: 0.327, SLG: 0.430 (1, 2)			0-3 		1-3 			0-0 	0-2 	4 0 0 0 0 2 2
Alex Gonzalez, R OBP: 0.306, SLG: 0.401 (1, 6)			1-1 		1-3 			4-2 		2 0 0 0 1 1 1
Tomas Perez, S OBP: 0.296, SLG: 0.322 (1, 4)			2-2 		0-0 			0-0 		3 0 0 0 0 0 1

Inning Stats	R: 2	H: 3	E: 0	K: 1	S: 14	LOB: 1	BB: 0	P: 17
	R: 0	H: 0	E: 0	K: 1	S: 8	LOB: 0	BB: 0	P: 11
	R: 0	H: 0	E: 0	K: 2	S: 10	LOB: 1	BB: 1	P: 19
	R: 0	H: 0	E: 0	K: 4	S: 14	LOB: 0	BB: 0	P: 18
	R: 0	H: 0	E: 0	K: 1	S: 6	LOB: 0	BB: 0	P: 11
	R: 0	H: 1	E: 0	K: 3	S: 17	LOB: 1	BB: 0	P: 20
	R: 0	H: 0	E: 0	K: 0	S: 4	LOB: 0	BB: 1	P: 8
	R: 0	H: 2	E: 0	K: 0	S: 8	LOB: 1	BB: 0	P: 11
	R: 0	H: 1	E: 0	K: 0	S: 8	LOB: 0	BB: 0	P: 8

PITCHER	IP	WLS	BF	H	R	ER	SO	BB	IBB	HBP	BLK	WP	HR	S	P	ERA	WHIP
Kevin Appier, R ERA: 3.31 (1, 1)	9.0	W	34	7	2	2	12	2	0	0	0	1	0	89	123	2.00	1.000

BOTTOM

Kansas City Royals @ Toronto Blue Jays
 SkyDome, Toronto, ON
 Tue Sep 03 1996, 7:05 PM EDT
 Att: 25,729 - Unknown - 79 F

AB	31
R	2
H	7
RBI	2
BB	2
SO	12
LOB	15

WP: 1	PA: 34
PB: 0	
SB: 2	
CS: 0	

Batter	1	2	3	4	5	6	7	8	9	AB R H RBI BB SO LOB	TOP											
Jose Offerman, S (1, 8) OBP: 0.373, SLG: 0.400	1-3 K		1-0 F7			1-1 FC6-4 1B 1-2f G5-2-3		4-2 BB		3 0 0 0 1 1 2	Kansas City Royals @ Toronto Blue Jays SkyDome, Toronto, ON Wed Sep 04 1996, 7:05 PM EDT Att. 25,827 - Unknown - 77 F											
Johnny Damon, L (1, 9) OBP: 0.315, SLG: 0.371	2-3 K			2-3 K2-3		0-0 1B 1-2		1-2 F9		4 0 1 0 0 2 1												
Keith Lockhart, L (1, 4) OBP: 0.324, SLG: 0.404	2-2 G3-1			4-2 CS BB		1-2 1B 1-2 2-3		0-0 1B		3 0 2 0 1 0 0												
Joe Vitiello, R (1, 3) OBP: 0.339, SLG: 0.406		1-2 F9		1-1 F9		1-2 G5-2-3 3-Hr		1-3 K		3 0 2 0 1 0 0												
Bob Hamelin, L (1, 10) OBP: 0.391, SLG: 0.436		1-0 F7		3-2 CS 1-2	1-2 29 FC5-4 1B		1-3 K	2-2 P5		4 0 1 0 0 1 1												
Craig Paquette, R (1, 6) OBP: 0.307, SLG: 0.465		2-3 K2-3			1-3 K		1-0 G5-3	1-3 K		4 0 0 0 0 3 2												
Jon Nunnally, L (1, 7) OBP: 0.254, SLG: 0.442			1-3 K		2-3 K		0-1 G3-1			3 0 0 0 0 2 1												
29 Mike Sweeney, R (1, 2) OBP: 0.371, SLG: 0.367			0-2 1B		1-1 FC5-4 1-2f			1-1 F8		3 0 1 0 0 0 1												
Joe Randa, R (1, 5) OBP: 0.340, SLG: 0.410			1-3 K			2-1 FC6-4 1B		3-2 F8		3 0 1 0 0 1 1												
Inning Stats	R: 0 E: 0 K: 2 S: 10	H: 0 LOB: 0 BB: 0 P: 15	R: 0 E: 0 K: 1 S: 7	H: 0 LOB: 0 BB: 0 P: 11	R: 0 E: 0 K: 2 S: 12	H: 1 LOB: 1 BB: 0 P: 15	R: 0 E: 0 K: 1 S: 10	H: 0 LOB: 0 BB: 1 P: 20	R: 0 E: 0 K: 2 S: 11	H: 1 LOB: 1 BB: 0 P: 16		R: 0 E: 0 K: 0 S: 12	H: 3 LOB: 2 BB: 0 P: 17	R: 0 E: 0 K: 1 S: 6	H: 0 LOB: 0 BB: 0 P: 8	R: 0 E: 0 K: 0 S: 12	H: 0 LOB: 1 BB: 1 P: 21	R: 0 E: 0 K: 2 S: 11	H: 1 LOB: 1 BB: 0 P: 15	1B: 6 2B: 0 3B: 0 HR: 0	SF: 0 SAC: 0 DP: 1 HBP: 0	WP: 0 PB: 0 SB: 0 CS: 1
PITCHER	IP WLS BF H R ER SO BB IBB HBP BLK WP HR S P ERA WHIP																					
Woody Williams, R (1, 1) ERA: 4.6	8.0 W 29 5 0 0 9 2 0 0 0 0 0 0 80 123 0.00 0.875																					
Mike Timlin, R (9, 1) ERA: 3.86	1.0 4 1 0 0 2 0 0 0 0 0 0 0 11 15 0.00 1.000																					

livebaseballscorecards.com

AB	31
R	0
H	6
RBI	0
BB	2
SO	11
LOB	14



Batter	1	2	3	4	5	6	7	8	9
Alex Gonzalez, R OBP: 0.304, SLG: 0.397 (1, 6)	2-1 P4		1-0 F8		1-0 G3			0-1 G4-3	
Shawn Green, L OBP: 0.341, SLG: 0.462 (1, 9)	3-2 G3			3-2 G4-3		4-2 BB		1-0 1B 1B	
Jacob Brumfield, R OBP: 0.333, SLG: 0.509 (1, 8)	0-2 2B			1-1 F8		1-3 K		1-2 1B 1B	
Joe Carter, R OBP: 0.311, SLG: 0.485 (1, 3)	0-2 L4			2-1 F9		0-0 F8		2-2 1B 1B	
Ed Sprague, R OBP: 0.337, SLG: 0.497 (1, 5)		2-0 G5-3			0-0 1B 1B	0-1 G6-3		2-0 1B 1B	
Carlos Delgado, L OBP: 0.363, SLG: 0.506 (1, 10)		2-3 K			2-2 FC1-5 1B		2-1 G4-3	1-0 HR	
Robert Perez, R OBP: 0.384, SLG: 0.452 (1, 7)		1-2 G3-1			0-0 FC1-5 1B		4-2 BB	0-1 F8	
Sandy Martinez, L OBP: 0.276, SLG: 0.311 (1, 2)			1-3 K		0-0 FC1-5		0-0 F8	1-3 K	
Miguel Cairo, R OBP: 0.182, SLG: 0.364 (1, 4)			0-0 G5-3		0-0 F8		2-2 P3		

AB	R	H	RBI	BB	SO	LOB
4	0	0	0	0	0	2
3	1	1	0	1	0	0
4	1	2	0	0	1	1
4	1	1	1	0	0	2
4	2	2	1	0	0	1
4	1	2	3	0	1	0
3	0	1	1	1	0	0
4	0	0	0	0	2	3
3	0	0	0	0	0	3

BOTTOM

Kansas City Royals @ Toronto Blue Jays
 SkyDome, Toronto, ON
 Wed Sep 04 1996, 7:05 PM EDT
 Att: 25,827 - Unknown - 77 F

AB	33
R	6
H	9
RBI	6
BB	2
SO	4
LOB	12



Inning Stats		R: 0	H: 1	E: 0	K: 0	S: 11	LOB: 1	BB: 0	P: 16									
R: 0 H: 0 E: 0 K: 1 S: 8		R: 0 H: 0 E: 0 K: 1 S: 8		R: 0 H: 0 E: 0 K: 1 S: 5		R: 0 H: 0 E: 0 K: 0 S: 7		R: 1 H: 3 E: 0 K: 0 S: 11		R: 0 H: 0 E: 0 K: 1 S: 9		R: 0 H: 0 E: 0 K: 0 S: 9		R: 5 H: 5 E: 0 K: 1 S: 16				
PITCHER		IP	WLS	BF	H	R	ER	SO	BB	IBB	HBP	BLK	WP	HR	S	P	ERA	WHIP
50 José Rosado, L		(1, 1)	7.1	L	30	6	3	3	3	2	0	0	0	0	66	102	3.68	1.091
Hipolito Pichardo, R		(8, 1)	0.2		5	3	3	3	1	0	0	0	0	1	10	16	40.50	4.500

WP: 0	PA: 35
PB: 1	CS: 0
1B: 7	SF: 0
2B: 1	SAC: 0
3B: 0	DP: 0
HR: 1	HBP: 0

Batter	1	2	3	4	5	6	7	8	9	AB R H RBI BB SO LOB	TOP											
Jose Offerman, S (1, 6) OBP: 0.373, SLG: 0.398	3-3 K		4-2 B1-3 BB		1-3 K		1-0 F9		3-2 1B	4 0 1 0 1 2 1												
Tom Goodwin, L (1, 7) OBP: 0.329, SLG: 0.329	2-3 K		2-1 B1-3		1-2 S 1B		2-1 G3		2-3 K	5 0 1 0 0 2 2												
Bip Roberts, S (1, 10) OBP: 0.332, SLG: 0.360	1-2 G4-3		1-2 G3-1		0-1 SF9		0-2 G6-3			3 0 0 1 0 0 1												
Bob Hamelin, L (1, 3) OBP: 0.396, SLG: 0.439					0-0 G3 1B		1 SAFE 2-3 K		3-2 1B	3 0 2 0 1 1 1												
Craig Paquette, R (1, 5) OBP: 0.307, SLG: 0.463					2-1 G3 1B		0-2 F9		0-0 L4	4 0 1 0 0 0 2												
Jon Nunnally, L (1, 9) OBP: 0.274, SLG: 0.455					1-2 G3		0-0 1B		3-3 K	3 0 2 0 0 0 2												
Kevin Young, R (8, PH) OBP: 0.319, SLG: 0.477					1-2 2-3 1B		1-2 1B			1 0 0 0 0 1 1												
Johnny Damon, L (1, 8) OBP: 0.316, SLG: 0.371					2-2 P5		0-0 1B		1-3 K	3 0 1 0 0 1 4												
Mike Macfarlane, R (8, PH) OBP: 0.328, SLG: 0.483							1-2 1B			1 0 0 0 0 1 1												
Les Norman, R (8, 7) OBP: 0.235, SLG: 0.114					1-1 F9		1-3 K			0 0 0 0 0 0 0												
Keith Lockhart, L (1, 4) OBP: 0.322, SLG: 0.401									0-1 G6-3	3 0 0 0 0 1 6												
Joe Randa, R (9, PH) OBP: 0.339, SLG: 0.409										1 0 0 0 0 0 0												
29 Mike Sweeney, R (1, 2) OBP: 0.368, SLG: 0.371					0-0 L7		2-0 1B SF9 2B		1-2 F9	4 1 1 0 0 0 2												
Inning Stats	R: 0 E: 0 K: 2 S: 11	H: 0 LOB: 0 BB: 0 P: 17	R: 0 E: 0 K: 1 S: 10	H: 1 LOB: 2 BB: 1 P: 17	R: 0 E: 0 K: 0 S: 10	H: 0 LOB: 1 BB: 1 P: 17	R: 0 E: 0 K: 0 S: 11	H: 2 LOB: 2 BB: 0 P: 17	R: 1 E: 0 K: 2 S: 13	H: 2 LOB: 1 BB: 0 P: 18	R: 0 E: 0 K: 1 S: 9	H: 2 LOB: 2 BB: 0 P: 10	R: 0 E: 0 K: 0 S: 6	H: 0 LOB: 0 BB: 0 P: 9	R: 0 E: 0 K: 2 S: 12	H: 1 LOB: 1 BB: 0 P: 19	R: 0 E: 0 K: 1 S: 12	H: 1 LOB: 1 BB: 0 P: 18	1B: 8 2B: 1 3B: 0 HR: 0	SF: 1 SAC: 0 DP: 0 HBP: 0	WP: 0 PB: 0 SB: 1 CS: 0	PA: 38
PITCHER	IP WLS BF H R ER SO BB IBB HBP BLK WP HR S P ERA WHIP																					
Willie Adams, R (1, 1) ERA: 3.48	7.0 W 30 7 1 1 6 2 0 0 0 0 0 0 70 105 1.29 1.286																					
Mike Mohler, L (8, 1) ERA: 3.53	1.0 4 1 0 0 2 0 0 0 0 0 0 0 12 19 0.00 1.000																					
Mark Acre, R (9, 1) ERA: 5.95	1.0 4 1 0 0 1 0 0 0 0 0 0 0 12 18 0.00 1.000																					


Kansas City Royals @ Oakland Athletics
Oakland-Alameda County Coliseum, Oakland, CA

Fri Sep 06 1996, 7:05 PM PDT
Att. 14,404 - Unknown - 74 F

livebaseballscorecards.com

AB	35
R	1
H	9
RBI	1
BB	2
SO	9
LOB	23



Batter	1	2	3	4	5	6	7	8	9	AB	R	H	RBI	BB	SO	LOB	BOTTOM			
Tony Batista, R OBP: 0.313, SLG: 0.419 (1, 4) (9, 5)	4-2 G4-3 G6-3 WP BB	1-0 F7			2-1 G3	2-3 SAFE K		3-2 G5-3		4	1	0	0	1	1	4	Kansas City Royals @ Oakland Athletics Oakland-Alameda County Coliseum, Oakland, CA <small>livebaseballscores.com</small> AB 37 R 7 H 11 RBI 3 BB 3 SO 6 LOB 14 			
Scott Brosius, R OBP: 0.407, SLG: 0.566 (1, 5) (9, 3)	0-1 G6-3		0-0 G6-3		1-2 E 2B		1-1 G1-3	0-1 P7		5	1	1	0	0	0	2				
Geronimo Berroa, R OBP: 0.342, SLG: 0.549 (1, 10)	3-2 G4-3		2-2 E 2B		2-1 E6 1B		0-1 HR 1B	3-1 E5		5	2	2	0	0	0	1				
Mark McGwire, R OBP: 0.469, SLG: 0.756 Rafael Bourrigal, R OBP: 0.290, SLG: 0.310 (1, 3) (9, 4)	4-2 WP BB		0-0 F9		3-2 E6 1B		0-0 HR	2-3 K		4	1	2	2	1	1	2				
Terry Steinbach, R OBP: 0.333, SLG: 0.527 (1, 2)	1-0 L8		2-2 G4-3		0-0 G5-3		1-0 G4-3			4	0	0	0	0	0	3				
Brian Leshar, R OBP: 0.286, SLG: 0.594 (1, 9) (8, 7)		0-1 G3		1-3 K		0-0 HR	0-1 E4 1B			4	1	2	1	0	1	0				
Jason Giambi, L OBP: 0.366, SLG: 0.507 Kerwin Moore, S (7, PR) (8, 8)		1-2 G1-3		0-0 P6		1-3 K	4-0 FC4-6 IBB			3	0	0	0	1	1	0				
Ernie Young, R OBP: 0.321, SLG: 0.414 (1, 8) (8, 9)		0-2 1B 1B		1-3 K		2-3 K	1-1 FC4-6			4	0	1	0	0	2	2				
Mike Bordick, R OBP: 0.297, SLG: 0.312 (1, 6)		1-1 SAFE SAFE 1B		2-1 L8		0-1 1B		1-1 G5-3 E 2B		4	1	3	0	0	0	0				
Inning Stats	R: 1 E: 0 K: 0 S: 16	H: 0 LOB: 1 BB: 2 P: 28	R: 0 E: 0 K: 0 S: 11	H: 2 LOB: 2 BB: 0 P: 14	R: 0 E: 0 K: 0 S: 9	H: 1 LOB: 1 BB: 0 P: 13	R: 0 E: 0 K: 2 S: 7	H: 0 LOB: 0 BB: 0 P: 9	R: 2 E: 2 K: 0 S: 14	H: 2 LOB: 1 BB: 0 P: 24	R: 1 E: 0 K: 3 S: 12	H: 2 LOB: 1 BB: 0 P: 17	R: 2 E: 1 K: 0 S: 10	H: 3 LOB: 2 BB: 1 P: 17	R: 1 E: 1 K: 1 S: 14	H: 1 LOB: 1 BB: 0 P: 23		1B: 6 2B: 3 3B: 0 HR: 2	SF: 0 SAC: 0 DP: 0 HBP: 0	WP: 1 PB: 0 SB: 0 CS: 0
PITCHER	IP WLS BF H R ER SO	IP WLS BF H R ER SO	IP WLS BF H R ER SO	IP WLS BF H R ER SO	IP WLS BF H R ER SO	IP WLS BF H R ER SO	IP WLS BF H R ER SO	IP WLS BF H R ER SO	IP WLS BF H R ER SO	IP WLS BF H R ER SO	IP WLS BF H R ER SO	IP WLS BF H R ER SO	IP WLS BF H R ER SO	IP WLS BF H R ER SO	IP WLS BF H R ER SO	IP WLS BF H R ER SO	ERA WHIP	ERA WHIP		
Chris Haney, L ERA: 4.63 (1, 1)	6.1 L	31	9	6	4	5	2	0	0	0	0	0	0	0	0	0	111	5.68	1.737	
Bob Scanlan, R ERA: 10.03 (7, 1)	0.2	4	1	0	0	0	0	1	0	0	0	0	0	0	0	0	5	0.00	1.500	
Jaime Bluma, R ERA: 2.57 (8, 1)	1.0	5	1	1	0	1	0	0	0	0	0	0	0	0	0	0	14	0.00	1.000	

Fri Sep 06 1996, 7:05 PM PDT
Att: 14,404 - Unknown - 74 F

Batter	1	2	3	4	5	6	7	8	9	AB R H RBI BB SO LOB	TOP											
Jose Offerman, S (1, 6) OBP: 0.372, SLG: 0.395	4-2 1B BB		1-2 G4-3	1-2 F7			3-3 K		2-1 F9	4 1 0 0 1 1 3												
Tom Goodwin, L (1, 8) OBP: 0.330, SLG: 0.329	0-1 G5-4-3 1B		2-1 FC4 1B	3-2 G4-3			3-2 L9		0-1 L3	5 1 2 0 0 0 2												
Bip Roberts, S (1, 7) OBP: 0.334, SLG: 0.360	0-1 G5-4-3 1B		4-0 FC4 IBB				3-3 K			3 0 1 1 1 1 0												
Craig Paquette, R (1, 3) OBP: 0.304, SLG: 0.458	1-1 G5-4-3		0-2 FC4 2B						0-0 P3	4 1 0 1 0 0 3												
Jon Nunnally, L (1, 9) OBP: 0.273, SLG: 0.458	2-1 G4-3		0-1 2B						2-2 P6	4 0 1 1 0 1 1												
29 Mike Sweeney, R (1, 10) OBP: 0.365, SLG: 0.391			1-1 F8	0-0 G6-3					2-1 HR	4 1 1 1 0 0 1												
Mike Macfarlane, R (1, 2) OBP: 0.327, SLG: 0.480			0-0 1B						1-2 L7	4 0 1 0 0 0 0												
Keith Lockhart, L (1, 4) OBP: 0.323, SLG: 0.400			3-2 G1-3						2-2 P5	3 0 1 0 1 0 0												
Joe Randa, R (1, 5) OBP: 0.344, SLG: 0.424			0-1 FC4 1B	0-0 1B					3-2 HR	4 2 3 1 0 0 1												
Inning Stats	R: 1 E: 0 K: 0 S: 10	H: 2 LOB: 1 BB: 1 P: 17	R: 0 E: 0 K: 0 S: 7	H: 1 LOB: 0 BB: 0 P: 11	R: 3 E: 0 K: 0 S: 14	H: 3 LOB: 1 BB: 1 P: 21	R: 0 E: 0 K: 0 S: 10	H: 2 LOB: 2 BB: 0 P: 17	R: 0 E: 0 K: 1 S: 7	H: 0 LOB: 0 BB: 0 P: 10	R: 0 E: 0 K: 0 S: 7	H: 0 LOB: 1 BB: 1 P: 15	R: 0 E: 0 K: 2 S: 9	H: 0 LOB: 0 BB: 0 P: 18	R: 1 E: 0 K: 0 S: 11	H: 1 LOB: 0 BB: 0 P: 16	R: 1 E: 0 K: 0 S: 16	H: 1 LOB: 0 BB: 0 P: 23	1B: 7 2B: 1 3B: 0 HR: 2	SF: 0 SAC: 0 DP: 1 HBP: 0	WP: 0 PB: 0 SB: 2 CS: 0	PA: 38
PITCHER	IP WLS BF H R ER SO BB IBB HBP BLK WP HR S P ERA WHIP																					
Ariel Prieto, R (1, 1) ERA: 4.22	7.0 W 30 8 4 4 3 2 1 0 0 0 0 64 109 5.14 1.429																					
Mark Acre, R (8, 1) ERA: 6.1	1.0 4 1 1 1 0 0 0 0 0 0 0 1 11 16 9.00 1.000																					
John Wasdin, R (9, 1) ERA: 6.26	1.0 4 1 1 1 0 0 0 0 0 0 0 1 16 23 9.00 1.000																					

Kansas City Royals @ Oakland Athletics
Oakland-Alameda County Coliseum, Oakland, CA

Sat Sep 07 1996, 3:33 AM PDT
Att. 13,175 - Sunny - 76 F

livebaseballscorecards.com

AB	35
R	6
H	10
RBI	5
BB	3
SO	3
LOB	11



Batter	1	2	3	4	5	6	7	8	9	AB	R	H	RBI	BB	SO	LOB
Tony Batista, R OBP: 0.326, SLG: 0.431 (1, 4) (8, 5)	3-2 P5		0-1 1B	0-0 1B		1-0 SH5-3 2B	1-2 SF7	2-0 1B		5	1	4	1	0	0	0
Jose Herrera, L OBP: 0.317, SLG: 0.377 (1, 9) (8, 5)	0-3 K		1-0 1B	0-0 G4-3		0-0 SH5-3	4-2 1B HR	0-0 1B		4	1	2	1	1	1	1
Scott Brosius, R OBP: 0.411, SLG: 0.569 (1, 5) (8, 3)	0-1 1B		1-0 F7		1-1 1B HBP	2-2 FC4 2B	1-1 HR	1-1 L8		5	2	3	2	0	0	5
Mark McGwire, R OBP: 0.471, SLG: 0.761 Rafael Bournigal, R OBP: 0.290, SLG: 0.310 (1, 3) (8, 4)	0-0 F7		3-3 K		0-0 1B	4-0 FC4 IBB	2-2 HR			4	2	2	3	1	1	3
Geronimo Berroa, R OBP: 0.343, SLG: 0.549 (1, 10) (8, 5)		1-1 P4		1-2 2B	2-1 1B	0-1 FC4	2-0 F8			5	2	2	1	0	0	2
Jason Giambi, L OBP: 0.367, SLG: 0.506 Kerwin Moore, S (1, 7) (8, 8)		2-1 G4-3		4-1 2B	2-2 1B	2-3 K		0-0 G6-3		3	1	1	1	1	1	2
Terry Steinbach, R OBP: 0.336, SLG: 0.529 Izzy Molina, R OBP: 0.263, SLG: 0.278 (1, 2) (9, 2)		4-0 BB		0-0 SF9	2-2 G5-4-3		1-1 SH1-4	0-3 K		4	2	2	1	1	1	1
Ernie Young, R OBP: 0.324, SLG: 0.421 (1, 8) (8, 7)		0-3 K		0-0 SF9	3-2 3B		4-1 SH1-4	0-2 1B		3	2	2	1	1	1	1
Mike Bordick, R OBP: 0.297, SLG: 0.311 (1, 6) (8, 5)			0-1 F9	0-0 G6-3	0-0 L9		0-0 SH1-4	2-0 1B		4	0	1	1	0	0	1

Inning Stats	R: 0	H: 1	E: 0	K: 12	H: 1	LOB: 1	BB: 0	P: 15	R: 0	H: 0	E: 0	K: 1	S: 7	R: 0	H: 2	E: 0	K: 10	S: 10	R: 3	H: 3	E: 0	K: 0	S: 9	R: 3	H: 4	E: 0	K: 15	S: 15	R: 1	H: 2	E: 0	K: 10	S: 10	R: 5	H: 3	E: 0	K: 0	S: 15	R: 1	H: 4	E: 0	K: 13	S: 13			
	14	3	1	1	2	1	1	1	1	0	0	0	0	0	0	0	0	0	0	0	0	0	0	0	0	0	0	0	0	0	0	0	0	0	0	0	0	0	0	0	0	0	0	0	0	0

PITCHER	IP	WLS	BF	H	R	ER	SO	BB	IBB	HBP	BLK	WP	HR	S	P	ERA	WHIP
Tim Belcher, R ERA: 3.94 (1, 1)	4.0	L	24	9	6	6	3	2	0	0	0	0	0	46	71	13.50	2.750
Doug Linton, R ERA: 5.14 (5, 1)	1.2		8	3	1	1	0	0	1	0	0	0	0	14	26	5.40	1.800
Mike Magnante, L ERA: 5.01 (6, 1)	0.1		1	0	0	0	1	0	0	0	0	0	0	3	5	0.00	0.000
Rick Huisman, R ERA: 3.81 (7, 1)	0.2		6	2	4	4	0	2	0	0	0	0	0	11	22	54.00	6.000
Hipolito Pichardo, R ERA: 5.81 (7, 1)	0.1		2	1	1	1	0	0	0	0	0	0	1	4	8	27.00	3.000

BOTTOM

Kansas City Royals @ Oakland Athletics
Oakland-Alameda County Coliseum, Oakland, CA

livebaseballscores.com

AB	38
R	13
H	19
RBI	12
BB	5
SO	5
LOB	16



1B:	14	SF:	2	WP:	0	PA:	48
2B:	3	SAC:	2	PB:	0		
3B:	1	DP:	1	SB:	0		
HR:	1	HBP:	1	CS:	0		

PITCHER	IP	WLS	BF	H	R	ER	SO	BB	IBB	HBP	BLK	WP	HR	S	P	ERA	WHIP
Jason Jacome, L ERA: 4.44 (8, 1)	1.0		7	4	1	1	1	0	0	0	0	0	0	13	18	9.00	4.000

Sat Sep 07 1996, 3:33 AM PDT
Att. 13,175 - Sunny - 76 F

Batter	1	2	3	4	5	6	7	8	9	10	AB	R	H	RBI	BB	SO	LOB	TOP									
Jose Offerman, S (1, 6) OBP: 0.377, SLG: 0.406	G4-3 2B		G4-0 1-2 BB		G1-1 1-H E 2B	G1-2 1B			G2-0 2B		4	1	4	1	1	0	0										
Tom Goodwin, L (1, 8) OBP: 0.331, SLG: 0.331	L5		G1-1 2-H 1B		G0-0 2-H 2B 1B	G2-1 P5			G1-2 G6-3		4	1	2	1	0	0	2										
29 Mike Sweeney, R (9, PH) OBP: 0.362, SLG: 0.388											1	0	0	0	0	0	1										
Johnny Damon, L (9, 8) OBP: 0.316, SLG: 0.371											0	0	0	0	0	0	0										
Bip Roberts, S (1, 7) OBP: 0.335, SLG: 0.364	G4-3 2-3				G3-2 HR 1B	G3-1 2-H 2B			G0-1 B5-3		5	1	2	1	0	0	2										
Bob Hamelin, L (1, 10) OBP: 0.392, SLG: 0.433	L5				G3-1 2-3	G3-1			G2-3 K		3	0	0	0	0	0	3										
Joe Vitiello, R (7, PH) OBP: 0.340, SLG: 0.404											1	0	0	0	1	1	0										
Les Norman, R (10, PR) OBP: 0.235, SLG: 0.114											0	0	0	0	0	0	0										
Craig Paquette, R (1, 3) OBP: 0.301, SLG: 0.453					G0-1 F8	G0-0 L7			G2-3 K		4	0	0	0	0	1	2										
Jon Nunnally, L (1, 9) OBP: 0.296, SLG: 0.500					G1-2 HR				G1-1 L8		3	2	1	2	2	0	0										
Mike Macfarlane, R (1, 2) OBP: 0.328, SLG: 0.488					G0-1 1B				G2-0 G6-3		5	1	2	2	0	0	2										
Keith Lockhart, L (1, 4) OBP: 0.324, SLG: 0.398					G1-0 P5				G1-3 K		4	1	1	0	1	2	0										
Joe Randa, R (1, 5) OBP: 0.346, SLG: 0.426					G0-1 1B BB				G3-2 P3		1	0	1	0	0	0	0										
Kevin Young, R (3, PR) OBP: 0.308, SLG: 0.459					G2-3 K				G2-0 G6-3		4	0	0	0	0	1	4										
Kevin Young, R (3, 3) OBP: 0.308, SLG: 0.459																											
Inning Stats	R: 0 E: 0 K: 0 S: 9	H: 1 LOB: 1 BB: 0 P: 14	R: 0 E: 0 K: 0 S: 6	H: 0 LOB: 0 BB: 0 P: 8	R: 0 E: 0 K: 0 S: 5	H: 2 LOB: 2 BB: 1 P: 11	R: 2 E: 0 K: 0 S: 12	H: 3 LOB: 1 BB: 0 P: 19	R: 3 E: 1 K: 1 S: 10	H: 4 LOB: 1 BB: 0 P: 15	R: 2 E: 0 K: 1 S: 11	H: 2 LOB: 1 BB: 1 P: 24	R: 0 E: 0 K: 2 S: 10	H: 0 LOB: 0 BB: 0 P: 14	R: 0 E: 0 K: 1 S: 6	H: 0 LOB: 0 BB: 0 P: 10	R: 0 E: 0 K: 0 S: 10	H: 1 LOB: 1 BB: 0 P: 17	R: 0 E: 0 K: 0 S: 6	H: 0 LOB: 3 BB: 3 P: 19	1B: 7 2B: 4 3B: 0 HR: 2	SF: 0 SAC: 1 DP: 0 HBP: 0	WP: 0 PB: 0 SB: 0 CS: 0	PA: 45			
PITCHER	IP	WLS	BF	H	R	ER	SO	BB	IBB	HBP	BLK	WP	HR	S	P	ERA	WHIP										
Don Wengert, R (1, 1) ERA: 5.12	4.1		21	10	5	5	1	1	0	0	0	0	1	40	64	10.38	2.538										
Doug Johns, L (5, 1) ERA: 5.88	1.2		8	2	2	2	1	1	0	0	0	0	1	13	27	10.80	1.800										
Buddy Groom, L (7, 1) ERA: 3.8	2.0		6	0	0	0	3	0	0	0	0	0	0	16	24	0.00	0.000										
Mike Mohler, L (9, 1) ERA: 3.48	1.0		4	1	0	0	0	0	0	0	0	0	0	10	17	0.00	1.000										
Jim Corsi, R (10, 1) ERA: 4.55	1.0	W	6	0	0	0	0	1	2	0	0	0	0	6	19	0.00	1.000										

Kansas City Royals @ Oakland Athletics
Oakland-Alameda County Coliseum, Oakland, CA
Sun Sep 08 1996, 3:33 AM PDT
Att: 17,208 - Sunny - 77 F

AB	39
R	7
H	13
RBI	7
BB	5
SO	5
LOB	16



Batter	1	2	3	4	5	6	7	8	9	10	AB	R	H	RBI	BB	SO	LOB
Tony Batista, R OBP: 0.331, SLG: 0.448 (1, 4)	F9		K		2B 1B	BB		K		HR	5	2	2	2	1	2	0
Jose Herrera, L OBP: 0.318, SLG: 0.378 (1, 8) (8, 9)	F7		B2-3		2B 1B	G3		G6-3 1B			5	1	2	0	0	0	3
Scott Brosius, R OBP: 0.410, SLG: 0.570 (1, 5)	1B			G3-1	2B		L4	G6-3			5	0	2	2	0	0	1
Mark McGwire, R OBP: 0.472, SLG: 0.758 (1, 3)	K			WP 1B	K		BB 2B HBP	IBB			3	1	1	0	1	2	2
Geronimo Berroa, R OBP: 0.343, SLG: 0.547 (1, 10)	F9		K			2B 1B BB	BB 2B 1B	P4			4	2	1	0	1	1	3
Jason Giambi, L OBP: 0.368, SLG: 0.507 (1, 7) Kerwin Moore, S (7, PR) (8, 8)	K		K			1B 2B	2B BB	K			3	0	1	0	1	2	1
Matt Stairs, L OBP: 0.364, SLG: 0.555 (1, 9) Brian Leshar, R OBP: 0.263, SLG: 0.543 (6, PH) (7, 9) (8, 7)	1B					K	L9	F9			2	0	1	0	0	1	0
Mike Bordick, R OBP: 0.300, SLG: 0.319 (1, 6)	P1				1B 2B	S 1B	1B 2B	G4-3			3	0	0	0	0	0	5
Izzy Molina, R OBP: 0.238, SLG: 0.250 (1, 2) Terry Steinbach, R OBP: 0.334, SLG: 0.526 (6, PH) (7, 2)	K		K		G5-3	L4	K	G6-3			5	1	3	4	0	0	1

Inning Stats	R: 0	H: 1	E: 0	K: 1	S: 10	H: 1	LOB: 1	BB: 0	P: 16	R: 0	H: 1	E: 0	K: 1	S: 18	H: 1	LOB: 1	BB: 0	P: 27	R: 0	H: 0	E: 0	K: 2	S: 7	H: 0	LOB: 0	BB: 0	P: 9	R: 0	H: 1	E: 0	K: 2	S: 12	H: 1	LOB: 1	BB: 0	P: 17	R: 3	H: 4	E: 0	K: 2	S: 16	H: 1	LOB: 1	BB: 0	P: 21	R: 1	H: 2	E: 0	K: 0	S: 11	H: 2	LOB: 3	BB: 2	P: 25	R: 3	H: 2	E: 0	K: 1	S: 13	H: 2	LOB: 2	BB: 1	P: 24	R: 0	H: 1	E: 0	K: 1	S: 9	H: 1	LOB: 2	BB: 1	P: 18	R: 0	H: 0	E: 0	K: 1	S: 5	H: 0	LOB: 0	BB: 0	P: 9	R: 1	H: 1	E: 0	K: 0	S: 3	H: 1	LOB: 0	BB: 0	P: 7	1B: 8	SF: 0	2B: 4	SAC: 0	3B: 0	DP: 0	HR: 1	HBP: 1	WP: 1	PA: 46
--------------	------	------	------	------	-------	------	--------	-------	-------	------	------	------	------	-------	------	--------	-------	-------	------	------	------	------	------	------	--------	-------	------	------	------	------	------	-------	------	--------	-------	-------	------	------	------	------	-------	------	--------	-------	-------	------	------	------	------	-------	------	--------	-------	-------	------	------	------	------	-------	------	--------	-------	-------	------	------	------	------	------	------	--------	-------	-------	------	------	------	------	------	------	--------	-------	------	------	------	------	------	------	------	--------	-------	------	-------	-------	-------	--------	-------	-------	-------	--------	-------	--------

PITCHER	IP	WLS	BF	H	R	ER	SO	BB	IBB	HBP	BLK	WP	HR	S	P	ERA	WHIP
Kevin Appier, R ERA: 3.41 (1, 1)	5.0		23	7	4	4	8	1	0	0	0	1	0	65	96	7.20	1.600
Jason Jacome, L ERA: 4.44 (6, 1)	0.0		1	1	0	0	0	0	0	0	0	0	0	1	3	∞	∞
Bob Scanlan, R ERA: 10.38 (6, 1)	1.1		8	2	2	2	0	1	0	1	0	0	0	12	25	13.50	2.250
Mike Magnante, L ERA: 5.19 (7, 1)	0.0		1	0	0	0	0	1	0	0	0	0	0	1	5	∞	∞
Hipolito Pichardo, R ERA: 5.67 (7, 1)	3.0	L	13	3	2	2	3	0	1	0	0	0	1	25	44	6.00	1.000

BOTTOM

Kansas City Royals @ Oakland Athletics
Oakland-Alameda County Coliseum, Oakland, CA
Sun Sep 08 1996, 3:33 AM PDT
Att: 17,208 - Sunny - 77 F

livebaseballscorecards.com

AB	41
R	8
H	13
RBI	8
BB	4
SO	11
LOB	21



Batter	1	2	3	4	5	6	7	8	9	AB R H RBI BB SO LOB	TOP											
Rich Amaral, R OBP: 0.388, SLG: 0.353 (1, 7) (7, 4)	0-3 		0-2 L8 		0-1 F9 		1-1 B1-3 			4 0 0 0 0 1 2												
Alex Rodriguez, R OBP: 0.427, SLG: 0.673 (1, 6)	2-1 		4-2 BB 			1-1 L6 		4-1 BB 		2 0 1 0 2 0 0												
Ken Griffey Jr., L OBP: 0.393, SLG: 0.637 (1, 8)	0-2 F7 		2-2 G1-3 			0-0 HR 		4-2 BB 		3 1 1 0 1 0 3												
Edgar Martinez, R OBP: 0.462, SLG: 0.619 (1, 10)	1-3 K 			3-2 FC1-6 1B 		2-0 HR 		1-1 G4-6-3 		4 1 2 2 0 1 3												
Jay Buhner, R OBP: 0.372, SLG: 0.565 (1, 9)		2-0 F9 		2-3 		0-0 CS 1B 		0-1 L4 		4 0 1 0 0 1 2												
Dave Hollins, S OBP: 0.366, SLG: 0.404 (1, 5)		1-2 G1-6-3 1B 		0-2 FC1-6 		3-3 K 			2-3 K 	4 0 1 0 0 2 2												
Brian Hunter, R OBP: 0.343, SLG: 0.439 Joey Cora, S OBP: 0.341, SLG: 0.407 (1, 3) (9, PH)		1-2 G1-6-3 		0-2 F9 			2-0 E5 		0-1 P6 	3 0 0 0 0 0 2 1 0 0 0 0 0 0												
Dan Wilson, R OBP: 0.337, SLG: 0.438 Mark Whiten, S OBP: 0.368, SLG: 0.459 (1, 2) (9, PH)			1-3 K 		2-3 K 		1-1 P4 		2-2 G3 	3 0 0 0 0 2 1 1 0 0 0 0 0 0												
Andy Sheets, R OBP: 0.267, SLG: 0.260 Ricky Jordan, R OBP: 0.300, SLG: 0.370 Alex Diaz, S OBP: 0.243, SLG: 0.275 (1, 4) (7, PH) (7, 7)			4-2 PB BB 		2-3 K 		0-3 K 			1 0 0 0 1 1 0 1 0 0 0 0 1 1 0 0 0 0 0 0 0												
Inning Stats	R: 0 E: 0 K: 2 S: 11	H: 1 LOB: 1 BB: 0 P: 14	R: 0 E: 0 K: 0 S: 7	H: 1 LOB: 0 BB: 0 P: 11	R: 0 E: 0 K: 1 S: 15	H: 0 LOB: 2 BB: 2 P: 26	R: 0 E: 0 K: 1 S: 16	H: 1 LOB: 1 BB: 0 P: 21	R: 0 E: 0 K: 2 S: 10	H: 0 LOB: 0 BB: 0 P: 14	R: 2 E: 0 K: 1 S: 11	H: 3 LOB: 1 BB: 0 P: 17	R: 0 E: 1 K: 1 S: 9	H: 0 LOB: 1 BB: 0 P: 13	R: 0 E: 0 K: 0 S: 7	H: 0 LOB: 1 BB: 2 P: 16	R: 0 E: 0 K: 1 S: 8	H: 0 LOB: 0 BB: 0 P: 12	1B: 4 2B: 2 3B: 0 HR: 1	SF: 0 SAC: 0 DP: 3 HBP: 0	WP: 0 PB: 1 SB: 0 CS: 1	PA: 35
PITCHER	IP WLS BF H R ER SO BB IBB HBP BLK WP HR S P ERA WHIP																					
50 José Rosado, L ERA: 2.67 (1, 1)	7.0 W 28 6 2 2 8 2 0 0 0 0 0 1 79 116 2.57 1.143																					
Rick Huisman, R ERA: 3.81 (8, 1)	0.0 1 0 0 0 0 1 0 0 0 0 0 0 1 5 ∞ ∞																					
Jeff Granger, L ERA: 11.88 (8, 1)	0.0 1 0 0 0 0 1 0 0 0 0 0 0 2 6 ∞ ∞																					
Bob Scanlan, R ERA: 9.64 (8, 1)	1.0 2 0 0 0 0 0 0 0 0 0 0 0 4 5 0.00 0.000																					
Jaime Bluma, R ERA: 2.4 (9, 1)	1.0 S 3 0 0 0 1 0 0 0 0 0 0 0 8 12 0.00 0.000																					

Seattle Mariners @ Kansas City Royals
Kauffman Stadium, Kansas City, MO
Tue Sep 10 1996, 7:05 PM CDT
Att. 12,499 - Unknown - 84 F

livebaseballscorecards.com

AB	31
R	2
H	6
RBI	2
BB	4
SO	9
LOB	16



Batter	1	2	3	4	5	6	7	8	9
Jose Offerman, S (1, 6) OBP: 0.375, SLG: 0.403 (8, 4)	1-0 G3-1 		0-0 P6 		3-0 L8 			3-2 G1-3 	
Tom Goodwin, L (1, 7) OBP: 0.330, SLG: 0.330	2-1 G4-3 		2-1 			1-0 L4 		1-1 F8 	
Bip Roberts, S (1, 10) OBP: 0.337, SLG: 0.367	2-0 		3-2 G3 			4-2 HR BB 		0-0 G6-3 	
Bob Hamelin, L (1, 3) OBP: 0.392, SLG: 0.444 Kevin Young, R (9, 3) OBP: 0.308, SLG: 0.459	2-3 			0-0 G3-1 		0-0 HR 			
Jon Nunnally, L (1, 9) OBP: 0.311, SLG: 0.516		3-1 		4-1 		1-1 L7 			
29 Mike Sweeney, R (1, 2) OBP: 0.355, SLG: 0.379		1-0 G4-3 		2-0 G5-4-3 		3-2 F7 			
Johnny Damon, L (1, 8) OBP: 0.314, SLG: 0.369		0-0 G6-3 			2-3 K 		1-1 B1-3 		
Keith Lockhart, L (1, 4) OBP: 0.324, SLG: 0.400 (8, 5)		3-2 			3-2 F9 		1-1 L5 		
Chris Stynes, R (1, 5) OBP: 0.290, SLG: 0.328 David Howard, S (8, 6) OBP: 0.292, SLG: 0.315		1-1 			2-1 		3-2 L8 		

Inning Stats	R: 0	H: 1	E: 0	K: 1	S: 10	R: 2	H: 3	E: 0	K: 0	S: 9	R: 0	H: 1	E: 0	K: 0	S: 6	R: 0	H: 0	E: 0	K: 0	S: 3	R: 0	H: 1	E: 0	K: 1	S: 11	R: 2	H: 1	E: 0	K: 0	S: 9	R: 0	H: 0	E: 0	K: 0	S: 8	R: 0	H: 0	E: 0	K: 0	S: 6
		LOB: 1		BB: 0	P: 17		LOB: 1		BB: 0	P: 17		LOB: 0		BB: 0	P: 11		LOB: 0		BB: 1	P: 9		LOB: 1		BB: 0	P: 21		LOB: 0		BB: 1	P: 18		LOB: 0		BB: 0	P: 13		LOB: 0		BB: 0	P: 10

PITCHER	IP	WLS	BF	H	R	ER	SO	BB	IBB	HBP	BLK	WP	HR	S	P	ERA	WHIP
Salomon Torres, R ERA: 7.2	(1, 1)	6.0	L	24	7	4	4	2	2	0	0	0	1	48	93	6.00	1.500
Bobby Ayala, R ERA: 5.84	(7, 1)	2.0		6	0	0	0	0	0	0	0	0	0	14	23	0.00	0.000

BOTTOM

AB 28
R 4
H 7
RBI 4
BB 2
SO 2
LOB 5

WP: 0 PA: 30
 PB: 0
 SB: 0
 CS: 1

1B: 2 SF: 0
 2B: 4 SAC: 0
 3B: 0 DP: 1
 HR: 1 HBP: 0

Seattle Mariners @ Kansas City Royals
Kauffman Stadium, Kansas City, MO
 Tue Sep 10 1996, 7:05 PM CDT
 Att: 12,499 - Unknown - 84 F

livebaseballscorecards.com

Batter	1	2	3	4	5	6	7	8	9	AB R H RBI BB SO LOB	TOP		
Joey Cora, S OBP: 0.341, SLG: 0.408 (1, 4) C H	1-1 BB HBP		2-1 G4-3		1-0 G3		0-0 FC3-6 G4-3 1-2f		0-0 2B	4 0 1 0 0 0 2			
Alex Rodriguez, R OBP: 0.426, SLG: 0.670 (1, 6) B C SAFE F B SAFE B B B	4-2 G6-4-3 BB		0-2 BB 1B		2-0 F9		1-0 G4-3		2-1 G5-3	4 0 1 0 1 0 3			
Ken Griffey Jr., L OBP: 0.395, SLG: 0.635 (1, 8) B X	1-0 P4		4-1 FC4-6 BB		0-0 1B		1-0 G4-3		4-0 IBB	3 0 1 0 2 0 3			
Edgar Martinez, R OBP: 0.460, SLG: 0.615 Rich Amaral, R OBP: 0.388, SLG: 0.353 (8, PR) Doug Strange, S OBP: 0.292, SLG: 0.341 (9, PH) C B X	1-1 G6-4-3 1-2f		0-0 FC4-6 1-2f		2-1 P5		4-1 E BB		0-3 K	3 0 0 0 1 0 5 0 0 0 0 0 0 0 1 0 0 0 0 1 2			
Jay Buhner, R OBP: 0.369, SLG: 0.560 (1, 9) B C X		1-3 K		0-1 F8		0-3 K		0-0 F9		4 0 0 0 0 2 2			
Paul Sorrento, L OBP: 0.370, SLG: 0.511 Brian Hunter, R OBP: 0.342, SLG: 0.436 (8, PH) (8, 3) B X		1-0 1B		3-2 P2		1-3 K		3-1 E5 1-2		3 0 1 0 0 1 1 1 0 0 0 0 0 1			
Mark Whiten, S OBP: 0.367, SLG: 0.455 (1, 7) C X		0-1 F8		2-3 K		4-0 HR BB		3-1 F9		3 1 0 0 1 1 3			
Dave Hollins, S OBP: 0.367, SLG: 0.411 (1, 5) B C X B B B B X		3-2 G4-3		0-1 G3 G5-3 1B		1-2 HR		3-3 K		4 1 2 2 0 1 3			
John Marzano, R OBP: 0.324, SLG: 0.299 Alex Diaz, S OBP: 0.253, SLG: 0.286 (7, PH) Chris Widger, R (7, 2) Dan Wilson, R OBP: 0.336, SLG: 0.437 (9, PH) C B X		0-2 L9		0-1 G5-3		0-1 FC3-6 1B		0-2 F9		2 0 0 0 0 0 1 1 0 1 0 0 0 0 0 0 0 0 0 0 0 1 0 0 0 0 0 0			
Inning Stats	R: 0 E: 0 K: 0 S: 7 H: 0 LOB: 1 BB: 1 P: 14	R: 0 E: 0 K: 1 S: 9 H: 1 LOB: 1 BB: 0 P: 14	R: 0 E: 0 K: 0 S: 10 H: 1 LOB: 2 BB: 1 P: 16	R: 0 E: 0 K: 1 S: 8 H: 0 LOB: 0 BB: 0 P: 13	R: 0 E: 0 K: 0 S: 6 H: 1 LOB: 1 BB: 0 P: 9	R: 0 E: 0 K: 2 S: 9 H: 1 LOB: 1 BB: 0 P: 12	R: 2 E: 1 K: 0 S: 8 H: 2 LOB: 1 BB: 1 P: 15	R: 0 E: 1 K: 1 S: 9 H: 0 LOB: 2 BB: 1 P: 22	R: 0 E: 0 K: 1 S: 9 H: 1 LOB: 2 BB: 1 P: 15	1B: 5 2B: 1 3B: 0 HR: 1 SF: 0 SAC: 0 DP: 1 HBP: 1	WP: 0 PB: 0 SB: 0 CS: 0 PA: 40		
PITCHER	IP WLS BF H R ER SO BB IBB HBP BLK WP HR S P ERA WHIP											PITCHER	IP WLS BF H R ER SO BB IBB HBP BLK WP HR S P ERA WHIP
Doug Linton, R ERA: 5.02 (1, 1)	6.0 W 26 5 2 2 4 3 0 1 0 0 1 52 86 3.00 1.333												
Bob Scanlan, R ERA: 8.8 (7, 1)	1.1 6 1 0 0 0 0 1 0 0 0 0 0 7 13 0.00 1.500												
Jeff Granger, L ERA: 11.0 (8, 1)	0.2 3 0 0 0 0 1 0 0 0 0 0 0 7 16 0.00 0.000												
Jaime Bluma, R ERA: 2.25 (9, 1)	1.0 S 5 1 0 0 1 0 1 0 0 0 0 9 15 0.00 1.000												

Seattle Mariners @ Kansas City Royals
Kauffman Stadium, Kansas City, MO

Wed Sep 11 1996, 7:05 PM CDT
Att. 13,078 - Unknown - 77 F

livebaseballscorecards.com

AB	34
R	2
H	7
RBI	2
BB	5
SO	6
LOB	26



Batter	1	2	3	4	5	6	7	8	9	AB	R	H	RBI	BB	SO	LOB														
Jose Offerman, S OBP: 0.372, SLG: 0.400 (1, 6) C B S B X (9, 3)	2-2 F9 ①		0-2 F9 ③		3-2 F8 ②		1-0 P4 ③			4	0	0	0	0	0	2														
Tom Goodwin, L OBP: 0.332, SLG: 0.331 (1, 8) C B X (9, 3)	1-1 G4-3 ②			0-1 1B SF8 1B	2-1 G4-3 ③			0-1 E S E 1B		4	2	2	0	0	0	0														
Bip Roberts, S OBP: 0.336, SLG: 0.365 (1, 4) B F B X (9, 3)	2-1 F9 ③			0-1 SF8 1B 1-2 2B 1B		2-2 L5 ①		1 SAFE 3-3 K ① 1-3		4	1	1	0	0	1	1														
Craig Paquette, R OBP: 0.300, SLG: 0.451 (1, 5) F B B X (9, 3)		2-1 F8 ①		0-1 SF8 2B 1B 1-2 2-3		0-0 P4 ②		3-3 K ②		4	1	1	0	0	1	1														
Mike Macfarlane, R OBP: 0.327, SLG: 0.487 (1, 2) X (9, 3)		0-0 L7 ②		1-1 SF8 1B 1-2 2-3 3-H		2-0 FC6-4 1B		2-1 E6		3	0	1	1	0	0	0														
Joe Vitiello, R OBP: 0.339, SLG: 0.406 (1, 10) C B T C C B B X (9, 3)		3-3 K ③		1-1 2B 2-H 3-H		2-1 FC6-4 ③ 1-2f		0-3 K ③		4	0	1	2	0	2	2														
Johnny Damon, L OBP: 0.314, SLG: 0.367 (1, 9) C S B B B F B (9, 3)			4-2 G4-3 BB	0-1 P4 ②			1-1 G6-3 ①			2	0	0	0	1	0	1														
Kevin Young, R OBP: 0.301, SLG: 0.447 David Howard, S OBP: 0.292, SLG: 0.315 (1, 3) (9, 6) B B X (9, 3)		2-0 G4-3 ① ② 1-2f		0-1 F9 ③			0-1 F9 ②			3	0	0	0	0	0	2														
Chris Stynes, R OBP: 0.308, SLG: 0.344 Rod Myers, L OBP: 0.111, SLG: 0.111 (1, 7) (9, 7) X (9, 3)		0-0 1B			2-2 F9 ①		0-1 1B			0	0	0	0	0	0	0														
Inning Stats	R: 0 E: 0 K: 0 S: 7	H: 0 LOB: 0 BB: 0 P: 12	R: 0 E: 0 K: 1 S: 7	H: 0 LOB: 0 BB: 0 P: 12	R: 0 E: 0 K: 0 S: 8	H: 1 LOB: 1 BB: 1 P: 14	R: 3 E: 0 K: 0 S: 14	H: 4 LOB: 1 BB: 0 P: 16	R: 0 E: 0 K: 0 S: 10	H: 0 LOB: 0 BB: 0 P: 17	R: 0 E: 0 K: 0 S: 8	H: 1 LOB: 1 BB: 0 P: 14	R: 0 E: 0 K: 0 S: 7	H: 1 LOB: 1 BB: 0 P: 9	R: 1 E: 1 K: 3 S: 14	H: 1 LOB: 1 BB: 0 P: 22	1B: 7 2B: 1 3B: 0 HR: 0	SF: 1 SAC: 0 DP: 1 HBP: 0	WP: 0 PB: 0 SB: 1 CS: 0	PA: 33										
PITCHER	IP WLS L	WLS BF	H R	R ER	SO BB	BB IBB	HBP BLK	WP HR	S P	ERA WHIP	PITCHER										IP WLS L	WLS BF	H R	R ER	SO BB	BB IBB	HBP BLK	WP HR	S P	ERA WHIP
Jamie Moyer, L ERA: 4.28 Bobby Ayala, R ERA: 5.74	(1, 1) 7.0 L	(8, 1) 4 0	8 4	4 3	1 3	1 0	0 0	0 0	63 20	3.86 0.00											1.0	4 0	0 0	0 0	0 3	0 0	0 0	0 0	0 0	0.00 0.000

BOTTOM

Seattle Mariners @ Kansas City Royals
Kauffman Stadium, Kansas City, MO
Wed Sep 11 1996, 7:05 PM CDT
Att: 13,078 - Unknown - 77 F

livebaseballscorecards.com

AB	31
R	4
H	8
RBI	3
BB	1
SO	4
LOB	9



Batter	1	2	3	4	5	6	7	8	9	AB R H RBI BB SO LOB	TOP											
Rich Amaral, R OBP: 0.391, SLG: 0.357 (1, 4)	1-1 G4-3 2B 1B	2-1 G1-3			0-0 BB 1B	2-3 K		1-1 1B		5 1 3 0 0 1 0												
Alex Rodriguez, R OBP: 0.426, SLG: 0.669 (1, 6)	1-1 G4-3 1B 2B		0-0 L4		2-2 L3	2-0 S 1B		2-2 P4		5 1 2 0 0 0 3												
Ken Griffey Jr., L OBP: 0.396, SLG: 0.633 (1, 8)	2-1 G4-3 2B		2-0 F7		4-1 BB 1B	4-2 BB			2-1 E 1B	3 1 1 1 2 0 1												
Edgar Martinez, R OBP: 0.460, SLG: 0.612 (1, 10)	4-0 1B BB		1-3 K		0-0 P3	1-3 K			3-2 E8 F8 1B	4 1 1 0 1 2 5												
Jay Buhner, R OBP: 0.370, SLG: 0.559 (1, 9)	2-3 K			1-1 L9		2-2 E 1B	1-2 G5-4-3 1B		2-2 F8	5 1 2 0 0 1 3												
Dave Hollins, S OBP: 0.371, SLG: 0.413 (1, 5)	0-0 FC6-4 1B			0-0 CS 1B		4-1 E BB HR	1-1 G5-4-3		1-2 1B HBP	3 1 2 1 1 0 1												
Brian Hunter, R OBP: 0.335, SLG: 0.427 (1, 3)	2-2 FC6-4			3-1 G6-3		3-2 E5 HR	1-1 G5-3		1-0 F7	4 1 0 0 0 0 4 1 0 0 0 0 0 2												
Paul Sorrento, L OBP: 0.369, SLG: 0.510 (9, PH)																						
Mark Whiten, S OBP: 0.370, SLG: 0.466 (1, 7)		2-3 K			1-2 F7	0-0 HR		2-0 CS 1B	0-0 1B	5 1 3 4 0 1 0												
Dan Wilson, R OBP: 0.335, SLG: 0.435 (1, 2)		1-3 K			1-1 BB 1B	2-3 K		2-2 F7	0-2 F8	5 0 1 0 0 2 3												
Inning Stats	R: 2 E: 0 K: 1 S: 13	H: 3 LOB: 2 BB: 1 P: 25	R: 0 E: 0 K: 2 S: 8	H: 0 LOB: 0 BB: 0 P: 13	R: 0 E: 0 K: 1 S: 5	H: 0 LOB: 0 BB: 0 P: 8	R: 0 E: 0 K: 0 S: 5	H: 1 LOB: 0 BB: 0 P: 9	R: 0 E: 0 K: 0 S: 11	H: 2 LOB: 3 BB: 1 P: 19	R: 4 E: 1 K: 3 S: 25	H: 3 LOB: 2 BB: 2 P: 45	R: 0 E: 0 K: 0 S: 7	H: 1 LOB: 0 BB: 0 P: 10	R: 0 E: 0 K: 0 S: 13	H: 2 LOB: 1 BB: 0 P: 17	R: 2 E: 1 K: 0 S: 16	H: 3 LOB: 2 BB: 0 P: 25	1B: 13 2B: 1 3B: 0 HR: 1	SF: 0 SAC: 0 DP: 1 HBP: 1	WP: 0 PB: 0 SB: 1 CS: 2	PA: 45
PITCHER	IP WLS BF H R ER SO BB IBB HBP BLK WP HR S P ERA WHIP																					
Chris Haney, L ERA: 4.74 (1, 1)	5.0 L 26 8 6 5 4 3 0 0 0 0 0 1 51 92 9.00 2.200																					
Rick Huisman, R ERA: 3.67 (6, 1)	1.0 5 1 0 0 3 1 0 0 0 0 0 0 16 27 0.00 2.000																					
Mike Magnante, L ERA: 4.99 (7, 1)	2.0 7 3 0 0 0 0 0 0 0 0 0 0 20 27 0.00 1.500																					
Hipolito Pichardo, R ERA: 5.87 (9, 1)	1.0 7 3 2 2 0 0 0 0 1 0 0 0 16 25 18.00 3.000																					

Seattle Mariners @ Kansas City Royals
Kauffman Stadium, Kansas City, MO

Thu Sep 12 1996, 7:05 PM CDT
Att. 15,045 - Unknown - 66 F

AB	40
R	8
H	15
RBI	6
BB	4
SO	7
LOB	22



Batter	1	2	3	4	5	6	7	8	9	AB R H RBI BB SO LOB
Jose Offerman, S (1, 6) OBP: 0.371, SLG: 0.398	3-2 F9		2-2 SH1-3 FC5-4 1B	1-2 F9			0-2 G6-3		2-2 F9	5 1 1 0 0 0 2
Tom Goodwin, L (1, 8) OBP: 0.332, SLG: 0.331 Mike Macfarlane, R (9, PH) OBP: 0.326, SLG: 0.485	1-1 G6-3 1B		0-0 SH1-3		0-1 G4-3		2-1 F7		1-0 G5-3	3 0 1 0 0 0 0 1 0 0 0 0 0 2
Bip Roberts, S (1, 4) OBP: 0.335, SLG: 0.362	0-0 G6-3 1-2f		2-0 E5 FC5-4		1-1 G4-3			3-2 G5-4-3 HBP		3 0 0 0 0 0 2
Craig Paquette, R (1, 3) OBP: 0.302, SLG: 0.452		3-2 29 F9 G6-3 2B	1-1 FC5-4 1-2f		4-2 29 FC6-4 BB			0-2 G5-4-3 1-2f		3 1 1 1 1 0 2
29 Mike Sweeney, R (1, 2) OBP: 0.348, SLG: 0.370 Rod Myers, L (8, PH) OBP: 0.200, SLG: 0.500 Henry Mercedes, R (9, 2) OBP: 0.333, SLG: 0.333		0-0 F9	2-2 F8		1 SAFE 0-0 FC6-4			1-1 HR		3 0 0 0 0 0 3 1 1 1 1 0 0 0 0 0 0 0 0 0 0
Joe Vitiello, R (1, 10) OBP: 0.338, SLG: 0.403		1-1 G6-3 3-H		1-2 HR 1B		0-1 F8		1-0 F8		4 1 1 1 0 0 0
Kevin Young, R (1, 9) OBP: 0.307, SLG: 0.470		4-2 1B BB		1-1 HR		2-0 G6-3			1-1 F9	3 1 1 2 1 0 0
Chris Stynes, R (1, 7) OBP: 0.319, SLG: 0.343		0-0 F9 1B		1-3 K		0-1 G1-4-3			4-1 F9 1B BB	3 0 1 0 1 1 0
Joe Randa, R (1, 5) OBP: 0.345, SLG: 0.423		2-2 F8		3-1 G5-3			1-3 K		0-1 F9 1B	4 0 1 0 0 1 2

Inning Stats	R: 0 E: 0 K: 0 S: 7	H: 1 LOB: 0 BB: 0 P: 11	R: 1 E: 0 K: 0 S: 14	H: 2 LOB: 2 BB: 1 P: 24	R: 1 E: 1 K: 0 S: 11	H: 1 LOB: 1 BB: 0 P: 18	R: 2 E: 0 K: 1 S: 14	H: 2 LOB: 0 BB: 0 P: 21	R: 0 E: 0 K: 0 S: 7	H: 0 LOB: 1 BB: 1 P: 12	R: 0 E: 0 K: 0 S: 5	H: 0 LOB: 0 BB: 0 P: 7	R: 0 E: 0 K: 1 S: 9	H: 0 LOB: 0 BB: 0 P: 12	R: 1 E: 0 K: 0 S: 10	H: 1 LOB: 0 BB: 0 P: 15	R: 0 E: 0 K: 0 S: 9	H: 1 LOB: 2 BB: 1 P: 17	1B: 5 2B: 1 3B: 0 HR: 2	SF: 0 SAC: 1 DP: 2 HBP: 1	WP: 0 PB: 0 SB: 0 CS: 0	PA: 38
PITCHER	IP	WLS	BF	H	R	ER	SO	BB	IBB	HBP	BLK	WP	HR	S	P	ERA	WHIP					
Terry Mulholland, L (1, 1) ERA: 4.55	5.0	W	23	6	4	3	1	2	0	0	0	0	1	53	86	5.40	1.600					
Rafael Carmona, R (6, 1) ERA: 4.57	3.0		10	1	1	1	1	0	0	1	0	0	1	24	34	3.00	0.333					
Norm Charlton, L (9, 1) ERA: 4.16	1.0	S	5	1	0	0	0	1	0	0	0	0	0	9	17	0.00	2.000					

BOTTOM

Seattle Mariners @ Kansas City Royals
Kauffman Stadium, Kansas City, MO


Thu Sep 12 1996, 7:05 PM CDT
Att: 15,045 - Unknown - 66 F

livebaseballscorecards.com

AB	33
R	5
H	8
RBI	5
BB	3
SO	2
LOB	13



Batter	1	2	3	4	5	6	7	8	9	AB R H RBI BB SO LOB	TOP
Randy Velarde, R (1, 4) OBP: 0.381, SLG: 0.426	1-0 F9 1B 1B	1-1 G5-3		4-2 1-2 BB		1-0 FC6-4 1-2f			1-0 HBP	3 1 1 0 1 0 2	
Jim Edmonds, L (1, 8) OBP: 0.377, SLG: 0.593	1-1 E 1-2 1B 1B		1-1 1B 2B	1-3 K			3-2 F7		1-0 F9	5 1 2 0 0 1 3	
Tim Salmon, R (1, 9) OBP: 0.382, SLG: 0.501	3-0 F9 2-3		1-1 G6-3	1-3 K			0-1 1B		3-3 K	5 0 1 0 0 2 6	
Chili Davis, S (1, 10) OBP: 0.387, SLG: 0.505	0-1 E7 1-3 3-H 1B		2-2 16 1B 2-H 1B		3-2 F7		2-3 K			4 0 2 2 0 1 1	
J.T. Snow, L (1, 3) OBP: 0.328, SLG: 0.375	1-2 L4		1-2 F9		0-0 G3-1		1-2 L7			4 0 0 0 0 0 4	
16 Garret Anderson, L (1, 7) OBP: 0.312, SLG: 0.405	0-1 F9		1-1 2-3 1B		0-2 G4-3			1-2 G4-3		4 0 1 0 0 0 2	
George Arias, R (1, 5) OBP: 0.280, SLG: 0.335			2-2 F7 K			0-0 F9		0-0 G6-3		4 0 0 0 0 1 2	
Jorge Fabregas, L (1, 2) OBP: 0.329, SLG: 0.339			1-1 1B		2-2 BB 1B	2-1 G3		1-1 F7		3 0 2 0 0 0 0 1 0 0 0 0 0 0	
Todd Greene, R (8, PH) (8, 2) OBP: 0.237, SLG: 0.268											
Robert Eenhoorn, R (1, 6) OBP: 0.192, SLG: 0.136			2-2 F9		0-0 F9		0-1 FC6-4 1B		0-3 K	3 0 1 0 0 0 2 1 0 0 0 0 1 0	
Rex Hudler, R (9, PH) OBP: 0.338, SLG: 0.556											

California Angels @ Kansas City Royals Kauffman Stadium, Kansas City, MO																																																																																																																				
<small>Fri Sep 13 1996, 7:05 PM CDT Att. 13,083 - Unknown - 66 F</small>																																																																																																																				
										AB 37 R 2 H 10 RBI 2 BB 1 SO 6 LOB 22																																																																																																										
																																																																																																																				
<table border="0" style="width: 100%;"> <tr> <td style="width: 50%;">Inning Stats</td> <td style="width: 10%;">R: 1</td><td style="width: 10%;">H: 3</td><td style="width: 10%;">E: 1</td><td style="width: 10%;">K: 0</td><td style="width: 10%;">S: 11</td> <td style="width: 10%;">P: 17</td> <td style="width: 10%;">L: 2</td> <td style="width: 10%;">LOB: 2</td> <td style="width: 10%;">BB: 0</td> <td style="width: 10%;">P: 17</td> <td style="width: 10%;">H: 1</td> <td style="width: 10%;">LOB: 1</td> <td style="width: 10%;">BB: 0</td> <td style="width: 10%;">P: 18</td> <td style="width: 10%;">R: 0</td> <td style="width: 10%;">H: 1</td> <td style="width: 10%;">E: 0</td> <td style="width: 10%;">K: 0</td> <td style="width: 10%;">S: 12</td> <td style="width: 10%;">P: 18</td> <td style="width: 10%;">R: 1</td> <td style="width: 10%;">H: 3</td> <td style="width: 10%;">E: 0</td> <td style="width: 10%;">K: 1</td> <td style="width: 10%;">S: 16</td> <td style="width: 10%;">P: 23</td> <td style="width: 10%;">R: 0</td> <td style="width: 10%;">H: 1</td> <td style="width: 10%;">E: 0</td> <td style="width: 10%;">K: 2</td> <td style="width: 10%;">S: 14</td> <td style="width: 10%;">P: 22</td> <td style="width: 10%;">R: 0</td> <td style="width: 10%;">H: 0</td> <td style="width: 10%;">E: 0</td> <td style="width: 10%;">K: 0</td> <td style="width: 10%;">S: 8</td> <td style="width: 10%;">P: 11</td> <td style="width: 10%;">R: 0</td> <td style="width: 10%;">H: 1</td> <td style="width: 10%;">E: 0</td> <td style="width: 10%;">K: 0</td> <td style="width: 10%;">S: 6</td> <td style="width: 10%;">P: 9</td> <td style="width: 10%;">R: 0</td> <td style="width: 10%;">H: 1</td> <td style="width: 10%;">E: 0</td> <td style="width: 10%;">K: 1</td> <td style="width: 10%;">S: 13</td> <td style="width: 10%;">P: 19</td> <td style="width: 10%;">R: 0</td> <td style="width: 10%;">H: 0</td> <td style="width: 10%;">E: 0</td> <td style="width: 10%;">K: 0</td> <td style="width: 10%;">S: 8</td> <td style="width: 10%;">P: 10</td> <td style="width: 10%;">R: 0</td> <td style="width: 10%;">H: 0</td> <td style="width: 10%;">E: 0</td> <td style="width: 10%;">K: 2</td> <td style="width: 10%;">S: 9</td> <td style="width: 10%;">P: 14</td> <td style="width: 10%;">R: 0</td> <td style="width: 10%;">H: 0</td> <td style="width: 10%;">E: 0</td> <td style="width: 10%;">K: 0</td> <td style="width: 10%;">S: 9</td> <td style="width: 10%;">P: 14</td> <td style="width: 10%;">1B: 9</td> <td style="width: 10%;">2B: 1</td> <td style="width: 10%;">3B: 0</td> <td style="width: 10%;">HR: 0</td> <td style="width: 10%;">SF: 0</td> <td style="width: 10%;">SAC: 0</td> <td style="width: 10%;">DP: 0</td> <td style="width: 10%;">HBP: 1</td> <td style="width: 10%;">WP: 0</td> <td style="width: 10%;">PA: 39</td> <td style="width: 10%;">PB: 0</td> <td style="width: 10%;">SB: 0</td> <td style="width: 10%;">CS: 0</td> <td style="width: 10%;">ERA: 0.00</td> <td style="width: 10%;">WHIP: 0.000</td> </tr> </table>												Inning Stats	R: 1	H: 3	E: 1	K: 0	S: 11	P: 17	L: 2	LOB: 2	BB: 0	P: 17	H: 1	LOB: 1	BB: 0	P: 18	R: 0	H: 1	E: 0	K: 0	S: 12	P: 18	R: 1	H: 3	E: 0	K: 1	S: 16	P: 23	R: 0	H: 1	E: 0	K: 2	S: 14	P: 22	R: 0	H: 0	E: 0	K: 0	S: 8	P: 11	R: 0	H: 1	E: 0	K: 0	S: 6	P: 9	R: 0	H: 1	E: 0	K: 1	S: 13	P: 19	R: 0	H: 0	E: 0	K: 0	S: 8	P: 10	R: 0	H: 0	E: 0	K: 2	S: 9	P: 14	R: 0	H: 0	E: 0	K: 0	S: 9	P: 14	1B: 9	2B: 1	3B: 0	HR: 0	SF: 0	SAC: 0	DP: 0	HBP: 1	WP: 0	PA: 39	PB: 0	SB: 0	CS: 0	ERA: 0.00	WHIP: 0.000																					
Inning Stats	R: 1	H: 3	E: 1	K: 0	S: 11	P: 17	L: 2	LOB: 2	BB: 0	P: 17	H: 1	LOB: 1	BB: 0	P: 18	R: 0	H: 1	E: 0	K: 0	S: 12	P: 18	R: 1	H: 3	E: 0	K: 1	S: 16	P: 23	R: 0	H: 1	E: 0	K: 2	S: 14	P: 22	R: 0	H: 0	E: 0	K: 0	S: 8	P: 11	R: 0	H: 1	E: 0	K: 0	S: 6	P: 9	R: 0	H: 1	E: 0	K: 1	S: 13	P: 19	R: 0	H: 0	E: 0	K: 0	S: 8	P: 10	R: 0	H: 0	E: 0	K: 2	S: 9	P: 14	R: 0	H: 0	E: 0	K: 0	S: 9	P: 14	1B: 9	2B: 1	3B: 0	HR: 0	SF: 0	SAC: 0	DP: 0	HBP: 1	WP: 0	PA: 39	PB: 0	SB: 0	CS: 0	ERA: 0.00	WHIP: 0.000																																	
<table border="0" style="width: 100%;"> <tr> <td style="width: 50%;">PITCHER</td> <td style="width: 10%;">IP</td><td style="width: 10%;">WLS</td><td style="width: 10%;">BF</td><td style="width: 10%;">H</td><td style="width: 10%;">R</td><td style="width: 10%;">ER</td><td style="width: 10%;">SO</td><td style="width: 10%;">BB</td><td style="width: 10%;">IBB</td><td style="width: 10%;">HBP</td><td style="width: 10%;">BLK</td><td style="width: 10%;">WP</td><td style="width: 10%;">HR</td><td style="width: 10%;">S</td><td style="width: 10%;">P</td><td style="width: 10%;">ERA</td><td style="width: 10%;">WHIP</td> <td style="width: 50%;">PITCHER</td> <td style="width: 10%;">IP</td><td style="width: 10%;">WLS</td><td style="width: 10%;">BF</td><td style="width: 10%;">H</td><td style="width: 10%;">R</td><td style="width: 10%;">ER</td><td style="width: 10%;">SO</td><td style="width: 10%;">BB</td><td style="width: 10%;">IBB</td><td style="width: 10%;">HBP</td><td style="width: 10%;">BLK</td><td style="width: 10%;">WP</td><td style="width: 10%;">HR</td><td style="width: 10%;">S</td><td style="width: 10%;">P</td><td style="width: 10%;">ERA</td><td style="width: 10%;">WHIP</td> </tr> <tr> <td>Tim Belcher, R (1, 1) ERA: 3.9</td> <td>7.0</td><td>W</td><td>32</td><td>10</td><td>2</td><td>2</td><td>4</td><td>1</td><td>0</td><td>0</td><td>0</td><td>0</td><td>0</td><td>80</td><td>119</td><td>2.57</td><td>1.571</td> <td></td> <td></td><td></td><td></td><td></td><td></td><td></td><td></td><td></td><td></td><td></td><td></td><td></td><td></td><td></td><td></td> </tr> <tr> <td>Jeff Granger, L (8, 1) ERA: 9.0</td> <td>2.0</td><td></td><td>7</td><td>0</td><td>0</td><td>0</td><td>2</td><td>0</td><td>0</td><td>1</td><td>0</td><td>0</td><td>0</td><td>17</td><td>24</td><td>0.00</td><td>0.000</td> <td></td> <td></td><td></td><td></td><td></td><td></td><td></td><td></td><td></td><td></td><td></td><td></td><td></td><td></td><td></td><td></td><td></td> </tr> </table>												PITCHER	IP	WLS	BF	H	R	ER	SO	BB	IBB	HBP	BLK	WP	HR	S	P	ERA	WHIP	PITCHER	IP	WLS	BF	H	R	ER	SO	BB	IBB	HBP	BLK	WP	HR	S	P	ERA	WHIP	Tim Belcher, R (1, 1) ERA: 3.9	7.0	W	32	10	2	2	4	1	0	0	0	0	0	80	119	2.57	1.571																	Jeff Granger, L (8, 1) ERA: 9.0	2.0		7	0	0	0	2	0	0	1	0	0	0	17	24	0.00	0.000																	
PITCHER	IP	WLS	BF	H	R	ER	SO	BB	IBB	HBP	BLK	WP	HR	S	P	ERA	WHIP	PITCHER	IP	WLS	BF	H	R	ER	SO	BB	IBB	HBP	BLK	WP	HR	S	P	ERA	WHIP																																																																																	
Tim Belcher, R (1, 1) ERA: 3.9	7.0	W	32	10	2	2	4	1	0	0	0	0	0	80	119	2.57	1.571																																																																																																			
Jeff Granger, L (8, 1) ERA: 9.0	2.0		7	0	0	0	2	0	0	1	0	0	0	17	24	0.00	0.000																																																																																																			

livebaseballscorecards.com

Batter	1	2	3	4	5	6	7	8	9	AB	R	H	RBI	BB	SO	LOB
Jose Offerman, S OBP: 0.372, SLG: 0.400 (1, 4)	0-0 F9		2-2 1B WP 1B	1-2 2B		2-2 G1-3				4	1	2	0	0	0	1
Les Norman, R OBP: 0.236, SLG: 0.125 (1, 9)	0-1 F9		0-0 1B WP 1B	0-0 L7		0-0 F7				4	1	1	0	0	0	1
Chris Stynes, R OBP: 0.315, SLG: 0.338 (1, 7)	2-1 F8		1-0 1B WP 1B		1-2 G5-3	0-2 G3-1				4	1	1	0	0	0	1
Mike Macfarlane, R OBP: 0.328, SLG: 0.487 (1, 2)		4-2 1B BB 1B	1-3 K		0-0 G1-3 2B	1-0 G3				3	1	1	0	1	1	3
Craig Paquette, R OBP: 0.304, SLG: 0.453 (1, 5)		2-2 1B BB 1B	1-0 1B S 1B		0-0 G1-3	3-3 K				4	2	2	1	0	1	1
Joe Vitiello, R OBP: 0.340, SLG: 0.402 (1, 10)		4-2 1B BB	1-2 1B G5-3 1B		1-0 G5-3	2-3 K				3	0	1	2	1	1	1
Kevin Young, R OBP: 0.313, SLG: 0.467 (1, 3)		0-1 1B	3-2 G5-3		4-1 2B BB	1-0 F9				3	1	1	2	1	0	1
Rod Myers, L OBP: 0.214, SLG: 0.500 (1, 8)		1-0 F9	2-2 G6-3		0-0 2B	0-0 F7				4	1	1	0	0	0	2
David Howard, S OBP: 0.294, SLG: 0.317 (1, 6)		0-0 G4-3		4-0 BB CS BB		0-0 2B		1-3 K		3	0	1	2	1	1	1

Inning Stats	R: 0	H: 0	E: 0	K: 0	S: 5	R: 2	H: 2	E: 0	K: 0	S: 16	R: 4	H: 5	E: 0	K: 1	S: 20	R: 0	H: 1	E: 0	K: 0	S: 4	R: 0	H: 1	E: 0	K: 0	S: 6	R: 2	H: 2	E: 0	K: 2	S: 12	R: 0	H: 0	E: 0	K: 2	S: 9	R: 0	H: 0	E: 0	K: 1	S: 5	1B: 7	2B: 4	3B: 0	HR: 0	SF: 0	SAC: 0	DP: 0	HBP: 0	WP: 1	PA: 36
--------------	------	------	------	------	------	------	------	------	------	-------	------	------	------	------	-------	------	------	------	------	------	------	------	------	------	------	------	------	------	------	-------	------	------	------	------	------	------	------	------	------	------	-------	-------	-------	-------	-------	--------	-------	--------	-------	--------

PITCHER	IP	WLS	BF	H	R	ER	SO	BB	IBB	HBP	BLK	WP	HR	S	P	ERA	WHIP
Jim Abbott, L ERA: 7.83 (1, 1)	5.0	L	26	10	8	8	1	4	0	0	0	1	0	53	88	14.40	2.800
Jason Grimsley, R ERA: 6.77 (6, 1)	3.0		10	1	0	0	3	0	0	0	0	0	0	24	34	0.00	0.333

BOTTOM

California Angels @ Kansas City Royals
Kauffman Stadium, Kansas City, MO
 Fri Sep 13 1996, 7:05 PM CDT
 Att: 13,083 - Unknown - 66 F

livebaseballscorecards.com

AB	32
R	8
H	11
RBI	7
BB	4
SO	4
LOB	12



Batter	1	2	3	4	5	6	7	8	9	AB R H RBI BB SO LOB	TOP											
Darin Erstad, L (1, 7) OBP: 0.328, SLG: 0.368	1-3 K		1-2 WP BB E 1B		1-2 L4	2-3 K			2-2 1B 2B	5 2 2 0 0 2 1	California Angels @ Kansas City Royals Kauffman Stadium, Kansas City, MO Sat Sep 14 1996, 3:33 AM CDT Att. 17,174 - Cloudy - 68 F											
Randy Velarde, R (1, 4) OBP: 0.381, SLG: 0.427	3-2 G4-3 2B		0-0 L7		4-2 BB		1-3 K	2-3 K	4 0 1 0 1 2 2													
Jim Edmonds, L (1, 8) OBP: 0.377, SLG: 0.590 Orlando Palmeiro, L (6, 8) OBP: 0.364, SLG: 0.392	0-0 G4-3 2-3		4-0 E 1-2 BB		1-1 L8		0-1 G3	2-2 2-H 1B	2 0 0 0 1 0 2 2 0 1 1 0 0 0													
Chili Davis, S (1, 10) OBP: 0.385, SLG: 0.502	1-0 F8		1-1 E9 1-3 2-H 1B		2-2 F7		1-3 K	1-1 P5	5 0 1 1 0 1 3													
Tim Salmon, R (1, 9) OBP: 0.379, SLG: 0.497		0-0 L4	0-0 F7		1-1 F8		0-0 G6-3		4 0 0 0 0 0 2													
Jack Howell, L (1, 5) OBP: 0.328, SLG: 0.529		2-1 1B		2-3 K	0-1 2B		0-1 G4-3		4 1 2 0 0 1 0													
J.T. Snow, L (1, 3) OBP: 0.329, SLG: 0.383		1-2 F8		3-3 K	2-0 G4-3 2-H 1B 2B		3-2 HR		4 2 2 2 0 1 1													
Gary Disarcina, R (1, 6) OBP: 0.295, SLG: 0.356		0-0 P6		3-1 1B	1-1 G4-3 2-3		1-2 F7		4 0 1 0 0 0 2													
Todd Greene, R (1, 2) OBP: 0.238, SLG: 0.267			0-3 K	0-3 K	0-1 S 1B		0-0 G6-3		4 0 1 1 0 2 1													
Inning Stats	R: 0 E: 0 K: 1 S: 8	H: 1 LOB: 1 BB: 0 P: 13	R: 0 E: 0 K: 0 S: 8	H: 1 LOB: 1 BB: 0 P: 11	R: 1 E: 1 K: 1 S: 10	H: 2 LOB: 2 BB: 1 P: 16	R: 0 E: 0 K: 3 S: 12	H: 1 LOB: 1 BB: 0 P: 20	R: 0 E: 0 K: 0 S: 10	H: 0 LOB: 1 BB: 1 P: 18		R: 2 E: 0 K: 1 S: 12	H: 3 LOB: 1 BB: 0 P: 18	R: 0 E: 0 K: 2 S: 8	H: 0 LOB: 0 BB: 0 P: 10	R: 1 E: 0 K: 0 S: 13	H: 1 LOB: 0 BB: 0 P: 17	R: 1 E: 0 K: 1 S: 15	H: 2 LOB: 1 BB: 0 P: 22	1B: 6 2B: 4 3B: 0 HR: 1	SF: 0 SAC: 0 DP: 0 HBP: 0	WP: 1 PB: 0 SB: 1 CS: 0
PITCHER	IP WLS BF H R ER SO BB IBB HBP BLK WP HR S P ERA WHIP												IP WLS BF H R ER SO BB IBB HBP BLK WP HR S P ERA WHIP									
Kevin Appier, R (1, 1) ERA: 3.45	8.0 W 35 9 4 4 8 2 0 0 0 0 1 1 81 123 4.50 1.375																					
Bob Scanlan, R (9, 1) ERA: 8.82	1.0 5 2 1 1 1 0 0 0 0 0 0 0 15 22 9.00 2.000																					

livebaseballscorecards.com

AB	38
R	5
H	11
RBI	5
BB	2
SO	9
LOB	14



Batter	1	2	3	4	5	6	7	8	9	AB	R	H	RBI	BB	SO	LOB
Jose Offerman, S OBP: 0.374, SLG: 0.401 (1, 4) (8, 3)										4	0	2	1	1	0	3
Tom Goodwin, L OBP: 0.334, SLG: 0.330 (1, 7)										2	1	0	0	3	1	4
Rod Myers, L OBP: 0.211, SLG: 0.474 (1, 8)										5	1	1	0	0	2	4
Craig Paquette, R OBP: 0.302, SLG: 0.449 (1, 3) Bip Roberts, S OBP: 0.333, SLG: 0.359 (7, PH) (8, 4)										3	0	0	0	0	0	2
Jon Nunnally, L OBP: 0.316, SLG: 0.500 (1, 9)										4	2	1	0	1	1	0
Mike Macfarlane, R OBP: 0.332, SLG: 0.499 (1, 2)										4	3	3	3	0	0	0
Keith Lockhart, L OBP: 0.326, SLG: 0.402 (1, 5)										3	0	1	0	1	0	2
29 Mike Sweeney, R OBP: 0.354, SLG: 0.372 Bob Hamelin, L OBP: 0.394, SLG: 0.444 (1, 10) (7, PH)										2	1	1	1	0	0	0
David Howard, S OBP: 0.296, SLG: 0.318 (1, 6)										0	0	0	1	1	0	0

Inning Stats		R: 0	H: 1	R: 0	H: 1	R: 0	H: 0	R: 3	H: 5	R: 1	H: 1	R: 0	H: 0	R: 4	H: 2	R: 0	H: 0	R: 0	H: 0	1B: 7	SF: 1	WP: 0	PA: 42
E: 0	LOB: 1	E: 0	LOB: 3	E: 0	LOB: 0	E: 1	LOB: 2	E: 0	LOB: 0	E: 0	LOB: 0	E: 0	LOB: 0	E: 0	LOB: 3	E: 0	LOB: 0	E: 0	LOB: 0	2B: 2 <td>SAC: 0 <td>PB: 0 <td></td> </td></td>	SAC: 0 <td>PB: 0 <td></td> </td>	PB: 0 <td></td>	
K: 2	BB: 0	K: 0	BB: 1	K: 0	BB: 1	K: 0	BB: 1	K: 0	BB: 0	K: 0	BB: 0	K: 0	BB: 0	K: 3	BB: 5	K: 3	BB: 0	K: 0	BB: 0	3B: 0	DP: 0	SB: 3	
S: 10	P: 14	S: 14	P: 22	S: 4	P: 9	S: 10	P: 16	S: 10	P: 14	S: 10	P: 14	S: 4	P: 7	S: 17	P: 47	S: 14	P: 17	S: 14	P: 17	HR: 1	HBP: 1	CS: 1	

BOTTOM

California Angels @ Kansas City Royals
Kauffman Stadium, Kansas City, MO

Sat Sep 14 1996, 3:33 AM CDT
Att. 17,174 - Cloudy - 68 F

AB	31
R	8
H	10
RBI	8
BB	8
SO	5
LOB	17

PITCHER	IP	WLS	BF	H	R	ER	SO	BB	IBB	HBP	BLK	WP	HR	S	P	ERA	WHIP
Jason Dickson, R ERA: 5.59	(1, 1)	6.0	28	8	4	4	2	3	0	1	0	0	0	52	82	6.00	1.833
Mike Holtz, L ERA: 2.3	(7, 1)	0.0	2	1	2	2	0	1	0	0	0	0	0	6	13	∞	∞
Mark Eichhorn, R ERA: 5.04	(7, 1)	0.1	5	1	1	1	0	1	2	0	0	0	0	5	21	27.00	6.000
Darrell May, L ERA: 7.84	(7, 1)	0.2	3	0	1	1	0	1	0	0	0	0	0	6	13	13.50	1.500
Troy Percival, R ERA: 2.38	(8, 1)	1.0	3	0	0	0	3	0	0	0	0	0	0	14	17	0.00	0.000

Batter	1	2	3	4	5	6	7	8	9	AB R H RBI BB SO LOB	TOP											
Chuck Knoblauch, R (1, 4) OBP: 0.448, SLG: 0.510	1-3 	2-0 		1-2 			0-0 		1-1 	5 1 1 0 0 1 3												
Rich Becker, L (1, 8) OBP: 0.369, SLG: 0.437	2-3 	3-2 			2-3 		2-1 		2-2 	5 0 2 1 0 2 1												
Paul Molitor, R (1, 10) OBP: 0.393, SLG: 0.468	0-1 		2-1 		0-2 		0-0 		0-1 	4 1 3 1 0 0 0												
Marty Cordova, R (1, 7) OBP: 0.366, SLG: 0.476	1-1 		2-3 		0-1 		0-0 		2-3 	5 0 1 1 0 2 4												
Roberto Kelly, R (1, 9) OBP: 0.377, SLG: 0.451	0-0 		4-2 		1-0 			1-1 		3 0 1 0 1 0 2												
Ron Coomer, R (1, 3) OBP: 0.339, SLG: 0.509		1-1 	3-2 		1-0 			1-1 		4 0 0 0 0 0 2												
Matt Walbeck, S (1, 2) OBP: 0.261, SLG: 0.316		1-0 		2-1 		0-2 		1-0 		4 1 1 0 0 0 1												
Pat Meares, R (1, 6) OBP: 0.302, SLG: 0.398		0-1 		1-2 		0-1 			1-1 	2 1 1 2 0 0 0												
Matt Lawton, L (9, PH) OBP: 0.349, SLG: 0.373		1-H 		3-2 					1-1 	1 1 1 0 0 0 0												
Todd Walker, L (1, 5) OBP: 0.288, SLG: 0.345		0-3 		3-2 			2-2 		1-2 	2 0 0 0 0 1 1												
Jeff Reboulet, R (7, PH) OBP: 0.293, SLG: 0.250										1 0 0 0 0 0 0												
Chip Hale, L (9, PH) OBP: 0.370, SLG: 0.395										1 0 1 0 0 0 0												
Inning Stats	R: 1 E: 0 K: 2 S: 11	H: 2 LOB: 1 BB: 0 P: 15	R: 2 E: 0 K: 1 S: 14	H: 3 LOB: 1 BB: 0 P: 21	R: 0 E: 0 K: 1 S: 11	H: 0 LOB: 1 BB: 1 P: 22	R: 0 E: 0 K: 0 S: 12	H: 0 LOB: 1 BB: 0 P: 19	R: 0 E: 0 K: 1 S: 9	H: 1 LOB: 1 BB: 0 P: 12	R: 0 E: 0 K: 0 S: 6	H: 0 LOB: 0 BB: 0 P: 7	R: 0 E: 0 K: 0 S: 8	H: 2 LOB: 2 BB: 0 P: 12	R: 0 E: 0 K: 0 S: 5	H: 1 LOB: 0 BB: 0 P: 8	R: 2 E: 0 K: 1 S: 18	H: 3 LOB: 1 BB: 0 P: 25	1B: 9 2B: 1 3B: 1 HR: 1	SF: 1 SAC: 0 DP: 1 HBP: 1	WP: 1 PB: 0 SB: 1 CS: 0	PA: 40
PITCHER	IP WLS BF H R ER SO BB IBB HBP BLK WP HR S P ERA WHIP																					
50 José Rosado, L (1, 1) ERA: 2.76	6.2 W 29 7 3 3 5 1 0 1 0 1 1 69 106 4.05 1.200																					
Bob Scanlan, R (7, 1) ERA: 8.15	1.1 5 2 0 0 0 0 0 0 0 0 0 7 10 0.00 1.500																					
Jaime Bluma, R (9, 1) ERA: 3.18	1.0 S 6 3 2 2 1 0 0 0 0 0 0 18 25 18.00 3.000																					

Minnesota Twins @ Kansas City Royals
Kauffman Stadium, Kansas City, MO

Mon Sep 16 1996, 7:05 PM CDT
Att. 16,843 - Unknown - 68 F

livebaseballscorecards.com

AB	37
R	5
H	12
RBI	5
BB	1
SO	6
LOB	14



Batter	1	2	3	4	5	6	7	8	9
Jose Offerman, S OBP: 0.374, SLG: 0.404 (1, 4)	0-0 G6-3			3-1 F9		3-2 2B	2-2 1B		
Rod Myers, L OBP: 0.261, SLG: 0.500 (1, 8)	0-2 F9			4-2 BB		2-0 HR	0-0 P6		
Keith Lockhart, L OBP: 0.325, SLG: 0.408 (1, 5)	1-1 F9			0-0 F8		1-0 HR	3-2 SAFE L4		
Bip Roberts, S OBP: 0.335, SLG: 0.361 (1, 10)		0-1 G4-3 1B		0-1 G4-3		0-0 G4-3		0-0 SH1-3 1B	
Craig Paquette, R OBP: 0.305, SLG: 0.451 (1, 3)		1-2 G4-3 1-2f			0-0 1B	1-2 3B 1B		0-0 SH1-3	
Jon Nunnally, L OBP: 0.313, SLG: 0.514 (1, 9)		2-0 F7			3-3 K	2-2 29 1B 3B		2-0 F7	
29 Mike Sweeney, R OBP: 0.354, SLG: 0.371 (1, 2)			0-0 F8		0-3 K	1-1 CS 1B		1-2 F8	
Tom Goodwin, L OBP: 0.334, SLG: 0.330 (6, PR)									
Henry Mercedes, R OBP: 0.250, SLG: 0.250 (7, 2)									
Chris Stynes, R OBP: 0.316, SLG: 0.351 (1, 7)			0-2 G4-3		0-0 G5-3	0-1 CS	1-0 SF9 2B		
Les Norman, R OBP: 0.236, SLG: 0.125 (7, PR)									
David Howard, S OBP: 0.294, SLG: 0.317 (1, 6)			0-1 G4-3			1-1 P6	2-2 SAFE SF9		

AB	R	H	RBI	BB	SO	LOB
4	1	2	0	0	0	0
3	1	1	1	1	0	2
4	1	1	2	0	0	3
4	0	2	0	0	0	1
3	1	2	0	0	0	1
4	1	1	1	0	1	2
3	0	1	1	0	1	1
0	0	0	0	0	0	0
1	0	0	0	0	0	1
3	0	1	0	0	0	1
0	1	0	0	0	0	0
2	0	0	1	0	0	0

AB	R	H	RBI	BB	SO	LOB
31	6	11	6	1	2	12

Inning	IP	WLS	BF	H	R	ER	SO	BB	IBB	HBP	BLK	WP	HR	S	P	ERA	WHIP
1	6.0	L	26	9	6	6	2	1	0	0	0	0	1	52	78	9.00	1.667
7	2.0		8	2	0	0	0	0	0	0	0	0	0	18	28	0.00	1.000

PITCHER	IP	WLS	BF	H	R	ER	SO	BB	IBB	HBP	BLK	WP	HR	S	P	ERA	WHIP
Brad Radke, R ERA: 4.49	6.0	L	26	9	6	6	2	1	0	0	0	0	1	52	78	9.00	1.667
Dave Stevens, R ERA: 4.74	2.0		8	2	0	0	0	0	0	0	0	0	0	18	28	0.00	1.000

BOTTOM

Minnesota Twins @ Kansas City Royals
Kauffman Stadium, Kansas City, MO
 Mon Sep 16 1996, 7:05 PM CDT
 Att: 16,843 - Unknown - 68 F

livebaseballscores.com



WP	PA
0	35

Batter	1	2	3	4	5	6	7	8	9	AB R H RBI BB SO LOB	TOP
Chuck Knoblauch, R (1, 4) OBP: 0.446, SLG: 0.508	1-1 		2-3 		1-2 		1-1 			4 0 1 0 0 1 3	Minnesota Twins @ Kansas City Royals Kauffman Stadium, Kansas City, MO Tue Sep 17 1996, 7:05 PM CDT Att. 11,809 - Unknown - 67 F
Rich Becker, L (1, 8) OBP: 0.367, SLG: 0.433	0-2 		1-3 		0-0 		0-0 		4 0 0 0 0 1 4		
Roberto Kelly, R (1, 10) OBP: 0.380, SLG: 0.457 Matt Lawton, L (8, PH) OBP: 0.348, SLG: 0.372	2-2 		1-2 		0-1 		1-1 		3 0 2 2 0 0 0 1 0 0 0 0 0 0		
Marty Cordova, R (1, 7) OBP: 0.367, SLG: 0.477	2-2 		1-3 		2-2 		2-0 		4 0 2 0 0 1 2		
Ron Coomer, R (1, 3) OBP: 0.333, SLG: 0.500		1-0 		1-0 		1-0 		1-0 	4 0 0 0 0 0 2		
Matt Walbeck, S (1, 2) OBP: 0.262, SLG: 0.316 Chip Hale, L (9, PH) OBP: 0.370, SLG: 0.395 Paul Molitor, R (9, PH) OBP: 0.394, SLG: 0.468		3-1 		0-2 		0-1 		1-2 	3 0 1 0 0 0 0 0 0 0 0 0 0 0 1 0 1 0 0 0 0		
Pat Meares, R (1, 6) OBP: 0.300, SLG: 0.396 Todd Walker, L (9, PH) OBP: 0.283, SLG: 0.339		1-2 		1-3 		2-1 		0-0 	3 0 0 0 0 1 2 1 0 0 0 0 0 1		
Denny Hocking, S (1, 9) OBP: 0.241, SLG: 0.266		2-1 		1-1 		0-0 		2-2 	4 1 1 0 0 0 0		
Jeff Reboulet, R (1, 5) OBP: 0.298, SLG: 0.256		1-2 		0-3 		0-1 			3 1 2 0 0 1 0		
Inning Stats	R: 0 H: 1 E: 0 LOB: 1 K: 0 BB: 0 S: 13 P: 18	R: 0 H: 0 E: 0 LOB: 0 K: 0 BB: 0 S: 8 P: 13	R: 2 H: 3 E: 0 LOB: 1 K: 3 BB: 0 S: 18 P: 26	R: 0 H: 0 E: 0 LOB: 0 K: 1 BB: 0 S: 7 P: 9	R: 0 H: 1 E: 0 LOB: 1 K: 1 BB: 0 S: 10 P: 12	R: 0 H: 2 E: 0 LOB: 2 K: 0 BB: 0 S: 11 P: 16	R: 0 H: 1 E: 0 LOB: 1 K: 0 BB: 0 S: 6 P: 7	R: 0 H: 1 E: 0 LOB: 0 K: 0 BB: 0 S: 4 P: 8	R: 0 H: 1 E: 0 LOB: 0 K: 0 BB: 0 S: 10 P: 13	1B: 9 SF: 0 2B: 1 SAC: 0 3B: 0 DP: 2 HR: 0 HBP: 0	
PITCHER Chris Haney, L (1, 1) ERA: 4.67 Bob Scanlan, R (8, 1) ERA: 7.71 Jason Jacome, L (9, 1) ERA: 4.44 Jaime Bluma, R (9, 1) ERA: 3.0	IP WLS BF H R ER SO BB IBB HBP BLK WP HR S P ERA WHIP 7.0 W 29 8 2 2 5 0 0 0 0 2 0 73 101 2.57 1.143 1.0 3 1 0 0 0 0 0 0 0 0 0 4 8 0.00 1.000 0.0 1 1 0 0 0 0 0 0 0 0 0 3 4 ∞ ∞ 1.0 S 2 0 0 0 0 0 0 0 0 0 0 7 9 0.00 0.000	PITCHER IP WLS BF H R ER SO BB IBB HBP BLK WP HR S P ERA WHIP									

livebaseballscorecards.com

AB	35
R	2
H	10
RBI	2
BB	0
SO	5
LOB	14



Batter	1	2	3	4	5	6	7	8	9	AB	R	H	RBI	BB	SO	LOB
Jose Offerman, S OBP: 0.374, SLG: 0.403 (1, 4)	2-3 K		2-3 K		0-0 1B FC8-4	0-0 L9				4	1	1	1	0	2	2
Joe Randa, R OBP: 0.346, SLG: 0.424 (1, 5)	1-2 F8		2-1 F9		0-0 1B FC8-4		0-1 G6-3 1B			4	0	2	1	0	0	1
Chris Stynes, R OBP: 0.325, SLG: 0.372 Les Norman, R OBP: 0.236, SLG: 0.125 (1, 7) (8, 7)	1-2 1B CS 1B			0-2 F8 2B	1-1 FC8-4 CS		0-1 G6-3 1-2			4	0	2	1	0	0	2
Craig Paquette, R OBP: 0.306, SLG: 0.452 (1, 3)	0-1 1-3 1B			0-3 K	1-2 1B		0-0 G1-3			4	0	2	0	0	1	2
Kevin Young, R OBP: 0.306, SLG: 0.455 Jon Nunnally, L OBP: 0.321, SLG: 0.514 (1, 9) (7, 9)	1-2 CS 3-H	1-3 K		0-1 F8	1-2 G4-3		4-1 BB			3	0	0	0	0	1	2
Joe Vitiello, R OBP: 0.340, SLG: 0.399 Bob Hamelin, L OBP: 0.392, SLG: 0.443 (1, 10) (7, PH)		3-2 F9		4-0 FC5-4 BB		3-2 F9		2-2 L8		2	0	0	0	1	0	0
Mike Macfarlane, R OBP: 0.332, SLG: 0.504 (1, 2)		2-3 K		1-1 FC5-4		3-2 HR		0-0 G1-3		4	1	1	1	0	1	2
Rod Myers, L OBP: 0.296, SLG: 0.480 (1, 8)			4-2 S BB		1-1 1B		3-3 K		0-1 F7	3	1	1	0	1	1	0
David Howard, S OBP: 0.296, SLG: 0.318 (1, 6)			3-2 F8		0-0 1B		2-2 1B		3-3 K	4	1	2	0	0	1	1

Inning Stats	R: 0	H: 2	E: 0	K: 1	S: 13	LOB: 1	BB: 0	P: 18	R: 0	H: 0	E: 0	K: 2	S: 10	LOB: 0	BB: 0	P: 16	R: 0	H: 0	E: 0	K: 1	S: 11	LOB: 1	BB: 1	P: 22	R: 0	H: 1	E: 0	K: 1	S: 10	LOB: 2	BB: 1	P: 15	R: 3	H: 5	E: 0	K: 0	S: 14	LOB: 1	BB: 0	P: 18	R: 1	H: 2	E: 0	K: 1	S: 18	LOB: 1	BB: 0	P: 29	R: 0	H: 1	E: 0	K: 0	S: 9	LOB: 2	BB: 1	P: 15	R: 0	H: 0	E: 0	K: 1	S: 8	LOB: 0	BB: 0	P: 11
--------------	------	------	------	------	-------	--------	-------	-------	------	------	------	------	-------	--------	-------	-------	------	------	------	------	-------	--------	-------	-------	------	------	------	------	-------	--------	-------	-------	------	------	------	------	-------	--------	-------	-------	------	------	------	------	-------	--------	-------	-------	------	------	------	------	------	--------	-------	-------	------	------	------	------	------	--------	-------	-------

PITCHER	IP	WLS	BF	H	R	ER	SO	BB	IBB	HBP	BLK	WP	HR	S	P	ERA	WHIP
Scott Aldred, L ERA: 6.27 (1, 1)	5.1	L	25	9	4	4	5	2	0	0	0	0	1	67	104	6.75	2.062
Mike Trombley, R ERA: 3.09 (6, 1)	2.0		9	2	0	0	1	1	0	0	0	0	0	19	30	0.00	1.500
Eddie Guardado, L ERA: 5.54 (8, 1)	0.2		2	0	0	0	1	0	0	0	0	0	0	7	10	0.00	0.000


BOTTOM

Minnesota Twins @ Kansas City Royals
Kauffman Stadium, Kansas City, MO

Tue Sep 17 1996, 7:05 PM CDT
Att. 11,809 - Unknown - 67 F

livebaseballscorecards.com

AB	33
R	4
H	11
RBI	4
BB	3
SO	7
LOB	14



WP	HR	S	P	ERA	WHIP
0	0	0	0	0	0

Batter	1	2	3	4	5	6	7	8	9	AB R H RBI BB SO LOB	TOP											
Chuck Knoblauch, R (1, 4) OBP: 0.448, SLG: 0.517	2-0 		0-0 		1-1 		2-1 		2-3 	5 3 3 1 0 1 0	Minnesota Twins @ Kansas City Royals Kauffman Stadium, Kansas City, MO Wed Sep 18 1996, 7:05 PM CDT Att. 11,588 - Unknown - 67 F											
Rich Becker, L (1, 8) OBP: 0.371, SLG: 0.434	4-2 		1-2 		1-0 		3-3 	4-2 	3 1 2 2 2 1 1													
Paul Molitor, R (1, 10) OBP: 0.392, SLG: 0.465	2-2 		1-3 		2-3 		4-1 	0-0 	4 0 0 0 1 2 5													
Todd Walker, L (1, 5) Jeff Reboulet, R (7, 5) OBP: 0.281, SLG: 0.339 OBP: 0.296, SLG: 0.255		0-0 	0-0 		2-1 		2-0 	2-2 	3 0 1 1 0 0 2 1 0 0 0 0 0 1													
Roberto Kelly, R (1, 7) OBP: 0.378, SLG: 0.461		2-2 		0-2 	0-0 		1-2 		4 0 1 1 0 0 2													
Greg Myers, L (1, 2) Denny Hocking, S (8, PR) Matt Walbeck, S (8, 2) OBP: 0.328, SLG: 0.441 OBP: 0.241, SLG: 0.266 OBP: 0.262, SLG: 0.316		2-2 		0-2 	3-2 		4-0 		3 0 1 0 1 0 1 0 0 0 0 0 0 0 0 0 0 0 0 0 0													
Scott Stahoviak, L (1, 3) OBP: 0.384, SLG: 0.474			1-0 	1-0 		1-0 		3-1 	3 1 1 0 0 0 1													
Pat Meares, R (1, 6) OBP: 0.298, SLG: 0.393		0-0 	2-1 		0-0 		2-2 		3 0 0 0 0 0 3													
Brent Brede, L (1, 9) Marty Cordova, R (8, PH) OBP: 0.455, SLG: 0.636 OBP: 0.366, SLG: 0.476		2-3 		1-2 	1-1 		1-1 		3 2 2 1 0 0 0 1 0 0 0 0 0 1													
Inning Stats	R: 0 H: 0 E: 0 LOB: 0 K: 0 BB: 1 S: 12 P: 20	R: 0 H: 1 E: 0 LOB: 0 K: 0 BB: 0 S: 7 P: 11	R: 3 H: 4 E: 0 LOB: 1 K: 1 BB: 0 S: 12 P: 15	R: 0 H: 1 E: 0 LOB: 1 K: 0 BB: 0 S: 9 P: 12	R: 3 H: 4 E: 1 LOB: 1 K: 1 BB: 0 S: 15 P: 25	R: 0 H: 0 E: 0 LOB: 0 K: 0 BB: 0 S: 4 P: 6	R: 1 H: 1 E: 0 LOB: 1 K: 1 BB: 1 S: 10 P: 22	R: 0 H: 0 E: 0 LOB: 2 K: 0 BB: 1 S: 7 P: 17	R: 0 H: 0 E: 0 LOB: 1 K: 1 BB: 1 S: 14 P: 22	1B: 7 SF: 1 2B: 2 SAC: 1 3B: 3 DP: 3 HR: 0 HBP: 1		WP: 2 PA: 40 PB: 0 SB: 3 CS: 0										
PITCHER	IP WLS BF H R ER SO BB IBB HBP BLK WP HR S P ERA WHIP											IP WLS BF H R ER SO BB IBB HBP BLK WP HR S P ERA WHIP										
Tim Belcher, R (1, 1) ERA: 4.06	4.2 L 23 10 6 6 2 1 0 0 0 0 0 0 52 77 11.57 2.357																					
Jeff Granger, L (5, 1) ERA: 8.31	2.0 8 1 1 1 1 1 1 0 0 0 2 0 14 30 4.50 1.000																					
Rick Huisman, R (7, 1) ERA: 3.62	0.1 1 0 0 0 0 0 0 0 0 0 0 0 3 4 0.00 0.000																					
Mike Magnante, L (8, 1) ERA: 4.92	0.2 3 0 0 0 0 0 1 0 1 0 0 0 5 14 0.00 1.500																					
Hipolito Pichardo, R (8, 1) ERA: 5.74	1.1 5 0 0 0 0 1 1 0 0 0 0 0 16 25 0.00 0.750																					

livebaseballscorecards.com

AB	33
R	7
H	11
RBI	6
BB	4
SO	4
LOB	17



Batter	1	2	3	4	5	6	7	8	9	AB	R	H	RBI	BB	SO	LOB
Jose Offerman, S OBP: 0.374, SLG: 0.409 (1, 4) C F B S	1-3 K ①		2-1 BB 2-H 1B		1-1 CS 1-2	3-1 HR		2-3 K ②		4	1	2	2	0	2	0
Joe Randa, R OBP: 0.345, SLG: 0.420 (1, 5) X	0-0 G4-3 ②		4-0 SAFE 1-2 BB			1-2 G5-3 ①		0-3 K ③		3	0	0	0	1	1	0
Chris Stynes, R OBP: 0.310, SLG: 0.354 (1, 7) S X	0-1 G4-3 ③		3-2 P6 ③			0-1 F9 ②			0-0 G4-3 ①	4	0	0	0	0	0	2
Craig Paquette, R OBP: 0.306, SLG: 0.457 (1, 3)		1-3 K ①		0-0 F7 ①		0-0 G5-3 ③			1-2 HR	4	1	1	1	0	1	0
Kevin Young, R OBP: 0.304, SLG: 0.472 (1, 9)		2-1 G6-3 ②		1-0 G5-3 ②		2-1 HR			1-3 K ②	4	1	1	1	0	1	0
Mike Macfarlane, R OBP: 0.331, SLG: 0.501 (1, 2)		0-0 G5-3 ③		0-0 G5-3 ③		0-0 G6-4-3 1B			2-0 P4 ③	4	0	1	0	0	0	0
29 Mike Sweeney, R OBP: 0.348, SLG: 0.364 (1, 10)			1-3 K ①		3-2 F9 ①		1-0 G6-4-3 ① ②			3	0	0	0	0	1	1
Rod Myers, L OBP: 0.333, SLG: 0.536 (1, 8)			2-2 1B 2B		2-2 CS 1B		1-0 L8 ③			3	1	2	0	0	0	0
David Howard, S OBP: 0.294, SLG: 0.316 (1, 6)			1-3 K ②		0-0 L3 ②			0-1 F8 ①		3	0	0	0	0	1	2

Inning Stats	R: 0	H: 0	E: 0	K: 1	S: 6	R: 0	H: 0	E: 0	K: 1	S: 6	R: 1	H: 2	E: 0	K: 2	S: 14	R: 0	H: 0	E: 0	K: 0	S: 3	R: 0	H: 1	E: 0	K: 0	S: 8	R: 1	H: 1	E: 0	K: 0	S: 10	R: 1	H: 2	E: 0	K: 0	S: 5	R: 0	H: 0	E: 0	K: 2	S: 8	R: 1	H: 1	E: 0	K: 1	S: 8	R: 1	H: 1	E: 0	K: 1	S: 12	1B: 3	2B: 1	3B: 0	HR: 3	SF: 0	SAC: 0	DP: 1	HBP: 0	WP: 0	PB: 0	SB: 0	CS: 1	PA: 34
--------------	------	------	------	------	------	------	------	------	------	------	------	------	------	------	-------	------	------	------	------	------	------	------	------	------	------	------	------	------	------	-------	------	------	------	------	------	------	------	------	------	------	------	------	------	------	------	------	------	------	------	-------	-------	-------	-------	-------	-------	--------	-------	--------	-------	-------	-------	-------	--------

PITCHER	IP	WLS	BF	H	R	ER	SO	BB	IBB	HBP	BLK	WP	HR	S	P	ERA	WHIP
Travis Miller, L ERA: 10.31 (1, 1)	7.0	W	26	6	3	3	4	1	0	0	0	0	2	52	84	3.86	1.000
Eddie Guardado, L ERA: 5.5 (8, 1)	2.0		7	1	1	1	3	0	0	0	0	0	1	16	22	4.50	0.500


BOTTOM

Minnesota Twins @ Kansas City Royals
Kauffman Stadium, Kansas City, MO

Wed Sep 18 1996, 7:05 PM CDT
Att. 11,588 - Unknown - 67 F

livebaseballscorecards.com

AB	32
R	4
H	7
RBI	4
BB	1
SO	7
LOB	5



Batter	1	2	3	4	5	6	7	8	9	AB R H RBI BB SO LOB	TOP											
Jose Offerman, S (1, 4) OBP: 0.374, SLG: 0.408	0-1 F9 E 1B		0-1 F7			3-2 F8		3-3 K		4 0 1 0 0 1 0												
Rod Myers, L (1, 8) OBP: 0.294, SLG: 0.469	1-0 F9		2-0 F7			0-1 F8			3-2 G3	4 0 0 0 0 0 1												
Keith Lockhart, L (1, 5) OBP: 0.323, SLG: 0.405 Joe Randa, R (9, PH)	1-1 F9 1-3			2-2 G1-4-3		0-3 K			2-3 K	3 0 0 0 0 1 1 1 0 0 0 0 1 0												
Bip Roberts, S (1, 7) OBP: 0.331, SLG: 0.356	0-1 G4-3			1-1 G4-3			2-2 G2-3		0-1 G4-3	4 0 0 0 0 0 1												
Mike Macfarlane, R (1, 2) OBP: 0.331, SLG: 0.499		0-0 G5-3		4-1 BB		1-1 F7				2 0 0 0 1 0 0												
Jon Nunnally, L (1, 9) OBP: 0.310, SLG: 0.493		1-3 K		3-3 K		2-3 K				3 0 0 0 0 3 1												
Craig Paquette, R (1, 3) OBP: 0.308, SLG: 0.469		1-1 2B			0-0 F8			1-1 HR		3 1 2 1 0 0 0												
Chris Stynes, R (1, 10) OBP: 0.299, SLG: 0.341		2-2 G6-3			1-2 G5-3			0-0 F9		3 0 0 0 0 0 1												
David Howard, S (1, 6) OBP: 0.292, SLG: 0.314			3-2 G4-3		2-3 K			0-0 G6-3		3 0 0 0 0 1 0												
Inning Stats	R: 0 E: 1 K: 0 S: 7	H: 1 LOB: 1 BB: 0 P: 9	R: 0 E: 0 K: 1 S: 12	H: 1 LOB: 1 BB: 0 P: 16	R: 0 E: 0 K: 1 S: 7	H: 0 LOB: 0 BB: 0 P: 12	R: 0 E: 0 K: 1 S: 9	H: 0 LOB: 1 BB: 1 P: 19	R: 0 E: 0 K: 1 S: 9	H: 0 LOB: 0 BB: 0 P: 12	R: 0 E: 0 K: 1 S: 8	H: 0 LOB: 0 BB: 0 P: 11	R: 0 E: 0 K: 1 S: 8	H: 0 LOB: 0 BB: 0 P: 13	R: 1 E: 0 K: 1 S: 9	H: 1 LOB: 0 BB: 0 P: 13	R: 0 E: 0 K: 1 S: 9	H: 0 LOB: 0 BB: 0 P: 14	1B: 1 2B: 1 3B: 0 HR: 1	SF: 0 SAC: 0 DP: 0 HBP: 0	WP: 0 PB: 0 SB: 0 CS: 0	PA: 31
PITCHER	IP WLS BF H R ER SO BB IBB HBP BLK WP HR S P ERA WHIP																					
Chad Ogea, R (1, 1) ERA: 4.84	8.0 W 28 3 1 1 6 1 0 0 0 0 1 69 105 1.12 0.500																					
Paul Assenmacher, L (9, 1) ERA: 2.22	1.0 3 0 0 0 1 0 0 0 0 0 0 9 14 0.00 0.000																					

Kansas City Royals @ Cleveland Indians
 Jacobs Field, Cleveland, OH
 Thu Sep 19 1996, 7:05 PM EDT
 Att. 42,297 - Unknown - 65 F

AB	30
R	1
H	3
RBI	1
BB	1
SO	7
LOB	5



Batter	1	2	3	4	5	6	7	8	9	AB R H RBI BB SO LOB
Kenny Lofton, L OBP: 0.369, SLG: 0.445 (1, 8)	1-0 G6-3		0-0 SH1-3		3-2 L3			0-0 L7-4		4 1 1 0 0 0 1
Kevin Seitzer, R OBP: 0.416, SLG: 0.460 (1, 10)	2-3 K		1-1 F9		1-1 F8			0-0 FC6-2		4 0 1 0 0 1 1
Jim Thome, L OBP: 0.449, SLG: 0.617 (1, 5)	4-1 BB		2-3 K		3-3 K			4-2 FC6-2		2 1 0 0 2 2 1
Albert Belle, R OBP: 0.408, SLG: 0.620 (1, 7)	0-0 G1-3			4-0 2B		1-0 G5-3		1-0 1B		3 2 1 1 1 0 1
Julio Franco, R OBP: 0.410, SLG: 0.480 (1, 3)		0-1 F9		0-3 SAFE		2-2 G4-3		2-2 FC6-2		4 1 0 0 0 1 4
Brian Giles, L OBP: 0.412, SLG: 0.602 (1, 9)		4-1 G5-3		2-2 SAFE		1-1 P5		1-0 2B		3 2 2 2 1 0 0
Sandy Alomar Jr., R OBP: 0.295, SLG: 0.392 (1, 2)		0-1 SAFE		1-1 SAFE		1-3 SAFE		2-2 2B		4 1 1 2 0 1 2
Jeff Kent, R OBP: 0.323, SLG: 0.424 (1, 4)		1-3 SAFE		1-2 SAFE		1-2 SAFE		4-1 2B		3 1 1 1 1 1 1
Omar Vizquel, S OBP: 0.374, SLG: 0.432 (1, 6)			0-0 E5		0-0 G3		3-2 SAFE	0-2 L7-4		4 0 2 3 0 0 1

Inning Stats	R: 0 E: 0 K: 1 S: 7	H: 0 LOB: 1 BB: 1 P: 14	R: 0 E: 0 K: 1 S: 8	H: 0 LOB: 1 BB: 1 P: 13	R: 0 E: 1 K: 1 S: 7	H: 1 LOB: 1 BB: 0 P: 10	R: 2 E: 0 K: 1 S: 14	H: 2 LOB: 1 BB: 1 P: 22	R: 0 E: 0 K: 1 S: 9	H: 0 LOB: 0 BB: 0 P: 10	R: 0 E: 0 K: 1 S: 9	H: 0 LOB: 0 BB: 0 P: 14	R: 7 E: 0 K: 0 S: 22	H: 6 LOB: 0 BB: 2 P: 36	1B: 6 2B: 4 3B: 0 HR: 0	SF: 0 SAC: 1 DP: 1 HBP: 0
--------------	------------------------------	----------------------------------	------------------------------	----------------------------------	------------------------------	----------------------------------	-------------------------------	----------------------------------	------------------------------	----------------------------------	------------------------------	----------------------------------	-------------------------------	----------------------------------	----------------------------------	------------------------------------

PITCHER	IP	WLS	BF	H	R	ER	SO	BB	IBB	HBP	BLK	WP	HR	S	P	ERA	WHIP
Kevin Appier, R ERA: 3.64 (1, 1)	7.1	L	33	7	7	7	6	4	0	0	0	0	0	71	118	8.59	1.500
Rick Huisman, R ERA: 4.28 (8, 1)	0.0		2	1	0	0	0	1	0	0	0	0	0	5	11	∞	∞
Jason Jacome, L ERA: 4.37 (8, 1)	0.2		2	1	2	2	0	0	0	0	0	0	0	6	6	27.00	1.500

BOTTOM

Kansas City Royals @ Cleveland Indians
Jacobs Field, Cleveland, OH
 Thu Sep 19 1996, 7:05 PM EDT
 Att: 42,297 - Unknown - 65 F

livebaseballscorecards.com

AB	31
R	9
H	9
RBI	9
BB	5
SO	6
LOB	12



WP: 0	PA: 37
PB: 0	
SB: 0	
CS: 0	

WP	HR	S	P	ERA	WHIP
----	----	---	---	-----	------

Batter	1	2	3	4	5	6	7	8	9	AB R H RBI BB SO LOB	TOP																
Jose Offerman, S OBP: 0.374, SLG: 0.408 (1, 3) (7, 4)	0-1 G4-1 1B	1-2 FC3-6 FC6-4 1-2f		0-1 S 1B		3-3 K		1-1 G3-1		5 1 2 0 0 1 3																	
Rod Myers, L OBP: 0.282, SLG: 0.417 (1, 8)	3-2 G4-1	1-1 FC6-4 1-2f		2-3 K		1-0 G3		4-2 CS BB		4 0 0 0 1 1 4																	
Bip Roberts, S OBP: 0.335, SLG: 0.363 (1, 7)	1-1 S 29 2B 1B		1-1 S 1B		2-3 K		0-0 1B 2B	2-1 CS	0-3 K	5 2 3 1 0 2 0																	
Mike Macfarlane, R OBP: 0.337, SLG: 0.500 Tom Goodwin, L OBP: 0.334, SLG: 0.330 (1, 10) (9, PR)	3-3 K		3-2 1B		1-1 2B 1B		4-1 1B 2B BB		4-2 BB BB	3 1 2 1 2 1 1 0 0 0 0 0 0 0																	
Jon Nunnally, L OBP: 0.337, SLG: 0.513 (1, 9)	4-2 29 2B BB		2-3 K		2-1 1B		2-0 1B 2B		4-0 29 G5-4-3 BB	3 2 2 0 2 1 0																	
29 Mike Sweeney, R OBP: 0.349, SLG: 0.372 (1, 2)	3-2 1B 2B		3-2 1B		3-3 K		1-2 F7		2-2 G5-4-3	5 0 2 2 0 1 6																	
Keith Lockhart, L OBP: 0.321, SLG: 0.402 Kevin Young, R OBP: 0.309, SLG: 0.484 (1, 4) (7, PH) (7, 3)	2-2 G3-1		0-2 G4-3		2-0 G4-1		2-2 1B 2B			3 0 0 0 0 0 4 1 0 1 2 0 0 0																	
Joe Randa, R OBP: 0.346, SLG: 0.420 (1, 5)		1-1 FC3-6 1B		3-3 K		1-2 E7 1B		2-2 P4		4 0 2 0 0 1 1																	
David Howard, S OBP: 0.292, SLG: 0.311 (1, 6)		3-2 F7		0-1 G1-3		0-0 G3-1		4-2 CS G3-1 BB		3 0 0 0 1 0 2																	
Inning Stats	R: 3 E: 0 K: 1 S: 20	H: 3 LOB: 1 BB: 1 P: 36	R: 0 E: 0 K: 0 S: 13	H: 1 LOB: 1 BB: 0 P: 17	R: 1 E: 0 K: 1 S: 14	H: 3 LOB: 1 BB: 0 P: 23	R: 0 E: 0 K: 2 S: 11	H: 1 LOB: 1 BB: 0 P: 16	R: 0 E: 0 K: 1 S: 8	H: 1 LOB: 1 BB: 0 P: 13	R: 2 E: 0 K: 0 S: 16	H: 3 LOB: 1 BB: 1 P: 27	R: 0 E: 0 K: 0 S: 8	H: 0 LOB: 0 BB: 2 P: 19	R: 0 E: 0 K: 1 S: 10	H: 0 LOB: 2 BB: 2 P: 20	1B: 10 2B: 4 3B: 0 HR: 0	SF: 0 SAC: 0 DP: 1 HBP: 0	WP: 0 PB: 0 SB: 4 CS: 2	PA: 43							
PITCHER	IP	WLS	BF	H	R	ER	SO	BB	IBB	HBP	BLK	WP	HR	S	P	ERA	WHIP										
Charles Nagy, R ERA: 3.42 (1, 1)	5.0	L	25	10	4	4	6	1	0	0	0	0	0	70	114	7.20	2.200										
Danny Graves, R ERA: 5.33 (6, 1)	1.2		8	3	2	2	1	1	0	0	0	0	0	14	26	10.80	2.400										
Alan Embree, L ERA: 6.07 (7, 1)	1.1		5	1	0	0	0	2	0	0	0	0	0	18	33	0.00	2.250										
Paul Shuey, R ERA: 2.92 (9, 1)	1.0		4	0	0	0	1	2	0	0	0	0	0	10	20	0.00	2.000										

Kansas City Royals @ Cleveland Indians
 Jacobs Field, Cleveland, OH
 Fri Sep 20 1996, 7:05 PM EDT
 Att. 42,358 - Unknown - 67 F

AB	36
R	6
H	14
RBI	6
BB	6
SO	8
LOB	21



1B:	10	SF:	0
2B:	4	SAC:	0
3B:	0	DP:	1
HR:	0	HBP:	0

WP:	0	PA:	43
PB:	0		
SB:	4		
CS:	2		

WP:	0	HR:	0	S:	0	P:	0	ERA:		WHIP:	
-----	---	-----	---	----	---	----	---	------	--	-------	--

Batter	1	2	3	4	5	6	7	8	9	AB	R	H	RBI	BB	SO	LOB
Kenny Lofton, L OBP: 0.368, SLG: 0.443 (1, 8) C B B C X	2-2 F8 ①		2-3 K ③		0-2 F9 ②			1-2 G3 1B ①		4	1	1	0	0	1	0
Kevin Seitzer, R OBP: 0.416, SLG: 0.462 (1, 3) B B C X	2-1 1B			0-0 2B	1-1 F9 ③			2-0 G3 1-2 ①		4	0	2	0	0	0	1
Jim Thome, L OBP: 0.450, SLG: 0.615 (1, 5) B C C C S	2-3 K ②			4-0 G6-4-3 BB			2-1 G1-3 ①	2-1 G6-4-3 1B 2-H		3	0	1	1	1	1	1
Albert Belle, R OBP: 0.407, SLG: 0.616 (1, 7) B F B X	2-1 L1 ③			0-3 K ①			4-2 BB BB	0-1 G6-4-3 1-2f ② ③		3	0	0	0	1	1	4
Julio Franco, R OBP: 0.409, SLG: 0.477 (1, 10) B B F X		2-1 G3 ①		2-2 G6-4-3 1-2f ② ③			4-2 G6-4-3 BB 1-2 SAFE	2-1 G6-3 ①		3	0	0	0	1	0	2
Manny Ramirez, R OBP: 0.401, SLG: 0.580 (1, 9) B X		1-0 P6 ②			3-2 BB HR 1B		1-2 G6-4-3 1-2f ② ③	2-2 HBP		3	1	1	0	0	0	2
Sandy Alomar Jr., R OBP: 0.295, SLG: 0.390 (1, 2) Nigel Wilson, L OBP: 0.300, SLG: 0.556 (9, PH) C B X		1-1 F9 ③			4-2 HR BB		2-2 G1-3 ①	3-3 K ②		2	1	0	0	1	0	0
Jeff Kent, R OBP: 0.323, SLG: 0.430 (1, 4) Brian Giles, L OBP: 0.409, SLG: 0.596 (9, PH) X			0-0 F8 ①		0-1 HR		0-1 G6-3 ②	0-0 F8 ③		3	1	1	3	0	0	0
Omar Vizquel, S OBP: 0.372, SLG: 0.429 (1, 6) C B B F X			2-2 G4-3 ②		0-0 F9 ①		2-1 G5-3 ③			1	0	0	0	0	0	0

Inning Stats	R: 0	H: 1	E: 0	K: 1	S: 10	LOB: 1	BB: 0	P: 18	R: 0	H: 0	E: 0	K: 0	S: 5	LOB: 0	BB: 0	P: 9	R: 0	H: 0	E: 0	K: 1	S: 9	LOB: 0	BB: 0	P: 13	R: 0	H: 1	E: 0	K: 1	S: 10	LOB: 1	BB: 1	P: 16	R: 3	H: 2	E: 0	K: 0	S: 15	LOB: 0	BB: 1	P: 23	R: 0	H: 0	E: 0	K: 0	S: 10	LOB: 1	BB: 2	P: 21	R: 0	H: 0	E: 0	K: 0	S: 7	LOB: 0	BB: 0	P: 11	R: 1	H: 2	E: 0	K: 0	S: 8	LOB: 0	BB: 0	P: 13	R: 0	H: 0	E: 0	K: 1	S: 12	LOB: 1	BB: 0	P: 19	1B: 4	SF: 0	2B: 1	SAC: 0	3B: 0	DP: 3	HR: 1	HBP: 1	WP: 0	PA: 35
--------------	------	------	------	------	-------	--------	-------	-------	------	------	------	------	------	--------	-------	------	------	------	------	------	------	--------	-------	-------	------	------	------	------	-------	--------	-------	-------	------	------	------	------	-------	--------	-------	-------	------	------	------	------	-------	--------	-------	-------	------	------	------	------	------	--------	-------	-------	------	------	------	------	------	--------	-------	-------	------	------	------	------	-------	--------	-------	-------	-------	-------	-------	--------	-------	-------	-------	--------	-------	--------


PITCHER	IP	WLS	BF	H	R	ER	SO	BB	IBB	HBP	BLK	WP	HR	S	P	ERA	WHIP
Brian Bevil, R ERA: 6.75 (1, 1)	5.0	W	20	4	3	3	3	2	0	0	0	0	1	49	79	5.40	1.200
Hipolito Pichardo, R ERA: 5.62 (6, 1)	3.0		11	2	1	1	0	2	0	0	0	0	0	25	45	3.00	1.333
Jaime Bluma, R ERA: 2.84 (9, 1)	1.0	S	4	0	0	0	1	0	0	1	0	0	0	12	19	0.00	0.000

BOTTOM

Kansas City Royals @ Cleveland Indians
Jacobs Field, Cleveland, OH

Fri Sep 20 1996, 7:05 PM EDT
Att: 42,358 - Unknown - 67 F

AB	30
R	4
H	6
RBI	4
BB	4
SO	4
LOB	12



livebaseballscorecards.com

Kansas City Royals @ Cleveland Indians
 Jacobs Field, Cleveland, OH

Sat Sep 21 1996, 3:33 AM EDT
 Att. 42,339 - Overcast - 75 F

livebaseballscorecards.com

AB	35
R	4
H	8
RBI	3
BB	4
SO	8
LOB	17



WP: 1	PA: 41
PB: 0	
SB: 0	
CS: 0	

AB	R	H	RBI	BB	SO	LOB
4	1	1	0	1	0	1
4	0	2	0	1	2	0
4	0	1	1	0	0	3
0	0	0	0	0	0	0
3	0	0	0	2	2	2
5	0	0	0	0	1	7
3	0	0	0	0	1	0
1	1	1	0	0	0	0
4	1	2	0	0	1	0
3	1	1	2	0	0	1
3	0	0	0	0	0	2
1	0	0	0	0	1	1

Batter	1	2	3	4	5	6	7	8	9
Jose Offerman, S (1, 4) OBP: 0.374, SLG: 0.407 (8, 6)	1-1 G4-3		4-1 1B 2B BB		2-1 F7		0-1 FC3-6 BB 1B	1-2 L8	
Rod Myers, L (1, 8) OBP: 0.318, SLG: 0.425	2-3 K		1-1 2B 1-3 1B		2-2 FC1-6 1B		4-0 FC3-6 BB	1-3 K	
Bip Roberts, S (1, 7) OBP: 0.336, SLG: 0.365 (8, 4)	1-2 G3		1-2 2B		2-2 FC1-6		0-0 FC3-6 BB	1-2 FC6-4 HBP	
Chris Stynes, R (9, PR) OBP: 0.299, SLG: 0.341			1-3 2B		1-2f		1-2f 2-3		
Bob Hamelin, L (1, 10) OBP: 0.393, SLG: 0.437		1-3 K	4-0 FC5-4 IBB		1-3 K		4-1 BB	1-2 P4	
Craig Paquette, R (1, 3) OBP: 0.305, SLG: 0.463		1-3 K	1-2 FC5-4			0-0 F7	0-0 G4-3	0-1 FC6-4	
Kevin Young, R (1, 9) OBP: 0.303, SLG: 0.473 Jon Nunnally, L (8, PH) OBP: 0.344, SLG: 0.519 (8, 7)		3-3 K		1-2 G6-3		2-2 G6-3		2-2 2B 29 SF7 1B	
Keith Lockhart, L (1, 5) OBP: 0.322, SLG: 0.408			2-0 29 G4-3 WP 2B	0-1 F9		2-3 K		0-2 2B	
29 Mike Sweeney, R (1, 2) OBP: 0.347, SLG: 0.391			1-2 G4-3	0-1 E1			1-1 HR	2-2 SF7	
David Howard, S (1, 6) OBP: 0.290, SLG: 0.309 Johnny Damon, L (8, PH) OBP: 0.313, SLG: 0.366 (8, 9)			2-3 G4-3	0-0 F9			0-0 G4-3	2-3 K	

Inning Stats	R: 0	H: 0	E: 0	K: 1	S: 10	P: 14	R: 0	H: 0	E: 0	K: 3	S: 9	P: 14	R: 2	H: 3	E: 0	K: 0	S: 17	P: 32	R: 0	H: 0	E: 1	K: 0	S: 8	P: 9	R: 0	H: 1	E: 0	K: 1	S: 13	P: 20	R: 0	H: 0	E: 0	K: 1	S: 7	P: 11	R: 1	H: 2	E: 0	K: 0	S: 8	P: 17	R: 1	H: 2	E: 0	K: 1	S: 16	P: 23	R: 0	H: 0	E: 0	K: 1	S: 12	P: 15	1B: 4	SF: 1	2B: 3	SAC: 0	3B: 0	DP: 0	HR: 1	HBP: 1	WP: 1	PA: 41
--------------	------	------	------	------	-------	-------	------	------	------	------	------	-------	------	------	------	------	-------	-------	------	------	------	------	------	------	------	------	------	------	-------	-------	------	------	------	------	------	-------	------	------	------	------	------	-------	------	------	------	------	-------	-------	------	------	------	------	-------	-------	-------	-------	-------	--------	-------	-------	-------	--------	-------	--------

PITCHER	IP	WLS	BF	H	R	ER	SO	BB	IBB	HBP	BLK	WP	HR	S	P	ERA	WHIP
Orel Hershiser, R (1, 1) ERA: 4.12	7.0	W	32	6	3	3	6	3	1	0	0	1	1	72	117	3.86	1.286
Eric Plunk, R (8, 1) ERA: 2.5	1.0		5	2	1	1	1	0	0	0	0	0	0	16	23	9.00	2.000
Jose Mesa, R (9, 1) ERA: 3.82	1.0		4	0	0	0	1	0	0	1	0	0	0	12	15	0.00	0.000

Batter	1	2	3	4	5	6	7	8	9	AB	R	H	RBI	BB	SO	LOB
Damian Jackson, R OBP: 0.300, SLG: 0.500 (1, 6)	F9	K		HR	G5-3		K			5	1	1	0	0	2	5
Kevin Seitzer, R OBP: 0.414, SLG: 0.461 (1, 10)			K	L8		G5-3		K		5	0	1	0	0	2	2
Jim Thome, L OBP: 0.453, SLG: 0.621 (1, 5)	G6-3		FC6-5	HR		G5-4-3		1B		2	2	1	3	3	0	1
Geronimo Pena, S OBP: 0.400, SLG: 1.000 (9, 5)			BB			BB		1B		0	0	0	0	0	0	0
Albert Belle, R OBP: 0.407, SLG: 0.615 (1, 7)	F8		FC6-5	HR		G5-4-3		1B		5	0	2	0	0	0	2
Brian Giles, L OBP: 0.409, SLG: 0.596 (8, PR) (9, 7)			1B			1-2f		SF9		0	1	0	0	0	0	0
Julio Franco, R OBP: 0.411, SLG: 0.477 (1, 3)		G6-3	FC6-5			PB		E7		4	2	2	1	1	0	2
Casey Candaele, S OBP: 0.282, SLG: 0.368 (8, PR) (9, 4)			1-2			1B		SF9		0	1	0	0	0	0	0
Manny Ramirez, R OBP: 0.401, SLG: 0.578 (1, 9)		1B	F9			K		HR		4	2	1	0	1	1	4
Jeff Kent, R OBP: 0.328, SLG: 0.439 (1, 4) (9, 3)		1B				1B		SF9		3	2	3	2	1	0	0
Ryan Thompson, R OBP: 0.273, SLG: 0.545 (1, 8)		P8	G5-3			K		HR		5	1	2	3	0	1	5
Tony Peña, R OBP: 0.261, SLG: 0.241 (1, 2)			L8					G6-3		4	1	3	4	0	0	2

Inning Stats	R: 0	H: 1	E: 0	K: 0	S: 11	R: 1	H: 3	E: 0	K: 1	S: 12	R: 0	H: 1	E: 0	K: 1	S: 14	R: 4	H: 4	E: 0	K: 0	S: 15	R: 1	H: 2	E: 0	K: 2	S: 18	R: 2	H: 2	E: 0	K: 1	S: 16	R: 5	H: 3	E: 1	K: 1	S: 11
	LOB: 1	BB: 0	P: 19	LOB: 2	BB: 0	P: 17	LOB: 2	BB: 1	P: 27	LOB: 0	BB: 0	LOB: 0	BB: 0	P: 21	LOB: 2	BB: 1	P: 24	LOB: 0	BB: 1	P: 10	LOB: 1	BB: 1	P: 27	LOB: 2	BB: 2	P: 27	LOB: 1	BB: 1	P: 27	LOB: 2	BB: 2	P: 27	SAC: 0	DP: 1	HBP: 0

PITCHER	IP	WLS	BF	H	R	ER	SO	BB	IBB	HBP	BLK	WP	HR	S	P	ERA	WHIP
50 José Rosado, L ERA: 3.1 (1, 1)	4.0	L	22	9	5	5	2	1	0	0	0	0	1	52	80	11.25	2.500
Jeff Granger, L ERA: 7.2 (5, 1)	2.0		9	2	1	0	2	2	0	0	0	0	0	21	34	0.00	2.000
Rick Huisman, R ERA: 4.76 (7, 1)	1.0		6	2	2	2	1	1	0	0	0	0	0	16	27	18.00	3.000
Mike Magnante, L ERA: 5.67 (8, 1)	1.0		8	3	5	5	1	1	1	0	0	0	1	11	27	45.00	4.000

BOTTOM

Kansas City Royals @ Cleveland Indians
 Jacobs Field, Cleveland, OH

Sat Sep 21 1996, 3:33 AM EDT
 Att. 42,339 - Overcast - 75 F

AB	37
R	13
H	16
RBI	13
BB	6
SO	6
LOB	23

C

1B: 11	SF: 2	WP: 0	PA: 45
2B: 3	SAC: 0	PB: 1	
3B: 0	DP: 1	SB: 1	
HR: 2	HBP: 0	CS: 0	

Batter	1	2	3	4	5	6	7	8	9	AB R H RBI BB SO LOB	TOP											
Jose Offerman, S (1, 4) OBP: 0.377, SLG: 0.413	4-2 S SF7 BB		1-2 3B		2-2 1B G3-1 1B		0-0 2B 1B		1-3 K	4 3 3 1 1 1 0												
Joe Randa, R (1, 5) OBP: 0.348, SLG: 0.424	1-0 F9		0-1 G6-3		2-2 1B G3-1 1B		1-2 2B			4 0 2 2 0 0 2												
Rod Myers, L (1, 8) OBP: 0.313, SLG: 0.395	4-2 S 1-3 BB		3-2 F8		2-2 1B G3-1		0-0 F8			3 0 0 1 1 0 3												
Craig Paquette, R (1, 3) OBP: 0.302, SLG: 0.459	1-1 SF7			2-0 F9	3-0 F8		0-3 K			3 0 0 1 0 1 2												
Jon Nunnally, L (1, 7) OBP: 0.333, SLG: 0.500 Bip Roberts, S (8, PH) OBP: 0.338, SLG: 0.367	2-1 G6-3 1-2			0-3 K		0-0 G3		1-0 1B G4-6-3		3 0 0 0 0 1 1 1 0 1 0 0 0 0												
Chris Stynes, R (1, 10) OBP: 0.286, SLG: 0.326		0-0 G4-3		0-3 K		0-1 G4-3		2-0 1B G4-6-3		4 0 0 0 0 1 1												
Johnny Damon, L (1, 9) OBP: 0.315, SLG: 0.370 Kevin Young, R (8, PH) OBP: 0.303, SLG: 0.473 Bob Hamelin, L (8, PH) OBP: 0.391, SLG: 0.435 Les Norman, R (8, 9) OBP: 0.236, SLG: 0.125		0-0 G6-3			3-1 1B 2B	0-1 1B FC5-4		1-2 F8		3 1 2 0 0 0 0 0 0 0 0 0 0 0 1 0 0 0 0 0 0 0 0 0 0 0 0 0	AB 33 R 5 H 8 RBI 5 BB 3 SO 7 LOB 11											
Mike Macfarlane, R (1, 2) OBP: 0.333, SLG: 0.495		1-3 K			2-2 1B G3	1-0 1B FC5-4		2-3 K		4 0 0 0 0 2 2												
David Howard, S (1, 6) OBP: 0.290, SLG: 0.308 Keith Lockhart, L (9, PH) OBP: 0.322, SLG: 0.407			0-1 B5-3		4-2 1B 1B BB		1-3 K		0-0 6-3	2 1 0 0 1 1 0 1 0 0 0 0 0 0												
Inning Stats	R: 1 E: 0 K: 0 S: 12	H: 0 LOB: 1 BB: 2 P: 24	R: 0 E: 0 K: 1 S: 5	H: 0 LOB: 0 BB: 0 P: 6	R: 0 E: 0 K: 0 S: 11	H: 1 LOB: 1 BB: 0 P: 15	R: 0 E: 0 K: 2 S: 7	H: 0 LOB: 0 BB: 0 P: 9	R: 3 E: 0 K: 0 S: 18	H: 3 LOB: 1 BB: 1 P: 36	R: 0 E: 0 K: 0 S: 7	H: 1 LOB: 1 BB: 0 P: 7	R: 1 E: 0 K: 2 S: 11	H: 2 LOB: 1 BB: 0 P: 13	R: 0 E: 0 K: 0 S: 5	H: 1 LOB: 0 BB: 0 P: 9	R: 0 E: 0 K: 2 S: 8	H: 0 LOB: 0 BB: 0 P: 11	1B: 5 2B: 2 3B: 1 HR: 0	SF: 1 SAC: 0 DP: 1 HBP: 0	WP: 0 PB: 0 SB: 3 CS: 0	PA: 37
PITCHER	IP WLS BF H R ER SO BB IBB HBP BLK WP HR S P ERA WHIP																					
Jack McDowell, R (1, 1) ERA: 5.05	7.0 W 31 7 5 5 5 3 0 0 0 0 0 0 71 110 6.43 1.429																					
Paul Assenmacher, L (8, 1) ERA: 2.18	0.2 2 1 0 0 0 0 0 0 0 0 0 0 2 5 0.00 1.500																					
Paul Shuey, R (8, 1) ERA: 2.91	0.1 1 0 0 0 0 0 0 0 0 0 0 0 3 4 0.00 0.000																					
Jose Mesa, R (9, 1) ERA: 3.76	1.0 S 3 0 0 0 2 0 0 0 0 0 0 0 8 11 0.00 0.000																					

Kansas City Royals @ Cleveland Indians
 Jacobs Field, Cleveland, OH
 Sun Sep 22 1996, 3:33 AM EDT
 Att. 42,291 - Sunny - 68 F

livebaseballscorecards.com



Batter	1	2	3	4	5	6	7	8	9	AB	R	H	RBI	BB	SO	LOB				
Kenny Lofton, L OBP: 0.372, SLG: 0.446 (1, 8)	1-0 1B G3-6-3 1B		4-2 S BB		1 SAFE 0-0 2B 1-2 1B		3-2 1B E 1B			3	2	3	0	1	0	0				
Kevin Seitzer, R OBP: 0.417, SLG: 0.465 (1, 10)	1-1 G3-6-3 1B		1-0 P4		1-2 2B		1-0 E9 1B BB FC1-6 1B			4	0	3	1	0	0	1				
Jose Vizcaino, S OBP: 0.342, SLG: 0.364 (7, PR)	1-3 1B		1-2		1-3 2-H		1-H 1B			0	1	0	0	0	0	0				
Jim Thome, L OBP: 0.453, SLG: 0.618 (1, 5)	0-1 G3-6-3 1-2f 3-H				0-0 F7		1-1 HBP			2	1	0	0	1	0	1				
Albert Belle, R OBP: 0.406, SLG: 0.612 (1, 7)	1-1 G6-3				2-2 G4-3		1-0 F9			4	0	1	0	0	0	3				
Manny Ramirez, R OBP: 0.400, SLG: 0.575 (1, 9)					1-0 F9					4	0	1	1	0	0	1				
Jeff Kent, R OBP: 0.330, SLG: 0.441 (1, 3)							2-2 F8			3	1	1	0	1	0	3				
Gerónimo Peña, S OBP: 0.222, SLG: 0.500 (1, 4)							0-1 FC1-6 1-2f 2-H 3-H			4	0	0	0	0	2	3				
Tony Peña, R OBP: 0.257, SLG: 0.237 (1, 2)							2-2 P4			4	0	0	0	0	2	3				
Nigel Wilson, L OBP: 0.273, SLG: 0.500 (8, PH)							0-1 F8			3	0	0	0	0	0	2				
Sandy Alomar Jr., R OBP: 0.295, SLG: 0.390 (9, 2)							3-1 G4-3			1	0	0	0	0	0	0				
Omar Vizquel, S OBP: 0.371, SLG: 0.428 (1, 6)							3-2 G6-3			0	0	0	0	0	0	0				
Inning Stats	R: 1 E: 0 K: 0 S: 7	H: 2 LOB: 0 BB: 0 P: 10	R: 0 E: 0 K: 0 S: 5	H: 1 LOB: 0 BB: 0 P: 7	R: 0 E: 0 K: 0 S: 9	H: 0 LOB: 1 BB: 1 P: 15	R: 0 E: 0 K: 0 S: 5	H: 0 LOB: 0 BB: 0 P: 8	R: 2 E: 0 K: 1 S: 17	H: 3 LOB: 3 BB: 1 P: 25	R: 0 E: 0 K: 1 S: 19	H: 1 LOB: 1 BB: 0 P: 26	R: 3 E: 2 K: 0 S: 16	H: 3 LOB: 2 BB: 1 P: 31	R: 0 E: 0 K: 1 S: 6	H: 0 LOB: 0 BB: 0 P: 9	1B: 8 2B: 2 3B: 0 HR: 0	SF: 0 SAC: 0 DP: 2 HBP: 1	WP: 0 PB: 0 SB: 1 CS: 0	PA: 36

BOTTOM

Kansas City Royals @ Cleveland Indians
Jacobs Field, Cleveland, OH
 Sun Sep 22 1996, 3:33 AM EDT
 Att: 42,291 - Sunny - 68 F

livebaseballscores.com

AB	32
R	6
H	10
RBI	3
BB	3
SO	3
LOB	14



PITCHER	IP	WLS	BF	H	R	ER	SO	BB	IBB	HBP	BLK	WP	HR	S	P	ERA	WHIP
Chris Haney, L ERA: 4.66 (1, 1)	6.0		26	7	3	3	2	2	0	1	0	0	0	62	91	4.50	1.500
Jason Jacome, L ERA: 4.72 (7, 1)	0.1	L	4	2	3	2	0	1	0	0	0	0	0	10	21	54.00	9.000
Bob Scanlan, R ERA: 7.08 (7, 1)	1.2		6	1	0	0	1	0	0	0	0	0	0	12	19	0.00	0.600

Batter	1	2	3	4	5	6	7	8	9	AB R H RBI BB SO LOB	TOP	
Jose Offerman, S OBP: 0.377, SLG: 0.412 (1, 6) B X	1-0 G4-6-3 1B		3-1 L7		0-0 G6-3			1-0 G4-3		4 0 1 0 0 0 0		
Joe Randa, R OBP: 0.344, SLG: 0.419 (1, 5) C X	0-1 G4-6-3 1-2f		2-2 L7			0-1 F8		0-0 L8		4 0 0 0 0 0 1		
Rod Myers, L OBP: 0.327, SLG: 0.413 (1, 8) C C B B B B B B	4-2 S BB			3-2 F9 1B 2B		1-2 G3-1			0-1 G4-3	3 1 1 0 1 0 0		
Bip Roberts, S OBP: 0.337, SLG: 0.366 (1, 10) C F X	0-2 F9 1-2			0-0 F9 2-3		0-1 G6-3			2-1 CS 1B	4 0 1 0 0 0 2		
Mike Macfarlane, R OBP: 0.335, SLG: 0.495 (1, 2) X		0-0 G4-6-3 1B		1-0 1B			3-1 F7		1 SAFE 1 SAFE 1 SAFE 1 SAFE 1 SAFE 1-2	4 0 2 1 0 1 1		
Johnny Damon, L OBP: 0.314, SLG: 0.368 (1, 9) C B B B B B B B		2-2 G4-6-3 1-2f		0-0 L6			0-3 K			3 0 0 0 0 1 2		
Craig Paquette, R OBP: 0.300, SLG: 0.456 (1, 3) X		0-0 E9		0-3 K			1-0 F8			3 0 0 0 0 1 1		
Jon Nunnally, L OBP: 0.323, SLG: 0.482 (1, 7) C C C C C C C C		2-3 K			1-3 K			3-2 F8		3 0 0 0 0 2 1		
Keith Lockhart, L OBP: 0.322, SLG: 0.414 (1, 4) X			0-0 F9		0-3 K			3-1 HR		3 1 1 1 0 1 0		
Inning Stats	R: 0 H: 1 E: 0 LOB: 1 K: 0 BB: 1 S: 9 P: 14	R: 0 H: 1 E: 1 LOB: 1 K: 1 BB: 0 S: 15 P: 19	R: 0 H: 0 E: 0 LOB: 0 K: 0 BB: 0 S: 6 P: 11	R: 1 H: 2 E: 0 LOB: 1 K: 1 BB: 0 S: 11 P: 15	R: 0 H: 0 E: 0 LOB: 0 K: 2 BB: 0 S: 7 P: 8	R: 0 H: 0 E: 0 LOB: 0 K: 0 BB: 0 S: 7 P: 8	R: 0 H: 0 E: 0 LOB: 0 K: 1 BB: 0 S: 6 P: 10	R: 1 H: 1 E: 0 LOB: 0 K: 0 BB: 0 S: 8 P: 15	R: 0 H: 1 E: 0 LOB: 1 K: 1 BB: 0 S: 9 P: 14	1B: 4 SF: 0 2B: 2 SAC: 0 3B: 0 DP: 3 HR: 1 HBP: 0	WP: 0 PA: 32 PB: 0 SB: 1 CS: 1	
PITCHER James Baldwin, R ERA: 4.42 Tony Castillo, L ERA: 3.52	IP WLS BF H R ER SO BB IBB HBP BLK WP HR S P ERA WHIP	8.0 29 5 2 2 5 1 0 0 0 0 1 69 100 2.25 0.750	1.0 3 1 0 0 1 0 0 0 0 0 0 9 14 0.00 1.000									

Kansas City Royals @ Chicago White Sox
Comiskey Park, Chicago, IL
Tue Sep 24 1996, 8:05 PM EDT
Att. 14,348 - Unknown - 60 F

AB	31
R	2
H	6
RBI	2
BB	1
SO	6
LOB	8



Batter	1	2	3	4	5	6	7	8	9	AB	R	H	RBI	BB	SO	LOB	BOTTOM						
Tony Phillips, S OBP: 0.406, SLG: 0.404 (1, 7) C B C X	1-2 G5-3 ①		2-3 K ③			3-2 1B 1B			1-0 G3-1 ①	4	0	1	0	0	1	0							
Dave Martinez, L OBP: 0.392, SLG: 0.468 (1, 8) C C B B X	2-2 G4-3 ②			2-0 G3-1 ①		0-0 1B 1B			2-2 1B 2B	4	1	2	0	0	0	0							
Frank Thomas, R OBP: 0.455, SLG: 0.627 (1, 3) Norberto Martin, R OBP: 0.369, SLG: 0.418 (9, PR) C X	0-1 G4-3 ③			0-0 L3 ②		0-0 F7 ③			3-2 2B 1B 2-H	4	0	1	1	0	0	2							
Robin Ventura, L OBP: 0.370, SLG: 0.527 (1, 5) B X		1-0 G6-4-3 1B 1B		2-1 G3 ③			1-2 L4 ①		0-0 1B 2B 1-H	4	1	2	1	0	0	0							
Harold Baines, L OBP: 0.398, SLG: 0.502 (1, 10) Mike Cameron, R OBP: 0.125, SLG: 0.125 (9, PR) B B B X		2-0 G6-4-3 1B 1-2		0-3 K ①			2-0 G3 ②		4-0 1B IBB	3	0	1	0	1	1	0							
Danny Tartabull, R OBP: 0.342, SLG: 0.487 (1, 9) B B B B X		3-1 G6-4-3 ① ② 1-2f 2-3		1-3 K ②			2-3 K ③		3-2 P3 ②	4	0	0	0	0	2	4							
Ray Durham, S OBP: 0.347, SLG: 0.400 (1, 4) B B B B X		2-2 G3 ③		3-2 G6-3 ③				1-1 G3 ①	2-1 1B 1-2 2-H	4	0	1	1	0	0	1							
Don Slaught, R OBP: 0.364, SLG: 0.440 (1, 2) Domingo Cedenos, S OBP: 0.314, SLG: 0.353 (8, PH) Pat Borders, R OBP: 0.305, SLG: 0.373 (9, 2) F F F B X			1-2 G6-3 ①			1-1 G6-3 ①		1-3 K ②		2 0 0 0 0 0 0 1 0 0 0 0 1 0 0 0 0 0 0 0 0													
Ozzie Guillen, L OBP: 0.274, SLG: 0.367 (1, 6) F X			0-1 G4-3 ②			2-1 P2 ②		2-2 F9 ③		3 0 0 0 0 0 0													
Inning Stats	R: 0 E: 0 K: 0 S: 8	H: 0 LOB: 0 BB: 0 P: 11	R: 0 E: 0 K: 0 S: 7	H: 2 LOB: 1 BB: 0 P: 15	R: 0 E: 0 K: 1 S: 12	H: 0 LOB: 0 BB: 0 P: 15	R: 0 E: 0 K: 0 S: 4	H: 0 LOB: 0 BB: 0 P: 8	R: 0 E: 0 K: 2 S: 12	H: 0 LOB: 0 BB: 0 P: 16	R: 0 E: 0 K: 1 S: 9	H: 2 LOB: 2 BB: 0 P: 15	R: 0 E: 0 K: 1 S: 7	H: 0 LOB: 0 BB: 0 P: 12	R: 0 E: 0 K: 1 S: 8	H: 0 LOB: 0 BB: 0 P: 12	R: 3 E: 0 K: 0 S: 15	H: 4 LOB: 2 BB: 1 P: 30	1B: 6 2B: 2 3B: 0 HR: 0	SF: 0 SAC: 0 DP: 1 HBP: 0	WP: 0 PB: 0 SB: 0 CS: 0	PA: 34	
PITCHER Tim Belcher, R ERA: 4.02 (1, 1)	IP 8.2	WLS L	BF 34	H 8	R 3	ER 3	SO 5	BB 0	IBB 1	HBP 0	BLK 0	WP 0	HR 0	S 82	P 134	ERA 3.12	WHIP 0.923					ERA 3.12	WHIP 0.923

Kansas City Royals @ Chicago White Sox
 Comiskey Park, Chicago, IL
 Tue Sep 24 1996, 8:05 PM EDT
 Att: 14,348 - Unknown - 60 F

AB	33
R	3
H	8
RBI	3
BB	1
SO	5
LOB	7



Batter	1	2	3	4	5	6	7	8	9	AB	R	H	RBI	BB	SO	LOB	TOP								
Jose Offerman, S OBP: 0.378, SLG: 0.413 (1, 6) (8, 4)	0-0 G6-3		0-0 1B SF8 E 1B	0-0 FC5 G1-3 1B		0-3 K		0-0 2B S 1B		5	2	3	1	0	1	1									
Joe Randa, R OBP: 0.345, SLG: 0.417 (1, 5)	0-3 K		0-0 E4 SF8 1B E	0-0 G1-3		0-0 1B		4-0 2B BB		4	2	1	0	1	1	2									
Rod Myers, L OBP: 0.351, SLG: 0.440 (1, 8)	4-0 BB		0-0 FC4-6 E 1B	0-3 K		0-0 F7		0-0 2B		4	0	2	2	1	1	3									
Bip Roberts, S OBP: 0.335, SLG: 0.362 (1, 7)	0-0 G3-1		0-0 SF8	0-0 FC5				0-0 G5-3		3	0	0	1	1	0	2									
Craig Paquette, R OBP: 0.301, SLG: 0.463 (1, 3)		0-0 G6-3	0-0 E5 FC4-6 1B		0-0 G5-4-3 1B		0-0 HR	0-3 K		5	1	2	1	0	1	3									
Johnny Damon, L OBP: 0.313, SLG: 0.366 (1, 9)		0-0 HR 1B	0-0 FC4-6 S 1B		0-0 P5		0-0 F9		0-0 F8	5	1	1	0	0	0	3									
Mike Macfarlane, R OBP: 0.336, SLG: 0.500 (1, 2)		0-0 HR	4-0 IBB		0-0 G5-4-3		0-0 P3		0-3 K	4	1	1	2	1	1	1									
29 Mike Sweeney, R OBP: 0.343, SLG: 0.385 (1, 10)		0-0 F7	0-3 K					0-0 F8	0-0 F7	5	0	1	0	0	1	3									
Keith Lockhart, L OBP: 0.321, SLG: 0.415 David Howard, S OBP: 0.290, SLG: 0.308 (1, 4) (8, 6)		0-0 F8		0-0 1B 2B		0-3 K		0-0 G5-3		4	1	1	0	0	1	1									
										0	0	0	0	0	0	0									
Inning Stats	R: 0 E: 0 K: 1 S: 5	H: 0 LOB: 1 BB: 1 P: 9	R: 2 E: 0 K: 0 S: 5	H: 2 LOB: 0 BB: 0 P: 5	R: 2 E: 2 K: 1 S: 9	H: 2 LOB: 3 BB: 1 P: 13	R: 1 E: 0 K: 1 S: 7	H: 2 LOB: 1 BB: 0 P: 7	R: 0 E: 0 K: 0 S: 3	H: 1 LOB: 0 BB: 0 P: 3	R: 0 E: 0 K: 2 S: 9	H: 2 LOB: 2 BB: 0 P: 9	R: 1 E: 0 K: 0 S: 4	H: 1 LOB: 0 BB: 0 P: 4	R: 2 E: 0 K: 1 S: 7	H: 2 LOB: 2 BB: 2 P: 15	R: 0 E: 0 K: 1 S: 5	H: 0 LOB: 0 BB: 0 P: 5	1B: 8 2B: 2 3B: 0 HR: 2	SF: 1 SAC: 0 DP: 1 HBP: 0	WP: 0 PB: 0 SB: 2 CS: 0	PA: 44			
PITCHER	IP	WLS	BF	H	R	ER	SO	BB	IBB	HBP	BLK	WP	HR	S	P	ERA	WHIP								
Kevin Tapani, R ERA: 4.59 (1, 1)	2.1	L	14	4	4	3	1	1	0	0	0	0	1	15	19	11.57	2.143								
Mike Sirotko, L ERA: 7.36 (3, 1)	0.1		1	0	0	0	0	0	0	0	0	0	0	1	1	0.00	0.000								
Al Levine, R ERA: 4.86 (3, 1)	0.1		2	0	0	0	1	0	1	0	0	0	0	3	7	0.00	0.000								
Mike Bertotti, L ERA: 5.16 (4, 1)	1.0		5	2	1	1	1	0	0	0	0	0	0	7	7	9.00	2.000								
Jeff Darwin, R ERA: 3.1 (5, 1)	3.0		12	4	1	1	2	0	0	0	0	0	1	16	16	3.00	1.333								
PITCHER	IP	WLS	BF	H	R	ER	SO	BB	IBB	HBP	BLK	WP	HR	S	P	ERA	WHIP								
41 Bill Simas, R ERA: 4.67 (8, 1)	1.0		7	2	2	2	1	1	1	0	0	0	0	7	15	18.00	3.000								
Stacy Jones, R ERA: (9, 1)	1.0		3	0	0	0	1	0	0	0	0	0	0	5	5	0.00	0.000								

Kansas City Royals @ Chicago White Sox
Comiskey Park, Chicago, IL
Wed Sep 25 1996, 8:05 PM EDT
Att. 15,911 - Unknown - 62 F

AB	39
R	8
H	12
RBI	7
BB	4
SO	7
LOB	19



Batter	1	2	3	4	5	6	7	8	9	AB	R	H	RBI	BB	SO	LOB
Tony Phillips, S OBP: 0.405, SLG: 0.402 (1, 7)	0-3 K2-3	4-0 FC6-4 BB			0-0 F8		0-0 G5-3			3	0	0	0	1	1	0
Dave Martinez, L OBP: 0.391, SLG: 0.466 (1, 8)	0-0 WP 1B	0-0 FC6-4			0-0 F9		0-0 G4-3			4	1	1	0	0	0	2
Frank Thomas, R OBP: 0.457, SLG: 0.627 (1, 3)	0-0 F9				4-0 G3-6-3 1B		0-0 FC3-6 1B			3	0	2	0	1	0	1
Robin Ventura, L OBP: 0.369, SLG: 0.525 (1, 5)	0-0 1B				0-0 G3-6-3		0-0 F8		0-0 FC3-6 G1	4	0	1	1	0	0	3
Harold Baines, L OBP: 0.399, SLG: 0.504 (1, 10)	0-3 K				0-0		4-0 FC4 BB		0-0 G1	2	0	1	0	1	1	1
Norberto Martin, R OBP: 0.366, SLG: 0.415 (8, PH)					0-0 2B				1-2	1	0	0	0	0	0	1
Danny Tartabull, R OBP: 0.340, SLG: 0.483 (1, 9)		0-3 K			0-0 F9		0-3 K		0-3 K	4	0	0	0	0	3	3
Ray Durham, S OBP: 0.350, SLG: 0.403 (1, 4)		0-0 1B SH1-3			0-0 L6-3 1B		0-0 F8		0-0 G6-4-3 1B	4	1	3	0	0	0	1
Don Slaught, R OBP: 0.363, SLG: 0.439 (1, 2)		0-0 WP SH1-3			0-0 L6-3		0-0 FC4		0-0 G6-4-3	3	0	1	0	0	0	2
Domingo Cedeno, S OBP: 0.313, SLG: 0.351 (9, PH)		1-3 1B			1-2		1-2		1-2	1	0	0	0	0	0	1
Ozzie Guillen, L OBP: 0.272, SLG: 0.364 (1, 6)		0-0 SH1-3			0-0 F9		0-3 K		0-0 G4-3	3	0	0	1	0	1	0

Inning Stats	R: 1	H: 2	E: 0	K: 2	S: 9	H: 2	LOB: 1	BB: 0	P: 9	R: 1	H: 2	E: 0	K: 1	S: 7	H: 2	LOB: 2	BB: 1	P: 11	R: 0	H: 2	E: 0	K: 0	S: 4	H: 2	LOB: 1	BB: 0	P: 4	R: 0	H: 1	E: 0	K: 0	S: 3	H: 0	LOB: 0	BB: 1	P: 3	R: 0	H: 0	E: 0	K: 1	S: 5	H: 0	LOB: 1	BB: 1	P: 9	R: 0	H: 0	E: 0	K: 1	S: 5	H: 0	LOB: 0	BB: 0	P: 5	R: 0	H: 1	E: 0	K: 1	S: 6	H: 1	LOB: 1	BB: 0	P: 6	R: 0	H: 1	E: 0	K: 0	S: 3	H: 1	LOB: 0	BB: 0	P: 3	1B: 8	SF: 0	2B: 2	SAC: 1	3B: 0	DP: 3	HR: 0	HBP: 0	WP: 2	PA: 36
--------------	------	------	------	------	------	------	--------	-------	------	------	------	------	------	------	------	--------	-------	-------	------	------	------	------	------	------	--------	-------	------	------	------	------	------	------	------	--------	-------	------	------	------	------	------	------	------	--------	-------	------	------	------	------	------	------	------	--------	-------	------	------	------	------	------	------	------	--------	-------	------	------	------	------	------	------	------	--------	-------	------	-------	-------	-------	--------	-------	-------	-------	--------	-------	--------

PITCHER	IP	WLS	BF	H	R	ER	SO	BB	IBB	HBP	BLK	WP	HR	S	P	ERA	WHIP
Kevin Appier, R ERA: 3.62 (1, 1)	6.0	W	26	7	2	2	4	3	0	0	0	2	0	31	43	3.00	1.667
Jeff Granger, L ERA: 6.61 (7, 1)	1.1		5	1	0	0	1	0	0	0	0	0	0	7	7	0.00	0.750
Hipolito Pichardo, R ERA: 5.48 (8, 1)	1.2		5	1	0	0	1	0	0	0	0	0	0	7	7	0.00	0.600


BOTTOM

Kansas City Royals @ Chicago White Sox
Comiskey Park, Chicago, IL

Wed Sep 25 1996, 8:05 PM EDT
Att: 15,911 - Unknown - 62 F

livebaseballscorecards.com

AB	32
R	2
H	9
RBI	2
BB	3
SO	6
LOB	15



Batter	1	2	3	4	5	6	7	8	9
Jose Offerman, S (1, 4) OBP: 0.383, SLG: 0.417 	2-1 	0-0 			4-1 	3-2 		4-0 	
Rod Myers, L (1, 8) OBP: 0.371, SLG: 0.473 	0-0 		1-0 		0-1 	1-3 		0-0 	
Joe Randa, R (1, 5) OBP: 0.343, SLG: 0.416 	0-0 		0-1 		1-0 		2-0 	0-0 	
Craig Paquette, R (1, 3) OBP: 0.298, SLG: 0.457 	2-3 		0-1 		0-0 		1-3 	0-1 	
Jon Nunnally, L (1, 7) OBP: 0.308, SLG: 0.456 	1-1 		2-2 		1-1 		3-2 	1-2 	
Joe Vitiello, R (1, 10) OBP: 0.342, SLG: 0.401 Tom Goodwin, L (8, PR) OBP: 0.334, SLG: 0.330 		0-1 	0-2 		2-3 			3-2 	
Johnny Damon, L (1, 9) OBP: 0.314, SLG: 0.367 		1-2 	1-1 		0-0 			2-1 	
29 Mike Sweeney, R (1, 2) OBP: 0.352, SLG: 0.409 		2-3 			0-0 	1-1 		1-0 	
David Howard, S (1, 6) OBP: 0.290, SLG: 0.306 		4-0 			0-0 	0-3 		1-2 	

Inning Stats	R: 1	H: 2	E: 0	K: 1	S: 9	R: 1	H: 2	E: 0	K: 1	S: 11	R: 0	H: 0	E: 0	K: 0	S: 5	R: 0	H: 0	E: 0	K: 0	S: 8	R: 3	H: 3	E: 0	K: 0	S: 9	R: 2	H: 3	E: 0	K: 3	S: 19	R: 0	H: 0	E: 0	K: 1	S: 8	R: 4	H: 3	E: 0	K: 0	S: 17
	LOB: 1	BB: 0	P: 14	LOB: 2	BB: 1	LOB: 0	BB: 0	LOB: 0	BB: 0	P: 18	LOB: 0	BB: 0	LOB: 0	BB: 0	P: 6	LOB: 1	BB: 1	LOB: 0	BB: 0	P: 15	LOB: 1	BB: 0	LOB: 0	BB: 0	P: 26	LOB: 0	BB: 0	LOB: 0	BB: 0	P: 14	LOB: 2	BB: 1	LOB: 0	BB: 0	P: 29					

AB	R	H	RBI	BB	SO	LOB
3	3	3	2	2	0	0
5	1	3	2	0	1	1
5	0	1	3	0	0	3
5	0	0	1	0	2	3
5	0	0	0	0	0	4
4	1	2	0	0	1	0
0	1	0	0	0	0	0
4	2	2	1	0	0	1
3	3	2	1	0	1	1
2	0	0	0	1	1	1

WP	HR	S	P	ERA	WHIP
1	0	41			
1	0	1			
1	0	1			
1	0	1			
1	0	1			

PITCHER	IP	WLS	BF	H	R	ER	SO	BB	IBB	HBP	BLK	WP	HR	S	P	ERA	WHIP
Orel Hershiser, R (1, 1) ERA: 4.24	5.0	L	23	7	5	5	2	2	0	0	0	0	1	42	64	9.00	1.800
Alan Embree, L (6, 1) ERA: 6.46	1.0		6	3	2	2	3	0	0	0	0	1	0	19	26	18.00	3.000
Paul Shuey, R (7, 1) ERA: 2.65	1.0		3	0	0	0	1	0	0	0	0	0	0	8	14	0.00	0.000
Paul Assenmacher, L (8, 1) ERA: 2.96	0.1		6	3	4	4	0	0	1	1	0	0	0	11	22	108.00	9.000
Danny Graves, R (8, 1) ERA: 4.71	0.2		3	0	0	0	0	0	0	0	0	0	0	6	7	0.00	0.000

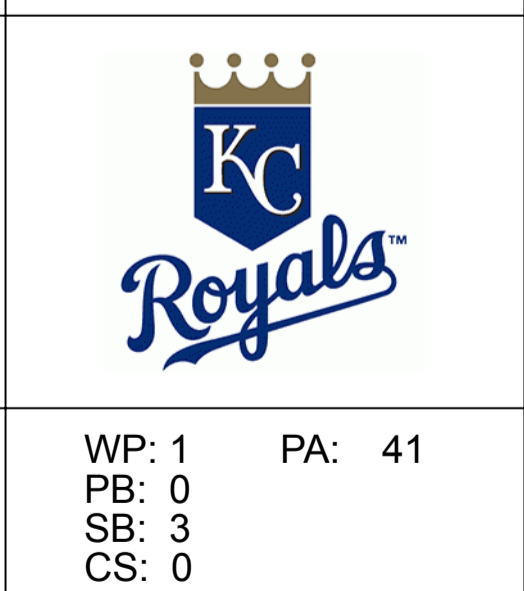
BOTTOM

Cleveland Indians @ Kansas City Royals
 Kauffman Stadium, Kansas City, MO

Fri Sep 27 1996, 7:05 PM CDT
 Att: 15,939 - Unknown - 62 F

livebaseballscorecards.com

AB	36
R	11
H	13
RBI	10
BB	3
SO	6
LOB	14



Batter	1	2	3	4	5	6	7	8	9	AB R H RBI BB SO LOB	TOP																	
Kenny Lofton, L (1, 8) OBP: 0.373, SLG: 0.447	0-1 2B 1B	2-3 K			2-0 G4-3		2-1 1B 1B			4 1 2 0 0 1 1																		
Kevin Seitzer, R (1, 3) OBP: 0.418, SLG: 0.468	2-1 L9 1-H 2B		1-0 G6-4-3 1B			0-1 G4-3 HR 2B	0-2 1B			4 1 4 1 0 0 0																		
Jim Thome, L (1, 5) OBP: 0.450, SLG: 0.614	2-2 L9 2-3		3-3 K			3-2 G4-3 2-3	2-0 F7			4 0 0 0 0 1 5																		
Albert Belle, R (1, 7) OBP: 0.409, SLG: 0.622	0-1 P4		2-1 G6-4-3 1-2f			0-0 HR	0-0 G3-1			4 1 1 2 0 0 2																		
Julio Franco, R (1, 10) OBP: 0.409, SLG: 0.473	1-3 K		2-2 F7			2-2 G6-3	0-1 G4-3			4 0 0 0 0 1 1																		
Manny Ramirez, R (1, 9) OBP: 0.398, SLG: 0.580		1-2 G5-3			3-2 G6-3	1-2 G6-3	2-1 G6-3			4 0 0 0 0 0 0																		
Jeff Kent, R (1, 4) OBP: 0.328, SLG: 0.431		4-0 2B WP SF9 BB			3-1 F8		2-3 K		0-0 L8	3 1 0 0 1 1 0	AB 34 R 5 H 9 RBI 5 BB 1 SO 6 LOB 9																	
Sandy Alomar Jr., R (1, 2) OBP: 0.299, SLG: 0.397		2-1 2B			1-2 G6-3		1-2 HR		3-3 K	4 1 2 1 0 1 0																		
Omar Vizquel, S (1, 6) OBP: 0.363, SLG: 0.419		0-1 SF9 3-H			2-2 F7		1-2 G6-3		1-3 K	3 0 0 1 0 1 0																		
Inning Stats	R: 1 E: 0 K: 1 S: 15	H: 2 LOB: 1 BB: 0 P: 20	R: 1 E: 0 K: 1 S: 11	H: 1 LOB: 1 BB: 1 P: 20	R: 0 E: 0 K: 1 S: 7	H: 1 LOB: 0 BB: 0 P: 13	R: 0 E: 0 K: 0 S: 8	H: 0 LOB: 0 BB: 0 P: 16	R: 0 E: 0 K: 0 S: 8	H: 0 LOB: 0 BB: 0 P: 13	R: 2 E: 0 K: 0 S: 17	H: 2 LOB: 0 BB: 0 P: 23	R: 1 E: 0 K: 1 S: 17	H: 3 LOB: 2 BB: 0 P: 25	R: 0 E: 0 K: 0 S: 5	H: 0 LOB: 0 BB: 0 P: 7	R: 0 E: 0 K: 2 S: 8	H: 0 LOB: 0 BB: 0 P: 12	1B: 4 2B: 3 3B: 0 HR: 2	SF: 1 SAC: 0 DP: 1 HBP: 0	WP: 1 PB: 0 SB: 0 CS: 0	PA: 36						
PITCHER	IP WLS BF H R ER SO BB IBB HBP BLK WP HR S P ERA WHIP												PITCHER	IP WLS BF H R ER SO BB IBB HBP BLK WP HR S P ERA WHIP														
Chris Haney, L (1, 1) ERA: 4.7	6.0		24	6	4	4	3	1	0	0	0	1	1	66	105	6.00	1.167											
Bob Scanlan, R (7, 1) ERA: 6.85	2.0	L	9	3	1	1	1	0	0	0	0	0	1	22	32	4.50	1.500											
Rick Huisman, R (9, 1) ERA: 4.6	1.0		3	0	0	0	2	0	0	0	0	0	0	8	12	0.00	0.000											

Cleveland Indians @ Kansas City Royals
Kauffman Stadium, Kansas City, MO

Sat Sep 28 1996, 7:05 PM CDT
Att. 19,820 - Unknown - 70 F

livebaseballscorecards.com



Batter	1	2	3	4	5	6	7	8	9	AB	R	H	RBI	BB	SO	LOB
Jose Offerman, S OBP: 0.384, SLG: 0.417 (1, 6) FCB X	1-2 1B S 1B	3-2 G3		0-0 E 1B		1-3 K		0-0 SH1-4		4	0	2	1	0	1	2
Joe Randa, R OBP: 0.346, SLG: 0.417 (1, 5) B1 SAFE FCB X	3-2 1B 1-3 1B	4-2 FC5 1B BB		0-1 F7		2-0 S 1B		2-3 K		4	0	2	0	1	1	2
Rod Myers, L OBP: 0.364, SLG: 0.458 Kevin Young, R OBP: 0.301, SLG: 0.470 David Howard, S OBP: 0.290, SLG: 0.306 (1, 8) (8, PH) (9, 6) CBF X SAFE SAFE SAFE	1-3 K 1	1-0 1B		3-3 K 1-3		2-1 G4-3 1-2		0-0 G5-3		4	0	1	2	0	2	4
Bip Roberts, S OBP: 0.331, SLG: 0.357 (1, 7) X	0-0 F9	0-3 K		0-2 G4-3			0-1 G4-3		1-3 K	5	0	0	0	0	2	5
Craig Paquette, R OBP: 0.297, SLG: 0.454 (1, 3) C X	0-1 P6	0-0 FC5 2-3f			0-0 G6-3		3-2 29 BB 1B		1-0 F8	5	0	1	0	0	0	4
Johnny Damon, L OBP: 0.315, SLG: 0.370 (1, 9) B F X		3-2 BB 1B 2B		1-1 29 S 1B		0-0 L8		0-2 G4-3		5	1	2	0	0	1	1
29 Mike Sweeney, R OBP: 0.355, SLG: 0.404 (1, 10) B C X		4-1 1B BB G3 BB		0-0 F9		1 SAFE 1 SAFE P5 1-3		4-1 SAFE SAFE BB		2	1	0	0	2	0	1
Mike Macfarlane, R OBP: 0.337, SLG: 0.499 (1, 2) F B X		4-1 G3 1B BB 1-2 2-3		1-1 F7		1-1 F7		1-2 G4-3		3	1	1	0	1	0	3
Keith Lockhart, L OBP: 0.321, SLG: 0.414 Chris Stynes, R OBP: 0.293, SLG: 0.333 Tom Goodwin, L OBP: 0.334, SLG: 0.330 (1, 4) (8, PH) (8, PR) (9, 8) X		0-0 1B G3 1B 1-2 2-3 3-H		1-0 L8		0-0 F7		2-2 SH1-4 1B		3	1	1	1	0	0	1

Inning Stats	R: 0	H: 2	E: 0	LOB: 2	K: 1	BB: 0	S: 14	R: 4	H: 3	E: 0	LOB: 2	K: 1	BB: 3	S: 17	R: 0	H: 1	E: 0	LOB: 1	K: 1	BB: 0	S: 11	R: 0	H: 1	E: 1	LOB: 1	K: 1	BB: 0	S: 9	R: 0	H: 1	E: 0	LOB: 1	K: 0	BB: 0	S: 8	R: 0	H: 1	E: 0	LOB: 1	K: 1	BB: 0	S: 7	R: 0	H: 1	E: 0	LOB: 2	K: 0	BB: 1	S: 10	R: 0	H: 1	E: 0	LOB: 1	K: 1	BB: 0	S: 8	R: 0	H: 0	E: 0	LOB: 0	K: 1	BB: 0	S: 10	1B: 10	SF: 0	2B: 1	SAC: 1	3B: 0	DP: 0	HR: 0	HBP: 0	WP: 0	PA: 42
--------------	------	------	------	--------	------	-------	-------	------	------	------	--------	------	-------	-------	------	------	------	--------	------	-------	-------	------	------	------	--------	------	-------	------	------	------	------	--------	------	-------	------	------	------	------	--------	------	-------	------	------	------	------	--------	------	-------	-------	------	------	------	--------	------	-------	------	------	------	------	--------	------	-------	-------	--------	-------	-------	--------	-------	-------	-------	--------	-------	--------

PITCHER	IP	WLS	BF	H	R	ER	SO	BB	IBB	HBP	BLK	WP	HR	S	P	ERA	WHIP
Jack McDowell, R ERA: 5.11 (1, 1)	5.0		26	8	4	4	4	3	0	0	0	0	0	59	93	7.20	2.200
Kent Mercker, L ERA: 6.98 (6, 1)	1.0	W	4	1	0	0	1	0	0	0	0	0	0	7	12	0.00	1.000
Eric Plunk, R ERA: 2.43 (7, 1)	1.0		5	1	0	0	0	1	0	0	0	0	0	10	18	0.00	2.000
Brian Anderson, L ERA: 4.91 (8, 1)	0.1		2	1	0	0	0	0	0	0	0	0	0	4	6	0.00	3.000
Julian Tavarez, R ERA: 5.36 (8, 1)	0.1		1	0	0	0	1	0	0	0	0	0	0	3	5	0.00	0.000
PITCHER	IP	WLS	BF	H	R	ER	SO	BB	IBB	HBP	BLK	WP	HR	S	P	ERA	WHIP
Alan Embree, L ERA: 6.39 (8, 1)	0.1		1	0	0	0	0	0	0	0	0	0	0	1	1	0.00	0.000
Jose Mesa, R ERA: 3.73 (9, 1)	1.0	S	3	0	0	0	1	0	0	0	0	0	0	10	12	0.00	0.000

BOTTOM

Cleveland Indians @ Kansas City Royals
Kauffman Stadium, Kansas City, MO
Sat Sep 28 1996, 7:05 PM CDT
Att: 19,820 - Unknown - 70 F

livebaseballscores.com

AB	37
R	4
H	11
RBI	4
BB	4
SO	7
LOB	24



Batter	1	2	3	4	5	6	7	8	9	AB	R	H	RBI	BB	SO	LOB	TOP								
Kenny Lofton, L (1, 8) OBP: 0.372, SLG: 0.446 Ryan Thompson, R (5, 8) OBP: 0.348, SLG: 0.455	1-3 			1-2 G6-3 		2-2 G5-4-3 1B 		0-0 E4 1-2 		2	0	0	0	0	1	0									
Kevin Seitzer, R (1, 10) OBP: 0.416, SLG: 0.466 Nigel Wilson, L (8, PH) OBP: 0.308, SLG: 0.750	3-2 G6-3 			1-1 E7 		1-2 G5-4-3 1-2f 		0-3 K 		3	0	0	0	0	0	1									
Jim Thome, L (1, 5) OBP: 0.450, SLG: 0.612 Casey Candaele, S (7, PR) OBP: 0.267, SLG: 0.364	0-0 G4-3 			1-2 L6 			2-2 FC6-4 1B 		0-2 F7 		3	0	1	0	0	0	1								
Albert Belle, R (1, 7) OBP: 0.410, SLG: 0.623		0-2 G1-6-3 1B 		0-1 L9 			1-1 P4 		1-1 1B SF9 2B 		4	1	2	0	0	0	2								
Julio Franco, R (1, 3) OBP: 0.407, SLG: 0.470 Jeff Kent, R (7, PR) OBP: 0.330, SLG: 0.432		0-1 G1-6-3 1-2f 			0-1 G6-3 		1-1 FC6-4 1B 1-2f 		1-1 BB 1B 2-3 		3	0	0	0	0	0	2								
Manny Ramirez, R (1, 9) OBP: 0.399, SLG: 0.582 Brian Giles, L (6, 9) OBP: 0.434, SLG: 0.612		0-1 F9 			0-0 G3 2B 		1-2 1B 1-3 		0-0 SF9 		2	0	1	0	0	0	0								
Omar Vizquel, S (1, 6) OBP: 0.362, SLG: 0.417 Damian Jackson, R (8, 6) OBP: 0.364, SLG: 0.500			0-0 G4-3 		0-0 G3 2-3 		2-2 G4-3 		3-H 4-2 F-B L3 BB 1-2 		3	0	0	0	0	0	3								
Tony Peña, R (1, 2) OBP: 0.255, SLG: 0.236 Geronimo Peña, S (8, PH) OBP: 0.200, SLG: 0.444 Einar Diaz, R (8, 2)			3-2 G6-3 		0-0 F9 			0-3 K 		2	0	0	0	0	0	1									
Jose Vizcaino, S (1, 4) OBP: 0.341, SLG: 0.363			2-2 G1-3 			2-1 G3-1 		0-0 E 1B 		1	0	0	0	0	0	0									
Inning Stats	R: 0 E: 0 K: 1 S: 7	H: 0 LOB: 0 BB: 0 P: 11	R: 0 E: 0 K: 0 S: 7	H: 1 LOB: 0 BB: 0 P: 7	R: 0 E: 0 K: 0 S: 8	H: 0 LOB: 0 BB: 0 P: 13	R: 0 E: 1 K: 0 S: 10	H: 0 LOB: 1 BB: 0 P: 13	R: 0 E: 0 K: 0 S: 5	H: 1 LOB: 1 BB: 0 P: 5	R: 0 E: 0 K: 0 S: 9	H: 1 LOB: 0 BB: 0 P: 14	R: 0 E: 0 K: 0 S: 17	H: 2 LOB: 2 BB: 0 P: 24	R: 0 E: 1 K: 2 S: 13	H: 1 LOB: 2 BB: 0 P: 13	R: 1 E: 0 K: 0 S: 15	H: 2 LOB: 1 BB: 1 P: 21	1B: 6 2B: 3 3B: 0 HR: 0	SF: 1 SAC: 0 DP: 3 HBP: 0	WP: 0 PB: 0 SB: 0 CS: 0	PA: 35			
PITCHER	IP	WLS	BF	H	R	ER	SO	BB	IBB	HBP	BLK	WP	HR	S	P	ERA	WHIP								
Tim Lincecum, R (1, 1) ERA: 3.92	8.1	W	33	8	1	1	3	0	0	0	0	0	0	81	107	1.08	0.960								
Hipolito Pichardo, R (9, 1) ERA: 5.43	0.2	S	2	0	0	0	0	1	0	0	0	0	0	10	14	0.00	1.500								

Cleveland Indians @ Kansas City Royals
Kauffman Stadium, Kansas City, MO
Sun Sep 29 1996, 3:33 AM CDT
Att. 14,556 - Sunny - 72 F

AB	33
R	1
H	8
RBI	1
BB	1
SO	3
LOB	17



Batter	1	2	3	4	5	6	7	8	9	AB	R	H	RBI	BB	SO	LOB
Johnny Damon, L (1, 9) OBP: 0.313, SLG: 0.368	0-0 G1-3		2-3 K		0-0 F9		0-0 SH3			3	0	0	0	0	1	1
Joe Randa, R (1, 5) OBP: 0.351, SLG: 0.433	0-1 HR		1-2 P6			1-0 E1 1B	0-0 WP B3-5 2B			4	2	3	2	0	0	0
Rod Myers, L (1, 8) OBP: 0.357, SLG: 0.444	1-3 K		0-3 K			1-0 FC3-6 29 1B 2-H	3-1 B3-5 2-Hf			4	1	1	1	0	2	1
Mike Macfarlane, R (1, 2) OBP: 0.339, SLG: 0.499	0-1 1B			1-3 K		2-1 FC3-6 1B SAFE		1-1 G5-3		4	0	2	0	0	1	0
Craig Paquette, R (1, 3) OBP: 0.296, SLG: 0.452	0-0 F8			1-1 29 2B 1B		0-1 FC3-6 WP 29 1B 1-2f 2-3		1-2 G5-3		4	0	1	0	0	0	3
29 Mike Sweeney, R (1, 10) OBP: 0.358, SLG: 0.412		3-2 G5-3		1-0 2B 1-H		0-1 WP 1B 1-2 3-H		2-2 G6-3		4	0	2	1	0	0	0
Keith Lockhart, L (1, 4) OBP: 0.319, SLG: 0.411		0-0 F8		1-0 F9		1-3 K				3	0	0	0	0	1	3
Chris Stynes, R (1, 7) OBP: 0.309, SLG: 0.359 Les Norman, R (5, PR) OBP: 0.232, SLG: 0.122 (6, 7)		1-1 1B			0-0 2B SAFE	2-3 K				2	0	2	0	0	0	0
David Howard, S (1, 6) OBP: 0.291, SLG: 0.305		2-1 G3			2-3 K 2-3		1-2 SH3 2B HBP			1	0	0	0	0	1	2

Inning Stats		R: 1	H: 2	E: 0	K: 1	S: 9	R: 0	H: 1	E: 0	K: 0	S: 10	R: 0	H: 0	E: 0	K: 2	S: 9	R: 0	H: 2	E: 0	K: 1	S: 7	R: 0	H: 1	E: 0	K: 1	S: 5	R: 2	H: 4	E: 1	K: 2	S: 14	R: 1	H: 1	E: 0	K: 0	S: 6	R: 0	H: 0	E: 0	K: 0	S: 9	1B: 7	2B: 4	3B: 0	HR: 1	SF: 0	SAC: 1	DP: 1	HBP: 1	WP: 2	PB: 0	SB: 0	CS: 0	PA: 33																		
PITCHER	IP	WLS	BF	H	R	ER	SO	BB	IBB	HBP	BLK	WP	HR	S	P	ERA	WHIP																				PITCHER	IP	WLS	BF	H	R	ER	SO	BB	IBB	HBP	BLK	WP	HR	S	P	ERA	WHIP																		
Chad Ogea, R (1, 1) ERA: 4.79	5.0	L	19	6	1	1	5	0	0	0	0	0	1	40	56	1.80	1.200																				Chad Ogea, R (1, 1) ERA: 4.79	5.0	L	19	6	1	1	5	0	0	0	0	1	40	56	1.80	1.200																			
Albie Lopez, R (6, 1) ERA: 6.39	1.0		7	4	2	2	2	0	0	0	0	1	0	14	21	18.00	4.000																				Albie Lopez, R (6, 1) ERA: 6.39	1.0		7	4	2	2	2	0	0	0	1	0	14	21	18.00	4.000																			
Paul Assenmacher, L (7, 1) ERA: 3.09	1.0		4	1	1	1	0	0	0	1	0	1	0	6	10	9.00	1.000																				Paul Assenmacher, L (7, 1) ERA: 3.09	1.0		4	1	1	1	0	0	0	1	0	6	10	9.00	1.000																				
Danny Graves, R (8, 1) ERA: 4.55	1.0		3	0	0	0	0	0	0	0	0	0	0	9	13	0.00	0.000																				Danny Graves, R (8, 1) ERA: 4.55	1.0		3	0	0	0	0	0	0	0	9	13	0.00	0.000																					

BOTTOM

Cleveland Indians @ Kansas City Royals
Kauffman Stadium, Kansas City, MO

Sun Sep 29 1996, 3:33 AM CDT
Att. 14,556 - Sunny - 72 F

livebaseballscores.com

AB	31
R	4
H	11
RBI	4
BB	0
SO	7
LOB	12

