

Kansas City Royals - 1996

Batter	1	2	3	4	5	6	7	8	9	AB	R	H	RBI	BB	SO	LOB	TOP					
Bip Roberts, S (1,4) OBP: 0.250, SLG: 0.250	F7		G4-3			SH2-3 1B		F8		4	0	1	1	0	0	0	Kansas City Royals @ Baltimore Orioles Oriole Park at Camden Yards, Baltimore, MD Tue Apr 02 1996, 3:33 AM EST Att: 46,818 - Sunny - 57 F					
Tom Goodwin, L (1,7) (8,8)	G3		F8			SH2-3				2	0	0	0	1	0	0						
Johnny Damon, L (1,8) Pat Lennon, R (8,PH) (8,7)				P6		P6		K		3	0	1	0	0	0	1						
Michael Tucker, L (1,9) David Howard, S (9,PH)				F7		L8			F9	2	1	0	0	1	0	1						
Keith Lockhart, L (1,5) Les Norman, R (9,PH)								K	K	3	0	2	0	0	1	0						
Bob Hamelin, L (1,3) Joe Randa, R (7,PR) (7,3)									F8	2	0	0	0	1	0	2						
Joe Vitiello, R (1,10) Jon Nunnally, L (7,PH)										2	0	0	0	0	1	0						
Mike Macfarlane, R (1,2) OBP: 0.333, SLG: 0.667										3	1	1	0	0	1	1						
Jose Offerman, S (1,6)										3	0	0	0	0	0	1						
Inning Stats	R: 0 E: 0 K: 0 S: 4	H: 1 LOB: 1 BB: 0 P: 5	R: 1 E: 0 K: 1 S: 14	H: 1 LOB: 0 BB: 1 P: 23	R: 1 E: 0 K: 0 S: 11	H: 1 LOB: 0 BB: 0 P: 19	R: 0 E: 0 K: 0 S: 8	H: 1 LOB: 1 BB: 0 P: 12	R: 0 E: 0 K: 0 S: 5	H: 0 LOB: 0 BB: 0 P: 6	R: 0 E: 0 K: 0 S: 9	H: 1 LOB: 1 BB: 0 P: 12	R: 0 E: 0 K: 3 S: 11	H: 0 LOB: 1 BB: 1 P: 17	R: 0 E: 0 K: 1 S: 7	H: 0 LOB: 1 BB: 1 P: 14		R: 0 E: 0 K: 1 S: 7	H: 0 LOB: 0 BB: 0 P: 10	1B: 4 2B: 1 3B: 0 HR: 0	SF: 0 SAC: 1 DP: 1 HBP: 0	WP: 0 PB: 0 SB: 1 CS: 0
PITCHER	IP	WLS	BF	H	R	ER	SO	BB	IBB	HBP	BLK	WP	HR	S	P	ERA	WHIP					
35 Mike Mussina, R (1,1) ERA: 2.57	7.0	W	26	5	2	2	4	2	0	0	0	0	0	62	94	2.57	1.000					
Jesse Orosco, L (8,1) ERA:	1.0		4	0	0	0	1	1	0	0	0	0	0	7	14	0.00	1.000					
Randy Myers, L (9,1) ERA:	1.0	S	3	0	0	0	1	0	0	0	0	0	0	7	10	0.00	0.000					

Batter	1	2	3	4	5	6	7	8	9	AB	R	H	RBI	BB	SO	LOB	BOTTOM					
Brady Anderson, L (1,8)	K	G3		CS	P6					3	0	0	0	0	1	1	Kansas City Royals @ Baltimore Orioles Oriole Park at Camden Yards, Baltimore, MD Tue Apr 02 1996, 3:33 AM EST Att: 46,818 - Sunny - 57 F					
Roberto Alomar, S (1,4) OBP: 0.250, SLG: 0.500	F8 1B				G4-3		HBP F4			4	1	1	0	0	1	2						
Rafael Palmeiro, L (1,3) OBP: 0.500, SLG: 0.333										3	1	1	0	1	1	0						
Bobby Bonilla, S (1,10) OBP: 0.250, SLG: 0.500	F8									4	2	1	0	0	0	3						
Cal Ripken Jr., R (1,6) OBP: 0.500, SLG: 0.500										4	0	2	3	0	0	1						
B.J. Surhoff, L (1,5) OBP: 0.250, SLG: 0.500	F9									4	0	1	1	0	1	2						
Chris Hoiles, R (1,2) OBP: 0.333, SLG: 0.333										3	0	1	0	0	1	0						
Manny Alexander, R (7,PR) Gregg Zaun, S (8,2)										0	0	0	0	0	0	0						
Tony Tarasco, L (1,9) Mike Devereaux, R (7,PH) (8,9)										2	0	0	0	0	2	0						
Jeffrey Hammonds, R (1,7) OBP: 0.667, SLG: 1.000										3	0	2	0	0	0	1						
Inning Stats	R: 2 E: 0 K: 1 S: 14	H: 2 LOB: 1 BB: 1 P: 29	R: 0 E: 0 K: 2 S: 11	H: 1 LOB: 0 BB: 0 P: 18	R: 1 E: 0 K: 2 S: 15	H: 2 LOB: 1 BB: 0 P: 26	R: 0 E: 0 K: 1 S: 9	H: 1 LOB: 0 BB: 0 P: 19	R: 0 E: 0 K: 1 S: 10	H: 0 LOB: 0 BB: 0 P: 16	R: 0 E: 0 K: 0 S: 3	H: 0 LOB: 0 BB: 0 P: 7	R: 0 E: 0 K: 0 S: 6	H: 1 LOB: 2 BB: 0 P: 12	R: 1 E: 0 K: 0 S: 8	H: 2 LOB: 2 BB: 1 P: 20	R: 0 E: 0 K: 0 S: 8	H: 0 LOB: 0 BB: 0 P: 10	1B: 5 2B: 4 3B: 0 HR: 0	SF: 0 SAC: 0 DP: 0 HBP: 1	WP: 0 PB: 1 SB: 0 CS: 1	PA: 36
PITCHER	IP	WLS	BF	H	R	ER	SO	BB	IBB	HBP	BLK	WP	HR	S	P	ERA	WHIP					
Kevin Appier, R (1,1) ERA: 5.4	5.0	L	21	6	3	3	7	1	0	0	0	0	0	5	11	0.00	1.000					
Julio Valera, R (6,1) ERA:	1.0		4	1	0	0	0	0	0	0	0	0	0	5	11	0.00	1.000					
Mike Magnante, L (7,1) ERA: 6.75	1.1		6	1	1	1	0	0	0	1	0	0	0	7	13	6.75	0.750					
Terry Clark, R (8,1) ERA:	0.2		4	1	0	0	0	0	1	0	0	0	0	5	15	0.00	1.500					


Batter	1	2	3	4	5	6	7	8	9	AB	R	H	RBI	BB	SO	LOB	TOP				
Bip Roberts, S OBP: 0.250, SLG: 0.375 (1, 4)										4	0	1	0	0	0	2	Kansas City Royals @ Baltimore Orioles Oriole Park at Camden Yards, Baltimore, MD Wed Apr 03 1996, 7:05 PM EST Att: 40,068 - Unknown - 63 F livebaseballscorecards.com				
Tom Goodwin, L OBP: 0.333, SLG: 0.200 Les Norman, R (6, 9)										3	0	1	0	0	1	0					
Pat Lennon, R OBP: 0.600, SLG: 0.750 (1, 7)										3	1	2	0	1	0	1					
Joe Vitello, R (1, 10)										2	0	0	0	2	1	3					
Bob Hamelin, L (1, 3)										3	0	0	1	0	1	3					
Jose Offerman, S OBP: 0.143, SLG: 0.143 (1, 6)										4	0	1	0	0	0	1					
Joe Randa, R (1, 5)										3	0	0	0	1	0	1					
Michael Tucker, L OBP: 0.400, SLG: 0.250 David Howard, S (6, 8)										2	0	1	0	0	0	0					
Sal Fasano, R (1, 2)										1	0	0	0	0	0	0					
Inning Stats	R: 0 E: 0 K: 1 S: 6	H: 1 LOB: 2 BB: 1 P: 10	R: 0 E: 0 K: 1 S: 6	H: 1 LOB: 1 BB: 0 P: 10	R: 0 E: 0 K: 2 S: 8	H: 1 LOB: 0 BB: 0 P: 8	R: 0 E: 0 K: 0 S: 3	H: 1 LOB: 0 BB: 0 P: 3	R: 0 E: 0 K: 1 S: 5	H: 0 LOB: 0 BB: 1 P: 7	R: 0 E: 0 K: 0 S: 3	H: 0 LOB: 0 BB: 0 P: 5	R: 0 E: 0 K: 0 S: 3	H: 1 LOB: 1 BB: 1 P: 7	R: 0 E: 0 K: 0 S: 3	H: 0 LOB: 0 BB: 0 P: 3		1B: 4 2B: 2 3B: 0 HR: 0	SF: 1 SAC: 0 DP: 3 HBP: 0	WP: 1 PB: 0 SB: 3 CS: 0	PA: 34
PITCHER	IP	WLS	BF	H	R	ER	SO	BB	IBB	HBP	BLK	WP	HR	S	P	ERA	WHIP				
David Wells, L ERA: 1.29 Roger McDowell, R ERA:	(1, 1) 7.0	W 27	27	5	1	1	6	3	0	0	0	1	0	36	48	1.29	1.143				
PITCHER	IP	WLS	BF	H	R	ER	SO	BB	IBB	HBP	BLK	WP	HR	S	P	ERA	WHIP				

Batter	1	2	3	4	5	6	7	8	9	AB	R	H	RBI	BB	SO	LOB	BOTTOM				
Brady Anderson, L OBP: 0.222, SLG: 0.125 (1, 8)										5	1	1	0	0	0	4	Kansas City Royals @ Baltimore Orioles Oriole Park at Camden Yards, Baltimore, MD Wed Apr 03 1996, 7:05 PM EST Att: 40,068 - Unknown - 63 F livebaseballscorecards.com				
Roberto Alomar, S OBP: 0.625, SLG: 1.143 (1, 4)										3	2	3	2	1	0	0					
Rafael Palmeiro, L OBP: 0.556, SLG: 0.857 (1, 3)										4	2	2	1	1	1	3					
Bobby Bonilla, S OBP: 0.375, SLG: 0.500 (1, 10)										4	1	2	2	0	0	2					
Cal Ripken Jr., R OBP: 0.500, SLG: 0.625 (1, 6)										4	0	2	1	0	0	1					
B.J. Surhoff, L OBP: 0.250, SLG: 0.375 (1, 5)										4	0	1	1	0	0	1					
Chris Hoiles, R OBP: 0.143, SLG: 0.143 Gregg Zaun, S (8, 2)										4	0	0	0	0	2	3					
Tony Tarasco, L OBP: 0.500, SLG: 0.500 (1, 9)										4	0	3	0	0	0	2					
Jeffrey Hammonds, R OBP: 0.286, SLG: 0.429 (1, 7)										4	1	0	0	0	1	3					
Inning Stats	R: 3 E: 0 K: 1 S: 9	H: 4 LOB: 2 BB: 1 P: 13	R: 3 E: 1 K: 0 S: 6	H: 2 LOB: 0 BB: 0 P: 6	R: 0 E: 0 K: 1 S: 6	H: 1 LOB: 1 BB: 0 P: 6	R: 1 E: 1 K: 0 S: 5	H: 2 LOB: 1 BB: 0 P: 5	R: 0 E: 0 K: 0 S: 3	H: 2 LOB: 0 BB: 0 P: 3	R: 0 E: 0 K: 0 S: 3	H: 1 LOB: 2 BB: 1 P: 12	R: 0 E: 0 K: 2 S: 8	H: 1 LOB: 2 BB: 1 P: 12	1B: 11 2B: 1 3B: 1 HR: 2	SF: 0 SAC: 1 DP: 1 HBP: 0		WP: 1 PB: 0 SB: 1 CS: 0	PA: 39		
PITCHER	IP	WLS	BF	H	R	ER	SO	BB	IBB	HBP	BLK	WP	HR	S	P	ERA	WHIP				
Mark Gubicza, R ERA: 11.25 Jason Jacome, L ERA:	(1, 1) 4.0	L 23	23	9	7	5	2	1	0	0	0	1	0	26	30	11.25	2.500				
PITCHER	IP	WLS	BF	H	R	ER	SO	BB	IBB	HBP	BLK	WP	HR	S	P	ERA	WHIP				

Batter	1	2	3	4	5	6	7	8	9	AB	R	H	RBI	BB	SO	LOB	TOP								
Bip Roberts, S (1,4) OBP: 0.308, SLG: 0.462	F8			G3	S 1B 2B		SH5-4 1B	F9		5	1	2	2	0	0	1	Kansas City Royals @ Baltimore Orioles Oriole Park at Camden Yards, Baltimore, MD Thu Apr 04 1996, 3:33 AM EST Att: 38,753 - Overcast - 64 F								
Tom Goodwin, L (1,7) OBP: 0.444, SLG: 0.375	K			1B	E S 1B		SH5-4	K		3	0	2	1	0	1	0									
Jose Offerman, S (9, PH) OBP: 0.125, SLG: 0.125				1B	E S 1B			K		1	0	0	0	0	1	1									
Johnny Damon, L (1,8) OBP: 0.286, SLG: 0.286	6-3			1-2 1B	1-3					4	0	1	0	0	1	3									
Michael Tucker, L (1,9) OBP: 0.222, SLG: 0.125		1-3		F7			K	L3		4	0	0	0	0	1	4									
Les Norman, R (8,9)										0	0	0	0	0	0	0									
Keith Lockhart, L (1,5) OBP: 0.429, SLG: 0.429				4-3			1-3		F7	4	0	1	0	0	0	2									
Bob Hamelin, L (1,3)										2	0	0	0	1	0	1									
Joe Randa, R (6,3)	G4-6-3 1B				4-3		BB BB		F9	1	0	0	0	0	0	0									
Joe Vitiello, R (1,10) OBP: 0.400, SLG: 0.143				K	1B 1B		1-2 BB		K	3	0	1	0	1	2	0									
Mike Macfarlane, R (1,2) OBP: 0.286, SLG: 0.429		5-3			1B 2B 1B				P3	4	1	1	0	0	0	2									
David Howard, S (1,6) OBP: 0.500, SLG: 0.400				F7	1-2 2H 2B 1B			SH5-4 1B BB		3	1	2	0	1	0	0									
Inning Stats	R: 0 E: 0 K: 1 S: 5	H: 0 LOB: 0 BB: 0 P: 5	R: 0 E: 0 K: 0 S: 3	H: 1 LOB: 0 BB: 0 P: 3	R: 0 E: 0 K: 1 S: 5	H: 0 LOB: 0 BB: 0 P: 5	R: 0 E: 0 K: 0 S: 5	H: 2 LOB: 2 BB: 0 P: 5	R: 3 E: 0 K: 0 S: 7	H: 5 LOB: 1 BB: 0 P: 7	R: 0 E: 0 K: 1 S: 5	H: 0 LOB: 2 BB: 2 P: 13	R: 0 E: 0 K: 1 S: 6	H: 1 LOB: 2 BB: 1 P: 10	R: 0 E: 0 K: 1 S: 5	H: 0 LOB: 0 BB: 0 P: 5	R: 0 E: 0 K: 1 S: 6	H: 1 LOB: 1 BB: 0 P: 6	1B: 9 2B: 1 3B: 0 HR: 0	SF: 0 SAC: 1 DP: 1 HBP: 0	WP: 0 PB: 0 SB: 2 CS: 0	PA: 38			
PITCHER	IP	WLS	BF	H	R	ER	SO	BB	IBB	HBP	BLK	WP	HR	S	P	ERA	WHIP								
Scott Erickson, R (1,1) ERA: 4.5	6.0		26	8	3	3	3	2	0	0	0	0	0	30	38	4.50	1.667								
Arthur Rhodes, L (7,1) ERA:	2.0	W	8	1	0	0	2	1	0	0	0	0	0	11	15	0.00	1.000								
Randy Myers, L (9,1) ERA:	1.0	S	4	1	0	0	1	0	0	0	0	0	0	6	6	0.00	1.000								

Batter	1	2	3	4	5	6	7	8	9	AB	R	H	RBI	BB	SO	LOB	BOTTOM								
Brady Anderson, L (1,8) OBP: 0.286, SLG: 0.308	K				K					5	1	2	0	0	3	3	Kansas City Royals @ Baltimore Orioles Oriole Park at Camden Yards, Baltimore, MD Thu Apr 04 1996, 3:33 AM EST Att: 38,753 - Overcast - 64 F								
Roberto Alomar, S (1,4) OBP: 0.697, SLG: 1.100				2B	F8			WP SF8 2B		3	1	2	1	1	0	1									
Rafael Palmeiro, L (1,3) OBP: 0.462, SLG: 0.600	G4-6-3 1B			BB				SF8 WP 2B BB		3	1	0	0	1	0	3									
Bobby Bonilla, S (1,10) OBP: 0.250, SLG: 0.364		5-3			6-3			SF8		3	0	0	1	0	0	0									
Cal Ripken Jr., R (1,6) OBP: 0.500, SLG: 0.636				F7				1B FC4-6 2B		3	1	1	1	1	0	0									
B.J. Surhoff, L (1,5) OBP: 0.417, SLG: 0.545					1B			FC4-6 1B IBB		3	1	2	0	1	0	1									
Chris Hoiles, R (1,2) ERA: 3.86										4	0	1	0	0	1	3									
Gregg Zaun, S (9,2) OBP: 0.182, SLG: 0.182	FC5-4				F9			FC4-6 1B		0	0	0	0	0	0	0									
Mike Devereaux, R (1,9)										3	0	0	0	0	1	1									
Tony Tarasco, L (8, PH) OBP: 0.429, SLG: 0.429				1-3				FC4-6 1B		1	0	0	1	0	0	2									
Jeffrey Hammonds, R (1,7) OBP: 0.364, SLG: 0.545				K						4	0	2	1	0	2	1									
Inning Stats	R: 0 E: 0 K: 1 S: 5	H: 1 LOB: 0 BB: 0 P: 5	R: 0 E: 0 K: 0 S: 3	H: 0 LOB: 1 BB: 1 P: 7	R: 0 E: 0 K: 1 S: 6	H: 1 LOB: 2 BB: 1 P: 10	R: 0 E: 0 K: 0 S: 4	H: 1 LOB: 1 BB: 0 P: 4	R: 0 E: 0 K: 2 S: 8	H: 1 LOB: 1 BB: 0 P: 8	R: 0 E: 0 K: 0 S: 3	H: 0 LOB: 0 BB: 0 P: 3	R: 0 E: 0 K: 2 S: 8	H: 1 LOB: 1 BB: 0 P: 8	R: 5 E: 0 K: 1 S: 10	H: 5 LOB: 2 BB: 2 P: 18	1B: 5 2B: 5 3B: 0 HR: 0	SF: 1 SAC: 0 DP: 1 HBP: 0	WP: 1 PB: 0 SB: 0 CS: 0	PA: 37					
PITCHER	IP	WLS	BF	H	R	ER	SO	BB	IBB	HBP	BLK	WP	HR	S	P	ERA	WHIP								
Chris Haney, L (1,1) ERA: 3.86	7.0		30	7	3	3	6	3	0	0	0	0	0	39	51	3.86	1.429								
Hipolito Pichardo, R (8,1) ERA: 54.0	0.1	L	4	2	0	0	0	0	1	0	0	1	0	3	7	0.00	6.000								
Terry Clark, R (8,1) ERA:	0.2		3	1	2	2	1	0	0	0	0	0	0	5	5	27.00	1.500								

AB 34
R 3
H 10
RBI 3
BB 3
SO 6
LOB 14



AB 32
R 5
H 10
RBI 5
BB 4
SO 7
LOB 15



Batter	1	2	3	4	5	6	7	8	9	10	11	12	AB	R	H	RBI	BB	SO	LOB	TOP		
Wil Cordero, R OBP: 0.235, SLG: 0.294 (1.4)	L8	1B			K		G5-3		G5-3			SH1-3	5	0	1	1	0	1	1			
John Valentin, R OBP: 0.222, SLG: 0.067 (1.6)	BB		F8			F8		F8	G1-3			BB	4	0	0	0	2	0	0			
Mo Vaughn, L OBP: 0.222, SLG: 0.222 (1.3)	F8		F7			F8	2B	F8				L7	6	1	1	0	0	1	3			
Jose Canseco, R OBP: 0.333, SLG: 0.563 (1.10)	P7		P4			HR		HR		G5-3			5	2	2	1	1	0	1			
Kevin Mitchell, R OBP: 0.250, SLG: 0.500 (1.9)		G6-3			F8								4	0	1	1	0	0	1			
Milt Cuyler, S (9.9)						E5							1	0	0	0	0	1	0			
Troy O'Leary, L OBP: 0.250, SLG: 0.182 (12. FH)								2B					1	0	0	0	0	0	3			
Mike Greenwell, L OBP: 0.188, SLG: 0.143 (1.7)		P5			G3		SF7						3	0	0	1	1	1	0			
Mike Stanley, R OBP: 0.250, SLG: 0.154 (1.2)		1B			K		F9					G5-3	3	1	0	0	2	1	1			
Tim Naehring, R OBP: 0.308, SLG: 0.455 (5.5)		1B			F8								2	0	1	0	0	0	0			
Esteban Beltre, R (5.5)		1B											3	0	0	0	0	3	3			
Dwayne Hosey, S OBP: 0.429, SLG: 0.538 (1.8)					G5-3								4	0	2	0	1	0	0			
Inning Stats	R: 0 E: 0 K: 0 S: 11	H: 0 LOB: 1 BB: 1 P: 19	R: 1 E: 0 K: 0 S: 12	H: 3 LOB: 2 BB: 1 P: 20	R: 0 E: 0 K: 0 S: 3	H: 0 LOB: 0 BB: 0 P: 5	R: 0 E: 0 K: 1 S: 8	H: 0 LOB: 0 BB: 0 P: 10	R: 0 E: 0 K: 1 S: 11	H: 1 LOB: 0 BB: 0 P: 11	R: 1 E: 0 K: 1 S: 12	H: 2 LOB: 3 BB: 2 P: 28	R: 0 E: 0 K: 2 S: 9	H: 0 LOB: 0 BB: 0 P: 12	R: 0 E: 0 K: 2 S: 9	H: 0 LOB: 0 BB: 0 P: 13	R: 0 E: 0 K: 0 S: 11	H: 0 LOB: 3 BB: 3 P: 27	1B: 5 2B: 2 3B: 0 HR: 1	SF: 1 SAC: 1 DP: 0 HBP: 0	WP: 0 PB: 0 SB: 1 CS: 1	PA: 50
PITCHER	IP	WLS	BF	H	R	ER	SO	BB	IBB	HBP	BLK	WP	HR	S	P	ERA	WHIP					
Tim Belcher, R ERA: 3.52 (1.1)	7.2		33	8	4	3	3	2	1	0	0	0	0	17	27	0.00	0.429					
Jeff Montgomery, R ERA: (8.1)	2.1		8	0	0	0	3	1	0	0	0	0	0	13	26	0.00	1.500					
Julio Valera, R ERA: (11.1)	1.1		6	0	0	0	2	2	0	0	0	0	0	7	14	0.00	1.500					
Terry Clark, R ERA: (12.1)	0.2	W	3	0	0	0	0	1	0	0	0	0	0	7	14	0.00	1.500					

Boston Red Sox @ Kansas City Royals
Kauffman Stadium, Kansas City, MO

Fri Apr 05 1996, 3:33 AM CST
Alt. 39,526 - Cloudy - 37 F

AB 41
R 4
H 8
RBI 4
BB 7
SO 8
LOB 13



Batter	1	2	3	4	5	6	7	8	9	10	11	12	AB	R	H	RBI	BB	SO	LOB	BOTTOM				
Bip Roberts, S OBP: 0.263, SLG: 0.333 (1.4)	G3		CS	FC4-6			G3		G4-3		P7		5	0	0	0	1	0	6					
Tom Goodwin, L OBP: 0.400, SLG: 0.357 (1.7)	2B		CS	P6			K					E6	6	3	2	0	0	2	1					
Johnny Damon, L OBP: 0.385, SLG: 0.692 (1.8)	CS		HR									P5	6	1	3	3	0	1	1					
Keith Lockhart, L OBP: 0.400, SLG: 0.333 (8. PH)			HR										2	0	0	0	1	0	1					
Joe Randa, R (9.5)				F7			F9					1B	1	0	0	0	2	1	0					
Michael Tucker, L OBP: 0.200, SLG: 0.143 (1.9)							G4-3-4-3					P3	6	0	1	0	0	0	5					
Bob Hamelin, L (1.3)													1	0	0	0	2	0	0					
David Howard, S OBP: 0.556, SLG: 0.429 (9. PH)		F7		FC6-4								F7	2	1	1	0	1	0	0					
Joe Vitello, R OBP: 0.385, SLG: 0.200 (1.10)				BB									3	0	1	0	0	0	3					
Jon Nunnally, L (9. PH)				FC6-4			L8						1	0	0	0	0	1	1					
Pat Lennor, R OBP: 0.571, SLG: 0.667 (11. PH)				FC5-4									2	0	1	1	0	1	0					
Mike Macfarlane, R OBP: 0.273, SLG: 0.455 (9. PR)		FC5-4											4	0	1	1	0	0	2					
Les Norman, R (10.2)							G6-3						0	0	0	0	0	0	0					
Sal Fasano, R (10.2)							G6-4-3						0	0	0	0	1	0	0					
Jose Offerman, S OBP: 0.308, SLG: 0.308 (1.6)													5	0	3	0	0	1	2					
Inning Stats	R: 1 E: 0 K: 0 S: 12	H: 2 LOB: 1 BB: 1 P: 20	R: 0 E: 0 K: 0 S: 9	H: 1 LOB: 1 BB: 0 P: 17	R: 2 E: 0 K: 0 S: 20	H: 3 LOB: 2 BB: 2 P: 33	R: 0 E: 0 K: 0 S: 7	H: 1 LOB: 0 BB: 0 P: 13	R: 0 E: 0 K: 0 S: 6	H: 1 LOB: 0 BB: 0 P: 15	R: 0 E: 0 K: 1 S: 13	H: 0 LOB: 0 BB: 0 P: 19	R: 1 E: 0 K: 1 S: 12	H: 2 LOB: 2 BB: 1 P: 19	R: 0 E: 0 K: 2 S: 15	H: 0 LOB: 1 BB: 1 P: 28	R: 0 E: 0 K: 1 S: 12	H: 1 LOB: 2 BB: 1 P: 26	R: 1 E: 1 K: 0 S: 11	H: 1 LOB: 3 BB: 2 P: 25	1B: 10 2B: 2 3B: 0 HR: 1	SF: 0 SAC: 0 DP: 2 HBP: 0	WP: 0 PB: 1 SB: 5 CS: 4	PA: 52
PITCHER	IP	WLS	BF	H	R	ER	SO	BB	IBB	HBP	BLK	WP	HR	S	P	ERA	WHIP							
Aaron Sele, R ERA: 4.4 (1.1)	5.0		23	8	3	3	1	3	0	0	0	0	1	55	94	5.40	2.200							
Mike Maddux, R ERA: 2.25 (6.1)	2.0		6	1	0	0	1	1	0	0	0	0	0	15	27	0.00	1.000							
Mike Stanton, L ERA: 27.0 (8.1)	1.0		3	0	0	0	1	0	0	0	0	0	0	13	19	0.00	0.000							
Heathcliff Slocumb, R ERA: 3.0 (9.1)	2.0		9	2	1	1	3	1	0	0	0	0	0	27	47	4.50	1.500							
Brad Pennington, L ERA: (11.1)	1.2	L	10	1	1	0	1	2	1	0	0	0	0	21	48	0.00	1.800							
PITCHER	IP	WLS	BF	H	R	ER	SO	BB	IBB	HBP	BLK	WP	HR	S	P	ERA	WHIP							
Jeff Suppan, R ERA: (12.1)	0.0		1	1	0	0	0	0	0	0	0	0	0	2	3	∞	∞							

Boston Red Sox @ Kansas City Royals
Kauffman Stadium, Kansas City, MO

Fri Apr 05 1996, 3:33 AM CST
Alt. 39,526 - Cloudy - 37 F

AB 44
R 5
H 13
RBI 5
BB 8
SO 7
LOB 22



Batter	1	2	3	4	5	6	7	8	9	AB	R	H	RBI	BB	SO	LOB	TOP			
Dwayne Hoesy, S OBP: 0.389, SLG: 0.438 (1, 8)	0-3 K	1-3 K			4-2 E S BB		1-2 L8			3	0	0	0	1	2	2	Boston Red Sox @ Kansas City Royals Kauffman Stadium, Kansas City, MO Sat Apr 06 1996, 3:33 AM CST Att. 17,339 - Sunny - 48 F			
Wil Cordero, R OBP: 0.236, SLG: 0.333 (1, 4)	0-1 1B 2B	0-1 F8			2-2 G5-3		1-0 G6-4-3			4	1	1	0	0	0	3				
Mo Vaughn, L OBP: 0.273, SLG: 0.200 (1, 3)	1-3 K			4-0 1B BB	1-0 HBP			1-3 K		2	0	0	0	1	2	1				
Jose Canseco, R OBP: 0.364, SLG: 0.526 (1, 10)	2-2 2H 1B			0-3 K	1-0 P3			4-2 G4-6-3 BB		3	0	1	1	1	1	3				
Kevin Mitchell, R OBP: 0.250, SLG: 0.375 (1, 9)	0-0 F9			1-2 G3-6-1 1B	2-0 P6			0-1 G4-6-3		4	0	1	0	0	0	4				
Mike Greenwell, L OBP: 0.200, SLG: 0.167 (1, 7)		0-1 2B 1B		2-0 G3-6-1		0-0 F8			0-0 F9	4	1	1	0	0	0	2				
John Valentin, R OBP: 0.227, SLG: 0.158 (1, 6)		2-0 1B 2B		0-0 F8		1-1 G5-3			1-1 F8	4	1	1	0	0	0	0				
Bill Haselman, R OBP: 0.250, SLG: 0.250 (1, 2)		3-1 SH1-4 1B		2-3 K		1-0 F8			1-3 K	4	0	1	2	0	2	0				
Esteban Beltre, R (1, 5)		1-0 SH1-4		1-3 K			4-2 G6-4-3 BB			1	0	0	0	1	1	0				
Inning Stats	R: 1 E: 0 K: 2 S: 13	H: 2 LOB: 1 BB: 0 P: 16	R: 2 E: 0 K: 1 S: 11	H: 3 LOB: 1 BB: 0 P: 18	R: 0 E: 0 K: 1 S: 9	H: 1 LOB: 1 BB: 1 P: 16	R: 0 E: 0 K: 2 S: 7	H: 0 LOB: 0 BB: 0 P: 10	R: 0 E: 0 K: 0 S: 4	H: 0 LOB: 0 BB: 0 P: 6	R: 0 E: 0 K: 0 S: 10	H: 0 LOB: 0 BB: 1 P: 16	R: 0 E: 0 K: 1 S: 8	H: 0 LOB: 0 BB: 1 P: 13	R: 0 E: 0 K: 1 S: 6	H: 0 LOB: 0 BB: 0 P: 8		1B: 4 2B: 2 3B: 0 HR: 0	SF: 0 SAC: 1 DP: 3 HBP: 1	WP: 0 PB: 0 SB: 1 CS: 1
PITCHER	IP WLS BF H R ER SO BB IBB HBP BLK WP HR S P ERA WHIP	IP WLS BF H R ER SO BB IBB HBP BLK WP HR S P ERA WHIP	IP WLS BF H R ER SO BB IBB HBP BLK WP HR S P ERA WHIP	IP WLS BF H R ER SO BB IBB HBP BLK WP HR S P ERA WHIP	IP WLS BF H R ER SO BB IBB HBP BLK WP HR S P ERA WHIP	IP WLS BF H R ER SO BB IBB HBP BLK WP HR S P ERA WHIP	IP WLS BF H R ER SO BB IBB HBP BLK WP HR S P ERA WHIP	IP WLS BF H R ER SO BB IBB HBP BLK WP HR S P ERA WHIP	IP WLS BF H R ER SO BB IBB HBP BLK WP HR S P ERA WHIP	IP WLS BF H R ER SO BB IBB HBP BLK WP HR S P ERA WHIP	IP WLS BF H R ER SO BB IBB HBP BLK WP HR S P ERA WHIP	IP WLS BF H R ER SO BB IBB HBP BLK WP HR S P ERA WHIP	IP WLS BF H R ER SO BB IBB HBP BLK WP HR S P ERA WHIP	IP WLS BF H R ER SO BB IBB HBP BLK WP HR S P ERA WHIP	IP WLS BF H R ER SO BB IBB HBP BLK WP HR S P ERA WHIP	IP WLS BF H R ER SO BB IBB HBP BLK WP HR S P ERA WHIP				
Kevin Appier, R ERA: 4.91 Hippolito Pichardo, R ERA: 7.71 Jeff Montgomery, R ERA:	6.0 2.0 1.0	27 5 3	6 0 0	3 0 0	3 0 0	6 0 1	6 0 0	6 0 0	6 0 0	6 0 0	6 0 0	6 0 0	6 0 0	6 0 0	6 0 0	6 0 0	4.50 0.00 0.00	1.500 0.500 0.000		

AB	29
R	3
H	6
RBI	3
BB	4
SO	8
LOB	15



Batter	1	2	3	4	5	6	7	8	9	AB	R	H	RBI	BB	SO	LOB	BOTTOM			
Johnny Damon, L OBP: 0.389, SLG: 0.667 (1, 8)	1-2 G4-3		1-3 K		0-3 K		1-0 S 1B	1-0 2H 2B		5	0	2	1	0	2	2	Boston Red Sox @ Kansas City Royals Kauffman Stadium, Kansas City, MO Sat Apr 06 1996, 3:33 AM CST Att. 17,339 - Sunny - 48 F			
Tom Goodwin, L OBP: 0.400, SLG: 0.333 (1, 7)	2-1 CS 1B			0-2 F8	3-2 L7		3-1 F7	1-0 1B HBP		4	1	1	0	0	0	2				
Keith Lockhart, L OBP: 0.533, SLG: 0.538 (9, 5)	1-1 P6			1-1 F8 1B	2-2 1B 2B		4-0 BB	2-2 1H 1B		4	0	3	2	1	0	1				
Michael Tucker, L OBP: 0.250, SLG: 0.167 (1, 9)	1-0 CS	2-1 F7		2-1 F8 1B	1-1 G4-3		3-3 K	4-2 1B BB		4	0	1	0	1	1	3				
Bob Hamelin, L (1, 3)		0-0 F8		3-2 F8		2-1 F8		2-1 2B BB		3	0	0	0	1	0	2				
David Howard, S OBP: 0.500, SLG: 0.375 (8, PR) (9, 3)		1-0 F8		1-2 2-3 F8		1-2 2-3 F8		1-1 K		1	1	0	0	0	1	2				
Joe Vithello, R OBP: 0.471, SLG: 0.333 Jon Nunnally, L (8, PR)	1-0 F8			4-2 FC6-4 BB		4-2 BB		1-1 FC1-5 2B		2	0	1	1	2	0	0				
Mike Macfarlane, R OBP: 0.333, SLG: 0.429 Les Norman, R (8, PR) Sal Fasano, R (9, 2)				1-0 FC6-4 1B	0-0 FC6-4		0-3 K	4-1 FC1-5 2B BB		3	0	1	0	1	1	4				
Jose Offerman, S OBP: 0.294, SLG: 0.250 (1, 6)				2-2 FC6-4		4-0 3B BB		0-0 FC1-5 2B		3	2	0	0	1	0	4				
Joe Randa, R OBP: 0.333, SLG: 0.333 Bip Roberts, S OBP: 0.300, SLG: 0.421 (8, PH) (9, 4)				1-1 FC6-4		1-1 2B 3B		1-1 2B 2B		3	1	1	1	0	1	1				
Inning Stats	R: 0 E: 0 K: 0 S: 8	H: 1 LOB: 0 BB: 0 P: 13	R: 0 E: 0 K: 0 S: 4	H: 0 LOB: 0 BB: 0 P: 7	R: 0 E: 1 K: 1 S: 11	H: 1 LOB: 1 BB: 0 P: 16	R: 0 E: 0 K: 0 S: 14	H: 2 LOB: 3 BB: 1 P: 24	R: 2 E: 0 K: 1 S: 18	H: 2 LOB: 1 BB: 1 P: 29	R: 0 E: 0 K: 1 S: 9	H: 0 LOB: 1 BB: 1 P: 17	R: 0 E: 0 K: 2 S: 10	H: 1 LOB: 2 BB: 1 P: 22	R: 5 E: 0 K: 1 S: 17	H: 4 LOB: 2 BB: 3 P: 36	1B: 6 2B: 4 3B: 1 HR: 0	SF: 0 SAC: 0 DP: 0 HBP: 1	WP: 1 PB: 0 SB: 1 CS: 1	PA: 42
PITCHER	IP WLS BF H R ER SO BB IBB HBP BLK WP HR S P ERA WHIP	IP WLS BF H R ER SO BB IBB HBP BLK WP HR S P ERA WHIP	IP WLS BF H R ER SO BB IBB HBP BLK WP HR S P ERA WHIP	IP WLS BF H R ER SO BB IBB HBP BLK WP HR S P ERA WHIP	IP WLS BF H R ER SO BB IBB HBP BLK WP HR S P ERA WHIP	IP WLS BF H R ER SO BB IBB HBP BLK WP HR S P ERA WHIP	IP WLS BF H R ER SO BB IBB HBP BLK WP HR S P ERA WHIP	IP WLS BF H R ER SO BB IBB HBP BLK WP HR S P ERA WHIP	IP WLS BF H R ER SO BB IBB HBP BLK WP HR S P ERA WHIP	IP WLS BF H R ER SO BB IBB HBP BLK WP HR S P ERA WHIP	IP WLS BF H R ER SO BB IBB HBP BLK WP HR S P ERA WHIP	IP WLS BF H R ER SO BB IBB HBP BLK WP HR S P ERA WHIP	IP WLS BF H R ER SO BB IBB HBP BLK WP HR S P ERA WHIP	IP WLS BF H R ER SO BB IBB HBP BLK WP HR S P ERA WHIP	IP WLS BF H R ER SO BB IBB HBP BLK WP HR S P ERA WHIP	IP WLS BF H R ER SO BB IBB HBP BLK WP HR S P ERA WHIP				
Roger Clemens, R ERA: 3.0 Stan Belinda, R ERA: 87.5 Brad Pennington, L ERA:	7.0 0.2 0.1	31 7 3	2 3 1	5 5 0	2 0 0	5 0 0	2 0 0	2 0 0	2 0 0	2 0 0	2 0 0	2 0 0	2 0 0	2 0 0	2 0 0	2 0 0	67.50 0.00 0.00	7.500 6.000		

AB	33
R	7
H	11
RBI	7
BB	7
SO	6
LOB	21



Batter	1	2	3	4	5	6	7	8	9	AB	R	H	RBI	BB	SO	LOB	TOP			
Mike Greenwell, L (1, 7) OBP: 0.280, SLG: 0.304	2-1 WP 1B	1-0 F8			0-0 2B		2-2 G6-4-3 1B		0-0 G3-1	5	0	3	0	0	0	4				
John Valentin, R (1, 6) OBP: 0.192, SLG: 0.130	2-2 P7	1-1 FC5-4			1-2 G5-3		0-0 G6-4-3 1-2			4	0	0	0	0	0	5				
Jose Canseco, R (1, 10) OBP: 0.346, SLG: 0.609	0-2 G5-3				3-3 K			0-1 P4		4	1	1	1	0	1	2				
Mo Vaughn, L (1, 3) OBP: 0.231, SLG: 0.167	1-1 G4-3				1-0 G4-3			2-2 F7		4	0	0	0	0	0	2				
Kevin Mitchell, R (1, 9) OBP: 0.250, SLG: 0.273 Mitt Cuyler, S (8, 8)		1-2 G4-3			1-3 K		4-1 G5-3 1B BB	3-1 F8		3	0	0	0	1	1	0				
Wil Cordero, R (1, 4) OBP: 0.240, SLG: 0.292		4-2 1B BB			1-2 G5-3		1-3 K		1-1 F9	3	1	0	0	1	1	1				
Troy O'Leary, L (1, 8) OBP: 0.375, SLG: 0.333 (8, 9)		0-0 1B SF			1-0 G4-1		1-2 1B	0-0 1B		4	1	3	0	0	0	0				
Mike Stanley, R (1, 2) OBP: 0.250, SLG: 0.176		3-1 1B SF			0-1 F9		2-2 G5-3 2-3	2-1 P6		4	0	1	1	0	0	3				
Tim Lincecum, R (1, 5) OBP: 0.294, SLG: 0.429		1-2 SF FC5-4			2-1 L6		0-1 L1	1-2 1B		3	0	1	1	0	0	0				
Inning Stats	R: 0 E: 0 K: 0 S: 10	H: 1 LOB: 1 BB: 0 P: 15	R: 2 E: 1 K: 0 S: 13	H: 2 LOB: 2 BB: 1 P: 25	R: 1 E: 0 K: 1 S: 10	H: 1 LOB: 0 BB: 0 P: 15	R: 0 E: 0 K: 0 S: 5	H: 0 LOB: 0 BB: 0 P: 8	R: 0 E: 0 K: 1 S: 9	H: 1 LOB: 1 BB: 1 P: 13	R: 0 E: 0 K: 0 S: 6	H: 1 LOB: 0 BB: 0 P: 8	R: 0 E: 0 K: 0 S: 8	H: 0 LOB: 0 BB: 0 P: 13	R: 0 E: 0 K: 0 S: 7	H: 2 LOB: 2 BB: 0 P: 11	1B: 7 2B: 1 3B: 0 HR: 1	SF: 1 SAC: 0 DP: 2 HBP: 0	WP: 1 PB: 0 SB: 0 CS: 0	PA: 37
PITCHER	IP WLS BF H R ER SO BB IBB HBP BLK WP HR S P ERA WHIP																			
Mark Gubicza, R (1, 1) ERA: 6.97	6.1 L 27 6 3 3 3 2 0 0 0 0 1 1 61 98 4.26 1.263																			
Mike Magnante, L (7, 1) ERA: 2.25	2.2 10 3 0 0 0 0 0 0 0 0 0 0 19 30 0.00 1.125																			

Boston Red Sox @ Kansas City Royals
Kauffman Stadium, Kansas City, MO
Sun Apr 07 1996, 3:33 AM CDT
Att: 13,183 - Sunny - 50 F

AB 34
R 3
H 9
RBI 3
BB 2
SO 3
LOB 17



Batter	1	2	3	4	5	6	7	8	9	AB	R	H	RBI	BB	SO	LOB	BOTTOM					
Bip Roberts, S (1, 4) OBP: 0.333, SLG: 0.435	0-0 G1-3		0-0 G6-3			1-2 1B		1-2 CS 1B		4	0	2	0	0	0	0						
Tom Goodwin, L (1, 8) OBP: 0.333, SLG: 0.273	1-2 B2				1-3 K		1-0 G3	1-0 L8		4	0	0	0	0	1	2						
Pat Lenton, R (1, 7) OBP: 0.455, SLG: 0.444	1-3 K				0-0 F9		0-1 P4		4-2 G3-6 BB	3	0	0	0	1	1	0						
Bob Hamelin, L (1, 3) OBP: 0.300, SLG: 0.071 Les Norman, R (9, PH) Keith Lockhart, L (9, PH) OBP: 0.500, SLG: 0.500		3-3 K			3-3 K		0-0 BB 1B	2-2 G3-6		3	0	1	0	0	2	0						
Joe Vitiello, R (1, 10) OBP: 0.450, SLG: 0.286 Michael Tucker, L (9, PH) OBP: 0.238, SLG: 0.158		3-2 F8			2-3 K		4-2 BB	2-2 G3		2	0	0	0	1	1	0						
Johnny Damon, L (1, 9) OBP: 0.381, SLG: 0.619		0-0 1B			1-1 G4-3		3-1 F9			3	0	1	0	0	0	2						
Joe Randa, R (1, 5) OBP: 0.267, SLG: 0.250		0-1 P4			0-0 G6-3		2-1 P4			3	0	0	0	0	0	3						
Sal Fasano, R (1, 2)					2-2 F7		1-2 P3	1-0 P6		3	0	0	0	0	0	0						
David Howard, S (1, 6) OBP: 0.462, SLG: 0.636					0-2 P6		0-0 F8	HR		3	1	1	1	0	0	0						
Inning Stats	R: 0 E: 0 K: 1 S: 7	H: 0 LOB: 0 BB: 0 P: 9	R: 0 E: 0 K: 1 S: 10	H: 1 LOB: 1 BB: 0 P: 16	R: 0 E: 0 K: 0 S: 8	H: 0 LOB: 0 BB: 0 P: 10	R: 0 E: 0 K: 2 S: 8	H: 0 LOB: 0 BB: 0 P: 12	R: 0 E: 0 K: 1 S: 6	H: 0 LOB: 0 BB: 0 P: 9	R: 0 E: 0 K: 0 S: 13	H: 1 LOB: 1 BB: 0 P: 16	R: 0 E: 0 K: 0 S: 9	H: 1 LOB: 2 BB: 1 P: 18	R: 1 E: 0 K: 0 S: 8	H: 2 LOB: 2 BB: 0 P: 12	R: 0 E: 0 K: 0 S: 13	H: 0 LOB: 0 BB: 1 P: 21	1B: 4 2B: 0 3B: 0 HR: 1	SF: 0 SAC: 0 DP: 1 HBP: 0	WP: 0 PB: 0 SB: 0 CS: 1	PA: 32
PITCHER	IP WLS BF H R ER SO BB IBB HBP BLK WP HR S P ERA WHIP																					
Jamie Moyer, L (1, 1) ERA: 1.84	7.1 W 27 4 1 1 5 1 0 0 0 0 0 0 10 16 0.00 3.000																					
Mike Stanton, L (8, 1) ERA: 18.0	0.2 3 1 0 0 0 1 0 0 0 0 0 0 10 16 0.00 3.000																					
Heathcliff Slocumb, R (9, 1) ERA: 2.25	1.0 S 2 0 0 0 0 0 0 0 0 0 0 0 7 11 0.00 0.000																					

Boston Red Sox @ Kansas City Royals
Kauffman Stadium, Kansas City, MO
Sun Apr 07 1996, 3:33 AM CDT
Att: 13,183 - Sunny - 50 F

AB 30
R 1
H 5
RBI 1
BB 2
SO 5
LOB 8



Batter	1	2	3	4	5	6	7	8	9	AB	R	H	RBI	BB	SO	LOB	TOP										
Bip Roberts, S OBP: 0.321, SLG: 0.407 (1, 4)	L9		G6-3			FC4-6 1B	G5-3			4	0	1	0	0	0	3	Kansas City Royals @ New York Yankees Yankee Stadium, Bronx, NY Tue Apr 09 1996, 3:33 AM EDT Att: 56,329 - Overcast - 38 F										
Tom Goodwin, L OBP: 0.321, SLG: 0.269 (1, 7)	K			CS 1B		FC4-6 FC6-4 1-2		G2-3		4	0	1	0	0	1	1											
Joe Vitiello, R OBP: 0.375, SLG: 0.222 (1, 10)	K			G3-1 1-2		FC6-4 1-2		K		4	0	0	0	0	2	2											
Bob Hamelin, L OBP: 0.292, SLG: 0.111 (1, 3)		K		G4-3			BB 1B	G3		4	1	1	0	0	1	0											
Mike Macfarlane, R OBP: 0.263, SLG: 0.333 (1, 2)		F8				K			P4	4	0	0	0	0	2	1											
Johnny Damon, L OBP: 0.440, SLG: 0.609 (1, 8)				PO BB		1B FC4-6 1B		BB 1B	K	2	2	1	0	2	1	0											
Joe Randa, R OBP: 0.353, SLG: 0.357 (7, PH)				PO		FC4-6 1B		1B BB		2	0	2	0	0	0	0											
Keith Lockhart, L OBP: 0.500, SLG: 0.467 (7, 5)			S SH3-4 1B			FC4-6 1B		1B BB	G4-3	1	0	0	0	1	0	0											
Michael Tucker, L OBP: 0.227, SLG: 0.150 (5, PR)						FC4-6 1B		1B BB		1	0	0	1	0	0	1											
Les Norman, R (5, 9)			SH3-4			FC4-6 CS				0	0	0	0	0	0	0											
Jon Nunnally, L OBP: 0.333, SLG: 0.333 (7, PH)						1-2 3-H		1-3 2-H 3-H	1B	1	0	1	2	0	0	0											
Jose Offerman, S OBP: 0.263, SLG: 0.222 (7, PH)						CS				2	0	0	0	0	1	1											
Pat Lennon, R OBP: 0.417, SLG: 0.400 (7, PH)										1	0	0	0	0	1	2											
David Howard, S OBP: 0.462, SLG: 0.636 (7, 6)			K							0	0	0	0	0	0	0											
Inning Stats	R: 0 E: 0 K: 2 S: 7	H: 0 LOB: 0 BB: 0 P: 10	R: 0 E: 0 K: 1 S: 5	H: 0 LOB: 0 BB: 1 P: 13	R: 0 E: 0 K: 1 S: 8	H: 1 LOB: 0 BB: 0 P: 10	R: 0 E: 0 K: 0 S: 6	H: 1 LOB: 0 BB: 0 P: 11	R: 1 E: 0 K: 1 S: 9	H: 2 LOB: 1 BB: 0 P: 14	R: 0 E: 0 K: 0 S: 8	H: 1 LOB: 1 BB: 0 P: 17	R: 2 E: 0 K: 2 S: 15	H: 2 LOB: 2 BB: 2 P: 30	R: 0 E: 0 K: 1 S: 8	H: 0 LOB: 0 BB: 0 P: 15	R: 0 E: 0 K: 1 S: 8	H: 0 LOB: 0 BB: 0 P: 15	1B: 7 2B: 0 3B: 0 HR: 0	SF: 0 SAC: 1 DP: 0 HBP: 0	WP: 0 PB: 0 SB: 1 CS: 2	PA: 36					
PITCHER	IP	WLS	BF	H	R	ER	SO	BB	IBB	HBP	BLK	WP	HR	S	P	ERA	WHIP										
Andy Pettitte, L ERA: 2.77	6.1	W	24	6	3	3	6	2	0	0	0	0	0	47	84	4.26	1.263										
Bob Wickman, R ERA: 8.75	0.0		2	1	0	0	0	1	0	0	0	0	0	5	11	∞	∞										
Steve Howe, L ERA: 9.0	1.2		5	0	0	0	2	0	0	0	0	0	0	14	24	0.00	0.000										
John Wetteland, R ERA:	1.0		3	0	0	0	1	0	0	0	0	0	0	8	15	0.00	0.000										

Batter	1	2	3	4	5	6	7	8	9	AB	R	H	RBI	BB	SO	LOB	BOTTOM										
Wade Boggs, L OBP: 0.250, SLG: 0.222 (1, 5)	F8		P3			FC6-4 1B		G6-3		5	1	1	0	0	0	4	Kansas City Royals @ New York Yankees Yankee Stadium, Bronx, NY Tue Apr 09 1996, 3:33 AM EDT Att: 56,329 - Overcast - 38 F										
Joe Girardi, R OBP: 0.316, SLG: 0.353 (1, 2)	F8		K			1B		E6		5	1	1	0	0	2	5											
Paul O'Neill, L OBP: 0.393, SLG: 0.400 (1, 9)	F7					1B		P4		5	0	1	2	0	1	2											
Jim Leyritz, R OBP: 0.600, SLG: 0.833 (1, 10)		G4-3 SF8 2B		G4-3 BB		1B		F9 1B 2B		3	2	3	2	1	0	0											
Tino Martinez, L OBP: 0.296, SLG: 0.182 (1, 3)		G4-3		G4-3		L8		F9		4	0	0	0	0	0	5											
Bernie Williams, S OBP: 0.280, SLG: 0.500 (1, 8)		SF8		G5-3				F8 S 1B BB		2	1	0	1	1	0	1											
Mariano Duncan, R OBP: 0.286, SLG: 0.250 (1, 4)		E5				K		E4 1B		4	0	1	2	0	1	0											
Gerald Williams, R OBP: 0.200, SLG: 0.214 (1, 7)						1B 1B		L9		4	1	2	0	0	0	2											
Derek Jeter, R OBP: 0.478, SLG: 0.500 (1, 6)						E6 1B		P6		3	1	1	0	1	1	1											
Inning Stats	R: 0 E: 0 K: 0 S: 8	H: 0 LOB: 0 BB: 0 P: 14	R: 1 E: 1 K: 0 S: 4	H: 1 LOB: 1 BB: 0 P: 7	R: 0 E: 0 K: 1 S: 6	H: 1 LOB: 1 BB: 1 P: 13	R: 0 E: 0 K: 0 S: 9	H: 0 LOB: 1 BB: 1 P: 14	R: 3 E: 1 K: 2 S: 19	H: 4 LOB: 2 BB: 0 P: 33	R: 0 E: 1 K: 0 S: 8	H: 1 LOB: 2 BB: 0 P: 12	R: 3 E: 0 K: 1 S: 18	H: 3 LOB: 1 BB: 1 P: 31	R: 0 E: 1 K: 1 S: 9	H: 0 LOB: 1 BB: 0 P: 16		1B: 6 2B: 4 3B: 0 HR: 0	SF: 1 SAC: 0 DP: 0 HBP: 0	WP: 0 PB: 0 SB: 1 CS: 1	PA: 39						
PITCHER	IP	WLS	BF	H	R	ER	SO	BB	IBB	HBP	BLK	WP	HR	S	P	ERA	WHIP										
Chris Haney, L ERA: 2.77	6.0	L	28	7	4	1	3	2	0	0	0	0	0	54	93	1.50	1.500										
Terry Clark, R ERA: 7.1	0.1		3	2	2	2	1	0	0	0	0	0	0	5	7	54.00	6.000										
Mike Magnante, L ERA: 4.15	0.1		2	0	0	0	0	1	0	0	0	0	0	4	11	0.00	3.000										
Julio Valera, R ERA:	1.0		5	1	1	1	1	0	0	0	0	0	0	16	25	9.00	1.000										
Jason Jacome, L ERA:	0.1		1	0	0	0	0	0	0	0	0	0	0	2	4	0.00	0.000										

AB	30
R	3
H	7
RBI	3
BB	3
SO	9
LOB	11



AB	35
R	7
H	10
RBI	7
BB	3
SO	5
LOB	20



Batter	1	2	3	4	5	6	7	8	9	AB	R	H	RBI	BB	SO	LOB	TOP					
Bip Roberts, S (1, 4) OBP: 0.313, SLG: 0.387 Keith Lockhart, L (7, 4) OBP: 0.500, SLG: 0.467 Les Norman, R (9, PH)	G5-3		B2-3 1B		K		G1-2-3		F8	4	0	1	0	0	1	4	Kansas City Royals @ New York Yankees Yankee Stadium, Bronx, NY Thu Apr 11 1996, 3:33 AM EDT Att: 17,519 - Sunny - 53 F					
Tom Goodwin, L (1, 8) OBP: 0.281, SLG: 0.233 Jose Offerman, S (9, PH) OBP: 0.250, SLG: 0.211	K		B2-3				F8		L8	4	0	0	0	0	1	1						
Pat Lennon, R (1, 7) OBP: 0.400, SLG: 0.333 Michael Tucker, L (8, PH) OBP: 0.261, SLG: 0.190	K		K				1B BB		1B 2B 1B	2	0	0	0	1	2	1						
Mike Macfarlane, R (1, 2)					G6-3				F7	4	1	2	0	0	0	1						
Bob Hamelin, L (1, 3)					G3-1					4	1	1	0	0	0	3						
Joe Vithello, R (1, 10) OBP: 0.393, SLG: 0.300 Jon Nunnally, L (8, PR) OBP: 0.333, SLG: 0.333	SF				K					2	0	1	3	1	1	0						
Johnny Damon, L (1, 9) OBP: 0.414, SLG: 0.556	K									4	0	1	0	0	1	2						
Joe Randa, R (1, 5) OBP: 0.333, SLG: 0.294	K				L4					3	0	0	0	1	1	1						
David Howard, S (1, 6) OBP: 0.471, SLG: 0.600					P5					4	0	2	0	0	1	3						
Inning Stats	R: 0 E: 0 K: 2 S: 8	H: 0 LOB: 0 BB: 0 P: 10	R: 1 E: 1 K: 2 S: 13	H: 1 LOB: 1 BB: 0 P: 19	R: 0 E: 0 K: 1 S: 8	H: 1 LOB: 1 BB: 0 P: 12	R: 0 E: 0 K: 1 S: 5	H: 0 LOB: 0 BB: 0 P: 7	R: 0 E: 0 K: 1 S: 15	H: 1 LOB: 1 BB: 0 P: 22	R: 0 E: 0 K: 0 S: 10	H: 1 LOB: 1 BB: 1 P: 18	R: 0 E: 0 K: 1 S: 14	H: 1 LOB: 2 BB: 2 P: 24	R: 2 E: 0 K: 0 S: 16	H: 3 LOB: 1 BB: 0 P: 24		R: 0 E: 0 K: 0 S: 11	H: 1 LOB: 1 BB: 0 P: 16	1B: 7 2B: 2 3B: 0 HR: 0	SF: 1 SAC: 0 DP: 2 HBP: 0	WP: 0 PB: 0 CS: 0
PITCHER	IP	WLS	BF	H	R	ER	SO	BB	IBB	HBP	BLK	WP	HR	S	P	ERA	WHIP					
Jimmy Key, L (1, 1) ERA: 4.5	5.0	W	19	3	1	1	7	0	0	0	0	0	0	49	70	1.80	0.600					
42 Mariano Rivera, R (6, 1) ERA	1.0		7	2	0	0	0	3	0	0	0	0	0	19	36	0.00	5.000					
Bob Wickman, R (7, 1) ERA: 9.0	1.2		7	3	2	2	1	0	0	0	0	0	0	19	27	10.80	1.800					
Steve Howe, L (8, 1) ERA: 6.23	1.1	S	5	1	0	0	0	0	0	0	0	0	0	13	19	0.00	0.750					

Batter	1	2	3	4	5	6	7	8	9	AB	R	H	RBI	BB	SO	LOB	BOTTOM				
Wade Boggs, L (1, 5) OBP: 0.313, SLG: 0.267	G6-4-3 1B	E 1B BB				K				3	1	2	0	1	1	1	Kansas City Royals @ New York Yankees Yankee Stadium, Bronx, NY Thu Apr 11 1996, 3:33 AM EDT Att: 17,519 - Sunny - 53 F				
Jim Leyritz, R (1, 7) OBP: 0.474, SLG: 0.625 Gerald Williams, R (8, 7) OBP: 0.200, SLG: 0.214	G6-4-3 1-2	E5 1B			P5					4	0	0	0	0	0	4					
Paul O'Neill, L (1, 9) OBP: 0.375, SLG: 0.379	K				G4-3					4	0	1	1	0	2	2					
Ruben Sierra, S (1, 10) OBP: 0.318, SLG: 0.500										4	1	2	1	0	0	2					
Tino Martinez, L (1, 3) OBP: 0.258, SLG: 0.154										4	0	0	0	0	0	1					
Bernie Williams, S (1, 8) OBP: 0.241, SLG: 0.417										4	0	0	0	0	0	0					
Joe Girardi, R (1, 2) OBP: 0.348, SLG: 0.381										4	1	2	0	0	1	0					
Andy Fox, L (1, 4) OBP: 0.167, SLG: 0.167										3	1	1	0	0	1	0					
2 Derek Jeter, R (1, 6) OBP: 0.500, SLG: 0.474										1	1	0	0	2	0	1					
Inning Stats	R: 0 E: 0 K: 1 S: 10	H: 1 LOB: 0 BB: 0 P: 16	R: 5 E: 1 K: 0 S: 19	H: 4 LOB: 2 BB: 2 P: 37	R: 0 E: 0 K: 0 S: 6	H: 0 LOB: 0 BB: 0 P: 7	R: 0 E: 0 K: 1 S: 12	H: 1 LOB: 2 BB: 1 P: 22	R: 0 E: 0 K: 0 S: 8	H: 0 LOB: 0 BB: 0 P: 11	R: 0 E: 0 K: 1 S: 8	H: 1 LOB: 1 BB: 0 P: 12	R: 0 E: 0 K: 1 S: 10	H: 1 LOB: 1 BB: 0 P: 17	R: 0 E: 0 K: 1 S: 8	H: 0 LOB: 0 BB: 0 P: 11		1B: 6 2B: 1 3B: 0 HR: 1	SF: 0 SAC: 1 DP: 1 HBP: 0	WP: 0 PB: 0 CS: 0	PA: 35
PITCHER	IP	WLS	BF	H	R	ER	SO	BB	IBB	HBP	BLK	WP	HR	S	P	ERA	WHIP				
Tim Lincecum, R (1, 1) ERA: 3.55	5.0	L	24	6	5	2	2	3	0	0	0	0	0	55	93	3.60	1.800				
Jason Jacome, L (6, 1) ERA	3.0		11	2	0	0	3	0	0	0	0	0	0	26	40	0.00	0.667				

Batter	1	2	3	4	5	6	7	8	9	AB	R	H	RBI	BB	SO	LOB	TOP				
Bip Roberts, S (1.4) OBP: 0.297, SLG: 0.343										4	1	0	0	1	0	2					
Tom Goodwin, L (1.7) OBP: 0.276, SLG: 0.212										3	0	0	0	1	0	0					
Keith Lockhart, L (1.5) OBP: 0.500, SLG: 0.444										3	1	1	1	0	0	1					
Johnny Damon, L (1.8) OBP: 0.424, SLG: 0.533										3	1	1	0	1	0	2					
Michael Tucker, L (1.9) OBP: 0.222, SLG: 0.160										4	0	0	0	0	0	5					
Bob Hamelin, L (1.10) OBP: 0.344, SLG: 0.320										3	1	2	1	1	1	0					
Sal Fasano, R (1.2) OBP: 0.273, SLG: 0.300										4	0	2	2	0	0	0					
David Howard, S (1.6) OBP: 0.429, SLG: 0.526										4	0	1	0	0	0	2					
Joe Randa, R (1.3) OBP: 0.320, SLG: 0.286										4	0	1	0	0	0	0					
Inning Stats	R: 0 E: 1 K: 0 S: 5	H: 0 LOB: 0 BB: 0 P: 6	R: 1 E: 0 K: 0 S: 9	H: 2 LOB: 0 BB: 0 P: 14	R: 0 E: 0 K: 0 S: 7	H: 0 LOB: 0 BB: 0 P: 10	R: 2 E: 0 K: 0 S: 10	H: 1 LOB: 2 BB: 0 P: 21	R: 0 E: 0 K: 0 S: 5	H: 0 LOB: 0 BB: 0 P: 10	R: 0 E: 0 K: 0 S: 8	H: 2 LOB: 1 BB: 0 P: 15	R: 1 E: 0 K: 1 S: 9	H: 1 LOB: 2 BB: 0 P: 20	R: 0 E: 0 K: 1 S: 12	H: 2 LOB: 2 BB: 0 P: 15	1B: 6 2B: 1 3B: 0 HR: 1	SF: 0 SAC: 0 DP: 3 HBP: 1	WP: 0 PB: 0 SB: 0 CS: 0	PA: 37	
PITCHER	IP	WLS	BF	H	R	ER	SO	BB	IBB	HBP	BLK	WP	HR	S	P	ERA	WHIP				
Ricky Bones, R (1.1) ERA: 4.34	7.1	L	28	5	4	4	0	3	0	1	0	0	1	54	94	4.91	1.091				
Kevin Wickander, L (8.1) ERA:	1.2		9	3	0	0	1	1	0	0	0	0	0	18	26	0.00	2.400				

Kansas City Royals @ Milwaukee Brewers
 Milwaukee County Stadium, Milwaukee, WI
 Fri Apr 12 1996, 8:05 PM EDT
 Att. 7,113 - Unknown - 44 F

AB 32
 R 4
 H 8
 RBI 4
 BB 4
 SO 1
 LOB 12

Batter	1	2	3	4	5	6	7	8	9	AB	R	H	RBI	BB	SO	LOB	BOTTOM					
Fernando Vina, L (1.4) OBP: 0.462, SLG: 0.727										3	1	1	1	1	0	0						
David Hulse, L (1.8) OBP: 0.400, SLG: 0.333										3	0	1	0	1	1	0						
Kevin Seitzer, R (1.3) OBP: 0.444, SLG: 0.710										4	0	0	0	0	2	4						
Greg Vaughn, R (1.7) OBP: 0.306, SLG: 0.625										4	0	0	0	0	2	1						
John Jaha, R (1.10) OBP: 0.389, SLG: 0.379										4	0	0	0	0	2	0						
Turner Ward, S (1.9) OBP: 0.294, SLG: 0.357										3	0	0	0	1	3	0						
Jeff Cirillo, R (1.5) OBP: 0.219, SLG: 0.323										3	0	0	0	0	3	1						
Jose Valentin, S (1.6) OBP: 0.323, SLG: 0.483										3	0	0	0	0	1	1						
Mike Matheny, R (1.2) OBP: 0.321, SLG: 0.462										3	0	1	0	0	1	0						
Inning Stats	R: 0 E: 1 K: 1 S: 16	H: 1 LOB: 1 BB: 0 P: 23	R: 0 E: 0 K: 3 S: 12	H: 0 LOB: 1 BB: 1 P: 21	R: 1 E: 0 K: 2 S: 8	H: 1 LOB: 0 BB: 0 P: 13	R: 0 E: 0 K: 2 S: 10	H: 0 LOB: 0 BB: 0 P: 16	R: 0 E: 0 K: 1 S: 14	H: 1 LOB: 3 BB: 2 P: 29	R: 0 E: 0 K: 2 S: 8	H: 0 LOB: 0 BB: 0 P: 15	R: 0 E: 0 K: 1 S: 8	H: 0 LOB: 0 BB: 0 P: 15	R: 0 E: 0 K: 2 S: 9	H: 0 LOB: 0 BB: 0 P: 12	R: 0 E: 0 K: 1 S: 10	H: 0 LOB: 0 BB: 0 P: 14	1B: 2 2B: 0 3B: 0 HR: 1	SF: 0 SAC: 0 DP: 0 HBP: 0	WP: 0 PB: 0 SB: 1 CS: 0	PA: 33
PITCHER	IP	WLS	BF	H	R	ER	SO	BB	IBB	HBP	BLK	WP	HR	S	P	ERA	WHIP					
Kevin Appier, R (1.1) ERA: 3.71	6.0	W	24	3	1	1	11	3	0	0	0	0	1	68	117	1.50	1.000					
Hipolito Pichardo, R (7.1) ERA: 4.15	2.0		6	0	0	0	3	0	0	0	0	0	0	17	27	0.00	0.000					
Jeff Montgomery, R (8.1) ERA:	1.0	S	3	0	0	0	1	0	0	0	0	0	0	10	14	0.00	0.000					


Kansas City Royals @ Milwaukee Brewers
 Milwaukee County Stadium, Milwaukee, WI
 Fri Apr 12 1996, 8:05 PM EDT
 Att. 7,113 - Unknown - 44 F

AB 30
 R 1
 H 3
 RBI 1
 BB 3
 SO 15
 LOB 7

Batter	1	2	3	4	5	6	7	8	9	AB	R	H	RBI	BB	SO	LOB	TOP								
Jose Offerman, S OBP: 0.208, SLG: 0.174 (1, 6)	1-1 G4-3		2-1 F7		0-0 L8			1-1 G4-3		4	0	0	0	0	0	0									
Tom Goodwin, L OBP: 0.275, SLG: 0.194 (1, 7)	4-2 BB			3-2 G6-3		0-1 G4-3		0-1 L8		3	0	0	0	1	0	0									
Keith Lockhart, L OBP: 0.423, SLG: 0.364 (1, 5)	1-1 P9			1-0 G3-1		2-1 G3-1		1-0 P5		4	0	0	0	0	0	1									
Johnny Damon, L OBP: 0.378, SLG: 0.471 (1, 8)	0-1 G6-3			3-2 G6-3		3-2 F8		2-1 G2-3		4	0	0	0	0	0	1									
Bob Hamelin, L OBP: 0.371, SLG: 0.308 Joe Randa, R OBP: 0.308, SLG: 0.273 (7, 3)		1-1 G3-1			4-0 BB HR			4-1 BB		2-2 L3															
Joe Vitiello, R OBP: 0.419, SLG: 0.286 (1, 10)		1-0 G6-4-3 HBP			4-2 SAFE HR BB		2-1 F9			1	1	0	0	1	0	1									
Michael Tucker, L OBP: 0.233, SLG: 0.286 (1, 9)		3-2 SAFE G6-4-3 1-2			1-0 HR		2-0 F8			3	1	1	3	0	0	2									
Sal Fasano, R OBP: 0.214, SLG: 0.231 (1, 2)			1-1 G6-3		3-3 K		1-0 F7			3	0	0	0	0	1	1									
David Howard, S OBP: 0.375, SLG: 0.455 (1, 4)			1-0 G1-3		2-2 G1-3			0-1 G4-3		3	0	0	0	0	0	0									
Inning Stats	R: 0 E: 0 K: 0 S: 8	H: 0 LOB: 1 BB: 1 P: 14	R: 0 E: 0 K: 0 S: 6	H: 0 LOB: 0 BB: 0 P: 11	R: 0 E: 0 K: 0 S: 5	H: 0 LOB: 0 BB: 0 P: 9	R: 0 E: 0 K: 0 S: 7	H: 0 LOB: 0 BB: 0 P: 14	R: 3 E: 0 K: 1 S: 11	H: 1 LOB: 0 BB: 2 P: 25	R: 0 E: 0 K: 0 S: 7	H: 0 LOB: 1 BB: 1 P: 12	R: 0 E: 0 K: 0 S: 5	H: 0 LOB: 1 BB: 1 P: 14	R: 0 E: 0 K: 0 S: 6	H: 0 LOB: 0 BB: 0 P: 7	R: 0 E: 0 K: 0 S: 6	H: 0 LOB: 0 BB: 0 P: 11	1B: 0 2B: 0 3B: 0 HR: 1	SF: 0 SAC: 0 DP: 1 HBP: 1	WP: 0 PB: 0 SB: 1 CS: 0	PA: 32			
PITCHER	IP	WLS	BF	H	R	ER	SO	BB	IBB	HBP	BLK	WP	HR	S	P	ERA	WHIP								
Steve Sparks, R ERA: 6.59 Graeme Lloyd, L ERA: 4.15	(1, 1) (9, 1)	8.0 1.0	29 3	1 0	3 0	3 0	1 0	4 0	0 0	1 0	0 0	0 0	1 0	55 6	106 11	3.38 0.00	0.625 0.000								

Kansas City Royals @ Milwaukee Brewers
 Milwaukee County Stadium, Milwaukee, WI
 Sat Apr 13 1996, 4:33 AM EDT
 Att. 9,224 - Overcast - 39 F


AB 27
 R 3
 H 1
 RBI 3
 BB 4
 SO 1
 LOB 6



Batter	1	2	3	4	5	6	7	8	9	AB	R	H	RBI	BB	SO	LOB	BOTTOM								
Fernando Vina, L OBP: 0.375, SLG: 0.571 Matt Mieske, R OBP: 0.300, SLG: 0.222 Jeff Cirillo, R OBP: 0.219, SLG: 0.323 (1, 4)	0-0 B5-3		2-3 K		1-0 L9		2-1 P6			3	0	0	0	0	1	0									
David Hulse, L OBP: 0.385, SLG: 0.333 Pat Listach, S OBP: 0.167, SLG: 0.091 (1, 8)	2-2 G4-3		1-2 G6-3			0-0 1B		0-1 G5-3		3	0	1	0	0	0	0									
Kevin Seitzer, R OBP: 0.400, SLG: 0.629 (1, 10)	3-2 F8				0-0 F8		1-2 L5		3-2 L8	4	0	0	0	0	0	1									
Greg Vaughn, R OBP: 0.325, SLG: 0.686 (1, 7)		1-1 HR			4-0 FC6-4 BB		0-0 L6		2-2 P5	3	1	1	1	1	0	1									
John Jaha, R OBP: 0.425, SLG: 0.424 (1, 3)		1-1 F9 CS 1B		2-1 FC6-4 WP 1B		0-1 1B		1-3 1B		4	1	3	0	0	0	1									
Turner Ward, S OBP: 0.300, SLG: 0.353 (1, 9)		0-0 F7		3-2 1B		2-0 P4		1-0 SH3-1		3	0	1	1	0	0	3									
Jesse Lewis, L OBP: 0.333, SLG: 0.200 Mike Matheny, R OBP: 0.321, SLG: 0.462 (9, PR)		1-1 SAFE BB		0-1 L3			2-0 G3		1-2 G1-6-3 1B	3	0	1	0	1	0	1									
Jose Valentin, S OBP: 0.314, SLG: 0.438 (1, 6)		1-1 F9			2-1 L7		4-0 S BB		0-2 G1-6-3	3	0	0	0	1	0	4									
Mark Loretta, R OBP: 0.250, SLG: 0.250 (8, 4)		1-2 CS		1-0 G5-3		0-1 G6-3		2-2 L6		3	0	0	0	0	0	1									
Inning Stats	R: 0 E: 0 K: 0 S: 9	H: 2 LOB: 1 BB: 1 P: 18	R: 0 E: 0 K: 1 S: 7	H: 0 LOB: 0 BB: 0 P: 11	R: 1 E: 0 K: 0 S: 8	H: 1 LOB: 1 BB: 1 P: 17	R: 0 E: 0 K: 0 S: 5	H: 0 LOB: 2 BB: 0 P: 12	R: 0 E: 0 K: 0 S: 6	H: 0 LOB: 1 BB: 1 P: 16	R: 0 E: 0 K: 0 S: 10	H: 0 LOB: 0 BB: 0 P: 15	R: 0 E: 0 K: 0 S: 10	H: 2 LOB: 2 BB: 0 P: 15	R: 0 E: 0 K: 0 S: 10	H: 2 LOB: 0 BB: 0 P: 15	1B: 6 2B: 0 3B: 0 HR: 1	SF: 0 SAC: 1 DP: 1 HBP: 0	WP: 1 PB: 0 SB: 1 CS: 1	PA: 36					
PITCHER	IP	WLS	BF	H	R	ER	SO	BB	IBB	HBP	BLK	WP	HR	S	P	ERA	WHIP								
Mark Gubicza, R ERA: 5.29 Mike Magnante, L ERA: 3.99 Jeff Montgomery, R ERA:	(1, 1) (7, 1) (8, 1)	6.2 0.1 2.0	27 1 7	5 0 2	2 0 0	2 0 0	0 0 0	3 0 0	0 0 0	0 0 0	0 0 0	0 0 0	1 0 0	52 2 20	92 4 30	2.70 0.00 0.00	1.200 0.000 1.000								

Kansas City Royals @ Milwaukee Brewers
 Milwaukee County Stadium, Milwaukee, WI
 Sat Apr 13 1996, 4:33 AM EDT
 Att. 9,224 - Overcast - 39 F

AB 31
 R 2
 H 7
 RBI 2
 BB 3
 SO 1
 LOB 13



Batter	1	2	3	4	5	6	7	8	9	AB	R	H	RBI	BB	SO	LOB	TOP			
Bip Roberts, S OBP: 0.317, SLG: 0.342 (1, 4)	G3		1B				G6-3			3	1	1	0	1	0	1	Kansas City Royals @ Milwaukee Brewers Milwaukee County Stadium, Milwaukee, WI Sun Apr 14, 1996, 4:33 AM EDT Att: 19,131 - Overcast - 36 F			
Tom Goodwin, L OBP: 0.286, SLG: 0.211 Pat Lennon, R OBP: 0.375, SLG: 0.308 (7, PH) (7, 7)	F7		1B				K			2	0	1	0	0	0	0				
Keith Lockhart, L OBP: 0.433, SLG: 0.423 (1, 5)	CS		1B				K			4	0	2	1	0	1	1				
Johnny Damon, L OBP: 0.366, SLG: 0.432 (1, 8)	CS	G1-3					K			3	0	0	0	1	2	1				
Bob Hamelin, L OBP: 0.359, SLG: 0.276 (1, 10)		G5-3					K			3	1	0	0	1	2	3				
Mike Macfarlane, R OBP: 0.295, SLG: 0.346 (1, 2)	G5-3						G6-3			4	0	0	0	0	2	4				
Michael Tucker, L OBP: 0.265, SLG: 0.323 (1, 9)		2B					F7			3	0	1	1	1	0	0				
Jose Offerman, S OBP: 0.192, SLG: 0.160 David Howard, S OBP: 0.346, SLG: 0.417 (6, 6)	G4-3						K			2	0	0	0	0	1	1				
Joe Randa, R OBP: 0.300, SLG: 0.308 (1, 3)							2B			4	0	1	0	0	1	1				
Inning Stats	R: 0 E: 0 K: 0 S: 8	H: 1 LOB: 0 BB: 0 P: 11	R: 1 E: 0 K: 0 S: 11	H: 1 LOB: 1 BB: 1 P: 23	R: 1 E: 0 K: 2 S: 15	H: 3 LOB: 3 BB: 1 P: 25	R: 0 E: 0 K: 1 S: 7	H: 0 LOB: 0 BB: 0 P: 10	R: 0 E: 0 K: 1 S: 6	H: 0 LOB: 1 BB: 0 P: 11	R: 0 E: 0 K: 2 S: 9	H: 1 LOB: 0 BB: 0 P: 13	R: 0 E: 0 K: 3 S: 10	H: 0 LOB: 1 BB: 1 P: 16	R: 0 E: 0 K: 3 S: 13	H: 0 LOB: 1 BB: 1 P: 21		1B: 3 2B: 3 3B: 0 HR: 0	SF: 0 SAC: 1 DP: 0 HBP: 0	WP: 0 PB: 0 SB: 1 CS: 1
PITCHER	IP	WLS	BF	H	R	ER	SO	BB	IBB	HBP	BLK	WP	HR	S	P	ERA	WHIP			
Ben McDonald, R ERA: 1.5 (1, 1)	6.0	W	25	5	2	2	6	3	0	0	0	0	0	58	100	3.00	1.333			
Angel Miranda, L ERA: 3.39 (7, 1)	3.0	S	11	1	0	0	6	1	0	0	0	0	0	32	50	0.00	0.667			

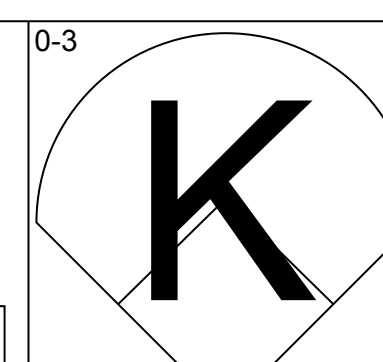
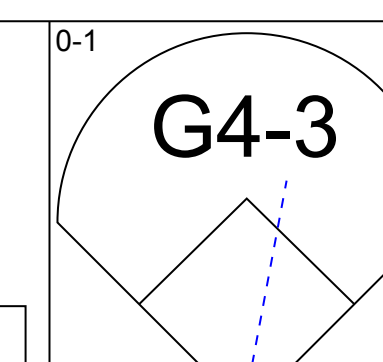
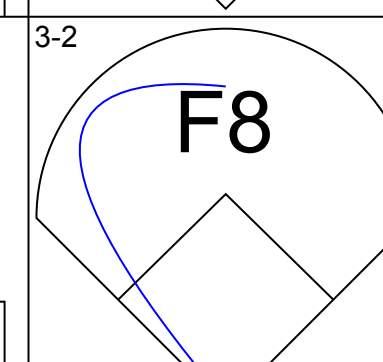
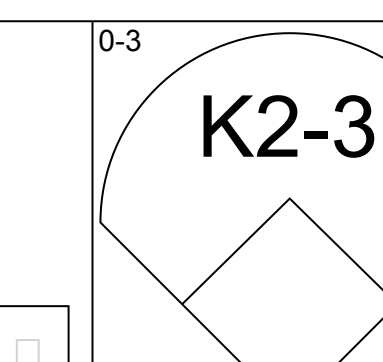
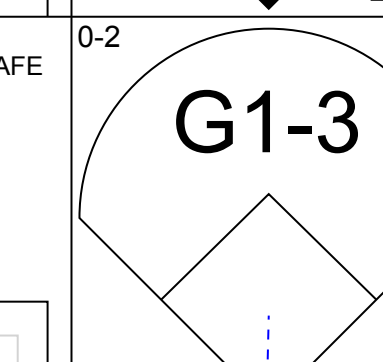
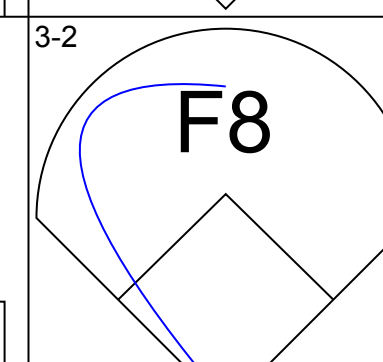
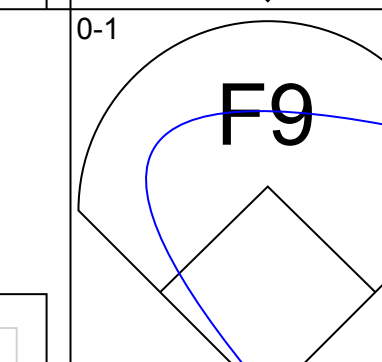
Batter	1	2	3	4	5	6	7	8	9	AB	R	H	RBI	BB	SO	LOB	BOTTOM			
Pat Listach, S OBP: 0.172, SLG: 0.148 (1, 4)	G3	E6					P3			5	0	1	1	0	1	2	Kansas City Royals @ Milwaukee Brewers Milwaukee County Stadium, Milwaukee, WI Sun Apr 14, 1996, 4:33 AM EDT Att: 19,131 - Overcast - 36 F			
David Hulse, L OBP: 0.333, SLG: 0.294 (1, 8)	1B	K					G4-3			5	1	1	0	0	2	3				
Kevin Seitzer, R OBP: 0.456, SLG: 0.639 (1, 3)	E						WP			1	1	1	0	3	0	0				
Greg Vaughn, R OBP: 0.341, SLG: 0.667 Turner Ward, S OBP: 0.300, SLG: 0.353 (8, 7)	SF8						F8			1	0	0	1	2	0	1				
John Jaha, R OBP: 0.409, SLG: 0.389 (1, 10)	E						F9			3	1	0	0	1	1	5				
Matt Mieske, R OBP: 0.250, SLG: 0.182 (1, 9)	E6						G3			4	0	0	0	0	0	7				
Mike Matheny, R OBP: 0.344, SLG: 0.567 (1, 2)		1B					G5-3			4	1	2	3	0	0	0				
Jose Valentin, S OBP: 0.333, SLG: 0.444 (1, 6)	K						G3-1			4	1	2	0	0	1	2				
Mark Loretta, R OBP: 0.375, SLG: 0.375 (1, 5)		L9					G5-3			4	0	2	0	0	0	1				
Inning Stats	R: 3 E: 1 K: 1 S: 17	H: 3 LOB: 2 BB: 1 P: 30	R: 0 E: 1 K: 1 S: 8	H: 0 LOB: 0 BB: 0 P: 13	R: 0 E: 0 K: 1 S: 12	H: 0 LOB: 1 BB: 2 P: 25	R: 1 E: 0 K: 0 S: 8	H: 3 LOB: 1 BB: 0 P: 9	R: 0 E: 0 K: 0 S: 8	H: 0 LOB: 1 BB: 1 P: 14	R: 0 E: 0 K: 0 S: 9	H: 1 LOB: 1 BB: 0 P: 14	R: 0 E: 0 K: 0 S: 12	H: 0 LOB: 2 BB: 2 P: 22	R: 1 E: 0 K: 2 S: 14	H: 2 LOB: 1 BB: 0 P: 19		1B: 7 2B: 1 3B: 0 HR: 1	SF: 1 SAC: 0 DP: 1 HBP: 0	WP: 1 PB: 0 SB: 0 CS: 1
PITCHER	IP	WLS	BF	H	R	ER	SO	BB	IBB	HBP	BLK	WP	HR	S	P	ERA	WHIP			
Chris Haney, L ERA: 2.79 (1, 1)	6.1	L	29	4	4	2	3	4	0	0	0	0	0	65	109	2.84	1.737			
Terry Clark, R ERA: 7.39 (7, 1)	1.1		8	2	1	1	1	2	0	0	0	1	1	20	32	6.75	3.000			
Jeff Granger, L ERA: (8, 1)	0.1		1	0	0	0	1	0	0	0	0	0	0	3	5	0.00	0.000			

Batter	1	2	3	4	5	6	7	8	9	AB	R	H	RBI	BB	SO	LOB	TOP			
Tony Phillips, S OBP: 0.365, SLG: 0.491 (1, 7)										5	1	1	0	0	2	3	Chicago White Sox @ Kansas City Royals Kauffman Stadium, Kansas City, MO Mon Apr 15 1996, 7:05 PM CDT Att: 12,653 - Unknown - 53 F livebaseballscorecards.com			
Robin Ventura, L OBP: 0.321, SLG: 0.408 (1, 5)										5	1	2	1	0	0	0				
Frank Thomas, R OBP: 0.525, SLG: 0.755 (1, 3)										5	2	3	2	0	1	0				
Lyle Mouton, R OBP: 0.316, SLG: 0.412 Harold Baines, L OBP: 0.419, SLG: 0.500 Jose Munoz, S OBP: 0.429, SLG: 0.333 (1, 10)										4	0	1	0	0	0	3				
Danny Tartabull, R OBP: 0.313, SLG: 0.275 Dave Martinez, L OBP: 0.261, SLG: 0.190 (1, 9)										2	2	1	0	2	1	1				
Chris Snopce, R OBP: 0.286, SLG: 0.538 Ozzie Guillen, L OBP: 0.302, SLG: 0.410 (1, 6)										4	2	1	2	0	1	5				
Ron Karkovics, R OBP: 0.308, SLG: 0.265 (1, 2)										4	1	0	1	1	1	2				
Ray Durham, S OBP: 0.347, SLG: 0.524 (1, 4)										5	1	2	3	0	0	2				
Darren Lewis, R OBP: 0.405, SLG: 0.345 (1, 8)										3	0	1	1	1	1	0				
Inning Stats	R: 5 E: 0 K: 0 S: 20	H: 4 LOB: 2 BB: 3 P: 40	R: 5 E: 0 K: 1 S: 20	H: 6 LOB: 1 BB: 0 P: 33	R: 0 E: 0 K: 1 S: 6	H: 1 LOB: 1 BB: 0 P: 9	R: 0 E: 0 K: 1 S: 10	H: 0 LOB: 0 BB: 0 P: 14	R: 0 E: 0 K: 1 S: 7	H: 1 LOB: 1 BB: 1 P: 15	R: 0 E: 0 K: 2 S: 9	H: 0 LOB: 0 BB: 0 P: 13	R: 0 E: 0 K: 1 S: 7	H: 0 LOB: 0 BB: 0 P: 11	R: 1 E: 0 K: 0 S: 9	H: 2 LOB: 2 BB: 0 P: 14		1B: 6 2B: 5 3B: 1 HR: 2	SF: 0 SAC: 0 DP: 1 HBP: 0	WP: 0 PB: 0 SB: 0 CS: 0
PITCHER	IP WLS BF H R ER SO BB IBB HBP BLK WP HR S P ERA WHIP																			
Jason Jacome, L ERA: 9.35 Julio Valera, R ERA: 1.13 Hipolito Pichardo, R ERA: 4.28 Mike Magnante, L ERA: 3.18 (1, 1)	1.1 15 8 9 9 0 3 0 0 0 0 0 2 31 59 60.75 8.250																			
Bip Roberts, S OBP: 0.348, SLG: 0.429 (1, 4)										4	2	2	3	1	0	1	Chicago White Sox @ Kansas City Royals Kauffman Stadium, Kansas City, MO Mon Apr 15 1996, 7:05 PM CDT Att: 12,653 - Unknown - 53 F livebaseballscorecards.com			
Tom Goodwin, L OBP: 0.255, SLG: 0.186 (1, 7)										5	0	0	1	0	1	4				
Johnny Damon, L OBP: 0.326, SLG: 0.381 (1, 8)										5	0	0	1	0	1	0				
Keith Lockhart, L OBP: 0.400, SLG: 0.387 (1, 5)										5	1	1	0	0	0	1				
Bob Hamelin, L OBP: 0.349, SLG: 0.250 Joe Randa, R OBP: 0.300, SLG: 0.308 (1, 3)										3	0	0	0	1	2	1				
Jose Offerman, S OBP: 0.185, SLG: 0.154 (9, PH)										1	0	0	0	0	1	0				
Mike Macfarlane, R OBP: 0.298, SLG: 0.400 (1, 2)										4	1	1	1	0	0	1				
Michael Tucker, L OBP: 0.289, SLG: 0.343 (1, 9)										4	2	2	1	0	0	0				
Joe Vitello, R OBP: 0.457, SLG: 0.375 (1, 10)										3	2	2	0	1	1	2				
David Howard, S OBP: 0.400, SLG: 0.464 (1, 6)										4	1	3	2	0	0	1				
Inning Stats	R: 0 E: 0 K: 0 S: 9	H: 0 LOB: 0 BB: 0 P: 13	R: 6 E: 0 K: 0 S: 15	H: 5 LOB: 0 BB: 1 P: 23	R: 0 E: 0 K: 1 S: 7	H: 0 LOB: 0 BB: 0 P: 10	R: 1 E: 0 K: 0 S: 10	H: 2 LOB: 1 BB: 0 P: 15	R: 0 E: 0 K: 0 S: 12	H: 1 LOB: 1 BB: 0 P: 18	R: 1 E: 1 K: 0 S: 13	H: 1 LOB: 0 BB: 0 P: 19	R: 2 E: 0 K: 2 S: 18	H: 2 LOB: 2 BB: 2 P: 33	R: 0 E: 0 K: 2 S: 7	H: 0 LOB: 0 BB: 0 P: 9	1B: 7 2B: 2 3B: 2 HR: 0	SF: 0 SAC: 0 DP: 0 HBP: 0	WP: 0 PB: 0 SB: 0 CS: 1	PA: 41
PITCHER	IP WLS BF H R ER SO BB IBB HBP BLK WP HR S P ERA WHIP																			
Kirk McCaskill, R ERA: 8.45 Larry Thomas, L ERA: 4.5 Matt Karchner, R ERA: 1.8 Roberto Hernandez, R ERA: 1.8 (1, 1)	5.2 26 6 1 2 2 0 1 0 0 0 0 0 0 18 28 13.50 1.500																			
AB																	40			
R																	11			
H																	14			
RBI																	11			
BB																	4			
SO																	7			
LOB																	17			

Batter	1	2	3	4	5	6	7	8	9	AB	R	H	RBI	BB	SO	LOB	TOP					
Tony Phillips, S OBP: 0.368, SLG: 0.474			G6-3				F8	G4-3		4	0	1	0	1	0	1	Chicago White Sox @ Kansas City Royals Kauffman Stadium, Kansas City, MO Tue Apr 16 1996, 7:05 PM CDT Att: 12,399 - Unknown - 65 F					
Jose Munoz, S OBP: 0.500, SLG: 0.333	F7		WP		L6		BB	BB		3	1	1	0	2	0	3						
Frank Thomas, R OBP: 0.500, SLG: 0.759	L4		P3				HR	F9		5	1	1	1	0	0	5						
Harold Baines, L OBP: 0.417, SLG: 0.475	G4-3		F9				HR	BB		4	2	1	0	1	0	2						
Robin Ventura, L OBP: 0.345, SLG: 0.415			BB		G3		BB	BB		4	0	2	0	1	0	0						
Ray Durham, S OBP: 0.347, SLG: 0.524			1B				BB	BB		0	0	0	0	0	0	0						
Danny Tartabull, R OBP: 0.302, SLG: 0.267			K		F8		G6-4-3	BB		5	0	1	2	0	1	4						
Ron Karkovics, R OBP: 0.302, SLG: 0.342			F8				BB	BB		4	1	1	2	0	0	3						
Chad Kreuter, S OBP: 0.429, SLG: 0.500					F8		HR	G1-3		1	0	0	0	0	1	1						
Darren Lewis, R OBP: 0.450, SLG: 0.419							L6	BB		2	0	2	0	1	0	0						
Dave Martinez, L OBP: 0.292, SLG: 0.190							BB	BB		0	0	0	0	1	0	0						
Ozzie Guillen, L OBP: 0.283, SLG: 0.381			L3				F7	G6-3		3	0	0	0	0	0	4						
Inning Stats	R: 0 E: 0 K: 0 S: 14	H: 1 LOB: 1 BB: 0 P: 20	R: 0 E: 0 K: 1 S: 13	H: 1 LOB: 2 BB: 1 P: 21	R: 0 E: 0 K: 0 S: 9	H: 1 LOB: 1 BB: 0 P: 16	R: 0 E: 0 K: 0 S: 9	H: 0 LOB: 0 BB: 0 P: 13	R: 0 E: 0 K: 0 S: 7	H: 1 LOB: 1 BB: 1 P: 13	R: 3 E: 0 K: 0 S: 12	H: 4 LOB: 1 BB: 1 P: 23	R: 2 E: 0 K: 0 S: 9	H: 2 LOB: 2 BB: 2 P: 24	R: 0 E: 0 K: 0 S: 8	H: 0 LOB: 2 BB: 2 P: 18	R: 0 E: 1 K: 1 S: 9	H: 0 LOB: 1 BB: 0 P: 9	1B: 7 2B: 2 3B: 0 HR: 2	SF: 0 SAC: 1 DP: 2 HBP: 0	WP: 1 PB: 0 SB: 0 CS: 0	PA: 43
PITCHER	IP WLS BF H R ER SO BB IBB HBP BLK WP HR S P ERA WHIP																					
Tim Belcher, R ERA: 3.93	(1, 1) 5.2 W 25 7 3 3 1 3 0 0 0 0 1 2 59 97 4.76 1.765																					
Terry Clark, R ERA: 7.71	(6, 1) 1.0 5 1 1 1 0 1 0 0 0 0 0 7 17 9.00 2.000																					
Jeff Granger, L ERA: 27.0	(7, 1) 0.0 2 1 0 0 0 1 0 0 0 0 0 3 9 ∞ ∞																					
Mike Magnante, L ERA: 3.0	(7, 1) 0.1 2 1 1 1 0 0 0 0 0 0 0 4 7 27.00 3.000																					
Jeff Montgomery, R ERA:	(8, 1) 2.0 S 9 0 0 0 1 2 0 0 0 0 0 0 17 27 0.00 1.000																					

Batter	1	2	3	4	5	6	7	8	9	AB	R	H	RBI	BB	SO	LOB	BOTTOM					
Bip Roberts, S OBP: 0.314, SLG: 0.383	G6-3		FC5				P5	G4-3		5	0	0	0	0	0	1	Chicago White Sox @ Kansas City Royals Kauffman Stadium, Kansas City, MO Tue Apr 16 1996, 7:05 PM CDT Att: 12,399 - Unknown - 65 F					
Tom Goodwin, L OBP: 0.308, SLG: 0.250	B5						BB	BB		5	2	4	0	0	0	0						
Johnny Damon, L OBP: 0.314, SLG: 0.362	K						G1-3	G5-3		5	1	1	0	0	1	3						
Keith Lockhart, L OBP: 0.385, SLG: 0.364							SF7	BB		2	1	0	1	1	0	0						
Bob Hamelin, L OBP: 0.383, SLG: 0.265							BB	BB		2	2	1	0	2	1	0						
Joe Randa, R OBP: 0.300, SLG: 0.308							BB	BB		0	0	0	0	0	0	0						
Joe Vitello, R OBP: 0.436, SLG: 0.333							BB	BB		3	0	0	1	1	0	3						
Les Norman, R OBP: 0.300, SLG: 0.308							BB	BB		0	0	0	0	0	0	0						
Michael Tucker, L OBP: 0.333, SLG: 0.395							BB	BB		3	0	2	3	1	1	0						
Sal Fasano, R OBP: 0.222, SLG: 0.188							BB	BB		3	0	0	0	1	1	4						
David Howard, S OBP: 0.382, SLG: 0.419							BB	BB		3	0	0	0	1	0	2						
Inning Stats	R: 0 E: 0 K: 1 S: 10	H: 0 LOB: 0 BB: 0 P: 15	R: 0 E: 0 K: 1 S: 8	H: 0 LOB: 0 BB: 0 P: 13	R: 0 E: 1 K: 2 S: 12	H: 0 LOB: 1 BB: 1 P: 20	R: 3 E: 0 K: 0 S: 14	H: 3 LOB: 2 BB: 2 P: 29	R: 3 E: 0 K: 0 S: 20	H: 2 LOB: 2 BB: 3 P: 36	R: 0 E: 0 K: 0 S: 7	H: 1 LOB: 0 BB: 0 P: 11	R: 0 E: 0 K: 0 S: 12	H: 1 LOB: 2 BB: 1 P: 22	R: 0 E: 0 K: 0 S: 7	H: 1 LOB: 1 BB: 0 P: 8	R: 0 E: 0 K: 0 S: 9	H: 0 LOB: 1 BB: 0 P: 9	1B: 7 2B: 1 3B: 0 HR: 0	SF: 1 SAC: 0 DP: 0 HBP: 0	WP: 1 PB: 0 SB: 2 CS: 0	PA: 39
PITCHER	IP WLS BF H R ER SO BB IBB HBP BLK WP HR S P ERA WHIP																					
Jason Bere, R ERA: 10.13	(1, 1) 5.0 L 26 5 6 6 4 5 1 0 0 0 0 0 26 41 0.00 1.333																					
Brian Keyser, R ERA: 0.96	(6, 1) 3.0 13 3 0 0 0 1 0 0 0 0 0 0 26 41 0.00 1.333																					

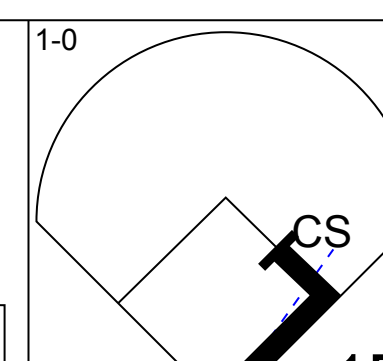
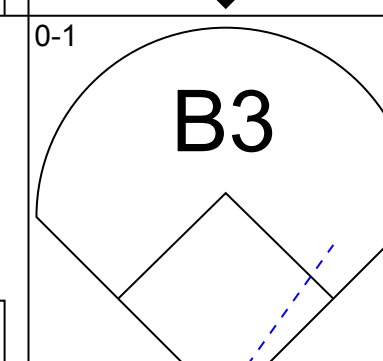
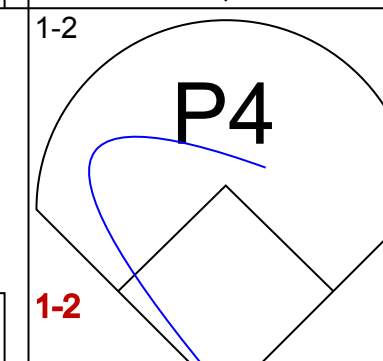


Batter	1	2	3	4	5	6	7	8	9	AB	R	H	RBI	BB	SO	LOB	TOP				
Tony Phillips, S OBP: 0.370, SLG: 0.459 (1, 7)																					
Dave Martinez, L OBP: 0.276, SLG: 0.308 (8, 9)										4	0	1	0	1	2	3					
Frank Thomas, R OBP: 0.486, SLG: 0.724 (1, 3)										4	0	1	0	0	1	0					
Harold Baines, L OBP: 0.423, SLG: 0.535 (1, 10)										3	1	1	1	1	1	1					
Robin Ventura, L OBP: 0.323, SLG: 0.386 (1, 5)										4	0	0	0	0	1	1					
Danny Tartabull, R OBP: 0.281, SLG: 0.245 (8, 8)										4	0	0	0	0	1	0					
Darren Lewis, R OBP: 0.450, SLG: 0.419 (8, 8)										0	0	0	0	0	0	0					
Ron Karkovics, R OBP: 0.340, SLG: 0.405 (1, 2)										4	1	3	0	0	0	0					
Ray Durham, S OBP: 0.356, SLG: 0.511 (1, 4)										3	0	1	1	0	0	1					
Ozzie Guillen, L OBP: 0.280, SLG: 0.356 (1, 6)										3	0	0	0	1	0	2					
Inning Stats	R: 0 E: 0 K: 1 S: 9	H: 0 LOB: 0 BB: 0 P: 14	R: 1 E: 0 K: 0 S: 14	H: 2 LOB: 3 BB: 1 P: 25	R: 0 E: 0 K: 0 S: 11	H: 0 LOB: 1 BB: 1 P: 17	R: 0 E: 0 K: 0 S: 12	H: 1 LOB: 1 BB: 0 P: 17	R: 0 E: 0 K: 2 S: 8	H: 2 LOB: 1 BB: 0 P: 14	R: 1 E: 0 K: 3 S: 11	H: 1 LOB: 0 BB: 0 P: 17	R: 0 E: 0 K: 0 S: 4	H: 0 LOB: 0 BB: 0 P: 5	R: 0 E: 0 K: 0 S: 9	H: 0 LOB: 1 BB: 1 P: 13	1B: 5 2B: 1 3B: 0 HR: 2	SF: 0 SAC: 0 DP: 1 HBP: 1	WP: 0 PB: 0 SB: 0 CS: 0	PA: 38	
PITCHER	IP	WLS	BF	H	R	ER	SO	BB	IBB	HBP	BLK	WP	HR	S	P	ERA	WHIP				
Kevin Appier, R ERA: 3.68 (1, 1)	6.1	L	29	8	3	3	4	2	0	1	0	0	2	79	122	4.26	1.579				
Hipolito Pichardo, R ERA: 3.0 (7, 1)	2.2		9	0	0	0	2	1	0	0	0	0	0	19	28	0.00	0.375				

Chicago White Sox @ Kansas City Royals
Kauffman Stadium, Kansas City, MO
Wed Apr 17 1996, 7:05 PM CDT
Att: 13,350 - Unknown - 77 F

AB	34
R	3
H	8
RBI	3
BB	3
SO	6
LOB	10



Batter	1	2	3	4	5	6	7	8	9	AB	R	H	RBI	BB	SO	LOB	BOTTOM					
Bip Roberts, S OBP: 0.339, SLG: 0.404 (1, 4)																						
Tom Goodwin, L OBP: 0.304, SLG: 0.250 (1, 7)										4	0	1	1	0	0	3						
Johnny Damon, L OBP: 0.309, SLG: 0.373 (1, 8)										4	0	1	0	0	1	3						
Keith Lockhart, L OBP: 0.381, SLG: 0.361 (8, PH)										3	0	1	0	0	0	1						
Joe Randa, R OBP: 0.290, SLG: 0.296 (9, 5)										1	0	0	0	0	0	0						
Bob Hamelin, L OBP: 0.392, SLG: 0.250 (8, PR)										2	0	0	0	1	1	1						
Les Norman, R (8, 9)										0	0	0	0	0	0	0						
Joe Vitiello, R OBP: 0.419, SLG: 0.355 (1, 10)										4	0	1	0	0	2	3						
Michael Tucker, L OBP: 0.326, SLG: 0.366 (9, 3)										3	0	0	0	1	1	3						
Sal Fasano, R OBP: 0.238, SLG: 0.167 (9, PH)										2	0	0	0	1	1	1						
Jose Offerman, S ERA: 7.2 OBP: 0.214, SLG: 0.185 (9, 1)										1	0	1	0	0	0	0						
David Howard, S OBP: 0.368, SLG: 0.429 (1, 6)										4	1	1	0	0	3	4						
Inning Stats	R: 0 E: 0 K: 0 S: 6	H: 1 LOB: 0 BB: 0 P: 8	R: 0 E: 0 K: 1 S: 9	H: 1 LOB: 1 BB: 0 P: 13	R: 1 E: 0 K: 1 S: 15	H: 2 LOB: 1 BB: 0 P: 22	R: 0 E: 0 K: 2 S: 12	H: 1 LOB: 2 BB: 2 P: 24	R: 0 E: 0 K: 0 S: 14	H: 2 LOB: 1 BB: 0 P: 19	R: 0 E: 0 K: 1 S: 11	H: 0 LOB: 1 BB: 1 P: 20	R: 0 E: 0 K: 1 S: 13	H: 1 LOB: 0 BB: 0 P: 17	R: 0 E: 0 K: 2 S: 8	H: 0 LOB: 1 BB: 0 P: 13	R: 0 E: 0 K: 1 S: 10	H: 1 LOB: 1 BB: 0 P: 12	1B: 6 2B: 3 3B: 0 HR: 0	SF: 0 SAC: 1 DP: 0 HBP: 1	WP: 0 PB: 0 SB: 1 CS: 2	PA: 38
PITCHER	IP	WLS	BF	H	R	ER	SO	BB	IBB	HBP	BLK	WP	HR	S	P	ERA	WHIP					
Alex Fernandez, R ERA: 4.05 (8, 1)	0.1		2	0	0	0	0	0	0	1	0	0	0	2	4	0.00	0.000					
Joe Magrane, L ERA: 3.68 (8, 1)	0.2		2	0	0	0	2	0	0	0	0	0	0	6	9	0.00	0.000					
41 Bill Simas, R ERA: 7.2 (9, 1)	1.0	S	4	1	0	0	1	0	0	0	0	0	0	10	12	0.00	1.000					

Chicago White Sox @ Kansas City Royals
Kauffman Stadium, Kansas City, MO
Wed Apr 17 1996, 7:05 PM CDT
Att: 13,350 - Unknown - 77 F

AB	33
R	1
H	9
RBI	1
BB	3
SO	9
LOB	21



Batter	1	2	3	4	5	6	7	8	9	AB	R	H	RBI	BB	SO	LOB	TOP										
Chuck Carr, S (1, 8) OBP: 0.359, SLG: 0.472 David Hulse, L (7, 8) OBP: 0.240, SLG: 0.208	 1-0 G3 2B	 1-1 G6-3			 2-2 G6-3		 1-2 G4-3		 3-2 G6-3	4	1	1	0	0	0	0	Milwaukee Brewers @ Kansas City Royals Kauffman Stadium, Kansas City, MO Fri Apr 19 1996, 7:05 PM CDT Att: 15,321 - Unknown - 74 F livebaseballscorecards.com										
Pat Listach, S (1, 4) OBP: 0.263, SLG: 0.257	 0-2 S 1B		 2-1 G6-3		 2-1 P3		 1-1 G3		 4-0 S 1B	4	2	1	0	1	0	0											
Kevin Seitzer, R (1, 3) OBP: 0.459, SLG: 0.706	 0-0 G3		 0-2 P3		 1-0 1B		 1-0 1B		 4-1 1B	4	0	2	1	1	0	1											
Greg Vaughn, R (1, 7) OBP: 0.383, SLG: 0.714 Turner Ward, S (9, PR) OBP: 0.296, SLG: 0.261	 4-2 G1-3 1B		 3-1 HR		 2-1 1B		 0-0 F9		 1-2 1B	4	2	3	3	1	0	1											
John Jaha, R (1, 10) OBP: 0.328, SLG: 0.358	 1-0 G1-3		 3-1 HR		 0-1 F7			 2-0 L8	 2-1 G5-3	5	1	1	1	0	0	5											
Matt Mieske, R (1, 9) OBP: 0.313, SLG: 0.400	 0-1 1B		 1-0 G6-3			 0-0 HR		 2-1 CS 1B		4	1	3	2	0	0	0											
Jeff Cirillo, R (1, 5) OBP: 0.229, SLG: 0.283	 1-2 G5-3			 3-2 G6-3		 0-0 F8		 2-2 G5-3		4	0	0	0	0	0	2											
Jose Valentin, S (1, 6) OBP: 0.364, SLG: 0.510		 3-2 F9		 1-0 P6		 0-0 L7			 2-2 G6-3 1B 2B	4	1	1	0	0	0	0											
Mike Matheny, R (1, 2) OBP: 0.295, SLG: 0.439	 1-0 F9		 1-0 F9		 1-0 F9		 1-2 G6-3		 1-3 K	4	0	0	0	0	1	1											
Inning Stats	R: 3 H: 3 E: 0 K: 0 S: 14	H: 3 LOB: 1 BB: 1 P: 21	R: 0 H: 0 E: 0 K: 0 S: 7	H: 0 LOB: 0 BB: 0 P: 12	R: 2 H: 2 E: 0 K: 0 S: 10	H: 2 LOB: 0 BB: 0 P: 19	R: 0 H: 0 E: 0 K: 0 S: 5	H: 0 LOB: 0 BB: 0 P: 10	R: 0 H: 2 E: 0 K: 0 S: 10	H: 2 LOB: 2 BB: 0 P: 17	R: 1 H: 1 E: 0 K: 0 S: 6	H: 1 LOB: 0 BB: 0 P: 7	R: 0 H: 1 E: 0 K: 0 S: 7	H: 1 LOB: 1 BB: 0 P: 10	R: 0 H: 1 E: 0 K: 0 S: 6	H: 1 LOB: 0 BB: 2 P: 12		R: 2 H: 2 E: 0 K: 1 S: 19	H: 2 LOB: 2 BB: 2 P: 36	1B: 7 2B: 2 3B: 0 HR: 3	SF: 0 SAC: 0 DP: 0 HBP: 0	WP: 0 PA: 41 CS: 2					
PITCHER	IP WLS BF H R ER SO BB IBB HBP BLK WP HR S P ERA WHIP	IP WLS BF H R ER SO BB IBB HBP BLK WP HR S P ERA WHIP	IP WLS BF H R ER SO BB IBB HBP BLK WP HR S P ERA WHIP	IP WLS BF H R ER SO BB IBB HBP BLK WP HR S P ERA WHIP	IP WLS BF H R ER SO BB IBB HBP BLK WP HR S P ERA WHIP	IP WLS BF H R ER SO BB IBB HBP BLK WP HR S P ERA WHIP	IP WLS BF H R ER SO BB IBB HBP BLK WP HR S P ERA WHIP	IP WLS BF H R ER SO BB IBB HBP BLK WP HR S P ERA WHIP	IP WLS BF H R ER SO BB IBB HBP BLK WP HR S P ERA WHIP	IP WLS BF H R ER SO BB IBB HBP BLK WP HR S P ERA WHIP	IP WLS BF H R ER SO BB IBB HBP BLK WP HR S P ERA WHIP	IP WLS BF H R ER SO BB IBB HBP BLK WP HR S P ERA WHIP	IP WLS BF H R ER SO BB IBB HBP BLK WP HR S P ERA WHIP	IP WLS BF H R ER SO BB IBB HBP BLK WP HR S P ERA WHIP	IP WLS BF H R ER SO BB IBB HBP BLK WP HR S P ERA WHIP	IP WLS BF H R ER SO BB IBB HBP BLK WP HR S P ERA WHIP	IP WLS BF H R ER SO BB IBB HBP BLK WP HR S P ERA WHIP	IP WLS BF H R ER SO BB IBB HBP BLK WP HR S P ERA WHIP	IP WLS BF H R ER SO BB IBB HBP BLK WP HR S P ERA WHIP	IP WLS BF H R ER SO BB IBB HBP BLK WP HR S P ERA WHIP	IP WLS BF H R ER SO BB IBB HBP BLK WP HR S P ERA WHIP						
Chris Haney, L (1, 1) ERA: 3.91	Julio Valera, R (7, 1) ERA: 0.9	Mike Magnante, L (9, 1) ERA: 4.05	Hipolito Pichardo, R (9, 1) ERA: 3.86	Chris Haney, L (1, 1) ERA: 3.91	Julio Valera, R (7, 1) ERA: 0.9	Mike Magnante, L (9, 1) ERA: 4.05	Hipolito Pichardo, R (9, 1) ERA: 3.86	Chris Haney, L (1, 1) ERA: 3.91	Julio Valera, R (7, 1) ERA: 0.9	Mike Magnante, L (9, 1) ERA: 4.05	Hipolito Pichardo, R (9, 1) ERA: 3.86	Chris Haney, L (1, 1) ERA: 3.91	Julio Valera, R (7, 1) ERA: 0.9	Mike Magnante, L (9, 1) ERA: 4.05	Hipolito Pichardo, R (9, 1) ERA: 3.86	Chris Haney, L (1, 1) ERA: 3.91	Julio Valera, R (7, 1) ERA: 0.9	Mike Magnante, L (9, 1) ERA: 4.05	Hipolito Pichardo, R (9, 1) ERA: 3.86	Chris Haney, L (1, 1) ERA: 3.91	Julio Valera, R (7, 1) ERA: 0.9	Mike Magnante, L (9, 1) ERA: 4.05	Hipolito Pichardo, R (9, 1) ERA: 3.86	Chris Haney, L (1, 1) ERA: 3.91	Julio Valera, R (7, 1) ERA: 0.9	Mike Magnante, L (9, 1) ERA: 4.05	Hipolito Pichardo, R (9, 1) ERA: 3.86

Batter	1	2	3	4	5	6	7	8	9	AB	R	H	RBI	BB	SO	LOB	BOTTOM				
Tom Goodwin, L (1, 7) OBP: 0.266, SLG: 0.217	 3-2 L8		 1-1 L7		 2-2 P6			 2-2 G3		4	0	0	0	0	0	0	Milwaukee Brewers @ Kansas City Royals Kauffman Stadium, Kansas City, MO Fri Apr 19 1996, 7:05 PM CDT Att: 15,321 - Unknown - 74 F livebaseballscorecards.com				
Johnny Damon, L (1, 8) OBP: 0.317, SLG: 0.407	 1-0 F9		 1-1 F7		 1-2 1B		 0-0 F9		 4-0 1B	4	0	1	0	0	0	0					
Bip Roberts, S (1, 4) OBP: 0.369, SLG: 0.443	 0-0 1B			 1-0 S 1B		 0-2 L5		 0-1 E4	4	1	2	0	0	0	1						
Keith Lockhart, L (1, 5) OBP: 0.354, SLG: 0.333 Pat Lennon, R (9, PH) OBP: 0.353, SLG: 0.286 Joe Randa, R (9, 5) OBP: 0.281, SLG: 0.286	 1-3 K			 2-1 1B FC6-4		 1-3 K		 3-3 K	3	1	1	1	0	2	1						
Bob Hamelin, L (1, 3) OBP: 0.390, SLG: 0.256		 3-2 F8		 2-1 FC6-4 1B		 1-0 F8		 1-3 K	4	0	1	0	0	1	1						
Joe Vithello, R (1, 10) OBP: 0.373, SLG: 0.308		 0-0 F7		 1-2 FC6-4		 0-0 G6-4-3		 2-2 L9	4	0	0	1	0	0	2						
Michael Tucker, L (1, 9) OBP: 0.352, SLG: 0.449		 3-1 2B		 1-2 S 1B			 0-0 F9		 0-2 2B	4	0	3	0	0	0	0					
Mike Macfarlane, R (1, 2) OBP: 0.229, SLG: 0.353		 1-0 G5-3		 2-1 G5-3		 0-0 G6-3		 3-1 G5-3	4	0	0	0	0	0	3						
David Howard, S (1, 6) OBP: 0.333, SLG: 0.429			 3-2 F9		 2-2 F8		 0-1 P4			3	0	0	0	0	0	0					
Inning Stats	R: 0 H: 1 E: 0 K: 1 S: 11	H: 1 LOB: 1 BB: 0 P: 16	R: 0 H: 1 E: 0 K: 0 S: 7	H: 1 LOB: 0 BB: 0 P: 14	R: 0 H: 0 E: 0 K: 0 S: 8	H: 0 LOB: 0 BB: 0 P: 13	R: 2 H: 4 E: 0 K: 0 S: 12	H: 4 LOB: 1 BB: 0 P: 21	R: 0 H: 1 E: 0 K: 0 S: 13	H: 1 LOB: 1 BB: 0 P: 18	R: 0 H: 0 E: 0 K: 1 S: 5	H: 0 LOB: 0 BB: 0 P: 7	R: 0 H: 0 E: 0 K: 0 S: 4	H: 0 LOB: 0 BB: 0 P: 4	R: 0 H: 0 E: 1 K: 1 S: 11	H: 0 LOB: 1 BB: 0 P: 16		R: 0 H: 1 E: 0 K: 1 S: 11	H: 1 LOB: 1 BB: 0 P: 17	1B: 6 2B: 2 3B: 0 HR: 0	SF: 0 SAC: 0 DP: 1 HBP: 0
PITCHER	IP WLS BF H R ER SO BB IBB HBP BLK WP HR S P ERA WHIP	IP WLS BF H R ER SO BB IBB HBP BLK WP HR S P ERA WHIP	IP WLS BF H R ER SO BB IBB HBP BLK WP HR S P ERA WHIP	IP WLS BF H R ER SO BB IBB HBP BLK WP HR S P ERA WHIP	IP WLS BF H R ER SO BB IBB HBP BLK WP HR S P ERA WHIP	IP WLS BF H R ER SO BB IBB HBP BLK WP HR S P ERA WHIP	IP WLS BF H R ER SO BB IBB HBP BLK WP HR S P ERA WHIP	IP WLS BF H R ER SO BB IBB HBP BLK WP HR S P ERA WHIP	IP WLS BF H R ER SO BB IBB HBP BLK WP HR S P ERA WHIP	IP WLS BF H R ER SO BB IBB HBP BLK WP HR S P ERA WHIP	IP WLS BF H R ER SO BB IBB HBP BLK WP HR S P ERA WHIP	IP WLS BF H 									

Batter	1	2	3	4	5	6	7	8	9	AB	R	H	RBI	BB	SO	LOB	TOP			
Chuck Carr, S OBP: 0.350, SLG: 0.459 David Hulse, L OBP: 0.207, SLG: 0.179	G3-1		F7	F9			K		F7	1	0	0	0	0	0	0				
Fernando Vina, L OBP: 0.414, SLG: 0.630	K		G5-3		B1-3		G4-3		G6-3	5	0	0	0	0	1	0				
Kevin Seitzer, R OBP: 0.457, SLG: 0.655				WP BB		F9		1B BB	L9	4	1	2	0	1	0	0				
Greg Vaughn, R OBP: 0.420, SLG: 0.709	F8			BB		CS		1B 1B		2	1	1	0	2	0	1				
John Jaha, R OBP: 0.338, SLG: 0.381		F9	L8		CS	G6-3		1B BB		4	1	1	0	0	0	2				
Jose Valentin, S OBP: 0.406, SLG: 0.586		1B 2B		K				1B 1B		3	2	2	1	1	1	0				
Turner Ward, S OBP: 0.281, SLG: 0.240 Jesse Levis, L OBP: 0.385, SLG: 0.333 Matt Mieske, R OBP: 0.324, SLG: 0.412	P6			1B BB		F7		1B		2	0	0	0	1	0	2	AB 34			
Jeff Cirillo, R OBP: 0.293, SLG: 0.339				BB		G4-3		1B		1	0	1	2	0	0	0	R 5			
Mike Matheny, R OBP: 0.302, SLG: 0.420	P3			1B				1B		0	0	0	0	0	0	0	H 10			
										4	0	3	2	0	0	1	RBI 5			
										4	0	0	0	0	1	4	BB 5			
										4	0	0	0	0	1	4	SO 4			
										4	0	0	0	0	1	4	LOB 12			
Inning Stats	R: 0 E: 0 K: 1 S: 10	H: 1 LOB: 1 BB: 0 P: 17	R: 1 E: 0 K: 0 S: 11	H: 2 LOB: 1 BB: 0 P: 19	R: 0 E: 0 K: 0 S: 9	H: 0 LOB: 2 BB: 2 P: 20	R: 0 E: 0 K: 2 S: 16	H: 1 LOB: 2 BB: 1 P: 29	R: 0 E: 0 K: 0 S: 5	H: 0 LOB: 1 BB: 1 P: 10	R: 0 E: 0 K: 1 S: 9	H: 0 LOB: 0 BB: 0 P: 15	R: 0 E: 0 K: 0 S: 15	H: 5 LOB: 0 BB: 1 P: 25	R: 0 E: 0 K: 0 S: 6	H: 0 LOB: 0 BB: 0 P: 10	1B: 9 2B: 1 3B: 0 HR: 0	SF: 0 SAC: 0 DP: 1 HBP: 0	WP: 1 PB: 0 CS: 0	PA: 40
PITCHER	IP WLS BF H R ER SO BB IBB HBP BLK WP HR S P ERA WHIP	IP WLS BF H R ER SO BB IBB HBP BLK WP HR S P ERA WHIP	IP WLS BF H R ER SO BB IBB HBP BLK WP HR S P ERA WHIP	IP WLS BF H R ER SO BB IBB HBP BLK WP HR S P ERA WHIP	IP WLS BF H R ER SO BB IBB HBP BLK WP HR S P ERA WHIP	IP WLS BF H R ER SO BB IBB HBP BLK WP HR S P ERA WHIP	IP WLS BF H R ER SO BB IBB HBP BLK WP HR S P ERA WHIP	IP WLS BF H R ER SO BB IBB HBP BLK WP HR S P ERA WHIP	IP WLS BF H R ER SO BB IBB HBP BLK WP HR S P ERA WHIP	IP WLS BF H R ER SO BB IBB HBP BLK WP HR S P ERA WHIP	IP WLS BF H R ER SO BB IBB HBP BLK WP HR S P ERA WHIP	IP WLS BF H R ER SO BB IBB HBP BLK WP HR S P ERA WHIP	IP WLS BF H R ER SO BB IBB HBP BLK WP HR S P ERA WHIP	IP WLS BF H R ER SO BB IBB HBP BLK WP HR S P ERA WHIP	IP WLS BF H R ER SO BB IBB HBP BLK WP HR S P ERA WHIP	IP WLS BF H R ER SO BB IBB HBP BLK WP HR S P ERA WHIP	IP WLS BF H R ER SO BB IBB HBP BLK WP HR S P ERA WHIP			

Milwaukee Brewers @ Kansas City Royals
Kauffman Stadium, Kansas City, MO
Sun Apr 21 1996, 3:33 AM CDT
Att: 14,666 - Overcast - 70 F

AB 34
R 5
H 10
RBI 5
BB 5
SO 4
LOB 12



Batter	1	2	3	4	5	6	7	8	9	AB	R	H	RBI	BB	SO	LOB	BOTTOM					
Jose Offerman, S OBP: 0.216, SLG: 0.194	K		G4-3		F8			FC5-4		5	0	1	0	0	1	2						
Johnny Damon, L OBP: 0.314, SLG: 0.400	G1-6-3				G4-3		F7			4	0	1	0	1	0	1						
Pat Lennon, R OBP: 0.400, SLG: 0.400 Tom Goodwin, L OBP: 0.265, SLG: 0.219	G6-3		G5-3			HBP 1B 2B			SH5-4 BB	3	1	1	0	1	0	1						
Mike Macfarlane, R OBP: 0.238, SLG: 0.341 Keith Lockhart, L OBP: 0.347, SLG: 0.326		K	G4-3			B1-4		FC5 1B	F8	4	0	1	1	0	1	2						
Bob Hamelin, L OBP: 0.422, SLG: 0.267 Les Norman, R OBP: 0.200, SLG: 0.200		1B E BB				K				2	1	1	0	3	1	1						
Joe Vitello, R OBP: 0.407, SLG: 0.341 Bip Roberts, S OBP: 0.358, SLG: 0.429						HBP 1B BB		FC5	G3	2	1	1	0	2	0	2						
Michael Tucker, L OBP: 0.323, SLG: 0.400		E4			G6-4-3				P6	3	0	0	1	0	0	2	AB 32					
Joe Randa, R OBP: 0.325, SLG: 0.314										4	0	3	2	0	1	2	R 4					
David Howard, S OBP: 0.308, SLG: 0.375	L1									3	0	0	0	1	0	5	H 9					
										4	0	3	2	0	1	2	RBI 4					
										3	0	0	0	1	0	5	BB 8					
										3	0	0	0	1	0	5	SO 4					
										3	0	0	0	1	0	5	LOB 21					
Inning Stats	R: 0 E: 0 K: 1 S: 9	H: 0 LOB: 0 BB: 0 P: 10	R: 1 E: 1 K: 2 S: 14	H: 1 LOB: 2 BB: 1 P: 21	R: 0 E: 0 K: 0 S: 8	H: 1 LOB: 1 BB: 0 P: 13	R: 0 E: 0 K: 0 S: 3	H: 1 LOB: 0 BB: 1 P: 9	R: 0 E: 0 K: 0 S: 5	H: 1 LOB: 1 BB: 1 P: 13	R: 2 E: 0 K: 1 S: 14	H: 2 LOB: 2 BB: 1 P: 27	R: 1 E: 0 K: 0 S: 13	H: 2 LOB: 2 BB: 2 P: 26	R: 0 E: 0 K: 0 S: 7	H: 1 LOB: 1 BB: 0 P: 11	R: 0 E: 0 K: 0 S: 7	H: 0 LOB: 2 BB: 2 P: 17	1B: 7 2B: 2 3B: 0 HR: 0	SF: 0 SAC: 1 DP: 1 HBP: 1	WP: 0 PB: 0 CS: 1	PA: 42
PITCHER	IP WLS BF H R ER SO BB IBB HBP BLK WP HR S P ERA WHIP	IP WLS BF H R ER SO BB IBB HBP BLK WP HR S P ERA WHIP	IP WLS BF H R ER SO BB IBB HBP BLK WP HR S P ERA WHIP	IP WLS BF H R ER SO BB IBB HBP BLK WP HR S P ERA WHIP	IP WLS BF H R ER SO BB IBB HBP BLK WP HR S P ERA WHIP	IP WLS BF H R ER SO BB IBB HBP BLK WP HR S P ERA WHIP	IP WLS BF H R ER SO BB IBB HBP BLK WP HR S P ERA WHIP	IP WLS BF H R ER SO BB IBB HBP BLK WP HR S P ERA WHIP	IP WLS BF H R ER SO BB IBB HBP BLK WP HR S P ERA WHIP	IP WLS BF H R ER SO BB IBB HBP BLK WP HR S P ERA WHIP	IP WLS BF H R ER SO BB IBB HBP BLK WP HR S P ERA WHIP	IP WLS BF H R ER SO BB IBB HBP BLK WP HR S P ERA WHIP	IP WLS BF H R ER SO BB IBB HBP BLK WP HR S P ERA WHIP	IP WLS BF H R ER SO BB IBB HBP BLK WP HR S P ERA WHIP	IP WLS BF H R ER SO BB IBB HBP BLK WP HR S P ERA WHIP	IP WLS BF H R ER SO BB IBB HBP BLK WP HR S P ERA WHIP	IP WLS BF H R ER SO BB IBB HBP BLK WP HR S P ERA WHIP					

Milwaukee Brewers @ Kansas City Royals
Kauffman Stadium, Kansas City, MO
Sun Apr 21 1996, 3:33 AM CDT
Att: 14,666 - Overcast - 70 F

AB 32
R 4
H 9
RBI 4
BB 8
SO 4
LOB 21



Batter	1	2	3	4	5	6	7	8	9	AB	R	H	RBI	BB	SO	LOB	TOP								
Wade Boggs, L (1, 5) OBP: 0.385, SLG: 0.390										5	1	3	0	0	0	2	New York Yankees @ Kansas City Royals Kauffman Stadium, Kansas City, MO Mon Apr 22 1996, 7:05 PM CDT Att: 14,763 - Unknown - 57 F livebaseballscorecards.com								
Bernie Williams, S (1, 8) OBP: 0.296, SLG: 0.305										3	1	0	0	2	0	3									
Paul O'Neill, L (1, 9) OBP: 0.441, SLG: 0.500										4	1	1	0	1	2	5									
Ruben Sierra, S (1, 10) OBP: 0.375, SLG: 0.571										3	1	0	0	2	1	4									
Tino Martinez, L (1, 3) OBP: 0.306, SLG: 0.246										5	0	2	2	0	1	3									
Tim Lincecum, S (1, 7) OBP: 0.353, SLG: 0.471 Gerald Williams, R (5, PR) OBP: 0.344, SLG: 0.586										3	1	2	2	0	0	2									
Mariano Duncan, R (1, 4) OBP: 0.314, SLG: 0.420										5	0	0	0	0	1	5									
Joe Girardi, R (1, 2) OBP: 0.283, SLG: 0.353										5	1	3	0	0	1	1									
Derek Jeter, R (1, 6) OBP: 0.466, SLG: 0.447										4	0	3	2	0	0	2									
Inning Stats	R: 2 E: 0 K: 1 S: 7	H: 2 LOB: 2 BB: 2 P: 15	R: 0 E: 0 K: 0 S: 4	H: 1 LOB: 1 BB: 0 P: 4	R: 0 E: 0 K: 2 S: 7	H: 0 LOB: 0 BB: 0 P: 7	R: 1 E: 1 K: 1 S: 7	H: 2 LOB: 1 BB: 0 P: 7	R: 2 E: 0 K: 0 S: 5	H: 2 LOB: 1 BB: 1 P: 9	R: 0 E: 0 K: 2 S: 4	H: 2 LOB: 1 BB: 1 P: 4	R: 0 E: 0 K: 1 S: 7	H: 0 LOB: 0 BB: 1 P: 11	R: 1 E: 0 K: 1 S: 8	H: 3 LOB: 3 BB: 1 P: 12		R: 0 E: 0 K: 1 S: 7	H: 2 LOB: 2 BB: 0 P: 7	1B: 10 2B: 4 3B: 1 HR: 0	SF: 0 SAC: 1 DP: 1 HBP: 0	WP: 0 PB: 1 SB: 1 CS: 0	PA: 45		
PITCHER	IP	WLS	BF	H	R	ER	SO	BB	IBB	HBP	BLK	WP	HR	S	P	ERA	WHIP								
Kevin Appier, R (1, 1) ERA: 4.45	7.0	L	33	9	5	5	6	4	0	0	0	0	0	41	57	6.43	1.857								
Ken Robinson, R (8, 1) ERA: 27.0	0.1		4	3	1	1	1	0	0	0	0	0	0	6	6	27.00	9.000								
Mike Magnante, L (8, 1) ERA: 3.38	0.2		4	1	0	0	0	1	0	0	0	0	0	3	7	0.00	3.000								
Terry Clark, R (9, 1) ERA: 10.24	1.0		4	1	0	0	1	0	0	0	0	0	0	6	6	0.00	1.000								

Batter	1	2	3	4	5	6	7	8	9	AB	R	H	RBI	BB	SO	LOB	BOTTOM								
Tom Goodwin, L (1, 7) OBP: 0.247, SLG: 0.203										5	0	0	0	0	2	3	New York Yankees @ Kansas City Royals Kauffman Stadium, Kansas City, MO Mon Apr 22 1996, 7:05 PM CDT Att: 14,763 - Unknown - 57 F livebaseballscorecards.com								
Johnny Damon, L (1, 8) OBP: 0.307, SLG: 0.386										5	0	1	0	0	1	3									
Bip Roberts, S (1, 10) OBP: 0.352, SLG: 0.433										4	0	1	0	0	0	1									
Keith Lockhart, L (1, 4) OBP: 0.358, SLG: 0.311										2	0	0	0	2	0	0									
Bob Hamelin, L (1, 3) OBP: 0.412, SLG: 0.250										3	0	0	1	1	1	2									
Michael Tucker, L (1, 9) OBP: 0.318, SLG: 0.379										3	1	0	0	1	2	3									
David Howard, S (1, 6) OBP: 0.321, SLG: 0.373										3	0	1	0	1	1	0									
Joe Randa, R (1, 5) OBP: 0.318, SLG: 0.308										4	0	1	1	0	1	1									
Sal Fasano, R (1, 2) OBP: 0.207, SLG: 0.154 Jose Offerman, S (9, PH) OBP: 0.237, SLG: 0.243										3	1	1	0	0	0	2									
										1	0	1	0	0	0	0									
Inning Stats	R: 0 E: 0 K: 0 S: 3	H: 0 LOB: 0 BB: 0 P: 3	R: 1 E: 0 K: 1 S: 6	H: 1 LOB: 2 BB: 2 P: 14	R: 0 E: 0 K: 1 S: 6	H: 1 LOB: 2 BB: 1 P: 10	R: 0 E: 0 K: 1 S: 5	H: 0 LOB: 0 BB: 0 P: 5	R: 1 E: 0 K: 3 S: 11	H: 2 LOB: 3 BB: 2 P: 19	R: 0 E: 0 K: 2 S: 7	H: 0 LOB: 0 BB: 0 P: 7	R: 0 E: 0 K: 0 S: 3	H: 0 LOB: 0 BB: 0 P: 3	R: 0 E: 0 K: 0 S: 3	H: 0 LOB: 0 BB: 0 P: 3	R: 0 E: 0 K: 0 S: 5	H: 2 LOB: 2 BB: 0 P: 5	1B: 4 2B: 2 3B: 0 HR: 0	SF: 0 SAC: 0 DP: 0 HBP: 0	WP: 0 PB: 0 SB: 1 CS: 0	PA: 38			
PITCHER	IP	WLS	BF	H	R	ER	SO	BB	IBB	HBP	BLK	WP	HR	S	P	ERA	WHIP								
David Cone, R (1, 1) ERA: 2.61	5.0	W	24	4	2	2	6	5	0	0	0	0	0	31	51	3.60	1.800								
42 Mariano Rivera, R (6, 1) ERA: 1.98	3.0		9	0	0	0	2	0	0	0	0	0	0	13	13	0.00	0.000								
John Wetteland, R (9, 1) ERA: 7.2	1.0		5	2	0	0	0	0	0	0	0	0	0	5	5	0.00	2.000								

Batter	1	2	3	4	5	6	7	8	9	AB	R	H	RBI	BB	SO	LOB	TOP								
Wade Boggs, L (1,5) OBP: 0.362, SLG: 0.365	F7		F8		L8		F8			4	0	0	0	0	0	1									
Bernie Williams, S (1,8) OBP: 0.293, SLG: 0.349	F7		B1-3		HR		G3-1			4	1	1	2	0	0	0									
Paul O'Neill, L (1,9) OBP: 0.444, SLG: 0.531	F8			CS	2B		F7		1B	4	0	2	0	0	0	0									
Ruben Sierra, S (1,10) OBP: 0.368, SLG: 0.567		G1-3		P3		WP	2B		K	4	0	1	0	0	1	2									
Tino Martinez, L (1,3) OBP: 0.329, SLG: 0.254		G3-1		BB	BB	WP	BB		G6-3	2	0	1	0	2	0	0									
Tim Lincecum, S (1,7) OBP: 0.381, SLG: 0.450		1B		FC6-4	BB	F8			G6-3	3	0	1	0	1	0	4									
Mariano Duncan, R (1,4) OBP: 0.327, SLG: 0.415		1B		FC6-4		G4-3			G6-4-3	3	0	1	0	1	0	4									
Joe Girardi, R (1,2) OBP: 0.281, SLG: 0.333		G6-3				L4			G6-4-3	3	0	0	0	0	0	5									
2 Derek Jeter, R (1,6) OBP: 0.435, SLG: 0.412			K		FC6-4	HR			F9	4	1	0	0	0	1	1									
Inning Stats	R: 0 H: 0 E: 0 K: 0 S: 7	H: 0 LOB: 0 BB: 0 P: 12	R: 0 H: 2 E: 0 K: 0 S: 12	LOB: 2 BB: 0 P: 22	R: 0 H: 0 E: 0 K: 1 S: 7	LOB: 0 BB: 0 P: 10	R: 0 H: 1 E: 0 K: 0 S: 9	LOB: 2 BB: 2 P: 22	R: 2 H: 1 E: 0 K: 0 S: 9	LOB: 0 BB: 0 P: 17	R: 0 H: 1 E: 0 K: 0 S: 8	LOB: 2 BB: 1 P: 16	R: 0 H: 0 E: 0 K: 1 S: 5	LOB: 0 BB: 0 P: 6	R: 0 H: 2 E: 0 K: 1 S: 10	LOB: 1 BB: 0 P: 14	R: 0 H: 0 E: 0 K: 0 S: 5	LOB: 0 BB: 1 P: 11	1B: 3 2B: 3 3B: 0 HR: 1	SF: 0 SAC: 0 DP: 2 HBP: 1	WP: 1 PB: 0 SB: 0 CS: 1	PA: 36			
PITCHER	IP	WLS	BF	H	R	ER	SO	BB	IBB	HBP	BLK	WP	HR	S	P	ERA	WHIP								
Mark Gubicza, R (1,1) ERA: 5.23	7.0	W	29	5	2	2	1	3	0	1	0	1	1	57	105	2.57	1.143								
Jeff Montgomery, R (8,1) ERA:	2.0	S	7	2	0	0	1	1	0	0	0	0	0	15	25	0.00	1.500								

New York Yankees @ Kansas City Royals
Kauffman Stadium, Kansas City, MO

AB 31
R 2
H 7
RBI 2
BB 4
SO 2
LOB 17



Tue Apr 23 1996, 7:05 PM CDT
Att: 12,536 - Unknown - 63 F

Batter	1	2	3	4	5	6	7	8	9	AB	R	H	RBI	BB	SO	LOB	BOTTOM								
Bip Roberts, S (1,4) OBP: 0.360, SLG: 0.429	F8			FC1-6		G5-3	1B			3	0	1	1	1	0	0									
Les Norman, R (1,9) OBP: 0.125, SLG: 0.125	G6-3			BB		F8	2H			3	1	0	0	0	0	1									
Michael Tucker, L (7,PH) OBP: 0.328, SLG: 0.390				HR			S			1	0	1	0	0	0	0									
Pat Lenton, R (1,7) OBP: 0.379, SLG: 0.375	K			F9		2B	1B			4	1	1	0	0	1	3									
Joe Vitiello, R (1,10) OBP: 0.419, SLG: 0.447		K				1B				3	1	2	3	0	1	0									
Johnny Damon, L (8,PH) OBP: 0.303, SLG: 0.380				HR		2B				1	0	0	0	0	0	0									
Mike Macfarlane, R (1,2) OBP: 0.239, SLG: 0.318		K		E6		P6				3	0	0	0	1	1	1									
Jose Offerman, S (1,3) OBP: 0.214, SLG: 0.220		G6-3		G1-3		G4-3				4	0	0	0	0	0	2									
David Howard, S (1,6) OBP: 0.317, SLG: 0.364			F8			F7				4	0	1	0	0	1	0									
Joe Randa, R (1,5) OBP: 0.313, SLG: 0.286			F8			G5-3				3	1	0	0	1	0	2									
Tom Goodwin, L (1,8) OBP: 0.250, SLG: 0.222			G6-3			G4-3				3	1	1	1	0	0	0									
Inning Stats	R: 0 H: 0 E: 0 K: 1 S: 6	H: 0 LOB: 0 BB: 0 P: 11	R: 0 H: 0 E: 0 K: 2 S: 7	LOB: 0 BB: 0 P: 10	R: 0 H: 0 E: 0 K: 0 S: 8	LOB: 0 BB: 0 P: 11	R: 2 H: 1 E: 1 K: 0 S: 11	LOB: 1 BB: 1 P: 17	R: 0 H: 0 E: 0 K: 1 S: 5	LOB: 0 BB: 0 P: 7	R: 1 H: 2 E: 0 K: 0 S: 16	LOB: 2 BB: 0 P: 27	R: 2 H: 3 E: 0 K: 0 S: 21	LOB: 2 BB: 1 P: 31	R: 0 H: 1 E: 0 K: 0 S: 7	LOB: 2 BB: 1 P: 16	1B: 4 2B: 2 3B: 0 HR: 1	SF: 0 SAC: 0 DP: 0 HBP: 0	WP: 0 PB: 0 SB: 3 CS: 0	PA: 35					
PITCHER	IP	WLS	BF	H	R	ER	SO	BB	IBB	HBP	BLK	WP	HR	S	P	ERA	WHIP								
Jimmy Key, L (1,1) ERA: 7.08	6.2	L	27	4	5	5	4	2	0	0	0	0	0	66	103	6.75	0.900								
Bob Wickman, R (7,1) ERA: 3.55	1.1		8	3	0	0	0	1	0	0	0	0	0	15	27	0.00	3.000								

New York Yankees @ Kansas City Royals
Kauffman Stadium, Kansas City, MO

AB 32
R 5
H 7
RBI 5
BB 3
SO 4
LOB 9



Tue Apr 23 1996, 7:05 PM CDT
Att: 12,536 - Unknown - 63 F

Batter	1	2	3	4	5	6	7	8	9	AB	R	H	RBI	BB	SO	LOB	TOP					
Johnny Damon, L (1, 8) OBP: 0.318, SLG: 0.378	P5		B2-3		G4-3		F8		G3	5	0	1	1	0	0	2	Kansas City Royals @ Boston Red Sox Fenway Park, Boston, MA Fri Apr 26 1996, 7:05 PM EDT Att: 22,385 - Unknown - 64 F livebaseballscorecards.com					
Tom Goodwin, L (1, 7) OBP: 0.247, SLG: 0.222 Les Norman, R (9, 7) OBP: 0.083, SLG: 0.083	B2-3		F8		1B		K		G3	5	0	1	0	0	1	3						
Bip Roberts, S (1, 4) OBP: 0.348, SLG: 0.402	K				K				K	4	0	1	0	0	3	0						
Keith Lockhart, L (1, 5) OBP: 0.367, SLG: 0.300 Joe Randa, R (8, PH) OBP: 0.356, SLG: 0.340		P6			1B				G1-3	2	1	0	0	1	1	2						
Michael Tucker, L (1, 9) OBP: 0.329, SLG: 0.418		K			1B				HR	4	1	2	1	0	2	0						
Bob Hamelin, L (1, 10) OBP: 0.397, SLG: 0.231 Joe Vitiello, R (8, PH) OBP: 0.403, SLG: 0.400		K			K				K	3	0	0	0	0	3	2						
Jose Offerman, S (1, 3) OBP: 0.283, SLG: 0.265					1B				F8	2	2	1	1	2	0	0						
Mike Macfarlane, R (1, 2) OBP: 0.263, SLG: 0.315					1B				F7	3	0	1	1	1	1	3						
David Howard, S (1, 6) OBP: 0.306, SLG: 0.409					B1				G5-3	3	0	0	0	0	1	2						
Inning Stats	R: 0 E: 0 K: 1 S: 7	H: 0 LOB: 0 BB: 0 P: 11	R: 0 E: 0 K: 2 S: 11	H: 0 LOB: 0 BB: 0 P: 17	R: 1 E: 0 K: 0 S: 13	H: 1 LOB: 1 BB: 1 P: 23	R: 1 E: 0 K: 3 S: 18	H: 2 LOB: 2 BB: 1 P: 27	R: 0 E: 0 K: 2 S: 12	H: 0 LOB: 0 BB: 0 P: 14	R: 0 E: 0 K: 1 S: 7	H: 0 LOB: 1 BB: 1 P: 12	R: 1 E: 0 K: 2 S: 12	H: 1 LOB: 0 BB: 0 P: 18	R: 1 E: 0 K: 0 S: 6	H: 1 LOB: 1 BB: 1 P: 16		1B: 6 2B: 0 3B: 0 HR: 1	SF: 0 2B: 0 3B: 0 DP: 0	WP: 0 PB: 0 SB: 2 CS: 0	PA: 38	
PITCHER	IP	WLS	BF	H	R	ER	SO	BB	IBB	HBP	BLK	WP	HR	S	P	ERA	WHIP					
Roger Clemens, R (1, 1) ERA: 4.17	7.0	L	29	5	2	2	11	3	0	0	0	0	0	1	13	23	2.57	1.143				
Brad Pennington, L (8, 1) ERA: 3.49	1.0		5	1	2	2	2	1	0	0	0	0	1	13	23	18.00	2.000					
Rich Garces, R (9, 1) ERA:	0.1		1	0	0	0	0	0	0	0	0	0	0	1	2	0.00	0.000					
Mike Stanton, L (9, 1) ERA: 7.36	0.2		3	1	0	0	0	0	0	0	0	0	0	4	9	0.00	1.500					


Batter	1	2	3	4	5	6	7	8	9	AB	R	H	RBI	BB	SO	LOB	BOTTOM					
Alex Cole, L (1, 8) OBP: 0.350, SLG: 0.294	G3		F9		F8			18 S	G4-3	5	0	1	0	0	0	1	Kansas City Royals @ Boston Red Sox Fenway Park, Boston, MA Fri Apr 26 1996, 7:05 PM EDT Att: 22,385 - Unknown - 64 F livebaseballscorecards.com					
John Valentin, R (1, 6) OBP: 0.337, SLG: 0.319	1B		F8		F9			1B	K	4	0	1	0	0	1	1						
Mo Vaughn, L (1, 3) OBP: 0.385, SLG: 0.529	K				G4-3					3	0	0	0	1	2	1						
18 Reggie Jefferson, S (1, 10) OBP: 0.500, SLG: 0.720	G4-3				3B				G4-3	4	1	2	0	0	0	3						
Mike Stanley, R (1, 2) OBP: 0.392, SLG: 0.455		G4-3			F9				G3-1	4	1	2	0	0	0	2						
Troy O'Leary, L (1, 9) OBP: 0.326, SLG: 0.476	G1-3				3B				G4-3	4	1	2	1	0	0	1						
Mike Greenwell, L (1, 7) OBP: 0.283, SLG: 0.318	G4-3				G4-3				G3-1	4	0	1	0	0	0	4						
Bill Selby, L (1, 4) OBP: 0.481, SLG: 0.696	G4-3				F7				G4-3	4	0	0	1	0	0	3						
Esteban Beltre, R (1, 5) OBP: 0.275, SLG: 0.250 Wil Cordero, R (8, PH) OBP: 0.224, SLG: 0.270 Mitt Cuyler, S (9, PR) OBP: 0.250, SLG: 0.167					G1-3				F9	3	0	0	0	0	0	0						
Inning Stats	R: 0 E: 0 K: 1 S: 8	H: 1 LOB: 1 BB: 0 P: 13	R: 0 E: 0 K: 0 S: 11	H: 1 LOB: 0 BB: 0 P: 18	R: 0 E: 0 K: 0 S: 6	H: 0 LOB: 0 BB: 0 P: 8	R: 1 E: 0 K: 1 S: 12	H: 2 LOB: 1 BB: 0 P: 17	R: 0 E: 0 K: 0 S: 10	H: 0 LOB: 0 BB: 0 P: 17	R: 0 E: 0 K: 0 S: 6	H: 1 LOB: 1 BB: 0 P: 11	R: 0 E: 0 K: 0 S: 6	H: 1 LOB: 0 BB: 0 P: 8	R: 0 E: 0 K: 1 S: 8	H: 3 LOB: 1 BB: 0 P: 17		R: 2 E: 0 K: 0 S: 11	H: 3 LOB: 1 BB: 0 P: 17	1B: 6 2B: 2 3B: 2 HR: 0	SF: 0 2B: 2 3B: 0 DP: 1	WP: 0 PB: 0 SB: 1 CS: 0
PITCHER	IP	WLS	BF	H	R	ER	SO	BB	IBB	HBP	BLK	WP	HR	S	P	ERA	WHIP					
Tim Lincecum, R (1, 1) ERA: 2.81	7.1	W	28	7	1	1	2	0	0	0	0	0	0	16	29	10.80	2.400					
Jeff Montgomery, R (8, 1) ERA: 1.2	1.2	S	9	3	2	2	1	1	0	0	0	0	0	16	29	10.80	2.400					



Batter	1	2	3	4	5	6	7	8	9	AB	R	H	RBI	BB	SO	LOB	TOP					
Bip Roberts, S OBP: 0.351, SLG: 0.400 (1, 4)	G5-3	CS	SH1-3 BB		L9		1B		SF8	3	0	1	1	1	0	0						
Tom Goodwin, L OBP: 0.284, SLG: 0.241 Les Norman, R OBP: 0.071, SLG: 0.071 Bob Hamelin, L OBP: 0.429, SLG: 0.315 Jeff Montgomery, R (9, 1)	G6-3		SH1-3			G6-3 BLK	F9		HR	3	1	1	0	0	0	2						
Jose Offerman, S OBP: 0.328, SLG: 0.291 (1, 3)	HR	1B	P6		SH3-4			L9	HR	4	1	1	0	0	1	1						
Craig Paquette, R OBP: 0.400, SLG: 0.400 (1, 7)	HR	1B	G5-3		G6-3			3B	1B	5	2	2	0	0	1	2						
Mike Macfarlane, R OBP: 0.262, SLG: 0.362 (1, 2)	HR		P9		G6-3			F8		4	1	1	3	0	0	1						
Joe Vithello, R OBP: 0.408, SLG: 0.414 Michael Tucker, L OBP: 0.317, SLG: 0.425 (9, 9)	G5-3		G6-3		G6-3		SH1-4 SH1-3	3B		3	0	1	0	0	0	0						
Johnny Damon, L OBP: 0.313, SLG: 0.393 (7, 8)			L7		G3		SH1-4	G5-3		3	0	0	0	0	0	1						
David Howard, S OBP: 0.342, SLG: 0.423 (1, 6)		CS			G6-4-3		SH1-3		1B	2	1	2	1	1	0	0						
Joe Randa, R OBP: 0.333, SLG: 0.321 Keith Lockhart, L OBP: 0.388, SLG: 0.411 (7, 5)	F8				G6-4-3			1B	HR	2	0	0	0	0	0	2						
Inning Stats	R: 3 E: 0 K: 0 S: 8	H: 3 LOB: 0 BB: 0 P: 12	R: 0 E: 0 K: 0 S: 5	H: 0 LOB: 0 BB: 1 P: 9	R: 0 E: 0 K: 0 S: 8	H: 0 LOB: 1 BB: 1 P: 15	R: 0 E: 0 K: 0 S: 10	H: 0 LOB: 0 BB: 0 P: 15	R: 0 E: 0 K: 0 S: 5	H: 1 LOB: 0 BB: 0 P: 8	R: 1 E: 0 K: 0 S: 7	H: 1 LOB: 0 BB: 0 P: 11	R: 1 E: 0 K: 0 S: 12	H: 3 LOB: 2 BB: 0 P: 18	R: 1 E: 0 K: 0 S: 14	H: 2 LOB: 1 BB: 0 P: 24	R: 3 E: 0 K: 2 S: 13	H: 3 LOB: 0 BB: 0 P: 22	1B: 9 2B: 1 3B: 1 HR: 2	SF: 1 SAC: 4 DP: 1 HBP: 0	WP: 0 PB: 0 SB: 1 CS: 1	PA: 41
PITCHER	IP	WLS	BF	H	R	ER	SO	BB	IBB	HBP	BLK	WP	HR	S	P	ERA	WHIP					
Jamie Moyer, L ERA: 4.86 Stan Belinda, R ERA: 8.03 Mike Stanton, L ERA: 7.15 Heathcliff Slocumb, R ERA: 2.35	(1, 1)	6.1	25	6	5	5	0	2	0	0	1	0	1	47	77	7.11	1.263					
	(7, 1)	1.1	7	3	1	1	0	0	0	0	0	0	0	18	28	6.75	2.250					
	(8, 1)	0.1	2	1	0	0	0	0	0	0	0	0	0	4	7	0.00	3.000					
	(9, 1)	1.0	L	6	3	3	2	0	0	0	0	0	1	13	22	27.00	3.000					

Kansas City Royals @ Boston Red Sox
Fenway Park, Boston, MA
Sun Apr 28 1996, 3:33 AM EDT
Att: 32,491 - Sunny - 63 F


AB 33
R 9
H 13
RBI 8
BB 2
SO 2
LOB 9



Batter	1	2	3	4	5	6	7	8	9	AB	R	H	RBI	BB	SO	LOB	BOTTOM					
Alex Cole, L OBP: 0.267, SLG: 0.259 (1, 8)	F7	P6		G3-1		FC3-6 FC6		HR	F8	6	1	1	0	0	0	5						
John Valentin, R OBP: 0.325, SLG: 0.293 (1, 6)	F9	G5-3			F9	FC6		HR	G5-3	5	1	0	0	1	0	4						
Mo Vaughn, L OBP: 0.389, SLG: 0.547 (1, 3)	1B	BB		FC4-6	G4-3		K	HR		4	2	2	3	1	1	0						
18 Reggie Jefferson, S OBP: 0.472, SLG: 0.667 (1, 10)	1B	1B		FC4-6	1B		1B	K		5	1	3	0	0	1	1						
Mike Stanley, R OBP: 0.429, SLG: 0.478 Bill Haselman, R OBP: 0.286, SLG: 0.333 (8, 2)	1B	1B		G4-6-3	1B		1B	WP	1B	3	1	3	1	2	0	0						
Troy O'Leary, L OBP: 0.337, SLG: 0.478 (1, 7)	F8			G4-6-3	K		1B	1B	1B	4	0	1	1	1	1	6						
Wil Cordero, R OBP: 0.247, SLG: 0.289 (1, 4)		SH1-3		G6-3		F8	G1-6-3	1B	1B	5	0	4	2	0	0	0						
Bill Selby, L OBP: 0.469, SLG: 0.630 Phil Clark, R (7, PH)		SH1-3		F8		FC3-6	G1-6-3	F9		2	0	1	0	1	0	1						
Esteban Beltre, R OBP: 0.275, SLG: 0.250 (8, 5)		1B								0	0	0	0	0	0	0						
Mitt Cuyler, S OBP: 0.240, SLG: 0.174 (1, 9)	SH1-3			G6-3		FC3-6		G6-3	K	4	0	1	0	0	1	1						
Inning Stats	R: 1 E: 0 K: 0 S: 9	H: 2 LOB: 2 BB: 1 P: 17	R: 0 E: 0 K: 0 S: 8	H: 2 LOB: 0 BB: 0 P: 12	R: 0 E: 0 K: 0 S: 10	H: 2 LOB: 1 BB: 0 P: 16	R: 0 E: 0 K: 0 S: 11	H: 1 LOB: 1 BB: 0 P: 19	R: 0 E: 0 K: 1 S: 15	H: 2 LOB: 2 BB: 0 P: 26	R: 0 E: 0 K: 0 S: 13	H: 1 LOB: 2 BB: 1 P: 21	R: 2 E: 0 K: 1 S: 12	H: 3 LOB: 1 BB: 1 P: 22	R: 4 E: 0 K: 1 S: 13	H: 3 LOB: 2 BB: 3 P: 32	R: 0 E: 0 K: 1 S: 10	H: 0 LOB: 0 BB: 0 P: 15	1B: 13 2B: 2 3B: 0 HR: 1	SF: 0 SAC: 1 DP: 2 HBP: 0	WP: 1 PB: 0 SB: 0 CS: 0	PA: 47
PITCHER	IP	WLS	BF	H	R	ER	SO	BB	IBB	HBP	BLK	WP	HR	S	P	ERA	WHIP					
Mark Gubicza, R ERA: 4.86 Hipolito Pichardo, R ERA: 7.94 Mike Magnante, L ERA: 4.26 Ken Robinson, R ERA: 6.75 Jeff Montgomery, R ERA: 1.15	(1, 1)	5.2	28	1	1	1	1	2	0	0	0	0	0	10	19	27.00	6.000					
	(7, 1)	1.1	6	2	3	3	1	1	0	0	0	0	1	13	23	20.25	2.250					
	(8, 1)	0.1	W	4	1	1	0	1	1	0	0	1	0	3	13	27.00	6.000					
	(9, 1)	1.0	S	3	0	0	1	0	0	0	0	0	0	10	15	0.00	0.000					

Kansas City Royals @ Boston Red Sox
Fenway Park, Boston, MA
Sun Apr 28 1996, 3:33 AM EDT
Att: 32,491 - Sunny - 63 F


AB 40
R 7
H 16
RBI 7
BB 6
SO 4
LOB 22



Batter	1	2	3	4	5	6	7	8	9	AB	R	H	RBI	BB	SO	LOB	TOP										
Bip Roberts, S (1,4) OBP: 0.347, SLG: 0.393	1-1 BLK 1B	0-1 G4-3		1-2 F7		1-2 G3			3-2 F9	4	0	1	0	0	0	3	Kansas City Royals @ Minnesota Twins Hubert H. Humphrey Metrodome, Minneapolis, MN Mon Apr 29 1996, 8:05 PM EDT Att: 10,237 - Dome - 70 F livebaseballscorecards.com										
Joe Randa, R (6,5) OBP: 0.328, SLG: 0.315										1	0	0	0	0	0												
Johnny Damon, L (1,8) OBP: 0.317, SLG: 0.415	0-0 F7		1-0 G4-3 1B 2B		1-2 G6-3 2-1 2B		0-1 F9		2-1 F8	5	1	2	0	0	0	1											
Keith Lockhart, L (1,5) OBP: 0.361, SLG: 0.377	2-2 F9		1-0 G4-3 2-3		0-0 G6-3 2-3		1-1 F7		0-1 P3	5	0	0	0	0	0	3											
Michael Tucker, L (1,9) OBP: 0.326, SLG: 0.421	1-3 K		0-0 WP HR 1B		2-2 G6-3		2-2 WP HBP			3	1	1	1	0	1	2											
Craig Paquette, R (1,7) OBP: 0.333, SLG: 0.667		1-0 G6-3	2-1 1B HR		2-2 2-1 3-H	1-2 L5	1-3 K			4	1	1	2	0	1	1											
Bob Hamelin, L (1,10) OBP: 0.407, SLG: 0.293	1-3 K	1-3 K	1-3 K		0-1 F8			2-2 F9		4	0	0	0	0	2	0											
Jose Offerman, S (1,3) OBP: 0.354, SLG: 0.345	1-0 WP E 2B		1-0 F8		1-2 2B			4-2 BB		3	2	2	0	1	0	0											
David Howard, S (1,6) OBP: 0.349, SLG: 0.432	4-2 S 1B BB		0-1 F8		1-0 WP 2B		1-3 K			3	1	1	1	1	1	1											
Sal Fasano, R (1,2) OBP: 0.256, SLG: 0.200	2-0 1B		2-3 K		4-1 BB			1-2 P2		2	0	1	1	1	1	0											
Mike Macfarlane, R (8,PH) OBP: 0.258, SLG: 0.356	1-H 3-H 1B									1	0	0	0	0	0	1											
Inning Stats	R: 0 E: 0 K: 1 S: 10	H: 1 LOB: 1 BB: 0 P: 14	R: 2 E: 0 K: 1 S: 12	H: 2 LOB: 1 BB: 1 P: 21	R: 3 E: 0 K: 1 S: 9	H: 3 LOB: 0 BB: 0 P: 15	R: 0 E: 0 K: 1 S: 9	H: 0 LOB: 0 BB: 0 P: 12	R: 0 E: 0 K: 0 S: 11	H: 1 LOB: 1 BB: 0 P: 16	R: 1 E: 0 K: 0 S: 14	H: 2 LOB: 2 BB: 1 P: 22	R: 0 E: 0 K: 1 S: 10	H: 0 LOB: 1 BB: 0 P: 14	R: 0 E: 0 K: 1 S: 12	H: 0 LOB: 0 BB: 1 P: 20	R: 0 E: 0 K: 0 S: 7	H: 0 LOB: 0 BB: 0 P: 12	1B: 3 2B: 5 3B: 0 HR: 1	SF: 0 SAC: 0 DP: 0 HBP: 1	WP: 4 PB: 0 SB: 1 CS: 0	PA: 39					
PITCHER	IP	WLS	BF	H	R	ER	SO	BB	IBB	HBP	BLK	WP	HR	S	P	ERA	WHIP										
Jose Parra, R (1,1) ERA: 7.71	5.0		23	7	5	5	4	1	0	0	1	2	1	51	78	9.00	1.600										
Greg Hansell, L (6,1) ERA: 4.32	2.0	W	10	2	1	1	1	1	0	1	0	2	0	24	36	4.50	1.500										
Eddie Guardado, L (8,1) ERA: 5.74	0.2		3	0	0	0	1	1	0	0	0	0	0	9	16	0.00	1.500										
Erik Bennett, R (8,1) ERA: 5.51	1.1	S	4	0	0	0	0	0	0	0	0	0	0	10	16	0.00	0.000										

Batter	1	2	3	4	5	6	7	8	9	AB	R	H	RBI	BB	SO	LOB	BOTTOM										
Chuck Knoblauch, R (1,4) OBP: 0.427, SLG: 0.495	1-0 G1-3 1B		3-2 1B 2B 1B	2-1 F8		3-3 K		0-0 1B 3B		5	2	3	0	0	1	1	Kansas City Royals @ Minnesota Twins Hubert H. Humphrey Metrodome, Minneapolis, MN Mon Apr 29 1996, 8:05 PM EDT Att: 10,237 - Dome - 70 F livebaseballscorecards.com										
Jeff Reboulet, R (1,3) OBP: 0.271, SLG: 0.238	0-1 G1-3		0-1 F9	4-2 1B BB		2-1 2B		4-1 1B HBP BB		3	1	1	0	2	0	3											
Paul Molitor, R (1,10) OBP: 0.431, SLG: 0.520	3-1 G1-3		0-0 2B E 1B	3-1 S 1B		3-1 G4-3		2-0 HBP 1B G6-3 1B		5	2	3	3	0	0	2											
Marty Cordova, R (1,7) OBP: 0.500, SLG: 0.613	4-1 BB		2-1 E 2B	1-2 P2 1B				0-0 G6-3		4	2	2	1	1	0	4											
Dave Hollins, S (1,5) OBP: 0.444, SLG: 0.620	1-3 K		0-0 E2 1B		3-3 K		1-1 HR	4-0 HBP 1B IBB		4	2	2	4	1	2	2											
Roberto Kelly, R (1,8) OBP: 0.375, SLG: 0.382		2-3 K	1-1 L9		2-2 G5-3		2-1 3B	1-1 1B HBP		4	0	1	1	0	1	1											
Ron Coomer, R (1,9) OBP: 0.268, SLG: 0.378		2-2 G5-3	1-3 K		4-0 FC6-4 BB		2-3 K	2-2 F7		2	0	0	0	0	1	1											
Rich Becker, L (6,PH) OBP: 0.200, SLG: 0.093										2	0	0	0	1	1	4											
Pat Meares, R (1,6) OBP: 0.371, SLG: 0.557		0-0 G4-3		0-2 FC6-4 1B	0-2 FC6-4		3-3 K	1-0 1B		5	0	2	2	0	1	2											
Mike Durant, R (1,2) OBP: 0.414, SLG: 0.400			2-0 1B 1B		0-1 FC6-4 1B		1-1 G5-3	3-3 K		3	2	1	0	0	1	1											
Greg Myers, L (7,PH) OBP: 0.315, SLG: 0.420										2	0	0	0	0	1	3											
Inning Stats	R: 0 E: 0 K: 1 S: 9	H: 1 LOB: 2 BB: 1 P: 18	R: 0 E: 0 K: 1 S: 7	H: 0 LOB: 0 BB: 0 P: 11	R: 4 E: 1 K: 1 S: 15	H: 5 LOB: 1 BB: 0 P: 24	R: 1 E: 0 K: 0 S: 14	H: 2 LOB: 2 BB: 1 P: 24	R: 0 E: 0 K: 2 S: 10	H: 0 LOB: 1 BB: 1 P: 19	R: 0 E: 0 K: 2 S: 10	H: 1 LOB: 1 BB: 0 P: 17	R: 2 E: 0 K: 2 S: 15	H: 3 LOB: 1 BB: 0 P: 24	R: 4 E: 0 K: 1 S: 12	H: 3 LOB: 2 BB: 2 P: 29	R: 4 E: 0 K: 1 S: 12	H: 3 LOB: 2 BB: 2 P: 29	1B: 10 2B: 2 3B: 2 HR: 1	SF: 0 SAC: 0 DP: 0 HBP: 1	WP: 0 PB: 0 SB: 2 CS: 0	PA: 45					
PITCHER	IP	WLS	BF	H	R	ER	SO	BB	IBB	HBP	BLK	WP	HR	S	P	ERA	WHIP										
Chris Haney, L (1,1) ERA: 6.68	3.2		20	7	5	5	3	2	0	0	0	0	1	28	49	7.71	2.143										
Terry Clark, R (4,1) ERA: 9.42	2.1	L	12	4	2	2	3	1	0	0	0	0	0	17	36	27.00	3.000										
Hipolito Pichardo, R (7,1) ERA: 9.95	1.1		10	3	4	4	2	1	1	1	0	0	0	3	5	0.00	0.000										
Jason Jacome, L (8,1) ERA: 8.4	0.1		1	0	0	0	0	0	0	0	0	0	0	4	8	0.00	3.000										
Ken Robinson, R (8,1) ERA: 6.0	0.1		2	1	0	0	1	0	0	0	0	0	0	4	8	0.00	3.000										

AB 35
R 6
H 9
RBI 5
BB 3
SO 6
LOB 12



AB 39
R 11
H 15
RBI 11
BB 5
SO 9
LOB 24



Batter	1	2	3	4	5	6	7	8	9	AB	R	H	RBI	BB	SO	LOB	TOP								
Johnny Damon, L OBP: 0.321, SLG: 0.439 (1, 8)										4	2	1	2	1	1	3	Kansas City Royals @ Minnesota Twins Hubert H. Humphrey Metrodome, Minneapolis, MN Tue Apr 30 1996, 8:05 PM EDT Att: 10,503 - Dome livebaseballscorecards.com								
Keith Lockhart, L OBP: 0.364, SLG: 0.394 (1, 4)										5	1	2	1	0	2	2									
Michael Tucker, L OBP: 0.330, SLG: 0.457 (1, 9)										5	1	2	2	0	3	1									
Craig Paquette, R OBP: 0.429, SLG: 0.615 (7, 5)										4	0	2	0	1	1	1									
Bob Hamelin, L OBP: 0.407, SLG: 0.290 (1, 10)										4	0	1	0	1	0	3									
Mike Macfarlane, R OBP: 0.289, SLG: 0.422 (1, 2)										5	2	2	1	0	0	4									
Jose Offerman, S OBP: 0.348, SLG: 0.339 (1, 3)										4	0	1	0	0	1	3									
David Howard, S OBP: 0.333, SLG: 0.410 (1, 6)										4	0	0	0	0	1	2									
Joe Randa, R OBP: 0.359, SLG: 0.339 (7, PH)										2	1	2	0	1	0	0									
Les Norman, R OBP: 0.067, SLG: 0.067 (7, 7)										1	0	0	0	0	0	0									
Inning Stats	R: 2 E: 0 K: 1 S: 6	H: 2 LOB: 0 BB: 1 P: 10	R: 1 E: 0 K: 1 S: 7	H: 2 LOB: 1 BB: 0 P: 7	R: 1 E: 0 K: 1 S: 8	H: 3 LOB: 2 BB: 0 P: 8	R: 2 E: 0 K: 1 S: 8	H: 3 LOB: 2 BB: 1 P: 12	R: 1 E: 0 K: 2 S: 9	H: 2 LOB: 0 BB: 1 P: 13	R: 0 E: 0 K: 1 S: 5	H: 0 LOB: 1 BB: 1 P: 9	R: 0 E: 0 K: 0 S: 3	H: 0 LOB: 0 BB: 0 P: 3	R: 0 E: 0 K: 2 S: 7	H: 0 LOB: 0 BB: 0 P: 7	R: 0 E: 0 K: 0 S: 4	H: 1 LOB: 1 BB: 0 P: 4	1B: 8 2B: 3 3B: 0 HR: 3	SF: 0 SAC: 1 DP: 1 HBP: 0	WP: 0 PB: 0 SB: 0 CS: 1	PA: 43			
PITCHER	IP	WLS	BF	H	R	ER	SO	BB	IBB	HBP	BLK	WP	HR	S	P	ERA	WHIP								
LaTroy Hawkins, R ERA: 6.23 (1, 1)	3.1		20	10	6	6	3	1	0	0	1	0	2	25	29	16.20	3.300								
Dan Naulty, R ERA: 9.53 (4, 1)	3.2	W	16	2	1	1	4	3	0	0	0	0	1	21	33	2.46	1.364								
Pat Mahomes, R ERA: 6.0 (8, 1)	2.0		7	1	0	0	2	0	0	0	0	0	0	11	11	0.00	0.500								

Batter	1	2	3	4	5	6	7	8	9	AB	R	H	RBI	BB	SO	LOB	BOTTOM								
Chuck Knoblauch, R OBP: 0.443, SLG: 0.535 (1, 4)										4	3	3	3	1	0	1	Kansas City Royals @ Minnesota Twins Hubert H. Humphrey Metrodome, Minneapolis, MN Tue Apr 30 1996, 8:05 PM EDT Att: 10,503 - Dome livebaseballscorecards.com								
Jeff Reboulet, R OBP: 0.265, SLG: 0.233 (8, 5)										1	0	0	0	0	0	0									
Denny Hocking, S OBP: 0.500, SLG: 0.600 (1, 9)										5	1	2	3	1	1	1									
Paul Molitor, R OBP: 0.439, SLG: 0.535 (1, 10)										3	2	2	1	1	0	1									
Marty Cordova, R OBP: 0.506, SLG: 0.642 (1, 7)										5	2	3	4	0	1	2									
Greg Myers, L OBP: 0.321, SLG: 0.411 (1, 2)										4	1	1	1	1	0	1									
Dave Hollins, S OBP: 0.437, SLG: 0.598 (7, PH)										3	1	0	0	1	0	3									
Chip Hale, L OBP: 0.538, SLG: 0.750 (8, 4)										1	0	1	0	0	0	0									
Scott Stahoviak, L OBP: 0.407, SLG: 0.660 (1, 3)										3	1	1	1	0	0	2									
Ron Coomer, R OBP: 0.273, SLG: 0.375 (6, 3)										5	2	2	2	0	1	4									
Pat Meares, R OBP: 0.372, SLG: 0.548 (1, 6)										2	3	1	0	3	0	0									
Rich Becker, L OBP: 0.255, SLG: 0.111 (1, 8)										2	3	1	0	3	0	0									
Inning Stats	R: 1 E: 1 K: 0 S: 5	H: 2 LOB: 1 BB: 0 P: 5	R: 2 E: 0 K: 1 S: 7	H: 3 LOB: 2 BB: 1 P: 11	R: 1 E: 0 K: 1 S: 7	H: 3 LOB: 2 BB: 1 P: 11	R: 0 E: 0 K: 0 S: 3	H: 1 LOB: 1 BB: 1 P: 7	R: 10 E: 0 K: 0 S: 9	H: 5 LOB: 1 BB: 5 P: 29	R: 2 E: 0 K: 1 S: 6	H: 1 LOB: 0 BB: 1 P: 10	R: 0 E: 0 K: 0 S: 4	H: 1 LOB: 1 BB: 0 P: 4	R: 0 E: 0 K: 1 S: 5	H: 0 LOB: 0 BB: 0 P: 5	1B: 11 2B: 3 3B: 2 HR: 0	SF: 1 SAC: 0 DP: 3 HBP: 0	WP: 0 PB: 0 SB: 1 CS: 0	PA: 47					
PITCHER	IP	WLS	BF	H	R	ER	SO	BB	IBB	HBP	BLK	WP	HR	S	P	ERA	WHIP								
Julio Valera, R ERA: 5.23 (1, 1)	4.0		24	10	7	7	2	5	0	0	0	0	0	23	43	15.75	3.750								
Mike Magnante, L ERA: 8.56 (5, 1)	1.0	L	11	4	7	7	0	3	0	0	0	0	0	8	20	63.00	7.000								
Ken Robinson, R ERA: 6.0 (6, 1)	3.0		12	2	2	2	2	1	0	0	0	0	0	15	19	6.00	1.000								

AB 38
R 7
H 13
RBI 6
BB 4
SO 9
LOB 19



AB 37
R 16
H 16
RBI 15
BB 9
SO 4
LOB 15



Batter	1	2	3	4	5	6	7	8	9	10	AB	R	H	RBI	BB	SO	LOB	TOP	
Big Roberts, S OBP: 0.330, SLG: 0.372 (1.4)	K2-3	1-3		G4-6-3			4-3		K		5	0	0	0	0	2	2		
Tom Goodwin, L OBP: 0.271, SLG: 0.283 (8, 8)	1B			HR		4-3		K		F6	5	1	2	1	0	1	0		
Keith Lockhart, L OBP: 0.354, SLG: 0.380 (1.5)	K		1-3			5-3		P6		1B	5	0	1	0	0	1	1		
Craig Paquette, R OBP: 0.368, SLG: 0.471 (10, 7)	K			E6		5-3		BB		4-3	4	0	0	0	1	1	2		
Johnny Damon, L OBP: 0.321, SLG: 0.436 (8, PH)		P6																	
Joe Vitiello, R OBP: 0.403, SLG: 0.407 (8, 7)				FC6-4															
Les Norman, R OBP: 0.067, SLG: 0.067 (10, PH)			1-2	1B															
David Howard, S OBP: 0.330, SLG: 0.405 (10, 6)																			
Jose Offerman, S OBP: 0.356, SLG: 0.354 (10, 3)		HR		FC6-4				F7		HR	3	2	1	0	1	0	2		
Michael Tucker, L OBP: 0.316, SLG: 0.435 (1, 9)		BB		1-2						2B									
Bob Hamelin, L OBP: 0.411, SLG: 0.394 (1, 10)		K		L3				F7		P3	4	0	0	0	0	1	4		
Mike Macfarlane, R OBP: 0.268, SLG: 0.403 (1, 2)		HR								HR									
Inning Stats	R: 0 E: 0 K: 3 S: 10	H: 1 LOB: 1 BB: 0 P: 10	R: 2 E: 0 K: 2 S: 9	H: 1 LOB: 1 BB: 1 P: 13	R: 1 E: 1 K: 0 S: 6	H: 2 LOB: 2 BB: 0 P: 6	R: 0 E: 0 K: 0 S: 2	H: 0 LOB: 0 BB: 0 P: 3	R: 0 E: 0 K: 0 S: 3	H: 0 LOB: 0 BB: 0 P: 3	R: 0 E: 0 K: 1 S: 5	H: 0 LOB: 1 BB: 1 P: 9	R: 2 E: 0 K: 1 S: 7	H: 2 LOB: 0 BB: 0 P: 7	R: 0 E: 0 K: 0 S: 4	H: 1 LOB: 1 BB: 0 P: 4	1B: 3 2B: 1 3B: 0 HR: 3	SF: 0 SAC: 0 DP: 1 HBP: 0	WP: 0 PA: 41
PITCHER	IP	WLS	BF	H	R	ER	SO	BB	IBB	HBP	BLK	WP	HR	S	P	ERA	WHIP		
Brad Radke, R ERA: 4.0	(1, 1)	7.2	31	4	3	3	6	3	0	0	0	0	2	40	52	3.52	0.913		
Eddie Guardado, L ERA: 5.63	(8, 1)	0.1	1	0	0	0	0	0	0	0	0	0	0	1	1	0.00	0.000		
Dave Stevens, R ERA: 6.97	(9, 1)	2.0	9	3	2	2	1	0	0	0	0	0	1	11	11	9.00	1.500		

Kansas City Royals @ Minnesota Twins
 Hubert H. Humphrey Metrodome, Minneapolis, MN
 Wed May 01 1996, 8:05 PM EDT
 Att. 11,975 - Dome

AB 38
 R 5
 H 7
 RBI 5
 BB 3
 SO 7
 LOB 13



Batter	1	2	3	4	5	6	7	8	9	10	AB	R	H	RBI	BB	SO	LOB	BOTTOM	
Chuck Knoblauch, R OBP: 0.442, SLG: 0.524 (1.4)	FC3-6		F9		F9		G4-6-3			HBP	4	0	1	0	1	0	1		
Denny Hocking, S OBP: 0.400, SLG: 0.375 (1, 9)	1B									BB	3	0	0	0	1	1	1		
Chip Hale, L OBP: 0.571, SLG: 0.769 (10, PH)	FC3-6									HBP	1	0	1	0	0	0	0		
Roberto Kelly, R OBP: 0.375, SLG: 0.382 (10, PR)	CS		G6-3							1B	0	0	0	0	0	0	0		
Paul Molitor, R OBP: 0.429, SLG: 0.514 (1, 10)	5-3		G6-3		K			4-3			4	0	0	1	0	1	2		
Marty Cordova, R OBP: 0.494, SLG: 0.614 (1, 7)		2B		6-3		F8		F8			3	1	0	0	1	0	0		
Greg Myers, L OBP: 0.328, SLG: 0.455 (1, 2)		G3				3-1				4-3	4	1	2	0	0	0	0		
Dave Hollins, S OBP: 0.438, SLG: 0.588 (1, 5)		2B		1B		4-3				G3	3	0	1	1	1	0	0		
Scott Stahoviak, L OBP: 0.397, SLG: 0.647 (1, 3)			G3			4-3				1-3	4	1	1	1	0	0	3		
Pat Meares, R OBP: 0.367, SLG: 0.534 (1, 6)																			
Rich Becker, L OBP: 0.288, SLG: 0.208 (1, 8)		F8																	
Inning Stats	R: 0 E: 0 K: 0 S: 3	H: 1 LOB: 0 BB: 0 P: 3	R: 1 E: 0 K: 0 S: 4	H: 1 LOB: 2 BB: 2 P: 12	R: 0 E: 0 K: 0 S: 2	H: 0 LOB: 0 BB: 1 P: 6	R: 1 E: 0 K: 0 S: 4	H: 2 LOB: 0 BB: 0 P: 4	R: 2 E: 0 K: 1 S: 7	H: 2 LOB: 0 BB: 0 P: 7	R: 0 E: 0 K: 1 S: 5	H: 0 LOB: 0 BB: 0 P: 5	R: 0 E: 0 K: 0 S: 3	H: 0 LOB: 0 BB: 0 P: 3	R: 1 E: 0 K: 0 S: 2	H: 1 LOB: 3 BB: 2 P: 11	1B: 5 2B: 2 3B: 1 HR: 1	SF: 0 SAC: 0 DP: 3 HBP: 1	WP: 0 PA: 39
PITCHER	IP	WLS	BF	H	R	ER	SO	BB	IBB	HBP	BLK	WP	HR	S	P	ERA	WHIP		
Tim Lincecum, R ERA: 3.38	(1, 1)	8.0	31	8	5	5	2	3	0	0	0	0	1	32	44	5.62	1.375		
Jeff Montgomery, R ERA: 1.56	(9, 1)	1.1	8	1	1	1	0	2	0	1	0	0	0	5	14	6.75	2.250		

Kansas City Royals @ Minnesota Twins
 Hubert H. Humphrey Metrodome, Minneapolis, MN
 Wed May 01 1996, 8:05 PM EDT
 Att. 11,975 - Dome

AB 33
 R 6
 H 9
 RBI 6
 BB 5
 SO 2
 LOB 12



Batter	1	2	3	4	5	6	7	8	9	AB	R	H	RBI	BB	SO	LOB	TOP								
Allen Battle, R OBP: 0.316, SLG: 0.302 (1, 8)										4	0	0	0	1	3	3	Oakland Athletics @ Kansas City Royals Kauffman Stadium, Kansas City, MO Fri May 03 1996, 7:05 PM CDT Att: 14,452 - Unknown - 63 F livebaseballscores.com								
Brent Gates, S OBP: 0.300, SLG: 0.274 (1, 4)										2	0	0	1	0	0	0									
Pedro Munoz, R OBP: 0.370, SLG: 0.512 (8, PH)										1	0	1	0	0	0	0									
Rafael Bourquard, R (8, PR)										0	0	0	0	0	0	0									
Jason Giambi, L OBP: 0.397, SLG: 0.490 (1, 3)										4	0	1	0	0	0	3									
Geronimo Berroa, R OBP: 0.261, SLG: 0.466 (1, 9)										4	0	1	0	0	1	2									
Phil Plantier, L OBP: 0.282, SLG: 0.292 (1, 7)										3	0	0	0	1	0	3									
Terry Steinbach, R OBP: 0.359, SLG: 0.511 (1, 2)										4	0	1	0	0	1	3									
Scott Brosius, R OBP: 0.479, SLG: 0.667 (1, 5)										3	1	0	0	1	1	3									
George Williams, S OBP: 0.323, SLG: 0.360 (1, 10)										4	0	1	0	0	2	3									
Mike Bordick, R OBP: 0.390, SLG: 0.388 (1, 6)										2	0	0	0	1	1	2									
Mark McGwire, R OBP: 0.455, SLG: 0.625 (9, PH)										1	0	1	0	0	0	0									
Torey Lovullo, S OBP: 0.316, SLG: 0.250 (9, PR)										0	0	0	0	0	0	0									
Inning Stats	R: 0 E: 0 K: 1 S: 8	H: 0 LOB: 0 BB: 0 P: 11	R: 0 E: 0 K: 1 S: 19	H: 1 LOB: 2 BB: 1 P: 30	R: 0 E: 0 K: 2 S: 9	H: 0 LOB: 0 BB: 0 P: 14	R: 0 E: 0 K: 1 S: 9	H: 1 LOB: 1 BB: 0 P: 11	R: 1 E: 0 K: 0 S: 17	H: 1 LOB: 2 BB: 2 P: 29	R: 0 E: 0 K: 1 S: 8	H: 0 LOB: 0 BB: 0 P: 12	R: 0 E: 0 K: 1 S: 9	H: 0 LOB: 1 BB: 1 P: 15	R: 0 E: 0 K: 0 S: 10	H: 1 LOB: 2 BB: 0 P: 18	R: 0 E: 0 K: 2 S: 12	H: 2 LOB: 2 BB: 0 P: 15	1B: 4 2B: 1 3B: 1 HR: 0	SF: 1 SAC: 0 DP: 0 HBP: 0	WP: 0 PB: 0 SB: 0 CS: 0	PA: 37			
PITCHER	IP	WLS	BF	H	R	ER	SO	BB	IBB	HBP	BLK	WP	HR	S	P	ERA	WHIP								
Kevin Appier, R ERA: 3.25 (1, 1)	7.0	W	28	3	1	1	7	4	0	0	0	0	0	79	122	1.29	1.000								
Jason Jacome, L ERA: 8.22 (8, 1)	0.1		2	1	0	0	0	0	0	0	0	0	0	4	8	0.00	3.000								
Hipolito Pichardo, R ERA: 9.45 (8, 1)	0.2		2	0	0	0	0	0	0	0	0	0	0	6	10	0.00	0.000								
Jeff Montgomery, R ERA: 1.47 (9, 1)	1.0	S	5	2	0	0	2	0	0	0	0	0	0	12	15	0.00	2.000								

Batter	1	2	3	4	5	6	7	8	9	AB	R	H	RBI	BB	SO	LOB	BOTTOM								
Bip Roberts, S OBP: 0.336, SLG: 0.378 (1, 4)										4	1	2	0	0	0	0	Oakland Athletics @ Kansas City Royals Kauffman Stadium, Kansas City, MO Fri May 03 1996, 7:05 PM CDT Att: 14,452 - Unknown - 63 F livebaseballscores.com								
Tom Goodwin, L OBP: 0.273, SLG: 0.284 (1, 7)										3	0	1	0	0	0	1									
Keith Lockhart, L OBP: 0.353, SLG: 0.419 (1, 5)										3	1	1	1	0	0	1									
Craig Paquette, R OBP: 0.400, SLG: 0.500 (9, 5)										1	0	1	1	0	0	0									
Bob Hamelin, L OBP: 0.409, SLG: 0.382 (1, 10)										2	0	0	0	1	0	0									
Joe Virello, R OBP: 0.410, SLG: 0.407 (8, PH)										0	0	0	0	1	0	0									
Les Norman, R OBP: 0.067, SLG: 0.067 (8, PR)										0	0	0	0	0	0	0									
Johnny Damon, L OBP: 0.310, SLG: 0.419 (1, 8)										4	0	0	0	0	1	3									
Michael Tucker, L OBP: 0.306, SLG: 0.420 (1, 9)										3	0	0	0	0	1	0									
Jose Offerman, S OBP: 0.382, SLG: 0.364 (1, 3)										1	1	1	0	2	0	0									
David Howard, S OBP: 0.330, SLG: 0.402 (1, 6)										3	0	1	0	0	0	2									
Sal Fasano, R OBP: 0.238, SLG: 0.184 (1, 2)										3	0	0	0	0	0	2									
Inning Stats	R: 1 E: 0 K: 0 S: 11	H: 2 LOB: 0 BB: 0 P: 18	R: 1 E: 1 K: 0 S: 9	H: 1 LOB: 1 BB: 1 P: 17	R: 0 E: 0 K: 0 S: 11	H: 1 LOB: 2 BB: 1 P: 20	R: 0 E: 0 K: 0 S: 9	H: 0 LOB: 0 BB: 1 P: 16	R: 0 E: 0 K: 0 S: 5	H: 0 LOB: 0 BB: 0 P: 8	R: 0 E: 0 K: 1 S: 12	H: 0 LOB: 0 BB: 0 P: 12	R: 0 E: 0 K: 1 S: 12	H: 1 LOB: 1 BB: 0 P: 16	R: 1 E: 0 K: 1 S: 10	H: 2 LOB: 1 BB: 1 P: 16	1B: 6 2B: 0 3B: 0 HR: 1	SF: 0 SAC: 1 DP: 0 HBP: 0	WP: 0 PB: 0 SB: 0 CS: 3	PA: 32					
PITCHER	IP	WLS	BF	H	R	ER	SO	BB	IBB	HBP	BLK	WP	HR	S	P	ERA	WHIP								
Carlos Reyes, R ERA: 4.87 (1, 1)	7.0	L	27	5	2	1	1	3	0	0	0	0	0	64	107	1.29	1.143								
Mike Mohler, L ERA: 0.92 (8, 1)	1.0		5	2	1	1	1	1	0	0	0	0	0	10	16	9.00	3.000								



Batter	1	2	3	4	5	6	7	8	9	AB	R	H	RBI	BB	SO	LOB	TOP			
Allen Battle, R OBP: 0.299, SLG: 0.284 (1, 8)	G6-3		P3			K			F8	4	0	0	0	0	1	0	Oakland Athletics @ Kansas City Royals Kauffman Stadium, Kansas City, MO Sun May 05 1996, 3:33 AM CDT Att: 16,589 - Overcast - 61 F			
Mike Bordick, R OBP: 0.361, SLG: 0.355 (1, 6)	F9			G5-3		G5-3			G4-3	4	0	0	0	0	0	0				
Pedro Munoz, R OBP: 0.354, SLG: 0.489 (1, 10)	K			P4			K		K	4	0	0	0	0	3	0				
Mark McGwire, R OBP: 0.425, SLG: 0.567 (1, 3)		2B		F7			F8			3	0	1	0	0	0	0				
Gerónimo Berroa, R OBP: 0.252, SLG: 0.444 (1, 7)		K			G3					3	0	1	0	0	1	1				
Ernie Young, R OBP: 0.337, SLG: 0.338 (1, 9)	F9				1B				F8	3	0	1	0	0	0	2				
Jason Giambi, L OBP: 0.388, SLG: 0.500 (1, 5)					1B					3	0	0	0	0	0	2				
George Williams, S OBP: 0.294, SLG: 0.321 (1, 2)			K		L8				P5	3	0	0	0	0	1	1				
Brent Gates, S OBP: 0.299, SLG: 0.268 (1, 4)			F8			L9			K	3	0	0	0	0	1	0				
Inning Stats	R: 0 E: 0 K: 1 S: 8	H: 0 LOB: 0 BB: 0 P: 10	R: 0 E: 0 K: 1 S: 10	H: 1 LOB: 1 BB: 0 P: 15	R: 0 E: 0 K: 1 S: 10	H: 0 LOB: 0 BB: 0 P: 13	R: 0 E: 0 K: 0 S: 8	H: 0 LOB: 0 BB: 0 P: 11	R: 0 E: 0 K: 1 S: 9	H: 1 LOB: 1 BB: 0 P: 12	R: 0 E: 0 K: 1 S: 9	H: 1 LOB: 1 BB: 0 P: 11	R: 0 E: 0 K: 1 S: 5	H: 0 LOB: 0 BB: 0 P: 8	R: 0 E: 0 K: 1 S: 10	H: 0 LOB: 0 BB: 0 P: 13	1B: 2 2B: 1 3B: 0 HR: 0	SF: 0 SAC: 0 DP: 0 HBP: 0	WP: 0 PB: 0 SB: 0 CS: 0	PA: 30
PITCHER Chris Haney, L ERA: 5.23 (1, 1)	IP: 9.0 WLS: W BF: 30 H: 3 R: 0 ER: 0 SO: 7 BB: 0 IBB: 0 HBP: 0 BLK: 0 WP: 0 HR: 0 S: 77 P: 105 ERA: 0.00 WHIP: 0.333																			

Batter	1	2	3	4	5	6	7	8	9	AB	R	H	RBI	BB	SO	LOB	BOTTOM			
Bip Roberts, S OBP: 0.353, SLG: 0.411 (1, 4)	FC4-6 1B		SH1-4 FC5-2 1B			G5-3			F7	4	0	2	0	0	0	2	Oakland Athletics @ Kansas City Royals Kauffman Stadium, Kansas City, MO Sun May 05 1996, 3:33 AM CDT Att: 16,589 - Overcast - 61 F			
Tom Goodwin, L OBP: 0.280, SLG: 0.284 (1, 7)	FC4-6 2B		FC5-2 SH1-4 BB			G6-3 1B			G5-3	3	1	1	0	1	0	1				
Johnny Damon, L OBP: 0.310, SLG: 0.411 (1, 8)	2B BB		SH1-4			G6-3 1B			F7	2	1	0	0	1	0	1				
Keith Lockhart, L OBP: 0.364, SLG: 0.434 (7, PH)	G4-1 2B		FC5-2 S			BB			G6-3	2	0	1	2	1	0	2				
Craig Paquette, R OBP: 0.360, SLG: 0.478 (8, 5)	G4-1 2B		2-3 3-H			BB			G6-3	1	0	0	0	0	0	0				
Michael Tucker, L OBP: 0.304, SLG: 0.407 (1, 9)	G4-1		4-0			K			G3	3	0	0	0	1	1	3				
Bob Hamelin, L OBP: 0.392, SLG: 0.361 (1, 10)	G3		1-2 BB						G4-3	4	0	0	0	0	1	4				
Jose Offerman, S OBP: 0.369, SLG: 0.351 (1, 3)		G6-3				G5-4-3 1B			F9	4	0	2	0	0	0	0				
David Howard, S OBP: 0.323, SLG: 0.389 (1, 6)		F8				F8			F9	4	0	1	0	0	0	2				
Sal Fasano, R OBP: 0.244, SLG: 0.175 (1, 2)		F8			G5-4-3				HBP	2	0	0	0	0	0	1				
Inning Stats	R: 2 E: 0 K: 0 S: 10	H: 2 LOB: 1 BB: 1 P: 20	R: 0 E: 0 K: 0 S: 10	H: 0 LOB: 0 BB: 0 P: 16	R: 0 E: 0 K: 1 S: 9	H: 1 LOB: 3 BB: 2 P: 21	R: 0 E: 0 K: 0 S: 4	H: 1 LOB: 0 BB: 0 P: 4	R: 0 E: 0 K: 0 S: 15	H: 1 LOB: 2 BB: 1 P: 25	R: 0 E: 0 K: 0 S: 9	H: 1 LOB: 2 BB: 0 P: 11	R: 0 E: 0 K: 0 S: 7	H: 1 LOB: 1 BB: 0 P: 11	R: 0 E: 0 K: 0 S: 10	H: 1 LOB: 1 BB: 0 P: 16	1B: 6 2B: 1 3B: 0 HR: 0	SF: 0 SAC: 1 DP: 1 HBP: 1	WP: 0 PB: 0 SB: 3 CS: 0	PA: 35
PITCHER Ariel Prieto, R ERA: 6.43 (1, 1)	IP: 6.0 WLS: L BF: 28 H: 6 R: 2 ER: 2 SO: 2 BB: 4 IBB: 0 HBP: 1 BLK: 0 WP: 0 HR: 0 S: 57 P: 97 ERA: 3.00 WHIP: 1.667																			
Buddy Groom, L ERA: 3.45 (7, 1)	IP: 2.0 WLS: 7 BF: 1 H: 0 R: 0 ER: 0 SO: 0 BB: 0 IBB: 0 HBP: 0 BLK: 0 WP: 0 HR: 0 S: 17 P: 27 ERA: 0.00 WHIP: 0.500																			

Batter	1	2	3	4	5	6	7	8	9	AB	R	H	RBI	BB	SO	LOB	TOP					
Bip Roberts, S OBP: 0.364, SLG: 0.429 (1, 4)	G1-3	CS	F7		1B		1B	1B		5	2	3	1	0	0	0						
Tom Goodwin, L OBP: 0.286, SLG: 0.290 (1, 7)	CS		F8		P6		3B	1B	K	5	1	2	0	0	1	1						
Johnny Damon, L OBP: 0.322, SLG: 0.438 (1, 8)	K		S		1B		SH4-3	3B	F8	5	2	3	3	0	1	1						
Keith Lockhart, L OBP: 0.356, SLG: 0.423 (5, PH)			F8		F7		G5-3	K	2B	2	0	0	0	0	0	1						
Craig Paquette, R OBP: 0.357, SLG: 0.462 (5, 5)			F7						1B	3	0	1	0	0	1	2						
Michael Tucker, L OBP: 0.311, SLG: 0.421 (1, 9)	E4				F7		SH4-3			4	1	2	2	0	0	0						
Bob Hamelin, L OBP: 0.402, SLG: 0.351 (1, 10)	1B				1B		F8		2B	2	1	0	0	3	1	1						
Mike Macfarlane, R OBP: 0.250, SLG: 0.368 (1, 2)	K				1B				BB	2	1	0	0	0	1	5						
Jose Offerman, S OBP: 0.386, SLG: 0.372 (1, 3)	1B				1B		K		G4-3	4	2	3	1	0	1	0						
David Howard, S OBP: 0.320, SLG: 0.383 (1, 6)	1B				1B		K		G4-3	4	0	1	2	0	2	3						
Inning Stats	R: 0 E: 0 K: 1 S: 7	H: 1 LOB: 0 BB: 0 P: 10	R: 3 E: 1 K: 1 S: 17	H: 2 LOB: 0 BB: 1 P: 29	R: 0 E: 0 K: 1 S: 8	H: 1 LOB: 1 BB: 0 P: 15	R: 0 E: 0 K: 1 S: 13	H: 2 LOB: 2 BB: 1 P: 22	R: 2 E: 0 K: 0 S: 15	H: 3 LOB: 1 BB: 0 P: 25	R: 0 E: 0 K: 2 S: 8	H: 0 LOB: 0 BB: 0 P: 9	R: 3 E: 0 K: 2 S: 15	H: 3 LOB: 0 BB: 0 P: 16	R: 1 E: 0 K: 0 S: 9	H: 2 LOB: 1 BB: 1 P: 13	R: 0 E: 0 K: 1 S: 12	H: 2 LOB: 3 BB: 1 P: 21	1B: 13 2B: 2 3B: 1 HR: 0	SF: 0 SAC: 1 DP: 0 HBP: 0	WP: 0 PB: 0 SB: 3 CS: 2	PA: 44
PITCHER	IP	WLS	BF	H	R	ER	SO	BB	IBB	HBP	BLK	WP	HR	S	P	ERA	WHIP					
Phil Lettich, R ERA: 7.36 (1, 1)	4.1	L	21	8	5	2	3	2	0	0	0	0	0	51	86	4.15	2.308					
Mark Holzemer, L ERA: 7.27 (5, 1)	1.2		9	4	3	3	2	0	0	0	0	0	0	24	31	16.20	2.400					
Mark Eichhorn, R ERA: 4.24 (7, 1)	3.0		13	4	1	1	3	1	0	0	0	0	0	29	43	3.00	1.667					

Kansas City Royals @ California Angels
Anaheim Stadium, Anaheim, CA
 Mon May 06 1996, 10:05 PM EDT
 Att: 14,447 - Unknown - 75 F

livebaseballscores.com

AB 39
R 9
H 16
RBI 9
BB 3
SO 8
LOB 14



Batter	1	2	3	4	5	6	7	8	9	AB	R	H	RBI	BB	SO	LOB	BOTTOM					
Randy Velarde, R OBP: 0.366, SLG: 0.400 (1, 4)	1B		K		G5-4-3		L6		G4-3	5	0	1	0	0	1	4						
Jim Edmonds, L OBP: 0.388, SLG: 0.672 (1, 8)	1B		1B		HR		F7		G4-3	5	1	4	2	0	0	0						
Tim Salmon, R OBP: 0.368, SLG: 0.422 (1, 9)	L7		SF7		P3		F7			3	0	1	2	0	0	1						
Chili Davis, S OBP: 0.382, SLG: 0.590 (1, 10)	G1-3		G1-3				F9		F7	4	0	0	0	0	0	4						
J.T. Snow, L OBP: 0.374, SLG: 0.374 (1, 3)			G4-6-3		F9		G4-3			4	0	3	0	0	0	2						
16 Garret Anderson, L OBP: 0.287, SLG: 0.383 (1, 7)	G4-6-3		G3		G3		FC3-6		G1-3	4	0	0	0	0	0	3						
Tim Wallach, R OBP: 0.343, SLG: 0.529 (1, 5)	G5-3		F9		F9		1B		K	4	0	1	0	0	1	1						
Jorge Fabregas, L OBP: 0.351, SLG: 0.313 (1, 2)			1B		F8		F8		G1-3	4	1	1	0	0	0	3						
Gary Disarcina, R OBP: 0.219, SLG: 0.218 (9, PH)			1B		1B		E7		L7	2	2	1	0	1	0	0						
Mike Aldrete, L OBP: 0.333, SLG: 0.824 (9, PH)			SF7		G5-4-3		1B			1	0	0	0	0	0	0						
Inning Stats	R: 0 E: 0 K: 0 S: 12	H: 2 LOB: 1 BB: 0 P: 22	R: 0 E: 0 K: 0 S: 8	H: 1 LOB: 0 BB: 0 P: 12	R: 2 E: 0 K: 1 S: 12	H: 3 LOB: 1 BB: 0 P: 21	R: 0 E: 0 K: 0 S: 9	H: 1 LOB: 1 BB: 0 P: 14	R: 1 E: 0 K: 0 S: 6	H: 1 LOB: 0 BB: 1 P: 13	R: 0 E: 0 K: 0 S: 9	H: 2 LOB: 2 BB: 0 P: 16	R: 1 E: 1 K: 0 S: 17	H: 2 LOB: 2 BB: 0 P: 25	R: 0 E: 0 K: 1 S: 8	H: 0 LOB: 0 BB: 0 P: 10	R: 0 E: 0 K: 0 S: 7	H: 0 LOB: 0 BB: 0 P: 10	1B: 11 2B: 0 3B: 0 HR: 1	SF: 1 SAC: 0 DP: 2 HBP: 0	WP: 0 PB: 0 SB: 0 CS: 0	PA: 38
PITCHER	IP	WLS	BF	H	R	ER	SO	BB	IBB	HBP	BLK	WP	HR	S	P	ERA	WHIP					
Tim Belcher, R ERA: 3.5 (1, 1)	6.1	W	30	12	4	3	1	1	0	0	0	0	0	64	110	4.26	2.053					
Hipolito Pichardo, R ERA: 7.88 (7, 1)	2.2	S	8	0	0	0	1	0	0	0	0	0	0	24	33	0.00	0.000					

Kansas City Royals @ California Angels
Anaheim Stadium, Anaheim, CA
 Mon May 06 1996, 10:05 PM EDT
 Att: 14,447 - Unknown - 75 F

livebaseballscores.com

AB 36
R 4
H 12
RBI 4
BB 1
SO 2
LOB 18



Batter	1	2	3	4	5	6	7	8	9	AB	R	H	RBI	BB	SO	LOB	TOP								
Bip Roberts, S (1,4) OBP: 0.360, SLG: 0.422	G5-3		K			SF7 1B		G6-3		4	1	1	0	0	1	1	Kansas City Royals @ California Angels Anaheim Stadium, Anaheim, CA Tue May 07 1996, 10:05 PM EDT Att: 14,657 - Unknown - 72 F								
Chris Stynes, R (1,7) OBP: 0.067, SLG: 0.667	G6-4-3 1B					WP 2B 1B		HR BB		3	1	2	0	0	0	0									
Tom Goodwin, L (7,7) OBP: 0.292, SLG: 0.290						WP 2B 1B				0	1	0	0	1	0	0									
Craig Paquette, R (1,5) OBP: 0.344, SLG: 0.448	G6-4-3					SF7		L8		3	0	1	1	0	0	2									
Joe Vittiello, R (1,10) OBP: 0.419, SLG: 0.478		G5-3		L5		2H 2B		HR		4	1	2	3	0	0	1									
Jose Offerman, S (1,3) OBP: 0.370, SLG: 0.354	B5-3		G6-3			G5-3		G4-3		4	0	0	0	0	0	2									
Michael Tucker, L (1,9) OBP: 0.309, SLG: 0.444	G4-3				F8			HR		4	1	1	1	0	1	0									
David Howard, S (1,6) OBP: 0.308, SLG: 0.367			G6-3		G5-3		G5-3		K	4	0	0	0	0	1	0									
Johnny Damon, L (1,8) OBP: 0.320, SLG: 0.431			G5-3 1B		K		G3		G4-3	4	0	1	0	0	1	0									
Sal Fasano, R (1,2) OBP: 0.229, SLG: 0.163			G5-3			K		F9		3	0	0	0	0	1	1									
Inning Stats	R: 0 E: 0 K: 0 S: 9	H: 1 LOB: 0 BB: 0 P: 13	R: 0 E: 0 K: 0 S: 6	H: 0 LOB: 0 BB: 0 P: 7	R: 0 E: 0 K: 1 S: 9	H: 1 LOB: 1 BB: 0 P: 11	R: 0 E: 0 K: 0 S: 14	H: 1 LOB: 1 BB: 0 P: 17	R: 0 E: 0 K: 1 S: 10	H: 0 LOB: 0 BB: 0 P: 16	R: 2 E: 0 K: 1 S: 14	H: 3 LOB: 1 BB: 0 P: 19	R: 1 E: 0 K: 0 S: 6	H: 1 LOB: 0 BB: 0 P: 7	R: 2 E: 0 K: 0 S: 9	H: 1 LOB: 0 BB: 1 P: 16	R: 0 E: 0 K: 2 S: 7	H: 0 LOB: 0 BB: 0 P: 10	1B: 5 2B: 1 3B: 0 HR: 2	SF: 1 SAC: 0 DP: 1 HBP: 0	WP: 1 PB: 0 SB: 3 CS: 0	PA: 35			
PITCHER	IP	WLS	BF	H	R	ER	SO	BB	IBB	HBP	BLK	WP	HR	S	P	ERA	WHIP								
Jim Abbott, L (1,1) ERA: 5.67	8.0	L	32	8	5	5	3	1	0	0	0	1	2	77	106	5.62	1.125								
Mark Holzemer, L (9,1) ERA: 6.52	1.0		3	0	0	0	2	0	0	0	0	0	0	7	10	0.00	0.000								

AB	33
R	5
H	8
RBI	5
BB	1
SO	5
LOB	7



Batter	1	2	3	4	5	6	7	8	9	AB	R	H	RBI	BB	SO	LOB	BOTTOM								
Randy Velarde, R (1,4) OBP: 0.359, SLG: 0.419	L4		G5-3		G4-3		HR		K	5	1	1	1	0	1	1	Kansas City Royals @ California Angels Anaheim Stadium, Anaheim, CA Tue May 07 1996, 10:05 PM EDT Att: 14,657 - Unknown - 72 F								
Jim Edmonds, L (1,8) OBP: 0.381, SLG: 0.650	G3		F9		G4-3		HBP		F9	4	0	0	0	0	0	1									
Tim Salmon, R (1,9) OBP: 0.372, SLG: 0.458	HR		2H 2B		G6-3		K			4	1	2	2	0	1	1									
Chili Davis, S (1,10) OBP: 0.368, SLG: 0.567	L7		K				G6-3		K	4	0	0	0	0	2	1									
J.T. Snow, L (1,3) OBP: 0.386, SLG: 0.382			F8		SH3-4 16 1B HBP		1B		16 1B	3	0	2	0	0	0	0									
16 Garret Anderson, L (1,7) OBP: 0.294, SLG: 0.387	P5				SH3-4 1B		K		1B	4	0	2	0	0	1	1									
George Arias, R (1,5) OBP: 0.222, SLG: 0.263	E5				SH3-4 1B		K		F7	2	0	0	0	0	1	1									
Jack Howell, L (6,PH) OBP: 0.250, SLG: 0.444					2-3		K			1	0	0	0	0	0	2									
Don Slaught, R (1,2) OBP: 0.435, SLG: 0.650	L5				K		G6-3		F8	4	0	0	0	0	1	5									
Gary Disarcina, R (1,6) OBP: 0.222, SLG: 0.221					K		G6-3		G6-3	3	1	1	0	0	1	2									
Mike Aldrete, L (9,PH) OBP: 0.318, SLG: 0.778			G5-3 2B 1B		K				G6-3	1	0	0	0	0	0	0									
Inning Stats	R: 1 E: 0 K: 0 S: 8	H: 1 LOB: 0 BB: 0 P: 13	R: 0 E: 1 K: 0 S: 7	H: 0 LOB: 1 BB: 0 P: 9	R: 1 E: 0 K: 1 S: 9	H: 2 LOB: 1 BB: 0 P: 12	R: 0 E: 0 K: 2 S: 12	H: 1 LOB: 2 BB: 0 P: 16	R: 0 E: 0 K: 0 S: 10	H: 0 LOB: 0 BB: 0 P: 16	R: 0 E: 0 K: 2 S: 11	H: 1 LOB: 1 BB: 0 P: 18	R: 1 E: 0 K: 1 S: 17	H: 1 LOB: 1 BB: 0 P: 26	R: 0 E: 0 K: 1 S: 9	H: 2 LOB: 2 BB: 0 P: 12	R: 0 E: 0 K: 1 S: 7	H: 0 LOB: 0 BB: 0 P: 11	1B: 5 2B: 1 3B: 0 HR: 2	SF: 0 SAC: 1 DP: 0 HBP: 2	WP: 0 PB: 0 SB: 0 CS: 0	PA: 38			
PITCHER	IP	WLS	BF	H	R	ER	SO	BB	IBB	HBP	BLK	WP	HR	S	P	ERA	WHIP								
Doug Linton, R (1,1) ERA: 3.38	5.1		23	5	2	2	3	0	0	1	0	0	1	51	75	3.38	0.938								
Jason Jacome, L (6,1) ERA: 8.1	1.1	6	1	1	1	1	2	0	0	1	0	0	1	20	31	6.75	0.750								
Julio Valera, R (7,1) ERA: 5.06	0.2	W	4	2	0	0	2	0	0	0	0	0	0	9	12	0.00	3.000								
Jeff Montgomery, R (8,1) ERA: 1.35	1.2	S	5	0	0	0	1	0	0	0	0	0	0	10	15	0.00	0.000								

AB	35
R	3
H	8
RBI	3
BB	0
SO	8
LOB	15



Batter	1	2	3	4	5	6	7	8	9	10	11	12	13	14	AB	R	H	RBI	BB	SO	LOB	TOP														
Chris Stynes, R OBP: 0.500, SLG: 0.500 Keith Lockhart, L OBP: 0.352, SLG: 0.415 Mike Macfarlane, R OBP: 0.241, SLG: 0.354	G1-3			SH 1B		K		F7			F8		K	K	3	0	1	0	0	0	1	0														
Tom Goodwin, L OBP: 0.299, SLG: 0.297 Les Norman, R OBP: 0.290, SLG: 0.167	G1-3			SH G5-4-3		F8			E9 SF8 1B						4	1	2	0	0	0	0	0														
Craig Paquette, R OBP: 0.289, SLG: 0.371	K			K				F8		G4-3			K		6	0	0	0	0	4	5															
Joe Vitello, R OBP: 0.404, SLG: 0.457 Bob Hamelin, L OBP: 0.393, SLG: 0.342		L7		G5-4-3			G1-3			SF8			K		3	0	0	0	0	0	2															
Michael Tucker, L OBP: 0.293, SLG: 0.419		F9				K		G3							6	0	0	0	0	3	0															
Jose Offerman, S OBP: 0.385, SLG: 0.368		K								L7					5	1	3	0	1	1	0															
Johnny Damon, L OBP: 0.321, SLG: 0.421			K					E6 G4-3							5	0	1	0	1	2	3															
Sal Fasano, R OBP: 0.220, SLG: 0.156 Bip Roberts, S OBP: 0.364, SLG: 0.420			L6					G4-3							2	0	0	0	0	0	2															
David Howard, S OBP: 0.301, SLG: 0.365			K												3	1	1	0	1	2	3															
						K									6	0	1	2	0	2	5															
Inning Stats	R: 0 E: 0 K: 1 S: 5	H: 0 LOB: 0 BB: 0 P: 5	R: 0 E: 0 K: 1 S: 5	H: 0 LOB: 0 BB: 0 P: 5	R: 0 E: 0 K: 2 S: 7	H: 0 LOB: 0 BB: 0 P: 7	R: 0 E: 0 K: 1 S: 6	H: 1 LOB: 1 BB: 0 P: 6	R: 0 E: 0 K: 0 S: 3	H: 0 LOB: 0 BB: 0 P: 3	R: 0 E: 0 K: 1 S: 7	H: 2 LOB: 2 BB: 0 P: 7	R: 1 E: 0 K: 1 S: 6	H: 1 LOB: 1 BB: 0 P: 6	R: 0 E: 0 K: 1 S: 5	H: 0 LOB: 1 BB: 0 P: 9	R: 0 E: 0 K: 1 S: 6	H: 1 LOB: 1 BB: 0 P: 6	R: 0 E: 0 K: 3 S: 10	H: 1 LOB: 2 BB: 0 P: 10	R: 0 E: 0 K: 2 S: 9	H: 2 LOB: 1 BB: 1 P: 13	1B: 9 2B: 1 3B: 0 HR: 0	SF: 1 SAC: 1 DP: 2 HBP: 0	WP: 0 PB: 0 SB: 3 CS: 0	PA: 55										
PITCHER	IP WLS BF H R ER SO BB IBB HBP BLK WP HR S P ERA WHIP	IP WLS BF H R ER SO BB IBB HBP BLK WP HR S P ERA WHIP																																		
Chuck Finley, L ERA: 5.25 Troy Percival, R ERA: Lee Smith, R ERA: 3.0 Mike James, R ERA: 1.57 Mark Eichhorn, R ERA: 4.74	7.1 0.2 1.0 3.0 2.0	WLS 2 4 13 L	BF 26 0 13 10	H 4 0 2 3	R 0 1 0 2	ER 0 0 0 2	SO 9 0 3 5	BB 0 0 2 0	IBB 0 0 0 1	HBP 0 0 0 0	BLK 0 0 0 1	WP 0 0 0 0	HR 0 0 0 0	S 44 2 6 17 19	P 44 2 6 25 23	ERA 0.00 0.00 0.00 0.00 9.00	WHIP 0.545 0.000 1.000 1.333 1.500																			

Kansas City Royals @ California Angels
 Anaheim Stadium, Anaheim, CA
 Wed May 08 1996, 10:05 PM EDT
 Att: 16,210 - Unknown - 70 F

AB 50
 R 3
 H 10
 RBI 3
 BB 3
 SO 18
 LOB 25



Batter	1	2	3	4	5	6	7	8	9	10	11	12	13	14	AB	R	H	RBI	BB	SO	LOB	BOTTOM														
Randy Velarde, R OBP: 0.341, SLG: 0.396	G4-3		G6-3		K			G5-3			K				6	0	0	0	0	3	2															
Mike Aldrete, L OBP: 0.296, SLG: 0.652 Rex Hudler, R OBP: 0.362, SLG: 0.682	K		F5			G3-1		G6-3			1B G3 1B		G6-3		5	0	1	0	0	1	0															
Jim Edmonds, L OBP: 0.379, SLG: 0.635			F7			K					G3		G3		6	0	2	0	0	1	1															
Chili Davis, S OBP: 0.361, SLG: 0.546					K			K			SH2-3 1B				4	0	0	0	1	2	1															
J.T. Snow, L OBP: 0.391, SLG: 0.377					K			F7			SH2-3 1B				4	0	1	0	2	1	0															
16 Garret Anderson, L OBP: 0.295, SLG: 0.400			F8			K					1B 3B				6	1	2	0	0	2	6															
Jack Howell, L OBP: 0.324, SLG: 0.485			K								G3-1				6	0	4	1	0	1	3															
Jorge Fabregas, L OBP: 0.338, SLG: 0.290															5	0	0	0	1	0	5															
Gary Disarcina, R OBP: 0.214, SLG: 0.213 Tim Salmon, R OBP: 0.367, SLG: 0.451			FC6-4 BB					F9			F9		B1		4	0	0	0	0	0	3															
								G5-3			G5-3		FC3-6 1B		2	0	0	0	0	0	3															
Inning Stats	R: 0 E: 0 K: 1 S: 6	H: 1 LOB: 1 BB: 0 P: 6	R: 0 E: 0 K: 1 S: 5	H: 0 LOB: 2 BB: 2 P: 13	R: 0 E: 0 K: 0 S: 3	H: 0 LOB: 0 BB: 0 P: 3	R: 0 E: 0 K: 3 S: 3	H: 0 LOB: 0 BB: 0 P: 9	R: 0 E: 0 K: 1 S: 6	H: 1 LOB: 1 BB: 0 P: 6	R: 0 E: 0 K: 2 S: 7	H: 0 LOB: 0 BB: 0 P: 7	R: 1 E: 0 K: 0 S: 4	H: 2 LOB: 0 BB: 0 P: 4	R: 0 E: 0 K: 0 S: 3	H: 0 LOB: 0 BB: 0 P: 3	R: 0 E: 0 K: 1 S: 6	H: 1 LOB: 2 BB: 1 P: 10	R: 0 E: 0 K: 1 S: 5	H: 0 LOB: 0 BB: 0 P: 5	R: 0 E: 0 K: 0 S: 4	H: 2 LOB: 3 BB: 1 P: 8	R: 0 E: 0 K: 1 S: 6	H: 1 LOB: 1 BB: 0 P: 6	R: 0 E: 0 K: 3 S: 3	H: 0 LOB: 0 BB: 0 P: 3	R: 0 E: 0 K: 0 S: 5	H: 2 LOB: 2 BB: 0 P: 5	1B: 9 2B: 1 3B: 1 HR: 0	SF: 0 SAC: 1 DP: 1 HBP: 0	WP: 0 PB: 0 SB: 1 CS: 1	PA: 54				
PITCHER	IP WLS BF H R ER SO BB IBB HBP BLK WP HR S P ERA WHIP	IP WLS BF H R ER SO BB IBB HBP BLK WP HR S P ERA WHIP																																		
Kevin Appier, R ERA: 2.87 Jeff Montgomery, R ERA: 1.23 Hippolito Pichardo, R ERA: 6.03	9.0 2.0 3.0	WLS 34 W	BF 34 12	H 5 3	R 1 0	ER 2 0	SO 9 1	BB 2 0	IBB 0 0	HBP 0 0	BLK 0 0	WP 0 0	HR 0 0	S 49 9 14	P 61 13 14	ERA 1.00 0.00 0.00	WHIP 0.778 1.000 1.000																			

Kansas City Royals @ California Angels
 Anaheim Stadium, Anaheim, CA
 Wed May 08 1996, 10:05 PM EDT
 Att: 16,210 - Unknown - 70 F

AB 49
 R 1
 H 10
 RBI 1
 BB 4
 SO 11
 LOB 24



Batter	1	2	3	4	5	6	7	8	9	AB	R	H	RBI	BB	SO	LOB	TOP								
Johnny Damon, L (1, 8) <small>OBP: 0.311, SLG: 0.408</small> Les Norman, R (9, FH) <small>OBP: 0.286, SLG: 0.167</small>	G6-3		E4		P6		F9		FC5-4 1B BB	4	0	0	0	0	0	0	4 0 0 0 0 0 0								
Tom Goodwin, L (1, 7) <small>OBP: 0.295, SLG: 0.293</small>	G4-3		K		F9		K		FC5-4 1B	5	0	1	0	0	2	1	5 0 1 0 0 2 1								
Keith Lockhart, L (1, 5) <small>OBP: 0.344, SLG: 0.405</small>	G3		F7		G4-3				FC5-4 1B	5	1	1	0	0	0	3	5 1 1 0 0 0 3								
Bip Roberts, S (1, 4) Craig Paquette, R (8, 5) <small>OBP: 0.361, SLG: 0.410</small> <small>OBP: 0.292, SLG: 0.361</small>		E3 G4-3 SF8		G4-6-3 BB		L7		F8	G1-3	3	1	0	0	1	0	1	3 1 0 0 1 0 1								
Michael Tucker, L (1, 9) <small>OBP: 0.300, SLG: 0.459</small>	G4-3		G4-6-3		1B 2B		HR			4	2	2	2	0	2	2	4 2 2 2 0 0 2								
Bob Hamelin, L (1, 10) <small>OBP: 0.394, SLG: 0.346</small>	SF8		K		1B		HR		PB BB	2	0	1	2	1	1	0	2 0 1 2 1 1 0								
Jose Offerman, S (1, 3) <small>OBP: 0.382, SLG: 0.363</small>	G3-1				HR		F7		F7	4	1	1	0	0	2	2	4 1 1 0 0 0 2								
David Howard, S (1, 6) <small>OBP: 0.308, SLG: 0.370</small>			G5-3 E 1B		HR		F7		K	4	2	2	0	0	1	2	4 2 2 0 0 1 2								
Sal Fasano, R (1, 2) <small>OBP: 0.222, SLG: 0.224</small>	G5-3				HR		G1-3		G6-3	4	1	1	3	0	0	1	4 1 1 3 0 0 1								
Inning Stats	R: 0 H: 0 E: 0 K: 0 S: 7	H: 0 LOB: 0 BB: 0 P: 9	R: 1 H: 0 E: 1 K: 0 S: 11	H: 0 LOB: 0 BB: 0 P: 15	R: 1 H: 1 E: 2 K: 1 S: 10	H: 1 LOB: 1 BB: 0 P: 18	R: 0 H: 0 E: 0 K: 1 S: 10	H: 0 LOB: 0 BB: 1 P: 17	R: 3 H: 3 E: 0 K: 0 S: 11	H: 3 LOB: 0 BB: 0 P: 16	R: 1 H: 2 E: 0 K: 0 S: 11	H: 2 LOB: 1 BB: 0 P: 13	R: 0 H: 0 E: 0 K: 1 S: 10	H: 0 LOB: 0 BB: 0 P: 13	R: 2 H: 2 E: 0 K: 1 S: 12	H: 2 LOB: 1 BB: 1 P: 19	R: 0 H: 1 E: 0 K: 0 S: 12	H: 1 LOB: 2 BB: 1 P: 20	1B: 6 2B: 1 3B: 0 HR: 2	SF: 1 SAC: 0 DP: 1 HBP: 0	WP: 0 PB: 1 SB: 0 CS: 0	PA: 40			
PITCHER	IP	WLS	BF	H	R	ER	SO	BB	IBB	HBP	BLK	WP	HR	S	P	ERA	WHIP								
Jason Grimsley, R (1, 1) <small>ERA: 2.96</small>	5.1	L	24	6	6	4	2	1	0	0	0	0	1	55	82	6.75	1.312								
Shawn Boskie, R (6, 1) <small>ERA: 4.21</small>	1.2		5	0	0	0	1	0	0	0	0	0	0	15	19	0.00	0.000								
Mark Holzemer, L (8, 1) <small>ERA: 7.59</small>	1.0		6	2	2	2	1	1	0	0	0	0	0	12	19	18.00	3.000								
Ben Van Ryn, L (9, 1) <small>ERA:</small>	1.0		5	1	0	0	0	1	0	0	0	0	0	12	20	0.00	2.000								

Kansas City Royals @ California Angels
Anaheim Stadium, Anaheim, CA

AB 36
R 8
H 9
RBI 7
BB 3
SO 4
LOB 14



WP: 0 PA: 40
PB: 1
SB: 0
CS: 0

Kansas City Royals @ California Angels
Anaheim Stadium, Anaheim, CA

AB 34
R 2
H 7
RBI 2
BB 0
SO 6
LOB 11



WP: 0 PA: 34
PB: 0
SB: 0
CS: 0

Batter	1	2	3	4	5	6	7	8	9	AB	R	H	RBI	BB	SO	LOB	BOTTOM								
Randy Velarde, R (1, 6) <small>OBP: 0.346, SLG: 0.400</small>	1B		L9		1B			G5-3		4	0	2	1	0	0	0	4 0 2 1 0 0 0								
Jim Edmonds, L (1, 8) <small>OBP: 0.375, SLG: 0.623</small>	F7		G1-3		1B		G4-3			4	0	1	0	0	2	2	4 0 1 0 0 0 2								
Tim Salmon, R (1, 9) <small>OBP: 0.357, SLG: 0.437</small>	K		F7		G5-3				K	4	0	0	0	0	2	2	4 0 0 0 0 2 2								
Chili Davis, S (1, 10) <small>OBP: 0.358, SLG: 0.536</small>	G3		K		G2-3				16 1B	4	0	1	0	0	1	2	4 0 1 0 0 1 2								
J.T. Snow, L (1, 3) <small>OBP: 0.380, SLG: 0.364</small>	F8		G4-3		K			F9		4	0	0	0	0	1	2	4 0 0 0 0 1 2								
16 Garret Anderson, L (1, 7) <small>OBP: 0.294, SLG: 0.395</small>	G4-3		G3		F7			1B		4	0	1	0	0	0	0	4 0 1 0 0 0 0								
Tim Wallach, R (1, 5) <small>OBP: 0.333, SLG: 0.579</small>	G5-3		HR		G4-3			G6-3		4	1	1	1	0	2	2	4 1 1 1 0 0 2								
Rex Hudler, R (1, 4) <small>OBP: 0.360, SLG: 0.681</small>			K		G3-1 1B 2B		K			3	1	1	0	0	2	0	3 1 1 0 0 2 0								
Jorge Fabregas, L (1, 2) <small>OBP: 0.325, SLG: 0.278</small>	G6-3		G3-1		G3-1		G4-3			3	0	0	0	0	0	1	3 0 0 0 0 0 1								
Inning Stats	R: 0 H: 1 E: 0 K: 1 S: 13	H: 0 LOB: 0 BB: 0 P: 11	R: 0 H: 0 E: 0 K: 1 S: 7	H: 0 LOB: 0 BB: 0 P: 11	R: 0 H: 1 E: 0 K: 1 S: 11	H: 1 LOB: 1 BB: 0 P: 19	R: 2 H: 3 E: 0 K: 0 S: 12	H: 3 LOB: 1 BB: 0 P: 20	R: 0 H: 0 E: 0 K: 1 S: 5	H: 0 LOB: 0 BB: 0 P: 6	R: 0 H: 0 E: 0 K: 1 S: 9	H: 0 LOB: 0 BB: 0 P: 11	R: 0 H: 0 E: 0 K: 0 S: 6	H: 0 LOB: 0 BB: 0 P: 8	R: 0 H: 2 E: 0 K: 1 S: 15	H: 2 LOB: 2 BB: 0 P: 21	1B: 5 2B: 1 3B: 0 HR: 1	SF: 0 SAC: 0 DP: 0 HBP: 0	WP: 0 PB: 0 SB: 0 CS: 0	PA: 34					
PITCHER	IP	WLS	BF	H	R	ER	SO	BB	IBB	HBP	BLK	WP	HR	S	P	ERA	WHIP								
Mark Gubicza, R (1, 1) <small>ERA: 4.56</small>	8.2	W	33	7	2	2	6	0	0	0	0	0	0	82	124	2.08	0.808								
Julio Valera, R (9, 1) <small>ERA: 4.99</small>	0.1		1	0	0	0	0	0	0	0	0	0	0	2	4	0.00	0.000								

WP: 0 PA: 34
PB: 0
SB: 0
CS: 0

Kansas City Royals @ California Angels
Anaheim Stadium, Anaheim, CA

AB 34
R 2
H 7
RBI 2
BB 0
SO 6
LOB 11



WP: 0 PA: 34
PB: 0
SB: 0
CS: 0

Thu May 09 1996, 10:05 PM EDT
Att: 15,302 - Unknown - 73 F


livebaseballscores.com

livebaseballscores.com


Batter	1	2	3	4	5	6	7	8	9	AB	R	H	RBI	BB	SO	LOB	TOP								
Johnny Damon, L (1, 8) <small>OBP: 0.302, SLG: 0.395</small> Les Norman, R (9, PH) <small>OBP: 0.273, SLG: 0.158</small>	P6		FC6-4 2B	SH1-3	K		F8		F7	4	1	0	0	0	1	2	Kansas City Royals @ Seattle Mariners The Kingdome, Seattle, WA Fri May 10 1996, 10:05 PM EDT Att: 24,231 - Dome								
Tom Goodwin, L (1, 7) <small>OBP: 0.320, SLG: 0.319</small>	F9 S 1B		2B	SF9		SH1-3 FC1 2B	E 1B		BB	3	2	3	1	2	0	0									
Keith Lockhart, L (1, 5) <small>OBP: 0.347, SLG: 0.427</small>	F9		E 2B	2B		SH1-3	E5		F8	5	2	2	3	0	0	3									
Bip Roberts, S (1, 10) <small>OBP: 0.353, SLG: 0.406</small>	K		E4	CS 2B		FC1 HR	G6-3		G6-3	6	1	1	2	0	1	4									
Michael Tucker, L (1, 9) <small>OBP: 0.304, SLG: 0.478</small>		G3-1	F7			P5			HR	4	1	1	1	1	0	2									
Jose Offerman, S (1, 3) <small>OBP: 0.383, SLG: 0.396</small>	L8		F8	CS		G5-3 WP SF9 1B	HR		G6-3	5	2	2	2	0	0	1									
Chris Stynes, R (1, 4) <small>OBP: 0.545, SLG: 0.636</small>				1B 2B		G5-3	G5-3			5	1	3	0	0	0	1									
David Howard, S (1, 6) <small>OBP: 0.303, SLG: 0.366</small>	G4-3			SH1-3 FC5 SF9 1B		SF9	F9		P4	4	1	1	2	0	0	2									
Sal Fasano, R (1, 2) <small>OBP: 0.254, SLG: 0.288</small>			FC6-4 BB	FC5 SF9 SH1-3 2B		HR			K2-3	3	3	1	1	1	1	2									
Inning Stats	R: 0 E: 0 K: 13 S: 13	H: 1 LOB: 1 BB: 0 P: 21	R: 0 E: 0 K: 10 S: 10	H: 1 LOB: 1 BB: 0 P: 15	R: 3 E: 1 K: 0 S: 18	H: 1 LOB: 1 BB: 2 P: 32	R: 4 E: 0 K: 0 S: 12	H: 4 LOB: 1 BB: 1 P: 23	R: 2 E: 0 K: 1 S: 12	H: 2 LOB: 0 BB: 0 P: 16	R: 3 E: 0 K: 0 S: 13	H: 2 LOB: 0 BB: 0 P: 19	R: 1 E: 1 K: 0 S: 16	H: 1 LOB: 2 BB: 0 P: 24	R: 1 E: 0 K: 1 S: 15	H: 2 LOB: 1 BB: 0 P: 22	R: 0 E: 0 K: 0 S: 3	H: 0 LOB: 1 BB: 1 P: 9	1B: 6 2B: 5 3B: 0 HR: 3	SF: 2 SAC: 2 DP: 0 HBP: 1	WP: 1 PB: 0 SB: 1 CS: 1	PA: 50			
PITCHER	IP	WLS	BF	H	R	ER	SO	BB	IBB	HBP	BLK	WP	HR	S	P	ERA	WHIP								
Chris Bosio, R (1, 1) ERA: 4.5	4.2		27	9	9	8	1	3	0	0	0	1	1	62	102	15.43	2.571								
Tim Davis, L (5, 1) ERA: 8.43	2.1	L	13	3	4	3	1	0	0	1	0	0	1	32	48	11.57	1.286								
Joe Klink, L (8, 1) ERA: 4.5	2.0		9	2	1	1	1	1	0	0	0	0	1	18	31	4.50	1.500								

Batter	1	2	3	4	5	6	7	8	9	AB	R	H	RBI	BB	SO	LOB	BOTTOM								
Rich Amaral, R (1, 7) <small>OBP: 0.311, SLG: 0.286</small>	FC6-4 BB			K	SH1-3				G6-3	4	0	1	0	1	1	2	Kansas City Royals @ Seattle Mariners The Kingdome, Seattle, WA Fri May 10 1996, 10:05 PM EDT Att: 24,231 - Dome								
Alex Rodriguez, R (1, 6) <small>OBP: 0.329, SLG: 0.551</small>	FC6-4 BB HBP 1B			HR 1B	SF8		G3-1			3	2	1	1	1	0	2									
Ken Griffey Jr., L (1, 8) <small>OBP: 0.362, SLG: 0.553</small>	1B HBP			HR	P4				HR	4	3	2	3	0	0	2									
Edgar Martinez, R (1, 10) <small>OBP: 0.442, SLG: 0.667</small>	1B BB			E5 2B	E5 BB				L3	4	1	0	0	1	0	0									
Jay Buhner, R (1, 9) <small>OBP: 0.388, SLG: 0.520</small>	K			2B	BB				F8	4	1	2	0	1	1	3									
Brian Hunter, R (1, 3) <small>OBP: 0.333, SLG: 0.500</small> Paul Sorrento, L (4, PH) <small>OBP: 0.345, SLG: 0.568</small>	FC5-4 1B			SH5-3 SF8 2B	P5				L7	2	1	2	4	0	0	0									
Luis Sojo, R (1, 4) <small>OBP: 0.280, SLG: 0.322</small>	FC5-4			SH5-3	P4				F8	4	0	0	0	0	0	5									
Dan Wilson, R (1, 2) <small>OBP: 0.325, SLG: 0.533</small>		G6-3		SF8					F9	4	1	1	1	0	0	0									
Russ Davis, R (1, 5) <small>OBP: 0.342, SLG: 0.404</small>				P3 BB	SH1-3 SF8 2B				F7	4	1	2	1	1	0	0									
Inning Stats	R: 2 E: 0 K: 1 S: 13	H: 1 LOB: 2 BB: 2 P: 28	R: 0 E: 0 K: 0 S: 11	H: 0 LOB: 2 BB: 2 P: 21	R: 3 E: 1 K: 0 S: 8	H: 2 LOB: 0 BB: 0 P: 10	R: 2 E: 0 K: 1 S: 20	H: 2 LOB: 2 BB: 1 P: 39	R: 2 E: 0 K: 0 S: 11	H: 2 LOB: 0 BB: 0 P: 16	R: 0 E: 0 K: 0 S: 5	H: 1 LOB: 1 BB: 0 P: 6	R: 0 E: 0 K: 0 S: 12	H: 1 LOB: 1 BB: 0 P: 18	R: 1 E: 0 K: 0 S: 15	H: 1 LOB: 0 BB: 0 P: 25	R: 0 E: 0 K: 0 S: 7	H: 1 LOB: 1 BB: 0 P: 10	1B: 5 2B: 4 3B: 0 HR: 2	SF: 2 SAC: 2 DP: 0 HBP: 1	WP: 0 PB: 0 SB: 0 CS: 0	PA: 46			
PITCHER	IP	WLS	BF	H	R	ER	SO	BB	IBB	HBP	BLK	WP	HR	S	P	ERA	WHIP								
Chris Haney, L (1, 1) ERA: 5.84	3.1		22	5	7	5	2	4	0	0	0	0	0	34	54	5.40	1.500								
Julio Valera, R (4, 1) ERA: 5.04	3.1	W	15	4	2	2	0	1	0	0	0	0	0	34	54	5.40	1.500								
Mike Magnante, L (7, 1) ERA: 7.88	2.1		9	2	1	1	0	0	0	0	0	0	1	25	38	3.86	0.857								

AB 40
R 14
H 14
RBI 12
BB 4
SO 3
LOB 17



AB 36
R 10
H 11
RBI 10
BB 5
SO 2
LOB 17




Batter	1	2	3	4	5	6	7	8	9	AB	R	H	RBI	BB	SO	LOB	TOP					
Johnny Damon, L (1.8) OBP: 0.306, SLG: 0.396	G4-3		2B 1B		FC4-6 1B	G6-3			K	5	0	2	0	0	1	2	Kansas City Royals @ Seattle Mariners The Kingdome, Seattle, WA Sat May 11 1996, 10:05 PM EDT Att: 43,297 - Dome					
Tom Goodwin, L (1.7) OBP: 0.311, SLG: 0.309 Les Norman, R (7.7) OBP: 0.261, SLG: 0.150	P6		P5		FC4-6 G3 BB				K	4	0	0	0	0	1	3						
Keith Lockhart, L (1.4) OBP: 0.362, SLG: 0.446	BB 1B		BB 2B		G3 BB				K	3	0	2	0	1	1	0						
Bob Hamelin, L (1.10) OBP: 0.389, SLG: 0.333	BB 1B		G4-3		G3				K	3	0	0	1	1	1	4						
Michael Tucker, L (1.9) OBP: 0.310, SLG: 0.470	F7				BB				FC5-4 BB	2	0	0	0	2	1	2						
Chris Stynes, R (1.5) OBP: 0.467, SLG: 0.533		L4 SH1-3 1B		G4-3	G1-3				F8	4	0	1	0	0	0	4						
Jose Offerman, S (1.3) OBP: 0.394, SLG: 0.396 Craig Paquette, R (7.6) OBP: 0.275, SLG: 0.351	SH1-3								FC5-4 BB	0	0	0	0	2	0	0						
Mike Macfarlane, R (1.2) OBP: 0.241, SLG: 0.341	L4				F7				F9	3	0	0	0	1	0	3						
David Howard, S (1.6) OBP: 0.304, SLG: 0.365 Joe Vitello, R (7.3) OBP: 0.400, SLG: 0.451				B1-3		FC4-6 1B G3 1B			F8	3	1	1	0	0	0	2						
Inning Stats	R: 0 E: 0 K: 0 S: 12	H: 1 LOB: 2 BB: 1 P: 21	R: 0 E: 0 K: 0 S: 9	H: 1 LOB: 0 BB: 0 P: 11	R: 0 E: 0 K: 0 S: 8	H: 2 LOB: 2 BB: 0 P: 10	R: 0 E: 0 K: 1 S: 8	H: 0 LOB: 1 BB: 1 P: 16	R: 1 E: 0 K: 0 S: 10	H: 2 LOB: 3 BB: 2 P: 24	R: 0 E: 0 K: 0 S: 7	H: 0 LOB: 1 BB: 2 P: 17	R: 0 E: 0 K: 3 S: 10	H: 0 LOB: 0 BB: 0 P: 15	R: 0 E: 0 K: 0 S: 9	H: 0 LOB: 1 BB: 1 P: 14		R: 0 E: 0 K: 2 S: 10	H: 0 LOB: 0 BB: 0 P: 17	1B: 5 2B: 2 3B: 0 HR: 0	SF: 0 SAC: 1 DP: 2 HBP: 0	WP: 0 PB: 0 SB: 0 CS: 0
PITCHER	IP	WLS	BF	H	R	ER	SO	BB	IBB	HBP	BLK	WP	HR	S	P	ERA	WHIP					
Bob Wolcott, R (1.1) ERA: 5.44	5.0	W	24	6	1	1	1	4	0	0	0	0	0	47	82	1.80	2.000					
Rafael Carmona, R (6.1) ERA: 1.5	4.0	S	14	0	0	0	5	3	0	0	0	0	0	36	63	0.00	0.750					

Batter	1	2	3	4	5	6	7	8	9	AB	R	H	RBI	BB	SO	LOB	BOTTOM				
Darren Bragg, L (1.7) OBP: 0.400, SLG: 0.611	G3-1		F7	1-2 2B		G4-3	K			5	0	1	1	0	1	1	Kansas City Royals @ Seattle Mariners The Kingdome, Seattle, WA Sat May 11 1996, 10:05 PM EDT Att: 43,297 - Dome				
Alex Rodriguez, R (1.6) OBP: 0.333, SLG: 0.595	K			G4-3		G5-3		1B 2B	5	2	2	1	0	1	1						
Ken Griffey Jr., L (1.8) OBP: 0.357, SLG: 0.539	G3-1		F9		G6-3	G3-1		1B 2B 1B	5	0	1	0	0	0	0						
Edgar Martinez, R (1.10) OBP: 0.453, SLG: 0.692		HR 2B	BB BB		2B 2B		HR 2B	K	4	3	3	0	1	1	2						
Jay Buhner, R (1.9) OBP: 0.408, SLG: 0.588 Rich Amaral, R (8. PR) OBP: 0.311, SLG: 0.286 (9.9)		2H HR	HR BB		HR 2B		HR HR	G1-3 1B	4	3	4	6	1	0	0						
Paul Sorrento, L (1.3) OBP: 0.339, SLG: 0.580	G3		F8		HR		K	G1-3	5	1	1	2	0	1	4						
Dan Wilson, R (1.2) OBP: 0.319, SLG: 0.518	G6-3			G5-3	WP 1B 1B		F9	F8	5	0	1	0	0	0	3						
Joey Cora, S (1.4) OBP: 0.266, SLG: 0.371				G4-3	L7-4 WP 1B			2B 2B	4	1	3	0	0	0	0						
Russ Davis, R (1.5) OBP: 0.347, SLG: 0.411	K			S 2B BB	L7-4			2B	3	1	1	1	1	1	3						
Inning Stats	R: 0 E: 0 K: 1 S: 7	H: 0 LOB: 0 BB: 0 P: 11	R: 2 E: 0 K: 1 S: 18	H: 3 LOB: 1 BB: 0 P: 28	R: 1 E: 0 K: 0 S: 10	H: 1 LOB: 2 BB: 2 P: 18	R: 1 E: 0 K: 0 S: 11	H: 1 LOB: 1 BB: 1 P: 21	R: 3 E: 0 K: 0 S: 17	H: 5 LOB: 1 BB: 0 P: 24	R: 0 E: 0 K: 0 S: 8	H: 0 LOB: 0 BB: 0 P: 14	R: 3 E: 0 K: 2 S: 25	H: 4 LOB: 1 BB: 0 P: 35	R: 1 E: 0 K: 1 S: 14	H: 3 LOB: 3 BB: 0 P: 20		1B: 5 2B: 9 3B: 0 HR: 4	SF: 0 SAC: 0 DP: 1 HBP: 0	WP: 1 PB: 0 SB: 1 CS: 0	PA: 43
PITCHER	IP	WLS	BF	H	R	ER	SO	BB	IBB	HBP	BLK	WP	HR	S	P	ERA	WHIP				
Tim Belcher, R (1.1) ERA: 4.44	4.1	L	25	9	7	7	2	3	0	0	0	0	0	18	28	10.80	1.800				
Tim Lincecum, R (5.1) ERA: 10.59	1.2		7	3	2	2	0	0	0	0	0	1	1	18	28	10.80	1.800				
Jason Jacome, L (7.1) ERA: 8.2	2.0		11	5	2	2	3	0	0	0	0	0	0	35	50	9.00	2.500				

Batter	1	2	3	4	5	6	7	8	9	AB	R	H	RBI	BB	SO	LOB	TOP					
Jose Offerman, S OBP: 0.386, SLG: 0.386 (1, 3)										5	0	1	0	0	3	5	Kansas City Royals @ Seattle Mariners The Kingdome, Seattle, WA Sun May 12, 1996, 6:33 AM EDT Att: 27,470 - Dome					
Chris Stynes, R OBP: 0.500, SLG: 0.550 (1, 7)										5	1	3	1	0	0	4						
Bip Roberts, S OBP: 0.340, SLG: 0.391 (1, 4)										5	0	0	0	0	3	8						
Joe Vitiello, R OBP: 0.411, SLG: 0.446 (1, 10)										3	1	1	0	2	1	0						
Craig Paquette, R OBP: 0.256, SLG: 0.325 (1, 5)										3	0	0	0	0	2	2						
Keith Lockhart, L OBP: 0.364, SLG: 0.447 (8, 5)										2	1	1	0	0	0	0						
Les Norman, R OBP: 0.280, SLG: 0.143 (1, 9)										1	0	0	0	1	0	0						
Michael Tucker, L OBP: 0.311, SLG: 0.462 (6, 9)										2	1	0	0	1	1	1						
David Howard, S OBP: 0.295, SLG: 0.353 (1, 6)										4	1	0	1	0	0	3						
Sal Fasano, R OBP: 0.242, SLG: 0.273 (8, 2)										3	0	0	0	0	3	0						
Bob Hamelin, L OBP: 0.395, SLG: 0.333 (8, PH)										0	0	0	0	1	0	0						
Johnny Damon, L OBP: 0.306, SLG: 0.396 (8, 8)										0	0	0	0	0	0	0						
Tom Goodwin, L OBP: 0.326, SLG: 0.320 (1, 8)										2	0	2	0	1	0	0						
Mike Macfarlane, R OBP: 0.250, SLG: 0.341 (8, 2)										0	0	0	1	1	0	0						
Inning Stats	R: 1 E: 0 K: 2 S: 20	H: 1 LOB: 1 BB: 1 P: 29	R: 0 E: 0 K: 1 S: 5	H: 0 LOB: 0 BB: 0 P: 6	R: 0 E: 0 K: 1 S: 7	H: 2 LOB: 1 BB: 0 P: 12	R: 0 E: 0 K: 1 S: 14	H: 0 LOB: 1 BB: 0 P: 23	R: 0 E: 0 K: 2 S: 13	H: 2 LOB: 2 BB: 0 P: 21	R: 0 E: 0 K: 0 S: 10	H: 0 LOB: 1 BB: 1 P: 18	R: 0 E: 0 K: 2 S: 10	H: 1 LOB: 2 BB: 1 P: 16	R: 4 E: 1 K: 2 S: 21	H: 2 LOB: 3 BB: 3 P: 39	R: 0 E: 0 K: 2 S: 7	H: 0 LOB: 0 BB: 0 P: 10	1B: 8 2B: 0 3B: 0 HR: 0	SF: 0 SAC: 0 DP: 0 HBP: 0	WP: 0 PB: 0 SB: 6 CS: 1	PA: 42
PITCHER	IP	WLS	BF	H	R	ER	SO	BB	IBB	HBP	BLK	WP	HR	S	P	ERA	WHIP					
Randy Johnson, L ERA: 3.83 (1, 1)	5.0	W	22	5	1	1	7	3	0	0	1	0	0	61	97	1.80	1.600					
Bob Wells, R ERA: 1.63 (6, 1)	2.0		8	1	0	0	2	1	0	0	0	0	0	18	28	0.00	1.000					
Michael Jackson, R ERA: 5.4 (8, 1)	0.0		4	2	4	2	0	1	0	0	0	0	0	10	16	∞	∞					
Norm Charlton, L ERA: 1.76 (8, 1)	2.0	S	8	0	0	0	4	2	0	0	0	0	0	18	33	0.00	1.000					

Batter	1	2	3	4	5	6	7	8	9	AB	R	H	RBI	BB	SO	LOB	BOTTOM					
Darren Bragg, L OBP: 0.422, SLG: 0.659 (1, 7)										5	3	3	1	0	1	1	Kansas City Royals @ Seattle Mariners The Kingdome, Seattle, WA Sun May 12, 1996, 6:33 AM EDT Att: 27,470 - Dome					
Alex Rodriguez, R OBP: 0.353, SLG: 0.701 (1, 6)										3	2	3	5	0	0	0						
Ken Griffey Jr., L OBP: 0.358, SLG: 0.530 (1, 8)										4	0	1	0	1	0	1						
Edgar Martinez, R OBP: 0.455, SLG: 0.701 (1, 10)										4	0	2	1	0	0	2						
Jay Buhner, R OBP: 0.398, SLG: 0.570 (1, 9)										4	0	0	0	0	2	2						
Paul Sorrento, L OBP: 0.344, SLG: 0.583 (1, 3)										3	1	1	0	1	0	0						
Dan Wilson, R OBP: 0.317, SLG: 0.518 (1, 2)										4	0	1	1	0	0	3						
Joey Cora, S OBP: 0.273, SLG: 0.378 (1, 4)										3	2	1	0	1	0	1						
Russ Davis, R OBP: 0.336, SLG: 0.396 (1, 5)										4	0	0	0	0	2	3						
Inning Stats	R: 0 E: 0 K: 0 S: 8	H: 1 LOB: 0 BB: 0 P: 16	R: 0 E: 0 K: 1 S: 6	H: 0 LOB: 0 BB: 0 P: 9	R: 2 E: 1 K: 2 S: 11	H: 1 LOB: 1 BB: 1 P: 20	R: 1 E: 0 K: 1 S: 14	H: 2 LOB: 1 BB: 0 P: 25	R: 1 E: 0 K: 0 S: 12	H: 2 LOB: 3 BB: 2 P: 24	R: 2 E: 0 K: 0 S: 17	H: 4 LOB: 2 BB: 0 P: 28	R: 0 E: 0 K: 0 S: 5	H: 0 LOB: 0 BB: 0 P: 8	R: 2 E: 0 K: 0 S: 15	H: 2 LOB: 0 BB: 0 P: 24		R: 2 E: 0 K: 0 S: 8	H: 0 LOB: 0 BB: 0 P: 10	1B: 2 2B: 8 3B: 0 HR: 2	SF: 1 SAC: 1 DP: 0 HBP: 0	WP: 0 PB: 0 SB: 2 CS: 0
PITCHER	IP	WLS	BF	H	R	ER	SO	BB	IBB	HBP	BLK	WP	HR	S	P	ERA	WHIP					
Doug Linton, R ERA: 5.4 (1, 1)	4.2	L	23	6	4	4	5	2	0	0	0	0	0	48	87	7.71	1.714					
Mike Magnante, L ERA: 7.85 (5, 1)	2.1		11	4	2	2	0	1	0	0	0	0	0	25	43	7.71	2.143					
Hipolito Pichardo, R ERA: 7.2 (8, 1)	1.0		5	2	2	2	0	0	0	0	0	0	1	15	24	18.00	2.000					

AB 35
R 5
H 8
RBI 3
BB 7
SO 13
LOB 23



AB 34
R 8
H 12
RBI 8
BB 3
SO 5
LOB 13



Batter	1	2	3	4	5	6	7	8	9	AB	R	H	RBI	BB	SO	LOB	TOP										
Bip Roberts, S (1,4) OBP: 0.347, SLG: 0.393	4-2 CS BB	0-2 2H 1B		2-3 K			2-3 K		1-2 F8	2	0	1	1	1	1	0	Kansas City Royals @ Texas Rangers The Ballpark at Arlington, Arlington, TX Mon May 13 1996, 8:05 PM EDT Att: 22,981 - Unknown - 79 F										
Craig Paquette, R (6,5) OBP: 0.244, SLG: 0.310										4	1	1	0	0	1	2											
Tom Goodwin, L (1,7) OBP: 0.324, SLG: 0.318	1-3 SAFE K	3-2 G3			2-2 BB 1B		2-2 L6			2	1	1	0	2	0	0											
Keith Lockhart, L (1,5) OBP: 0.378, SLG: 0.469	4-2 1-2 BB		0-0 F7		4-0 1B SF9 BB		0-0 3B			4	1	2	1	0	0	2											
Johnny Damon, L (1,8) OBP: 0.311, SLG: 0.399	3-1 L6-3		1-2 2B SF7 1B		0-1 1-3 2H 1B		1-2 G1-3			3	1	3	1	0	0	0											
Bob Hamelin, L (1,10) OBP: 0.407, SLG: 0.369		1-2 BB 2B 1B	1-0 2B		2-1 SF9			3-2 L4-3 1B		2	1	0	1	1	0	2											
Michael Tucker, L (1,9) OBP: 0.309, SLG: 0.454		4-2 2B BB	1-0 SF7		3-2 F9-3			2-1 SAFE L4-3		4	0	1	2	0	0	1											
Jose Offerman, S (1,3) OBP: 0.381, SLG: 0.390		2-2 1B 2B	0-1 L4		1-2 G5-3			1-0 G6-3		3	1	1	0	0	0	0											
David Howard, S (1,6) OBP: 0.286, SLG: 0.341		2-1 F8		1-2 G3-1			1-2 F7		0-3 K	4	0	0	0	0	1	1											
Sal Fasano, R (1,2) OBP: 0.246, SLG: 0.276		0-1 1B 1B		0-1 F9			2-2 F6		1-2 G1-3	3	1	1	0	0	0	0											
Chris Stynes, R (9,PH) OBP: 0.476, SLG: 0.524										1	0	0	0	0	0	0											
Inning Stats	R: 0 E: 0 K: 1 S: 12	H: 0 LOB: 1 BB: 2 P: 23	R: 3 E: 0 K: 0 S: 18	H: 4 LOB: 1 BB: 1 P: 30	R: 1 E: 0 K: 0 S: 8	H: 2 LOB: 0 BB: 0 P: 11	R: 0 E: 0 K: 1 S: 9	H: 0 LOB: 0 BB: 0 P: 12	R: 2 E: 0 K: 0 S: 11	H: 2 LOB: 0 BB: 1 P: 22	R: 0 E: 0 K: 1 S: 10	H: 1 LOB: 1 BB: 0 P: 15	R: 0 E: 0 K: 0 S: 6	H: 1 LOB: 0 BB: 0 P: 12	R: 0 E: 0 K: 1 S: 9	H: 0 LOB: 0 BB: 0 P: 11	1B: 7 2B: 4 3B: 1 HR: 0	SF: 2 SAC: 0 DP: 2 HBP: 0	WP: 0 PB: 0 SB: 0 CS: 1	PA: 37							
PITCHER	IP	WLS	BF	H	R	ER	SO	BB	IBB	HBP	BLK	WP	HR	S	P	ERA	WHIP										
Bobby Witt, R (1,1) ERA: 5.98	4.0		22	8	6	6	2	4	0	0	0	0	0	53	88	13.50	3.000										
Dennis Cook, L (5,1) ERA: 3.18	4.0	W	12	2	0	0	1	0	0	0	0	0	0	32	52	0.00	0.500										
Mike Henneman, R (9,1) ERA: 3.86	1.0	S	3	0	0	0	1	0	0	0	0	0	0	9	11	0.00	0.000										

AB	31
R	6
H	10
RBI	6
BB	4
SO	4
LOB	8



Batter	1	2	3	4	5	6	7	8	9	AB	R	H	RBI	BB	SO	LOB	BOTTOM										
Mark McLemore, S (1,4) OBP: 0.400, SLG: 0.386	4-0 29 1B BLK BB		2-2 G3	0-0 2H HR		2-0 G4-3		3-2 BB 1B		4	2	2	2	1	0	0	Kansas City Royals @ Texas Rangers The Ballpark at Arlington, Arlington, TX Mon May 13 1996, 8:05 PM EDT Att: 22,981 - Unknown - 79 F										
Ivan Rodriguez, R (1,2) OBP: 0.346, SLG: 0.454	1 SAFE G5-3		1-0 F7	0-1 1B		3-2 2B		4-0 1B 29 2B BB		4	1	2	0	1	0	1											
Will Clark, L (1,3) OBP: 0.434, SLG: 0.477	4-2 29 1B BB		1-2 1B	0-0 G5-3		0-3 K		1-0 29 2B 1B		4	1	2	1	1	1	2											
Mickey Tettleton, S (1,10) OBP: 0.415, SLG: 0.529	1-2 K		0-1 G4-3		1-2 FC5 29 BB 1B		1-0 1B	1-3 K		5	0	2	0	0	2	5											
29 Rusty Greer, L (1,7) OBP: 0.388, SLG: 0.475	1-1 1B		3-1 1B 2B	4-0 FC5 BB		1-1 L7		1-1 1H 3H 2B		4	1	3	2	1	0	1											
Dean Palmer, R (1,5) OBP: 0.331, SLG: 0.500	2-3 K		1-2 L7	3-3 SAFE K		1-2 FC6-4 1B		2-3 K		5	0	1	0	0	3	7											
Warren Newson, L (1,9) OBP: 0.381, SLG: 0.392		1-1 G5-4-3 1B		0-1 2B G6-3 1B	2-1 FC5		2-3 K			4	1	2	1	0	1	4											
Rikkert Faneyte, R (9,8)				2H G6-3 1B	1-2 2-3F BB					0	0	0	0	0	0	0											
Damon Buford, R (1,8) OBP: 0.368, SLG: 0.412		1-2 G5-4-3		1 SAFE 0-1 HR 2B	2-1 F2		2-2 FC6-4			4	1	1	0	0	0	5											
Kevin Elster, R (1,6) OBP: 0.284, SLG: 0.504		1-2 F9		3-2 G6-3		0-1 G5-3		0-3 K		4	0	0	1	0	1	1											
Inning Stats	R: 0 E: 0 K: 2 S: 15	H: 1 LOB: 3 BB: 2 P: 30	R: 0 E: 0 K: 0 S: 10	H: 1 LOB: 0 BB: 0 P: 13	R: 0 E: 0 K: 0 S: 9	H: 1 LOB: 1 BB: 0 P: 13	R: 4 E: 0 K: 0 S: 16	H: 5 LOB: 1 BB: 0 P: 23	R: 0 E: 0 K: 1 S: 10	H: 1 LOB: 2 BB: 1 P: 22	R: 0 E: 0 K: 1 S: 9	H: 1 LOB: 0 BB: 0 P: 14	R: 0 E: 0 K: 1 S: 10	H: 2 LOB: 2 BB: 0 P: 17	R: 3 E: 0 K: 3 S: 18	H: 3 LOB: 1 BB: 1 P: 30	1B: 10 2B: 4 3B: 0 HR: 1	SF: 0 SAC: 0 DP: 1 HBP: 0	WP: 0 PB: 0 SB: 0 CS: 0	PA: 42							
PITCHER	IP	WLS	BF	H	R	ER	SO	BB	IBB	HBP	BLK	WP	HR	S	P	ERA	WHIP										
Kevin Appier, R (1,1) ERA: 2.83	0.2		5	1	0	0	1	2	0	0	0	0	0	1	2	0.00	4.500										
Julio Valera, R (1,1) ERA: 5.79	3.0		15	7	4	4	1	0	0	0	0	0	0	37	53	12.00	2.333										
Jason Jacome, L (4,1) ERA: 7.78	1.0		5	1	0	0	1	1	0	0	0	0	0	9	19	0.00	2.000										
Tim Pugh, R (5,1) ERA: 9.31	2.1		10	3	0	0	2	0	0	0	0	0	0	21	35	0.00	1.286										
Jeff Montgomery, R (8,1) ERA: 2.35	1.0	L	7	3	3	3	3	1	0	0	0	0	0	18	30	27.00	4.000										

AB	38
R	7
H	15
RBI	7
BB	4
SO	8
LOB	26



Batter	1	2	3	4	5	6	7	8	9	AB	R	H	RBI	BB	SO	LOB	TOP
Bip Roberts, S OBP: 0.338, SLG: 0.381 (1, 4)	F8	K			F8			G1-3		4	0	0	0	0	1	2	Kansas City Royals @ Texas Rangers The Ballpark at Arlington, Arlington, TX Tue May 14 1996, 8:05 PM EDT Att: 28,999 - Unknown - 86 F livebaseballscorecards.com
Tom Goodwin, L OBP: 0.317, SLG: 0.311 Joe Vitello, R OBP: 0.417, SLG: 0.453 (1, 7) (6, 3)	L6		K		G1-3			1B		3	0	0	0	0	1	0	
Keith Lockhart, L OBP: 0.383, SLG: 0.470 (1, 5)	BB 1B		BB 1B		L8			G4-3		4	0	2	0	0	0	0	
Johnny Damon, L OBP: 0.375, SLG: 0.393 Chris Stynes, R OBP: 0.455, SLG: 0.500 (1, 8) (9, PH)	BB 1B		F7		G4-3			K		2	0	0	0	1	0	1	
Bob Hamelin, L OBP: 0.402, SLG: 0.356 (1, 10)	F9		BB 1B		P2			G4-3		3	0	0	0	1	0	2	
Michael Tucker, L OBP: 0.307, SLG: 0.443 (1, 9)		BB 1B	G3		K			F8		3	0	0	0	1	1	2	
Jose Offerman, S OBP: 0.375, SLG: 0.383 Les Norman, R OBP: 0.269, SLG: 0.136 (1, 3) (6, 7)	B1		F7		P3					2	0	0	0	0	0	1	
David Howard, S OBP: 0.289, SLG: 0.344 Craig Paquette, R OBP: 0.239, SLG: 0.302 (1, 6) (5, 6)	L5		L5		F9					2	0	1	0	0	0	0	
Sal Fasano, R OBP: 0.235, SLG: 0.262 (1, 2)	K		G6-3		F8					3	0	0	0	0	1	2	
Inning Stats	R: 0 E: 0 K: 0 S: 8	H: 1 LOB: 2 BB: 1 P: 18	R: 0 E: 0 K: 2 S: 10	H: 1 LOB: 2 BB: 1 P: 18	R: 0 E: 0 K: 1 S: 11	H: 0 LOB: 0 BB: 0 P: 11	R: 0 E: 0 K: 1 S: 9	H: 0 LOB: 0 BB: 0 P: 13	R: 0 E: 0 K: 0 S: 5	H: 1 LOB: 0 BB: 0 P: 7	R: 0 E: 0 K: 1 S: 8	H: 0 LOB: 0 BB: 0 P: 10	1B: 4 2B: 0 3B: 0 HR: 0	SF: 0 SAC: 0 DP: 0 HBP: 0	WP: 0 PB: 0 SB: 0 CS: 0	PA: 33	
PITCHER Ken Hill, R ERA: 2.71 (1, 1)	IP: 9.0 WLS: W BF: 33 H: 4 R: 0 ER: 0 SO: 5 BB: 3 IBB: 0 HBP: 0 BLK: 0 WP: 0 HR: 0 S: 71 P: 114 ERA: 0.00 WHIP: 0.778											PITCHER	IP: 9.0 WLS: W BF: 33 H: 4 R: 0 ER: 0 SO: 5 BB: 3 IBB: 0 HBP: 0 BLK: 0 WP: 0 HR: 0 S: 71 P: 114 ERA: 0.00 WHIP: 0.778				

Batter	1	2	3	4	5	6	7	8	9	AB	R	H	RBI	BB	SO	LOB	BOTTOM	
Darryl Hamilton, L OBP: 0.371, SLG: 0.385 Rikkert FaneYTE, R (7, PH) (8, 8)	L8	BB 1B	P4		G1-3		F8			4	0	1	1	0	0	2	Kansas City Royals @ Texas Rangers The Ballpark at Arlington, Arlington, TX Tue May 14 1996, 8:05 PM EDT Att: 28,999 - Unknown - 86 F livebaseballscorecards.com	
Ivan Rodriguez, R OBP: 0.343, SLG: 0.446 (1, 2)	G5-3	G4-6-3 1B	G1-3		F9			G1-3		5	0	1	1	0	0	2		
Will Clark, L OBP: 0.429, SLG: 0.471 Damon Buford, R OBP: 0.385, SLG: 0.429 (1, 3) (8, 7)	L8	G4-6-3 1B		F7 2B 1B		F7		G3-6-1 1B		4	1	1	0	0	0	2		
Mickey Tettleton, S OBP: 0.424, SLG: 0.593 Dave Valle, R OBP: 0.429, SLG: 0.412 (1, 10) (8, PH)		HR	HR	K		BB 1B		G3-6-1 1B		4	3	3	2	0	1	1		
29 Rusty Greer, L OBP: 0.396, SLG: 0.479 Kurt Stillwell, S OBP: 0.344, SLG: 0.379 (1, 7) (8, 5)		HR	2B 1B		BB 1B		F8			3	2	2	0	1	0	1		
Dean Palmer, R OBP: 0.342, SLG: 0.538 Craig Worthington, R OBP: 0.333, SLG: 0.316 (1, 5) (8, 3)		HR	2B		F7		BB 1B			4	2	3	4	0	0	2		
Warren Newson, L OBP: 0.388, SLG: 0.418 (1, 9)		BB 2B	K		K					4	1	2	1	0	2	2		
Mark McLemore, S OBP: 0.396, SLG: 0.376 (1, 4)	F8		BB 1B		G4-3			K		3	0	0	0	1	1	3		
Kevin Elster, R OBP: 0.290, SLG: 0.500 (1, 6)	BB 1B		BB 1B		K			K		3	1	1	1	1	2	0		
Inning Stats	R: 0 E: 0 K: 0 S: 5	H: 0 LOB: 0 BB: 0 P: 8	R: 5 E: 0 K: 0 S: 15	H: 5 LOB: 1 BB: 2 P: 31	R: 3 E: 0 K: 1 S: 14	H: 4 LOB: 2 BB: 1 P: 23	R: 1 E: 0 K: 1 S: 13	H: 3 LOB: 2 BB: 0 P: 19	R: 0 E: 0 K: 1 S: 8	H: 2 LOB: 1 BB: 0 P: 21	R: 0 E: 0 K: 2 S: 9	H: 0 LOB: 0 BB: 0 P: 14	R: 0 E: 0 K: 0 S: 7	H: 1 LOB: 0 BB: 0 P: 10	1B: 10 2B: 2 3B: 0 HR: 3	SF: 0 SAC: 0 DP: 2 HBP: 0		WP: 0 PB: 1 SB: 0 CS: 0
PITCHER Mark Gubicza, R ERA: 5.69 (1, 1)	IP: 4.0 WLS: L BF: 26 H: 12 R: 9 ER: 9 SO: 2 BB: 3 IBB: 0 HBP: 0 BLK: 0 WP: 0 HR: 3 S: 47 P: 81 ERA: 20.25 WHIP: 3.750											PITCHER	IP: 4.0 WLS: L BF: 26 H: 12 R: 9 ER: 9 SO: 2 BB: 3 IBB: 0 HBP: 0 BLK: 0 WP: 0 HR: 3 S: 47 P: 81 ERA: 20.25 WHIP: 3.750					
Mike Magnante, L ERA: 7.08 (5, 1)	2.0	8	2	1	0	2	0	0	0	0	0	19	34	0.00	1.000			
Jason Jacome, L ERA: 7.4 (7, 1)	1.0	3	0	0	0	2	0	0	0	0	0	9	14	0.00	0.000			
Hipolito Pichardo, R ERA: 6.86 (8, 1)	1.0	3	1	0	0	0	0	0	0	0	0	7	10	0.00	1.000			

Batter	1	2	3	4	5	6	7	8	9	AB	R	H	RBI	BB	SO	LOB	TOP					
Bip Roberts, S (1, 4) OBP: 0.348, SLG: 0.399										4	1	3	1	0	0	0						
Tom Goodwin, L (1, 7) OBP: 0.315, SLG: 0.309										4	0	1	0	0	1	4						
Keith Lockhart, L (1, 5) OBP: 0.370, SLG: 0.452										4	0	0	0	0	0	4						
Joe Vitiello, R (1, 10) OBP: 0.410, SLG: 0.456										4	1	1	0	0	2	0						
Johnny Damon, L (1, 8) OBP: 0.303, SLG: 0.382										4	0	0	0	0	0	2						
Jose Offerman, S (1, 3) OBP: 0.383, SLG: 0.369										4	0	0	0	0	2	2						
Mike Macfarlane, R (1, 2) OBP: 0.250, SLG: 0.337										4	0	1	1	0	1	0						
Michael Tucker, L (1, 9) OBP: 0.306, SLG: 0.437										4	1	1	0	0	2	2						
Craig Paquette, R (1, 6) OBP: 0.245, SLG: 0.304										3	0	1	0	0	0	2						
David Howard, S (7, 6) OBP: 0.287, SLG: 0.341										1	0	0	0	0	0	0						
Inning Stats	R: 0 E: 0 K: 1 S: 8	H: 1 LOB: 0 BB: 0 P: 15	R: 0 E: 0 K: 2 S: 8	H: 0 LOB: 0 BB: 0 P: 13	R: 1 E: 0 K: 0 S: 11	H: 3 LOB: 2 BB: 0 P: 14	R: 1 E: 1 K: 1 S: 14	H: 2 LOB: 2 BB: 0 P: 19	R: 1 E: 1 K: 0 S: 11	H: 1 LOB: 1 BB: 0 P: 20	R: 0 E: 0 K: 2 S: 9	H: 0 LOB: 0 BB: 0 P: 13	R: 0 E: 0 K: 1 S: 11	H: 1 LOB: 1 BB: 0 P: 14	R: 0 E: 0 K: 1 S: 8	H: 0 LOB: 0 BB: 0 P: 10	R: 0 E: 0 K: 1 S: 6	H: 0 LOB: 0 BB: 0 P: 10	1B: 6 2B: 3 3B: 0 HR: 0	SF: 0 SAC: 0 DP: 1 HBP: 0	WP: 0 PB: 0 SB: 0 CS: 1	PA: 36
PITCHER Roger Pavlik, R (1, 1) ERA: 4.7	IP: 9.0 WLS: L BF: 36 H: 8 R: 3 ER: 2 SO: 8 BB: 0 IBB: 0 HBP: 0 BLK: 0 WP: 0 HR: 0 S: 86 P: 128 ERA: 2.00 WHIP: 0.889															PITCHER						

Kansas City Royals @ Texas Rangers
The Ballpark at Arlington, Arlington, TX
Wed May 15 1996, 8:05 PM EDT
Att: 26,881 - Unknown - 86 F

AB 36
R 3
H 8
RBI 2
BB 0
SO 8
LOB 16

Batter	1	2	3	4	5	6	7	8	9	AB	R	H	RBI	BB	SO	LOB	BOTTOM					
Darryl Hamilton, L (1, 8) OBP: 0.372, SLG: 0.386										5	0	2	0	0	0	1						
Ivan Rodriguez, R (1, 2) OBP: 0.341, SLG: 0.447										4	0	1	0	0	0	1						
Will Clark, L (1, 3) OBP: 0.425, SLG: 0.464										4	0	1	0	0	0	3						
Mickey Tettleton, S (1, 10) OBP: 0.427, SLG: 0.598										4	0	2	0	0	0	1						
Dean Palmer, R (1, 5) OBP: 0.333, SLG: 0.522										4	0	0	0	0	3	3						
29 Rusty Greer, L (1, 7) OBP: 0.399, SLG: 0.500										4	1	2	1	0	0	1						
Mark McLemore, S (1, 4) OBP: 0.392, SLG: 0.372										4	0	1	0	0	1	1						
Damon Buford, R (1, 9) OBP: 0.357, SLG: 0.395										3	0	0	0	0	0	2						
Kurt Stillwell, S (9, PH) OBP: 0.394, SLG: 0.400										1	0	1	0	0	0	0						
Kevin Elster, R (1, 6) OBP: 0.284, SLG: 0.488										3	0	0	0	0	1	2						
Warren Newson, L (9, PH) OBP: 0.382, SLG: 0.411										1	0	0	0	0	0	1						
Inning Stats	R: 0 E: 0 K: 0 S: 9	H: 1 LOB: 1 BB: 0 P: 14	R: 0 E: 0 K: 1 S: 6	H: 0 LOB: 0 BB: 0 P: 10	R: 0 E: 0 K: 1 S: 18	H: 2 LOB: 0 BB: 0 P: 25	R: 0 E: 0 K: 1 S: 7	H: 1 LOB: 1 BB: 0 P: 12	R: 0 E: 0 K: 0 S: 6	H: 0 LOB: 0 BB: 0 P: 8	R: 0 E: 0 K: 0 S: 8	H: 0 LOB: 0 BB: 0 P: 9	R: 0 E: 0 K: 1 S: 13	H: 2 LOB: 2 BB: 0 P: 19	R: 0 E: 0 K: 1 S: 13	H: 2 LOB: 2 BB: 0 P: 18	R: 1 E: 0 K: 0 S: 12	H: 2 LOB: 1 BB: 0 P: 20	1B: 7 2B: 2 3B: 0 HR: 1	SF: 0 SAC: 0 DP: 0 HBP: 0	WP: 2 PB: 0 SB: 0 CS: 0	PA: 37
PITCHER Chris Haney, L (1, 1) ERA: 4.99	IP: 7.2 WLS: W BF: 31 H: 8 R: 0 ER: 0 SO: 4 BB: 0 IBB: 0 HBP: 0 BLK: 0 WP: 0 HR: 0 S: 77 P: 112 ERA: 0.00 WHIP: 1.043															PITCHER						
Jeff Montgomery, R (8, 1) ERA: 2.59	IP: 1.1 WLS: S BF: 6 H: 2 R: 1 ER: 1 SO: 1 BB: 0 IBB: 0 HBP: 0 BLK: 0 WP: 0 HR: 1 S: 15 P: 23 ERA: 6.75 WHIP: 1.500															PITCHER						

Kansas City Royals @ Texas Rangers
The Ballpark at Arlington, Arlington, TX
Wed May 15 1996, 8:05 PM EDT
Att: 26,881 - Unknown - 86 F

AB 37
R 1
H 10
RBI 1
BB 0
SO 5
LOB 16

Batter	1	2	3	4	5	6	7	8	9	AB	R	H	RBI	BB	SO	LOB	TOP			
Otis Nixon, S <small>OBP: 0.377, SLG: 0.329</small> 										4	0	2	0	0	0	0	Toronto Blue Jays @ Kansas City Royals Kauffman Stadium, Kansas City, MO Fri May 17 1996, 7:05 PM CDT Att: 20,079 - Unknown - 87 F livebaseballscores.com			
Domingo Cadeno, S <small>OBP: 0.362, SLG: 0.407</small> 										3	0	0	0	1	1	2				
Carlos Delgado, L <small>OBP: 0.367, SLG: 0.500</small> 										4	0	1	0	0	1	1				
Joe Carter, R <small>OBP: 0.356, SLG: 0.558</small> 										4	0	0	0	0	1	2				
Ed Sprague, R <small>OBP: 0.371, SLG: 0.537</small> 										4	1	1	1	0	1	1				
John Olerud, L <small>OBP: 0.387, SLG: 0.464</small> 										3	1	2	1	1	0	0				
Shawn Green, L <small>OBP: 0.294, SLG: 0.347</small> 										4	0	1	0	0	1	3				
Sandy Martinez, L <small>OBP: 0.269, SLG: 0.329</small> 										4	0	0	0	0	1	2				
Alex Gonzalez, R <small>OBP: 0.300, SLG: 0.446</small> 										3	0	0	0	0	0	1				
Inning Stats	R: 0 E: 0 K: 1 S: 11	H: 0 LOB: 1 BB: 1 P: 15	R: 0 E: 0 K: 0 S: 8	H: 0 LOB: 0 BB: 0 P: 10	R: 0 E: 0 K: 2 S: 9	H: 1 LOB: 1 BB: 0 P: 13	R: 0 E: 1 K: 2 S: 12	H: 0 LOB: 2 BB: 1 P: 21	R: 0 E: 0 K: 0 S: 6	H: 1 LOB: 0 BB: 0 P: 9	R: 0 E: 0 K: 0 S: 11	H: 1 LOB: 1 BB: 0 P: 15	R: 0 E: 0 K: 1 S: 8	H: 0 LOB: 0 BB: 0 P: 12	R: 2 E: 0 K: 0 S: 12	H: 3 LOB: 0 BB: 0 P: 17	1B: 5 2B: 0 3B: 0 HR: 2	SF: 0 SAC: 0 DP: 2 HBP: 0	WP: 0 PB: 0 SB: 1 CS: 1	PA: 35
PITCHER	IP WLS BF H R ER SO BB IBB HBP BLK WP HR S P ERA WHIP																			
Tim Belcher, R <small>ERA: 4.12</small>	8.1 W 33 6 2 2 6 2 0 0 0 0 2 82 120 2.16 0.960																			
Jeff Montgomery, R <small>ERA: 2.52</small>	0.2 S 2 1 0 0 0 0 0 0 0 0 0 4 5 0.00 1.500																			

Batter	1	2	3	4	5	6	7	8	9	AB	R	H	RBI	BB	SO	LOB	BOTTOM			
Bip Roberts, S <small>OBP: 0.358, SLG: 0.400</small> 										2	1	1	2	2	0	0	Toronto Blue Jays @ Kansas City Royals Kauffman Stadium, Kansas City, MO Fri May 17 1996, 7:05 PM CDT Att: 20,079 - Unknown - 87 F livebaseballscores.com			
Tom Goodwin, L <small>OBP: 0.307, SLG: 0.300</small> 										4	0	0	1	0	0	3				
Keith Lockhart, L <small>OBP: 0.382, SLG: 0.463</small> 										4	1	3	0	0	0	0				
Bob Hamelin, L <small>OBP: 0.389, SLG: 0.341</small> 										4	0	0	0	0	2	4				
Michael Tucker, L <small>OBP: 0.304, SLG: 0.426</small> 										3	0	0	1	1	1	2				
Jose Offerman, S <small>OBP: 0.359, SLG: 0.374</small> 										4	0	1	0	0	0	2				
Craig Paquette, R <small>OBP: 0.245, SLG: 0.286</small> 										3	0	0	0	1	1	1				
Johnny Damon, L <small>OBP: 0.302, SLG: 0.378</small> 										4	1	1	0	0	0	2				
Mike Macfarlane, R <small>OBP: 0.263, SLG: 0.371</small> 										3	1	2	0	0	0	0				
Inning Stats	R: 1 E: 1 K: 0 S: 8	H: 1 LOB: 0 BB: 1 P: 16	R: 0 E: 0 K: 1 S: 9	H: 1 LOB: 0 BB: 0 P: 14	R: 2 E: 0 K: 1 S: 22	H: 4 LOB: 2 BB: 0 P: 35	R: 0 E: 0 K: 1 S: 6	H: 0 LOB: 0 BB: 0 P: 10	R: 0 E: 0 K: 0 S: 10	H: 0 LOB: 0 BB: 0 P: 12	R: 0 E: 0 K: 1 S: 7	H: 0 LOB: 1 BB: 1 P: 14	R: 0 E: 0 K: 0 S: 7	H: 1 LOB: 2 BB: 1 P: 16	R: 1 E: 1 K: 0 S: 13	H: 1 LOB: 2 BB: 1 P: 22	1B: 5 2B: 3 3B: 0 HR: 0	SF: 0 SAC: 0 DP: 1 HBP: 0	WP: 0 PB: 0 SB: 1 CS: 1	PA: 35
PITCHER	IP WLS BF H R ER SO BB IBB HBP BLK WP HR S P ERA WHIP																			
Juan Guzman, R <small>ERA: 3.17</small>	7.0 L 29 7 3 2 4 7 3 0 0 0 0 0 69 117 2.57 1.286																			
Brian Bohanon, L <small>ERA: 6.27</small>	1.0 6 1 1 1 0 0 1 0 0 0 0 0 13 22 9.00 1.000																			

Batter	1	2	3	4	5	6	7	8	9	AB	R	H	RBI	BB	SO	LOB	TOP
Otis Nixon, S <small>OBP: 0.378, SLG: 0.327</small> 										4	2	1	0	1	0	2	Toronto Blue Jays @ Kansas City Royals Kauffman Stadium, Kansas City, MO Sat May 18 1996, 7:05 PM CDT Att: 18,116 - Unknown - 85 F livebaseballscorecards.com
Domingo Cadeno, S <small>OBP: 0.355, SLG: 0.398</small> 										5	0	1	0	0	1	4	
Carlos Delgado, L <small>OBP: 0.374, SLG: 0.503</small> 										3	2	1	0	1	1	2	
Joe Carter, R <small>OBP: 0.362, SLG: 0.571</small> 										5	2	3	2	0	0	1	
Ed Sprague, R <small>OBP: 0.372, SLG: 0.533</small> 										3	0	1	1	1	0	1	
John Olerud, L <small>OBP: 0.390, SLG: 0.473</small> 										4	0	2	1	0	0	2	
Shawn Green, L <small>OBP: 0.293, SLG: 0.339</small> 										3	0	0	0	1	0	4	
Charlie O'Brien, R <small>OBP: 0.411, SLG: 0.597</small> 										4	0	0	0	0	0	3	
Alex Gonzalez, R <small>OBP: 0.305, SLG: 0.444</small> 										3	0	1	0	1	2	2	
Inning Stats <small>R: 1, H: 0, E: 0, K: 1, S: 5</small> <small>H: 0, LOB: 0, BB: 1, P: 9</small> <small>R: 0, H: 0, E: 0, K: 0, S: 3</small> <small>H: 0, LOB: 1, BB: 1, P: 7</small> <small>R: 0, H: 2, E: 0, K: 0, S: 4</small> <small>H: 2, LOB: 1, BB: 0, P: 4</small> <small>R: 1, H: 3, E: 0, K: 1, S: 8</small> <small>H: 3, LOB: 2, BB: 0, P: 8</small> <small>R: 3, H: 3, E: 0, K: 0, S: 8</small> <small>H: 3, LOB: 1, BB: 1, P: 12</small> <small>R: 0, H: 0, E: 0, K: 0, S: 3</small> <small>H: 0, LOB: 1, BB: 1, P: 7</small> <small>R: 1, H: 2, E: 0, K: 0, S: 4</small> <small>H: 2, LOB: 1, BB: 1, P: 8</small> <small>R: 0, H: 0, E: 1, K: 1, S: 6</small> <small>H: 0, LOB: 1, BB: 0, P: 6</small> <small>R: 0, H: 0, E: 0, K: 0, S: 2</small> <small>H: 0, LOB: 0, BB: 0, P: 3</small> <small>R: 0, H: 0, E: 0, K: 0, S: 5</small> <small>H: 0, LOB: 0, BB: 0, P: 6</small>	<small>1B: 7, 2B: 3, 3B: 1, HR: 0</small> <small>SF: 1, SAC: 0, DP: 3, HBP: 1</small> <small>WP: 1, PB: 0, SB: 1, CS: 0</small> <small>PA: 41</small>	<small>AB: 34</small> <small>R: 6</small> <small>H: 10</small> <small>RBI: 4</small> <small>BB: 5</small> <small>SO: 4</small> <small>LOB: 21</small>															

Batter	1	2	3	4	5	6	7	8	9	AB	R	H	RBI	BB	SO	LOB	BOTTOM
Bip Roberts, S <small>OBP: 0.356, SLG: 0.396</small> 										4	0	1	0	0	1	2	Toronto Blue Jays @ Kansas City Royals Kauffman Stadium, Kansas City, MO Sat May 18 1996, 7:05 PM CDT Att: 18,116 - Unknown - 85 F livebaseballscorecards.com
Tom Goodwin, L <small>OBP: 0.301, SLG: 0.294</small> 									3	0	0	0	0	1	0		
Chris Stynes, R <small>OBP: 0.400, SLG: 0.440</small> 									3	0	0	0	0	0	1		
Johnny Damon, L <small>OBP: 0.300, SLG: 0.376</small> 									1	0	0	0	0	1	0		
Joe Vitiello, R <small>OBP: 0.404, SLG: 0.439</small> 									3	0	0	0	1	1	1		
Michael Tucker, L <small>OBP: 0.309, SLG: 0.429</small> 									4	1	2	0	0	0	0		
Craig Parquette, R <small>OBP: 0.250, SLG: 0.346</small> 									3	1	1	1	0	1	2		
Jose Offerman, S <small>OBP: 0.354, SLG: 0.378</small> 										4	0	2	1	0	1	0	
Sal Fasano, R <small>OBP: 0.239, SLG: 0.266</small> 										3	0	1	0	0	0	1	
Bob Hamelin, L <small>OBP: 0.356, SLG: 0.337</small> 										1	0	0	0	0	2		
David Howard, S <small>OBP: 0.286, SLG: 0.333</small> 										3	0	0	0	1	2	2	
Inning Stats <small>R: 0, H: 1, E: 0, K: 1, S: 6</small> <small>H: 1, LOB: 1, BB: 0, P: 6</small> <small>R: 1, H: 2, E: 0, K: 1, S: 7</small> <small>H: 2, LOB: 1, BB: 1, P: 11</small> <small>R: 0, H: 1, E: 0, K: 0, S: 4</small> <small>H: 1, LOB: 1, BB: 1, P: 8</small> <small>R: 0, H: 1, E: 0, K: 1, S: 5</small> <small>H: 1, LOB: 0, BB: 0, P: 5</small> <small>R: 0, H: 0, E: 0, K: 0, S: 3</small> <small>H: 0, LOB: 0, BB: 0, P: 3</small> <small>R: 0, H: 0, E: 0, K: 1, S: 5</small> <small>H: 0, LOB: 0, BB: 0, P: 5</small> <small>R: 0, H: 0, E: 0, K: 3, S: 9</small> <small>H: 0, LOB: 0, BB: 0, P: 9</small> <small>R: 1, H: 3, E: 0, K: 1, S: 8</small> <small>H: 3, LOB: 2, BB: 0, P: 8</small> <small>R: 0, H: 0, E: 0, K: 0, S: 6</small> <small>H: 0, LOB: 0, BB: 0, P: 6</small>	<small>1B: 7, 2B: 0, 3B: 0, HR: 1</small> <small>SF: 0, SAC: 1, DP: 0, HBP: 0</small> <small>WP: 0, PB: 0, SB: 0, CS: 1</small> <small>PA: 36</small>	<small>AB: 33</small> <small>R: 2</small> <small>H: 8</small> <small>RBI: 2</small> <small>BB: 2</small> <small>SO: 8</small> <small>LOB: 11</small>															
PITCHER <small>IP: 6.0, WLS: 1, BF: 24, H: 5, R: 1, ER: 1, SO: 4, BB: 2, IBB: 1, HBP: 0, BLK: 0, WP: 0, HR: 1, S: 30, P: 38, ERA: 1.50, WHIP: 1.167</small> Frank Viola, L <small>ERA: 8.84</small> Tony Castillo, L <small>ERA: 4.56</small> Tim Crabtree, R <small>ERA: 0.92</small> Mike Timlin, R <small>ERA: 3.38</small>	<small>IP: 1.0, WLS: 0, BF: 3, H: 0, R: 0, ER: 0, SO: 0, BB: 0, IBB: 0, HBP: 0, BLK: 0, WP: 0, HR: 0, S: 3, P: 3, ERA: 0.00, WHIP: 0.000</small> <small>IP: 1.0, WLS: 0, BF: 3, H: 0, R: 0, ER: 0, SO: 0, BB: 0, IBB: 0, HBP: 0, BLK: 0, WP: 0, HR: 0, S: 9, P: 9, ERA: 0.00, WHIP: 0.000</small> <small>IP: 1.0, WLS: 0, BF: 6, H: 3, R: 1, ER: 1, SO: 1, BB: 0, IBB: 0, HBP: 0, BLK: 0, WP: 0, HR: 0, S: 8, P: 8, ERA: 9.00, WHIP: 3.000</small>	<small>PITCHER</small> <small>IP: 6.0, WLS: 1, BF: 24, H: 5, R: 1, ER: 1, SO: 4, BB: 2, IBB: 1, HBP: 0, BLK: 0, WP: 0, HR: 1, S: 30, P: 38, ERA: 1.50, WHIP: 1.167</small> <small>IP: 1.0, WLS: 0, BF: 3, H: 0, R: 0, ER: 0, SO: 0, BB: 0, IBB: 0, HBP: 0, BLK: 0, WP: 0, HR: 0, S: 3, P: 3, ERA: 0.00, WHIP: 0.000</small> <small>IP: 1.0, WLS: 0, BF: 6, H: 3, R: 1, ER: 1, SO: 1, BB: 0, IBB: 0, HBP: 0, BLK: 0, WP: 0, HR: 0, S: 8, P: 8, ERA: 9.00, WHIP: 3.000</small>															

Batter	1	2	3	4	5	6	7	8	9	AB	R	H	RBI	BB	SO	LOB	TOP			
Otis Nixon, S <small>OBP: 0.380, SLG: 0.327</small> 										3	0	1	0	1	0	0	Toronto Blue Jays @ Kansas City Royals Kauffman Stadium, Kansas City, MO Sun May 19 1996, 3:33 AM CDT Att: 15,039 - Cloudy - 85 F			
Domingo Cadeno, S <small>OBP: 0.360, SLG: 0.402</small> 										4	0	2	0	0	0	1				
Carlos Delgado, L <small>OBP: 0.366, SLG: 0.491</small> 										4	0	0	0	0	1	2				
Joe Carter, R <small>OBP: 0.365, SLG: 0.587</small> 										4	2	2	0	0	0	0				
Ed Sprague, R <small>OBP: 0.380, SLG: 0.561</small> 										3	1	3	3	0	0	0				
John Olerud, L <small>OBP: 0.380, SLG: 0.459</small> 										4	0	0	0	0	0	2				
Shawn Green, L <small>OBP: 0.299, SLG: 0.344</small> 										4	0	2	0	0	0	1				
Sandy Martinez, L <small>OBP: 0.259, SLG: 0.316</small> 										3	0	0	0	0	1	2				
Alex Gonzalez, R <small>OBP: 0.299, SLG: 0.434</small> 										3	0	0	0	0	0	1				
Inning Stats	R: 0 E: 0 K: 0 S: 7	H: 1 LOB: 0 BB: 0 P: 10	R: 1 E: 0 K: 1 S: 13	H: 2 LOB: 1 BB: 0 P: 18	R: 0 E: 0 K: 0 S: 10	H: 1 LOB: 0 BB: 0 P: 16	R: 0 E: 0 K: 0 S: 6	H: 1 LOB: 1 BB: 0 P: 11	R: 0 E: 0 K: 0 S: 5	H: 1 LOB: 0 BB: 0 P: 6	R: 2 E: 0 K: 0 S: 8	H: 2 LOB: 0 BB: 0 P: 11	R: 0 E: 0 K: 1 S: 7	H: 1 LOB: 1 BB: 0 P: 15	R: 0 E: 0 K: 0 S: 6	H: 1 LOB: 1 BB: 0 P: 9	1B: 7 2B: 3 3B: 1 HR: 1	SF: 1 SAC: 0 DP: 3 HBP: 0	WP: 0 PB: 0 SB: 1 CS: 0	PA: 34
PITCHER	IP WLS BF H R ER SO BB IBB HBP BLK WP HR S P ERA WHIP	IP WLS BF H R ER SO BB IBB HBP BLK WP HR S P ERA WHIP																		
Mark Gubicza, R <small>ERA: 5.43</small>	Jason Jacome, L <small>ERA: 6.65</small>	Hipolito Pichardo, R <small>ERA: 6.55</small>																		

Batter	1	2	3	4	5	6	7	8	9	AB	R	H	RBI	BB	SO	LOB	BOTTOM				
Johnny Damon, L <small>OBP: 0.303, SLG: 0.373</small> 										4	1	1	1	1	0	1	Toronto Blue Jays @ Kansas City Royals Kauffman Stadium, Kansas City, MO Sun May 19 1996, 3:33 AM CDT Att: 15,039 - Cloudy - 85 F				
Tom Goodwin, L <small>OBP: 0.310, SLG: 0.304</small> 										5	0	3	0	0	1	0					
Keith Lockhart, L <small>OBP: 0.391, SLG: 0.464</small> 										3	0	1	0	1	1	4					
Bob Hamelin, L <small>OBP: 0.389, SLG: 0.330</small> 										2	0	0	0	2	0	3					
Craig Paquette, R <small>OBP: 0.250, SLG: 0.339</small> 										4	0	1	1	0	2	3					
Michael Tucker, L <small>OBP: 0.301, SLG: 0.416</small> 										4	0	0	0	0	1	3					
Jose Offerman, S <small>OBP: 0.353, SLG: 0.366</small> 										4	0	0	0	0	1	0					
Mike Macfarlane, R <small>OBP: 0.263, SLG: 0.376</small> 										4	1	1	0	0	0	0					
David Howard, S <small>OBP: 0.287, SLG: 0.333</small> 										3	0	1	0	0	1	0					
Inning Stats	R: 0 E: 0 K: 0 S: 7	H: 1 LOB: 2 BB: 2 P: 18	R: 0 E: 0 K: 1 S: 8	H: 0 LOB: 0 BB: 0 P: 14	R: 0 E: 0 K: 2 S: 7	H: 0 LOB: 0 BB: 0 P: 11	R: 2 E: 0 K: 1 S: 19	H: 4 LOB: 3 BB: 1 P: 31	R: 0 E: 0 K: 0 S: 9	H: 1 LOB: 1 BB: 0 P: 16	R: 0 E: 0 K: 1 S: 9	H: 1 LOB: 0 BB: 0 P: 13	R: 0 E: 0 K: 0 S: 9	H: 0 LOB: 0 BB: 0 P: 13	R: 0 E: 0 K: 2 S: 11	H: 0 LOB: 0 BB: 0 P: 16	1B: 7 2B: 1 3B: 0 HR: 0	SF: 0 SAC: 1 DP: 0 HBP: 0	WP: 1 PB: 0 SB: 1 CS: 1	PA: 38	
PITCHER	IP WLS BF H R ER SO BB IBB HBP BLK WP HR S P ERA WHIP	IP WLS BF H R ER SO BB IBB HBP BLK WP HR S P ERA WHIP																			
Erik Hanson, R <small>ERA: 5.61</small>	Tony Castillo, L <small>ERA: 4.32</small>	Tim Crabtree, R <small>ERA: 0.9</small>	Mike Timlin, R <small>ERA: 3.14</small>																		

Batter	1	2	3	4	5	6	7	8	9	AB	R	H	RBI	BB	SO	LOB	TOP							
Otis Nixon, S (1, 8) <small>OBP: 0.381, SLG: 0.341</small> Felipe Crespo, S (4, PR) <small>OBP: 0.400, SLG: 0.100</small>	G6-3			1B 3B		G6-3		G6-3		2	0	1	0	0	0	0								
Domingo Cadeno, S (1, 4) <small>OBP: 0.349, SLG: 0.388</small>	F9		F9	F9		F7		P3		4	0	0	0	0	0	1								
Juan Samuel, R (1, 3) <small>OBP: 0.296, SLG: 0.519</small>	K						G4-3		P4	4	0	1	1	0	1	0								
Joe Carter, R (1, 10) <small>OBP: 0.363, SLG: 0.585</small>		F8			K		F8		HR 2B	4	1	1	0	0	1	2								
Ed Sprague, R (1, 5) <small>OBP: 0.382, SLG: 0.585</small>	K				F9		1B 2B		HR	4	2	2	2	0	1	2								
Jacob Brumfield, R (1, 9) <small>OBP: 0.289, SLG: 0.429</small>	F8					F9	1B		K	4	0	1	1	0	1	0								
Robert Perez, R (1, 7) <small>OBP: 0.361, SLG: 0.424</small> John Olerud, L (9, PH) <small>OBP: 0.377, SLG: 0.455</small>			P3		G6-3		1B		F8	3	0	1	0	0	0	0								
Charlie O'Brien, R (1, 2) <small>OBP: 0.398, SLG: 0.575</small>			G5-3		F9		K			3	0	0	0	0	1	2								
Alex Gonzalez, R (1, 6) <small>OBP: 0.294, SLG: 0.426</small>			G4-3			G5-3		P4		3	0	0	0	0	0	0								
Inning Stats	R: 0 E: 0 K: 1 S: 6	H: 0 LOB: 0 BB: 0 P: 7	R: 0 E: 0 K: 1 S: 7	H: 0 LOB: 0 BB: 0 P: 9	R: 0 E: 0 K: 0 S: 8	H: 0 LOB: 0 BB: 0 P: 9	R: 1 E: 0 K: 1 S: 13	H: 2 LOB: 2 BB: 0 P: 15	R: 0 E: 0 K: 0 S: 4	H: 0 LOB: 0 BB: 0 P: 7	R: 0 E: 0 K: 0 S: 4	H: 0 LOB: 0 BB: 0 P: 6	R: 1 E: 0 K: 1 S: 18	H: 3 LOB: 2 BB: 0 P: 22	R: 0 E: 0 K: 0 S: 7	H: 0 LOB: 0 BB: 0 P: 10	R: 2 E: 0 K: 1 S: 8	H: 2 LOB: 0 BB: 0 P: 9	1B: 3 2B: 2 3B: 1 HR: 1	SF: 0 SAC: 0 DP: 0 HBP: 0	WP: 0 PB: 0 SB: 0 CS: 0	PA: 34		
PITCHER	IP	WLS	BF	H	R	ER	SO	BB	IBB	HBP	BLK	WP	HR	S	P	ERA	WHIP							
Chris Haney, L (1, 1) <small>ERA: 4.9</small> Jeff Montgomery, R (9, 1) <small>ERA: 2.45</small>	8.1	W	32	7	4	4	4	0	0	0	0	0	1	70	89	4.32	0.840							

Toronto Blue Jays @ Kansas City Royals
 Kauffman Stadium, Kansas City, MO
 Mon May 20 1996, 7:05 PM CDT
 Att: 14,303 - Unknown - 63 F

AB	34
R	4
H	7
RBI	4
BB	0
SO	5
LOB	7



Batter	1	2	3	4	5	6	7	8	9	AB	R	H	RBI	BB	SO	LOB	BOTTOM							
Bip Roberts, S (1, 4) <small>OBP: 0.353, SLG: 0.392</small>	P5		FC1-6 1B		K			B3		4	0	1	0	0	1	0								
Tom Goodwin, L (1, 7) <small>OBP: 0.305, SLG: 0.303</small>	F9		FC1-6 1B WP		CS 1B			K		4	1	1	0	0	1	2								
Keith Lockhart, L (1, 5) <small>OBP: 0.394, SLG: 0.466</small>	F7		CS 1B		CS	P5				4	0	2	0	0	0	0								
Joe Vitiello, R (1, 10) <small>OBP: 0.398, SLG: 0.442</small>		2B 2B	K			K		K		4	1	1	0	0	3	2								
Michael Tucker, L (1, 9) <small>OBP: 0.308, SLG: 0.424</small>		SH1-3 2B		2B E BB		F9				2	2	1	1	1	0	0								
Jose Offerman, S (1, 3) <small>OBP: 0.348, SLG: 0.360</small>		SH1-3		K			F9			2	0	0	0	0	1	1								
Johnny Damon, L (1, 8) <small>OBP: 0.304, SLG: 0.391</small>		G3		P5			HR			3	1	1	2	0	0	1								
Mike Macfarlane, R (1, 2) <small>OBP: 0.265, SLG: 0.385</small>		F7		6-2 2B			F9			3	0	1	0	0	0	0								
David Howard, S (1, 6) <small>OBP: 0.288, SLG: 0.328</small>			FC1-6 1B BB		6-2 2B		P7			2	0	0	0	1	0	0								
Inning Stats	R: 0 E: 0 K: 0 S: 14	H: 0 LOB: 0 BB: 0 P: 21	R: 2 E: 0 K: 0 S: 7	H: 2 LOB: 0 BB: 0 P: 11	R: 1 E: 0 K: 1 S: 17	H: 2 LOB: 1 BB: 1 P: 27	R: 1 E: 1 K: 1 S: 9	H: 1 LOB: 1 BB: 1 P: 18	R: 0 E: 0 K: 1 S: 5	H: 0 LOB: 0 BB: 0 P: 10	R: 1 E: 0 K: 0 S: 11	H: 1 LOB: 0 BB: 0 P: 16	R: 0 E: 0 K: 2 S: 10	H: 1 LOB: 1 BB: 0 P: 12	1B: 4 2B: 3 3B: 0 HR: 1	SF: 0 SAC: 1 DP: 0 HBP: 0	WP: 1 PB: 0 SB: 1 CS: 1	PA: 32						
PITCHER	IP	WLS	BF	H	R	ER	SO	BB	IBB	HBP	BLK	WP	HR	S	P	ERA	WHIP							
Pat Hentgen, R (1, 1) <small>ERA: 4.06</small> Brian Bohanon, L (8, 1) <small>ERA: 5.95</small>	7.0	L	28	7	5	4	4	2	0	0	0	0	0	10	12	0.00	1.000							

Toronto Blue Jays @ Kansas City Royals
 Kauffman Stadium, Kansas City, MO
 Mon May 20 1996, 7:05 PM CDT
 Att: 14,303 - Unknown - 63 F


AB	28
R	5
H	8
RBI	3
BB	2
SO	6
LOB	6



Batter	1	2	3	4	5	6	7	8	9	AB	R	H	RBI	BB	SO	LOB	TOP					
Bip Roberts, S OBP: 0.395, SLG: 0.399 (1, 4)	G6-3	WP 1B		G6-3			1B 2B	G4-3		5	1	2	1	0	0	0						
Tom Goodwin, L OBP: 0.311, SLG: 0.306 (1, 7)	G6-3 1B	G4-3			F7		G3 1B	F7		5	1	2	1	0	0	2						
Keith Lockhart, L OBP: 0.394, SLG: 0.471 (1, 5)	G6-3 1-2				1B		G3 2B	K		5	1	2	0	0	2	1						
Joe Vitiello, R OBP: 0.398, SLG: 0.433 (1, 10)		1B BB 1B		G4-3			BB G3 FC6 IBB	K		4	2	1	0	1	2	1						
Michael Tucker, L OBP: 0.311, SLG: 0.415 (1, 9)		1B BB		1B			G3	F8		3	0	0	1	2	0	3						
Jose Offerman, S OBP: 0.357, SLG: 0.364 (1, 3)		1B		1B			FC6 BB IBB	F8		4	1	2	0	1	1	0						
Johnny Damon, L OBP: 0.314, SLG: 0.396 (1, 8)		1B		F7			1B FC6 BB			3	1	2	2	1	0	2						
Sal Fasano, R OBP: 0.240, SLG: 0.265 (1, 2)		WP 1B		G5-3			L8-3 FC6			4	0	1	2	0	0	3						
David Howard, S OBP: 0.280, SLG: 0.319 (1, 6)	F7			L8			G5-3 K			4	0	0	0	0	1	5						
Inning Stats	R: 0 E: 0 K: 0 S: 6	H: 1 LOB: 0 BB: 0 P: 7	R: 3 E: 0 K: 0 S: 12	H: 5 LOB: 2 BB: 1 P: 21	R: 0 E: 0 K: 1 S: 10	H: 1 LOB: 2 BB: 1 P: 18	R: 0 E: 0 K: 0 S: 5	H: 0 LOB: 0 BB: 0 P: 7	R: 0 E: 0 K: 1 S: 14	H: 1 LOB: 1 BB: 0 P: 19	R: 0 E: 0 K: 1 S: 8	H: 1 LOB: 0 BB: 0 P: 11	R: 4 E: 0 K: 1 S: 12	H: 3 LOB: 3 BB: 3 P: 30	R: 0 E: 0 K: 1 S: 10	H: 0 LOB: 0 BB: 0 P: 14	R: 0 E: 0 K: 1 S: 9	H: 0 LOB: 0 BB: 0 P: 15	1B: 10 2B: 3 3B: 0 HR: 0	SF: 0 SAC: 0 DP: 2 HBP: 0	WP: 1 PB: 0 SB: 0 CS: 0	PA: 42
PITCHER	IP	WLS	BF	H	R	ER	SO	BB	IBB	HBP	BLK	WP	HR	S	P	ERA	WHIP					
Brian Williams, R ERA: 7.27 (1, 1)	6.0	L	26	9	3	3	3	2	0	0	0	1	0	55	83	4.50	1.833					
Scott Alred, L ERA: 9.35 (7, 1)	0.2		8	3	4	4	0	1	2	0	0	0	0	8	26	54.00	6.000					
Randy Veres, R ERA: 7.71 (7, 1)	2.1		8	0	0	0	3	0	0	0	0	0	0	23	33	0.00	0.000					

Kansas City Royals @ Detroit Tigers
Tiger Stadium, Detroit, MI
Tue May 21 1996, 7:05 PM EDT
Att: 24,372 - Unknown - 81 F


AB 37
R 7
H 12
RBI 7
BB 5
SO 6
LOB 17



Batter	1	2	3	4	5	6	7	8	9	AB	R	H	RBI	BB	SO	LOB	BOTTOM					
Duane Singleton, L OBP: 0.231, SLG: 0.208 (1, 8)	G4-3		HBP			L9	G4-6-3			3	0	0	0	0	0	3						
Curtis Pride, L OBP: 0.341, SLG: 0.400 (1, 10)	G4-3		K			1B BB		G4-3		3	0	0	0	1	1	1						
Travis Fryman, R OBP: 0.335, SLG: 0.494 (1, 5)	K				F7		1B	F8		4	0	1	0	0	1	0						
Cecil Fielder, R OBP: 0.309, SLG: 0.448 (1, 3)		F8		F9		P2		K		4	0	0	0	0	1	2						
Melvin Nieves, S OBP: 0.333, SLG: 0.492 (1, 9)		K		K			F9 BB 2B	K		4	1	1	0	0	3	0						
Chad Curtis, R OBP: 0.356, SLG: 0.345 (1, 7)					L8		BB HBP HBP	K		3	0	1	0	0	1	0						
Mark Lewis, R OBP: 0.350, SLG: 0.506 (1, 4)		F8			G6-4-3 1B		F9	L5		4	0	1	0	0	0	3						
John Flaherty, R OBP: 0.272, SLG: 0.376 (1, 2)				K		G6-4-3				2	0	0	0	0	1	1						
Alan Trammell, R OBP: 0.327, SLG: 0.317 (1, 6)				G5-3			G5-3			2	0	0	1	1	0	0						
Inning Stats	R: 0 E: 0 K: 1 S: 8	H: 0 LOB: 0 BB: 0 P: 14	R: 0 E: 0 K: 1 S: 8	H: 1 LOB: 1 BB: 0 P: 12	R: 0 E: 0 K: 2 S: 10	H: 0 LOB: 1 BB: 0 P: 13	R: 0 E: 0 K: 1 S: 7	H: 0 LOB: 0 BB: 0 P: 12	R: 0 E: 0 K: 0 S: 5	H: 1 LOB: 2 BB: 1 P: 7	R: 0 E: 0 K: 0 S: 6	H: 1 LOB: 2 BB: 1 P: 11	R: 0 E: 0 K: 0 S: 10	H: 1 LOB: 2 BB: 1 P: 20	R: 0 E: 0 K: 1 S: 8	H: 0 LOB: 0 BB: 0 P: 13	R: 0 E: 0 K: 2 S: 8	H: 0 LOB: 0 BB: 0 P: 9	1B: 2 2B: 2 3B: 0 HR: 0	SF: 0 SAC: 0 DP: 2 HBP: 3	WP: 0 PB: 0 SB: 0 CS: 0	PA: 34
PITCHER	IP	WLS	BF	H	R	ER	SO	BB	IBB	HBP	BLK	WP	HR	S	P	ERA	WHIP					
Doug Linton, R ERA: 3.94 (1, 1)	6.0	W	24	4	1	1	5	1	0	2	0	0	0	48	75	1.50	0.833					
Julio Valera, R ERA: 5.06 (7, 1)	3.0	S	10	0	0	0	3	1	0	1	0	0	0	22	36	0.00	0.333					

Kansas City Royals @ Detroit Tigers
Tiger Stadium, Detroit, MI
Tue May 21 1996, 7:05 PM EDT
Att: 24,372 - Unknown - 81 F

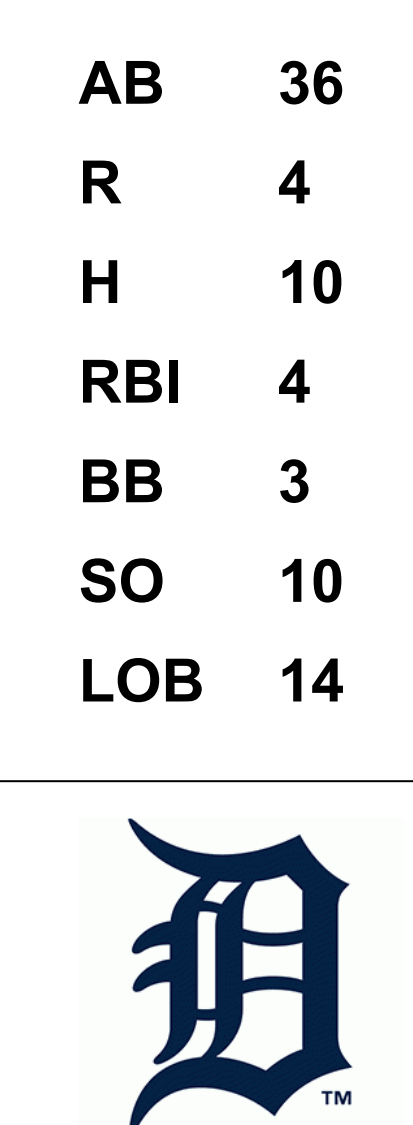
AB 29
R 1
H 4
RBI 1
BB 2
SO 8
LOB 10



Batter	1	2	3	4	5	6	7	8	9	AB	R	H	RBI	BB	SO	LOB	TOP					
Bip Roberts, S (1, 4) OBP: 0.345, SLG: 0.387	G4-3		G5-3		E6	F7		G4-3		5	0	0	0	0	0	3	Kansas City Royals @ Detroit Tigers Tiger Stadium, Detroit, MI Wed May 22 1996, 3:33 AM EDT Att. 12,890 - Sunny - 77 F					
Tom Goodwin, L (1, 7) OBP: 0.314, SLG: 0.304	F8		CS				F7	F8		4	0	1	0	1	0	1						
Keith Lockhart, L (1, 5) OBP: 0.387, SLG: 0.468	2B		G4-3		G6-3		F9		F7	5	1	1	0	0	0	2						
Joe Vittiello, R (1, 10) OBP: 0.415, SLG: 0.511 Les Norman, R (9, PR) OBP: 0.209, SLG: 0.136	2B			P2		HR			FC4-6	4	3	3	2	1	0	0						
Bob Hamelin, L (1, 3) OBP: 0.404, SLG: 0.361	2B			WP		S			FC4-6	3	2	2	2	2	0	1						
Johnny Damon, L (1, 8) OBP: 0.311, SLG: 0.390	G4-3			1-H		2B			1-2	5	0	1	0	0	0	4						
Michael Tucker, L (1, 9) OBP: 0.310, SLG: 0.407			F8		S		G6-3			3	0	0	0	1	1	3						
Mike Macfarlane, R (1, 2) OBP: 0.274, SLG: 0.384			P5		F7			G4-3	SH3-4	3	0	1	0	1	0	1						
David Howard, S (1, 6) OBP: 0.281, SLG: 0.319			L5		G4-3			SH3-4		3	0	1	1	0	0	0						
Inning Stats	R: 2 H: 2 E: 0 K: 0 S: 13	H: 2 LOB: 1 BB: 1 P: 21	R: 0 H: 0 E: 0 K: 0 S: 7	H: 0 LOB: 0 BB: 0 P: 10	R: 0 H: 1 E: 0 K: 0 S: 10	H: 1 LOB: 0 BB: 0 P: 17	R: 1 H: 1 E: 0 K: 0 S: 8	H: 1 LOB: 1 BB: 1 P: 16	R: 0 H: 0 E: 1 K: 0 S: 4	H: 0 LOB: 1 BB: 1 P: 8	R: 2 H: 2 E: 0 K: 1 S: 18	H: 2 LOB: 2 BB: 2 P: 33	R: 1 H: 2 E: 0 K: 0 S: 11	H: 2 LOB: 2 BB: 1 P: 23	R: 0 H: 1 E: 0 K: 0 S: 9	H: 1 LOB: 1 BB: 0 P: 14	R: 0 H: 1 E: 0 K: 0 S: 10	H: 1 LOB: 1 BB: 0 P: 15	1B: 5 2B: 3 3B: 0 HR: 2	SF: 0 SAC: 1 DP: 0 HBP: 0	WP: 1 PB: 0 SB: 4 CS: 2	PA: 42
PITCHER	IP	WLS	BF	H	R	ER	SO	BB	IBB	HBP	BLK	WP	HR	S	P	ERA	WHIP					
John Farrell, R (1, 1) ERA: 14.21	5.0	L	23	5	5	5	0	4	0	0	0	1	1	49	84	9.00	1.800					
Mike Myers, L (6, 1) ERA: 5.89	2.0		11	3	1	1	1	1	1	0	0	0	1	22	44	4.50	2.000					
Richie Lewis, R (8, 1) ERA: 2.96	2.0		8	2	0	0	0	0	0	0	0	0	0	19	29	0.00	1.000					

Batter	1	2	3	4	5	6	7	8	9	AB	R	H	RBI	BB	SO	LOB	BOTTOM				
Curtis Pride, L (1, 10) OBP: 0.326, SLG: 0.375	2B		P6		P5		G4-3		F7	5	1	1	0	0	0	2	Kansas City Royals @ Detroit Tigers Tiger Stadium, Detroit, MI Wed May 22 1996, 3:33 AM EDT Att. 12,890 - Sunny - 77 F				
Mark Lewis, R (1, 4) OBP: 0.340, SLG: 0.492	K		F8		K		K		P3	5	0	0	0	0	3	3					
Cecil Fielder, R (1, 3) OBP: 0.311, SLG: 0.453	1B		P6		1B		G5-3		K	5	1	2	1	0	1	0					
Travis Fryman, R (1, 5) OBP: 0.343, SLG: 0.500	1B		F9		1B				G6-4-3	4	1	3	1	0	0	0					
Melvin Nieves, S (1, 9) OBP: 0.331, SLG: 0.485	G4-3		K		K				G6-4-3	4	0	1	0	0	2	3					
Chad Curtis, R (1, 7) OBP: 0.349, SLG: 0.337	K				G6-3		G4-3		G6-4-3	4	0	0	0	0	1	3					
Mark Parent, R (1, 2) OBP: 0.255, SLG: 0.531			K		F7		HR		BB	4	1	2	2	0	1	0					
Chris Gomez, R (1, 6) OBP: 0.373, SLG: 0.302 Eddie Williams, R (8, PH) OBP: 0.312, SLG: 0.382 Alan Trammell, R (8, PR) OBP: 0.327, SLG: 0.317									1B	1	0	0	0	2	1	0					
Duane Singleton, L (1, 8) OBP: 0.233, SLG: 0.214									BB	0	0	0	0	1	0	0					
Inning Stats	R: 2 H: 3 E: 0 K: 2 S: 14	H: 1 LOB: 2 BB: 1 P: 22	R: 0 H: 0 E: 0 K: 1 S: 12	H: 0 LOB: 0 BB: 0 P: 20	R: 0 H: 0 E: 0 K: 1 S: 14	H: 0 LOB: 1 BB: 1 P: 20	R: 0 H: 2 E: 0 K: 2 S: 15	H: 2 LOB: 2 BB: 0 P: 25	R: 1 H: 1 E: 0 K: 1 S: 9	H: 1 LOB: 0 BB: 0 P: 16	R: 0 H: 0 E: 0 K: 1 S: 9	H: 0 LOB: 0 BB: 0 P: 12	R: 1 H: 3 E: 0 K: 0 S: 13	H: 3 LOB: 2 BB: 1 P: 21	R: 0 H: 0 E: 0 K: 1 S: 8	H: 0 LOB: 0 BB: 0 P: 11	1B: 8 2B: 1 3B: 0 HR: 1	SF: 0 SAC: 0 DP: 1 HBP: 0	WP: 1 PB: 0 SB: 0 CS: 0	PA: 39	
PITCHER	IP	WLS	BF	H	R	ER	SO	BB	IBB	HBP	BLK	WP	HR	S	P	ERA	WHIP				
Tim Belcher, R (1, 1) ERA: 4.15	6.0	W	27	7	3	3	8	2	0	0	0	0	0	18	23	4.50	1.500				
Hipolito Pichardo, R (7, 1) ERA: 6.46	1.2		7	3	1	1	1	0	0	0	0	0	0	18	23	5.40	1.800				
Jeff Montgomery, R (8, 1) ERA: 2.33	1.1	S	5	0	0	0	1	1	0	0	0	0	0	12	21	0.00	0.750				

AB	35
R	6
H	10
RBI	5
BB	6
SO	1
LOB	15



Batter	1	2	3	4	5	6	7	8	9	AB	R	H	RBI	BB	SO	LOB	TOP					
Darryl Hamilton, L (1, 8) OBP: 0.377, SLG: 0.418	1-2 G1-6-3 1B		3-1 1B		0-1 G5-3			0-2 1B 2B		4	1	3	0	0	0	1						
Ivan Rodriguez, R (1, 2) OBP: 0.337, SLG: 0.432	1-2 G1-6-3 1B		0-1 L9		1-2 WP 1B			1-2 F9		4	0	2	0	0	0	2						
Will Clark, L (1, 3) OBP: 0.410, SLG: 0.452	0-1 G1-6-3		2-3 K		3-1 F7			2-3 K		4	0	0	0	0	2	6						
Mickey Tettleton, S (1, 10) OBP: 0.408, SLG: 0.538	0-2 F7		1-2 F3			2-3 K		3-2 2H 1B		4	0	1	1	0	1	2						
Dean Palmer, R (1, 5) OBP: 0.341, SLG: 0.541		1-0 2B 1B		1-1 G5-3		2-3 K		3-2 G6-3		4	1	1	0	0	1	1						
Warren Newson, L (1, 9) OBP: 0.404, SLG: 0.493		0-0 G6-3 1H 2B		4-2 FC6-4 BB		1-1 G4-3			2-2 G3-6 1B	3	0	2	1	1	0	0						
Mark McLemore, S (1, 4) OBP: 0.382, SLG: 0.357		3-3 K		0-1 FC6-4 CS			0-1 G4-3		2-1 G3-6 1-2H	4	0	0	0	0	1	3						
Lou Frazier, S (1, 7) OBP: 0.167, SLG: 0.222		1-0 G6-3		3-2 CS		0-1 1B G5-3 1B		3-2 G4-3		1-2 F9	4	0	1	0	0	0	1					
Kevin Elster, R (1, 6) OBP: 0.297, SLG: 0.550		1-1 F9		1-2 K		3-3 K		3-3 K		3	0	0	0	0	2	2						
Inning Stats	R: 0 E: 0 K: 0 S: 14	H: 2 LOB: 1 BB: 0 P: 15	R: 1 E: 0 K: 1 S: 8	H: 2 LOB: 1 BB: 0 P: 14	R: 0 E: 0 K: 1 S: 10	H: 1 LOB: 0 BB: 0 P: 16	R: 0 E: 0 K: 0 S: 10	H: 0 LOB: 0 BB: 1 P: 18	R: 0 E: 0 K: 2 S: 10	H: 0 LOB: 0 BB: 0 P: 15	R: 0 E: 0 K: 1 S: 8	H: 0 LOB: 0 BB: 0 P: 14	R: 1 E: 0 K: 1 S: 15	H: 2 LOB: 1 BB: 0 P: 24	R: 0 E: 0 K: 0 S: 9	H: 1 LOB: 0 BB: 0 P: 14	1B: 8 2B: 2 3B: 0 HR: 0	SF: 0 SAC: 0 DP: 2 HBP: 0	WP: 1 PB: 0 SB: 0 CS: 1	PA: 36		
PITCHER	IP WLS BF H R ER SO BB IBB HBP BLK WP HR S P ERA WHIP	IP WLS BF H R ER SO BB IBB HBP BLK WP HR S P ERA WHIP	IP WLS BF H R ER SO BB IBB HBP BLK WP HR S P ERA WHIP	IP WLS BF H R ER SO BB IBB HBP BLK WP HR S P ERA WHIP	IP WLS BF H R ER SO BB IBB HBP BLK WP HR S P ERA WHIP	IP WLS BF H R ER SO BB IBB HBP BLK WP HR S P ERA WHIP	IP WLS BF H R ER SO BB IBB HBP BLK WP HR S P ERA WHIP	IP WLS BF H R ER SO BB IBB HBP BLK WP HR S P ERA WHIP	IP WLS BF H R ER SO BB IBB HBP BLK WP HR S P ERA WHIP	IP WLS BF H R ER SO BB IBB HBP BLK WP HR S P ERA WHIP	IP WLS BF H R ER SO BB IBB HBP BLK WP HR S P ERA WHIP	IP WLS BF H R ER SO BB IBB HBP BLK WP HR S P ERA WHIP	IP WLS BF H R ER SO BB IBB HBP BLK WP HR S P ERA WHIP	IP WLS BF H R ER SO BB IBB HBP BLK WP HR S P ERA WHIP	IP WLS BF H R ER SO BB IBB HBP BLK WP HR S P ERA WHIP	IP WLS BF H R ER SO BB IBB HBP BLK WP HR S P ERA WHIP	IP WLS BF H R ER SO BB IBB HBP BLK WP HR S P ERA WHIP	IP WLS BF H R ER SO BB IBB HBP BLK WP HR S P ERA WHIP	IP WLS BF H R ER SO BB IBB HBP BLK WP HR S P ERA WHIP	IP WLS BF H R ER SO BB IBB HBP BLK WP HR S P ERA WHIP	IP WLS BF H R ER SO BB IBB HBP BLK WP HR S P ERA WHIP	IP WLS BF H R ER SO BB IBB HBP BLK WP HR S P ERA WHIP

Texas Rangers @ Kansas City Royals
Kauffman Stadium, Kansas City, MO
Thu May 23 1996, 7:05 PM CDT
Att: 15,612 - Unknown - 84 F

AB 34
R 2
H 10
RBI 2
BB 1
SO 7
LOB 18



Batter	1	2	3	4	5	6	7	8	9	AB	R	H	RBI	BB	SO	LOB	BOTTOM					
Bip Roberts, S (1, 4) OBP: 0.337, SLG: 0.377	0-1 L4		0-1 F4		1-2 G4-6-3		0-0 F9			4	0	0	0	0	0	4						
Tom Goodwin, L (1, 8) OBP: 0.313, SLG: 0.303	0-0 L7		0-2 1B			0-1 G6-3		2-1 P2		4	0	1	1	0	0	0						
Chris Stynes, R (1, 7) OBP: 0.357, SLG: 0.393	1-0 G4-3		2-3 3H 1B			0-0 F8		1-0 E 1B		3	0	0	0	0	0	1						
Johnny Damon, L (7, 8) OBP: 0.315, SLG: 0.394			0-1 L3					2-2 E6 G5-4-3		1	0	1	0	0	0	0						
Joe Vitiello, R (1, 10) OBP: 0.410, SLG: 0.500		0-3 K		3-2 F8		1-0 FC6-4 1B		1-3 G5-4-3		4	0	1	0	0	1	1						
Craig Paquette, R (1, 5) OBP: 0.250, SLG: 0.383		2-1 F8		3-2 HR		1-2 FC6-4		0-0 G5-4-3		4	1	1	1	0	0	3						
Jose Offerman, S (1, 3) OBP: 0.348, SLG: 0.356		1-2 L9		0-1 G6-3			1-0 F9			3	0	0	0	0	0	0						
Les Norman, R (1, 9) OBP: 0.241, SLG: 0.120			0-0 F3		1-0 P3		1-1 L8			3	0	0	0	0	0	0						
Sal Fasano, R (1, 2) OBP: 0.256, SLG: 0.324			0-0 2B 1B		1-0 F8		1-0 HR			3	2	2	1	0	0	0						
David Howard, S (1, 6) OBP: 0.295, SLG: 0.343			3-1 1B S 2B		4-0 G4-6-3 BB		2-0 HR 2B			2	1	2	0	1	0	0						
Inning Stats	R: 0 E: 0 K: 0 S: 4	H: 0 LOB: 0 BB: 0 P: 5	R: 0 E: 0 K: 1 S: 9	H: 0 LOB: 0 BB: 0 P: 12	R: 2 E: 0 K: 0 S: 11	H: 3 LOB: 1 BB: 0 P: 14	R: 1 E: 0 K: 0 S: 9	H: 1 LOB: 0 BB: 0 P: 16	R: 0 E: 0 K: 0 S: 4	H: 0 LOB: 0 BB: 1 P: 10	R: 0 E: 0 K: 0 S: 7	H: 1 LOB: 1 BB: 0 P: 9	R: 1 E: 0 K: 0 S: 6	H: 2 LOB: 1 BB: 0 P: 11	R: 0 E: 1 K: 0 S: 7	H: 1 LOB: 1 BB: 0 P: 12	1B: 4 2B: 2 3B: 0 HR: 2	SF: 0 SAC: 0 DP: 2 HBP: 0	WP: 0 PB: 0 SB: 1 CS: 0	PA: 32		
PITCHER	IP WLS BF H R ER SO BB IBB HBP BLK WP HR S P ERA WHIP	IP WLS BF H R ER SO BB IBB HBP BLK WP HR S P ERA WHIP	IP WLS BF H R ER SO BB IBB HBP BLK WP HR S P ERA WHIP	IP WLS BF H R ER SO BB IBB HBP BLK WP HR S P ERA WHIP	IP WLS BF H R ER SO BB IBB HBP BLK WP HR S P ERA WHIP	IP WLS BF H R ER SO BB IBB HBP BLK WP HR S P ERA WHIP	IP WLS BF H R ER SO BB IBB HBP BLK WP HR S P ERA WHIP	IP WLS BF H R ER SO BB IBB HBP BLK WP HR S P ERA WHIP	IP WLS BF H R ER SO BB IBB HBP BLK WP HR S P ERA WHIP	IP WLS BF H R ER SO BB IBB HBP BLK WP HR S P ERA WHIP	IP WLS BF H R ER SO BB IBB HBP BLK WP HR S P ERA WHIP	IP WLS BF H R ER SO BB IBB HBP BLK WP HR S P ERA WHIP	IP WLS BF H R ER SO BB IBB HBP BLK WP HR S P ERA WHIP	IP WLS BF H R ER SO BB IBB HBP BLK WP HR S P ERA WHIP	IP WLS BF H R ER SO BB IBB HBP BLK WP HR S P ERA WHIP	IP WLS BF H R ER SO BB IBB HBP BLK WP HR S P ERA WHIP	IP WLS BF H R ER SO BB IBB HBP BLK WP HR S P ERA WHIP	IP WLS BF H R ER SO BB IBB HBP BLK WP HR S P ERA WHIP	IP WLS BF H R ER SO BB IBB HBP BLK WP HR S P ERA WHIP	IP WLS BF H R ER SO BB IBB HBP BLK WP HR S P ERA WHIP	IP WLS BF H R ER SO BB IBB HBP BLK WP HR S P ERA WHIP	IP WLS BF H R ER SO BB IBB HBP BLK WP HR S P ERA WHIP

Texas Rangers @ Kansas City Royals
Kauffman Stadium, Kansas City, MO
Thu May 23 1996, 7:05 PM CDT
Att: 15,612 - Unknown - 84 F

AB 31
R 4
H 8
RBI 3
BB 1
SO 1
LOB 9



Batter	1	2	3	4	5	6	7	8	9	AB	R	H	RBI	BB	SO	LOB	TOP					
Darryl Hamilton, L (1.8) OBP: 0.370, SLG: 0.409	1-1 G4-3			1-1 G6-3		1-2 F7			2-2 F7	4	0	0	0	0	0	0						
Ivan Rodriguez, R (1.2) OBP: 0.330, SLG: 0.422	0-1 F7			1-0 G5-3			1-1 F9		3-2 P3	4	0	0	0	0	0	0						
Will Clark, L (1.3) OBP: 0.404, SLG: 0.444	2-3 K			3-1 L8			1-0 F7			3	0	0	0	0	0	1						
Mickey Tettleton, S (1.10)		1-1 G6-3			2-1 G4-3				0-3 K	3	0	0	0	0	0	1						
Dean Palmer, R (1.5)		0-1 G6-3			2-2 G6-3				1-0 P4	3	0	0	0	0	0	0						
Warren Newson, L (1.9)		1-0 G6-3			2-1 2B				2-2 1B	3	0	2	0	0	0	0						
Mark McLemore, S (1.4)			0-1 G4-3		1-1 G4-3				2-0 G3-6-3 1B	3	0	1	0	0	0	1						
Lou Frazier, S (1.7)			1-0 G4-3			1-1 G6-4-3 1B			1-2 G3-6-3 1-2	3	0	1	0	0	0	2						
Kevin Elster, R (1.6)			1-2 G6-3			1-2 G6-4-3 1-2			2-1 F8	3	0	0	0	0	0	1						
Inning Stats	R: 0 E: 0 K: 1 S: 7	H: 0 LOB: 0 BB: 0 P: 10	R: 0 E: 0 K: 0 S: 5	H: 0 LOB: 0 BB: 0 P: 7	R: 0 E: 0 K: 0 S: 6	H: 0 LOB: 0 BB: 0 P: 8	R: 0 E: 0 K: 0 S: 5	H: 0 LOB: 0 BB: 0 P: 10	R: 0 E: 0 K: 0 S: 12	H: 1 LOB: 1 BB: 0 P: 19	R: 0 E: 0 K: 1 S: 9	H: 1 LOB: 0 BB: 0 P: 12	R: 0 E: 0 K: 1 S: 6	H: 0 LOB: 0 BB: 0 P: 8	R: 0 E: 0 K: 0 S: 9	H: 2 LOB: 1 BB: 0 P: 15	R: 0 E: 0 K: 0 S: 8	H: 0 LOB: 0 BB: 0 P: 15	1B: 3 2B: 1 3B: 0 HR: 0	SF: 0 SAC: 0 DP: 2 HBP: 0	WP: 0 PB: 0 SB: 0 CS: 0	PA: 29
PITCHER Mark Gubicza, R (1.1) ERA: 4.75	IP: 9.0 WLS: W BF: 29 H: 4 R: 0 ER: 0 SO: 2 BB: 0 IBB: 0 HBP: 0 BLK: 0 WP: 0 HR: 0 S: 67 P: 104 ERA: 0.00 WHIP: 0.444															PITCHER	IP: 9.0 WLS: W BF: 29 H: 4 R: 0 ER: 0 SO: 2 BB: 0 IBB: 0 HBP: 0 BLK: 0 WP: 0 HR: 0 S: 67 P: 104 ERA: 0.00 WHIP: 0.444					

Texas Rangers @ Kansas City Royals
Kauffman Stadium, Kansas City, MO

AB 29
R 0
H 4
RBI 0
BB 0
SO 2
LOB 4



WP: 0 PA: 29
PB: 0
SB: 0
CS: 0

Batter	1	2	3	4	5	6	7	8	9	AB	R	H	RBI	BB	SO	LOB	BOTTOM			
Bip Roberts, S (1.4) OBP: 0.341, SLG: 0.386	2-2 F7		1-1 L5	0-1 BB 1B		1-0 2B			0-0 G5-3	4	0	2	1	0	0	0				
Craig Paquette, R (6, FR) OBP: 0.246, SLG: 0.377				1-3 2-H 1B						1	0	0	0	0	0	1				
Tom Goodwin, L (1.7)	1-0 G4-3		2-1 HR 1B	4-2 1-2 BB		2-3 K			4-2 2B BB	3	2	1	0	2	1	1				
Keith Lockhart, L (1.5) OBP: 0.381, SLG: 0.481	1-3 K		1-0 HR	0-1 F8		3-1 L7			1-1 F8	5	1	1	2	0	1	6				
Bob Hamelin, L (1.10)		3-2 G4-3	2-3 K		1-3 K				2-1 FC2-6 BB 1-H 3-H 2B	4	0	1	2	1	2	0				
Johnny Damon, L (1.8)		1-2 SF9 3B		1-1 G4-3	4-2 S 1B BB				1-2 P5 F8	4	2	1	0	1	0	2				
Michael Tucker, L (1.9)		2-1 SF9		1-2 BB 1B					0-0 FC2-6 1B	3	1	1	1	0	0	2				
Jose Offerman, S (1.3)		3-H 4-2 BB		0-0 L7	1-2 2-H 1B				2-0 1B	3	0	2	1	1	0	1				
Sal Fasano, R (1.2)		2-2 G6-3		4-0 1B BB	2-0 G6-3				0-2 P5	3	1	0	0	1	0	4				
David Howard, S (1.6)			1-0 F7	1-2 1B 1B		2-2 F8			1-2 F8 2B 2B	4	1	2	1	0	0	0				
Inning Stats	R: 0 E: 0 K: 1 S: 9	H: 0 LOB: 0 BB: 0 P: 13	R: 1 E: 0 K: 0 S: 14	H: 1 LOB: 1 BB: 1 P: 26	R: 2 E: 0 K: 1 S: 9	H: 2 LOB: 0 BB: 0 P: 16	R: 2 E: 0 K: 0 S: 14	H: 3 LOB: 3 BB: 2 P: 25	R: 1 E: 0 K: 1 S: 13	H: 1 LOB: 1 BB: 1 P: 24	R: 0 E: 0 K: 1 S: 9	H: 1 LOB: 0 BB: 0 P: 17	R: 0 E: 0 K: 0 S: 10	H: 1 LOB: 2 BB: 1 P: 17	R: 2 E: 0 K: 0 S: 13	H: 2 LOB: 1 BB: 1 P: 22	1B: 6 2B: 3 3B: 1 HR: 1	SF: 1 SAC: 0 DP: 0 HBP: 0	WP: 0 PB: 0 SB: 1 CS: 0	PA: 41
PITCHER Bobby Witt, R (1.1) ERA: 6.51 Dennis Cook, L (4.1) ERA: 3.42 Mark Brandenburg, R (7.1) ERA: 1.88	IP: 3.2 WLS: L BF: 20 H: 6 R: 5 ER: 5 SO: 2 BB: 3 IBB: 0 HBP: 0 BLK: 0 WP: 0 HR: 1 S: 44 P: 78 ERA: 12.27 WHIP: 2.455															PITCHER	IP: 7.1 WLS: L BF: 33 H: 11 R: 8 ER: 8 SO: 4 BB: 6 IBB: 0 HBP: 0 BLK: 0 WP: 0 HR: 1 S: 23 P: 39 ERA: 9.00 WHIP: 2.500			

Texas Rangers @ Kansas City Royals
Kauffman Stadium, Kansas City, MO

AB 34
R 8
H 11
RBI 8
BB 6
SO 4
LOB 17



WP: 0 PA: 41
PB: 0
SB: 1
CS: 0

Batter	1	2	3	4	5	6	7	8	9	AB	R	H	RBI	BB	SO	LOB	TOP			
Damon Buford, R OBP: 0.352, SLG: 0.367	G6-3		CS BB		K			F8		3	0	0	0	1	1	0	Texas Rangers @ Kansas City Royals Kauffman Stadium, Kansas City, MO Sat May 25 1996, 7:05 PM CDT Att: 23,668 - Unknown - 69 F			
Mark McLemore, S OBP: 0.378, SLG: 0.360	G4-3		G6-3			1B 2B		G6-3		4	0	1	0	0	0	1				
Ivan Rodriguez, R OBP: 0.333, SLG: 0.440	2B 1B			1-2	HR			L9		4	1	2	1	0	1	1				
Mickey Tettleton, S OBP: 0.403, SLG: 0.532	1-H 2B		G5-3			FC6-4 1B		G5-3		4	0	2	0	0	0	0				
Dean Palmer, R OBP: 0.328, SLG: 0.518		G5-3		1-3	K			P3		4	0	0	0	0	2	2				
Rene Gonzales, R OBP: 0.500, SLG: 0.333		G5-3 BB		3-1	1B			G6-3		3	1	1	0	1	0	2				
Lou Frazier, S OBP: 0.208, SLG: 0.250	G5-3			0-0	F8					3	0	1	0	0	0	2				
Rikkert Faneyte, R OBP: 0.333, SLG: 0.333				2-2	L9			SH1-4		2	0	1	1	0	0	0				
Kevin Elster, R OBP: 0.287, SLG: 0.529				2-3	G1-3			G1-3		3	0	0	0	0	1	1				
Inning Stats	R: 0 E: 0 K: 0 S: 5	H: 2 LOB: 2 BB: 0 P: 9	R: 1 E: 0 K: 0 S: 14	H: 1 LOB: 1 BB: 1 P: 20	R: 0 E: 0 K: 1 S: 5	H: 0 LOB: 0 BB: 1 P: 12	R: 1 E: 0 K: 1 S: 13	H: 2 LOB: 1 BB: 0 P: 20	R: 0 E: 0 K: 2 S: 14	H: 2 LOB: 2 BB: 0 P: 22	R: 0 E: 0 K: 0 S: 5	H: 1 LOB: 0 BB: 0 P: 8	R: 0 E: 0 K: 0 S: 6	H: 0 LOB: 0 BB: 0 P: 8	R: 0 E: 0 K: 0 S: 5	H: 0 LOB: 0 BB: 0 P: 9	1B: 5 2B: 2 3B: 0 HR: 1	SF: 0 SAC: 1 DP: 0 HBP: 0	WP: 0 PB: 0 SB: 0 CS: 2	PA: 33
PITCHER Chris Haney, L ERA: 4.52	IP: 9.0 WLS: L BF: 33	H: 8 R: 2 ER: 2 SO: 5	BB: 2 IBB: 0 HBP: 0 BLK: 0	WP: 0 HR: 1 S: 73 P: 117	ERA: 2.00 WHIP: 1.111	PITCHER					IP: 9.0 WLS: L BF: 33	H: 8 R: 2 ER: 2 SO: 5	BB: 2 IBB: 0 HBP: 0 BLK: 0	WP: 0 HR: 1 S: 73 P: 117	ERA: 2.00 WHIP: 1.111	PITCHER				

Batter	1	2	3	4	5	6	7	8	9	AB	R	H	RBI	BB	SO	LOB	BOTTOM					
Bip Roberts, S OBP: 0.333, SLG: 0.377	G4-3		F7		L5			G6-3		4	0	0	0	0	0	0	Texas Rangers @ Kansas City Royals Kauffman Stadium, Kansas City, MO Sat May 25 1996, 7:05 PM CDT Att: 23,668 - Unknown - 69 F					
Tom Goodwin, L OBP: 0.314, SLG: 0.297	K		K			F5		L6		4	0	0	0	0	2	0						
Keith Lockhart, L OBP: 0.377, SLG: 0.470	FC6-4 BB		F8			F9		F6		3	0	0	0	1	0	0						
Joe Vitiello, R OBP: 0.397, SLG: 0.480	FC6-4				K			G5-3		4	0	0	0	0	1	1						
Michael Tucker, L OBP: 0.303, SLG: 0.397		F7		0-0	F4			K		3	0	0	0	0	1	0						
Bob Hamelin, L OBP: 0.401, SLG: 0.363								K		1	0	0	0	0	1	0						
Johnny Damon, L OBP: 0.323, SLG: 0.407		BB 2B 1B		1-1	1B			F9		3	1	2	0	0	0	0						
Jose Offerman, S OBP: 0.366, SLG: 0.360		BB 2B BB		1-2	F8			FC6-4 BB		1	0	0	0	2	0	1						
Mike Macfarlane, R OBP: 0.275, SLG: 0.392		2B				F8		FC6-4		3	0	1	1	0	0	1						
David Howard, S OBP: 0.294, SLG: 0.347						L5		F9		3	0	0	0	0	1	1						
Inning Stats	R: 0 E: 0 K: 1 S: 13	H: 0 LOB: 1 BB: 1 P: 19	R: 1 E: 0 K: 1 S: 13	H: 2 LOB: 1 BB: 1 P: 25	R: 0 E: 0 K: 1 S: 6	H: 0 LOB: 0 BB: 0 P: 9	R: 0 E: 0 K: 1 S: 10	H: 1 LOB: 0 BB: 0 P: 15	R: 0 E: 0 K: 0 S: 6	H: 0 LOB: 0 BB: 0 P: 10	R: 0 E: 0 K: 0 S: 7	H: 0 LOB: 0 BB: 0 P: 12	R: 0 E: 0 K: 1 S: 9	H: 0 LOB: 1 BB: 1 P: 15	R: 0 E: 0 K: 0 S: 8	H: 0 LOB: 0 BB: 0 P: 10	R: 0 E: 0 K: 1 S: 7	H: 0 LOB: 0 BB: 0 P: 9	1B: 2 2B: 1 3B: 0 HR: 0	SF: 0 SAC: 0 DP: 0 HBP: 0	WP: 0 PB: 0 SB: 0 CS: 0	PA: 32
PITCHER Rick Helling, R ERA: 4.96	IP: 8.0 WLS: W BF: 29	H: 3 R: 1 ER: 1 SO: 5	BB: 3 IBB: 0 HBP: 0 BLK: 0	WP: 0 HR: 0 S: 72 P: 115	ERA: 1.12 WHIP: 0.750	PITCHER					IP: 1.0 WLS: S BF: 3	H: 0 R: 0 ER: 0 SO: 1	BB: 0 IBB: 0 HBP: 0 BLK: 0	WP: 0 HR: 0 S: 7 P: 9	ERA: 0.00 WHIP: 0.000	PITCHER						



Batter	1	2	3	4	5	6	7	8	9	AB	R	H	RBI	BB	SO	LOB	TOP			
Darryl Hamilton, L (1, 8) OBP: 0.362, SLG: 0.399	L8		G3		G4-3	G3		G1-3		5	0	0	0	0	0	3	Texas Rangers @ Kansas City Royals Kauffman Stadium, Kansas City, MO Sun May 26 1996, 3:33 AM CDT Att: 22,665 - Overcast - 63 F			
Ivan Rodriguez, R (1, 2) OBP: 0.335, SLG: 0.444	1B 2B		F9		L8		FC4-6 1B	G6-3		5	1	2	0	0	0	0				
Will Clark, L (1, 3) OBP: 0.404, SLG: 0.448	K			1B 2B		BB 1B 1B	FC4-6 WP 1B	F8		5	2	2	0	0	1	2				
Mickey Tettleton, S (1, 10) OBP: 0.409, SLG: 0.531	2H 1B			K		1B BB G4-3 1B	WP 1B BB	G1-3		4	2	2	1	1	1	1				
Dean Palmer, R (1, 5) OBP: 0.330, SLG: 0.512	G6-3			2-3 1B		F4	K			4	0	1	0	1	1	5				
Warren Newson, L (1, 9) OBP: 0.412, SLG: 0.500		K								4	0	1	2	1	2	3				
Damon Buford, R (9, 9) OBP: 0.352, SLG: 0.367				K		G4-3 1B	BB	G4-3		0	0	0	0	0	0	0				
Mark McLemore, S (1, 4) OBP: 0.380, SLG: 0.359	P6			G4-3		1-2 2-3 3-H	G4-3 1B			3	0	1	1	1	0	2				
Lou Frazier, S (1, 7) OBP: 0.214, SLG: 0.321						1-2 2-3 3-H	G4-3 1B			4	1	1	1	0	2	4				
Kevin Elster, R (1, 6) OBP: 0.286, SLG: 0.522						SF8 3B				2	0	0	1	1	2	0				
Inning Stats	R: 1 E: 0 K: 1 S: 14	H: 2 LOB: 1 BB: 0 P: 21	R: 0 E: 0 K: 2 S: 8	H: 0 LOB: 0 BB: 0 P: 8	R: 0 E: 0 K: 1 S: 5	H: 2 LOB: 2 BB: 0 P: 20	R: 0 E: 0 K: 0 S: 5	H: 1 LOB: 0 BB: 0 P: 7	R: 2 E: 0 K: 1 S: 19	H: 3 LOB: 3 BB: 2 P: 32	R: 2 E: 1 K: 2 S: 14	H: 2 LOB: 2 BB: 2 P: 27	R: 0 E: 0 K: 1 S: 8	H: 0 LOB: 0 BB: 1 P: 10	R: 0 E: 0 K: 0 S: 4	H: 0 LOB: 1 BB: 1 P: 9	1B: 7 2B: 2 3B: 1 HR: 0	SF: 1 SAC: 0 DP: 0 HBP: 0	WP: 1 PB: 0 SB: 0 CS: 0	PA: 42
PITCHER	IP WLS BF H R ER SO BB IBB HBP BLK WP HR S P ERA WHIP	IP WLS BF H R ER SO BB IBB HBP BLK WP HR S P ERA WHIP	IP WLS BF H R ER SO BB IBB HBP BLK WP HR S P ERA WHIP	IP WLS BF H R ER SO BB IBB HBP BLK WP HR S P ERA WHIP	IP WLS BF H R ER SO BB IBB HBP BLK WP HR S P ERA WHIP	IP WLS BF H R ER SO BB IBB HBP BLK WP HR S P ERA WHIP	IP WLS BF H R ER SO BB IBB HBP BLK WP HR S P ERA WHIP	IP WLS BF H R ER SO BB IBB HBP BLK WP HR S P ERA WHIP	IP WLS BF H R ER SO BB IBB HBP BLK WP HR S P ERA WHIP	IP WLS BF H R ER SO BB IBB HBP BLK WP HR S P ERA WHIP	IP WLS BF H R ER SO BB IBB HBP BLK WP HR S P ERA WHIP	IP WLS BF H R ER SO BB IBB HBP BLK WP HR S P ERA WHIP	IP WLS BF H R ER SO BB IBB HBP BLK WP HR S P ERA WHIP	IP WLS BF H R ER SO BB IBB HBP BLK WP HR S P ERA WHIP	IP WLS BF H R ER SO BB IBB HBP BLK WP HR S P ERA WHIP	IP WLS BF H R ER SO BB IBB HBP BLK WP HR S P ERA WHIP	IP WLS BF H R ER SO BB IBB HBP BLK WP HR S P ERA WHIP			
Doug Linton, R (1, 1) ERA: 4.64	5.1 L	23 7	4 4	4 6	0 0	0 0	0 0	0 0	0 0	54 74	6.75 1.312									
Jason Jacome, L (6, 1) ERA: 6.46	0.2 5	1 0	0 0	0 0	1 1	0 0	0 0	0 0	0 0	11 22	0.00 3.000									
Tim Pugh, R (7, 1) ERA: 9.27	3.0 14	2 2	2 2	3 3	3 0	0 0	0 0	1 0	0 26	46 6.00	1.667									

Batter	1	2	3	4	5	6	7	8	9	AB	R	H	RBI	BB	SO	LOB	BOTTOM					
Johnny Damon, L (1, 9) OBP: 0.328, SLG: 0.411	1B G4-3		L1							3	1	2	0	0	0	0	Texas Rangers @ Kansas City Royals Kauffman Stadium, Kansas City, MO Sun May 26 1996, 3:33 AM CDT Att: 22,665 - Overcast - 63 F					
Les Norman, R (7, 9) OBP: 0.258, SLG: 0.148	1B									2	0	1	0	0	0	0						
Tom Goodwin, L (1, 8) OBP: 0.316, SLG: 0.299	G4-3 E 1B									5	2	2	0	0	1	3						
Keith Lockhart, L (1, 4) OBP: 0.381, SLG: 0.478	G4-3 1H 2H									4	1	2	1	0	0	1						
Joe Vitiello, R (1, 10) OBP: 0.395, SLG: 0.471										2	0	0	0	1	1	1						
Michael Tucker, L (6, PR) OBP: 0.303, SLG: 0.397	K									0	0	0	0	0	0	0						
Mike Macfarlane, R (8, PH) OBP: 0.282, SLG: 0.398										1	0	1	0	0	0	0						
Craig Paquette, R (1, 5) OBP: 0.232, SLG: 0.359	K									3	0	0	1	0	1	1						
Jose Offerman, S (1, 3) OBP: 0.369, SLG: 0.364										4	0	2	0	0	2	1						
Chris Stynes, R (1, 7) OBP: 0.367, SLG: 0.490										2	0	1	0	0	0	0						
Bip Roberts, S (6, PH) OBP: 0.330, SLG: 0.373	G5-3									2	0	0	0	0	1	2						
Sal Fasano, R (1, 2) OBP: 0.247, SLG: 0.299										3	0	0	0	0	1	2						
Bob Hamelin, L (9, PH) OBP: 0.399, SLG: 0.359	L5-3									1	0	0	0	0	0	0						
David Howard, S (1, 6) OBP: 0.287, SLG: 0.338										4	0	0	0	0	1	0						
Inning Stats	R: 2 E: 1 K: 2 S: 10	H: 2 LOB: 0 BB: 0 P: 12	R: 0 E: 0 K: 1 S: 7	H: 0 LOB: 0 BB: 0 P: 9	R: 1 E: 0 K: 0 S: 15	H: 2 LOB: 1 BB: 0 P: 20	R: 0 E: 0 K: 1 S: 9	H: 2 LOB: 1 BB: 0 P: 11	R: 0 E: 0 K: 0 S: 11	H: 1 LOB: 1 BB: 0 P: 14	R: 0 E: 0 K: 0 S: 7	H: 1 LOB: 1 BB: 1 P: 13	R: 0 E: 0 K: 1 S: 8	H: 0 LOB: 0 BB: 0 P: 15	R: 1 E: 0 K: 2 S: 15	H: 2 LOB: 1 BB: 0 P: 21	R: 0 E: 1 K: 1 S: 13	H: 1 LOB: 2 BB: 0 P: 16	1B: 10 2B: 1 3B: 0 HR: 0	SF: 1 SAC: 0 DP: 1 HBP: 0	WP: 0 PB: 0 SB: 1 CS: 1	PA: 39
PITCHER	IP WLS BF H R ER SO BB IBB HBP BLK WP HR S P ERA WHIP	IP WLS BF H R ER SO BB IBB HBP BLK WP HR S P ERA WHIP	IP WLS BF H R ER SO BB IBB HBP BLK WP HR S P ERA WHIP	IP WLS BF H R ER SO BB IBB HBP BLK WP HR S P ERA WHIP	IP WLS BF H R ER SO BB IBB HBP BLK WP HR S P ERA WHIP	IP WLS BF H R ER SO BB IBB HBP BLK WP HR S P ERA WHIP	IP WLS BF H R ER SO BB IBB HBP BLK WP HR S P ERA WHIP	IP WLS BF H R ER SO BB IBB HBP BLK WP HR S P ERA WHIP	IP WLS BF H R ER SO BB IBB HBP BLK WP HR S P ERA WHIP	IP WLS BF H R ER SO BB IBB HBP BLK WP HR S P ERA WHIP	IP WLS BF H R ER SO BB IBB HBP BLK WP HR S P ERA WHIP	IP WLS BF H R ER SO BB IBB HBP BLK WP HR S P ERA WHIP	IP WLS BF H R ER SO BB IBB HBP BLK WP HR S P ERA WHIP	IP WLS BF H R ER SO BB IBB HBP BLK WP HR S P ERA WHIP	IP WLS BF H R ER SO BB IBB HBP BLK WP HR S P ERA WHIP	IP WLS BF H R ER SO BB IBB HBP BLK WP HR S P ERA WHIP	IP WLS BF H R ER SO BB IBB HBP BLK WP HR S P ERA WHIP					
Ken Hill, R (1, 1) ERA: 2.79	7.1 W	30 4	3 3	0 0	0 0	0 0	0 0	0 0	0 0	72 103	3.68 1.364											
Ed Vosberg, L (8, 1) ERA: 2.54	0.0 1	1 0	0 0	0 0	0 0	0 0	0 0	0 0	0 3	3 3	∞ ∞											
Jeff Russell, R (8, 1) ERA: 1.98	0.2 2	0 0	0 0	1 1	0 0	0 0	0 0	0 0	7 9	9 0.00	0.000											
Mike Henneman, R (9, 1) ERA: 3.86	1.0 S	5 1	0 0	0 1	0 0	0 0	0 0	0 0	13 16	16 0.00	1.000											

AB	36
R	6
H	10
RBI	6
BB	5
SO	9
LOB	20



Batter	1	2	3	4	5	6	7	8	9	10	11	12	13	AB	R	H	RBI	BB	SO	LOB	TOP									
Chad Curtis, R OBP: 0.345, SLG: 0.349 Kimera Barteo, R OBP: 0.219, SLG: 0.194	F8		HR		SH3		F9			G5-3				2	1	1	1	0	0	0										
Duane Singleton, L OBP: 0.186, SLG: 0.182	CS 1B		B1-3		G6-3		F7			P5			BB	6	0	1	0	0	1	2										
Cecil Fielder, R OBP: 0.326, SLG: 0.457	BB		F8		2B 1B		G4-6-3 1B			G1-3			F9	5	1	2	1	1	0	1										
Travis Fryman, R OBP: 0.336, SLG: 0.503	K				P4 1B		G4-6-3 1B			G1-3			G5-3	6	1	1	0	0	1	3										
Melvin Nieves, S OBP: 0.345, SLG: 0.503		K			E4 FC3-6 1B		G1-3			G1-3				5	0	2	2	0	1	0										
Curtis Pride, L OBP: 0.317, SLG: 0.385		L6			FC3-6 1B		P5			G4-3				5	0	1	0	0	1	1										
Raul Casanova, S OBP: 0.125, SLG: 0.067					FC3-6 1B		K			G4-3				5	0	1	0	0	1	2										
Mark Lewis, R OBP: 0.337, SLG: 0.497	1B				FC3-6 1B		G3-1			F9			G6-3	5	0	0	0	0	1	3										
Chris Gomez, R OBP: 0.341, SLG: 0.267			F9		E5 G6-3 SH3 1B		F7			G1-3			K	5	1	0	0	0	1	0										
Inning Stats	R: 0 E: 0 K: 1 S: 10	H: 1 LOB: 1 BB: 1 P: 18	R: 0 E: 0 K: 1 S: 12	H: 1 LOB: 1 BB: 0 P: 14	R: 1 E: 0 K: 0 S: 7	H: 1 LOB: 0 BB: 0 P: 11	R: 0 E: 1 K: 1 S: 10	H: 1 LOB: 2 BB: 0 P: 15	R: 3 E: 1 K: 0 S: 19	H: 3 LOB: 1 BB: 0 P: 28	R: 0 E: 0 K: 0 S: 19	H: 0 LOB: 0 BB: 0 P: 25	R: 0 E: 0 K: 0 S: 19	H: 0 LOB: 0 BB: 0 P: 8	R: 0 E: 0 K: 0 S: 6	H: 1 LOB: 0 BB: 0 P: 8	R: 0 E: 0 K: 0 S: 5	H: 0 LOB: 0 BB: 0 P: 6	R: 0 E: 0 K: 0 S: 7	H: 0 LOB: 0 BB: 0 P: 10	R: 0 E: 0 K: 1 S: 11	H: 1 LOB: 1 BB: 0 P: 12	R: 0 E: 0 K: 1 S: 7	H: 0 LOB: 0 BB: 0 P: 9	R: 0 E: 0 K: 1 S: 9	H: 0 LOB: 0 BB: 0 P: 14	1B: 6 2B: 2 3B: 0 HR: 1	SF: 0 SAC: 1 DP: 1 HBP: 0	WP: 0 PB: 0 SB: 0 CS: 1	PA: 49
PITCHER	IP WLS BF H ER SO ERA WHIP	6.0 1.0 26 7 4 4 1.50 1.333	4.0 1.0 12 1 0 0 0.00 0.250	3.0 W 11 1 0 0 0.00 0.667	PITCHER																									
Tim Belcher, R ERA: 3.93	6.0	1.0	26	7	4	4	1	4	1	77	111	1.50	1.333																	
Julio Valera, R ERA: 4.5	4.0	1.0	12	1	0	0	0	0	0	24	32	0.00	0.250																	
Jeff Montgomery, R ERA: 2.03	3.0	W	11	1	0	0	3	1	0	0	27	35	0.00	0.667																

Detroit Tigers @ Kansas City Royals
Kauffman Stadium, Kansas City, MO
Mon May 27 1996, 7:05 PM CDT
Att. 19,776 - Unknown - 73 F

AB 46
R 4
H 9
RBI 4
BB 2
SO 7
LOB 12



Batter	1	2	3	4	5	6	7	8	9	10	11	12	13	AB	R	H	RBI	BB	SO	LOB	BOTTOM							
Blip Roberts, S OBP: 0.353, SLG: 0.368	G3 S 1B BB		K		G4-3		P5			G6-3			FC3-6 1B	5	1	1	2	2	1	3								
Tom Goodwin, L OBP: 0.311, SLG: 0.295	K		E S 1B		K		K			E5 WP			FC3-6 DI 1B	6	0	1	0	0	3	5								
Jose Offerman, S OBP: 0.374, SLG: 0.357	G3		S BB		CS BB		K			K			K	3	0	0	0	3	2	3								
Joe Vitello, R OBP: 0.406, SLG: 0.472	FC5-4 1B		CS BB		CS		F9			G3			F9	2	0	1	1	2	0	0								
Michael Tucker, L OBP: 0.299, SLG: 0.392	1B		CS BB		CS		F9			G3			F9	2	0	0	0	0	0	2								
Craig Paquette, R OBP: 0.213, SLG: 0.329	FC5-4		CS BB		CS		F9			G3			F9	6	0	0	0	0	3	5								
Les Norman, R OBP: 0.235, SLG: 0.133		K2-3			F7		K			K			G4-3	3	0	0	0	0	2	0								
Johnny Damon, L OBP: 0.328, SLG: 0.416					F7		K			K			G4-3	3	0	1	0	0	1	2								
Joe Randa, R OBP: 0.338, SLG: 0.379		K			G6-3		HR			G6-3			F8	6	1	1	1	0	1	1								
Mike Macfarlane, R OBP: 0.289, SLG: 0.411					G6-3		HR			G6-3			F8	4	0	2	0	0	0	0								
Chris Stynes, R OBP: 0.361, SLG: 0.400					G6-3		G5-3			E G6-3 1B			FC3-6 SH3-4 BB	0	1	0	0	0	0	0								
Sal Fasano, R OBP: 0.264, SLG: 0.308					G6-3		G5-3			E G6-3 1B			FC3-6 SH3-4 BB	1	1	1	0	1	0	0								
David Howard, S OBP: 0.292, SLG: 0.348			K		G6-3		G5-3			E6 G6-3 E 1B			SH3-4	4	1	2	0	0	1	1								
Inning Stats	R: 1 E: 0 K: 1 S: 12	H: 1 LOB: 1 BB: 1 P: 19	R: 0 E: 0 K: 2 S: 8	H: 0 LOB: 0 BB: 0 P: 11	R: 0 E: 0 K: 3 S: 18	H: 1 LOB: 3 BB: 2 P: 33	R: 0 E: 0 K: 0 S: 6	H: 1 LOB: 1 BB: 0 P: 11	R: 0 E: 0 K: 1 S: 6	H: 0 LOB: 0 BB: 1 P: 13	R: 0 E: 0 K: 1 S: 8	H: 0 LOB: 0 BB: 0 P: 14	R: 0 E: 0 K: 0 S: 14	H: 0 LOB: 0 BB: 1 P: 21	R: 2 E: 2 K: 0 S: 9	H: 2 LOB: 3 BB: 1 P: 21	R: 0 E: 0 K: 1 S: 6	H: 0 LOB: 0 BB: 0 P: 8	R: 0 E: 0 K: 1 S: 11	H: 0 LOB: 2 BB: 2 P: 20	R: 0 E: 0 K: 0 S: 10	H: 1 LOB: 1 BB: 0 P: 15	R: 0 E: 0 K: 0 S: 10	H: 2 LOB: 2 BB: 0 P: 16	1B: 7 2B: 2 3B: 0 HR: 1	SF: 0 SAC: 2 DP: 0 HBP: 0	WP: 2 PB: 0 SB: 3 CS: 1	PA: 56
PITCHER	IP WLS BF H ER SO ERA WHIP	6.0 1.5 24 3 1 8 1.5 1.167	1.2 0.8 8 2 1 1 3 3.86	0.2 0.7 4 2 2 0 1 3.00	1.2 0.9 7 0 0 0 1 0.00	2.0 1.0 9 1 0 0 1 0.00	PITCHER																					
Justin Thompson, L ERA: 1.5	6.0	1.5	24	3	1	8	1.5	1.167																				
Richie Lewis, R ERA: 3.86	1.2	0.8	8	2	1	1	3	3.86																				
Mike Myers, L ERA: 5.67	0.2	0.7	4	2	2	0	1	3.00																				
Gregg Olson, R ERA: 5.93	1.2	0.9	7	0	0	0	1	0.00																				
Mike Walker, R ERA: 1.53	2.0	1.0	9	1	0	0	1	0.00																				

Detroit Tigers @ Kansas City Royals
Kauffman Stadium, Kansas City, MO
Mon May 27 1996, 7:05 PM CDT
Att. 19,776 - Unknown - 73 F

AB 45
R 5
H 10
RBI 4
BB 8
SO 14
LOB 22



Batter	1	2	3	4	5	6	7	8	9	AB	R	H	RBI	BB	SO	LOB	TOP							
Chad Curtis, R OBP: 0.339, SLG: 0.342 (1, 8)										4	0	0	0	0	1	1								
Curtis Pride, L OBP: 0.328, SLG: 0.482 Kimera Barteo, R OBP: 0.219, SLG: 0.194 (1, 7)										4	2	2	1	0	0	0								
Cecil Fielder, R OBP: 0.324, SLG: 0.469 (1, 3)										4	1	1	1	0	1	1								
Travis Fryman, R OBP: 0.344, SLG: 0.510 (1, 5)										3	0	2	0	1	0	0								
Melvin Nieves, S OBP: 0.355, SLG: 0.526 (1, 9)											3	1	2	2	1	1								
Raul Casanova, S OBP: 0.150, SLG: 0.263 (1, 2)										4	1	1	1	0	0	4								
Eddie Williams, R OBP: 0.303, SLG: 0.370 (1, 10)										4	0	0	0	0	1	1								
Mark Lewis, R OBP: 0.335, SLG: 0.492 (1, 4)										4	0	1	0	0	2	0								
Chris Gomez, R OBP: 0.326, SLG: 0.253 (1, 6)										4	0	0	0	0	0	1								
Inning Stats	R: 1 E: 0 K: 1 S: 10	H: 1 LOB: 0 BB: 0 P: 16	R: 1 E: 0 K: 0 S: 9	H: 1 LOB: 0 BB: 0 P: 12	R: 1 E: 0 K: 1 S: 11	H: 1 LOB: 0 BB: 0 P: 16	R: 0 E: 0 K: 1 S: 9	H: 1 LOB: 1 BB: 0 P: 16	R: 0 E: 0 K: 1 S: 7	H: 0 LOB: 0 BB: 0 P: 9	R: 0 E: 0 K: 1 S: 11	H: 1 LOB: 1 BB: 0 P: 15	R: 1 E: 0 K: 0 S: 14	H: 2 LOB: 1 BB: 0 P: 17	R: 1 E: 0 K: 0 S: 12	H: 2 LOB: 1 BB: 1 P: 22	R: 0 E: 1 K: 1 S: 8	H: 0 LOB: 0 BB: 0 P: 15	1B: 3 2B: 1 3B: 1 HR: 4	SF: 0 SAC: 0 DP: 2 HBP: 0	WP: 0 PB: 0 SB: 0 CS: 0	PA: 37		
PITCHER	IP WLS BF H R ER SO BB IBB HBP BLK WP HR S P ERA WHIP	8.0 L 33 9 5 5 5 1 1 0 0 0 4 83 123 5.62 1.250	1.0 3 0 0 0 1 0 0 0 0 0 0 0 8 15 0.00 0.000																					

Detroit Tigers @ Kansas City Royals
 Kauffman Stadium, Kansas City, MO
 Wed May 29 1996, 7:05 PM CDT
 Att: 13,712 - Unknown - 62 F

AB	34
R	5
H	9
RBI	5
BB	2
SO	6
LOB	9



Batter	1	2	3	4	5	6	7	8	9	AB	R	H	RBI	BB	SO	LOB	BOTTOM						
Johnny Damon, L OBP: 0.325, SLG: 0.404 (1, 8)										5	1	1	0	0	1	2							
Tom Goodwin, L OBP: 0.315, SLG: 0.296 (1, 7)										3	2	1	0	1	0	0							
Bip Roberts, S OBP: 0.342, SLG: 0.376 (1, 4)										4	1	3	2	0	0	0							
Joe Vitiello, R OBP: 0.397, SLG: 0.459 Keith Lockhart, L OBP: 0.395, SLG: 0.478 (8, PH)										3	0	0	0	0	2	2							
Jose Offerman, S OBP: 0.371, SLG: 0.352 (1, 3)										2	0	0	1	1	0	1							
Michael Tucker, L OBP: 0.293, SLG: 0.382 (1, 9)										4	0	0	0	0	1	4							
Joe Randa, R OBP: 0.346, SLG: 0.490 (1, 5)									4	0	2	0	0	0	0								
Sal Fasano, R OBP: 0.256, SLG: 0.296 Bob Hamelin, L OBP: 0.396, SLG: 0.356 (9, PH)										3	0	0	0	0	0	1							
David Howard, S OBP: 0.286, SLG: 0.340 (1, 6)										4	0	0	0	0	1	2							
Inning Stats	R: 2 E: 1 K: 1 S: 11	H: 2 LOB: 1 BB: 1 P: 20	R: 0 E: 0 K: 0 S: 10	H: 1 LOB: 0 BB: 0 P: 12	R: 2 E: 1 K: 1 S: 12	H: 2 LOB: 0 BB: 0 P: 20	R: 0 E: 0 K: 0 S: 9	H: 0 LOB: 0 BB: 0 P: 11	R: 0 E: 0 K: 1 S: 9	H: 0 LOB: 0 BB: 0 P: 12	R: 0 E: 0 K: 1 S: 9	H: 0 LOB: 0 BB: 0 P: 13	R: 0 E: 0 K: 0 S: 8	H: 0 LOB: 0 BB: 0 P: 13	R: 0 E: 0 K: 0 S: 12	H: 1 LOB: 3 BB: 2 P: 23	R: 0 E: 0 K: 1 S: 7	H: 1 LOB: 1 BB: 0 P: 11	1B: 6 2B: 1 3B: 0 HR: 0	SF: 1 SAC: 0 DP: 0 HBP: 0	WP: 0 PB: 0 SB: 1 CS: 0	PA: 37	
PITCHER	IP WLS BF H R ER SO BB IBB HBP BLK WP HR S P ERA WHIP	7.0 W 27 5 4 2 4 1 0 0 0 0 0 7 9 0.00 1.500	0.2 3 1 0 0 0 0 0 0 0 0 0 0 7 9 0.00 1.500	0.0 2 0 0 0 0 2 0 0 0 0 0 0 2 10 ∞ ∞	1.1 S 5 1 0 0 1 0 0 0 0 0 0 10 15 0.00 0.750																		

Detroit Tigers @ Kansas City Royals
 Kauffman Stadium, Kansas City, MO
 Wed May 29 1996, 7:05 PM CDT
 Att: 13,712 - Unknown - 62 F


AB	33
R	4
H	7
RBI	3
BB	3
SO	5
LOB	13



Batter	1	2	3	4	5	6	7	8	9	AB	R	H	RBI	BB	SO	LOB	TOP										
Bip Roberts, S (1,4) OBP: 0.338, SLG: 0.372	F7	1-1 BB		G1-3			P6		G3	5	0	1	1	0	0	2											
Tom Goodwin, L (1,7) OBP: 0.319, SLG: 0.296	1B	FC3-6	1-2 2-H		F7		F8			3	1	1	0	1	0	0											
Keith Lockhart, L (1,5) OBP: 0.381, SLG: 0.472	FC3-6	1B	1-2 2-3		G4-3				G4-3	4	0	1	0	0	0	3											
Bob Hamelin, L (1,10) OBP: 0.392, SLG: 0.346	FC3-6			K					K	3	0	0	1	1	2	1											
Jose Offerman, S (1,3) OBP: 0.363, SLG: 0.342	G4-3			G4-3			F7		P6	4	0	0	0	0	0	1											
Johnny Damon, L (1,8) OBP: 0.327, SLG: 0.402																											
Les Norman, R (3, PR) OBP: 0.229, SLG: 0.129		P3					K			1	0	0	0	0	0	0											
Joe Randa, R (9, PH) OBP: 0.342, SLG: 0.394				HBP						1	0	0	0	0	0	0											
Michael Tucker, L (1,9) OBP: 0.297, SLG: 0.381		1B	BB	F7			1B		G3	3	1	1	0	1	0	1											
Sal Fasano, R (1,2) OBP: 0.247, SLG: 0.286										3	0	0	0	0	1	2											
Mike MacLarnan, R (9, PH) OBP: 0.236, SLG: 0.417		F9			P6		K		1B	1	0	1	0	0	0	0											
David Howard, S (1,6) OBP: 0.287, SLG: 0.339										3	0	1	0	0	1	0											
Joe Vitello, R (9, PH) OBP: 0.401, SLG: 0.464					G4-3					1	0	1	0	0	0	0											
Chris Stynes, R (9, PR) OBP: 0.367, SLG: 0.400		BB	1B				K		1-3	0	0	0	0	0	0	0											
Inning Stats	R: 1 E: 0 K: 0 S: 7	H: 2 LOB: 1 BB: 0 P: 12	R: 1 E: 0 K: 0 S: 11	H: 2 LOB: 3 BB: 2 P: 24	R: 0 E: 0 K: 1 S: 10	H: 0 LOB: 1 BB: 0 P: 14	R: 0 E: 0 K: 0 S: 3	H: 0 LOB: 0 BB: 0 P: 6	R: 0 E: 0 K: 2 S: 12	H: 1 LOB: 1 BB: 0 P: 19	R: 0 E: 0 K: 1 S: 8	H: 0 LOB: 0 BB: 0 P: 9	R: 0 E: 0 K: 1 S: 8	H: 0 LOB: 0 BB: 0 P: 10	R: 0 E: 0 K: 0 S: 13	H: 2 LOB: 2 BB: 0 P: 19	1B: 7 2B: 0 3B: 0 HR: 0	SF: 0 SAC: 0 DP: 0 HBP: 1	WP: 0 PA: 38 PB: 0 SB: 0 CS: 1								
PITCHER	IP	WLS	BF	H	R	ER	SO	BB	IBB	HBP	BLK	WP	HR	S	P	ERA	WHIP										
Pat Hentgen, R (1,1) ERA: 3.86	8.2	W	35	6	2	2	5	3	0	1	0	0	0	73	120	2.08	1.038										
Mike Timlin, R (9,1) ERA: 4.08	0.1	S	2	1	0	0	0	0	0	0	0	0	0	5	6	0.00	3.000										

Kansas City Royals @ Toronto Blue Jays
SkyDome, Toronto, ON
 Fri May 31 1996, 7:05 PM EDT
 Att: 33,194 - Unknown - 68 F


AB 33
R 2
H 7
RBI 2
BB 3
SO 5
LOB 10



Batter	1	2	3	4	5	6	7	8	9	AB	R	H	RBI	BB	SO	LOB	BOTTOM										
Otis Nixon, S (1,8) OBP: 0.375, SLG: 0.321	K		4-2 BB		K	G6-3		F8		4	0	0	0	1	2	1											
Domingo Cadeno, S (1,4) OBP: 0.337, SLG: 0.379	P5		F8		F9		G3			4	0	0	0	0	0	2											
Carlos Delgado, L (1,10) OBP: 0.378, SLG: 0.495	1B		G1		G3		G4-3			4	0	1	0	0	0	2											
Joe Carter, R (1,7) OBP: 0.359, SLG: 0.561	G4-3				F8		HR	BB	1B	4	1	2	1	0	0	1											
Ed Sprague, R (1,5) OBP: 0.372, SLG: 0.540			K		1B	1B		2B	BB	3	2	2	0	1	1	0											
John Olerud, L (1,3) OBP: 0.397, SLG: 0.494	G4-3		G4-3		1B		2B	BB		3	1	2	1	1	0	0											
Shawn Green, L (1,9) OBP: 0.291, SLG: 0.342							2B	BB		3	0	0	0	0	1	3											
Robert Perez, R (7, PH) OBP: 0.348, SLG: 0.395	G4-3				F9		K	G4-3		1	0	0	0	0	0	3											
Sandy Martinez, L (1,2) OBP: 0.262, SLG: 0.293					BB	HBP			G4-3	3	0	2	2	0	0	0											
Tomas Perez, S (1,6) OBP: 0.125, SLG: 0.125			P2		G4-3		P4		G4-3	4	0	0	0	0	0	4											
Inning Stats	R: 0 E: 0 K: 1 S: 9	H: 1 LOB: 1 BB: 0 P: 17	R: 0 E: 0 K: 1 S: 7	H: 0 LOB: 0 BB: 0 P: 13	R: 0 E: 0 K: 0 S: 10	H: 0 LOB: 2 BB: 1 P: 18	R: 1 E: 0 K: 0 S: 11	H: 3 LOB: 2 BB: 0 P: 18	R: 0 E: 0 K: 1 S: 6	H: 0 LOB: 0 BB: 0 P: 10	R: 3 E: 0 K: 1 S: 17	H: 4 LOB: 1 BB: 0 P: 28	R: 0 E: 0 K: 0 S: 14	H: 1 LOB: 3 BB: 2 P: 25	R: 0 E: 0 K: 0 S: 10	H: 0 LOB: 0 BB: 0 P: 15	1B: 5 2B: 3 3B: 0 HR: 1	SF: 0 SAC: 0 DP: 0 HBP: 1	WP: 0 PA: 37 PB: 0 SB: 0 CS: 0								
PITCHER	IP	WLS	BF	H	R	ER	SO	BB	IBB	HBP	BLK	WP	HR	S	P	ERA	WHIP										
Mark Gubicza, R (1,1) ERA: 4.85	6.0	L	28	8	4	4	4	1	0	0	0	0	0	9	15	0.00	3.000										
Julio Valera, R (7,1) ERA: 4.42	0.2		4	1	0	0	0	1	0	0	0	0	0	2	6	∞	∞										
Jason Jacome, L (7,1) ERA: 6.46	0.0		1	0	0	0	0	1	0	0	0	0	0	2	6	∞	∞										
Tim Pugh, R (7,1) ERA: 8.75	1.1		4	0	0	0	0	0	0	0	0	0	0	13	19	0.00	0.000										

Kansas City Royals @ Toronto Blue Jays
SkyDome, Toronto, ON
 Fri May 31 1996, 7:05 PM EDT
 Att: 33,194 - Unknown - 68 F

AB 33
R 4
H 9
RBI 4
BB 3
SO 4
LOB 16



Batter	1	2	3	4	5	6	7	8	9	AB	R	H	RBI	BB	SO	LOB	TOP										
Bip Roberts, S (1, 4) OBP: 0.349, SLG: 0.385	0-0 SH2-3 SF8 2B	0-0 F8		1-2 G3-1		4-0 IBB		2-2 E 2B	1-2 G3-6-1	5	1	2	0	1	0	2											
Tom Goodwin, L (1, 8) OBP: 0.315, SLG: 0.303	0-0 SH2-3 2-3	3-2		0-0		1-0 F8		1-3 K		4	0	2	0	0	1	3											
Keith Lockhart, L (1, 5) OBP: 0.382, SLG: 0.467	0-2 SF8	0-0 G4-3		1-0 F7			1-1 HR	4-0 S IBB		3	1	1	1	1	0	2											
Joe Vitiello, R (1, 10) OBP: 0.395, SLG: 0.487	1-2 3B		0-2 F9		1-1 L6		2-1 HR	1-3 K		5	1	2	2	0	1	2											
Jose Offerman, S (1, 6) (9, 3)	1-0 1B		4-2 1B S BB		0-0 G1-5-3		2-2 1B	4-2 BB		3	0	2	0	2	0	0											
Johnny Damon, L (1, 9) OBP: 0.335, SLG: 0.425	0-0 G3		2-2 HR		2-2 G3		2-1 1B	0-0 G4-3		5	1	2	0	0	0	5											
Bob Hamelin, L (1, 3) David Howard, S (9, 6) OBP: 0.286, SLG: 0.337		0-0 F8		1-1 HR		4-2 WP BB	3-1 F7	3-3 K		4	1	1	2	1	1	2	AB 38 R 7 H 15 RBI 7 BB 6 SO 4 LOB 22										
Mike Macfarlane, R (1, 2) OBP: 0.312, SLG: 0.422		1-0 HR		0-0 F9		0-1 B3	1-2 P4	4-0 1B BB		4	1	1	0	1	0	3											
Craig Paquette, R (1, 7) Les Norman, R (9, PR) OBP: 0.229, SLG: 0.129		1-0 HR		0-2 G6-3		0-1 F7	1-3 K	2-0 G3-6-1 1B		5	1	2	2	0	1	3											
Inning Stats	R: 1 E: 0 K: 0 S: 10	H: 3 LOB: 2 BB: 0 P: 12	R: 2 E: 0 K: 0 S: 8	H: 3 LOB: 1 BB: 0 P: 13	R: 2 E: 0 K: 0 S: 12	H: 2 LOB: 0 BB: 1 P: 19	R: 0 E: 0 K: 0 S: 8	H: 1 LOB: 1 BB: 0 P: 10	R: 0 E: 0 K: 0 S: 7	H: 0 LOB: 0 BB: 0 P: 10	R: 0 E: 0 K: 0 S: 8	H: 0 LOB: 2 BB: 2 P: 17	R: 2 E: 0 K: 1 S: 17	H: 4 LOB: 0 BB: 0 P: 29	R: 0 E: 1 K: 2 S: 16	H: 1 LOB: 3 BB: 2 P: 28	R: 0 E: 0 K: 1 S: 9	H: 1 LOB: 2 BB: 1 P: 19	1B: 8 2B: 2 3B: 2 HR: 3	SF: 1 SAC: 1 DP: 1 HBP: 0	WP: 1 PB: 0 SB: 2 CS: 0	PA: 46					
PITCHER	IP	WLS	BF	H	R	ER	SO	BB	IBB	HBP	BLK	WP	HR	S	P	ERA	WHIP										
Marty Janzen, R (1, 1) ERA: 4.35	6.0	L	32	12	7	7	0	2	1	0	0	1	3	60	93	10.50	2.3333										
Woody Williams, R (7, 1) ERA:	2.0		10	2	0	0	3	1	1	0	0	0	0	26	45	0.00	1.500										
Paul Spoljaric, L (9, 1) ERA:	1.0		4	1	0	0	1	1	0	0	0	0	0	9	19	0.00	2.000										

Kansas City Royals @ Toronto Blue Jays
SkyDome, Toronto, ON
Sun Jun 02 1996, 3:33 AM EDT
Att: 32,253 - Overcast

livebaseballscores.com



Batter	1	2	3	4	5	6	7	8	9	AB	R	H	RBI	BB	SO	LOB	BOTTOM										
Otis Nixon, S (1, 8) OBP: 0.367, SLG: 0.307	4-1 FC3-6 HBP BB		4-0 BB HBP 2B BB		1-2 F7		3-2 G4-3		0-0 G1-3	3	1	0	1	2	0	0											
Domingo Cadeno, S (1, 4) OBP: 0.341, SLG: 0.374	3-2 FC3-6 HBP		2-2 BB HBP 2B		0-0 G4-3		3-H 2-3 K			2	1	0	0	0	1	0											
Carlos Delgado, L (1, 10) OBP: 0.372, SLG: 0.480	0-2 FC3-6 1-2 2-3		4-2 2B BB		2-3 K		1-3 K			3	0	0	0	1	2	2											
Joe Carter, R (1, 7) OBP: 0.362, SLG: 0.578	1-3 K		1-1 2B		0-2 CS 1B		1-1 F8			4	0	2	2	0	1	2											
Ed Sprague, R (1, 5) OBP: 0.364, SLG: 0.529	1-3 K		0-3 K		1-1 L7		2-1 G5-3			4	0	0	0	0	2	5											
John Olerud, L (1, 3) OBP: 0.397, SLG: 0.506		1-2 G1-3		1-2 P4		4-2 BB		2-3 K		3	0	0	0	1	1	2											
Shawn Green, L (1, 9) OBP: 0.294, SLG: 0.358		0-2 G5-3		0-0 L4		2-3 K		1-0 HR		4	1	1	1	0	1	1	AB 31 R 5 H 5 RBI 5 BB 4 SO 9 LOB 12										
Sandy Martinez, L (1, 2) OBP: 0.261, SLG: 0.291		2-0 F8		3-2 F9			1-0 3B 1B		0-0 G4-3	4	1	1	0	0	0	0											
Alex Gonzalez, R (1, 6) OBP: 0.280, SLG: 0.409			0-2 F9		0-2 G3-1		1-0 G4-3 3B		1-3 K	4	1	1	1	0	1	0											
Inning Stats	R: 0 E: 0 K: 2 S: 14	H: 0 LOB: 2 BB: 1 P: 23	R: 0 E: 0 K: 0 S: 9	H: 0 LOB: 0 BB: 0 P: 12	R: 2 E: 0 K: 1 S: 19	H: 1 LOB: 2 BB: 2 P: 31	R: 0 E: 0 K: 0 S: 7	H: 0 LOB: 0 BB: 0 P: 10	R: 0 E: 0 K: 1 S: 14	H: 1 LOB: 1 BB: 1 P: 21	R: 2 E: 0 K: 2 S: 12	H: 2 LOB: 0 BB: 0 P: 20	R: 0 E: 0 K: 1 S: 7	H: 0 LOB: 0 BB: 0 P: 12	R: 1 E: 0 K: 1 S: 6	H: 1 LOB: 0 BB: 0 P: 8	1B: 2 2B: 1 3B: 1 HR: 1	SF: 0 SAC: 0 DP: 0 HBP: 2	WP: 0 PB: 0 SB: 0 CS: 1	PA: 37							
PITCHER	IP	WLS	BF	H	R	ER	SO	BB	IBB	HBP	BLK	WP	HR	S	P	ERA	WHIP										
Tim Lincecum, R (1, 1) ERA: 4.04	7.0	W	30	4	4	4	7	4	0	2	0	0	0	83	128	5.14	1.143										
Hipolito Pichardo, R (8, 1) ERA: 5.74	1.0		3	0	0	0	1	0	0	0	0	0	0	7	12	0.00	0.000										
Jeff Montgomery, R (9, 1) ERA: 2.94	1.0	S	4	1	1	1	1	0	0	0	0	0	1	6	8	9.00	1.000										

Kansas City Royals @ Toronto Blue Jays
SkyDome, Toronto, ON
Sun Jun 02 1996, 3:33 AM EDT
Att: 32,253 - Overcast

livebaseballscores.com



Batter	1	2	3	4	5	6	7	8	9	AB	R	H	RBI	BB	SO	LOB	TOP								
Bip Roberts, S OBP: 0.342, SLG: 0.377 (1, 4)	F7		F7			F8		G3		4	0	0	0	0	0	2	Kansas City Royals @ Oakland Athletics Oakland-Alameda County Coliseum, Oakland, CA Mon Jun 03 1996, 7:05 PM PDT Att: 6,465 - Unknown - 67 F livebaseballscorecards.com								
Tom Goodwin, L OBP: 0.313, SLG: 0.302 (1, 8)	P5		CS	G4-3				G4-3		4	0	1	0	0	0	0									
Keith Lockhart, L OBP: 0.379, SLG: 0.461 (1, 5)	F8			K				L8		4	0	1	0	0	1	2									
Joe Vittiello, R OBP: 0.391, SLG: 0.480 Michael Tucker, L OBP: 0.295, SLG: 0.372 (9, PR)		P4			G3			L6		4	0	1	0	0	0	2									
Jose Offerman, S OBP: 0.380, SLG: 0.348 (1, 3)		L9							SH5-4	1	0	0	0	2	0	0									
Johnny Damon, L OBP: 0.340, SLG: 0.426 (1, 9)		G5-3								2	0	1	0	1	0	0									
Craig Paquette, R OBP: 0.226, SLG: 0.380 (1, 7)			SH1-4			F9		F7		4	1	1	0	0	0	6									
Sal Fasano, R OBP: 0.245, SLG: 0.282 (7, PH) Bob Hamelin, L OBP: 0.390, SLG: 0.366 Mike Macfarlane, R OBP: 0.310, SLG: 0.419 (7, 2)			SH1-4			L5		G4-6-3		1	0	0	0	0	0	1									
David Howard, S OBP: 0.292, SLG: 0.343 (1, 6)									G4-3	3	0	2	1	0	0	0									
Inning Stats	R: 0 E: 0 K: 0 S: 4	H: 0 LOB: 0 BB: 0 P: 6	R: 0 E: 0 K: 0 S: 5	H: 0 LOB: 0 BB: 0 P: 10	R: 0 E: 0 K: 0 S: 9	H: 2 LOB: 0 BB: 0 P: 12	R: 0 E: 0 K: 1 S: 9	H: 0 LOB: 0 BB: 0 P: 13	R: 0 E: 0 K: 0 S: 10	H: 0 LOB: 1 BB: 1 P: 17	R: 0 E: 0 K: 0 S: 14	H: 2 LOB: 2 BB: 0 P: 22	R: 0 E: 0 K: 0 S: 7	H: 1 LOB: 1 BB: 1 P: 11	R: 0 E: 0 K: 0 S: 8	H: 0 LOB: 3 BB: 1 P: 16		R: 0 E: 0 K: 0 S: 6	H: 2 LOB: 3 BB: 1 P: 11	1B: 6 2B: 1 3B: 0 HR: 0	SF: 0 SAC: 3 DP: 1 HBP: 0	WP: 0 PB: 0 SB: 0 CS: 1	PA: 36		
PITCHER	IP	WLS	BF	H	R	ER	SO	BB	IBB	HBP	BLK	WP	HR	S	P	ERA	WHIP								
John Wasdin, R ERA: 3.86 (1, 1)	6.1	W	25	5	1	1	1	2	0	0	0	0	0	57	90	1.42	1.105								
Jim Corsi, R ERA: 4.09 (7, 1)	1.2		6	2	0	0	0	0	0	0	0	0	0	12	21	0.00	1.200								
Mike Mohler, L ERA: 1.78 (9, 1)	0.1		2	0	0	0	0	0	1	0	0	0	0	1	5	0.00	0.000								
Billy Taylor, R ERA: 4.7 (9, 1)	0.2	S	2	0	0	0	0	0	0	0	0	0	0	2	2	0.00	0.000								


Batter	1	2	3	4	5	6	7	8	9	AB	R	H	RBI	BB	SO	LOB	BOTTOM								
Ernie Young, R OBP: 0.304, SLG: 0.415 (1, 8)	G4-3		G5-3					K		4	0	1	0	0	1	0	Kansas City Royals @ Oakland Athletics Oakland-Alameda County Coliseum, Oakland, CA Mon Jun 03 1996, 7:05 PM PDT Att: 6,465 - Unknown - 67 F livebaseballscorecards.com								
Brent Gates, S OBP: 0.332, SLG: 0.378 (1, 4)			K							4	0	2	0	0	2	1									
Geronimo Berroa, R OBP: 0.299, SLG: 0.503 (1, 10)										4	1	1	0	0	0	2									
Phil Plantier, L OBP: 0.301, SLG: 0.293 (1, 7)										3	1	1	0	0	1	1									
Torey Lovullo, S OBP: 0.264, SLG: 0.362 (1, 3)										2	0	0	0	0	0	0									
George Williams, S OBP: 0.300, SLG: 0.295 (1, 2)										3	0	1	1	0	1	0									
Jose Herrera, L OBP: 0.328, SLG: 0.367 (1, 9)										3	0	1	1	0	0	2									
Mike Bordick, R OBP: 0.323, SLG: 0.303 (1, 6)										3	0	0	0	0	2	3									
Tony Batista, R (1, 5)										3	0	0	0	0	2	0									
Inning Stats	R: 0 E: 0 K: 1 S: 8	H: 1 LOB: 1 BB: 0 P: 11	R: 0 E: 0 K: 1 S: 8	H: 1 LOB: 0 BB: 0 P: 10	R: 0 E: 0 K: 2 S: 9	H: 0 LOB: 0 BB: 0 P: 13	R: 2 E: 0 K: 0 S: 15	H: 3 LOB: 1 BB: 0 P: 24	R: 0 E: 0 K: 1 S: 9	H: 1 LOB: 1 BB: 0 P: 14	R: 0 E: 0 K: 0 S: 8	H: 0 LOB: 0 BB: 0 P: 12	R: 0 E: 0 K: 2 S: 8	H: 0 LOB: 0 BB: 0 P: 13	R: 0 E: 0 K: 2 S: 12	H: 1 LOB: 1 BB: 0 P: 18		R: 0 E: 0 K: 2 S: 6	H: 0 LOB: 0 BB: 0 P: 11	1B: 6 2B: 2 3B: 0 HR: 0	SF: 0 SAC: 1 DP: 1 HBP: 0	WP: 0 PB: 0 SB: 0 CS: 2	PA: 30		
PITCHER	IP	WLS	BF	H	R	ER	SO	BB	IBB	HBP	BLK	WP	HR	S	P	ERA	WHIP								
Kevin Appier, R ERA: 3.23 (1, 1)	8.0	L	30	7	2	2	9	0	0	0	0	0	0	77	115	2.25	0.875								




Batter	1	2	3	4	5	6	7	8	9	AB	R	H	RBI	BB	SO	LOB	TOP								
Johnny Damon, L OBP: 0.333, SLG: 0.417	G5-3		K		FC3-6		G3			4	0	0	0	0	1	2	Kansas City Royals @ Oakland Athletics Oakland-Alameda County Coliseum, Oakland, CA Tue Jun 04 1996, 3:33 AM PDT Att: 11,524 - Sunny - 68 F								
Tom Goodwin, L OBP: 0.312, SLG: 0.301	G5-3		B1				G6-3			4	0	1	1	0	0	0									
Keith Lockhart, L OBP: 0.379, SLG: 0.465 Chris Stynes, R OBP: 0.355, SLG: 0.387	P6				G6-4-3			G5-3		3	1	1	0	0	0	2									
Bob Hamelin, L OBP: 0.395, SLG: 0.374 Joe Vitello, R OBP: 0.398, SLG: 0.476		F7			G6-3			G4-3		3	0	2	1	0	0	0									
Jose Offerman, S OBP: 0.372, SLG: 0.340		K			G6-3			G6-3		4	0	0	0	0	2	2									
Joe Randa, R OBP: 0.337, SLG: 0.387		2B			K				G6-3	4	0	1	0	0	2	1									
Craig Paquette, R OBP: 0.239, SLG: 0.398		2B							G5-3	4	1	2	0	0	0	0									
Mike Macfarlane, R OBP: 0.315, SLG: 0.430		K								4	1	2	0	0	1	4									
David Howard, S OBP: 0.291, SLG: 0.341			P8				F8		G4-3	4	0	1	1	0	0	1									
Inning Stats	R: 0 E: 0 K: 0 S: 5	H: 0 LOB: 0 BB: 0 P: 6	R: 0 E: 0 K: 2 S: 15	H: 2 LOB: 2 BB: 0 P: 24	R: 0 E: 0 K: 1 S: 7	H: 0 LOB: 0 BB: 0 P: 11	R: 1 E: 0 K: 1 S: 12	H: 2 LOB: 0 BB: 0 P: 16	R: 2 E: 1 K: 0 S: 14	H: 3 LOB: 1 BB: 0 P: 18	R: 0 E: 0 K: 2 S: 12	H: 2 LOB: 2 BB: 0 P: 21	R: 0 E: 0 K: 0 S: 10	H: 0 LOB: 0 BB: 0 P: 13	R: 0 E: 0 K: 0 S: 8	H: 0 LOB: 0 BB: 0 P: 13	R: 0 E: 0 K: 0 S: 7	H: 1 LOB: 1 BB: 0 P: 11	1B: 7 2B: 3 3B: 0 HR: 0	SF: 0 SAC: 0 DP: 2 HBP: 0	WP: 0 PB: 0 SB: 0 CS: 0	PA: 36			
PITCHER	IP	WLS	BF	H	R	ER	SO	BB	IBB	HBP	BLK	WP	HR	S	P	ERA	WHIP								
Don Wengert, R ERA: 4.14	(1, 1)	6.0	W	26	9	3	2	6	0	0	0	0	0	65	96	3.00	1.500								
Buddy Groom, L ERA: 4.31	(7, 1)	2.0		6	0	0	0	0	0	0	0	0	0	18	26	0.00	0.000								
Carlos Reyes, R ERA: 5.92	(9, 1)	1.0		4	1	0	0	0	0	0	0	0	0	7	11	0.00	1.000								

Batter	1	2	3	4	5	6	7	8	9	AB	R	H	RBI	BB	SO	LOB	BOTTOM									
Ernie Young, R OBP: 0.307, SLG: 0.411	K		K			G6-3				4	1	1	0	0	2	0	Kansas City Royals @ Oakland Athletics Oakland-Alameda County Coliseum, Oakland, CA Tue Jun 04 1996, 3:33 AM PDT Att: 11,524 - Sunny - 68 F									
Brent Gates, S OBP: 0.329, SLG: 0.374	G6-3		K			F7		G4-3		5	1	1	0	0	1	1										
Jason Giambi, L OBP: 0.404, SLG: 0.558 Torey Lovullo, S OBP: 0.264, SLG: 0.362	2B		2B			SF9		L8		5	2	4	2	0	0	1										
Mark McGwire, R OBP: 0.483, SLG: 0.750 Tony Batista, R OBP: 0.299, SLG: 0.244	K		2B			SF9		BB		4	2	3	2	1	1	1										
Geronimo Berroa, R OBP: 0.306, SLG: 0.502		G1-3	K			HR		IBB		4	1	2	0	1	1	2										
Phil Plantier, L OBP: 0.297, SLG: 0.287 Allen Battle, R OBP: 0.299, SLG: 0.244	K					SF9		K		3	0	0	1	1	3	4										
Terry Steinbach, R OBP: 0.342, SLG: 0.483		1B				K		FC6-4		4	0	3	0	0	1	2										
Jose Herrera, L OBP: 0.338, SLG: 0.422		1B				P7		FC6-4		4	1	2	3	0	0	2										
Mike Bordick, R OBP: 0.317, SLG: 0.296		F7				G6-3		G1-6-3		4	0	0	0	0	1	4										
Inning Stats	R: 0 E: 0 K: 2 S: 9	H: 1 LOB: 1 BB: 0 P: 14	R: 0 E: 0 K: 1 S: 12	H: 2 LOB: 2 BB: 0 P: 20	R: 0 E: 0 K: 3 S: 14	H: 2 LOB: 2 BB: 0 P: 20	R: 0 E: 0 K: 0 S: 14	H: 1 LOB: 1 BB: 1 P: 23	R: 6 E: 0 K: 2 S: 24	H: 6 LOB: 0 BB: 0 P: 35	R: 2 E: 0 K: 1 S: 18	H: 3 LOB: 1 BB: 0 P: 27	R: 0 E: 0 K: 0 S: 9	H: 1 LOB: 0 BB: 0 P: 12	R: 0 E: 0 K: 1 S: 11	H: 0 LOB: 3 BB: 2 P: 24	1B: 10 2B: 3 3B: 0 HR: 3	SF: 1 SAC: 0 DP: 1 HBP: 1	WP: 0 PB: 0 SB: 0 CS: 0	PA: 42						
PITCHER	IP	WLS	BF	H	R	ER	SO	BB	IBB	HBP	BLK	WP	HR	S	P	ERA	WHIP									
Mark Gubicza, R ERA: 5.14	(1, 1)	4.1	L	24	11	5	5	6	1	0	0	0	0	62	96	10.38	2.769									
Julio Valera, R ERA: 4.97	(5, 1)	1.1		8	4	3	3	2	0	0	0	0	3	25	38	20.25	3.000									
Jason Jacome, L ERA: 6.04	(6, 1)	1.1		4	1	0	0	1	0	0	0	0	0	13	17	0.00	0.750									
Tim Pugh, R ERA: 8.39	(8, 1)	1.0		6	0	0	0	1	1	1	1	0	0	0	11	24	0.00	1.000								

AB 36
R 3
H 10
RBI 3
BB 0
SO 6
LOB 12



AB 37
R 8
H 16
RBI 8
SO 10
LOB 17



Batter	1	2	3	4	5	6	7	8	9	AB	R	H	RBI	BB	SO	LOB	TOP										
Chris Stynes, R OBP: 0.306, SLG: 0.333 (1, 7)	G6-3		G4-3		P3	CS	P4	F8		5	0	0	0	0	0	4	Kansas City Royals @ Oakland Athletics Oakland-Alameda County Coliseum, Oakland, CA Wed Jun 05 1996, 7:05 PM PDT Att: 8,113 - Unknown - 60 F										
Joe Randa, R OBP: 0.345, SLG: 0.397 Keith Lockhart, L OBP: 0.376, SLG: 0.462 (8, PH) (8, 5)	1B		P3		SF8		1B	G3-1		3	1	2	1	0	0	1											
Bip Roberts, S OBP: 0.344, SLG: 0.378 (1, 4)	F7			K			2B		G5-3	5	1	2	1	0	1	1											
Joe Vittiello, R OBP: 0.381, SLG: 0.465 Bob Hamelin, L OBP: 0.403, SLG: 0.388 (7, PH) (7, 3)	F7			P3	L5		2B			3	0	0	0	0	0	2											
Craig Paquette, R OBP: 0.242, SLG: 0.388 Jose Offerman, S OBP: 0.374, SLG: 0.341 (7, PH) (7, 3)	G6-3			S WP BB		G6-3	FC4-6		F8	2	0	0	0	1	0	0											
Mike Macfarlane, R OBP: 0.313, SLG: 0.419 (1, 2)	G5-3			S BB		E5	P6		CS	3	1	0	0	1	0	2											
Les Norman, R OBP: 0.229, SLG: 0.129 Tom Goodwin, L OBP: 0.311, SLG: 0.300 (1, 9) (1, 8)	F8			G6-3		1B	FC4-6			0	0	0	0	0	0	0											
Johnny Damon, L OBP: 0.341, SLG: 0.424 (1, 8) (1, 9)			G4-3		E 1B	P5		SH1-4		4	1	3	0	0	0	2											
David Howard, S OBP: 0.297, SLG: 0.346 (1, 6)			P4		E8			SH1-4		3	1	2	1	0	0	1											
Inning Stats	R: 0 E: 0 K: 0 S: 7	H: 1 LOB: 1 BB: 0 P: 10	R: 0 E: 0 K: 0 S: 7	H: 0 LOB: 0 BB: 0 P: 9	R: 0 E: 0 K: 0 S: 6	H: 1 LOB: 1 BB: 0 P: 7	R: 0 E: 0 K: 1 S: 7	H: 0 LOB: 2 BB: 2 P: 18	R: 2 E: 1 K: 0 S: 10	H: 3 LOB: 1 BB: 0 P: 14	R: 1 E: 0 K: 0 S: 10	H: 2 LOB: 1 BB: 0 P: 17	R: 2 E: 0 K: 0 S: 19	H: 4 LOB: 2 BB: 0 P: 29	R: 0 E: 0 K: 0 S: 10	H: 1 LOB: 0 BB: 1 P: 13		R: 0 E: 0 K: 0 S: 3	H: 0 LOB: 0 BB: 1 P: 7	1B: 11 2B: 1 3B: 0 HR: 0	SF: 1 SAC: 1 DP: 0 HBP: 0	WP: 1 PB: 0 CS: 4	PA: 43				
PITCHER	IP	WLS	BF	H	R	ER	SO	BB	IBB	HBP	BLK	WP	HR	S	P	ERA	WHIP										
Doug Johns, L ERA: 5.16 (1, 1)	6.1	L	30	9	5	4	1	2	0	0	0	1	0	56	87	5.68	1.737										
Jim Corsi, R ERA: 4.03 (7, 1)	0.1		3	2	0	0	0	0	0	0	0	0	0	9	16	0.00	6.000										
Buddy Groom, L ERA: 4.18 (7, 1)	1.0		4	1	0	0	0	0	0	0	0	0	0	8	10	0.00	1.000										
Billy Taylor, R ERA: 4.6 (8, 1)	0.1		1	0	0	0	0	0	0	0	0	0	0	3	4	0.00	0.000										
Mike Mohler, L ERA: 1.72 (9, 1)	1.0		3	0	0	0	0	1	0	0	0	0	0	3	7	0.00	1.000										
Batter	1	2	3	4	5	6	7	8	9	AB	R	H	RBI	BB	SO	LOB	BOTTOM										
Ernie Young, R OBP: 0.316, SLG: 0.430 (1, 8)	1B		G6-4-3		G4-3			G4-3		4	1	3	0	0	0	0	Kansas City Royals @ Oakland Athletics Oakland-Alameda County Coliseum, Oakland, CA Wed Jun 05 1996, 7:05 PM PDT Att: 8,113 - Unknown - 60 F										
Brent Gates, S OBP: 0.323, SLG: 0.367 (1, 4)	P3		F9				F9	G4-3		4	0	0	1	0	0	3											
Geronimo Berroa, R OBP: 0.309, SLG: 0.502 (9, 7)	1B		G6-4-3				G4-6-3	K		4	0	2	1	0	1	2											
Mark McGwire, R OBP: 0.477, SLG: 0.731 (1, 3)	F7			G3	G5-3		G4-6-3		K	3	0	0	0	1	1	2											
Terry Steinbach, R OBP: 0.340, SLG: 0.478 (1, 2)	L7			G5-3			G3-6-3		K	4	0	1	0	0	1	2											
George Williams, S OBP: 0.297, SLG: 0.281 (1, 10)		BB		G3			P2	G4-3		3	0	0	0	1	0	2											
Jason Giambi, L OBP: 0.398, SLG: 0.550 (1, 5)	P6			L8			G3-6-3			3	0	0	0	0	0	3											
Damon Mashore, R (1, 7)	P4							G6-3		2	0	0	0	0	0	1											
Jose Herrera, L OBP: 0.333, SLG: 0.415 (8, PH) (9, 9)										1	0	0	0	0	0	0											
Mike Bordick, R OBP: 0.314, SLG: 0.293 Torey Lovullo, S OBP: 0.278, SLG: 0.375 (8, PH) (9, 6)	L9							WP	G4-3	2	0	0	0	0	0	1											
Inning Stats	R: 1 E: 0 K: 0 S: 11	H: 2 LOB: 1 BB: 0 P: 18	R: 0 E: 0 K: 0 S: 13	H: 0 LOB: 1 BB: 1 P: 23	R: 0 E: 0 K: 0 S: 3	H: 1 LOB: 0 BB: 0 P: 6	R: 0 E: 0 K: 0 S: 10	H: 0 LOB: 1 BB: 1 P: 17	R: 0 E: 0 K: 0 S: 5	H: 0 LOB: 0 BB: 0 P: 10	R: 0 E: 0 K: 0 S: 11	H: 1 LOB: 0 BB: 0 P: 17	R: 0 E: 0 K: 0 S: 6	H: 1 LOB: 0 BB: 0 P: 9	R: 0 E: 0 K: 1 S: 12	H: 2 LOB: 1 BB: 0 P: 19	R: 0 E: 0 K: 2 S: 8	H: 0 LOB: 0 BB: 0 P: 14	1B: 6 2B: 0 3B: 1 HR: 0	SF: 0 SAC: 0 DP: 3 HBP: 0	WP: 1 PB: 0 SB: 0 CS: 0	PA: 33					
PITCHER	IP	WLS	BF	H	R	ER	SO	BB	IBB	HBP	BLK	WP	HR	S	P	ERA	WHIP										
Chris Haney, L ERA: 4.06 (1, 1)	7.0	W	25	5	1	1	0	2	0	0	0	0	0	12	19	1.29	1.000										
Hipolito Pichardo, R ERA: 5.86 (8, 1)	1.0		5	2	1	1	1	0	0	0	0	1	0	8	14	9.00	2.000										
Jeff Montgomery, R ERA: 2.96 (9, 1)	1.0	S	3	0	0	0	2	0	0	0	0	0	0	8	14	0.00	0.000										

Batter	1	2	3	4	5	6	7	8	9	AB	R	H	RBI	BB	SO	LOB	TOP				
Joey Cora, S OBP: 0.290, SLG: 0.372 (1,4)			G3							5	1	4	3	0	0	0	Seattle Mariners @ Kansas City Royals Kauffman Stadium, Kansas City, MO Sat Jun 08 1996, 7:05 PM CDT Att: 30,022 - Unknown - 66 F livebaseballscorecards.com				
Alex Rodriguez, R OBP: 0.393, SLG: 0.657 (1,6)			G5-3	L6		F8		F8		5	0	1	0	0	0	5					
Ken Griffey Jr., L OBP: 0.394, SLG: 0.631 (1,8)			F8	G4-3		F8		G4-3		5	0	1	1	0	0	5					
Edgar Martinez, R OBP: 0.458, SLG: 0.691 (1,10)					G1-3				G5-3	5	2	2	0	0	0	2					
Paul Sorrento, L OBP: 0.366, SLG: 0.533 (1,3)					F9					5	2	2	0	0	0	3					
Doug Strange, S OBP: 0.283, SLG: 0.345 (1,7)					G3-1					4	1	2	1	1	0	2					
Darren Bragg, L OBP: 0.382, SLG: 0.438 (1,9)										5	2	3	3	0	1	2					
Luis Sojo, R OBP: 0.265, SLG: 0.282 (1,5)		F9		F8				G6-3		5	0	1	0	0	0	6					
John Marzano, R OBP: 0.250, SLG: 0.323 (1,2)		G6-3						F9	G3	4	0	1	0	0	0	3					
Inning Stats	R: 1 E: 0 K: 0 S: 16	H: 3 LOB: 1 BB: 0 P: 22	R: 0 E: 0 K: 1 S: 8	H: 1 LOB: 1 BB: 0 P: 11	R: 0 E: 0 K: 0 S: 6	H: 0 LOB: 0 BB: 0 P: 8	R: 4 E: 1 K: 0 S: 20	H: 5 LOB: 2 BB: 0 P: 28	R: 0 E: 0 K: 0 S: 7	H: 0 LOB: 0 BB: 0 P: 9	R: 1 E: 0 K: 0 S: 10	H: 3 LOB: 2 BB: 0 P: 13	R: 1 E: 0 K: 0 S: 5	H: 2 LOB: 1 BB: 0 P: 6	R: 0 E: 0 K: 0 S: 6	H: 1 LOB: 1 BB: 0 P: 12	R: 1 E: 0 K: 0 S: 11	H: 2 LOB: 1 BB: 1 P: 17	1B: 12 2B: 5 3B: 0 HR: 0	SF: 0 SAC: 0 DP: 2 HBP: 0	WP: 0 PA: 44 PB: 0 SB: 0 CS: 0
PITCHER	IP WLS BF H R ER SO BB IBB HBP BLK WP HR S P ERA WHIP																				
Kevin Appier, R ERA: 3.51 (1,1)	6.0 W 30 12 6 5 1 0 0 0 0 0 0 0 67 91 7.50 2.000																				
Doug Linton, R ERA: 4.94 (7,1)	2.1 13 5 2 2 0 1 0 0 0 0 0 0 18 30 7.71 2.571																				
Jeff Montgomery, R ERA: 2.8 (9,1)	0.2 S 1 0 0 0 0 0 0 0 0 0 0 0 4 5 0.00 0.000																				

Batter	1	2	3	4	5	6	7	8	9	AB	R	H	RBI	BB	SO	LOB	BOTTOM		
Bip Roberts, S OBP: 0.349, SLG: 0.395 (1,4)	G3-1			G5-3					L9	6	1	3	4	0	0	3	Seattle Mariners @ Kansas City Royals Kauffman Stadium, Kansas City, MO Sat Jun 08 1996, 7:05 PM CDT Att: 30,022 - Unknown - 66 F livebaseballscorecards.com		
Tom Goodwin, L OBP: 0.315, SLG: 0.306 (1,7)		G3		F7	G4-6-3					5	1	1	0	0	1	3			
Keith Lockhart, L OBP: 0.380, SLG: 0.455 (1,5)										4	0	0	0	0	0	1			
Joe Randa, R OBP: 0.352, SLG: 0.397 (7,PH) (8,5)	L6		G4-3	E6		F8				0	0	0	0	1	0	0			
Bob Hamelin, L OBP: 0.411, SLG: 0.393 (1,10)										2	2	2	0	2	0	0			
Joe Vitello, R OBP: 0.395, SLG: 0.469 (7,PH) (8,5)										1	0	1	2	0	0	0			
Jose Offerman, S OBP: 0.375, SLG: 0.356 (1,3)		L5								5	1	1	0	0	2	7			
Johnny Damon, L OBP: 0.339, SLG: 0.415 (1,8)										5	1	2	0	0	0	4			
Jon Nunnally, L OBP: 0.385, SLG: 0.636 (1,9)										3	2	1	2	2	1	1			
Sal Fasano, R OBP: 0.263, SLG: 0.303 (1,2)			G5-3							4	2	2	2	1	0	2			
David Howard, S OBP: 0.310, SLG: 0.351 (1,6)										3	2	2	2	1	0	1			
Inning Stats	R: 0 E: 0 K: 1 S: 8	H: 0 LOB: 0 BB: 0 P: 11	R: 4 E: 0 K: 0 S: 12	H: 4 LOB: 1 BB: 1 P: 20	R: 2 E: 0 K: 0 S: 13	H: 3 LOB: 0 BB: 0 P: 19	R: 0 E: 1 K: 1 S: 13	H: 1 LOB: 3 BB: 1 P: 22	R: 3 E: 0 K: 0 S: 7	H: 3 LOB: 0 BB: 1 P: 13	R: 0 E: 0 K: 1 S: 8	H: 0 LOB: 1 BB: 1 P: 14	R: 3 E: 0 K: 0 S: 20	H: 3 LOB: 2 BB: 2 P: 36	R: 0 E: 0 K: 1 S: 10	H: 1 LOB: 2 BB: 1 P: 20	1B: 10 2B: 5 3B: 0 HR: 0	SF: 0 SAC: 1 DP: 1 HBP: 0	WP: 0 PA: 46 PB: 0 SB: 6 CS: 0
PITCHER	IP WLS BF H R ER SO BB IBB HBP BLK WP HR S P ERA WHIP																		
Bob Miliacki, R ERA: 8.31 (1,1)	3.0 L 17 7 6 6 1 1 0 0 0 0 0 0 26 45 10.12 2.625																		
Salomon Torres, R ERA: 8.59 (4,1)	2.2 15 4 3 3 2 3 0 0 0 0 0 0 26 45 10.12 2.625																		
Lee Guetterman, L ERA: 8.31 (6,1)	1.0 7 2 3 1 0 1 1 0 0 0 0 0 16 31 9.00 3.000																		
Rafael Carmona, R ERA: 3.84 (7,1)	1.1 7 2 0 0 1 1 0 0 0 0 0 0 16 29 0.00 2.250																		

Batter	1	2	3	4	5	6	7	8	9	AB	R	H	RBI	BB	SO	LOB	TOP					
Joey Cora, S OBP: 0.288, SLG: 0.368 (1, 4)	G5-3	G4-3			G1-3		G3-1		1B	5	0	1	0	0	0	0						
Alex Rodriguez, R OBP: 0.365, SLG: 0.644 (1, 6)	G4-3		K		G4-3		K		L9	5	0	1	0	0	2	1						
Ken Griffey Jr., L OBP: 0.401, SLG: 0.645 (1, 8)	G4-3			HR	FC6-4				F7	3	1	2	1	2	0	1						
Edgar Martinez, R OBP: 0.451, SLG: 0.679 (1, 10)	G4-3		L7		FC6-4		G6-3			4	0	0	0	0	0	4						
Jay Buhner, R OBP: 0.401, SLG: 0.656 (1, 9)	F9		K			K			K	4	0	0	0	0	3	2						
Paul Sorrento, L OBP: 0.365, SLG: 0.533 (1, 3)		HR			G4-6-3		P3		G3-1	4	1	2	0	0	0	0						
Dan Wilson, R OBP: 0.353, SLG: 0.516 (1, 2)		HR			G4-6-3		1B			4	1	3	2	0	0	1						
Darren Bragg, L OBP: 0.385, SLG: 0.440 (1, 7)		K					1B		L7	4	0	2	0	0	1	1						
Andy Sheets, R OBP: 0.267, SLG: 0.385 (1, 5)	G4-3				F8		K		K	4	0	0	0	0	2	3						
Inning Stats	R: 0 E: 0 K: 0 S: 11	H: 1 LOB: 2 BB: 1 P: 19	R: 2 E: 0 K: 1 S: 12	H: 2 LOB: 0 BB: 0 P: 16	R: 1 E: 0 K: 2 S: 10	H: 1 LOB: 1 BB: 0 P: 15	R: 0 E: 0 K: 0 S: 5	H: 2 LOB: 1 BB: 0 P: 8	R: 0 E: 0 K: 0 S: 8	H: 0 LOB: 1 BB: 1 P: 17	R: 0 E: 0 K: 2 S: 12	H: 2 LOB: 2 BB: 0 P: 17	R: 0 E: 0 K: 1 S: 9	H: 1 LOB: 1 BB: 0 P: 17	R: 0 E: 0 K: 1 S: 8	H: 1 LOB: 1 BB: 0 P: 13	R: 0 E: 0 K: 1 S: 6	H: 1 LOB: 1 BB: 0 P: 8	1B: 9 2B: 0 3B: 0 HR: 2	SF: 0 SAC: 0 DP: 1 HBP: 0	WP: 0 PB: 0 SB: 0 CS: 0	PA: 39
PITCHER	IP	WLS	BF	H	R	ER	SO	BB	IBB	HBP	BLK	WP	HR	S	P	ERA	WHIP					
Mark Gubicza, R ERA: 4.98 (1, 1)	8.0	L	35	10	3	3	7	2	0	0	0	0	2	75	122	3.38	1.500					
Hipolito Pichardo, R ERA: 5.34 (9, 1)	1.0		4	1	0	0	1	0	0	0	0	0	0	6	8	0.00	1.000					

Seattle Mariners @ Kansas City Royals
Kauffman Stadium, Kansas City, MO
Sun Jun 09 1996, 3:33 AM CDT
Att: 20,489 - Overcast - 67 F

AB 37
R 3
H 11
RBI 3
BB 2
SO 8
LOB 13



Batter	1	2	3	4	5	6	7	8	9	AB	R	H	RBI	BB	SO	LOB	BOTTOM				
Bip Roberts, S OBP: 0.346, SLG: 0.392 (1, 4)	G3		G4-3			F7		P6		2	0	0	0	0	0	0					
Johnny Damon, L OBP: 0.336, SLG: 0.411 (4, 9)										2	0	0	0	0	0	1					
Tom Goodwin, L OBP: 0.318, SLG: 0.309 (1, 8)	G6-3		CS			1B		K		4	0	2	0	0	1	1					
Jose Offerman, S OBP: 0.377, SLG: 0.360 (1, 3)	1B		CS		K	B1-3		1B		4	0	2	0	0	1	1					
Joe Vitiello, R OBP: 0.381, SLG: 0.485 (1, 10)	G4-3				K			K		4	1	1	1	0	2	3					
Craig Paquette, R OBP: 0.242, SLG: 0.382 (1, 7)			K		K			HR		4	1	1	0	0	2	0					
Kevin Young, R OBP: 0.500, SLG: 0.500 (1, 9)						P6		FC6-4		2	0	1	0	0	0	0					
Keith Lockhart, L OBP: 0.467, SLG: 0.467 (7, PH)			CS					FC6-4		2	0	1	1	0	0	1					
Joe Randa, R OBP: 0.348, SLG: 0.390 (4, 4)			1B			G5-3		G1-3		4	0	1	0	0	0	2					
Mike Macfarlane, R OBP: 0.321, SLG: 0.446 ERA: 4.71 (1, 2)										2	0	1	0	0	0	1					
Jon Nunnally, L OBP: 0.357, SLG: 0.583 (7, PH)										1	0	0	0	0	0	1					
Sal Fasano, R OBP: 0.260, SLG: 0.300 (8, 2)										1	0	0	0	0	0	1					
David Howard, S OBP: 0.310, SLG: 0.351 (1, 6)			G6-3			P4		1B		3	0	1	0	0	0	0					
Inning Stats	R: 0 E: 0 K: 0 S: 7	H: 1 LOB: 1 BB: 0 P: 11	R: 0 E: 0 K: 1 S: 9	H: 2 LOB: 1 BB: 0 P: 14	R: 0 E: 0 K: 3 S: 9	H: 0 LOB: 0 BB: 0 P: 13	R: 0 E: 0 K: 0 S: 6	H: 1 LOB: 1 BB: 0 P: 10	R: 0 E: 0 K: 2 S: 10	H: 2 LOB: 2 BB: 0 P: 13	R: 0 E: 0 K: 2 S: 8	H: 2 LOB: 2 BB: 0 P: 13	R: 1 E: 1 K: 0 S: 9	H: 1 LOB: 0 BB: 0 P: 13	1B: 8 2B: 2 3B: 1 HR: 1	SF: 0 SAC: 0 DP: 1 HBP: 0	WP: 0 PB: 0 SB: 0 CS: 2	PA: 36			
PITCHER	IP	WLS	BF	H	R	ER	SO	BB	IBB	HBP	BLK	WP	HR	S	P	ERA	WHIP				
Sterling Hitchcock, L ERA: 4.71 (1, 1)	6.0	W	23	8	1	1	4	0	0	0	0	0	0	51	79	1.50	1.333				
Michael Jackson, R ERA: 5.6 (7, 1)	1.0		4	1	0	0	0	0	0	0	0	0	0	6	9	0.00	1.000				
Norm Charlton, L ERA: 2.73 (8, 1)	2.0	S	8	2	1	0	2	0	0	0	0	0	0	18	24	0.00	1.000				

Seattle Mariners @ Kansas City Royals
Kauffman Stadium, Kansas City, MO
Sun Jun 09 1996, 3:33 AM CDT
Att: 20,489 - Overcast - 67 F

AB 35
R 2
H 11
RBI 2
BB 0
SO 6
LOB 12



Batter	1	2	3	4	5	6	7	8	9	AB	R	H	RBI	BB	SO	LOB	TOP				
Brady Anderson, L (1, 8) OBP: 0.421, SLG: 0.682	2-2 G3		1-1 HR		2-3 K			1-2 G4-3		4	1	1	1	0	1	2	Baltimore Orioles @ Kansas City Royals Kauffman Stadium, Kansas City, MO Thu Jun 13 1996, 7:05 PM CDT Att: 20,108 - Unknown - 83 F				
Manny Alexander, R (1, 5) OBP: 0.257, SLG: 0.188	0-1 G5-3		0-3 K			0-0 B1-3		0-3 K		4	0	0	0	0	2	1					
Roberto Alomar, S (1, 4) OBP: 0.463, SLG: 0.593	1-1 G4-3		2-2 G4-3			3-3 K		1-1 G6-3		3	0	0	0	0	1	0					
Billy Ripken, R (7, 4) OBP: 0.305, SLG: 0.434										1	0	0	0	0	0	1					
Rafael Palmeiro, L (1, 3) OBP: 0.423, SLG: 0.582		2-3 K		0-0 F7		1-2 F9			0-1 HR	4	1	1	1	0	1	0					
Bobby Bonilla, S (1, 9) OBP: 0.352, SLG: 0.398		0-0 G6-3		2-1 G4-3			0-0 G3-1		0-0 F8	4	0	0	0	0	0	0					
Cal Ripken Jr., R (1, 6) OBP: 0.347, SLG: 0.483		2-1 BB 1B		0-0 F8			3-1 G4-3		1-3 K	4	0	1	0	0	1	0					
B.J. Surhoff, L (1, 10) OBP: 0.360, SLG: 0.563		4-0 BB 1B		1-1 G3-1			1-1 WP HBP		2-2 G5-3	2	0	0	0	1	0	0					
Mike Devereaux, R (1, 7) OBP: 0.313, SLG: 0.320		1-3 K		2-3 K			1-3 K			3	0	0	0	0	3	3					
Gregg Zaun, S (1, 2) OBP: 0.338, SLG: 0.333			2-2 G4-3		4-2 WP BB			4-1 G4-3 BB		1	0	0	0	2	0	0					
Inning Stats	R: 0 E: 0 K: 0 S: 9	H: 0 LOB: 0 BB: 0 P: 12	R: 0 E: 0 K: 2 S: 9	H: 1 LOB: 2 BB: 1 P: 18	R: 1 E: 0 K: 1 S: 11	H: 1 LOB: 0 BB: 0 P: 16	R: 0 E: 0 K: 0 S: 4	H: 0 LOB: 0 BB: 0 P: 6	R: 0 E: 0 K: 2 S: 10	H: 0 LOB: 1 BB: 1 P: 19	R: 0 E: 0 K: 1 S: 8	H: 0 LOB: 1 BB: 0 P: 13	R: 0 E: 0 K: 1 S: 9	H: 0 LOB: 1 BB: 1 P: 15	R: 1 E: 0 K: 1 S: 9	H: 1 LOB: 0 BB: 0 P: 12	1B: 1 2B: 0 3B: 0 HR: 2	SF: 0 SAC: 0 DP: 0 HBP: 1	WP: 2 PB: 2 SB: 0 CS: 0	PA: 34	
PITCHER	IP	WLS	BF	H	R	ER	SO	BB	IBB	HBP	BLK	WP	HR	S	P	ERA	WHIP				
Doug Linton, R (1, 1) ERA: 4.15	6.2	W	24	2	1	1	6	2	0	0	0	1	1	57	92	1.35	0.600				
Mike Magnante, L (7, 1) ERA: 6.55	1.1		6	0	0	0	2	1	0	1	0	1	0	14	22	0.00	0.750				
Tim Pugh, R (9, 1) ERA: 8.01	1.0		4	1	1	1	1	0	0	0	0	0	1	9	12	9.00	1.000				

Batter	1	2	3	4	5	6	7	8	9	AB	R	H	RBI	BB	SO	LOB	BOTTOM				
Chris Stynes, R (1, 7) OBP: 0.293, SLG: 0.300	0-2 P4	0-0 F8	4-0 BB 1B		0-0 SH 1B		0-0 L8			3	1	0	0	1	0	0	Baltimore Orioles @ Kansas City Royals Kauffman Stadium, Kansas City, MO Thu Jun 13 1996, 7:05 PM CDT Att: 20,108 - Unknown - 83 F				
Joe Randa, R (1, 4) OBP: 0.374, SLG: 0.417	1-0 1B	0-2 F8 1B	4-2 BB 1B		1-1 G3-2-3 1B		0-3 K			4	3	3	1	1	1	0					
Jose Offerman, S (1, 3) OBP: 0.371, SLG: 0.347	1-0 1B HR	0-1 F8	2-1 G1-3		1-1 G3-2-3			1-1 F7		5	1	1	0	0	0	7					
Joe Vitiello, R (1, 10) OBP: 0.377, SLG: 0.469	1-1 HR 1B	4-2 1B BB		0-3 K	1-2 2-3 3-H 2-2		1-3 K		1-3 K	4	1	2	3	1	2	0					
Craig Paquette, R (1, 5) OBP: 0.277, SLG: 0.471	1-2 HR 1B	2-2 1B		2-2 G6-3	0-0 F8		1-0 HR 1B			5	2	3	4	0	0	1					
Kevin Young, R (1, 9) OBP: 0.455, SLG: 0.818	0-0 FC6-4 1B	0-1 F7		1-2 1B		1-1 F9		1-0 HR		5	1	3	2	0	0	2					
Johnny Damon, L (1, 8) OBP: 0.325, SLG: 0.395	0-0 FC6-4 1B		2-2 G5-3	0-2 G3		3-2 L8		1-3 K		5	0	0	0	0	1	2					
Sal Fasano, R (1, 2) OBP: 0.294, SLG: 0.320	4-0 FC6-4 BB		2-2 BB BB 1B		2-2 SH BB 1B		1-0 F9			3	1	2	0	1	0	0					
David Howard, S (1, 6) OBP: 0.307, SLG: 0.342	0-0 FC6-4		1-2 P6		4-2 1B SH BB		2-0 G4-3			3	0	0	0	1	0	3					
Inning Stats	R: 4 E: 0 K: 0 S: 14	H: 5 LOB: 2 BB: 1 P: 22	R: 1 E: 0 K: 0 S: 14	H: 2 LOB: 2 BB: 1 P: 20	R: 0 E: 0 K: 1 S: 14	H: 1 LOB: 1 BB: 0 P: 17	R: 0 E: 0 K: 0 S: 8	H: 0 LOB: 0 BB: 0 P: 13	R: 0 E: 0 K: 1 S: 5	H: 0 LOB: 0 BB: 0 P: 7	R: 2 E: 0 K: 2 S: 10	H: 2 LOB: 0 BB: 0 P: 15	R: 1 E: 0 K: 1 S: 9	H: 1 LOB: 0 BB: 0 P: 12	1B: 11 2B: 1 3B: 0 HR: 2	SF: 0 SAC: 1 DP: 1 HBP: 0	WP: 0 PB: 0 SB: 0 CS: 0	PA: 43			
PITCHER	IP	WLS	BF	H	R	ER	SO	BB	IBB	HBP	BLK	WP	HR	S	P	ERA	WHIP				
Kent Mercker, L (1, 1) ERA: 6.79	2.2	L	19	8	5	5	0	3	0	0	0	0	1	39	62	16.88	4.125				
Jimmy Haynes, R (3, 1) ERA: 8.07	5.1		24	6	5	5	4	2	0	0	0	0	1	61	92	8.44	1.500				

AB 30
R 2
H 3
RBI 2
BB 3
SO 9
LOB 7



AB 37
R 10
H 14
RBI 10
BB 5
SO 4
LOB 15



Batter	1	2	3	4	5	6	7	8	9	AB	R	H	RBI	BB	SO	LOB	TOP										
Brady Anderson, L (1, 8) OBP: 0.421, SLG: 0.688	G4-3		1-1 3B HBP		1-0 F8			2-1 HR	2-0 G5-3	4	2	1	2	0	0	1											
Luis Polonia, L (1, 10) OBP: 0.286, SLG: 0.365	1B		1-1 SF9 3B			0-0 G4-3		1-2 E7 2B		4	2	3	2	0	0	0											
Roberto Alomar, S (1, 4) OBP: 0.464, SLG: 0.591	F8		0-1 SF9			4-2 G4-6-3 BB		4-0 2B IBB		1	0	0	1	2	0	1											
Rafael Palmeiro, L (1, 3) OBP: 0.420, SLG: 0.581	F9		3-H 2-0 L9			2-1 G4-6-3		1-1 2B		4	0	1	1	0	0	2											
Bobby Bonilla, S (1, 9) OBP: 0.350, SLG: 0.395 Jeffrey Hammonds, R (8, 7) OBP: 0.319, SLG: 0.339		0-1 G5-3		3-2 G3-1			1-1 G6-4-3 1B	3-H 2-3 K		4	0	1	0	0	1	2											
Cal Ripken Jr., R (1, 6) OBP: 0.342, SLG: 0.475	G6-3			1-3 K			1-1 G6-4-3	0-0 G6-3		4	0	0	0	0	1	3											
B.J. Surhoff, L (1, 5) OBP: 0.353, SLG: 0.552	F8			1-2 F9			2-1 G3-1	0-0 G3-1		4	0	0	0	0	0	0											
Mike Devereaux, R (1, 7) OBP: 0.306, SLG: 0.311			0-3 K		3-2 G6-3			2-2 F7	0-0 P2	4	0	0	0	0	1	0											
Chris Hoiles, R (1, 2) OBP: 0.345, SLG: 0.443			3-2 HBP 3B 1B		1-3 K			2-0 HR HBP	0-1 1B	3	2	2	0	0	1	0											
Inning Stats	R: 0 E: 0 K: 0 S: 14	H: 1 LOB: 1 BB: 0 P: 21	R: 0 E: 0 K: 0 S: 7	H: 0 LOB: 0 BB: 0 P: 9	R: 3 E: 0 K: 1 S: 15	H: 2 LOB: 0 BB: 0 P: 22	R: 0 E: 0 K: 1 S: 11	H: 0 LOB: 0 BB: 0 P: 16	R: 0 E: 0 K: 0 S: 7	H: 0 LOB: 0 BB: 1 P: 12	R: 0 E: 0 K: 0 S: 5	H: 0 LOB: 0 BB: 1 P: 11	R: 0 E: 0 K: 0 S: 6	H: 1 LOB: 0 BB: 0 P: 10	R: 3 E: 1 K: 1 S: 17	H: 3 LOB: 2 BB: 1 P: 31	R: 0 E: 0 K: 0 S: 5	H: 1 LOB: 1 BB: 0 P: 7	1B: 4 2B: 2 HR: 1	SF: 1 SAC: 0 DP: 2 HBP: 2	WP: 0 PB: 0 SB: 1 CS: 0	PA: 37					
PITCHER	IP	WLS	BF	H	R	ER	SO	BB	IBB	HBP	BLK	WP	HR	S	P	ERA	WHIP										
Mark Gubicza, R (1, 1) ERA: 5.07	7.1	L	28	5	5	5	3	1	0	2	0	0	1	71	113	6.14	0.818										
Jason Jacome, L (8, 1) ERA: 8.0	0.0		3	2	1	1	0	0	1	0	0	0	0	6	12	∞	∞										
Julio Valera, R (8, 1) ERA: 5.68	1.2		6	1	0	0	1	0	0	0	0	0	0	10	14	0.00	0.600										

Baltimore Orioles @ Kansas City Royals
Kauffman Stadium, Kansas City, MO

livebaseballscores.com



Batter	1	2	3	4	5	6	7	8	9	AB	R	H	RBI	BB	SO	LOB	BOTTOM										
Johnny Damon, L (1, 9) OBP: 0.328, SLG: 0.401	FC6-4 1B		3-2 2B		1-2 G4-3			0-0 F9		4	0	2	0	0	0	0											
Tom Goodwin, L (1, 8) OBP: 0.306, SLG: 0.294	FC6-4 G4-3		2-3 K		2-1 F8			1-3 K		4	0	0	0	0	2	2											
Keith Lockhart, L (1, 4) OBP: 0.365, SLG: 0.442	G4-3		1-1 G4-3		1-1 FC6-4 1B			0-0 L8		4	0	1	0	0	0	2											
Craig Paquette, R (1, 7) OBP: 0.267, SLG: 0.454 Jon Nunnally, L (9, 9) OBP: 0.335, SLG: 0.421	K			1-0 F8	0-0 FC6-4			2-2 G4-3		4	0	0	0	0	1	2											
Mike Macfarlane, R (1, 2) OBP: 0.325, SLG: 0.500		1-0 HR		0-0 FC4-6 1B		0-0 F7			1-0 L7	4	1	2	1	0	0	0											
Bob Hamelin, L (1, 10) OBP: 0.409, SLG: 0.425	G3-1		1-2 FC4-6 1B		1-1 P5			3-2 P4		4	0	0	0	0	0	1											
Jose Offerman, S (1, 3) OBP: 0.373, SLG: 0.350	G6-3 1B		1-1 BB 1B		1-1 G4-3			1-3 K		4	0	2	0	0	1	0											
Joe Randa, R (1, 5) OBP: 0.373, SLG: 0.408	G6-3		4-1 BB		0-0 F9					2	0	0	0	1	0	1											
David Howard, S (1, 6) OBP: 0.303, SLG: 0.337	G6-3		1-1 G4-3		0-0 F8					3	0	0	0	0	0	3											
Inning Stats	R: 0 E: 0 K: 1 S: 8	H: 1 LOB: 1 BB: 0 P: 10	R: 1 E: 0 K: 0 S: 7	H: 2 LOB: 0 BB: 0 P: 9	R: 0 E: 0 K: 1 S: 14	H: 1 LOB: 1 BB: 0 P: 21	R: 0 E: 0 K: 0 S: 9	H: 2 LOB: 3 BB: 1 P: 16	R: 0 E: 0 K: 0 S: 8	H: 1 LOB: 1 BB: 0 P: 12	R: 0 E: 0 K: 0 S: 5	H: 0 LOB: 0 BB: 0 P: 7	R: 0 E: 0 K: 0 S: 4	H: 0 LOB: 0 BB: 0 P: 4	R: 0 E: 0 K: 1 S: 10	H: 0 LOB: 0 BB: 0 P: 13	R: 0 E: 0 K: 1 S: 10	H: 0 LOB: 0 BB: 0 P: 15	1B: 5 2B: 1 3B: 0 HR: 1	SF: 0 SAC: 0 DP: 1 HBP: 0	WP: 0 PB: 0 SB: 0 CS: 0	PA: 34					
PITCHER	IP	WLS	BF	H	R	ER	SO	BB	IBB	HBP	BLK	WP	HR	S	P	ERA	WHIP										
35 Mike Mussina, R (1, 1) ERA: 5.13	9.0	W	34	7	1	1	4	1	0	0	0	0	1	75	107	1.00	0.889										

Baltimore Orioles @ Kansas City Royals
Kauffman Stadium, Kansas City, MO

livebaseballscores.com



Fri Jun 14 1996, 7:05 PM CDT
Att: 28,502 - Unknown - 84 F

Batter	1	2	3	4	5	6	7	8	9	10	11	12	13	14	15	16	AB	R	H	RBI	BB	SO	LOB	TOP										
Brady Anderson, L OBP: 0.416, SLG: 0.677																	8	2	2	0	0	2	4											
Billy Ripken, R Roberto Alomar, S OBP: 0.306, SLG: 0.430 OBP: 0.463, SLG: 0.590																	3	1	1	1	0	0	2											
Cal Ripken Jr., R OBP: 0.343, SLG: 0.476																	6	1	2	1	1	0	1											
Rafael Palmeiro, L OBP: 0.416, SLG: 0.574																	8	0	2	1	0	3	4											
Bobby Bonilla, S OBP: 0.392, SLG: 0.396																	7	1	3	1	0	2	3											
B.J. Surhoff, L OBP: 0.351, SLG: 0.547																	7	0	2	1	0	1	4											
Mike Devereaux, R OBP: 0.305, SLG: 0.316																	7	0	2	1	0	0	1											
Gregg Zaun, S OBP: 0.319, SLG: 0.311																	7	0	1	0	0	2	3											
Jeffrey Hammonds, R OBP: 0.319, SLG: 0.384																	7	0	2	0	0	0	0											
Inning Stats	R: 3 E: 0 K: 1 S: 16	H: 5 LOB: 2 BB: 0 P: 23	R: 0 E: 0 K: 1 S: 13	H: 0 LOB: 1 BB: 0 P: 13	R: 0 E: 0 K: 1 S: 8	H: 2 LOB: 2 BB: 0 P: 14	R: 0 E: 0 K: 0 S: 14	H: 1 LOB: 1 BB: 0 P: 22	R: 0 E: 0 K: 0 S: 7	H: 0 LOB: 0 BB: 0 P: 12	R: 1 E: 0 K: 1 S: 11	H: 3 LOB: 1 BB: 0 P: 17	R: 0 E: 0 K: 2 S: 10	H: 2 LOB: 2 BB: 0 P: 15	R: 0 E: 0 K: 1 S: 13	H: 1 LOB: 1 BB: 0 P: 21	R: 0 E: 0 K: 0 S: 6	H: 0 LOB: 0 BB: 0 P: 9	R: 0 E: 0 K: 1 S: 12	H: 1 LOB: 2 BB: 1 P: 20	R: 0 E: 0 K: 0 S: 9	H: 0 LOB: 0 BB: 0 P: 12	R: 0 E: 0 K: 1 S: 9	H: 0 LOB: 0 BB: 0 P: 14	R: 0 E: 0 K: 0 S: 5	H: 0 LOB: 0 BB: 0 P: 9	R: 0 E: 0 K: 1 S: 10	H: 0 LOB: 0 BB: 0 P: 11	R: 0 E: 0 K: 0 S: 10	H: 1 LOB: 1 BB: 0 P: 11	1B: 12 2B: 7 3B: 0 HR: 0	SF: 1 SAC: 0 DP: 1 HBP: 1	WP: 1 PB: 0 CS: 0	PA: 67
PITCHER	Chris Haney, L ERA: 4.23	Hipolito Pichardo, R ERA: 4.76	Jason Jacome, L ERA: 5.79	Jeff Montgomery, R ERA: 3.30	Julio Valera, R ERA: 5.6	PITCHER	Mike Magnante, L ERA: 5.33																											

Baltimore Orioles @ Kansas City Royals
Kauffman Stadium, Kansas City, MO
Sat Jun 15 1996, 7:05 PM CDT
Alt. 24,784 - Unknown - 87 F

AB 64
R 6
H 18
RBI 6
BB 1
SO 10
LOB 22



Batter	1	2	3	4	5	6	7	8	9	10	11	12	13	14	15	16	AB	R	H	RBI	BB	SO	LOB	BOTTOM								
Jose Offerman, S OBP: 0.384, SLG: 0.346																	8	1	1	0	0	4	3									
Joe Randa, R OBP: 0.381, SLG: 0.429																	7	1	3	2	1	1	0									
Craig Paquette, R OBP: 0.275, SLG: 0.455																	4	0	2	0	0	0	1									
Keith Lockhart, L OBP: 0.364, SLG: 0.440																	3	0	1	0	0	0	0									
Mike Macfarlane, R OBP: 0.323, SLG: 0.590																	0	0	0	1	0	0	0									
Joe Vitiello, R OBP: 0.379, SLG: 0.464																	6	1	2	0	0	0	2									
Kevin Young, R OBP: 0.400, SLG: 0.667																	4	1	1	1	0	0	2									
Tom Goodwin, L OBP: 0.310, SLG: 0.293																	1	0	0	0	2	0	1									
Chris Stynes, R OBP: 0.311, SLG: 0.341																	4	1	2	2	0	0	1									
Jon Nunnally, L OBP: 0.333, SLG: 0.381																	4	0	0	0	1	0	2									
Johnny Damon, L OBP: 0.327, SLG: 0.397																	2	0	0	0	1	0	2									
Sal Fasano, R OBP: 0.284, SLG: 0.308																	7	0	2	1	0	1	5									
David Howard, S OBP: 0.302, SLG: 0.344																	7	0	2	1	0	1	5									
Inning Stats	R: 5 E: 0 K: 0 S: 17	H: 5 LOB: 0 BB: 0 P: 20	R: 0 E: 0 K: 1 S: 11	H: 1 LOB: 1 BB: 0 P: 19	R: 0 E: 0 K: 0 S: 9	H: 1 LOB: 1 BB: 0 P: 15	R: 0 E: 0 K: 0 S: 8	H: 1 LOB: 1 BB: 0 P: 13	R: 0 E: 0 K: 0 S: 7	H: 1 LOB: 1 BB: 0 P: 13	R: 0 E: 0 K: 1 S: 8	H: 0 LOB: 0 BB: 0 P: 10	R: 0 E: 0 K: 0 S: 16	H: 3 LOB: 2 BB: 0 P: 24	R: 0 E: 0 K: 0 S: 11	H: 1 LOB: 3 BB: 2 P: 22	R: 0 E: 0 K: 1 S: 8	H: 0 LOB: 0 BB: 0 P: 13	R: 0 E: 0 K: 0 S: 12	H: 1 LOB: 1 BB: 0 P: 17	R: 0 E: 0 K: 0 S: 3	H: 0 LOB: 0 BB: 0 P: 3	R: 0 E: 0 K: 1 S: 10	H: 1 LOB: 1 BB: 0 P: 14	R: 0 E: 0 K: 0 S: 6	H: 0 LOB: 1 BB: 1 P: 12	R: 1 E: 0 K: 0 S: 8	H: 1 LOB: 1 BB: 1 P: 18	1B: 12 2B: 5 3B: 1 HR: 0	SF: 1 SAC: 0 DP: 2 HBP: 1	WP: 0 PB: 0 CS: 0	PA: 66
PITCHER	David Weis, L ERA: 5.71	Randy Myers, L ERA: 3.04	Jesse Orosco, L ERA: 7.11	Arthur Rhodes, L ERA: 4.04	Roger McDowell, R ERA: 2.3	PITCHER	Rick Krivda, L ERA: 3.92																									

Baltimore Orioles @ Kansas City Royals
Kauffman Stadium, Kansas City, MO
Sat Jun 15 1996, 7:05 PM CDT
Alt. 24,784 - Unknown - 87 F

AB 60
R 7
H 17
RBI 7
BB 4
SO 6
LOB 23



Batter	1	2	3	4	5	6	7	8	9	AB	R	H	RBI	BB	SO	LOB	TOP										
Brady Anderson, L OBP: 0.421, SLG: 0.701 (1, 8)										5	4	3	5	1	1	1	Baltimore Orioles @ Kansas City Royals Kauffman Stadium, Kansas City, MO Sun Jun 16 1996, 7:05 PM CDT Att: 19,437 - Unknown - 85 F										
Luis Polonia, L OBP: 0.301, SLG: 0.375 (1, 10)										6	1	3	1	0	0	0											
Roberto Alomar, S OBP: 0.596, SLG: 0.590 Manny Alexander, R OBP: 0.250, SLG: 0.182 (1, 4) (8, 5)										4	0	0	0	0	0	2											
Rafael Palmeiro, L OBP: 0.419, SLG: 0.571 Billy Ripken, R OBP: 0.302, SLG: 0.425 (1, 3) (8, 4)										3	1	1	0	2	0	2											
Bobby Bonilla, S OBP: 0.359, SLG: 0.401 Mike Devereaux, R OBP: 0.305, SLG: 0.316 (1, 9) (9, 9)										6	1	3	2	1	0	2											
Cal Ripken Jr., R OBP: 0.350, SLG: 0.478 (1, 6)										5	2	3	0	1	0	3											
B.J. Surhoff, L OBP: 0.357, SLG: 0.546 (1, 5) (8, 3)										4	2	2	2	1	0	2											
Gregg Zaun, S OBP: 0.338, SLG: 0.379 (1, 2)										5	2	3	2	0	0	4											
Jeffrey Hammonds, R OBP: 0.312, SLG: 0.376 (1, 7)										4	0	0	0	0	2	8											
Inning Stats	R: 1 E: 0 K: 0 S: 6	H: 3 LOB: 2 BB: 0 P: 6	R: 0 E: 0 K: 0 S: 4	H: 1 LOB: 1 BB: 0 P: 4	R: 0 E: 0 K: 0 S: 3	H: 0 LOB: 0 BB: 0 P: 3	R: 0 E: 0 K: 0 S: 4	H: 1 LOB: 2 BB: 1 P: 8	R: 0 E: 0 K: 1 S: 5	H: 1 LOB: 1 BB: 1 P: 9	R: 4 E: 1 K: 1 S: 11	H: 5 LOB: 2 BB: 0 P: 11	R: 0 E: 0 K: 0 S: 4	H: 1 LOB: 2 BB: 1 P: 8	R: 8 E: 0 K: 1 S: 10	H: 5 LOB: 0 BB: 3 P: 22		R: 0 E: 0 K: 1 S: 6	H: 1 LOB: 1 BB: 0 P: 6	1B: 14 2B: 3 3B: 1 HR: 2	SF: 0 SAC: 2 DP: 0 HBP: 0	WP: 1 PB: 0 SB: 0 CS: 0	PA: 52				
PITCHER	IP	WLS	BF	H	R	ER	SO	BB	IBB	HBP	BLK	WP	HR	S	P	ERA	WHIP										
Tim Lincecum, R ERA: 4.53 (1, 1)	5.2		28	9	4	4	2	2	0	0	0	1	1	29	37	6.35	1.941										
Jason Jacome, L ERA: 5.65 (6, 1)	0.2	L	7	3	1	0	0	1	0	0	0	0	0	6	10	0.00	6.000										
Hipolito Pichardo, R ERA: 5.91 (7, 1)	1.0		8	2	5	5	0	2	1	0	0	0	0	5	17	45.00	4.000										
Tim Lincecum, R ERA: 8.44 (8, 1)	1.2		9	4	3	3	2	0	0	0	0	0	1	13	13	16.20	2.400										

Batter	1	2	3	4	5	6	7	8	9	AB	R	H	RBI	BB	SO	LOB	BOTTOM										
Johnny Damon, L OBP: 0.321, SLG: 0.389 (1, 8)										5	0	0	1	0	1	2	Baltimore Orioles @ Kansas City Royals Kauffman Stadium, Kansas City, MO Sun Jun 16 1996, 7:05 PM CDT Att: 19,437 - Unknown - 85 F										
Tom Goodwin, L OBP: 0.310, SLG: 0.298 Kevin Young, R OBP: 0.412, SLG: 0.625 (1, 7) (7, PH) (8, 9)										3	1	1	0	0	0	0											
Keith Lockhart, L OBP: 0.368, SLG: 0.449 Joe Vitiello, R OBP: 0.379, SLG: 0.464 Jose Offerman, S OBP: 0.361, SLG: 0.343 (1, 4) (7, PH) (7, PH) (8, 4)										3	0	2	1	0	0	0											
Bob Hamelin, L OBP: 0.411, SLG: 0.423 (1, 3)										3	0	1	0	1	0	1											
Craig Paquette, R OBP: 0.274, SLG: 0.448 (1, 10)										4	1	1	0	0	1	1											
Jon Nunnally, L OBP: 0.323, SLG: 0.333 (1, 9) (8, 7)										3	0	0	0	1	1	0											
Joe Randa, R OBP: 0.369, SLG: 0.413 (1, 5)										4	1	0	0	0	1	2											
Mike Macfarlane, R OBP: 0.340, SLG: 0.531 (1, 2)										3	2	3	2	1	0	0											
David Howard, S OBP: 0.303, SLG: 0.344 (1, 6)										3	0	1	1	0	1	1											
Inning Stats	R: 0 E: 0 K: 0 S: 4	H: 1 LOB: 0 BB: 0 P: 4	R: 3 E: 0 K: 0 S: 5	H: 2 LOB: 0 BB: 1 P: 9	R: 0 E: 0 K: 0 S: 3	H: 0 LOB: 1 BB: 1 P: 7	R: 0 E: 0 K: 1 S: 5	H: 1 LOB: 0 BB: 0 P: 5	R: 1 E: 0 K: 1 S: 7	H: 3 LOB: 2 BB: 0 P: 7	R: 0 E: 0 K: 1 S: 5	H: 0 LOB: 0 BB: 0 P: 5	R: 0 E: 0 K: 1 S: 6	H: 1 LOB: 2 BB: 1 P: 10	R: 0 E: 0 K: 1 S: 5	H: 0 LOB: 0 BB: 0 P: 5		R: 1 E: 1 K: 1 S: 7	H: 1 LOB: 2 BB: 1 P: 11	1B: 5 2B: 3 3B: 1 HR: 0	SF: 0 SAC: 1 DP: 0 HBP: 0	WP: 0 PB: 0 SB: 1 CS: 0	PA: 39				
PITCHER	IP	WLS	BF	H	R	ER	SO	BB	IBB	HBP	BLK	WP	HR	S	P	ERA	WHIP										
Rocky Copping, R ERA: 6.55 (1, 1)	6.0	W	25	7	4	4	3	2	0	0	0	0	0	29	37	6.00	1.500										
Jesse Orosco, L ERA: 6.99 (7, 1)	0.2		4	1	0	0	1	1	0	0	0	0	0	5	9	0.00	3.000										
Alan Mills, R ERA: 5.65 (7, 1)	2.1	S	10	1	1	1	2	1	0	0	0	0	0	13	17	3.86	0.857										



Batter	1	2	3	4	5	6	7	8	9	AB	R	H	RBI	BB	SO	LOB	TOP					
Johnny Damon, L OBP: 0.322, SLG: 0.394 (1, 8)	F7		1B	P4			1B	G4-3		5	1	2	0	0	0	4	Kansas City Royals @ Milwaukee Brewers Milwaukee County Stadium, Milwaukee, WI Mon Jun 17 1996, 8:05 PM EDT Alt. 9:315 - Unknown - 60 F					
Tom Goodwin, L OBP: 0.323, SLG: 0.310 (1, 7)	2B		1B	1B	G6-4-3	BB	G6-3	1B	G6-4-3	3	0	3	0	2	0	0						
Craig Paquette, R OBP: 0.279, SLG: 0.446 (1, 5)	2-3		G6-4-3	1B	G6-4-3	1-2	G6-3	1B	F6	5	0	2	1	0	1	3						
Joe Vittiello, R OBP: 0.374, SLG: 0.452 (1, 10)	BB		G6-4-3	1-2	F9		G6-3	G6-3	G6-4-3	4	0	0	0	1	0	6						
Kevin Young, R OBP: 0.333, SLG: 0.500 (1, 9)	G3			L1		F4	K			4	0	0	0	0	1	3						
Jose Offerman, S OBP: 0.360, SLG: 0.338 (1, 3)		P4		P4		FC4-6	BB	F7		3	0	0	0	1	0	0						
Joe Randa, R OBP: 0.381, SLG: 0.423 (1, 4)		CS	BB	BB	BB	BB	BB	G3-1	2B	2	2	1	0	2	0	1						
Sal Fasano, R OBP: 0.292, SLG: 0.336 (1, 2)	K			BB	BB	BB	BB	G3-1		3	1	1	2	1	1	2						
David Howard, S OBP: 0.306, SLG: 0.349 (1, 6)			K		BB	G3-1		2B		3	0	1	1	1	1	0						
Inning Stats	R: 0 E: 1 K: 1 S: 15	H: 1 LOB: 2 BB: 1 P: 28	R: 0 E: 0 K: 1 S: 5	H: 0 LOB: 0 BB: 1 P: 9	R: 0 E: 0 K: 1 S: 13	H: 3 LOB: 2 BB: 0 P: 16	R: 0 E: 0 K: 0 S: 11	H: 0 LOB: 3 BB: 3 P: 27	R: 0 E: 0 K: 0 S: 6	H: 0 LOB: 0 BB: 1 P: 13	R: 2 E: 0 K: 0 S: 6	H: 1 LOB: 1 BB: 1 P: 15	R: 1 E: 0 K: 1 S: 6	H: 2 LOB: 1 BB: 1 P: 14	R: 1 E: 0 K: 0 S: 13	H: 2 LOB: 1 BB: 0 P: 21	R: 0 E: 0 K: 0 S: 6	H: 1 LOB: 0 BB: 0 P: 9	1B: 5 2B: 4 3B: 0 HR: 1	SF: 0 SAC: 0 DP: 4 HBP: 0	WP: 0 PB: 0 SB: 0 CS: 1	PA: 40
PITCHER	IP	WLS	BF	H	R	ER	SO	BB	IBB	HBP	BLK	WP	HR	S	P	ERA	WHIP					
Angel Miranda, L ERA: 4.86 (1, 1)	2.0		8	1	0	0	2	2	0	0	0	0	0	20	37	0.00	1.500					
Terry Burrows, L ERA: 2.53 (3, 1)	3.2	W	18	4	2	2	1	5	0	0	0	0	1	35	69	4.91	2.455					
Marshall Boze, R ERA: 6.04 (6, 1)	2.1		11	4	2	2	1	1	0	0	0	0	0	20	37	7.71	2.143					
Graeme Lloyd, L ERA: 2.51 (9, 1)	1.0		3	1	0	0	0	0	0	0	0	0	0	6	9	0.00	1.000					

Batter	1	2	3	4	5	6	7	8	9	AB	R	H	RBI	BB	SO	LOB	BOTTOM				
Pat Listach, S OBP: 0.342, SLG: 0.352 (1, 8)	1B	L8		G4-6-3		G3-1	SF8			4	1	2	1	0	0	0	Kansas City Royals @ Milwaukee Brewers Milwaukee County Stadium, Milwaukee, WI Mon Jun 17 1996, 8:05 PM EDT Alt. 9:315 - Unknown - 60 F				
Fernando Vina, L OBP: 0.386, SLG: 0.442 (1, 4)	P5	L7		G4-6-3		2B	3B			5	0	2	0	0	0	3					
Kevin Seitzer, R OBP: 0.459, SLG: 0.512 (1, 10)	1B		HR	BB	1B	K		K		4	1	2	1	1	2	1					
Dave Nilsson, L OBP: 0.451, SLG: 0.675 (1, 9)	1B		F7	F8				G3		4	0	1	1	1	0	2					
Kevin Kostofski, L OBP: 0.353, SLG: 0.583 (9, 7)	1B		F7	F8		BB		G3		0	0	0	0	0	0	0					
Greg Vaughn, R OBP: 0.391, SLG: 0.542 (1, 7)	K		HR		1B	F8		G4-3		5	1	2	2	0	1	4					
Matt Mieske, R OBP: 0.361, SLG: 0.524 (9, 9)	K				1B			G4-3		0	0	0	0	0	0	0					
John Jaha, R OBP: 0.387, SLG: 0.486 (1, 3)	F8		BB		K		BB	BB		2	1	0	0	2	1	3					
Jose Valentin, S OBP: 0.319, SLG: 0.442 (1, 6)		E4	K		F8		P4			4	1	1	0	0	1	3					
Jeff Cirillo, R OBP: 0.413, SLG: 0.529 (1, 5)	G4-3	3B	P4		FC6-4	1B	3B	BB		3	2	2	1	1	0	1					
Jesse Levis, L OBP: 0.338, SLG: 0.293 (1, 2)	G4-3			G4-6-3	1B	1B		SF8	3B	4	2	2	3	0	0	2					
Inning Stats	R: 1 E: 0 K: 1 S: 15	H: 3 LOB: 2 BB: 0 P: 21	R: 2 E: 1 K: 0 S: 9	H: 2 LOB: 0 BB: 0 P: 17	R: 2 E: 0 K: 1 S: 12	H: 1 LOB: 1 BB: 2 P: 28	R: 1 E: 0 K: 0 S: 8	H: 3 LOB: 1 BB: 0 P: 12	R: 0 E: 0 K: 1 S: 13	H: 2 LOB: 2 BB: 0 P: 20	R: 0 E: 0 K: 1 S: 8	H: 1 LOB: 1 BB: 1 P: 21	R: 3 E: 0 K: 0 S: 8	H: 2 LOB: 1 BB: 2 P: 17	R: 0 E: 0 K: 1 S: 9	H: 0 LOB: 0 BB: 0 P: 15	1B: 8 2B: 2 3B: 3 HR: 1	SF: 1 SAC: 0 DP: 1 HBP: 0	WP: 0 PB: 0 SB: 0 CS: 0	PA: 41	
PITCHER	IP	WLS	BF	H	R	ER	SO	BB	IBB	HBP	BLK	WP	HR	S	P	ERA	WHIP				
Kevin Appier, R ERA: 3.88 (1, 1)	3.0	L	17	5	1	1	1	0	0	0	0	0	0	21	32	4.50	2.500				
Tim Lincecum, R ERA: 9.21 (4, 1)	2.0		10	5	1	1	1	0	0	0	0	0	0	25	53	9.00	2.000				
Brian Bevil, R ERA: 9.0 (6, 1)	3.0		14	3	3	3	2	3	0	0	0	0	0	25	53	9.00	2.000				

Batter	1	2	3	4	5	6	7	8	9	AB	R	H	RBI	BB	SO	LOB	TOP							
Chris Stynes, R OBP: 0.306, SLG: 0.333	2-1 1B		0-0 G5-3		2-2 G3			1-1 G6-3		4	0	1	0	0	0	1	Kansas City Royals @ Milwaukee Brewers Milwaukee County Stadium, Milwaukee, WI Tue Jun 18 1996, 8:05 PM EDT Att. 9,116 - Unknown - 56 F livebaseballscorecards.com							
Tom Goodwin, L OBP: 0.322, SLG: 0.313	0-0 2B		3-2 F8			2-3 K		2-1 G4-3		4	0	1	0	0	1	0								
Craig Paquette, R OBP: 0.278, SLG: 0.440	2-3 K			2-3 K		1-0 G5-3		1-0 1B		4	0	1	0	0	2	1								
Joe Vitiello, R OBP: 0.372, SLG: 0.447	1-3 K			0-0 G5-3		2-1 1B		1-3 K		4	0	1	0	0	2	2								
Mike Macfarlane, R OBP: 0.331, SLG: 0.517		0-0 F9		3-2 F7		0-0 G6-3			0-0 G5-3	4	0	0	0	0	0	1								
Kevin Young, R OBP: 0.390, SLG: 0.625	1-1 1B				3-2 HR		0-0 G1-3		2-1 G5-3	4	1	2	1	0	0	0								
Jose Offerman, S OBP: 0.354, SLG: 0.332	1-0 1B			2-1 G6-3		3-1 G6-3		0-1 L8		4	0	0	0	0	0	1								
Joe Randa, R OBP: 0.380, SLG: 0.430	0-1 F8			3-2 G4-3		2-2 2B				3	0	1	0	0	0	1								
David Howard, S OBP: 0.306, SLG: 0.349			3-2 L9		1-1 1B		1-3 K			3	0	1	0	0	1	1								
Inning Stats	R: 0 E: 0 K: 2 S: 11	H: 2 LOB: 1 BB: 0 P: 16	R: 0 E: 0 K: 0 S: 6	H: 1 LOB: 1 BB: 0 P: 8	R: 0 E: 0 K: 0 S: 7	H: 0 LOB: 0 BB: 0 P: 13	R: 0 E: 0 K: 1 S: 7	H: 0 LOB: 0 BB: 0 P: 12	R: 1 E: 0 K: 0 S: 15	H: 2 LOB: 1 BB: 0 P: 26	R: 0 E: 0 K: 1 S: 7	H: 1 LOB: 1 BB: 0 P: 12	R: 0 E: 0 K: 1 S: 10	H: 1 LOB: 1 BB: 0 P: 16	R: 0 E: 0 K: 1 S: 8	H: 0 LOB: 0 BB: 0 P: 7	1B: 5 2B: 2 3B: 0 HR: 1	SF: 0 SAC: 0 DP: 0 HBP: 0	WP: 0 PB: 0 SB: 0 CS: 0	PA: 34				
PITCHER	IP WLS BF H R ER SO BB IBB HBP BLK WP HR S P ERA WHIP	5.0 W 19 5 1 1 3 0 0 0 0 0 1 46 75 1.80 1.000	6.1 S 15 3 0 0 3 0 0 0 0 0 0 30 48 0.00 0.750											6.1 S 15 3 0 0 3 0 0 0 0 0 0 30 48 0.00 0.750										

Batter	1	2	3	4	5	6	7	8	9	AB	R	H	RBI	BB	SO	LOB	BOTTOM						
Pat Listach, S OBP: 0.339, SLG: 0.347	0-0 F8		2-2 HR	1-0 F7		0-3 K		0-0 G3		5	1	1	0	0	1	1	Kansas City Royals @ Milwaukee Brewers Milwaukee County Stadium, Milwaukee, WI Tue Jun 18 1996, 8:05 PM EDT Att. 9,116 - Unknown - 56 F livebaseballscorecards.com						
Fernando Vina, L OBP: 0.384, SLG: 0.439	0-1 F8		1 SAFE E1	0-1 F8			0-0 BB	0-0 F9		4	2	1	0	0	0	1							
Mark Loretta, R OBP: 0.435, SLG: 0.381			1-2 HR				BB			1	0	0	0	0	0	1							
Kevin Seitzer, R OBP: 0.452, SLG: 0.502	1-3 K		0-3 K	1-3 K			1-0 G5-3	1-0 F7		5	0	0	0	0	3	4							
Dave Nilsson, L OBP: 0.453, SLG: 0.667		2-3 K	0-0 L7		3-1 FC5-4		4-2 BB			3	1	1	0	1	1	2							
Matt Mieske, R OBP: 0.391, SLG: 0.524					1B		BB			0	0	0	0	0	0	0							
Greg Vaughn, R OBP: 0.393, SLG: 0.567		0-1 HR			3-2 FC5-4		2-3 K			4	2	2	4	0	1	3							
Kevin Koslofski, L OBP: 0.333, SLG: 0.583			1-2 HR		1-2 1B					0	0	0	0	0	0	0							
John Jaha, R OBP: 0.388, SLG: 0.484		0-2 G6-3	2-2 1B		1-2 F8		4-2 HR			3	2	1	0	1	0	1							
Jose Valentin, S OBP: 0.325, SLG: 0.457		4-1 HBP	0-0 1B		2-3 K		0-2 HR			3	1	2	4	1	1	1							
Jeff Cirillo, R OBP: 0.414, SLG: 0.526		1-0 HBP	0-0 1B		1-2 HBP		1-1 P3	1-0 L7		3	0	1	1	0	0	0							
Mike Matheny, R OBP: 0.266, SLG: 0.354		2-2 L3	0-0 FC6-4				0-0 L8		4-2 G3	3	0	0	0	1	0	4							
Inning Stats	R: 0 E: 0 K: 1 S: 6	H: 0 LOB: 0 BB: 0 P: 7	R: 1 E: 0 K: 1 S: 12	H: 1 LOB: 2 BB: 1 P: 21	R: 4 E: 1 K: 1 S: 18	H: 5 LOB: 2 BB: 0 P: 22	R: 0 E: 0 K: 1 S: 6	H: 0 LOB: 0 BB: 0 P: 8	R: 0 E: 0 K: 1 S: 11	H: 1 LOB: 1 BB: 0 P: 20	R: 0 E: 0 K: 1 S: 8	H: 0 LOB: 0 BB: 0 P: 9	R: 4 E: 0 K: 1 S: 15	H: 2 LOB: 0 BB: 2 P: 27	R: 0 E: 0 K: 0 S: 6	H: 0 LOB: 1 BB: 1 P: 11	1B: 6 2B: 0 3B: 0 HR: 3	SF: 0 SAC: 0 DP: 0 HBP: 1	WP: 0 PB: 0 SB: 0 CS: 0	PA: 39			
PITCHER	IP WLS BF H R ER SO BB IBB HBP BLK WP HR S P ERA WHIP	5.0 L 25 7 5 1 5 1 0 1 0 0 1 29 47 12.00 1.667											6.1 S 14 2 4 4 2 3 0 0 0 0 1 29 47 12.00 1.667										

Batter	1	2	3	4	5	6	7	8	9	10	AB	R	H	RBI	BB	SO	LOB	TOP				
Johnny Damon, L OBP: 0.325, SLG: 0.395 Kevin Young, R OBP: 0.370, SLG: 0.615	K2-3		1B	G4-3			G4-3 FC4-2	1B		L8	4	1	2	0	0	1	2	Kansas City Royals @ Milwaukee Brewers Milwaukee County Stadium, Milwaukee, WI Wed Jun 19 1996, 4:33 AM EDT Att: 13,431 - Overcast - 61 F livebaseballscorecards.com				
Tom Goodwin, L OBP: 0.322, SLG: 0.314	K		1B				G4-3	L6		E6 3B	6	2	2	1	0	1	4					
Keith Lockhart, L OBP: 0.372, SLG: 0.461	1B		F8				FC4-2 FC6		G4-3		6	1	3	2	0	0	2					
Craig Paquette, R OBP: 0.261, SLG: 0.443	F9		G5-3				FC6			1B WP	6	0	2	1	0	0	5					
Joe Vitello, R OBP: 0.371, SLG: 0.445		G5-3					F8			1B 3B	6	0	2	1	0	0	5					
Jose Offerman, S OBP: 0.359, SLG: 0.329		1B BB		SH5						1B 2B	5	1	2	1	0	1	3					
Joe Randa, R OBP: 0.382, SLG: 0.431 Chris Stynes, R OBP: 0.288, SLG: 0.314	K			FC1			P5-3			FC5-4 1B FC4-2	2	0	1	1	0	1	1					
Sal Fasano, R OBP: 0.304, SLG: 0.375	PO			FC1			K			FC5-4 1B	5	2	3	1	0	1	1					
David Howard, S OBP: 0.304, SLG: 0.342	PO		F9	K			G3-1			FC4-2 1B	4	1	0	0	1	1	4					
Inning Stats	R: 0 E: 0 K: 2 S: 13	H: 1 LOB: 1 P: 19	R: 0 E: 0 K: 1 S: 9	H: 1 LOB: 1 P: 21	R: 1 E: 1 K: 0 S: 8	H: 2 LOB: 2 P: 13	R: 1 E: 0 K: 1 S: 13	H: 2 LOB: 2 P: 21	R: 0 E: 0 K: 0 S: 6	H: 0 LOB: 0 P: 7	R: 0 E: 1 K: 0 S: 9	H: 1 LOB: 2 P: 13	R: 1 E: 0 K: 0 S: 12	H: 2 LOB: 2 P: 21	R: 0 E: 0 K: 0 S: 10	H: 2 LOB: 2 P: 16	R: 4 E: 1 K: 2 S: 15		H: 3 LOB: 1 P: 28	1B: 13 2B: 1 3B: 1 HR: 1	SF: 1 SAC: 1 DP: 0 HBP: 0	WP: 1 PB: 0 SB: 1 CS: 0
PITCHER	IP	WLS	BF	H	R	ER	SO	BB	IBB	HBP	BLK	WP	HR	S	P	ERA	WHIP					
Ricky Bones, R ERA: 5.49	7.0		32	9	3	2	5	1	0	0	0	0	0	67	107	2.57	1.429					
Ramon Garcia, R ERA: 5.23	0.1		3	1	1	0	0	1	0	0	0	0	0	5	10	27.00	6.000					
Graeme Lloyd, L ERA: 2.4	1.1		7	3	0	0	0	1	0	0	0	0	0	15	24	0.00	3.000					
Jose Mercedes, R ERA: 12.27	0.2	L	7	3	4	3	0	1	0	0	0	0	1	11	21	40.50	6.000					
Mike Fetters, R ERA: 2.19	0.2		2	0	0	0	2	0	0	0	0	1	0	6	10	0.00	0.000					

Batter	1	2	3	4	5	6	7	8	9	10	AB	R	H	RBI	BB	SO	LOB	BOTTOM					
Pat Listach, S OBP: 0.332, SLG: 0.339	F9			G6-3			G4-3			G4-3	4	0	0	0	0	0	0	Kansas City Royals @ Milwaukee Brewers Milwaukee County Stadium, Milwaukee, WI Wed Jun 19 1996, 4:33 AM EDT Att: 13,431 - Overcast - 61 F livebaseballscorecards.com					
Fernando Vina, L OBP: 0.380, SLG: 0.433	G6-3			G4-6-3 1B			G4-3	G4-3		B3	5	0	1	0	0	0	1						
Kevin Seltzer, R OBP: 0.449, SLG: 0.510	F9			G4-6-3 1-2r			HR	F9			4	1	1	1	0	0	3						
Dave Nilsson, L OBP: 0.447, SLG: 0.654		G3-1					F6			K	4	1	1	0	0	1	0						
Greg Vaughn, R OBP: 0.334, SLG: 0.564		K					P3			1B	3	1	1	0	1	1	0						
John Jaha, R OBP: 0.390, SLG: 0.496		G3					BB			HR	3	1	1	3	1	0	1						
Jose Valentin, S OBP: 0.324, SLG: 0.454			F8				G4-3			F7	4	0	1	0	0	0	1						
Jeff Cirillo, R OBP: 0.407, SLG: 0.516			F8				G5-3			K	4	0	0	0	0	1	2						
Mike Matheny, R OBP: 0.263, SLG: 0.351 Jesse Lewis, L OBP: 0.333, SLG: 0.288 Kevin Koslowski, L OBP: 0.308, SLG: 0.538		G5-3					L3			E4 G4-3 SH3-4	2	0	0	0	0	0	0						
Inning Stats	R: 0 E: 0 K: 0 S: 5	H: 0 LOB: 0 P: 10	R: 0 E: 0 K: 1 S: 9	H: 0 LOB: 0 P: 15	R: 0 E: 0 K: 0 S: 5	H: 0 LOB: 0 P: 9	R: 0 E: 0 K: 0 S: 7	H: 1 LOB: 0 P: 14	R: 0 E: 0 K: 0 S: 5	H: 0 LOB: 1 P: 13	R: 4 E: 0 K: 1 S: 18	H: 3 LOB: 0 P: 31	R: 0 E: 1 K: 0 S: 6	H: 0 LOB: 2 P: 11	R: 0 E: 0 K: 1 S: 10	H: 2 LOB: 2 P: 16	R: 0 E: 0 K: 0 S: 6		H: 0 LOB: 0 P: 9	1B: 4 2B: 0 3B: 0 HR: 2	SF: 0 SAC: 1 DP: 1 HBP: 0	WP: 0 PB: 0 SB: 0 CS: 0	PA: 38
PITCHER	IP	WLS	BF	H	R	ER	SO	BB	IBB	HBP	BLK	WP	HR	S	P	ERA	WHIP						
Mark Gubicza, R ERA: 5.07	7.0		26	4	4	4	2	2	0	0	0	0	0	2	58	101	5.14	0.857					
Hipolito Pichardo, R ERA: 5.59	2.0	W	9	2	0	0	1	0	0	0	0	0	0	16	27	0.00	1.000						
Jeff Montgomery, R ERA: 3.27	1.0		3	0	0	0	0	0	0	0	0	0	0	6	9	0.00	0.000						

Batter	1	2	3	4	5	6	7	8	9	AB	R	H	RBI	BB	SO	LOB	TOP				
Johnny Damon, L (1, 8) <small>OBP: 0.324, SLG: 0.392</small> Kevin Young, R (8, PH) <small>OBP: 0.393, SLG: 0.615</small>	F8			2B	SF8		E5			2	0	0	1	1	0	0	Kansas City Royals @ Baltimore Orioles Oriole Park at Camden Yards, Baltimore, MD Fri Jun 21 1996, 7:05 PM EDT Att: 47,644 - Unknown - 91 F livebaseballscorecards.com				
Tom Goodwin, L (1, 7) <small>OBP: 0.320, SLG: 0.312</small>	1B		K		FC6-4		K			5	0	1	0	0	3	5					
Keith Lockhart, L (1, 4) <small>OBP: 0.377, SLG: 0.467</small>	FC6-4						FC4-6		P4	4	1	2	0	1	0	1					
Craig Paquette, R (1, 5) <small>OBP: 0.280, SLG: 0.433</small> Rod Myers, L (9, PH)	K		P3		G5-4-3		1B		L7	3	1	0	0	1	1	5					
Mike Macfarlane, R (1, 2) <small>OBP: 0.327, SLG: 0.506</small>	FC6-4		K				1B		G6-3	5	0	1	1	0	2	4					
Michael Tucker, L (1, 9) <small>OBP: 0.294, SLG: 0.369</small>		F8		K		G4-3				4	0	1	1	0	1	0					
Joe Vitiello, R (1, 10) <small>OBP: 0.373, SLG: 0.452</small>				BB	SF8		K		G1-3	4	1	2	0	0	1	2					
Jose Offerman, S (1, 3) <small>OBP: 0.361, SLG: 0.329</small>		L7							F8	3	0	1	0	1	0	1					
David Howard, S (1, 6) <small>OBP: 0.303, SLG: 0.338</small>		F7				F9			F7	3	0	0	0	1	0	2					
Inning Stats	R: 0 E: 0 K: 1 S: 7	H: 1 LOB: 2 BB: 1 P: 13	R: 0 E: 0 K: 0 S: 10	H: 1 LOB: 1 BB: 0 P: 18	R: 0 E: 0 K: 2 S: 12	H: 1 LOB: 2 BB: 1 P: 23	R: 1 E: 0 K: 1 S: 12	H: 2 LOB: 2 BB: 1 P: 23	R: 0 E: 0 K: 1 S: 13	H: 0 LOB: 1 BB: 1 P: 19	R: 2 E: 1 K: 1 S: 14	H: 2 LOB: 2 BB: 1 P: 27	R: 0 E: 0 K: 1 S: 14	H: 0 LOB: 1 BB: 1 P: 20	R: 0 E: 0 K: 0 S: 7	H: 0 LOB: 0 BB: 0 P: 11	1B: 6 2B: 2 3B: 0 HR: 0	SF: 1 SAC: 0 DP: 1 HBP: 0	WP: 0 PB: 0 SB: 1 CS: 0	PA: 41	
PITCHER	IP	WLS	BF	H	R	ER	SO	BB	IBB	HBP	BLK	WP	HR	S	P	ERA	WHIP				
Rocky Coppinger, R (1, 1) <small>ERA: 5.65</small>	3.1		17	5	1	1	4	2	0	0	0	0	0	38	67	2.70	2.100				
Arthur Rhodes, L (4, 1) <small>ERA: 3.99</small>	3.1	W	13	1	1	1	3	2	0	0	0	0	0	35	57	2.70	0.900				
Roger McDowell, L (7, 1) <small>ERA: 2.44</small>	0.1		4	2	1	0	0	1	0	0	0	0	0	7	15	0.00	9.000				
Jesse Orosco, L (8, 1) <small>ERA: 6.14</small>	1.0		4	0	0	0	1	1	0	0	0	0	0	14	20	0.00	1.000				
Alan Mills, R (9, 1) <small>ERA: 5.28</small>	1.0		3	0	0	0	0	0	0	0	0	0	0	7	11	0.00	0.000				

Batter	1	2	3	4	5	6	7	8	9	AB	R	H	RBI	BB	SO	LOB	BOTTOM					
Brady Anderson, L (1, 8) <small>OBP: 0.403, SLG: 0.671</small>	G3			K		F7		G3		5	0	0	0	0	1	1	Kansas City Royals @ Baltimore Orioles Oriole Park at Camden Yards, Baltimore, MD Fri Jun 21 1996, 7:05 PM EDT Att: 47,644 - Unknown - 91 F livebaseballscorecards.com					
Mark Smith, R (1, 7) <small>OBP: 0.235, SLG: 0.364</small>	2B		F8		L7		K		G6-3	5	0	1	0	0	1	1						
Roberto Alomar, S (1, 4) <small>OBP: 0.447, SLG: 0.565</small>						G4-3		L8		3	1	1	0	1	0	0						
Rafael Palmeiro, L (1, 3) <small>OBP: 0.409, SLG: 0.563</small>	F8					F9		P2		4	1	1	0	0	0	2						
Bobby Bonilla, S (1, 9) <small>OBP: 0.354, SLG: 0.403</small>				SF7				HR		2	2	2	1	1	0	0						
Cal Ripken Jr., R (1, 6) <small>OBP: 0.355, SLG: 0.498</small>	K							HR		4	2	3	5	0	1	3						
B.J. Surhoff, L (1, 5) <small>OBP: 0.346, SLG: 0.537</small>			G3		L9			HR		4	1	1	1	0	0	0						
Mike Devereaux, R (1, 10) <small>OBP: 0.309, SLG: 0.325</small>						F9				4	1	2	0	0	0	0						
Chris Hoiles, R (1, 2) <small>OBP: 0.340, SLG: 0.444</small>									G5-3	4	1	2	2	0	1	1						
Inning Stats	R: 0 E: 0 K: 1 S: 14	H: 2 LOB: 3 BB: 1 P: 23	R: 2 E: 0 K: 0 S: 9	H: 2 LOB: 0 BB: 0 P: 15	R: 2 E: 0 K: 0 S: 13	H: 2 LOB: 0 BB: 1 P: 22	R: 0 E: 0 K: 1 S: 10	H: 1 LOB: 1 BB: 0 P: 12	R: 3 E: 0 K: 1 S: 12	H: 4 LOB: 1 BB: 0 P: 16	R: 0 E: 0 K: 1 S: 9	H: 0 LOB: 0 BB: 0 P: 14	R: 2 E: 0 K: 0 S: 8	H: 2 LOB: 0 BB: 0 P: 13	R: 0 E: 0 K: 0 S: 5	H: 0 LOB: 0 BB: 0 P: 9	1B: 7 2B: 2 3B: 0 HR: 4	SF: 1 SAC: 0 DP: 0 HBP: 0	WP: 1 PB: 0 SB: 0 CS: 0	PA: 38		
PITCHER	IP	WLS	BF	H	R	ER	SO	BB	IBB	HBP	BLK	WP	HR	S	P	ERA	WHIP					
Chris Haney, L (1, 1) <small>ERA: 4.66</small>	4.2	L	26	11	7	7	2	2	0	0	0	0	1	1	17	26	10.80	1.200				
Tim Lincecum, R (5, 1) <small>ERA: 9.53</small>	1.2		7	2	2	2	2	0	0	0	0	0	0	8	14	0.00	0.000					
Jason Jacome, L (7, 1) <small>ERA: 5.34</small>	1.2		5	0	0	0	0	0	0	0	0	0	0	8	14	0.00	0.000					

Batter	1	2	3	4	5	6	7	8	9	AB	R	H	RBI	BB	SO	LOB	TOP			
Johnny Damon, L OBP: 0.325, SLG: 0.396	L6	FC1-6		S E		SH1-3			F7	5	0	2	0	0	0	1				
Tom Goodwin, L OBP: 0.323, SLG: 0.312	E	G1		S		SH1-3			G6-3	3	1	1	0	1	0	1				
Keith Lockhart, L OBP: 0.373, SLG: 0.458	E3			G3		G6-3			L8	4	1	0	0	1	0	3				
Joe Vitiello, R OBP: 0.371, SLG: 0.448	1B			G5-3		L9			G4-3	4	0	1	1	0	0	1				
Craig Paquette, R OBP: 0.272, SLG: 0.420	K			K		P3			P6	4	0	0	0	0	2	2				
Michael Tucker, L OBP: 0.303, SLG: 0.374	1B			HBP		BB			F7	3	0	2	0	0	0	0				
Jose Offerman, S OBP: 0.363, SLG: 0.329		1B		G6-3		FC6-4			G6-3	3	1	1	0	1	0	2				
Mike Macfarlane, R OBP: 0.326, SLG: 0.500		1B		K		FC6-4			G6-3	4	0	1	0	0	1	2				
David Howard, S OBP: 0.298, SLG: 0.332		FC5-4		G4-3		G6-3			L7	4	0	0	1	0	0	1				
Inning Stats	R: 2 H: 3 E: 1 K: 1 S: 11	H: 3 LOB: 2 BB: 0 P: 17	R: 1 H: 2 E: 0 K: 0 S: 11	H: 2 LOB: 1 BB: 0 P: 16	R: 0 H: 0 E: 0 K: 1 S: 10	H: 0 LOB: 2 BB: 1 P: 19	R: 0 H: 1 E: 1 K: 1 S: 10	H: 1 LOB: 2 BB: 1 P: 16	R: 0 H: 1 E: 0 K: 0 S: 6	H: 1 LOB: 2 BB: 0 P: 6	R: 0 H: 0 E: 0 K: 0 S: 4	H: 0 LOB: 0 BB: 0 P: 7	R: 0 H: 0 E: 0 K: 0 S: 5	H: 0 LOB: 0 BB: 0 P: 9	R: 0 H: 0 E: 0 K: 0 S: 6	H: 0 LOB: 0 BB: 0 P: 9	1B: 7 2B: 1 3B: 0 HR: 0	SF: 0 SAC: 1 DP: 0 HBP: 1	WP: 0 PB: 0 SB: 5 CS: 0	PA: 39
PITCHER Scott Erickson, R ERA: 5.12	IP: 9.0 WLS: W BF: 39 H: 8 R: 3 ER: 2 SO: 3 BB: 3 IBB: 0 HBP: 1 BLK: 0 WP: 0 HR: 0 S: 70 P: 112 ERA: 2.00 WHIP: 1.222																			

Kansas City Royals @ Baltimore Orioles
 Oriole Park at Camden Yards, Baltimore, MD
 Sat Jun 22 1996, 3:33 AM EDT
 Att: 47,534 - Sunny - 93 F

livebaseballscorecards.com

AB 34
R 3
H 8
RBI 2
BB 3
SO 3
LOB 13



Batter	1	2	3	4	5	6	7	8	9	AB	R	H	RBI	BB	SO	LOB	BOTTOM			
Brady Anderson, L OBP: 0.405, SLG: 0.672	2B			G3		B1-3			P4	4	0	2	0	0	0	0				
Luis Polonia, L OBP: 0.287, SLG: 0.337	P6			G4-3		B1-3			G1-3	4	0	0	0	0	0	2				
Roberto Alomar, S OBP: 0.445, SLG: 0.564	F7			L7		G4-3			HR	4	1	1	0	0	0	2				
Rafael Palmeiro, L OBP: 0.407, SLG: 0.569	F9			K		G1-3			HR	4	1	1	2	0	1	1				
Bobby Bonilla, S OBP: 0.356, SLG: 0.414		K		G3		BB			HR	3	1	1	1	1	1	0				
Cal Ripken Jr., R OBP: 0.357, SLG: 0.495		BB				K			HR	2	1	0	0	2	2	1				
B.J. Surhoff, L OBP: 0.340, SLG: 0.527		F8		G4-3		G3			F7	4	0	0	0	0	0	3				
Mark Smith, R OBP: 0.237, SLG: 0.432		K		G5-3		K			HR	4	1	1	2	0	2	1				
Gregg Zaun, S OBP: 0.329, SLG: 0.365				G4-3		K			P5	3	0	0	0	0	1	0				
Inning Stats	R: 0 H: 1 E: 0 K: 0 S: 7	H: 1 LOB: 1 BB: 0 P: 12	R: 0 H: 0 E: 0 K: 2 S: 10	H: 0 LOB: 1 BB: 1 P: 19	R: 0 H: 0 E: 0 K: 0 S: 10	H: 0 LOB: 0 BB: 0 P: 16	R: 0 H: 0 E: 0 K: 1 S: 7	H: 0 LOB: 0 BB: 0 P: 10	R: 0 H: 1 E: 0 K: 1 S: 10	H: 1 LOB: 1 BB: 0 P: 13	R: 0 H: 0 E: 0 K: 1 S: 9	H: 0 LOB: 1 BB: 1 P: 16	R: 0 H: 0 E: 0 K: 1 S: 6	H: 0 LOB: 0 BB: 0 P: 11	R: 5 H: 4 E: 0 K: 0 S: 14	H: 4 LOB: 0 BB: 1 P: 26	1B: 1 2B: 2 3B: 0 HR: 3	SF: 0 SAC: 0 DP: 0 HBP: 0	WP: 0 PB: 0 SB: 0 CS: 0	PA: 35
PITCHER Tim Belcher, R ERA: 4.33 Jeff Montgomery, R ERA: 3.89	IP: 8.1 WLS: L BF: 4 H: 2 R: 3 ER: 3 SO: 0 BB: 1 IBB: 0 HBP: 0 BLK: 0 WP: 0 HR: 2 S: 9 P: 18 ERA: 81.00 WHIP: 9.000																			

Kansas City Royals @ Baltimore Orioles
 Oriole Park at Camden Yards, Baltimore, MD
 Sat Jun 22 1996, 3:33 AM EDT
 Att: 47,534 - Sunny - 93 F

livebaseballscorecards.com

AB 32
R 5
H 6
RBI 5
BB 3
SO 7
LOB 10



Batter	1	2	3	4	5	6	7	8	9	AB	R	H	RBI	BB	SO	LOB	TOP				
Chris Stynes, R (1,4) OBP: 0.273, SLG: 0.296 Keith Lockhart, L (7,PH) OBP: 0.374, SLG: 0.455	G4-3	F9		CS	L7				K	3	0	0	0	0	0	1	Kansas City Royals @ Baltimore Orioles Oriole Park at Camden Yards, Baltimore, MD Sun Jun 23 1996, 3:33 AM EDT Att: 47,608 - Sunny - 83 F livebaseballscorecards.com				
Tom Goodwin, L (1,7) OBP: 0.332, SLG: 0.317	1B	BB			BB					2	2	2	0	2	0	0					
Craig Paquette, R (1,5) OBP: 0.272, SLG: 0.415	F8	G6-3			BB					4	0	1	1	0	0	5					
Joe Vitiello, R (1,10) OBP: 0.368, SLG: 0.443	1H	1B			K					4	0	1	1	0	2	3					
Kevin Young, R (1,3) OBP: 0.344, SLG: 0.533	P3				F9					4	0	0	0	0	2	2					
Michael Tucker, L (1,9) OBP: 0.312, SLG: 0.376					K					2	1	1	0	1	1	0					
Sal Fasano, R (1,2) OBP: 0.302, SLG: 0.397										4	1	1	2	0	1	2					
Johnny Damon, L (1,8) OBP: 0.327, SLG: 0.402										4	0	2	0	0	1	0					
David Howard, S (1,6) OBP: 0.298, SLG: 0.330										4	0	1	0	0	1	3					
Inning Stats	R: 1 E: 0 K: 0 S: 19	H: 1 LOB: 1 BB: 1 P: 31	R: 2 E: 0 K: 0 S: 16	H: 3 LOB: 2 BB: 1 P: 29	R: 0 E: 0 K: 2 S: 8	H: 0 LOB: 0 BB: 0 P: 9	R: 0 E: 0 K: 1 S: 13	H: 1 LOB: 0 BB: 0 P: 18	R: 1 E: 0 K: 2 S: 13	H: 1 LOB: 1 BB: 1 P: 22	R: 0 E: 0 K: 0 S: 5	H: 1 LOB: 1 BB: 1 P: 14	R: 0 E: 0 K: 1 S: 8	H: 1 LOB: 0 BB: 0 P: 13	R: 0 E: 0 K: 2 S: 9	H: 0 LOB: 0 BB: 0 P: 13	1B: 7 2B: 2 3B: 0 HR: 1	SF: 0 SAC: 0 DP: 3 HBP: 1	WP: 0 PB: 0 SB: 2 CS: 2	PA: 38	
PITCHER	IP	WLS	BF	H	R	ER	SO	BB	IBB	HBP	BLK	WP	HR	S	P	ERA	WHIP				
Rick Krivda, L (1,1) ERA: 4.04	5.0	L	24	6	4	4	5	3	0	1	0	0	1	72	114	7.20	1.800				
Jimmy Haynes, R (6,1) ERA: 7.29	3.0		10	3	0	0	2	1	0	0	0	0	0	25	45	0.00	1.333				
Jesse Orosco, L (9,1) ERA: 5.87	1.0		3	0	0	0	2	0	0	0	0	0	0	9	13	0.00	0.000				

Batter	1	2	3	4	5	6	7	8	9	AB	R	H	RBI	BB	SO	LOB	BOTTOM					
Brady Anderson, L (1,8) OBP: 0.406, SLG: 0.667	P4								K	2	0	0	0	1	1	0	Kansas City Royals @ Baltimore Orioles Oriole Park at Camden Yards, Baltimore, MD Sun Jun 23 1996, 3:33 AM EDT Att: 47,608 - Sunny - 83 F livebaseballscorecards.com					
Luis Polonia, L (1,7) OBP: 0.278, SLG: 0.326 Mike Devereaux, R (9,PH) OBP: 0.307, SLG: 0.324	K									3	0	0	0	0	1	3						
Roberto Alomar, S (1,4) OBP: 0.445, SLG: 0.562	1B									3	0	1	0	1	0	0						
Rafael Palmeiro, L (1,3) OBP: 0.402, SLG: 0.561	F7									4	0	0	0	0	2	2						
Bobby Bonilla, S (1,10) OBP: 0.353, SLG: 0.409	G3-1									3	0	0	0	0	0	0						
Cal Ripken Jr., R (1,6) OBP: 0.354, SLG: 0.489	K									3	0	0	0	0	3	0						
B.J. Surhoff, L (1,5) OBP: 0.340, SLG: 0.522	F7									2	0	0	0	1	1	0						
Mark Smith, R (1,9) OBP: 0.220, SLG: 0.400										3	0	0	0	0	2	1						
Gregg Zaun, S (1,2) OBP: 0.330, SLG: 0.364	BB									3	0	1	0	0	1	1						
Inning Stats	R: 0 E: 0 K: 1 S: 9	H: 1 LOB: 0 BB: 0 P: 15	R: 0 E: 0 K: 1 S: 6	H: 0 LOB: 0 BB: 0 P: 12	R: 0 E: 0 K: 0 S: 7	H: 1 LOB: 1 BB: 1 P: 18	R: 0 E: 0 K: 1 S: 11	H: 0 LOB: 0 BB: 0 P: 17	R: 0 E: 0 K: 3 S: 10	H: 0 LOB: 1 BB: 1 P: 18	R: 0 E: 0 K: 1 S: 7	H: 0 LOB: 1 BB: 1 P: 15	R: 0 E: 0 K: 2 S: 8	H: 0 LOB: 0 BB: 0 P: 13	R: 0 E: 0 K: 2 S: 8	H: 0 LOB: 0 BB: 0 P: 12	R: 0 E: 0 K: 1 S: 7	H: 0 LOB: 0 BB: 0 P: 10	1B: 2 2B: 0 3B: 0 HR: 0	SF: 0 SAC: 0 DP: 2 HBP: 1	WP: 0 PB: 0 SB: 0 CS: 0	PA: 31
PITCHER	IP	WLS	BF	H	R	ER	SO	BB	IBB	HBP	BLK	WP	HR	S	P	ERA	WHIP					
Kevin Appier, R (1,1) ERA: 3.58	8.0	W	28	2	0	0	11	3	0	1	0	0	0	66	120	0.00	0.625					
Mike Magnante, L (9,1) ERA: 5.14	1.0		3	0	0	0	1	0	0	0	0	0	0	7	10	0.00	0.000					

Batter	1	2	3	4	5	6	7	8	9	AB	R	H	RBI	BB	SO	LOB	TOP										
Pat Listach, S OBP: 0.343, SLG: 0.349 Kevin Koslowski, L OBP: 0.333, SLG: 0.500	G4-3		1B	G6-3		F8		G1-6-3		4	1	1	1	0	0	2	Milwaukee Brewers @ Kansas City Royals Kauffman Stadium, Kansas City, MO Tue Jun 25 1996, 7:05 PM CDT Att: 14,448 - Unknown - 82 F livebaseballscorecards.com										
Fernando Vina, L OBP: 0.373, SLG: 0.427	G5-3		1B			G3		E1	G4-3	5	1	1	1	0	0												
Kevin Seitzer, R OBP: 0.446, SLG: 0.502 Tim Unroe, R OBP: 0.417, SLG: 0.222	G6-3		1B	G6-4-3		FC4-6		SH5-3	SH5-3	3	0	1	0	1	0	1											
Dave Nilsson, L OBP: 0.430, SLG: 0.620 Matt Mieske, R OBP: 0.356, SLG: 0.531		K	F8			FC4-6		G4-3	K	5	0	1	0	0	2	2											
Greg Vaughn, R OBP: 0.410, SLG: 0.598		HR		1B		FC4-6		1B		3	2	2	1	1	0	2											
John Jaha, R OBP: 0.392, SLG: 0.492	G1-3			SF7				1B		3	0	2	1	1	0	0											
Jose Valentin, S OBP: 0.333, SLG: 0.483		1B		SF7				F9		4	0	2	0	0	1	5											
Jeff Cirillo, R OBP: 0.399, SLG: 0.515	P3			SF7				G1-3		3	0	0	1	0	1	1											
Mike Matheny, R OBP: 0.267, SLG: 0.350			1B	G6-3				G1-6-3		3	1	1	0	1	1	2											
Inning Stats	R: 0 E: 0 K: 0 S: 6	H: 0 LOB: 0 BB: 0 P: 9	R: 1 E: 0 K: 1 S: 11	H: 2 LOB: 1 BB: 0 P: 19	R: 2 E: 0 K: 0 S: 8	H: 3 LOB: 0 BB: 0 P: 12	R: 1 E: 0 K: 0 S: 13	H: 3 LOB: 2 BB: 0 P: 18	R: 0 E: 0 K: 1 S: 11	H: 1 LOB: 3 BB: 2 P: 23	R: 0 E: 0 K: 0 S: 12	H: 0 LOB: 0 BB: 0 P: 19	R: 1 E: 1 K: 0 S: 12	H: 1 LOB: 2 BB: 1 P: 20	R: 0 E: 0 K: 0 S: 4	H: 0 LOB: 0 BB: 1 P: 9		R: 0 E: 0 K: 1 S: 13	H: 1 LOB: 1 BB: 0 P: 21	1B: 9 2B: 1 3B: 1 HR: 1	SF: 1 SAC: 1 DP: 3 HBP: 0	WP: 0 PB: 0 CS: 1	PA: 40				
PITCHER	IP	WLS	BF	H	R	ER	SO	BB	IBB	HBP	BLK	WP	HR	S	P	ERA		WHIP									
Mark Gubicza, R ERA: 5.19	(1.1)	4.2	L	24	9	4	4	1	2	0	0	0	0	1	46	78		7.71	2.357								
Doug Linton, R ERA: 3.62	(5.1)	2.0		8	0	1	0	3	1	0	0	0	0	22	35	0.00		0.500									
Hipolito Pichardo, R ERA: 5.59	(7.1)	0.0		1	1	0	0	0	0	0	0	0	0	3	4	∞		∞									
Jason Jacome, L ERA: 4.96	(7.1)	2.1		7	1	0	0	1	1	0	0	0	0	19	33	0.00		0.857									

Batter	1	2	3	4	5	6	7	8	9	AB	R	H	RBI	BB	SO	LOB	BOTTOM									
Johnny Damon, L OBP: 0.328, SLG: 0.404 Chris Stynes, R OBP: 0.268, SLG: 0.291	B5-3		2B			L8		K		3	0	1	0	0	0	1	Milwaukee Brewers @ Kansas City Royals Kauffman Stadium, Kansas City, MO Tue Jun 25 1996, 7:05 PM CDT Att: 14,448 - Unknown - 82 F livebaseballscorecards.com									
Tom Goodwin, L OBP: 0.331, SLG: 0.316	K		L9					G4-3		4	0	1	0	0	1	1										
Keith Lockhart, L OBP: 0.372, SLG: 0.451	F9		P6					G3		4	1	1	0	0	0	1										
Joe Vitiello, R OBP: 0.371, SLG: 0.441	G4-3		G4-3					G3		3	1	1	0	1	0	0										
Jose Offerman, S OBP: 0.365, SLG: 0.332		HBP	G3					F9		4	0	2	0	0	0	1										
Michael Tucker, L OBP: 0.312, SLG: 0.371 Kevin Young, R OBP: 0.333, SLG: 0.516		1B	G3					K		2	1	0	1	0	0	1										
Joe Randa, R OBP: 0.351, SLG: 0.437 Craig Paquette, R OBP: 0.270, SLG: 0.413	P3		G5-3					K		3	0	1	1	0	0	2										
Sal Fasano, R OBP: 0.293, SLG: 0.383	F8		G6-3					F7		4	0	0	0	0	0	3										
David Howard, S OBP: 0.297, SLG: 0.333	F9		F9					L6		4	0	1	0	0	0	0										
Inning Stats	R: 0 E: 0 K: 1 S: 7	H: 0 LOB: 0 BB: 0 P: 11	R: 0 E: 0 K: 0 S: 6	H: 1 LOB: 2 BB: 0 P: 11	R: 0 E: 0 K: 0 S: 6	H: 1 LOB: 1 BB: 0 P: 11	R: 0 E: 0 K: 0 S: 6	H: 0 LOB: 0 BB: 0 P: 9	R: 0 E: 0 K: 0 S: 10	H: 1 LOB: 1 BB: 0 P: 14	R: 3 E: 1 K: 0 S: 15	H: 4 LOB: 1 BB: 1 P: 23	R: 0 E: 0 K: 1 S: 7	H: 0 LOB: 0 BB: 0 P: 10	R: 0 E: 0 K: 1 S: 10	H: 1 LOB: 1 BB: 0 P: 14		R: 0 E: 0 K: 1 S: 6	H: 0 LOB: 0 BB: 0 P: 6	1B: 5 2B: 3 3B: 0 HR: 0	SF: 0 SAC: 0 DP: 0 HBP: 1	WP: 0 PB: 0 CS: 2	PA: 36			
PITCHER	IP	WLS	BF	H	R	ER	SO	BB	IBB	HBP	BLK	WP	HR	S	P	ERA		WHIP								
Ricky Bones, R ERA: 5.37	(1.1)	5.2	W	25	7	3	2	1	0	0	0	0	0	2	4	0.00		0.000								
Marshall Soze, R ERA: 5.96	(6.1)	0.1		1	0	0	0	0	0	0	0	0	0	2	4	0.00		0.000								
Graeme Lloyd, L ERA: 2.06	(7.1)	2.0		7	1	0	0	2	0	0	0	0	0	17	24	0.00		0.500								
Mike Fetters, R ERA: 2.3	(9.1)	1.0	S	3	0	0	0	1	0	0	0	0	0	6	6	0.00		0.000								

Batter	1	2	3	4	5	6	7	8	9	AB	R	H	RBI	BB	SO	LOB	TOP					
Jeff Cirillo, R OBP: 0.397, SLG: 0.511 (1, 5)	G6-3			G6-3		G3		FC1-4 1B		4	0	1	0	0	0	0	Milwaukee Brewers @ Kansas City Royals Kauffman Stadium, Kansas City, MO Wed Jun 26 1996, 7:05 PM CDT Att: 14,560 - Unknown - 82 F					
Kevin Seitzer, R OBP: 0.444, SLG: 0.502 (1, 10)	F8			2B		L5		K		4	0	1	0	0	1	2						
Greg Vaughn, R OBP: 0.408, SLG: 0.593 (1, 8)	G5-3			P6		1B		FC1-4		4	0	1	1	0	0	2						
Dave Nilsson, L OBP: 0.420, SLG: 0.603 (1, 7)			K	G4-3		G3		K		4	0	0	0	0	2	3						
John Jaha, R OBP: 0.390, SLG: 0.500 (1, 3)				G4-3		G4-3			F7	4	1	1	1	0	0	0						
Matt Mieske, R OBP: 0.356, SLG: 0.530 (1, 9)				G5-3		1B 2B		L9	K	4	1	1	0	0	1	0						
Mark Loretta, R OBP: 0.368, SLG: 0.308 (9, PH)						F9		G6-3	1B	3	0	0	0	0	0	1						
Fernando Vina, L OBP: 0.375, SLG: 0.430 (9, PH)										1	0	1	0	0	0	0						
Jose Valentin, S OBP: 0.332, SLG: 0.480 (1, 6)			K			S		G6-3	F7	4	0	1	1	0	1	1						
Mike Matheny, R OBP: 0.268, SLG: 0.355 (1, 2)			F8			F7		1B FC1-4 2B		3	1	1	0	0	0	1						
Inning Stats	R: 0 E: 0 K: 0 S: 10	H: 0 LOB: 0 BB: 0 P: 17	R: 0 E: 0 K: 1 S: 6	H: 0 LOB: 0 BB: 0 P: 8	R: 0 E: 0 K: 1 S: 8	H: 0 LOB: 0 BB: 0 P: 11	R: 0 E: 0 K: 0 S: 9	H: 1 LOB: 1 BB: 0 P: 12	R: 1 E: 0 K: 0 S: 11	H: 2 LOB: 1 BB: 0 P: 16	R: 0 E: 0 K: 0 S: 8	H: 1 LOB: 1 BB: 0 P: 11	R: 1 E: 0 K: 0 S: 11	H: 1 LOB: 0 BB: 0 P: 17	R: 1 E: 0 K: 2 S: 15	H: 2 LOB: 1 BB: 0 P: 23	R: 0 E: 0 K: 1 S: 12	H: 1 LOB: 1 BB: 0 P: 17	1B: 4 2B: 3 3B: 0 HR: 1	SF: 0 SAC: 0 DP: 0 HBP: 0	WP: 0 PB: 0 CS: 1	PA: 35
PITCHER	IP	WLS	BF	H	R	ER	SO	BB	IBB	HBP	BLK	WP	HR	S	P	ERA	WHIP					
Chris Haney, L ERA: 4.57 (1, 1)	8.0	W	31	7	3	3	4	0	0	0	0	0	1	78	115	3.38	0.875					
Julio Valera, R ERA: 5.92 (9, 1)	0.2		2	0	0	0	1	0	0	0	0	0	0	6	7	0.00	0.000					
Jason Jacome, L ERA: 4.91 (9, 1)	0.1		2	1	0	0	0	0	0	0	0	0	0	6	10	0.00	3.000					

Batter	1	2	3	4	5	6	7	8	9	AB	R	H	RBI	BB	SO	LOB	BOTTOM					
Chris Stynes, R OBP: 0.276, SLG: 0.298 (1, 4)	G6-3			F9		FC3-6				2	1	1	1	0	0	0	Milwaukee Brewers @ Kansas City Royals Kauffman Stadium, Kansas City, MO Wed Jun 26 1996, 7:05 PM CDT Att: 14,560 - Unknown - 82 F					
Keith Lockhart, L OBP: 0.369, SLG: 0.447 (4, PH)			1B							2	0	0	0	0	0	2						
Tom Goodwin, L OBP: 0.330, SLG: 0.315 (1, 8)	G4-3		E1			G6-3		F8		4	1	1	0	0	0	0						
Craig Paquette, R OBP: 0.276, SLG: 0.435 (1, 7)	G6-3		HR					F9		4	1	2	2	0	0	0						
Joe Vitiello, R OBP: 0.364, SLG: 0.432 (1, 10)		G6-3	G6-4-3		G5-3			G6-3		4	0	0	0	0	0	2						
Mike Macfarlane, R OBP: 0.330, SLG: 0.537 (1, 2)		HR	HR		K			F9		4	2	2	3	0	1	0						
Jose Offerman, S OBP: 0.397, SLG: 0.336 (1, 3)		G6-3	2B			P4-3 BB		L8		3	0	1	0	1	0	0						
Joe Randa, R OBP: 0.377, SLG: 0.431 (1, 5)			2B			P4-3		1B		4	0	1	0	0	0	2						
Rod Myers, L OBP: 0.369, SLG: 0.447 (8, PR)			G4-3			1-1				0	0	0	0	0	0	0						
Johnny Damon, L OBP: 0.326, SLG: 0.402 (1, 9)			1B			E6		G3-1		4	1	1	0	0	1	1						
David Howard, S OBP: 0.301, SLG: 0.335 (1, 6)			1B		L7	FC3-6 BB				2	1	1	0	1	0	0						
Inning Stats	R: 0 E: 0 K: 0 S: 10	H: 0 LOB: 0 BB: 0 P: 15	R: 1 E: 0 K: 0 S: 11	H: 1 LOB: 0 BB: 0 P: 19	R: 5 E: 1 K: 0 S: 15	H: 7 LOB: 1 BB: 0 P: 29	R: 0 E: 0 K: 1 S: 6	H: 0 LOB: 0 BB: 0 P: 7	R: 1 E: 0 K: 1 S: 9	H: 1 LOB: 0 BB: 0 P: 12	R: 0 E: 0 K: 0 S: 12	H: 0 LOB: 2 BB: 2 P: 21	R: 0 E: 0 K: 0 S: 4	H: 0 LOB: 0 BB: 0 P: 6	R: 0 E: 0 K: 0 S: 5	H: 1 LOB: 1 BB: 0 P: 7	1B: 6 2B: 2 3B: 0 HR: 3	SF: 0 SAC: 0 DP: 2 HBP: 0	WP: 1 PB: 0 CS: 0	PA: 35		
PITCHER	IP	WLS	BF	H	R	ER	SO	BB	IBB	HBP	BLK	WP	HR	S	P	ERA	WHIP					
Brian Givens, L ERA: 12.86 (1, 1)	2.2	L	15	8	6	6	0	0	0	0	0	0	1	25	36	3.00	0.667					
Jose Mercedes, R ERA: 5.4 (3, 1)	3.0		11	1	1	1	2	1	0	0	0	0	1	25	36	3.00	0.667					
Mike Potts, L ERA: 6.75 (6, 1)	2.1		9	1	0	0	0	1	0	0	0	1	0	12	20	0.00	0.857					

AB	35
R	3
H	8
RBI	3
BB	0
SO	5
LOB	10



Batter	1	2	3	4	5	6	7	8	9	AB	R	H	RBI	BB	SO	LOB	TOP						
Fernando Vina, L (1, 4) OBP: 0.372, SLG: 0.425	G6-3		2B		G3		F9		K	5	1	1	0	0	1	0	Milwaukee Brewers @ Kansas City Royals Kauffman Stadium, Kansas City, MO Thu Jun 27 1996, 7:05 PM CDT Att: 17,670 - Unknown - 85 F						
Jeff Cirillo, R (1, 5) OBP: 0.399, SLG: 0.513	F9		2B		F8		1B			3	1	1	1	0	0	0							
Tim Unroe, R (9, 5)			2B				HBP			0	0	0	0	0	0	0							
Kevin Seitzer, R (1, 3) OBP: 0.444, SLG: 0.505	G6-3		2B		G3					4	0	2	1	0	0	0							
Dave Nilsson, L (1, 9) OBP: 0.422, SLG: 0.617		F7				F8			HR	3	1	1	1	1	0	0							
Matt Mieske, R (8, 9) OBP: 0.356, SLG: 0.530										0	0	0	0	0	0	0							
Greg Vaughn, R (1, 7) OBP: 0.406, SLG: 0.599		HR			G5-3		P2		F7	4	1	1	1	0	0	2							
John Jaha, R (1, 10) OBP: 0.391, SLG: 0.524	K				HR				G5-3	4	2	2	2	0	1	0							
Jose Valentin, S (1, 6) OBP: 0.334, SLG: 0.484					F7				K	4	0	2	0	0	1	0	AB 35 R 6 H 10 RBI 6 BB 1 SO 5 LOB 3						
Mike Matheny, R (1, 2) OBP: 0.263, SLG: 0.348	CS				1B		F8			4	0	0	0	0	1	1							
Kevin Koslofski, L (1, 8) OBP: 0.263, SLG: 0.389					K		F8			4	0	0	0	0	1	0							
Inning Stats	R: 0 E: 0 K: 0 S: 10	H: 0 LOB: 0 BB: 0 P: 14	R: 1 E: 0 K: 1 S: 10	H: 2 LOB: 0 BB: 0 P: 16	R: 2 E: 0 K: 2 S: 17	H: 3 LOB: 2 BB: 1 P: 30	R: 1 E: 0 K: 0 S: 12	H: 1 LOB: 0 BB: 0 P: 18	R: 0 E: 0 K: 0 S: 4	H: 0 LOB: 0 BB: 0 P: 7	R: 1 E: 0 K: 0 S: 15	H: 2 LOB: 1 BB: 0 P: 26	R: 0 E: 0 K: 0 S: 6	H: 1 LOB: 2 BB: 0 P: 7	R: 1 E: 0 K: 1 S: 12	H: 1 LOB: 0 BB: 0 P: 17		R: 0 E: 0 K: 1 S: 13	H: 0 LOB: 0 BB: 0 P: 16	1B: 3 2B: 3 3B: 0 HR: 4	SF: 0 SAC: 0 DP: 0 HBP: 1	WP: 0 PB: 0 CS: 1	PA: 38
PITCHER	IP	WLS	BF	H	R	ER	SO	BB	IBB	HBP	BLK	WP	HR	S	P	ERA		WHIP			ERA	WHIP	
Tim Lincecum, R (1, 1) ERA: 4.47	7.0	L	30	9	5	5	3	1	0	1	0	0	3	74	118	6.43		1.429					
Mike Magnante, L (8, 1) ERA: 5.1	2.0		7	1	1	1	2	0	0	0	0	0	1	25	33	4.50		0.500					

Batter	1	2	3	4	5	6	7	8	9	AB	R	H	RBI	BB	SO	LOB	BOTTOM					
Johnny Damon, L (1, 8) OBP: 0.323, SLG: 0.398	G6-3		E4		L3			P3		3	0	0	0	0	0	2	Milwaukee Brewers @ Kansas City Royals Kauffman Stadium, Kansas City, MO Thu Jun 27 1996, 7:05 PM CDT Att: 17,670 - Unknown - 85 F					
Chris Stynes, R (8, PH) OBP: 0.271, SLG: 0.293			S							1	0	0	0	0	0	0						
Tom Goodwin, L (1, 7) OBP: 0.326, SLG: 0.310	G5-3		G6-3				G6-3		K	4	0	0	0	0	1	1						
Keith Lockhart, L (1, 4) OBP: 0.364, SLG: 0.441					P6				F9	3	0	0	0	0	1	0						
Kevin Young, R (8, PH) OBP: 0.324, SLG: 0.500	F7						K			1	0	0	0	0	0	0						
Craig Paquette, R (1, 5) OBP: 0.275, SLG: 0.430		P6			K		L9			4	1	1	0	0	1	0						
Michael Tucker, L (1, 9) OBP: 0.313, SLG: 0.376									2B	1	1	1	0	0	1	0						
Joe Vitello, R (9, PH) OBP: 0.367, SLG: 0.440			K		F8		G6-3		1B	1	0	1	1	0	0	0						
Jose Offerman, S (1, 3) OBP: 0.369, SLG: 0.336							HBP		G5-3	3	0	1	0	1	0	2						
Joe Randa, R (1, 10) OBP: 0.373, SLG: 0.425					L6		F8			4	0	1	1	0	0	2	AB 34 R 2 H 6 RBI 2 BB 1 SO 6 LOB 14					
Mike Macfarlane, R (1, 2) OBP: 0.331, SLG: 0.533									G5-3	1	0	0	0	0	0	0						
Sal Fasano, R (7, 2) OBP: 0.236, SLG: 0.385					F9					2	0	1	0	0	0	2						
David Howard, S (1, 6) OBP: 0.297, SLG: 0.329							HBP		G5-3	4	0	0	0	0	2	5						
Inning Stats	R: 0 E: 0 K: 0 S: 5	H: 0 LOB: 0 BB: 0 P: 9	R: 0 E: 0 K: 1 S: 10	H: 1 LOB: 0 BB: 0 P: 13	R: 0 E: 1 K: 0 S: 8	H: 0 LOB: 1 BB: 0 P: 13	R: 0 E: 0 K: 1 S: 6	H: 0 LOB: 0 BB: 0 P: 11	R: 0 E: 0 K: 1 S: 8	H: 0 LOB: 0 BB: 0 P: 11	R: 1 E: 0 K: 0 S: 12	H: 2 LOB: 1 BB: 0 P: 17	R: 0 E: 0 K: 1 S: 6	H: 0 LOB: 0 BB: 0 P: 10	R: 1 E: 0 K: 1 S: 22	H: 3 LOB: 2 BB: 0 P: 34		1B: 4 2B: 2 3B: 0 HR: 0	SF: 0 SAC: 0 DP: 0 HBP: 1	WP: 0 PB: 0 CS: 0	PA: 36	
PITCHER	IP	WLS	BF	H	R	ER	SO	BB	IBB	HBP	BLK	WP	HR	S	P	ERA		WHIP			ERA	WHIP
Ben McDonald, R (1, 1) ERA: 4.31	7.0	W	27	3	1	1	4	1	0	1	0	0	0	15	23	9.00		2.000				
Graeme Lloyd, L (8, 1) ERA: 2.25	1.0		5	2	1	1	1	0	0	0	0	0	0	13	21	0.00		1.000				
Ramon Garcia, R (9, 1) ERA: 5.3	1.0		4	1	0	0	1	0	0	0	0	0	0	13	21	0.00	1.000					

Batter	1	2	3	4	5	6	7	8	9	AB	R	H	RBI	BB	SO	LOB	TOP			
Chuck Knoblauch, R OBP: 0.436, SLG: 0.487	4-2 FC4-6 BB	1-1 F7					2-2 G2-3 WP 1B		1-1 P3								3 0 1 0 1 0 1			
Rich Becker, L OBP: 0.332, SLG: 0.384	0-1 FC4-6 1B		3-3 K				3-3 K		1-2 G4-3								4 1 0 0 0 2 2			
Paul Molitor, R OBP: 0.373, SLG: 0.442	1-3 K		0-0 G3				0-1 G2-3		0-2 F7								4 0 0 0 0 1 2			
Marty Cordova, R OBP: 0.390, SLG: 0.474	0-1 2H 1B		1-3 K				2-2 G5-3		1-2 G6-3								4 0 1 1 0 1 1			
Scott Stahoviak, L OBP: 0.422, SLG: 0.538	1-3 K						0-0 F8		0-0 G3-1								4 0 0 0 0 1 1			
Dave Hollins, S OBP: 0.386, SLG: 0.398			3-2 1B G6-4-3 HBP				4-0 1B BB		3-3 K								2 1 0 0 1 2 0			
Greg Myers, L OBP: 0.339, SLG: 0.507			3-2 G6-4-3 1B				0-1 1B		0-1 G4-3								4 0 2 0 0 0 0			
Jeff Reboulet, R OBP: 0.297, SLG: 0.229			1-1 G6-4-3				2-3 K		1-1 G6-3								3 0 0 0 0 1 3			
Matt Lawton, L OBP: 0.308, SLG: 0.243			2-2 E 1B				1-0 G4-3		1-0 G3								3 0 1 0 0 0 2			
Inning Stats	R: 1 E: 0 K: 2 S: 14	H: 1 LOB: 1 BB: 1 P: 20	R: 1 E: 1 K: 0 S: 12	H: 2 LOB: 1 BB: 0 P: 22	R: 0 E: 0 K: 2 S: 7	H: 0 LOB: 0 BB: 0 P: 11	R: 0 E: 0 K: 1 S: 7	H: 1 LOB: 2 BB: 1 P: 14	R: 0 E: 0 K: 1 S: 12	H: 0 LOB: 1 BB: 0 P: 19	R: 0 E: 0 K: 0 S: 5	H: 0 LOB: 0 BB: 0 P: 8	R: 0 E: 0 K: 0 S: 9	H: 0 LOB: 0 BB: 0 P: 11	R: 0 E: 0 K: 1 S: 13	H: 0 LOB: 0 BB: 0 P: 17	1B: 5 2B: 0 3B: 0 HR: 0	SF: 0 SAC: 0 DP: 1 HBP: 1	WP: 1 PB: 0 SB: 1 CS: 0	PA: 34
PITCHER Kevin Appier, R ERA: 3.45	IP: 9.0 WLS: W BF: 34 H: 5 R: 2 ER: 2 SO: 8 BB: 2 IBB: 0 HBP: 1 BLK: 0 WP: 1 HR: 0 S: 86 P: 132 ERA: 2.00 WHIP: 0.778																			

Minnesota Twins @ Kansas City Royals
Kauffman Stadium, Kansas City, MO

Fri Jun 28 1996, 7:05 PM CDT
Att: 21,515 - Unknown - 87 F

AB 31
R 2
H 5
RBI 1
BB 2
SO 8
LOB 12



Batter	1	2	3	4	5	6	7	8	9	AB	R	H	RBI	BB	SO	LOB	BOTTOM			
Johnny Damon, L OBP: 0.326, SLG: 0.403	1-1 G4-3		0-2 2B 1B				1-2 G3		1-0 SH2-4 2B								4 1 2 0 0 0 0			
Tom Goodwin, L OBP: 0.326, SLG: 0.311	1-1 L7		0-2 F8				2-1 2B 1B		0-1 SH2-4								3 1 1 0 0 0 2			
Keith Lockhart, L OBP: 0.371, SLG: 0.456	1-0 1B		0-1 1H 2H 2B				1-1 G3 1H 2B		1-1 P2								4 1 3 3 0 0 1			
Joe Vitiello, R OBP: 0.365, SLG: 0.433	0-3 K		0-0 L3				1-1 G3		4-0 D IBB								3 0 0 0 1 1 3			
Michael Tucker, L OBP: 0.311, SLG: 0.374			1-3 K				1-2 F7		3-0 S E 1B								4 1 1 1 0 2 2			
Craig Paquette, R OBP: 0.288, SLG: 0.419			1-2 F8				0-1 P4		1-1 L9								4 0 0 0 0 1 1			
Jose Offerman, S OBP: 0.367, SLG: 0.335			1-1 L8				1-0 L8		2-2 E9 1H 1B								4 1 1 1 0 0 0			
Sal Fasano, R OBP: 0.295, SLG: 0.381			0-0 F8				2-2 L7		0-0 L7								4 0 1 1 0 0 0			
David Howard, S OBP: 0.297, SLG: 0.329			0-1 1B 2B 1B				0-1 G3		2-2 G1-3								3 1 1 0 0 0 1			
Inning Stats	R: 0 E: 0 K: 1 S: 8	H: 1 LOB: 0 BB: 0 P: 11	R: 0 E: 0 K: 1 S: 8	H: 0 LOB: 0 BB: 0 P: 11	R: 2 E: 0 K: 0 S: 12	H: 3 LOB: 1 BB: 0 P: 12	R: 0 E: 0 K: 0 S: 8	H: 0 LOB: 0 BB: 0 P: 10	R: 0 E: 0 K: 0 S: 8	H: 0 LOB: 0 BB: 0 P: 11	R: 4 E: 1 K: 0 S: 19	H: 5 LOB: 1 BB: 0 P: 29	R: 0 E: 0 K: 1 S: 8	H: 1 LOB: 2 BB: 1 P: 15	R: 0 E: 0 K: 1 S: 7	H: 0 LOB: 0 BB: 0 P: 10	1B: 7 2B: 3 3B: 0 HR: 0	SF: 0 SAC: 1 DP: 0 HBP: 0	WP: 0 PB: 0 SB: 1 CS: 0	PA: 35
PITCHER Brad Radke, R ERA: 4.77	IP: 6.0 WLS: L BF: 27 H: 9 R: 6 ER: 5 SO: 2 BB: 9 IBB: 0 HBP: 0 BLK: 0 WP: 0 HR: 0 S: 63 P: 84 ERA: 7.50 WHIP: 1.500																			
Scott Aldred, L ERA: 7.34	IP: 1.0 WLS: 0 BF: 5 H: 1 R: 0 ER: 0 SO: 1 BB: 0 IBB: 0 HBP: 0 BLK: 0 WP: 0 HR: 0 S: 8 P: 15 ERA: 0.00 WHIP: 1.000																			
Dan Naulty, R ERA: 3.29	IP: 1.0 WLS: 0 BF: 3 H: 0 R: 0 ER: 0 SO: 1 BB: 0 IBB: 0 HBP: 0 BLK: 0 WP: 0 HR: 0 S: 7 P: 10 ERA: 0.00 WHIP: 0.000																			

Minnesota Twins @ Kansas City Royals
Kauffman Stadium, Kansas City, MO

Fri Jun 28 1996, 7:05 PM CDT
Att: 21,515 - Unknown - 87 F

AB 33
R 6
H 10
RBI 6
BB 1
SO 4
LOB 10



Batter	1	2	3	4	5	6	7	8	9	AB	R	H	RBI	BB	SO	LOB	TOP										
Chuck Knoblauch , R (1,4) OBP: 0.437, SLG: 0.507	L8	E6	HR		SF8		1B		3B	5	2	3	3	0	0	0	Minnesota Twins @ Kansas City Royals Kauffman Stadium, Kansas City, MO Sat Jun 29 1996, 7:05 PM CDT Att: 23,232 - Unknown - 90 F										
Matt Lawton , L (1,9) OBP: 0.333, SLG: 0.296	2B	1B	HR		BB		1B		G4-3	5	2	4	3	1	0	1											
Paul Molitor , R (1,10) OBP: 0.369, SLG: 0.435	2B	FC3-6	G6-3		K		G5-3		L6	5	1	0	0	1	1	5											
Marty Cordova , R (1,7) OBP: 0.397, SLG: 0.487	1B	CS	1B	E5					SF7	5	3	4	2	0	0	0											
Scott Stahoviak , L (1,3) OBP: 0.416, SLG: 0.528	K		K		G1-6-3		K		P4	5	0	1	0	0	3	4											
Dave Hollins , S (1,5) OBP: 0.386, SLG: 0.393	1B		1B	G1-6-3		K			E5	3	1	0	0	1	1	4											
Greg Myers , L (1,2) OBP: 0.341, SLG: 0.507	HBP		2B	L7		G1-3			SF7	4	1	2	3	0	0	2											
Pat Meares , R (1,6) OBP: 0.299, SLG: 0.405	K		2B		F8		P4		K	5	2	2	1	0	2	3											
Rich Becker , L (1,8) OBP: 0.325, SLG: 0.375		F8	G3		F8		K		G1-3	5	0	0	0	0	1	3											
Inning Stats	R: 3 E: 0 K: 2 S: 19	H: 3 LOB: 2 BB: 1 P: 29	R: 0 E: 1 K: 0 S: 10	H: 1 LOB: 1 BB: 0 P: 12	R: 6 E: 0 K: 1 S: 19	H: 5 LOB: 0 BB: 1 P: 28	R: 0 E: 1 K: 0 S: 12	H: 1 LOB: 1 BB: 0 P: 18	R: 1 E: 0 K: 1 S: 14	H: 1 LOB: 1 BB: 1 P: 21	R: 0 E: 0 K: 2 S: 8	H: 1 LOB: 1 BB: 0 P: 10	R: 1 E: 0 K: 1 S: 11	H: 2 LOB: 1 BB: 0 P: 13	R: 1 E: 1 K: 1 S: 13	H: 1 LOB: 1 BB: 0 P: 18	R: 0 E: 0 K: 0 S: 9	H: 1 LOB: 1 BB: 0 P: 14	1B: 8 2B: 5 3B: 2 HR: 1	SF: 2 SAC: 0 DP: 1 HBP: 1	WP: 0 PB: 0 SB: 0 CS: 1	PA: 49					
PITCHER	IP	WLS	BF	H	R	ER	SO	BB	IBB	HBP	BLK	WP	HR	S	P	ERA	WHIP										
Doug Linton , R (1,1) ERA: 5.18	2.2	L	19	8	8	8	3	2	0	1	0	0	0	45	66	27.00	3.750										
Julio Valera , R (3,1) ERA: 6.0	2.1		11	3	2	2	1	1	0	0	0	0	1	29	42	7.71	1.714										
Mike Magnante , L (6,1) ERA: 5.12	1.2		8	3	1	1	3	0	0	0	0	0	0	17	20	5.40	1.800										
Tim Pugh , R (7,1) ERA: 8.03	1.1		6	1	1	0	1	0	0	0	0	0	0	15	21	0.00	0.750										
Jeff Montgomery , R (9,1) ERA: 3.6	1.0		4	1	0	0	0	0	0	0	0	0	0	9	14	0.00	1.000										

Batter	1	2	3	4	5	6	7	8	9	AB	R	H	RBI	BB	SO	LOB	BOTTOM										
Jose Offerman , S (1,6) OBP: 0.371, SLG: 0.346	G3	1B		L5		G4-3				4	2	2	0	1	0	0	Minnesota Twins @ Kansas City Royals Kauffman Stadium, Kansas City, MO Sat Jun 29 1996, 7:05 PM CDT Att: 23,232 - Unknown - 90 F										
Tom Goodwin , L (1,7) OBP: 0.324, SLG: 0.309	G3	S			G3-1		G4-3		G3	5	1	1	1	0	0	3											
Craig Paquette , R (1,5) OBP: 0.284, SLG: 0.453	BB	2B			G5-3		HR		F8-6	4	1	3	3	1	0	0											
Joe Vitiello , R (1,3) OBP: 0.357, SLG: 0.424	SF9	F8			E4		K		E6	4	1	0	1	0	1	2											
Mike Macfarlane , R (1,10) OBP: 0.333, SLG: 0.527	G5-3		F8		E		1B		F8	4	0	1	0	0	0	3											
Kevin Young , R (1,9) OBP: 0.316, SLG: 0.457			G6-3		E6				F8-6	3	0	0	0	1	1	2											
Henry Mercedes , R (8,2)										0	0	0	0	0	0	0											
Keith Lockhart , L (9,PH) OBP: 0.369, SLG: 0.454		1B					K			1	0	0	0	0	0	2											
Sal Fasano , R (1,2) OBP: 0.296, SLG: 0.380			F7		P3				G4-3	3	0	1	0	0	0	2											
Michael Tucker , L (8,9) OBP: 0.310, SLG: 0.372		1B								1	0	0	0	0	0	0											
Johnny Damon , L (1,8) OBP: 0.328, SLG: 0.403		1B								0	1	0	0	0	0	0											
Rod Myers , L (4,PH) (5,7)		1B								3	0	0	0	0	2	0											
Joe Randa , R (1,4) OBP: 0.377, SLG: 0.423		1B		L5		F8			2B	3	1	1	1	1	0	0											
Inning Stats	R: 1 E: 0 K: 0 S: 12	H: 1 LOB: 1 BB: 1 P: 21	R: 4 E: 0 K: 0 S: 20	H: 4 LOB: 2 BB: 2 P: 41	R: 0 E: 0 K: 0 S: 6	H: 0 LOB: 0 BB: 0 P: 9	R: 0 E: 0 K: 0 S: 7	H: 0 LOB: 0 BB: 0 P: 9	R: 1 E: 0 K: 1 S: 9	H: 0 LOB: 2 BB: 0 P: 19	R: 0 E: 0 K: 1 S: 8	H: 0 LOB: 0 BB: 0 P: 11	R: 1 E: 0 K: 2 S: 15	H: 2 LOB: 1 BB: 0 P: 19	R: 0 E: 0 K: 1 S: 13	H: 1 LOB: 2 BB: 1 P: 24	R: 0 E: 1 K: 0 S: 12	H: 1 LOB: 1 BB: 0 P: 15	1B: 5 2B: 4 3B: 0 HR: 1	SF: 1 SAC: 0 DP: 1 HBP: 2	WP: 0 PB: 0 SB: 2 CS: 0	PA: 42					
PITCHER	IP	WLS	BF	H	R	ER	SO	BB	IBB	HBP	BLK	WP	HR	S	P	ERA	WHIP										
Rich Robertson , L (1,1) ERA: 4.73	1.2		11	4	5	5	0	3	0	1	0	0	0	24	50	27.00	4.200										
Mike Trombley , R (2,1) ERA: 1.59	3.1	W	14	1	1	0	0	0	0	1	0	0	0	30	49	0.00	0.300										
Eddie Guardado , L (6,1) ERA: 4.64	1.1		5	1	1	1	1	0	0	0	0	0	1	14	19	6.75	0.750										
Dan Naulty , R (7,1) ERA: 3.16	1.2		8	2	0	0	3	1	0	0	0	0	0	22	35	0.00	1.800										
Dave Stevens , R (9,1) ERA: 4.03	1.0		4	1	0	0	0	0	0	0	0	0	0	12	15	0.00	1.000										

AB	42
R	12
H	16
RBI	12
BB	3
SO	8
LOB	22



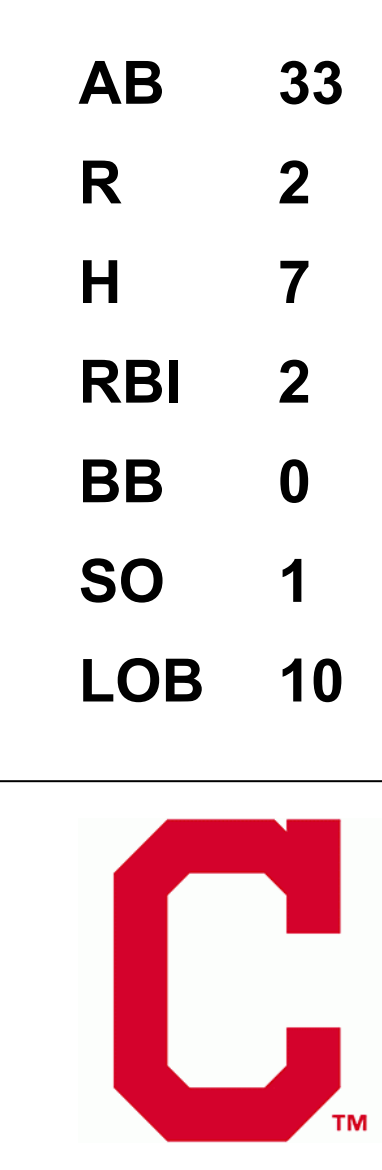
Batter	1	2	3	4	5	6	7	8	9	AB	R	H	RBI	BB	SO	LOB	TOP					
Chuck Knoblauch R (1, 4) OBP: 0.438, SLG: 0.518	L9		1-1 HR 1B		2-2 F9			1-2 HR		4	2	2	1	0	0	0	Minnesota Twins @ Kansas City Royals Kauffman Stadium, Kansas City, MO Sun Jun 30 1996, 3:33 AM CDT Att: 28,246 - Overcast - 87 F					
Matt Lawton L (1, 9) OBP: 0.339, SLG: 0.324	K		3-2 HR		4-2 BB			0-1 G3		3	1	1	4	1	1	0						
Paul Molitor R (1, 10) OBP: 0.371, SLG: 0.434	G1-3		1-1 1-3 1B		1-2 G1-3			4-1 BB		3	0	1	0	1	0	1						
Marty Cordova R (1, 7) OBP: 0.392, SLG: 0.480		2-3 K	1-2 L1-3		0-0 G5-3			0-0 L8		4	0	0	0	0	1	2						
Scott Stahoviak L (1, 3) OBP: 0.408, SLG: 0.517		2-3 K	2-2 F9		1-0 G3-1			2-3 K		4	0	0	0	0	2	1						
Dave Hollins S (1, 5) OBP: 0.367, SLG: 0.388		4-0 BB		0-0 G3		1-0 P5			1-3 K	3	0	0	0	1	1	0						
Pat Meares R (1, 6) Jeff Reboulet R (9, 6) OBP: 0.294, SLG: 0.398 OBP: 0.297, SLG: 0.229	1-2 G1-3			2-3 K			0-1 F9		1-3 K	4	0	0	0	0	2	1						
Rich Becker L (1, 8) OBP: 0.326, SLG: 0.382			0-0 1B HR 1B		0-0 F7		3-0 G6-3		1-1 2B	4	1	2	0	0	0	0						
Matt Walbeck S (1, 2) OBP: 0.167, SLG: 0.172			4-0 1B HR BB		0-1 F9		0-0 G4-3		1-0 G1-3	3	1	0	0	1	0	1						
Inning Stats	R: 0 E: 0 K: 1 S: 5	H: 0 LOB: 0 BB: 0 P: 10	R: 0 E: 0 K: 2 S: 9	H: 0 LOB: 1 BB: 1 P: 18	R: 4 E: 0 K: 0 S: 13	H: 4 LOB: 0 BB: 1 P: 24	R: 0 E: 0 K: 1 S: 5	H: 0 LOB: 0 BB: 0 P: 7	R: 0 E: 0 K: 0 S: 11	H: 0 LOB: 1 BB: 1 P: 18	R: 0 E: 0 K: 0 S: 3	H: 0 LOB: 0 BB: 0 P: 5	R: 0 E: 0 K: 1 S: 4	H: 0 LOB: 0 BB: 0 P: 7	R: 1 E: 0 K: 1 S: 10	H: 1 LOB: 1 BB: 0 P: 17		R: 0 E: 0 K: 2 S: 10	H: 1 LOB: 1 BB: 0 P: 14	1B: 3 2B: 2 3B: 0 HR: 2	SF: 0 SAC: 0 DP: 1 HBP: 0	WP: 0 PB: 0 CS: 0
PITCHER Mark Gubicza R (1, 1) ERA: 5.17	IP: 9.0 WLS: L BF: 36 H: 6 R: 5 ER: 5 SO: 7 BB: 4 IBB: 0 HBP: 0 BLK: 0 WP: 0 HR: 2 S: 70 P: 120 ERA: 5.00 WHIP: 1.111															PITCHER						

Batter	1	2	3	4	5	6	7	8	9	AB	R	H	RBI	BB	SO	LOB	BOTTOM					
Jose Offerman S (1, 3) OBP: 0.370, SLG: 0.344	G4-3			3-2 G4-3		1-3 K		2-1 1B 1B		4	0	1	0	0	1	0	Minnesota Twins @ Kansas City Royals Kauffman Stadium, Kansas City, MO Sun Jun 30 1996, 3:33 AM CDT Att: 28,246 - Overcast - 87 F					
Tom Goodwin L (1, 8) Joe Randa R (8, PH) OBP: 0.324, SLG: 0.307 OBP: 0.381, SLG: 0.427	F7			2-2 G4-3		4-1 1B BB		2-2 G5-4-3 1B		2	0	0	0	1	0	0						
Keith Lockhart L (1, 4) Kevin Young R (6, PH) OBP: 0.369, SLG: 0.452 OBP: 0.308, SLG: 0.444	G6-3			1-0 F9		0-1 1B		0-1 G5-4-3		3	0	1	0	0	0	0						
Craig Paquette R (1, 5) OBP: 0.277, SLG: 0.442		1-0 G5-3			0-0 G6-3	1-3 K			1-2 G1-4-3	4	0	0	0	0	1	2						
Michael Tucker L (1, 9) OBP: 0.313, SLG: 0.390		0-0 G3			1-1 1B 2B		2-1 L4		3-2 3B	4	1	2	0	0	0	0						
Mike Macfarlane R (1, 10) OBP: 0.326, SLG: 0.514		0-3 K			1-1 F7		3-2 F9		2-3 K	4	0	0	0	0	2	2						
Rod Myers L (1, 7) OBP: 0.125, SLG: 0.125			1-0 G6-3		2-1 FC6-4 1B		3-3 K		2-3 K	4	0	1	1	0	2	1						
Sal Fasano R (1, 2) OBP: 0.290, SLG: 0.371			3-1 G1-3		2-1 FC6-4			1-2 P3		3	0	0	0	0	0	1						
David Howard S (1, 6) OBP: 0.297, SLG: 0.329			2-3 K		0-0 F8			0-1 1B E 1B		3	1	1	0	0	1	0						
Inning Stats	R: 0 E: 0 K: 0 S: 6	H: 0 LOB: 0 BB: 0 P: 10	R: 0 E: 0 K: 1 S: 5	H: 0 LOB: 0 BB: 0 P: 6	R: 0 E: 0 K: 1 S: 6	H: 0 LOB: 0 BB: 0 P: 12	R: 0 E: 0 K: 0 S: 9	H: 0 LOB: 0 BB: 0 P: 15	R: 1 E: 0 K: 0 S: 9	H: 2 LOB: 1 BB: 0 P: 15	R: 0 E: 0 K: 2 S: 10	H: 1 LOB: 2 BB: 1 P: 16	R: 0 E: 0 K: 1 S: 9	H: 0 LOB: 0 BB: 0 P: 17	R: 1 E: 1 K: 0 S: 14	H: 3 LOB: 1 BB: 0 P: 19		R: 0 E: 0 K: 2 S: 17	H: 1 LOB: 1 BB: 0 P: 25	1B: 5 2B: 1 3B: 1 HR: 0	SF: 0 SAC: 0 DP: 1 HBP: 0	WP: 0 PB: 0 CS: 0
PITCHER Frankie Rodriguez R (1, 1) Eddie Guardado L (8, 1) Greg Hansell R (8, 1) Dave Stevens R (9, 1) ERA: 5.2 ERA: 4.64 ERA: 4.34 ERA: 3.86	IP: 7.1 WLS: W BF: 28 H: 5 R: 2 ER: 2 SO: 5 BB: 1 IBB: 0 HBP: 0 BLK: 0 WP: 0 HR: 0 S: 61 P: 101 ERA: 2.46 WHIP: 0.818															PITCHER						



Batter	1	2	3	4	5	6	7	8	9	AB	R	H	RBI	BB	SO	LOB	TOP											
Johnny Damon, L OBP: 0.326, SLG: 0.399	G3		F9		G2-3 2B 1B		FC6-4 1-2		FC3-2	5	1	1	0	0	0	3	Kansas City Royals @ Cleveland Indians Jacobs Field, Cleveland, OH Mon Jul 01 1996, 7:05 PM EDT Att: 40,814 - Unknown - 77 F											
Tom Goodwin, L OBP: 0.319, SLG: 0.301	L3		L4		G2-3		G3		K	5	0	0	0	0	1	4												
Keith Lockhart, L OBP: 0.375, SLG: 0.462	G4-3		CS		2H 2B				BLK 1B	4	0	3	1	0	0	0												
Joe Vittiello, R OBP: 0.351, SLG: 0.415		G6-3	CS		K				K	4	0	0	0	0	3	2												
Mike Macfarlane, R OBP: 0.330, SLG: 0.548		HR			HR				F8	4	2	2	2	0	1	1												
Jose Offerman, S OBP: 0.385, SLG: 0.339		K			K				F7	4	0	0	0	0	2	1												
Michael Tucker, L OBP: 0.317, SLG: 0.389		1B			K					3	0	1	0	1	2	0												
Joe Randa, R OBP: 0.391, SLG: 0.467		1B			HR				FC3-2 2B	4	1	3	1	0	0	0												
David Howard, S OBP: 0.297, SLG: 0.325	G4-3				B2-3				F7	3	0	0	0	1	0	4												
Inning Stats	R: 0 E: 0 K: 0 S: 6	H: 0 LOB: 0 BB: 0 P: 11	R: 1 E: 0 K: 1 S: 14	H: 3 LOB: 2 BB: 0 P: 22	R: 0 E: 0 K: 0 S: 10	H: 1 LOB: 0 BB: 0 P: 14	R: 1 E: 0 K: 3 S: 12	H: 1 LOB: 0 BB: 0 P: 19	R: 2 E: 0 K: 1 S: 10	H: 3 LOB: 1 BB: 0 P: 16	R: 0 E: 0 K: 2 S: 11	H: 0 LOB: 0 BB: 0 P: 18	R: 0 E: 0 K: 0 S: 6	H: 0 LOB: 1 BB: 1 P: 13	R: 0 E: 0 K: 1 S: 9	H: 1 LOB: 1 BB: 0 P: 13	R: 0 E: 0 K: 1 S: 10	H: 1 LOB: 2 BB: 1 P: 18	1B: 5 2B: 2 3B: 0 HR: 3	SF: 0 SAC: 0 DP: 0 HBP: 0	WP: 0 PB: 0 SB: 1 CS: 1	PA: 39						
PITCHER	IP	WLS	BF	H	R	ER	SO	BB	IBB	HBP	BLK	WP	HR	S	P	ERA	WHIP											
Charles Nagy, R ERA: 3.62	(1, 1)	7.0	L	29	8	4	4	7	1	0	0	0	0	3	69	113	5.14	1.286										
Eric Plunk, R ERA: 2.59	(8, 1)	1.0		6	2	0	0	1	1	0	0	1	0	0	13	21	0.00	3.000										
Jim Poole, L ERA: 3.24	(9, 1)	1.0		3	0	0	0	1	0	0	0	0	0	0	6	10	0.00	0.000										
Batter	1	2	3	4	5	6	7	8	9	AB	R	H	RBI	BB	SO	LOB	BOTTOM											
Kenny Lofton, L OBP: 0.381, SLG: 0.426	G3		G4-3		1B				L9	4	0	1	0	0	0	1	Kansas City Royals @ Cleveland Indians Jacobs Field, Cleveland, OH Mon Jul 01 1996, 7:05 PM EDT Att: 40,814 - Unknown - 77 F											
Omar Vizquel, S OBP: 0.352, SLG: 0.401	P6		P6		P4				G5-3	4	0	0	0	0	0	2												
Carlos Baerga, S OBP: 0.298, SLG: 0.406	F9		2H 1B		F8				G6-3	4	0	1	1	0	0	1												
Albert Belle, R OBP: 0.408, SLG: 0.631		HR	G4-3		G6-3				F8	4	1	1	1	0	0	1												
Manny Ramirez, R OBP: 0.376, SLG: 0.572		P4			F7				P3	4	0	1	0	0	0	0												
Eddie Murray, S OBP: 0.323, SLG: 0.400		G3-1 1B			P4				K	4	0	1	0	0	1	1												
Sandy Alomar Jr., R OBP: 0.340, SLG: 0.424		G3-1			G4-6-3 1B				L4	3	0	1	0	0	0	1												
Jim Thome, L OBP: 0.452, SLG: 0.594		L7			G4-6-3				P5	3	0	0	0	0	0	3												
Alvaro Espinoza, R OBP: 0.286, SLG: 0.349		G4-3 1B			G6-3				G4-3	3	1	1	0	0	0	0												
Inning Stats	R: 0 E: 0 K: 0 S: 5	H: 2 LOB: 1 BB: 0 P: 9	R: 1 E: 0 K: 0 S: 9	H: 2 LOB: 1 BB: 0 P: 13	R: 1 E: 0 K: 0 S: 11	H: 2 LOB: 1 BB: 0 P: 15	R: 0 E: 0 K: 0 S: 7	H: 2 LOB: 1 BB: 0 P: 12	R: 0 E: 0 K: 0 S: 11	H: 1 LOB: 1 BB: 0 P: 16	R: 0 E: 0 K: 0 S: 5	H: 0 LOB: 0 BB: 0 P: 7	R: 0 E: 0 K: 0 S: 8	H: 0 LOB: 0 BB: 0 P: 10	R: 0 E: 0 K: 0 S: 6	H: 0 LOB: 0 BB: 0 P: 7	R: 0 E: 0 K: 1 S: 8	H: 0 LOB: 0 BB: 0 P: 8	1B: 5 2B: 1 3B: 0 HR: 1	SF: 0 SAC: 0 DP: 1 HBP: 0	WP: 0 PB: 0 SB: 0 CS: 0	PA: 33						
PITCHER	IP	WLS	BF	H	R	ER	SO	BB	IBB	HBP	BLK	WP	HR	S	P	ERA	WHIP											
Chris Haney, L ERA: 4.37	(1, 1)	9.0	W	33	7	2	2	1	0	0	0	0	1	70	97	2.00	0.778											

AB 36
R 4
H 10
RBI 4
BB 2
SO 9
LOB 15



Batter	1	2	3	4	5	6	7	8	9	AB	R	H	RBI	BB	SO	LOB	TOP										
Johnny Damon, L (1, 8) OBP: 0.324, SLG: 0.396	G6-3		G3		P5		G3		BB 1B	5	0	1	0	0	0	2											
Tom Goodwin, L (1, 7) OBP: 0.323, SLG: 0.306	CS 1B		K		K			FC1-6 1B	BB 1B	5	0	3	1	0	2	0											
Keith Lockhart, L (1, 4) OBP: 0.369, SLG: 0.454 Joe Vitiello, R (9, PH) OBP: 0.353, SLG: 0.415 Kevin Young, R (9, FR) OBP: 0.308, SLG: 0.444	F7			L3		P1		FC1-6 2B	BB	4	0	0	0	0	0	2											
Mike Macfarlane, R (1, 2) OBP: 0.327, SLG: 0.536		P4		1B HBP		L7		F7	G5-3	4	1	0	0	0	0	4											
Michael Tucker, L (1, 9) OBP: 0.324, SLG: 0.402	BB 1B		1B 1B		G4-3			1-2 2B		4	0	3	0	0	0	0											
Craig Paquette, R (1, 10) OBP: 0.277, SLG: 0.437	L7		K				G5-3 1B	G5-3		4	0	1	0	0	1	5											
Jose Offerman, S (1, 3) OBP: 0.373, SLG: 0.348	FC6-4 BB		S 1B		G4-3		G5-3 BB		WP BB 2B	2	0	2	1	2	0	0											
Joe Randa, R (1, 5) OBP: 0.381, SLG: 0.453	FC6-4		G4-3		G4-3		G5-3		K	4	0	0	0	0	1	7											
David Howard, S (1, 6) OBP: 0.296, SLG: 0.322			G4-3		G4-3		K		1B BB	3	1	0	0	0	1	2											
Inning Stats	R: 0 E: 0 K: 0 S: 10	H: 1 LOB: 0 BB: 0 P: 12	R: 0 E: 0 K: 0 S: 8	H: 1 LOB: 2 BB: 1 P: 14	R: 0 E: 0 K: 1 S: 7	H: 0 LOB: 0 BB: 0 P: 11	R: 1 E: 0 K: 1 S: 14	H: 2 LOB: 2 BB: 0 P: 21	R: 0 E: 0 K: 0 S: 8	H: 0 LOB: 0 BB: 0 P: 11	R: 0 E: 0 K: 0 S: 6	H: 0 LOB: 0 BB: 0 P: 10	R: 0 E: 0 K: 1 S: 11	H: 1 LOB: 2 BB: 1 P: 18	R: 0 E: 0 K: 0 S: 9	H: 2 LOB: 2 BB: 0 P: 12	R: 1 E: 0 K: 1 S: 16	H: 3 LOB: 3 BB: 2 P: 30	1B: 8 2B: 2 3B: 0 HR: 0	SF: 0 SAC: 0 DP: 0 HBP: 1	WP: 1 PB: 0 SB: 1 CS: 1	PA: 40					
PITCHER	IP	WLS	BF	H	R	ER	SO	BB	IBB	HBP	BLK	WP	HR	S	P	ERA	WHIP										
Chad Ogea, R (1, 1) ERA: 6.75	6.1		26	5	1	1	3	2	0	1	0	0	0	58	89	1.42	1.105										
Paul Assenmacher, L (7, 1) ERA: 2.38	1.0		4	1	0	0	1	0	0	0	0	0	0	10	14	0.00	1.000										
Paul Shuey, R (8, 1) ERA: 4.76	0.2		3	1	0	0	0	0	0	0	0	0	0	5	6	0.00	1.500										
Jose Mesa, R (9, 1) ERA: 4.79	0.2	W	5	3	1	1	1	1	0	0	0	1	0	13	22	13.50	6.000										
Jim Foote, L (9, 1) ERA: 3.2	0.1		2	0	0	0	0	1	0	0	0	0	0	3	8	0.00	3.000										

Kansas City Royals @ Cleveland Indians
 Jacobs Field, Cleveland, OH
 Tue Jul 02 1996, 7:05 PM EDT
 Att: 42,283 - Unknown - 77 F

AB	35
R	2
H	10
RBI	2
BB	4
SO	5
LOB	22



Batter	1	2	3	4	5	6	7	8	9	AB	R	H	RBI	BB	SO	LOB	BOTTOM										
Kenny Lofton, L (1, 8) OBP: 0.384, SLG: 0.441	G4-3		2B			HR		SF8 FC4-2 1B		4	1	3	1	0	0	0											
Omar Vizquel, S (1, 6) OBP: 0.354, SLG: 0.404	FC6-4 1B		K			G4-6-3 1B		SF8		3	0	2	1	0	1	1											
Carlos Baerga, S (1, 4) OBP: 0.295, SLG: 0.401	F8		G3			F7		FC4-2		4	0	0	0	0	0	4											
Albert Belle, R (1, 7) OBP: 0.403, SLG: 0.623	FC6-4			G4-3		G4-6-3		K		4	0	0	0	0	1	3											
Jim Thome, L (1, 5) OBP: 0.453, SLG: 0.589		G1-3 BB		G6-3			BB		G4-3	2	0	0	0	2	0	0											
Eddie Murray, S (1, 10) OBP: 0.320, SLG: 0.395	G1-3			G4-3			F7		G3	4	0	0	0	0	0	2											
Manny Ramirez, R (1, 9) OBP: 0.375, SLG: 0.567		K			F8		F7		1B 1B	4	1	1	0	0	1	2											
Sandy Alomar Jr., R (1, 2) OBP: 0.339, SLG: 0.421		G5-3			G5-3		G4-3		1B 1B	4	0	1	0	0	0	2											
Scott Leius, R (1, 3) OBP: 0.159, SLG: 0.262 Jeromy Burnitz, L (8, PH) OBP: 0.452, SLG: 0.563 Alvaro Espinoza, R (9, 3) OBP: 0.286, SLG: 0.349 Julio Franco, R (9, PH) OBP: 0.423, SLG: 0.488			G4-3		G6-3			E 1B SF8 HBP	1-2 2-H 1B	2	0	0	0	0	0	0											
Inning Stats	R: 0 E: 0 K: 0 S: 8	H: 1 LOB: 1 BB: 0 P: 13	R: 0 E: 0 K: 1 S: 7	H: 0 LOB: 1 BB: 1 P: 16	R: 0 E: 0 K: 1 S: 9	H: 1 LOB: 1 BB: 0 P: 14	R: 0 E: 0 K: 0 S: 9	H: 0 LOB: 0 BB: 0 P: 14	R: 1 E: 0 K: 0 S: 5	H: 2 LOB: 0 BB: 0 P: 10	R: 0 E: 0 K: 0 S: 10	H: 0 LOB: 1 BB: 1 P: 17	R: 1 E: 1 K: 1 S: 9	H: 1 LOB: 1 BB: 0 P: 14	R: 1 E: 0 K: 0 S: 8	H: 3 LOB: 2 BB: 0 P: 14	1B: 6 2B: 1 3B: 0 HR: 1	SF: 1 SAC: 0 DP: 1 HBP: 1	WP: 0 PB: 0 SB: 0 CS: 0	PA: 36							
PITCHER	IP	WLS	BF	H	R	ER	SO	BB	IBB	HBP	BLK	WP	HR	S	P	ERA	WHIP										
Tim Lincecum, R (1, 1) ERA: 4.25	8.2	L	35	7	3	2	3	2	0	1	0	0	0	70	119	2.08	1.038										
Hippolito Pichardo, R (9, 1) ERA: 5.59	0.0		1	1	0	0	0	0	0	0	0	0	0	1	3	*	*										


Kansas City Royals @ Cleveland Indians
 Jacobs Field, Cleveland, OH
 Tue Jul 02 1996, 7:05 PM EDT
 Att: 42,283 - Unknown - 77 F


AB	32
R	3
H	8
RBI	3
BB	2
SO	3
LOB	14



Batter	1	2	3	4	5	6	7	8	9	AB	R	H	RBI	BB	SO	LOB	TOP								
Johnny Damon, L (1, 8) OBP: 0.321, SLG: 0.392	F8		F7		SH1-3		F7			3	0	0	0	0	0	1	Kansas City Royals @ Cleveland Indians Jacobs Field, Cleveland, OH Wed Jul 03 1996, 7:05 PM EDT Att: 42,470 - Unknown - 66 F								
Tom Goodwin, L (1, 7) OBP: 0.328, SLG: 0.322	1B 2B		HR 3B		CS 1B		CS	P5		4	2	3	1	0	0	0									
Keith Lockhart, L (1, 4) OBP: 0.371, SLG: 0.455	2H 1B		G3		3H 1B		1-2 1B	G3		4	0	2	1	0	0	1									
Craig Paquette, R (1, 10)	F8		HR		F9			K		4	1	1	2	0	1	2									
Michael Tucker, L (1, 9) OBP: 0.319, SLG: 0.394	F7		F7		G4-3			F7		4	0	0	0	0	0	1									
Jose Offerman, S (1, 3) OBP: 0.375, SLG: 0.350		G1-3		G6-4-3 1B		F9		BB 1B		4	0	2	0	0	0	0									
Joe Randa, R (1, 5) OBP: 0.384, SLG: 0.451		G5-3 1B		G6-4-3 1-2		G4-3		G4-6-3 BB		3	0	1	0	1	0	1									
Sal Fasano, R (1, 2) OBP: 0.291, SLG: 0.366		G5-3		P6			CS BB	G4-6-3		2	0	0	0	1	0	1									
Rod Myers, L (9, PH) OBP: 0.111, SLG: 0.111		1-2						G4-6-3 1-2		1	0	0	0	0	0	2									
David Howard, S (1, 6) OBP: 0.296, SLG: 0.326	B5-3				SH1-3 1B 2B			K		3	1	1	0	0	1	2									
Inning Stats	R: 1 E: 0 K: 0 S: 7	H: 2 LOB: 1 BB: 0 P: 12	R: 0 E: 0 K: 0 S: 11	H: 1 LOB: 1 BB: 0 P: 15	R: 2 E: 0 K: 0 S: 6	H: 2 LOB: 0 BB: 0 P: 9	R: 0 E: 0 K: 0 S: 6	H: 1 LOB: 0 BB: 0 P: 10	R: 1 E: 0 K: 0 S: 9	H: 3 LOB: 1 BB: 0 P: 14	R: 0 E: 0 K: 0 S: 6	H: 0 LOB: 0 BB: 0 P: 9	R: 0 E: 0 K: 1 S: 10	H: 0 LOB: 0 BB: 1 P: 16	R: 0 E: 0 K: 1 S: 6	H: 0 LOB: 0 BB: 0 P: 7	R: 0 E: 0 K: 0 S: 10	H: 1 LOB: 1 BB: 1 P: 22	1B: 6 2B: 2 3B: 1 HR: 1	SF: 0 SAC: 1 DP: 2 HBP: 0	WP: 0 PB: 0 SB: 0 CS: 2	PA: 36			
PITCHER	IP	WLS	BF	H	R	ER	SO	BB	IBB	HBP	BLK	WP	HR	S	P	ERA	WHIP								
Julian Tavaréz, R (1, 1) ERA: 4.91	5.0	W	22	9	4	4	0	0	0	0	0	0	1	39	60	7.20	1.800								
Greg Swindell, L (6, 1) ERA: 7.17	3.0		9	0	0	0	2	1	0	0	0	0	0	22	32	0.00	0.333								
Paul Shuey, R (9, 1) ERA: 4.5	1.0	S	4	1	0	0	0	1	0	0	0	0	0	10	22	0.00	2.000								

Batter	1	2	3	4	5	6	7	8	9	AB	R	H	RBI	BB	SO	LOB	BOTTOM								
Kenny Lofton, L (1, 8) OBP: 0.385, SLG: 0.441	L8		G4-6-3 1B		F8		G1-4-3	G4-6-3 1B		5	0	2	0	0	0	2	Kansas City Royals @ Cleveland Indians Jacobs Field, Cleveland, OH Wed Jul 03 1996, 7:05 PM EDT Att: 42,470 - Unknown - 66 F								
Omar Vizquel, S (1, 6) OBP: 0.355, SLG: 0.400	1B BB		F8		BB 2B BB		G1-5-3	G4-6-3 1-2		3	1	0	0	2	0	2									
Carlos Baerga, S (1, 4) OBP: 0.296, SLG: 0.399	1-2 1B		G4-6-3 1-2		BB 2B BB		G6-3	F9		4	1	1	0	1	0	1									
Albert Belle, R (1, 7) OBP: 0.404, SLG: 0.630	K				2B BB BB		P2			3	2	1	1	1	1	2									
Jim Thome, L (1, 5) OBP: 0.454, SLG: 0.590	K				BB 2B 2B		K			3	1	1	2	1	2	2									
Eddie Murray, S (1, 10) OBP: 0.325, SLG: 0.401			F9 2B		F8		BB 2B BB	S 1B 1B		3	1	2	0	1	0	1									
Manny Ramirez, R (1, 9) OBP: 0.379, SLG: 0.567		F9			BB 2B BB		BB 2B BB	S 1B		2	0	1	1	2	0	1									
Sandy Alomar Jr., R (1, 2) OBP: 0.337, SLG: 0.422		G6-3			L7		BB 2B BB	F8		4	0	1	2	0	0	5									
Alvaro Espinoza, R (1, 3) OBP: 0.270, SLG: 0.328		G5-3			K		G5-3	K		4	0	0	0	0	2	7									
Inning Stats	R: 0 E: 0 K: 2 S: 13	H: 1 LOB: 2 BB: 1 P: 23	R: 0 E: 0 K: 0 S: 8	H: 1 LOB: 1 BB: 0 P: 11	R: 0 E: 0 K: 0 S: 3	H: 1 LOB: 0 BB: 0 P: 6	R: 1 E: 0 K: 1 S: 16	H: 1 LOB: 2 BB: 2 P: 28	R: 5 E: 0 K: 0 S: 19	H: 2 LOB: 2 BB: 5 P: 45	R: 0 E: 0 K: 0 S: 5	H: 0 LOB: 0 BB: 0 P: 10	R: 0 E: 0 K: 2 S: 12	H: 2 LOB: 2 BB: 0 P: 19	R: 0 E: 0 K: 0 S: 5	H: 1 LOB: 0 BB: 0 P: 5		1B: 5 2B: 3 3B: 0 HR: 1	SF: 0 SAC: 0 DP: 2 HBP: 0	WP: 0 PB: 0 SB: 2 CS: 0	PA: 39				
PITCHER	IP	WLS	BF	H	R	ER	SO	BB	IBB	HBP	BLK	WP	HR	S	P	ERA	WHIP								
Kevin Appier, R (1, 1) ERA: 3.63	4.1		22	4	4	4	3	6	0	0	0	0	0	0	0	8.31	2.308								
Mike Magnante, L (5, 1) ERA: 5.69	0.0	L	3	1	0	0	0	2	0	0	0	0	0	2	11	∞	∞								
Julio Valera, R (5, 1) ERA: 5.7	2.2		11	3	2	2	2	0	0	0	0	0	0	22	37	6.75	1.125								
Jason Jacome, L (8, 1) ERA: 4.76	1.0		3	1	0	0	0	0	0	0	0	0	0	5	5	0.00	1.000								


Batter	1	2	3	4	5	6	7	8	9	AB	R	H	RBI	BB	SO	LOB	TOP										
Jose Offerman, S OBP: 0.385, SLG: 0.372 (1, 4)	1-2 F8 S 1B		4-0 2B BB		1-2 1B	1-0 3B			1-2 G4-3 2B	4	0	4	2	1	0	0	Kansas City Royals @ Minnesota Twins Hubert H. Humphrey Metrodome, Minneapolis, MN Thu Jul 04 1996, 8:05 PM EDT Att: 37,295 - Dome - 68 F AB 33 R 5 H 7 RBI 5 BB 6 SO 5 LOB 11 										
Tom Goodwin, L OBP: 0.326, SLG: 0.324 (1, 8)	3-2 F7		3-1 2B		2-2 L9	2-2 G3			0-2 G4-3	5	0	1	0	0	0	4											
Craig Paquette, R OBP: 0.274, SLG: 0.440 Johnny Damon, L OBP: 0.321, SLG: 0.392 (1, 7)	0-0 F8		3-3 K			4-1 BB HR	1-1 P3		2-0 P4	4	1	0	0	1	1	4											
Joe Vittiello, R OBP: 0.352, SLG: 0.409 (1, 10)	2-2 P3			2-3 K		4-1 BB HR	2-1 G3-1			3	1	0	0	1	1	1											
Kevin Young, R OBP: 0.310, SLG: 0.513 Keith Lockhart, L OBP: 0.370, SLG: 0.453 (7, PH)		0-0 L5		1-0 P6		0-1 HR	2-2 F7			3	1	1	3	0	0	0											
Joe Randa, R OBP: 0.387, SLG: 0.448 (1, 5)		0-0 G4-3		4-0 BB		0-1 HR		0-0 L6		3	0	1	0	1	0	0											
Michael Tucker, L OBP: 0.318, SLG: 0.388 (1, 9)		2-3 K		3-2 G3		4-1 BB 3B		3-2 G5-3		3	1	0	0	1	1	1											
Sal Fasano, R OBP: 0.283, SLG: 0.355 (1, 2)			1-1 F8		2-1 L6	0-3 K		1-2 G5-3		4	0	0	0	0	1	1											
David Howard, S OBP: 0.296, SLG: 0.322 (1, 6)			0-2 G3-1		0-0 F9	4-0 BB 3B		2-3 K		3	1	0	0	1	1	0											
Inning Stats	R: 0 E: 0 K: 0 S: 10	H: 1 LOB: 1 BB: 0 P: 16	R: 0 E: 0 K: 1 S: 5	H: 0 LOB: 0 BB: 0 P: 7	R: 0 E: 0 K: 1 S: 10	H: 1 LOB: 2 BB: 1 P: 21	R: 0 E: 0 K: 1 S: 8	H: 0 LOB: 1 BB: 1 P: 18	R: 0 E: 0 K: 0 S: 9	H: 1 LOB: 1 BB: 0 P: 14	R: 5 E: 0 K: 1 S: 14	H: 3 LOB: 1 BB: 4 P: 33	R: 0 E: 0 K: 0 S: 7	H: 0 LOB: 0 BB: 0 P: 12	R: 0 E: 0 K: 0 S: 9	H: 0 LOB: 0 BB: 0 P: 13		R: 0 E: 0 K: 1 S: 12	H: 1 LOB: 1 BB: 0 P: 17	1B: 3 2B: 2 3B: 1 HR: 1	SF: 0 SAC: 0 DP: 0 HBP: 0	WP: 0 PB: 0 SB: 1 CS: 1	PA: 39				
PITCHER	IP	WLS	BF	H	R	ER	SO	BB	IBB	HBP	BLK	WP	HR	S	P	ERA	WHIP										
Rich Robertson, L ERA: 4.76	5.0	L	24	5	4	4	3	4	0	0	0	0	1	48	90	7.20	1.800										
Mike Trombley, R ERA: 2.37	1.0		5	1	1	1	1	2	0	0	0	0	0	8	19	9.00	3.000										
Dan Naulty, R ERA: 3.2	2.0		6	0	0	0	0	0	0	0	0	0	0	16	25	0.00	0.000										
Greg Hansell, R ERA: 5.14	1.0		4	1	0	0	1	0	0	0	0	0	0	12	17	0.00	1.000										

Batter	1	2	3	4	5	6	7	8	9	AB	R	H	RBI	BB	SO	LOB	BOTTOM										
Chuck Knoblauch, R OBP: 0.444, SLG: 0.532 (1, 4)	3-1 G5-3		4-2 S BB		3-2 S 1B		1-2 P6		1-1 S 1B	4	0	2	1	1	0	1	Kansas City Royals @ Minnesota Twins Hubert H. Humphrey Metrodome, Minneapolis, MN Thu Jul 04 1996, 8:05 PM EDT Att: 37,295 - Dome - 68 F AB 36 R 3 H 10 RBI 3 BB 3 SO 7 LOB 22 										
Rich Becker, L OBP: 0.340, SLG: 0.398 Jeff Reboulet, R OBP: 0.308, SLG: 0.242 (1, 7)	1-1 F8		2-3 K		2-2 S 1B		3-1 L5		0-3 K	3	0	1	0	0	1	1											
Chip Hale, L OBP: 0.423, SLG: 0.500 (9, PH)					1-2 S 1B				1-2 K	1	0	0	0	0	1	1											
Paul Molitor, R OBP: 0.371, SLG: 0.431 (1, 10)	1-2 P2		2-3 K		3-2 G5-3		0-2 P6		1-2 G4-3	5	0	0	0	0	1	5											
Scott Stahoviak, L OBP: 0.402, SLG: 0.505 Ron Coomer, R OBP: 0.363, SLG: 0.534 (8, PH)		3-2 2B	1-2 G4-3			0-1 1B		1-2 G4-6-3 1B		3	1	2	0	0	0	1											
Dave Hollins, S OBP: 0.371, SLG: 0.389 (1, 5)		4-1 2B G6-3 BB		2-3 K		0-2 F9		0-0 G4-6-3 1B		3	1	1	0	1	1	1											
Matt Lawton, L OBP: 0.338, SLG: 0.328 (1, 8)		0-0 2B		1-2 G3-1		1-2 1B		0-0 G4-6-3		4	0	2	1	0	0	2											
Pat Meares, R OBP: 0.289, SLG: 0.390 (1, 6)		1-0 G6-3		2-3 K		0-3 K		1-2 G4-3		4	0	0	1	0	2	4											
Matt Walbeck, S OBP: 0.250, SLG: 0.250 (1, 2)		3-H P6			1-1 G3-1	1-2 G3-1			2-2 G6-3 1B 2B	4	1	1	0	0	0	3											
Denny Hocking, S OBP: 0.205, SLG: 0.239 (1, 9)			0-3 K		0-0 G3		4-2 BB		1-0 G6-3	3	0	0	0	1	1	2											
Inning Stats	R: 0 E: 0 K: 0 S: 8	H: 0 LOB: 0 BB: 0 P: 13	R: 2 E: 0 K: 1 S: 10	H: 2 LOB: 1 BB: 1 P: 19	R: 0 E: 0 K: 2 S: 14	H: 0 LOB: 1 BB: 1 P: 22	R: 0 E: 0 K: 2 S: 10	H: 0 LOB: 0 BB: 0 P: 15	R: 0 E: 0 K: 0 S: 13	H: 2 LOB: 2 BB: 0 P: 22	R: 0 E: 0 K: 1 S: 14	H: 2 LOB: 2 BB: 0 P: 18	R: 0 E: 0 K: 0 S: 12	H: 0 LOB: 1 BB: 1 P: 20	R: 0 E: 0 K: 0 S: 8	H: 2 LOB: 1 BB: 0 P: 10	R: 1 E: 0 K: 1 S: 13	H: 2 LOB: 1 BB: 0 P: 18	1B: 7 2B: 3 3B: 0 HR: 0	SF: 0 SAC: 0 DP: 1 HBP: 0	WP: 0 PB: 0 SB: 4 CS: 0	PA: 39					
PITCHER	IP	WLS	BF	H	R	ER	SO	BB	IBB	HBP	BLK	WP	HR	S	P	ERA	WHIP										
Doug Linton, R ERA: 4.89	6.0	W	26	6	2	2	6	2	0	0	0	0	0	69	109	3.00	1.333										
Jason Jacome, L ERA: 4.5	2.0		8	2	0	0	0	1	0	0	0	0	0	20	30	0.00	1.500										
Jeff Montgomery, R ERA: 3.92	1.0	S	5	2	1	1	1	0	0	0	0	0	0	13	18	9.00	2.000										

Batter	1	2	3	4	5	6	7	8	9	AB	R	H	RBI	BB	SO	LOB	TOP					
Jose Offerman, S OBP: 0.386, SLG: 0.380 (1, 3)										5	2	2	0	0	0	3						
Tom Goodwin, L OBP: 0.330, SLG: 0.324 (1, 7)										3	2	1	0	2	0	1						
Keith Lockhart, L OBP: 0.366, SLG: 0.451 (1, 4)										5	0	1	0	0	0	3						
Craig Paquette, R OBP: 0.272, SLG: 0.436 (1, 10)										4	1	1	1	0	0	2						
Michael Tucker, L OBP: 0.319, SLG: 0.400 (1, 9)											4	2	1	1	1	0	2					
Johnny Damon, L OBP: 0.323, SLG: 0.400 (1, 8)											4	0	2	3	0	0						
Joe Randa, R OBP: 0.377, SLG: 0.436 (1, 5)											4	0	0	0	0	2						
Sal Fasano, R OBP: 0.288, SLG: 0.350 (1, 2)										2	1	0	0	2	1	0						
David Howard, S OBP: 0.296, SLG: 0.322 (1, 6)										3	0	1	0	0	0	1						
Inning Stats	R: 3 E: 0 K: 0 S: 10	H: 3 LOB: 1 BB: 1 P: 20	R: 2 E: 1 K: 1 S: 16	H: 1 LOB: 1 BB: 1 P: 26	R: 0 E: 0 K: 0 S: 9	H: 0 LOB: 0 BB: 0 P: 14	R: 0 E: 1 K: 0 S: 9	H: 1 LOB: 1 BB: 0 P: 11	R: 1 E: 0 K: 0 S: 16	H: 2 LOB: 1 BB: 2 P: 21	R: 1 E: 0 K: 0 S: 8	H: 0 LOB: 1 BB: 2 P: 20	R: 1 E: 0 K: 0 S: 8	H: 1 LOB: 0 BB: 0 P: 11	R: 0 E: 0 K: 0 S: 10	H: 0 LOB: 0 BB: 1 P: 14	R: 0 E: 0 K: 0 S: 9	H: 1 LOB: 1 BB: 0 P: 11	1B: 5 2B: 1 3B: 2 HR: 1	SF: 1 SAC: 1 DP: 1 HBP: 0	WP: 0 PB: 0 SB: 4 CS: 0	PA: 41
PITCHER	IP	WLS	BF	H	R	ER	SO	BB	IBB	HBP	BLK	WP	HR	S	P	ERA	WHIP					
Frankie Rodriguez, R ERA: 5.29	(1, 1)	5.0	25	7	6	4	1	2	0	0	0	0	0	60	92	7.20	1.800					
Scott Klasingbeck, R ERA: 4.76	(6, 1)	3.2	15	2	2	2	0	3	0	0	0	0	1	34	55	4.91	1.364					
Eddie Guardado, L ERA: 4.67	(9, 1)	0.1	W	1	0	0	0	0	0	0	0	0	0	1	1	0.00	0.000					


Kansas City Royals @ Minnesota Twins
Hubert H. Humphrey Metrodome, Minneapolis, MN

AB 34
R 8
H 9
RBI 5
BB 5
SO 1
LOB 14



Kansas City Royals @ Minnesota Twins
Hubert H. Humphrey Metrodome, Minneapolis, MN

AB 39
R 9
H 13
RBI 9
BB 3
SO 5
LOB 17



Batter	1	2	3	4	5	6	7	8	9	AB	R	H	RBI	BB	SO	LOB	BOTTOM					
Chuck Knoblauch, R OBP: 0.349, SLG: 0.547 (1, 4)											3	2	2	2	1	0	0					
Rich Becker, L OBP: 0.345, SLG: 0.403 (1, 7)											5	1	3	1	0	3						
Paul Molitor, R OBP: 0.371, SLG: 0.434 (1, 10)											5	1	2	0	0	1	1					
Scott Stahoviak, L OBP: 0.402, SLG: 0.508 (1, 3)											5	3	2	2	0	1	1					
Dave Hollins, S OBP: 0.368, SLG: 0.385 (1, 5)											5	0	1	0	0	1	2					
Greg Myers, L OBP: 0.346, SLG: 0.505 ERA: 7.46	(1, 2)										3	0	1	1	2	2	0					
Denny Hocking, S OBP: 0.205, SLG: 0.239 (9, FR)											0	1	0	0	0	0	0					
Ron Coomer, R OBP: 0.356, SLG: 0.522 ERA: 5.13	(1, 9)										3	0	0	0	0	2						
Chip Hale, L OBP: 0.444, SLG: 0.542 ERA: 7.46	(6, PH)										2	0	2	3	0	0	0					
Matt Lawton, L OBP: 0.329, SLG: 0.318 (1, 8)											4	1	0	0	0	4						
Pat Meares, R OBP: 0.285, SLG: 0.384 (1, 6)											4	0	0	0	0	4						
Inning Stats	R: 0 E: 0 K: 0 S: 8	H: 0 LOB: 0 BB: 0 P: 12	R: 0 E: 0 K: 2 S: 8	H: 0 LOB: 0 BB: 0 P: 12	R: 2 E: 1 K: 0 S: 21	H: 2 LOB: 1 BB: 0 P: 29	R: 1 E: 0 K: 0 S: 7	H: 3 LOB: 2 BB: 0 P: 11	R: 0 E: 0 K: 1 S: 9	H: 1 LOB: 0 BB: 0 P: 15	R: 0 E: 0 K: 1 S: 7	H: 0 LOB: 0 BB: 0 P: 11	R: 0 E: 1 K: 0 S: 11	H: 0 LOB: 2 BB: 1 P: 16	R: 1 E: 0 K: 0 S: 11	H: 2 LOB: 2 BB: 1 P: 20	R: 5 E: 0 K: 1 S: 13	H: 5 LOB: 2 BB: 1 P: 25	1B: 8 2B: 4 3B: 0 HR: 1	SF: 0 SAC: 0 DP: 1 HBP: 1	WP: 0 PB: 0 SB: 1 CS: 0	PA: 43
PITCHER	IP	WLS	BF	H	R	ER	SO	BB	IBB	HBP	BLK	WP	HR	S	P	ERA	WHIP					
Mark Gubicza, R ERA: 5.13	(1, 1)	1.0	3	0	0	0	0	0	0	0	0	0	1	35	51	3.38	1.875					
Mike Magnante, L ERA: 5.5	(2, 1)	2.2	14	5	3	1	2	0	0	0	0	0	0	33	53	2.25	1.000					
Tim Lincecum, R ERA: 7.46	(4, 1)	4.0	16	2	1	1	2	2	0	0	0	0	0	33	53	2.25	1.000					
Hipolito Pichardo, R ERA: 6.21	(8, 1)	0.2	6	4	3	3	0	0	0	0	0	0	0	11	18	40.50	6.000					
Jeff Montgomery, R ERA: 4.3	(9, 1)	0.1	L	4	2	2	1	1	0	0	0	0	0	8	17	54.00	9.000					

Fri Jul 05 1996, 8:05 PM EDT
Att: 18,465 - Dome - 68 F

livebaseballscorecards.com

livebaseballscorecards.com

Batter	1	2	3	4	5	6	7	8	9	AB	R	H	RBI	BB	SO	LOB	TOP										
Jose Offerman, S OBP: 0.386, SLG: 0.383 (1, 4) (7, 3)	0-0 HR 2B	4-0 2B BB		0-0 4-3			0-0 F9		0-3 K	4	1	1	0	1	1	2											
Tom Goodwin, L OBP: 0.338, SLG: 0.338 (1, 8) (7, 7)	4-0 HR BB	0-0 S 2B			0-0 L3		0-0 2B 3B		0-0 4-3	4	2	2	4	1	0	0											
Craig Paquette, R OBP: 0.273, SLG: 0.431 Keith Lockhart, L OBP: 0.366, SLG: 0.457 (7, PH) (7, 4)	0-3 K	4-0 BB		0-0 BB		0-0 6-3		0-0 4-3 2B		2	0	0	0	1	1	2											
Joe Vitiello, R OBP: 0.347, SLG: 0.413 (1, 10)	0-0 L5	0-0 4-3		0-0 2-3		0-0 F9		0-0 4-3		4	0	0	0	0	0	5											
Kevin Young, R OBP: 0.333, SLG: 0.595 Michael Tucker, L OBP: 0.320, SLG: 0.412 (7, PH) (7, 9)	0-0 HR			0-0 L4-3 1B		0-0 F8		0-0 1-3		3	1	2	3	0	0	0											
Johnny Damon, L OBP: 0.323, SLG: 0.401 (1, 9) (7, 8)	0-0 F8			0-0 L4-3		0-0 P6		0-0 4-3		4	0	0	0	0	0	1											
Joe Randa, R OBP: 0.364, SLG: 0.414 (1, 5)		0-3 K		0-0 F3		0-0 L6		0-0 F8		4	0	0	0	0	1	0											
Mike Macfarlane, R OBP: 0.324, SLG: 0.529 (1, 2)		0-0 1B 2B		0-0 E6 CS		0-0 F9 3B 1B		0-0 F9		4	2	2	0	0	0	0											
David Howard, S OBP: 0.302, SLG: 0.320 (1, 6)		0-0 BB 2B 1B		0-0 F8		0-0 F8		4-0 3B BB		3	2	1	0	1	0	1											
Inning Stats	R: 3 E: 0 K: 1 S: 7	H: 2 LOB: 0 BB: 1 P: 11	R: 2 E: 0 K: 1 S: 7	H: 3 LOB: 2 BB: 2 P: 15	R: 0 E: 0 K: 0 S: 3	H: 1 LOB: 0 BB: 0 P: 3	R: 0 E: 1 K: 0 S: 3	H: 0 LOB: 0 BB: 0 P: 3	R: 0 E: 0 K: 0 S: 3	H: 0 LOB: 0 BB: 0 P: 3	R: 3 E: 0 K: 0 S: 6	H: 3 LOB: 1 BB: 1 P: 10	R: 0 E: 0 K: 0 S: 3	H: 0 LOB: 0 BB: 0 P: 3	R: 0 E: 0 K: 1 S: 5	H: 0 LOB: 0 BB: 0 P: 5	1B: 3 2B: 5 3B: 1 HR: 1	SF: 0 SAC: 0 DP: 1 HBP: 0	WP: 1 PB: 0 SB: 1 CS: 1	PA: 38							
PITCHER	IP	WLS	BF	H	R	ER	SO	BB	IBB	HBP	BLK	WP	HR	S	P	ERA	WHIP										
Scott Aldred, L ERA: 7.78 (1, 1)	6.0	L	27	7	7	7	2	4	0	0	0	1	1	27	43	10.50	1.833										
Eddie Guardado, L ERA: 4.94 (7, 1)	0.1		2	1	0	0	0	0	0	0	0	0	0	2	2	0.00	3.000										
Mike Trombley, R ERA: 1.93 (8, 1)	1.2		6	1	1	1	0	0	0	0	0	0	0	6	6	5.40	0.600										
Dave Stevens, R ERA: 3.29 (9, 1)	1.0		3	0	0	0	1	0	0	0	0	0	0	5	5	0.00	0.000										

Kansas City Royals @ Minnesota Twins
Hubert H. Humphrey Metrodome, Minneapolis, MN

AB 34
R 8
H 9
RBI 8
BB 4
SO 3
LOB 12



livebaseballscores.com

Sun Jul 07 1996, 8:05 PM EDT
Att: 14,251 - Unknown

Batter	1	2	3	4	5	6	7	8	9	AB	R	H	RBI	BB	SO	LOB	BOTTOM										
Chuck Knoblauch, R OBP: 0.455, SLG: 0.575 (1, 4)	4-0 FC5-4 BB		0-0 2B 3B		0-0 F3			0-0 FC5 1B	0-0 L6	4	1	2	0	1	0	2											
Rich Becker, L OBP: 0.336, SLG: 0.391 Ron Coomer, R OBP: 0.344, SLG: 0.504 (8, PH) (9, 3)	0-0 FC5-4 2B 4-3		0-0 1-3		0-0 G3			0-3 K		3	1	0	0	0	0	2											
Paul Moltitor, R OBP: 0.376, SLG: 0.441 (1, 10)	0-0 4-3 2B		0-0 3H 2B		4-0 G6-4-3 BB			0-0 FC5 1B		3	0	3	1	1	0	0											
Scott Stahoviak, L OBP: 0.399, SLG: 0.503 Denny Hocking, S OBP: 0.207, SLG: 0.253 (8, PH) (9, 9)	0-0 4-3		0-0 2H 1B		0-0 G6-4-3			0-0 FC5		3	0	1	1	0	0	2											
Dave Hollins, S OBP: 0.368, SLG: 0.381 (1, 5)	0-3 K			4-0 1B BB		0-0 1B		0-3 K		3	0	1	0	1	2	3											
Greg Myers, L OBP: 0.346, SLG: 0.502 Matt Walbeck, S OBP: 0.269, SLG: 0.292 (8, PH) (9, 7)		0-0 4-3		0-0 G6-4-3 1B		0-0 3-1			0-0 G3 1B	3	0	1	0	0	0	1											
Jeff Reboulet, R OBP: 0.311, SLG: 0.256 (1, 9) (9, 7)		0-0 F9		0-3 K				0-0 4-3		4	0	1	0	0	1	2											
Matt Lawton, L OBP: 0.314, SLG: 0.302 (1, 8)		0-0 1-3		0-0 G6-4-3				0-0 F8		4	0	0	0	0	0	4											
Pat Meares, R OBP: 0.282, SLG: 0.378 (1, 6)			0-0 F4		0-0 F9			0-0 5-3		4	0	0	0	0	1	2											
Inning Stats	R: 1 E: 0 K: 1 S: 6	H: 1 LOB: 1 BB: 1 P: 10	R: 0 E: 0 K: 0 S: 3	H: 0 LOB: 0 BB: 0 P: 3	R: 1 E: 0 K: 0 S: 5	H: 3 LOB: 2 BB: 0 P: 5	R: 0 E: 0 K: 1 S: 5	H: 1 LOB: 1 BB: 1 P: 9	R: 0 E: 0 K: 0 S: 3	H: 0 LOB: 0 BB: 0 P: 3	R: 0 E: 0 K: 0 S: 3	H: 1 LOB: 1 BB: 1 P: 7	R: 0 E: 0 K: 2 S: 9	H: 2 LOB: 2 BB: 0 P: 9	R: 0 E: 0 K: 1 S: 7	H: 2 LOB: 2 BB: 0 P: 7	1B: 7 2B: 2 3B: 1 HR: 0	SF: 0 SAC: 0 DP: 2 HBP: 0	WP: 0 PB: 0 SB: 0 CS: 0	PA: 37							
PITCHER	IP	WLS	BF	H	R	ER	SO	BB	IBB	HBP	BLK	WP	HR	S	P	ERA	WHIP										
Tim Belcher, R ERA: 4.19 (1, 1)	7.0	W	28	7	2	2	2	3	0	0	0	0	0	29	41	2.57	1.429										
Jason Jacome, L ERA: 4.34 (8, 1)	1.1		7	3	0	0	2	0	0	0	0	0	0	11	11	0.00	2.250										
Julio Valera, R ERA: 5.53 (9, 1)	0.2		2	0	0	0	1	0	0	0	0	0	0	4	4	0.00	0.000										

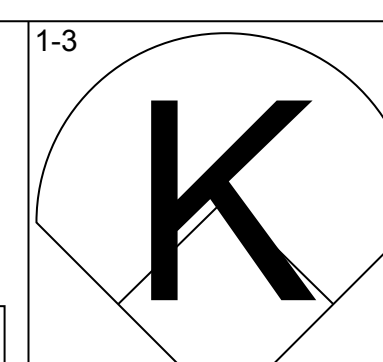
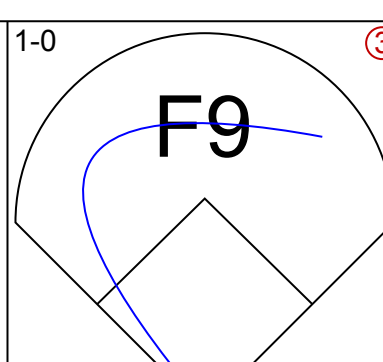
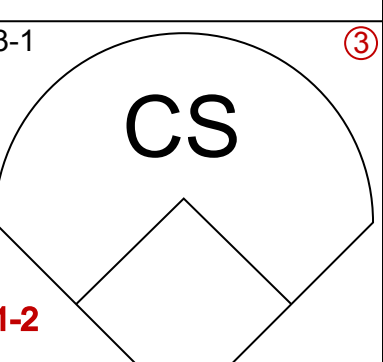
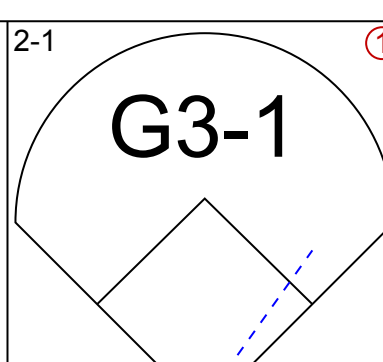
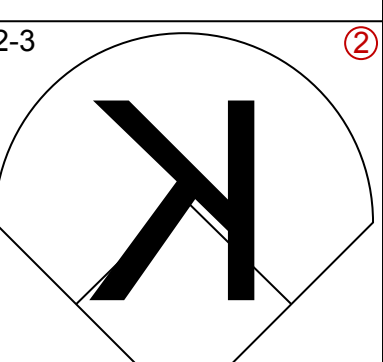
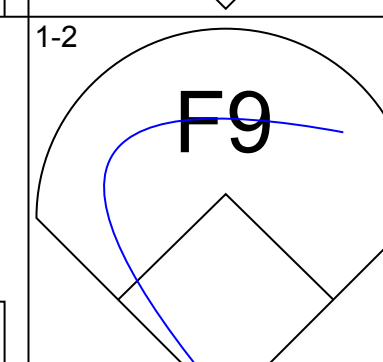
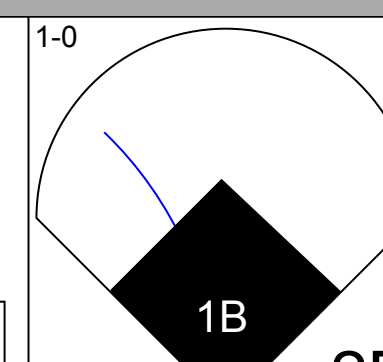
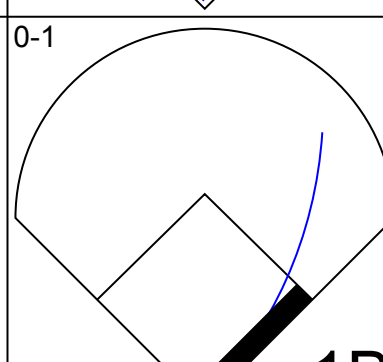
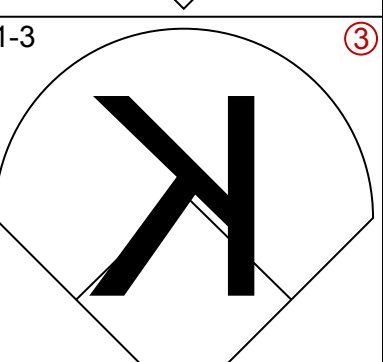
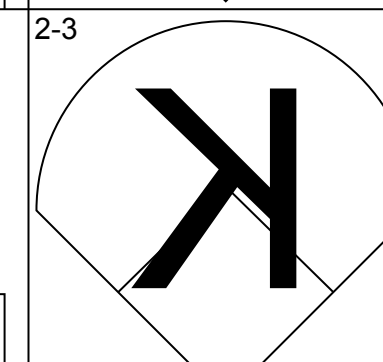
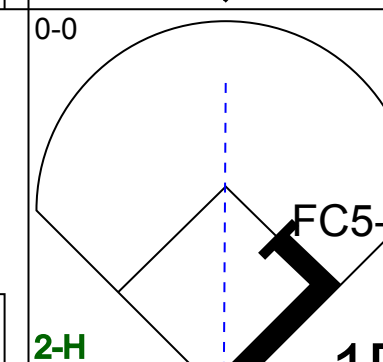
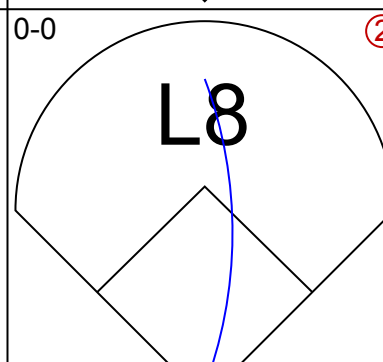
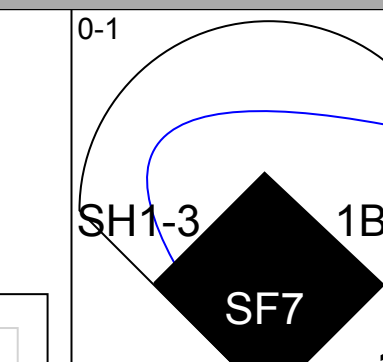
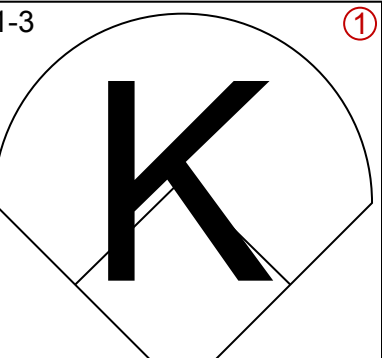
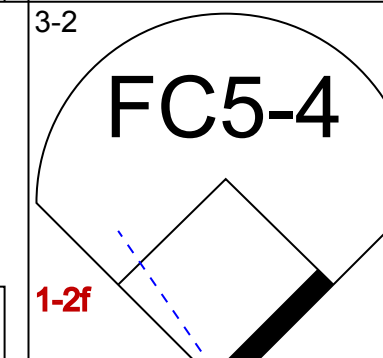
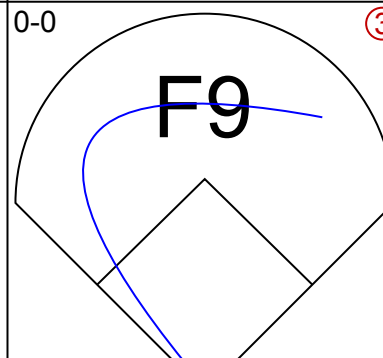
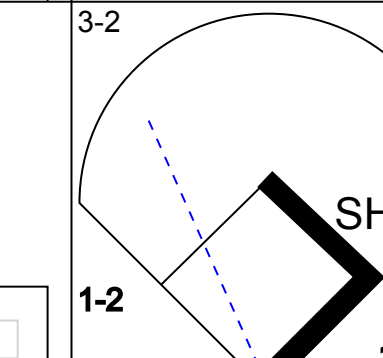
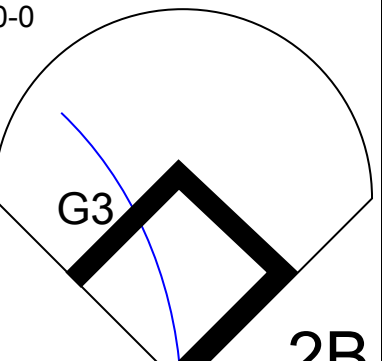
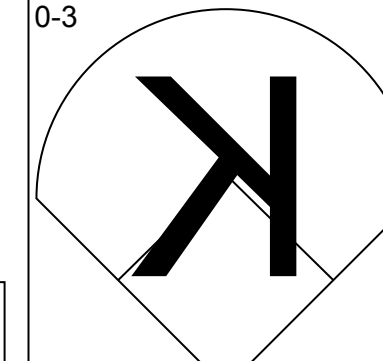

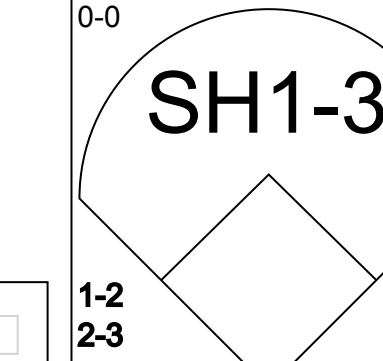
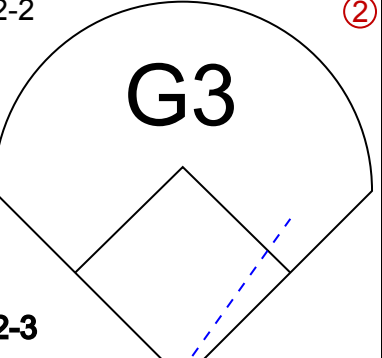
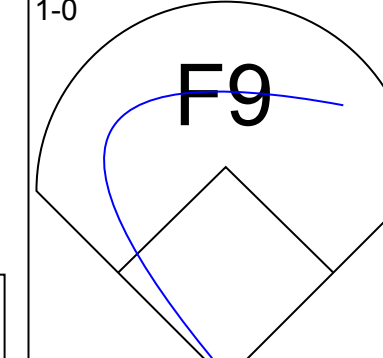

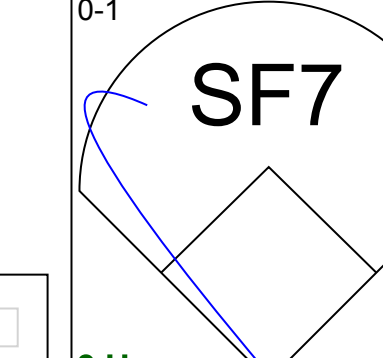
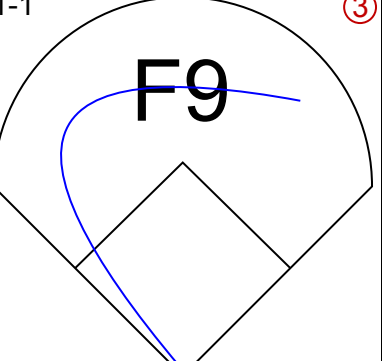
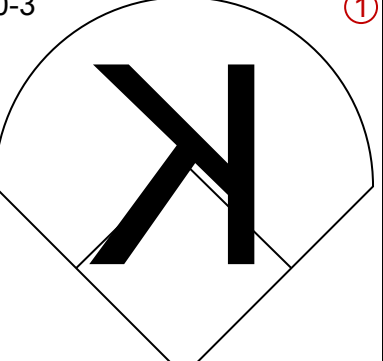
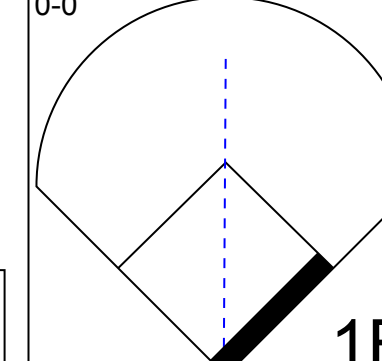
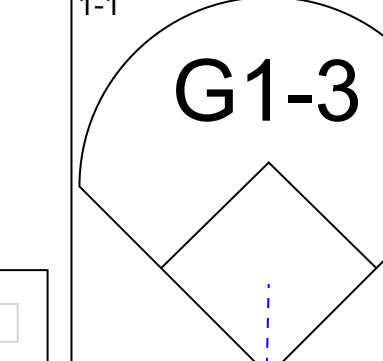
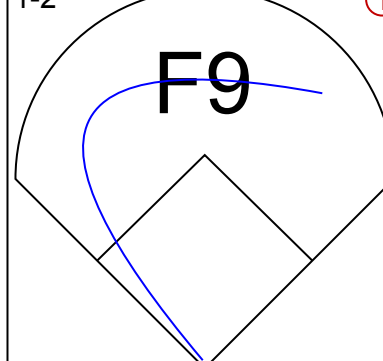
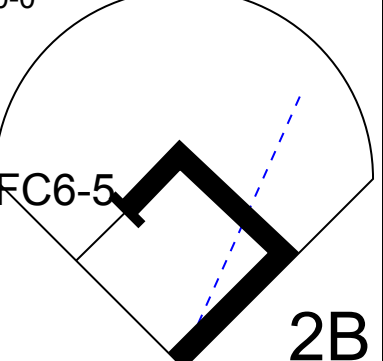
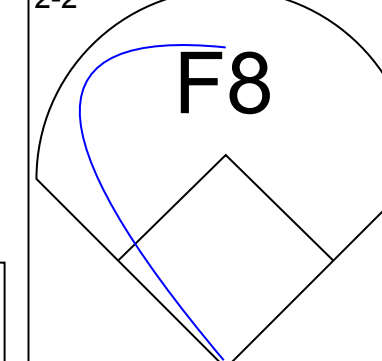
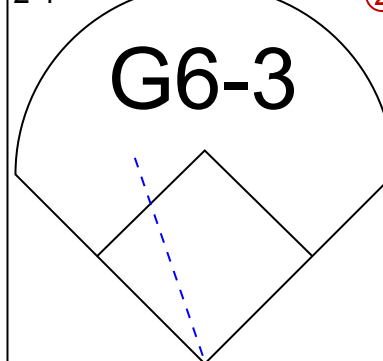
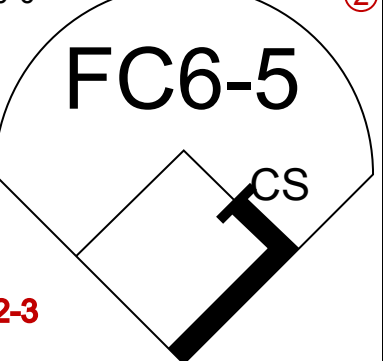
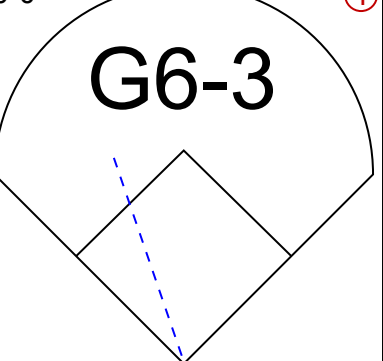
Kansas City Royals @ Minnesota Twins
Hubert H. Humphrey Metrodome, Minneapolis, MN

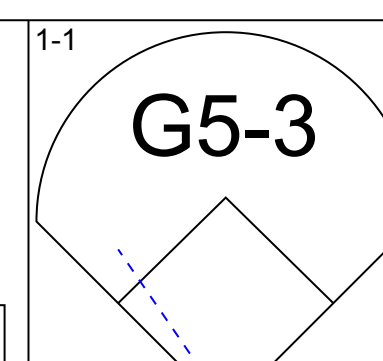
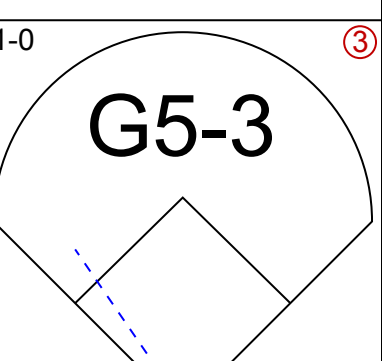
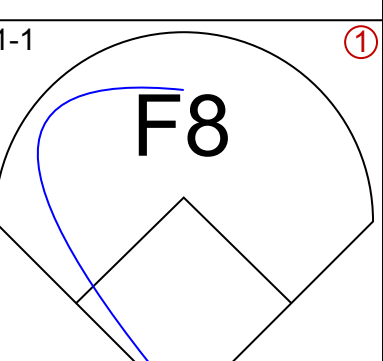
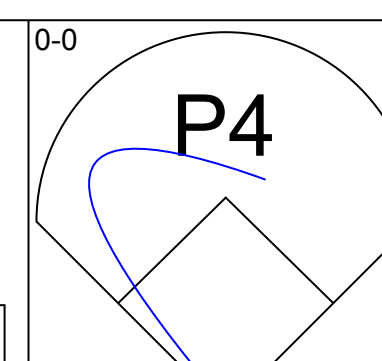

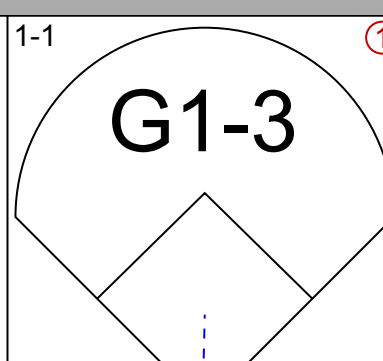
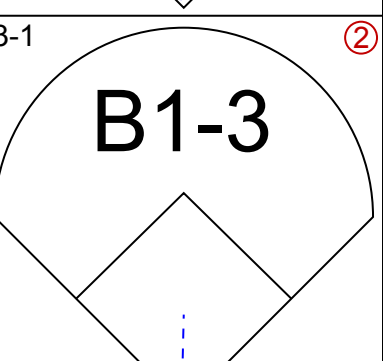
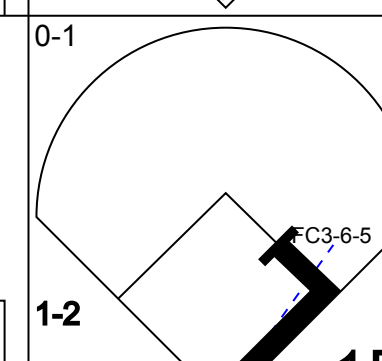
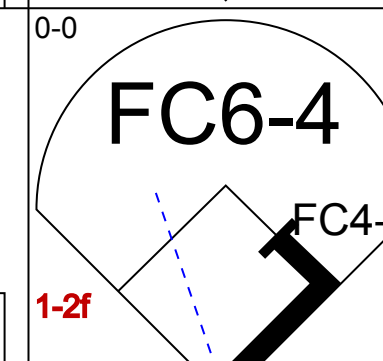
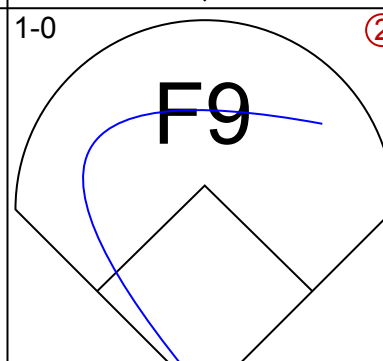
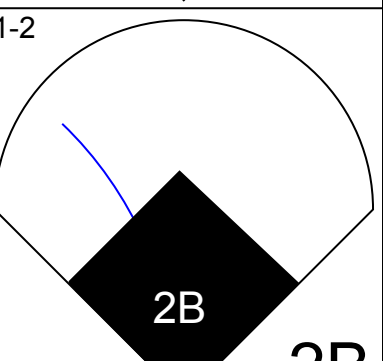
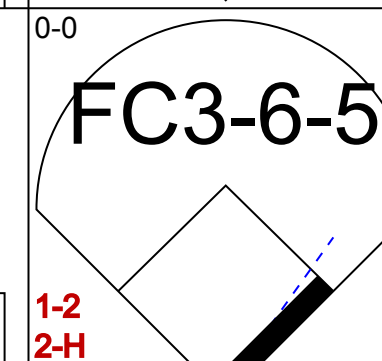
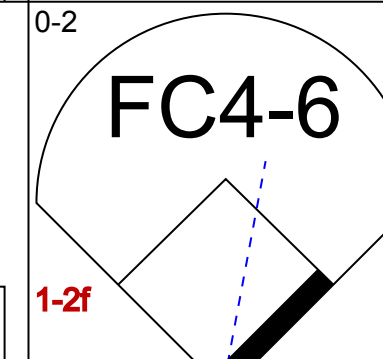
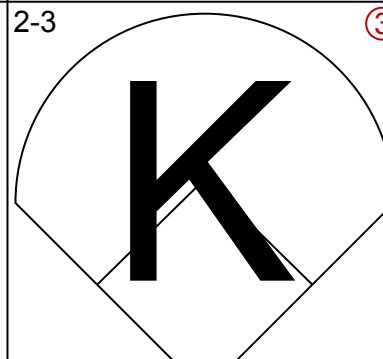
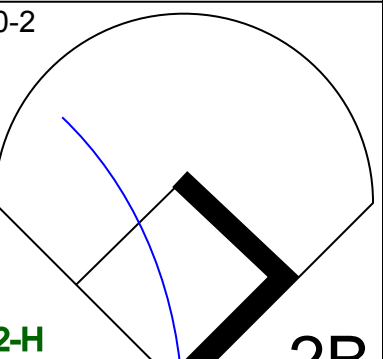
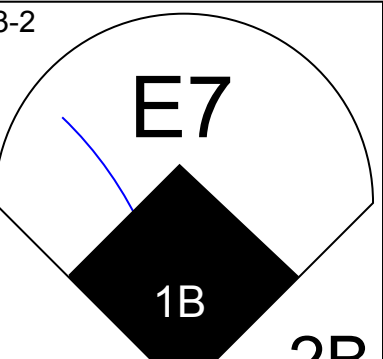
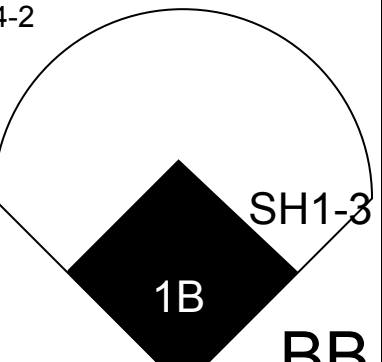
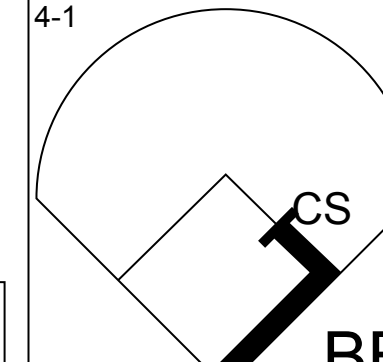
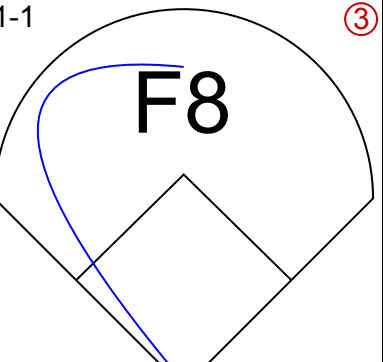
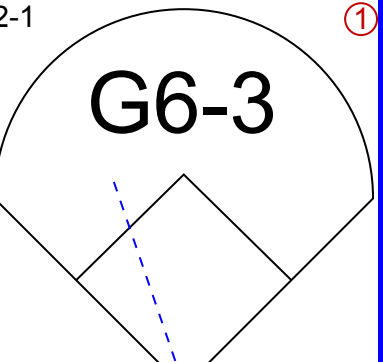
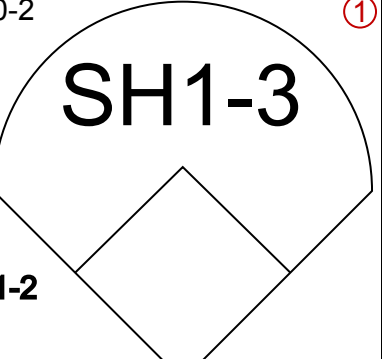
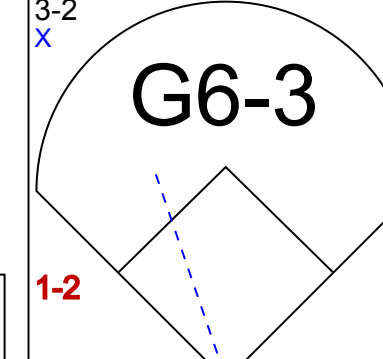
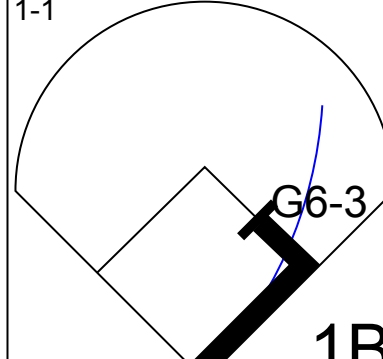
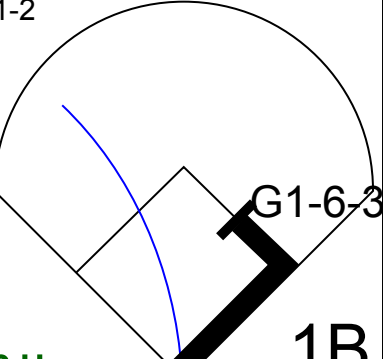
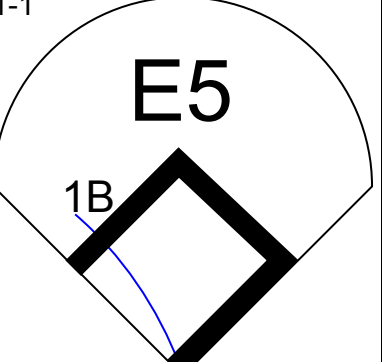
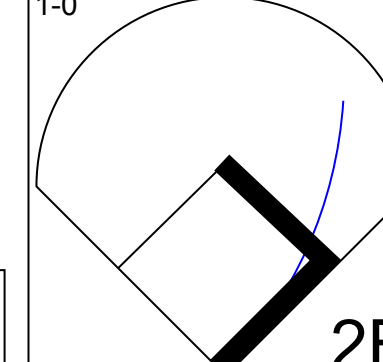
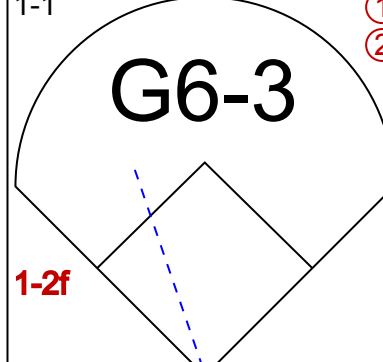
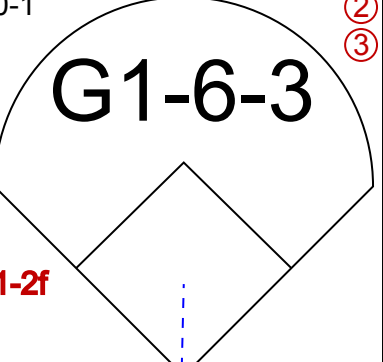
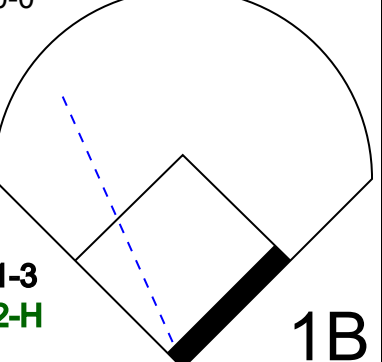
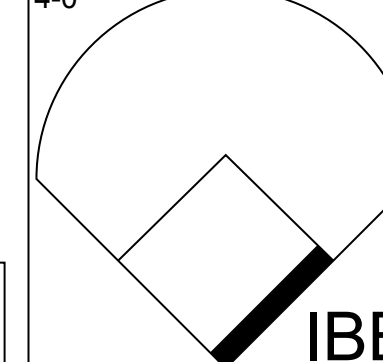
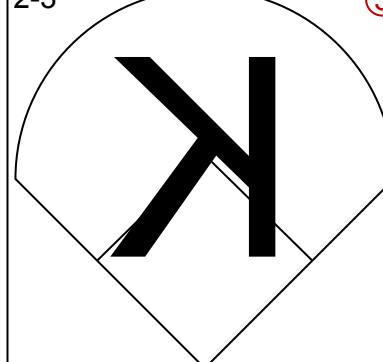
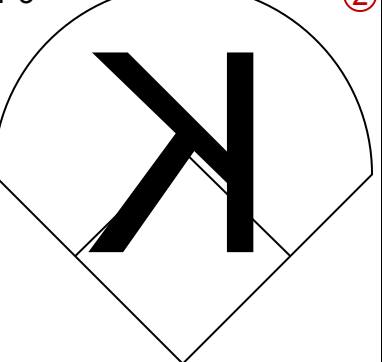
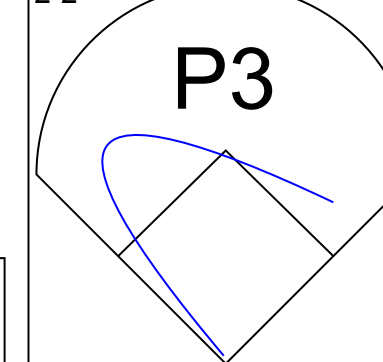
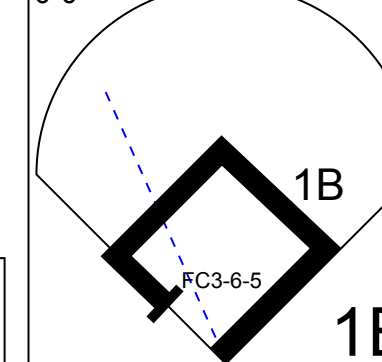
AB 34
R 2
H 10
RBI 2
BB 3
SO 5
LOB 21



livebaseballscores.com

Sun Jul 07 1996, 8:05 PM EDT
Att: 14,251 - Unknown

Batter	1	2	3	4	5	6	7	8	9	AB	R	H	RBI	BB	SO	LOB	TOP					
Tony Phillips, S OBP: 0.413, SLG: 0.415 (1, 7)										4	0	0	0	0	2	0	Chicago White Sox @ Kansas City Royals Kauffman Stadium, Kansas City, MO Thu Jul 11 1996, 7:05 PM CDT Att: 22,928 - Unknown - 78 F					
Ray Durham, S OBP: 0.361, SLG: 0.406 (1, 4)										4	1	2	0	0	1	0						
Lyle Mouton, R OBP: 0.375, SLG: 0.473 (1, 10)										4	1	2	1	0	1	1						
Danny Tartabull, R OBP: 0.332, SLG: 0.443 (1, 9)										4	0	1	0	0	1	2						
Chris Snopce, R OBP: 0.250, SLG: 0.413 (1, 5)										3	0	1	0	0	1	1						
Robin Ventura, L OBP: 0.372, SLG: 0.514 (1, 3)										3	0	0	1	0	0	2						
Ron Karkovics, R OBP: 0.277, SLG: 0.352 Norberto Martin, R OBP: 0.400, SLG: 0.480 (0, PH)										3	0	1	0	0	1	1						
Darren Lewis, R OBP: 0.352, SLG: 0.343 (1, 8)										3	0	1	0	0	0	1						
Ozzie Guillen, L OBP: 0.283, SLG: 0.377 (1, 6)										3	0	0	0	0	0	1						
Inning Stats	R: 0 E: 0 K: 2 S: 14	H: 0 LOB: 0 BB: 0 P: 18	R: 0 E: 0 K: 1 S: 10	H: 1 LOB: 1 BB: 0 P: 14	R: 0 E: 0 K: 0 S: 6	H: 0 LOB: 0 BB: 0 P: 10	R: 1 E: 0 K: 1 S: 9	H: 2 LOB: 1 BB: 0 P: 14	R: 0 E: 0 K: 1 S: 7	H: 1 LOB: 0 BB: 0 P: 10	R: 0 E: 0 K: 0 S: 6	H: 1 LOB: 1 BB: 0 P: 8	R: 0 E: 0 K: 0 S: 10	H: 1 LOB: 0 BB: 0 P: 13	R: 0 E: 0 K: 2 S: 8	H: 0 LOB: 0 BB: 0 P: 11		R: 1 E: 0 K: 0 S: 10	H: 2 LOB: 1 BB: 0 P: 14	1B: 5 2B: 3 3B: 0 HR: 0	SF: 1 SAC: 1 DP: 0 HBP: 0	WP: 0 PB: 0 SB: 0 CS: 1
PITCHER Chris Haney, L ERA: 4.32 (1, 1)	IP: 9.0 WLS: W BF: 34 H: 8 R: 2 ER: 2 SO: 7 BB: 0 IBB: 0 HBP: 0 BLK: 0 WP: 0 HR: 0 S: 80 P: 112 ERA: 2.00 WHIP: 0.889																					

Batter	1	2	3	4	5	6	7	8	9	AB	R	H	RBI	BB	SO	LOB	BOTTOM			
Jose Offerman, S OBP: 0.381, SLG: 0.378 (1, 3)										4	0	0	0	0	0	3	Chicago White Sox @ Kansas City Royals Kauffman Stadium, Kansas City, MO Thu Jul 11 1996, 7:05 PM CDT Att: 22,928 - Unknown - 78 F			
Tom Goodwin, L OBP: 0.340, SLG: 0.340 (1, 8)										4	0	2	0	0	0	0				
Keith Lockhart, L OBP: 0.364, SLG: 0.457 (1, 4)										4	1	1	0	0	0	3				
Kevin Young, R OBP: 0.347, SLG: 0.630 (1, 10)										4	1	2	1	0	1	1				
Craig Paquette, R OBP: 0.278, SLG: 0.426 Sal Fasano, R OBP: 0.288, SLG: 0.350 (9, 2)										2	1	0	0	2	0	2				
Johnny Damon, L OBP: 0.326, SLG: 0.404 (1, 9)										3	0	2	1	0	0	1				
Joe Randa, R OBP: 0.361, SLG: 0.416 (1, 5)										4	0	1	0	0	0	3				
Mike Macfarlane, R OBP: 0.329, SLG: 0.529 Rod Myers, L OBP: 0.111, SLG: 0.111 (9, 7)										2	0	1	1	1	1	0				
David Howard, S OBP: 0.302, SLG: 0.320 (1, 6)										3	0	1	0	0	1	4				
Inning Stats	R: 0 E: 0 K: 0 S: 8	H: 1 LOB: 1 BB: 0 P: 11	R: 1 E: 1 K: 1 S: 13	H: 1 LOB: 2 BB: 1 P: 20	R: 0 E: 0 K: 1 S: 6	H: 0 LOB: 0 BB: 0 P: 10	R: 0 E: 0 K: 0 S: 12	H: 1 LOB: 2 BB: 2 P: 26	R: 1 E: 0 K: 0 S: 13	H: 2 LOB: 1 BB: 0 P: 19	R: 0 E: 0 K: 1 S: 7	H: 1 LOB: 0 BB: 0 P: 11	R: 0 E: 0 K: 0 S: 5	H: 2 LOB: 1 BB: 0 P: 5	R: 1 E: 1 K: 0 S: 10	H: 2 LOB: 0 BB: 0 P: 16		1B: 6 2B: 5 3B: 0 HR: 0	SF: 0 SAC: 1 DP: 3 HBP: 0	WP: 0 PB: 0 SB: 0 CS: 1
PITCHER Wilson Alvarez, L ERA: 3.69 Matt Karchner, R ERA: 4.53 (8, 1)	IP: 7.1 WLS: L BF: 33 H: 10 R: 3 ER: 3 SO: 3 BB: 2 IBB: 1 HBP: 0 BLK: 0 WP: 0 HR: 0 S: 72 P: 116 ERA: 3.68 WHIP: 1.636																			

AB	32
R	2
H	8
RBI	2
BB	0
SO	7
LOB	10

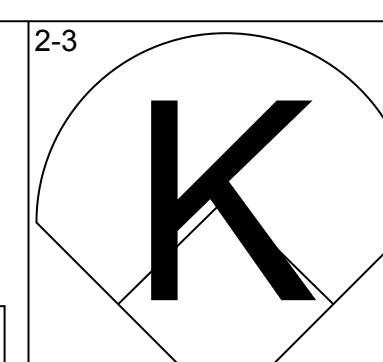
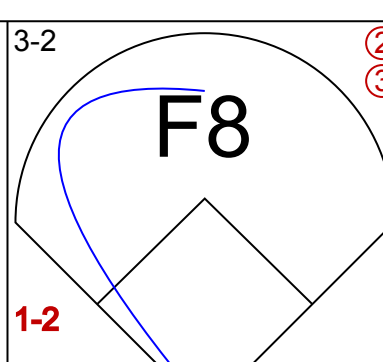
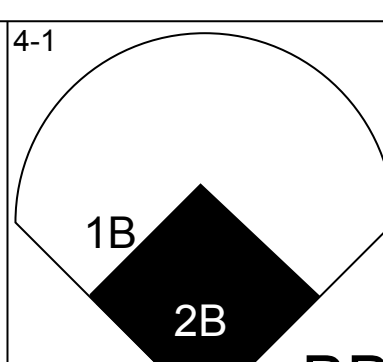
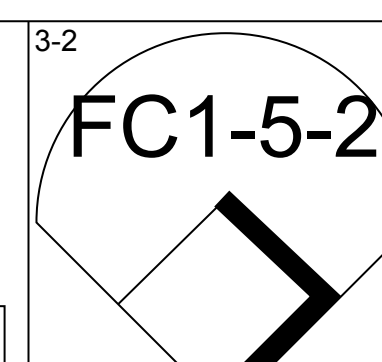
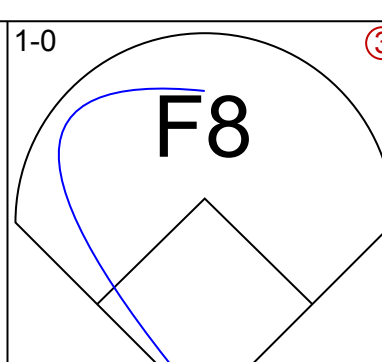
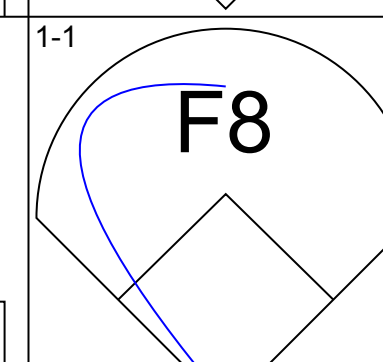
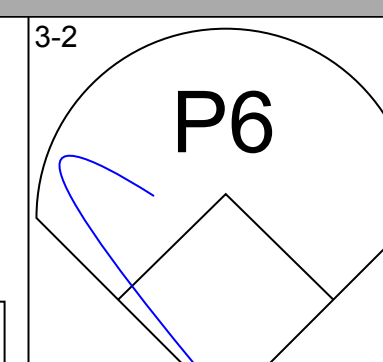
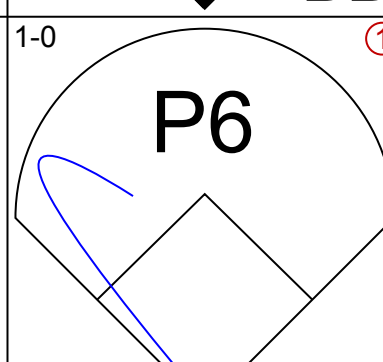
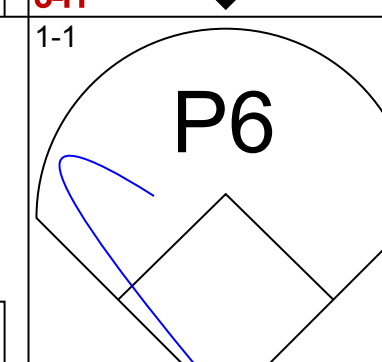
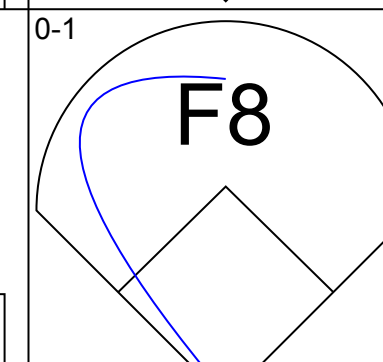
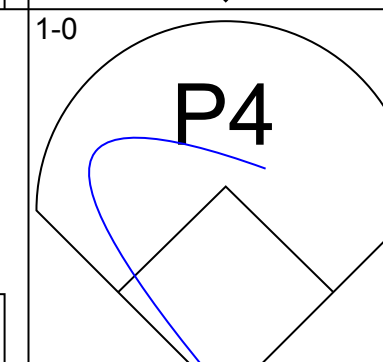
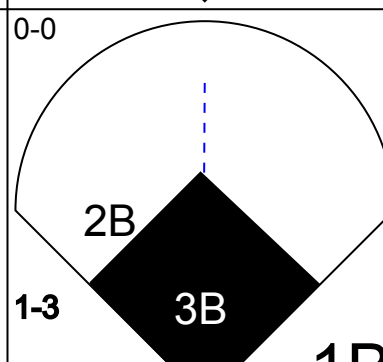
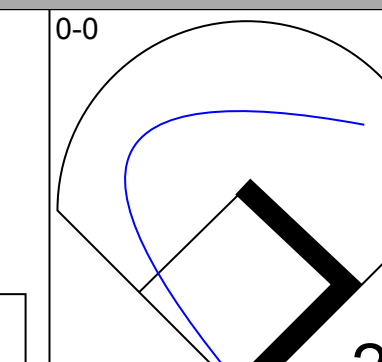
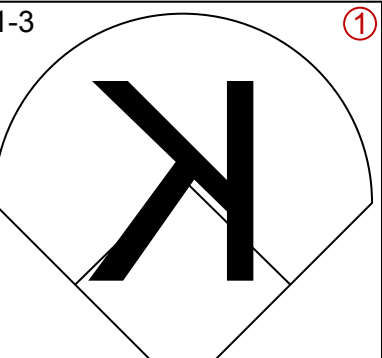
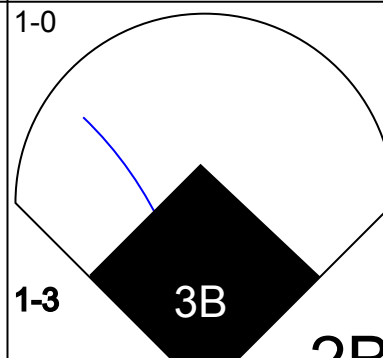
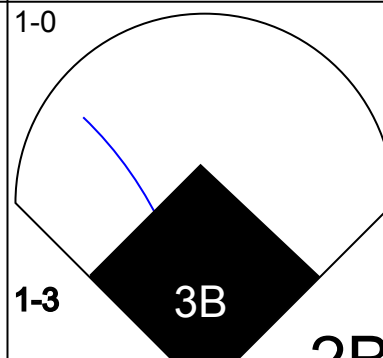
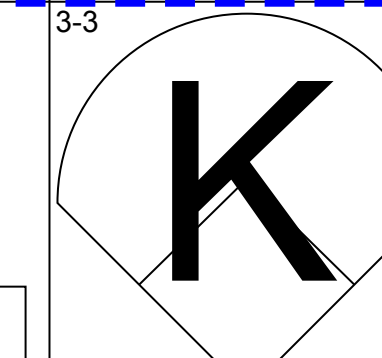
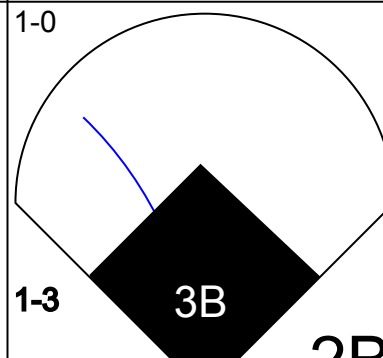
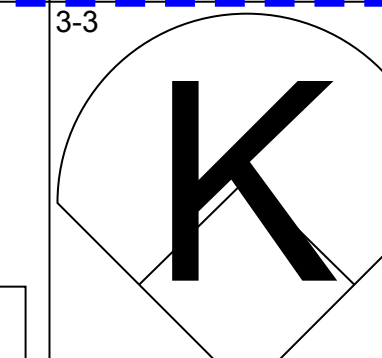
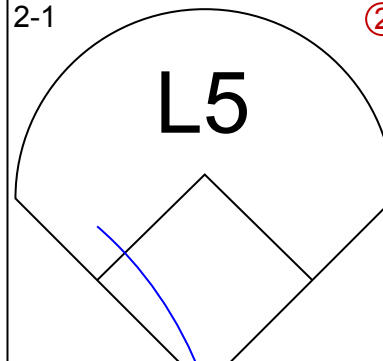
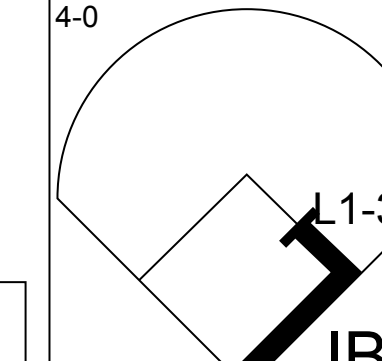
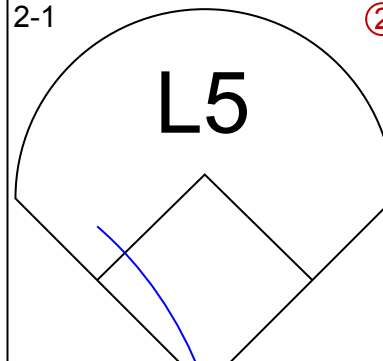
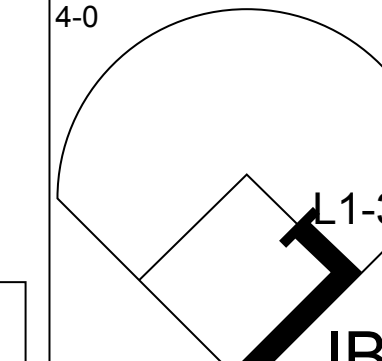
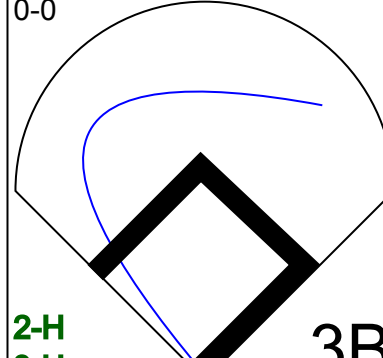
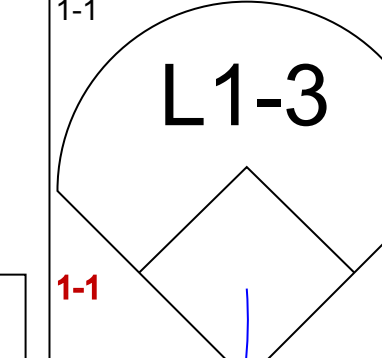
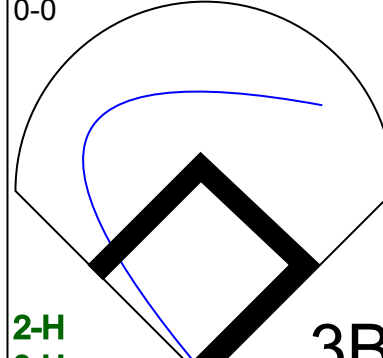
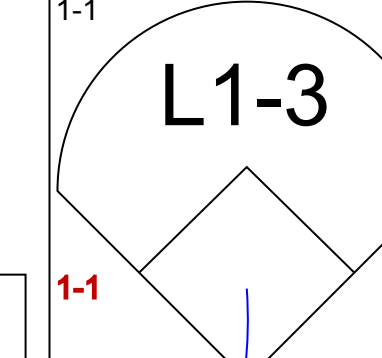
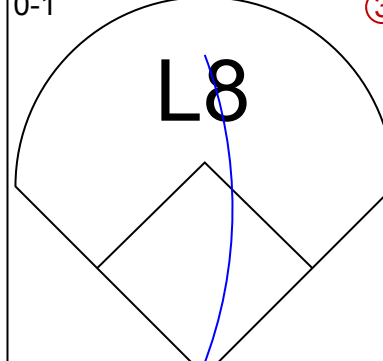
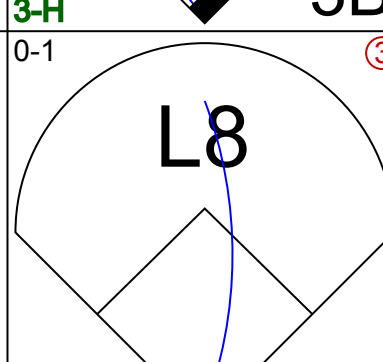

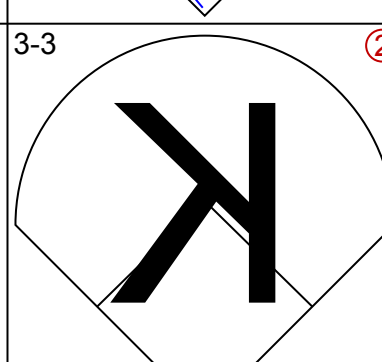
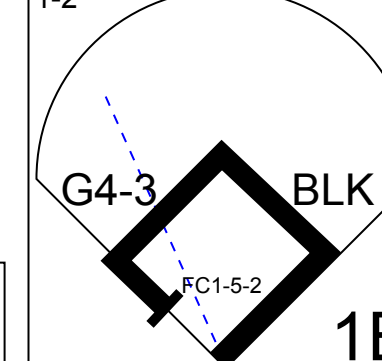
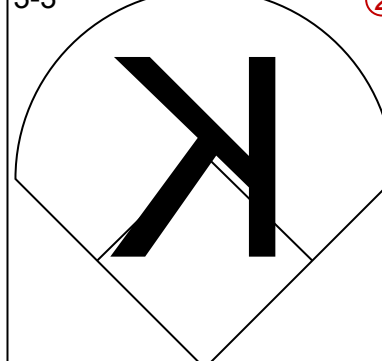
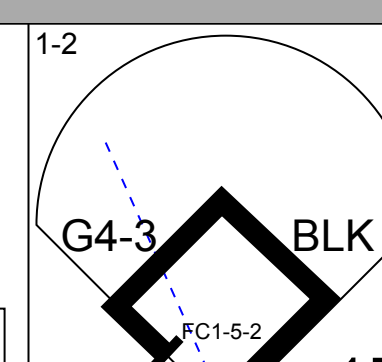
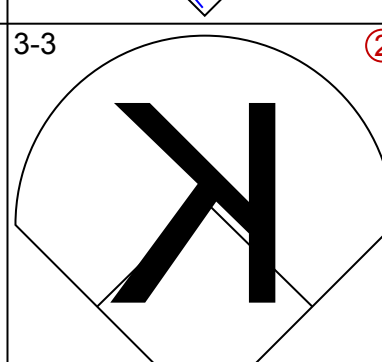
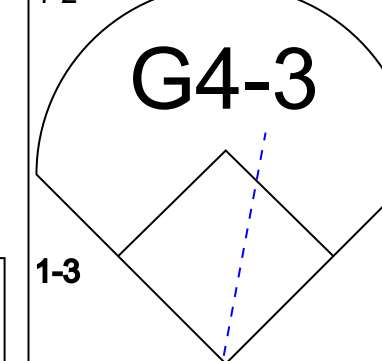
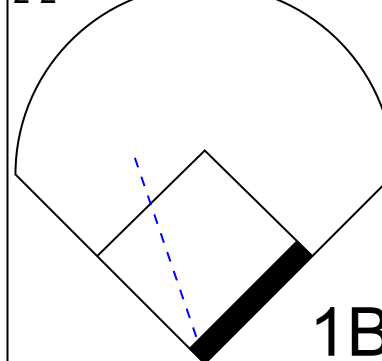
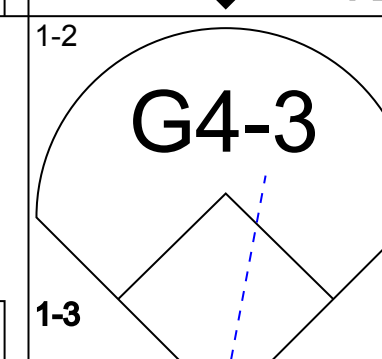
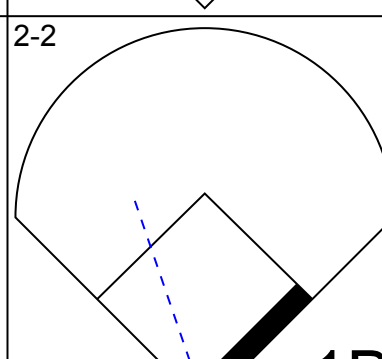


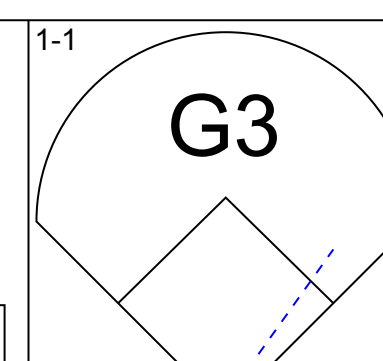
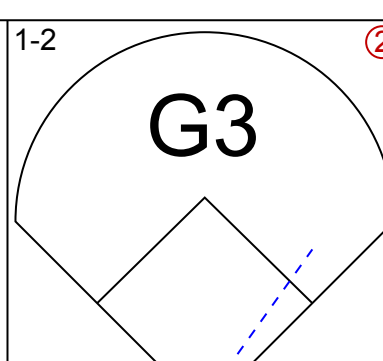
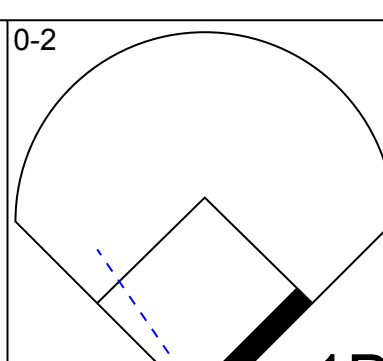
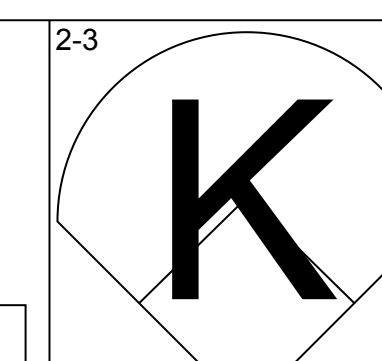
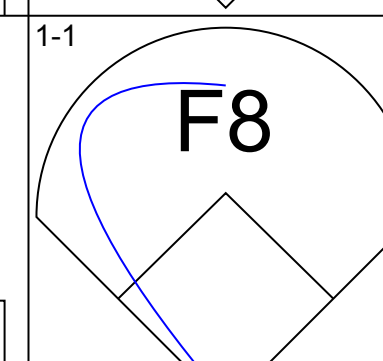
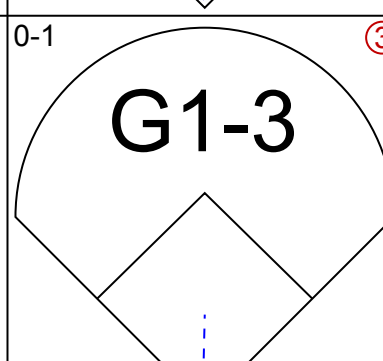
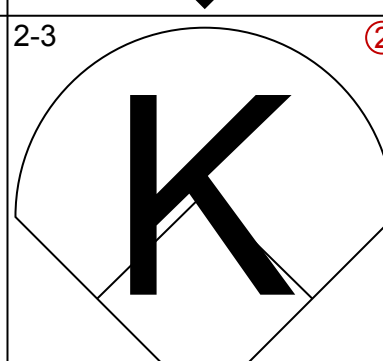
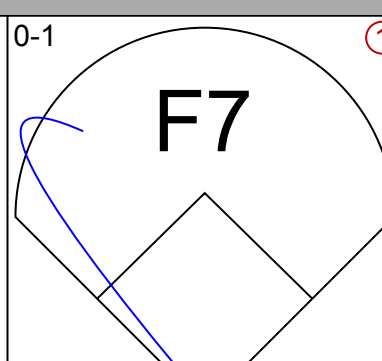
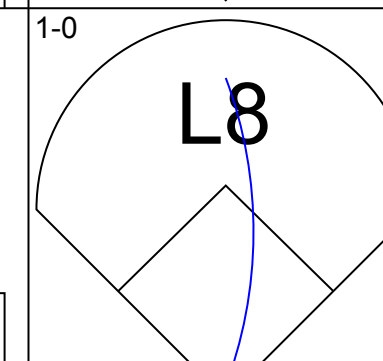
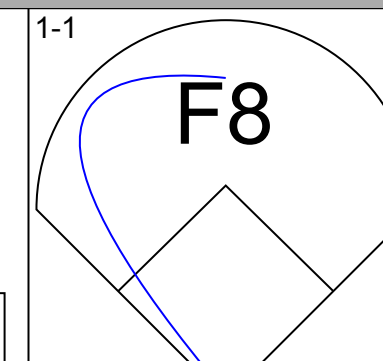
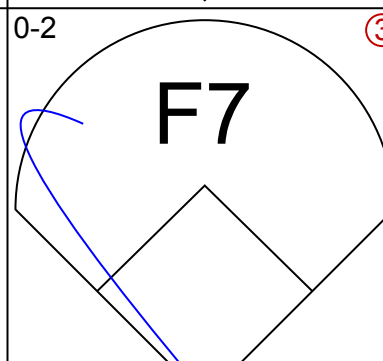

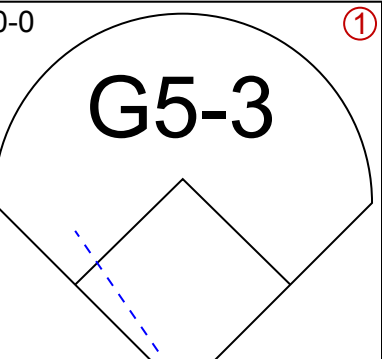
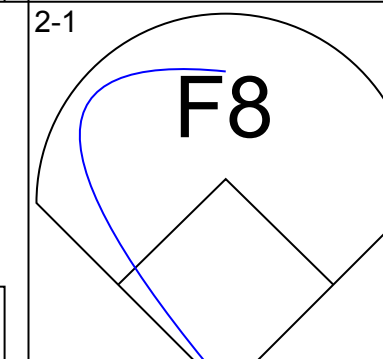


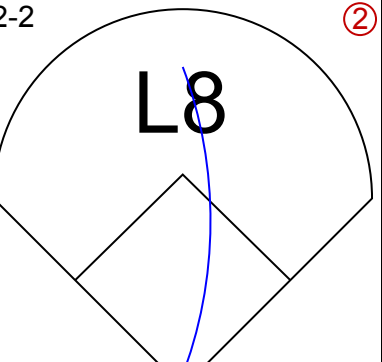
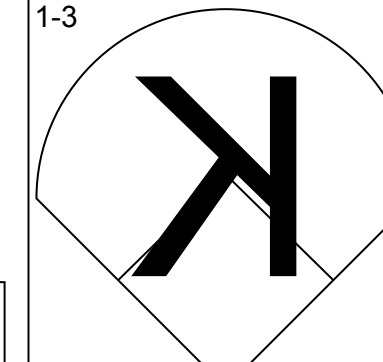

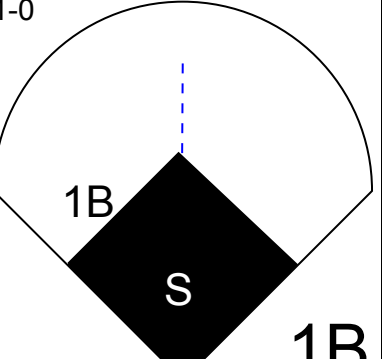
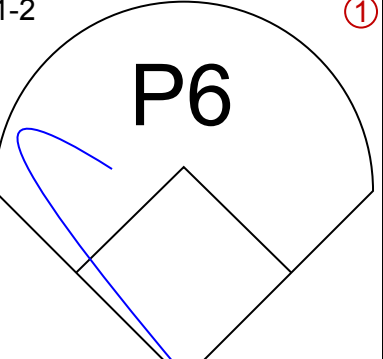
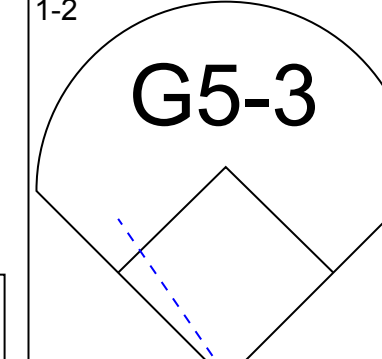
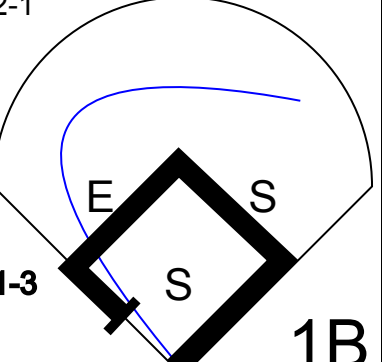
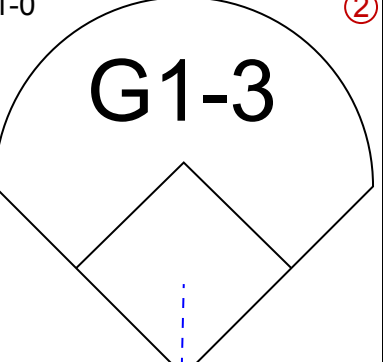
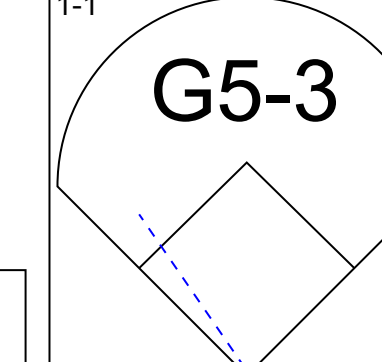
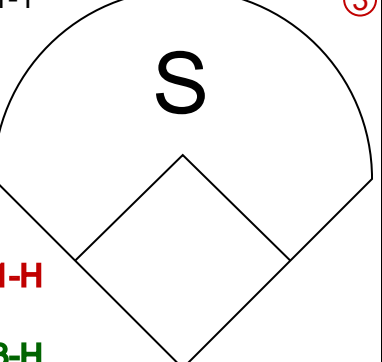
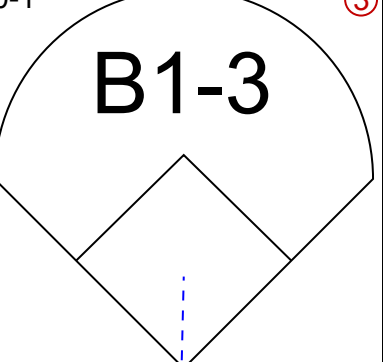
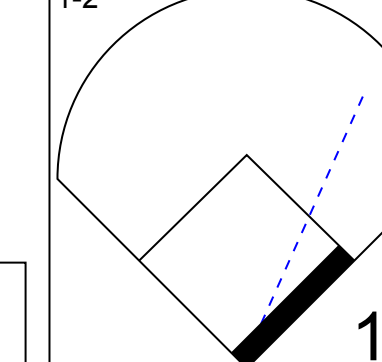
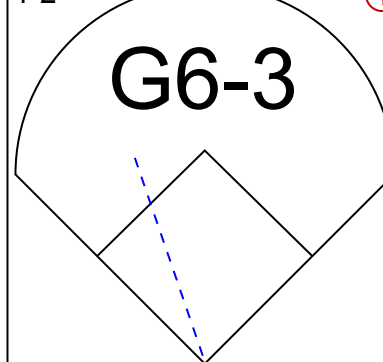
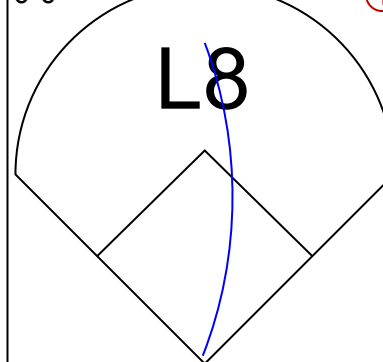
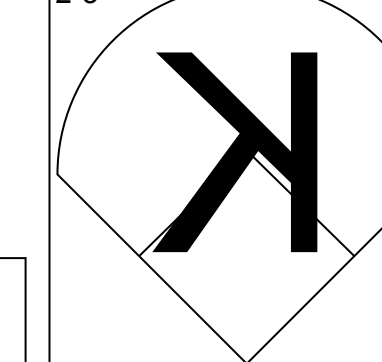
AB	30
R	3
H	10
RBI	3
BB	3
SO	3
LOB	17



Batter	1	2	3	4	5	6	7	8	9	AB	R	H	RBI	BB	SO	LOB	TOP										
Tony Phillips, S OBP: 0.420, SLG: 0.418 (1, 7)										2	2	1	3	0	0		Chicago White Sox @ Kansas City Royals Kauffman Stadium, Kansas City, MO Fri Jul 12, 1996, 7:05 PM CDT Att: 18,458 - Unknown - 86 F										
Darren Lewis, R OBP: 0.355, SLG: 0.350 (1, 8)										4	2	1	0	0	3												
Robin Ventura, L OBP: 0.373, SLG: 0.511 (1, 5)										4	0	1	1	1	0	3											
Harold Baines, L OBP: 0.392, SLG: 0.535 (1, 10)										5	0	0	1	0	0	5											
Danny Tartabull, R OBP: 0.333, SLG: 0.451 (1, 9)										4	1	1	1	1	0	1											
Dave Martinez, L OBP: 0.378, SLG: 0.445 (1, 3)										5	0	2	0	0	0	4											
Ron Karkovics, R OBP: 0.272, SLG: 0.346 (1, 2)										4	0	0	0	0	1	2											
Ray Durham, S OBP: 0.360, SLG: 0.404 (1, 4)										4	1	1	0	0	0	2											
Ozzie Guillen, L OBP: 0.286, SLG: 0.379 (1, 6)										4	1	2	0	0	0	0											
Inning Stats	R: 0 E: 0 K: 0 S: 9	H: 1 LOB: 1 BB: 0 P: 12	R: 0 E: 0 K: 1 S: 6	H: 1 LOB: 1 BB: 0 P: 9	R: 2 E: 0 K: 0 S: 17	H: 2 LOB: 2 BB: 2 P: 30	R: 0 E: 0 K: 0 S: 8	H: 0 LOB: 0 BB: 0 P: 11	R: 0 E: 0 K: 0 S: 9	H: 0 LOB: 1 BB: 1 P: 16	R: 1 E: 0 K: 0 S: 10	H: 2 LOB: 0 BB: 0 P: 12	R: 2 E: 1 K: 0 S: 14	H: 2 LOB: 2 BB: 2 P: 27	R: 2 E: 0 K: 0 S: 14	H: 3 LOB: 1 BB: 0 P: 24		R: 0 E: 0 K: 0 S: 5	H: 0 LOB: 0 BB: 0 P: 9	1B: 9 2B: 1 3B: 0 HR: 1	SF: 0 SAC: 1 DP: 1 HBP: 0	WP: 1 PB: 0 CS: 2	PA: 42				
PITCHER	IP	WLS	BF	H	R	ER	SO	BB	IBB	HBP	BLK	WP	HR	S	P	ERA	WHIP										
Tim Lincecum, R ERA: 4.24 (8, 1)	7.0	L	33	8	5	4	1	4	1	0	0	0	1	73	117	5.14	1.714										
Jason Jacome, L ERA: 4.78 (8, 1)	0.1		4	3	2	2	0	0	0	0	0	0	0	11	18	54.00	9.000										
Hipolito Pichardo, R ERA: 5.99 (8, 1)	1.2		5	0	0	0	0	0	0	0	0	1	0	8	15	0.00	0.000										

Batter	1	2	3	4	5	6	7	8	9	AB	R	H	RBI	BB	SO	LOB	BOTTOM										
Jose Offerman, S OBP: 0.385, SLG: 0.387 (1, 3)										4	1	2	2	1	2	0	Chicago White Sox @ Kansas City Royals Kauffman Stadium, Kansas City, MO Fri Jul 12, 1996, 7:05 PM CDT Att: 18,458 - Unknown - 86 F										
Tom Goodwin, L OBP: 0.338, SLG: 0.340 (1, 7)										5	1	1	2	0	0	3											
Keith Lockhart, L OBP: 0.360, SLG: 0.452 (7, PH) Kevin Young, R OBP: 0.333, SLG: 0.604 (8, 5)										3	0	0	0	0	0	3											
Craig Paquette, R OBP: 0.276, SLG: 0.420 (1, 10)										5	0	1	2	0	0	3											
Michael Tucker, L OBP: 0.317, SLG: 0.405 (1, 9)										4	0	0	0	1	2	4											
Johnny Damon, L OBP: 0.330, SLG: 0.405 (1, 8)										4	1	2	0	1	0	1											
Joe Randa, R OBP: 0.359, SLG: 0.412 (8, 4)										4	0	1	0	0	2	3											
Mike Macfarlane, R OBP: 0.332, SLG: 0.526 (1, 2)										3	2	1	0	1	0	2											
David Howard, S OBP: 0.305, SLG: 0.320 (1, 6)										3	1	1	0	0	0	2											
Inning Stats	R: 0 E: 0 K: 1 S: 7	H: 0 LOB: 0 BB: 0 P: 11	R: 0 E: 0 K: 2 S: 8	H: 0 LOB: 1 BB: 1 P: 15	R: 1 E: 1 K: 1 S: 22	H: 2 LOB: 3 BB: 1 P: 34	R: 0 E: 0 K: 0 S: 6	H: 1 LOB: 1 BB: 0 P: 11	R: 0 E: 0 K: 1 S: 10	H: 0 LOB: 0 BB: 0 P: 13	R: 0 E: 0 K: 1 S: 11	H: 1 LOB: 1 BB: 0 P: 16	R: 3 E: 0 K: 1 S: 14	H: 3 LOB: 1 BB: 1 P: 26	R: 2 E: 0 K: 0 S: 18	H: 2 LOB: 1 BB: 0 P: 31		R: 0 E: 0 K: 0 S: 9	H: 0 LOB: 1 BB: 1 P: 15	1B: 7 2B: 1 3B: 1 HR: 0	SF: 0 SAC: 0 DP: 0 HBP: 1	WP: 1 PB: 0 CS: 0	PA: 42				
PITCHER	IP	WLS	BF	H	R	ER	SO	BB	IBB	HBP	BLK	WP	HR	S	P	ERA	WHIP										
Kevin Tapani, R ERA: 3.58 (7, 1)	0.0		1	1	0	0	0	0	0	0	0	0	0	3	6	-	-										
Larry Thomas, L ERA: 3.74 (7, 1)	0.2		3	1	1	1	1	0	0	0	0	0	0	6	11	13.50	1.500										
41 Bill Simas, R ERA: 4.43 (8, 1)	0.2		4	1	2	2	0	0	0	1	0	0	0	12	23	27.00	1.500										
Roberto Hernandez, R ERA: 1.17 (8, 1)	1.1	S	6	1	0	0	0	1	0	0	0	0	0	15	23	0.00	1.500										

Batter	1	2	3	4	5	6	7	8	9	AB	R	H	RBI	BB	SO	LOB	TOP					
Tony Phillips, S OBP: 0.417, SLG: 0.413 (1, 7)										4	1	0	0	1	1	3	Chicago White Sox @ Kansas City Royals Kauffman Stadium, Kansas City, MO Sat Jul 13 1996, 7:05 PM CDT Att: 25,363 - Unknown - 83 F livebaseballscorecards.com					
Ray Durham, S OBP: 0.356, SLG: 0.359 (1, 4)										4	0	0	0	0	0	2						
Norberto Martin, R OBP: 0.396, SLG: 0.472 (1, 6)										3	1	1	0	0	0	0						
Ozzie Guillen, L OBP: 0.288, SLG: 0.384 (6, 6)										1	0	1	0	0	0	0						
Danny Tartabull, R OBP: 0.332, SLG: 0.452 (1, 9)										4	1	1	1	0	2	1						
Lyle Mouton, R OBP: 0.366, SLG: 0.461 (1, 10)										3	0	0	0	0	0	2						
Harold Baines, L OBP: 0.394, SLG: 0.535 (8, PH)										0	0	0	0	1	0	0						
Chris Snopce, R OBP: 0.282, SLG: 0.462 (1, 5)										2	0	2	2	0	0	0						
Robin Ventura, L OBP: 0.372, SLG: 0.509 (8, 5)										1	0	0	0	0	0	2						
Ron Karkovics, R OBP: 0.269, SLG: 0.342 (1, 2)										3	0	0	0	0	0	2						
Dave Martinez, L OBP: 0.380, SLG: 0.447 (1, 3)										4	0	2	0	0	1	2						
Darren Lewis, R OBP: 0.353, SLG: 0.349 (1, 8)										4	0	1	0	0	0	4						
Inning Stats	R: 0 E: 0 K: 1 S: 7	H: 0 LOB: 0 BB: 0 P: 10	R: 0 E: 0 K: 1 S: 14	H: 1 LOB: 1 BB: 0 P: 19	R: 0 E: 0 K: 0 S: 5	H: 1 LOB: 0 BB: 0 P: 11	R: 0 E: 0 K: 0 S: 8	H: 0 LOB: 0 BB: 0 P: 12	R: 0 E: 1 K: 0 S: 8	H: 0 LOB: 2 BB: 0 P: 11	R: 3 E: 0 K: 0 S: 9	H: 3 LOB: 1 BB: 1 P: 17	R: 0 E: 0 K: 0 S: 12	H: 1 LOB: 1 BB: 0 P: 18	R: 0 E: 0 K: 1 S: 7	H: 1 LOB: 1 BB: 1 P: 15	R: 0 E: 0 K: 1 S: 9	H: 1 LOB: 1 BB: 0 P: 15	1B: 5 2B: 3 3B: 1 HR: 0	SF: 0 SAC: 1 DP: 1 HBP: 1	WP: 0 PB: 0 SB: 0 CS: 1	PA: 37
PITCHER	IP	WLS	BF	H	R	ER	SO	BB	IBB	HBP	BLK	WP	HR	S	P	ERA	WHIP					
50 José Rosado, L ERA: 3.46 (1, 1)	7.0	L	30	7	3	3	2	1	0	1	1	0	0	64	99	3.86	1.143					
Julio Valera, R ERA: 5.5 (8, 1)	0.1		2	0	0	0	1	0	1	0	0	0	0	4	11	0.00	0.000					
Jason Jacome, L ERA: 4.58 (8, 1)	1.2		5	1	0	0	1	0	0	0	0	0	0	11	18	0.00	0.600					

Batter	1	2	3	4	5	6	7	8	9	AB	R	H	RBI	BB	SO	LOB	BOTTOM				
Jose Offerman, S OBP: 0.380, SLG: 0.381 (1, 3)										4	0	0	0	0	1	1	Chicago White Sox @ Kansas City Royals Kauffman Stadium, Kansas City, MO Sat Jul 13 1996, 7:05 PM CDT Att: 25,363 - Unknown - 83 F livebaseballscorecards.com				
Tom Goodwin, L OBP: 0.334, SLG: 0.336 (1, 8)										4	0	0	0	0	1						
Keith Lockhart, L OBP: 0.355, SLG: 0.445 (1, 4)										4	0	0	0	0	0	0					
Joe Vitiello, R OBP: 0.343, SLG: 0.407 (1, 10)										3	0	0	0	0	2	0					
Johnny Damon, L OBP: 0.327, SLG: 0.401 (1, 9)										3	0	0	0	0	0	0					
Craig Paquette, R OBP: 0.277, SLG: 0.419 (1, 5)										3	1	1	0	0	0	0					
Michael Tucker, L OBP: 0.321, SLG: 0.408 (1, 7)										3	0	2	0	0	0	0					
Sal Fasano, R OBP: 0.283, SLG: 0.343 (1, 2)										4	0	0	0	0	1	2					
David Howard, S OBP: 0.305, SLG: 0.320 (1, 6)										3	0	1	0	0	1	1					
Inning Stats	R: 0 E: 0 K: 0 S: 5	H: 2 LOB: 1 BB: 0 P: 14	R: 0 E: 0 K: 0 S: 8	H: 0 LOB: 0 BB: 0 P: 10	R: 0 E: 0 K: 1 S: 8	H: 0 LOB: 0 BB: 0 P: 12	R: 0 E: 0 K: 0 S: 6	H: 0 LOB: 0 BB: 0 P: 8	R: 0 E: 0 K: 1 S: 10	H: 1 LOB: 1 BB: 0 P: 12	R: 0 E: 0 K: 1 S: 7	H: 0 LOB: 0 BB: 0 P: 9	R: 0 E: 0 K: 2 S: 11	H: 1 LOB: 1 BB: 0 P: 17	R: 0 E: 0 K: 0 S: 6	H: 0 LOB: 0 BB: 0 P: 8		1B: 4 2B: 0 3B: 0 HR: 0	SF: 0 SAC: 0 DP: 0 HBP: 0	WP: 0 PB: 0 SB: 2 CS: 0	PA: 31
PITCHER	IP	WLS	BF	H	R	ER	SO	BB	IBB	HBP	BLK	WP	HR	S	P	ERA	WHIP				
Alex Fernandez, R ERA: 3.89 (1, 1)	9.0	W	31	4	1	1	5	0	0	0	0	0	0	69	98	1.00	0.444				


Batter	1	2	3	4	5	6	7	8	9	AB R H RBI BB SO LOB	TOP									
Tony Phillips, S OBP: 0.413, SLG: 0.409										4 0 0 0 0 2 0	Chicago White Sox @ Kansas City Royals Kauffman Stadium, Kansas City, MO Sun Jul 14 1996, 3:33 AM CDT Att: 17,024 - Cloudy - 76 F									
Darren Lewis, R OBP: 0.351, SLG: 0.347										4 0 1 0 0 1 0										
Robin Ventura, L OBP: 0.370, SLG: 0.505										3 1 0 0 1 0 1										
Harold Baines, L OBP: 0.401, SLG: 0.546 Ray Durham, S OBP: 0.356, SLG: 0.399										4 0 4 0 0 0 0 0 1 0 0 0 0 0										
Danny Tartabull, R OBP: 0.331, SLG: 0.462										3 1 1 3 0 0 2										
Dave Martinez, L OBP: 0.382, SLG: 0.450										3 0 1 0 1 0 2										
Chad Kreuter, S OBP: 0.315, SLG: 0.370										3 0 1 0 0 1 2										
Norberto Martin, R OBP: 0.366, SLG: 0.439										4 0 0 0 0 0 5										
Ozzie Guillen, L OBP: 0.286, SLG: 0.380										3 0 0 0 0 0 1										
Inning Stats	R: 0 E: 0 K: 1 S: 5	H: 1 LOB: 0 BB: 0 P: 8	R: 0 E: 0 K: 1 S: 9	H: 1 LOB: 1 BB: 0 P: 14	R: 0 E: 0 K: 0 S: 6	H: 0 LOB: 0 BB: 0 P: 9	R: 1 E: 0 K: 0 S: 8	H: 1 LOB: 1 BB: 1 P: 13	R: 0 E: 0 K: 0 S: 6	H: 1 LOB: 0 BB: 0 P: 8	R: 0 E: 0 K: 0 S: 9	H: 2 LOB: 2 BB: 0 P: 21	R: 0 E: 0 K: 1 S: 7	H: 0 LOB: 0 BB: 0 P: 11	R: 2 E: 0 K: 0 S: 11	H: 2 LOB: 1 BB: 1 P: 17	1B: 5 2B: 2 3B: 0 HR: 1	SF: 1 SAC: 0 DP: 2 HBP: 1	WP: 0 PB: 0 CS: 0	PA: 36
PITCHER	IP WLS BF H R ER SO BB IBB HBP BLK WP HR S P ERA WHIP																			
Doug Linton, R ERA: 4.42	(1, 1) 7.0 L 26 6 1 1 3 1 0 0 1 0 0 0 0 1 57 88 1.29 1.000																			
Jeff Montgomery, R ERA: 4.4	(8, 1) 2.0 9 2 2 2 1 1 0 0 0 0 1 18 28 9.00 1.500																			

Batter	1	2	3	4	5	6	7	8	9	AB R H RBI BB SO LOB	BOTTOM											
Jose Offerman, S OBP: 0.375, SLG: 0.376										4 0 0 1 0 0 0	Chicago White Sox @ Kansas City Royals Kauffman Stadium, Kansas City, MO Sun Jul 14 1996, 3:33 AM CDT Att: 17,024 - Cloudy - 76 F											
Tom Goodwin, L OBP: 0.333, SLG: 0.335										4 0 1 0 0 0 0												
Keith Lockhart, L OBP: 0.351, SLG: 0.440										3 0 0 0 0 0 1												
Craig Paquette, R OBP: 0.273, SLG: 0.412										3 0 0 0 0 2 0												
Michael Tucker, L OBP: 0.322, SLG: 0.407										3 0 1 0 0 0 0												
Johnny Damon, L OBP: 0.324, SLG: 0.397										3 0 0 0 0 0 1												
Joe Randa, R OBP: 0.358, SLG: 0.411										3 1 1 0 0 0 0												
Mike Macfarlane, R OBP: 0.332, SLG: 0.520										2 1 0 0 0 0 0												
David Howard, S OBP: 0.302, SLG: 0.317										3 0 0 1 0 0 1												
Inning Stats	R: 0 E: 0 K: 0 S: 6	H: 0 LOB: 0 BB: 0 P: 9	R: 0 E: 0 K: 1 S: 6	H: 1 LOB: 0 BB: 0 P: 13	R: 0 E: 0 K: 0 S: 5	H: 0 LOB: 0 BB: 0 P: 8	R: 0 E: 0 K: 0 S: 8	H: 1 LOB: 0 BB: 0 P: 11	R: 0 E: 0 K: 0 S: 6	H: 0 LOB: 0 BB: 0 P: 8	R: 0 E: 0 K: 0 S: 7	H: 0 LOB: 0 BB: 0 P: 9	R: 0 E: 0 K: 1 S: 4	H: 0 LOB: 0 BB: 0 P: 6	R: 0 E: 0 K: 1 S: 7	H: 0 LOB: 0 BB: 0 P: 10	R: 2 E: 0 K: 0 S: 11	H: 1 LOB: 0 BB: 0 P: 17	1B: 3 2B: 0 3B: 0 HR: 0	SF: 0 SAC: 0 DP: 0 HBP: 1	WP: 1 PB: 0 CS: 2	PA: 30
PITCHER	IP WLS BF H R ER SO BB IBB HBP BLK WP HR S P ERA WHIP																					
James Baldwin, R ERA: 3.6	(1, 1) 8.0 W 26 3 2 2 2 0 0 0 0 0 0 1 0 50 76 2.25 0.375																					
Roberto Hernandez, R ERA: 1.14	(9, 1) 1.0 S 3 0 0 0 0 0 0 0 0 0 0 1 0 10 15 0.00 0.000																					

Batter	1	2	3	4	5	6	7	8	9	AB	R	H	RBI	BB	SO	LOB	TOP			
Kenny Lofton, L OBP: 0.379, SLG: 0.441 (1, 8)	F8		1B		G5-3			E6		4	1	1	0	0	0	0	Cleveland Indians @ Kansas City Royals Kauffman Stadium, Kansas City, MO Mon Jul 15 1996, 7:05 PM CDT Att: 22,294 - Unknown - 86 F			
Mark Carreon, R OBP: 0.338, SLG: 0.473 (1, 3)	G6-3		1B			K		G6-4-3		4	0	1	1	0	1	1				
Jim Thome, L OBP: 0.450, SLG: 0.596 (1, 5)	K		1B							2	0	0	0	2	1	1				
Albert Belle, R OBP: 0.406, SLG: 0.633 (1, 7)										2	0	0	0	1	0	1				
Manny Ramirez, R OBP: 0.387, SLG: 0.594 (1, 10)										4	2	2	1	0	1	3				
Jeremy Burnitz, L OBP: 0.417, SLG: 0.529 (1, 9)										4	0	0	0	0	0	2				
Carlos Baerga, S OBP: 0.294, SLG: 0.389 (1, 4)										4	0	1	1	0	0	1				
Sandy Alomar Jr., R OBP: 0.310, SLG: 0.386 (1, 2)										2	0	0	0	0	1	0				
Tony Peña, R OBP: 0.330, SLG: 0.319 (6, 2)										2	0	0	0	0	1	1				
Alvaro Espinoza, R OBP: 0.284, SLG: 0.391 (1, 6)										3	0	0	0	0	0	1				
Inning Stats	R: 0 E: 0 K: 1 S: 16	H: 0 LOB: 0 BB: 0 P: 22	R: 1 E: 0 K: 0 S: 8	H: 1 LOB: 0 BB: 0 P: 13	R: 1 E: 0 K: 1 S: 15	H: 2 LOB: 1 BB: 0 P: 24	R: 0 E: 0 K: 0 S: 11	H: 0 LOB: 0 BB: 0 P: 16	R: 0 E: 0 K: 0 S: 7	H: 0 LOB: 0 BB: 0 P: 11	R: 1 E: 0 K: 0 S: 16	H: 2 LOB: 1 BB: 0 P: 20	R: 0 E: 1 K: 1 S: 14	H: 0 LOB: 2 BB: 0 P: 27	R: 0 E: 0 K: 1 S: 7	H: 0 LOB: 0 BB: 0 P: 11	1B: 3 2B: 1 3B: 0 HR: 1	SF: 0 SAC: 0 DP: 1 HBP: 1	WP: 0 PB: 0 SB: 1 CS: 1	PA: 35
PITCHER	IP	WLS	BF	H	R	ER	SO	BB	IBB	HBP	BLK	WP	HR	S	P	ERA	WHIP			
Tim Lincecum, R ERA: 7.31 (1, 1)	3.1	3	14	3	2	2	2	0	0	1	0	0	1	43	68	5.40	0.900			
Mike Magnante, L ERA: 5.26 (4, 1)	3.1	W	12	2	1	1	1	1	0	0	0	0	0	34	48	2.70	0.900			
Hipolito Pichardo, R ERA: 5.75 (7, 1)	1.1		6	0	0	0	1	2	0	0	0	0	0	18	32	0.00	1.500			
Jeff Montgomery, R ERA: 4.31 (9, 1)	1.0	S	3	0	0	0	1	0	0	0	0	0	0	7	11	0.00	0.000			

Batter	1	2	3	4	5	6	7	8	9	AB	R	H	RBI	BB	SO	LOB	BOTTOM			
Jose Offerman, S OBP: 0.370, SLG: 0.369 (1, 3)	G4-3	G4-3		P4		G6-3		K		5	0	0	0	0	1	2	Cleveland Indians @ Kansas City Royals Kauffman Stadium, Kansas City, MO Mon Jul 15 1996, 7:05 PM CDT Att: 22,294 - Unknown - 86 F			
Tom Goodwin, L OBP: 0.335, SLG: 0.337 (1, 8)	G5-3	F7		1B		K				4	1	2	0	0	1	0				
Keith Lockhart, L OBP: 0.350, SLG: 0.437 (1, 4)	G5-3		L4	F8				G3		4	1	1	0	0	0	1				
Kevin Young, R OBP: 0.309, SLG: 0.558 (1, 10)	G5-3		K		F8			K		4	0	0	0	0	2	2				
Michael Tucker, L OBP: 0.328, SLG: 0.424 (1, 7)	G5-3		1B	BB	S			K		3	2	2	2	1	1	0				
Johnny Damon, L OBP: 0.329, SLG: 0.408 (1, 9)	G5-3		1B		S			G3		4	0	3	1	0	0	0				
Joe Randa, R OBP: 0.356, SLG: 0.407 (1, 5)	G5-3		G5-3		L8			HBP		4	0	1	0	0	0	4				
Mike Macfarlane, R OBP: 0.335, SLG: 0.533 (1, 2)		F8		HR		G5-3				3	1	1	1	0	0	1				
David Howard, S OBP: 0.301, SLG: 0.326 (1, 6)				F7		G3		K		4	1	1	1	0	1	2				
Inning Stats	R: 3 E: 0 K: 0 S: 19	H: 4 LOB: 1 BB: 0 P: 25	R: 1 E: 0 K: 0 S: 9	H: 1 LOB: 0 BB: 0 P: 18	R: 0 E: 0 K: 1 S: 11	H: 1 LOB: 2 BB: 1 P: 19	R: 1 E: 0 K: 0 S: 14	H: 2 LOB: 1 BB: 0 P: 20	R: 1 E: 0 K: 0 S: 9	H: 2 LOB: 1 BB: 0 P: 12	R: 0 E: 0 K: 1 S: 8	H: 0 LOB: 0 BB: 0 P: 10	R: 0 E: 0 K: 2 S: 8	H: 0 LOB: 0 BB: 0 P: 12	R: 0 E: 0 K: 2 S: 15	H: 1 LOB: 2 BB: 0 P: 28		1B: 6 2B: 1 3B: 2 HR: 2	SF: 0 SAC: 0 DP: 0 HBP: 1	WP: 0 PB: 0 SB: 2 CS: 0
PITCHER	IP	WLS	BF	H	R	ER	SO	BB	IBB	HBP	BLK	WP	HR	S	P	ERA	WHIP			
Julian Tavarez, R ERA: 5.4 (1, 1)	3.2	L	20	5	5	5	1	1	0	0	0	0	0	27	36	2.70	0.600			
Danny Graves, R ERA: 6.75 (4, 1)	3.1		12	2	1	1	3	0	0	0	0	0	0	15	28	0.00	1.000			
Jose Mesa, R ERA: 4.73 (8, 1)	1.0		5	1	0	0	2	0	0	1	0	0	0	15	28	0.00	1.000			

AB 31
R 3
H 5
RBI 3
BB 3
SO 5
LOB 11




Batter	1	2	3	4	5	6	7	8	9	AB	R	H	RBI	BB	SO	LOB	TOP									
Kenny Lofton, L OBP: 0.375, SLG: 0.435	F7		G3		G4-3	G6-3		G3		5	0	0	0	0	0	1	Cleveland Indians @ Kansas City Royals Kauffman Stadium, Kansas City, MO Tue Jul 16 1996, 7:05 PM CDT Att: 16,871 - Unknown - 83 F									
Omar Vizquel, S OBP: 0.362, SLG: 0.422	F7		G5-3		G4-3	G4-3		G6-3 2B	5	2	2	1	0	0	0											
Mark Carreon, R OBP: 0.339, SLG: 0.475	HR 2B		G6-3		1B 1B	F7		G5-3	5	2	2	0	0	0	1											
Albert Belle, R OBP: 0.411, SLG: 0.642	2H HR			2B 1B	1B 1B		G4-3	G6-3 2B	3	4	2	2	2	0	0											
Manny Ramirez, R OBP: 0.389, SLG: 0.601	2B			1B 2B	1B 1B		P4	G6-3	5	1	3	1	0	0	2											
Eddie Murray, S OBP: 0.327, SLG: 0.397	F7			1B 2B	P4		F7	1B 2B	5	1	2	4	0	0	3											
Carlos Baerga, S OBP: 0.298, SLG: 0.391		F7		G4-6-3	1B			1B 2B	5	0	3	2	0	0	1											
Tony Peña, R OBP: 0.343, SLG: 0.333				1B	1B			L8	5	0	3	0	0	0	2											
Alvaro Espinoza, R OBP: 0.270, SLG: 0.370		G6-4-3		F9	P6			P3	5	0	0	0	0	0	8											
Inning Stats	R: 2 E: 0 K: 0 S: 18	H: 3 LOB: 1 BB: 0 P: 30	R: 0 E: 0 K: 0 S: 4	H: 1 LOB: 0 BB: 0 P: 8	R: 0 E: 0 K: 0 S: 5	H: 0 LOB: 0 BB: 0 P: 11	R: 2 E: 0 K: 0 S: 14	H: 3 LOB: 1 BB: 0 P: 23	R: 3 E: 0 K: 0 S: 24	H: 6 LOB: 3 BB: 0 P: 32	R: 0 E: 0 K: 0 S: 5	H: 0 LOB: 0 BB: 0 P: 7	R: 0 E: 0 K: 0 S: 6	H: 0 LOB: 0 BB: 0 P: 7	R: 0 E: 0 K: 0 S: 9	H: 1 LOB: 1 BB: 0 P: 9	R: 3 E: 1 K: 0 S: 15	H: 3 LOB: 2 BB: 1 P: 26	1B: 10 2B: 5 3B: 0 HR: 2	SF: 0 SAC: 0 DP: 2 HBP: 0	WP: 0 PB: 0 SB: 0 CS: 0	PA: 45				
PITCHER	IP	WLS	BF	H	R	ER	SO	BB	IBB	HBP	BLK	WP	HR	S	P	ERA	WHIP									
Chris Haney, L ERA: 4.63	(1, 1)	4.2	L	25	12	7	7	0	1	0	0	0	0	2	60	98	13.50	2.786								
Rick Huisman, R ERA:	(5, 1)	3.0		11	2	0	0	0	0	0	0	0	0	0	23	27	0.00	0.667								
Julio Valera, R ERA: 5.84	(8, 1)	1.1		9	3	3	3	0	0	1	0	0	0	0	17	28	20.25	2.250								
Batter	1	2	3	4	5	6	7	8	9	AB	R	H	RBI	BB	SO	LOB	BOTTOM									
Tom Goodwin, L OBP: 0.337, SLG: 0.342	G4-3		CS			FC6-5 1H 2H		G6-3		4	0	2	3	0	0	0	Cleveland Indians @ Kansas City Royals Kauffman Stadium, Kansas City, MO Tue Jul 16 1996, 7:05 PM CDT Att: 16,871 - Unknown - 83 F									
Keith Lockhart, L OBP: 0.346, SLG: 0.432	G3		CS		FC6-5 F9		K		3	0	0	0	0	0	1											
Craig Paquette, R OBP: 0.271, SLG: 0.410			1-2		2-3		K		1	0	0	0	0	1	0											
Michael Tucker, L OBP: 0.331, SLG: 0.425	G3				1B		1B		4	0	2	0	0	0	0											
Bob Hamelin, L OBP: 0.402, SLG: 0.411		K			G3		F9		4	0	0	0	0	2	3											
Kevin Young, R OBP: 0.288, SLG: 0.518		K			P3		K		4	0	0	0	0	2	2											
Johnny Damon, L OBP: 0.323, SLG: 0.404		G3			G3		G4-3		3	1	0	0	1	0	0											
Joe Randa, R OBP: 0.359, SLG: 0.420			G4-3		G6-3		WP		4	0	2	1	0	0	0											
Mike Macfarlane, R OBP: 0.333, SLG: 0.530			F8				K		1	0	0	0	0	0	0											
Henry Mercedes, R OBP: 0.333, SLG: 0.333					2B 1B		K		3	1	1	0	0	1	2											
David Howard, S OBP: 0.304, SLG: 0.333					1B 3B		G4-3		3	2	1	0	1	0	2											
Inning Stats	R: 0 E: 0 K: 0 S: 13	H: 0 LOB: 0 BB: 0 P: 22	R: 0 E: 0 K: 2 S: 12	H: 0 LOB: 0 BB: 0 P: 16	R: 1 E: 0 K: 0 S: 7	H: 2 LOB: 0 BB: 0 P: 11	R: 0 E: 0 K: 0 S: 10	H: 0 LOB: 0 BB: 0 P: 15	R: 0 E: 0 K: 1 S: 14	H: 3 LOB: 2 BB: 1 P: 23	R: 0 E: 0 K: 1 S: 13	H: 1 LOB: 1 BB: 0 P: 20	R: 0 E: 0 K: 2 S: 9	H: 1 LOB: 1 BB: 0 P: 15	R: 1 E: 0 K: 0 S: 15	H: 1 LOB: 1 BB: 1 P: 25	1B: 4 2B: 3 3B: 1 HR: 0	SF: 0 SAC: 0 DP: 0 HBP: 0	WP: 1 PB: 0 SB: 0 CS: 1	PA: 37						
PITCHER	IP	WLS	BF	H	R	ER	SO	BB	IBB	HBP	BLK	WP	HR	S	P	ERA	WHIP									
Jack McDowell, R ERA: 4.38	(1, 1)	7.0	W	27	6	3	3	4	1	0	0	0	0	74	115	3.86	1.000									
Paul Assenmacher, L ERA: 2.03	(8, 1)	1.0		4	1	0	0	2	0	0	0	0	0	9	15	0.00	1.000									
Paul Shuey, R ERA: 4.43	(9, 1)	1.0		5	1	1	1	0	1	0	0	0	0	15	25	9.00	2.000									

Batter	1	2	3	4	5	6	7	8	9	AB	R	H	RBI	BB	SO	LOB	TOP								
Jose Offerman, S OBP: 0.366, SLG: 0.372	F7		G4-6-3		F7		F8		FC6-4	5	0	0	0	0	0	5	Kansas City Royals @ Chicago White Sox Comiskey Park, Chicago, IL Thu Jul 18, 1996, 8:05 PM EDT Att: 17,657 - Unknown - 88 F livebaseballscorecards.com								
Tom Goodwin, L OBP: 0.334, SLG: 0.342	K			L8		F	G1-3		G4-3	5	1	1	0	0	1	2									
Keith Lockhart, L OBP: 0.346, SLG: 0.444	G4-3			HR		F8			F8	5	2	2	1	0	0	2									
Mike Macfarlane, R OBP: 0.336, SLG: 0.537		G5-3		HR		S	1B		1B	2	3	1	2	2	0	0									
Michael Tucker, L OBP: 0.327, SLG: 0.416	K			HR		1B	IBB		E	2	0	0	0	0	2	0									
Bob Hamelin, L OBP: 0.405, SLG: 0.411	K					P3			E	2	1	1	0	0	0	2									
Craig Paquette, R OBP: 0.276, SLG: 0.417	K			G6-3					E7	4	0	2	4	0	1	0									
Johnny Damon, L OBP: 0.332, SLG: 0.407				FC1-6			SH1-3		G6-3	4	0	2	0	0	0	2									
Joe Randa, R OBP: 0.348, SLG: 0.407				FC1-6			SH1-3		G3-1	3	0	0	0	0	0	2									
29 Mike Sweeney, R OBP: 0.750, SLG: 0.667				G4-6-3			K		FC6-4	3	0	2	0	1	1	1									
Inning Stats	R: 0 H: 0 E: 0 K: 1 S: 10	H: 0 LOB: 0 BB: 0 P: 16	R: 0 H: 0 E: 0 K: 2 S: 11	H: 0 LOB: 0 BB: 0 P: 13	R: 0 H: 2 E: 0 K: 0 S: 5	H: 2 LOB: 1 BB: 0 P: 8	R: 2 H: 2 E: 0 K: 1 S: 12	H: 2 LOB: 0 BB: 0 P: 18	R: 0 H: 1 E: 0 K: 1 S: 7	H: 1 LOB: 1 BB: 0 P: 11	R: 2 H: 2 E: 1 K: 0 S: 8	H: 2 LOB: 1 BB: 1 P: 16	R: 0 H: 0 E: 0 K: 0 S: 7	H: 0 LOB: 1 BB: 1 P: 13	R: 3 H: 3 E: 1 K: 0 S: 12	H: 3 LOB: 1 BB: 0 P: 21	R: 0 H: 1 E: 0 K: 0 S: 10	H: 1 LOB: 1 BB: 0 P: 15	1B: 7 2B: 2 3B: 0 HR: 2	SF: 0 SAC: 1 DP: 1 HBP: 0	WP: 0 PB: 0 SB: 1 CS: 0	PA: 39			
PITCHER	IP	WLS	BF	H	R	ER	SO	BB	IBB	HBP	BLK	WP	HR	S	P	ERA	WHIP								
Alex Fernandez, R ERA: 4.08	(1, 1)	7.0	L	32	9	7	6	5	2	1	0	0	0	2	108	7.71	1.571								
Jeff Darwin, R ERA: 3.57	(8, 1)	1.0		3	1	0	0	0	0	0	0	0	0	5	8	0.00	1.000								
Larry Thomas, L ERA: 3.57	(9, 1)	1.0		4	1	0	0	0	0	0	0	0	0	10	15	0.00	1.000								


Batter	1	2	3	4	5	6	7	8	9	AB	R	H	RBI	BB	SO	LOB	BOTTOM								
Tony Phillips, S OBP: 0.410, SLG: 0.401	F7		G6-3		G4-3				G4-1	4	0	0	0	0	0	0	Kansas City Royals @ Chicago White Sox Comiskey Park, Chicago, IL Thu Jul 18, 1996, 8:05 PM EDT Att: 17,657 - Unknown - 88 F livebaseballscorecards.com								
Darren Lewis, R OBP: 0.345, SLG: 0.335	L3		K				K		K	4	0	0	0	0	3	0									
Robin Ventura, L OBP: 0.370, SLG: 0.513					F7				K	3	0	1	0	1	1	0									
Harold Baines, L OBP: 0.394, SLG: 0.542					E9				G4-3	4	0	1	0	0	2	2									
Danny Tartabull, R OBP: 0.325, SLG: 0.453					K				K	4	0	0	0	0	3	2									
Dave Martinez, L OBP: 0.381, SLG: 0.454					P6				F8	2	0	0	0	1	0	1									
Ron Karkovics, R OBP: 0.273, SLG: 0.341					SH1-3				K	3	1	1	0	0	1	1									
Ray Durham, S OBP: 0.355, SLG: 0.408					G4-3				F8	2	0	0	0	0	0	1									
Ozzie Guillen, L OBP: 0.286, SLG: 0.382					K				G5-3	2	0	0	1	0	1	0									
Inning Stats	R: 0 H: 0 E: 0 K: 1 S: 11	H: 0 LOB: 1 BB: 1 P: 21	R: 0 H: 0 E: 0 K: 0 S: 13	H: 0 LOB: 1 BB: 1 P: 21	R: 0 H: 0 E: 0 K: 2 S: 8	H: 0 LOB: 0 BB: 0 P: 13	R: 0 H: 1 E: 1 K: 1 S: 12	H: 1 LOB: 1 BB: 0 P: 17	R: 1 H: 1 E: 0 K: 0 S: 6	H: 1 LOB: 0 BB: 0 P: 10	R: 0 H: 1 E: 0 K: 3 S: 12	H: 1 LOB: 1 BB: 0 P: 21	R: 0 H: 0 E: 0 K: 1 S: 11	H: 0 LOB: 0 BB: 0 P: 14	R: 0 H: 0 E: 0 K: 1 S: 7	H: 0 LOB: 0 BB: 0 P: 11	R: 0 H: 0 E: 0 K: 2 S: 9	H: 0 LOB: 0 BB: 0 P: 16	1B: 1 2B: 2 3B: 0 HR: 0	SF: 1 SAC: 1 DP: 0 HBP: 0	WP: 0 PB: 0 SB: 1 CS: 0	PA: 32			
PITCHER	IP	WLS	BF	H	R	ER	SO	BB	IBB	HBP	BLK	WP	HR	S	P	ERA	WHIP								
Kevin Appier, R ERA: 3.53	(1, 1)	6.0	W	23	3	1	1	7	2	0	0	0	0	62	103	1.50	0.833								
Hipolito Pichardo, R ERA: 5.36	(7, 1)	3.0	S	9	0	0	0	4	0	0	0	0	0	27	41	0.00	0.000								

Batter	1	2	3	4	5	6	7	8	9	AB	R	H	RBI	BB	SO	LOB	TOP				
Jose Offerman, S OBP: 0.367, SLG: 0.366 (1, 6)										4	1	1	0	1	1	2					
Tom Goodwin, L OBP: 0.345, SLG: 0.351 (1, 8)										5	2	4	1	0	0	1					
Keith Lockhart, L OBP: 0.345, SLG: 0.443 (1, 4)										5	0	2	1	0	0	3					
Bip Roberts, S OBP: 0.344, SLG: 0.384 (1, 10)										5	0	1	1	0	0	4					
Michael Tucker, L OBP: 0.323, SLG: 0.405 (1, 3)										3	0	0	0	0	0	2					
Craig Paquette, R OBP: 0.276, SLG: 0.442 David Howard, S OBP: 0.305, SLG: 0.332 (1, 7)										4	0	0	0	0	0	3					
Mike Macfarlane, R OBP: 0.331, SLG: 0.532 (1, 2)										4	1	1	1	0	1	0					
Johnny Damon, L OBP: 0.336, SLG: 0.410 (1, 9)										4	1	2	0	0	1	0					
Joe Randa, R OBP: 0.341, SLG: 0.406 (1, 5)										4	0	1	0	0	0	1					
Inning Stats	R: 0 E: 0 K: 0 S: 10	H: 1 LOB: 2 BB: 1 P: 17	R: 0 E: 0 K: 1 S: 13	H: 2 LOB: 2 BB: 0 P: 18	R: 1 E: 1 K: 0 S: 14	H: 1 LOB: 1 BB: 0 P: 21	R: 0 E: 0 K: 1 S: 5	H: 0 LOB: 0 BB: 0 P: 6	R: 0 E: 0 K: 0 S: 5	H: 1 LOB: 1 BB: 0 P: 7	R: 1 E: 0 K: 1 S: 12	H: 3 LOB: 1 BB: 0 P: 18	R: 0 E: 0 K: 2 S: 7	H: 0 LOB: 0 BB: 0 P: 11	R: 2 E: 0 K: 0 S: 8	H: 3 LOB: 1 BB: 0 P: 9	1B: 11 2B: 0 3B: 0 HR: 1	SF: 0 SAC: 0 DP: 0 HBP: 1	WP: 0 PB: 0 SB: 2 CS: 1	PA: 41	
PITCHER	IP	WLS	BF	H	R	ER	SO	BB	IBB	HBP	BLK	WP	HR	S	P	ERA	WHIP				
Tom Gordon, R ERA: 5.92	(1, 1)	8.1	L	36	10	4	3	6	1	0	1	0	0	1	81	119	3.24	1.320			
Mike Stanton, L ERA: 3.88	(9, 1)	0.2		4	2	1	1	0	0	0	0	0	0	5	6	13.50	3.000				

Kansas City Royals @ Boston Red Sox
Fenway Park, Boston, MA
Mon Jul 22 1996, 7:05 PM EDT
Att: 28,109 - Unknown - 83 F

livebaseballscorecards.com

AB	38
R	5
H	12
RBI	4
BB	1
SO	6
LOB	14




Batter	1	2	3	4	5	6	7	8	9	AB	R	H	RBI	BB	SO	LOB	BOTTOM					
Jeff Frye, R OBP: 0.340, SLG: 0.287 (1, 4)										4	0	1	0	0	1	0						
John Valentin, R OBP: 0.388, SLG: 0.462 (1, 6)										3	1	0	0	1	2	1						
Mo Vaughn, L OBP: 0.427, SLG: 0.612 (1, 3)										4	1	2	2	0	0	0						
Jose Canseco, R OBP: 0.420, SLG: 0.640 (1, 10)										4	0	1	0	0	1	2						
Kevin Mitchell, R OBP: 0.371, SLG: 0.439 (1, 9)										4	0	0	0	0	0	3						
18 Reggie Jefferson, S OBP: 0.404, SLG: 0.846 (1, 7)										3	0	0	0	0	0	0						
Tim Lincecum, R OBP: 0.390, SLG: 0.505 (1, 5)										3	0	2	0	0	0	0						
Scott Hatteberg, L (1, 2)										2	0	0	0	0	0	1						
Mike Stanley, R OBP: 0.394, SLG: 0.504 (8, PH)										1	0	0	0	0	0	1						
Lee Tinsley, S OBP: 0.280, SLG: 0.263 Mike Greenwell, L OBP: 0.272, SLG: 0.309 (8, PH)										2	0	0	0	0	0	0						
Inning Stats	R: 0 E: 0 K: 1 S: 11	H: 0 LOB: 0 BB: 0 P: 17	R: 0 E: 0 K: 1 S: 8	H: 0 LOB: 0 BB: 0 P: 12	R: 0 E: 0 K: 0 S: 8	H: 1 LOB: 0 BB: 0 P: 12	R: 2 E: 0 K: 0 S: 9	H: 2 LOB: 1 BB: 0 P: 15	R: 0 E: 0 K: 0 S: 4	H: 0 LOB: 0 BB: 0 P: 7	R: 0 E: 0 K: 2 S: 8	H: 0 LOB: 0 BB: 0 P: 11	R: 0 E: 0 K: 0 S: 7	H: 0 LOB: 0 BB: 0 P: 7	R: 0 E: 0 K: 0 S: 9	H: 1 LOB: 1 BB: 0 P: 12	R: 0 E: 0 K: 0 S: 10	H: 2 LOB: 2 BB: 0 P: 14	1B: 5 2B: 0 3B: 0 HR: 1	SF: 0 SAC: 0 DP: 2 HBP: 0	WP: 0 PB: 0 SB: 0 CS: 0	PA: 32
PITCHER	IP	WLS	BF	H	R	ER	SO	BB	IBB	HBP	BLK	WP	HR	S	P	ERA	WHIP					
Tim Lincecum, R ERA: 3.99	(1, 1)	9.0	W	32	6	2	2	4	1	0	0	0	1	74	107	2.00	0.778					

Kansas City Royals @ Boston Red Sox
Fenway Park, Boston, MA
Mon Jul 22 1996, 7:05 PM EDT
Att: 28,109 - Unknown - 83 F

livebaseballscorecards.com

AB	31
R	2
H	6
RBI	2
BB	1
SO	4
LOB	9



Batter	1	2	3	4	5	6	7	8	9	AB	R	H	RBI	BB	SO	LOB	TOP				
Jose Offerman, S OBP: 0.366, SLG: 0.365 Craig Paquette, R OBP: 0.280, SLG: 0.455										1	0	0	0	0	1	0	Kansas City Royals @ Boston Red Sox Fenway Park, Boston, MA Tue Jul 23 1996, 7:05 PM EDT Att: 23,711 - Unknown - 66 F				
Tom Goodwin, L OBP: 0.343, SLG: 0.349										5	2	1	0	0	0	2					
Keith Lockhart, L OBP: 0.346, SLG: 0.443										5	0	2	1	0	1	4					
Bip Roberts, S OBP: 0.349, SLG: 0.388											5	1	3	0	0	1		2			
Bob Hamelin, L OBP: 0.406, SLG: 0.431											5	1	2	1	0	0		3			
Johnny Damon, L OBP: 0.332, SLG: 0.405											5	0	0	1	0	1		5			
Mike Macfarlane, R OBP: 0.336, SLG: 0.536											4	1	2	0	1	0		1			
Michael Tucker, L OBP: 0.326, SLG: 0.408										3	0	2	1	0	1	0					
Joe Randa, R OBP: 0.339, SLG: 0.402										2	0	0	1	1	1	1					
Inning Stats	R: 0 E: 0 K: 1 S: 7	H: 0 LOB: 0 BB: 0 P: 8	R: 0 E: 0 K: 1 S: 9	H: 1 LOB: 0 BB: 0 P: 11	R: 0 E: 0 K: 2 S: 8	H: 1 LOB: 0 BB: 0 P: 13	R: 4 E: 0 K: 2 S: 21	H: 3 LOB: 3 BB: 2 P: 38	R: 0 E: 0 K: 0 S: 14	H: 2 LOB: 2 BB: 0 P: 21	R: 3 E: 1 K: 1 S: 20	H: 3 LOB: 1 BB: 0 P: 32	R: 0 E: 0 K: 0 S: 4	H: 0 LOB: 0 BB: 0 P: 5	R: 0 E: 1 K: 0 S: 8	H: 1 LOB: 2 BB: 1 P: 16		R: 0 E: 0 K: 0 S: 8	H: 2 LOB: 1 BB: 0 P: 13	1B: 11 SF: 1 2B: 1 3B: 0 HR: 1	SF: 1 SAC: 1 DP: 2 HBP: 0
PITCHER	IP WLS BF H R ER SO BB IBB HBP BLK WP HR S P ERA WHIP																				
Aaron Sele, R ERA: 5.6	5.2 L 29 9 7 2 6 2 0 0 0 0 0 1 69 111 3.18 1.941																				
Vaughn Eshelman, L ERA: 7.21	2.1 10 2 0 0 1 0 1 0 0 0 0 0 22 33 0.00 0.857																				
Joe Hudson, R ERA: 4.3	1.0 4 2 0 0 0 0 0 0 0 0 0 0 8 13 0.00 2.000																				

Batter	1	2	3	4	5	6	7	8	9	AB	R	H	RBI	BB	SO	LOB	BOTTOM				
Jeff Frye, R OBP: 0.346, SLG: 0.293											3	1	1	0	2	1	1				
John Valentin, R OBP: 0.389, SLG: 0.460											4	0	1	0	1	1	3				
Mo Vaughn, L OBP: 0.427, SLG: 0.611											4	1	1	0	1	2	3				
Jose Canseco, R OBP: 0.417, SLG: 0.636											5	1	1	0	0	0	5				
Mike Greenwell, L OBP: 0.296, SLG: 0.378											4	2	3	2	1	0	0				
Tim Lincecum, R OBP: 0.390, SLG: 0.503											5	0	2	2	0	0	2				
Troy O'Leary, L OBP: 0.329, SLG: 0.408											4	0	0	0	1	1	3				
Scott Hatteberg, L											2	0	0	0	0	1	1				
Mike Stanley, R OBP: 0.395, SLG: 0.502											1	0	0	0	1	0	2				
Lee Tinsley, S OBP: 0.281, SLG: 0.264 18 Reggie Jefferson, S OBP: 0.403, SLG: 0.563											3	0	1	0	0	1	2				
Inning Stats	R: 0 E: 0 K: 2 S: 12	H: 1 LOB: 1 BB: 0 P: 16	R: 1 E: 0 K: 0 S: 9	H: 1 LOB: 0 BB: 0 P: 14	R: 0 E: 0 K: 1 S: 10	H: 1 LOB: 2 BB: 2 P: 20	R: 0 E: 0 K: 2 S: 13	H: 0 LOB: 1 BB: 1 P: 23	R: 0 E: 0 K: 1 S: 11	H: 0 LOB: 1 BB: 1 P: 22	R: 1 E: 0 K: 0 S: 12	H: 2 LOB: 2 BB: 1 P: 20	R: 0 E: 0 K: 0 S: 8	H: 1 LOB: 1 BB: 0 P: 11	R: 0 E: 0 K: 0 S: 9	H: 1 LOB: 2 BB: 1 P: 19	R: 3 E: 1 K: 0 S: 15	H: 3 LOB: 1 BB: 1 P: 25	1B: 4 SF: 0 2B: 5 3B: 0 HR: 1	SF: 0 SAC: 0 DP: 0 HBP: 0	WP: 1 PA: 43 PB: 0 SB: 0 CS: 1
PITCHER	IP WLS BF H R ER SO BB IBB HBP BLK WP HR S P ERA WHIP																				
Kevin Appier, R ERA: 3.52	5.1 W 24 5 2 2 2 6 4 0 0 0 0 0 7 14 0.00 1.500																				
Jason Jacome, L ERA: 4.35	0.2 3 0 0 0 0 1 1 0 0 0 0 0 0 7 14 0.00 1.500																				
Julio Valera, R ERA: 5.68	1.2 8 2 0 0 0 0 1 0 0 0 0 0 0 16 28 0.00 1.800																				
Rick Huisman, R ERA: 4.15	0.2 4 1 2 2 0 0 1 0 0 0 0 0 0 7 14 27.00 3.000																				
Hipolito Pichardo, R ERA: 5.32	0.2 4 2 1 1 0 0 0 0 0 0 0 1 0 9 13 13.50 3.000																				

AB	38
R	7
H	13
RBI	6
BB	3
SO	7
LOB	21




AB	36
R	5
H	10
RBI	4
BB	7
SO	7
LOB	24



Batter	1	2	3	4	5	6	7	8	9	AB	R	H	RBI	BB	SO	LOB	TOP				
Jose Offerman, S (1, 4) OBP: 0.364, SLG: 0.369	0-0 SF8 3B	1-1 G5-3			2-0 G6-3		1-3 K		1-3 K	5	1	1	0	0	2	2					
Tom Goodwin, L (1, 8) OBP: 0.336, SLG: 0.345	1-2 G1-3		2-2 G5-3		0-0 G1-3		1-2 G3		2-3 K	5	0	0	0	0	1	2					
Bip Roberts, S (1, 10) OBP: 0.347, SLG: 0.385	2-2 SF8		0-2 F8		1-0 G5-3			4-2 BB		2	0	0	1	1	0	0					
Craig Paquette, R (1, 7) (6, 6) OBP: 0.283, SLG: 0.453	4-2 BB		3-2 G5-3		2-2 1B			1-2 E6		3	0	1	0	1	0	1					
29 Mike Sweeney, R (1, 2) OBP: 0.476, SLG: 0.438	1-0 F8			1-3 K		1-0 1B		1-2 F9		4	0	1	0	0	1	3					
Kevin Young, R (1, 3) OBP: 0.280, SLG: 0.451		2-1 P3		2-2 1B		1-2 P4		2-3 K		4	0	1	0	0	1	4					
Johnny Damon, L (1, 9) OBP: 0.333, SLG: 0.404		2-2 1B		0-0 L6		3-2 G1-3		4-2 BB		3	1	1	0	1	0	3					
Joe Randa, R (1, 5) OBP: 0.342, SLG: 0.404		3-2 1B		0-0 G6-3			3-1 1B	1-1 F9		4	0	2	1	0	0	4					
David Howard, S (1, 6) OBP: 0.303, SLG: 0.330		2-3 K			0-0 P4		1-3 K		0-0 P6	2	0	0	0	0	1	1					
Michael Tucker, L (6, 7) OBP: 0.324, SLG: 0.405										2	0	0	0	0	1	1					
Inning Stats	R: 1 E: 0 K: 0 S: 15	H: 1 LOB: 1 BB: 1 P: 23	R: 1 E: 0 K: 1 S: 14	H: 2 LOB: 1 BB: 0 P: 24	R: 0 E: 0 K: 0 S: 12	H: 0 LOB: 0 BB: 0 P: 17	R: 0 E: 0 K: 1 S: 8	H: 1 LOB: 1 BB: 0 P: 11	R: 0 E: 0 K: 0 S: 3	H: 2 LOB: 2 BB: 0 P: 5	R: 0 E: 0 K: 2 S: 14	H: 1 LOB: 1 BB: 0 P: 17	R: 0 E: 1 K: 1 S: 17	H: 0 LOB: 0 BB: 2 P: 30	R: 0 E: 0 K: 2 S: 8	H: 0 LOB: 0 BB: 0 P: 11	1B: 6 2B: 0 3B: 1 HR: 0	SF: 1 SAC: 0 DP: 0 HBP: 0	WP: 0 PB: 0 SB: 1 CS: 0	PA: 38	
PITCHER	IP	WLS	BF	H	R	ER	SO	BB	IBB	HBP	BLK	WP	HR	S	P	ERA	WHIP				
Jamie Moyer, L (1, 1) ERA: 4.5	7.0	W	29	7	2	2	4	1	0	0	0	0	0	77	119	2.57	1.143				
Rich Garces, R (8, 1) ERA: 5.18	0.2		4	0	0	0	1	1	0	0	0	0	0	13	21	0.00	1.500				
Mike Stanton, L (8, 1) ERA: 3.86	0.1		2	0	0	0	0	1	0	0	0	0	0	4	9	0.00	3.000				
Heathcliff Slocumb, R (9, 1) ERA: 3.78	1.0		3	0	0	0	2	0	0	0	0	0	0	8	11	0.00	0.000				

Kansas City Royals @ Boston Red Sox
Fenway Park, Boston, MA
Wed Jul 24 1996, 7:05 PM EDT
Att: 33,381 - Unknown - 66 F


AB 34
R 2
H 7
RBI 2
BB 3
SO 7
LOB 21



Batter	1	2	3	4	5	6	7	8	9	AB	R	H	RBI	BB	SO	LOB	BOTTOM				
Jeff Frye, R (1, 4) OBP: 0.351, SLG: 0.296	1-1 L7	0-3 K	4-1 FC5-6		0-0 1B	0-1 1B		2-1 P6		5	1	2	0	1	1	2					
John Valentin, R (1, 6) OBP: 0.388, SLG: 0.456	2-1 F8	4-1 2B	2-2 FC5-6		2-3 K	0-0 1B		1-0 L8		5	1	1	0	1	1	3					
Mo Vaughn, L (1, 3) OBP: 0.429, SLG: 0.610	4-2 BB	0-2 2B	0-0 G4-3		0-0 1B	2-0 P5				4	3	2	1	1	0	3					
18 Reggie Jefferson, S (9, 3) OBP: 0.403, SLG: 0.643		1-2 2B			1-2 1B					0	0	0	0	0	0	0					
Jose Canseco, R (1, 10) OBP: 0.419, SLG: 0.638	4-2 BB	1-2 2B		2-3 K	1-2 1B		0-0 P6			4	2	2	3	1	1	0					
Kevin Mitchell, R (1, 9) OBP: 0.394, SLG: 0.440	4-2 BB	4-0 1B		0-0 E6	1-1 1B		4-2 BB			2	2	1	1	3	0	0					
Troy O'Leary, L (7, PR) (8, 9) OBP: 0.329, SLG: 0.408	1-2 1B			1-3 1B	1-3 1B		4-2 BB			0	0	0	0	0	0	0					
Mike Greenwell, L (1, 7) OBP: 0.310, SLG: 0.382	4-2 1B	1-0 1B		1-1 1B	1-3 K		0-1 G4-6-3			4	0	2	3	1	1	3					
Tim Lincecum, R (1, 5) OBP: 0.390, SLG: 0.495	0-1 1B	1-3 K		0-0 F9	1-0 F9		4-2 BB			4	0	1	2	0	1	5					
Tony Rodriguez, R (8, PH) (9, 5)	1-2 1B							1B SF7		0	1	0	0	1	0	0					
Mike Stanley, R (1, 2) OBP: 0.390, SLG: 0.495	0-2 G1-3	1-3 K		1-0 FC6-4		1-1 F7		0-0 1B		4	0	0	0	0	1	5					
Bill Haselman, R (8, 2) OBP: 0.296, SLG: 0.389				1-2 1B				1-3 1B		1	0	1	0	0	0	0					
Lee Tinsley, S (1, 8) OBP: 0.284, SLG: 0.286		1-1 BB		0-1 P3		0-1 HR		1-1 SF7		4	2	2	2	0	1	0					
Inning Stats	R: 3 E: 0 K: 0 S: 19	H: 1 LOB: 2 BB: 4 P: 38	R: 4 E: 0 K: 3 S: 21	H: 4 LOB: 2 BB: 2 P: 33	R: 0 E: 0 K: 0 S: 7	H: 0 LOB: 1 BB: 1 P: 13	R: 1 E: 1 K: 1 S: 8	H: 1 LOB: 1 BB: 0 P: 12	R: 3 E: 0 K: 2 S: 16	H: 5 LOB: 2 BB: 0 P: 22	R: 0 E: 0 K: 1 S: 9	H: 2 LOB: 0 BB: 1 P: 13	R: 0 E: 0 K: 0 S: 7	H: 0 LOB: 1 BB: 1 P: 11	R: 1 E: 0 K: 0 S: 8	H: 1 LOB: 1 BB: 1 P: 16	1B: 12 2B: 1 3B: 0 HR: 1	SF: 1 SAC: 0 DP: 1 HBP: 0	WP: 0 PB: 0 SB: 1 CS: 0	PA: 47	
PITCHER	IP	WLS	BF	H	R	ER	SO	BB	IBB	HBP	BLK	WP	HR	S	P	ERA	WHIP				
Doug Linton, R (1, 1) ERA: 5.76	1.1	L	13	4	7	7	1	5	0	0	0	0	0	33	57	47.25	6.750				
Tim Pugh, R (2, 1) ERA: 7.07	3.0		18	6	4	3	4	2	0	0	0	0	1	32	52	9.00	2.667				
Rick Huisman, R (5, 1) ERA: 2.57	2.2		11	3	0	0	2	1	0	0	0	0	0	22	33	0.00	1.500				
Mike Magnante, L (8, 1) ERA: 5.13	1.0		5	1	1	1	0	1	0	0	0	0	0	8	16	9.00	2.000				

Kansas City Royals @ Boston Red Sox
Fenway Park, Boston, MA
Wed Jul 24 1996, 7:05 PM EDT
Att: 33,381 - Unknown - 66 F

AB 37
R 12
H 14
RBI 12
BB 9
SO 7
LOB 21



Batter	1	2	3	4	5	6	7	8	9	AB R H RBI BB SO LOB	TOP												
Jose Offerman, S OBP: 0.366, SLG: 0.369 (1, 3)										5 1 2 0 1 1 5	Kansas City Royals @ New York Yankees Yankee Stadium, Bronx, NY Thu Jul 25 1996, 7:05 PM EDT Att: 23,475 - Unknown - 76 F AB 37 R 7 H 13 RBI 7 BB 6 SO 4 LOB 24 												
Tom Goodwin, L OBP: 0.336, SLG: 0.341 (1, 8)										4 0 0 0 0 0 2													
Keith Lockhart, L OBP: 0.341, SLG: 0.435 (1, 4)										5 0 0 0 0 1 2													
Bip Roberts, S OBP: 0.352, SLG: 0.391 (1, 10)										4 2 2 1 1 0 1													
Craig Paquette, R OBP: 0.294, SLG: 0.463 (1, 5)										4 3 3 0 1 0 0													
Johnny Damon, L OBP: 0.335, SLG: 0.408 (1, 9)										4 0 3 0 1 1 2													
29 Mike Sweeney, R OBP: 0.500, SLG: 0.500 (1, 2)										4 1 2 2 1 0 3													
Michael Tucker, L OBP: 0.318, SLG: 0.398 (1, 7)										4 0 0 2 0 1 7													
David Howard, S OBP: 0.306, SLG: 0.330 (1, 6)										3 0 1 2 1 0 2													
Inning Stats	R: 0 E: 0 K: 0 S: 9	H: 1 LOB: 1 BB: 0 P: 14	R: 1 E: 0 K: 1 S: 15	H: 3 LOB: 2 BB: 0 P: 21	R: 0 E: 0 K: 1 S: 11	H: 0 LOB: 0 BB: 0 P: 15	R: 0 E: 0 K: 0 S: 11	H: 1 LOB: 1 BB: 0 P: 15	R: 0 E: 0 K: 0 S: 11	H: 0 LOB: 0 BB: 0 P: 16	R: 2 E: 0 K: 0 S: 7	H: 3 LOB: 2 BB: 1 P: 20	R: 1 E: 0 K: 1 S: 11	H: 1 LOB: 2 BB: 2 P: 24	R: 1 E: 0 K: 0 S: 6	H: 2 LOB: 1 BB: 0 P: 7	R: 2 E: 0 K: 1 S: 18	H: 2 LOB: 3 BB: 3 P: 39	1B: 10 2B: 3 3B: 0 HR: 0	SF: 1 SAC: 2 DP: 0 HBP: 0	WP: 0 PB: 0 SB: 0 CS: 0	PA: 46	
PITCHER	IP WLS BF H R ER SO BB IBB HBP BLK WP HR S P ERA WHIP											PITCHER	IP WLS BF H R ER SO BB IBB HBP BLK WP HR S P ERA WHIP										
Mark Hutton, R ERA: 5.04 (1, 1)	5.1 L 23 6 3 3 2 1 0 0 0 0 0 0 60 92 5.06 1.312																						
Bob Wickman, R ERA: 3.95 (6, 1)	1.1 9 3 1 1 0 2 0 0 0 0 0 0 12 27 6.75 3.750																						
Jim Mecir, R ERA: 4.21 (7, 1)	1.1 6 2 1 1 1 0 0 0 0 0 0 0 9 13 6.75 1.500																						
Billy Brewer, L ERA: 12.27 (9, 1)	0.2 7 2 2 2 1 3 0 0 0 0 0 0 15 35 27.00 7.500																						
Dale Polley, L ERA: 5.69 (9, 1)	0.1 1 0 0 0 0 0 0 0 0 0 0 0 3 4 0.00 0.000																						
Batter	1	2	3	4	5	6	7	8	9	AB R H RBI BB SO LOB	BOTTOM												
Wade Boggs, L OBP: 0.396, SLG: 0.403 (1, 5)										4 0 1 0 1 1 4	Kansas City Royals @ New York Yankees Yankee Stadium, Bronx, NY Thu Jul 25 1996, 7:05 PM EDT Att: 23,475 - Unknown - 76 F AB 35 R 0 H 8 RBI 0 BB 2 SO 3 LOB 22 												
Joe Girardi, R OBP: 0.374, SLG: 0.374 (1, 2)										4 0 0 0 0 0 2													
Paul O'Neill, L OBP: 0.430, SLG: 0.457 (1, 9)										4 0 0 0 0 1 3													
Bernie Williams, S OBP: 0.395, SLG: 0.540 (1, 8)										3 0 0 0 1 0 2													
Tino Martinez, L OBP: 0.347, SLG: 0.460 (1, 3)										4 0 2 0 0 0 1													
Ruben Sierra, S OBP: 0.332, SLG: 0.411 (1, 10)										4 0 1 0 0 0 1													
Mariano Duncan, R OBP: 0.328, SLG: 0.444 (1, 4)										4 0 1 0 0 0 3													
Gerald Williams, R OBP: 0.352, SLG: 0.481 (1, 7)										4 0 0 0 0 1 4													
2 Derek Jeter, R OBP: 0.360, SLG: 0.404 (1, 6)										4 0 3 0 0 0 2													
Inning Stats	R: 0 E: 0 K: 0 S: 6	H: 0 LOB: 1 BB: 1 P: 13	R: 0 E: 0 K: 0 S: 11	H: 2 LOB: 2 BB: 0 P: 16	R: 0 E: 0 K: 0 S: 7	H: 1 LOB: 1 BB: 0 P: 12	R: 0 E: 0 K: 0 S: 8	H: 1 LOB: 1 BB: 0 P: 10	R: 0 E: 1 K: 0 S: 8	H: 1 LOB: 1 BB: 0 P: 15	R: 0 E: 0 K: 0 S: 5	H: 0 LOB: 0 BB: 0 P: 8	R: 0 E: 0 K: 1 S: 9	H: 1 LOB: 0 BB: 0 P: 11	R: 0 E: 0 K: 1 S: 9	H: 0 LOB: 1 BB: 1 P: 15	R: 0 E: 0 K: 1 S: 9	H: 2 LOB: 2 BB: 0 P: 12	1B: 8 2B: 0 3B: 0 HR: 0	SF: 0 SAC: 0 DP: 1 HBP: 0	WP: 0 PB: 0 SB: 0 CS: 0	PA: 37	
PITCHER	IP WLS BF H R ER SO BB IBB HBP BLK WP HR S P ERA WHIP											PITCHER	IP WLS BF H R ER SO BB IBB HBP BLK WP HR S P ERA WHIP										
50 José Rosado, L ERA: 3.0 (1, 1)	7.2 W 30 6 0 0 2 1 0 0 0 0 0 0 13 21 0.00 0.913																						
Hipolito Pichardo, R ERA: 5.17 (8, 1)	1.1 7 2 0 0 1 1 0 0 0 0 0 0 13 21 0.00 2.250																						

Batter	1	2	3	4	5	6	7	8	9	AB	R	H	RBI	BB	SO	LOB	TOP								
Jose Offerman, S OBP: 0.367, SLG: 0.369 (1, 4)	4-2 BB		3-1 1-2 1B		2-3 K			3-2 G1-3		3	0	1	0	1	1	0									
Joe Randa, R OBP: 0.341, SLG: 0.406 (1, 5)	0-3 K		1-3 K			1-0 G6-3			1-2 1B 2B	4	1	1	0	0	2	3									
Bip Roberts, S OBP: 0.350, SLG: 0.389 (1, 8)	2-2 F7		3-2 G6-3			0-0 F8			2-1 FC1-6 1B	4	0	1	0	0	0	3									
Mike Macfarlane, R OBP: 0.335, SLG: 0.531 (1, 2)	3-2 F8			1-0 L4		0-0 L5			1-0 FC1-6 1B	4	0	1	1	0	0	1									
Craig Paquette, R OBP: 0.293, SLG: 0.463 (1, 7)		1-3 K		3-2 2B			3-2 G6-3		1-1 FC1-6	4	0	1	0	0	1	2									
29 Mike Sweeney, R OBP: 0.433, SLG: 0.417 (1, 10)		2-2 F8		1-2 F8			2-3 K		1-1 P2	4	0	0	0	0	1	3									
Johnny Damon, L OBP: 0.336, SLG: 0.403 (1, 9)		2-0 F9		0-0 F9			1-3 K		0-1 F9	4	0	0	0	0	1	3									
Bob Hamelin, L OBP: 0.405, SLG: 0.429 (1, 3)			0-2 FC4-6 1B		1-1 F7			0-1 F7		3	0	1	0	0	0	0									
David Howard, S OBP: 0.303, SLG: 0.327 (1, 6)			3-2 FC4-6 1B		0-0 G1-3			2-1 G4-3		3	0	0	0	0	0	1									
Inning Stats	R: 0 E: 0 K: 1 S: 14	H: 0 LOB: 1 BB: 1 P: 23	R: 0 E: 0 K: 1 S: 7	H: 0 LOB: 0 BB: 0 P: 12	R: 0 E: 0 K: 1 S: 16	H: 2 LOB: 2 BB: 0 P: 26	R: 0 E: 0 K: 0 S: 8	H: 1 LOB: 1 BB: 0 P: 13	R: 0 E: 0 K: 1 S: 6	H: 0 LOB: 0 BB: 0 P: 9	R: 0 E: 0 K: 0 S: 3	H: 0 LOB: 0 BB: 0 P: 4	R: 0 E: 0 K: 2 S: 10	H: 0 LOB: 0 BB: 0 P: 16	R: 0 E: 0 K: 0 S: 8	H: 0 LOB: 2 BB: 0 P: 13	R: 1 E: 0 K: 0 S: 13	H: 3 LOB: 2 BB: 0 P: 19	1B: 4 2B: 2 3B: 0 HR: 0	SF: 0 SAC: 0 DP: 0 HBP: 0	WP: 0 PB: 0 SB: 0 CS: 0	PA: 34			
PITCHER	IP	WLS	BF	H	R	ER	SO	BB	IBB	HBP	BLK	WP	HR	S	P	ERA	WHIP								
Jimmy Key, L ERA: 4.56 (1, 1)	7.0	W	25	3	0	0	6	1	0	0	0	0	0	64	103	0.00	0.571								
Jeff Nelson, R ERA: 4.47 (8, 1)	1.0		3	0	0	0	0	0	0	0	0	0	0	8	13	0.00	0.000								
Dale Polley, L ERA: 5.68 (9, 1)	1.0		6	3	1	1	0	0	0	0	0	0	0	13	19	9.00	3.000								

Kansas City Royals @ New York Yankees
Yankee Stadium, Bronx, NY
Fri Jul 26 1996, 7:05 PM EDT
Att: 23,782 - Unknown - 78 F

AB 33
R 1
H 6
RBI 1
BB 1
SO 6
LOB 16



Batter	1	2	3	4	5	6	7	8	9	AB	R	H	RBI	BB	SO	LOB	BOTTOM								
2 Derek Jeter, R OBP: 0.362, SLG: 0.403 (1, 6)	1-0 1B		0-1 P4	1-0 HR 1B		4-0 WP G5-3 BB		0-2 G6-3		5	2	2	2	1	0	2									
Joe Girardi, R OBP: 0.369, SLG: 0.385 (1, 2)	1-0 1B	0-0 1B	0-1 1B	1-3 2H 3H 1B		0-0 G5-3		0-0 1B		5	3	4	1	0	0	1									
Bernie Williams, S OBP: 0.399, SLG: 0.550 (1, 8)	1-0 F8 1B	3-1 G5-3	4-1 1B	3-1 HR		3-3 K		0-0 1B		5	2	3	3	1	1	2									
Tino Martinez, L OBP: 0.351, SLG: 0.463 (1, 3)	0-1 1B	1-1 1B	1-0 1B	1-2 L3		2-3 K		1-3 K		4	2	3	3	0	0	0									
Mike Aldrete, L OBP: 0.330, SLG: 0.469 (5, 3)	1-2 SF7 1B	2-1 1B	1-3 2H 1B	1-2 L3		2-3 K		1-3 K		2	0	0	0	0	2	3									
Ruben Sierra, S OBP: 0.331, SLG: 0.408 (1, 7)	0-0 F8	0-0 1B	1-0 FC4-6	1-1 F8		0-2 G6-3				5	0	1	0	0	0	4									
Mariano Duncan, R OBP: 0.337, SLG: 0.455 (1, 5)	0-2 1B	0-0 1B		3-1 HBP 1B	1-1 1B SF8 2B		1-0 G6-3			5	3	4	2	0	0	0									
Jim Leyritz, R OBP: 0.339, SLG: 0.344 (1, 10)	4-0 1B	1-2 P3		2-1 1B HBP	0-0 1B G6-4-3		1-1 1B			3	1	2	0	1	0	2									
Gerald Williams, R OBP: 0.349, SLG: 0.478 (1, 9)	0-2 SF7	0-0 F7		0-1 2B 1B	1-2 SF8		2-2 P4			3	1	1	3	0	0	3									
Pat Kelly, R OBP: 0.500, SLG: 0.333 Andy Fox, L OBP: 0.297, SLG: 0.277 (1, 4)	1-2 1B		0-3 K	4-2 2B SF8 BB	1-1 G6-4-3		0-1 G4-3			3	1	1	1	1	1	1									
Inning Stats	R: 5 E: 0 K: 0 S: 24	H: 6 LOB: 2 BB: 1 P: 36	R: 2 E: 0 K: 0 S: 11	H: 4 LOB: 2 BB: 0 P: 16	R: 1 E: 0 K: 1 S: 11	H: 2 LOB: 1 BB: 1 P: 17	R: 6 E: 0 K: 0 S: 17	H: 4 LOB: 0 BB: 1 P: 30	R: 1 E: 0 K: 0 S: 8	H: 2 LOB: 0 BB: 0 P: 11	R: 0 E: 0 K: 2 S: 7	H: 0 LOB: 1 BB: 1 P: 16	R: 0 E: 0 K: 0 S: 10	H: 1 LOB: 1 BB: 0 P: 14	R: 0 E: 0 K: 1 S: 11	H: 2 LOB: 2 BB: 0 P: 12	1B: 18 2B: 2 3B: 0 HR: 1	SF: 3 SAC: 0 DP: 1 HBP: 1	WP: 1 PB: 0 SB: 0 CS: 0	PA: 49					
PITCHER	IP	WLS	BF	H	R	ER	SO	BB	IBB	HBP	BLK	WP	HR	S	P	ERA	WHIP								
Chris Haney, L ERA: 4.9 (1, 1)	1.1	L	15	10	7	7	1	2	0	1	0	0	1	32	52	23.62	3.000								
Julio Valera, R ERA: 6.46 (2, 1)	2.2		17	6	7	7	1	2	0	1	0	0	1	32	52	23.62	3.000								
Mike Magnante, L ERA: 5.1 (5, 1)	2.0		8	2	1	1	2	1	0	0	0	1	0	15	27	4.50	1.500								
Jeff Montgomery, R ERA: 3.83 (7, 1)	1.0		4	1	0	0	0	0	0	0	0	0	0	10	14	0.00	1.000								
Jason Jacome, L ERA: 4.25 (8, 1)	1.0		5	2	0	0	1	0	0	0	0	0	0	11	12	0.00	2.000								

Kansas City Royals @ New York Yankees
Yankee Stadium, Bronx, NY
Fri Jul 26 1996, 7:05 PM EDT
Att: 23,782 - Unknown - 78 F

AB 41
R 15
H 21
RBI 15
BB 4
SO 4
LOB 18



Batter	1	2	3	4	5	6	7	8	9	AB	R	H	RBI	BB	SO	LOB	TOP																						
Jose Offerman, S OBP: 0.369, SLG: 0.376 (1, 3)	1-0 B5-3		2-2 1-H HR		0-1 G4-3			0-1 CS 1B		4	1	2	2	0	0	1																							
Tom Goodwin, L OBP: 0.337, SLG: 0.342 (1, 8)	2-1 F8		1-2 PB S 1B			1-3 K		3-2 F7		4	0	1	0	0	0	1																							
Keith Lockhart, L OBP: 0.334, SLG: 0.426 (1, 5)	0-0 F7		2-1 F9			3-2 F9		0-0 P3		4	0	0	0	0	0	1																							
Bip Roberts, S OBP: 0.357, SLG: 0.392 (1, 4)		0-0 F8		1-1 G1-3		2-1 2B 1B		1-3 K		4	0	1	0	0	1	0																							
Bob Hamelin, L OBP: 0.400, SLG: 0.429 (1, 10)		3-1 F7		1-1 P5		0-0 1-H 2B		2-3 K		4	0	1	0	0	1	0																							
Johnny Damon, L OBP: 0.335, SLG: 0.399 (1, 9)		0-2 L4		2-0 P5			1-0 F8			3	0	0	0	0	0	0																							
Michael Tucker, L OBP: 0.317, SLG: 0.396 (1, 7)			2-1 P6		0-0 FC5-4 1B		2-0 G3			3	0	1	0	0	0	0																							
Mike Macfarlane, R OBP: 0.324, SLG: 0.513 (1, 2)			1-0 G6-3		1-1 FC5-4 B1-3		1-1 G5-3			3	0	0	0	0	0	1																							
David Howard, S OBP: 0.303, SLG: 0.325 (1, 6)			2-0 HR 1B		0-1 B1-3			3-1 F7		3	1	1	0	0	0	1																							
Inning Stats	R: 0 E: 0 K: 0 S: 4	H: 0 LOB: 0 BB: 0 P: 7	R: 0 E: 0 K: 0 S: 6	H: 0 LOB: 0 BB: 0 P: 9	R: 2 E: 0 K: 0 S: 13	H: 3 LOB: 1 BB: 0 P: 22	R: 0 E: 0 K: 0 S: 5	H: 0 LOB: 0 BB: 0 P: 9	R: 0 E: 0 K: 1 S: 9	H: 2 LOB: 2 BB: 0 P: 15	R: 0 E: 0 K: 0 S: 4	H: 0 LOB: 0 BB: 0 P: 8	R: 0 E: 0 K: 2 S: 7	H: 1 LOB: 0 BB: 0 P: 13	R: 0 E: 0 K: 2 S: 8	H: 0 LOB: 0 BB: 0 P: 11	1B: 5 2B: 1 3B: 0 HR: 1	SF: 0 SAC: 0 DP: 0 HBP: 0	WP: 0 PB: 1 SB: 1 CS: 1	PA: 32																			
PITCHER	IP	WLS	BF	H	R	ER	SO	BB	IBB	HBP	BLK	WP	HR	S	P	ERA	WHIP	PITCHER				IP	WLS	BF	H	R	ER	SO	BB	IBB	HBP	BLK	WP	HR	S	P	ERA	WHIP	
Dwight Gooden, R ERA: 4.24 (1, 1)	8.0		29	7	2	2	1	0	0	0	0	0	0	1	55	91	2.25	0.875																					
John Wetteland, R ERA: 3.21 (9, 1)	1.0	W	3	0	0	0	2	0	0	0	0	0	0	0	8	11	0.00	0.000																					

Kansas City Royals @ New York Yankees
Yankee Stadium, Bronx, NY
Sun Jul 28 1996, 3:33 AM EDT
Att: 35,658 - Sunny - 76 F

AB	32
R	2
H	7
RBI	2
BB	0
SO	3
LOB	5



Batter	1	2	3	4	5	6	7	8	9	AB	R	H	RBI	BB	SO	LOB	BOTTOM																						
Wade Boggs, L OBP: 0.394, SLG: 0.405 (1, 5)	1-0 F7		3-1 G4-3			3-2 F9		4-1 FC6-4 BB		3	0	0	0	1	0	0																							
Bernie Williams, S OBP: 0.399, SLG: 0.544 (1, 8)	3-2 G4-3		4-0 BB			4-2 BB		0-0 FC6-4		2	0	0	0	2	0	1																							
Paul O'Neill, L OBP: 0.427, SLG: 0.449 (1, 9)	2-2 G3		2-2 F7			0-1 F8		2-3 K		4	0	0	0	0	1	3																							
Tino Martinez, L OBP: 0.358, SLG: 0.464 (9, PR)		4-2 2B G4-3 BB		2-0 G4-3 1B		2-1 F9		4-1 HR BB		2	1	1	0	2	0	1																							
Gerald Williams, R OBP: 0.346, SLG: 0.476 (9, PR)										0	1	0	0	0	0	0																							
Darryl Strawberry, L OBP: 0.373, SLG: 0.452 (1, 10)		1-3 K		1-3 K		2-2 S 1B		3-2 1-H HR		4	1	2	2	0	2	2																							
Ruben Sierra, S OBP: 0.328, SLG: 0.406 (1, 7)		0-0 2B		0-1 G4-6-3		0-3 K				3	0	1	0	0	1	2																							
Jim Leyritz, R OBP: 0.335, SLG: 0.338 (1, 2)		1-1 G4-3			2-3 K		0-3 K			3	0	0	1	0	2	2																							
2 Derek Jeter, R OBP: 0.363, SLG: 0.404 (1, 6)		3-H F8			0-0 CS 1B		0-2 G1-3			3	0	1	0	0	0	2																							
Andy Fox, L OBP: 0.293, SLG: 0.273 (8, PH)			1-1 P5		1-2 P4			1-3 K		2	0	0	0	0	0	1																							
Mike Aldrete, L OBP: 0.326, SLG: 0.463 (9, 4)					1-2					1	0	0	0	0	1	0																							
Matt Howard, R OBP: 0.224, SLG: 0.283 (9, 4)										0	0	0	0	0	0	0																							
Inning Stats	R: 0 E: 0 K: 0 S: 8	H: 0 LOB: 0 BB: 0 P: 14	R: 1 E: 0 K: 1 S: 14	H: 1 LOB: 1 BB: 1 P: 21	R: 0 E: 0 K: 0 S: 9	H: 0 LOB: 1 BB: 1 P: 19	R: 0 E: 0 K: 1 S: 6	H: 1 LOB: 0 BB: 0 P: 9	R: 0 E: 0 K: 1 S: 8	H: 1 LOB: 0 BB: 0 P: 10	R: 0 E: 0 K: 0 S: 11	H: 0 LOB: 1 BB: 1 P: 20	R: 0 E: 0 K: 2 S: 13	H: 1 LOB: 1 BB: 0 P: 15	R: 0 E: 0 K: 2 S: 11	H: 0 LOB: 1 BB: 1 P: 17	R: 2 E: 0 K: 0 S: 4	H: 1 LOB: 1 BB: 1 P: 11	1B: 3 2B: 1 3B: 0 HR: 1	SF: 0 SAC: 0 DP: 1 HBP: 0	WP: 0 PB: 0 SB: 1 CS: 1	PA: 32																	
PITCHER	IP	WLS	BF	H	R	ER	SO	BB	IBB	HBP	BLK	WP	HR	S	P	ERA	WHIP	PITCHER				IP	WLS	BF	H	R	ER	SO	BB	IBB	HBP	BLK	WP	HR	S	P	ERA	WHIP	
Kevin Appier, R ERA: 3.38 (1, 1)	8.0		30	4	1	1	7	4	0	0	0	0	0	0	80	125	1.12	1.000																					
Jason Jacome, L ERA: 4.69 (9, 1)	0.0	L	2	1	2	2	0	1	0	0	0	0	0	1	4	11	∞	∞																					

Kansas City Royals @ New York Yankees
Yankee Stadium, Bronx, NY
Sun Jul 28 1996, 3:33 AM EDT
Att: 35,658 - Sunny - 76 F

AB	27
R	3
H	5
RBI	3
BB	5
SO	7
LOB	14



Batter	1	2	3	4	5	6	7	8	9	AB	R	H	RBI	BB	SO	LOB	TOP			
Jeff Frye, R OBP: 0.360, SLG: 0.305 (1, 9)										2	0	0	0	2	0	0				
Arquimedez Pozo, R OBP: 0.294, SLG: 0.688 (1, 4)										4	0	1	0	0	0	2				
Mo Vaughn, L OBP: 0.430, SLG: 0.614 (1, 3)										3	0	0	0	1	0	2				
Tim Naehring, R OBP: 0.380, SLG: 0.486 (1, 5)										4	0	0	0	0	0	2				
Mike Stanley, R OBP: 0.387, SLG: 0.502 (1, 10)										3	0	0	0	0	0	1				
Mike Greenwell, L OBP: 0.320, SLG: 0.393 (1, 7)										3	0	2	0	0	0	0				
Bill Haselman, R OBP: 0.286, SLG: 0.373 (1, 2)										3	0	0	0	0	0	2				
Tony Rodriguez, R OBP: 0.286, SLG: 0.167 (1, 6)										3	0	0	0	0	1	1				
Lee Tinsley, S OBP: 0.280, SLG: 0.274 (1, 8)										3	0	0	0	0	0	1				
Inning Stats	R: 0 E: 0 K: 0 S: 2	H: 0 LOB: 0 BB: 1 P: 6	R: 0 E: 0 K: 0 S: 3	H: 0 LOB: 0 BB: 0 P: 3	R: 0 E: 0 K: 0 S: 3	H: 0 LOB: 0 BB: 0 P: 3	R: 0 E: 0 K: 0 S: 2	H: 0 LOB: 0 BB: 1 P: 6	R: 0 E: 0 K: 0 S: 4	H: 1 LOB: 0 BB: 0 P: 4	R: 0 E: 0 K: 0 S: 3	H: 0 LOB: 1 BB: 0 P: 3	R: 0 E: 0 K: 1 S: 6	H: 1 LOB: 1 BB: 0 P: 6	R: 0 E: 0 K: 0 S: 4	H: 1 LOB: 1 BB: 0 P: 4	1B: 2 2B: 1 3B: 0 HR: 0	SF: 0 SAC: 0 DP: 0 HBP: 0	WP: 0 PB: 0 SB: 0 CS: 1	PA: 31
PITCHER 50 José Rosado, L ERA: 2.25 (1, 1)	IP: 9.0 WLS: W BF: 31 H: 3 R: 0 ER: 0 SO: 1 BB: 3 IBB: 0 HBP: 0 BLK: 0 WP: 0 HR: 0 S: 30 P: 42 ERA: 0.00 WHIP: 0.667															PITCHER IP: 9.0 WLS: W BF: 31 H: 3 R: 0 ER: 0 SO: 1 BB: 3 IBB: 0 HBP: 0 BLK: 0 WP: 0 HR: 0 S: 30 P: 42 ERA: 0.00 WHIP: 0.667				

Boston Red Sox @ Kansas City Royals
Kauffman Stadium, Kansas City, MO
Tue Jul 30 1996, 7:05 PM CDT
Att: 17,166 - Unknown - 75 F

AB 28
R 0
H 3
RBI 0
BB 3
SO 1
LOB 11



Batter	1	2	3	4	5	6	7	8	9	AB	R	H	RBI	BB	SO	LOB	BOTTOM			
Jose Offerman, S OBP: 0.369, SLG: 0.375 (1, 4)										4	0	1	0	1	1	1				
Tom Goodwin, L OBP: 0.337, SLG: 0.341 (1, 8)										4	1	1	0	1	2	4				
Bip Roberts, S OBP: 0.355, SLG: 0.390 (1, 10)										4	0	1	2	0	1	3				
Craig Paquette, R OBP: 0.292, SLG: 0.456 (1, 7)										4	0	0	0	0	3	2				
29 Mike Sweeney, R OBP: 0.432, SLG: 0.433 (1, 2)										4	2	2	0	0	1	0				
Kevin Young, R OBP: 0.293, SLG: 0.434 (1, 3)										2	2	0	0	2	1	0				
Johnny Damon, L OBP: 0.334, SLG: 0.398 (1, 9)										4	1	1	0	0	0	1				
Joe Randa, R OBP: 0.347, SLG: 0.416 (1, 5)										4	1	3	3	0	0	0				
David Howard, S OBP: 0.304, SLG: 0.325 (1, 6)										3	0	1	0	0	0	3				
Inning Stats	R: 0 E: 0 K: 1 S: 5	H: 2 LOB: 1 BB: 1 P: 11	R: 2 E: 1 K: 1 S: 7	H: 2 LOB: 1 BB: 0 P: 8	R: 0 E: 0 K: 0 S: 3	H: 0 LOB: 0 BB: 0 P: 3	R: 2 E: 0 K: 1 S: 7	H: 2 LOB: 1 BB: 1 P: 11	R: 3 E: 1 K: 0 S: 6	H: 3 LOB: 2 BB: 2 P: 14	R: 0 E: 0 K: 3 S: 9	H: 0 LOB: 0 BB: 0 P: 9	R: 0 E: 0 K: 1 S: 7	H: 2 LOB: 2 BB: 0 P: 7	R: 0 E: 0 K: 0 S: 4	H: 1 LOB: 1 BB: 0 P: 4	1B: 8 2B: 2 3B: 0 HR: 0	SF: 0 SAC: 1 DP: 1 HBP: 0	WP: 0 PB: 0 SB: 1 CS: 0	PA: 38
PITCHER Vaughn Eshelman, L ERA: 3.68 Stan Belinda, R ERA: 8.41 Heathcliff Slocumb, R ERA: 3.63 (1, 1)	IP: 5.0 WLS: L BF: 25 H: 7 R: 7 ER: 5 SO: 5 BB: 3 IBB: 0 HBP: 0 BLK: 0 WP: 0 HR: 0 S: 32 P: 44 ERA: 9.00 WHIP: 2.000															PITCHER IP: 5.0 WLS: L BF: 25 H: 7 R: 7 ER: 5 SO: 5 BB: 3 IBB: 0 HBP: 0 BLK: 0 WP: 0 HR: 0 S: 32 P: 44 ERA: 9.00 WHIP: 2.000				

Boston Red Sox @ Kansas City Royals
Kauffman Stadium, Kansas City, MO
Tue Jul 30 1996, 7:05 PM CDT
Att: 17,166 - Unknown - 75 F

AB 33
R 7
H 10
RBI 5
BB 4
SO 9
LOB 14



Batter	1	2	3	4	5	6	7	8	9	AB	R	H	RBI	BB	SO	LOB	TOP					
Darren Bragg, L (1, 8) OBP: 0.368, SLG: 0.440	G4-3		F7		FC1		F5	K		5	0	0	0	0	1	5	Boston Red Sox @ Kansas City Royals Kauffman Stadium, Kansas City, MO Wed Jul 31 1996, 7:05 PM CDT Att: 17,527 - Unknown - 75 F					
Jeff Frye, R (1, 9) OBP: 0.362, SLG: 0.306			G6-3				P4		F7	3	0	1	0	1	0	1						
Troy O'Leary, L (9, PH) OBP: 0.323, SLG: 0.399	1B									1	0	0	0	0	0	0						
Mo Vaughn, L (1, 10) OBP: 0.430, SLG: 0.610	F8		K						G4-3	4	1	1	1	1	1	1						
Tim Lincecum, R (1, 5) OBP: 0.375, SLG: 0.478	F3			F9	F9			F9	G6-3	5	0	0	0	0	5							
Mike Stanley, R (1, 2) OBP: 0.389, SLG: 0.510		1B E		G5-3			F7			3	2	1	2	1	0	0						
Mike Greenwell, L (1, 7) OBP: 0.326, SLG: 0.397				F9			G4-3			4	0	2	0	0	0	0						
Lee Tinsley, S (8, PR) OBP: 0.280, SLG: 0.274		FC4-6 1B						1B	1B	0	1	0	0	0	0	0						
Arquimede Pozo, R (1, 4) OBP: 0.286, SLG: 0.600		FC4-6			SH3-4 FC1 1B		F9		F7	4	0	1	0	0	2							
18 Reggie Jefferson, S (1, 3) OBP: 0.393, SLG: 0.613		G3-1			FC1 SH3-4 BB 1B		G4-3			4	1	2	0	0	1							
Tony Rodriguez, R (1, 6) OBP: 0.400, SLG: 0.333		G6-3			SH3-4					3	0	2	1	0	1							
Inning Stats	R: 0 E: 0 K: 0 S: 4	H: 1 LOB: 1 BB: 0 P: 4	R: 1 E: 1 K: 0 S: 4	H: 1 LOB: 1 BB: 1 P: 8	R: 0 E: 0 K: 1 S: 5	H: 0 LOB: 0 BB: 0 P: 5	R: 0 E: 0 K: 0 S: 3	H: 0 LOB: 0 BB: 0 P: 3	R: 1 E: 0 K: 0 S: 5	H: 2 LOB: 3 BB: 2 P: 13	R: 0 E: 0 K: 0 S: 3	H: 0 LOB: 0 BB: 0 P: 3	R: 0 E: 0 K: 0 S: 4	H: 1 LOB: 1 BB: 0 P: 4	R: 3 E: 0 K: 1 S: 10	H: 5 LOB: 2 BB: 0 P: 10	R: 0 E: 0 K: 0 S: 3	H: 0 LOB: 0 BB: 0 P: 3	1B: 9 2B: 0 3B: 0 HR: 1	SF: 0 SAC: 1 DP: 0 HBP: 0	WP: 0 PB: 0 SB: 0 CS: 0	PA: 40
PITCHER	IP	WLS	BF	H	R	ER	SO	BB	IBB	HBP	BLK	WP	HR	S	P	ERA	WHIP					
Chris Haney, L (1, 1) ERA: 4.94	8.0	L	37	10	5	5	2	3	0	0	0	0	1	38	50	5.62	1.625					
Rick Huisman, R (9, 1) ERA: 2.25	1.0		3	0	0	0	0	0	0	0	0	0	0	3	3	0.00	0.000					

AB	36
R	5
H	10
RBI	4
BB	3
SO	2
LOB	16



Batter	1	2	3	4	5	6	7	8	9	AB	R	H	RBI	BB	SO	LOB	BOTTOM					
Jose Offerman, S (1, 4) OBP: 0.368, SLG: 0.371	G4-3		S 1B		K		G4-3			3	1	0	0	1	1	1	Boston Red Sox @ Kansas City Royals Kauffman Stadium, Kansas City, MO Wed Jul 31 1996, 7:05 PM CDT Att: 17,527 - Unknown - 75 F					
Tom Goodwin, L (1, 8) OBP: 0.336, SLG: 0.338	F9		1B		G4-3			G4-3		3	0	0	0	1	0	0						
Bip Roberts, S (1, 10) OBP: 0.354, SLG: 0.388	G6-3				F3			K		4	0	1	1	0	1	0						
Craig Paquette, R (1, 7) OBP: 0.291, SLG: 0.453		G5-3		F8			F8			4	0	1	0	0	2							
Michael Tucker, L (1, 3) OBP: 0.313, SLG: 0.390		K			K		P4		K	4	0	0	0	0	3	1						
29 Mike Sweeney, R (1, 2) OBP: 0.436, SLG: 0.424							F2		F3	3	1	1	0	1	0	0						
Johnny Damon, L (1, 9) OBP: 0.333, SLG: 0.404					F7					4	1	1	1	0	2							
Joe Randa, R (1, 5) OBP: 0.350, SLG: 0.419					F9				P4	3	0	1	1	1	0	0						
David Howard, S (1, 6) OBP: 0.301, SLG: 0.321										3	0	0	0	0	1	2						
Keith Lockhart, L (9, PH) OBP: 0.333, SLG: 0.425			K		F9		G4-3		G6-3	1	0	0	0	0	0	0						
Inning Stats	R: 0 E: 0 K: 0 S: 3	H: 0 LOB: 0 BB: 0 P: 3	R: 0 E: 0 K: 1 S: 6	H: 1 LOB: 1 BB: 0 P: 6	R: 1 E: 0 K: 1 S: 6	H: 1 LOB: 2 BB: 2 P: 14	R: 1 E: 0 K: 1 S: 6	H: 1 LOB: 1 BB: 1 P: 10	R: 0 E: 0 K: 0 S: 5	H: 0 LOB: 0 BB: 0 P: 5	R: 0 E: 0 K: 0 S: 3	H: 0 LOB: 0 BB: 0 P: 3	R: 0 E: 0 K: 0 S: 3	H: 0 LOB: 1 BB: 1 P: 7	R: 0 E: 0 K: 2 S: 8	H: 1 LOB: 1 BB: 0 P: 8	R: 1 E: 0 K: 0 S: 4	H: 1 LOB: 0 BB: 0 P: 4	1B: 3 2B: 1 3B: 0 HR: 1	SF: 0 SAC: 0 DP: 0 HBP: 0	WP: 0 PB: 0 SB: 1 CS: 0	PA: 36
PITCHER	IP	WLS	BF	H	R	ER	SO	BB	IBB	HBP	BLK	WP	HR	S	P	ERA	WHIP					
49 Tim Wakefield, R (1, 1) ERA: 6.14	8.1	W	34	5	3	3	6	4	0	0	0	0	0	42	58	3.24	1.080					
Heathcliff Slocumb, R (9, 1) ERA: 3.59	0.2	S	2	0	0	0	0	0	0	0	0	0	0	2	2	0.00	0.000					

AB	32
R	3
H	5
RBI	3
BB	4
SO	6
LOB	8



Batter	1	2	3	4	5	6	7	8	9	AB	R	H	RBI	BB	SO	LOB	TOP					
Darren Bragg, L OBP: 0.365, SLG: 0.431 (1, 8)										4	1	0	0	1	1	3	Boston Red Sox @ Kansas City Royals Kauffman Stadium, Kansas City, MO Thu Aug 01 1996, 7:05 PM CDT Att: 18,934 - Unknown - 72 F AB 33 R 4 H 8 RBI 4 BB 3 SO 1 LOB 14 					
John Valentin, R OBP: 0.382, SLG: 0.446 (1, 6)										4	0	0	1	0	0	4						
Mo Vaughn, L OBP: 0.427, SLG: 0.606 (1, 10)										3	0	0	1	0	0	0						
Tim Lincecum, R OBP: 0.376, SLG: 0.478 (1, 5)										4	0	2	0	0	0	0						
Mike Greenwell, L OBP: 0.324, SLG: 0.392 (1, 7)										4	0	1	0	0	0	1						
Arquimedes Pozo, R OBP: 0.320, SLG: 0.545 (1, 4)										2	1	0	0	2	0	2						
18 Reggie Jefferson, S OBP: 0.390, SLG: 0.611 (1, 3)										4	1	1	1	0	0	2						
Mike Stanley, R OBP: 0.390, SLG: 0.510 (1, 2)										4	0	2	0	0	0	1						
Troy O'Leary, L OBP: 0.325, SLG: 0.400 (1, 9)										4	1	2	1	0	0	1						
Inning Stats	R: 0 E: 0 K: 0 S: 3	H: 0 LOB: 0 BB: 0 P: 3	R: 0 E: 0 K: 0 S: 3	H: 1 LOB: 1 BB: 1 P: 7	R: 0 E: 0 K: 0 S: 3	H: 1 LOB: 0 BB: 0 P: 3	R: 0 E: 0 K: 0 S: 3	H: 0 LOB: 0 BB: 0 P: 3	R: 2 E: 0 K: 0 S: 5	H: 2 LOB: 2 BB: 2 P: 13	R: 0 E: 0 K: 0 S: 3	H: 0 LOB: 0 BB: 0 P: 3	R: 0 E: 0 K: 0 S: 3	H: 0 LOB: 0 BB: 0 P: 3	R: 2 E: 2 K: 0 S: 7	H: 2 LOB: 2 BB: 0 P: 7	R: 0 E: 0 K: 1 S: 7	H: 2 LOB: 2 BB: 0 P: 7	1B: 7 2B: 1 3B: 0 HR: 0	SF: 2 SAC: 0 DP: 2 HBP: 0	WP: 0 PB: 0 SB: 0 CS: 0	PA: 38
PITCHER	IP WLS BF H R ER SO BB IBB HBP BLK WP HR S P ERA WHIP																					
Tim Belcher, R ERA: 4.0 (1, 1)	7.2 W 32 6 4 2 0 3 0 0 0 0 0 0 29 41 2.35 1.174																					
Hipolito Pichardo, R ERA: 5.1 (8, 1)	0.1 1 0 0 0 0 0 0 0 0 0 0 0 0 1 1 0.00 0.000																					
Jeff Montgomery, R ERA: 9.96 (9, 1)	1.0 5 2 0 0 1 0 0 0 0 0 0 0 0 7 7 0.00 2.000																					

Batter	1	2	3	4	5	6	7	8	9	AB	R	H	RBI	BB	SO	LOB	BOTTOM	
Jose Offerman, S OBP: 0.369, SLG: 0.372 (1, 3)										5	1	2	1	0	1	0	Boston Red Sox @ Kansas City Royals Kauffman Stadium, Kansas City, MO Thu Aug 01 1996, 7:05 PM CDT Att: 18,934 - Unknown - 72 F AB 38 R 9 H 14 RBI 9 BB 4 SO 6 LOB 19 	
Tom Goodwin, L OBP: 0.337, SLG: 0.338 (1, 8)										4	2	1	0	1	1	3		
Keith Lockhart, L OBP: 0.340, SLG: 0.432 (1, 4)										4	2	3	1	1	0	1		
Bip Roberts, S OBP: 0.351, SLG: 0.382 (1, 10)										4	1	0	0	1	1	5		
Michael Tucker, L OBP: 0.318, SLG: 0.395 (1, 7)										4	1	2	3	1	1	0		
Mike Macfarlane, R OBP: 0.330, SLG: 0.515 (1, 2)										5	1	3	3	0	1	2		
Johnny Damon, L OBP: 0.335, SLG: 0.495 (1, 9)										4	1	2	0	0	0	3		
Joe Randa, R OBP: 0.348, SLG: 0.416 (1, 5)										4	0	1	1	0	0	2		
David Howard, S OBP: 0.297, SLG: 0.317 (1, 6)										4	0	0	0	0	1	3		
Inning Stats	R: 2 E: 0 K: 1 S: 6	H: 1 LOB: 2 BB: 3 P: 18	R: 0 E: 0 K: 0 S: 3	H: 0 LOB: 0 BB: 0 P: 3	R: 5 E: 0 K: 2 S: 14	H: 7 LOB: 2 BB: 0 P: 14	R: 0 E: 0 K: 1 S: 5	H: 1 LOB: 0 BB: 0 P: 5	R: 0 E: 0 K: 0 S: 4	H: 1 LOB: 1 BB: 0 P: 4	R: 0 E: 0 K: 1 S: 6	H: 1 LOB: 1 BB: 0 P: 6	R: 0 E: 0 K: 1 S: 8	H: 2 LOB: 2 BB: 1 P: 12	1B: 12 2B: 2 3B: 0 HR: 0	SF: 0 SAC: 0 DP: 1 HBP: 0	WP: 0 PB: 0 SB: 3 CS: 0	PA: 42
PITCHER	IP WLS BF H R ER SO BB IBB HBP BLK WP HR S P ERA WHIP																	
Roger Clemens, R ERA: 4.36 (1, 1)	6.0 L 31 11 7 7 4 3 0 0 0 0 0 0 36 48 10.50 2.333																	
Mark Brandenburg, R ERA: 3.14 (7, 1)	1.0 4 1 0 0 1 0 0 0 0 0 0 0 6 6 0.00 1.000																	
Joe Hudson, R ERA: 4.59 (8, 1)	1.0 7 2 2 0 1 1 0 0 0 0 0 0 8 12 0.00 3.000																	

Batter	1	2	3	4	5	6	7	8	9	10	AB	R	H	RBI	BB	SO	LOB	TOP						
Wade Boggs, L (1,5) OBP: 0.393, SLG: 0.398	F8			F8		L3		CS	G3-6		4	0	1	0	0	0	1							
Bernie Williams, S (1,8) OBP: 0.388, SLG: 0.524	K			K					G3-6		4	0	1	0	0	2	1							
Paul O'Neill, L (1,9) OBP: 0.424, SLG: 0.453	G4-3			E3		G3			G3		4	0	0	0	0	0	1							
Cecil Fielder, R (1,10) OBP: 0.352, SLG: 0.480				L6							4	1	1	1	0	2	1							
Tino Martinez, L (1,3) OBP: 0.353, SLG: 0.453											4	0	0	0	0	2	0							
Daryl Strawberry, L (1,7) OBP: 0.352, SLG: 0.465											4	0	0	0	0	2	0							
Gerald Williams, R (10,7) OBP: 0.342, SLG: 0.467											0	0	0	0	0	0	0							
Joe Girardi, R (1,2) OBP: 0.371, SLG: 0.394											4	1	2	0	0	1	0							
2 Derek Jeter, R (1,6) OBP: 0.360, SLG: 0.407											4	1	1	2	0	0	1							
Andy Fox, L (1,4) OBP: 0.294, SLG: 0.276											4	0	2	0	0	1	0							
Inning Stats	R: 0 E: 0 K: 1 S: 9	H: 0 LOB: 0 BB: 0 P: 11	R: 0 E: 0 K: 2 S: 9	H: 0 LOB: 0 BB: 0 P: 13	R: 0 E: 0 K: 1 S: 7	H: 0 LOB: 0 BB: 0 P: 10	R: 0 E: 1 K: 1 S: 9	H: 0 LOB: 1 BB: 0 P: 11	R: 0 E: 0 K: 1 S: 13	H: 1 LOB: 1 BB: 0 P: 19	R: 0 E: 0 K: 2 S: 10	H: 0 LOB: 0 BB: 0 P: 18	R: 0 E: 0 K: 1 S: 9	H: 1 LOB: 0 BB: 0 P: 12	R: 0 E: 0 K: 0 S: 12	H: 1 LOB: 0 BB: 0 P: 18	R: 3 E: 0 K: 1 S: 15	H: 3 LOB: 0 BB: 0 P: 24	1B: 6 2B: 1 3B: 0 HR: 2	SF: 0 SAC: 0 DP: 2 HBP: 0	WP: 0 PB: 0 SB: 1 CS: 1	PA: 37		
PITCHER	IP 9.0	WLS 30	H 5	R 0	ER 0	SO 9	BB 0	IBB 0	HBP 0	BLK 0	WP 0	HR 0	S 90	P 124	ERA 0.00	WHIP 0.556								
Kevin Appier, R ERA: 3.16	(1,1)																							
Jeff Montgomery, R ERA: 4.28	(10,1)	1.0	W	6	3	3	3	1	0	0	0	0	0	0	1	15	24	27.00	3.000					

New York Yankees @ Kansas City Royals
Kauffman Stadium, Kansas City, MO

AB 36
R 3
H 8
RBI 3
BB 0
SO 10
LOB 5



WP: 0 PA: 37

Fri Aug 02 1996, 7:05 PM CDT
Att: 28,618 - Unknown - 78 F

Batter	1	2	3	4	5	6	7	8	9	10	AB	R	H	RBI	BB	SO	LOB	BOTTOM						
Jose Offerman, S (1,3) OBP: 0.371, SLG: 0.373	F9					F8					4	1	2	1	1	0	0							
Tom Goodwin, L (1,8) OBP: 0.338, SLG: 0.339											4	0	1	0	0	0	3							
Craig Paquette, R (10,7) OBP: 0.290, SLG: 0.451											1	0	0	0	0	1	2							
Keith Lockhart, L (1,5) OBP: 0.341, SLG: 0.435											5	0	2	2	0	0	1							
Bip Roberts, S (1,4) OBP: 0.347, SLG: 0.377											4	0	0	0	0	1	2							
Michael Tucker, L (1,7) OBP: 0.317, SLG: 0.393											4	0	1	0	0	1	0							
Kevin Young, R (10, PR) OBP: 0.293, SLG: 0.434											0	1	0	0	0	0	0							
Bob Hamelin, L (1,10) OBP: 0.397, SLG: 0.424											4	0	1	0	0	1	1							
Kevin Young, R (10, PR) OBP: 0.293, SLG: 0.434											0	1	0	0	0	0	0							
Johnny Damon, L (1,9) OBP: 0.334, SLG: 0.402											3	0	0	0	1	0	1							
Mike Macfarlane, R (1,2) OBP: 0.328, SLG: 0.508											0	1	0	0	0	0	0							
Les Norman, R (10, PR) OBP: 0.229, SLG: 0.129											2	0	0	0	0	0	0							
David Howard, S (1,6) OBP: 0.288, SLG: 0.315											1	1	1	1	0	0	0							
29 Mike Sweeney, R (10, PH) OBP: 0.452, SLG: 0.441											1	1	1	1	0	0	0							
Inning Stats	R: 0 E: 0 K: 0 S: 9	H: 1 LOB: 1 BB: 0 P: 14	R: 0 E: 0 K: 0 S: 6	H: 0 LOB: 0 BB: 0 P: 10	R: 0 E: 0 K: 0 S: 8	H: 0 LOB: 1 BB: 1 P: 13	R: 0 E: 0 K: 1 S: 12	H: 2 LOB: 1 BB: 0 P: 18	R: 0 E: 0 K: 0 S: 3	H: 0 LOB: 0 BB: 0 P: 9	R: 0 E: 0 K: 0 S: 11	H: 0 LOB: 0 BB: 0 P: 15	R: 0 E: 0 K: 2 S: 10	H: 0 LOB: 0 BB: 0 P: 14	R: 0 E: 0 K: 0 S: 7	H: 0 LOB: 0 BB: 0 P: 13	R: 4 E: 0 K: 1 S: 18	H: 4 LOB: 2 BB: 1 P: 28	1B: 6 2B: 2 3B: 0 HR: 0	SF: 0 SAC: 0 DP: 1 HBP: 1	WP: 0 PB: 0 SB: 0 CS: 0	PA: 39		
PITCHER	IP 9.0	WLS 32	H 4	R 0	ER 0	SO 3	BB 2	IBB 0	HBP 1	BLK 0	WP 0	HR 0	S 76	P 121	ERA 0.00	WHIP 0.667								
Dwight Gooden, R ERA: 3.94	(1,1)																							
42 Mariano Rivera, R ERA: 2.28	(10,1)	0.2	L	7	4	4	4	1	1	0	0	0	0	0	0	18	28	54.00	7.500					

New York Yankees @ Kansas City Royals
Kauffman Stadium, Kansas City, MO

AB 35
R 4
H 8
RBI 4
BB 3
SO 4
LOB 11



WP: 0 PA: 39

Fri Aug 02 1996, 7:05 PM CDT
Att: 28,618 - Unknown - 78 F

Batter	1	2	3	4	5	6	7	8	9	AB	R	H	RBI	BB	SO	LOB	TOP				
Wade Boggs, L (1,5) OBP: 0.389, SLG: 0.394	G6-3		L8			G6-3		G1-3		4	0	0	0	0	0	0	New York Yankees @ Kansas City Royals Kauffman Stadium, Kansas City, MO Sat Aug 03 1996, 7:05 PM CDT Att: 29,355 - Unknown - 83 F livebaseballscorecards.com				
Bernie Williams, S (1,8) OBP: 0.388, SLG: 0.526 Gerald Williams, R (6,8)	G3-1			K				K		3	0	1	0	0	1	0					
Paul O'Neill, L (1,9) OBP: 0.425, SLG: 0.461	F8					G4-3			HR	4	1	2	1	0	0	1					
Cecil Fielder, R (1,3) OBP: 0.351, SLG: 0.485		F9		K					HR	4	1	1	1	0	1	1					
Darryl Strawberry, L (1,7) OBP: 0.337, SLG: 0.385	P6			G6-3			K			4	0	0	0	0	1	1					
Mike Aldrete, L (1,10) OBP: 0.320, SLG: 0.460	F7					G4-3				4	0	0	0	0	2	0					
Joe Girardi, R (1,2) OBP: 0.369, SLG: 0.391 Jim Leyritz, R (5,2)			K		L9					2	0	0	0	0	1	0					
2 Derek Jeter, R (1,6) OBP: 0.361, SLG: 0.412 Matt Howard, R (6,4)					G5-3		G6-3			2	1	1	0	0	0	0					
Andy Fox, L (1,4) OBP: 0.289, SLG: 0.270			G3			G3-1		G4-3		3	0	0	1	0	0	0					
Inning Stats	R: 0 E: 0 K: 0 S: 8	H: 0 LOB: 0 BB: 0 P: 13	R: 0 E: 0 K: 0 S: 5	H: 0 LOB: 0 BB: 0 P: 6	R: 1 E: 0 K: 1 S: 8	H: 1 LOB: 0 BB: 0 P: 12	R: 0 E: 0 K: 2 S: 11	H: 1 LOB: 1 BB: 0 P: 15	R: 0 E: 0 K: 1 S: 6	H: 0 LOB: 0 BB: 0 P: 8	R: 2 E: 0 K: 1 S: 10	H: 2 LOB: 0 BB: 0 P: 15	R: 0 E: 0 K: 1 S: 9	H: 0 LOB: 0 BB: 0 P: 11	R: 1 E: 0 K: 1 S: 11	H: 1 LOB: 0 BB: 0 P: 14		1B: 1 2B: 1 3B: 1 HR: 3	SF: 0 SAC: 0 DP: 0 HBP: 0	WP: 0 PB: 0 SB: 0 CS: 0	PA: 33
PITCHER	IP	WLS	BF	H	R	ER	SO	BB	IBB	HBP	BLK	WP	HR	S	P	ERA	WHIP				
Doug Linton, R (1,1) ERA: 5.56	7.0	W	26	5	3	3	5	0	0	0	0	0	2	56	80	3.86	0.714				
Mike Magnante, L (8,1) ERA: 4.38	1.0		3	0	0	0	1	0	0	0	0	0	0	9	11	0.00	0.000				
Tim Pugh, R (9,1) ERA: 7.11	1.0		4	1	1	1	1	0	0	0	0	0	1	11	14	9.00	1.000				

Batter	1	2	3	4	5	6	7	8	9	AB	R	H	RBI	BB	SO	LOB	BOTTOM				
Jose Offerman, S (1,3) OBP: 0.376, SLG: 0.377 Les Norman, R (5, FH) OBP: 0.216, SLG: 0.121	G3 SF6 1B	1B 1B		1B E BB	G1-3		K			2	3	2	2	1	0	0	New York Yankees @ Kansas City Royals Kauffman Stadium, Kansas City, MO Sat Aug 03 1996, 7:05 PM CDT Att: 29,355 - Unknown - 83 F livebaseballscorecards.com				
Johnny Damon, L (1,8) OBP: 0.337, SLG: 0.404 Kevin Young, R (5, FH) OBP: 0.286, SLG: 0.423	G3	1B 1B		E8 G4-3 1B	K		K			3	1	2	2	0	0	1					
Keith Lockhart, L (1,5) OBP: 0.342, SLG: 0.433				G1-3	F7			K		4	0	1	1	1	1	1					
Bip Roberts, S (1,4) OBP: 0.342, SLG: 0.373 Joe Randa, R (7,5) OBP: 0.347, SLG: 0.414	SF6	F7		G4-3		F7		F9		3	0	0	2	0	0	2					
Craig Paquette, R (1,7)	F9									3	1	1	1	2	1	1					
Michael Tucker, L (1,9) OBP: 0.322, SLG: 0.393		WP 1B HBP	PC 29 G6-3 1B	29 2B BB				P3		3	2	1	0	1	1	2					
29 Mike Sweeney, R (1,10) OBP: 0.435, SLG: 0.447	P3			G6-3		F8				4	1	1	0	0	0	3					
Mike Macfarlane, R (1,2) OBP: 0.331, SLG: 0.510	K			PO			F7			3	1	1	2	1	1	1					
David Howard, S (1,6) OBP: 0.303, SLG: 0.324		WP 1B								4	2	3	0	0	0	1					
Inning Stats	R: 1 E: 0 K: 0 S: 12	H: 1 LOB: 1 BB: 1 P: 21	R: 3 E: 0 K: 1 S: 20	H: 4 LOB: 2 BB: 0 P: 29	R: 0 E: 0 K: 1 S: 7	H: 1 LOB: 0 BB: 0 P: 11	R: 7 E: 1 K: 0 S: 24	H: 5 LOB: 1 BB: 3 P: 49	R: 0 E: 0 K: 1 S: 6	H: 0 LOB: 0 BB: 0 P: 8	R: 0 E: 0 K: 2 S: 13	H: 1 LOB: 1 BB: 1 P: 24	R: 0 E: 0 K: 2 S: 13	H: 1 LOB: 1 BB: 0 P: 17	R: 0 E: 0 K: 1 S: 7	H: 0 LOB: 1 BB: 1 P: 13		1B: 8 2B: 3 3B: 0 HR: 1	SF: 1 SAC: 0 DP: 0 HBP: 1	WP: 1 PB: 0 SB: 1 CS: 0	PA: 43
PITCHER	IP	WLS	BF	H	R	ER	SO	BB	IBB	HBP	BLK	WP	HR	S	P	ERA	WHIP				
David Weathers, R (1,1) ERA: 4.93	1.2	L	11	4	4	4	1	1	0	0	0	0	0	19	34	27.00	4.500				
Bob Wickman, R (2,1) ERA: 4.46	1.1		9	4	4	4	1	2	0	0	0	0	0	13	17	9.00	1.667				
Jim Mecir, R (4,1) ERA: 5.52	3.0		14	3	3	3	2	2	0	0	0	0	1	35	63	9.00	1.667				
Jeff Nelson, R (7,1) ERA: 4.24	1.0		4	1	0	0	2	0	0	0	0	0	0	13	17	0.00	1.000				
Dale Polley, L (8,1) ERA: 6.0	1.0		4	0	0	0	1	1	0	0	0	0	0	7	13	0.00	1.000				

Batter	1	2	3	4	5	6	7	8	9	AB	R	H	RBI	BB	SO	LOB	TOP										
2 Derek Jeter, R OBP: 0.363, SLG: 0.413	1-1 F7 HBP		0-1 F7-4 1B	0-0 1B		2-2 G6-3			1-1 G6-3	4	0	2	1	0	0	2	New York Yankees @ Kansas City Royals Kauffman Stadium, Kansas City, MO Sun Aug 04 1996, 3:33 AM CDT Att: 24,624 - Sunny - 87 F livebaseballscorecards.com										
Wade Boggs, L OBP: 0.365, SLG: 0.389	1-2 F7		0-1 B1	2-0 F7			1-2 F9		0-0 G6-3	5	0	0	0	0	0	3											
Paul O'Neill, L OBP: 0.425, SLG: 0.468	0-0 HR		1-0 F7-4		1-2 G6-3		1-2 1B		1-3 K	5	1	2	1	0	1	1											
Cecil Fielder, R OBP: 0.352, SLG: 0.485	3-2 1B			0-1 1B 2B 1B	0-2 P4		2-3 K			4	1	2	0	0	1	1											
Bernie Williams, S OBP: 0.386, SLG: 0.522	3-1 F7			2-2 1B 2B 1B	1-2 F7		1-2 K			4	1	1	0	0	1	2											
Tino Martinez, L OBP: 0.356, SLG: 0.454		1-3 K		2-1 2B SF7 1B		4-2 2B BB		1-2 1B		3	1	2	0	1	1	0											
Mariano Duncan, R Andy Fox, L OBP: 0.287, SLG: 0.268	2-1 F9		0-1 2B	1-3 2H 3H 2B	1-2 2B		1-2 F7			3	1	2	2	0	0	0											
Jim Leyritz, R OBP: 0.340, SLG: 0.356	4-1 BB		1-2 G5-3		2-3 K		2-2 K		1-3 G6-4-3 1B	3	0	1	0	1	1	4											
Gerald Williams, R OBP: 0.335, SLG: 0.459	2-2 L4		0-0 SF7		1-3 K		1-3 K		2-0 G6-4-3	3	0	0	1	0	1	5											
Inning Stats	R: 1 E: 0 K: 0 S: 10	H: 2 LOB: 1 BB: 0 P: 18	R: 0 E: 0 K: 1 S: 9	H: 0 LOB: 1 BB: 1 P: 18	R: 0 E: 0 K: 0 S: 5	H: 1 LOB: 0 BB: 0 P: 6	R: 4 E: 0 K: 0 S: 15	H: 5 LOB: 1 BB: 0 P: 22	R: 0 E: 0 K: 0 S: 9	H: 0 LOB: 0 BB: 0 P: 11	R: 0 E: 0 K: 2 S: 21	H: 1 LOB: 2 BB: 1 P: 31	R: 0 E: 0 K: 2 S: 12	H: 1 LOB: 1 BB: 0 P: 16	R: 0 E: 0 K: 0 S: 10	H: 2 LOB: 1 BB: 0 P: 16		R: 0 E: 0 K: 1 S: 6	H: 0 LOB: 0 BB: 0 P: 8	1B: 9 2B: 3 3B: 0 HR: 1	SF: 1 SAC: 0 DP: 2 HBP: 1	WP: 0 PB: 0 SB: 0 CS: 0	PA: 39				
PITCHER	IP	WLS	BF	H	R	ER	SO	BB	IBB	HBP	BLK	WP	HR	S	P	ERA	WHIP										
50 José Rosado, L ERA: 3.15	4.0	L	20	8	5	5	1	1	0	0	0	0	0	39	64	11.25	2.250										
Rick Huisman, R ERA: 1.5	2.0		8	1	0	0	2	1	0	0	0	0	0	30	42	0.00	1.000										
Mike Magnante, L ERA: 4.84	1.1		6	2	0	0	2	0	0	0	0	0	0	18	24	0.00	1.500										
Tim Pugh, R ERA: 6.97	1.0		3	1	0	0	0	0	0	0	0	0	0	6	11	0.00	1.000										
Jason Jacome, L ERA: 4.6	0.2		2	0	0	0	1	0	0	0	0	0	0	4	5	0.00	0.000										

Batter	1	2	3	4	5	6	7	8	9	AB	R	H	RBI	BB	SO	LOB	BOTTOM										
Jose Offerman, S OBP: 0.375, SLG: 0.378	1-1 P4		2-3 K		1-3 K			3-2 2B		4	0	1	0	0	2	1	New York Yankees @ Kansas City Royals Kauffman Stadium, Kansas City, MO Sun Aug 04 1996, 3:33 AM CDT Att: 24,624 - Sunny - 87 F livebaseballscorecards.com										
Johnny Damon, L OBP: 0.333, SLG: 0.400	2-3 K		0-1 F7		1-1 G3		1-3 K			4	0	0	0	0	2	1											
Craig Paquette, R OBP: 0.295, SLG: 0.462	2-1 2B		2-2 G5-3		0-0 G4-3		2-3 K			4	0	1	0	0	1	1											
Bob Hamelin, L OBP: 0.399, SLG: 0.426	2-3 K		2-1 1B		2-3 K			1-1 FC4-3 1B 1B		4	1	2	0	0	2	1											
29 Mike Sweeney, R OBP: 0.408, SLG: 0.415 Tom Goodwin, L OBP: 0.336, SLG: 0.338	2-2 G6-3		0-3 K		2-3 K		1-1 K		0-0 F8	3	0	0	0	0	2	1											
Kevin Young, R OBP: 0.295, SLG: 0.444 Keith Lockhart, L OBP: 0.344, SLG: 0.435	0-3 K		0-0 FC4-6 G5-3 2B		1-1 1B		0-1 FC4-3-6 1B		0-1 FC4-3-6 1B	3	1	2	0	0	1	0											
Les Norman, R OBP: 0.225, SLG: 0.114 Bip Roberts, S OBP: 0.341, SLG: 0.371	2-3 K		4-1 FC4-6 BB		1-3 K		1-2 FC4-3-6 1B		1-2 FC4-3-6 1B	2	0	0	0	1	2	1											
Joe Randa, R OBP: 0.343, SLG: 0.409 Michael Tucker, L OBP: 0.324, SLG: 0.395	1-1 G2-3		1-2 FC4-6 G5-3		1-2 FC4-6 G5-3		2-1 F9		2-1 1B	3	0	0	0	0	0	3											
David Howard, S OBP: 0.299, SLG: 0.320	1-3 K		3-2 G5-3		3-3 K		0-1 G4-3			4	0	0	1	0	2	2											
Inning Stats	R: 0 E: 0 K: 2 S: 11	H: 1 LOB: 1 BB: 0 P: 18	R: 0 E: 0 K: 2 S: 9	H: 0 LOB: 0 BB: 0 P: 13	R: 0 E: 0 K: 2 S: 8	H: 0 LOB: 0 BB: 0 P: 12	R: 0 E: 0 K: 1 S: 11	H: 1 LOB: 1 BB: 0 P: 15	R: 1 E: 0 K: 1 S: 13	H: 1 LOB: 1 BB: 1 P: 22	R: 0 E: 0 K: 1 S: 6	H: 0 LOB: 0 BB: 0 P: 9	R: 0 E: 0 K: 2 S: 10	H: 1 LOB: 1 BB: 0 P: 16	R: 0 E: 0 K: 3 S: 16	H: 1 LOB: 1 BB: 0 P: 25		R: 2 E: 0 K: 0 S: 13	H: 3 LOB: 1 BB: 0 P: 17	1B: 5 2B: 3 3B: 0 HR: 0	SF: 0 SAC: 0 DP: 0 HBP: 0	WP: 0 PB: 0 SB: 0 CS: 0	PA: 36				
PITCHER	IP	WLS	BF	H	R	ER	SO	BB	IBB	HBP	BLK	WP	HR	S	P	ERA	WHIP										
Andy Pettitte, L ERA: 4.27	7.0	W	26	4	1	1	11	1	0	0	0	0	0	68	105	1.29	0.714										
Jeff Nelson, R ERA: 4.15	1.0		4	1	0	0	3	0	0	0	0	0	0	16	25	0.00	1.000										
John Wetteland, R ERA: 3.4	1.0		6	3	2	2	0	0	0	0	0	0	0	13	17	18.00	3.000										



Batter	1	2	3	4	5	6	7	8	9	AB	R	H	RBI	BB	SO	LOB	TOP								
2 Derek Jeter, R OBP: 0.369, SLG: 0.418 (1, 6)										5	3	4	0	0	0	0	New York Yankees @ Kansas City Royals Kauffman Stadium, Kansas City, MO Mon Aug 05 1996, 7:05 PM CDT Att: 22,865 - Unknown - 90 F livebaseballscorecards.com								
Joe Girardi, R OBP: 0.371, SLG: 0.392 (1, 2)										4	0	2	1	0	0	2									
Paul O'Neill, L OBP: 0.422, SLG: 0.467 (1, 9)										5	0	1	1	0	1	4									
Cecil Fielder, R OBP: 0.357, SLG: 0.484 (1, 3)										1	1	0	0	4	1	1									
Bernie Williams, S OBP: 0.387, SLG: 0.519 (1, 8)										4	0	1	2	1	1	4									
Mariano Duncan, R OBP: 0.349, SLG: 0.479 (1, 4)										4	0	2	1	0	2	4									
Andy Fox, L OBP: 0.286, SLG: 0.267 (7, 4)										1	0	0	0	0	2										
Jim Leyritz, R OBP: 0.330, SLG: 0.353 (1, 10)										2	0	0	0	0	2	2									
Darryl Strawberry, L OBP: 0.330, SLG: 0.375 (6, PH)										2	0	0	0	0	1	2									
Gerald Williams, R OBP: 0.333, SLG: 0.455 (1, 7)										4	0	1	0	0	0	0									
Matt Howard, R OBP: 0.214, SLG: 0.264 (1, 5)										2	0	0	0	0	0	1									
Wade Boggs, L OBP: 0.385, SLG: 0.389 (7, PH)										2	1	1	0	0	0	0									
Inning Stats	R: 0 E: 0 K: 0 S: 3	H: 1 LOB: 0 BB: 0 P: 4	R: 0 E: 0 K: 2 S: 9	H: 0 LOB: 1 BB: 1 P: 17	R: 0 E: 0 K: 0 S: 11	H: 0 LOB: 0 BB: 0 P: 15	R: 0 E: 0 K: 2 S: 10	H: 1 LOB: 1 BB: 0 P: 16	R: 0 E: 0 K: 1 S: 8	H: 2 LOB: 1 BB: 0 P: 14	R: 2 E: 0 K: 1 S: 18	H: 3 LOB: 2 BB: 1 P: 32	R: 2 E: 0 K: 1 S: 28	H: 3 LOB: 3 BB: 2 P: 45	R: 0 E: 0 K: 1 S: 8	H: 0 LOB: 0 BB: 0 P: 13	R: 1 E: 0 K: 0 S: 11	H: 2 LOB: 2 BB: 1 P: 21	1B: 11 2B: 2 3B: 0 HR: 0	SF: 0 SAC: 1 DP: 2 HBP: 0	WP: 0 PB: 0 SB: 0 CS: 1	PA: 42			
PITCHER	IP	WLS	BF	H	R	ER	SO	BB	IBB	HBP	BLK	WP	HR	S	P	ERA	WHIP								
Chris Haney, L ERA: 4.88 (1, 1)	5.2		24	7	2	2	6	2	0	0	0	0	0	56	94	3.18	1.588								
Hipolito Pichardo, R ERA: 5.36 (6, 1)	1.0	L	8	3	2	2	0	2	0	0	0	0	0	28	44	18.00	5.000								
Rick Huisman, R ERA: 2.31 (7, 1)	1.2		6	1	1	1	2	0	0	0	0	0	0	19	29	5.40	0.600								
Jason Jacome, L ERA: 4.53 (9, 1)	0.2		4	1	0	0	0	0	1	0	0	0	0	3	10	0.00	1.500								

Batter	1	2	3	4	5	6	7	8	9	AB	R	H	RBI	BB	SO	LOB	BOTTOM								
Jose Offerman, S OBP: 0.376, SLG: 0.385 (1, 4)										4	0	2	0	0	0	0	New York Yankees @ Kansas City Royals Kauffman Stadium, Kansas City, MO Mon Aug 05 1996, 7:05 PM CDT Att: 22,865 - Unknown - 90 F livebaseballscorecards.com								
Tom Goodwin, L OBP: 0.333, SLG: 0.335 (1, 8)										4	0	0	0	0	0	2									
Bip Roberts, S OBP: 0.337, SLG: 0.366 (1, 9)										4	0	0	0	0	2	1									
Mike Macfarlane, R OBP: 0.330, SLG: 0.518 (1, 10)										4	1	1	1	0	0	1									
Craig Paquette, R OBP: 0.296, SLG: 0.458 (1, 7)										2	1	0	0	1	0	0									
Michael Tucker, L OBP: 0.326, SLG: 0.397 (9, PH)										1	0	1	0	0	0	0									
29 Mike Sweeney, R OBP: 0.396, SLG: 0.386 (1, 2)										3	0	0	0	1	1	2									
Kevin Young, R OBP: 0.315, SLG: 0.451 (1, 3)										1	0	1	0	1	0	0									
Johnny Damon, L OBP: 0.332, SLG: 0.398 (7, PH)										2	0	0	0	0	0	2									
Joe Randa, R OBP: 0.340, SLG: 0.405 (1, 5)										2	0	0	1	0	1	3									
Keith Lockhart, L OBP: 0.346, SLG: 0.435 (7, PH)										0	0	0	0	1	0	0									
David Howard, S OBP: 0.298, SLG: 0.318 (1, 6)										2	0	0	0	0	0	3									
Bob Hamelin, L OBP: 0.397, SLG: 0.424 (7, PH)										1	0	0	0	0	0	2									
Inning Stats	R: 0 E: 0 K: 0 S: 8	H: 0 LOB: 0 BB: 0 P: 13	R: 2 E: 1 K: 0 S: 14	H: 1 LOB: 1 BB: 2 P: 26	R: 0 E: 0 K: 1 S: 7	H: 0 LOB: 0 BB: 0 P: 7	R: 0 E: 0 K: 0 S: 3	H: 0 LOB: 0 BB: 0 P: 6	R: 0 E: 0 K: 1 S: 7	H: 1 LOB: 0 BB: 0 P: 12	R: 0 E: 0 K: 1 S: 10	H: 1 LOB: 1 BB: 0 P: 15	R: 0 E: 0 K: 0 S: 10	H: 0 LOB: 2 BB: 2 P: 18	R: 0 E: 0 K: 0 S: 12	H: 1 LOB: 0 BB: 0 P: 15	R: 0 E: 0 K: 1 S: 11	H: 1 LOB: 1 BB: 0 P: 17	1B: 3 2B: 2 3B: 1 HR: 1	SF: 0 SAC: 0 DP: 3 HBP: 0	WP: 0 PB: 0 SB: 0 CS: 0	PA: 34			
PITCHER	IP	WLS	BF	H	R	ER	SO	BB	IBB	HBP	BLK	WP	HR	S	P	ERA	WHIP								
Jimmy Key, L ERA: 4.66 (1, 1)	6.0		22	3	2	1	3	2	0	0	0	0	0	49	79	1.50	0.833								
42 Mariano Rivera, R ERA: 2.22 (7, 1)	2.0		8	1	0	0	0	2	0	0	0	0	0	22	33	0.00	1.500								
John Wetteland, R ERA: 3.33 (9, 1)	1.0	S	4	1	0	0	1	0	0	0	0	0	0	11	17	0.00	1.000								

Batter	1	2	3	4	5	6	7	8	9	AB	R	H	RBI	BB	SO	LOB	TOP										
Jose Herrera, L OBP: 0.302, SLG: 0.358 (1, 9)	0-3 K		0-1 G4-6-3		1-0 1B		1-2 2B		4-2 1B BB	4	0	2	0	1	1	2	Oakland Athletics @ Kansas City Royals Kauffman Stadium, Kansas City, MO Tue Aug 06 1996, 7:05 PM CDT Att: 14,028 - Unknown - 93 F livebaseballscorecards.com										
Scott Brosius, R OBP: 0.453, SLG: 0.637 Tony Batista, R OBP: 0.317, SLG: 0.459 (1, 5) (7, 5)	2-1 1B		0-0 L5		0-1 SF7		1-1 2B		0-1 1B	3	0	2	1	0	0	1											
Jason Giambi, L OBP: 0.374, SLG: 0.538 Damon Mashore, R OBP: 0.361, SLG: 0.422 (1, 7) (7, 7)	1-3 K			0-0 1B 1B	1-1 P6		2-2 G1-3		0-3 K	4	1	1	0	0	1	4											
Mark McGwire, R OBP: 0.471, SLG: 0.787 Webster Garrison, R (1, 3) (7, 3)	1-3 K			0-0 F9	2-3 K		1-3 K		1-1 L7	4	0	0	0	0	3	5											
Geronomo Berroa, R OBP: 0.324, SLG: 0.530 (1, 10)		1-1 G4-3		3-1 F9		0-0 F9		1-3 K	2-2 P6	5	0	0	0	0	1	3											
Terry Steinbach, R OBP: 0.357, SLG: 0.570 George Williams, S OBP: 0.336, SLG: 0.286 (1, 2) (6, 2)	1-0 F7			1-0 1B 1B	1-0 F9		0-0 WP 2B			3	0	1	0	0	0	0											
Ernie Young, R Matt Stairs, L OBP: 0.386, SLG: 0.541 (1, 8) (5, 9)	3-2 G6-3			3-2 1B	1-0 2B		2-0 WP HBP			2	0	1	1	0	0	0											
Mike Bordick, R OBP: 0.297, SLG: 0.295 (1, 6)			0-1 G4-6-3 1B	0-0 P4		0-3 K		1-1 P4	1-2 2-3	4	0	1	0	0	1	5											
Rafael Bourquim, R OBP: 0.310, SLG: 0.341 (1, 4)			0-2 1B		0-1 1B SF7		0-1 P6	0-1 G4-3		4	1	2	0	0	0	2											
Inning Stats	R: 0 E: 0 K: 3 S: 11	H: 1 LOB: 1 BB: 0 P: 15	R: 0 E: 0 K: 0 S: 7	H: 0 LOB: 0 BB: 0 P: 12	R: 0 E: 0 K: 0 S: 8	H: 2 LOB: 1 BB: 0 P: 8	R: 1 E: 0 K: 0 S: 10	H: 3 LOB: 2 BB: 0 P: 17	R: 1 E: 0 K: 1 S: 10	H: 2 LOB: 1 BB: 0 P: 14	R: 0 E: 0 K: 1 S: 6	H: 1 LOB: 2 BB: 0 P: 8	R: 0 E: 0 K: 1 S: 14	H: 2 LOB: 2 BB: 0 P: 19	R: 0 E: 0 K: 1 S: 9	H: 1 LOB: 2 BB: 1 P: 13		R: 0 E: 0 K: 1 S: 14	H: 1 LOB: 2 BB: 1 P: 21	1B: 10 2B: 3 3B: 0 HR: 0	SF: 1 SAC: 0 DP: 1 HBP: 1	WP: 1 PB: 0 SB: 0 CS: 0	PA: 41				
PITCHER	IP	WLS	BF	H	R	ER	SO	BB	IBB	HBP	BLK	WP	HR	S	P	ERA	WHIP										
Tim Belcher, R ERA: 3.94 Mike Magnante, L ERA: 4.63	(1, 1) (8, 1)	7.0 W	31	11	2	2	6	0	0	0	0	0	0	66	93	2.57	1.571										

Batter	1	2	3	4	5	6	7	8	9	AB	R	H	RBI	BB	SO	LOB	BOTTOM										
Jose Offerman, S OBP: 0.379, SLG: 0.391 (1, 3) (7, 6)	3-2 1B 3B		3-2 G3		4-2 2B HR BB		0-0 FC6-4 1B		0-1 L7	4	2	2	0	1	0	1	Oakland Athletics @ Kansas City Royals Kauffman Stadium, Kansas City, MO Tue Aug 06 1996, 7:05 PM CDT Att: 14,028 - Unknown - 93 F livebaseballscorecards.com										
Tom Goodwin, L OBP: 0.331, SLG: 0.333 (1, 8)	2-1 E S 1B		0-1 G3		2-3 K		1-0 FC6-4 HBP		0-2 P6	5	1	1	1	0	1	4											
Keith Lockhart, L OBP: 0.351, SLG: 0.440 (1, 5) (4, 4)	0-1 F9 1H FC6 1B		0-3 K		1-0 HR 2B		4-2 G6-4-3 HBP			3	2	2	2	0	1	0											
Bip Roberts, S OBP: 0.338, SLG: 0.365 Craig Paquette, R OBP: 0.297, SLG: 0.471 (1, 4) (4, 5)	4-2 FC6 BB		1-2 G4-3		1-2 HR		1-0 G6-4-3			1	0	0	0	1	0	0											
Bob Hamelin, L OBP: 0.390, SLG: 0.414 (1, 10)	1-2 F9		3-0 G4-3		2H 3H 2-3 HR		1-2 G4-3			4	0	0	0	0	1	2											
Johnny Damon, L OBP: 0.331, SLG: 0.399 (1, 9)	0-1 FC6 HR		0-1 1B 2B		0-0 G6-3		2-0 G3-1			4	1	1	1	0	0	1											
Michael Tucker, L OBP: 0.328, SLG: 0.409 (1, 7) (7, 3)	1-0 HR		0-0 1B		1-2 P6		0-3 K			4	1	2	2	0	1	0											
Mike Macfarlane, R OBP: 0.332, SLG: 0.522 (1, 2)	0-1 1B				1-3 K		1-0 2B		2-1 F8	4	0	2	0	0	1	0											
David Howard, S OBP: 0.298, SLG: 0.316 Les Norman, R OBP: 0.244, SLG: 0.139 (1, 6) (7, 7)	2-1 G4-3				4-2 PB 2B BB		0-0 L7		1-0 1B	2	1	0	0	1	0	2											
Inning Stats	R: 5 E: 0 K: 0 S: 19	H: 5 LOB: 1 BB: 1 P: 32	R: 0 E: 0 K: 1 S: 8	H: 0 LOB: 0 BB: 0 P: 11	R: 0 E: 0 K: 0 S: 7	H: 2 LOB: 2 BB: 0 P: 11	R: 4 E: 0 K: 3 S: 20	H: 2 LOB: 0 BB: 0 P: 35	R: 0 E: 0 K: 0 S: 7	H: 1 LOB: 1 BB: 0 P: 9	R: 0 E: 0 K: 0 S: 7	H: 1 LOB: 1 BB: 0 P: 13	R: 0 E: 0 K: 1 S: 7	H: 0 LOB: 0 BB: 0 P: 10	R: 0 E: 0 K: 0 S: 8	H: 1 LOB: 1 BB: 0 P: 11		1B: 6 2B: 3 3B: 1 HR: 2	SF: 0 SAC: 0 DP: 1 HBP: 1	WP: 0 PB: 1 SB: 2 CS: 0	PA: 38						
PITCHER	IP	WLS	BF	H	R	ER	SO	BB	IBB	HBP	BLK	WP	HR	S	P	ERA	WHIP										
John Wasdin, R ERA: 6.49 Doug Johns, L ERA: 5.8	(1, 1) (4, 1)	3.2 L	22	9	9	9	3	3	0	0	0	0	0	32	48	0.00	0.692										

Batter	1	2	3	4	5	6	7	8	9	AB	R	H	RBI	BB	SO	LOB	TOP			
Jose Herrera, L (1, 8) OBP: 0.298, SLG: 0.352	1-2 G3			2-2 G3-1		2-1 F7			1-3 K	4	0	0	0	0	1	0				
Scott Brosius, R (1, 5) OBP: 0.446, SLG: 0.626	1-2 G6-3			0-0 F7			0-2 G6-3		0-2 L5	4	0	0	0	0	0	0				
Jason Giambi, L (1, 7) OBP: 0.372, SLG: 0.534	0-1 F7			3-2 G3-1			3-2 L7			3	0	0	0	0	0	0				
Mark McGwire, R (1, 3) OBP: 0.470, SLG: 0.782		2-2 F9			4-2 G5-4-3 BB		1-0 F9			2	0	0	0	1	0	0				
Geronimo Berroa, R (1, 10) OBP: 0.335, SLG: 0.529		1-3 K			0-0 G5-4-3			0-0 1B		3	0	1	0	0	1	1				
Matt Stairs, L (1, 9) OBP: 0.384, SLG: 0.526		1-0 G3			4-0 BB			1-3 K		2	0	0	0	1	1	1				
Tony Batista, R (1, 6) OBP: 0.318, SLG: 0.453			0-1 CS 1B		0-2 G3			2-3 K		3	0	1	0	0	1	2				
George Williams, S (1, 2) OBP: 0.331, SLG: 0.281			3-3 SAFE K			1-2 G4-3		1-1 L5		2	0	0	0	0	1	1				
Terry Steinbach, R (8, PH) OBP: 0.356, SLG: 0.559			1-2 SAFE K							1	0	0	0	0	0	1				
Rafael Bourquard, R (1, 4) OBP: 0.307, SLG: 0.338			1-2 G5-3			0-0 G5-3			0-1 G3-1	2	0	0	0	0	0	0				
Webster Gamson, R (8, PH)										1	0	0	0	0	0	0				
Inning Stats	R: 0 E: 0 K: 0 S: 8	H: 0 LOB: 0 BB: 0 P: 10	R: 0 E: 0 K: 1 S: 8	H: 0 LOB: 0 BB: 0 P: 12	R: 0 E: 0 K: 1 S: 10	H: 1 LOB: 0 BB: 0 P: 14	R: 0 E: 0 K: 0 S: 9	H: 0 LOB: 0 BB: 0 P: 14	R: 0 E: 0 K: 0 S: 6	H: 0 LOB: 1 BB: 0 P: 9	R: 0 E: 0 K: 0 S: 7	H: 0 LOB: 0 BB: 0 P: 11	R: 0 E: 0 K: 2 S: 9	H: 1 LOB: 1 BB: 0 P: 13	R: 0 E: 0 K: 1 S: 9	H: 0 LOB: 0 BB: 0 P: 10	1B: 2 2B: 1 3B: 0 HR: 0	SF: 0 SAC: 0 DP: 2 HBP: 0	WP: 0 PB: 0 SB: 0 CS: 1	PA: 29
PITCHER Kevin Appier, R (1, 1) ERA: 2.97	IP: 9.0 WLS: W BF: 29 H: 2 R: 0 ER: 0 SO: 5 BB: 2 IBB: 0 HBP: 0 BLK: 0 WP: 0 HR: 0 S: 72 P: 107 ERA: 0.00 WHIP: 0.444																			

Oakland Athletics @ Kansas City Royals
Kauffman Stadium, Kansas City, MO
Wed Aug 07 1996, 7:05 PM CDT
Att: 15,517 - Unknown - 82 F

AB	27
R	0
H	2
RBI	0
BB	2
SO	5
LOB	6

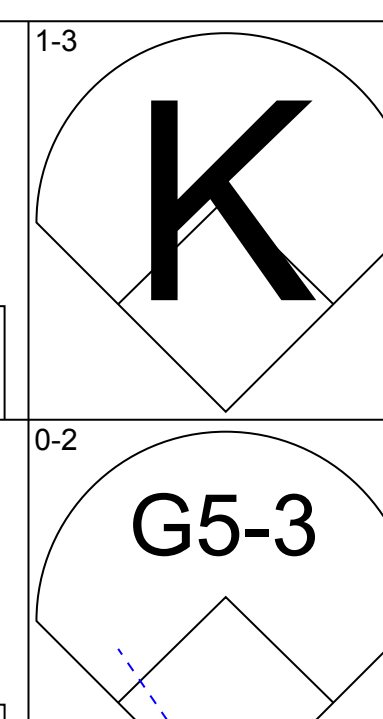
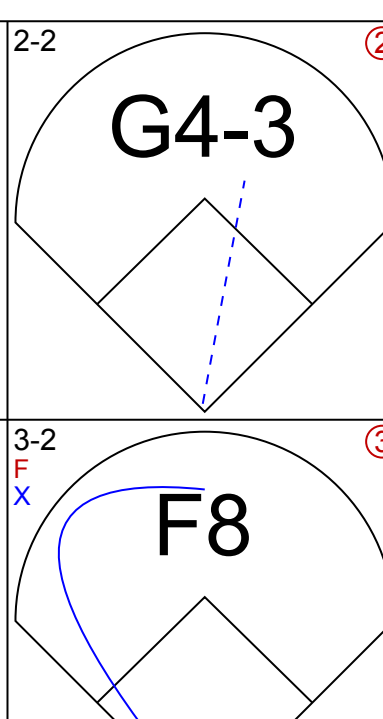
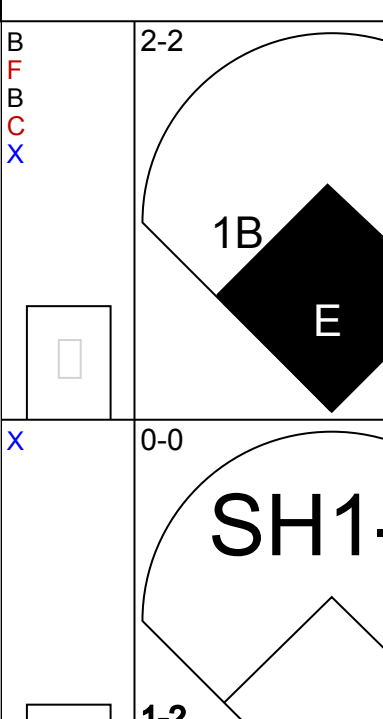
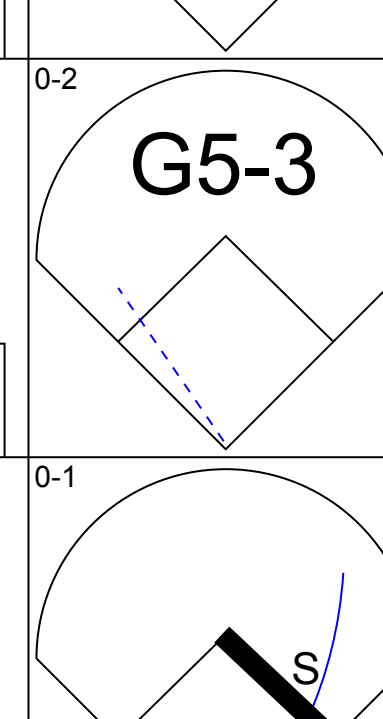
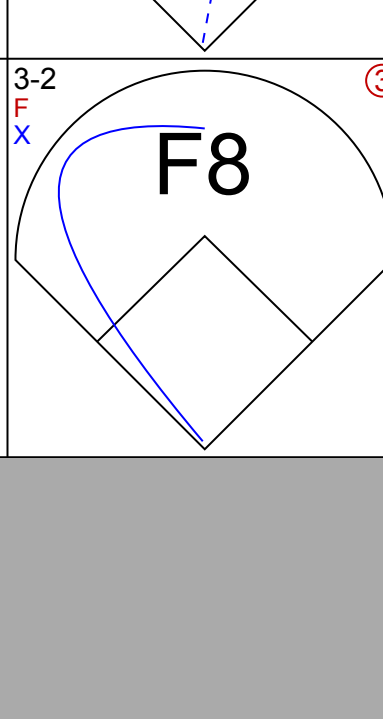
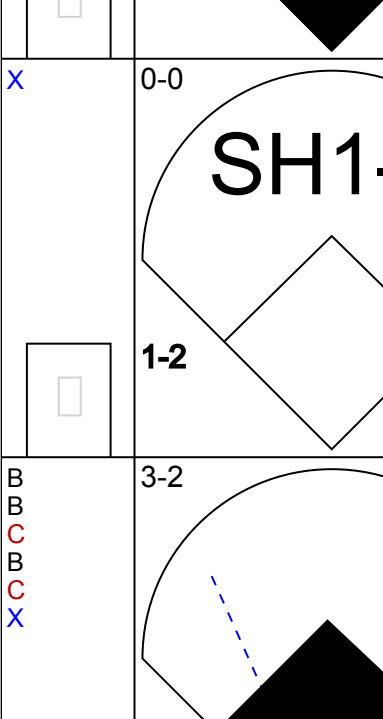
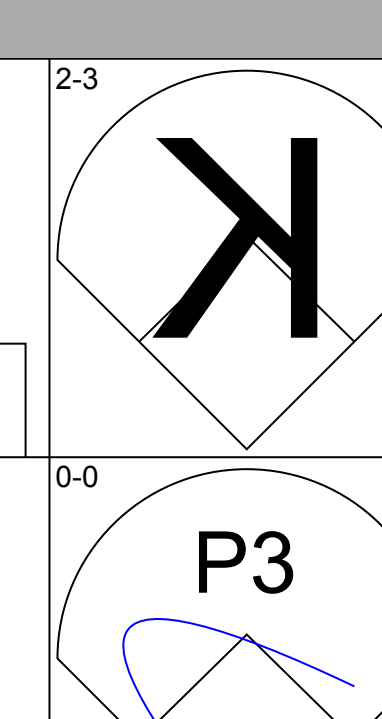
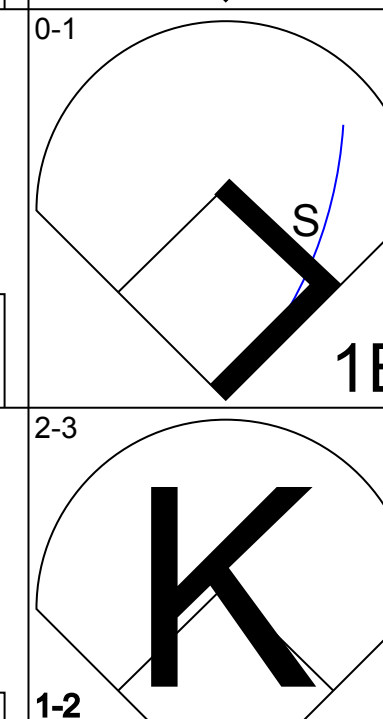
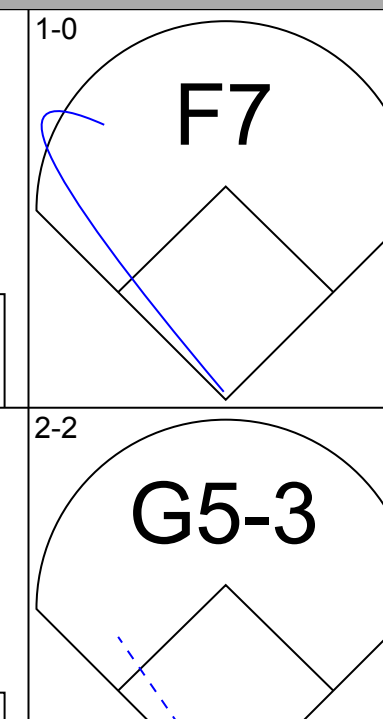
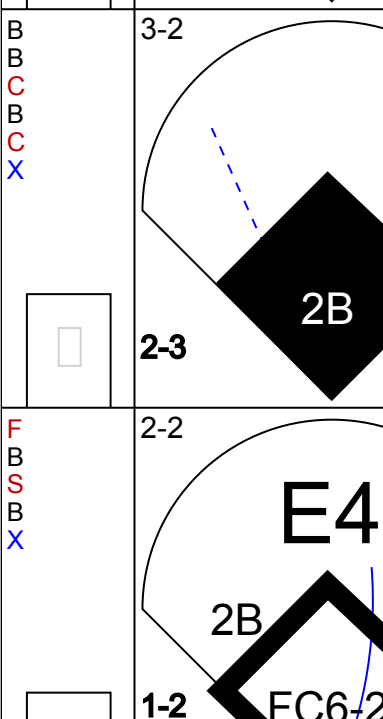
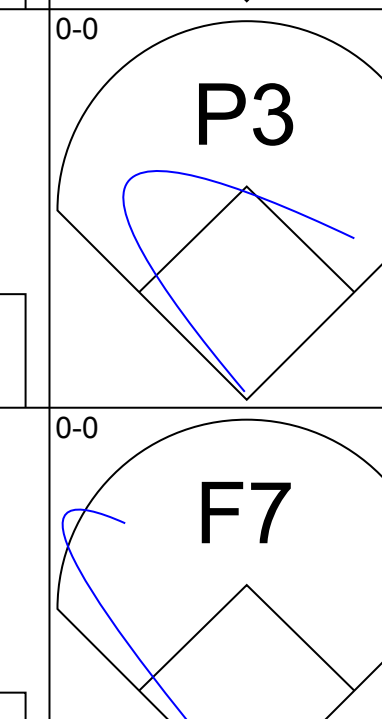
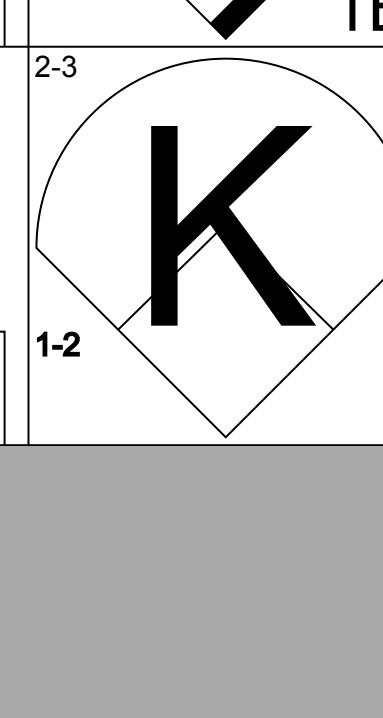
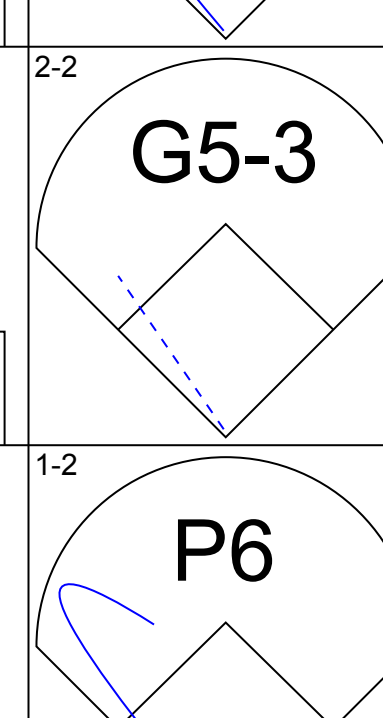
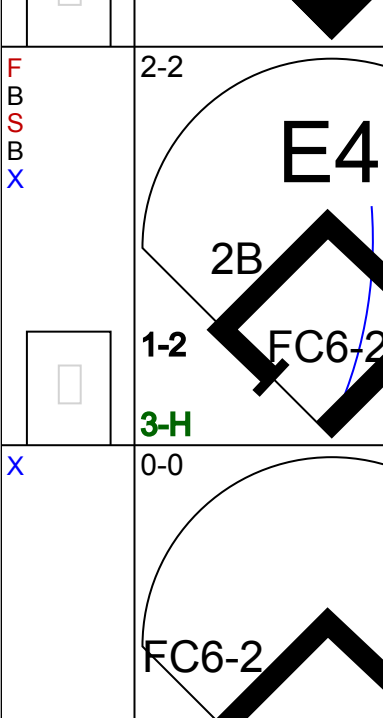
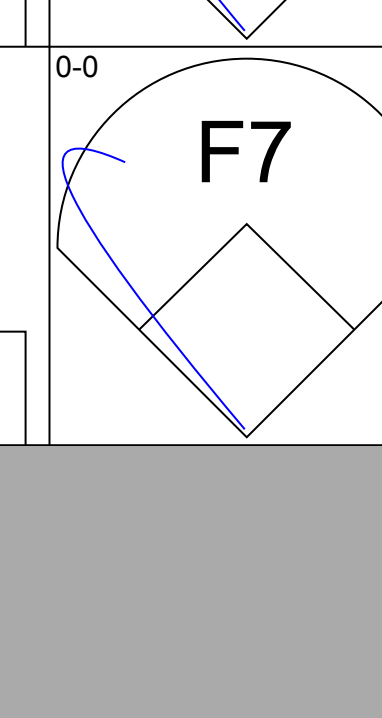
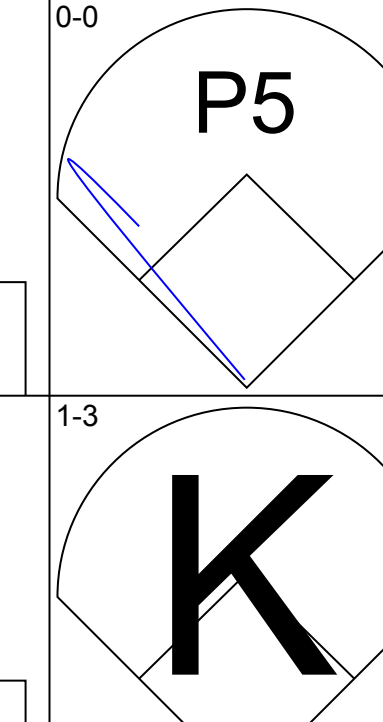
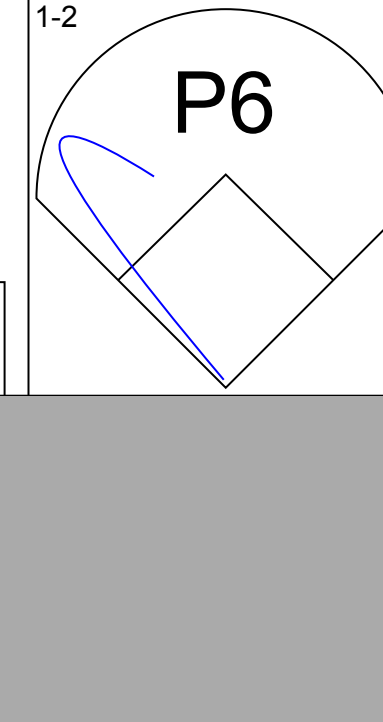
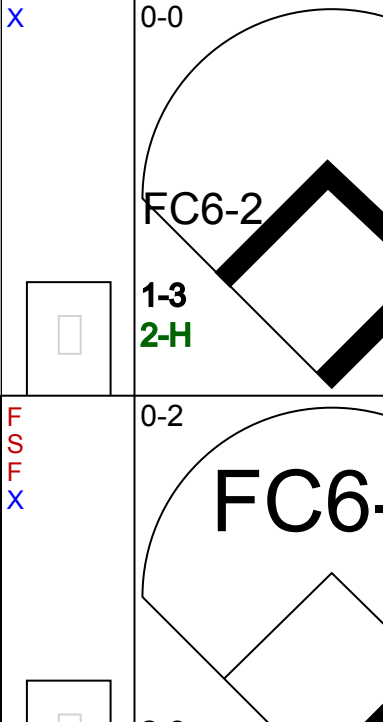
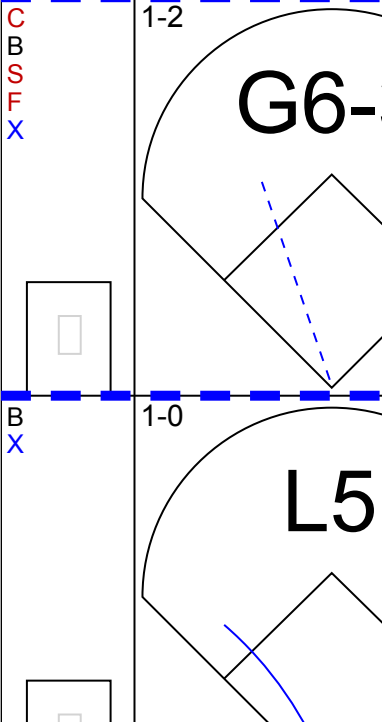
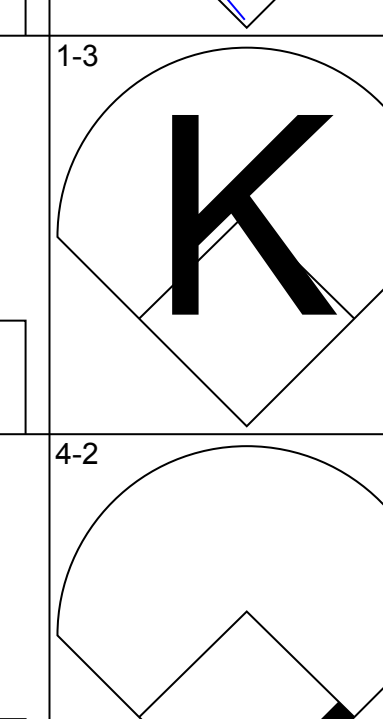
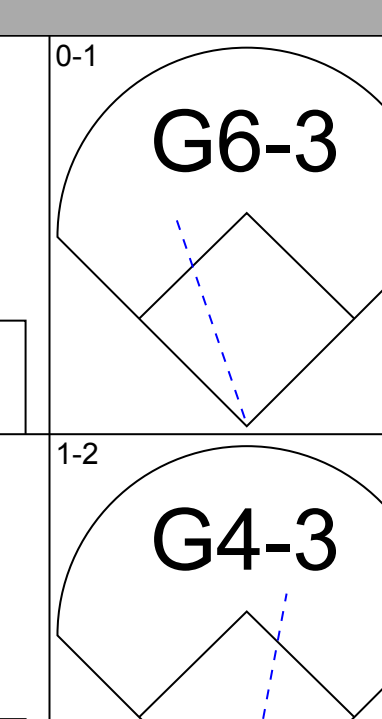
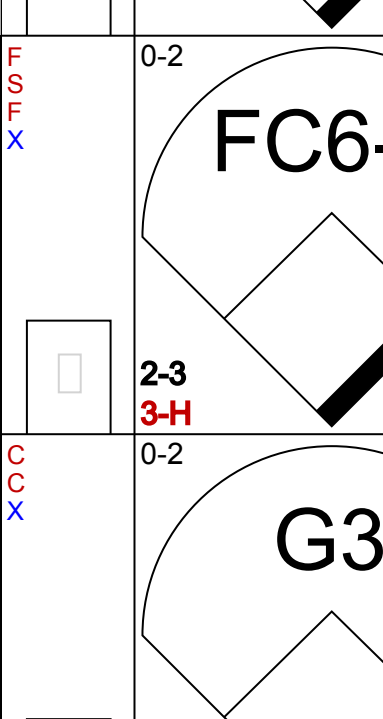
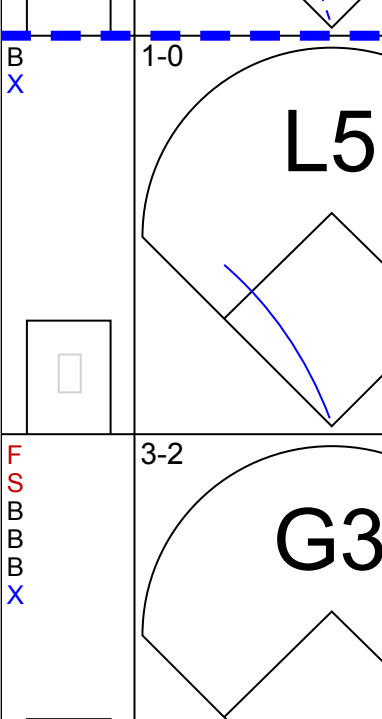
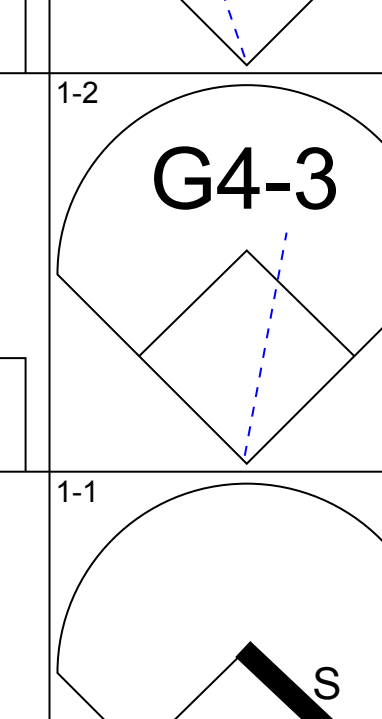
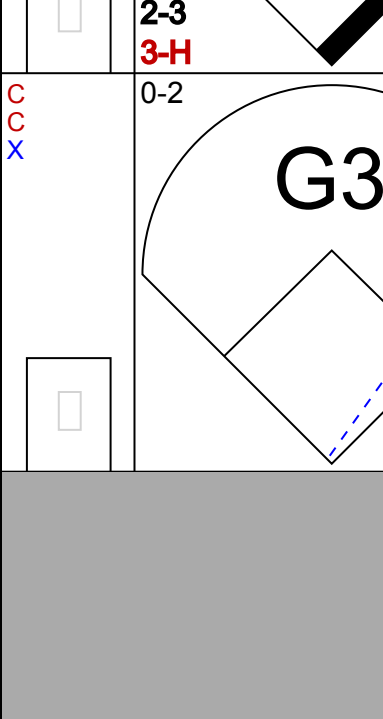
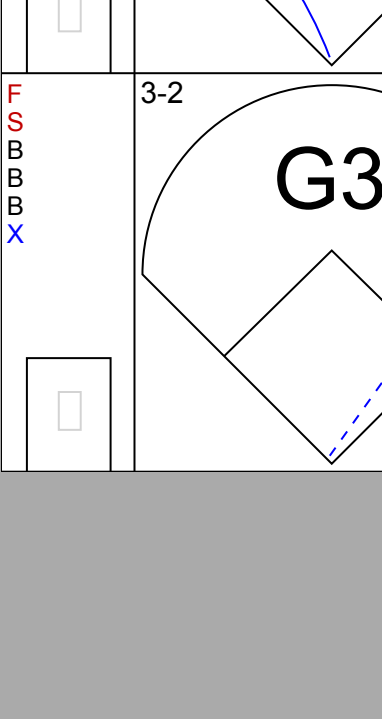
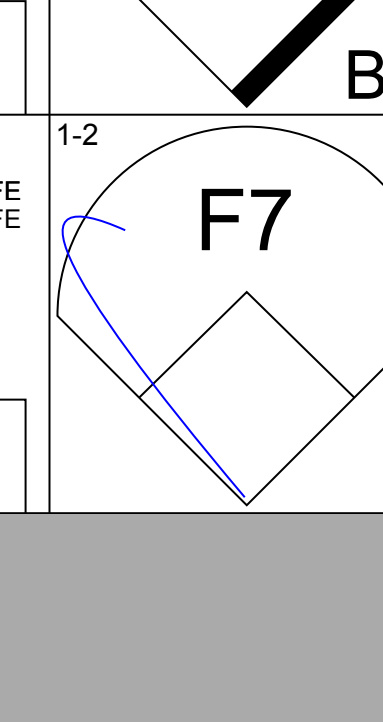
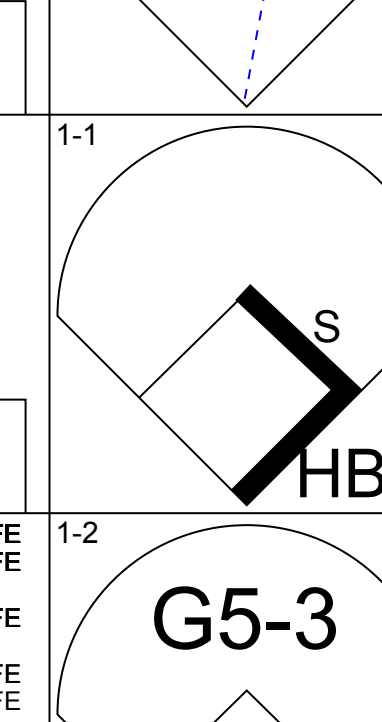
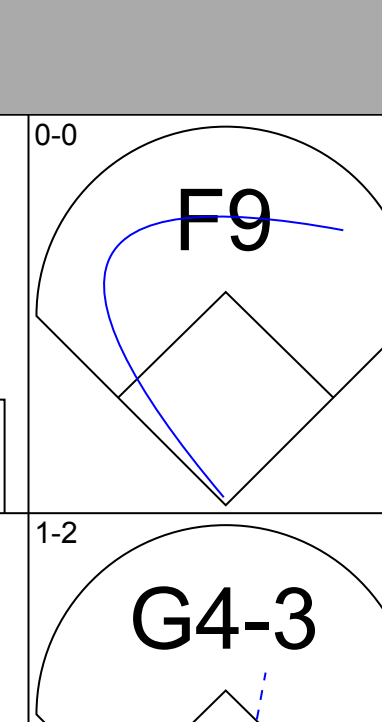
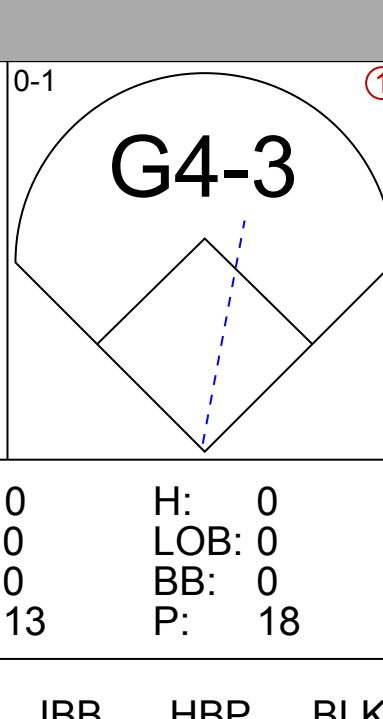
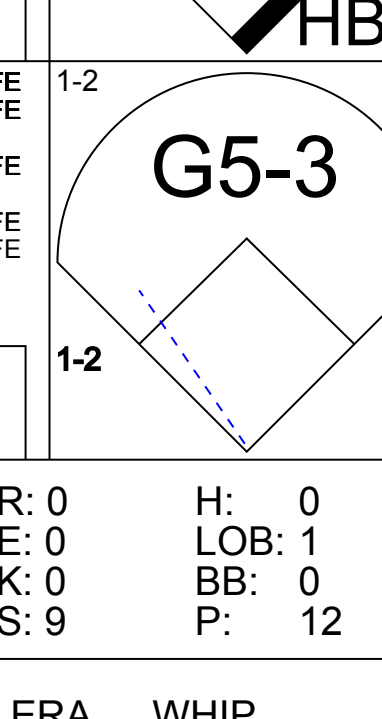
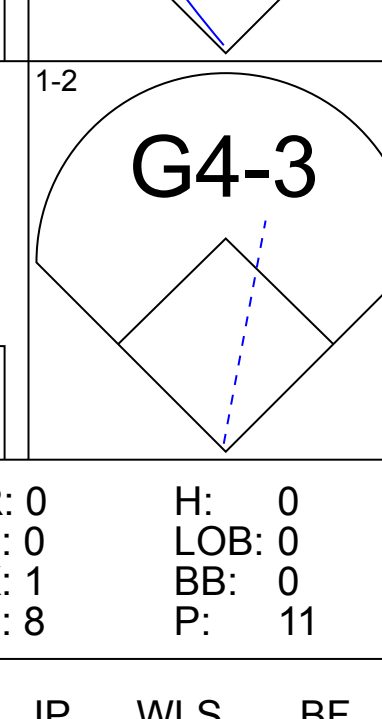


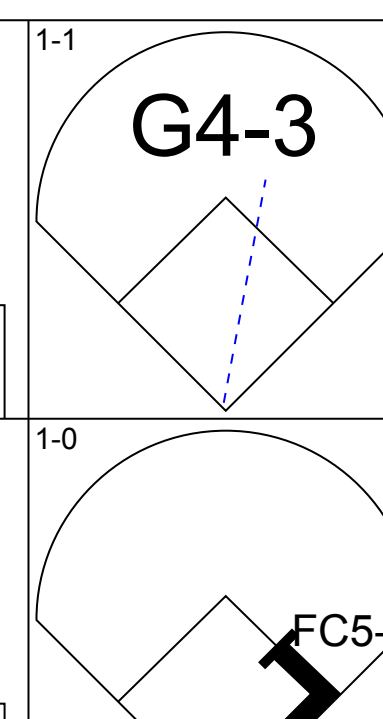
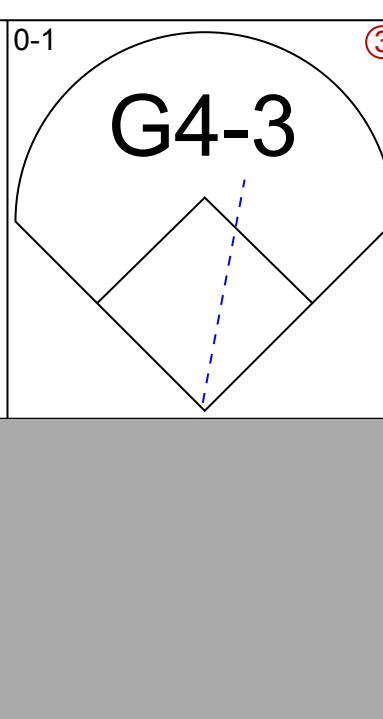
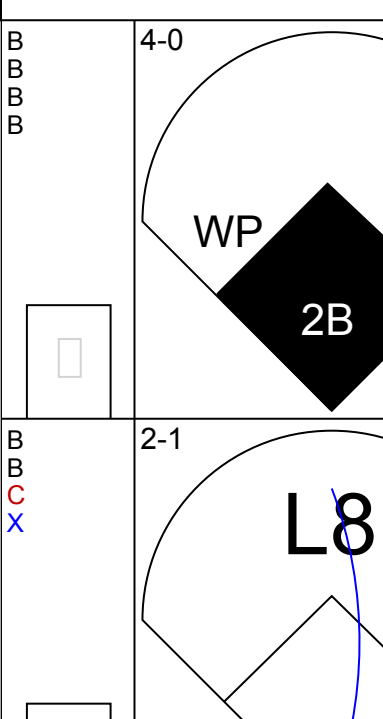
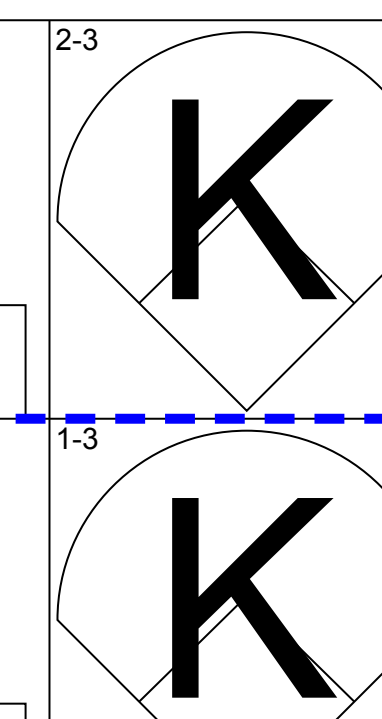
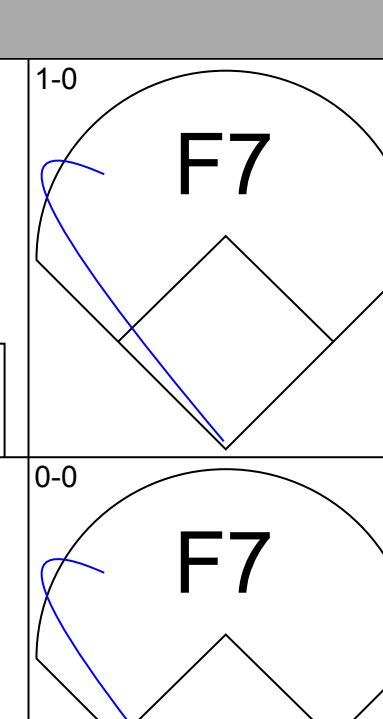
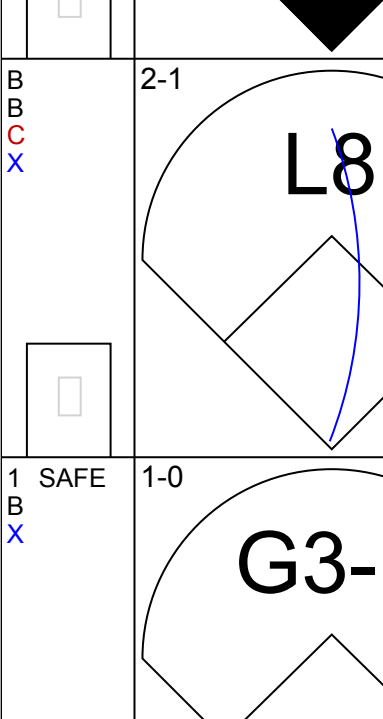
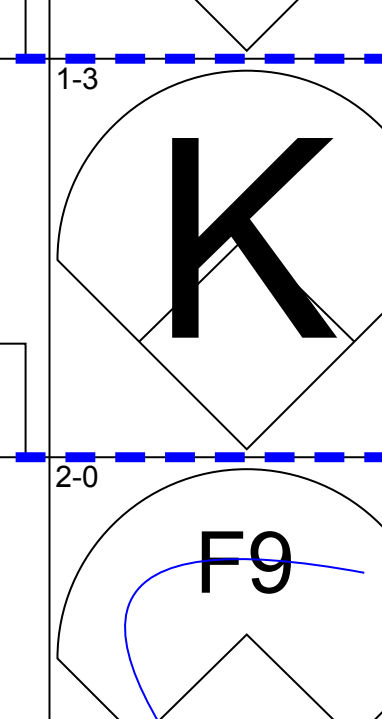

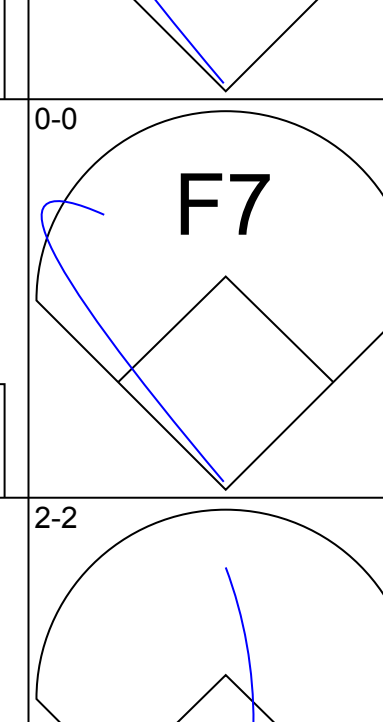
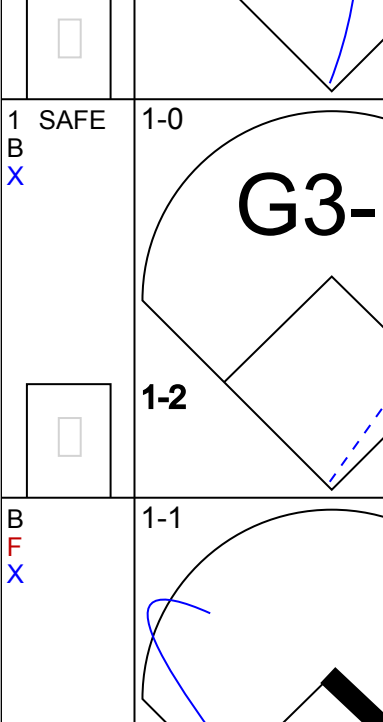
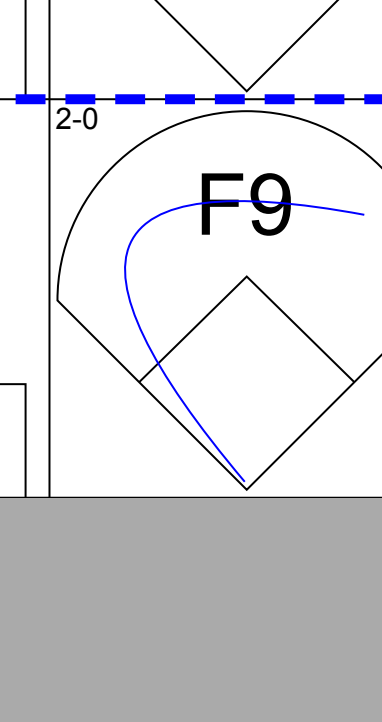
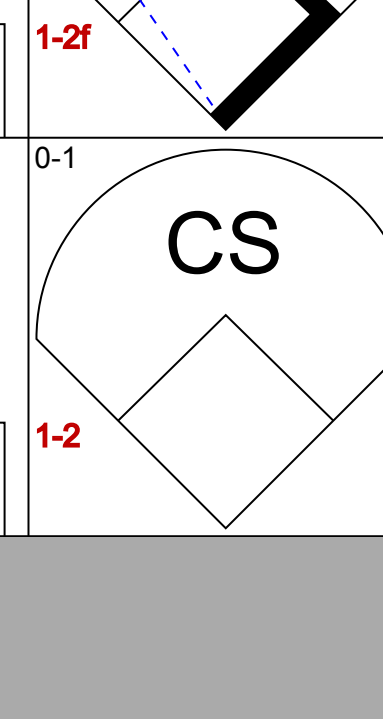
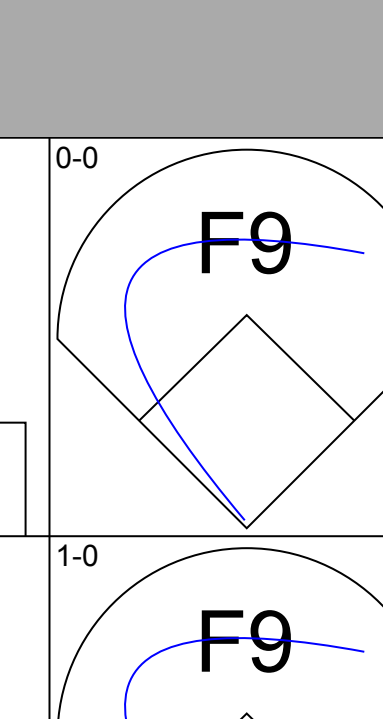
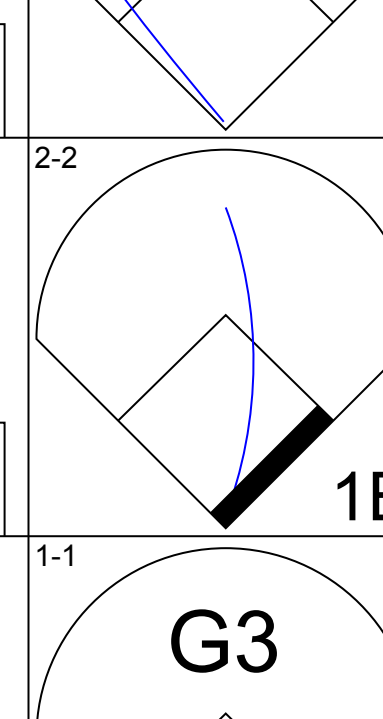
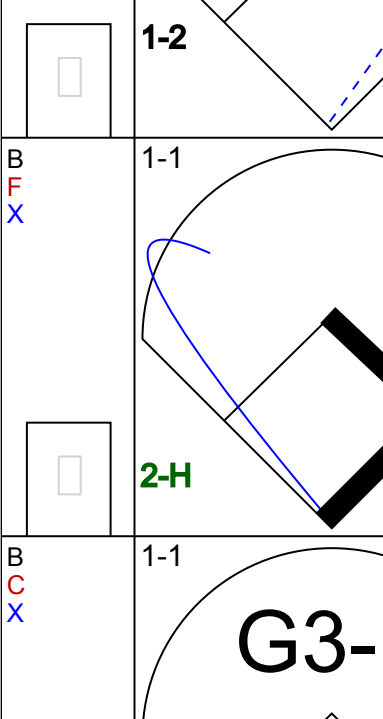
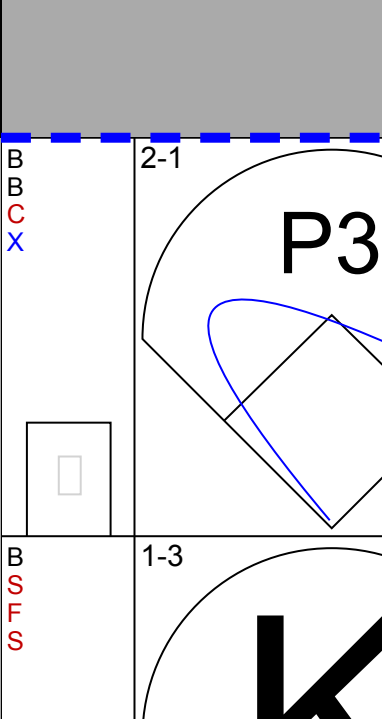
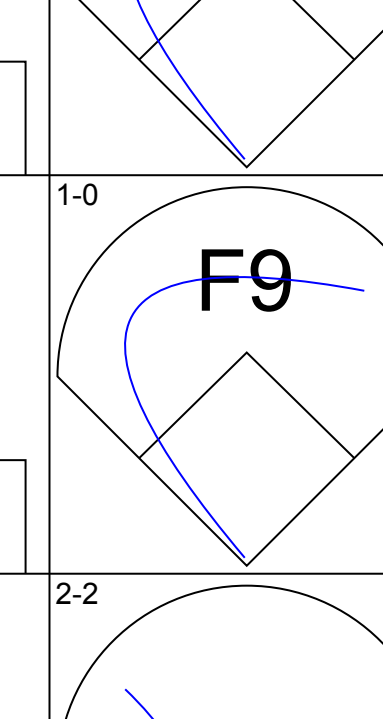
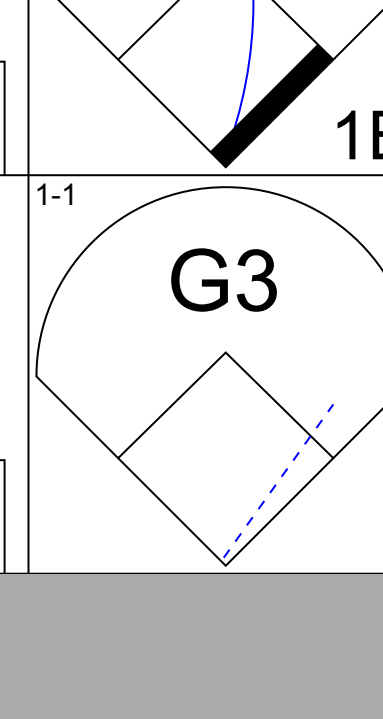
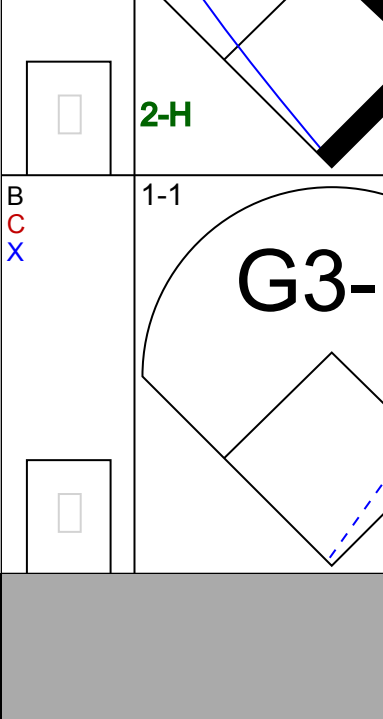
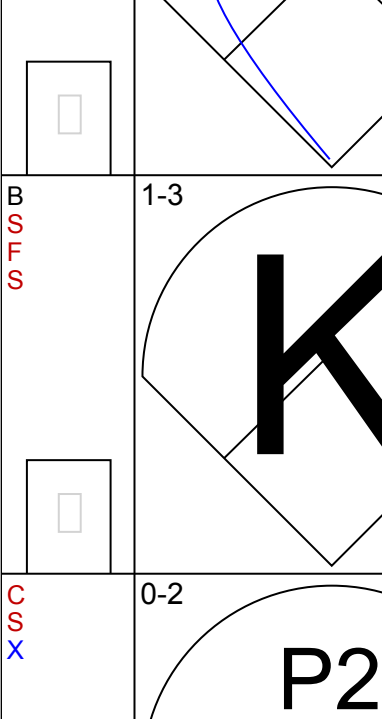
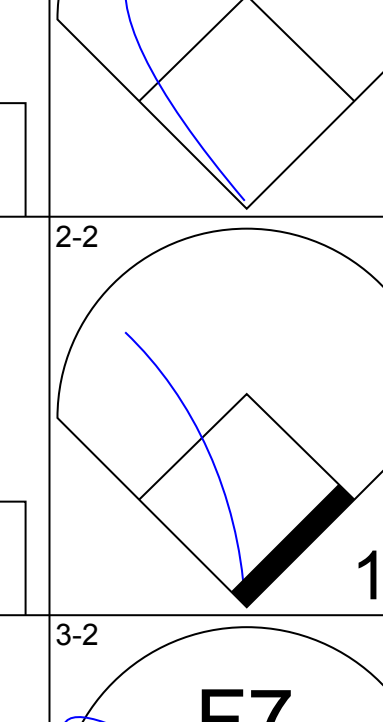
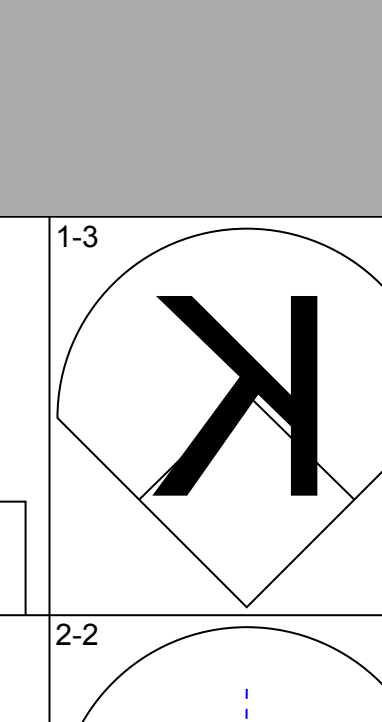
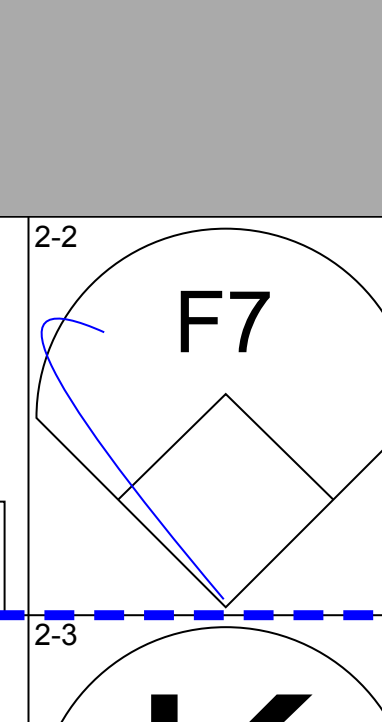
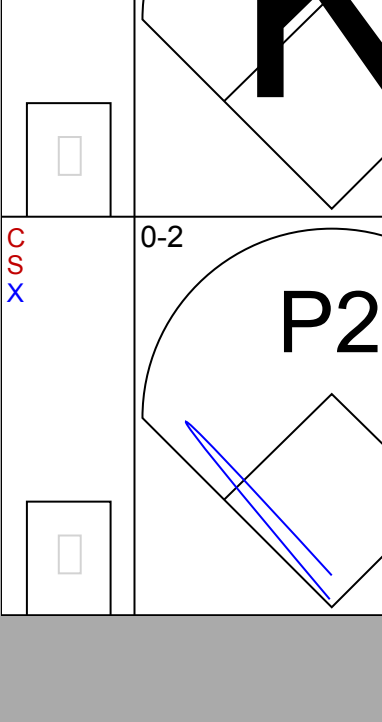
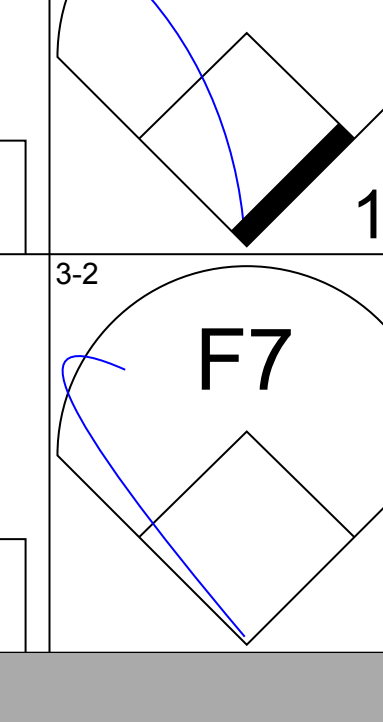
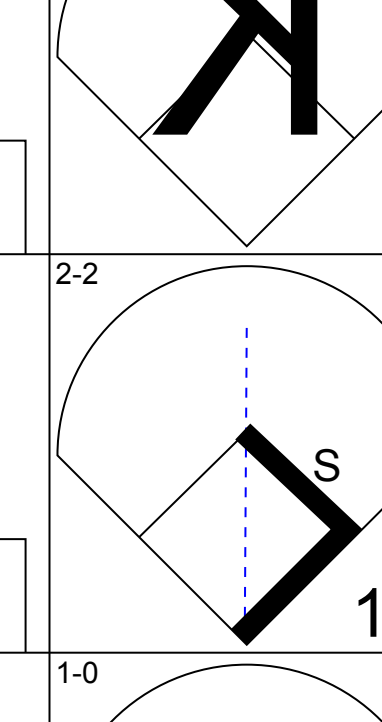
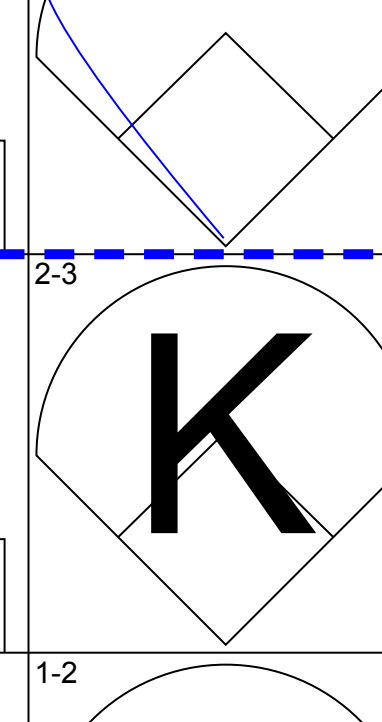
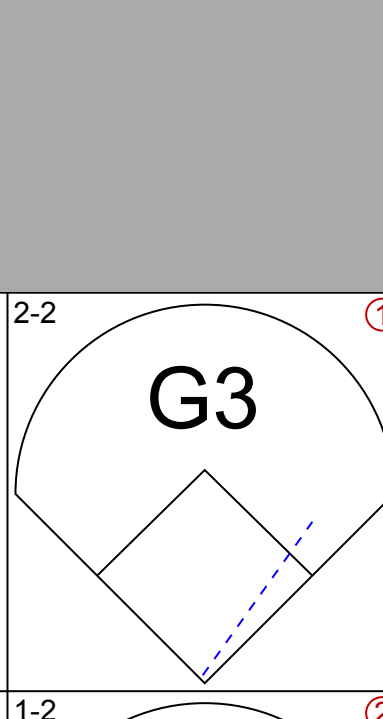
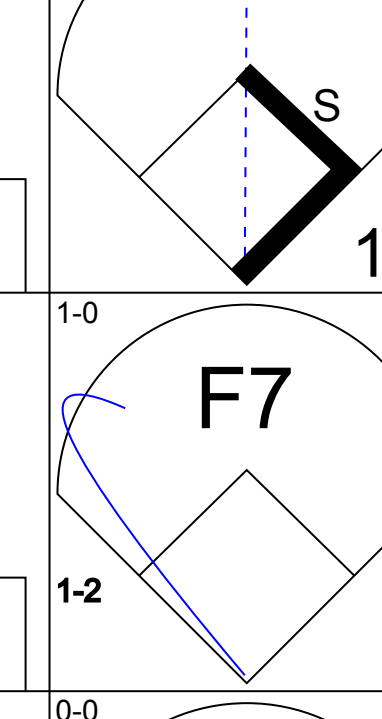
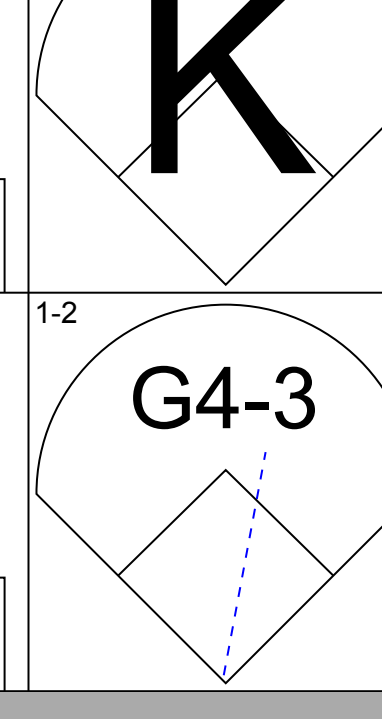
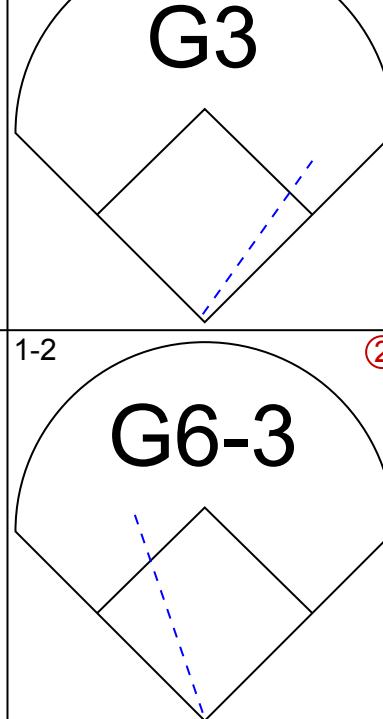
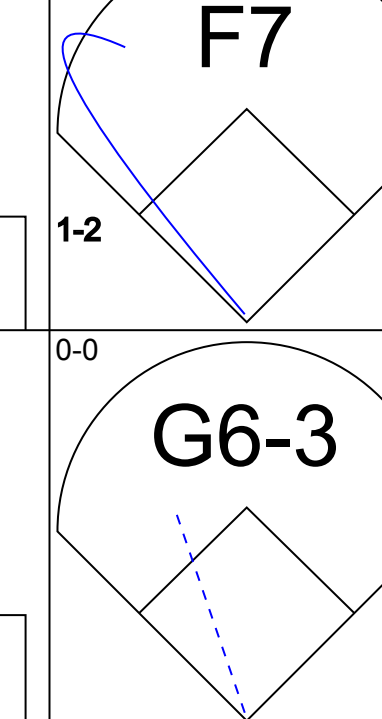
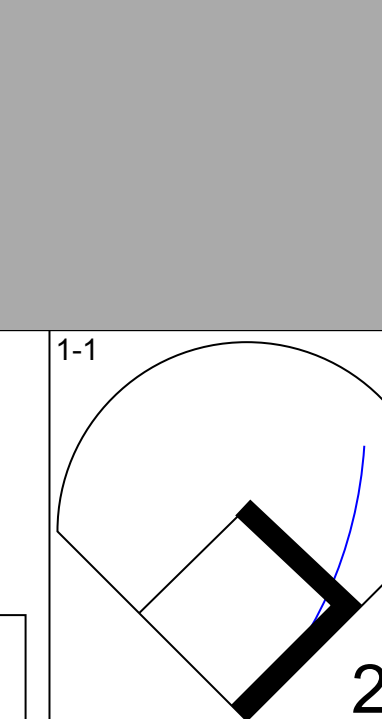
Batter	1	2	3	4	5	6	7	8	9	AB	R	H	RBI	BB	SO	LOB	BOTTOM			
Jose Offerman, S (1, 3) OBP: 0.380, SLG: 0.401	1-1 S E 2B	1-1 3B		3-2 G6-3		1-0 G4-3				4	1	2	0	0	0	1				
Tom Goodwin, L (1, 8) OBP: 0.328, SLG: 0.330	3-3 K 2H	1-1 G3			0-0 G1-6-3		0-0 F8			4	0	0	0	0	1	1				
Keith Lockhart, L (1, 4) OBP: 0.347, SLG: 0.434	1-0 F8	2-0 P4			0-1 P6		1-0 G4-3			4	0	0	0	0	0	1				
Mike Macfarlane, R (1, 2) OBP: 0.331, SLG: 0.518	2-2 E5 WP 3B		2-0 FC6-4 1B		1-1 F8		1-1 F8			4	1	1	0	0	0	0				
Michael Tucker, L (1, 7) OBP: 0.330, SLG: 0.412	4-0 3B BB		1-1 F9			0-0 SH1-4 29 SF9 2B		1-3 K		3	2	1	0	1	1	1				
Craig Paquette, R (1, 5) OBP: 0.304, SLG: 0.492	1-1 29 S 3B		1-2 F8		1-1 F8		3-1 29 SF9 SH1-4 3B HBP		1-1 HR	3	3	2	3	0	0	1				
Johnny Damon, L (1, 9) OBP: 0.333, SLG: 0.399	4-1 29 S BB		1-1 FC6-4			0-0 SH1-4		3-2 29 G6-4-3 1B		2	0	1	0	1	0	1				
29 Mike Sweeney, R (1, 10) OBP: 0.368, SLG: 0.362	0-1 G6-3			2-2 G5-3		0-1 SF9		0-0 G6-4-3		3	0	0	1	0	0	2				
David Howard, S (1, 6) OBP: 0.298, SLG: 0.322		1-0 P5			2-2 G6-3		2-3 3H 3B			3	0	1	1	0	0	0				
Inning Stats	R: 4 E: 1 K: 1 S: 14	H: 2 LOB: 1 BB: 2 P: 30	R: 0 E: 0 K: 0 S: 6	H: 1 LOB: 1 BB: 0 P: 11	R: 0 E: 0 K: 0 S: 8	H: 1 LOB: 1 BB: 0 P: 13	R: 0 E: 0 K: 0 S: 11	H: 0 LOB: 0 BB: 0 P: 18	R: 0 E: 0 K: 0 S: 5	H: 0 LOB: 0 BB: 0 P: 6	R: 2 E: 0 K: 0 S: 7	H: 2 LOB: 1 BB: 0 P: 11	R: 0 E: 0 K: 0 S: 4	H: 0 LOB: 0 BB: 0 P: 6	R: 1 E: 0 K: 1 S: 9	H: 2 LOB: 0 BB: 0 P: 14	1B: 2 2B: 2 3B: 3 HR: 1	SF: 1 SAC: 1 DP: 1 HBP: 1	WP: 1 PB: 0 SB: 3 CS: 0	PA: 35
PITCHER Ariel Prieto, R (1, 1) ERA: 5.23	IP: 8.0 WLS: L BF: 35 H: 8 R: 7 ER: 3 SO: 2 BB: 2 IBB: 0 HBP: 1 BLK: 0 WP: 1 HR: 1 S: 64 P: 109 ERA: 3.38 WHIP: 1.250																			

Oakland Athletics @ Kansas City Royals
Kauffman Stadium, Kansas City, MO
Wed Aug 07 1996, 7:05 PM CDT
Att: 15,517 - Unknown - 82 F

AB	30
R	7
H	8
RBI	5
BB	2
SO	2
LOB	8



Batter	1	2	3	4	5	6	7	8	9	AB	R	H	RBI	BB	SO	LOB	TOP								
Jose Herrera, L OBP: 0.297, SLG: 0.351 (1, 9)										4	1	1	0	0	2	0	Oakland Athletics @ Kansas City Royals Kauffman Stadium, Kansas City, MO Thu Aug 08 1996, 3:33 AM CDT Att: 19,197 - Cloudy - 83 F								
Rafael Bourquiel, R OBP: 0.303, SLG: 0.333 (1, 4)										3	0	0	0	0	1	0									
Scott Brosius, R OBP: 0.447, SLG: 0.624 (1, 5)										4	1	2	0	0	0	0									
Geronimo Berroa, R OBP: 0.332, SLG: 0.524 (1, 10)										4	0	0	1	0	1	2									
Jason Giambi, L OBP: 0.371, SLG: 0.534 (1, 3)										4	0	1	1	0	0	0									
Terry Steinbach, R OBP: 0.352, SLG: 0.563 (1, 2)										4	0	0	0	0	1	2									
Matt Stairs, L OBP: 0.378, SLG: 0.596 Damon Mashore, R OBP: 0.361, SLG: 0.422 (9, 7)										3	0	0	0	1	0	2									
Ernie Young, R OBP: 0.324, SLG: 0.421 (1, 8)										2	0	0	0	0	0	1									
Mike Bordick, R OBP: 0.295, SLG: 0.292 (1, 6)										3	0	0	0	0	0	1									
Inning Stats	R: 0 H: 1 E: 0 K: 2 S: 13	H: 1 R: 0 ER: 0 LOB: 1 BB: 0 P: 16	R: 0 H: 0 E: 0 K: 1 S: 9	H: 0 R: 0 ER: 0 LOB: 0 BB: 1 P: 15	R: 0 H: 0 E: 0 K: 0 S: 13	H: 0 R: 0 ER: 0 LOB: 0 BB: 0 P: 18	R: 0 H: 0 E: 0 K: 0 S: 7	H: 0 R: 0 ER: 0 LOB: 1 BB: 0 P: 11	R: 0 H: 0 E: 0 K: 0 S: 9	H: 0 R: 0 ER: 0 LOB: 1 BB: 0 P: 12	R: 2 H: 3 E: 1 K: 0 S: 18	H: 3 R: 0 ER: 0 LOB: 2 BB: 0 P: 25	R: 0 H: 0 E: 0 K: 1 S: 8	H: 0 R: 0 ER: 0 LOB: 0 BB: 0 P: 11	R: 0 H: 0 E: 0 K: 0 S: 5	H: 0 R: 0 ER: 0 LOB: 0 BB: 0 P: 7		R: 0 H: 0 E: 0 K: 0 S: 8	H: 0 R: 0 ER: 0 LOB: 0 BB: 0 P: 13	1B: 3 2B: 1 3B: 0 HR: 0	SF: 0 SAC: 1 DP: 0 HBP: 1	WP: 0 PB: 0 SB: 2 CS: 0	PA: 34		
PITCHER	IP	WLS	BF	H	R	ER	SO	BB	IBB	HBP	BLK	WP	HR	S	P	ERA	WHIP								
Doug Linton, R ERA: 5.09 (1, 1)	8.0	L	31	4	2	1	5	1	0	1	0	0	0	82	115	1.12	0.625								
Jason Jacome, L ERA: 4.5 (9, 1)	0.1		1	0	0	0	0	0	0	0	0	0	0	4	5	0.00	0.000								
Hipolito Pichardo, R ERA: 5.29 (9, 1)	0.2		2	0	0	0	0	0	0	0	0	0	0	4	8	0.00	0.000								

Batter	1	2	3	4	5	6	7	8	9	AB	R	H	RBI	BB	SO	LOB	BOTTOM								
Jose Offerman, S OBP: 0.378, SLG: 0.397 (9, 3)										3	1	0	0	1	1	1	Oakland Athletics @ Kansas City Royals Kauffman Stadium, Kansas City, MO Thu Aug 08 1996, 3:33 AM CDT Att: 19,197 - Cloudy - 83 F								
Tom Goodwin, L OBP: 0.328, SLG: 0.329 Les Norman, R OBP: 0.244, SLG: 0.139 David Howard, S OBP: 0.298, SLG: 0.321 (8, PH)										2	0	0	0	0	0	1									
Keith Lockhart, L OBP: 0.343, SLG: 0.429 (1, 4)										4	0	0	0	0	0	3									
Mike Macfarlane, R OBP: 0.333, SLG: 0.521 (1, 2)										4	0	2	1	0	0	0									
Michael Tucker, L OBP: 0.326, SLG: 0.406 (9, 9)										4	0	0	0	0	1	2									
Craig Panquette, R OBP: 0.303, SLG: 0.489 (1, 7)										4	0	1	0	0	1	0									
Bob Hamelin, L OBP: 0.389, SLG: 0.412 (1, 10)										3	0	1	0	0	1	1									
Johnny Damon, L OBP: 0.331, SLG: 0.397 (9, 8)										3	0	0	0	0	0	1									
Joe Randa, R OBP: 0.340, SLG: 0.409 (1, 5)										3	0	1	0	0	0	1									
Inning Stats	R: 0 H: 0 E: 0 K: 0 S: 6	H: 1 R: 0 ER: 0 LOB: 0 BB: 0 P: 9	R: 0 H: 1 E: 0 K: 0 S: 9	H: 1 R: 0 ER: 0 LOB: 0 BB: 0 P: 15	R: 0 H: 0 E: 0 K: 0 S: 8	H: 0 R: 0 ER: 0 LOB: 0 BB: 0 P: 11	R: 0 H: 1 E: 0 K: 0 S: 8	H: 1 R: 0 ER: 0 LOB: 1 BB: 0 P: 12	R: 0 H: 1 E: 0 K: 1 S: 9	H: 1 R: 0 ER: 0 LOB: 1 BB: 0 P: 13	R: 1 H: 1 E: 0 K: 0 S: 7	H: 1 R: 0 ER: 0 LOB: 1 BB: 1 P: 16	R: 0 H: 0 E: 0 K: 1 S: 10	H: 0 R: 0 ER: 0 LOB: 0 BB: 0 P: 15	R: 0 H: 1 E: 0 K: 2 S: 9	H: 1 R: 0 ER: 0 LOB: 0 BB: 0 P: 15		R: 0 H: 0 E: 0 K: 1 S: 8	H: 0 R: 0 ER: 0 LOB: 0 BB: 0 P: 11	1B: 3 2B: 2 3B: 0 HR: 0	SF: 0 SAC: 0 DP: 0 HBP: 1	WP: 1 PB: 0 SB: 1 CS: 1	PA: 34		
PITCHER	IP	WLS	BF	H	R	ER	SO	BB	IBB	HBP	BLK	WP	HR	S	P	ERA	WHIP								
Don Wengert, R ERA: 4.92 (7, 1)	1.0		4	1	0	0	2	0	0	0	0	0	0	12	18	0.00	1.000								
Buddy Groom, L ERA: 3.94 (8, 1)	0.1		1	0	0	0	1	0	0	0	0	0	0	3	4	0.00	0.000								
Jim Corsi, R ERA: 3.15 (8, 1)	0.1		1	0	0	0	0	0	0	0	0	0	0	1	3	0.00	0.000								
Mike Mohler, L ERA: 2.32 (9, 1)	1.0	S	3	0	0	0	1	0	0	0	0	0	0	8	11	0.00	0.000								

AB	31
R	2
H	4
RBI	2
BB	1
SO	5
LOB	8



AB	31
R	1
H	5
RBI	1
BB	1
SO	5
LOB	11



Batter	1	2	3	4	5	6	7	8	9	AB	R	H	RBI	BB	SO	LOB	TOP										
Jose Offerman, S (1, 4) OBP: 0.380, SLG: 0.409										4	2	2	1	0	0	1	Kansas City Royals @ California Angels Anaheim Stadium, Anaheim, CA Fri Aug 09, 1996, 10:05 PM EDT Att: 35,977 - Unknown - 76 F										
Tom Goodwin, L (1, 8) OBP: 0.330, SLG: 0.330										4	1	2	2	0	0	0											
Craig Paquette, R (1, 7) OBP: 0.299, SLG: 0.481										4	0	0	0	0	2	2											
Mike Macfarlane, R (1, 10) OBP: 0.329, SLG: 0.513										4	0	0	1	0	0	0											
29 Mike Sweeney, R (1, 2) OBP: 0.361, SLG: 0.340										3	0	0	0	1	1	0											
Michael Tucker, L (1, 9) OBP: 0.328, SLG: 0.408										4	1	2	0	0	1	0											
Joe Randa, R (1, 5) OBP: 0.335, SLG: 0.402										4	0	0	0	0	1	2											
Kevin Young, R (1, 3) OBP: 0.315, SLG: 0.440										2	0	0	0	1	1	1											
Keith Lockhart, L (9, 4) OBP: 0.343, SLG: 0.429										0	0	0	0	0	0	0											
David Howard, S (1, 6) OBP: 0.298, SLG: 0.321										3	1	1	1	0	0	1											
Inning Stats	R: 2 E: 0 K: 1 S: 12	H: 2 LOB: 0 BB: 1 P: 21	R: 3 E: 1 K: 2 S: 16	H: 4 LOB: 1 BB: 0 P: 21	R: 0 E: 0 K: 0 S: 6	H: 0 LOB: 0 BB: 0 P: 7	R: 0 E: 0 K: 0 S: 6	H: 0 LOB: 0 BB: 0 P: 8	R: 0 E: 0 K: 0 S: 7	H: 1 LOB: 1 BB: 0 P: 10	R: 0 E: 0 K: 0 S: 7	H: 0 LOB: 0 BB: 1 P: 12	R: 0 E: 0 K: 0 S: 6	H: 0 LOB: 0 BB: 0 P: 9	R: 0 E: 0 K: 3 S: 9	H: 0 LOB: 0 BB: 0 P: 13	1B: 5 2B: 1 3B: 0 HR: 1	SF: 0 SAC: 0 DP: 0 HBP: 0	WP: 1 PB: 0 SB: 2 CS: 1	PA: 35							
PITCHER	IP	WLS	BF	H	R	ER	SO	BB	IBB	HBP	BLK	WP	HR	S	P	ERA	WHIP										
Mark Langston, L (1, 1) ERA: 4.82	8.0	L	31	7	5	5	3	2	0	0	0	1	1	65	96	5.62	1.125										
Troy Percival, R (9, 1) ERA: 2.04	1.0		3	0	0	0	3	0	0	0	0	0	0	9	13	0.00	0.000										

Batter	1	2	3	4	5	6	7	8	9	AB	R	H	RBI	BB	SO	LOB	BOTTOM										
Rex Hudler, R (1, 4) OBP: 0.348, SLG: 0.582										5	2	2	1	0	0	0	Kansas City Royals @ California Angels Anaheim Stadium, Anaheim, CA Fri Aug 09, 1996, 10:05 PM EDT Att: 35,977 - Unknown - 76 F										
Gary Disarcina, R (1, 6) OBP: 0.295, SLG: 0.355										4	1	1	1	0	0	0											
Chili Davis, S (1, 10) OBP: 0.384, SLG: 0.501										4	0	2	0	0	2	1											
Jim Edmonds, L (1, 8) OBP: 0.380, SLG: 0.598										4	0	2	1	0	2	1											
Tim Salmon, R (1, 9) OBP: 0.384, SLG: 0.519										2	0	0	0	2	0	2											
Randy Velarde, R (1, 5) OBP: 0.376, SLG: 0.398										4	0	0	0	0	2	5											
16 Garret Anderson, L (1, 7) OBP: 0.330, SLG: 0.433										4	0	2	0	0	0	2											
J.T. Snow, L (1, 3) OBP: 0.333, SLG: 0.384										4	0	0	0	0	2	3											
Todd Greene, R (1, 2) OBP: 0.176, SLG: 0.313										3	0	0	0	0	1	2											
Jack Howell, L (9, PH) OBP: 0.316, SLG: 0.539										1	0	0	0	0	0	0											
Inning Stats	R: 0 E: 0 K: 1 S: 9	H: 0 LOB: 0 BB: 0 P: 13	R: 0 E: 0 K: 2 S: 9	H: 0 LOB: 0 BB: 0 P: 13	R: 0 E: 0 K: 1 S: 6	H: 1 LOB: 0 BB: 0 P: 10	R: 0 E: 0 K: 1 S: 11	H: 1 LOB: 1 BB: 0 P: 16	R: 0 E: 0 K: 2 S: 13	H: 1 LOB: 2 BB: 1 P: 20	R: 1 E: 0 K: 0 S: 15	H: 3 LOB: 2 BB: 0 P: 22	R: 0 E: 0 K: 1 S: 7	H: 0 LOB: 0 BB: 0 P: 10	R: 2 E: 0 K: 1 S: 15	H: 3 LOB: 2 BB: 1 P: 28	R: 0 E: 0 K: 0 S: 9	H: 0 LOB: 0 BB: 0 P: 11	1B: 4 2B: 3 3B: 1 HR: 1	SF: 0 SAC: 0 DP: 1 HBP: 0	WP: 0 PB: 0 SB: 0 CS: 0	PA: 37					
PITCHER	IP	WLS	BF	H	R	ER	SO	BB	IBB	HBP	BLK	WP	HR	S	P	ERA	WHIP										
50 José Rosado, L (1, 1) ERA: 2.8	5.0	W	18	3	0	0	7	1	0	0	0	0	0	48	72	0.00	0.800										
Jaime Bluma, R (6, 1) ERA: 9.0	1.0		6	3	1	1	0	0	0	0	0	0	1	15	22	9.00	3.000										
Mike Magnante, L (7, 1) ERA: 4.88	1.1		7	3	2	2	2	0	0	0	0	0	0	18	28	13.50	2.250										
Rick Huisman, R (8, 1) ERA: 2.31	0.0	S	1	0	0	0	0	1	0	0	0	0	0	2	6	∞	∞										
Jeff Montgomery, R (8, 1) ERA: 4.15	1.2		5	0	0	0	0	0	0	0	0	0	0	11	15	0.00	0.000										



Batter	1	2	3	4	5	6	7	8	9	AB	R	H	RBI	BB	SO	LOB	TOP			
Jose Offerman, S (1, 4) OBP: 0.381, SLG: 0.409 Les Norman, R (4, 8) OBP: 0.250, SLG: 0.132										2	2	1	0	1	0	0				
Tom Goodwin, L (1, 8) Keith Lockhart, L (4, 4)										3	1	1	0	0	0	1				
Craig Paquette, R (1, 7) Kevin Young, R (8, PR) OBP: 0.315, SLG: 0.440										4	2	2	0	1	0	0				
Mike Macfarlane, R (1, 10) Bob Hamelin, L (7, PH)										1	3	1	1	1	0	0				
29 Mike Sweeney, R (1, 2)										3	3	0	2	3	0	4				
Michael Tucker, L (1, 3)										5	3	3	3	1	0	3				
Johnny Damon, L (1, 9)										6	1	2	7	0	0	2				
Joe Randa, R (1, 5)										6	1	3	0	0	0	0				
David Howard, S (1, 6)										4	1	1	4	0	0	2				
Inning Stats	R: 6 H: 3 E: 0 K: 0 S: 16	H: 3 LOB: 0 BB: 3 P: 38	R: 0 H: 2 E: 0 K: 0 S: 11	H: 2 LOB: 2 BB: 0 P: 16	R: 1 H: 1 E: 0 K: 0 S: 5	H: 1 LOB: 0 BB: 0 P: 6	R: 4 H: 3 E: 0 K: 0 S: 19	H: 3 LOB: 2 BB: 2 P: 38	R: 0 H: 0 E: 0 K: 0 S: 7	H: 0 LOB: 0 BB: 0 P: 11	R: 3 H: 2 E: 0 K: 1 S: 15	H: 2 LOB: 2 BB: 2 P: 31	R: 0 H: 0 E: 0 K: 1 S: 7	H: 0 LOB: 0 BB: 0 P: 11	R: 4 H: 4 E: 0 K: 0 S: 22	H: 4 LOB: 2 BB: 1 P: 29	R: 0 H: 0 E: 0 K: 0 S: 6	H: 0 LOB: 0 BB: 0 P: 13	1B: 12 SF: 1 2B: 0 3B: 0 HR: 3	WP: 0 PA: 53 FB: 0 CS: 0
PITCHER	IP WLS BF H R ER SO BB IBB HBP BLK WP HR S P ERA WHIP	IP WLS BF H R ER SO BB IBB HBP BLK WP HR S P ERA WHIP																		
Jim Abbott, L (1, 1) ERA: 7.79	3.1 L 21 7 9 9 0 4 0 0 0 0 0 2 40 77 24.30 3.300																			
Jason Grimsley, R (4, 1) ERA: 6.53	2.2 17 4 5 5 0 3 0 2 0 0 0 0 33 63 16.88 2.625																			
Mike Holtz, L (7, 1) ERA: 1.13	1.0 3 0 0 0 1 0 0 0 0 0 0 0 7 11 0.00 0.000																			
Chuck McElroy, L (8, 1) ERA: 4.26	0.1 5 3 4 4 0 1 0 0 0 0 0 1 17 22 108.00 12.000																			
Mike James, R (8, 1) ERA: 3.05	1.2 7 1 0 0 0 0 0 0 1 0 0 0 0 11 20 0.00 0.600																			
Batter	1	2	3	4	5	6	7	8	9	AB	R	H	RBI	BB	SO	LOB	BOTTOM			
Rex Hudler, R (1, 4) OBP: 0.343, SLG: 0.572										4	0	0	0	0	1	1				
Gary Disarcina, R (1, 6) Orlando Palmeiro, L (6, PH) OBP: 0.359, SLG: 0.373										2	0	0	0	0	0	0				
Chili Davis, S (1, 10) Don Slaught, R (6, PH) OBP: 0.363, SLG: 0.451										3	0	1	0	0	0	0				
Jim Edmonds, L (1, 8)										4	2	2	0	0	0	2				
Tim Salmon, R (1, 9) George Arias, R (6, PH) OBP: 0.295, SLG: 0.316										2	0	0	0	0	1	2				
Randy Velarde, R (1, 5) OBP: 0.377, SLG: 0.402										4	0	2	1	0	0	1				
16 Garret Anderson, L (1, 7) OBP: 0.327, SLG: 0.429										4	0	0	0	0	1	2				
J.T. Snow, L (1, 3)										4	0	1	0	0	0	2				
Todd Greene, R (1, 2) OBP: 0.150, SLG: 0.263										3	0	0	0	0	0	1				
Inning Stats	R: 0 H: 0 E: 0 K: 1 S: 9	H: 0 LOB: 0 BB: 0 P: 11	R: 1 H: 2 E: 0 K: 1 S: 11	H: 2 LOB: 1 BB: 0 P: 13	R: 0 H: 0 E: 0 K: 0 S: 5	H: 0 LOB: 0 BB: 0 P: 7	R: 0 H: 0 E: 1 K: 0 S: 8	H: 0 LOB: 1 BB: 0 P: 13	R: 0 H: 1 E: 0 K: 1 S: 8	H: 1 LOB: 1 BB: 0 P: 9	R: 0 H: 1 E: 0 K: 0 S: 7	H: 1 LOB: 1 BB: 0 P: 11	R: 0 H: 0 E: 0 K: 0 S: 7	H: 0 LOB: 0 BB: 0 P: 10	R: 0 H: 1 E: 0 K: 0 S: 8	H: 1 LOB: 1 BB: 0 P: 9	R: 2 H: 3 E: 0 K: 0 S: 9	H: 3 LOB: 0 BB: 0 P: 11	1B: 3 SF: 0 2B: 4 3B: 0 HR: 1	WP: 0 PA: 35 FB: 0 CS: 0
PITCHER	IP WLS BF H R ER SO BB IBB HBP BLK WP HR S P ERA WHIP	IP WLS BF H R ER SO BB IBB HBP BLK WP HR S P ERA WHIP																		
Chris Haney, L (1, 1) ERA: 4.7	8.0 W 30 5 1 1 4 0 0 0 0 0 0 0 64 83 1.12 0.625																			
Jeff Granger, L (9, 1) ERA: 12.46	1.0 5 3 2 2 0 0 0 0 0 0 0 1 9 11 18.00 3.000																			

Kansas City Royals @ California Angels
 Anaheim Stadium, Anaheim, CA
 Sat Aug 10 1996, 10:05 PM EDT
 Att: 21,657 - Unknown - 73 F


AB 41
 R 18
 H 15
 RBI 18
 BB 8
 SO 1
 LOB 17



Kansas City Royals @ California Angels
 Anaheim Stadium, Anaheim, CA
 Sat Aug 10 1996, 10:05 PM EDT
 Att: 21,657 - Unknown - 73 F

AB 35
 R 3
 H 8
 RBI 3
 SO 4
 LOB 13



Batter	1	2	3	4	5	6	7	8	9	AB	R	H	RBI	BB	SO	LOB	TOP								
Jose Offerman, S (1, 3) OBP: 0.382, SLG: 0.406	4-2 BB		0-2 F7		4-0 CS BB			1-3 K	2-3 K	3	0	0	0	2	2	4	Kansas City Royals @ California Angels Anaheim Stadium, Anaheim, CA Sun Aug 11, 1996, 6:33 AM EDT Att: 18,591 - Sunny - 85 F								
Tom Goodwin, L (1, 8) OBP: 0.327, SLG: 0.327	0-2 F9		1-3 K		1-0 CS	1-0 L9		1-3 K		4	0	0	0	0	2	3									
Keith Lockhart, L (1, 4) OBP: 0.339, SLG: 0.426	0-0 F8			3-1 F9		0-1 F9		0-2 HR	2B	4	1	1	2	0	0	1									
Mike Macfarlane, R (1, 2) OBP: 0.340, SLG: 0.526	1-2 F7			1-1 E7		0-0 F8		1-2 HR	HR	4	1	2	2	0	0	1									
Bob Hamelin, L (1, 10) OBP: 0.388, SLG: 0.415		0-2 2B		2-3 K			2-2 F7	0-0 F8		4	0	1	0	0	1	1									
Michael Tucker, L (1, 7) OBP: 0.333, SLG: 0.417		0-0 P3		0-2 G3			0-0 G4-3		4-2 G3 BB	3	0	0	0	1	0	2									
Johnny Damon, L (1, 9) OBP: 0.328, SLG: 0.399		3-3 K			0-1 G6-3		2-0 G1-3		2-2 G3	4	0	0	0	0	1	2									
Joe Randa, R (1, 5) OBP: 0.341, SLG: 0.416		0-1 P3			0-1 HR			4-0 1B 2B BB	2-3 K	3	2	1	1	1	1	2									
David Howard, S (1, 6) OBP: 0.297, SLG: 0.329			1-1 F9		1-3 K			0-1 2B 1B	4-2 BB	3	1	1	0	0	1	0									
Craig Paquette, R (9, PH) OBP: 0.308, SLG: 0.481								1-2 2B 1B		0	0	0	0	1	0	0									
Inning Stats	R: 0 E: 0 K: 0 S: 11	H: 0 LOB: 1 BB: 1 P: 16	R: 0 E: 0 K: 1 S: 10	H: 1 LOB: 1 BB: 0 P: 13	R: 0 E: 0 K: 1 S: 8	H: 0 LOB: 0 BB: 0 P: 10	R: 0 E: 1 K: 1 S: 10	H: 1 LOB: 1 BB: 0 P: 16	R: 1 E: 0 K: 1 S: 8	H: 1 LOB: 0 BB: 1 P: 14	R: 0 E: 0 K: 0 S: 4	H: 0 LOB: 0 BB: 0 P: 5	R: 0 E: 0 K: 0 S: 6	H: 0 LOB: 0 BB: 0 P: 10	R: 4 E: 0 K: 2 S: 17	H: 3 LOB: 0 BB: 1 P: 24	R: 0 E: 0 K: 2 S: 18	H: 0 LOB: 2 BB: 2 P: 32	1B: 2 2B: 2 3B: 0 HR: 2	SF: 0 SAC: 0 DP: 0 HBP: 0	WP: 0 PB: 0 SB: 0 CS: 1	PA: 38			
PITCHER	IP	WLS	BF	H	R	ER	SO	BB	IBB	HBP	BLK	WP	HR	S	P	ERA	WHIP								
Dennis Springer, R (1, 1) ERA: 6.53	7.0	W	27	4	3	3	4	3	0	0	0	0	1	59	90	3.86	1.000								
Troy Percival, R (8, 1) ERA: 2.29	2.0		10	2	2	2	4	2	0	0	0	0	1	33	50	9.00	2.000								

Batter	1	2	3	4	5	6	7	8	9	AB	R	H	RBI	BB	SO	LOB	BOTTOM								
Randy Velarde, R (1, 4) OBP: 0.377, SLG: 0.410	2-2 G4-3	2-1 FC4-6		2-1 1B		1-2 HR		0-1 G1-3		5	1	2	1	0	0	2	Kansas City Royals @ California Angels Anaheim Stadium, Anaheim, CA Sun Aug 11, 1996, 6:33 AM EDT Att: 18,591 - Sunny - 85 F								
Gary Disarcina, R (1, 6) OBP: 0.292, SLG: 0.351	2-1 1B		1-0 F8	0-2 G3		0-1 F8		0-1 G6-3		5	0	1	0	0	0	1									
Chili Davis, S (1, 10) OBP: 0.386, SLG: 0.516	2-3 K		4-2 1B BB		1-1 HR	2-1 HR		0-1 F7		4	2	2	2	1	1	1									
Jim Edmonds, L (1, 8) OBP: 0.380, SLG: 0.599	3-1 1B		3-2 F7		0-2 G5-3	0-0 G4-3				4	0	1	0	0	0	1									
Tim Salmon, R (1, 9) OBP: 0.384, SLG: 0.517	3-2 F9		0-0 BB	1-3 1B		0-2 F8		1-1 16 F8 1B BB	1B	4	1	2	0	0	0	2									
J.T. Snow, L (1, 3) OBP: 0.336, SLG: 0.383		2-2 16 G1-6-3 1B	4-1 1B	1-2 BB		1-1 G5-3		4-2 1B BB	1B	2	0	1	0	2	0	0									
16 Garret Anderson, L (1, 7) OBP: 0.326, SLG: 0.428		0-1 G1-6-3	2-2 P6			1-2 HR		1-2 HR	1B	4	1	1	0	0	0	6									
George Arias, R (1, 5) OBP: 0.307, SLG: 0.350		0-1 1B		0-0 F8		1-2 HR		2-0 G4-3	1B	4	1	3	3	0	0	0									
Jorge Fabregas, L (1, 2) OBP: 0.306, SLG: 0.297		0-0 FC4-6 1B		3-1 F8		1-2 F7		1-2 G4-3		4	0	1	0	0	0	2									
Inning Stats	R: 0 E: 1 K: 1 S: 18	H: 2 LOB: 2 BB: 0 P: 30	R: 0 E: 0 K: 0 S: 10	H: 3 LOB: 2 BB: 0 P: 14	R: 0 E: 0 K: 0 S: 11	H: 1 LOB: 3 BB: 2 P: 25	R: 0 E: 0 K: 0 S: 8	H: 1 LOB: 1 BB: 0 P: 13	R: 1 E: 0 K: 0 S: 11	H: 2 LOB: 0 BB: 1 P: 13	R: 4 E: 0 K: 0 S: 20	H: 4 LOB: 0 BB: 0 P: 26	R: 1 E: 0 K: 0 S: 13	H: 2 LOB: 1 BB: 1 P: 21	R: 0 E: 0 K: 0 S: 6	H: 0 LOB: 0 BB: 0 P: 6	1B: 10 2B: 0 3B: 0 HR: 4	SF: 0 SAC: 0 DP: 2 HBP: 0	WP: 0 PB: 0 SB: 0 CS: 0	PA: 39					
PITCHER	IP	WLS	BF	H	R	ER	SO	BB	IBB	HBP	BLK	WP	HR	S	P	ERA	WHIP								
Tim Lincecum, R (1, 1) ERA: 4.03	5.1	L	28	11	4	4	1	2	0	0	0	0	1	18	28	10.80	2.400								
Hipolito Pichardo, R (6, 1) ERA: 5.47	1.2		8	3	2	2	0	1	0	0	0	0	0	6	6	0.00	0.000								
Jaime Bluma, R (8, 1) ERA: 4.5	1.0		3	0	0	0	0	0	0	0	0	0	0	6	6	0.00	0.000								

Batter	1	2	3	4	5	6	7	8	9	AB R H RBI BB SO LOB	TOP									
Jose Offerman, S (1,4) OBP: 0.381, SLG: 0.405	F8		1B			2B	1B		G5-3	6 1 2 1 0 2 3	Kansas City Royals @ Seattle Mariners The Kingdome, Seattle, WA Mon Aug 12 1996, 10:05 PM EDT Att: 43,476 - Dome - 68 F									
Joe Randa, R (1,5) OBP: 0.344, SLG: 0.426	2B		K		G4-3	F8 29 HR	G1-3		1B	6 1 3 1 0 1 4										
Craig Paquette, R (1,7) OBP: 0.306, SLG: 0.473	F7		F8		L8	F8 29 HR	E5		P6	5 1 0 0 1 0 5										
Mike Macfarlane, R (1,2) OBP: 0.340, SLG: 0.525	K				FC6-4 29 BB	F8	K		G5-3	6 0 2 1 0 2 6										
29 Mike Sweeney, R (1,10) OBP: 0.389, SLG: 0.386		F7			FC6-4	P4			1B	4 1 2 3 1 0 1										
Kevin Young, R (1,3) OBP: 0.320, SLG: 0.432		G6-3			K				G3	4 1 1 0 1 1 2										
Johnny Damon, L (1,9) OBP: 0.330, SLG: 0.400					FC6-4				1B	4 1 2 0 0 0 3										
David Howard, S (1,6) OBP: 0.299, SLG: 0.327					G6-3					2 2 0 0 2 0 3										
Tom Goodwin, L (1,8) OBP: 0.330, SLG: 0.333					F8				G4-3	5 2 3 2 0 0 2										
Inning Stats	R: 0 E: 0 K: 1 S: 7	H: 1 LOB: 1 BB: 0 P: 12	R: 0 E: 0 K: 0 S: 9	H: 1 LOB: 1 BB: 0 P: 13	R: 0 E: 0 K: 1 S: 13	H: 1 LOB: 2 BB: 1 P: 23	R: 2 E: 0 K: 0 S: 9	H: 3 LOB: 1 BB: 0 P: 13	R: 7 E: 2 K: 1 S: 21	H: 4 LOB: 1 BB: 2 P: 34		R: 1 E: 1 K: 2 S: 13	H: 1 LOB: 2 BB: 1 P: 21	R: 0 E: 0 K: 0 S: 10	H: 2 LOB: 2 BB: 1 P: 18	R: 0 E: 0 K: 0 S: 8	H: 1 LOB: 1 BB: 0 P: 13	1B: 10 2B: 4 3B: 0 HR: 1	SF: 0 SAC: 2 DP: 0 HBP: 0	WP: 0 PB: 0 SB: 2 CS: 0
PITCHER	IP WLS BF H R ER SO BB IBB HBP BLK WP HR S P ERA WHIP											IP WLS BF H R ER SO BB IBB HBP BLK WP HR S P ERA WHIP								
Jamie Moyer, L (1,1) ERA: 4.1	5.2 L 33 11 9 3 4 3 0 0 0 0 1 68 112 4.76 2.471																			
Chris Bosio, R (6,1) ERA: 6.2	3.1 16 4 1 0 2 2 0 0 0 0 0 35 56 0.00 1.800																			

Batter	1	2	3	4	5	6	7	8	9	AB R H RBI BB SO LOB	BOTTOM											
Joey Cora, S (1,4) OBP: 0.336, SLG: 0.416	1B								F9	0 0 0 0 1 0 0	Kansas City Royals @ Seattle Mariners The Kingdome, Seattle, WA Mon Aug 12 1996, 10:05 PM EDT Att: 43,476 - Dome - 68 F											
Luis Sojo, R (1, PR) OBP: 0.247, SLG: 0.270	BB								F9	4 0 1 0 0 0 2												
Alex Rodriguez, R (1,6) OBP: 0.417, SLG: 0.650	K								HR	5 1 3 1 0 1 2												
Ken Griffey Jr., L (1,8) OBP: 0.386, SLG: 0.649	G5-4-3								K	5 0 1 0 0 2 3												
Edgar Martinez, R (1,10) OBP: 0.462, SLG: 0.658	G5-4-3								F8	4 1 1 0 0 0 4												
Jay Buhner, R (1,9) OBP: 0.380, SLG: 0.575									P5	3 1 1 0 1 0 2												
Paul Sorrento, L (1,3) OBP: 0.378, SLG: 0.528	HBP								G4-3	4 1 3 0 0 0 0												
Dan Wilson, R (1,2) OBP: 0.350, SLG: 0.471	2B								L3	4 0 1 1 0 0 4												
John Marzano, R (9,2) OBP: 0.368, SLG: 0.348	FC5-2								F7	0 0 0 0 0 0 0												
Rich Amaral, R (1,7) OBP: 0.401, SLG: 0.357	HBP								K2-3	3 0 1 1 0 0 0												
Andy Sheets, R (1,5) OBP: 0.291, SLG: 0.289	G6-4-3									4 0 0 0 0 1 5												
Inning Stats	R: 0 E: 0 K: 1 S: 13	H: 1 LOB: 1 BB: 1 P: 19	R: 0 E: 0 K: 0 S: 9	H: 1 LOB: 2 BB: 1 P: 14	R: 0 E: 0 K: 1 S: 6	H: 1 LOB: 1 BB: 0 P: 11	R: 1 E: 0 K: 0 S: 9	H: 2 LOB: 0 BB: 0 P: 15	R: 0 E: 0 K: 0 S: 8	H: 1 LOB: 1 BB: 0 P: 10	R: 2 E: 0 K: 0 S: 22	H: 4 LOB: 2 BB: 0 P: 32	R: 0 E: 0 K: 0 S: 5	H: 1 LOB: 1 BB: 0 P: 10	R: 0 E: 0 K: 0 S: 5	H: 0 LOB: 0 BB: 0 P: 6	R: 1 E: 0 K: 2 S: 12	H: 1 LOB: 0 BB: 0 P: 15	1B: 10 2B: 1 3B: 0 HR: 1	SF: 0 SAC: 0 DP: 3 HBP: 1	WP: 1 PB: 0 SB: 0 CS: 0	PA: 39
PITCHER	IP WLS BF H R ER SO BB IBB HBP BLK WP HR S P ERA WHIP											IP WLS BF H R ER SO BB IBB HBP BLK WP HR S P ERA WHIP										
Kevin Appier, R (1,1) ERA: 3.03	6.0 W 28 10 3 3 2 2 0 0 0 0 0 1 67 101 4.50 2.000																					
Rick Huisman, R (7,1) ERA: 2.45	3.0 S 11 2 1 1 2 0 0 0 0 0 0 1 22 31 3.00 0.667																					

Batter	1	2	3	4	5	6	7	8	9	AB	R	H	RBI	BB	SO	LOB	TOP			
Jose Offerman, S (1, 3) OBP: 0.377, SLG: 0.402			G3	G4-3					P6	5	0	1	0	0	1	1	Kansas City Royals @ Seattle Mariners The Kingdome, Seattle, WA Wed Aug 14 1996, 10:05 PM EDT Att: 23,709 - Dome - 68 F			
Tom Goodwin, L (1, 8) OBP: 0.333, SLG: 0.333			G3						G6-3	4	0	2	0	1	0	0				
Keith Lockhart, L (1, 4) OBP: 0.338, SLG: 0.424			1B	1B						4	1	1	0	0	1	4				
Bob Hamelin, L (1, 10) OBP: 0.394, SLG: 0.435										3	1	2	1	1	1	1				
Johnny Damon, L (1, 9) OBP: 0.329, SLG: 0.397										4	0	1	1	0	0	4				
Craig Paquette, R (1, 5) OBP: 0.307, SLG: 0.480										4	1	1	1	0	1	2				
Michael Tucker, L (1, 7) OBP: 0.332, SLG: 0.418										4	0	1	0	0	2	0				
29 Mike Sweeney, R (1, 2) OBP: 0.375, SLG: 0.359										4	0	1	0	0	1	1				
David Howard, S (1, 6) OBP: 0.295, SLG: 0.326										4	0	0	0	0	2	2				
Inning Stats	R: 0 E: 0 K: 1 S: 8	H: 1 LOB: 0 BB: 0 P: 12	R: 2 E: 0 K: 2 S: 17	H: 3 LOB: 1 BB: 0 P: 27	R: 1 E: 0 K: 0 S: 9	H: 3 LOB: 2 BB: 0 P: 12	R: 0 E: 0 K: 0 S: 7	H: 1 LOB: 1 BB: 0 P: 10	R: 0 E: 0 K: 1 S: 11	H: 0 LOB: 0 BB: 0 P: 8	R: 0 E: 0 K: 1 S: 10	H: 1 LOB: 3 BB: 2 P: 25	R: 0 E: 0 K: 2 S: 12	H: 0 LOB: 0 BB: 0 P: 18	R: 0 E: 0 K: 1 S: 7	H: 0 LOB: 0 BB: 0 P: 10	1B: 7 2B: 2 3B: 0 HR: 2	SF: 0 SAC: 0 DP: 1 HBP: 0	WP: 0 PB: 1 CS: 1	PA: 38
PITCHER	IP WLS BF H R ER SO BB IBB HBP BLK WP HR S P ERA WHIP																			
Bob Wolcott, R (1, 1) ERA: 5.65	2.2 L 14 7 3 3 3 0 0 0 0 0 0 2 32 49 10.12 2.625																			
Rafael Carmona, R (3, 1) ERA: 4.22	3.2 4 3 0 0 2 0 0 0 0 0 0 0 29 43 0.00 0.818																			
Norm Charlton, L (7, 1) ERA: 5.19	0.2 4 0 0 0 1 2 0 0 0 0 0 0 7 20 0.00 3.000																			
Michael Jackson, R (8, 1) ERA: 4.07	1.0 3 0 0 0 2 0 0 0 0 0 0 0 12 18 0.00 0.000																			
Bobby Ayala, R (9, 1) ERA: 5.65	1.0 3 0 0 0 1 0 0 0 0 0 0 0 7 10 0.00 0.000																			


Batter	1	2	3	4	5	6	7	8	9	AB	R	H	RBI	BB	SO	LOB	BOTTOM					
Rich Amaral, R (1, 7) OBP: 0.401, SLG: 0.358										5	0	1	0	0	0	1	Kansas City Royals @ Seattle Mariners The Kingdome, Seattle, WA Wed Aug 14 1996, 10:05 PM EDT Att: 23,709 - Dome - 68 F					
Alex Rodriguez, R (1, 6) OBP: 0.415, SLG: 0.642										5	0	0	0	0	1	3						
Ken Griffey Jr., L (1, 8) OBP: 0.387, SLG: 0.647										4	0	3	0	0	1	1						
Edgar Martinez, R (1, 10) OBP: 0.462, SLG: 0.653										4	0	2	0	0	0	2						
Jay Buhner, R (1, 9) OBP: 0.376, SLG: 0.573										4	0	0	0	0	2	3						
Brian Hunter, R (1, 3) OBP: 0.379, SLG: 0.510										4	1	2	0	0	1	3						
Dan Wilson, R (1, 2) OBP: 0.353, SLG: 0.474										4	0	2	1	0	1	3						
Jeff Manto, R (1, 5) OBP: 0.300, SLG: 0.408 Doug Strange, S (9, PH) OBP: 0.297, SLG: 0.324										3	0	0	0	0	0	5						
Luis Sojo, R (1, 4) OBP: 0.244, SLG: 0.263 Paul Sorrento, L (9, PH) OBP: 0.376, SLG: 0.522										3	0	0	0	0	0	1						
Inning Stats	R: 0 E: 0 K: 0 S: 10	H: 1 LOB: 1 BB: 0 P: 15	R: 0 E: 1 K: 0 S: 7	H: 1 LOB: 1 BB: 0 P: 13	R: 0 E: 1 K: 1 S: 9	H: 0 LOB: 1 BB: 0 P: 12	R: 0 E: 1 K: 1 S: 10	H: 1 LOB: 2 BB: 0 P: 14	R: 0 E: 0 K: 0 S: 10	H: 0 LOB: 0 BB: 0 P: 13	R: 0 E: 0 K: 1 S: 10	H: 1 LOB: 1 BB: 0 P: 14	R: 1 E: 0 K: 0 S: 12	H: 2 LOB: 1 BB: 0 P: 17	R: 0 E: 0 K: 3 S: 13	H: 2 LOB: 2 BB: 0 P: 19	R: 0 E: 0 K: 1 S: 11	H: 2 LOB: 2 BB: 0 P: 17	1B: 7 2B: 3 3B: 0 HR: 0	SF: 0 SAC: 0 DP: 2 HBP: 0	WP: 0 PB: 0 SB: 0 CS: 0	PA: 38
PITCHER	IP WLS BF H R ER SO BB IBB HBP BLK WP HR S P ERA WHIP																					
50 José Rosado, L (1, 1) ERA: 2.8	7.0 W 28 6 1 1 3 0 0 0 0 0 0 0 13 19 0.00 2.000																					
Hipolito Pichardo, R (8, 1) ERA: 5.37	1.0 S 5 2 0 0 3 0 0 0 0 0 0 0 0 13 19 0.00 2.000																					
Jeff Montgomery, R (9, 1) ERA: 4.08	1.0 S 5 2 0 0 1 0 0 0 0 0 0 0 0 11 17 0.00 2.000																					

AB	36
R	3
H	10
RBI	3
BB	2
SO	9
LOB	15



Batter	1	2	3	4	5	6	7	8	9	AB	R	H	RBI	BB	SO	LOB	TOP								
Jose Offerman, S OBP: 0.378, SLG: 0.406 (1, 3)	2-2 1B		0-0 F8					1-3 K		4	0	2	2	0	1	0	Kansas City Royals @ Texas Rangers The Ballpark at Arlington, Arlington, TX Fri Aug 16 1996, 8:05 PM EDT Att: 32,053 - Unknown - 79 F livebaseballscorecards.com								
Tom Goodwin, L OBP: 0.333, SLG: 0.331 (1, 8)	2-1 SH2-3-2-3-5 1-3f			0-0 G4-3				4-2 1B BB		2	0	0	0	1	0	1									
Keith Lockhart, L OBP: 0.338, SLG: 0.426 Kevin Young, R OBP: 0.324, SLG: 0.473 (6, PH) (8, 3)	1-0 F8			1-1 2B				1-2 P4		3	0	1	0	0	0	0									
Bob Hamelin, L OBP: 0.396, SLG: 0.434 (1, 10)		3-3 K		0-1 P4				1-1 1B		3	0	1	0	1	1	1									
Craig Paquette, R OBP: 0.307, SLG: 0.477 (3, 6) (8, 5)		1-2 BB 1B		2-0 G6-3				1-2 P3		4	0	1	0	0	0	4									
Michael Tucker, L OBP: 0.334, SLG: 0.427 (1, 7)		4-2 BB 29 G5-4-3 BB			1-1 P6			2-2 P6		3	1	1	1	1	0	1									
29 Mike Sweeney, R OBP: 0.369, SLG: 0.353 (1, 2)		1-2 G5-4-3 1-2f			3-2 BB 2B 1B			1-2 G6-3		4	1	1	0	0	1	2									
Johnny Damon, L OBP: 0.328, SLG: 0.394 (1, 9)			0-3 K		4-1 2B BB			3-2 L7		3	1	0	0	1	2	0									
David Howard, S OBP: 0.295, SLG: 0.325 Joe Randa, R OBP: 0.335, SLG: 0.412 (3, 5) (8, 4)			2-2 G4-3		2-3 K			2-2 G6-3		1	0	0	0	0	0	0									
Inning Stats	R: 0 E: 0 K: 0 S: 10	H: 1 LOB: 0 BB: 0 P: 15	R: 0 E: 0 K: 1 S: 13	H: 1 LOB: 1 BB: 1 P: 22	R: 0 E: 0 K: 1 S: 7	H: 0 LOB: 0 BB: 0 P: 9	R: 0 E: 0 K: 0 S: 6	H: 1 LOB: 1 BB: 0 P: 9	R: 2 E: 0 K: 1 S: 17	H: 2 LOB: 1 BB: 1 P: 29	R: 0 E: 0 K: 0 S: 9	H: 0 LOB: 1 BB: 1 P: 16	R: 0 E: 0 K: 0 S: 9	H: 0 LOB: 0 BB: 0 P: 15	R: 0 E: 0 K: 1 S: 11	H: 1 LOB: 2 BB: 1 P: 19	R: 1 E: 0 K: 3 S: 16	H: 1 LOB: 0 BB: 0 P: 22	1B: 4 2B: 3 3B: 0 HR: 1	SF: 0 SAC: 1 DP: 2 HBP: 0	WP: 0 PB: 0 SB: 0 CS: 0	PA: 36			
PITCHER	IP	WLS	BF	H	R	ER	SO	BB	IBB	HBP	BLK	WP	HR	S	P	ERA	WHIP								
John Burkett, R ERA: 4.02 (1, 1)	7.1	W	29	5	2	2	4	4	0	0	0	0	0	76	125	2.46	1.227								
Mike Stanton, L ERA: 4.19 (8, 1)	0.1		2	1	0	0	0	0	0	0	0	0	0	5	7	0.00	3.000								
Jeff Russell, R ERA: 3.65 (8, 1)	0.1		1	0	0	0	0	0	0	0	0	0	0	1	2	0.00	0.000								
Mike Henneman, R ERA: 6.49 (9, 1)	1.0	S	4	1	1	1	3	0	0	0	0	0	0	16	22	9.00	1.000								

Batter	1	2	3	4	5	6	7	8	9	AB	R	H	RBI	BB	SO	LOB	BOTTOM								
Mark McLemore, S OBP: 0.395, SLG: 0.390 (1, 4)	4-0 FC5-4 BB			1-0 G5-3				1-1 FC6-4 BB		4	0	1	1	1	0	2	Kansas City Royals @ Texas Rangers The Ballpark at Arlington, Arlington, TX Fri Aug 16 1996, 8:05 PM EDT Att: 32,053 - Unknown - 79 F livebaseballscorecards.com								
Ivan Rodriguez, R OBP: 0.383, SLG: 0.518 (1, 2)	1-2 FC5-4 29 1B 1-2f			0-0 1B				4-1 F9 1-2 BB		4	0	1	0	1	0	3									
29 Rusty Greer, L OBP: 0.391, SLG: 0.516 (1, 7)	0-0 1B			3-2 G6-3				1-1 L6		5	0	1	0	0	0	4									
Juan Gonzalez, R OBP: 0.396, SLG: 0.682 (1, 9)	1-2 P3			1-0 HR				4-0 FC6 BB		3	1	1	1	1	0	3									
Willi Clark, L OBP: 0.365, SLG: 0.420 (1, 3)	1-0 G6-3			2-1 1B SF7 2B				2-2 P3 FC6 1-2f		4	1	1	0	0	0	3									
Dean Palmer, R OBP: 0.354, SLG: 0.523 (1, 5)		1-1 G6-3		0-0 SF7 2B 1B				3-1 BB SH1-3 FC6-4 1B		4	2	2	0	0	1	0									
Mickey Tettleton, S OBP: 0.377, SLG: 0.462 (1, 10)		2-3 K		0-0 SF7				0-0 SH1-3		2	0	0	1	0	1	0									
Damon Buford, R OBP: 0.331, SLG: 0.444 Darryl Hamilton, L OBP: 0.367, SLG: 0.359 (8, PH) (9, 8)		2-1 2B 1B		1-2 3-H 2B				4-0 FC6-4 BB IBB		3	1	2	1	0	0	0									
Kevin Elster, R OBP: 0.325, SLG: 0.476 (1, 6)	1-0 1B 1-H			1-3 K				4-0 P3 FC6-4 BB		3	0	1	1	1	1	1									
Inning Stats	R: 0 E: 0 K: 0 S: 10	H: 1 LOB: 2 BB: 1 P: 17	R: 1 E: 0 K: 1 S: 14	H: 3 LOB: 0 BB: 0 P: 22	R: 3 E: 0 K: 1 S: 13	H: 4 LOB: 1 BB: 0 P: 21	R: 0 E: 0 K: 0 S: 4	H: 1 LOB: 0 BB: 0 P: 6	R: 0 E: 0 K: 0 S: 7	H: 0 LOB: 0 BB: 0 P: 9	R: 0 E: 0 K: 0 S: 8	H: 0 LOB: 1 BB: 1 P: 16	R: 0 E: 0 K: 0 S: 8	H: 0 LOB: 3 BB: 3 P: 25	R: 1 E: 0 K: 0 S: 8	H: 1 LOB: 3 BB: 3 P: 25	1B: 6 2B: 3 3B: 0 HR: 1	SF: 1 SAC: 1 DP: 0 HBP: 0	WP: 0 PB: 0 SB: 0 CS: 0	PA: 39					
PITCHER	IP	WLS	BF	H	R	ER	SO	BB	IBB	HBP	BLK	WP	HR	S	P	ERA	WHIP								
Chris Haney, L ERA: 4.76 (1, 1)	7.1	L	34	10	5	5	3	2	0	0	0	0	0	1	69	6.14	1.636								
Rick Huisman, R ERA: 2.4 (8, 1)	0.1		4	0	0	0	0	2	1	0	0	0	0	3	16	0.00	6.000								
Jason Jacome, L ERA: 4.47 (8, 1)	0.1		1	0	0	0	0	0	0	0	0	0	0	2	3	0.00	0.000								

AB 31
R 3
H 7
RBI 3
BB 4
SO 7
LOB 12


AB 32
R 5
H 10
RBI 5
BB 5
SO 3
LOB 16


Batter	1	2	3	4	5	6	7	8	9	AB	R	H	RBI	BB	SO	LOB	TOP					
Jose Offerman, S (1, 6) OBP: 0.378, SLG: 0.408	F7		K				1B	L7		5	0	2	0	0	1	3						
Tom Goodwin, L (1, 8) OBP: 0.333, SLG: 0.332	K		F7		FC3-6					5	0	2	0	0	1	2						
Keith Lockhart, L (1, 4) OBP: 0.333, SLG: 0.420	F7		F7		F8			G3		5	0	0	0	0	0	5						
Bob Hamelin, L (1, 3) David Howard, S (8, 6) OBP: 0.294, SLG: 0.324		G3			1B			G4-3		4	1	1	0	0	1	0						
Craig Paquette, R (1, 5) OBP: 0.311, SLG: 0.479		K			1B			L8		5	2	3	0	0	1	1						
Michael Tucker, L (1, 7) OBP: 0.339, SLG: 0.435					1B					4	1	3	0	0	0	1						
Mike Macfarlane, R (1, 2) OBP: 0.344, SLG: 0.534					1B					3	0	2	0	1	0	3						
Johnny Damon, L (1, 9) OBP: 0.325, SLG: 0.392					SF7					2	0	0	2	0	0	2						
29 Mike Sweeney, R (1, 10) OBP: 0.386, SLG: 0.380					1B					3	0	2	2	1	0	0						
Inning Stats	R: 0 E: 0 K: 1 S: 7	H: 0 LOB: 0 BB: 0 P: 10	R: 0 E: 0 K: 1 S: 11	H: 2 LOB: 2 BB: 0 P: 17	R: 0 E: 0 K: 1 S: 10	H: 0 LOB: 1 BB: 1 P: 16	R: 2 E: 0 K: 0 S: 11	H: 4 LOB: 2 BB: 0 P: 15	R: 0 E: 0 K: 1 S: 8	H: 1 LOB: 0 BB: 0 P: 10	R: 0 E: 0 K: 1 S: 11	H: 2 LOB: 2 BB: 0 P: 16	R: 0 E: 0 K: 0 S: 13	H: 2 LOB: 2 BB: 0 P: 17	R: 2 E: 0 K: 0 S: 14	H: 3 LOB: 2 BB: 1 P: 24	R: 0 E: 0 K: 0 S: 6	H: 1 LOB: 1 BB: 0 P: 11	1B: 12 2B: 3 3B: 0 HR: 0	SF: 2 SAC: 0 DP: 0 HBP: 0	WP: 0 PB: 0 SB: 0 CS: 1	PA: 41
PITCHER	IP	WLS	BF	H	R	ER	SO	BB	IBB	HBP	BLK	WP	HR	S	P	ERA	WHIP					
Ken Hill, R (1, 1) ERA: 3.52	7.1	L	34	13	4	4	4	1	1	0	0	0	0	79	115	4.91	1.909					
Ed Vosberg, L (8, 1) ERA: 2.81	1.2		7	2	0	0	0	0	0	0	0	0	0	12	21	0.00	1.200					

Kansas City Royals @ Texas Rangers
The Ballpark at Arlington, Arlington, TX
Sat Aug 17 1996, 8:05 PM EDT
Att: 41,855 - Unknown - 83 F

livebaseballscores.com

AB 37
R 4
H 15
RBI 4
BB 2
SO 4
LOB 18



Batter	1	2	3	4	5	6	7	8	9	AB	R	H	RBI	BB	SO	LOB	BOTTOM					
Darryl Hamilton, L (1, 8) OBP: 0.366, SLG: 0.397	G4-3							L6		4	1	1	0	0	0	0						
Mark McLemore, S (1, 4) OBP: 0.391, SLG: 0.386	G3									4	0	0	0	0	0	1						
29 Rusty Greer, L (1, 7) OBP: 0.394, SLG: 0.520	L8									4	0	3	0	0	0	0						
Juan Gonzalez, R (1, 9) OBP: 0.394, SLG: 0.680										4	0	1	1	0	0	2						
Willi Clark, L (1, 3) OBP: 0.364, SLG: 0.418										4	0	1	0	0	1	2						
Dean Palmer, R (1, 5) OBP: 0.351, SLG: 0.518										4	0	0	0	0	1	5						
Mickey Tettleton, S (1, 10) OBP: 0.375, SLG: 0.458										3	0	0	0	0	2	0						
Kevin Elster, R (1, 6) OBP: 0.323, SLG: 0.472										3	0	0	0	0	1	0						
Dave Valle, R (1, 2) OBP: 0.364, SLG: 0.412										3	0	0	0	0	0	0						
Inning Stats	R: 0 E: 0 K: 0 S: 7	H: 0 LOB: 0 BB: 0 P: 13	R: 0 E: 0 K: 0 S: 6	H: 0 LOB: 0 BB: 0 P: 7	R: 0 E: 0 K: 1 S: 6	H: 0 LOB: 0 BB: 0 P: 10	R: 1 E: 1 K: 0 S: 14	H: 3 LOB: 2 BB: 0 P: 21	R: 0 E: 0 K: 0 S: 8	H: 0 LOB: 0 BB: 0 P: 10	R: 0 E: 0 K: 0 S: 5	H: 1 LOB: 1 BB: 0 P: 10	R: 0 E: 0 K: 2 S: 13	H: 0 LOB: 0 BB: 0 P: 17	R: 0 E: 0 K: 0 S: 9	H: 0 LOB: 0 BB: 0 P: 12	R: 0 E: 0 K: 1 S: 15	H: 2 LOB: 2 BB: 0 P: 20	1B: 4 2B: 2 3B: 0 HR: 0	SF: 0 SAC: 0 DP: 1 HBP: 0	WP: 0 PB: 0 SB: 0 CS: 0	PA: 33
PITCHER	IP	WLS	BF	H	R	ER	SO	BB	IBB	HBP	BLK	WP	HR	S	P	ERA	WHIP					
Tim Belcher, R (1, 1) ERA: 3.88	9.0	W	33	6	1	1	5	0	0	0	0	0	0	83	120	1.00	0.667					

Kansas City Royals @ Texas Rangers
The Ballpark at Arlington, Arlington, TX
Sat Aug 17 1996, 8:05 PM EDT
Att: 41,855 - Unknown - 83 F

livebaseballscores.com

AB 33
R 1
H 6
RBI 1
BB 0
SO 5
LOB 10



Batter	1	2	3	4	5	6	7	8	9	AB	R	H	RBI	BB	SO	LOB	TOP								
Jose Offerman, S OBP: 0.377, SLG: 0.406 (1, 4)	G4-3		L4		F9		FC6-4 1B		K	5	0	1	0	0	1	4	Kansas City Royals @ Texas Rangers The Ballpark at Arlington, Arlington, TX Sun Aug 18, 1996, 8:05 PM EDT Att: 30,480 - Unknown - 82 F livebaseballscorecards.com								
Joe Randa, R OBP: 0.333, SLG: 0.415 (1, 5)	2B		G4-3		SF9		F9			3	0	1	1	0	0	2									
Craig Paquette, R OBP: 0.314, SLG: 0.480 (1, 7)	K				L3 1B		1B		FC6-4	4	0	2	0	0	1	2									
Mike Macfarlane, R OBP: 0.346, SLG: 0.531 (1, 2)	BB				L3 1B		1B		G6-3	3	0	1	0	1	0	1									
29 Mike Sweeney, R OBP: 0.380, SLG: 0.373 (1, 10)	PO				K		P3		G6-3	4	0	1	0	0	1	3									
Kevin Young, R OBP: 0.321, SLG: 0.464 (1, 3)					L8		HBP BB 1B		F8	4	1	1	0	0	0	1									
Michael Tucker, L OBP: 0.341, SLG: 0.434 (1, 9)					FC3-6 1-2		HBP BB 1B		F8	3	1	1	0	1	0	1									
Les Norman, R OBP: 0.245, SLG: 0.119 (1, 8)					CS		F9 1B SF9 HBP		K	3	1	0	0	0	2	1									
David Howard, S OBP: 0.296, SLG: 0.329 (1, 6)							1B 1B		K	4	0	2	2	0	2	1									
Inning Stats	R: 0 E: 0 K: 1 S: 8	H: 1 LOB: 1 BB: 1 P: 16	R: 0 E: 0 K: 0 S: 11	H: 1 LOB: 0 BB: 0 P: 15	R: 0 E: 0 K: 1 S: 10	H: 1 LOB: 1 BB: 0 P: 17	R: 0 E: 0 K: 1 S: 7	H: 1 LOB: 1 BB: 0 P: 11	R: 3 E: 0 K: 0 S: 17	H: 4 LOB: 3 BB: 1 P: 28	R: 0 E: 0 K: 1 S: 6	H: 0 LOB: 0 BB: 0 P: 11	R: 0 E: 0 K: 1 S: 11	H: 1 LOB: 1 BB: 0 P: 14	R: 0 E: 0 K: 2 S: 9	H: 0 LOB: 0 BB: 0 P: 13		R: 0 E: 0 K: 2 S: 10	H: 1 LOB: 1 BB: 0 P: 12	1B: 8 2B: 3 3B: 0 HR: 0	SF: 1 SAC: 0 DP: 1 HBP: 1	WP: 0 PB: 0 SB: 0 CS: 1	PA: 39		
PITCHER	IP	WLS	BF	H	R	ER	SO	BB	IBB	HBP	BLK	WP	HR	S	P	ERA	WHIP								
Darren Oliver, L ERA: 4.76 (1, 1)	4.2		21	7	3	3	3	2	0	1	0	0	0	49	81	5.79	1.929								
Kevin Gross, R ERA: 5.7 (5, 1)	4.1	W	16	3	0	0	4	0	0	0	0	0	0	40	56	0.00	0.692								

Batter	1	2	3	4	5	6	7	8	9	AB	R	H	RBI	BB	SO	LOB	BOTTOM								
Darryl Hamilton, L OBP: 0.369, SLG: 0.397 (1, 8)	G4-3				1B					3	0	1	0	2	1	2	Kansas City Royals @ Texas Rangers The Ballpark at Arlington, Arlington, TX Sun Aug 18, 1996, 8:05 PM EDT Att: 30,480 - Unknown - 82 F livebaseballscorecards.com								
Ivan Rodriguez, R OBP: 0.354, SLG: 0.518 (1, 2)	G4-3				BB					5	1	2	0	0	1	2									
29 Rusty Greer, L OBP: 0.394, SLG: 0.518 (1, 7)										4	1	1	0	1	0	4									
Damon Buford, R OBP: 0.331, SLG: 0.444 (7, PR) (8, 7)	1B									0	0	0	0	0	0	0									
Juan Gonzalez, R OBP: 0.397, SLG: 0.682 (1, 9)	1B									5	2	3	1	0	0	4									
Dave Valle, R OBP: 0.354, SLG: 0.412 (9, 3)	1B									0	0	0	0	0	0	0									
Willi Clark, L OBP: 0.369, SLG: 0.436 (1, 3)	1B									4	3	3	4	0	1	1									
Rene Gonzales, R OBP: 0.304, SLG: 0.358 (7, 3) (9, 5)	HR									1	0	0	0	0	0	0									
Dean Palmer, R OBP: 0.352, SLG: 0.525 (1, 5)	HR									4	1	2	2	0	0	2									
Warren Newson, L OBP: 0.356, SLG: 0.455 (8, FH) (9, 9)	HR									1	0	1	0	0	0	0									
Mickey Tettleton, S OBP: 0.375, SLG: 0.456 (1, 10)	F2									4	0	1	1	1	1	2									
Mark McLemore, S OBP: 0.394, SLG: 0.387 (1, 4)										4	1	2	0	1	0	3									
Kevin Elster, R OBP: 0.322, SLG: 0.476 (1, 6)										5	1	1	2	0	1	4									
Inning Stats	R: 4 E: 0 K: 0 S: 16	H: 4 LOB: 0 BB: 0 P: 24	R: 2 E: 0 K: 0 S: 10	H: 1 LOB: 0 BB: 2 P: 20	R: 0 E: 0 K: 1 S: 8	H: 1 LOB: 2 BB: 1 P: 19	R: 0 E: 0 K: 0 S: 9	H: 1 LOB: 2 BB: 1 P: 18	R: 3 E: 0 K: 0 S: 20	H: 4 LOB: 1 BB: 0 P: 33	R: 0 E: 0 K: 1 S: 9	H: 1 LOB: 2 BB: 1 P: 16	R: 0 E: 0 K: 2 S: 14	H: 2 LOB: 2 BB: 0 P: 19	1B: 10 2B: 4 3B: 0 HR: 3	SF: 0 SAC: 0 DP: 1 HBP: 0	WP: 0 PB: 0 SB: 1 CS: 0	PA: 45							
PITCHER	IP	WLS	BF	H	R	ER	SO	BB	IBB	HBP	BLK	WP	HR	S	P	ERA	WHIP								
Kevin Appier, R ERA: 3.32 (1, 1)	2.2	L	16	6	6	6	1	3	0	0	0	0	0	14	30	6.75	3.000								
Jeff Granger, L ERA: 8.59 (3, 1)	1.1		8	3	1	1	0	1	0	0	0	0	0	19	31	20.25	3.000								
Jaime Bluma, R ERA: 9.31 (5, 1)	1.1		8	4	3	3	1	0	0	0	0	0	0	16	29	0.00	1.800								
Rick Huisman, R ERA: 2.16 (6, 1)	1.2		8	2	0	0	1	1	0	0	0	0	0	14	19	0.00	2.000								
Hipolito Pichardo, R ERA: 5.28 (8, 1)	1.0		5	2	0	0	2	0	0	0	0	0	0	14	19	0.00	2.000								

Batter	1	2	3	4	5	6	7	8	9	AB	R	H	RBI	BB	SO	LOB	TOP														
Otis Nixon, S <small>OBP: 0.363, SLG: 0.302</small> 										R: 0 E: 0 K: 1 S: 13	H: 1 LOB: 1 BB: 0 P: 19	R: 0 E: 0 K: 1 S: 11	H: 1 LOB: 1 BB: 0 P: 17	R: 0 E: 0 K: 0 S: 9	H: 0 LOB: 0 BB: 0 P: 12	R: 1 E: 0 K: 0 S: 7	H: 1 LOB: 0 BB: 0 P: 13	R: 0 E: 0 K: 0 S: 10	H: 1 LOB: 1 BB: 0 P: 13	R: 0 E: 0 K: 0 S: 3	H: 0 LOB: 0 BB: 0 P: 6	R: 0 E: 0 K: 0 S: 4	H: 0 LOB: 0 BB: 0 P: 6	R: 0 E: 0 K: 0 S: 7	H: 1 LOB: 1 BB: 0 P: 9	R: 1 E: 0 K: 1 S: 11	H: 1 LOB: 1 BB: 1 P: 21	1B: 4 2B: 1 3B: 1 HR: 0	SF: 2 SAC: 0 DP: 0 HBP: 0	WP: 1 IBB: 0 CS: 0	PA: 34
Jacob Brumfield, R <small>OBP: 0.325, SLG: 0.497</small> 									R: 0 E: 0 K: 1 S: 13	H: 1 LOB: 1 BB: 0 P: 19	R: 0 E: 0 K: 1 S: 11	H: 1 LOB: 1 BB: 0 P: 17	R: 0 E: 0 K: 0 S: 9	H: 0 LOB: 0 BB: 0 P: 12	R: 1 E: 0 K: 0 S: 7	H: 1 LOB: 0 BB: 0 P: 13	R: 0 E: 0 K: 0 S: 10	H: 0 LOB: 0 BB: 0 P: 6	R: 0 E: 0 K: 0 S: 3	H: 0 LOB: 0 BB: 0 P: 6	R: 0 E: 0 K: 0 S: 4	H: 0 LOB: 0 BB: 0 P: 6	R: 0 E: 0 K: 0 S: 7	H: 1 LOB: 1 BB: 0 P: 9	R: 1 E: 0 K: 1 S: 11	H: 1 LOB: 1 BB: 1 P: 21	1B: 4 2B: 1 3B: 1 HR: 0	SF: 2 SAC: 0 DP: 0 HBP: 0	WP: 1 IBB: 0 CS: 0	PA: 34	
Juan Samuel, R <small>OBP: 0.329, SLG: 0.500</small> 								R: 0 E: 0 K: 1 S: 13	H: 1 LOB: 1 BB: 0 P: 19	R: 0 E: 0 K: 1 S: 11	H: 1 LOB: 1 BB: 0 P: 17	R: 0 E: 0 K: 0 S: 9	H: 0 LOB: 0 BB: 0 P: 12	R: 1 E: 0 K: 0 S: 7	H: 1 LOB: 0 BB: 0 P: 13	R: 0 E: 0 K: 0 S: 10	H: 0 LOB: 0 BB: 0 P: 6	R: 0 E: 0 K: 0 S: 3	H: 0 LOB: 0 BB: 0 P: 6	R: 0 E: 0 K: 0 S: 4	H: 0 LOB: 0 BB: 0 P: 6	R: 0 E: 0 K: 0 S: 7	H: 1 LOB: 1 BB: 0 P: 9	R: 1 E: 0 K: 1 S: 11	H: 1 LOB: 1 BB: 1 P: 21	1B: 4 2B: 1 3B: 1 HR: 0	SF: 2 SAC: 0 DP: 0 HBP: 0	WP: 1 IBB: 0 CS: 0	PA: 34		
Joe Carter, R <small>OBP: 0.313, SLG: 0.502</small> 							R: 0 E: 0 K: 1 S: 13	H: 1 LOB: 1 BB: 0 P: 19	R: 0 E: 0 K: 1 S: 11	H: 1 LOB: 1 BB: 0 P: 17	R: 0 E: 0 K: 0 S: 9	H: 0 LOB: 0 BB: 0 P: 12	R: 1 E: 0 K: 0 S: 7	H: 1 LOB: 0 BB: 0 P: 13	R: 0 E: 0 K: 0 S: 10	H: 0 LOB: 0 BB: 0 P: 6	R: 0 E: 0 K: 0 S: 3	H: 0 LOB: 0 BB: 0 P: 6	R: 0 E: 0 K: 0 S: 4	H: 0 LOB: 0 BB: 0 P: 6	R: 0 E: 0 K: 0 S: 7	H: 1 LOB: 1 BB: 0 P: 9	R: 1 E: 0 K: 1 S: 11	H: 1 LOB: 1 BB: 1 P: 21	1B: 4 2B: 1 3B: 1 HR: 0	SF: 2 SAC: 0 DP: 0 HBP: 0	WP: 1 IBB: 0 CS: 0	PA: 34			
Ed Sprague, R <small>OBP: 0.338, SLG: 0.514</small> 						R: 0 E: 0 K: 1 S: 13	H: 1 LOB: 1 BB: 0 P: 19	R: 0 E: 0 K: 1 S: 11	H: 1 LOB: 1 BB: 0 P: 17	R: 0 E: 0 K: 0 S: 9	H: 0 LOB: 0 BB: 0 P: 12	R: 1 E: 0 K: 0 S: 7	H: 1 LOB: 0 BB: 0 P: 13	R: 0 E: 0 K: 0 S: 10	H: 0 LOB: 0 BB: 0 P: 6	R: 0 E: 0 K: 0 S: 3	H: 0 LOB: 0 BB: 0 P: 6	R: 0 E: 0 K: 0 S: 4	H: 0 LOB: 0 BB: 0 P: 6	R: 0 E: 0 K: 0 S: 7	H: 1 LOB: 1 BB: 0 P: 9	R: 1 E: 0 K: 1 S: 11	H: 1 LOB: 1 BB: 1 P: 21	1B: 4 2B: 1 3B: 1 HR: 0	SF: 2 SAC: 0 DP: 0 HBP: 0	WP: 1 IBB: 0 CS: 0	PA: 34				
Charlie O'Brien, R <small>OBP: 0.349, SLG: 0.483</small> 					R: 0 E: 0 K: 1 S: 13	H: 1 LOB: 1 BB: 0 P: 19	R: 0 E: 0 K: 1 S: 11	H: 1 LOB: 1 BB: 0 P: 17	R: 0 E: 0 K: 0 S: 9	H: 0 LOB: 0 BB: 0 P: 12	R: 1 E: 0 K: 0 S: 7	H: 1 LOB: 0 BB: 0 P: 13	R: 0 E: 0 K: 0 S: 10	H: 0 LOB: 0 BB: 0 P: 6	R: 0 E: 0 K: 0 S: 3	H: 0 LOB: 0 BB: 0 P: 6	R: 0 E: 0 K: 0 S: 4	H: 0 LOB: 0 BB: 0 P: 6	R: 0 E: 0 K: 0 S: 7	H: 1 LOB: 1 BB: 0 P: 9	R: 1 E: 0 K: 1 S: 11	H: 1 LOB: 1 BB: 1 P: 21	1B: 4 2B: 1 3B: 1 HR: 0	SF: 2 SAC: 0 DP: 0 HBP: 0	WP: 1 IBB: 0 CS: 0	PA: 34					
Robert Perez, R <small>OBP: 0.377, SLG: 0.452</small> 				R: 0 E: 0 K: 1 S: 13	H: 1 LOB: 1 BB: 0 P: 19	R: 0 E: 0 K: 1 S: 11	H: 1 LOB: 1 BB: 0 P: 17	R: 0 E: 0 K: 0 S: 9	H: 0 LOB: 0 BB: 0 P: 12	R: 1 E: 0 K: 0 S: 7	H: 1 LOB: 0 BB: 0 P: 13	R: 0 E: 0 K: 0 S: 10	H: 0 LOB: 0 BB: 0 P: 6	R: 0 E: 0 K: 0 S: 3	H: 0 LOB: 0 BB: 0 P: 6	R: 0 E: 0 K: 0 S: 4	H: 0 LOB: 0 BB: 0 P: 6	R: 0 E: 0 K: 0 S: 7	H: 1 LOB: 1 BB: 0 P: 9	R: 1 E: 0 K: 1 S: 11	H: 1 LOB: 1 BB: 1 P: 21	1B: 4 2B: 1 3B: 1 HR: 0	SF: 2 SAC: 0 DP: 0 HBP: 0	WP: 1 IBB: 0 CS: 0	PA: 34						
Alex Gonzalez, R <small>OBP: 0.305, SLG: 0.399</small> 			R: 0 E: 0 K: 1 S: 13	H: 1 LOB: 1 BB: 0 P: 19	R: 0 E: 0 K: 1 S: 11	H: 1 LOB: 1 BB: 0 P: 17	R: 0 E: 0 K: 0 S: 9	H: 0 LOB: 0 BB: 0 P: 12	R: 1 E: 0 K: 0 S: 7	H: 1 LOB: 0 BB: 0 P: 13	R: 0 E: 0 K: 0 S: 10	H: 0 LOB: 0 BB: 0 P: 6	R: 0 E: 0 K: 0 S: 3	H: 0 LOB: 0 BB: 0 P: 6	R: 0 E: 0 K: 0 S: 4	H: 0 LOB: 0 BB: 0 P: 6	R: 0 E: 0 K: 0 S: 7	H: 1 LOB: 1 BB: 0 P: 9	R: 1 E: 0 K: 1 S: 11	H: 1 LOB: 1 BB: 1 P: 21	1B: 4 2B: 1 3B: 1 HR: 0	SF: 2 SAC: 0 DP: 0 HBP: 0	WP: 1 IBB: 0 CS: 0	PA: 34							
Tomas Perez, S <small>OBP: 0.315, SLG: 0.344</small> 		R: 0 E: 0 K: 1 S: 13	H: 1 LOB: 1 BB: 0 P: 19	R: 0 E: 0 K: 1 S: 11	H: 1 LOB: 1 BB: 0 P: 17	R: 0 E: 0 K: 0 S: 9	H: 0 LOB: 0 BB: 0 P: 12	R: 1 E: 0 K: 0 S: 7	H: 1 LOB: 0 BB: 0 P: 13	R: 0 E: 0 K: 0 S: 10	H: 0 LOB: 0 BB: 0 P: 6	R: 0 E: 0 K: 0 S: 3	H: 0 LOB: 0 BB: 0 P: 6	R: 0 E: 0 K: 0 S: 4	H: 0 LOB: 0 BB: 0 P: 6	R: 0 E: 0 K: 0 S: 7	H: 1 LOB: 1 BB: 0 P: 9	R: 1 E: 0 K: 1 S: 11	H: 1 LOB: 1 BB: 1 P: 21	1B: 4 2B: 1 3B: 1 HR: 0	SF: 2 SAC: 0 DP: 0 HBP: 0	WP: 1 IBB: 0 CS: 0	PA: 34								
Inning Stats	R: 0 E: 0 K: 1 S: 13	H: 1 LOB: 1 BB: 0 P: 19	R: 0 E: 0 K: 1 S: 11	H: 1 LOB: 1 BB: 0 P: 17	R: 0 E: 0 K: 0 S: 9	H: 0 LOB: 0 BB: 0 P: 12	R: 1 E: 0 K: 0 S: 7	H: 1 LOB: 0 BB: 0 P: 13	R: 0 E: 0 K: 0 S: 10	H: 1 LOB: 1 BB: 0 P: 13	R: 0 E: 0 K: 0 S: 3	H: 0 LOB: 0 BB: 0 P: 6	R: 0 E: 0 K: 0 S: 4	H: 0 LOB: 0 BB: 0 P: 6	R: 0 E: 0 K: 0 S: 7	H: 1 LOB: 1 BB: 0 P: 9	R: 1 E: 0 K: 1 S: 11	H: 1 LOB: 1 BB: 1 P: 21	1B: 4 2B: 1 3B: 1 HR: 0	SF: 2 SAC: 0 DP: 0 HBP: 0	WP: 1 IBB: 0 CS: 0	PA: 34									
PITCHER 50 José Rosado, L <small>ERA: 2.51</small>	IP: 9.0 WLS: L BF: 34 H: 6 R: 2 ER: 2 SO: 3 BB: 0 IBB: 1 HBP: 0 BLK: 0 WP: 1 HR: 0 S: 75 P: 116 ERA: 2.00 WHIP: 0.667	PITCHER	IP: 9.0 WLS: L BF: 34 H: 6 R: 2 ER: 2 SO: 3 BB: 0 IBB: 1 HBP: 0 BLK: 0 WP: 1 HR: 0 S: 75 P: 116 ERA: 2.00 WHIP: 0.667																												

Toronto Blue Jays @ Kansas City Royals
Kauffman Stadium, Kansas City, MO
Mon Aug 19 1996, 7:05 PM CDT
Att: 16,862 - Unknown - 88 F

AB	31
R	2
H	6
RBI	2
BB	1
SO	3
LOB	9



Batter	1	2	3	4	5	6	7	8	9	AB	R	H	RBI	BB	SO	LOB	BOTTOM														
Jose Offerman, S <small>OBP: 0.376, SLG: 0.404</small> 										R: 0 E: 0 K: 1 S: 6	H: 0 LOB: 0 BB: 0 P: 9	R: 0 E: 0 K: 1 S: 9	H: 0 LOB: 0 BB: 0 P: 10	R: 1 E: 0 K: 0 S: 7	H: 3 LOB: 2 BB: 1 P: 16	R: 0 E: 0 K: 1 S: 16	H: 1 LOB: 1 BB: 1 P: 27	R: 0 E: 0 K: 1 S: 12	H: 1 LOB: 2 BB: 1 P: 20	R: 0 E: 0 K: 1 S: 6	H: 0 LOB: 0 BB: 1 P: 10	R: 0 E: 0 K: 0 S: 6	H: 0 LOB: 0 BB: 0 P: 11	R: 0 E: 0 K: 1 S: 7	H: 1 LOB: 0 BB: 0 P: 8	R: 0 E: 0 K: 0 S: 5	H: 0 LOB: 0 BB: 0 P: 7	1B: 6 2B: 0 3B: 0 HR: 0	SF: 0 SAC: 0 DP: 1 HBP: 0	WP: 0 IBB: 1 SB: 3 CS: 0	PA: 35
Tom Goodwin, L <small>OBP: 0.333, SLG: 0.331</small> 									R: 0 E: 0 K: 1 S: 6	H: 0 LOB: 0 BB: 0 P: 9	R: 0 E: 0 K: 1 S: 9	H: 0 LOB: 0 BB: 0 P: 10	R: 1 E: 0 K: 0 S: 7	H: 3 LOB: 2 BB: 1 P: 16	R: 0 E: 0 K: 1 S: 16	H: 1 LOB: 1 BB: 1 P: 27	R: 0 E: 0 K: 1 S: 12	H: 1 LOB: 2 BB: 1 P: 20	R: 0 E: 0 K: 1 S: 6	H: 0 LOB: 0 BB: 1 P: 10	R: 0 E: 0 K: 0 S: 6	H: 0 LOB: 0 BB: 0 P: 11	R: 0 E: 0 K: 1 S: 7	H: 1 LOB: 0 BB: 0 P: 8	R: 0 E: 0 K: 0 S: 5	H: 0 LOB: 0 BB: 0 P: 7	1B: 6 2B: 0 3B: 0 HR: 0	SF: 0 SAC: 0 DP: 1 HBP: 0	WP: 0 IBB: 1 SB: 3 CS: 0	PA: 35	
Keith Lockhart, L <small>OBP: 0.335, SLG: 0.419</small> 								R: 0 E: 0 K: 1 S: 6	H: 0 LOB: 0 BB: 0 P: 9	R: 0 E: 0 K: 1 S: 9	H: 0 LOB: 0 BB: 0 P: 10	R: 1 E: 0 K: 0 S: 7	H: 3 LOB: 2 BB: 1 P: 16	R: 0 E: 0 K: 1 S: 16	H: 1 LOB: 1 BB: 1 P: 27	R: 0 E: 0 K: 1 S: 12	H: 1 LOB: 2 BB: 1 P: 20	R: 0 E: 0 K: 1 S: 6	H: 0 LOB: 0 BB: 1 P: 10	R: 0 E: 0 K: 0 S: 6											

Batter	1	2	3	4	5	6	7	8	9	10	11	12	13	14	AB	R	H	RBI	BB	SO	LOB	TOP						
Olis Nixon, S OBP: 0.364, SLG: 0.304 (1, 8)															7	0	3	0	0	1	0							
Shawn Green, L OBP: 0.330, SLG: 0.465 (1, 9)															3	2	2	1	0	0	1							
Joe Carter, R OBP: 0.311, SLG: 0.499 (8, PH)															3	0	0	0	0	0	1							
Juan Samuel, R OBP: 0.329, SLG: 0.496 (8, 7)															3	0	1	0	0	1	4							
John Olerud, L OBP: 0.392, SLG: 0.511 (1, 3)															6	0	1	1	0	0	1							
Ed Sprague, R OBP: 0.338, SLG: 0.513 (2, 5)															1	0	0	0	0	1	0							
Dominic Cadeno, S OBP: 0.320, SLG: 0.351 (1, 10)															5	1	2	1	1	1	1							
Carlos Delgado, L OBP: 0.372, SLG: 0.508 (1, 10)															5	1	2	1	1	1	1							
Charlie O'Brien, R OBP: 0.345, SLG: 0.476 (1, 2)															6	0	1	0	0	2	1							
Alex Gonzalez, R OBP: 0.308, SLG: 0.406 (1, 6)															5	1	2	1	0	0	0							
Tomas Perez, S OBP: 0.311, SLG: 0.336 (1, 4)															5	0	0	0	1	0	3							
Inning Stats	R: 0 E: 0 K: 0 S: 7	H: 1 LOB: 0 BB: 0 P: 9	R: 0 E: 0 K: 1 S: 6	H: 0 LOB: 0 BB: 0 P: 10	R: 0 E: 0 K: 1 S: 6	H: 0 LOB: 0 BB: 0 P: 8	R: 1 E: 0 K: 0 S: 9	H: 1 LOB: 0 BB: 0 P: 13	R: 1 E: 0 K: 1 S: 11	H: 3 LOB: 1 BB: 0 P: 14	R: 0 E: 0 K: 0 S: 8	H: 1 LOB: 1 BB: 0 P: 17	R: 0 E: 0 K: 0 S: 10	H: 1 LOB: 1 BB: 0 P: 14	R: 1 E: 0 K: 0 S: 7	H: 1 LOB: 0 BB: 0 P: 11	R: 1 E: 0 K: 0 S: 5	H: 1 LOB: 0 BB: 0 P: 11	R: 1 E: 0 K: 0 S: 7	H: 1 LOB: 0 BB: 0 P: 9	R: 1 E: 0 K: 0 S: 7	H: 1 LOB: 0 BB: 0 P: 9	1B: 10 2B: 3 3B: 0 HR: 4	SF: 0 SAC: 1 DP: 4 HBP: 0	WP: 0 PB: 0 SB: 1 CS: 0	PA: 56		
PITCHER	IP	WLS	BF	H	R	ER	SO	BB	IBB	HBP	BLK	WP	HR	S	P	ERA	WHIP											
Doug Linton, R ERA: 5.4	(1, 1)	6.0	23	7	3	3	3	0	0	0	0	0	0	1	52	7.3	4.50	1.167										
Jeff Gantner, L ERA: 6.99	(7, 1)	0.0	1	0	0	0	0	1	0	0	0	0	0	0	6	6	-	-										
Jaime Blum, R ERA: 6.79	(7, 1)	1.0	3	1	0	0	0	0	0	0	0	0	0	0	6	11	0.00	1.000										
Jason Jacome, L ERA: 4.43	(8, 1)	0.1	1	0	0	0	0	0	0	0	0	0	0	1	1	0.00	0.000											
Hipolito Pichardo, R ERA: 5.23	(8, 1)	0.1	2	1	0	0	1	0	0	0	0	0	0	0	8	11	0.00	3.000										
Mike Magnante, L ERA: 5.14	(8, 1)	0.1	0	0	0	0	0	0	0	0	0	0	0	0	0	0	0.00	0.000										
Jeff Montgomery, R ERA: 4.1	(9, 1)	2.0	8	2	1	1	2	0	0	0	0	0	1	20	31	4.50	1.000											
Rick Huisman, R ERA: 2.61	(11, 1)	4.0	17	4	2	2	1	1	0	0	0	0	2	28	48	4.50	1.250											

Toronto Blue Jays @ Kansas City Royals
Kauffman Stadium, Kansas City, MO
Tue Aug 20 1996, 7:05 PM CDT
Att. 14,568 - Unknown - 76 F

AB: 53
R: 6
H: 15
RBI: 5
BB: 2
SO: 7
LOB: 16

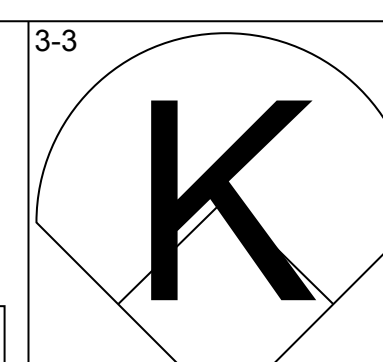
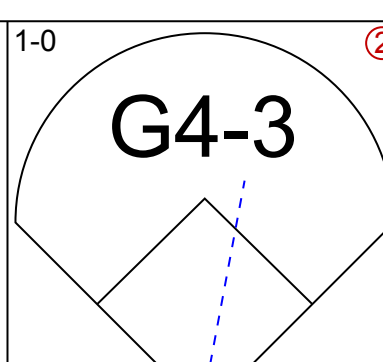
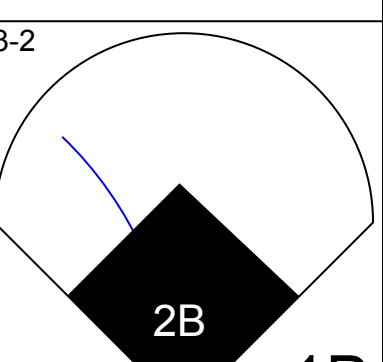
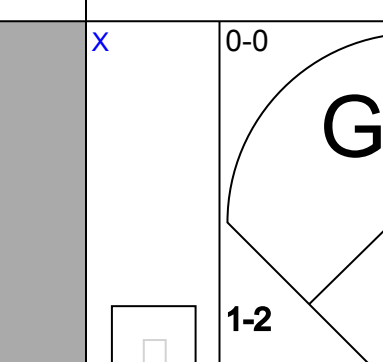
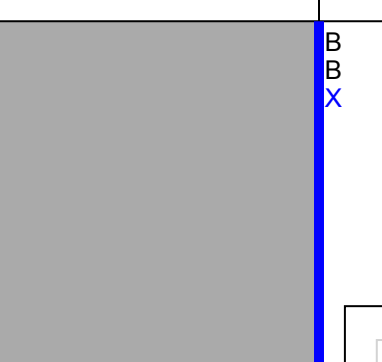
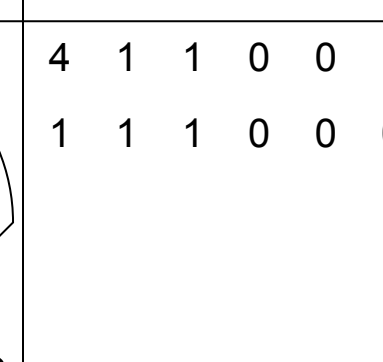
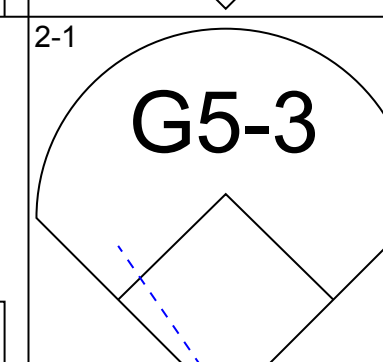
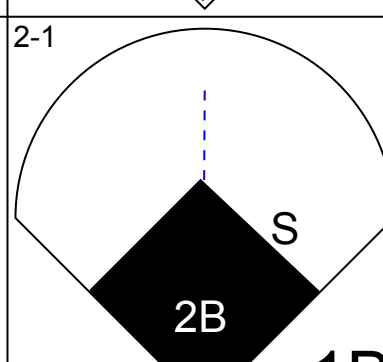
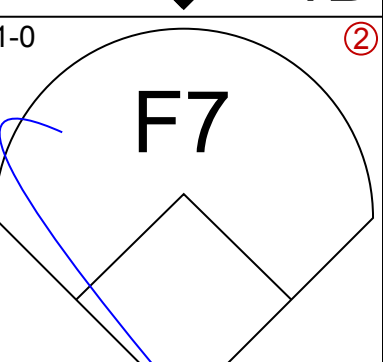
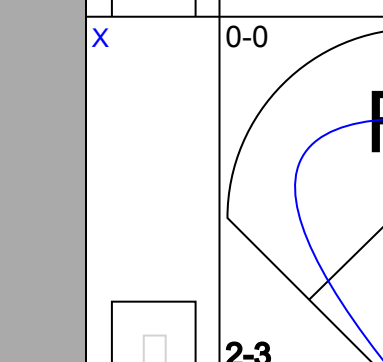
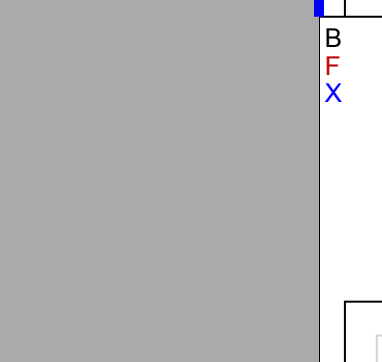
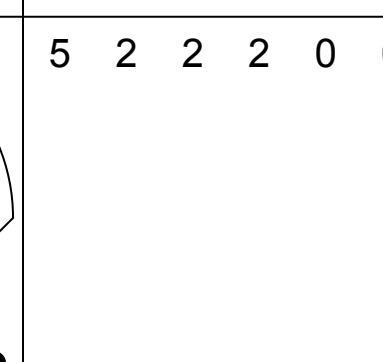
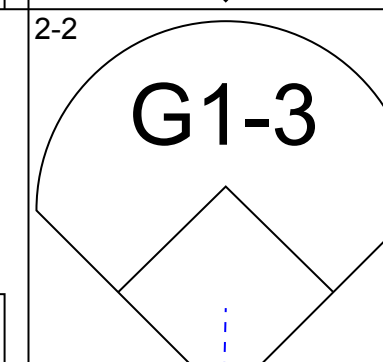
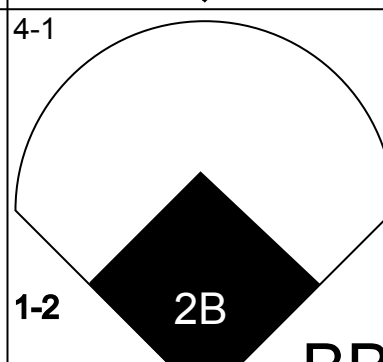
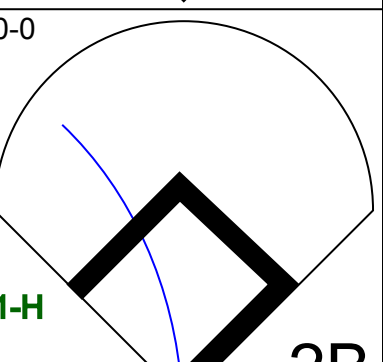
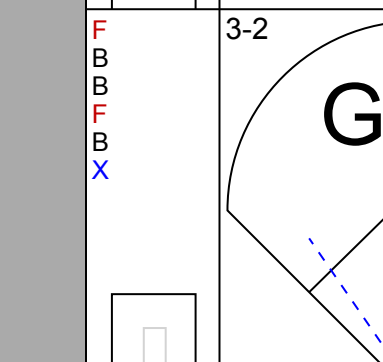
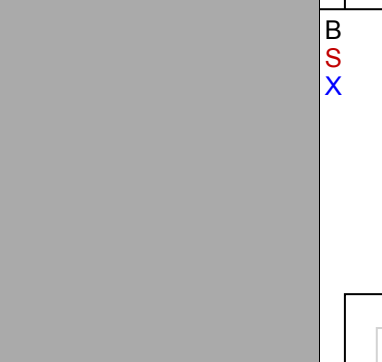
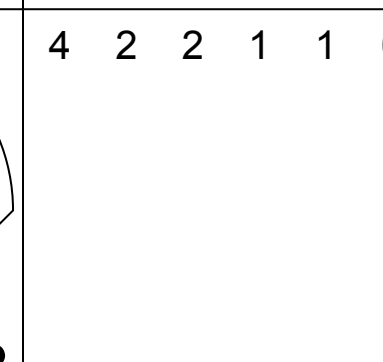
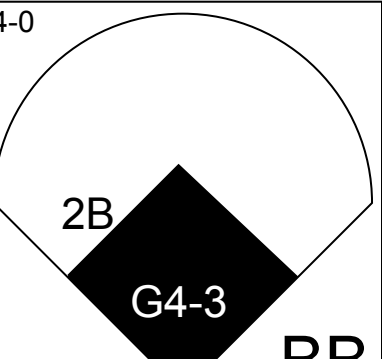
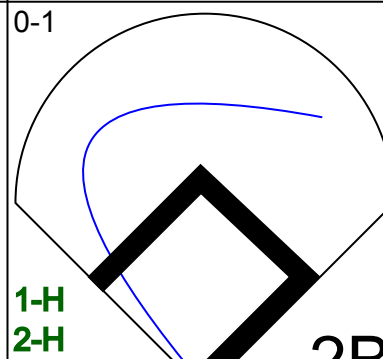
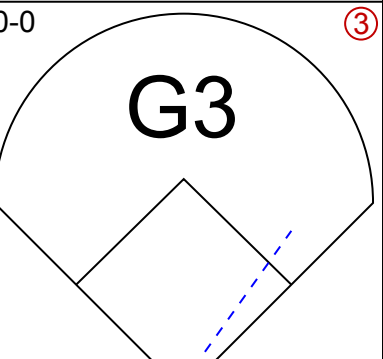

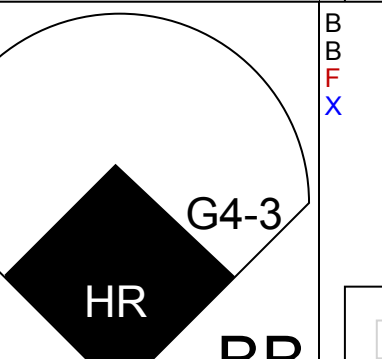


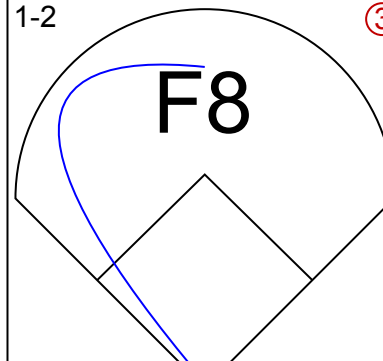
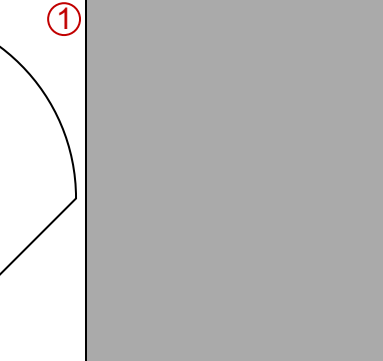
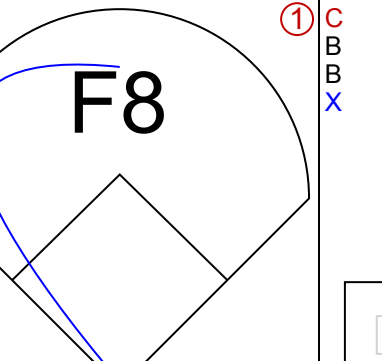
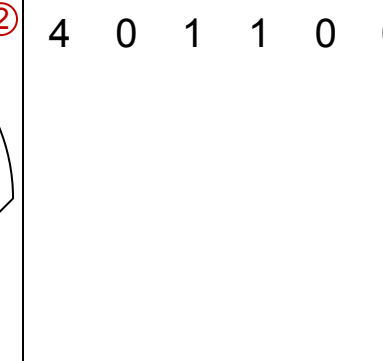

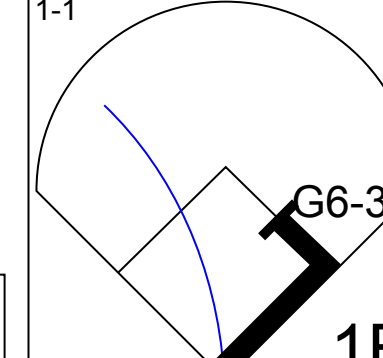


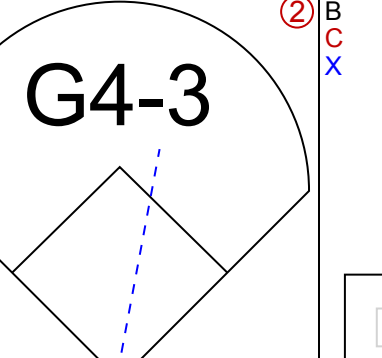
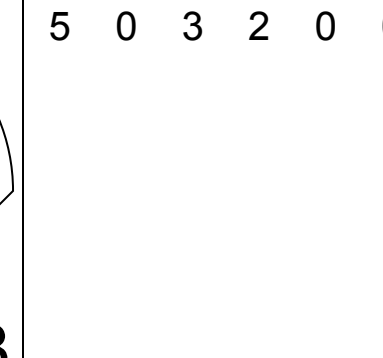

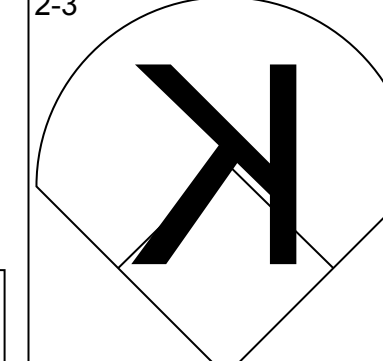
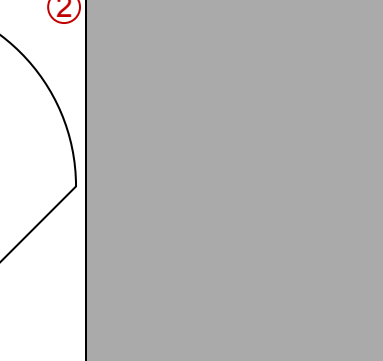
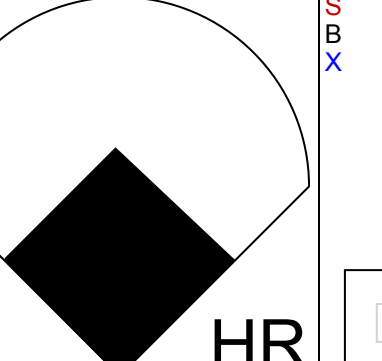


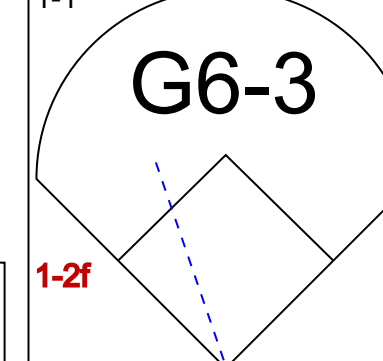
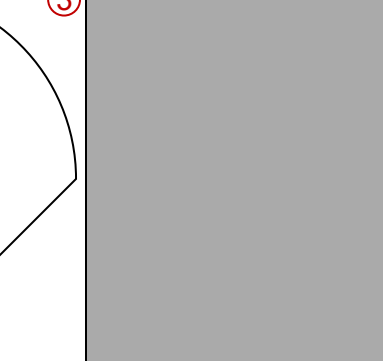
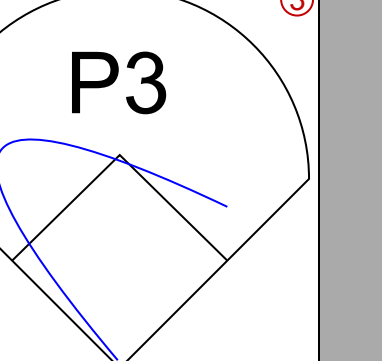
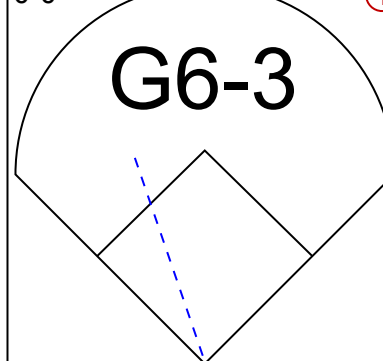
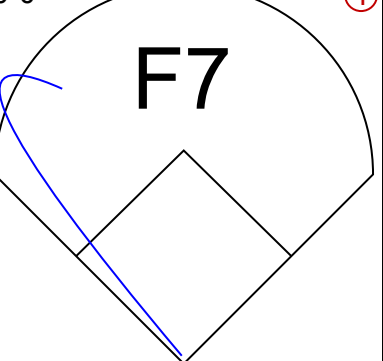

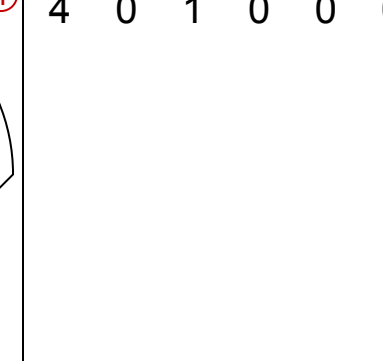


Batter	1	2	3	4	5	6	7	8	9	10	11	12	13	14	AB	R	H	RBI	BB	SO	LOB	BOTTOM						
Jose Offerman, S OBP: 0.376, SLG: 0.407 (9, 3)															5	2	2	1	1	0	2							
Joe Randa, R OBP: 0.337, SLG: 0.419 (1, 5)															5	0	2	1	1	0	3							
Craig Paquette, R OBP: 0.315, SLG: 0.485 (1, 7)															7	1	3	2	0	0	4							
Mike Macfarlane, R OBP: 0.342, SLG: 0.522 (1, 2)															7	0	1	0	0	1	4							
Michael Tucker, L OBP: 0.344, SLG: 0.432 (1, 9)															6	0	2	0	1	1	2							
29 Mike Sweeney, R OBP: 0.366, SLG: 0.349 (10, PR)															4	0	0	0	0	0	2							
Tom Goodwin, L OBP: 0.334, SLG: 0.331 (10, PR)															0	0	0	0	1	0	0							
Kevin Young, R OBP: 0.340, SLG: 0.500 (8, PH)															3	2	2	1	0	0	2							
Keith Lockhart, L OBP: 0.334, SLG: 0.417 (9, 4)															4	0	1	0	0	1	4							
Johnny Damon, L OBP: 0.325, SLG: 0.389 (1, 8)															5	0	1	0	0	1	3							
David Howard, S OBP: 0.298, SLG: 0.326 (1, 6)															4	0	1	0	1	1	1							
Inning Stats	R: 1 E: 0 K: 1 S: 8	H: 1 LOB: 0 BB: 0 P: 16	R: 1 E: 0 K: 0 S: 6	H: 1 LOB: 0 BB: 0 P: 9	R: 1 E: 0 K: 0 S: 6	H: 3 LOB: 2 BB: 0 P: 27	R: 1 E: 0 K: 0 S: 10	H: 2 LOB: 2 BB: 1 P: 16	R: 0 E: 0 K: 0 S: 13	H: 1 LOB: 1 BB: 0 P: 13	R: 0 E: 0 K: 1 S: 7	H: 0 LOB: 0 BB: 0 P: 14	R: 0 E: 0 K: 0 S: 12	H: 1 LOB: 1 BB: 0 P: 15	R: 0 E: 0 K: 0 S: 12	H: 0 LOB: 0 BB: 0 P: 16	R: 0 E: 0 K: 0 S: 5	H: 0 LOB: 2 BB: 1 P: 11	R: 0 E: 0 K: 1 S: 9	H: 3 LOB: 1 BB: 0 P: 11	R: 0 E: 0 K: 0 S: 7	H: 1 LOB: 0 BB: 0 P: 10	R: 0 E: 0 K: 0 S: 7	H: 1 LOB: 0 BB: 0 P: 10	1B: 10 2B: 4 3B: 0 HR: 2	SF: 1 SAC: 3 DP: 2 HBP: 2	WP: 0 PB: 0 SB: 2 CS: 1	PA: 61
PITCHER	IP	WLS	BF	H	R	ER	SO	BB	IBB	HBP	BLK	WP	HR	S	P	ERA	WHIP											
Huck Fleney, L ERA: 3.66	(1, 1)	4.1	23	9	4	4	1	0	0	0	0	0	0	50	74	0.00	0.529											
Paul Quantrill, R ERA: 5.53	(5, 1)	5.2	20	2	0	0	3	1	0	1	0	0	0	14	29	0.00	1.500											
Paul Spoljaric, L ERA: 3.25	(11, 1)	2.0	10	0	0	0	1	3	0	0	0	0	0	18	21	4.50	2.000											
Mike Timlin, R ERA: 3.92	(13, 1)	2.0	W	8	4	1	1	0	0	0	0	0	0	18	21	4.50	2.000											

Toronto Blue Jays @ Kansas City Royals
Kauffman Stadium, Kansas City, MO
Tue Aug 20 1996, 7:05 PM CDT
Att. 14,568 - Unknown - 76 F

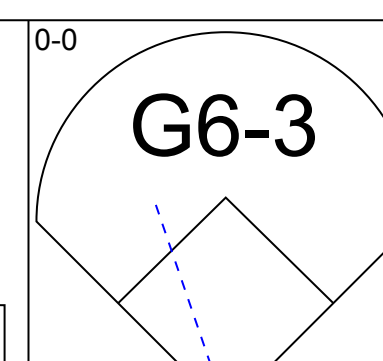
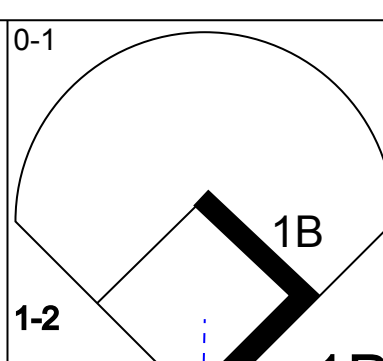
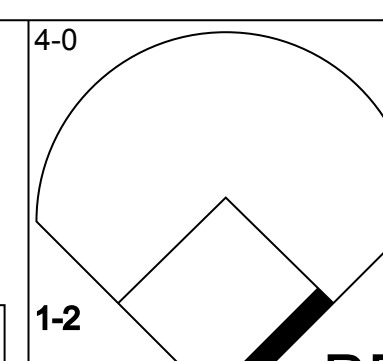
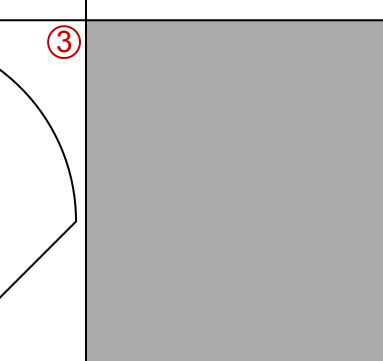
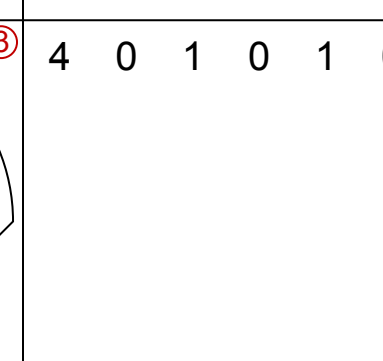
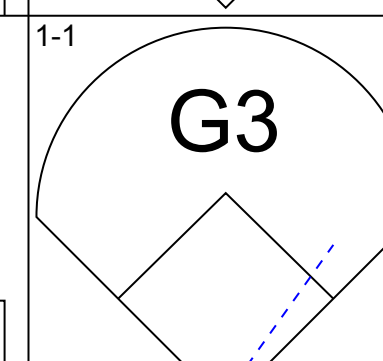
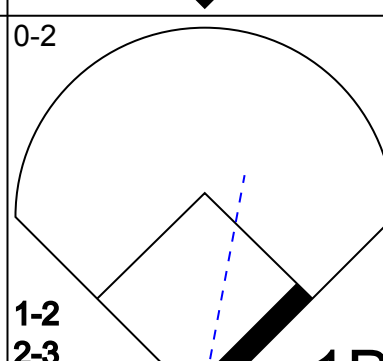
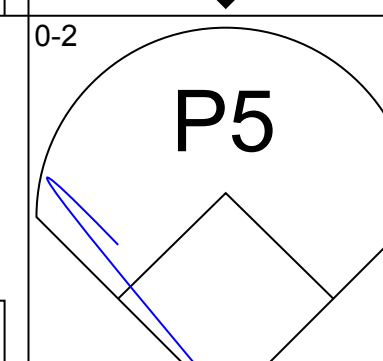

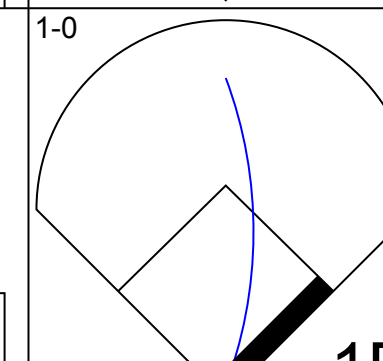
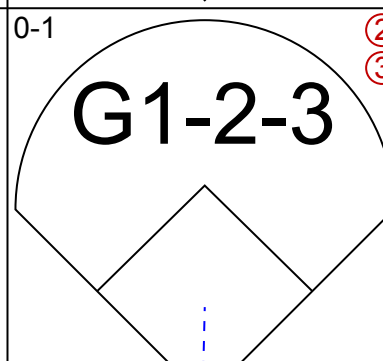
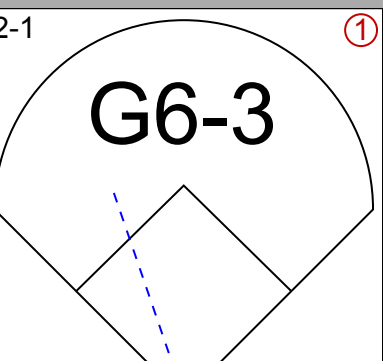

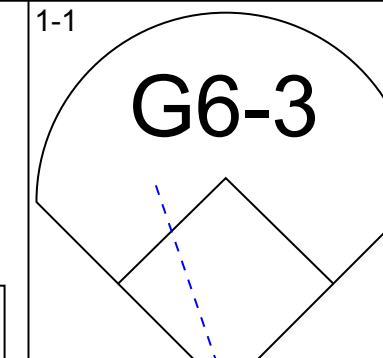
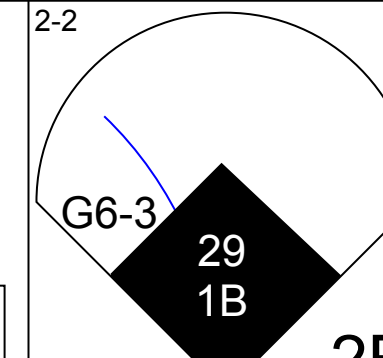
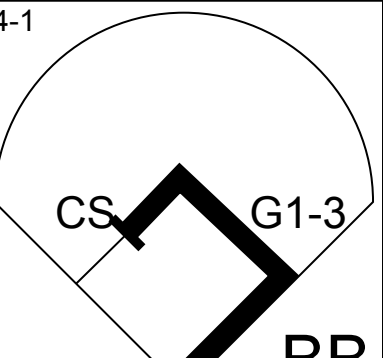

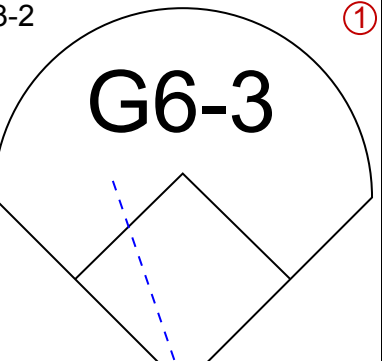
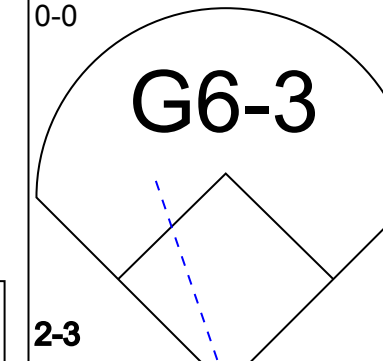
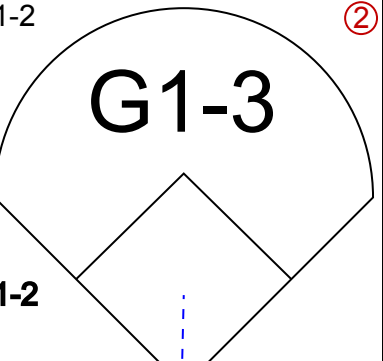

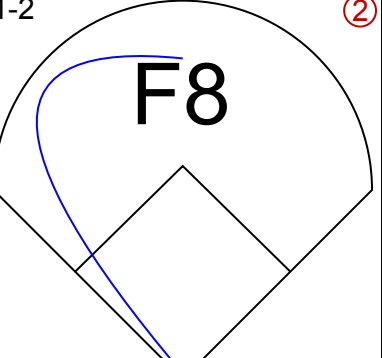
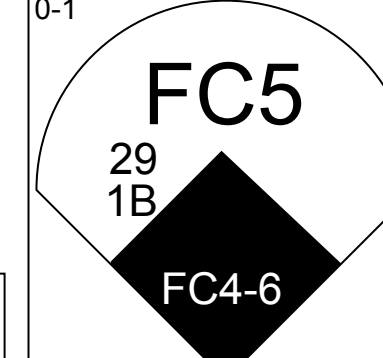
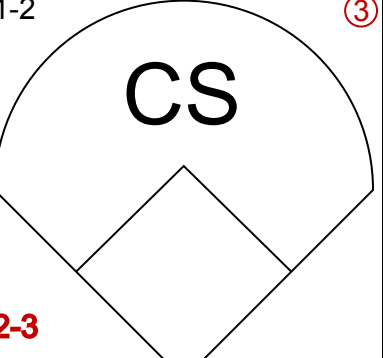
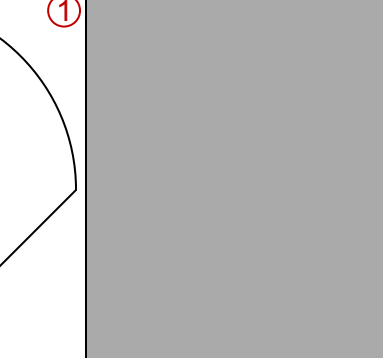
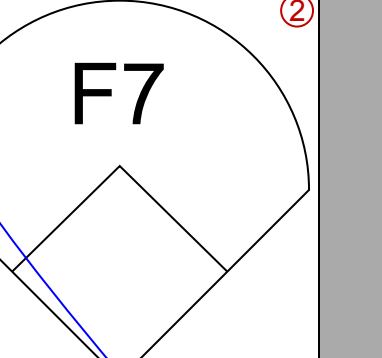
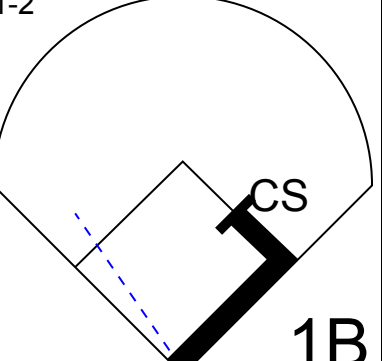
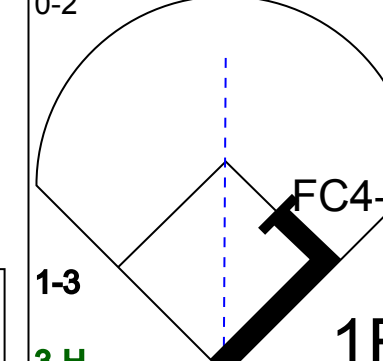

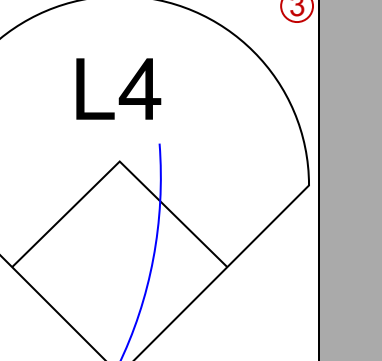

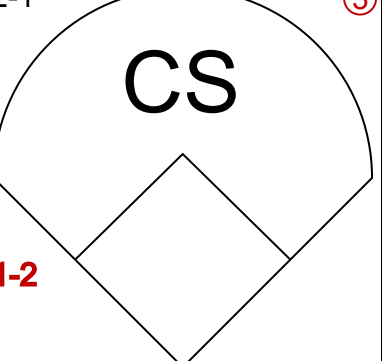
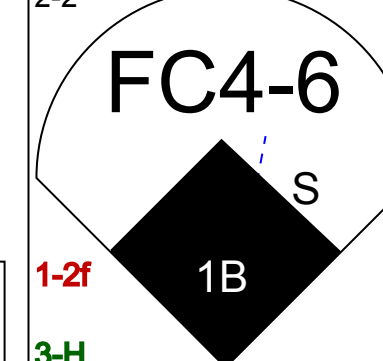

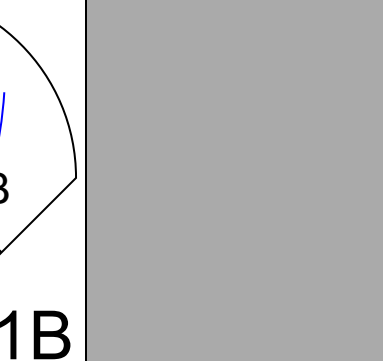

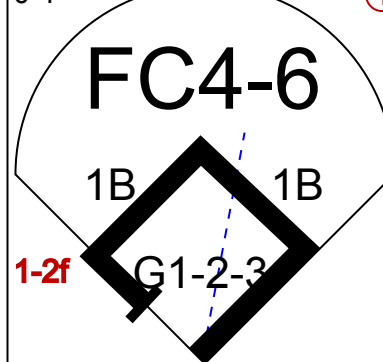
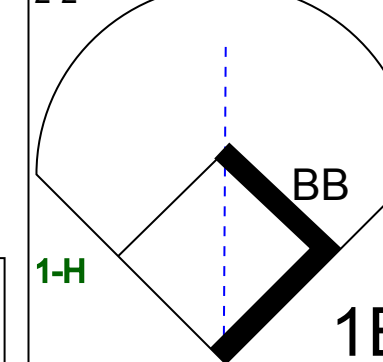

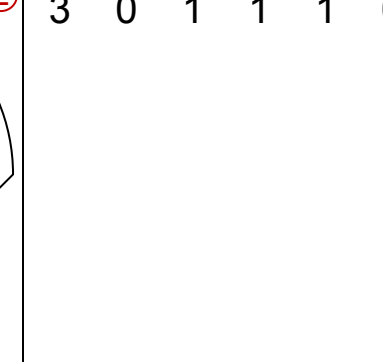
AB: 50
R: 5
H: 15
RBI: 5
BB: 5
SO: 5
LOB: 27



Batter	1	2	3	4	5	6	7	8	9	AB	R	H	RBI	BB	SO	LOB	TOP					
Curtis Pride, L (1, 7) OBP: 0.360, SLG: 0.500 Kimera Barteo, R (8, 8) OBP: 0.342, SLG: 0.324										4	1	1	0	0	1	1	Detroit Tigers @ Kansas City Royals Kauffman Stadium, Kansas City, MO Thu Aug 22 1996, 7:05 PM CDT Att: 14,699 - Unknown - 82 F					
Damion Easley, R (1, 4) OBP: 0.295, SLG: 0.379									5	2	2	2	0	0	2							
Travis Fryman, R (1, 5) OBP: 0.321, SLG: 0.435									4	2	2	1	1	0	1							
Ruben Sierra, S (1, 9) OBP: 0.332, SLG: 0.408									3	3	2	2	2	0	1							
Bobby Higginson, L (1, 8) OBP: 0.395, SLG: 0.570									4	0	1	1	0	0	2							
Tony Clark, S (1, 3) OBP: 0.314, SLG: 0.479									5	0	3	2	0	0	2							
Melvin Nieves, S (1, 10) OBP: 0.343, SLG: 0.544									5	1	1	2	0	2	4							
Andujar Cedeno, R (1, 6) OBP: 0.254, SLG: 0.353									4	0	0	0	0	0	3							
Brad Ausmus, R (1, 2) OBP: 0.290, SLG: 0.312									4	0	1	0	0	0	0							
Inning Stats	R: 0 E: 0 K: 1 S: 9	H: 0 LOB: 0 BB: 0 P: 16	R: 1 E: 0 K: 0 S: 6	H: 1 LOB: 1 BB: 1 P: 12	R: 2 E: 0 K: 0 S: 10	H: 2 LOB: 1 BB: 1 P: 18	R: 0 E: 0 K: 1 S: 7	H: 1 LOB: 0 BB: 0 P: 11	R: 1 E: 0 K: 0 S: 8	H: 2 LOB: 1 BB: 0 P: 12	R: 0 E: 0 K: 1 S: 10	H: 1 LOB: 1 BB: 0 P: 13	R: 0 E: 0 K: 0 S: 8	H: 1 LOB: 0 BB: 1 P: 12	R: 2 E: 0 K: 0 S: 7	H: 1 LOB: 0 BB: 1 P: 13		R: 4 E: 0 K: 0 S: 15	H: 5 LOB: 1 BB: 0 P: 25	1B: 6 2B: 5 3B: 1 HR: 2	SF: 1 SAC: 0 DP: 1 HBP: 0	WP: 0 PB: 0 SB: 1 CS: 0
PITCHER	IP	WLS	BF	H	R	ER	SO	BB	IBB	HBP	BLK	WP	HR	S	P	ERA	WHIP					
Tim Belcher, R (1, 1) ERA: 4.0	8.0	L	35	9	6	6	3	3	0	0	0	0	1	65	107	6.75	1.500					
Jeff Granger, L (9, 1) ERA: 11.98	1.0		8	5	4	4	0	0	0	0	0	0	1	15	25	36.00	5.000					

AB	39
R	10
H	14
RBI	10
BB	3
SO	3
LOB	16



Batter	1	2	3	4	5	6	7	8	9	AB	R	H	RBI	BB	SO	LOB	BOTTOM				
Jose Offerman, S (1, 4) OBP: 0.373, SLG: 0.401										4	0	1	0	1	0	2	Detroit Tigers @ Kansas City Royals Kauffman Stadium, Kansas City, MO Thu Aug 22 1996, 7:05 PM CDT Att: 14,699 - Unknown - 82 F				
Tom Goodwin, L (1, 8) OBP: 0.333, SLG: 0.330										4	0	1	0	0	0	2					
Craig Paquette, R (1, 7) OBP: 0.315, SLG: 0.482										4	0	1	0	0	1	3					
Mike Macfarlane, R (1, 2) OBP: 0.342, SLG: 0.518										3	1	1	0	1	0	1					
Kevin Young, R (1, 3) OBP: 0.319, SLG: 0.481										4	0	0	0	0	1	2					
Michael Tucker, L (1, 9) OBP: 0.340, SLG: 0.426										4	1	0	0	0	1	1					
29 Mike Sweeney, R (1, 10) OBP: 0.370, SLG: 0.356										4	0	2	1	0	0	0					
Joe Randa, R (1, 5) OBP: 0.339, SLG: 0.418										3	1	1	1	1	0	1					
David Howard, S (1, 6) OBP: 0.300, SLG: 0.326										3	0	1	1	1	0	1					
Inning Stats	R: 0 E: 0 K: 0 S: 6	H: 1 LOB: 0 BB: 0 P: 9	R: 0 E: 0 K: 0 S: 10	H: 1 LOB: 0 BB: 0 P: 17	R: 0 E: 0 K: 0 S: 10	H: 2 LOB: 2 BB: 1 P: 14	R: 3 E: 0 K: 0 S: 21	H: 3 LOB: 2 BB: 1 P: 31	R: 0 E: 0 K: 1 S: 15	H: 0 LOB: 2 BB: 1 P: 24	R: 0 E: 0 K: 1 S: 6	H: 0 LOB: 0 BB: 0 P: 7	R: 0 E: 0 K: 1 S: 6	H: 0 LOB: 0 BB: 0 P: 9	R: 0 E: 0 K: 0 S: 10	H: 0 LOB: 0 BB: 0 P: 17		1B: 7 2B: 1 3B: 0 HR: 0	SF: 0 SAC: 0 DP: 1 HBP: 0	WP: 0 PB: 0 SB: 1 CS: 2	PA: 39
PITCHER	IP	WLS	BF	H	R	ER	SO	BB	IBB	HBP	BLK	WP	HR	S	P	ERA	WHIP				
Justin Thompson, L (1, 1) ERA: 3.0	5.0	W	23	7	3	3	0	3	0	0	0	0	0	16	25	0.00	1.500				
John Cummings, L (6, 1) ERA: 3.8	1.1		6	1	0	0	1	1	0	0	0	0	0	11	15	0.00	0.000				
Richie Lewis, R (7, 1) ERA: 3.86	1.2		5	0	0	0	2	0	0	0	0	0	0	10	17	0.00	0.000				
Joey Eischen, L (9, 1) ERA: 3.86	1.0		3	0	0	0	0	0	0	0	0	0	0	10	17	0.00	0.000				

AB	33
R	3
H	8
RBI	3
BB	4
SO	3
LOB	13



Batter	1	2	3	4	5	6	7	8	9	AB	R	H	RBI	BB	SO	LOB	TOP								
Curtis Pride, L (1, 7) OBP: 0.363, SLG: 0.497 Kimera Barteo, R (8, FR) OBP: 0.342, SLG: 0.324 (8, 8)	3-2 E G5-3 1B		0-3 K			2-3 K		4-2 BB		3	0	1	0	1	2	0									
Mark Lewis, R (1, 4) OBP: 0.344, SLG: 0.426	1-0 G5-3		3-1 L8			2-3 K		0-0 P5		4	0	0	0	0	0	1									
Travis Fryman, R (1, 5) OBP: 0.320, SLG: 0.439	2-3 K			0-2 G6-3			1-1 HR	2-0 P3		4	1	1	1	0	1	2									
Ruben Sierra, S (1, 10)	2-2 F9		4-1 L9-3 BB			0-3 K		FC6-4 1B		3	0	1	0	1	1	1									
Bobby Higginson, L (1, 8) OBP: 0.396, SLG: 0.578 (8, 7)	3-2 BB 1B		1-2 L9-3			3-1 HR		FC6-4 BB		4	1	2	1	0	0	2									
Tony Clark, S (1, 3) OBP: 0.317, SLG: 0.490	2-3 K		1-1 HR			1-1 HR		G4-3 BB		3	1	1	1	1	2	1									
Melvin Nieves, S (1, 9) OBP: 0.342, SLG: 0.539	4-2 G5-4-3 BB		1-3 K2-3			1-0 L8		G4-3		3	0	0	0	1	1	2									
Andujar Cedeno, R (1, 6) OBP: 0.251, SLG: 0.350	2-2 G5-4-3		3-3 K			1-2 G5-3				3	0	0	0	0	1	2									
Brad Ausmus, R (1, 2) OBP: 0.287, SLG: 0.309			0-3 K			1-0 P5		G5-3		3	0	0	0	0	1	0									
Inning Stats	R: 0 E: 1 K: 1 S: 10	H: 1 LOB: 1 BB: 0 P: 18	R: 0 E: 0 K: 1 S: 13	H: 1 LOB: 1 BB: 1 P: 24	R: 0 E: 0 K: 2 S: 8	H: 0 LOB: 0 BB: 0 P: 11	R: 0 E: 0 K: 0 S: 7	H: 0 LOB: 0 BB: 1 P: 12	R: 0 E: 0 K: 3 S: 9	H: 0 LOB: 0 BB: 0 P: 13	R: 0 E: 0 K: 0 S: 9	H: 0 LOB: 0 BB: 0 P: 14	R: 3 E: 0 K: 1 S: 13	H: 3 LOB: 0 BB: 0 P: 20	R: 0 E: 0 K: 0 S: 8	H: 0 LOB: 1 BB: 1 P: 15	R: 0 E: 0 K: 0 S: 11	H: 1 LOB: 1 BB: 1 P: 20	1B: 3 2B: 1 3B: 0 HR: 3	SF: 0 SAC: 0 DP: 3 HBP: 0	WP: 0 PB: 0 SB: 0 CS: 0	PA: 34			
PITCHER	IP	WLS	BF	H	R	ER	SO	BB	IBB	HBP	BLK	WP	HR	S	P	ERA	WHIP								
Kevin Appier, R (1, 1) ERA: 3.32	8.0	L	30	5	3	3	10	3	0	0	0	0	3	77	127	3.38	1.000								
Hipolito Pichardo, R (9, 1) ERA: 5.13	1.0		4	1	0	0	0	1	0	0	0	0	0	11	20	0.00	2.000								

Detroit Tigers @ Kansas City Royals
Kauffman Stadium, Kansas City, MO
Fri Aug 23 1996, 7:05 PM CDT
Att: 15,603 - Unknown - 76 F

AB 30
R 3
H 6
RBI 3
BB 4
SO 10
LOB 12



Batter	1	2	3	4	5	6	7	8	9	AB	R	H	RBI	BB	SO	LOB	BOTTOM								
Tom Goodwin, L (1, 8) OBP: 0.330, SLG: 0.327	1-2 G6-3		0-0 G4-3			0-2 L7		1-1 G1-3		4	0	0	0	0	0	0									
Keith Lockhart, L (1, 4) OBP: 0.332, SLG: 0.413	1-1 G5-3		0-3 K			0-0 1B		1-2 G1-3		4	0	1	0	0	1	0									
Johnny Damon, L (1, 9) OBP: 0.320, SLG: 0.382	1-3 K		2-2 G4-3			1-0 F7		0-2 F8		4	0	0	0	0	1	1									
Mike Macfarlane, R (1, 2) OBP: 0.338, SLG: 0.512		0-0 G5-3		0-0 G5-3		1-1 G5-3		1-3 K		4	0	0	0	0	1	1									
Michael Tucker, L (1, 7) OBP: 0.342, SLG: 0.430		2-3 K		3-2 1B		2-1 WP HR 2B		1-2 G4-3		4	1	2	0	0	1	0									
Craig Paquette, R (1, 5) OBP: 0.317, SLG: 0.482 Les Norman, R (9, FR) OBP: 0.245, SLG: 0.119		0-2 1B		0-0 F9		2-3 K		0-0 1B		4	0	2	0	0	1	2									
Bob Hamelin, L (1, 3) OBP: 0.387, SLG: 0.439	2-2 1B		3-1 L4			2-1 HR		2-2 L9		4	1	2	2	0	0	1									
29 Mike Sweeney, R (1, 10) OBP: 0.369, SLG: 0.355	1-0 L9		0-1 CS 1B			3-1 G5-3		0-2 G5-3		3	0	1	0	0	0	2									
David Howard, S (1, 6) OBP: 0.298, SLG: 0.323			1-3 K			3-3 K		2-1 G4-3		3	0	0	0	0	2	1									
Inning Stats	R: 0 E: 0 K: 1 S: 8	H: 0 LOB: 0 BB: 0 P: 11	R: 0 E: 0 K: 1 S: 11	H: 2 LOB: 2 BB: 0 P: 16	R: 0 E: 0 K: 2 S: 7	H: 0 LOB: 0 BB: 0 P: 8	R: 0 E: 0 K: 0 S: 10	H: 1 LOB: 1 BB: 0 P: 15	R: 0 E: 0 K: 1 S: 7	H: 1 LOB: 1 BB: 0 P: 13	R: 0 E: 0 K: 0 S: 7	H: 1 LOB: 1 BB: 0 P: 9	R: 2 E: 0 K: 1 S: 12	H: 2 LOB: 0 BB: 0 P: 20	R: 0 E: 0 K: 0 S: 10	H: 0 LOB: 0 BB: 0 P: 12	R: 0 E: 0 K: 1 S: 11	H: 1 LOB: 0 BB: 0 P: 15	1B: 6 2B: 2 3B: 0 HR: 1	SF: 0 SAC: 0 DP: 1 HBP: 0	WP: 1 PB: 0 SB: 0 CS: 1	PA: 34			
PITCHER	IP	WLS	BF	H	R	ER	SO	BB	IBB	HBP	BLK	WP	HR	S	P	ERA	WHIP								
A.J. Sager, R (1, 1) ERA: 4.15	6.1	W	25	7	2	2	6	0	0	0	0	0	0	15	85	2.84	1.105								
Jose Lima, R (7, 1) ERA: 5.5	1.2		5	0	0	0	0	0	0	0	0	0	0	15	19	0.00	0.000								
Gregg Olson, R (9, 1) ERA: 5.02	1.0	S	4	1	0	0	1	0	0	0	0	0	0	11	15	0.00	1.000								

Detroit Tigers @ Kansas City Royals
Kauffman Stadium, Kansas City, MO
Fri Aug 23 1996, 7:05 PM CDT
Att: 15,603 - Unknown - 76 F

AB 34
R 2
H 8
RBI 2
BB 0
SO 7
LOB 8



Batter	1	2	3	4	5	6	7	8	9	AB	R	H	RBI	BB	SO	LOB	TOP								
Kimera Barteo, R OBP: 0.351, SLG: 0.350 (1, 8)	0-1 HR		1-0 1B		2-1 P6			4-1 1B BB	1-1 G3	4	1	2	1	1	0	4									
Mark Lewis, R OBP: 0.341, SLG: 0.422 (1, 4)	0-1 F9		0-3 K		0-0 G4-6-3			1-2 F7		4	0	0	0	0	1	4									
Travis Fryman, R OBP: 0.320, SLG: 0.436 (1, 5)	3-3 K		4-0 BB		3-3 K			2-3 K		3	0	0	0	1	3	1									
Ruben Sierra, S OBP: 0.333, SLG: 0.406 (1, 9)	0-2 F9		1-0 G1-3		0-1 F9			1-2 FC6-4 1B		4	0	1	0	0	0	2									
Tony Clark, S OBP: 0.313, SLG: 0.482 (1, 3)		2-2 G5-3		2-3 K				0-2 G1-3		4	0	0	0	0	1	2									
Melvin Nieves, S OBP: 0.341, SLG: 0.535 (1, 10)	1-2 S WP PB 1B		1-2 G4-3		0-0 L5			1-1 F8		4	1	1	0	0	0	0									
Damion Easley, R OBP: 0.294, SLG: 0.374 (1, 6)	2-2 G5-3		2-3 K		0-2 FC5-4 1B			0-1 P6		4	0	1	0	0	1	1									
Phil Nevin, R OBP: 0.367, SLG: 0.308 (1, 7)	2-2 F9		0-0 1B		0-2 FC5-4			2-0 DI HBP		3	0	1	0	0	0	1									
Brad Ausmus, R OBP: 0.290, SLG: 0.309 (1, 2)			1-1 F9		0-0 G4-6-3 1B			4-2 F8		3	0	1	0	1	0	1									
Inning Stats	R: 1 E: 0 K: 1 S: 10	H: 1 LOB: 0 BB: 0 P: 13	R: 1 E: 0 K: 0 S: 12	H: 1 LOB: 0 BB: 0 P: 19	R: 0 E: 0 K: 1 S: 7	H: 1 LOB: 2 BB: 1 P: 14	R: 0 E: 0 K: 2 S: 13	H: 0 LOB: 0 BB: 0 P: 18	R: 0 E: 0 K: 0 S: 5	H: 2 LOB: 1 BB: 0 P: 7	R: 0 E: 0 K: 1 S: 8	H: 0 LOB: 0 BB: 0 P: 11	R: 0 E: 0 K: 0 S: 9	H: 1 LOB: 1 BB: 0 P: 10	R: 0 E: 0 K: 1 S: 12	H: 1 LOB: 2 BB: 1 P: 20	R: 0 E: 0 K: 0 S: 8	H: 0 LOB: 2 BB: 1 P: 16	1B: 6 2B: 0 3B: 0 HR: 1	SF: 0 SAC: 0 DP: 1 HBP: 1	WP: 1 PB: 1 SB: 2 CS: 0	PA: 37			
PITCHER	IP	WLS	BF	H	R	ER	SO	BB	IBB	HBP	BLK	WP	HR	S	P	ERA	WHIP								
50 José Rosado, L ERA: 2.33 Jaime Bluma, R ERA: 4.91	(1, 1) (9, 1)	8.2 1	36 0	7 0	2 0	1 0	6 0	3 0	0 0	1 0	0 0	1 0	1 2	82 3	125	1.04	1.154								

Detroit Tigers @ Kansas City Royals
Kauffman Stadium, Kansas City, MO
Sat Aug 24 1996, 7:05 PM CDT
Att: 28,011 - Unknown - 77 F

livebaseballscores.com

AB 33
R 2
H 7
RBI 1
BB 3
SO 6
LOB 16



Batter	1	2	3	4	5	6	7	8	9	AB	R	H	RBI	BB	SO	LOB	BOTTOM								
Jose Offerman, S OBP: 0.376, SLG: 0.405 (1, 4)	4-2 G6-4-3 BB		1-2 SH1-4 1B	0-0 2B			3-3 K	2-1 P3		4	1	2	1	1	1	1									
Tom Goodwin, L OBP: 0.326, SLG: 0.325 (1, 8)	3-1 G6-4-3		0-0 SH1-4		1-3 K		2-3 K			3	0	0	0	0	2	1									
Michael Tucker, L OBP: 0.344, SLG: 0.440 (1, 7)	1-1 G3-1		3-2 1B		1-0 HR		2-0 F7			4	2	2	3	0	0	0									
Joe Vitiello, R OBP: 0.349, SLG: 0.425 Keith Lockhart, L OBP: 0.332, SLG: 0.413 (1, 3) (9, 4)		2-1 L9	1-0 1B		4-1 HR		0-0 BB		0-0 HR	3	1	2	2	1	0	0									
Bob Hamelin, L OBP: 0.388, SLG: 0.438 (1, 10)	0-0 G6-4-3 1B		3-2 F9		0-0 F7		2-1 F7		2-1 HR	3	1	1	0	0	0	2									
Craig Paquette, R OBP: 0.313, SLG: 0.476 (1, 5)	0-1 G6-4-3		2-3 K		2-3 K		1-3 K		1-3 K	4	0	0	0	0	3	4									
Johnny Damon, L OBP: 0.322, SLG: 0.382 (1, 9)			4-2 29 1B BB		0-0 G4-3		2-3 K		1-1 29 1B G4-3 1B	3	2	1	0	1	1	0									
29 Mike Sweeney, R OBP: 0.383, SLG: 0.365 (1, 2)			2-1 1B 1B		4-1 2B BB		1-2 L7		0-0 G4-3 1B	3	1	2	1	1	0	0									
David Howard, S OBP: 0.297, SLG: 0.323 (1, 6)			3-1 SH1-4 1B 1B		2-2 L8		1-3 K		0-0 G4-3	4	1	1	2	0	1	2									
Inning Stats	R: 0 E: 0 K: 0 S: 7	H: 0 LOB: 0 BB: 1 P: 15	R: 0 E: 0 K: 0 S: 5	H: 1 LOB: 0 BB: 0 P: 7	R: 5 E: 0 K: 1 S: 24	H: 5 LOB: 1 BB: 1 P: 43	R: 0 E: 0 K: 0 S: 8	H: 1 LOB: 2 BB: 1 P: 14	R: 1 E: 0 K: 2 S: 10	H: 1 LOB: 1 BB: 1 P: 18	R: 0 E: 0 K: 2 S: 9	H: 0 LOB: 0 BB: 0 P: 13	R: 0 E: 0 K: 2 S: 8	H: 0 LOB: 0 BB: 0 P: 15	R: 3 E: 0 K: 1 S: 12	H: 3 LOB: 1 BB: 0 P: 18	1B: 8 2B: 1 3B: 0 HR: 2	SF: 0 SAC: 1 DP: 2 HBP: 1	WP: 0 PB: 0 SB: 0 CS: 0	PA: 37					
PITCHER	IP	WLS	BF	H	R	ER	SO	BB	IBB	HBP	BLK	WP	HR	S	P	ERA	WHIP								
Omar Olivares, R ERA: 4.86 Greg Keagle, R ERA: 8.63	(1, 1) (3, 1)	2.1 5.2	13 24	6 5	5 4	5 4	5 8	2 2	0 0	1 1	0 0	0 2	2 57	93	6.35	1.235									

Detroit Tigers @ Kansas City Royals
Kauffman Stadium, Kansas City, MO
Sat Aug 24 1996, 7:05 PM CDT
Att: 28,011 - Unknown - 77 F

livebaseballscores.com

AB 31
R 9
H 11
RBI 9
BB 4
SO 8
LOB 10



Batter	1	2	3	4	5	6	7	8	9	AB	R	H	RBI	BB	SO	LOB	TOP					
Curtis Pride, L OBP: 0.365, SLG: 0.513 (1, 7)										4	1	2	1	0	0	1	Detroit Tigers @ Kansas City Royals Kauffman Stadium, Kansas City, MO Sun Aug 25 1996, 3:33 AM CDT Att: 15,123 - Cloudy - 76 F					
Kimera Barteo, R OBP: 0.348, SLG: 0.348 (7, 8)										1	1	0	0	0	0	2						
Mark Lewis, R OBP: 0.342, SLG: 0.423 (1, 4)										4	0	1	0	1	0	1						
Travis Fryman, R OBP: 0.321, SLG: 0.443 (1, 5)										4	1	2	3	0	0	1						
Ruben Sierra, S OBP: 0.329, SLG: 0.401 (1, 10)										5	0	0	0	0	1	4						
Bobby Higginson, L OBP: 0.400, SLG: 0.581 (7, 7)										2	1	1	0	2	0	0						
Tony Clark, S OBP: 0.308, SLG: 0.474 (1, 3)										4	1	0	0	0	3	2						
Melvin Nieves, S OBP: 0.345, SLG: 0.541 (1, 9)										4	2	3	1	0	0	1						
Phil Nevin, R OBP: 0.382, SLG: 0.333 (9, PR)										4	0	2	0	0	0	1						
Brad Ausmus, R OBP: 0.309, SLG: 0.309 (9, 2)										0	0	0	0	0	0	0						
Damon Easley, R OBP: 0.297, SLG: 0.376 (4, PR)										2	0	1	1	0	1	2						
Andujar Cedeno, R OBP: 0.250, SLG: 0.348 (4, 6)										2	0	0	0	0	1	2						
Inning Stats	R: 0 E: 0 K: 0 S: 10	H: 1 LOB: 1 BB: 0 P: 12	R: 0 E: 0 K: 2 S: 14	H: 2 LOB: 2 BB: 0 P: 22	R: 1 E: 0 K: 0 S: 7	H: 1 LOB: 0 BB: 0 P: 10	R: 3 E: 2 K: 0 S: 14	H: 3 LOB: 1 BB: 0 P: 20	R: 0 E: 0 K: 1 S: 6	H: 0 LOB: 0 BB: 1 P: 11	R: 1 E: 0 K: 1 S: 9	H: 1 LOB: 0 BB: 0 P: 13	R: 0 E: 0 K: 2 S: 8	H: 0 LOB: 1 BB: 1 P: 17	R: 2 E: 0 K: 0 S: 18	H: 3 LOB: 2 BB: 1 P: 25	1B: 7 2B: 4 3B: 0 HR: 2	SF: 0 SAC: 1 DP: 2 HBP: 0	WP: 0 PB: 0 SB: 1 CS: 1	PA: 40		
PITCHER	IP	WLS	BF	H	R	ER	SO	BB	IBB	HBP	BLK	WP	HR	S	P	ERA	WHIP					
Doug Linton, R ERA: 5.4	(1, 1)	5.0	L	22	8	4	3	2	0	0	0	0	0	1	51	74	5.40	1.600				
Mike Magnante, L ERA: 5.04	(6, 1)	1.0		3	0	0	0	1	0	0	0	0	0	6	11	0.00	1.000					
Rick Huisman, R ERA: 2.78	(7, 1)	2.0		8	1	1	1	3	1	0	0	0	1	17	30	4.50	1.000					
Hipolito Pichardo, R ERA: 5.37	(9, 1)	1.0		7	3	2	2	0	1	0	0	0	0	18	25	18.00	4.000					

Batter	1	2	3	4	5	6	7	8	9	AB	R	H	RBI	BB	SO	LOB	BOTTOM					
Jose Offerman, S OBP: 0.374, SLG: 0.402 (1, 4)										5	0	1	0	0	0	0	Detroit Tigers @ Kansas City Royals Kauffman Stadium, Kansas City, MO Sun Aug 25 1996, 3:33 AM CDT Att: 15,123 - Cloudy - 76 F					
Tom Goodwin, L OBP: 0.333, SLG: 0.333 (1, 8)										4	2	3	0	1	1	0						
Keith Lockhart, L OBP: 0.332, SLG: 0.421 (7, PH)										3	1	1	2	0	0	3						
Joe Randa, R OBP: 0.340, SLG: 0.419 (8, 5)										2	0	1	1	0	0	0						
Michael Tucker, L OBP: 0.345, SLG: 0.445 (1, 7)										3	1	1	0	1	0	3						
Joe Vitiello, R OBP: 0.352, SLG: 0.426 (8, PR)										4	0	2	0	0	0	3						
David Howard, S OBP: 0.297, SLG: 0.323 (8, 5)										0	0	0	0	0	0	0						
Bob Hamelin, L OBP: 0.390, SLG: 0.441 (9, 3)										3	0	1	1	1	0	2						
Kevin Young, R OBP: 0.319, SLG: 0.481 (8, 3)										0	0	0	0	0	0	0						
Craig Paquette, R OBP: 0.310, SLG: 0.472 (1, 6)										3	0	0	0	0	1	1						
Mike Macfarlane, R OBP: 0.337, SLG: 0.508 (1, 2)										4	0	1	0	0	2	4						
Johnny Damon, L OBP: 0.319, SLG: 0.379 (1, 9)										4	0	0	0	0	1	4						
Inning Stats	R: 0 E: 0 K: 0 S: 10	H: 1 LOB: 2 BB: 1 P: 20	R: 0 E: 0 K: 0 S: 4	H: 0 LOB: 0 BB: 0 P: 6	R: 0 E: 0 K: 0 S: 7	H: 1 LOB: 1 BB: 0 P: 11	R: 1 E: 0 K: 2 S: 12	H: 2 LOB: 1 BB: 0 P: 17	R: 2 E: 0 K: 0 S: 13	H: 3 LOB: 0 BB: 1 P: 23	R: 0 E: 0 K: 0 S: 3	H: 1 LOB: 0 BB: 0 P: 6	R: 1 E: 0 K: 0 S: 8	H: 2 LOB: 0 BB: 0 P: 13	R: 0 E: 0 K: 2 S: 10	H: 1 LOB: 3 BB: 1 P: 19	R: 0 E: 0 K: 1 S: 9	H: 0 LOB: 0 BB: 0 P: 11	1B: 7 2B: 1 3B: 2 HR: 1	SF: 0 SAC: 1 DP: 1 HBP: 0	WP: 0 PB: 1 SB: 1 CS: 1	PA: 39
PITCHER	IP	WLS	BF	H	R	ER	SO	BB	IBB	HBP	BLK	WP	HR	S	P	ERA	WHIP					
Todd Van Poppel, R ERA: 8.08	(1, 1)	6.0	W	27	8	3	3	2	2	0	0	0	0	8	13	9.00	2.000					
Joey Eischen, L ERA: 3.95	(7, 1)	1.0		4	2	1	1	0	0	0	0	0	0	7	14	0.00	3.000					
Jose Lima, R ERA: 5.43	(8, 1)	0.2		4	1	0	0	1	1	0	0	0	0	12	16	0.00	0.000					
Mike Myers, L ERA: 5.13	(8, 1)	1.1	S	4	0	0	0	2	0	0	0	0	0	12	16	0.00	0.000					

Detroit Tigers @ Kansas City Royals
 Kauffman Stadium, Kansas City, MO
 Sun Aug 25 1996, 3:33 AM CDT
 Att: 15,123 - Cloudy - 76 F

AB 36
 R 7
 H 12
 RBI 6
 BB 3
 SO 6
 LOB 17



Detroit Tigers @ Kansas City Royals
 Kauffman Stadium, Kansas City, MO
 Sun Aug 25 1996, 3:33 AM CDT
 Att: 15,123 - Cloudy - 76 F

AB 35
 R 4
 H 11
 RBI 4
 BB 3
 SO 5
 LOB 20



Batter	1	2	3	4	5	6	7	8	9	10	AB	R	H	RBI	BB	SO	LOB							
Darryl Hamilton, L OBP: 0.358, SLG: 0.386 (1, 8)											5	0	1	0	0	1	0							
Ivan Rodriguez, R OBP: 0.358, SLG: 0.510 (1, 2)											5	1	1	0	0	0	2							
29 Rusty Greer, L OBP: 0.401, SLG: 0.538 (1, 7)											4	1	2	0	0	1	0							
Juan Gonzalez, R OBP: 0.391, SLG: 0.675 (1, 9)											5	0	1	0	0	1	3							
Will Clark, L OBP: 0.384, SLG: 0.441 Damon Buford, R OBP: 0.331, SLG: 0.444 Rene Gonzales, R OBP: 0.304, SLG: 0.358 (1, 3)											3	1	3	2	2	0	0							
Dean Palmer, R OBP: 0.358, SLG: 0.535 (1, 5)											5	0	0	0	0	1	8							
Mickey Tettleton, S OBP: 0.368, SLG: 0.441 (1, 10)											4	0	1	1	0	3	2							
Mark McLemore, S OBP: 0.394, SLG: 0.386 (1, 4)											4	0	1	0	0	0	1							
Kevin Elster, R OBP: 0.319, SLG: 0.480 (1, 6)											4	0	0	0	0	0	2							
Inning Stats	R: 1 E: 0 K: 1 S: 14	H: 3 LOB: 2 BB: 0 P: 19	R: 0 E: 0 K: 1 S: 9	H: 2 LOB: 2 BB: 0 P: 12	R: 0 E: 0 K: 2 S: 9	H: 1 LOB: 2 BB: 1 P: 17	R: 0 E: 0 K: 0 S: 7	H: 0 LOB: 0 BB: 0 P: 13	R: 0 E: 0 K: 0 S: 6	H: 0 LOB: 0 BB: 0 P: 10	R: 1 E: 0 K: 0 S: 10	H: 2 LOB: 1 BB: 0 P: 16	R: 1 E: 0 K: 0 S: 10	H: 2 LOB: 2 BB: 0 P: 17	R: 0 E: 0 K: 1 S: 7	H: 0 LOB: 0 BB: 0 P: 11	R: 0 E: 0 K: 1 S: 7	H: 0 LOB: 0 BB: 0 P: 9	R: 0 E: 0 K: 1 S: 10	H: 0 LOB: 1 BB: 1 P: 19	1B: 9 2B: 1 3B: 0 HR: 0	SF: 0 SAC: 0 DP: 0 HBP: 1	WP: 0 PB: 0 SB: 0 CS: 1	PA: 43
PITCHER Chris Haney, L ERA: 4.79 Jeff Montgomery, R ERA: 4.03 (1, 1) (10, 1)	IP 9.0 1.0	WLS 39 3	BF 39 3	H 10 0	R 3 0	ER 3 0	SO 6 1	BB 1 0	IBB 0 0	HBP 1 0	BLK 0 0	WP 0 0	HR 0 0	S 79 10	P 124 19	ERA 3.00 0.00	WHIP 1.222 1.000							

TOP

Texas Rangers @ Kansas City Royals
Kauffman Stadium, Kansas City, MO

Tue Aug 27 1996, 7:05 PM CDT
Att: 12,907 - Unknown - 81 F

AB	39
R	3
H	10
RBI	3
BB	2
SO	7
LOB	18

Batter	1	2	3	4	5	6	7	8	9	10	AB	R	H	RBI	BB	SO	LOB							
Jose Offerman, S OBP: 0.374, SLG: 0.403 (1, 3) (10, 4)											4	1	1	0	1	2	0							
Johnny Damon, L OBP: 0.318, SLG: 0.377 (1, 8)											4	1	1	0	0	0	0							
Keith Lockhart, L OBP: 0.329, SLG: 0.418 (1, 4) (10, 5)											3	0	0	1	0	0	0							
Joe Randa, R OBP: 0.342, SLG: 0.419 (10, PH)											4	0	3	1	0	1	0							
Joe Vitiello, R OBP: 0.358, SLG: 0.436 Tom Goodwin, L OBP: 0.332, SLG: 0.332 (1, 10) (9, PR)											1	1	0	0	0	1	3							
Michael Tucker, L OBP: 0.346, SLG: 0.442 (1, 7) (10, 9)											4	0	1	1	1	0	2							
Craig Paquette, R OBP: 0.315, SLG: 0.475 (1, 5) (10, 7)											4	0	3	1	0	0	0							
Jon Nunnally, L OBP: 0.294, SLG: 0.296 Mike Macfarlane, R OBP: 0.336, SLG: 0.506 (1, 9) (9, PH) (10, 2)											3	0	0	0	0	1	3							
29 Mike Sweeney, R OBP: 0.373, SLG: 0.354 Bob Hamelin, L OBP: 0.389, SLG: 0.439 (1, 2) (9, PH) (10, 3)											3	0	0	0	0	0	3							
David Howard, S OBP: 0.297, SLG: 0.320 (1, 6)											3	1	0	0	1	1	0							
Inning Stats	R: 0 E: 0 K: 0 S: 6	H: 0 LOB: 0 BB: 0 P: 11	R: 0 E: 0 K: 1 S: 8	H: 0 LOB: 0 BB: 0 P: 13	R: 0 E: 0 K: 1 S: 7	H: 0 LOB: 0 BB: 0 P: 9	R: 0 E: 0 K: 1 S: 8	H: 2 LOB: 2 BB: 0 P: 15	R: 2 E: 0 K: 0 S: 13	H: 3 LOB: 1 BB: 0 P: 20	R: 0 E: 0 K: 0 S: 6	H: 1 LOB: 0 BB: 0 P: 8	R: 0 E: 0 K: 1 S: 7	H: 0 LOB: 0 BB: 0 P: 9	R: 1 E: 0 K: 0 S: 12	H: 2 LOB: 2 BB: 0 P: 21	R: 1 E: 0 K: 1 S: 9	H: 1 LOB: 3 BB: 3 P: 23	1B: 7 2B: 2 3B: 0 HR: 0	SF: 1 SAC: 1 DP: 0 HBP: 0	WP: 0 PB: 0 SB: 0 CS: 0	PA: 41		
PITCHER John Burkett, R ERA: 4.2 Mike Stanton, L ERA: 3.95 Jeff Russell, R ERA: 3.86 Ed Vosberg, L ERA: 2.6 (1, 1) (9, 1) (9, 1) (10, 1)	IP 8.1 0.1 0.1 0.2	WLS 33 1 L 2	BF 33 1 2	H 8 0 0	R 3 0 1	ER 3 0 1	SO 5 0 0 1	BB 1 0 0 1	IBB 0 0 0 1	HBP 0 0 0 0	BLK 0 0 0 0	WP 0 0 0 0	HR 0 0 0 0	S 76 2 1 9	P 113 4 5 19	ERA 3.24 0.00 27.00 0.00	WHIP 1.080 0.000 3.000 3.000							

BOTTOM

Texas Rangers @ Kansas City Royals
Kauffman Stadium, Kansas City, MO

Tue Aug 27 1996, 7:05 PM CDT
Att: 12,907 - Unknown - 81 F

AB	35
R	4
H	9
RBI	4
BB	4
SO	6
LOB	15

Batter	1	2	3	4	5	6	7	8	9	AB	R	H	RBI	BB	SO	LOB	TOP				
Jose Offerman, S OBP: 0.374, SLG: 0.402	F7		FC5-4 1B		F7		G6-3 2B 1B		F8	5	1	1	0	0	0	2					
Johnny Damon, L OBP: 0.316, SLG: 0.374	1B		F9		P5		G6-3		FC3-6 DI	5	0	1	0	0	0	3					
Craig Paquette, R OBP: 0.323, SLG: 0.485	G6-4-3 1B		1B		FC5-4 1B		G5-3 2H 2B		K	5	0	4	1	0	1	1					
Joe Vittiello, R OBP: 0.351, SLG: 0.425	G6-4-3		G1-3		FC5-4		G5-3			4	0	0	0	0	0	6					
Jon Nunnally, L OBP: 0.279, SLG: 0.361		K			29 1B		F8		K	4	0	1	0	0	2	1					
29 Mike Sweeney, R OBP: 0.369, SLG: 0.350	G6-3				1B		K		G6-3	4	0	1	0	0	1	0					
Mike Macfarlane, R OBP: 0.333, SLG: 0.497					1B		1B		K	3	0	1	0	1	2	2					
Keith Lockhart, L OBP: 0.330, SLG: 0.417	P6				F8		FC5-4 1B		K	4	0	1	0	0	1	3					
Joe Randa, R OBP: 0.344, SLG: 0.420					P3		FC5-4 1B		FC3-6 1B	4	0	2	0	0	0	4					
Inning Stats	R: 0 E: 0 K: 0 S: 7	H: 2 LOB: 1 BB: 0 P: 12	R: 0 E: 0 K: 1 S: 9	H: 0 LOB: 1 BB: 1 P: 17	R: 0 E: 0 K: 0 S: 12	H: 2 LOB: 2 BB: 0 P: 19	R: 0 E: 0 K: 1 S: 15	H: 2 LOB: 2 BB: 0 P: 19	R: 0 E: 0 K: 1 S: 13	H: 2 LOB: 1 BB: 0 P: 22	R: 1 E: 0 K: 1 S: 11	H: 2 LOB: 1 BB: 0 P: 22	R: 0 E: 0 K: 2 S: 8	H: 0 LOB: 0 BB: 0 P: 11	R: 0 E: 0 K: 1 S: 9	H: 1 LOB: 1 BB: 0 P: 15	1B: 11 2B: 1 3B: 0 HR: 0	SF: 0 SAC: 0 DP: 1 HBP: 0	WP: 0 PB: 0 SB: 0 CS: 0	PA: 39	
PITCHER	IP	WLS	BF	H	R	ER	SO	BB	IBB	HBP	BLK	WP	HR	S	P	ERA	WHIP				
Omar Olivares, R ERA: 4.69	6.2		31	11	1	1	3	1	0	0	0	0	0	73	122	1.35	1.800				
Joey Eischen, L ERA: 4.37	2.0	W	7	1	0	0	3	0	0	0	0	0	0	17	27	0.00	0.500				
Jose Lima, R ERA: 5.4	0.1	S	1	0	0	0	1	0	0	0	0	0	0	3	4	0.00	0.000				

Kansas City Royals @ Detroit Tigers
Tiger Stadium, Detroit, MI
Thu Aug 29 1996, 7:05 PM EDT
Alt. 7,882 - Unknown - 82 F

livebaseballscores.com

AB 38
R 1
H 12
RBI 1
BB 1
SO 7
LOB 22



Batter	1	2	3	4	5	6	7	8	9	AB	R	H	RBI	BB	SO	LOB	BOTTOM				
Bobby Higginson, L OBP: 0.300, SLG: 0.583	G3-1 1B				K					4	1	3	1	0	1	0					
Mark Lewis, R OBP: 0.340, SLG: 0.418	G3-1		G5-3		1B				HR	4	1	2	0	0	0	2					
Travis Fryman, R OBP: 0.324, SLG: 0.449	K				S 1B		K		2B	4	2	2	1	0	2	2					
Ruben Sierra, S OBP: 0.326, SLG: 0.393	F8				K				F8 2H 1B 2B	4	0	0	0	0	1	3					
Tony Clark, S OBP: 0.306, SLG: 0.472			F8		1B BB				K	3	0	0	0	1	2	1					
Melvin Nieves, S OBP: 0.345, SLG: 0.538			K		K				P3	4	0	1	1	0	2	2					
Phil Nevin, R OBP: 0.372, SLG: 0.359			K		1B				G6-3	4	0	1	1	0	2	1					
Brad Ausmus, R OBP: 0.282, SLG: 0.299					P4				F7	3	0	0	0	0	1	2					
Kimera Barteo, R OBP: 0.342, SLG: 0.340			K		K				F7	3	0	0	0	0	2	0					
Inning Stats	R: 0 E: 0 K: 1 S: 10	H: 1 LOB: 0 BB: 0 P: 18	R: 0 E: 0 K: 2 S: 8	H: 0 LOB: 0 BB: 0 P: 13	R: 0 E: 0 K: 1 S: 9	H: 1 LOB: 1 BB: 0 P: 11	R: 1 E: 0 K: 3 S: 15	H: 2 LOB: 2 BB: 1 P: 26	R: 0 E: 0 K: 2 S: 9	H: 1 LOB: 1 BB: 0 P: 16	R: 0 E: 0 K: 1 S: 5	H: 0 LOB: 0 BB: 0 P: 9	R: 0 E: 0 K: 1 S: 11	H: 0 LOB: 0 BB: 0 P: 17	R: 3 E: 0 K: 2 S: 17	H: 4 LOB: 1 BB: 0 P: 24	1B: 6 2B: 2 3B: 0 HR: 1	SF: 0 SAC: 0 DP: 0 HBP: 0	WP: 0 PB: 0 SB: 1 CS: 0	PA: 34	
PITCHER	IP	WLS	BF	H	R	ER	SO	BB	IBB	HBP	BLK	WP	HR	S	P	ERA	WHIP				
Kevin Appier, R ERA: 3.38	8.0	L	34	9	4	4	13	1	0	0	0	0	1	84	134	4.50	1.250				

Kansas City Royals @ Detroit Tigers
Tiger Stadium, Detroit, MI
Thu Aug 29 1996, 7:05 PM EDT
Alt. 7,882 - Unknown - 82 F

livebaseballscores.com

AB 33
R 4
H 9
RBI 4
BB 1
SO 13
LOB 13



Batter	1	2	3	4	5	6	7	8	9	AB	R	H	RBI	BB	SO	LOB	TOP		
Jose Offerman, S OBP: 0.373, SLG: 0.401	3-2 BB 1B		1-0 G6-3			0-1 F8		1-2 FC4-6		4	0	1	0	0	0	2			
Tom Goodwin, L OBP: 0.330, SLG: 0.330	1-0 B2		1-2 G4-3			1-1 G4-3			1-1 1B	4	0	1	0	0	0	1			
Keith Lockhart, L OBP: 0.327, SLG: 0.413	2-2 P5			1-1 L8			3-2 G4-3		0-2 P4	4	0	0	0	0	0	2			
Joe Vitiello, R OBP: 0.349, SLG: 0.420	4-2 FC6 BB			0-1 L4			0-0 G5-3		3-1 L9	3	0	0	0	1	0	1			
Bob Hamelin, L OBP: 0.392, SLG: 0.443	0-1 FC6			2-2 P6			4-2 BB		0-0 1B	3	0	1	0	1	0	2			
Craig Paquette, R OBP: 0.320, SLG: 0.479		0-0 F8			1-3 K		0-2 P4		0-0 P1-3	4	0	0	0	0	1	3			
Jon Nunnally, L OBP: 0.261, SLG: 0.333		2-0 F8			0-1 F7			0-0 P6		3	0	0	0	0	0	0			
29 Mike Sweeney, R OBP: 0.368, SLG: 0.349		0-0 P3			2-0 F8			0-2 FC4-6 1B		3	0	1	0	0	0	0			
Johnny Damon, L OBP: 0.316, SLG: 0.373			0-2 G6-3 1B			0-0 L6		3-3 K		3	0	1	0	0	1	1			
Inning Stats	R: 0 H: 1 E: 0 K: 0 S: 13	H: 1 LOB: 2 BB: 1 P: 22	R: 0 H: 0 E: 0 K: 0 S: 3	H: 0 LOB: 0 BB: 0 P: 5	R: 0 H: 1 E: 0 K: 0 S: 7	H: 0 LOB: 0 BB: 0 P: 9	R: 0 H: 0 E: 0 K: 0 S: 7	H: 0 LOB: 0 BB: 0 P: 10	R: 0 H: 0 E: 0 K: 1 S: 7	H: 0 LOB: 0 BB: 0 P: 10	R: 0 H: 0 E: 0 K: 0 S: 10	H: 0 LOB: 1 BB: 1 P: 17	R: 0 H: 1 E: 0 K: 1 S: 11	H: 1 LOB: 1 BB: 0 P: 15	R: 0 H: 2 E: 0 K: 0 S: 9	H: 2 LOB: 2 BB: 0 P: 13	1B: 5 2B: 0 3B: 0 HR: 0	SF: 0 SAC: 0 DP: 1 HBP: 0	WP: 0 PA: 33 PB: 0 SB: 0 CS: 0
PITCHER Todd Van Poppel, R ERA: 7.24	IP: 9.0 WLS: W BF: 33 H: 5 R: 0 ER: 0 SO: 2 BB: 2 IBB: 0 HBP: 0 BLK: 0 WP: 0 HR: 0 S: 72 P: 107 ERA: 0.00 WHIP: 0.778															PITCHER			

Kansas City Royals @ Detroit Tigers
Tiger Stadium, Detroit, MI
Fri Aug 30 1996, 7:05 PM EDT
Att: 16,498 - Unknown - 81 F

AB 31
R 0
H 5
RBI 0
BB 2
SO 2
LOB 12



Batter	1	2	3	4	5	6	7	8	9	AB	R	H	RBI	BB	SO	LOB	BOTTOM		
Kimera Barteo, R OBP: 0.346, SLG: 0.345	3-1 E1 2B 1B	0-3 K			0-2 G6-4-3 1B		1-3 K			4	1	2	0	0	2	0			
Mark Lewis, R OBP: 0.340, SLG: 0.419	2-1 1B SF8 2B	1-1 G3			0-1 G6-4-3 1-2F		0-0 F9			4	1	1	1	0	0	1			
Travis Fryman, R OBP: 0.326, SLG: 0.448	3-2 HR 1B		3-3 K		4-0 BB		1-3 K			3	1	1	0	1	2	0			
Ruben Sierra, S OBP: 0.323, SLG: 0.391	0-0 SF8		0-3 K		0-1 F9		1-2 G1-3			3	0	0	1	0	1	1			
Tony Clark, S OBP: 0.306, SLG: 0.481	2-1 1-H HR		2-3 K			1-0 G6-3				3	1	1	2	0	1	0			
Phil Nevin, R OBP: 0.370, SLG: 0.357	1-2 1B			3-1 E6 F8 1B		3-3 K				3	0	1	0	0	1	0			
Melvin Nieves, S OBP: 0.342, SLG: 0.533	1-1 F8			1-0 F8		0-2 G4-3				3	0	0	0	0	2				
Bobby Higginson, L OBP: 0.397, SLG: 0.578	3-2 P4				0-2 F8		2-3 K			3	0	0	0	0	1	2			
Brad Ausmus, R OBP: 0.280, SLG: 0.297		1-1 L5		1-3 K		2-2 G5-3				3	0	0	0	0	1	1			
Inning Stats	R: 4 H: 5 E: 1 K: 0 S: 21	H: 5 LOB: 1 BB: 0 P: 36	R: 0 H: 0 E: 0 K: 1 S: 7	H: 0 LOB: 0 BB: 0 P: 9	R: 0 H: 0 E: 0 K: 3 S: 10	H: 0 LOB: 0 BB: 0 P: 15	R: 0 H: 0 E: 0 K: 1 S: 9	H: 0 LOB: 1 BB: 0 P: 14	R: 0 H: 1 E: 0 K: 0 S: 7	H: 1 LOB: 1 BB: 1 P: 11	R: 0 H: 0 E: 0 K: 1 S: 7	H: 0 LOB: 0 BB: 0 P: 11	R: 0 H: 0 E: 0 K: 2 S: 12	H: 0 LOB: 0 BB: 0 P: 17	R: 0 H: 0 E: 0 K: 1 S: 7	H: 0 LOB: 0 BB: 0 P: 9	1B: 4 2B: 1 3B: 0 HR: 1	SF: 1 SAC: 0 DP: 1 HBP: 0	WP: 0 PA: 31 PB: 0 SB: 0 CS: 0
PITCHER 50 José Rosado, L ERA: 2.58 Hipólito Pichardo, R ERA: 5.27	IP: 7.0 WLS: L BF: 28 H: 6 R: 4 ER: 4 SO: 8 BB: 1 IBB: 0 HBP: 0 BLK: 0 WP: 0 HR: 1 S: 73 P: 113 ERA: 5.14 WHIP: 1.000															PITCHER			

Kansas City Royals @ Detroit Tigers
Tiger Stadium, Detroit, MI
Fri Aug 30 1996, 7:05 PM EDT
Att: 16,498 - Unknown - 81 F

AB 29
R 4
H 6
RBI 4
BB 1
SO 9
LOB 7



Batter	1	2	3	4	5	6	7	8	9	AB	R	H	RBI	BB	SO	LOB	TOP
Jose Offerman, S OBP: 0.371, SLG: 0.397 (1, 3)	F9		K					F7	FC4-6	4	1	0	0	1	1	2	
Tom Goodwin, L OBP: 0.330, SLG: 0.330 (1, 7)	K			P5		SH2-4		S		3	0	1	0	0	1	0	
Keith Lockhart, L OBP: 0.245, SLG: 0.411 Joe Randa, R OBP: 0.347, SLG: 0.422 (1, 4)	P4			F9		SF8		S		2	0	0	1	0	0	0	
Craig Paquette, R OBP: 0.319, SLG: 0.485 (8, 3)		L6			HR	E8		K		4	1	1	1	0	1	2	
Bob Hamelin, L OBP: 0.394, SLG: 0.439 (1, 10)		L9		F8		S				2	0	0	0	2	0	0	
Mike Macfarlane, R OBP: 0.330, SLG: 0.491 (1, 2)								P6		4	0	0	0	0	2	5	
Jon Nunnally, L OBP: 0.224, SLG: 0.310 Les Norman, R OBP: 0.235, SLG: 0.114 (9, PH)			F7			P5		F8		3	0	0	0	0	0	0	
Johnny Damon, L OBP: 0.318, SLG: 0.373 (1, 8)				F8		F8		P4		3	0	1	0	1	0	0	
David Howard, S OBP: 0.296, SLG: 0.319 (1, 6)				SH1-3				P2		3	1	1	0	0	1	1	
Inning Stats	R: 0 H: 0 E: 0 K: 1 S: 6	H: 0 LOB: 0 BB: 7 P: 7	R: 0 H: 0 E: 0 K: 1 S: 11	H: 0 LOB: 0 BB: 16 P: 16	R: 0 H: 0 E: 0 K: 1 S: 10	H: 0 LOB: 1 BB: 1 P: 18	R: 1 H: 1 E: 0 K: 0 S: 6	H: 1 LOB: 0 BB: 0 P: 10	R: 0 H: 0 E: 0 K: 0 S: 8	H: 2 LOB: 0 BB: 0 P: 13	R: 0 H: 0 E: 0 K: 1 S: 12	H: 2 LOB: 3 BB: 1 P: 23	R: 0 H: 1 E: 0 K: 2 S: 12	H: 1 LOB: 1 BB: 0 P: 16	1B: 4 2B: 0 3B: 0 HR: 1	SF: 1 SAC: 2 DP: 0 HBP: 0	WP: 1 PA: 37 PB: 0 SB: 3 CS: 0
PITCHER	IP WLS BF H R ER SO BB IBB HBP BLK WP HR S P ERA WHIP																
Felipe Lira, R ERA: 5.35 (1, 1)	7.1 L 29 3 3 2 4 3 0 0 0 0 1 1 67 103 2.46 0.818																
John Cummings, L ERA: 3.89 (8, 1)	0.0 1 1 0 0 0 0 0 0 0 0 0 0 5 7 ∞ ∞																
Richie Lewis, R ERA: 4.37 (8, 1)	0.2 3 0 0 0 1 0 1 0 0 0 0 0 4 11 0.00 0.000																
Mike Myers, L ERA: 4.95 (9, 1)	1.0 4 1 0 0 2 0 0 0 0 0 0 0 12 16 0.00 1.000																

Kansas City Royals @ Detroit Tigers
Tiger Stadium, Detroit, MI
Sat Aug 31 1996, 3:33 AM EDT
Att: 16,270 - Cloudy - 84 F

AB	30
R	3
H	5
RBI	2
BB	4
SO	7
LOB	10



Batter	1	2	3	4	5	6	7	8	9	AB	R	H	RBI	BB	SO	LOB	BOTTOM				
Curtis Pride, L OBP: 0.352, SLG: 0.491 (1, 7)	K			K		F7		G1-3		4	0	0	0	0	2	2					
Mark Lewis, R OBP: 0.337, SLG: 0.415 (1, 4)	F9			K		K		K		4	0	0	0	0	3	2					
Travis Fryman, R OBP: 0.325, SLG: 0.446 (1, 6)	K			G1		G6-3				4	0	1	0	0	1	1					
Tony Clark, S OBP: 0.305, SLG: 0.489 (1, 3)		K			HR			F9	FC6	4	1	1	1	0	1	1					
Bobby Higginson, L OBP: 0.398, SLG: 0.579 (1, 8)		G3			2B			1B		3	0	1	0	1	1	1					
Ruben Sierra, S OBP: 0.324, SLG: 0.390 (1, 9)						F7		G4-6-3		3	0	1	0	1	1	1					
Melvin Nieves, S OBP: 0.341, SLG: 0.528 (1, 10)				K		K		G4-6-3		3	0	0	0	0	2	3					
Phil Nevin, R OBP: 0.360, SLG: 0.348 (1, 5)				F3				G1-3		4	0	1	0	0	0	4					
Brad Ausmus, R OBP: 0.280, SLG: 0.297 (1, 2)				F9				K		3	0	1	0	0	1	1					
Inning Stats	R: 0 H: 0 E: 0 K: 2 S: 7	H: 0 LOB: 0 BB: 0 P: 11	R: 0 H: 0 E: 0 K: 2 S: 7	H: 0 LOB: 0 BB: 0 P: 10	R: 0 H: 0 E: 0 K: 1 S: 7	H: 0 LOB: 0 BB: 0 P: 12	R: 0 H: 0 E: 0 K: 2 S: 13	H: 0 LOB: 0 BB: 0 P: 20	R: 1 H: 2 E: 0 K: 1 S: 12	H: 1 LOB: 1 BB: 0 P: 17	R: 0 H: 1 E: 0 K: 1 S: 11	H: 1 LOB: 1 BB: 0 P: 15	R: 0 H: 1 E: 0 K: 0 S: 11	H: 1 LOB: 1 BB: 1 P: 19	R: 0 H: 1 E: 0 K: 2 S: 10	H: 1 LOB: 3 BB: 0 P: 18	R: 0 H: 1 E: 0 K: 1 S: 13	H: 1 LOB: 1 BB: 1 P: 21	1B: 4 2B: 1 3B: 0 HR: 1	SF: 0 SAC: 0 DP: 1 HBP: 1	WP: 0 PA: 35 PB: 0 SB: 0 CS: 0
PITCHER	IP WLS BF H R ER SO BB IBB HBP BLK WP HR S P ERA WHIP																				
Doug Linton, R ERA: 5.14 (1, 1)	6.1 W 23 3 1 1 9 1 0 0 0 0 0 0 14 24 0.00 1.200																				
Jaime Bluma, R ERA: 3.27 (7, 1)	1.2 S 6 2 0 0 2 0 0 0 0 0 0 0 13 21 0.00 2.000																				
Jeff Montgomery, R ERA: 4.04 (9, 1)	1.0 S 6 1 0 0 1 1 0 1 0 0 0 0 13 21 0.00 2.000																				

Kansas City Royals @ Detroit Tigers
Tiger Stadium, Detroit, MI
Sat Aug 31 1996, 3:33 AM EDT
Att: 16,270 - Cloudy - 84 F

AB	32
R	1
H	6
RBI	1
BB	2
SO	12
LOB	16




Batter	1	2	3	4	5	6	7	8	9	10	11	12	13	AB	R	H	RBI	BB	SO	LOB		
Jose Offerman, S (1, 4) OBP: 0.373, SLG: 0.403 (8, 3)	L6			K		HR			G5-3		BB		BB	4	2	1	1	2	1	0		
Tom Goodwin, L (1, 8) OBP: 0.330, SLG: 0.330	G4-3			B1-3		G4-3			G3-1		P5		CS	6	1	2	1	0	0	1		
Joe Randa, R (1, 5) OBP: 0.341, SLG: 0.414	K			K				F8	G3-1		K		CS	5	0	0	0	0	3	2		
Joe Vitello, R (1, 10) OBP: 0.344, SLG: 0.413														4	0	0	0	0	2	0		
Les Norman, R (9, PR) OBP: 0.235, SLG: 0.114														0	0	0	0	0	0	0		
Big Roberts, S (12, PH) OBP: 0.337, SLG: 0.364														1	0	0	0	0	0	0		
Craig Paquette, R (1, 7) OBP: 0.315, SLG: 0.478														5	0	0	0	0	3	1		
29 Mike Sweeney, R (1, 2) OBP: 0.377, SLG: 0.373														4	0	2	0	1	1	0		
Kevin Young, R (1, 3) OBP: 0.322, SLG: 0.481														2	0	1	0	0	0	1		
Keith Lockhart, L (8, PH) OBP: 0.352, SLG: 0.407 (8, 4)														3	0	0	0	0	2	2		
Johnny Damon, L (1, 9) OBP: 0.316, SLG: 0.371														5	0	1	0	0	0	2		
David Howard, S (1, 6) OBP: 0.292, SLG: 0.315														5	0	0	0	0	1	2		
Inning Stats	R: 0 E: 0 K: 1 S: 10	H: 0 LOB: 0 BB: 0 P: 12	R: 0 E: 0 K: 3 S: 11	H: 0 LOB: 0 BB: 0 P: 15	R: 0 E: 0 K: 1 S: 8	H: 1 LOB: 0 BB: 0 P: 11	R: 0 E: 0 K: 2 S: 10	H: 0 LOB: 0 BB: 0 P: 11	R: 0 E: 0 K: 2 S: 10	H: 1 LOB: 1 BB: 0 P: 16	R: 1 E: 1 K: 0 S: 12	H: 1 LOB: 1 BB: 1 P: 16	R: 0 E: 0 K: 0 S: 5	H: 0 LOB: 0 BB: 0 P: 5	R: 0 E: 0 K: 2 S: 10	H: 1 LOB: 1 BB: 0 P: 13	R: 1 E: 0 K: 0 S: 9	H: 1 LOB: 0 BB: 1 P: 15	1B: 4 2B: 2 3B: 0 HR: 1	SF: 0 SAC: 0 DP: 1 HBP: 0	WIP: 0 PB: 0 SB: 2 CS: 2	PA: 48
PITCHER	IP	WLS	BF	H	R	ER	SO	BB	IBB	HBP	BLK	WP	HR	S	P	ERA	WHIP					
Justin Thompson, L (1, 1) ERA: 3.06	7.0		23	3	1	1	9	1	0	0	0	0	1	3	88	1.29	0.571					
Richie Lewis, R (8, 1) ERA: 4.37	0.0	1	1	0	0	0	0	0	0	0	0	0	0	1	3	=	=					
Joey Eischen, L (8, 1) ERA: 4.27	1.1	5	1	1	0	1	0	0	0	0	0	0	0	13	19	0.00	0.750					
Jose Lima, R (9, 1) ERA: 5.09	3.1	13	1	0	0	2	1	0	0	0	0	0	0	29	41	0.00	0.600					
Mike Myers, L (12, 1) ERA: 4.99	1.1	L	5	1	1	1	1	0	0	0	0	0	0	12	18	6.75	1.500					

Kansas City Royals @ Detroit Tigers
Tiger Stadium, Detroit, MI
Sun Sep 01 1996, 3:33 AM EDT
Att. 17,647 - Sunny - 82 F

livebaseballscorecards.com

AB 44
R 3
H 7
RBI 2
BB 3
SO 13
LOB 11




Batter	1	2	3	4	5	6	7	8	9	10	11	12	13	AB	R	H	RBI	BB	SO	LOB				
Kimera Barteaux, R (1, 8) OBP: 0.350, SLG: 0.347 (9, PH)			F8						G1-3		F8		G5-3	2	0	1	0	1	0	0				
Curtis Pride, L (9, PH) OBP: 0.350, SLG: 0.488														1	0	0	0	0	0	0				
Alan Trammell, R (10, 4) OBP: 0.291, SLG: 0.280														2	0	0	0	0	0	1				
Mark Lewis, R (1, 4) OBP: 0.337, SLG: 0.417 (9, PH)														3	0	1	0	0	1	1				
Bobby Higginson, L (10, 8) OBP: 0.400, SLG: 0.578														2	1	1	0	1	0	1				
Travis Fryman, R (1, 6) OBP: 0.324, SLG: 0.450														5	1	1	2	0	0	3				
Ruben Sierra, S (1, 7) OBP: 0.323, SLG: 0.387														4	0	0	0	1	1	1				
Tony Clark, S (1, 3) OBP: 0.304, SLG: 0.484														5	0	1	0	0	3	1				
Eddie Williams, R (1, 10) OBP: 0.269, SLG: 0.310														5	0	0	0	0	2	1				
Melvin Nieves, S (1, 9) OBP: 0.337, SLG: 0.520														5	0	0	0	0	2	1				
Phil Nevin, R (1, 5) OBP: 0.345, SLG: 0.333														5	0	1	0	0	1	0				
Brad Ausmus, R (1, 2) OBP: 0.279, SLG: 0.298														5	0	1	0	0	2	1				
Inning Stats	R: 0 E: 0 K: 1 S: 7	H: 1 LOB: 1 BB: 0 P: 12	R: 0 E: 0 K: 2 S: 10	H: 0 LOB: 0 BB: 0 P: 17	R: 0 E: 0 K: 1 S: 7	H: 0 LOB: 0 BB: 0 P: 9	R: 0 E: 0 K: 1 S: 10	H: 0 LOB: 1 BB: 1 P: 15	R: 0 E: 0 K: 0 S: 7	H: 0 LOB: 0 BB: 0 P: 11	R: 2 E: 0 K: 0 S: 14	H: 2 LOB: 0 BB: 0 P: 20	R: 0 E: 0 K: 3 S: 10	H: 1 LOB: 1 BB: 0 P: 14	R: 0 E: 0 K: 0 S: 3	H: 0 LOB: 0 BB: 1 P: 10	R: 0 E: 0 K: 2 S: 10	H: 1 LOB: 1 BB: 0 P: 17	R: 0 E: 0 K: 0 S: 11	H: 1 LOB: 1 BB: 0 P: 19	1B: 4 2B: 2 3B: 0 HR: 1	SF: 0 SAC: 0 DP: 1 HBP: 0	WIP: 0 PB: 0 SB: 1 CS: 1	PA: 47
PITCHER	IP	WLS	BF	H	R	ER	SO	BB	IBB	HBP	BLK	WP	HR	S	P	ERA	WHIP							
Chris Haney, L (1, 1) ERA: 4.6	8.0		27	2	0	0	7	2	0	0	0	0	0	14	20	0.00	0.500							
Jeff Montgomery, R (9, 1) ERA: 4.26	1.0	5	2	2	2	0	0	0	0	0	0	0	0	1	14	20	18.00	2.000						
Jaime Bluma, R (10, 1) ERA: 2.77	2.0	7	1	0	0	3	1	0	0	0	0	0	0	13	24	0.00	1.000							
Rick Huisman, R (12, 1) ERA: 2.49	1.2	W	7	2	0	0	2	0	0	0	0	0	0	18	31	0.00	1.200							
Jason Jacome, L (13, 1) ERA: 4.34	0.1	S	1	0	0	0	0	0	0	0	0	0	0	3	5	0.00	0.000							

Kansas City Royals @ Detroit Tigers
Tiger Stadium, Detroit, MI
Sun Sep 01 1996, 3:33 AM EDT
Att. 17,647 - Sunny - 82 F

livebaseballscorecards.com

AB 44
R 2
H 7
RBI 2
BB 3
SO 12
LOB 11



Batter	1	2	3	4	5	6	7	8	9	AB	R	H	RBI	BB	SO	LOB	TOP					
Jose Offerman, S OBP: 0.374, SLG: 0.403	3-2 CS 1B		3-2 G4-3			2-0 E S 1B		0-1 F7		4	1	2	0	0	0	1						
Tom Goodwin, L OBP: 0.330, SLG: 0.329	2-2 G4-3		2-3 K			0-1 1-H G6-4-3 1B		0-0 G3		4	0	1	1	0	1	2						
Keith Lockhart, L OBP: 0.321, SLG: 0.404	4-2 CS BB			1-3 K		0-0 G6-4-3 1-2		0-1 F8		3	0	0	0	1	1	1						
Craig Paquette, R OBP: 0.311, SLG: 0.473	0-1 CS 1-2	1-0 F9		1-1 F8		3-3 K		0-0 F9		4	0	0	0	0	1	0						
Jon Nunnally, L OBP: 0.250, SLG: 0.378		3-2 F8		2-2 HR		1-3 K				3	1	1	1	0	1	0						
29 Mike Sweeney, R OBP: 0.376, SLG: 0.372		2-1 1B		0-0 P6		0-0 G5-3				3	0	1	0	0	0	0						
Johnny Damon, L OBP: 0.315, SLG: 0.369		1-0 P5		1-2 G4-3		1-3 K				3	0	0	0	0	1	1						
Mike Macfarlane, R OBP: 0.330, SLG: 0.488			1-0 G5-3	4-2 G4-6-3 BB		1-0 P4				2	0	0	0	1	0	0						
Joe Randa, R OBP: 0.341, SLG: 0.413		2-1 G4-3 1B		0-1 G4-6-3 1-2		2-3 K				3	0	1	0	0	1	1						
Inning Stats	R: 0 E: 0 K: 0 S: 10	H: 1 LOB: 0 BB: 1 P: 19	R: 0 E: 0 K: 0 S: 7	H: 1 LOB: 1 BB: 0 P: 14	R: 0 E: 0 K: 1 S: 9	H: 1 LOB: 1 BB: 0 P: 17	R: 1 E: 0 K: 1 S: 11	H: 1 LOB: 0 BB: 0 P: 15	R: 0 E: 0 K: 0 S: 7	H: 0 LOB: 0 BB: 1 P: 12	R: 1 E: 0 K: 0 S: 7	H: 2 LOB: 0 BB: 0 P: 12	R: 0 E: 0 K: 2 S: 8	H: 0 LOB: 0 BB: 0 P: 10	R: 0 E: 0 K: 1 S: 6	H: 0 LOB: 0 BB: 0 P: 9	R: 0 E: 0 K: 0 S: 4	H: 0 LOB: 0 BB: 0 P: 4	1B: 5 2B: 0 3B: 0 HR: 1	SF: 0 SAC: 0 DP: 2 HBP: 0	WP: 0 PB: 0 CS: 2	PA: 32
PITCHER Erik Hanson, R ERA: 5.87	IP: 9.0 WLS: L BF: 31	H: 6 R: 2 ER: 2 SO: 6	BB: 2 IBB: 0 HBP: 0 BLK: 0	WP: 0 HR: 1 S: 69 P: 112	ERA: 2.00 WHIP: 0.889																	

Kansas City Royals @ Toronto Blue Jays
SkyDome, Toronto, ON
 Mon Sep 02 1996, 3:33 AM EDT
 Att: 28,177 - Sunny - 80 F

livebaseballscorecards.com

AB 29
R 2
H 6
RBI 2
BB 2
SO 6
LOB 6



Batter	1	2	3	4	5	6	7	8	9	AB	R	H	RBI	BB	SO	LOB	BOTTOM					
Otis Nixon, S OBP: 0.366, SLG: 0.309	0-2 F8			0-1 G4-3		0-0 G6-3			1-0 G1-3	4	0	0	0	0	0	0						
Shawn Green, L OBP: 0.340, SLG: 0.466	2-2 P6			2-3 K			0-0 G4-3		0-1 1B	4	0	1	0	0	1	0						
Joe Carter, R OBP: 0.310, SLG: 0.484	0-2 F8			0-1 1B			0-0 F7		0-2 1B	4	0	2	0	0	0	0						
John Olerud, L OBP: 0.391, SLG: 0.508		0-1 G3		0-0 G4-3			1-2 1B		1-1 F8	4	0	1	0	0	0	3						
Ed Sprague, R OBP: 0.339, SLG: 0.500		1-0 F7			1-2 G5-3		1-3 K			3	0	0	0	0	1	1						
Carlos Delgado, L OBP: 0.363, SLG: 0.501		2-2 G4-3			2-2 F7			0-1 G4-3		3	0	0	0	0	0	0						
Charlie O'Brien, R OBP: 0.331, SLG: 0.436			0-3 K		0-3 K			0-2 F9		3	0	0	0	0	2	0						
Alex Gonzalez, R OBP: 0.306, SLG: 0.403			2-1 F8			1-2 F9		0-1 G4-3		3	0	0	0	0	0	0						
Tomas Perez, S OBP: 0.300, SLG: 0.325			2-0 G3-1			0-1 G4-3			0-3 K	2	0	0	0	0	0	0						
Robert Perez, R OBP: 0.382, SLG: 0.455										1	0	0	0	0	1	0						
Inning Stats	R: 0 E: 0 K: 0 S: 9	H: 0 LOB: 0 BB: 0 P: 11	R: 0 E: 0 K: 0 S: 7	H: 0 LOB: 0 BB: 0 P: 10	R: 0 E: 0 K: 1 S: 6	H: 0 LOB: 0 BB: 0 P: 10	R: 0 E: 0 K: 1 S: 8	H: 1 LOB: 1 BB: 0 P: 10	R: 0 E: 0 K: 1 S: 9	H: 0 LOB: 0 BB: 0 P: 12	R: 0 E: 0 K: 0 S: 6	H: 0 LOB: 0 BB: 0 P: 7	R: 0 E: 0 K: 1 S: 8	H: 1 LOB: 1 BB: 0 P: 10	R: 0 E: 0 K: 0 S: 7	H: 0 LOB: 0 BB: 0 P: 7	R: 0 E: 0 K: 1 S: 11	H: 2 LOB: 2 BB: 0 P: 13	1B: 4 2B: 0 3B: 0 HR: 0	SF: 0 SAC: 0 DP: 0 HBP: 0	WP: 0 PB: 0 CS: 0	PA: 31
PITCHER Tim Belcher, R ERA: 3.76	IP: 9.0 WLS: W BF: 31	H: 4 R: 0 ER: 0 SO: 5	BB: 0 IBB: 0 HBP: 0 BLK: 0	WP: 0 HR: 0 S: 71 P: 90	ERA: 0.00 WHIP: 0.444																	

Kansas City Royals @ Toronto Blue Jays
SkyDome, Toronto, ON
 Mon Sep 02 1996, 3:33 AM EDT
 Att: 28,177 - Sunny - 80 F

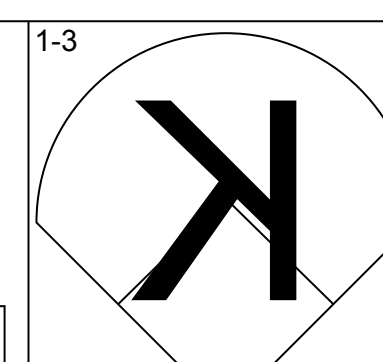
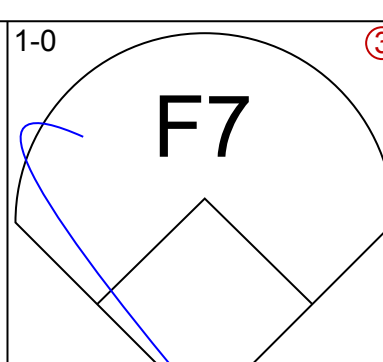
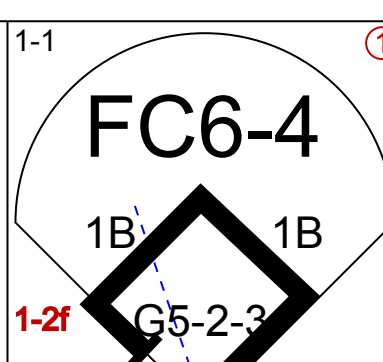
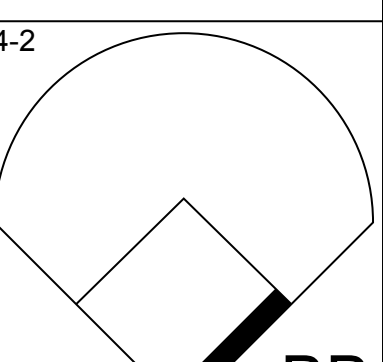
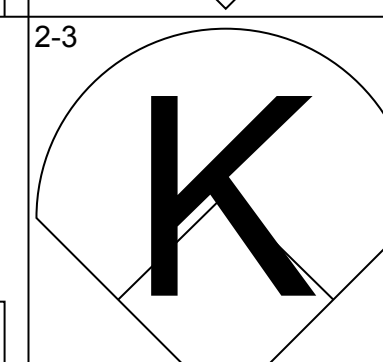
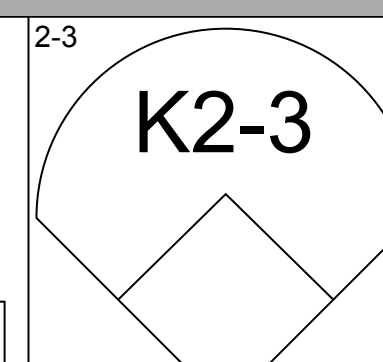
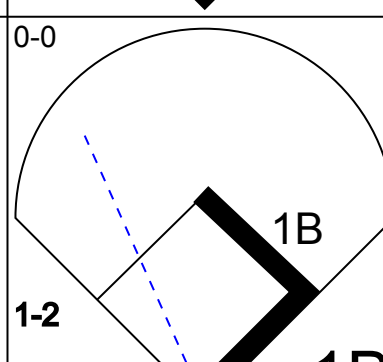
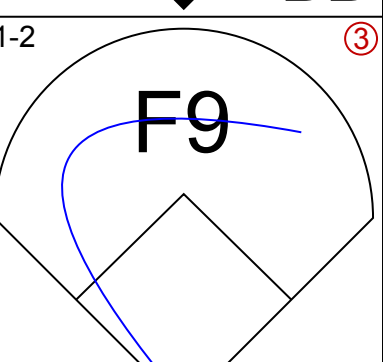
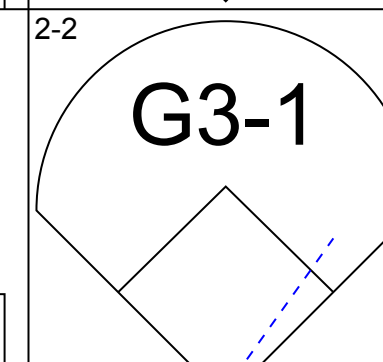
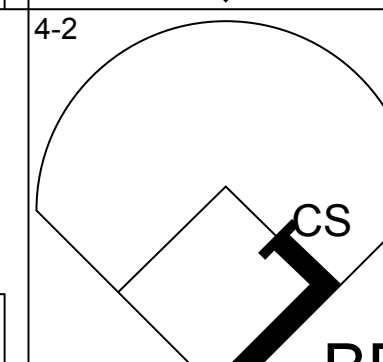
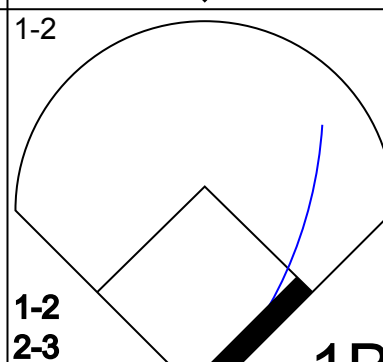

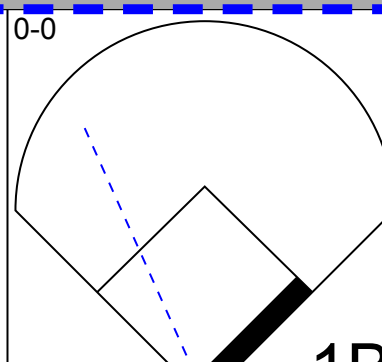
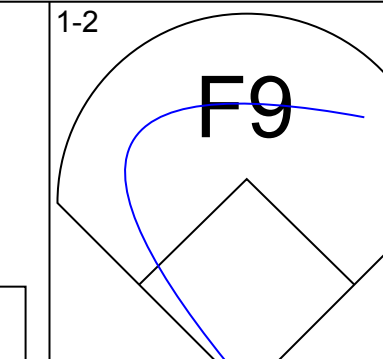

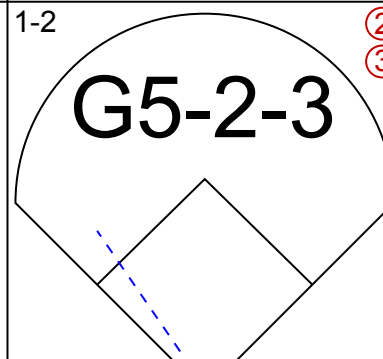

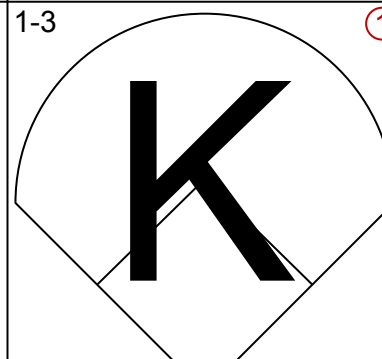

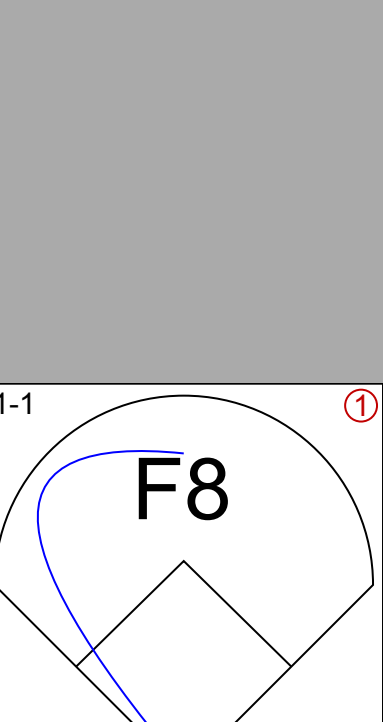

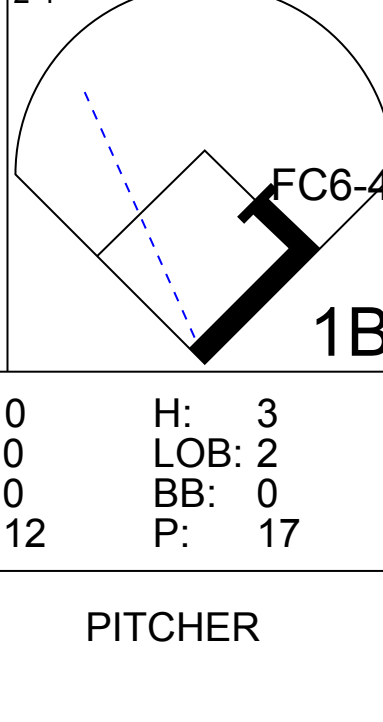
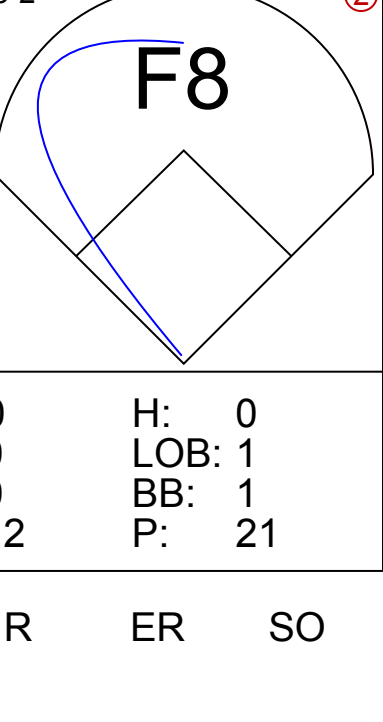
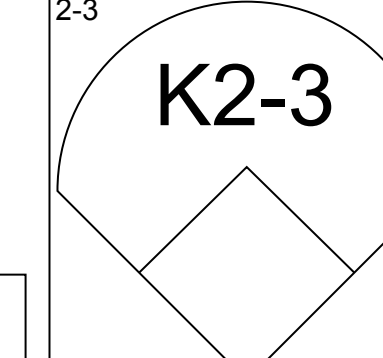


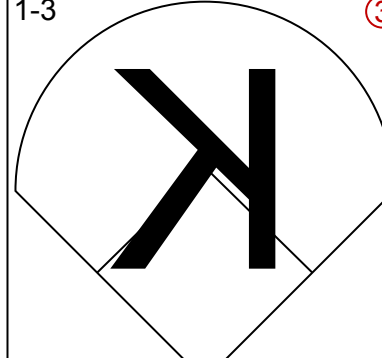
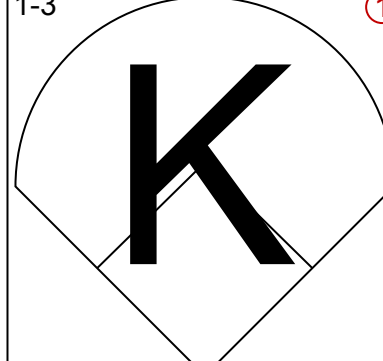
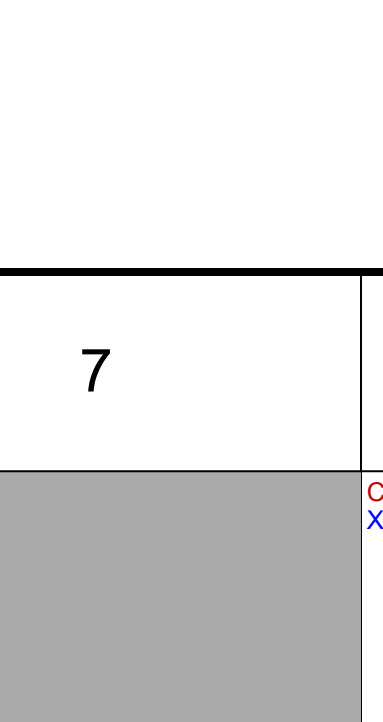
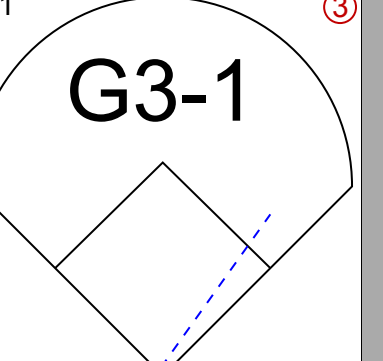
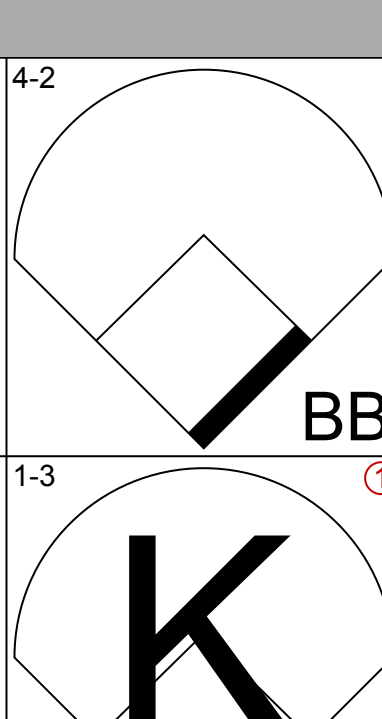
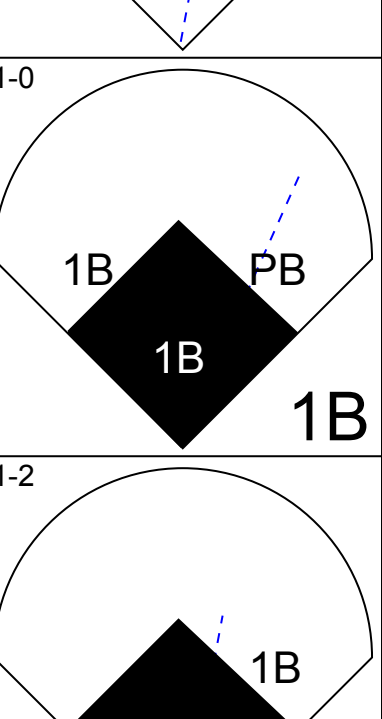
livebaseballscorecards.com

AB 31
R 0
H 4
RBI 0
BB 0
SO 5
LOB 4



Batter	1	2	3	4	5	6	7	8	9	AB R H RBI BB SO LOB	TOP											
Jose Offerman, S (1, 3) OBP: 0.374, SLG: 0.402	F8		FC4-6 BB		K		F9		G1-3 1B	4 0 1 0 1 1 2	Kansas City Royals @ Toronto Blue Jays SkyDome, Toronto, ON Tue Sep 03 1996, 7:05 PM EDT Att: 25,729 - Unknown - 79 F AB 38 R 5 H 12 RBI 5 BB 1 SO 7 LOB 16											
Tom Goodwin, L (1, 7) OBP: 0.330, SLG: 0.330	CS 1B		FC4-6 1-2			F7 1B 2B	K		G1-3 1-2	5 1 2 0 0 1 4												
Keith Lockhart, L (1, 4) OBP: 0.320, SLG: 0.402	F8 1-2			K		2B 1-2 1B		L3	K	5 0 1 0 0 2 2												
Mike Macfarlane, R (1, 2)		G1-3		G5-3		F7		1B HR 1B		4 1 1 0 0 0 2												
Craig Paquette, R (1, 6) OBP: 0.311, SLG: 0.470		G6-3		K		K		1B HR 1B		4 1 1 0 0 2 2												
Jon Nunnally, L (1, 9) OBP: 0.285, SLG: 0.469		G3			K			1B HR		4 1 2 4 0 1 0												
29 Mike Sweeney, R (1, 10) OBP: 0.372, SLG: 0.368			G6-3		2B 1B	P3		F8		4 1 1 0 0 0 2												
Johnny Damon, L (1, 8) OBP: 0.316, SLG: 0.372			P3		1-1 2B		G1-3 1B	G1-3		4 0 2 1 0 0 0												
Joe Randa, R (1, 5) OBP: 0.340, SLG: 0.411			BB 1B		F9		G1-3 1-2		F8	4 0 1 0 0 0 2												
Inning Stats	R: 0 E: 0 K: 0 S: 6	H: 1 LOB: 0 BB: 0 P: 10	R: 0 E: 0 K: 0 S: 6	H: 0 LOB: 0 BB: 0 P: 10	R: 0 E: 0 K: 2 S: 8	H: 1 LOB: 2 BB: 1 P: 15	R: 0 E: 0 K: 2 S: 10	H: 0 LOB: 0 BB: 0 P: 14	R: 1 E: 0 K: 2 S: 9	H: 2 LOB: 1 BB: 0 P: 16	R: 1 E: 0 K: 1 S: 12	H: 3 LOB: 2 BB: 0 P: 16	R: 0 E: 0 K: 1 S: 11	H: 1 LOB: 1 BB: 0 P: 17	R: 3 E: 0 K: 0 S: 11	H: 3 LOB: 0 BB: 0 P: 22	R: 0 E: 0 K: 1 S: 13	H: 1 LOB: 1 BB: 0 P: 20	1B: 9 2B: 2 3B: 0 HR: 1	SF: 0 SAC: 0 DP: 0 HBP: 0	WP: 0 PB: 0 SB: 0 CS: 1	PA: 39
PITCHER	IP WLS BF H R ER SO BB IBB HBP BLK WP HR S P ERA WHIP											PITCHER	IP WLS BF H R ER SO BB IBB HBP BLK WP HR S P ERA WHIP									
Pat Hentgen, R (1, 1) ERA: 3.41	8.0 L 35 11 5 5 6 1 0 0 0 0 0 1 73 120 5.62 1.500											Paul Quantrill, R (9, 1) ERA: 5.29	1.0 4 1 0 0 1 0 0 0 0 0 0 0 13 20 0.00 1.000									

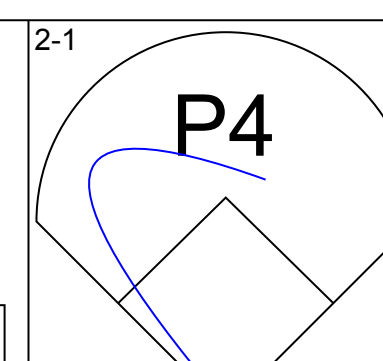
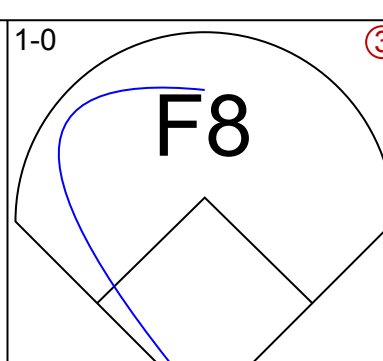
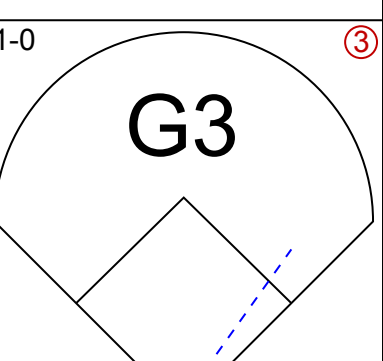

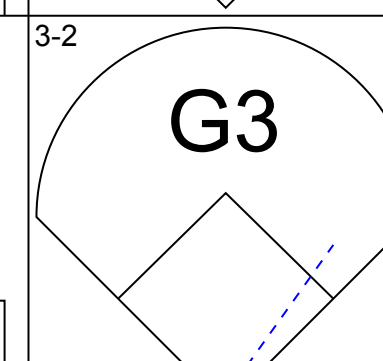
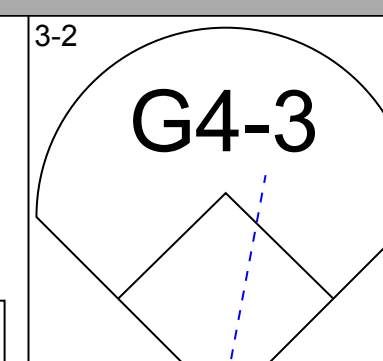
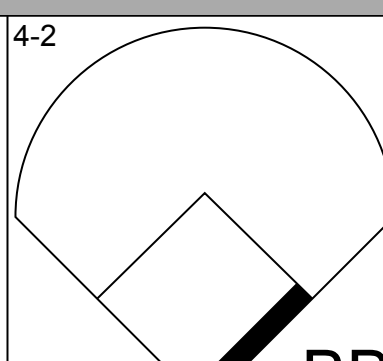
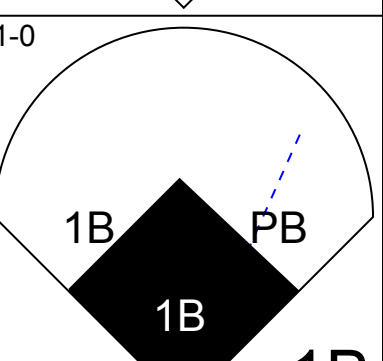
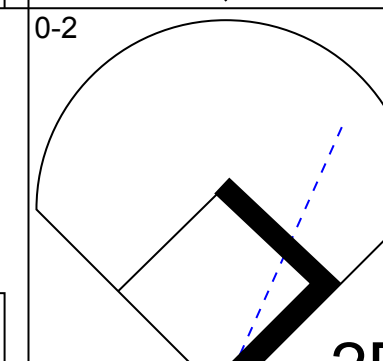
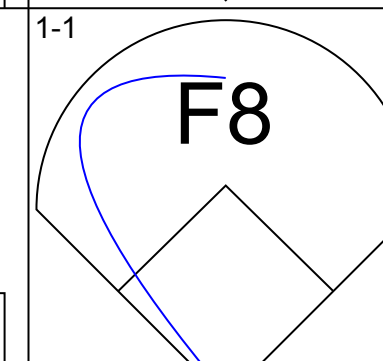
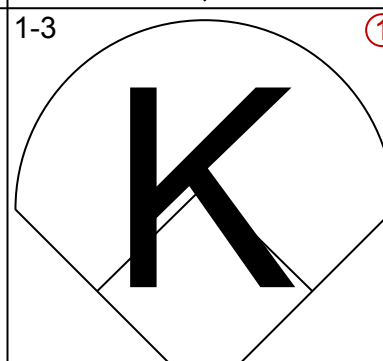
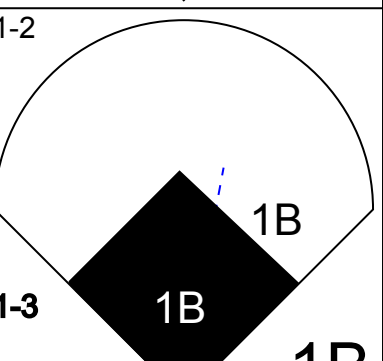
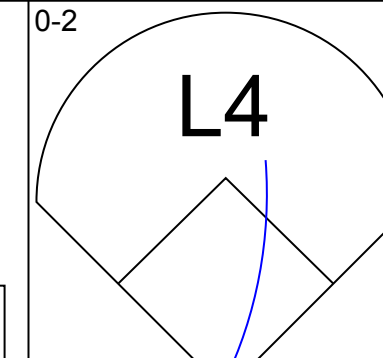
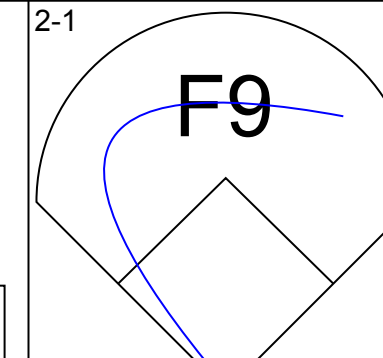
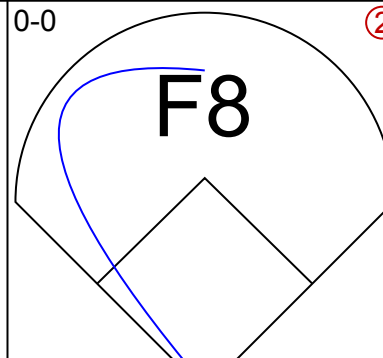
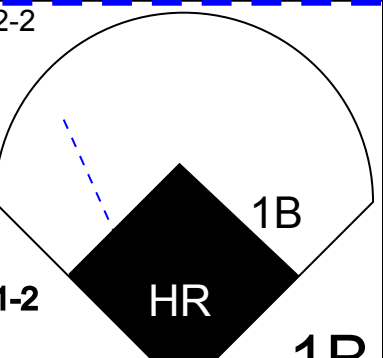
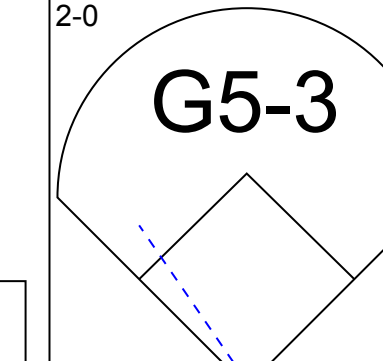
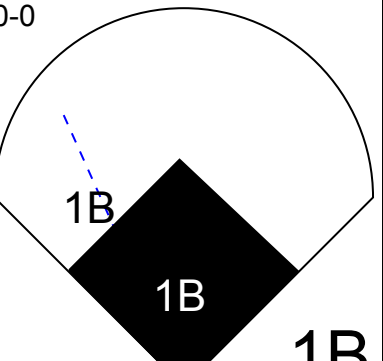
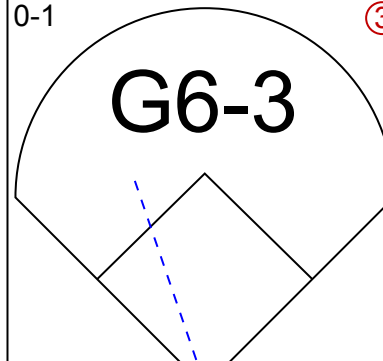
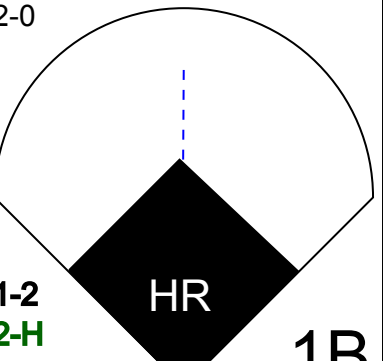
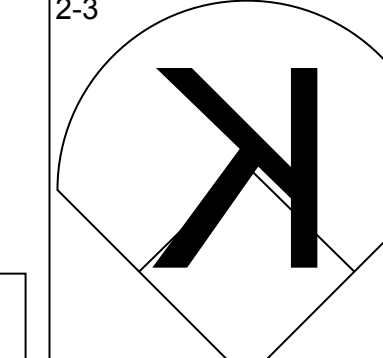
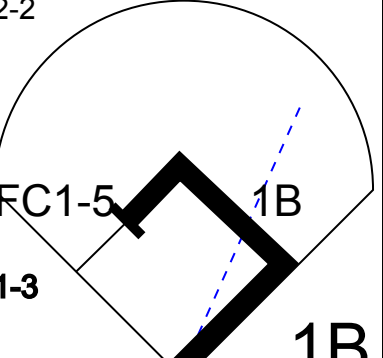
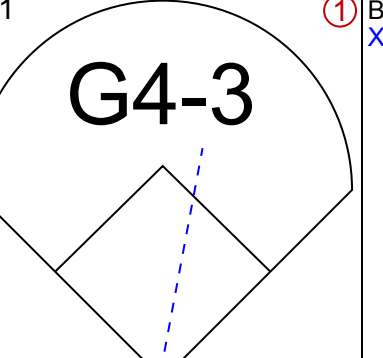
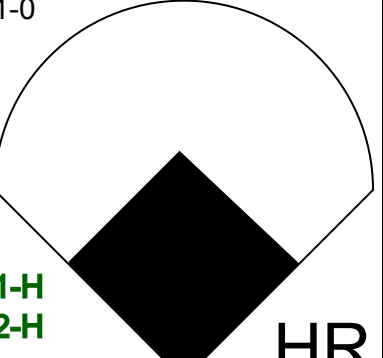
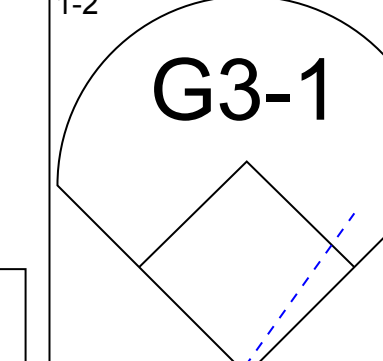
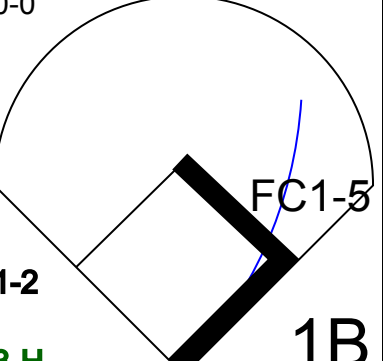
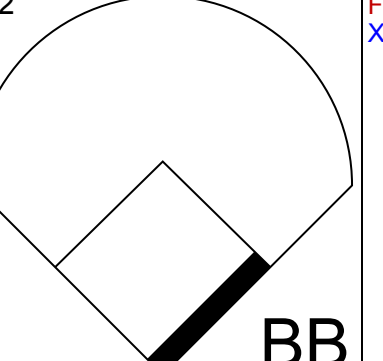
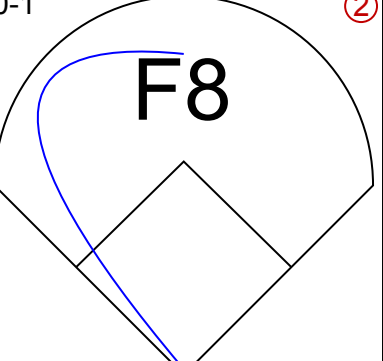
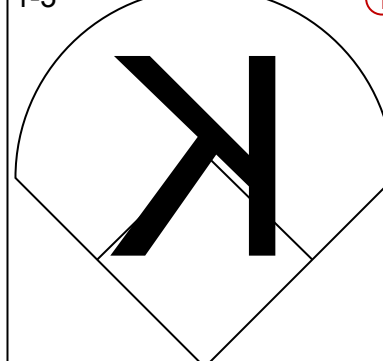
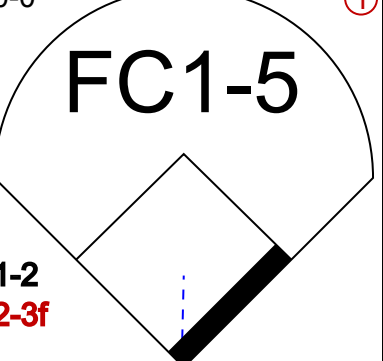
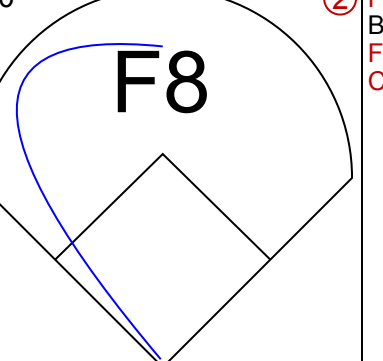
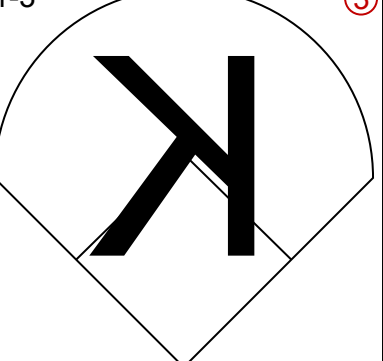
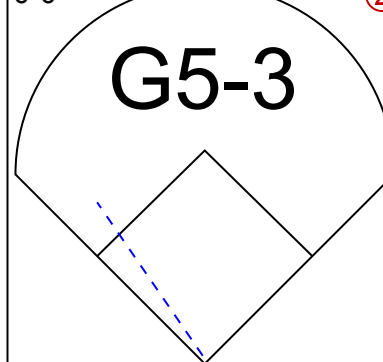
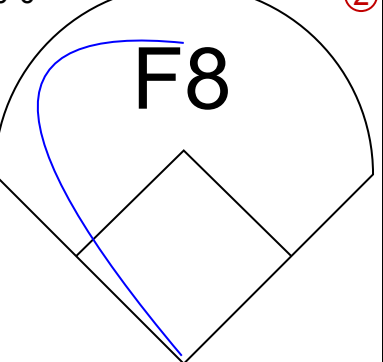
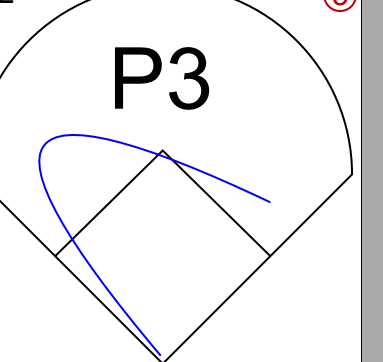
Batter	1	2	3	4	5	6	7	8	9	AB R H RBI BB SO LOB	BOTTOM											
Otis Nixon, S (1, 8) OBP: 0.369, SLG: 0.311	1B 2B 1B		S S BB		K			1B 1B		3 1 2 0 1 1 0	Kansas City Royals @ Toronto Blue Jays SkyDome, Toronto, ON Tue Sep 03 1996, 7:05 PM EDT Att: 25,729 - Unknown - 79 F AB 31 R 2 H 7 RBI 2 BB 2 SO 12 LOB 15											
Shawn Green, L (1, 9) OBP: 0.339, SLG: 0.463	2B SF8 1B		K		F8		F7			4 1 1 0 0 1 2												
Joe Carter, R (1, 7) OBP: 0.311, SLG: 0.486	1-2 1-3 3-H 2B		K			K		G6-4-3 1B		4 0 2 1 0 2 1												
John Olerud, L (1, 3) OBP: 0.390, SLG: 0.506	P4		P6			1B		G6-4-3 1-2		4 0 1 0 0 0 5												
Ed Sprague, R (1, 5) OBP: 0.336, SLG: 0.497	SF8				K		K		F8	3 0 0 1 0 2 1												
Carlos Delgado, L (1, 10) OBP: 0.362, SLG: 0.499	K		K		K		K		G5-4-3 1B	4 0 1 0 0 3 2												
Charlie O'Brien, R (1, 2) OBP: 0.327, SLG: 0.430		K		K			P6		G5-4-3 1-2	4 0 0 0 0 2 2												
Alex Gonzalez, R (1, 6) OBP: 0.306, SLG: 0.401		G4-3		K			L4-3 BB			2 0 0 0 1 1 1												
Tomás Perez, S (1, 4) OBP: 0.296, SLG: 0.322		G6-3			G6-3		L4-3 1-2			3 0 0 0 0 0 1												
Inning Stats	R: 2 E: 0 K: 1 S: 14	H: 3 LOB: 1 BB: 0 P: 17	R: 0 E: 0 K: 1 S: 8	H: 0 LOB: 0 BB: 0 P: 11	R: 0 E: 0 K: 2 S: 10	H: 0 LOB: 1 BB: 1 P: 19	R: 0 E: 0 K: 4 S: 14	H: 0 LOB: 0 BB: 0 P: 18	R: 0 E: 0 K: 1 S: 6	H: 0 LOB: 0 BB: 0 P: 11	R: 0 E: 0 K: 3 S: 17	H: 1 LOB: 1 BB: 0 P: 20	R: 0 E: 0 K: 0 S: 4	H: 0 LOB: 0 BB: 1 P: 8	R: 0 E: 0 K: 0 S: 8	H: 2 LOB: 1 BB: 0 P: 11	R: 0 E: 0 K: 0 S: 8	H: 1 LOB: 0 BB: 0 P: 8	1B: 6 2B: 2 3B: 0 HR: 0	SF: 1 SAC: 0 DP: 3 HBP: 0	WP: 1 PB: 0 SB: 2 CS: 0	PA: 34
PITCHER	IP WLS BF H R ER SO BB IBB HBP BLK WP HR S P ERA WHIP											PITCHER	IP WLS BF H R ER SO BB IBB HBP BLK WP HR S P ERA WHIP									
Kevin Appier, R (1, 1) ERA: 3.31	9.0 W 34 7 2 2 12 2 0 0 0 0 1 0 89 123 2.00 1.000																					

Batter	1	2	3	4	5	6	7	8	9	AB	R	H	RBI	BB	SO	LOB	TOP					
Jose Offerman, S OBP: 0.373, SLG: 0.400 (1, 8)										3	0	0	0	1	1	2						
Johnny Damon, L OBP: 0.315, SLG: 0.371 (1, 9)										4	0	1	0	0	2	1						
Keith Lockhart, L OBP: 0.324, SLG: 0.404 (1, 4)										3	0	2	0	1	0	0						
Joe Vitiello, R OBP: 0.339, SLG: 0.406 (1, 3)										4	0	0	0	0	1	5						
Bob Hamelin, L OBP: 0.391, SLG: 0.436 (1, 10)										4	0	1	0	0	1	1						
Craig Paquette, R OBP: 0.307, SLG: 0.465 (1, 6)										4	0	0	0	0	3	2						
Jon Nunnally, L OBP: 0.254, SLG: 0.442 (1, 7)										3	0	0	0	0	2	1						
29 Mike Sweeney, R OBP: 0.371, SLG: 0.367 (1, 2)										3	0	1	0	0	0	1						
Joe Randa, R OBP: 0.340, SLG: 0.410 (1, 5)										3	0	1	0	0	1	1						
Inning Stats	R: 0 H: 0 E: 0 K: 2 S: 10	H: 0 LOB: 0 BB: 0 P: 15	R: 0 H: 0 E: 0 K: 1 S: 7	H: 0 LOB: 0 BB: 0 P: 11	R: 0 H: 1 E: 0 K: 2 S: 12	H: 1 LOB: 1 BB: 0 P: 15	R: 0 H: 0 E: 0 K: 1 S: 10	H: 0 LOB: 0 BB: 1 P: 20	R: 0 H: 1 E: 0 K: 2 S: 11	H: 1 LOB: 1 BB: 0 P: 16	R: 0 H: 3 E: 0 K: 0 S: 12	H: 3 LOB: 2 BB: 0 P: 17	R: 0 H: 0 E: 0 K: 1 S: 6	H: 0 LOB: 0 BB: 0 P: 8	R: 0 H: 0 E: 0 K: 0 S: 12	H: 0 LOB: 1 BB: 1 P: 21	R: 0 H: 1 E: 0 K: 2 S: 11	H: 1 LOB: 1 BB: 0 P: 15	1B: 6 2B: 0 3B: 0 HR: 0	SF: 0 SAC: 0 DP: 1 HBP: 0	WP: 0 PB: 0 SB: 0 CS: 1	PA: 34
PITCHER	IP	WLS	BF	H	R	ER	SO	BB	IBB	HBP	BLK	WP	HR	S	P	ERA	WHIP					
Woody Williams, R ERA: 4.6 (1, 1)	8.0	W	29	5	0	0	9	2	0	0	0	0	0	80	123	0.00	0.875					
Mike Timlin, R ERA: 3.66 (9, 1)	1.0		4	1	0	0	2	0	0	0	0	0	0	11	15	0.00	1.000					

Kansas City Royals @ Toronto Blue Jays
SkyDome, Toronto, ON
Wed Sep 04 1996, 7:05 PM EDT
Att: 25,827 - Unknown - 77 F

AB 31
R 0
H 6
RBI 0
BB 2
SO 11
LOB 14



Batter	1	2	3	4	5	6	7	8	9	AB	R	H	RBI	BB	SO	LOB	BOTTOM					
Alex Gonzalez, R OBP: 0.304, SLG: 0.397 (1, 6)										4	0	0	0	0	0	2						
Shawn Green, L OBP: 0.341, SLG: 0.462 (1, 9)										3	1	1	0	1	0	0						
Jacob Brunfield, R OBP: 0.333, SLG: 0.509 (1, 8)										4	1	2	0	0	1	1						
Joe Carter, R OBP: 0.311, SLG: 0.485 (1, 3)										4	1	1	1	0	0	2						
Ed Sprague, R OBP: 0.337, SLG: 0.497 (1, 5)										4	2	2	1	0	0	1						
Carlos Delgado, L OBP: 0.363, SLG: 0.506 (1, 10)										4	1	2	3	0	1	0						
Robert Perez, R OBP: 0.384, SLG: 0.452 (1, 7)										3	0	1	1	1	0	0						
Sandy Martinez, L OBP: 0.276, SLG: 0.311 (1, 2)										4	0	0	0	0	2	3						
Miguel Cairo, R OBP: 0.182, SLG: 0.364 (1, 4)										3	0	0	0	0	0	3						
Inning Stats	R: 0 H: 1 E: 0 K: 0 S: 11	H: 1 LOB: 1 BB: 0 P: 16	R: 0 H: 0 E: 0 K: 1 S: 8	H: 0 LOB: 0 BB: 0 P: 13	R: 0 H: 0 E: 0 K: 1 S: 5	H: 0 LOB: 0 BB: 0 P: 7	R: 0 H: 0 E: 0 K: 0 S: 7	H: 0 LOB: 0 BB: 0 P: 13	R: 1 H: 3 E: 0 K: 0 S: 11	H: 3 LOB: 2 BB: 0 P: 14	R: 0 H: 0 E: 0 K: 1 S: 9	H: 0 LOB: 1 BB: 1 P: 14	R: 0 H: 0 E: 0 K: 0 S: 9	H: 0 LOB: 1 BB: 1 P: 17	R: 5 H: 5 E: 0 K: 1 S: 16	H: 5 LOB: 0 BB: 0 P: 24	R: 0 H: 1 E: 0 K: 2 S: 11	H: 1 LOB: 1 BB: 0 P: 15	1B: 7 2B: 1 3B: 0 HR: 1	SF: 0 SAC: 0 DP: 0 HBP: 0	WP: 0 PB: 1 SB: 0 CS: 0	PA: 35
PITCHER	IP	WLS	BF	H	R	ER	SO	BB	IBB	HBP	BLK	WP	HR	S	P	ERA	WHIP					
50 José Rosado, L ERA: 2.68 (1, 1)	7.1	L	30	6	3	3	3	2	0	0	0	0	0	66	102	3.68	1.091					
Hipolito Pichardo, R ERA: 5.68 (8, 1)	0.2		5	3	3	3	1	0	0	0	0	0	1	10	16	40.50	4.500					

Kansas City Royals @ Toronto Blue Jays
SkyDome, Toronto, ON
Wed Sep 04 1996, 7:05 PM EDT
Att: 25,827 - Unknown - 77 F

AB 33
R 6
H 9
RBI 6
BB 2
SO 4
LOB 12



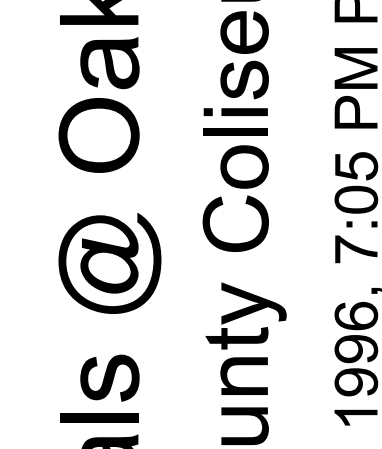
Batter	1	2	3	4	5	6	7	8	9	AB	R	H	RBI	BB	SO	LOB	TOP									
Jose Offerman, S (1, 6) OBP: 0.373, SLG: 0.398	3-3 K		4-2 B1-3 BB		1-3 K		1-0 F9		3-2 1B	4	0	1	0	1	2	1	Kansas City Royals @ Oakland Athletics Oakland-Alameda County Coliseum, Oakland, CA Fri Sep 06 1996, 7:05 PM PDT Att: 14,404 - Unknown - 74 F livebaseballscorecards.com									
Tom Goodwin, L (1, 7) OBP: 0.329, SLG: 0.329	2-3 K		2-1 B1-3		1-2 S 1B		2-1 G3		2-3 K	5	0	1	0	0	2	2										
Bip Roberts, S (1, 10) OBP: 0.332, SLG: 0.360	1-2 G4-3		1-2 G3-1		0-1 SF9		0-2 G6-3			3	0	0	1	0	0	1										
Bob Hamelin, L (1, 3) OBP: 0.396, SLG: 0.439		4-2 1B BB		0-0 G3 1B		1-2 K		3-2 1B		3	0	2	0	1	1	1										
Craig Paquette, R (1, 5) OBP: 0.307, SLG: 0.463		2-0 F9		2-1 G3 1B		0-2 F9		0-0 L4		4	0	1	0	0	0	2										
Jon Nunnally, L (1, 9) OBP: 0.274, SLG: 0.455	1-2 1B		1-2 G3		0-0 1B		3-3 K			3	0	2	0	0	0	2										
Kevin Young, R (8, PH) OBP: 0.319, SLG: 0.477	1-2 1B		1-2 2-3		1-2 1B		1-3 K			1	0	0	0	0	1	1										
Johnny Damon, L (1, 8) OBP: 0.316, SLG: 0.371	0-3 K		2-2 P5		0-0 1B		1-3 K			3	0	1	0	0	1	4										
Mike Macfarlane, R (8, PH) OBP: 0.328, SLG: 0.483										1	0	0	0	0	1	1										
Les Norman, R (8, 7) OBP: 0.235, SLG: 0.114										0	0	0	0	0	0	0										
Keith Lockhart, L (1, 4) OBP: 0.322, SLG: 0.401	0-0 F8		1-1 F9		1-3 K				0-1 G6-3	3	0	0	0	0	1	6										
Joe Randa, R (9, PH) OBP: 0.339, SLG: 0.409										1	0	0	0	0	0	0										
29 Mike Sweeney, R (1, 2) OBP: 0.368, SLG: 0.371			0-0 L7		2-0 1B SF9 2B		0-0 P6		1-2 F9	4	1	1	0	0	0	2										
Inning Stats	R: 0 E: 0 K: 2 S: 11	H: 0 LOB: 0 BB: 0 P: 17	R: 0 E: 0 K: 1 S: 10	H: 1 LOB: 2 BB: 1 P: 17	R: 0 E: 0 K: 0 S: 10	H: 0 LOB: 1 BB: 0 P: 17	R: 0 E: 0 K: 0 S: 11	H: 2 LOB: 2 BB: 0 P: 17	R: 1 E: 0 K: 2 S: 13	H: 2 LOB: 1 BB: 0 P: 18	R: 0 E: 0 K: 1 S: 9	H: 2 LOB: 2 BB: 0 P: 10	R: 0 E: 0 K: 0 S: 6	H: 0 LOB: 0 BB: 0 P: 9	R: 0 E: 0 K: 2 S: 12	H: 1 LOB: 1 BB: 0 P: 19	R: 0 E: 0 K: 1 S: 12	H: 1 LOB: 1 BB: 0 P: 18	1B: 8 2B: 1 3B: 0 HR: 0	SF: 1 SAC: 0 DP: 0 HBP: 0	WP: 0 PB: 0 SB: 1 CS: 1	PA: 38				
PITCHER	IP WLS BF	H R ER SO	BB IBB HBP BLK	WP HR S P	ERA WHIP	PITCHER														IP WLS BF	H R ER SO	BB IBB HBP BLK	WP HR S P	ERA WHIP		
Willie Adams, R (1, 1) ERA: 3.48	7.0 W	30 7	1 1	6 6	2 2	0 0	0 0	0 0	0 0	0 0	70 105	1.29 1.286														
Mike Mohler, L (8, 1) ERA: 3.53	1.0 4	1 0	0 0	2 2	0 0	0 0	0 0	0 0	0 0	12 19	0.00 1.000															
Mark Acree, R (9, 1) ERA: 5.95	1.0 4	1 0	0 0	1 1	0 0	0 0	0 0	0 0	0 0	12 18	0.00 1.000															


Batter	1	2	3	4	5	6	7	8	9	AB	R	H	RBI	BB	SO	LOB	BOTTOM								
Tony Batista, R (1, 4) OBP: 0.313, SLG: 0.419	4-2 G4-3 G6-3 WP BB		1-0 F7		2-1 G3		2-3 K		3-2 G5-3	4	1	0	0	1	1	4	Kansas City Royals @ Oakland Athletics Oakland-Alameda County Coliseum, Oakland, CA Fri Sep 06 1996, 7:05 PM PDT Att: 14,404 - Unknown - 74 F livebaseballscorecards.com								
Scott Brosius, R (1, 5) OBP: 0.407, SLG: 0.566	0-1 G6-3		0-0 G6-3		1-2 E 2B		1-1 G1-3		0-1 P7	5	1	1	0	0	0	2									
Geronimo Berroa, R (1, 10) OBP: 0.342, SLG: 0.549	3-2 G4-3		2-2 2B		2-1 E6 E 1B		0-1 HR 1B		3-1 E5	5	2	2	0	0	0	1									
Mark McGwire, R (1, 3) OBP: 0.469, SLG: 0.756	4-2 WP BB		0-0 F9		3-2 E6 1B		0-0 HR 1B		3-3 K	4	1	2	2	1	1	2									
Rafael Bourquard, R (9, 4) OBP: 0.290, SLG: 0.310					1-2 1B		1-1 HR			0	0	0	0	0	0	0									
Terry Steinbach, R (1, 2) OBP: 0.333, SLG: 0.527	1-0 L8		2-2 G4-3		0-0 G5-3		1-0 G4-3			4	0	0	0	0	0	3									
Brian Leshar, R (1, 9) OBP: 0.286, SLG: 0.594			0-1 G3		1-3 K		0-0 HR		0-1 E4 1B	4	1	2	1	0	1	0									
Jason Giambi, L (1, 7) OBP: 0.366, SLG: 0.507			1-2 G1-3		0-0 P6		1-3 K		4-0 FC4-6 IBB	3	0	0	0	1	1	0									
Kerwin Moore, S (7, PR) OBP: 0.321, SLG: 0.414					1-3 K		2-3 K		1-1 FC4-6	4	0	1	0	0	2	2									
Ernie Young, R (1, 8) OBP: 0.297, SLG: 0.312		1-1 1B			2-1 L8		0-1 1B		1-1 G5-3 E 2B	4	1	3	0	0	0	0									
Mike Bordick, R (1, 6) OBP: 0.297, SLG: 0.312			1-1 1B																						
Inning Stats	R: 1 E: 0 K: 0 S: 16	H: 0 LOB: 1 BB: 2 P: 28	R: 0 E: 0 K: 0 S: 11	H: 2 LOB: 2 BB: 0 P: 14	R: 0 E: 0 K: 2 S: 9	H: 1 LOB: 0 BB: 0 P: 13	R: 0 E: 0 K: 2 S: 7	H: 0 LOB: 0 BB: 0 P: 9	R: 2 E: 2 K: 0 S: 14	H: 2 LOB: 1 BB: 0 P: 24	R: 1 E: 0 K: 3 S: 12	H: 2 LOB: 1 BB: 0 P: 17	R: 2 E: 1 K: 0 S: 10	H: 3 LOB: 2 BB: 1 P: 17	R: 1 E: 1 K: 1 S: 14	H: 1 LOB: 1 BB: 0 P: 23	1B: 6 2B: 3 3B: 0 HR: 2	SF: 0 SAC: 0 DP: 0 HBP: 0	WP: 1 PB: 0 SB: 0 CS: 0	PA: 40					
PITCHER	IP WLS BF	H R ER SO	BB IBB HBP BLK	WP HR S P	ERA WHIP	PITCHER														IP WLS BF	H R ER SO	BB IBB HBP BLK	WP HR S P	ERA WHIP	
Chris Haney, L (1, 1) ERA: 4.63	6.1 L	31 6	4 4	5 5	2 2	0 0	0 0	0 0	0 0	74 111	5.68 1.737														
Bob Scanlan, R (7, 1) ERA: 10.03	0.2 4	1 0	0 0	0 0	0 0	1 0	0 0	0 0	0 0	5 11	0.00 1.500														
Jaime Bluma, R (8, 1) ERA: 2.57	1.0 5	1 1	0 0	1 1	0 0	0 0	0 0	0 0	0 0	14 23	0.00 1.000														


AB 35
R 1
H 9
RBI 1
BB 2
SO 9
LOB 23



AB 37
R 7
H 11
RBI 3
BB 3
SO 6
LOB 14



Batter	1	2	3	4	5	6	7	8	9	AB	R	H	RBI	BB	SO	LOB	TOP				
Jose Offerman, S OBP: 0.372, SLG: 0.395	4-2 1B 1B BB		1-2 G4-3	1-2 F7			3-3 K		2-1 F9	4	1	0	0	1	1	3	<p>Kansas City Royals @ Oakland Athletics Oakland-Alameda County Coliseum, Oakland, CA</p> <p>Sat Sep 07 1996, 3:33 AM PDT Att: 13,175 - Sunny - 76 F</p> <p>livebaseballscorecards.com</p> <p>AB 35 R 6 H 10 RBI 5 BB 3 SO 3 LOB 11</p> 				
Tom Goodwin, L OBP: 0.330, SLG: 0.329	0-1 G5-4-3 1B		2-1 FC4 1B	3-2 G4-3			3-2 L9		0-1 L3	5	1	2	0	0	0	2					
Bip Roberts, S OBP: 0.334, SLG: 0.360	0-1 G5-4-3 1B		4-0 FC4 1B	1-2 IBB	0-2 G4-3		3-3 K			3	0	1	1	1	1	0					
Craig Paquette, R OBP: 0.304, SLG: 0.458	1-1 G5-4-3		0-2 FC4 2B		1-0 G6-3			0-0 P3		4	1	0	1	0	0	3					
Jon Nunnally, L OBP: 0.273, SLG: 0.458	2-1 G4-3		0-1 2B		2-3 K			2-2 P6		4	0	1	1	0	1	1					
29 Mike Sweeney, R OBP: 0.365, SLG: 0.391		1-1 F8	0-0 G6-3			1-1 G5-3		2-1 HR		4	1	1	1	0	0	1					
Mike Macfarlane, R OBP: 0.327, SLG: 0.480		0-0 1B		1-0 P3		0-0 P2		1-2 L7		4	0	1	0	0	0	0					
Keith Lockhart, L OBP: 0.323, SLG: 0.400		3-2 G1-3		2-1 1B		4-1 BB			2-2 P5	3	0	1	0	1	0	0					
Joe Randa, R OBP: 0.344, SLG: 0.424			0-1 FC4 1B	0-0 1B		1 SAFE L8		3-2 HR		4	2	3	1	0	0	1					
Inning Stats	R: 1 E: 0 K: 0 S: 10	H: 2 LOB: 1 BB: 1 P: 17	R: 0 E: 0 K: 0 S: 7	H: 1 LOB: 0 BB: 0 P: 11	R: 3 E: 0 K: 0 S: 14	H: 3 LOB: 1 BB: 1 P: 21	R: 0 E: 0 K: 0 S: 10	H: 2 LOB: 0 BB: 0 P: 17	R: 0 E: 0 K: 1 S: 7	H: 0 LOB: 0 BB: 0 P: 10	R: 0 E: 0 K: 0 S: 9	H: 0 LOB: 1 BB: 0 P: 18	R: 1 E: 0 K: 0 S: 11	H: 1 LOB: 0 BB: 0 P: 16	R: 1 E: 0 K: 0 S: 16	H: 1 LOB: 0 BB: 0 P: 23	1B: 7 2B: 1 3B: 0 HR: 2	SF: 0 SAC: 0 DP: 1 HBP: 0	WP: 0 PB: 0 SB: 2 CS: 0	PA: 38	
PITCHER	IP WLS BF H R ER SO	IP WLS BF H R ER SO	IP WLS BF H R ER SO	IP WLS BF H R ER SO	IP WLS BF H R ER SO	IP WLS BF H R ER SO	IP WLS BF H R ER SO	IP WLS BF H R ER SO	IP WLS BF H R ER SO	IP WLS BF H R ER SO	IP WLS BF H R ER SO	IP WLS BF H R ER SO	IP WLS BF H R ER SO	IP WLS BF H R ER SO	IP WLS BF H R ER SO	IP WLS BF H R ER SO	ERA WHIP	ERA WHIP			
Ariel Prieto, R ERA: 4.22	(1, 1)	7.0	W	30	8	4	4	3	2	1	0	0	0	0	0	0	0	5.14	1.429		
Mark Acree, R ERA: 6.1	(8, 1)	1.0		4	1	1	1	0	0	0	0	0	0	0	0	0	1	11	16	9.00	1.000
John Wasdin, R ERA: 6.26	(9, 1)	1.0		4	1	1	1	0	0	0	0	0	0	0	0	0	1	16	23	9.00	1.000

Batter	1	2	3	4	5	6	7	8	9	AB	R	H	RBI	BB	SO	LOB	BOTTOM			
Tony Batista, R OBP: 0.326, SLG: 0.431	3-2 P5		0-1 1B	0-0 1B		1-0 SH5-3 2B 1B	1-2 SF7	2-0 1B		5	1	4	1	0	0	0	<p>Kansas City Royals @ Oakland Athletics Oakland-Alameda County Coliseum, Oakland, CA</p> <p>Sat Sep 07 1996, 3:33 AM PDT Att: 13,175 - Sunny - 76 F</p> <p>livebaseballscorecards.com</p> <p>AB 38 R 13 H 19 RBI 12 BB 5 SO 5 LOB 16</p> 			
Jose Herrera, L OBP: 0.317, SLG: 0.377	0-3 K		1-0 1B	0-0 G4-3		0-0 SH5-3	4-2 1B HR	0-0 1B	1-2 2-3 1B	4	1	2	1	1	1	1				
Scott Brosius, R OBP: 0.411, SLG: 0.569	0-1 1B		1-0 F7		1-1 2B HBP	2-2 FC4 2B	1-1 HR	1-1 L8		5	2	3	2	0	0	5				
Mark McGwire, R OBP: 0.471, SLG: 0.761	0-0 F7		3-3 K		0-0 2B 1B	4-0 FC4 IBB	2-2 HR			4	2	2	3	1	1	3				
Rafael Bourquiel, R OBP: 0.290, SLG: 0.310					1-2 1B					0	0	0	0	0	0	0				
Geronimo Berroa, R OBP: 0.343, SLG: 0.549		1-1 P4		1-2 2B 1B	2-1 1B G5-4-3 2B	0-1 FC4	2-0 F8			5	2	2	1	0	0	2				
Jason Giambi, L OBP: 0.367, SLG: 0.506		2-1 G4-3		4-1 2B SF9 BB	2-2 G5-4-3 1B	2-3 K		0-0 G6-3		3	1	1	1	1	1	2				
Kerwin Moore, S OBP: 0.367, SLG: 0.506										1	0	0	0	0	0	0				
Terry Steinbach, R ERA: 3.94	(1, 2)	4.0	L	24	9	6	6	3	2	0	0	1	0	0	0	0	13.50	2.750		
Doug Linton, R ERA: 5.14	(5, 1)	1.2		8	3	1	1	0	0	0	0	0	0	0	0	0	5.40	1.800		
Mike Magnante, L ERA: 5.01	(6, 1)	0.1		1	0	0	0	0	0	0	0	0	0	0	0	0	0.00	0.000		
Rick Huisman, R ERA: 3.81	(7, 1)	0.2		6	2	4	4	0	2	0	0	0	0	0	0	0	54.00	6.000		
Hipolito Pichardo, R ERA: 5.81	(7, 1)	0.1		2	1	1	1	0	0	0	0	0	0	0	0	0	27.00	3.000		
Inning Stats	R: 0 E: 0 K: 1 S: 12	H: 1 LOB: 0 BB: 0 P: 15	R: 0 E: 0 K: 1 S: 7	H: 0 LOB: 1 BB: 1 P: 14	R: 0 E: 0 K: 1 S: 10	H: 2 LOB: 2 BB: 0 P: 15	R: 3 E: 0 K: 0 S: 15	H: 4 LOB: 1 BB: 1 P: 25	R: 1 E: 0 K: 1 S: 10	H: 2 LOB: 2 BB: 1 P: 19	R: 5 E: 0 K: 0 S: 15	H: 3 LOB: 0 BB: 2 P: 30	R: 1 E: 0 K: 1 S: 13	H: 4 LOB: 3 BB: 0 P: 18	R: 1 E: 0 K: 1 S: 13	H: 4 LOB: 3 BB: 0 P: 18	1B: 14 2B: 3 3B: 1 HR: 1	SF: 2 SAC: 2 DP: 1 HBP: 1	WP: 0 PB: 0 SB: 0 CS: 0	PA: 48
PITCHER	IP WLS BF H R ER SO	IP WLS BF H R ER SO	IP WLS BF H R ER SO	IP WLS BF H R ER SO	IP WLS BF H R ER SO	IP WLS BF H R ER SO	IP WLS BF H R ER SO	IP WLS BF H R ER SO	IP WLS BF H R ER SO	IP WLS BF H R ER SO	IP WLS BF H R ER SO	IP WLS BF H R ER SO	IP WLS BF H R ER SO	IP WLS BF H R ER SO	IP WLS BF H R ER SO	IP WLS BF H R ER SO	ERA WHIP	ERA WHIP		
Tim Belcher, R ERA: 3.94	(1, 1)	4.0	L	24	9	6	6	3	2	0	0	1	0	0	0	0	13.50	2.750		
Doug Linton, R ERA: 5.14	(5, 1)	1.2		8	3	1	1	0	0	0	0	0	0	0	0	0	5.40	1.800		
Mike Magnante, L ERA: 5.01	(6, 1)	0.1		1	0	0	0	0	0	0	0	0	0	0	0	0	0.00	0.000		
Rick Huisman, R ERA: 3.81	(7, 1)	0.2		6	2	4	4	0	2	0	0	0	0	0	0	0	54.00	6.000		
Hipolito Pichardo, R ERA: 5.81	(7, 1)	0.1		2	1	1	1	0	0	0	0	0	0	0	0	0	27.00	3.000		

Batter	1	2	3	4	5	6	7	8	9	AB	R	H	RBI	BB	SO	LOB	TOP											
Rich Amaral, R OBP: 0.388, SLG: 0.353 (1, 7)										4	0	0	0	0	1	2												
Alex Rodriguez, R OBP: 0.427, SLG: 0.673 (1, 6)										2	0	1	0	2	0	0												
Ken Griffey Jr., L OBP: 0.393, SLG: 0.637 (1, 8)										3	1	1	0	1	0	3												
Edgar Martinez, R OBP: 0.462, SLG: 0.619 (1, 10)										4	1	2	2	0	1	3												
Jay Buhner, R OBP: 0.372, SLG: 0.565 (1, 9)										4	0	1	0	0	1	2												
Dave Hollins, S OBP: 0.366, SLG: 0.404 (1, 5)										4	0	1	0	0	2	2												
Brian Hunter, R OBP: 0.343, SLG: 0.439 (9, PH)										3	0	0	0	0	0	2												
Dan Wilson, R OBP: 0.337, SLG: 0.438 (9, PH)										3	0	0	0	0	2	1												
Andy Sheets, R OBP: 0.267, SLG: 0.260 (7, PH)										1	0	0	0	1	1	0												
Ricky Jordan, R OBP: 0.300, SLG: 0.370 (7, 7)										1	0	0	0	0	1	1												
Alex Diaz, S OBP: 0.243, SLG: 0.275 (7, 7)										0	0	0	0	0	0	0												
Inning Stats	R: 0 E: 0 K: 2 S: 11	H: 1 LOB: 1 BB: 0 P: 14	R: 0 E: 0 K: 0 S: 7	H: 1 LOB: 0 BB: 0 P: 11	R: 0 E: 0 K: 1 S: 15	H: 0 LOB: 2 BB: 2 P: 26	R: 0 E: 0 K: 1 S: 16	H: 1 LOB: 1 BB: 0 P: 21	R: 0 E: 0 K: 1 S: 10	H: 0 LOB: 0 BB: 0 P: 14	R: 2 E: 0 K: 1 S: 11	H: 3 LOB: 1 BB: 0 P: 17	R: 0 E: 1 K: 1 S: 9	H: 0 LOB: 1 BB: 0 P: 13	R: 0 E: 0 K: 0 S: 7	H: 0 LOB: 1 BB: 2 P: 16	1B: 4 2B: 2 3B: 0 HR: 1	SF: 0 SAC: 0 DP: 3 HBP: 0	WP: 0 PB: 1 CS: 0	PA: 35								
PITCHER	IP	WLS	BF	H	R	ER	SO	BB	IBB	HBP	BLK	WP	HR	S	P	ERA	WHIP											
50 José Rosado, L ERA: 2.67	(1, 1)	7.0	W	28	6	2	2	8	2	0	0	0	0	1	79	116	2.57	1.143										
Rick Huisman, R ERA: 3.51	(8, 1)	0.0		1	0	0	0	0	1	0	0	0	0	0	1	5	∞	∞										
Jeff Granger, L ERA: 11.88	(8, 1)	0.0		1	0	0	0	0	1	0	0	0	0	0	2	6	∞	∞										
Bob Scanlan, R ERA: 9.64	(8, 1)	1.0	S	3	0	0	0	0	0	0	0	0	0	4	5	0.00	0.000											
Jaime Bluma, R ERA: 2.4	(9, 1)	1.0	S	3	0	0	0	1	0	0	0	0	0	8	12	0.00	0.000											

Seattle Mariners @ Kansas City Royals
Kauffman Stadium, Kansas City, MO
Tue Sep 10 1996, 7:05 PM CDT
Att: 12,499 - Unknown - 84 F

AB 31
R 2
H 6
RBI 2
BB 4
SO 9
LOB 16



Batter	1	2	3	4	5	6	7	8	9	AB	R	H	RBI	BB	SO	LOB	BOTTOM											
Jose Offerman, S OBP: 0.375, SLG: 0.403 (8, 4)										4	0	0	0	0	0	1												
Tom Goodwin, L OBP: 0.330, SLG: 0.330 (1, 7)										4	0	1	0	0	0	0												
Bip Roberts, S OBP: 0.337, SLG: 0.367 (1, 10)										3	1	1	0	1	0	1												
Bob Hamelin, L OBP: 0.392, SLG: 0.444 (9, 3)										3	1	1	2	0	1	1												
Kevin Young, R OBP: 0.306, SLG: 0.459 (9, 3)										0	0	0	0	0	0	0												
Jon Nunnally, L OBP: 0.311, SLG: 0.516 (1, 9)										2	1	1	0	1	0	0												
29 Mike Sweeney, R OBP: 0.355, SLG: 0.379 (1, 2)										3	0	0	0	0	0	2												
Johnny Damon, L OBP: 0.314, SLG: 0.369 (1, 8)										3	0	0	1	0	1	0												
Keith Lockhart, L OBP: 0.324, SLG: 0.400 (8, 5)										3	1	1	0	0	0	0												
Chris Stynes, R OBP: 0.290, SLG: 0.328 (8, 6)										3	0	2	1	0	0	0												
David Howard, S OBP: 0.292, SLG: 0.315 (8, 6)										0	0	0	0	0	0	0												
Inning Stats	R: 0 E: 0 K: 1 S: 10	H: 1 LOB: 1 BB: 0 P: 17	R: 2 E: 0 K: 0 S: 9	H: 3 LOB: 1 BB: 0 P: 17	R: 0 E: 0 K: 0 S: 6	H: 0 LOB: 0 BB: 0 P: 11	R: 0 E: 0 K: 0 S: 3	H: 0 LOB: 0 BB: 1 P: 9	R: 0 E: 0 K: 1 S: 11	H: 1 LOB: 1 BB: 0 P: 21	R: 2 E: 0 K: 0 S: 9	H: 1 LOB: 0 BB: 1 P: 18	R: 0 E: 0 K: 0 S: 8	H: 0 LOB: 0 BB: 0 P: 13	R: 0 E: 0 K: 0 S: 6	H: 0 LOB: 0 BB: 0 P: 10	1B: 2 2B: 4 3B: 0 HR: 1	SF: 0 SAC: 0 DP: 1 HBP: 0	WP: 0 PB: 0 CS: 1	PA: 30								
PITCHER	IP	WLS	BF	H	R	ER	SO	BB	IBB	HBP	BLK	WP	HR	S	P	ERA	WHIP											
Salomon Torres, R ERA: 7.2	(1, 1)	6.0	L	24	7	4	4	2	2	0	0	0	0	1	48	93	6.00	1.500										
Bobby Ayala, R ERA: 5.64	(7, 1)	2.0		6	0	0	0	0	0	0	0	0	0	14	23	0.00	0.000											

Seattle Mariners @ Kansas City Royals
Kauffman Stadium, Kansas City, MO
Tue Sep 10 1996, 7:05 PM CDT
Att: 12,499 - Unknown - 84 F

AB 28
R 4
H 7
RBI 4
BB 2
SO 2
LOB 5



Batter	1	2	3	4	5	6	7	8	9	AB	R	H	RBI	BB	SO	LOB	TOP		
Joey Cora, S OBP: 0.341, SLG: 0.408 (1,4)	1-1 BB HBP		2-1 G4-3		1-0 G3		0-0 FC3-6 G4-3 1-2f		0-0 2B	4	0	1	0	0	0	2			
Alex Rodriguez, R OBP: 0.426, SLG: 0.670 (1,6)	4-2 SAFE G6-4-3 BB		0-2 BB 1B		2-0 F9		1-0 G4-3 2-3		2-1 G5-3	4	0	1	0	1	0	3			
Ken Griffey Jr., L OBP: 0.395, SLG: 0.635 (1,8)	1-0 P4		4-1 FC4-6 BB		0-0 1B		1-0 G4-3		4-0 IBB	3	0	1	0	2	0	3			
Edgar Martinez, R OBP: 0.460, SLG: 0.615 (8, PR)	1-1 G6-4-3		0-0 FC4-6		2-1 P5		4-1 E BB		0-3 K	3	0	0	0	1	0	5			
Rich Amaral, R OBP: 0.398, SLG: 0.353 (9, PH)			1-2f							0	0	0	0	0	0	0			
Doug Strange, S OBP: 0.292, SLG: 0.341 (9, PH)			1-2f							1	0	0	0	0	1	2			
Jay Buhner, R OBP: 0.369, SLG: 0.560 (1,9)		1-3 K		0-1 F8		0-3 K		0-0 F9		4	0	0	0	0	2	2			
Paul Sorrento, L OBP: 0.370, SLG: 0.511 (8, PH)	1-0 1B		3-2 P2		1-3 K		3-1 E5		1-2	3	0	1	0	0	1	1			
Brian Hunter, R OBP: 0.342, SLG: 0.436 (8,3)										1	0	0	0	0	0	1			
Mark Whiten, S OBP: 0.367, SLG: 0.455 (1,7)	0-1 F8		2-3 K		4-0 HR BB		3-1 F9			3	1	0	0	1	1	3			
Dave Hollins, S OBP: 0.367, SLG: 0.411 (1,5)	3-2 G4-3		0-1 G3 G5-3 1B		1-2 HR BB		3-3 K			4	1	2	2	0	1	3			
John Marzano, R OBP: 0.324, SLG: 0.299 (1,2)			0-2 L9		0-1 G5-3		0-1 FC3-6 1B		0-2 F9	2	0	0	0	0	0	1			
Alex Diaz, S OBP: 0.253, SLG: 0.286 (7, PH)										1	0	1	0	0	0	0			
Chris Widger, R OBP: 0.336, SLG: 0.437 (9, PH)										0	0	0	0	0	0	0			
Dan Wilson, R OBP: 0.336, SLG: 0.437 (9, PH)										1	0	0	0	0	0	0			
Inning Stats	R: 0 E: 0 K: 0 S: 7	H: 0 LOB: 1 BB: 1 P: 14	R: 0 E: 0 K: 1 S: 9	H: 1 LOB: 1 BB: 0 P: 14	R: 0 E: 0 K: 0 S: 10	H: 1 LOB: 2 BB: 1 P: 16	R: 0 E: 0 K: 1 S: 8	H: 0 LOB: 0 BB: 0 P: 13	R: 0 E: 0 K: 2 S: 6	H: 1 LOB: 1 BB: 0 P: 12	R: 2 E: 1 K: 0 S: 8	H: 2 LOB: 1 BB: 1 P: 15	R: 0 E: 1 K: 1 S: 9	H: 0 LOB: 2 BB: 1 P: 22	R: 0 E: 0 K: 1 S: 9	H: 1 LOB: 2 BB: 1 P: 15	1B: 5 2B: 1 3B: 0 HR: 1	SF: 0 SAC: 0 DP: 1 HBP: 1	WP: 0 PA: 40 CS: 0
PITCHER	IP	WLS	BF	H	R	ER	SO	BB	IBB	HBP	BLK	WP	HR	S	P	ERA	WHIP		
Doug Linton, R ERA: 5.02 (1,1)	6.0	W	26	5	2	2	4	3	0	1	0	0	0	1	52	86	3.00	1.333	
Bob Scanlan, R ERA: 8.8 (7,1)	1.1		6	1	0	0	0	1	0	0	0	0	0	7	13	0.00	1.500		
Jeff Granger, L ERA: 11.0 (8,1)	0.2		3	0	0	0	1	0	0	0	0	0	0	7	16	0.00	0.000		
Jaime Bluma, R ERA: 2.25 (9,1)	1.0	S	5	1	0	0	1	0	1	0	0	0	0	9	15	0.00	1.000		

Seattle Mariners @ Kansas City Royals
Kauffman Stadium, Kansas City, MO

AB 34
R 2
H 7
RBI 2
BB 5
SO 6
LOB 26



Wed Sep 11 1996, 7:05 PM CDT
Att: 13,078 - Unknown - 77 F

Batter	1	2	3	4	5	6	7	8	9	AB	R	H	RBI	BB	SO	LOB	BOTTOM		
Jose Offerman, S OBP: 0.372, SLG: 0.400 (1,6)	2-2 F9		0-2 F9		3-2 F8		1-0 P4			4	0	0	0	0	0	2			
Tom Goodwin, L OBP: 0.332, SLG: 0.331 (1,8)	1-1 G4-3		0-1 1B SF8 1B		2-1 G4-3		0-1 E S E 1B			4	2	2	0	0	0	0			
Bip Roberts, S OBP: 0.336, SLG: 0.365 (1,4)	2-1 F9		0-1 SF8 2B 1B		2-2 L5		3-3 K			4	1	1	0	0	1	1			
Craig Paquette, R OBP: 0.300, SLG: 0.451 (1,5)		2-1 F8	0-1 SF8 2B 1B		0-0 P4		3-3 K			4	1	1	0	0	1	1			
Mike Macfarlane, R OBP: 0.327, SLG: 0.487 (1,2)		0-0 L7	1-1 SF8		2-0 FC6-4 1B		2-1 E6			3	0	1	1	0	0	0			
Joe Vithello, R OBP: 0.339, SLG: 0.406 (1,10)		3-3 K	1-2 2-3 3-H 2B		1-1 2B		2-1 FC6-4		0-3 K	4	0	1	2	0	2	2			
Johnny Damon, L OBP: 0.314, SLG: 0.367 (1,9)			4-2 G4-3 BB		0-1 P4		1-1 G6-3			2	0	0	0	1	0	1			
Kevin Young, R OBP: 0.301, SLG: 0.447 (1,3)			2-0 G4-3		0-1 F9		0-1 F9			3	0	0	0	0	0	2			
David Howard, S OBP: 0.232, SLG: 0.315 (9,6)			1-2f							0	0	0	0	0	0	0			
Chris Stynes, R OBP: 0.308, SLG: 0.344 (1,7)			0-0 1B				0-1 F9			3	0	2	0	0	0	0			
Rod Myers, L OBP: 0.111, SLG: 0.111 (9,7)							2-2 F9			0	0	0	0	0	0	0			
Inning Stats	R: 0 E: 0 K: 0 S: 7	H: 0 LOB: 0 BB: 0 P: 12	R: 0 E: 0 K: 1 S: 7	H: 0 LOB: 0 BB: 0 P: 12	R: 0 E: 0 K: 0 S: 8	H: 1 LOB: 1 BB: 1 P: 14	R: 3 E: 0 K: 0 S: 14	H: 4 LOB: 1 BB: 0 P: 16	R: 0 E: 0 K: 0 S: 10	H: 0 LOB: 0 BB: 0 P: 17	R: 0 E: 0 K: 0 S: 8	H: 1 LOB: 1 BB: 0 P: 14	R: 0 E: 0 K: 3 S: 14	H: 1 LOB: 1 BB: 0 P: 22	R: 1 E: 1 K: 3 S: 14	H: 1 LOB: 1 BB: 0 P: 22	1B: 7 2B: 1 3B: 0 HR: 0	SF: 1 SAC: 0 DP: 1 HBP: 0	WP: 0 PA: 33 CS: 0
PITCHER	IP	WLS	BF	H	R	ER	SO	BB	IBB	HBP	BLK	WP	HR	S	P	ERA	WHIP		
Jamie Moyer, L ERA: 4.28 (1,1)	7.0	L	29	8	4	3	1	0	0	0	0	0	0	63	96	3.86	1.286		
Bobby Ayala, R ERA: 5.74 (8,1)	1.0		4	0	0	0	3	0	0	0	0	0	0	12	20	0.00	0.000		

Seattle Mariners @ Kansas City Royals
Kauffman Stadium, Kansas City, MO

AB 31
R 4
H 8
RBI 3
BB 1
SO 4
LOB 9



Wed Sep 11 1996, 7:05 PM CDT
Att: 13,078 - Unknown - 77 F

Batter	1	2	3	4	5	6	7	8	9	AB	R	H	RBI	BB	SO	LOB	TOP								
Rich Amaral, R OBP: 0.391, SLG: 0.357 (1, 4)										5	1	3	0	0	1	0									
Alex Rodriguez, R OBP: 0.426, SLG: 0.669 (1, 6)										5	1	2	0	0	0	3									
Ken Griffey Jr., L OBP: 0.396, SLG: 0.633 (1, 8)										3	1	1	1	2	0	1									
Edgar Martinez, R OBP: 0.460, SLG: 0.612 (1, 10)										4	1	1	0	1	2	5									
Jay Buhner, R OBP: 0.370, SLG: 0.559 (1, 9)										5	1	2	0	0	1	3									
Dave Hollins, S OBP: 0.371, SLG: 0.413 (1, 5)									3	1	2	1	1	0	1										
Brian Hunter, R OBP: 0.335, SLG: 0.427 (1, 3)										4	1	0	0	0	0	4									
Paul Sorrento, L OBP: 0.369, SLG: 0.510 (9, PH)										1	0	0	0	0	0	2									
Mark Whiten, S OBP: 0.370, SLG: 0.466 (1, 7)										5	1	3	4	0	1	0									
Dan Wilson, R OBP: 0.335, SLG: 0.435 (1, 2)										5	0	1	0	0	2	3									
Inning Stats	R: 2 E: 0 K: 1 S: 13	H: 3 LOB: 2 BB: 1 P: 25	R: 0 E: 0 K: 2 S: 8	H: 0 LOB: 0 BB: 0 P: 13	R: 0 E: 0 K: 1 S: 5	H: 0 LOB: 0 BB: 0 P: 8	R: 0 E: 0 K: 0 S: 5	H: 1 LOB: 0 BB: 0 P: 9	R: 0 E: 0 K: 0 S: 11	H: 2 LOB: 3 BB: 1 P: 19	R: 4 E: 1 K: 3 S: 25	H: 3 LOB: 2 BB: 2 P: 45	R: 0 E: 0 K: 0 S: 7	H: 1 LOB: 0 BB: 0 P: 10	R: 0 E: 0 K: 0 S: 13	H: 2 LOB: 1 BB: 0 P: 17	R: 2 E: 1 K: 0 S: 16	H: 3 LOB: 2 BB: 0 P: 25	1B: 13 2B: 1 3B: 0 HR: 1	SF: 0 SAC: 0 DP: 1 HBP: 1	WP: 0 PB: 0 SB: 1 CS: 2	PA: 45			
PITCHER	IP	WLS	BF	H	R	ER	SO	BB	IBB	HBP	BLK	WP	HR	S	P	ERA	WHIP								
Chris Haney, L ERA: 4.74 (1, 1)	5.0	L	26	8	6	5	4	3	0	0	0	0	1	51	92	9.00	2.200								
Rik Huismans, R ERA: 3.67 (6, 1)	1.0		5	1	0	0	3	1	0	0	0	0	0	16	27	0.00	2.000								
Mike Magnante, L ERA: 4.99 (7, 1)	2.0		7	3	0	0	0	0	0	0	0	0	0	20	27	0.00	1.500								
Hipolito Pichardo, R ERA: 5.87 (9, 1)	1.0		7	3	2	2	0	0	0	1	0	0	0	16	25	18.00	3.000								

Seattle Mariners @ Kansas City Royals
Kauffman Stadium, Kansas City, MO

AB 40
R 8
H 15
RBI 6
BB 4
SO 7
LOB 22



Thu Sep 12, 1996, 7:05 PM CDT
Att: 15,045 - Unknown - 66 F

Batter	1	2	3	4	5	6	7	8	9	AB	R	H	RBI	BB	SO	LOB	BOTTOM								
Jose Offerman, S OBP: 0.371, SLG: 0.398 (1, 6)										5	1	1	0	0	0	2									
Tom Goodwin, L OBP: 0.332, SLG: 0.331 (1, 8)										3	0	1	0	0	0	0									
Mike Macfarlane, R OBP: 0.326, SLG: 0.485 (9, PH)										1	0	0	0	0	0	2									
Bip Roberts, S OBP: 0.335, SLG: 0.362 (1, 4)										3	0	0	0	0	0	2									
Craig Paquette, R OBP: 0.302, SLG: 0.452 (1, 3)										3	1	1	1	1	0	2									
29 Mike Sweeney, R OBP: 0.348, SLG: 0.370 (1, 2)										3	0	0	0	0	0	3									
Rod Myers, L OBP: 0.200, SLG: 0.500 (8, PH)										1	1	1	1	0	0	0									
Henry Mercedes, R OBP: 0.333, SLG: 0.333 (9, 2)										0	0	0	0	0	0	0									
Joe Vithello, R OBP: 0.338, SLG: 0.403 (1, 10)										4	1	1	1	0	0	0									
Kevin Young, R OBP: 0.307, SLG: 0.470 (1, 9)										3	1	1	2	1	0	0									
Chris Stynes, R OBP: 0.319, SLG: 0.343 (1, 7)										3	0	1	0	1	1	0									
Joe Randa, R OBP: 0.345, SLG: 0.423 (1, 5)										4	0	1	0	0	1	2									
Inning Stats	R: 0 E: 0 K: 0 S: 7	H: 1 LOB: 0 BB: 0 P: 11	R: 1 E: 0 K: 0 S: 14	H: 2 LOB: 1 BB: 1 P: 24	R: 1 E: 1 K: 0 S: 11	H: 1 LOB: 1 BB: 0 P: 18	R: 2 E: 0 K: 1 S: 14	H: 2 LOB: 0 BB: 0 P: 21	R: 0 E: 0 K: 0 S: 7	H: 0 LOB: 1 BB: 1 P: 12	R: 0 E: 0 K: 0 S: 5	H: 0 LOB: 0 BB: 0 P: 7	R: 0 E: 0 K: 1 S: 9	H: 0 LOB: 0 BB: 0 P: 12	R: 1 E: 0 K: 0 S: 10	H: 1 LOB: 0 BB: 0 P: 15	R: 0 E: 0 K: 0 S: 9	H: 1 LOB: 2 BB: 1 P: 17	1B: 5 2B: 1 3B: 0 HR: 2	SF: 0 SAC: 1 DP: 2 HBP: 1	WP: 0 PB: 0 SB: 0 CS: 0	PA: 38			
PITCHER	IP	WLS	BF	H	R	ER	SO	BB	IBB	HBP	BLK	WP	HR	S	P	ERA	WHIP								
Terry Mulholland, L ERA: 4.85 (1, 1)	5.0	W	23	1	1	1	1	2	0	0	0	0	1	53	86	5.40	1.600								
Rafael Carmona, R ERA: 4.57 (6, 1)	3.0		10	1	1	1	1	0	0	1	0	0	1	24	34	3.00	0.333								
Norm Charlton, L ERA: 4.16 (9, 1)	1.0	S	5	1	0	0	0	1	0	0	0	0	0	9	17	0.00	2.000								

Seattle Mariners @ Kansas City Royals
Kauffman Stadium, Kansas City, MO

AB 33
R 5
H 8
RBI 5
BB 3
SO 2
LOB 13



Thu Sep 12, 1996, 7:05 PM CDT
Att: 15,045 - Unknown - 66 F

Batter	1	2	3	4	5	6	7	8	9	AB	R	H	RBI	BB	SO	LOB	TOP							
Randy Velarde, R OBP: 0.381, SLG: 0.426 (1, 4)										3	1	1	0	1	0	2								
Jim Edmonds, L OBP: 0.377, SLG: 0.593 (1, 8)										5	1	2	0	0	1	3								
Tim Salmon, R OBP: 0.382, SLG: 0.501 (1, 9)										5	0	1	0	0	2	6								
Chili Davis, S OBP: 0.387, SLG: 0.505 (1, 10)										4	0	2	2	0	1	1								
J.T. Snow, L OBP: 0.328, SLG: 0.375 (1, 3)										4	0	0	0	0	0	4								
16 Garrett Anderson, L OBP: 0.312, SLG: 0.405 (1, 7)										4	0	1	0	0	0	2								
George Arias, R OBP: 0.312, SLG: 0.335 (1, 5)										4	0	0	0	0	1	2								
Jorge Fabregas, L OBP: 0.329, SLG: 0.339 (8, PH)										3	0	2	0	0	0	0								
Todd Greene, R OBP: 0.237, SLG: 0.268 (8, 2)										1	0	0	0	0	0	0								
Robert Eenhoorn, R OBP: 0.192, SLG: 0.136 (1, 6)										3	0	1	0	0	0	2								
Rex Hudler, R OBP: 0.338, SLG: 0.556 (9, PH)										1	0	0	0	0	1	0								
Inning Stats	R: 1 E: 1 K: 0 S: 11	H: 3 LOB: 2 BB: 0 P: 17	R: 0 E: 0 K: 0 S: 12	H: 1 LOB: 1 BB: 0 P: 18	R: 1 E: 0 K: 1 S: 16	H: 3 LOB: 2 BB: 0 P: 23	R: 0 E: 0 K: 2 S: 14	H: 1 LOB: 0 BB: 1 P: 22	R: 0 E: 0 K: 0 S: 8	H: 0 LOB: 0 BB: 0 P: 11	R: 0 E: 0 K: 0 S: 6	H: 1 LOB: 1 BB: 0 P: 9	R: 0 E: 0 K: 1 S: 13	H: 1 LOB: 1 BB: 0 P: 19	R: 0 E: 0 K: 0 S: 8	H: 0 LOB: 0 BB: 0 P: 10	R: 0 E: 0 K: 2 S: 9	H: 0 LOB: 1 BB: 0 P: 14	1B: 9 2B: 1 3B: 0 HR: 0	SF: 0 SAC: 0 DP: 0 HBP: 1	WP: 0 PB: 0 SB: 0 CS: 0	PA: 39		
PITCHER	IP	WLS	BF	H	R	ER	SO	BB	IBB	HBP	BLK	WP	HR	S	P	ERA	WHIP							
Tim Belcher, R ERA: 3.9 (1, 1)	7.0	W	32	10	2	2	4	1	0	0	0	0	0	80	119	2.57	1.571							
Jeff Granger, L ERA: 9.0 (8, 1)	2.0		7	0	0	0	2	0	0	1	0	0	0	17	24	0.00	0.000							

California Angels @ Kansas City Royals
Kauffman Stadium, Kansas City, MO

AB 37
R 2
H 10
RBI 2
BB 1
SO 6
LOB 22



WP: 0 PA: 39
PB: 0
SB: 0
CS: 0

California Angels @ Kansas City Royals
Kauffman Stadium, Kansas City, MO

AB 32
R 8
H 11
RBI 7
BB 4
SO 4
LOB 12



WP: 1 PA: 36
PB: 0
SB: 1
CS: 1

Batter	1	2	3	4	5	6	7	8	9	AB	R	H	RBI	BB	SO	LOB	BOTTOM							
Jose Offerman, S OBP: 0.372, SLG: 0.400 (1, 4)										4	1	2	0	0	0	1								
Les Norman, R OBP: 0.236, SLG: 0.125 (1, 9)										4	1	1	0	0	0	1								
Chris Stynes, R OBP: 0.315, SLG: 0.338 (1, 7)										4	1	1	0	0	0	1								
Mike Macfarlane, R OBP: 0.328, SLG: 0.487 (1, 2)										3	1	1	0	1	1	3								
Craig Paquette, R OBP: 0.304, SLG: 0.453 (1, 5)										4	2	2	1	0	1	1								
Joe Vithello, R OBP: 0.340, SLG: 0.402 (1, 10)										3	0	1	2	1	1	1								
Kevin Young, R OBP: 0.313, SLG: 0.467 (1, 3)										3	1	1	2	1	0	1								
Rod Myers, L OBP: 0.214, SLG: 0.500 (1, 8)										4	1	1	0	0	0	2								
David Howard, S OBP: 0.294, SLG: 0.317 (1, 6)										3	0	1	2	1	1	1								
Inning Stats	R: 0 E: 0 K: 0 S: 5	H: 0 LOB: 0 BB: 0 P: 7	R: 2 E: 0 K: 0 S: 16	H: 2 LOB: 1 BB: 2 P: 27	R: 4 E: 0 K: 1 S: 20	H: 5 LOB: 1 BB: 0 P: 31	R: 0 E: 0 K: 0 S: 4	H: 1 LOB: 0 BB: 1 P: 9	R: 0 E: 0 K: 0 S: 6	H: 1 LOB: 1 BB: 0 P: 8	R: 2 E: 0 K: 0 S: 12	H: 2 LOB: 1 BB: 1 P: 18	R: 0 E: 0 K: 2 S: 9	H: 0 LOB: 0 BB: 0 P: 15	R: 0 E: 0 K: 1 S: 5	H: 0 LOB: 0 BB: 0 P: 7	1B: 7 2B: 4 3B: 0 HR: 0	SF: 0 SAC: 0 DP: 0 HBP: 0	WP: 1 PB: 0 SB: 1 CS: 1	PA: 36				
PITCHER	IP	WLS	BF	H	R	ER	SO	BB	IBB	HBP	BLK	WP	HR	S	P	ERA	WHIP							
Jim Abbott, L ERA: 7.83 (1, 1)	5.0	L	26	10	8	8	1	4	0	0	0	0	0	53	88	14.40	2.800							
Jason Grimsley, R ERA: 6.77 (6, 1)	3.0		10	1	0	0	3	0	0	0	0	0	0	24	34	0.00	0.333							

California Angels @ Kansas City Royals
Kauffman Stadium, Kansas City, MO

AB 32
R 8
H 11
RBI 7
BB 4
SO 4
LOB 12



WP: 1 PA: 36
PB: 0
SB: 1
CS: 1

Fri Sep 13 1996, 7:05 PM CDT
Att: 13,083 - Unknown - 66 F

Batter	1	2	3	4	5	6	7	8	9	AB	R	H	RBI	BB	SO	LOB	TOP					
Darin Erstad, L (1,7) OBP: 0.328, SLG: 0.368	1-3 K		1-2 WP BB E 1B		1-2 L4	2-3 K			2-2 1B 2B	5	2	2	0	0	2	1	California Angels @ Kansas City Royals Kauffman Stadium, Kansas City, MO Sat Sep 14 1996, 3:33 AM CDT Att: 17,174 - Cloudy - 68 F					
Randy Velarde, R (1,4) OBP: 0.381, SLG: 0.427	3-2 G4-3 2B		0-0 L7		4-2 BB		1-3 K		2-3 K	4	0	1	0	1	2	2						
Jim Edmonds, L (1,8) Orlando Palmeiro, L (6,8) OBP: 0.377, SLG: 0.590 OBP: 0.364, SLG: 0.392	0-0 G4-3		4-0 E BB		1-1 L8		0-1 G3		2-2 2H 1B	2	0	0	0	1	0	2						
Chili Davis, S (1,10) OBP: 0.385, SLG: 0.502	1-0 F8		1-1 E9 1B		2-2 F7		1-3 K		1-1 P5	5	0	1	1	0	1	3						
Tim Salmon, R (1,9) OBP: 0.379, SLG: 0.497		0-0 L4	0-0 F7			1-1 F8			0-0 G6-3	4	0	0	0	0	0	2						
Jack Howell, L (1,5) OBP: 0.328, SLG: 0.529		2-1 BB 1B		2-3 K		0-1 2B			0-1 G4-3	4	1	2	0	0	1	0						
J.T. Snow, L (1,3) OBP: 0.329, SLG: 0.383		1-2 F8		3-3 K		2-0 G4-3 2B			3-2 HR	4	2	2	2	0	1	1						
Gary Disarcina, R (1,6) OBP: 0.295, SLG: 0.356		0-0 P6		3-1 BB 1B		1-1 G4-3			1-2 F7	4	0	1	0	0	0	2						
Todd Greene, R (1,2) OBP: 0.238, SLG: 0.267			0-3 K	0-3 K		0-1 3H 1B			0-0 G6-3	4	0	1	1	0	2	1						
Inning Stats	R: 0 E: 0 K: 1 S: 8	H: 1 LOB: 1 BB: 0 P: 13	R: 0 E: 0 K: 0 S: 8	H: 1 LOB: 1 BB: 0 P: 11	R: 1 E: 1 K: 1 S: 10	H: 2 LOB: 2 BB: 1 P: 16	R: 0 E: 0 K: 3 S: 12	H: 1 LOB: 1 BB: 0 P: 20	R: 0 E: 0 K: 0 S: 10	H: 0 LOB: 1 BB: 1 P: 18	R: 2 E: 0 K: 1 S: 12	H: 3 LOB: 1 BB: 0 P: 18	R: 0 E: 0 K: 2 S: 8	H: 0 LOB: 0 BB: 0 P: 10	R: 1 E: 0 K: 0 S: 13	H: 1 LOB: 0 BB: 0 P: 17		R: 1 E: 0 K: 1 S: 15	H: 2 LOB: 1 BB: 0 P: 22	1B: 6 2B: 4 3B: 0 HR: 1	SF: 0 SAC: 0 DP: 0 HBP: 0	WP: 1 PB: 0 SB: 1 CS: 0
PITCHER	IP WLS BF H R ER SO BB IBB HBP BLK WP HR S P ERA WHIP																					
Kevin Appier, R (1,1) ERA: 3.45	8.0 W 35 9 4 4 8 2 0 0 0 0 1 1 81 123 4.50 1.375																					
Bob Scanlan, R (9,1) ERA: 8.82	1.0 5 2 1 1 1 0 0 0 0 0 0 0 15 22 9.00 2.000																					

Batter	1	2	3	4	5	6	7	8	9	AB	R	H	RBI	BB	SO	LOB	BOTTOM			
Jose Offerman, S (1,4) OBP: 0.374, SLG: 0.401	1-0 S 1B	2-2 G1-3		2-0 S 1B		2-1 G3	4-1 BB			4	0	2	1	1	0	3	California Angels @ Kansas City Royals Kauffman Stadium, Kansas City, MO Sat Sep 14 1996, 3:33 AM CDT Att: 17,174 - Cloudy - 68 F			
Tom Goodwin, L (1,7) OBP: 0.334, SLG: 0.330	2-3 K		4-1 CS BB	4-2 BB		4-2 BB	2H 1B			2	1	0	0	3	1	4				
Rod Myers, L (1,8) OBP: 0.211, SLG: 0.474	1-3 K		0-0 B1	0-0 L5		0-2 1B 2B	1-3 K			5	1	1	0	0	2	4				
Craig Paquette, R (1,3) Bip Roberts, S (7,PH) OBP: 0.302, SLG: 0.449 OBP: 0.333, SLG: 0.359	0-0 F5		0-0 F9		2-1 G1-3		2-0 L5		0-3 K	3	0	0	0	0	0	2				
Jon Nunnally, L (1,9) OBP: 0.316, SLG: 0.500		0-0 F7	1-1 CS	0-0 F8 29 1B 1B	0-1 F8		4-0 1B BB IBB		1-3 K	4	2	1	0	1	1	0				
Mike Macfarlane, R (1,2) OBP: 0.332, SLG: 0.499		1-1 F7		0-0 29 1B 1B	2-2 HR		2-2 BB SF9 1B			4	3	3	3	0	0	0				
Keith Lockhart, L (1,5) OBP: 0.326, SLG: 0.402		0-1 BB 2B		0-0 F8	0-0 G3		1-3 2H 3H 4-0 SF9 BB IBB			3	0	1	0	1	0	2				
29 Mike Sweeney, R (1,10) Bob Hamelin, L (7,PH) OBP: 0.354, SLG: 0.372 OBP: 0.394, SLG: 0.444		1-2 BB HBP		0-0 E 1B 1B	1-3 3H 1B		4-1 F7 BB		1-2 2-3 3H 2-1 BB	2	1	1	1	0	0	0				
David Howard, S (1,6) OBP: 0.296, SLG: 0.318		4-1 BB		0-1 E1 BB 1B	1-3 3H 1B		1-0 F9		2-3 SF9	2	0	1	2	1	0	0				
Inning Stats	R: 0 E: 0 K: 2 S: 10	H: 1 LOB: 3 BB: 1 P: 14	R: 0 E: 0 K: 0 S: 14	H: 1 LOB: 3 BB: 1 P: 22	R: 0 E: 0 K: 0 S: 4	H: 0 LOB: 0 BB: 1 P: 9	R: 3 E: 1 K: 0 S: 10	H: 5 LOB: 2 BB: 1 P: 16	R: 1 E: 0 K: 0 S: 10	H: 1 LOB: 0 BB: 0 P: 14	R: 0 E: 0 K: 0 S: 4	H: 0 LOB: 0 BB: 0 P: 7	R: 4 E: 0 K: 0 S: 17	H: 2 LOB: 3 BB: 5 P: 47	R: 0 E: 0 K: 3 S: 14	H: 0 LOB: 0 BB: 0 P: 17		1B: 7 2B: 2 3B: 0 HR: 1	SF: 1 SAC: 0 DP: 0 HBP: 1	WP: 0 PB: 0 SB: 3 CS: 1
PITCHER	IP WLS BF H R ER SO BB IBB HBP BLK WP HR S P ERA WHIP																			
Jason Dickson, R (1,1) ERA: 5.59	6.0 L 28 8 4 4 2 1 0 0 0 0 0 0 6 13 ∞ ∞																			
Mike Holtz, L (7,1) ERA: 2.3	0.0 2 1 2 2 0 1 0 0 0 0 0 0 6 13 ∞ ∞																			
Mark Eichhorn, R (7,1) ERA: 5.04	0.1 5 1 1 1 0 1 2 0 0 0 0 0 5 21 27.00 6.000																			
Darrell May, L (7,1) ERA: 7.84	0.2 3 0 1 1 0 1 0 0 0 0 0 0 6 13 13.50 1.500																			
Troy Percival, R (8,1) ERA: 2.38	1.0 3 0 0 0 3 0 0 0 0 0 0 0 0 14 17 0.00 0.000																			

AB 38
R 5
H 11
RBI 5
BB 2
SO 9
LOB 14



AB 31
R 8
H 10
RBI 8
BB 8
SO 5
LOB 17



Batter	1	2	3	4	5	6	7	8	9	AB	R	H	RBI	BB	SO	LOB	TOP								
Chuck Knoblauch, R OBP: 0.448, SLG: 0.510 (1, 4)	1-3 K 1B	2-0 2B		1-2 L9			0-0 F9		1-1 FC1-6 1B SF8	5	1	1	0	0	1	3									
Rich Becker, L OBP: 0.365, SLG: 0.437 (1, 8)	2-3 K	3-2 G4-3			2-3 K		2-1 1B		2-2 1B	5	0	2	1	0	2	1									
Paul Molitor, R OBP: 0.393, SLG: 0.468 (1, 10)	0-1 WP 1B				0-2 3B		0-0 1B		0-1 SF8	4	1	3	1	0	0	0									
Marty Cordova, R OBP: 0.366, SLG: 0.476 (1, 7)	1-1 1B			2-3 K	0-1 P3		0-0 FC4-6		3-H K	5	0	1	1	0	2	4									
Roberto Kelly, R OBP: 0.377, SLG: 0.451 (1, 9)	0-0 F9			4-2 BB	1-0 G1-3			1-1 1B		3	0	1	0	1	0	2									
Ron Coomer, R OBP: 0.339, SLG: 0.509 (1, 3)		1-1 F7		3-2 L8		1-0 G5-3		1-1 L4		4	0	0	0	0	0	2									
Matt Walbeck, S OBP: 0.261, SLG: 0.316 (1, 2)		1-0 HR 1B		2-1 F8		0-2 G6-3		1-0 G4-6-3		4	1	1	0	0	0	1									
Pat Meares, R OBP: 0.302, SLG: 0.398 (9, PH)		0-1 HR		1-2 HBP		0-1 G6-3			1-1 FC1-6 1B	2	1	1	2	0	0	0									
Matt Lawton, L OBP: 0.349, SLG: 0.373 (9, PH)		1-H HR		3-2 HBP					1-2 1B	1	1	1	0	0	0	0									
Todd Walker, L OBP: 0.288, SLG: 0.345 (7, PH)		0-3 K		3-2 P5					1-2 FC1-6 1B	2	0	0	0	0	1	1									
Jeff Reboulet, R OBP: 0.293, SLG: 0.250 (7, 5)										1	0	0	0	0	0	0									
Chip Hale, L OBP: 0.370, SLG: 0.395 (9, PH)									1-2 1B	1	0	1	0	0	0	0									
Inning Stats	R: 1 E: 0 K: 2 S: 11	H: 2 LOB: 1 BB: 0 P: 15	R: 2 E: 0 K: 1 S: 14	H: 3 LOB: 1 BB: 0 P: 21	R: 0 E: 0 K: 1 S: 11	H: 0 LOB: 1 BB: 1 P: 22	R: 0 E: 0 K: 0 S: 12	H: 0 LOB: 1 BB: 0 P: 19	R: 0 E: 0 K: 1 S: 9	H: 1 LOB: 1 BB: 0 P: 12	R: 0 E: 0 K: 0 S: 6	H: 0 LOB: 2 BB: 0 P: 7	R: 0 E: 0 K: 0 S: 8	H: 2 LOB: 2 BB: 0 P: 12	R: 0 E: 0 K: 0 S: 5	H: 1 LOB: 0 BB: 0 P: 8	R: 2 E: 0 K: 1 S: 18	H: 3 LOB: 1 BB: 0 P: 25	1B: 9 2B: 1 3B: 1 HR: 1	SF: 1 SAC: 0 DP: 1 HBP: 1	WP: 1 PB: 0 SB: 1 CS: 0	PA: 40			
PITCHER	IP	WLS	BF	H	R	ER	SO	BB	IBB	HBP	BLK	WP	HR	S	P	ERA	WHIP								
50 José Rosado, L ERA: 2.76 (1, 1)	6.2	W	29	7	3	3	5	1	0	1	0	1	1	69	106	4.05	1.200								
Bob Scanlan, R ERA: 8.15 (7, 1)	1.1		5	2	0	0	0	0	0	0	0	0	0	7	10	0.00	1.500								
Jaime Bluma, R ERA: 3.18 (9, 1)	1.0	S	6	3	2	2	1	0	0	0	0	0	0	18	25	18.00	3.000								

Minnesota Twins @ Kansas City Royals
Kauffman Stadium, Kansas City, MO
Mon Sep 16 1996, 7:05 PM CDT
Att: 16,843 - Unknown - 68 F

livebaseballscores.com

AB 37
R 5
H 12
RBI 5
BB 1
SO 6
LOB 14



Batter	1	2	3	4	5	6	7	8	9	AB	R	H	RBI	BB	SO	LOB	BOTTOM								
Jose Offerman, S OBP: 0.374, SLG: 0.404 (1, 4)	0-0 G6-3			3-1 F9		3-2 2B	2-2 1B			4	1	2	0	0	0	0									
Rod Myers, L OBP: 0.261, SLG: 0.500 (1, 8)	0-2 F9			4-2 BB		2-0 HR 2B	0-0 P6			3	1	1	1	1	0	2									
Keith Lockhart, L OBP: 0.325, SLG: 0.408 (1, 5)	1-1 F9			0-0 F8		1-0 HR	3-2 L4			4	1	1	2	0	0	3									
Bip Roberts, S OBP: 0.335, SLG: 0.361 (1, 10)		0-1 G4-3 1B		0-1 G4-3		0-0 G4-3		0-0 SH1-3 1B		4	0	2	0	0	0	1									
Craig Paquette, R OBP: 0.305, SLG: 0.451 (1, 3)		1-2 G4-3			0-0 1B	1-2 3B 1B		0-0 SH1-3		3	1	2	0	0	0	1									
Jon Nunnally, L OBP: 0.313, SLG: 0.514 (1, 9)		2-0 F7			3-3 K	2-2 1B	1-H 29 1B 3B		2-0 F7	4	1	1	1	0	1	2									
29 Mike Sweeney, R OBP: 0.354, SLG: 0.371 (1, 2)				0-0 F8		0-3 K	1-1 CS 1B		1-2 F8	3	0	1	1	0	1	1									
Tom Goodwin, L OBP: 0.334, SLG: 0.330 (6, PR)										0	0	0	0	0	0	0									
Henry Mercedes, R OBP: 0.250, SLG: 0.250 (7, 2)										1	0	0	0	0	0	1									
Chris Stynes, R OBP: 0.316, SLG: 0.351 (1, 7)				0-2 G4-3		0-1 G5-3	0-1 CS		1-2 F8	3	0	1	0	0	0	1									
Les Norman, R OBP: 0.236, SLG: 0.125 (7, PR) (8, 7)										0	1	0	0	0	0	0									
David Howard, S OBP: 0.294, SLG: 0.317 (1, 6)				0-1 G4-3		1-1 P6	2-2 SF9			2	0	0	1	0	0	0									
Inning Stats	R: 0 E: 0 K: 0 S: 6	H: 0 LOB: 0 BB: 0 P: 7	R: 0 E: 0 K: 0 S: 7	H: 1 LOB: 0 BB: 0 P: 10	R: 0 E: 0 K: 0 S: 6	H: 0 LOB: 0 BB: 0 P: 6	R: 0 E: 0 K: 0 S: 7	H: 0 LOB: 1 BB: 1 P: 14	R: 0 E: 0 K: 2 S: 8	H: 1 LOB: 1 BB: 0 P: 11	R: 5 E: 0 K: 0 S: 17	H: 6 LOB: 1 BB: 0 P: 28	R: 1 E: 1 K: 0 S: 13	H: 2 LOB: 2 BB: 0 P: 21	R: 0 E: 0 K: 0 S: 6	H: 1 LOB: 1 BB: 0 P: 9	R: 0 E: 0 K: 0 S: 6	H: 1 LOB: 1 BB: 0 P: 9	1B: 6 2B: 3 3B: 1 HR: 1	SF: 1 SAC: 1 DP: 1 HBP: 0	WP: 0 PB: 0 SB: 0 CS: 1	PA: 35			
PITCHER	IP	WLS	BF	H	R	ER	SO	BB	IBB	HBP	BLK	WP	HR	S	P	ERA	WHIP								
Brad Radke, R ERA: 4.49 (1, 1)	6.0	L	26	9	6	6	2	1	0	0	0	0	0	52	78	9.00	1.667								
Dave Stevens, R ERA: 4.74 (7, 1)	2.0		8	2	0	0	0	0	0	0	0	0	0	18	28	0.00	1.000								

Minnesota Twins @ Kansas City Royals
Kauffman Stadium, Kansas City, MO
Mon Sep 16 1996, 7:05 PM CDT
Att: 16,843 - Unknown - 68 F

livebaseballscores.com

AB 31
R 6
H 11
RBI 6
BB 1
SO 2
LOB 12



Batter	1	2	3	4	5	6	7	8	9	AB	R	H	RBI	BB	SO	LOB	TOP								
Chuck Knoblauch, R (1,4) OBP: 0.446, SLG: 0.508	1-1 F8		2-3 K		1-2 1B		1-1 G4-3			4	0	1	0	0	1	3	Minnesota Twins @ Kansas City Royals Kauffman Stadium, Kansas City, MO Tue Sep 17 1996, 7:05 PM CDT Att: 11,809 - Unknown - 67 F								
Rich Becker, L (1,8) OBP: 0.367, SLG: 0.433	0-2 G6-3		1-3 K		0-0 F7		0-0 G4-3			4	0	0	0	0	1	4									
Roberto Kelly, R (1,10) OBP: 0.380, SLG: 0.457	2-2 1B		1-2 2B			0-1 G6-3		1-1 G6-3		3	0	2	2	0	0	0									
Matt Lawton, L (6, PH) OBP: 0.348, SLG: 0.372			1-H 2-H							1	0	0	0	0	0	0									
Marty Cordova, R (1,7) OBP: 0.367, SLG: 0.477	2-2 P3		1-3 K			2-2 WP 1B		2-0 G6-4-3 1B		4	0	2	0	0	1	2									
Ron Coomer, R (1,3) OBP: 0.333, SLG: 0.500		1-0 F9		1-0 F8		1-0 P4		1-0 G6-4-3		4	0	0	0	0	0	2									
Matt Walbeck, S (1,2) OBP: 0.282, SLG: 0.316		3-1 F8		0-2 G5-3		0-1 WP 1B			1-2 G4-6-3 1B	3	0	1	0	0	0	0									
Chip Hale, L (9, PH) OBP: 0.370, SLG: 0.395										0	0	0	0	0	0	0									
Paul Molitor, R (9, PH) OBP: 0.394, SLG: 0.468										1	0	1	0	0	0	0									
Pat Meares, R (1,6) OBP: 0.390, SLG: 0.398		1-2 G6-3		1-3 K		2-1 G4-3			0-0 G4-6-3 1B	3	0	0	0	0	1	2									
Todd Walker, L (9, PH) OBP: 0.283, SLG: 0.339									1-2 F7	1	0	0	0	0	0	0									
Denny Hocking, S (1,9) OBP: 0.241, SLG: 0.266			2-1 1B 2B 1B		1-1 F8		0-0 G5-3		2-2 F7	4	1	1	0	0	0	0									
Jeff Reboulet, R (1,5) OBP: 0.298, SLG: 0.256			1-2 1B 2B 1B		0-3 K		0-1 G4-3 WP 1B			3	1	2	0	0	1	0									
Inning Stats	R: 0 E: 0 K: 0 S: 13	H: 1 LOB: 1 BB: 0 P: 18	R: 0 E: 0 K: 0 S: 8	H: 0 LOB: 0 BB: 0 P: 13	R: 2 E: 0 K: 3 S: 18	H: 3 LOB: 1 BB: 0 P: 26	R: 0 E: 0 K: 1 S: 7	H: 0 LOB: 0 BB: 0 P: 9	R: 0 E: 0 K: 1 S: 10	H: 1 LOB: 1 BB: 0 P: 12	R: 0 E: 0 K: 0 S: 11	H: 2 LOB: 2 BB: 0 P: 16	R: 0 E: 0 K: 0 S: 6	H: 1 LOB: 0 BB: 0 P: 7	R: 0 E: 0 K: 0 S: 4	H: 1 LOB: 0 BB: 0 P: 8	R: 0 E: 0 K: 0 S: 10	H: 1 LOB: 0 BB: 0 P: 13	1B: 9 2B: 1 3B: 0 HR: 0	SF: 0 SAC: 0 DP: 2 HBP: 0	WP: 2 PB: 2 SB: 0 CS: 0	PA: 35			
PITCHER	IP	WLS	BF	H	R	ER	SO	BB	IBB	HBP	BLK	WP	HR	S	P	ERA	WHIP								
Chris Haney, L (1,1) ERA: 4.67	7.0	W	29	8	2	2	5	0	0	0	0	2	0	73	101	2.57	1.143								
Bob Scanlan, R (8,1) ERA: 7.71	1.0		3	1	0	0	0	0	0	0	0	0	0	4	8	0.00	1.000								
Jason Jacome, L (9,1) ERA: 4.44	0.0		1	1	0	0	0	0	0	0	0	0	0	3	4	∞	∞								
Jaime Bluma, R (9,1) ERA: 3.0	1.0	S	2	0	0	0	0	0	0	0	0	0	0	7	9	0.00	0.000								

Batter	1	2	3	4	5	6	7	8	9	AB	R	H	RBI	BB	SO	LOB	BOTTOM								
Jose Offerman, S (1,4) OBP: 0.374, SLG: 0.403	2-3 K		2-3 K		0-0 1B FC8-4		0-0 L9			4	1	1	1	0	2	2	Minnesota Twins @ Kansas City Royals Kauffman Stadium, Kansas City, MO Tue Sep 17 1996, 7:05 PM CDT Att: 11,809 - Unknown - 67 F								
Joe Randa, R (1,5) OBP: 0.346, SLG: 0.424	1-2 F8		2-1 F9		0-0 FC8-4 1B		0-1 G6-3 1B			4	0	2	1	0	0	1									
Chris Stynes, R (1,7) OBP: 0.325, SLG: 0.372	1-2 1B CS			0-2 F8 2B	1-1 FC8-4 CS		0-1 G6-3			4	0	2	1	0	0	2									
Les Norman, R (8,7) OBP: 0.236, SLG: 0.125				0-3 K	1-1 FC8-4 CS		0-1 G6-3			0	0	0	0	0	0	0									
Craig Paquette, R (1,3) OBP: 0.306, SLG: 0.452	0-1 1B			0-3 K	1-2 1B		0-0 G1-3			4	0	2	0	0	1	2									
Kevin Young, R (1,9) OBP: 0.306, SLG: 0.455	1-2 CS		1-3 K	0-1 F8	1-2 G4-3		4-1 BB			3	0	0	0	0	1	2									
Jon Nunnally, L (7,9) OBP: 0.321, SLG: 0.514				2-3 F8	0-0 G4-3					0	0	0	0	1	0	0									
Joe Vithello, R (1,10) OBP: 0.340, SLG: 0.399	3-H		3-2 F9	4-0 FC5-4 BB		3-2 F9	2-2 L8			2	0	0	0	1	0	0									
Bob Hamelin, L (7, PH) OBP: 0.392, SLG: 0.443										1	0	0	0	0	0	2									
Mike Macfarlane, R (1,2) OBP: 0.332, SLG: 0.504			2-3 K	1-1 FC5-4	3-2 HR		0-0 G1-3			4	1	1	1	0	1	2									
Rod Myers, L (1,8) OBP: 0.296, SLG: 0.480			4-2 S BB		1-1 1B		0-1 F7			3	1	1	0	1	1	0									
David Howard, S (1,6) OBP: 0.296, SLG: 0.318			3-2 F8		0-0 1B		3-3 K			4	1	2	0	0	1	1									
Inning Stats	R: 0 E: 0 K: 1 S: 13	H: 2 LOB: 1 BB: 0 P: 18	R: 0 E: 0 K: 2 S: 10	H: 0 LOB: 0 BB: 0 P: 16	R: 0 E: 0 K: 1 S: 11	H: 0 LOB: 1 BB: 1 P: 22	R: 0 E: 0 K: 1 S: 10	H: 1 LOB: 2 BB: 1 P: 15	R: 3 E: 0 K: 0 S: 14	H: 5 LOB: 1 BB: 0 P: 18	R: 1 E: 0 K: 0 S: 18	H: 2 LOB: 1 BB: 0 P: 29	R: 0 E: 0 K: 0 S: 9	H: 1 LOB: 2 BB: 1 P: 15	R: 0 E: 0 K: 1 S: 8	H: 0 LOB: 0 BB: 0 P: 11	1B: 9 2B: 1 3B: 0 HR: 1	SF: 0 SAC: 0 DP: 0 HBP: 0	WP: 0 PB: 0 SB: 1 CS: 2	PA: 37					
PITCHER	IP	WLS	BF	H	R	ER	SO	BB	IBB	HBP	BLK	WP	HR	S	P	ERA	WHIP								
Scott Aldred, L (1,1) ERA: 6.27	5.1	L	25	9	4	4	5	2	0	0	0	0	0	19	30	0.00	1.500								
Mike Trombley, R (6,1) ERA: 3.09	2.0		9	2	0	0	1	1	0	0	0	0	0	7	10	0.00	0.000								
Eddie Guardado, L (8,1) ERA: 5.54	0.2		2	0	0	0	1	0	0	0	0	0	0	7	10	0.00	0.000								

AB	35
R	2
H	10
RBI	2
BB	0
SO	5
LOB	14



Batter	1	2	3	4	5	6	7	8	9	AB	R	H	RBI	BB	SO	LOB	TOP										
Chuck Knoblauch R (1, 4) OBP: 0.448, SLG: 0.517	F8		1B		E9		WP		K	5	3	3	1	0	1	0	Minnesota Twins @ Kansas City Royals Kauffman Stadium, Kansas City, MO Wed Sep 18 1996, 7:05 PM CDT Att: 11,588 - Unknown - 67 F livebaseballscorecards.com										
Rich Becker L (1, 8) OBP: 0.371, SLG: 0.434	G4-6-3		1B		SF9		K		S	3	1	2	2	2	1	1											
Paul Molitor R (1, 10) OBP: 0.392, SLG: 0.465	G4-6-3		1B		K		WP		F9	4	0	0	0	1	2	5											
Todd Walker L (1, 5) OBP: 0.281, SLG: 0.339			1B		SF9		F9		G6-3	3	0	1	1	0	0	2											
Jeff Reboulet R (7, 5) OBP: 0.296, SLG: 0.255			1B							1	0	0	0	0	0	1											
Roberto Kelly R (1, 7) OBP: 0.378, SLG: 0.461										4	0	1	1	0	0	2											
Greg Myers L (1, 2) OBP: 0.328, SLG: 0.441										3	0	1	0	1	0	1											
Denny Hocking S (8, PR) OBP: 0.241, SLG: 0.266										0	0	0	0	0	0	0											
Matt Walbeck S (8, 2) OBP: 0.282, SLG: 0.316										0	0	0	0	0	0	0											
Scott Stahoviak L (1, 3) OBP: 0.384, SLG: 0.474										3	1	1	0	0	0	1											
Pat Meares R (1, 6) OBP: 0.298, SLG: 0.393										3	0	0	0	0	0	3											
Brent Brede L (1, 9) OBP: 0.455, SLG: 0.636										3	2	2	1	0	0	0											
Marty Cordova R (8, PH) OBP: 0.366, SLG: 0.476										1	0	0	0	0	0	1											
Inning Stats	R: 0 E: 0 K: 0 S: 12	H: 0 LOB: 0 BB: 1 P: 20	R: 0 E: 0 K: 0 S: 7	H: 1 LOB: 0 BB: 0 P: 11	R: 3 E: 0 K: 1 S: 12	H: 4 LOB: 1 BB: 0 P: 15	R: 0 E: 0 K: 0 S: 9	H: 1 LOB: 1 BB: 0 P: 12	R: 3 E: 1 K: 1 S: 15	H: 4 LOB: 1 BB: 0 P: 25	R: 0 E: 0 K: 0 S: 4	H: 0 LOB: 0 BB: 0 P: 6	R: 1 E: 0 K: 1 S: 10	H: 1 LOB: 1 BB: 1 P: 22	R: 0 E: 0 K: 0 S: 7	H: 0 LOB: 2 BB: 1 P: 17	R: 0 E: 0 K: 1 S: 14	H: 0 LOB: 1 BB: 1 P: 22	1B: 7 2B: 2 3B: 3 HR: 0	SF: 1 SAC: 1 DP: 3 HBP: 1	WP: 2 PB: 0 SB: 3 CS: 0	PA: 40					
PITCHER	IP	WLS	BF	H	R	ER	SO	BB	IBB	HBP	BLK	WP	HR	S	P	ERA	WHIP										
Tim Belcher R (1, 1) ERA: 4.08	4.2	L	23	10	6	6	2	1	0	0	0	0	0	52	77	11.57	2.357										
Jeff Granger L (5, 1) ERA: 8.31	2.0		8	1	1	1	1	1	0	0	0	2	0	14	30	4.50	1.000										
Rick Huisman R (7, 1) ERA: 3.62	0.1		1	0	0	0	0	0	0	0	0	0	0	3	4	0.00	0.000										
Mike Magnante L (8, 1) ERA: 4.92	0.2		3	0	0	0	0	1	0	1	0	0	0	5	14	0.00	1.500										
Hipolito Pichardo R (8, 1) ERA: 5.74	1.1		5	0	0	0	1	1	0	0	0	0	0	16	25	0.00	0.750										


Batter	1	2	3	4	5	6	7	8	9	AB	R	H	RBI	BB	SO	LOB	BOTTOM											
Jose Offerman S (1, 4) OBP: 0.374, SLG: 0.409	K		BB		CS					4	1	2	2	0	2	0	Minnesota Twins @ Kansas City Royals Kauffman Stadium, Kansas City, MO Wed Sep 18 1996, 7:05 PM CDT Att: 11,588 - Unknown - 67 F livebaseballscorecards.com											
Joe Randa R (1, 5) OBP: 0.345, SLG: 0.420	G4-3		1B		HR					3	0	0	0	1	1	0												
Chris Stynes R (1, 7) OBP: 0.310, SLG: 0.354	G4-3		BB							4	0	0	0	0	0	2												
Craig Paquette R (1, 3) OBP: 0.306, SLG: 0.457										4	1	1	1	0	1	0												
Kevin Young R (1, 9) OBP: 0.304, SLG: 0.472										4	1	1	1	0	1	0												
Mike Macfarlane R (1, 2) OBP: 0.331, SLG: 0.501										4	0	1	0	0	0	0												
29 Mike Sweeney R (1, 10) OBP: 0.348, SLG: 0.364										3	0	0	0	0	1	1												
Rod Myers L (1, 8) OBP: 0.333, SLG: 0.536										3	1	2	0	0	0	0												
David Howard S (1, 6) OBP: 0.294, SLG: 0.316										3	0	0	0	0	1	2												
Inning Stats	R: 0 E: 0 K: 1 S: 6	H: 0 LOB: 0 BB: 0 P: 7	R: 0 E: 0 K: 1 S: 6	H: 0 LOB: 0 BB: 0 P: 9	R: 1 E: 0 K: 2 S: 14	H: 2 LOB: 2 BB: 1 P: 27	R: 0 E: 0 K: 0 S: 3	H: 0 LOB: 0 BB: 0 P: 4	R: 0 E: 0 K: 0 S: 8	H: 1 LOB: 0 BB: 0 P: 14	R: 1 E: 0 K: 0 S: 10	H: 1 LOB: 0 BB: 0 P: 14	R: 1 E: 0 K: 0 S: 5	H: 2 LOB: 0 BB: 0 P: 9	R: 0 E: 0 K: 2 S: 8	H: 0 LOB: 0 BB: 0 P: 10		R: 1 E: 0 K: 1 S: 8	H: 1 LOB: 0 BB: 0 P: 12	1B: 3 2B: 1 3B: 0 HR: 3	SF: 0 SAC: 0 DP: 1 HBP: 0	WP: 0 PB: 0 SB: 0 CS: 1	PA: 34					
PITCHER	IP	WLS	BF	H	R	ER	SO	BB	IBB	HBP	BLK	WP	HR	S	P	ERA		WHIP										
Travis Miller L (1, 1) ERA: 10.31	7.0	W	26	6	3	3	4	1	0	0	0	0	2	52	84	3.86		1.000										
Eddie Guardado L (8, 1) ERA: 5.5	2.0		7	1	1	1	3	0	0	0	0	0	1	16	22	4.50		0.500										

Batter	1	2	3	4	5	6	7	8	9	AB	R	H	RBI	BB	SO	LOB	TOP					
Jose Offerman, S OBP: 0.374, SLG: 0.408	0-1 F9 E 1B		0-1 F7			3-2 F8		3-3 K		4	0	1	0	0	1	0						
Rod Myers, L OBP: 0.294, SLG: 0.469	1-0 F9		2-0 F7			0-1 F8			3-2 G3	4	0	0	0	0	0	1						
Keith Lockhart, L OBP: 0.323, SLG: 0.405 Joe Randa, R OBP: 0.344, SLG: 0.419	1-1 SAFE F9			2-2 G1-4-3		0-3 K			2-3 K	3	0	0	0	0	1	1						
Bip Roberts, S OBP: 0.331, SLG: 0.356	0-1 G4-3			1-1 G4-3			2-2 G2-3		0-1 G4-3	4	0	0	0	0	0	1						
Mike Macfarlane, R OBP: 0.331, SLG: 0.499		0-0 G5-3		4-1 BB		1-1 F7				2	0	0	0	1	0	0						
Jon Nunnally, L OBP: 0.310, SLG: 0.493		1-3 K		3-3 K		2-3 K				3	0	0	0	0	3	1						
Craig Paquette, R OBP: 0.308, SLG: 0.469		1-1 2B				0-0 F8		1-1 HR		3	1	2	1	0	0	0						
Chris Stynes, R OBP: 0.299, SLG: 0.341		2-2 G6-3				1-2 G5-3		0-0 F9		3	0	0	0	0	0	1						
David Howard, S OBP: 0.292, SLG: 0.314			3-2 G4-3			2-3 K		0-0 G6-3		3	0	0	0	0	1	0						
Inning Stats	R: 0 E: 1 K: 0 S: 7	H: 1 LOB: 1 BB: 0 P: 9	R: 0 E: 0 K: 1 S: 12	H: 1 LOB: 1 BB: 0 P: 16	R: 0 E: 0 K: 1 S: 7	H: 0 LOB: 0 BB: 0 P: 12	R: 0 E: 0 K: 1 S: 9	H: 0 LOB: 1 BB: 0 P: 19	R: 0 E: 0 K: 1 S: 9	H: 0 LOB: 0 BB: 0 P: 12	R: 0 E: 0 K: 1 S: 8	H: 0 LOB: 0 BB: 0 P: 11	R: 0 E: 0 K: 1 S: 8	H: 0 LOB: 0 BB: 0 P: 13	R: 1 E: 0 K: 1 S: 9	H: 1 LOB: 0 BB: 0 P: 13	R: 0 E: 0 K: 1 S: 9	H: 0 LOB: 0 BB: 0 P: 14	1B: 1 2B: 1 3B: 0 HR: 1	SF: 0 SAC: 0 DP: 0 HBP: 0	WP: 0 PB: 0 SB: 0 CS: 0	PA: 31
PITCHER	IP	WLS	BF	H	R	ER	SO	BB	IBB	HBP	BLK	WP	HR	S	P	ERA	WHIP					
Chad Ogea, R ERA: 4.84	(1, 1)	8.0	W	28	3	1	1	6	1	0	0	0	0	1	69	105	1.12	0.500				
Paul Assenmacher, L ERA: 2.22	(8, 1)	1.0		3	0	0	0	1	0	0	0	0	0	0	9	14	0.00	0.000				

Kansas City Royals @ Cleveland Indians
 Jacobs Field, Cleveland, OH
 Thu Sep 19 1996, 7:05 PM EDT
 Att: 42,297 - Unknown - 65 F

livebaseballscorecards.com

AB 30
 R 1
 H 3
 RBI 1
 BB 1
 SO 7
 LOB 5




Batter	1	2	3	4	5	6	7	8	9	AB	R	H	RBI	BB	SO	LOB	BOTTOM					
Kenny Lofton, L OBP: 0.369, SLG: 0.445	1-0 G6-3		0-0 SH1-3		3-2 L3			1B		4	1	1	0	0	0	1						
Kevin Seitzer, R OBP: 0.416, SLG: 0.460	2-3 K		1-1 F9		1-1 F8			0-0 1B BB FC6-2 1B		4	0	1	0	0	1	1						
Jim Thome, L OBP: 0.449, SLG: 0.617	4-1 BB		2-3 K		3-3 K			4-2 FC6-2 1B 1-2 BB		2	1	0	0	2	2	1						
Albert Belle, R OBP: 0.408, SLG: 0.620	0-0 G1-3			4-0 2B BB		1-0 G5-3		1-0 1B FC6-2 2B 1B		3	2	1	1	1	0	1						
Julio Franco, R OBP: 0.410, SLG: 0.480		0-1 F9		0-3 SAFE SAFE K		2-2 G4-3		2-2 FC6-2 1B 1-2 2-3 3-H		4	1	0	0	0	1	4						
Brian Giles, L OBP: 0.412, SLG: 0.602		4-1 G5-3 BB		2-2 SAFE 1-H 1B 2B		1-1 P5		1-0 2B 2B 1B		3	2	2	2	1	0	0						
Sandy Alomar Jr., R OBP: 0.299, SLG: 0.392		0-1 SAFE G5-3		1-1 G6-3			1-3 K	1-3 2-H 3-H 2B		4	1	1	2	0	1	2						
Jeff Kent, R OBP: 0.323, SLG: 0.424		1-3 K		1-2 2-H 1B			1-2 F9	4-1 2B BB		3	1	1	1	1	1	1						
Omar Vizquel, S OBP: 0.374, SLG: 0.432			0-0 SH1-3 1B		0-0 G3		3-2 F7	0-2 L7-4 1-H 2-H 3-H 2B		4	0	2	3	0	0	1						
Inning Stats	R: 0 E: 0 K: 1 S: 7	H: 0 LOB: 1 BB: 1 P: 14	R: 0 E: 0 K: 1 S: 8	H: 0 LOB: 1 BB: 1 P: 13	R: 0 E: 1 K: 1 S: 7	H: 1 LOB: 1 BB: 0 P: 10	R: 2 E: 0 K: 1 S: 14	H: 2 LOB: 1 BB: 1 P: 22	R: 0 E: 0 K: 0 S: 6	H: 0 LOB: 0 BB: 0 P: 10	R: 0 E: 0 K: 1 S: 9	H: 0 LOB: 0 BB: 0 P: 14	R: 7 E: 0 K: 0 S: 22	H: 6 LOB: 0 BB: 2 P: 36	R: 0 E: 0 K: 1 S: 9	H: 0 LOB: 0 BB: 0 P: 14	1B: 6 2B: 4 3B: 0 HR: 0	SF: 0 SAC: 1 DP: 1 HBP: 0	WP: 0 PB: 0 SB: 0 CS: 0	PA: 37		
PITCHER	IP	WLS	BF	H	R	ER	SO	BB	IBB	HBP	BLK	WP	HR	S	P	ERA	WHIP					
Kevin Appier, R ERA: 3.64	(1, 1)	7.1	L	33	7	7	7	6	4	0	0	0	0	0	71	118	8.59	1.500				
Rick Huisman, R ERA: 4.29	(8, 1)	0.0		2	1	0	0	0	1	0	0	0	0	0	5	11	∞	∞				
Jason Jacome, L ERA: 4.37	(8, 1)	0.2		2	1	2	2	0	0	0	0	0	0	0	6	6	27.00	1.500				

Kansas City Royals @ Cleveland Indians
 Jacobs Field, Cleveland, OH
 Thu Sep 19 1996, 7:05 PM EDT
 Att: 42,297 - Unknown - 65 F

livebaseballscorecards.com

AB 31
 R 9
 H 9
 RBI 9
 BB 5
 SO 6
 LOB 12



Batter	1	2	3	4	5	6	7	8	9	AB	R	H	RBI	BB	SO	LOB	TOP								
Jose Offerman, S OBP: 0.374, SLG: 0.408 (1, 3) (7, 4)										5	1	2	0	0	1	3									
Rod Myers, L OBP: 0.282, SLG: 0.417 (1, 8)										4	0	0	0	1	1	4									
Bip Roberts, S OBP: 0.335, SLG: 0.363 (1, 7)										5	2	3	1	0	2	0									
Mike Macfarlane, R OBP: 0.337, SLG: 0.500 Tom Goodwin, L OBP: 0.334, SLG: 0.330 (9, PR)										3	1	2	1	2	1	1									
Jon Nunnally, L OBP: 0.337, SLG: 0.513 (1, 9)										3	2	2	0	2	1	0									
29 Mike Sweeney, R OBP: 0.348, SLG: 0.372 (1, 2)										5	0	2	2	0	1	6									
Keith Lockhart, L OBP: 0.321, SLG: 0.402 Kevin Young, R OBP: 0.308, SLG: 0.484 (7, PH) (7, 3)										3	0	0	0	0	0	4									
Joe Randa, R OBP: 0.346, SLG: 0.420 (1, 5)										4	0	2	0	0	1	1									
David Howard, S OBP: 0.292, SLG: 0.311 (1, 6)										3	0	0	0	1	0	2									
Inning Stats	R: 3 E: 0 K: 1 S: 20	H: 3 LOB: 1 BB: 1 P: 36	R: 0 E: 0 K: 0 S: 13	H: 1 LOB: 1 BB: 0 P: 17	R: 1 E: 0 K: 1 S: 14	H: 3 LOB: 1 BB: 0 P: 23	R: 0 E: 0 K: 2 S: 11	H: 1 LOB: 1 BB: 0 P: 16	R: 0 E: 0 K: 2 S: 12	H: 2 LOB: 2 BB: 0 P: 22	R: 0 E: 1 K: 1 S: 8	H: 1 LOB: 1 BB: 0 P: 13	R: 2 E: 0 K: 0 S: 16	H: 3 LOB: 1 BB: 1 P: 27	R: 0 E: 0 K: 0 S: 8	H: 0 LOB: 0 BB: 2 P: 19	R: 0 E: 0 K: 1 S: 10	H: 0 LOB: 2 BB: 2 P: 20	1B: 10 2B: 4 3B: 0 HR: 0	SF: 0 SAC: 0 DP: 1 HBP: 0	WP: 0 PB: 0 SB: 4 CS: 2	PA: 43			
PITCHER	IP	WLS	BF	H	R	ER	SO	BB	IBB	HBP	BLK	WP	HR	S	P	ERA	WHIP								
Charles Nagy, R ERA: 3.42	5.0	L	25	10	4	4	6	1	0	0	0	0	0	70	114	7.20	2.200								
Danny Graves, R ERA: 5.33	6.1		8	3	2	2	1	1	0	0	0	0	0	14	26	10.80	2.400								
Alan Embree, L ERA: 6.07	7.1		5	1	0	0	0	2	0	0	0	0	0	18	33	0.00	2.250								
Paul Shuey, R ERA: 2.92	9.1		4	0	0	0	1	2	0	0	0	0	0	10	20	0.00	2.000								

Kansas City Royals @ Cleveland Indians
Jacobs Field, Cleveland, OH
Fri Sep 20 1996, 7:05 PM EDT
Att: 42,358 - Unknown - 67 F

AB 36
R 6
H 14
RBI 6
BB 6
SO 8
LOB 21

Batter	1	2	3	4	5	6	7	8	9	AB	R	H	RBI	BB	SO	LOB	BOTTOM								
Kenny Lofton, L OBP: 0.368, SLG: 0.443 (1, 8)										4	1	1	0	0	1	0									
Kevin Seitzer, R OBP: 0.416, SLG: 0.462 (1, 3)										4	0	2	0	0	0	1									
Jim Thome, L OBP: 0.450, SLG: 0.615 (1, 5)										3	0	1	1	1	1	1									
Albert Belle, R OBP: 0.407, SLG: 0.616 (1, 7)										3	0	0	0	1	1	4									
Julio Franco, R OBP: 0.409, SLG: 0.477 (1, 10)										3	0	0	0	1	0	2									
Manny Ramirez, R OBP: 0.401, SLG: 0.580 (1, 9)										3	1	1	0	0	0	2									
Sandy Alomar Jr., R OBP: 0.299, SLG: 0.390 Nigel Wilson, L OBP: 0.300, SLG: 0.556 (9, PH)										2	1	0	0	1	0	0									
Jeff Kent, R OBP: 0.323, SLG: 0.430 Brian Giles, L OBP: 0.409, SLG: 0.596 (9, PH)										3	1	1	3	0	0	0									
Omar Vizquel, S OBP: 0.372, SLG: 0.429 (1, 6)										3	0	0	0	0	0	0									
Inning Stats	R: 0 E: 0 K: 1 S: 10	H: 1 LOB: 0 BB: 0 P: 18	R: 0 E: 0 K: 0 S: 5	H: 0 LOB: 0 BB: 0 P: 9	R: 0 E: 0 K: 1 S: 9	H: 0 LOB: 0 BB: 0 P: 13	R: 0 E: 0 K: 1 S: 10	H: 1 LOB: 1 BB: 1 P: 16	R: 3 E: 0 K: 0 S: 15	H: 2 LOB: 0 BB: 1 P: 23	R: 0 E: 0 K: 0 S: 10	H: 0 LOB: 0 BB: 2 P: 21	R: 0 E: 0 K: 0 S: 7	H: 0 LOB: 0 BB: 0 P: 11	R: 1 E: 0 K: 0 S: 8	H: 2 LOB: 0 BB: 0 P: 13	R: 0 E: 0 K: 1 S: 12	H: 0 LOB: 1 BB: 0 P: 19	1B: 4 2B: 1 3B: 0 HR: 1	SF: 0 SAC: 0 DP: 3 HBP: 1	WP: 0 PB: 0 SB: 0 CS: 0	PA: 35			
PITCHER	IP	WLS	BF	H	R	ER	SO	BB	IBB	HBP	BLK	WP	HR	S	P	ERA	WHIP								
Brian Bevil, R ERA: 6.75	5.0	W	20	4	3	3	3	2	0	0	0	0	0	49	79	5.40	1.200								
Hipolito Pichardo, R ERA: 5.62	6.1		11	2	1	1	0	2	0	0	0	0	0	25	45	3.00	1.333								
Jaime Bluma, R ERA: 2.94	9.1	S	4	0	0	0	1	0	0	1	0	0	0	12	19	0.00	0.000								

Kansas City Royals @ Cleveland Indians
Jacobs Field, Cleveland, OH
Fri Sep 20 1996, 7:05 PM EDT
Att: 42,358 - Unknown - 67 F

AB 30
R 4
H 6
RBI 4
BB 4
SO 4
LOB 12

Batter	1	2	3	4	5	6	7	8	9	AB	R	H	RBI	BB	SO	LOB	TOP								
Jose Offerman, S (1, 4) OBP: 0.374, SLG: 0.407 (8, 6)	1-1 G4-3		4-1 1B 2B BB		2-1 F7		0-1 FC3-6 BB 1B	1-2 L8		4	1	1	0	1	0	1									
Rod Myers, L (1, 8) OBP: 0.318, SLG: 0.425	2-3 K		1-1 2B 1B		2-2 FC1-6 1B		4-0 FC3-6 BB	1-3 K		4	0	2	0	1	2	0									
Bip Roberts, S (1, 7) OBP: 0.336, SLG: 0.365 (8, 4)	1-2 G3		1-2 2B		2-2 FC1-6		0-0 FC3-6 BB	1-2 FC6-4 HBP		4	0	1	1	0	0	3									
Chris Stynes, R (9, FR) OBP: 0.299, SLG: 0.341			1-3 2B		1-2 K		1-2 2-3			0	0	0	0	0	0	0									
Bob Hamelin, L (1, 10) OBP: 0.393, SLG: 0.437		1-3 K	4-0 FC5-4 IBB		1-3 K		4-1 1B	1-2 P4		3	0	0	0	2	2	2									
Craig Paquette, R (1, 3) OBP: 0.305, SLG: 0.463		1-3 K	1-2 FC5-4		0-0 F7		0-0 G4-3	0-1 FC6-4		5	0	0	0	0	1	7									
Kevin Young, R (1, 9) OBP: 0.303, SLG: 0.473 Jon Nunnally, L (8, PH) OBP: 0.344, SLG: 0.519 (8, 7)		3-3 K		1-2 G6-3		2-2 G6-3		2-2 2B 29 SF7 1B		3	0	0	0	0	1	0									
Keith Lockhart, L (1, 5) OBP: 0.322, SLG: 0.408			2-0 29 G4-3 WP 2B		0-1 F9		2-3 K	0-2 2B		4	1	2	0	0	1	0									
29 Mike Sweeney, R (1, 2) OBP: 0.347, SLG: 0.391			1-2 G4-3		0-1 E1		1-1 HR	2-2 SF7		3	1	1	2	0	0	1									
David Howard, S (1, 6) OBP: 0.290, SLG: 0.309 Johnny Damon, L (8, PH) OBP: 0.313, SLG: 0.366 (8, 9)			2-2 G4-3		0-0 F9		0-0 G4-3	2-3 K		3	0	0	0	0	0	2									
Inning Stats	R: 0 E: 0 K: 1 S: 10	H: 0 LOB: 0 BB: 0 P: 14	R: 0 E: 0 K: 3 S: 9	H: 0 LOB: 0 BB: 0 P: 14	R: 2 E: 0 K: 0 S: 17	H: 3 LOB: 3 BB: 2 P: 32	R: 0 E: 1 K: 0 S: 8	H: 0 LOB: 1 BB: 0 P: 9	R: 0 E: 0 K: 1 S: 13	H: 0 LOB: 0 BB: 0 P: 20	R: 0 E: 0 K: 1 S: 7	H: 0 LOB: 0 BB: 0 P: 11	R: 1 E: 0 K: 0 S: 8	H: 2 LOB: 3 BB: 2 P: 17	R: 1 E: 0 K: 1 S: 16	H: 2 LOB: 1 BB: 0 P: 23	R: 0 E: 0 K: 1 S: 12	H: 0 LOB: 1 BB: 0 P: 15	1B: 4 2B: 3 3B: 0 HR: 1	SF: 1 SAC: 0 DP: 0 HBP: 1	WP: 1 PB: 0 SB: 0 CS: 0	PA: 41			
PITCHER	IP	WLS	BF	H	R	ER	SO	BB	IBB	HBP	BLK	WP	HR	S	P	ERA	WHIP								
Orel Hershiser, R (1, 1) ERA: 4.12	7.0	W	32	6	3	3	6	3	1	0	0	1	1	72	117	3.86	1.286								
Eric Plunk, R (8, 1) ERA: 2.5	1.0		5	2	1	1	1	0	0	0	0	0	0	16	23	9.00	2.000								
Jose Mesa, R (9, 1) ERA: 3.82	1.0		4	0	0	0	1	0	0	1	0	0	0	12	15	0.00	0.000								

Kansas City Royals @ Cleveland Indians
Jacobs Field, Cleveland, OH
Sat Sep 21 1996, 3:33 AM EDT
Att. 42,339 - Overcast - 75 F

livebaseballscorecards.com

AB 35
R 4
H 8
RBI 3
BB 4
SO 8
LOB 17



Batter	1	2	3	4	5	6	7	8	9	AB	R	H	RBI	BB	SO	LOB	BOTTOM								
Damian Jackson, R (1, 6) OBP: 0.300, SLG: 0.500	2-2 F9			0-1 HR 1B	0-2 G5-3		2-3 K			5	1	1	0	0	2	5									
Kevin Seitzer, R (1, 10) OBP: 0.414, SLG: 0.461	2-2 2B		2-3 K	1-1 L8		2-0 G5-3		2-3 K		5	0	1	0	0	2	2									
Jim Thome, L (1, 5) OBP: 0.453, SLG: 0.621 Geronimo Pena, S (9, 5) OBP: 0.400, SLG: 1.000	2-2 G6-3		4-2 FC6-5 BB	1-2 HR		4-0 G5-4-3 BB		4-0 1B BB		2	2	1	3	3	0	1									
Albert Belle, R (1, 7) OBP: 0.407, SLG: 0.615 Brian Giles, L (8, FR) OBP: 0.409, SLG: 0.596 (9, 7)	2-0 F8		1-2 FC6-5 1B	0-0 G5-3		1-1 G5-4-3		1-0 SF9 1B		5	0	2	0	0	0	2									
Julio Franco, R (1, 3) OBP: 0.411, SLG: 0.477 Casey Candaele, S (8, FR) OBP: 0.282, SLG: 0.368 (9, 4)		0-1 G6-3	3-0 FC6-5		0-2 PB BB 1B		4-0 S 2B BB	0-2 E7 SF9 HR 1B		4	2	2	1	1	0	2									
Manny Ramirez, R (1, 9) OBP: 0.401, SLG: 0.578		1-1 1B 1B	3-2 F9		1-3 K		3-2 F8	4-0 HR IBB		4	2	1	0	1	1	4									
Jeff Kent, R (1, 4) OBP: 0.328, SLG: 0.439 (9, 3)		0-0 1B 1B		0-1 G5-3 1B 2B	4-0 1B PB BB		1-1 1B SF8 2B	2-0 SF9		3	2	3	2	1	0	0									
Ryan Thompson, R (1, 8) OBP: 0.273, SLG: 0.545		1-0 P8		0-1 G5-3	1-3 K		1-2 1B 2B	1-0 HR		5	1	2	3	0	1	5									
Tony Peña, R (1, 2) OBP: 0.261, SLG: 0.241		1-2 1B		0-2 L8 HR 1B	0-2 1B		0-1 SF8	2-1 G6-3		4	1	3	4	0	0	2									
Inning Stats	R: 0 E: 0 K: 0 S: 11	H: 1 LOB: 1 BB: 0 P: 19	R: 1 E: 0 K: 1 S: 12	H: 3 LOB: 0 BB: 0 P: 17	R: 0 E: 0 K: 1 S: 14	H: 1 LOB: 2 BB: 1 P: 27	R: 4 E: 0 K: 0 S: 15	H: 4 LOB: 0 BB: 0 P: 17	R: 1 E: 0 K: 2 S: 18	H: 2 LOB: 2 BB: 1 P: 24	R: 0 E: 0 K: 0 S: 3	H: 0 LOB: 0 BB: 1 P: 10	R: 2 E: 0 K: 1 S: 16	H: 2 LOB: 1 BB: 1 P: 27	R: 5 E: 1 K: 1 S: 11	H: 3 LOB: 2 BB: 2 P: 27	R: 0 E: 0 K: 1 S: 12	H: 0 LOB: 1 BB: 0 P: 15	1B: 11 2B: 3 3B: 0 HR: 2	SF: 2 SAC: 0 DP: 1 HBP: 0	WP: 0 PB: 1 SB: 1 CS: 0	PA: 45			
PITCHER	IP	WLS	BF	H	R	ER	SO	BB	IBB	HBP	BLK	WP	HR	S	P	ERA	WHIP								
50 José Rosado, L (1, 1) ERA: 3.1	4.0	L	22	5	5	5	2	1	0	0	0	0	0	52	80	11.25	2.500								
Jeff Granger, L (5, 1) ERA: 7.2	2.0		9	2	1	0	2	2	0	0	0	0	0	21	34	0.00	2.000								
Rick Huisman, R (7, 1) ERA: 4.76	1.0		6	2	2	2	1	1	0	0	0	0	0	16	27	18.00	3.000								
Mike Magnante, L (8, 1) ERA: 5.67	1.0		8	3	5	5	1	1	1	0	0	0	1	11	27	45.00	4.000								

Kansas City Royals @ Cleveland Indians
Jacobs Field, Cleveland, OH
Sat Sep 21 1996, 3:33 AM EDT
Att. 42,339 - Overcast - 75 F

livebaseballscorecards.com

AB 37
R 13
H 16
RBI 13
BB 6
SO 6
LOB 23



Batter	1	2	3	4	5	6	7	8	9	AB	R	H	RBI	BB	SO	LOB	TOP										
Jose Offerman, S OBP: 0.377, SLG: 0.413	4-2 S SF7 BB		1-2 3B		2-2 1B 1-2 3-H G3-1 1B		0-0 2B 1B		1-3 K	4	3	3	1	1	1	0	Kansas City Royals @ Cleveland Indians Jacobs Field, Cleveland, OH Sun Sep 22 1996, 3:33 AM EDT Att: 42,291 - Sunny - 68 F										
Joe Randa, R OBP: 0.348, SLG: 0.424	1-0 F9		0-1 G6-3		2-2 G3-1 1-3 2-H 1B		1-2 2B			4	0	2	2	0	0	2											
Rod Myers, L OBP: 0.313, SLG: 0.395	4-2 S 1-3 BB		3-2 F8		2-2 G3-1 2-3 3-H 1B		0-0 F8			3	0	0	1	1	0	3											
Craig Paquette, R OBP: 0.302, SLG: 0.459	1-1 SF7			2-0 F9		3-0 F8		0-3 K		3	0	0	1	0	1	2											
Jon Nunnally, L OBP: 0.333, SLG: 0.500 Bip Roberts, S OBP: 0.338, SLG: 0.367	2-1 G6-3			0-3 K		0-0 G3		1-0 G4-6-3 1B		3	0	0	0	0	1	1											
Chris Stynes, R OBP: 0.286, SLG: 0.326		0-0 G4-3		0-3 K		0-1 G4-3		2-0 G4-6-3 1-2f		4	0	0	0	0	1	1											
Johnny Damon, L OBP: 0.370 Kevin Young, R OBP: 0.303, SLG: 0.473 Bob Hamelin, L OBP: 0.391, SLG: 0.435 Les Norman, R OBP: 0.236, SLG: 0.125	0-0 G6-3				3-1 G3 1B 2B		0-1 FC5-4 1B		1-2 F8	3	1	2	0	0	0	0											
Mike Macfarlane, R OBP: 0.333, SLG: 0.495	1-3 K				2-2 G3 1-2f		1-0 FC5-4		2-3 K	4	0	0	0	0	2	2											
David Howard, S OBP: 0.290, SLG: 0.308 Keith Lockhart, L OBP: 0.322, SLG: 0.407			0-1 B5-3		4-2 1B 1B BB		1-3 K		0-0 6-3	2	1	0	0	1	1	0											
Inning Stats	R: 1 E: 0 K: 0 S: 12	H: 0 LOB: 1 BB: 2 P: 24	R: 0 E: 0 K: 1 S: 5	H: 0 LOB: 0 BB: 0 P: 6	R: 0 E: 0 K: 0 S: 11	H: 1 LOB: 1 BB: 0 P: 15	R: 0 E: 0 K: 2 S: 7	H: 0 LOB: 0 BB: 0 P: 9	R: 3 E: 0 K: 0 S: 18	H: 3 LOB: 1 BB: 1 P: 36	R: 0 E: 0 K: 0 S: 7	H: 1 LOB: 1 BB: 0 P: 7	R: 1 E: 0 K: 2 S: 11	H: 2 LOB: 0 BB: 0 P: 13	R: 0 E: 0 K: 0 S: 5	H: 1 LOB: 0 BB: 0 P: 9		R: 0 E: 0 K: 2 S: 8	H: 0 LOB: 0 BB: 0 P: 11	1B: 5 2B: 2 3B: 1 HR: 0	SF: 1 SAC: 0 DP: 1 HBP: 0	WP: 0 PB: 0 SB: 3 CS: 0	PA: 37				
PITCHER	IP	WLS	BF	H	R	ER	SO	BB	IBB	HBP	BLK	WP	HR	S	P	ERA	WHIP										
Jack McDowell, R ERA: 5.05	7.0	W	31	7	5	5	5	3	0	0	0	0	0	2	5	6.43	1.429										
Paul Assenmacher, L ERA: 2.18	0.2		2	1	0	0	0	0	0	0	0	0	0	3	4	0.00	0.000										
Paul Shuey, R ERA: 2.91	0.1		1	0	0	0	0	0	0	0	0	0	0	3	4	0.00	0.000										
Jose Mesa, R ERA: 3.76	1.0	S	3	0	0	0	2	0	0	0	0	0	0	8	11	0.00	0.000										

Batter	1	2	3	4	5	6	7	8	9	AB	R	H	RBI	BB	SO	LOB	BOTTOM										
Kenny Lofton, L OBP: 0.372, SLG: 0.446	1-0 1B G3-6-3		4-2 S BB		0-0 2B 1-2 1B		3-2 1B E 1B			3	2	3	0	1	0	0	Kansas City Royals @ Cleveland Indians Jacobs Field, Cleveland, OH Sun Sep 22 1996, 3:33 AM EDT Att: 42,291 - Sunny - 68 F										
Kevin Seitzer, R OBP: 0.417, SLG: 0.465 Jose Vizcaino, S OBP: 0.342, SLG: 0.364	1-1 G3-6-3 1B		1-0 P4		1-2 1-3 2-H 2B		1-0 1B BB FC1-6 1B			4	0	3	1	0	0	1											
Jim Thome, L OBP: 0.453, SLG: 0.618	0-1 G3-6-3			0-0 F7		1-1 HBP		4-2 1B E BB		2	1	0	0	1	0	1											
Albert Belle, R OBP: 0.406, SLG: 0.612	1-1 G6-3			2-2 G4-3		1-0 F9		1-1 FC1-6 1B		4	0	1	0	0	0	3											
Manny Ramirez, R OBP: 0.400, SLG: 0.575		0-0 FC5-4 1B		1-0 F9		2-2 F8		1-0 FC1-6 1-2f 2-H 3-H		4	0	1	1	0	0	1											
Jeff Kent, R OBP: 0.330, SLG: 0.441	2-1 FC5-4			4-1 G3 1B BB		0-1 2B		2-2 P4		3	1	1	0	1	0	3											
Geronimo Pena, S OBP: 0.222, SLG: 0.500	0-1 G4-6-3			0-3 K		2-3 K		3-1 F8		4	0	0	0	0	2	3											
Tony Peña, R OBP: 0.257, SLG: 0.237 Nigel Wilson, L OBP: 0.273, SLG: 0.500 Sandy Alomar Jr., R OBP: 0.256, SLG: 0.390			0-1 F7		1-2 G3		3-2 G6-3		0-0 G4-3	3	0	0	0	0	0	2											
Omar Vizquel, S OBP: 0.371, SLG: 0.428			1-2 G6-3		0-1 1B 2B 1B		3-2 G6-3		0-3 K	4	1	1	1	0	1	0											
Inning Stats	R: 1 E: 0 K: 0 S: 7	H: 2 LOB: 0 BB: 0 P: 10	R: 0 E: 0 K: 0 S: 5	H: 1 LOB: 0 BB: 0 P: 7	R: 0 E: 0 K: 0 S: 9	H: 0 LOB: 1 BB: 1 P: 15	R: 0 E: 0 K: 0 S: 5	H: 0 LOB: 0 BB: 0 P: 8	R: 2 E: 0 K: 1 S: 17	H: 3 LOB: 3 BB: 1 P: 25	R: 0 E: 0 K: 1 S: 19	H: 1 LOB: 1 BB: 0 P: 26	R: 3 E: 2 K: 0 S: 16	H: 3 LOB: 2 BB: 1 P: 31	R: 0 E: 0 K: 1 S: 6	H: 0 LOB: 0 BB: 0 P: 9		1B: 8 2B: 2 3B: 0 HR: 0	SF: 0 SAC: 0 DP: 2 HBP: 1	WP: 0 PB: 0 SB: 1 CS: 0	PA: 36						
PITCHER	IP	WLS	BF	H	R	ER	SO	BB	IBB	HBP	BLK	WP	HR	S	P	ERA	WHIP										
Chris Haney, L ERA: 4.66	6.0	L	26	7	3	3	2	2	0	1	0	0	0	10	21	54.00	9.000										
Jason Jacome, L ERA: 4.72	0.1		4	2	3	2	0	1	0	0	0	0	0	12	19	0.00	0.600										
Bob Scanlan, R ERA: 7.08	1.2		6	1	0	0	1	0	0	0	0	0	0	12	19	0.00	0.600										

Batter	1	2	3	4	5	6	7	8	9	AB	R	H	RBI	BB	SO	LOB	TOP								
Jose Offerman, S OBP: 0.378, SLG: 0.413 (1, 6) (8, 4)	G6-3		1B E SF8	FC5 G1-3 1B		K		S 2B 1B		5	2	3	1	0	1	1	Kansas City Royals @ Chicago White Sox Comiskey Park, Chicago, IL Wed Sep 25 1996, 8:05 PM EDT Att: 15,911 - Unknown - 62 F								
Joe Randa, R OBP: 0.345, SLG: 0.417 (1, 5)	K		E4 SF8 1B E	G1-3				2B BB		4	2	1	0	1	1	2									
Rod Myers, L OBP: 0.351, SLG: 0.440 (1, 8)			FC4-6 1-2 2-3 1B	K		F7		2B		4	0	2	2	1	1	3									
Bip Roberts, S OBP: 0.335, SLG: 0.362 (1, 7)	G3-1		SF8	FC5				IBB		3	0	0	1	1	0	2									
Craig Paquette, R OBP: 0.301, SLG: 0.463 (1, 3)		G6-3	E5 FC4-6		G5-4-3 1B		HR	K		5	1	2	1	0	1	3									
Johnny Damon, L OBP: 0.313, SLG: 0.366 (1, 9)			FC4-6 S		P5		F9		F8	5	1	1	0	0	0	3									
Mike Macfarlane, R OBP: 0.336, SLG: 0.500 (1, 2)		HR	IBB		G5-4-3		P3		K	4	1	1	2	1	1	1									
29 Mike Sweeney, R OBP: 0.343, SLG: 0.385 (1, 10)			K					F8	F7	5	0	1	0	0	1	3									
Keith Lockhart, L OBP: 0.321, SLG: 0.415 David Howard, S OBP: 0.290, SLG: 0.308 (1, 4) (8, 6)						K		G5-3		4	1	1	0	0	1	1									
Inning Stats	R: 0 E: 0 K: 1 S: 5	H: 0 LOB: 1 BB: 1 P: 9	R: 2 E: 0 K: 0 S: 5	H: 2 LOB: 0 BB: 0 P: 5	R: 2 E: 2 K: 1 S: 9	H: 2 LOB: 3 BB: 1 P: 13	R: 1 E: 0 K: 1 S: 7	H: 2 LOB: 1 BB: 0 P: 7	R: 0 E: 0 K: 2 S: 3	H: 1 LOB: 0 BB: 0 P: 3	R: 0 E: 0 K: 2 S: 9	H: 2 LOB: 2 BB: 0 P: 9	R: 1 E: 0 K: 0 S: 4	H: 1 LOB: 0 BB: 0 P: 4	R: 2 E: 0 K: 1 S: 7	H: 2 LOB: 2 BB: 2 P: 15		R: 0 E: 0 K: 1 S: 5	H: 0 LOB: 0 BB: 0 P: 5	1B: 8 2B: 2 3B: 0 HR: 2	SF: 1 SAC: 0 DP: 1 HBP: 0	WP: 0 PB: 0 SB: 2 CS: 0	PA: 44		
PITCHER	IP	WLS	BF	H	R	ER	SO	BB	IBB	HBP	BLK	WP	HR	S	P	ERA	WHIP								
Kevin Tapani, R ERA: 4.59 (1, 1)	2.1	L	14	4	4	3	1	1	0	0	0	0	1	15	19	11.57	2.143								
Mike Sirotko, L ERA: 7.35 (3, 1)	0.1		1	0	0	0	0	0	0	0	0	0	0	1	1	0.00	0.000								
Al Levine, R ERA: 4.86 (3, 1)	0.1		2	0	0	0	1	0	1	0	0	0	0	3	7	0.00	0.000								
Mike Bertotti, L ERA: 5.16 Jeff Darwin, R ERA: 3.1 (4, 1) (5, 1)	1.0		5	2	1	1	1	0	0	0	0	0	0	7	7	9.00	2.000								
3.0			12	4	1	1	2	0	0	0	0	0	1	16	16	3.00	1.333								
PITCHER	IP	WLS	BF	H	R	ER	SO	BB	IBB	HBP	BLK	WP	HR	S	P	ERA	WHIP								
41 Bill Simas, R ERA: 4.67 (8, 1)	1.0		7	2	2	2	1	1	1	0	0	0	0	7	15	18.00	3.000								
Stacy Jones, R ERA: (9, 1)	1.0		3	0	0	0	1	0	0	0	0	0	0	5	5	0.00	0.000								



Batter	1	2	3	4	5	6	7	8	9	AB	R	H	RBI	BB	SO	LOB	BOTTOM								
Tony Phillips, S OBP: 0.405, SLG: 0.402 (1, 7)	K2-3				F8			G5-3		3	0	0	0	1	1	0	Kansas City Royals @ Chicago White Sox Comiskey Park, Chicago, IL Wed Sep 25 1996, 8:05 PM EDT Att: 15,911 - Unknown - 62 F								
Dave Martinez, L OBP: 0.391, SLG: 0.466 (1, 8)		FC6-4 BB			F9			G4-3		4	1	1	0	0	0	2									
Frank Thomas, R OBP: 0.457, SLG: 0.627 (1, 3)	F9							FC3-6 1B		3	0	2	0	1	0	1									
Robin Ventura, L OBP: 0.369, SLG: 0.525 (1, 5)			G3-6-3		F8			FC3-6 G1 1B		4	0	1	1	0	0	3									
Harold Baines, L OBP: 0.399, SLG: 0.504 Norberto Martin, R OBP: 0.366, SLG: 0.415 (1, 10) (8, PH)								G1		2	0	1	0	1	1	1									
Danny Tartabull, R OBP: 0.340, SLG: 0.483 (1, 9)			F9					K		4	0	0	0	0	3	3									
Ray Durham, S OBP: 0.350, SLG: 0.403 (1, 4)								F8		4	1	3	0	0	0	1									
Don Slaught, R OBP: 0.363, SLG: 0.439 Domingo Cedeno, S OBP: 0.313, SLG: 0.351 (1, 2) (9, PH)					L6-3			G6-4-3 1B		3	0	1	0	0	0	2									
Ozzie Guillen, L OBP: 0.272, SLG: 0.364 (1, 6)								G4-3		1	0	0	0	0	0	1									
Inning Stats	R: 1 E: 0 K: 2 S: 9	H: 2 LOB: 1 BB: 0 P: 9	R: 1 E: 0 K: 1 S: 7	H: 2 LOB: 2 BB: 1 P: 11	R: 0 E: 0 K: 0 S: 4	H: 2 LOB: 1 BB: 0 P: 4	R: 0 E: 0 K: 0 S: 3	H: 1 LOB: 0 BB: 0 P: 3	R: 0 E: 0 K: 1 S: 5	H: 0 LOB: 1 BB: 1 P: 7	R: 0 E: 0 K: 1 S: 5	H: 0 LOB: 0 BB: 0 P: 5	R: 0 E: 0 K: 1 S: 6	H: 1 LOB: 1 BB: 0 P: 6	R: 0 E: 0 K: 0 S: 3	H: 1 LOB: 0 BB: 0 P: 3		1B: 8 2B: 2 3B: 0 HR: 0	SF: 0 SAC: 1 DP: 3 HBP: 0	WP: 2 PB: 0 SB: 0 CS: 0	PA: 36				
PITCHER	IP	WLS	BF	H	R	ER	SO	BB	IBB	HBP	BLK	WP	HR	S	P	ERA	WHIP								
Kevin Appier, R ERA: 3.62 (1, 1)	6.0	W	26	7	2	2	4	3	0	0	0	0	0	31	43	3.00	1.667								
Jeff Granger, L ERA: 6.61 (7, 1)	1.1		5	1	0	0	1	0	0	0	0	0	0	7	7	0.00	0.750								
Hipolito Pichardo, R ERA: 5.48 (8, 1)	1.2		5	1	0	0	1	0	0	0	0	0	0	7	7	0.00	0.600								



Batter	1	2	3	4	5	6	7	8	9	AB	R	H	RBI	BB	SO	LOB	TOP									
Kenny Lofton, L OBP: 0.372, SLG: 0.447										5	0	1	0	0	3	3										
Kevin Seitzer, R OBP: 0.415, SLG: 0.461										5	0	1	0	0	0	1										
Jim Thome, L OBP: 0.453, SLG: 0.618										4	1	2	1	0	1	0										
Albert Belle, R OBP: 0.410, SLG: 0.620										4	1	1	0	0	0	2										
Julio Franco, R OBP: 0.413, SLG: 0.478										4	1	1	0	0	2	2										
Manny Ramirez, R OBP: 0.401, SLG: 0.585										3	2	1	2	1	0	0										
Sandy Alomar Jr., R OBP: 0.297, SLG: 0.386										3	0	2	0	0	0	0										
Brian Giles, L OBP: 0.433, SLG: 0.608										1	0	0	0	0	0	1										
Omar Vizquel, S OBP: 0.366, SLG: 0.422										3	0	1	0	0	0	1										
Nigel Wilson, L OBP: 0.333, SLG: 0.818										1	1	1	2	0	0	0										
Jose Vizcaino, S OBP: 0.341, SLG: 0.364										4	0	1	0	0	1	3										
Inning Stats	R: 0 E: 0 K: 2 S: 15	H: 2 LOB: 2 BB: 0 P: 19	R: 0 E: 0 K: 0 S: 12	H: 1 LOB: 1 BB: 0 P: 19	R: 0 E: 0 K: 2 S: 11	H: 0 LOB: 0 BB: 0 P: 15	R: 3 E: 0 K: 1 S: 22	H: 5 LOB: 1 BB: 0 P: 30	R: 0 E: 0 K: 0 S: 4	H: 0 LOB: 0 BB: 0 P: 8	R: 0 E: 0 K: 1 S: 10	H: 0 LOB: 0 BB: 0 P: 17	R: 0 E: 0 K: 1 S: 10	H: 1 LOB: 1 BB: 0 P: 16	R: 1 E: 0 K: 0 S: 8	H: 1 LOB: 0 BB: 0 P: 13	R: 2 E: 0 K: 0 S: 13	H: 2 LOB: 1 BB: 1 P: 22	1B: 8 2B: 2 3B: 0 HR: 3	SF: 0 SAC: 0 DP: 2 HBP: 0	WP: 2 PB: 0 SB: 0 CS: 1	PA: 38				
PITCHER	IP	WLS	BF	H	R	ER	SO	BB	IBB	HBP	BLK	WP	HR	S	P	ERA	WHIP									
50 José Rosado, L ERA: 3.21	(1, 1)	5.0	W	22	8	3	3	5	0	0	0	0	1	1	64	91	5.40	1.600								
Brian Bevil, R ERA: 5.73	(6, 1)	3.0		10	2	1	1	2	0	0	0	0	0	1	28	46	3.00	0.667								
Jaime Bluma, R ERA: 3.6	(9, 1)	1.0		6	2	2	2	0	1	0	0	0	1	1	13	22	18.00	3.000								

Cleveland Indians @ Kansas City Royals
Kauffman Stadium, Kansas City, MO

AB 37
R 6
H 12
RBI 5
BB 1
SO 7
LOB 13



WP: 2 PA: 38
Fri Sep 27 1996, 7:05 PM CDT
Att: 15,939 - Unknown - 62 F

Batter	1	2	3	4	5	6	7	8	9	AB	R	H	RBI	BB	SO	LOB	BOTTOM									
Jose Offerman, S OBP: 0.383, SLG: 0.417										3	3	3	2	2	0	0										
Rod Myers, L OBP: 0.371, SLG: 0.473										5	1	3	2	0	1	1										
Joe Randa, R OBP: 0.343, SLG: 0.416										5	0	1	3	0	0	3										
Craig Paquette, R OBP: 0.298, SLG: 0.457										5	0	0	1	0	2	3										
Jon Nunnally, L OBP: 0.308, SLG: 0.456										5	0	0	0	0	0	4										
Joe Vitiello, R OBP: 0.342, SLG: 0.401										4	1	2	0	0	1	0										
Tom Goodwin, L OBP: 0.334, SLG: 0.330										4	2	2	1	0	0	1										
29 Mike Sweeney, R OBP: 0.352, SLG: 0.409										3	3	2	1	0	1	1										
David Howard, S OBP: 0.290, SLG: 0.306										2	0	0	0	1	1	1										
Inning Stats	R: 1 E: 0 K: 1 S: 9	H: 2 LOB: 1 BB: 0 P: 14	R: 1 E: 0 K: 1 S: 11	H: 2 LOB: 2 BB: 1 P: 18	R: 0 E: 0 K: 0 S: 5	H: 0 LOB: 0 BB: 0 P: 6	R: 0 E: 0 K: 0 S: 8	H: 0 LOB: 0 BB: 0 P: 11	R: 3 E: 0 K: 0 S: 9	H: 3 LOB: 1 BB: 1 P: 15	R: 2 E: 0 K: 3 S: 19	H: 3 LOB: 1 BB: 0 P: 26	R: 0 E: 0 K: 1 S: 8	H: 0 LOB: 0 BB: 0 P: 14	R: 4 E: 0 K: 0 S: 17	H: 3 LOB: 2 BB: 1 P: 29	1B: 10 2B: 2 3B: 0 HR: 1	SF: 0 SAC: 1 DP: 0 HBP: 1	WP: 1 PB: 0 SB: 3 CS: 0	PA: 41						
PITCHER	IP	WLS	BF	H	R	ER	SO	BB	IBB	HBP	BLK	WP	HR	S	P	ERA	WHIP									
Orel Hershiser, R ERA: 4.24	(1, 1)	5.0	L	23	7	5	5	2	2	0	0	0	0	1	42	64	9.00	1.800								
Alan Embree, L ERA: 6.46	(6, 1)	1.0		6	3	2	2	3	0	0	0	0	0	0	19	26	18.00	3.000								
Paul Shuey, R ERA: 2.65	(7, 1)	1.0		3	0	0	0	1	0	0	0	0	0	8	14	0.00	0.000									
Paul Assenmacher, L ERA: 2.96	(8, 1)	0.1		6	3	4	4	0	0	1	1	0	0	0	11	22	108.00	9.000								
Danny Graves, R ERA: 4.71	(8, 1)	0.2		3	0	0	0	0	0	0	0	0	0	6	7	0.00	0.000									

Cleveland Indians @ Kansas City Royals
Kauffman Stadium, Kansas City, MO

AB 36
R 11
H 13
RBI 10
BB 3
SO 6
LOB 14



WP: 1 PA: 41
Fri Sep 27 1996, 7:05 PM CDT
Att: 15,939 - Unknown - 62 F

Batter	1	2	3	4	5	6	7	8	9	AB	R	H	RBI	BB	SO	LOB	TOP								
Kenny Lofton, L OBP: 0.373, SLG: 0.447 (1, 8)										4	1	2	0	0	1	1	Cleveland Indians @ Kansas City Royals Kauffman Stadium, Kansas City, MO Sat Sep 28 1996, 7:05 PM CDT Att: 19,820 - Unknown - 70 F								
Kevin Seitzer, R OBP: 0.418, SLG: 0.468 (1, 3)										4	1	4	1	0	0	0									
Jim Thome, L OBP: 0.450, SLG: 0.614 (1, 5)										4	0	0	0	0	1	5									
Albert Belle, R OBP: 0.409, SLG: 0.622 (1, 7)										4	1	1	2	0	0	2									
Julio Franco, R OBP: 0.409, SLG: 0.473 (1, 10)										4	0	0	0	0	1	1									
Manny Ramirez, R OBP: 0.398, SLG: 0.580 (1, 9)										4	0	0	0	0	0	0									
Jeff Kent, R OBP: 0.328, SLG: 0.431 (1, 4)										3	1	0	0	1	1	0									
Sandy Alomar Jr., R OBP: 0.299, SLG: 0.397 (1, 2)										4	1	2	1	0	1	0									
Omar Vizquel, S OBP: 0.363, SLG: 0.419 (1, 6)									3	0	0	1	0	1	0	0									
Inning Stats	R: 1 E: 0 K: 1 S: 15	H: 2 LOB: 1 BB: 0 P: 20	R: 1 E: 0 K: 1 S: 11	H: 1 LOB: 1 BB: 1 P: 20	R: 0 E: 0 K: 1 S: 7	H: 1 LOB: 0 BB: 0 P: 13	R: 0 E: 0 K: 0 S: 8	H: 0 LOB: 0 BB: 0 P: 16	R: 0 E: 0 K: 0 S: 8	H: 0 LOB: 0 BB: 0 P: 13	R: 2 E: 0 K: 0 S: 17	H: 2 LOB: 0 BB: 0 P: 23	R: 1 E: 0 K: 1 S: 17	H: 3 LOB: 2 BB: 0 P: 25	R: 0 E: 0 K: 2 S: 5	H: 0 LOB: 0 BB: 0 P: 7	R: 0 E: 0 K: 2 S: 8	H: 0 LOB: 0 BB: 0 P: 12	1B: 4 2B: 3 3B: 0 HR: 2	SF: 1 SAC: 0 DP: 1 HBP: 0	WP: 1 PB: 0 SB: 0 CS: 0	PA: 36			
PITCHER	IP	WLS	BF	H	R	ER	SO	BB	IBB	HBP	BLK	WP	HR	S	P	ERA	WHIP								
Chris Haney, L ERA: 4.7 (1, 1)	6.0		24	6	4	4	3	1	0	0	0	1	1	66	105	6.00	1.167								
Bob Scanlan, R ERA: 8.85 (7, 1)	2.0	L	9	3	1	1	1	0	0	0	0	0	1	22	32	4.50	1.500								
Rick Huisman, R ERA: 4.6 (9, 1)	1.0		3	0	0	0	2	0	0	0	0	0	0	8	12	0.00	0.000								

Batter	1	2	3	4	5	6	7	8	9	AB	R	H	RBI	BB	SO	LOB	BOTTOM								
Jose Offerman, S OBP: 0.384, SLG: 0.417 (1, 6)										4	0	2	1	0	1	2	Cleveland Indians @ Kansas City Royals Kauffman Stadium, Kansas City, MO Sat Sep 28 1996, 7:05 PM CDT Att: 19,820 - Unknown - 70 F								
Joe Randa, R OBP: 0.346, SLG: 0.417 (1, 5)										4	0	2	0	1	1	2									
Rod Myers, L OBP: 0.364, SLG: 0.458 (1, 8)										4	0	1	2	0	2	4									
Kevin Young, R OBP: 0.301, SLG: 0.470 (6, PH)										1	0	0	0	0	0	1									
David Howard, S OBP: 0.290, SLG: 0.306 (9, 6)										0	0	0	0	0	0	0									
Bip Roberts, S OBP: 0.331, SLG: 0.357 (1, 7)										5	0	0	0	0	2	5									
Craig Paquette, R OBP: 0.297, SLG: 0.454 (1, 3)										5	0	1	0	0	0	4									
Johnny Damon, L OBP: 0.315, SLG: 0.370 (1, 9)										5	1	2	0	0	1	1									
29 Mike Sweeney, R OBP: 0.355, SLG: 0.494 (1, 10)										2	1	0	0	2	0	1									
Mike Macfarlane, R OBP: 0.337, SLG: 0.499 (1, 2)										3	1	1	0	1	0	3									
Keith Lockhart, L OBP: 0.321, SLG: 0.414 (1, 4)										3	1	1	1	0	0	1									
Chris Stynes, R ERA: 6.99 (8, PH)										1	0	1	0	0	0	0									
Tom Goodwin, L OBP: 0.334, SLG: 0.330 (6, PR)										0	0	0	0	0	0	0									
Inning Stats	R: 0 E: 0 K: 1 S: 14	H: 2 LOB: 2 BB: 0 P: 19	R: 4 E: 0 K: 1 S: 17	H: 3 LOB: 3 BB: 3 P: 36	R: 0 E: 0 K: 1 S: 11	H: 1 LOB: 1 BB: 0 P: 14	R: 0 E: 0 K: 1 S: 9	H: 1 LOB: 1 BB: 0 P: 12	R: 0 E: 0 K: 0 S: 8	H: 1 LOB: 1 BB: 0 P: 12	R: 0 E: 0 K: 1 S: 7	H: 1 LOB: 1 BB: 0 P: 12	R: 0 E: 0 K: 0 S: 10	H: 1 LOB: 2 BB: 1 P: 18	R: 0 E: 0 K: 1 S: 8	H: 1 LOB: 1 BB: 0 P: 12	R: 0 E: 0 K: 1 S: 10	H: 0 LOB: 0 BB: 0 P: 12	1B: 10 2B: 1 3B: 0 HR: 0	SF: 0 SAC: 1 DP: 0 HBP: 0	WP: 0 PB: 0 SB: 4 CS: 0	PA: 42			
PITCHER	IP	WLS	BF	H	R	ER	SO	BB	IBB	HBP	BLK	WP	HR	S	P	ERA	WHIP								
Jack McDowell, R ERA: 5.11 (1, 1)	5.0		26	8	4	4	4	3	0	0	0	0	0	7	12	0.00	1.000								
Kent Mercker, L ERA: 6.99 (6, 1)	1.0	W	4	1	0	0	1	0	0	0	0	0	0	7	12	0.00	1.000								
Eric Plunk, R ERA: 2.43 (7, 1)	1.0		5	1	0	0	0	1	0	0	0	0	0	10	18	0.00	2.000								
Brian Anderson, L ERA: 4.91 (8, 1)	0.1		2	1	0	0	0	0	0	0	0	0	0	4	6	0.00	3.000								
Julian Tavaraz, R ERA: 5.98 (8, 1)	0.1		1	0	0	0	1	0	0	0	0	0	0	3	5	0.00	0.000								
PITCHER	IP	WLS	BF	H	R	ER	SO	BB	IBB	HBP	BLK	WP	HR	S	P	ERA	WHIP								
Alan Embree, L ERA: 6.39 (8, 1)	0.1		1	0	0	0	0	0	0	0	0	0	0	1	1	0.00	0.000								
Jose Mesa, R ERA: 3.73 (9, 1)	1.0	S	3	0	0	0	1	0	0	0	0	0	0	10	12	0.00	0.000								

Batter	1	2	3	4	5	6	7	8	9	AB	R	H	RBI	BB	SO	LOB	TOP								
Kenny Lofton, L (1, 8) OBP: 0.372, SLG: 0.446 Ryan Thompson, R (5, 8) OBP: 0.348, SLG: 0.455										2	0	0	0	0	1	0	Cleveland Indians @ Kansas City Royals Kauffman Stadium, Kansas City, MO Sun Sep 29 1996, 3:33 AM CDT Att: 14,566 - Sunny - 72 F								
Kevin Seitzer, R (1, 10) OBP: 0.416, SLG: 0.466 Nigel Wilson, L (8, FH) OBP: 0.308, SLG: 0.750										3	0	0	0	0	0	1									
Jim Thome, L (1, 5) OBP: 0.362, SLG: 0.612 Casey Candaele, S (7, PR) OBP: 0.267, SLG: 0.364										3	0	1	0	0	0	1									
Albert Belle, R (1, 7) OBP: 0.410, SLG: 0.623										4	1	2	0	0	0	2									
Julio Franco, R (1, 3) OBP: 0.407, SLG: 0.470 Jeff Kent, R (7, PR) OBP: 0.330, SLG: 0.432										3	0	0	0	0	0	2									
Manny Ramirez, R (1, 9) OBP: 0.399, SLG: 0.582 Brian Giles, L (6, 9) OBP: 0.434, SLG: 0.612										2	0	1	0	0	0	0									
Omar Vizquel, S (1, 6) OBP: 0.362, SLG: 0.417 Damian Jackson, R (8, 6) OBP: 0.364, SLG: 0.500										3	0	0	0	0	0	3									
Tony Peña, R (1, 2) OBP: 0.255, SLG: 0.236 Gerónimo Peña, S (8, FH) OBP: 0.200, SLG: 0.444 Einar Díaz, R (8, 2)										2	0	0	0	0	0	1									
Jose Vizcaino, S (1, 4) OBP: 0.341, SLG: 0.363										3	0	1	0	0	0	0									
Inning Stats	R: 0 E: 0 K: 1 S: 7	H: 0 LOB: 0 BB: 0 P: 11	R: 0 E: 0 K: 0 S: 7	H: 1 LOB: 0 BB: 0 P: 7	R: 0 E: 0 K: 0 S: 8	H: 0 LOB: 0 BB: 0 P: 13	R: 0 E: 1 K: 0 S: 10	H: 0 LOB: 1 BB: 0 P: 13	R: 0 E: 0 K: 0 S: 5	H: 1 LOB: 1 BB: 0 P: 5	R: 0 E: 0 K: 0 S: 9	H: 1 LOB: 2 BB: 0 P: 14	R: 0 E: 0 K: 0 S: 17	H: 2 LOB: 2 BB: 0 P: 24	R: 0 E: 1 K: 2 S: 13	H: 1 LOB: 2 BB: 0 P: 13		R: 1 E: 0 K: 0 S: 15	H: 2 LOB: 1 BB: 1 P: 21	1B: 6 2B: 3 3B: 0 HR: 0	SF: 1 SAC: 0 DP: 3 HBP: 0	WP: 0 PB: 0 SB: 0 CS: 0	PA: 35		
PITCHER	IP	WLS	BF	H	R	ER	SO	BB	IBB	HBP	BLK	WP	HR	S	P	ERA	WHIP								
Tim Lincecum, R (1, 1) ERA: 3.92	8.1	W	33	8	1	1	3	0	0	0	0	0	0	81	107	1.08	0.960								
Hipólito Pichardo, R (8, 1) ERA: 5.43	0.2	S	2	0	0	0	0	1	0	0	0	0	0	10	14	0.00	1.500								



Batter	1	2	3	4	5	6	7	8	9	AB	R	H	RBI	BB	SO	LOB	BOTTOM								
Johnny Damon, L (1, 9) OBP: 0.313, SLG: 0.368										3	0	0	0	0	1	1	Cleveland Indians @ Kansas City Royals Kauffman Stadium, Kansas City, MO Sun Sep 29 1996, 3:33 AM CDT Att: 14,566 - Sunny - 72 F								
Joe Randa, R (1, 5) OBP: 0.351, SLG: 0.433										4	2	3	2	0	0	0									
Rod Myers, L (1, 8) OBP: 0.357, SLG: 0.444										4	1	1	1	0	2	1									
Mike Macfarlane, R (1, 2) OBP: 0.339, SLG: 0.499										4	0	2	0	0	1	0									
Craig Paquette, R (1, 3) OBP: 0.296, SLG: 0.452										4	0	1	0	0	0	3									
29 Mike Sweeney, R (1, 10) OBP: 0.356, SLG: 0.412										4	0	2	1	0	0	0									
Keith Lockhart, L (1, 4) OBP: 0.319, SLG: 0.411										3	0	0	0	0	1	3									
Chris Stynes, R (1, 7) OBP: 0.309, SLG: 0.359 Les Norman, R (6, PR) OBP: 0.232, SLG: 0.122										2	0	2	0	0	0	0									
David Howard, S (1, 6) OBP: 0.291, SLG: 0.305										2	1	0	0	0	1	2									
Inning Stats	R: 1 E: 0 K: 1 S: 9	H: 2 LOB: 1 BB: 0 P: 10	R: 0 E: 0 K: 0 S: 10	H: 1 LOB: 0 BB: 0 P: 16	R: 0 E: 0 K: 2 S: 9	H: 0 LOB: 0 BB: 0 P: 12	R: 0 E: 0 K: 1 S: 7	H: 2 LOB: 1 BB: 0 P: 11	R: 0 E: 0 K: 1 S: 5	H: 1 LOB: 1 BB: 0 P: 7	R: 2 E: 1 K: 2 S: 14	H: 4 LOB: 2 BB: 0 P: 21	R: 1 E: 0 K: 0 S: 6	H: 1 LOB: 0 BB: 0 P: 10	R: 0 E: 0 K: 0 S: 9	H: 0 LOB: 0 BB: 0 P: 13		1B: 7 2B: 4 3B: 0 HR: 1	SF: 0 SAC: 1 DP: 1 HBP: 1	WP: 2 PB: 0 SB: 0 CS: 0	PA: 33				
PITCHER	IP	WLS	BF	H	R	ER	SO	BB	IBB	HBP	BLK	WP	HR	S	P	ERA	WHIP								
Chad Ogea, R (1, 1) ERA: 4.79	5.0	L	19	6	1	1	5	0	0	0	0	1	0	14	21	18.00	4.000								
Albie Lopez, R (6, 1) ERA: 6.39	1.0		7	4	2	2	2	0	0	0	0	1	0	6	10	9.00	1.000								
Paul Assenmacher, L (7, 1) ERA: 3.09	1.0		4	1	1	1	0	0	0	1	0	1	0	9	13	0.00	0.000								
Danny Graves, R (8, 1) ERA: 4.55	1.0		3	0	0	0	0	0	0	0	0	0	0	9	13	0.00	0.000								

