

**Kansas City Royals - 1997**

Batter	1	2	3	4	5	6	7	8	9	AB R H RBI BB SO LOB	TOP		
Jose Offerman, S (1, 4) OBP: 0.400, SLG: 0.400	1-2 F8			3-2 G1-3 SH1-3 1B		1-0 E6 1B	1-2 1B		0-3 K	5 1 2 0 0 1 1			
Tom Goodwin, L (1, 8)	1-0 F7			0-0 SH1-3 1-2		1-1 1B SF7 HBP	2-2 G3			2 1 0 0 0 0 2			
Bip Roberts, S (1, 7)	0-0 G3			2-1 G1-3 2-3		3-1 1B 1-3 2-H 1B			3-3 K	4 0 1 1 0 1 1			
Jeff King, R (1, 3)			3-3 K	3-2 G5-3		0-1 SF7 3-H			0-2 P4	3 0 0 1 0 1 1			
Jay Bell, R (1, 6) OBP: 0.500, SLG: 0.500			1-1 G6-3		1-0 G6-3 1 SAFE	0-0 1B			1-1 1B	4 0 2 0 0 0 0			
Joe Vitiello, R (1, 10) OBP: 0.250, SLG: 0.500			2-3 K		0-0 2B	0-3 K			1-3 K	4 0 1 0 0 3 3			
Jermaine Dye, R (1, 9)			0-1 G6-3		4-1 G1-6-3 BB				2-3 K	3 0 0 0 1 2 0			
Craig Paquette, R (1, 5) OBP: 0.250, SLG: 0.250			2-2 G4-3		0-1 G1-6-3 1-2f				0-0 1B	4 0 1 0 0 0 2			
Tim Spehr, R (1, 2)			1-3 K						2-3 K	2 0 0 0 0 1 0			
Scott Cooper, L (7, PH)										0 0 0 0 0 0 0			
29 Mike Sweeney, R (7, PH)										1 0 0 0 1 1 1			
<b>Inning Stats</b>	R: 0 H: 0 E: 0 LOB: 0 K: 0 S: 5 P: 7	R: 0 H: 0 E: 0 LOB: 0 K: 2 S: 8 P: 14	R: 0 H: 0 E: 0 LOB: 0 K: 1 S: 8 P: 11	R: 0 H: 1 E: 0 LOB: 1 K: 0 S: 10 P: 18	R: 0 H: 1 E: 0 LOB: 1 K: 0 S: 5 P: 10	R: 2 H: 2 E: 1 LOB: 2 K: 1 S: 11 P: 16	R: 0 H: 1 E: 0 LOB: 2 K: 1 S: 16 P: 28	R: 0 H: 1 E: 0 LOB: 1 K: 2 S: 12 P: 17	R: 0 H: 1 E: 0 LOB: 1 K: 3 S: 10 P: 14	1B: 6 SF: 1 2B: 1 SAC: 1 3B: 0 DP: 1 HR: 0 HBP: 1	WP: 0 PA: 37 PB: 0 SB: 0 CS: 0		
<b>PITCHER</b>	IP WLS BF H R ER SO BB IBB HBP BLK WP HR S P ERA WHIP											<b>PITCHER</b>	IP WLS BF H R ER SO BB IBB HBP BLK WP HR S P ERA WHIP
Jimmy Key, L (1, 1) ERA:	6.0 W 24 4 2 0 4 1 0 1 0 0 0 47 76 0.00 0.833												
Alan Mills, R (7, 1) ERA:	0.2 2 0 0 0 1 0 0 0 0 0 0 8 13 0.00 0.000												
Jesse Orosco, L (7, 1) ERA:	0.1 3 1 0 0 0 1 0 0 0 0 0 8 15 0.00 6.000												
Armando Benitez, R (8, 1) ERA:	1.0 4 1 0 0 2 0 0 0 0 0 0 12 17 0.00 1.000												
Randy Myers, L (9, 1) ERA:	1.0 S 4 1 0 0 3 0 0 0 0 0 0 10 14 0.00 1.000												

**Kansas City Royals @ Baltimore Orioles**  
 Oriole Park at Camden Yards, Baltimore, MD

Wed Apr 02 1997, 3:33 AM EST  
 Att. 46,588 - Sunny - 61 F

livebaseballscorecards.com

**AB 32**  
**R 2**  
**H 7**  
**RBI 2**  
**BB 2**  
**SO 10**  
**LOB 11**



BOTTOM

Kansas City Royals @ Baltimore Orioles  
Oriole Park at Camden Yards, Baltimore, MD

livebaseballscores.com

AB	31
R	4
H	10
RBI	4
BB	8
SO	7
LOB	29



WP:	0	PA:	41
PB:	0		
SB:	0		
CS:	1		

Wed Apr 02 1997, 3:33 AM EST  
Att: 46,588 - Sunny - 61 F

AB R H RBI BB SO LOB

4 1 3 1 0 0 3

4 0 0 0 0 1 7

5 0 1 0 0 3 5

5 0 1 1 0 1 3

4 1 3 1 1 0 0

2 1 0 0 2 0 3

2 0 1 0 2 1 1

3 1 1 0 1 1 4

0 0 0 0 0 0 0

2 0 0 1 2 0 3

1B:	5	SF:	0
2B:	5	SAC:	1
3B:	0	DP:	1
HR:	1	HBP:	1

Batter	1	2	3	4	5	6	7	8	9
<b>Brady Anderson, L</b> (1, 10) OBP: 0.800, SLG: 0.750	2-2 HBP		1-2 FC6-4 1B	3-1 P6		1-0 G3 SH3-4 2B	1-1 1B		
<b>Mike Bordick, R</b> (1, 6)	0-3 K		1-2 FC6-4 1B	2-2 P5		0-1 SH3-4	1-2 FC9-2		
<b>Rafael Palmeiro, L</b> (1, 3) OBP: 0.200, SLG: 0.200	1-3 K		0-0 1B	2-3 K		3-2 G3		1-3 K	
<b>Eric Davis, R</b> (1, 9)	0-3 K		1-1 G5-3		1-1 G5-3	2-1 2B		1-0 F8	
<b>Cal Ripken Jr., R</b> (1, 5) OBP: 0.800, SLG: 2.000		0-0 G3 2B		1-0 HR	1-0 BB 2B	4-2 BB		0-0 G5-3	
<b>B.J. Surhoff, L</b> (1, 7)		2-2 G3		4-0 BB 1B BB	4-1 BB	3-2 G4-3			
<b>Jeffrey Hammonds, R</b> (1, 8)		0-3 K		1-1 BB 1B	4-1 BB		4-2 CS BB		
<b>Chris Hoiles, R</b> (1, 2)		0-2 F7		4-1 BB	2-3 K		2-1 1B 2B		
<b>Lenny Webster, R</b> (8, 2)				1-2 2-3 BB					
<b>Jeff Reboulet, R</b> (1, 4)			0-0 G1-3	4-2 BB	2-1 P3		4-1 1B FC9-2 BB		

Inning Stats	R:	H:	E:	K:	S:	H:	LOB:	BB:	P:	R:	H:	E:	K:	S:	R:	H:	E:	K:	S:	R:	H:	E:	K:	S:	R:	H:	E:	K:	S:							
	0	0	0	3	13	1	1	0	16	0	2	0	1	12	2	2	0	1	13	0	1	0	2	12	1	1	0	26	1	2	0	1	22	0	0	9

PITCHER	IP	WLS	BF	H	R	ER	SO	BB	IBB	HBP	BLK	WP	HR	S	P	ERA	WHIP
<b>Kevin Appier, R</b> (1, 1) ERA: 3.6	5.0		27	6	2	2	6	5	0	1	0	0	1	63	106	3.60	2.200
<b>Jamie Walker, L</b> (6, 1) ERA: 13.5	0.2	L	3	1	1	1	0	0	0	0	0	0	0	7	11	13.50	1.500
<b>Randy Veres, R</b> (6, 1) ERA:	0.0		2	1	0	0	0	1	0	0	0	0	0	5	11	∞	∞
<b>Jason Jacome, L</b> (6, 1) ERA: 5.4	1.2		7	2	1	1	1	2	0	0	0	0	0	18	34	5.40	2.400
<b>Hipolito Pichardo, R</b> (8, 1) ERA:	0.2		2	0	0	0	0	0	0	0	0	0	0	2	3	0.00	0.000

Batter	1	2	3	4	5	6	7	8	9	AB R H RBI BB SO LOB	TOP																
Jose Offerman, S (1, 4) OBP: 0.300, SLG: 0.222	4-2 G6-3 1B BB	1-0 G1-4-3			2-2 G3-1		0-3 K		2-3 K	4 1 0 0 1 2 0																	
Tom Goodwin, L (1, 8) OBP: 0.500, SLG: 0.667	0-1 B2		1-0 G4-3		0-0 1B FC5-4 1B		4-0 CS BB		1-2 3B	4 1 2 0 1 0 1																	
Bip Roberts, S (1, 7) OBP: 0.333, SLG: 0.333	3-1 G6-3 1-3		2-1 E5 FC6-4 1B		1-2 FC5-4 1B		2-2 SAFE 1-3 1B		0-2 G4-3	5 0 2 0 0 0 2																	
Jeff King, R (1, 3)	4-2 1B BB		2-1 FC6-4 1-2f 1B		0-1 FC5-4 WP HR		0-2 F4			3 1 0 1 1 0 3																	
Jay Bell, R (1, 6) OBP: 0.625, SLG: 1.000	1-0 BB 1-3 3-H 1B		0-1 1-2 1B		3-2 1-H HR		1-2 F8			4 1 3 3 0 0 0																	
Joe Vitiello, R (1, 10) OBP: 0.375, SLG: 0.429	4-2 1-2 BB		2-3 K		2-3 K		0-1 1B			3 0 1 0 1 2 2																	
Johnny Damon, L (8, PR)										0 0 0 0 0 0 0																	
Jermaine Dye, R (1, 9)	0-0 L5			1-1 G5-3		1-3 K		1-1 F8		4 0 0 0 0 1 4																	
Craig Paquette, R (1, 5) OBP: 0.125, SLG: 0.125		0-0 L4		1-3 K		0-2 L3		0-0 F8		4 0 0 0 0 1 1																	
29 Mike Sweeney, R (1, 2)		0-1 P6		1-1 G4-3		3-1 F7			0-1 F9	3 0 0 0 0 0 0																	
Tim Spehr, R (8, 2)										1 0 0 0 0 0 0																	
<b>Inning Stats</b>	R: 1 E: 0 K: 0 S: 14	H: 1 LOB: 3 BB: 3 P: 29	R: 0 E: 0 K: 0 S: 4	H: 0 LOB: 0 BB: 0 P: 5	R: 0 E: 1 K: 1 S: 10	H: 1 LOB: 2 BB: 0 P: 17	R: 0 E: 0 K: 1 S: 7	H: 0 LOB: 0 BB: 0 P: 10	R: 3 E: 0 K: 1 S: 18	H: 3 LOB: 0 BB: 0 P: 26	R: 0 E: 0 K: 1 S: 8	H: 0 LOB: 0 BB: 0 P: 12	R: 0 E: 0 K: 1 S: 12	H: 1 LOB: 1 BB: 1 P: 18	R: 0 E: 0 K: 0 S: 9	H: 1 LOB: 1 BB: 0 P: 11	R: 0 E: 0 K: 1 S: 11	H: 1 LOB: 1 BB: 0 P: 14	1B: 6 2B: 0 3B: 1 HR: 1	SF: 0 SAC: 0 DP: 0 HBP: 0	WP: 1 PB: 0 SB: 3 CS: 1	PA: 39					
<b>PITCHER</b>	IP WLS BF H R ER SO BB IBB HBP BLK WP HR S P ERA WHIP																										
Scott Kamieniecki, R (1, 1) ERA: 7.71	4.2		23	5	4	4	2	3	0	0	0	1	1	49	81	7.71	1.714										
Terry Mathews, R (5, 1) ERA:	1.1		4	0	0	0	2	0	0	0	0	0	0	12	18	0.00	0.000										
Arthur Rhodes, L (7, 1) ERA:	2.0	W	8	2	0	0	1	1	0	0	0	0	0	21	29	0.00	1.500										
Randy Myers, L (9, 1) ERA:	1.0	S	4	1	0	0	1	0	0	0	0	0	0	11	14	0.00	1.000										

**Kansas City Royals @ Baltimore Orioles**  
**Oriole Park at Camden Yards, Baltimore, MD**

Thu Apr 03 1997, 7:05 PM EST  
 Att. 43,031 - Unknown - 73 F

AB	35
R	4
H	8
RBI	4
BB	4
SO	6
LOB	13



Batter	1	2	3	4	5	6	7	8	9	AB	R	H	RBI	BB	SO	LOB
Brady Anderson, L OBP: 0.667, SLG: 0.571			G3-1				G4-3 SH1-4 1B		G5-4-3 HBP	3	0	1	0	0	1	0
Mike Bordick, R (1, 6)	G4-3		G6-3				SH1-4		G5-4-3	3	0	0	0	0	0	1
Rafael Palmeiro, L OBP: 0.333, SLG: 0.667	BLK E 1B		K				G4-3		HR	4	2	2	2	0	1	1
Eric Davis, R OBP: 0.444, SLG: 0.556	BLK E 1B					G3 BB 1B	P3		G5-3 S 1B	4	2	3	0	0	0	1
Cal Ripken Jr., R OBP: 0.556, SLG: 1.125	E5					F9			K	4	0	1	0	0	1	2
B.J. Surhoff, L (1, 7)	K					G3 BB	F8		G5-3 1B IBB	2	1	0	0	2	1	2
Jeffrey Hammonds, R OBP: 0.375, SLG: 0.167						G3	F8		G5-3	4	0	0	0	0	0	5
Chris Hoiles, R OBP: 0.375, SLG: 0.429						G6-3	F8		1B	4	0	1	2	0	1	3
Lenny Webster, R (9, 2)										0	0	0	0	0	0	0
Jeff Reboulet, R OBP: 0.375, SLG: 0.167						SH1-4 G4-3 1B	F7		F4	4	1	1	0	0	0	1

Inning Stats	R: 2	H: 2	E: 1	K: 2	S: 13	LOB: 1	BB: 0	P: 20	R: 0	H: 0	E: 0	K: 1	S: 7	LOB: 0	BB: 0	P: 11	R: 0	H: 0	E: 0	K: 1	S: 11	LOB: 0	BB: 0	P: 16	R: 0	H: 1	E: 0	K: 0	S: 13	LOB: 2	BB: 1	P: 22	R: 1	H: 2	E: 0	K: 0	S: 12	LOB: 1	BB: 0	P: 19	R: 0	H: 1	E: 0	K: 0	S: 5	LOB: 1	BB: 0	P: 7	R: 0	H: 0	E: 0	K: 0	S: 5	LOB: 0	BB: 0	P: 12	R: 3	H: 3	E: 0	K: 1	S: 18	LOB: 1	BB: 1	P: 32
--------------	------	------	------	------	-------	--------	-------	-------	------	------	------	------	------	--------	-------	-------	------	------	------	------	-------	--------	-------	-------	------	------	------	------	-------	--------	-------	-------	------	------	------	------	-------	--------	-------	-------	------	------	------	------	------	--------	-------	------	------	------	------	------	------	--------	-------	-------	------	------	------	------	-------	--------	-------	-------

PITCHER	IP	WLS	BF	H	R	ER	SO	BB	IBB	HBP	BLK	WP	HR	S	P	ERA	WHIP
50 José Rosado, L ERA: 1.5	(1, 1)	6.0	26	6	3	1	4	1	0	0	1	0	0	61	95	1.50	1.167
Jamie Walker, L ERA: 5.4	(7, 1)	1.0	3	0	0	0	0	0	0	1	0	0	0	5	12	0.00	0.000
Jeff Montgomery, R ERA: 27.0	(8, 1)	1.0	L 7	3	3	3	1	0	1	0	0	0	1	18	32	27.00	3.000

**BOTTOM**

**Kansas City Royals @ Baltimore Orioles**  
 Oriole Park at Camden Yards, Baltimore, MD

livebaseballscorecards.com

AB	32
R	6
H	9
RBI	4
BB	2
SO	5
LOB	16

WP	HR	S	P	ERA	WHIP
0	0	1	0	0	0

Thu Apr 03 1997, 7:05 PM EST  
 Att: 43,031 - Unknown - 73 F

Batter	1	2	3	4	5	6	7	8	9	AB R H RBI BB SO LOB	TOP
Jose Offerman, S OBP: 0.286, SLG: 0.167 (1, 4)	4-2 E 1B BB		0-0 G6-3		1-3 K			0-2 P6		3 1 0 0 1 1 1	
Tom Goodwin, L OBP: 0.500, SLG: 0.600 (1, 8)	1-2 E7 1B 1-H		1-0 G4-3		2-2 G6-3			2-1 S 1B		4 1 2 0 0 0 1	
Bip Roberts, S OBP: 0.385, SLG: 0.385 (1, 7)	1-2 1B 3-H		1-2 FC6-4 1B		0-0 G6-3			3-3 K 1-2		4 0 2 1 0 1 1	
Jeff King, R (1, 3)	1-0 P4		0-0 FC6-4 1-2f		1-2 P3			1-2 G6-3		4 0 0 0 0 0 2	
Jay Bell, R OBP: 0.417, SLG: 0.667 (1, 6)	0-0 F9			2-2 P6		0-1 F9		1-2 G4-3		4 0 0 0 0 0 1	
Joe Vitiello, R OBP: 0.333, SLG: 0.364 (1, 10)	2-2 F9			0-0 G1-6-3 1B		2-2 F8		2-1 G6-3		4 0 1 0 0 0 1	
Jermaine Dye, R (1, 9)		0-1 G3		0-0 G1-6-3 1-2f		1-1 F9				3 0 0 0 0 0 1	
Craig Paquette, R OBP: 0.091, SLG: 0.091 (1, 5)		1-2 G5-3			2-3 K		1-0 G5-3			3 0 0 0 0 1 0	
29 Mike Sweeney, R OBP: 0.375, SLG: 0.286 (1, 2)		1-0 1B			1-1 S 1B			0-2 G4-3		3 0 2 0 0 0 0	
<b>Inning Stats</b>	R: 2 H: 2 E: 1 LOB: 1 K: 0 BB: 1 S: 16 P: 25	R: 0 H: 1 E: 0 LOB: 1 K: 0 BB: 0 S: 6 P: 8	R: 0 H: 1 E: 0 LOB: 1 K: 0 BB: 0 S: 6 P: 8	R: 0 H: 1 E: 0 LOB: 0 K: 0 BB: 0 S: 5 P: 7	R: 0 H: 1 E: 0 LOB: 1 K: 2 BB: 0 S: 12 P: 18	R: 0 H: 0 E: 0 LOB: 0 K: 0 BB: 0 S: 6 P: 7	R: 0 H: 0 E: 0 LOB: 0 K: 0 BB: 0 S: 6 P: 10	R: 0 H: 1 E: 0 LOB: 1 K: 1 BB: 0 S: 14 P: 19	R: 0 H: 0 E: 0 LOB: 0 K: 0 BB: 0 S: 9 P: 13	1B: 7 SF: 0 2B: 0 SAC: 0 3B: 0 DP: 1 HR: 0 HBP: 0	WP: 0 PA: 33 PB: 0 SB: 2 CS: 0
<b>PITCHER</b> Bob Tewksbury, R (1, 1) ERA: 1.13 Gregg Olson, R (9, 1) ERA: 20.25	IP WLS BF H R ER SO BB IBB HBP BLK WP HR S P ERA WHIP	8.0 L 30 7 2 1 3 1 0 0 0 0 0 0 9 102 1.12 1.000	1.0 3 0 0 0 0 0 0 0 0 0 0 0 0 13 0.00 0.000								

**Kansas City Royals @ Minnesota Twins**  
 Hubert H. Humphrey Metrodome, Minneapolis, MN  
 Fri Apr 04 1997, 8:05 PM EST  
 Att. 16,588 - Dome

AB	32
R	2
H	7
RBI	1
BB	1
SO	3
LOB	8





Batter	1	2	3	4	5	6	7	8	9	AB R H RBI BB SO LOB	TOP										
Jose Offerman, S (1, 4) OBP: 0.368, SLG: 0.471 David Howard, S (9, PR)	3-2 G5-3		0-0 2B		3-1 F9		0-0 FC6-4 1B		1-1 3B	5 0 3 0 0 0 0 0 0 0 0 0 0 0											
Tom Goodwin, L (1, 8) OBP: 0.353, SLG: 0.400	0-3 K		1-3 K		1-1 G4-3		2-0 L6		1-1 G6-3	5 0 0 0 0 2 3											
Bip Roberts, S (1, 7) OBP: 0.412, SLG: 0.588	2-2 G5-3			1-1 HR	0-0 2B 1B		1-3 K			4 2 2 1 0 1 1											
Jeff King, R (1, 3) OBP: 0.188, SLG: 0.154		1-1 G5-3		4-1 1B 1B BB	0-0 2B		2-1 FC6-4			3 1 1 1 1 0 1											
Jay Bell, R (1, 6) OBP: 0.375, SLG: 0.563		0-0 L4		0-0 F9 1B FC5-4 1B	0-0 F8			2-2 P6		4 1 1 0 0 0 1											
Joe Vitiello, R (1, 10) OBP: 0.375, SLG: 0.357		1-2 F8		2-1 FC5-4 1B		4-2 BB		0-0 G5-3		3 0 1 1 1 0 0											
Jermaine Dye, R (1, 9)			0-0 G4-3	0-0 F9		2-1 L8		1-0 F8		4 0 0 0 0 0 3											
Craig Paquette, R (1, 5) OBP: 0.067, SLG: 0.067			2-0 L8	3-2 FC5-4		1-1 F9			1-1 G6-3	4 0 0 0 0 0 2											
Tim Spehr, R (1, 2) OBP: 0.200, SLG: 0.800 Scott Cooper, L (6, PH) 29 Mike Sweeney, R (6, 2) OBP: 0.333, SLG: 0.250			3-1 HR	3-2 F6		3-3 K			1-3 K	2 1 1 1 0 0 1 1 0 0 0 0 1 1 1 0 0 0 0 1 0											
Inning Stats	R: 0 E: 0 K: 1 S: 9	H: 0 LOB: 0 BB: 0 P: 14	R: 0 E: 0 K: 0 S: 7	H: 0 LOB: 0 BB: 0 P: 9	R: 1 E: 0 K: 1 S: 9	H: 2 LOB: 1 BB: 0 P: 15	R: 3 E: 1 K: 0 S: 13	H: 3 LOB: 1 BB: 1 P: 26	R: 1 E: 0 K: 1 S: 7	H: 2 LOB: 1 BB: 0 P: 11	R: 0 E: 0 K: 1 S: 11	H: 0 LOB: 1 BB: 1 P: 21	R: 0 E: 0 K: 1 S: 7	H: 1 LOB: 1 BB: 0 P: 12	R: 0 E: 0 K: 0 S: 5	H: 0 LOB: 0 BB: 0 P: 8	R: 0 E: 0 K: 1 S: 9	H: 1 LOB: 1 BB: 0 P: 13	1B: 4 2B: 2 3B: 1 HR: 2	SF: 0 SAC: 0 DP: 0 HBP: 0	WP: 0 PA: 38 PB: 0 SB: 0 CS: 0
PITCHER	IP WLS BF H R ER SO BB IBB HBP BLK WP HR S P ERA WHIP																				
Rich Robertson, L (1, 1) ERA: 7.2	5.0 W 23 7 5 4 2 1 0 0 0 0 2 45 75 7.20 1.600																				
Dan Naulty, R (6, 1) ERA:	1.0 4 0 0 0 1 1 0 0 0 0 0 0 11 21 0.00 1.000																				
Eddie Guardado, L (7, 1) ERA:	0.2 3 1 0 0 1 0 0 0 0 0 0 5 8 0.00 1.500																				
Mike Trombley, R (7, 1) ERA:	1.1 4 0 0 0 0 0 0 0 0 0 0 7 12 0.00 0.000																				
Rick Aguilera, R (9, 1) ERA: 3.0	1.0 S 4 1 0 0 1 0 0 0 0 0 0 9 13 0.00 1.000																				

Kansas City Royals @ Minnesota Twins  
Hubert H. Humphrey Metrodome, Minneapolis, MN

Sat Apr 05 1997, 8:05 PM EST  
Att: 25,711 - Dome - 69 F

livebaseballscorecards.com

AB	36
R	5
H	9
RBI	4
BB	2
SO	5
LOB	13





Batter	1	2	3	4	5	6	7	8	9	AB	R	H	RBI	BB	SO	LOB
<b>Chuck Knoblauch, R</b> (1, 4) <small>OBP: 0.375, SLG: 0.278</small>	3-2 		1-1 	2-2 		2-1 				4	1	3	2	0	0	0
<b>Matt Lawton, L</b> (1, 9) <small>OBP: 0.571, SLG: 0.706</small>	0-0 		0-0 	1-3 		1-3 				4	1	1	0	0	2	2
<b>Paul Molitor, R</b> (1, 10) <small>OBP: 0.364, SLG: 0.500</small>	3-1 		2-3 		2-1 	2-1 				4	0	0	0	0	1	4
<b>Marty Cordova, R</b> (1, 7) <small>OBP: 0.455, SLG: 0.611</small>	1-0 		3-2 		0-0 		0-0 			4	1	2	1	0	0	3
<b>Terry Steinbach, R</b> (1, 2) <small>OBP: 0.313, SLG: 0.267</small>		0-0 	2-1 		0-0 		1-3 			4	1	2	3	0	1	1
<b>Greg Colbrunn, R</b> (1, 3) <small>OBP: 0.200, SLG: 0.500</small> <b>Brent Brede, L</b> (7, PH) <small>(8, 3)</small>		3-2 	2-3 		2-1 		1-2 			3	0	1	0	0	1	1
<b>Ron Coomer, R</b> (1, 5) <small>OBP: 0.429, SLG: 0.333</small> <b>Denny Hocking, S</b> (9, 5)		1-1 			4-0 		0-3 			0	0	0	0	1	1	0
<b>Rich Becker, L</b> (1, 8) <small>OBP: 0.409, SLG: 0.316</small>			1-1 	3-1 		0-0 		3-2 		4	1	3	1	0	0	2
<b>Pat Meares, R</b> (1, 6) <small>OBP: 0.421, SLG: 0.765</small>			2-2 	1-1 		1-3 		1-1 		3	2	0	0	0	1	4

Inning Stats	R: 0	H: 1	E: 0	K: 0	S: 8	R: 0	H: 0	E: 0	K: 0	S: 7	R: 4	H: 4	E: 0	K: 2	S: 19	R: 1	H: 2	E: 0	K: 1	S: 11	R: 2	H: 3	E: 0	K: 1	S: 10	R: 0	H: 0	E: 0	K: 1	S: 7	R: 0	H: 1	E: 0	K: 1	S: 9	R: 0	H: 1	E: 0	K: 1	S: 8	R: 0	H: 1	E: 0	K: 1	S: 8	1B: 10	2B: 2	3B: 0	HR: 0	SF: 0	SAC: 0	DP: 2	HBP: 1	WP: 0	PA: 36
--------------	------	------	------	------	------	------	------	------	------	------	------	------	------	------	-------	------	------	------	------	-------	------	------	------	------	-------	------	------	------	------	------	------	------	------	------	------	------	------	------	------	------	------	------	------	------	------	--------	-------	-------	-------	-------	--------	-------	--------	-------	--------

PITCHER	IP	WLS	BF	H	R	ER	SO	BB	IBB	HBP	BLK	WP	HR	S	P	ERA	WHIP
<b>Chris Haney, L</b> (1, 1) <small>ERA: 13.5</small>	4.2	L	26	10	7	7	3	0	0	0	0	0	0	52	92	13.50	2.143
<b>Randy Veres, R</b> (5, 1) <small>ERA:</small>	1.2		6	1	0	0	3	0	0	0	0	0	0	15	22	0.00	0.600
<b>Jason Jacome, L</b> (7, 1) <small>ERA: 3.86</small>	0.2		1	0	0	0	0	0	0	0	0	0	0	4	5	0.00	0.000
<b>Brian Bevil, R</b> (8, 1) <small>ERA:</small>	1.0		3	1	0	0	1	0	0	0	0	0	0	8	12	0.00	1.000

**BOTTOM**

**Kansas City Royals @ Minnesota Twins**  
 Hubert H. Humphrey Metrodome, Minneapolis, MN

livebaseballscores.com

<b>AB</b>	<b>34</b>
<b>R</b>	<b>7</b>
<b>H</b>	<b>12</b>
<b>RBI</b>	<b>7</b>
<b>BB</b>	<b>1</b>
<b>SO</b>	<b>7</b>
<b>LOB</b>	<b>18</b>



Sat Apr 05 1997, 8:05 PM EST  
 Att. 25,711 - Dome - 69 F

Batter	1	2	3	4	5	6	7	8	9	AB R H RBI BB SO LOB	TOP											
Tom Goodwin, L (1, 8) OBP: 0.318, SLG: 0.350	0-1 G4-3 1B		2-3 K		0-0 B2-3		1-0 G4-3	0-3 K		5 0 1 0 0 2 2												
Jay Bell, R (1, 6) OBP: 0.429, SLG: 0.550	0-1 G4-3 1-2f		3-3 K		1-2 2B 1B		1-0 G1-3 1B		4-1 1B 2B BB	4 2 2 1 1 1 1												
Bip Roberts, S (1, 7) OBP: 0.429, SLG: 0.619 Jermaine Dye, R (9, PH) OBP: 0.125, SLG: 0.067	1-1 1B			1-0 G1-3	1-0 E 2B		0-0 G1-3		0-1 2B G4-3 1B	4 1 2 1 0 0 1 1 1 1 0 0 0 0												
Jeff King, R (1, 3) OBP: 0.238, SLG: 0.278	1-3 K			2-1 29 HR 1B	0-3 K		2-0 F7		1-0 G4-3 1B 2B	5 2 2 1 0 2 3												
Craig Paquette, R (1, 5) OBP: 0.150, SLG: 0.300 Tim Spehr, R (9, 2) OBP: 0.200, SLG: 0.800		1-0 SF9 3B		1-3 K	2-0 E6			0-1 2B 2B	1-1 G4-3	5 2 2 1 0 1 2 0 0 0 0 0 0 0												
Scott Cooper, L (1, 10) OBP: 0.400, SLG: 0.667 Joe Vitiello, R (9, PH) OBP: 0.412, SLG: 0.400		0-0 SF9		4-2 29 HR BB	0-1 F8			1-2 2B 2B	3-2 1B	2 2 1 2 1 0 1 1 0 1 1 0 0 0												
29 Mike Sweeney, R (1, 2) OBP: 0.385, SLG: 0.583 Shane Halter, R (9, PH) (9, 5)		0-1 P4		0-0 HR		0-0 G5-3		2-1 FC1-6 1B	2-3 K	4 1 2 4 0 0 0 1 0 0 0 0 1 1	AB 41 R 12 H 15 RBI 11 BB 2 SO 10 LOB 14											
Johnny Damon, L (1, 9) (9, 7)		1-2 K		1-2 E5 CS		0-3 K		2-2 FC1-6 1-2f	2-2 G3	5 0 0 0 0 2 2												
David Howard, S (1, 4) OBP: 0.250, SLG: 0.500			1-2 G4-1	1-0 CS 1-2	3-2 1B 2B		0-0 P4		0-3 K	4 1 1 0 0 1 1												
<b>Inning Stats</b>	R: 0 E: 0 K: 1 S: 9	H: 2 LOB: 1 BB: 0 P: 11	R: 1 E: 0 K: 1 S: 8	H: 1 LOB: 0 BB: 0 P: 10	R: 0 E: 0 K: 2 S: 14	H: 0 LOB: 0 BB: 0 P: 20	R: 3 E: 1 K: 1 S: 15	H: 2 LOB: 0 BB: 1 P: 25	R: 3 E: 1 K: 1 S: 19	H: 3 LOB: 1 BB: 0 P: 26	R: 0 E: 0 K: 1 S: 5	H: 0 LOB: 0 BB: 0 P: 5	R: 0 E: 0 K: 0 S: 4	H: 1 LOB: 1 BB: 0 P: 8	R: 2 E: 0 K: 2 S: 16	H: 3 LOB: 1 BB: 0 P: 21	R: 3 E: 0 K: 1 S: 19	H: 3 LOB: 1 BB: 1 P: 32	1B: 8 2B: 5 3B: 1 HR: 1	SF: 1 SAC: 0 DP: 1 HBP: 0	WP: 0 PB: 0 SB: 1 CS: 1	PA: 45
<b>PITCHER</b>	IP WLS BF H R ER SO BB IBB HBP BLK WP HR S P ERA WHIP																					
Brad Radke, R (1, 1) ERA: 10.61	4.1 L 21 8 7 6 5 1 0 0 0 0 0 1 59 84 12.46 2.077																					
Todd Ritchie, R (5, 1) ERA: 1.59	2.2 10 1 0 0 2 0 0 0 0 0 0 0 15 21 0.00 0.375																					
Gregg Olson, R (8, 1) ERA: 19.29	1.0 6 3 2 2 2 0 0 0 0 0 0 0 16 21 18.00 3.000																					
Greg Swindell, L (9, 1) ERA: 20.25	1.0 7 3 3 3 1 1 0 0 0 0 0 0 19 32 27.00 4.000																					

Kansas City Royals @ Minnesota Twins  
 Hubert H. Humphrey Metrodome, Minneapolis, MN

Sun Apr 06 1997, 4:33 AM EDT  
 Att: 14,325 - Dome - 65 F

livebaseballscorecards.com



Batter	1	2	3	4	5	6	7	8	9	AB	R	H	RBI	BB	SO	LOB
<b>Chuck Knoblauch, R</b> (1, 4) OBP: 0.357, SLG: 0.273	2-3 	3-1 G1-3			3-1 G6-3			1-1 		4	0	1	0	0	1	0
<b>Rich Becker, L</b> (1, 8) OBP: 0.346, SLG: 0.261	2-2 		1-1 G4-3			1-0 F8		3-2 		4	1	0	0	0	0	1
<b>Paul Molitor, R</b> (1, 3) OBP: 0.320, SLG: 0.435 <b>Denny Hocking, S</b> (9, 5) OBP: 0.600, SLG: 0.333	1-2 		1-1 G6-3			1-1 F7			2-1 	3	0	0	0	0	0	1
<b>Marty Cordova, R</b> (1, 7) OBP: 0.440, SLG: 0.619 <b>Brent Brede, L</b> (9, 7)	3-2 		1-0 F9			1-1 F8		0-0 		3	1	1	1	0	0	0
<b>Terry Steinbach, R</b> (1, 2) OBP: 0.316, SLG: 0.235 <b>Greg Myers, L</b> (8, 2) OBP: 0.333, SLG: 0.333	4-0 			0-0 F8			0-0 L5		0-2 	2	0	0	0	1	0	0
<b>Greg Colbrunn, R</b> (1, 10) OBP: 0.222, SLG: 0.529 <b>Todd Walker, L</b> (9, PH) OBP: 0.364, SLG: 0.400	2-2 		2-3 			1-1 F8		1-3 		3	0	1	1	0	1	0
<b>Matt Lawton, L</b> (1, 9) OBP: 0.500, SLG: 0.600	3-2 G6-3		2-2 L8			0-0 L9		1-3 		3	0	0	0	0	0	2
<b>Ron Coomer, R</b> (1, 5) OBP: 0.400, SLG: 0.333 (9, 3)		1-0 			0-1 F8			0-3 		3	0	1	0	0	1	0
<b>Pat Meares, R</b> (1, 6) OBP: 0.364, SLG: 0.650		0-1 G4-6-3			1-3 			1-0 F9		3	0	0	0	0	1	1

Inning Stats	R: 2	H: 2	E: 1	K: 1	S: 20	R: 0	H: 1	E: 0	K: 0	S: 5	R: 0	H: 0	E: 0	K: 0	S: 5	R: 0	H: 0	E: 0	K: 1	S: 12	R: 0	H: 0	E: 0	K: 1	S: 7	R: 0	H: 0	E: 0	K: 0	S: 5	R: 0	H: 0	E: 0	K: 0	S: 4	R: 0	H: 1	E: 0	K: 1	S: 9	R: 0	H: 1	E: 0	K: 1	S: 9	1B: 3	2B: 2	3B: 0	HR: 0	SF: 0	SAC: 0	DP: 1	HBP: 0	WP: 0	PB: 0	SB: 1	CS: 0	PA: 33
<b>PITCHER</b> <b>Glendon Rusch, L</b> (1, 1) ERA: 13.5 <b>Jeff Montgomery, R</b> (9, 1) ERA: 13.5	IP	WLS	BF	H	R	ER	SO	BB	IBB	HBP	BLK	WP	HR	S	P	ERA	WHIP																			IP	WLS	BF	H	R	ER	SO	BB	IBB	HBP	BLK	WP	HR	S	P	ERA	WHIP						

**BOTTOM**

**Kansas City Royals @ Minnesota Twins**  
 Hubert H. Humphrey Metrodome, Minneapolis, MN

Sun Apr 06 1997, 4:33 AM EDT  
 Att. 14,325 - Dome - 65 F

AB	32
R	2
H	5
RBI	2
BB	1
SO	5
LOB	8



Batter	1	2	3	4	5	6	7	8	9	AB R H RBI BB SO LOB	TOP																		
<b>Brady Anderson, L</b> (1, 10) OBP: 0.690, SLG: 0.762	2-2 SH1-3 SF9 2B		4-1 1-2 BB			2-1 HR	2-3 K		4-0 1B IBB	3 2 2 1 2 1 0																			
<b>Roberto Alomar, S</b> (1, 4) OBP: 0.667, SLG: 0.667	1-1 SH1-3		1-3 K			2-2 1B 1B		0-1 1B G4-6-3	1-2 1B	3 1 2 0 0 1 2 1 0 1 1 0 0 0																			
<b>Jeff Reboulet, R</b> (8, PR) OBP: 0.381, SLG: 0.278	2-3								1-2 1B																				
<b>Rafael Palmeiro, L</b> (1, 3) OBP: 0.286, SLG: 0.391	1-0 SF9		2-1 G3-1			2-3 K		0-0 G4-6-3 1-2f	3-3 K	4 0 0 1 0 2 6																			
<b>Eric Davis, R</b> (1, 9) OBP: 0.409, SLG: 0.500	3-3 K			1-0 F7		1-1 1B 1-2 1B		4-1 E S 1B BB		3 1 1 0 1 1 0																			
<b>Cal Ripken Jr., R</b> (1, 5) OBP: 0.481, SLG: 0.920		1-3 K		0-1 G6-3		1-1 1B 1-2 2-H		1-1 1B 1-H		4 0 2 2 0 1 0																			
<b>B.J. Surhoff, L</b> (1, 7) OBP: 0.350, SLG: 0.188		1-0 G3		2-2 P5		2-1 P3		1-0 G3		4 0 0 0 0 0 3																			
<b>Jeffrey Hammonds, R</b> (1, 8) OBP: 0.240, SLG: 0.136		0-0 F9			0-2 F8	1-3 K			1-1 G5-3	4 0 0 0 0 1 2																			
<b>Chris Hoiles, R</b> (1, 2) OBP: 0.250, SLG: 0.222			2-2 BB 1B		0-3 K		1-3 K		1-3 K	4 0 1 0 0 3 0																			
<b>Mike Bordick, R</b> (1, 6) OBP: 0.125, SLG: 0.130			0-1 L9		0-0 L7		2-2 F7		1-0 E9 1B 2B	4 1 1 0 0 0 1																			
<b>Inning Stats</b>	R: 1 E: 0 K: 1 S: 9	H: 1 LOB: 0 BB: 0 P: 16	R: 0 E: 0 K: 1 S: 5	H: 0 LOB: 0 BB: 0 P: 7	R: 0 E: 0 K: 1 S: 11	H: 1 LOB: 2 BB: 1 P: 20	R: 0 E: 0 K: 0 S: 8	H: 0 LOB: 0 BB: 0 P: 11	R: 0 E: 0 K: 1 S: 8	H: 0 LOB: 0 BB: 0 P: 8	R: 2 E: 0 K: 2 S: 18	H: 4 LOB: 2 BB: 0 P: 29	R: 0 E: 0 K: 2 S: 9	H: 0 LOB: 0 BB: 0 P: 14	R: 1 E: 0 K: 0 S: 8	H: 2 LOB: 1 BB: 1 P: 13	R: 1 E: 1 K: 2 S: 12	H: 2 LOB: 2 BB: 1 P: 23	1B: 7 2B: 2 3B: 0 HR: 1	SF: 1 SAC: 1 DP: 1 HBP: 0	WP: 0 PB: 0 SB: 1 CS: 0	PA: 39							
<b>PITCHER</b>	IP WLS BF H R ER SO BB IBB HBP BLK WP HR S P ERA WHIP												<b>PITCHER</b>	IP WLS BF H R ER SO BB IBB HBP BLK WP HR S P ERA WHIP															
<b>Kevin Appier, R</b> (1, 1) ERA: 4.26	7.2		32	8	4	4	8	2	0	0	0	0	0	1	75	116	4.70	1.304											
<b>Jason Jacome, L</b> (8, 1) ERA: 3.38	0.1		1	0	0	0	0	0	0	0	0	0	0	1	2	0.00	0.000												
<b>Brian Bevil, R</b> (9, 1) ERA:	0.2		5	2	1	0	1	0	1	0	0	0	0	9	17	0.00	3.000												
<b>Jamie Walker, L</b> (9, 1) ERA: 4.5	0.1	W	1	0	0	0	1	0	0	0	0	0	0	3	6	0.00	0.000												

**Baltimore Orioles @ Kansas City Royals**  
**Kauffman Stadium, Kansas City, MO**  
 Mon Apr 07 1997, 3:33 AM CDT  
 Att. 40,052 - Cloudy - 48 F

[livebaseballscorecards.com](http://livebaseballscorecards.com)

<b>AB</b>	<b>34</b>
<b>R</b>	<b>5</b>
<b>H</b>	<b>10</b>
<b>RBI</b>	<b>5</b>
<b>BB</b>	<b>3</b>
<b>SO</b>	<b>10</b>
<b>LOB</b>	<b>14</b>



Batter	1	2	3	4	5	6	7	8	9	AB R H RBI BB SO LOB
<b>Bip Roberts, S</b> (1, 7) OBP: 0.385, SLG: 0.520	1-2 F9	0-1 G4-6-3			2-2 G6-3		1-2 F8		4-2 SF7 BB	4 1 0 0 1 0 3
<b>Tom Goodwin, L</b> (1, 8) OBP: 0.259, SLG: 0.280	0-2 G1		0-0 G4-3		1-1 G6-3		0-3 K		2-1 P2	5 0 0 0 0 1 1
<b>Jay Bell, R</b> (1, 6) OBP: 0.462, SLG: 0.560	2-2 2B 1B		3-2 CS 1B		0-1 G5-3		0-3 K		1-1 1B	5 1 3 0 0 1 0
<b>Jeff King, R</b> (1, 3) OBP: 0.269, SLG: 0.500	1-0 1-H 2B		3-2 F8		0-1 G6-3			1-2 HR	2-2 SF7	4 1 2 3 0 0 1
<b>Joe Vitiello, R</b> (1, 10) OBP: 0.429, SLG: 0.389 <b>Johnny Damon, L</b> (8, PR)	2-3 K			1-2 F9		2-2 HR 1B		4-2 SH1 1B BB		3 1 1 0 1 1 1 0 1 0 0 0 0 0
<b>Craig Paquette, R</b> (1, 5) OBP: 0.217, SLG: 0.478		2-1 L8		2-2 1B 1B		0-0 HR		0-1 SH1		3 1 2 2 0 0 0
<b>Jermaine Dye, R</b> (1, 9) OBP: 0.250, SLG: 0.263		2-2 BB 2B		0-0 1B 1B		3-2 1B		2-2 P3		4 0 3 0 0 0 2
<b>David Howard, S</b> (1, 4) OBP: 0.375, SLG: 0.429		4-0 BB BB		2-1 L6		1-1 F8		2-2 2-H 1B		3 0 1 1 1 0 3
<b>Tim Spehr, R</b> (1, 2) OBP: 0.286, SLG: 0.667 <b>Sal Fasano, R</b> (6, PH) (7, 2)		4-2 G4-6-3 BB		1-3 K		1-1 G4-3		3-3 K		1 0 0 0 1 1 2 2 0 0 0 0 1 2

Inning Stats	R: 1	H: 2	E: 0	K: 1	S: 15	R: 0	H: 1	E: 0	K: 0	S: 9	R: 0	H: 1	E: 0	K: 0	S: 9	R: 0	H: 2	E: 0	K: 1	S: 14	R: 0	H: 0	E: 0	K: 0	S: 8	R: 2	H: 3	E: 0	K: 0	S: 14	R: 0	H: 0	E: 0	K: 2	S: 9	R: 2	H: 2	E: 0	K: 1	S: 16	R: 1	H: 1	E: 0	K: 0	S: 9	1B: 8	SF: 1	2B: 2	SAC: 1	3B: 0	DP: 1	HR: 2	HBP: 0	WP: 0	PA: 40
	0	1	0	0	21	0	2	0	0	21	0	0	0	0	15	0	2	0	1	14	0	0	0	0	11	2	3	0	0	14	0	0	0	10	2	2	1	28	1	1	18	8	1	2	0	1	2	0	0	40					

PITCHER	IP	WLS	BF	H	R	ER	SO	BB	IBB	HBP	BLK	WP	HR	S	P	ERA	WHIP
<b>Jimmy Key, L</b> (1, 1) ERA: 2.25	6.0		27	9	3	3	2	2	0	0	0	0	1	69	109	4.50	1.833
<b>Alan Mills, R</b> (7, 1) ERA: 5.4	1.2		8	2	2	2	2	1	0	0	0	0	1	22	32	10.80	1.800
<b>Armando Benitez, R</b> (8, 1) ERA: 2.45	1.0	L	5	1	1	1	1	1	0	0	0	0	0	12	24	9.00	2.000


**BOTTOM**

**Baltimore Orioles @ Kansas City Royals**  
Kauffman Stadium, Kansas City, MO

Mon Apr 07 1997, 3:33 AM CDT  
Att: 40,052 - Cloudy - 48 F

livebaseballscores.com

<b>AB</b>	<b>34</b>
<b>R</b>	<b>6</b>
<b>H</b>	<b>12</b>
<b>RBI</b>	<b>6</b>
<b>BB</b>	<b>4</b>
<b>SO</b>	<b>5</b>
<b>LOB</b>	<b>15</b>



Batter	1	2	3	4	5	6	7	8	9	10	11	AB R H RBI BB SO LOB	TOP												
<b>Brady Anderson, L</b> (1, 10) OBP: 0.647, SLG: 0.720	2-3 K		3-2 P6			1-2 2B		1-3 K		4-0 IBB		4 0 1 0 1 2 1	<b>Baltimore Orioles @ Kansas City Royals</b> Kauffman Stadium, Kansas City, MO Wed Apr 09 1997, 7:05 PM CDT Att: 12,036 - Unknown - 40 F												
<b>Roberto Alomar, S</b> (1, 4) OBP: 0.250, SLG: 0.250	1-1 F7			0-0 F9		3-2 G6-3			0-1 G4-3	1-3 K		5 0 0 0 0 1 3													
<b>Rafael Palmeiro, L</b> (1, 3) OBP: 0.303, SLG: 0.481	1-1 F8			2-1 L8			4-1 G1-6-3 BB		2-1 HR		2-0 G3	4 1 1 1 1 0 0													
<b>Eric Davis, R</b> (1, 9)		2-3 K		1-1 G4-3			1-2 P4		0-1 G1-3		3-3 K	5 0 0 0 0 2 1													
<b>Cal Ripken Jr., R</b> (1, 5) OBP: 0.469, SLG: 0.833		0-1 P4			0-0 F8		1-0 G1-6-3		1-0 1B		2-1 BB 2B 1B	5 1 2 0 0 0 1													
<b>B.J. Surhoff, L</b> (1, 7) OBP: 0.360, SLG: 0.200		1-1 1B		3-2 F7				1-3 K	0-1 F7		4-1 2B BB	4 1 1 0 1 1 1													
<b>Jeffrey Hammonds, R</b> (1, 8) OBP: 0.267, SLG: 0.192		1-0 F7		3-2 G5-3				4-2 2B BB		1-1 G4-3	1-1 1-H 2-H 2B	4 1 1 2 1 0 1													
<b>Chris Hoiles, R</b> (1, 2) OBP: 0.280, SLG: 0.304			1-0 G5-3		2-0 P4			0-0 2B	1-0 G1-3 1B		0-2 P4	5 0 2 1 0 0 1													
<b>Mike Bordick, R</b> (1, 6) OBP: 0.107, SLG: 0.111			1-1 L3		2-1 F7			0-1 F9		2-1 G1-3		4 0 0 0 0 0 2													
<b>Inning Stats</b>	R: 0 E: 0 K: 1 S: 7	H: 0 LOB: 0 BB: 0 P: 11	R: 0 E: 0 K: 1 S: 9	H: 1 LOB: 1 BB: 0 P: 13	R: 0 E: 0 K: 0 S: 6	H: 0 LOB: 0 BB: 0 P: 11	R: 0 E: 0 K: 0 S: 5	H: 0 LOB: 0 BB: 0 P: 8	R: 0 E: 0 K: 0 S: 7	H: 0 LOB: 0 BB: 0 P: 13	R: 0 E: 0 K: 0 S: 11	H: 0 LOB: 0 BB: 1 P: 11		R: 1 E: 0 K: 2 S: 13	H: 1 LOB: 1 BB: 1 P: 19	R: 1 E: 0 K: 0 S: 9	H: 2 LOB: 1 BB: 0 P: 12	R: 0 E: 0 K: 1 S: 8	H: 1 LOB: 2 BB: 1 P: 17	R: 2 E: 0 K: 1 S: 13	H: 2 LOB: 1 BB: 1 P: 25	1B: 4 2B: 3 3B: 0 HR: 1	SF: 0 SAC: 0 DP: 1 HBP: 0	WP: 0 PB: 0 SB: 0 CS: 0	PA: 44
<b>PITCHER</b>	IP WLS BF H R ER SO BB IBB HBP BLK WP HR S P ERA WHIP																								
<b>50 José Rosado, L</b> (1, 1) ERA: 1.88	8.1		30	4	2	2	4	2	0	0	0	0	0	1	67	111	2.16	0.720							
<b>Hipólito Pichardo, R</b> (9, 1) ERA:	1.1		7	2	0	0	0	0	1	0	0	0	0	0	10	19	0.00	1.500							
<b>Jamie Walker, L</b> (10, 1) ERA: 3.38	0.2		2	0	0	0	1	0	0	0	0	0	0	0	4	7	0.00	0.000							
<b>Brian Bevil, R</b> (11, 1) ERA: 7.71	0.2	L	5	2	2	2	1	1	0	0	0	0	0	0	12	22	27.00	4.500							

livebaseballscorecards.com

AB	40
R	4
H	8
RBI	4
BB	4
SO	6
LOB	11



Batter	1	2	3	4	5	6	7	8	9	10	11	AB R H RBI BB SO LOB	BOTTOM																	
Tom Goodwin, L (1, 8) OBP: 0.273, SLG: 0.241	1-2 G6-3		3-1 G5-3			4-0 HR BB	1-1 FC6-2		4-2 G6-3 BB		0-3 K	4 1 0 0 2 1 4	<b>Baltimore Orioles @ Kansas City Royals</b> Kauffman Stadium, Kansas City, MO Wed Apr 09 1997, 7:05 PM CDT Att. 12,036 - Unknown - 40 F																	
Jay Bell, R (1, 6) OBP: 0.419, SLG: 0.600	0-0 G4-3		0-1 P2			0-1 HR	1-1 FC5-2		0-0 G6-3			5 1 1 2 0 0 5																		
Bip Roberts, S (1, 7) OBP: 0.355, SLG: 0.467	2-2 G6-3					2-2 F7	0-2 G6-3					5 0 1 0 0 1 3																		
Jeff King, R (1, 3) OBP: 0.323, SLG: 0.538			1-1 1B			2-2 G6-3						4 0 2 0 1 1 1																		
Scott Cooper, L (1, 10) OBP: 0.300, SLG: 0.286			3-3 K			4-2 G4-3						4 0 0 0 1 1 4																		
Jermaine Dye, R (1, 9) OBP: 0.200, SLG: 0.208			1-2 E5 2B			0-0 F7						5 0 0 0 0 1 4																		
Craig Paquette, R (1, 5) OBP: 0.250, SLG: 0.500			1-0 2B			0-0 P3						5 0 2 0 0 1 1																		
29 Mike Sweeney, R (1, 2) OBP: 0.353, SLG: 0.500 Johnny Damon, L (9, PR) Tim Spehr, R (10, 2) OBP: 0.250, SLG: 0.571			1-1 F8			2-2 P5						4 0 1 0 0 0 3 0 0 0 0 0 0 0 1 0 0 0 0 0 0																		
David Howard, S (1, 4) OBP: 0.300, SLG: 0.333 Joe Vitiello, R (7, PH) Shane Halter, R (7, PR) OBP: 0.500, SLG: 0.500			1-3 K			2-3 K						2 0 0 0 0 2 0 0 0 0 0 1 0 0 1 0 1 0 0 0 0																		
<b>Inning Stats</b>	R: 0 H: 0 E: 0 K: 0 S: 7	H: 0 LOB: 0 BB: 0 P: 10	R: 0 H: 2 E: 1 K: 1 S: 12	H: 2 LOB: 2 BB: 0 P: 19	R: 0 H: 0 E: 0 K: 1 S: 7	H: 0 LOB: 0 BB: 0 P: 11	R: 0 H: 1 E: 0 K: 1 S: 11	H: 1 LOB: 1 BB: 0 P: 20	R: 0 H: 0 E: 0 K: 1 S: 12	H: 0 LOB: 0 BB: 0 P: 16	R: 2 H: 1 E: 0 K: 0 S: 12	H: 1 LOB: 1 BB: 2 P: 24		R: 0 H: 1 E: 1 K: 0 S: 16	H: 1 LOB: 3 BB: 1 P: 25	R: 0 H: 1 E: 0 K: 0 S: 10	H: 1 LOB: 1 BB: 0 P: 14	R: 0 H: 1 E: 0 K: 2 S: 7	H: 1 LOB: 2 BB: 1 P: 11	R: 0 H: 0 E: 0 K: 2 S: 7	H: 0 LOB: 1 BB: 1 P: 16	R: 0 H: 1 E: 0 K: 2 S: 14	H: 1 LOB: 1 BB: 0 P: 18	1B: 5 2B: 2 3B: 0 HR: 1	SF: 0 SAC: 1 DP: 1 HBP: 0	WP: 0 PA: 46 PB: 0 SB: 4 CS: 0				
<b>PITCHER</b>	IP WLS BF H R ER SO BB IBB HBP BLK WP HR S P ERA WHIP														IP WLS BF H R ER SO BB IBB HBP BLK WP HR S P ERA WHIP															
Scott Kamieniecki, R (1, 1) ERA: 5.06	6.0	24	4	2	2	4	2	0	0	0	0	0	1	61	100	3.00	1.000													
Arthur Rhodes, L (7, 1) ERA: 1.69	0.1	4	1	0	0	0	0	1	0	0	0	0	0	11	19	0.00	3.000													
Terry Mathews, R (7, 1) ERA: 3.86	2.0	8	2	0	0	0	0	0	0	0	0	0	0	18	23	0.00	1.000													
Jesse Orosco, L (9, 1) ERA:	0.0	1	0	0	0	0	1	0	0	0	0	0	0	3	7	∞	∞													
Alan Mills, R (9, 1) ERA: 3.6	1.2	W	5	0	0	2	1	0	0	0	0	0	0	8	17	0.00	0.600													
<b>PITCHER</b>	IP WLS BF H R ER SO BB IBB HBP BLK WP HR S P ERA WHIP														IP WLS BF H R ER SO BB IBB HBP BLK WP HR S P ERA WHIP															
Randy Myers, L (11, 1) ERA:	1.0	S	4	1	0	2	0	0	0	0	0	0	0	14	18	0.00	1.000													

livebaseballscores.com

AB	40
R	2
H	8
RBI	2
BB	5
SO	8
LOB	25



Batter	1	2	3	4	5	6	7	8	9	AB	R	H	RBI	BB	SO	LOB									
<b>Chuck Knoblauch, R</b> (1, 4) OBP: 0.489, SLG: 0.455	3-2 E SF9 1B	2-3 K			1-1 G5-4-3 1B		2-2 G3	1-0 SF8 BB 1B		5	1	3	1	0	1	0									
<b>Rich Becker, L</b> (1, 8) OBP: 0.371, SLG: 0.241	2-1 E5 SF9 PB 1B		3-3 K		0-1 G5-4-3 1-2f		0-0 G1	4-0 FC4 BB 1B		4	1	1	0	1	1	1									
<b>Paul Molitor, R</b> (1, 10) OBP: 0.341, SLG: 0.436	0-2 SF9		1-1 G4-3		1-0 F7		1-3 K	2-1 SF8		3	0	0	2	0	1	0									
<b>Terry Steinbach, R</b> (1, 2) OBP: 0.294, SLG: 0.233	3-2 2B 1B		1-0 P4				1-1 F8			5	2	2	0	0	0	2									
<b>Matt Lawton, L</b> (1, 7) OBP: 0.512, SLG: 0.545	3-2 G4-3 1-H 2B			4-2 FC5-4 BB		2-2 L3		4-1 2B BB	2-2 G5-3	3	1	1	1	2	0	0									
<b>Greg Colbrunn, R</b> (1, 3) OBP: 0.323, SLG: 0.600	0-1 G4-3		1 SAFE 2-2 FC5-4 1B 1-2f		2-1 BB HR 1B		0-0 FC1-5 1-H 2-H 2B	1-0 F8		5	1	2	2	0	0	2									
<b>Todd Walker, L</b> (1, 5) OBP: 0.333, SLG: 0.278 <b>Chris Latham, S</b> (8, PH) (8, 9)	0-3 K		0-0 L7		4-2 HR BB		0-1 FC1-5 HBP 1B	1-0 P2		2	1	0	0	1	1	2									
<b>Pat Meares, R</b> (1, 6) OBP: 0.368, SLG: 0.629			1-0 G6-3		0-1 1-3 1B		3-0 1-H 2-H HR	2-2 1B 1B HBP		3	2	2	3	0	0	0									
<b>Denny Hocking, S</b> (1, 9) OBP: 0.500, SLG: 0.500 (8, 5)			2-2 G3		0-3 K		2-2 L7	1-2 BB 1B SF8 1B		4	1	1	1	0	1	2									
<b>Inning Stats</b>	R: 3 E: 1 K: 1 S: 21	H: 4 LOB: 1 BB: 0 P: 32	R: 0 E: 0 K: 1 S: 7	H: 0 LOB: 0 BB: 0 P: 12	R: 0 E: 0 K: 1 S: 7	H: 0 LOB: 0 BB: 0 P: 12	R: 0 E: 0 K: 1 S: 12	H: 1 LOB: 2 BB: 1 P: 18	R: 0 E: 0 K: 0 S: 5	H: 1 LOB: 0 BB: 0 P: 7	R: 3 E: 0 K: 0 S: 16	H: 2 LOB: 0 BB: 1 P: 30	R: 0 E: 0 K: 1 S: 8	H: 0 LOB: 0 BB: 0 P: 11	R: 5 E: 0 K: 0 S: 17	H: 4 LOB: 2 BB: 2 P: 31	R: 0 E: 0 K: 0 S: 5	H: 0 LOB: 0 BB: 0 P: 9	1B: 9 2B: 2 3B: 0 HR: 1	SF: 2 SAC: 0 DP: 1 HBP: 1	WP: 0 PB: 1 SB: 0 CS: 0	PA: 43			
<b>PITCHER</b>	IP	WLS	BF	H	R	ER	SO	BB	IBB	HBP	BLK	WP	HR	S	P	ERA	WHIP								
<b>Tim Belcher, R</b> (1, 1) ERA: 4.61	6.0	L	27	8	6	6	4	2	0	0	0	0	1	68	111	9.00	1.667								
<b>Jeff Montgomery, R</b> (7, 1) ERA: 18.0	1.0		6	2	3	3	1	1	0	0	0	0	0	11	18	27.00	3.000								
<b>Jason Jacome, L</b> (8, 1) ERA: 9.0	0.1		5	2	1	1	0	1	0	1	0	0	0	9	16	27.00	9.000								
<b>Randy Veres, R</b> (8, 1) ERA:	1.2		5	0	1	1	0	0	0	0	0	0	0	10	17	5.40	0.000								

**Minnesota Twins @ Kansas City Royals**  
Kauffman Stadium, Kansas City, MO

Sat Apr 12 1997, 3:33 AM CDT  
Att. 13,558 - Overcast - 37 F

[livebaseballscorecards.com](http://livebaseballscorecards.com)

<b>AB</b>	36
<b>R</b>	11
<b>H</b>	12
<b>RBI</b>	10
<b>BB</b>	4
<b>SO</b>	5
<b>LOB</b>	10





Batter	1	2	3	4	5	6	7	8	9	AB	R	H	RBI	BB	SO	LOB
<b>Bip Roberts, S</b> OBP: 0.361, SLG: 0.486 (1, 7)	0-2 P5	3-2 F8			0-0 SF9-5 1B	0-0 F8		0-1 G4-3 1-H 2B		5	0	2	1	0	0	2
<b>Tom Goodwin, L</b> OBP: 0.316, SLG: 0.303 (1, 8)	1-1 S 2B		0-0 G6-3		0-0 S 2B 1B	4-1 BB		1-1 G4-3 2-3		4	2	2	0	1	0	1
<b>Jay Bell, R</b> OBP: 0.417, SLG: 0.618 (1, 6)	2-1 2-H 2B		2-1 G5-4-3 1B		0-0 SF9-5 2-3 3-H	1-1 G1-3		1-1 P5		4	0	2	2	0	0	3
<b>Jeff King, R</b> OBP: 0.333, SLG: 0.533 (1, 3)	4-2 BB		0-2 G5-4-3 1-2f		2-2 1-H 1B 2B		2-3 K		0-1 F9	4	1	1	1	1	1	1
<b>Scott Cooper, L</b> OBP: 0.400, SLG: 0.667 (1, 10)	3-2 F7		2-1 S 1B		2-2 2-H 1B		3-3 K		1-1 HR	5	1	3	2	0	1	2
<b>Craig Paquette, R</b> OBP: 0.273, SLG: 0.500 (1, 5)	0-0 F7		3-3 K 1-2		4-0 1-2 BB		0-0 2B		0-2 F7	4	0	1	0	1	1	3
<b>Jermaine Dye, R</b> OBP: 0.167, SLG: 0.172 (1, 9)		2-3 K		2-2 P3	0-1 F9		1-3 K		1-2 F8	5	0	0	0	0	2	4
<b>29 Mike Sweeney, R</b> OBP: 0.333, SLG: 0.421 (1, 2)		1-0 G6-3		3-0 G6-3		4-2 BB BB		2-2 G5-3		3	0	0	0	1	0	1
<b>David Howard, S</b> OBP: 0.429, SLG: 0.364 (1, 4)		4-2 BB			2-1 1B SF9-5 1B	2-3 K		4-2 2B BB		2	2	1	0	2	1	1

Inning Stats	R: 1	H: 2	E: 0	K: 0	S: 13	H: 2	LOB: 2	BB: 1	P: 23	R: 0	H: 0	E: 0	K: 1	S: 10	H: 1	LOB: 1	BB: 1	P: 20	R: 0	H: 1	E: 0	K: 0	S: 10	H: 1	LOB: 0	BB: 0	P: 12	R: 0	H: 1	E: 0	K: 1	S: 16	H: 1	LOB: 1	BB: 0	P: 26	R: 3	H: 5	E: 0	K: 0	S: 15	H: 0	LOB: 2	BB: 2	P: 25	R: 0	H: 1	E: 0	K: 3	S: 10	H: 1	LOB: 1	BB: 0	P: 16	R: 1	H: 1	E: 0	K: 0	S: 11	H: 1	LOB: 1	BB: 1	P: 19	R: 1	H: 1	E: 0	K: 0	S: 11	H: 1	LOB: 0	BB: 0	P: 13	1B: 6	2B: 6	3B: 0	HR: 1	SF: 1	SAC: 0	DP: 2	HBP: 0	WP: 0	PA: 43
--------------	------	------	------	------	-------	------	--------	-------	-------	------	------	------	------	-------	------	--------	-------	-------	------	------	------	------	-------	------	--------	-------	-------	------	------	------	------	-------	------	--------	-------	-------	------	------	------	------	-------	------	--------	-------	-------	------	------	------	------	-------	------	--------	-------	-------	------	------	------	------	-------	------	--------	-------	-------	------	------	------	------	-------	------	--------	-------	-------	-------	-------	-------	-------	-------	--------	-------	--------	-------	--------

PITCHER	IP	WLS	BF	H	R	ER	SO	BB	IBB	HBP	BLK	WP	HR	S	P	ERA	WHIP
<b>Brad Radke, R</b> ERA: 9.64 (1, 1)	4.2		23	9	4	4	2	2	0	0	0	0	0	62	100	7.71	2.357
<b>Todd Ritchie, R</b> ERA: 3.24 (5, 1)	1.1	W	7	0	0	0	1	3	0	0	0	0	0	12	27	0.00	2.250
<b>Dan Naulty, R</b> ERA: 2.08 (7, 1)	1.1		7	2	1	1	3	1	0	0	0	0	0	17	29	6.75	2.250
<b>Eddie Guardado, L</b> ERA: 8.31 (8, 1)	1.2		6	1	1	1	0	0	0	0	0	0	1	15	19	5.40	0.600

**BOTTOM**

**Minnesota Twins @ Kansas City Royals**  
Kauffman Stadium, Kansas City, MO

Sat Apr 12 1997, 3:33 AM CDT  
Att. 13,558 - Overcast - 37 F

AB	36
R	6
H	12
RBI	6
BB	6
SO	6
LOB	18



WP	PA	ERA	WHIP
0	43		

Batter	1	2	3	4	5	6	7	8	9	AB R H RBI BB SO LOB	TOP
<b>Chuck Knoblauch, R</b> (1, 4) OBP: 0.471, SLG: 0.417 B F B F B F B F B F B F B F B F	4-2 		2-3 			1-0 		1-1 		3 0 0 0 1 1 2	
<b>Rich Becker, L</b> (1, 8) OBP: 0.359, SLG: 0.219 B C C C F B B C C C F B B C C	2-3 			4-0 	1-0 			2-3 		3 0 0 0 1 2 3	
<b>Matt Lawton, L</b> (1, 7) OBP: 0.468, SLG: 0.486 X	0-0 			2-2 		3-2 		1-3 		4 0 0 0 0 1 2	
<b>Paul Molitor, R</b> (1, 10) OBP: 0.333, SLG: 0.419 B B X	2-0 			1-1 		2-3 		0-0 		4 1 1 0 0 1 1	
<b>Greg Myers, L</b> (1, 2) OBP: 0.438, SLG: 0.467 B B F B X		3-1 		0-1 		2-1 		4-2 		3 0 2 1 1 0 0	
<b>Greg Colbrunn, R</b> (1, 3) OBP: 0.314, SLG: 0.559 X		0-0 		2-2 		1-2 		0-0 		4 0 1 0 0 0 2	
<b>Brent Brede, L</b> (1, 9) OBP: 0.313, SLG: 0.214 C B F B S B F B C		2-3 			1-1 		1-0 		0-2 	4 0 2 0 0 1 2	
<b>Pat Meares, R</b> (1, 6) OBP: 0.333, SLG: 0.564 B S O S O S			1-3 		2-1 		2-1 		1-1 	4 0 0 0 0 1 4	
<b>Todd Walker, L</b> (1, 5) OBP: 0.333, SLG: 0.250 X			0-0 		4-1 		0-0 			2 0 0 0 1 0 0	
<b>Inning Stats</b>	R: 0 H: 0 E: 0 LOB: 1 K: 1 BB: 1 S: 10 P: 18	R: 0 H: 0 E: 0 LOB: 0 K: 1 BB: 0 S: 6 P: 11	R: 0 H: 0 E: 0 LOB: 0 K: 2 BB: 0 S: 8 P: 11	R: 1 H: 2 E: 0 LOB: 1 K: 0 BB: 1 S: 10 P: 19	R: 0 H: 1 E: 0 LOB: 2 K: 0 BB: 1 S: 7 P: 16	R: 0 H: 1 E: 0 LOB: 1 K: 1 BB: 0 S: 12 P: 20	R: 0 H: 1 E: 0 LOB: 0 K: 0 BB: 0 S: 4 P: 7	R: 0 H: 0 E: 0 LOB: 0 K: 2 BB: 0 S: 8 P: 12	R: 0 H: 1 E: 0 LOB: 2 K: 0 BB: 1 S: 10 P: 15	1B: 5 SF: 0 2B: 1 SAC: 0 3B: 0 DP: 2 HR: 0 HBP: 0	WP: 1 PA: 35 PB: 1 SB: 0 CS: 0
<b>PITCHER</b> <b>Kevin Appier, R</b> (1, 1) ERA: 3.05 <b>Hipolito Pichardo, R</b> (9, 1) ERA:	IP WLS BF H R ER SO BB IBB HBP BLK WP HR S P ERA WHIP 8.0 W 30 5 1 1 7 3 0 0 0 1 0 65 114 1.12 1.000 1.0 5 1 0 0 0 1 0 0 0 0 0 10 15 0.00 2.000	<b>PITCHER</b> IP WLS BF H R ER SO BB IBB HBP BLK WP HR S P ERA WHIP									

**Minnesota Twins @ Kansas City Royals**  
 Kauffman Stadium, Kansas City, MO  
 Sun Apr 13 1997, 3:33 AM CDT  
 Att. 13,831 - Cloudy - 46 F

AB	31
R	1
H	6
RBI	1
BB	4
SO	7
LOB	16



WP: 1	PA: 35
PB: 1	
SB: 0	
CS: 0	

BOTTOM

Minnesota Twins @ Kansas City Royals  
Kauffman Stadium, Kansas City, MO

livebaseballscorecards.com

AB	31
R	6
H	10
RBI	6
BB	7
SO	3
LOB	20



WP:	0	PA:	38
PB:	0	SB:	2
CS:	0		

Sun Apr 13 1997, 3:33 AM CDT  
Att. 13,831 - Cloudy - 46 F

AB	R	H	RBI	BB	SO	LOB	
2	0	1	0	0	0	0	
3	0	2	0	0	0	3	
5	0	0	0	0	0	4	
4	0	0	0	0	0	1	
0	2	0	0	4	0	0	
4	0	1	0	0	1	3	
0	1	0	0	0	0	0	
3	0	2	0	1	1	2	
4	0	0	0	0	0	7	
3	2	2	3	1	1	0	
3	1	2	3	1	0	0	
1B:	7	SF:	0	WP:	0	PA:	38
2B:	3	SAC:	0	PB:	0	SB:	2
3B:	0	DP:	3	CS:	0		
HR:	1	HBP:	0				

Batter	1	2	3	4	5	6	7	8	9
<b>Bip Roberts, S</b> (1, 7) OBP: 0.368, SLG: 0.486 <b>Jermaine Dye, R</b> (4, PH) OBP: 0.212, SLG: 0.250 (5, 9)	F9		G4-6-3 1B	P4			2B	1B	
<b>Tom Goodwin, L</b> (1, 8) OBP: 0.279, SLG: 0.263	G1-3		G4-6-3 1-2f		B5-3		L9	F8	
<b>Jay Bell, R</b> (1, 6) OBP: 0.375, SLG: 0.553	G4-3		F7		F9		G1-3		
<b>Jeff King, R</b> (1, 3) OBP: 0.400, SLG: 0.533			G6-4-3 BB		FC1-4 1B BB			1B BB	
<b>Joe Vitiello, R</b> (1, 10) OBP: 0.423, SLG: 0.364 <b>Shane Halter, R</b> (8, PR) OBP: 0.500, SLG: 0.500		G6-4-3 1-2f		L6	1 SAFE K			1B S 1B	
<b>Craig Paquette, R</b> (1, 5) OBP: 0.324, SLG: 0.514					FC1-4 1B		P3-1 1B	K	
<b>Mike Macfarlane, R</b> (1, 2)					FC1-4 BB 1B		P3-1 1-2f	F7	
<b>David Howard, S</b> (1, 4) OBP: 0.500, SLG: 0.429					1-2 3-H 1B		K	2B S 1B	
<b>Johnny Damon, L</b> (1, 9) OBP: 0.333, SLG: 0.750 (5, 7)					1-2 2-3 BB		B1-3	1B 1-H 2B	

Inning Stats	R	H	E	K	S	H	LOB	BB	P	R	H	E	K	S	H	LOB	BB	P
	0	0	0	0	8	0	0	0	10	0	0	0	0	8	2	0	1	19
	0	0	0	0	8	0	0	0	10	2	0	0	0	8	2	0	1	18
	0	0	0	0	11	1	0	0	23	0	0	0	0	16	0	0	22	
	0	0	0	0	6	0	0	0	9	0	1	0	0	7	0	0	12	
	0	0	0	0	6	0	0	0	12	3	0	1	0	22	4	1	33	

PITCHER	IP	WLS	BF	H	R	ER	SO	BB	IBB	HBP	BLK	WP	HR	S	P	ERA	WHIP
<b>Frankie Rodriguez, R</b> (1, 1) ERA: 6.14	3.2	L	17	4	3	3	0	4	0	0	0	0	0	31	61	7.36	2.182
<b>Greg Swindell, L</b> (4, 1) ERA: 7.71	3.0		12	2	0	0	2	2	0	0	0	0	0	30	48	0.00	1.333
<b>Gregg Olson, R</b> (7, 1) ERA: 24.75	1.0		7	3	3	3	1	1	0	0	0	0	0	22	33	27.00	4.000
<b>Rick Aguilera, R</b> (8, 1) ERA: 2.08	0.1		2	1	0	0	0	0	0	0	0	0	0	3	4	0.00	3.000

Batter	1	2	3	4	5	6	7	8	9	AB R H RBI BB SO LOB	TOP
<b>Johnny Damon, L</b> (1, 7) OBP: 0.385, SLG: 0.636 (8, 8)	4-1 		0-3 			1-2 		2-1 		3 1 1 0 1 1 0	
<b>Tom Goodwin, L</b> (1, 8) OBP: 0.261, SLG: 0.244 <b>Bip Roberts, S</b> (8, PH) OBP: 0.385, SLG: 0.500 (8, 7)	1-1 G4-6-3 		1-3 			2-1 		2-1 		3 0 0 0 0 1 1 1 0 1 1 0 0 0	
<b>Jay Bell, R</b> (1, 6) OBP: 0.386, SLG: 0.690	2-2 				1-1 		2-1 			4 2 2 2 0 0 1	
<b>Jeff King, R</b> (1, 3) OBP: 0.409, SLG: 0.515	1-3 				0-1 		1-2 			3 0 1 0 1 1 0	
<b>Chili Davis, S</b> (1, 10)					2-2 					4 0 0 0 0 0 2	
<b>Craig Paquette, R</b> (1, 5) OBP: 0.317, SLG: 0.513					0-1 					4 0 1 0 0 0 2	
<b>Jermaine Dye, R</b> (1, 9) OBP: 0.194, SLG: 0.229					0-1 					3 0 0 0 0 0 1	
<b>Mike Macfarlane, R</b> (1, 2)					1-0 					3 0 0 0 0 1 1	
<b>David Howard, S</b> (1, 4) OBP: 0.429, SLG: 0.353					1-3 					3 0 0 0 0 2 0	
<b>Inning Stats</b>	R: 1 H: 1 E: 0 LOB: 0 K: 1 BB: 1 S: 11 P: 19	R: 0 H: 1 E: 0 LOB: 1 K: 0 BB: 0 S: 10 P: 16	R: 0 H: 0 E: 0 LOB: 0 K: 3 BB: 0 S: 10 P: 12	R: 0 H: 1 E: 0 LOB: 1 K: 0 BB: 0 S: 9 P: 12	R: 0 H: 0 E: 0 LOB: 0 K: 1 BB: 0 S: 6 P: 9	R: 1 H: 1 E: 0 LOB: 0 K: 0 BB: 0 S: 10 P: 16	R: 0 H: 0 E: 0 LOB: 0 K: 0 BB: 0 S: 8 P: 12	R: 1 H: 2 E: 0 LOB: 1 K: 1 BB: 0 S: 10 P: 17	R: 0 H: 0 E: 0 LOB: 0 K: 0 BB: 1 S: 3 P: 7	1B: 3 SF: 0 2B: 1 SAC: 0 3B: 0 DP: 2 HR: 2 HBP: 0	WP: 0 PA: 33 PB: 0 SB: 0 CS: 0
<b>PITCHER</b> <b>Woody Williams, R</b> (1, 1) ERA: 3.46 <b>Paul Quantrill, R</b> (8, 1) ERA: 10.8 <b>Dan Plesac, L</b> (8, 1) ERA: 1.8 <b>Luis Andujar, R</b> (9, 1) ERA:	IP WLS BF H R ER SO BB IBB HBP BLK WP HR S P ERA WHIP 7.0 0 25 4 2 2 5 1 0 0 0 0 2 64 96 2.57 0.714 0.2 L 3 1 1 1 1 0 0 0 0 0 0 0 7 12 13.50 1.500 0.1 2 1 0 0 0 0 0 0 0 0 0 0 3 5 0.00 3.000 1.0 3 0 0 0 0 0 1 0 0 0 0 0 3 7 0.00 1.000	<b>PITCHER</b> IP WLS BF H R ER SO BB IBB HBP BLK WP HR S P ERA WHIP									

**Kansas City Royals @ Toronto Blue Jays**  
 SkyDome, Toronto, ON  
 Mon Apr 14 1997, 7:05 PM EDT  
 Att. 25,642 - Dome

AB	31
R	3
H	6
RBI	3
BB	2
SO	6
LOB	8



livebaseballscorecards.com

Batter	1	2	3	4	5	6	7	8	9	AB	R	H	RBI	BB	SO	LOB
<b>Otis Nixon, S</b> (1, 8) <small>OBP: 0.359, SLG: 0.219</small>	0-0 <b>G4-3</b>		1-0 <b>B1-3</b>		1-1 <b>F9</b>		0-2 <b>G6-3</b>		2-2 <b>FC4-6</b> <small>SAFE</small>	5	0	0	0	0	0	1
<b>Carlos Garcia, R</b> (1, 4) <small>OBP: 0.167, SLG: 0.118</small>	0-2 <b>P4</b>		1-2 <b>G6-3</b>		1-0 <b>BB</b> <b>1B</b>		1-0 <b>F8</b>			4	1	1	0	0	0	0
<b>Orlando Merced, S</b> (1, 9) <small>OBP: 0.216, SLG: 0.212</small>	0-0 <b>G3</b>		2-3 <b>K</b>		4-2 <b>1B</b> <b>BB</b>		1-0 <b>F8</b>			3	0	0	0	1	1	0
<b>Joe Carter, R</b> (1, 3) <small>OBP: 0.378, SLG: 0.424</small>		2-0 <b>G6-3</b>		2-1 <b>2B</b> <b>G6-3</b> <b>1B</b>	1-2 <b>1B</b> <b>2-H</b>		2-3 <b>K</b>			4	1	2	1	0	1	0
<b>Ed Sprague, R</b> (1, 5) <small>OBP: 0.297, SLG: 0.457</small>		1-0 <b>G4-3</b>		2-2 <b>1B</b> <b>2B</b>	0-0 <b>F7</b>		0-0 <b>L6</b>			4	0	1	0	0	0	2
<b>Juan Samuel, R</b> (1, 10) <small>OBP: 0.417, SLG: 0.300</small> <b>Carlos Delgado, L</b> (8, PH) <small>OBP: 0.320, SLG: 0.391</small>		1-2 <b>2B</b> <b>1B</b>		1-0 <b>G6-3</b>		0-3 <b>K</b>		0-1 <b>P2</b>		3	0	1	1	0	1	1
<b>Robert Perez, R</b> (1, 7) <small>OBP: 0.250, SLG: 0.417</small> <b>Shawn Green, L</b> (9, PH) <small>OBP: 0.375, SLG: 0.368</small> <b>Shannon Stewart, R</b> (9, PH)		2-2 <b>1B</b> <b>2B</b>		0-1 <b>F8</b>		0-0 <b>F8</b>		0-1 <b>F7</b>		3	0	1	0	0	0	1
<b>Charlie O'Brien, R</b> (1, 2) <small>OBP: 0.625, SLG: 0.800</small>		4-1 <b>BB</b>		0-0 <b>P4</b>		1-1 <b>2B</b>		1-3 <b>K</b>		3	0	1	0	1	1	1
<b>Alex Gonzalez, R</b> (1, 6) <small>OBP: 0.387, SLG: 0.500</small>		0-3 <b>K</b>		1-1 <b>F9</b>		1-3 <b>K</b>		4-1 <b>FC4-6</b> <b>BB</b>		3	0	0	0	1	2	4

Inning Stats	R: 0	H: 0	E: 0	K: 0	S: 5	R: 0	H: 2	E: 0	K: 1	S: 13	R: 0	H: 0	E: 0	K: 1	S: 7	R: 1	H: 2	E: 0	K: 0	S: 9	R: 1	H: 2	E: 0	K: 0	S: 12	R: 0	H: 1	E: 0	K: 2	S: 9	R: 0	H: 0	E: 0	K: 0	S: 6	R: 0	H: 0	E: 0	K: 1	S: 6	R: 0	H: 0	E: 0	K: 1	S: 9	R: 0	H: 0	E: 0	K: 1	S: 9	1B: 4	2B: 3	3B: 0	HR: 0	SF: 0	SAC: 0	DP: 0	HBP: 0	WP: 0	PB: 0	SB: 0	CS: 0	PA: 37
--------------	------	------	------	------	------	------	------	------	------	-------	------	------	------	------	------	------	------	------	------	------	------	------	------	------	-------	------	------	------	------	------	------	------	------	------	------	------	------	------	------	------	------	------	------	------	------	------	------	------	------	------	-------	-------	-------	-------	-------	--------	-------	--------	-------	-------	-------	-------	--------

PITCHER	IP	WLS	BF	H	R	ER	SO	BB	IBB	HBP	BLK	WP	HR	S	P	ERA	WHIP
<b>Glendon Rusch, L</b> (1, 1) <small>ERA: 1.2</small>	7.0	W	30	7	2	2	4	2	0	0	0	0	0	61	92	2.57	1.286
<b>Brian Bevil, R</b> (8, 1) <small>ERA: 5.4</small>	1.0		3	0	0	0	1	0	0	0	0	0	0	6	8	0.00	0.000
<b>Jamie Walker, L</b> (9, 1) <small>ERA: 3.0</small>	0.1		1	0	0	0	0	0	0	0	0	0	0	2	2	0.00	0.000
<b>Hipolito Richardo, R</b> (9, 1) <small>ERA:</small>	0.2	S	3	0	0	0	1	1	0	0	0	0	0	7	14	0.00	1.500

**BOTTOM**

**Kansas City Royals @ Toronto Blue Jays**  
**SkyDome, Toronto, ON**  
 Mon Apr 14 1997, 7:05 PM EDT  
 Att. 25,642 - Dome

livebaseballscorecards.com

<b>AB</b>	<b>34</b>
<b>R</b>	<b>2</b>
<b>H</b>	<b>7</b>
<b>RBI</b>	<b>2</b>
<b>BB</b>	<b>3</b>
<b>SO</b>	<b>6</b>
<b>LOB</b>	<b>10</b>



Batter	1	2	3	4	5	6	7	8	9	AB R H RBI BB SO LOB	TOP											
<b>Bip Roberts, S</b> (1, 7) OBP: 0.386, SLG: 0.488	1-3 		1-2 G4-3		0-0 G4-3 S 1B	3-3 			0-2 SH2-3 PB 1B	5 2 2 0 0 2 1												
<b>Tom Goodwin, L</b> (1, 8) OBP: 0.280, SLG: 0.250	2-2 P6		0-0 F7		4-0 G4-3 HR BB		0-1 		1-0 SH2-3	3 1 1 0 1 0 0												
<b>Jay Bell, R</b> (1, 6) OBP: 0.367, SLG: 0.630	2-1 G4-3		2-3 K		1-2 G4-3		2-2 G5-3		1-0 	4 0 0 1 0 1 2												
<b>Jeff King, R</b> (1, 3) OBP: 0.429, SLG: 0.632		2-2 G6-3		0-2 1B	1-0 HR		0-1 G6-3		1-2 	5 2 3 3 0 0 0												
<b>Chili Davis, S</b> (1, 10) OBP: 0.500, SLG: 0.429		4-1 BB 1B		0-1 PB E G6-3 1B	0-0 FC6-4 1B			1-0 G6-3 1B	3 2 3 1 1 0 0													
<b>Shane Halter, R</b> (8, PR) OBP: 0.500, SLG: 0.500		BB		BB					0 0 0 0 0 0 0													
<b>Craig Paquette, R</b> (1, 5) OBP: 0.311, SLG: 0.476		1 SAFE 1 SAFE 4-2 1B BB		0-2 E6 G6-3 PB 1-2	1-1 FC6-4			3-1 G6-3	3 0 0 0 1 0 3													
<b>Mike Macfarlane, R</b> (1, 2)		0-3 K		2-3 K	0-1 P6			0-0 F8	4 0 0 0 0 2 7													
<b>David Howard, S</b> (1, 4) OBP: 0.400, SLG: 0.333		3-2 FC6-4 1B		2-2 G6-3		0-1 F8		3-2 P5	4 0 1 2 0 0 3													
<b>Johnny Damon, L</b> (1, 9) OBP: 0.353, SLG: 0.500		0-0 FC6-4		2-2 G3		4-0 CS BB		0-1 G5-3	3 0 0 0 1 0 3													
<b>Inning Stats</b>	R: 0 E: 0 K: 1 S: 8	H: 0 LOB: 0 BB: 0 P: 13	R: 1 E: 0 K: 1 S: 14	H: 1 LOB: 2 BB: 2 P: 27	R: 0 E: 0 K: 1 S: 7	H: 0 LOB: 0 BB: 0 P: 10	R: 2 E: 1 K: 1 S: 18	H: 2 LOB: 1 BB: 0 P: 24	R: 3 E: 0 K: 0 S: 11	H: 3 LOB: 1 BB: 1 P: 18	R: 0 E: 0 K: 1 S: 9	H: 0 LOB: 0 BB: 1 P: 16	R: 0 E: 0 K: 0 S: 8	H: 1 LOB: 0 BB: 0 P: 10	R: 0 E: 0 K: 0 S: 9	H: 1 LOB: 2 BB: 0 P: 16	R: 1 E: 0 K: 0 S: 10	H: 2 LOB: 2 BB: 0 P: 13	1B: 8 2B: 1 3B: 0 HR: 1	SF: 0 SAC: 1 DP: 0 HBP: 1	WP: 0 PB: 2 SB: 2 CS: 2	PA: 40
<b>PITCHER</b>	IP WLS BF H R ER SO BB IBB HBP BLK WP HR S P ERA WHIP																					
<b>Juan Guzman, R</b> (1, 1) ERA: 2.84	5.0 L 25 6 6 5 4 3 0 0 0 0 0 1 58 92 9.00 1.800																					
<b>Paul Quantrill, R</b> (6, 1) ERA: 3.86	3.0 10 2 0 0 1 1 0 0 0 0 0 0 26 42 0.00 1.000																					
<b>Mike Timlin, R</b> (9, 1) ERA: 2.25	1.0 5 2 1 0 0 0 0 0 1 0 0 0 10 13 0.00 2.000																					

**Kansas City Royals @ Toronto Blue Jays**  
SkyDome, Toronto, ON  
Tue Apr 15 1997, 7:05 PM EDT  
Att. 25,582 - Dome - 72 F

AB	34
R	7
H	10
RBI	7
BB	4
SO	5
LOB	19



Batter	1	2	3	4	5	6	7	8	9	AB	R	H	RBI	BB	SO	LOB
<b>Otis Nixon, S</b> <small>OBP: 0.341, SLG: 0.194</small> (1, 8)	4-2 		3-2 <b>G4-3</b> 		1-3 <b>K</b> 		2-2 <b>L5</b> 	1-0 <b>G6-3</b> 		4	0	0	0	1	1	2
<b>Carlos Garcia, R</b> <small>OBP: 0.195, SLG: 0.132</small> (1, 4)	4-2 		1-2 		1-3 <b>K</b> 		1-1 <b>G6-3</b> 		3-1 <b>L8</b> 	4	0	1	1	1	1	0
<b>Orlando Merced, S</b> <small>OBP: 0.262, SLG: 0.289</small> (1, 9)	1-3 <b>K</b> 		3-2 		1-2 		2-3 		0-0 	5	1	3	0	0	2	2
<b>Joe Carter, R</b> <small>OBP: 0.357, SLG: 0.421</small> (1, 3)	1-1 <b>G5-4-3</b> 		2-1 <b>G6-4-3</b> 		1-0 		2-3 <b>K</b> 		2-0 <b>G5-4-3</b> 	5	0	1	1	0	1	6
<b>Ed Sprague, R</b> <small>OBP: 0.317, SLG: 0.526</small> (1, 5)		0-1 <b>E4</b> 		2-1 		4-2 		1-1 <b>F8</b> 		3	1	1	1	1	0	0
<b>Juan Samuel, R</b> <small>OBP: 0.333, SLG: 0.231</small> <b>Felipe Crespo, S</b> (8, PH)		3-2 <b>L9</b> 		1-1 <b>G6-3</b> 		1-1 <b>L9</b> 		1-3 <b>K</b> 		3	0	0	0	0	0	3
<b>Robert Perez, R</b> <small>OBP: 0.286, SLG: 0.429</small> <b>Shawn Green, L</b> <small>OBP: 0.360, SLG: 0.350</small> (6, PH)		1-2 <b>F7</b> 		0-1 		2-2 <b>G4-3</b> 		4-1 		2	0	1	0	0	0	1
<b>Shannon Stewart, R</b> (8, PH)								<b>HR</b> <b>BB</b>		0	1	0	0	1	0	0
<b>Charlie O'Brien, R</b> <small>OBP: 0.500, SLG: 0.889</small> (1, 2)		2-2 <b>G5-3</b> 		0-1 <b>P4</b> 		2-2 <b>G5-3</b> 		1-1 		4	1	1	2	0	0	2
<b>Alex Gonzalez, R</b> <small>OBP: 0.371, SLG: 0.500</small> (1, 6)			2-2 <b>E6</b> 		1-1 <b>G5-3</b> 		2-3 		0-1 	4	1	1	0	0	1	1

Inning Stats	R: 0	H: 0	E: 0	K: 1	S: 11	LOB: 1	BB: 2	P: 21	R: 0	H: 0	E: 1	K: 0	S: 12	LOB: 1	BB: 0	P: 18	R: 1	H: 2	E: 1	K: 0	S: 15	LOB: 1	BB: 0	P: 26	R: 1	H: 2	E: 0	K: 0	S: 10	LOB: 1	BB: 0	P: 14	R: 1	H: 2	E: 0	K: 2	S: 20	LOB: 2	BB: 1	P: 29	R: 0	H: 0	E: 0	K: 1	S: 10	LOB: 0	BB: 0	P: 16	R: 0	H: 0	E: 0	K: 2	S: 15	LOB: 1	BB: 0	P: 22	R: 2	H: 2	E: 0	K: 1	S: 11	LOB: 1	BB: 1	P: 19	R: 0	H: 1	E: 0	K: 0	S: 4	LOB: 0	BB: 0	P: 9	1B: 4	2B: 3	3B: 0	HR: 2	SF: 0	SAC: 0	DP: 3	HBP: 0	WP: 2	PB: 0	SB: 2	CS: 0	PA: 40
--------------	------	------	------	------	-------	--------	-------	-------	------	------	------	------	-------	--------	-------	-------	------	------	------	------	-------	--------	-------	-------	------	------	------	------	-------	--------	-------	-------	------	------	------	------	-------	--------	-------	-------	------	------	------	------	-------	--------	-------	-------	------	------	------	------	-------	--------	-------	-------	------	------	------	------	-------	--------	-------	-------	------	------	------	------	------	--------	-------	------	-------	-------	-------	-------	-------	--------	-------	--------	-------	-------	-------	-------	--------

PITCHER	IP	WLS	BF	H	R	ER	SO	BB	IBB	HBP	BLK	WP	HR	S	P	ERA	WHIP
50 José Rosado, L <small>ERA: 2.33</small>	(1, 1)	5.0	W	24	6	3	2	3	3	0	0	0	0	0	108	3.60	1.800
Randy Veres, R <small>ERA:</small>	(6, 1)	2.1		8	0	0	3	0	0	0	0	2	0	27	41	0.00	0.000
Jamie Walker, L <small>ERA: 5.4</small>	(8, 1)	0.1		2	0	0	1	1	0	0	0	0	0	4	9	0.00	3.000
Jeff Montgomery, R <small>ERA: 18.9</small>	(8, 1)	0.1		3	2	2	0	0	0	0	0	0	1	5	7	54.00	6.000
Hipolito Pichardo, R <small>ERA:</small>	(9, 1)	1.0	S	3	1	0	0	0	0	0	0	0	0	4	9	0.00	1.000

**BOTTOM**

**Kansas City Royals @ Toronto Blue Jays**  
 SkyDome, Toronto, ON  
 Tue Apr 15 1997, 7:05 PM EDT  
 Att. 25,582 - Dome - 72 F

livebaseballscorecards.com

<b>AB</b>	<b>36</b>
<b>R</b>	<b>5</b>
<b>H</b>	<b>9</b>
<b>RBI</b>	<b>5</b>
<b>BB</b>	<b>4</b>
<b>SO</b>	<b>7</b>
<b>LOB</b>	<b>17</b>



Batter	1	2	3	4	5	6	7	8	9	AB R H RBI BB SO LOB	TOP	
Damon Buford, R (1, 8) OBP: 0.244, SLG: 0.297	1-1 G5-3		1-2 P4			0-0 B1-3		1-1 G1-3		4 0 0 0 0 0 1		
Ivan Rodriguez, R (1, 2) OBP: 0.304, SLG: 0.348	2-2 F9		0-0 1B			0-2 F8		3-2 G4-3		4 0 1 1 0 0 0		
29 Rusty Greer, L (1, 7) OBP: 0.467, SLG: 0.528	1-0 G3-1		1-0 G3			4-0 BB			4-2 1B BB	2 0 0 0 2 0 1		
Lee Stevens, L (1, 3) OBP: 0.400, SLG: 0.676		1-0 HR		3-2 G4-3		1-3 K			1-3 SAFE	4 1 1 1 0 2 2		
Dean Palmer, R (1, 5) OBP: 0.289, SLG: 0.231		1-1 G4-3		3-3 K			2-1 P6		0-2 1B	4 0 1 0 0 1 0		
Mike Simms, R (1, 10) OBP: 0.111, SLG: 0.111		2-0 P2		3-2 F9			0-1 G5-3 1B		3-3 K	4 0 1 0 0 1 2		
Marc Sagmoen, L (1, 9) OBP: 0.176, SLG: 0.235		2-0 F8			1-2 P3		1-0 G5-3		1-1 F9	4 0 0 0 0 0 3		
Billy Ripken, R (1, 4) OBP: 0.286, SLG: 0.308			4-2 G3 1B BB		2-2 L6		2-1 G5-3			2 1 0 0 1 0 1		
Benji Gil, R (1, 6) OBP: 0.176, SLG: 0.235			1-0 G3		2-0 F8			2-3 K		3 0 0 0 0 1 1		
<b>Inning Stats</b>	R: 0 E: 0 K: 0 S: 7 H: 0 LOB: 0 BB: 0 P: 11	R: 1 E: 0 K: 0 S: 5 H: 1 LOB: 0 BB: 0 P: 11	R: 1 E: 0 K: 0 S: 8 H: 1 LOB: 1 BB: 1 P: 15	R: 0 E: 0 K: 1 S: 10 H: 0 LOB: 0 BB: 0 P: 19	R: 0 E: 0 K: 0 S: 8 H: 0 LOB: 0 BB: 0 P: 13	R: 0 E: 0 K: 1 S: 8 H: 0 LOB: 1 BB: 1 P: 13	R: 0 E: 0 K: 0 S: 7 H: 1 LOB: 1 BB: 0 P: 12	R: 0 E: 0 K: 1 S: 8 H: 0 LOB: 0 BB: 0 P: 14	R: 0 E: 0 K: 2 S: 14 H: 1 LOB: 2 BB: 1 P: 23	1B: 3 2B: 0 3B: 0 HR: 1 SF: 0 SAC: 0 DP: 0 HBP: 0	WP: 0 PB: 0 SB: 1 CS: 0 PA: 34	
<b>PITCHER</b>	IP WLS BF H R ER SO BB IBB HBP BLK WP HR S P ERA WHIP											
Jim Pittsley, R (1, 1) ERA: 2.57	7.0 L 26 3 2 2 2 2 2 0 0 0 0 1 53 94 2.57 0.714											
Jason Jacome, L (8, 1) ERA: 6.23	1.1 6 1 0 0 2 1 0 0 0 0 0 0 17 28 0.00 1.500											
Brian Bevil, R (9, 1) ERA: 4.5	0.2 2 0 0 0 1 0 0 0 0 0 0 0 5 9 0.00 0.000											

Texas Rangers @ Kansas City Royals  
Kauffman Stadium, Kansas City, MO

Wed Apr 16 1997, 7:05 PM CDT  
Att. 12,239 - Unknown - 53 F

livebaseballscorecards.com

AB	31
R	2
H	4
RBI	2
BB	3
SO	5
LOB	11





Batter	1	2	3	4	5	6	7	8	9	AB	R	H	RBI	BB	SO	LOB
<b>Bip Roberts, S</b> (1, 7) OBP: 0.375, SLG: 0.468	0-1 FC6-4 1B		0-1 L4		1-1 SAFE CS	0-0 G4-3		0-1 SAFE L8		4	0	1	0	0	0	2
<b>Tom Goodwin, L</b> (1, 8) OBP: 0.264, SLG: 0.234	0-1 FC6-4		2-2 G4-3-6			0-2 G4-3		2-2 FC6-4 1B		3	0	0	0	0	0	2
<b>Jermaine Dye, R</b> (8, PH) OBP: 0.216, SLG: 0.250	1-2f		1-2f					1-2		1	0	1	0	0	0	0
<b>Jay Bell, R</b> (1, 6) OBP: 0.358, SLG: 0.600	3-2 SAFE G5-3				0-0 F8	1-1 1B		1-1 SAFE FC6-4 1B		4	0	1	0	0	0	3
<b>Jeff King, R</b> (1, 3) OBP: 0.415, SLG: 0.595	1-2 G5-3			1-2 1B		3-2 F9			0-0 F8	4	0	1	0	0	0	2
<b>Chili Davis, S</b> (1, 10) OBP: 0.417, SLG: 0.455		1-1 G5-3		2-1 F8		0-0 P4			1-1 WP 2B	4	0	1	0	0	0	1
<b>Craig Paquette, R</b> (1, 5) OBP: 0.327, SLG: 0.478		1-2 E1 1B		0-3 K		2-1 G6-4-3 1B			2-2 F9	4	0	2	0	0	1	2
<b>Mike Macfarlane, R</b> (1, 2) <b>Scott Cooper, L</b> (9, PH) OBP: 0.375, SLG: 0.615		3-3 K			3-2 G1-3	1-0 G6-4-3			1-1 F7	3	0	0	0	0	1	2
<b>David Howard, S</b> (1, 4) OBP: 0.393, SLG: 0.333		0-3 K			2-2 G3				2-3 1B	1	0	0	0	0	0	1
<b>Johnny Damon, L</b> (1, 9) OBP: 0.400, SLG: 0.529			2-2 G4-3-6 1B		0-0 CS 1B				2-3 K	3	0	2	0	0	1	1

Inning Stats	R: 0	H: 1	E: 0	LOB: 1	K: 0	BB: 0	S: 14	R: 0	H: 1	E: 1	LOB: 1	K: 2	BB: 0	S: 11	R: 0	H: 1	E: 0	LOB: 0	K: 0	BB: 0	S: 10	R: 0	H: 1	E: 0	LOB: 1	K: 1	BB: 1	S: 10	R: 0	H: 1	E: 0	LOB: 0	K: 0	BB: 0	S: 9	R: 0	H: 1	E: 0	LOB: 1	K: 0	BB: 0	S: 10	R: 0	H: 1	E: 0	LOB: 0	K: 0	BB: 0	S: 4	R: 0	H: 2	E: 0	LOB: 2	K: 1	BB: 0	S: 12	R: 0	H: 1	E: 0	LOB: 1	K: 0	BB: 0	S: 9	1B: 9	SF: 0	2B: 1	SAC: 0	3B: 0	DP: 2	HR: 0	HBP: 0
<b>John Burkett, R</b> (1, 1) ERA: 2.41	7.2	WLS	BF	H	R	ER	SO	BB	IBB	HBP	BLK	WP	HR	S	P	ERA	WHIP																																																						
<b>Danny Patterson, R</b> (8, 1) ERA: 1.93	0.1		1	0	0	0	0	0	0	0	0	0	0	2	3	0.00	0.000																																																						
<b>John Wetteland, R</b> (9, 1) ERA:	1.0	S	4	1	0	0	0	0	0	0	0	1	0	9	13	0.00	1.000																																																						

**BOTTOM**

**Texas Rangers @ Kansas City Royals**  
Kauffman Stadium, Kansas City, MO

livebaseballscorecards.com

<b>AB</b>	<b>34</b>
<b>R</b>	<b>0</b>
<b>H</b>	<b>10</b>
<b>RBI</b>	<b>0</b>
<b>BB</b>	<b>0</b>
<b>SO</b>	<b>4</b>
<b>LOB</b>	<b>17</b>



<b>WP: 1</b>	<b>PA: 35</b>
<b>PB: 0</b>	
<b>SB: 1</b>	
<b>CS: 1</b>	

Wed Apr 16 1997, 7:05 PM CDT  
Att: 12,239 - Unknown - 53 F

Batter	1	2	3	4	5	6	7	8	9	AB R H RBI BB SO LOB	TOP											
Damon Buford, R (1, 8) OBP: 0.239, SLG: 0.310	2-2 P4		0-0 B3			1-2 1B 2B		1-2 L3	1-3 K	5 1 1 0 0 1 2												
Ivan Rodriguez, R (1, 2) OBP: 0.320, SLG: 0.380	1-1 2B			1-2 G6-3		0-0 G6-3		1-2 29 1B 1B		4 0 2 0 0 0 2												
29 Rusty Greer, L (1, 7) OBP: 0.469, SLG: 0.513	2-3 K			3-2 G4-3		4-0 1B FC5-4 IBB		1-0 1B G4-6-3		3 1 1 0 1 1 1												
Lee Stevens, L (1, 3) OBP: 0.386, SLG: 0.632	0-0 G4-3			2-2 G3-1		1-1 FC5-4 1B		2-0 G4-6-3		4 0 1 2 0 0 3												
Dean Palmer, R (1, 5) OBP: 0.286, SLG: 0.302		1-2 F9			0-3 K	0-1 FC5-4 2B			0-0 HR	4 1 1 2 0 1 1												
Mike Simms, R (1, 10) OBP: 0.231, SLG: 0.385		1-0 G4-3			0-3 K	0-0 2B			0-1 G3 2B	4 0 2 0 0 1 0												
Marc Sagmoen, L (1, 9) OBP: 0.167, SLG: 0.364		0-1 G4-3			0-0 IHR		0-0 G4-3		2-0 G3	4 1 1 1 0 0 1												
Billy Ripken, R (1, 4) OBP: 0.278, SLG: 0.250			1-0 G6-3		1-2 P4		1-2 G4-3		4-2 BB	3 0 0 0 1 0 0												
Benji Gil, R (1, 6) OBP: 0.143, SLG: 0.190			2-3 K			1-2 E5 2B 1B	0-0 G5-3		1-3 K	4 1 0 0 0 2 2												
<b>Inning Stats</b>	R: 0 E: 0 K: 1 S: 10	H: 1 LOB: 1 BB: 0 P: 15	R: 0 E: 0 K: 0 S: 6	H: 0 LOB: 0 BB: 0 P: 8	R: 0 E: 0 K: 1 S: 7	H: 0 LOB: 0 BB: 0 P: 10	R: 0 E: 0 K: 0 S: 9	H: 0 LOB: 0 BB: 0 P: 15	R: 1 E: 0 K: 2 S: 11	H: 1 LOB: 0 BB: 0 P: 12	R: 3 E: 1 K: 0 S: 17	H: 3 LOB: 2 BB: 1 P: 24	R: 0 E: 0 K: 0 S: 5	H: 0 LOB: 0 BB: 0 P: 6	R: 0 E: 0 K: 0 S: 10	H: 2 LOB: 1 BB: 0 P: 15	R: 1 E: 0 K: 2 S: 13	H: 2 LOB: 2 BB: 1 P: 21	1B: 3 2B: 4 3B: 0 HR: 2	SF: 0 SAC: 0 DP: 1 HBP: 0	WP: 0 PB: 0 SB: 0 CS: 0	PA: 37
<b>PITCHER</b>	IP WLS BF H R ER SO BB IBB HBP BLK WP HR S P ERA WHIP																				<b>PITCHER</b>	IP WLS BF H R ER SO BB IBB HBP BLK WP HR S P ERA WHIP
Tim Belcher, R (1, 1) ERA: 3.74	8.0 L 31 7 4 2 4 0 1 0 0 0 0 0 75 105 2.25 0.875																				Jeff Montgomery, R (9, 1) ERA: 16.62	1.0 6 2 1 1 2 1 0 0 0 0 1 13 21 9.00 3.000

Texas Rangers @ Kansas City Royals  
Kauffman Stadium, Kansas City, MO

Thu Apr 17 1997, 7:05 PM CDT  
Att. 13,790 - Unknown - 60 F

livebaseballscorecards.com

AB	35
R	5
H	9
RBI	5
BB	2
SO	6
LOB	12



Batter	1	2	3	4	5	6	7	8	9	AB R H RBI BB SO LOB
<b>Bip Roberts, S</b> OBP: 0.404, SLG: 0.480 (1, 7)	1-1 1B 1B		0-0 FC4-6 1B			3-1 G6-3			4-2 WP BB	3 1 2 0 1 0 0
<b>Tom Goodwin, L</b> OBP: 0.246, SLG: 0.216 (1, 8)	1-3 K		2-1 FC4-6 1-2f			1-1 G1-3			1-3 K	4 0 0 0 0 2 3
<b>Jay Bell, R</b> OBP: 0.351, SLG: 0.574 (1, 6)	3-2 1B 1-3 1B		3-2 F9 1-2			1-2 G2-3			3-3 K 1-2	4 0 1 0 0 1 2
<b>Jeff King, R</b> OBP: 0.421, SLG: 0.578 (1, 3)	3-2 1B 1-3 1B			4-0 G4-6-3 BB			1-3 K		3-2 G5-3	3 0 1 1 1 1 1
<b>Chili Davis, S</b> OBP: 0.400, SLG: 0.429 (1, 10)	3-2 G6-4-3 1-2f		2-1 F8	1-2 F8			0-0 G6-4-3 1B			3 0 1 0 0 0 3
<b>Craig Paquette, R</b> OBP: 0.308, SLG: 0.449 (1, 5)		0-1 P5		1-0 G4-6-3 1-2f			2-0 G6-4-3 1-2f			3 0 0 0 0 0 2
<b>Joe Vitiello, R</b> OBP: 0.393, SLG: 0.333 (1, 9)		2-3 K			1-1 G5-3			1-1 G4-3		2 0 0 0 0 1 0
<b>Johnny Damon, L</b> OBP: 0.381, SLG: 0.500 (6, 9)										1 0 0 0 0 0 0
<b>Mike Macfarlane, R</b> (1, 2)		3-1 G5-3				0-0 F8		1-3 K		3 0 0 0 0 1 0
<b>David Howard, S</b> OBP: 0.355, SLG: 0.296 (1, 4)			0-0 F9			0-0 G3		0-0 G5-3		3 0 0 0 0 0 0

Inning Stats	R: 1	H: 3	LOB: 1	K: 1	P: 26	R: 0	H: 0	LOB: 0	K: 1	P: 12	R: 0	H: 1	LOB: 1	K: 0	P: 12	R: 0	H: 0	LOB: 0	K: 0	P: 5	R: 0	H: 0	LOB: 0	K: 0	P: 12	R: 0	H: 1	LOB: 0	K: 1	P: 8	R: 0	H: 0	LOB: 0	K: 1	P: 8	R: 0	H: 0	LOB: 1	K: 2	P: 24								
<b>PITCHER</b>	IP	WLS	BF	H	R	ER	SO	BB	IBB	HBP	BLK	WP	HR	S	P	ERA	WHIP													IP	WLS	BF	H	R	ER	SO	BB	IBB	HBP	BLK	WP	HR	S	P	ERA	WHIP		
<b>Darren Oliver, L</b> ERA: 5.25 (1, 1)	8.0	W	27	5	1	1	4	1	0	0	0	0	0	57	94	1.12	0.750																															
<b>Xavier Hernandez, R</b> ERA: 4.26 (9, 1)	1.0		4	0	0	0	2	1	0	0	0	1	0	13	24	0.00	1.000																															

**BOTTOM**

**Texas Rangers @ Kansas City Royals**  
Kauffman Stadium, Kansas City, MO

Thu Apr 17 1997, 7:05 PM CDT  
Att: 13,790 - Unknown - 60 F

livebaseballscorecards.com

<b>AB</b>	<b>29</b>
<b>R</b>	<b>1</b>
<b>H</b>	<b>5</b>
<b>RBI</b>	<b>1</b>
<b>BB</b>	<b>2</b>
<b>SO</b>	<b>6</b>
<b>LOB</b>	<b>11</b>



WP: 1	PA: 31
PB: 0	
SB: 1	
CS: 0	

Batter	1	2	3	4	5	6	7	8	9	AB R H RBI BB SO LOB	TOP
Darin Erstad, L (1, 3) OBP: 0.391, SLG: 0.475	1-1 F7		2-2 G3-1		1-1 G3-1			2-2 G4-3		4 0 0 0 0 0 0	<b>Anaheim Angels @ Kansas City Royals</b> Kauffman Stadium, Kansas City, MO Sat Apr 19 1997, 7:05 PM CDT Att. 18,888 - Unknown - 68 F
Luis Alicea, S (1, 4) OBP: 0.373, SLG: 0.317	1-0 F8		2-2 F8			1-0 G3-1 3B		0-0 P3		4 1 1 0 0 0 0	
Jim Edmonds, L (1, 8) OBP: 0.367, SLG: 0.556	1-0 HBP 1B		0-1 G3-1			1-1 G3-1 3-H		3-1 F7		4 0 1 1 0 0 0	
Dave Hollins, S (1, 5) OBP: 0.429, SLG: 0.426	1-0 1-2 HBP			0-3 K		0-3 K		3-3 K		3 0 0 0 0 3 0	
Tim Salmon, R (1, 9) OBP: 0.308, SLG: 0.321	1-3 K		2-1 1B			0-0 HR		2-1 16 WP 16 G4-3 1B		4 2 3 1 0 1 2	
16 Garret Anderson, L (1, 7) OBP: 0.333, SLG: 0.375		4-1 BB		0-2 F8 1B		1-1 G3		0-2 G4-3 1-H		3 0 0 1 1 0 1	
Eddie Murray, S (1, 10) OBP: 0.362, SLG: 0.425		0-1 P5		0-2 G3			1-0 F9		0-0 L6	4 0 0 0 0 0 2	
Jorge Fabregas, L (1, 2) OBP: 0.111, SLG: 0.059		1-0 F9			2-1 F8		2-0 G3-1			3 0 0 0 0 0 1	
Gary Disarcina, R (1, 6) OBP: 0.304, SLG: 0.396		2-1 F9			0-1 F9		2-1 G6-3			3 0 0 0 0 0 1	
<b>Inning Stats</b>	R: 0 H: 1 E: 0 LOB: 2 K: 1 BB: 0 S: 7 P: 12	R: 0 H: 0 E: 0 LOB: 1 K: 0 BB: 1 S: 6 P: 13	R: 0 H: 0 E: 0 LOB: 0 K: 0 BB: 0 S: 10 P: 14	R: 0 H: 1 E: 0 LOB: 1 K: 1 BB: 0 S: 12 P: 14	R: 0 H: 0 E: 0 LOB: 0 K: 0 BB: 0 S: 6 P: 9	R: 2 H: 2 E: 0 LOB: 0 K: 1 BB: 0 S: 9 P: 12	R: 0 H: 0 E: 0 LOB: 0 K: 0 BB: 0 S: 4 P: 9	R: 0 H: 0 E: 0 LOB: 0 K: 0 BB: 0 S: 6 P: 11	R: 1 H: 1 E: 0 LOB: 0 K: 1 BB: 0 S: 10 P: 15	1B: 3 SF: 0 2B: 0 SAC: 0 3B: 1 DP: 0 HR: 1 HBP: 1	WP: 2 PA: 34 PB: 0 SB: 0 CS: 0
<b>PITCHER</b> Kevin Appier, R (1, 1) ERA: 3.03	IP WLS BF H R ER SO BB IBB HBP BLK WP HR S P ERA WHIP										

<b>AB</b>	32
<b>R</b>	3
<b>H</b>	5
<b>RBI</b>	3
<b>BB</b>	1
<b>SO</b>	4
<b>LOB</b>	7



Batter	1	2	3	4	5	6	7	8	9
<b>Bip Roberts, S</b> OBP: 0.421, SLG: 0.491 (1, 7)	2-1 G3 SH SF4 1B	1 SAFE 0-2 1 SAFE G4-3 1B BB 1B	1 SAFE 2-1 1 SAFE 1-2 1B		0-1 G6-4-3 1-2f			1-1 L9	
<b>Tom Goodwin, L</b> OBP: 0.246, SLG: 0.218 (1, 8)	1 SAFE 0-1 1 SAFE SH SF4 G3 1-2	0-0 BB G4-3 1-2 2-3 1B	2-3 K			3-1 F8		0-0 G4-3	
<b>Jay Bell, R</b> OBP: 0.339, SLG: 0.593 (1, 6)	1-1 G3 1-2 2-3	2-2 G4-3 1-2 2-3 3-H		0-0 G6-3		3-2 G4-3		2-0 HR	
<b>Jeff King, R</b> OBP: 0.435, SLG: 0.574 (1, 3)	1-1 SF4 2-3 3-H	4-0 G5-3 BB IBB		3-2 FC5-4 BB 1B		4-2 1B BB		1-0 F8	
<b>Chili Davis, S</b> OBP: 0.474, SLG: 0.438 (1, 10)	1-1 G4-3	4-2 1-2 2-3 3-H BB		4-1 FC5-4 BB 1-2 BB		1-2 1B		1-2 1B	
<b>Craig Paquette, R</b> OBP: 0.304, SLG: 0.453 (1, 5)		1-0 HR 2B G5-3		2-0 FC5-4 1-2f 2-3		3-2 F8			
<b>Joe Vitiello, R</b> OBP: 0.419, SLG: 0.346 (1, 9)		1-0 HR 1B	4-1 FC5-4 BB		2-3 K		0-1 F9		
<b>Johnny Damon, L</b> OBP: 0.364, SLG: 0.474 (7, 9)		2-3 HR 1B						1-2 L8	
<b>Mike Macfarlane, R</b> OBP: 0.048, SLG: 0.190 (1, 2)		3-1 HR	2-0 FC5-4 FC1-6		1-0 G6-3				
<b>David Howard, S</b> OBP: 0.371, SLG: 0.323 (1, 4)		0-0 1B 1B G4-3 1B	0-2 FC1-6 1B		3-1 G6-4-3 1B			1-1 F8	

Inning Stats	R: 1	H: 1	E: 1	K: 0	S: 9	H: 1	LOB: 1	BB: 0	P: 14	R: 5	H: 6	E: 0	K: 0	S: 17	H: 1	LOB: 2	BB: 2	P: 33	R: 0	H: 1	E: 0	K: 1	S: 11	R: 0	H: 1	E: 0	K: 1	S: 10	R: 0	H: 1	E: 0	K: 0	S: 5	R: 0	H: 1	E: 0	K: 0	S: 14	R: 0	H: 0	E: 0	K: 0	S: 7	R: 1	H: 1	E: 0	K: 0	S: 5

PITCHER	IP	WLS	BF	H	R	ER	SO	BB	IBB	HBP	BLK	WP	HR	S	P	ERA	WHIP
<b>Mark Langston, L</b> ERA: 4.5 (1, 1)	5.0	L	28	10	6	5	2	3	1	0	0	0	1	52	98	9.00	2.600
<b>Shigetoshi Hasegawa, R</b> ERA: 9.53 (6, 1)	1.0		5	1	0	0	0	1	0	0	0	0	0	14	28	0.00	2.000
<b>Darrell May, L</b> ERA: 4.76 (7, 1)	2.0		7	1	1	1	0	0	0	0	0	0	1	12	18	4.50	0.500

**BOTTOM**

**AB R H RBI BB SO LOB**

5 2 3 0 0 0 1

4 0 1 0 0 1 2

5 1 1 2 0 0 4

2 0 1 1 2 0 0

2 0 1 1 2 0 1

4 1 1 0 0 0 7

2 1 1 0 1 1 2

1 0 0 0 0 0 0

4 1 1 3 0 0 1

4 1 2 0 0 0 1

**AB 33**

**R 7**

**H 12**

**RBI 7**

**BB 5**

**SO 2**

**LOB 19**



**WP: 0 PA: 40**

**PB: 0**

**SB: 0**

**CS: 0**

**ERA WHIP**

**Anaheim Angels @ Kansas City Royals**

**Kauffman Stadium, Kansas City, MO**

Sat. Apr 19 1997, 7:05 PM CDT

Att: 18,888 - Unknown - 68 F

livebaseballscorecards.com

Batter	1	2	3	4	5	6	7	8	9	AB R H RBI BB SO LOB	TOP											
Darin Erstad, L (1, 3) OBP: 0.400, SLG: 0.460	4-2 SH5-3 1B BB	4-1 G4-3 1B BB	0-1 F7			1-2 FC4-6 1B	0-1 FC6-4 SF8		1-2 G6-3	4 2 1 0 2 0 3												
Jim Edmonds, L (1, 8) OBP: 0.348, SLG: 0.517	0-0 E4 1B SH5-3	1-1 L9				0-2 FC4-6 2B	0-0 SF8		4-1 BB	4 2 0 1 1 0 3												
Dave Hollins, S (1, 5) OBP: 0.412, SLG: 0.424	0-1 SH5-3	1-2 G4-3				2-1 2B	0-0 G6-3		0-0 G6-3	5 1 1 0 0 1 3												
Jim Leyritz, R (1, 2) OBP: 0.426, SLG: 0.659	4-2 1B BB	0-0 2B 1B				3-3 2B		0-1 1B 2B		4 2 3 1 1 1 2												
Tim Salmon, R (1, 9) OBP: 0.343, SLG: 0.393	1-2 1B 16 1B 1B	3-2 2B				0-0 2B		0-0 1B		5 1 4 5 0 1 1												
Eddie Murray, S (1, 10) OBP: 0.373, SLG: 0.432	3-2 16 1B SF7 1B	1-3 K				0-0 16 1B F7		0-0 L7		4 1 2 1 0 1 3 1 0 0 0 0 0 1												
Jack Howell, L (8, PH) OBP: 0.417, SLG: 0.727																						
16 Garret Anderson, L (1, 7) OBP: 0.366, SLG: 0.406	2-2 1B		0-0 G5-4-3 1B			1-1 1B	0-1 1B 1B	0-2 P6		5 1 4 1 0 0 1												
Craig Grebeck, R (1, 4) OBP: 0.308, SLG: 0.150	2-0 SF7		0-0 G5-4-3 1B			2-3 K	0-2 FC6-4 SF8 1B	2-2 P3		4 1 2 1 0 1 3												
Gary Disarcina, R (1, 6) OBP: 0.295, SLG: 0.379	0-1 F8		0-0 G5-4-3			1-0 G5-4-3	1-1 FC6-4 1B		0-1 G6-3	5 0 1 1 0 0 5												
<b>Inning Stats</b>	R: 5 E: 1 K: 0 S: 22	H: 3 LOB: 1 BB: 2 P: 38	R: 1 E: 0 K: 1 S: 15	H: 2 LOB: 2 BB: 1 P: 25	R: 0 E: 0 K: 0 S: 5	H: 2 LOB: 1 BB: 0 P: 5	R: 0 E: 0 K: 2 S: 12	H: 1 LOB: 1 BB: 0 P: 19	R: 0 E: 0 K: 1 S: 9	H: 2 LOB: 1 BB: 0 P: 13	R: 2 E: 0 K: 1 S: 16	H: 3 LOB: 1 BB: 0 P: 22	R: 2 E: 0 K: 0 S: 11	H: 3 LOB: 1 BB: 0 P: 12	R: 1 E: 0 K: 0 S: 10	H: 2 LOB: 1 BB: 0 P: 12	R: 0 E: 0 K: 0 S: 7	H: 0 LOB: 1 BB: 1 P: 12	1B: 14 2B: 4 3B: 0 HR: 0	SF: 2 SAC: 1 DP: 2 HBP: 0	WP: 0 PB: 0 SB: 1 CS: 0	PA: 48
<b>PITCHER</b>	IP WLS BF H R ER SO BB IBB HBP BLK WP HR S P ERA WHIP																					
Glendon Rusch, L (1, 1) ERA: 2.7	5.0 L 27 10 6 4 4 4 3 0 0 0 0 0 0 63 100 7.20 2.600																					
Mitch Williams, L (6, 1) ERA: 18.0	2.0 12 6 4 4 1 0 0 0 0 0 0 0 0 27 34 18.00 3.000																					
Randy Veres, R (8, 1) ERA: 1.35	1.0 5 2 1 1 0 0 0 0 0 0 0 0 0 10 12 9.00 2.000																					
Hipolito Pichardo, R (9, 1) ERA:	1.0 4 0 0 0 0 0 1 0 0 0 0 0 0 7 12 0.00 1.000																					

Anaheim Angels @ Kansas City Royals  
Kauffman Stadium, Kansas City, MO  
Sun Apr 20 1997, 3:33 AM CDT  
Att. 17,176 - Unknown - 59 F

AB	41
R	11
H	18
RBI	11
BB	4
SO	5
LOB	25



livebaseballscorecards.com

Batter	1	2	3	4	5	6	7	8	9	AB	R	H	RBI	BB	SO	LOB
<b>Bip Roberts, S</b> OBP: 0.393, SLG: 0.458 (1, 7) X	0-0 L7 ①			2-3 K ①		2-2 G6-3 ③			2-2 L7 ②	4	0	0	0	0	1	0
<b>Tom Goodwin, L</b> OBP: 0.231, SLG: 0.203 (1, 8) B B	2-3 K ②			2-3 K ②			2-2 G4-3 ①		1-0 G1-3 ③	4	0	0	0	0	2	0
<b>Jay Bell, R</b> OBP: 0.354, SLG: 0.613 (1, 6) B B	2-0 P3 ③			2-2 2B			3-2 G6-4-3 1B			3	0	2	0	0	0	0
<b>Chili Davis, S</b> OBP: 0.409, SLG: 0.368 (1, 10) S B		1-1 G5-3 ①		1-2 G3 ③			0-0 G6-4-3 ② ③			3	0	0	0	0	0	2
<b>Scott Cooper, L</b> OBP: 0.316, SLG: 0.500 (1, 3) B X		1-0 G1-3 ②			2-3 K ①			1-1 G4-3 ①		3	0	0	0	0	1	0
<b>Craig Paquette, R</b> OBP: 0.305, SLG: 0.500 (1, 5) B B		1-2 G6-3 ③			0-1 G6-3 ②			1-1 HR		3	1	1	1	0	0	0
<b>29 Mike Sweeney, R</b> OBP: 0.292, SLG: 0.364 (1, 2) F F			0-3 K ①		0-1 F8 ③			1-1 G5-3 ②		3	0	0	0	0	1	0
<b>David Howard, S</b> OBP: 0.351, SLG: 0.303 (1, 4) F B			2-3 K ②			0-0 F9 ①		1-0 F8 ③		2	0	0	0	0	1	0
<b>Shane Halter, R</b> OBP: 0.333, SLG: 0.333 (8, 4) F F										1	0	0	0	0	0	0
<b>Johnny Damon, L</b> OBP: 0.320, SLG: 0.409 (1, 9) B S			1-1 G4-3 ③			1-3 K ②			1-1 G4-3 ①	3	0	0	0	0	1	0

Inning Stats	R: 0	H: 0	E: 0	LOB: 0	K: 1	BB: 0	S: 5	P: 9
	R: 0	H: 0	E: 0	LOB: 0	K: 0	BB: 0	S: 6	P: 9
	R: 0	H: 0	E: 0	LOB: 0	K: 2	BB: 0	S: 8	P: 11
	R: 0	H: 1	E: 0	LOB: 1	K: 2	BB: 0	S: 14	P: 21
	R: 0	H: 0	E: 0	LOB: 0	K: 1	BB: 0	S: 7	P: 9
	R: 0	H: 0	E: 0	LOB: 0	K: 1	BB: 0	S: 7	P: 10
	R: 0	H: 1	E: 0	LOB: 0	K: 0	BB: 0	S: 9	P: 14
	R: 1	H: 1	E: 0	LOB: 0	K: 0	BB: 0	S: 7	P: 11
	R: 0	H: 0	E: 0	LOB: 0	K: 0	BB: 0	S: 6	P: 10
	1B: 1	SF: 0	2B: 1	SAC: 0	3B: 0	DP: 1	HR: 1	HBP: 0

PITCHER	IP	WLS	BF	H	R	ER	SO	BB	IBB	HBP	BLK	WP	HR	S	P	ERA	WHIP
<b>Jason Dickson, R</b> ERA: 2.45 (1, 1)	9.0	W	29	3	1	1	7	0	0	0	0	0	1	69	104	1.00	0.333

**BOTTOM**

**Anaheim Angels @ Kansas City Royals**  
Kauffman Stadium, Kansas City, MO

Sun Apr 20 1997, 3:33 AM CDT  
Att: 17,176 - Unknown - 59 F

livebaseballscorecards.com

<b>AB</b>	<b>29</b>
<b>R</b>	<b>1</b>
<b>H</b>	<b>3</b>
<b>RBI</b>	<b>1</b>
<b>BB</b>	<b>0</b>
<b>SO</b>	<b>7</b>
<b>LOB</b>	<b>2</b>



Batter	1	2	3	4	5	6	7	8	9	AB R H RBI BB SO LOB
<b>Bip Roberts, S</b> (1, 7) OBP: 0.394, SLG: 0.453	3-2 BB BB 1B		2-1 E S 1B		1-2 F8		1-2 G5-3		3-1 L8	5 0 2 0 0 0 0
<b>Jay Bell, R</b> (1, 6) OBP: 0.343, SLG: 0.576	1-3 SAFE K		2-3 K			2-0 F9	4-2 HR BB		1-3 K	4 1 0 0 1 3 2
<b>Jeff King, R</b> (1, 3) OBP: 0.455, SLG: 0.633	4-2 SAFE BB 1-2 BB		1-1 L7			4-0 WP BB 2B BB	2-0 SAFE HR			2 2 1 2 2 0 1
<b>Chili Davis, S</b> (1, 10) OBP: 0.385, SLG: 0.318	0-0 F9		2-1 G6-3			4-2 WP 1-2 2B BB	1-3 K			3 1 0 0 1 1 3
<b>Joe Vitiello, R</b> (1, 9) OBP: 0.457, SLG: 0.357 <b>Johnny Damon, L</b> (7, PR) OBP: 0.320, SLG: 0.409	4-2 BB 1-2 2-3 BB			4-1 G6-4-3 BB		3-3 K	0-1 CS 1B			2 0 1 0 2 1 2 0 0 0 0 0 0 0
<b>Craig Paquette, R</b> (1, 5) OBP: 0.302, SLG: 0.500	2-2 L8			2-0 G6-4-3 1-2f		0-0 1B 2B	0-2 CS	3-3 K		4 1 1 2 0 1 4
<b>Mike Macfarlane, R</b> (1, 2) OBP: 0.080, SLG: 0.200			1-2 F7		1-0 G6-3		0-0 1B 1B	0-0 L7		4 0 1 1 0 0 0
<b>Shane Halter, R</b> (1, 4) OBP: 0.333, SLG: 0.333 <b>Scott Cooper, L</b> (8, PH) OBP: 0.300, SLG: 0.471 <b>David Howard, S</b> (8, 4) OBP: 0.351, SLG: 0.303			1-3 K			2-3 K	0-1 1B	3-3 K		3 0 1 0 0 2 0 1 0 0 0 0 1 0 0 0 0 0 0 0 0
<b>Tom Goodwin, L</b> (1, 8) OBP: 0.217, SLG: 0.190			0-1 F9			1-1 B1-3	0-1 F8		1-0 G1-3	4 0 0 0 0 0 2

Inning Stats	R: 0 E: 0 K: 1 S: 15	H: 1 LOB: 3 BB: 2 P: 29	R: 0 E: 0 K: 1 S: 8	H: 0 LOB: 0 BB: 0 P: 10	R: 0 E: 0 K: 1 S: 9	H: 1 LOB: 1 BB: 0 P: 16	R: 0 E: 0 K: 0 S: 3	H: 0 LOB: 0 BB: 1 P: 10	R: 0 E: 0 K: 1 S: 11	H: 0 LOB: 0 BB: 0 P: 15	R: 3 E: 0 K: 1 S: 15	H: 3 LOB: 2 BB: 2 P: 28	R: 2 E: 0 K: 1 S: 14	H: 2 LOB: 1 BB: 1 P: 22	R: 0 E: 0 K: 2 S: 8	H: 0 LOB: 0 BB: 0 P: 14	R: 0 E: 0 K: 1 S: 7	H: 0 LOB: 0 BB: 0 P: 12	1B: 5 2B: 1 3B: 0 HR: 1	SF: 0 SAC: 0 DP: 1 HBP: 0	WP: 1 PB: 0 SB: 1 CS: 1	PA: 39
--------------	-------------------------------	----------------------------------	------------------------------	----------------------------------	------------------------------	----------------------------------	------------------------------	----------------------------------	-------------------------------	----------------------------------	-------------------------------	----------------------------------	-------------------------------	----------------------------------	------------------------------	----------------------------------	------------------------------	----------------------------------	----------------------------------	------------------------------------	----------------------------------	--------

PITCHER	IP	WLS	BF	H	R	ER	SO	BB	IBB	HBP	BLK	WP	HR	S	P	ERA	WHIP
<b>Randy Johnson, L</b> (1, 1) ERA: 3.24	6.0		27	5	3	3	5	5	0	0	0	1	0	61	108	4.50	1.667
<b>Bobby Ayala, R</b> (7, 1) ERA: 5.54	1.0	W	5	2	2	2	1	1	0	0	0	0	1	14	22	18.00	3.000
<b>Scott Sanders, R</b> (8, 1) ERA: 10.18	0.2		2	0	0	0	1	0	0	0	0	0	0	4	7	0.00	0.000
<b>40 Greg McCarthy, L</b> (8, 1) ERA: 2.57	0.1		1	0	0	0	1	0	0	0	0	0	0	4	7	0.00	0.000
<b>Norm Charlton, L</b> (9, 1) ERA: 4.76	1.0	S	3	0	0	0	1	0	0	0	0	0	0	7	12	0.00	0.000

**Kansas City Royals @ Seattle Mariners**  
The Kingdom, Seattle, WA  
Mon Apr 21 1997, 10:05 PM EDT  
Att: 42,606 - Dome - 68 F

<b>AB</b>	<b>32</b>
<b>R</b>	<b>5</b>
<b>H</b>	<b>7</b>
<b>RBI</b>	<b>5</b>
<b>BB</b>	<b>6</b>
<b>SO</b>	<b>9</b>
<b>LOB</b>	<b>14</b>





Batter	1	2	3	4	5	6	7	8	9	AB	R	H	RBI	BB	SO	LOB
Rich Amaral, R OBP: 0.429, SLG: 0.389 Paul Sorrento, L OBP: 0.317, SLG: 0.475 (8, 3)	0-0 E S SF7 1B	1-2 P3			0-3 K		4-2 FC5 3B BB			3	1	1	0	0	1	2
Alex Rodriguez, R OBP: 0.396, SLG: 0.500 (1, 6)	3-3 K 1-3		1-1 G3		3-0 1B 2B		2-2 FC5 3B			4	2	1	0	0	1	3
Ken Griffey Jr., L OBP: 0.469, SLG: 0.868 (1, 8)	1-0 SF7 3-H		0-0 G4-3		1-1 1B		2-1 SF9 3B			3	1	2	4	0	0	0
Edgar Martinez, R OBP: 0.412, SLG: 0.567 (1, 10)	2-0 P6		2-2 F9		1-2 P3		1-0 SF9			3	0	0	1	0	0	1
Jay Buhner, R OBP: 0.393, SLG: 0.369 (1, 9)		3-2 F8		4-1 G4-3 BB		2-2 SH3-4 1B	3-2 L8			3	0	1	0	1	0	0
Mike Blowers, R OBP: 0.188, SLG: 0.286 Lee Tinsley, S OBP: 0.297, SLG: 0.322 (8, 7)		0-2 G6-3		0-1 F9		0-0 SH3-4	1-0 G5-3 SH1-4 1B			2	0	0	0	0	0	1
Dan Wilson, R OBP: 0.394, SLG: 0.458 (1, 2)		2-0 1B 1B		0-1 G4-3 1-2		1-2 P3	0-0 SH1-4			3	1	1	0	0	0	2
Russ Davis, R OBP: 0.382, SLG: 0.557 (1, 5)		1-1 1B 1-2 1B		0-0 F8		1-0 F8	1-1 G5-3			4	0	1	0	0	0	3
Alvaro Espinoza, R OBP: 0.231, SLG: 0.231 Joey Cora, S OBP: 0.306, SLG: 0.212 (8, 4)		1-2 1B		0-1 G1-3		4-1 FC5 WP BB	2-1 P5			2	0	1	1	0	0	0

Inning Stats	R: 1	H: 1	E: 1	K: 1	S: 6	R: 1	H: 3	E: 0	K: 0	S: 16	R: 0	H: 0	E: 0	K: 0	S: 6	R: 0	H: 0	E: 0	K: 0	S: 6	R: 1	H: 2	E: 0	K: 1	S: 11	R: 0	H: 1	E: 0	K: 0	S: 8	R: 3	H: 1	E: 0	K: 0	S: 12	R: 0	H: 1	E: 0	K: 0	S: 6	1B: 7	SF: 2	2B: 1	SAC: 2	3B: 1	DP: 0	HR: 0	HBP: 0	WP: 1	PA: 36
--------------	------	------	------	------	------	------	------	------	------	-------	------	------	------	------	------	------	------	------	------	------	------	------	------	------	-------	------	------	------	------	------	------	------	------	------	-------	------	------	------	------	------	-------	-------	-------	--------	-------	-------	-------	--------	-------	--------

PITCHER	IP	WLS	BF	H	R	ER	SO	BB	IBB	HBP	BLK	WP	HR	S	P	ERA	WHIP
50 José Rosado, L ERA: 2.49	(1, 1)	6.0		7	3	2	2	1	0	0	0	0	0	53	83	3.00	1.333
Brian Bevil, R ERA: 9.0	(7, 1)	1.0	L	6	1	3	3	2	0	0	0	1	0	12	28	27.00	3.000
Randy Veres, R ERA: 1.23	(8, 1)	0.2		3	1	0	0	0	0	0	0	0	0	4	6	0.00	1.500
Jamie Walker, L ERA: 4.91	(8, 1)	0.1		1	0	0	0	0	0	0	0	0	0	2	4	0.00	0.000

BOTTOM

**Kansas City Royals @ Seattle Mariners**  
The Kingdom, Seattle, WA  
Mon Apr 21 1997, 10:05 PM EDT  
Att: 42,606 - Dome - 68 F

AB	29
R	6
H	9
RBI	6
BB	3
SO	2
LOB	13



Batter	1	2	3	4	5	6	7	8	9	AB R H RBI BB SO LOB	TOP		
<b>Bip Roberts, S</b> (1, 7) OBP: 0.386, SLG: 0.441	0-0 1B 2B 1B		0-0 G6-3			1-0 G4-3		1-0 G6-3		4 1 1 0 0 0 1			
<b>Jay Bell, R</b> (1, 6) OBP: 0.338, SLG: 0.557	SAFE 3-1 2B 1-2 1B		2-2 G5-3			0-1 P6		3-3 K		4 0 1 0 0 1 1			
<b>Jeff King, R</b> (1, 3) OBP: 0.443, SLG: 0.596	1-3 K		1-3 K			0-1 G6-3			4-1 BB BB BB G6-4-3 BB	3 1 0 0 1 2 2			
<b>Chili Davis, S</b> (1, 10) OBP: 0.400, SLG: 0.360	1-1 2B 1-3 2-H			2-0 G1-3			1-3 K		4-1 BB BB BB BB G6-4-3 BB 1-2 BB	3 0 1 1 1 1 0			
<b>Joe Vitiello, R</b> (1, 9) OBP: 0.487, SLG: 0.367	3-3 K			2-0 G6-4-3 1B			4-2 FC6-4 BB		4-1 BB BB BB BB G6-4-3 BB 1-2 2-3 BB	2 0 1 0 2 1 2			
<b>Craig Paquette, R</b> (1, 5) OBP: 0.284, SLG: 0.469	1-3 K			1-2 G6-4-3 1-2f			2-3 K		1-1 G6-4-3 1-2f 2-3 3-H	4 0 0 0 0 2 6			
<b>Mike Macfarlane, R</b> (1, 2) OBP: 0.069, SLG: 0.172			3-1 P3		0-0 G5-3		0-0 FC6-4 1-2f		0-0 G5-3	4 0 0 0 0 0 2			
<b>David Howard, S</b> (1, 4) OBP: 0.350, SLG: 0.306			1-0 G4-3		2-1 F7			0-1 SH1-4 1B		3 0 1 0 0 0 0			
<b>Tom Goodwin, L</b> (1, 8) OBP: 0.211, SLG: 0.185			3-2 G3-1		2-1 G3			1-0 SH1-4 1-2		2 0 0 0 0 0 0			
<b>Inning Stats</b>	R: 1 E: 0 K: 3 S: 15 H: 3 LOB: 2 BB: 0 P: 24	R: 0 E: 0 K: 0 S: 9 H: 0 LOB: 0 BB: 0 P: 16	R: 0 E: 0 K: 1 S: 7 H: 0 LOB: 0 BB: 0 P: 10	R: 0 E: 0 K: 0 S: 5 H: 1 LOB: 0 BB: 0 P: 10	R: 0 E: 0 K: 0 S: 5 H: 0 LOB: 0 BB: 0 P: 9	R: 0 E: 0 K: 0 S: 5 H: 0 LOB: 0 BB: 0 P: 6	R: 0 E: 0 K: 2 S: 12 H: 0 LOB: 1 BB: 1 P: 19	R: 0 E: 0 K: 1 S: 7 H: 1 LOB: 1 BB: 0 P: 12	R: 1 E: 0 K: 0 S: 6 H: 0 LOB: 1 BB: 3 P: 19	1B: 4 2B: 1 3B: 0 HR: 0 SF: 0 SAC: 1 DP: 2 HBP: 0	WP: 0 PB: 0 SB: 0 CS: 0 PA: 34		
<b>PITCHER</b>	IP WLS BF H R ER SO BB IBB HBP BLK WP HR S P ERA WHIP											<b>PITCHER</b>	IP WLS BF H R ER SO BB IBB HBP BLK WP HR S P ERA WHIP
<b>Jeff Fassero, L</b> (1, 1) ERA: 2.57	8.0 W 29 5 1 1 7 1 0 0 0 0 0 65 106 1.12 0.750												
<b>Edwin Hurtado, R</b> (9, 1) ERA: 5.23	0.0 2 0 1 1 0 2 0 0 0 0 0 2 10 ∞ ∞												
<b>Norm Charlton, L</b> (9, 1) ERA: 4.38	1.0 3 0 0 0 0 0 1 0 0 0 0 0 9 0.00 1.000												

**Kansas City Royals @ Seattle Mariners**  
The Kingdome, Seattle, WA  
Tue Apr 22 1997, 10:05 PM EDT  
Att: 21,764 - Dome - 68 F

livebaseballscorecards.com

AB	29
R	2
H	5
RBI	1
BB	4
SO	7
LOB	14



Batter	1	2	3	4	5	6	7	8	9
<b>Joey Cora, S</b> (1, 4) OBP: 0.358, SLG: 0.309 	4-0 		2-2 	1-1 			3-2 	4-1 	
<b>Alex Rodriguez, R</b> (1, 6) OBP: 0.396, SLG: 0.506 	2-2 		2-1 	0-0 			0-2 	3-2 	
<b>Ken Griffey Jr., L</b> (1, 8) OBP: 0.453, SLG: 0.819 	1-1 		1-0 		2-1 		1-3 	4-0 	
<b>Edgar Martinez, R</b> (1, 10) OBP: 0.411, SLG: 0.549 	2-2 		0-0 		2-1 		2-1 		
<b>Jay Buhner, R</b> (1, 9) OBP: 0.409, SLG: 0.388 		2-1 	0-0 		4-1 			4-1 	
<b>Paul Sorrento, L</b> (1, 3) OBP: 0.303, SLG: 0.453 <b>Rich Amaral, R</b> (8, PH) OBP: 0.455, SLG: 0.474 (9, 3) 		2-3 	2-0 		0-1 			0-1 	
<b>Dan Wilson, R</b> (1, 2) OBP: 0.400, SLG: 0.452 		4-1 		1-0 		2-1 		1-2 	
<b>Russ Davis, R</b> (1, 5) OBP: 0.361, SLG: 0.523 		1-3 		0-0 		0-0 		0-0 	
<b>Lee Tinsley, S</b> (1, 7) OBP: 0.294, SLG: 0.333 		3-2 		3-2 		1-3 		1-3 	

Inning Stats	R: 0	H: 0	E: 0	K: 0	S: 11	R: 0	H: 1	E: 0	K: 2	S: 14	R: 2	H: 2	E: 1	K: 0	S: 11	R: 0	H: 2	E: 0	K: 0	S: 10	R: 0	H: 1	E: 0	K: 1	S: 7	R: 0	H: 0	E: 0	K: 1	S: 6	R: 0	H: 1	E: 0	K: 1	S: 12	R: 5	H: 3	E: 0	K: 2	S: 18	R: 3	H: 0	E: 0	K: 2	S: 36
	0	0	0	0	11	0	1	0	2	14	2	2	1	0	11	0	2	0	0	10	0	1	0	0	7	0	0	0	0	0	0	1	0	0	12	3	0	0	2	36	0	0	0	0	0

PITCHER	IP	WLS	BF	H	R	ER	SO	BB	IBB	HBP	BLK	WP	HR	S	P	ERA	WHIP
<b>Tim Belcher, R</b> (1, 1) ERA: 3.14	7.0	L	30	7	2	1	4	3	0	0	0	0	1	71	121	1.29	1.429
<b>Brian Bevil, R</b> (8, 1) ERA: 12.6	0.0		2	0	2	2	0	1	0	1	0	0	0	1	6	∞	∞
<b>Jamie Walker, L</b> (8, 1) ERA: 10.38	0.2		5	2	1	1	1	1	0	0	0	0	0	10	16	13.50	4.500
<b>Hippolito Pichardo, R</b> (8, 1) ERA:	0.1		3	1	2	2	1	0	1	0	0	0	0	7	14	54.00	3.000

**BOTTOM**

**Kansas City Royals @ Seattle Mariners**  
 The Kingdom, Seattle, WA

Tue Apr 22 1997, 10:05 PM EDT  
 Att: 21,764 - Dome - 68 F

AB	R	H	RBI	BB	SO	LOB
3	2	3	1	2	0	0
5	1	2	2	0	0	4
4	0	0	0	1	1	3
4	1	1	1	0	1	4
2	1	1	0	2	0	1
3	0	0	0	0	1	4
1	1	1	1	0	0	0
3	1	1	2	1	0	0
4	0	0	0	0	1	3
4	0	1	0	0	2	3

AB	33
R	7
H	10
RBI	7
BB	6
SO	6
LOB	22

WP: 0 PA: 41  
 PB: 0  
 SB: 0  
 CS: 1

1B	5	SF	0
2B	4	SAC	0
3B	0	DP	1
HR	1	HBP	1

Batter	1	2	3	4	5	6	7	8	9	AB R H RBI BB SO LOB
<b>Bip Roberts, S</b> (1, 7) OBP: 0.387, SLG: 0.431	4-2 BB 1B BB		0-1 G1-3		1-1 L9	0-0 G4-3		1-1 CS 2-3 1B		4 1 1 0 1 0 0
<b>Jay Bell, R</b> (1, 6) OBP: 0.329, SLG: 0.541	1-1 L6		2-1 BB 2B 1B		1-3 K	1-0 G6-3		0-0 SF8		4 1 1 1 0 1 1
<b>Jeff King, R</b> (1, 3) OBP: 0.453, SLG: 0.636	4-2 1B E BB		1-3 K		4-2 HBP 1B BB	1-2 HR		0-1 CS	1-1 F7	3 3 1 1 2 1 1
<b>Chili Davis, S</b> (1, 10) OBP: 0.429, SLG: 0.357	3-2 E2 1B		4-1 2B BB		1-1 1B 2B HBP	2-2 G6-3			1-1 P4	3 2 1 1 1 0 0
<b>Joe Vitiello, R</b> (1, 9) OBP: 0.500, SLG: 0.424 <b>Johnny Damon, L</b> (5, 9) OBP: 0.296, SLG: 0.375	0-3 K		1-1 1B 2B		0-1 2B 1B				2-3 K	3 1 2 3 0 1 1 2 0 0 0 0 2 0
<b>Craig Paquette, R</b> (1, 5) OBP: 0.296, SLG: 0.485	1-1 P4		2-0 CS 1B		2-1 2B	1-0 E5				4 1 2 1 0 0 1
<b>Mike Macfarlane, R</b> (1, 2) OBP: 0.091, SLG: 0.212			3-2 CS		0-1 F7	0-1 HR 2B				4 1 1 2 0 1 0
<b>David Howard, S</b> (1, 4) OBP: 0.364, SLG: 0.425			3-2 P5		1-1 G4-3	3-1 HR		1-0 1B SF8 2B		4 2 2 2 0 0 0
<b>Tom Goodwin, L</b> (1, 8) OBP: 0.200, SLG: 0.174			3-2 G3-1		1-0 F7	0-1 F7		1-0 P6		4 0 0 0 0 0 1

Inning Stats	R: 2 E: 1 K: 1 S: 17	H: 1 LOB: 1 BB: 2 P: 30	R: 0 E: 0 K: 1 S: 10	H: 0 LOB: 0 BB: 0 P: 18	R: 2 E: 0 K: 1 S: 13	H: 3 LOB: 1 BB: 1 P: 26	R: 0 E: 0 K: 0 S: 5	H: 0 LOB: 0 BB: 0 P: 7	R: 6 E: 0 K: 1 S: 18	H: 4 LOB: 0 BB: 1 P: 30	R: 1 E: 0 K: 0 S: 8	H: 1 LOB: 0 BB: 0 P: 12	R: 0 E: 1 K: 1 S: 8	H: 0 LOB: 0 BB: 0 P: 15	R: 1 E: 0 K: 0 S: 6	H: 2 LOB: 0 BB: 0 P: 9	R: 0 E: 0 K: 1 S: 7	H: 0 LOB: 0 BB: 0 P: 11	1B: 5 2B: 4 3B: 0 HR: 2	SF: 1 SAC: 0 DP: 0 HBP: 1	WP: 0 PB: 0 SB: 0 CS: 2	PA: 43
--------------	-------------------------------	----------------------------------	-------------------------------	----------------------------------	-------------------------------	----------------------------------	------------------------------	---------------------------------	-------------------------------	----------------------------------	------------------------------	----------------------------------	------------------------------	----------------------------------	------------------------------	---------------------------------	------------------------------	----------------------------------	----------------------------------	------------------------------------	----------------------------------	--------

PITCHER	IP	WLS	BF	H	R	ER	SO	BB	IBB	HBP	BLK	WP	HR	S	P	ERA	WHIP
<b>Bob Wells, R</b> (1, 1) ERA: 9.95	3.0		15	4	4	3	3	3	0	0	0	0	0	40	74	9.00	2.333
<b>Edwin Hurtado, R</b> (4, 1) ERA: 8.76	2.0	L	12	4	6	6	1	1	0	1	0	0	1	23	37	27.00	2.500
<b>40 Greg McCarthy, L</b> (6, 1) ERA: 3.24	1.1		5	1	1	1	1	0	0	0	0	0	1	11	18	6.75	0.750
<b>Scott Sanders, R</b> (7, 1) ERA: 9.39	2.2		9	2	1	1	1	0	0	0	0	0	0	18	29	3.38	0.750

**Kansas City Royals @ Seattle Mariners**  
The Kingdome, Seattle, WA

Wed Apr 23 1997, 10:05 PM EDT  
Att: 21,855 - Dome - 68 F

AB	35
R	12
H	11
RBI	11
BB	4
SO	6
LOB	5

Batter	1	2	3	4	5	6	7	8	9	AB	R	H	RBI	BB	SO	LOB
Joey Cora, S OBP: 0.356, SLG: 0.333 (1, 4)	2-2 G6-3	1-1 SF9		1-0 G5-3 2B	2-1 2B 1B		2-2 P5	2-0 G4-3		5	1	2	3	0	0	2
Alex Rodriguez, R OBP: 0.402, SLG: 0.516 (1, 6)	0-2 BB 1B	2-2 P3		1-1 G5-3	0-0 1B 2B		2-3 K		2-1 G5-4-3 1B	6	0	3	1	0	1	2
Ken Griffey Jr., L OBP: 0.467, SLG: 0.842 (1, 8)	4-1 G4-6-3 BB		2-0 1B	4-0 1B	2-3 K		3-2 HR		2-3 K	4	1	2	1	2	2	2
Edgar Martinez, R OBP: 0.406, SLG: 0.532 (1, 10)	2-1 G4-6-3 1-2f		2-1 P5	2-0 P4		1-0 E 2B 1B	0-0 1B		1-1 G5-4-3 1-2f	6	1	2	0	0	0	6
Jay Buhner, R OBP: 0.419, SLG: 0.408 (1, 9)		4-0 BB 1B BB	0-1 FC6-4 1B		2-2 2B 2B	1-1 E6 2B 1-3	3-2 F8			4	2	2	0	1	0	2
Paul Sorrento, L OBP: 0.309, SLG: 0.455 (1, 3)		0-0 BB	2-3 K		0-1 G6-3	0-3 K		1-1 G5-3		2	1	1	0	0	1	2
Mike Blowers, R OBP: 0.167, SLG: 0.250 (5, PH)		1-2 1B 1B								2	0	0	0	0	1	3
Brent Gates, S OBP: 0.370, SLG: 0.375 (8, PH)										1	0	0	0	0	0	0
Dan Wilson, R OBP: 0.413, SLG: 0.470 (1, 2)		4-1 1B SF9 BB	0-0 FC6-4		2-1 2B 2B	2-0 P4		0-0 G6-3 1B 1B		4	2	2	1	1	0	4
Russ Davis, R OBP: 0.403, SLG: 0.580 (1, 5)		2-2 S 1B		2-2 G5-3 2B HBP	0-0 2B 1B 2B	2-1 2B		3-1 G6-3 1B		4	2	4	4	0	0	0
Lee Tinsley, S OBP: 0.274, SLG: 0.309 (1, 7)		3-3 K		2-2 G5-3	1-3 K	0-3 K		0-1 G6-3		5	0	0	0	0	3	8

Inning Stats	R: 0	H: 1	E: 0	LOB: 1	K: 0	P: 17	R: 3	H: 2	E: 0	LOB: 1	K: 1	P: 29	R: 0	H: 2	E: 0	LOB: 2	K: 1	P: 15	R: 1	H: 1	E: 0	LOB: 2	K: 0	P: 21	R: 4	H: 5	E: 0	LOB: 1	K: 2	P: 29	R: 1	H: 2	E: 1	LOB: 2	K: 2	P: 18	R: 1	H: 2	E: 0	LOB: 1	K: 1	P: 27	R: 0	H: 2	E: 0	LOB: 2	K: 0	P: 14	R: 0	H: 1	E: 0	LOB: 0	K: 1	P: 12	1B: 11	SF: 1	2B: 6	SAC: 0	3B: 0	DP: 2	HR: 1	HBP: 1	WP: 0	PA: 49
--------------	------	------	------	--------	------	-------	------	------	------	--------	------	-------	------	------	------	--------	------	-------	------	------	------	--------	------	-------	------	------	------	--------	------	-------	------	------	------	--------	------	-------	------	------	------	--------	------	-------	------	------	------	--------	------	-------	------	------	------	--------	------	-------	--------	-------	-------	--------	-------	-------	-------	--------	-------	--------

PITCHER	IP	WLS	BF	H	R	ER	SO	BB	IBB	HBP	BLK	WP	HR	S	P	ERA	WHIP
Jim Pittsley, R ERA: 4.91 (1, 1)	4.0		22	6	4	4	2	3	1	1	0	0	0	40	82	9.00	2.250
Glendon Rusch, L ERA: 4.29 (5, 1)	1.0		8	5	4	4	2	0	0	0	0	0	0	20	29	36.00	5.000
Randy Veres, R ERA: 1.93 (6, 1)	2.0	W	11	4	2	1	3	0	0	0	0	0	1	29	45	4.50	2.000
Hipolito Pichardo, R ERA: (8, 1)	2.0	S	8	3	0	0	1	0	0	0	0	0	0	15	26	0.00	1.500

BOTTOM

Kansas City Royals @ Seattle Mariners  
The Kingdom, Seattle, WA  
Wed Apr 23 1997, 10:05 PM EDT  
Att: 21,855 - Dome - 68 F

livebaseballscores.com

AB	43
R	10
H	18
RBI	10
BB	4
SO	8
LOB	31



Batter	1	2	3	4	5	6	7	8	9	AB	R	H	RBI	BB	SO	LOB	TOP								
<b>Bip Roberts, S</b> (1, 7) OBP: 0.400, SLG: 0.455	2-2 F9 SH1-3 1B	0-0 CS 2B		0-0 FC6-4		1-1 G6-3 HR 1B	1-1 G6-4-3			5	2	3	2	0	0	3									
<b>Tom Goodwin, L</b> (1, 8) OBP: 0.203, SLG: 0.178	1-0 SH1-3	2-0 F8		0-0 G1-3		2-0 G6-3 HR 1B		0-0 G6-3		4	1	1	0	0	0	3									
<b>Jay Bell, R</b> (1, 6) OBP: 0.321, SLG: 0.519	3-1 F9		0-2 F8		3-1 CS HBP 1B	2-2 G6-3		3-1 F8		5	0	1	0	0	0	3									
<b>Jeff King, R</b> (1, 3) OBP: 0.468, SLG: 0.625	4-2 1B		0-1 G5-3		3-0 SAFE SAFE 1B HBP 2B	4-2 CS HR BB		3-2 G3		1	2	0	0	2	0	0									
<b>Scott Cooper, L</b> (7, 3) OBP: 0.286, SLG: 0.444	1B									1	0	0	0	0	0	0									
<b>Chili Davis, S</b> (1, 10) OBP: 0.436, SLG: 0.469	0-0 1-3 3-H 1B		0-0 F7		1-3 K	0-1 HR		2-2 2B		4	1	2	5	0	1	2									
<b>29 Mike Sweeney, R</b> (9, PH) OBP: 0.320, SLG: 0.435										1	0	1	0	0	0	0									
<b>Craig Paquette, R</b> (1, 5) OBP: 0.303, SLG: 0.486	0-0 L8			0-0 G2-3		1-1 1-H 2-3 2B	4-1 BB		0-0 G5-3	4	0	1	1	1	0	3									
<b>Mike Macfarlane, R</b> (1, 2) OBP: 0.132, SLG: 0.194		4-2 SH5-3 3B BB		4-0 2B FC6 BB		0-2 G5-3	1-2 P4		0-3 K	3	2	0	0	2	1	3									
<b>David Howard, S</b> (1, 4) OBP: 0.370, SLG: 0.452									0-0 G6-3																
<b>Shane Halter, R</b> (6, 4) OBP: 0.250, SLG: 0.250		0-0 SH5-3		0-0 FC6-4 2B		1-0 F8	0-0 G6-3		3-2 G5-3	2	0	1	0	0	0	0									
<b>Johnny Damon, L</b> (1, 9) OBP: 0.355, SLG: 0.536		1-1 2B 3B		0-0 FC6 FC6-4		3-1 1B 2B	0-1 G6-4-3 1B			4	2	3	2	0	0	1									
<b>Inning Stats</b>	R: 1 E: 0 K: 0 S: 11	H: 2 LOB: 2 BB: 1 P: 21	R: 2 E: 0 K: 0 S: 9	H: 2 LOB: 0 BB: 1 P: 16	R: 0 E: 0 K: 0 S: 6	H: 0 LOB: 0 BB: 0 P: 6	R: 1 E: 0 K: 0 S: 5	H: 1 LOB: 2 BB: 1 P: 9	R: 1 E: 0 K: 1 S: 10	H: 2 LOB: 1 BB: 0 P: 18	R: 5 E: 0 K: 0 S: 17	H: 4 LOB: 1 BB: 2 P: 35	R: 0 E: 0 K: 0 S: 5	H: 1 LOB: 0 BB: 0 P: 6	R: 0 E: 0 K: 0 S: 6	H: 0 LOB: 0 BB: 0 P: 12	R: 0 E: 0 K: 1 S: 12	H: 1 LOB: 1 BB: 0 P: 17	1B: 6 2B: 5 3B: 1 HR: 1	SF: 0 SAC: 2 DP: 1 HBP: 1	WP: 0 PB: 0 SB: 0 CS: 3	PA: 44			
<b>PITCHER</b>	IP	WLS	BF	H	R	ER	SO	BB	IBB	HBP	BLK	WP	HR	S	P	ERA	WHIP								
<b>Willie Adams, R</b> (1, 1) ERA: 8.28	5.1	L	28	9	7	7	1	3	0	1	0	0	0	46	80	11.81	2.250								
<b>Richie Lewis, R</b> (6, 1) ERA: 9.42	3.2		16	4	3	3	1	2	0	0	0	0	1	35	60	7.36	1.636								

**Kansas City Royals @ Oakland Athletics**  
**Oakland-Alameda County Coliseum, Oakland, CA**

Fri Apr 25 1997, 7:05 PM PDT  
 Att. 10,768 - Unknown - 69 F

<b>AB</b>	36
<b>R</b>	10
<b>H</b>	13
<b>RBI</b>	10
<b>BB</b>	5
<b>SO</b>	2
<b>LOB</b>	19



WP: 0	PA: 44
-------	--------

ERA	WHIP
-----	------

ERA	WHIP
-----	------

ERA	WHIP
-----	------

ERA	WHIP
-----	------

ERA	WHIP
-----	------

Batter	1	2	3	4	5	6	7	8	9	AB	R	H	RBI	BB	SO	LOB
Damon Mashore, R (1, 8) OBP: 0.448, SLG: 0.439	2-1 F9		0-0 B5-3			1-0 P8		1-1 1B		4	1	1	0	0	0	1
Jason Giambi, L (1, 7) OBP: 0.326, SLG: 0.392	2-2 G5-3		1-2 F7			0-0 P9		1-0 1B		4	0	1	0	0	0	1
Jose Canseco, R (1, 10) OBP: 0.323, SLG: 0.393	1-3 K				2-3 K	0-0 G5-3		3-2 1B		4	0	1	1	0	2	0
Mark McGwire, R (1, 3) OBP: 0.440, SLG: 0.736		1-3 K		0-3 K			1-2 L6	0-1 G1-6-3		2	0	0	0	0	2	0
Dave Magadan, L (7, 3) OBP: 0.458, SLG: 0.444										2	0	0	0	0	0	2
Matt Stairs, L (1, 9) OBP: 0.417, SLG: 0.650		1-1 F9		2-2 1B			3-1 HR		4-1 BB	3	1	2	1	1	0	0
Scott Spiezio, S (1, 4) OBP: 0.348, SLG: 0.488		1-3 K		0-0 F8			2-1 1B		3-3 K	4	0	1	0	0	2	2
Scott Brosius, R (1, 5) OBP: 0.264, SLG: 0.213			0-2 G5-3 1B		3-3 K		0-2 P2		2-3 K	4	1	1	0	0	2	2
Tony Batista, R (1, 6) OBP: 0.218, SLG: 0.235			1-0 G5-3		3-2 G4-3		0-3 K		3-3 K	4	0	0	0	0	2	3
Brent Mayne, L (1, 2) OBP: 0.333, SLG: 0.545			3-1 B5-3 1B		0-0 F9			0-1 G4-3		3	0	1	1	0	0	0

Inning Stats	R: 0	H: 0	E: 0	K: 1	S: 9	LOB: 0	BB: 0	P: 14	R: 0	H: 0	E: 0	K: 2	S: 8	LOB: 0	BB: 0	P: 11	R: 1	H: 2	E: 0	K: 0	S: 12	LOB: 1	BB: 0	P: 17	R: 0	H: 1	E: 0	K: 2	S: 12	LOB: 1	BB: 0	P: 16	R: 0	H: 0	E: 0	K: 1	S: 9	LOB: 0	BB: 0	P: 15	R: 0	H: 0	E: 0	K: 0	S: 3	LOB: 0	BB: 0	P: 4	R: 1	H: 2	E: 0	K: 1	S: 13	LOB: 1	BB: 0	P: 19	R: 1	H: 3	E: 0	K: 0	S: 12	LOB: 1	BB: 0	P: 17	R: 0	H: 0	E: 0	K: 3	S: 11	LOB: 1	BB: 1	P: 23	1B: 7	2B: 0	3B: 0	HR: 1	SF: 0	SAC: 0	DP: 1	HBP: 0	WP: 0	PB: 0	SB: 0	CS: 0	PA: 35
--------------	------	------	------	------	------	--------	-------	-------	------	------	------	------	------	--------	-------	-------	------	------	------	------	-------	--------	-------	-------	------	------	------	------	-------	--------	-------	-------	------	------	------	------	------	--------	-------	-------	------	------	------	------	------	--------	-------	------	------	------	------	------	-------	--------	-------	-------	------	------	------	------	-------	--------	-------	-------	------	------	------	------	-------	--------	-------	-------	-------	-------	-------	-------	-------	--------	-------	--------	-------	-------	-------	-------	--------

PITCHER	IP	WLS	BF	H	R	ER	SO	BB	IBB	HBP	BLK	WP	HR	S	P	ERA	WHIP
Kevin Appier, R (1, 1) ERA: 2.95	7.0	W	26	5	2	2	7	0	0	0	0	0	1	66	96	2.57	0.714
Jason Jacome, L (8, 1) ERA: 6.75	1.0		5	3	1	1	0	0	0	0	0	0	0	12	17	9.00	3.000
Mitch Williams, L (9, 1) ERA: 12.0	1.0		4	0	0	0	3	1	0	0	0	0	0	11	23	0.00	1.000

BOTTOM

Kansas City Royals @ Oakland Athletics  
Oakland-Alameda County Coliseum, Oakland, CA

Fri Apr 25 1997, 7:05 PM PDT  
Att: 10,768 - Unknown - 69 F

livebaseballscores.com

AB	34
R	3
H	8
RBI	3
BB	1
SO	10
LOB	11



Batter	1	2	3	4	5	6	7	8	9	10	11	AB R H RBI BB SO LOB	TOP											
<b>Bip Roberts, S</b> (1, 7) OBP: 0.419, SLG: 0.494	G6-3		1B				1B		F9		G4-3 HR	6 2 4 1 0 0 0	<b>Kansas City Royals @ Oakland Athletics</b> <b>Oakland-Alameda County Coliseum, Oakland, CA</b> Sat Apr 26 1997, 3:33 AM PDT Att: 21,097 - Sunny - 68 F											
<b>Tom Goodwin, L</b> (1, 8) OBP: 0.195, SLG: 0.171	K		K				P8		F8		G4-3	3 0 0 0 0 2 2												
<b>Joe Vitello, R</b> (7, PH) OBP: 0.488, SLG: 0.412												1 0 0 0 0 0 2												
<b>Shane Halter, R</b> (7, 9) OBP: 0.200, SLG: 0.200												2 0 0 0 0 0 1												
<b>Jay Bell, R</b> (1, 6) OBP: 0.344, SLG: 0.566	1B						SF9				HR	4 2 3 3 1 0 0												
<b>Jeff King, R</b> (1, 3) OBP: 0.482, SLG: 0.617	K						1B		L5		BB	4 0 2 1 2 1 2												
<b>Chili Davis, S</b> (1, 10) OBP: 0.422, SLG: 0.432			K				G4-6-3		F7		BB	5 0 1 0 1 2 3												
<b>Craig Paquette, R</b> (1, 5) OBP: 0.293, SLG: 0.462			K				1B		F8		L1	6 0 1 1 0 2 4												
<b>Tim Spehr, R</b> (1, 2) OBP: 0.200, SLG: 0.444			K				BB		K2-3			2 0 0 0 0 2 1												
<b>Scott Cooper, L</b> (6, PH) OBP: 0.318, SLG: 0.444												0 0 0 0 1 0 0												
<b>29 Mike Sweeney, R</b> (6, 2) OBP: 0.296, SLG: 0.400							BB					2 0 0 0 0 1 0												
<b>David Howard, S</b> (1, 4) OBP: 0.373, SLG: 0.447			P5				K		1B		FC3-6 1B	5 0 2 0 0 2 3												
<b>Johnny Damon, L</b> (1, 9) OBP: 0.333, SLG: 0.485			K				K		G1-3		FC3-6 2B	5 2 1 0 0 2 2												
<b>Inning Stats</b>	R: 0 E: 0 K: 2 S: 12	H: 1 LOB: 1 BB: 0 P: 19	R: 0 E: 0 K: 3 S: 10	H: 0 LOB: 0 BB: 0 P: 16	R: 0 E: 0 K: 2 S: 16	H: 1 LOB: 1 BB: 0 P: 20	R: 1 E: 0 K: 1 S: 13	H: 3 LOB: 1 BB: 0 P: 18	R: 0 E: 0 K: 2 S: 14	H: 1 LOB: 3 BB: 2 P: 27	R: 2 E: 0 K: 0 S: 16	H: 3 LOB: 1 BB: 0 P: 24	R: 0 E: 0 K: 1 S: 7	H: 1 LOB: 1 BB: 0 P: 8	R: 0 E: 0 K: 0 S: 8	H: 0 LOB: 1 BB: 1 P: 17	R: 0 E: 0 K: 1 S: 5	H: 0 LOB: 0 BB: 0 P: 6	R: 3 E: 0 K: 0 S: 22	H: 3 LOB: 2 BB: 2 P: 35	1B: 11 2B: 2 3B: 0 HR: 1	SF: 1 SAC: 0 DP: 1 HBP: 0	WP: 0 PB: 0 SB: 1 CS: 0	PA: 51
<b>PITCHER</b>	IP WLS BF H R ER SO BB IBB HBP BLK WP HR S P ERA WHIP																							
<b>Steve Karsay, R</b> (1, 1) ERA: 3.3	6.0		26	7	1	1	12	2	0	0	0	0	0	0	79	117	1.50	1.500						
<b>Buddy Groom, L</b> (7, 1) ERA: 9.53	0.0		2	2	2	2	0	0	0	0	0	0	0	0	4	6	∞	∞						
<b>Mark Acre, R</b> (7, 1) ERA: 1.74	1.0		4	1	0	0	0	0	0	0	0	0	0	0	12	18	0.00	1.000						
<b>Aaron Small, R</b> (8, 1) ERA: 3.24	4.0	W	19	4	3	3	2	3	0	0	0	0	0	0	42	66	6.75	1.750						

livebaseballscorecards.com

AB	45
R	6
H	14
RBI	6
BB	5
SO	14
LOB	20





Batter	1	2	3	4	5	6	7	8	9	10	11	AB R H RBI BB SO LOB
<b>Damon Mashore, R</b> OBP: 0.466, SLG: 0.500 (1, 8)	2-2 P3		2-2 HR	2-2 1B		1-2 L8		0-0 SH1-4		1-1 FC5 1B	4-1 1B WP BB	5 2 3 1 1 0 1
<b>Tony Batista, R</b> OBP: 0.207, SLG: 0.222 (1, 6)	1-1 P4		0-1 G6-3	0-0 P3			0-0 2B 1B	1-2 L6		0-0 G1-3	2-1 WP 1BB 1B	3 0 0 0 0 0 2 1 0 1 0 0 0 0 3 1 1 0 0 0 4
<b>Mark McGwire, R</b> OBP: 0.480, SLG: 0.797 (1, 3)	4-1 BB		0-1 HR		1-0 2B		4-0 2B BB	4-0 IBB		4-0 FC5 IBB	4-0 WP IBB	2 1 2 1 5 0 0
<b>Jose Canseco, R</b> OBP: 0.305, SLG: 0.368 (1, 10)	0-3 K		1-3 K		0-2 P9		1-0 P6	3-2 L5		2-2 FC5	1-2 WP	7 0 0 0 0 2 11
<b>Scott Spiezio, S</b> OBP: 0.367, SLG: 0.506 (1, 4)		4-0 1B BB	1-1 1B		2-2 G5-3		1-1 2B		2-3 K		2-1 HR 1B	5 1 3 1 1 1 1
<b>Scott Brosius, R</b> OBP: 0.258, SLG: 0.200 (1, 5)		1-2 L9	2-2 F9		0-0 G5-3		4-0 FC6-4 IBB		0-1 F9		1-1 F9	5 0 0 0 1 0 4
<b>Jason Giambi, L</b> OBP: 0.327, SLG: 0.424 (1, 7)		1-2 1B		0-0 G3		3-3 K	1-3 K		0-0 G4-3		1-1 HR	6 1 2 2 0 2 3
<b>Ernie Young, R</b> OBP: 0.273, SLG: 0.237 (1, 9)		3-3 K	4-2 1B BB		2-2 G3-1		0-0 FC6-4		1-2 G3-1		1-0 HR	3 0 0 0 1 1 5 2 1 1 1 0 0 0
<b>Matt Stairs, L</b> OBP: 0.423, SLG: 0.773 (10, PH) (11, 9)												
<b>Izzy Molina, R</b> OBP: 0.184, SLG: 0.188 (1, 2)		1-3 K		0-0 F9		0-2 1B		0-1 E5 SH1-4		2-2 1B 2B	1-1 G4-3	4 0 1 0 0 1 3 0 0 0 0 0 0 0 2 0 1 0 0 0 0
<b>Mike Mohler, R</b> (8, PR)												
<b>Brent Mayne, L</b> OBP: 0.357, SLG: 0.615 (9, 2)												

**BOTTOM**

**Kansas City Royals @ Oakland Athletics**  
Oakland-Alameda County Coliseum, Oakland, CA

livebaseballscores.com

<b>AB</b>	<b>48</b>
<b>R</b>	<b>7</b>
<b>H</b>	<b>15</b>
<b>RBI</b>	<b>6</b>
<b>BB</b>	<b>9</b>
<b>SO</b>	<b>7</b>
<b>LOB</b>	<b>34</b>



Inning Stats	R: 0	H: 0	E: 0	K: 1	S: 9	P: 16	R: 0	H: 1	E: 0	K: 2	S: 13	P: 23	R: 2	H: 3	E: 0	K: 1	S: 19	P: 25	R: 0	H: 1	E: 0	K: 0	S: 8	P: 14	R: 0	H: 1	E: 0	K: 1	S: 13	P: 19	R: 1	H: 2	E: 0	K: 1	S: 8	P: 19	R: 0	H: 0	E: 1	K: 0	S: 12	P: 20	R: 0	H: 0	E: 0	K: 1	S: 6	P: 8	R: 0	H: 2	E: 0	K: 0	S: 12	P: 22	R: 4	H: 4	E: 0	K: 0	S: 14	P: 31	1B: 8	SF: 0	2B: 3	SAC: 1	3B: 0	DP: 0	HR: 4	HBP: 0	WP: 1	PA: 58
--------------	------	------	------	------	------	-------	------	------	------	------	-------	-------	------	------	------	------	-------	-------	------	------	------	------	------	-------	------	------	------	------	-------	-------	------	------	------	------	------	-------	------	------	------	------	-------	-------	------	------	------	------	------	------	------	------	------	------	-------	-------	------	------	------	------	-------	-------	-------	-------	-------	--------	-------	-------	-------	--------	-------	--------

PITCHER	IP	WLS	BF	H	R	ER	SO	BB	IBB	HBP	BLK	WP	HR	S	P	ERA	WHIP
<b>50 José Rosado, L</b> ERA: 2.99 (1, 1)	6.0		28	7	2	2	5	3	0	0	0	0	2	70	108	3.00	1.667
<b>Brian Bevil, R</b> ERA: 13.5 (7, 1)	0.1		5	2	1	1	0	1	1	0	0	0	0	4	14	27.00	9.000
<b>Jamie Walker, L</b> ERA: 7.94 (7, 1)	1.1		6	0	0	0	1	0	1	0	0	0	0	10	16	0.00	0.000
<b>Hipolito Pichardo, R</b> ERA: (8, 1)	1.1		4	0	0	0	1	0	0	0	0	0	0	12	17	0.00	0.000
<b>Jason Jacome, L</b> ERA: 9.45 (10, 1)	1.1		10	5	3	3	0	0	1	0	0	0	2	19	34	20.25	3.750

Sat Apr 26 1997, 3:33 AM PDT  
Att: 21,097 - Sunny - 68 F

Batter	1	2	3	4	5	6	7	8	9	AB R H RBI BB SO LOB	TOP											
<b>Bip Roberts, S</b> (1, 7) OBP: 0.416, SLG: 0.500 <b>David Howard, S</b> (7, PH) OBP: 0.377, SLG: 0.490 (7, 4)	0-3 K	0-2 2-H 2B			1-2 L8		3-3 K		0-1 1B 3B	3 0 1 1 0 1 0 2 1 1 0 0 1 0	<b>Kansas City Royals @ Oakland Athletics</b> <b>Oakland-Alameda County Coliseum, Oakland, CA</b> Sun Apr 27 1997, 3:33 AM PDT Att. 16,294 - Sunny - 68 F <a href="http://livebaseballscorecards.com">livebaseballscorecards.com</a>											
<b>Jay Bell, R</b> (1, 6) OBP: 0.347, SLG: 0.552	0-3 K	3-2 P4			2-2 S 1B		0-1 G6-3		4-0 1B G4-6-3 BB	4 1 1 0 1 1 1												
<b>Jeff King, R</b> (1, 3) OBP: 0.500, SLG: 0.619	1-1 E 1B 1B				4-2 SAFE SAFE 1-2 BB		4-0 BB 1B BB		0-0 G4-6-3 1-3 1B	3 1 2 1 2 1 0												
<b>Chili Davis, S</b> (1, 10) OBP: 0.420, SLG: 0.429	1-0 E8 S 1B 1B				1-3 K		1-3 K		2-1 BB 1B	5 1 2 0 0 1 3												
<b>Joe Vitiello, R</b> (1, 9) OBP: 0.489, SLG: 0.405 <b>Tom Goodwin, L</b> (7, PR) OBP: 0.205, SLG: 0.182 (7, 8)	3-1 1-H 3-H 1B				1-3 K		2-2 G1-4-3		4-0 1-2 2-3 BB	3 0 1 2 1 1 2 1 1 1 0 0 0 0												
<b>Craig Paquette, R</b> (1, 5) OBP: 0.299, SLG: 0.470	3-2 F8				0-0 F8 SH5-3 2B		2-3 K		1-3 K	5 1 2 0 0 2 4												
<b>Mike Macfarlane, R</b> (1, 2) OBP: 0.163, SLG: 0.200		4-2 SH1-3 2B BB			2-1 F8		0-1 F7		3-2 G5-3	4 1 1 1 1 0 1												
<b>Shane Halter, R</b> (1, 4) OBP: 0.308, SLG: 0.250 (7, 7)		0-0 SH1-3			2-3 SH5-3		4-1 S BB		1-1 CS 1B	2 0 1 1 1 0 2												
<b>Johnny Damon, L</b> (1, 8) OBP: 0.300, SLG: 0.432 (7, 9)		1-2 K2-3			3-H L9		1-3 SAFE SAFE K		1-2 F9	4 0 0 0 0 2 3												
<b>Inning Stats</b>	R: 2 E: 1 K: 2 S: 18	H: 3 LOB: 1 BB: 0 P: 26	R: 1 E: 0 K: 1 S: 15	H: 1 LOB: 1 BB: 1 P: 23	R: 0 E: 0 K: 2 S: 9	H: 0 LOB: 0 BB: 0 P: 15	R: 1 E: 0 K: 0 S: 7	H: 1 LOB: 0 BB: 0 P: 12	R: 0 E: 0 K: 1 S: 14	H: 1 LOB: 2 BB: 1 P: 24		R: 0 E: 0 K: 2 S: 10	H: 0 LOB: 1 BB: 1 P: 17	R: 0 E: 0 K: 2 S: 16	H: 1 LOB: 3 BB: 2 P: 29	R: 0 E: 0 K: 0 S: 8	H: 1 LOB: 0 BB: 0 P: 13	R: 3 E: 0 K: 0 S: 14	H: 5 LOB: 2 BB: 1 P: 26	1B: 10 2B: 2 3B: 1 HR: 0	SF: 0 SAC: 2 DP: 1 HBP: 0	WP: 0 PB: 0 SB: 3 CS: 1
<b>PITCHER</b>	IP WLS BF H R ER SO BB IBB HBP BLK WP HR S P ERA WHIP																					
<b>Mike Mohler, L</b> (1, 1) ERA: 4.8	6.1 L 28 6 4 3 9 3 0 0 0 0 0 0 78 125 4.26 1.421																					
<b>Don Wengert, R</b> (7, 1) ERA: 4.08	0.1 3 1 0 0 0 1 0 0 0 0 0 0 5 10 0.00 6.000																					
<b>Mark Acre, R</b> (7, 1) ERA: 1.64	0.2 4 1 0 0 1 1 0 0 0 0 0 0 11 20 0.00 3.000																					
<b>Buddy Groom, L</b> (8, 1) ERA: 9.95	0.2 2 1 1 1 0 0 0 0 0 0 0 0 5 6 13.50 1.500																					
<b>Billy Taylor, R</b> (9, 1) ERA: 7.84	1.0 7 4 2 2 0 1 0 0 0 0 0 0 12 24 18.00 5.000																					

Batter	1	2	3	4	5	6	7	8	9	AB	R	H	RBI	BB	SO	LOB
Damon Mashore, R OBP: 0.442, SLG: 0.470 (1, 8)	2-1 L8			1-3 K		0-2 G6-4-3		0-0 G5-3		4	0	0	0	0	1	2
Dave Magadan, L OBP: 0.448, SLG: 0.435 (1, 5)	1-2 P9			3-2 1B			2-1 G3-1		2-1 F8	4	0	1	0	0	0	0
Jose Canseco, R OBP: 0.312, SLG: 0.384 (1, 10)	2-1 F8			1-2 F8			1-0 1B		0-2 1B 2B	4	1	2	0	0	0	1
Mark McGwire, R OBP: 0.461, SLG: 0.756 (1, 3)		0-1 F7		0-2 L5			0-0 F9		1-0 P2	4	0	0	0	0	0	3
Matt Stairs, L OBP: 0.433, SLG: 0.720 (1, 9)		2-2 G4-3		2-3 K			4-2 1B		1-1 1B	3	0	1	1	1	1	0
Scott Spiezio, S OBP: 0.353, SLG: 0.484 (1, 4)		2-1 G1-3		2-2 F9			3-2 F9		3-2 F9	4	0	0	0	0	0	3
Jason Giambi, L OBP: 0.317, SLG: 0.409 (1, 7)			1-0 P5		1-0 F9			0-1 F7		3	0	0	0	0	0	0
Tony Batista, R OBP: 0.213, SLG: 0.228 (1, 6)		2-0 G1-3				1-0 G6-4-3 1B		0-2 F9		3	0	1	0	0	0	0
Brent Mayne, L OBP: 0.313, SLG: 0.533 Geronimo Berroa, R OBP: 0.447, SLG: 0.611 Izzy Molina, R OBP: 0.184, SLG: 0.188 (9, 2)			2-2 P8			0-0 P7		0-2 1B		2	0	0	0	0	0	1

Inning Stats	R: 0	H: 0	E: 0	K: 0	S: 7	R: 0	H: 0	E: 0	K: 0	S: 7	R: 0	H: 0	E: 0	K: 0	S: 5	R: 0	H: 1	E: 0	K: 1	S: 14	R: 0	H: 0	E: 0	K: 1	S: 9	R: 0	H: 1	E: 0	K: 0	S: 5	R: 0	H: 1	E: 0	K: 0	S: 9	R: 0	H: 1	E: 0	K: 0	S: 10	R: 1	H: 2	E: 0	K: 0	S: 14	1B: 5	SF: 0	2B: 1	SAC: 0	3B: 0	DP: 1	HR: 0	HBP: 0	WP: 0	PA: 33
PITCHER Tim Belcher, R ERA: 2.63 (1, 1)	IP	WLS	BF	H	R	ER	SO	BB	IBB	HBP	BLK	WP	HR	S	P	ERA	WHIP	IP	WLS	BF	H	R	ER	SO	BB	IBB	HBP	BLK	WP	HR	S	P	ERA	WHIP	IP	WLS	BF	H	R	ER	SO	BB	IBB	HBP	BLK	WP	HR	S	P	ERA	WHIP				

**BOTTOM**

**Kansas City Royals @ Oakland Athletics**  
Oakland-Alameda County Coliseum, Oakland, CA

Sun Apr 27 1997, 3:33 AM PDT  
Att. 16,294 - Sunny - 68 F

livebaseballscorecards.com

AB	32
R	1
H	6
RBI	1
BB	1
SO	2
LOB	10



Batter	1	2	3	4	5	6	7	8	9	10	AB R H RBI BB SO LOB
<b>Otis Nixon, S</b> (1, 8) <small>OBP: 0.326, SLG: 0.210</small>	2-2 		0-1 		0-0 		0-0 			3-2 	5 0 2 0 0 0 0
<b>Carlos Garcia, R</b> (1, 4) <small>OBP: 0.202, SLG: 0.242</small>	0-0 		1-2 		2-0 			2-1 		2-1 	5 1 0 0 0 0 2
<b>Orlando Merced, S</b> (1, 9) <small>OBP: 0.333, SLG: 0.482</small>	0-1 		2-0 		3-2 			2-2 			4 1 2 2 0 0 0
<b>Joe Carter, R</b> (1, 3) <small>OBP: 0.337, SLG: 0.386</small>	2-2 		1-0 			1-3 		4-2 			3 0 0 0 1 1 1
<b>Ed Sprague, R</b> (1, 5) <small>OBP: 0.347, SLG: 0.598</small>		1-1 		3-2 		0-0 		1-0 			4 2 2 2 0 0 1
<b>Carlos Delgado, L</b> (1, 10) <small>OBP: 0.450, SLG: 0.608</small>		1-3 		2-2 		3-3 		1-2 			4 0 0 0 0 2 0
<b>Jacob Brumfield, R</b> (1, 7) <small>OBP: 0.321, SLG: 0.481</small>		3-2 		1-1 		0-0 		0-0 			4 1 1 0 0 0 0
<b>Charlie O'Brien, R</b> (1, 2) <small>OBP: 0.333, SLG: 0.409</small>		3-3 		1-1 			2-3 		0-2 		4 0 1 1 0 2 0
<b>Tilson Brito, R</b> (1, 6) <small>OBP: 0.167, SLG: 0.167</small>			1-0 		1-0 		0-0 		1-1 		4 0 0 0 0 0 1

TOP

Toronto Blue Jays @ Kansas City Royals  
 Kauffman Stadium, Kansas City, MO

Tue Apr 29 1997, 7:05 PM CDT  
 Att. 12,533 - Unknown - 73 F

livebaseballscorecards.com

AB	37
R	5
H	8
RBI	5
BB	1
SO	5
LOB	5



Inning Stats	R: 0	H: 1	R: 1	H: 1	R: 2	H: 2	R: 1	H: 2	R: 0	H: 0	R: 1	H: 1	R: 0	H: 0	R: 0	H: 0	R: 0	H: 0	R: 0	H: 1	1B: 4	SF: 0	WP: 0	PA: 38
	E: 0	LOB: 1	E: 0	LOB: 0	E: 0	LOB: 0	E: 0	LOB: 1	E: 0	LOB: 0	E: 0	LOB: 0	E: 0	LOB: 1	E: 0	LOB: 0	E: 0	LOB: 0	E: 0	LOB: 0	2B: 1	SAC: 0	PB: 0	
	K: 0	BB: 0	K: 2	BB: 0	K: 0	BB: 0	K: 0	BB: 0	K: 2	BB: 0	K: 1	BB: 0	K: 0	BB: 1	K: 0	BB: 0	K: 0	BB: 1	K: 0	BB: 0	HR: 3	HBP: 0	SB: 0	
	S: 10	P: 14	S: 12	P: 20	S: 8	P: 13	S: 13	P: 21	S: 5	P: 10	S: 6	P: 8	S: 9	P: 18	S: 10	P: 11	S: 9	P: 15	S: 9	P: 15			CS: 0	

PITCHER	IP	WLS	BF	H	R	ER	SO	BB	IBB	HBP	BLK	WP	HR	S	P	ERA	WHIP
Glendon Rusch, L	(1, 1)		25	7	5	5	4	0	0	0	0	0	3	60	94	7.50	1.167
Randy Veres, R	(7, 1)		10	0	0	0	1	1	0	0	0	0	0	25	37	0.00	0.333
Hipolito Pichardo, R	(10, 1)	W	3	1	0	0	0	0	0	0	0	0	0	9	15	0.00	1.000

Toronto Blue Jays @ Kansas City Royals  
Kauffman Stadium, Kansas City, MO

Tue Apr 29 1997, 7:05 PM CDT  
Att. 12,533 - Unknown - 73 F

livebaseballscorecards.com

AB	33
R	6
H	10
RBI	6
BB	6
SO	5
LOB	18



WP:	0	PA:	42
PB:	0		
SB:	0		
CS:	2		

Batter	1	2	3	4	5	6	7	8	9	10	AB	R	H	RBI	BB	SO	LOB
Jose Offerman, S (1, 4) OBP: 0.364, SLG: 0.600	G3		HR	G3			SH1-4		SH3-4		3	1	1	3	0	0	2
Tom Goodwin, L (1, 8) OBP: 0.195, SLG: 0.173	L9		G5-3	L8			B1-3		FC4-6 IBB		4	0	0	0	0	0	3
29 Mike Sweeney, R (9, PH) OBP: 0.296, SLG: 0.400											0	0	0	0	0	0	0
David Howard, S (9, PH) OBP: 0.389, SLG: 0.490											0	0	0	0	1	0	0
Jay Bell, R (1, 6) OBP: 0.350, SLG: 0.538	F9		1B				BB		P4		4	0	1	0	1	1	2
Jeff King, R (1, 3) OBP: 0.484, SLG: 0.582			L7				CS		FC4-6		4	0	0	0	1	1	3
Chili Davis, S (1, 10) OBP: 0.418, SLG: 0.478							F8		P5		4	2	1	1	1	1	1
Joe Vitiello, R (1, 9) OBP: 0.500, SLG: 0.450											3	1	2	0	0	0	0
Bip Roberts, S (6, PR) OBP: 0.416, SLG: 0.500											0	0	0	0	0	0	0
Shane Halter, R (8, PH) OBP: 0.357, SLG: 0.250											0	0	0	0	1	0	0
Craig Paquette, R (1, 5) OBP: 0.308, SLG: 0.465											3	0	1	0	1	0	1
Mike Macfarlane, R (1, 2) OBP: 0.170, SLG: 0.205											4	1	1	0	0	2	6
Johnny Damon, L (1, 7) OBP: 0.341, SLG: 0.463											4	1	3	2	0	0	0

Inning Stats	R: 0	H: 0	R: 0	H: 0	R: 3	H: 4	R: 2	H: 2	R: 0	H: 0	R: 0	H: 1	R: 0	H: 0	R: 0	H: 1	R: 0	H: 1	R: 1	H: 1	1B: 7	SF: 0	WP: 0	PA: 42
E: 0	LOB: 0	E: 0	LOB: 0	E: 0	LOB: 1	E: 0	LOB: 2	E: 0	LOB: 0	E: 0	LOB: 0	E: 1	LOB: 1	E: 0	LOB: 2	E: 0	LOB: 1	E: 0	LOB: 2	E: 0	LOB: 0	2B: 2	SAC: 2	PB: 0
K: 0	BB: 0	K: 1	BB: 1	K: 0	BB: 0	K: 1	BB: 2	K: 1	BB: 0	K: 0	BB: 1	K: 1	BB: 0	K: 1	BB: 1	K: 0	BB: 1	K: 0	BB: 1	K: 0	BB: 0	3B: 0	DP: 2	SB: 0
S: 7	P: 10	S: 5	P: 12	S: 10	P: 13	S: 15	P: 31	S: 8	P: 12	S: 8	P: 14	S: 4	P: 9	S: 9	P: 16	S: 13	P: 19	S: 3	P: 6	S: 3	P: 6	HR: 2	HBP: 0	CS: 2

PITCHER	IP	WLS	BF	H	R	ER	SO	BB	IBB	HBP	BLK	WP	HR	S	P	ERA	WHIP
Pat Hentgen, R (1, 1) ERA: 4.43	8.0		35	8	5	5	5	5	0	0	0	0	1	66	117	5.62	1.625
Dan Plesac, L (9, 1) ERA: 5.79	0.1		2	1	0	0	0	0	0	0	0	0	0	6	6	0.00	3.000
Paul Quantrill, R (9, 1) ERA: 2.08	0.2	L	4	1	1	1	0	0	1	0	0	0	1	10	19	13.50	1.500

Batter	1	2	3	4	5	6	7	8	9	AB R H RBI BB SO LOB	TOP
Otis Nixon, S OBP: 0.323, SLG: 0.224 (1, 8) C X	0-2 SH5-3 2B		2-3 K		2-2 G6-3			2-1 P6		4 0 1 0 0 1 0	
Alex Gonzalez, R OBP: 0.333, SLG: 0.432 (1, 6) X	0-0 SH5-3		3-2 F8		1-0 G6-3			0-1 E5 FC3-6		3 0 0 0 0 0 0	
Orlando Merced, S OBP: 0.330, SLG: 0.472 (1, 9) B B X	2-0 L5		1-1 FC5-4 1B		2-1 L5			0-0 FC3-6 1-2f		4 0 1 0 0 0 2	
Joe Carter, R OBP: 0.324, SLG: 0.370 (1, 3) C F S	0-3 K		0-1 FC5-4 1-2f		0-3 K			3-1 L5		4 0 0 0 0 2 3	
Ed Sprague, R OBP: 0.343, SLG: 0.593 (1, 5) B X		1-0 F7		1-3 K		0-0 2B		2-0 P4		4 0 1 0 0 1 0	
Carlos Delgado, L OBP: 0.438, SLG: 0.636 (1, 10) B X		1-0 HR		1-3 K		1-2 F7		3-0 G3-1		4 1 1 1 0 1 1	
Benito Santiago, R OBP: 0.212, SLG: 0.290 (1, 2) B B B		4-0 FC4-6 BB		0-2 FC1-4 1B		1-3 K		0-0 G6-3		3 0 1 0 1 1 0	
Shawn Green, L OBP: 0.345, SLG: 0.521 (1, 7) X		0-0 P4		1-2 FC1-4 1-2f		2-2 G4-3				3 0 0 0 0 0 2	
Carlos Garcia, R OBP: 0.196, SLG: 0.235 (1, 4) B B X		2-0 FC4-6 1-2f		1-2 G4-3		3-3 K2-3				3 0 0 0 0 1 1	
<b>Inning Stats</b>	R: 0 E: 0 K: 1 S: 8 H: 1 LOB: 1 BB: 0 P: 10	R: 1 E: 0 K: 0 S: 4 H: 1 LOB: 1 BB: 1 P: 12	R: 0 E: 0 K: 1 S: 12 H: 1 LOB: 1 BB: 0 P: 18	R: 0 E: 0 K: 2 S: 14 H: 1 LOB: 1 BB: 0 P: 17	R: 0 E: 0 K: 0 S: 7 H: 0 LOB: 0 BB: 0 P: 11	R: 0 E: 0 K: 1 S: 11 H: 1 LOB: 1 BB: 0 P: 14	R: 0 E: 0 K: 2 S: 9 H: 0 LOB: 0 BB: 0 P: 15	R: 0 E: 1 K: 0 S: 7 H: 0 LOB: 1 BB: 0 P: 12	R: 0 E: 0 K: 0 S: 3 H: 0 LOB: 0 BB: 0 P: 8	1B: 2 2B: 2 3B: 0 HR: 1 SF: 0 SAC: 1 DP: 0 HBP: 0	WP: 0 PB: 0 SB: 0 CS: 0 PA: 34
<b>PITCHER</b> Kevin Appier, R ERA: 2.56 (1, 1)	IP 9.0 WLS L BF 34 H 5 R 1 ER 1 SO 7 BB 1 IBB 0 HBP 0 BLK 0 WP 0 HR 1 S 75 P 117 ERA 1.00 WHIP 0.667	<b>PITCHER</b> IP WLS BF H R ER SO BB IBB HBP BLK WP HR S P ERA WHIP									

Toronto Blue Jays @ Kansas City Royals  
Kauffman Stadium, Kansas City, MO

Wed Apr 30 1997, 7:05 PM CDT  
Att. 13,004 - Unknown - 56 F

livebaseballscorecards.com

AB	32
R	1
H	5
RBI	1
BB	1
SO	7
LOB	9



Batter	1	2	3	4	5	6	7	8	9	AB	R	H	RBI	BB	SO	LOB
Jose Offerman, S (1, 4) OBP: 0.346, SLG: 0.542	1-3 K			3-1 F8 1B		0-0 F7		1-1 F7		4	0	1	0	0	1	1
Tom Goodwin, L (1, 8) OBP: 0.209, SLG: 0.179	0-0 L7			0-0 S 1B		1-0 G4-3			4-1 CS SH2-4 BB	3	0	1	0	1	0	1
Jay Bell, R (1, 6) OBP: 0.350, SLG: 0.527	3-3 K			2-0 F8		4-2 BB			0-0 SH2-4	2	0	0	0	1	1	2
Jeff King, R (1, 3) OBP: 0.485, SLG: 0.571 Bip Roberts, S (9, PR) OBP: 0.416, SLG: 0.500		0-1 G5-3		4-2 BB		2-1 P3			3-2 1B	3	0	1	0	1	0	2
Chili Davis, S (1, 10) OBP: 0.390, SLG: 0.440		0-0 L8		2-3 K			0-0 G4-3		2-3 K	4	0	0	0	0	2	3
Joe Vitiello, R (1, 9) OBP: 0.472, SLG: 0.419			3-1 G3		2-2 G5-3		3-3 K			3	0	0	0	0	1	0
Craig Paquette, R (1, 5) OBP: 0.298, SLG: 0.449			2-1 G6-3		2-3 K		0-1 G5-3			3	0	0	0	0	1	0
Mike Macfarlane, R (1, 2) OBP: 0.160, SLG: 0.191			3-3 K		1-3 K			2-1 F8		3	0	0	0	0	2	0
Johnny Damon, L (1, 7) OBP: 0.340, SLG: 0.455			1-0 G5-3			1-1 G4-3 1B		1-2 G6-3		3	0	1	0	0	0	0

Inning Stats	R: 0	H: 0	E: 0	K: 2	S: 9	LOB: 0	BB: 0	P: 13	R: 0	H: 0	E: 0	K: 0	S: 5	LOB: 0	BB: 0	P: 8	R: 0	H: 0	E: 0	K: 1	S: 6	LOB: 0	BB: 0	P: 12	R: 0	H: 2	E: 0	K: 1	S: 11	LOB: 2	BB: 1	P: 22	R: 0	H: 0	E: 0	K: 2	S: 10	LOB: 0	BB: 0	P: 15	R: 0	H: 1	E: 0	K: 0	S: 8	LOB: 2	BB: 1	P: 16	R: 0	H: 0	E: 0	K: 1	S: 8	LOB: 0	BB: 0	P: 11	R: 0	H: 0	E: 0	K: 0	S: 8	LOB: 0	BB: 0	P: 12	R: 0	H: 1	E: 0	K: 1	S: 8	LOB: 1	BB: 1	P: 17	1B: 4	2B: 0	3B: 0	HR: 0	SF: 0	SAC: 1	DP: 0	HBP: 0	WP: 0	PB: 0	SB: 1	CS: 1	PA: 32
--------------	------	------	------	------	------	--------	-------	-------	------	------	------	------	------	--------	-------	------	------	------	------	------	------	--------	-------	-------	------	------	------	------	-------	--------	-------	-------	------	------	------	------	-------	--------	-------	-------	------	------	------	------	------	--------	-------	-------	------	------	------	------	------	--------	-------	-------	------	------	------	------	------	--------	-------	-------	------	------	------	------	------	--------	-------	-------	-------	-------	-------	-------	-------	--------	-------	--------	-------	-------	-------	-------	--------


PITCHER	IP	WLS	BF	H	R	ER	SO	BB	IBB	HBP	BLK	WP	HR	S	P	ERA	WHIP
Roger Clemens, R (1, 1) ERA: 1.72	8.0	W	28	3	0	0	7	2	0	0	0	0	0	65	109	0.00	0.625
Dan Plesac, L (9, 1) ERA: 5.79	0.0		1	0	0	0	0	1	0	0	0	0	0	1	5	∞	∞
Paul Quantrill, R (9, 1) ERA: 1.98	0.2		2	1	0	0	0	0	0	0	0	0	0	4	7	0.00	1.500
Paul Spoljaric, L (9, 1) ERA: 2.57	0.1	S	1	0	0	0	1	0	0	0	0	0	0	3	5	0.00	0.000

**Toronto Blue Jays @ Kansas City Royals**  
**Kauffman Stadium, Kansas City, MO**

Wed Apr 30 1997, 7:05 PM CDT  
Att: 13,004 - Unknown - 56 F

livebaseballscores.com

AB	28
R	0
H	4
RBI	0
BB	3
SO	8
LOB	9



Batter	1	2	3	4	5	6	7	8	9	AB R H RBI BB SO LOB	TOP											
Jacob Brumfield, R OBP: 0.281, SLG: 0.419 (1, 8) X	0-0 G5-3		1-2 P6		1-2 F7			2-2 L8		4 0 0 0 0 0 2												
Alex Gonzalez, R OBP: 0.341, SLG: 0.429 (1, 6) X	0-0 1B		4-0 F9 BB		0-0 G4-3-6			2-2 P4		3 0 1 0 1 0 1												
Orlando Merced, S OBP: 0.317, SLG: 0.452 (1, 9) B C F S	1-3 K		2-2 F9		3-1 G3-1			1-2 L4		4 0 0 0 0 1 3												
Joe Carter, R OBP: 0.321, SLG: 0.385 (1, 3) C F B X	1-2 L9		2-3 K		2-2 3B			0-1 G5-3		4 0 1 0 0 1 3												
Ed Sprague, R OBP: 0.350, SLG: 0.585 (1, 5) B S X		1-1 G5-3		4-2 WP BB		3-3 K		0-0 G5-4-3 1B		3 0 1 0 1 1 1												
Juan Samuel, R OBP: 0.313, SLG: 0.300 (1, 10) X		0-0 P6		1-2 F8		2-0 G6-3		0-0 G5-4-3		4 0 0 0 0 0 3												
Benito Santiago, R OBP: 0.222, SLG: 0.294 (1, 2) B B X C		2-1 E7 1B		2-3 K			1-3 K			3 0 1 0 0 2 1												
Robert Perez, R OBP: 0.143, SLG: 0.214 (1, 7) C X		0-1 E7		0-0 G6-3			1-0 P8			3 0 0 0 0 0 2												
Carlos Garcia, R OBP: 0.210, SLG: 0.232 (1, 4) C B B B			4-2 F9 S BB		4-0 G4-3-6 BB		0-0 G6-3			1 0 0 0 2 0 0												
<b>Inning Stats</b>	R: 0 E: 0 K: 1 S: 8	H: 1 LOB: 1 BB: 0 P: 10	R: 0 E: 1 K: 0 S: 7	H: 1 LOB: 1 BB: 0 P: 10	R: 0 E: 0 K: 1 S: 12	H: 0 LOB: 2 BB: 2 P: 25	R: 0 E: 0 K: 1 S: 10	H: 0 LOB: 1 BB: 1 P: 17	R: 0 E: 0 K: 1 S: 4	H: 0 LOB: 0 BB: 1 P: 9	R: 0 E: 0 K: 1 S: 11	H: 1 LOB: 1 BB: 0 P: 21	R: 0 E: 0 K: 1 S: 5	H: 0 LOB: 0 BB: 0 P: 7	R: 0 E: 0 K: 0 S: 14	H: 0 LOB: 0 BB: 0 P: 19	R: 0 E: 0 K: 0 S: 4	H: 1 LOB: 0 BB: 0 P: 4	1B: 3 2B: 0 3B: 1 HR: 0	SF: 0 SAC: 0 DP: 2 HBP: 0	WP: 1 PB: 0 SB: 1 CS: 0	PA: 33
<b>PITCHER</b>	IP WLS BF H R ER SO BB IBB HBP BLK WP HR S P ERA WHIP																					
50 José Rosado, L ERA: 2.08 (1, 1)	7.2 W 29 3 0 0 5 4 0 0 0 1 0 67 113 0.00 0.913																					
Mitch Williams, L ERA: 12.27 (8, 1)	0.1 1 0 0 0 0 0 0 0 0 0 0 4 5 0.00 0.000																					
Jim Converse, R ERA: (9, 1)	1.0 3 1 0 0 0 0 0 0 0 0 0 4 4 0.00 1.000																					

Toronto Blue Jays @ Kansas City Royals  
Kauffman Stadium, Kansas City, MO  
Thu May 01 1997, 7:05 PM CDT  
Att. 12,046 - Unknown - 57 F

AB	29
R	0
H	4
RBI	0
BB	4
SO	5
LOB	16



WP: 1	PA: 33
PB: 0	
SB: 1	
CS: 0	

ERA	WHIP



Batter	1	2	3	4	5	6	7	8	9
<b>Jose Offerman, S</b> (1, 4) OBP: 0.387, SLG: 0.643 BB BB F9 BB BB BB	4-2 F9 BB BB BB		3-2 F8 1-H 2-H 3-H 3B	2-2 3B		1-1 29 F8 1B 2B		1-0 F8 BB BB	
<b>Bip Roberts, S</b> (1, 7) OBP: 0.424, SLG: 0.500 <b>29 Mike Sweeney, R</b> (6, PH) OBP: 0.286, SLG: 0.385 <b>Shane Halter, R</b> (7, 9) OBP: 0.400, SLG: 0.308 BB BB 1-2 BB BB BB	4-0 1-2 BB BB BB		1-2 2B 1B BB BB	1-3 K BB BB		3-2 F8 2-3 BB BB		1-2 1B 1B BB BB	
<b>Jay Bell, R</b> (1, 6) OBP: 0.361, SLG: 0.541 BB BB F9 2-3 BB BB	2-2 F9 2-3 BB BB		0-1 2B 1-H 2-H BB BB	1-2 G5-3 BB BB		0-0 1B 3-H BB BB		2-2 1B 1-3 BB BB	
<b>Jeff King, R</b> (1, 3) OBP: 0.471, SLG: 0.541 BB BB K BB BB	0-3 K BB BB		0-1 F7 BB BB		4-2 HR BB BB BB	1-0 P3 BB BB		0-1 L7 BB BB	
<b>Chili Davis, S</b> (1, 10) OBP: 0.381, SLG: 0.481 BB BB F8 BB BB	3-1 F8 BB BB		3-3 K BB BB		1-2 HR 1-H BB BB	0-1 F8 BB BB			
<b>Mike Macfarlane, R</b> (1, 2) OBP: 0.167, SLG: 0.180 BB BB G3 BB BB		2-2 G3 BB BB		4-1 1B 1B 3B BB BB BB		0-0 G5-3 BB BB		1-2 G5-3 BB BB	
<b>Craig Paquette, R</b> (1, 5) OBP: 0.286, SLG: 0.430 BB BB K BB BB		0-3 K BB BB		1-3 K BB BB		2-0 G4-3 BB BB		0-0 G6-3 BB BB	
<b>Tom Goodwin, L</b> (1, 8) OBP: 0.221, SLG: 0.193 BB BB P6 BB BB		0-1 P6 BB BB		0-0 1B 1-2 3B 1B BB BB		0-1 1B BB BB		0-0 G1-3 BB BB	
<b>Johnny Damon, L</b> (1, 9) OBP: 0.353, SLG: 0.458 BB BB 1B 2B 1B BB BB			0-0 1B 2B 1B BB BB	1-1 3B 1B 1-2 2-3 BB BB		1-1 G6-3 BB BB		2-3 K BB BB	

Inning Stats	R: 0	H: 0	E: 0	K: 1	S: 14	L: 0	LOB: 2	BB: 2	P: 27	R: 0	H: 0	E: 0	K: 1	S: 8	L: 0	LOB: 0	BB: 0	P: 10	R: 2	H: 3	E: 0	K: 1	S: 15	L: 0	LOB: 1	BB: 0	P: 22	R: 3	H: 3	E: 0	K: 2	S: 18	L: 0	LOB: 1	BB: 1	P: 28	R: 2	H: 2	E: 0	K: 0	S: 11	L: 0	LOB: 1	BB: 1	P: 19	R: 1	H: 2	E: 0	K: 10	S: 10	L: 0	LOB: 1	BB: 0	P: 15	R: 0	H: 0	E: 0	K: 0	S: 5	L: 0	LOB: 0	BB: 0	P: 6	R: 0	H: 2	E: 0	K: 1	S: 15	L: 0	LOB: 2	BB: 0	P: 21
1B: 8	2B: 2	3B: 1	HR: 1	SF: 0	SAC: 0	DP: 0	HBP: 0	WP: 0	PA: 40																																																															

PITCHER	IP	WLS	BF	H	R	ER	SO	BB	IBB	HBP	BLK	WP	HR	S	P	ERA	WHIP
<b>Woody Williams, R</b> (1, 1) ERA: 4.2	3.1	L	19	6	5	5	4	3	0	0	0	0	0	47	77	13.50	2.700
<b>Huck Flener, L</b> (4, 1) ERA: 7.36	2.2		13	4	3	3	1	1	0	0	0	0	1	29	44	10.12	1.875
<b>Mike Timlin, R</b> (7, 1) ERA: 3.27	1.0		3	0	0	0	0	0	0	0	0	0	0	5	6	0.00	0.000
<b>Tim Crabtree, R</b> (8, 1) ERA: 4.0	1.0		5	2	0	0	1	0	0	0	0	0	0	15	21	0.00	2.000

AB R H RBI BB SO LOB

4	1	2	3	1	0	1
2	1	1	0	1	1	1
1	0	0	0	0	0	1
1	0	1	0	0	0	0
5	0	3	3	0	0	3
4	1	0	0	1	1	6
4	1	1	2	0	1	4
3	1	0	0	1	0	0
4	0	0	0	0	2	1
4	1	2	0	0	0	0
4	2	2	0	0	1	1

AB	36
R	8
H	12
RBI	8
BB	4
SO	6
LOB	18



Toronto Blue Jays @ Kansas City Royals  
 Kauffman Stadium, Kansas City, MO  
 Thu May 01 1997, 7:05 PM CDT  
 Att: 12,046 - Unknown - 57 F

livebaseballscorecards.com



Batter	1	2	3	4	5	6	7	8	9	AB R H RBI BB SO LOB
Jose Offerman, S OBP: 0.400, SLG: 0.613 (1, 4)	0-0 F7		1-0 1B		4-0 BB		0-1 SH1-4		2-3 K	3 0 1 0 1 1 1
Bip Roberts, S OBP: 0.411, SLG: 0.484 David Howard, S OBP: 0.375, SLG: 0.471 (1, 7) (6, 9)	0-1 L1		0-1 G3-1		0-3 K		2-3 K		1-2 F4	3 0 0 0 0 1 3 2 0 0 0 0 1 3
Jay Bell, R OBP: 0.357, SLG: 0.525 (1, 6)	4-1 BB			2-1 E4 FC5-4		2-3 K		2-0 L6		3 0 0 0 1 1 4
Jeff King, R OBP: 0.472, SLG: 0.532 (1, 3)	1-2 L7			2-2 FC5-4 BB 1-2f		3-1 1B 29 F8-2 1B		4-2 G5-4-3 1B BB		3 0 1 0 1 0 2
Chili Davis, S OBP: 0.388, SLG: 0.474 (1, 10)		2-3 K		4-2 L3 BB 1-2		1-3 K		0-2 G5-4-3 1B		3 0 1 0 1 2 1
Scott Cooper, L OBP: 0.320, SLG: 0.429 Craig Paquette, R OBP: 0.283, SLG: 0.426 (1, 5) (8, PH) (9, 5)		1-2 G4-3		2-2 L3 1-1		2-2 1B		1-1 G5-4-3 1-2f 2-3		3 0 1 0 0 0 2 1 0 0 0 0 0 2
Tim Spehr, R OBP: 0.167, SLG: 0.364 29 Mike Sweeney, R OBP: 0.267, SLG: 0.357 (1, 2) (6, PH) (7, 2)		0-3 K			0-0 F9		2-2 F8-2 3-H		2-1 L8	2 0 0 0 0 1 0 2 0 0 0 0 0 3
Tom Goodwin, L OBP: 0.242, SLG: 0.200 (1, 8)			1-0 G4-3		4-2 2B BB		4-2 SH1-4 1B BB		3-2 G5-3 1B	2 1 1 0 2 0 0
Johnny Damon, L OBP: 0.364, SLG: 0.481 (1, 9) (6, 7)			3-2 G6-3		1-0 2B 1-H		0-1 SH1-4 1B		3-2 G5-3	4 0 2 1 0 0 1

Inning Stats	R: 0	H: 0	E: 0	K: 7	S: 12	R: 0	H: 0	E: 0	K: 9	S: 12	R: 0	H: 1	E: 0	K: 8	S: 13	R: 1	H: 1	E: 0	K: 12	S: 12	R: 0	H: 2	E: 0	K: 1	S: 12	R: 0	H: 1	E: 0	K: 10	S: 18	R: 0	H: 1	E: 0	K: 10	S: 17	R: 0	H: 1	E: 0	K: 13	S: 22	1B: 6	2B: 3	3B: 0	HR: 0	SF: 0	SAC: 1	DP: 3	HBP: 0	WP: 0	PB: 0	SB: 0	CS: 0	PA: 38
--------------	------	------	------	------	-------	------	------	------	------	-------	------	------	------	------	-------	------	------	------	-------	-------	------	------	------	------	-------	------	------	------	-------	-------	------	------	------	-------	-------	------	------	------	-------	-------	-------	-------	-------	-------	-------	--------	-------	--------	-------	-------	-------	-------	--------

PITCHER	IP	WLS	BF	H	R	ER	SO	BB	IBB	HBP	BLK	WP	HR	S	P	ERA	WHIP
David Cone, R ERA: 2.68 (1, 1)	7.0		30	5	1	1	6	5	0	0	0	0	0	71	121	1.29	1.429
Jeff Nelson, R ERA: 3.52 (8, 1)	0.0		2	1	0	0	0	1	0	0	0	0	0	6	10	∞	∞
Mike Stanton, L ERA: 2.45 (8, 1)	0.2		1	0	0	0	0	0	0	0	0	0	0	2	3	0.00	0.000
42 Mariano Rivera, R ERA: 2.7 (8, 1)	1.1	S	5	1	0	0	1	0	0	0	0	0	0	15	26	0.00	0.750

BOTTOM

New York Yankees @ Kansas City Royals  
Kauffman Stadium, Kansas City, MO

Fri May 02 1997, 7:05 PM CDT  
Att: 24,258 - Unknown - 52 F

livebaseballscorecards.com

AB	31
R	1
H	7
RBI	1
BB	6
SO	7
LOB	22



Batter	1	2	3	4	5	6	7	8	9	AB R H RBI BB SO LOB	TOP											
<b>Tim Raines, S</b> (1, 7) OBP: 0.377, SLG: 0.352	1-1 G3		0-0 1B		4-2 BB		1-1 G4-3			3 0 1 0 1 0 0												
<b>Wade Boggs, L</b> (1, 5) OBP: 0.417, SLG: 0.354	3-1 P6		0-1 1B		2-1 F9		2-3 K			4 0 1 0 0 1 1												
<b>Bernie Williams, S</b> (1, 8) OBP: 0.451, SLG: 0.530	2-2 G3-1		2-2 G1-3		0-0 1B 2 FC6-4 1B		1-0 G6-3			4 1 1 0 0 0 2												
<b>Tino Martinez, L</b> (1, 3) OBP: 0.384, SLG: 0.642		4-2 G1-3 BB		1-1 G4-3		3-1 FC6-4 1B		0-1 F7		3 0 1 0 1 0 0												
<b>Cecil Fielder, R</b> (1, 10) OBP: 0.338, SLG: 0.351 <b>Pat Kelly, R</b> (8, PR) OBP: 0.348, SLG: 0.263		1-2 G1-3		3-1 P2		0-2 FC6-4 1B		1-1 1B		4 0 2 0 0 0 1 0 0 0 0 0 0 0												
<b>Paul O'Neill, L</b> (1, 9) OBP: 0.393, SLG: 0.576		0-0 L7		3-2 FC6-4 1B		0-3 K		0-0 G4-3		4 0 1 0 0 1 5												
<b>Derek Jeter, R</b> (1, 6) OBP: 0.394, SLG: 0.402		2-0 G5-3		0-1 FC6-4		0-0 FC6-4		0-0 G6-3		4 0 0 1 0 0 4												
<b>Mariano Duncan, R</b> (1, 4) OBP: 0.351, SLG: 0.370			1-1 L4 1B		0-2 L3		2-0 FC6-4		1-0 G6-3	4 0 1 0 0 0 2												
<b>Joe Girardi, R</b> (1, 2) OBP: 0.266, SLG: 0.333 <b>Mark Whiten, S</b> (9, PH) OBP: 0.416, SLG: 0.530			1-0 L4		0-0 G5-3		0-0 G5-3		2-3 K	3 0 0 0 0 0 1 1 0 0 0 0 1 0												
<b>Inning Stats</b>	R: 0 E: 0 K: 0 S: 8	H: 0 LOB: 0 BB: 0 P: 14	R: 0 E: 0 K: 0 S: 9	H: 0 LOB: 1 BB: 1 P: 16	R: 0 E: 0 K: 0 S: 9	H: 3 LOB: 2 BB: 0 P: 13	R: 0 E: 0 K: 0 S: 9	H: 1 LOB: 1 BB: 0 P: 16	R: 0 E: 0 K: 0 S: 10	H: 0 LOB: 1 BB: 1 P: 16	R: 1 E: 0 K: 1 S: 11	H: 3 LOB: 2 BB: 0 P: 16	R: 0 E: 0 K: 1 S: 6	H: 0 LOB: 0 BB: 0 P: 9	R: 0 E: 0 K: 0 S: 6	H: 1 LOB: 1 BB: 0 P: 8	R: 0 E: 0 K: 1 S: 5	H: 0 LOB: 0 BB: 0 P: 8	1B: 8 2B: 1 3B: 0 HR: 0	SF: 0 SAC: 0 DP: 1 HBP: 0	WP: 0 PB: 0 SB: 0 CS: 0	PA: 36
<b>PITCHER</b> <b>Tim Belcher, R</b> (1, 1) ERA: 2.31	IP: 9.0 WLS: W BF: 36 H: 8 R: 1 ER: 1 SO: 3 BB: 2 IBB: 0 HBP: 0 BLK: 0 WP: 0 HR: 0 S: 73 P: 116 ERA: 1.00 WHIP: 1.111											<b>PITCHER</b> IP: WLS: BF: H: R: ER: SO: BB: IBB: HBP: BLK: WP: HR: S: P: ERA: WHIP:										

**New York Yankees @ Kansas City Royals**  
**Kauffman Stadium, Kansas City, MO**  
 Sat May 03 1997, 7:05 PM CDT  
 Att. 25,585 - Unknown - 61 F

<b>AB</b>	<b>34</b>
<b>R</b>	<b>1</b>
<b>H</b>	<b>8</b>
<b>RBI</b>	<b>1</b>
<b>BB</b>	<b>2</b>
<b>SO</b>	<b>3</b>
<b>LOB</b>	<b>16</b>



Batter	1	2	3	4	5	6	7	8	9	AB	R	H	RBI	BB	SO	LOB
Jose Offerman, S OBP: 0.385, SLG: 0.571 (1, 4)	2-2 P3		1-2 2B 1B		0-1 G4-3		3-2 G3			4	0	1	0	0	0	0
Jay Bell, R OBP: 0.362, SLG: 0.529 (1, 6)	4-0 G6-3 BB		3-1 2B			2-0 F8		2-2 G6-3		3	0	1	1	1	0	0
Jeff King, R OBP: 0.464, SLG: 0.513 (1, 3)	0-0 G6-3		4-0 BB			1-2 E6 1B 2B		1-0 F9		3	1	0	0	1	0	1
Chili Davis, S OBP: 0.394, SLG: 0.467 (1, 10)		3-3 K	0-0 G1-3			2-2 2B 1B		4-0 BB		3	0	1	0	1	1	3
Joe Vitiello, R OBP: 0.464, SLG: 0.435 Johnny Damon, L OBP: 0.357, SLG: 0.472 (1, 7) (6, PR) (7, 7)		2-2 G6-3		0-0 F8		1-0 2B		0-0 L9		3	0	1	1	0	0	0
Jermaine Dye, R OBP: 0.200, SLG: 0.231 (1, 9)		3-3 K		1-0 G4-3		1-1 G5-3				3	0	0	0	0	1	2
Craig Paquette, R OBP: 0.284, SLG: 0.423 (1, 5)			0-1 29 G6-3 1B		0-1 G5-3		2-2 F9			3	0	1	0	0	0	2
29 Mike Sweeney, R OBP: 0.242, SLG: 0.323 (1, 2)			1-1 G6-3		0-0 P5		2-2 L6			3	0	0	0	0	0	1
Tom Goodwin, L OBP: 0.245, SLG: 0.204 (1, 8)			1-0 1B 2B 1B		1-3 K		0-0 G5-3			3	1	1	0	0	1	0

Inning Stats	R: 0	H: 0	E: 0	LOB: 0	K: 0	BB: 1	S: 5	P: 11	R: 0	H: 0	E: 0	LOB: 0	K: 2	BB: 0	S: 10	P: 18	R: 1	H: 4	E: 0	LOB: 3	K: 0	BB: 1	S: 11	P: 21	R: 0	H: 0	E: 0	LOB: 0	K: 0	BB: 0	S: 4	P: 5	R: 0	H: 0	E: 0	LOB: 0	K: 1	BB: 0	S: 6	P: 7	R: 1	H: 2	E: 1	LOB: 2	K: 0	BB: 0	S: 13	P: 22	R: 0	H: 0	E: 0	LOB: 0	K: 0	BB: 0	S: 8	P: 13	R: 0	H: 0	E: 0	LOB: 1	K: 0	BB: 1	S: 7	P: 14
--------------	------	------	------	--------	------	-------	------	-------	------	------	------	--------	------	-------	-------	-------	------	------	------	--------	------	-------	-------	-------	------	------	------	--------	------	-------	------	------	------	------	------	--------	------	-------	------	------	------	------	------	--------	------	-------	-------	-------	------	------	------	--------	------	-------	------	-------	------	------	------	--------	------	-------	------	-------

PITCHER	IP	WLS	BF	H	R	ER	SO	BB	IBB	HBP	BLK	WP	HR	S	P	ERA	WHIP
Andy Pettitte, L ERA: 2.13 (1, 1)	8.0	L	32	6	2	1	3	3	0	0	0	0	0	64	111	1.12	1.125

**BOTTOM**

**New York Yankees @ Kansas City Royals**  
Kauffman Stadium, Kansas City, MO

Sat May 03 1997, 7:05 PM CDT  
Att. 25,585 - Unknown - 61 F

livebaseballscorecards.com

<b>AB</b>	<b>29</b>
<b>R</b>	<b>2</b>
<b>H</b>	<b>6</b>
<b>RBI</b>	<b>2</b>
<b>BB</b>	<b>3</b>
<b>SO</b>	<b>3</b>
<b>LOB</b>	<b>10</b>



<b>WP: 0</b>	<b>PA: 32</b>
<b>PB: 0</b>	
<b>SB: 0</b>	
<b>CS: 0</b>	

Batter	1	2	3	4	5	6	7	8	9	AB R H RBI BB SO LOB
1 Tim Raines, S (1, 7) OBP: 0.400, SLG: 0.390	1-0 SH2-3 SF9 2B		0-0 F8	1-1 G6-3 1B	4-0 BB		2-2 G6-3	3-1 1B		5 2 3 2 1 0 0
2 Derek Jeter, R (1, 6) OBP: 0.394, SLG: 0.410	0-0 SH2-3		1-0 HR 2B	1-0 G6-3 1B	3-2 F9		2-0 G4-3	0-3 K 1B		5 1 2 1 0 1 4
3 Bernie Williams, S (1, 8) OBP: 0.446, SLG: 0.549	3-2 SF9		0-0 HR	2-2 G6-3				0-1 HR 1B	2-1 G1-6-3	5 2 2 3 0 0 2
4 Tino Martinez, L (1, 3) OBP: 0.403, SLG: 0.696	2-1 F7		1-2 HR	3-2 HR 1B				2-1 HR 1B	2-0 1B	5 3 4 4 1 0 0
5 Cecil Fielder, R (1, 10) OBP: 0.345, SLG: 0.373			4-0 FC3-6 BB	3-2 HR				0-1 F4 1B	1-1 F8	4 1 1 2 2 1 2
6 Mark Whiten, S (1, 9) OBP: 0.422, SLG: 0.521			1-2 FC3-6 1B	1-3 K				1-2 K	0-0 1B	5 0 2 0 1 2 1
7 Charlie Hayes, R (1, 5) OBP: 0.356, SLG: 0.289			1-3 K	0-0 1B				4-1 20 1B BB	2-3 K	5 1 1 0 1 2 6
8 20 Jorge Posada, S (1, 2) OBP: 0.391, SLG: 0.421			2-0 L9	0-0 G5-3				0-1 BB 1B		5 2 3 1 0 0 4
9 Pat Kelly, R (1, 4) OBP: 0.357, SLG: 0.261			1-3 K	0-0 1B 2 1B 1B				4-0 1B BB		4 1 1 0 1 2 3

Inning Stats	R: 1 E: 0 K: 0 S: 8	H: 1 LOB: 0 BB: 0 P: 14	R: 0 E: 0 K: 2 S: 15	H: 1 LOB: 2 BB: 1 P: 24	R: 3 E: 0 K: 0 S: 11	H: 4 LOB: 2 BB: 1 P: 17	R: 4 E: 0 K: 1 S: 20	H: 5 LOB: 0 BB: 0 P: 31	R: 0 E: 0 K: 1 S: 8	H: 1 LOB: 2 BB: 1 P: 18	R: 0 E: 0 K: 1 S: 11	H: 0 LOB: 2 BB: 2 P: 22	R: 1 E: 0 K: 0 S: 10	H: 1 LOB: 0 BB: 0 P: 20	R: 4 E: 0 K: 2 S: 17	H: 4 LOB: 2 BB: 2 P: 31	R: 0 E: 0 K: 1 S: 9	H: 2 LOB: 2 BB: 0 P: 16	1B: 11 2B: 3 3B: 0 HR: 5	SF: 1 SAC: 1 DP: 1 HBP: 0	WP: 0 PB: 0 SB: 0 CS: 0	PA: 52
--------------	------------------------------	----------------------------------	-------------------------------	----------------------------------	-------------------------------	----------------------------------	-------------------------------	----------------------------------	------------------------------	----------------------------------	-------------------------------	----------------------------------	-------------------------------	----------------------------------	-------------------------------	----------------------------------	------------------------------	----------------------------------	-----------------------------------	------------------------------------	----------------------------------	--------


PITCHER	IP	WLS	BF	H	R	ER	SO	BB	IBB	HBP	BLK	WP	HR	S	P	ERA	WHIP
Glendon Rusch, L (1, 1) ERA: 6.46	3.2	L	22	10	7	7	2	2	0	0	0	0	2	46	74	17.18	3.273
Jim Converse, R (4, 1) ERA: 4.15	3.1		16	3	2	2	3	3	0	0	0	0	2	37	72	5.40	1.800
Jeff Montgomery, R (8, 1) ERA: 20.25	1.0		9	4	4	4	2	2	0	0	0	0	1	17	31	36.00	6.000
Hipolito Pichardo, R (9, 1) ERA:	1.0		5	2	0	0	1	0	0	0	0	0	0	9	16	0.00	2.000

**TOP**

**New York Yankees @ Kansas City Royals**  
Kauffman Stadium, Kansas City, MO

Sun May 04 1997, 3:33 AM CDT  
Att. 30,034 - Sunny - 67 F

AB	43
R	13
H	19
RBI	13
BB	7
SO	8
LOB	22



livebaseballscorecards.com

Batter	1	2	3	4	5	6	7	8	9	AB	R	H	RBI	BB	SO	LOB	
<b>Jose Offerman, S</b> OBP: 0.386, SLG: 0.526 (1, 4)	1-0 G3 ①		4-0 1B FC6-4 BB 1-2 2-3		4-2 S BB BB	2-2 FC6-4 1-2f		1-1 L9 ②		3	1	0	0	2	0	4	
<b>Jay Bell, R</b> OBP: 0.364, SLG: 0.523 (1, 6)	3-2 F6 ②		2-0 FC6-4 BB 1B 1-3 2-H 3-H		3-3 K ①		1-3 K ①	1-0 1B 1-2		5	0	2	2	0	2	1	
<b>Jeff King, R</b> OBP: 0.453, SLG: 0.488 (1, 3)	2-1 G4-3 ③		4-1 FC6-4 BB 1-2		1-3 K ②		2-1 G6-3 ②	3-1 F7 ③		4	0	0	0	1	1	3	
<b>Chili Davis, S</b> OBP: 0.387, SLG: 0.444 <b>Scott Cooper, L</b> OBP: 0.308, SLG: 0.409 (1, 10) (9, PH)		3-2 G1-3 ①	1-1 FC6-4 BB 1-2f 2-3 3-H		2-3 K ③		4-2 BB BB BB ①		2-3 K ①	3	0	0	1	1	1	3	
<b>Joe Vitiello, R</b> OBP: 0.475, SLG: 0.429 (1, 7)		1-1 L8 ②	4-1 1B 1-2				3-3 K ①	4-2 BB BB ②	1-2 HR 1B	3	1	1	0	2	1	0	
<b>Craig Paquette, R</b> OBP: 0.280, SLG: 0.406 (1, 5)		2-0 L6 ③	1-3 K ③				2-3 K ②	4-1 BB 1-2 2-3 ③	1-3 K ②	4	0	0	0	1	3	4	
<b>Jermaine Dye, R</b> OBP: 0.222, SLG: 0.318 (1, 9)			0-0 E5 S BB 1B	2-2 F4 ①			1-0 1B 1B 1B ③	1-3 K ③	1-0 HR 1-H	5	2	2	2	0	1	3	
<b>Tim Spehr, R</b> OBP: 0.176, SLG: 0.313 (1, 2)			2-2 F9 ①	1-3 K ②			1-2 1B 1-2 1B ②		1-1 L7 ①	2-2 G5-3 ③	5	0	1	0	0	1	1
<b>Tom Goodwin, L</b> OBP: 0.257, SLG: 0.211 <b>29 Mike Sweeney, R</b> OBP: 0.265, SLG: 0.344 <b>Johnny Damon, L</b> OBP: 0.357, SLG: 0.472 (1, 8) (8, PH) (9, 8)			4-2 BB 1B BB 1-2	1-1 G6-3 ③			0-0 FC6-4 1B 1-2 2-3 ②	2-2 1B 1B ②		2	1	1	0	1	0	0	

Inning Stats	R: 0	H: 0	E: 0	LOB: 0	K: 0	S: 13	R: 0	H: 0	E: 0	LOB: 0	K: 0	S: 6	R: 3	H: 1	E: 1	LOB: 3	K: 1	S: 15	R: 0	H: 0	E: 0	LOB: 0	K: 1	S: 10	R: 0	H: 0	E: 0	LOB: 1	K: 3	S: 14	R: 0	H: 3	E: 0	LOB: 3	K: 2	S: 15	R: 0	H: 0	E: 0	LOB: 3	K: 2	S: 11	R: 2	H: 2	E: 0	LOB: 0	K: 2	S: 14	1B: 7	SF: 0	2B: 0	SAC: 0	3B: 0	DP: 0	HR: 1	HBP: 0	WP: 0	PA: 44
--------------	------	------	------	--------	------	-------	------	------	------	--------	------	------	------	------	------	--------	------	-------	------	------	------	--------	------	-------	------	------	------	--------	------	-------	------	------	------	--------	------	-------	------	------	------	--------	------	-------	------	------	------	--------	------	-------	-------	-------	-------	--------	-------	-------	-------	--------	-------	--------

PITCHER	IP	WLS	BF	H	R	ER	SO	BB	IBB	HBP	BLK	WP	HR	S	P	ERA	WHIP
<b>Kenny Rogers, L</b> ERA: 5.61 (1, 1)	2.2		14	1	3	1	0	4	0	0	0	0	0	31	64	3.38	1.875
<b>Brian Boehringer, R</b> ERA: 2.37 (3, 1)	3.1	W	14	3	0	0	7	1	0	0	0	0	0	42	66	0.00	1.200
<b>Jeff Nelson, R</b> ERA: 3.31 (7, 1)	1.0		6	0	0	0	2	3	0	0	0	0	0	15	31	0.00	3.000
<b>Graeme Lloyd, L</b> ERA: (8, 1)	1.0		5	2	0	0	0	0	0	0	0	0	0	11	19	0.00	2.000
<b>Jim Mecir, R</b> ERA: 15.75 (9, 1)	1.0		5	2	2	2	2	0	0	0	0	0	1	14	21	18.00	2.000

# New York Yankees @ Kansas City Royals

## Kauffman Stadium, Kansas City, MO

Sun May 04 1997, 3:33 AM CDT  
Att. 30,034 - Sunny - 67 F

<b>AB</b>	<b>36</b>
<b>R</b>	<b>5</b>
<b>H</b>	<b>8</b>
<b>RBI</b>	<b>5</b>
<b>BB</b>	<b>8</b>
<b>SO</b>	<b>11</b>
<b>LOB</b>	<b>19</b>

Batter	1	2	3	4	5	6	7	8	9	AB R H RBI BB SO LOB	TOP											
Jose Offerman, S (1, 4) OBP: 0.408, SLG: 0.512	4-2 G5-3 S BB		0-0 2-3 1B 1B		1-2 G4-3		0-2 G6-3		4-2 SAFE 1-2 BB	3 0 1 0 2 0 0												
Jay Bell, R (1, 6) OBP: 0.365, SLG: 0.545	1-1 P3		2-1 3-H SF7		4-0 BB			2-1 HR	0-3 K	3 1 1 2 1 1 3												
Jeff King, R (1, 3) OBP: 0.446, SLG: 0.489	2-2 G5-3		1-2 P2		0-1 L7			0-2 2B		4 0 1 0 0 0 3												
Chili Davis, S (1, 10) OBP: 0.392, SLG: 0.439	4-1 S BB		1-1 1-2 1B		0-1 G5-3			2-3 K		3 0 1 0 1 1 2												
Joe Vitiello, R (1, 7) OBP: 0.453, SLG: 0.404	1-3 K		0-0 G1-3		3-3 K			0-3 K		3 0 0 0 0 2 4												
Bip Roberts, S (6, 7) OBP: 0.406, SLG: 0.478	1-2 K									1 0 0 0 0 1 1												
Craig Paquette, R (1, 5) OBP: 0.270, SLG: 0.390					0-0 G6-3			2-0 G6-3		4 0 0 0 0 2 1												
Jermaine Dye, R (1, 9) OBP: 0.204, SLG: 0.292					1-1 F9			1-0 F9		4 0 0 0 0 1 0												
Tim Spehr, R (1, 2) OBP: 0.190, SLG: 0.300					1-2 1B 1B			2-3 K		4 0 1 0 0 1 0												
Tom Goodwin, L (1, 8) OBP: 0.275, SLG: 0.235					0-2 1B SF7 2B			1-3 K		3 1 2 0 0 1 0												
					1-0 1B SF7 2B				1-2 BB HBP													
Inning Stats	R: 0 E: 0 K: 1 S: 11	H: 0 LOB: 2 BB: 2 P: 23	R: 0 E: 0 K: 2 S: 8	H: 0 LOB: 0 BB: 0 P: 9	R: 1 E: 0 K: 0 S: 10	H: 3 LOB: 2 BB: 0 P: 15	R: 0 E: 0 K: 0 S: 9	H: 2 LOB: 2 BB: 0 P: 11	R: 0 E: 0 K: 2 S: 7	H: 0 LOB: 1 BB: 1 P: 12	R: 0 E: 0 K: 2 S: 8	H: 0 LOB: 0 BB: 0 P: 13	R: 0 E: 0 K: 2 S: 9	H: 0 LOB: 0 BB: 0 P: 12	R: 1 E: 0 K: 2 S: 14	H: 2 LOB: 1 BB: 0 P: 20	R: 0 E: 0 K: 1 S: 15	H: 0 LOB: 2 BB: 1 P: 21	1B: 4 2B: 2 3B: 0 HR: 1	SF: 1 SAC: 0 DP: 0 HBP: 1	WP: 0 PB: 0 SB: 2 CS: 0	PA: 38
PITCHER	IP WLS BF H R ER SO BB IBB HBP BLK WP HR S P ERA WHIP																					
Chris Hammond, L (1, 1) ERA: 3.07	8.0 L 33 7 2 2 9 3 0 0 0 0 1 76 115 2.25 1.250																					
Jim Corsi, R (9, 1) ERA: 7.15	1.0 5 0 0 0 1 1 0 1 0 0 0 15 21 0.00 1.000																					

**Kansas City Royals @ Boston Red Sox**  
 Fenway Park, Boston, MA  
 Mon May 05 1997, 7:05 PM EDT  
 Att. 19,061 - Unknown - 57 F

[livebaseballscorecards.com](http://livebaseballscorecards.com)

AB	32
R	2
H	7
RBI	2
BB	4
SO	10
LOB	14





Batter	1	2	3	4	5	6	7	8	9	AB R H RBI BB SO LOB
Nomar Garciaparra, R OBP: 0.366, SLG: 0.515 (1, 6) B F B X	2-1 L7 ①		0-2 F8 ②			0-1 G6-4-3 ① ② 1-2f			2-2 G5-3 ①	4 0 0 0 0 0 1
Wil Cordero, R OBP: 0.354, SLG: 0.471 (1, 7) C X	0-1 G6-3 ②		3-1 G3-1 ③			0-2 F8 ③			0-0 G5-3 ②	4 0 0 0 0 0 0
Mo Vaughn, L OBP: 0.437, SLG: 0.531 (1, 10) C C B C	1-3 K ③			0-2 18 G3-6-1 1B					0-0 F7 ③	4 0 1 0 0 2 0
18 Reggie Jefferson, S OBP: 0.357, SLG: 0.556 (1, 3) B X		1-0 F9 ①		0-0 G3-6-1 ① ② 1-2f						3 0 0 0 0 1 1
Tim Lincecum, R OBP: 0.390, SLG: 0.544 (1, 5) C B C X		1-1 1B G1-3 1B		0-1 G6-3 ③						3 0 1 0 0 1 0
Troy O'Leary, L OBP: 0.394, SLG: 0.542 (1, 9) C B C D X		1-2 G1-3 ② 1-2			4-2 CS BB				3-1 FC5-4 1B	2 0 1 0 1 0 1
John Valentin, R OBP: 0.268, SLG: 0.306 (1, 4) B X C B C C		2-2 1B			1-0 P3 ① ② 1-2				1-0 F7 ①	3 0 1 0 0 0 2
Bill Haselman, R OBP: 0.358, SLG: 0.452 (1, 2) X		0-0 B1-3 ③			3-3 K ③				0-0 FC5-4 ② 1-2f	3 0 0 0 0 1 3
Darren Bragg, L OBP: 0.386, SLG: 0.554 (1, 8) L C B C			1-3 K ①			0-0 G6-4-3 1B			0-3 K ③	3 0 1 0 0 2 1


Inning Stats	R: 0	H: 0	E: 0	K: 1	S: 7	R: 0	H: 2	E: 0	K: 0	S: 11	R: 0	H: 0	E: 0	K: 1	S: 8	R: 0	H: 1	E: 0	K: 0	S: 7	R: 0	H: 0	E: 0	K: 1	S: 9	R: 0	H: 1	E: 0	K: 0	S: 6	R: 0	H: 0	E: 0	K: 3	S: 10	R: 0	H: 1	E: 0	K: 1	S: 7	R: 0	H: 0	E: 0	K: 0	S: 7	1B: 5	2B: 0	3B: 0	HR: 0	SF: 0	SAC: 0	DP: 2	HBP: 0	WP: 0	PB: 0	SB: 0	CS: 1	PA: 30
PITCHER Kevin Appier, R ERA: 2.14 (1, 1)	IP	WLS	BF	H	R	ER	SO	BB	IBB	HBP	BLK	WP	HR	S	P	ERA	WHIP	IP	WLS	BF	H	R	ER	SO	BB	IBB	HBP	BLK	WP	HR	S	P	ERA	WHIP																								

**BOTTOM**

**Kansas City Royals @ Boston Red Sox**  
Fenway Park, Boston, MA  
Mon May 05 1997, 7:05 PM EDT  
Att: 19,061 - Unknown - 57 F

livebaseballscorecards.com

AB	29
R	0
H	5
RBI	0
BB	1
SO	7
LOB	9



Batter	1	2	3	4	5	6	7	8	9	AB R H RBI BB SO LOB	TOP											
Jose Offerman, S (1, 4) OBP: 0.389, SLG: 0.467	0-3 K		0-1 G4-3		1-2 G4-3		0-3 K		4-0 HBP 1B IBB	4 1 0 1 1 2 3												
Jay Bell, R (1, 6) OBP: 0.374, SLG: 0.539	4-1 CS BB		0-0 F9		2-1 1B		1-3 K		2-2 CS 1B HBP	3 0 1 2 1 1 2												
Bip Roberts, S (1, 7) OBP: 0.406, SLG: 0.474	3-3 K			0-0 G4-3	3-2 L9			0-0 G6-4-3 1B	1-2 1B	5 0 2 2 0 1 2												
Jeff King, R (1, 3) OBP: 0.437, SLG: 0.473		1-2 L8		1-2 G5-3		0-0 G3 1B		0-0 G6-4-3 1B	1-2 1B	5 0 1 0 0 1 3												
Chili Davis, S (1, 10) OBP: 0.386, SLG: 0.429		1-3 K		3-3 K		0-0 G3 1B		0-1 F7		4 0 1 0 0 2 0												
Scott Cooper, L (1, 5) OBP: 0.300, SLG: 0.423		3-3 K			0-1 29 G6-3 1B 2B	1-0 G3			2-1 L7	4 1 1 0 0 1 2												
29 Mike Sweeney, R (1, 2) OBP: 0.289, SLG: 0.371			4-2 G4-3 1B BB		0-0 G6-3	2-3 K			1-0 1B 2B	3 1 1 0 1 1 3												
Tom Goodwin, L (1, 8) OBP: 0.283, SLG: 0.238		1-3 K		4-1 1B G4-3 BB	2-1 G4-3				2-2 1B HBP 1B	3 2 1 1 1 1 3												
Johnny Damon, L (1, 9) OBP: 0.383, SLG: 0.491		0-0 G4-3 1B		0-2 G4-3 1B		0-0 G4-3			0-2 HBP S 1B	4 2 3 1 0 0 0												
<b>Inning Stats</b>	R: 0 E: 0 K: 2 S: 8	H: 0 LOB: 0 BB: 1 P: 15	R: 0 E: 0 K: 2 S: 10	H: 0 LOB: 0 BB: 0 P: 15	R: 0 E: 0 K: 1 S: 9	H: 1 LOB: 2 BB: 1 P: 14	R: 0 E: 0 K: 1 S: 7	H: 0 LOB: 0 BB: 0 P: 11	R: 3 E: 0 K: 0 S: 17	H: 3 LOB: 1 BB: 1 P: 27	R: 0 E: 0 K: 1 S: 9	H: 2 LOB: 2 BB: 0 P: 14	R: 0 E: 0 K: 2 S: 8	H: 0 LOB: 0 BB: 0 P: 9	R: 0 E: 0 K: 0 S: 4	H: 1 LOB: 0 BB: 0 P: 4	R: 4 E: 0 K: 1 S: 19	H: 4 LOB: 2 BB: 1 P: 33	1B: 9 2B: 3 3B: 0 HR: 0	SF: 0 SAC: 0 DP: 2 HBP: 1	WP: 0 PB: 0 SB: 1 CS: 2	PA: 40
<b>PITCHER</b>	IP WLS BF H R ER SO BB IBB HBP BLK WP HR S P ERA WHIP	IP WLS BF H R ER SO BB IBB HBP BLK WP HR S P ERA WHIP											IP WLS BF H R ER SO BB IBB HBP BLK WP HR S P ERA WHIP									
Tom Gordon, R (1, 1) ERA: 3.69	8.1 L 35 9 5 5 9 3 0 0 0 0 0 78 120 5.40 1.440	0.2 5 2 2 2 1 0 1 1 0 0 0 13 22 27.00 3.000																				

**Kansas City Royals @ Boston Red Sox**  
**Fenway Park, Boston, MA**  
 Tue May 06 1997, 7:05 PM EDT  
 Att. 20,178 - Unknown - 57 F

<b>AB</b>	<b>35</b>
<b>R</b>	<b>7</b>
<b>H</b>	<b>11</b>
<b>RBI</b>	<b>7</b>
<b>BB</b>	<b>4</b>
<b>SO</b>	<b>10</b>
<b>LOB</b>	<b>18</b>



Batter	1	2	3	4	5	6	7	8	9	AB R H RBI BB SO LOB
<b>Nomar Garciaparra, R</b> OBP: 0.356, SLG: 0.500 (1, 6)	2-0 G6-3 		2-2 G5-3 		1 SAFE 3-3 K  1-2			2-2 FC5-4  1-2f		4 0 0 0 0 1 2
<b>Wil Cordero, R</b> OBP: 0.351, SLG: 0.488 (1, 7)	0-1 F9 			1-1 HR 		1-2 F8 		2-3 K  1-2f		4 1 1 1 0 1 1
<b>Mo Vaughn, L</b> OBP: 0.423, SLG: 0.510 (1, 10)	1-0 F9 			0-3 K 		2-2 F9 			1-3 K 	4 0 0 0 0 2 0
<b>Mike Stanley, R</b> OBP: 0.321, SLG: 0.357 (1, 3)			0-1 G6-3 		0-3 K 		2-0 L5 		1-1 G5-3 	4 0 0 0 0 1 0
<b>Tim Lincecum, R</b> OBP: 0.394, SLG: 0.538 (1, 5)			0-2 F9 		2-2 2B  1B		2-3 K 		4-2  BB	3 1 1 0 1 1 0
<b>John Valentin, R</b> OBP: 0.276, SLG: 0.330 (1, 4)			3-2 2B 		1-0 1-H 2B 		1-2 F9 		2-2 G3 	4 0 2 1 0 0 1
<b>Rudy Pomeroy, R</b> OBP: 0.361, SLG: 0.406 (1, 9)			0-3 K 		1-3 K 		1-1 F7 			3 0 0 0 0 2 2
<b>Bill Haselman, R</b> OBP: 0.357, SLG: 0.448 (1, 2)					1-2 CS 1B 			0-0 P2 		3 0 1 0 0 1 0
<b>Shane Mack, R</b> OBP: 0.367, SLG: 0.370 (1, 8)			2-2 P6 		1-0 F9 			0-1 E1 FC5-4 		3 0 0 0 0 0 1

Inning Stats	R: 0	H: 0	E: 0	K: 0	S: 4	LOB: 0	BB: 0	P: 7	R: 0	H: 1	E: 0	K: 1	S: 13	LOB: 1	BB: 0	P: 16	R: 0	H: 0	E: 0	K: 1	S: 12	LOB: 0	BB: 0	P: 17	R: 2	H: 3	E: 0	K: 3	S: 16	LOB: 1	BB: 0	P: 21	R: 0	H: 1	E: 0	K: 1	S: 7	LOB: 1	BB: 0	P: 12	R: 0	H: 0	E: 0	K: 1	S: 9	LOB: 0	BB: 0	P: 14	R: 0	H: 0	E: 0	K: 1	S: 8	LOB: 0	BB: 0	P: 12	R: 0	H: 0	E: 1	K: 1	S: 10	LOB: 1	BB: 0	P: 14	R: 0	H: 0	E: 0	K: 1	S: 10	LOB: 1	BB: 1	P: 18	1B: 2	SF: 0	2B: 3	SAC: 0	3B: 0	DP: 1	HR: 1	HBP: 0	WP: 0	PA: 33
<b>PITCHER</b>	IP	WLS	BF	H	R	ER	SO	BB	IBB	HBP	BLK	WP	HR	S	P	ERA	WHIP																																																																	
<b>50 José Rosado, L</b> ERA: 2.12 (1, 1)	7.2	W	28	5	2	2	7	0	0	0	0	0	1	75	107	2.35	0.652																																																																	
<b>Hipolito Pichardo, R</b> ERA: (8, 1)	1.1	S	5	0	0	0	2	1	0	0	0	0	0	14	24	0.00	0.750																																																																	

**Kansas City Royals @ Boston Red Sox**  
Fenway Park, Boston, MA  
Tue May 06 1997, 7:05 PM EDT  
Att. 20,178 - Unknown - 57 F

<b>AB</b>	<b>32</b>
<b>R</b>	<b>2</b>
<b>H</b>	<b>5</b>
<b>RBI</b>	<b>2</b>
<b>BB</b>	<b>1</b>
<b>SO</b>	<b>9</b>
<b>LOB</b>	<b>7</b>

Batter	1	2	3	4	5	6	7	8	9	AB R H RBI BB SO LOB	TOP
--------	---	---	---	---	---	---	---	---	---	----------------------	-----

<b>Jose Offerman, S</b> (1, 4) <small>OBP: 0.373, SLG: 0.460</small>									5 0 1 0 0 1 2	
---	--	--	--	--	--	--	--	--	---------------	--

<b>Jay Bell, R</b> (1, 6) <small>OBP: 0.381, SLG: 0.551</small> <b>David Howard, S</b> (6, 6) <small>OBP: 0.362, SLG: 0.453</small>									3 1 2 0 0 0 0 2 0 0 0 0 0 1	
--	--	--	--	--	--	--	--	--	--------------------------------	--

<b>Bip Roberts, S</b> (1, 7) <small>OBP: 0.413, SLG: 0.480</small> <b>Johnny Damon, L</b> (6, 7) <small>OBP: 0.377, SLG: 0.483</small> <b>Joe Vitiello, R</b> (9, PH) <small>OBP: 0.446, SLG: 0.396</small>									3 0 2 0 0 1 1 1 0 0 0 0 0 0 1 0 0 0 0 1 1	
--	--	--	--	--	--	--	--	--	---	--

<b>Jeff King, R</b> (1, 3) <small>OBP: 0.434, SLG: 0.463</small> <b>Scott Cooper, L</b> (6, 3) <small>OBP: 0.290, SLG: 0.407</small> <b>29 Mike Sweeney, R</b> (9, PH) <small>OBP: 0.282, SLG: 0.361</small>									2 1 0 0 1 1 3 1 0 0 0 0 1 0 1 0 0 0 0 0 1	
---	--	--	--	--	--	--	--	--	---	--

<b>Chili Davis, S</b> (1, 10) <small>OBP: 0.402, SLG: 0.431</small>									2 0 1 0 2 0 1	
--	--	--	--	--	--	--	--	--	---------------	--

<b>Craig Paquette, R</b> (1, 5) <small>OBP: 0.261, SLG: 0.376</small>									4 0 0 0 0 1 5	
--	--	--	--	--	--	--	--	--	---------------	--

<b>Jermaine Dye, R</b> (1, 9) <small>OBP: 0.208, SLG: 0.288</small>									4 1 1 0 0 1 6	
--	--	--	--	--	--	--	--	--	---------------	--

<b>Tim Spehr, R</b> (1, 2) <small>OBP: 0.240, SLG: 0.304</small>									3 0 1 0 0 2 1	
---	--	--	--	--	--	--	--	--	---------------	--

<b>Tom Goodwin, L</b> (1, 8) <small>OBP: 0.282, SLG: 0.238</small>									4 0 1 1 0 0 3	
---	--	--	--	--	--	--	--	--	---------------	--

Inning Stats	R: 2 E: 2 K: 2 S: 25	H: 1 LOB: 2 BB: 2 P: 40	R: 0 E: 0 K: 0 S: 7	H: 1 LOB: 0 BB: 0 P: 10	R: 0 E: 0 K: 1 S: 12	H: 2 LOB: 3 BB: 1 P: 21	R: 0 E: 0 K: 2 S: 7	H: 0 LOB: 0 BB: 0 P: 8	R: 0 E: 0 K: 0 S: 7	H: 1 LOB: 1 BB: 0 P: 8	R: 1 E: 0 K: 1 S: 9	H: 2 LOB: 1 BB: 0 P: 14	R: 0 E: 0 K: 1 S: 9	H: 0 LOB: 0 BB: 0 P: 14	R: 0 E: 0 K: 1 S: 8	H: 1 LOB: 2 BB: 0 P: 9	R: 0 E: 0 K: 1 S: 10	H: 1 LOB: 1 BB: 0 P: 14	1B: 7 2B: 2 3B: 0 HR: 0	SF: 0 SAC: 0 DP: 1 HBP: 1	WP: 1 PB: 0 SB: 3 CS: 0	PA: 40
--------------	-------------------------------	----------------------------------	------------------------------	----------------------------------	-------------------------------	----------------------------------	------------------------------	---------------------------------	------------------------------	---------------------------------	------------------------------	----------------------------------	------------------------------	----------------------------------	------------------------------	---------------------------------	-------------------------------	----------------------------------	----------------------------------	------------------------------------	----------------------------------	--------

PITCHER	IP	WLS	BF	H	R	ER	SO	BB	IBB	HBP	BLK	WP	HR	S	P	ERA	WHIP
<b>Felipe Lira, R</b> (1, 1) <small>ERA: 6.75</small>	6.0	W	28	7	3	1	6	3	0	0	0	1	0	67	101	1.50	1.667
<b>Jose Bautista, R</b> (7, 1) <small>ERA: 5.74</small>	2.0		8	1	0	0	2	0	0	1	0	0	0	17	23	0.00	0.500
<b>Mike Myers, L</b> (9, 1) <small>ERA: 5.4</small>	1.0		4	1	0	0	1	0	0	0	0	0	0	10	14	0.00	1.000

**Kansas City Royals @ Detroit Tigers**  
 Tiger Stadium, Detroit, MI  
 Wed May 07 1997, 7:05 PM EDT  
 Att: 7,949 - Unknown - 54 F

[livebaseballscorecards.com](http://livebaseballscorecards.com)

AB	36
R	3
H	9
RBI	1
BB	3
SO	9
LOB	25



Batter	1	2	3	4	5	6	7	8	9
<b>Brian Hunter, R</b> OBP: 0.301, SLG: 0.331 (1, 8)	4-2 G5-4-3 HR BB	2-2 S 1B		1-2 G6-3	2-0 HR 1B		2-3 K		
<b>Bobby Higginson, L</b> OBP: 0.339, SLG: 0.396 (1, 7)	4-0 SAFE G5-4-3 BB	3-1 SAFE F9		2-3 K	1-2 HR 1B		0-0 F8		
<b>Travis Fryman, R</b> OBP: 0.369, SLG: 0.528 (1, 5)	2-0 G5-4-3	2-2 BB 1B		3-1 HR	4-2 BB		1-1 1B		
<b>Phil Nevin, R</b> OBP: 0.286, SLG: 0.167 (7, 5)	1-2f 2-3 HR	1-0 BB HBP		2-2 G4-3	0-1 G5-3		1-1 G5-3		
<b>Tony Clark, S</b> OBP: 0.371, SLG: 0.583 (1, 3)	1-2 HR	1-0 BB		2-2 G4-3	0-1 G5-3		1-1 G5-3		
<b>Bob Hamelin, L</b> (1, 10)	1-1 F7	4-0 BB			1-3 K			2-3 K	
<b>Melvin Nieves, S</b> OBP: 0.381, SLG: 0.494 (1, 9)					1-0 WP 1B			0-1 L5	
<b>Bubba Trammell, R</b> OBP: 0.370, SLG: 0.433 (7, 9)									
<b>Damion Easley, R</b> OBP: 0.354, SLG: 0.427 (1, 4)		3-1 SAFE P6		1-3 K	4-2 1B BB		1-0 FC5-4 BB	2-1 F8	
<b>Raul Casanova, S</b> OBP: 0.286, SLG: 0.250 (1, 2)		0-0 E 1B		1-1 G1-3	0-0 1B		4-1 BB		
<b>Deivi Cruz, R</b> OBP: 0.220, SLG: 0.281 (1, 6)		2-1 E8 1B		1-0 G6-3	1-1 P4		3-3 K		

Inning Stats	R: 2	H: 1	E: 0	K: 0	S: 9	H: 1	LOB: 0	BB: 2	P: 21	R: 4	H: 4	E: 1	K: 0	S: 17	R: 0	H: 0	E: 0	K: 1	S: 6	R: 1	H: 1	E: 0	K: 1	S: 12	R: 5	H: 4	E: 0	K: 1	S: 17	R: 0	H: 0	E: 0	K: 2	S: 8	R: 0	H: 1	E: 0	K: 1	S: 8	R: 0	H: 0	E: 0	K: 1	S: 7	R: 0	H: 0	E: 0	K: 1	S: 7	1B: 7	2B: 1	3B: 0	HR: 3	SF: 0	SAC: 0	DP: 1	HBP: 1	WP: 1	PA: 43
--------------	------	------	------	------	------	------	--------	-------	-------	------	------	------	------	-------	------	------	------	------	------	------	------	------	------	-------	------	------	------	------	-------	------	------	------	------	------	------	------	------	------	------	------	------	------	------	------	------	------	------	------	------	-------	-------	-------	-------	-------	--------	-------	--------	-------	--------

PITCHER	IP	WLS	BF	H	R	ER	SO	BB	IBB	HBP	BLK	WP	HR	S	P	ERA	WHIP
<b>Jim Pittsley, R</b> ERA: 7.08 (1, 1)	1.2	L	12	5	6	6	0	3	0	0	0	0	1	25	51	32.40	4.800
<b>Randy Veres, R</b> ERA: 4.6 (2, 1)	3.0		16	4	5	5	3	2	0	1	0	1	1	29	56	15.00	2.000
<b>Mitch Williams, L</b> ERA: 9.53 (5, 1)	1.1		8	1	1	1	2	3	0	0	0	0	1	15	33	6.75	3.000
<b>Jeff Montgomery, R</b> ERA: 17.05 (7, 1)	1.0		4	1	0	0	1	0	0	0	0	0	0	8	12	0.00	1.000
<b>Jamie Walker, L</b> ERA: 7.71 (8, 1)	1.0		3	0	0	0	1	0	0	0	0	0	0	7	11	0.00	0.000

**BOTTOM**

**Kansas City Royals @ Detroit Tigers**  
Tiger Stadium, Detroit, MI  
Wed May 07 1997, 7:05 PM EDT  
Att. 7,949 - Unknown - 54 F

livebaseballscorecards.com

<b>AB</b>	<b>34</b>
<b>R</b>	<b>12</b>
<b>H</b>	<b>11</b>
<b>RBI</b>	<b>11</b>
<b>BB</b>	<b>8</b>
<b>SO</b>	<b>7</b>
<b>LOB</b>	<b>14</b>



Batter	1	2	3	4	5	6	7	8	9	AB R H RBI BB SO LOB	TOP		
Jose Offerman, S (1, 4) OBP: 0.365, SLG: 0.444	2-2 P6		2-2 G1-3		0-0 G6-3			1-0 SF9 SH5-3 1B		4 1 1 1 0 0 0	<b>Kansas City Royals @ Detroit Tigers</b> Tiger Stadium, Detroit, MI Thu May 08 1997, 3:33 AM EDT Att. 16,243 - Overcast - 48 F		
Jay Bell, R (1, 6) OBP: 0.380, SLG: 0.570	1-0 F9		2-2 HR			1-1 P3		0-0 SH5-3		3 1 1 1 0 0 0			
Bip Roberts, S (1, 7) OBP: 0.417, SLG: 0.485	3-2 G5-3		1-0 2B			0-0 G6-3		4-0 1B IBB		3 0 1 0 1 0 0			
Jeff King, R (1, 3) OBP: 0.421, SLG: 0.449		1-2 5-3	2-0 F8			0-2 F8		1-0 SF9		3 0 0 1 0 0 1			
Chili Davis, S (1, 10) OBP: 0.407, SLG: 0.427 David Howard, S (8, PR) OBP: 0.362, SLG: 0.453		4-2 BB		0-0 G1			0-1 F8	1-2 1B		3 0 1 1 1 0 0 0 0 0 0 0 0 0			
Scott Cooper, L (1, 5) OBP: 0.257, SLG: 0.355		0-0 F8		3-3 K			0-1 F8	1-0 P6		4 0 0 0 0 1 3			
29 Mike Sweeney, R (1, 2) OBP: 0.279, SLG: 0.333		2-2 P3		2-2 G5-3			4-2 BB			3 0 0 0 1 0 1			
Tom Goodwin, L (1, 8) OBP: 0.289, SLG: 0.248			3-2 S G4-3 G1-3 1B		1-0 G6-4-3 1B		2-1 G4-3			4 1 2 0 0 0 1			
Johnny Damon, L (1, 9) OBP: 0.369, SLG: 0.468			2-2 G4-3		2-0 G6-4-3			0-0 SH5-3 1B	1-1 F9	4 1 1 0 0 0 2			
<b>Inning Stats</b>	R: 0 E: 0 K: 0 S: 9 H: 0 LOB: 0 BB: 0 P: 15	R: 0 E: 0 K: 0 S: 10 H: 0 LOB: 1 BB: 1 P: 17	R: 2 E: 0 K: 0 S: 16 H: 3 LOB: 1 BB: 0 P: 28	R: 0 E: 0 K: 1 S: 7 H: 0 LOB: 0 BB: 0 P: 12	R: 0 E: 0 K: 0 S: 4 H: 1 LOB: 0 BB: 0 P: 6	R: 0 E: 0 K: 0 S: 6 H: 0 LOB: 0 BB: 0 P: 7	R: 0 E: 0 K: 0 S: 10 H: 0 LOB: 1 BB: 1 P: 16	R: 2 E: 0 K: 0 S: 8 H: 3 LOB: 2 BB: 1 P: 16	R: 0 E: 0 K: 0 S: 11 H: 0 LOB: 0 BB: 0 P: 17	1B: 5 2B: 1 3B: 0 HR: 1 SF: 1 SAC: 1 DP: 1 HBP: 0		WP: 0 PB: 0 SB: 1 CS: 0 PA: 36	
<b>PITCHER</b> Brian Moehler, R (1, 1) ERA: 3.2 Dan Miceli, R (8, 1) ERA: 8.2	IP 7.0 WLS L BF 28 H 6 R 4 ER 4 SO 1 BB 2 IBB 0 HBP 0 BLK 0	IP 2.0 WLS L BF 8 H 1 R 0 ER 0 SO 0 BB 0 IBB 1 HBP 0 BLK 0	IP 16.0 WLS L BF 104 H 64 R 1 ER 17 SO 104 BB 17 IBB 30 HBP 0 BLK 0	<b>PITCHER</b> IP WLS BF H R ER SO BB IBB HBP BLK WP HR S P ERA WHIP								ERA 5.14 0.00 0.500	WHIP 1.143 0.500

livebaseballscorecards.com

AB	31
R	4
H	7
RBI	4
BB	3
SO	1
LOB	8



Batter	1	2	3	4	5	6	7	8	9	AB	R	H	RBI	BB	SO	LOB
<b>Brian Hunter, R</b> OBP: 0.291, SLG: 0.319 (1, 8)	1-1 F9		0-0 F9		1-1 G5-3		1-3 K		3-1 G5-3	5	0	0	0	0	1	3
<b>Bobby Higginson, L</b> OBP: 0.328, SLG: 0.383 (1, 7)	3-2 G3		2-1 FC4-6 BB 1-2f		3-1 F8		2-1 G4-3			4	0	0	0	0	0	2
<b>Travis Fryman, R</b> OBP: 0.366, SLG: 0.516 (1, 5)	3-3 K		4-2 FC6-4 BB 1-2		2-2 G5-3			2-3 K		3	0	0	0	1	2	1
<b>Tony Clark, S</b> OBP: 0.375, SLG: 0.585 (1, 3)		1-2 G4-3 2B	1-2 FC6-4 1-2f		1-3 K			4-2 FC1-6 CI BB		3	0	1	0	1	1	2
<b>Bob Hamelin, L</b> (1, 10)		3-1 G4-3 2-3		1-1 F7		4-1 WP S BB		1-0 CI FC1-6		2	0	0	0	1	0	1
<b>Melvin Nieves, S</b> OBP: 0.376, SLG: 0.483 (1, 9)		0-3 K		0-0 1B		3-3 K		1-1 FC1-6 CS 1-2f 2-3		4	0	1	0	0	2	4
<b>Damion Easley, R</b> OBP: 0.359, SLG: 0.420 (1, 4)		4-2 BB		1-0 F8		4-2 BB		0-0 CS		2	0	0	0	2	1	1
<b>Brian Johnson, R</b> OBP: 0.239, SLG: 0.304 (1, 2)		0-2 G4-3 SAFE		0-0 F9		0-1 L9			0-0 G3-1	4	0	0	0	0	0	5
<b>Deivi Cruz, R</b> OBP: 0.234, SLG: 0.304 (1, 6)			0-1 FC4-6 1B		0-0 F8 2B		0-2 G6-3		1-0 DI 1B	3	0	2	0	0	0	0
<b>Curtis Pride, L</b> OBP: 0.322, SLG: 0.302 (9, PH)										1	0	1	0	0	0	0

Inning Stats	R: 0	H: 0	E: 0	K: 1	S: 10	R: 0	H: 1	E: 0	K: 1	S: 15	R: 0	H: 1	E: 0	K: 0	S: 12	R: 0	H: 1	E: 0	K: 0	S: 5	R: 0	H: 1	E: 0	K: 0	S: 8	R: 0	H: 0	E: 0	K: 2	S: 13	R: 0	H: 0	E: 0	K: 1	S: 9	R: 0	H: 0	E: 1	K: 1	S: 10	R: 0	H: 1	E: 0	K: 1	S: 8	1B: 3	2B: 2	3B: 0	HR: 0	SF: 0	SAC: 0	DP: 0	HBP: 0	WP: 1	PB: 0	SB: 1	CS: 1	PA: 38
<b>PITCHER</b>	IP	WLS	BF	H	R	ER	SO	BB	IBB	HBP	BLK	WP	HR	S	P	ERA	WHIP																																									
<b>Tim Belcher, R</b> ERA: 2.01 (1, 1)	7.0	W	29	4	0	0	5	4	0	0	0	1	0	72	117	0.00	1.143																																									
<b>Hipolito Pichardo, R</b> ERA: (8, 1)	2.0		8	1	0	0	2	1	0	0	0	0	0	18	32	0.00	1.000																																									

**BOTTOM**

**Kansas City Royals @ Detroit Tigers**  
**Tiger Stadium, Detroit, MI**  
 Thu May 08 1997, 3:33 AM EDT  
 Att. 16,243 - Overcast - 48 F

<b>AB</b>	<b>31</b>
<b>R</b>	<b>0</b>
<b>H</b>	<b>5</b>
<b>RBI</b>	<b>0</b>
<b>BB</b>	<b>5</b>
<b>SO</b>	<b>7</b>
<b>LOB</b>	<b>19</b>



<b>WP</b>	<b>1</b>	<b>PA</b>	<b>38</b>
<b>ERA</b>	<b>0.00</b>	<b>WHIP</b>	<b>1.000</b>

Batter	1	2	3	4	5	6	7	8	9	10	11	12	AB	R	H	RBI	BB	SO	LOB	TOP						
<b>Jose Offerman, S</b> <small>(1, 4) OBP: 0.348, SLG: 0.407</small>	3-2 <b>G4-3</b> 			0-0 <b>G1-3</b> 		4-2 <b>FC5</b> <b>BB</b> 		3-2 <b>G5-3</b> 		2-2 <b>P5</b> 		3-2 <b>E6</b> <b>2B</b> 	5	1	0	0	1	0	1							
<b>Jay Bell, R</b> <small>(1, 6) OBP: 0.378, SLG: 0.556</small>	2-2 <b>F7</b> 			0-1 <b>G6-3</b> 		4-1 <b>FC5</b> <b>BB</b> 		3-2 <b>P3</b> 		2-2 		3-2 <b>P2</b> 	5	1	1	0	1	0	2							
<b>Jeff King, R</b> <small>(1, 3) OBP: 0.417, SLG: 0.481</small>	1-2 <b>F9</b> 			1-3 <b>K</b> 		1-0 <b>FC5</b> 		2-1 		3-3 <b>K</b> 		2-2 	6	2	2	4	0	2	3							
<b>Chil Davis, S</b> <small>(1, 10) OBP: 0.402, SLG: 0.413</small>						1-1 <b>G3-4-1</b> 		1-3 <b>K</b> 				4-0 	5	0	1	2	1	3	0							
<b>Joe Vitiello, R</b> <small>(1, 9) OBP: 0.426, SLG: 0.375</small>						1-2 <b>G4-3</b> 						1-2 	3	0	0	0	0	1	1							
<b>Johnny Damon, L</b> <small>(6, 7) OBP: 0.368, SLG: 0.462</small>						0-0 <b>G1-3</b> 						2-2 <b>G3</b> 	3	0	1	0	0	0	2							
<small>(10, 9) (10, 7)</small>														3	0	1	0	0	0	2						
<b>Jermaine Dye, R</b> <small>(1, 7) OBP: 0.207, SLG: 0.298</small>						0-0 		3-3 <b>K</b> 		1-3 <b>K</b> 		2-3 <b>K</b> 	5	0	1	0	0	3	1							
<small>(6, 9) (10, 7) (10, 9)</small>						1-0 <b>G1-3</b> 		1-1 <b>G6-3</b> 		2-1 		0-0 <b>P5</b> 	3	0	0	0	0	1	1							
<b>Craig Paquette, R</b> <small>(1, 5) OBP: 0.254, SLG: 0.366</small>														2	0	1	0	0	0	1						
<b>Scott Cooper, L</b> <small>(9, PH) OBP: 0.270, SLG: 0.364</small>																										
<small>(9, 5)</small>																										
<b>29 Mike Sweeney, R</b> <small>(1, 2) OBP: 0.293, SLG: 0.333</small>																										
<b>Bip Roberts, S</b> <small>(9, PH) OBP: 0.413, SLG: 0.481</small>																										
<b>Tim Spehr, R</b> <small>(9, 2) OBP: 0.269, SLG: 0.304</small>																										
<small>(9, 2)</small>																										
<b>Tom Goodwin, L</b> <small>(1, 8) OBP: 0.288, SLG: 0.257</small>																										
<b>David Howard, S</b> <small>(10, 8) OBP: 0.362, SLG: 0.453</small>																										
<small>(10, 8)</small>																										
<b>Inning Stats</b>	R: 0 E: 0 K: 13 S: 13	H: 0 LOB: 0 BB: 0 P: 19	R: 0 E: 0 K: 2 S: 10	H: 0 LOB: 0 BB: 0 P: 15	R: 0 E: 0 K: 2 S: 9	H: 0 LOB: 0 BB: 0 P: 12	R: 0 E: 0 K: 1 S: 6	H: 1 LOB: 1 BB: 2 P: 10	R: 3 E: 1 K: 0 S: 13	H: 2 LOB: 1 BB: 2 P: 23	R: 0 E: 0 K: 1 S: 7	H: 0 LOB: 0 BB: 0 P: 13	R: 2 E: 0 K: 1 S: 16	H: 2 LOB: 0 BB: 0 P: 25	R: 0 E: 0 K: 1 S: 10	H: 1 LOB: 1 BB: 0 P: 15	R: 0 E: 0 K: 2 S: 11	H: 1 LOB: 1 BB: 0 P: 18	R: 0 E: 0 K: 2 S: 11	H: 1 LOB: 1 BB: 0 P: 16	R: 2 E: 1 K: 0 S: 15	H: 1 LOB: 2 BB: 2 P: 33	1B: 5 2B: 3 3B: 0 HR: 1	SF: 0 SAC: 1 DP: 0 HBP: 0	WP: 0 PB: 0 SB: 0 CS: 0	PA: 50
<b>PITCHER</b>	IP WLS BF H R ER SO BB IBB HBP BLK WP HR S P ERA WHIP								<b>PITCHER</b>	IP WLS BF H R ER SO BB IBB HBP BLK WP HR S P ERA WHIP																
<b>Kenny Rogers, L</b> <small>(1, 1) ERA: 5.27</small>	7.1																									
<b>Jeff Nelson, R</b> <small>(8, 1) ERA: 3.15</small>	1.2																									
<b>Brian Boehringer, R</b> <small>(10, 1) ERA: 2.08</small>	2.2	L	14	3	2	0	3	1	1	0	0	0	0	0	34	62	0.00	1.500								
<b>Mike Stanton, L</b> <small>(12, 1) ERA: 2.25</small>	0.1																									

Kansas City Royals @ New York Yankees  
 Yankee Stadium, Bronx, NY  
 Fri May 09 1997, 7:05 PM EDT  
 Att. 20,098 - Unknown - 58 F

AB	45
R	7
H	9
RBI	6
BB	4
SO	11
LOB	14





Batter	1	2	3	4	5	6	7	8	9	10	11	12	AB	R	H	RBI	BB	SO	LOB	BOTTOM							
Tim Raines, S OBP: 0.404, SLG: 0.421 (1, 7)	1-2 G4-3 2 G1-3 3B 1B		1-0 2B 2B		0-1 G3		1-0 2 HR 1B		2-2 G3 1-2		1-1 F8		6 3 3 0 0 0 1														
2 Derek Jeter, R OBP: 0.399, SLG: 0.468 (1, 6)	2-1 G1-3 1-2		2-3 K		0-0 FC6-4 1B		0-0 1-H HR		2-3 K		1-0 G5-3		6 1 2 2 0 2 3														
Bernie Williams, S OBP: 0.429, SLG: 0.535 (1, 8)	2-1 G4-3 2-3		2-0 2B		0-1 FC6-4 1-2		1-0 G6-3		0-0 G6-3		4-2 BB		5 0 1 1 1 0 3														
Tino Martinez, L OBP: 0.422, SLG: 0.722 (1, 3)	0-1 3B		1-1 G4-3		3-2 4-3		4-2 FC1-4 BB		0-2 SH1-4 1B		4-1 SAFE 1B 1-2 IBB		4 0 2 1 1 2 0 2														
Cecil Fielder, R OBP: 0.346, SLG: 0.366 Pat Kelly, R OBP: 0.357, SLG: 0.261 Paul O'Neill, L OBP: 0.380, SLG: 0.565 (1, 10) (8, PR) (10, PH)	3-3 K		1-3 K		1-1 F9		3-2 FC1-4 G1-3 1-2f		0-0 SH1-4 1B		2-3 K		4 0 0 0 0 2 2 0 0 0 0 0 0 2 0 1 0 0 1 2														
Mark Whiten, S OBP: 0.409, SLG: 0.538 (1, 9)		3-3 K		4-2 FC4 BB		2-2 F9		2-2 G1-3 1-2		0-1 SH1-4		1-2 G6-3		4 0 0 0 0 1 1 1													
Charlie Hayes, R OBP: 0.373, SLG: 0.360 (1, 5) (11, 4)		2-2 F9		2-1 FC4 2B 1-2f		0-0 F8		4-0 FC5-4 IBB		4-0 IBB		1-0 FC3-6 1B		4 1 1 0 2 0 1													
Mariano Duncan, R OBP: 0.333, SLG: 0.361 Luis Sojo, R OBP: 0.194, SLG: 0.111 Wade Boggs, L OBP: 0.389, SLG: 0.319 (1, 4) (8, 4) (10, PH) (11, 5)		1-1 G6-3		0-1 2B 1-H		2-2 L9		0-1 FC5-4 1-2f		1-2 K		0-2 FC3-6 1-2f		3 0 1 1 0 0 0 1 0 0 0 0 2 2 0 0 0 0 1 4													
Joe Girardi, R OBP: 0.253, SLG: 0.326 (1, 2)		1-1 G6-3		3-2 G6-3		0-0 B2-3		0-1 G3 1B		3-3 K		0-3 K		6 0 1 0 0 2 5													
Inning Stats	R: 1 E: 0 K: 1 S: 14	H: 2 LOB: 1 BB: 0 P: 22	R: 0 E: 0 K: 1 S: 8	H: 0 LOB: 0 BB: 0 P: 14	R: 1 E: 0 K: 1 S: 9	H: 2 LOB: 1 BB: 0 P: 16	R: 1 E: 0 K: 1 S: 12	H: 1 LOB: 1 BB: 1 P: 22	R: 0 E: 1 K: 0 S: 9	H: 1 LOB: 1 BB: 0 P: 12	R: 0 E: 0 K: 0 S: 6	H: 0 LOB: 0 BB: 0 P: 9	R: 2 E: 0 K: 0 S: 8	H: 2 LOB: 0 BB: 0 P: 12	R: 0 E: 0 K: 0 S: 12	H: 0 LOB: 2 BB: 2 P: 25	R: 0 E: 0 K: 1 S: 9	H: 1 LOB: 1 BB: 0 P: 13	R: 0 E: 0 K: 2 S: 13	H: 2 LOB: 3 BB: 1 P: 21	R: 0 E: 0 K: 1 S: 10	H: 0 LOB: 2 BB: 2 P: 21	R: 0 E: 0 K: 1 S: 10	H: 1 LOB: 1 BB: 0 P: 12	1B: 7 2B: 3 3B: 1 HR: 1	SF: 0 SAC: 1 DP: 0 HBP: 0	WP: 0 PA: 54 PB: 0 SB: 2 CS: 0
PITCHER	IP	WLS	BF	H	R	ER	SO	BB	IBB	HBP	BLK	WP	HR	S	P	ERA	WHIP										
Glendon Rusch, L ERA: 6.51 (1, 1)	6.2		29	8	5	5	4	1	0	0	0	0	1	65	105	6.75	1.350										
Jamie Walker, L ERA: 6.48 (7, 1)	1.1		7	1	0	0	0	1	1	0	0	0	0	15	29	0.00	1.500										
Jeff Montgomery, R ERA: 14.73 (9, 1)	1.0		3	0	0	0	1	0	0	0	0	0	0	7	11	0.00	0.000										
Hipolito Pichardo, R ERA: (10, 1)	1.0		6	2	0	0	2	0	1	0	0	0	0	13	21	0.00	2.000										
Randy Veres, R ERA: 4.08 (11, 1)	2.0	W	9	1	0	0	2	1	1	0	0	0	0	19	33	0.00	1.000										

Kansas City Royals @ New York Yankees  
Yankee Stadium, Bronx, NY  
Fri May 09 1997, 7:05 PM EDT  
Att: 20,098 - Unknown - 58 F

[livebaseballscorecards.com](http://livebaseballscorecards.com)

AB	47
R	5
H	12
RBI	5
BB	6
SO	9
LOB	26



Batter	1	2	3	4	5	6	7	8	9	AB R H RBI BB SO LOB	TOP
Jose Offerman, S (1, 4) OBP: 0.338, SLG: 0.391	3-2 FC6-4 1B	1-3 K			0-1 G4-3		3-3 K		1-1 FC6-4	5 0 1 0 0 2 5	
Jay Bell, R (1, 6) OBP: 0.374, SLG: 0.546	1-2 FC6-4 1B	0-1 WP 1B			0-3 K			1-1 G5-3		4 1 1 0 0 1 1	
Bip Roberts, S (1, 7) OBP: 0.416, SLG: 0.481	1-0 1B	1-0 G3			0-0 FC5-4 1B			1-1 G5-3		4 0 2 0 0 0 2	
Jeff King, R (1, 3) OBP: 0.406, SLG: 0.463	0-1 P4				0-0 FC5-4			1-2 G6-3		4 0 0 0 0 0 3	
Chili Davis, S (1, 10) OBP: 0.416, SLG: 0.422	3-2 S 1B				0-3 K		4-1 G5-4-3 BB		0-0 1B	3 0 2 1 1 1 0	
Craig Paquette, R (1, 5) OBP: 0.246, SLG: 0.353	3-1 G6-3				0-2 G5-3		0-0 G5-4-3		1-2 K	4 0 0 0 0 1 4	
Tim Spehr, R (1, 2) OBP: 0.241, SLG: 0.269		0-0 F7			2-2 G3		0-2 G4-3		2-1 F8	3 0 0 0 0 0 0	
Scott Cooper, L (9, PH) OBP: 0.263, SLG: 0.353										1 0 0 0 0 0 1	
Tom Goodwin, L (1, 8) OBP: 0.302, SLG: 0.291		2-2 1B			0-0 G4-3			1-1 FC4-6 1B		4 1 3 0 0 0 0	
Johnny Damon, L (1, 9) OBP: 0.375, SLG: 0.464		0-0 WP 1B			3-2 G3		0-1 FC4-6		1-1 FC6-4	4 0 2 1 0 0 1	
Inning Stats	R: 1 H: 3 E: 0 LOB: 2 K: 0 BB: 0 S: 18 P: 29	R: 1 H: 3 E: 0 LOB: 2 K: 1 BB: 0 S: 12 P: 16	R: 0 H: 0 E: 0 LOB: 0 K: 1 BB: 0 S: 8 P: 9	R: 0 H: 0 E: 0 LOB: 0 K: 0 BB: 0 S: 8 P: 13	R: 0 H: 1 E: 0 LOB: 1 K: 1 BB: 0 S: 7 P: 7	R: 0 H: 0 E: 0 LOB: 0 K: 0 BB: 1 S: 5 P: 9	R: 0 H: 1 E: 0 LOB: 1 K: 1 BB: 0 S: 8 P: 12	R: 0 H: 0 E: 0 LOB: 0 K: 0 BB: 0 S: 9 P: 12	R: 0 H: 3 E: 0 LOB: 3 K: 1 BB: 0 S: 12 P: 17	1B: 10 SF: 0 2B: 1 SAC: 0 3B: 1 DP: 2 HR: 0 HBP: 0	WP: 1 PA: 37 PB: 0 SB: 1 CS: 1
PITCHER Ramiro Mendoza, R (1, 1) ERA: 5.72	IP WLS BF H R ER SO BB IBB HBP BLK WP HR S P ERA WHIP										
42 Mariano Rivera, R (9, 1) ERA: 2.66	1.0 S 6 3 0 0 1 0 0 0 0 0 0 0 12 17 0.00 3.000										

Kansas City Royals @ New York Yankees  
 Yankee Stadium, Bronx, NY  
 Sat May 10 1997, 3:33 AM EDT  
 Att. 25,007 - Overcast - 57 F

AB	36
R	2
H	11
RBI	2
BB	1
SO	5
LOB	17



Batter	1	2	3	4	5	6	7	8	9	AB	R	H	RBI	BB	SO	LOB
Tim Raines, S OBP: 0.388, SLG: 0.400 (1, 7)	F7		F9		K		F7			4	0	0	0	0	1	2
Wade Boggs, L OBP: 0.393, SLG: 0.337 (1, 5)	2B		L7			L7		1B		4	1	2	0	0	0	0
Bernie Williams, S OBP: 0.431, SLG: 0.555 (1, 8)	K				1B	E6		HR		4	3	2	2	0	1	1
Tino Martinez, L OBP: 0.418, SLG: 0.707 (1, 3)	K2-3				1B	K		L8		3	0	0	0	1	2	2
Cecil Fielder, R OBP: 0.344, SLG: 0.362 (1, 10)					1B	K		K		4	0	1	1	0	2	2
Paul O'Neill, L OBP: 0.376, SLG: 0.580 (1, 9)					1B	G4-3		K		4	1	1	2	0	1	2
2 Derek Jeter, R OBP: 0.398, SLG: 0.465 (1, 6)					1B	F8		1B		3	0	1	0	0	0	1
Mariano Duncan, R OBP: 0.322, SLG: 0.349 (1, 4)								L6		3	0	0	0	0	1	1
Luis Sojo, R OBP: 0.194, SLG: 0.111 (8, 4)										0	0	0	0	0	0	0
20 Jorge Posada, S OBP: 0.388, SLG: 0.415 (1, 2)								FC5-4		3	0	1	0	0	0	1

Inning Stats	R: 0	H: 1	R: 1	H: 1	R: 0	H: 0	R: 1	H: 1	R: 0	H: 1	R: 1	H: 1	R: 0	H: 1	R: 2	H: 2
	E: 0	LOB: 1	E: 0	LOB: 0	E: 0	LOB: 0	E: 0	LOB: 1	E: 0	LOB: 1	E: 1	LOB: 1	E: 0	LOB: 1	E: 0	LOB: 0
	K: 2	BB: 0	K: 0	BB: 0	K: 0	BB: 0	K: 1	BB: 1	K: 2	BB: 0	K: 1	BB: 0	K: 0	BB: 0	K: 2	BB: 0
	S: 14	P: 20	S: 6	P: 13	S: 10	P: 16	S: 11	P: 22	S: 8	P: 16	S: 14	P: 23	S: 6	P: 12	S: 10	P: 20


**BOTTOM**

**Kansas City Royals @ New York Yankees**  
 Yankee Stadium, Bronx, NY

Sat May 10 1997, 3:33 AM EDT  
 Att. 25,007 - Overcast - 57 F

livebaseballscorecards.com

AB	32
R	5
H	8
RBI	5
BB	1
SO	8
LOB	12



1B: 5	SF: 0	WP: 1	PA: 33
2B: 2	SAC: 0	PB: 0	
3B: 0	DP: 1	SB: 3	
HR: 2	HBP: 0	CS: 1	

PITCHER	IP	WLS	BF	H	R	ER	SO	BB	IBB	HBP	BLK	WP	HR	S	P	ERA	WHIP
Kevin Appier, R ERA: 2.19 (1, 1)	7.0	L	28	6	3	2	6	1	0	0	0	0	1	69	122	2.57	1.000
Mitch Williams, L ERA: 10.8 (8, 1)	1.0		5	2	2	2	2	0	0	0	0	1	10	20	18.00	2.000	

Batter	1	2	3	4	5	6	7	8	9	AB R H RBI BB SO LOB	TOP											
Jose Offerman, S (1, 4) OBP: 0.346, SLG: 0.397	0-2 CS SH2-3 1B			3-2 L9			2-2 1B	1-3 SAFE		4 0 2 0 0 1 1												
Tom Goodwin, L (1, 8) OBP: 0.295, SLG: 0.283	0-0 SH2-3 1-2			0-3 K			2-3 SAFE K		0-0 F7	3 0 0 0 0 2 1												
Jay Bell, R (1, 6) OBP: 0.371, SLG: 0.534	3-3 K 2-3			1-1 F7			0-0 P4		4-2 BB	3 0 0 0 1 1 2												
Jeff King, R (1, 3) OBP: 0.401, SLG: 0.450		0-0 P3			4-2 29 G6-3 BB		1-2 SAFE P5		1-3 K	3 0 0 0 1 1 2												
Chili Davis, S (1, 10) OBP: 0.410, SLG: 0.414		3-2 F9			1-0 F9			0-0 2B G6-3 1B	0-2 G3	4 1 1 0 0 0 2												
29 Mike Sweeney, R (1, 2) OBP: 0.265, SLG: 0.311		0-0 L9			0-0 G6-3 1-2f			0-1 P4		3 0 0 0 0 0 2												
Jermaine Dye, R (1, 9) OBP: 0.213, SLG: 0.317			0-0 F9			2-1 F8		0-0 1B 2B		3 1 1 0 0 0 0												
Craig Paquette, R (1, 5) OBP: 0.240, SLG: 0.345			1-3 K			1-3 K		0-0 G6-3		3 0 0 1 0 2 1												
Johnny Damon, L (1, 7) OBP: 0.365, SLG: 0.451			1-1 G4-3			2-2 G3		0-0 3-H 2-H 1B		2 0 0 0 0 0 0												
Joe Vitiello, R (8, PH) OBP: 0.435, SLG: 0.386										1 0 1 1 0 0 0												
David Howard, S (8, PR) OBP: 0.362, SLG: 0.453										0 0 0 0 0 0 0												
<b>Inning Stats</b>	R: 0 E: 0 K: 1 S: 10	H: 1 LOB: 0 BB: 0 P: 13	R: 0 E: 0 K: 0 S: 5	H: 0 LOB: 0 BB: 0 P: 8	R: 0 E: 0 K: 1 S: 6	H: 0 LOB: 0 BB: 0 P: 8	R: 0 E: 0 K: 1 S: 9	H: 0 LOB: 0 BB: 0 P: 13	R: 0 E: 0 K: 0 S: 6	H: 0 LOB: 0 BB: 1 P: 11	R: 0 E: 0 K: 1 S: 8	H: 0 LOB: 0 BB: 0 P: 13	R: 0 E: 0 K: 1 S: 11	H: 1 LOB: 1 BB: 0 P: 16	R: 2 E: 0 K: 1 S: 10	H: 3 LOB: 1 BB: 0 P: 11	R: 0 E: 0 K: 1 S: 13	H: 0 LOB: 1 BB: 1 P: 18	1B: 4 2B: 1 3B: 0 HR: 0	SF: 0 SAC: 1 DP: 1 HBP: 0	WP: 0 PB: 0 SB: 0 CS: 1	PA: 32
<b>PITCHER</b>	IP WLS BF H R ER SO BB IBB HBP BLK WP HR S P ERA WHIP																					
David Wells, L (1, 1) ERA: 3.18	8.1 W 29 5 2 2 6 1 0 0 0 0 0 0 66 94 2.16 0.720																					
42 Mariano Rivera, R (9, 1) ERA: 2.57	0.2 S 3 0 0 0 1 1 0 0 0 0 0 0 12 17 0.00 1.500																					

**Kansas City Royals @ New York Yankees**  
 Yankee Stadium, Bronx, NY  
 Sun May 11 1997, 3:33 AM EDT  
 Att. 25,705 - Sunny - 51 F

AB	29
R	2
H	5
RBI	2
BB	2
SO	7
LOB	11



Batter	1	2	3	4	5	6	7	8	9	AB	R	H	RBI	BB	SO	LOB
Tim Raines, S OBP: 0.392, SLG: 0.398 (1, 7)	1-0 FC6-4 1B		2-3 K		1-1 F9		4-2 2S 2B BB			3	1	1	0	1	1	0
2 Derek Jeter, R OBP: 0.394, SLG: 0.466 (1, 6)	0-2 FC6-4 BB 1B 1-2f FC4-6		2-2 F9		2-2 F9		1-0 1-H 2B			4	1	1	1	0	0	1
Bernie Williams, S OBP: 0.438, SLG: 0.580 (1, 8)	1-2 FC4-6 BB 1B 1-2		3-0 HR		2-2 1B		2-1 G5-3			4	1	3	1	0	0	1
Tino Martinez, L OBP: 0.420, SLG: 0.698 (1, 3)	4-1 FC4-6 BB 1-2 2-3		0-2 F7		1-1 F9		4-1 BB			2	0	0	0	2	0	1
Cecil Fielder, R OBP: 0.341, SLG: 0.359 (1, 10)	0-1 FC4-6 1-2f 2-3 3-H		3-2 F9 1B 1B		0-0 P6		3-1 G1-3			4	0	1	1	0	0	4
Paul O'Neill, L OBP: 0.365, SLG: 0.561 (1, 9)	2-3 K		2-3 K		2-3 K		3-3 K			4	0	0	0	0	4	3
Charlie Hayes, R OBP: 0.397, SLG: 0.365 (1, 5)		0-3 K		0-0 FC5-4 1B		4-0 BB		4-2 BB		2	0	1	0	2	1	0
Mariano Duncan, R OBP: 0.312, SLG: 0.337 (1, 4)		2-0 F9		1-1 F9		0-0 F9		1-3 SAFE SAFE K		3	0	0	0	0	0	3
Luis Sojo, R OBP: 0.188, SLG: 0.107 (8, 4)				2-3						1	0	0	0	0	1	1
Joe Girardi, R OBP: 0.243, SLG: 0.313 (1, 2)		2-2 G6-3		2-2 FC5-4 1-2f			2-2 P4		0-1 B2-3	4	0	0	0	0	0	3

Inning Stats	R: 1	H: 2	E: 0	K: 1	S: 15	H: 2	LOB: 2	BB: 1	P: 23	R: 0	H: 0	E: 0	K: 1	S: 8	R: 0	H: 1	E: 0	K: 1	S: 13	R: 0	H: 2	E: 0	K: 0	S: 10	R: 0	H: 0	E: 0	K: 1	S: 5	R: 1	H: 1	E: 0	K: 0	S: 15	R: 0	H: 0	E: 0	K: 2	S: 11	1B: 5	2B: 1	3B: 0	HR: 1	SF: 0	SAC: 0	DP: 0	HBP: 0	WP: 0	PB: 0	SB: 1	CS: 0
--------------	------	------	------	------	-------	------	--------	-------	-------	------	------	------	------	------	------	------	------	------	-------	------	------	------	------	-------	------	------	------	------	------	------	------	------	------	-------	------	------	------	------	-------	-------	-------	-------	-------	-------	--------	-------	--------	-------	-------	-------	-------

PITCHER	IP	WLS	BF	H	R	ER	SO	BB	IBB	HBP	BLK	WP	HR	S	P	ERA	WHIP
50 José Rosado, L ERA: 2.38 (1, 1)	6.1	L	29	7	3	3	5	3	0	0	0	0	1	74	120	4.26	1.579
Jamie Walker, L ERA: 6.23 (7, 1)	0.1		2	0	0	0	0	1	0	0	0	0	0	3	9	0.00	3.000
Jeff Montgomery, R ERA: 12.46 (7, 1)	1.1		5	0	0	0	2	1	0	0	0	0	0	13	24	0.00	0.750

**BOTTOM**

**Kansas City Royals @ New York Yankees**  
 Yankee Stadium, Bronx, NY

Sun May 11 1997, 3:33 AM EDT  
 Att: 25,705 - Sunny - 51 F

livebaseballscores.com

<b>AB</b>	<b>31</b>
<b>R</b>	<b>3</b>
<b>H</b>	<b>7</b>
<b>RBI</b>	<b>3</b>
<b>BB</b>	<b>5</b>
<b>SO</b>	<b>7</b>
<b>LOB</b>	<b>17</b>



WP	PA	ERA	WHIP
0	36		

Batter	1	2	3	4	5	6	7	8	9	AB R H RBI BB SO LOB	TOP											
Nomar Garciaparra, R (1, 6) OBP: 0.339, SLG: 0.466	0-2 F9			1-2 G6-3			2-0 G5-3		2-1 G5-3	4 0 0 0 0 0 1												
Wil Cordero, R (1, 7) OBP: 0.354, SLG: 0.466	3-2 G3			1-0 L8			4-0 1B BB		2-2 G5-3	3 0 0 0 1 0 1												
Mo Vaughn, L (1, 3) OBP: 0.418, SLG: 0.548	0-2 F7			1-2 F7			0-0 18 G4-6-3 1B		0-0 G3	4 0 1 0 0 0 1												
18 Reggie Jefferson, S (1, 10) OBP: 0.350, SLG: 0.577						0-0 G3-1			1-2 G4-6-3	3 0 0 0 0 0 2												
Tim Lincecum, R (1, 5) OBP: 0.376, SLG: 0.532						2-3 K			0-1 P4	3 0 0 0 0 1 0												
Troy O'Leary, L (1, 9) OBP: 0.351, SLG: 0.466						2-0 F8			2-1 G3-1	3 0 0 0 0 0 0												
John Valentin, R (1, 4) OBP: 0.305, SLG: 0.368						1-0 F9			1-0 HBP	2 0 1 0 0 0 0												
Scott Hatteberg, L (1, 2) OBP: 0.462, SLG: 0.667						1-0 F8			2-3 K	3 0 0 0 0 2 2												
Darren Bragg, L (1, 8) OBP: 0.373, SLG: 0.516						2-3 K			4-2 G5-3 BB	2 0 0 0 1 1 1												
<b>Inning Stats</b>	R: 0 E: 0 K: 0 S: 11	H: 0 LOB: 0 BB: 0 P: 14	R: 0 E: 0 K: 0 S: 5	H: 0 LOB: 0 BB: 0 P: 11	R: 0 E: 0 K: 1 S: 5	H: 0 LOB: 0 BB: 0 P: 9	R: 0 E: 0 K: 0 S: 7	H: 0 LOB: 0 BB: 0 P: 10	R: 0 E: 0 K: 1 S: 5	H: 0 LOB: 0 BB: 0 P: 9	R: 0 E: 0 K: 1 S: 8	H: 1 LOB: 0 BB: 0 P: 15	R: 0 E: 0 K: 0 S: 6	H: 1 LOB: 1 BB: 1 P: 13	R: 0 E: 0 K: 1 S: 8	H: 0 LOB: 1 BB: 0 P: 13	R: 0 E: 0 K: 0 S: 8	H: 0 LOB: 1 BB: 1 P: 16	1B: 2 2B: 0 3B: 0 HR: 0	SF: 0 SAC: 0 DP: 2 HBP: 1	WP: 0 PB: 0 SB: 0 CS: 0	PA: 30
<b>PITCHER</b> Tim Belcher, R (1, 1) ERA: 1.72	IP: 9.0 WLS: W BF: 30 H: 2 R: 0 ER: 0 SO: 4 BB: 2 IBB: 0 HBP: 1 BLK: 0 WP: 0 HR: 0 S: 63 P: 110 ERA: 0.00 WHIP: 0.444											<b>PITCHER</b>	IP: 9.0 WLS: W BF: 30 H: 2 R: 0 ER: 0 SO: 4 BB: 2 IBB: 0 HBP: 1 BLK: 0 WP: 0 HR: 0 S: 63 P: 110 ERA: 0.00 WHIP: 0.444									

**Boston Red Sox @ Kansas City Royals**  
**Kauffman Stadium, Kansas City, MO**

AB	27
R	0
H	2
RBI	0
BB	2
SO	4
LOB	8



Tue May 13 1997, 7:05 PM CDT  
Att. 13,035 - Unknown - 67 F

livebaseballscorecards.com



Batter	1	2	3	4	5	6	7	8	9	AB R H RBI BB SO LOB	TOP					
Nomar Garciaparra, R (1, 6) OBP: 0.341, SLG: 0.473	2-3 		1-1 FC6-4 		4-1 		0-0 L9-3 		1-2 WP 	4 1 1 0 1 1 2						
Wil Cordero, R (1, 7) OBP: 0.349, SLG: 0.458	2-3 		0-0 F8 		1-2 		2-3 		3-3 	5 0 1 0 0 3 1						
Mo Vaughn, L (1, 3) OBP: 0.426, SLG: 0.554	0-1 F8 			2-2 		0-0 BB 18 SF7 		1-2 1B HBP G1-2-3 		4 1 3 0 0 0 0						
Mike Stanley, R (1, 10) OBP: 0.337, SLG: 0.360		3-2 		1-2 G6-3 		4-2 WP BB 		2-0 		2 0 1 0 1 0 1						
Tim Lincecum, R (1, 5) OBP: 0.373, SLG: 0.519		3-2 L3-6 		4-2 		1-3 		3-2 P3 		3 0 0 0 1 1 5						
John Valentín, R (1, 4) OBP: 0.316, SLG: 0.374		2-1 		0-3 		4-0 WP 		1-1 		3 0 2 0 1 1 1						
Rudy Pemberton, R (1, 9) OBP: 0.381, SLG: 0.526		0-3 SAFE 		0-3 K 		1-0 SF7 		2-1 G1-2-3 		2 0 0 0 0 2 1						
18 Reggie Jefferson, S (6, PH) OBP: 0.346, SLG: 0.577										0 0 0 1 0 0 0						
Troy O'Leary, L (6, 9) OBP: 0.348, SLG: 0.462										1 0 0 0 0 0 3						
Bill Haselman, R (1, 2) OBP: 0.348, SLG: 0.420			0-0 F9 		0-1 E9 1B 		2-2 P3 		0-1 G3-1 	4 0 0 0 0 0 2						
Shane Mack, R (1, 8) OBP: 0.375, SLG: 0.379			0-0 		3-3 K 		3-2 		1-2 G3-1 	2 0 1 0 0 1 1						
Darren Bragg, L (7, PH) OBP: 0.375, SLG: 0.516										2 0 1 0 0 0 0						
<b>Inning Stats</b>	R: 0 H: 0 E: 0 LOB: 0 K: 2 BB: 0 S: 10 P: 14	R: 0 H: 2 E: 0 LOB: 1 K: 1 BB: 0 S: 11 P: 19	R: 0 H: 1 E: 0 LOB: 1 K: 0 BB: 0 S: 5 P: 6	R: 0 H: 1 E: 0 LOB: 1 K: 1 BB: 1 S: 12 P: 19	R: 0 H: 1 E: 1 LOB: 2 K: 2 BB: 1 S: 13 P: 21	R: 1 H: 1 E: 0 LOB: 2 K: 1 BB: 2 S: 10 P: 22	R: 0 H: 1 E: 0 LOB: 0 K: 1 BB: 0 S: 11 P: 16	R: 0 H: 2 E: 0 LOB: 2 K: 0 BB: 0 S: 10 P: 19	R: 1 H: 1 E: 0 LOB: 0 K: 1 BB: 0 S: 11 P: 16	1B: 8 SF: 1 2B: 3 SAC: 0 3B: 1 DP: 4 HR: 0 HBP: 1	WP: 2 PA: 38 PB: 0 SB: 0 CS: 0					
<b>PITCHER</b>	IP WLS BF H R ER SO BB IBB HBP BLK WP HR S P ERA WHIP															
Glendon Rusch, L (1, 1) ERA: 5.91	5.1		6	1	1	7	4	0	0	0	0	0	57	94	1.69	1.875
Randy Veres, R (6, 1) ERA: 3.72	1.2	W	7	2	0	0	1	0	0	1	0	1	18	29	0.00	1.200
Hipolito Pichardo, R (8, 1) ERA: 0.47	2.0	S	7	2	1	1	1	0	0	0	0	1	18	29	4.50	1.000

**Boston Red Sox @ Kansas City Royals**  
**Kauffman Stadium, Kansas City, MO**

Wed May 14 1997, 7:05 PM CDT  
 Att. 13,254 - Unknown - 69 F

AB	32
R	2
H	10
RBI	1
BB	4
SO	9
LOB	17





Batter	1	2	3	4	5	6	7	8	9
Jose Offerman, S OBP: 0.379, SLG: 0.447 (1, 4)	0-1 CS 1B		4-2 CS BB		1-0 SAFE SAFE 1-3 P6		0-0 1-3 2-H 3-H 1B 2B	1-1 G3	
Jay Bell, R OBP: 0.381, SLG: 0.525 (1, 6)	4-2 PB 1B BB		4-2 SAFE 1-2 BB		1-0 L9		1-0 2-H 3-H FC4-6 1B		
Bip Roberts, S OBP: 0.400, SLG: 0.470 (1, 7)	2-3 SAFE SAFE SAFE SAFE SAFE 1-2 K		0-0 F8			1-3 SAFE SAFE SAFE SAFE SAFE K	1-1 SAFE SAFE SAFE SAFE SAFE FC4-6 S 1-2f		
Jeff King, R OBP: 0.404, SLG: 0.436 (1, 3)	2-1 2-H 1B			4-2 FC4-6 S BB		2-1 F7	1-1 P4		
Chili Davis, S OBP: 0.430, SLG: 0.452 (1, 10)	0-0 P6			4-1 FC4-6 BB		0-0 CS 1B		3-2 HR	
Scott Cooper, L OBP: 0.255, SLG: 0.310 (1, 5)		1-0 P5		0-2 FC4-6 29 G6-4-3		1-0 SAFE SAFE SAFE SAFE SAFE CS	0-1 G4-3	4-1 29 1B FC4-2 BB	
29 Mike Sweeney, R OBP: 0.310, SLG: 0.314 (1, 2)		1-3 K		0-1 SAFE SAFE SAFE SAFE SAFE G6-4-3			1-0 1B 2B HBP	1-2 FC1-6 1B	
Tom Goodwin, L OBP: 0.312, SLG: 0.310 (1, 8)		3-2 G4-3			2-0 E S 1B		0-1 2B 1B	1-0 FC1-6 FC4-2 S 1-2f	
Johnny Damon, L OBP: 0.373, SLG: 0.468 (1, 9)			1-1 G4-3		1-1 SAFE SAFE SAFE SAFE SAFE F9		4-1 SAFE SAFE SAFE SAFE SAFE 2B 1B BB	1-2 FC4-2 DI 3-H	

Inning Stats	R: 1	H: 2	E: 0	K: 1	S: 11	LOB: 1	BB: 1	P: 19	R: 0	H: 0	E: 0	K: 1	S: 7	LOB: 0	BB: 0	P: 12	R: 0	H: 0	E: 0	K: 0	S: 7	LOB: 1	BB: 2	P: 16	R: 0	H: 0	E: 0	K: 0	S: 8	LOB: 1	BB: 2	P: 16	R: 0	H: 1	E: 0	K: 0	S: 5	LOB: 1	BB: 0	P: 10	R: 0	H: 1	E: 0	K: 1	S: 7	LOB: 0	BB: 0	P: 10	R: 4	H: 3	E: 0	K: 0	S: 13	LOB: 1	BB: 1	P: 19	R: 1	H: 2	E: 0	K: 0	S: 15	LOB: 2	BB: 1	P: 26	R: 3	H: 2	E: 0	K: 0	S: 15	LOB: 1	BB: 1	P: 26
--------------	------	------	------	------	-------	--------	-------	-------	------	------	------	------	------	--------	-------	-------	------	------	------	------	------	--------	-------	-------	------	------	------	------	------	--------	-------	-------	------	------	------	------	------	--------	-------	-------	------	------	------	------	------	--------	-------	-------	------	------	------	------	-------	--------	-------	-------	------	------	------	------	-------	--------	-------	-------	------	------	------	------	-------	--------	-------	-------

PITCHER		IP	WLS	BF	H	R	ER	SO	BB	IBB	HBP	BLK	WP	HR	S	P	ERA	WHIP
49 Tim Wakefield, R ERA: 4.45	(1, 1)	6.1	L	27	5	4	3	3	6	0	1	0	0	0	52	93	4.26	1.737
Kerry Lacy, R ERA: 3.0	(7, 1)	0.2		4	2	1	1	0	0	0	0	0	0	0	6	9	13.50	3.000
Rich Garces, R ERA: 5.0	(8, 1)	1.0		6	2	1	1	0	1	0	0	0	0	1	15	26	9.00	3.000

**BOTTOM**

**Boston Red Sox @ Kansas City Royals**  
Kauffman Stadium, Kansas City, MO

Wed May 14 1997, 7:05 PM CDT  
Att: 13,254 - Unknown - 69 F

AB	R	H	RBI	BB	SO	LOB
4	1	2	2	1	0	3
2	1	1	2	2	0	1
4	0	0	0	0	2	3
3	0	1	1	1	0	1
3	1	2	1	1	0	1
3	0	0	0	1	0	2
3	1	1	0	0	1	2
4	1	2	0	0	0	2
3	1	0	0	1	0	3

AB	29
R	6
H	9
RBI	6
BB	7
SO	3
LOB	18

WP	PA
0	38

1B	2B	3B	HR	SF	SAC	DP	HBP	WP	PA
7	1	0	1	0	0	1	1	0	38

Batter	1	2	3	4	5	6	7	8	9	AB	R	H	RBI	BB	SO	LOB	TOP										
<b>Brian Hunter, R</b> OBP: 0.294, SLG: 0.307 (1, 8)	3-2 P3		1-0 P4	0-3 K2-3			1-1 HR BB 1B	4-0 S BB		4	1	1	0	1	1	2											
<b>Jody Reed, R</b> OBP: 0.352, SLG: 0.239 (1, 4)	3-2 F9		2-3 K			1-0 P3	4-1 SAFE 1-2 HR BB	4-2 SAFE 1-3 BB		3	1	0	0	2	1	0											
<b>Bobby Higginson, L</b> OBP: 0.342, SLG: 0.413 (1, 7)	1-3 K		1-1 G3			4-2 BB E BB	0-3 K	0-1 G3		4	1	0	0	1	2	4											
<b>Tony Clark, S</b> OBP: 0.376, SLG: 0.621 (1, 3)		1-2 HR BB 1B		4-1 1B HBP FC3-6 BB	4-2 FC6-4 BB		2-0 HR	2-0 G1-3		3	3	2	3	2	0	0											
<b>Travis Fryman, R</b> OBP: 0.357, SLG: 0.469 (1, 5)		4-0 HR BB		1-2 FC3-6 1B HBP	3-2 FC6-4		3-2 F8	2-2 F7		3	2	0	0	1	0	1											
<b>Melvin Nieves, S</b> OBP: 0.374, SLG: 0.495 (1, 9)		1-1 HR		0-0 FC3-6 1B	1-3 K2-3		2-1 1B	2-3 K		5	1	3	3	0	2	1											
<b>Bob Hamelin, L</b> OBP: 0.308, SLG: 0.478 (1, 10)		1-3 K		2-2 FC3-6 1B		4-2 G5-4-3 BB	1-2 F8			3	0	0	1	1	1	3											
<b>Raul Casanova, S</b> OBP: 0.316, SLG: 0.278 (1, 2)		2-2 G3		0-0 1B		1-0 G5-4-3		2-2 G3-1		4	0	1	1	0	0	1											
<b>Deivi Cruz, R</b> OBP: 0.216, SLG: 0.294 (1, 6)		1-2 G5-3		1-2 F8		0-1 G6-3		1-2 G5-3		4	0	0	0	0	0	2											
<b>Inning Stats</b>	R: 0 E: 0 K: 1 S: 10	H: 0 LOB: 0 BB: 0 P: 17	R: 3 E: 0 K: 1 S: 16	H: 2 LOB: 0 BB: 1 P: 26	R: 0 E: 0 K: 1 S: 6	H: 0 LOB: 0 BB: 0 P: 10	R: 2 E: 0 K: 1 S: 16	H: 2 LOB: 2 BB: 1 P: 24	R: 1 E: 1 K: 1 S: 15	H: 0 LOB: 1 BB: 2 P: 28	R: 0 E: 0 K: 0 S: 5	H: 0 LOB: 0 BB: 1 P: 10	R: 3 E: 0 K: 1 S: 17	H: 3 LOB: 1 BB: 1 P: 30	R: 0 E: 0 K: 0 S: 12	H: 0 LOB: 2 BB: 2 P: 21	R: 0 E: 0 K: 1 S: 7	H: 0 LOB: 0 BB: 0 P: 13	1B: 5 2B: 0 3B: 0 HR: 2	SF: 0 SAC: 0 DP: 1 HBP: 1	WP: 0 PB: 0 SB: 2 CS: 0	PA: 42					
<b>PITCHER</b>	IP	WLS	BF	H	R	ER	SO	BB	IBB	HBP	BLK	WP	HR	S	P	ERA	WHIP										
<b>Kevin Appier, R</b> ERA: 2.7 (1, 1)	5.0		24	4	6	5	5	4	0	1	0	0	1	63	105	9.00	1.600										
<b>Allen McDill, L</b> ERA: 20.25 (6, 1)	1.1		7	2	3	3	1	2	0	0	0	0	1	12	24	20.25	3.000										
<b>Jeff Montgomery, R</b> ERA: 11.57 (7, 1)	0.2		3	1	0	0	0	0	0	0	0	0	0	10	16	0.00	1.500										
<b>Jim Converse, R</b> ERA: 3.6 (8, 1)	0.2		4	0	0	0	0	2	0	0	0	0	0	10	19	0.00	3.000										
<b>Jamie Walker, L</b> ERA: 5.4 (8, 1)	1.1	W	4	0	0	0	1	0	0	0	0	0	0	9	15	0.00	0.000										

**Detroit Tigers @ Kansas City Royals**  
Kauffman Stadium, Kansas City, MO

Thu May 15 1997, 7:05 PM CDT  
Att. 18,160 - Unknown - 62 F

AB	33
R	9
H	7
RBI	8
BB	8
SO	7
LOB	14



Batter	1	2	3	4	5	6	7	8	9	AB	R	H	RBI	BB	SO	LOB
Jose Offerman, S OBP: 0.391, SLG: 0.450 (1, 4)	4-1 G6-4-3 BB	3-2 2B 1B		1 SAFE 3-2 F8		0-0 1B 1B	1-1 G1-3			4	1	2	1	1	0	2
Jay Bell, R OBP: 0.394, SLG: 0.535 (1, 6)	0-1 G6-4-3 1-2f	1-2 2B		4-1 E BB BB		1-1 1B 1B		4-0 1B BB G5-4-3		3	1	2	2	2	0	1
Bip Roberts, S OBP: 0.416, SLG: 0.479 (1, 7)	2-2 1B	1-0 G5-3		4-1 E BB		0-0 1B		3-2 G5-4-3 1B		4	0	3	1	1	0	2
Jeff King, R OBP: 0.391, SLG: 0.418 (1, 3)	1-2 F7		1-1 L6	1-2 E5		2-2 P3		0-0 G5-4-3		5	0	0	0	0	0	6
Chili Davis, S OBP: 0.429, SLG: 0.443 (1, 10)		2-0 BB 1B	4-1 G5-3 BB	0-0 G4-3		0-0 F7		0-1 G3-1		4	1	1	0	1	0	5
Craig Paquette, R OBP: 0.240, SLG: 0.336 (1, 5)		4-1 1B BB	0-1 G5-3		2-2 G1-3	0-3 K		2-2 HR		3	1	0	0	1	1	3
Johnny Damon, L OBP: 0.381, SLG: 0.513 (9, PH)		1-2 BB	1-2							1	1	1	1	0	0	0
Jermaine Dye, R OBP: 0.194, SLG: 0.288 (1, 9)		1-2 F9	0-0 G5-3		0-1 G6-3		2-3 K		3-2 29 HR 1B	4	0	0	0	0	1	3
Scott Cooper, L OBP: 0.271, SLG: 0.326 (9, PH)		1-2							1-0 HR	1	1	1	0	0	0	0
Tim Spehr, R OBP: 0.281, SLG: 0.310 (1, 2)		1-2 1B		3-2 FC6-4 1B	2-1 L5		1-0 P4		1-0 HR	3	1	2	1	0	0	0
David Howard, S OBP: 0.367, SLG: 0.455 (7, PH)		1-3 2B 1B								1	0	0	0	0	0	0
29 Mike Sweeney, R OBP: 0.322, SLG: 0.385 (8, 2)										1	1	1	2	0	0	0
Tom Goodwin, L OBP: 0.317, SLG: 0.316 (1, 8)		1-3 K		0-1 FC6-4 BB S E		0-2 1B 1B		0-1 S 1B		4	2	2	0	0	1	3

Inning Stats	R: 0	H: 1	E: 0	LOB: 1	K: 0	P: 16	R: 3	H: 4	E: 0	LOB: 2	K: 1	P: 36	R: 0	H: 0	E: 0	LOB: 1	K: 0	P: 11	R: 1	H: 1	E: 1	LOB: 3	K: 0	P: 30	R: 0	H: 0	E: 0	LOB: 0	K: 0	P: 11	R: 2	H: 4	E: 0	LOB: 2	K: 1	P: 19	R: 0	H: 1	E: 0	LOB: 1	K: 1	P: 12	R: 1	H: 1	E: 0	LOB: 0	K: 0	P: 14	R: 3	H: 3	E: 0	LOB: 0	K: 0	P: 13	1B: 12	SF: 0	2B: 1	SAC: 0	3B: 0	DP: 2	HR: 2	HBP: 0	WP: 0	PA: 44
--------------	------	------	------	--------	------	-------	------	------	------	--------	------	-------	------	------	------	--------	------	-------	------	------	------	--------	------	-------	------	------	------	--------	------	-------	------	------	------	--------	------	-------	------	------	------	--------	------	-------	------	------	------	--------	------	-------	------	------	------	--------	------	-------	--------	-------	-------	--------	-------	-------	-------	--------	-------	--------

PITCHER	IP	WLS	BF	H	R	ER	SO	BB	IBB	HBP	BLK	WP	HR	S	P	ERA	WHIP	
Omar Olivares, R ERA: 3.18 (1, 1)	5.0		26	6	4	3	1	5	0	0	0	0	0	59	104	5.40	2.200	
John Cummings, L ERA: 4.32 (6, 1)	0.0		2	2	2	2	0	0	0	0	0	0	0	4	4	∞	∞	
Dan Miceli, R ERA: 7.17 (6, 1)	2.0		9	3	0	0	2	0	0	0	0	0	0	20	27	0.00	1.500	
Todd Jones, R ERA: 4.76 (8, 1)	1.0		4	1	1	1	0	1	0	0	0	0	0	7	14	9.00	2.000	
Doug Brocail, R ERA: 6.84 (9, 1)	0.0	L	3	3	3	3	0	0	0	0	0	0	0	2	7	13	∞	∞

BOTTOM

Detroit Tigers @ Kansas City Royals  
Kauffman Stadium, Kansas City, MO  
Thu May 15 1997, 7:05 PM CDT  
Att: 18,160 - Unknown - 62 F

livebaseballscorecards.com

AB	38
R	10
H	15
RBI	8
BB	6
SO	3
LOB	25



Batter	1	2	3	4	5	6	7	8	9	AB R H RBI BB SO LOB	TOP											
<b>Brian Hunter, R</b> OBP: 0.291, SLG: 0.299 (1, 8)	1-2 G4-3		0-0 G6-3		0-0 FC5-2 BB		1-2 G6-3		4-0 1B IBB	4 1 0 0 1 0 3												
<b>Damion Easley, R</b> OBP: 0.374, SLG: 0.426 (1, 4)	0-1 L5		2-1 FC5-4 1B		4-2 BB		4-0 CS BB		0-0 1B 1B	3 1 2 3 2 0 0												
<b>Travis Fryman, R</b> OBP: 0.358, SLG: 0.470 (1, 5)	0-1 1B		1-0 FC5-4 1-2f		0-1 SF8		0-2 CS	1-0 F9	2-2 FC3-6 1B	4 0 2 2 0 0 1												
<b>Tony Clark, S</b> OBP: 0.366, SLG: 0.600 (1, 3)	1-2 G1-3			1-0 F8		0-0 F9		0-2 P3	1-1 FC3-6 1B HR	5 1 0 0 0 0 5												
<b>Phil Nevin, R</b> OBP: 0.393, SLG: 0.458 (1, 7)				0-3 K		1-1 FC6-4 1B		3-2 G4-3	2-2 HR 1B	1 0 1 0 0 0 0												
<b>Curtis Pride, L</b> OBP: 0.333, SLG: 0.324 (4, PH)				1-3 K		2-2 FC6-4 1-2f			1-2 HR 1B	4 1 2 1 0 1 0												
<b>Melvin Nieves, S</b> OBP: 0.375, SLG: 0.519 (1, 9)									1-1 1B 1B	5 2 2 3 0 2 2												
<b>Brian Johnson, R</b> OBP: 0.220, SLG: 0.275 (1, 2)				0-0 F9		0-0 1B FC5-2 1B		0-0 F7	0-0 P3	5 0 1 0 0 0 3												
<b>Bobby Higginson, L</b> OBP: 0.346, SLG: 0.415 (1, 10)				2-3		1-2 FC5-2 BB 1B		1-0 F9	0-0 G4-1	4 2 2 0 0 0 2												
<b>Deivi Cruz, R</b> OBP: 0.226, SLG: 0.301 (1, 6)				0-1 L4		1-2 BB 1B		1-0 F9	1-2 1B 1B	4 2 2 0 0 0 2												
<b>Deivi Cruz, R</b> OBP: 0.226, SLG: 0.301 (1, 6)				1-0 F7		0-0 BB FC5-2 SF8 1B		0-2 L4	0-1 1B 1B	4 2 2 1 0 0 0												
<b>Inning Stats</b>	R: 0 E: 0 K: 0 S: 10	H: 1 LOB: 1 BB: 0 P: 12	R: 0 E: 0 K: 1 S: 7	H: 1 LOB: 1 BB: 0 P: 10	R: 0 E: 0 K: 0 S: 5	H: 1 LOB: 1 BB: 0 P: 9	R: 0 E: 0 K: 2 S: 7	H: 0 LOB: 0 BB: 0 P: 9	R: 2 E: 0 K: 0 S: 12	H: 3 LOB: 2 BB: 1 P: 17	R: 0 E: 0 K: 0 S: 8	H: 1 LOB: 1 BB: 0 P: 12	R: 0 E: 0 K: 0 S: 10	H: 0 LOB: 0 BB: 1 P: 15	R: 0 E: 0 K: 0 S: 10	H: 0 LOB: 0 BB: 0 P: 14	R: 8 E: 0 K: 0 S: 22	H: 7 LOB: 0 BB: 1 P: 31	1B: 12 2B: 1 3B: 0 HR: 1	SF: 1 SAC: 0 DP: 0 HBP: 0	WP: 0 PB: 0 SB: 0 CS: 1	PA: 44
<b>PITCHER</b>	IP WLS BF H R ER SO BB IBB HBP BLK WP HR S P ERA WHIP																					
<b>50 José Rosado, L</b> ERA: 2.93 (1, 1)	8.1 L 37 10 6 6 3 2 1 0 0 0 0 0 78 109 6.48 1.440																					
<b>Randy Veres, R</b> ERA: 4.58 (9, 1)	0.1 3 2 0 0 0 0 0 0 0 0 0 0 6 9 0.00 6.000																					
<b>Jamie Walker, L</b> ERA: 6.97 (9, 1)	0.1 3 2 4 4 0 0 0 0 0 0 0 0 1 7 11 108.00 6.000																					

Detroit Tigers @ Kansas City Royals  
Kauffman Stadium, Kansas City, MO

Fri May 16 1997, 7:05 PM CDT  
Att. 17,787 - Unknown - 79 F

livebaseballscorecards.com

AB	39
R	10
H	14
RBI	10
BB	3
SO	3
LOB	16



Batter	1	2	3	4	5	6	7	8	9	AB	R	H	RBI	BB	SO	LOB
Jose Offerman, S (1, 4) OBP: 0.385, SLG: 0.434	2-2 G4-3 ①		2-2 G3 ③			4-2 2B 1B BB		1-1 G4-3 ①		3	1	0	0	1	0	1
Jay Bell, R (1, 6) OBP: 0.391, SLG: 0.534	2-2 P3			1-2 G5-3 ①		2-0 1B SF8 2B		0-2 G6-3 ②		4	1	1	0	0	0	0
Jeff King, R (1, 3) OBP: 0.394, SLG: 0.416	3-1 F7			4-2 S BB		0-0 G4-3 1B		2-1 F8		3	0	1	1	1	0	0
Chili Davis, S (1, 10) OBP: 0.415, SLG: 0.430		1-2 G6-3 ①		3-3 K ②		1 SAFE 0-2 SF8 ①		3-H 0-2 G4-3 ② ③		1-3 K ①	3	0	0	1	0	2
Joe Vitiello, R (1, 7) OBP: 0.417, SLG: 0.367		1-0 L4 ②		1-0 G5-3 ③		C B 1 SAFE 3-2 G4-3 ② ③				0-1 G3 ②	3	0	0	0	0	0
Johnny Damon, L (8, 7) OBP: 0.376, SLG: 0.506											1	0	0	0	0	0
29 Mike Sweeney, R (1, 2) OBP: 0.306, SLG: 0.364		0-0 G6-3 ③														
Scott Cooper, L (9, PH) OBP: 0.265, SLG: 0.318																
Craig Paquette, R (1, 5) OBP: 0.242, SLG: 0.336			0-1 L7 ①			2-2 1B		0-3 K ①		2-2 P6 ③	3	0	1	0	0	0
Jermaine Dye, R (1, 9) OBP: 0.214, SLG: 0.294			1-0 S 1B			1-1 F8 ②		1-0 F8 ②			2	0	1	0	1	0
Tom Goodwin, L (1, 8) OBP: 0.311, SLG: 0.309			1-3 K ②			1 SAFE 1-2 G5-3 ③		0-0 F7 ③								

Inning Stats	R: 0	H: 0	E: 0	K: 0	S: 10	R: 0	H: 0	E: 0	K: 0	S: 5	R: 0	H: 1	E: 0	K: 1	S: 9	R: 0	H: 0	E: 0	K: 1	S: 10	R: 0	H: 1	E: 0	K: 0	S: 10	R: 2	H: 2	E: 0	K: 0	S: 11	R: 0	H: 0	E: 0	K: 1	S: 6	R: 0	H: 0	E: 0	K: 0	S: 8	R: 0	H: 0	E: 0	K: 1	S: 9	1B: 3	SF: 1	2B: 1	SAC: 0	3B: 0	DP: 1	HR: 0	HBP: 0	WP: 0	PA: 33
PITCHER	IP	WLS	BF	H	R	ER	SO	BB	IBB	HBP	BLK	WP	HR	S	P	ERA	WHIP																																						
Justin Thompson, L (1, 1) ERA: 3.63	8.0	W	30	4	2	2	3	3	0	0	0	0	0	69	112	2.25	0.875																																						
Jose Bautista, R (9, 1) ERA: 5.4	1.0		3	0	0	0	1	0	0	0	0	0	0	9	12	0.00	0.000																																						

**BOTTOM**

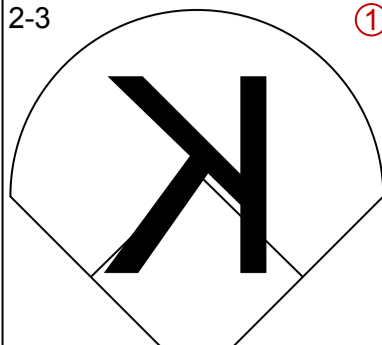
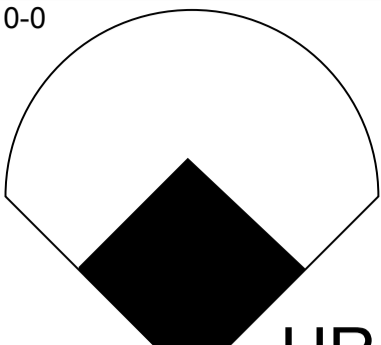
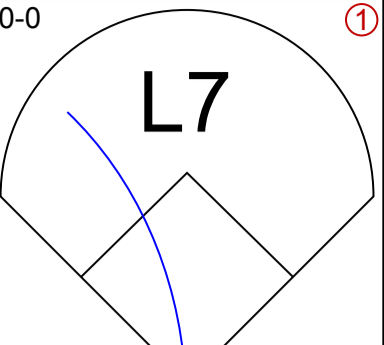
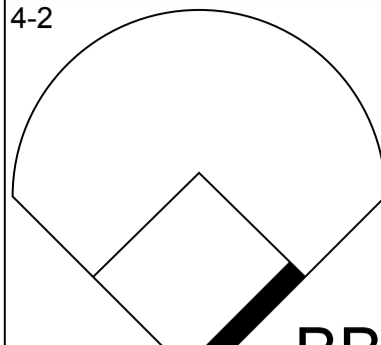
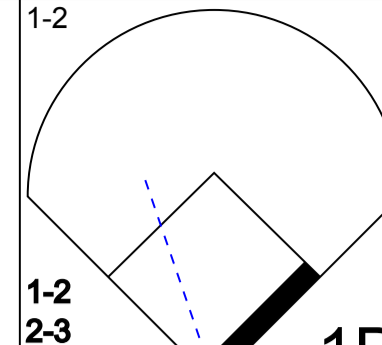
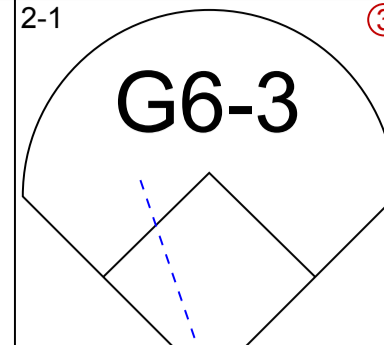
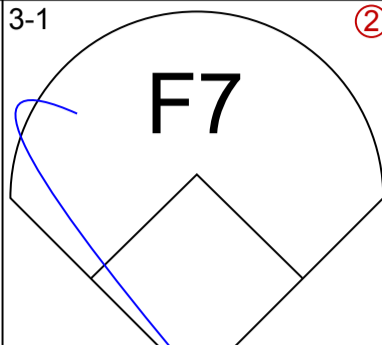
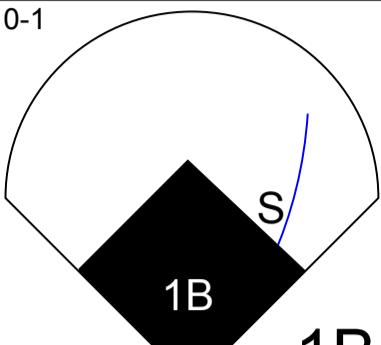
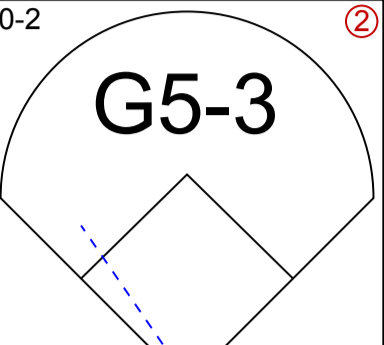
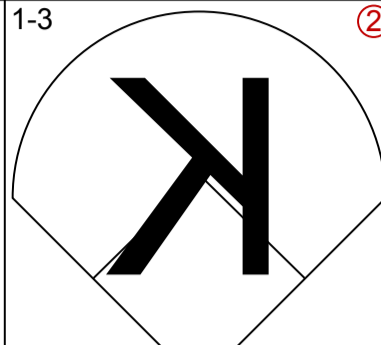
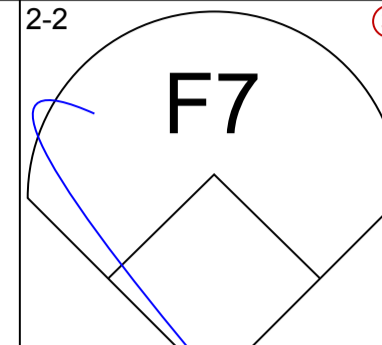
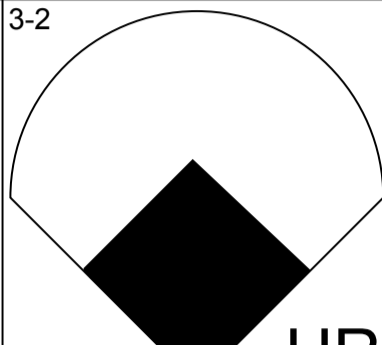
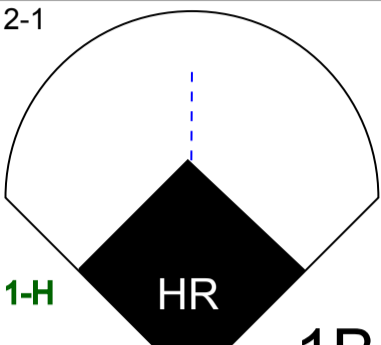
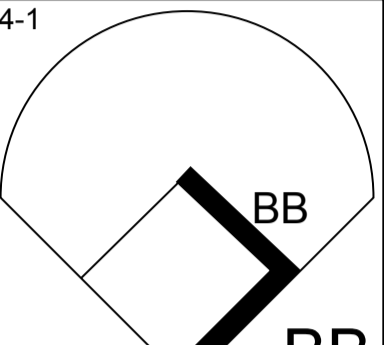
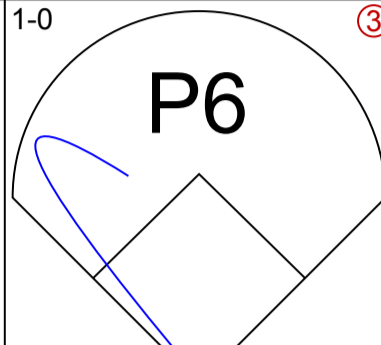
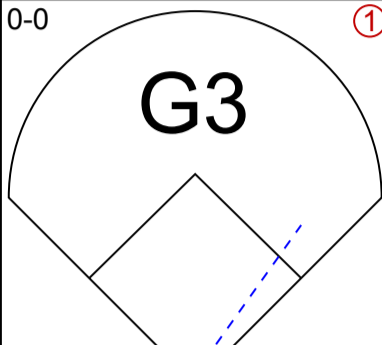
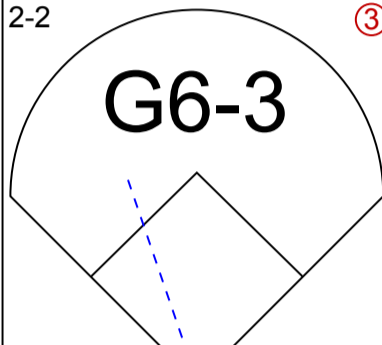
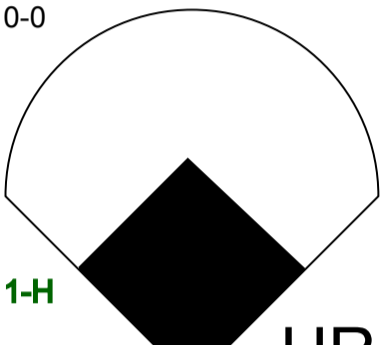
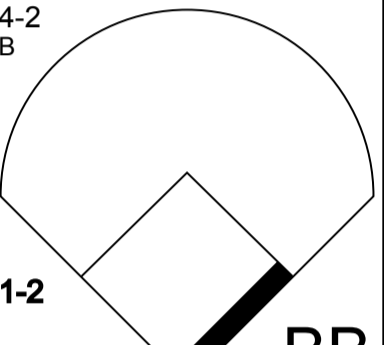
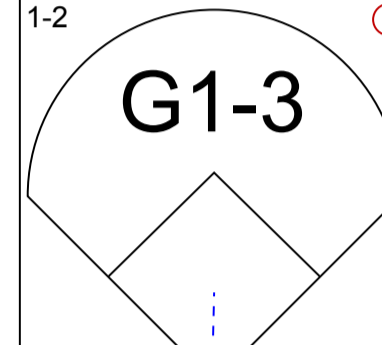
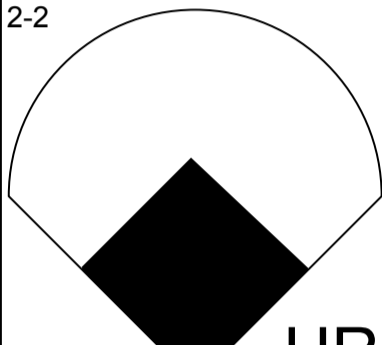
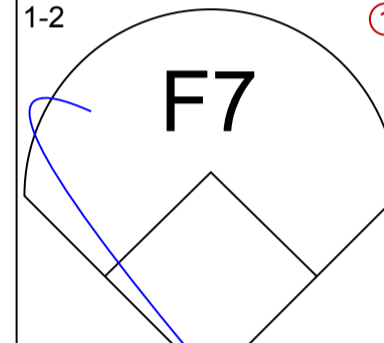
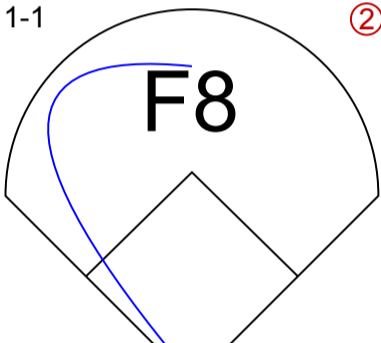
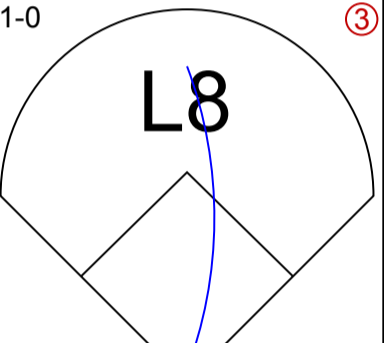
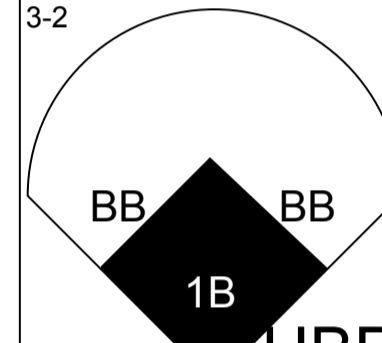
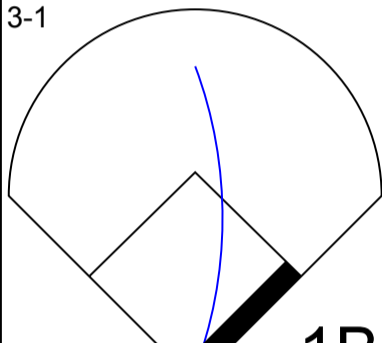
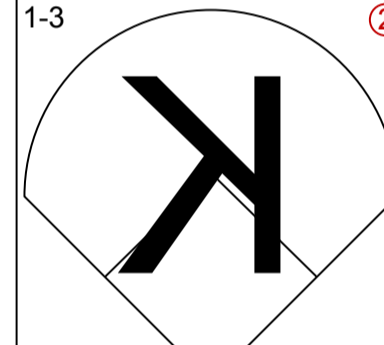
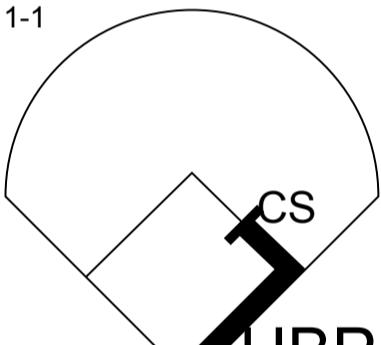
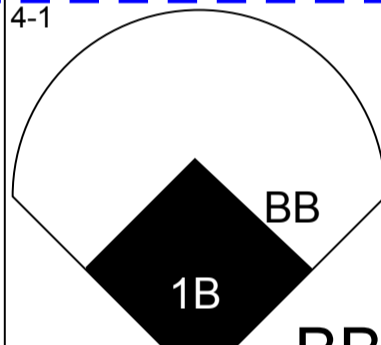
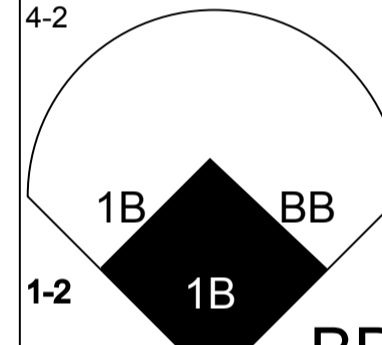
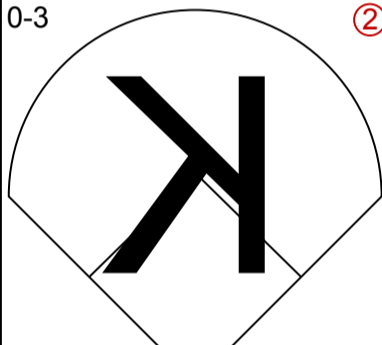
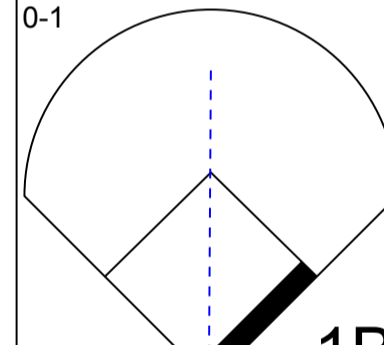
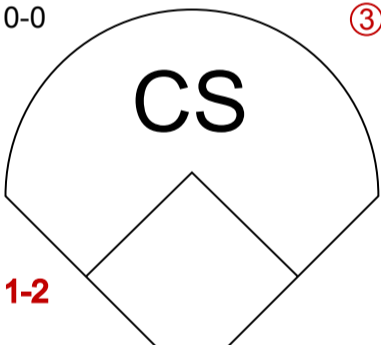
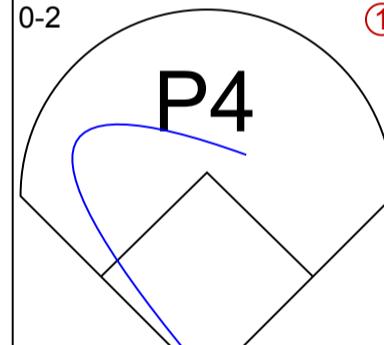
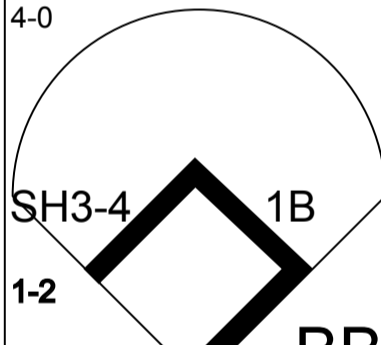
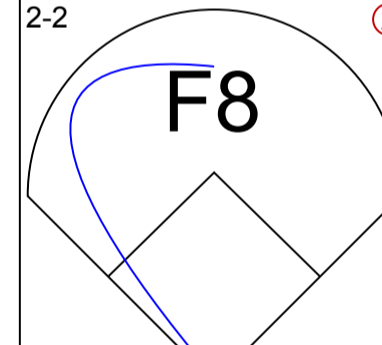
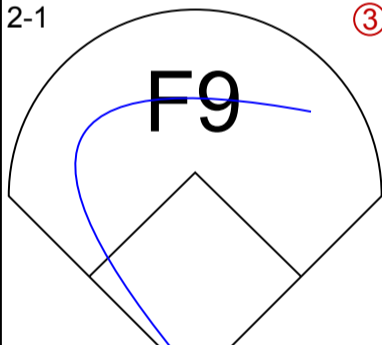
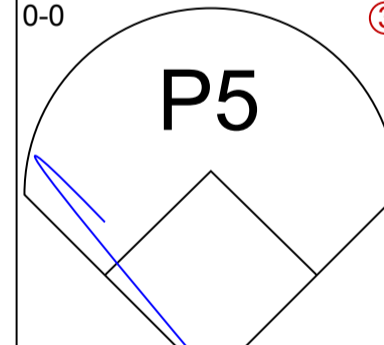
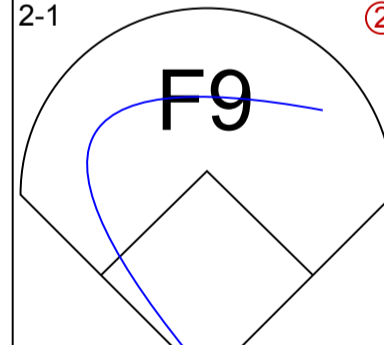
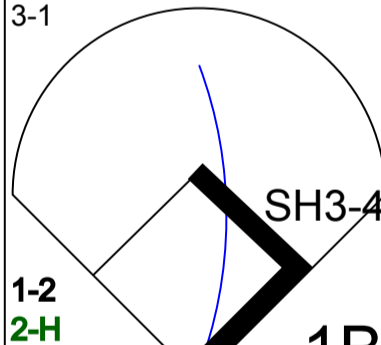
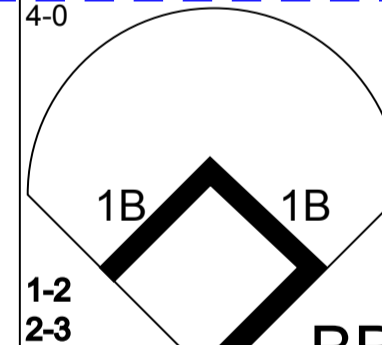
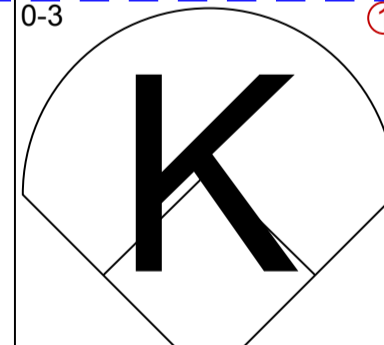
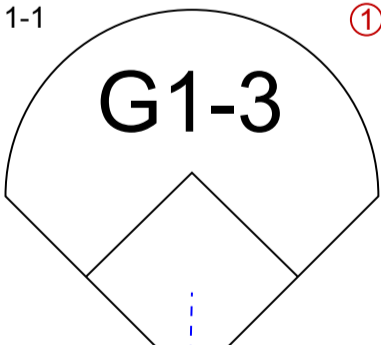
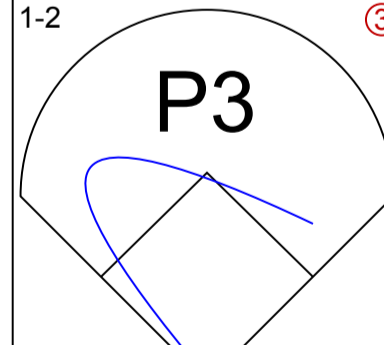
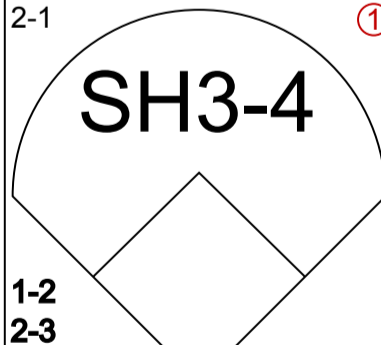
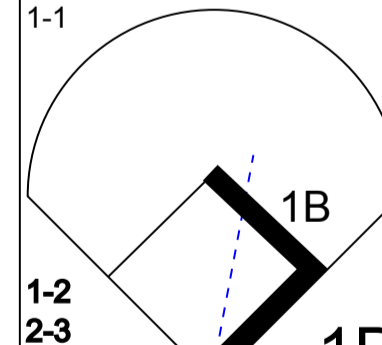
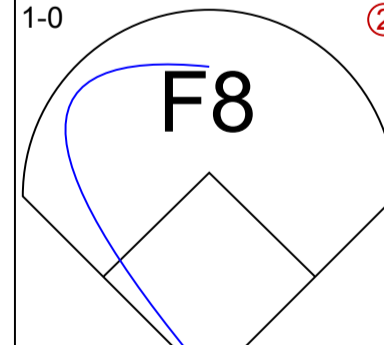
**Detroit Tigers @ Kansas City Royals**  
Kauffman Stadium, Kansas City, MO

Fri May 16 1997, 7:05 PM CDT  
Att: 17,787 - Unknown - 79 F

livebaseballscores.com

<b>AB</b>	<b>29</b>
<b>R</b>	<b>2</b>
<b>H</b>	<b>4</b>
<b>RBI</b>	<b>2</b>
<b>BB</b>	<b>3</b>
<b>SO</b>	<b>4</b>
<b>LOB</b>	<b>8</b>



Batter	1	2	3	4	5	6	7	8	9	AB R H RBI BB SO LOB	TOP																													
<b>Brian Hunter, R</b> OBP: 0.298, SLG: 0.320 (1, 8)	2-3 		0-0 		0-0 	4-2 	1-2 		2-1 	5 1 2 2 1 1 0																														
<b>Damion Easley, R</b> OBP: 0.369, SLG: 0.418 (1, 4)	3-1 		0-1 		0-2 	1-3 	2-2 			5 1 1 0 0 1 6																														
<b>Bobby Higginson, L</b> OBP: 0.353, SLG: 0.438 (1, 7)	3-2 		2-1 		4-1 	1-0 		0-0 		4 2 2 2 1 0 3																														
<b>Tony Clark, S</b> OBP: 0.372, SLG: 0.636 (1, 3)	2-2 		0-0 		4-2 		1-2 	2-2 		4 2 2 3 1 0 0																														
<b>Travis Fryman, R</b> OBP: 0.359, SLG: 0.465 (1, 5)		1-2 	1-1 		1-0 		3-2 	3-1 		4 1 1 0 0 0 2																														
<b>Melvin Nieves, S</b> OBP: 0.384, SLG: 0.509 (1, 9)		1-3 	1-1 			4-1 	4-2 	0-3 		2 2 0 0 2 2 1																														
<b>Bob Hamelin, L</b> OBP: 0.323, SLG: 0.444 (1, 10)		0-1 	0-0 	0-2 		4-0 	2-2 	2-1 		4 0 1 0 1 0 3																														
<b>Raul Casanova, S</b> OBP: 0.326, SLG: 0.275 (1, 2)		0-0 		2-1 		3-1 	4-0 		0-3 	4 0 1 1 1 1 1																														
<b>Deivi Cruz, R</b> OBP: 0.227, SLG: 0.299 (1, 6)			1-1 	1-2 		2-1 	1-1 		1-0 	4 0 1 1 0 0 0																														
<b>Inning Stats</b>	R: 1 E: 0 K: 1 S: 11	H: 1 LOB: 0 BB: 0 P: 21	R: 0 E: 0 K: 1 S: 9	H: 1 LOB: 1 BB: 0 P: 11	R: 4 E: 0 K: 0 S: 11	H: 4 LOB: 0 BB: 0 P: 16	R: 0 E: 0 K: 0 S: 10	H: 0 LOB: 0 BB: 0 P: 13	R: 0 E: 0 K: 0 S: 8	H: 0 LOB: 2 BB: 2 P: 17	R: 1 E: 0 K: 1 S: 11	H: 1 LOB: 3 BB: 3 P: 30	R: 2 E: 0 K: 0 S: 21	H: 2 LOB: 3 BB: 2 P: 39	R: 1 E: 0 K: 1 S: 11	H: 2 LOB: 1 BB: 0 P: 18	R: 0 E: 0 K: 1 S: 6	H: 0 LOB: 0 BB: 0 P: 9	1B: 7 2B: 0 3B: 0 HR: 4	SF: 0 SAC: 1 DP: 0 HBP: 2	WP: 0 PB: 0 SB: 1 CS: 1	PA: 47																		
<b>PITCHER</b>	IP	WLS	BF	H	R	ER	SO	BB	IBB	HBP	BLK	WP	HR	S	P	ERA	WHIP						<b>PITCHER</b>	IP	WLS	BF	H	R	ER	SO	BB	IBB	HBP	BLK	WP	HR	S	P	ERA	WHIP
<b>Jim Pittsley, R</b> ERA: 7.46 (1, 1)	5.0	L	23	6	5	5	2	2	0	1	0	0	3	49	78	9.00	1.600																							
<b>Allen McDill, L</b> ERA: 18.0 (6, 1)	1.2		11	1	3	3	1	4	0	1	0	0	0	22	51	16.20	3.000																							
<b>Jeff Montgomery, R</b> ERA: 10.97 (7, 1)	1.1		9	4	1	1	1	1	0	0	0	0	1	21	36	6.75	3.750																							
<b>Hipolito Pichardo, R</b> ERA: 0.45 (9, 1)	1.0		3	0	0	0	1	0	0	0	0	0	0	6	9	0.00	0.000																							

**Detroit Tigers @ Kansas City Royals**  
**Kauffman Stadium, Kansas City, MO**  
 Sat May 17 1997, 7:05 PM CDT  
 Att. 22,891 - Unknown - 83 F

AB	36
R	9
H	11
RBI	9
BB	7
SO	5
LOB	16



Batter	1	2	3	4	5	6	7	8	9	AB	R	H	RBI	BB	SO	LOB
Jose Offerman, S (1, 4) OBP: 0.380, SLG: 0.419	3-2 F9		0-1 G1-3			1-2 G6-3		4-2 BB		3	0	0	0	1	0	0
Jay Bell, R (1, 6) OBP: 0.390, SLG: 0.537 Jermaine Dye, R (8, 9) OBP: 0.211, SLG: 0.290	3-2 F9			0-1 G3 G5-3 2B		1-3 K		1-2 F9		3	1	1	0	0	1	0
Bip Roberts, S (1, 7) OBP: 0.406, SLG: 0.467 Joe Vitiello, R (9, PH) OBP: 0.425, SLG: 0.377	2-0 G6-3			0-1 G3 2-3		2-1 G5-3		0-0 FC6-4 1B SF8 1B		3	0	0	0	0	0	1
Jeff King, R (1, 3) OBP: 0.387, SLG: 0.406 David Howard, S (8, 6) OBP: 0.377, SLG: 0.464		1-1 G5-3		3-1 G5-3 3-H		2-1 F8		0-1 FC6-4 1B		3	0	0	1	0	0	0
Chili Davis, S (1, 10) OBP: 0.402, SLG: 0.413		2-2 F9		2-0 F7		1-0 L8		0-1 FC6-4 1-2f 2-3		4	0	0	0	0	0	2
Craig Paquette, R (1, 5) OBP: 0.250, SLG: 0.346		1-0 2B			4-0 FC1-5 G5-4-3 BB		1-3 K		3-2 SF8 3-H	2	0	1	1	1	1	0
Tim Spehr, R (1, 2) OBP: 0.250, SLG: 0.273		2-3 K			1-1 G5-4-3 1-2		1-3 K		3-3 K 3-3	4	0	0	0	0	3	3
Tom Goodwin, L (1, 8) OBP: 0.307, SLG: 0.304 Scott Cooper, L (8, 3) OBP: 0.280, SLG: 0.333			1-0 P6		0-0 FC1-5 FC6 2-3		1-1 FC6-4 1B			2	0	0	0	0	0	1
Johnny Damon, L (1, 9) OBP: 0.364, SLG: 0.488			1-1 G6-3		1-2 FC6 1-2f		1-0 FC6-4 BB			3	0	0	0	0	0	2

Inning Stats	R: 0	H: 0	E: 0	K: 0	S: 9	R: 0	H: 1	E: 0	K: 1	S: 9	R: 0	H: 0	E: 0	K: 0	S: 5	R: 1	H: 1	E: 0	K: 0	S: 7	R: 0	H: 0	E: 0	K: 0	S: 6	R: 0	H: 0	E: 0	K: 1	S: 9	R: 0	H: 1	E: 0	K: 1	S: 11	R: 1	H: 2	E: 0	K: 1	S: 11	1B: 3	SF: 1	2B: 2	SAC: 0	3B: 0	DP: 0	HR: 0	HBP: 0																			
IP	8.0	WLS	W	BF	29	H	3	R	1	ER	1	SO	4	BB	2	IBB	0	HBP	0	BLK	0	WP	0	HR	0	S	63	P	106	ERA	1.12	WHIP	0.625	IP	1.0	WLS	W	BF	5	H	2	R	1	ER	1	SO	4	BB	0	IBB	0	HBP	0	BLK	0	WP	0	HR	0	S	11	P	17	ERA	9.00	WHIP	2.000

BOTTOM

Detroit Tigers @ Kansas City Royals  
Kauffman Stadium, Kansas City, MO

Sat May 17 1997, 7:05 PM CDT  
Att: 22,891 - Unknown - 83 F

livebaseballscores.com

AB	31
R	2
H	5
RBI	2
BB	2
SO	5
LOB	11



WP: 0	PA: 34
PB: 0	
SB: 0	
CS: 0	
ERA	WHIP

Batter	1	2	3	4	5	6	7	8	9	AB R H RBI BB SO LOB	TOP		
<b>Brian Hunter, R</b> OBP: 0.295, SLG: 0.316 (1, 8) 	2-3 		0-0 B5-3 		1-3 		1-2 SH1-3 1B 	0-3 		5 1 1 0 0 3 1			
<b>Damion Easley, R</b> OBP: 0.372, SLG: 0.423 (1, 4) 	2-3 		4-2 		2-2 2-H 1B 2B 		1-1 SH1-3 1-2 	2-1 F7 		3 1 1 1 1 1 0			
<b>Bobby Higginson, L</b> OBP: 0.355, SLG: 0.433 (1, 7) 	3-1 F9 		0-1 F7 		2-2 2-H 1B 		4-0 1B 1B BB 		0-0 F8 	4 1 1 1 1 0 1			
<b>Tony Clark, S</b> OBP: 0.384, SLG: 0.648 (1, 3) 		0-0 1B 1B 2B 		1-0 1B G3-2-3 1B 		3-3 1-2 K 	2-0 1B 1B 1B 		3-2 FC5-4 1B 	5 2 4 1 0 1 1			
<b>Travis Fryman, R</b> OBP: 0.366, SLG: 0.469 (1, 5) 		2-0 1B 		1-1 G3-2-3 1B 1-2 1B 	2-3 K 		0-0 1B 1B 1B 		1-1 FC5-4 BB 1-2f 	5 0 3 1 0 1 2			
<b>Melvin Nieves, S</b> OBP: 0.385, SLG: 0.500 (1, 9) 		2-3 K 		1-1 G3-2-3 1B 1-2 2-3 1B 		1-0 G4-3 	2-1 F7 		4-0 1-2 BB 	4 0 1 0 1 1 3			
<b>Bob Hamelin, L</b> OBP: 0.343, SLG: 0.452 (1, 10) <b>Phil Nevin, R</b> OBP: 0.393, SLG: 0.458 (9, PH) <b>Curtis Pride, L</b> OBP: 0.329, SLG: 0.319 (9, PH) 		2-2 1B 		1-2 G3-2-3 1-2 2-3 3-H 3-Hf 		0-0 G3 	3-2 1-3 2-H 1B 		2-0 G3 	4 0 2 2 0 0 3 0 0 0 0 0 0 0 1 0 0 0 0 0 2			
<b>Brian Johnson, R</b> OBP: 0.221, SLG: 0.274 (1, 2) 		0-2 P6 		0-2 F7 		0-1 1B 	0-1 F9 			4 0 1 0 0 0 5			
<b>Deivi Cruz, R</b> OBP: 0.228, SLG: 0.306 (1, 6) 			3-1 F7 		1-1 2B 2B 		0-0 B1-3 		1-3 K 	4 1 1 0 0 1 1			
<b>Inning Stats</b>	R: 0 E: 0 K: 2 S: 8 H: 0 LOB: 0 BB: 0 P: 15	R: 1 E: 0 K: 1 S: 12 H: 3 LOB: 1 BB: 0 P: 18	R: 0 E: 0 K: 0 S: 8 H: 0 LOB: 1 BB: 1 P: 15	R: 0 E: 0 K: 0 S: 11 H: 3 LOB: 2 BB: 0 P: 15	R: 2 E: 0 K: 3 S: 20 H: 3 LOB: 1 BB: 0 P: 31	R: 0 E: 0 K: 0 S: 5 H: 1 LOB: 1 BB: 0 P: 6	R: 3 E: 0 K: 0 S: 15 H: 4 LOB: 2 BB: 1 P: 28	R: 0 E: 0 K: 2 S: 8 H: 0 LOB: 0 BB: 0 P: 11	R: 0 E: 0 K: 0 S: 9 H: 1 LOB: 2 BB: 1 P: 19	1B: 12 2B: 3 3B: 0 HR: 0 SF: 0 SAC: 1 DP: 1 HBP: 0	WP: 0 PB: 0 SB: 1 CS: 0 PA: 43		
<b>PITCHER</b>	IP WLS BF H R ER SO BB IBB HBP BLK WP HR S P ERA WHIP											<b>PITCHER</b>	IP WLS BF H R ER SO BB IBB HBP BLK WP HR S P ERA WHIP
<b>Tim Belcher, R</b> ERA: 2.35 (1, 1) <b>Randy Veres, R</b> ERA: 4.09 (7, 1) <b>Jamie Walker, L</b> ERA: 6.97 (9, 1) <b>Jeff Montgomery, R</b> ERA: 10.64 (9, 1)	6.1 L 32 13 6 6 6 2 0 0 0 0 0 0 24 36 8.53 2.368												

**Detroit Tigers @ Kansas City Royals**  
 Kauffman Stadium, Kansas City, MO  
 Sun May 18 1997, 3:33 AM CDT  
 Att. 15,333 - Cloudy - 87 F

AB	39
R	6
H	15
RBI	6
BB	3
SO	8
LOB	19



WP: 0	PA: 43
PB: 0	
SB: 1	
CS: 0	

ERA	WHIP

livebaseballscorecards.com



Batter	1	2	3	4	5	6	7	8	9	AB R H RBI BB SO LOB
Jose Offerman, S OBP: 0.390, SLG: 0.478 (1, 4)	0-1 P6		2-0 HR		4-2 G4-3 S BB		0-1 3B		1-2 F7	4 1 2 1 1 0 2
Tom Goodwin, L OBP: 0.307, SLG: 0.305 (1, 8)	0-1 G4-3 S 1B		0-0 G3		1-1 G4-3		0-2 G4-3		4-2 BB	3 0 1 0 0 0 1 1 0 0 0 0 0 1 0 0 0 0 0 0 0 0 0 0 0 1 0 0
Shane Halter, R OBP: 0.400, SLG: 0.308 (8, 9)									1-2 2-3 BB	5 0 0 0 0 1 5
Jay Bell, R OBP: 0.393, SLG: 0.537 (9, PH)										
Bip Roberts, S OBP: 0.391, SLG: 0.449 (1, 7)	2-2 G4-3				0-0 G4-3		1-0 G5-3		1-3 K	
Jeff King, R OBP: 0.384, SLG: 0.397 (1, 3)	3-1 P1				3-3 K		0-1 F8		4-0 BB BB	3 0 0 0 1 1 1
Chili Davis, S OBP: 0.412, SLG: 0.410 (1, 10)		1-1 G3			4-0 2B 29 HR BB		4-1 G3-6-3 BB		4-2 G6-3 BB	1 1 0 0 3 0 0
Scott Cooper, L OBP: 0.278, SLG: 0.347 (1, 5)		1-0 P6			2-2 29 HR 2B		2-1 G3-6-3 1-2f		1-2 G6-3 1-2f	4 1 1 0 0 0 3
29 Mike Sweeney, R OBP: 0.333, SLG: 0.483 (1, 2)		2-1 G5-3			1-2 HR		1-0 HR		2-2 FC5-6 HBP	3 2 2 4 0 0 0
David Howard, S OBP: 0.354, SLG: 0.433 (1, 6)			1-0 G4-3		1-1 F9		1-0 F9		0-0 FC5-6 BB E 1-2f	4 0 0 0 0 0 1
Johnny Damon, L OBP: 0.348, SLG: 0.466 (1, 9) (8, 8)			0-1 F7				0-0 L7		3-2 G6-3	4 0 0 0 0 0 1
									1-2 E4 BB	

Inning Stats	R: 0	H: 1	E: 0	K: 0	S: 24	LOB: 1	BB: 0	P: 27	R: 0	H: 0	E: 0	K: 0	S: 5	LOB: 0	BB: 0	P: 9	R: 1	H: 1	E: 0	K: 0	S: 5	LOB: 0	BB: 0	P: 8	R: 3	H: 2	E: 0	K: 1	S: 15	LOB: 0	BB: 1	P: 26	R: 0	H: 0	E: 0	K: 0	S: 8	LOB: 1	BB: 1	P: 14	R: 0	H: 0	E: 0	K: 0	S: 5	LOB: 0	BB: 1	P: 11	R: 1	H: 2	E: 0	K: 0	S: 10	LOB: 1	BB: 0	P: 15	R: 0	H: 0	E: 0	K: 1	S: 10	LOB: 1	BB: 2	P: 20	R: 0	H: 0	E: 1	K: 0	S: 19	LOB: 3	BB: 1	P: 29	1B: 1	SF: 0	2B: 1	SAC: 0	3B: 1	DP: 2	HR: 3	HBP: 1	WP: 0	PA: 39
PITCHER	IP	WLS	BF	H	R	ER	SO	BB	IBB	HBP	BLK	WP	HR	S	P	ERA	WHIP																																																																	
Felipe Lira, R ERA: 5.24 (1, 1)	4.0		17	4	4	4	1	1	0	0	0	0	2	49	70	9.00	1.250																																																																	
John Cummings, L ERA: 4.19 (5, 1)	2.2	W	11	2	1	1	0	2	0	0	0	0	1	20	37	3.38	1.500																																																																	
Todd Jones, R ERA: 4.26 (7, 1)	2.0		10	0	0	0	1	3	0	1	0	0	0	30	50	0.00	1.500																																																																	
Mike Myers, L ERA: 4.97 (9, 1)	0.1	S	1	0	0	0	0	0	0	0	0	0	0	2	2	0.00	0.000																																																																	

BOTTOM

Detroit Tigers @ Kansas City Royals  
Kauffman Stadium, Kansas City, MO

Sun May 18 1997, 3:33 AM CDT  
Att. 15,333 - Cloudy - 87 F

livebaseballscorecards.com

AB	32
R	5
H	6
RBI	5
BB	6
SO	2
LOB	15



**Kansas City Royals @ Cleveland Indians**  
 Jacobs Field, Cleveland, OH

Tue May 20 1997, 7:05 PM EDT  
 Att. 43,167 - Unknown - 58 F

AB	35
R	3
H	10
RBI	3
BB	3
SO	4
LOB	13



WP:	0	PA:	39
PB:	0		
SB:	2		
CS:	0		

Batter	1	2	3	4	5	6	7	8	9	AB	R	H	RBI	BB	SO	LOB
Jose Offerman, S (1, 4) OBP: 0.373, SLG: 0.453	0-1 G3	2-2 G6-3			0-3 K		3-2 G4-3		3-2 G6-3	5	0	0	0	0	1	2
Bip Roberts, S (1, 7) OBP: 0.380, SLG: 0.438	0-0 G4-3		0-0 F8		3-2 G1-3		1-2 SF8		0-3 K	3	0	0	1	0	0	1
David Howard, S (7, 9) OBP: 0.354, SLG: 0.433					1-2 G1-3					0	0	0	0	0	0	0
Scott Cooper, L (9, PH) OBP: 0.273, SLG: 0.340										1	0	0	0	0	1	0
Jay Bell, R (1, 6) OBP: 0.393, SLG: 0.532	1-1 E S 1B		3-3 K		0-0 F9		3-1 BB 1B 1B		0-1 G5-3	5	0	2	0	0	1	1
Jeff King, R (1, 3) OBP: 0.386, SLG: 0.396	4-1 29 FC5 BB 1-3		1-1 G5-3			0-1 F7	1-1 BB 1-2			3	0	1	0	1	0	0
Chili Davis, S (1, 10) OBP: 0.422, SLG: 0.439	4-1 BB 1-2			0-0 HR		2-2 G4-3	4-1 BB 1-2 2-3			2	1	1	1	2	0	0
29 Mike Sweeney, R (1, 2) OBP: 0.343, SLG: 0.484	0-1 FC5 2-3f		1-0 L6-3 1B		0-2 1B 1B	1-0 F8				4	0	2	0	0	0	6
Craig Paquette, R (1, 5) OBP: 0.250, SLG: 0.344		1-0 G4-3		1-1 SAFE L6-3 1-1		2-1 1-2 1B		0-0 G6-3	4	0	1	0	0	0	1	
Tom Goodwin, L (1, 8) OBP: 0.299, SLG: 0.297		1-3 K		3-2 G4-3		0-1 G4-3		0-1 G3	4	0	0	0	0	1	2	
Johnny Damon, L (1, 9) OBP: 0.365, SLG: 0.511 (7, 7)		2-0 HR			0-1 G1-3 1B		2-2 G4-3 S 1B		0-2 G4-3	4	2	3	1	0	0	0

Inning Stats	R: 0	H: 1	E: 0	K: 0	S: 9	P: 18	R: 1	H: 1	E: 0	K: 1	S: 8	P: 14	R: 0	H: 0	E: 0	K: 1	S: 6	P: 10	R: 1	H: 2	E: 0	K: 0	S: 7	P: 12	R: 0	H: 1	E: 0	K: 1	S: 10	P: 12	R: 0	H: 2	E: 0	K: 0	S: 12	P: 16	R: 1	H: 3	E: 0	K: 0	S: 16	P: 31	R: 0	H: 0	E: 0	K: 0	S: 6	P: 6	R: 0	H: 0	E: 0	K: 1	S: 8	P: 11	1B: 8	2B: 1	3B: 0	HR: 2	SF: 1	SAC: 0	DP: 1	HBP: 0	WP: 0	PA: 39
--------------	------	------	------	------	------	-------	------	------	------	------	------	-------	------	------	------	------	------	-------	------	------	------	------	------	-------	------	------	------	------	-------	-------	------	------	------	------	-------	-------	------	------	------	------	-------	-------	------	------	------	------	------	------	------	------	------	------	------	-------	-------	-------	-------	-------	-------	--------	-------	--------	-------	--------

PITCHER	IP	WLS	BF	H	R	ER	SO	BB	IBB	HBP	BLK	WP	HR	S	P	ERA	WHIP
Charles Nagy, R (1, 1) ERA: 3.82	6.2		32	10	3	3	3	3	0	0	0	0	2	67	111	4.05	1.950
Paul Shuey, R (7, 1) ERA: 8.18	1.1	W	4	0	0	0	0	0	0	0	0	0	0	7	8	0.00	0.000
Michael Jackson, R (9, 1) ERA: 2.55	1.0	S	3	0	0	0	1	0	0	0	0	0	0	8	11	0.00	0.000


Batter	1	2	3	4	5	6	7	8	9
<b>Marquis Grissom, R</b> OBP: 0.295, SLG: 0.296 (1, 8)	3-2 G6-3		0-1 1B		3-3 K		0-1 SF7	2-0 G5-3	
<b>Tony Fernandez, S</b> OBP: 0.311, SLG: 0.436 (1, 4)	1-1 F9		2-3 K		0-0 G4-3		1-1 1B		
<b>Julio Franco, R</b> OBP: 0.445, SLG: 0.436 (1, 10)	2-2 2B		1-0 G3			1-0 F9	4-2 BB		
<b>Matt Williams, R</b> OBP: 0.330, SLG: 0.579 (1, 5)	1-2 G5-3			1-3 K		3-3 K	0-3 K		
<b>David Justice, L</b> OBP: 0.470, SLG: 0.723 (1, 7)		1-2 G1-3		3-1 F8		1-1 1B		1-1 HR	
<b>Manny Ramirez, R</b> OBP: 0.357, SLG: 0.504 (1, 9)		1-3 K		4-2 1B BB		1-1 F9		0-0 HR	
<b>Jim Thome, L</b> OBP: 0.459, SLG: 0.568 (1, 3)		1-2 G6-3		0-0 FC6 1B			0-0 SH3-4 1B SF7	3-2 SH1-4 1B	
<b>Sandy Alomar Jr., R</b> OBP: 0.384, SLG: 0.653 (1, 2)			1-0 1B 1B	2-2 FC6			1-1 SH3-4 1B	1-1 SH1-4	
<b>Omar Vizquel, S</b> OBP: 0.343, SLG: 0.349 (1, 6)			1-3 K		0-1 G4-3 1B		0-1 SH3-4	0-3 K	

Inning Stats	R: 0 E: 0 K: 0 S: 12	H: 1 LOB: 1 BB: 0 P: 19	R: 0 E: 0 K: 1 S: 9	H: 0 LOB: 0 BB: 0 P: 12	R: 0 E: 0 K: 2 S: 10	H: 2 LOB: 2 BB: 0 P: 15	R: 0 E: 0 K: 1 S: 12	H: 1 LOB: 2 BB: 1 P: 22	R: 0 E: 0 K: 1 S: 6	H: 1 LOB: 0 BB: 0 P: 9	R: 0 E: 0 K: 1 S: 8	H: 1 LOB: 1 BB: 0 P: 14	R: 2 E: 0 K: 1 S: 15	H: 3 LOB: 2 BB: 1 P: 21	R: 2 E: 0 K: 1 S: 12	H: 3 LOB: 1 BB: 0 P: 19
1B: 10 2B: 1 3B: 0 HR: 1	SF: 1 SAC: 2 DP: 1 HBP: 0	WP: 0 PA: 37														

PITCHER	IP	WLS	BF	H	R	ER	SO	BB	IBB	HBP	BLK	WP	HR	S	P	ERA	WHIP
<b>Glendon Rusch, L</b> ERA: 5.51 (1, 1)	6.1		27	8	2	2	6	1	0	0	0	0	0	62	97	2.84	1.421
<b>Jeff Montgomery, R</b> ERA: 10.03 (7, 1)	0.2		4	1	0	0	1	0	0	0	0	0	0	10	15	0.00	3.000
<b>Jamie Walker, L</b> ERA: 8.71 (8, 1)	0.0	L	3	3	2	2	0	0	0	0	0	0	1	6	10	∞	∞
<b>Randy Veres, R</b> ERA: 3.91 (8, 1)	1.0		3	0	0	0	1	0	0	0	0	0	0	6	9	0.00	0.000

AB R H RBI BB SO LOB

4	0	1	1	0	1	2
4	0	1	1	0	1	3
3	0	1	0	1	0	2
4	0	0	0	0	3	3
4	1	2	0	0	0	0
3	1	1	2	1	1	1
4	1	3	0	0	0	0
3	1	2	0	0	0	2
3	0	1	0	0	2	2

AB	32
R	4
H	12
RBI	4
BB	2
SO	8
LOB	15
	
WP: 0	PA: 37
PB: 0	
SB: 1	
CS: 0	

**Kansas City Royals @ Cleveland Indians**  
 Jacobs Field, Cleveland, OH  
 Tue May 20 1997, 7:05 PM EDT  
 Att: 43,167 - Unknown - 58 F

livebaseballscorecards.com



Batter	1	2	3	4	5	6	7	8	9
<b>Marquis Grissom, R</b> (1, 8) OBP: 0.294, SLG: 0.288 	0-1 <b>G5-3</b> 		4-2 		1 SAFE 0-1 <b>G4-6-3</b> 			0-2 <b>P6</b> 	
<b>Tony Fernandez, S</b> (1, 4) OBP: 0.302, SLG: 0.421 	0-1 <b>G6-3</b> 		0-0 <b>F7</b> 		1-3 <b>K</b> 			0-3 <b>K</b> 	
<b>Jim Thome, L</b> (1, 3) OBP: 0.466, SLG: 0.567 	4-2 			1-0 <b>FC4-6</b> <b>S</b> <b>1B</b> 				4-0 	
<b>Matt Williams, R</b> (1, 5) OBP: 0.330, SLG: 0.575 <b>Kevin Seitzer, R</b> (8, 5) OBP: 0.271, SLG: 0.372 	1-3 <b>K</b> 			0-1 <b>FC4-6</b> <b>1B</b> 				1 SAFE 4-2 	
<b>David Justice, L</b> (1, 7) OBP: 0.465, SLG: 0.707 		0-2 <b>P5</b> 		3-3 <b>K</b> 				1-0 <b>F8</b> 	
<b>Julio Franco, R</b> (1, 10) OBP: 0.437, SLG: 0.426 		1-0 <b>G5-3</b> 		1-1 <b>FC4-6</b> <b>WP</b> <b>S</b> 				4-1 	
<b>Brian Giles, L</b> (1, 9) OBP: 0.400, SLG: 0.467 		4-2 		4-1 <b>WP</b> <b>BB</b> 				3-2 <b>P5</b> 	
<b>Sandy Alomar Jr., R</b> (1, 2) OBP: 0.375, SLG: 0.636 		1-1 <b>CS</b> 	1-2 <b>G5-3</b> 	1-3 <b>K</b> 				0-0 <b>G4-3</b> 	
<b>Omar Vizquel, S</b> (1, 6) OBP: 0.343, SLG: 0.344 			0-0 <b>F8</b> 		4-0 <b>G4-6-3</b> <b>BB</b> 			1-1 <b>G3</b> 	

Inning Stats	R: 0	H: 0	E: 0	K: 1	S: 9	R: 0	H: 0	E: 0	K: 0	S: 7	R: 0	H: 0	E: 0	K: 0	S: 7	R: 1	H: 2	E: 0	K: 2	S: 12	R: 0	H: 0	E: 0	K: 1	S: 5	R: 0	H: 0	E: 0	K: 2	S: 9	R: 0	H: 0	E: 0	K: 0	S: 6	R: 0	H: 0	E: 0	K: 1	S: 10
	LOB: 1	BB: 1	LOB: 0	BB: 1	LOB: 1	LOB: 0	LOB: 2	LOB: 0	BB: 1	LOB: 1	LOB: 1	LOB: 1	LOB: 1	LOB: 0	LOB: 1	LOB: 2	LOB: 0	LOB: 1	LOB: 1	LOB: 1	LOB: 0	LOB: 0	LOB: 2	LOB: 0	LOB: 1	LOB: 0	LOB: 0	LOB: 1	LOB: 1	LOB: 1	LOB: 1	LOB: 0	LOB: 0	LOB: 2	LOB: 0	LOB: 2	LOB: 2	LOB: 1		

PITCHER	IP	WLS	BF	H	R	ER	SO	BB	IBB	HBP	BLK	WP	HR	S	P	ERA	WHIP												
<b>Kevin Appier, R</b> (1, 1) ERA: 2.53	8.0	L	32	2	1	1	7	8	0	0	0	1	0	65	118	1.12	1.250												

**BOTTOM**

**Kansas City Royals @ Cleveland Indians**  
 Jacobs Field, Cleveland, OH  
 Wed May 21 1997, 7:05 PM EDT  
 Att: 42,290 - Unknown - 54 F

AB	R	H	RBI	BB	SO	LOB
3	0	0	0	1	0	1
4	0	0	0	0	2	1
2	1	1	0	2	1	0
3	0	1	0	0	2	1
0	0	0	0	1	0	0
3	0	0	0	1	1	4
3	0	0	0	0	0	3
1	0	0	0	2	0	0
3	0	0	0	0	1	2
2	0	0	0	1	0	0

AB	24
R	1
H	2
RBI	0
BB	8
SO	7
LOB	12

WP: 1	PA: 33
PB: 0	
SB: 2	
CS: 1	

livebaseballscores.com

Batter	1	2	3	4	5	6	7	8	9	AB R H RBI BB SO LOB	TOP
<b>Jose Offerman, S</b> (1, 4) OBP: 0.350, SLG: 0.422 <b>David Howard, S</b> (8, PH) OBP: 0.348, SLG: 0.426 (8, 4)	1-3 		0-0 		2-1 			0-0 		3 0 0 0 0 1 2 1 0 0 0 0 0 0	
<b>Jay Bell, R</b> (1, 6) OBP: 0.387, SLG: 0.522	2-1 			3-1 		3-2 			3-3 	4 1 1 0 0 1 0	
<b>Bip Roberts, S</b> (1, 7) OBP: 0.376, SLG: 0.433 <b>Shane Halter, R</b> (8, 7) OBP: 0.438, SLG: 0.357	3-2 			1-2 		1-3 			0-1 	3 0 1 1 0 1 0 1 0 1 0 0 0 0	
<b>Jeff King, R</b> (1, 3) OBP: 0.375, SLG: 0.380		0-0 		3-2 		0-3 			1-3 	4 0 0 0 0 2 2	
<b>Chili Davis, S</b> (1, 10) OBP: 0.441, SLG: 0.446		0-3 		4-1 		0-0 			0-2 	3 0 1 0 1 1 0	
<b>Craig Paquette, R</b> (1, 5) OBP: 0.241, SLG: 0.331		0-3 		0-1 		0-3 			2-3 	4 0 0 0 0 3 4	
<b>29 Mike Sweeney, R</b> (1, 2) OBP: 0.333, SLG: 0.455			4-0 		0-1 		0-0 			2 0 0 0 1 0 0	
<b>Tom Goodwin, L</b> (1, 8) OBP: 0.301, SLG: 0.298			0-0 		2-2 			2-2 		3 0 1 0 0 0 1	
<b>Johnny Damon, L</b> (1, 9) OBP: 0.363, SLG: 0.495			0-0 		1-1 			1-2 		3 0 1 0 0 0 1	
<b>Inning Stats</b>	R: 0 H: 0 E: 0 LOB: 0 K: 1 BB: 0 S: 11 P: 17	R: 0 H: 0 E: 0 LOB: 0 K: 2 BB: 0 S: 7 P: 7	R: 0 H: 1 E: 0 LOB: 1 K: 0 BB: 1 S: 3 P: 7	R: 1 H: 2 E: 0 LOB: 1 K: 0 BB: 1 S: 12 P: 23	R: 0 H: 1 E: 0 LOB: 1 K: 0 BB: 0 S: 10 P: 14	R: 0 H: 0 E: 0 LOB: 0 K: 2 BB: 0 S: 10 P: 14	R: 0 H: 0 E: 0 LOB: 0 K: 1 BB: 0 S: 5 P: 5	R: 0 H: 0 E: 0 LOB: 0 K: 0 BB: 0 S: 7 P: 10	R: 0 H: 2 E: 0 LOB: 2 K: 3 BB: 0 S: 14 P: 20	1B: 5 SF: 0 2B: 1 SAC: 0 3B: 0 DP: 1 HR: 0 HBP: 0	WP: 0 PA: 33 PB: 0 SB: 3 CS: 1
<b>PITCHER</b> <b>Albie Lopez, R</b> (1, 1) ERA: 4.91 <b>Paul Assenmacher, L</b> (8, 1) ERA: 7.71 <b>Jose Mesa, R</b> (9, 1) ERA: 4.15	IP WLS BF H R ER SO BB IBB HBP BLK WP HR S P ERA WHIP 7.0 W 25 4 1 1 6 1 1 0 0 0 0 58 87 1.29 0.714 1.0 3 0 0 0 0 0 0 0 0 0 0 7 10 0.00 0.000 1.0 5 2 0 0 3 0 0 0 0 0 0 14 20 0.00 2.000	<b>PITCHER</b> IP WLS BF H R ER SO BB IBB HBP BLK WP HR S P ERA WHIP									

**Kansas City Royals @ Cleveland Indians**  
**Jacobs Field, Cleveland, OH**  
 Thu May 22 1997, 3:33 AM EDT  
 Att. 42,962 - Sunny - 52 F

[livebaseballscorecards.com](http://livebaseballscorecards.com)





Batter	1	2	3	4	5	6	7	8	9	AB R H RBI BB SO LOB	TOP											
<b>Joey Cora, S</b> (1, 4) <small>OBP: 0.417, SLG: 0.532</small>	3-2 		1-0 		0-0 	1-2 		1-2 	5 1 2 0 0 0 2													
<b>Alex Rodriguez, R</b> (1, 6) <small>OBP: 0.378, SLG: 0.513</small>	1-2 		0-0 		1-1 	2-0 		2-2 	5 2 3 0 0 0 2													
<b>Ken Griffey Jr., L</b> (1, 8) <small>OBP: 0.401, SLG: 0.744</small>	1-3 		1-3 		0-2 		1-1 	0-0 	5 1 1 2 0 2 4													
<b>Edgar Martinez, R</b> (1, 10) <small>OBP: 0.431, SLG: 0.488</small>		4-1 		2-2 	2-2 		3-2 	2-2 	3 2 2 1 1 0 0													
<b>Jay Buhner, R</b> (1, 9) <small>OBP: 0.376, SLG: 0.421</small>		0-2 		3-3 	1-2 		2-2 	4-2 	4 1 1 3 1 1 2													
<b>Paul Sorrento, L</b> (1, 3) <small>OBP: 0.320, SLG: 0.457</small>		0-1 		1-1 	3-3 		0-0 	0-1 	5 1 2 2 0 1 2													
<b>Dan Wilson, R</b> (1, 2) <small>OBP: 0.355, SLG: 0.447</small>		2-0 		2-1 		0-1 		2-0 	4 0 1 0 0 0 1													
<b>Mike Blowers, R</b> (1, 5) <small>OBP: 0.260, SLG: 0.340</small>			2-1 	2-0 		1-2 		1-2 	4 0 1 0 0 0 0													
<b>Rob Ducey, L</b> (1, 7) <small>OBP: 0.255, SLG: 0.326</small>			2-1 		3-2 	0-1 		1-0 	4 0 0 0 0 0 2													
<b>Inning Stats</b>	R: 0 E: 0 K: 1 S: 10	H: 0 LOB: 0 BB: 0 P: 15	R: 0 E: 0 K: 0 S: 7	H: 1 LOB: 1 BB: 1 P: 13	R: 0 E: 0 K: 1 S: 10	H: 2 LOB: 2 BB: 0 P: 16	R: 2 E: 0 K: 1 S: 12	H: 1 LOB: 0 BB: 0 P: 22	R: 4 E: 0 K: 1 S: 23	H: 4 LOB: 2 BB: 0 P: 33	R: 0 E: 0 K: 0 S: 12	H: 2 LOB: 2 BB: 0 P: 16	R: 0 E: 0 K: 0 S: 9	H: 0 LOB: 0 BB: 0 P: 15	R: 0 E: 0 K: 0 S: 5	H: 0 LOB: 0 BB: 0 P: 8	R: 2 E: 0 K: 0 S: 17	H: 3 LOB: 2 BB: 1 P: 27	1B: 10 2B: 0 3B: 0 HR: 3	SF: 0 SAC: 0 DP: 1 HBP: 1	WP: 1 PB: 0 SB: 0 CS: 0	PA: 42
<b>PITCHER</b>	IP WLS BF H R ER SO BB IBB HBP BLK WP HR S P ERA WHIP																					
<b>Tim Belcher, R</b> (1, 1) <small>ERA: 2.88</small>	6.0 L 29 10 6 6 4 1 0 1 0 0 2 74 115 9.00 1.833																					
<b>Jeff Montgomery, R</b> (7, 1) <small>ERA: 8.56</small>	2.0 6 0 0 0 0 0 0 0 0 0 0 14 23 0.00 0.000																					
<b>Hipolito Pichardo, R</b> (9, 1) <small>ERA: 1.31</small>	0.2 6 3 2 2 0 1 0 0 0 1 1 15 25 27.00 6.000																					
<b>Jamie Walker, L</b> (9, 1) <small>ERA: 8.44</small>	0.1 1 0 0 0 0 0 0 0 0 0 0 2 2 0.00 0.000																					

Seattle Mariners @ Kansas City Royals  
Kauffman Stadium, Kansas City, MO  
Fri May 23 1997, 7:05 PM CDT  
Att. 21,042 - Unknown - 77 F

AB	39
R	8
H	13
RBI	8
BB	2
SO	4
LOB	15





Batter	1	2	3	4	5	6	7	8	9	AB R H RBI BB SO LOB
Jose Offerman, S (1, 4) OBP: 0.352, SLG: 0.415	3-2 2B 1B	3-1 G6-3		4-2 L3 BB		2-1 CS 1-2	2-3 K		2-3 K	4 1 1 0 1 2 2
Bip Roberts, S (1, 7) OBP: 0.377, SLG: 0.439	2-2 G1-3 2B 1-H	3-3 K		0-0 L3 1-1			3-2 G6-3		2-2 E4 1B 1-3	5 0 2 1 0 1 2
Jay Bell, R (1, 6) OBP: 0.382, SLG: 0.512	1-3 K		2-3 K		2-2 K		0-0 1B		2-1 F8	5 0 1 0 0 3 3
Jeff King, R (1, 3) OBP: 0.372, SLG: 0.372	4-2 G1-3 BB		3-1 F8		2-1 P4		2-3 K			3 0 0 0 1 1 1
Chili Davis, S (1, 10) OBP: 0.442, SLG: 0.448	1-2 G1-3 1-2 2-3		2-2 HR 1B		1-0 1B			2-0 G3-1		4 1 2 0 0 0 2
Joe Vitiello, R (1, 9) OBP: 0.407, SLG: 0.406	1-3 K		0-0 HR		1-3 K			1-3 K		4 1 1 2 0 3 3
David Howard, S (9, 9) OBP: 0.348, SLG: 0.426			1-H HR							0 0 0 0 0 0 0
Mike Macfarlane, R (1, 2) OBP: 0.193, SLG: 0.226		1-2 G5-3	0-0 2B		1-1 CS 1B			0-2 F8		3 0 2 0 0 0 0
Tom Goodwin, L (6, PR) OBP: 0.299, SLG: 0.296										1 0 0 0 0 0 0
Craig Paquette, R (1, 5) OBP: 0.248, SLG: 0.331		4-2 E S BB	0-3 K		2-1 F7			0-2 E 1B 1B		3 1 1 0 1 1 2
Shane Halter, R (1, 8) OBP: 0.421, SLG: 0.313		3-0 1B SAFE		1-0 F8		0-3 K			1-2 F9	2 0 0 0 0 1 1
29 Mike Sweeney, R (7, 2) OBP: 0.329, SLG: 0.448										1 0 0 0 0 0 1

Inning Stats	R: 1	H: 2	E: 0	K: 2	S: 23	H: 2	LOB: 2	BB: 1	P: 35	R: 1	H: 0	E: 0	K: 1	S: 10	H: 0	LOB: 1	BB: 1	P: 24	R: 2	H: 3	E: 0	K: 2	S: 15	H: 0	LOB: 0	BB: 1	P: 9	R: 0	H: 1	E: 0	K: 2	S: 9	H: 1	LOB: 1	BB: 0	P: 15	R: 0	H: 1	E: 0	K: 1	S: 8	H: 1	LOB: 1	BB: 0	P: 13	R: 0	H: 1	E: 0	K: 2	S: 12	H: 1	LOB: 1	BB: 0	P: 19	R: 0	H: 0	E: 1	K: 1	S: 15	H: 2	LOB: 2	BB: 0	P: 22	R: 0	H: 2	E: 1	K: 1	S: 15	H: 0	LOB: 0	BB: 0	P: 11	R: 0	H: 2	E: 0	K: 1	S: 15	1B: 7	2B: 3	3B: 0	HR: 1	SF: 0	SAC: 0	DP: 1	HBP: 1
--------------	------	------	------	------	-------	------	--------	-------	-------	------	------	------	------	-------	------	--------	-------	-------	------	------	------	------	-------	------	--------	-------	------	------	------	------	------	------	------	--------	-------	-------	------	------	------	------	------	------	--------	-------	-------	------	------	------	------	-------	------	--------	-------	-------	------	------	------	------	-------	------	--------	-------	-------	------	------	------	------	-------	------	--------	-------	-------	------	------	------	------	-------	-------	-------	-------	-------	-------	--------	-------	--------

PITCHER	IP	WLS	BF	H	R	ER	SO	BB	IBB	HBP	BLK	WP	HR	S	P	ERA	WHIP
Randy Johnson, L (1, 1) ERA: 3.36	7.0	W	31	8	4	4	10	3	0	1	0	0	1	81	137	5.14	1.571
Bobby Ayala, R (8, 1) ERA: 5.6	1.0		3	0	0	0	1	0	0	0	0	0	0	8	11	0.00	0.000
Norm Charlton, L (9, 1) ERA: 5.61	1.0		5	2	0	0	1	0	0	0	0	0	0	15	22	0.00	2.000


**BOTTOM**

**Seattle Mariners @ Kansas City Royals**  
Kauffman Stadium, Kansas City, MO

Fri May 23 1997, 7:05 PM CDT  
Att: 21,042 - Unknown - 77 F

livebaseballscorecards.com

AB	35
R	4
H	10
RBI	3
BB	3
SO	12
LOB	17



WP: 0	PA: 40
PB: 0	
SB: 2	
CS: 1	

Batter	1	2	3	4	5	6	7	8	9	AB	R	H	RBI	BB	SO	LOB	TOP										
Joey Cora, S OBP: 0.428, SLG: 0.540 (1, 4)	2-1 G6-3		1-1 FC5-4 1B	0-0 1B		1-0 1B		1-1 1B		5	0	4	0	0	0	0											
Alex Rodriguez, R OBP: 0.389, SLG: 0.500 (1, 6)	3-1 G4-3		1-1 L8	2-0 G5-3		0-0 F7-3-5		2-3 K		5	0	0	0	0	1	8											
Ken Griffey Jr., L OBP: 0.401, SLG: 0.735 (1, 8)	2-0 G5-3		2-2 L8		0-1 BB 1B		1-0 G3	2-1 1B		5	0	2	1	0	0	2											
Edgar Martinez, R OBP: 0.431, SLG: 0.480 (1, 10)		4-0 G5-3 BB BB	1-1 FC5-4		0-1 F7		2-0 BB HBP	2-2 G3-1		3	0	0	0	1	0	5											
Jay Buhner, R OBP: 0.371, SLG: 0.411 (1, 9)		3-3 K		3-1 G5-3	4-0 G4-6-3 BB		0-0 P3	0-0 F8		4	0	0	0	1	1	2											
Paul Sorrento, L OBP: 0.336, SLG: 0.479 (1, 3)		4-1 G5-3 BB		4-1 2B 1B BB	0-0 G4-6-3		4-2 BB	2-1 HR		2	2	1	1	3	0	2											
Dan Wilson, R OBP: 0.357, SLG: 0.452 (1, 2)		0-2 G5-3		0-0 1B SF7 2B		3-2 2B 1B	1-0 G3	1-2 L9		5	2	2	0	0	0	4											
Mike Blowers, R OBP: 0.255, SLG: 0.327 (1, 5)		2-3 K		1-0 1B 2B 1B		0-0 L3		2-1 F8	0-0 L1	5	0	1	1	0	1	3											
Rob Ducey, L OBP: 0.291, SLG: 0.375 (1, 7)			4-1 1B BB	1-0 SF7		1-0 1B F7-3-5 2B		0-2 1B 1B		2	1	2	2	1	0	0											
<b>Inning Stats</b>	R: 0 E: 0 K: 0 S: 5	H: 0 LOB: 0 BB: 0 P: 12	R: 0 E: 0 K: 2 S: 11	H: 1 LOB: 2 BB: 2 P: 24	R: 0 E: 0 K: 0 S: 11	H: 1 LOB: 2 BB: 1 P: 20	R: 2 E: 0 K: 0 S: 8	H: 3 LOB: 2 BB: 1 P: 19	R: 0 E: 0 K: 0 S: 5	H: 1 LOB: 1 BB: 1 P: 9	R: 1 E: 0 K: 0 S: 8	H: 3 LOB: 1 BB: 0 P: 13	R: 0 E: 0 K: 0 S: 5	H: 0 LOB: 2 BB: 1 P: 13	R: 1 E: 0 K: 1 S: 15	H: 3 LOB: 2 BB: 0 P: 24	R: 1 E: 0 K: 0 S: 7	H: 1 LOB: 0 BB: 0 P: 10	1B: 9 2B: 3 3B: 0 HR: 1	SF: 1 SAC: 0 DP: 2 HBP: 1	WP: 0 PB: 0 SB: 0 CS: 0	PA: 44					
<b>PITCHER</b>	IP	WLS	BF	H	R	ER	SO	BB	IBB	HBP	BLK	WP	HR	S	P	ERA	WHIP										
Jim Pittsley, R ERA: 7.04 (1, 1)	5.1		27	7	3	3	2	5	0	0	0	0	0	46	94	5.06	2.250										
Randy Veres, R ERA: 3.91 (6, 1)	2.1	W	11	3	1	1	1	1	0	1	0	0	0	17	31	3.86	1.714										
Jamie Walker, L ERA: 8.44 (8, 1)	0.0		1	1	0	0	0	0	0	0	0	0	0	2	4	∞	∞										
Hipolito Pichardo, R ERA: 1.64 (8, 1)	1.1	S	5	1	1	1	0	0	0	0	0	0	1	10	15	6.75	0.750										

Seattle Mariners @ Kansas City Royals  
Kauffman Stadium, Kansas City, MO  
Sat May 24 1997, 7:05 PM CDT  
Att. 28,016 - Unknown - 78 F

livebaseballscorecards.com

AB	36
R	5
H	12
RBI	5
BB	6
SO	3
LOB	26



Batter	1	2	3	4	5	6	7	8	9
<b>Jose Offerman, S</b> (1, 4) <small>OBP: 0.370, SLG: 0.436</small> 	1-1 		1-1 		1-0 		0-1 	4-2 	
<b>Tom Goodwin, L</b> (1, 8) <small>OBP: 0.302, SLG: 0.299</small> 	1-2 		2-0 			3-2 	0-0 	2-0 	
<b>Jay Bell, R</b> (1, 6) <small>OBP: 0.388, SLG: 0.520</small> 	3-1 			0-0 		3-1 	3-2 	3-1 	
<b>Jeff King, R</b> (1, 3) <small>OBP: 0.378, SLG: 0.376</small> 		0-3 		1-2 		4-0 	3-2 	1-3 	
<b>Joe Vitiello, R</b> (1, 10) <small>OBP: 0.400, SLG: 0.389</small> 		2-1 		0-0 		1-0 	1-2 		
<b>Scott Cooper, L</b> (1, 5) <small>OBP: 0.262, SLG: 0.321</small> <b>Chili Davis, S</b> (6, PH) <small>OBP: 0.446, SLG: 0.448</small> <b>David Howard, S</b> (6, PR) <small>OBP: 0.343, SLG: 0.419</small> 		3-2 		2-2 		4-2 		2-2 	
<b>Craig Paquette, R</b> (1, 7) <small>OBP: 0.255, SLG: 0.378</small> 		3-3 			0-0 	0-0 		1-3 	
<b>Mike Macfarlane, R</b> (1, 2) <small>OBP: 0.197, SLG: 0.214</small> 			1-1 		2-0 	2-2 		4-1 	
<b>Johnny Damon, L</b> (1, 9) <small>OBP: 0.358, SLG: 0.485</small> 			0-0 		1-1 		1-1 	1-0 	

Inning Stats	R: 0	H: 1	E: 0	K: 0	S: 7	LOB: 0	BB: 0	P: 12	R: 0	H: 0	E: 0	K: 2	S: 10	LOB: 1	BB: 0	P: 18	R: 0	H: 2	E: 0	K: 0	S: 6	LOB: 2	BB: 0	P: 10	R: 0	H: 1	E: 0	K: 0	S: 10	LOB: 1	BB: 0	P: 13	R: 1	H: 1	E: 0	K: 0	S: 5	LOB: 0	BB: 0	P: 9	R: 4	H: 2	E: 0	K: 1	S: 12	LOB: 1	BB: 2	P: 29	R: 2	H: 3	E: 0	K: 0	S: 14	LOB: 1	BB: 0	P: 22	R: 4	H: 3	E: 0	K: 2	S: 20	LOB: 1	BB: 2	P: 38
--------------	------	------	------	------	------	--------	-------	-------	------	------	------	------	-------	--------	-------	-------	------	------	------	------	------	--------	-------	-------	------	------	------	------	-------	--------	-------	-------	------	------	------	------	------	--------	-------	------	------	------	------	------	-------	--------	-------	-------	------	------	------	------	-------	--------	-------	-------	------	------	------	------	-------	--------	-------	-------

PITCHER	IP	WLS	BF	H	R	ER	SO	BB	IBB	HBP	BLK	WP	HR	S	P	ERA	WHIP
<b>Jamie Moyer, L</b> (1, 1) <small>ERA: 3.89</small>	6.0	L	26	7	5	5	3	2	0	0	0	0	2	50	91	7.50	1.500
<b>40 Greg McCarthy, L</b> (7, 1) <small>ERA: 4.15</small>	0.2		3	1	1	1	0	0	0	0	0	0	0	5	6	13.50	1.500
<b>Mike Maddux, R</b> (7, 1) <small>ERA: 18.0</small>	1.0		6	2	2	2	1	1	0	0	0	0	0	19	33	18.00	3.000
<b>Mark Holzemer, L</b> (8, 1) <small>ERA: 12.27</small>	0.0		3	2	1	1	0	1	0	0	0	0	0	5	12	∞	∞
<b>Josias Manzanillo, R</b> (8, 1) <small>ERA: 5.88</small>	0.1		2	1	2	2	1	0	0	0	0	0	0	5	9	54.00	3.000

**BOTTOM**

**Seattle Mariners @ Kansas City Royals**  
**Kauffman Stadium, Kansas City, MO**

Sat May 24 1997, 7:05 PM CDT  
 Att: 28,016 - Unknown - 78 F

AB	R	H	RBI	BB	SO	LOB
4	2	3	0	1	0	0
5	1	2	2	0	1	2
5	2	3	3	0	0	1
4	1	2	1	1	2	1
3	0	0	0	0	0	4
2	0	0	0	0	0	2
0	0	0	0	1	0	0
1	1	0	0	0	0	0
4	2	2	5	0	2	1
3	1	0	0	1	0	1
4	1	1	0	0	0	0

AB	35
R	11
H	13
RBI	11
BB	4
SO	5
LOB	12

WP	PA
0	40
PB	0
SB	1
CS	0

1B	2B	3B	HR	SF	SAC	DP	HBP
9	2	0	2	0	1	1	1

Batter	1	2	3	4	5	6	7	8	9	10	11	AB R H RBI BB SO LOB	TOP																
<b>Rich Amaral, R</b> OBP: 0.333, SLG: 0.310 (1, 8) B X (9, 7)	1-0 F7 ①		2-1 F9 ①		1-2 P4 ①		X 0-0 FC4-6 ②		F X 0-1 F9 ②		X 0-0 F9 ③	6 0 0 0 0 0 4																	
<b>Alex Rodriguez, R</b> OBP: 0.361, SLG: 0.488 (1, 6) C F X (9, 7)	0-2 G5-3 ②		0-0 G5-3 ②		2-2 G5-3 ②		1 SAFE F F 1 SAFE K ③		C X 0-1 G4-3 ③			5 0 0 0 0 1 3																	
<b>Ken Griffey Jr., L</b> OBP: 0.401, SLG: 0.741 (1, 10) B B X	2-0 HR		4-2 BB		2-3 K ③			C X 0-1 P5 ①		B 1-2 L8 ①		4 1 1 1 1 1 0																	
<b>Edgar Martinez, R</b> OBP: 0.430, SLG: 0.483 (1, 3) C F X (9, 7)	1-2 BB 1B		3-2 F9 ③			C B X 1-1 G1-3 ①		B X 1-0 G1 ②		B X 1-0 2B		5 0 2 0 0 0 1																	
<b>Jay Buhner, R</b> OBP: 0.377, SLG: 0.406 (1, 9) C B B B B B B	4-1 BB			C B B B F B 4-2 G3 1B BB ①		C B B B X 3-2 L9 ②		C B B B S 2-3 K ③		B B B B 4-1 G6-4-3 BB ③		2 1 0 0 3 1 0																	
<b>Mike Blowers, R</b> OBP: 0.259, SLG: 0.327 (1, 7) B B S (9, PH) S (9, 5)	2-3 K ③			F B F 1 SAFE X G3 ①		C X 0-1 1B ③		C X 0-1 HR ①		B X 1-1 G6-4-3 ③		3 0 1 0 0 1 3 2 1 1 1 0 0 2																	
<b>Russ Davis, R</b> OBP: 0.331, SLG: 0.468 (1, 5) (9, PH) (9, 8)		C X 0-1 G5-3 ①		F X 0-1 F8 ②		B X 1-0 F9 ③		B B F S 1-3 K ①		B B C X 1-3 K ①		3 0 0 0 0 0 2 1 0 0 0 0 1 0 1 0 0 0 0 0 0																	
<b>John Marzano, R</b> OBP: 0.348, SLG: 0.250 (1, 2) (9, PH) (9, 2)		X 0-0 L7 ②		B B B B 4-0 1B BB ③		F B B S 1-3 K ①		B X 1-0 F9 BB 1B		C B X 1-1 G5-3 ②		2 0 0 0 1 1 0 2 0 1 0 0 0 0																	
<b>Joey Cora, S</b> OBP: 0.438, SLG: 0.543 (1, 4)		C C X 0-2 G1-3 ③		B B X 2-0 1B ③		F B B B 4-1 FC4-6 BB ①		B B B B 4-0 BB ②		X 0-0 1B		3 0 2 1 2 0 0																	
<b>Inning Stats</b>	R: 1 E: 0 K: 1 S: 13	H: 2 LOB: 2 BB: 1 P: 23	R: 0 E: 0 K: 0 S: 6	H: 0 LOB: 0 BB: 0 P: 6	R: 0 E: 0 K: 0 S: 9	H: 0 LOB: 1 BB: 1 P: 18	R: 1 E: 0 K: 0 S: 8	H: 1 LOB: 2 BB: 2 P: 19	R: 0 E: 0 K: 1 S: 9	H: 0 LOB: 0 BB: 0 P: 14	R: 0 E: 0 K: 1 S: 8	H: 1 LOB: 1 BB: 0 P: 13	R: 0 E: 0 K: 2 S: 8	H: 0 LOB: 1 BB: 1 P: 13	R: 0 E: 0 K: 1 S: 6	H: 0 LOB: 0 BB: 0 P: 9	R: 1 E: 0 K: 1 S: 10	H: 2 LOB: 2 BB: 1 P: 16	R: 0 E: 0 K: 0 S: 8	H: 1 LOB: 1 BB: 1 P: 15	R: 0 E: 0 K: 0 S: 7	H: 1 LOB: 1 BB: 0 P: 9	1B: 5 2B: 1 3B: 0 HR: 2	SF: 0 SAC: 0 DP: 1 HBP: 0	WP: 0 PB: 0 SB: 0 CS: 0	PA: 46			
<b>PITCHER</b>	IP WLS BF H R ER SO BB IBB HBP BLK WP HR S P ERA WHIP																												
<b>Glendon Rusch, L</b> ERA: 5.11 (1, 1)	7.1 30 4 2 2 4 5 0 0 0 0 1 63 108 2.46 1.227																												
<b>Jeff Montgomery, R</b> ERA: 6.22 (8, 1)	1.2 8 2 1 1 2 1 0 0 0 0 0 1 14 23 5.40 1.800																												
<b>Hipolito Pichardo, R</b> ERA: 1.57 (10, 1)	1.0 4 1 0 0 0 1 0 0 0 0 0 0 8 15 0.00 2.000																												
<b>Jamie Walker, L</b> ERA: 7.71 (11, 1)	1.0 W 4 1 0 0 0 0 0 0 0 0 0 0 7 9 0.00 1.000																												

Seattle Mariners @ Kansas City Royals  
Kauffman Stadium, Kansas City, MO  
Sun May 25 1997, 3:33 AM CDT  
Att. 22,733 - Overcast - 75 F

livebaseballscorecards.com

AB	39
R	3
H	8
RBI	3
BB	7
SO	6
LOB	15



Batter	1	2	3	4	5	6	7	8	9	10	11	AB R H RBI BB SO LOB	BOTTOM	
<b>Jose Offerman, S</b> (1, 4) OBP: 0.382, SLG: 0.447												4 0 3 1 0 0 0	<b>Seattle Mariners @ Kansas City Royals</b> Kauffman Stadium, Kansas City, MO Sun May 25 1997, 3:33 AM CDT Att. 22,733 - Overcast - 75 F	
<b>Bip Roberts, S</b> (1, 7) OBP: 0.371, SLG: 0.434												4 0 1 1 0 0 5		
<b>Jay Bell, R</b> (1, 6) OBP: 0.383, SLG: 0.509												4 1 0 0 1 0 3		
<b>Jeff King, R</b> (1, 3) OBP: 0.384, SLG: 0.390												5 0 3 0 0 1 1		
<b>Chili Davis, S</b> (1, 10) OBP: 0.438, SLG: 0.463												5 1 1 1 0 1 4		
<b>Joe Vitiello, R</b> (1, 9) OBP: 0.386, SLG: 0.373 <b>David Howard, S</b> (8, 9) OBP: 0.338, SLG: 0.413												3 0 0 1 0 0 1 1 0 0 0 0 1 0		
<b>Craig Paquette, R</b> (1, 5) OBP: 0.255, SLG: 0.374												4 1 1 0 0 0 1		
<b>29 Mike Sweeney, R</b> (1, 2) OBP: 0.329, SLG: 0.443 <b>Shane Halter, R</b> (7, PR) OBP: 0.421, SLG: 0.313 <b>Tim Spehr, R</b> (8, 2) OBP: 0.237, SLG: 0.257 <b>Mike Macfarlane, R</b> (9, PH) OBP: 0.194, SLG: 0.211 (10, 2)												3 0 1 0 0 2 1 0 1 0 0 0 0 0 0 0 0 0 0 0 0 1 0 0 0 0 0 0		
<b>Tom Goodwin, L</b> (1, 8) OBP: 0.312, SLG: 0.311												4 0 3 0 0 0 0		
<b>Inning Stats</b>	R: 0 H: 1 E: 0 LOB: 0 K: 0 BB: 0 S: 7 P: 15	R: 0 H: 0 E: 0 LOB: 0 K: 0 BB: 0 S: 5 P: 6	R: 0 H: 2 E: 0 LOB: 2 K: 1 BB: 0 S: 13 P: 18	R: 0 H: 1 E: 0 LOB: 0 K: 0 BB: 0 S: 6 P: 8	R: 1 H: 3 E: 0 LOB: 2 K: 1 BB: 0 S: 14 P: 18	R: 1 H: 1 E: 0 LOB: 1 K: 0 BB: 1 S: 8 P: 16	R: 1 H: 2 E: 0 LOB: 2 K: 0 BB: 0 S: 6 P: 8	R: 0 H: 1 E: 0 LOB: 0 K: 2 BB: 0 S: 9 P: 14	R: 0 H: 0 E: 0 LOB: 0 K: 0 BB: 0 S: 7 P: 13	R: 0 H: 1 E: 0 LOB: 1 K: 1 BB: 0 S: 14 P: 21	R: 1 H: 1 E: 0 LOB: 0 K: 0 BB: 0 S: 2 P: 2	1B: 11 SF: 1 2B: 2 SAC: 1 3B: 0 DP: 2 HR: 1 HBP: 0		WP: 0 PA: 41 PB: 0 SB: 0 CS: 2
<b>PITCHER</b> <b>Jeff Fassero, L</b> (1, 1) ERA: 4.04 <b>Bobby Ayala, R</b> (10, 1) ERA: 5.72	IP WLS BF H R ER SO BB IBB HBP BLK WP HR S P ERA WHIP 9.0 0 36 11 3 3 4 1 0 0 0 0 0 75 116 3.00 1.333 1.0 L 5 2 1 1 1 0 0 0 0 0 1 16 23 9.00 2.000	<b>PITCHER</b> IP WLS BF H R ER SO BB IBB HBP BLK WP HR S P ERA WHIP												

livebaseballscores.com

AB	38
R	4
H	13
RBI	4
BB	1
SO	5
LOB	16



Batter	1	2	3	4	5	6	7	8	9	10	11	AB R H RBI BB SO LOB	TOP
<b>Damon Mashore, R</b> OBP: 0.379, SLG: 0.356 (1, 8)	1-3 K		0-1 B5-3		1-2 F9			0-3 K		4-0 BB		4 0 0 0 1 2 1	
<b>Dave Magadan, L</b> OBP: 0.375, SLG: 0.381 (1, 3) (8, 5)	3-2 1B		1-1 E4		1-3 K			1-1 F7		2-1 F9		5 0 1 0 0 1 1	
<b>Geronimo Berroa, R</b> OBP: 0.388, SLG: 0.520 (1, 9)	2-2 L5		0-1 P3									5 0 0 0 0 2 2	
<b>Jose Canseco, R</b> OBP: 0.325, SLG: 0.444 (1, 7)	0-3 K											4 1 0 0 1 2 1	
<b>Jason Giambi, L</b> OBP: 0.340, SLG: 0.441 <b>Pat Lennon, R</b> OBP: 0.429, SLG: 0.364 (1, 10) (11, PR)			1-0 G4-3		3-3 K			1-0 F8		4-2 1B BB		4 0 1 0 1 1 0 0 0 0 0 0 0 0	
<b>Scott Spiezio, S</b> OBP: 0.332, SLG: 0.445 (1, 4)			2-3 K		0-0 1B			2-1 L7		1-2 1B		5 0 3 1 0 1 0	
<b>Brent Mayne, L</b> OBP: 0.283, SLG: 0.388 (1, 2)			2-1 G6-3		1-1 1B			0-1 G4-3		0-3 K2-3		5 0 1 0 0 2 4	
<b>Scott Brosius, R</b> OBP: 0.237, SLG: 0.225 (1, 5) (8, 6)			2-2 G6-3		0-2 G5-3			3-2 P4				5 0 0 0 0 0 4	
<b>Rafael Bournigal, R</b> OBP: 0.333, SLG: 0.303 <b>Matt Stairs, L</b> OBP: 0.400, SLG: 0.559 (1, 6) (8, PH) (8, 3)			2-2 B5-3 E 1B		2-1 F7			3-2 F9		2-0 F8		2 1 1 0 0 0 0 2 0 0 0 0 0 0	
<b>Inning Stats</b>	R: 0 H: 1 E: 0 LOB: 1 K: 2 BB: 0 S: 12 P: 18	R: 0 H: 0 E: 0 LOB: 0 K: 1 BB: 0 S: 7 P: 12	R: 1 H: 1 E: 1 LOB: 1 K: 0 BB: 0 S: 14 P: 19	R: 0 H: 2 E: 0 LOB: 2 K: 2 BB: 0 S: 15 P: 20	R: 0 H: 0 E: 0 LOB: 0 K: 1 BB: 0 S: 9 P: 13	R: 0 H: 0 E: 0 LOB: 0 K: 1 BB: 0 S: 6 P: 9	R: 0 H: 0 E: 0 LOB: 0 K: 0 BB: 0 S: 9 P: 14	R: 0 H: 0 E: 0 LOB: 0 K: 1 BB: 0 S: 10 P: 14	R: 0 H: 1 E: 0 LOB: 2 K: 2 BB: 1 S: 16 P: 23	R: 0 H: 0 E: 0 LOB: 1 K: 0 BB: 1 S: 7 P: 16	R: 1 H: 2 E: 0 LOB: 2 K: 1 BB: 1 S: 14 P: 25	1B: 7 SF: 0 2B: 0 SAC: 0 3B: 0 DP: 0 HR: 0 HBP: 0	WP: 0 PA: 44 PB: 0 SB: 0 CS: 0
<b>PITCHER</b> <b>Kevin Appier, R</b> ERA: 2.26 <b>Mike Williams, R</b> ERA: 7.71 (1, 1) (10, 1)	IP WLS BF H R ER SO BB IBB HBP BLK WP HR S P ERA WHIP												
	9.0 34 5 1 0 10 1 0 0 0 0 0 98 142 0.00 0.667												
	2.0 L 10 2 1 1 1 2 0 0 0 0 0 21 41 4.50 2.000												

Oakland Athletics @ Kansas City Royals  
Kauffman Stadium, Kansas City, MO  
Mon May 26 1997, 3:33 AM CDT  
Att. 31,300 - Overcast - 63 F

livebaseballscorecards.com  
AB 41  
R 2  
H 7  
RBI 1  
BB 3  
SO 11  
LOB 13



Batter	1	2	3	4	5	6	7	8	9	10	11	AB R H RBI BB SO LOB	BOTTOM												
Jose Offerman, S (1, 4) OBP: 0.390, SLG: 0.444	0-1 G1-3		2-2 L5-3 1B		0-0 G1-6-3 1-2f		4-0 BB 1-2			4-1 BB L6-3 BB		3 0 1 0 2 0 1	<b>Oakland Athletics @ Kansas City Royals</b> Kauffman Stadium, Kansas City, MO Mon May 26 1997, 3:33 AM CDT Att. 31,300 - Overcast - 63 F												
Jay Bell, R (1, 6) OBP: 0.379, SLG: 0.506	3-2 F7		0-0 L5-3 1-1			3-2 G6-3 1B 2B	3-2 F9			1-0 L6-3 1-1		5 1 1 0 0 0 4													
Bip Roberts, S (1, 7) OBP: 0.372, SLG: 0.439	0-1 FC6-4 1B		2-2 G3			0-0 G6-3 2-3			0-1 F7	0-0 2B		5 0 2 0 0 0 1													
Jeff King, R (1, 3) OBP: 0.389, SLG: 0.399	2-2 FC6-4 1-2f			1-2 G4-3 2B		1-0 1B 3-H			1-1 F7	4-0 BB		4 0 2 1 1 0 1													
Chili Davis, S (1, 10) OBP: 0.430, SLG: 0.460		1-0 2B		0-0 G4-3 2-3		1-0 P4			1-1 F9	2-1 G4-3		5 0 1 0 0 0 4													
Craig Paquette, R (1, 5) OBP: 0.261, SLG: 0.373		1-2 HBP		0-0 G1-3		2-2 G5-3 1-2			0-0 SH2-4 1B		2-2 L6	3 0 1 0 0 0 2 1 0 0 0 0 0 0													
Shane Halter, R (9, PR) OBP: 0.400, SLG: 0.294																									
Mike Macfarlane, R (1, 2) OBP: 0.197, SLG: 0.213		1-0 P6		3-1 G5-3			1-1 G5-3		0-0 SH2-4		0-1 1B	4 0 1 0 0 0 3 0 0 0 0 0 0 0													
29 Mike Sweeney, R (11, PR) OBP: 0.329, SLG: 0.443																									
Tom Goodwin, L (1, 8) OBP: 0.307, SLG: 0.305		1-1 F7			1-2 F8		2-2 G4-3		3-2 P6		1-2 L7	3 0 0 0 0 0 2 2 0 0 0 0 0 2													
Scott Cooper, L (9, PH) OBP: 0.254, SLG: 0.310																									
Johnny Damon, L (1, 9) OBP: 0.367, SLG: 0.480		0-0 P5			4-1 G1-6-3 BB		4-1 BB BB		2-2 G5-3		1-3 K	1 0 0 0 2 0 2 1 0 0 0 0 0 1 1 0 0 0 0 1 1													
Joe Vitiello, R (9, PH) OBP: 0.382, SLG: 0.368																									
David Howard, S (10, 8) OBP: 0.333, SLG: 0.406																									
<b>Inning Stats</b>	R: 0 E: 0 K: 0 S: 13	H: 1 LOB: 1 BB: 0 P: 18	R: 0 E: 0 K: 0 S: 7	H: 1 LOB: 2 BB: 0 P: 11	R: 0 E: 0 K: 0 S: 9	H: 1 LOB: 0 BB: 0 P: 13	R: 0 E: 0 K: 0 S: 7	H: 1 LOB: 1 BB: 0 P: 11	R: 0 E: 0 K: 0 S: 9	H: 0 LOB: 0 BB: 1 P: 14	R: 1 E: 0 K: 0 S: 13	H: 2 LOB: 1 BB: 0 P: 20	R: 0 E: 0 K: 0 S: 6	H: 0 LOB: 2 BB: 2 P: 8	R: 0 E: 0 K: 0 S: 8	H: 1 LOB: 1 BB: 0 P: 13	R: 0 E: 0 K: 1 S: 5	H: 1 LOB: 1 BB: 2 P: 16	R: 0 E: 0 K: 1 S: 13	H: 1 LOB: 1 BB: 0 P: 17	1B: 5 2B: 6 3B: 0 HR: 0	SF: 0 SAC: 1 DP: 3 HBP: 1	WP: 0 PB: 0 SB: 1 CS: 0	PA: 45	
<b>PITCHER</b>	IP WLS BF H R ER SO BB IBB HBP BLK WP HR S P ERA WHIP																								
Dave Telgheder, R (1, 1) ERA: 5.16	7.0	29	6	1	1	0	0	3	0	1	0	0	0	0	67	110	1.29	1.286							
Carlos Reyes, R (8, 1) ERA: 0.82	1.2	6	1	0	0	0	0	0	0	0	0	0	0	0	11	16	0.00	0.600							
Buddy Groom, L (9, 1) ERA: 6.08	0.1	1	0	0	0	0	0	0	0	0	0	0	0	0	3	5	0.00	0.000							
Willie Adams, R (10, 1) ERA: 8.82	1.0	W 5	1	0	0	0	2	0	0	0	0	0	0	0	5	16	0.00	3.000							
Aaron Small, R (11, 1) ERA: 3.51	1.0	S 4	1	0	0	1	0	0	0	0	0	0	0	0	13	17	0.00	1.000							

livebaseballscorecards.com

AB	38
R	1
H	9
RBI	1
BB	5
SO	1
LOB	24



TOP

Oakland Athletics @ Kansas City Royals  
Kauffman Stadium, Kansas City, MO

Tue May 27 1997, 7:05 PM CDT  
Att. 11,886 - Unknown - 56 F

livebaseballscorecards.com

AB	37
R	8
H	7
RBI	8
BB	6
SO	8
LOB	18



WP	1	PA	44
PB	0		
SB	0		
CS	0		

AB R H RBI BB SO LOB

5	0	0	0	0	1	4
---	---	---	---	---	---	---

3	0	1	0	1	1	0
0	0	0	0	0	0	0

5	2	1	2	0	1	2
---	---	---	---	---	---	---

3	2	1	2	2	1	1
---	---	---	---	---	---	---

4	1	0	0	1	1	4
---	---	---	---	---	---	---

5	1	2	3	0	0	1
---	---	---	---	---	---	---

4	0	1	1	1	1	1
---	---	---	---	---	---	---

5	1	1	0	0	1	3
---	---	---	---	---	---	---

3	0	0	0	0	1	2
0	0	0	0	1	0	0
0	1	0	0	0	0	0

1B	2	SF	0
2B	3	SAC	0
3B	0	DP	1
HR	2	HBP	1

Batter	1	2	3	4	5	6	7	8	9	10
Damon Mashore, R OBP: 0.370, SLG: 0.346 (1, 8)	G5-3		F9		K			G6-3		B1
Pat Lennon, R OBP: 0.444, SLG: 0.429 Jason Giambi, L OBP: 0.344, SLG: 0.441 (10, PH)	2B			G6-3		K			FC5-4 BB	2B FC5-2 HBP
Jose Canseco, R OBP: 0.323, SLG: 0.443 (1, 9)	K			P3		L7			FC5-4 HR	FC5-2 1B 2B
Mark McGwire, R OBP: 0.402, SLG: 0.645 (1, 3)	G6-3					K			HR	1B IBB
Gerónimo Berroa, R OBP: 0.383, SLG: 0.508 (1, 10)				P6				G5-4-3 BB	L6	FC5-2 1B
Scott Spiezo, S OBP: 0.333, SLG: 0.459 (1, 4)				L7		F7		F7	HR	WP 1B
George Williams, S OBP: 0.429, SLG: 0.333 (1, 2)								G5-4-3	L7	WP 1B
Scott Brosius, R OBP: 0.236, SLG: 0.230 (1, 5)				F8		E5		K		HBP 2B
Scott Sheldon, R OBP: 0.267, SLG: 0.214 Matt Stairs, L OBP: 0.408, SLG: 0.559 Rafael Bourmigal, R OBP: 0.333, SLG: 0.303 (10, PR)				K		L9		F8		2B IBB

Inning Stats	R: 0 E: 0 K: 1 S: 12	H: 1 LOB: 1 BB: 0 P: 15	R: 0 E: 0 K: 2 S: 8	H: 0 LOB: 0 BB: 0 P: 15	R: 0 E: 0 K: 1 S: 5	H: 0 LOB: 0 BB: 0 P: 7	R: 0 E: 0 K: 0 S: 6	H: 0 LOB: 1 BB: 1 P: 12	R: 0 E: 1 K: 1 S: 13	H: 0 LOB: 2 BB: 1 P: 19	R: 0 E: 0 K: 2 S: 7	H: 0 LOB: 0 BB: 0 P: 10	R: 0 E: 0 K: 0 S: 4	H: 0 LOB: 0 BB: 1 P: 9	R: 0 E: 0 K: 1 S: 9	H: 0 LOB: 0 BB: 0 P: 12	R: 3 E: 0 K: 0 S: 13	H: 2 LOB: 0 BB: 1 P: 22	R: 5 E: 0 K: 0 S: 18	H: 4 LOB: 3 BB: 2 P: 39	1B: 2 2B: 3 3B: 0 HR: 2	SF: 0 SAC: 0 DP: 1 HBP: 1
--------------	-------------------------------	----------------------------------	------------------------------	----------------------------------	------------------------------	---------------------------------	------------------------------	----------------------------------	-------------------------------	----------------------------------	------------------------------	----------------------------------	------------------------------	---------------------------------	------------------------------	----------------------------------	-------------------------------	----------------------------------	-------------------------------	----------------------------------	----------------------------------	------------------------------------

PITCHER	IP	WLS	BF	H	R	ER	SO	BB	IBB	HBP	BLK	WP	HR	S	P	ERA	WHIP
50 José Rosado, L ERA: 3.3	8.0		29	1	1	1	8	4	0	0	0	0	0	68	107	1.12	0.625
Hipólito Pichardo, R ERA: 2.96	1.1	L	8	3	4	4	0	0	1	0	0	0	2	16	30	27.00	2.250
Jamie Walker, L ERA: 8.49	0.0		1	0	0	0	0	0	0	1	0	0	0	1	5	∞	∞
Jeff Montgomery, R ERA: 9.0	0.2		6	3	3	3	0	0	1	0	0	1	0	10	18	40.50	4.500



Batter	1	2	3	4	5	6	7	8	9	10	AB	R	H	RBI	BB	SO	LOB	BOTTOM
Jose Offerman, S OBP: 0.380, SLG: 0.426 (1, 4)	G4-3		K		FC4-2-5			F8	1 SAFE 1 B SAFE 1 B SAFE	K	5	0	0	0	1	2	4	
Jay Bell, R OBP: 0.379, SLG: 0.497 (1, 6)	L6-4 BB		G5-3		K			BB 1B	1-3	K	3	0	0	0	2	2	4	
Bip Roberts, S OBP: 0.379, SLG: 0.437 (1, 7)	1-2 BB			G4-3 IHR BB		L7		BB 1B		K	3	1	1	0	2	1	0	
Jeff King, R OBP: 0.389, SLG: 0.401 (1, 3)	L6-4			1-1 F7		P2		1-2 2-3 BB		1B	4	1	1	0	1	0	3	
Chili Davis, S OBP: 0.423, SLG: 0.450 (1, 10)		P6		3-2 G4-3		F8		P4		1B BB	5	1	1	1	0	0	4	
Craig Paquette, R OBP: 0.262, SLG: 0.392 (1, 5)		F9		3-1 IHR		F7		HR		1B BB	3	1	1	2	0	0	0	
Scott Cooper, L OBP: 0.277, SLG: 0.373 (9, PH)				2-H						1B BB	1	2	1	1	1	0	0	
Mike Macfarlane, R OBP: 0.197, SLG: 0.212 (1, 2)		G6-3		0-1 P6		K				1B	5	0	1	0	0	1	0	
Shane Halter, R OBP: 0.400, SLG: 0.294 (10, PR)										1-2 2-3 1B	0	0	0	0	0	0	0	
Tom Goodwin, L OBP: 0.304, SLG: 0.302 (1, 8)			S 1B		F7		G4-3		G4-3	F7	5	0	1	0	0	0	3	
Johnny Damon, L OBP: 0.377, SLG: 0.505 (1, 9)			F7		FC4-2-5 3B			K	S 1B	1-3 2-H 3-H 1B	5	0	3	2	0	1	1	

Inning Stats	R: 0	H: 0	E: 0	K: 0	S: 5	R: 0	H: 0	E: 0	K: 0	S: 6	R: 0	H: 1	E: 0	K: 1	S: 13	R: 2	H: 1	E: 0	K: 0	S: 11	R: 0	H: 1	E: 0	K: 1	S: 10	R: 0	H: 0	E: 0	K: 0	S: 4	R: 0	H: 0	E: 0	K: 1	S: 8	R: 0	H: 1	E: 0	K: 1	S: 13	R: 1	H: 2	E: 0	K: 1	S: 14	R: 3	H: 4	E: 0	K: 2	S: 22	1B: 6	SF: 0	2B: 2	SAC: 0	3B: 1	DP: 1	HR: 2	HBP: 0	WP: 0	PA: 46
--------------	------	------	------	------	------	------	------	------	------	------	------	------	------	------	-------	------	------	------	------	-------	------	------	------	------	-------	------	------	------	------	------	------	------	------	------	------	------	------	------	------	-------	------	------	------	------	-------	------	------	------	------	-------	-------	-------	-------	--------	-------	-------	-------	--------	-------	--------

PITCHER	IP	WLS	BF	H	R	ER	SO	BB	IBB	HBP	BLK	WP	HR	S	P	ERA	WHIP
Mike Oquist, R ERA: 5.02 (1, 1)	7.2		31	4	2	2	4	5	0	0	0	0	0	69	125	2.35	1.174
Mike Mohler, L ERA: 6.75 (8, 1)	0.1		1	0	0	0	0	0	0	0	0	0	0	1	2	0.00	0.000
Billy Taylor, R ERA: 6.17 (9, 1)	1.0	W	6	2	1	1	1	0	1	0	0	0	1	14	26	9.00	2.000
Aaron Small, R ERA: 4.28 (10, 1)	0.1		5	3	3	3	1	1	0	0	0	0	0	14	23	81.00	12.000
Dane Johnson, R ERA: (10, 1)	0.2	S	3	1	0	0	1	0	0	0	0	0	0	8	12	0.00	1.500

Oakland Athletics @ Kansas City Royals  
Kauffman Stadium, Kansas City, MO

Tue May 27 1997, 7:05 PM CDT  
Att. 11,886 - Unknown - 56 F

livebaseballscorecards.com

AB	39
R	6
H	10
RBI	6
BB	7
SO	7
LOB	19



Batter	1	2	3	4	5	6	7	8	9	AB R H RBI BB SO LOB	TOP
<b>Marquis Grissom, R</b> (1, 8) <small>OBP: 0.298, SLG: 0.309</small>	1-0 		0-0 	0-1 		2-2 		1-0 	0-0 	6 1 2 2 0 0 4	<b>Cleveland Indians @ Kansas City Royals</b> Kauffman Stadium, Kansas City, MO Wed May 28 1997, 7:05 PM CDT Att. 13,380 - Unknown - 62 F
<b>Julio Franco, R</b> (1, 10) <small>OBP: 0.429, SLG: 0.439</small>	1-2 		0-1 		1-2 		4-0 	1-2 	1-0 	5 2 2 2 1 0 1	
<b>Jim Thome, L</b> (1, 3) <small>OBP: 0.459, SLG: 0.541</small>	0-3 		0-1 		4-2 		2-1 	1-3 		4 0 1 0 1 2 2	
<b>Matt Williams, R</b> (1, 5) <b>Kevin Seitzer, R</b> (8, 5) <small>OBP: 0.319, SLG: 0.537</small> <small>OBP: 0.305, SLG: 0.353</small>		0-0 	0-0 		0-2 		0-0 	4-0 		4 2 1 0 1 0 3 0 0 0 0 0 0 0	
<b>David Justice, L</b> (1, 7) <b>Brian Giles, L</b> (8, 7) <small>OBP: 0.490, SLG: 0.758</small> <small>OBP: 0.388, SLG: 0.451</small>		0-0 		0-1 	0-0 		1-1 	3-2 		5 2 2 3 0 0 2 0 0 0 0 0 0 0	
<b>Manny Ramirez, R</b> (1, 9) <small>OBP: 0.414, SLG: 0.540</small>		3-2 		4-2 		0-1 		SH3-4 		4 1 3 0 1 0 0	
<b>Tony Fernandez, S</b> (1, 4) <small>OBP: 0.325, SLG: 0.420</small>		0-1 		0-0 		0-0 		SH3-4 	L3 	5 1 2 0 0 0 3	
<b>Sandy Alomar Jr., R</b> (1, 2) <small>OBP: 0.383, SLG: 0.623</small>		0-2 		4-2 		3-2 		SH3-4 	P3 	3 0 2 1 1 0 0	
<b>Omar Vizquel, S</b> (1, 6) <small>OBP: 0.335, SLG: 0.331</small>		1-1 		0-1 		2-2 		4-0 	0-1 	4 1 1 0 1 0 5	
<b>Inning Stats</b>	R: 0 H: 0 E: 0 LOB: 0 K: 1 BB: 0 S: 7 P: 9	R: 1 H: 3 E: 0 LOB: 2 K: 0 BB: 0 S: 13 P: 17	R: 0 H: 1 E: 0 LOB: 1 K: 0 BB: 0 S: 6 P: 6	R: 1 H: 2 E: 1 LOB: 2 K: 0 BB: 2 S: 11 P: 19	R: 0 H: 0 E: 0 LOB: 1 K: 0 BB: 1 S: 10 P: 15	R: 0 H: 2 E: 0 LOB: 2 K: 0 BB: 0 S: 12 P: 19	R: 1 H: 1 E: 0 LOB: 0 K: 0 BB: 1 S: 5 P: 12	R: 7 H: 6 E: 0 LOB: 1 K: 1 BB: 2 S: 24 P: 42	R: 0 H: 1 E: 0 LOB: 1 K: 0 BB: 0 S: 6 P: 9	1B: 12 SF: 0 2B: 3 SAC: 1 3B: 0 DP: 2 HR: 1 HBP: 0	WP: 0 PA: 47 PB: 0 SB: 0 CS: 0
<b>PITCHER</b> <b>Tim Belcher, R</b> (1, 1) <small>ERA: 3.5</small> <b>Larry Casian, L</b> (8, 1) <small>ERA: 7.94</small>	IP WLS BF H R ER SO BB IBB HBP BLK WP HR S P ERA WHIP 7.1 L 38 13 8 8 1 4 1 0 0 0 0 0 77 119 9.82 2.318							IP WLS BF H R ER SO BB IBB HBP BLK WP HR S P ERA WHIP 1.2 9 3 2 2 1 0 1 0 0 0 0 1 17 29 10.80 1.800			

livebaseballscorecards.com

<b>AB</b>	<b>40</b>
<b>R</b>	<b>10</b>
<b>H</b>	<b>16</b>
<b>RBI</b>	<b>8</b>
<b>BB</b>	<b>6</b>
<b>SO</b>	<b>2</b>
<b>LOB</b>	<b>20</b>



Batter	1	2	3	4	5	6	7	8	9	AB	R	H	RBI	BB	SO	LOB
Jose Offerman, S OBP: 0.377, SLG: 0.421 (1, 4)	0-1 L9			2-2 1B		1-2 L7		2-2 G3-1		4	0	1	0	0	0	0
Jay Bell, R OBP: 0.381, SLG: 0.495 (1, 6)	0-1 G6-3			3-2 1B		0-1 F7		4-2 BB		3	0	1	0	1	0	0
Bip Roberts, S OBP: 0.376, SLG: 0.432 (1, 7)	1-2 F7			1-0 L4-3			1-0 2B	3-2 FC6-4		4	1	1	0	0	0	2
Jeff King, R OBP: 0.382, SLG: 0.392 (1, 3)		2-2 F8			0-0 G5-3		0-2 P4	2-3 K		4	0	0	0	0	1	2
Chili Davis, S OBP: 0.425, SLG: 0.444 (1, 10)		2-3 K			4-2 2B		4-2 2B	1-3 K		2	2	0	0	2	2	0
Craig Paquette, R OBP: 0.262, SLG: 0.395 (1, 5)		0-2 G3-1			1-2 2B		1-1 E6	0-3 K		4	0	1	0	0	1	2
Mike Macfarlane, R OBP: 0.200, SLG: 0.214 (1, 2)			1-3 K		3-1 G5-3		0-3 K	0-0 1B		4	0	1	1	0	2	4
Tom Goodwin, L OBP: 0.303, SLG: 0.306 (1, 8)			0-1 P6		0-1 G4-3		0-0 2B	0-1 G5-3		4	0	1	2	0	0	2
Johnny Damon, L OBP: 0.371, SLG: 0.495 Joe Vitiello, R OBP: 0.378, SLG: 0.364 Shane Halter, R OBP: 0.400, SLG: 0.294 (1, 9)			2-2 F7			2-3 K	0-0 P5			2	0	0	0	0	1	0

Inning Stats	R: 0	H: 0	E: 0	K: 0	S: 8	LOB: 0	BB: 0	P: 9	R: 0	H: 0	E: 0	K: 1	S: 10	LOB: 0	BB: 0	P: 14	R: 0	H: 2	E: 0	K: 0	S: 10	LOB: 0	BB: 0	P: 16	R: 1	H: 1	E: 0	K: 0	S: 14	LOB: 1	BB: 1	P: 22	R: 0	H: 0	E: 0	K: 1	S: 8	LOB: 0	BB: 0	P: 11	R: 2	H: 2	E: 1	K: 1	S: 13	LOB: 2	BB: 1	P: 19	R: 0	H: 0	E: 0	K: 1	S: 12	LOB: 1	BB: 1	P: 23	R: 0	H: 1	E: 0	K: 2	S: 9	LOB: 1	BB: 0	P: 10	1B: 4	SF: 0	2B: 3	SAC: 0	3B: 0	DP: 1	HR: 0	HBP: 0	WP: 0	PA: 35
--------------	------	------	------	------	------	--------	-------	------	------	------	------	------	-------	--------	-------	-------	------	------	------	------	-------	--------	-------	-------	------	------	------	------	-------	--------	-------	-------	------	------	------	------	------	--------	-------	-------	------	------	------	------	-------	--------	-------	-------	------	------	------	------	-------	--------	-------	-------	------	------	------	------	------	--------	-------	-------	-------	-------	-------	--------	-------	-------	-------	--------	-------	--------

PITCHER	IP	WLS	BF	H	R	ER	SO	BB	IBB	HBP	BLK	WP	HR	S	P	ERA	WHIP
Chad Ogea, R ERA: 4.75 (1, 1)	6.2		26	5	3	1	4	2	0	0	1	0	0	72	103	1.35	1.050
Paul Assenmacher, L ERA: 9.0 (7, 1)	0.1	W	1	0	0	0	0	0	0	0	0	0	0	1	1	0.00	0.000
Eric Plunk, R ERA: 5.13 (8, 1)	1.0		4	0	0	0	1	1	0	0	0	0	0	12	23	0.00	1.000
Michael Jackson, R ERA: 2.96 (9, 1)	1.0		4	1	0	0	2	0	0	0	0	0	0	9	10	0.00	1.000

BOTTOM

Cleveland Indians @ Kansas City Royals  
Kauffman Stadium, Kansas City, MO

Wed May 28 1997, 7:05 PM CDT  
Att: 13,380 - Unknown - 62 F

livebaseballscorecards.com

AB	32
R	3
H	6
RBI	3
BB	3
SO	7
LOB	14



Batter	1	2	3	4	5	6	7	8	9	AB R H RBI BB SO LOB	TOP
Jose Offerman, S OBP: 0.377, SLG: 0.420 (1, 4)	1-2 F7	2-0 1B		0-0 FC3-6 1B			1-0 F8		1-2 F9	5 0 2 1 0 0 0	
Tom Goodwin, L OBP: 0.302, SLG: 0.305 (1, 8)	1-0 1B	0-0 G3		1-0 FC3-6 1-2f 2-3			3-1 G4-3			4 0 1 0 0 0 3	
Bip Roberts, S OBP: 0.373, SLG: 0.428 (1, 7)	2-1 L7			3-2 G4-3			0-1 1B			4 0 1 0 0 0 3	
Chili Davis, S OBP: 0.421, SLG: 0.438 (1, 10)	1-0 F7			1-2 1B			0-0 F8			4 0 1 0 0 0 2	
Jay Bell, R OBP: 0.379, SLG: 0.495 (1, 6)		1-0 HR 2B		0-3 K			1-1 P7		3-2 L9	4 1 1 0 0 1 1	
Johnny Damon, L OBP: 0.375, SLG: 0.522 (1, 9)		0-1 HR		0-0 1B			0-2 L8		0-0 L9	4 1 2 2 0 0 0	
Jeff King, R OBP: 0.380, SLG: 0.385 (1, 3)		4-1 G4-3 1B BB		3-2 P5			0-1 G6-3		2-3 K	3 1 0 0 1 1 2	
Scott Cooper, L OBP: 0.275, SLG: 0.365 (1, 5)		2-2 G4-3		1-1 FC3-6 1B			1-0 F7		2-1 L8	4 0 1 0 0 0 1	
Mike Macfarlane, R OBP: 0.190, SLG: 0.203 (1, 2)		3-2 G5-3		1-1 P3			1-2 L8		3-2 G5-3	4 0 0 0 0 0 2	
<b>Inning Stats</b>	R: 0 E: 0 K: 0 S: 7 H: 1 LOB: 1 P: 12	R: 3 E: 0 K: 0 S: 13 H: 3 LOB: 1 BB: 1 P: 25	R: 0 E: 0 K: 1 S: 12 H: 2 LOB: 2 BB: 0 P: 18	R: 0 E: 0 K: 0 S: 12 H: 2 LOB: 2 BB: 0 P: 18	R: 0 E: 0 K: 0 S: 9 H: 0 LOB: 0 BB: 0 P: 11	R: 0 E: 0 K: 0 S: 6 H: 0 LOB: 0 BB: 0 P: 8	R: 0 E: 0 K: 0 S: 6 H: 1 LOB: 1 BB: 0 P: 10	R: 0 E: 0 K: 1 S: 8 H: 0 LOB: 0 BB: 0 P: 13	R: 0 E: 0 K: 0 S: 11 H: 0 LOB: 0 BB: 0 P: 17	1B: 7 2B: 1 3B: 0 HR: 1 SF: 0 SAC: 0 DP: 0 HBP: 0	WP: 0 PB: 0 SB: 2 CS: 0 PA: 37
<b>PITCHER</b> Bobby Witt, R ERA: 3.59 (1, 1)	IP 9.0 WLS L BF 37 H 9 R 3 ER 3 SO 2 BB 1 IBB 0 HBP 0 BLK 0 WP 0 HR 1 S 84 P 132 ERA 3.00 WHIP 1.111										

Kansas City Royals @ Texas Rangers  
The Ballpark at Arlington, Arlington, TX

Fri May 30 1997, 8:05 PM EDT  
Att. 35,606 - Unknown - 76 F

livebaseballscorecards.com

AB	36
R	3
H	9
RBI	3
BB	1
SO	2
LOB	14



Batter	1	2	3	4	5	6	7	8	9	AB R H RBI BB SO LOB
Damon Buford, R OBP: 0.305, SLG: 0.356 (1, 8)	1-0 B1-3		0-3 K		2-3 K		4-0 FC6 BB		1-1 P3	4 0 0 0 1 2 0
Mike Devereaux, R OBP: 0.279, SLG: 0.246 (1, 9)	1-1 29 1B SF9-3-6		4-2 FC4-6 BB		0-0 F7		1-0 FC6 1-2f			3 1 1 0 1 0 2
29 Rusty Greer, L OBP: 0.407, SLG: 0.465 (1, 7)	3-1 SAFE 1B		0-3 K		2-2 F8		1-0 1B 1B			4 0 2 0 0 1 1
Juan Gonzalez, R OBP: 0.331, SLG: 0.596 (1, 10)	0-0 SF9-3-6 1-2 3-H		1-0 FC4-6 1-2f		0-1 FC6-4 1B		3-1 F8 1B			3 0 1 1 0 0 2
Will Clark, L OBP: 0.461, SLG: 0.576 (1, 3)		3-2 2B 1B		2-2 HR		0-0 F7		1-1 SAFE 1B 1B		4 1 3 1 0 0 1
Dean Palmer, R OBP: 0.311, SLG: 0.390 (1, 5)		3-3 K		0-0 P3		1-0 FC6-4 1-2f		0-3 K		4 0 0 0 0 2 4
Billy Ripken, R OBP: 0.323, SLG: 0.430 (1, 4)		2-0 K		1-2 G6-3		0-0 SH3-4 1B		0-0 FC1-6 1-2f		3 0 2 0 0 0 0
Lee Stevens, L OBP: 0.347, SLG: 0.533 (8, PH)		1-3 2B		2-3 K		0-0 SH3-4		2-3 K		1 0 0 0 0 0 2
Domingo Cedenos, S OBP: 0.302, SLG: 0.388 (9, 4)		2-3 K		2-3 K		1-2 SH3-4		2-3 K		0 0 0 0 0 0 0
Henry Mercedes, R OBP: 0.250, SLG: 0.333 (1, 2)		2-3 K		2-3 K		0-0 SH3-4		2-3 K		2 0 0 0 0 2 2
Warren Newson, L OBP: 0.374, SLG: 0.470 (9, PH)		2-0 L9		0-0 B3		1-3 K		1-3 K		1 0 0 0 0 1 0
Benji Gil, R OBP: 0.259, SLG: 0.306 (1, 6)										3 0 0 0 0 1 3
Ivan Rodriguez, R OBP: 0.382, SLG: 0.500 (9, PH)										1 0 0 0 0 1 0

Inning Stats	R: 1	H: 2	E: 0	LOB: 0	K: 0	BB: 0	S: 6	P: 11	R: 0	H: 2	E: 0	LOB: 2	K: 2	BB: 0	S: 11	P: 23	R: 0	H: 0	E: 0	LOB: 1	K: 2	BB: 1	S: 11	P: 16	R: 1	H: 1	E: 0	LOB: 0	K: 1	BB: 0	S: 13	P: 18	R: 0	H: 0	E: 0	LOB: 0	K: 1	BB: 0	S: 5	P: 7	R: 0	H: 1	E: 0	LOB: 1	K: 0	BB: 0	S: 7	P: 10	R: 0	H: 1	E: 0	LOB: 2	K: 1	BB: 1	S: 7	P: 13	R: 0	H: 2	E: 0	LOB: 2	K: 1	BB: 0	S: 9	P: 14	R: 0	H: 0	E: 0	LOB: 0	K: 2	BB: 0	S: 8	P: 12	R: 0	H: 0	E: 0	LOB: 0	K: 2	BB: 0	S: 8	P: 12	R: 0	H: 0	E: 0	LOB: 0	K: 2	BB: 0	S: 8	P: 12
1B: 7	SF: 1	2B: 2	SAC: 1	3B: 0	DP: 1	HR: 1	HBP: 0	WP: 0	PA: 37	1B: 7	SF: 1	2B: 2	SAC: 1	3B: 0	DP: 1	HR: 1	HBP: 0	WP: 0	PA: 37	1B: 7	SF: 1	2B: 2	SAC: 1	3B: 0	DP: 1	HR: 1	HBP: 0	WP: 0	PA: 37	1B: 7	SF: 1	2B: 2	SAC: 1	3B: 0	DP: 1	HR: 1	HBP: 0	WP: 0	PA: 37	1B: 7	SF: 1	2B: 2	SAC: 1	3B: 0	DP: 1	HR: 1	HBP: 0	WP: 0	PA: 37																																							

PITCHER	IP	WLS	BF	H	R	ER	SO	BB	IBB	HBP	BLK	WP	HR	S	P	ERA	WHIP
Glendon Rusch, L ERA: 4.83 (1, 1)	7.0	W	30	8	2	2	7	2	0	0	0	0	1	61	100	2.57	1.429
Randy Veres, R ERA: 3.76 (8, 1)	1.0		4	1	0	0	1	0	0	0	0	0	0	8	12	0.00	1.000
Hipolito Pichardo, R ERA: 2.84 (9, 1)	1.0	S	3	0	0	0	2	0	0	0	0	0	0	8	12	0.00	0.000

BOTTOM

Kansas City Royals @ Texas Rangers  
The Ballpark at Arlington, Arlington, TX

livebaseballscores.com

AB	33
R	2
H	9
RBI	2
BB	2
SO	10
LOB	17



WP: 0	PA: 37
PB: 0	
SB: 0	
CS: 0	

Fri May 30 1997, 8:05 PM EDT  
Att: 35,606 - Unknown - 76 F

Kansas City Royals @ Texas Rangers  
The Ballpark at Arlington, Arlington, TX

Sat May 31 1997, 8:05 PM EDT  
Att. 43,769 - Unknown - 75 F

livebaseballscorecards.com

AB	33
R	1
H	7
RBI	1
BB	4
SO	4
LOB	17



WP:	0	PA:	38
PB:	0		
SB:	0		
CS:	1		

AB	R	H	RBI	BB	SO	LOB
5	0	2	0	0	0	1
4	0	1	0	1	1	2
3	0	0	0	1	0	4
4	0	0	0	0	1	2
3	1	1	0	1	1	0
4	0	1	0	0	0	1
3	0	1	1	0	0	2
4	0	1	0	0	0	4
2	0	0	0	1	0	1
1	0	0	0	0	1	0

Batter	1	2	3	4	5	6	7	8	9
Jose Offerman, S (1, 4) OBP: 0.378, SLG: 0.419	1-2 CS 1B		1-2 BB 1B		0-2 FC6 1-2f		3-2 G1-3		0-2 F7
Tom Goodwin, L (1, 8) OBP: 0.304, SLG: 0.304	2-3 K 1-2		4-1 BB 1-2 2-3		0-0 L8		0-2 BB 1B		1-0 G4-3
Bip Roberts, S (1, 7) OBP: 0.370, SLG: 0.420	1-2 G6-3		2-2 G4-3		1-0 G6-3		4-1 BB 1-2		
Chili Davis, S (1, 10) OBP: 0.411, SLG: 0.426		2-0 P3		2-3 K		0-1 F7	2-0 F8		
Jay Bell, R (1, 6) OBP: 0.381, SLG: 0.497		0-3 K		0-0 2B G6-3 2B		4-2 E BB		2-2 P3	
Johnny Damon, L (1, 9) OBP: 0.371, SLG: 0.521		2-2 G3		1-1 G6-3 2-3 2B		1-0 L6		1-1 L8	
Craig Paquette, R (1, 5) OBP: 0.267, SLG: 0.394			0-1 1B 1B	0-2 G6-3 2-3 3-H		0-0 E4 1-3		1-1 HBP	
Scott Cooper, L (1, 3) OBP: 0.274, SLG: 0.358			1-1 BB 1B 1-2	0-1 G1-3		1-2 L3		1-2 F7	
Mike Macfarlane, R (1, 2) OBP: 0.195, SLG: 0.197			1-1 F8		4-2 FC6 BB		0-1 L7		2-3 K
Jeff King, R (9, PH) OBP: 0.378, SLG: 0.382									

Inning Stats	R: 0	H: 1	E: 0	K: 1	S: 10	P: 14	R: 0	H: 0	E: 0	K: 1	S: 7	P: 11	R: 0	H: 3	E: 0	K: 0	S: 13	P: 22	R: 1	H: 2	E: 0	K: 1	S: 11	P: 14	R: 0	H: 0	E: 0	K: 0	S: 7	P: 12	R: 0	H: 0	E: 1	K: 0	S: 12	P: 18	R: 0	H: 1	E: 0	K: 0	S: 10	P: 19	R: 0	H: 0	E: 0	K: 0	S: 11	P: 16	R: 0	H: 0	E: 0	K: 1	S: 8	P: 11	1B: 5	2B: 2	3B: 0	HR: 0	SF: 0	SAC: 0	DP: 0	HBP: 1	WP: 0	PA: 38
--------------	------	------	------	------	-------	-------	------	------	------	------	------	-------	------	------	------	------	-------	-------	------	------	------	------	-------	-------	------	------	------	------	------	-------	------	------	------	------	-------	-------	------	------	------	------	-------	-------	------	------	------	------	-------	-------	------	------	------	------	------	-------	-------	-------	-------	-------	-------	--------	-------	--------	-------	--------

PITCHER	IP	WLS	BF	H	R	ER	SO	BB	IBB	HBP	BLK	WP	HR	S	P	ERA	WHIP
Julio Santana, R (1, 1) ERA: 5.1	6.2	W	29	7	1	1	3	3	0	0	0	0	0	68	102	1.35	1.500
Xavier Hernandez, R (7, 1) ERA: 3.77	1.1		6	0	0	0	0	1	0	1	0	0	0	13	24	0.00	0.750
John Wetteland, R (9, 1) ERA: 1.33	1.0	S	3	0	0	0	1	0	0	0	0	0	0	8	11	0.00	0.000

PITCHER	IP	WLS	BF	H	R	ER	SO	BB	IBB	HBP	BLK	WP	HR	S	P	ERA	WHIP
---------	----	-----	----	---	---	----	----	----	-----	-----	-----	----	----	---	---	-----	------

Batter	1	2	3	4	5	6	7	8	9	AB	R	H	RBI	BB	SO	LOB
Domingo Cedeno, S (1, 4) OBP: 0.316, SLG: 0.385	4-0 BB 1B 29 FC4-6		0-0 P2 BB	3-1 P6 BB			1-1 CS 1B			3	1	1	0	1	0	0
Ivan Rodriguez, R (1, 2) OBP: 0.389, SLG: 0.517	1-1 SAFE 1B 29 FC4-6		0-0 HR			0-1 F8	4-1 F8 WP BB			3	1	2	1	1	0	0
29 Rusty Greer, L (1, 7) OBP: 0.405, SLG: 0.476	2-2 FC4-6 1B 1-2f 3-H		0-2 HR			2-1 F8	2-0 F8			4	1	1	2	0	0	2
Juan Gonzalez, R (1, 10) OBP: 0.328, SLG: 0.584	1-3 SAFE SAFE SAFE SAFE SAFE SAFE SAFE SAFE		2-2 WP 1B			2-3 K	1-3 K			4	0	1	0	0	3	2
Will Clark, L (1, 3) OBP: 0.467, SLG: 0.577	2-2 SAFE 1B 1-3		4-0 BB			0-0 1B 1B	1-3 K			3	0	2	0	1	1	0
Dean Palmer, R (1, 5) OBP: 0.305, SLG: 0.381	2-2 SAFE F9		2-3 K			0-1 F9	1-1 F9			4	0	0	0	0	1	5
Lee Stevens, L (1, 9) OBP: 0.346, SLG: 0.529		0-0 L7				0-0 1B	1-0 F8			3	0	1	0	0	1	2
Mike Devereaux, R (6, PR) OBP: 0.275, SLG: 0.242			1-3 K			1-2 1B				1	0	0	0	0	0	0
Damon Buford, R (1, 8) OBP: 0.300, SLG: 0.349		0-3 K				1-3 K	1-3 K			3	0	0	0	0	3	2
Benji Gil, R (1, 6) OBP: 0.253, SLG: 0.299		1-2 F9				0-2 L9	2-3 K			3	0	0	0	0	1	2

Inning Stats	R: 1	H: 2	E: 0	K: 1	S: 20	H: 2	LOB: 2	BB: 1	P: 32	R: 0	H: 0	E: 0	K: 1	S: 7	R: 0	H: 3	E: 0	K: 2	S: 15	R: 0	H: 0	E: 0	K: 1	S: 9	R: 0	H: 0	E: 0	K: 1	S: 7	R: 0	H: 2	E: 0	K: 2	S: 11	R: 0	H: 1	E: 0	K: 1	S: 8	R: 0	H: 0	E: 0	K: 1	S: 6	R: 0	H: 0	E: 0	K: 1	S: 6	1B: 6	2B: 0	3B: 0	HR: 2	SF: 0	SAC: 0	DP: 0	HBP: 0	WP: 2	PB: 0	SB: 0	CS: 1	PA: 34
--------------	------	------	------	------	-------	------	--------	-------	-------	------	------	------	------	------	------	------	------	------	-------	------	------	------	------	------	------	------	------	------	------	------	------	------	------	-------	------	------	------	------	------	------	------	------	------	------	------	------	------	------	------	-------	-------	-------	-------	-------	--------	-------	--------	-------	-------	-------	-------	--------

PITCHER	IP	WLS	BF	H	R	ER	SO	BB	IBB	HBP	BLK	WP	HR	S	P	ERA	WHIP
Kevin Appier, R (1, 1) ERA: 2.38	7.0	L	31	8	3	3	9	3	0	0	0	2	2	77	117	3.86	1.571
Larry Casian, L (8, 1) ERA: 7.71	0.1		1	0	0	0	1	0	0	0	0	0	0	3	4	0.00	0.000
Mike Williams, R (8, 1) ERA: 6.75	0.2		2	0	0	0	0	0	0	0	0	0	0	3	5	0.00	0.000

**BOTTOM**

**Kansas City Royals @ Texas Rangers**  
The Ballpark at Arlington, Arlington, TX  
Sat May 31 1997, 8:05 PM EDT  
Att: 43,769 - Unknown - 75 F

livebaseballscorecards.com

<b>AB</b>	<b>31</b>
<b>R</b>	<b>3</b>
<b>H</b>	<b>8</b>
<b>RBI</b>	<b>3</b>
<b>BB</b>	<b>3</b>
<b>SO</b>	<b>10</b>
<b>LOB</b>	<b>15</b>



Batter	1	2	3	4	5	6	7	8	9	AB R H RBI BB SO LOB
<b>Jose Offerman, S</b> (1, 4) OBP: 0.385, SLG: 0.426	2-2 1B 1B	0-0 L7		0-2 FC3 1B		0-1 1B		0-2 1B 1-3 2-H		5 0 3 1 0 0 2
<b>Tom Goodwin, L</b> (1, 8) OBP: 0.307, SLG: 0.306	0-0 1B 1-2		2-3 K	0-1 G4-6-3 1B		3-3 K		2-3 K		5 0 2 0 0 3 4
<b>Bip Roberts, S</b> (1, 7) OBP: 0.371, SLG: 0.419	3-3 K 1-2		3-2 2B SF9 1B	0-0 G4-6-3			1-1 1B G5-4-3		0-0 P3	5 1 2 0 0 1 4
<b>Jay Bell, R</b> (1, 6) OBP: 0.377, SLG: 0.495	1-1 P9		2-2 1B 2B		1-3 K		0-1 G5-4-3 1-2f		1-1 F7	5 1 1 0 0 1 2
<b>Johnny Damon, L</b> (1, 9) OBP: 0.364, SLG: 0.508		4-0 HR BB	0-1 SF9		0-2 L4-3		2-3 K		1-0 P5	3 1 0 1 1 1 0
<b>Jeff King, R</b> (1, 3) OBP: 0.380, SLG: 0.402		0-0 G6-3	0-1 1B		3-2 HR			2-1 P6		4 1 2 2 0 0 1
<b>Joe Vitiello, R</b> (1, 10) OBP: 0.372, SLG: 0.395		2-1 HR	1-1 L7		1-0 G4-3			2-0 E5 1B		4 1 1 2 0 0 1
<b>David Howard, S</b> (8, PR) OBP: 0.333, SLG: 0.406										0 1 0 0 0 0 0
<b>Craig Paquette, R</b> (1, 5) OBP: 0.267, SLG: 0.390		1-1 1B		1-3 K		0-0 G1-3		0-2 E4 1B		4 0 1 0 0 1 1
<b>Mike MacFarlane, R</b> (8, 2) OBP: 0.195, SLG: 0.197								1-2 1B		0 0 0 0 0 0 0
<b>Sal Fasano, R</b> (1, 2) OBP: 0.200, SLG: 0.200		2-3 K		3-2 1B E 1B		1-2 P3		3-1 P5		3 0 1 0 0 1 1
<b>Scott Cooper, L</b> (8, PH) (8, 5) OBP: 0.270, SLG: 0.353										1 0 0 0 0 0 2

**TOP**

**Kansas City Royals @ Texas Rangers**  
The Ballpark at Arlington, Arlington, TX

Sun Jun 01 1997, 4:33 AM EDT  
Att. 45,831 - Sunny - 85 F

AB	39
R	6
H	13
RBI	6
BB	1
SO	8
LOB	18



Inning Stats	R: 0	H: 2	R: 2	H: 2	R: 2	H: 3	R: 0	H: 2	R: 1	H: 1	R: 0	H: 1	R: 1	H: 1	R: 0	H: 0	R: 0	H: 0	R: 1	H: 1	R: 0	H: 0	R: 0	H: 0	R: 1	H: 1	R: 0	H: 0
	E: 0	LOB: 1	E: 0	LOB: 1	E: 0	LOB: 1	E: 1	LOB: 2	E: 0	LOB: 0	E: 0	LOB: 1	E: 2	LOB: 3	E: 0	LOB: 0	E: 0	LOB: 0	E: 1	LOB: 3	E: 0	LOB: 0	E: 0	LOB: 0	E: 1	LOB: 0	E: 0	LOB: 0
	K: 1	BB: 0	K: 1	BB: 1	K: 1	BB: 0	K: 1	BB: 0	K: 1	BB: 0	K: 1	BB: 0	K: 1	BB: 0	K: 1	BB: 0	K: 0	BB: 0	K: 1	BB: 0	K: 0	BB: 0	K: 0	BB: 0	K: 1	BB: 0	K: 0	BB: 0
	S: 12	P: 18	S: 9	P: 18	S: 15	P: 23	S: 12	P: 16	S: 11	P: 16	S: 10	P: 14	S: 7	P: 10	S: 14	P: 23	S: 4	P: 6	S: 14	P: 23	S: 4	P: 6	S: 4	P: 6	S: 14	P: 23	S: 4	P: 6

PITCHER	IP	WLS	BF	H	R	ER	SO	BB	IBB	HBP	BLK	WP	HR	S	P	ERA	WHIP
<b>John Burkett, R</b> (1, 1) ERA: 4.91	7.0	L	32	12	5	5	7	1	0	0	0	0	2	76	115	6.43	1.857
<b>Jose Alberro, R</b> (8, 1) ERA: 6.27	0.2		5	1	1	0	0	0	0	0	0	0	0	11	18	0.00	1.500
<b>Eric Gunderson, L</b> (8, 1) ERA: 2.29	1.1		4	0	0	0	1	0	0	0	0	0	0	7	11	0.00	0.000

WP: 0	PA: 41
PB: 0	
SB: 1	
CS: 0	

[livebaseballscorecards.com](http://livebaseballscorecards.com)



Batter	1	2	3	4	5	6	7	8	9	AB	R	H	RBI	BB	SO	LOB
Damon Buford, R OBP: 0.301, SLG: 0.348 Warren Newson, L OBP: 0.370, SLG: 0.464 (1, 8) (8, PH) (9, 9)	1-0 F7			0-0 B5-3		1-0 FC6-4 1B		1-2 L9		3	0	1	2	0	0	0
Ivan Rodriguez, R OBP: 0.382, SLG: 0.507 (1, 2)	0-1 G5-3			0-2 L1-3		1-2 FC6-4 BB 1-2f		0-3 K		4	0	0	0	0	1	1
29 Rusty Greer, L OBP: 0.402, SLG: 0.472 (1, 7)	0-2 G6-3			1-0 L7		2-2 L8		0-0 1B		4	0	1	0	0	0	1
Juan Gonzalez, R OBP: 0.326, SLG: 0.569 (1, 10)		2-1 G6-3			0-0 F7	4-0 BB 1-2		1-3 K		3	0	0	0	1	1	1
Mike Devereaux, R OBP: 0.274, SLG: 0.231 (1, 9) (9, 8)		1-0 P4			2-1 P2	4-0 BB 1-2 2-3		2-2 L9		3	0	0	0	1	0	0
Dean Palmer, R OBP: 0.308, SLG: 0.383 (1, 5)		3-3 K			1-0 1B	3-2 G6-3		0-0 1B 1B		4	0	2	0	0	1	3
Mike Simms, R OBP: 0.306, SLG: 0.545 Will Clark, L OBP: 0.468, SLG: 0.576 (1, 3) (7, PH) (8, 3)			0-2 F9		1-0 L7		0-1 G3-6 1B		0-1 F9	2	0	0	0	0	0	1
Billy Ripken, R OBP: 0.330, SLG: 0.433 (1, 6)			0-1 P5			1-0 2B 1B 1B	0-0 G3-6 1-2f		0-0 1B	4	1	2	0	0	0	1
Domingo Cedenro, S OBP: 0.311, SLG: 0.393 (1, 4)			1-0 L8			0-0 1B 2B	1-1 P6		3-2 L8	4	1	1	0	0	0	2

Inning Stats	R: 0	H: 0	E: 0	LOB: 0	K: 0	BB: 0	S: 6	P: 7	R: 0	H: 0	E: 0	LOB: 0	K: 1	BB: 0	S: 8	P: 14	R: 0	H: 0	E: 0	LOB: 0	K: 0	BB: 0	S: 6	P: 7	R: 0	H: 1	E: 0	LOB: 1	K: 0	BB: 0	S: 5	P: 9	R: 2	H: 3	E: 0	LOB: 3	K: 0	BB: 2	S: 14	P: 30	R: 0	H: 1	E: 0	LOB: 0	K: 0	BB: 0	S: 5	P: 6	R: 0	H: 1	E: 0	LOB: 1	K: 2	BB: 0	S: 10	P: 12	R: 0	H: 2	E: 0	LOB: 2	K: 0	BB: 0	S: 15	P: 20	1B: 7	SF: 0	2B: 1	SAC: 0	3B: 0	DP: 1	HR: 0	HBP: 0	WP: 0	PA: 36
PITCHER	IP	WLS	BF	H	R	ER	SO	BB	IBB	HBP	BLK	WP	HR	S	P	ERA	WHIP																			IP	WLS	BF	H	R	ER	SO	BB	IBB	HBP	BLK	WP	HR	S	P	ERA	WHIP																						
50 José Rosado, L ERA: 3.29 Randy Veres, R ERA: 3.34	(1, 1)	5.2	W	23	4	2	2	1	2	0	0	0	0	0	0	3.18	1.059																			(6, 1)	3.1	S	13	4	0	0	2	0	0	0	0	0	0	0	0	0	0.00	1.200																				

BOTTOM

Kansas City Royals @ Texas Rangers  
The Ballpark at Arlington, Arlington, TX

Sun Jun 01 1997, 4:33 AM EDT  
Att. 45,831 - Sunny - 85 F

livebaseballscorecards.com

AB	34
R	2
H	8
RBI	2
BB	2
SO	3
LOB	11



Batter	1	2	3	4	5	6	7	8	9	AB R H RBI BB SO LOB	TOP											
Jose Offerman, S (1, 4) OBP: 0.373, SLG: 0.411	3-2 G5-3		2-2 FC4		0-0 FC4-6		0-2 G1-3		2-1 F7	5 1 0 1 0 0 3												
Tom Goodwin, L (1, 8) OBP: 0.320, SLG: 0.342	2-1 1B		2-0 CS	0-0 G4-3	1-0 2B		1-1 HR			4 1 4 3 0 0 0												
Bip Roberts, S (1, 7) OBP: 0.363, SLG: 0.409	2-2 F7		3-3 K	1-2 K	1-1 F7		0-1 G1-3			4 0 0 0 0 1 3												
Chili Davis, S (1, 10) OBP: 0.408, SLG: 0.421	0-2 F8		2-1 G4-3	2-3 G4-3	0-0 F7		1-2 FC6-4			4 0 1 0 0 0 2												
Jay Bell, R (1, 6) OBP: 0.371, SLG: 0.485		0-1 F8	1-2 F9	1-2 F9	1-1 G6-3		2-1 FC6-4			4 0 0 0 0 0 2												
Johnny Damon, L (1, 9) OBP: 0.368, SLG: 0.508		0-3 K			1-3 K		0-1 1B			4 0 2 0 0 2 0												
Jeff King, R (1, 3) OBP: 0.378, SLG: 0.395		3-2 F8			4-1 HBP FC4-6 1B BB		2-1 P5			3 1 0 0 1 0 2												
Craig Paquette, R (1, 5) OBP: 0.267, SLG: 0.387			0-0 G5-3		1-0 FC4-6 2B 1B				1-2 F7	4 1 1 0 0 1 0												
Mike Macfarlane, R (1, 2) OBP: 0.221, SLG: 0.253			0-0 FC4 1B		1-1 FC4-6 HBP		3-1 HR		2-3 K	3 1 2 1 0 1 0												
<b>Inning Stats</b>	R: 0 E: 0 K: 0 S: 15	H: 1 LOB: 1 BB: 0 P: 21	R: 0 E: 0 K: 1 S: 9	H: 0 LOB: 0 BB: 0 P: 12	R: 0 E: 0 K: 0 S: 5	H: 1 LOB: 0 BB: 0 P: 9	R: 0 E: 0 K: 1 S: 11	H: 1 LOB: 1 BB: 0 P: 16	R: 0 E: 0 K: 1 S: 10	H: 2 LOB: 1 BB: 1 P: 19	R: 0 E: 0 K: 0 S: 11	H: 1 LOB: 1 BB: 0 P: 16	R: 2 E: 0 K: 1 S: 12	H: 2 LOB: 0 BB: 0 P: 17	R: 0 E: 0 K: 0 S: 9	H: 2 LOB: 1 BB: 0 P: 14	R: 0 E: 0 K: 1 S: 8	H: 0 LOB: 0 BB: 0 P: 13	1B: 7 2B: 1 3B: 0 HR: 2	SF: 0 SAC: 0 DP: 0 HBP: 1	WP: 0 PB: 0 SB: 3 CS: 1	PA: 38
<b>PITCHER</b>	IP WLS BF H R ER SO BB IBB HBP BLK WP HR S P ERA WHIP												<b>PITCHER</b>	IP WLS BF H R ER SO BB IBB HBP BLK WP HR S P ERA WHIP								
Dennis Springer, R (1, 1) ERA: 5.51	7.0 L 30 8 5 5 4 1 0 1 0 0 2 73 110 6.43 1.286																					
Shigetoshi Hasegawa, R (8, 1) ERA: 5.11	2.0 7 2 0 0 1 0 0 0 0 0 0 17 27 0.00 1.000																					

**Kansas City Royals @ Anaheim Angels**  
 Anaheim Stadium, Anaheim, CA  
 Tue Jun 03 1997, 10:05 PM EDT  
 Att. 14,492 - Unknown

[livebaseballscorecards.com](http://livebaseballscorecards.com)

**AB 35**  
**R 5**  
**H 10**  
**RBI 5**  
**BB 1**  
**SO 5**  
**LOB 12**



Batter	1	2	3	4	5	6	7	8	9	AB R H RBI BB SO LOB
<b>Tony Phillips, S</b> OBP: 0.425, SLG: 0.361 (1, 10) C X	0-1 G3-1 ①		0-1 BB 1B			0-0 F7 ①		1-2 2B		4 1 2 0 0 0 0
<b>Darin Erstad, L</b> OBP: 0.362, SLG: 0.476 (1, 3) C B B B X	3-2 G4-3 ②		4-1 SAFE 1-2 BB			2-1 F9 ②		2-2 2B 2-H		3 0 1 1 1 0 0
<b>Dave Hollins, S</b> OBP: 0.377, SLG: 0.457 (1, 5) X	0-0 G4-3 ③		2-3 K ③			0-1 G1-3 ③		3-3 K ②		4 0 0 0 0 2 3
<b>Jim Edmonds, L</b> OBP: 0.372, SLG: 0.544 (1, 8) B B B B X		2-2 G3-1 ①		2-3 K ①		2-2 HR		0-1 F8 ③		4 1 1 1 0 1 1
<b>Tim Salmon, R</b> OBP: 0.347, SLG: 0.376 (1, 9) B B B B B X		4-1 16 CS BB		3-1 F8 ②		0-1 F8 ①		0-3 K ①		3 0 0 0 1 1 0
<b>16 Garret Anderson, L</b> OBP: 0.371, SLG: 0.411 (1, 7) B X		1-0 1-2 1B		3-1 G3 ③		0-0 G3 ②		1-2 G4-3 1B		4 0 2 0 0 0 0
<b>Jim Leyritz, R</b> OBP: 0.367, SLG: 0.469 (1, 2) B B X		2-0 L7 ③		1-0 G6-3 ①		1-1 1B		0-1 G4-3 ②		4 0 1 0 0 0 2
<b>Luis Alicea, S</b> OBP: 0.396, SLG: 0.446 (1, 4) C B F F X			2-2 F8 ①		1-2 G5-3 ②		2-2 F9 ③		1-1 F8 ③	4 0 0 0 0 0 2
<b>Gary Disarcina, R</b> OBP: 0.276, SLG: 0.367 (1, 6) C X			0-1 F8 ②		0-0 G6-3 ③		0-1 F9 ①			3 0 0 0 0 0 0

Inning Stats	R: 0	H: 0	E: 0	K: 0	S: 6	R: 0	H: 1	E: 0	K: 0	S: 6	R: 0	H: 1	E: 0	K: 1	S: 13	R: 0	H: 0	E: 0	K: 1	S: 8	R: 0	H: 0	E: 0	K: 0	S: 5	R: 0	H: 0	E: 0	K: 0	S: 5	R: 1	H: 2	E: 0	K: 0	S: 11	R: 1	H: 2	E: 0	K: 1	S: 14	R: 0	H: 1	E: 0	K: 1	S: 10	1B: 4	2B: 2	3B: 0	HR: 1	SF: 0	SAC: 0	DP: 0	HBP: 0	WP: 0	PA: 35
<b>PITCHER</b>	IP	WLS	BF	H	R	ER	SO	BB	IBB	HBP	BLK	WP	HR	S	P	ERA	WHIP																																						
<b>Tim Belcher, R</b> ERA: 3.39 (1, 1)	8.0	W	31	6	2	2	3	2	0	0	0	0	1	68	111	2.25	1.000																																						
<b>Hipolito Pichardo, R</b> ERA: 2.73 (9, 1)	1.0	S	4	1	0	0	1	0	0	0	0	0	0	10	12	0.00	1.000																																						

**BOTTOM**

**Kansas City Royals @ Anaheim Angels**  
Anaheim Stadium, Anaheim, CA

Tue Jun 03 1997, 10:05 PM EDT  
Att. 14,492 - Unknown

livebaseballscorecards.com

**AB 33**  
**R 2**  
**H 7**  
**RBI 2**  
**BB 2**  
**SO 4**  
**LOB 8**



Batter	1	2	3	4	5	6	7	8	9	AB R H RBI BB SO LOB	TOP											
Jose Offerman, S (1, 4) OBP: 0.376, SLG: 0.420	0-0 G6-3		0-0 BB 1B		0-0 1B 2B		0-0 G3			4 1 2 1 0 0 0	<b>Kansas City Royals @ Anaheim Angels</b> Anaheim Stadium, Anaheim, CA Wed Jun 04 1997, 10:05 PM EDT Att. 13,220 - Unknown - 73 F <a href="http://livebaseballscorecards.com">livebaseballscorecards.com</a>											
Bip Roberts, S (1, 7) OBP: 0.366, SLG: 0.408	0-0 G6-3		4-0 BB 1B		0-0 1B		0-3 3-H K			3 0 1 2 1 1 0												
Jay Bell, R (1, 6) OBP: 0.364, SLG: 0.476	0-3 K		0-3 K		0-0 F9			0-0 L8		4 0 0 0 0 2 4												
Jeff King, R (1, 3) OBP: 0.380, SLG: 0.394		0-0 CS 1B		0-0 P6		4-0 BB		0-0 F9		3 0 1 0 1 0 0												
Chili Davis, S (1, 10) OBP: 0.404, SLG: 0.412	0-0 P8		0-3 K		0-3 K		0-3 BB	4-0 BB		3 0 0 0 1 2 2												
Joe Vitiello, R (1, 9) OBP: 0.357, SLG: 0.376	0-3 K		0-0 G3		0-3 K		0-0 G3			4 0 0 0 0 2 2												
Craig Paquette, R (1, 5) OBP: 0.261, SLG: 0.378			0-0 G6-3		0-0 F9		0-3 K		0-0 L7	4 0 0 0 0 1 1												
Mike Macfarlane, R (1, 2) OBP: 0.233, SLG: 0.265			0-0 BB 1B 1B		0-0 2B 1B 1B		0-0 G6-3		0-0 F2	4 1 2 0 0 0 0												
Tom Goodwin, L (1, 8) OBP: 0.319, SLG: 0.351			0-0 F8		0-3 K		0-0 G3 3B		0-0 G3	4 1 1 0 0 1 2												
<b>Inning Stats</b>	R: 0 E: 0 K: 1 S: 5	H: 0 LOB: 0 BB: 0 P: 5	R: 0 E: 0 K: 1 S: 5	H: 1 LOB: 0 BB: 0 P: 5	R: 0 E: 0 K: 1 S: 7	H: 2 LOB: 3 BB: 1 P: 11	R: 0 E: 0 K: 1 S: 5	H: 0 LOB: 0 BB: 0 P: 5	R: 2 E: 0 K: 1 S: 8	H: 3 LOB: 1 BB: 0 P: 8	R: 0 E: 0 K: 3 S: 9	H: 0 LOB: 1 BB: 1 P: 13	R: 1 E: 0 K: 1 S: 6	H: 1 LOB: 0 BB: 0 P: 6	R: 0 E: 0 K: 0 S: 3	H: 0 LOB: 1 BB: 1 P: 7	R: 0 E: 0 K: 0 S: 3	H: 0 LOB: 0 BB: 0 P: 3	1B: 5 2B: 1 3B: 1 HR: 0	SF: 0 SAC: 0 DP: 0 HBP: 0	WP: 0 PB: 0 SB: 0 CS: 1	PA: 36
<b>PITCHER</b>	IP WLS BF H R ER SO BB IBB HBP BLK WP HR S P ERA WHIP																					
Allen Watson, L (1, 1) ERA: 5.35	6.0 W 25 6 2 2 8 2 0 0 0 0 0 0 39 47 3.00 1.333																					
Pep Harris, R (7, 1) ERA: 3.75	2.0 8 1 1 1 1 1 0 0 0 0 0 0 9 13 4.50 1.000																					
Troy Percival, R (9, 1) ERA: 5.79	1.0 3 0 0 0 0 0 0 0 0 0 0 0 0 3 3 0.00 0.000																					

Batter	1	2	3	4	5	6	7	8	9	AB R H RBI BB SO LOB
Tony Phillips, S OBP: 0.427, SLG: 0.364 (1, 4)	0-0 F8		0-0 HR 1B	0-0 G3-1		0-0 G1 1B				4 1 2 2 0 0 0
Darin Erstad, L OBP: 0.360, SLG: 0.472 (1, 3)	0-3 K		0-0 HR 1B		0-0 F7	0-0 G1				4 1 1 0 0 1 1
Dave Hollins, S OBP: 0.379, SLG: 0.474 (1, 5)	0-0 1B		0-0 HR		0-3 K	0-0 G4-3				4 1 2 3 0 1 1
Jim Leyritz, R OBP: 0.359, SLG: 0.457 (1, 10)	0-3 K		0-0 F8		0-0 G4-3		0-0 G6-3			4 0 0 0 0 1 1
Jim Edmonds, L OBP: 0.370, SLG: 0.538 (1, 8)		0-0 G1-3	0-0 1B			0-0 F7	0-0 G4-3			4 0 1 0 0 0 0
Orlando Palmeiro, L OBP: 0.313, SLG: 0.236 (9, 8)										0 0 0 0 0 0 0
Tim Salmon, R OBP: 0.349, SLG: 0.376 (1, 9)	0-3 K	0-0 1B	0-0 1B			4-0 16 1B BB	0-3 K			3 1 1 0 1 2 0
16 Garret Anderson, L OBP: 0.373, SLG: 0.413 (1, 7)	0-0 1B	0-0 F7	0-0 1B			0-0 1B 1B		0-0 L7		4 1 2 0 0 0 2
Chad Kreuter, S OBP: 0.320, SLG: 0.333 (1, 2)	0-0 L8			0-3 K		0-0 2B 1B		0-0 G4-3		4 1 1 1 0 1 1
Gary Disarcina, R OBP: 0.275, SLG: 0.370 (1, 6)			0-0 G5-3	0-0 F9		0-0 1B 2B		0-0 F9		4 1 1 1 0 0 0

Inning Stats	R: 0 E: 0 K: 2 S: 8	H: 1 LOB: 1 BB: 0 P: 8	R: 0 E: 0 K: 1 S: 6	H: 1 LOB: 1 BB: 0 P: 6	R: 3 E: 0 K: 0 S: 8	H: 5 LOB: 2 BB: 0 P: 8	R: 0 E: 0 K: 1 S: 5	H: 0 LOB: 0 BB: 0 P: 5	R: 0 E: 0 K: 1 S: 5	H: 0 LOB: 0 BB: 0 P: 5	R: 4 E: 0 K: 0 S: 7	H: 4 LOB: 1 BB: 1 P: 11	R: 0 E: 0 K: 1 S: 5	H: 0 LOB: 0 BB: 0 P: 5	R: 0 E: 0 K: 0 S: 3	H: 0 LOB: 0 BB: 0 P: 3	1B: 9 2B: 1 3B: 0 HR: 1	SF: 0 SAC: 0 DP: 0 HBP: 0	WP: 0 PB: 0 SB: 0 CS: 0	PA: 36
--------------	------------------------------	---------------------------------	------------------------------	---------------------------------	------------------------------	---------------------------------	------------------------------	---------------------------------	------------------------------	---------------------------------	------------------------------	----------------------------------	------------------------------	---------------------------------	------------------------------	---------------------------------	----------------------------------	------------------------------------	----------------------------------	--------


PITCHER	IP	WLS	BF	H	R	ER	SO	BB	IBB	HBP	BLK	WP	HR	S	P	ERA	WHIP
Glendon Rusch, L ERA: 5.37 (1, 1)	5.1	L	27	10	7	7	5	1	0	0	0	0	1	36	40	11.81	2.062
Jamie Walker, L ERA: 8.25 (6, 1)	0.1		2	1	0	0	0	0	0	0	0	0	2	2	0.00	3.000	
Jeff Montgomery, R ERA: 8.31 (6, 1)	1.1		4	0	0	0	1	0	0	0	0	0	6	6	0.00	0.000	
Mike Williams, R ERA: 5.68 (8, 1)	1.0		3	0	0	0	0	0	0	0	0	0	3	3	0.00	0.000	

**BOTTOM**

**Kansas City Royals @ Anaheim Angels**  
**Anaheim Stadium, Anaheim, CA**  
 Wed Jun 04 1997, 10:05 PM EDT  
 Att: 13,220 - Unknown - 73 F

livebaseballscorecards.com

<b>AB</b>	<b>35</b>
<b>R</b>	<b>7</b>
<b>H</b>	<b>11</b>
<b>RBI</b>	<b>7</b>
<b>BB</b>	<b>1</b>
<b>SO</b>	<b>6</b>
<b>LOB</b>	<b>6</b>



Batter	1	2	3	4	5	6	7	8	9	10	11	AB R H RBI BB SO LOB	TOP																		
<b>Domingo Cedeno, S</b> OBP: 0.316, SLG: 0.429 (1, 4)	1-1 HR		2-2 F8			2-1 F7		0-1 F7		0-0 G1-6-3	0-3 K2-3	6 1 1 1 0 1 3																			
<b>Ivan Rodriguez, R</b> OBP: 0.383, SLG: 0.536 (1, 2)	0-0 G5-3			3-3 K		1-3 K		1-3 K		1-2 P3		5 0 0 0 0 3 1																			
<b>29 Rusty Greer, L</b> OBP: 0.397, SLG: 0.469 (1, 7)	1-3 K			0-0 L6		3-2 1B			4-0 BB BB		1-2 1B 1B	4 1 2 1 1 1 0																			
<b>Juan Gonzalez, R</b> OBP: 0.301, SLG: 0.515 (1, 10)	2-3 K			1-0 F9		0-1 P4			2-3 K		3-1 1B 1B	5 1 1 0 0 2 2																			
<b>Will Clark, L</b> OBP: 0.476, SLG: 0.586 (1, 3)		0-1 F9			2-2 F9		1-2 F8		4-0 BB BB		2-1 F7	4 0 0 0 1 0 2																			
<b>Dean Palmer, R</b> OBP: 0.316, SLG: 0.389 (1, 5)		3-3 K			1-3 K		0-1 1B		0-3 K		2-2 1B BB	5 1 2 1 0 3 2																			
<b>Lee Stevens, L</b> OBP: 0.346, SLG: 0.521 <b>Mike Devereaux, R</b> OBP: 0.273, SLG: 0.232 <b>Warren Newson, L</b> OBP: 0.391, SLG: 0.500 (1, 9) (7, 9) (9, PH) (9, 9)		0-0 G3			4-0 BB		0-0 G3-6-1		4-2 BB		4-2 1B BB	2 0 0 0 1 0 1 0 0 0 0 0 0 0 0 0 0 0 2 0 0																			
<b>Damon Buford, R</b> OBP: 0.306, SLG: 0.365 (1, 8)			1-1 G5-3		0-2 P3			1-2 IHR		1-3 K		5 1 2 2 0 1 4																			
<b>Benji Gil, R</b> OBP: 0.266, SLG: 0.322 (1, 6)			0-2 G5-3			4-1 29 1B BB		1-3 K		1-1 P6	1-0 SF7	3 1 0 1 1 1 0																			
<b>Inning Stats</b>	R: 1 E: 0 K: 2 S: 12	H: 1 LOB: 0 BB: 0 P: 16	R: 0 E: 0 K: 1 S: 8	H: 0 LOB: 0 BB: 0 P: 11	R: 0 E: 0 K: 0 S: 9	H: 0 LOB: 0 BB: 0 P: 12	R: 0 E: 0 K: 1 S: 5	H: 0 LOB: 0 BB: 0 P: 9	R: 0 E: 0 K: 1 S: 10	H: 0 LOB: 1 BB: 1 P: 17	R: 1 E: 0 K: 1 S: 12	H: 1 LOB: 1 BB: 1 P: 22	R: 0 E: 0 K: 0 S: 6	H: 1 LOB: 0 BB: 0 P: 7	R: 1 E: 0 K: 2 S: 15	H: 1 LOB: 0 BB: 0 P: 18	R: 0 E: 0 K: 3 S: 16	H: 0 LOB: 3 BB: 3 P: 31	R: 0 E: 0 K: 0 S: 6	H: 0 LOB: 0 BB: 0 P: 8	R: 3 E: 0 K: 1 S: 19	H: 4 LOB: 2 BB: 1 P: 33	1B: 6 2B: 0 3B: 0 HR: 2	SF: 1 SAC: 0 DP: 1 HBP: 0	WP: 0 PB: 0 SB: 0 CS: 0	PA: 46					
<b>PITCHER</b>	IP WLS BF H R ER SO BB IBB HBP BLK WP HR S P ERA WHIP																														
<b>Kevin Appier, R</b> ERA: 2.44 (1, 1)	9.0	35	4	3	3	11	5	0	0	0	0	0	1	93	143	3.00	1.000														
<b>Hipolito Pichardo, R</b> ERA: 5.59 (10, 1)	1.1	L	8	3	3	3	0	1	0	0	0	0	0	19	33	20.25	3.000														
<b>Randy Veres, R</b> ERA: 3.26 (11, 1)	0.2		3	1	0	0	1	0	0	0	0	0	0	6	8	0.00	1.500														

**Texas Rangers @ Kansas City Royals**  
**Kauffman Stadium, Kansas City, MO**  
 Thu Jun 05 1997, 7:05 PM CDT  
 Att: 17,351 - Unknown - 80 F

AB	39
R	6
H	8
RBI	6
BB	6
SO	12
LOB	15



Batter	1	2	3	4	5	6	7	8	9	10	11	AB R H RBI BB SO LOB	BOTTOM												
Jose Offerman, S OBP: 0.377, SLG: 0.419 (1, 4)	G6-3		FC4-6 1B				F7			F8		5 0 2 0 0 0 1	<b>Texas Rangers @ Kansas City Royals</b> Kauffman Stadium, Kansas City, MO Thu Jun 05 1997, 7:05 PM CDT Att. 17,351 - Unknown - 80 F												
Tom Goodwin, L OBP: 0.321, SLG: 0.352 (1, 8)	G3		FC4-6 1-2f 2-3		G4-3			E1 G3-1 1B		FC6-4 1B		5 1 2 0 0 0 3													
Bip Roberts, S OBP: 0.356, SLG: 0.397 Craig Paquette, R OBP: 0.261, SLG: 0.378 (1, 7) (11, 7)	G6-3		G4-3			G4-3		G3-1		FC6-4 FC6-4 1-2f		5 0 0 0 0 0 4 0 0 0 0 0 0 0													
Jeff King, R OBP: 0.380, SLG: 0.408 (1, 3)		F7				G4-3		G3-1		FC6-4 FC6-4 1-2f		4 2 1 1 1 0 1													
Johnny Damon, L OBP: 0.377, SLG: 0.508 (1, 9)						G5-3		1B SF8-4-3 BB				4 0 2 1 1 0 0													
Joe Vitiello, R OBP: 0.347, SLG: 0.364 Chili Davis, S OBP: 0.400, SLG: 0.409 (1, 10) (8, PH)								1B SF8-4-3 1B				3 0 0 0 0 1 2 1 0 0 1 0 1 0													
Scott Cooper, L OBP: 0.253, SLG: 0.329 (1, 5)								SF8-4-3				5 0 0 0 0 2 1													
Mike Macfarlane, R OBP: 0.223, SLG: 0.253 (1, 2)												4 0 0 0 0 0 0													
Shane Halter, R OBP: 0.417, SLG: 0.300 (1, 6)												3 0 1 0 1 0 0													
<b>Inning Stats</b>	R: 0 E: 0 K: 0 S: 10	H: 0 LOB: 0 BB: 0 P: 15	R: 0 E: 0 K: 0 S: 10	H: 1 LOB: 1 BB: 0 P: 15	R: 0 E: 0 K: 0 S: 15	H: 2 LOB: 2 BB: 0 P: 24	R: 1 E: 0 K: 0 S: 5	H: 1 LOB: 0 BB: 0 P: 7	R: 0 E: 0 K: 1 S: 8	H: 1 LOB: 1 BB: 0 P: 14	R: 0 E: 0 K: 0 S: 8	H: 0 LOB: 1 BB: 1 P: 14		R: 0 E: 1 K: 0 S: 9	H: 2 LOB: 0 BB: 1 P: 16	R: 0 E: 0 K: 1 S: 7	H: 0 LOB: 0 BB: 0 P: 9	R: 0 E: 0 K: 0 S: 6	H: 1 LOB: 1 BB: 0 P: 9	R: 0 E: 0 K: 2 S: 12	H: 0 LOB: 0 BB: 0 P: 14	1B: 7 2B: 1 3B: 0 HR: 1	SF: 1 SAC: 0 DP: 1 HBP: 0	WP: 0 PB: 0 SB: 0 CS: 0	PA: 43
<b>PITCHER</b>	IP WLS BF H R ER SO BB IBB HBP BLK WP HR S P ERA WHIP																								
Bobby Witt, R ERA: 3.39 (1, 1)	7.0	28	5	1	1	1	2	0	0	0	0	0	0	1	64	103	1.29	1.000							
Ed Vosberg, L ERA: 6.59 (8, 1)	0.0	1	1	1	1	0	0	0	0	0	0	0	0	0	1	1	∞	∞							
Xavier Hernandez, R ERA: 3.9 (8, 1)	0.1	3	1	0	0	0	1	0	0	0	0	0	0	6	13	0.00	6.000								
John Wetteland, R ERA: 1.09 (8, 1)	3.2	W	11	1	1	1	3	0	0	0	0	0	0	27	34	2.46	0.273								

livebaseballscores.com

AB	39
R	3
H	8
RBI	3
BB	3
SO	4
LOB	12



Batter	1	2	3	4	5	6	7	8	9	AB R H RBI BB SO LOB	TOP	
Damon Buford, R (1, 8) OBP: 0.305, SLG: 0.363	3-2 F8		2-3 K		2-2 PO	1-1 P4		1-1 1B		4 0 1 0 0 1 0		
Ivan Rodriguez, R (1, 2) OBP: 0.377, SLG: 0.527	2-2 G5-3		0-1 F7			1-3 K		1-2 G1-3		4 0 0 0 0 1 1		
29 Rusty Greer, L (1, 7) OBP: 0.399, SLG: 0.471	4-1 BB		2-1 G6-3			2-1 2B		1-2 P6		3 0 1 0 1 0 0		
Juan Gonzalez, R (1, 10) OBP: 0.293, SLG: 0.500	0-3 K			0-2 G6-3		0-1 F9		0-1 G4-3		4 0 0 0 0 1 2		
Will Clark, L (1, 3) OBP: 0.466, SLG: 0.571		1-0 F8		1-3 K		1-1 F7		1-0 G3		4 0 0 0 0 1 0		
Dean Palmer, R (1, 5) OBP: 0.312, SLG: 0.383		1-2 G6-3		3-2 G5-3		2-2 G6-3				3 0 0 0 0 0 0		
Mike Devereaux, R (1, 9) OBP: 0.275, SLG: 0.250		1-0 WP 1B 2B			2-1 F7		1-0 G6-3			3 1 1 0 0 0 0		
Billy Ripken, R (1, 4) OBP: 0.337, SLG: 0.436 (8, 6)		2-2 FC6-4 1B			0-3 K			0-0 F8		3 0 1 1 0 1 0		
Benji Gil, R (1, 6) OBP: 0.269, SLG: 0.324 Mike Simms, R (8, PH) OBP: 0.314, SLG: 0.543 Domingo Ceden, S (8, 4) OBP: 0.316, SLG: 0.429		1-1 FC6-4			1-1 PO 1B			0-3 K		2 0 1 0 0 0 1 1 0 0 0 0 1 0 0 0 0 0 0 0 0		
<b>Inning Stats</b>	R: 0 H: 0 E: 0 LOB: 1 K: 1 BB: 1 S: 11 P: 20	R: 1 H: 2 E: 0 LOB: 1 K: 0 BB: 0 S: 13 P: 19	R: 0 H: 0 E: 0 LOB: 0 K: 1 BB: 0 S: 7 P: 11	R: 0 H: 0 E: 0 LOB: 0 K: 1 BB: 0 S: 10 P: 14	R: 0 H: 1 E: 0 LOB: 0 K: 1 BB: 0 S: 9 P: 14	R: 0 H: 1 E: 0 LOB: 1 K: 1 BB: 0 S: 9 P: 13	R: 0 H: 0 E: 0 LOB: 0 K: 0 BB: 0 S: 7 P: 11	R: 0 H: 1 E: 0 LOB: 1 K: 1 BB: 0 S: 12 P: 13	R: 0 H: 0 E: 0 LOB: 0 K: 0 BB: 0 S: 6 P: 8	1B: 3 SF: 0 2B: 2 SAC: 0 3B: 0 DP: 0 HR: 0 HBP: 0	WP: 1 PA: 33 PB: 0 SB: 0 CS: 0	
<b>PITCHER</b> 50 José Rosado, L (1, 1) ERA: 3.06	IP WLS BF H R ER SO BB IBB HBP BLK WP HR S P ERA WHIP	9.0 W 32 5 1 1 6 1 0 0 0 1 0 84 123 1.00 0.667										

Texas Rangers @ Kansas City Royals  
Kauffman Stadium, Kansas City, MO

Fri Jun 06 1997, 7:05 PM CDT  
Att. 16,793 - Unknown - 79 F

livebaseballscorecards.com

AB	31
R	1
H	5
RBI	1
BB	1
SO	6
LOB	4





Batter	1	2	3	4	5	6	7	8	9	AB	R	H	RBI	BB	SO	LOB
Jose Offerman, S OBP: 0.385, SLG: 0.428 (1, 4)	3-2 FC3-6 1B		0-0 G3		0-0 1B		2-1 FC3-6 1B			4	0	3	0	0	0	0
Tom Goodwin, L OBP: 0.315, SLG: 0.345 (1, 8)	1-0 FC3-6 1B		2-2 G4-3		1-1 P6		0-0 FC3-6 1-2f			4	1	0	0	0	0	4
Jay Bell, R OBP: 0.367, SLG: 0.474 (1, 6)	4-2 1B BB		1-0 F7		0-2 1B		2-1 F8 1-2			3	0	1	1	1	0	1
Chili Davis, S OBP: 0.402, SLG: 0.412 (1, 10)	0-2 1B			1-0 F9 SH1-3 1B		2-3 K		0-0 L4		4	0	2	1	0	1	2
Johnny Damon, L OBP: 0.369, SLG: 0.496 (1, 7)	1-3 K			1-1 SH1-3 1-2		1-1 P4		2-2 P6		3	0	0	0	0	1	4
Jeff King, R OBP: 0.382, SLG: 0.412 (1, 3)	2-2 L6			4-2 FC5-4 BB		2-1 P3		3-2 2B		3	0	1	0	1	0	2
Joe Vitiello, R OBP: 0.337, SLG: 0.352 (1, 9)		1-0 G5-3		0-0 F9		2-1 G4-3		0-0 L6		3	0	0	0	0	0	2
David Howard, S OBP: 0.333, SLG: 0.406 (7, 9)				2-3 F9						0	0	0	0	0	0	0
Bip Roberts, S OBP: 0.354, SLG: 0.394 (8, PH)										1	0	0	0	0	0	1
Shane Halter, R OBP: 0.417, SLG: 0.300 (9, 9)										0	0	0	0	0	0	0
Craig Paquette, R OBP: 0.257, SLG: 0.371 (1, 5)		1-3 K		1-0 FC5-4 1-2f		0-1 F9				3	0	0	0	0	1	2
Sal Fasano, R OBP: 0.125, SLG: 0.125 (1, 2)		2-3 K			0-0 E2 1B 1B		0-0 P5			3	1	0	0	0	1	0

Inning Stats	R: 1	H: 2	E: 0	K: 1	S: 18	R: 0	H: 0	E: 0	K: 2	S: 7	R: 0	H: 0	E: 0	K: 0	S: 5	R: 0	H: 1	E: 0	K: 0	S: 8	R: 1	H: 2	E: 0	K: 1	S: 12	R: 0	H: 0	E: 0	K: 0	S: 6	R: 0	H: 1	E: 0	K: 0	S: 6	R: 0	H: 1	E: 0	K: 0	S: 12
	LOB: 2	BB: 1	P: 29	LOB: 0	BB: 0	P: 11	LOB: 0	BB: 0	P: 8	LOB: 2	BB: 1	P: 15	LOB: 0	BB: 0	P: 16	LOB: 0	BB: 0	P: 10	LOB: 1	BB: 0	P: 17	LOB: 1	BB: 0	P: 17	LOB: 0	BB: 0	P: 17	LOB: 0	BB: 0	P: 17	LOB: 0	BB: 0	P: 17	LOB: 0	BB: 0	P: 17	LOB: 0	BB: 0	P: 17	

PITCHER	IP	WLS	BF	H	R	ER	SO	BB	IBB	HBP	BLK	WP	HR	S	P	ERA	WHIP
John Burkett, R ERA: 4.54 (1, 1)	8.0	L	34	7	2	1	4	2	0	0	0	0	0	74	116	1.12	1.125


**BOTTOM**

**Texas Rangers @ Kansas City Royals**  
Kauffman Stadium, Kansas City, MO

Fri Jun 06 1997, 7:05 PM CDT  
Att: 16,793 - Unknown - 79 F

AB	31
R	2
H	7
RBI	2
BB	2
SO	4
LOB	18

livebaseballscorecards.com



WP: 0	PA: 34
PB: 0	SB: 2
CS: 0	

Batter	1	2	3	4	5	6	7	8	9	AB R H RBI BB SO LOB	TOP											
Domingo Cedeno, S (1, 4) OBP: 0.313, SLG: 0.446	1-2 F7		2-2 3B			0-1 P6		0-3 K		4 0 1 1 0 1 0												
Ivan Rodriguez, R (1, 2) Henry Mercedes, R (8, 2) OBP: 0.374, SLG: 0.535 OBP: 0.250, SLG: 0.333	1-0 G3-1		1-3 K			0-3 K		0-0 HR		4 1 1 1 0 2 1 0 0 0 0 0 0 0												
29 Rusty Greer, L (1, 7) OBP: 0.397, SLG: 0.465	1-3 K		0-1 G4-3			4-2 HR		0-0 L8		3 1 0 0 1 1 1												
Juan Gonzalez, R (1, 10) OBP: 0.298, SLG: 0.522		0-1 1B		2-0 G5-3		0-0 HR		1-3 K		4 1 2 2 0 1 0												
Will Clark, L (1, 3) OBP: 0.461, SLG: 0.564		0-0 1B		2-2 L7		1-2 F7		1-1 F7		4 0 1 0 0 0 0												
Dean Palmer, R (1, 5) OBP: 0.306, SLG: 0.375		1-3 K		2-3 K			0-0 G5-3		1-1 P4	4 0 0 0 0 2 2												
Lee Stevens, L (1, 9) OBP: 0.340, SLG: 0.510		2-1 G4-6-3			2-0 F9		0-1 F8			3 0 0 0 0 0 2												
Damon Buford, R (1, 8) OBP: 0.306, SLG: 0.358			4-0 3B		3-2 F7		0-3 K			2 1 0 0 1 1 0												
Benji Gil, R (1, 6) OBP: 0.264, SLG: 0.318			2-2 F9		2-2 G6-3			2-1 F9		3 0 0 0 0 0 1												
<b>Inning Stats</b>	R: 0 E: 0 K: 1 S: 8	H: 0 LOB: 0 BB: 0 P: 11	R: 0 E: 0 K: 1 S: 8	H: 2 LOB: 1 BB: 0 P: 11	R: 1 E: 0 K: 1 S: 12	H: 1 LOB: 1 BB: 1 P: 21	R: 0 E: 0 K: 1 S: 7	H: 0 LOB: 0 BB: 0 P: 13	R: 0 E: 0 K: 0 S: 7	H: 0 LOB: 0 BB: 0 P: 14	R: 2 E: 0 K: 1 S: 15	H: 1 LOB: 0 BB: 1 P: 20	R: 0 E: 0 K: 1 S: 7	H: 0 LOB: 0 BB: 0 P: 7	R: 1 E: 0 K: 1 S: 7	H: 1 LOB: 0 BB: 0 P: 9	R: 0 E: 0 K: 1 S: 7	H: 0 LOB: 0 BB: 0 P: 10	1B: 2 2B: 0 3B: 1 HR: 2	SF: 0 SAC: 0 DP: 1 HBP: 0	WP: 0 PB: 0 SB: 1 CS: 0	PA: 33
<b>PITCHER</b>	IP WLS BF H R ER SO BB IBB HBP BLK WP HR S P ERA WHIP																					
Jim Pittsley, R (1, 1) ERA: 6.45	7.0 W 26 4 3 3 6 2 0 0 0 0 0 1 64 97 3.86 0.857																					
Randy Veres, R (8, 1) ERA: 3.41	1.1 5 1 1 1 2 0 0 0 0 0 0 1 10 13 6.75 0.750																					
Larry Casian, L (9, 1) ERA: 7.5	0.1 1 0 0 0 0 0 0 0 0 0 0 0 2 3 0.00 0.000																					
Jose Santiago, R (9, 1) ERA:	0.1 1 0 0 0 0 0 0 0 0 0 0 0 2 3 0.00 0.000																					

Texas Rangers @ Kansas City Royals  
Kauffman Stadium, Kansas City, MO  
Sat Jun 07 1997, 3:33 AM CDT  
Att. 26,542 - Cloudy - 74 F

livebaseballscorecards.com

AB	31
R	4
H	5
RBI	4
BB	2
SO	8
LOB	7



Batter	1	2	3	4	5	6	7	8	9	AB	R	H	RBI	BB	SO	LOB
Jose Offerman, S OBP: 0.391, SLG: 0.445 (1, 4)	1-0 CS 1B		0-2 CS 1-2	2-2 BB 1B	1-0 L5	0-0 3B		0-1 L7		5	1	3	2	0	0	1
Jay Bell, R OBP: 0.367, SLG: 0.467 (1, 6)	3-2 P3 1-2			4-1 1B 1-2 E BB	2-0 F8	4-0 IBB		3-3 K		3	1	0	0	2	1	2
Bip Roberts, S OBP: 0.356, SLG: 0.396 Johnny Damon, L OBP: 0.364, SLG: 0.489 (1, 7) (4, PR) (5, 7)	1-1 G6-3			1-0 E 1-2 2-H HR 1B	1-0 G6-3	2-3 K				2	0	1	1	0	0	0
Jeff King, R OBP: 0.384, SLG: 0.411 (1, 3)		0-3 K		1-1 E7 1-3 2-H HR 1B						3	2	1	1	1	2	2
Chili Davis, S OBP: 0.409, SLG: 0.459 (1, 10)		0-1 P3		1-1 HR		0-0 HR	3-1 G4-6-3 1B			4	2	3	5	0	0	0
Joe Vitiello, R OBP: 0.340, SLG: 0.366 Shane Halter, R OBP: 0.423, SLG: 0.286 (1, 9) (4, PR) (5, 9)		0-3 K		1-2 2B		4-1 1B BB	2-2 G4-6-3			2	0	1	0	0	1	0
Mike Macfarlane, R OBP: 0.224, SLG: 0.253 (1, 2)			3-1 G5-3	3-3 K		0-0 1B 1-2 3B 1B	1-3 K			4	1	1	0	0	2	2
Craig Paquette, R OBP: 0.257, SLG: 0.369 (1, 5)			2-1 F8	3-3 K		0-0 3B 1-3 2-H 1B	2-3 K			4	1	1	1	0	2	2
Tom Goodwin, L OBP: 0.318, SLG: 0.345 (1, 8)			1-2 CS 1B	0-2 F8		1-2 G6-3	4-1 BB			3	0	1	0	1	0	4

Inning Stats	R: 0	H: 1	E: 0	K: 0	S: 6	LOB: 0	BB: 0	P: 11	R: 0	H: 0	E: 0	K: 2	S: 9	LOB: 0	BB: 0	P: 9	R: 0	H: 1	E: 0	K: 0	S: 9	LOB: 0	BB: 0	P: 15	R: 5	H: 5	E: 1	K: 2	S: 23	LOB: 2	BB: 1	P: 39	R: 0	H: 0	E: 0	K: 0	S: 3	LOB: 0	BB: 0	P: 7	R: 5	H: 4	E: 0	K: 2	S: 17	LOB: 2	BB: 3	P: 33	R: 0	H: 1	E: 0	K: 1	S: 8	LOB: 0	BB: 0	P: 14	R: 0	H: 0	E: 0	K: 2	S: 9	LOB: 1	BB: 1	P: 18
--------------	------	------	------	------	------	--------	-------	-------	------	------	------	------	------	--------	-------	------	------	------	------	------	------	--------	-------	-------	------	------	------	------	-------	--------	-------	-------	------	------	------	------	------	--------	-------	------	------	------	------	------	-------	--------	-------	-------	------	------	------	------	------	--------	-------	-------	------	------	------	------	------	--------	-------	-------

PITCHER		IP	WLS	BF	H	R	ER	SO	BB	IBB	HBP	BLK	WP	HR	S	P	ERA	WHIP
Darren Oliver, L ERA: 4.68	(1, 1)	5.0	L	22	7	6	6	4	2	0	0	0	0	1	50	85	10.80	1.800
Matt Whiteside, R ERA: 8.59	(6, 1)	0.0		4	3	2	2	0	1	0	0	0	0	1	4	8	∞	∞
Ed Vosberg, L ERA: 6.28	(6, 1)	0.2		4	1	2	2	1	0	1	0	0	0	0	10	17	27.00	1.500
Julio Santana, R ERA: 4.96	(6, 1)	1.1		4	1	0	0	2	0	0	0	0	0	0	11	18	0.00	0.750
Jose Albero, R ERA: 5.95	(8, 1)	1.0		4	0	0	0	2	1	0	0	0	0	0	9	18	0.00	1.000


**BOTTOM**

**Texas Rangers @ Kansas City Royals**  
Kauffman Stadium, Kansas City, MO

Sat Jun 07 1997, 3:33 AM CDT  
Att: 26,542 - Cloudy - 74 F

<b>AB</b>	<b>33</b>
<b>R</b>	<b>10</b>
<b>H</b>	<b>12</b>
<b>RBI</b>	<b>10</b>
<b>BB</b>	<b>5</b>
<b>SO</b>	<b>9</b>
<b>LOB</b>	<b>16</b>

livebaseballscorecards.com



1B: 8	SF: 0	WP: 0	PA: 39
2B: 1	SAC: 0	PB: 0	
3B: 1	DP: 1	SB: 0	
HR: 2	HBP: 0	CS: 2	

Batter	1	2	3	4	5	6	7	8	9	AB R H RBI BB SO LOB	TOP											
Warren Newson, L (1, 9) OBP: 0.386, SLG: 0.500	2-3 K	1-2 G4-3			2-3 K		0-1 2B			4 0 1 0 0 2 1												
Ivan Rodriguez, R (1, 2) OBP: 0.381, SLG: 0.545	2-2 29 2B		4-2 FC5-4 29 1B		0-2 29 1B		0-0 F8			3 2 2 0 1 0 1												
29 Rusty Greer, L (1, 7) OBP: 0.402, SLG: 0.475	2-2 FC3-6 2B		1-2 FC5-4 1B		2-2 G6-4-3 1B		2-2 G6-3			4 0 3 2 0 0 0												
Juan Gonzalez, R (1, 10) OBP: 0.297, SLG: 0.511	4-2 FC3-6 BB		3-2 FC5-4		3-1 G6-4-3		1-3 K			3 0 0 0 1 1 3												
Will Clark, L (1, 3) OBP: 0.452, SLG: 0.550	1-2 FC3-6		3-3 K		1-2 G3-1		3-2 F8			4 0 0 0 0 1 4												
Dean Palmer, R (1, 5) OBP: 0.301, SLG: 0.368	3-3 K		1-3 K		1-1 F7		0-1 G1-3			4 0 0 0 0 2 4												
Domingo Cedeno, S (1, 4) OBP: 0.310, SLG: 0.436		0-0 1B		1-2 G4-3		2-2 G4-3		0-3 K		4 0 1 0 0 1 0												
Damon Buford, R (1, 8) OBP: 0.301, SLG: 0.352		1-1 F9		1-2 G6-3		1-3 K		0-2 L7		3 0 0 0 0 1 1												
Lee Stevens, L (9, PH) OBP: 0.338, SLG: 0.507										1 0 0 0 0 0 0												
Billy Ripken, R (1, 6) OBP: 0.327, SLG: 0.423		2-3 K		2-0 G5-3		2-2 F9				3 0 0 0 0 1 1												
<b>Inning Stats</b>	R: 1 E: 0 K: 2 S: 20	H: 2 LOB: 2 BB: 1 P: 34	R: 0 E: 0 K: 1 S: 11	H: 1 LOB: 1 BB: 0 P: 14	R: 0 E: 0 K: 2 S: 15	H: 1 LOB: 2 BB: 1 P: 27	R: 0 E: 0 K: 0 S: 8	H: 0 LOB: 0 BB: 0 P: 12	R: 1 E: 0 K: 1 S: 13	H: 2 LOB: 0 BB: 0 P: 20	R: 0 E: 0 K: 1 S: 10	H: 0 LOB: 0 BB: 0 P: 14	R: 0 E: 0 K: 1 S: 9	H: 1 LOB: 1 BB: 0 P: 12	R: 0 E: 0 K: 1 S: 12	H: 0 LOB: 0 BB: 0 P: 18	R: 0 E: 0 K: 1 S: 8	H: 0 LOB: 0 BB: 0 P: 8	1B: 3 2B: 4 3B: 0 HR: 0	SF: 0 SAC: 0 DP: 1 HBP: 0	WP: 0 PB: 0 SB: 0 CS: 0	PA: 35
<b>PITCHER</b>	IP WLS BF H R ER SO BB IBB HBP BLK WP HR S P ERA WHIP																					
Tim Belcher, R (1, 1) ERA: 3.36	6.0 W 25 6 2 2 6 2 0 0 0 0 0 0 77 121 3.00 1.333																					
Jeff Montgomery, R (7, 1) ERA: 7.85	1.0 4 1 0 0 1 0 0 0 0 0 0 0 9 12 0.00 1.000																					
Randy Veres, R (8, 1) ERA: 3.31	1.0 3 0 0 0 1 0 0 0 0 0 0 0 12 18 0.00 0.000																					
Hipolito Pichardo, R (9, 1) ERA: 3.54	0.1 1 0 0 0 0 0 0 0 0 0 0 0 2 2 0.00 0.000																					
Mike Williams, R (9, 1) ERA: 5.14	0.2 S 2 0 0 0 1 0 0 0 0 0 0 0 6 6 0.00 0.000																					

Texas Rangers @ Kansas City Royals  
Kauffman Stadium, Kansas City, MO  
Sun Jun 08 1997, 3:33 AM CDT  
Att. 30,288 - Cloudy - 70 F

livebaseballscorecards.com

AB	33
R	2
H	7
RBI	2
BB	2
SO	9
LOB	15



Batter	1	2	3	4	5	6	7	8	9
Jose Offerman, S OBP: 0.392, SLG: 0.450 (1, 4)	2-2 G3 1B	3-2 1B 2B		3-1 G4-3		2-0 F7		0-1 F7	
Tom Goodwin, L OBP: 0.321, SLG: 0.348 (1, 8)	3-2 G3 1-2	1-2 1B 1B		2-1 F7			2-0 1B 1B		
Jeff King, R OBP: 0.386, SLG: 0.415 (1, 3)	2-2 L3	4-1 1B BB		0-1 2B			3-3 SAFE K 1-2		
Chili Davis, S OBP: 0.416, SLG: 0.463 (1, 10)	4-2 BB	1-2 1B		2-3 K			1-1 1B		
Johnny Damon, L OBP: 0.356, SLG: 0.478 Bip Roberts, S OBP: 0.354, SLG: 0.393 Shane Halter, R OBP: 0.423, SLG: 0.286 (1, 7) (7, PH) (8, 9)	1-1 G4-3	0-3 K			0-0 P2		1-0 P2		
Jay Bell, R OBP: 0.365, SLG: 0.460 (1, 6)		2-2 P3	1-3 K		4-0 CS BB		3-2 G6-3 1-2		
Joe Vitiello, R OBP: 0.343, SLG: 0.362 David Howard, S OBP: 0.324, SLG: 0.394 (1, 9) (3, PR) (4, 9) (8, 7)		2-2 F7	1-1 HBP		3-2 P5			2-1 G4-3	
Craig Paquette, R OBP: 0.256, SLG: 0.366 (1, 5)		2-1 1B 2B 1B	0-3 K		2-2 CS 1-2	2-0 F9		0-0 G5-3	
Mike Macfarlane, R OBP: 0.235, SLG: 0.263 (1, 2)		1-1 2B 1B 1B	1-3 K			2-2 G5-3		0-0 1B	

Inning Stats	R: 0	H: 1	E: 0	K: 0	S: 17	LOB: 2	BB: 1	P: 29	R: 4	H: 5	E: 0	K: 1	S: 27	LOB: 2	BB: 1	P: 43	R: 0	H: 0	E: 0	K: 3	S: 11	LOB: 1	BB: 0	P: 14	R: 0	H: 1	E: 0	K: 1	S: 9	LOB: 1	BB: 0	P: 16	R: 0	H: 0	E: 0	K: 0	S: 6	LOB: 0	BB: 1	P: 15	R: 0	H: 0	E: 0	K: 0	S: 6	LOB: 0	BB: 0	P: 12	R: 0	H: 2	E: 0	K: 1	S: 12	LOB: 2	BB: 0	P: 22	R: 0	H: 1	E: 0	K: 0	S: 6	LOB: 1	BB: 0	P: 8
--------------	------	------	------	------	-------	--------	-------	-------	------	------	------	------	-------	--------	-------	-------	------	------	------	------	-------	--------	-------	-------	------	------	------	------	------	--------	-------	-------	------	------	------	------	------	--------	-------	-------	------	------	------	------	------	--------	-------	-------	------	------	------	------	-------	--------	-------	-------	------	------	------	------	------	--------	-------	------

AB	R	H	RBI	BB	SO	LOB
5	1	2	1	0	0	1
4	1	2	2	0	0	1
3	0	1	0	1	1	2
3	0	2	1	1	1	1
3	0	0	0	0	1	4
1	0	0	0	0	0	2
0	0	0	0	0	0	0
3	0	0	0	1	1	2
1	0	0	0	0	0	0
2	0	0	0	0	0	1
4	1	1	0	0	1	1
4	1	2	0	0	1	1

**BOTTOM**

**Texas Rangers @ Kansas City Royals**  
**Kauffman Stadium, Kansas City, MO**  
 Sun Jun 08 1997, 3:33 AM CDT  
 Att: 30,288 - Cloudy - 70 F

livebaseballscorecards.com

<b>AB</b>	<b>33</b>
<b>R</b>	<b>4</b>
<b>H</b>	<b>10</b>
<b>RBI</b>	<b>4</b>
<b>BB</b>	<b>3</b>
<b>SO</b>	<b>6</b>
<b>LOB</b>	<b>16</b>



PITCHER	IP	WLS	BF	H	R	ER	SO	BB	IBB	HBP	BLK	WP	HR	S	P	ERA	WHIP
Ken Hill, R ERA: 4.05 (1, 1)	5.0	L	25	7	4	4	5	3	0	0	0	0	0	70	117	7.20	2.000
Julio Santana, R ERA: 4.83 (6, 1)	1.1		6	2	0	0	1	0	0	0	0	0	0	12	24	0.00	1.500
Eric Gunderson, L ERA: 2.11 (7, 1)	0.1		1	0	0	0	0	0	0	0	0	0	0	1	2	0.00	0.000
Xavier Hernandez, R ERA: 3.73 (7, 1)	1.1		5	1	0	0	0	0	0	0	0	0	0	11	16	0.00	0.750

WP	PA	ERA	WHIP
0	38		
0			
3			
1			

Batter	1	2	3	4	5	6	7	8	9	AB R H RBI BB SO LOB	TOP												
Tony Phillips, S OBP: 0.426, SLG: 0.378 (1, 10)	0-2 P4	2-0 P4		2-0 1B		4-2 1B BB	0-2 F7		3-2 HR 1B	5 1 2 1 1 0 2													
Darin Erstad, L OBP: 0.359, SLG: 0.476 (1, 3)	0-2 2B 1B		1-2 G4-3	0-0 SF8		0-1 BB 1B 1B		1-1 G6-3	1-0 HR	5 3 3 4 0 0 0													
Dave Hollins, S OBP: 0.374, SLG: 0.450 (1, 5)	0-0 P3		1-1 B1-3	0-3 K		2-2 BB 1B		2-3 K	1-1 F8	6 1 1 0 0 2 2													
Tim Salmon, R OBP: 0.368, SLG: 0.428 (1, 9)	0-0 1-H 2B		4-1 1B BB		0-0 1B SF7 1B	4-2 1B BB		4-1 BB	0-1 G5-3	3 2 2 1 3 0 0													
Jim Edmonds, L OBP: 0.375, SLG: 0.536 (1, 8)	1-0 F9		0-1 1B 1B		0-0 SF7 1B	0-1 1B 1B		1-1 G4-3		5 0 3 2 0 0 2													
Jim Leyritz, R OBP: 0.350, SLG: 0.439 (1, 2)			4-1 16 G4-3 2B BB	1-2 1B		0-0 SF7		1-0 G5-3	0-0 G6-3	3 1 1 2 1 0 2													
16 Garret Anderson, L OBP: 0.360, SLG: 0.397 (1, 7)			1-1 G4-3	0-0 F9		0-3 K		0-0 G4-3	0-2 1B 1B	5 1 1 0 0 1 4													
Luis Alicia, S OBP: 0.407, SLG: 0.450 (1, 4)			3-2 2-H 2B		2-1 G6-3	0-1 F7		3-2 F7	0-0 1B 1B	5 1 2 1 0 0 1													
Gary Disarcina, R OBP: 0.278, SLG: 0.362 (1, 6)			2-1 P5		1-0 1B SF8 1B		0-0 P3	2-0 1B	3-2 1B HR 1B	5 2 3 1 0 0 1													
<b>Inning Stats</b>	R: 1 E: 0 K: 0 S: 9	H: 2 LOB: 1 BB: 0 P: 10	R: 1 E: 0 K: 0 S: 9	H: 1 LOB: 1 BB: 1 P: 21	R: 1 E: 0 K: 0 S: 13	H: 2 LOB: 2 BB: 1 P: 20	R: 1 E: 0 K: 1 S: 8	H: 2 LOB: 1 BB: 0 P: 13	R: 1 E: 0 K: 1 S: 8	H: 2 LOB: 1 BB: 0 P: 8	R: 2 E: 0 K: 0 S: 15	H: 3 LOB: 2 BB: 2 P: 26	R: 0 E: 0 K: 0 S: 8	H: 1 LOB: 1 BB: 0 P: 13	R: 0 E: 0 K: 1 S: 8	H: 0 LOB: 1 BB: 1 P: 16	R: 5 E: 0 K: 0 S: 19	H: 5 LOB: 0 BB: 0 P: 27	1B: 15 2B: 2 3B: 0 HR: 1	SF: 2 SAC: 0 DP: 0 HBP: 0	WP: 0 PB: 0 SB: 0 CS: 0	PA: 49	
<b>PITCHER</b>	IP WLS BF H R ER SO BB IBB HBP BLK WP HR S P ERA WHIP																					<b>PITCHER</b>	IP WLS BF H R ER SO BB IBB HBP BLK WP HR S P ERA WHIP
Glendon Rusch, L ERA: 5.81 (1, 1)	5.2 L 30 11 7 7 2 3 0 0 0 0 0 0 57 88 11.12 2.471																						
Jose Santiago, R ERA: (6, 1)	1.1 7 2 0 0 0 1 0 0 0 0 0 0 13 23 0.00 2.250																						
Mike Williams, R ERA: 7.56 (8, 1)	1.1 8 3 3 3 1 1 0 0 0 0 0 0 18 29 20.25 3.000																						
Larry Casian, L ERA: 8.53 (9, 1)	0.2 4 2 2 2 0 0 0 0 0 0 0 1 9 14 27.00 3.000																						

Anaheim Angels @ Kansas City Royals  
Kauffman Stadium, Kansas City, MO  
Mon Jun 09 1997, 7:05 PM CDT  
Att. 15,876 - Unknown - 73 F

AB	42
R	12
H	18
RBI	12
BB	5
SO	3
LOB	14



Batter	1	2	3	4	5	6	7	8	9	AB R H RBI BB SO LOB
Jose Offerman, S OBP: 0.387, SLG: 0.448 (1, 4)	3-2 1B 1B 2B		1-1 G5-3		1-2 F8		1-1 F7		1-1 F9	5 1 1 0 0 0 0
Bip Roberts, S OBP: 0.357, SLG: 0.396 Johnny Damon, L OBP: 0.356, SLG: 0.478 (1, 7) (8, 7)	1-0 1B 2-3 1B		1-2 G4-3			1-1 HR 1B	1-2 G6-3			4 1 2 0 0 0 0 0 0 0 0 0 0 0
Jay Bell, R OBP: 0.368, SLG: 0.472 (1, 6)	3-3 SAFE SAFE SAFE SAFE 1-2 K		3-1 F8			1-1 HR 1B	4-2 BB			3 1 1 2 1 1 2
Jeff King, R OBP: 0.388, SLG: 0.413 (1, 3)	0-0 P6			4-1 FC6-4 BB		0-0 HR 1B	0-1 F8			3 1 1 0 1 0 3
Chili Davis, S OBP: 0.418, SLG: 0.482 (1, 10)	1-0 FC5-4 1B 2-3 3-H		0-1 FC6-4 S 1-2f		0-0 HR		2-1 G4-3			4 1 2 3 0 0 1
Joe Vitiello, R OBP: 0.339, SLG: 0.351 (1, 9)	0-1 FC5-4 1-2f		2-2 SAFE P4 1-2		4-1 1B BB		3-3 K2-3			3 0 0 0 1 1 3
Craig Paquette, R OBP: 0.251, SLG: 0.358 (1, 5)		2-2 P5		1-1 F7		0-0 F8		0-3 K		4 0 0 0 0 1 2
Mike Macfarlane, R OBP: 0.236, SLG: 0.263 (1, 2)		1-2 L8			2-3 K	2-2 SAFE CS 1B 1-3		0-2 P6		4 0 1 0 0 1 0
Tom Goodwin, L OBP: 0.316, SLG: 0.341 (1, 8)		1-3 K			0-0 P4	3-3 SAFE K 1-2		1-0 F9		4 0 0 0 0 2 2

Inning Stats	R: 1 E: 0 K: 1 S: 11	H: 3 LOB: 2 BB: 0 P: 19	R: 0 E: 0 K: 1 S: 10	H: 0 LOB: 0 BB: 0 P: 14	R: 0 E: 0 K: 0 S: 7	H: 0 LOB: 1 BB: 1 P: 15	R: 0 E: 0 K: 1 S: 7	H: 0 LOB: 0 BB: 0 P: 10	R: 4 E: 0 K: 1 S: 16	H: 5 LOB: 2 BB: 1 P: 27	R: 0 E: 0 K: 0 S: 10	H: 0 LOB: 1 BB: 1 P: 14	R: 0 E: 0 K: 2 S: 9	H: 0 LOB: 0 BB: 0 P: 14	R: 0 E: 0 K: 0 S: 6	H: 0 LOB: 0 BB: 0 P: 8	1B: 5 2B: 2 3B: 0 HR: 2	SF: 0 SAC: 0 DP: 1 HBP: 0	
PITCHER	IP	WLS	BF	H	R	ER	SO	BB	IBB	HBP	BLK	WP	HR	S	P	ERA	WHIP	WP: 0 PB: 0 SB: 2 CS: 1	PA: 37
Allen Watson, L ERA: 5.6 (1, 1)	5.0		24	7	5	5	3	2	0	0	0	0	0	50	83	9.00	1.800		
Rich DeLucia, R ERA: 2.93 (6, 1)	3.0		10	1	0	0	3	1	0	0	0	0	0	28	44	0.00	0.667		
Mike Holtz, L ERA: 1.13 (9, 1)	1.0		3	0	0	0	0	0	0	0	0	0	0	6	8	0.00	0.000		

BOTTOM

Anaheim Angels @ Kansas City Royals  
Kauffman Stadium, Kansas City, MO

Mon Jun 09 1997, 7:05 PM CDT  
Att: 15,876 - Unknown - 73 F

AB	34
R	5
H	8
RBI	5
BB	3
SO	6
LOB	13



livebaseballscores.com

Batter	1	2	3	4	5	6	7	8	9	AB R H RBI BB SO LOB	TOP
Tony Phillips, S OBP: 0.427, SLG: 0.382 (1, 10)	3-1 G4-3 ①		1-0 F8 ②			3-2 1B 2B		4-1 FC3-6-5-6 1B BB		3 0 1 0 1 0 0	<b>Anaheim Angels @ Kansas City Royals</b> Kauffman Stadium, Kansas City, MO Tue Jun 10 1997, 7:05 PM CDT Att. 14,774 - Unknown - 75 F
Darin Erstad, L OBP: 0.362, SLG: 0.477 (1, 3)	1-3 K ②		1-0 F9 ③			2-2 2B 1B		1-2 1B 1B	4 1 2 0 0 1 0		
Jim Edmonds, L OBP: 0.373, SLG: 0.535 (1, 8)	0-0 F8 ③			2-2 P6 ①		0-0 WP SF7 2B		0-2 FC3-6-5-6 HR ① ②	4 2 1 1 0 0 2		
Tim Salmon, R OBP: 0.370, SLG: 0.450 (1, 9)		0-1 16 1B 2B		1-2 G6-3 ②		1-0 SF7 ②		0-1 HR 1-H	3 2 2 3 0 0 0		
16 Garret Anderson, L OBP: 0.358, SLG: 0.395 (1, 7)		0-0 G4-6-3 1B 2-H		1-2 F7 ③		0-1 G1-3 ③		0-1 F8 ③	4 0 1 1 0 0 0		
Jack Howell, L OBP: 0.333, SLG: 0.529 (1, 5)		1-2 G4-6-3 ① ②			4-2 1B BB		3-3 K ①	1-0 G1-3 ①	2 0 0 0 1 1 1		
Eddie Murray, S OBP: 0.277, SLG: 0.331 (9, PH)		1-2 SAFE			1-3 K ①				1 0 0 0 0 0 0		
Craig Grebeck, R OBP: 0.373, SLG: 0.448 (9, 5)		1-2 SAFE			1-3 K ①				0 0 0 0 0 0 0		
Chad Kreuter, S OBP: 0.326, SLG: 0.368 (1, 2)		3-1 1B			1-3 SAFE K ①		4-2 G4-3 BB	3-2 HR	3 1 2 1 1 1 1		
Luis Alicea, S OBP: 0.404, SLG: 0.446 (1, 4)		0-3 K ③			1-2 SAFE FC6-4 1B 1-3		2-2 G4-3 ②	2-1 G3 ②	4 0 1 0 0 1 2		
Gary Disarcina, R OBP: 0.273, SLG: 0.355 (1, 6)			0-0 G6-3 ①		0-0 FC6-4 ③		1-0 F8 ③	0-2 F7 ③	4 0 0 0 0 0 2		
<b>Inning Stats</b>	R: 0 E: 0 K: 1 S: 8 H: 0 LOB: 0 BB: 0 P: 12	R: 1 E: 0 K: 1 S: 11 H: 3 LOB: 1 BB: 0 P: 15	R: 0 E: 0 K: 0 S: 3 H: 0 LOB: 0 BB: 0 P: 5	R: 0 E: 0 K: 0 S: 13 H: 0 LOB: 0 BB: 0 P: 17	R: 0 E: 0 K: 1 S: 9 H: 1 LOB: 1 BB: 1 P: 15	R: 2 E: 0 K: 0 S: 10 H: 3 LOB: 0 BB: 0 P: 16	R: 0 E: 0 K: 1 S: 10 H: 0 LOB: 1 BB: 1 P: 20	R: 2 E: 0 K: 0 S: 11 H: 2 LOB: 0 BB: 1 P: 16	R: 1 E: 0 K: 0 S: 9 H: 1 LOB: 0 BB: 0 P: 15	1B: 5 2B: 3 3B: 0 HR: 2 SF: 1 SAC: 0 DP: 2 HBP: 0	WP: 1 PB: 0 SB: 1 CS: 0 PA: 36
<b>PITCHER</b> Kevin Appier, R ERA: 2.67 (1, 1) Larry Casian, L ERA: 8.56 (9, 1)	IP WLS BF H R ER SO BB IBB HBP BLK WP HR S P ERA WHIP	8.0 L 32 9 5 5 4 3 0 0 0 1 1 75 116 5.62 1.500	1.0 4 1 1 1 0 0 0 0 0 0 0 1 9 15 9.00 1.000							IP WLS BF H R ER SO BB IBB HBP BLK WP HR S P ERA WHIP	

livebaseballscores.com

AB	32
R	6
H	10
RBI	6
BB	3
SO	4
LOB	8





Batter	1	2	3	4	5	6	7	8	9	AB	R	H	RBI	BB	SO	LOB
Jose Offerman, S OBP: 0.384, SLG: 0.444 (1, 4)	0-2 G6-3			0-1 P6		0-0 G6-3 G1-3 1B		1-3 K		4	0	1	0	0	1	0
Tom Goodwin, L OBP: 0.310, SLG: 0.335 (1, 8)	0-0 F8			1-1 P4		0-1 G1-3	1 SAFE 1 SAFE C 1 X	0-0 L7		4	0	0	0	0	0	1
Jay Bell, R OBP: 0.362, SLG: 0.464 (1, 6)	1-2 P2			2-2 F7		2-2 G6-3	C B B F X	0-0 G6-3		4	0	0	0	0	0	1
Jeff King, R OBP: 0.390, SLG: 0.420 (1, 3)		1-0 G4-6-3 1B			1-0 1B 2B	2-2 G5-3	C B B F X	1-1 F7		4	1	2	0	0	0	1
Chili Davis, S OBP: 0.415, SLG: 0.476 (1, 10)		2-1 G4-6-3 1-2f			1-2 1B 2-H		0-1 G3	2-2 F8		4	0	1	1	0	0	1
Johnny Damon, L OBP: 0.367, SLG: 0.493 (1, 7) (8, 9)		2-0 P3			1-2 1B		0-1 E G6-3 1B	2-2 2B		4	1	3	0	0	0	0
Mike Macfarlane, R OBP: 0.227, SLG: 0.252 (1, 2)			3-1 L7		0-0 L7		3-2 E9 G6-3 1-3	3-1 P4		4	0	0	0	0	0	4
Scott Cooper, L OBP: 0.244, SLG: 0.316 (1, 5)			1-1 F8		0-1 F7		2-2 G6-3			3	0	0	1	0	0	3
David Howard, S OBP: 0.315, SLG: 0.382 (1, 9)			2-0 P5		0-1 F8		2-2 P5			2	0	0	0	0	0	2
Bip Roberts, S OBP: 0.355, SLG: 0.394 (7, PH)										1	0	0	0	0	0	1
Craig Paquette, R OBP: 0.251, SLG: 0.358 (8, 7)										0	0	0	0	0	0	0

Inning Stats	R: 0	H: 0	E: 0	K: 0	S: 7	R: 0	H: 1	E: 0	K: 0	S: 4	R: 0	H: 0	E: 0	K: 0	S: 5	R: 0	H: 0	E: 0	K: 0	S: 7	R: 1	H: 3	E: 0	K: 0	S: 12	R: 0	H: 1	E: 0	K: 0	S: 9	R: 1	H: 1	E: 1	K: 0	S: 17	R: 0	H: 0	E: 0	K: 1	S: 5	R: 0	H: 1	E: 0	K: 0	S: 14	1B: 5	SF: 0	2B: 2	SAC: 0	3B: 0	DP: 1	HR: 0	HBP: 0	WP: 0	PA: 34
	0	0	0	0	7	0	1	0	0	4	0	0	0	0	5	0	0	0	0	7	1	3	0	0	12	0	1	0	1	0	1	1	0	17	0	0	0	5	0	0	0	0	14	5	0	2	0	0	0	0	0	0	34		

PITCHER	IP	WLS	BF	H	R	ER	SO	BB	IBB	HBP	BLK	WP	HR	S	P	ERA	WHIP
Jason Dickson, R ERA: 3.27 (1, 1)	7.0	W	27	6	2	1	0	0	0	0	0	0	0	61	90	1.29	0.857
Mike James, R ERA: 3.56 (8, 1)	1.0		3	0	0	0	1	0	0	0	0	0	0	5	6	0.00	0.000
Troy Percival, R ERA: 4.38 (9, 1)	1.0		4	1	0	0	0	0	0	0	0	0	0	14	22	0.00	1.000


**BOTTOM**

**Anaheim Angels @ Kansas City Royals**  
Kauffman Stadium, Kansas City, MO

Tue Jun 10 1997, 7:05 PM CDT  
Att: 14,774 - Unknown - 75 F

livebaseballscorecards.com

AB	34
R	2
H	7
RBI	2
BB	0
SO	1
LOB	14



Batter	1	2	3	4	5	6	7	8	9	AB R H RBI BB SO LOB	TOP
Darin Erstad, L (1, 3) OBP: 0.360, SLG: 0.470	4-1 2B BB		1-3 K		1-2 G4-6-3			2-2 P6		3 0 0 0 1 1 2	<b>Anaheim Angels @ Kansas City Royals</b> Kauffman Stadium, Kansas City, MO Wed Jun 11 1997, 3:33 AM CDT Att. 15,274 - Cloudy - 75 F
Jim Edmonds, L (1, 8) OBP: 0.369, SLG: 0.528 Orlando Palmeiro, L (6, 8) OBP: 0.313, SLG: 0.241	2-2 P6		0-0 G3-1			1-2 G4-3		2-2 1B		3 0 0 0 0 0 1 1 0 1 0 0 0 0	
Dave Hollins, S (1, 5) OBP: 0.381, SLG: 0.460	1-2 2B			0-0 G6-4-3 1B		2-2 CS 1B		2-2 F9		4 0 3 0 0 0 1	
Tim Salmon, R (1, 9) OBP: 0.368, SLG: 0.446	0-3 K			1-0 G6-4-3 1-2f		3-3 K 1-2			0-0 G4-3 1B	4 0 1 0 0 2 4	
Jim Leyritz, R (1, 2) OBP: 0.353, SLG: 0.454	1-3 K			4-0 FC6-4 BB			1-0 HR		0-1 F9	3 1 1 1 1 1 3	
16 Garret Anderson, L (1, 7) OBP: 0.353, SLG: 0.389				2-1 FC6-4 1-2f			2-1 G4-3		0-0 G4-3 1-2	4 0 0 0 0 0 2	
Eddie Murray, S (1, 10) OBP: 0.270, SLG: 0.322					1-0 F7		3-1 P2		0-2 G6-3	4 0 0 0 0 0 1	
Craig Grebeck, R (1, 4) OBP: 0.371, SLG: 0.459					1-0 1B 2B		1-3 K			3 0 1 0 0 1 0	
Gary Disarcina, R (1, 6) OBP: 0.274, SLG: 0.355					1-0 G4-6-3 1B			2-1 F8		3 0 1 0 0 0 0	
<b>Inning Stats</b>	R: 0 H: 1 E: 0 LOB: 2 K: 2 BB: 1 S: 14 P: 22	R: 0 H: 0 E: 0 LOB: 0 K: 0 BB: 0 S: 9 P: 13	R: 0 H: 0 E: 0 LOB: 0 K: 1 BB: 0 S: 6 P: 8	R: 0 H: 1 E: 0 LOB: 1 K: 0 BB: 1 S: 4 P: 11	R: 0 H: 2 E: 0 LOB: 1 K: 0 BB: 0 S: 6 P: 10	R: 0 H: 1 E: 0 LOB: 1 K: 1 BB: 0 S: 11 P: 17	R: 1 H: 1 E: 0 LOB: 0 K: 1 BB: 0 S: 8 P: 15	R: 0 H: 1 E: 0 LOB: 1 K: 0 BB: 0 S: 18 P: 26	R: 0 H: 1 E: 0 LOB: 1 K: 0 BB: 0 S: 7 P: 7	1B: 5 SF: 0 2B: 3 SAC: 0 3B: 0 DP: 3 HR: 1 HBP: 0	WP: 0 PA: 34 PB: 0 SB: 0 CS: 1
<b>PITCHER</b> 50 José Rosado, L (1, 1) ERA: 2.9 Jeff Montgomery, R (9, 1) ERA: 7.45	IP WLS BF H R ER SO BB IBB HBP BLK WP HR S P ERA WHIP										
	8.0 W 30 7 1 1 5 2 0 0 0 0 0 1 76 122 1.12 1.125										
	1.0 4 1 0 0 0 0 0 0 0 0 0 0 7 7 0.00 1.000										

AB	32
R	1
H	8
RBI	1
BB	2
SO	5
LOB	14



Batter	1	2	3	4	5	6	7	8	9	AB	R	H	RBI	BB	SO	LOB
Jose Offerman, S (1, 4) OBP: 0.386, SLG: 0.445	1-1 SAFE 2B 1B	1-0 SAFE 1-H 1B			2-2 F8		2-3 K			4	1	2	1	0	1	0
Jay Bell, R (1, 6) OBP: 0.360, SLG: 0.458	4-2 SAFE 2B BB	3-3 SAFE SAFE K			3-2 F9		2-3 K			3	1	0	0	1	2	1
Jeff King, R (1, 3) OBP: 0.391, SLG: 0.433	1-1 L8		3-3 K		0-0 HR		4-1 BB			3	1	1	1	1	1	2
Chili Davis, S (1, 10) OBP: 0.421, SLG: 0.503	2-2 1-H 2-H 2B		0-1 HR		4-1 FC6-4 BB		0-3 K			3	1	2	3	1	1	1
Joe Vitiello, R (1, 7) OBP: 0.330, SLG: 0.340	0-2 G5-3		1-3 K		2-0 FC6-4			1-1 F8		3	0	0	0	0	1	2
David Howard, S (6, 9) OBP: 0.311, SLG: 0.377					1-2					1	0	0	0	0	0	0
Craig Paquette, R (1, 5) OBP: 0.251, SLG: 0.353	1-1 G6-3		2-3 K			4-2 PB BB		1-2 G5-3		3	0	0	0	1	1	1
Sal Fasano, R (1, 2) OBP: 0.167, SLG: 0.250		0-3 K		3-2 F8		0-3 K		2-2 1B 2B		4	1	1	0	0	2	1
Shane Halter, R (1, 9) OBP: 0.379, SLG: 0.250		0-3 K		1-0 F8		0-1 L9		1-0 CS 1B		3	0	0	0	0	1	1
Bip Roberts, S (8, PH) OBP: 0.358, SLG: 0.397										1	0	1	1	0	0	0
Tom Goodwin, L (8, PR) OBP: 0.310, SLG: 0.335										0	0	0	0	0	0	0
Johnny Damon, L (1, 8) OBP: 0.366, SLG: 0.490		1-1 BLK 1B 1B		1-1 G6-3		2-3 K		1-2 CS		3	1	1	0	0	1	1

Inning Stats	R: 2	H: 2	E: 0	LOB: 1	K: 0	P: 15	R: 1	H: 2	E: 0	LOB: 1	K: 3	P: 15	R: 1	H: 1	E: 0	LOB: 0	K: 3	P: 15	R: 0	H: 0	E: 0	LOB: 0	K: 0	P: 6	R: 1	H: 1	E: 0	LOB: 1	K: 2	P: 10	R: 0	H: 0	E: 0	LOB: 1	K: 3	P: 10	R: 1	H: 2	E: 0	LOB: 1	K: 0	P: 11	R: 0	H: 0	E: 0	LOB: 1	K: 3	P: 10	R: 1	H: 2	E: 0	LOB: 1	K: 0	P: 11
	S: 15	P: 24	S: 15	P: 20	S: 15	P: 21	S: 6	P: 11	S: 11	P: 22	S: 10	P: 16	S: 10	P: 18	S: 11	P: 17	S: 11	P: 17	S: 11	P: 17	S: 11	P: 17	S: 11	P: 17	S: 11	P: 17	S: 11	P: 17	S: 11	P: 17	S: 11	P: 17	S: 11	P: 17	S: 11	P: 17	S: 11	P: 17	S: 11	P: 17	S: 11	P: 17	S: 11	P: 17	S: 11	P: 17	S: 11	P: 17	S: 11	P: 17				

PITCHER	IP	WLS	BF	H	R	ER	SO	BB	IBB	HBP	BLK	WP	HR	S	P	ERA	WHIP
Chuck Finley, L (1, 1) ERA: 5.4	6.0	L	27	6	5	5	8	3	0	0	1	0	2	72	114	7.50	1.500
Shigetoshi Hasegawa, R (7, 1) ERA: 4.71	2.0		8	2	1	1	3	1	0	0	0	0	0	21	35	4.50	1.500

**BOTTOM**

**Anaheim Angels @ Kansas City Royals**  
**Kauffman Stadium, Kansas City, MO**

Wed Jun 11 1997, 3:33 AM CDT  
 Att: 15,274 - Cloudy - 75 F

livebaseballscorecards.com

<b>AB</b>	<b>31</b>
<b>R</b>	<b>6</b>
<b>H</b>	<b>8</b>
<b>RBI</b>	<b>6</b>
<b>BB</b>	<b>4</b>
<b>SO</b>	<b>11</b>
<b>LOB</b>	<b>10</b>



<b>WP: 0</b>	<b>PA: 36</b>
<b>PB: 1</b>	
<b>SB: 2</b>	
<b>CS: 1</b>	

**Kansas City Royals @ Pittsburgh Pirates**  
 Three Rivers Stadium, Pittsburgh, PA

Fri Jun 13 1997, 7:05 PM EDT  
 Att. 33,253 - Unknown - 72 F

[livebaseballscorecards.com](http://livebaseballscorecards.com)

AB	33
R	3
H	9
RBI	3
BB	2
SO	7
LOB	14



WP:	0	PA:	36
PB:	0		
SB:	1		
CS:	2		

Batter	1	2	3	4	5	6	7	8	9	AB	R	H	RBI	BB	SO	LOB	TOP			
Jose Offerman, S (1, 4) OBP: 0.383, SLG: 0.441	0-1 CS 1B		1-2 G3-1		0-0 F8		1-3 K			4	0	1	0	0	1	4				
Tom Goodwin, L (1, 8) OBP: 0.314, SLG: 0.338	0-0 HR 1B		0-0 F8			0-1 L9		0-1 S 1B		4	1	2	0	0	0	0				
Bip Roberts, S (1, 7) OBP: 0.356, SLG: 0.399	1-3 K 1-2 2-3			0-0 1B SF9-3-6-3-4 2B		1-1 F9		1-3 K		4	1	1	0	0	2	3				
Jeff King, R (1, 3) OBP: 0.389, SLG: 0.444	0-0 HR 2-H			0-2 F7		3-2 P7		3-1 L6		4	1	1	2	0	0	2				
Johnny Damon, L (1, 9) OBP: 0.369, SLG: 0.490	1-0 G6-3			0-2 1B SF9-3-6-3-4			3-2 FC4-6 BB 1B	0-0 G3		4	0	2	0	0	0	1				
Jay Bell, R (1, 6) OBP: 0.355, SLG: 0.452		3-2 L5		2-2 SF9-3-6-3-4 1-2 3-H			2-3 K	2-3 K		3	0	0	1	0	2	1				
Scott Cooper, L (1, 5) OBP: 0.244, SLG: 0.304		2-1 L6			2-2 G4-3		4-0 FC4-6 BB	0-0 F8		3	0	0	0	1	0	0				
Mike Macfarlane, R (1, 2) OBP: 0.228, SLG: 0.252 Shane Halter, R (9, PR) OBP: 0.379, SLG: 0.250		2-3 K			0-1 G6-3		3-2 FC4-6 BB 1-2f 2-3	0-0 FC6-4 1B		4	0	1	0	0	1	2				
Jim Pittsley, R (1, 1) OBP: 0.500, SLG: 1.000 Mike Williams, R (6, 1) Chili Davis, S (7, PH) OBP: 0.424, SLG: 0.503 Randy Veres, R (7, 1) Joe Vitiello, R (9, PH) OBP: 0.328, SLG: 0.337			1-3 K		1-1 2B		4-2 BB	2-2 FC6-4 1-2f		2	0	1	0	0	1	0				
<b>Inning Stats</b>	R: 2 E: 0 K: 1 S: 8	H: 3 LOB: 0 BB: 0 P: 10	R: 0 E: 0 K: 1 S: 8	H: 0 LOB: 0 BB: 0 P: 15	R: 0 E: 0 K: 1 S: 7	H: 0 LOB: 0 BB: 0 P: 9	R: 1 E: 0 K: 0 S: 10	H: 2 LOB: 0 BB: 0 P: 12	R: 0 E: 0 K: 0 S: 7	H: 1 LOB: 1 BB: 0 P: 11	R: 0 E: 0 K: 2 S: 18	H: 1 LOB: 3 BB: 2 P: 34	R: 0 E: 0 K: 1 S: 8	H: 1 LOB: 1 BB: 0 P: 12	R: 0 E: 0 K: 1 S: 9	H: 1 LOB: 1 BB: 0 P: 13	1B: 6 2B: 3 3B: 0 HR: 1	SF: 1 SAC: 0 DP: 1 HBP: 0	WP: 0 PA: 36	
<b>PITCHER</b>	IP	WLS	BF	H	R	ER	SO	BB	IBB	HBP	BLK	WP	HR	S	P	ERA	WHIP			
67 Francisco Cordova, R (1, 1) ERA: 2.15	6.2	W	26	7	3	3	4	1	0	0	0	0	1	61	92	4.05	1.200			
Matt Ruebel, L (7, 1) ERA: 6.93	0.2		4	1	0	0	2	1	0	0	0	0	0	10	16	0.00	3.000			
Marc Wilkins, R (8, 1) ERA: 4.45	0.2		2	0	0	0	0	0	0	0	0	0	0	3	6	0.00	0.000			
Rich Loiselle, R (9, 1) ERA: 3.14	1.0	S	4	1	0	0	1	0	0	0	0	0	0	9	13	0.00	1.000			



Batter	1	2	3	4	5	6	7	8	9	AB R H RBI BB SO LOB	TOP	
Jose Offerman, S (1, 4) OBP: 0.384, SLG: 0.442	1-3 K		3-2 G4-3			4-2 BB E	0-1 G4-3 2B		1-3 K	4 1 1 0 1 2 0		
Tom Goodwin, L (1, 8) OBP: 0.315, SLG: 0.336	2-2 G3			1-2 CS 1B		4-2 E 3B BB	1-2 G4-3		0-3 K2-3	4 1 1 0 1 1 1		
Bip Roberts, S (1, 7) OBP: 0.351, SLG: 0.393 David Howard, S (6, 9) OBP: 0.316, SLG: 0.380	2-1 G6-3			3-2 G4-3 1-2		0-0 E3 3B 1-3 2-H	0-1 G5-3		0-0 HR 1B	3 1 0 0 0 0 2 2 1 1 0 0 0 1		
Jeff King, R (1, 3) OBP: 0.393, SLG: 0.476		2-3 K		0-1 1B		2-2 L4		1-0 HR	1-1 HR	5 2 3 3 0 1 2		
Johnny Damon, L (1, 9) OBP: 0.364, SLG: 0.493	2-2 G3-1			0-0 G4-3		0-0 1B 3B 1-H 3-H		1-1 F8	2-1 F9	5 1 1 2 0 0 1		
Jay Bell, R (1, 6) OBP: 0.361, SLG: 0.457	1-3 K				1-2 FC6-4 1B	2-2 1B		3-2 BB 1B		4 0 3 1 0 1 0		
Scott Cooper, L (1, 5) OBP: 0.233, SLG: 0.289			1-3 K		0-0 F7	0-0 P5		1-3 K		4 0 0 0 0 2 3		
Sal Fasano, R (1, 2) OBP: 0.250, SLG: 0.467			0-2 HR		2-1 FC6-4 1-2f	0-0 G1-3		4-2 BB		3 1 1 1 1 0 2		
Tim Belcher, R (1, 1) Chili Davis, S (8, PH) OBP: 0.422, SLG: 0.500 Mike Williams, R (8, 1) Larry Casian, R (8, 1) Jeff Montgomery, R (8, 1)	1-3 K		1-3 K		2-1 G5-3		0-0 G6-3	1-1 G4-3		3 0 0 0 0 1 1 1 0 0 0 0 0 2 0		
<b>Inning Stats</b>	R: 0 E: 0 K: 1 S: 8 H: 0 LOB: 0 BB: 0 P: 13	R: 0 E: 0 K: 2 S: 9 H: 0 LOB: 0 BB: 0 P: 14	R: 1 E: 0 K: 2 S: 12 H: 1 LOB: 0 BB: 0 P: 17	R: 0 E: 0 K: 0 S: 11 H: 2 LOB: 1 BB: 0 P: 15	R: 0 E: 0 K: 0 S: 8 H: 1 LOB: 1 BB: 0 P: 13	R: 4 E: 1 K: 0 S: 15 H: 2 LOB: 1 BB: 2 P: 27	R: 0 E: 0 K: 0 S: 8 H: 1 LOB: 1 BB: 0 P: 9	R: 1 E: 0 K: 1 S: 14 H: 2 LOB: 2 BB: 1 P: 25	R: 2 E: 0 K: 2 S: 12 H: 2 LOB: 0 BB: 0 P: 16	1B: 6 2B: 1 3B: 1 HR: 3 SF: 0 SAC: 0 DP: 0 HBP: 0	WP: 0 PB: 0 SB: 0 CS: 1 PA: 41	
<b>PITCHER</b>	IP WLS BF H R ER SO BB IBB HBP BLK WP HR S P ERA WHIP											
Jon Lieber, R (1, 1) ERA: 4.52	5.1 L 24 6 5 4 5 2 0 0 0 0 0 1 61 97 6.75 1.500											
Chris Peters, L (6, 1) ERA: 3.24	1.2 6 1 0 0 0 0 0 0 0 0 0 0 10 11 0.00 0.600											
Clint Sodowsky, R (8, 1) ERA: 4.3	1.0 6 2 1 1 1 1 0 0 0 0 0 1 14 25 9.00 3.000											
Ricardo Rincon, L (9, 1) ERA: 3.18	1.0 5 2 2 2 2 0 0 0 0 0 0 1 12 16 18.00 2.000											

Kansas City Royals @ Pittsburgh Pirates  
Three Rivers Stadium, Pittsburgh, PA

Sat Jun 14 1997, 7:05 PM EDT  
Att. 39,509 - Unknown - 72 F

livebaseballscorecards.com

AB 38  
R 8  
H 11  
RBI 7  
BB 3  
SO 8  
LOB 15



BOTTOM

Kansas City Royals @ Pittsburgh Pirates  
Three Rivers Stadium, Pittsburgh, PA

AB 32  
R 3  
H 8  
RBI 3  
BB 4  
SO 7  
LOB 14



WP: 1 PA: 38  
PB: 2  
SB: 0  
CS: 1

Sat Jun 14 1997, 7:05 PM EDT  
Att: 39,509 - Unknown - 72 F

AB R H RBI BB SO LOB

5 0 2 0 0 0 0

4 0 1 0 0 0 3

2 1 0 0 1 0 0

4 1 1 0 0 2 1

3 1 2 1 1 0 0

2 0 0 0 1 2 3

1 0 0 0 0 1 2

4 0 1 2 0 0 3

4 0 1 0 0 1 1

2 0 0 0 0 1 0

0 0 0 0 0 0 0

0 0 0 0 1 0 0

0 0 0 0 0 0 0

0 0 0 0 0 0 0

1 0 0 0 0 0 1

1B: 8 SF: 0  
2B: 1 SAC: 0  
3B: 0 DP: 2  
HR: 0 HBP: 1

Table with 10 columns (Batter 1-9) and 10 rows of player data. Each cell contains a batter's name, statistics, and a baseball diamond diagram showing the play. Batter 1: Tony Womack, Adrian Brown, Jason Kendall, Midre Cummings, Joe Randa, Mark Johnson, Kevin Young, Jose Guillen, Kevin Polcovich, Jon Lieber, Chris Peters, Keith Oak, Clint Sodowsky, Ricardo Rincon, Dale Sveum. Batter 2: Empty. Batter 3: Empty. Batter 4: Empty. Batter 5: Empty. Batter 6: Empty. Batter 7: Empty. Batter 8: Empty. Batter 9: Empty.

Inning Stats and Pitcher data. Inning Stats table with columns R, H, E, K, S, WLS, BF, H, R, ER, SO, BB, IBB, HBP, BLK, WP, HR, S, P, ERA, WHIP. Pitcher data for Tim Belcher, Mike Williams, Larry Casian, Jeff Montgomery.

Batter 1 2 3 4 5 6 7 8 9 AB R H RBI BB SO LOB

<p><b>Jose Offerman, S</b> (1, 4) OBP: 0.398, SLG: 0.464</p>	<p><b>Tom Goodwin, L</b> (1, 8) OBP: 0.317, SLG: 0.338</p>	<p><b>Jay Bell, R</b> (1, 6) OBP: 0.361, SLG: 0.453</p>	<p><b>Jeff King, R</b> (1, 3) OBP: 0.396, SLG: 0.476</p> <p><b>Scott Cooper, L</b> (2, 3) OBP: 0.234, SLG: 0.279</p>	<p><b>Craig Paquette, R</b> (1, 5) OBP: 0.255, SLG: 0.359</p>	<p><b>Johnny Damon, L</b> (1, 7) OBP: 0.367, SLG: 0.490</p>	<p><b>David Howard, S</b> (1, 9) OBP: 0.333, SLG: 0.421</p>	<p><b>Mike Macfarlane, R</b> (1, 2) OBP: 0.235, SLG: 0.252</p>	<p><b>Kevin Appier, R</b> (1, 1)</p> <p><b>Joe Vitiello, R</b> (6, PH) OBP: 0.325, SLG: 0.333</p> <p><b>Glendon Rusch, L</b> (6, 1)</p> <p><b>Chili Davis, S</b> (9, PH) OBP: 0.420, SLG: 0.497</p> <p><b>Jose Santiago, R</b> (9, 1)</p>	<p><b>Inning Stats</b></p> <p>R: 0 H: 0 E: 0 K: 0 S: 9 H: 0 LOB: 2 BB: 2 P: 20</p> <p>R: 3 H: 3 E: 0 K: 1 S: 8 H: 3 LOB: 1 BB: 0 P: 18</p> <p>R: 0 H: 0 E: 0 K: 0 S: 5 H: 0 LOB: 0 BB: 1 P: 12</p> <p>R: 1 H: 2 E: 0 K: 0 S: 10 H: 2 LOB: 0 BB: 0 P: 19</p> <p>R: 0 H: 0 E: 0 K: 1 S: 7 H: 0 LOB: 0 BB: 0 P: 13</p> <p>R: 4 H: 6 E: 0 K: 1 S: 21 H: 6 LOB: 2 BB: 0 P: 34</p> <p>R: 0 H: 1 E: 0 K: 1 S: 13 H: 1 LOB: 2 BB: 1 P: 25</p> <p>R: 0 H: 1 E: 0 K: 1 S: 14 H: 1 LOB: 2 BB: 1 P: 24</p> <p>R: 0 H: 1 E: 0 K: 1 S: 9 H: 1 LOB: 1 BB: 0 P: 14</p> <p>1B: 9 SF: 0 2B: 5 SAC: 1 3B: 0 DP: 1 HR: 0 HBP: 1</p>
--	--	---	--	---	---	---	--	---	---


**TOP**

**Kansas City Royals @ Pittsburgh Pirates**  
Three Rivers Stadium, Pittsburgh, PA

Sun Jun 15 1997, 3:33 AM EDT  
Att. 35,774 - Sunny - 74 F

AB	38
R	8
H	14
RBI	8
BB	5
SO	6
LOB	27

WP: 1	PA: 46
PB: 0	
SB: 0	
CS: 1	



<p><b>PITCHER</b></p> <p><b>Steve Cooke, L</b> (1, 1) ERA: 3.91</p> <p><b>David Wainhouse, R</b> (2, 1) ERA: 7.01</p> <p><b>Matt Ruebel, L</b> (5, 1) ERA: 7.86</p> <p><b>Clint Sodowsky, R</b> (6, 1) ERA: 3.94</p> <p><b>Chris Peters, L</b> (8, 1) ERA: 3.06</p>	<p><b>PITCHER</b></p> <p><b>Marc Wilkins, R</b> (9, 1) ERA: 4.32</p>
---	--



BOTTOM

Kansas City Royals @ Pittsburgh Pirates  
Three Rivers Stadium, Pittsburgh, PA

Sun Jun 15 1997, 3:33 AM EDT  
Att. 35,774 - Sunny - 74 F

livebaseballscorecards.com

AB 32  
R 1  
H 6  
RBI 1  
BB 1  
SO 3  
LOB 11



AB R H RBI BB SO LOB

4	0	0	0	0	0	0
4	0	0	0	0	1	0
2	0	0	0	0	0	0
2	0	1	0	0	0	0
3	0	0	0	0	0	0
3	0	0	0	0	0	0
4	0	0	0	0	0	2
3	0	1	0	1	0	2
3	0	3	0	0	0	0
0	0	0	0	0	0	0
0	0	0	0	0	0	0
1	0	0	0	0	0	0
2	1	1	1	0	1	0

1B: 5 SF: 0  
2B: 0 SAC: 0  
3B: 0 DP: 1  
HR: 1 HBP: 1

WP: 0 PA: 34  
PB: 0 SB: 0  
CS: 0

Batter	1	2	3	4	5	6	7	8	9
Tony Womack, L (1, 4) OBP: 0.315, SLG: 0.362	1-2 F9		1-2 G3			1-2 P4		1-1 G3-1	
Adrian Brown, S (1, 8) OBP: 0.248, SLG: 0.221	1-0 F7		1-1 L8			2-3 K		1-1 G4-3	
Midre Cummings, L (1, 7) OBP: 0.274, SLG: 0.402 Mark Smith, R (6, PH) OBP: 0.167, SLG: 0.167 (7, 7)	0-1 L6			2-2 F8		1-2 P4		0-0 HBP 1B	
Kevin Young, R (1, 3) OBP: 0.317, SLG: 0.484		0-0 L7		1-1 P6			1-2 G5-3	1-0 1-2 HBP	
Joe Randa, R (1, 5) OBP: 0.371, SLG: 0.502		2-1 G6-3		1-1 F8			2-2 G5-3	2-1 P4	
Keith Osik, R (1, 2) OBP: 0.302, SLG: 0.375		4-1 1B BB			0-1 G1-3		1-2 1B 1B	0-0 F7	
Jose Guillen, R (1, 9) OBP: 0.291, SLG: 0.386 Chris Peters, L (8, 1) OBP: 1.000, SLG: 1.000 Marc Wilkins, R (9, 1) Mark Johnson, L (9, PH) OBP: 0.356, SLG: 0.331		0-1 1-2 1B			1-2 G6-4-3 1B		0-1 1-3 1B	2-1 P3	
Kevin Polcovich, R (1, 6) OBP: 0.400, SLG: 0.349 Clint Sodowsky, L (6, 1) Emil Brown, R (7, PH) OBP: 0.312, SLG: 0.318 (8, 9)		0-2 G5-3			0-1 G6-4-3 1-2		2-3 K		
Steve Cooke, R (1, 1) OBP: 0.143, SLG: 0.190 David Wainhouse, L (2, 1) Matt Ruebel, L (5, 1) Dale Sveum, S (6, 6)			2-2 G5-3				2-2 HR	2-3 K	

Inning Stats	R: 0	H: 0	E: 0	K: 0	S: 8	H: 0	LOB: 0	BB: 0	P: 10	R: 0	H: 1	E: 0	K: 0	S: 9	R: 0	H: 0	E: 0	K: 0	S: 9	R: 0	H: 0	E: 0	K: 0	S: 7	R: 0	H: 1	E: 0	K: 1	S: 17	R: 0	H: 2	E: 0	K: 1	S: 14	R: 0	H: 0	E: 0	K: 1	S: 7	R: 0	H: 1	E: 0	K: 0	S: 6
--------------	------	------	------	------	------	------	--------	-------	-------	------	------	------	------	------	------	------	------	------	------	------	------	------	------	------	------	------	------	------	-------	------	------	------	------	-------	------	------	------	------	------	------	------	------	------	------

PITCHER	IP	WLS	BF	H	R	ER	SO	BB	IBB	HBP	BLK	WP	HR	S	P	ERA	WHIP
Kevin Appier, R (1, 1) ERA: 2.56	5.0		17	2	0	0	0	1	0	0	0	0	0	40	57	0.00	0.600
Glendon Rusch, L (6, 1) ERA: 5.7	3.0		12	3	1	1	3	0	0	0	0	0	1	38	54	3.00	1.000
Jose Santiago, R (9, 1) ERA:	1.0		5	1	0	0	0	0	0	1	0	0	0	6	11	0.00	1.000

Batter	1	2	3	4	5	6	7	8	9	AB R H RBI BB SO LOB	TOP																						
<b>Craig Biggio, R</b> OBP: 0.393, SLG: 0.527 (1, 4) C X	0-1 E5		0-1 2B			2-1 5 1B	3-3 K			4 1 2 0 0 1 1																							
<b>James Mouton, R</b> OBP: 0.286, SLG: 0.350 (1, 8) L F X	1-2 F9		2-1 F7			0-0 5 1B		2-2 L3		4 0 0 0 0 0 3																							
<b>5 Jeff Bagwell, R</b> OBP: 0.434, SLG: 0.650 (1, 3) F F B S	1-3 K			0-2 P4		0-1 SAFE 1B		0-0 L7		4 0 1 1 0 1 1																							
<b>Luis Gonzalez, L</b> OBP: 0.387, SLG: 0.412 (1, 7) B S B X	2-1 F7			0-0 HR		0-1 F8		0-1 G4-3		4 1 1 1 0 0 3																							
<b>Derek Bell, R</b> OBP: 0.315, SLG: 0.342 (1, 9) C B B T T C B B		2-3 K		2-3 K		2-1 F9		0-0 G6-3		4 0 0 0 0 2 2																							
<b>Bill Spiers, L</b> OBP: 0.463, SLG: 0.452 (1, 5) C B B C X		2-2 G4-3		1-0 G4-1		1-2 F8		1-2 P4		4 0 0 0 0 0 2																							
<b>Sean Berry, R</b> OBP: 0.259, SLG: 0.338 (1, 10) B B F B X		3-1 G1-3			1-1 F7		1-2 G5-3		2-2 1B	4 0 1 0 0 0 0																							
<b>Ricky Gutierrez, R</b> OBP: 0.327, SLG: 0.337 (1, 6) X			0-0 G5-3		1-2 F9		0-0 SH5-3 1B		1-1 G1-3	4 0 1 0 0 0 1																							
<b>Brad Ausmus, R</b> OBP: 0.323, SLG: 0.371 (1, 2) B C B X		2-1 L3			0-0 G6-3		1-0 SH5-3			2 0 0 0 0 0 0																							
<b>Inning Stats</b>	R: 0 E: 1 K: 1 S: 10	H: 0 LOB: 1 BB: 0 P: 14	R: 0 E: 0 K: 1 S: 12	H: 0 LOB: 0 BB: 0 P: 19	R: 0 E: 0 K: 0 S: 7	H: 1 LOB: 1 BB: 0 P: 11	R: 1 E: 0 K: 1 S: 9	H: 1 LOB: 0 BB: 0 P: 12	R: 0 E: 0 K: 0 S: 6	H: 0 LOB: 0 BB: 0 P: 8	R: 1 E: 1 K: 0 S: 12	H: 2 LOB: 2 BB: 0 P: 17	R: 0 E: 0 K: 1 S: 10	H: 1 LOB: 1 BB: 0 P: 15	R: 0 E: 0 K: 0 S: 6	H: 0 LOB: 0 BB: 0 P: 8	R: 0 E: 0 K: 0 S: 11	H: 1 LOB: 1 BB: 0 P: 15	1B: 4 2B: 1 3B: 0 HR: 1	SF: 0 SAC: 1 DP: 0 HBP: 0	WP: 0 PB: 0 SB: 0 CS: 0	PA: 35											
<b>PITCHER</b> 50 <b>José Rosado, L</b> (1, 1) ERA: 2.73	IP 9.0	WLS W	BF 35	H 6	R 2	ER 1	SO 4	BB 0	IBB 0	HBP 0	BLK 0	WP 0	HR 1	S 83	P 119	ERA 1.00	WHIP 0.667																
											<b>PITCHER</b>	IP	WLS	BF	H	R	ER	SO	BB	IBB	HBP	BLK	WP	HR	S	P	ERA	WHIP					

Houston Astros @ Kansas City Royals  
Kauffman Stadium, Kansas City, MO  
Mon Jun 16 1997, 7:05 PM CDT  
Att. 22,528 - Unknown - 81 F

livebaseballscorecards.com

AB	34
R	2
H	6
RBI	2
BB	0
SO	4
LOB	13



Batter	1	2	3	4	5	6	7	8	9
Jose Offerman, S OBP: 0.403, SLG: 0.465 (1, 4)	1-0 BB SH1-3 1B		1-0 F8		0-0 G6-3		1-1 E 1B 2B	4-1 F9 1B BB	
Tom Goodwin, L OBP: 0.320, SLG: 0.340 (1, 8)	2-2 SH1-3 1-2		2-3 K		3-2 G3-1		1-1 E1 2B 1B	0-0 FC5-4 1B	
Jay Bell, R OBP: 0.369, SLG: 0.460 (1, 6)	4-0 BB BB		0-2 BB 1B 1B		2-1 2B 2B		4-2 2B 1B BB	0-1 F9 2-3	
Jeff King, R OBP: 0.403, SLG: 0.491 (1, 3)	4-2 1-2 2-3 BB		1-2 BB 1B		0-0 FC5 2B		3-2 1B 2B	1-2 FC5-4 1-2f	
Chili Davis, S OBP: 0.421, SLG: 0.491 (1, 10)	0-0 L3		4-1 BB 1B		0-2 FC5 2B		4-1 1B 1B		
Craig Paquette, R OBP: 0.250, SLG: 0.352 (1, 5)	2-3 K		0-0 G4-3			0-0 G5-3	1-2 P4		
Johnny Damon, L OBP: 0.371, SLG: 0.491 (1, 7)		1-1 FC5-4 1B		1-1 L8		2-2 L4	1-1 1-2 2-H 3-H 1B		
Mike Macfarlane, R OBP: 0.228, SLG: 0.243 (1, 2)		0-0 FC5-4 1-2f		3-2 F9		2-2 G6-3	0-3 K		
David Howard, S OBP: 0.318, SLG: 0.400 (1, 9)		1-0 G5-4-3 1-2f		3-2 G4-3			1-1 G1-4-3	0-0 L8	

Inning Stats	R: 0 E: 0 K: 1 S: 13	H: 1 LOB: 3 BB: 2 P: 26	R: 0 E: 0 K: 0 S: 4	H: 1 LOB: 0 BB: 0 P: 6	R: 0 E: 0 K: 1 S: 12	H: 2 LOB: 3 BB: 1 P: 20	R: 0 E: 0 K: 0 S: 10	H: 0 LOB: 0 BB: 0 P: 17	R: 1 E: 0 K: 0 S: 11	H: 2 LOB: 1 BB: 0 P: 16	R: 0 E: 0 K: 0 S: 8	H: 0 LOB: 0 BB: 0 P: 12	R: 4 E: 1 K: 1 S: 21	H: 4 LOB: 2 BB: 2 P: 37	R: 0 E: 0 K: 0 S: 9	H: 1 LOB: 2 BB: 1 P: 14
1B: 8 2B: 3 3B: 0 HR: 0	SF: 0 SAC: 1 DP: 1 HBP: 0	WP: 0 PB: 0 SB: 1 CS: 0	PA: 40													

PITCHER	IP	WLS	BF	H	R	ER	SO	BB	IBB	HBP	BLK	WP	HR	S	P	ERA	WHIP
Mike Hampton, L ERA: 5.96 (1, 1)	6.1	L	29	8	3	3	2	3	0	0	0	0	0	64	106	4.26	1.737
Russ Springer, R ERA: 4.13 (7, 1)	0.1		4	1	0	0	0	1	1	0	0	0	0	10	22	0.00	6.000
Tom Martin, L ERA: 1.69 (7, 1)	1.1		7	2	2	2	1	1	0	0	0	0	0	14	20	13.50	2.250

**BOTTOM**

**Houston Astros @ Kansas City Royals**  
Kauffman Stadium, Kansas City, MO

Mon Jun 16 1997, 7:05 PM CDT  
Att: 22,528 - Unknown - 81 F

livebaseballscorecards.com

AB	33
R	5
H	11
RBI	5
BB	6
SO	3
LOB	21



Batter	1	2	3	4	5	6	7	8	9	AB R H RBI BB SO LOB	TOP		
<b>Craig Biggio, R</b> (1, 4) OBP: 0.396, SLG: 0.528 <b>Ray Montgomery, R</b> (9, PH) OBP: 0.276, SLG: 0.324 <b>Ricky Gutierrez, R</b> (9, 4) OBP: 0.327, SLG: 0.337	0-2 		1-0 		0-0 	2-2 		0-0 	0-0 	5 2 3 2 0 0 0 1 0 0 0 0 0 3 0 0 0 0 0 0 0			
<b>Pat Listach, S</b> (1, 6) OBP: 0.248, SLG: 0.198	1-2 		2-1 		1-3 	2-1 		1-0 	1-1 	6 1 1 0 0 1 7			
<b>5 Jeff Bagwell, R</b> (1, 3) OBP: 0.440, SLG: 0.653 <b>Bill Spiers, L</b> (9, 3) OBP: 0.463, SLG: 0.452	1-0 			2-2 	4-0 	4-0 		4-0 		2 1 1 0 3 0 0 0 0 0 0 0 0 0			
<b>Luis Gonzalez, L</b> (1, 7) OBP: 0.383, SLG: 0.408	0-3 			2-1 	0-0 	3-1 		1-0 		5 1 1 2 0 1 5			
<b>Derek Bell, R</b> (1, 9) OBP: 0.324, SLG: 0.364		1-0 		0-0 	1-1 		0-1 	1-1 		5 1 3 1 0 0 0			
<b>Sean Berry, R</b> (1, 10) OBP: 0.269, SLG: 0.352		3-2 			1-3 		0-1 	2-3 		5 1 3 1 0 1 2			
<b>James Mouton, R</b> (1, 8) OBP: 0.291, SLG: 0.346		1-0 			4-1 	0-0 	0-3 		2-2 	4 1 1 0 1 1 3	<b>AB 40</b> <b>R 10</b> <b>H 15</b> <b>RBI 8</b> <b>BB 4</b> <b>SO 5</b> <b>LOB 25</b>		
<b>Brad Ausmus, R</b> (1, 2) OBP: 0.326, SLG: 0.376		2-3 			0-0 	1-0 	0-2 		0-0 	3 2 2 1 0 1 1			
<b>Tim Bogar, R</b> (1, 5) OBP: 0.271, SLG: 0.269			0-0 		0-1 	0-0 	0-0 		2-2 	4 0 0 1 0 0 4			
<b>Inning Stats</b>	R: 0 H: 1 E: 0 LOB: 1 K: 1 BB: 0 S: 10 P: 12	R: 0 H: 1 E: 0 LOB: 1 K: 1 BB: 0 S: 8 P: 15	R: 0 H: 0 E: 0 LOB: 0 K: 0 BB: 0 S: 4 P: 7	R: 0 H: 0 E: 0 LOB: 0 K: 0 BB: 0 S: 6 P: 10	R: 6 H: 5 E: 1 LOB: 2 K: 1 BB: 2 S: 13 P: 24	R: 1 H: 2 E: 1 LOB: 3 K: 0 BB: 1 S: 10 P: 22	R: 1 H: 2 E: 0 LOB: 1 K: 1 BB: 0 S: 11 P: 11	R: 2 H: 2 E: 2 LOB: 1 K: 1 BB: 1 S: 9 P: 18	R: 0 H: 2 E: 1 LOB: 2 K: 0 BB: 0 S: 10 P: 15	1B: 10 SF: 2 2B: 5 SAC: 1 3B: 0 DP: 2 HR: 0 HBP: 0	WP: 0 PA: 47 PB: 0 SB: 1 CS: 0		
<b>PITCHER</b>	<b>IP WLS BF H R ER SO BB IBB HBP BLK WP HR S P ERA WHIP</b>											<b>PITCHER</b>	<b>IP WLS BF H R ER SO BB IBB HBP BLK WP HR S P ERA WHIP</b>
<b>Chris Haney, L</b> (1, 1) ERA: 8.68 <b>Mike Williams, R</b> (5, 1) ERA: 6.75 <b>Jose Santiago, R</b> (8, 1) ERA: 1.93	4.2 L 22 5 6 2 3 1 1 0 0 0 0 0 38 63 3.86 1.286												

**Houston Astros @ Kansas City Royals**  
 Kauffman Stadium, Kansas City, MO  
 Tue Jun 17 1997, 7:05 PM CDT  
 Att. 20,588 - Unknown - 84 F

livebaseballscorecards.com

Batter	1	2	3	4	5	6	7	8	9	AB	R	H	RBI	BB	SO	LOB
Jose Offerman, S (1, 4) OBP: 0.396, SLG: 0.465	1-3 K		3-2 G4-3		3-2 F7		1-1 G5-3			4	0	0	0	0	1	2
Tom Goodwin, L (1, 8) OBP: 0.315, SLG: 0.335	3-2 G3			1-0 F7		1-2 F9		0-1 F7		4	0	0	0	0	0	0
Jay Bell, R (1, 6) OBP: 0.371, SLG: 0.471	2-2 F7			4-2 1B BB		0-0 HR		2-2 F8		3	1	1	1	1	0	0
Jeff King, R (1, 3) OBP: 0.401, SLG: 0.486		2-3 K		3-2 BB 1B		0-3 K		0-1 G5-3		4	0	1	0	0	2	0
Chili Davis, S (1, 10) OBP: 0.418, SLG: 0.483		2-3 K		4-1 BB		2-3 K			0-3 K	3	0	0	0	1	3	0
Johnny Damon, L (1, 7) OBP: 0.368, SLG: 0.485		2-2 G4-3		2-3 K		1-0 WP 1B		1-3 K		4	1	1	0	0	2	3
Jermaine Dye, R (1, 9) OBP: 0.213, SLG: 0.288			0-0 F8	0-3 K		3-2 1B		2-3 K		4	0	1	1	0	2	3
David Howard, S (1, 5) OBP: 0.307, SLG: 0.386			3-3 K		0-0 F8		1-3 K			3	0	0	0	0	2	1
Mike Macfarlane, R (1, 2) OBP: 0.232, SLG: 0.241			2-2 HBP		1-1 P5		0-1 F9			1	0	0	0	0	0	0
Sal Fasano, R (7, 2) OBP: 0.235, SLG: 0.438										1	0	0	0	0	0	1

Inning Stats	R: 0	H: 0	E: 0	K: 1	S: 9	R: 0	H: 0	E: 0	K: 2	S: 10	R: 0	H: 0	E: 1	K: 1	S: 10	R: 0	H: 1	E: 0	K: 2	S: 15	R: 0	H: 0	E: 0	K: 0	S: 7	R: 1	H: 1	E: 0	K: 2	S: 10	R: 1	H: 2	E: 0	K: 1	S: 12	R: 0	H: 0	E: 0	K: 0	S: 7	R: 0	H: 0	E: 0	K: 3	S: 12	R: 0	H: 0	E: 0	K: 0	S: 12
	0	0	0	1	9	0	0	0	2	10	0	0	0	0	10	0	1	0	0	15	0	0	0	0	0	7	1	1	0	2	10	1	2	0	1	12	0	0	0	7	0	0	0	0	12	0	0	0	0	12
	0	0	0	1	9	0	0	0	2	10	0	0	0	0	10	0	1	0	0	15	0	0	0	0	0	7	1	1	0	2	10	1	2	0	1	12	0	0	0	7	0	0	0	0	12	0	0	0	0	12
	0	0	0	1	9	0	0	0	2	10	0	0	0	0	10	0	1	0	0	15	0	0	0	0	0	7	1	1	0	2	10	1	2	0	1	12	0	0	0	7	0	0	0	0	12	0	0	0	0	12


**BOTTOM**

**Houston Astros @ Kansas City Royals**  
Kauffman Stadium, Kansas City, MO

Tue Jun 17 1997, 7:05 PM CDT  
Att: 20,588 - Unknown - 84 F

livebaseballscorecards.com

AB	31
R	2
H	4
RBI	2
BB	2
SO	12
LOB	10



WP: 1	PA: 34
PB: 0	
SB: 0	
CS: 0	

Batter	1	2	3	4	5	6	7	8	9	AB R H RBI BB SO LOB	TOP											
<b>Craig Biggio, R</b> (1, 4) OBP: 0.394, SLG: 0.526	1-3 		0-1 			0-2 		3-1 		3 1 1 1 0 1 1												
<b>Bill Spiers, L</b> (1, 5) OBP: 0.457, SLG: 0.445	1-1 		0-0 			1-1 		0-0 		4 0 1 0 0 0 1												
<b>5 Jeff Bagwell, R</b> (1, 3) OBP: 0.434, SLG: 0.643	3-3 			2-2 		1-0 			2-3 	4 0 0 1 0 2 1												
<b>Luis Gonzalez, L</b> (1, 7) OBP: 0.381, SLG: 0.405		0-1 		2-0 		0-0 			1-1 	4 0 1 0 0 0 1												
<b>Derek Bell, R</b> (1, 9) OBP: 0.316, SLG: 0.354		2-0 		0-0 			3-2 		0-1 	4 0 0 0 0 0 1												
<b>Sean Berry, R</b> (1, 10) OBP: 0.276, SLG: 0.358		1-2 		1-1 			1-3 			3 0 2 0 0 1 0												
<b>Brad Ausmus, R</b> (1, 2) OBP: 0.327, SLG: 0.376		1-1 		0-0 			0-0 			3 0 1 0 0 0 1												
<b>Tim Lincecum, R</b> (1, 6) OBP: 0.274, SLG: 0.273			0-0 		1-3 			1-2 		3 0 1 0 0 1 2												
<b>Pat Listach, S</b> (1, 8) OBP: 0.252, SLG: 0.220			0-1 		1-2 			1-2 		2 1 1 0 0 0 2												
<b>Inning Stats</b>	R: 0 E: 0 K: 2 S: 11	H: 0 LOB: 0 BB: 0 P: 16	R: 0 E: 0 K: 0 S: 8	H: 2 LOB: 1 BB: 0 P: 12	R: 0 E: 0 K: 0 S: 6	H: 1 LOB: 1 BB: 0 P: 6	R: 0 E: 0 K: 0 S: 5	H: 0 LOB: 0 BB: 0 P: 9	R: 0 E: 0 K: 1 S: 10	H: 2 LOB: 1 BB: 0 P: 13	R: 1 E: 0 K: 0 S: 7	H: 2 LOB: 0 BB: 0 P: 9	R: 0 E: 0 K: 1 S: 7	H: 0 LOB: 0 BB: 0 P: 11	R: 1 E: 0 K: 0 S: 9	H: 1 LOB: 0 BB: 0 P: 14	R: 0 E: 0 K: 1 S: 8	H: 0 LOB: 0 BB: 0 P: 11	1B: 7 2B: 0 3B: 1 HR: 0	SF: 1 SAC: 1 DP: 3 HBP: 0	WP: 0 PB: 0 SB: 0 CS: 0	PA: 32
<b>PITCHER</b>	IP WLS BF H R ER SO BB IBB HBP BLK WP HR S P ERA WHIP																					
<b>Jim Pittsley, R</b> (1, 1) ERA: 5.68	8.0 W 29 8 2 2 4 0 0 0 0 0 0 0 63 90 2.25 1.000																					
<b>Jeff Montgomery, R</b> (9, 1) ERA: 6.65	1.0 3 0 0 0 1 0 0 0 0 0 0 0 8 11 0.00 0.000																					

Houston Astros @ Kansas City Royals  
Kauffman Stadium, Kansas City, MO

Wed Jun 18 1997, 7:05 PM CDT  
Att. 20,085 - Unknown - 89 F

livebaseballscorecards.com

AB	30
R	2
H	8
RBI	2
BB	0
SO	5
LOB	10



Batter	1	2	3	4	5	6	7	8	9
Jose Offerman, S OBP: 0.396, SLG: 0.454 (1, 4)	1-2 BB 1B HR 1B	0-0 G6-3		1-0 G6-3		2-2 1-2 1B		2-2 G3-1	
Tom Goodwin, L OBP: 0.320, SLG: 0.340 (1, 8)	0-0 BB 1-2 HR 1B	3-2 S 1B		1-0 L9		1-0 G4-3		1-2 1B	
Jay Bell, R OBP: 0.375, SLG: 0.469 (1, 6)	4-0 1-2 2-3 HR BB	4-2 SAFE SAFE SAFE 1B BB			0-1 L5		1-1 1B S FC3-2-5 1B	2-3 K	
Jeff King, R OBP: 0.402, SLG: 0.500 (1, 3)	2-1 1-H 2-H 3-H HR	0-3 K			0-0 G5-3		3-2 SAFE BB WP 1B		
Chili Davis, S OBP: 0.415, SLG: 0.484 (1, 10)	0-1 2B		2-2 F7		0-0 L6		1-2 P3		
Johnny Damon, L OBP: 0.365, SLG: 0.476 (1, 7)	1-0 F7		4-0 G4-3 BB			3-2 G1-3	1-0 FC3-2-5 WP BB		
Jermaine Dye, R OBP: 0.228, SLG: 0.289 (1, 9)	1-1 G5-3		2-1 G4-3			0-0 WP 1B	4-1 WP 1-2 2-3 BB		
David Howard, S OBP: 0.293, SLG: 0.368 (1, 5)	2-2 L4		0-0 G1-3			1-2 F7	1-3 K		
Mike Macfarlane, R OBP: 0.233, SLG: 0.242 (1, 2)		0-3 K		1-2 G3		3-2 1B 1B		1-1 L5	

Inning Stats	R: 4	H: 4	E: 0	K: 0	S: 14	LOB: 1	BB: 1	P: 25	R: 0	H: 1	E: 0	K: 2	S: 12	LOB: 2	BB: 1	P: 19	R: 0	H: 0	E: 0	K: 0	S: 6	LOB: 1	BB: 1	P: 14	R: 0	H: 0	E: 0	K: 0	S: 6	LOB: 0	BB: 0	P: 9	R: 0	H: 0	E: 0	K: 0	S: 4	LOB: 0	BB: 0	P: 4	R: 1	H: 3	E: 0	K: 0	S: 15	LOB: 2	BB: 0	P: 25	R: 1	H: 2	E: 0	K: 1	S: 15	LOB: 2	BB: 1	P: 26	R: 0	H: 1	E: 0	K: 1	S: 13	LOB: 1	BB: 0	P: 19
--------------	------	------	------	------	-------	--------	-------	-------	------	------	------	------	-------	--------	-------	-------	------	------	------	------	------	--------	-------	-------	------	------	------	------	------	--------	-------	------	------	------	------	------	------	--------	-------	------	------	------	------	------	-------	--------	-------	-------	------	------	------	------	-------	--------	-------	-------	------	------	------	------	-------	--------	-------	-------

PITCHER	IP	WLS	BF	H	R	ER	SO	BB	IBB	HBP	BLK	WP	HR	S	P	ERA	WHIP
Donne Wall, R ERA: 5.45 (1, 1)	5.2	L	28	8	5	5	2	3	0	0	0	1	1	56	94	7.94	1.941
Mike Magnante, L ERA: 5.4 (6, 1)	0.2		4	2	1	1	0	0	0	0	0	0	0	11	17	13.50	3.000
Blas Minor, R ERA: 2.45 (7, 1)	1.2		7	1	0	0	2	1	0	0	0	1	0	18	30	0.00	1.200

AB R H RBI BB SO LOB

5	1	2	0	0	0	0
5	1	3	0	0	0	2
3	1	1	0	2	1	1
4	2	2	4	0	1	2
4	0	1	0	0	0	2
3	0	0	0	1	0	3
3	1	1	0	1	0	2
4	0	0	0	0	1	5
4	0	1	1	0	1	0

AB	35	R	6	H	11	RBI	5	BB	4	SO	4	LOB	17										
1B:	9	SF:	0	2B:	1	SAC:	0	3B:	0	DP:	0	HR:	1	WP:	2	PA:	39	PB:	0	SB:	2	CS:	0

**Houston Astros @ Kansas City Royals**  
**Kauffman Stadium, Kansas City, MO**  
 Wed Jun 18 1997, 7:05 PM CDT  
 Att: 20,085 - Unknown - 89 F

livebaseballscorecards.com



Batter	1	2	3	4	5	6	7	8	9	AB R H RBI BB SO LOB	TOP											
Jose Offerman, S (1, 4) OBP: 0.387, SLG: 0.443	0-1 G6-3	1-2 F7		1-1 FC4-6			0-0 G6-3		2-1 P6	5 0 0 0 0 0 3	<b>Kansas City Royals @ Milwaukee Brewers</b> <b>Milwaukee County Stadium, Milwaukee, WI</b> Fri Jun 20 1997, 8:05 PM EDT Att. 19,110 - Unknown - 85 F <a href="http://livebaseballscorecards.com">livebaseballscorecards.com</a>											
Tom Goodwin, L (1, 8) OBP: 0.322, SLG: 0.353	3-1 BB 1B 2B	2-1 F8			2-1 SF9 3B		2-2 F9		0-3 K	5 2 2 0 0 1 1												
Jay Bell, R (1, 6) OBP: 0.373, SLG: 0.466	4-1 1B BB 1B BB			2-2 F8		2-2 SF9		3-1 L8		2 1 0 1 1 0 0												
Jeff King, R (1, 3) OBP: 0.404, SLG: 0.511	4-2 1B BB 1B BB			1-2 L7		2-0 HR		1-0 G5-3		3 2 1 1 1 0 0												
Chili Davis, S (1, 10) OBP: 0.417, SLG: 0.489 Shane Halter, R (8, PR) OBP: 0.379, SLG: 0.250	1-1 1B 1B			3-3 K		2-0 F7		1-1 2B		4 0 2 1 0 1 0 0 0 0 0 0 0 0												
Johnny Damon, L (1, 7) OBP: 0.337, SLG: 0.465	1-3 K			0-1 L9		1-2 G4-3		0-0 F8		4 0 0 0 0 1 4												
Jermaine Dye, R (1, 9) OBP: 0.229, SLG: 0.288	1-2 1B			1-1 L5		0-1 G1-3		2-1 G3-1		4 0 1 2 0 0 1												
Scott Cooper, L (1, 5) OBP: 0.245, SLG: 0.292	0-0 G4-3			4-2 BB BB		1-0 F7		1-1 G4-3 2B		3 0 1 0 1 0 2												
Mike Macfarlane, R (1, 2) OBP: 0.233, SLG: 0.236		2-2 P4		4-0 FC4-6 BB		1-0 P6		0-0 G4-3		3 0 0 0 1 0 1												
<b>Inning Stats</b>	R: 3 E: 0 K: 1 S: 17	H: 3 LOB: 2 BB: 2 P: 31	R: 0 E: 0 K: 0 S: 9	H: 0 LOB: 0 BB: 0 P: 14	R: 0 E: 0 K: 1 S: 12	H: 0 LOB: 0 BB: 0 P: 18	R: 0 E: 0 K: 0 S: 8	H: 0 LOB: 2 BB: 2 P: 18	R: 2 E: 0 K: 0 S: 11	H: 2 LOB: 0 BB: 0 P: 20	R: 0 E: 0 K: 0 S: 4	H: 0 LOB: 0 BB: 0 P: 6	R: 0 E: 0 K: 0 S: 7	H: 0 LOB: 0 BB: 0 P: 12	R: 0 E: 0 K: 0 S: 6	H: 1 LOB: 1 BB: 0 P: 10	R: 0 E: 0 K: 1 S: 8	H: 1 LOB: 1 BB: 0 P: 11	1B: 2 2B: 3 3B: 1 HR: 1	SF: 1 SAC: 0 DP: 0 HBP: 0	WP: 0 PB: 0 SB: 0 CS: 0	PA: 38
<b>PITCHER</b>	IP WLS BF H R ER SO BB IBB HBP BLK WP HR S P ERA WHIP																					
21 Cal Eldred, R (1, 1) ERA: 5.5	7.0 W 30 5 5 5 2 4 0 0 0 0 0 1 68 119 6.43 1.286																					
Mike Fetters, R (8, 1) ERA: 4.82	1.0 4 1 0 0 0 0 0 0 0 0 0 0 6 10 0.00 1.000																					
Doug Jones, R (9, 1) ERA: 3.06	1.0 S 4 1 0 0 1 0 0 0 0 0 0 0 8 11 0.00 1.000																					



Batter	1	2	3	4	5	6	7	8	9	AB	R	H	RBI	BB	SO	LOB
Mark Loretta, R OBP: 0.388, SLG: 0.428 (1, 4)	0-1 2B		3-2 F8		2-1 2B		0-1 F8			4	2	2	0	0	0	0
Jeremy Burnitz, L OBP: 0.419, SLG: 0.560 (1, 9)	2-1 1B		3-2 G3		3-2 2B		3-2 HR			4	1	3	3	0	0	0
Jeff Cirillo, R OBP: 0.391, SLG: 0.470 (1, 5)	1-1 G6-3			1-0 2B	3-2 1B		2-2 G6-3			4	1	2	0	0	0	1
Dave Nilsson, L OBP: 0.355, SLG: 0.418 (1, 10)	1-0 1B			1-1 G4-3	1-0 2B		1-1 G6-3			4	1	3	1	0	0	0
Jose Valentin, S OBP: 0.329, SLG: 0.432 (1, 6)	0-1 L4			3-1 G4-3	4-2 BB		3-3 K			3	0	0	0	1	1	2
Antone Williamson, L OBP: 0.314, SLG: 0.267 (1, 3)		1-0 G3-1		0-0 G4-3	2-1 F9		3-1 HR			3	0	0	1	0	0	3
Tim Unroe, R OBP: 0.286, SLG: 1.143 (8, 3)				3-1 G4-3					1	1	1	1	0	0	0	
Gerald Williams, R OBP: 0.322, SLG: 0.387 (1, 8)		0-2 F8		1-0 G5-3		1-2 G6-3		1-0 L7		4	0	0	0	0	0	0
Jack Voigt, R OBP: 0.250, SLG: 1.000 (1, 7)		2-2 F9			0-0 HR	2-3 K		1-0 G4-3		4	1	1	1	0	1	0
Jesse Levis, L OBP: 0.306, SLG: 0.289 (1, 2)			1-1 G4-3		2-1 L8	0-1 G6-3				3	0	0	0	0	0	0

Inning Stats	R: 1	H: 3	E: 0	K: 0	S: 9	R: 0	H: 0	E: 0	K: 0	S: 8	R: 0	H: 0	E: 0	K: 0	S: 9	R: 2	H: 2	E: 0	K: 0	S: 7	R: 2	H: 5	E: 0	K: 0	S: 16	R: 0	H: 0	E: 0	K: 1	S: 10	R: 1	H: 1	E: 0	K: 0	S: 10	R: 1	H: 1	E: 0	K: 1	S: 9	
	LOB: 1	BB: 0	P: 13	LOB: 0	BB: 0	P: 11	LOB: 0	BB: 0	P: 16	LOB: 0	BB: 0	LOB: 3	BB: 1	P: 33	LOB: 0	BB: 0	LOB: 0	BB: 0	P: 13	LOB: 0	BB: 0	LOB: 0	BB: 0	LOB: 3	BB: 0	P: 13	LOB: 0	BB: 0	LOB: 0	BB: 0	LOB: 0	BB: 0	LOB: 0	BB: 0	LOB: 0	BB: 0	LOB: 0	BB: 0	LOB: 0	BB: 0	LOB: 0

PITCHER	IP	WLS	BF	H	R	ER	SO	BB	IBB	HBP	BLK	WP	HR	S	P	ERA	WHIP
Tim Belcher, R ERA: 3.68 (1, 1)	6.2	L	30	11	6	6	1	1	0	0	0	0	2	67	112	8.10	1.800
Larry Casian, L ERA: 7.98 (7, 1)	0.2		2	0	0	0	1	0	0	0	0	0	0	7	11	0.00	0.000
Randy Veres, R ERA: 3.31 (8, 1)	0.2		3	1	1	1	0	0	0	0	0	0	1	4	9	13.50	1.500


**BOTTOM**

**Kansas City Royals @ Milwaukee Brewers**  
Milwaukee County Stadium, Milwaukee, WI

Fri Jun 20 1997, 8:05 PM EDT  
Att: 19,110 - Unknown - 85 F

AB	34
R	7
H	12
RBI	7
BB	1
SO	2
LOB	6

livebaseballscorecards.com



WP	HR	S	P	ERA	WHIP
0	0	0	0	0	0

Batter	1	2	3	4	5	6	7	8	9	AB R H RBI BB SO LOB	TOP											
Jose Offerman, S (1, 4) OBP: 0.381, SLG: 0.435	1-2 K		1-1 G4-3		1 SAFE 0-0 F7			0-1 E4 SH5-4 1B HR	2-0 CS	4 1 0 0 0 1 1												
Tom Goodwin, L (1, 8) OBP: 0.321, SLG: 0.352	0-3 K			0-1 G6-3		0-1 P6		1-1 SH5-4 HR 1B		4 1 1 0 0 1 0												
Jeff King, R (1, 3) OBP: 0.403, SLG: 0.507	1-2 G4-3			0-1 F8		4-2 G6-3 BB		1-1 SH5-4		2 0 0 0 1 0 0												
Chili Davis, S (1, 10) OBP: 0.414, SLG: 0.500		1-3 K		1-3 K		1-1 G6-3 1-2f		3-1 HR		4 1 1 3 0 2 1												
Johnny Damon, L (1, 7) OBP: 0.360, SLG: 0.468		4-1 G5-3 BB			1-2 HR		1-0 F8	1-2 K		3 1 1 0 1 1 0												
Jay Bell, R (1, 6) OBP: 0.372, SLG: 0.474		1 SAFE 3-1 G5-3			2-0 HR		2-0 G5-3	1-3 K		4 1 1 2 0 1 1												
Jon Nunnally, L (1, 9) OBP: 0.667, SLG: 1.333		0-3 K			2-2 1B		1-1 WP		1-2 G3	3 1 2 0 0 1 1												
Jermaine Dye, R (9, PH) OBP: 0.226, SLG: 0.284										1 0 0 0 0 0 0	AB 32 R 6 H 7 RBI 5 BB 3 SO 11 LOB 8											
Scott Cooper, L (1, 5) OBP: 0.255, SLG: 0.293			3-3 K		1 SAFE 0-0 F7		4-2 BB		2-2 CS 1B	3 0 1 0 1 1 1												
Sal Fasano, R (1, 2) OBP: 0.190, SLG: 0.350			3-1 P2		1 SAFE 2-3 K		1-3 K		1-3 K	4 0 0 0 0 3 3												
<b>Inning Stats</b>	R: 0 E: 0 K: 2 S: 11	H: 0 LOB: 0 BB: 0 P: 13	R: 0 E: 0 K: 2 S: 9	H: 0 LOB: 1 BB: 1 P: 17	R: 0 E: 0 K: 1 S: 11	H: 0 LOB: 0 BB: 0 P: 18	R: 0 E: 0 K: 1 S: 7	H: 0 LOB: 0 BB: 0 P: 8	R: 2 E: 0 K: 1 S: 13	H: 3 LOB: 1 BB: 0 P: 19	R: 0 E: 0 K: 0 S: 6	H: 0 LOB: 0 BB: 1 P: 11	R: 1 E: 0 K: 1 S: 10	H: 1 LOB: 1 BB: 1 P: 19	R: 3 E: 1 K: 2 S: 15	H: 2 LOB: 0 BB: 0 P: 22	R: 0 E: 0 K: 1 S: 11	H: 1 LOB: 0 BB: 0 P: 17	1B: 3 2B: 1 3B: 1 HR: 2	SF: 0 SAC: 1 DP: 1 HBP: 0	WP: 1 PB: 0 SB: 0 CS: 1	PA: 37
<b>PITCHER</b>	IP WLS BF H R ER SO BB IBB HBP BLK WP HR S P ERA WHIP																					
Ben McDonald, R (1, 1) ERA: 3.5	7.0		4 3 3 8 3 0 0 0 0 0 1 1 67 105 3.86 1.000																			
Bob Wickman, R (8, 1) ERA: 3.66	1.0	L	6 2 3 2 2 0 0 0 0 0 0 1 15 22 18.00 2.000																			
Ron Villone, L (9, 1) ERA: 3.38	1.0		3 1 0 0 1 0 0 0 0 0 0 0 11 17 0.00 1.000																			

**Kansas City Royals @ Milwaukee Brewers**  
**Milwaukee County Stadium, Milwaukee, WI**  
 Sun Jun 22 1997, 4:33 AM EDT  
 Att. 21,126 - Cloudy - 81 F

livebaseballscorecards.com



BOTTOM

Kansas City Royals @ Milwaukee Brewers  
Milwaukee County Stadium, Milwaukee, WI

livebaseballscorecards.com

AB	38
R	5
H	13
RBI	5
BB	1
SO	5
LOB	21



WP	0	PA	39
PB	0		
SB	0		
CS	0		

Sun Jun 22 1997, 4:33 AM EDT  
Att. 21,126 - Cloudy - 81 F

AB R H RBI BB SO LOB

5	2	3	1	0	1	0
4	1	2	2	1	0	1
5	0	2	1	0	0	3
4	0	1	1	0	1	5
0	0	0	0	0	0	0
4	0	0	0	0	0	6
3	0	1	0	0	0	1
1	0	0	0	0	1	0
4	0	2	0	0	0	0
4	1	1	0	0	1	3
2	0	0	0	0	1	2
1	0	1	0	0	0	0
1	1	0	0	0	0	0

Batter	1	2	3	4	5	6	7	8	9
Mark Loretta, R OBP: 0.393, SLG: 0.432 (1, 4)	3-2 BB 1B		2-2 E G3-1 1B		1-3 K		3-2 1B 1B		3-2 F9
Jeremy Burnitz, L OBP: 0.423, SLG: 0.574 (1, 9)	4-1 1B BB		1-2 G3-1		3-1 G4-3		3-2 1B 1B		3-1 HR
Jeff Cirillo, R OBP: 0.391, SLG: 0.469 (1, 5)	2-1 F7		0-0 G5-3			2-2 1B	2-2 FC6-4 1B		1-0 P4
Dave Nilsson, L OBP: 0.354, SLG: 0.415 Kelly Stinnett, R OBP: 0.333, SLG: 0.333 (1, 7) (8, 2)	1-0 G4-6-3 1B		3-2 P6			2-3 K	2-0 F8		
Jose Valentin, S OBP: 0.322, SLG: 0.421 (1, 6)	0-0 G4-6-3			2-2 L7		0-0 P5	1-2 FC6-4		
Jeff Huson, L OBP: 0.299, SLG: 0.262 Tim Unroe, R OBP: 0.250, SLG: 1.000 (1, 3) (8, PH) (9, 3)		0-0 1B 1B		0-1 F7		0-0 F9		3-3 K	
Antone Williamson, L OBP: 0.333, SLG: 0.324 (1, 10)		3-2 1B G5-4-3 1B		2-2 2B		3-2 G3	2-1 G4-3		
Gerald Williams, R OBP: 0.321, SLG: 0.385 (1, 8)		3-2 P4		2-3 K		1-0 1B 1B	2-2 G5-3		
Mike Matheny, R OBP: 0.282, SLG: 0.342 Jesse Levis, L OBP: 0.314, SLG: 0.299 Jack Voigt, R OBP: 0.200, SLG: 0.800 (1, 2) (7, PH) (7, PR) (8, 7)		0-2 G5-4-3			3-3 K		0-0 1B 1B	1-1 P3	

Inning Stats	R: 1	H: 2	E: 0	LOB: 1	K: 0	BB: 1	S: 8	R: 0	H: 2	E: 0	LOB: 1	K: 0	BB: 0	S: 12	R: 0	H: 1	E: 1	LOB: 1	K: 0	BB: 0	S: 11	R: 0	H: 1	E: 0	LOB: 1	K: 1	BB: 0	S: 15	R: 0	H: 0	E: 0	LOB: 0	K: 2	BB: 0	S: 8	R: 0	H: 1	E: 0	LOB: 1	K: 1	BB: 0	S: 9	R: 3	H: 5	E: 0	LOB: 3	K: 0	BB: 0	S: 22	R: 0	H: 0	E: 0	LOB: 0	K: 1	BB: 0	S: 13	R: 1	H: 1	E: 0	LOB: 0	K: 0	BB: 0	S: 9	R: 0	H: 0	E: 0	LOB: 0	K: 1	BB: 0	S: 13	R: 0	H: 0	E: 0	LOB: 0	K: 0	BB: 0	S: 9	R: 1	H: 1	E: 0	LOB: 0	K: 0	BB: 0	S: 9	1B: 11	SF: 0	2B: 1	SAC: 0	3B: 0	DP: 2	HR: 1	HBP: 0	WP: 0	PA: 39
--------------	------	------	------	--------	------	-------	------	------	------	------	--------	------	-------	-------	------	------	------	--------	------	-------	-------	------	------	------	--------	------	-------	-------	------	------	------	--------	------	-------	------	------	------	------	--------	------	-------	------	------	------	------	--------	------	-------	-------	------	------	------	--------	------	-------	-------	------	------	------	--------	------	-------	------	------	------	------	--------	------	-------	-------	------	------	------	--------	------	-------	------	------	------	------	--------	------	-------	------	--------	-------	-------	--------	-------	-------	-------	--------	-------	--------

PITCHER	IP	WLS	BF	H	R	ER	SO	BB	IBB	HBP	BLK	WP	HR	S	P	ERA	WHIP
Kevin Appier, R ERA: 2.72 (1, 1)	6.1		28	10	4	4	4	1	0	0	0	0	0	71	117	5.68	1.737
Larry Casian, L ERA: 7.98 (7, 1)	0.0		1	1	0	0	0	0	0	0	0	0	0	6	9	∞	∞
Hipolito Pichardo, R ERA: 3.45 (7, 1)	0.2	W	3	1	0	0	0	0	0	0	0	0	0	8	13	0.00	1.500
Chris Haney, L ERA: 7.84 (8, 1)	1.0		3	0	0	0	1	0	0	0	0	0	0	13	20	0.00	0.000
Jeff Montgomery, R ERA: 6.75 (9, 1)	1.0	S	4	1	1	1	0	0	0	0	0	0	1	9	17	9.00	1.000

Batter	1	2	3	4	5	6	7	8	9	AB R H RBI BB SO LOB	TOP	
<b>Jose Offerman, S</b> (1, 4) <small>OBP: 0.385, SLG: 0.443</small> <b>David Howard, S</b> (8, PR) <small>OBP: 0.293, SLG: 0.368</small> (8, 4)	0-1  1B 2B	2-2  F8		3-3  K		0-0  SH1-3 1B		1-1  1B		5 1 3 0 0 1 1 0 0 0 0 0 0 0		
<b>Tom Goodwin, L</b> (1, 8) <small>OBP: 0.320, SLG: 0.350</small>	1-1  P5	2-2  FC4-6		1-0  HR 1B		0-1  SH1-3		3-2  P8		4 1 1 0 0 0 3		
<b>Jay Bell, R</b> (1, 6) <small>OBP: 0.375, SLG: 0.486</small>	1-0  P5		4-1  HR BB	3-1  HR		2-2  F8			0-1  F7 1B 1B	4 2 2 2 1 0 2		
<b>Jeff King, R</b> (1, 3) <small>OBP: 0.410, SLG: 0.530</small>	0-1  1B 1B		2-0  HR	2-2  1B 2B		2-2  F8		2-2  F7 1B	5 2 4 3 0 0 1			
<b>Chili Davis, S</b> (1, 10) <small>OBP: 0.414, SLG: 0.495</small>	4-2  1B BB		1-2  G3-1	0-0  1B			0-2  P2	3-2  F7	1-2  2-3	4 0 1 1 1 0 2		
<b>Johnny Damon, L</b> (1, 7) <small>OBP: 0.366, SLG: 0.469</small>	1-2  1B		1-2  1B	0-1  F8			2-3  K		4-0  IBB	4 0 2 0 1 1 1		
<b>Jermaine Dye, R</b> (1, 9) <small>OBP: 0.216, SLG: 0.271</small> <b>Jon Nunnally, L</b> (9, PH) <small>OBP: 0.500, SLG: 1.000</small>	2-3  K		3-2  F7		0-2  G5-3		1-1  G5-3	0-3  K	4 0 0 0 0 1 4 1 0 0 0 0 1 3		<b>AB</b> 40 <b>R</b> 6 <b>H</b> 14 <b>RBI</b> 6 <b>BB</b> 3 <b>SO</b> 6 <b>LOB</b> 22	
<b>Scott Cooper, L</b> (1, 5) <small>OBP: 0.252, SLG: 0.289</small>		2-1  FC4-6 1B		2-3  K		0-3  K		1-1  F8	0-0  F8	5 0 1 0 0 2 4		
<b>Mike Macfarlane, R</b> (1, 2) <small>OBP: 0.226, SLG: 0.228</small>		1-0  F8		0-1  G6-3	3-1  F7			2-0  G5-3		4 0 0 0 0 0 1		
<b>Inning Stats</b>	R: 1 H: 3 E: 0 LOB: 3 K: 1 BB: 1 S: 17 P: 26	R: 0 H: 1 E: 0 LOB: 1 K: 0 BB: 0 S: 12 P: 19	R: 2 H: 2 E: 1 LOB: 1 K: 1 BB: 1 S: 16 P: 29	R: 3 H: 4 E: 0 LOB: 1 K: 1 BB: 0 S: 15 P: 24	R: 0 H: 0 E: 0 LOB: 0 K: 1 BB: 0 S: 8 P: 11	R: 0 H: 1 E: 0 LOB: 1 K: 0 BB: 0 S: 10 P: 14	R: 0 H: 0 E: 0 LOB: 0 K: 1 BB: 0 S: 9 P: 12	R: 0 H: 1 E: 0 LOB: 1 K: 0 BB: 0 S: 9 P: 16	R: 0 H: 2 E: 0 LOB: 3 K: 1 BB: 1 S: 13 P: 22	1B: 10 SF: 0 2B: 2 SAC: 1 3B: 0 DP: 0 HR: 2 HBP: 0	WP: 0 PA: 44 PB: 0 SB: 0 CS: 0	
<b>PITCHER</b>	<b>Doug Drabek, R</b> (1, 1) <small>ERA: 6.27</small> <b>Chuck McElroy, L</b> (4, 1) <small>ERA: 4.8</small> <b>Matt Karchner, R</b> (7, 1) <small>ERA: 2.5</small> <b>Roberto Hernandez, R</b> (9, 1) <small>ERA: 2.43</small>	IP WLS BF H R ER SO BB IBB HBP BLK WP HR S P ERA WHIP	IP WLS BF H R ER SO BB IBB HBP BLK WP HR S P ERA WHIP	IP WLS BF H R ER SO BB IBB HBP BLK WP HR S P ERA WHIP	IP WLS BF H R ER SO BB IBB HBP BLK WP HR S P ERA WHIP	IP WLS BF H R ER SO BB IBB HBP BLK WP HR S P ERA WHIP	IP WLS BF H R ER SO BB IBB HBP BLK WP HR S P ERA WHIP	IP WLS BF H R ER SO BB IBB HBP BLK WP HR S P ERA WHIP	IP WLS BF H R ER SO BB IBB HBP BLK WP HR S P ERA WHIP	IP WLS BF H R ER SO BB IBB HBP BLK WP HR S P ERA WHIP	IP WLS BF H R ER SO BB IBB HBP BLK WP HR S P ERA WHIP	IP WLS BF H R ER SO BB IBB HBP BLK WP HR S P ERA WHIP

**Kansas City Royals @ Chicago White Sox**  
 Comiskey Park, Chicago, IL  
 Mon Jun 23 1997, 8:05 PM EDT  
 Att. 28,490 - Unknown - 91 F

livebaseballscorecards.com



Batter	1	2	3	4	5	6	7	8	9
<b>Ray Durham, S</b> (1, 4) OBP: 0.325, SLG: 0.352	0-1 F9		1-1 SF8		3-1 P7	4-0 BB		0-0 SH5-4	
<b>Mike Cameron, R</b> (1, 8) OBP: 0.336, SLG: 0.350 <b>Dave Martinez, L</b> (6, PH) OBP: 0.366, SLG: 0.454	3-2 G6-3		3-2 HR		4-1 BB	2-2 SAFE F8		1-3 K	
<b>Frank Thomas, R</b> (1, 3) OBP: 0.506, SLG: 0.673 <b>Darren Lewis, R</b> (9, 8) OBP: 0.317, SLG: 0.216	1-1 G6-3		1-1 1B		0-1 F9		2-2 E FC4 G6-3 1B	1-2 P3	
<b>Albert Belle, R</b> (1, 7) OBP: 0.342, SLG: 0.519		1-0 G6-3	2-3 K			0-0 HR	3-2 SAFE P6		
<b>Lyle Mouton, R</b> (1, 9) OBP: 0.331, SLG: 0.423 <b>34 Mario Valdez, L</b> (9, 3) OBP: 0.357, SLG: 0.364		1-3 K		0-0 G5-3		1-3 K	0-1 FC4 G6-3		
<b>Harold Baines, L</b> (1, 10) OBP: 0.373, SLG: 0.450		3-0 HR		0-2 G4-3		4-2 2B 1B BB	4-0 G6-3 IBB		
<b>Chris Snopce, R</b> (1, 5) OBP: 0.265, SLG: 0.333		2-1 F9		0-2 L8		1-1 1B 2B	0-0 G6-3		
<b>Ron Karkovice, R</b> (1, 2) OBP: 0.252, SLG: 0.299 <b>Jorge Fabregas, L</b> (6, PH) OBP: 0.258, SLG: 0.328			0-0 F8		3-1 F8	1-2 G6-3 1B	2-2 L5		
<b>Ozzie Guillen, L</b> (1, 6) OBP: 0.335, SLG: 0.360			1-0 SF8 3B		0-2 BB 1B	2-1 G6-3	0-1 SH5-4 1B		

AB	R	H	RBI	BB	SO	LOB
2	0	0	1	1	0	1
2	1	1	1	1	0	0
2	0	0	0	0	1	3
5	1	2	0	0	0	3
0	0	0	0	0	0	0
4	1	1	1	0	1	2
4	0	0	0	0	2	1
0	0	0	0	0	0	0
2	2	1	1	2	0	0
4	1	1	1	0	0	2
2	0	0	0	0	0	0
2	0	1	2	0	0	2
4	1	3	0	0	0	1


AB	R	H	RBI	BB	SO	LOB
33	7	10	7	4	4	15

Inning Stats	R: 0	H: 0	E: 0	K: 0	S: 7	H: 0	LOB: 0	BB: 0	P: 11	R: 1	H: 1	E: 0	K: 1	S: 9	R: 2	H: 3	E: 0	K: 1	S: 13	R: 0	H: 0	E: 0	K: 0	S: 7	R: 0	H: 1	E: 0	K: 0	S: 10	R: 3	H: 3	E: 0	K: 1	S: 18	R: 1	H: 1	E: 1	K: 0	S: 14	R: 0	H: 1	E: 0	K: 1	S: 9	1B: 5	SF: 1	3B: 1	HR: 3
--------------	------	------	------	------	------	------	--------	-------	-------	------	------	------	------	------	------	------	------	------	-------	------	------	------	------	------	------	------	------	------	-------	------	------	------	------	-------	------	------	------	------	-------	------	------	------	------	------	-------	-------	-------	-------

PITCHER	IP	WLS	BF	H	R	ER	SO	BB	IBB	HBP	BLK	WP	HR	S	P	ERA	WHIP
50 José Rosado, L (1, 1) ERA: 3.09	5.1		25	7	6	6	3	2	0	0	0	0	3	55	90	10.12	1.688
Randy Veres, R (6, 1) ERA: 3.31	0.0		1	1	0	0	0	0	0	0	0	0	0	3	4	∞	∞
Larry Casian, L (6, 1) ERA: 7.8	0.1		2	0	0	0	0	1	0	0	0	0	0	2	8	0.00	3.000
Hipolito Pichardo, R (6, 1) ERA: 3.3	1.1	L	7	1	1	0	0	0	1	0	0	0	0	18	31	0.00	0.750
Chris Haney, L (8, 1) ERA: 7.15	1.0		4	1	0	0	1	0	0	0	0	0	0	9	11	0.00	1.000

**Kansas City Royals @ Chicago White Sox**  
**Comiskey Park, Chicago, IL**  
 Mon Jun 23 1997, 8:05 PM EDT  
 Att: 28,490 - Unknown - 91 F

WP: 0 PA: 39  
 PB: 0  
 SB: 0  
 CS: 0



Batter	1	2	3	4	5	6	7	8	9	AB R H RBI BB SO LOB	TOP											
Jose Offerman, S (1, 4) OBP: 0.379, SLG: 0.436	1-3 K		0-1 G4-3		2-2 G5-3			0-1 F9		4 0 0 0 0 1 3												
Tom Goodwin, L (1, 8) OBP: 0.315, SLG: 0.345	2-2 F8			3-2 G3-1		0-1 F9			1-0 G1-3	4 0 0 0 0 0 0												
Jay Bell, R (1, 6) OBP: 0.377, SLG: 0.484	3-3 K			4-0 BB		2-2 G4-3			1-1 BB 1B	3 0 1 0 1 1 0												
Jeff King, R (1, 3) OBP: 0.407, SLG: 0.523		4-2 CS G4-3 BB		1-3 K		2-3 K			1-1 P6	3 0 0 0 1 2 2												
Chili Davis, S (1, 10) OBP: 0.411, SLG: 0.487		1-1 G4-3		3-1 L5			2-2 G6-3		4-2 BB	3 0 0 0 1 0 2												
Jermaine Dye, R (1, 9) OBP: 0.207, SLG: 0.258		2-1 G4-3			0-1 G4-3		0-1 G5-3		1-1 F9	4 0 0 0 0 0 3												
Johnny Damon, L (1, 7) OBP: 0.371, SLG: 0.472			0-2 1B		0-2 FC1-6 1B		2-0 G3			3 0 2 0 0 0 0												
Craig Paquette, R (1, 5) OBP: 0.251, SLG: 0.351			3-3 K		2-2 FC1-6 2B		2-2 G6-4-3 1B			3 0 1 0 0 1 2												
Sal Fasano, R (1, 2) OBP: 0.208, SLG: 0.391			0-1 F9		1-2 2B		0-0 G6-4-3			3 0 1 0 0 0 2												
<b>Inning Stats</b>	R: 0 E: 0 K: 2 S: 11	H: 0 LOB: 0 BB: 0 P: 17	R: 0 E: 0 K: 0 S: 6	H: 0 LOB: 0 BB: 1 P: 13	R: 0 E: 0 K: 1 S: 10	H: 1 LOB: 1 BB: 0 P: 13	R: 0 E: 0 K: 1 S: 8	H: 0 LOB: 1 BB: 1 P: 19	R: 0 E: 0 K: 0 S: 14	H: 2 LOB: 2 BB: 0 P: 19	R: 0 E: 0 K: 1 S: 9	H: 0 LOB: 0 BB: 0 P: 13	R: 0 E: 0 K: 0 S: 6	H: 0 LOB: 0 BB: 0 P: 10	R: 0 E: 0 K: 0 S: 6	H: 1 LOB: 0 BB: 0 P: 8	R: 0 E: 0 K: 0 S: 9	H: 1 LOB: 2 BB: 1 P: 17	1B: 4 2B: 1 3B: 0 HR: 0	SF: 0 SAC: 0 DP: 1 HBP: 0	WP: 0 PB: 0 SB: 0 CS: 1	PA: 33
<b>PITCHER</b>	IP WLS BF H R ER SO BB IBB HBP BLK WP HR S P ERA WHIP																					
Wilson Alvarez, L (1, 1) ERA: 2.69	8.0 W 28 4 0 0 5 2 0 0 0 0 0 0 70 112 0.00 0.750																					
Matt Karchner, R (9, 1) ERA: 2.41	0.2 4 1 0 0 0 1 0 0 0 0 0 0 7 14 0.00 3.000																					
Roberto Hernandez, R (9, 1) ERA: 2.41	0.1 S 1 0 0 0 0 0 0 0 0 0 0 0 2 3 0.00 0.000																					

**Kansas City Royals @ Chicago White Sox**  
Comiskey Park, Chicago, IL  
Tue Jun 24 1997, 8:05 PM EDT  
Att. 18,146 - Unknown - 91 F

AB	30
R	0
H	5
RBI	0
BB	3
SO	5
LOB	14



WP: 0	PA: 33
PB: 0	
SB: 0	
CS: 1	

ERA	WHIP

Batter	1	2	3	4	5	6	7	8	9	AB	R	H	RBI	BB	SO	LOB
Ray Durham, S OBP: 0.321, SLG: 0.347 (1, 4)	1-0 P5	0-0 F7		3-2 G6-3			0-0 P5			4	0	0	0	0	0	3
Dave Martinez, L OBP: 0.364, SLG: 0.450 (1, 8) (9, 9)	1-0 P8		2-0 1B 2B 1B		1-0 F9		3-3 K			4	1	1	0	0	1	1
Frank Thomas, R OBP: 0.505, SLG: 0.668 34 Mario Valdez, L OBP: 0.357, SLG: 0.364 (1, 3) (9, 3)	1-0 P4		1-0 F7		4-1 WP BB		2-0 1B			3	0	1	0	1	0	1
Albert Belle, R OBP: 0.340, SLG: 0.515 (1, 7)		2-0 G6-3	0-1 1B 2B 1B		1-1 L7		0-1 L8			4	1	1	0	0	0	3
Harold Baines, L OBP: 0.371, SLG: 0.451 (1, 10)		0-1 G3-1	0-0 1H 3H 2B		2-2 P2		3-3 K			4	0	1	2	0	1	1
Jorge Fabregas, L OBP: 0.258, SLG: 0.325 (1, 2)		3-2 BB 1B 1B	0-0 G4-3		1-2 F7		0-0 F9			4	1	1	0	0	0	1
Lyle Mouton, R OBP: 0.329, SLG: 0.418 Darren Lewis, R OBP: 0.317, SLG: 0.216 (1, 9) (9, 8)		1-1 BB 1B	1-0 G5-3		0-3 K		2-3 K			4	1	1	0	0	2	1
Chris Snopek, R OBP: 0.266, SLG: 0.330 (1, 5)		4-0 1B BB		0-0 F8		1-2 F7				2	0	0	0	1	0	0
Ozzie Guillen, L OBP: 0.339, SLG: 0.364 (1, 6)		3-1 1B		0-0 G4-3		2-1 1B 1B				3	0	2	2	0	0	0

Inning Stats	R: 0	H: 0	E: 0	K: 0	S: 3	R: 2	H: 3	E: 0	K: 0	S: 12	R: 0	H: 0	E: 0	K: 0	S: 5	R: 0	H: 0	E: 0	K: 1	S: 9	R: 0	H: 2	E: 0	K: 1	S: 9	R: 0	H: 0	E: 0	K: 2	S: 8
	LOB: 0	BB: 0	P: 6	LOB: 2	BB: 1	P: 25	LOB: 1	BB: 0	P: 11		LOB: 0	BB: 0	P: 8	LOB: 0	BB: 1	P: 16	LOB: 0	BB: 0	P: 11	LOB: 2	BB: 0	P: 13	LOB: 0	BB: 0	P: 16	LOB: 0	BB: 0	P: 13		

PITCHER	IP	WLS	BF	H	R	ER	SO	BB	IBB	HBP	BLK	WP	HR	S	P	ERA	WHIP
Jim Pittsley, R ERA: 5.62 (1, 1)	7.0	L	31	8	4	4	2	2	0	0	0	1	0	53	93	5.14	1.429
Jamie Walker, L ERA: 7.62 (8, 1)	1.0		3	0	0	0	2	0	0	0	0	0	0	8	13	0.00	0.000

**BOTTOM**

**Kansas City Royals @ Chicago White Sox**  
Comiskey Park, Chicago, IL  
Tue Jun 24 1997, 8:05 PM EDT  
Att: 18,146 - Unknown - 91 F

AB	32
R	4
H	8
RBI	4
BB	2
SO	4
LOB	11



WP	HR	S	P	ERA	WHIP
1	0	13	13	5.14	1.429
0	0	2	13	0.00	0.000

Batter	1	2	3	4	5	6	7	8	9	10	AB R H RBI BB SO LOB	TOP												
Jose Offerman, S OBP: 0.382, SLG: 0.443 (1, 4)	4-2 FC6-4 BB	3-3 K			0-0 E3		2-2 SH1-3 1B	2-1 1B 3B		2-1 F7	5 2 2 1 1 1 0													
Tom Goodwin, L OBP: 0.317, SLG: 0.346 (1, 8)	3-2 P6		0-1 G4-3		0-2 P6		0-0 SH1-3	0-0 1B		1-0 1B	5 0 2 1 0 0 2													
Jay Bell, R OBP: 0.373, SLG: 0.477 (1, 6)	2-1 FC6-4 2B		2-1 F8		1-1 P2		3-2 1B	0-3 K		0-0 G5-3	6 1 1 1 0 1 4													
Jeff King, R OBP: 0.404, SLG: 0.521 (1, 3)	1-1 1B 2B		0-3 K		0-2 P3		2-1 P5	2-0 P9			5 1 1 1 0 1 2													
Chili Davis, S OBP: 0.415, SLG: 0.493 (1, 10)	0-2 1B 1B		1-0 P6		3-0 G4-3 1B 2B		4-0 1B	2-3 K			4 1 2 1 1 1 0													
Johnny Damon, L OBP: 0.367, SLG: 0.465 (1, 7)	0-0 1B		2-2 G6-3		1-2 G4-3		0-0 P8	0-0 L7			5 0 1 0 0 0 3													
Jermaine Dye, R OBP: 0.237, SLG: 0.290 (1, 9)	0-0 P4		1-2 1B		1-0 1B		0-0 SH1-3 2B	4-2 BB			4 1 3 1 1 0 2													
Scott Cooper, L OBP: 0.252, SLG: 0.287 (1, 5)		0-1 L7		1-1 F8		1-0 1B	0-1 SH1-3	3-2 G6-3			4 0 1 0 0 0 2													
Mike Macfarlane, R OBP: 0.225, SLG: 0.235 (1, 2)		0-1 L8		2-1 G1-3		2-1 L8	0-1 3B 2B			0-0 G6-3	5 1 1 1 0 0 2													
<b>Inning Stats</b>	R: 2 E: 0 K: 0 S: 15	H: 3 LOB: 2 BB: 1 P: 25	R: 0 E: 0 K: 1 S: 9	H: 0 LOB: 0 BB: 0 P: 12	R: 0 E: 0 K: 1 S: 7	H: 0 LOB: 0 BB: 0 P: 9	R: 0 E: 0 K: 0 S: 9	H: 1 LOB: 1 BB: 0 P: 14	R: 0 E: 1 K: 0 S: 8	H: 0 LOB: 1 BB: 0 P: 11	R: 1 E: 0 K: 0 S: 12	H: 3 LOB: 2 BB: 0 P: 20	R: 1 E: 0 K: 0 S: 12	H: 2 LOB: 2 BB: 1 P: 23	R: 3 E: 0 K: 1 S: 12	H: 4 LOB: 1 BB: 0 P: 16	R: 0 E: 0 K: 1 S: 11	H: 0 LOB: 1 BB: 1 P: 20	R: 0 E: 0 K: 0 S: 5	H: 1 LOB: 1 BB: 0 P: 8	1B: 9 2B: 4 3B: 1 HR: 0	SF: 0 SAC: 2 DP: 0 HBP: 0	WP: 0 PB: 0 SB: 1 CS: 0	PA: 48
<b>PITCHER</b>	IP WLS BF H R ER SO BB IBB HBP BLK WP HR S P ERA WHIP																							
Carlos Castillo, R ERA: 4.65 (1, 1)	5.1	23	5	2	2	0	0	1	0	0	0	0	0	23	39	9.00	2.500							
Tony Castillo, L ERA: 6.51 (6, 1)	2.0	12	5	2	2	0	0	0	0	0	0	0	0	20	33	10.80	2.400							
41 Bill Simas, R ERA: 4.6 (8, 1)	1.2	9	3	2	2	2	1	0	0	0	0	0	0	20	33	10.80	2.400							
Matt Karchner, R ERA: 2.29 (10, 1)	1.0	W 4	1	0	0	0	0	0	0	0	0	0	0	5	8	0.00	1.000							

**Kansas City Royals @ Chicago White Sox**  
Comiskey Park, Chicago, IL  
Wed Jun 25 1997, 4:33 AM EDT  
Att: 22,176 - Sunny - 81 F

[livebaseballscorecards.com](http://livebaseballscorecards.com)

AB 43  
R 7  
H 14  
RBI 7  
BB 3  
SO 4  
LOB 17





Batter	1	2	3	4	5	6	7	8	9	10	AB R H RBI BB SO LOB	BOTTOM
<b>Dave Martinez, L</b> OBP: 0.361, SLG: 0.445 (1, 9)	2-1 F8		2-2 G4-3			0-1 G3-1		2-2 G3-1 1B	3-3 K		5 1 1 0 0 1 0	<b>Kansas City Royals @ Chicago White Sox</b> Comiskey Park, Chicago, IL Wed Jun 25 1997, 4:33 AM EDT Att. 22,176 - Sunny - 81 F <a href="http://livebaseballscorecards.com">livebaseballscorecards.com</a>
<b>Ray Durham, S</b> OBP: 0.325, SLG: 0.356 (1, 4)	2-2 L3		1-3 K			1-2 2B 3B		4-1 1B BB	1-1 CS 1B		4 2 2 0 1 1 0	
<b>Frank Thomas, R</b> OBP: 0.504, SLG: 0.667 (1, 3)	3-1 1B			0-0 F8		2-1 FC6-5 2B		0-2 G3-1	0-3 K		5 0 2 1 0 1 3	
<b>Albert Belle, R</b> OBP: 0.344, SLG: 0.515 (1, 7)	0-1 1B			3-2 F8		1-1 FC6-5		4-2 1B HR	2-2 CS	1-2 SH1-4 1B	4 2 2 0 1 0 1	
<b>Jorge Fabregas, L</b> OBP: 0.258, SLG: 0.323 (1, 2)	3-2 F8			3-3 K		2-1 F7		0-0 HR		0-0 SH1-4	4 1 1 2 0 1 3	
<b>Harold Baines, L</b> OBP: 0.375, SLG: 0.470 (1, 10)		3-3 K			0-0 L8 2B		0-1 F7	0-0 HR		4-0 SH1-4 IBB	4 1 2 3 1 1 0	
<b>Mike Cameron, R</b> OBP: 0.339, SLG: 0.381 (1, 8)		2-3 K			3-3 K		0-1 HR	3-1 1B		1-3 K	5 1 2 1 0 3 3	
<b>Chris Snopce, R</b> OBP: 0.261, SLG: 0.323 (1, 5) <b>34 Mario Valdez, L</b> OBP: 0.400, SLG: 0.417 (10, PH)		2-1 P3			2-1 L8		0-2 F9	0-0 F8		0-0 1B	4 0 0 0 0 0 2 1 0 1 1 0 0 0	
<b>Ozzie Guillen, L</b> OBP: 0.333, SLG: 0.358 (1, 6)			0-0 L9		0-1 G3-1		1-0 F7	0-1 G4-3			4 0 0 0 0 0 2	

Inning Stats	R: 0 E: 0 K: 0 S: 12	H: 2 LOB: 2 BB: 0 P: 22	R: 0 E: 0 K: 2 S: 8	H: 0 LOB: 0 BB: 0 P: 15	R: 0 E: 0 K: 1 S: 8	H: 0 LOB: 0 BB: 0 P: 11	R: 0 E: 0 K: 1 S: 7	H: 0 LOB: 0 BB: 0 P: 13	R: 0 E: 0 K: 1 S: 8	H: 1 LOB: 1 BB: 0 P: 13	R: 1 E: 0 K: 0 S: 12	H: 2 LOB: 1 BB: 0 P: 18	R: 1 E: 0 K: 0 S: 8	H: 1 LOB: 0 BB: 0 P: 9	R: 5 E: 0 K: 0 S: 17	H: 4 LOB: 1 BB: 2 P: 30	R: 0 E: 0 K: 2 S: 11	H: 1 LOB: 0 BB: 0 P: 16	R: 1 E: 0 K: 1 S: 8	H: 2 LOB: 2 BB: 1 P: 14	1B: 8 2B: 2 3B: 1 HR: 2	SF: 0 SAC: 1 DP: 0 HBP: 0	WP: 0 PB: 0 SB: 0 CS: 1	PA: 45
--------------	-------------------------------	----------------------------------	------------------------------	----------------------------------	------------------------------	----------------------------------	------------------------------	----------------------------------	------------------------------	----------------------------------	-------------------------------	----------------------------------	------------------------------	---------------------------------	-------------------------------	----------------------------------	-------------------------------	----------------------------------	------------------------------	----------------------------------	----------------------------------	------------------------------------	----------------------------------	--------

PITCHER	IP	WLS	BF	H	R	ER	SO	BB	IBB	HBP	BLK	WP	HR	S	P	ERA	WHIP
<b>Tim Belcher, R</b> ERA: 3.62	(1, 1)		27	6	2	2	5	0	0	0	0	0	1	63	101	2.57	0.857
<b>Hipolito Pichardo, R</b> ERA: 4.75	(8, 1)		7	4	5	5	0	2	0	0	0	0	1	14	27	135.00	18.000
<b>Larry Casian, L</b> ERA: 7.31	(8, 1)		4	1	0	0	1	0	0	0	0	0	0	8	12	0.00	1.000
<b>Jeff Montgomery, R</b> ERA: 6.75	(9, 1)	L	6	2	1	1	2	0	1	0	0	0	0	14	21	6.75	1.500



Batter	1	2	3	4	5	6	7	8	9	AB R H RBI BB SO LOB	TOP	
Mark Loretta, R (1, 4) OBP: 0.384, SLG: 0.425	2-2 F8		3-2 G4-3 2B		2-2 F9			1-2 G6-3		4 0 1 0 0 0 0	<b>Milwaukee Brewers @ Kansas City Royals</b> Kauffman Stadium, Kansas City, MO Thu Jun 26 1997, 7:05 PM CDT Att. 20,129 - Unknown - 81 F <a href="http://livebaseballscorecards.com">livebaseballscorecards.com</a>	
Jeremy Burnitz, L (1, 9) OBP: 0.412, SLG: 0.573	0-0 G6-3		1-3 K		0-3 K			0-0 F8		4 0 0 0 0 2 1		
Jeff Cirillo, R (1, 5) OBP: 0.382, SLG: 0.465	1-2 L5		0-0 G4-3				1-2 F7		0-1 SF7 3B	4 1 1 0 0 0 1		
Dave Nilsson, L (1, 10) OBP: 0.348, SLG: 0.407		2-2 HR 1B	1-3 K			2-0 CS 1B		1-1 SF7	1-1 SF7	3 1 2 1 0 1 1		
Matt Mieske, R (1, 7) OBP: 0.315, SLG: 0.385 Jeff Huson, L (9, PH) OBP: 0.290, SLG: 0.254		2-1 F9		1-3 K		3-3 K 1-2		1-1 G3	3-H G3	3 0 0 0 0 2 2 1 0 0 0 0 0 0		
Gerald Williams, R (1, 8) OBP: 0.316, SLG: 0.391		3-1 SAFE 1-H HR		1-1 P6			2-2 P3	1-2 P5		4 1 1 2 0 0 0		
Jose Valentin, S (1, 6) OBP: 0.326, SLG: 0.419		0-0 F9		0-0 1B			1-2 G6-4-3 1B			3 0 2 0 0 0 0		
Tim Unroe, R (1, 3) OBP: 0.333, SLG: 0.917 Antone Williamson, L (7, PH) OBP: 0.289, SLG: 0.275 (7, 3)		1-1 1B		1-3 SAFE K			0-1 G6-4-3 1-2f			2 0 1 0 0 1 1 1 0 0 0 0 0 1		
Mike Matheny, R (1, 2) OBP: 0.275, SLG: 0.327 Jesse Levis, L (8, PH) OBP: 0.315, SLG: 0.291 (8, 2)		1-1 F8		1-0 L9				0-0 G6-3		2 0 0 0 0 0 1 1 0 0 0 0 0 0		
<b>Inning Stats</b>	R: 0 H: 0 E: 0 LOB: 0 K: 0 BB: 0 S: 10 P: 13	R: 2 H: 3 E: 0 LOB: 1 K: 0 BB: 0 S: 12 P: 21	R: 0 H: 1 E: 0 LOB: 1 K: 2 BB: 0 S: 12 P: 17	R: 0 H: 1 E: 0 LOB: 1 K: 2 BB: 0 S: 10 P: 13	R: 0 H: 0 E: 0 LOB: 0 K: 1 BB: 0 S: 7 P: 10	R: 0 H: 1 E: 0 LOB: 1 K: 1 BB: 0 S: 7 P: 13	R: 0 H: 1 E: 0 LOB: 0 K: 0 BB: 0 S: 9 P: 12	R: 0 H: 0 E: 0 LOB: 0 K: 0 BB: 0 S: 5 P: 6	R: 1 H: 1 E: 0 LOB: 0 K: 0 BB: 0 S: 10 P: 13	1B: 5 SF: 1 2B: 2 SAC: 0 3B: 1 DP: 2 HR: 1 HBP: 0	WP: 0 PA: 33 PB: 0 SB: 0 CS: 1	
<b>PITCHER</b>	IP WLS BF H R ER SO BB IBB HBP BLK WP HR S P ERA WHIP											
Chris Haney, L (1, 1) ERA: 5.71	6.0 W 23 6 2 2 6 0 0 0 0 0 0 1 58 87 3.00 1.000											
Ricky Bones, R (7, 1) ERA: 9.45	2.1 8 2 1 1 0 0 0 0 0 0 0 0 18 23 3.86 0.857											
Jeff Montgomery, R (9, 1) ERA: 6.57	0.2 S 2 0 0 0 0 0 0 0 0 0 0 0 6 8 0.00 0.000											



Batter	1	2	3	4	5	6	7	8	9	AB	R	H	RBI	BB	SO	LOB
Jose Offerman, S OBP: 0.380, SLG: 0.438 (1, 4) C F B X	1-2 G6-3 ①			4-2 F7 1B 1B BB C F B B B	1-3 K ③		1-0 G4-3 ③			3	1	0	0	1	1	1
Tom Goodwin, L OBP: 0.319, SLG: 0.352 (1, 8) B C F C	1-3 K ②			0-1 F7 1-2 1B 1B C SAFE X		2-1 2B B C B X		0-0 B3 ①		4	1	2	0	0	1	0
Jay Bell, R OBP: 0.368, SLG: 0.470 (1, 6) B C X	1-1 P5 ③			2-0 F7 1-2 2-3 B B X		1-2 G6-3 ①		3-2 G4-3 ②		4	0	0	0	0	0	3
Jeff King, R OBP: 0.402, SLG: 0.516 (1, 3)			3-3 K ①	1-1 HR 1B 2-H 3-H B S X		0-0 F7 ②		0-0 F9 ③		4	1	1	2	0	1	1
Chili Davis, S OBP: 0.418, SLG: 0.507 (1, 10)			1-3 K ②	1-0 HR 1-H B X		4-0 IBB 1-2 SAFE I I I				2	1	1	2	1	1	0
Jermaine Dye, R OBP: 0.230, SLG: 0.281 (1, 9)			1-3 K ③	0-0 F9 ②		0-0 P3 ③				3	0	0	0	0	1	2
Johnny Damon, L OBP: 0.361, SLG: 0.457 (1, 7)			2-1 G4-3 ①	2-0 G4-3 ③			0-2 G4-3 ①			3	0	0	0	0	0	0
Craig Paquette, R OBP: 0.248, SLG: 0.346 (1, 5)			2-0 G5-3 ②		1-1 G6-3 ①		2-2 G6-3 ②			3	0	0	0	0	0	0
Sal Fasano, R OBP: 0.222, SLG: 0.385 (1, 2)			1-1 G1-6-3 ③		0-1 F8 ②		3-2 1B B B B B B X			3	0	1	0	0	0	0

Inning Stats	R: 0	H: 0	E: 0	LOB: 0	K: 1	BB: 0	S: 8	P: 11	R: 0	H: 0	E: 0	LOB: 0	K: 3	BB: 0	S: 10	P: 15	R: 0	H: 0	E: 0	LOB: 0	K: 0	BB: 0	S: 5	P: 10	R: 4	H: 3	E: 0	LOB: 0	K: 0	BB: 1	S: 11	P: 21	R: 0	H: 0	E: 0	LOB: 0	K: 1	BB: 0	S: 7	P: 9	R: 0	H: 1	E: 0	LOB: 2	K: 0	BB: 1	S: 7	P: 14	R: 0	H: 1	E: 0	LOB: 1	K: 0	BB: 0	S: 11	P: 17	R: 0	H: 0	E: 0	LOB: 0	K: 0	BB: 0	S: 5	P: 8
--------------	------	------	------	--------	------	-------	------	-------	------	------	------	--------	------	-------	-------	-------	------	------	------	--------	------	-------	------	-------	------	------	------	--------	------	-------	-------	-------	------	------	------	--------	------	-------	------	------	------	------	------	--------	------	-------	------	-------	------	------	------	--------	------	-------	-------	-------	------	------	------	--------	------	-------	------	------

PITCHER	IP	WLS	BF	H	R	ER	SO	BB	IBB	HBP	BLK	WP	HR	S	P	ERA	WHIP
Jose Mercedes, R ERA: 4.66 (1, 1)	8.0	L	31	5	4	4	5	1	1	0	0	0	1	64	105	4.50	0.750

**BOTTOM**

**Milwaukee Brewers @ Kansas City Royals**  
Kauffman Stadium, Kansas City, MO

Thu Jun 26 1997, 7:05 PM CDT  
Att: 20,129 - Unknown - 81 F

AB	29
R	4
H	5
RBI	4
BB	2
SO	5
LOB	7



WP: 0	PA: 31
PB: 0	
SB: 0	
CS: 0	

livebaseballscorecards.com

Batter	1	2	3	4	5	6	7	8	9	AB R H RBI BB SO LOB	TOP
<b>Mark Loretta, R</b> (1, 4) <small>OBP: 0.383, SLG: 0.421</small> <b>Matt Mieske, R</b> (6, 7) <small>OBP: 0.323, SLG: 0.404</small>	0-0 <b>P6</b> 		4-0 <b>G3-6</b> <b>BB</b> 		0-0 <b>FC</b> <b>E</b> <b>1-2</b> 		0-0 <b>G3-1</b> <b>1B</b> <b>1B</b> 		0-0 <b>G4-3</b> <b>3B</b> 	2 0 0 0 1 0 1 2 2 2 0 0 0 0	
<b>Jeff Huson, L</b> (1, 7) <small>OBP: 0.284, SLG: 0.239</small> (6, 4)	1-0 <b>FC6-4</b> <b>1B</b> <b>HBP</b> 		0-0 <b>G3-6</b> <b>1-2f</b> 		0-0 <b>F7</b> 		0-0 <b>G3-1</b> 		0-0 <b>G4-3</b> 	4 0 0 1 0 0 4	
<b>Jeff Cirillo, R</b> (1, 5) <small>OBP: 0.385, SLG: 0.471</small> <b>Jack Voigt, R</b> (5, 5) <small>OBP: 0.429, SLG: 0.692</small>	0-0 <b>FC6-4</b> <b>1B</b> 		0-0 		0-0 <b>E5</b> <b>1-3</b> <b>2-H</b> 		0-0 <b>BB</b> <b>BB</b> <b>1B</b> <b>2-H</b> 		4-0 <b>FC6-4</b> <b>BB</b> 	3 0 2 0 0 0 1 1 0 1 1 1 0 0	
<b>Jeremy Burnitz, L</b> (1, 9) <small>OBP: 0.410, SLG: 0.565</small> <b>Tim Unroe, R</b> (7, 9) <small>OBP: 0.308, SLG: 0.846</small>	0-0 <b>FC6-4</b> <b>S</b> <b>1-2f</b> <b>2-3</b> 		0-0 <b>F3</b> 		0-0 <b>G3</b> 		4-0 <b>BB</b> <b>BB</b> 		0-0 <b>F8</b> 	3 0 0 0 1 0 5 1 0 0 0 0 0 1	
<b>Dave Nilsson, L</b> (1, 10) <small>OBP: 0.349, SLG: 0.405</small> <b>Jesse Levis, L</b> (6, PH) <small>OBP: 0.326, SLG: 0.296</small>	0-0 <b>G6-3</b> 			4-0 <b>G1-6-3</b> <b>BB</b> 		0-0 <b>FC6-4</b> <b>1B</b> 		4-0 <b>BB</b> <b>BB</b> <b>1-2</b> <b>2-3</b> 	0-0 <b>FC6-4</b> <b>1-2f</b> 	1 0 0 0 1 0 2 2 0 1 0 1 0 1	
<b>Jose Valentin, S</b> (1, 6) <small>OBP: 0.325, SLG: 0.415</small>		0-0 <b>WP</b> <b>1B</b> 		0-0 <b>G1-6-3</b> <b>1-2f</b> 		0-3 <b>K</b> 		0-3 <b>K</b> 		4 0 1 0 0 2 5	
<b>Antone Williamson, L</b> (1, 3) <small>OBP: 0.265, SLG: 0.250</small>		0-0 <b>F8</b> 		0-0 <b>3-1</b> 		0-0 <b>P3</b> 		0-0 <b>F5</b> 		4 0 0 0 0 0 2	
<b>Gerald Williams, R</b> (1, 8) <small>OBP: 0.312, SLG: 0.385</small>		0-3 <b>K</b> 			0-0 <b>P4</b> 	0-0 <b>FC6-4</b> <b>1-2f</b> 		0-0 <b>G6-3</b> 		4 0 0 0 0 1 2	
<b>Mike Matheny, R</b> (1, 2) <small>OBP: 0.276, SLG: 0.327</small> <b>Kelly Stinnett, R</b> (7, 2) <small>OBP: 0.167, SLG: 0.167</small>		0-0 <b>F7</b> <b>1-2</b> 			0-0 <b>FC</b> <b>E</b> <b>1B</b> 		0-0 <b>F8</b> 		0-0 <b>G6-3</b> 	3 1 1 0 0 0 1 1 0 0 0 0 0 0	
<b>Inning Stats</b>	R: 0 H: 1 E: 0 LOB: 2 K: 0 BB: 0 S: 4 P: 5	R: 0 H: 1 E: 0 LOB: 1 K: 1 BB: 0 S: 6 P: 6	R: 0 H: 1 E: 0 LOB: 1 K: 0 BB: 1 S: 3 P: 7	R: 0 H: 0 E: 0 LOB: 0 K: 0 BB: 1 S: 2 P: 6	R: 1 H: 1 E: 1 LOB: 2 K: 0 BB: 0 S: 6 P: 6	R: 0 H: 1 E: 0 LOB: 1 K: 1 BB: 0 S: 6 P: 6	R: 1 H: 2 E: 0 LOB: 3 K: 1 BB: 2 S: 7 P: 15	R: 0 H: 0 E: 0 LOB: 0 K: 0 BB: 0 S: 3 P: 3	R: 1 H: 1 E: 0 LOB: 1 K: 0 BB: 1 S: 4 P: 8	1B: 6 SF: 0 2B: 1 SAC: 0 3B: 1 DP: 2 HR: 0 HBP: 1	WP: 1 PA: 41 PB: 0 SB: 1 CS: 0
<b>PITCHER</b> <b>Kevin Appier, R</b> (1, 1) <small>ERA: 2.59</small> <b>Mike Williams, R</b> (7, 1) <small>ERA: 6.43</small> <b>Jamie Walker, L</b> (9, 1) <small>ERA: 7.71</small>	IP WLS BF H R ER SO BB IBB HBP BLK WP HR S P ERA WHIP 6.0 W 26 5 1 0 2 2 2 0 1 0 1 0 27 36 0.00 1.167 2.0 10 2 1 1 1 2 0 0 0 0 0 0 10 18 4.50 2.000 1.0 5 1 1 1 1 0 1 0 0 0 0 0 0 4 8 9.00 2.000				<b>PITCHER</b> IP WLS BF H R ER SO BB IBB HBP BLK WP HR S P ERA WHIP						

**Milwaukee Brewers @ Kansas City Royals**  
 Kauffman Stadium, Kansas City, MO  
 Fri Jun 27 1997, 7:05 PM CDT  
 Att. 18,246 - Unknown - 84 F

<b>AB</b>	<b>35</b>
<b>R</b>	<b>3</b>
<b>H</b>	<b>8</b>
<b>RBI</b>	<b>2</b>
<b>BB</b>	<b>5</b>
<b>SO</b>	<b>3</b>
<b>LOB</b>	<b>25</b>



Batter	1	2	3	4	5	6	7	8	9
<b>Jose Offerman, S</b> (1, 4) <small>OBP: 0.387, SLG: 0.445</small> <b>Shane Halter, R</b> (5, 4) <small>OBP: 0.387, SLG: 0.269</small>									
<b>Tom Goodwin, L</b> (1, 8) <small>OBP: 0.324, SLG: 0.360</small>									
<b>Jay Bell, R</b> (1, 6) <small>OBP: 0.371, SLG: 0.483</small> <b>David Howard, S</b> (5, 6) <small>OBP: 0.287, SLG: 0.360</small>									
<b>Jeff King, R</b> (1, 3) <small>OBP: 0.399, SLG: 0.518</small>									
<b>Chili Davis, S</b> (1, 10) <small>OBP: 0.417, SLG: 0.502</small> <b>Sal Fasano, R</b> (6, PH) <small>OBP: 0.241, SLG: 0.393</small>									
<b>Jon Nunnally, L</b> (1, 9) <small>OBP: 0.333, SLG: 0.500</small>									
<b>Johnny Damon, L</b> (1, 7) <small>OBP: 0.362, SLG: 0.456</small>									
<b>Craig Paquette, R</b> (1, 5) <small>OBP: 0.251, SLG: 0.376</small>									
<b>Mike Macfarlane, R</b> (1, 2) <small>OBP: 0.233, SLG: 0.231</small>									

Inning Stats	R: 1	H: 2	E: 0	K: 0	S: 4	L: 0	LOB: 0	BB: 0	P: 4
	R: 0	H: 0	E: 0	K: 1	S: 5	R: 0	LOB: 1	BB: 1	P: 9
	R: 4	H: 3	E: 0	K: 1	S: 8	R: 0	LOB: 0	BB: 1	P: 12
	R: 6	H: 4	E: 1	K: 0	S: 8	R: 0	LOB: 1	BB: 2	P: 16
	R: 2	H: 2	E: 1	K: 0	S: 6	R: 0	LOB: 0	BB: 0	P: 6
	R: 3	H: 3	E: 0	K: 0	S: 6	R: 0	LOB: 0	BB: 1	P: 6
	R: 0	H: 1	E: 0	K: 2	S: 8	R: 0	LOB: 1	BB: 0	P: 8
	R: 0	H: 0	E: 0	K: 2	S: 7	R: 0	LOB: 0	BB: 0	P: 7

AB R H RBI BB SO LOB

3 3 3 0 0 0 0	2 1 1 0 0 0 0
5 3 3 1 0 0 4	
3 2 2 5 0 0 1	2 0 0 0 0 1 1
5 1 1 2 0 1 2	
2 0 0 1 1 0 0	2 1 1 0 0 0 1
4 0 0 0 1 2 2	
5 2 2 0 0 1 2	
5 2 2 5 0 1 1	
2 1 0 0 2 0 0	

**Milwaukee Brewers @ Kansas City Royals**  
Kauffman Stadium, Kansas City, MO

livebaseballscorecards.com

**AB 40**  
**R 16**  
**H 15**  
**RBI 14**  
**BB 4**  
**SO 6**  
**LOB 14**



PITCHER	IP	WLS	BF	H	R	ER	SO	BB	IBB	HBP	BLK	WP	HR	S	P	ERA	WHIP
<b>Ben McDonald, R</b> (1, 1) <small>ERA: 4.14</small>	3.0	L	19	8	9	9	2	3	0	0	0	0	1	20	32	27.00	3.667
<b>Bryce Florie, R</b> (4, 1) <small>ERA: 3.86</small>	2.0		12	3	4	1	0	1	0	0	0	0	1	11	15	4.50	2.000
<b>Ron Villone, L</b> (6, 1) <small>ERA: 4.58</small>	1.0		6	3	3	3	0	0	0	0	0	0	1	6	6	27.00	3.000
<b>Mike Fetters, R</b> (7, 1) <small>ERA: 4.35</small>	1.0		4	1	0	0	2	0	0	0	0	0	0	8	8	0.00	1.000
<b>Doug Jones, R</b> (8, 1) <small>ERA: 2.89</small>	1.0		3	0	0	0	2	0	0	0	0	0	0	7	7	0.00	0.000

Fri Jun 27 1997, 7:05 PM CDT  
Att: 18,246 - Unknown - 84 F

Batter	1	2	3	4	5	6	7	8	9	AB R H RBI BB SO LOB	TOP									
Mark Loretta, R (1, 4) OBP: 0.391, SLG: 0.436	1-1 P4		2-1 2-H 3-H 3B			4-2 2B 1B BB	0-1 1-2 1B		0-1 1B	4 1 3 2 1 0 0	<b>Milwaukee Brewers @ Kansas City Royals</b> Kauffman Stadium, Kansas City, MO Sat Jun 28 1997, 7:05 PM CDT Att. 25,022 - Unknown - 87 F <a href="http://livebaseballscorecards.com">livebaseballscorecards.com</a>									
Jeremy Burnitz, L (1, 9) OBP: 0.406, SLG: 0.561	2-3 K		0-0 P2			2-1 1B SF9 2B	0-0 P4		0-0 L8	5 1 1 0 0 1 4										
Jeff Cirillo, R (1, 5) OBP: 0.383, SLG: 0.467	3-1 G4-3		1-3 K			0-0 SF9 WP 2B 1B	0-2 F8			4 1 1 1 0 1 3										
Dave Nilsson, L (1, 10) OBP: 0.348, SLG: 0.402		0-1 G4-1		0-0 G3		2-2 SF9		4-2 1B BB		2 0 0 1 1 0 0										
Gerald Williams, R (1, 8) OBP: 0.308, SLG: 0.380		2-2 E6 G6-4-3		0-0 G6-3		0-3 K		0-0 F8		4 0 0 0 0 1 2										
Jack Voigt, R (1, 3) OBP: 0.412, SLG: 0.688		0-0 G6-4-3		3-2 L5		0-0 2B		1-1 1B		3 0 1 1 0 0 1										
Jeff Huson, L (8, PH) OBP: 0.293, SLG: 0.250		1-2f				3-H		1-2 1B		1 0 1 0 0 0 0										
Matt Mieske, R (1, 7) OBP: 0.316, SLG: 0.394			1-2 P2		2-2 F8	1-1 G6-3		0-0 G6-4-3		4 0 0 0 0 0 3										
Jose Valentin, S (1, 6) OBP: 0.323, SLG: 0.411			1-2 2B 3B 1B		2-0 F8		3-2 F7		0-0 F8	4 1 1 0 0 0 0										
Mike Matheny, R (1, 2) OBP: 0.281, SLG: 0.337			1-1 1-SAFE 3B 2B		1-2 P6		2-1 1B 1B		1-1 G4-3	4 1 2 0 0 0 0										
<b>Inning Stats</b>	R: 0 H: 0 E: 0 K: 1 S: 7	H: 0 LOB: 0 BB: 0 P: 13	R: 0 H: 0 E: 1 K: 0 S: 8	H: 0 LOB: 0 BB: 0 P: 10	R: 2 H: 3 E: 0 K: 1 S: 14	H: 3 LOB: 1 BB: 0 P: 20	R: 0 H: 0 E: 0 K: 0 S: 5	H: 0 LOB: 0 BB: 0 P: 8	R: 0 H: 0 E: 0 K: 0 S: 8	H: 0 LOB: 0 BB: 0 P: 13	R: 3 H: 3 E: 0 K: 1 S: 19	H: 3 LOB: 1 BB: 1 P: 28	R: 0 H: 2 E: 0 K: 0 S: 11	H: 2 LOB: 2 BB: 0 P: 16	R: 0 H: 1 E: 0 K: 0 S: 7	H: 1 LOB: 1 BB: 1 P: 12	R: 0 H: 1 E: 0 K: 0 S: 6	H: 1 LOB: 1 BB: 0 P: 7	1B: 6 SF: 1 2B: 3 SAC: 0 3B: 1 DP: 2 HR: 0 HBP: 0	WP: 1 PA: 38 PB: 0 SB: 0 CS: 0
<b>PITCHER</b> 50 José Rosado, L (1, 1) ERA: 3.29 Ricky Bones, R (8, 1) ERA: 8.59	IP 7.0 WLS L BF 31 H 8 R 5 ER 5 SO 3 BB 2 IBB 0 HBP 0 BLK 0 WP 1 HR 0 S 75 P 115 ERA 6.43 WHIP 1.429	IP 2.0 WLS L BF 7 H 2 R 0 ER 0 SO 0 BB 0 IBB 0 HBP 0 BLK 0 WP 0 HR 0 S 10 P 12 ERA 0.00 WHIP 1.000	<b>PITCHER</b>										IP WLS BF H R ER SO BB IBB HBP BLK WP HR S P ERA WHIP							



Batter	1	2	3	4	5	6	7	8	9	AB	R	H	RBI	BB	SO	LOB
Jose Offerman, S (1, 4) OBP: 0.383, SLG: 0.440	2-2 BB 1B	0-1 P5		1-1 F9		1-1 G1-3		1-2 F8		5	0	1	0	0	0	7
Tom Goodwin, L (1, 8) OBP: 0.325, SLG: 0.361	1-3 K		0-0 P6		1-1 FC6-4 1B		0-0 G5-4-3 1B		0-0 P5	5	1	2	0	0	1	1
Jeff King, R (1, 3) OBP: 0.396, SLG: 0.510	4-2 BB 1-2 BB		1-2 F8		0-0 P5		1-1 G5-4-3 1-2f		3-1 P5	4	0	0	0	1	0	2
Chili Davis, S (1, 10) OBP: 0.416, SLG: 0.514 Shane Halter, R (9, PR) OBP: 0.387, SLG: 0.269	1-0 F8		0-1 G3-1		1-1 E9 FC6-4 1-3		2-1 HR		0-0 1B	5	1	2	1	0	0	3
Jermaine Dye, R (1, 9) OBP: 0.219, SLG: 0.267	1-1 F9			0-0 P6		0-0 FC6-4 1-2f 3-H		2-0 G4-3	0-1 G4-3	5	0	0	1	0	0	4
Jon Nunnally, L (1, 7) OBP: 0.385, SLG: 0.500		0-1 G6-3		0-0 1B SF9 1B		1-1 F9		2-2 SH1-3 1B		4	1	2	0	0	0	1
Craig Paquette, R (1, 5) OBP: 0.260, SLG: 0.383		1-0 HBP 1B		0-0 SF9 1B 1-2 1B		1-0 L5		0-0 SH1-3 1B 1-2 1B		4	0	3	0	0	0	0
Sal Fasano, R (1, 2) OBP: 0.250, SLG: 0.387 Johnny Damon, L (8, PH) OBP: 0.362, SLG: 0.456 Mike Macfarlane, R (9, 2) OBP: 0.233, SLG: 0.231		0-3 K		1-2 1B 2-3 1B		1-3 K		1-1 SH1-3 1-2 2-3		3	0	1	0	0	2	1
David Howard, S (1, 6) OBP: 0.299, SLG: 0.367 Jay Bell, R (8, PH) OBP: 0.370, SLG: 0.482 (9, 6)		1-2 HBP 1-2 HBP		1-0 SF9 2-3 3-H		1-1 1B		0-0 P4		0	0	0	0	0	0	0

Inning Stats	R: 0	H: 1	E: 0	LOB: 2	K: 1	S: 11	R: 0	H: 1	E: 0	LOB: 2	K: 1	S: 12	R: 0	H: 0	E: 0	LOB: 0	K: 0	S: 8	R: 1	H: 3	E: 0	LOB: 2	K: 0	S: 9	R: 1	H: 1	E: 1	LOB: 1	K: 0	S: 9	R: 0	H: 1	E: 0	LOB: 1	K: 1	S: 8	R: 1	H: 2	E: 0	LOB: 0	K: 0	S: 6	R: 0	H: 2	E: 0	LOB: 2	K: 0	S: 10	R: 0	H: 1	E: 0	LOB: 1	K: 0	S: 6	R: 0	H: 1	E: 0	LOB: 1	K: 0	S: 9	1B: 11	SF: 1	2B: 0	SAC: 1	3B: 0	DP: 1	HR: 1	HBP: 1	WP: 0	PA: 41
Jeff D'Amico, R (1, 1) ERA: 4.02	IP	WLS	BF	H	R	ER	SO	BB	IBB	HBP	BLK	WP	HR	S	P	ERA	WHIP																																																					
Doug Jones, R (8, 1) ERA: 2.75	2.0	S	9	3	0	0	0	0	0	0	0	0	0	16	23	0.00	1.500																																																					


**BOTTOM**

**Milwaukee Brewers @ Kansas City Royals**  
**Kauffman Stadium, Kansas City, MO**

Sat Jun 28 1997, 7:05 PM CDT  
 Att: 25,022 - Unknown - 87 F

livebaseballscorecards.com

AB	37
R	3
H	12
RBI	3
BB	1
SO	3
LOB	21



Batter	1	2	3	4	5	6	7	8	9	AB R H RBI BB SO LOB	TOP																	
<b>Jeff Huson, L</b> (1, 4) <small>OBP: 0.300, SLG: 0.260</small> <b>Doug Jones, R</b> (9, 1)	0-2  <b>1B</b>	1-3  <b>1B</b>			0-0  <b>G6-3</b> <small>1-2f</small>		2-2  <b>L3</b>		0-0  <b>FC4-6</b> <small>2-H</small> <b>1B</b>	5 0 2 1 0 1 3 0 0 0 0 0 0 0																		
<b>Jeremy Burnitz, L</b> (1, 9) <small>OBP: 0.410, SLG: 0.560</small>	3-1  <b>PB</b> <b>2B</b> <b>1B</b>		1-2  <b>E5</b> <b>FC4-6</b>		4-0  <b>BB</b>		2-1  <b>1B</b>	0-0  <b>FC4-6</b> <small>1-2f</small>	4 1 2 0 1 0 1																			
<b>Jeff Cirillo, R</b> (1, 5) <small>OBP: 0.378, SLG: 0.461</small>	3-1  <b>L9</b> <b>1-2</b>		2-0  <b>F8</b>		1-0  <b>P6</b>		0-2  <b>L7</b>		4 0 0 0 0 0 4																			
<b>Dave Nilsson, L</b> (1, 3) <small>OBP: 0.347, SLG: 0.404</small> <b>Tim Unroe, R</b> (8, 3) <small>OBP: 0.308, SLG: 0.846</small>	3-2  <b>1B</b> <b>2B</b> <small>2-H</small>		2-2  <b>FC4-6</b> <small>1-2f</small>		1-0  <b>P5</b>		1-3  <b>K</b>		4 0 1 1 0 1 2 0 0 0 0 0 0 0																			
<b>Jose Valentin, S</b> (1, 6) <small>OBP: 0.322, SLG: 0.408</small>	2-2  <b>CS</b> <b>1B</b> <small>2-3</small>		0-0  <b>F7</b>		0-3  <b>K</b>		0-0  <b>F8</b>		4 0 1 0 0 1 2																			
<b>Jesse Levis, L</b> (1, 10) <small>OBP: 0.337, SLG: 0.310</small> <b>Matt Mieske, R</b> (9, PH) <small>OBP: 0.319, SLG: 0.398</small> (9, 7)	1-2  <b>CS</b> <small>1-2</small>	2-1  <b>2B</b> <b>1B</b>		0-1  <b>G4-3</b>		2-2  <b>1B</b>		0-0  <b>WP</b> <b>1B</b>	3 0 2 0 0 0 0 1 1 1 0 0 0 0																			
<b>Jack Voigt, R</b> (1, 7) <small>OBP: 0.350, SLG: 0.579</small> <b>Antone Williamson, L</b> (9, PH) <small>OBP: 0.280, SLG: 0.267</small> <b>Kelly Stinnett, R</b> (9, 2) <small>OBP: 0.167, SLG: 0.167</small>			2-3  <b>K</b>		2-1  <b>F8</b>		0-3  <b>K</b>	3-1  <b>SH1-4</b> <b>1B</b> <small>1-H</small>	3 0 0 0 0 2 2 1 1 1 1 0 0 0 0 0 0 0 0 0 0																			
<b>Gerald Williams, R</b> (1, 8) <small>OBP: 0.308, SLG: 0.383</small>			1-0  <b>2B</b> <small>1-3</small>		0-3  <b>K</b>		1-2  <b>G6-3</b>	2-1  <b>SH1-4</b>	3 0 1 0 0 1 0																			
<b>Mike Matheny, R</b> (1, 2) <small>OBP: 0.282, SLG: 0.337</small> <b>Mark Loretta, R</b> (9, PH) <small>OBP: 0.390, SLG: 0.434</small> (9, 4)			0-0  <b>F9</b>		0-0  <b>G6-3</b> <b>1B</b>		0-0  <b>B5-3</b>	0-1  <b>G5-3</b>	3 0 1 0 0 0 2 1 0 0 0 0 0 1																			
<b>Inning Stats</b>	R: 1 H: 4 E: 0 LOB: 1 K: 0 BB: 0 S: 19 P: 30	R: 0 H: 2 E: 0 LOB: 2 K: 2 BB: 0 S: 11 P: 17	R: 0 H: 0 E: 1 LOB: 1 K: 0 BB: 0 S: 9 P: 14	R: 0 H: 0 E: 0 LOB: 0 K: 1 BB: 0 S: 7 P: 9	R: 0 H: 1 E: 0 LOB: 1 K: 0 BB: 1 S: 3 P: 8	R: 0 H: 1 E: 0 LOB: 1 K: 2 BB: 0 S: 10 P: 13	R: 0 H: 0 E: 0 LOB: 0 K: 0 BB: 0 S: 7 P: 10	R: 0 H: 1 E: 0 LOB: 1 K: 1 BB: 0 S: 9 P: 12	R: 2 H: 3 E: 0 LOB: 1 K: 0 BB: 0 S: 10 P: 14	1B: 10 SF: 0 2B: 2 SAC: 1 3B: 0 DP: 1 HR: 0 HBP: 0	WP: 1 PA: 39 PB: 1 SB: 0 CS: 1																	
<b>PITCHER</b>	IP WLS BF H R ER SO BB IBB HBP BLK WP HR S P ERA WHIP											<b>PITCHER</b>	IP WLS BF H R ER SO BB IBB HBP BLK WP HR S P ERA WHIP															
<b>Jim Pittsley, R</b> (1, 1) <small>ERA: 5.15</small>	7.0		28	8	1	1	5	1	0	0	0	0	0	66	101	1.29	1.286											
<b>Larry Casian, L</b> (8, 1) <small>ERA: 6.88</small>	1.0		4	1	0	0	1	0	0	0	0	0	0	9	12	0.00	1.000											
<b>Jeff Montgomery, R</b> (9, 1) <small>ERA: 7.11</small>	0.2	L	5	3	2	2	0	0	0	0	0	1	0	9	13	27.00	4.500											
<b>Hipolito Pichardo, R</b> (9, 1) <small>ERA: 4.7</small>	0.1		1	0	0	0	0	0	0	0	0	0	0	1	1	0.00	0.000											

**Milwaukee Brewers @ Kansas City Royals**  
**Kauffman Stadium, Kansas City, MO**  
 Sun Jun 29 1997, 3:33 AM CDT  
 Att. 18,619 - Cloudy - 86 F

<b>AB</b>	<b>36</b>
<b>R</b>	<b>3</b>
<b>H</b>	<b>12</b>
<b>RBI</b>	<b>3</b>
<b>BB</b>	<b>1</b>
<b>SO</b>	<b>6</b>
<b>LOB</b>	<b>17</b>





**BOTTOM**

**Milwaukee Brewers @ Kansas City Royals**  
 Kauffman Stadium, Kansas City, MO

Sun Jun 29 1997, 3:33 AM CDT  
 Att. 18,619 - Cloudy - 86 F

livebaseballscores.com

<b>AB</b>	<b>36</b>
<b>R</b>	<b>2</b>
<b>H</b>	<b>10</b>
<b>RBI</b>	<b>2</b>
<b>BB</b>	<b>1</b>
<b>SO</b>	<b>13</b>
<b>LOB</b>	<b>13</b>



AB R H RBI BB SO LOB

5	0	0	0	0	4	5
4	0	2	0	0	1	1
4	0	0	0	0	1	2
4	0	2	0	0	1	1
4	0	0	0	0	1	2
0	0	0	0	0	0	0
4	1	1	0	0	1	1
3	1	1	0	0	1	0
1	0	0	0	0	1	0
3	0	2	2	0	0	0
1	0	0	0	0	1	0
2	0	1	0	1	1	1
1	0	1	0	0	0	0

Batter	1	2	3	4	5	6	7	8	9
Jose Offerman, S (1, 4) OBP: 0.376, SLG: 0.431	3-3 K	0-0 FC4-6			1 SAFE 3-3 K		2-3 K		1-3 K
Tom Goodwin, L (1, 8) OBP: 0.328, SLG: 0.366	2-2 2B		1-3 K		0-2 FC1-5-6-2 WP		1-0 1B		
Jay Bell, R (1, 6) OBP: 0.365, SLG: 0.475	1-1 F9		1-1 F9		1-3 K			0-1 G5-3	
Jeff King, R (1, 3) OBP: 0.397, SLG: 0.510	2-1 F9		3-2 1B		2-3 K			0-0 FC6-4 1B	
Chili Davis, S (1, 10) OBP: 0.410, SLG: 0.505		1-1 F8	3-3 K		0-0 F8			0-0 FC6-4 1B	
Johnny Damon, L (8, PR) OBP: 0.362, SLG: 0.456								1-2f	
Jermaine Dye, R (1, 9) OBP: 0.220, SLG: 0.267		0-1 1B			3-2 P4			1 SAFE 1-3 K	
Craig Paquette, R (1, 5) OBP: 0.261, SLG: 0.382		0-0 1B			1-1 G6-3			1 SAFE 1-3 K	
David Howard, S (9, PH) OBP: 0.296, SLG: 0.363		1-3 1B							
Mike Macfarlane, R (1, 2) OBP: 0.242, SLG: 0.241		0-0 FC4-6 1B			1-0 P4				
Jon Nunnally, L (9, PH) OBP: 0.357, SLG: 0.462		2-H 3-H 1B							
Shane Halter, R (1, 7) OBP: 0.412, SLG: 0.286		2-3 K			1-2 FC1-5-6-2 1B				
Scott Cooper, L (9, PH) OBP: 0.259, SLG: 0.294							1 SAFE 4-1 1B		

Inning Stats	R: 0	H: 1	E: 0	K: 1	S: 10	R: 2	H: 3	E: 0	K: 1	S: 12	R: 0	H: 1	E: 0	K: 2	S: 13	R: 0	H: 0	E: 0	K: 0	S: 7	R: 0	H: 1	E: 0	K: 2	S: 12	R: 0	H: 0	E: 0	K: 1	S: 5	R: 0	H: 2	E: 0	K: 2	S: 10	R: 0	H: 1	E: 0	K: 1	S: 7	R: 0	H: 1	E: 0	K: 3	S: 11	1B: 9	2B: 1	3B: 0	HR: 0	SF: 0	SAC: 0	DP: 0	HBP: 0	WP: 1	PA: 37
--------------	------	------	------	------	-------	------	------	------	------	-------	------	------	------	------	-------	------	------	------	------	------	------	------	------	------	-------	------	------	------	------	------	------	------	------	------	-------	------	------	------	------	------	------	------	------	------	-------	-------	-------	-------	-------	-------	--------	-------	--------	-------	--------

PITCHER	IP	WLS	BF	H	R	ER	SO	BB	IBB	HBP	BLK	WP	HR	S	P	ERA	WHIP
Scott Karl, L (1, 1) ERA: 5.11	6.1		26	7	2	2	8	0	0	0	0	1	0	64	96	2.84	1.105
Ron Villone, L (7, 1) ERA: 4.43	0.2		3	1	0	0	1	1	0	0	0	0	0	5	12	0.00	3.000
Bob Wickman, R (8, 1) ERA: 3.48	1.0	W	4	1	0	0	1	0	0	0	0	0	0	7	8	0.00	1.000
Doug Jones, R (9, 1) ERA: 2.68	1.0	S	4	1	0	0	3	0	0	0	0	0	0	11	13	0.00	1.000

Batter	1	2	3	4	5	6	7	8	9	AB	R	H	RBI	BB	SO	LOB	TOP
<b>Jose Offerman, S</b> (1, 4) <small>OBP: 0.377, SLG: 0.428</small> <b>Hipolito Pichardo, R</b> (8, 1) <b>Ricky Bones, R</b> (8, 1) <b>Larry Casian, R</b> (8, 1)	0-2 G4-3		2-2 1B SF9 1B	3-3 K		1-3 K 3-H		4-2 1B BB		4	1	1	0	1	2	5	
<b>Tom Goodwin, L</b> (1, 8) <small>OBP: 0.329, SLG: 0.365</small>	0-3 K		0-3 K		4-0 G4-3 G6-3 2B BB		0-0 L8	0-1 S 1B		4	1	1	1	1	2	1	
<b>Jay Bell, R</b> (1, 6) <small>OBP: 0.366, SLG: 0.471</small>	1-0 F9		0-0 SF9 1B		0-1 G6-3		4-1 HR BB	1-2 G6-3		4	1	1	0	1	0	3	
<b>Jeff King, R</b> (1, 3) <small>OBP: 0.397, SLG: 0.521</small>		3-1 BB 1B	2-0 SF9		2-2 G4-3		1-0 HR	0-0 P3		4	2	2	3	0	0	3	
<b>Johnny Damon, L</b> (1, 7) <small>OBP: 0.363, SLG: 0.457</small>		4-0 BB 1B BB	2-3 K		1-2 K 2B 3-H		1-3 K	0-1 L8		4	0	1	1	1	2	1	
<b>Jermaine Dye, R</b> (1, 9) <small>OBP: 0.246, SLG: 0.327</small>		1-2 G5-3 BB 1B		0-1 2B		3-2 2B FC6-2 1B	3-2 HR	1-1 G5-3		5	1	4	2	0	0	0	
<b>Craig Paquette, R</b> (1, 5) <small>OBP: 0.261, SLG: 0.385</small> <b>Chili Davis, S</b> (9, PH) <small>OBP: 0.408, SLG: 0.502</small>		0-3 K		2-1 G5-3		0-0 FC6-2 CS 2B	2-3 K	0-3 K		4	0	1	0	0	2	3	
<b>Mike Macfarlane, R</b> (1, 2) <small>OBP: 0.255, SLG: 0.239</small>		4-1 BB		4-0 BB		4-0 FC6-2 IBB		0-0 G4-3		1	0	0	0	3	0	0	
<b>Tim Belcher, R</b> (1, 1) <b>David Howard, S</b> (8, PH) <small>OBP: 0.303, SLG: 0.363</small> (8, 4)		2-0 G5-3		0-0 L8		0-1 FC6-2		4-2 BB BB		3	0	0	0	0	0	8	
<b>Inning Stats</b>	R: 0 E: 0 K: 1 S: 7 H: 0 LOB: 0 BB: 0 P: 8	R: 1 E: 0 K: 1 S: 11 H: 2 LOB: 2 BB: 2 P: 25	R: 1 E: 0 K: 2 S: 14 H: 2 LOB: 1 BB: 0 P: 20	R: 0 E: 0 K: 1 S: 8 H: 1 LOB: 2 BB: 1 P: 17	R: 1 E: 0 K: 0 S: 10 H: 1 LOB: 1 BB: 1 P: 17	R: 0 E: 0 K: 1 S: 11 H: 2 LOB: 2 BB: 1 P: 19	R: 3 E: 0 K: 2 S: 14 H: 2 LOB: 0 BB: 1 P: 25	R: 1 E: 0 K: 0 S: 17 H: 1 LOB: 2 BB: 2 P: 26	R: 0 E: 0 K: 1 S: 7 H: 0 LOB: 0 BB: 0 P: 8	1B: 6 2B: 3 3B: 0 HR: 2 SF: 1 SAC: 0 DP: 1 HBP: 0	WP: 0 PB: 0 SB: 1 CS: 1 PA: 43						
<b>PITCHER</b>	<b>Steve Trachsel, R</b> (1, 1) <small>ERA: 4.76</small> <b>Ramon Tatis, L</b> (7, 1) <small>ERA: 4.09</small> <b>Kent Bottenfield, R</b> (7, 1) <small>ERA: 2.68</small> <b>Marc Pisciotta, R</b> (8, 1) <small>ERA: 9.0</small> <b>Bob Patterson, L</b> (9, 1) <small>ERA: 3.98</small>	<b>IP</b> 6.0 <b>WLS</b> <b>BF</b> 28 <b>H</b> 8 <b>R</b> 3 <b>ER</b> 3 <b>SO</b> 6 <b>BB</b> 4 <b>IBB</b> 1 <b>HBP</b> 0 <b>BLK</b> 0 <b>WP</b> 0 <b>HR</b> 0 <b>S</b> 61 <b>P</b> 106 <b>ERA</b> 4.50 <b>WHIP</b> 2.000	<b>IP</b> 0.2 <b>WLS</b> S <b>BF</b> 2 <b>H</b> 0 <b>R</b> 0 <b>ER</b> 0 <b>SO</b> 1 <b>BB</b> 0 <b>IBB</b> 0 <b>HBP</b> 0 <b>BLK</b> 0 <b>WP</b> 0 <b>HR</b> 0 <b>S</b> 5 <b>P</b> 6 <b>ERA</b> 0.00 <b>WHIP</b> 0.000														

**Kansas City Royals @ Chicago Cubs**  
 Wrigley Field, Chicago, IL  
 Mon Jun 30 1997, 3:33 AM CDT  
 Att. 18,724 - Overcast - 80 F

livebaseballscorecards.com

<b>AB</b>	34
<b>R</b>	7
<b>H</b>	11
<b>RBI</b>	7
<b>BB</b>	8
<b>SO</b>	9
<b>LOB</b>	24



Batter	1	2	3	4	5	6	7	8	9	AB	R	H	RBI	BB	SO	LOB
Doug Glanville, R OBP: 0.339, SLG: 0.410 (1, 7)	2-3 K		0-0 G6-3		2-1 G4-6-3 1B		0-1 2-H 3B	0-1 1B		5	0	3	1	0	1	0
Brian McRae, S OBP: 0.296, SLG: 0.354 (1, 8)	2-1 BB 1B		0-3 K		0-0 G4-6-3 1-2f		1-0 G3-1	0-1 1-2 1B		5	1	2	0	0	1	2
Mark Grace, L OBP: 0.424, SLG: 0.466 (1, 3)	4-1 CS 1B 1-2 BB		1-0 HR			1-1 G4-3		2B BLK 1B		4	2	2	1	1	1	2
Sammy Sosa, R OBP: 0.303, SLG: 0.481 (1, 9)	2-1 1-2 2-H 1B		0-1 E9 1B			0-1 G4-3 1B		0-0 P3		4	0	3	1	0	0	1
Dave Hansen, L OBP: 0.440, SLG: 0.380 (1, 5)	3-3 K		0-1 G4-3			2-1 G4-3		3-1 BLK 1B 2B		4	1	1	0	0	1	4
Kevin Orie, R OBP: 0.385, SLG: 0.449 (9, 5)	2-3 K					1-2 G4-3		1-3 1B 2B		0	0	0	0	0	0	0
23 Ryne Sandberg, R OBP: 0.300, SLG: 0.338 (1, 4)		0-3 K		0-1 P3		0-1 L8		0-2 P3		4	0	0	0	0	1	3
Scott Servais, R OBP: 0.325, SLG: 0.371 (1, 2)		0-3 K		2-3 K			1-1 L3 1B	1-1 2-H 3-H 1B		4	1	2	1	0	2	0
Rey Sanchez, R OBP: 0.306, SLG: 0.331 (1, 6)		0-0 1B		1-3 K			0-0 L3 1-1	3-1 1-2 HR 1B		4	1	2	0	0	1	1
Steve Trachsel, R OBP: 0.171, SLG: 0.125 (1, 1)		0-1 G4-3			0-1 P4		2-2 3B 2B	1-1 1-H 2-H HR		2	0	0	0	0	0	1
Ramon Valles, L (7, 1)										0	0	0	0	0	0	0
Kent Bottenfeld, R (7, 1)										0	0	0	0	0	0	0
José Hernández, R (7, PH)										1	1	1	0	0	0	0
Marc Pisciotta, R (8, 1)										0	0	0	0	0	0	0
Dave Clark, L (8, PH)										1	1	1	3	0	0	0
Bob Patterson, R (9, 1)										0	0	0	0	0	0	0
Mel Rojas, R (9, 1)										0	0	0	0	0	0	0

Inning Stats	R: 1	H: 2	E: 0	K: 2	S: 12	H: 2	LOB: 2	BB: 1	P: 25	R: 0	H: 1	E: 0	K: 2	S: 9	H: 1	LOB: 1	BB: 0	P: 9	R: 1	H: 2	E: 1	K: 1	S: 11	H: 0	LOB: 0	BB: 0	P: 12	R: 0	H: 1	E: 0	K: 0	S: 5	H: 1	LOB: 0	BB: 0	P: 7	R: 0	H: 1	E: 0	K: 0	S: 8	H: 3	LOB: 1	BB: 0	P: 13	R: 5	H: 7	E: 0	K: 1	S: 23	H: 2	LOB: 2	BB: 0	P: 34
1B: 12	SF: 0	WP: 0	PA: 39																																																			
2B: 4	SAC: 0	PB: 0																																																				
3B: 1	DP: 3	SB: 0																																																				
HR: 2	HBP: 0	CS: 1																																																				


PITCHER	IP	WLS	BF	H	R	ER	SO	BB	IBB	HBP	BLK	WP	HR	S	P	ERA	WHIP
Tim Lincecum, R (1, 1)	7.0		29	10	3	3	7	1	0	0	0	0	1	63	89	3.86	1.571
Hipólito Pichardo, R (8, 1)	0.2		5	3	3	3	0	0	0	0	1	0	0	12	16	40.50	4.500
Ricky Bones, R (8, 1)	0.0	L	3	3	2	2	0	0	0	0	0	0	1	6	10	∞	∞
Larry Casian, L (8, 1)	0.1		2	1	0	0	1	0	0	0	0	0	0	5	8	0.00	3.000

**BOTTOM**

**Kansas City Royals @ Chicago Cubs**  
 Wrigley Field, Chicago, IL  
 Mon Jun 30 1997, 3:33 AM CDT  
 Att: 18,724 - Overcast - 80 F

livebaseballscorecards.com

AB	38
R	8
H	17
RBI	7
BB	1
SO	8
LOB	14



Batter	1	2	3	4	5	6	7	8	9	AB R H RBI BB SO LOB	TOP												
Tom Goodwin, L (1, 8) OBP: 0.328, SLG: 0.366	0-0 F8		0-0 2B		0-0 F9			0-3 K		4 0 1 1 0 1 1													
Jay Bell, R (1, 6) OBP: 0.364, SLG: 0.466	0-0 G6-3		4-0 BB		0-0 G6-3			0-3 K		3 0 0 0 1 1 1													
Johnny Damon, L (1, 7) OBP: 0.361, SLG: 0.453	0-0 G6-3		0-0 P6		0-0 G3-6 1B			0-0 F6		4 0 1 0 0 0 3													
Jeff King, R (1, 3) OBP: 0.395, SLG: 0.515		0-0 G6-3	0-0 F5		0-0 F9			4-0 BB BB		3 0 0 0 1 0 4													
Jermaine Dye, R (1, 9) OBP: 0.237, SLG: 0.316		0-0 G4-3		0-0 L5		0-0 G3-6 1-2f		0-3 K		4 0 0 0 0 1 2													
Craig Paquette, R (1, 5) OBP: 0.256, SLG: 0.378		0-3 K		0-0 G5-3			0-0 G5-3	0-0 F8		4 0 0 0 0 1 1													
Sal Fasano, R (1, 2) OBP: 0.229, SLG: 0.353			0-3 K	0-0 G5-3			0-3 K	4-0 BB BB		3 0 0 0 0 2 0													
Jon Nunnally, L (9, PH) OBP: 0.400, SLG: 0.462								1-2 BB		0 0 0 0 1 0 0													
David Howard, S (1, 4) OBP: 0.320, SLG: 0.389			0-0 E FC5 2B 1B		0-0 1B		0-0 2B	0-0 4-3		4 1 3 0 0 0 2													
Glendon Rusch, L (1, 1)			0-0 FC5 2B		0-3 K		0-0 P5			2 0 0 0 0 1 2													
Scott Cooper, L (7, PH) OBP: 0.257, SLG: 0.291			1-3 2B							1 0 0 0 0 0 1													
Jamie Walker, L (7, 1)										0 0 0 0 0 0 0													
<b>Inning Stats</b>	R: 0 E: 0 K: 0 S: 3	H: 0 LOB: 0 BB: 0 P: 3	R: 0 E: 0 K: 1 S: 5	H: 0 LOB: 0 BB: 0 P: 5	R: 1 E: 1 K: 1 S: 8	H: 2 LOB: 3 BB: 1 P: 12	R: 0 E: 0 K: 0 S: 3	H: 0 LOB: 0 BB: 0 P: 3	R: 0 E: 0 K: 1 S: 6	H: 1 LOB: 1 BB: 0 P: 6	R: 0 E: 0 K: 1 S: 6	H: 1 LOB: 1 BB: 0 P: 6	R: 0 E: 0 K: 2 S: 7	H: 0 LOB: 0 BB: 0 P: 7	R: 0 E: 0 K: 1 S: 5	H: 0 LOB: 2 BB: 2 P: 13	1B: 3 2B: 2 3B: 0 HR: 0	SF: 0 SAC: 0 DP: 1 HBP: 0	WP: 0 PB: 0 SB: 0 CS: 0	PA: 35			
<b>PITCHER</b>	IP WLS BF H R ER SO BB IBB HBP BLK WP HR S P ERA WHIP	IP WLS BF H R ER SO BB IBB HBP BLK WP HR S P ERA WHIP	IP WLS BF H R ER SO BB IBB HBP BLK WP HR S P ERA WHIP	IP WLS BF H R ER SO BB IBB HBP BLK WP HR S P ERA WHIP	IP WLS BF H R ER SO BB IBB HBP BLK WP HR S P ERA WHIP	IP WLS BF H R ER SO BB IBB HBP BLK WP HR S P ERA WHIP	IP WLS BF H R ER SO BB IBB HBP BLK WP HR S P ERA WHIP	IP WLS BF H R ER SO BB IBB HBP BLK WP HR S P ERA WHIP	IP WLS BF H R ER SO BB IBB HBP BLK WP HR S P ERA WHIP	IP WLS BF H R ER SO BB IBB HBP BLK WP HR S P ERA WHIP	IP WLS BF H R ER SO BB IBB HBP BLK WP HR S P ERA WHIP	IP WLS BF H R ER SO BB IBB HBP BLK WP HR S P ERA WHIP	IP WLS BF H R ER SO BB IBB HBP BLK WP HR S P ERA WHIP	IP WLS BF H R ER SO BB IBB HBP BLK WP HR S P ERA WHIP	IP WLS BF H R ER SO BB IBB HBP BLK WP HR S P ERA WHIP	IP WLS BF H R ER SO BB IBB HBP BLK WP HR S P ERA WHIP	IP WLS BF H R ER SO BB IBB HBP BLK WP HR S P ERA WHIP	IP WLS BF H R ER SO BB IBB HBP BLK WP HR S P ERA WHIP	IP WLS BF H R ER SO BB IBB HBP BLK WP HR S P ERA WHIP	IP WLS BF H R ER SO BB IBB HBP BLK WP HR S P ERA WHIP	IP WLS BF H R ER SO BB IBB HBP BLK WP HR S P ERA WHIP		
Frank Castillo, R (1, 1) ERA: 5.32	8.0 W 30 5 1 0 6 1 0 0 0 0 0 41 45 0.00 0.750																						
Turk Wendell, R (9, 1) ERA: 3.92	1.0 5 0 0 0 0 1 2 0 0 0 0 0 5 13 0.00 2.000																						

**Kansas City Royals @ Chicago Cubs**  
Wrigley Field, Chicago, IL  
Tue Jul 01 1997, 3:33 AM CDT  
Att. 18,745 - Sunny - 84 F

livebaseballscorecards.com

AB	32
R	1
H	5
RBI	1
BB	3
SO	7
LOB	17



Batter	1	2	3	4	5	6	7	8	9	AB	R	H	RBI	BB	SO	LOB
--------	---	---	---	---	---	---	---	---	---	----	---	---	-----	----	----	-----

Doug Glanville, R OBP: 0.347, SLG: 0.431 (1, 7)	0-0 2B 1B 1B	0-0 F2		0-0 HR			4-0 G3-6-1 BB			3	2	2	1	1	0	0
Brian McRae, S OBP: 0.295, SLG: 0.356 (1, 8)	0-0 1B 2B 2B		0-0 F8	0-0 F8			0-0 F3			4	1	1	0	0	0	1
Mark Grace, L OBP: 0.425, SLG: 0.466 (1, 3)	0-0 2B 1B 1B		0-0 1B 23 2B 1B		0-0 F8		0-0 G3-6-1 1-2f			4	2	2	1	0	0	1
Sammy Sosa, R OBP: 0.305, SLG: 0.485 (1, 9)	0-0 1B 23 SF7 2B		0-3 K		0-0 G6-3			0-0 1B		4	1	2	1	0	1	1
Shawon Dunston, R OBP: 0.318, SLG: 0.404 Turk Wendell, L (9, 1)	0-0 G6-4-3 1B		0-0 23 2B 1B		0-0 1B			0-0 F9		4	0	3	1	0	0	1
23 Ryne Sandberg, R OBP: 0.299, SLG: 0.342 (1, 4)	0-0 SF7		0-0 1B 2B		0-0 F8			0-0 P6		3	0	1	2	0	0	2
José Hernández, R OBP: 0.324, SLG: 0.447 (1, 5)	0-0 G6-4-3 1-2f		0-0 G6-3		0-0 G6-3 BB		4-0 G4-6-3 BB	0-0 G6-3		3	0	0	0	1	0	4
Mike Hubbard, R OBP: 0.233, SLG: 0.310 (1, 2)		0-0 F9		0-0 F7		0-0 G4-6-3 1-2f				3	0	0	0	0	0	1
Frank Castillo, R OBP: 0.107, SLG: 0.107 Rey Sanchez, R OBP: 0.306, SLG: 0.331 (9, 6)		0-0 G3-1		0-0 F9		0-0 G4-3				3	0	0	0	0	0	0

Inning Stats	R: 4	H: 5	E: 0	LOB: 0	K: 0	BB: 0	S: 7	R: 0	H: 0	E: 0	LOB: 0	K: 0	BB: 0	S: 3	R: 1	H: 3	E: 0	LOB: 2	K: 1	BB: 0	S: 8	R: 1	H: 1	E: 0	LOB: 0	K: 0	BB: 0	S: 4	R: 0	H: 1	E: 0	LOB: 1	K: 0	BB: 0	S: 4	R: 0	H: 0	E: 0	LOB: 0	K: 0	BB: 1	S: 2	R: 0	H: 0	E: 0	LOB: 0	K: 0	BB: 1	S: 2	R: 0	H: 1	E: 0	LOB: 1	K: 0	BB: 0	S: 4
--------------	------	------	------	--------	------	-------	------	------	------	------	--------	------	-------	------	------	------	------	--------	------	-------	------	------	------	------	--------	------	-------	------	------	------	------	--------	------	-------	------	------	------	------	--------	------	-------	------	------	------	------	--------	------	-------	------	------	------	------	--------	------	-------	------

PITCHER	IP	WLS	BF	H	R	ER	SO	BB	IBB	HBP	BLK	WP	HR	S	P	ERA	WHIP
Glendon Rusch, L ERA: 5.94 (1, 1)	6.0	L	27	10	6	6	1	1	0	0	0	0	1	28	32	9.00	1.833
Jamie Walker, L ERA: 6.75 (7, 1)	2.0		7	1	0	0	0	1	0	0	0	0	0	6	10	0.00	1.000

**BOTTOM**

**Kansas City Royals @ Chicago Cubs**  
 Wrigley Field, Chicago, IL  
 Tue Jul 01 1997, 3:33 AM CDT  
 Att. 18,745 - Sunny - 84 F

AB	31
R	6
H	11
RBI	6
BB	2
SO	1
LOB	11



WP	HR	S	P	ERA	WHIP
0	0	3	0	0	0

Batter	1	2	3	4	5	6	7	8	9	AB R H RBI BB SO LOB	TOP											
Tom Goodwin, L (1, 8) OBP: 0.324, SLG: 0.361	1-1 L7		3-2 F7			1-1 G4-3	2-3 K			4 0 0 0 0 1 2												
David Howard, S (1, 4) OBP: 0.327, SLG: 0.394	1-2 CS 1B			2-1 G5-4-3 1B		0-0 F8	2-2 F8			4 0 2 0 0 0 2												
Jay Bell, R (1, 6) OBP: 0.369, SLG: 0.469	4-2 BB 1-2			2-0 G5-4-3 1-2f		1-1 BB 1B		1-1 E E 1B		3 1 2 0 1 0 1												
Jeff King, R (1, 3) OBP: 0.393, SLG: 0.509	1-0 P7			3-3 K		4-1 BB		1-0 P3 1-H		3 0 0 0 1 1 1												
Johnny Damon, L (1, 7) OBP: 0.359, SLG: 0.449		0-2 CS 1B			2-1 G6-3	2-2 G3		0-3 K		4 0 1 0 0 1 2												
Jermaine Dye, R (1, 9) OBP: 0.240, SLG: 0.325		2-0 F7 1-2			1-0 F7		2-1 1B 2B	1-0 G3-1		3 0 1 0 0 0 1 1 1 0 0 0 0 0												
Jon Nunnally, L (7, PR) OBP: 0.375, SLG: 0.429																						
Craig Paquette, R (1, 5) OBP: 0.258, SLG: 0.383		0-0 G5-3			0-0 2B		1-3 K		2-2 L9	2 0 1 0 0 0 0 2 0 0 0 0 1 1												
Scott Cooper, L (7, PH) OBP: 0.252, SLG: 0.286																						
Mike Macfarlane, R (1, 2) OBP: 0.261, SLG: 0.241			0-0 L8		4-0 IBB		0-2 1B 2-H 1B	0-3 K		3 0 1 1 1 1 0												
Kevin Appier, R (1, 1) OBP: 0.411, SLG: 0.505			2-3 K		2-3 K		0-1 1B	1-3 K		2 0 0 0 0 2 2 1 0 1 0 0 0 0 0 0 0 0 0 0 0 1 0 0 0 0 1 0												
Chili Davis, S (7, PH) OBP: 0.375, SLG: 0.426																						
Hipolito Pichardo, R (7, 1)																						
Jose Offerman, S (9, PH) OBP: 0.375, SLG: 0.426																						
<b>Inning Stats</b>	R: 0 E: 0 K: 0 S: 10	H: 1 LOB: 1 BB: 1 P: 17	R: 0 E: 0 K: 0 S: 5	H: 1 LOB: 0 BB: 0 P: 7	R: 0 E: 0 K: 1 S: 9	H: 0 LOB: 0 BB: 0 P: 14	R: 0 E: 0 K: 1 S: 6	H: 1 LOB: 0 BB: 0 P: 13	R: 0 E: 0 K: 1 S: 7	H: 1 LOB: 2 BB: 1 P: 16	R: 0 E: 0 K: 0 S: 11	H: 1 LOB: 2 BB: 1 P: 19	R: 1 E: 0 K: 2 S: 18	H: 3 LOB: 2 BB: 0 P: 25	R: 1 E: 2 K: 1 S: 7	H: 1 LOB: 0 BB: 0 P: 10	R: 0 E: 0 K: 2 S: 9	H: 0 LOB: 0 BB: 0 P: 12	1B: 7 2B: 2 3B: 0 HR: 0	SF: 0 SAC: 0 DP: 1 HBP: 0	WP: 0 PB: 0 SB: 0 CS: 2	PA: 36
<b>PITCHER</b>	IP WLS BF H R ER SO BB IBB HBP BLK WP HR S P ERA WHIP																					
Kevin Foster, R (1, 1) ERA: 4.1	6.1 W 26 7 1 1 4 2 1 0 0 0 0 0 57 98 1.42 1.421																					
Bob Patterson, L (7, 1) ERA: 3.9	0.2 3 1 0 0 1 0 0 0 0 0 0 0 9 13 0.00 1.500																					
Kent Bottenfield, R (8, 1) ERA: 2.63	1.0 4 1 1 0 1 0 0 0 0 0 0 0 7 10 0.00 1.000																					
Mel Rojas, R (9, 1) ERA: 4.74	1.0 S 3 0 0 0 2 0 0 0 0 0 0 0 9 12 0.00 0.000																					

**Kansas City Royals @ Chicago Cubs**  
Wrigley Field, Chicago, IL  
Wed Jul 02 1997, 3:33 AM CDT  
Att. 23,591 - Sunny - 89 F

[livebaseballscorecards.com](http://livebaseballscorecards.com)

AB	33
R	2
H	9
RBI	1
BB	3
SO	8
LOB	12



Batter	1	2	3	4	5	6	7	8	9
Doug Glanville, R (1, 7) OBP: 0.350, SLG: 0.438	0-1 G4-3		2-2 2B		2-2 1B		1-1 G6-3		
Brian McRae, S (1, 8) OBP: 0.295, SLG: 0.358	1-0 P4		2-1 G3		3-1 1B		0-1 G5-3		
Mark Grace, L (1, 3) OBP: 0.426, SLG: 0.465	3-3 K		4-0 IBB		0-1 1B		0-2 G4-3		
Sammy Sosa, R (1, 9) OBP: 0.304, SLG: 0.491		2-1 HR	1-3 K		0-2 G4-3		0-0 G6-3		
Dave Hansen, L (1, 5) OBP: 0.427, SLG: 0.366		1-3 K		3-1 F7	0-3 K		1-3 K		
José Hernández, R (7, 5) OBP: 0.320, SLG: 0.442									
Shawon Dunston, R (1, 6) OBP: 0.318, SLG: 0.404		1-0 L5		1-1 1B		0-0 L8		2-3 K	
Kent Bottenfield, R (8, 1)									
Dave Clark, L (8, PH) OBP: 0.395, SLG: 0.479									
Mel Rojas, R (9, 1)									
23 Ryne Sandberg, R (1, 4) OBP: 0.295, SLG: 0.337		1-2 F8		1-3 K		2-0 L7			
Scott Servais, R (1, 2) OBP: 0.329, SLG: 0.376			2-1 F8	1-1 1B		1-1 1B			
Kevin Foster, R (1, 1) OBP: 0.121, SLG: 0.094			2-2 2B		1-1 L9		3-2 G6-3		
Bob Patterson, R (7, 1)									
Rey Sanchez, R (8, 6) OBP: 0.306, SLG: 0.331									

Inning Stats	R: 0	H: 0	E: 0	K: 1	S: 8	LOB: 0	BB: 0	P: 12
	R: 1	H: 1	E: 0	K: 1	S: 10	LOB: 0	BB: 0	P: 15
	R: 0	H: 2	E: 0	K: 1	S: 14	LOB: 3	BB: 1	P: 27
	R: 0	H: 2	E: 0	K: 1	S: 10	LOB: 2	BB: 0	P: 15
	R: 2	H: 3	E: 0	K: 1	S: 17	LOB: 1	BB: 0	P: 23
	R: 0	H: 1	E: 0	K: 0	S: 7	LOB: 1	BB: 0	P: 13
	R: 0	H: 0	E: 0	K: 0	S: 7	LOB: 0	BB: 0	P: 8
	R: 0	H: 0	E: 0	K: 2	S: 7	LOB: 0	BB: 0	P: 10
	R: 3	H: 1	E: 0	K: 0	S: 0	LOB: 0	BB: 0	P: 1
	R: 0	H: 0	E: 0	K: 0	S: 0	LOB: 0	BB: 0	P: 0
	R: 0	H: 0	E: 0	K: 0	S: 0	LOB: 0	BB: 0	P: 0


PITCHER	IP	WLS	BF	H	R	ER	SO	BB	IBB	HBP	BLK	WP	HR	S	P	ERA	WHIP
Kevin Appier, R (1, 1) ERA: 2.68	6.0	L	27	9	3	3	5	0	0	0	0	0	1	66	105	4.50	1.500
Hipolito Pichardo, R (7, 1) ERA: 5.13	2.0		6	0	0	0	2	0	0	0	0	0	0	14	18	0.00	0.000

**BOTTOM**

**Kansas City Royals @ Chicago Cubs**  
Wrigley Field, Chicago, IL  
Wed Jul 02 1997, 3:33 AM CDT  
Att. 23,591 - Sunny - 89 F

AB	32
R	3
H	9
RBI	3
BB	1
SO	7
LOB	9

livebaseballscorecards.com



1B: 6	SF: 0	WP: 0	PA: 33
2B: 2	SAC: 0	PB: 0	
3B: 0	DP: 0	SB: 1	
HR: 1	HBP: 0	CS: 0	

Batter	1	2	3	4	5	6	7	8	9	AB R H RBI BB SO LOB	TOP
Shane Halter, R (1, 9) OBP: 0.421, SLG: 0.290 Jon Nunnally, L (9, PH) OBP: 0.353, SLG: 0.400	0-0 G5-3		4-1 CS BB	0-0 1-2 2-3 1B			0-1 F7		0-0 G4-3	3 0 1 0 1 0 0 1 0 0 0 0 0 0	<b>Kansas City Royals @ Cleveland Indians</b> Jacobs Field, Cleveland, OH Fri Jul 04 1997, 7:05 PM EDT Att. 42,984 - Unknown - 63 F  livebaseballscorecards.com  <b>AB 36</b> <b>R 6</b> <b>H 12</b> <b>RBI 6</b> <b>BB 1</b> <b>SO 1</b> <b>LOB 10</b>
Tom Goodwin, L (1, 8) OBP: 0.325, SLG: 0.362	2-0 K S 1B		2-1 1-2 1B	1-0 G3-2-3 3-H			1-0 G1-3		0-2 G5-3	5 0 2 0 0 0 3	
Jay Bell, R (1, 6) OBP: 0.368, SLG: 0.469	3-3 K 1-3		1-2 F7				0-1 F8			4 0 1 0 0 1 2	
Jeff King, R (1, 3) OBP: 0.389, SLG: 0.502										4 1 0 0 0 0 1	
Chili Davis, S (1, 10) OBP: 0.416, SLG: 0.509										4 3 3 0 0 0 1	
Craig Paquette, R (1, 5) OBP: 0.258, SLG: 0.396										3 1 1 3 0 0 2	
Johnny Damon, L (1, 7) OBP: 0.362, SLG: 0.450										4 1 2 1 0 0 0	
Sal Fasano, R (1, 2) OBP: 0.231, SLG: 0.342										4 0 1 0 0 0 1	
David Howard, S (1, 4) OBP: 0.324, SLG: 0.388										4 0 1 2 0 0 0	
<b>Inning Stats</b>	R: 0 H: 1 E: 0 LOB: 0 K: 1 BB: 0 S: 5 P: 10	R: 1 H: 2 E: 0 LOB: 1 K: 0 BB: 0 S: 9 P: 14	R: 0 H: 1 E: 0 LOB: 1 K: 0 BB: 1 S: 8 P: 16	R: 3 H: 5 E: 1 LOB: 2 K: 0 BB: 0 S: 13 P: 17	R: 0 H: 1 E: 0 LOB: 1 K: 0 BB: 0 S: 7 P: 10	R: 0 H: 0 E: 0 LOB: 0 K: 0 BB: 0 S: 6 P: 10	R: 0 H: 0 E: 0 LOB: 0 K: 0 BB: 0 S: 5 P: 6	R: 2 H: 2 E: 0 LOB: 0 K: 0 BB: 0 S: 14 P: 20	R: 0 H: 0 E: 0 LOB: 0 K: 0 BB: 0 S: 5 P: 5	1B: 10 SF: 1 2B: 1 SAC: 0 3B: 0 DP: 1 HR: 1 HBP: 0	WP: 0 PA: 38 PB: 0 SB: 1 CS: 1
<b>PITCHER</b> Brian Anderson, L (1, 1) ERA: 4.18 Michael Jackson, R (9, 1) ERA: 2.34	IP WLS BF H R ER SO BB IBB HBP BLK WP HR S P ERA WHIP										
	8.0 W 35 12 6 5 1 1 0 0 0 0 0 1 67 103 5.62 1.625										
	1.0 S 3 0 0 0 0 0 0 0 0 0 0 0 5 5 0.00 0.000										

**Kansas City Royals @ Cleveland Indians**  
 Jacobs Field, Cleveland, OH  
 Fri Jul 04 1997, 7:05 PM EDT  
 Att. 42,984 - Unknown - 63 F

livebaseballscorecards.com

**AB 36**  
**R 6**  
**H 12**  
**RBI 6**  
**BB 1**  
**SO 1**  
**LOB 10**





Batter	1	2	3	4	5	6	7	8	9
<b>Marquis Grissom, R</b> OBP: 0.320, SLG: 0.330 (1, 8)	2-1 P5		0-1 FC6-4 1B SF7		2-2 F9		0-0 G6-4-3 1B	0-1 1B	
<b>Kevin Seitzer, R</b> OBP: 0.324, SLG: 0.384 (1, 10)	0-2 G6-3		1-0 FC5 1B 1-3		2-1 F9		1 SAFE 0-0 G6-4-3 1-2f	2-1 G4-3	
<b>Jim Thome, L</b> OBP: 0.435, SLG: 0.621 (1, 3)	0-1 G1-4-3		3-2 SF7 3-H			1-3 K		1-0 HR	
<b>Manny Ramirez, R</b> OBP: 0.425, SLG: 0.547 (1, 9)		1-1 1B 1B	1-2 1B		3-2 E 1B		1-0 FC5-4 1B		
<b>Sandy Alomar Jr., R</b> OBP: 0.410, SLG: 0.614 <b>Damian Jackson, R</b> (8, PR) <b>Pat Borders, R</b> OBP: 0.350, SLG: 0.473 (9, 2)		0-0 1B 1-2	0-0 FC5 2-3f		1-1 E4 SF8 2B 1-H		2-1 FC5-4 BB SF7 1-2f		
<b>Matt Williams, R</b> OBP: 0.294, SLG: 0.487 (1, 5)		3-2 G3-6-1 1B 1-2 2-H		1-2 P6		1-2 SF8 3-H	4-2 1B BB 1B BB		
<b>Julio Franco, R</b> OBP: 0.375, SLG: 0.362 <b>Tony Fernandez, S</b> OBP: 0.307, SLG: 0.378 (9, 4)		0-3 K		2-1 G6-3		2-1 G5-3	4-2 1B BB 1B BB 1-2 2-3		
<b>Brian Giles, L</b> OBP: 0.369, SLG: 0.496 (1, 7)		1-0 G3-6-1 1-2f		3-3 K			4-2 1B SH3-4 BB	0-0 SF7 3-H	
<b>Omar Vizquel, S</b> OBP: 0.340, SLG: 0.364 (1, 6)			0-2 FC6-4 1B		0-0 P5		0-0 SH3-4 1-2	1-1 1B 1-2 2-3	

AB	R	H	RBI	BB	SO	LOB
5	1	2	1	0	0	1
5	0	1	0	0	0	5
3	1	1	2	0	1	0
4	2	4	0	0	0	0
4	1	2	1	0	0	3
0	1	0	0	0	0	0
0	0	0	0	0	0	0
2	1	1	2	1	0	0
3	0	0	0	1	1	2
0	0	0	0	0	0	0
2	0	0	1	1	1	2
3	0	2	0	0	0	0

**BOTTOM**

**Kansas City Royals @ Cleveland Indians**  
Jacobs Field, Cleveland, OH

Fri Jul 04 1997, 7:05 PM EDT  
Att: 42,984 - Unknown - 63 F

AB	31
R	7
H	13
RBI	7
BB	3
SO	3
LOB	13

livebaseballscorecards.com



WP: 0	PA: 38
PB: 0	
SB: 0	
CS: 0	

Inning Stats		R: 0	H: 0	E: 0	K: 0	S: 7	R: 1	H: 3	E: 0	K: 1	S: 10	R: 1	H: 3	E: 0	K: 0	S: 13	R: 0	H: 0	E: 0	K: 1	S: 10	R: 0	H: 0	E: 0	K: 0	S: 6	R: 2	H: 2	E: 1	K: 1	S: 18	R: 0	H: 1	E: 0	K: 0	S: 5	R: 3	H: 4	E: 0	K: 0	S: 17
R: 0 H: 0 E: 0 K: 0 S: 7		R: 1 H: 3 E: 0 K: 1 S: 10		R: 1 H: 3 E: 0 K: 0 S: 13		R: 0 H: 0 E: 0 K: 1 S: 10		R: 0 H: 2 E: 1 K: 1 S: 18		R: 0 H: 1 E: 0 K: 0 S: 5		R: 3 H: 4 E: 0 K: 0 S: 17		1B: 11 SF: 3 3B: 0 DP: 2 HR: 1		2B: 1 SAC: 1 BB: 2 P: 32		WP: 0 PA: 38		PB: 0 SB: 0 CS: 0		ERA: 5.14 WHIP: 1.571		ERA: 27.00 WHIP: 6.000		ERA: 27.00 WHIP: 6.000		ERA: 27.00 WHIP: 6.000		ERA: 27.00 WHIP: 6.000		ERA: 27.00 WHIP: 6.000		ERA: 27.00 WHIP: 6.000		ERA: 27.00 WHIP: 6.000					

PITCHER		IP	WLS	BF	H	R	ER	SO	BB	IBB	HBP	BLK	WP	HR	S	P	ERA	WHIP
<b>50 José Rosado, L</b> ERA: 3.39 (1, 1)		7.0		30	10	5	4	3	1	0	0	0	0	1	70	105	5.14	1.571
<b>Hipolito Pichardo, R</b> ERA: 5.61 (8, 1)		0.1	L	4	1	0	0	0	2	0	0	0	0	0	9	20	0.00	9.000
<b>Larry Casian, L</b> ERA: 6.62 (8, 1)		0.1		1	0	1	1	0	0	0	0	0	0	0	1	1	27.00	0.000
<b>Jeff Montgomery, R</b> ERA: 7.01 (8, 1)		0.1		3	2	1	1	0	0	0	0	0	0	0	6	9	27.00	6.000

**Kansas City Royals @ Cleveland Indians**  
**Jacobs Field, Cleveland, OH**  
 Sat Jul 05 1997, 3:33 AM EDT  
 Att. 42,892 - Sunny - 70 F

[livebaseballscorecards.com](http://livebaseballscorecards.com)

<b>AB</b>	<b>32</b>
<b>R</b>	<b>4</b>
<b>H</b>	<b>6</b>
<b>RBI</b>	<b>4</b>
<b>BB</b>	<b>2</b>
<b>SO</b>	<b>6</b>
<b>LOB</b>	<b>10</b>



WP: 0	PA: 35
PB: 0	
SB: 0	
CS: 0	

Batter	1	2	3	4	5	6	7	8	9	AB	R	H	RBI	BB	SO	LOB
Jose Offerman, S (1, 4) OBP: 0.374, SLG: 0.424	1-1 1B		1-0 G4-3	0-0 G4-3			3-2 G5-3			4	0	1	0	0	0	3
Tom Goodwin, L (1, 8) OBP: 0.321, SLG: 0.357	0-3 K		1-3 K			0-1 L6	3-3 K			4	0	0	0	0	3	2
Jay Bell, R (1, 6) OBP: 0.366, SLG: 0.466	2-1 F8			1-1 F8 BB 1B		3-3 K		2-2 G3		4	1	1	0	0	1	1
Jeff King, R (1, 3) OBP: 0.387, SLG: 0.496	3-1 P6			4-1 1B SF7 BB		2-1 F8		2-2 G5-3		3	1	0	0	1	0	1
Chili Davis, S (1, 10) OBP: 0.410, SLG: 0.500		2-0 G4-3		3-2 F8		0-0 G4-3		0-2 G5-3		4	0	0	0	0	0	2
Jon Nunnally, L (1, 9) OBP: 0.350, SLG: 0.389		1-1 G5-3		0-0 BB 1B		0-0 G3		2-3 K		3	1	1	1	0	0	0
Shane Halter, R (9, PH) OBP: 0.410, SLG: 0.281				1-3 3-H 1B						1	0	0	0	0	1	0
Johnny Damon, L (1, 7) OBP: 0.361, SLG: 0.445		1-1 G6-3		4-0 1B 1-2 BB		0-0 F9		0-2 G5-3		2	0	0	0	1	0	0
David Howard, S (9, PH) OBP: 0.321, SLG: 0.385										1	0	0	0	0	0	0
Scott Cooper, L (1, 5) OBP: 0.254, SLG: 0.290			0-0 G4-3	2-2 SF7			1-0 G5-3 1B			2	0	1	1	0	0	0
Craig Paquette, R (9, PH) OBP: 0.257, SLG: 0.394				3-H 1B						1	0	0	0	0	1	0
Mike Macfarlane, R (1, 2) OBP: 0.269, SLG: 0.271			1-0 HR	0-1 1B			1-1 P4			3	1	2	2	0	0	1

Inning Stats	R: 0	H: 1	E: 0	K: 1	S: 10	P: 15	R: 0	H: 0	E: 0	K: 0	S: 5	P: 9	R: 1	H: 1	E: 0	K: 1	S: 6	R: 3	H: 3	E: 0	K: 0	S: 14	P: 28	R: 0	H: 0	E: 0	K: 1	S: 8	P: 13	R: 0	H: 0	E: 0	K: 0	S: 3	P: 3	R: 0	H: 1	E: 0	K: 1	S: 9	P: 17	R: 0	H: 0	E: 0	K: 0	S: 9	P: 13	R: 0	H: 0	E: 0	K: 2	S: 9	P: 12	R: 0	H: 0	E: 0	K: 2	S: 9	P: 12	1B: 5	SF: 1	2B: 0	SAC: 0	3B: 0	DP: 0	HR: 1	HBP: 0	WP: 0	PA: 35
--------------	------	------	------	------	-------	-------	------	------	------	------	------	------	------	------	------	------	------	------	------	------	------	-------	-------	------	------	------	------	------	-------	------	------	------	------	------	------	------	------	------	------	------	-------	------	------	------	------	------	-------	------	------	------	------	------	-------	------	------	------	------	------	-------	-------	-------	-------	--------	-------	-------	-------	--------	-------	--------

PITCHER	IP	WLS	BF	H	R	ER	SO	BB	IBB	HBP	BLK	WP	HR	S	P	ERA	WHIP
Charles Nagy, R (1, 1) ERA: 3.92	7.0	W	29	6	4	4	4	2	0	0	0	0	1	55	94	5.14	1.143
Jose Mesa, R (8, 1) ERA: 4.73	1.0		3	0	0	0	0	0	0	0	0	0	0	9	13	0.00	0.000
Paul Assenmacher, L (9, 1) ERA: 5.75	1.0		3	0	0	0	2	0	0	0	0	0	0	9	12	0.00	0.000

PITCHER	IP	WLS	BF	H	R	ER	SO	BB	IBB	HBP	BLK	WP	HR	S	P	ERA	WHIP
---------	----	-----	----	---	---	----	----	----	-----	-----	-----	----	----	---	---	-----	------

Batter	1	2	3	4	5	6	7	8	9
<b>Marquis Grissom, R</b> OBP: 0.321, SLG: 0.332 (1, 8)									
<b>Kevin Seitzer, R</b> OBP: 0.319, SLG: 0.375 (1, 10)									
<b>Jim Thome, L</b> OBP: 0.437, SLG: 0.630 (1, 3)									
<b>Manny Ramirez, R</b> OBP: 0.425, SLG: 0.556 (1, 9)									
<b>Matt Williams, R</b> OBP: 0.293, SLG: 0.482 (1, 5)									
<b>Brian Giles, L</b> OBP: 0.370, SLG: 0.510 (1, 7)									
<b>Tony Fernandez, S</b> OBP: 0.311, SLG: 0.386 (1, 4)									
<b>Pat Borders, R</b> OBP: 0.375, SLG: 0.492 (1, 2)									
<b>Omar Vizquel, S</b> OBP: 0.342, SLG: 0.366 (1, 6)									

AB	R	H	RBI	BB	SO	LOB
4	1	1	2	1	2	4
5	0	1	1	0	0	2
4	1	2	1	1	0	1
5	1	2	1	0	1	1
5	1	1	0	0	1	2
4	1	1	1	1	1	2
4	1	2	0	0	1	2
4	1	3	0	0	0	1
4	1	2	0	0	0	2

AB	R	H	RBI	BB	SO	LOB
39	8	15	6	3	6	17


Inning	R	H	E	K	S	P	WP	HR	S	P	ERA	WHIP
1	0	1	0	12	7	27	0	0	58	95	11.57	2.786
2	4	5	1	13	6	23	0	0	15	26	0.00	2.000
3	2	3	1	15	3	20	0	0	8	12	0.00	1.000
4	0	0	0	7	0	14	0	1	15	26	6.75	1.500
5	1	1	0	14	2	23	0	0	0	0	0.00	2.000
6	0	1	0	14	2	25	0	0	0	0	0.00	1.000
7	0	1	0	11	2	20	0	0	0	0	0.00	1.000
8	1	1	0	10	0	14	0	0	0	0	0.00	1.000
9	0	0	0	10	0	14	0	0	0	0	0.00	1.000

PITCHER	IP	WLS	BF	H	R	ER	SO	BB	IBB	HBP	BLK	WP	HR	S	P	ERA	WHIP
<b>Jim Pittsley, R</b> ERA: 5.58 (1, 1)	4.2	L	27	12	7	6	5	1	0	0	0	1	0	58	95	11.57	2.786
<b>Ricky Bones, R</b> ERA: 9.0 (5, 1)	1.0		5	1	0	0	1	1	0	0	0	0	0	15	26	0.00	2.000
<b>Jamie Walker, L</b> ERA: 6.35 (6, 1)	1.0		4	1	0	0	0	0	0	0	0	0	0	8	12	0.00	1.000
<b>Gregg Olson, R</b> ERA: 16.76 (7, 1)	1.1		6	1	1	1	0	1	0	0	0	0	1	15	26	6.75	1.500

**Kansas City Royals @ Cleveland Indians**  
Jacobs Field, Cleveland, OH

Sat Jul 05 1997, 3:33 AM EDT  
Att. 42,892 - Sunny - 70 F

WP	HR	S	P	ERA	WHIP
1	3	20	14	6.75	1.500



Batter	1	2	3	4	5	6	7	8	9	AB R H RBI BB SO LOB	TOP																	
Jose Offerman, S (1, 4) OBP: 0.374, SLG: 0.427	1-1 G1-3			1-2 1B			0-0 G4-3		2-3 K	5 1 2 1 0 1 1																		
Tom Goodwin, L (1, 8) OBP: 0.318, SLG: 0.354	0-1 G4-3			SH3			2-2 F9			3 0 0 0 0 0 1																		
Jeff King, R (1, 3) OBP: 0.386, SLG: 0.491	2-2 P5			4-2 1B	1-1 L5			1-3 K		3 1 0 0 1 1 0																		
Chili Davis, S (1, 10) OBP: 0.411, SLG: 0.500		2-1 G4-3		0-1 1B	2-3 K			1-0 FC6		4 1 2 0 0 1 0																		
Johnny Damon, L (1, 7) OBP: 0.359, SLG: 0.442		1-1 F8		1-1 1B	2-1 G6-3			2-1 F7		4 1 1 1 0 0 1																		
Jay Bell, R (1, 6) OBP: 0.365, SLG: 0.463		1-3 K		0-0 2B				1-2 FC6		4 1 1 1 0 1 1																		
Jon Nunnally, L (1, 9) OBP: 0.333, SLG: 0.364			0-0 F7	0-1 2B			0-1 G4-3		1-1 G4-3	4 1 1 1 0 1 0																		
Scott Cooper, L (1, 5) OBP: 0.270, SLG: 0.309		2-0		1-2 2B			1-3 K		4-1	3 1 2 3 1 0 0																		
Shane Halter, R (9, PR) OBP: 0.410, SLG: 0.281				1-0 2B			0-1 G6-3			0 0 0 0 0 0 0																		
Mike Macfarlane, R (1, 2) OBP: 0.262, SLG: 0.264			1-2 G5-4-3	0-3 K			0-3 K		1-1 P6	4 0 0 0 0 2 3																		
<b>Inning Stats</b>	R: 0 E: 0 K: 0 S: 8	H: 0 LOB: 0 BB: 0 P: 11	R: 0 E: 0 K: 1 S: 8	H: 0 LOB: 0 BB: 0 P: 12	R: 0 E: 0 K: 0 S: 8	H: 1 LOB: 0 BB: 0 P: 11	R: 7 E: 0 K: 1 S: 19	H: 7 LOB: 1 BB: 1 P: 26	R: 0 E: 0 K: 1 S: 8	H: 0 LOB: 0 BB: 0 P: 9	R: 0 E: 0 K: 1 S: 8	H: 0 LOB: 0 BB: 0 P: 10	R: 0 E: 0 K: 1 S: 12	H: 1 LOB: 1 BB: 0 P: 17	R: 0 E: 0 K: 1 S: 10	H: 0 LOB: 1 BB: 1 P: 18	1B: 7 2B: 2 3B: 0 HR: 0	SF: 0 SAC: 1 DP: 1 HBP: 0	WP: 0 PB: 0 SB: 0 CS: 0	PA: 37								
<b>PITCHER</b>	IP WLS BF H R ER SO BB IBB HBP BLK WP HR S P ERA WHIP																											
Orel Hershiser, R (1, 1) ERA: 4.95	3.2		19	8	7	7	2	1	0	0	0	0	0	42	59	17.18	2.455											
Jose Mesa, R (4, 1) ERA: 4.25	3.2		12	1	0	0	4	0	0	0	0	0	0	30	40	0.00	0.273											
Paul Assenmacher, L (8, 1) ERA: 5.66	0.1		1	0	0	0	0	0	0	0	0	0	0	2	4	0.00	0.000											
Michael Jackson, R (8, 1) ERA: 2.27	1.1	W	5	0	0	0	1	1	0	0	0	0	0	15	24	0.00	0.750											

**Kansas City Royals @ Cleveland Indians**  
 Jacobs Field, Cleveland, OH  
 Sun Jul 06 1997, 3:33 AM EDT  
 Att. 42,863 - Cloudy - 75 F

AB	34
R	7
H	9
RBI	7
BB	2
SO	7
LOB	7



WP: 0	PA: 37
PB: 0	
SB: 0	
CS: 0	

PITCHER	IP	WLS	BF	H	R	ER	SO	BB	IBB	HBP	BLK	WP	HR	S	P	ERA	WHIP
Orel Hershiser, R	3.2		19	8	7	7	2	1	0	0	0	0	0	42	59	17.18	2.455
Jose Mesa, R	3.2		12	1	0	0	4	0	0	0	0	0	0	30	40	0.00	0.273
Paul Assenmacher, L	0.1		1	0	0	0	0	0	0	0	0	0	0	2	4	0.00	0.000
Michael Jackson, R	1.1	W	5	0	0	0	1	1	0	0	0	0	0	15	24	0.00	0.750

Batter	1	2	3	4	5	6	7	8	9	AB R H RBI BB SO LOB
Marquis Grissom, R OBP: 0.319, SLG: 0.330 (1, 8)	0-0 G6-3		1 SAFE 1-1 F8	2-0 FC4-6 2B		1-2 G4-3		2-1 G6-3 1B		5 1 1 1 0 0 4
Kevin Seitzer, R OBP: 0.322, SLG: 0.380 (1, 10)	3-2 L9		4-1 BB HR BB	1-1 2B		3-3 K		1-0 G6-3 1-2		4 1 1 2 1 1 2
Jim Thome, L OBP: 0.441, SLG: 0.628 (1, 3)	2-3 K		4-2 HR BB	4-1 BB			4-0 BB			1 1 0 0 3 1 0
Manny Ramirez, R OBP: 0.422, SLG: 0.563 (1, 9)		3-1 F9	0-2 HR	3-3 K			0-1 L9			4 1 1 4 0 1 3
Sandy Alomar Jr., R OBP: 0.408, SLG: 0.608 (1, 2)		0-1 1B	0-3 K		0-0 P3		1 SAFE F8			4 0 1 0 0 1 1
Matt Williams, R OBP: 0.292, SLG: 0.489 (1, 5)		0-1 F9		3-2 HR	1-2 G6-3		3-2 G6-3			4 1 1 1 0 0 2
Brian Giles, L OBP: 0.362, SLG: 0.497 (1, 7)		0-0 L3		2-2 G3-1	3-2 F7			1-0 P2		4 0 0 0 0 0 1
Tony Fernandez, S OBP: 0.315, SLG: 0.388 (1, 4)			1-0 G6-3	0-1 FC4-6 1B 1B		0-0 G4-3 SH3-4 1B		0-0 G5-3		4 1 2 0 0 0 0
Omar Vizquel, S OBP: 0.348, SLG: 0.372 (1, 6)			2-1 BB HR F8 1B	3-2 FC4-6 1B		0-1 SH3-4		1-2 S 1B		3 2 3 0 0 0 0

Inning Stats	R: 0 E: 0 K: 1 S: 8	H: 0 LOB: 0 BB: 0 P: 13	R: 0 E: 0 K: 0 S: 7	H: 1 LOB: 1 BB: 0 P: 10	R: 4 E: 0 K: 1 S: 14	H: 2 LOB: 0 BB: 2 P: 26	R: 3 E: 0 K: 1 S: 20	H: 4 LOB: 2 BB: 1 P: 38	R: 0 E: 0 K: 0 S: 10	H: 0 LOB: 0 BB: 0 P: 14	R: 0 E: 0 K: 1 S: 9	H: 1 LOB: 1 BB: 0 P: 13	R: 0 E: 0 K: 0 S: 6	H: 0 LOB: 1 BB: 1 P: 13	R: 1 E: 0 K: 0 S: 8	H: 2 LOB: 1 BB: 0 P: 13
1B: 7 2B: 1 3B: 0 HR: 2	SF: 0 SAC: 1 DP: 0 HBP: 0	WP: 0 PA: 38														

PITCHER	IP	WLS	BF	H	R	ER	SO	BB	IBB	HBP	BLK	WP	HR	S	P	ERA	WHIP
Tim Belcher, R ERA: 3.92 (1, 1)	7.0		33	8	7	7	4	4	0	0	0	0	2	74	127	9.00	1.714
Larry Casian, L ERA: 6.87 (8, 1)	0.2	L	3	1	1	1	0	0	0	0	0	0	0	5	7	13.50	1.500
Gregg Olson, R ERA: 16.2 (8, 1)	0.1		2	1	0	0	0	0	0	0	0	0	0	3	6	0.00	3.000

BOTTOM

Kansas City Royals @ Cleveland Indians  
Jacobs Field, Cleveland, OH  
Sun Jul 06 1997, 3:33 AM EDT  
Att: 42,863 - Cloudy - 75 F

livebaseballscores.com

AB	33
R	8
H	10
RBI	8
BB	4
SO	4
LOB	13



WP: 0	PA: 38
PB: 0	
SB: 2	
CS: 0	

Batter	1	2	3	4	5	6	7	8	9	AB R H RBI BB SO LOB
<b>Ray Durham, S</b> OBP: 0.327, SLG: 0.367 (1, 4)	2-2 1B SF8 2B	1-2 1B		0-3 K			0-2 E5 1B		2-0 HR	5 4 3 3 0 1 0
<b>Dave Martinez, L</b> OBP: 0.366, SLG: 0.454 (1, 8) (8, 9) (9, 3)	0-0 S 1B	4-2 1B BB			2-2 G3-1		1-1 1B		2-2 G3-1	4 0 2 0 1 0 0
<b>Frank Thomas, R</b> OBP: 0.477, SLG: 0.634 <b>Mike Cameron, R</b> OBP: 0.333, SLG: 0.431 (1, 3) (9, 9)	1-1 SF8	1-0 1B			1-1 G6-3		1-1 1B		1-2 G4-3	4 0 2 3 0 0 0 0 0 0 0 0 0 0
<b>Albert Belle, R</b> OBP: 0.353, SLG: 0.522 (1, 7)	1-3 K	3-3 K			1-1 F7		0-0 L8			4 0 0 0 0 2 5
<b>Harold Baines, L</b> OBP: 0.372, SLG: 0.461 (1, 10)	2-1 G3-1			1-2 G4-3		1-0 F9		2-1 L7		4 0 0 0 0 0 1
<b>Jorge Fabregas, L</b> OBP: 0.254, SLG: 0.311 (1, 2)		1-0 G4-3		0-0 G4-3		2-3 K		3-2 1B		4 0 1 0 0 1 0
<b>Lyle Mouton, R</b> OBP: 0.316, SLG: 0.394 <b>Darren Lewis, R</b> OBP: 0.308, SLG: 0.214 (1, 9) (8, PR) (8, 8)		2-3 K		2-3 K		0-3 K		2-2 1B		4 0 1 0 0 3 0 0 0 0 0 0 0 0
<b>Chris Snopce, R</b> OBP: 0.275, SLG: 0.342 (1, 5)		2-1 2B 1B			1-1 L5		0-1 CS 1B		1-1 G4-3	4 1 2 0 0 0 2
<b>Ozzie Guillen, L</b> OBP: 0.315, SLG: 0.356 (1, 6)		0-1 1B			0-0 F9		2-1 F8		0-0 G3-1	4 1 1 0 0 0 1

Inning Stats	R: 1 E: 0 K: 1 S: 11	H: 2 LOB: 1 BB: 0 P: 17	R: 3 E: 0 K: 2 S: 17	H: 4 LOB: 2 BB: 1 P: 31	R: 0 E: 0 K: 1 S: 7	H: 0 LOB: 0 BB: 0 P: 10	R: 0 E: 0 K: 1 S: 6	H: 0 LOB: 0 BB: 0 P: 7	R: 0 E: 0 K: 0 S: 7	H: 0 LOB: 0 BB: 0 P: 11	R: 0 E: 0 K: 2 S: 7	H: 0 LOB: 0 BB: 0 P: 10	R: 1 E: 1 K: 0 S: 13	H: 3 LOB: 2 BB: 0 P: 16	R: 0 E: 0 K: 0 S: 11	H: 2 LOB: 2 BB: 0 P: 19	R: 1 E: 0 K: 0 S: 9	H: 1 LOB: 0 BB: 0 P: 14	1B: 9 2B: 2 3B: 0 HR: 1	SF: 1 SAC: 0 DP: 1 HBP: 0	WP: 0 PB: 0 SB: 2 CS: 1	PA: 39
--------------	-------------------------------	----------------------------------	-------------------------------	----------------------------------	------------------------------	----------------------------------	------------------------------	---------------------------------	------------------------------	----------------------------------	------------------------------	----------------------------------	-------------------------------	----------------------------------	-------------------------------	----------------------------------	------------------------------	----------------------------------	----------------------------------	------------------------------------	----------------------------------	--------

PITCHER	IP	WLS	BF	H	R	ER	SO	BB	IBB	HBP	BLK	WP	HR	S	P	ERA	WHIP
<b>Kevin Appier, R</b> ERA: 2.8 (1, 1)	7.0	L	31	9	5	4	7	1	0	0	0	0	0	68	102	5.14	1.429
<b>Glendon Rusch, L</b> ERA: 5.87 (8, 1)	1.0		4	2	0	0	0	0	0	0	0	0	0	11	19	0.00	2.000
<b>Jeff Montgomery, R</b> ERA: 7.09 (9, 1)	1.0		4	1	1	1	0	0	0	0	0	0	1	9	14	9.00	1.000

**TOP**

**Chicago White Sox @ Kansas City Royals**  
Kauffman Stadium, Kansas City, MO

Thu Jul 10 1997, 7:05 PM CDT  
Att. 29,812 - Unknown - 74 F

livebaseballscorecards.com

<b>AB</b>	<b>37</b>
<b>R</b>	<b>6</b>
<b>H</b>	<b>12</b>
<b>RBI</b>	<b>6</b>
<b>BB</b>	<b>1</b>
<b>SO</b>	<b>7</b>
<b>LOB</b>	<b>9</b>



Batter	1	2	3	4	5	6	7	8	9	AB R H RBI BB SO LOB
<b>Bip Roberts, S</b> OBP: 0.362, SLG: 0.403 (1, 5) (7, 7)	1-3 <b>K</b>		1 SAFE 3-2 SAFE 1-3 <b>2B</b> 1B		1-2 <b>1B</b> <b>G3</b> 1B		2-2 <b>G1-3</b> 1B		0-2 <b>1B</b>	5 2 4 0 0 1 0
<b>Tom Goodwin, L</b> OBP: 0.313, SLG: 0.349 (1, 8) (7, 9)	2-1 <b>F7</b>		0-1 <b>SF7</b>		0-1 <b>G3</b>		1-2 <b>G1-3</b>		0-3 <b>K</b>	4 0 0 1 0 1 4
<b>Jay Bell, R</b> OBP: 0.366, SLG: 0.462 (1, 6) (7, 7)	4-2 <b>BB</b>		2-3 <b>K</b>		2-2 <b>L6-4</b> 1B		1-2 <b>G5-3</b>			3 0 1 0 1 1 2
<b>Jeff King, R</b> OBP: 0.387, SLG: 0.495 (1, 3) (7, 9)	1-1 <b>F7</b>		1-2 <b>2B</b>		2-0 <b>1B</b>			3-2 <b>P6</b>		4 0 2 2 0 0 1
<b>Chili Davis, S</b> OBP: 0.409, SLG: 0.494 (1, 10) (7, 9)		0-1 <b>G3-1</b>	4-2 <b>BB</b>		0-1 <b>L6-4</b>			2-0 <b>F7</b>		3 0 0 0 1 0 2
<b>Johnny Damon, L</b> OBP: 0.353, SLG: 0.434 (1, 7) (7, 9)		0-1 <b>G6-3</b>	1-1 <b>G5-3</b>			1-2 <b>F8</b>		2-1 <b>F8</b>		4 0 0 0 0 0 2
<b>29 Mike Sweeney, R</b> OBP: 0.325, SLG: 0.432 (1, 2) (7, 9)		0-0 <b>1B</b>		1-2 <b>P5</b>		1-3 <b>K</b>			3-2 <b>G1-3</b>	4 0 1 0 0 1 0
<b>Jon Nunnally, L</b> OBP: 0.308, SLG: 0.333 <b>Craig Paquette, R</b> OBP: 0.256, SLG: 0.392 (6, PH) (7, 5) <b>Scott Cooper, L</b> OBP: 0.276, SLG: 0.309 (9, PH)		2-3 <b>K</b>		1-2 <b>F7</b>		0-1 <b>G5-3</b>			4-2 <b>1B</b> <b>BB</b>	2 0 0 0 0 1 1 1 0 0 0 0 0 0 0 0 0 0 1 0 0
<b>David Howard, S</b> OBP: 0.319, SLG: 0.374 (1, 4) (7, 9)			4-0 <b>1B</b> <b>SF7</b> <b>BB</b>	3-2 <b>L8</b>			1-2 <b>P6</b>		3-2 <b>F8</b>	3 1 0 0 1 0 1

**BOTTOM**

**Chicago White Sox @ Kansas City Royals**  
Kauffman Stadium, Kansas City, MO  
Thu Jul 10 1997, 7:05 PM CDT  
Att: 29,812 - Unknown - 74 F

livebaseballscorecards.com

<b>AB</b>	<b>33</b>
<b>R</b>	<b>3</b>
<b>H</b>	<b>8</b>
<b>RBI</b>	<b>3</b>
<b>BB</b>	<b>4</b>
<b>SO</b>	<b>5</b>
<b>LOB</b>	<b>13</b>



Inning Stats	R: 0	H: 0	E: 0	K: 1	S: 10	H: 0	LOB: 1	BB: 1	P: 18	R: 0	H: 1	E: 0	K: 1	S: 8	R: 2	H: 2	E: 0	K: 1	S: 22	R: 0	H: 0	E: 0	K: 0	S: 11	R: 1	H: 3	E: 0	K: 1	S: 11	R: 0	H: 0	E: 0	K: 1	S: 8	R: 0	H: 1	E: 0	K: 0	S: 12	R: 0	H: 0	E: 0	K: 0	S: 7	R: 0	H: 1	E: 0	K: 1	S: 19	1B: 7	2B: 2	3B: 0	HR: 0	SF: 1	SAC: 0	DP: 1	HBP: 0	WP: 0	PB: 0	SB: 0	CS: 0	PA: 38
--------------	------	------	------	------	-------	------	--------	-------	-------	------	------	------	------	------	------	------	------	------	-------	------	------	------	------	-------	------	------	------	------	-------	------	------	------	------	------	------	------	------	------	-------	------	------	------	------	------	------	------	------	------	-------	-------	-------	-------	-------	-------	--------	-------	--------	-------	-------	-------	-------	--------

PITCHER	IP	WLS	BF	H	R	ER	SO	BB	IBB	HBP	BLK	WP	HR	S	P	ERA	WHIP
<b>Jaime Navarro, R</b> ERA: 4.8 (1, 1)	5.0	W	23	6	3	3	3	3	0	0	0	0	0	62	97	5.40	1.800
<b>Tony Castillo, L</b> ERA: 5.91 (6, 1)	1.2		6	1	0	0	1	0	0	0	0	0	0	17	23	0.00	0.600
<b>Matt Karchner, R</b> ERA: 2.05 (7, 1)	1.1		4	0	0	0	0	0	0	0	0	0	0	10	18	0.00	0.000
<b>Roberto Hernandez, R</b> ERA: 2.97 (9, 1)	1.0	S	5	1	0	0	1	1	0	0	0	0	0	19	29	0.00	2.000

Batter	1	2	3	4	5	6	7	8	9	AB R H RBI BB SO LOB	TOP											
Ray Durham, S (1, 4) OBP: 0.327, SLG: 0.374	4-1 BB		1-1 HR		1-1 G4-3		2-2 F9	0-0 G4-3		4 1 1 1 1 0 4												
Mike Cameron, R (1, 8) OBP: 0.342, SLG: 0.437	1-2 F8		2-2 F8		0-1 1B		1-0 HR 1B		2-2 CS 1B	5 1 3 1 0 0 1												
Frank Thomas, R (1, 3) OBP: 0.478, SLG: 0.647	1-3 K		0-1 2B		1-2 P4		0-0 HR		3-2 F7	4 1 2 3 0 1 2												
Dave Martinez, L (9, PH) OBP: 0.365, SLG: 0.452									1-2	1 0 0 0 0 0 1												
Albert Belle, R (1, 7) OBP: 0.354, SLG: 0.517	1-1 L9		4-0 IBB			2-1 P6	4-2 BB		0-2 G3	3 0 0 0 2 0 1												
Lyle Mouton, R (1, 9) OBP: 0.309, SLG: 0.385										4 0 0 0 0 0 3												
Darren Lewis, R (7, 8) OBP: 0.308, SLG: 0.214										0 0 0 0 0 0 0												
Harold Baines, L (1, 10) OBP: 0.374, SLG: 0.473					1-3 K		1-3 K		2-2 2B 1B	4 1 2 1 0 2 0												
Chris Snopce, R (1, 5) OBP: 0.279, SLG: 0.348					1-1 G6-3		1-1 L9		0-0 2B	4 0 2 0 0 0 0												
Tony Peña, R (1, 2) OBP: 0.271, SLG: 0.212					2-2 G6-3		4-1 1B BB		2-2 G1-3	3 1 0 0 1 0 3												
Ozzie Guillen, L (1, 6) OBP: 0.314, SLG: 0.355					2-1 F7		0-0 F7		2-3 K	4 1 1 0 0 1 2												
<b>Inning Stats</b>	R: 0 E: 0 K: 1 S: 11	H: 0 LOB: 1 BB: 1 P: 18	R: 1 E: 0 K: 0 S: 7	H: 2 LOB: 0 BB: 0 P: 12	R: 1 E: 0 K: 0 S: 10	H: 2 LOB: 2 BB: 1 P: 21	R: 0 E: 0 K: 1 S: 8	H: 0 LOB: 0 BB: 0 P: 12	R: 0 E: 0 K: 0 S: 8	H: 1 LOB: 1 BB: 0 P: 10	R: 0 E: 0 K: 1 S: 7	H: 0 LOB: 0 BB: 0 P: 10	R: 4 E: 0 K: 0 S: 16	H: 3 LOB: 1 BB: 2 P: 30	R: 0 E: 0 K: 1 S: 12	H: 2 LOB: 2 BB: 0 P: 18	R: 0 E: 0 K: 0 S: 9	H: 1 LOB: 0 BB: 0 P: 14	1B: 6 2B: 2 3B: 0 HR: 3	SF: 0 SAC: 0 DP: 1 HBP: 0	WP: 0 PB: 0 SB: 0 CS: 1	PA: 40
<b>PITCHER</b>	IP WLS BF H R ER SO BB IBB HBP BLK WP HR S P ERA WHIP																					
50 José Rosado, L (1, 1) ERA: 3.56	6.2 L 29 7 5 5 3 2 1 0 0 0 0 2 62 103 6.75 1.350																					
Mike Perez, R (7, 1) ERA: 27.0	0.1 3 1 1 1 0 1 0 0 0 0 0 1 5 10 27.00 6.000																					
Larry Casian, L (8, 1) ERA: 6.52	1.0 5 2 0 0 1 0 0 0 0 0 0 0 12 18 0.00 2.000																					
Gregg Olson, R (9, 1) ERA: 14.73	1.0 3 1 0 0 0 0 0 0 0 0 0 0 9 14 0.00 1.000																					

Chicago White Sox @ Kansas City Royals  
Kauffman Stadium, Kansas City, MO  
Fri Jul 11 1997, 7:05 PM CDT  
Att. 21,485 - Unknown - 74 F

AB	36
R	6
H	11
RBI	6
BB	4
SO	4
LOB	17







Batter	1	2	3	4	5	6	7	8	9	AB R H RBI BB SO LOB	TOP											
Ray Durham, S OBP: 0.326, SLG: 0.372 (1, 4)	2-2 1B HR 1B	0-0 G4-3		2-1 FC3-2	1-3 K			0-1 G6-3		5 1 1 0 0 1 4												
Dave Martinez, L OBP: 0.366, SLG: 0.449 (1, 9) (9, 3)	1-2 1B HR 1B	1-2 G4-3		1-2 L6		1-0 G6-3			4-0 F8 1B BB	4 2 1 0 1 0 3												
Frank Thomas, R OBP: 0.479, SLG: 0.657 Darren Lewis, R OBP: 0.308, SLG: 0.214 (1, 3) (9, 8)	3-2 1B HR		0-0 G6-3		3-2 2B BLK 1B	2-0 G6-4-3 1B			0-0 F8	5 2 3 3 0 0 1 0 0 0 0 0 0 0												
Albert Belle, R OBP: 0.355, SLG: 0.517 (1, 7)	0-0 G3		0-2 L4		0-0 BLK 1B 2B	1-0 G6-4-3			4-0 1B 1B IBB	4 2 1 0 1 0 1												
Harold Baines, L OBP: 0.374, SLG: 0.470 Norberto Martin, R OBP: 0.311, SLG: 0.368 (1, 10) (9, PR)	0-0 G3-1		3-3 K		4-0 1B 1B BB		0-1 G6-3		3-2 1B SF7 1B	4 1 1 1 1 1 0 0 1 0 0 0 0 0												
Jorge Fabregas, L OBP: 0.264, SLG: 0.337 (1, 2)	3-1 1B			0-0 HR		0-0 F9		1-0 G4-3	3-1 FC6-4 1B	5 1 3 2 0 0 2												
Mike Cameron, R OBP: 0.343, SLG: 0.438 (1, 8) (9, 9)	0-3 K			0-1 SH5-4 FC3-2 1B	1-0 1B SF9 1B		0-0 L8		0-0 SF7	4 1 2 2 0 1 1												
Chris Snopce, R OBP: 0.285, SLG: 0.355 (1, 5)		2-2 SH5-3 2B		4-1 FC3-2 SH5-4 BB	2-1 WP 1B			2-1 G6-3	1-2 FC6-4	4 0 2 1 1 0 1												
Ozzie Guillen, L OBP: 0.312, SLG: 0.354 (1, 6)		0-0 SH5-3		0-0 SH5-4	1-2 SF9			0-0 L8		1 0 0 1 0 0 0												
<b>Inning Stats</b>	R: 3 E: 0 K: 1 S: 18	H: 4 LOB: 1 BB: 0 P: 27	R: 0 E: 0 K: 0 S: 8	H: 1 LOB: 1 BB: 0 P: 11	R: 0 E: 0 K: 1 S: 7	H: 0 LOB: 0 BB: 0 P: 10	R: 1 E: 0 K: 0 S: 10	H: 2 LOB: 2 BB: 1 P: 17	R: 4 E: 0 K: 1 S: 16	H: 4 LOB: 1 BB: 1 P: 28	R: 0 E: 0 K: 0 S: 3	H: 1 LOB: 0 BB: 0 P: 7	R: 0 E: 0 K: 0 S: 4	H: 0 LOB: 0 BB: 0 P: 5	R: 0 E: 0 K: 0 S: 5	H: 0 LOB: 0 BB: 0 P: 7	R: 3 E: 0 K: 0 S: 10	H: 2 LOB: 1 BB: 2 P: 25	1B: 10 2B: 2 3B: 0 HR: 2	SF: 2 SAC: 2 DP: 1 HBP: 0	WP: 1 PB: 0 SB: 0 CS: 0	PA: 44
<b>PITCHER</b>	IP WLS BF H R ER SO BB IBB HBP BLK WP HR S P ERA WHIP																				<b>PITCHER</b>	IP WLS BF H R ER SO BB IBB HBP BLK WP HR S P ERA WHIP
Tim Belcher, R ERA: 4.32 (1, 1)	4.1 L 25 10 8 8 2 2 0 0 1 0 2 49 79 16.61 2.769																					
Ricky Bones, R ERA: 8.33 (5, 1)	4.0 15 2 2 2 1 1 1 1 0 0 1 0 23 42 4.50 0.750																					
Jamie Walker, L ERA: 6.88 (9, 1)	0.0 2 2 0 0 0 0 0 0 0 0 0 0 5 11 ∞ ∞																					
Jeff Montgomery, R ERA: 6.91 (9, 1)	0.2 2 0 1 1 0 0 0 0 0 0 0 0 4 5 13.50 0.000																					

Chicago White Sox @ Kansas City Royals  
Kauffman Stadium, Kansas City, MO  
Sat Jul 12 1997, 7:05 PM CDT  
Att. 33,155 - Unknown - 88 F

AB	36
R	11
H	14
RBI	10
BB	4
SO	3
LOB	13



BOTTOM

Chicago White Sox @ Kansas City Royals  
Kauffman Stadium, Kansas City, MO

livebaseballscorecards.com

AB 38  
R 7  
H 14  
RBI 6  
BB 0  
SO 7  
LOB 15



WP: 0 PA: 40  
PB: 0  
SB: 0  
CS: 1

ERA 0.00 WHIP 0.750

Sat Jul 12 1997, 7:05 PM CDT  
Att: 33,155 - Unknown - 88 F

AB R H RBI BB SO LOB

5	2	4	0	0	1	1
4	1	1	0	0	0	4
5	0	2	1	0	3	2
5	1	1	3	0	1	3
4	1	1	1	0	1	2
4	0	1	0	0	0	0
3	1	1	1	0	0	1
1	0	1	0	0	0	0
0	0	0	0	0	0	0
2	0	0	0	0	1	0
1	0	1	0	0	0	0
0	0	0	0	0	0	0
4	1	1	0	0	0	2

Batter	1	2	3	4	5	6	7	8	9
<b>Bip Roberts, S</b> OBP: 0.369, SLG: 0.414 (1, 5) (9, 7)	1-2 SH1-3 1B 2B		0-1 HR 1B	0-0 G4-6-3 1B			1-3 K		3-2 1B
<b>Tom Goodwin, L</b> OBP: 0.312, SLG: 0.347 (1, 8)	0-0 SH1-3 2-3		0-0 F8	2-1 G4-6-3 1-2f			0-0 1B E 1B		0-2 F7
<b>Jay Bell, R</b> OBP: 0.366, SLG: 0.458 (1, 6)	1-0 BLK 1B 3-H		1-3 K		0-3 K		1-1 FC4-6 1B 1-2 2-3		0-3 K
<b>Jeff King, R</b> OBP: 0.380, SLG: 0.493 (1, 3)	1-2 F8		0-2 HR 1-H		0-3 K		0-2 FC4-6 1-2f 2-H 3-H		0-0 G6-3
<b>Chili Davis, S</b> OBP: 0.404, SLG: 0.510 (1, 10)	2-3 K 1-2		1-0 HR		2-2 G3		0-1 L8		
<b>Johnny Damon, L</b> OBP: 0.355, SLG: 0.434 (1, 7) (9, 9)		1-1 G3-1	0-1 1B			0-2 G4-3		1-1 G5-3	
<b>Jon Nunnally, L</b> OBP: 0.310, SLG: 0.444 (8, PH) <b>Craig Paquette, R</b> OBP: 0.260, SLG: 0.394 <b>Shane Halter, R</b> OBP: 0.410, SLG: 0.281 (9, 4)		0-0 HR	1-1 L4			0-0 F8		1-2 CS 1B	
<b>Mike Macfarlane, R</b> OBP: 0.263, SLG: 0.260 <b>Scott Cooper, L</b> OBP: 0.282, SLG: 0.315 <b>29 Mike Sweeney, R</b> OBP: 0.333, SLG: 0.429 (9, 2)		0-0 P6		4-2 1B G3 HBP		2-3 K		3-2 1 SAFE 1B 1-2	
<b>David Howard, S</b> OBP: 0.306, SLG: 0.357 (1, 4) (9, 5)		0-0 F7		0-0 G3 1-2			0-1 1B FC4-6 1B		0-0 L7

Inning Stats	R: 1	H: 2	E: 0	LOB: 1	K: 1	P: 16	R: 1	H: 1	E: 0	LOB: 0	K: 0	P: 6	R: 3	H: 4	E: 0	LOB: 1	K: 1	P: 17	R: 0	H: 1	E: 0	LOB: 1	K: 0	P: 12	R: 0	H: 0	E: 0	LOB: 0	K: 2	P: 13	R: 0	H: 0	E: 0	LOB: 0	K: 1	P: 10	R: 2	H: 3	E: 1	LOB: 1	K: 1	P: 16	R: 0	H: 2	E: 0	LOB: 1	K: 0	P: 19	R: 0	H: 1	E: 0	LOB: 1	K: 1	P: 14	1B: 10	SF: 0	2B: 1	SAC: 1	3B: 0	DP: 1	HR: 3	HBP: 1	WP: 0	PA: 40
--------------	------	------	------	--------	------	-------	------	------	------	--------	------	------	------	------	------	--------	------	-------	------	------	------	--------	------	-------	------	------	------	--------	------	-------	------	------	------	--------	------	-------	------	------	------	--------	------	-------	------	------	------	--------	------	-------	------	------	------	--------	------	-------	--------	-------	-------	--------	-------	-------	-------	--------	-------	--------

PITCHER	IP	WLS	BF	H	R	ER	SO	BB	IBB	HBP	BLK	WP	HR	S	P	ERA	WHIP
<b>Danny Darwin, R</b> ERA: 3.79 (1, 1)	6.0		27	9	6	6	5	0	0	0	1	0	0	57	76	9.00	1.500
<b>Chuck McElroy, L</b> ERA: 4.31 (7, 1)	0.1		2	1	0	0	1	0	0	0	0	0	0	4	5	0.00	3.000
<b>Matt Karchner, R</b> ERA: 2.0 (7, 1)	0.2		3	1	1	0	0	0	0	0	0	0	0	8	9	0.00	1.500
<b>Tony Castillo, L</b> ERA: 5.85 (8, 1)	0.1		1	0	0	0	0	0	0	0	0	0	0	2	3	0.00	0.000
<b>41 Bill Simas, R</b> ERA: 4.25 (8, 1)	0.1		2	2	0	0	0	0	0	0	0	0	0	11	15	0.00	6.000
PITCHER	IP	WLS	BF	H	R	ER	SO	BB	IBB	HBP	BLK	WP	HR	S	P	ERA	WHIP
<b>Roberto Hernandez, R</b> ERA: 2.88 (8, 1)	1.1		5	1	0	0	1	0	0	0	0	0	0	12	15	0.00	0.750

Batter	1	2	3	4	5	6	7	8	9	AB R H RBI BB SO LOB	TOP												
Ray Durham, S OBP: 0.327, SLG: 0.370 (1, 4)	1-1 CS 1B		4-0 BB 1B BB	2-2 G4-3		1-0 G4-3			1-0 F8	4 1 1 0 1 0 0													
Dave Martinez, L OBP: 0.366, SLG: 0.444 (1, 9) (9, 3)	1-3 K		4-2 1B HR BB	4-2 HR BB		1-1 G6-3			2-3 K	3 2 0 0 2 2 1													
Frank Thomas, R OBP: 0.481, SLG: 0.665 Darren Lewis, R OBP: 0.308, SLG: 0.214 (1, 3) (9, PR) (9, 8)	1-1 P6		1-1 HR 1B	1-0 HR		2-0 G6-3			4-1 CS BB	4 2 2 3 1 0 0 0 0 0 0 0 0 0													
Albert Belle, R OBP: 0.356, SLG: 0.525 (1, 7)		3-1 F9	1-0 HR	3-2 F7		3-2 1B 1B			3-0 CS	4 1 2 3 0 0 0													
Harold Baines, L OBP: 0.376, SLG: 0.468 (1, 10)		4-2 1B BB	3-3 K		0-0 G3		1-1 FC6-4 1B			3 1 1 0 1 1 0													
Jorge Fabregas, L OBP: 0.264, SLG: 0.335 (1, 2)		2-0 F8	1-1 G5-3 1B		0-1 G4-3		3-1 FC6-4			4 0 1 0 0 0 3													
Mike Cameron, R OBP: 0.341, SLG: 0.433 (1, 8) (9, 9)		3-2 1B 1B	1-0 G5-3		0-0 F7			2-2 L8		4 0 1 0 0 0 1													
Chris Snopce, R OBP: 0.284, SLG: 0.353 (1, 5)		0-0 1B	2-1 L7		3-2 F8			0-0 G6-3		4 0 1 1 0 0 1													
Ozzie Guillen, L OBP: 0.308, SLG: 0.349 (1, 6)		2-0 G4-3		1-0 F9		0-0 F7		1-2 G4-3		4 0 0 0 0 0 2													
<b>Inning Stats</b>	R: 0 E: 0 K: 1 S: 7	H: 1 LOB: 0 BB: 0 P: 10	R: 1 E: 0 K: 0 S: 11	H: 2 LOB: 2 BB: 1 P: 25	R: 4 E: 0 K: 1 S: 14	H: 3 LOB: 1 BB: 2 P: 31	R: 2 E: 0 K: 0 S: 13	H: 1 LOB: 0 BB: 1 P: 24	R: 0 E: 0 K: 0 S: 4	H: 0 LOB: 0 BB: 0 P: 4	R: 0 E: 0 K: 0 S: 6	H: 0 LOB: 0 BB: 0 P: 10	R: 0 E: 0 K: 0 S: 11	H: 2 LOB: 2 BB: 0 P: 21	R: 0 E: 0 K: 0 S: 7	H: 0 LOB: 0 BB: 0 P: 10	R: 0 E: 0 K: 1 S: 5	H: 0 LOB: 1 BB: 1 P: 15	1B: 7 2B: 0 3B: 0 HR: 2	SF: 0 SAC: 0 DP: 0 HBP: 0	WP: 0 PB: 0 SB: 0 CS: 2	PA: 40	
<b>PITCHER</b> Jim Pittsley, R ERA: 6.14 Jamie Walker, L ERA: 5.85 Mike Perez, R ERA: 3.86	IP WLS BF H R ER SO BB IBB HBP BLK WP HR S P ERA WHIP	(1, 1) 4.0 L 22 7 7 7 2 4 0 0 0 0 2 45 90 15.75 2.750	(5, 1) 3.0 11 2 0 0 0 0 0 0 0 0 0 0 21 35 0.00 0.667	(8, 1) 2.0 6 0 0 0 0 1 1 0 0 0 0 0 12 25 0.00 0.500	<b>PITCHER</b> IP WLS BF H R ER SO BB IBB HBP BLK WP HR S P ERA WHIP																		

Chicago White Sox @ Kansas City Royals  
Kauffman Stadium, Kansas City, MO  
Sun Jul 13 1997, 3:33 AM CDT  
Att. 27,887 - Sunny - 89 F

AB	34
R	7
H	9
RBI	7
BB	5
SO	3
LOB	8



livebaseballscorecards.com

Batter	1	2	3	4	5	6	7	8	9	AB	R	H	RBI	BB	SO	LOB
<b>Bip Roberts, S</b> OBP: 0.373, SLG: 0.419 (1, 5)	1-0 G6-3		1-2 K		1-0 1B			2-1 G4-3	4-2 BB	5	1	2	0	1	1	2
<b>Tom Goodwin, L</b> OBP: 0.312, SLG: 0.343 (1, 8)	3-2 L8		4-1 F9 1B BB	1-0 G4-3	1-2 F7			4-1 1B BB	0-0 F7	4	1	0	0	2	0	4
<b>Jay Bell, R</b> OBP: 0.369, SLG: 0.467 (1, 6)	0-1 3B		0-0 BB 29 BB 1B	1-1 BB 1B				0-1 P4		5	1	3	1	0	0	1
<b>Jeff King, R</b> OBP: 0.377, SLG: 0.488 (1, 3)	2-2 G5-3		0-0 F9	0-0 SAFE F7				0-1 1B		5	0	1	0	0	0	4
<b>Chili Davis, S</b> OBP: 0.404, SLG: 0.506 (1, 10)			4-2 K	0-2 BB 29 BB 1B	0-2 BB 1B			1-0 P5		4	1	1	0	1	1	2
<b>Jon Nunnally, L</b> OBP: 0.353, SLG: 0.414 (1, 9)			4-1 BB	4-1 BB 29 BB 1B	4-2 BB			1-1 E4 29 2B	2-0 F8	2	2	0	1	3	0	0
<b>29 Mike Sweeney, R</b> OBP: 0.341, SLG: 0.438 (1, 2)			0-1 F9	4-2 G3 1B BB	0-0 L8			0-0 SH1-3 1-H CS 2B	1-0 BB G3 1B	3	0	1	2	1	0	4
<b>Rod Myers, L</b> OBP: 0.500, SLG: 0.500 (9, PH)			1-2 2-3 3-H					1-1 SAFE SH1-3	3-2 G3	1	0	1	0	0	0	0
<b>Johnny Damon, L</b> OBP: 0.358, SLG: 0.432 (1, 7)			4-0 BB	1-2 G3 1B				1-1 SAFE 2-3	1-2 G3	3	0	1	2	1	0	1
<b>David Howard, S</b> OBP: 0.297, SLG: 0.345 (1, 4)			1-1 F7	0-1 G3				1-3 K	4-2 BB	4	0	0	0	0	1	5
<b>Scott Cooper, L</b> OBP: 0.288, SLG: 0.315 (9, PH)			1-2 2-3					3-H	BB	0	0	0	0	1	0	0
<b>Shane Halter, R</b> OBP: 0.410, SLG: 0.281 (9, PR)			1-2 2-3						BB	0	0	0	0	0	0	0

Inning Stats	R: 0	H: 1	E: 0	LOB: 1	K: 0	BB: 0	S: 9	R: 0	H: 0	E: 0	LOB: 2	K: 1	BB: 2	S: 8	R: 5	H: 3	E: 0	LOB: 2	K: 1	BB: 4	S: 18	R: 0	H: 2	E: 0	LOB: 3	K: 0	BB: 1	S: 11	R: 0	H: 1	E: 0	LOB: 1	K: 0	BB: 0	S: 7	R: 0	H: 0	E: 0	LOB: 0	K: 0	BB: 0	S: 3	R: 1	H: 1	E: 1	LOB: 1	K: 1	BB: 0	S: 11	R: 0	H: 1	E: 0	LOB: 2	K: 0	BB: 1	S: 9	R: 0	H: 1	E: 0	LOB: 3	K: 0	BB: 2	S: 11	1B: 7	2B: 3	3B: 1	HR: 0	SF: 0	SAC: 1	DP: 1	HBP: 0	WP: 0	PA: 47
--------------	------	------	------	--------	------	-------	------	------	------	------	--------	------	-------	------	------	------	------	--------	------	-------	-------	------	------	------	--------	------	-------	-------	------	------	------	--------	------	-------	------	------	------	------	--------	------	-------	------	------	------	------	--------	------	-------	-------	------	------	------	--------	------	-------	------	------	------	------	--------	------	-------	-------	-------	-------	-------	-------	-------	--------	-------	--------	-------	--------


PITCHER	IP	WLS	BF	H	R	ER	SO	BB	IBB	HBP	BLK	WP	HR	S	P	ERA	WHIP
<b>James Baldwin, R</b> ERA: 4.99 (1, 1)	2.1		15	3	5	5	1	5	0	0	0	0	0	25	56	19.29	3.429
<b>Carlos Castillo, R</b> ERA: 3.99 (3, 1)	3.2	W	17	4	0	0	1	2	0	0	0	0	0	31	46	0.00	1.636
<b>Tony Castillo, L</b> ERA: 5.61 (7, 1)	1.1		6	1	1	0	1	1	0	0	0	0	0	14	23	0.00	1.500
<b>Matt Karchner, R</b> ERA: 1.95 (8, 1)	0.2		3	1	0	0	0	0	0	0	0	0	0	6	6	0.00	1.500
<b>Roberto Hernandez, R</b> ERA: 2.81 (9, 1)	1.0	S	6	1	0	0	0	2	0	0	0	0	0	11	24	0.00	3.000

**BOTTOM**

**Chicago White Sox @ Kansas City Royals**  
Kauffman Stadium, Kansas City, MO

Sun Jul 13 1997, 3:33 AM CDT  
Att. 27,887 - Sunny - 89 F

<b>AB</b>	<b>36</b>
<b>R</b>	<b>6</b>
<b>H</b>	<b>10</b>
<b>RBI</b>	<b>6</b>
<b>BB</b>	<b>10</b>
<b>SO</b>	<b>3</b>
<b>LOB</b>	<b>23</b>



PITCHER	IP	WLS	BF	H	R	ER	SO	BB	IBB	HBP	BLK	WP	HR	S	P	ERA	WHIP
---------	----	-----	----	---	---	----	----	----	-----	-----	-----	----	----	---	---	-----	------

Batter	1	2	3	4	5	6	7	8	9	10	11	12	13	14	AB R H RBI BB SO LOB	TOP								
Jose Valentin, S OBP: 0.331, SLG: 0.429 <small>(1, 6)</small>	1-2 G6-4-3 1B		1-0 F8 2-3			1-0 SH3 1B		1-0 G6-3		1-0 G5-3 1-2			1-1 L1		6 0 2 0 0 0 3									
Jeromy Burnitz, L OBP: 0.398, SLG: 0.535 Matt Mieske, R OBP: 0.317, SLG: 0.389 <small>(11, 9)</small>	0-0 F8		0-0 F9			0-0 SH3 1-2		0-0 P3			1-1 F7		1-0 F8		3 0 0 0 0 0 3 2 0 0 0 0 0 0									
Jeff Cirillo, R OBP: 0.373, SLG: 0.440 <small>(1, 5)</small>	1-1 G6-4-3 1-2f					0-1 G6-3		1-1 G6-4-3 HBP		0-1 P4			3-3 K		5 0 0 0 0 1 1									
Dave Nilsson, L OBP: 0.355, SLG: 0.424 Tim Unroe, R OBP: 0.333, SLG: 0.688 <small>(9, 3)</small>		3-3 K				2-3 K		2-2 G6-4-3 1-2f		1-1 FC6-4 1B			3-2 L7		4 0 1 0 0 2 2 2 0 0 0 0 1 0									
Jack Voigt, R OBP: 0.310, SLG: 0.642 <small>(1, 7)</small>		2-0 G6-3				2-2 3B		0-0 HR		2-2 FC6-4 1-2f			2-3 K		6 1 2 1 0 2 1									
Gerald Williams, R OBP: 0.303, SLG: 0.380 <small>(1, 8)</small>		0-2 F7				1-0 G4-3		0-1 F8		2-3 K			0-1 1B		6 0 1 0 0 1 2									
Marc Newfield, R OBP: 0.305, SLG: 0.314 Jeff Huson, L OBP: 0.304, SLG: 0.262 <small>(10, PH)</small>			1-1 F8 SH5-3 HBP			2-3 K		3-2 G5-3		0-1 L7			0-1 F7		2 0 0 0 0 1 0 2 0 0 0 0 0 1									
Mark Loretta, R OBP: 0.356, SLG: 0.397 <small>(1, 4)</small>		0-0 SH5-3 1-2				1-1 F7		1-2 G5-3		2-1 G6-3			4-0 IBB		3 0 0 0 1 0 0									
Mike Matheny, R OBP: 0.288, SLG: 0.356 Kelly Stinnett, R OBP: 0.250, SLG: 0.273 <small>(10, 2)</small>			3-2 HBP			0-0 F9		2-2 G6-3		0-2 WP 1B			1-1 G3-1		3 0 1 0 0 0 0 0 0 0 0 0 0 0									
Jesse Levis, L OBP: 0.339, SLG: 0.313 <small>(12, 2)</small>															1 0 0 0 0 0 2									
<b>Inning Stats</b>	R: 0 E: 0 S: 6	H: 1 LOB: 0 BB: 8 P: 8	R: 0 E: 0 K: 1 S: 7	H: 0 LOB: 0 BB: 0 P: 12	R: 0 E: 0 K: 1 S: 7	H: 0 LOB: 2 BB: 12 P: 12	R: 0 E: 0 K: 1 S: 10	H: 1 LOB: 1 BB: 0 P: 15	R: 0 E: 0 K: 0 S: 6	H: 0 LOB: 0 BB: 0 P: 10	R: 0 E: 0 K: 0 S: 6	H: 1 LOB: 1 BB: 0 P: 15	R: 0 E: 0 K: 1 S: 10	H: 0 LOB: 0 BB: 0 P: 15	R: 0 E: 0 K: 1 S: 8	H: 1 LOB: 2 BB: 17 P: 17	R: 0 E: 0 K: 0 S: 4	H: 0 LOB: 0 BB: 0 P: 6	R: 0 E: 0 K: 2 S: 8	H: 0 LOB: 0 BB: 0 P: 11	1B: 5 2B: 0 3B: 1 HR: 1	SF: 0 SAC: 2 DP: 2 HBP: 3	WP: 1 PB: 0 CS: 0	PA: 51
<b>PITCHER</b>	IP WLS BF H R ER SO BB IBB HBP BLK WP HR S P ERA WHIP																							
Glendon Rusch, L ERA: 5.44 <small>(1, 1)</small>	8.1		31	5	1	1	3	0	0	0	0	0	0	1	64	99	1.08	0.600						
Gregg Olson, R ERA: 13.14 <small>(9, 1)</small>	1.1		5	1	0	0	1	0	0	0	0	0	0	0	13	19	0.00	0.750						
Larry Casian, L ERA: 6.41 <small>(10, 1)</small>	0.1		1	0	0	0	0	0	0	0	0	0	0	1	2	0.00	0.000							
Jeff Montgomery, R ERA: 6.44 <small>(11, 1)</small>	2.0		8	1	0	0	2	0	1	0	0	0	0	0	18	32	0.00	0.500						
Mike Perez, R ERA: 2.08 <small>(13, 1)</small>	2.0	W	6	0	0	0	2	0	0	0	0	0	0	0	12	17	0.00	0.000						

Milwaukee Brewers @ Kansas City Royals  
Kauffman Stadium, Kansas City, MO  
Mon Jul 14 1997, 7:05 PM CDT  
Att: 20,418 - Unknown - 84 F

AB	45
R	1
H	7
RBI	1
BB	1
SO	8
LOB	15



Batter	1	2	3	4	5	6	7	8	9	10	11	12	13	14	AB	R	H	RBI	BB	SO	LOB
Tom Goodwin, L (1, 8) OBP: 0.312, SLG: 0.340	G1-3		FC6-4			G1-6-3 BB		1-2 1B		K		F7			5	0	1	0	1	1	1
Rod Myers, L (1, 9) OBP: 0.375, SLG: 0.429	2B		P2			G1-6-3		B5		HBP BB			K		5	0	1	0	1	1	4
Jay Bell, R (1, 6) OBP: 0.366, SLG: 0.459	L9					F7		K		HBP FC5-4			K		5	0	0	0	0	2	3
Jeff King, R (1, 3) OBP: 0.374, SLG: 0.482	K					G5-3		G5-3		FC5-4			F8		6	0	1	0	0	2	3
Chili Davis, S (1, 10) OBP: 0.403, SLG: 0.506			F7			G4-3		K		K			G4-3		6	1	2	0	0	2	1
Craig Paquette, R (1, 5) OBP: 0.281, SLG: 0.393			P5			1B 2B		F7		F7			F7		3	0	1	1	0	0	1
Bip Roberts, S (9, PH) OBP: 0.371, SLG: 0.417						FC6-4		FC5-4		1B			1B HBP		1	0	0	0	0	0	1
Mike Macfarlane, R (10, 2) OBP: 0.266, SLG: 0.258						1B		1B					1B HBP		1	1	0	0	0	0	0
Johnny Damon, L (1, 7) OBP: 0.357, SLG: 0.430			P5			L9		FC5-4		FC5-4			K		6	0	2	0	0	1	1
29 Mike Sweeney, R (1, 2) OBP: 0.340, SLG: 0.434						FC5-4		FC5-4		FC5-4			G4-3		3	0	1	0	0	0	1
Scott Cooper, L (9, PH) OBP: 0.289, SLG: 0.316						P5		FC5-4		K			G4-3		3	0	1	1	0	1	2
David Howard, S (1, 4) OBP: 0.293, SLG: 0.339			F8			G4-3		1B		K			G1-3		5	0	1	0	0	0	1

Inning Stats	R: 0	H: 1	E: 0	K: 1	S: 9	R: 0	H: 0	E: 0	K: 0	S: 7	R: 0	H: 1	E: 0	K: 0	S: 9	R: 0	H: 1	E: 0	K: 1	S: 10	R: 0	H: 1	E: 0	K: 0	S: 8	R: 0	H: 0	E: 0	K: 0	S: 8	R: 0	H: 0	E: 0	K: 0	S: 8	R: 1	H: 2	E: 0	K: 0	S: 10	R: 0	H: 2	E: 0	K: 1	S: 9	R: 0	H: 2	E: 0	K: 2	S: 13	R: 0	H: 2	E: 0	K: 2	S: 13	R: 0	H: 0	E: 0	K: 1	S: 13	R: 0	H: 0	E: 0	K: 1	S: 10	R: 0	H: 0	E: 0	K: 2	S: 9	R: 0	H: 0	E: 0	K: 1	S: 10	R: 0	H: 0	E: 0	K: 2	S: 9	R: 0	H: 0	E: 0	K: 1	S: 12	R: 1	H: 2	E: 0	K: 1	S: 12	R: 0	H: 0	E: 0	K: 1	S: 10	R: 0	H: 0	E: 0	K: 2	S: 9	R: 0	H: 0	E: 0	K: 1	S: 10	R: 0	H: 0	E: 0	K: 1	S: 10	R: 0	H: 0	E: 0	K: 1	S: 10	R: 0	H: 0	E: 0	K: 1	S: 10	R: 0	H: 0	E: 0	K: 1	S: 10	R: 0	H: 0	E: 0	K: 1	S: 10	R: 0	H: 0	E: 0	K: 1	S: 10	R: 0	H: 0	E: 0	K: 1	S: 10	R: 0	H: 0	E: 0	K: 1	S: 10
PITCHER	IP	WLS	BF	H	R	ER	SO	BB	IBB	HBP	BLK	WP	HR	S	P	ERA	WHIP																																																																																																																																
Jose Mercedes, R (1, 1) ERA: 4.46	6.1	24	5	1	1	1	2	1	0	0	0	0	0	5	73	1.42	0.947																																																																																																																																
Ron Villone, L (7, 1) ERA: 5.26	1.0	5	2	0	0	0	0	0	0	0	0	0	0	12	14	0.00	2.000																																																																																																																																
Bob Wickman, R (8, 1) ERA: 2.88	1.2	6	2	0	0	0	3	0	0	0	0	0	0	16	25	0.00	1.200																																																																																																																																
Joel Adamson, L (10, 1) ERA: 5.13	0.2	4	0	0	0	0	1	1	0	1	0	0	0	11	17	0.00	1.500																																																																																																																																
Mike Fetters, R (10, 1) ERA: 3.82	3.1	10	0	0	0	0	3	0	0	0	0	0	0	26	36	0.00	0.000																																																																																																																																
PITCHER	IP	WLS	BF	H	R	ER	SO	BB	IBB	HBP	BLK	WP	HR	S	P	ERA	WHIP																																																																																																																																
Doug Jones, R (14, 1) ERA: 2.7	0.1	4	2	1	1	1	1	0	0	0	0	0	0	12	18	27.00	6.000																																																																																																																																

**Milwaukee Brewers @ Kansas City Royals**  
**Kauffman Stadium, Kansas City, MO**  
 Mon Jul 14 1997, 7:05 PM CDT  
 Att. 20,418 - Unknown - 84 F

AB	49
R	2
H	11
RBI	2
BB	2
SO	10
LOB	19

WP: 0 PA: 53  
 PB: 0  
 SB: 0  
 CS: 1



Batter	1	2	3	4	5	6	7	8	9	AB R H RBI BB SO LOB	TOP
<b>Jeff Huson, L</b> (1, 4) X OBP: 0.313, SLG: 0.284 <b>Mark Loretta, R</b> (8, 4) OBP: 0.356, SLG: 0.397	0-0 		3-1 		3-0 			1-0 		4 1 2 1 0 0 0 0 0 0 0 0 0 0	<b>Milwaukee Brewers @ Kansas City Royals</b> Kauffman Stadium, Kansas City, MO Tue Jul 15 1997, 7:05 PM CDT Att. 15,875 - Unknown - 88 F
<b>Jeremy Burnitz, L</b> (1, 9) C OBP: 0.399, SLG: 0.544	4-1 		3-3 		2-2 			1-2 		3 1 1 1 1 1 1	
<b>Jeff Cirillo, R</b> (1, 5) B OBP: 0.372, SLG: 0.440	2-1 			0-0 		1-2 		0-1 		4 0 1 0 0 0 2	
<b>Dave Nilsson, L</b> (1, 3) X OBP: 0.356, SLG: 0.444 <b>Tim Unroe, R</b> (8, 3) OBP: 0.333, SLG: 0.688	0-0 		0-1 		1-2 			3-2 		4 2 2 3 0 0 2 0 0 0 0 0 0 0	
<b>Jose Valentin, S</b> (1, 6) F OBP: 0.325, SLG: 0.422	2-2 		1-3 		0-0 			0-0 		4 0 0 0 0 1 2	
<b>Jack Voigt, R</b> (1, 7) C OBP: 0.306, SLG: 0.614		2-2 	1-3 		2-2 			3-1 		4 0 1 0 0 1 1	
<b>Jesse Levis, L</b> (1, 10) B OBP: 0.330, SLG: 0.304 <b>Matt Mieske, R</b> (9, PH) X OBP: 0.315, SLG: 0.387		1-0 		0-1 		1-1 		0-1 		3 0 0 0 0 0 0 1 0 0 0 0 0 1	
<b>Gerald Williams, R</b> (1, 8) C OBP: 0.302, SLG: 0.382		0-1 		1-0 		0-2 		0-0 		4 1 1 0 0 0 0	
<b>Mike Matheny, R</b> (1, 2) B OBP: 0.284, SLG: 0.351			1-0 		0-3 		0-0 			3 0 0 0 0 1 1	
<b>Inning Stats</b>	R: 1 H: 1 E: 0 LOB: 1 K: 0 BB: 1 S: 9 P: 17	R: 0 H: 0 E: 0 LOB: 0 K: 0 BB: 0 S: 7 P: 10	R: 0 H: 0 E: 0 LOB: 0 K: 1 BB: 0 S: 6 P: 13	R: 0 H: 1 E: 0 LOB: 1 K: 2 BB: 0 S: 9 P: 11	R: 1 H: 2 E: 0 LOB: 1 K: 1 BB: 0 S: 12 P: 18	R: 1 H: 1 E: 0 LOB: 0 K: 0 BB: 0 S: 13 P: 17	R: 0 H: 0 E: 0 LOB: 0 K: 0 BB: 0 S: 6 P: 7	R: 2 H: 2 E: 0 LOB: 0 K: 0 BB: 0 S: 13 P: 18	R: 0 H: 1 E: 0 LOB: 0 K: 0 BB: 0 S: 5 P: 8	1B: 2 SF: 0 2B: 3 SAC: 0 3B: 0 DP: 1 HR: 3 HBP: 0	WP: 0 PA: 35 PB: 0 SB: 1 CS: 0
<b>PITCHER</b> <b>Kevin Appier, R</b> (1, 1) ERA: 2.97 <b>Larry Casian, L</b> (8, 1) ERA: 6.3 <b>Gregg Olson, R</b> (9, 1) ERA: 12.15	IP WLS BF H R ER SO BB IBB HBP BLK WP HR S P ERA WHIP 7.2 L 31 7 5 5 4 1 0 0 0 0 3 74 110 5.87 1.043 0.1 2 1 0 0 0 0 0 0 0 0 0 3 6 0.00 3.000 1.0 2 0 0 0 0 0 0 0 0 0 0 3 3 0.00 0.000										

livebaseballscorecards.com

<b>AB</b>	<b>34</b>
<b>R</b>	<b>5</b>
<b>H</b>	<b>8</b>
<b>RBI</b>	<b>5</b>
<b>BB</b>	<b>1</b>
<b>SO</b>	<b>4</b>
<b>LOB</b>	<b>10</b>





Batter	1	2	3	4	5	6	7	8	9	AB	R	H	RBI	BB	SO	LOB
<b>Bip Roberts, S</b> OBP: 0.368, SLG: 0.416 (1, 7)										5	0	1	1	0	1	2
<b>Tom Goodwin, L</b> OBP: 0.312, SLG: 0.339 (1, 8)										4	0	1	0	0	0	2
<b>Jay Bell, R</b> OBP: 0.367, SLG: 0.458 (1, 6)										3	0	1	0	1	0	2
<b>Jeff King, R</b> OBP: 0.370, SLG: 0.476 (1, 3)										4	0	0	0	0	1	3
<b>Chili Davis, S</b> OBP: 0.404, SLG: 0.504 (1, 10)										3	0	1	0	1	0	1
<b>Craig Paquette, R</b> OBP: 0.258, SLG: 0.388 (1, 5)										3	0	0	0	0	1	1
<b>Scott Cooper, L</b> OBP: 0.287, SLG: 0.313 (8, PH) (9, 5)										1	0	0	0	0	0	3
<b>Johnny Damon, L</b> OBP: 0.355, SLG: 0.427 (1, 9)										4	1	1	0	0	0	1
<b>Mike Macfarlane, R</b> OBP: 0.267, SLG: 0.266 (1, 2)										3	1	1	1	0	0	0
<b>Rod Myers, L</b> OBP: 0.444, SLG: 0.500 (9, PH)										1	0	1	0	0	0	0
<b>David Howard, S</b> OBP: 0.299, SLG: 0.344 (1, 4)										4	0	2	0	0	0	1

Inning Stats	R: 0	H: 0	E: 0	K: 1	S: 9	R: 0	H: 1	E: 0	K: 1	S: 15	R: 0	H: 0	E: 0	K: 0	S: 5	R: 2	H: 3	E: 1	K: 0	S: 16	R: 0	H: 0	E: 0	K: 1	S: 10	R: 0	H: 2	E: 0	K: 0	S: 10	R: 0	H: 2	E: 0	K: 0	S: 13	R: 0	H: 1	E: 0	K: 0	S: 12	1B: 7	2B: 2	3B: 0	HR: 0	SF: 0	SAC: 0	DP: 1	HBP: 0	WP: 0	PB: 1	SB: 1	CS: 0	PA: 37
<b>Scott Karl, L</b> ERA: 5.25 (1, 1)	IP	WLS	BF	H	R	ER	SO	BB	IBB	HBP	BLK	WP	HR	S	P	ERA	WHIP																																				
<b>Bob Wickman, R</b> ERA: 2.86 (8, 1)	0.1		3	1	0	0	0	1	0	0	0	0	0	10	17	0.00	6.000																																				
<b>Ron Villone, L</b> ERA: 5.06 (8, 1)	1.0		2	0	0	0	0	0	0	0	0	0	0	3	4	0.00	0.000																																				
<b>Doug Jones, R</b> ERA: 2.66 (9, 1)	0.2		3	1	0	0	0	0	0	0	0	0	0	10	13	0.00	1.500																																				

**BOTTOM**

**Milwaukee Brewers @ Kansas City Royals**  
Kauffman Stadium, Kansas City, MO

Tue Jul 15 1997, 7:05 PM CDT  
Att: 15,875 - Unknown - 88 F

livebaseballscorecards.com

<b>AB</b>	<b>35</b>
<b>R</b>	<b>2</b>
<b>H</b>	<b>9</b>
<b>RBI</b>	<b>2</b>
<b>BB</b>	<b>2</b>
<b>SO</b>	<b>3</b>
<b>LOB</b>	<b>16</b>



Batter	1	2	3	4	5	6	7	8	9	AB R H RBI BB SO LOB	TOP																
<b>Bip Roberts, S</b> (1, 7) OBP: 0.366, SLG: 0.413 <b>Ryan Long, R</b> (8, 7)	0-0 G1-3 2B 1B	3-2 FC4-6 1B		1-1 G5-3			2-3 K		1-0 G3 WP HBP	4 2 1 0 0 1 2 0 0 0 0 0 0 0																	
<b>Tom Goodwin, L</b> (1, 8) OBP: 0.310, SLG: 0.337	2-2 G1-3 1-3	2-1 1B		3-2 L7			1-1 G6-3		1-0 G3	5 0 1 2 0 0 2																	
<b>Jay Bell, R</b> (1, 6) OBP: 0.368, SLG: 0.460 <b>David Howard, S</b> (7, 6) OBP: 0.297, SLG: 0.341	1-1 2B	4-1 BB		1-3 K			1-2 G1-3		1-0 G3	3 0 1 1 1 1 0 1 0 0 0 0 0 1																	
<b>Jeff King, R</b> (1, 3) OBP: 0.366, SLG: 0.469 <b>Craig Paquette, R</b> (8, 5) OBP: 0.258, SLG: 0.388	0-3 K	0-3 K		1-1 P6			2-1 F7			4 0 0 0 0 2 3 0 0 0 0 0 0 0																	
<b>Chili Davis, S</b> (1, 10) OBP: 0.405, SLG: 0.502	4-0 IBB		3-1 G6-3		2-2 P5		3-1 1B			3 0 1 0 1 0 0																	
<b>Johnny Damon, L</b> (1, 9) OBP: 0.350, SLG: 0.420	3-2 L7		0-1 G1-3		1-2 P5		0-1 FC6			4 0 0 0 0 0 3																	
<b>29 Mike Sweeney, R</b> (1, 2) OBP: 0.347, SLG: 0.430		0-0 FC4-6 1B 1B	4-1 WP 1B BB		2-1 F9		1-0 F9			3 1 1 0 1 0 2																	
<b>Scott Cooper, L</b> (1, 5) OBP: 0.286, SLG: 0.311		3-2 F8	1-1 WP 1B		2-2 L8		2-1 F8			4 0 1 0 0 0 3																	
<b>Shane Halter, R</b> (1, 4) OBP: 0.395, SLG: 0.278		3-1 FC4-6 1B	3-2 G6-3		0-1 G1-3				1-3 K	4 0 1 0 0 1 2																	
<b>Inning Stats</b>	R: 1 E: 0 K: 1 S: 12	H: 2 LOB: 2 BB: 1 P: 22	R: 2 E: 0 K: 1 S: 16	H: 3 LOB: 2 BB: 1 P: 31	R: 0 E: 0 K: 0 S: 12	H: 1 LOB: 2 BB: 1 P: 23	R: 0 E: 0 K: 1 S: 9	H: 0 LOB: 0 BB: 0 P: 14	R: 0 E: 0 K: 0 S: 8	H: 0 LOB: 0 BB: 0 P: 12	R: 0 E: 0 K: 0 S: 7	H: 0 LOB: 0 BB: 0 P: 11	R: 0 E: 1 K: 1 S: 8	H: 1 LOB: 2 BB: 0 P: 12	R: 0 E: 1 K: 1 S: 9	H: 0 LOB: 1 BB: 0 P: 11	R: 0 E: 0 K: 1 S: 7	H: 0 LOB: 1 BB: 0 P: 11	1B: 6 2B: 1 3B: 0 HR: 0	SF: 0 SAC: 0 DP: 0 HBP: 1	WP: 2 PB: 0 SB: 2 CS: 0	PA: 39					
<b>PITCHER</b>	IP WLS BF H R ER SO BB IBB HBP BLK WP HR S P ERA WHIP																										
<b>Carlos Reyes, R</b> (1, 1) ERA: 4.76	3.0		18	6	3	3	2	2	1	0	0	1	0	40	76	9.00	2.667										
<b>Don Wengert, R</b> (4, 1) ERA: 5.91	4.2	W	16	1	0	0	2	0	0	0	0	0	0	39	62	0.00	0.214										
<b>Tim Kubinski, L</b> (8, 1) ERA:	0.1		1	0	0	0	0	0	0	0	0	0	0	2	4	0.00	0.000										
<b>Gary Haught, R</b> (9, 1) ERA:	1.0		4	0	0	0	1	0	0	1	0	1	0	7	11	0.00	0.000										

Kansas City Royals @ Oakland Athletics  
Oakland-Alameda County Coliseum, Oakland, CA

Wed Jul 16 1997, 7:05 PM PDT  
Att: 8,791 - Unknown - 63 F

AB	35
R	3
H	7
RBI	3
BB	3
SO	5
LOB	18



Batter	1	2	3	4	5	6	7	8	9	AB	R	H	RBI	BB	SO	LOB
Damon Mashore, R OBP: 0.368, SLG: 0.318 (1, 8)	4-2 BB BB BB		1-3 K	4-0 SAFE 1-2 1B BB		3-1 SAFE 1-2 1B HBP	2-3 K			2	2	0	0	2	2	1
Pat Lennon, R OBP: 0.418, SLG: 0.358 (1, 7)	4-2 SAFE 1-2 BB BB		2-3 K	4-1 1-2 2-3 1B HR BB		1-3 SAFE 1-2 K	1-2 G6-3			3	1	0	0	2	2	3
Matt Stairs, L OBP: 0.455, SLG: 0.733 (1, 9)	3-1 P4		4-2 BB	1-0 1-3 2-H 3-H 1B HR		1-2 HBP 1-3 2-H BB 1B	1-1 P5			4	2	2	3	1	0	3
Mark McGwire, R OBP: 0.392, SLG: 0.676 Dave Magadan, L OBP: 0.361, SLG: 0.352 (1, 3) (9, 3)	4-2 1-2 2-3 BB		1-2 P8	2-0 1-H 3-H HR		4-0 BB HBP IBB		1-0 HR		3	2	2	4	2	0	1
Jose Canseco, R OBP: 0.323, SLG: 0.448 (1, 10)	1-3 K			K		2-3 K		0-3 K		5	0	0	0	0	5	6
George Williams, S OBP: 0.385, SLG: 0.374 (1, 2)	2-2 F8					0-1 1B 1B		2-3 K		4	1	1	1	0	2	3
Scott Brosius, R OBP: 0.265, SLG: 0.304 (1, 5)		2-2 G5-3				0-1 1B 1B		2-3 K		4	1	1	1	1	1	0
Scott Spiezio, S OBP: 0.297, SLG: 0.389 (1, 4)		0-1 G5-4-3 1B				0-0 FC5-4 1B		0-1 G4-3		4	0	2	1	0	0	3
Tony Batista, R OBP: 0.265, SLG: 0.364 (1, 6)		1-2 G5-4-3				0-0 FC5-4 1B		4-1 HBP 1B BB		2	2	0	1	2	0	2

Inning Stats	R: 0	H: 0	E: 0	K: 1	S: 16	R: 0	H: 1	E: 0	K: 0	S: 9	R: 0	H: 0	E: 0	K: 2	S: 14	R: 7	H: 5	E: 0	K: 2	S: 15	R: 0	H: 0	E: 0	K: 2	S: 8	R: 3	H: 1	E: 0	K: 1	S: 15	R: 0	H: 0	E: 0	K: 1	S: 10	R: 1	H: 1	E: 0	K: 2	S: 8				
	LOB: 3	BB: 3				LOB: 0	BB: 0				LOB: 1	BB: 1				LOB: 0	BB: 0				LOB: 3	BB: 3					LOB: 1	BB: 1				LOB: 0	BB: 1					LOB: 0	BB: 0					

1B	2B	3B	HR	SF	SAC	DP	HBP	WP	HR	S	P	ERA	WHIP
6	0	0	2	0	0	1	2	0	1	17	33	14.73	3.000

PITCHER	IP	WLS	BF	H	R	ER	SO	BB	IBB	HBP	BLK	WP	HR	S	P	ERA	WHIP
50 José Rosado, L ERA: 3.87 (1, 1)	3.2	L	21	5	6	6	4	6	6	0	0	0	0	50	89	14.73	3.000
Mike Perez, R ERA: 6.0 (4, 1)	1.2		8	1	3	3	4	1	0	1	0	0	1	17	33	16.20	1.200
Jamie Walker, L ERA: 6.3 (6, 1)	0.0		1	1	0	0	0	0	0	0	0	0	0	3	4	∞	∞
Hector Carrasco, R ERA: 3.57 (6, 1)	1.2		9	0	1	1	2	2	1	1	0	0	0	17	38	5.40	1.200
Jeff Montgomery, R ERA: 6.53 (8, 1)	1.0		4	1	1	1	2	0	0	0	0	0	1	8	11	9.00	1.000

BOTTOM

Kansas City Royals @ Oakland Athletics  
Oakland-Alameda County Coliseum, Oakland, CA  
Wed Jul 16 1997, 7:05 PM PDT  
Att. 8,791 - Unknown - 63 F

AB	31
R	11
H	8
RBI	11
BB	10
SO	12
LOB	22



WP	HR	S	P	ERA	WHIP
0	1	17	33	14.73	3.000

Batter	1	2	3	4	5	6	7	8	9	AB R H RBI BB SO LOB	TOP											
Tom Goodwin, L (1, 8) OBP: 0.307, SLG: 0.334 Ryan Long, R (6, 9)	3-2 F8		2-1 G4-3			1-1 G4-3		0-0 F9		3 0 0 0 0 0 0 1 0 0 0 0 0 0	<b>Kansas City Royals @ Oakland Athletics</b> <b>Oakland-Alameda County Coliseum, Oakland, CA</b> Thu Jul 17 1997, 3:33 AM PDT Att: 9,489 - Sunny - 68 F <a href="http://livebaseballscorecards.com">livebaseballscorecards.com</a>											
Rod Myers, L (1, 9) OBP: 0.385, SLG: 0.364 (6, 8)	2-3 K			1-1 P4		1-1 P6		4-2 BB		3 0 0 0 1 1 0												
Jay Bell, R (1, 6) OBP: 0.368, SLG: 0.457 Shane Halter, R (7, PR) OBP: 0.386, SLG: 0.270 (7, 4)	1-2 P5			1-3 K			4-2 1B BB	0-1 G6-3		2 0 0 0 1 1 0 1 1 0 0 0 0 1												
Jeff King, R (1, 3) OBP: 0.366, SLG: 0.468 Craig Paquette, R (7, PR) OBP: 0.257, SLG: 0.387 (7, 5)		1-0 P7		1-2 G6-3			1-0 1B 1B	0-1 L9		3 0 1 0 0 0 0 1 0 0 0 0 0 0												
Chili Davis, S (1, 10) OBP: 0.410, SLG: 0.510		0-0 WP 1B			1-0 F9 G4-3 2B		1-0 G6-3 1B	2-2 P5		4 1 3 1 0 0 0												
Scott Cooper, L (1, 5) OBP: 0.277, SLG: 0.301 (7, 3)		2-1 P8			1-0 F9		2-3 K	0-1 P4		4 0 0 0 0 1 4												
Johnny Damon, L (1, 7) OBP: 0.346, SLG: 0.415		1-3 K			1-0 G4-3		1-1 G6-3			3 0 0 1 0 1 3												
Mike Macfarlane, R (1, 2) OBP: 0.269, SLG: 0.267			3-2 P5		1-2 G5-3			3-2 HR		3 1 1 1 0 0 0												
David Howard, S (1, 4) OBP: 0.291, SLG: 0.333 (7, 6)			1-0 P7			1-0 F7		0-1 G4-3		3 0 0 0 0 0 0												
<b>Inning Stats</b>	R: 0 E: 0 K: 1 S: 10	H: 0 LOB: 0 BB: 0 P: 16	R: 0 E: 0 K: 1 S: 8	H: 1 LOB: 1 BB: 0 P: 12	R: 0 E: 0 K: 0 S: 7	H: 0 LOB: 0 BB: 0 P: 13	R: 0 E: 0 K: 1 S: 10	H: 0 LOB: 0 BB: 0 P: 13	R: 1 E: 0 K: 0 S: 7	H: 1 LOB: 0 BB: 0 P: 11		R: 0 E: 0 K: 0 S: 5	H: 0 LOB: 0 BB: 0 P: 8	R: 1 E: 0 K: 1 S: 9	H: 2 LOB: 2 BB: 1 P: 18	R: 1 E: 0 K: 0 S: 14	H: 1 LOB: 1 BB: 1 P: 21	R: 0 E: 0 K: 0 S: 7	H: 0 LOB: 0 BB: 0 P: 9	1B: 3 2B: 1 3B: 0 HR: 1	SF: 0 SAC: 0 DP: 1 HBP: 0	WP: 1 PB: 0 SB: 0 CS: 0
<b>PITCHER</b>	IP WLS BF H R ER SO BB IBB HBP BLK WP HR S P ERA WHIP																					
Steve Karsay, R (1, 1) ERA: 5.8	6.0 W 23 4 2 2 3 1 0 0 0 1 0 51 83 3.00 0.833																					
Mike Mohler, L (7, 1) ERA: 6.24	1.0 2 0 0 0 1 0 0 0 0 0 0 5 8 0.00 0.000																					
Aaron Small, R (8, 1) ERA: 4.76	2.0 8 1 1 1 0 1 0 0 0 0 1 21 30 4.50 1.000																					

Batter	1	2	3	4	5	6	7	8	9	AB	R	H	RBI	BB	SO	LOB
Mark Bellhorn, S OBP: 0.395, SLG: 0.414 (1, 5)	2-1 G6-3		0-0 B5	0-3 K	2-2 G4-3		0-0 1B			5	0	1	0	0	1	2
Scott Spiezio, S OBP: 0.299, SLG: 0.396 (1, 4)	3-2 L3		2-2 1B HR	0-2 SF8 3B		1-0 F9	1-0 F9			5	2	2	1	0	0	2
Matt Stairs, L OBP: 0.454, SLG: 0.747 (1, 9)	3-2 G3		2-2 HR 1B	2-2 SF8		2-1 HR		3-1 G3		4	2	2	3	0	0	0
Mark McGwire, R OBP: 0.395, SLG: 0.683 (1, 3)		2-1 1B	3-3 K	1-1 BB BB 1B		1-1 WP 2B		0-0 HR		4	1	3	0	0	1	2
Pat Lennon, R OBP: 0.425, SLG: 0.412 (7, 7)										1	1	1	1	0	0	0
Jason Giambi, L OBP: 0.365, SLG: 0.500 (1, 7)		2-3 K	2-1 HR	4-0 BB BB		2-1 G3		3-3 K		4	1	1	3	1	2	2
(7, 3)			1-H 2-H	1-2 BB		2-3										
Dave Magadan, L OBP: 0.395, SLG: 0.368 (1, 10)		2-0 1B	2-2 HR HBP	4-1 1-2 2-3 BB		1-2 G5-3		2-2 2B		3	1	2	1	1	0	1
Scott Brosius, R OBP: 0.264, SLG: 0.311 (1, 8)		1-0 F8	2-0 HR	2-2 F7			3-1 L7	3-3 K		5	1	1	2	0	1	5
Tony Batista, R OBP: 0.257, SLG: 0.352 (1, 6)		1-2 P8	1-2 G6-3		2-2 L8		0-1 G4-3			4	0	0	0	0	0	1
Brent Mayne, L OBP: 0.288, SLG: 0.319 (1, 2)			3-1 1B 1B	1-2 3B 2B		1-2 G6-3		1-1 1B 1B		4	2	3	0	0	0	0

Inning Stats	R: 0	H: 0	E: 0	K: 10	S: 10	R: 1	H: 2	E: 0	K: 12	S: 12	R: 6	H: 5	E: 0	K: 1	S: 22	R: 2	H: 3	E: 0	K: 1	S: 21	R: 0	H: 0	E: 0	K: 11	S: 11	R: 1	H: 2	E: 0	K: 11	S: 11	R: 0	H: 2	E: 0	K: 8	S: 8	R: 1	H: 2	E: 0	K: 13	S: 13		
	LOB: 0	BB: 18				LOB: 1	BB: 0				LOB: 0	BB: 39				LOB: 3	BB: 3				LOB: 0	BB: 16				LOB: 2	BB: 13				LOB: 1	BB: 0				LOB: 2	BB: 13				LOB: 1	BB: 24

PITCHER	IP	WLS	BF	H	R	ER	SO	BB	IBB	HBP	BLK	WP	HR	S	P	ERA	WHIP
Tim Belcher, R ERA: 4.8 (1, 1)	3.1	L	20	9	9	9	3	0	0	1	0	0	2	54	88	24.30	2.700
Jamie Walker, L ERA: 5.96 (4, 1)	2.2		13	3	1	1	0	2	0	0	0	1	1	33	58	3.38	1.875
Larry Casian, L ERA: 6.0 (7, 1)	1.0		5	2	0	0	0	0	0	0	0	0	0	8	13	0.00	2.000
Hector Carrasco, R ERA: 3.67 (8, 1)	1.0		5	2	1	1	2	0	0	0	0	0	1	13	24	9.00	2.000

**BOTTOM**

**Kansas City Royals @ Oakland Athletics**  
Oakland-Alameda County Coliseum, Oakland, CA

Thu Jul 17 1997, 3:33 AM PDT  
Att. 9,489 - Sunny - 68 F

AB	39
R	11
H	16
RBI	11
BB	2
SO	5
LOB	15



1B	2B	3B	HR	SF	SAC	DP	HBP	WP	HR	S	P	ERA	WHIP
7	4	1	4	1	0	0	1	1	1	13	24	9.00	2.000

Batter	1	2	3	4	5	6	7	8	9	AB R H RBI BB SO LOB	TOP									
<b>Bip Roberts, S</b> OBP: 0.370, SLG: 0.417 (1, 7)	2-3 K		2-2 S 1B		0-1 G6-3		0-2 1B		0-1 1B	5 0 3 0 0 1 0	<b>Kansas City Royals @ Seattle Mariners</b> The Kingdome, Seattle, WA Fri Jul 18 1997, 10:05 PM EDT Att. 34,968 - Dome - 68 F									
<b>Shane Halter, R</b> OBP: 0.367, SLG: 0.333 (1, 8)	0-0 HR		0-3 K		1-3 K		0-3 K		2-3 K	5 1 1 1 0 4 4										
<b>Jay Bell, R</b> OBP: 0.366, SLG: 0.452 (1, 6)	0-2 K		2-2 F8		4-2 S BB			0-1 F8	2-1 F8	4 0 0 0 1 1 3										
<b>Jeff King, R</b> OBP: 0.365, SLG: 0.464 (1, 3)	3-3 K			2-2 G6-3	2-3 K			4-2 2B 29 G6-3 BB		3 1 0 0 1 2 1										
<b>Chili Davis, S</b> OBP: 0.414, SLG: 0.521 <b>Johnny Damon, L</b> OBP: 0.346, SLG: 0.415 (8, PR)				3-1 29 G5-3 1B		0-3 K		1-0 29 G6-3 2B		4 1 3 0 0 1 0 0 0 0 0 0 0 0										
<b>29 Mike Sweeney, R</b> OBP: 0.333, SLG: 0.411 (1, 2)				0-2 G5-3		1-3 K		1-1 G6-3		4 0 0 1 0 2 3										
<b>Craig Paquette, R</b> OBP: 0.257, SLG: 0.385 (1, 5)				1-1 E 1B		1-0 G1		1-3 K		4 1 1 1 0 2 3										
<b>Ryan Long, R</b> OBP: 0.333, SLG: 0.200 (1, 9)				0-0 E8 1B			1-3 K		1-3 K	4 0 1 1 0 2 1										
<b>David Howard, S</b> OBP: 0.290, SLG: 0.326 <b>Tom Goodwin, L</b> OBP: 0.307, SLG: 0.334 (9, PR)				2-0 F7			2-2 F8		4-2 1B BB	3 0 0 0 1 1 1 0 0 0 0 0 0 0										
<b>Inning Stats</b>	R: 1 E: 0 K: 3 S: 13	H: 1 LOB: 0 BB: 0 P: 18	R: 0 E: 0 K: 2 S: 12	H: 1 LOB: 1 BB: 0 P: 16	R: 0 E: 0 K: 2 S: 12	H: 3 LOB: 1 BB: 0 P: 20	R: 0 E: 0 K: 2 S: 11	H: 0 LOB: 1 BB: 1 P: 18	R: 0 E: 0 K: 2 S: 7	H: 0 LOB: 0 BB: 0 P: 9		R: 0 E: 0 K: 2 S: 14	H: 1 LOB: 1 BB: 0 P: 17	R: 1 E: 0 K: 1 S: 11	H: 1 LOB: 2 BB: 1 P: 18	R: 0 E: 0 K: 2 S: 14	H: 1 LOB: 2 BB: 1 P: 23	1B: 6 2B: 2 3B: 0 HR: 1	SF: 0 SAC: 0 DP: 0 HBP: 0	WP: 0 PB: 0 SB: 2 CS: 0
<b>PITCHER</b> <b>Randy Johnson, L</b> ERA: 2.33 (1, 1)	IP: 9.0 WLS: W BF: 39 H: 9 R: 4 ER: 4 SO: 16 BB: 3 IBB: 0 HBP: 0 BLK: 0 WP: 0 HR: 1 S: 106 P: 155 ERA: 4.00 WHIP: 1.333																			

livebaseballscorecards.com

<b>AB</b>	<b>36</b>
<b>R</b>	<b>4</b>
<b>H</b>	<b>9</b>
<b>RBI</b>	<b>4</b>
<b>BB</b>	<b>3</b>
<b>SO</b>	<b>16</b>
<b>LOB</b>	<b>16</b>



Batter	1	2	3	4	5	6	7	8	9
Joey Cora, S OBP: 0.396, SLG: 0.510 (1, 4)	0-0 L8	3-1 L9		1-0 BB 1-2 1B		1-0 G3		2-2 G3-6-3	
Alex Rodriguez, R OBP: 0.354, SLG: 0.503 (1, 6)	3-2 E5 S BB 1B		2-2 G5-3	4-1 1B 1-2 BB 2-3		1-2 P4			
Ken Griffey Jr., L OBP: 0.379, SLG: 0.622 (1, 8)	4-2 1B S BB		1-2 1B	3-2 FC1-6 1-3 2-H 3-H			0-1 L4		
Edgar Martinez, R OBP: 0.451, SLG: 0.539 (1, 10)	3-1 BB 1B		1-0 L8	3-1 FC1-6 1-2f			0-0 G5-3 1B		
Jay Buhner, R OBP: 0.389, SLG: 0.512 (1, 9)	4-2 G4-6-3 BB		3-3 K		2-1 L4		0-0 G5-3		
Paul Sorrento, L OBP: 0.346, SLG: 0.514 (1, 3)	1-2 G4-6-3 1-2f			3-2 G4-3	4-2 BB		4-0 IBB		
Dan Wilson, R OBP: 0.342, SLG: 0.438 (1, 2)			0-1 G4-3	1-1 G5-3 1B HBP	0-0 L7		0-0 G5-3		
Russ Davis, R OBP: 0.350, SLG: 0.526 (1, 5)			0-0 2B	3-1 G5-3	3-1 G5-3		4-2 G3-6-3 BB		
José Cruz Jr., S OBP: 0.317, SLG: 0.544 (1, 7)		2-0 F7		2-0 BB 1B 1B		1-0 F9		0-3 K	
Rob Ducey, L OBP: 0.311, SLG: 0.434 (9, 7)									

Inning Stats	R: 2	H: 1	E: 1	LOB: 1	K: 0	P: 30	R: 0	H: 1	E: 0	LOB: 1	K: 0	P: 11	R: 0	H: 1	E: 0	LOB: 1	K: 1	P: 18	R: 3	H: 3	E: 0	LOB: 2	K: 0	P: 14	R: 0	H: 0	E: 0	LOB: 1	K: 0	P: 16	R: 0	H: 0	E: 0	LOB: 0	K: 0	P: 9	R: 0	H: 1	E: 0	LOB: 2	K: 0	P: 9	R: 0	H: 0	E: 0	LOB: 0	K: 1	P: 15
--------------	------	------	------	--------	------	-------	------	------	------	--------	------	-------	------	------	------	--------	------	-------	------	------	------	--------	------	-------	------	------	------	--------	------	-------	------	------	------	--------	------	------	------	------	------	--------	------	------	------	------	------	--------	------	-------

PITCHER	IP	WLS	BF	H	R	ER	SO	BB	IBB	HBP	BLK	WP	HR	S	P	ERA	WHIP
Ricky Bones, R ERA: 8.51 (1, 1)	3.2	L	20	5	5	4	1	3	0	1	0	0	0	41	82	9.82	2.182
Larry Casian, L ERA: 5.4 (4, 1)	2.1		9	1	0	0	0	1	0	0	0	0	0	18	36	0.00	0.857
Gregg Olson, R ERA: 10.57 (7, 1)	2.0		8	1	0	0	1	1	1	0	0	0	0	14	24	0.00	1.000

**BOTTOM**

**Kansas City Royals @ Seattle Mariners**  
The Kingdome, Seattle, WA

Fri Jul 18 1997, 10:05 PM EDT  
Att. 34,968 - Dome - 68 F

AB	R	H	RBI	BB	SO	LOB
5	1	1	0	0	0	2
3	1	0	0	1	0	0
3	1	2	2	1	0	0
4	0	2	2	0	0	3
3	0	0	0	1	1	2
2	0	0	0	2	0	2
3	1	0	0	0	0	3
3	0	1	0	1	0	2
4	1	1	1	0	1	2
0	0	0	0	0	0	0

AB	30
R	5
H	7
RBI	5
BB	6
SO	2
LOB	16

WP: 0 PA: 37  
PB: 0 SB: 2  
CS: 0



PITCHER	IP	WLS	BF	H	R	ER	SO	BB	IBB	HBP	BLK	WP	HR	S	P	ERA	WHIP
---------	----	-----	----	---	---	----	----	----	-----	-----	-----	----	----	---	---	-----	------

Batter	1	2	3	4	5	6	7	8	9	AB R H RBI BB SO LOB	TOP																									
<b>Bip Roberts, S</b> (1, 7) OBP: 0.367, SLG: 0.410	4-2 FC6-4 BB		0-1 L4		1-2 P6			1-1 G4-3	2-2 G6-3	4 0 0 0 1 0 1																										
<b>Tom Goodwin, L</b> (1, 8) OBP: 0.309, SLG: 0.344	1-2 FC6-4 HBP 1-2f		2-3 K			1-2 F7		0-1 IHR	0-0 BB 1B SF8 1B	5 2 2 1 0 1 1																										
<b>Jay Bell, R</b> (1, 6) OBP: 0.372, SLG: 0.463	1-0 F8-4 HBP 1-2			4-2 BB		2-2 G5-3		3-1 HR	1-2 SF8 BB 1B	3 2 2 1 1 0 0																										
<b>Chili Davis, S</b> (1, 10) OBP: 0.417, SLG: 0.517 <b>Ryan Long, R</b> (9, PR) OBP: 0.333, SLG: 0.200	2-0 F8-4 1-2		0-0 L7		4-1 FC5-4 BB		4-1 BB 2B BB	4-1 1B 2B BB	4-1 1B 2B BB	2 1 0 0 3 0 3 0 1 0 0 0 0 0																										
<b>Jeff King, R</b> (1, 3) OBP: 0.365, SLG: 0.461		4-0 FC4-6 BB		1-2 F7		3-2 FC5-4 1-2f		4-0 2B BB	0-0 SF8	2 1 0 1 2 0 2																										
<b>Scott Cooper, L</b> (1, 5) OBP: 0.279, SLG: 0.302 <b>Craig Paquette, R</b> (8, PH) OBP: 0.262, SLG: 0.394 (8, 5)		1-1 F7		1-2 G4-3			3-2 1B	2-1 29 1B 2B	0-0 2B 1B	3 0 1 0 0 0 2 2 2 2 3 0 0 0																										
<b>Johnny Damon, L</b> (1, 9) OBP: 0.342, SLG: 0.410 <b>Shane Halter, R</b> (8, PH) OBP: 0.373, SLG: 0.364 (8, 9)		0-0 FC4-6 1-2f			2-1 F9		1-2 F9	K	2-0 2B	3 0 0 0 0 0 2 2 0 1 2 0 1 1	AB 35 R 9 H 10 RBI 9 BB 7 SO 3 LOB 17																									
<b>29 Mike Sweeney, R</b> (1, 2) OBP: 0.327, SLG: 0.400		2-2 P6			0-0 L9		1-1 P3	2-1 1B	2-1 G5-3	5 0 1 1 0 0 3																										
<b>David Howard, S</b> (1, 4) OBP: 0.289, SLG: 0.331			1-1 L7		1-2 2B		1-0 G4-3	1-3 K		4 0 1 0 0 1 2																										
<b>Inning Stats</b>	R: 0 E: 0 K: 0 S: 7	H: 0 LOB: 1 BB: 1 P: 15	R: 0 E: 0 K: 0 S: 6	H: 0 LOB: 1 BB: 1 P: 13	R: 0 E: 0 K: 1 S: 7	H: 0 LOB: 0 BB: 0 P: 10	R: 0 E: 0 K: 0 S: 12	H: 0 LOB: 1 BB: 1 P: 18	R: 0 E: 0 K: 0 S: 9	H: 1 LOB: 1 BB: 0 P: 13	R: 0 E: 0 K: 0 S: 10	H: 0 LOB: 1 BB: 1 P: 20	R: 0 E: 0 K: 0 S: 11	H: 1 LOB: 1 BB: 0 P: 17	R: 5 E: 0 K: 2 S: 17	H: 4 LOB: 1 BB: 2 P: 37	R: 4 E: 0 K: 0 S: 13	H: 4 LOB: 1 BB: 1 P: 24	1B: 5 2B: 4 3B: 0 HR: 2	SF: 1 SAC: 0 DP: 1 HBP: 1	WP: 0 PB: 0 SB: 0 CS: 0	PA: 44														
<b>PITCHER</b>	IP WLS BF H R ER SO BB IBB HBP BLK WP HR S P ERA WHIP																																			
<b>Bob Wolcott, R</b> (1, 1) ERA: 5.02	7.1		30	4	2	2	1	4	0	1	0	0	1	68	116	2.46	1.091																			
<b>Omar Olivares, R</b> (8, 1) ERA: 4.85	0.0		2	0	0	0	0	2	0	0	0	0	0	1	9	∞	∞																			
<b>Norm Charlton, L</b> (8, 1) ERA: 8.04	0.1		3	2	3	3	1	0	0	0	0	0	0	7	14	81.00	6.000																			
<b>Bobby Ayala, R</b> (8, 1) ERA: 5.04	1.1	L	9	4	4	4	1	1	0	0	0	0	0	16	28	27.00	3.750																			

**Kansas City Royals @ Seattle Mariners**  
The Kingdome, Seattle, WA  
Sat Jul 19 1997, 10:05 PM EDT  
Att. 49,776 - Dome - 68 F

livebaseballscorecards.com





Batter	1	2	3	4	5	6	7	8	9	AB	R	H	RBI	BB	SO	LOB
Joey Cora, S OBP: 0.398, SLG: 0.511 (1, 4)	1-2 1B		3-1 FC5-4 HR	2-1 1B		2-0 1B		1-3 K		5	1	3	1	0	1	1
Alex Rodriguez, R OBP: 0.355, SLG: 0.510 (1, 6)	2-1 F8		1-2 HR	1-1 F8		2-2 1B		2-2 L9		5	1	2	3	0	0	3
Ken Griffey Jr., L OBP: 0.377, SLG: 0.615 (1, 8)	1-0 F7		4-1 FC6-4 BB		0-0 L8	2-2 G3			0-0 G3	4	0	0	0	1	0	3
Edgar Martinez, R OBP: 0.448, SLG: 0.533 (1, 10)	1-3 K		0-0 FC6-4		2-2 L7		4-1 1B BB		3-1 G5-3	4	0	0	0	1	1	2
Jay Buhner, R OBP: 0.389, SLG: 0.519 (1, 9)		0-0 P5		3-2 SH1-4 1B BB	1-0 HR		0-3 K		1-3 K	5	2	2	1	0	2	1
Dan Wilson, R OBP: 0.341, SLG: 0.434 (1, 2)		1-1 L4		4-0 1B SH1-4 BB	1-3 K		2-3 K			3	1	0	0	1	2	1
Mike Blowers, R OBP: 0.343, SLG: 0.404 (1, 3)		3-2 K		0-0 SH1-4		1-2 G5-3	1-2 1B			3	0	1	0	0	1	0
Russ Davis, R OBP: 0.352, SLG: 0.526 (1, 5)			2-0 FC5-4 1B	2-2 1B		3-2 F8	1-3 K			4	0	2	1	0	1	2
Rich Amaral, R OBP: 0.315, SLG: 0.311 (1, 7)			2-3 K	2-2 P3		0-0 1B 1B		0-3 K		3	1	1	0	0	1	3
Rob Ducey, L OBP: 0.308, SLG: 0.429 (8, PH) (9, 7)										1	0	0	0	0	1	0

Inning Stats	R: 0	H: 1	E: 0	K: 1	S: 9	H: 0	LOB: 0	BB: 0	P: 10	R: 2	H: 2	E: 0	K: 1	S: 13	H: 2	LOB: 1	BB: 1	P: 25	R: 2	H: 3	E: 0	K: 0	S: 14	H: 1	LOB: 0	BB: 0	P: 12	R: 1	H: 3	E: 0	K: 1	S: 8	R: 1	H: 3	E: 0	K: 1	S: 15	R: 0	H: 1	E: 0	K: 3	S: 15	R: 0	H: 0	E: 0	K: 2	S: 9	R: 0	H: 0	E: 0	K: 1	S: 7	R: 0	H: 0	E: 0	K: 1	S: 7	1B: 9	SF: 0	2B: 0	SAC: 1	3B: 0	DP: 0	HR: 2	HBP: 0	WP: 0	PA: 41
PITCHER	IP	WLS	BF	H	R	ER	SO	BB	IBB	HBP	BLK	WP	HR	S	P	ERA	WHIP																																																		
Glendon Rusch, L ERA: 5.67 (1, 1)	5.2		28	9	6	6	4	2	0	0	0	0	2	58	103	9.53	1.941																																																		
Mike Perez, R ERA: 5.14 (6, 1)	1.0		6	2	0	0	2	1	0	0	0	0	0	18	29	0.00	3.000																																																		
Hector Carrasco, R ERA: 3.64 (7, 1)	0.1		1	0	0	0	1	0	0	0	0	0	0	4	5	0.00	0.000																																																		
Jeff Montgomery, R ERA: 6.12 (8, 1)	2.0	W	6	0	0	0	3	0	0	0	0	0	0	16	23	0.00	0.000																																																		

BOTTOM

Kansas City Royals @ Seattle Mariners  
The Kingdom, Seattle, WA  
Sat Jul 19 1997, 10:05 PM EDT  
Att: 49,776 - Dome - 68 F

livebaseballscores.com

AB	37
R	6
H	11
RBI	6
BB	3
SO	10
LOB	16



Batter	1	2	3	4	5	6	7	8	9	AB R H RBI BB SO LOB	TOP
<b>Bip Roberts, S</b> (1, 7) <small>OBP: 0.365, SLG: 0.408</small> <b>Ryan Long, R</b> (7, 9) <small>OBP: 0.333, SLG: 0.200</small> <b>Rod Myers, L</b> (9, PH) <small>OBP: 0.357, SLG: 0.333</small>	1-0  SH3 1B	0-2  L8			1-1  F9		2-3  K		1-3  K	4 1 1 0 0 1 2 0 0 0 0 0 0 0 1 0 0 0 0 1 0	
<b>Shane Halter, R</b> (1, 9) <small>OBP: 0.364, SLG: 0.354</small> (7, 7) (8, 4)	0-1  SH3 1B	2-2  P3			0-0  G5-3		1-2  1B HR 1B		1-1  L9	4 1 1 0 0 0 2	
<b>Jay Bell, R</b> (1, 6) <small>OBP: 0.373, SLG: 0.463</small>	0-1  2B FC5-2 1B				1-1  G6-3		0-1  1B HR 1B			4 1 2 1 0 0 0	
<b>Chili Davis, S</b> (1, 10) <small>OBP: 0.418, SLG: 0.532</small>	0-2  FC5-2 2B					1-2  G5-3		3-2  1B HR 1B		4 1 2 3 0 1 0	
<b>Jeff King, R</b> (1, 3) <small>OBP: 0.364, SLG: 0.457</small>	1-1  FC5-2 2B					1-3  K		2-0  F8		3 0 0 0 1 1 2	
<b>Craig Paquette, R</b> (1, 5) <small>OBP: 0.283, SLG: 0.393</small> <b>Johnny Damon, L</b> (8, PH) <small>OBP: 0.341, SLG: 0.408</small> (8, 7)	0-0  P4					1-2  1B		2-2  G4-3		3 0 1 0 0 1 3 1 0 0 0 0 0 0	
<b>Mike Macfarlane, R</b> (1, 2) <small>OBP: 0.270, SLG: 0.288</small> <b>Scott Cooper, L</b> (8, PH) <small>OBP: 0.277, SLG: 0.299</small> <b>29 Mike Sweeney, R</b> (8, 2) <small>OBP: 0.327, SLG: 0.400</small>		1-2  G5-3			1-3  K		0-0  1B		3-3  K	3 0 1 0 0 1 0 1 0 0 0 0 1 0 0 0 0 0 0 0 0	
<b>David Howard, S</b> (1, 4) <small>OBP: 0.288, SLG: 0.324</small> (8, 5)		4-2  1B BB			1-0  L6		1-3  K		2-3  K	3 0 0 0 1 2 2	
<b>Tom Goodwin, L</b> (1, 8) <small>OBP: 0.308, SLG: 0.343</small>		1-2  1B			2-1  F8		1-1  L6		0-1  G5-3	4 0 1 0 0 0 0	
<b>Inning Stats</b>	R: 1 H: 3 E: 0 LOB: 2 K: 0 BB: 0 S: 11 P: 13	R: 0 H: 1 E: 0 LOB: 2 K: 0 BB: 1 S: 17 P: 25	R: 0 H: 0 E: 0 LOB: 1 K: 2 BB: 1 S: 10 P: 17	R: 0 H: 0 E: 0 LOB: 0 K: 1 BB: 0 S: 6 P: 10	R: 0 H: 0 E: 0 LOB: 0 K: 0 BB: 0 S: 5 P: 7	R: 0 H: 2 E: 0 LOB: 2 K: 2 BB: 0 S: 13 P: 17	R: 3 H: 3 E: 0 LOB: 0 K: 1 BB: 0 S: 17 P: 26	R: 0 H: 0 E: 0 LOB: 0 K: 2 BB: 0 S: 11 P: 18	R: 0 H: 0 E: 0 LOB: 0 K: 1 BB: 0 S: 7 P: 9	1B: 7 SF: 0 2B: 1 SAC: 1 3B: 0 DP: 0 HR: 1 HBP: 0	WP: 0 PA: 38 PB: 0 SB: 0 CS: 0
<b>PITCHER</b> <b>Jamie Moyer, L</b> (1, 1) <small>ERA: 4.74</small> <b>Bob Wells, R</b> (7, 1) <small>ERA: 6.0</small>	IP WLS BF H R ER SO BB IBB HBP BLK WP HR S P ERA WHIP 6.2 W 31 9 4 4 6 2 0 0 0 0 0 1 78 112 5.40 1.650					IP WLS BF H R ER SO BB IBB HBP BLK WP HR S P ERA WHIP 2.1 S 7 0 0 0 3 0 0 0 0 0 0 0 19 30 0.00 0.000					

**Kansas City Royals @ Seattle Mariners**  
 The Kingdome, Seattle, WA  
 Sun Jul 20 1997, 6:33 AM EDT  
 Att. 42,816 - Dome - 68 F

livebaseballscorecards.com

**AB 35**  
**R 4**  
**H 9**  
**RBI 4**  
**BB 2**  
**SO 9**  
**LOB 11**



Batter	1	2	3	4	5	6	7	8	9	AB	R	H	RBI	BB	SO	LOB	BOTTOM
<b>Joey Cora, S</b> OBP: 0.394, SLG: 0.506 (1, 4)	2-1 F9	2-2 G3-1		0-0 G3-1		2-3 K				4	0	0	0	0	1	4	<b>Kansas City Royals @ Seattle Mariners</b> The Kingdom, Seattle, WA Sun Jul 20 1997, 6:33 AM EDT Att: 42,816 - Dome - 68 F <a href="http://livebaseballscorecards.com">livebaseballscorecards.com</a>
<b>Alex Rodriguez, R</b> OBP: 0.357, SLG: 0.508 (1, 6)	1-3 K		2-3 K		1-2 S 1B BB	4-2 CS BB				3	1	1	0	1	2	0	
<b>Ken Griffey Jr., L</b> OBP: 0.374, SLG: 0.608 (1, 8)	3-3 K		3-2 P5		2-3 1 SAFE K	1-0 CS	0-0 G3-1			4	0	0	0	0	2	1	
<b>Edgar Martinez, R</b> OBP: 0.449, SLG: 0.534 (1, 10)		1-2 WP 1B 2B	3-1 F7		1 SAFE 1B BB	4-2 1B BB	1-0 G1-3			3	2	1	0	1	0	0	
<b>Jay Buhner, R</b> OBP: 0.393, SLG: 0.519 (1, 9)		4-1 1B WP BB		3-3 K	1-2 1B BB		4-2 BB			2	1	1	1	2	1	0	
<b>Paul Sorrento, L</b> OBP: 0.345, SLG: 0.521 (1, 3)		2-2 K		0-0 HR	1-3 2-H 1B		2-3 K			4	1	1	1	0	3	5	
<b>Dan Wilson, R</b> OBP: 0.346, SLG: 0.437 (1, 2)		1-0 G4-3 BB		4-1 S BB	1-2 FC6-4 1B		2-3 K			3	0	2	2	1	1	0	
<b>Russ Davis, R</b> OBP: 0.351, SLG: 0.521 (1, 5)		4-1 G4-3 BB		1-3 K BB	0-0 FC6-4		1-3 K			3	0	0	0	1	2	3	
<b>José Cruz Jr., S</b> OBP: 0.315, SLG: 0.533 <b>Rob Ducey, L</b> OBP: 0.308, SLG: 0.429 (1, 7) (9, 7)		0-0 G4-3		4-0 BB		1-0 G3-1		2-2 P5		3	0	0	1	1	0	2	
<b>Inning Stats</b>	R: 0 E: 0 K: 2 S: 11	H: 0 LOB: 0 BB: 0 P: 17	R: 2 E: 0 K: 1 S: 16	H: 2 LOB: 2 BB: 2 P: 30	R: 0 E: 0 K: 1 S: 9	H: 0 LOB: 0 BB: 0 P: 17	R: 1 E: 0 K: 2 S: 9	H: 1 LOB: 2 BB: 2 P: 21	R: 2 E: 0 K: 2 S: 24	H: 3 LOB: 2 BB: 1 P: 34	R: 0 E: 0 K: 1 S: 11	H: 0 LOB: 0 BB: 1 P: 19	R: 0 E: 0 K: 1 S: 7	H: 0 LOB: 1 BB: 1 P: 14	R: 0 E: 0 K: 2 S: 12	H: 0 LOB: 0 BB: 0 P: 17	
<b>PITCHER</b>	IP WLS BF H R ER SO BB IBB HBP BLK WP HR S P ERA WHIP																WP: 1 PA: 37 PB: 0 SB: 2 CS: 1
<b>Kevin Appier, R</b> ERA: 3.18 (1, 1)	4.1 L	23	5	5	5	7	5	0	0	0	0	0	0	0	0	0	
<b>Jamie Walker, L</b> ERA: 5.87 (5, 1)	0.1	1	0	0	0	1	0	0	0	0	0	4	5	0.00	0.000		
<b>Gregg Olson, R</b> ERA: 9.72 (5, 1)	1.1	5	1	0	0	1	1	0	0	0	0	17	26	0.00	1.500		
<b>Larry Casian, L</b> ERA: 5.18 (7, 1)	1.0	4	0	0	0	1	1	0	0	0	0	7	14	0.00	1.000		
<b>Hector Carrasco, R</b> ERA: 3.58 (8, 1)	1.0	3	0	0	0	2	0	0	0	0	0	12	17	0.00	0.000		

**Kansas City Royals @ Seattle Mariners**  
 The Kingdom, Seattle, WA  
 Sun Jul 20 1997, 6:33 AM EDT  
 Att: 42,816 - Dome - 68 F

**AB 29**  
**R 5**  
**H 6**  
**RBI 5**  
**BB 7**  
**SO 12**  
**LOB 15**



Batter	1	2	3	4	5	6	7	8	9	AB R H RBI BB SO LOB	TOP											
<b>Bip Roberts, S</b> (1, 7) OBP: 0.362, SLG: 0.403	2-2 F9		0-1 G4-3		0-1 L9	1-1 1B			2-2 G5-3	5 0 1 0 0 0 1												
<b>Shane Halter, R</b> (1, 5) OBP: 0.356, SLG: 0.365 <b>Scott Cooper, L</b> (9, PH) OBP: 0.275, SLG: 0.297	0-1 G4-3		2-1 F8 2B		3-3 K	0-0 B1-3			2-3 K	4 0 1 0 0 1 3 1 0 0 0 0 1 0												
<b>Jay Bell, R</b> (1, 6) OBP: 0.374, SLG: 0.460	4-2 BB		0-2 F8 2-3		4-1 1B BB			1-0 G6-3		2 0 0 0 2 0 1												
<b>Chili Davis, S</b> (1, 10) OBP: 0.416, SLG: 0.527	1-0 L6		3-1 G6-3		0-0 1-2 2-H 1B			0-0 G6-3		4 0 1 1 0 0 2												
<b>Jeff King, R</b> (1, 3) OBP: 0.363, SLG: 0.454					1-0 L8			2-2 G5-3		4 0 1 0 0 0 2												
<b>Jose Offerman, S</b> (1, 4) OBP: 0.372, SLG: 0.424					1-2 G6-3			1-1 G6-3		4 1 1 0 0 0 1												
<b>29 Mike Sweeney, R</b> (1, 2) OBP: 0.333, SLG: 0.408					0-0 WP 2B			1-3 K		3 0 1 0 1 1 1												
<b>Johnny Damon, L</b> (1, 9) OBP: 0.343, SLG: 0.407					3-0 CS 2-3 HBP			0-2 G1-3		3 0 1 0 0 0 1												
<b>Tom Goodwin, L</b> (1, 8) OBP: 0.310, SLG: 0.345					0-2 CS 1-2			1-3 K		4 1 2 1 0 1 2												
<b>Inning Stats</b>	R: 0 E: 0 K: 0 S: 10	H: 0 LOB: 1 BB: 1 P: 17	R: 0 E: 0 K: 0 S: 10	H: 2 LOB: 2 BB: 1 P: 18	R: 0 E: 0 K: 0 S: 9	H: 1 LOB: 1 BB: 0 P: 14	R: 0 E: 0 K: 0 S: 7	H: 1 LOB: 1 BB: 0 P: 12	R: 1 E: 0 K: 1 S: 12	H: 2 LOB: 2 BB: 1 P: 20	R: 0 E: 0 K: 0 S: 5	H: 0 LOB: 0 BB: 0 P: 8	R: 0 E: 0 K: 1 S: 8	H: 0 LOB: 0 BB: 0 P: 10	R: 0 E: 0 K: 2 S: 10	H: 0 LOB: 0 BB: 0 P: 15	1B: 7 2B: 2 3B: 0 HR: 0	SF: 0 SAC: 0 DP: 1 HBP: 1	WP: 2 PB: 0 SB: 1 CS: 1	PA: 39		
<b>PITCHER</b>	IP WLS BF H R ER SO BB IBB HBP BLK WP HR S P ERA WHIP																					
<b>Rich Robertson, L</b> (1, 1) ERA: 5.11	5.2		28	9	2	2	1	3	0	1	0	2	0	61	102	3.18	2.118					
<b>Greg Swindell, L</b> (6, 1) ERA: 3.73	2.1	W	7	0	0	0	1	0	0	0	0	0	0	14	19	0.00	0.000					
<b>Rick Aguilera, R</b> (9, 1) ERA: 3.83	1.0	S	3	0	0	0	2	0	0	0	0	0	0	10	15	0.00	0.000					

**Kansas City Royals @ Minnesota Twins**  
 Hubert H. Humphrey Metrodome, Minneapolis, MN

Tue Jul 22 1997, 8:05 PM EDT  
 Att. 14,232 - Dome - 70 F

AB	34
R	2
H	9
RBI	2
BB	3
SO	4
LOB	14



Batter	1	2	3	4	5	6	7	8	9	AB	R	H	RBI	BB	SO	LOB	BOTTOM				
<b>Chuck Knoblauch, R</b> (1, 4) OBP: 0.412, SLG: 0.425	3-2 F9 S G6-3 HBP		0-1 1B		1-2 FC4-6 HBP		1 SAFE 1 SAFE 4-0 1-2 BB			1	1	1	0	1	0	0	<b>Kansas City Royals @ Minnesota Twins</b> Hubert H. Humphrey Metrodome, Minneapolis, MN Tue Jul 22 1997, 8:05 PM EDT Att: 14,232 - Dome - 70 F <a href="http://livebaseballscorecards.com">livebaseballscorecards.com</a>				
<b>Pat Meares, R</b> (1, 6) OBP: 0.326, SLG: 0.439	1-1 F9 1-3		1-1 F7		0-0 FC4-6 1-2f		0-0 P3			4	0	0	0	0	0	5					
<b>Paul Molitor, R</b> (1, 10) OBP: 0.354, SLG: 0.423	0-0 G6-3			2-1 G4-3		2-3 K		3-2 G3		4	0	0	1	0	1	0					
<b>Terry Steinbach, R</b> (1, 2) OBP: 0.337, SLG: 0.446	2-3 K			0-0 F9 2B		1-2 L9-3 1B		0-1 1B 1B		4	0	3	0	0	1	0					
<b>Ron Coomer, R</b> (1, 5) OBP: 0.346, SLG: 0.462		2-2 G6-4-3 1B		2-2 F9		0-0 L9-3		1-0 1B 1B		4	0	2	0	0	0	2					
<b>Marty Cordova, R</b> (1, 7) OBP: 0.326, SLG: 0.439		0-1 G6-4-3 1-2f		2-3 K			0-0 1B FC4-6 1B		0-2 L3	4	1	1	0	0	1	4					
<b>Roberto Kelly, R</b> (1, 9) OBP: 0.347, SLG: 0.434		1-3 K			1-0 HR		1 SAFE 1 SAFE 0-2 F9		1-3 K	4	1	1	1	0	2	3					
<b>Greg Colbrunn, R</b> (1, 3) OBP: 0.317, SLG: 0.426			1-2 G1-6-3		2-2 G5-3		1 SAFE 1 SAFE 0-1 FC4-6 1-3 1B			3	0	1	0	0	0	0					
<b>Darrin Jackson, R</b> (1, 8) OBP: 0.245, SLG: 0.340			0-2 G6-3		0-3 K		0-0 FC4-6 BB 1-2f 3-H			3	0	0	1	0	1	1					
<b>Inning Stats</b>	R: 1 E: 0 K: 1 S: 10	H: 0 LOB: 0 BB: 0 P: 16	R: 0 E: 0 K: 1 S: 8	H: 1 LOB: 0 BB: 0 P: 11	R: 0 E: 0 K: 0 S: 12	H: 1 LOB: 1 BB: 0 P: 14	R: 0 E: 0 K: 1 S: 9	H: 1 LOB: 1 BB: 0 P: 15	R: 1 E: 0 K: 1 S: 11	H: 1 LOB: 1 BB: 0 P: 15	R: 0 E: 0 K: 1 S: 8	H: 1 LOB: 0 BB: 0 P: 11	R: 1 E: 0 K: 0 S: 8	H: 2 LOB: 2 BB: 1 P: 12	R: 0 E: 0 K: 1 S: 13	H: 2 LOB: 2 BB: 0 P: 18	1B: 7 2B: 2 3B: 0 HR: 1	SF: 0 SAC: 0 DP: 2 HBP: 2	WP: 0 PB: 0 SB: 1 CS: 0	PA: 34	
<b>PITCHER</b>	IP	WLS	BF	H	R	ER	SO	BB	IBB	HBP	BLK	WP	HR	S	P	ERA	WHIP				
<b>50 José Rosado, L</b> (1, 1) ERA: 3.88	6.2	L	27	7	3	3	5	0	0	0	0	0	0	65	89	4.05	1.050				
<b>Gregg Olson, R</b> (7, 1) ERA: 9.35	0.2		5	2	0	0	0	1	0	0	0	0	0	7	15	0.00	4.500				
<b>Hector Carrasco, R</b> (8, 1) ERA: 3.54	0.2		2	0	0	0	1	0	0	0	0	0	0	7	8	0.00	0.000				

**Kansas City Royals @ Minnesota Twins**  
 Hubert H. Humphrey Metrodome, Minneapolis, MN

Tue Jul 22 1997, 8:05 PM EDT  
 Att: 14,232 - Dome - 70 F

<b>AB</b>	<b>31</b>
<b>R</b>	<b>3</b>
<b>H</b>	<b>9</b>
<b>RBI</b>	<b>3</b>
<b>BB</b>	<b>1</b>
<b>SO</b>	<b>6</b>
<b>LOB</b>	<b>15</b>



Batter	1	2	3	4	5	6	7	8	9	AB R H RBI BB SO LOB	TOP								
<b>Bip Roberts, S</b> OBP: 0.363, SLG: 0.401 (1, 5) (8, 7)	1-1 G4-3	2-0 1B 1B 1B		0-0 F7		4-0 FC4-6 BB		0-0 F7		4 1 1 0 1 0 2									
<b>Tom Goodwin, L</b> OBP: 0.311, SLG: 0.344 (1, 8)	4-2 PB S BB	0-2 WP 1B 1B		1-1 G1-3		0-0 FC4-6 CS		0-2 G4-3		4 0 1 1 1 0 2									
<b>Jay Bell, R</b> OBP: 0.374, SLG: 0.465 (1, 6)	2-3 K	1-1 WP 1B		1-1 G3		1-0 CS	2-2 P3	1-1 3B		5 0 2 2 0 1 1									
<b>Chili Davis, S</b> OBP: 0.416, SLG: 0.522 (1, 10)	4-0 BB	4-0 1B IBB		1-0 F8		2-3 K2-3		0-0 G6-3		3 0 0 0 2 1 1									
<b>Jeff King, R</b> OBP: 0.358, SLG: 0.447 (1, 3)	2-1 F8	2-2 L6		2-2 L4		3-2 P3		0-0 P3		5 0 0 0 0 0 6									
<b>Jose Offerman, S</b> OBP: 0.371, SLG: 0.422 (1, 4)		L1-3 F8		2-0 G4-3		1-0 BB 1B				4 0 1 0 0 0 3									
<b>Johnny Damon, L</b> OBP: 0.349, SLG: 0.410 (1, 7) (8, 9)		1-2 29 1B 1B	0-1 G5-3		2-0 29 1B P3 1B		4-0 1B BB			3 2 2 0 1 0 0									
<b>29 Mike Sweeney, R</b> OBP: 0.339, SLG: 0.412 (1, 2)		0-0 1B 1B 1B	0-0 P5		1-1 FC4-6 BB 1B		2-2 F7			4 1 2 0 0 0 2									
<b>Ryan Long, R</b> OBP: 0.300, SLG: 0.222 <b>Shane Halter, R</b> OBP: 0.356, SLG: 0.365 (1, 9) (8, 5)		2-2 1B 1B 1B	1-2 F9		1-1 P3		1-3 K			4 1 1 1 0 1 3 0 0 0 0 0 0 0									
<b>Inning Stats</b>	R: 0 E: 0 K: 1 S: 10	H: 0 LOB: 2 BB: 2 P: 23	R: 4 E: 0 K: 0 S: 22	H: 6 LOB: 3 BB: 1 P: 37	R: 0 E: 0 K: 0 S: 6	H: 0 LOB: 0 BB: 0 P: 7	R: 0 E: 0 K: 0 S: 5	H: 0 LOB: 0 BB: 0 P: 7	R: 0 E: 0 K: 1 S: 11	H: 0 LOB: 0 BB: 0 P: 18	R: 0 E: 0 K: 1 S: 8	H: 1 LOB: 2 BB: 1 P: 16	R: 0 E: 0 K: 0 S: 7	H: 1 LOB: 1 BB: 0 P: 8	1B: 9 2B: 0 3B: 1 HR: 0	SF: 0 SAC: 0 DP: 0 HBP: 0	WP: 1 PB: 1 SB: 1 CS: 1	PA: 42	
<b>PITCHER</b>	IP WLS BF H R ER SO BB IBB HBP BLK WP HR S P ERA WHIP																		
<b>LaTroy Hawkins, R</b> ERA: 6.02 (1, 1)	1.1 L 12 6 4 4 1 2 0 0 0 0 0 0 28 49 27.00 6.000																		
<b>Frankie Rodriguez, R</b> ERA: 4.5 (2, 1)	5.2 22 3 1 1 1 2 1 0 0 1 0 38 74 1.59 0.882																		
<b>Mike Trombley, R</b> ERA: 5.13 (8, 1)	1.0 3 0 0 0 1 0 0 0 0 0 0 7 10 0.00 0.000																		
<b>Todd Ritchie, R</b> ERA: 4.78 (9, 1)	1.0 4 1 0 0 0 0 0 0 0 0 0 7 8 0.00 1.000																		

**Kansas City Royals @ Minnesota Twins**  
 Hubert H. Humphrey Metrodome, Minneapolis, MN  
 Wed Jul 23 1997, 8:05 PM EDT  
 Att. 11,944 - Dome

[livebaseballscorecards.com](http://livebaseballscorecards.com)

**AB 36**  
**R 5**  
**H 10**  
**RBI 4**  
**BB 5**  
**SO 3**  
**LOB 20**



BOTTOM

Kansas City Royals @ Minnesota Twins  
Hubert H. Humphrey Metrodome, Minneapolis, MN

Wed Jul 23 1997, 8:05 PM EDT  
Att. 11,944 - Dome

livebaseballscorecards.com

AB 32  
R 1  
H 7  
RBI 1  
BB 1  
SO 4  
LOB 11



WP: 0 PA: 33  
PB: 0  
SB: 0  
CS: 0

AB R H RBI BB SO LOB

3 0 0 0 1 0 1  
3 0 0 0 0 0 0  
1 0 0 0 0 0 2

4 1 2 0 0 0 1

4 0 0 0 0 0 2

4 0 1 0 0 0 0

4 0 1 1 0 2 0

3 0 1 0 0 1 2

3 0 0 0 0 0 3

3 0 2 0 0 1 0

1B: 6 SF: 0  
2B: 1 SAC: 0  
3B: 0 DP: 2  
HR: 0 HBP: 0

Batter	1	2	3	4	5	6	7	8	9
Chuck Knoblauch, R (1, 4) OBP: 0.410, SLG: 0.422	0-2 F9		1-2 G6-3			0-0 G5-4-3		4-2 G6-4-3 BB	
Rich Becker, L (1, 8) OBP: 0.363, SLG: 0.398 Roberto Kelly, R (8, PH) OBP: 0.345, SLG: 0.432	1-1 F8		0-0 G1-3			0-1 G1		1-1 G6-4-3	
Paul Molitor, R (1, 10) OBP: 0.356, SLG: 0.427	0-0 2B				1-1 G6-3		3-2 1B 1B	2-1 G4-3	
Terry Steinbach, R (1, 2) OBP: 0.332, SLG: 0.439	1-0 G4-3				0-0 P6		0-0 F8		2-1 G6-3
Ron Coomer, R (1, 5) OBP: 0.345, SLG: 0.459		1-1 F7			0-0 G3		1-1 1B 1B		1-0 F9
Scott Stahoviak, L (1, 3) OBP: 0.314, SLG: 0.469		2-3 K				2-1 G4-3		3-1 1B 1B	3-3 K
Marty Cordova, R (1, 7) OBP: 0.326, SLG: 0.438		1-1 1B				1-3 K		1-0 P3	
Matt Lawton, L (1, 9) OBP: 0.343, SLG: 0.392		2-0 F9				2-0 F7		1-1 G4-3	
Pat Meares, R (1, 6) OBP: 0.329, SLG: 0.441			1-3 K				2-1 G5-4-3 1B	0-0 G6-4-3 BB 1B	

Inning Stats	R: 0 E: 0 K: 8	H: 1 LOB: 1 BB: 0 P: 10	R: 0 E: 0 K: 8	H: 1 LOB: 1 BB: 0 P: 14	R: 0 E: 0 K: 9	H: 0 LOB: 0 BB: 0 P: 11	R: 0 E: 0 K: 5	H: 0 LOB: 0 BB: 0 P: 5	R: 0 E: 0 K: 6	H: 0 LOB: 0 BB: 0 P: 11	R: 0 E: 0 K: 5	H: 1 LOB: 0 BB: 0 P: 7	R: 1 E: 0 K: 11	H: 3 LOB: 2 BB: 0 P: 20	R: 0 E: 0 K: 8	H: 1 LOB: 1 BB: 1 P: 15	R: 0 E: 0 K: 6	H: 0 LOB: 0 BB: 0 P: 12	1B: 6 2B: 1 3B: 0 HR: 0	SF: 0 SAC: 0 DP: 2 HBP: 0
--------------	----------------------	----------------------------------	----------------------	----------------------------------	----------------------	----------------------------------	----------------------	---------------------------------	----------------------	----------------------------------	----------------------	---------------------------------	-----------------------	----------------------------------	----------------------	----------------------------------	----------------------	----------------------------------	----------------------------------	------------------------------------

PITCHER	IP	WLS	BF	H	R	ER	SO	BB	IBB	HBP	BLK	WP	HR	S	P	ERA	WHIP
Tim Belcher, R (1, 1) ERA: 4.63	7.0		28	7	1	1	3	1	0	0	0	0	0	55	86	1.29	1.143
Larry Casian, L (8, 1) ERA: 4.97	1.0		2	0	0	0	0	0	0	0	0	0	0	4	7	0.00	0.000
Jeff Montgomery, R (9, 1) ERA: 5.94	1.0		3	0	0	0	1	0	0	0	0	0	0	6	12	0.00	0.000

Batter	1	2	3	4	5	6	7	8	9	AB R H RBI BB SO LOB	TOP											
<b>Bip Roberts, S</b> OBP: 0.363, SLG: 0.405 (1, 5) (6, 7)	2-1 F7	0-2 2B 1B		1-1 F8		2-3 K			1-0 SAFE 1-H 2B	5 0 2 0 0 1 1												
<b>Tom Goodwin, L</b> OBP: 0.313, SLG: 0.350 (1, 8)	0-0 B1	3-1 SAFE SAFE 2B			0-1 1B 2B			1-0 G4-3	1-3 K	5 1 2 0 0 1 1												
<b>Jay Bell, R</b> OBP: 0.378, SLG: 0.476 (1, 6)	0-1 HR	2-0 P2			0-2 2-H FC6-4 1B			4-2 G6-3 BB		3 1 2 2 1 0 2												
<b>Chili Davis, S</b> OBP: 0.414, SLG: 0.516 (1, 10)	4-2 BLK BB	1-1 L6			2-2 FC6-4 1-2f			3-2 G6-3 1-2f		3 0 0 0 1 0 4												
<b>Jeff King, R</b> OBP: 0.355, SLG: 0.442 (1, 3)	0-0 G6-3 1-2			0-1 G4-3		2-2 SAFE SAFE F7		1-2 L6		4 0 0 0 0 0 2												
<b>Jose Offerman, S</b> OBP: 0.369, SLG: 0.419 (1, 4)		1-1 BB HR 1B		3-3 K		1-3 K		0-1 L4		4 1 1 0 0 2 1												
<b>Johnny Damon, L</b> OBP: 0.351, SLG: 0.407 (1, 7) (6, 9)		4-1 SAFE HR BB		2-2 F8		4-0 BB BB G5-3 BB		2-0 F9		2 1 0 0 2 0 0												
<b>Mike Macfarlane, R</b> OBP: 0.264, SLG: 0.280 (1, 2)		2-1 F8			0-0 F7		1-0 SAFE SAFE G5-3 1-2		1-3 K	4 0 0 0 0 1 3												
<b>Yamil Benitez, R</b> OBP: 0.333, SLG: 1.333 <b>Shane Halter, R</b> OBP: 0.367, SLG: 0.377 (1, 9) (6, 5)		2-0 1-H 2-H HR			0-2 F8		2-3 K		0-0 2B 1B	3 1 1 3 0 1 1 1 0 1 0 0 0 0												
<b>Inning Stats</b>	R: 1 E: 0 K: 0 S: 8	H: 1 LOB: 1 BB: 1 P: 14	R: 3 E: 0 K: 0 S: 14	H: 4 LOB: 2 BB: 1 P: 29	R: 0 E: 0 K: 1 S: 10	H: 0 LOB: 0 BB: 0 P: 15	R: 0 E: 0 K: 0 S: 6	H: 0 LOB: 0 BB: 0 P: 7	R: 1 E: 0 K: 1 S: 16	H: 2 LOB: 1 BB: 0 P: 21	R: 0 E: 0 K: 2 S: 7	H: 0 LOB: 1 BB: 1 P: 16	R: 0 E: 0 K: 0 S: 7	H: 0 LOB: 0 BB: 1 P: 15	R: 0 E: 0 K: 0 S: 6	H: 0 LOB: 0 BB: 0 P: 9	R: 0 E: 0 K: 2 S: 11	H: 2 LOB: 1 BB: 0 P: 14	1B: 4 2B: 3 3B: 0 HR: 2	SF: 0 SAC: 0 DP: 1 HBP: 0	WP: 0 PB: 0 SB: 0 CS: 0	PA: 38
<b>PITCHER</b>	IP WLS BF H R ER SO BB IBB HBP BLK WP HR S P ERA WHIP																					
<b>Dave Stevens, R</b> ERA: 9.0 (1, 1)	1.1 L 11 5 4 4 0 2 2 0 0 1 0 2 19 37 27.00 5.250																					
<b>Eddie Guardado, L</b> ERA: 3.73 (2, 1)	3.2 14 2 1 1 2 1 0 0 0 0 0 35 53 2.46 0.818																					
<b>Mike Trombley, R</b> ERA: 4.91 (6, 1)	2.1 7 0 0 0 2 1 0 0 0 0 0 17 31 0.00 0.429																					
<b>Greg Swindell, L</b> ERA: 3.64 (8, 1)	1.2 6 2 0 0 2 0 0 0 0 0 0 14 19 0.00 1.200																					

**Kansas City Royals @ Minnesota Twins**  
**Hubert H. Humphrey Metrodome, Minneapolis, MN**  
 Thu Jul 24 1997, 4:33 AM EDT  
 Att. 21,533 - Dome - 69 F

AB	34
R	5
H	9
RBI	5
BB	4
SO	6
LOB	15





Batter	1	2	3	4	5	6	7	8	9	AB	R	H	RBI	BB	SO	LOB	
<b>Chuck Knoblauch, R</b> <small>(1, 4) OBP: 0.411, SLG: 0.424</small>										3	1	1	0	0	0	0	
<b>Rich Becker, L</b> <small>(1, 8) OBP: 0.361, SLG: 0.396</small>										4	0	1	1	0	2	1	
<b>Paul Molitor, R</b> <small>(1, 10) OBP: 0.357, SLG: 0.431</small>										4	0	2	0	0	0	1	
<b>Scott Stahoviak, L</b> <small>(1, 3) OBP: 0.313, SLG: 0.469</small>										4	1	1	0	0	1	2	
<b>Ron Coomer, R</b> <small>(1, 5) OBP: 0.343, SLG: 0.455</small>										3	0	0	0	1	1	1	
<b>Greg Myers, L</b> <small>(1, 2) OBP: 0.322, SLG: 0.404</small>										4	0	0	1	0	1	2	
<b>Marty Cordova, R</b> <small>(1, 7) OBP: 0.320, SLG: 0.428</small>											4	0	0	0	0	1	0
<b>Matt Lawton, L</b> <small>(1, 9) OBP: 0.340, SLG: 0.388</small>										3	0	0	0	0	0	0	
<b>Pat Meares, R</b> <small>(1, 6) OBP: 0.329, SLG: 0.440</small>										3	1	1	0	0	0	0	

Inning Stats	R: 0	H: 0	E: 0	K: 1	S: 6	R: 1	H: 1	E: 0	K: 1	S: 7	R: 0	H: 1	E: 0	K: 1	S: 9	R: 2	H: 2	E: 1	K: 0	S: 12	R: 0	H: 0	E: 0	K: 2	S: 7	R: 0	H: 0	E: 0	K: 0	S: 4	R: 0	H: 1	E: 0	K: 0	S: 6	R: 0	H: 0	E: 0	K: 1	S: 8	R: 0	H: 0	E: 0	K: 1	S: 12	1B: 3	SF: 0	2B: 3	SAC: 0	3B: 0	DP: 1	HR: 0	HBP: 1	WP: 0	PA: 34
--------------	------	------	------	------	------	------	------	------	------	------	------	------	------	------	------	------	------	------	------	-------	------	------	------	------	------	------	------	------	------	------	------	------	------	------	------	------	------	------	------	------	------	------	------	------	-------	-------	-------	-------	--------	-------	-------	-------	--------	-------	--------

PITCHER	IP	WLS	BF	H	R	ER	SO	BB	IBB	HBP	BLK	WP	HR	S	P	ERA	WHIP
<b>Ricky Bones, R</b> <small>(1, 1) ERA: 7.41</small>	7.0	W	27	5	3	2	5	1	0	1	0	0	0	54	87	2.57	0.857
<b>Hector Carrasco, R</b> <small>(8, 1) ERA: 3.47</small>	1.0		4	1	0	0	0	0	0	0	0	0	0	6	9	0.00	1.000
<b>Jeff Montgomery, R</b> <small>(9, 1) ERA: 5.77</small>	1.0	S	3	0	0	0	1	0	0	0	0	0	0	8	12	0.00	0.000

**BOTTOM**

**Kansas City Royals @ Minnesota Twins**  
 Hubert H. Humphrey Metrodome, Minneapolis, MN

Thu Jul 24 1997, 4:33 AM EDT  
 Att. 21,533 - Dome - 69 F

[livebaseballscorecards.com](http://livebaseballscorecards.com)

<b>AB</b>	<b>32</b>
<b>R</b>	<b>3</b>
<b>H</b>	<b>6</b>
<b>RBI</b>	<b>2</b>
<b>BB</b>	<b>1</b>
<b>SO</b>	<b>6</b>
<b>LOB</b>	<b>7</b>



Batter	1	2	3	4	5	6	7	8	9	AB R H RBI BB SO LOB	TOP											
Tom Goodwin, L (1, 8) OBP: 0.311, SLG: 0.346	4-2 P6-3 BB	3-3 K			0-0 L8		2-2 P6		3-3 K	4 0 0 0 1 2 3												
Johnny Damon, L (1, 7) OBP: 0.349, SLG: 0.403	1-2 P6-3 1-1f		3-3 K		3-2 G4-3		0-1 G4-3		0-0 G4-3	5 0 1 0 0 1 2												
Jay Bell, R (1, 6) OBP: 0.378, SLG: 0.473	1-2 BB 1B		1-1 P3		0-2 F8		0-2 F9		4-2 BB	4 1 1 0 1 0 2												
Chili Davis, S (1, 10) OBP: 0.411, SLG: 0.509	4-1 1B BB		2-1 G4-3			0-0 G5-3		1-0 G6-3	1-3 K	4 0 0 0 1 1 2												
Jeff King, R (1, 3) OBP: 0.354, SLG: 0.440	1-1 1B			2-1 G6-3		0-1 F8		1-1 P4		4 0 1 1 0 0 0												
Jose Offerman, S (1, 4) OBP: 0.374, SLG: 0.422	2-3 K			4-1 29 1B BB		3-2 1B		1-2 29 1B 1B		3 0 2 0 1 1 2												
29 Mike Sweeney, R (1, 2) OBP: 0.353, SLG: 0.425				1 SAFE 2-1 1B		2-3 K		1 SAFE 2-1 1B		4 0 3 0 0 1 1												
Yamil Benitez, R (1, 9) OBP: 0.286, SLG: 0.857				1 SAFE 0-3 K			0-0 1B 2B	3-2 G4-3		4 0 1 0 0 1 5												
David Howard, S (1, 5) Bip Roberts, S (9, PH) OBP: 0.288, SLG: 0.324 OBP: 0.366, SLG: 0.405				0-0 P5 1B			3-1 B1		4-0 G4-3 BB	3 0 1 0 0 0 3 0 0 0 0 1 0 0												
<b>Inning Stats</b>	R: 1 E: 0 K: 1 S: 15	H: 2 LOB: 2 BB: 2 P: 28	R: 0 E: 0 K: 1 S: 7	H: 2 LOB: 1 BB: 0 P: 11	R: 0 E: 0 K: 1 S: 7	H: 0 LOB: 0 BB: 0 P: 13	R: 0 E: 0 K: 1 S: 10	H: 1 LOB: 2 BB: 1 P: 20	R: 0 E: 0 K: 0 S: 8	H: 0 LOB: 0 BB: 0 P: 11	R: 0 E: 0 K: 1 S: 9	H: 1 LOB: 1 BB: 0 P: 14	R: 0 E: 0 K: 0 S: 13	H: 2 LOB: 2 BB: 0 P: 18	R: 0 E: 0 K: 0 S: 12	H: 2 LOB: 2 BB: 0 P: 20	R: 0 E: 0 K: 2 S: 9	H: 0 LOB: 2 BB: 2 P: 21	1B: 9 2B: 2 3B: 0 HR: 0	SF: 0 SAC: 0 DP: 2 HBP: 0	WP: 0 PB: 0 SB: 1 CS: 0	PA: 40
<b>PITCHER</b>	IP WLS BF H R ER SO BB IBB HBP BLK WP HR S P ERA WHIP																					
Robert Person, R (1, 1) ERA: 5.06	6.1 W 27 7 1 1 5 3 0 0 0 0 0 59 103 1.42 1.579																					
Dan Plesac, L (7, 1) ERA: 4.25	0.1 2 1 0 0 0 0 0 0 0 0 0 7 9 0.00 3.000																					
Paul Quantrill, R (7, 1) ERA: 2.12	1.1 6 2 0 0 0 0 0 0 0 0 0 15 23 0.00 1.500																					
Kelvim Escobar, R (9, 1) ERA: 0.68	1.0 S 5 0 0 0 2 2 0 0 0 0 0 9 21 0.00 2.000																					

**Kansas City Royals @ Toronto Blue Jays**  
 SkyDome, Toronto, ON  
 Fri Jul 25 1997, 7:05 PM EDT  
 Att. 31,308 - Unknown - 72 F

AB	35
R	1
H	10
RBI	1
BB	5
SO	7
LOB	20



WP: 0	PA: 40
PB: 0	
SB: 1	
CS: 0	

Batter	1	2	3	4	5	6	7	8	9
<b>Otis Nixon, S</b> <small>OBP: 0.347, SLG: 0.287</small> (1, 8)	2-1 		1-0 		1-0 			2-2 	
<b>Orlando Merced, S</b> <small>OBP: 0.358, SLG: 0.425</small> (1, 9)	4-2 		4-2 		1-2 			4-2 	
<b>Joe Carter, R</b> <small>OBP: 0.292, SLG: 0.390</small> (1, 7)	1-1 		1 SAFE 0-0 		1-2 3-H 		1 SAFE 1-0 	1 SAFE 0-0 	
<b>Carlos Delgado, L</b> <small>OBP: 0.354, SLG: 0.568</small> (1, 3)	2-2 		1-3 		0-3 		1 SAFE 1 SAFE 3-2 		
<b>Ed Sprague, R</b> <small>OBP: 0.301, SLG: 0.399</small> (1, 5)		3-2 		1-2 		1-1 			
<b>Shawn Green, L</b> <small>OBP: 0.343, SLG: 0.524</small> (1, 10)		2-3 		1-2 		3-2 			
<b>Benito Santiago, R</b> <small>OBP: 0.232, SLG: 0.284</small> (1, 2)		0-2 		3-3 		1-1 			
<b>Carlos Garcia, R</b> <small>OBP: 0.248, SLG: 0.303</small> (1, 4)			0-1 		1-0 		1-2 		
<b>Alex Gonzalez, R</b> <small>OBP: 0.291, SLG: 0.391</small> (1, 6)			2-3 		2-1 		1 SAFE 1 SAFE 		

AB	R	H	RBI	BB	SO	LOB
4	0	0	0	0	0	1
1	0	0	0	3	0	0
4	0	1	1	0	0	2
4	0	0	0	0	2	4
3	0	1	0	0	0	0
3	0	0	0	0	1	1
3	0	1	0	0	1	1
3	1	1	0	0	0	1
3	1	1	1	0	1	2

**BOTTOM**

**Kansas City Royals @ Toronto Blue Jays**  
 SkyDome, Toronto, ON  
 Fri Jul 25 1997, 7:05 PM EDT  
 Att: 31,308 - Unknown - 72 F

[livebaseballscorecards.com](http://livebaseballscorecards.com)

<b>AB</b>	<b>28</b>
<b>R</b>	<b>2</b>
<b>H</b>	<b>5</b>
<b>RBI</b>	<b>2</b>
<b>BB</b>	<b>3</b>
<b>SO</b>	<b>5</b>
<b>LOB</b>	<b>12</b>



1B: 3	SF: 0	WP: 0	PA: 31
2B: 1	SAC: 0	PB: 0	
3B: 0	DP: 1	SB: 2	
HR: 1	HBP: 0	CS: 0	

Inning Stats	R: 0	H: 0	E: 0	K: 0	S: 9	H: 1	LOB: 0	BB: 0	P: 14	R: 1	H: 2	E: 0	K: 2	S: 13	H: 0	LOB: 0	BB: 0	P: 16	R: 1	H: 1	E: 0	K: 0	S: 8	H: 0	LOB: 0	BB: 0	P: 13	R: 0	H: 0	E: 0	K: 1	S: 6	H: 0	LOB: 0	BB: 0	P: 8	R: 0	H: 1	E: 0	K: 0	S: 11	H: 0	LOB: 1	BB: 0	P: 17	R: 0	H: 0	E: 0	K: 0	S: 10	H: 0	LOB: 1	BB: 1	P: 19
<b>PITCHER</b>	<b>IP</b>	<b>WLS</b>	<b>BF</b>	<b>H</b>	<b>R</b>	<b>ER</b>	<b>SO</b>	<b>BB</b>	<b>IBB</b>	<b>HBP</b>	<b>BLK</b>	<b>WP</b>	<b>HR</b>	<b>S</b>	<b>P</b>	<b>ERA</b>	<b>WHIP</b>																																					
<b>Glendon Rusch, L</b> <small>ERA: 5.47</small>	(1, 1)	7.0	L	27	5	2	2	5	2	0	0	0	1	67	107	2.57	1.000																																					
<b>Jamie Walker, L</b> <small>ERA: 5.79</small>	(8, 1)	0.1		2	0	0	0	1	0	0	0	0	0	6	12	0.00	3.000																																					
<b>Mike Perez, R</b> <small>ERA: 4.7</small>	(8, 1)	0.2		2	0	0	0	0	0	0	0	0	0	4	7	0.00	0.000																																					

Batter	1	2	3	4	5	6	7	8	9	AB R H RBI BB SO LOB	TOP	
<b>Bip Roberts, S</b> (1, 7) OBP: 0.363, SLG: 0.401	3-2 SH3-4 2B 1B	1-1 L7			3-2 E3 1B E	0-3 K			0-1 G4-3	5 2 1 0 0 1 3		
<b>Jose Offerman, S</b> (1, 4) OBP: 0.376, SLG: 0.421	0-0 SH3-4 1-2		4-2 E 1B BB		0-0 L8	0-1 F8			1-1 1B	3 1 1 0 1 0 2		
<b>Jay Bell, R</b> (1, 6) OBP: 0.379, SLG: 0.475	3-0 2-H 2B		3-2 E5 1B 1-3		1-1 E 2B 1B		0-0 F8		1-1 G6-3	5 1 2 1 0 0 2		
<b>Chili Davis, S</b> (1, 10) OBP: 0.406, SLG: 0.502	2-2 G4-3		1-2 P4		0-0 E3 2B		0-0 G4-3			4 1 0 0 0 0 4		
<b>Dean Palmer, R</b> (1, 5) OBP: 0.298, SLG: 0.426	1-3 K		1-1 G6-4-3 1B		0-1 2B		3-3 K			4 0 2 3 0 2 1		
<b>Jeff King, R</b> (1, 3) OBP: 0.350, SLG: 0.434		1-0 F7	G6-4-3 1-2f		0-0 L6			1-2 G4-3		4 0 0 0 0 0 3		
<b>Johnny Damon, L</b> (1, 8) OBP: 0.347, SLG: 0.401		1-1 BB 1B		1-2 L9	1-2 F8			1-3 K		4 0 1 0 0 1 1		
<b>Mike Macfarlane, R</b> (1, 2) OBP: 0.258, SLG: 0.274		0-1 F9		0-0 P6		1-1 G5-3		0-0 G1-3		4 0 0 0 0 0 1		
<b>Yamil Benitez, R</b> (1, 9) OBP: 0.400, SLG: 1.000 <b>David Howard, S</b> (6, 9) OBP: 0.287, SLG: 0.322		4-1 BB		3-2 G6-3		0-0 3B		1-0 F8		2 0 1 0 1 0 0 1 0 0 0 0 0 0		
<b>Inning Stats</b>	R: 1 E: 0 K: 1 S: 12 H: 2 LOB: 1 BB: 0 P: 21	R: 0 E: 0 K: 0 S: 8 H: 1 LOB: 2 BB: 1 P: 15	R: 1 E: 1 K: 0 S: 14 H: 1 LOB: 1 BB: 1 P: 23	R: 0 E: 0 K: 0 S: 8 H: 0 LOB: 0 BB: 0 P: 12	R: 3 E: 2 K: 0 S: 14 H: 2 LOB: 1 BB: 0 P: 19	R: 0 E: 0 K: 1 S: 8 H: 1 LOB: 1 BB: 0 P: 9	R: 0 E: 0 K: 1 S: 5 H: 0 LOB: 0 BB: 0 P: 8	R: 0 E: 0 K: 1 S: 8 H: 0 LOB: 0 BB: 0 P: 10	R: 0 E: 0 K: 0 S: 7 H: 1 LOB: 1 BB: 0 P: 10	1B: 5 2B: 2 3B: 1 HR: 0 SF: 0 SAC: 1 DP: 1 HBP: 0	WP: 0 PB: 0 SB: 0 CS: 0 PA: 39	
<b>PITCHER</b>	IP WLS BF H R ER SO BB IBB HBP BLK WP HR S P ERA WHIP											
<b>Luis Andujar, R</b> (1, 1) ERA: 5.63 <b>Mike Timlin, R</b> (8, 1) ERA: 2.76	7.0 W 32 7 5 1 3 2 0 0 0 0 0 0 69 107 1.29 1.286											

**Kansas City Royals @ Toronto Blue Jays**  
**SkyDome, Toronto, ON**  
 Sat Jul 26 1997, 3:33 AM EDT  
 Att. 34,133 - Cloudy - 75 F

<b>AB</b>	<b>36</b>
<b>R</b>	<b>5</b>
<b>H</b>	<b>8</b>
<b>RBI</b>	<b>4</b>
<b>BB</b>	<b>2</b>
<b>SO</b>	<b>4</b>
<b>LOB</b>	<b>17</b>



WP: 0	PA: 39
-------	--------

ERA	WHIP
-----	------

Batter	1	2	3	4	5	6	7	8	9	AB	R	H	RBI	BB	SO	LOB
<b>Otis Nixon, S</b> (1, 8) <small>OBP: 0.346, SLG: 0.284</small> 	2-2 	4-0 			1-1 		1-2 			3	0	0	0	1	0	2
<b>Orlando Merced, S</b> (1, 9) <small>OBP: 0.359, SLG: 0.422</small> 	4-0 	2-2 			4-1 		3-2 			2	0	0	0	2	0	4
<b>Joe Carter, R</b> (1, 7) <small>OBP: 0.292, SLG: 0.389</small> 	1-2 		0-1 		0-0 			0-0 		4	1	1	0	0	0	2
<b>Carlos Delgado, L</b> (1, 3) <small>OBP: 0.350, SLG: 0.560</small> 	2-3 		1-3 		0-3 		1-3 			4	0	0	0	0	4	2
<b>Ed Sprague, R</b> (1, 5) <small>OBP: 0.303, SLG: 0.402</small> 		3-1 	0-0 		1-0 		4-2 			3	2	1	0	1	0	0
<b>Shawn Green, L</b> (1, 10) <small>OBP: 0.342, SLG: 0.532</small> 		2-1 		1-0 	2-3 		0-1 			4	1	1	3	0	1	1
<b>Benito Santiago, R</b> (1, 2) <small>OBP: 0.242, SLG: 0.322</small> 		1-0 		2-2 	2-2 		3-1 			4	2	3	3	0	0	0
<b>Carlos Garcia, R</b> (1, 4) <small>OBP: 0.252, SLG: 0.306</small> 		0-1 		1-2 	0-1 		1-1 			4	0	2	0	0	0	0
<b>Alex Gonzalez, R</b> (1, 6) <small>OBP: 0.288, SLG: 0.386</small> 		1-2 		2-3 	2-2 		2-3 			4	0	0	0	0	2	3

Inning Stats	R: 0	H: 0	E: 0	K: 1	S: 10	R: 2	H: 3	E: 0	K: 0	S: 15	R: 0	H: 0	E: 0	K: 1	S: 6	R: 0	H: 0	E: 0	K: 0	S: 7	R: 0	H: 0	E: 0	K: 1	S: 8	R: 0	H: 0	E: 0	K: 2	S: 8	R: 0	H: 2	E: 0	K: 0	S: 16	R: 4	H: 3	E: 0	K: 2	S: 16	R: 0	H: 0	E: 0	K: 0	S: 16				

PITCHER	IP	WLS	BF	H	R	ER	SO	BB	IBB	HBP	BLK	WP	HR	S	P	ERA	WHIP
<b>Kevin Appier, R</b> (1, 1) <small>ERA: 3.15</small>	7.0		29	5	2	2	5	3	0	0	0	2	1	70	115	2.57	1.143
<b>Hector Carrasco, R</b> (8, 1) <small>ERA: 4.03</small>	1.0	L	7	3	4	4	2	1	0	0	0	0	2	16	27	36.00	4.000

**BOTTOM**

**Kansas City Royals @ Toronto Blue Jays**  
 SkyDome, Toronto, ON  
 Sat Jul 26 1997, 3:33 AM EDT  
 Att. 34,133 - Cloudy - 75 F

AB	32
R	6
H	8
RBI	6
BB	4
SO	7
LOB	14

livebaseballscorecards.com

1B:	2B:	3B:	HR:	SF:	SAC:	DP:	HBP:	WP:	PB:	SB:	CS:	PA:
4	1	0	3	0	0	0	0	2	0	0	0	36

Batter	1	2	3	4	5	6	7	8	9	AB	R	H	RBI	BB	SO	LOB	TOP					
<b>Bip Roberts, S</b> (1, 7) OBP: 0.361, SLG: 0.396	2-2 G6-3		1-2 G4-3			2-2 G4-3		4-0 2B BB		3	0	0	0	1	0	1						
<b>Jose Offerman, S</b> (1, 4) OBP: 0.374, SLG: 0.422	0-1 G4-3			1-0 F7		1-0 B3		1-2 2B		4	0	1	0	0	0	1						
<b>Jay Bell, R</b> (1, 6) OBP: 0.375, SLG: 0.470	1-0 L7			3-2 F9			2-2 L5	1-2 L4		4	0	0	0	0	0	2						
<b>Chili Davis, S</b> (1, 10) OBP: 0.404, SLG: 0.498 <b>David Howard, S</b> (9, PR) OBP: 0.287, SLG: 0.322		0-1 P5		2-1 F8			2-3 K		1-0 1B 1B	4	0	1	0	0	1	0						
<b>Dean Palmer, R</b> (1, 5) OBP: 0.300, SLG: 0.425		4-0 BB			0-2 F7		0-0 P4		1-2 29 FC5 1B 1B	3	0	1	0	1	0	0						
<b>Jeff King, R</b> (1, 3) OBP: 0.347, SLG: 0.429		2-3 K			2-2 F8			2-1 P2	1-0 F8	4	0	0	0	0	1	3						
<b>Johnny Damon, L</b> (1, 8) OBP: 0.346, SLG: 0.399		1-0 P5			0-0 G4-3			2-1 L7	1-1 29 FC5 1B	4	0	1	1	0	0	1						
<b>29 Mike Sweeney, R</b> (1, 2) OBP: 0.350, SLG: 0.413			0-1 G5-3			0-0 L7		4-2 HR BB	1-2 2-H FC5	3	1	0	0	1	0	2						
<b>Yamil Benitez, R</b> (1, 9) OBP: 0.429, SLG: 1.154			1-3 K			2-1 G4-3 2B		2-1 1-H HR	1-3 K	4	1	2	2	0	2	2						
<b>Inning Stats</b>	R: 0 E: 0 K: 0 S: 6	H: 0 LOB: 0 BB: 0 P: 9	R: 0 E: 0 K: 1 S: 7	H: 0 LOB: 1 BB: 1 P: 14	R: 0 E: 0 K: 1 S: 8	H: 0 LOB: 0 BB: 0 P: 10	R: 0 E: 0 K: 0 S: 6	H: 0 LOB: 0 BB: 0 P: 12	R: 0 E: 0 K: 0 S: 7	H: 0 LOB: 0 BB: 0 P: 9	R: 0 E: 0 K: 1 S: 8	H: 1 LOB: 1 BB: 0 P: 13	R: 0 E: 0 K: 1 S: 7	H: 0 LOB: 0 BB: 0 P: 11	R: 2 E: 0 K: 0 S: 15	H: 2 LOB: 2 BB: 2 P: 31	R: 1 E: 0 K: 1 S: 14	H: 3 LOB: 2 BB: 0 P: 20	1B: 3 2B: 2 3B: 0 HR: 1	SF: 0 SAC: 0 DP: 0 HBP: 0	WP: 0 PB: 0 SB: 1 CS: 0	PA: 36
<b>PITCHER</b>	IP	WLS	BF	H	R	ER	SO	BB	IBB	HBP	BLK	WP	HR	S	P	ERA	WHIP					
<b>Pat Hentgen, R</b> (1, 1) ERA: 3.33	7.2		29	3	2	2	3	3	0	0	0	0	1	61	105	2.35	0.783					
<b>Paul Quantrill, R</b> (8, 1) ERA: 2.24	1.1	L	7	3	1	1	1	0	0	0	0	0	0	17	24	6.75	2.250					

**Kansas City Royals @ Toronto Blue Jays**  
 SkyDome, Toronto, ON  
 Sun Jul 27 1997, 3:33 AM EDT  
 Att. 32,341 - Cloudy - 84 F

livebaseballscorecards.com

<b>AB</b>	<b>33</b>
<b>R</b>	<b>3</b>
<b>H</b>	<b>6</b>
<b>RBI</b>	<b>3</b>
<b>BB</b>	<b>3</b>
<b>SO</b>	<b>4</b>
<b>LOB</b>	<b>12</b>



Batter	1	2	3	4	5	6	7	8	9	AB R H RBI BB SO LOB
Jacob Brumfield, R OBP: 0.275, SLG: 0.271 (1, 8)	3-3 K ①			3-1 P3 ①		0-0 FC4-6 1B ①		4-2 CS BB ②		3 0 1 0 1 1 0
Shawn Green, L OBP: 0.336, SLG: 0.523 (1, 7)	1-3 K ②			2-3 K ②		3-2 FC4-6 E 1-2f ①		2-3 K ②		4 1 0 0 0 3 2
Joe Carter, R OBP: 0.289, SLG: 0.385 (1, 10)	1-1 F9 ③			0-0 L7 ③		2-3 K ②		2-2 CS 1-2 ③	0-1 P6 ①	4 0 0 0 0 1 1
Carlos Delgado, L OBP: 0.352, SLG: 0.557 (1, 3)		1-1 F7 ①			4-1 1B E BB ①	4-2 BB 1-H ③		1-3 K ②		2 1 0 0 2 1 0
Ed Sprague, R OBP: 0.300, SLG: 0.397 (1, 5)		0-2 G3 ②			3-3 K ①	2-1 L9 ③		2-2 F8 ③		4 0 0 0 0 1 2
Benito Santiago, R OBP: 0.243, SLG: 0.322 (1, 2)		0-3 K ③			0-1 E 1B 1-2 ①		1-3 K ①			3 0 1 0 0 2 0
Robert Perez, R OBP: 0.228, SLG: 0.386 (1, 9)			2-1 F8 ①		2-0 E5 1-2 2-H ②		2-2 F7 ②			3 0 0 0 0 0 1
Tilson Brito, R OBP: 0.304, SLG: 0.268 (1, 4)			1-1 P3 ②		2-3 K ②		1-3 K ③			3 0 0 0 0 2 2
Alex Gonzalez, R OBP: 0.286, SLG: 0.383 (1, 6)			2-2 F9 ③		1-1 L8 ③		0-0 6-3 ①			3 0 0 0 0 0 2

Inning Stats	R: 0 E: 0 K: 2 S: 8	H: 0 LOB: 0 BB: 0 P: 13	R: 0 E: 0 K: 1 S: 9	H: 0 LOB: 0 BB: 0 P: 10	R: 0 E: 0 K: 0 S: 7	H: 0 LOB: 0 BB: 0 P: 12	R: 0 E: 0 K: 1 S: 6	H: 0 LOB: 0 BB: 0 P: 11	R: 1 E: 1 K: 2 S: 12	H: 1 LOB: 2 BB: 1 P: 24	R: 1 E: 0 K: 1 S: 17	H: 1 LOB: 1 BB: 1 P: 28	R: 0 E: 0 K: 2 S: 13	H: 0 LOB: 0 BB: 0 P: 17	R: 0 E: 0 K: 1 S: 12	H: 0 LOB: 0 BB: 1 P: 19	R: 0 E: 0 K: 1 S: 9	H: 0 LOB: 0 BB: 0 P: 12	1B: 2 2B: 0 3B: 0 HR: 0	SF: 0 SAC: 0 DP: 0 HBP: 0	WP: 0 PB: 0 SB: 1 CS: 1	PA: 33
--------------	------------------------------	----------------------------------	------------------------------	----------------------------------	------------------------------	----------------------------------	------------------------------	----------------------------------	-------------------------------	----------------------------------	-------------------------------	----------------------------------	-------------------------------	----------------------------------	-------------------------------	----------------------------------	------------------------------	----------------------------------	----------------------------------	------------------------------------	----------------------------------	--------


PITCHER	IP	WLS	BF	H	R	ER	SO	BB	IBB	HBP	BLK	WP	HR	S	P	ERA	WHIP
50 José Rosado, L ERA: 3.69 (1, 1)	7.0		26	2	2	0	9	2	0	0	0	0	0	72	115	0.00	0.571
Mike Perez, R ERA: 4.5 (8, 1)	0.1		2	0	0	0	0	1	0	0	0	0	0	4	8	0.00	3.000
Larry Casian, L ERA: 4.91 (8, 1)	0.1		1	0	0	0	1	0	0	0	0	0	0	4	5	0.00	0.000
Gregg Olson, R ERA: 6.68 (8, 1)	1.1	W	3	0	0	0	1	0	0	0	0	0	0	13	18	0.00	0.000

**BOTTOM**

**Kansas City Royals @ Toronto Blue Jays**  
 SkyDome, Toronto, ON  
 Sun Jul 27 1997, 3:33 AM EDT  
 Att: 32,341 - Cloudy - 84 F

livebaseballscorecards.com

<b>AB</b>	<b>29</b>
<b>R</b>	<b>2</b>
<b>H</b>	<b>2</b>
<b>RBI</b>	<b>0</b>
<b>BB</b>	<b>3</b>
<b>SO</b>	<b>11</b>
<b>LOB</b>	<b>10</b>



Batter	1	2	3	4	5	6	7	8	9	AB R H RBI BB SO LOB	TOP
<b>Chuck Knoblauch, R</b> (1, 4) OBP: 0.409, SLG: 0.418 <b>Denny Hocking, S</b> (2, PR) OBP: 0.307, SLG: 0.346 (2, 4)	4-2  BB	4-2  BB			0-1  F8		3-1  G4-3		0 1 0 0 2 0 0 2 0 0 0 0 0 2		
<b>Roberto Kelly, R</b> (1, 9) OBP: 0.348, SLG: 0.446	1 SAFE 0-2  FC5-4 1B	3-3  K			2-0  G6-3		1-1  G4-3		4 0 1 0 0 1 2		
<b>Paul Molitor, R</b> (1, 10) OBP: 0.359, SLG: 0.447	0-2  FC5-4 CS 1-2f 3-H		0-1  F8		1-3  K		0-1  G3-6-3 1B		4 0 1 1 0 1 1		
<b>Scott Stahoviak, L</b> (1, 3) OBP: 0.313, SLG: 0.459	3-3  K 1-2		2-2  F7		2-1  G3		0-0  G3-6-3 1-2f		4 0 0 0 0 1 2		
<b>Ron Coomer, R</b> (1, 5) OBP: 0.335, SLG: 0.444		1-0  P4	2-0  F9		2-0  F9		2-2  F9		4 0 0 0 0 0 0		
<b>Marty Cordova, R</b> (1, 7) OBP: 0.316, SLG: 0.428		0-0  HR		2-3  K		0-2  G6-3		0-0  F8	4 1 1 1 0 1 0		
<b>Greg Myers, L</b> (1, 2) OBP: 0.308, SLG: 0.385		1-1  L7		2-0  G3-1		0-1  L9		1-2  G6-3	4 0 0 0 0 0 0		
<b>Darrin Jackson, R</b> (1, 8) OBP: 0.259, SLG: 0.369		1-0  WP 3B		2-3  K		0-0  1B			3 1 2 0 0 1 0		
<b>Pat Meares, R</b> (1, 6) OBP: 0.325, SLG: 0.429		1-2  WP HBP		1-1  G4-3		1-0  1B			2 0 1 0 0 0 0		
<b>Inning Stats</b>	R: 1 H: 1 E: 0 LOB: 1 K: 1 BB: 1 S: 13 P: 20	R: 2 H: 2 E: 0 LOB: 2 K: 1 BB: 1 S: 13 P: 24	R: 0 H: 0 E: 0 LOB: 0 K: 0 BB: 0 S: 6 P: 10	R: 0 H: 0 E: 0 LOB: 0 K: 2 BB: 0 S: 7 P: 13	R: 0 H: 0 E: 0 LOB: 0 K: 0 BB: 0 S: 5 P: 8	R: 0 H: 0 E: 0 LOB: 0 K: 1 BB: 0 S: 6 P: 11	R: 0 H: 2 E: 0 LOB: 2 K: 0 BB: 0 S: 10 P: 14	R: 0 H: 1 E: 0 LOB: 0 K: 0 BB: 0 S: 5 P: 6	R: 0 H: 0 E: 0 LOB: 0 K: 0 BB: 0 S: 7 P: 10	1B: 4 SF: 0 2B: 1 SAC: 0 3B: 1 DP: 2 HR: 1 HBP: 1	WP: 1 PA: 34 PB: 0 SB: 0 CS: 1
<b>PITCHER</b> <b>Tim Belcher, R</b> (1, 1) ERA: 4.6 <b>Hector Carrasco, R</b> (8, 1) ERA: 3.9	IP WLS BF H R ER SO BB IBB HBP BLK WP HR S P ERA WHIP 7.0 W 28 5 3 3 5 2 0 1 0 1 1 60 100 3.86 1.000 2.0 6 1 0 0 0 0 0 0 0 0 0 0 12 16 0.00 0.500	<b>PITCHER</b> IP WLS BF H R ER SO BB IBB HBP BLK WP HR S P ERA WHIP									

Minnesota Twins @ Kansas City Royals  
 Kauffman Stadium, Kansas City, MO  
 Mon Jul 28 1997, 7:05 PM CDT  
 Overcast - 77 F

livebaseballscorecards.com

AB	31
R	3
H	6
RBI	2
BB	2
SO	5
LOB	7






Batter	1	2	3	4	5	6	7	8	9	AB	R	H	RBI	BB	SO	LOB
<b>Bip Roberts, S</b> OBP: 0.365, SLG: 0.404 (1, 7)										5	0	3	2	0	0	2
<b>Jose Offerman, S</b> OBP: 0.371, SLG: 0.418 (1, 4)										5	1	1	0	0	0	5
<b>Chili Davis, S</b> OBP: 0.401, SLG: 0.497 (1, 10)										5	1	1	0	0	1	1
<b>Dean Palmer, R</b> OBP: 0.304, SLG: 0.423 (1, 5)										2	2	0	0	2	1	1
<b>Shane Halter, R</b> OBP: 0.367, SLG: 0.377 (9, 5)										0	0	0	0	0	0	0
<b>Jeff King, R</b> OBP: 0.352, SLG: 0.435 (1, 3)										5	2	4	1	0	1	1
<b>Johnny Damon, L</b> OBP: 0.350, SLG: 0.407 (1, 8)										4	1	2	2	1	0	4
<b>29 Mike Sweeney, R</b> OBP: 0.344, SLG: 0.404 (1, 2)										5	1	1	2	0	0	6
<b>Yamil Benitez, R</b> OBP: 0.526, SLG: 1.056 (1, 9)										5	1	4	2	0	0	0
<b>David Howard, S</b> OBP: 0.284, SLG: 0.318 (1, 6)										5	1	1	1	0	2	5

Inning Stats		R: 7	H: 7	R: 0	H: 1	R: 0	H: 1	R: 0	H: 1	R: 1	H: 2	R: 0	H: 1	R: 1	H: 2	R: 0	H: 1	R: 1	H: 2	R: 0	H: 1	R: 1	H: 2	R: 0	H: 1	R: 0	H: 1	R: 0	H: 1	R: 0	H: 1	R: 0	H: 1		
PITCHER		IP	WLS	BF	H	R	ER	SO	BB	IBB	HBP	BLK	WP	HR	S	P	ERA	WHIP																	
<b>Frankie Rodriguez, R</b> ERA: 5.09 (1, 1)		4.0	L	25	11	8	8	0	2	0	1	0	1	0	65	106	18.00	3.250																	
<b>Greg Swindell, L</b> ERA: 3.52 (5, 1)		3.0		13	4	1	1	3	0	0	0	0	0	0	31	40	3.00	1.333																	
<b>Eddie Guardado, L</b> ERA: 3.55 (8, 1)		1.0		7	2	1	0	2	1	0	0	0	0	0	19	29	0.00	3.000																	

**MINNESOTA TWINS @ KANSAS CITY ROYALS**  
**Kauffman Stadium, Kansas City, MO**  
 Mon Jul 28 1997, 7:05 PM CDT  
 Overcast - 77 F

<b>AB</b>	<b>41</b>
<b>R</b>	<b>10</b>
<b>H</b>	<b>17</b>
<b>RBI</b>	<b>10</b>
<b>BB</b>	<b>3</b>
<b>SO</b>	<b>5</b>
<b>LOB</b>	<b>25</b>



Inning Stats		1B: 14	SF: 0	WP: 1	PA: 45
PITCHER <td>2B: 2</td> <td>SAC: 0 <td>PB: 0 <td></td> </td></td>		2B: 2	SAC: 0 <td>PB: 0 <td></td> </td>	PB: 0 <td></td>	
<td>3B: 1</td> <td>DP: 1 <td>SB: 0</td> <td></td> </td>		3B: 1	DP: 1 <td>SB: 0</td> <td></td>	SB: 0	
<td>HR: 0</td> <td>HBP: 1 <td>CS: 0</td> <td></td> </td>		HR: 0	HBP: 1 <td>CS: 0</td> <td></td>	CS: 0	

Batter	1	2	3	4	5	6	7	8	9	AB R H RBI BB SO LOB	TOP
<b>Chuck Knoblauch, R</b> (1, 4) OBP: 0.408, SLG: 0.415 	4-0 		1-2 <b>F7</b> 		1-1 <b>G4-6-3</b> 			1-1 <b>G6-3</b> 		3 1 0 0 1 0 2	<b>Minnesota Twins @ Kansas City Royals</b> Kauffman Stadium, Kansas City, MO Mon Jul 28 1997, 7:05 PM CDT Att. 20,305 - Unknown - 78 F  <b>livebaseballscorecards.com</b>
<b>Rich Becker, L</b> (1, 9) OBP: 0.353, SLG: 0.388 	2-1 <b>G6-3</b> 		2-2 <b>G5-3</b> 		0-0 <b>P6</b> 			1-3 <b>K</b> 		4 0 0 0 0 1 2	
<b>Paul Molitor, R</b> (1, 10) OBP: 0.358, SLG: 0.443 	4-0 		2-2 <b>L7</b> 		1-0 <b>G4-3</b> 			1-1 <b>P4</b> 		3 0 0 0 1 0 0	
<b>Terry Steinbach, R</b> (1, 2) OBP: 0.322, SLG: 0.434 	2-1 <b>FC4</b> 			1-0 <b>F9</b> 		2-0 <b>G5-3</b> 		0-1 <b>G5-3</b> 		4 0 0 0 0 0 1	
<b>Matt Lawton, L</b> (1, 7) OBP: 0.337, SLG: 0.383 	1-3 <b>K</b> 			2-2 <b>G4-3</b> 		4-2 <b>BB</b> 		0-1 <b>G3</b> 		3 0 0 0 1 1 1	
<b>Greg Colbrunn, R</b> (1, 3) OBP: 0.311, SLG: 0.415 		0-0 		1-1 <b>F7</b> 		1 SAFE 2-2 <b>G1-3</b> 		0-1 <b>P4</b> 		4 0 1 0 0 0 1	
<b>Darrin Jackson, R</b> (1, 8) OBP: 0.261, SLG: 0.368 		1 SAFE 1-0 <b>FC5-4</b> 			1-2 <b>BB</b> <b>G4-6-3</b> <b>1B</b> 		2-3 <b>K</b> 		3 1 1 0 0 1 1		
<b>Pat Meares, R</b> (1, 6) OBP: 0.325, SLG: 0.428 		1 SAFE 0-2 <b>G1-3</b> 			0-0 <b>G4-6-3</b> <b>BB</b> <b>1B</b> 		0-0 <b>L6</b> 		3 0 1 0 0 0 1		
<b>Denny Hocking, S</b> (1, 5) OBP: 0.307, SLG: 0.341 		1-2 <b>L4</b> 			4-2 <b>G4-6-3</b> <b>BB</b> 		2-2 <b>G3-1</b> 		2 0 0 0 1 0 1		
<b>Inning Stats</b>	R: 1 H: 0 E: 1 LOB: 1 K: 1 BB: 2 S: 7 P: 20	R: 0 H: 1 E: 0 LOB: 1 K: 0 BB: 0 S: 8 P: 10	R: 0 H: 0 E: 0 LOB: 0 K: 0 BB: 0 S: 16 P: 21	R: 0 H: 0 E: 0 LOB: 0 K: 0 BB: 0 S: 6 P: 10	R: 1 H: 2 E: 0 LOB: 1 K: 0 BB: 1 S: 10 P: 16	R: 0 H: 0 E: 0 LOB: 1 K: 0 BB: 1 S: 8 P: 17	R: 0 H: 0 E: 0 LOB: 0 K: 1 BB: 0 S: 7 P: 11	R: 0 H: 0 E: 0 LOB: 0 K: 1 BB: 0 S: 6 P: 6	1B: 3 SF: 0 2B: 0 SAC: 0 3B: 0 DP: 1 HR: 0 HBP: 0	WP: 0 PA: 33 PB: 0 SB: 1 CS: 0	
<b>PITCHER</b>	<b>Jim Pittsley, R</b> (1, 1) ERA: 5.79	<b>Mike Perez, R</b> (7, 1) ERA: 3.6	<b>Jeff Montgomery, R</b> (9, 1) ERA: 5.6	<b>PITCHER</b>	<b>IP WLS BF H R ER SO BB IBB HBP BLK WP HR S P ERA WHIP</b>	<b>IP WLS BF H R ER SO BB IBB HBP BLK WP HR S P ERA WHIP</b>					

Batter	1	2	3	4	5	6	7	8	9
<b>Bip Roberts, S</b> OBP: 0.364, SLG: 0.401 (1, 7)	2-1 F8		1-1 SF9 2B 1B		2-1 G4-3		3-3 K		
<b>Jose Offerman, S</b> OBP: 0.373, SLG: 0.423 (1, 4)	1-0 G3-1		0-0 SF9 1-3 2-H 2B		3-2 1B 1B		0-0 P5		
<b>Jay Bell, R</b> OBP: 0.376, SLG: 0.470 (1, 6)	4-2 BB		1-0 SF9 2-3 3-H		2-1 SAFE 1-3 1B		0-1 F7		
<b>Chili Davis, S</b> OBP: 0.397, SLG: 0.490 (1, 10)	2-3 K		1-1 G6-3		3-3 K			0-0 G3-1	
<b>Dean Palmer, R</b> OBP: 0.301, SLG: 0.418 (1, 5)		1-2 F9		1-0 F7		1-3 K		1-3 K	
<b>Joe Vitiello, R</b> OBP: 0.325, SLG: 0.362 (1, 3)		2-0 L3		3-1 HR		0-0 F9		0-0 P5	
<b>Jeff King, R</b> OBP: 0.351, SLG: 0.433 (7, 3)									
<b>Yamil Benitez, R</b> OBP: 0.545, SLG: 1.000 (1, 9)		1-1 G3		0-0 L8-3 1B		4-0 HR BB			
<b>Shane Halter, R</b> OBP: 0.367, SLG: 0.377 (7, 9)									
<b>Johnny Damon, L</b> OBP: 0.350, SLG: 0.417 (1, 8)			1-1 F7	SAFE 1-2 L8-3		1-0 HR			
<b>Mike Macfarlane, R</b> OBP: 0.259, SLG: 0.271 (1, 2)			4-2 1B 2B BB		2-3 K		1-0 L8		

AB	R	H	RBI	BB	SO	LOB
4	1	1	0	0	1	0
4	0	2	1	0	0	0
2	0	1	1	1	0	0
4	0	0	0	0	2	4
4	0	0	0	0	2	0
3	1	1	1	0	0	0
1	0	0	0	0	0	0
2	1	1	0	1	0	0
0	0	0	0	0	0	0
3	1	1	2	0	0	1
2	1	0	0	1	1	0

**BOTTOM**

**Minnesota Twins @ Kansas City Royals**  
Kauffman Stadium, Kansas City, MO  
Mon Jul 28 1997, 7:05 PM CDT  
Att: 20,305 - Unknown - 78 F

[livebaseballscorecards.com](http://livebaseballscorecards.com)

<b>AB</b>	<b>29</b>
<b>R</b>	<b>5</b>
<b>H</b>	<b>7</b>
<b>RBI</b>	<b>5</b>
<b>BB</b>	<b>3</b>
<b>SO</b>	<b>6</b>
<b>LOB</b>	<b>5</b>



1B: 4	SF: 1
2B: 2	SAC: 0
3B: 0	DP: 1
HR: 2	HBP: 0

WP: 0	PA: 33
PB: 0	
SB: 0	
CS: 0	

Inning	R	H	E	K	S	H	LOB	BB	P
1	0	0	0	1	9	0	1	18	
2	0	0	0	0	6	0	0	10	
3	2	2	0	0	10	1	1	18	
4	1	2	0	0	7	0	0	12	
5	0	2	0	2	16	0	0	28	
6	2	1	0	1	6	0	1	13	
7	0	0	0	1	6	0	0	9	
8	0	0	0	1	5	0	0	6	

PITCHER	IP	WLS	BF	H	R	ER	SO	BB	IBB	HBP	BLK	WP	HR	S	P	ERA	WHIP
<b>Travis Miller, L</b> ERA: 7.5 (1, 1)	6.0	L	27	7	5	5	4	3	0	0	0	0	2	54	99	7.50	1.667
<b>Mike Trombley, R</b> ERA: 4.63 (7, 1)	2.0		6	0	0	0	2	0	0	0	0	0	0	11	15	0.00	0.000

Batter	1	2	3	4	5	6	7	8	9	AB R H RBI BB SO LOB	TOP											
<b>Chuck Knoblauch, R</b> (1, 4) <small>OBP: 0.407, SLG: 0.414</small> <b>Denny Hocking, S</b> (1, 4) <small>OBP: 0.306, SLG: 0.338</small>	0-3 K		E7 3B			0-0 G3-6-3 1-2f		3-2 F9		1 0 0 0 0 1 0 4 1 1 0 0 0 2												
<b>Rich Becker, L</b> (1, 8) <small>OBP: 0.351, SLG: 0.391</small>	0-0 L8		1B 3B G6-3			2-3 K		1-3 K		5 1 1 2 0 2 2												
<b>Paul Molitor, R</b> (1, 10) <small>OBP: 0.358, SLG: 0.441</small>	2-1 G6-3		2-1 F9 1B 1B	1-1 G5-3		4-1 G4-6-3 1B BB		0-0 G4-3		4 2 1 1 1 0 0												
<b>Scott Stahoviak, L</b> (1, 3) <small>OBP: 0.320, SLG: 0.463</small>		0-0 G3	2-2 SAFE F9 1B	1-2 F9		1-2 G4-6-3 1B		0-2 G6-4-3 1B		5 1 3 0 0 0 0												
<b>Terry Steinbach, R</b> (1, 2) <small>OBP: 0.320, SLG: 0.428</small>	4-2 G5-3 1B BB		0-2 F9 1B	0-0 L9		2-1 G4-6-3 1B		2-1 SAFE L6		4 0 0 0 1 0 5												
<b>Ron Coomer, R</b> (1, 5) <small>OBP: 0.343, SLG: 0.448</small>	0-1 1B		0-0 HR 1B		4-2 CS BB	3-1 HR 1B		0-0 G6-4-3 1-2f		4 2 3 3 1 0 1												
<b>Marty Cordova, R</b> (1, 7) <small>OBP: 0.319, SLG: 0.460</small>	2-2 G5-3 2-3f		0-0 HR		3-3 K 1-2	3-2 HR				4 2 2 4 0 1 3												
<b>Matt Lawton, L</b> (1, 9) <small>OBP: 0.339, SLG: 0.385</small>			1-1 E 1B		1-0 G3	2-1 FC5-4 1B				4 1 2 0 0 1 0												
<b>Pat Meares, R</b> (1, 6) <small>OBP: 0.330, SLG: 0.428</small>			1-1 E 3B BB		1-1 G3 1B	1-1 FC5-4				2 1 1 0 1 0 1												
<b>Inning Stats</b>	R: 0 E: 0 K: 1 S: 6	H: 0 LOB: 0 BB: 0 P: 8	R: 0 E: 0 K: 0 S: 8	H: 1 LOB: 1 BB: 1 P: 14	R: 8 E: 1 K: 1 S: 27	H: 7 LOB: 2 BB: 1 P: 44	R: 0 E: 0 K: 0 S: 6	H: 0 LOB: 0 BB: 0 P: 8	R: 0 E: 0 K: 1 S: 7	H: 0 LOB: 0 BB: 1 P: 15	R: 0 E: 0 K: 1 S: 6	H: 1 LOB: 0 BB: 0 P: 9	R: 3 E: 0 K: 0 S: 15	H: 4 LOB: 1 BB: 1 P: 31	R: 0 E: 0 K: 1 S: 8	H: 0 LOB: 0 BB: 0 P: 12	R: 0 E: 0 K: 0 S: 6	H: 1 LOB: 0 BB: 0 P: 8	1B: 11 2B: 1 3B: 1 HR: 2	SF: 0 SAC: 0 DP: 5 HBP: 1	WP: 0 PB: 0 SB: 0 CS: 1	PA: 42
<b>PITCHER</b>	IP WLS BF H R ER SO BB IBB HBP BLK WP HR S P ERA WHIP																					
<b>Ricky Bones, R</b> (1, 1) ERA: 8.33	2.1 L 15 6 7 6 1 2 0 0 0 0 0 0 28 46 23.14 3.429																					
<b>Jamie Walker, L</b> (3, 1) ERA: 6.08	0.1 3 1 1 1 1 0 0 1 0 0 0 1 6 10 27.00 3.000																					
<b>Gregg Olson, R</b> (3, 1) ERA: 7.36	3.1 11 2 0 0 2 1 0 0 0 0 0 26 42 0.00 0.900																					
<b>Larry Casian, L</b> (7, 1) ERA: 5.53	2.0 10 4 3 3 1 1 0 0 0 0 0 1 23 43 13.50 2.500																					
<b>Mike Perez, R</b> (9, 1) ERA: 3.27	1.0 3 1 0 0 0 0 0 0 0 0 0 0 6 8 0.00 1.000																					

**Minnesota Twins @ Kansas City Royals**  
 Kauffman Stadium, Kansas City, MO  
 Tue Jul 29 1997, 7:05 PM CDT  
 Att. 16,652 - Unknown - 79 F

<b>AB</b>	37
<b>R</b>	11
<b>H</b>	14
<b>RBI</b>	10
<b>BB</b>	4
<b>SO</b>	5
<b>LOB</b>	14



1B:	11	SF:	0
2B:	1	SAC:	0
3B:	1	DP:	5
HR:	2	HBP:	1

Batter	1	2	3	4	5	6	7	8	9	AB	R	H	RBI	BB	SO	LOB
Bip Roberts, S (1, 7) OBP: 0.359, SLG: 0.396 Shane Halter, R (8, 7) OBP: 0.361, SLG: 0.370	1-3 K		3-2 G6-3		2-2 G6-3		0-2 G3	1-2 G1-3		4	0	0	0	0	1	1
Jose Offerman, S (1, 4) OBP: 0.375, SLG: 0.420 Jed Hansen, R (7, PR) (8, 4)	4-2 HR BB		3-2 G5-3		1-1 G4-3		4-2 BB		2-3 K	2	1	0	0	2	0	1
Jay Bell, R (1, 6) OBP: 0.375, SLG: 0.476 David Howard, S (8, 6) OBP: 0.288, SLG: 0.322	2-0 HR		0-3 K			0-1 P4	2-2 F7		1-0 2B 1B	4	1	1	2	0	1	1
Dean Palmer, R (1, 5) OBP: 0.305, SLG: 0.424	3-2 CS 1B			0-3 K		0-0 3B 2B		2-2 2B 1B	2-3 K	5	2	3	0	0	2	1
Jeff King, R (1, 3) OBP: 0.352, SLG: 0.439	0-3 K			1-1 L7		0-0 G6-3		1-2 1B 2B	1-1 2B	5	1	2	1	0	1	2
Johnny Damon, L (1, 8) OBP: 0.354, SLG: 0.426	0-1 CS 1-2	0-1 P6		4-0 BB		3-1 1B 3B		1-2 1B 1B	1-1 G6-3	4	1	2	2	1	0	1
Joe Vitiello, R (1, 10) OBP: 0.331, SLG: 0.394		1-1 HR		2-3 K		0-1 1B		0-3 K		4	1	2	2	0	2	3
29 Mike Sweeney, R (1, 2) OBP: 0.341, SLG: 0.407		0-1 G6-3			0-2 2B	1-1 L4		0-3 K		4	0	1	0	0	1	3
Yamil Benitez, R (1, 9) OBP: 0.500, SLG: 0.875		2-2 G6-3			2-3 K		2-3 K	2-0 1B		4	0	1	1	0	2	1

Inning Stats	R: 2	H: 2	E: 0	K: 2	S: 16	LOB: 0	BB: 1	P: 26	R: 1	H: 1	E: 0	K: 0	S: 9	LOB: 0	BB: 0	P: 12	R: 0	H: 0	E: 0	K: 1	S: 10	LOB: 0	BB: 0	P: 16	R: 0	H: 0	E: 0	K: 2	S: 9	LOB: 1	BB: 1	P: 16	R: 0	H: 1	E: 0	K: 1	S: 11	LOB: 1	BB: 0	P: 16	R: 2	H: 3	E: 0	K: 1	S: 10	LOB: 1	BB: 0	P: 14	R: 0	H: 0	E: 0	K: 1	S: 15	LOB: 1	BB: 1	P: 23	R: 2	H: 4	E: 0	K: 2	S: 20	LOB: 2	BB: 0	P: 27	R: 1	H: 2	E: 0	K: 2	S: 12	LOB: 1	BB: 0	P: 19	1B: 6	SF: 0	2B: 4	SAC: 0	3B: 1	DP: 0	HR: 2	HBP: 0	WP: 0	PA: 43
--------------	------	------	------	------	-------	--------	-------	-------	------	------	------	------	------	--------	-------	-------	------	------	------	------	-------	--------	-------	-------	------	------	------	------	------	--------	-------	-------	------	------	------	------	-------	--------	-------	-------	------	------	------	------	-------	--------	-------	-------	------	------	------	------	-------	--------	-------	-------	------	------	------	------	-------	--------	-------	-------	------	------	------	------	-------	--------	-------	-------	-------	-------	-------	--------	-------	-------	-------	--------	-------	--------

PITCHER	IP	WLS	BF	H	R	ER	SO	BB	IBB	HBP	BLK	WP	HR	S	P	ERA	WHIP
LaTroy Hawkins, R (1, 1) ERA: 6.22	6.0	W	26	7	5	5	6	2	0	0	0	0	2	65	100	7.50	1.500
Mike Trombley, R (7, 1) ERA: 4.8	1.2		9	3	2	2	3	1	0	0	0	0	0	31	43	10.80	2.400
Rick Aguilera, R (8, 1) ERA: 3.88	1.1		7	3	1	1	2	0	0	0	0	0	0	16	26	6.75	2.250

**BOTTOM**

**Minnesota Twins @ Kansas City Royals**  
**Kauffman Stadium, Kansas City, MO**  
 Tue Jul 29 1997, 7:05 PM CDT  
 Att: 16,652 - Unknown - 79 F

<b>AB</b>	<b>39</b>
<b>R</b>	<b>8</b>
<b>H</b>	<b>13</b>
<b>RBI</b>	<b>8</b>
<b>BB</b>	<b>3</b>
<b>SO</b>	<b>11</b>
<b>LOB</b>	<b>16</b>



WP	PA	ERA	WHIP
0	43		

Batter	1	2	3	4	5	6	7	8	9	AB R H RBI BB SO LOB	TOP											
<b>Chuck Knoblauch, R</b> (1, 4) OBP: 0.405, SLG: 0.416										5 0 1 2 0 0 3	<b>Minnesota Twins @ Kansas City Royals</b> Kauffman Stadium, Kansas City, MO Wed Jul 30 1997, 7:05 PM CDT Att. 17,002 - Unknown - 76 F											
<b>Roberto Kelly, R</b> (1, 9) OBP: 0.349, SLG: 0.442										4 2 1 1 1 1 2												
<b>Paul Molitor, R</b> (1, 10) OBP: 0.359, SLG: 0.442										4 1 2 1 0 0 1												
<b>Terry Steinbach, R</b> (1, 2) OBP: 0.322, SLG: 0.428										5 1 2 1 0 0 3												
<b>Ron Coomer, R</b> (1, 5) OBP: 0.347, SLG: 0.448										4 1 2 1 1 0 2												
<b>Marty Cordova, R</b> (1, 7) OBP: 0.317, SLG: 0.458										5 1 1 2 0 1 4												
<b>Greg Colbrunn, R</b> (1, 3) OBP: 0.313, SLG: 0.415										5 1 2 0 0 3 1												
<b>Darrin Jackson, R</b> (1, 8) OBP: 0.267, SLG: 0.364										4 2 1 0 1 1 1												
<b>Denny Hocking, S</b> (1, 6) OBP: 0.309, SLG: 0.355										5 2 2 2 0 0 1												
<b>Inning Stats</b>	R: 8 E: 1 K: 1 S: 32	H: 7 LOB: 1 BB: 2 P: 58	R: 0 E: 0 K: 1 S: 9	H: 0 LOB: 1 BB: 1 P: 17	R: 2 E: 1 K: 0 S: 9	H: 2 LOB: 1 BB: 0 P: 12	R: 0 E: 0 K: 1 S: 6	H: 0 LOB: 0 BB: 0 P: 10	R: 0 E: 0 K: 1 S: 8	H: 0 LOB: 0 BB: 0 P: 12	R: 0 E: 0 K: 0 S: 8	H: 2 LOB: 2 BB: 0 P: 10	R: 0 E: 0 K: 0 S: 8	H: 1 LOB: 1 BB: 0 P: 16	R: 1 E: 1 K: 1 S: 12	H: 2 LOB: 1 BB: 0 P: 21	R: 0 E: 0 K: 1 S: 7	H: 0 LOB: 0 BB: 0 P: 8	1B: 10 2B: 3 3B: 1 HR: 0	SF: 1 SAC: 0 DP: 1 HBP: 0	WP: 0 PB: 0 SB: 0 CS: 0	PA: 45
<b>PITCHER</b>	IP WLS BF H R ER SO BB IBB HBP BLK WP HR S P ERA WHIP																					
<b>Glendon Rusch, L</b> (1, 1) ERA: 6.06	3.0 L 22 9 10 9 2 3 0 0 0 0 0 0 50 87 27.00 4.000																					
<b>Matt Whisenant, L</b> (4, 1) ERA: 7.94	3.0 11 2 0 0 2 0 0 0 0 0 0 0 22 32 0.00 0.667																					
<b>Jamie Walker, L</b> (7, 1) ERA: 5.61	2.0 9 3 1 0 1 0 0 0 0 0 0 0 20 37 0.00 1.500																					
<b>Jeff Montgomery, R</b> (9, 1) ERA: 5.45	1.0 3 0 0 0 0 1 0 0 0 0 0 0 7 8 0.00 0.000																					

livebaseballscorecards.com

AB	41
R	11
H	14
RBI	10
BB	3
SO	6
LOB	18



Batter	1	2	3	4	5	6	7	8	9	AB	R	H	RBI	BB	SO	LOB
<b>Bip Roberts, S</b> (1, 7) OBP: 0.361, SLG: 0.396 <b>David Howard, S</b> (3, 7) OBP: 0.289, SLG: 0.329	4-2 FC6-4 BB		1-0 G6-3		0-0 F7		1-0 2B			0	0	0	0	1	0	0
<b>Jose Offerman, S</b> (1, 4) OBP: 0.370, SLG: 0.414	1-3 BB		1-2 G6-3			2-1 F7	1-1 G6-3			4	0	0	0	0	1	3
<b>Jay Bell, R</b> (1, 6) OBP: 0.372, SLG: 0.470	1-2 FC6-4 1-2f			2-3 K		1-2 L8		1-3 K		4	0	0	0	0	2	1
<b>Chili Davis, S</b> (1, 10) OBP: 0.398, SLG: 0.488	2-2 F9			4-1 E BB		0-1 1B		0-2 G1-3		3	0	1	0	1	0	1
<b>Dean Palmer, R</b> (1, 5) OBP: 0.302, SLG: 0.419		0-3 K		0-0 E6 1-2		0-0 F7		1-3 K		4	0	0	0	0	2	2
<b>Jeff King, R</b> (1, 3) OBP: 0.351, SLG: 0.439		0-1 E6		2-2 F9			1-2 G3 29 G6-3 2B		1-1 L7	4	1	1	0	0	0	2
<b>Johnny Damon, L</b> (1, 8) OBP: 0.353, SLG: 0.421		1-2 P5		1-0 F7			0-1 G3		4-2 29 G5-4-3 BB	3	0	0	0	1	0	4
<b>29 Mike Sweeney, R</b> (1, 2) OBP: 0.331, SLG: 0.393		0-1 F7			2-2 G5-3		2-1 G6-3		0-1 G5-4-3 1-2f	4	0	0	1	0	0	2
<b>Yamil Benitez, R</b> (1, 9) OBP: 0.483, SLG: 0.808			1-1 G1-3		2-1 F7		4-2 2B BB			2	0	0	0	1	0	0

Inning Stats	R: 0	H: 0	E: 0	K: 1	S: 12	LOB: 1	BB: 1	P: 20	R: 0	H: 0	E: 1	K: 1	S: 10	LOB: 1	BB: 0	P: 11	R: 0	H: 0	E: 0	K: 0	S: 6	LOB: 0	BB: 0	P: 9	R: 0	H: 0	E: 1	K: 1	S: 10	LOB: 2	BB: 1	P: 19	R: 0	H: 0	E: 0	K: 0	S: 7	LOB: 0	BB: 0	P: 11	R: 0	H: 1	E: 0	K: 0	S: 8	LOB: 1	BB: 0	P: 11	R: 1	H: 2	E: 0	K: 0	S: 12	LOB: 2	BB: 1	P: 21	R: 0	H: 0	E: 0	K: 2	S: 11	LOB: 0	BB: 0	P: 13	R: 0	H: 0	E: 0	K: 0	S: 6	LOB: 0	BB: 1	P: 11	1B: 1	2B: 2	3B: 0	HR: 0	SF: 0	SAC: 0	DP: 1	HBP: 0	WP: 0	PB: 0	SB: 0	CS: 0	PA: 35
--------------	------	------	------	------	-------	--------	-------	-------	------	------	------	------	-------	--------	-------	-------	------	------	------	------	------	--------	-------	------	------	------	------	------	-------	--------	-------	-------	------	------	------	------	------	--------	-------	-------	------	------	------	------	------	--------	-------	-------	------	------	------	------	-------	--------	-------	-------	------	------	------	------	-------	--------	-------	-------	------	------	------	------	------	--------	-------	-------	-------	-------	-------	-------	-------	--------	-------	--------	-------	-------	-------	-------	--------

PITCHER	IP	WLS	BF	H	R	ER	SO	BB	IBB	HBP	BLK	WP	HR	S	P	ERA	WHIP
<b>Brad Radke, R</b> (1, 1) ERA: 3.48	7.0	W	29	3	1	1	3	3	0	0	0	0	0	65	102	1.29	0.857
<b>Todd Ritchie, R</b> (8, 1) ERA: 4.95	2.0		6	0	0	0	2	1	0	0	0	0	0	17	24	0.00	0.500

**BOTTOM**

**Minnesota Twins @ Kansas City Royals**  
Kauffman Stadium, Kansas City, MO

livebaseballscorecards.com

<b>AB</b>	<b>31</b>
<b>R</b>	<b>1</b>
<b>H</b>	<b>3</b>
<b>RBI</b>	<b>1</b>
<b>BB</b>	<b>4</b>
<b>SO</b>	<b>5</b>
<b>LOB</b>	<b>15</b>



Wed Jul 30 1997, 7:05 PM CDT  
Att: 17,002 - Unknown - 76 F

Batter	1	2	3	4	5	6	7	8	9	10	AB R H RBI BB SO LOB	TOP												
Nomar Garciaparra, R OBP: 0.342, SLG: 0.511 (1, 6)	1-0 P6		0-0 L5		0-3 K		1-3 K			1-2 WP 2B	5 1 1 0 0 2 1	<b>Boston Red Sox @ Kansas City Royals</b> Kauffman Stadium, Kansas City, MO Thu Jul 31 1997, 7:05 PM CDT Att. 20,544 - Unknown - 80 F												
John Valentin, R OBP: 0.372, SLG: 0.491 (1, 5)	2-3 K		2-0 1B		3-1 1B			1-2 P4		4-1 WP BB	4 0 2 0 1 1 0													
Mo Vaughn, L OBP: 0.448, SLG: 0.589 (1, 3)	4-1 BB		2-2 G4-3		2-1 F8			2-3 K		4-1 IBB	3 0 0 0 2 1 3													
18 Reggie Jefferson, S OBP: 0.369, SLG: 0.526 (1, 10)	1-1 F7			2-2 FC4-6 1B		0-1 1B 2B		2-1 G5-3		1-2 F7	5 0 2 0 0 0 3													
Wil Cordero, R OBP: 0.324, SLG: 0.439 (1, 7)		1-1 G6-3		1-2 FC4-6 1B		0-0 L3 1B			0-0 F8		4 0 1 0 0 0 1													
Troy O'Leary, L OBP: 0.365, SLG: 0.497 (1, 9)		1-3 K		1-0 G3-6-3 1B		0-2 P6			2-2 CS 1B		4 0 1 0 0 1 3													
Scott Hatteberg, L OBP: 0.363, SLG: 0.425 (1, 2)		2-2 1B			2-2 F9 1B 2B		0-1 L3		3-3 K		4 1 2 0 0 1 3													
Darren Bragg, L OBP: 0.354, SLG: 0.421 (1, 8)		1-0 F8			3-2 F9			0-0 G3-1		3-2 G3	4 0 0 0 0 0 2													
Jeff Frye, R OBP: 0.345, SLG: 0.414 (1, 4)			0-2 G5-3		2-0 1B 1B			1-2 F7		2-1 G6-3	4 0 1 1 0 0 0													
<b>Inning Stats</b>	R: 0 H: 0 E: 0 K: 1 S: 8	H: 0 LOB: 1 BB: 1 P: 16	R: 0 H: 1 E: 0 K: 1 S: 10	H: 1 LOB: 1 BB: 0 P: 15	R: 0 H: 1 E: 0 K: 0 S: 8	H: 1 LOB: 0 BB: 0 P: 12	R: 0 H: 1 E: 0 K: 0 S: 9	H: 1 LOB: 0 BB: 0 P: 13	R: 1 H: 3 E: 0 K: 1 S: 15	H: 3 LOB: 2 BB: 0 P: 27	R: 0 H: 2 E: 0 K: 0 S: 8		H: 2 LOB: 1 BB: 0 P: 8	R: 0 H: 0 E: 0 K: 1 S: 7	H: 0 LOB: 0 BB: 0 P: 9	R: 0 H: 0 E: 0 K: 1 S: 9	H: 0 LOB: 0 BB: 0 P: 14	R: 0 H: 1 E: 0 K: 1 S: 8	H: 1 LOB: 1 BB: 0 P: 13	R: 1 H: 1 E: 0 K: 0 S: 13	H: 1 LOB: 2 BB: 2 P: 28	1B: 7 2B: 5 3B: 0 HR: 0	SF: 0 SAC: 0 DP: 3 HBP: 0	WP: 2 PB: 0 SB: 0 CS: 1
<b>PITCHER</b>	IP WLS BF H R ER SO BB IBB HBP BLK WP HR S P ERA WHIP																							
Kevin Appier, R ERA: 3.04 (1, 1)	9.0																							
Hector Carrasco, R ERA: 3.98 (10, 1)	1.0	W 6	H 1 R 1 ER 1 SO 0																					

livebaseballscorecards.com

**AB 37**  
**R 2**  
**H 10**  
**RBI 1**  
**BB 3**  
**SO 6**  
**LOB 16**





BOTTOM

Boston Red Sox @ Kansas City Royals  
Kauffman Stadium, Kansas City, MO

Thu Jul 31 1997, 7:05 PM CDT  
Att. 20,544 - Unknown - 80 F

livebaseballscorecards.com

AB	32
R	3
H	7
RBI	2
BB	6
SO	5
LOB	18



WP	1	PA	41
PB	0		
SB	0		
CS	2		

Batter	1	2	3	4	5	6	7	8	9	10	AB	R	H	RBI	BB	SO	LOB
David Howard, S OBP: 0.288, SLG: 0.327 (1, 7)	K		F7		L6			SH5-4		WP BB 1B	4	1	1	0	0	1	2
Jose Offerman, S OBP: 0.367, SLG: 0.409 (1, 4)	L6		K2-3		K			G5-3		1B WP BB	4	0	0	0	1	2	4
Jay Bell, R OBP: 0.372, SLG: 0.476 (1, 6)	HR		F9				G5-3	F9		1B IBB	4	1	1	1	1	0	3
Chili Davis, S OBP: 0.401, SLG: 0.487 (1, 10)	CS BB				G4-3			CS BB		F7 1B	3	0	1	1	2	0	0
Dean Palmer, R OBP: 0.306, SLG: 0.421 (1, 5)	CS	G6-3 G5-3 BB						K		1B	3	0	2	0	1	1	1
Jeff King, R OBP: 0.348, SLG: 0.434 (1, 3)			G5-3		P5			F8		P4	4	0	0	0	0	0	3
Johnny Damon, L OBP: 0.348, SLG: 0.415 (1, 8)			G6-3		K2-3			G5-3		F7	4	0	0	0	0	1	3
Yamil Benitez, R OBP: 0.438, SLG: 0.724 (1, 9)			P6					G6-3			3	0	0	0	0	0	1
Bip Roberts, S OBP: 0.363, SLG: 0.396 (10, PH)										29 FC5-4 HBP	0	0	0	0	0	0	0
Mike Macfarlane, R OBP: 0.271, SLG: 0.285 (1, 2)					F7					FC5-4 BB 1B WP	2	0	2	0	1	0	0
Shane Halter, R OBP: 0.361, SLG: 0.370 (8, PR)											0	0	0	0	0	0	0
29 Mike Sweeney, R OBP: 0.328, SLG: 0.390 (9, 2)								SH5-4 BB			1	1	0	0	0	0	1

Inning Stats	R	H	E	K	S	H	LOB	BB	IBB	HBP	BLK	WP	HR	S	P	ERA	WHIP
	1	1	0	1	13	0	0	0	0	0	0	0	0	70	119	1.12	1.000
	0	0	0	1	10	0	1	0	0	0	0	0	0	7	12	0.00	1.500
	0	0	0	17	9	0	1	0	0	0	0	0	0	4	4	0.00	0.000
	0	0	0	15	9	0	1	1	1	0	0	1	0	17	33	54.00	9.000

PITCHER	IP	WLS	BF	H	R	ER	SO	BB	IBB	HBP	BLK	WP	HR	S	P	ERA	WHIP
Tom Gordon, R ERA: 3.75 (1, 1)	8.0		30	4	1	1	5	4	0	0	0	0	0	70	119	1.12	1.000
Jim Corsi, R ERA: 3.89 (9, 1)	0.2		3	1	0	0	0	0	0	0	0	0	0	7	12	0.00	1.500
Ron Mahay, L ERA: 2.57 (9, 1)	0.1		1	0	0	0	0	0	0	0	0	0	0	4	4	0.00	0.000
Heathcliff Slocumb, R ERA: 5.79 (10, 1)	0.1	L	6	2	2	2	0	1	1	1	0	1	0	17	33	54.00	9.000

PITCHER	IP	WLS	BF	H	R	ER	SO	BB	IBB	HBP	BLK	WP	HR	S	P	ERA	WHIP
Tom Gordon, R ERA: 3.75 (1, 1)	8.0		30	4	1	1	5	4	0	0	0	0	0	70	119	1.12	1.000
Jim Corsi, R ERA: 3.89 (9, 1)	0.2		3	1	0	0	0	0	0	0	0	0	0	7	12	0.00	1.500
Ron Mahay, L ERA: 2.57 (9, 1)	0.1		1	0	0	0	0	0	0	0	0	0	0	4	4	0.00	0.000
Heathcliff Slocumb, R ERA: 5.79 (10, 1)	0.1	L	6	2	2	2	0	1	1	1	0	1	0	17	33	54.00	9.000

Batter	1	2	3	4	5	6	7	8	9	AB R H RBI BB SO LOB	TOP													
Nomar Garciaparra, R OBP: 0.344, SLG: 0.516 (1, 6)	1-1 F8	4-1 S BB		1-1 HR	0-2 G6-3		0-1 FC6-4 1B		2-3 K	5 1 2 2 1 1 0														
John Valentin, R OBP: 0.368, SLG: 0.486 Mike Benjamin, R OBP: 0.245, SLG: 0.239 (1, 5) (6, 5)	1-2 G1-3	2-2 G6-3		0-0 F8 G3 1B	0-1 F8		0-0 FC6-4 1B			4 1 0 0 0 0 2 1 0 0 0 0 0 2														
Mo Vaughn, L OBP: 0.452, SLG: 0.602 (1, 3)	1-2 HR 1B			2-2 G3		1-0 CS 1B	3-1 1B			5 2 4 2 0 0 1														
Mike Stanley, R OBP: 0.395, SLG: 0.531 (1, 10)	2-0 HR			2-1 F8 1B 2B 1B	2-0 F8	3-3 K	0-0 P3			5 2 2 2 0 1 4														
Wil Cordero, R OBP: 0.330, SLG: 0.448 (1, 7)	1-0 1B			0-2 2B SF9 1B	4-0 BB 1B IBB	1-0 3B		1-3 K		4 2 3 0 1 1 0														
Scott Hatteberg, L OBP: 0.383, SLG: 0.426 Wait McKeel, R (1, 2) (9, 2)	2-2 F8			2-1 1B BB	4-1 1B BB	0-2 F8		1-0 G3-1		4 0 1 1 1 0 2 0 0 0 0 0 0 0														
Shane Mack, R OBP: 0.365, SLG: 0.444 Troy O'Leary, L OBP: 0.366, SLG: 0.502 (1, 8) (4, PH) (4, 9)				1-2 SF9	1-2 1B		3-2 1B 2B	1-2 G6-3		1 0 0 1 0 0 0 3 1 2 2 0 0 0														
Darren Bragg, L OBP: 0.352, SLG: 0.416 (1, 9) (4, 8)				3-H F7	0-2 G3		2-3 K		0-1 G6-3	4 0 0 0 1 1 4														
Jeff Frye, R OBP: 0.346, SLG: 0.416 (1, 4)				0-1 G5-3		0-2 G1-3	4-1 FC6-4 1B BB	2-1 G4-3		4 1 1 0 1 0 1														
<b>Inning Stats</b>	R: 2 E: 0 K: 0 S: 15	H: 3 LOB: 1 BB: 0 P: 23	R: 0 E: 0 K: 0 S: 8	H: 1 LOB: 2 BB: 2 P: 20	R: 3 E: 0 K: 0 S: 15	H: 4 LOB: 1 BB: 0 P: 21	R: 3 E: 1 K: 0 S: 14	H: 2 LOB: 2 BB: 2 P: 28	R: 0 E: 0 K: 0 S: 9	H: 0 LOB: 0 BB: 0 P: 9	R: 0 E: 0 K: 1 S: 8	H: 2 LOB: 1 BB: 0 P: 13	R: 2 E: 0 K: 1 S: 14	H: 3 LOB: 2 BB: 1 P: 26	R: 0 E: 0 K: 1 S: 9	H: 0 LOB: 0 BB: 0 P: 12	R: 0 E: 0 K: 1 S: 7	H: 0 LOB: 0 BB: 0 P: 11	1B: 8 2B: 4 3B: 1 HR: 3	SF: 1 SAC: 0 DP: 1 HBP: 0	WP: 0 PB: 0 SB: 2 CS: 1	PA: 46		
<b>PITCHER</b>	IP WLS BF H R ER SO BB IBB HBP BLK WP HR S P ERA WHIP																							
50 José Rosado, L ERA: 3.96 Mike Perez, R ERA: 2.77 Larry Casian, L ERA: 5.97 Gregg Olson, R ERA: 6.94 Jeff Montgomery, R ERA: 5.3	(1, 1) 3.2 L 24 9 8 6 0 3 1 0 0 0 0 3 46 85 14.73 3.273	(4, 1) 2.0 8 3 0 0 1 0 0 0 0 0 0 20 26 0.00 1.500	(6, 1) 1.0 7 3 2 2 1 1 0 0 0 0 0 16 28 18.00 4.000	(7, 1) 1.1 4 0 0 0 1 0 0 0 0 0 0 10 13 0.00 0.000	(9, 1) 1.0 3 0 0 0 1 0 0 0 0 0 0 7 11 0.00 0.000																			

**Boston Red Sox @ Kansas City Royals**  
Kauffman Stadium, Kansas City, MO

Fri Aug 01 1997, 7:05 PM CDT  
Att. 20,060 - Unknown - 86 F

AB	40
R	10
H	15
RBI	10
BB	5
SO	4
LOB	16



WP	0	PA	46
----	---	----	----

ERA	WHIP
-----	------

1B	8	SF	1
2B	4	SAC	0
3B	1	DP	1
HR	3	HBP	0

livebaseballscorecards.com

Batter	1	2	3	4	5	6	7	8	9	AB	R	H	RBI	BB	SO	LOB
Jose Offerman, S OBP: 0.374, SLG: 0.415 (1, 4)	1-1 F8 1B	0-0 1B			2-2 FC3-6 SF9 1B		1-1 FC4-6 1B		3-2 1B	5	1	4	1	0	0	0
Johnny Damon, L OBP: 0.349, SLG: 0.411 (1, 8)	4-1 1B BB	0-0 L4			4-0 FC3-6 1-2 BB		3-2 FC4-6 1-2f		3-2 L9	3	1	0	0	2	0	4
Jay Bell, R OBP: 0.369, SLG: 0.471 (1, 6)	1-0 F7	1-0 F8			3-2 FC3-6 FC6-4 1-2f 2-3		3-2 P5			4	0	0	0	0	0	6
Chili Davis, S OBP: 0.399, SLG: 0.485 (1, 10)	0-1 1B 1-3 1B		2-2 G5-3		2-0 SF9		0-0 G6-3			3	0	1	1	0	0	1
Dean Palmer, R OBP: 0.305, SLG: 0.419 (1, 5)	2-0 1B 1-2 3-H 1B		1-0 G4-3		1-2 FC6-4 1-2f		2-3 K			4	0	1	1	0	1	1
Jeff King, R OBP: 0.347, SLG: 0.431 (1, 3)	1-2 P2		1-2 F9		4-2 29 S BB		0-2 F9			3	0	0	0	1	0	2
Joe Vitiello, R OBP: 0.328, SLG: 0.389 (1, 7)		0-0 29 FC6-4 1B		2-3 K		2-3 SAFE K		1-0 P6		4	0	1	0	0	2	1
29 Mike Sweeney, R OBP: 0.319, SLG: 0.378 (1, 2)		0-1 FC6-4 1B 1-2f		2-2 G6-3		3-3 K		1-0 P4		4	1	0	0	0	1	2
Yamil Benitez, R OBP: 0.389, SLG: 0.636 (1, 9)		1-1 SAFE SAFE 1B 1-2		0-0 G3		0-1 G1-3		1-0 G5-3		4	0	0	0	0	0	2

Inning Stats	R: 1	H: 2	E: 0	LOB: 2	K: 0	BB: 1	S: 11	R: 1	H: 2	E: 1	LOB: 2	K: 0	BB: 0	S: 8	R: 0	H: 0	E: 0	LOB: 0	K: 0	BB: 0	S: 7	R: 0	H: 0	E: 0	LOB: 0	K: 1	BB: 0	S: 8	R: 1	H: 1	E: 0	LOB: 1	K: 0	BB: 1	S: 11	R: 0	H: 0	E: 0	LOB: 1	K: 2	BB: 1	S: 12	R: 0	H: 1	E: 0	LOB: 1	K: 0	BB: 0	S: 9	R: 0	H: 0	E: 0	LOB: 0	K: 1	BB: 0	S: 9	R: 0	H: 1	E: 0	LOB: 1	K: 0	BB: 0	S: 11	1B: 7	SF: 1	2B: 0	SAC: 0	3B: 0	DP: 0	HR: 0	HBP: 0
--------------	------	------	------	--------	------	-------	-------	------	------	------	--------	------	-------	------	------	------	------	--------	------	-------	------	------	------	------	--------	------	-------	------	------	------	------	--------	------	-------	-------	------	------	------	--------	------	-------	-------	------	------	------	--------	------	-------	------	------	------	------	--------	------	-------	------	------	------	------	--------	------	-------	-------	-------	-------	-------	--------	-------	-------	-------	--------

PITCHER	IP	WLS	BF	H	R	ER	SO	BB	IBB	HBP	BLK	WP	HR	S	P	ERA	WHIP
Steve Avery, L ERA: 4.72 (1, 1)	5.0	W	24	5	3	3	1	3	0	0	0	0	0	48	83	5.40	1.600
Mark Brandenburg, R ERA: 11.68 (6, 1)	2.0		7	1	0	0	2	0	0	0	0	0	0	18	30	0.00	0.500
John Wasdin, R ERA: 4.84 (8, 1)	2.0		7	1	0	0	1	0	0	0	0	0	0	20	31	0.00	0.500

**BOTTOM**

**Boston Red Sox @ Kansas City Royals**  
Kauffman Stadium, Kansas City, MO


Fri Aug 01 1997, 7:05 PM CDT  
Att: 20,060 - Unknown - 86 F

AB	34
R	3
H	7
RBI	3
BB	3
SO	4
LOB	19

livebaseballscores.com



WP	HR	S	P	ERA	WHIP
0	0	0	0	0.00	0.500
0	0	0	0	0.00	0.500

Batter	1	2	3	4	5	6	7	8	9	AB R H RBI BB SO LOB	TOP		
Nomar Garciaparra, R OBP: 0.345, SLG: 0.515 (1, 6)	1-1 P4		2-2 G4-6-3 1B			0-0 1B SF8 1B	0-1 L8		0-3 K	5 1 2 0 0 1 4			
Darren Bragg, L OBP: 0.353, SLG: 0.416 (1, 8)	0-1 E 18 2B G4-3 1B		0-1 G4-6-3			0-0 SF8 1B	1-3 K		1-3 K	5 1 2 0 0 2 5			
Mo Vaughn, L OBP: 0.450, SLG: 0.598 Walt McKeel, R (1, 3) (8, 2)	3-1 G4-3		0-0 G5-3			1-2 SF8 1B		2-1 L5		4 0 1 0 0 0 1 0 0 0 0 0 0 0			
Mike Stanley, R OBP: 0.393, SLG: 0.526 (1, 2) (8, 3)	0-2 E5 18 2B			1-3 K		2-1 SF8		4-2 18 FC5-4 BB		2 1 0 1 1 1 1			
18 Reggie Jefferson, S OBP: 0.388, SLG: 0.526 (1, 10)	3-2 1-H 3-H 2B			0-0 G1-3		0-0 P6		1-1 FC5-4 FC6-4		4 0 1 2 0 0 3			
Wil Cordero, R OBP: 0.327, SLG: 0.443 Jesus Tavarez, S OBP: 0.258, SLG: 0.259 (1, 7) (8, 7)	2-0 F8			0-1 G5-3		1-2 F8		2-0 FC6-4		4 0 0 0 0 0 4 0 0 0 0 0 0 0			
Troy O'Leary, L OBP: 0.365, SLG: 0.497 Shane Mack, R OBP: 0.370, SLG: 0.444 (1, 9) (9, PH)		0-0 G1-3			0-1 G3		1-2 G3-1		4-0 2B BB	3 0 0 0 0 0 0 0 0 0 0 1 0 0	AB 35 R 3 H 9 RBI 3 BB 2 SO 6 LOB 19		
Jeff Frye, R OBP: 0.344, SLG: 0.413 (1, 4)		1-1 P4			1-3 K		2-2 1B 1B		3-2 F7	4 0 1 0 0 1 1			
Mike Benjamin, R OBP: 0.264, SLG: 0.280 (1, 5)		1-3 K			1-2 G6-3		0-0 1B		0-0 2B	4 0 2 0 0 1 0			
<b>Inning Stats</b>	R: 2 H: 2 E: 1 LOB: 1 K: 0 BB: 0 S: 13 P: 22	R: 0 H: 0 E: 0 LOB: 0 K: 1 BB: 0 S: 6 P: 8	R: 0 H: 1 E: 0 LOB: 0 K: 0 BB: 0 S: 7 P: 9	R: 0 H: 0 E: 0 LOB: 0 K: 1 BB: 0 S: 6 P: 7	R: 0 H: 0 E: 0 LOB: 0 K: 1 BB: 0 S: 8 P: 10	R: 1 H: 3 E: 0 LOB: 2 K: 0 BB: 0 S: 14 P: 18	R: 0 H: 2 E: 0 LOB: 2 K: 1 BB: 0 S: 14 P: 18	R: 0 H: 0 E: 0 LOB: 1 K: 0 BB: 1 S: 7 P: 16	R: 0 H: 1 E: 0 LOB: 2 K: 2 BB: 1 S: 12 P: 20	1B: 7 SF: 1 2B: 2 SAC: 0 3B: 0 DP: 1 HR: 0 HBP: 0	WP: 0 PA: 38 PB: 0 SB: 0 CS: 0		
<b>PITCHER</b>	IP WLS BF H R ER SO BB IBB HBP BLK WP HR S P ERA WHIP											<b>PITCHER</b>	IP WLS BF H R ER SO BB IBB HBP BLK WP HR S P ERA WHIP
Tim Belcher, R ERA: 4.46 (1, 1)	6.2 W 28 8 3 1 3 0 0 0 0 0 0 0 65 88 1.35 1.200												
Matt Whisenant, L ERA: 6.43 (7, 1)	1.1 6 0 0 0 1 2 0 0 0 0 0 0 10 24 0.00 1.500												
Hector Carrasco, R ERA: 3.92 (9, 1)	1.0 4 1 0 0 2 0 0 0 0 0 0 0 12 16 0.00 1.000												

**Boston Red Sox @ Kansas City Royals**  
Kauffman Stadium, Kansas City, MO  
Sat Aug 02 1997, 3:33 AM CDT  
Att. 19,701 - Overcast - 78 F

livebaseballscorecards.com

Batter	1	2	3	4	5	6	7	8	9	AB	R	H	RBI	BB	SO	LOB
<b>Bip Roberts, S</b> (1, 7) OBP: 0.364, SLG: 0.394	2-3 K		0-1 F8	4-2 BB	0-1 G3		2-2 1-3 3-H 1B			4	0	1	1	1	1	1
<b>Jose Offerman, S</b> (1, 4) OBP: 0.371, SLG: 0.410	2-2 F8		4-1 F8 1B BB	0-1 F8	1-0 G6-3		1-3 K			4	1	0	0	1	1	5
<b>Jay Bell, R</b> (1, 6) OBP: 0.367, SLG: 0.468	3-2 G6-3		0-1 1B 1-2 1B		0-0 G5-3	1-0 G1-3		2-1 G5-3		5	0	1	0	0	0	0
<b>Chili Davis, S</b> (1, 10) OBP: 0.402, SLG: 0.498		0-0 HR	3-2 F8		0-0 HR 2B	1-3 K		4-0 E BB		4	2	2	1	1	1	2
<b>Dean Palmer, R</b> (1, 5) OBP: 0.309, SLG: 0.437		0-0 HR	1-2 1-3 3-H 1B		0-1 HR	2-3 K		2-2 E5		5	2	3	4	0	1	1
<b>Jeff King, R</b> (1, 3) OBP: 0.348, SLG: 0.429		1-3 K	0-1 F8		2-0 HR 1B		4-1 FC5-4 BB		3-1 F7	4	1	1	0	1	1	4
<b>Johnny Damon, L</b> (1, 8) OBP: 0.350, SLG: 0.414		1-3 K		0-1 G3-1 2B	2-1 HR 1B		1-0 FC5-4 1B 1-2 1B		1-1 P4	5	2	2	0	0	1	3
<b>Yamil Benitez, R</b> (1, 9) OBP: 0.400, SLG: 0.703		2-1 F9		0-2 F7	2-1 HR		0-0 1B 1-3 1B			4	1	2	3	0	0	1
<b>David Howard, S</b> (8, 9) OBP: 0.288, SLG: 0.327										0	0	0	0	0	0	0
<b>Mike Macfarlane, R</b> (1, 2) OBP: 0.270, SLG: 0.301			2-1 HR		2-2 G3-1	1-1 E5				4	1	1	1	0	1	3

Inning Stats	R: 0	H: 0	E: 0	K: 1	S: 14	H: 0	LOB: 0	BB: 0	P: 21	R: 2	H: 2	E: 0	K: 2	S: 12	R: 2	H: 3	E: 0	K: 0	S: 17	R: 0	H: 1	E: 0	K: 0	S: 12	R: 5	H: 5	E: 1	K: 0	S: 14	R: 0	H: 0	E: 0	K: 2	S: 9	R: 1	H: 2	E: 0	K: 2	S: 14	R: 0	H: 0	E: 1	K: 0	S: 9	R: 0	H: 0	E: 1	K: 0	S: 9	1B: 6	SF: 0	2B: 2	SAC: 0	3B: 0	DP: 0	HR: 5	HBP: 0	WP: 0	PA: 43
--------------	------	------	------	------	-------	------	--------	-------	-------	------	------	------	------	-------	------	------	------	------	-------	------	------	------	------	-------	------	------	------	------	-------	------	------	------	------	------	------	------	------	------	-------	------	------	------	------	------	------	------	------	------	------	-------	-------	-------	--------	-------	-------	-------	--------	-------	--------

PITCHER	IP	WLS	BF	H	R	ER	SO	BB	IBB	HBP	BLK	WP	HR	S	P	ERA	WHIP
<b>Aaron Sele, R</b> (1, 1) ERA: 5.54	2.2	L	14	5	4	4	3	1	0	0	0	0	3	41	62	13.50	2.250
<b>Mark Brandenburg, R</b> (3, 1) ERA: 10.54	1.1		6	1	0	0	0	1	0	0	0	0	0	14	20	0.00	1.500
<b>Butch Henry, L</b> (5, 1) ERA: 4.32	1.0		9	5	5	5	0	0	0	0	0	0	2	14	22	45.00	5.000
<b>Kerry Lacy, R</b> (6, 1) ERA: 6.03	2.0		9	2	1	1	4	1	0	0	0	0	0	23	35	4.50	1.500
<b>Ron Mahay, L</b> (8, 1) ERA: 2.25	1.0		5	0	0	0	0	1	0	0	0	0	0	9	21	0.00	1.000

**BOTTOM**

**Boston Red Sox @ Kansas City Royals**  
Kauffman Stadium, Kansas City, MO

Sat Aug 02 1997, 3:33 AM CDT  
Att: 19,701 - Overcast - 78 F

livebaseballscorecards.com

<b>AB</b>	<b>39</b>
<b>R</b>	<b>10</b>
<b>H</b>	<b>13</b>
<b>RBI</b>	<b>10</b>
<b>BB</b>	<b>4</b>
<b>SO</b>	<b>7</b>
<b>LOB</b>	<b>20</b>



Batter	1	2	3	4	5	6	7	8	9	AB R H RBI BB SO LOB	TOP											
Nomar Garciaparra, R OBP: 0.344, SLG: 0.513 (1, 6)	0-0 P4		1-1 G6-4-3 1B		2-1 FC1-4			1-1 G6-3		4 0 1 0 0 0 2	<b>Boston Red Sox @ Kansas City Royals</b> Kauffman Stadium, Kansas City, MO Sun Aug 03 1997, 3:33 AM CDT Att. 17,649 - Sunny - 86 F											
John Valentin, R OBP: 0.367, SLG: 0.484 (1, 5)	2-2 G5-3		3-0 G6-4-3		0-0 F8			0-0 1B		4 0 1 0 0 0 4												
Mo Vaughn, L OBP: 0.446, SLG: 0.590 (1, 3)	3-3 K			1-0 F9		3-3 K		2-2 G1-3		4 0 0 0 0 2 1												
18 Reggie Jefferson, S OBP: 0.389, SLG: 0.547 (1, 10)		0-1 HR		1-1 HR		1-2 G4-1		0-1 G1-3		4 2 2 2 0 0 0												
Wil Cordero, R OBP: 0.323, SLG: 0.439 (1, 7)		0-0 F9		1-3 K		3-3 K		1-0 G4-3		4 0 0 0 0 2 0												
Troy O'Leary, L OBP: 0.361, SLG: 0.491 (1, 9)		1-2 G1-6-3		2-2 G6-3		2-0 F7		1-1 G3-1		4 0 0 0 0 0 0												
Scott Hatteberg, L OBP: 0.363, SLG: 0.425 (1, 2)		2-3 K			2-2 1B 1B		0-0 F7			3 0 1 0 0 1 0												
Darren Bragg, L OBP: 0.353, SLG: 0.415 (1, 8)			1-1 E 1B		1-1 F7		0-3 K			3 0 1 0 0 1 1												
Jeff Frye, R OBP: 0.344, SLG: 0.412 (1, 4)			2-2 SAFE FC1-5-6 1B		0-0 FC1-4 1B		1-1 F7			3 0 1 0 0 0 1												
<b>Inning Stats</b>	R: 0 E: 0 K: 1 S: 8	H: 0 LOB: 0 BB: 0 P: 13	R: 1 E: 0 K: 1 S: 9	H: 1 LOB: 0 BB: 0 P: 12	R: 0 E: 1 K: 0 S: 11	H: 2 LOB: 1 BB: 0 P: 18	R: 1 E: 0 K: 1 S: 10	H: 1 LOB: 0 BB: 0 P: 15	R: 0 E: 0 K: 0 S: 9	H: 2 LOB: 2 BB: 0 P: 14	R: 0 E: 0 K: 2 S: 13	H: 0 LOB: 0 BB: 0 P: 20	R: 0 E: 0 K: 1 S: 5	H: 0 LOB: 0 BB: 0 P: 7	R: 0 E: 0 K: 0 S: 9	H: 1 LOB: 1 BB: 0 P: 13	R: 0 E: 0 K: 0 S: 5	H: 0 LOB: 0 BB: 0 P: 7	1B: 5 2B: 0 3B: 0 HR: 2	SF: 0 SAC: 0 DP: 1 HBP: 0	WP: 0 PB: 0 SB: 0 CS: 0	PA: 33
<b>PITCHER</b>	IP WLS BF H R ER SO BB IBB HBP BLK WP HR S P ERA WHIP																					
Ricky Bones, R ERA: 7.47 (1, 1)	7.0 W 26 6 2 2 6 0 0 0 0 0 0 2 65 99 2.57 0.857																					
Gregg Olson, R ERA: 6.66 (8, 1)	1.0 4 1 0 0 0 0 0 0 0 0 0 0 9 13 0.00 1.000																					
Jeff Montgomery, R ERA: 5.17 (9, 1)	1.0 S 3 0 0 0 0 0 0 0 0 0 0 0 5 7 0.00 0.000																					

<b>AB</b>	33
<b>R</b>	2
<b>H</b>	7
<b>RBI</b>	2
<b>BB</b>	0
<b>SO</b>	6
<b>LOB</b>	9



Batter	1	2	3	4	5	6	7	8	9	AB	R	H	RBI	BB	SO	LOB
<b>Bip Roberts, S</b> (1, 7) OBP: 0.359, SLG: 0.388	0-3 K		0-3 K		0-0 G1-6-3		1-0 G6-3			4	0	0	0	0	2	1
<b>Jose Offerman, S</b> (1, 4) OBP: 0.367, SLG: 0.404	2-3 K			2-2 G3		0-0 G5-3		2-2 F9		4	0	0	0	0	1	0
<b>Jay Bell, R</b> (1, 6) OBP: 0.366, SLG: 0.473	1-2 G4-3			0-0 HR		0-1 G4-3		0-2 F9		4	1	1	1	0	0	0
<b>Chili Davis, S</b> (1, 10) OBP: 0.397, SLG: 0.492		0-3 K		2-0 G5-3		1-3 K		2-0 F9		4	0	0	0	0	2	0
<b>Dean Palmer, R</b> (1, 5) OBP: 0.311, SLG: 0.439		0-1 F8		1-1 1B			0-0 FC6-4 1B			3	0	2	0	0	0	0
<b>Jeff King, R</b> (1, 3) OBP: 0.345, SLG: 0.426		0-0 F7		2-2 P4			1-2 FC6-4 HR			3	1	0	0	0	0	2
<b>Johnny Damon, L</b> (1, 8) OBP: 0.347, SLG: 0.410			3-3 K		1-2 F8		2-2 F8			3	0	0	0	0	1	1
<b>Mike Macfarlane, R</b> (1, 2) OBP: 0.281, SLG: 0.343			0-0 HR		2-2 HBP		1-2 HR			2	2	2	3	0	0	0
<b>Yamil Benitez, R</b> (1, 9) OBP: 0.395, SLG: 0.750			1-2 F8		1-2 L4		0-0 HR			3	1	1	1	0	0	1
<b>David Howard, S</b> (8, 9) OBP: 0.288, SLG: 0.327										0	0	0	0	0	0	0

Inning Stats	R: 0	H: 0	E: 0	LOB: 0	K: 2	BB: 0	S: 9	P: 12	R: 0	H: 0	E: 0	LOB: 0	K: 1	BB: 0	S: 6	P: 6	R: 1	H: 1	E: 0	LOB: 0	K: 2	BB: 0	S: 10	P: 14	R: 1	H: 2	E: 0	LOB: 1	K: 0	BB: 0	S: 11	P: 18	R: 0	H: 0	E: 0	LOB: 1	K: 0	BB: 0	S: 10	P: 14	R: 0	H: 0	E: 0	LOB: 0	K: 1	BB: 0	S: 7	P: 8	R: 3	H: 3	E: 0	LOB: 0	K: 0	BB: 0	S: 13	P: 17	R: 0	H: 0	E: 0	LOB: 0	K: 0	BB: 0	S: 7	P: 11
	1B: 2	2B: 0	3B: 0	HR: 4	SF: 0	SAC: 0	DP: 0	HBP: 1	WP: 0	PA: 31																																																						

PITCHER	IP	WLS	BF	H	R	ER	SO	BB	IBB	HBP	BLK	WP	HR	S	P	ERA	WHIP
<b>49 Tim Wakefield, R</b> (1, 1) ERA: 4.32	8.0	L	31	6	5	5	6	0	0	1	0	0	4	73	100	5.62	0.750


**BOTTOM**

**Boston Red Sox @ Kansas City Royals**  
Kauffman Stadium, Kansas City, MO

Sun Aug 03 1997, 3:33 AM CDT  
Att. 17,649 - Sunny - 86 F

livebaseballscorecards.com

<b>AB</b>	<b>30</b>
<b>R</b>	<b>5</b>
<b>H</b>	<b>6</b>
<b>RBI</b>	<b>5</b>
<b>BB</b>	<b>0</b>
<b>SO</b>	<b>6</b>
<b>LOB</b>	<b>5</b>



# New York Yankees @ Kansas City Royals

## Kauffman Stadium, Kansas City, MO

Mon Aug 04 1997, 7:05 PM CDT  
Att. 29,613 - Unknown - 86 F

[livebaseballscorecards.com](http://livebaseballscorecards.com)

AB	35
R	5
H	8
RBI	5
BB	4
SO	5
LOB	9



WP:	0	PA:	40
PB:	0		
SB:	1		
CS:	0		

Batter	1	2	3	4	5	6	7	8	9	AB	R	H	RBI	BB	SO	LOB
<b>2 Derek Jeter, R</b> OBP: 0.369, SLG: 0.391 (1, 6) C C B C	1-3 K		1-3 K		3-0 G5-3		1-0 L5	1-3 K		5	0	0	0	0	3	2
<b>Luis Sojo, R</b> OBP: 0.354, SLG: 0.375 (1, 4) S B B C	2-3 K		1-2 F8		4-2 BB BB		0-1 G3-1		2-1 G4-3	4	0	0	0	1	1	0
<b>Bernie Williams, S</b> OBP: 0.413, SLG: 0.511 (1, 8) C B C X	1-2 1B 1B		2-2 G3		4-2 BB 1-2 2-3 BB		2-1 E7		0-0 G4-3	4	1	1	0	1	0	0
<b>Tino Martinez, L</b> OBP: 0.367, SLG: 0.612 (1, 3) B C C X	1-2 1B 1-2 1B			2-2 G3	1-2 F7		4-0 BB		0-3 K	4	0	1	0	1	1	3
<b>Paul O'Neill, L</b> OBP: 0.410, SLG: 0.547 (1, 9) <b>Scott Pose, L</b> OBP: 0.294, SLG: 0.258 (8, 9) B S X	1-1 1-3 2-H 1B			2-2 P6		2-0 HR	0-0 F7			4	1	2	2	0	0	2
<b>Charlie Hayes, R</b> OBP: 0.364, SLG: 0.471 (1, 5) B X	1-0 G3			0-2 HR		1-0 HR		1-0 G6-3		4	2	2	2	0	0	2
<b>Pete Incaviglia, R</b> OBP: 0.317, SLG: 0.384 (1, 10) C B B B X		2-2 G6-3		0-0 F8		0-0 G6-3		2-1 G3-1		4	0	0	0	0	0	0
<b>Chad Curtis, R</b> OBP: 0.378, SLG: 0.483 (1, 7) S B S X		1-1 F9			0-0 BB SH3 1B	3-2 F7		4-2 S 2B BB		3	1	1	0	1	0	0
<b>Joe Girardi, R</b> OBP: 0.304, SLG: 0.317 (1, 2) C X		0-1 F8			0-0 SH3 1-2	2-2 G3		1-1 1-H 2B		3	0	1	1	0	0	0

Inning Stats	R: 1	H: 3	E: 0	LOB: 2	K: 2	BB: 0	S: 15	P: 22	R: 0	H: 0	E: 0	LOB: 0	K: 0	BB: 0	S: 7	P: 10	R: 0	H: 0	E: 0	LOB: 0	K: 1	BB: 0	S: 12	P: 16	R: 1	H: 1	E: 0	LOB: 0	K: 0	BB: 0	S: 13	P: 17	R: 0	H: 1	E: 0	LOB: 3	K: 0	BB: 2	S: 12	P: 24	R: 2	H: 2	E: 0	LOB: 0	K: 0	BB: 0	S: 11	P: 19	R: 0	H: 0	E: 1	LOB: 2	K: 0	BB: 1	S: 6	P: 13	R: 1	H: 1	E: 0	LOB: 1	K: 1	BB: 1	S: 12	P: 21	R: 0	H: 0	E: 0	LOB: 0	K: 1	BB: 0	S: 6	P: 8	1B: 4	SF: 0	2B: 1	SAC: 1	3B: 0	DP: 0	HR: 3	HBP: 0	WP: 0	PA: 40
--------------	------	------	------	--------	------	-------	-------	-------	------	------	------	--------	------	-------	------	-------	------	------	------	--------	------	-------	-------	-------	------	------	------	--------	------	-------	-------	-------	------	------	------	--------	------	-------	-------	-------	------	------	------	--------	------	-------	-------	-------	------	------	------	--------	------	-------	------	-------	------	------	------	--------	------	-------	-------	-------	------	------	------	--------	------	-------	------	------	-------	-------	-------	--------	-------	-------	-------	--------	-------	--------

PITCHER	IP	WLS	BF	H	R	ER	SO	BB	IBB	HBP	BLK	WP	HR	S	P	ERA	WHIP
<b>Glendon Rusch, L</b> ERA: 6.06 (1, 1)	6.0	L	27	7	4	4	3	2	0	0	0	0	3	70	108	6.00	1.500
<b>Mike Perez, R</b> ERA: 2.63 (7, 1)	0.2		4	0	0	0	0	1	0	0	0	0	0	5	12	0.00	1.500
<b>Jamie Walker, L</b> ERA: 5.74 (7, 1)	1.0		5	1	1	1	0	1	0	0	0	0	0	8	16	9.00	2.000
<b>Hector Carrasco, R</b> ERA: 3.84 (8, 1)	1.1		4	0	0	0	2	0	0	0	0	0	0	11	14	0.00	0.000



Batter	1	2	3	4	5	6	7	8	9	AB	R	H	RBI	BB	SO	LOB
<b>Bip Roberts, S</b> (1, 7) OBP: 0.355, SLG: 0.384 <b>Joe Vitiello, R</b> (7, 7) OBP: 0.326, SLG: 0.386	1-1 G6-3		1-1 G1-6-3			2-3 K		2-1 G6-3		3	0	0	0	0	1	0
<b>Jose Offerman, S</b> (1, 4) OBP: 0.369, SLG: 0.404	4-2 FC6-4 BB			1-3 K		1-3 K			3-2 1B E 1B	3	1	1	0	1	2	0
<b>Jay Bell, R</b> (1, 6) OBP: 0.365, SLG: 0.471	2-2 FC6-4 FC5-4 1-2f			0-1 G4-3 1B		0-0 G5-3			0-0 F7	4	0	1	0	0	0	2
<b>Chili Davis, S</b> (1, 10) OBP: 0.396, SLG: 0.489	0-1 FC5-4 1-2f			0-0 G4-3			1-2 P3		1-2 E G6-3 1B	4	1	1	0	0	0	2
<b>Dean Palmer, R</b> (1, 5) OBP: 0.311, SLG: 0.437		0-1 L4		1-3 K			0-3 K		1-0 E1 29 HR 1B	4	1	1	0	0	2	1
<b>Jeff King, R</b> (1, 3) OBP: 0.342, SLG: 0.421		2-0 F9			1-2 L5		2-3 K		3-1 G6-3	4	0	0	1	0	1	1
<b>29 Mike Sweeney, R</b> (1, 2) OBP: 0.317, SLG: 0.397		1-0 F7			1-2 F7			1-0 L6	3-2 HR	4	1	1	2	0	0	0
<b>Johnny Damon, L</b> (1, 8) OBP: 0.348, SLG: 0.411			2-1 G1-3		0-2 1B			3-2 1B	1-2 G4-3	4	0	2	0	0	0	0
<b>Yamil Benitez, R</b> (1, 9) OBP: 0.370, SLG: 0.698			0-0 F9		1-2 G5-3			1-1 P3		3	0	0	0	0	0	2

Inning Stats	R: 0	H: 0	E: 0	K: 0	S: 9	R: 0	H: 0	E: 0	K: 0	S: 4	R: 0	H: 0	E: 0	K: 0	S: 5	R: 0	H: 1	E: 0	K: 2	S: 9	R: 0	H: 1	E: 0	K: 0	S: 14	R: 0	H: 0	E: 0	K: 2	S: 7	R: 0	H: 0	E: 0	K: 2	S: 9	R: 0	H: 1	E: 0	K: 0	S: 8	R: 4	H: 4	E: 1	K: 0	S: 16	1B: 6	SF: 0	2B: 0	SAC: 0	3B: 0	DP: 0	HR: 1	HBP: 0	WP: 0	PA: 35
--------------	------	------	------	------	------	------	------	------	------	------	------	------	------	------	------	------	------	------	------	------	------	------	------	------	-------	------	------	------	------	------	------	------	------	------	------	------	------	------	------	------	------	------	------	------	-------	-------	-------	-------	--------	-------	-------	-------	--------	-------	--------

PITCHER	IP	WLS	BF	H	R	ER	SO	BB	IBB	HBP	BLK	WP	HR	S	P	ERA	WHIP
<b>David Wells, L</b> (1, 1) ERA: 3.66	8.1	W	32	6	3	3	6	1	0	0	0	0	0	73	109	3.24	0.840
<b>Jeff Nelson, R</b> (9, 1) ERA: 2.62	0.1		2	1	1	1	0	0	0	0	0	0	1	5	11	27.00	3.000
<b>42 Mariano Rivera, R</b> (9, 1) ERA: 2.01	0.1	S	1	0	0	0	0	0	0	0	0	0	0	3	4	0.00	0.000

**BOTTOM**

**New York Yankees @ Kansas City Royals**  
**Kauffman Stadium, Kansas City, MO**  
 Mon Aug 04 1997, 7:05 PM CDT  
 Att: 29,613 - Unknown - 86 F

livebaseballscorecards.com

<b>AB</b>	<b>34</b>
<b>R</b>	<b>4</b>
<b>H</b>	<b>7</b>
<b>RBI</b>	<b>3</b>
<b>BB</b>	<b>1</b>
<b>SO</b>	<b>6</b>
<b>LOB</b>	<b>9</b>



Batter	1	2	3	4	5	6	7	8	9	AB R H RBI BB SO LOB	TOP		
<b>2 Derek Jeter, R</b> OBP: 0.368, SLG: 0.390 (1, 6) X	0-0 P4		1-1 L3		0-2 G6-3 1B			0-0 F9		4 0 1 0 0 0 0			
<b>Luis Sojo, R</b> OBP: 0.362, SLG: 0.385 (1, 4) C B F B X	1-2 BB 2B 1B		4-2 1B BB		0-1 G6-3 1-2			1-2 BLK WP 2B		3 2 2 0 1 0 1			
<b>Bernie Williams, S</b> OBP: 0.416, SLG: 0.513 (1, 8) B F S B B	4-2 2B 1-2 1B BB		1-1 1-2 1B		3-3 K			2-2 1B 2 1B		3 1 2 0 1 1 1			
<b>Tino Martinez, L</b> OBP: 0.369, SLG: 0.613 (1, 3) B C X	1-1 1-3 2-H 1B 2B		2-3 K		3-3 K			2-2 1-3 SAFE SAFE G2-3 1B		4 1 2 1 0 2 2			
<b>Paul O'Neill, L</b> OBP: 0.409, SLG: 0.544 (1, 9) B C F B X	2-2 2-H 3-H 1B		0-0 F8		0-0 F7			3-2 G2-3 1-2		4 0 1 2 0 0 4			
<b>Charlie Hayes, R</b> OBP: 0.358, SLG: 0.462 (1, 5) B S B S S	3-3 K		1-2 G6-3		0-2 L8			1-2 2 3-H	0-0 L3	4 0 0 0 0 1 1			
<b>Wade Boggs, L</b> OBP: 0.388, SLG: 0.352 (1, 10) C X		0-1 F9		1-1 P6				0-1 F7	1-2 1B	4 0 1 0 0 0 0 0 0 0 0 0 0 0			
<b>Pat Kelly, R</b> OBP: 0.341, SLG: 0.382 (9, PR)													
<b>Chad Curtis, R</b> OBP: 0.371, SLG: 0.472 (1, 7) C B B B C		2-2 G5-3		0-3 K				3-2 G1-3	1-3 K	4 0 0 0 0 2 1			
<b>Joe Girardi, R</b> OBP: 0.300, SLG: 0.313 (1, 2) X		0-0 L6			0-0 G5-3			0-0 L6	0-0 F8	4 0 0 0 0 0 1			
<b>Inning Stats</b>	R: 3 H: 3 E: 0 LOB: 1 K: 1 BB: 1 S: 15 P: 26	R: 0 H: 0 E: 0 LOB: 0 K: 0 BB: 0 S: 7 P: 9	R: 0 H: 1 E: 0 LOB: 2 K: 1 BB: 1 S: 12 P: 20	R: 0 H: 0 E: 0 LOB: 0 K: 1 BB: 0 S: 8 P: 10	R: 0 H: 1 E: 0 LOB: 1 K: 1 BB: 0 S: 10 P: 13	R: 0 H: 0 E: 0 LOB: 0 K: 1 BB: 0 S: 7 P: 10	R: 0 H: 0 E: 0 LOB: 0 K: 0 BB: 0 S: 8 P: 11	R: 1 H: 3 E: 0 LOB: 2 K: 0 BB: 0 S: 16 P: 25	R: 0 H: 1 E: 0 LOB: 1 K: 1 BB: 0 S: 8 P: 10	1B: 7 SF: 0 2B: 3 SAC: 0 3B: 0 DP: 1 HR: 0 HBP: 0	WP: 1 PA: 36 PB: 0 SB: 0 CS: 1		
<b>PITCHER</b>	IP WLS BF H R ER SO BB IBB HBP BLK WP HR S P ERA WHIP											<b>PITCHER</b>	IP WLS BF H R ER SO BB IBB HBP BLK WP HR S P ERA WHIP
<b>Kevin Appier, R</b> ERA: 3.12 (1, 1)	7.1 L 30 7 4 4 5 2 0 0 0 1 1 0 74 109 4.91 1.227												
<b>Matt Whisenant, L</b> ERA: 6.14 (8, 1)	0.1 2 1 0 0 0 0 0 0 0 0 0 0 7 12 0.00 3.000												
<b>Gregg Olson, R</b> ERA: 6.31 (8, 1)	1.1 5 1 0 0 1 0 0 0 0 0 0 0 10 13 0.00 0.750												

**New York Yankees @ Kansas City Royals**  
**Kauffman Stadium, Kansas City, MO**  
 Tue Aug 05 1997, 7:05 PM CDT  
 Att. 21,073 - Unknown - 77 F

AB	34
R	4
H	9
RBI	3
BB	2
SO	6
LOB	11



livebaseballscorecards.com

Batter	1	2	3	4	5	6	7	8	9	AB	R	H	RBI	BB	SO	LOB
Jose Offerman, S OBP: 0.369, SLG: 0.407 (1, 4)	2-2 1B 2B	2-0 G5-3			2-2 1B 1B		0-3 K	2-3 K		5	1	2	0	0	2	3
Johnny Damon, L OBP: 0.349, SLG: 0.411 (1, 8)	1-2 CS 1B 2-H		0-2 G6-3		3-2 L8		1-1 1B 1B		2-3 K	5	0	2	1	0	1	1
Jay Bell, R OBP: 0.363, SLG: 0.467 (1, 6)	0-1 F9		0-2 G6-3		2-2 1B		2-3 K		2-2 G1	5	0	1	0	0	1	2
Chili Davis, S OBP: 0.396, SLG: 0.486 (1, 10)	4-2 1B BB 1-2		0-0 F7		0-0 L9		2-1 1B		0-3 K	4	0	1	0	1	1	2
Dean Palmer, R OBP: 0.315, SLG: 0.439 (1, 5)	1-0 1B			4-2 BB G1-4-3		1-1 2B FC5-2 1B		1-0 P5		3	0	2	0	1	0	2
Jeff King, R OBP: 0.341, SLG: 0.422 (1, 3)	3-3 K			0-0 G1-4-3 1-2f		0-0 2B		2-3 K		4	0	1	0	0	2	3
Yamil Benitez, R OBP: 0.340, SLG: 0.638 (1, 9)		1-2 G4-3		0-0 E5		1-1 P2		1-3 K		4	0	0	0	0	1	2
Joe Vitiello, R OBP: 0.331, SLG: 0.398 (1, 7)		1-0 1B		0-0 G1-3		1-0 FC5-2		0-2 2B		4	0	2	0	0	0	3
29 Mike Sweeney, R OBP: 0.315, SLG: 0.388 (1, 2)		2-3 K			2-2 P4		1-2 L7		1-0 HBP	3	0	0	0	0	1	3

Inning Stats	R: 1	H: 3	E: 0	K: 1	S: 17	H: 3	LOB: 2	BB: 1	P: 28	R: 0	H: 1	E: 0	K: 1	S: 10	H: 1	LOB: 1	BB: 0	P: 16	R: 0	H: 0	E: 0	K: 0	S: 8	H: 0	LOB: 0	BB: 0	P: 8	R: 0	H: 0	E: 1	K: 0	S: 8	H: 0	LOB: 1	BB: 1	P: 12	R: 0	H: 2	E: 0	K: 0	S: 13	H: 2	LOB: 2	BB: 0	P: 22	R: 0	H: 2	E: 0	K: 0	S: 10	H: 2	LOB: 2	BB: 0	P: 14	R: 0	H: 2	E: 0	K: 2	S: 12	H: 2	LOB: 2	BB: 0	P: 18	R: 0	H: 1	E: 0	K: 3	S: 12	H: 1	LOB: 2	BB: 0	P: 18	R: 0	H: 0	E: 0	K: 2	S: 10	H: 0	LOB: 0	BB: 0	P: 14	1B: 8	2B: 3	3B: 0	HR: 0	SF: 0	SAC: 0	DP: 1	HBP: 1	WP: 0	PB: 0	SB: 0	CS: 1	PA: 40
PITCHER	IP	WLS	BF	H	R	ER	SO	BB	IBB	HBP	BLK	WP	HR	S	P	ERA	WHIP																																																																													
Kenny Rogers, L ERA: 5.26 (1, 1)	5.0		22	6	1	1	2	2	0	0	0	0	0	56	86	1.80	1.600																																																																													
Ramiro Mendoza, R ERA: 4.23 (6, 1)	2.2		14	5	0	0	4	0	0	1	0	0	0	31	45	0.00	1.875																																																																													
Mike Stanton, L ERA: 2.35 (8, 1)	0.2		2	0	0	0	2	0	0	0	0	0	0	7	11	0.00	0.000																																																																													
42 Mariano Rivera, R ERA: 1.98 (9, 1)	0.2		2	0	0	0	1	0	0	0	0	0	0	6	8	0.00	0.000																																																																													

BOTTOM

New York Yankees @ Kansas City Royals  
Kauffman Stadium, Kansas City, MO

livebaseballscorecards.com

AB	37
R	1
H	11
RBI	1
BB	2
SO	9
LOB	21



Tue Aug 05 1997, 7:05 PM CDT  
Att: 21,073 - Unknown - 77 F

Batter	1	2	3	4	5	6	7	8	9	AB R H RBI BB SO LOB	TOP																			
<b>Brian Hunter, R</b> OBP: 0.323, SLG: 0.341 (1, 8)	0-1 G4-3	2-1 G5-4-3		2-0 FC5-2			0-2 G1-3		1-1 G5-3	5 0 0 0 0 0 3																				
<b>Bobby Higginson, L</b> OBP: 0.374, SLG: 0.509 (1, 9)	1-2 L9		3-2 G3-1	1-2 F7			2-2 G4-3		2-2 G4-3	5 0 0 0 0 0 2																				
<b>Travis Fryman, R</b> OBP: 0.336, SLG: 0.459 (1, 5)	3-2 1B		0-0 HR		1-3 K			1-1 1B		4 2 3 1 0 1 0																				
<b>Tony Clark, S</b> OBP: 0.399, SLG: 0.543 (1, 3)	0-0 1B		3-2 L8		0-1 G6-3			0-2 F7		4 1 1 0 0 0 1																				
<b>Phil Nevin, R</b> OBP: 0.354, SLG: 0.440 (1, 7)	1-0 1B		1-0 F7		2-2 F8			0-0 1B		4 0 2 1 0 0 0																				
<b>Damion Easley, R</b> OBP: 0.366, SLG: 0.485 (1, 4)	0-2 1B			0-0 1B		2-3 K		1-0 FC6-4 HBP		3 1 2 1 0 1 0																				
<b>Orlando Miller, R</b> OBP: 0.284, SLG: 0.390 (1, 10)	1-2 L8			0-0 SH5-4 FC5-2		0-2 F9		0-3 K		4 0 1 0 0 1 5																				
<b>Matt Walbeck, S</b> OBP: 0.338, SLG: 0.386 (1, 2)		2-1 P3		0-0 FC5-2 SH5-4		1-0 G5-3		1-0 FC6-4		3 0 1 1 0 0 0																				
<b>Curtis Pride, L</b> OBP: 0.326, SLG: 0.329 (8, PH)				1-2 2-H				1-2 1-2f		1 0 0 0 0 0 3																				
<b>Raul Casanova, S</b> OBP: 0.326, SLG: 0.393 (8, 2)				1-2 2-H						0 0 0 0 0 0 0																				
<b>Deivi Cruz, R</b> OBP: 0.253, SLG: 0.301 (1, 6)		2-2 G5-4-3 1B		1-0 SH5-4			2-1 G6-3		3-2 F9	2 0 1 0 0 0 0																				
<b>Bob Hamelin, L</b> OBP: 0.396, SLG: 0.528 (9, PH)				1-2 2-3						1 0 0 0 0 0 0																				
<b>Inning Stats</b>	R: 2 E: 0 K: 0 S: 17	H: 4 LOB: 2 BB: 0 P: 23	R: 0 E: 0 K: 0 S: 8	H: 1 LOB: 0 BB: 0 P: 14	R: 1 E: 0 K: 0 S: 8	H: 1 LOB: 0 BB: 0 P: 15	R: 1 E: 0 K: 0 S: 9	H: 3 LOB: 2 BB: 0 P: 13	R: 0 E: 0 K: 1 S: 13	H: 0 LOB: 0 BB: 0 P: 16	R: 0 E: 0 K: 1 S: 7	H: 0 LOB: 0 BB: 0 P: 10	R: 0 E: 0 K: 0 S: 8	H: 0 LOB: 0 BB: 0 P: 12	R: 0 E: 0 K: 1 S: 10	H: 2 LOB: 3 BB: 0 P: 13	R: 0 E: 0 K: 0 S: 9	H: 0 LOB: 0 BB: 0 P: 15	1B: 10 2B: 0 3B: 0 HR: 1	SF: 0 SAC: 1 DP: 1 HBP: 1	WP: 0 PB: 0 SB: 0 CS: 0	PA: 38								
<b>50 José Rosado, L</b> ERA: 4.01 (1, 1)	7.0 W	29 BF	9 H	4 R	4 ER	2 SO	0 BB	0 IBB	0 HBP	0 BLK	0 WP	1 HR	70 S	103 P	5.14 ERA	1.286 WHIP														
<b>Hector Carrasco, R</b> ERA: 3.78 (8, 1)	1.0	6	2	0	0	1	0	0	1	0	0	0	10	13	0.00	2.000														
<b>Jeff Montgomery, R</b> ERA: 5.03 (9, 1)	1.0	S	3	0	0	0	0	0	0	0	0	0	9	15	0.00	0.000														

**Detroit Tigers @ Kansas City Royals**  
Kauffman Stadium, Kansas City, MO

Wed Aug 06 1997, 7:05 PM CDT  
Att. 14,640 - Unknown - 74 F

[livebaseballscorecards.com](http://livebaseballscorecards.com)

<b>AB</b>	<b>36</b>
<b>R</b>	<b>4</b>
<b>H</b>	<b>11</b>
<b>RBI</b>	<b>4</b>
<b>BB</b>	<b>0</b>
<b>SO</b>	<b>3</b>
<b>LOB</b>	<b>14</b>




Batter	1	2	3	4	5	6	7	8	9	AB	R	H	RBI	BB	SO	LOB
Jose Offerman, S OBP: 0.364, SLG: 0.401 (1, 4)	3-2 F7	1-3 K	2-0 G6-3					0-0 F7		5	0	0	0	0	2	5
Johnny Damon, L OBP: 0.350, SLG: 0.407 (1, 8)	4-2 1B BB	4-1 BB				1-0 F8		1-2 F8		3	1	0	0	2	0	0
Jay Bell, R OBP: 0.364, SLG: 0.475 (1, 6)	0-1 L7	0-0 L4				2-2 HR		3-2 1B		4	1	2	1	0	0	3
Chili Davis, S OBP: 0.394, SLG: 0.483 (1, 10)	2-2 1B S					2-3 K		0-0 F7		4	1	1	0	0	1	1
Dean Palmer, R OBP: 0.317, SLG: 0.442 (1, 5)	3-2 1B					2-1 F8		1-3 K		4	1	2	1	0	1	1
Jeff King, R OBP: 0.343, SLG: 0.423 (1, 3)	3-0 1B					0-1 F9		3-1 F7		4	1	2	1	0	0	0
Joe Vitiello, R OBP: 0.331, SLG: 0.392 (1, 7)	3-1 F8					4-2 1B BB		0-3 K		2	0	0	0	1	1	4
David Howard, S OBP: 0.287, SLG: 0.325 (7, 7)						1-3 K		1-2 G6-3		1	0	0	0	0	1	0
Yamil Benitez, R OBP: 0.352, SLG: 0.627 (1, 9)						0-0 PB		0-1 G6-3		4	0	2	1	0	1	0
29 Mike Sweeney, R OBP: 0.320, SLG: 0.387 (1, 2)						1-3 1B		1-1 G6-3		3	0	1	0	1	0	2

Inning Stats	R: 2	H: 3	E: 0	K: 0	S: 18	R: 0	H: 1	E: 0	K: 2	S: 10	R: 2	H: 3	E: 0	K: 1	S: 14	R: 1	H: 1	E: 0	K: 1	S: 10	R: 0	H: 1	E: 0	K: 1	S: 11	R: 0	H: 1	E: 0	K: 1	S: 12	R: 0	H: 0	E: 0	K: 1	S: 8	R: 0	H: 0	E: 0	K: 0	S: 6	R: 0	H: 0	E: 0	K: 0	S: 6
	LOB: 2	BB: 1	P: 36	LOB: 2	BB: 1	P: 18	LOB: 2	BB: 1	P: 25	LOB: 0	BB: 0	P: 17	LOB: 2	BB: 1	P: 19	LOB: 1	BB: 0	P: 19	LOB: 0	BB: 0	P: 12	LOB: 0	BB: 0	P: 8	LOB: 0	BB: 0	P: 8	LOB: 0	BB: 0	P: 8	LOB: 0	BB: 0	P: 8	LOB: 0	BB: 0	P: 8	LOB: 0	BB: 0	P: 8	LOB: 0	BB: 0	P: 8	LOB: 0	BB: 0	P: 8

PITCHER	IP	WLS	BF	H	R	ER	SO	BB	IBB	HBP	BLK	WP	HR	S	P	ERA	WHIP
Brian Moehler, R ERA: 4.9 (1, 1)	2.2		18	7	4	3	3	3	0	0	0	0	0	41	76	10.12	3.750
A.J. Sager, R ERA: 4.29 (3, 1)	4.1	L	17	3	1	1	4	1	0	0	0	0	1	42	70	2.08	0.923
Dan Miceli, R ERA: 5.73 (8, 1)	1.0		3	0	0	0	0	0	0	0	0	0	0	6	8	0.00	0.000

**DETROIT TIGERS @ KANSAS CITY ROYALS**  
**Kauffman Stadium, Kansas City, MO**  
 Wed Aug 06 1997, 7:05 PM CDT  
 Att: 14,640 - Unknown - 74 F

AB	34
R	5
H	10
RBI	4
BB	4
SO	7
LOB	16



WP	HR	S	P	ERA	WHIP
0	1	42	70	2.08	0.923
0	0	6	8	0.00	0.000

Batter	1	2	3	4	5	6	7	8	9	AB R H RBI BB SO LOB	TOP											
<b>Brian Hunter, R</b> OBP: 0.323, SLG: 0.341 (1, 8)	3-2 G4-6-3 1B		0-1 2-3 3-H 1B		1-0 FC1-4-6 HR	3-2 G6-3			1-2 G5-3	5 1 2 2 0 0 1												
<b>Bobby Higginson, L</b> OBP: 0.372, SLG: 0.513 (1, 9)	2-2 G4-6-3 1-2f		1-0 P6		0-0 1-H HR	1-0 G6-3			0-1 F7	5 1 1 2 0 0 3												
<b>Travis Fryman, R</b> OBP: 0.335, SLG: 0.457 (1, 5)	3-2 G4-3		1-2 G6-3		2-1 2B 1B				0-1 G6-3	4 1 1 0 0 0 2												
<b>Tony Clark, S</b> OBP: 0.396, SLG: 0.538 (1, 3)		0-1 G1-3		0-1 F7	0-3 K			2-1 F9		4 0 0 0 0 1 1												
<b>Bob Hamelin, L</b> OBP: 0.397, SLG: 0.548 (1, 10)		2-1 F8		3-2 HR	0-1 1-H HR 2B			1-0 G3		4 2 2 2 0 0 0												
<b>Damion Easley, R</b> OBP: 0.365, SLG: 0.490 (1, 4)		2-2 F8		0-3 K	0-1 2-H HR			1-0 G5-3		4 1 1 2 0 1 0												
<b>Phil Nevin, R</b> OBP: 0.357, SLG: 0.438 (1, 7)			4-1 SH5-4 1B BB	3-3 K	1-1 1B			0-0 G5-3		3 1 1 0 1 1 0												
<b>Raul Casanova, S</b> OBP: 0.329, SLG: 0.395 (1, 2)			1-0 1B SH5-4 1B		1-2 1B L8			2-2 F7		4 1 2 0 0 0 1												
<b>Deivi Cruz, R</b> OBP: 0.254, SLG: 0.301 (1, 6)			0-1 SH5-4		1-2 1-3 1B	1-2 P3			1-2 G6-3	3 0 1 0 0 0 0												
<b>Inning Stats</b>	R: 0 E: 0 K: 0 S: 13	H: 1 LOB: 0 BB: 0 P: 21	R: 0 E: 0 K: 0 S: 9	H: 0 LOB: 0 BB: 0 P: 13	R: 1 E: 0 K: 0 S: 11	H: 2 LOB: 2 BB: 1 P: 17	R: 1 E: 0 K: 2 S: 11	H: 1 LOB: 0 BB: 0 P: 17	R: 6 E: 0 K: 1 S: 20	H: 7 LOB: 1 BB: 0 P: 27	R: 0 E: 0 K: 0 S: 7	H: 0 LOB: 0 BB: 0 P: 12	R: 0 E: 0 K: 0 S: 5	H: 0 LOB: 0 BB: 0 P: 8	R: 0 E: 0 K: 0 S: 5	H: 0 LOB: 0 BB: 0 P: 8	R: 0 E: 0 K: 0 S: 8	H: 0 LOB: 0 BB: 0 P: 10	1B: 7 2B: 1 3B: 0 HR: 3	SF: 0 SAC: 1 DP: 1 HBP: 0	WP: 0 PB: 0 SB: 1 CS: 0	PA: 38
<b>PITCHER</b>	IP WLS BF H R ER SO BB IBB HBP BLK WP HR S P ERA WHIP																					
<b>Tim Belcher, R</b> ERA: 4.77 (1, 1)	4.2 L 25 11 8 8 3 1 0 0 0 0 0 3 62 91 15.43 2.571																					
<b>Jamie Walker, L</b> ERA: 5.28 (5, 1)	2.1 7 0 0 0 0 0 0 0 0 0 0 0 14 24 0.00 0.000																					
<b>Mike Perez, R</b> ERA: 2.45 (8, 1)	1.0 3 0 0 0 0 0 0 0 0 0 0 0 5 8 0.00 0.000																					
<b>Larry Casian, L</b> ERA: 5.76 (9, 1)	1.0 3 0 0 0 0 0 0 0 0 0 0 0 8 10 0.00 0.000																					

**Detroit Tigers @ Kansas City Royals**  
Kauffman Stadium, Kansas City, MO

Thu Aug 07 1997, 3:33 AM CDT  
Att. 21,497 - Sunny - 76 F

[livebaseballscorecards.com](http://livebaseballscorecards.com)

<b>AB</b>	36
<b>R</b>	8
<b>H</b>	11
<b>RBI</b>	8
<b>BB</b>	1
<b>SO</b>	3
<b>LOB</b>	8



Batter	1	2	3	4	5	6	7	8	9
<b>Jose Offerman, S</b> (1, 4) <small>OBP: 0.365, SLG: 0.406</small> <b>Shane Halter, R</b> (9, 4) <small>OBP: 0.361, SLG: 0.370</small>	3-2 <b>G4-3</b> 		2-2 <b>3B</b>			2-2 <b>L5</b> 		4-1 <b>BB</b>	
<b>Johnny Damon, L</b> (1, 8) <small>OBP: 0.346, SLG: 0.402</small>	0-1 <b>G4-3</b> 		0-0 <b>P5</b> 			2-2 <b>G4-3</b> 		3-3 <b>K</b> 	
<b>Jay Bell, R</b> (1, 6) <small>OBP: 0.363, SLG: 0.473</small>	1-3 <b>K</b> 		3-2 <b>F8</b> 			0-1 <b>1B</b> <b>1B</b>		1-1 <b>G6-4-3</b> <b>1-2f</b>	
<b>Chili Davis, S</b> (1, 10) <small>OBP: 0.395, SLG: 0.492</small>		1-1 <b>G1-3</b> 		2-3 <b>K</b> 		2-1 <b>FC6-4</b> <b>1B</b>		3-2 <b>HR</b>	
<b>Dean Palmer, R</b> (1, 5) <small>OBP: 0.316, SLG: 0.438</small>		3-3 <b>K</b> 		4-1 <b>CS</b> <b>BB</b>		0-0 <b>FC6-4</b> <b>1-2f</b>		0-1 <b>F9</b> 	
<b>Jeff King, R</b> (1, 3) <small>OBP: 0.344, SLG: 0.431</small>		1-0 <b>1B</b>		2-1 <b>P2</b> <b>1-2</b>			0-1 <b>F9</b> 	1-2 <b>HR</b>	
<b>Joe Vitiello, R</b> (1, 7) <small>OBP: 0.336, SLG: 0.419</small>		1-1 <b>P4</b> 		3-2 <b>P4</b> 			1-1 <b>HR</b>	0-1 <b>1B</b>	
<b>Yamil Benitez, R</b> (1, 9) <small>OBP: 0.328, SLG: 0.582</small>			1-3 <b>K</b> 		0-3 <b>K</b> 		1-3 <b>K</b> 	3-3 <b>K</b> 	
<b>Mike Macfarlane, R</b> (1, 2) <small>OBP: 0.281, SLG: 0.346</small>			1-1 <b>3B</b> <b>2B</b>		1-3 <b>K</b> 		2-3 <b>K</b> 	1-1 <b>P5</b> 	

AB	R	H	RBI	BB	SO	LOB
3	0	1	1	1	0	0
0	0	0	0	0	0	0

4	0	0	0	0	1	2
---	---	---	---	---	---	---

4	0	1	0	0	1	2
---	---	---	---	---	---	---

4	1	2	1	0	1	0
---	---	---	---	---	---	---

3	0	0	0	1	1	2
---	---	---	---	---	---	---

4	1	2	1	0	0	1
---	---	---	---	---	---	---

4	1	2	1	0	0	1
---	---	---	---	---	---	---

4	0	0	0	0	4	1
---	---	---	---	---	---	---

4	1	1	0	0	2	1
---	---	---	---	---	---	---

**BOTTOM**

**Detroit Tigers @ Kansas City Royals**  
**Kauffman Stadium, Kansas City, MO**

Thu Aug 07 1997, 3:33 AM CDT  
 Att. 21,497 - Sunny - 76 F

livebaseballscorecards.com

<b>AB</b>	<b>34</b>
<b>R</b>	<b>4</b>
<b>H</b>	<b>9</b>
<b>RBI</b>	<b>4</b>
<b>BB</b>	<b>2</b>
<b>SO</b>	<b>10</b>
<b>LOB</b>	<b>10</b>



Inning Stats	R: 0	H: 0	E: 0	K: 1	S: 8	P: 12	R: 0	H: 1	E: 0	K: 1	S: 9	P: 15	R: 1	H: 2	E: 0	K: 1	S: 14	R: 0	H: 0	E: 0	K: 1	S: 7	R: 0	H: 0	E: 0	K: 2	S: 9	R: 0	H: 2	E: 0	K: 0	S: 11	R: 1	H: 1	E: 0	K: 2	S: 11	R: 0	H: 0	E: 0	K: 1	S: 6	R: 2	H: 3	E: 0	K: 1	S: 16	1B: 4	SF: 0	2B: 1	SAC: 0	3B: 1	DP: 1	HR: 3	HBP: 0	WP: 0	PA: 36
--------------	------	------	------	------	------	-------	------	------	------	------	------	-------	------	------	------	------	-------	------	------	------	------	------	------	------	------	------	------	------	------	------	------	-------	------	------	------	------	-------	------	------	------	------	------	------	------	------	------	-------	-------	-------	-------	--------	-------	-------	-------	--------	-------	--------

PITCHER	IP	WLS	BF	H	R	ER	SO	BB	IBB	HBP	BLK	WP	HR	S	P	ERA	WHIP
<b>Glenn Dishman, L</b> (1, 1) <small>ERA: 4.5</small>	7.0	W	27	6	2	2	8	1	0	0	0	0	1	69	108	2.57	1.000
<b>Dan Miceli, R</b> (8, 1) <small>ERA: 5.84</small>	2.0		9	3	2	2	2	1	0	0	0	0	2	22	38	9.00	2.000

ERA WHIP

Batter	1	2	3	4	5	6	7	8	9	AB R H RBI BB SO LOB	TOP	
Jose Offerman, S (1, 4) OBP: 0.364, SLG: 0.404	1-2 CS 1B		0-2 G5-3			1-2 F9		0-1 G4-3		4 0 1 0 0 0 2		
Shane Halter, R (1, 8) OBP: 0.344, SLG: 0.351 Johnny Damon, L (8, PH) OBP: 0.345, SLG: 0.401 (8, 8)	SAFE SAFE SAFE 1-2		2-3 K			1-3 K		0-3 K		3 0 0 0 0 3 3 1 0 0 0 0 1 0		
Jay Bell, R (1, 6) OBP: 0.362, SLG: 0.471	0-2 F8					3-2 G6-3		3-1 P4		4 0 1 0 0 0 1		
Chili Davis, S (1, 10) OBP: 0.397, SLG: 0.499		1-2 2B				0-1 G6-3		2-0 2B		4 2 2 0 0 1 1		
Dean Palmer, R (1, 5) OBP: 0.313, SLG: 0.434		1-0 F9				2-2 G6-3		2-3 K		4 0 0 0 0 2 3		
Jeff King, R (1, 3) OBP: 0.345, SLG: 0.437		0-0 2B				3-1 G1-3		2-1 2B		4 0 2 2 0 1 1		
Joe Vitiello, R (1, 7) OBP: 0.329, SLG: 0.409		1-3 K				1-1 F7		3-3 K		3 0 0 0 0 2 2		
Mike Macfarlane, R (1, 2) OBP: 0.277, SLG: 0.341		1-3 K				1-3 K		0-0 F7		3 0 0 0 0 2 2		
Yamil Benitez, R (1, 9) OBP: 0.344, SLG: 0.596			1-2 CS 2B				4-1 BB		2-1 P1	2 0 1 0 1 0 0		
<b>Inning Stats</b>	R: 0 H: 1 E: 0 LOB: 0 K: 1 BB: 0 S: 9 P: 10	R: 1 H: 2 E: 0 LOB: 1 K: 2 BB: 0 S: 12 P: 16	R: 0 H: 1 E: 0 LOB: 1 K: 1 BB: 0 S: 10 P: 13	R: 0 H: 0 E: 0 LOB: 0 K: 0 BB: 0 S: 8 P: 13	R: 0 H: 0 E: 0 LOB: 0 K: 1 BB: 0 S: 7 P: 12	R: 0 H: 0 E: 0 LOB: 1 K: 2 BB: 1 S: 9 P: 18	R: 1 H: 2 E: 0 LOB: 1 K: 2 BB: 0 S: 11 P: 20	R: 0 H: 0 E: 0 LOB: 0 K: 1 BB: 0 S: 7 P: 9	R: 0 H: 1 E: 0 LOB: 1 K: 3 BB: 0 S: 15 P: 19	1B: 2 SF: 0 2B: 7 SAC: 0 3B: 0 DP: 2 HR: 0 HBP: 0	WP: 0 PA: 33 PB: 0 SB: 0 CS: 2	
<b>PITCHER</b>	IP WLS BF H R ER SO BB IBB HBP BLK WP HR S P ERA WHIP											
Steve Avery, L (1, 1) ERA: 4.56	6.1 W 24 6 2 2 7 1 0 0 0 0 0 61 94 2.84 1.105											
Mark Brandenburg, R (7, 1) ERA: 8.47	2.2 9 1 0 0 5 0 0 0 0 0 0 0 27 36 0.00 0.375											

**Kansas City Royals @ Boston Red Sox**  
 Fenway Park, Boston, MA  
 Fri Aug 08 1997, 7:05 PM EDT  
 Att. 31,777 - Unknown - 72 F

AB	32
R	2
H	7
RBI	2
BB	1
SO	12
LOB	15





Batter	1	2	3	4	5	6	7	8	9
<b>Nomar Garciaparra, R</b> OBP: 0.348, SLG: 0.529 (1, 6)									
<b>John Valentin, R</b> OBP: 0.370, SLG: 0.487 (1, 5)									
<b>Mo Vaughn, L</b> OBP: 0.445, SLG: 0.581 (1, 3)									
<b>18 Reggie Jefferson, S</b> OBP: 0.394, SLG: 0.552 <b>Mike Stanley, R</b> OBP: 0.399, SLG: 0.524 (1, 10) (8, PH)									
<b>Wil Cordero, R</b> OBP: 0.322, SLG: 0.442 (1, 7)									
<b>Troy O'Leary, L</b> OBP: 0.360, SLG: 0.512 (1, 9)									
<b>Scott Hatteberg, L</b> OBP: 0.366, SLG: 0.439 (1, 2)									
<b>Darren Bragg, L</b> OBP: 0.350, SLG: 0.407 (1, 8)									
<b>Jeff Frye, R</b> OBP: 0.348, SLG: 0.429 <b>Mike Benjamin, R</b> OBP: 0.274, SLG: 0.328 (1, 4) (8, 4)									

Inning Stats	R: 5 E: 0 K: 2 S: 23	H: 6 LOB: 2 BB: 1 P: 38	R: 0 E: 0 K: 0 S: 12	H: 1 LOB: 1 BB: 0 P: 16	R: 1 E: 0 K: 0 S: 11	H: 2 LOB: 2 BB: 1 P: 21	R: 0 E: 0 K: 0 S: 7	H: 1 LOB: 1 BB: 0 P: 11	R: 1 E: 0 K: 1 S: 14	H: 2 LOB: 2 BB: 1 P: 23	R: 0 E: 0 K: 0 S: 10	H: 0 LOB: 0 BB: 0 P: 15	R: 1 E: 0 K: 1 S: 7	H: 2 LOB: 1 BB: 0 P: 11	R: 0 E: 0 K: 0 S: 10	H: 1 LOB: 1 BB: 0 P: 14
--------------	-------------------------------	----------------------------------	-------------------------------	----------------------------------	-------------------------------	----------------------------------	------------------------------	----------------------------------	-------------------------------	----------------------------------	-------------------------------	----------------------------------	------------------------------	----------------------------------	-------------------------------	----------------------------------

PITCHER	IP	WLS	BF	H	R	ER	SO	BB	IBB	HBP	BLK	WP	HR	S	P	ERA	WHIP
<b>Ricky Bones, R</b> ERA: 8.01 (1, 1)	4.2	L	29	12	7	7	2	3	0	0	0	0	1	64	104	13.50	3.214
<b>Larry Casian, L</b> ERA: 5.74 (5, 1)	1.2		6	1	1	1	1	0	0	0	0	0	0	15	25	5.40	0.600
<b>Mike Perez, R</b> ERA: 2.35 (7, 1)	0.2		3	1	0	0	1	0	0	0	0	0	0	5	6	0.00	1.500
<b>Matt Whisenant, L</b> ERA: 5.4 (8, 1)	1.0		4	1	0	0	0	0	0	0	0	0	0	10	14	0.00	1.000

**BOTTOM**

**Kansas City Royals @ Boston Red Sox**  
Fenway Park, Boston, MA


Fri Aug 08 1997, 7:05 PM EDT  
Att: 31,777 - Unknown - 72 F

AB	R	H	RBI	BB	SO	LOB
4	1	1	1	0	2	5
4	1	1	1	1	0	3
5	0	2	0	0	2	4
4	1	2	3	0	0	1
1	0	0	0	0	0	1
5	1	1	0	0	0	3
5	1	1	0	0	0	2
4	3	4	1	0	0	0
2	0	1	1	2	0	1
4	0	2	1	0	0	4
0	0	0	0	0	0	0

AB	38
R	8
H	15
RBI	8
BB	3
SO	4
LOB	24

WP	PA
0	42

WP	PA	ERA	WHIP
0	42		

Batter	1	2	3	4	5	6	7	8	9	AB R H RBI BB SO LOB	TOP		
<b>Bip Roberts, S</b> (1, 7) OBP: 0.353, SLG: 0.381	3-2 L6		0-1 G4-3	0-1 E 1B 1B 1-2 2-3 3-H	1-1 FC4-6			1-0 F8		5 1 1 2 0 0 1			
<b>Jose Offerman, S</b> (1, 4) OBP: 0.367, SLG: 0.407	1-2 WP 1B 1B		0-3 K	1-2 E 1B 1B 1-2 2-3 3-H	2-1 L8			1-2 1B		5 1 3 1 0 1 1			
<b>Jay Bell, R</b> (1, 6) OBP: 0.363, SLG: 0.470	0-0 WP 1-2 1B			1-2 E1 1B 1B 1-2 2-3 3-H	1-3 K			1-2 P6		5 1 2 0 0 1 3			
<b>Chili Davis, S</b> (1, 10) OBP: 0.395, SLG: 0.496 <b>Joe Vitiello, R</b> (4, PH) OBP: 0.322, SLG: 0.400	2-3 K 1-2 2-3			SAFE K P3 1-2 2-3 3-H	1-3 K			0-0 F8		2 0 0 0 0 2 3 3 0 0 0 0 1 3			
<b>Dean Palmer, R</b> (1, 5) OBP: 0.316, SLG: 0.436	2-2 G6-3			SAFE E 1B 1B 1-2 2-3 3-H	1-0 G6-3			0-2 L7-4 WP 1B		5 1 3 2 0 0 2			
<b>Jeff King, R</b> (1, 3) OBP: 0.346, SLG: 0.435		1-1 E5 G5-4-3		SAFE E 1B 1B 1-2 2-3 3-H			1-0 G5-3	4-1 BB		4 1 1 1 1 0 2			
<b>Johnny Damon, L</b> (1, 8) OBP: 0.346, SLG: 0.399		0-0 L8		SAFE E 1B 1B 1-2 2-3 3-H	4-2 HBP E 1B BB 1-2 2-3	2-1 1B FC4-6 1B		2-2 F8	1-2 L7-4 2-2	4 2 1 0 1 0 3	<b>AB 40</b> <b>R 9</b> <b>H 12</b> <b>RBI 8</b> <b>BB 2</b> <b>SO 8</b> <b>LOB 22</b>		
<b>Yamil Benitez, R</b> (1, 9) OBP: 0.323, SLG: 0.557		0-2 G5-4-3		SAFE E 1B 1B 1-2 2-3 3-H	0-0 E6 1B 29 HBP 1-2 2-3 3-H	2-3 K		1-3 K		4 1 0 1 0 2 4			
<b>29 Mike Sweeney, R</b> (1, 2) OBP: 0.323, SLG: 0.384 <b>Mike Macfarlane, R</b> (5, PH) OBP: 0.279, SLG: 0.342 (5, 2)			0-1 L4	0-1 E 1B 1B 1-2 2-3 3-H	1-2 E 1B 1B 1-2 2-3 3-H	0-0 FC4-6 1B		0-3 K2-3		1 1 0 1 0 0 0 2 0 1 0 0 1 0			
<b>Inning Stats</b>	R: 0 E: 0 K: 1 S: 14 H: 2 LOB: 2 BB: 0 P: 22	R: 0 E: 1 K: 0 S: 6 H: 0 LOB: 0 BB: 0 P: 7	R: 0 E: 0 K: 1 S: 7 H: 0 LOB: 0 BB: 0 P: 7	R: 8 E: 2 K: 1 S: 31 H: 6 LOB: 2 BB: 1 P: 44	R: 1 E: 0 K: 1 S: 10 H: 2 LOB: 1 BB: 0 P: 17	R: 0 E: 0 K: 2 S: 10 H: 0 LOB: 0 BB: 0 P: 13	R: 0 E: 0 K: 1 S: 9 H: 0 LOB: 0 BB: 0 P: 13	R: 0 E: 0 K: 1 S: 11 H: 1 LOB: 1 BB: 0 P: 14	R: 0 E: 0 K: 0 S: 11 H: 1 LOB: 1 BB: 1 P: 16	1B: 12 2B: 1 3B: 0 HR: 0 SF: 0 SAC: 0 DP: 2 HBP: 1	WP: 2 PB: 0 SB: 0 CS: 0 PA: 43		
<b>PITCHER</b>	IP WLS BF H R ER SO BB IBB HBP BLK WP HR S P ERA WHIP											<b>PITCHER</b>	IP WLS BF H R ER SO BB IBB HBP BLK WP HR S P ERA WHIP
<b>Jeff Suppan, R</b> (1, 1) ERA: 4.96	3.1 L 19 6 7 4 3 1 0 1 0 0 0 0 47 65 10.80 2.100												
<b>Kerry Lacy, R</b> (4, 1) ERA: 5.73	1.2 10 4 2 1 1 0 0 0 0 0 0 0 21 32 5.40 2.400												
<b>John Wasdin, R</b> (6, 1) ERA: 4.53	3.0 10 1 0 0 4 0 0 0 0 0 0 0 30 40 0.00 0.333												
<b>Ron Mahay, L</b> (9, 1) ERA: 2.89	1.0 4 1 0 0 0 1 0 0 0 0 1 0 11 16 0.00 2.000												

**Kansas City Royals @ Boston Red Sox**  
**Fenway Park, Boston, MA**  
 Sat Aug 09 1997, 7:05 PM EDT  
 Att. 31,410 - Overcast - 78 F

[livebaseballscorecards.com](http://livebaseballscorecards.com)

Batter	1	2	3	4	5	6	7	8	9	AB	R	H	RBI	BB	SO	LOB
<b>Nomar Garciaparra, R</b> OBP: 0.347, SLG: 0.527 (1, 6)	3-2 L9			0-0 1B		1-2 F9		0-0 G6-4-3		4	0	1	0	0	0	2
<b>John Valentin, R</b> OBP: 0.367, SLG: 0.483 (1, 5)	1-0 G6-3			1-3 K		1-1 L7			2-1 F9	4	0	0	0	0	1	1
<b>Mo Vaughn, L</b> OBP: 0.446, SLG: 0.591 (1, 3)	1-3 K			0-1 F7			1-2 HR		1-2 2B	4	1	2	1	0	1	1
<b>Mike Stanley, R</b> OBP: 0.397, SLG: 0.518 (1, 10)			4-2 G6-4-3 BB	2-3 K		0-3 K			0-0 L7	3	0	0	0	1	2	2
<b>Wil Cordero, R</b> OBP: 0.319, SLG: 0.438 (1, 7)			1-1 L9		1-1 F8		0-1 F9		3-2 F9	4	0	0	0	0	0	2
<b>Jesus Tavarez, S</b> OBP: 0.222, SLG: 0.268 (1, 8)			0-1 G6-4-3		0-0 L7		1-3 K			3	0	0	0	0	1	1
<b>Darren Bragg, L</b> OBP: 0.350, SLG: 0.407 (1, 9)			1-1 G4-3		1-1 L9			2-2 1B		3	0	1	0	0	0	0
<b>Bill Haselman, R</b> OBP: 0.299, SLG: 0.401 (1, 2)			2-2 G4-3			1-1 HR		0-0 L7		3	1	1	1	0	0	1
<b>Mike Benjamin, R</b> OBP: 0.277, SLG: 0.328 (1, 4)			0-3 K			1-0 F8		0-0 G6-4-3		3	0	1	0	0	1	0

Inning Stats	R: 0	H: 0	R: 0	H: 0	R: 0	H: 0	R: 0	H: 0	R: 1	H: 1	R: 1	H: 1	R: 0	H: 2	R: 0	H: 1	1B: 3	SF: 0
	E: 0	LOB: 0	E: 0	LOB: 0	E: 0	LOB: 0	E: 0	LOB: 0	E: 0	LOB: 0	E: 0	LOB: 0	E: 0	LOB: 1	E: 0	LOB: 1	2B: 1	SAC: 0
	K: 1	BB: 0	K: 0	BB: 1	K: 1	BB: 0	K: 2	BB: 0	K: 0	BB: 0	K: 2	BB: 0	K: 0	BB: 0	K: 0	BB: 0	3B: 0	DP: 2
	S: 8	P: 13	S: 6	P: 11	S: 8	P: 11	S: 9	P: 12	S: 8	P: 12	S: 11	P: 13	S: 6	P: 8	S: 9	P: 15	HR: 2	HBP: 0


PITCHER	IP	WLS	BF	H	R	ER	SO	BB	IBB	HBP	BLK	WP	HR	S	P	ERA	WHIP	PITCHER	IP	WLS	BF	H	R	ER	SO	BB	IBB	HBP	BLK	WP	HR	S	P	ERA	WHIP
<b>Glendon Rusch, L</b> ERA: 5.76 (1, 1)	9.0	W	32	6	2	2	6	1	0	0	0	0	2	70	102	2.00	0.778																		

**BOTTOM**

**Kansas City Royals @ Boston Red Sox**  
Fenway Park, Boston, MA

Sat Aug 09 1997, 7:05 PM EDT  
Att: 31,410 - Overcast - 78 F

<b>AB</b>	<b>31</b>
<b>R</b>	<b>2</b>
<b>H</b>	<b>6</b>
<b>RBI</b>	<b>2</b>
<b>BB</b>	<b>1</b>
<b>SO</b>	<b>6</b>
<b>LOB</b>	<b>10</b>



WP: 0 PA: 32  
PB: 0  
SB: 0  
CS: 0

livebaseballscorecards.com

Batter	1	2	3	4	5	6	7	8	9	AB R H RBI BB SO LOB	TOP																
<b>Bip Roberts, S</b> (1, 7) OBP: 0.350, SLG: 0.378	2-3 <b>K</b>		0-2 <b>L5</b>		3-2 <b>FC4-6</b> 1B		0-0 <b>G1-3</b>		2-3 <b>K</b>	5 0 1 0 0 2 1																	
<b>Jose Offerman, S</b> (1, 4) OBP: 0.370, SLG: 0.413	0-2 <b>G6-4-3</b> 1B			1-2 <b>2B</b>	1-1 <b>FC4-6</b>			1-0 <b>1B</b> 1B	3-3 <b>K</b>	5 2 3 0 0 1 1																	
<b>Jay Bell, R</b> (1, 6) OBP: 0.364, SLG: 0.469	1-0 <b>G6-4-3</b> 1-2f			4-1 <b>2B</b> 1B BB	1-1 <b>F7</b>			2-2 <b>1B</b> 1-2 <b>G4-3</b> 1B		3 2 1 0 1 0 2																	
<b>Chili Davis, S</b> (1, 10) <b>David Howard, S</b> (8, PR) OBP: 0.396, SLG: 0.499 OBP: 0.287, SLG: 0.325		3-3 <b>K</b>		1-1 <b>1B</b> 1-3 2-H <b>FC3-2</b> 2B		1-1 <b>F7</b>		1-1 <b>G4-3</b> 1-3 2-H <b>1B</b>		4 0 2 2 0 1 0 0 0 0 0 0 0 0																	
<b>Dean Palmer, R</b> (1, 5) OBP: 0.314, SLG: 0.432		1-3 <b>K</b>		2-1 <b>P4</b>		2-3 <b>K</b>		0-0 <b>G4-3</b> 1-2 3-H		4 0 0 1 0 2 3																	
<b>Jeff King, R</b> (1, 3) OBP: 0.345, SLG: 0.433		0-2 <b>G4-3</b>		1-0 <b>FC3-2</b> 1B 2-3 3-H		0-2 <b>E5</b>		1-2 <b>G6-3</b>		4 0 1 1 0 0 1																	
<b>Johnny Damon, L</b> (1, 8) OBP: 0.345, SLG: 0.395			0-1 <b>G4-3</b>	0-2 <b>FC3-2</b> 1-2 3-H		3-1 <b>G3</b>		4-0 <b>IBB</b>		3 0 0 0 1 0 3																	
<b>Mike Macfarlane, R</b> (1, 2) OBP: 0.274, SLG: 0.335			1-0 <b>G5-3</b>	3-2 <b>G5-3</b>			2-2 <b>G6-3</b>	3-2 <b>L4</b>		4 0 0 0 0 0 4																	
<b>Yamil Benitez, R</b> (1, 9) OBP: 0.319, SLG: 0.554			1-1 <b>2B</b>		1-2 <b>G5-3</b>		0-1 <b>P3</b>		1-1 <b>G6-3</b>	4 0 1 0 0 0 0																	
<b>Inning Stats</b>	R: 0 E: 0 K: 1 S: 7	H: 1 LOB: 0 BB: 0 P: 10	R: 0 E: 0 K: 2 S: 10	H: 0 LOB: 0 BB: 0 P: 14	R: 0 E: 0 K: 0 S: 8	H: 1 LOB: 1 BB: 0 P: 10	R: 2 E: 0 K: 0 S: 16	H: 3 LOB: 2 BB: 1 P: 28	R: 0 E: 0 K: 0 S: 13	H: 1 LOB: 1 BB: 0 P: 18	R: 0 E: 1 K: 1 S: 10	H: 0 LOB: 1 BB: 0 P: 16	R: 0 E: 0 K: 0 S: 6	H: 0 LOB: 0 BB: 0 P: 8	R: 2 E: 0 K: 0 S: 18	H: 3 LOB: 2 BB: 1 P: 30	R: 0 E: 0 K: 2 S: 12	H: 0 LOB: 0 BB: 0 P: 18	1B: 6 2B: 3 3B: 0 HR: 0	SF: 0 SAC: 0 DP: 1 HBP: 0	WP: 0 PB: 0 SB: 0 CS: 0	PA: 38					
<b>PITCHER</b>	IP	WLS	BF	H	R	ER	SO	BB	IBB	HBP	BLK	WP	HR	S	P	ERA	WHIP										
<b>Tom Gordon, R</b> (1, 1) ERA: 3.64	6.0		25	6	2	2	4	1	0	0	0	0	0	64	96	3.00	1.167										
<b>Butch Henry, L</b> (7, 1) ERA: 4.24	1.0		6	3	2	2	0	0	0	0	0	0	0	13	19	18.00	3.000										
<b>Jim Corsi, R</b> (8, 1) ERA: 3.51	2.0	W	7	0	0	0	2	0	1	0	0	0	0	23	37	0.00	0.000										

**Kansas City Royals @ Boston Red Sox**  
**Fenway Park, Boston, MA**  
 Sun Aug 10 1997, 3:33 AM EDT  
 Att. 27,743 - Sunny - 92 F

[livebaseballscorecards.com](http://livebaseballscorecards.com)

<b>AB</b>	<b>36</b>
<b>R</b>	<b>4</b>
<b>H</b>	<b>9</b>
<b>RBI</b>	<b>4</b>
<b>BB</b>	<b>2</b>
<b>SO</b>	<b>6</b>
<b>LOB</b>	<b>15</b>



Batter	1	2	3	4	5	6	7	8	9
Nomar Garciaparra, R OBP: 0.348, SLG: 0.533 (1, 6)	1-1 L6		2-2 HR		0-0 F8	1-0 F7		3-1 1B 2B	
John Valentin, R OBP: 0.369, SLG: 0.481 (1, 5)	3-1 G6-3		0-1 F7		0-0 2B 1B	4-2 BB		4-1 1B BB	
Mo Vaughn, L OBP: 0.445, SLG: 0.591 (1, 3)	3-2 F7		1-2 F7		3-2 18 G3 PB 2B	3-3 K		1-0 1B	
18 Reggie Jefferson, S OBP: 0.389, SLG: 0.544 (1, 10)		3-3 K	1-0 G5-3		2-2 G3		0-0 L8	2-3 K	
Wil Cordero, R OBP: 0.320, SLG: 0.438 (1, 7)		2-2 2B		0-2 G1-3	4-2 PB BB BB		0-0 L8	2-3 K	
Troy O'Leary, L OBP: 0.367, SLG: 0.513 (1, 9)		4-2 BB		4-2 1B BB BB	4-0 PB BB BB		0-2 1B		
Scott Hatteberg, L OBP: 0.360, SLG: 0.431 (1, 2)		3-2 F9		0-0 F9	3-2 F7		2-0 G3		
Darren Bragg, L OBP: 0.351, SLG: 0.406 (1, 8)		1-0 F8		0-0 1B		4-2 SH3-4 BB		0-3 K	
Mike Benjamin, R OBP: 0.294, SLG: 0.344 (1, 4)			3-2 HR 1B	0-3 K		0-0 SH3-4		3-2 2B 1B	

Inning Stats	R: 0 E: 0 K: 0 S: 7	H: 0 LOB: 0 BB: 0 P: 14	R: 0 E: 0 K: 1 S: 21	H: 1 LOB: 2 BB: 1 P: 34	R: 2 E: 0 K: 0 S: 13	H: 2 LOB: 0 BB: 0 P: 20	R: 0 E: 0 K: 1 S: 12	H: 1 LOB: 2 BB: 1 P: 16	R: 2 E: 0 K: 0 S: 20	H: 2 LOB: 2 BB: 2 P: 36	R: 0 E: 0 K: 1 S: 10	H: 0 LOB: 2 BB: 2 P: 22	R: 0 E: 0 K: 0 S: 6	H: 1 LOB: 1 BB: 0 P: 8	R: 2 E: 0 K: 3 S: 23	H: 3 LOB: 2 BB: 1 P: 38
--------------	------------------------------	----------------------------------	-------------------------------	----------------------------------	-------------------------------	----------------------------------	-------------------------------	----------------------------------	-------------------------------	----------------------------------	-------------------------------	----------------------------------	------------------------------	---------------------------------	-------------------------------	----------------------------------

PITCHER	IP	WLS	BF	H	R	ER	SO	BB	IBB	HBP	BLK	WP	HR	S	P	ERA	WHIP
Kevin Appier, R ERA: 3.19 (1, 1)	4.2		23	6	4	3	2	3	0	0	0	0	1	69	109	5.79	1.929
Matt Whisenant, L ERA: 5.19 (5, 1)	0.1		3	0	0	0	0	2	0	0	0	0	0	6	17	0.00	6.000
Gregg Olson, R ERA: 6.08 (6, 1)	1.0		4	0	0	0	1	1	0	0	0	0	0	8	16	0.00	1.000
Larry Casian, L ERA: 5.57 (7, 1)	1.0		4	1	0	0	0	0	0	0	0	0	0	6	8	0.00	1.000
Hector Carrasco, R ERA: 3.99 (8, 1)	1.0	L	7	3	2	2	3	1	0	0	0	0	0	23	38	18.00	4.000

**BOTTOM**

**Kansas City Royals @ Boston Red Sox**  
Fenway Park, Boston, MA

Sun Aug 10 1997, 3:33 AM EDT  
Att: 27,743 - Sunny - 92 F

AB	R	H	RBI	BB	SO	LOB
5	2	2	3	0	0	1
3	1	1	0	2	0	0
5	1	2	2	0	1	2
5	0	0	0	0	2	3
4	0	1	0	1	1	2
1	0	1	0	3	0	0
4	0	0	0	0	0	6
3	0	1	0	1	1	2
3	2	2	0	0	1	2

AB	33
R	6
H	10
RBI	5
BB	7
SO	6
LOB	18



1B	6	SF	0
2B	3	SAC	1
3B	0	DP	0
HR	1	HBP	0

WP	0	PA	41
PB	1	ERA	
SB	0	WHIP	
CS	0		

Kansas City Royals @ New York Yankees  
 Yankee Stadium, Bronx, NY

Tue Aug 12 1997, 7:05 PM EDT  
 Att. 31,452 - Unknown - 75 F

AB	38
R	6
H	12
RBI	6
BB	6
SO	8
LOB	20



WP:	1	PA:	44
PB:	0		
SB:	2		
CS:	1		

Batter	1	2	3	4	5	6	7	8	9	AB	R	H	RBI	BB	SO	LOB
Bip Roberts, S OBP: 0.351, SLG: 0.376 (1, 7)	G4-3		G5-3					L7		4	1	1	0	1	0	0
Jose Offerman, S OBP: 0.368, SLG: 0.410 (1, 4)	G4-3			L4	F6				1B	5	1	1	0	0	1	2
Jay Bell, R OBP: 0.366, SLG: 0.473 (1, 6)	K2-3				G5-3				CS, 1B	5	2	3	0	0	1	1
Chili Davis, S OBP: 0.398, SLG: 0.497 (1, 10)		G4-3				G4-3			BB, WP, 1B	3	1	1	1	2	0	1
Dean Palmer, R OBP: 0.317, SLG: 0.443 (1, 5)									F7	5	1	3	4	0	1	2
Jeff King, R OBP: 0.346, SLG: 0.431 (1, 3)										4	0	1	0	1	1	4
Johnny Damon, L OBP: 0.345, SLG: 0.391 (1, 8)										3	0	0	0	2	1	3
29 Mike Sweeney, R OBP: 0.325, SLG: 0.385 (1, 2)										5	0	2	1	0	1	3
Yamil Benitez, R OBP: 0.301, SLG: 0.522 (1, 9)										4	0	0	0	0	2	4
David Howard, S OBP: 0.287, SLG: 0.325 (8, 9)										0	0	0	0	0	0	0

Batter	1	2	3	4	5	6	7	8	9
Bip Roberts, S OBP: 0.351, SLG: 0.376 (1, 7)	G4-3		G5-3					L7	
Jose Offerman, S OBP: 0.368, SLG: 0.410 (1, 4)	G4-3			L4	F6				1B
Jay Bell, R OBP: 0.366, SLG: 0.473 (1, 6)	K2-3				G5-3				CS, 1B
Chili Davis, S OBP: 0.398, SLG: 0.497 (1, 10)		G4-3				G4-3			BB, WP, 1B
Dean Palmer, R OBP: 0.317, SLG: 0.443 (1, 5)									F7
Jeff King, R OBP: 0.346, SLG: 0.431 (1, 3)									
Johnny Damon, L OBP: 0.345, SLG: 0.391 (1, 8)									
29 Mike Sweeney, R OBP: 0.325, SLG: 0.385 (1, 2)									
Yamil Benitez, R OBP: 0.301, SLG: 0.522 (1, 9)									
David Howard, S OBP: 0.287, SLG: 0.325 (8, 9)									

Inning Stats	R: 0	H: 0	R: 0	H: 1	R: 0	H: 0	R: 2	H: 3	R: 0	H: 0	R: 1	H: 2	R: 2	H: 3	R: 0	H: 0	R: 1	H: 3	
E: 0	LOB: 0	E: 0	LOB: 1	E: 0	LOB: 0	E: 0	LOB: 3	E: 0	LOB: 1	E: 0	LOB: 1	E: 0	LOB: 2	E: 0	LOB: 0	E: 0	LOB: 3	E: 0	LOB: 3
K: 1	BB: 0	K: 1	BB: 0	K: 1	BB: 0	K: 1	BB: 2	K: 0	BB: 1	K: 2	BB: 0	K: 1	BB: 1	K: 1	BB: 0	K: 0	BB: 2	K: 0	BB: 2
S: 7	P: 9	S: 8	P: 15	S: 8	P: 10	S: 17	P: 29	S: 11	P: 19	S: 13	P: 20	S: 19	P: 30	S: 9	P: 13	S: 19	P: 36	S: 19	P: 36

PITCHER	IP	WLS	BF	H	R	ER	SO	BB	IBB	HBP	BLK	WP	HR	S	P	ERA	WHIP
David Cone, R ERA: 2.84 (1, 1)	6.1	L	30	8	5	5	7	3	0	0	0	0	1	75	118	7.11	1.737
Jeff Nelson, R ERA: 2.51 (7, 1)	1.2		7	1	0	0	1	0	1	0	0	0	0	17	27	0.00	0.600
Mike Stanton, L ERA: 2.66 (9, 1)	0.0		3	3	1	1	0	0	0	0	0	0	0	8	13	∞	∞
Jim Mecir, R ERA: 5.88 (9, 1)	1.0		4	0	0	0	0	2	0	0	0	1	0	11	23	0.00	2.000

PITCHER	IP	WLS	BF	H	R	ER	SO	BB	IBB	HBP	BLK	WP	HR	S	P	ERA	WHIP
David Cone, R ERA: 2.84 (1, 1)	6.1	L	30	8	5	5	7	3	0	0	0	0	1	75	118	7.11	1.737
Jeff Nelson, R ERA: 2.51 (7, 1)	1.2		7	1	0	0	1	0	1	0	0	0	0	17	27	0.00	0.600
Mike Stanton, L ERA: 2.66 (9, 1)	0.0		3	3	1	1	0	0	0	0	0	0	0	8	13	∞	∞
Jim Mecir, R ERA: 5.88 (9, 1)	1.0		4	0	0	0	0	2	0	0	0	1	0	11	23	0.00	2.000

Batter	1	2	3	4	5	6	7	8	9	AB	R	H	RBI	BB	SO	LOB
<b>2 Derek Jeter, R</b> OBP: 0.372, SLG: 0.397 (1, 6)	0-0 F8	1-1 G5-3			4-2 SF9 1B BB	0-0 SH1-4			3-2 G3-1	3	0	0	0	1	0	2
<b>Luis Sojo, R</b> OBP: 0.354, SLG: 0.374 (1, 4)	3-1 G4-3		1-1 F9		0-2 BB 1B	1-0 G3-2-6-5			0-1 L9	5	0	1	1	0	0	2
<b>Bernie Williams, S</b> OBP: 0.424, SLG: 0.538 (1, 8)	1-1 HR		2-2 K		1-2 SF9			3-2 G6-3	0-2 1B	4	1	2	2	0	1	0
<b>Tino Martinez, L</b> OBP: 0.375, SLG: 0.610 (1, 3)	4-2 BB		0-1 F8		2-3 BB			0-2 F8	1-1 G3	3	0	0	0	2	0	1
<b>Paul O'Neill, L</b> OBP: 0.406, SLG: 0.528 (1, 9)	0-1 G4-3		1-3 K		1-3 K			1-1 F7		4	0	0	0	0	2	4
<b>Charlie Hayes, R</b> OBP: 0.353, SLG: 0.461 (1, 5)		0-0 F9		0-1 F8	2-2 F8			0-0 G6-3 1B 1B		4	0	1	0	0	0	3
<b>Chad Curtis, R</b> OBP: 0.387, SLG: 0.527 (1, 7)		2-2 G5-3		3-3 K		2-2 1B 1B		1-2 G6-3 1B		4	1	2	0	0	1	0
<b>Mark Whiten, S</b> OBP: 0.360, SLG: 0.386 (1, 10)		1-0 1B HBP		1-0 1B	1-0 2 BB 1B	1-2 SH1-4 1B		3-2 G6-3 1-2f 2-3		3	1	2	0	0	0	2
<b>Joe Girardi, R</b> OBP: 0.297, SLG: 0.313 (1, 2)		1-0 1B		2-2 1B 2 BB	2-2 1B 2 BB	1-1 SH1-4 1B		1-1 G5-3		4	1	3	1	0	0	1

Inning Stats	R: 1	H: 1	E: 0	K: 0	S: 10	R: 0	H: 1	E: 0	K: 0	S: 7	R: 0	H: 0	E: 0	K: 1	S: 9	R: 0	H: 0	E: 0	K: 2	S: 10	R: 2	H: 3	E: 0	K: 1	S: 19	R: 1	H: 3	E: 0	K: 0	S: 11	R: 0	H: 0	E: 0	K: 0	S: 9	R: 0	H: 2	E: 0	K: 0	S: 10	R: 0	H: 1	E: 0	K: 0	S: 10	1B: 10	SF: 1	2B: 1	SAC: 1	3B: 0	DP: 2	HR: 1	HBP: 1	WP: 0	PA: 40
--------------	------	------	------	------	-------	------	------	------	------	------	------	------	------	------	------	------	------	------	------	-------	------	------	------	------	-------	------	------	------	------	-------	------	------	------	------	------	------	------	------	------	-------	------	------	------	------	-------	--------	-------	-------	--------	-------	-------	-------	--------	-------	--------

PITCHER	IP	WLS	BF	H	R	ER	SO	BB	IBB	HBP	BLK	WP	HR	S	P	ERA	WHIP
<b>50 José Rosado, L</b> ERA: 4.11 (1, 1)	5.0		26	7	4	4	4	3	0	1	0	0	1	62	100	7.20	2.000
<b>Mike Perez, R</b> ERA: 2.2 (6, 1)	1.0	W	3	1	0	0	0	0	0	0	0	0	0	4	6	0.00	1.000
<b>Larry Casian, L</b> ERA: 5.4 (7, 1)	1.0		3	0	0	0	0	0	0	0	0	0	0	9	13	0.00	0.000
<b>Gregg Olson, R</b> ERA: 5.86 (8, 1)	1.0		4	2	0	0	0	0	0	0	0	0	0	10	15	0.00	2.000
<b>Jeff Montgomery, R</b> ERA: 4.91 (9, 1)	1.0	S	4	1	0	0	0	0	0	0	0	0	0	10	14	0.00	1.000

**BOTTOM**

**Kansas City Royals @ New York Yankees**  
Yankee Stadium, Bronx, NY

livebaseballscores.com

<b>AB</b>	<b>34</b>
<b>R</b>	<b>4</b>
<b>H</b>	<b>11</b>
<b>RBI</b>	<b>4</b>
<b>BB</b>	<b>3</b>
<b>SO</b>	<b>4</b>
<b>LOB</b>	<b>15</b>



WP	PA
0	40

Tue Aug 12 1997, 7:05 PM EDT  
Att: 31,452 - Unknown - 75 F

Batter	1	2	3	4	5	6	7	8	9	AB R H RBI BB SO LOB	TOP		
<b>Jose Offerman, S</b> (1, 4) OBP: 0.367, SLG: 0.409 <b>Bip Roberts, S</b> (2, 5) OBP: 0.350, SLG: 0.379	3-3 		0-0 G5-3 		1-1 SF7 		3-2 		0-1 G6-4-3 	1 0 0 0 0 1 0 3 0 1 1 0 0 1	<b>Kansas City Royals @ New York Yankees</b> Yankee Stadium, Bronx, NY Wed Aug 13 1997, 3:33 AM EDT Att. 31,418 - Overcast - 74 F		
<b>Johnny Damon, L</b> (1, 8) OBP: 0.349, SLG: 0.396	4-2 		1-1 		1-2 		0-0 F6 	2-2 L5 	4 0 2 0 1 0 1				
<b>Jay Bell, R</b> (1, 6) OBP: 0.365, SLG: 0.471	1-3 		2-0 F8 		2-2 F9 		1-2 	2-3 	4 0 1 0 0 1 3				
<b>Chili Davis, S</b> (1, 10) OBP: 0.397, SLG: 0.503	1-3 			0-2 F8 		1-1 	0-1 G3-6-3 		4 1 1 1 0 1 3				
<b>Jeff King, R</b> (1, 3) OBP: 0.343, SLG: 0.427		2-3 		2-1 F7 		0-1 G6-3 		0-1 G6-3 	4 0 0 0 0 1 0				
<b>Jermaine Dye, R</b> (1, 9) OBP: 0.248, SLG: 0.325		1-1 G4-3 		0-2 F7 		4-2 	2-1 	2-1 	3 0 1 0 1 0 0				
<b>Yamil Benitez, R</b> (1, 7) OBP: 0.299, SLG: 0.507		0-0 			2-3 	2-2 F8 	0-2 F7 	0-2 F7 	4 0 1 0 0 1 2				
<b>Mike Macfarlane, R</b> (1, 2) OBP: 0.278, SLG: 0.338		3-1 F6 			0-0 	0-2 	1-0 L7 	1-0 L7 	4 1 2 0 0 0 2				
<b>David Howard, S</b> (1, 5) OBP: 0.287, SLG: 0.325 <b>Shane Halter, R</b> (2, 5) OBP: 0.353, SLG: 0.393 (2, 4)			1-1 F8 		2-2 	2-2 F8 		1-1 	0 0 0 0 0 0 0 4 1 2 1 0 0 2				
<b>Inning Stats</b>	R: 0 H: 0 E: 0 LOB: 1 K: 3 BB: 1 S: 14 P: 23	R: 0 H: 1 E: 0 LOB: 1 K: 1 BB: 0 S: 8 P: 14	R: 0 H: 1 E: 0 LOB: 1 K: 0 BB: 0 S: 6 P: 10	R: 0 H: 0 E: 0 LOB: 0 K: 0 BB: 0 S: 8 P: 10	R: 2 H: 3 E: 0 LOB: 1 K: 1 BB: 0 S: 16 P: 24	R: 1 H: 2 E: 0 LOB: 2 K: 0 BB: 1 S: 15 P: 24	R: 0 H: 2 E: 0 LOB: 1 K: 0 BB: 0 S: 9 P: 13	R: 0 H: 1 E: 0 LOB: 1 K: 0 BB: 0 S: 8 P: 11	R: 0 H: 1 E: 0 LOB: 0 K: 0 BB: 0 S: 8 P: 11	1B: 7 SF: 1 2B: 2 SAC: 0 3B: 1 DP: 2 HR: 1 HBP: 0	WP: 0 PA: 38 PB: 0 SB: 2 CS: 0		
<b>PITCHER</b>	IP WLS BF H R ER SO BB IBB HBP BLK WP HR S P ERA WHIP											<b>PITCHER</b>	IP WLS BF H R ER SO BB IBB HBP BLK WP HR S P ERA WHIP
<b>Hideki Irabu, R</b> (1, 1) ERA: 7.36 <b>Ramiro Mendoza, R</b> (6, 1) ERA: 4.29 <b>Jeff Nelson, R</b> (7, 1) ERA: 2.44 <b>Graeme Lloyd, L</b> (9, 1) ERA: 3.41	5.1 W 24 6 3 3 5 2 0 0 0 0 0 1 58 92 5.06 1.500 1.0 6 3 0 0 0 0 0 0 0 0 0 0 16 24 0.00 3.000 1.2 5 1 0 0 0 0 0 0 0 0 0 0 10 13 0.00 0.600 1.0 3 1 0 0 0 0 0 0 0 0 0 0 8 11 0.00 1.000												

<b>AB</b>	35
<b>R</b>	3
<b>H</b>	11
<b>RBI</b>	3
<b>BB</b>	2
<b>SO</b>	5
<b>LOB</b>	14



WP: 0	PA: 38
PB: 0	
SB: 2	
CS: 0	

ERA	WHIP
-----	------



Batter	1	2	3	4	5	6	7	8	9	AB	R	H	RBI	BB	SO	LOB
<b>2 Derek Jeter, R</b> OBP: 0.372, SLG: 0.398 (1, 6)	2-1 G5-3	4-2 L6-4 BB		1-0 G5-3		1-2 2-H 2B	1-0 G1-3			4	0	1	1	1	0	2
<b>Tim Raines, S</b> OBP: 0.400, SLG: 0.396 (1, 10)	2-0 G4-3	4-1 BB			2-2 L7	0-0 F8	4-2 BB			3	0	0	1	2	0	1
<b>Bernie Williams, S</b> OBP: 0.422, SLG: 0.532 (1, 8)	4-1 1B BB	1-0 L6-4			2-3 K		G4-3 G6-3			4	1	0	0	1	1	6
<b>Tino Martinez, L</b> OBP: 0.375, SLG: 0.614 (1, 3)	1-2 1B		0-0 F9		3-0 HR		1-0 E1 1B	0-2 P3		5	2	2	1	0	0	0
<b>Paul O'Neill, L</b> OBP: 0.410, SLG: 0.537 (1, 9)	0-0 FC5-4 1B		1-0 HR		0-1 1B		4-2 BB 1B WP	2-0 L7		4	2	3	2	1	0	0
<b>Chad Curtis, R</b> OBP: 0.387, SLG: 0.522 (1, 7)	1-1 FC5-4		4-2 CS BB		2-3 K		1-0 WP BB 1B	1-2 P3		4	1	1	1	1	1	3
<b>Wade Boggs, L</b> OBP: 0.389, SLG: 0.361 (1, 5)		2-1 FC6-4 1B	1-2 F8			0-0 SH3 2B	4-2 1B WP 2B BB			3	2	2	0	1	0	1
<b>Luis Sojo, R</b> OBP: 0.353, SLG: 0.374 (1, 4)		1-0 FC6-4 BB 1B		2-2 G4-3		0-0 SH3	2-0 2B 1B	1-2 2B 1B		3	1	1	1	0	0	1
<b>Joe Girardi, R</b> OBP: 0.300, SLG: 0.318 (1, 2)		1-0 BB 2B 1B		1-2 G4-3		0-0 G5-3	3-2 SAFE 2B			4	0	2	1	0	0	1

Inning Stats	R: 1	H: 2	E: 0	K: 10	S: 10	LOB: 2	BB: 1	P: 20
	R: 1	H: 2	E: 0	K: 9	S: 9	LOB: 2	BB: 2	P: 22
	R: 1	H: 1	E: 0	K: 8	S: 8	LOB: 0	BB: 1	P: 14
	R: 0	H: 0	E: 0	K: 7	S: 7	LOB: 0	BB: 0	P: 11
	R: 1	H: 2	E: 0	K: 12	S: 12	LOB: 1	BB: 0	P: 21
	R: 1	H: 2	E: 0	K: 7	S: 7	LOB: 1	BB: 0	P: 8
	R: 4	H: 3	E: 1	K: 17	S: 17	LOB: 3	BB: 3	P: 37
	R: 0	H: 0	E: 0	K: 8	S: 8	LOB: 0	BB: 0	P: 11

PITCHER	IP	WLS	BF	H	R	ER	SO	BB	IBB	HBP	BLK	WP	HR	S	P	ERA	WHIP
<b>Tim Belcher, R</b> ERA: 4.88 (1, 1)	5.2	L	28	9	5	5	2	4	0	0	0	0	2	52	95	7.94	2.294
<b>Matt Whisenant, L</b> ERA: 7.71 (6, 1)	0.2		6	1	4	3	0	2	0	0	0	0	0	9	19	40.50	4.500
<b>Hector Carrasco, R</b> ERA: 3.95 (7, 1)	0.2		5	2	0	0	0	1	0	0	0	1	0	9	19	0.00	4.500
<b>Jamie Walker, L</b> ERA: 5.1 (8, 1)	1.0		3	0	0	0	0	0	0	0	0	0	0	8	11	0.00	0.000

**BOTTOM**

**Kansas City Royals @ New York Yankees**  
Yankee Stadium, Bronx, NY

Wed Aug 13 1997, 3:33 AM EDT  
Att. 31,418 - Overcast - 74 F

AB	34
R	9
H	12
RBI	8
BB	7
SO	2
LOB	15

WP: 1  
PB: 1  
SB: 0  
CS: 1

PA: 42



1B	2B	3B	HR	SF	SAC	DP	HBP
8	3	0	2	0	1	1	0

Batter	1	2	3	4	5	6	7	8	9	AB R H RBI BB SO LOB	TOP											
<b>Bip Roberts, S</b> OBP: 0.351, SLG: 0.379 (1, 5) (7, 7)	1-2 G6-3	0-2 1B		0-1 FC4			0-0 CS 1B		2-3 K	5 0 2 0 0 1 1												
<b>Shane Halter, R</b> OBP: 0.347, SLG: 0.385 (1, 8) (7, 5)	0-1 1B 2B 1B	3-3 K 2-3			1-3 K		2-0 F9			4 1 1 0 0 2 3												
<b>Jay Bell, R</b> OBP: 0.364, SLG: 0.469 (1, 6) (1, 6)	2-1 2B 1B		1-1 F8		2-1 F9		1-2 CS 1-2	2-1 F7		4 1 1 0 0 0 0												
<b>Chili Davis, S</b> OBP: 0.402, SLG: 0.528 (1, 10) (1, 10)	0-0 1-H 2-H 2B		0-0 1B		2-1 HR			3-2 HR		4 2 4 4 0 0 0												
<b>Jeff King, R</b> OBP: 0.342, SLG: 0.424 (1, 3) (1, 3)	4-1 29 FC6-4 BB		1-3 K		0-0 G4-3			2-1 F9		3 0 0 0 1 1 1												
<b>Jermaine Dye, R</b> OBP: 0.248, SLG: 0.347 (1, 9) (1, 9)	1-3 K		0-0 F9		1-1 G5-3			1-1 HR		4 1 1 1 0 1 3												
<b>29 Mike Sweeney, R</b> OBP: 0.317, SLG: 0.374 (1, 2) (1, 2)	1-0 FC6-4 1-2f			0-1 G6-3		1-1 G4-3		0-2 L8		4 0 0 0 0 0 2												
<b>Yamil Benitez, R</b> OBP: 0.288, SLG: 0.487 <b>Johnny Damon, L</b> OBP: 0.348, SLG: 0.395 (1, 7) (7, 8)		1-1 G1		0-3 K		0-3 K		1-2 P4		3 0 0 0 0 0 2 0 1 0 0 0 0 0 0 0												
<b>Jed Hansen, R</b> OBP: 0.400, SLG: 0.250 (1, 4) (1, 4)		4-2 CS 1B BB		1-0 FC4 1B			1-3 K		2-2 G6-3	3 0 1 0 1 1 0												
<b>Inning Stats</b>	R: 2 E: 0 K: 1 S: 16	H: 3 LOB: 2 BB: 1 P: 25	R: 0 E: 0 K: 1 S: 14	H: 1 LOB: 2 BB: 1 P: 22	R: 0 E: 0 K: 1 S: 8	H: 1 LOB: 1 BB: 0 P: 10	R: 0 E: 0 K: 1 S: 10	H: 1 LOB: 1 BB: 0 P: 11	R: 1 E: 0 K: 1 S: 8	H: 1 LOB: 0 BB: 0 P: 13	R: 0 E: 0 K: 1 S: 8	H: 0 LOB: 0 BB: 0 P: 10	R: 0 E: 0 K: 1 S: 8	H: 1 LOB: 0 BB: 0 P: 12	R: 2 E: 0 K: 0 S: 12	H: 2 LOB: 0 BB: 0 P: 20	R: 0 E: 0 K: 1 S: 10	H: 0 LOB: 0 BB: 0 P: 15	1B: 6 2B: 2 3B: 0 HR: 3	SF: 0 SAC: 0 DP: 1 HBP: 0	WP: 0 PB: 0 SB: 0 CS: 2	PA: 38
<b>PITCHER</b>	IP WLS BF H R ER SO BB IBB HBP BLK WP HR S P ERA WHIP																					
<b>David Wells, L</b> ERA: 3.6 (1, 1)	7.1 W 31 9 4 4 7 2 0 0 0 0 0 2 77 113 4.91 1.500																					
<b>Mike Stanton, L</b> ERA: 2.85 (8, 1)	0.1 2 1 1 1 0 0 0 0 0 0 0 1 4 7 27.00 3.000																					
<b>42 Mariano Rivera, R</b> ERA: 1.82 (8, 1)	1.1 S 4 0 0 0 1 0 0 0 0 0 0 0 13 18 0.00 0.000																					

**Kansas City Royals @ New York Yankees**  
**Yankee Stadium, Bronx, NY**  
 Thu Aug 14 1997, 7:05 PM EDT  
 Att. 28,991 - Unknown - 78 F

AB	35
R	5
H	10
RBI	5
BB	2
SO	8
LOB	10



Batter	1	2	3	4	5	6	7	8	9	AB	R	H	RBI	BB	SO	LOB
<b>2 Derek Jeter, R</b> OBP: 0.375, SLG: 0.399 (1, 6)	0-1 L5		1-1 L8		1-0 2B 1B		4-2 2B 1B BB	2-1 WP G3 1B 1B		4	3	2	1	1	0	0
<b>Tim Raines, S</b> OBP: 0.411, SLG: 0.421 (1, 10)	2-2 G4-3 1B 1B		2-2 G4-3 1B		1-0 1-H 2B		0-1 1-3 2-H 3-H 1B 2B	2-1 L7		5	2	4	3	0	0	2
<b>Bernie Williams, S</b> OBP: 0.419, SLG: 0.526 (1, 8)	3-1 G4-3 1-2		3-1 G4-3 1-2		0-0 L8		4-0 1B 1B IBB	1-2 G3 1-2 2-3		4	1	0	0	1	0	6
<b>Tino Martinez, L</b> OBP: 0.377, SLG: 0.614 (1, 3)	1-2 2-H BB 1B		3-2 P6				0-1 1-2 2-H 3-H 1B 1B	2-2 FC6-4 1B		5	0	3	4	0	0	1
<b>Paul O'Neill, L</b> OBP: 0.410, SLG: 0.535 (1, 9)	4-2 1-2 BB			3-2 K			1-2 1-2 2-H 1B 1B	0-0 FC6-4 1-2f		4	0	1	1	1	1	1
<b>Charlie Hayes, R</b> OBP: 0.348, SLG: 0.454 (1, 5)	1-3 K			0-0 G6-3			1-3 K			4	0	0	0	0	3	4
<b>Chad Curtis, R</b> OBP: 0.389, SLG: 0.519 (1, 7)		2-2 G6-3		1-2 F8			1-2 SH1-4 2B BB			3	1	1	0	1	0	0
<b>Luis Sojo, R</b> OBP: 0.355, SLG: 0.372 (1, 4)		0-0 G6-3			1-2 G6-3 HBP		1 SAFE 1 SAFE 1 SAFE SH1-4	0-0 WP 2 1B S 1B		1	0	0	0	0	0	0
<b>Pat Kelly, R</b> OBP: 0.341, SLG: 0.381 (5, PR) (6, 4)										1	1	1	0	0	0	0
<b>Joe Girardi, R</b> OBP: 0.302, SLG: 0.318 (1, 2)		1-2 G3			2-0 G6-3 1-2f		1-1 2 BB 2B 1B	4-2 1 SAFE 1 SAFE 1 SAFE G3 2 1B WP BB		3	2	1	0	1	0	1

Inning Stats	R: 1	H: 2	E: 0	K: 1	S: 15	H: 2	LOB: 2	BB: 1	P: 26	R: 0	H: 0	E: 0	K: 0	S: 8	R: 0	H: 1	E: 0	K: 0	S: 11	R: 0	H: 0	E: 0	K: 1	S: 8	R: 1	H: 2	E: 0	K: 0	S: 6	R: 0	H: 0	E: 0	K: 1	S: 7	R: 5	H: 5	E: 0	K: 1	S: 20	R: 3	H: 3	E: 0	K: 0	S: 19	1B: 11	2B: 2	3B: 0	HR: 0	SF: 0	SAC: 1	DP: 1	HBP: 1	WP: 2	PB: 0	SB: 1	CS: 0
--------------	------	------	------	------	-------	------	--------	-------	-------	------	------	------	------	------	------	------	------	------	-------	------	------	------	------	------	------	------	------	------	------	------	------	------	------	------	------	------	------	------	-------	------	------	------	------	-------	--------	-------	-------	-------	-------	--------	-------	--------	-------	-------	-------	-------

**BOTTOM**

**Kansas City Royals @ New York Yankees**  
Yankee Stadium, Bronx, NY

Thu Aug 14 1997, 7:05 PM EDT  
Att: 28,991 - Unknown - 78 F

AB	34
R	10
H	13
RBI	9
BB	5
SO	4
LOB	15



PITCHER	IP	WLS	BF	H	R	ER	SO	BB	IBB	HBP	BLK	WP	HR	S	P	ERA	WHIP
<b>Ricky Bones, R</b> ERA: 7.62 (1, 1)	5.0		21	5	2	2	2	1	0	0	0	0	0	48	80	3.60	1.200
<b>Gregg Olson, R</b> ERA: 7.14 (6, 1)	1.1	L	9	2	5	5	1	2	1	0	0	0	0	18	34	33.75	3.000
<b>Larry Casian, L</b> ERA: 5.4 (7, 1)	0.0		2	2	0	0	0	0	0	0	0	0	0	5	6	∞	∞
<b>Mike Perez, R</b> ERA: 3.57 (7, 1)	1.1		7	3	3	3	1	1	0	0	0	1	0	18	30	20.25	3.000
<b>Matt Whisenant, L</b> ERA: 7.45 (8, 1)	0.1		2	1	0	0	0	0	0	0	0	1	0	5	7	0.00	3.000

Batter	1	2	3	4	5	6	7	8	9	AB R H RBI BB SO LOB	TOP												
<b>Bip Roberts, S</b> OBP: 0.348, SLG: 0.376 (1, 5) (8, 7)	2-1 G4-3	1-2 FC6 1B			1-2 G1-3		2-2 F9		0-3 K	5 0 1 2 0 1 0													
<b>Johnny Damon, L</b> OBP: 0.346, SLG: 0.392 (1, 8)	1-1 B1-3	0-1 FC6 1B			1-2 G4-3		0-0 WP 1B		1-1 F9	5 0 1 0 0 0 1													
<b>Jay Bell, R</b> OBP: 0.365, SLG: 0.468 (1, 6)	1-2 F7			2-2 G6-3		2-1 1B 1B		1-2 WP 1B	1-3 K	5 0 2 0 0 1 0													
<b>Chili Davis, S</b> OBP: 0.403, SLG: 0.527 (1, 10)		3-3 K	0-3 K		3-0 1B		4-0 1B IBB			3 0 1 0 1 2 0													
<b>Jeff King, R</b> OBP: 0.339, SLG: 0.420 (1, 3)		2-2 E5 1B G1-3 1B	3-1 L6		2-1 F9		3-2 F7			4 1 0 0 0 0 5													
<b>Jermaine Dye, R</b> OBP: 0.256, SLG: 0.375 (1, 9)		2-2 G1-3		0-0 HR		0-2 G5-3		0-1 29 FC5-4 1B		4 1 2 1 0 0 1													
<b>29 Mike Sweeney, R</b> OBP: 0.315, SLG: 0.371 (1, 2)		0-0 1B 2B 1B		0-0 P6		3-1 P6		2-2 FC5-4 SH1-3		4 1 1 0 0 0 1													
<b>Jed Hansen, R</b> OBP: 0.375, SLG: 0.286 (1, 4)		0-0 2B 1B		2-2 P4		3-1 F8		1-1 SH1-3		3 1 1 1 0 0 0													
<b>Yamil Benitez, R</b> OBP: 0.286, SLG: 0.488 <b>Shane Halter, R</b> OBP: 0.347, SLG: 0.385 (1, 7) (8, 5)		0-2 1B 2B		0-3 K		0-0 G4-3		1-2 L7		4 1 1 1 0 1 1 0 0 0 0 0 0 0													
<b>Inning Stats</b>	R: 0 E: 0 K: 0 S: 7	H: 0 LOB: 0 BB: 0 P: 11	R: 4 E: 1 K: 1 S: 21	H: 4 LOB: 1 BB: 0 P: 29	R: 0 E: 0 K: 1 S: 8	H: 0 LOB: 0 BB: 0 P: 13	R: 1 E: 0 K: 1 S: 8	H: 1 LOB: 0 BB: 0 P: 10	R: 0 E: 0 K: 0 S: 14	H: 2 LOB: 2 BB: 0 P: 23	R: 0 E: 0 K: 0 S: 7	H: 0 LOB: 0 BB: 0 P: 13	R: 0 E: 0 K: 0 S: 14	H: 2 LOB: 3 BB: 1 P: 24	R: 0 E: 0 K: 0 S: 15	H: 1 LOB: 1 BB: 0 P: 19	R: 0 E: 0 K: 2 S: 9	H: 0 LOB: 0 BB: 0 P: 11	1B: 8 2B: 1 3B: 0 HR: 1	SF: 0 SAC: 1 DP: 0 HBP: 0	WP: 1 PB: 0 SB: 0 CS: 0	PA: 39	
<b>PITCHER</b> <b>Justin Thompson, L</b> ERA: 2.96 <b>Dan Miceli, R</b> ERA: 5.48	IP WLS BF H R ER SO BB IBB HBP BLK WP HR S P ERA WHIP	(1, 1) 6.2 L 30 9 5 1 3 0 0 0 0 0 1 75 112 1.35 1.350	(7, 1) 2.1 9 1 0 0 2 0 1 0 0 1 0 28 41 0.00 0.429	<b>PITCHER</b> IP WLS BF H R ER SO BB IBB HBP BLK WP HR S P ERA WHIP																			

**Kansas City Royals @ Detroit Tigers**  
Tiger Stadium, Detroit, MI  
Fri Aug 15 1997, 7:05 PM EDT  
Att. 20,099 - Unknown - 81 F

[livebaseballscorecards.com](http://livebaseballscorecards.com)

<b>AB</b>	37
<b>R</b>	5
<b>H</b>	10
<b>RBI</b>	5
<b>BB</b>	1
<b>SO</b>	5
<b>LOB</b>	9



Batter	1	2	3	4	5	6	7	8	9	AB R H RBI BB SO LOB
<b>Brian Hunter, R</b> OBP: 0.329, SLG: 0.343 (1, 8)	4-2 G6-4-3 BB		1-3 FC1 SAFE			1-0 F9	2-2 FC1-6 1-2f			3 0 0 0 1 1 2
<b>Damion Easley, R</b> OBP: 0.368, SLG: 0.500 (1, 4)	0-2 G6-4-3 1-2f			3-2 HR	1-1 G5-3		3-3 K			4 1 1 1 0 1 2
<b>Bobby Higginson, L</b> OBP: 0.373, SLG: 0.534 (1, 9)	3-2 L5			1-2 L7		1-0 1B SF7 1B		0-2 G1-3		4 1 1 0 0 0 0
<b>Tony Clark, S</b> OBP: 0.390, SLG: 0.527 (1, 3)		1-3 K		4-0 1B BLK BB		0-0 1B		3-3 K		3 1 1 0 1 2 0
<b>Phil Nevin, R</b> OBP: 0.336, SLG: 0.421 (1, 7)		1-3 K		1-3 K		1-3 K		1-1 L6		4 0 0 0 0 3 3
<b>Orlando Miller, R</b> OBP: 0.278, SLG: 0.382 (1, 5) <b>Matt Walbeck, S</b> OBP: 0.333, SLG: 0.375 (9, PH)		2-3 K		4-1 1B 1-2 BB		1-1 SF7 3-H		1-0 G4-3		1 0 0 1 1 1 0 1 0 0 0 0 0 0
<b>Bob Hamelin, L</b> OBP: 0.385, SLG: 0.522 (1, 10)			3-2 F9	1-1 1B 1-2 2-H		2-3 K		0-0 F7		4 0 1 1 0 1 1
<b>Raul Casanova, S</b> OBP: 0.321, SLG: 0.379 (1, 2) <b>Jody Reed, R</b> OBP: 0.285, SLG: 0.220 (9, PR)			2-2 1B	2-2 G5-3			1-1 G4-3		1-1 1B	4 0 2 0 0 0 2 0 0 0 0 0 0 0
<b>Deivi Cruz, R</b> OBP: 0.252, SLG: 0.305 (1, 6) <b>Curtis Pride, L</b> OBP: 0.321, SLG: 0.329 (9, PH)			1-3 K		2-3 K		0-2 E6 FC1-6		2-1 G4-3	3 0 0 0 0 2 1 1 0 0 0 0 0 1


Inning Stats	R: 0 E: 0 K: 0 S: 8	H: 0 LOB: 0 BB: 1 P: 15	R: 0 E: 0 K: 3 S: 9	H: 0 LOB: 0 BB: 0 P: 13	R: 0 E: 0 K: 14 S: 14	H: 1 LOB: 1 BB: 0 P: 21	R: 2 E: 0 K: 1 S: 17	H: 2 LOB: 2 BB: 2 P: 33	R: 0 E: 0 K: 1 S: 8	H: 0 LOB: 0 BB: 0 P: 12	R: 1 E: 0 K: 2 S: 11	H: 2 LOB: 1 BB: 0 P: 16	R: 0 E: 1 K: 1 S: 12	H: 0 LOB: 1 BB: 0 P: 18	R: 0 E: 0 K: 1 S: 8	H: 0 LOB: 0 BB: 0 P: 12	R: 0 E: 0 K: 0 S: 6	H: 1 LOB: 1 BB: 0 P: 10	1B: 5 2B: 0 3B: 0 HR: 1	SF: 1 SAC: 0 DP: 1 HBP: 0
--------------	------------------------------	----------------------------------	------------------------------	----------------------------------	--------------------------------	----------------------------------	-------------------------------	----------------------------------	------------------------------	----------------------------------	-------------------------------	----------------------------------	-------------------------------	----------------------------------	------------------------------	----------------------------------	------------------------------	----------------------------------	----------------------------------	------------------------------------

**BOTTOM**

**Kansas City Royals @ Detroit Tigers**  
Tiger Stadium, Detroit, MI

Fri Aug 15 1997, 7:05 PM EDT  
Att: 20,099 - Unknown - 81 F

<b>AB</b>	<b>32</b>
<b>R</b>	<b>3</b>
<b>H</b>	<b>6</b>
<b>RBI</b>	<b>3</b>
<b>BB</b>	<b>3</b>
<b>SO</b>	<b>11</b>
<b>LOB</b>	<b>12</b>



PITCHER	IP	WLS	BF	H	R	ER	SO	BB	IBB	HBP	BLK	WP	HR	S	P	ERA	WHIP
<b>Glendon Rusch, L</b> ERA: 5.75 (1, 1)	5.0		22	5	3	3	7	3	0	0	1	0	1	58	97	5.40	1.600
<b>Hector Carrasco, R</b> ERA: 3.84 (6, 1)	2.0		7	0	0	0	3	0	0	0	0	0	0	21	31	0.00	0.000
<b>Larry Casian, L</b> ERA: 5.29 (8, 1)	0.2		2	0	0	0	1	0	0	0	0	0	0	6	9	0.00	0.000
<b>Gregg Olson, R</b> ERA: 7.06 (8, 1)	0.1		1	0	0	0	0	0	0	0	0	0	0	2	3	0.00	0.000
<b>Jeff Montgomery, R</b> ERA: 4.79 (9, 1)	1.0	S	4	1	0	0	0	0	0	0	0	0	0	6	10	0.00	1.000

Batter	1	2	3	4	5	6	7	8	9	AB R H RBI BB SO LOB	TOP											
<b>Bip Roberts, S</b> OBP: 0.347, SLG: 0.375 (1, 5) (8, 7)	1-3 K		1-0 L7		3-2 G1-3 2-H 1B		0-0 G6-3			4 0 1 1 0 1 2												
<b>Johnny Damon, L</b> OBP: 0.345, SLG: 0.399 (1, 8)	0-1 HR		0-1 FC1-6 1-2f 2-3		3-2 G1-3 1-2		2-0 G4-3			4 1 1 1 0 0 3												
<b>Jay Bell, R</b> OBP: 0.362, SLG: 0.464 (1, 6)	1-0 G6-3		3-3 K		1-1 G1-3			2-2 P5		4 0 0 0 0 1 3												
<b>Chili Davis, S</b> OBP: 0.402, SLG: 0.522 (1, 10)	3-3 K			1-0 G6-3		2-2 G1-3		4-2 BB		3 0 0 0 1 1 0												
<b>Jeff King, R</b> OBP: 0.339, SLG: 0.418 (1, 3)		2-2 F8		1-2 P3		0-0 1B		1-3 K		4 0 1 0 0 1 1												
<b>Jermaine Dye, R</b> OBP: 0.255, SLG: 0.366 (1, 9)		1-0 F9		4-0 BB		3-2 L9 1-2		0-0 P3		3 0 0 0 1 0 2												
<b>Mike Macfarlane, R</b> OBP: 0.277, SLG: 0.333 (1, 2)		0-0 G6-3		0-1 F8		4-0 BB			0-0 P6	3 0 0 0 1 0 1												
<b>Yamil Benitez, R</b> OBP: 0.299, SLG: 0.494 <b>Shane Halter, R</b> OBP: 0.342, SLG: 0.379 (1, 7) (8, 5)			0-0 FC1-6 1B		1-1 CS 1B		1-2 F8		1-3 K	3 0 2 0 0 0 2 1 0 0 0 0 1 0												
<b>Jed Hansen, R</b> OBP: 0.417, SLG: 0.455 (1, 4)			0-1 FC1-6 1B		3-2 PB 1B 2B		1-3 K		2-3 K	4 1 2 0 0 2 0												
<b>Inning Stats</b>	R: 1 E: 0 K: 2 S: 10	H: 1 LOB: 0 BB: 0 P: 15	R: 0 E: 0 K: 0 S: 5	H: 0 LOB: 0 BB: 0 P: 8	R: 0 E: 0 K: 1 S: 12	H: 2 LOB: 2 BB: 0 P: 16	R: 0 E: 0 K: 0 S: 6	H: 0 LOB: 1 BB: 1 P: 12	R: 1 E: 0 K: 0 S: 16	H: 3 LOB: 1 BB: 0 P: 26	R: 0 E: 0 K: 0 S: 11	H: 1 LOB: 2 BB: 1 P: 21	R: 0 E: 0 K: 1 S: 5	H: 0 LOB: 0 BB: 0 P: 8	R: 0 E: 0 K: 1 S: 9	H: 0 LOB: 1 BB: 1 P: 16	R: 0 E: 0 K: 2 S: 7	H: 0 LOB: 0 BB: 0 P: 10	1B: 5 2B: 1 3B: 0 HR: 1	SF: 0 SAC: 0 DP: 0 HBP: 0	WP: 0 PB: 1 SB: 2 CS: 1	PA: 36
<b>PITCHER</b>	IP WLS BF H R ER SO BB IBB HBP BLK WP HR S P ERA WHIP																					
<b>Kevin Jarvis, R</b> ERA: 8.17 (1, 1)	6.0 L 26 7 2 2 3 2 0 0 0 0 0 1 60 98 3.00 1.500																					
<b>Eddie Gaillard, R</b> ERA: 6.35 (7, 1)	2.0 7 0 0 0 2 1 0 0 0 0 0 0 14 24 0.00 0.500																					
<b>Doug Brocail, R</b> ERA: 3.79 (9, 1)	1.0 3 0 0 0 2 0 0 0 0 0 0 0 7 10 0.00 0.000																					

**Kansas City Royals @ Detroit Tigers**  
 Tiger Stadium, Detroit, MI  
 Sat Aug 16 1997, 7:05 PM EDT  
 Att. 15,502 - Unknown - 75 F

livebaseballscorecards.com

<b>AB</b>	33
<b>R</b>	2
<b>H</b>	7
<b>RBI</b>	2
<b>BB</b>	3
<b>SO</b>	7
<b>LOB</b>	14



Batter	1	2	3	4	5	6	7	8	9	AB	R	H	RBI	BB	SO	LOB
Brian Hunter, R OBP: 0.327, SLG: 0.341 (1, 8)	1-3 K	1-2 F9-2			0-1 P4			2-2 L4		4	0	0	0	0	1	2
Bobby Higginson, L OBP: 0.379, SLG: 0.538 (1, 9)	2-0 1B		2-2 FC5-4		1-2 1B			0-0 1B		4	1	4	0	0	0	0
Travis Fryman, R OBP: 0.327, SLG: 0.438 (1, 5)	0-0 1B		2-0 FC5-4		0-2 L8			0-1 F8		4	0	1	0	0	0	3
Tony Clark, S OBP: 0.389, SLG: 0.524 (1, 3)	2-2 1B		0-1 FC4-6		0-2 P4			1-2 F8		4	0	1	1	0	0	2
Bob Hamelin, L OBP: 0.379, SLG: 0.513 (1, 10)	3-3 K		2-0 G3		1-3 K			0-0 G4-3		4	0	0	0	0	2	3
Damion Easley, R OBP: 0.367, SLG: 0.497 (1, 4)	3-3 K		2-3 K		2-3 K			2-2 WP		4	0	1	0	0	3	2
Curtis Pride, L OBP: 0.314, SLG: 0.321 (1, 7)		0-1 F8		0-3 K			1-1 G6-3		1-3 K	4	0	0	0	0	2	1
Raul Casanova, S OBP: 0.320, SLG: 0.377 (1, 2)		3-2 2B		2-2 G1-3			3-2 G4-3		1-1 G3	4	0	1	0	0	0	1
Deivi Cruz, R OBP: 0.253, SLG: 0.309 (1, 6)		1-2 1B			1-0 F9					3	0	1	0	0	0	0

Inning Stats	R: 1	H: 3	E: 0	K: 3	S: 16	H: 3	LOB: 2	BB: 0	P: 27	R: 0	H: 2	E: 0	K: 0	S: 12	H: 1	LOB: 1	BB: 0	P: 17	R: 0	H: 0	E: 0	K: 2	S: 9	H: 0	LOB: 0	BB: 0	P: 13	R: 0	H: 1	E: 0	K: 0	S: 11	H: 0	LOB: 0	BB: 0	P: 13	R: 0	H: 0	E: 0	K: 0	S: 7	H: 0	LOB: 0	BB: 0	P: 12	R: 0	H: 1	E: 0	K: 1	S: 10	H: 1	LOB: 1	BB: 0	P: 14	R: 0	H: 1	E: 0	K: 1	S: 10	H: 1	LOB: 1	BB: 0	P: 14	1B: 8	SF: 0	2B: 2	SAC: 0	3B: 0	DP: 1	HR: 0	HBP: 0	WP: 1	PA: 35
--------------	------	------	------	------	-------	------	--------	-------	-------	------	------	------	------	-------	------	--------	-------	-------	------	------	------	------	------	------	--------	-------	-------	------	------	------	------	-------	------	--------	-------	-------	------	------	------	------	------	------	--------	-------	-------	------	------	------	------	-------	------	--------	-------	-------	------	------	------	------	-------	------	--------	-------	-------	-------	-------	-------	--------	-------	-------	-------	--------	-------	--------

PITCHER	IP	WLS	BF	H	R	ER	SO	BB	IBB	HBP	BLK	WP	HR	S	P	ERA	WHIP
Kevin Appier, R ERA: 3.1 (1, 1)	8.0	W	31	8	1	1	7	0	0	0	0	0	0	83	122	1.12	1.000
Jeff Montgomery, R ERA: 4.68 (9, 1)	1.0	S	4	1	0	0	1	0	0	0	0	1	0	10	14	0.00	1.000

**BOTTOM**

**Kansas City Royals @ Detroit Tigers**  
**Tiger Stadium, Detroit, MI**  
 Sat Aug 16 1997, 7:05 PM EDT  
 Att: 15,502 - Unknown - 75 F

AB	35
R	1
H	9
RBI	1
BB	0
SO	8
LOB	14



WP	PA
1	35

Batter	1	2	3	4	5	6	7	8	9	AB R H RBI BB SO LOB	TOP		
<b>Bip Roberts, S</b> (1, 5) OBP: 0.346, SLG: 0.373	1-2 G4-3		3-1 1B			0-0 L7		3-2 G6-3		4 0 1 1 0 0 0			
<b>Larry Sutton, L</b> (1, 3)	3-2 F8		1-0 P5			1-0 F9		1-0 G4-3		4 0 0 0 0 0 2			
<b>Jay Bell, R</b> (1, 6) <b>Shane Halter, R</b> (7, 6) OBP: 0.360, SLG: 0.460 OBP: 0.351, SLG: 0.388	2-3 K		2-3 K2-3			2-1 F8			2-2 1B WP	3 0 0 0 0 2 2 1 1 1 0 0 0 0			
<b>Chili Davis, S</b> (1, 10) OBP: 0.403, SLG: 0.522		3-3 K		1-0 F7			2-0 HR		1-0 G4-3 WP	4 1 2 0 0 1 0			
<b>Jermaine Dye, R</b> (1, 9) OBP: 0.248, SLG: 0.356		0-1 L6		1-3 K			1-2 P3		2-0 G4-3	4 0 0 0 0 1 2			
<b>Johnny Damon, L</b> (1, 8) OBP: 0.344, SLG: 0.406		1-0 L7		0-3 K			2-0 HR		1-2 P5	4 1 1 2 0 1 1			
<b>29 Mike Sweeney, R</b> (1, 2) OBP: 0.314, SLG: 0.368			1-0 1B		0-0 P3		2-2 G3-1		1-1 G5-3	4 1 1 0 0 0 1			
<b>Yamil Benitez, R</b> (1, 7) OBP: 0.289, SLG: 0.477			0-1 P4		1-0 F8		3-3 K			3 0 0 0 0 1 1			
<b>Jed Hansen, R</b> (1, 4) OBP: 0.400, SLG: 0.429			1-1 1B		2-3 K			1-2 G3-1		3 0 1 0 0 1 0			
<b>Inning Stats</b>	R: 0 E: 0 K: 1 S: 15 H: 0 LOB: 0 BB: 0 P: 21	R: 0 E: 0 K: 1 S: 6 H: 0 LOB: 0 BB: 0 P: 10	R: 1 E: 0 K: 1 S: 11 H: 3 LOB: 2 BB: 0 P: 19	R: 0 E: 0 K: 2 S: 7 H: 0 LOB: 0 BB: 0 P: 9	R: 0 E: 0 K: 1 S: 10 H: 0 LOB: 0 BB: 0 P: 13	R: 0 E: 0 K: 0 S: 4 H: 0 LOB: 0 BB: 0 P: 7	R: 2 E: 0 K: 1 S: 19 H: 2 LOB: 0 BB: 0 P: 29	R: 0 E: 0 K: 0 S: 8 H: 0 LOB: 0 BB: 0 P: 13	R: 1 E: 0 K: 0 S: 14 H: 2 LOB: 1 BB: 0 P: 21	1B: 6 2B: 0 3B: 0 HR: 1 SF: 0 SAC: 0 DP: 0 HBP: 0	WP: 1 PB: 0 SB: 1 CS: 0 PA: 34		
<b>PITCHER</b>	IP WLS BF H R ER SO BB IBB HBP BLK WP HR S P ERA WHIP											<b>PITCHER</b>	IP WLS BF H R ER SO BB IBB HBP BLK WP HR S P ERA WHIP
<b>Greg Keagle, R</b> (1, 1) ERA: 5.51	7.0 W 26 5 3 3 7 0 0 0 0 0 0 1 72 108 3.86 0.714												
<b>Doug Brocail, R</b> (8, 1) ERA: 3.73	1.0 3 0 0 0 0 0 0 0 0 0 0 0 8 13 0.00 0.000												
<b>Todd Jones, R</b> (9, 1) ERA: 3.38	1.0 5 2 1 1 0 0 0 0 0 0 0 1 0 14 21 9.00 2.000												

**Kansas City Royals @ Detroit Tigers**  
Tiger Stadium, Detroit, MI  
Sun Aug 17 1997, 3:33 AM EDT  
Att. 22,371 - Overcast - 70 F

livebaseballscorecards.com

AB	34
R	4
H	7
RBI	3
BB	0
SO	7
LOB	9





Batter	1	2	3	4	5	6	7	8	9
<b>Brian Hunter, R</b> OBP: 0.331, SLG: 0.350 (1, 8) C X	0-1 E 1B 2B	0-1 G4-3		1-0 1B 2B		1-0 FC4-6 2-3 2B		4-2 BB	
<b>Bobby Higginson, L</b> OBP: 0.383, SLG: 0.546 (1, 9) F X	0-1 E9 1B 2-3		3-1 E 3B	0-0 CS 1B 2-H		1-2 FC4-6 HBP		2-1 F8	
<b>Travis Fryman, R</b> OBP: 0.326, SLG: 0.437 (1, 5) B S F B X	2-2 F8 BB FC1-4-6 2-H 3-H 1B		1-0 E6 S BB FC1-2 3-H	1-3 K 1		1-0 FC4-6 1-2f 2-3 3-H 2			
<b>Tony Clark, S</b> OBP: 0.390, SLG: 0.522 (1, 3) C S B B B B	4-2 FC1-4-6 1-2 BB		4-0 FC1-2 2B BB 1-2	3-3 K 2 3 1-2		3-3 K 3			
<b>Phil Nevin, R</b> OBP: 0.330, SLG: 0.412 (1, 7) S X	0-1 F8 2-3		2-0 FC1-2 2B 1-2 2-H		0-3 K 1		1-3 K 1		
<b>Damion Easley, R</b> OBP: 0.366, SLG: 0.497 (1, 4) C X	0-1 FC1-4-6 FC4-6 1-2f 3-H		1-2 FC6-2 2B 1-H 2-H		1-2 G1-3		2-0 G5-3		
<b>Orlando Miller, R</b> OBP: 0.267, SLG: 0.366 (1, 10) C S B B B B	0-1 FC4-6 1-2f		3-2 FC6-2 BB 3-H		2-2 G4-3		0-2 G5-3		
<b>Matt Walbeck, S</b> OBP: 0.340, SLG: 0.366 (1, 2) C S B B B B		1-3 K 1 SAFE B 1 SAFE C B B B 1 SAFE S F	4-2 FC6-4 1-2 BB			4-2 2B G1-3 FC4-6 BB		0-1 P4	
<b>Deivi Cruz, R</b> OBP: 0.250, SLG: 0.305 (1, 6) C X		0-1 G3-1	1-2 FC6-4 1-2f			1-2 G1-3		1-0 G5-3	

Inning Stats	R: 3	H: 3	E: 1	LOB: 1	K: 0	S: 15	R: 0	H: 0	E: 0	LOB: 0	K: 1	S: 7	R: 3	H: 2	E: 1	LOB: 2	K: 0	S: 19	R: 1	H: 2	E: 0	LOB: 1	K: 2	S: 9	R: 0	H: 0	E: 0	LOB: 0	K: 1	S: 9	R: 1	H: 1	E: 0	LOB: 2	K: 1	S: 13	R: 0	H: 0	E: 0	LOB: 0	K: 1	S: 7	R: 0	H: 0	E: 0	LOB: 1	K: 0	S: 7			
	1B: 3	SF: 0	2B: 5	SAC: 0	3B: 1	DP: 1	HR: 0	HBP: 1	WP: 0	PA: 38																																									

PITCHER	IP	WLS	BF	H	R	ER	SO	BB	IBB	HBP	BLK	WP	HR	S	P	ERA	WHIP
<b>50 José Rosado, L</b> ERA: 4.32 (1, 1)	2.1	L	15	5	6	5	1	2	0	0	0	0	0	30	48	19.29	3.000
<b>Mike Perez, R</b> ERA: 3.54 (3, 1)	2.2		10	2	1	1	3	1	0	0	0	0	0	29	45	3.38	1.125
<b>Matt Whisenant, L</b> ERA: 6.94 (6, 1)	2.0		9	1	1	1	2	1	0	1	0	0	0	20	34	4.50	1.000
<b>Jamie Walker, L</b> ERA: 4.94 (8, 1)	1.0		4	0	0	0	0	1	0	0	0	0	0	7	14	0.00	1.000


**BOTTOM**

**Kansas City Royals @ Detroit Tigers**  
Tiger Stadium, Detroit, MI

Sun Aug 17 1997, 3:33 AM EDT  
Att. 22,371 - Overcast - 70 F

livebaseballscores.com

<b>AB</b>	<b>32</b>
<b>R</b>	<b>8</b>
<b>H</b>	<b>8</b>
<b>RBI</b>	<b>8</b>
<b>BB</b>	<b>5</b>
<b>SO</b>	<b>6</b>
<b>LOB</b>	<b>17</b>



Batter	1	2	3	4	5	6	7	8	9	AB	R	H	RBI	BB	SO	LOB	TOP	
<b>Brady Anderson, L</b> (1, 8) OBP: 0.406, SLG: 0.476	0-0 G3-1	1-0 2-5	0-0 FC4-6 SF8 1B	3-2 F7		0-1 L8	1-3 K			5	1	1	0	0	1	2		
<b>Aaron Ledesma, R</b> (1, 4) OBP: 0.438, SLG: 0.500	1-3 K2-3		0-0 FC4-6 1B	0-0 F9		1-1 2B 1B		2-3 K		5	1	2	1	0	2	0		
<b>B.J. Surhoff, L</b> (1, 7) OBP: 0.364, SLG: 0.487	0-1 L8		2-2 FC4-6 1B	1-1 F7		3-2 1B 2B		2-2 G1-4-3		5	2	1	1	0	0	2		
<b>Geronimo Berroa, R</b> (1, 9) <b>Tony Tarasco, L</b> (8, 9) OBP: 0.376, SLG: 0.476 OBP: 0.331, SLG: 0.432		2-1 G1-3	0-0 SF8		3-2 F8	0-0 1B 1B		0-2 G6-3		4	0	1	2	0	0	0		
<b>Rafael Palmeiro, L</b> (1, 3) OBP: 0.330, SLG: 0.466		4-2 WP 1B BB	1-1 1B E 1B		1-2 HR	3-2 1B		2-1 G1-3		4	3	3	1	1	0	0		
<b>Cal Ripken Jr., R</b> (1, 5) OBP: 0.337, SLG: 0.427		2-0 F8	0-2 HR E 1B		0-3 K	2-0 F9		1-0 G3		5	1	1	1	0	1	3		
<b>Harold Baines, L</b> (1, 10) OBP: 0.373, SLG: 0.454		4-1 1B BB	3-1 E5 HR		1-2 G3		3-1 L7		1-1 1B	4	2	1	0	1	0	1		
<b>Lenny Webster, R</b> (1, 2) OBP: 0.327, SLG: 0.373		2-0 2-5 1B 1B	0-0 HR			2-0 G3-1 1B 2B		1-3 K		5	2	3	4	0	1	1		
<b>Jeff Reboulet, R</b> (1, 6) OBP: 0.321, SLG: 0.345		1-1 1B	1-3 K			0-1 G3-1		2-2 1B		4	0	2	1	0	1	1		
<b>Inning Stats</b>	R: 0 E: 0 K: 1 S: 8 H: 0 LOB: 0 BB: 0 P: 9	R: 2 E: 0 K: 0 S: 9 H: 2 LOB: 2 BB: 2 P: 25	R: 6 E: 1 K: 1 S: 18 H: 5 LOB: 0 BB: 0 P: 25	R: 0 E: 0 K: 0 S: 6 H: 0 LOB: 0 BB: 0 P: 10	R: 1 E: 0 K: 1 S: 12 H: 1 LOB: 0 BB: 0 P: 17	R: 3 E: 0 K: 0 S: 16 H: 5 LOB: 2 BB: 0 P: 27	R: 0 E: 0 K: 2 S: 11 H: 1 LOB: 1 BB: 0 P: 18	R: 0 E: 0 K: 1 S: 9 H: 0 LOB: 0 BB: 0 P: 13	R: 0 E: 0 K: 0 S: 7 H: 1 LOB: 1 BB: 0 P: 11	1B: 11 2B: 2 3B: 0 HR: 2 SF: 1 SAC: 0 DP: 0 HBP: 0	WP: 1 PA: 44 PB: 0 SB: 0 CS: 0							
<b>PITCHER</b>	IP	WLS	BF	H	R	ER	SO	BB	IBB	HBP	BLK	WP	HR	S	P	ERA	WHIP	
<b>Tim Belcher, R</b> (1, 1) ERA: 5.04	5.1	L	28	9	10	6	3	2	0	0	0	1	2	56	91	10.12	2.062	
<b>Jamie Walker, L</b> (6, 1) ERA: 5.23	1.2		10	5	2	2	2	0	0	0	0	0	0	24	40	10.80	3.000	
<b>Hector Carrasco, R</b> (8, 1) ERA: 3.78	1.0		3	0	0	0	1	0	0	0	0	0	0	9	13	0.00	0.000	
<b>Matt Whisenant, L</b> (9, 1) ERA: 6.39	1.0		4	1	0	0	0	0	0	0	0	0	0	7	11	0.00	1.000	

**Baltimore Orioles @ Kansas City Royals**  
**Kauffman Stadium, Kansas City, MO**  
 Tue Aug 19 1997, 7:05 PM CDT  
 Unknown - 77 F

livebaseballscorecards.com

**AB 41**  
**R 12**  
**H 15**  
**RBI 11**  
**BB 2**  
**SO 6**  
**LOB 10**



Batter 1 2 3 4 5 6 7 8 9 AB R H RBI BB SO LOB

**Bip Roberts, S** (1, 7) G6-3 1B

**Johnny Damon, L** (1, 8) BB 1B BB

**Jay Bell, R** (1, 6) 1B BB

**Chili Davis, S** (1, 10) 1B

**Dean Palmer, R** (1, 5) P3 1B

**Jeff King, R** (1, 3) 1B

**Jermaine Dye, R** (1, 9) F9 2B

**29 Mike Sweeney, R** (1, 2) F9 3B 2B

**Jed Hansen, R** (1, 4) G1-3 SH5-3 F8 3B

**Inning Stats**

Table with pitcher information including IP, WLS, BF, H, R, ER, SO, BB, IBB, HBP, BLK, WP, HR, S, P, ERA, WHIP.

BOTTOM

Baltimore Orioles @ Kansas City Royals  
Kauffman Stadium, Kansas City, MO

Tue Aug 19 1997, 7:05 PM CDT  
Unknown - 77 F

livebaseballscores.com

Summary stats: AB 37, R 9, H 12, RBI 9, BB 4, SO 6, LOB 12



Additional stats: WP: 0, PA: 42, PB: 0, SB: 3, CS: 0

Batter	1	2	3	4	5	6	7	8	9	AB R H RBI BB SO LOB	TOP
Brady Anderson, L (1, 8) OBP: 0.407, SLG: 0.476	0-1 G3 SH5-3 1B		1-1 L8			0-0 P6			0-0 HR 1B	4 1 2 0 0 0 1	
Jeff Reboulet, R (1, 4) OBP: 0.327, SLG: 0.368	0-0 SH5-3 1-2			0-1 G4-3		1-2 1B			0-1 HR 1B	3 1 2 2 0 0 0	
B.J. Surhoff, L (1, 10) OBP: 0.361, SLG: 0.483	1-0 G3 2-3			0-1 L8		0-1 G6-3			0-0 P5	4 0 0 0 0 0 3	
Cal Ripken Jr., R (1, 5) OBP: 0.335, SLG: 0.425 Aaron Ledesma, R (7, 5) OBP: 0.455, SLG: 0.517	1-1 G6-3			0-0 G6-3			0-0 G5-3		1-0 FC6-4 1B	3 0 0 0 0 0 1 1 0 1 0 0 0 0	
Rafael Palmeiro, L (1, 3) OBP: 0.328, SLG: 0.462		0-1 G4-3			1-0 G1		1-2 G3		2-0 L8	4 0 0 0 0 0 1	
Chris Hoiles, R (1, 2) OBP: 0.389, SLG: 0.435		2-2 F9			1-2 G6-3		0-0 L4		3-0 FC6-4	4 0 0 0 0 0 1	
Tony Tarasco, L (1, 9) OBP: 0.326, SLG: 0.423		1-0 G3			2-1 F7			0-0 F8		3 0 0 0 0 0 0	
Jeffrey Hammonds, R (1, 7) OBP: 0.318, SLG: 0.498			1-0 P6			1-1 P6		0-1 G1-6-3 1B		3 0 1 0 0 0 0	
Mike Bordick, R (1, 6) OBP: 0.275, SLG: 0.305			2-3 K			3-2 1B 1B		1-0 G1-6-3		3 0 1 0 0 1 1	
<b>Inning Stats</b>	R: 0 H: 1 E: 0 LOB: 1 K: 0 BB: 0 S: 6 P: 8	R: 0 H: 0 E: 0 LOB: 0 K: 0 BB: 0 S: 6 P: 9	R: 0 H: 0 E: 0 LOB: 0 K: 1 BB: 0 S: 6 P: 10	R: 0 H: 0 E: 0 LOB: 0 K: 0 BB: 0 S: 5 P: 5	R: 0 H: 0 E: 0 LOB: 0 K: 0 BB: 0 S: 6 P: 10	R: 0 H: 2 E: 0 LOB: 2 K: 0 BB: 0 S: 17 P: 22	R: 0 H: 0 E: 0 LOB: 0 K: 0 BB: 0 S: 5 P: 6	R: 0 H: 1 E: 0 LOB: 0 K: 0 BB: 0 S: 4 P: 5	R: 2 H: 3 E: 0 LOB: 1 K: 0 BB: 0 S: 7 P: 13	1B: 6 SF: 0 2B: 0 SAC: 1 3B: 0 DP: 1 HR: 1 HBP: 0	WP: 0 PA: 33 PB: 0 SB: 0 CS: 0
<b>PITCHER</b> Ricky Bones, R (1, 1) ERA: 6.85	IP WLS BF H R ER SO BB IBB HBP BLK WP HR S P ERA WHIP										
	9.0 W 33 7 2 2 1 0 0 0 0 0 0 1 62 88 2.00 0.778										

Baltimore Orioles @ Kansas City Royals  
Kauffman Stadium, Kansas City, MO

Tue Aug 19 1997, 7:05 PM CDT  
Att. 17,402 - Unknown - 73 F

AB 32  
R 2  
H 7  
RBI 2  
BB 0  
SO 1  
LOB 8



livebaseballscorecards.com

Batter	1	2	3	4	5	6	7	8	9	AB	R	H	RBI	BB	SO	LOB
Johnny Damon, L OBP: 0.340, SLG: 0.398 (1, 8)	L4	P6		FC3-6 L4-6 1-2f	G1-3		F9			5	0	0	0	0	0	6
Shane Halter, R OBP: 0.329, SLG: 0.361 (1, 5)	P6		F9	L4-6 1-2	F9			K		5	0	0	0	0	1	3
Jay Bell, R OBP: 0.362, SLG: 0.458 (1, 6)	1B		HR		1B BB 1B BB			G6-3		3	2	1	0	2	1	0
Chili Davis, S OBP: 0.403, SLG: 0.535 (1, 10)	1B		HR		F7			HR		5	2	3	3	0	0	1
Jermaine Dye, R OBP: 0.267, SLG: 0.373 (1, 9)	G4-3		2B		1B BB 1B BB HBP			BB		3	1	1	0	2	0	2
Larry Sutton, L OBP: 0.111, SLG: 0.111 (1, 3)		P6	P6		HBP 1B 1B 1B		P5	F9		5	1	1	0	0	0	2
Yamil Benitez, R OBP: 0.298, SLG: 0.478 (1, 7)		2B SF9 1B	K		HBP 1B 1B		F8			4	2	2	1	0	1	1
Mike Macfarlane, R OBP: 0.290, SLG: 0.355 (1, 2)		SF9 2B			1B 3B		1B BB			2	1	2	1	1	0	0
Jed Hansen, R OBP: 0.455, SLG: 0.600 (1, 4)		SF9			FC3-6 1B		G1-3 1B			3	0	3	4	0	0	0

Inning Stats	R: 0	H: 2	E: 0	K: 0	S: 14	R: 1	H: 2	E: 0	K: 0	S: 14	R: 2	H: 2	E: 0	K: 1	S: 9	R: 1	H: 2	E: 0	K: 0	S: 8	R: 4	H: 3	E: 0	K: 0	S: 17	R: 0	H: 0	E: 0	K: 1	S: 6	R: 0	H: 1	E: 0	K: 0	S: 9	R: 1	H: 1	E: 0	K: 1	S: 7
	LOB: 2	BB: 0	P: 18	LOB: 1	BB: 0	P: 20	LOB: 1	BB: 1	P: 18	LOB: 0	BB: 0	P: 11	LOB: 2	BB: 2	P: 32	LOB: 0	BB: 0	P: 7	LOB: 2	BB: 1	P: 21	LOB: 1	BB: 1	P: 16	1B: 8	SF: 1	2B: 3	SAC: 0	3B: 1	DP: 1	HR: 2	HBP: 1	WP: 0	PA: 42	PB: 1	SB: 1	CS: 0			

PITCHER	IP	WLS	BF	H	R	ER	SO	BB	IBB	HBP	BLK	WP	HR	S	P	ERA	WHIP
Esteban Yan, R ERA: 16.62 (1, 1)	4.1	L	27	11	8	8	1	3	0	1	0	0	1	56	91	16.61	3.231
Arthur Rhodes, L ERA: 3.21 (5, 1)	1.2		5	0	0	0	1	0	0	0	0	0	0	12	15	0.00	0.000
Alan Mills, R ERA: 3.0 (7, 1)	2.0		10	2	1	1	1	2	0	0	0	0	1	16	37	4.50	2.000

BOTTOM

Baltimore Orioles @ Kansas City Royals  
Kauffman Stadium, Kansas City, MO  
Tue Aug 19 1997, 7:05 PM CDT  
Att: 17,402 - Unknown - 73 F

livebaseballscores.com

AB	35
R	9
H	13
RBI	9
BB	5
SO	3
LOB	15



Batter	1	2	3	4	5	6	7	8	9	AB R H RBI BB SO LOB	TOP											
Brady Anderson, L (1, 8) OBP: 0.406, SLG: 0.474	1-2 G3		1-1 G6-3		0-3 K		0-0 1B			4 0 1 0 0 1 0	<b>Baltimore Orioles @ Kansas City Royals</b> Kauffman Stadium, Kansas City, MO Wed Aug 20 1997, 7:05 PM CDT Att. 16,225 - Unknown - 77 F											
Jeff Reboulet, R (1, 4) OBP: 0.320, SLG: 0.360	0-1 G4-3		0-3 K			1-0 L7	1-3 K			4 0 0 0 0 2 1												
B.J. Surhoff, L (1, 7) OBP: 0.360, SLG: 0.483	0-1 G6-3			2-2 G3-1		0-1 E9 HR 2B		2-2 F7		4 1 1 0 0 0 0												
Geronimo Berroa, R (1, 10) OBP: 0.375, SLG: 0.473		0-1 L8		1-1 F8		4-2 HR BB		0-0 G6-3		3 1 0 0 1 0 0												
Rafael Palmeiro, L (1, 3) OBP: 0.333, SLG: 0.478		1-0 1B 1B		0-0 HR		1-1 HR		0-0 1B		4 2 4 4 0 0 0												
Cal Ripken Jr., R (1, 5) OBP: 0.334, SLG: 0.423		2-3 K		0-0 1B		3-1 G6-3		2-2 F8		4 0 1 0 0 1 2												
Jeffrey Hammonds, R (1, 9) OBP: 0.319, SLG: 0.498		1 SAFE 0-2		0-1 G5-3		0-3 K			0-1 G4-3	2 0 1 0 0 0 1												
Tony Tarasco, L (5, 9) OBP: 0.322, SLG: 0.417		1-2 1B								2 0 0 0 0 1 0												
Chris Hoiles, R (1, 2) OBP: 0.384, SLG: 0.429		2-1 L5			1-1 G6-3		2-3 K		2-2 G3-1	4 0 0 0 0 1 2												
Mike Bordick, R (1, 6) OBP: 0.272, SLG: 0.302			1-1 G4-3		2-1 G6-3		3-2 G6-3		0-3 K	4 0 0 0 0 1 0												
<b>Inning Stats</b>	R: 0 E: 0 K: 0 S: 7	H: 0 LOB: 0 BB: 0 P: 8	R: 0 E: 0 K: 1 S: 13	H: 2 LOB: 2 BB: 0 P: 18	R: 0 E: 0 K: 1 S: 7	H: 0 LOB: 0 BB: 0 P: 9	R: 1 E: 0 K: 0 S: 10	H: 2 LOB: 1 BB: 0 P: 13	R: 0 E: 0 K: 1 S: 7	H: 0 LOB: 0 BB: 0 P: 10	R: 3 E: 1 K: 1 S: 13	H: 2 LOB: 0 BB: 1 P: 22	R: 0 E: 0 K: 2 S: 11	H: 1 LOB: 1 BB: 0 P: 17	R: 0 E: 0 K: 0 S: 8	H: 1 LOB: 1 BB: 0 P: 12	R: 0 E: 0 K: 1 S: 8	H: 0 LOB: 0 BB: 0 P: 10	1B: 5 2B: 1 3B: 0 HR: 2	SF: 0 SAC: 0 DP: 0 HBP: 0	WP: 0 PB: 0 SB: 0 CS: 0	PA: 36
<b>PITCHER</b>	IP WLS BF H R ER SO BB IBB HBP BLK WP HR S P ERA WHIP																					
Glendon Rusch, L (1, 1) ERA: 5.72	7.0 L 29 7 4 4 6 1 0 0 0 0 0 2 68 97 5.14 1.143																					
Gregg Olson, R (8, 1) ERA: 6.82	1.0 4 1 0 0 0 0 0 0 0 0 0 0 8 12 0.00 1.000																					
Jeff Montgomery, R (9, 1) ERA: 4.57	1.0 3 0 0 0 0 1 0 0 0 0 0 0 8 10 0.00 0.000																					

livebaseballscorecards.com

<b>AB</b>	35
<b>R</b>	4
<b>H</b>	8
<b>RBI</b>	4
<b>BB</b>	1
<b>SO</b>	7
<b>LOB</b>	6



Batter	1	2	3	4	5	6	7	8	9	AB	R	H	RBI	BB	SO	LOB
Johnny Damon, L (1, 8) OBP: 0.337, SLG: 0.394	2-3 K		1-1 L8			2-2 F7		2-3 K		4	0	0	0	0	2	0
Jed Hansen, R (1, 4) OBP: 0.423, SLG: 0.522	0-0 G4-3			4-2 G6-3 1B BB		2-3 K			1-1 G4-3	3	0	0	0	1	1	0
Jay Bell, R (1, 6) OBP: 0.361, SLG: 0.456	2-3 K			0-0 G6-3 1B		3-3 K			2-3 K	4	0	1	0	0	3	0
Chili Davis, S (1, 10) OBP: 0.404, SLG: 0.537		1-1 G3 SF8 2B		2-1 G6-3		3-2 G5-4-3 1B			1-3 K	4	1	2	0	0	1	2
Dean Palmer, R (1, 5) OBP: 0.316, SLG: 0.439		1-0 G3		2-3 K		3-1 G5-4-3				3	0	0	0	0	1	3
Jeff King, R (1, 3) OBP: 0.339, SLG: 0.416		2-1 SF8			4-2 G4-6-3 BB		1-2 G5-3			1	0	0	1	1	0	0
Jermaine Dye, R (1, 9) OBP: 0.261, SLG: 0.366		0-0 F7			2-2 G4-6-3			0-3 K		3	0	0	0	0	1	1
Yamil Benitez, R (1, 7) OBP: 0.309, SLG: 0.516			1-0 G5-3		0-2 FC6-4 1B		1-2 HR			3	1	2	1	0	0	0
29 Mike Sweeney, R (1, 2) OBP: 0.313, SLG: 0.370			3-2 F9		1-0 FC6-4		0-3 K			3	0	0	0	0	1	1

Inning Stats	R: 0	H: 0	E: 0	K: 2	S: 9	R: 1	H: 1	E: 0	K: 0	S: 6	R: 0	H: 0	E: 0	K: 0	S: 7	R: 0	H: 1	E: 0	K: 1	S: 9	R: 0	H: 1	E: 0	K: 0	S: 10	R: 0	H: 0	E: 0	K: 2	S: 10	R: 0	H: 1	E: 0	K: 0	S: 8	R: 1	H: 1	E: 0	K: 3	S: 12	R: 0	H: 0	E: 0	K: 2	S: 8	R: 0	H: 0	E: 0	K: 2	S: 8	1B: 3	SF: 1	2B: 1	SAC: 0	3B: 0	DP: 3	HR: 1	HBP: 0	WP: 0	PA: 31
--------------	------	------	------	------	------	------	------	------	------	------	------	------	------	------	------	------	------	------	------	------	------	------	------	------	-------	------	------	------	------	-------	------	------	------	------	------	------	------	------	------	-------	------	------	------	------	------	------	------	------	------	------	-------	-------	-------	--------	-------	-------	-------	--------	-------	--------

PITCHER	IP	WLS	BF	H	R	ER	SO	BB	IBB	HBP	BLK	WP	HR	S	P	ERA	WHIP
Jimmy Key, L (1, 1) ERA: 2.83	7.0	W	24	4	1	1	5	2	0	0	0	0	0	59	101	1.29	0.857
Armando Benitez, R (8, 1) ERA: 2.35	1.0		4	1	1	1	3	0	0	0	0	0	1	12	15	9.00	1.000
Randy Myers, L (9, 1) ERA: 1.68	1.0	S	3	0	0	0	2	0	0	0	0	0	0	8	12	0.00	0.000

BOTTOM

Baltimore Orioles @ Kansas City Royals  
Kauffman Stadium, Kansas City, MO

Wed Aug 20 1997, 7:05 PM CDT  
Att: 16,225 - Unknown - 77 F

livebaseballscores.com

AB	28
R	2
H	5
RBI	2
BB	2
SO	10
LOB	7



Batter	1	2	3	4	5	6	7	8	9	AB R H RBI BB SO LOB	TOP	
Brady Anderson, L (1, 8) OBP: 0.409, SLG: 0.477	2-3 		1-2 G6-3 2B		4-2 SH1-4 1B BB		1-1 1B		4-2 FC6-4 BB	3 1 2 0 2 1 0		
Aaron Ledesma, R (1, 4) OBP: 0.459, SLG: 0.515	2-2  2B 1B		0-1 G6-3		0-0 SH1-4		0-0 1B		0-0 FC6-4	4 1 2 0 0 0 2		
B.J. Surhoff, L (1, 7) OBP: 0.361, SLG: 0.482	1-0 P2		4-0 G6-3 BB		1-2 1B		0-0 F8			3 0 1 0 1 0 3		
Geronimo Berroa, R (1, 9) OBP: 0.374, SLG: 0.470	4-2 2B BB		1-0 G6-3		0-1 G6-3		2-1 P5			3 1 0 1 1 0 2		
Tony Tarasco, L (8, 9) OBP: 0.322, SLG: 0.417	1-2 2B BB		1-2 3-H							0 0 0 0 0 0 0		
Rafael Palmeiro, L (1, 3) OBP: 0.334, SLG: 0.483	1-0 1-H 2-H 2B		2-1 G4-3		0-3 K		3-2 1B 2B			4 1 2 2 0 1 1		
Cal Ripken Jr., R (1, 5) OBP: 0.335, SLG: 0.424	1-3 K				0-0 1B		1-0 G4-3		2-2 2-H 1B	4 0 2 1 0 1 1		
Harold Baines, L (1, 10)					3-2 F8		0-0 L6		2-3 K	4 0 0 0 0 2 1		
Chris Hoiles, R (1, 2) OBP: 0.379, SLG: 0.422			0-2 G5-3		1-1 F9		2-3 K		1-2 G6-3	4 0 0 0 0 1 1		
Mike Bordick, R (1, 6) OBP: 0.270, SLG: 0.299			2-1 G4-3		1-3 K		1-1 P4		0-0 G3-1	4 0 0 0 0 1 1		
<b>Inning Stats</b>	R: 2 H: 2 E: 0 LOB: 1 K: 2 BB: 1 S: 16 P: 27	R: 0 H: 0 E: 0 LOB: 0 K: 1 BB: 0 S: 8 P: 12	R: 1 H: 1 E: 0 LOB: 1 K: 0 BB: 0 S: 8 P: 16	R: 0 H: 1 E: 0 LOB: 1 K: 1 BB: 0 S: 9 P: 14	R: 0 H: 1 E: 0 LOB: 1 K: 0 BB: 1 S: 9 P: 14	R: 0 H: 0 E: 0 LOB: 0 K: 1 BB: 0 S: 5 P: 6	R: 0 H: 2 E: 0 LOB: 2 K: 1 BB: 0 S: 9 P: 13	R: 1 H: 2 E: 0 LOB: 0 K: 1 BB: 0 S: 12 P: 21	R: 0 H: 0 E: 0 LOB: 1 K: 0 BB: 1 S: 7 P: 12	1B: 6 SF: 0 2B: 3 SAC: 1 3B: 0 DP: 0 HR: 0 HBP: 0	WP: 0 PA: 38 PB: 0 SB: 0 CS: 0	
<b>PITCHER</b>	IP WLS BF H R ER SO BB IBB HBP BLK WP HR S P ERA WHIP											
Kevin Appier, R (1, 1) ERA: 3.16	7.2 L 33 9 4 4 6 3 0 0 0 0 0 0 72 117 4.70 1.565											
Larry Casian, L (8, 1) ERA: 5.24	0.1 1 0 0 0 1 0 0 0 0 0 0 0 4 6 0.00 0.000											
Hector Carrasco, R (9, 1) ERA: 3.73	1.0 4 0 0 0 0 1 0 0 0 0 0 0 7 12 0.00 1.000											

Baltimore Orioles @ Kansas City Royals  
Kauffman Stadium, Kansas City, MO

Thu Aug 21 1997, 7:05 PM CDT  
Att. 18,279 - Unknown - 76 F

AB	33
R	4
H	9
RBI	4
BB	4
SO	7
LOB	12





Batter	1	2	3	4	5	6	7	8	9	AB R H RBI BB SO LOB
<b>Bip Roberts, S</b> OBP: 0.350, SLG: 0.381 (1, 8) B C X	1-1 G6-3 ①			2-1 G1-6-3 1B 1B		4-2 2B BB	3-3 K ③		1 SAFE 3-2 X 1 SAFE SAFE 1 F BB	4 1 2 0 1 1 1
<b>Jed Hansen, R</b> OBP: 0.452, SLG: 0.556 (1, 4) X	0-0 F9 ②			2-2 G1-6-3 1B 1-2		3-2 X 1-H 2B		4-1 BB BB SF8 BB	0-3 K ②	4 1 2 1 1 1 2
<b>Jay Bell, R</b> OBP: 0.360, SLG: 0.452 (1, 6) C B B S	2-3 K ③			0-1 G1-6-3 1-2f 2-3		1-2 P4 ②		4-2 SF8 BB 1-2	1-1 F9 ③	4 0 0 0 1 1 5
<b>Chili Davis, S</b> OBP: 0.404, SLG: 0.534 (1, 10) <b>Johnny Damon, L</b> OBP: 0.337, SLG: 0.394 (8, PR)		1-2 G6-3 ①		3-3 K ③		4-1 BB		4-0 FC5-4 BB 1-2 2-3		2 0 0 0 2 1 1 0 0 0 0 0 0 0
<b>Dean Palmer, R</b> OBP: 0.313, SLG: 0.434 (1, 5) C B B T C		2-3 K ②			0-1 F9 ①	3-3 K ③		2-1 P3 ①		4 0 0 0 0 2 5
<b>Jeff King, R</b> OBP: 0.339, SLG: 0.418 (1, 3) X B T B F B F X		2-2 F7 ③			1-2 2B		2-1 G5-3 ①	2-2 SF8 ②		3 0 1 1 0 0 0
<b>Jermaine Dye, R</b> OBP: 0.255, SLG: 0.356 (1, 9) X			0-0 G5-3 ①		2-0 L5 ②		1-1 F9 ②	1-2 FC5-4 ③		4 0 0 0 0 0 3
<b>Yamil Benitez, R</b> OBP: 0.307, SLG: 0.505 (1, 7) B S C S S			1-3 K ②		1-3 K ③		0-0 3B 1B		2-2 L9 ①	4 1 1 0 0 2 1
<b>Mike Macfarlane, R</b> OBP: 0.294, SLG: 0.365 (1, 2) <b>Shane Halter, R</b> OBP: 0.329, SLG: 0.361 (9, PR) B C T B S			3-3 K ③			2-2 G5-3 ①	1-2 1-H 3B		4-1 1B BB	3 0 1 1 1 1 0 0 0 0 0 0 0 0

Inning Stats	R: 0 E: 0 K: 5 S: 6	H: 0 LOB: 0 BB: 0 P: 9	R: 0 E: 0 K: 1 S: 9	H: 0 LOB: 0 BB: 0 P: 14	R: 0 E: 0 K: 2 S: 7	H: 0 LOB: 0 BB: 0 P: 11	R: 0 E: 0 K: 1 S: 11	H: 2 LOB: 1 BB: 0 P: 18	R: 0 E: 0 K: 1 S: 10	H: 1 LOB: 1 BB: 0 P: 14	R: 1 E: 0 K: 1 S: 16	H: 1 LOB: 2 BB: 2 P: 33	R: 1 E: 0 K: 1 S: 13	H: 2 LOB: 1 BB: 0 P: 20	R: 1 E: 0 K: 0 S: 14	H: 0 LOB: 2 BB: 3 P: 31	R: 0 E: 0 K: 1 S: 13	H: 1 LOB: 2 BB: 1 P: 23	1B: 4 2B: 2 3B: 1 HR: 0	SF: 1 SAC: 0 DP: 1 HBP: 0
--------------	------------------------------	---------------------------------	------------------------------	----------------------------------	------------------------------	----------------------------------	-------------------------------	----------------------------------	-------------------------------	----------------------------------	-------------------------------	----------------------------------	-------------------------------	----------------------------------	-------------------------------	----------------------------------	-------------------------------	----------------------------------	----------------------------------	------------------------------------


**BOTTOM**

**Baltimore Orioles @ Kansas City Royals**  
Kauffman Stadium, Kansas City, MO

Thu Aug 21 1997, 7:05 PM CDT  
Att: 18,279 - Unknown - 76 F

livebaseballscorecards.com

AB	32
R	3
H	7
RBI	3
BB	6
SO	9
LOB	18



PITCHER	IP	WLS	BF	H	R	ER	SO	BB	IBB	HBP	BLK	WP	HR	S	P	ERA	WHIP
<b>Rick Krivda, L</b> ERA: 7.13 (1, 1)	5.1		20	4	1	1	6	1	0	0	0	0	0	51	83	1.69	0.938
<b>Alan Mills, R</b> ERA: 3.2 (6, 1)	1.1		7	2	1	1	1	1	0	0	0	0	0	18	30	6.75	2.250
<b>Jesse Orosco, L</b> ERA: 2.13 (7, 1)	0.1		1	0	0	0	1	0	0	0	0	0	0	3	6	0.00	0.000
<b>Armando Benitez, R</b> ERA: 2.51 (8, 1)	0.0		3	0	1	1	0	3	0	0	0	0	0	3	15	∞	∞
<b>Terry Mathews, R</b> ERA: 3.67 (8, 1)	1.0		3	0	0	0	0	0	0	0	0	0	0	11	16	0.00	0.000

PITCHER	IP	WLS	BF	H	R	ER	SO	BB	IBB	HBP	BLK	WP	HR	S	P	ERA	WHIP
<b>Randy Myers, L</b> ERA: 1.64 (9, 1)	1.0		5	1	0	0	1	1	0	0	0	0	0	13	23	0.00	2.000

Batter	1	2	3	4	5	6	7	8	9	AB R H RBI BB SO LOB	TOP	
Shannon Stewart, R OBP: 0.429, SLG: 0.559 (1, 8) C B F X	1-2 1B SF7 1B		0-2 G1-3 ①		B X 1-0 1B 1B		1 SAFE X 0-0 P4 ③		B B C B X 2-2 F7 ③	5 1 2 0 0 0 1		
Mariano Duncan, R OBP: 0.270, SLG: 0.290 (1, 4) 1 SAFE B 1 SAFE F X	2-1 SF7 1B 1B		1-3 K ②		B X 1-0 1B 1-2 1B ③			0-1 HR 1B		4 2 3 0 0 1 0		
José Cruz Jr., S OBP: 0.322, SLG: 0.524 (1, 7) X	0-0 SF7 1-2 3-H		2-0 1B F8 ③		X 0-0 F8 ③			0-0 1-H HR		3 1 2 3 0 0 2		
Joe Carter, R OBP: 0.296, SLG: 0.416 (1, 10) F X	0-1 P3 ②		0-0 F8 ③		B X 1-0 F7 ①			2-2 HR HR		4 1 1 1 0 0 2		
Carlos Delgado, L OBP: 0.339, SLG: 0.531 (1, 3) F X	0-1 1B 2-H		0-3 K ①		C S B X 1-2 L9 ②			0-0 G3-1 ①		4 0 1 1 0 1 0		
Ed Sprague, R OBP: 0.304, SLG: 0.384 (1, 5) S X	0-1 F9 ③		2-2 G6-3 ②		X 0-0 G5-3 ③			0-0 F8 ②		4 0 0 0 0 0 1		
Shawn Green, L OBP: 0.344, SLG: 0.513 (1, 9) X		0-0 G3 ①	0-3 K ③		F B C X 1-3 K ①			1-2 G1-3 ③		4 0 0 0 0 2 0		
Charlie O'Brien, R OBP: 0.300, SLG: 0.335 (1, 2) B B C B X		3-1 L8 ②			X 0-0 P5 ①			0-2 F8 ②	X 0-0 G5-3 ①	4 0 0 0 0 0 0		
Tomas Perez, S OBP: 0.326, SLG: 0.289 (1, 6) X B B C B X		1-2 G5-3 ③			X 0-0 P3 ②			1-1 1B ②	B B X 2-2 G3 ②	4 0 1 0 0 0 0		
<b>Inning Stats</b>	R: 2 E: 0 K: 0 S: 12 H: 3 LOB: 1 BB: 0 P: 15	R: 0 E: 0 K: 0 S: 8 H: 0 LOB: 0 BB: 0 P: 12	R: 0 E: 0 K: 1 S: 10 H: 1 LOB: 1 BB: 0 P: 13	R: 0 E: 0 K: 2 S: 10 H: 0 LOB: 0 BB: 0 P: 12	R: 0 E: 0 K: 0 S: 5 H: 2 LOB: 2 BB: 0 P: 7	R: 0 E: 0 K: 0 S: 5 H: 0 LOB: 0 BB: 0 P: 7	R: 0 E: 0 K: 1 S: 11 H: 1 LOB: 1 BB: 0 P: 13	R: 3 E: 0 K: 0 S: 11 H: 3 LOB: 0 BB: 0 P: 14	R: 0 E: 0 K: 0 S: 7 H: 0 LOB: 0 BB: 0 P: 11	1B: 8 2B: 0 3B: 0 HR: 2 SF: 1 SAC: 0 DP: 0 HBP: 0	WP: 0 PB: 0 SB: 0 CS: 0 PA: 37	
<b>PITCHER</b> 50 José Rosado, L ERA: 4.4 Gregg Olson, R ERA: 6.4	IP 7.0 WLS L BF 31 H 10 R 5 ER 5 SO 4 BB 0 IBB 0 HBP 0 BLK 0 WP 0 HR 2 S 67 P 87 ERA 6.43 WHIP 1.429	IP 2.0 WLS L BF 6 H 0 R 0 ER 0 SO 0 BB 0 IBB 0 HBP 0 BLK 0 WP 0 HR 0 S 12 P 17 ERA 0.00 WHIP 0.000	<b>PITCHER</b> IP WLS BF H R ER SO BB IBB HBP BLK WP HR S P ERA WHIP									

Toronto Blue Jays @ Kansas City Royals  
Kauffman Stadium, Kansas City, MO  
Fri Aug 22 1997, 7:05 PM CDT  
Att. 29,604 - Unknown - 77 F

AB	36
R	5
H	10
RBI	5
BB	0
SO	4
LOB	6



WP: 0	PA: 37
PB: 0	
SB: 0	
CS: 0	



Batter	1	2	3	4	5	6	7	8	9	AB	R	H	RBI	BB	SO	LOB	TOP										
Shannon Stewart, R OBP: 0.404, SLG: 0.513 (1, 8)	2-2 L9 FC6-4	0-1 E5 FC6-4		2-0 P4		2-1 S 1B		1-0 G1-3		5	0	1	0	0	0	2											
Mariano Duncan, R OBP: 0.273, SLG: 0.292 (1, 4)	0-2 E 1B 1B	2-2 FC6-4		0-2 3-H 1B		2-3 K 1-2		2-2 F9		5	1	2	1	0	1	3											
José Cruz Jr., S OBP: 0.317, SLG: 0.515 (1, 7)	1-2 E4 1B FC4-6		1-3 K	0-3 K		3-2 F9		0-0 G3-1		5	1	0	0	0	2	3											
Joe Carter, R OBP: 0.299, SLG: 0.417 (1, 10)	2-2 FC4-6 1-3 3-H 1B		1-3 K		3-2 F7 1B 1B		1-2 WP WP HBP		1-1 L4		4	1	2	1	0	1	0										
Carlos Delgado, L OBP: 0.336, SLG: 0.526 (1, 3)	0-1 FC4-6 1-2f 3-H		3-2 G3		0-0 F7		1-2 P2			4	0	0	1	0	0	3											
Ed Sprague, R OBP: 0.304, SLG: 0.382 (1, 5)	1-1 F9			4-2 F9 1B 3B BB		1-1 L7		2-2 P3		3	1	0	0	1	0	3											
Shawn Green, L OBP: 0.346, SLG: 0.513 (1, 9)			2-3 K	1-2 3B 1B		0-0 1B		2-3 K		4	1	2	1	0	2	1											
Benito Santiago, R OBP: 0.254, SLG: 0.352 (1, 2)			2-2 G6-3	3-2 F9		0-0 P6		1-2 G5-3		4	0	0	0	0	0	3											
Tomas Perez, S OBP: 0.340, SLG: 0.341 (1, 6)		2-0 E HBP		2-0 1B 3B		1-0 F7		2-1 G4-3		3	1	1	2	0	0	0											
<b>Inning Stats</b>	R: 2 E: 1 K: 0 S: 19	H: 2 LOB: 1 BB: 0 P: 25	R: 0 E: 1 K: 1 S: 12	H: 0 LOB: 2 BB: 0 P: 20	R: 0 E: 0 K: 2 S: 11	H: 0 LOB: 0 BB: 0 P: 16	R: 3 E: 0 K: 1 S: 20	H: 3 LOB: 1 BB: 1 P: 32	R: 1 E: 0 K: 0 S: 8	H: 2 LOB: 1 BB: 0 P: 12	R: 0 E: 0 K: 1 S: 9	H: 1 LOB: 1 BB: 0 P: 17	R: 0 E: 0 K: 1 S: 15	H: 0 LOB: 1 BB: 0 P: 21	R: 0 E: 0 K: 0 S: 8	H: 0 LOB: 0 BB: 0 P: 12	R: 0 E: 0 K: 0 S: 7	H: 0 LOB: 0 BB: 0 P: 10	1B: 7 2B: 0 3B: 1 HR: 0	SF: 0 SAC: 0 DP: 0 HBP: 2	WP: 2 PB: 0 SB: 1 CS: 0	PA: 40					
<b>PITCHER</b>	IP	WLS	BF	H	R	ER	SO	BB	IBB	HBP	BLK	WP	HR	S	P	ERA	WHIP										
Jim Pittsley, R ERA: 5.83 (1, 1)	4.0		21	5	5	3	4	1	0	1	0	0	0	62	93	6.75	1.500										
Jamie Walker, L ERA: 5.19 (5, 1)	2.0	L	9	3	1	1	1	0	0	0	0	0	0	17	29	4.50	1.500										
Hector Carrasco, R ERA: 3.63 (7, 1)	2.0		7	0	0	0	1	0	0	1	0	2	0	23	33	0.00	0.000										
Jeff Montgomery, R ERA: 4.47 (9, 1)	1.0		3	0	0	0	0	0	0	0	0	0	0	7	10	0.00	0.000										

Toronto Blue Jays @ Kansas City Royals  
Kauffman Stadium, Kansas City, MO

Sat Aug 23 1997, 7:05 PM CDT  
Att. 19,249 - Unknown - 81 F

AB	37
R	6
H	8
RBI	6
BB	1
SO	6
LOB	18



Batter	1	2	3	4	5	6	7	8	9	AB R H RBI BB SO LOB
<b>Bip Roberts, S</b> OBP: 0.351, SLG: 0.387 (1, 7)	3-2 HR 1B	1-2 WP 1B			0-0 G3-1		1-3 K			4 2 2 0 0 1 1
<b>Johnny Damon, L</b> OBP: 0.338, SLG: 0.397 (1, 8)	1 SAFE 0-3 K	2-0 FC5-4 1B			2-1 G4-3			0-1 F9		4 0 1 1 0 1 1
<b>Jay Bell, R</b> OBP: 0.362, SLG: 0.455 (1, 6)	1-2 F8	1-1 FC5-4			1-1 G1-3			0-1 G6-3		4 0 0 0 0 0 2
<b>Chili Davis, S</b> OBP: 0.404, SLG: 0.539 (1, 10)	3-1 HR		3-0 G5-4-3 1B		0-1 G3-1			2-1 FC4-6 1B		4 1 3 2 0 0 0
<b>Dean Palmer, R</b> OBP: 0.308, SLG: 0.427 (1, 5)	1-2 G6-3		0-3 K		1-1 F9			1-2 FC4-6		4 0 0 0 0 1 2
<b>Jeff King, R</b> OBP: 0.333, SLG: 0.410 (1, 3)		2-3 K	0-1 G5-4-3		1-3 K			1-2 P6		4 0 0 0 0 2 1
<b>Yamil Benitez, R</b> OBP: 0.311, SLG: 0.500 (1, 9)		1-3 K		3-3 K		0-1 1B		0-0 1B		4 0 2 0 0 2 0
<b>29 Mike Sweeney, R</b> OBP: 0.317, SLG: 0.375 (1, 2)		4-2 HR BB		1-0 CS 1B		1-2 F9		2-0 F8		2 1 1 0 1 0 1 1 0 0 0 0 0 1
<b>Larry Sutton, L</b> OBP: 0.182, SLG: 0.273 (9, PH)										
<b>Jed Hansen, R</b> OBP: 0.405, SLG: 0.576 (1, 4)		3-1 HR		3-3 K		1 SAFE 1-1 P4		1 SAFE 1-1 G4-3		4 1 1 2 0 1 3

Inning Stats	R: 2 E: 0 K: 1 S: 14	H: 2 LOB: 0 BB: 0 P: 22	R: 3 E: 0 K: 2 S: 19	H: 3 LOB: 1 BB: 1 P: 33	R: 0 E: 0 K: 1 S: 6	H: 1 LOB: 0 BB: 0 P: 9	R: 0 E: 0 K: 2 S: 9	H: 1 LOB: 1 BB: 0 P: 16	R: 0 E: 0 K: 0 S: 5	H: 0 LOB: 0 BB: 0 P: 8	R: 0 E: 0 K: 1 S: 7	H: 0 LOB: 0 BB: 0 P: 9	R: 0 E: 0 K: 1 S: 11	H: 1 LOB: 1 BB: 0 P: 14	R: 0 E: 0 K: 0 S: 9	H: 1 LOB: 1 BB: 0 P: 12	R: 0 E: 0 K: 0 S: 7	H: 1 LOB: 1 BB: 0 P: 11	1B: 8 2B: 1 3B: 0 HR: 2	SF: 0 SAC: 0 DP: 2 HBP: 0	WP: 1 PB: 0 SB: 0 CS: 1	PA: 36
--------------	-------------------------------	----------------------------------	-------------------------------	----------------------------------	------------------------------	---------------------------------	------------------------------	----------------------------------	------------------------------	---------------------------------	------------------------------	---------------------------------	-------------------------------	----------------------------------	------------------------------	----------------------------------	------------------------------	----------------------------------	----------------------------------	------------------------------------	----------------------------------	--------

PITCHER	IP	WLS	BF	H	R	ER	SO	BB	IBB	HBP	BLK	WP	HR	S	P	ERA	WHIP
<b>Luis Andujar, R</b> ERA: 6.48 (1, 1)	2.0		12	5	5	5	3	1	0	0	0	1	2	33	55	22.50	3.000
<b>Marty Janzen, R</b> ERA: 1.2 (3, 1)	4.0	W	12	2	0	0	4	0	0	0	0	0	0	27	42	0.00	0.500
<b>Tim Crabtree, R</b> ERA: 7.34 (7, 1)	1.0		4	1	0	0	1	0	0	0	0	0	0	11	14	0.00	1.000
<b>Paul Quantrill, R</b> ERA: 2.13 (8, 1)	2.0	S	8	2	0	0	0	0	0	0	0	0	0	16	23	0.00	1.000

**BOTTOM**

**Toronto Blue Jays @ Kansas City Royals**  
Kauffman Stadium, Kansas City, MO

<b>AB</b>	<b>35</b>
<b>R</b>	<b>5</b>
<b>H</b>	<b>10</b>
<b>RBI</b>	<b>5</b>
<b>BB</b>	<b>1</b>
<b>SO</b>	<b>8</b>
<b>LOB</b>	<b>12</b>



PITCHER	IP	WLS	BF	H	R	ER	SO	BB	IBB	HBP	BLK	WP	HR	S	P	ERA	WHIP
<b>Luis Andujar, R</b> ERA: 6.48 (1, 1)	2.0		12	5	5	5	3	1	0	0	0	1	2	33	55	22.50	3.000
<b>Marty Janzen, R</b> ERA: 1.2 (3, 1)	4.0	W	12	2	0	0	4	0	0	0	0	0	0	27	42	0.00	0.500
<b>Tim Crabtree, R</b> ERA: 7.34 (7, 1)	1.0		4	1	0	0	1	0	0	0	0	0	0	11	14	0.00	1.000
<b>Paul Quantrill, R</b> ERA: 2.13 (8, 1)	2.0	S	8	2	0	0	0	0	0	0	0	0	0	16	23	0.00	1.000

Sat Aug 23 1997, 7:05 PM CDT  
Att: 19,249 - Unknown - 81 F

livebaseballscores.com

Batter	1	2	3	4	5	6	7	8	9	10	11	12	13	AB R H RBI BB SO LOB	TOP															
Jacob Brumfield, R OBP: 0.268, SLG: 0.287 (1, 8)	P6	G6-4-3		K		FC5-4 BB 1B	L6			L8			SH1-4 HR 1B	7 2 1 1 0 1 8																
Carlos Garcia, R OBP: 0.248, SLG: 0.305 (1, 4) (6, 6)	G4-3		1B SF8 1B		G3-1	1B BB 1B	F8			K			SH1-4	6 1 2 0 0 1 2																
José Cruz Jr., S OBP: 0.326, SLG: 0.540 (1, 7)	HR		1B		K	1B BB	F9				CS 1B		HR	6 2 4 3 1 1 0																
Joe Carter, R OBP: 0.298, SLG: 0.417 (1, 10)	G1-3		K		K	1B	K			K			1B 2B	7 1 2 1 0 4 3																
Carlos Delgado, L OBP: 0.340, SLG: 0.527 (1, 3)		1B SF7 1B	SF8			1B 1B	G4-3			G4-3			1B	5 2 3 2 1 0 3																
Ed Sprague, R OBP: 0.304, SLG: 0.387 (1, 5)	BB 1B 1B	1B	F9			F9	HR			K			K	7 1 2 1 0 2 3																
Shawn Green, L OBP: 0.346, SLG: 0.510 (1, 9)		BB 1B				1B 1B	G5-3			G5-3			G4-3	6 1 2 0 0 1 0																
Charlie O'Brien, R OBP: 0.307, SLG: 0.344 (1, 2)		SF7				1B	F7			L8 SH1-4 1B			F9	4 1 3 2 0 0 0																
Robert Perez, R OBP: 0.203, SLG: 0.365 (10, PR)		3-H				FC5-4 1B								0 0 0 0 0 0 0																
Benito Santiago, R OBP: 0.254, SLG: 0.351 (10, 2)		4-1				1B	E8 WP 1B			SH1-4			K	1 0 0 0 0 0 0																
Tomas Perez, S OBP: 0.360, SLG: 0.349 (1, 6)		G6-4-3 BB				FC5-4 1B								2 0 1 1 1 1 1																
Juan Samuel, R OBP: 0.373, SLG: 0.433 (6, 4)														2 0 1 0 0 1 0																
<b>Inning Stats</b>	R: 1 E: 0 K: 0 S: 7	H: 1 LOB: 0 BB: 0 P: 11	R: 1 E: 0 K: 0 S: 9	H: 3 LOB: 2 BB: 1 P: 20	R: 1 E: 0 K: 1 S: 14	H: 2 LOB: 1 BB: 0 P: 22	R: 0 E: 0 K: 2 S: 12	H: 1 LOB: 1 BB: 0 P: 19	R: 0 E: 0 K: 2 S: 7	H: 0 LOB: 0 BB: 0 P: 12	R: 4 E: 0 K: 0 S: 22	H: 6 LOB: 3 BB: 1 P: 39	R: 1 E: 1 K: 1 S: 15	H: 2 LOB: 1 BB: 0 P: 21	R: 0 E: 0 K: 1 S: 5	H: 0 LOB: 0 BB: 0 P: 6	R: 0 E: 0 K: 1 S: 9	H: 0 LOB: 0 BB: 0 P: 13	R: 0 E: 0 K: 1 S: 14	H: 1 LOB: 2 BB: 0 P: 16	R: 0 E: 0 K: 2 S: 9	H: 1 LOB: 1 BB: 1 P: 18	R: 0 E: 0 K: 1 S: 6	H: 0 LOB: 0 BB: 0 P: 9	R: 3 E: 0 K: 0 S: 19	H: 4 LOB: 0 BB: 0 P: 27	1B: 17 2B: 1 3B: 0 HR: 3	SF: 2 SAC: 2 DP: 1 HBP: 0	WP: 1 PB: 0 SB: 0 CS: 1	PA: 60
<b>PITCHER</b>	<b>Ricky Bones, R</b> ERA: 7.23 (1, 1)	IP: 5.1 WLS: 27 BF: 11	H: 7 R: 7 ER: 7 SO: 5	BB: 1 IBB: 0 HBP: 0 BLK: 0	WP: 0 HR: 1 S: 57 P: 99	ERA: 11.81 WHIP: 2.250	<b>Larry Casian, L</b> ERA: 5.7 (12, 1)	IP: 2.0 WLS: 9 BF: 4	H: 3 R: 3 ER: 3 SO: 1	BB: 0 IBB: 0 HBP: 0 BLK: 0	WP: 0 HR: 1 S: 25 P: 36	ERA: 13.50 WHIP: 2.000																		
<b>Gregg Olson, R</b> ERA: 6.42 (6, 1)	1.1	9	4	1	1	1	0	0	0	0	1	26	40	6.75	3.750															
<b>Hector Carrasco, R</b> ERA: 3.56 (7, 1)	1.1	4	0	0	0	1	0	0	0	0	0	8	11	0.00	0.000															
<b>Matt Whisenant, L</b> ERA: 5.93 (9, 1)	1.0	3	0	0	0	1	0	0	0	0	0	9	13	0.00	0.000															
<b>Jeff Montgomery, R</b> ERA: 4.27 (10, 1)	2.0	8	2	0	0	3	1	0	0	0	0	23	34	0.00	1.500															

Toronto Blue Jays @ Kansas City Royals  
Kauffman Stadium, Kansas City, MO  
Sun Aug 24 1997, 3:33 AM CDT  
Att: 14,434 - Sunny - 81 F

livebaseballscorecards.com

AB	53
R	11
H	21
RBI	11
BB	3
SO	12
LOB	20



Batter	1	2	3	4	5	6	7	8	9	10	11	12	13	AB	R	H	RBI	BB	SO	LOB					
<b>Johnny Damon, L</b> OBP: 0.332, SLG: 0.390 (1, 8)	0-3 K		0-0 G4-3		1-1 G4-3		1-2 F7		2-3 K		0-3 K	0-0 G4-3		7	0	0	0	0	3	6					
<b>Jed Hansen, R</b> OBP: 0.455, SLG: 0.595 (1, 4)	3-2 CS HBP			2-3 K	4-0 HR BB		1-2 G5-4-3 1-2f		3-2 2B		0-2 1B 1B		4-2 BB	4	1	2	2	2	1	1					
<b>Chili Davis, S</b> OBP: 0.404, SLG: 0.542 (1, 10)	1-3 K			4-2 1B HR BB	3-0 HR		2-2 F7		4-0 2B		1-1 F8		1-2 G3-6 1-2f	5	2	1	3	2	1	3					
<b>Dean Palmer, R</b> OBP: 0.309, SLG: 0.427 (1, 5)	2-2 CS	3-3 K		3-2 HR 1B	1-1 G4-3		3-2 F9		1-3 K		3-2 FC6-4 1B		0-1 FC6-4 1B	7	1	3	0	0	2	2					
<b>Larry Sutton, L</b> OBP: 0.313, SLG: 0.563 (1, 3)			0-0 F8		2-1 HR		1-1 L6		0-1 SH3-4 1B		2-0 FC6-4		1-1 FC6-4	5	1	3	3	0	0	0					
<b>Jeff King, R</b> OBP: 0.332, SLG: 0.408 (11, PH) (12, 3)				1-H 2-H									1-2f	2	0	0	0	0	0	3					
<b>Yamil Benitez, R</b> OBP: 0.324, SLG: 0.500 (1, 7) (10, 9)			4-2 BB		0-3 K		0-0 1B		2-3 K		0-0 SH3-4		0-0 1B SH1-4	4	0	2	0	1	2	1					
<b>Jermaine Dye, R</b> OBP: 0.244, SLG: 0.340 (1, 9)			2-3 BB		2-3 K		0-3 K		4-2 1B BB		4-0 IBB		0-0 SH1-4	3	0	0	0	0	3	2					
<b>Bip Roberts, S</b> OBP: 0.355, SLG: 0.387 (9, PH) (10, 7)													1-2	0	1	0	0	2	0	0					
<b>Mike Macfarlane, R</b> OBP: 0.297, SLG: 0.372 (1, 2)			X											4	1	2	0	0	0	1					
<b>29 Mike Sweeney, R</b> OBP: 0.314, SLG: 0.371 (9, PR) (10, 2)					1-1 G4-3 HR 2B		0-0 L7		0-2 2B 1B		1-1 L7		0-0 P3	2	1	0	0	0	0	3					
<b>Shane Halter, R</b> OBP: 0.329, SLG: 0.360 (1, 6)			1-2 F9						1-2 2B 1B		1-0 F7		2-1	3	0	1	0	0	0	1					
<b>Jay Bell, R</b> OBP: 0.362, SLG: 0.454 (9, PH) (10, 6)					2-3 G4-3								2-3 1B	3	0	1	0	0	1	4					
<b>Inning Stats</b>	R: 0 E: 0 K: 2 S: 10	H: 0 LOB: 0 BB: 0 P: 16	R: 0 E: 0 K: 2 S: 9	H: 0 LOB: 1 BB: 1 P: 18	R: 0 E: 0 K: 3 S: 20	H: 2 LOB: 0 BB: 1 P: 33	R: 3 E: 0 K: 1 S: 10	H: 2 LOB: 0 BB: 1 P: 21	R: 0 E: 0 K: 1 S: 7	H: 1 LOB: 1 BB: 0 P: 8	R: 0 E: 0 K: 1 S: 12	H: 1 LOB: 1 BB: 20	R: 2 E: 0 K: 3 S: 21	H: 2 LOB: 2 BB: 2 P: 38	R: 0 E: 0 K: 0 S: 6	H: 1 LOB: 2 BB: 1 P: 12	R: 0 E: 0 K: 1 S: 18	H: 2 LOB: 2 BB: 0 P: 24	R: 0 E: 0 K: 0 S: 6	H: 2 LOB: 2 BB: 0 P: 8	R: 0 E: 0 K: 0 S: 10	H: 1 LOB: 1 BB: 1 P: 16	1B: 11 2B: 2 3B: 0 HR: 2	SF: 0 SAC: 2 DP: 2 HBP: 1	WP: 0 PA: 60 PB: 0 SB: 0 CS: 1

**Toronto Blue Jays @ Kansas City Royals**  
Kauffman Stadium, Kansas City, MO  
Sun Aug 24 1997, 3:33 AM CDT  
Att: 14,434 - Sunny - 81 F

AB	49
R	8
H	15
RBI	8
BB	7
SO	13
LOB	27



Batter	1	2	3	4	5	6	7	8	9	AB R H RBI BB SO LOB	TOP																									
<b>Bip Roberts, S</b> (1, 8) OBP: 0.352, SLG: 0.384 <b>Shane Halter, R</b> (9, 9) OBP: 0.329, SLG: 0.360	2-1 G4-3	2-2 L5			3-2 FC4-6 1B		3-3 K		3-1 F7	5 0 1 0 0 1 2 0 0 0 0 0 0 0																										
<b>Jed Hansen, R</b> (1, 4) OBP: 0.449, SLG: 0.595	3-2 HR 2B		2-3 K		1-2 FC4-6 BB 1-2f		1-2 1B		2-2 G6-3	5 1 2 1 0 1 2																										
<b>Jay Bell, R</b> (1, 6) OBP: 0.360, SLG: 0.458	0-0 HR 2-H		1-3 K		2-3 K		0-1 F9		1-3 K	5 1 1 2 0 3 3																										
<b>Chili Davis, S</b> (1, 10) OBP: 0.405, SLG: 0.548	1-0 HR		0-1 G1-3		4-2 BB 1-2			0-0 F7		3 1 1 1 1 0 0																										
<b>Dean Palmer, R</b> (1, 5) OBP: 0.307, SLG: 0.423	0-1 F8			1-1 G1-3	1-0 G4-3			2-2 G3-1		4 0 0 0 0 0 2																										
<b>Yamil Benitez, R</b> (1, 7) OBP: 0.322, SLG: 0.500	1-3 K		0-1 E6 1B 29 SF8		0-0 G6-3			3-2 2B		4 1 1 0 0 1 0																										
<b>Jeff King, R</b> (1, 3) OBP: 0.333, SLG: 0.408		1-1 F7		1-1 SAFE 1-3 1B		3-3 K		4-0 IBB		3 0 1 0 1 1 0																										
<b>29 Mike Sweeney, R</b> (1, 2) OBP: 0.307, SLG: 0.364		1-1 G4-3		2-1 SF8 3-H		0-0 G3		1-3 K		3 0 0 1 0 1 2																										
<b>Jermaine Dye, R</b> (1, 9) OBP: 0.250, SLG: 0.344 <b>Johnny Damon, L</b> (9, PR) OBP: 0.332, SLG: 0.390 (9, 8)		2-2 1B		1-3 K		3-2 G6-3		3-2 G6-3 1B		4 0 2 0 0 1 1 0 1 0 0 0 0 0																										
<b>Inning Stats</b>	R: 3 E: 0 K: 1 S: 14	H: 3 LOB: 0 BB: 0 P: 21	R: 0 E: 0 K: 0 S: 11	H: 1 LOB: 1 BB: 0 P: 17	R: 0 E: 0 K: 2 S: 8	H: 0 LOB: 0 BB: 0 P: 11	R: 1 E: 1 K: 1 S: 11	H: 1 LOB: 1 BB: 0 P: 16	R: 0 E: 0 K: 1 S: 5	H: 0 LOB: 0 BB: 0 P: 8	R: 0 E: 0 K: 1 S: 11	H: 1 LOB: 1 BB: 0 P: 18	R: 0 E: 0 K: 1 S: 12	H: 1 LOB: 2 BB: 1 P: 22	R: 1 E: 0 K: 1 S: 11	H: 1 LOB: 1 BB: 0 P: 20	1B: 5 2B: 2 3B: 0 HR: 2	SF: 1 SAC: 0 DP: 0 HBP: 0	WP: 0 PB: 0 SB: 2 CS: 0	PA: 39																
<b>PITCHER</b>	IP WLS BF H R ER SO BB IBB HBP BLK WP HR S P ERA WHIP																																			
<b>Jimmy Key, L</b> (1, 1) ERA: 2.87	6.2		29	7	4	3	7	1	0	0	0	0	2	73	115	4.05	1.200																			
<b>Alan Mills, R</b> (7, 1) ERA: 3.04	1.1		6	1	0	0	1	0	1	0	0	0	0	14	24	0.00	0.750																			
<b>Armando Benitez, R</b> (9, 1) ERA: 2.54	1.0	L	4	1	1	1	1	0	0	0	0	0	0	11	20	9.00	1.000																			

**Kansas City Royals @ Baltimore Orioles**  
**Oriole Park at Camden Yards, Baltimore, MD**

Tue Aug 26 1997, 7:05 PM EDT  
 Att. 46,016 - Unknown - 83 F

livebaseballscorecards.com

AB	36
R	5
H	9
RBI	5
BB	2
SO	9
LOB	12





Batter	1	2	3	4	5	6	7	8	9	AB	R	H	RBI	BB	SO	LOB
<b>Brady Anderson, L</b> (1, 8) OBP: 0.407, SLG: 0.484	2-2 G4-3		3-3 K	1-0 HR			1-3 K			4	1	1	4	0	2	0
<b>Roberto Alomar, S</b> (1, 4) OBP: 0.361, SLG: 0.439	0-0 G1-4-3 1B		1-0 F9	1-0 G4-3			0-0 G4-3			3	0	1	0	0	0	0
<b>Aaron Ledesma, R</b> (6, 4) OBP: 0.452, SLG: 0.526										1	0	0	0	0	0	0
<b>Geronimo Berroa, R</b> (1, 10) OBP: 0.372, SLG: 0.481	2-2 G1-4-3 1-2f		1-1 HBP			2-1 F9	1-3 K			3	0	0	0	0	1	1
<b>Rafael Palmeiro, L</b> (1, 3) OBP: 0.332, SLG: 0.479		3-0 F7	3-2 G4-3			0-0 P6		1-0 F8		4	0	0	0	0	0	1
<b>Cal Ripken Jr., R</b> (1, 5) OBP: 0.342, SLG: 0.429		0-0 HBP BB 1B		1-0 G3 HR 2B		1-1 G6-3		3-2 G1-6-3 1B		4	1	3	0	0	0	0
<b>B.J. Surhoff, L</b> (1, 7) OBP: 0.359, SLG: 0.481		4-2 HBP BB		1-2 G3		1-2 L1		1-0 G1-6-3 1-2f		3	0	0	0	1	0	2
<b>Jeffrey Hammonds, R</b> (1, 9) OBP: 0.318, SLG: 0.496		3-1 L7		3-1 F9		2-1 FC4 1B		0-0 P4		4	0	1	0	0	0	3
<b>Chris Hoiles, R</b> (1, 2) OBP: 0.380, SLG: 0.418		2-1 HBP		4-2 BB HR BB		3-1 SAFE F8		1-3 K		2	1	0	0	1	1	1
<b>Mike Bordick, R</b> (1, 6) OBP: 0.267, SLG: 0.293		1-2 2-3 HBP		4-2 HR BB		1-2 SAFE FC4 1-2f		2-2 F8		2	1	0	0	1	0	4
<b>Harold Baines, L</b> (9, PH) OBP: 0.367, SLG: 0.442				1-2 HR BB						1	0	0	0	0	0	0

Inning Stats	R: 0	H: 1	E: 0	LOB: 0	K: 0	P: 11	R: 0	H: 1	E: 0	LOB: 3	K: 0	P: 24	R: 0	H: 0	E: 0	LOB: 1	K: 1	P: 16	R: 4	H: 2	E: 0	LOB: 0	K: 0	P: 28	R: 0	H: 0	E: 0	LOB: 0	K: 0	P: 8	R: 0	H: 1	E: 0	LOB: 1	K: 0	P: 17	R: 0	H: 0	E: 0	LOB: 0	K: 2	P: 9	R: 0	H: 1	E: 0	LOB: 0	K: 0	P: 10	R: 0	H: 0	E: 0	LOB: 0	K: 1	P: 11	R: 0	H: 0	E: 0	LOB: 0	K: 1	P: 11	1B: 4	SF: 0	2B: 1	SAC: 0	3B: 0	DP: 2	HR: 1	HBP: 2	WP: 0	PA: 36
--------------	------	------	------	--------	------	-------	------	------	------	--------	------	-------	------	------	------	--------	------	-------	------	------	------	--------	------	-------	------	------	------	--------	------	------	------	------	------	--------	------	-------	------	------	------	--------	------	------	------	------	------	--------	------	-------	------	------	------	--------	------	-------	------	------	------	--------	------	-------	-------	-------	-------	--------	-------	-------	-------	--------	-------	--------

PITCHER	IP	WLS	BF	H	R	ER	SO	BB	IBB	HBP	BLK	WP	HR	S	P	ERA	WHIP
<b>Glendon Rusch, L</b> (1, 1) ERA: 5.73	6.0		27	5	4	4	1	3	0	2	0	0	1	54	104	6.00	1.333
<b>Hipolito Pichardo, R</b> (7, 1) ERA: 5.4	1.1		5	1	0	0	2	0	0	0	0	0	0	11	17	0.00	0.750
<b>Matt Whisenant, L</b> (8, 1) ERA: 5.65	0.2	W	1	0	0	0	0	0	0	0	0	0	0	1	2	0.00	0.000
<b>Jeff Montgomery, R</b> (9, 1) ERA: 4.16	1.0	S	3	0	0	0	1	0	0	0	0	0	0	8	11	0.00	0.000

**BOTTOM**

**Kansas City Royals @ Baltimore Orioles**  
**Oriole Park at Camden Yards, Baltimore, MD**

Tue Aug 26 1997, 7:05 PM EDT  
 Att: 46,016 - Unknown - 83 F

livebaseballscorecards.com

<b>AB</b>	<b>31</b>
<b>R</b>	<b>4</b>
<b>H</b>	<b>6</b>
<b>RBI</b>	<b>4</b>
<b>BB</b>	<b>3</b>
<b>SO</b>	<b>4</b>
<b>LOB</b>	<b>12</b>



Batter	1	2	3	4	5	6	7	8	9	AB R H RBI BB SO LOB	TOP		
<b>Johnny Damon, L</b> (1, 8) OBP: 0.331, SLG: 0.388 	1-2 <b>G1-3</b> 			1-1 <b>G6-3</b> 		0-1 <b>CS</b> <b>1B</b> 		1-2 <b>G1-3</b> 		4 0 1 0 0 0 0	<b>Kansas City Royals @ Baltimore Orioles</b> Oriole Park at Camden Yards, Baltimore, MD Wed Aug 27 1997, 7:05 PM EDT Att. 43,750 - Unknown - 85 F  <b>AB 32</b> <b>R 3</b> <b>H 6</b> <b>RBI 3</b> <b>BB 2</b> <b>SO 10</b> <b>LOB 9</b>  		
<b>Jed Hansen, R</b> (1, 4) OBP: 0.434, SLG: 0.565 	3-1 <b>G6-3</b> 			1-3 <b>K</b> 		2-1 <b>CS</b> <b>1B</b> <b>1-2</b> 	0-2 <b>HR</b> <b>1B</b> 	0-2 <b>K</b> 		4 1 1 0 0 2 0			
<b>Jay Bell, R</b> (1, 6) OBP: 0.359, SLG: 0.456 	3-3 <b>K</b> 			1-1 <b>G6-3</b> 			2-1 <b>HR</b> <b>1B</b> 	0-1 <b>F7</b> 		4 1 1 0 0 1 0			
<b>Chili Davis, S</b> (1, 10) OBP: 0.406, SLG: 0.554 		2-2 <b>G3-1</b> 			1-1 <b>G4-3</b> 		1-0 <b>HR</b> <b>1-H</b> <b>2-H</b> 		4-1 <b>BB</b> 			3 1 1 3 1 0 0	
<b>Dean Palmer, R</b> (1, 5) OBP: 0.306, SLG: 0.421 		2-3 <b>K2-3</b> 			3-2 <b>P4</b> 		0-0 <b>FC5-4</b> <b>1B</b> 		1-2 <b>P6</b> 			4 0 1 0 0 1 1	
<b>Larry Sutton, L</b> (1, 3) <b>Jeff King, R</b> (9, PH) OBP: 0.333, SLG: 0.407 		1-3 <b>K</b> 			2-1 <b>E1</b> <b>FC5-4</b> 		2-3 <b>K</b> 		0-3 <b>K</b> 			3 0 0 0 0 2 1 1 0 0 0 0 1 1	
<b>Yamil Benitez, R</b> (1, 7) OBP: 0.311, SLG: 0.482 				0-1 <b>G6-3</b> 		1-1 <b>FC5-4</b> <b>1-2f</b> 		0-0 <b>FC5-4</b> <b>BB</b> <b>1-2f</b> 		2-3 <b>K</b> 			4 0 0 0 0 1 3
<b>Jermaine Dye, R</b> (1, 9) OBP: 0.257, SLG: 0.346 				2-2 <b>G6-3</b> 		2-1 <b>G1-4-3</b> <b>1B</b> 		4-0 <b>BB</b> 				2 0 1 0 1 0 0	
<b>Mike Macfarlane, R</b> (1, 2) OBP: 0.294, SLG: 0.367 				1-2 <b>K</b> 		0-1 <b>G1-4-3</b> <b>1-2f</b> 		2-3 <b>K</b> 				3 0 0 0 0 2 3	
<b>Inning Stats</b>	R: 0 H: 0 E: 0 LOB: 0 K: 1 BB: 0 S: 10 P: 17	R: 0 H: 0 E: 0 LOB: 0 K: 2 BB: 0 S: 9 P: 14	R: 0 H: 0 E: 0 LOB: 0 K: 1 BB: 0 S: 8 P: 11	R: 0 H: 0 E: 0 LOB: 0 K: 1 BB: 0 S: 7 P: 10	R: 0 H: 0 E: 1 LOB: 1 K: 0 BB: 0 S: 9 P: 16	R: 0 H: 2 E: 0 LOB: 0 K: 0 BB: 0 S: 7 P: 11	R: 3 H: 4 E: 0 LOB: 2 K: 2 BB: 1 S: 16 P: 27	R: 0 H: 0 E: 0 LOB: 0 K: 1 BB: 0 S: 8 P: 9	R: 0 H: 0 E: 0 LOB: 1 K: 2 BB: 1 S: 10 P: 17	1B: 5 SF: 0 2B: 0 SAC: 0 3B: 0 DP: 1 HR: 1 HBP: 0	WP: 0 PA: 35 PB: 0 SB: 0 CS: 1		
<b>PITCHER</b> <b>Scott Erickson, R</b> (1, 1) ERA: 3.3 <b>Arthur Rhodes, L</b> (8, 1) ERA: 3.09	IP WLS BF H R ER SO BB IBB HBP BLK WP HR S P ERA WHIP 7.0 0 27 6 3 3 7 1 0 0 0 0 1 66 106 3.86 1.000 2.0 1 7 0 0 0 3 1 0 0 0 0 0 18 26 0.00 0.500	<b>PITCHER</b> IP WLS BF H R ER SO BB IBB HBP BLK WP HR S P ERA WHIP											

**BOTTOM**

**Kansas City Royals @ Baltimore Orioles**  
**Oriole Park at Camden Yards, Baltimore, MD**

livebaseballscorecards.com

<b>AB</b>	<b>30</b>
<b>R</b>	<b>7</b>
<b>H</b>	<b>7</b>
<b>RBI</b>	<b>7</b>
<b>BB</b>	<b>4</b>
<b>SO</b>	<b>7</b>
<b>LOB</b>	<b>4</b>



WP:	1	PA:	34
PB:	1		
SB:	0		
CS:	1		

Wed Aug 27 1997, 7:05 PM EDT  
 Att: 43,750 - Unknown - 85 F

AB	R	H	RBI	BB	SO	LOB
3	1	1	0	1	0	0
3	1	0	0	1	1	1
3	2	1	0	1	1	0
3	1	1	2	1	0	0
0	0	0	0	0	0	0
4	2	2	5	0	0	1
4	0	2	0	0	1	0
4	0	0	0	0	0	2
3	0	0	0	0	2	0
2	0	0	0	0	1	0
1	0	0	0	0	1	0
1B:	5	SF:	0			
2B:	0	SAC:	0			
3B:	0	DP:	0			
HR:	2	HBP:	0			

Batter	1	2	3	4	5	6	7	8	9
<b>Brady Anderson, L</b> OBP: 0.407, SLG: 0.483 (1, 8)	1-0 P6		2-1 P5			4-0 CS BB		0-0 BB PB HR 1B	
<b>Aaron Ledesma, R</b> OBP: 0.435, SLG: 0.488 (1, 4)	1-3 K			0-1 F8		4-1 1B BB		2-2 F9	
<b>B.J. Surhoff, L</b> OBP: 0.360, SLG: 0.480 (1, 7)	3-3 K			0-1 F7		0-1 1B WP		4-1 HR IBB	
<b>Geronimo Berroa, R</b> OBP: 0.373, SLG: 0.480 <b>Jeff Reboulet, R</b> OBP: 0.307, SLG: 0.342 (1, 9) (9, 6)			3-1 P6	0-1 L7		3-2 1B		4-1 HR BB	
<b>Rafael Palmeiro, L</b> OBP: 0.333, SLG: 0.491 (1, 3)			3-1 P6		2-2 HR	2-1 G3		0-0 HR	
<b>Cal Ripken Jr., R</b> OBP: 0.344, SLG: 0.429 (1, 5)			1-2 1B		0-3 K		2-2 F9	3-2 1B	
<b>Harold Baines, L</b> OBP: 0.363, SLG: 0.438 (1, 10)			0-0 F8		1-0 F9		1-2 F8	2-2 P5	
<b>Lenny Webster, R</b> OBP: 0.317, SLG: 0.356 (1, 2)			0-3 K		2-2 F9		1-3 K		
<b>Mike Bordick, R</b> OBP: 0.265, SLG: 0.292 <b>Tony Tarasco, L</b> OBP: 0.320, SLG: 0.414 (8, PH) (9, 9)			1-2 G5-3		1-3 K		2-3 K		

Inning Stats	R: 0	H: 0	E: 0	K: 2	S: 10	H: 0	LOB: 0	BB: 0	P: 15	R: 0	H: 1	E: 0	K: 0	S: 8	H: 0	LOB: 1	BB: 0	P: 15	R: 0	H: 0	E: 0	K: 1	S: 8	H: 0	LOB: 0	BB: 0	P: 11	R: 1	H: 1	E: 0	K: 1	S: 16	H: 2	LOB: 1	BB: 2	P: 25	R: 0	H: 0	E: 0	K: 1	S: 9	H: 0	LOB: 0	BB: 0	P: 13	R: 4	H: 3	E: 0	K: 1	S: 19	H: 3	LOB: 1	BB: 2	P: 36
--------------	------	------	------	------	-------	------	--------	-------	-------	------	------	------	------	------	------	--------	-------	-------	------	------	------	------	------	------	--------	-------	-------	------	------	------	------	-------	------	--------	-------	-------	------	------	------	------	------	------	--------	-------	-------	------	------	------	------	-------	------	--------	-------	-------

PITCHER	IP	WLS	BF	H	R	ER	SO	BB	IBB	HBP	BLK	WP	HR	S	P	ERA	WHIP
<b>Kevin Appier, R</b> ERA: 3.18 (1, 1)	7.0		26	4	3	3	6	2	0	0	0	1	1	68	106	3.86	0.857
<b>Hector Carrasco, R</b> ERA: 4.01 (8, 1)	0.2	L	7	3	4	4	1	1	1	0	0	0	1	15	30	54.00	6.000
<b>Jamie Walker, L</b> ERA: 5.14 (8, 1)	0.1		1	0	0	0	0	0	0	0	0	0	0	4	6	0.00	0.000

Batter	1	2	3	4	5	6	7	8	9	AB R H RBI BB SO LOB	TOP													
<b>Bip Roberts, S</b> (1, 7) OBP: 0.348, SLG: 0.379	0-3 <b>K</b>			0-0 <b>G4-3</b>		1-3 <b>K</b>		1-1 <b>G4-3</b>	0-3 <b>K</b>	5 0 0 0 0 3 0	<b>Kansas City Royals @ Baltimore Orioles</b> Oriole Park at Camden Yards, Baltimore, MD Thu Aug 28 1997, 3:33 AM EDT Att. 44,070 - Overcast - 83 F													
<b>Johnny Damon, L</b> (1, 8) OBP: 0.330, SLG: 0.387	3-2 <b>G1-3</b>			1-1 <b>G3-1</b>		2-2 <b>G3 1B</b>		1-1 <b>G6-3</b>		4 0 1 0 0 0 0														
<b>Jay Bell, R</b> (1, 6) OBP: 0.361, SLG: 0.456	2-1 <b>F8</b>			1-2 <b>G4-3</b>		1-2 <b>G3 1B</b>		2-2 <b>1B</b>		4 0 2 0 0 0 0														
<b>Chili Davis, S</b> (1, 10) OBP: 0.403, SLG: 0.548		3-2 <b>G1-3</b>			2-3 <b>K</b>	3-2 <b>G3</b>		0-0 <b>F9</b>		4 0 0 0 0 1 3														
<b>Dean Palmer, R</b> (1, 5) OBP: 0.306, SLG: 0.420		0-3 <b>K</b>			0-0 <b>HR 1B</b>	0-1 <b>F8</b>			2-1 <b>F8</b>	4 1 1 0 0 1 2														
<b>Jeff King, R</b> (1, 3) OBP: 0.334, SLG: 0.413		0-2 <b>P6</b>			2-0 <b>HR</b>		4-1 <b>FC5-4 BB</b>		0-1 <b>F8</b>	3 1 1 2 1 0 0														
<b>Jermaine Dye, R</b> (1, 9) OBP: 0.257, SLG: 0.339				1-3 <b>K</b>	0-1 <b>F7</b>		0-3 <b>K</b>	4-1 <b>HR BB</b>		3 1 0 0 1 2 1														
<b>29 Mike Sweeney, R</b> (1, 2) OBP: 0.306, SLG: 0.367				2-3 <b>K</b>	0-0 <b>2B</b>		0-0 <b>FC5-4</b>	0-0 <b>E4 HR</b>		4 1 1 0 0 1 2														
<b>Jed Hansen, R</b> (1, 4) OBP: 0.411, SLG: 0.531 <b>Larry Sutton, L</b> (9, PH) OBP: 0.300, SLG: 0.650 <b>Shane Halter, R</b> (9, 4) OBP: 0.329, SLG: 0.360				0-3 <b>K</b>	0-3 <b>K</b>		2-3 <b>K</b>	2-1 <b>HR</b>		3 0 0 0 0 3 2 1 1 1 3 0 0 0 0 0 0 0 0 0 0														
<b>Inning Stats</b>	R: 0 E: 0 K: 1 S: 8	H: 0 LOB: 0 BB: 0 P: 13	R: 0 E: 0 K: 1 S: 9	H: 0 LOB: 0 BB: 0 P: 12	R: 0 E: 0 K: 3 S: 11	H: 0 LOB: 0 BB: 0 P: 14	R: 0 E: 0 K: 0 S: 7	H: 3 LOB: 1 BB: 0 P: 9	R: 2 E: 0 K: 2 S: 12	H: 3 LOB: 1 BB: 0 P: 16	R: 0 E: 0 K: 1 S: 17	H: 2 LOB: 2 BB: 0 P: 25	R: 0 E: 0 K: 2 S: 8	H: 0 LOB: 1 BB: 1 P: 14	R: 0 E: 0 K: 0 S: 8	H: 1 LOB: 1 BB: 0 P: 12	R: 3 E: 1 K: 1 S: 11	H: 1 LOB: 0 BB: 1 P: 19	1B: 4 2B: 1 3B: 0 HR: 2	SF: 0 SAC: 0 DP: 0 HBP: 0	WP: 0 PB: 0 SB: 0 CS: 0	PA: 37		
<b>35 Mike Mussina, R</b> (1, 1) ERA: 3.18 <b>Jesse Orosco, L</b> (8, 1) ERA: 2.03 <b>Terry Mathews, R</b> (9, 1) ERA: 3.88	IP 7.0	WLS L	BF 27	H 5	R 2	ER 2	SO 10	BB 1	IBB 0	HBP 0	BLK 0	WP 0	HR 1	S 72	P 103	ERA 2.57	WHIP 0.857							
											<b>PITCHER</b> IP WLS BF H R ER SO BB IBB HBP BLK WP HR S P ERA WHIP													

livebaseballscorecards.com

<b>AB</b>	35
<b>R</b>	5
<b>H</b>	7
<b>RBI</b>	5
<b>BB</b>	2
<b>SO</b>	11
<b>LOB</b>	10



Batter	1	2	3	4	5	6	7	8	9	AB	R	H	RBI	BB	SO	LOB	BOTTOM
--------	---	---	---	---	---	---	---	---	---	----	---	---	-----	----	----	-----	--------

<b>Brady Anderson, L</b> <small>(1, 8)            OBP: 0.406, SLG: 0.481</small>	2-3  <small>1</small>	3-2  <small>3</small>			0-0  <small>2</small>			1-0  <small>1B</small>		4	0	1	0	0	1	2	<div style="text-align: center;"> <h3>Kansas City Royals @ Baltimore Orioles</h3> <p>               Oriole Park at Camden Yards, Baltimore, MD                Thu Aug 28 1997, 3:33 AM EDT                Att. 44,070 - Overcast - 83 F             </p> </div>
<b>Aaron Ledesma, R</b> <small>(1, 4)            OBP: 0.400, SLG: 0.444</small>	0-3  <small>2</small>		1-0  <small>1</small>		3-2  <small>3</small>			1-1  <small>1B</small> <small>1-2f</small>		4	0	0	0	0	2	2	
<b>Geronimo Berroa, R</b> <small>(1, 9)            OBP: 0.374, SLG: 0.480</small> <b>Mike Bordick, R</b> <small>(9, 6)            OBP: 0.265, SLG: 0.292</small>	0-0  <small>1B</small>		1-0  <small>2</small>				3-1  <small>1</small>	0-1  <small>1B</small> <small>1-2</small>		4	0	2	0	0	0	0	
<b>Rafael Palmeiro, L</b> <small>(1, 3)            OBP: 0.332, SLG: 0.488</small>	4-2  <small>1B</small> <small>1-2</small>		1-3  <small>3</small>				2-2  <small>2</small>	0-3  <small>3</small>		3	0	0	0	1	2	2	
<b>Cal Ripken Jr., R</b> <small>(1, 5)            OBP: 0.341, SLG: 0.426</small>	1-2  <small>1-2f</small>				3-3  <small>1</small>			1-2  <small>3</small>		4	0	0	0	0	2	2	
<b>Jeffrey Hammonds, R</b> <small>(1, 7)            OBP: 0.318, SLG: 0.501</small>		1-0 			1-2  <small>2</small>			2-2  <small>1</small>		4	1	1	1	0	0	0	
<b>Harold Baines, L</b> <small>(1, 10)            OBP: 0.362, SLG: 0.438</small>		0-2  <small>2B</small>			0-0  <small>3</small>			1-2  <small>2</small>		4	0	1	0	0	1	0	
<b>Chris Hoiles, R</b> <small>(1, 2)            OBP: 0.379, SLG: 0.417</small>			1-0  <small>1</small>				0-1  <small>1B</small>			3	0	1	0	0	1	1	
<b>Jeff Reboulet, R</b> <small>(1, 6)            OBP: 0.304, SLG: 0.339</small> <b>B.J. Surhoff, L</b> <small>(8, PH)            OBP: 0.360, SLG: 0.479</small> <small>(9, 7)</small>		1-2  <small>2</small>			2-2  <small>1-2f</small>			2-2  <small>1</small>		2	0	0	0	0	0	2	

<b>Inning Stats</b> R: 0    H: 1 E: 0    LOB: 2 K: 2    BB: 1 S: 12    P: 19	R: 1    H: 2 E: 0    LOB: 1 K: 0    BB: 0 S: 12    P: 18	R: 0    H: 0 E: 0    LOB: 0 K: 1    BB: 0 S: 5    P: 8	R: 0    H: 0 E: 0    LOB: 0 K: 1    BB: 0 S: 10    P: 14	R: 0    H: 1 E: 0    LOB: 1 K: 1    BB: 0 S: 10    P: 15	R: 0    H: 0 E: 0    LOB: 0 K: 0    BB: 0 S: 9    P: 15	R: 0    H: 0 E: 0    LOB: 0 K: 2    BB: 0 S: 11    P: 16	R: 0    H: 2 E: 0    LOB: 2 K: 2    BB: 0 S: 12    P: 16	R: 0    H: 0 E: 0    LOB: 0 K: 1    BB: 0 S: 8    P: 15	1B: 4    SF: 0 2B: 1    SAC: 0 3B: 0    DP: 0 HR: 1    HBP: 0	WP: 0    PA: 34 PB: 0 SB: 0 CS: 0
<b>PITCHER</b> <b>50 José Rosado, L</b> (1, 1) <small>ERA: 4.28</small> <b>Hipolito Pichardo, R</b> (8, 1) <small>ERA: 5.3</small> <b>Matt Whisenant, L</b> (8, 1) <small>ERA: 5.52</small> <b>Gregg Olson, R</b> (9, 1) <small>ERA: 6.23</small>	IP: 7.0 WLS: W BF: 26 H: 4 R: 1 ER: 1 SO: 7 BB: 1 IBB: 0 HBP: 0 BLK: 0 WP: 0 HR: 1 S: 69 P: 105 ERA: 1.29 WHIP: 0.714	IP: 0.2 WLS: W BF: 4 H: 2 R: 0 ER: 0 SO: 1 BB: 0 IBB: 0 HBP: 0 BLK: 0 WP: 0 HR: 0 S: 9 P: 13 ERA: 0.00 WHIP: 3.000	IP: 0.1 WLS: W BF: 1 H: 0 R: 0 ER: 0 SO: 1 BB: 0 IBB: 0 HBP: 0 BLK: 0 WP: 0 HR: 0 S: 3 P: 3 ERA: 0.00 WHIP: 0.000	IP: 1.0 WLS: W BF: 3 H: 0 R: 0 ER: 0 SO: 1 BB: 0 IBB: 0 HBP: 0 BLK: 0 WP: 0 HR: 0 S: 8 P: 15 ERA: 0.00 WHIP: 0.000	<b>PITCHER</b> IP: 7.0 WLS: W BF: 26 H: 4 R: 1 ER: 1 SO: 7 BB: 1 IBB: 0 HBP: 0 BLK: 0 WP: 0 HR: 1 S: 69 P: 105 ERA: 1.29 WHIP: 0.714	IP: 0.2 WLS: W BF: 4 H: 2 R: 0 ER: 0 SO: 1 BB: 0 IBB: 0 HBP: 0 BLK: 0 WP: 0 HR: 0 S: 9 P: 13 ERA: 0.00 WHIP: 3.000	IP: 0.1 WLS: W BF: 1 H: 0 R: 0 ER: 0 SO: 1 BB: 0 IBB: 0 HBP: 0 BLK: 0 WP: 0 HR: 0 S: 3 P: 3 ERA: 0.00 WHIP: 0.000	IP: 1.0 WLS: W BF: 3 H: 0 R: 0 ER: 0 SO: 1 BB: 0 IBB: 0 HBP: 0 BLK: 0 WP: 0 HR: 0 S: 8 P: 15 ERA: 0.00 WHIP: 0.000	1B: 4    SF: 0 2B: 1    SAC: 0 3B: 0    DP: 0 HR: 1    HBP: 0	WP: 0    PA: 34 PB: 0 SB: 0 CS: 0



Batter	1	2	3	4	5	6	7	8	9	AB R H RBI BB SO LOB	TOP																									
<b>Delino DeShields, L</b> (1, 4) OBP: 0.347, SLG: 0.451	0-1 G4-3 1B	3-2 G5-3		2-2 F8		3-2 CS 1B		0-0 2-H 3B 3B		5 1 3 1 0 0 1																										
<b>Royce Clayton, R</b> (1, 6) OBP: 0.300, SLG: 0.386	1-1 G4-3 1-2	1-0 F9		0-2 G3-1		0-0 CS 1B		1-3 K		5 0 1 0 0 1 3																										
<b>Mark McGwire, R</b> (1, 3) OBP: 0.388, SLG: 0.622	2-2 G5-3			4-0 FC5-4 FC6-5 1B BB		1-0 HR		4-0 BB 3B IBB		2 3 1 1 3 0 1																										
<b>Ray Lankford, L</b> (1, 8) OBP: 0.408, SLG: 0.602	4-2 BB			0-0 FC5-4 1B		1-0 G3		4-2 BB 3B BB		3 1 1 0 2 1 2																										
<b>Willie McGee, S</b> (1, 10) OBP: 0.368, SLG: 0.447	3-2 F7			2-2 FC5-4 FC6-5 HBP 1-2 2-3		1-0 G6-3		0-1 3B 1-H 2-H 3-H		5 0 1 3 0 0 4																										
<b>Gary Gaetti, R</b> (1, 5) OBP: 0.313, SLG: 0.408		0-1 2B 3B		1-1 FC6-5 HBP		4-1 BB		0-0 G6-3		3 1 1 0 1 0 1																										
<b>Ron Gant, R</b> (1, 7) OBP: 0.308, SLG: 0.380		4-2 2B BB		3-1 FC6-5		3-2 G5-3		0-1 P2		4 1 0 1 1 1 3																										
<b>Mike DiFelice, R</b> (1, 2) OBP: 0.295, SLG: 0.333		3-2 2B		2-2 L9		1-1 L9		2-2 3B F8 1B		3 0 1 2 0 0 2																										
<b>Tom Lampkin, L</b> (8, PH) OBP: 0.332, SLG: 0.371		1-H 3-H 2B						1-3 K		2 1 1 0 0 1 0																										
<b>Phil Plantier, L</b> (1, 9) OBP: 0.310, SLG: 0.444		0-1 P6		0-1 F8		1-0 HR		1-0 F8 1-2		5 1 1 1 0 0 2																										
<b>Inning Stats</b>	R: 0 E: 0 K: 0 S: 13	H: 1 LOB: 2 BB: 1 P: 23	R: 2 E: 0 K: 0 S: 13	H: 2 LOB: 1 BB: 1 P: 24	R: 1 E: 0 K: 0 S: 11	H: 1 LOB: 2 BB: 1 P: 23	R: 0 E: 0 K: 0 S: 9	H: 0 LOB: 0 BB: 0 P: 11	R: 1 E: 0 K: 0 S: 7	H: 1 LOB: 1 BB: 1 P: 17	R: 1 E: 0 K: 1 S: 12	H: 3 LOB: 2 BB: 1 P: 21	R: 0 E: 0 K: 0 S: 5	H: 0 LOB: 0 BB: 0 P: 6	R: 4 E: 0 K: 1 S: 16	H: 3 LOB: 1 BB: 2 P: 29	R: 0 E: 0 K: 2 S: 10	H: 0 LOB: 0 BB: 0 P: 15	1B: 5 2B: 1 3B: 3 HR: 2	SF: 0 SAC: 0 DP: 0 HBP: 1	WP: 0 PA: 45 PB: 0 SB: 0 CS: 2															
<b>PITCHER</b>	IP WLS BF H R ER SO BB IBB HBP BLK WP HR S P ERA WHIP																																			
<b>Jim Pittsley, R</b> (1, 1) ERA: 5.97	2.2		16	4	3	3	0	3	0	1	0	0	0	34	65	10.12	2.625																			
<b>Ricky Bones, R</b> (3, 1) ERA: 7.18	3.0		14	4	2	2	0	2	0	0	0	0	2	28	51	6.00	2.000																			
<b>Matt Whisenant, L</b> (6, 1) ERA: 5.4	0.1		1	0	0	0	1	0	0	0	0	0	0	3	3	0.00	0.000																			
<b>Hector Carrasco, R</b> (7, 1) ERA: 4.18	1.1	L	6	2	2	2	0	0	0	0	0	0	0	12	16	13.50	1.500																			
<b>Gregg Olson, R</b> (8, 1) ERA: 6.62	0.2		5	1	2	2	1	1	1	0	0	0	0	9	19	27.00	3.000																			
<b>PITCHER</b>	IP WLS BF H R ER SO BB IBB HBP BLK WP HR S P ERA WHIP																																			
<b>Jamie Walker, L</b> (9, 1) ERA: 5.0	1.0		3	0	0	0	2	0	0	0	0	0	0	3	15	0.00	0.000																			

**St. Louis Cardinals @ Kansas City Royals**  
**Kauffman Stadium, Kansas City, MO**  
 Fri Aug 29 1997, 7:05 PM CDT  
 Att. 36,006 - Unknown - 89 F

AB	37
R	9
H	11
RBI	9
BB	7
SO	4
LOB	19



Batter	1	2	3	4	5	6	7	8	9	AB R H RBI BB SO LOB
Johnny Damon, L OBP: 0.333, SLG: 0.391 (1, 8)	0-1 G6-3		0-1 SAFE G5-3 PB 1-3 1B		1-1 1B WP 2B		1-2 G4-3		4-1 DI BB	4 1 2 0 1 0 0
Jed Hansen, R OBP: 0.383, SLG: 0.491 Larry Sutton, L OBP: 0.333, SLG: 0.650 (1, 4) (9, PH)	2-3 K		0-2 G5-3 1-3 3-H		1-1 G6-3		3-2 P3		4-0 BB	4 0 0 0 0 1 3 0 0 0 0 1 0 0
Jay Bell, R OBP: 0.361, SLG: 0.455 (1, 6)	4-0 BB		1-2 G3-1		1-0 WP BB SF4 1B		3-1 P3		0-0 F9	4 1 1 1 1 0 3
Chili Davis, S OBP: 0.402, SLG: 0.544 (1, 10)	2-1 L9		4-1 HR BB		4-2 WP BB		2-0 G4-3		1-2 G4-3	3 1 0 0 2 0 3
Dean Palmer, R OBP: 0.304, SLG: 0.417 (1, 5)		2-1 G1-3		2-3 K BB		2-2 SF4		0-0 F9		3 0 0 1 0 1 1
Jeff King, R OBP: 0.337, SLG: 0.421 (1, 3)		4-2 G6-4-3 BB		1-0 1-H HR		1-3 K		1-1 FC6-4 1B		3 1 2 2 1 1 1
Jermaine Dye, R OBP: 0.251, SLG: 0.331 (1, 9)		0-1 G6-4-3 1-2f		1-0 G6-3		2-3 K		0-2 FC6-4 1-2f		4 0 0 0 0 1 2
Yamil Benitez, R OBP: 0.309, SLG: 0.475 (1, 7)			1-1 1B PB 1B		0-0 G6-3		1-1 G6-3		0-0 F7	4 1 1 0 0 0 0
29 Mike Sweeney, R OBP: 0.310, SLG: 0.387 (1, 2)			1-0 P3		2-1 2B 1B 1B		3-2 P2		0-1 HR	4 2 2 1 0 0 1

Inning Stats	R: 0	H: 0	E: 0	K: 1	S: 7	H: 0	LOB: 1	BB: 1	P: 15	R: 0	H: 0	E: 0	K: 0	S: 6	R: 1	H: 2	E: 0	K: 0	S: 14	R: 2	H: 1	E: 0	K: 1	S: 7	R: 3	H: 3	E: 0	K: 1	S: 16	R: 0	H: 0	E: 0	K: 1	S: 9	R: 0	H: 0	E: 0	K: 0	S: 9	R: 0	H: 1	E: 0	K: 0	S: 7	R: 1	H: 1	E: 0	K: 0	S: 8	1B: 5	SF: 1	3B: 0	HR: 2
--------------	------	------	------	------	------	------	--------	-------	-------	------	------	------	------	------	------	------	------	------	-------	------	------	------	------	------	------	------	------	------	-------	------	------	------	------	------	------	------	------	------	------	------	------	------	------	------	------	------	------	------	------	-------	-------	-------	-------

PITCHER	IP	WLS	BF	H	R	ER	SO	BB	IBB	HBP	BLK	WP	HR	S	P	ERA	WHIP
Sean Lowe, R ERA: 12.46 (1, 1)	4.1		21	6	6	6	2	3	0	0	0	0	1	41	71	12.46	2.077
John Frascatore, R ERA: 2.33 (5, 1)	1.2		6	0	0	0	2	1	0	0	0	1	0	18	31	0.00	0.600
Rigo Beltran, L ERA: 2.48 (7, 1)	1.0	W	3	0	0	0	0	0	0	0	0	0	0	9	16	0.00	0.000
Curtis King, R ERA: 2.35 (8, 1)	1.0		4	1	0	0	0	0	0	0	0	0	0	7	10	0.00	1.000
Dennis Eckersley, R ERA: 3.77 (9, 1)	1.0	S	6	1	1	1	0	2	0	0	0	0	1	8	17	9.00	3.000

BOTTOM

St. Louis Cardinals @ Kansas City Royals  
Kauffman Stadium, Kansas City, MO

livebaseballscorecards.com

AB	33
R	7
H	8
RBI	5
BB	6
SO	4
LOB	14



WP: 1	PA: 40
PB: 1	
SB: 0	
CS: 0	

Fri Aug 29 1997, 7:05 PM CDT  
Att: 36,006 - Unknown - 89 F

Batter	1	2	3	4	5	6	7	8	9	AB R H RBI BB SO LOB	TOP		
<b>Delino DeShields, L</b> (1, 4) OBP: 0.345, SLG: 0.447	1-1 G4-3		1-0 P2		0-0 G4-3		0-1 L4			4 0 0 0 0 0 1	<b>St. Louis Cardinals @ Kansas City Royals</b> Kauffman Stadium, Kansas City, MO Sat Aug 30 1997, 7:05 PM CDT Att. 39,291 - Unknown - 88 F		
<b>Royce Clayton, R</b> (1, 6) OBP: 0.298, SLG: 0.383	0-0 G6-3		1-3 K		0-3 K		0-2 G6-3			4 0 0 0 0 2 1			
<b>Gary Gaetti, R</b> (1, 3) OBP: 0.313, SLG: 0.406	0-0 P2			0-0 F8		2-2 F8 1B 2B 1B		0-0 F7		4 1 1 0 0 0 0			
<b>Ray Lankford, L</b> (1, 8) OBP: 0.410, SLG: 0.601 <b>Danny Sheaffer, R</b> (8, PH) OBP: 0.304, SLG: 0.296 (8, 8)		4-2 G5-3 2B BB		2-2 L8		0-2 F8 1B 2B 1B		0-1 F9		2 2 1 0 1 0 0 1 0 0 0 0 0 0			
<b>Willie McGee, S</b> (1, 10) OBP: 0.363, SLG: 0.439		1-2 G5-3		1-0 P5		0-0 F8		0-1 G4-3		4 0 0 0 0 0 3			
<b>Ron Gant, R</b> (1, 7) OBP: 0.310, SLG: 0.383		0-0 F7			1-2 2B 1B		2-1 2B		2-3 K	4 1 2 2 0 1 1			
<b>Phil Plantier, L</b> (1, 9) OBP: 0.333, SLG: 0.485		0-2 WP 2B			3-1 2B 2B		1-1 G5-4-3 HBP		3-2 F7	3 1 2 1 0 0 0			
<b>Tom Pagnozzi, R</b> (1, 2) OBP: 0.257, SLG: 0.371		2-1 F8			1-0 2B		2-0 G5-4-3		3-1 L5	4 0 1 2 0 0 3			
<b>David Bell, R</b> (1, 5) OBP: 0.306, SLG: 0.405			0-3 K		2-0 F7		1-2 L9			3 0 0 0 0 1 1			
<b>Inning Stats</b>	R: 0 H: 0 E: 0 LOB: 0 K: 0 BB: 0 S: 4 P: 5	R: 1 H: 1 E: 0 LOB: 1 K: 0 BB: 1 S: 14 P: 21	R: 0 H: 0 E: 0 LOB: 0 K: 2 BB: 0 S: 7 P: 9	R: 0 H: 0 E: 0 LOB: 0 K: 0 BB: 0 S: 5 P: 8	R: 2 H: 3 E: 0 LOB: 1 K: 1 BB: 0 S: 12 P: 19	R: 2 H: 3 E: 0 LOB: 1 K: 0 BB: 0 S: 11 P: 18	R: 0 H: 0 E: 0 LOB: 0 K: 0 BB: 0 S: 8 P: 9	R: 0 H: 0 E: 0 LOB: 0 K: 0 BB: 0 S: 5 P: 5	R: 0 H: 0 E: 0 LOB: 0 K: 1 BB: 0 S: 8 P: 16	1B: 3 SF: 0 2B: 4 SAC: 0 3B: 0 DP: 1 HR: 0 HBP: 1	WP: 1 PA: 35 PB: 0 SB: 0 CS: 0		
<b>PITCHER</b>	IP WLS BF H R ER SO BB IBB HBP BLK WP HR S P ERA WHIP											<b>PITCHER</b>	IP WLS BF H R ER SO BB IBB HBP BLK WP HR S P ERA WHIP
<b>Tim Belcher, R</b> (1, 1) ERA: 5.09	7.0 W 29 7 5 5 3 1 0 1 0 1 0 0 61 89 6.43 1.143												
<b>Jamie Walker, L</b> (8, 1) ERA: 4.86	1.0 3 0 0 0 0 0 0 0 0 0 0 0 5 5 0.00 0.000												
<b>Scott Service, R</b> (9, 1) ERA: 9.95	1.0 3 0 0 0 0 1 0 0 0 0 0 0 8 16 0.00 0.000												

livebaseballscorecards.com





Batter	1	2	3	4	5	6	7	8	9
<b>Johnny Damon, L</b> (1, 8) OBP: 0.340, SLG: 0.394 <b>Jed Hansen, R</b> (4, PR) OBP: 0.377, SLG: 0.481 (5, 4)	2-1  G6-4-3 1B	4-0  2B BB		0-0  SF9 1B		0-0  F8			
<b>Shane Halter, R</b> (1, 4) OBP: 0.356, SLG: 0.438 (5, 8)	3-2  F9	0-1  1-H 2-H 2B		1-1  HR 1B			0-0  HR		
<b>Jay Bell, R</b> (1, 6) OBP: 0.359, SLG: 0.452	2-1  G6-4-3 1-2f	4-1  BB		1-2  SF9 3H		0-0  F8		0-0  G5-3	
<b>Chili Davis, S</b> (1, 10) OBP: 0.403, SLG: 0.550 <b>Larry Sutton, L</b> (7, PH) OBP: 0.318, SLG: 0.619		4-0  FC6-4 2B BB		1-0  1-H HR	0-0  G5-3		0-0  P5		
<b>Jeff King, R</b> (1, 3) OBP: 0.338, SLG: 0.426		1-2  P6	1-0  P5	4-2  2B HR BB	1-2  HR		1-1  F8		
<b>Dean Palmer, R</b> (1, 5) OBP: 0.306, SLG: 0.426	1-1  FC6-4 HBP	0-0  HR	1-1  HR 2B	3-2  G3			2-3  K		
<b>Yamil Benitez, R</b> (1, 7) OBP: 0.297, SLG: 0.455	2-2  FC6-4 1-2f 2-3 2B	1-3  K	2-3  K	1-0  G4-3			2-0  F9		
<b>Mike Macfarlane, R</b> (1, 2) OBP: 0.300, SLG: 0.379	2-0  1-H 3-H 2B 2B	1-1  F8	4-1  HR BB		1-1  G6-3		1-2  2B		
<b>Jermaine Dye, R</b> (1, 9) OBP: 0.261, SLG: 0.368	0-1  2B 2B			1-0  1B 2B		3-3  K		0-1  G6-3	

Inning Stats	R: 0	H: 1	E: 0	K: 0	S: 7	H: 1	LOB: 0	BB: 0	P: 14	R: 5	H: 3	E: 0	K: 0	S: 15	H: 3	LOB: 2	BB: 3	P: 33	R: 1	H: 1	E: 0	K: 1	S: 7	H: 1	LOB: 0	BB: 0	P: 10	R: 8	H: 7	E: 0	K: 1	S: 29	H: 7	LOB: 2	BB: 2	P: 51	R: 1	H: 1	E: 0	K: 0	S: 8	H: 1	LOB: 0	BB: 0	P: 13	R: 0	H: 0	E: 0	K: 1	S: 6	H: 0	LOB: 0	BB: 0	P: 10	R: 1	H: 1	E: 0	K: 0	S: 5	H: 1	LOB: 0	BB: 0	P: 6	R: 0	H: 1	E: 0	K: 1	S: 9	H: 1	LOB: 1	BB: 0	P: 14
1B: 4	SF: 1	2B: 6	SAC: 0	3B: 0	DP: 1	HR: 5	HBP: 2	WP: 0	PA: 45	1B: 4	SF: 1	2B: 6	SAC: 0	3B: 0	DP: 1	HR: 5	HBP: 2	WP: 0	PA: 45	1B: 4	SF: 1	2B: 6	SAC: 0	3B: 0	DP: 1	HR: 5	HBP: 2	WP: 0	PA: 45	1B: 4	SF: 1	2B: 6	SAC: 0	3B: 0	DP: 1	HR: 5	HBP: 2	WP: 0	PA: 45	1B: 4	SF: 1	2B: 6	SAC: 0	3B: 0	DP: 1	HR: 5	HBP: 2	WP: 0	PA: 45																							

PITCHER	IP	WLS	BF	H	R	ER	SO	BB	IBB	HBP	BLK	WP	HR	S	P	ERA	WHIP
<b>Manny Aybar, R</b> (1, 1) ERA: 4.5	1.2	L	12	4	5	5	0	3	0	1	0	0	0	20	45	27.00	4.200
<b>Mark Petkovsek, R</b> (2, 1) ERA: 4.96	2.0		16	7	9	9	2	2	0	1	0	0	3	33	57	40.50	4.500
<b>Tony Fossas, L</b> (4, 1) ERA: 2.72	2.1		10	3	2	2	1	0	0	0	0	0	2	20	30	7.71	1.286
<b>Jose Bautista, R</b> (7, 1) ERA: 6.38	2.0		7	1	0	0	1	0	0	0	0	0	0	13	19	0.00	0.500

**BOTTOM**

**St. Louis Cardinals @ Kansas City Royals**  
 Kauffman Stadium, Kansas City, MO

Sat Aug 30 1997, 7:05 PM CDT  
 Att: 39,291 - Unknown - 88 F

livebaseballscorecards.com

<b>AB</b>	<b>37</b>
<b>R</b>	<b>16</b>
<b>H</b>	<b>15</b>
<b>RBI</b>	<b>16</b>
<b>BB</b>	<b>5</b>
<b>SO</b>	<b>4</b>
<b>LOB</b>	<b>12</b>

Batter	1	2	3	4	5	6	7	8	9	AB R H RBI BB SO LOB	TOP																	
Royce Clayton, R OBP: 0.299, SLG: 0.383 (1, 6)	1-2 G6-3		0-1 1B			2-3 K	1-1 1B		2-2 G6-3	5 1 2 1 0 1 0	<b>St. Louis Cardinals @ Kansas City Royals</b> Kauffman Stadium, Kansas City, MO Sun Aug 31 1997, 3:33 AM CDT Att. 33,585 - Sunny - 87 F																	
David Bell, R OBP: 0.311, SLG: 0.417 (1, 4) (7, 5)	0-0 F9		2-1 1B			0-0 2B	3-1 SAFE E6 1B		2-3 K	5 1 2 0 0 1 1																		
Willie McGee, S OBP: 0.361, SLG: 0.436 (1, 10)	1-1 L6		1-1 P4			0-0 L1	1-2 1B			4 0 1 0 0 0 3																		
Gary Gaetti, R OBP: 0.312, SLG: 0.405 (1, 5) (7, 3)		0-0 G6-3		0-0 G6-3		2-2 G6-3	2-2 1B			4 0 1 1 0 0 1																		
Tom Pagnozzi, R OBP: 0.231, SLG: 0.333 Delino DeShields, L OBP: 0.345, SLG: 0.447 (1, 3) (7, 4)		1-2 G6-3		0-1 G6-3			G5-3			4 0 0 0 0 0 2 0 0 0 0 0 0 0																		
Ron Gant, R OBP: 0.313, SLG: 0.386 (1, 7)		4-1 BB		1-3 K			3-2 1B	4-1 BB		2 1 1 0 2 1 0																		
Phil Plantier, L OBP: 0.316, SLG: 0.457 (1, 9)		2-2 G3			2-3 K		2-3 K	1-3 K		4 0 0 0 0 3 3																		
Mike DiFelice, R OBP: 0.294, SLG: 0.332 (1, 2)			3-1 F9		1-3 K		2-2 1B	1 SAFE SAFE 2-3 K		4 1 1 1 0 2 1																		
Scarborough Green, S OBP: 0.200, SLG: 0.200 (1, 8)			0-0 F8		0-0 G6-3		1-1 1B		1-2 G3-1	4 1 1 0 0 0 0																		
<b>Inning Stats</b>	R: 0 E: 0 K: 0 S: 6	H: 0 LOB: 0 BB: 0 P: 8	R: 0 E: 0 K: 0 S: 10	H: 0 LOB: 1 BB: 1 P: 17	R: 0 E: 0 K: 0 S: 9	H: 2 LOB: 2 BB: 0 P: 15	R: 0 E: 0 K: 1 S: 6	H: 0 LOB: 0 BB: 0 P: 7	R: 0 E: 0 K: 1 S: 10	H: 0 LOB: 0 BB: 0 P: 13		R: 0 E: 0 K: 1 S: 8	H: 1 LOB: 1 BB: 0 P: 12	R: 5 E: 1 K: 1 S: 32	H: 6 LOB: 2 BB: 0 P: 49	R: 0 E: 0 K: 2 S: 7	H: 0 LOB: 0 BB: 1 P: 14	R: 0 E: 0 K: 1 S: 9	H: 0 LOB: 0 BB: 0 P: 14	1B: 7 2B: 2 3B: 0 HR: 0	SF: 0 SAC: 0 DP: 0 HBP: 0	WP: 0 PB: 0 SB: 0 CS: 1	PA: 38					
<b>PITCHER</b>	IP WLS BF H R ER SO BB IBB HBP BLK WP HR S P ERA WHIP																											
Glendon Rusch, L ERA: 5.59 (1, 1)	6.2		27	6	3	2	5	1	0	0	0	0	0	0	69	101	2.70	1.050										
Gregg Olson, R ERA: 6.56 (7, 1)	0.1	L	5	3	2	0	0	0	0	0	0	0	0	12	20	0.00	9.000											
Hipolito Pichardo, R ERA: 5.15 (8, 1)	1.0		3	0	0	0	2	1	0	0	0	0	0	7	14	0.00	1.000											
Jeff Montgomery, R ERA: 4.1 (9, 1)	1.0		3	0	0	0	1	0	0	0	0	0	0	9	14	0.00	0.000											

livebaseballscorecards.com

AB	36
R	5
H	9
RBI	3
BB	2
SO	8
LOB	11



Batter	1	2	3	4	5	6	7	8	9	AB	R	H	RBI	BB	SO	LOB
Johnny Damon, L (1, 8) OBP: 0.338, SLG: 0.391	1-3 K		2-3 K			1-0 F7 1B SF8 1B		3-2 G4-3	1-3 K	5	1	1	0	0	3	2
Shane Halter, R (1, 6) OBP: 0.363, SLG: 0.434 Jay Bell, R (8, PR) OBP: 0.359, SLG: 0.451	1-2 G6-3		1-2 G5-3			1-2 1B		3-2 1B 1B HBP	0-0 G5-3	3	0	1	0	0	0	0
Chili Davis, S (1, 10) OBP: 0.402, SLG: 0.547 50 José Rosado, L (8, PR)	0-1 P6		2-1 G6-3			3-2 F7		3-2 1B 1B BB		4	0	1	0	0	0	2
Dean Palmer, R (1, 5) OBP: 0.308, SLG: 0.433		2-2 HR			1-0 G6-3	1-0 SF8		4-0 1B 1-2 BB		2	1	1	2	1	0	0
Jeff King, R (1, 3) OBP: 0.337, SLG: 0.425		2-1 L1			3-2 L8	2-2 L4		0-1 1B		4	0	1	1	0	0	1
Jermaine Dye, R (1, 9) OBP: 0.255, SLG: 0.360		0-2 P4			1-3 K		2-3 K	1-1 L5		4	0	0	0	0	2	3
Yamil Benitez, R (1, 7) OBP: 0.318, SLG: 0.492		1-1 HR				0-0 29 G1-6-3 1B		0-0 29 G6-3 1B		3	1	3	1	0	0	0
29 Mike Sweeney, R (1, 2) OBP: 0.309, SLG: 0.380		4-2 BB			0-1 G1-6-3	1-2f		0-0 G6-3		3	0	0	0	1	0	3
Jed Hansen, R (1, 4) OBP: 0.369, SLG: 0.456		1-3 K			1-1 L9			1-2 L1		3	0	0	0	1	1	1

Inning Stats	R: 0	H: 0	E: 0	K: 1	S: 9	LOB: 0	BB: 0	P: 11	R: 2	H: 2	E: 0	K: 1	S: 18	LOB: 1	BB: 1	P: 28	R: 0	H: 0	E: 0	K: 1	S: 8	LOB: 0	BB: 0	P: 13	R: 0	H: 0	E: 0	K: 1	S: 10	LOB: 0	BB: 0	P: 15	R: 0	H: 1	E: 0	K: 0	S: 5	LOB: 0	BB: 0	P: 6	R: 1	H: 2	E: 0	K: 0	S: 9	LOB: 1	BB: 0	P: 16	R: 0	H: 1	E: 0	K: 1	S: 6	LOB: 0	BB: 0	P: 8	R: 1	H: 2	E: 0	K: 0	S: 15	LOB: 3	BB: 1	P: 30	R: 0	H: 0	E: 0	K: 1	S: 10	LOB: 2	BB: 1	P: 16	1B: 6	SF: 1	2B: 0	SAC: 0	3B: 0	DP: 2	HR: 2	HBP: 2	WP: 0	PA: 38
--------------	------	------	------	------	------	--------	-------	-------	------	------	------	------	-------	--------	-------	-------	------	------	------	------	------	--------	-------	-------	------	------	------	------	-------	--------	-------	-------	------	------	------	------	------	--------	-------	------	------	------	------	------	------	--------	-------	-------	------	------	------	------	------	--------	-------	------	------	------	------	------	-------	--------	-------	-------	------	------	------	------	-------	--------	-------	-------	-------	-------	-------	--------	-------	-------	-------	--------	-------	--------

PITCHER	IP	WLS	BF	H	R	ER	SO	BB	IBB	HBP	BLK	WP	HR	S	P	ERA	WHIP
Donovan Osborne, L (1, 1) ERA: 4.62	6.0	W	23	5	3	3	4	1	0	0	0	0	2	59	89	4.50	1.000
Curtis King, R (7, 1) ERA: 2.6	2.0		10	3	1	1	1	1	0	1	0	0	0	21	38	4.50	2.000
Dennis Eckersley, R (9, 1) ERA: 3.68	1.0	S	5	0	0	0	1	1	0	1	0	0	0	10	16	0.00	1.000

BOTTOM

St. Louis Cardinals @ Kansas City Royals  
Kauffman Stadium, Kansas City, MO

Sun Aug 31 1997, 3:33 AM CDT  
Att. 33,585 - Sunny - 87 F

livebaseballscorecards.com

AB	32
R	4
H	8
RBI	4
BB	3
SO	6
LOB	14



Batter	1	2	3	4	5	6	7	8	9	AB R H RBI BB SO LOB	TOP						
<b>Johnny Damon, L</b> (1, 8) <small>OBP: 0.341, SLG: 0.400</small>	1-1  <b>HR</b>		1-0  <b>G4-3</b>			4-2  <b>1B BB</b>	2-2  <b>P2</b>	1-2  <b>1B</b>		4 2 2 1 1 0 0							
<b>Jed Hansen, R</b> (1, 4) <small>OBP: 0.371, SLG: 0.433</small>	0-3  <b>K</b>		2-3  <b>K</b>			4-2  <b>1B BB</b>	4-1  <b>F9 1B BB</b>	2-2  <b>G4-3</b>		3 1 0 0 2 2 2							
<b>Jay Bell, R</b> (1, 6) <small>OBP: 0.363, SLG: 0.453</small>	1-2  <b>1B</b>			1-2  <b>G5-3</b>		0-1  <b>FC6-4 1B 2B</b>	1-1  <b>1B</b>		4-0  <b>HBP BB 2B BB</b>	4 2 3 1 1 0 0							
<b>Dean Palmer, R</b> (1, 5) <small>OBP: 0.309, SLG: 0.432</small>	1-1  <b>F8</b>			2-3  <b>K</b>		2-2  <b>FC6-4 1B</b>	1-0  <b>F9</b>		4-1  <b>HBP 2B BB</b>	4 1 1 1 1 1 3							
<b>Jeff King, R</b> (1, 3) <small>OBP: 0.336, SLG: 0.422</small> <b>Matt Whisenant, R</b> (7, 1) <small>OBP: 0.401, SLG: 0.546</small> <b>Chili Davis, S</b> (9, PH) <small>OBP: 0.401, SLG: 0.546</small> <b>Jeff Montgomery, R</b> (9, 1) <small>OBP: 0.401, SLG: 0.546</small> <b>Hipolito Pichardo, R</b> (9, 1)	2-3  <b>K</b>			4-1  <b>BB</b>		2-2  <b>FC6-4 2B</b>	1-1  <b>F9</b>		3-3  <b>K</b>	3 0 0 0 1 1 5 0 0 0 0 0 0 0 1 0 0 0 0 1 2 0 0 0 0 0 0 0 0 0 0 0 0 0 0							
<b>Jermaine Dye, R</b> (1, 9) <small>OBP: 0.264, SLG: 0.374</small>		0-1  <b>G6-3</b>		2-2  <b>L9</b>		1-1  <b>2B</b>		1-0  <b>SH3 SF8 2B</b>	1-2  <b>2B HBP</b>	4 1 2 1 0 0 1							
<b>Yamil Benitez, R</b> (1, 7) <small>OBP: 0.309, SLG: 0.477</small>		0-3  <b>K</b>			1-2  <b>P4</b>	1-3  <b>K</b>		1-1  <b>SH3</b>	2-3  <b>K</b>	4 0 0 0 0 3 5							
<b>Mike Macfarlane, R</b> (1, 2) <small>OBP: 0.302, SLG: 0.382</small>		1-3  <b>K</b>			2-1  <b>G5-3</b>	4-0  <b>IBB</b>		2-2  <b>SF8</b>	0-0  <b>2B</b>	3 0 1 3 1 1 0							
<b>Kevin Appier, R</b> (1, 1) <b>Scott Cooper, L</b> (6, PH) <small>OBP: 0.273, SLG: 0.295</small> <b>Scott Service, R</b> (6, 1) <b>Larry Sutton, L</b> (7, 3) <small>OBP: 0.348, SLG: 0.636</small>	0-3  <b>K</b>			1-3  <b>K</b>		0-0  <b>P6</b>		1-1  <b>1B</b>		2 0 0 0 0 2 0 1 0 0 0 0 0 3 0 0 0 0 0 0 0 1 0 1 0 0 0 0							
<b>Inning Stats</b>	R: 1 H: 2 E: 0 LOB: 1 K: 2 BB: 0 S: 15 P: 20	R: 0 H: 0 E: 0 LOB: 0 K: 2 BB: 0 S: 8 P: 9	R: 0 H: 0 E: 0 LOB: 0 K: 2 BB: 0 S: 7 P: 10	R: 0 H: 0 E: 0 LOB: 1 K: 1 BB: 1 S: 10 P: 19	R: 0 H: 0 E: 0 LOB: 0 K: 1 BB: 0 S: 9 P: 13	R: 3 H: 3 E: 0 LOB: 3 K: 1 BB: 3 S: 20 P: 38	R: 0 H: 1 E: 0 LOB: 2 K: 0 BB: 1 S: 12 P: 21	R: 1 H: 3 E: 0 LOB: 2 K: 2 BB: 0 S: 14 P: 22	R: 2 H: 1 E: 0 LOB: 2 K: 2 BB: 2 S: 10 P: 24	1B: 6 SF: 1 2B: 3 SAC: 1 3B: 0 DP: 0 HR: 1 HBP: 1	WP: 0 PA: 44 PB: 0 SB: 0 CS: 0						
<b>PITCHER</b>	<b>IP</b> <b>WLS</b> <b>BF</b> <b>H</b> <b>R</b> <b>ER</b> <b>SO</b> <b>BB</b> <b>IBB</b> <b>HBP</b> <b>BLK</b> <b>WP</b> <b>HR</b> <b>S</b> <b>P</b> <b>ERA</b> <b>WHIP</b>											<b>PITCHER</b>	<b>IP</b> <b>WLS</b> <b>BF</b> <b>H</b> <b>R</b> <b>ER</b> <b>SO</b> <b>BB</b> <b>IBB</b> <b>HBP</b> <b>BLK</b> <b>WP</b> <b>HR</b> <b>S</b> <b>P</b> <b>ERA</b> <b>WHIP</b>				
<b>Mike Remlinger, L</b> (1, 1) <small>ERA: 4.25</small>	5.0	L	21	3	4	4	8	3	0	0	0	0	1	56	86	7.20	1.200
<b>Stan Belinda, R</b> (6, 1) <small>ERA: 3.67</small>	2.0		11	3	0	0	1	1	1	0	0	0	0	25	44	0.00	2.000
<b>Danny Graves, R</b> (8, 1) <small>ERA: 5.94</small>	1.0		8	3	3	3	0	2	0	0	0	0	0	15	31	27.00	5.000
<b>Felix Rodriguez, R</b> (9, 1) <small>ERA: 4.74</small>	1.0		4	1	0	0	2	0	0	1	0	0	0	9	15	0.00	1.000

**Kansas City Royals @ Cincinnati Reds**  
 Cinergy Field, Cincinnati, OH  
 Mon Sep 01 1997, 3:33 AM EDT  
 Att. 31,920 - Sunny - 88 F

[livebaseballscorecards.com](http://livebaseballscorecards.com)

<b>AB</b>	<b>34</b>
<b>R</b>	<b>7</b>
<b>H</b>	<b>10</b>
<b>RBI</b>	<b>7</b>
<b>BB</b>	<b>7</b>
<b>SO</b>	<b>11</b>
<b>LOB</b>	<b>21</b>



Batter	1	2	3	4	5	6	7	8	9	AB	R	H	RBI	BB	SO	LOB
Pokey Reese, R OBP: 0.294, SLG: 0.295 (1, 6)	0-2 G4-3		2-0 P3	3-2 G6-3			2-2 2B		3-1 G5-3	5	0	1	0	0	0	3
Jon Nunnally, L OBP: 0.331, SLG: 0.482 Mike Kelly, R OBP: 0.326, SLG: 0.533 (1, 8) (7, PH) (8, 8)	0-0 G4-3		2-2 F7		2-2 G3-1		1-3 K			3	0	0	0	0	0	0
Chris Stynes, R OBP: 0.438, SLG: 0.554 (1, 7)	0-2 2B		1-0 E7 HR		0-0 G4-3			1-1 G3		4	1	2	0	0	0	0
Eddie Taubensee, L OBP: 0.310, SLG: 0.459 (1, 3)	1-2 G6-3		2-1 HR		1-0 F7			2-2 F9		4	1	1	2	0	0	1
Willie Greene, L OBP: 0.354, SLG: 0.453 (1, 9)		1-1 G6-3	4-2 BB			2-3 K		1-1 P6		3	0	0	0	1	1	0
Joe Oliver, R OBP: 0.330, SLG: 0.456 Brook Fordyce, R OBP: 0.287, SLG: 0.329 (1, 2) (9, PR)		3-2 2B	1-2 L7			3-1 G4-3			0-1 G1-3 BB PB 1B	4	1	2	0	0	0	1
Pete Rose, L OBP: 0.500, SLG: 0.333 (1, 5)		1-3 K		3-2 SH1-4 1B		2-3 K			4-2 PB G1-3 BB	3	0	1	0	1	2	1
Bret Boone, R OBP: 0.295, SLG: 0.331 (1, 4)		1-1 2B	1-0 F7			1-3 K			2-2 P3	4	0	1	1	0	1	3
Mike Remlinger, L OBP: 0.083, SLG: 0.167 Stan Belinda, R OBP: 0.333, SLG: 0.368 Deion Sanders, L OBP: 0.333, SLG: 0.368 Danny Graves, R OBP: 0.284, SLG: 0.348 (1, 1) (6, 1) (7, PH) (8, 1) (9, 1) (9, PH)		1-3 K	0-0 SH1-4			0-0 G4-3			1-1 G1-3	1	0	0	0	0	1	1

Inning Stats	R: 0	H: 1	E: 0	LOB: 1	K: 0	P: 11	R: 1	H: 2	E: 0	LOB: 1	K: 2	P: 21	R: 2	H: 2	E: 1	LOB: 1	K: 0	P: 26	R: 0	H: 1	E: 0	LOB: 1	K: 0	P: 16	R: 0	H: 0	E: 0	LOB: 0	K: 0	P: 8	R: 0	H: 0	E: 0	LOB: 0	K: 2	P: 15	R: 0	H: 1	E: 0	LOB: 1	K: 2	P: 15	R: 0	H: 0	E: 0	LOB: 0	K: 0	P: 11	R: 1	H: 1	E: 0	LOB: 2	K: 0	P: 24	1B: 3	SF: 0	2B: 4	SAC: 1	3B: 0	DP: 0	HR: 1	HBP: 0	WP: 0	PA: 37
--------------	------	------	------	--------	------	-------	------	------	------	--------	------	-------	------	------	------	--------	------	-------	------	------	------	--------	------	-------	------	------	------	--------	------	------	------	------	------	--------	------	-------	------	------	------	--------	------	-------	------	------	------	--------	------	-------	------	------	------	--------	------	-------	-------	-------	-------	--------	-------	-------	-------	--------	-------	--------

PITCHER	IP	WLS	BF	H	R	ER	SO	BB	IBB	HBP	BLK	WP	HR	S	P	ERA	WHIP
Kevin Appier, R ERA: 3.24 (1, 1)	5.0	W	22	6	3	3	2	1	0	0	0	0	0	52	82	5.40	1.400
Scott Service, R ERA: 7.88 (6, 1)	1.2		6	1	0	0	3	0	0	0	0	0	0	15	25	0.00	0.600
Matt Whisenant, L ERA: 4.96 (7, 1)	1.1		4	0	0	0	1	0	0	0	0	0	0	11	16	0.00	0.000
Jeff Montgomery, R ERA: 4.1 (9, 1)	0.0		2	1	1	0	0	1	0	0	0	0	0	4	8	∞	∞
Hipolito Pichardo, R ERA: 5.02 (9, 1)	1.0	S	3	0	0	0	0	0	0	0	0	0	0	10	16	0.00	0.000

**BOTTOM**

**Kansas City Royals @ Cincinnati Reds**  
Cinergy Field, Cincinnati, OH

Mon Sep 01 1997, 3:33 AM EDT  
Att: 31,920 - Sunny - 88 F

livebaseballscorecards.com

AB	34
R	4
H	8
RBI	3
BB	2
SO	6
LOB	13



Batter	1	2	3	4	5	6	7	8	9	AB R H RBI BB SO LOB	TOP											
Johnny Damon, L (1, 8) OBP: 0.342, SLG: 0.404	0-0 F8		3-2 2B		2-1 1B		2-3 K			4 0 2 0 0 1 0												
Rod Myers, L (1, 7) OBP: 0.389, SLG: 0.333	0-1 G1-3		4-2 BB		2-0 1B		1-0 G5-3			3 0 1 0 1 0 0												
Jay Bell, R (1, 6) OBP: 0.362, SLG: 0.452	1-2 2B 1B		3-3 K		1-1 F7			2-2 P6		4 0 1 0 0 1 4												
Dean Palmer, R (1, 5) OBP: 0.308, SLG: 0.432	3-2 1-H 2B			3-3 K		2-0 P4		1-1 G1-3		4 0 1 0 0 1 0												
Jeff King, R (1, 3) OBP: 0.338, SLG: 0.422		2-2 F8		4-1 BB		0-0 S 1B		0-0 P6		3 0 1 0 1 0 0												
Jermaine Dye, R (1, 9) OBP: 0.264, SLG: 0.371		1-1 29 G4-6-3 1B		1-2 F7		1-3 K		2-3 K		4 0 1 0 0 2 2												
29 Mike Sweeney, R (1, 2) OBP: 0.309, SLG: 0.376		1-0 G4-6-3		3-2 P6		1-1 HBP		2-2 G3-1		2 0 0 0 0 0 2												
Larry Sutton, L (9, PH) OBP: 0.333, SLG: 0.609		1-2								1 0 0 0 0 0 0												
Shane Halter, R (1, 4) OBP: 0.351, SLG: 0.419			3-2 G6-3		3-1 L6		2-3 K		0-1 G3-1	3 0 0 0 0 1 2												
Scott Cooper, L (9, PH) OBP: 0.271, SLG: 0.292										1 0 0 0 0 0 0												
50 José Rosado, L (1, 1)			0-0 G6-3		0-3 K		1-3 K			2 0 0 0 0 1 0												
David Howard, S (7, PH) OBP: 0.285, SLG: 0.323										1 0 0 0 0 1 0												
Hector Carrasco, R (7, 1)										0 0 0 0 0 0 0												
Jamie Walker, L (8, 1)										0 0 0 0 0 0 0												
Brian Bevil, R (8, 1)										0 0 0 0 0 0 0												
<b>Inning Stats</b>	R: 0 E: 0 K: 0 S: 10	H: 2 LOB: 2 BB: 0 P: 14	R: 0 E: 0 K: 0 S: 6	H: 1 LOB: 0 BB: 0 P: 10	R: 0 E: 0 K: 1 S: 14	H: 1 LOB: 2 BB: 1 P: 27	R: 0 E: 0 K: 1 S: 10	H: 0 LOB: 1 BB: 1 P: 21	R: 0 E: 0 K: 1 S: 10	H: 2 LOB: 2 BB: 0 P: 18	R: 0 E: 0 K: 2 S: 9	H: 1 LOB: 2 BB: 0 P: 15	R: 0 E: 0 K: 2 S: 8	H: 0 LOB: 0 BB: 0 P: 12	R: 0 E: 0 K: 0 S: 7	H: 0 LOB: 0 BB: 0 P: 10	R: 0 E: 0 K: 1 S: 8	H: 0 LOB: 0 BB: 0 P: 12	1B: 5 2B: 2 3B: 0 HR: 0	SF: 0 SAC: 0 DP: 1 HBP: 1	WP: 0 PB: 0 SB: 1 CS: 0	PA: 35
<b>PITCHER</b>	IP WLS BF H R ER SO BB IBB HBP BLK WP HR S P ERA WHIP																					
Dave Burba, R (1, 1) ERA: 5.01	5.0 W 21 6 0 0 3 2 0 0 0 0 0 0 50 90 0.00 1.600																					
Scott Sullivan, R (6, 1) ERA: 3.01	1.0 5 1 0 0 2 0 0 1 0 0 0 9 15 0.00 1.000																					
Stan Belinda, R (7, 1) ERA: 3.63	1.0 3 0 0 0 2 0 0 0 0 0 0 8 12 0.00 0.000																					
Jeff Shaw, R (8, 1) ERA: 2.53	2.0 S 6 0 0 0 1 0 0 0 0 0 0 15 22 0.00 0.000																					

**Kansas City Royals @ Cincinnati Reds**  
Cinergy Field, Cincinnati, OH  
Tue Sep 02 1997, 7:05 PM EDT  
Att. 15,288 - Unknown - 86 F

livebaseballscorecards.com

AB	32
R	0
H	7
RBI	0
BB	2
SO	8
LOB	10



Batter	1	2	3	4	5	6	7	8	9
<b>Pokey Reese, R</b> OBP: 0.297, SLG: 0.296 (1, 6)	2-1 L7	3-2 G5-3			2-2 FC6-4 1B		4-0 F7 BB		
<b>Mike Kelly, R</b> OBP: 0.333, SLG: 0.540 (7, PH) <b>Jon Nunnally, L</b> OBP: 0.329, SLG: 0.479 (8, 8)	0-2 E 2B		1-2 G5-3		1-2 FC6-4 BB		1-2 F7		
<b>Chris Stynes, R</b> OBP: 0.430, SLG: 0.542 (1, 7)	0-1 G5-3		0-1 G4-3		2-2 FC6-4		0-0 1B		
<b>Eduardo Perez, R</b> OBP: 0.347, SLG: 0.512 (1, 3)	4-0 2B		1-3 K		1-0 FC6-4		0-3 K		
<b>Reggie Sanders, R</b> OBP: 0.335, SLG: 0.553 (1, 9)	0-0 2B		0-1 F8		2-3 K		4-2 HR BB		
<b>Joe Oliver, R</b> OBP: 0.332, SLG: 0.457 (1, 2)	0-2 G5-3		1-2 FC6-4 1B		0-0 1B		3-1 P6		
<b>Willie Greene, L</b> OBP: 0.355, SLG: 0.460 (1, 5)		2-1 E BB 1B		0-0 FC6-4		2-3 K	2-0 HR		
<b>Bret Boone, R</b> OBP: 0.297, SLG: 0.331 (1, 4)		4-1 E BB		1-3 K		1-0 1B	0-0 F9		
<b>Dave Burba, R</b> OBP: 0.200, SLG: 0.179 (5, PH) <b>Pete Rose, L</b> OBP: 0.400, SLG: 0.250 (6, 1) <b>Scott Sullivan, R</b> OBP: 0.264, SLG: 0.325 (7, 1) <b>Stan Belinda, R</b> OBP: 0.264, SLG: 0.325 (8, 1)		0-0 FC5-4		1-3 K		0-1 G3	3-3 K		

Inning Stats	R: 2	H: 2	E: 1	K: 0	S: 14	LOB: 1	BB: 1	P: 20
	R: 0	H: 0	E: 0	K: 1	S: 9	LOB: 0	BB: 0	P: 11
	R: 0	H: 1	E: 0	K: 1	S: 9	LOB: 1	BB: 0	P: 11
	R: 0	H: 1	E: 0	K: 1	S: 13	LOB: 2	BB: 1	P: 22
	R: 0	H: 2	E: 0	K: 2	S: 11	LOB: 2	BB: 0	P: 16
	R: 0	H: 1	E: 0	K: 1	S: 7	LOB: 1	BB: 1	P: 12
	R: 2	H: 1	E: 0	K: 1	S: 10	LOB: 0	BB: 1	P: 22

PITCHER	IP	WLS	BF	H	R	ER	SO	BB	IBB	HBP	BLK	WP	HR	S	P	ERA	WHIP
<b>50 José Rosado, L</b> ERA: 4.24 (1, 1)	6.0	L	27	7	2	2	5	3	0	0	0	0	0	63	96	3.00	1.667
<b>Hector Carrasco, R</b> ERA: 4.23 (7, 1)	1.1		6	1	1	1	1	2	0	0	0	0	0	11	23	6.75	2.250
<b>Jamie Walker, L</b> ERA: 5.11 (8, 1)	0.0		1	1	1	0	0	0	0	0	0	0	1	3	∞	∞	
<b>Brian Bevil, R</b> ERA: 12.0 (8, 1)	0.2		2	0	0	0	1	0	0	0	0	0	0	5	8	0.00	0.000

**BOTTOM**

**Kansas City Royals @ Cincinnati Reds**  
Cinergy Field, Cincinnati, OH

Tue Sep 02 1997, 7:05 PM EDT  
Att: 15,288 - Unknown - 86 F

AB	R	H	RBI	BB	SO	LOB
3	0	1	0	1	0	1
2	1	1	0	1	0	0
1	0	0	0	0	0	1
4	0	1	0	0	0	3
3	1	0	0	1	2	3
3	1	1	2	1	1	0
4	0	2	0	0	0	2
4	1	2	2	0	1	2
3	0	1	0	1	1	1
1	0	0	0	0	0	2
1	0	0	0	0	1	0
0	0	0	0	0	0	0
1	0	0	0	0	0	2
0	0	0	0	0	0	0
1	0	0	0	0	1	0

AB	31
R	4
H	9
RBI	4
BB	5
SO	7
LOB	17

WP: 0 PA: 36  
PB: 0  
SB: 2  
CS: 0



Batter	1	2	3	4	5	6	7	8	9	AB R H RBI BB SO LOB	TOP		
<b>Johnny Damon, L</b> (1, 8) <small>OBP: 0.339, SLG: 0.399</small>										5 0 0 1 0 2 2			
<b>Rod Myers, L</b> (1, 9) <small>OBP: 0.348, SLG: 0.263</small>										4 0 0 0 1 0 1			
<b>Jay Bell, R</b> (1, 6) <small>OBP: 0.365, SLG: 0.455</small>										3 0 2 2 1 0 0			
<b>Dean Palmer, R</b> (1, 5) <small>OBP: 0.307, SLG: 0.430</small> <b>Scott Cooper, L</b> (5, 5) <small>OBP: 0.226, SLG: 0.292</small> <b>Jeff King, R</b> (7, PH) <small>OBP: 0.337, SLG: 0.421</small> <b>Gregg Olson, R</b> (7, 1) <b>Matt Whisenant, R</b> (8, 1) <b>Brian Bevil, R</b> (8, 1)										2 0 0 0 0 2 2 0 0 0 0 0 1 0 0 1 0 0 0 0 0 0 2 0 0 0 0 0 0 0 0 0 0 0 0 0 0 0 0			
<b>Larry Sutton, L</b> (1, 3) <small>OBP: 0.321, SLG: 0.556</small>										4 0 1 0 0 0 1			
<b>Yamil Benitez, R</b> (1, 7) <small>OBP: 0.307, SLG: 0.478</small>										4 0 1 0 0 1 2			
<b>29 Mike Sweeney, R</b> (1, 2) <small>OBP: 0.308, SLG: 0.374</small>										4 1 1 0 0 1 3			
<b>Jed Hansen, R</b> (1, 4) <small>OBP: 0.365, SLG: 0.413</small>										3 1 0 0 1 2 1			
<b>Ricky Bones, R</b> (1, 1) <b>Felix Martinez, S</b> (3, PH) <b>Chris Haney, L</b> (3, 1) <b>Shane Halter, R</b> (5, PH) <small>OBP: 0.347, SLG: 0.414</small> <b>Scott Service, R</b> (5, 1) <b>David Howard, S</b> (7, PH) <small>OBP: 0.287, SLG: 0.321</small> (7, 5)										0 0 0 0 0 0 0 1 0 0 0 0 1 0 0 0 0 0 0 0 0 1 0 0 0 0 0 0 0 0 0 0 0 0 0 1 1 0 0 1 1 0			
<b>Inning Stats</b>	R: 0 H: 0 E: 0 LOB: 1 K: 2 BB: 1 S: 11 P: 17	R: 0 H: 1 E: 0 LOB: 1 K: 2 BB: 0 S: 12 P: 17	R: 0 H: 0 E: 0 LOB: 0 K: 2 BB: 0 S: 12 P: 19	R: 0 H: 2 E: 0 LOB: 2 K: 2 BB: 0 S: 10 P: 15	R: 0 H: 0 E: 0 LOB: 0 K: 1 BB: 0 S: 6 P: 10	R: 0 H: 0 E: 0 LOB: 1 K: 0 BB: 1 S: 8 P: 15	R: 3 H: 2 E: 0 LOB: 2 K: 0 BB: 3 S: 21 P: 37	R: 0 H: 0 E: 0 LOB: 0 K: 0 BB: 0 S: 6 P: 8	R: 0 H: 0 E: 1 LOB: 1 K: 1 BB: 0 S: 12 P: 14	1B: 3 SF: 0 2B: 2 SAC: 0 3B: 0 DP: 0 HR: 0 HBP: 0	WP: 0 PA: 38 PB: 0 SB: 0 CS: 0		
<b>PITCHER</b>	IP WLS BF H R ER SO BB IBB HBP BLK WP HR S P ERA WHIP											<b>PITCHER</b>	IP WLS BF H R ER SO BB IBB HBP BLK WP HR S P ERA WHIP
<b>Brett Tomko, R</b> (1, 1) <small>ERA: 3.38</small>	6.2 W 30 5 3 3 9 5 0 0 0 0 0 0 79 129 4.05 1.500												
<b>Pedro Martinez, L</b> (7, 1) <small>ERA: 6.75</small>	0.2 2 0 0 0 0 0 0 0 0 0 0 0 3 5 0.00 0.000												
<b>Scott Sullivan, R</b> (8, 1) <small>ERA: 2.99</small>	0.2 2 0 0 0 0 0 0 0 0 0 0 0 4 4 0.00 0.000												
<b>Jeff Shaw, R</b> (9, 1) <small>ERA: 2.5</small>	1.0 S 4 0 0 0 1 0 0 0 0 0 0 0 0 12 14 0.00 0.000												

**Kansas City Royals @ Cincinnati Reds**  
 Cinergy Field, Cincinnati, OH  
 Wed Sep 03 1997, 7:05 PM EDT  
 Att. 16,285 - Unknown - 67 F

[livebaseballscorecards.com](http://livebaseballscorecards.com)

AB	33
R	3
H	5
RBI	3
BB	5
SO	10
LOB	14





BOTTOM

Kansas City Royals @ Cincinnati Reds  
Cinergy Field, Cincinnati, OH

livebaseballscorecards.com

AB	29
R	6
H	8
RBI	6
BB	5
SO	7
LOB	17



WP	1	PA	37
PB	0		
SB	0		
CS	2		

Wed Sep 03 1997, 7:05 PM EDT  
Att: 16,285 - Unknown - 67 F

AB	R	H	RBI	BB	SO	LOB
5	0	1	1	0	0	4
3	2	1	1	1	0	1
3	1	0	0	1	2	1
4	0	3	2	0	1	0
3	0	0	0	0	0	2
2	1	1	0	2	0	0
3	1	1	2	0	1	1
2	1	1	0	1	1	1
1	0	0	0	0	0	3
2	0	0	0	0	1	1
0	0	0	0	0	0	0
0	0	0	0	0	0	0
1	0	0	0	0	1	3
0	0	0	0	0	0	0

Batter	1	2	3	4	5	6	7	8	9
Deion Sanders, L OBP: 0.332, SLG: 0.367 (1, 7)	0-1 F7 1B	3-2 CS BB 2-H 1B		1-0 E8 1B		0-1 G4-3 1B		1-2 G3 1B	
Pokey Reese, R OBP: 0.299, SLG: 0.306 (1, 6)	1-0 HR	SAFE SAFE 4-2 CS 1-2 2B BB		3-2 P4 1B			3-2 F8 1B		
Chris Stynes, R OBP: 0.423, SLG: 0.525 (1, 4)	1-3 K	SAFE SAFE 4-2 2B 1-2 2-3 BB		0-0 F8 1B			0-3 K 1B		
Eduardo Perez, R OBP: 0.353, SLG: 0.524 (1, 3)	1-1 2B	SAFE SAFE 3-0 2B 1-H 2-H			1-2 G3-6 1B		2-3 K 1B		
Willie Greene, L OBP: 0.354, SLG: 0.457 (1, 5)	0-2 G1-3		3-1 F9 1B		0-1 G3-6 1-2f 1B		4-1 HBP BB FC6-2 HBP		
Reggie Sanders, R OBP: 0.340, SLG: 0.556 (1, 9)		4-2 HR BB	0-1 WP 2B		2-0 F9 1B		4-2 SAFE FC6-2 HBP 1-2 BB		
Eddie Taubensee, L OBP: 0.313, SLG: 0.471 (1, 2)		SAFE 1-1 HR	0-1 L7 1B			3-3 K 1B	3-2 M L B H FC6-2 HBP 1-2 2-3		
Jon Nunnally, L OBP: 0.335, SLG: 0.479 Mike Kelly, R OBP: 0.331, SLG: 0.536 (8, PH) (9, 8)		SAFE 4-2 SH1-4 1B BB	2-3 K 2-3 1B			3-2 K 1B	0-1 FC6-2 1-2 2-3 3-Hf 1B		
Brett Tomko, R OBP: 0.148, SLG: 0.154 Pedro Martinez, L Scott Sullivan, R Lenny Harris, L OBP: 0.283, SLG: 0.346 Jeff Shaw, R (8, PH) (9, 1)	1-0 SH1-4 1-2 1B		0-1 G6-3 1B			1-3 K 1B	3-3 K 1B		

Inning Stats	R: 1	H: 2	E: 0	K: 1	S: 11	H: 2	LOB: 1	BB: 0	P: 14	R: 5	H: 3	E: 0	K: 0	S: 16	H: 3	LOB: 1	BB: 4	P: 40	R: 0	H: 1	E: 0	K: 1	S: 9	H: 1	LOB: 1	BB: 0	P: 14	R: 0	H: 0	E: 1	K: 0	S: 8	H: 1	LOB: 0	BB: 0	P: 9	R: 0	H: 1	E: 0	K: 2	S: 11	H: 1	LOB: 1	BB: 0	P: 18	R: 0	H: 0	E: 0	K: 2	S: 9	H: 0	LOB: 0	BB: 0	P: 14	R: 0	H: 0	E: 0	K: 1	S: 13	H: 0	LOB: 3	BB: 1	P: 28	1B: 3	2B: 3	3B: 0	HR: 2	SF: 0	SAC: 1	DP: 1	HBP: 2	WP: 1	PB: 0	SB: 0	CS: 2
--------------	------	------	------	------	-------	------	--------	-------	-------	------	------	------	------	-------	------	--------	-------	-------	------	------	------	------	------	------	--------	-------	-------	------	------	------	------	------	------	--------	-------	------	------	------	------	------	-------	------	--------	-------	-------	------	------	------	------	------	------	--------	-------	-------	------	------	------	------	-------	------	--------	-------	-------	-------	-------	-------	-------	-------	--------	-------	--------	-------	-------	-------	-------

PITCHER	IP	WLS	BF	H	R	ER	SO	BB	IBB	HBP	BLK	WP	HR	S	P	ERA	WHIP
Ricky Bones, R ERA: 7.7 (1, 1)	2.0	L	13	5	6	6	1	4	0	0	0	0	0	27	54	27.00	4.500
Chris Haney, L ERA: 5.12 (3, 1)	2.0		8	1	0	0	1	0	0	0	0	1	0	17	26	0.00	0.500
Scott Service, R ERA: 6.3 (5, 1)	2.0		7	2	0	0	2	0	0	0	0	0	0	17	27	0.00	1.000
Gregg Olson, R ERA: 6.38 (7, 1)	1.0		3	0	0	0	2	0	0	0	0	0	0	9	14	0.00	0.000
Matt Whisenant, L ERA: 4.96 (8, 1)	0.0		3	0	0	0	0	1	0	2	0	0	0	5	16	∞	∞

PITCHER	IP	WLS	BF	H	R	ER	SO	BB	IBB	HBP	BLK	WP	HR	S	P	ERA	WHIP
Brian Bevil, R ERA: 10.29 (8, 1)	1.0		3	0	0	0	1	0	0	0	0	0	0	8	12	0.00	0.000

Batter	1	2	3	4	5	6	7	8	9	10	11	12	AB R H RBI BB SO LOB	TOP																	
Jason McDonald, S OBP: 0.333, SLG: 0.387	4-2 2B BB	0-0 F8		2-2 1B			2-1 G4-3		2-1 3B		3-3 K		5 1 2 0 1 1 1																		
Dave Magadan, L OBP: 0.430, SLG: 0.417	1-1 2B 2B		4-2 HR BB	3-2 G6-3			4-2 2B BB		4-0 IBB			2-2 G5-3	3 2 1 1 3 0 1																		
Ben Grieve, L OBP: 0.545, SLG: 0.900	1-2 G5-3 WP 2B		1-0 F7			3-1 G4-6-3 1B	2-1 L7		3-1 G6-4-3			2-3 K	6 1 2 1 0 1 4																		
Matt Stairs, L OBP: 0.409, SLG: 0.657	2-0 G5-3		4-1 HR BB			1-1 G4-6-3	0-2 2B					2-2 G3	5 1 1 0 1 1 2																		
Jason Giambi, L OBP: 0.364, SLG: 0.485	2-2 G3		2-1 HR			1-1 F8	1-3 K				0-0 1B		5 1 2 3 0 1 2																		
Brian Leshar, R OBP: 0.231, SLG: 0.337			1-H 2-H HR										0 0 0 0 0 0 0																		
Brent Mayne, L OBP: 0.333, SLG: 0.395	1-3 K		0-3 K			2-1 F8 2B		1-3 K			1-2 SAFE SAFE P4		5 0 1 0 0 3 1																		
Scott Spiezio, S OBP: 0.279, SLG: 0.357		1-1 G3 1B	0-0 F9			0-0 F8	2-3 F8		0-1 F8		3-2 F9		5 0 1 0 0 0 2																		
Scott Brosius, R OBP: 0.258, SLG: 0.315		2-2 SAFE G3		0-0 F7		1-1 G4-3		2-3 K			2-1 L7		5 0 0 0 0 1 2																		
Miguel Tejada, R OBP: 0.229, SLG: 0.333		1-3 K		1-2 F9		1-1 G1-3			0-1 F9		0-2 L9		4 0 0 0 0 1 2																		
Mark Bellhorn, S OBP: 0.324, SLG: 0.366													1 0 0 0 0 0 0																		
<b>Inning Stats</b>	R: 3 E: 0 K: 1 S: 16	H: 2 LOB: 0 BB: 1 P: 27	R: 0 E: 0 K: 1 S: 11	H: 1 LOB: 1 BB: 0 P: 15	R: 3 E: 0 K: 1 S: 13	H: 1 LOB: 0 BB: 2 P: 24	R: 0 E: 0 K: 0 S: 11	H: 1 LOB: 1 BB: 0 P: 17	R: 0 E: 0 K: 0 S: 7	H: 1 LOB: 1 BB: 0 P: 11	R: 0 E: 0 K: 1 S: 13	H: 1 LOB: 2 BB: 1 P: 22	R: 0 E: 0 K: 2 S: 9	H: 0 LOB: 0 BB: 0 P: 12	R: 0 E: 0 K: 0 S: 6	H: 1 LOB: 1 BB: 1 P: 15	R: 0 E: 0 K: 0 S: 11	H: 1 LOB: 1 BB: 0 P: 17	R: 0 E: 0 K: 1 S: 8	H: 0 LOB: 0 BB: 0 P: 13	R: 0 E: 0 K: 2 S: 12	H: 0 LOB: 0 BB: 0 P: 16	1B: 4 2B: 4 3B: 1 HR: 1	SF: 0 SAC: 0 DP: 2 HBP: 0	WP: 1 PB: 0 SB: 1 CS: 0	PA: 49					
<b>PITCHER</b>	IP WLS BF H R ER SO BB IBB HBP BLK WP HR S P ERA WHIP																														
Tim Lincecum, R ERA: 5.22	(1, 1)	6.0	27	7	6	6	3	3	0	0	0	1	1	64	105	9.00	1.667														
Jamie Walker, L ERA: 4.89	(7, 1)	1.2	7	1	0	0	2	1	0	0	0	0	0	19	29	0.00	1.200														
Hipolito Pichardo, R ERA: 4.85	(8, 1)	1.1	5	1	0	0	1	0	1	0	0	0	0	9	20	0.00	0.750														
Jeff Montgomery, R ERA: 3.93	(10, 1)	2.0	7	1	0	0	1	0	0	0	0	0	0	19	30	0.00	0.500														
Gregg Olson, R ERA: 6.21	(12, 1)	1.0	W	3	0	0	0	0	0	0	0	0	0	12	16	0.00	0.000														

Oakland Athletics @ Kansas City Royals  
Kauffman Stadium, Kansas City, MO  
Thu Sep 04 1997, 7:05 PM CDT  
Att. 13,891 - Unknown - 71 F

livebaseballscores.com

AB	44
R	6
H	10
RBI	5
BB	5
SO	9
LOB	17



Batter	1	2	3	4	5	6	7	8	9	10	11	12	AB	R	H	RBI	BB	SO	LOB	BOTTOM
Rod Myers, L OBP: 0.310, SLG: 0.280 (1, 8)	G1-3		G3-1			G4-3	K		1B 2B	F7			6	1	1	1	0	1	4	
Shane Halter, R OBP: 0.343, SLG: 0.400 (9, 5)	WP BB			L8		G4-3	G6-3		K		F8		3	0	0	1	1	0	1	
Jay Bell, R OBP: 0.363, SLG: 0.453 (9, PH) (10, 5)													2	0	0	0	0	1	1	
Chili Davis, S OBP: 0.401, SLG: 0.543 (1, 10)	F8					G3							4	0	1	1	1	0	2	
Ricky Bones, R (9, PR)							L5-3						0	0	0	0	0	0	0	
Dean Palmer, R OBP: 0.309, SLG: 0.430 (11, PH)								BB	FC5-4 1B				0	0	0	0	1	0	0	
Yamil Benitez, R OBP: 0.301, SLG: 0.464 (1, 7)	K								FC5-4 1B				6	0	1	0	0	3	4	
Scott Cooper, L OBP: 0.282, SLG: 0.316 (1, 5)			G6-3										3	1	1	1	0	0	1	
Jed Hansen, R OBP: 0.355, SLG: 0.400 (8, PR) (9, 4)				G4-3									2	0	0	0	0	2	2	
Jermaine Dye, R OBP: 0.271, SLG: 0.368 (1, 9)			K			F9							4	1	1	0	2	1	0	
Johnny Damon, L OBP: 0.339, SLG: 0.399 (12, PR)							BLK 1B BB						0	1	0	0	0	0	0	
Larry Sutton, L OBP: 0.353, SLG: 0.531 (1, 3)			K					1B BB					5	1	2	1	1	2	2	
Mike Macfarlane, R OBP: 0.308, SLG: 0.385 (1, 2)													4	1	2	0	1	0	2	
Felix Martinez, S OBP: 0.429, SLG: 0.500 (1, 6)			K										5	1	2	2	1	2	3	

Inning Stats	R: 0	H: 0	E: 0	K: 1	S: 8	LOB: 1	BB: 1	P: 15	R: 0	H: 0	E: 0	K: 2	S: 8	LOB: 0	BB: 0	P: 12	R: 0	H: 0	E: 0	K: 1	S: 7	LOB: 0	BB: 0	P: 11	R: 0	H: 1	E: 0	K: 0	S: 9	LOB: 1	BB: 0	P: 13	R: 0	H: 1	E: 0	K: 2	S: 11	LOB: 1	BB: 0	P: 17	R: 0	H: 0	E: 0	K: 1	S: 7	LOB: 1	BB: 1	P: 17	R: 4	H: 4	E: 0	K: 1	S: 21	LOB: 1	BB: 1	P: 32	R: 0	H: 0	E: 0	K: 1	S: 9	LOB: 2	BB: 1	P: 18	R: 2	H: 2	E: 0	K: 2	S: 19	LOB: 1	BB: 1	P: 31	R: 0	H: 0	E: 0	K: 0	S: 11	LOB: 2	BB: 2	P: 23	R: 0	H: 0	E: 0	K: 1	S: 12	LOB: 1	BB: 1	P: 23	R: 1	H: 3	E: 0	K: 0	S: 8	LOB: 2	BB: 0	P: 12	1B: 8	2B: 2	3B: 0	HR: 1	SF: 0	SAC: 1	DP: 0	HBP: 1	WP: 1	PA: 54
PITCHER	IP	WLS	BF	H	R	ER	SO	BB	IBB	HBP	BLK	WP	HR	S	P	ERA	WHIP											PITCHER	IP	WLS	BF	H	R	ER	SO	BB	IBB	HBP	BLK	WP	HR	S	P	ERA	WHIP																																																													
Jimmy Haynes, R ERA: 4.7 (1, 1)	6.0		25	4	3	3	7	3	0	0	1	1	1	61	103	4.50	1.167											Jay Witasick, R ERA: 6.13 (9, 1)	2.2		11	0	0	0	2	3	0	0	0	0	0	0	0	28	53	0.00	1.125																																																											
Billy Taylor, R ERA: 4.55 (7, 1)	0.0		2	2	0	0	0	0	0	0	0	0	0	2	2	∞	∞											Don Wengert, R ERA: 6.13 (12, 1)	0.1	L	4	3	1	1	0	0	0	0	0	0	0	8	12	27.00	9.000																																																													
Mike Mohler, L ERA: 5.48 (7, 1)	1.1		5	0	1	1	2	0	0	1	0	0	0	12	18	6.75	0.000																																																																																									
T.J. Mathews, R ERA: 3.03 (8, 1)	1.0		6	1	2	2	1	2	0	0	0	0	0	14	28	18.00	3.000																																																																																									
Buddy Groom, L ERA: 4.63 (9, 1)	0.0		1	1	0	0	0	0	0	0	0	0	0	5	8	∞	∞																																																																																									

Oakland Athletics @ Kansas City Royals  
Kauffman Stadium, Kansas City, MO  
Thu Sep 04 1997, 7:05 PM CDT  
Att: 13,891 - Unknown - 71 F

livebaseballscorecards.com

AB	44
R	7
H	11
RBI	7
BB	8
SO	12
LOB	22



Batter	1	2	3	4	5	6	7	8	9	AB	R	H	RBI	BB	SO	LOB	TOP										
Miguel Tejada, R OBP: 0.195, SLG: 0.282 (1, 6)	2-1 P2	1-2 P3		0-1 F9	0-0 F9		1-3 K		1-1 G6-3	6	0	0	0	0	1	4											
Scott Spiezio, S OBP: 0.284, SLG: 0.358 (1, 4)	4-2 BB 1B BB		1-2 L9	4-0 BB		3-2 1B 1B		3-2 FC4 1B 1B	3-2 F9	4	2	2	0	2	0	0											
Ben Grieve, L OBP: 0.500, SLG: 0.733 (1, 9)	1-1 BB 1B		0-1 HR 1B	3-3 K		1-3 K		1-3 K		5	1	2	0	0	3	4											
Matt Stairs, L OBP: 0.409, SLG: 0.653 (1, 10)	1-3 K		1-3 K		0-1 F7	1-2 1B SF9 1B		1-2 FC4 1B		5	1	2	0	0	2	3											
Brian Leshar, R OBP: 0.260, SLG: 0.389 (1, 7)	4-2 BB		0-0 HR		3-1 1B 1B	3-1 1B		0-0 FC4 1B		4	3	3	3	1	0	2											
Jason McDonald, S OBP: 0.333, SLG: 0.387 (9, 7)	1-2 2-3 BB		1-H HR		1-3 2-H 1B	1-3 2-H 1B		1-2 2-3 1B		0	0	0	0	0	0	0											
Jason Giambi, L OBP: 0.366, SLG: 0.490 (1, 3)	0-0 G4-3		2-1 2B		1-2 1B 1B	2-2 SF9		2-1 1-H 1B		4	1	3	2	0	0	3											
Scott Brosius, R OBP: 0.258, SLG: 0.314 (1, 5)		1-2 G6-3	1-2 G3		2-2 1B 1B	1-0 F7		1-3 K		5	0	1	1	0	1	3											
Ernie Young, R OBP: 0.292, SLG: 0.340 (1, 8)		4-1 FC5-4 BB		0-0 G6-3	1-3 K		1-1 F8		1-3 K	4	0	0	0	1	2	2											
Izzy Molina, R OBP: 0.218, SLG: 0.271 (1, 2)		1-2 FC5-4		2-1 BB 1B	1-1 BB 1B		1-3 K		2-2 HR	5	1	3	2	0	1	1											
<b>Inning Stats</b>	R: 0 E: 0 K: 1 S: 14	H: 1 LOB: 3 BB: 2 P: 26	R: 0 E: 0 K: 0 S: 10	H: 0 LOB: 1 BB: 1 P: 17	R: 2 E: 0 K: 1 S: 17	H: 3 LOB: 1 BB: 0 P: 22	R: 0 E: 0 K: 1 S: 8	H: 1 LOB: 2 BB: 1 P: 17	R: 2 E: 0 K: 1 S: 18	H: 4 LOB: 2 BB: 0 P: 26	R: 2 E: 0 K: 1 S: 19	H: 3 LOB: 1 BB: 0 P: 30	R: 0 E: 0 K: 2 S: 8	H: 0 LOB: 0 BB: 0 P: 11	R: 2 E: 0 K: 2 S: 15	H: 3 LOB: 1 BB: 0 P: 22	R: 1 E: 0 K: 1 S: 14	H: 1 LOB: 0 BB: 0 P: 21	1B: 13 2B: 1 3B: 0 HR: 2	SF: 1 SAC: 0 DP: 0 HBP: 0	WP: 1 PB: 0 SB: 0 CS: 0	PA: 47					
<b>PITCHER</b>	IP	WLS	BF	H	R	ER	SO	BB	IBB	HBP	BLK	WP	HR	S	P	ERA	WHIP										
Glendon Rusch, L ERA: 5.66 (1, 1)	4.2		27	9	4	4	4	4	0	0	0	0	1	66	107	7.71	2.786										
Hector Carrasco, R ERA: 4.38 (5, 1)	1.1	L	7	3	2	2	1	0	0	0	0	0	0	20	31	13.50	2.250										
Scott Service, R ERA: 5.73 (7, 1)	1.0		3	0	0	0	2	0	0	0	0	0	0	8	11	0.00	0.000										
Matt Whisenant, L ERA: 5.82 (8, 1)	0.2		5	3	2	2	1	0	0	0	0	1	0	12	18	27.00	4.500										
Brian Bevil, R ERA: 9.72 (8, 1)	1.1		5	1	1	1	2	0	0	0	0	0	1	17	25	6.75	0.750										

Oakland Athletics @ Kansas City Royals  
Kauffman Stadium, Kansas City, MO

Fri Sep 05 1997, 7:05 PM CDT  
Att. 13,299 - Unknown - 78 F

AB	42
R	9
H	16
RBI	8
BB	4
SO	10
LOB	22



WP: 1	PA: 47
PB: 0	
SB: 0	
CS: 0	

ERA	WHIP										
-----	------	--	--	--	--	--	--	--	--	--	--

Batter	1	2	3	4	5	6	7	8	9	AB	R	H	RBI	BB	SO	LOB
Rod Myers, L OBP: 0.353, SLG: 0.345 (1, 8)	2-1 P6 1-H	1-1 2B			2-0 F7		4-1 G5-3 1B	0-1 1B		4	1	2	2	1	0	0
Shane Halter, R OBP: 0.350, SLG: 0.415 (1, 4)	0-0 HR 2B	1-1 G5-3			2-2 2B 1B		1-0 G5-3 1-2	1-3 K		4	1	2	0	0	0	2
Larry Sutton, L OBP: 0.353, SLG: 0.531 (8, PH)										0	0	0	0	0	0	0
Mike Macfarlane, R OBP: 0.307, SLG: 0.383 (8, PH)										1	0	0	0	0	1	2
Jed Hansen, R OBP: 0.355, SLG: 0.400 (9, 4)										0	0	0	0	0	0	0
Jay Bell, R OBP: 0.367, SLG: 0.458 (1, 6)	4-2 HR BB				0-0 G6-3		3-2 G5-3 1B 2-H		0-1 FC4-6 1B	4	1	3	1	1	0	0
Chili Davis, S OBP: 0.401, SLG: 0.540 (1, 10)	0-1 F8				2-2 P6		2-2 1B 1-2		0-1 FC4-6 1B	4	0	1	0	1	0	3
Jeff King, R OBP: 0.336, SLG: 0.425 (1, 3)	3-2 HR				3-3 K		2-2 G5-3 2-3f		3-1 F7	5	1	1	3	0	2	6
Scott Cooper, L OBP: 0.279, SLG: 0.312 (1, 5)	1-0 G6-3				3-1 F8				2-2 G6-3	5	0	1	0	0	0	3
Jermaine Dye, R OBP: 0.269, SLG: 0.364 (1, 9)					2-3 K		1-0 F8		0-1 L9	5	0	1	0	0	2	0
Yamil Benitez, R OBP: 0.305, SLG: 0.462 (1, 7)					1-1 FC4-6 1B		0-3 K		2-2 29 1B	5	1	2	0	0	1	3
29 Mike Sweeney, R OBP: 0.312, SLG: 0.376 (1, 2)					0-1 FC4-6 1-2f		1-0 F7		2-2 1B	4	1	2	0	0	0	1

Inning Stats	R: 3	H: 2	E: 0	K: 0	S: 11	LOB: 0	BB: 1	P: 21	R: 1	H: 2	E: 0	K: 1	S: 10	LOB: 1	BB: 0	P: 13	R: 0	H: 0	E: 0	K: 1	S: 9	LOB: 0	BB: 0	P: 16	R: 0	H: 1	E: 0	K: 1	S: 10	LOB: 1	BB: 0	P: 16	R: 0	H: 2	E: 0	K: 1	S: 9	LOB: 3	BB: 1	P: 20	R: 0	H: 0	E: 0	K: 1	S: 5	LOB: 0	BB: 0	P: 7	R: 1	H: 2	E: 0	K: 0	S: 12	LOB: 1	BB: 1	P: 24	R: 1	H: 3	E: 0	K: 1	S: 19	LOB: 2	BB: 0	P: 26	R: 0	H: 3	E: 0	K: 0	S: 15	LOB: 3	BB: 0	P: 21	1B: 11	SF: 0	2B: 3	SAC: 0	3B: 0	DP: 1	HR: 1	HBP: 0	WP: 0	PA: 44
--------------	------	------	------	------	-------	--------	-------	-------	------	------	------	------	-------	--------	-------	-------	------	------	------	------	------	--------	-------	-------	------	------	------	------	-------	--------	-------	-------	------	------	------	------	------	--------	-------	-------	------	------	------	------	------	--------	-------	------	------	------	------	------	-------	--------	-------	-------	------	------	------	------	-------	--------	-------	-------	------	------	------	------	-------	--------	-------	-------	--------	-------	-------	--------	-------	-------	-------	--------	-------	--------

PITCHER	IP	WLS	BF	H	R	ER	SO	BB	IBB	HBP	BLK	WP	HR	S	P	ERA	WHIP
Mike Oquist, R ERA: 5.2 (1, 1)	6.1	W	30	8	5	5	5	2	1	0	0	0	1	60	107	7.11	1.579
Aaron Small, R ERA: 4.02 (7, 1)	1.1		7	4	1	1	0	0	0	0	0	0	0	22	32	6.75	3.000
Tim Kubinski, L ERA: 2.08 (8, 1)	0.1		1	0	0	0	1	0	0	0	0	0	0	3	4	0.00	0.000
Billy Taylor, R ERA: 4.48 (9, 1)	1.0	S	6	3	0	0	0	0	0	0	0	0	0	15	21	0.00	3.000

BOTTOM


Oakland Athletics @ Kansas City Royals  
Kauffman Stadium, Kansas City, MO

AB	41
R	6
H	15
RBI	6
BB	3
SO	6
LOB	20



Fri Sep 05 1997, 7:05 PM CDT  
Att: 13,299 - Unknown - 78 F

livebaseballscorecards.com

Batter	1	2	3	4	5	6	7	8	9	AB R H RBI BB SO LOB	TOP											
Jason McDonald, S OBP: 0.341, SLG: 0.390 (1, 8) (8, 7)	1-1 B1-3		1-1 1B	3-1 2B	4-2 BB		0-0 L5-3			4 1 2 0 1 0 1												
Dave Magadan, L OBP: 0.429, SLG: 0.422 (1, 10)	1-0 G6-3		3-2 1B	1-2 2B	2-0 F7			2-2 G3-1		5 0 2 2 0 0 2												
Ben Grieve, L OBP: 0.429, SLG: 0.579 (1, 9)	2-1 G6-3		4-2 1B	2-1 L6		0-1 G4-3		1-3 K		4 0 0 0 1 1 1												
Matt Stairs, L OBP: 0.403, SLG: 0.642 Ernie Young, R OBP: 0.292, SLG: 0.340 (1, 7) (8, 8)		2-2 F7	1-3 K		0-0 F8	2-3 K		3-2 G3-1		5 0 0 0 0 2 3 0 0 0 0 0 0 0												
Jason Giambi, L OBP: 0.367, SLG: 0.491 (1, 3)		2-0 1B	3-2 F8		0-1 G1-3	2-3 K		2-0 G6-4-3 1B		5 1 2 0 0 1 3												
Brent Mayne, L OBP: 0.335, SLG: 0.400 (1, 2)		2-2 1B		3-2 G4-3	2-1 2B		1-0 G6-3	2-0 G6-4-3 1B		5 1 2 1 0 0 1												
Mark Bellhorn, S OBP: 0.332, SLG: 0.376 Scott Brosius, R OBP: 0.257, SLG: 0.313 (1, 5) (7, 5)		1-3 K		0-1 G4-3 1B	4-2 2B		2-1 HR 1B	2-2 G5-3		3 3 2 0 1 1 1 1 0 0 0 0 0 0	AB 40 R 9 H 15 RBI 9 BB 3 SO 5 LOB 14											
Scott Spiezio, S OBP: 0.286, SLG: 0.368 (1, 4)		0-1 F9		0-0 G4-3	1-1 2B		0-1 HR			4 2 2 4 0 0 2												
Miguel Tejada, R OBP: 0.244, SLG: 0.349 (1, 6)			0-0 G4-3	0-2 1B	0-2 WP 2B		0-1 L5-3 1B			4 1 3 2 0 0 0												
<b>Inning Stats</b>	R: 0 E: 0 K: 0 S: 5	H: 0 LOB: 0 BB: 0 P: 9	R: 1 E: 0 K: 1 S: 13	H: 2 LOB: 1 BB: 0 P: 20	R: 0 E: 0 K: 1 S: 14	H: 2 LOB: 3 BB: 1 P: 26	R: 3 E: 0 K: 0 S: 18	H: 4 LOB: 1 BB: 0 P: 26	R: 3 E: 0 K: 0 S: 20	H: 3 LOB: 2 BB: 2 P: 33	R: 0 E: 0 K: 2 S: 9	H: 0 LOB: 0 BB: 0 P: 13	R: 2 E: 0 K: 0 S: 8	H: 3 LOB: 0 BB: 0 P: 11	R: 0 E: 0 K: 1 S: 12	H: 0 LOB: 0 BB: 0 P: 18	R: 0 E: 0 K: 0 S: 6	H: 1 LOB: 0 BB: 0 P: 12	1B: 8 2B: 7 3B: 0 HR: 1	SF: 0 SAC: 0 DP: 2 HBP: 0	WP: 1 PB: 0 SB: 0 CS: 0	PA: 43
<b>PITCHER</b>	IP WLS BF H R ER SO BB IBB HBP BLK WP HR S P ERA WHIP																					
Kevin Appier, R ERA: 3.47 (1, 1)	4.2 L 27 11 7 7 2 2 0 0 0 0 0 0 63 101 13.50 2.786																					
Jamie Walker, L ERA: 5.13 (5, 1)	1.2 9 3 2 2 2 1 0 0 0 1 1 23 36 10.80 2.400																					
Ricky Bones, R ERA: 7.44 (7, 1)	2.2 7 1 0 0 1 0 0 0 0 0 0 19 31 0.00 0.375																					

Oakland Athletics @ Kansas City Royals  
Kauffman Stadium, Kansas City, MO

Sat Sep 06 1997, 7:05 PM CDT  
Att. 18,853 - Unknown - 83 F

livebaseballscorecards.com

Batter	1	2	3	4	5	6	7	8	9	AB	R	H	RBI	BB	SO	LOB
Jose Offerman, S OBP: 0.365, SLG: 0.406 (1, 4)	1-1 G5-3	1-3 K			1-1 F8	1-2 G6-3			1-2 FC5-4 1B	5	0	1	0	0	1	3
Rod Myers, L OBP: 0.333, SLG: 0.324 (1, 8)	1-1 G4-3		0-0 P6		1-1 2B 1B	1-2 F8			2-2 FC5-4 2B 1-2f SF8	5	1	1	0	0	0	1
Jay Bell, R OBP: 0.369, SLG: 0.465 (1, 5)	2-1 1B 2B		2-0 F8		0-0 2B		2-2 G4-3		1-0 SF8 1-3 2B	5	0	3	0	0	0	0
Chili Davis, S OBP: 0.403, SLG: 0.540 (1, 10)	2-0 1B 2-H		0-1 1B		0-0 P4		3-2 G3-1		4-0 BB	4	0	2	0	1	0	2
Jeff King, R OBP: 0.338, SLG: 0.425 (1, 3)		4-0 BB BB	0-1 1B		4-1 FC6-4 BB		1-1 G6-3		1-1 SF8	2	0	1	1	2	0	0
Yamil Benitez, R OBP: 0.295, SLG: 0.447 (1, 7)		0-1 F8	0-0 F8		1-1 FC6-4			0-2 G3-1	3-2 P2	5	0	0	0	0	0	8
Jermaine Dye, R OBP: 0.278, SLG: 0.369 (1, 9)		4-2 BB 1-2 BB		0-0 G6-3		0-1 HR 1B		2-2 E 1B 1B		3	1	2	0	1	0	0
Mike Macfarlane, R OBP: 0.310, SLG: 0.398 Andy Stewart, R (8, PR) (9, 2)		0-1 P2		0-0 G5-3		1-1 HR 1B		0-0 E5 G6-3 1B		4	1	2	2	0	0	2
Felix Martinez, S OBP: 0.364, SLG: 0.333 (1, 6)		4-2 BB 1-2 2-3		1-0 L7		0-3 K		0-0 G6-3		0	0	0	0	1	1	2

Inning Stats	R: 0	H: 2	E: 0	LOB: 2	K: 0	BB: 0	S: 7	R: 0	H: 0	E: 0	LOB: 3	K: 1	BB: 3	S: 11	R: 0	H: 2	E: 0	LOB: 2	K: 0	BB: 0	S: 7	R: 0	H: 0	E: 0	LOB: 0	K: 0	BB: 0	S: 3	R: 0	H: 2	E: 0	LOB: 3	K: 0	BB: 1	S: 9	R: 2	H: 2	E: 0	LOB: 0	K: 1	BB: 0	S: 14	R: 0	H: 0	E: 0	LOB: 0	K: 0	BB: 0	S: 11	R: 0	H: 2	E: 1	LOB: 2	K: 0	BB: 0	S: 8	R: 1	H: 2	E: 0	LOB: 2	K: 0	BB: 1	S: 13	1B: 8	SF: 1	2B: 3	SAC: 0	3B: 0	DP: 1	HR: 1	HBP: 0	WP: 0	PA: 42
--------------	------	------	------	--------	------	-------	------	------	------	------	--------	------	-------	-------	------	------	------	--------	------	-------	------	------	------	------	--------	------	-------	------	------	------	------	--------	------	-------	------	------	------	------	--------	------	-------	-------	------	------	------	--------	------	-------	-------	------	------	------	--------	------	-------	------	------	------	------	--------	------	-------	-------	-------	-------	-------	--------	-------	-------	-------	--------	-------	--------

PITCHER	IP	WLS	BF	H	R	ER	SO	BB	IBB	HBP	BLK	WP	HR	S	P	ERA	WHIP
Andrew Lorraine, L ERA: 6.17 (1, 1)	6.0	W	29	8	2	2	2	4	0	0	0	0	1	51	83	3.00	2.000
Don Wengert, R ERA: 6.06 (7, 1)	3.0	S	13	4	1	1	0	1	0	0	0	0	0	32	52	3.00	1.667

BOTTOM

Oakland Athletics @ Kansas City Royals  
Kauffman Stadium, Kansas City, MO

livebaseballscores.com

AB	36
R	3
H	12
RBI	3
BB	5
SO	2
LOB	18



PITCHER	IP	WLS	BF	H	R	ER	SO	BB	IBB	HBP	BLK	WP	HR	S	P	ERA	WHIP
---------	----	-----	----	---	---	----	----	----	-----	-----	-----	----	----	---	---	-----	------

Sat Sep 06 1997, 7:05 PM CDT  
Att: 18,853 - Unknown - 83 F

Batter	1	2	3	4	5	6	7	8	9	AB R H RBI BB SO LOB	TOP		
Scott Brosius, R (1, 5) OBP: 0.257, SLG: 0.310	2-2 L8		1-2 G6-4-3	4-2 1B BB		0-2 P3		3-3 K		4 1 0 0 1 1 3			
Scott Spiezio, S (1, 4) OBP: 0.287, SLG: 0.368	0-1 P6		3-2 1B	0-1 1B SF8 1B		1-0 G4-3		0-3 K		5 1 2 2 0 1 1			
Ben Grieve, L (1, 9) OBP: 0.462, SLG: 0.565	1-2 G4-3		0-0 1B	1-2 1B			4-2 BB	2-0 P6		4 0 2 1 1 0 1			
Brian Leshar, R (1, 7) Jason McDonald, S (8, 7) OBP: 0.250, SLG: 0.376 OBP: 0.344, SLG: 0.390		0-0 P4	2-2 F8	3-2 SF8			2-2 P4	1-2 G3 1B HBP		3 0 0 1 0 0 3 0 0 0 0 0 0 0			
Jason Giambi, L (1, 3) OBP: 0.369, SLG: 0.491		2-1 FC1-6 1B		1B BB			1-0 F7	2-0 G3 1B		4 1 2 0 1 1 2			
Mark Bellhorn, S (1, 10) OBP: 0.329, SLG: 0.371		0-0 FC1-6		2-2 2B 1B	1-3 K		2-2 G4-3	0-3 K		5 1 1 0 0 2 4			
Miguel Tejada, R (1, 6) OBP: 0.260, SLG: 0.375		3-3 K		0-0 E 2B	1-2 P3			1-2 E 1B 1B	0-0 G3	5 2 2 1 0 1 3			
Ernie Young, R (1, 8) OBP: 0.301, SLG: 0.348			0-0 G6-4-3 1B 1B	3-2 E7 1B BB 1B	2-3 K			0-0 E1 1B 1B	2-3 K	5 3 3 1 0 2 2			
Izzy Molina, R (1, 2) OBP: 0.231, SLG: 0.292			1-2 G6-4-3 1B	1-2 K		2-2 G5-3		0-1 2B		4 0 2 2 0 1 1			
<b>Inning Stats</b>	R: 0 H: 0 E: 0 LOB: 0 K: 0 BB: 0 S: 8 P: 11	R: 0 H: 1 E: 0 LOB: 1 K: 1 BB: 0 S: 8 P: 13	R: 1 H: 4 E: 0 LOB: 2 K: 0 BB: 0 S: 19 P: 26	R: 6 H: 5 E: 1 LOB: 1 K: 2 BB: 2 S: 31 P: 48	R: 0 H: 0 E: 0 LOB: 0 K: 2 BB: 0 S: 9 P: 13	R: 0 H: 0 E: 0 LOB: 0 K: 0 BB: 0 S: 8 P: 11	R: 0 H: 0 E: 0 LOB: 1 K: 0 BB: 1 S: 9 P: 18	R: 2 H: 3 E: 1 LOB: 1 K: 2 BB: 0 S: 14 P: 20	R: 0 H: 1 E: 0 LOB: 2 K: 2 BB: 0 S: 10 P: 15	1B: 12 SF: 1 2B: 2 SAC: 0 3B: 0 DP: 1 HR: 0 HBP: 1	WP: 0 PA: 44 PB: 0 SB: 0 CS: 0		
<b>PITCHER</b>	IP WLS BF H R ER SO BB IBB HBP BLK WP HR S P ERA WHIP											<b>PITCHER</b>	IP WLS BF H R ER SO BB IBB HBP BLK WP HR S P ERA WHIP
50 José Rosado, L (1, 1) ERA: 4.41	3.0 L 17 8 5 5 1 1 0 0 0 0 0 0 48 72 15.00 3.000												
Scott Service, R (4, 1) ERA: 6.23	2.0 9 2 2 2 4 1 0 0 0 0 0 0 27 39 9.00 1.500												
Hector Carrasco, R (6, 1) ERA: 4.28	2.0 7 0 0 0 0 1 0 0 0 0 0 0 17 29 0.00 0.500												
Gregg Olson, R (8, 1) ERA: 6.28	1.0 6 3 2 1 2 0 0 0 0 0 0 0 14 20 9.00 3.000												
Hipolito Pichardo, R (9, 1) ERA: 4.73	1.0 5 1 0 0 2 0 0 1 0 0 0 0 10 15 0.00 1.000												

Oakland Athletics @ Kansas City Royals  
Kauffman Stadium, Kansas City, MO

Sun Sep 07 1997, 3:33 AM CDT  
Att. 14,123 - Overcast - 77 F

AB	39
R	9
H	14
RBI	8
BB	3
SO	9
LOB	20



WP: 0	PA: 44
PB: 0	
SB: 0	
CS: 0	

ERA	WHIP



Batter	1	2	3	4	5	6	7	8	9	AB	R	H	RBI	BB	SO	LOB
Rod Myers, L OBP: 0.364, SLG: 0.324 (1, 8)	1-1 B4-3		2-2 FC5-4 1B		4-2 BB	2-2 F9		4-0 BB		3	0	1	0	2	0	2
Shane Halter, R OBP: 0.352, SLG: 0.402 (1, 6)	4-1 G6-4-3 BB		1-2 FC5-4		4-1 BB		3-1 G5-3	0-1 G5-3		3	0	0	0	2	0	5
Chili Davis, S OBP: 0.401, SLG: 0.536 (1, 10)	0-0 G6-4-3			2-2 L7	0-3 K		1-2 1B		1-3 K	5	0	1	0	0	2	3
Yamil Benitez, R OBP: 0.298, SLG: 0.465 (1, 7)		1-2 P3		1-1 L6		2-1 HR 1B	2-2 F9		2-2 HR	5	2	2	1	0	0	1
Larry Sutton, L OBP: 0.333, SLG: 0.486 (1, 3)		1-0 P6		3-2 FC6-4 1B		1-0 P5	2-2 P4		1-1 F8	5	0	1	0	0	0	2
Jermaine Dye, R OBP: 0.276, SLG: 0.379 (1, 9)		1-3 K		1-2 FC6-4		1-0 HR		0-1 F8	2-1 F9	5	1	1	2	0	1	1
Scott Cooper, L OBP: 0.285, SLG: 0.319 (1, 5)			1-0 1B HBP		2-1 29 1B G3-6-3 2B	1-3 K		3-3 K		3	1	1	0	0	2	0
29 Mike Sweeney, R OBP: 0.320, SLG: 0.381 (1, 2)			1-0 P4		0-1 G3-6-3 1B	1-2 1B		4-0 1B BB		3	0	2	0	1	0	1
Jed Hansen, R OBP: 0.363, SLG: 0.406 (1, 4)			0-0 B1		1-2 G3-6-3	1-2 1B		2-1 DI 1B		4	0	2	0	0	0	2

Inning Stats	R: 0	H: 0	E: 0	K: 0	S: 4	R: 0	H: 0	E: 0	K: 1	S: 8	R: 0	H: 1	E: 0	K: 0	S: 8	R: 0	H: 1	E: 0	K: 0	S: 14	R: 1	H: 2	E: 0	K: 1	S: 13	R: 2	H: 4	E: 0	K: 1	S: 20	R: 0	H: 1	E: 0	K: 0	S: 13	R: 0	H: 1	E: 0	K: 1	S: 9	R: 1	H: 1	E: 0	K: 1	S: 10	1B: 8	2B: 1	3B: 0	HR: 2	SF: 0	SAC: 0	DP: 2	HBP: 1	WP: 0	PA: 42
Eric Ludwick, R ERA: 7.27 (1, 1)	5.0	WLS	BF	H	R	ER	SO	BB	IBB	HBP	BLK	WP	HR	S	P	ERA	WHIP																																						
Buddy Groom, L ERA: 4.7 (6, 1)	1.0	W	6	3	1	1	1	0	0	0	0	0	0	1	18	25	9.00	3.000																																					
Jay Witasick, R ERA: (7, 1)	1.2		9	2	0	0	1	2	0	0	0	0	0	0	20	41	0.00	2.400																																					
T.J. Mathews, R ERA: 3.11 (8, 1)	1.1		5	1	1	1	1	0	0	0	0	0	0	1	12	18	6.75	0.750																																					

BOTTOM

Oakland Athletics @ Kansas City Royals  
Kauffman Stadium, Kansas City, MO

livebaseballscorecards.com

AB	36
R	4
H	11
RBI	3
BB	5
SO	5
LOB	17



WP: 0	PA: 42
PB: 0	
SB: 0	
CS: 0	
ERA	WHIP

Sun Sep 07 1997, 3:33 AM CDT  
Att. 14,123 - Overcast - 77 F

Batter	1	2	3	4	5	6	7	8	9	AB R H RBI BB SO LOB	TOP	
<b>Joey Cora, S</b> (1, 4) <small>OBP: 0.361, SLG: 0.443</small>	4-0 	2-1 G4-3			1-2 G3-1		0-1 G5-3		3 1 0 0 1 0 2	<b>Seattle Mariners @ Kansas City Royals</b> Kauffman Stadium, Kansas City, MO Mon Sep 08 1997, 7:05 PM CDT Att. 14,278 - Unknown - 83 F		
<b>Alex Rodriguez, R</b> (1, 6) <small>OBP: 0.350, SLG: 0.501</small>	2-2 L7		0-1 L7		1-3 K		1-2 		4 0 1 0 0 1 1			
<b>Ken Griffey Jr., L</b> (1, 8) <small>OBP: 0.385, SLG: 0.654</small>	4-0 		0-0 		3-1 		0-0 P5		2 1 1 0 1 0 1			
<b>Edgar Martinez, R</b> (1, 10) <small>OBP: 0.457, SLG: 0.553</small>	1-1 G6-3		3-1 G5-4-3		2-1 		2-0 		4 0 2 1 0 0 2			
<b>Jay Buhner, R</b> (1, 9) <small>OBP: 0.379, SLG: 0.489</small>	3-3 		3-1 G6-3		2-0 G5-4-3		1-2 G1-3		4 0 0 0 0 1 4			
<b>Paul Sorrento, L</b> (1, 3) <small>OBP: 0.351, SLG: 0.521</small>		1-1 F7		0-1 		2-0 		0-3 K			4 0 1 0 0 2 0	
<b>Dan Wilson, R</b> (1, 2) <small>OBP: 0.325, SLG: 0.418</small>		1-2 		3-2 P3		2-1 F9		2-0 L7			4 0 1 0 0 0 1	
<b>Brent Gates, S</b> (1, 5) <small>OBP: 0.293, SLG: 0.373</small>		4-1 		0-0 L4		0-0 G4-3		1-0 G4-3			3 0 0 0 1 0 1	
<b>Rob Ducey, L</b> (1, 7) <small>OBP: 0.320, SLG: 0.521</small> <b>Rich Amaral, R</b> (7, PH) <small>OBP: 0.326, SLG: 0.324</small> (7, 7)		2-0 P6		1-3 K		0-2 F8					2 0 0 0 0 1 2	
<b>Inning Stats</b>	R: 1 H: 0 E: 0 LOB: 1 K: 1 BB: 2 S: 8 P: 22	R: 0 H: 1 E: 0 LOB: 2 K: 0 BB: 1 S: 9 P: 19	R: 0 H: 1 E: 0 LOB: 0 K: 0 BB: 0 S: 5 P: 8	R: 0 H: 1 E: 0 LOB: 1 K: 0 BB: 0 S: 8 P: 14	R: 0 H: 0 E: 0 LOB: 0 K: 2 BB: 0 S: 11 P: 14	R: 1 H: 1 E: 0 LOB: 0 K: 1 BB: 0 S: 7 P: 14	R: 0 H: 0 E: 0 LOB: 0 K: 0 BB: 0 S: 8 P: 10	R: 0 H: 2 E: 0 LOB: 2 K: 0 BB: 0 S: 10 P: 14	R: 0 H: 0 E: 0 LOB: 0 K: 1 BB: 0 S: 5 P: 8		1B: 6 SF: 0 2B: 0 SAC: 0 3B: 0 DP: 2 HR: 0 HBP: 1	WP: 1 PA: 35 PB: 0 SB: 0 CS: 0
<b>PITCHER</b> <b>Jim Pittsley, R</b> (1, 1) <small>ERA: 5.74</small> <b>Chris Haney, L</b> (6, 1) <small>ERA: 4.84</small> <b>Jeff Montgomery, R</b> (9, 1) <small>ERA: 3.86</small>	IP WLS BF H R ER SO BB IBB HBP BLK WP HR S P ERA WHIP											<b>PITCHER</b> IP WLS BF H R ER SO BB IBB HBP BLK WP HR S P ERA WHIP

AB	31
R	2
H	6
RBI	1
BB	3
SO	5
LOB	14



Batter	1	2	3	4	5	6	7	8	9	AB	R	H	RBI	BB	SO	LOB
Jose Offerman, S OBP: 0.365, SLG: 0.404 (1, 4)	2-2 G6-3		2-1 G6-3	3-2 1B		4-1 1B		1-3 K		4	0	1	0	1	1	0
Johnny Damon, L OBP: 0.344, SLG: 0.403 (1, 8)	1-2 1B HR		1-3 K	2-2 1B		1-0 1B		1-2 1B		5	2	4	0	0	1	0
Jay Bell, R OBP: 0.371, SLG: 0.468 (1, 5)	1-2 1B HR		1-2 HR	2-2 F9		2-1 P4		1-0 1B		5	3	3	0	0	0	5
Chili Davis, S OBP: 0.403, SLG: 0.541 (1, 10)	1-0 HR		4-0 HR	1-2 G1-3		0-3 K		4-0 1B		3	2	1	3	2	1	5
Jeff King, R OBP: 0.337, SLG: 0.429 (1, 3)	2-1 G5-3		3-1 HR		1-2 P3		0-1 P2	1-1 P3		5	1	1	3	0	0	3
Rod Myers, L OBP: 0.388, SLG: 0.415 (1, 7)	1-2 F9		2-2 HR		3-3 K		4-0 1B	1-2 1B		4	1	2	3	1	1	0
Jermaine Dye, R OBP: 0.279, SLG: 0.385 (1, 9)		1-2 P4	0-0 2B		0-2 L9		1-2 1B	0-0 FC4-6		5	0	2	0	0	0	2
Mike Macfarlane, R OBP: 0.309, SLG: 0.400 (1, 2)		0-1 G5-3	1-2 G6-3			2-1 1B	3-2 P3			4	0	1	0	0	0	3
Felix Martinez, S OBP: 0.267, SLG: 0.231 (1, 6)		2-1 G1-3		3-2 F7		0-1 L4	1-0 L5			4	0	0	0	0	0	3

Inning Stats	R: 3	H: 3	LOB: 0	K: 0	S: 17	P: 25	R: 0	H: 0	LOB: 0	K: 0	S: 7	P: 10	R: 4	H: 4	LOB: 1	K: 1	S: 17	P: 31	R: 0	H: 2	LOB: 2	K: 0	S: 21	P: 32	R: 0	H: 0	LOB: 0	K: 1	S: 10	P: 14	R: 0	H: 2	LOB: 3	K: 1	S: 11	P: 20	R: 0	H: 1	LOB: 2	K: 0	S: 12	P: 21	R: 2	H: 3	LOB: 2	K: 1	S: 15	P: 24
--------------	------	------	--------	------	-------	-------	------	------	--------	------	------	-------	------	------	--------	------	-------	-------	------	------	--------	------	-------	-------	------	------	--------	------	-------	-------	------	------	--------	------	-------	-------	------	------	--------	------	-------	-------	------	------	--------	------	-------	-------


PITCHER	IP	WLS	BF	H	R	ER	SO	BB	IBB	HBP	BLK	WP	HR	S	P	ERA	WHIP
Omar Olivares, R ERA: 5.11 (1, 1)	2.2	L	16	7	7	7	1	0	0	0	0	0	0	38	62	23.62	2.625
Bob Wells, R ERA: 5.78 (3, 1)	2.1		9	2	0	0	1	0	0	0	0	0	0	34	50	0.00	0.857
Paul Spoljaric, L ERA: 3.48 (6, 1)	1.2		10	3	0	0	1	2	0	0	0	0	0	22	39	0.00	3.000
Norm Charlton, L ERA: 7.36 (7, 1)	1.1		8	3	2	2	1	1	0	0	0	1	0	16	26	13.50	3.000

**BOTTOM**

**Seattle Mariners @ Kansas City Royals**  
Kauffman Stadium, Kansas City, MO

Mon Sep 08 1997, 7:05 PM CDT  
Att: 14,278 - Unknown - 83 F

AB	39
R	9
H	15
RBI	9
BB	4
SO	4
LOB	21



PITCHER	IP	WLS	BF	H	R	ER	SO	BB	IBB	HBP	BLK	WP	HR	S	P	ERA	WHIP
Omar Olivares, R ERA: 5.11 (1, 1)	2.2	L	16	7	7	7	1	0	0	0	0	0	0	38	62	23.62	2.625
Bob Wells, R ERA: 5.78 (3, 1)	2.1		9	2	0	0	1	0	0	0	0	0	0	34	50	0.00	0.857
Paul Spoljaric, L ERA: 3.48 (6, 1)	1.2		10	3	0	0	1	2	0	0	0	0	0	22	39	0.00	3.000
Norm Charlton, L ERA: 7.36 (7, 1)	1.1		8	3	2	2	1	1	0	0	0	1	0	16	26	13.50	3.000

Batter	1	2	3	4	5	6	7	8	9	AB R H RBI BB SO LOB	TOP																																		
<b>Joey Cora, S</b> (1, 4) OBP: 0.363, SLG: 0.445 	1-2 G4-3 			0-1 1B 		4-0 1B BB 	1-0 SF9 		0-1 G4-3 1B 	3 1 2 1 1 0 0																																			
<b>Roberto Kelly, R</b> (1, 7) OBP: 0.319, SLG: 0.429 <b>John Marzano, R</b> (7, 2) OBP: 0.349, SLG: 0.364 	2-1 G6-3 			2-1 F9 		0-0 F9 	2-0 F8 		3-2 G4-3 	4 0 0 0 0 0 3 1 0 0 0 0 0 1																																			
<b>Ken Griffey Jr., L</b> (1, 8) OBP: 0.385, SLG: 0.651 	1-0 G3 			1-2 F8 		4-2 1B BB 		2-0 L8 	4-0 IBB 	3 0 0 0 2 0 1																																			
<b>Edgar Martinez, R</b> (1, 10) OBP: 0.457, SLG: 0.551 		2-2 P6 		0-2 1B 		2-0 1B 		1-3 2-H 1B 	0-0 G6-3 	5 0 2 1 0 1 2																																			
<b>Alex Rodriguez, R</b> (1, 6) OBP: 0.349, SLG: 0.498 		0-1 P3 		0-0 F9 		1-3 K 		4-2 1B BB 		3 0 0 0 1 1 4																																			
<b>Jay Buhner, R</b> (1, 9) OBP: 0.380, SLG: 0.495 		2-1 G6-3 			3-1 HR 		2-3 K 		2-1 1B 	4 1 2 1 0 1 2																																			
<b>Paul Sorrento, L</b> (1, 3) OBP: 0.348, SLG: 0.516 			2-2 G3-1 		3-3 K 		1-1 F8 		0-3 K 	4 0 0 0 0 2 2																																			
<b>Dan Wilson, R</b> (1, 2) OBP: 0.325, SLG: 0.417 <b>Rich Amaral, R</b> (7, PR) OBP: 0.326, SLG: 0.324 <b>Rob Ducey, L</b> (8, 7) OBP: 0.325, SLG: 0.551 			3-1 F8 		1-2 G5-3 		0-0 1B SF9 1B 		3-2 HR 	3 0 1 0 0 0 0 0 1 0 0 0 0 0 1 1 1 1 0 0 0																																			
<b>Andy Sheets, R</b> (1, 5) OBP: 0.354, SLG: 0.533 <b>Brent Gates, S</b> (7, PH) OBP: 0.296, SLG: 0.375 			1-2 G1-3 		3-1 G4-3 		2-1 1B 		2-0 G6-3 	2 0 0 0 0 0 0 2 0 1 0 0 0 0																																			
<b>Inning Stats</b>	R: 0 H: 0 E: 0 LOB: 0 K: 0 BB: 0 S: 6 P: 10	R: 0 H: 0 E: 0 LOB: 0 K: 0 BB: 0 S: 7 P: 11	R: 0 H: 0 E: 0 LOB: 0 K: 0 BB: 0 S: 10 P: 16	R: 0 H: 2 E: 0 LOB: 2 K: 0 BB: 0 S: 12 P: 15	R: 1 H: 1 E: 0 LOB: 0 K: 1 BB: 0 S: 10 P: 20	R: 1 H: 1 E: 0 LOB: 2 K: 2 BB: 2 S: 10 P: 23	R: 1 H: 2 E: 0 LOB: 1 K: 0 BB: 0 S: 7 P: 13	R: 0 H: 1 E: 0 LOB: 2 K: 2 BB: 1 S: 13 P: 22	R: 1 H: 2 E: 1 LOB: 2 K: 0 BB: 1 S: 10 P: 22	1B: 7 SF: 1 2B: 0 SAC: 0 3B: 0 DP: 0 HR: 2 HBP: 0	WP: 0 PA: 40 PB: 0 SB: 0 CS: 0																																		
<b>PITCHER</b>	IP WLS BF H R ER SO BB IBB HBP BLK WP HR S P ERA WHIP											<b>PITCHER</b>	IP WLS BF H R ER SO BB IBB HBP BLK WP HR S P ERA WHIP																																
<b>Tim Belcher, R</b> (1, 1) ERA: 5.17	5.1		22	4	2	2	1	2	0	0	0	0	1	49	86	3.38	1.125											<b>Brian Bevil, R</b> (6, 1) ERA: 9.0	1.2		7	2	1	1	2	0	0	0	0	0	13	22	5.40	1.200	
<b>Matt Whisenant, L</b> (8, 1) ERA: 5.6	0.2		3	0	0	0	1	1	0	0	0	0	0	7	14	0.00	1.500											<b>Hipolito Pichardo, R</b> (8, 1) ERA: 4.79	1.1	L	8	3	1	1	1	0	1	0	0	0	1	16	30	6.75	2.250

Seattle Mariners @ Kansas City Royals  
 Kauffman Stadium, Kansas City, MO

Tue Sep 09 1997, 7:05 PM CDT  
 Att. 14,913 - Unknown - 75 F

AB	35
R	4
H	9
RBI	4
BB	4
SO	5
LOB	15



WP: 0	PA: 40
PB: 0	
SB: 0	
CS: 0	

ERA	WHIP
3.38	1.125
5.40	1.200
0.00	1.500
6.75	2.250

Seattle Mariners @ Kansas City Royals  
Kauffman Stadium, Kansas City, MO

Tue Sep 09 1997, 7:05 PM CDT  
Att: 14,913 - Unknown - 75 F

livebaseballscorecards.com

AB	33
R	3
H	8
RBI	2
BB	4
SO	3
LOB	14



WP:	0	PA:	38
PB:	0		
SB:	0		
CS:	0		

Batter	1	2	3	4	5	6	7	8	9	AB	R	H	RBI	BB	SO	LOB
Jose Offerman, S OBP: 0.363, SLG: 0.404 (1, 4)	2-2 G4-3 ①		0-1 G3-1 ②		1-0 2B 3-H 4-1		2-0 G4-3 ①		0-1 F8 ②	5	0	1	1	0	0	2
Johnny Damon, L OBP: 0.344, SLG: 0.402 (1, 8)	2-1 E G6-3 1B		1-0 G2-3 ③		4-1 BB		1-0 G3 ②		1-0 P4 ③	4	1	1	0	1	0	2
Jay Bell, R OBP: 0.369, SLG: 0.464 (1, 5) (7, 6)	3-2 SAFE G6-3 ② 1-H			0-0 P3 ①	2-2 G1-2-3 ② ③ 3-H		2-0 G5-3 ③			4	0	0	1	0	0	3
Chili Davis, S OBP: 0.402, SLG: 0.538 (1, 10)	4-1 BB			2-3 K ②		1-3 K ①		3-2 G5-3 ①		3	0	0	0	1	2	0
Jeff King, R OBP: 0.335, SLG: 0.425 (1, 3)	0-1 F8 ③			0-1 P2 ③		0-3 K ②		2-2 G1-3 ②		4	0	0	0	0	1	1
Rod Myers, L OBP: 0.415, SLG: 0.455 (1, 7)		1-1 F8 ①			4-2 1B E 1B BB	1-2 BB 1B		2-2 2B		3	1	2	0	1	0	0
Jermaine Dye, R OBP: 0.283, SLG: 0.387 (1, 9)		2-2 F7 ②			0-1 SAFE E 2B 1B	2-2 SAFE BB 1B		0-1 G4-3 ③		4	1	2	0	0	0	1
Mike Macfarlane, R OBP: 0.316, SLG: 0.403 Jed Hansen, R OBP: 0.363, SLG: 0.406 (1, 2) (9, PR)		3-2 F7 ③			1-2 E6 2B G1-2-3 1B	4-0 BB BB		1-1 SH1-4 1B		3	0	2	0	1	0	0
Felix Martinez, S OBP: 0.235, SLG: 0.200 Scott Cooper, L OBP: 0.283, SLG: 0.317 (6, PH) (7, 5)			0-0 G4-3 ①		2-0 F7 ①	1-0 L9 ③		1-1 SAFE SAFE SH1-4 1B		2	0	0	0	0	0	2

Inning Stats	R: 1	H: 1	E: 1	K: 0	S: 13	LOB: 1	BB: 1	P: 24	R: 0	H: 0	E: 0	K: 0	S: 8	LOB: 0	BB: 0	P: 14	R: 0	H: 0	E: 0	K: 0	S: 4	LOB: 0	BB: 0	P: 5	R: 0	H: 0	E: 0	K: 1	S: 7	LOB: 0	BB: 0	P: 9	R: 2	H: 3	E: 1	K: 0	S: 13	LOB: 2	BB: 2	P: 27	R: 0	H: 2	E: 0	K: 2	S: 16	LOB: 3	BB: 1	P: 25	R: 0	H: 0	E: 0	K: 0	S: 3	LOB: 0	BB: 0	P: 8	R: 0	H: 1	E: 0	K: 0	S: 15	LOB: 1	BB: 0	P: 22	R: 0	H: 1	E: 0	K: 0	S: 7	LOB: 2	BB: 0	P: 10	1B: 6	SF: 0	2B: 2	SAC: 1	3B: 0	DP: 1	HR: 0	HBP: 0	WP: 0	PA: 38
--------------	------	------	------	------	-------	--------	-------	-------	------	------	------	------	------	--------	-------	-------	------	------	------	------	------	--------	-------	------	------	------	------	------	------	--------	-------	------	------	------	------	------	-------	--------	-------	-------	------	------	------	------	-------	--------	-------	-------	------	------	------	------	------	--------	-------	------	------	------	------	------	-------	--------	-------	-------	------	------	------	------	------	--------	-------	-------	-------	-------	-------	--------	-------	-------	-------	--------	-------	--------

PITCHER	IP	WLS	BF	H	R	ER	SO	BB	IBB	HBP	BLK	WP	HR	S	P	ERA	WHIP
27 Ken Cloude, R ERA: 5.21 (1, 1)	4.1		19	4	3	2	1	2	0	0	0	0	0	41	69	4.15	1.385
Mark Holzemer, L ERA: 6.43 (5, 1)	0.0		1	0	0	0	0	1	0	0	0	0	0	1	5	∞	∞
Bobby Ayala, R ERA: 4.45 (5, 1)	1.2		7	2	0	0	2	1	0	0	0	0	0	19	30	0.00	1.800
Norm Charlton, L ERA: 7.21 (7, 1)	1.1		4	0	0	0	0	0	0	0	0	0	0	7	15	0.00	0.000
Mike Timlin, R ERA: 3.43 (8, 1)	0.2	W	4	2	0	0	0	0	0	0	0	0	0	13	18	0.00	3.000

PITCHER	IP	WLS	BF	H	R	ER	SO	BB	IBB	HBP	BLK	WP	HR	S	P	ERA	WHIP
Heathcliff Slocumb, R ERA: 5.51 (9, 1)	1.0		3	0	0	0	0	0	0	0	0	0	0	5	7	0.00	0.000

Batter	1	2	3	4	5	6	7	8	9	AB R H RBI BB SO LOB	TOP
Jose Offerman, S (1, 4) OBP: 0.362, SLG: 0.402	0-0 F7		0-0 1-3 1B		0-0 1-3			0-0 G3-1		4 0 1 0 0 0 1	
Johnny Damon, L (1, 8) OBP: 0.344, SLG: 0.400	0-3 K		0-0 F2			0-0 F7		0-0 1B SF9 1B		4 1 1 0 0 1 2	
Jay Bell, R (1, 6) OBP: 0.368, SLG: 0.463	0-3 K			0-0 G5-3		0-0 F7		0-0 1-3 1B		4 0 1 0 0 1 0	
Chili Davis, S (1, 10) OBP: 0.399, SLG: 0.534		0-0 P6		0-0 G6-3		0-0 P6		0-0 SF9		3 0 0 1 0 0 0	
Jeff King, R (1, 3) OBP: 0.334, SLG: 0.423		0-3 K		0-0 P6			4-0 CS BB	0-3 K		3 0 0 0 1 2 1	
Rod Myers, L (1, 9) Jermaine Dye, R (9, 9) OBP: 0.421, SLG: 0.542 OBP: 0.263, SLG: 0.387		0-0 G4-3			0-0 HR		0-0 HR 2B	0-3 K		4 2 2 1 0 1 0 0 0 0 0 0 0 0	
Dean Palmer, R (1, 5) OBP: 0.308, SLG: 0.435			0-0 F7		0-0 G1-3		0-0 2-H HR	0-3 K		4 1 1 2 0 1 0	
Yamil Benitez, R (1, 7) OBP: 0.297, SLG: 0.459			0-0 1B 1B		0-0 F7		0-0 F9	0-3 K		4 0 1 0 0 1 0	
29 Mike Sweeney, R (1, 2) OBP: 0.320, SLG: 0.377			0-0 L7		4-0 E S BB		0-0 L1			2 0 0 0 1 0 1	
<b>Inning Stats</b>	R: 0 E: 0 K: 2 S: 7 H: 0 LOB: 0 BB: 0 P: 7	R: 0 E: 0 K: 1 S: 5 H: 0 LOB: 0 BB: 0 P: 5	R: 0 E: 0 K: 0 S: 5 H: 2 LOB: 2 BB: 0 P: 5	R: 0 E: 0 K: 0 S: 3 H: 0 LOB: 0 BB: 0 P: 3	R: 1 E: 0 K: 0 S: 4 H: 1 LOB: 1 BB: 1 P: 8	R: 0 E: 0 K: 0 S: 3 H: 0 LOB: 0 BB: 0 P: 3	R: 2 E: 0 K: 0 S: 4 H: 2 LOB: 0 BB: 1 P: 8	R: 1 E: 0 K: 1 S: 7 H: 2 LOB: 1 BB: 0 P: 7	R: 0 E: 0 K: 3 S: 9 H: 0 LOB: 0 BB: 0 P: 9	1B: 4 2B: 1 3B: 0 HR: 2 SF: 1 SAC: 0 DP: 0 HBP: 0	WP: 0 PB: 0 SB: 1 CS: 1 PA: 35
<b>PITCHER</b>	IP WLS BF H R ER SO BB IBB HBP BLK WP HR S P ERA WHIP										
Dennis Springer, R (1, 1) ERA: 5.25	7.1 L 30 7 4 4 3 2 0 0 0 0 0 2 34 42 4.91 1.227										
Mike James, R (8, 1) ERA: 4.32	1.2 5 0 0 0 4 0 0 0 0 0 0 0 13 13 0.00 0.000										

**Kansas City Royals @ Anaheim Angels**  
 Anaheim Stadium, Anaheim, CA  
 Thu Sep 11 1997, 10:05 PM EDT  
 Att. 14,790 - Unknown - 73 F

[livebaseballscorecards.com](http://livebaseballscorecards.com)

AB	32
R	4
H	7
RBI	4
BB	2
SO	7
LOB	5



**Kansas City Royals @ Anaheim Angels**  
 Anaheim Stadium, Anaheim, CA

Thu Sep 11 1997, 10:05 PM EDT  
 Att: 14,790 - Unknown - 73 F

livebaseballscorecards.com

<b>AB</b>	<b>34</b>
<b>R</b>	<b>2</b>
<b>H</b>	<b>11</b>
<b>RBI</b>	<b>2</b>
<b>BB</b>	<b>2</b>
<b>SO</b>	<b>9</b>
<b>LOB</b>	<b>15</b>



WP: 0	PA: 36
PB: 0	
SB: 1	
CS: 2	

Batter	1	2	3	4	5	6	7	8	9	AB	R	H	RBI	BB	SO	LOB
Rickey Henderson, R (1, 10) OBP: 0.408, SLG: 0.359	0-3 K ①		0-0 G6-3 ②			0-0 F9 ①		0-0 L6 ①		4	0	0	0	0	1	0
Tony Phillips, S (1, 4) OBP: 0.392, SLG: 0.401	0-3 K ②		0-0 G3 ③			0-3 K ②		0-0 FC1-6 1B		4	0	1	0	0	2	0
Darin Erstad, L (1, 3) OBP: 0.361, SLG: 0.470	0-3 K ③			0-0 G3-6-3 1B		0-3 K ③		0-0 FC1-6 1B		4	1	1	0	0	2	1
Tim Salmon, R (1, 9) OBP: 0.396, SLG: 0.531		0-0 G5-3 ①		0-0 F9 ①			0-0 HR	4-0 1B BB		3	1	1	1	1	0	1
Jim Edmonds, L (1, 8) OBP: 0.356, SLG: 0.493		0-0 16 1B 1B 1B		0-0 G3-6-3 1-2f ② ③			0-3 K ①	0-0 1-2 2-H 1B		4	0	2	1	0	1	1
Dave Hollins, S (1, 5) OBP: 0.359, SLG: 0.421		0-0 16 1B 1-2 1B			0-0 16 1B CS 1B		0-0 16 1B 2B	0-3 K ③		4	0	3	0	0	1	2
16 Garret Anderson, L (1, 7) OBP: 0.326, SLG: 0.390		0-0 G5-4-3 1-2 2-3 1B			0-0 16 1B CS 1B		0-0 G5-3 BB 2-3 1B		0-0 G3 ①	4	0	3	0	0	0	0
Chad Kreuter, S (1, 2) OBP: 0.304, SLG: 0.325		0-0 G5-4-3 ② ③			0-3 K ①		4-0 BB 1-2 BB	0-3 K ②		2	0	0	0	0	1	5
Jack Howell, L (7, PH) OBP: 0.326, SLG: 0.559										0	0	0	0	0	0	0
Chris Turner, R (7, PH) OBP: 0.467, SLG: 0.615										0	0	0	0	1	0	0
Luis Alicea, S (9, PH) OBP: 0.363, SLG: 0.375										1	0	0	0	0	1	0
Gary Disarcina, R (1, 6) OBP: 0.268, SLG: 0.317			0-0 G4-3 ①			0-0 F9 ② ③		0-0 G5-3 2-3f ④ ⑤		4	0	0	0	0	0	5

Inning Stats	R: 0	H: 0	E: 0	K: 3	S: 9	H: 0	LOB: 0	BB: 0	P: 9	R: 0	H: 3	E: 0	K: 0	S: 5	R: 0	H: 1	E: 0	K: 0	S: 3	R: 0	H: 2	E: 0	K: 1	S: 6	R: 0	H: 0	E: 0	K: 2	S: 7	R: 1	H: 3	E: 0	K: 1	S: 7	R: 1	H: 2	E: 0	K: 1	S: 7	R: 0	H: 0	E: 0	K: 1	S: 5	1B: 9	2B: 1	3B: 0	HR: 1	SF: 0	SAC: 0	DP: 3	HBP: 0	WP: 0	PA: 36
--------------	------	------	------	------	------	------	--------	-------	------	------	------	------	------	------	------	------	------	------	------	------	------	------	------	------	------	------	------	------	------	------	------	------	------	------	------	------	------	------	------	------	------	------	------	------	-------	-------	-------	-------	-------	--------	-------	--------	-------	--------

PITCHER	IP	WLS	BF	H	R	ER	SO	BB	IBB	HBP	BLK	WP	HR	S	P	ERA	WHIP
Kevin Appier, R (1, 1) ERA: 3.41	6.1	W	25	9	1	1	7	0	0	0	0	0	1	39	39	1.42	1.421
Matt Whisenant, L (7, 1) ERA: 5.6	0.0		1	0	0	0	0	1	0	0	0	0	0	4	4	∞	∞
Gregg Olson, R (7, 1) ERA: 6.3	1.1		5	1	1	1	0	1	0	0	0	0	0	4	8	6.75	1.500
Jamie Walker, L (8, 1) ERA: 5.13	0.0		1	1	0	0	0	0	0	0	0	0	0	1	1	∞	∞
Hipolito Pichardo, R (8, 1) ERA: 4.75	0.1		1	0	0	0	1	0	0	0	0	0	0	3	3	0.00	0.000

PITCHER	IP	WLS	BF	H	R	ER	SO	BB	IBB	HBP	BLK	WP	HR	S	P	ERA	WHIP
Jeff Montgomery, R (9, 1) ERA: 3.78	1.0	S	3	0	0	0	1	0	0	0	0	0	0	5	5	0.00	0.000

Batter	1	2	3	4	5	6	7	8	9	AB R H RBI BB SO LOB	TOP						
Shane Halter, R (1, 8) OBP: 0.360, SLG: 0.410 Jose Offerman, S (7, PH) OBP: 0.365, SLG: 0.408 (7, 4)	1-2 F9		1-1 2B 1B	0-0 BB 1B			2-1 G3 SF9 2B		0-1 1B	3 0 2 0 0 0 0 2 1 2 0 0 0 0							
Jed Hansen, R (1, 4) OBP: 0.373, SLG: 0.423 Johnny Damon, L (7, PH) OBP: 0.342, SLG: 0.399 (7, 8)	1-3 K		2-2 2B	4-1 BB			2-2 G3		3-3 K	2 0 1 0 1 1 0 2 0 0 0 0 1 2							
Jay Bell, R (1, 6) OBP: 0.365, SLG: 0.460	2-3 K		1-3 K	3-3 K			2-0 SF9			3 0 0 1 0 3 5							
Chili Davis, S (1, 10) OBP: 0.396, SLG: 0.529		3-0 F8		3-2 P3	2-3 K		3-3 K			4 0 0 0 0 2 0							
Jeff King, R (1, 3) OBP: 0.333, SLG: 0.427		0-0 G1-3		3-2 HR	1-1 F9			1-3 K		4 1 1 1 0 1 0							
Dean Palmer, R (1, 5) OBP: 0.310, SLG: 0.442		2-2 HR		2-0 HR 1B	1-1 F4			0-1 F9		4 2 2 1 0 0 0							
Jermaine Dye, R (1, 9) OBP: 0.278, SLG: 0.380		3-3 K		3-3 K		1-1 L9		1-3 K		4 0 0 0 0 3 1							
Yamil Benitez, R (1, 7) OBP: 0.304, SLG: 0.478 Rod Myers, L (9, PH) OBP: 0.414, SLG: 0.531			2-2 K	2-0 1-H HR		4-2 BB			1-3 K	2 1 1 2 1 1 0 1 0 0 0 0 1 0							
29 Mike Sweeney, R (1, 2) OBP: 0.316, SLG: 0.371 Scott Cooper, L (9, PH) OBP: 0.281, SLG: 0.315			2-3 K	1-1 E5 BB 1B		0-0 G1-6-3			0-1 P3	3 0 0 0 0 1 1 1 0 0 0 0 0 0							
<b>Inning Stats</b>	R: 0 H: 0 E: 0 LOB: 0 K: 2 BB: 0 S: 9 P: 13	R: 1 H: 1 E: 0 LOB: 0 K: 1 BB: 0 S: 9 P: 17	R: 0 H: 2 E: 0 LOB: 2 K: 3 BB: 0 S: 14 P: 22	R: 3 H: 4 E: 1 LOB: 3 K: 2 BB: 1 S: 23 P: 44	R: 0 H: 0 E: 0 LOB: 0 K: 1 BB: 0 S: 8 P: 12	R: 0 H: 0 E: 0 LOB: 0 K: 0 BB: 1 S: 6 P: 11	R: 1 H: 1 E: 0 LOB: 0 K: 1 BB: 0 S: 9 P: 18	R: 0 H: 0 E: 0 LOB: 0 K: 2 BB: 0 S: 8 P: 10	R: 0 H: 1 E: 0 LOB: 1 K: 2 BB: 0 S: 10 P: 14	1B: 4 SF: 1 2B: 2 SAC: 0 3B: 0 DP: 1 HR: 3 HBP: 0	WP: 0 PA: 38 PB: 0 SB: 0 CS: 0						
<b>PITCHER</b>	IP WLS BF H R ER SO BB IBB HBP BLK WP HR S P ERA WHIP																
Allen Watson, L (1, 1) ERA: 5.15	3.2		19	7	4	4	7	0	0	0	0	0	3	49	83	9.82	1.909
Shigetoshi Hasegawa, R (4, 1) ERA: 3.63	2.1		9	1	1	1	2	2	0	0	0	0	0	22	40	3.86	1.286
Darrell May, L (7, 1) ERA: 5.04	0.1		1	0	0	0	0	0	0	0	0	0	0	3	5	0.00	0.000
Pep Harris, R (7, 1) ERA: 4.0	1.2	W	5	0	0	0	3	0	0	0	0	0	0	12	19	0.00	0.000
Troy Percival, R (9, 1) ERA: 3.5	1.0	S	4	1	0	0	2	0	0	0	0	0	0	10	14	0.00	1.000

Kansas City Royals @ Anaheim Angels  
Anaheim Stadium, Anaheim, CA

Fri Sep 12 1997, 10:05 PM EDT  
Att. 25,259 - Unknown - 71 F

AB	35
R	5
H	9
RBI	5
BB	2
SO	14
LOB	9



WP: 0	PA: 38
PB: 0	
SB: 0	
CS: 0	

PITCHER	IP	WLS	BF	H	R	ER	SO	BB	IBB	HBP	BLK	WP	HR	S	P	ERA	WHIP
Allen Watson, L	3.2		19	7	4	4	7	0	0	0	0	0	3	49	83	9.82	1.909
Shigetoshi Hasegawa, R	2.1		9	1	1	1	2	2	0	0	0	0	0	22	40	3.86	1.286
Darrell May, L	0.1		1	0	0	0	0	0	0	0	0	0	0	3	5	0.00	0.000
Pep Harris, R	1.2	W	5	0	0	0	3	0	0	0	0	0	0	12	19	0.00	0.000
Troy Percival, R	1.0	S	4	1	0	0	2	0	0	0	0	0	0	10	14	0.00	1.000



Batter	1	2	3	4	5	6	7	8	9	AB	R	H	RBI	BB	SO	LOB
Rickey Henderson, R OBP: 0.406, SLG: 0.355 (1, 7)	F8	4-2 BB		FC6-4 1-2f 3-H			E6 BB	P4		4	1	0	1	1	0	1
Tony Phillips, S OBP: 0.392, SLG: 0.400 (1, 10)	3-2 BB 1B	F8		G6-3			4-1 BB 1B BB			3	2	1	0	1	0	2
Tim Salmon, R OBP: 0.395, SLG: 0.528 (1, 9)	4-0 BB 1B E	1-3 K				F9	2-1 P2			3	1	0	0	1	1	3
Dave Hollins, S OBP: 0.360, SLG: 0.421 Robert Eenhoorn, R (8, 5)	0-0 E3 1B		1-3 K			2-3 K	4-0 BB 1B BB			3	1	1	1	1	2	0
Jim Edmonds, L OBP: 0.356, SLG: 0.490 (1, 8)	0-0 F7		1-3 K			2-1 G4-3	4-2 BB 1B			3	0	0	1	1	1	1
Chris Turner, R OBP: 0.412, SLG: 0.533 Darin Erstad, L OBP: 0.361, SLG: 0.470 (7, 3)	1-3 K		3-3 K			2-2 F7	0-2 FC6-4 1B			2	0	0	0	0	2	1
Luis Alicea, S OBP: 0.364, SLG: 0.375 (1, 4)		4-1 HR BB		0-1 BB FC6-4 1B		0-0 F7	2-0 FC6-4 1B			3	2	1	0	1	0	2
Chad Kreuter, S OBP: 0.303, SLG: 0.338 (1, 2)		3-1 HR		1-3 K		3-1 F9		0-0 F7		4	1	1	2	0	1	1
Gary Disarcina, R OBP: 0.268, SLG: 0.317 (1, 6)		1-2 G5-3		1-2 FC6-4 1B		1-0 G1-3		1-2 G4-3		4	0	1	0	0	0	0

Inning Stats	R: 2	H: 2	E: 1	K: 1	S: 12	LOB: 1	BB: 1	P: 21	R: 2	H: 1	E: 0	K: 1	S: 13	LOB: 1	BB: 2	P: 26	R: 0	H: 0	E: 0	K: 3	S: 10	LOB: 0	BB: 0	P: 15	R: 1	H: 2	E: 0	K: 1	S: 13	LOB: 1	BB: 0	P: 17	R: 0	H: 0	E: 0	K: 1	S: 11	LOB: 0	BB: 0	P: 18	R: 0	H: 0	E: 0	K: 0	S: 6	LOB: 0	BB: 0	P: 11	R: 3	H: 1	E: 1	K: 0	S: 16	LOB: 2	BB: 3	P: 33	R: 0	H: 0	E: 0	K: 0	S: 6	LOB: 0	BB: 0	P: 8
--------------	------	------	------	------	-------	--------	-------	-------	------	------	------	------	-------	--------	-------	-------	------	------	------	------	-------	--------	-------	-------	------	------	------	------	-------	--------	-------	-------	------	------	------	------	-------	--------	-------	-------	------	------	------	------	------	--------	-------	-------	------	------	------	------	-------	--------	-------	-------	------	------	------	------	------	--------	-------	------

PITCHER	IP	WLS	BF	H	R	ER	SO	BB	IBB	HBP	BLK	WP	HR	S	P	ERA	WHIP
50 José Rosado, L ERA: 4.53	(1, 1)	5.0	23	5	5	5	7	3	0	0	0	0	1	59	97	9.00	1.600
Ricky Bones, R ERA: 7.31	(6, 1)	1.1	6	0	2	1	0	1	0	0	0	0	0	10	20	6.75	0.750
Scott Service, R ERA: 6.75	(7, 1)	0.1	2	0	0	0	0	1	0	0	0	0	0	2	8	0.00	3.000
Matt Whisenant, L ERA: 5.5	(7, 1)	0.1	3	1	1	0	0	1	0	0	0	0	0	10	16	0.00	6.000
Brian Bevil, R ERA: 8.18	(8, 1)	1.0	3	0	0	0	0	0	0	0	0	0	0	6	8	0.00	0.000

**BOTTOM**

**Kansas City Royals @ Anaheim Angels**  
Anaheim Stadium, Anaheim, CA

Fri Sep 12 1997, 10:05 PM EDT  
Att: 25,259 - Unknown - 71 F

AB	31
R	8
H	6
RBI	7
BB	6
SO	7
LOB	11



PITCHER	IP	WLS	BF	H	R	ER	SO	BB	IBB	HBP	BLK	WP	HR	S	P	ERA	WHIP								
1B	5	SF	0	WP	0	PA	37	2B	0	SAC	0	PB	0	SB	0	CS	0	3B	0	DP	0	HR	1	HBP	0

Batter	1	2	3	4	5	6	7	8	9	10	11	12	13	AB R H RBI BB SO LOB	TOP												
Jose Offerman, S OBP: 0.365, SLG: 0.407 (1, 4)	G6-3 1-1		1B 2-1			G4-3 1-2		SH3 1B 3-1	F7 1-2			P6 1-1		6 0 2 0 0 0 2	<b>Kansas City Royals @ Anaheim Angels</b> <b>Anaheim Stadium, Anaheim, CA</b> Sat Sep 13 1997, 6:33 AM EDT Att: 16,552 - Sunny - 81 F												
Johnny Damon, L OBP: 0.338, SLG: 0.394 (1, 8)	K 0-3		K 1-3			K 2-3		SH3 1-2		G6-3 3-2		G4-3 0-1		5 0 0 0 0 3 1													
Chili Davis, S OBP: 0.397, SLG: 0.527 (1, 10)	1B 2-1			G1-3 1-1		FC5-4 BB 4-2		FC6-4 IBB 4-0		K 1-3		K 3-3		4 0 1 0 2 2 0													
Dean Palmer, R OBP: 0.308, SLG: 0.442 (1, 5)	F8 2-2			E5 2-1		FC5-4 1-2f		F9 1-0		K 3-3			29 E 3B 3-2	6 1 1 0 0 1 4													
Rod Myers, L OBP: 0.406, SLG: 0.491 (1, 7) (9, 9)		G4-3 0-1		K 3-3			K 2-3	FC6-4 1-2f					29 S SH5-4 BB 4-1	4 1 0 0 2 2 3													
Jermaine Dye, R OBP: 0.282, SLG: 0.395 (1, 9) Jed Hansen, R OBP: 0.373, SLG: 0.423 (9, PR) 29 Mike Sweeney, R OBP: 0.314, SLG: 0.369 (9, 2)		F9 1-1		G6-3 1-0			HR 1-1		SH3-4 1B 0-1		SH5-4 1-2		K 1-3	4 1 2 1 0 0 1 0 0 0 0 0 0 0 1 0 0 0 0 1 1													
Larry Sutton, L OBP: 0.310, SLG: 0.450 (1, 3) Jeff King, R OBP: 0.334, SLG: 0.427 (11, PH) (11, 3)		G4-3 0-2			K 2-3		L1-3 1-2		SH3-4 1B 0-1		IBB 4-0		SF7 3-H 0-0	3 0 0 0 0 1 0 0 0 0 1 1 0 0													
Mike Macfarlane, R OBP: 0.320, SLG: 0.411 (1, 2) Scott Cooper, L OBP: 0.286, SLG: 0.315 (9, PH) Shane Halter, R OBP: 0.363, SLG: 0.412 (9, 7)			CS 2B 1-0		K 0-3		1B 3-2		BB 4-1			K 1-3	3-H 3-2	3 0 2 0 0 1 0 0 0 0 0 1 0 0 2 0 1 0 0 1 2													
Felix Martinez, S OBP: 0.200, SLG: 0.167 (1, 6) Jay Bell, R OBP: 0.363, SLG: 0.458 (9, PH) (9, 6)			K 1-3		B2-3 1-0		K2-3 1-3		K 2-3			K 3-3	F9 2-0	3 0 0 0 0 2 2 3 0 0 0 0 2 5													
<b>Inning Stats</b>	R: 0 E: 0 K: 1 S: 10	H: 1 LOB: 1 BB: 0 P: 15	R: 0 E: 0 K: 0 S: 7	H: 0 LOB: 0 BB: 0 P: 8	R: 0 E: 0 K: 2 S: 9	H: 2 LOB: 1 BB: 0 P: 14	R: 0 E: 1 K: 1 S: 8	H: 0 LOB: 1 BB: 0 P: 15	R: 0 E: 0 K: 1 S: 13	H: 0 LOB: 1 BB: 1 P: 21	R: 1 E: 0 K: 2 S: 14	H: 2 LOB: 1 BB: 0 P: 22	R: 0 E: 0 K: 0 S: 6	H: 1 LOB: 2 BB: 1 P: 15		R: 0 E: 0 K: 2 S: 10	H: 0 LOB: 2 BB: 0 P: 17	R: 0 E: 0 K: 1 S: 10	H: 0 LOB: 2 BB: 2 P: 22	R: 0 E: 0 K: 1 S: 7	H: 0 LOB: 0 BB: 0 P: 11	R: 2 E: 0 K: 1 S: 15	H: 2 LOB: 1 BB: 1 P: 30	1B: 6 2B: 1 3B: 1 HR: 1	SF: 1 SAC: 3 DP: 0 HBP: 0	WP: 0 PB: 0 SB: 2 CS: 1	PA: 54
<b>PITCHER</b> Jason Dickson, R ERA: 4.06 (1, 1) Anthony Chavez, R ERA: (7, 1) Mike James, R ERA: 4.25 (8, 1) Troy Percival, R ERA: 3.45 (9, 1) Pep Harris, R ERA: 3.95 (10, 1)	IP 6.2	WLS 25	BF 25	H 4	R 1	ER 1	SO 8	BB 1	IBB 0	HBP 0	BLK 0	WP 0	HR 1	S 62		P 95	ERA 1.35	WHIP 0.750									
<b>PITCHER</b> Greg Cadaret, L ERA: 1.54 (11, 1) Rich DeLucia, R ERA: 3.77 (11, 1) Mike Bovee, R ERA: (13, 1)	IP 0.1	WLS L	BF 3	H 0	R 0	ER 0	SO 0	BB 1	IBB 1	HBP 0	BLK 0	WP 0	HR 0	S 3		P 11	ERA 0.00	WHIP 3.000									
																	AB 44	R 3	H 9	RBI 2	BB 6	SO 16	LOB 21				



Batter	1	2	3	4	5	6	7	8	9	10	11	12	13	AB R H RBI BB SO LOB	BOTTOM														
Tony Phillips, S OBP: 0.393, SLG: 0.398 (1, 4)	4-2 CS BB		4-1 BB		2-3 K	1-0 G1-3			1-2 SH1-3 1B		0-2 G6-3	2-3 K		5 0 1 0 2 2 4															
Darin Erstad, L OBP: 0.361, SLG: 0.467 (1, 3)	3-2 F9		1-2 F8		0-0 1B SF9 1B		0-0 B1-3		0-0 SH1-3		4-1 WP BB		0-0 G3	5 1 1 0 1 0 3															
Dave Hollins, S OBP: 0.360, SLG: 0.420 Robert Eenhoorn, R OBP: 0.500, SLG: 1.000 Jack Howell, L OBP: 0.331, SLG: 0.559 Luis Alicea, S OBP: 0.365, SLG: 0.374 (1, 5)	2-3 K		2-2 F7		0-0 1B		0-0		4-0 IBB		4-1 BB		1-2 F9	3 0 1 0 0 1 2															
Tim Salmon, R OBP: 0.391, SLG: 0.522 (1, 9)		3-2 F7	2-0 F9		1-2 SF9		1-1 L5		1-2 F8		2-3 K		2-2 G6-3	6 0 0 1 0 1 7															
Jim Edmonds, L OBP: 0.353, SLG: 0.486 (1, 8)		1-0 1B		0-0 G3	1-2 F6		3-2 F8		3-2 G4-3		0-2 G3			6 0 1 0 0 0 6															
16 Garret Anderson, L OBP: 0.328, SLG: 0.393 (1, 7)		0-1 1B		2-2 F7		0-2 G1-3		1-2 G1-3		0-2 WP SH3-4 1B		1-1 E		6 0 3 0 0 0 0															
Rickey Henderson, R OBP: 0.406, SLG: 0.352 (1, 10)		0-0 P3		4-2 S BB		1-1 L9		4-2 1B BB		1-2 SH3-4		3-2 E5 DI		3 0 0 0 2 0 3															
Chad Kreuter, S OBP: 0.309, SLG: 0.338 Orlando Palmeiro, L OBP: 0.304, SLG: 0.255 7 Angelo Encarnacion, R OBP: 0.429, SLG: 0.857 (1, 2)		2-2 G4-3		4-0 BB		4-0 E 1B BB		1-0 G4-6-3 1B		2-3 K		1-3 K		3 0 1 0 2 1 3															
Gary Disarcina, R OBP: 0.269, SLG: 0.317 (1, 6)			1-1 BB 1B	2-0 F9		2-1 E9 1B		1-2 G4-6-3		0-0 F7		1-3 K		1 0 0 0 0 1 2															
														0 0 0 0 0 0 0															
														6 0 2 0 0 1 7															
Inning Stats	R: 0 E: 0 K: 1 S: 9	H: 0 LOB: 0 BB: 1 P: 18	R: 0 E: 0 K: 0 S: 10	H: 2 LOB: 2 BB: 0 P: 16	R: 0 E: 0 K: 0 S: 10	H: 1 LOB: 2 BB: 1 P: 20	R: 0 E: 0 K: 0 S: 7	H: 0 LOB: 2 BB: 2 P: 19	R: 1 E: 0 K: 1 S: 15	H: 2 LOB: 1 BB: 0 P: 19	R: 0 E: 1 K: 0 S: 8	H: 1 LOB: 2 BB: 1 P: 16	R: 0 E: 0 K: 0 S: 13	H: 1 LOB: 1 BB: 1 P: 20	R: 0 E: 0 K: 1 S: 10	H: 1 LOB: 1 BB: 0 P: 19	R: 0 E: 0 K: 1 S: 12	H: 0 LOB: 2 BB: 2 P: 22	R: 0 E: 1 K: 3 S: 18	H: 1 LOB: 2 BB: 0 P: 25	R: 0 E: 0 K: 0 S: 9	H: 0 LOB: 0 BB: 0 P: 12	R: 0 E: 0 K: 0 S: 9	H: 0 LOB: 0 BB: 0 P: 12	1B: 10 2B: 1 3B: 0 HR: 0	SF: 1 SAC: 2 DP: 1 HBP: 0	WP: 2 PB: 0 SB: 1 CS: 1	PA: 58	
PITCHER	IP	WLS	BF	H	R	ER	SO	BB	IBB	HBP	BLK	WP	HR	S	P	ERA	WHIP												
Jim Pittsley, R ERA: 5.53 (1, 1)	5.0		23	5	1	1	2	4	0	0	0	0	0	51	92	1.80	1.800												
Chris Haney, L ERA: 4.38 (6, 1)	2.1		12	3	0	0	0	2	0	0	0	0	0	26	44	0.00	2.143												
Hipolito Pichardo, R ERA: 4.6 (8, 1)	1.1		5	1	0	0	0	0	1	0	0	0	0	10	17	0.00	0.750												
Jeff Montgomery, R ERA: 3.62 (9, 1)	2.1		10	1	0	0	2	2	0	0	0	2	0	23	38	0.00	1.286												
Gregg Olson, R ERA: 6.15 (12, 1)	1.0	W	5	1	0	0	3	0	0	0	0	0	0	18	25	0.00	1.000												
PITCHER	IP	WLS	BF	H	R	ER	SO	BB	IBB	HBP	BLK	WP	HR	S	P	ERA	WHIP												
Brian Bevil, R ERA: 7.5 (13, 1)	1.0	S	3	0	0	0	0	0	0	0	0	0	0	0	9	12	0.00	0.000											

Kansas City Royals @ Anaheim Angels  
 Anaheim Stadium, Anaheim, CA  
 Sat Sep 13 1997, 6:33 AM EDT  
 Att: 16,552 - Sunny - 81 F

livebaseballscorecards.com

AB	46
R	1
H	11
RBI	1
BB	9
SO	7
LOB	37





Batter	1	2	3	4	5	6	7	8	9
Rickey Henderson, R OBP: 0.407, SLG: 0.352 (1, 10) C C B B B F F B	4-2 BB		0-0 F8			2-2 G6-3	2-0 G4-6-3 1B		
Tony Phillips, S OBP: 0.392, SLG: 0.396 (1, 4) B F S C	1-3 K		2-1 G3			4-1 BB BB	2-2 G4-6-3 1-2f		
Darin Erstad, L OBP: 0.360, SLG: 0.466 Luis Alicaia, S OBP: 0.365, SLG: 0.377 (1, 3) B 1 SAFE Luis Alicaia, S OBP: 0.365, SLG: 0.377 (5, 5) S 1 SAFE X	2-1 F9				2-2 F9			1-0 G6-3 16 SF8 2B	
Tim Salmon, R OBP: 0.390, SLG: 0.519 (1, 9) B S 1 SAFE S S	3-3 K				1-1 P3	4-1 BB		0-0 G6-3	
Jim Edmonds, L OBP: 0.353, SLG: 0.483 (1, 8)		2-3 K			1-1 L8			4-1 CS BB	
16 Garret Anderson, L OBP: 0.327, SLG: 0.395 (1, 7)		2-3 K			3-2 F8		0-1 PB HR 2B	0-0 SF8	
Jack Howell, L OBP: 0.331, SLG: 0.577 (1, 5) (5, 3)		0-0 F8			1-0 G3-1		3-2 2-H HR	0-2 CS	
Chris Turner, R OBP: 0.450, SLG: 0.500 Chad Kreuter, S OBP: 0.309, SLG: 0.338 (1, 2) (8, 2)			4-0 BB			4-1 BB			
Gary Disarcina, R OBP: 0.269, SLG: 0.317 (1, 6)			2-1 L8			0-0 L7		2-1 1B 1B	

AB	R	H	RBI	BB	SO	LOB
3	0	1	0	1	0	1
3	0	0	0	1	1	4
2	0	0	0	0	0	1
2	1	1	0	0	0	1
3	0	0	0	1	1	2
3	0	0	0	1	1	2
3	1	1	1	0	1	0
3	1	1	2	0	0	0
1	0	0	0	2	1	0
0	0	0	0	0	0	0
3	0	1	0	0	0	2

**BOTTOM**

**Kansas City Royals @ Anaheim Angels**  
**Anaheim Stadium, Anaheim, CA**  
 Sun Sep 14 1997, 6:33 AM EDT  
 Att. 15,955 - Overcast - 84 F

livebaseballscorecards.com

<b>AB</b>	<b>26</b>
<b>R</b>	<b>3</b>
<b>H</b>	<b>5</b>
<b>RBI</b>	<b>3</b>
<b>BB</b>	<b>6</b>
<b>SO</b>	<b>5</b>
<b>LOB</b>	<b>13</b>



1B: 2	SF: 1
2B: 2	SAC: 0
3B: 0	DP: 1
HR: 1	HBP: 0

WP: 0	PA: 34
PB: 1	
SB: 0	
CS: 1	

Inning Stats	R: 0	H: 0	E: 0	K: 2	S: 12	LOB: 1	BB: 1	P: 22
	R: 0	H: 0	E: 0	K: 2	S: 8	LOB: 0	BB: 0	P: 12
	R: 0	H: 0	E: 0	K: 0	S: 5	LOB: 1	BB: 1	P: 13
	R: 0	H: 0	E: 0	K: 0	S: 7	LOB: 0	BB: 0	P: 11
	R: 0	H: 0	E: 0	K: 0	S: 7	LOB: 1	BB: 1	P: 15
	R: 2	H: 4	E: 0	K: 1	S: 16	LOB: 1	BB: 0	P: 28
	R: 1	H: 1	E: 0	K: 0	S: 6	LOB: 0	BB: 1	P: 11

PITCHER	IP	WLS	BF	H	R	ER	SO	BB	IBB	HBP	BLK	WP	HR	S	P	ERA	WHIP
Tim Belcher, R ERA: 5.1 (1, 1)	6.0		25	2	2	2	4	5	0	0	0	0	1	58	108	3.00	1.167
Scott Service, R ERA: 6.75 (7, 1)	1.1	L	6	3	1	1	1	0	0	0	0	0	0	13	23	6.75	2.250
Jamie Walker, L ERA: 5.05 (8, 1)	0.2		2	0	0	0	0	1	0	0	0	0	0	4	8	0.00	1.500

Batter	1	2	3	4	5	6	7	8	9	AB R H RBI BB SO LOB	TOP
<b>Jose Offerman, S</b> (1, 4) OBP: 0.372, SLG: 0.415 <b>Jed Hansen, R</b> (9, PR) OBP: 0.373, SLG: 0.423 (9, 4)	2-1 	2-0 SAFE 	2-2 	4-0 		2-1 G6-3 			0-1 	5 2 4 4 1 0 1 0 1 0 0 0 0 0	
<b>Johnny Damon, L</b> (1, 8) OBP: 0.339, SLG: 0.392	1-2 	2-1 F4 	1-3 	1-0 		2-3 3-H G4-3 			0-1 B5 	6 0 2 0 0 1 6	
<b>Jay Bell, R</b> (1, 6) OBP: 0.368, SLG: 0.461	3-1 	1-2 	4-1 	0-0 F7 					1-1 	5 1 3 2 1 1 3	
<b>Jeff King, R</b> (1, 3) OBP: 0.335, SLG: 0.427	0-0 FC1-5-2 	3-0 SF7 	4-2 		2-2 F7 		3-3 		2-2 	4 0 1 4 1 1 2	
<b>Dean Palmer, R</b> (1, 5) OBP: 0.308, SLG: 0.440	4-2 	0-0 F7 	1-0 FC5 		2-2 F9 		3-2 G5-3 		0-0 	5 0 1 0 1 0 4	
<b>Larry Sutton, L</b> (1, 10) OBP: 0.327, SLG: 0.447	0-3 		1-1 	3-2 		2-0 P8 			0-0 G4-3 	6 2 2 0 0 2 5	
<b>Yamil Benitez, R</b> (1, 7) OBP: 0.293, SLG: 0.461	1-0 G4-3 		1-3 	0-3 		1-1 G6-3 			0-3 	6 0 0 0 0 4 7	
<b>Rod Myers, L</b> (1, 9) OBP: 0.425, SLG: 0.492		0-0 	1-1 	3-2 		0-0 			2-1 	4 3 4 0 0 0 0	
<b>29 Mike Sweeney, R</b> (1, 2) OBP: 0.320, SLG: 0.374		0-0 	4-2 	1-2 		1-1 			2-3 	3 2 2 1 1 1 1	
<b>Inning Stats</b>	R: 1 H: 3 E: 0 LOB: 3 K: 1 BB: 1 S: 16 P: 27	R: 3 H: 4 E: 0 LOB: 1 K: 0 BB: 0 S: 10 P: 18	R: 3 H: 2 E: 0 LOB: 3 K: 2 BB: 3 S: 18 P: 37	R: 1 H: 3 E: 0 LOB: 3 K: 1 BB: 1 S: 17 P: 29	R: 0 H: 0 E: 0 LOB: 0 K: 0 BB: 0 S: 7 P: 13	R: 1 H: 2 E: 1 LOB: 1 K: 0 BB: 0 S: 9 P: 16	R: 0 H: 0 E: 0 LOB: 0 K: 2 BB: 0 S: 11 P: 18	R: 0 H: 1 E: 0 LOB: 1 K: 2 BB: 0 S: 13 P: 18	R: 2 H: 4 E: 0 LOB: 2 K: 2 BB: 0 S: 20 P: 23	1B: 16 SF: 2 2B: 3 SAC: 0 3B: 0 DP: 0 HR: 0 HBP: 1	WP: 0 PA: 52 PB: 0 SB: 1 CS: 0
<b>PITCHER</b> <b>Rick Helling, R</b> (1, 1) ERA: 4.16 <b>Wilson Heredia, R</b> (3, 1) ERA: 2.84 <b>Matt Whiteside, R</b> (6, 1) ERA: 5.09 <b>Danny Patterson, R</b> (8, 1) ERA: 3.62	IP WLS BF H R ER SO BB IBB HBP BLK WP HR S P ERA WHIP 2.1 0 19 9 7 7 2 2 0 1 0 0 0 37 65 27.00 4.714 2.2 0 14 3 1 1 2 3 0 0 0 0 0 31 59 3.38 2.250 2.2 0 11 3 1 1 3 0 0 0 0 0 0 29 46 3.38 1.125 1.1 L 8 4 2 2 3 0 0 0 0 0 0 0 24 29 13.50 3.000	<b>PITCHER</b> IP WLS BF H R ER SO BB IBB HBP BLK WP HR S P ERA WHIP									

**Kansas City Royals @ Texas Rangers**  
 The Ballpark at Arlington, Arlington, TX  
 Mon Sep 15 1997, 8:05 PM EDT  
 Att. 25,377 - Cloudy - 91 F

AB	44
R	11
H	19
RBI	11
BB	5
SO	10
LOB	29



Batter	1	2	3	4	5	6	7	8	9	AB	R	H	RBI	BB	SO	LOB
Tom Goodwin, L (1, 8) OBP: 0.312, SLG: 0.337	2-2 G3-1 29 2B		3-1 FC6-4 1B	2-2 CS 1B		1-3 K		2-2 FC4-6 1-2f		5	1	3	2	0	1	1
Domingo Cedeno, S (1, 4) OBP: 0.340, SLG: 0.408	1-2 G3-1 2-3		1-1 F9 1B	1-0 F7 1-2		0-1 F7		1-3 K		5	0	0	0	0	1	5
29 Rusty Greer, L (1, 7) OBP: 0.407, SLG: 0.525	1-2 E 2B		0-0 FC6-4 1-2f HR			0-1 G1-3		1-1 1B SF9 2B		5	3	3	1	0	0	1
Juan Gonzalez, R (1, 10) OBP: 0.333, SLG: 0.585	1-0 E5 1B		3-2 HR			2-1 E4 1B		1-0 G3-6-3 1B		5	2	3	2	0	0	1
Ivan Rodriguez, R (1, 2) OBP: 0.359, SLG: 0.488	2-1 G6-3 1B		0-0 F8			0-0 FC5-3 1B		0-1 SF9		4	0	2	1	0	0	1
Lee Stevens, L (1, 3) OBP: 0.327, SLG: 0.481	1-2 G6-3 1-2f			2-2 1B 2B		0-1 FC5-3 1B		3-1 G3-6-3 1-2f		5	1	2	1	0	1	4
Fernando Tatis, R (1, 5) OBP: 0.289, SLG: 0.414		1-2 P8		4-0 1B BB		3-2 FC5-3 FC4-6 1-2 2-3f		0-0 HR		3	2	1	1	1	0	2
Alex Diaz, S (1, 9) OBP: 0.220, SLG: 0.246		1-3 K		2-1 1B 1B		2-1 FC4-6		0-0 B3		4	0	1	0	0	1	2
Benji Gil, R (1, 6) OBP: 0.263, SLG: 0.325		2-2 G4-3		2-3 K				0-0 FC4-6 1B		3	0	0	0	0	1	3
Jim Leyritz, R (8, PH) OBP: 0.381, SLG: 0.395										1	0	1	0	0	0	0
Hanley Frias, S (8, PR)										0	0	0	0	0	0	0
										0	0	0	0	0	0	0

Inning Stats	R: 2	H: 4	E: 1	LOB: 1	K: 0	BB: 0	S: 16	R: 0	H: 0	E: 0	LOB: 0	K: 1	BB: 0	S: 13	R: 2	H: 2	E: 0	LOB: 0	K: 0	BB: 0	S: 9	R: 2	H: 3	E: 0	LOB: 1	K: 1	BB: 1	S: 12	R: 1	H: 2	E: 1	LOB: 2	K: 0	BB: 0	S: 12	R: 0	H: 0	E: 0	LOB: 0	K: 1	BB: 0	S: 6	R: 1	H: 2	E: 0	LOB: 0	K: 0	BB: 0	S: 7	R: 1	H: 2	E: 0	LOB: 1	K: 1	BB: 0	S: 9	R: 0	H: 1	E: 0	LOB: 1	K: 1	BB: 0	S: 12	1B: 9	SF: 1	2B: 5	SAC: 0	3B: 0	DP: 2	HR: 2	HBP: 0	WP: 0	PA: 42
--------------	------	------	------	--------	------	-------	-------	------	------	------	--------	------	-------	-------	------	------	------	--------	------	-------	------	------	------	------	--------	------	-------	-------	------	------	------	--------	------	-------	-------	------	------	------	--------	------	-------	------	------	------	------	--------	------	-------	------	------	------	------	--------	------	-------	------	------	------	------	--------	------	-------	-------	-------	-------	-------	--------	-------	-------	-------	--------	-------	--------

PITCHER	IP	WLS	BF	H	R	ER	SO	BB	IBB	HBP	BLK	WP	HR	S	P	ERA	WHIP
Glendon Rusch, L (1, 1) ERA: 5.83	3.1		19	9	6	5	2	1	0	0	0	0	0	49	80	13.50	3.000
Ricky Bones, R (4, 1) ERA: 7.16	3.0		13	4	2	1	1	0	0	0	0	0	0	24	36	3.00	1.333
Matt Whisenant, L (7, 1) ERA: 5.3	0.2	W	1	0	0	0	0	0	0	0	0	0	0	2	5	0.00	0.000
Hipolito Pichardo, R (8, 1) ERA: 4.7	1.0		5	2	1	1	1	0	0	0	0	0	1	9	12	9.00	2.000
Jeff Montgomery, R (9, 1) ERA: 3.56	1.0	S	4	1	0	0	1	0	0	0	0	0	0	12	17	0.00	1.000

BOTTOM

Kansas City Royals @ Texas Rangers  
The Ballpark at Arlington, Arlington, TX

Mon Sep 15 1997, 8:05 PM EDT  
Att: 25,377 - Cloudy - 91 F

AB	40
R	9
H	16
RBI	8
BB	1
SO	5
LOB	20



WP: 0	PA: 42
PB: 0	
SB: 0	
CS: 1	

PITCHER	IP	WLS	BF	H	R	ER	SO	BB	IBB	HBP	BLK	WP	HR	S	P	ERA	WHIP
---------	----	-----	----	---	---	----	----	----	-----	-----	-----	----	----	---	---	-----	------

Kansas City Royals @ Texas Rangers  
The Ballpark at Arlington, Arlington, TX

Tue Sep 16 1997, 8:05 PM EDT  
Att. 22,714 - Unknown - 90 F

livebaseballscorecards.com



Batter	1	2	3	4	5	6	7	8	9	AB	R	H	RBI	BB	SO	LOB	TOP								
Jose Offerman, S OBP: 0.370, SLG: 0.414 (1, 4)	F8		2B			G6-3	G1-6-3		K	5	0	1	0	0	1	3									
Johnny Damon, L OBP: 0.338, SLG: 0.390 (1, 8)	K		G4-3			1B		G1		4	0	1	0	0	1	1									
Jay Bell, R OBP: 0.371, SLG: 0.462 (1, 6)	K					1B		1B		3	0	2	0	1	1	0									
Chili Davis, S OBP: 0.393, SLG: 0.519 (1, 10)		F7				BB		1B		3	0	0	0	1	1	3									
Jeff King, R OBP: 0.336, SLG: 0.427 (1, 3)		F8				PO		F9		3	1	1	0	1	0	2									
Dean Palmer, R OBP: 0.310, SLG: 0.448 (1, 5)		2B				PO		F9		4	1	2	2	0	0	2									
Rod Myers, L OBP: 0.442, SLG: 0.508 (1, 7)		G1-3				BB				2	0	1	0	2	0	1									
Jermaine Dye, R OBP: 0.279, SLG: 0.387 (1, 9)			F8			K				3	0	0	0	0	1	2									
Larry Sutton, L OBP: 0.320, SLG: 0.438 (9, PH)										1	0	0	0	0	1	1									
Mike Macfarlane, R OBP: 0.320, SLG: 0.407 (1, 2)			K			F8				3	0	1	0	0	1	1									
Scott Cooper, L OBP: 0.283, SLG: 0.306 (9, PH)										1	0	0	0	0	0	1									
<b>Inning Stats</b>	R: 0 E: 0 K: 2 S: 8	H: 0 LOB: 0 BB: 0 P: 13	R: 0 E: 0 K: 0 S: 8	H: 1 LOB: 1 BB: 0 P: 13	R: 0 E: 0 K: 1 S: 11	H: 1 LOB: 0 BB: 1 P: 16	R: 0 E: 0 K: 1 S: 9	H: 1 LOB: 0 BB: 1 P: 18	R: 0 E: 0 K: 1 S: 11	H: 0 LOB: 1 BB: 1 P: 19	R: 0 E: 0 K: 0 S: 7	H: 2 LOB: 1 BB: 0 P: 9	R: 2 E: 0 K: 0 S: 11	H: 3 LOB: 1 BB: 1 P: 20	R: 0 E: 0 K: 0 S: 13	H: 1 LOB: 2 BB: 1 P: 19	R: 0 E: 0 K: 2 S: 11	H: 0 LOB: 1 BB: 1 P: 18	1B: 5 2B: 3 3B: 0 HR: 1	SF: 0 SAC: 0 DP: 2 HBP: 0	WP: 0 PB: 0 SB: 0 CS: 0	PA: 38			
<b>PITCHER</b>	IP	WLS	BF	H	R	ER	SO	BB	IBB	HBP	BLK	WP	HR	S	P	ERA	WHIP								
Roger Pavlik, R ERA: 4.63 (1, 1)	6.0		22	5	0	0	5	2	0	0	0	0	0	54	88	0.00	1.167								
Julio Santana, R ERA: 6.84 (7, 1)	0.0		2	1	2	2	0	1	0	0	0	0	1	3	7	∞	∞								
Eric Gunderson, L ERA: 2.96 (7, 1)	0.0		1	1	0	0	0	0	0	0	0	0	0	2	4	∞	∞								
Matt Whiteside, R ERA: 4.94 (7, 1)	2.0	W	8	2	0	0	0	1	0	0	0	0	0	19	28	0.00	1.500								
John Wetteland, R ERA: 1.89 (9, 1)	1.0	S	4	0	0	0	2	1	0	0	0	0	0	11	18	0.00	1.000								

AB	32
R	2
H	9
RBI	2
BB	5
SO	7
LOB	17



Batter	1	2	3	4	5	6	7	8	9	AB R H RBI BB SO LOB
Tom Goodwin, L OBP: 0.311, SLG: 0.335 (1, 8)	4-0 BB 1B BB		1-0 F7		2-1 G4-3		1-2 G3-1			3 1 0 0 1 0 2
Ivan Rodriguez, R OBP: 0.358, SLG: 0.486 (1, 2)	4-2 SAFE 1B BB		0-1 G5-3		2-2 P4			0-0 E6 29 HR		3 1 0 0 1 0 1
29 Rusty Greer, L OBP: 0.407, SLG: 0.536 (1, 7)	2-3 K			2-2 HR		2-0 F7		1-1 HR		4 2 2 3 0 1 2
Juan Gonzalez, R OBP: 0.336, SLG: 0.589 (1, 10)	1-1 G4-6-3 1B			2-2 G4-3 2B		2-2 FC5-4 1B		1-2 F8		4 0 3 1 0 0 0
Lee Stevens, L OBP: 0.326, SLG: 0.479 (1, 3)	0-1 G4-6-3			1-2 G4-3		0-0 P6		0-1 WP 1B		4 0 1 0 0 0 4
Fernando Tatis, R OBP: 0.283, SLG: 0.404 (1, 5)		1-3 K		0-3 K		1-2 FC5-4		2-1 F7		4 0 0 0 0 2 3
Domingo Cedeño, S OBP: 0.339, SLG: 0.409 (1, 4)		2-3 K		3-2 L9			0-1 2B	1-2 G4-3		4 0 1 0 0 1 2
Marc Sagmoen, L OBP: 0.167, SLG: 0.231 (1, 9)		1-3 K			1-3 K		1-1 F8			3 0 0 0 0 2 1
Hanley Frias, S OBP: 0.125, SLG: 0.250 (1, 6)			0-0 G4-3		0-1 G4-3 2B		1-0 L7			3 0 1 0 0 0 1

Inning Stats	R: 1 E: 0 K: 1 S: 9	H: 1 LOB: 1 BB: 2 P: 20	R: 0 E: 0 K: 3 S: 10	H: 0 LOB: 0 BB: 0 P: 14	R: 0 E: 0 K: 0 S: 4	H: 0 LOB: 0 BB: 0 P: 5	R: 1 E: 0 K: 1 S: 16	H: 2 LOB: 1 BB: 0 P: 24	R: 0 E: 0 K: 1 S: 10	H: 1 LOB: 1 BB: 0 P: 15	R: 0 E: 0 K: 0 S: 8	H: 1 LOB: 1 BB: 0 P: 13	R: 0 E: 0 K: 0 S: 8	H: 1 LOB: 1 BB: 0 P: 11	R: 2 E: 1 K: 0 S: 14	H: 2 LOB: 1 BB: 0 P: 19	1B: 3 2B: 3 3B: 0 HR: 2	SF: 0 SAC: 0 DP: 1 HBP: 0	WP: 1 PB: 0 SB: 0 CS: 0	PA: 34
--------------	------------------------------	----------------------------------	-------------------------------	----------------------------------	------------------------------	---------------------------------	-------------------------------	----------------------------------	-------------------------------	----------------------------------	------------------------------	----------------------------------	------------------------------	----------------------------------	-------------------------------	----------------------------------	----------------------------------	------------------------------------	----------------------------------	--------

PITCHER	IP	WLS	BF	H	R	ER	SO	BB	IBB	HBP	BLK	WP	HR	S	P	ERA	WHIP
Kevin Appier, R ERA: 3.38 (1, 1)	7.0		28	6	2	2	6	2	0	0	0	0	1	65	102	2.57	1.143
Gregg Olson, R ERA: 6.21 (8, 1)	1.0	L	6	2	2	1	0	0	0	0	0	1	1	14	19	9.00	2.000

**BOTTOM**

**Kansas City Royals @ Texas Rangers**  
The Ballpark at Arlington, Arlington, TX

livebaseballscorecards.com

<b>AB</b>	<b>32</b>
<b>R</b>	<b>4</b>
<b>H</b>	<b>8</b>
<b>RBI</b>	<b>4</b>
<b>BB</b>	<b>2</b>
<b>SO</b>	<b>6</b>
<b>LOB</b>	<b>16</b>



PITCHER	IP	WLS	BF	H	R	ER	SO	BB	IBB	HBP	BLK	WP	HR	S	P	ERA	WHIP
---------	----	-----	----	---	---	----	----	----	-----	-----	-----	----	----	---	---	-----	------

Tue Sep 16 1997, 8:05 PM EDT  
Att: 22,714 - Unknown - 90 F

Batter	1	2	3	4	5	6	7	8	9	AB R H RBI BB SO LOB	TOP																	
Ray Durham, S OBP: 0.332, SLG: 0.373 (1, 4)	1-2 F9	1-2 HR		1-0 L6-4 1B		1-2 HBP		2-1 BB 1B	1-0 G4-6-3 1-2f	5 2 3 1 0 0 2																		
Mike Cameron, R OBP: 0.342, SLG: 0.428 (1, 8) (9, 9)	4-2 1B BB	3-3 K		1-2 1B		0-2 F9		4-2 1B BB		3 0 1 0 2 1 1																		
Frank Thomas, R OBP: 0.460, SLG: 0.619 (1, 10)	4-1 1B BB			4-2 FC4-6 BB 1B BB		3-1 L6-4		0-0 1B		3 1 1 2 2 1 2																		
Albert Belle, R OBP: 0.330, SLG: 0.488 (1, 7)	0-0 1B			4-2 FC4-6 BB		1-3 K		2-2 P4		4 0 1 0 1 1 3																		
Magglio Ordonez, R OBP: 0.364, SLG: 0.651 Chad Fonville, S OBP: 0.286, SLG: 0.167 (1, 9) (9, PR) (9, 8)	1-0 F9			1-2 P6		1-1 G6-3		0-0 1B	1-0 G3-1 S 1B 1B	5 0 2 0 0 0 5 0 1 0 0 0 0 0																		
Robin Ventura, L OBP: 0.389, SLG: 0.441 (1, 5)	3-1 P5			0-0 FC4-6 1B 1B		2-0 G3-1		0-2 G3	2-2 G3-1 1-3	5 1 0 0 0 0 7																		
Norberto Martin, R OBP: 0.327, SLG: 0.383 (1, 6)				1-2 SH2-3 SF8 2B 1B		1-2 G5-3		0-0 1B SH1-4 1B 1B	4-0 1B BB	4 3 3 1 1 0 0																		
Dave Martinez, L OBP: 0.354, SLG: 0.412 (1, 3)				0-0 SH2-3		1-2 G3		1-1 SH1-4	1-2 1B 1B	3 0 2 2 0 0 0																		
Ron Karkovics, R OBP: 0.243, SLG: 0.311 Jorge Fabregas, L OBP: 0.279, SLG: 0.349 (1, 2) (8, PH) (8, 2)				1-2 SF8		1-3 K		2-3 K	2-2 G4-6-3 1B	2 0 0 1 0 1 2 2 0 1 1 0 1 1																		
Inning Stats	R: 0 E: 0 K: 0 S: 14	H: 1 LOB: 3 BB: 2 P: 27	R: 2 E: 0 K: 1 S: 15	H: 2 LOB: 0 BB: 0 P: 20	R: 2 E: 0 K: 0 S: 15	H: 2 LOB: 2 BB: 2 P: 26	R: 0 E: 0 K: 1 S: 9	H: 2 LOB: 1 BB: 0 P: 15	R: 0 E: 0 K: 0 S: 6	H: 0 LOB: 0 BB: 0 P: 10	R: 0 E: 0 K: 1 S: 11	H: 0 LOB: 1 BB: 0 P: 14	R: 0 E: 0 K: 1 S: 10	H: 1 LOB: 1 BB: 0 P: 14	R: 2 E: 0 K: 1 S: 14	H: 3 LOB: 2 BB: 1 P: 25	R: 2 E: 0 K: 0 S: 13	H: 3 LOB: 2 BB: 1 P: 24	1B: 12 2B: 2 3B: 0 HR: 1	SF: 1 SAC: 2 DP: 2 HBP: 1	WP: 0 PB: 0 SB: 1 CS: 0	PA: 46						
PITCHER	IP	WLS	BF	H	R	ER	SO	BB	IBB	HBP	BLK	WP	HR	S	P	ERA	WHIP											
50 José Rosado, L ERA: 4.64	(1, 1)	3.0		20	7	4	4	1	4	0	0	0	0	1	48	79	12.00	3.667										
Hector Carrasco, R ERA: 4.12	(4, 1)	3.0		9	0	0	0	2	0	0	1	0	0	0	22	33	0.00	0.000										
Scott Service, R ERA: 7.02	(7, 1)	2.0	L	11	4	2	2	2	1	0	0	0	0	0	24	39	9.00	2.500										
Brian Bevil, R ERA: 8.31	(9, 1)	1.0		6	3	2	2	0	1	0	0	0	0	0	13	24	18.00	4.000										

Chicago White Sox @ Kansas City Royals  
Kauffman Stadium, Kansas City, MO  
Wed Sep 17 1997, 7:05 PM CDT  
Att. 11,806 - Unknown - 81 F

AB	36
R	8
H	14
RBI	8
BB	6
SO	5
LOB	23



WP: 0	PA: 46
-------	--------

ERA	WHIP
-----	------

Batter	1	2	3	4	5	6	7	8	9	AB	R	H	RBI	BB	SO	LOB
Jose Offerman, S OBP: 0.369, SLG: 0.413 (1, 4)	2-2 G3-1		1-1 FC4-6 1B	1-0 CS	2-3 K		3-1 L9			4	0	1	0	0	1	1
Johnny Damon, L OBP: 0.337, SLG: 0.389 (1, 8)	2-1 F9		1-2 FC4-6 2B		0-1 G4-3			2-2 G6-3 1B		4	1	1	0	0	0	2
Chili Davis, S OBP: 0.394, SLG: 0.527 (1, 10)	0-0 HR		0-1 2B	1-H 3-H 2B	1-1 L9			1-1 G6-3		4	2	2	3	0	0	1
Jeff King, R OBP: 0.336, SLG: 0.424 (1, 3)	4-2 BB		3-3 K		1-1 G5-3			2-2 G5-3		3	0	0	0	1	1	1
Dean Palmer, R OBP: 0.311, SLG: 0.451 (1, 5)	2-3 K		0-0 2B	2-H 2B	1-1 F9				1-1 29 E 1B	4	0	2	1	0	1	1
Rod Myers, L OBP: 0.420, SLG: 0.478 (1, 7)		0-2 P5	1-3 K		0-1 G3				0-2 L8	4	0	0	0	0	1	2
Jermaine Dye, R OBP: 0.279, SLG: 0.384 (1, 9)		1-0 G6-3		2-0 CS 1B			3-2 L9		2-2 F7	4	0	1	0	0	0	1
29 Mike Sweeney, R OBP: 0.315, SLG: 0.367 (1, 2)		0-3 K		1-2 SAFE L7			2-3 K		2-2 E5	4	0	0	0	0	2	2
Felix Martinez, S OBP: 0.261, SLG: 0.238 Larry Sutton, L OBP: 0.314, SLG: 0.429 (9, PH)			0-0 FC4-6 1B 2B	1-1 SAFE F7			1-0 1B		1-3 K	3	1	2	0	0	0	1
										1	0	0	0	0	1	2

Inning Stats	R: 1	H: 1	E: 0	K: 1	S: 13	LOB: 1	BB: 1	P: 23	R: 0	H: 0	E: 0	K: 1	S: 8	LOB: 0	BB: 0	P: 9	R: 3	H: 4	E: 0	K: 2	S: 18	LOB: 1	BB: 0	P: 24	R: 0	H: 1	E: 0	K: 0	S: 6	LOB: 0	BB: 0	P: 11	R: 0	H: 0	E: 0	K: 1	S: 7	LOB: 0	BB: 0	P: 10	R: 0	H: 0	E: 0	K: 0	S: 6	LOB: 0	BB: 0	P: 8	R: 0	H: 1	E: 0	K: 1	S: 10	LOB: 1	BB: 0	P: 19	R: 0	H: 1	E: 0	K: 0	S: 9	LOB: 0	BB: 0	P: 14	R: 0	H: 1	E: 1	K: 1	S: 16	LOB: 2	BB: 0	P: 22	1B: 6	SF: 0	2B: 2	SAC: 0	3B: 0	DP: 1	HR: 1	HBP: 0	WP: 0	PA: 37
--------------	------	------	------	------	-------	--------	-------	-------	------	------	------	------	------	--------	-------	------	------	------	------	------	-------	--------	-------	-------	------	------	------	------	------	--------	-------	-------	------	------	------	------	------	--------	-------	-------	------	------	------	------	------	--------	-------	------	------	------	------	------	-------	--------	-------	-------	------	------	------	------	------	--------	-------	-------	------	------	------	------	-------	--------	-------	-------	-------	-------	-------	--------	-------	-------	-------	--------	-------	--------

PITCHER	IP	WLS	BF	H	R	ER	SO	BB	IBB	HBP	BLK	WP	HR	S	P	ERA	WHIP
James Baldwin, R ERA: 5.17 (1, 1)	7.0	W	28	7	4	4	6	1	0	0	0	0	1	68	104	5.14	1.143
Keith Foulke, R ERA: 6.42 (8, 1)	2.0	S	8	2	0	0	1	0	0	0	0	0	0	25	36	0.00	1.000


**BOTTOM**

**Chicago White Sox @ Kansas City Royals**  
Kauffman Stadium, Kansas City, MO

Wed Sep 17 1997, 7:05 PM CDT  
Att. 11,806 - Unknown - 81 F

livebaseballscorecards.com

<b>AB</b>	<b>35</b>
<b>R</b>	<b>4</b>
<b>H</b>	<b>9</b>
<b>RBI</b>	<b>4</b>
<b>BB</b>	<b>1</b>
<b>SO</b>	<b>7</b>
<b>LOB</b>	<b>14</b>



Batter	1	2	3	4	5	6	7	8	9	AB R H RBI BB SO LOB	TOP											
Ray Durham, S (1, 4) OBP: 0.337, SLG: 0.376	0-2 E 1B	4-1 BB		2-1 G4-3		0-1 FC3-6 1B		0-0 3B 1B	3-1 1B	5 2 4 0 1 0 1												
Dave Martinez, L (1, 9) OBP: 0.354, SLG: 0.415	2-0 E4 SF8 1B	0-0 G5-3			1-2 G5-3	1-0 FC3-6 1B		1-1 BB 3B	0-1 F8	6 2 2 1 0 0 4												
Frank Thomas, R (1, 10) OBP: 0.460, SLG: 0.616 Greg Norton, S (9, PH) OBP: 0.286, SLG: 0.450	3-2 1B 1B		0-0 L8		2-2 G4-3	0-1 G5-3		4-0 BB HBP BB IBB	3-1 L9	4 1 1 0 1 0 2 1 0 0 0 0 0 1												
Albert Belle, R (1, 7) OBP: 0.331, SLG: 0.487 25 Jeff Abbott, R (9, 7) OBP: 0.276, SLG: 0.379	2-1 F9 2-3		0-3 K		0-0 HR 1B		0-0 F8	1-0 BB BB SF8 HBP		4 2 1 0 0 1 2 0 0 0 0 0 0 0												
Robin Ventura, L (1, 5)	3-2 SF8 3-H		1-3 K		2-0 HR 1B		4-1 1B BB	4-2 BB BB		2 1 1 4 2 1 0												
Mike Cameron, R (1, 8) OBP: 0.347, SLG: 0.430	1-1 1-2 1B			4-2 F7 34 1B BB	0-0 1B		3-1 F9	4-2 BB BB		3 1 2 1 2 0 1												
Jorge Fabregas, L (1, 2) OBP: 0.278, SLG: 0.348	1-1 G6-3			1 SAFE 2-1 F7 1-3	1-2 G4-3		2-0 1B	0-1 SF8		4 0 1 1 0 0 4												
34 Mario Valdez, L (1, 3) OBP: 0.347, SLG: 0.337		2-2 G6-3 1B		0-0 G3 1B		1-2 FC3-6 1B HBP	1-0 L7	1-1 G3		4 0 2 1 0 0 4												
Ozzie Guillen, L (1, 6) OBP: 0.276, SLG: 0.340		1-0 G6-3		0-1 G3		1-2 F8		0-3 K	0-0 F9	5 0 0 0 0 1 3												
<b>Inning Stats</b>	R: 2 E: 1 K: 0 S: 17	H: 4 LOB: 2 BB: 0 P: 29	R: 0 E: 0 K: 0 S: 6	H: 1 LOB: 1 BB: 1 P: 13	R: 0 E: 0 K: 2 S: 7	H: 0 LOB: 0 BB: 0 P: 8	R: 1 E: 0 K: 0 S: 11	H: 1 LOB: 1 BB: 1 P: 18	R: 2 E: 0 K: 0 S: 12	H: 3 LOB: 1 BB: 0 P: 18	R: 0 E: 0 K: 0 S: 10	H: 1 LOB: 2 BB: 0 P: 13	R: 0 E: 0 K: 0 S: 6	H: 1 LOB: 2 BB: 1 P: 16	R: 4 E: 0 K: 1 S: 15	H: 2 LOB: 3 BB: 3 P: 30	R: 0 E: 0 K: 0 S: 7	H: 1 LOB: 1 BB: 0 P: 13	1B: 12 2B: 0 3B: 1 HR: 1	SF: 2 SAC: 0 DP: 1 HBP: 2	WP: 0 PB: 0 SB: 2 CS: 0	PA: 48
<b>PITCHER</b>	IP WLS BF H R ER SO BB IBB HBP BLK WP HR S P ERA WHIP																					
Jim Pittsley, R (1, 1) ERA: 5.65	6.0 L 30 10 5 5 2 2 0 1 0 0 0 1 63 99 7.50 2.000																					
Jamie Walker, L (7, 1) ERA: 5.53	1.1 9 3 3 3 1 1 1 0 0 0 0 0 12 27 20.25 3.000																					
Gregg Olson, R (8, 1) ERA: 6.33	0.2 5 0 1 1 0 2 0 1 0 0 0 0 9 19 13.50 3.000																					
Brian Bevil, R (9, 1) ERA: 7.71	1.0 4 1 0 0 0 0 0 0 0 0 0 0 7 13 0.00 1.000																					

Chicago White Sox @ Kansas City Royals  
Kauffman Stadium, Kansas City, MO  
Thu Sep 18 1997, 7:05 PM CDT  
Att. 12,698 - Unknown - 83 F

AB	38
R	9
H	14
RBI	8
BB	6
SO	3
LOB	22



Batter	1	2	3	4	5	6	7	8	9	AB	R	H	RBI	BB	SO	LOB
Jose Offerman, S (1, 4) OBP: 0.368, SLG: 0.410	1-2 F8			2-2 G6-3		4-0 BB		2-3 K		3	0	0	0	1	1	1
Johnny Damon, L (1, 8) OBP: 0.335, SLG: 0.386	2-2 G3			0-2 F7		1-2 F9		0-1 G4-3		4	0	0	0	0	0	3
Jay Bell, R (1, 6) Felix Martinez, S (8, PR) OBP: 0.261, SLG: 0.238	0-2 G4-3			3-2 F7			0-0 HR	0-2 1B		4	1	2	2	0	0	0
Chili Davis, S (1, 10) OBP: 0.393, SLG: 0.525		0-0 F7			2-1 F8		1-0 2B	0-0 F9		4	0	1	0	0	0	1
Jeff King, R (1, 3) OBP: 0.333, SLG: 0.421		2-1 G1-3			1-1 G5-3		1-1 F7		0-0 G5-3	4	0	0	0	0	0	1
Dean Palmer, R (1, 5) Scott Cooper, L (9, PH) OBP: 0.281, SLG: 0.304		1-2 G6-3			3-2 G5-3		1-3 K		1-1 F9	3	0	0	0	0	1	1
Rod Myers, L (1, 7) OBP: 0.435, SLG: 0.500				4-0 G6-4-3		0-1 1B	0-1 2B		0-3 K	3	0	2	0	1	1	0
Jermaine Dye, R (1, 9) OBP: 0.275, SLG: 0.379		0-2 G6-4-3			0-2 F8		0-0 L7			3	0	0	0	0	0	4
29 Mike Sweeney, R (1, 2) Andy Stewart, R (8, PH) OBP: 1.000, SLG: 2.000			2-1 G6-3		0-1 L7			0-2 G4-3		2	0	0	0	0	0	1

Inning Stats	R: 0	H: 0	E: 0	K: 0	S: 10	R: 0	H: 0	E: 0	K: 0	S: 6	R: 0	H: 0	E: 0	K: 0	S: 5	R: 0	H: 0	E: 0	K: 0	S: 9	R: 0	H: 0	E: 0	K: 0	S: 8	R: 0	H: 1	E: 0	K: 0	S: 8	R: 1	H: 3	E: 0	K: 1	S: 11	R: 1	H: 2	E: 0	K: 1	S: 12	R: 0	H: 0	E: 0	K: 1	S: 6	1B: 3	2B: 2	3B: 0	HR: 1	SF: 0	SAC: 0	DP: 1	HBP: 0	WP: 0	PB: 0	SB: 1	CS: 0	PA: 34
--------------	------	------	------	------	-------	------	------	------	------	------	------	------	------	------	------	------	------	------	------	------	------	------	------	------	------	------	------	------	------	------	------	------	------	------	-------	------	------	------	------	-------	------	------	------	------	------	-------	-------	-------	-------	-------	--------	-------	--------	-------	-------	-------	-------	--------

PITCHER	IP	WLS	BF	H	R	ER	SO	BB	IBB	HBP	BLK	WP	HR	S	P	ERA	WHIP
Doug Drabek, R (1, 1) ERA: 5.74	7.0		26	4	1	1	1	2	0	0	0	0	1	57	89	1.29	0.857
Chuck McElroy, L (8, 1) ERA: 4.08	1.0		5	2	1	1	1	0	0	0	0	0	0	12	14	9.00	2.000
Jeff Darwin, R (9, 1) ERA: 3.09	1.0		3	0	0	0	1	0	0	0	0	0	0	6	7	0.00	0.000

BOTTOM

Chicago White Sox @ Kansas City Royals  
Kauffman Stadium, Kansas City, MO

Thu Sep 18 1997, 7:05 PM CDT  
Att: 12,698 - Unknown - 83 F

livebaseballscorecards.com

AB	32
R	2
H	6
RBI	2
BB	2
SO	3
LOB	12



Batter	1	2	3	4	5	6	7	8	9	AB R H RBI BB SO LOB	TOP
Omar Vizquel, S (1, 6) OBP: 0.346, SLG: 0.373 Jeff Branson, L (7, 6) OBP: 0.257, SLG: 0.298	2-2 F9		1-1 2B		2-2 G4-3	2-2 L9		2-2 P5		4 0 1 0 0 0 3 1 0 0 0 0 0 0	
Tony Fernandez, S (1, 4) OBP: 0.323, SLG: 0.413	1-0 G4-3		0-0 L9		0-0 G3		0-0 P5		0-1 G4-3	5 0 0 0 0 0 1	
Manny Ramirez, R (1, 9) OBP: 0.418, SLG: 0.540 Bruce Aven, R (7, 7) OBP: 0.300, SLG: 0.222	3-2 1B		0-0 P6		3-2 1B		0-2 G4-3		2-3 K	4 0 2 0 0 0 1 1 0 0 0 0 1 0	
Jim Thome, L (1, 3) OBP: 0.423, SLG: 0.587	0-0 G4-3		1-0 G3		0-1 G4-3		4-1 WP BB		2-3 K	4 0 0 0 1 1 3	
David Justice, L (1, 10) OBP: 0.423, SLG: 0.600		0-2 HR		4-2 2B BB		4-2 1B 1B BB		2-2 P4		2 1 1 1 2 0 1	
Matt Williams, R (1, 5) OBP: 0.306, SLG: 0.490		1-1 F7		1-0 2B		0-3 K		0-1 2B 1B		4 1 2 0 0 1 1	
Brian Giles, L (1, 7) OBP: 0.373, SLG: 0.464		4-0 BB		0-0 P2		0-0 1B 1B		0-1 P4		3 0 1 0 1 0 3	
Sandy Alomar Jr., R (1, 2) OBP: 0.353, SLG: 0.527 Einar Diaz, R (6, 2) OBP: 1.000, SLG: 2.000		2-1 F9		0-3 K		2-1 1B		1-2 1H SF9 2B		3 0 1 0 0 1 3 1 1 1 1 0 0 0	
Marquis Grissom, R (1, 8) OBP: 0.318, SLG: 0.399		0-0 F9		0-1 L9		1-0 P4		0-0 SF9		3 0 0 1 0 0 6	
<b>Inning Stats</b>	R: 0 H: 1 E: 0 LOB: 1 K: 0 BB: 0 S: 10 P: 16	R: 1 H: 1 E: 0 LOB: 1 K: 0 BB: 1 S: 8 P: 15	R: 0 H: 1 E: 0 LOB: 1 K: 0 BB: 0 S: 5 P: 7	R: 0 H: 1 E: 0 LOB: 2 K: 1 BB: 1 S: 10 P: 15	R: 0 H: 1 E: 0 LOB: 1 K: 0 BB: 0 S: 9 P: 14	R: 0 H: 2 E: 0 LOB: 3 K: 1 BB: 1 S: 13 P: 22	R: 0 H: 0 E: 0 LOB: 1 K: 0 BB: 1 S: 9 P: 15	R: 2 H: 2 E: 0 LOB: 0 K: 0 BB: 0 S: 13 P: 16	R: 0 H: 0 E: 0 LOB: 0 K: 2 BB: 0 S: 8 P: 12	1B: 5 SF: 1 2B: 3 SAC: 0 3B: 0 DP: 0 HR: 1 HBP: 0	WP: 1 PA: 40 PB: 0 SB: 0 CS: 0
<b>PITCHER</b>	IP WLS BF H R ER SO BB IBB HBP BLK WP HR S P ERA WHIP										
Tim Lincecum, R (1, 1) ERA: 5.04	8.0 W 37 9 3 3 2 4 0 0 0 1 1 77 120 3.38 1.625										
Hipolito Pichardo, R (9, 1) ERA: 4.6	1.0 3 0 0 0 2 0 0 0 0 0 0 8 12 0.00 0.000										

Cleveland Indians @ Kansas City Royals  
Kauffman Stadium, Kansas City, MO  
Fri Sep 19 1997, 7:05 PM CDT  
Overcast - 86 F

livebaseballscorecards.com

AB 35  
R 3  
H 9  
RBI 3  
BB 4  
SO 4  
LOB 22



Batter	1	2	3	4	5	6	7	8	9
<b>Jose Offerman, S</b> (1, 4) <small>OBP: 0.368, SLG: 0.408</small>	0-2 	2-0 <b>G6-3</b>		4-0 	3-1 <b>FC6-4</b>			2-1 <b>FC6-4</b> S' 1B 1-2f 3B	
<b>Johnny Damon, L</b> (1, 8) <small>OBP: 0.337, SLG: 0.389</small>	2-3 <b>K</b>		1-0 	4-1 		0-1 <b>G1-4-3</b>		1-2 	
<b>Rod Myers, L</b> (1, 7) <small>OBP: 0.422, SLG: 0.480</small>	1-2 <b>P5</b>		0-0 <b>E1</b> G4-6-3 1B 2-H	1-0 <b>F9</b>		1-0 <b>L9</b>		2-3 	
<b>Chili Davis, S</b> (1, 10) <small>OBP: 0.391, SLG: 0.520</small>	1-0 <b>F8</b>		2-1 <b>F9</b>		2-3 <b>K</b>	1-1 <b>G6-3</b>		4-0 	
<b>Scott Cooper, L</b> (1, 5) <small>OBP: 0.285, SLG: 0.320</small>		1-0 <b>P6</b>	1-2 <b>G4-6-3</b> 1-2f		0-0 		1-1 <b>E1</b>	0-1 	
<b>Jermaine Dye, R</b> (1, 9) <small>OBP: 0.278, SLG: 0.377</small>		4-1 		0-0 <b>F9</b>	1-2 		2-0 <b>F8</b>	3-2 <b>G5-3</b>	
<b>Larry Sutton, L</b> (1, 3) <small>OBP: 0.309, SLG: 0.404</small>		0-0 <b>F9</b>		1-0 <b>F8</b>	4-2 		0-0 <b>F7</b>		
<b>Mike Macfarlane, R</b> (1, 2) <small>OBP: 0.326, SLG: 0.416</small>		0-0 		3-1 	3-2 		1-1 <b>F8</b>		
<b>Felix Martinez, S</b> (1, 6) <small>OBP: 0.333, SLG: 0.375</small>		0-1 		4-2 	1-0 <b>P3</b>			0-0 	

AB	R	H	RBI	BB	SO	LOB
4	1	1	0	1	0	3
4	2	2	1	1	1	1
5	0	1	0	0	1	6
4	1	0	0	1	1	2
5	1	2	3	0	0	1
4	2	1	0	1	0	2
3	1	0	0	1	0	2
4	2	3	3	0	0	1
3	0	2	1	1	0	1

**BOTTOM**

**Cleveland Indians @ Kansas City Royals**  
 Kauffman Stadium, Kansas City, MO  
 Fri Sep 19 1997, 7:05 PM CDT  
 Overcast - 86 F

[livebaseballscorecards.com](http://livebaseballscorecards.com)

<b>AB</b>	<b>36</b>
<b>R</b>	<b>10</b>
<b>H</b>	<b>12</b>
<b>RBI</b>	<b>8</b>
<b>BB</b>	<b>6</b>
<b>SO</b>	<b>3</b>
<b>LOB</b>	<b>19</b>



1B: 8	SF: 0
2B: 2	SAC: 0
3B: 2	DP: 1
HR: 0	HBP: 0

WP: 3	PA: 42
PB: 0	
SB: 2	
CS: 0	

Inning Stats	R	H	E	K	S	P	IP	WLS	BF	H	R	ER	SO	BB	IBB	HBP	BLK	WP	HR	S	P	ERA	WHIP
<b>Bartolo Colon, R</b> (1, 1) <small>ERA: 5.76</small>	0	1	0	1	15	20	3.2	L	20	6	4	4	1	4	0	0	0	2	0	35	66	9.82	2.727
<b>Jason Jacome, L</b> (4, 1) <small>ERA: 6.22</small>	0	0	0	0	3	3	3.1		15	3	3	3	1	1	0	0	0	1	0	29	50	8.10	1.200
<b>Alvin Morman, L</b> (8, 1) <small>ERA: 6.46</small>	0	0	0	0	3	3	1.0		7	3	3	3	1	0	1	0	0	0	0	14	26	27.00	3.000

PITCHER	IP	WLS	BF	H	R	ER	SO	BB	IBB	HBP	BLK	WP	HR	S	P	ERA	WHIP
<b>Bartolo Colon, R</b> (1, 1) <small>ERA: 5.76</small>	3.2	L	20	6	4	4	1	4	0	0	0	2	0	35	66	9.82	2.727
<b>Jason Jacome, L</b> (4, 1) <small>ERA: 6.22</small>	3.1		15	3	3	3	1	1	0	0	0	1	0	29	50	8.10	1.200
<b>Alvin Morman, L</b> (8, 1) <small>ERA: 6.46</small>	1.0		7	3	3	3	1	0	1	0	0	0	0	14	26	27.00	3.000





Batter	1	2	3	4	5	6	7	8	9	AB	R	H	RBI	BB	SO	LOB	
Shane Halter, R OBP: 0.353, SLG: 0.400 (1, 8) (8, 9) Larry Sutton, L OBP: 0.304, SLG: 0.396 (8, PH) (9, 7)	1-2 G6-3			1-0 G6-3		2-1 F8		2-2 F8		3	0	0	0	0	0	1	
Jed Hansen, R OBP: 0.391, SLG: 0.440 (1, 4)	0-1 S 5 1B			1-2 G1-3 1B		0-1 1-2 1B		1-3 K		4	0	3	0	0	1	1	
Jay Bell, R OBP: 0.371, SLG: 0.470 (1, 6)	3-3 K 1-3			1-0 G1-3 1-2		0-2 F8 2-3		2-2 F8 3B		4	1	1	0	0	1	4	
Jeff King, R OBP: 0.333, SLG: 0.420 (1, 3)	0-0 5 3-3		2-2 F7	2-2 G4-3		0-3 K		0-0 1B BB FC6-4 1B		4	1	1	1	0	1	3	
Dean Palmer, R OBP: 0.309, SLG: 0.446 (1, 5)			0-0 G6-3		1-0 F9		3-3 K		4-2 FC6-4 1B BB		3	0	0	0	1	1	0
Jermaine Dye, R OBP: 0.276, SLG: 0.374 Johnny Damon, L OBP: 0.338, SLG: 0.389 (7, PH) (8, 8)			1-2 F9		2-1 G5-3		2-3 K		2-2 FC6-4 1B		2	0	0	0	0	0	0
Yamil Benitez, R OBP: 0.295, SLG: 0.462 Rod Myers, L OBP: 0.418, SLG: 0.474 (7, PH) (8, 7) (9, 9)			1-2 G6-3		1-1 1B		2-3 K		2-0 FC6-4 29 DI		2	0	1	0	0	0	0
Jose Offerman, S OBP: 0.367, SLG: 0.407 (9, PH)									1-2f 2-3 3-H		1	0	0	1	0	0	2
Andy Stewart, R OBP: 0.333, SLG: 0.667 Scott Cooper, L OBP: 0.289, SLG: 0.320 Felix Martinez, S OBP: 0.333, SLG: 0.375 Chili Davis, S OBP: 0.390, SLG: 0.519 (8, PR) (9, PH)			2-2 G1-3		2-0 F8			4-2 BB	0-3 K		2	0	0	0	0	0	1
29 Mike Sweeney, R OBP: 0.311, SLG: 0.361 (1, 2)			1-2 F8			1-1 F8 1B		2-1 P2	1-0 F9		4	0	1	0	0	0	3

Inning Stats	R: 0	H: 1	E: 0	K: 1	S: 11	LOB: 1	BB: 0	P: 15	R: 0	H: 0	E: 0	K: 0	S: 10	LOB: 0	BB: 0	P: 13	R: 0	H: 1	E: 0	K: 0	S: 8	LOB: 1	BB: 0	P: 13	R: 0	H: 1	E: 0	K: 0	S: 6	LOB: 1	BB: 0	P: 12	R: 0	H: 2	E: 0	K: 1	S: 12	LOB: 2	BB: 0	P: 15	R: 0	H: 0	E: 0	K: 3	S: 9	LOB: 0	BB: 0	P: 16	R: 0	H: 0	E: 0	K: 1	S: 14	LOB: 1	BB: 1	P: 23	R: 2	H: 3	E: 0	K: 1	S: 16	LOB: 2	BB: 1	P: 27	1B: 7	2B: 0	3B: 1	HR: 0	SF: 0	SAC: 0	DP: 0	HBP: 0	WP: 0	PB: 0	SB: 2	CS: 0	PA: 36
--------------	------	------	------	------	-------	--------	-------	-------	------	------	------	------	-------	--------	-------	-------	------	------	------	------	------	--------	-------	-------	------	------	------	------	------	--------	-------	-------	------	------	------	------	-------	--------	-------	-------	------	------	------	------	------	--------	-------	-------	------	------	------	------	-------	--------	-------	-------	------	------	------	------	-------	--------	-------	-------	-------	-------	-------	-------	-------	--------	-------	--------	-------	-------	-------	-------	--------

PITCHER	IP	WLS	BF	H	R	ER	SO	BB	IBB	HBP	BLK	WP	HR	S	P	ERA	WHIP
Brian Anderson, L ERA: 3.68 (1, 1)	5.2	W	22	5	0	0	1	0	0	0	0	0	0	57	82	0.00	0.882
Eric Plunk, R ERA: 4.96 (6, 1)	1.1		4	0	0	0	4	0	0	0	0	0	0	12	19	0.00	0.000
Paul Shuey, R ERA: 5.86 (8, 1)	1.0		8	3	2	2	1	2	0	0	0	0	0	25	42	18.00	5.000
Paul Assenmacher, L ERA: 2.7 (9, 1)	1.0	S	3	0	0	0	1	0	0	0	0	0	0	5	8	0.00	0.000

**BOTTOM**

**Cleveland Indians @ Kansas City Royals**  
Kauffman Stadium, Kansas City, MO

livebaseballscores.com

<b>AB</b>	<b>34</b>
<b>R</b>	<b>2</b>
<b>H</b>	<b>8</b>
<b>RBI</b>	<b>2</b>
<b>BB</b>	<b>2</b>
<b>SO</b>	<b>7</b>
<b>LOB</b>	<b>18</b>



Fri Sep 19 1997, 7:05 PM CDT  
Att: 16,973 - Unknown - 72 F

Batter	1	2	3	4	5	6	7	8	9	AB R H RBI BB SO LOB	TOP										
<b>Bip Roberts, S</b> (1, 4) OBP: 0.343, SLG: 0.382	1-2 1B		0-0 F8		3-1 HR		3-2 G5-3		0-3 K	5 1 2 2 0 1 1											
<b>Tony Fernandez, S</b> (1, 6) OBP: 0.321, SLG: 0.409	1-0 F9		0-1 1B		1-1 FC5-4 HBP 1B		0-3 K			4 0 2 0 0 1 1											
<b>Manny Ramirez, R</b> (1, 9) OBP: 0.421, SLG: 0.541	1-2 F8		2-1 F9		1-1 FC5-4 HBP 1-2 HBP			1-0 1B		3 0 1 0 0 0 2											
<b>Matt Williams, R</b> (1, 5) OBP: 0.306, SLG: 0.487	2-2 F7			2-2 P4	3-2 FC5-4 1-2 2-3			1-1 1B		4 0 1 0 0 0 3											
<b>David Justice, L</b> (1, 10) OBP: 0.422, SLG: 0.597		2-3 K		0-0 G6-3 2B	3-2 G6-3			1-3 K		4 0 1 0 0 2 3											
<b>Sandy Alomar Jr., R</b> (1, 2) OBP: 0.350, SLG: 0.522		1-0 L8		1-1 G6-3 2-3		0-0 G6-3		1-2 P4		4 0 0 0 0 0 2											
<b>Jim Thome, L</b> (1, 3) OBP: 0.425, SLG: 0.591		3-2 1B		3-3 K		1-1 L9			3-2 G4-3 2B	4 0 2 0 0 1 1											
<b>Marquis Grissom, R</b> (1, 8) OBP: 0.319, SLG: 0.400		2-3 K			0-0 G3	0-0 F9			2-2 G4-3 2-3	4 0 0 0 0 1 2											
<b>Brian Giles, L</b> (1, 7) OBP: 0.370, SLG: 0.462			2-3 K		2-2 HR 1B		0-3 K		0-1 L4	4 1 1 0 0 2 1											
<b>Inning Stats</b>	R: 0 E: 0 K: 0 S: 11	H: 1 LOB: 1 BB: 0 P: 16	R: 0 E: 0 K: 2 S: 12	H: 1 LOB: 1 BB: 0 P: 20	R: 0 E: 0 K: 1 S: 10	H: 1 LOB: 1 BB: 0 P: 15	R: 2 E: 0 K: 0 S: 15	H: 3 LOB: 2 BB: 0 P: 28	R: 0 E: 0 K: 0 S: 4	H: 0 LOB: 0 BB: 0 P: 5	R: 0 E: 0 K: 2 S: 9	H: 0 LOB: 0 BB: 0 P: 12	R: 0 E: 0 K: 1 S: 9	H: 2 LOB: 1 BB: 0 P: 13	R: 0 E: 0 K: 1 S: 13	H: 1 LOB: 1 BB: 0 P: 18	1B: 7 2B: 2 3B: 0 HR: 1	SF: 0 SAC: 0 DP: 0 HBP: 1	WP: 0 PB: 0 SB: 0 CS: 0	PA: 37	
<b>PITCHER</b>	IP WLS BF H R ER SO BB IBB HBP BLK WP HR S P ERA WHIP																				
<b>Glendon Rusch, L</b> (1, 1) ERA: 5.69	7.0	29	7	2	2	6	0	0	1	0	0	1	70	110	2.57	1.000					
<b>Gregg Olson, R</b> (8, 1) ERA: 6.18	1.0	W	4	2	0	0	1	0	0	0	0	0	9	13	0.00	2.000					
<b>Jeff Montgomery, R</b> (9, 1) ERA: 3.43	1.0	S	4	1	0	0	1	0	0	0	0	0	13	18	0.00	1.000					

Cleveland Indians @ Kansas City Royals  
Kauffman Stadium, Kansas City, MO

Sat Sep 20 1997, 7:05 PM CDT  
Att. 19,125 - Unknown - 62 F

livebaseballscorecards.com

AB	36
R	2
H	10
RBI	2
BB	0
SO	8
LOB	16



Batter	1	2	3	4	5	6	7	8	9
Jose Offerman, S (1, 4) OBP: 0.364, SLG: 0.403	1-3 K		0-0 F8			3-2 F7		0-1 G5-3	
Shane Halter, R (1, 9) Johnny Damon, L (7, PH) OBP: 0.339, SLG: 0.394	1-3 K			0-1 F9			1-3 K	2-1 WP 3B	
Jay Bell, R (1, 6) OBP: 0.370, SLG: 0.468	0-1 P5			0-2 P3			0-0 HR 1B	3-2 G6-3	
Chili Davis, S (1, 10) OBP: 0.388, SLG: 0.516		2-3 K		2-2 G5-3			0-0 F7		
Jeff King, R (1, 3) OBP: 0.333, SLG: 0.425		1-2 P5			2-3 K		3-1 HR		
Dean Palmer, R (1, 5) OBP: 0.307, SLG: 0.443		0-3 K			1-0 P6		1-0 F7		
Yamil Benitez, R (1, 7) OBP: 0.302, SLG: 0.465			2-2 G4-6-3 29 1B		1-1 G6-3			1-2 G5-3 3B 1B	
29 Mike Sweeney, R (1, 2) Scott Cooper, L (8, PH) Mike Macfarlane, R (9, 2) OBP: 0.313, SLG: 0.362 OBP: 0.287, SLG: 0.318 OBP: 0.326, SLG: 0.416			1-0 G4-6-3 1B			0-3 K		3-3 K	
Rod Myers, L (1, 8) OBP: 0.415, SLG: 0.462			1-2 G4-6-3 1-2 2-3			2-1 F8		4-1 G5-3 3B BB	

AB	R	H	RBI	BB	SO	LOB
4	0	0	0	0	1	3
2	0	0	0	0	1	0
2	1	1	2	0	1	0
4	1	1	0	0	0	0
3	0	0	0	0	1	1
3	1	1	2	0	1	0
3	0	0	0	0	1	0
3	1	2	0	0	0	0
2	0	1	0	0	1	0
1	0	0	0	0	1	1
0	0	0	0	0	0	0
2	1	0	0	1	0	2

**BOTTOM**

**Cleveland Indians @ Kansas City Royals**  
Kauffman Stadium, Kansas City, MO

Sat Sep 20 1997, 7:05 PM CDT  
Att: 19,125 - Unknown - 62 F

[livebaseballscorecards.com](http://livebaseballscorecards.com)

<b>AB</b>	<b>29</b>
<b>R</b>	<b>5</b>
<b>H</b>	<b>6</b>
<b>RBI</b>	<b>4</b>
<b>BB</b>	<b>1</b>
<b>SO</b>	<b>8</b>
<b>LOB</b>	<b>7</b>



1B: 4	SF: 0
2B: 0	SAC: 0
3B: 1	DP: 1
HR: 1	HBP: 0

WP: 1	PA: 30
PB: 0	
SB: 1	
CS: 0	

Inning Stats	R: 0	H: 0	E: 0	LOB: 0	K: 2	BB: 0	S: 9	P: 11									
<b>PITCHER</b>	<b>IP</b>	<b>WLS</b>	<b>BF</b>	<b>H</b>	<b>R</b>	<b>ER</b>	<b>SO</b>	<b>BB</b>	<b>IBB</b>	<b>HBP</b>	<b>BLK</b>	<b>WP</b>	<b>HR</b>	<b>S</b>	<b>P</b>	<b>ERA</b>	<b>WHIP</b>
Jeff Juden, R (1, 1) ERA: 4.4	7.0		24	4	2	2	7	0	0	0	0	0	1	68	93	2.57	0.571
Albie Lopez, R (8, 1) ERA: 6.96	1.0	L	6	2	3	3	1	1	0	0	0	1	0	15	28	27.00	3.000

Batter	1	2	3	4	5	6	7	8	9	AB R H RBI BB SO LOB	TOP																
<b>Bip Roberts, S</b> (1, 4) OBP: 0.344, SLG: 0.386	1-2 G6-4-3 1B		2-2 F8			3-2 G3		2-2 2B		4 0 2 0 0 0 0	<b>Cleveland Indians @ Kansas City Royals</b> Kauffman Stadium, Kansas City, MO Sun Sep 21 1997, 3:33 AM CDT Att. 15,274 - Sunny - 65 F																
<b>Omar Vizquel, S</b> (1, 6) OBP: 0.345, SLG: 0.371	2-2 P4			3-2 F9		0-0 B5-3		4-2 FC4-6 BB		3 0 0 0 1 0 1																	
<b>Manny Ramirez, R</b> (1, 9) OBP: 0.420, SLG: 0.539	1-1 G6-4-3 1-2f			2-3 K2-3		2-2 1B		1-2 FC4-6 1-2f		4 0 1 0 0 1 3																	
<b>Jim Thome, L</b> (1, 3) OBP: 0.423, SLG: 0.587		4-2 BB		3-3 K		2-3 K			2-3 K	3 0 0 0 1 3 1																	
<b>David Justice, L</b> (1, 10) OBP: 0.421, SLG: 0.594		2-3 K			0-0 2B 1B		1-3 K		0-1 F7	4 0 1 0 0 2 1																	
<b>Brian Giles, L</b> (1, 7) OBP: 0.369, SLG: 0.458		1-3 K			0-1 F9		3-2 P6		4-1 WP BB	3 0 0 0 1 1 2																	
<b>Jeff Branson, L</b> (1, 5) OBP: 0.259, SLG: 0.305		1-3 K			1-0 2B		0-0 G4-3		2-3 K2-3	3 0 1 0 0 1 1																	
<b>Matt Williams, R</b> (9, PH) OBP: 0.306, SLG: 0.486					1-3 2B				1-2	1 0 0 0 0 1 1																	
<b>Pat Borders, R</b> (1, 2) OBP: 0.346, SLG: 0.441			1-3 K		2-3 K			1-1 L5		3 0 0 0 0 2 2																	
<b>Marquis Grissom, R</b> (1, 8) OBP: 0.317, SLG: 0.398			1-3 K		0-0 F8			2-0 G6-3		3 0 0 0 0 1 2																	
<b>Inning Stats</b>	R: 0 E: 0 K: 0 S: 8	H: 1 LOB: 0 BB: 0 P: 12	R: 0 E: 0 K: 3 S: 14	H: 0 LOB: 1 BB: 1 P: 22	R: 0 E: 0 K: 2 S: 14	H: 0 LOB: 0 BB: 0 P: 18	R: 0 E: 0 K: 2 S: 15	H: 0 LOB: 0 BB: 0 P: 23	R: 0 E: 0 K: 1 S: 9	H: 2 LOB: 2 BB: 0 P: 12	R: 0 E: 0 K: 1 S: 13	H: 1 LOB: 1 BB: 0 P: 20	R: 0 E: 0 K: 1 S: 9	H: 0 LOB: 0 BB: 0 P: 13	R: 0 E: 0 K: 0 S: 12	H: 1 LOB: 2 BB: 1 P: 22	R: 0 E: 0 K: 2 S: 9	H: 0 LOB: 1 BB: 1 P: 17	1B: 3 2B: 2 3B: 0 HR: 0	SF: 0 SAC: 0 DP: 1 HBP: 0	WP: 1 PB: 0 SB: 0 CS: 0	PA: 34					
<b>PITCHER</b>	IP WLS BF H R ER SO BB IBB HBP BLK WP HR S P ERA WHIP																										
<b>Kevin Appier, R</b> (1, 1) ERA: 3.28	7.0		25	4	0	0	10	1	0	0	0	0	0	82	120	0.00	0.714										
<b>Hipolito Pichardo, R</b> (8, 1) ERA: 4.5	1.0		5	1	0	0	0	1	0	0	0	0	0	12	22	0.00	2.000										
<b>Matt Whisenant, L</b> (9, 1) ERA: 4.95	0.2		3	0	0	0	1	1	0	0	0	0	0	6	12	0.00	1.500										
<b>Brian Bevil, R</b> (9, 1) ERA: 7.53	0.1	W	1	0	0	0	1	0	0	0	0	1	0	3	5	0.00	0.000										

livebaseballscorecards.com

<b>AB</b>	<b>31</b>
<b>R</b>	<b>0</b>
<b>H</b>	<b>5</b>
<b>RBI</b>	<b>0</b>
<b>BB</b>	<b>3</b>
<b>SO</b>	<b>12</b>
<b>LOB</b>	<b>14</b>



Batter	1	2	3	4	5	6	7	8	9	AB	R	H	RBI	BB	SO	LOB
Johnny Damon, L OBP: 0.335, SLG: 0.390 (1, 8)	1-0 G4-3		1-1 F8		1-0 P5		2-1 P3		3-2 F7	5	0	0	0	0	0	5
Rod Myers, L OBP: 0.414, SLG: 0.458 (1, 9)	0-0 L7		0-2 F7			1-0 G6-3		0-0 SH1-4 1B	2-0 1B	5	0	2	1	0	0	2
Jay Bell, R OBP: 0.370, SLG: 0.468 (1, 6)	3-2 G1-3			0-0 F8		1-2 S 1B		0-0 SH1-4		3	0	1	0	0	0	0
Chili Davis, S OBP: 0.387, SLG: 0.513 Felix Martinez, S OBP: 0.333, SLG: 0.375 (1, 10) (8, PR)		2-1 G4-3		0-0 F7		2-3 K		4-0 IBB		3	0	0	0	1	1	1
Jeff King, R OBP: 0.336, SLG: 0.425 (1, 3)		4-1 G5-4-3 BB		0-1 BB 1B		4-2 BB		3-3 K		2	0	1	0	2	1	2
Dean Palmer, R OBP: 0.307, SLG: 0.440 (1, 5)		0-0 G5-4-3 1-2f		4-2 BB		0-3 K		0-1 P3		3	0	0	0	1	1	5
Yamil Benitez, R OBP: 0.306, SLG: 0.460 (1, 7)			4-0 WP BB		3-2 L7		1-1 F9		4-2 SH3-4 1B BB	2	1	0	0	2	0	2
Mike Macfarlane, R OBP: 0.323, SLG: 0.411 (1, 2)			0-3 K		0-3 K		0-0 L9		0-0 SH3-4	3	0	0	0	0	2	1
Jed Hansen, R OBP: 0.400, SLG: 0.442 Jose Offerman, S OBP: 0.365, SLG: 0.403 (1, 4) (9, PH)			4-0 BB		1-2 P4		1-2 1B		4-0 1B IBB	2	0	1	0	1	0	0

Inning Stats		R: 0	H: 0	R: 0	H: 0	R: 0	H: 0	R: 0	H: 1	R: 0	H: 0	R: 0	H: 1	R: 0	H: 1	R: 1	H: 1	1B: 5	SF: 0	WP: 1	PA: 38
		E: 0	LOB: 0	E: 0	LOB: 0	E: 0	LOB: 2	E: 0	LOB: 2	E: 0	LOB: 0	E: 0	LOB: 2	E: 0	LOB: 2	E: 0	LOB: 2	2B: 0	SAC: 2	PB: 0	
		K: 0	BB: 0	K: 0	BB: 1	K: 1	BB: 2	K: 0	BB: 1	K: 2	BB: 0	K: 0	BB: 0	K: 1	BB: 1	K: 0	BB: 2	3B: 0	DP: 1	SB: 1	
		S: 7	P: 11	S: 4	P: 10	S: 9	P: 18	S: 11	P: 18	S: 7	P: 9	S: 13	P: 21	S: 8	P: 12	S: 8	P: 15	HR: 0	HBP: 0	CS: 0	

PITCHER															IP	WLS	BF	H	R	ER	SO	BB	IBB	HBP	BLK	WP	HR	S	P	ERA	WHIP
Chad Ogea, R ERA: 5.12 (1, 1)															7.0		28	3	0	0	4	5	0	0	0	1	0	59	99	0.00	1.143
Michael Jackson, R ERA: 3.21 (8, 1)															1.1	L	8	1	1	1	1	1	2	0	0	0	0	12	27	6.75	1.500
Paul Assenmacher, L ERA: 2.68 (9, 1)															0.1		2	1	0	0	0	0	0	0	0	0	0	5	10	0.00	3.000


**BOTTOM**

**Cleveland Indians @ Kansas City Royals**  
Kauffman Stadium, Kansas City, MO

Sun Sep 21 1997, 3:33 AM CDT  
Att. 15,274 - Sunny - 65 F

livebaseballscorecards.com

AB	28
R	1
H	5
RBI	1
BB	8
SO	5
LOB	18



Batter	1	2	3	4	5	6	7	8	9	AB R H RBI BB SO LOB	TOP														
Jed Hansen, R (1, 4) OBP: 0.404, SLG: 0.457 Scott Cooper, L (9, PH) OBP: 0.286, SLG: 0.316	0-0 F8 E 1B		1-1 2B 2B	2-1 FC6-4 1-2f		2-2 F8			0-3 K	4 1 2 0 0 0 2 1 0 0 0 0 1 0															
Rod Myers, L (1, 8) OBP: 0.394, SLG: 0.432	1-2 F8 1-3		2-3 K		2-3 K		2-3 K	0-3 K	5 0 0 0 0 4 2																
Jay Bell, R (1, 6) OBP: 0.369, SLG: 0.468	3-3 K		2-0 2B 2-H		2-2 E6 2B BB		1-0 L5		4 1 1 1 0 1 1																
Chili Davis, S (1, 10) OBP: 0.386, SLG: 0.509	1-2 F7		0-0 G6-3		4-1 2B BB		1-3 K		3 1 0 0 1 1 2																
Jeff King, R (1, 3) OBP: 0.338, SLG: 0.432		2-2 F8 SF9 2B	3-2 F7		1-2 S 2B 1-H 2-H		2-2 FC6-4 1B		4 1 3 2 0 0 1																
Dean Palmer, R (1, 5) OBP: 0.306, SLG: 0.438		0-0 F8		4-0 1B BB	1-3 K		1-2 F8		3 0 0 0 1 1 3																
Yamil Benitez, R (1, 7) OBP: 0.305, SLG: 0.452		2-3 BB		0-0 L7	2-2 G5-3		1-2 FC6-4 1-2f		3 0 0 0 1 0 3																
Jermaine Dye, R (1, 9) OBP: 0.279, SLG: 0.378		2-0 SF9		2-2 FC6-4 1B		2-2 G6-4-3 1B	1-3 K		3 0 2 1 0 1 1																
Mike Macfarlane, R (1, 2) OBP: 0.319, SLG: 0.406 Johnny Damon, L (9, PH) OBP: 0.335, SLG: 0.389		1-1 P3		2-3 K		2-2 G6-4-3 1-2f		0-3 K	3 0 0 0 0 1 4 1 0 0 0 0 1 0																
Inning Stats	R: 0 E: 1 K: 1 S: 10	H: 1 LOB: 1 BB: 0 P: 15	R: 1 E: 0 K: 0 S: 9	H: 1 LOB: 1 BB: 1 P: 18	R: 1 E: 0 K: 1 S: 10	H: 2 LOB: 1 BB: 0 P: 18	R: 0 E: 0 K: 1 S: 11	H: 1 LOB: 2 BB: 1 P: 21	R: 2 E: 1 K: 2 S: 23	H: 1 LOB: 1 BB: 1 P: 35	R: 0 E: 0 K: 0 S: 12	H: 1 LOB: 0 BB: 0 P: 18	R: 0 E: 0 K: 2 S: 9	H: 0 LOB: 0 BB: 0 P: 13	R: 0 E: 0 K: 1 S: 15	H: 1 LOB: 1 BB: 0 P: 20	R: 0 E: 0 K: 3 S: 9	H: 0 LOB: 0 BB: 0 P: 9	1B: 4 2B: 4 3B: 0 HR: 0	SF: 1 SAC: 0 DP: 1 HBP: 0	WP: 0 PB: 0 SB: 1 CS: 0	PA: 38			
PITCHER	IP	WLS	BF	H	R	ER	SO	BB	IBB	HBP	BLK	WP	HR	S	P	ERA	WHIP								
Scott Karl, L (1, 1) ERA: 4.37	6.0		28	7	4	3	5	3	0	0	0	0	0	75	125	4.50	1.667								
Al Reyes, R (7, 1) ERA: 6.12	2.0	W	7	1	0	0	3	0	0	0	0	0	0	24	33	0.00	0.500								
Doug Jones, R (9, 1) ERA: 1.81	1.0	S	3	0	0	0	3	0	0	0	0	0	0	9	9	0.00	0.000								

Kansas City Royals @ Milwaukee Brewers  
Milwaukee County Stadium, Milwaukee, WI

livebaseballscorecards.com

AB	34
R	4
H	8
RBI	4
BB	3
SO	11
LOB	19



Tue Sep 23 1997, 4:33 AM EDT  
Cloudy - 60 F

Batter	1	2	3	4	5	6	7	8	9
<b>Jack Voigt, R</b> (1, 3) OBP: 0.341, SLG: 0.514 <b>Fernando Vina, L</b> (6, PH) OBP: 0.316, SLG: 0.353 (7, 4)	4-2  BB		1-2  1-3 BB		4-2  BB	0-0  BB		1-3  BB	
<b>Mark Loretta, R</b> (1, 4) OBP: 0.347, SLG: 0.384 (7, 3)	2-2  1-2 1B		4-0  BB		2-1  1-2f BB		4-1  BB	1-2  1B	
<b>Jeff Cirillo, R</b> (1, 5) OBP: 0.369, SLG: 0.429	0-2  2-3 BB		0-1  1-2f BB		1-0  BB		2-1  1-3 1B	1-0  1-2f BB	
<b>Julio Franco, R</b> (1, 10) OBP: 0.358, SLG: 0.353	0-1  3-H BB		0-3  BB		0-3  BB		1-2  1-2 BB		
<b>Darrin Jackson, R</b> (1, 9) OBP: 0.272, SLG: 0.380 (8, 7)	0-3  BB			2-2  BB		0-2  1B		0-0  2B	
<b>Jose Valentin, S</b> (1, 6) OBP: 0.313, SLG: 0.415		2-2  BB		1-0  BB		0-0  1B		4-1  BB	
<b>18 Todd Dunn, R</b> (1, 7) OBP: 0.252, SLG: 0.339 <b>Jeromy Burnitz, L</b> (7, PH) OBP: 0.383, SLG: 0.548 (8, 9)		0-0  BB		1-0  1B		0-2  1B		3-1  2B	
<b>Gerald Williams, R</b> (1, 8) OBP: 0.282, SLG: 0.370		1-1  BB		4-1  BB		1-1  1-2f, 2-3, 3-H BB		0-3  BB	
<b>Mike Matheny, R</b> (1, 2) OBP: 0.293, SLG: 0.338			1-2  BB	0-1  BB		0-1  2B		0-2  BB	

Inning Stats	R: 1	H: 1	E: 0	K: 1	S: 13	R: 0	H: 0	E: 0	K: 0	S: 6	R: 1	H: 0	E: 0	K: 1	S: 10	R: 0	H: 1	E: 0	K: 0	S: 8	R: 0	H: 1	E: 0	K: 1	S: 11	R: 2	H: 4	E: 0	K: 0	S: 13	R: 3	H: 2	E: 0	K: 1	S: 16	R: 0	H: 1	E: 0	K: 1	S: 7
	LOB: 1	BB: 1	LOB: 0	BB: 0	LOB: 0	LOB: 1	BB: 1	LOB: 2	BB: 1	LOB: 1	LOB: 1	BB: 1	LOB: 1	LOB: 1	LOB: 0	LOB: 1	LOB: 2	LOB: 2	LOB: 2	LOB: 0	LOB: 0	LOB: 0	LOB: 0	LOB: 0	LOB: 0	LOB: 1	LOB: 1	LOB: 1	LOB: 2	LOB: 2	LOB: 0	LOB: 0	LOB: 0	LOB: 0	LOB: 0	LOB: 0	LOB: 0	LOB: 0	LOB: 0	LOB: 0

AB	R	H	RBI	BB	SO	LOB
1	1	0	0	2	0	1
2	0	0	0	0	1	1
3	1	2	0	2	0	1
5	1	2	1	0	0	4
3	0	0	1	0	2	4
3	2	1	1	0	1	1
3	1	1	0	1	0	0
3	0	2	0	0	0	0
1	0	1	1	0	0	0
3	0	0	0	1	1	4
3	1	1	1	0	0	4

WP	HR	S	P	ERA	WHIP
2	0	39	0	6.35	1.941
0	0	0	0	4.50	4.500
0	0	8	11	0.00	1.500
0	0	7	10	0.00	1.000

PITCHER	IP	WLS	BF	H	R	ER	SO	BB	IBB	HBP	BLK	WP	HR	S	P	ERA	WHIP
<b>50 José Rosado, L</b> (1, 1) ERA: 4.69	5.2		27	7	4	4	3	4	0	0	1	0	0	60	94	6.35	1.941
<b>Hector Carrasco, R</b> (6, 1) ERA: 4.45	0.2	L	6	1	3	3	0	2	0	0	0	2	0	9	20	40.50	4.500
<b>Jamie Walker, L</b> (7, 1) ERA: 5.44	0.2		3	1	0	0	1	0	0	0	0	0	0	8	11	0.00	1.500
<b>Gregg Olson, R</b> (8, 1) ERA: 6.04	1.0		3	1	0	0	1	0	0	0	0	0	0	7	10	0.00	1.000

**BOTTOM**

**Kansas City Royals @ Milwaukee Brewers**  
 Milwaukee County Stadium, Milwaukee, WI

Tue Sep 23 1997, 4:33 AM EDT  
 Cloudy - 60 F

livebaseballscorecards.com

**AB 30**  
**R 7**  
**H 10**  
**RBI 5**  
**BB 6**  
**SO 5**  
**LOB 20**

Kansas City Royals @ Milwaukee Brewers  
Milwaukee County Stadium, Milwaukee, WI

Tue Sep 23 1997, 8:05 PM EDT  
Att. 10,423 - Unknown - 54 F

AB 35  
R 6  
H 9  
RBI 6  
BB 8  
SO 7  
LOB 24



Batter	1	2	3	4	5	6	7	8	9	AB	R	H	RBI	BB	SO	LOB	TOP								
Jed Hansen, R OBP: 0.394, SLG: 0.442 (1, 4)	2-3 K		1-0 S 2-H 1B		1-1 F9	2-3 K	0-0 F9			5	0	1	1	0	2	5									
Johnny Damon, L OBP: 0.335, SLG: 0.387 (1, 8)	3-2 F8		2-2 P3		4-0 HR BB	1-1 L5		4-2 F8-6 BB		3	1	0	0	2	0	3									
Jose Offerman, S OBP: 0.364, SLG: 0.399 (1, 10)	4-2 BB		2-2 G3-1		1-3 K		3-2 E3 BB 29 1B	0-0 F8-6		4	1	0	0	1	1	3									
Jeff King, R OBP: 0.342, SLG: 0.439 (1, 3)	0-3 K			2-2 29 1B 1B	0-0 HR		4-2 29 1B BB	4-1 BB		3	3	2	2	2	1	1									
Jermaine Dye, R OBP: 0.281, SLG: 0.376 (1, 9)		1-2 L7		1-0 L8	0-0 1B		4-2 BB 29 1B BB	0-3 K		4	0	1	0	1	1	2									
Yamil Benitez, R OBP: 0.302, SLG: 0.445 (1, 7)		3-2 G5-3		1 SAFE 0-1 29 1B 1B	1-2 F9		0-2 P4	0-0 L8		5	0	1	0	0	0	4									
29 Mike Sweeney, R OBP: 0.315, SLG: 0.363 (1, 2)		1-1 F8		1-0 FC5-4 1B		0-2 F9	3-2 BB 1B	2-2 G4-3		5	0	2	3	0	0	0									
Shane Halter, R OBP: 0.350, SLG: 0.402 (1, 5)		1-2 SH5-3 1B		0-0 L8		1-1 2B	0-3 K	1-3 K		5	1	2	0	0	2	4									
Felix Martinez, S OBP: 0.367, SLG: 0.360 (1, 6)		1-2 SH5-3		0-0 FC5-4		4-1 BB	4-2 BB		1 0 0 0 2 0 2	1	0	0	0	2	0	2									
Inning Stats	R: 0 E: 0 K: 2 S: 16	H: 0 LOB: 1 BB: 1 P: 25	R: 0 E: 0 K: 0 S: 8	H: 0 LOB: 0 BB: 0 P: 13	R: 1 E: 0 K: 0 S: 12	H: 2 LOB: 1 BB: 0 P: 19	R: 1 E: 0 K: 0 S: 9	H: 3 LOB: 2 BB: 0 P: 13	R: 2 E: 0 K: 1 S: 11	H: 2 LOB: 1 BB: 1 P: 18	R: 0 E: 0 K: 1 S: 11	H: 1 LOB: 2 BB: 1 P: 19	R: 2 E: 1 K: 1 S: 23	H: 1 LOB: 3 BB: 3 P: 41	R: 0 E: 0 K: 1 S: 7	H: 0 LOB: 1 BB: 2 P: 15	R: 0 E: 0 K: 1 S: 7	H: 0 LOB: 0 BB: 0 P: 10	1B: 7 2B: 2 3B: 0 HR: 1	SF: 0 SAC: 1 DP: 1 HBP: 0	WP: 0 PB: 0 SB: 1 CS: 0	PA: 44			
PITCHER	IP	WLS	BF	H	R	ER	SO	BB	IBB	HBP	BLK	WP	HR	S	P	ERA	WHIP								
Joel Adamson, L ERA: 3.54 (1, 1)	4.2	L	23	7	4	4	3	2	0	0	0	0	1	52	83	7.71	1.929								
Al Reyes, R ERA: 5.88 (5, 1)	1.0		5	1	0	0	1	1	0	0	0	0	0	13	21	0.00	2.000								
Ron Villone, L ERA: 3.55 (6, 1)	3.1		16	1	2	1	3	5	0	0	0	0	0	39	69	2.70	1.800								



Batter	1	2	3	4	5	6	7	8	9	AB	R	H	RBI	BB	SO	LOB
Fernando Vina, L (1, 4) OBP: 0.313, SLG: 0.348	0-1 B3		0-0 L9		0-0 B1-3		1-2 F8			4	0	0	0	0	0	2
Mark Loretta, R (1, 6) OBP: 0.350, SLG: 0.387	2-1 G6-3			2-1 2B F9-2 1B		4-2 FC4-6 BB		0-2 WP 1B		3	0	2	0	1	0	0
Jeff Cirillo, R (1, 5) OBP: 0.370, SLG: 0.431	1-1 G4-3			1-0 1-3 2B		2-1 FC4-6 HBP		2-1 WP 1B		4	1	2	0	0	0	1
Jeromy Burnitz, L (1, 9) OBP: 0.380, SLG: 0.543		1-3 K		1-2 F9-2		0-0 F8		2-3 K		4	0	0	0	0	2	5
Dave Nilsson, L (1, 10) OBP: 0.353, SLG: 0.452		3-2 G6-4-3 1B		4-1 3-H 2B BB		1-2 1-2 HBP		1-3 K		2	1	1	0	1	1	2
Darrin Jackson, R (1, 8) OBP: 0.272, SLG: 0.383		1-1 G6-4-3		2-0 1-H 2-H 2B		1-1 F9		3-0 F8		4	0	1	2	0	0	5
Brian Banks, S (1, 3) OBP: 0.270, SLG: 0.269			3-3 K		3-3 K		1-0 F8		2-3 K	4	0	0	0	0	3	1
18 Todd Dunn, R (1, 7) OBP: 0.246, SLG: 0.330			3-2 F9		1-0 L7		0-0 G5-3		0-1 P2	3	0	0	0	0	0	0
Jeff Huson, L (9, PH) OBP: 0.242, SLG: 0.227										1	0	0	0	0	0	0
Jesse Levis, L (1, 2) OBP: 0.354, SLG: 0.330			3-2 HBP		1-0 F7		1-2 1B		3-1 G4-3	3	0	1	0	0	0	0

Inning Stats	R: 0	H: 0	R: 0	H: 1	R: 0	H: 0	R: 2	H: 3	R: 0	H: 0	R: 0	H: 1	R: 0	H: 2	R: 0	H: 0	R: 0	H: 0	R: 0	H: 0	1B: 5	SF: 0	WP: 1	PA: 36
	E: 0	LOB: 0	E: 0	LOB: 0	E: 0	LOB: 0	E: 0	LOB: 1	E: 0	LOB: 0	E: 0	LOB: 1	E: 0	LOB: 2	E: 0	LOB: 0	E: 0	LOB: 0	E: 0	LOB: 0	2B: 3 <td>SAC: 0 <td>PB: 0 <td></td> </td></td>	SAC: 0 <td>PB: 0 <td></td> </td>	PB: 0 <td></td>	
	K: 0	BB: 0	K: 1	BB: 0	K: 1	BB: 0	K: 1	BB: 1	K: 0	BB: 0	K: 0	BB: 0	K: 0	BB: 1	K: 2	BB: 0	K: 1	BB: 0	K: 1	BB: 0	3B: 0	DP: 2 <td>SB: 0</td> <td></td>	SB: 0	
	S: 6	P: 9	S: 11	P: 16	S: 9	P: 18	S: 12	P: 25	S: 11	P: 19	S: 9	P: 12	S: 17	P: 25	S: 7	P: 12	S: 7	P: 12	S: 7	P: 12	HR: 0	HBP: 2	CS: 0	

PITCHER	IP	WLS	BF	H	R	ER	SO	BB	IBB	HBP	BLK	WP	HR	S	P	ERA	WHIP
Jim Pittsley, R (1, 1) ERA: 5.55	5.0	W	19	4	2	2	3	1	0	1	0	0	0	41	73	3.60	1.000
Ricky Bones, R (6, 1) ERA: 7.0	2.0		11	3	0	0	0	1	0	1	0	0	0	27	40	0.00	2.000
Matt Whisenant, L (8, 1) ERA: 4.71	1.0		3	0	0	0	2	0	0	0	0	1	0	10	16	0.00	0.000
Hippolito Pichardo, R (9, 1) ERA: 4.4	1.0		3	0	0	0	1	0	0	0	0	0	0	7	12	0.00	0.000

BOTTOM

Kansas City Royals @ Milwaukee Brewers  
Milwaukee County Stadium, Milwaukee, WI

Tue Sep 23 1997, 8:05 PM EDT  
Att: 10,423 - Unknown - 54 F

AB	32
R	2
H	7
RBI	2
BB	2
SO	6
LOB	16



PITCHER	IP	WLS	BF	H	R	ER	SO	BB	IBB	HBP	BLK	WP	HR	S	P	ERA	WHIP
Jim Pittsley, R (1, 1) ERA: 5.55	5.0	W	19	4	2	2	3	1	0	1	0	0	0	41	73	3.60	1.000
Ricky Bones, R (6, 1) ERA: 7.0	2.0		11	3	0	0	0	1	0	1	0	0	0	27	40	0.00	2.000
Matt Whisenant, L (8, 1) ERA: 4.71	1.0		3	0	0	0	2	0	0	0	0	1	0	10	16	0.00	0.000
Hippolito Pichardo, R (9, 1) ERA: 4.4	1.0		3	0	0	0	1	0	0	0	0	0	0	7	12	0.00	0.000

Batter	1	2	3	4	5	6	7	8	9	10	11	12	13	14	15	AB	R	H	RBI	BB	SO	LOB	TOP								
Johnny Damon, L OBP: 0.339, SLG: 0.387	G4-3 SF BB BB		G5-4-3 1-2f		S BB		WP 1B	K			P6		S 1B			5	1	2	0	2	1	4	<b>Kansas City Royals @ Milwaukee Brewers</b> Milwaukee County Stadium, Milwaukee, WI Wed Sep 24 1997, 8:05 PM EDT Att. 8,065 - Unknown - 66 F								
Rod Myers, L OBP: 0.378, SLG: 0.404	SF G4-3 BB		K		L9		K 1B		F4			G4-3	G3-1			6	0	0	0	1	2	5									
Jay Bell, R OBP: 0.365, SLG: 0.462	G4-3			F8	P6		K		K			K2-3		K		7	0	0	0	0	4	5									
Jeff King, R OBP: 0.340, SLG: 0.435	SF			K		G1-3	K		K			1B BB		F9		5	0	0	1	1	3	3									
Dean Palmer, R OBP: 0.306, SLG: 0.443	FC5-2-5-3-1			BB BB 1B		HR		F8		K		BB 1B		K2-3		7	1	3	1	0	2	2									
Larry Sutton, L OBP: 0.333, SLG: 0.397		G6-3		BB BB		K		1B		L7		BB BB		BB BB 1B	G3-6 1B	5	0	2	0	2	1	0									
Jermaine Dye, R OBP: 0.281, SLG: 0.371		K		FC5-4 BB		K		BB 1B		L8		K		G3-6		6	0	1	0	1	3	4									
Mike Macfarlane, R OBP: 0.319, SLG: 0.406		K		FC5-4				1B BB WP 1B		B3		G4-3		G5-3		3	0	1	0	0	0	1		3							
Felix Martinez, S OBP: 0.367, SLG: 0.360															G5-3		0	1	0	0	0	0		0							
29 Mike Sweeney, R OBP: 0.313, SLG: 0.362																	1	0	0	0	0	0		2							
Jose Offerman, S OBP: 0.363, SLG: 0.396																	1	0	0	0	0	0		0							
Andy Stewart, R OBP: 0.200, SLG: 0.400																	2	0	0	0	0	0		0							
Jed Hansen, R OBP: 0.400, SLG: 0.433				G5-4-3 1B													4	0	1	0	2	0		0							
<b>Inning Stats</b>	R: 1 E: 1 K: 0 S: 11	H: 0 LOB: 1 BB: 2 P: 22	R: 0 E: 0 K: 2 S: 10	H: 0 LOB: 0 BB: 0 P: 16	R: 0 E: 0 K: 1 S: 12	H: 1 LOB: 0 BB: 0 P: 16	R: 0 E: 0 K: 1 S: 13	H: 1 LOB: 3 BB: 2 P: 27	R: 0 E: 0 K: 0 S: 7	H: 0 LOB: 1 BB: 1 P: 16	R: 1 E: 0 K: 2 S: 11	H: 2 LOB: 3 BB: 1 P: 19	R: 0 E: 0 K: 1 S: 15	H: 2 LOB: 3 BB: 1 P: 24	R: 0 E: 0 K: 2 S: 10	H: 0 LOB: 0 BB: 0 P: 16	R: 0 E: 0 K: 1 S: 6	H: 0 LOB: 0 BB: 0 P: 8	R: 0 E: 0 K: 2 S: 16	H: 1 LOB: 3 BB: 2 P: 29	R: 0 E: 0 K: 0 S: 9	H: 1 LOB: 1 BB: 0 P: 17		R: 0 E: 0 K: 2 S: 9	H: 1 LOB: 0 BB: 0 P: 15	R: 0 E: 0 K: 0 S: 7	H: 1 LOB: 0 BB: 0 P: 12	1B: 9 2B: 1 3B: 0 HR: 1	SF: 1 SAC: 0 DP: 3 HBP: 0	WP: 1 PB: 0 SB: 2 CS: 0	PA: 62
<b>PITCHER</b>	IP WLS BF H R ER SO	IP WLS BF H R ER SO	IP WLS BF H R ER SO	IP WLS BF H R ER SO	IP WLS BF H R ER SO	IP WLS BF H R ER SO	IP WLS BF H R ER SO	IP WLS BF H R ER SO	IP WLS BF H R ER SO	IP WLS BF H R ER SO	IP WLS BF H R ER SO	IP WLS BF H R ER SO	IP WLS BF H R ER SO	IP WLS BF H R ER SO	IP WLS BF H R ER SO	ERA WHIP	ERA WHIP	ERA WHIP	ERA WHIP	ERA WHIP	ERA WHIP	ERA WHIP		ERA WHIP							
Bryce Florie, R ERA: 4.32	3.0															3.00	1.000														
Pete Harnisch, R ERA: 7.79	1.0															0.00	3.000														
Mark Davis, L ERA: 6.14	2.1															7.71	2.143														
Bob Wickman, R ERA: 2.81	1.0															0.00	2.000														
Doug Jones, R ERA: 1.72	3.2															0.00	0.273														
Mike Fetters, R ERA: 3.5	3.0															0.00	1.333														
Paul Wagner, R ERA: 3.71	1.0															0.00	1.000														

livebaseballscorecards.com

AB	52
R	3
H	10
RBI	2
BB	9
SO	17
LOB	28



Batter	1	2	3	4	5	6	7	8	9	10	11	12	13	14	15	AB	R	H	RBI	BB	SO	LOB								
Fernando Vina, L OBP: 0.318, SLG: 0.361 (1, 4)	0-0 HR		4-2 BB G4-6-3		3-2 G3-4-3		1-0 F8			1-1 L7		1-0 CS 1B			2-1 F8 G6-3 1B	6	2	3	1	1	0	1								
Jeff Cirillo, R OBP: 0.367, SLG: 0.427 (1, 5)	0-1 P4		0-2 G4-6-3 1-2f			1-1 F8	1-0 FC6-4 1-2f			4-1 FC4 BB		2-0 CS 1-2	2-2 G6-3		1-0 G6-3 1-2	6	0	0	0	1	0	3								
Dave Nilsson, L OBP: 0.354, SLG: 0.451 (1, 10)	2-0 G3-1			0-3 K		4-0 HR BB		4-2 G4-6-3 BB		0-1 FC4 1-2			2-2 G6-3		1-1 F8 2-3	2	1	0	0	2	1	0								
Gerald Williams, R OBP: 0.280, SLG: 0.368 (8, PR)																3	0	0	0	0	0	2								
Julio Franco, R OBP: 0.361, SLG: 0.360 (1, 3)	0-2 1B			1-1 L9		3-1 HR		2-2 G4-6-3 1-2f			1-3 K		4-2 BB		4-2 1B DI BB	5	1	2	2	2	1	1								
Jeromy Burnitz, L OBP: 0.381, SLG: 0.541 (1, 9)	2-2 G4-3			0-0 BB 1B		1-2 G3		3-3 K			0-0 1B		1-3 K		4-0 1B 1-2 IBB	6	0	2	0	1	2	3								
Darrin Jackson, R OBP: 0.282, SLG: 0.387 (10, 7)		1-2 F8		4-1 1B BB		1-0 1B			2-1 G4-6-3 1B		0-0 F9			1-0 F8	6	0	3	1	1	0	1									
Jose Valentin, S OBP: 0.312, SLG: 0.412 (1, 6)		3-1 G1-3		2-1 BB		0-0 G3			1-3 K		1-3 K			1-3 K	5	0	1	0	0	2	3									
Mike Fetters, R (12, 1)																0	0	0	0	0	0									
Brian Banks, S OBP: 0.267, SLG: 0.265 (14, PH)				1-2 2-H 1B												1	0	0	0	0	1									
Paul Wagner, R (15, 1)																0	0	0	0	0	0									
18 Todd Dunn, R OBP: 0.239, SLG: 0.322 (1, 7)		1-1 F9			0-0 F7				2-2 G4-6-3 1-2f		3-2 F8			4-0 BB	3	0	0	0	0	0	0									
Jeff Huson, L OBP: 0.240, SLG: 0.225 (9, PH)																1	0	0	0	0	1									
Doug Jones, R (10, 1)																0	0	0	0	0	0									
Mark Loretta, R OBP: 0.351, SLG: 0.386 (12, 6)																1	0	0	0	1	0									
Kelly Stinnett, R OBP: 0.300, SLG: 0.379 (1, 2)			1-1 F9		0-1 F8				1-1 FC6-4 1B		1-3 K		2-2 L8		1-3 K	2	0	0	0	0	0									
Jesse Levis, L OBP: 0.357, SLG: 0.333 (7, PH)																1	0	1	0	0	0									
Jack Voigt, R OBP: 0.341, SLG: 0.514 (7, PR)																0	0	0	0	0	0									
Mike Matheny, R OBP: 0.291, SLG: 0.334 (8, 2)																3	0	0	0	0	2									
<b>Inning Stats</b>	R: 1 E: 0 K: 0 S: 11	H: 2 LOB: 1 BB: 0 P: 15	R: 0 E: 0 K: 0 S: 8	H: 0 LOB: 0 BB: 0 P: 13	R: 0 E: 0 K: 0 S: 7	H: 0 LOB: 0 BB: 1 P: 12	R: 0 E: 0 K: 1 S: 9	H: 2 LOB: 2 BB: 1 P: 16	R: 0 E: 0 K: 0 S: 6	H: 0 LOB: 0 BB: 0 P: 9	R: 2 E: 0 K: 0 S: 9	H: 2 LOB: 1 BB: 1 P: 19	R: 0 E: 0 K: 0 S: 6	H: 1 LOB: 1 BB: 0 P: 9	R: 0 E: 0 K: 1 S: 10	H: 0 LOB: 1 BB: 1 P: 18	R: 0 E: 0 K: 1 S: 9	H: 1 LOB: 0 BB: 0 P: 13	R: 0 E: 0 K: 2 S: 11	H: 1 LOB: 1 BB: 0 P: 13	R: 0 E: 0 K: 1 S: 15	H: 0 LOB: 1 BB: 1 P: 24	R: 0 E: 0 K: 2 S: 7	H: 0 LOB: 1 BB: 1 P: 14	R: 1 E: 0 K: 0 S: 10	H: 2 LOB: 3 BB: 2 P: 23	1B: 10 2B: 0 3B: 0 HR: 2	SF: 0 SAC: 0 DP: 3 HBP: 0	WP: 0 PB: 0 SB: 0 CS: 1	PA: 61

PITCHER	IP	WLS	BF	H	R	ER	SO	BB	IBB	HBP	BLK	WP	HR	S	P	ERA	WHIP
Tim Belcher, R ERA: 5.02 (1, 1)	6.0		25	6	3	3	3	0	0	0	0	0	0	2	50	4.50	1.500
Scott Service, R ERA: 6.41 (7, 1)	2.0		7	1	0	0	1	1	0	0	0	0	0	16	27	0.00	1.000
Gregg Olson, R ERA: 5.74 (9, 1)	2.1		8	1	0	0	3	1	0	0	0	0	0	21	32	0.00	0.857
Matt Whisenant, L ERA: 4.57 (11, 1)	0.2		3	1	0	0	1	0	0	0	0	0	0	7	8	0.00	1.500
Brian Bevil, R ERA: 6.61 (12, 1)	2.0		7	1	0	0	1	1	0	0	0	0	0	24	41	0.00	1.000

PITCHER	IP	WLS	BF	H	R	ER	SO	BB	IBB	HBP	BLK	WP	HR	S	P	ERA	WHIP
Jeff Montgomery, R ERA: 3.49 (14, 1)	1.2		10	2	1	1	2	2	1	0	0	0	0	17	37	5.40	2.400

**Kansas City Royals @ Milwaukee Brewers**  
 Milwaukee County Stadium, Milwaukee, WI

AB 51  
 R 4  
 H 12  
 RBI 4  
 BB 9  
 SO 9  
 LOB 16



Wed Sep 24 1997, 8:05 PM EDT  
 Att. 8,065 - Unknown - 66 F

**BOTTOM**

Batter	1	2	3	4	5	6	7	8	9	AB R H RBI BB SO LOB	TOP
Jose Offerman, S (1, 4) OBP: 0.360, SLG: 0.395	1-2 L5		0-2 P6		1-0 G4-3		1-1 SH1-3			3 0 0 0 0 0 2	<b>Kansas City Royals @ Milwaukee Brewers</b> <b>Milwaukee County Stadium, Milwaukee, WI</b> Thu Sep 25 1997, 4:33 AM EDT Att: 8,857 - Sunny - 73 F
Johnny Damon, L (1, 8) OBP: 0.338, SLG: 0.386	3-2 G4-3			2-1 G6-3		0-1 1B 2B	2-0 P3			4 1 1 0 0 0 1	
Larry Sutton, L (1, 10) OBP: 0.343, SLG: 0.419	0-1 2B			0-0 L8		1-2 2B G4-3 1B	2-2 F9			4 1 2 0 0 0 1	
Jeff King, R (1, 3) OBP: 0.341, SLG: 0.437	1-2 F8			1-0 1B		0-0 G4-3 2B	3-3 K			4 0 2 1 0 1 1	
Scott Cooper, L (1, 5) OBP: 0.285, SLG: 0.310		2-2 P3		1-2 P5		4-1 G4-3 BB	2-3 K			3 0 0 0 1 1 1	
Yamil Benitez, R (1, 7) OBP: 0.301, SLG: 0.441		1-1 F7			0-1 SH1-3 1B	1-3 K	0-3 K			4 0 1 0 0 2 3	
Jermaine Dye, R (9, 9) OBP: 0.281, SLG: 0.371										0 0 0 0 0 0 0	
Rod Myers, L (1, 9) OBP: 0.368, SLG: 0.392		3-1 G6-3			1-1 SH1-3	3-2 G4-3				3 0 0 1 0 0 2	
29 Mike Sweeney, R (1, 2) OBP: 0.308, SLG: 0.355			0-0 F7		2-1 L4	1-1 G6-3				4 0 0 0 0 0 3	
Felix Martinez, S (1, 6) OBP: 0.382, SLG: 0.357			1-3 K		4-2 BB		0-1 SH1-3 1B		1-2 G2	3 0 1 0 1 1 0	
<b>Inning Stats</b>	R: 0 H: 1 E: 0 LOB: 1 K: 0 BB: 0 S: 12 P: 17	R: 0 H: 0 E: 0 LOB: 0 K: 0 BB: 0 S: 8 P: 14	R: 0 H: 0 E: 0 LOB: 0 K: 1 BB: 0 S: 9 P: 10	R: 0 H: 1 E: 0 LOB: 1 K: 0 BB: 0 S: 7 P: 11	R: 0 H: 1 E: 0 LOB: 2 K: 0 BB: 1 S: 9 P: 17	R: 2 H: 3 E: 0 LOB: 2 K: 1 BB: 1 S: 15 P: 25	R: 0 H: 1 E: 0 LOB: 1 K: 0 BB: 0 S: 8 P: 13	R: 0 H: 0 E: 0 LOB: 0 K: 3 BB: 0 S: 13 P: 18	R: 0 H: 0 E: 0 LOB: 0 K: 0 BB: 0 S: 5 P: 8	1B: 5 SF: 0 2B: 2 SAC: 2 3B: 0 DP: 0 HR: 0 HBP: 0	WP: 0 PA: 36 PB: 0 SB: 0 CS: 0
<b>PITCHER</b>	IP WLS BF H R ER SO BB IBB HBP BLK WP HR S P ERA WHIP										
21 Cal Eldred, R (1, 1) ERA: 4.99	8.0 L 33 7 2 2 5 2 0 0 0 0 0 0 81 125 2.25 1.125										
Ron Villone, L (9, 1) ERA: 3.48	1.0 3 0 0 0 0 0 0 0 0 0 0 0 5 8 0.00 0.000										

livebaseballscores.com



Batter	1	2	3	4	5	6	7	8	9	AB	R	H	RBI	BB	SO	LOB
Fernando Vina, L (1, 4) OBP: 0.313, SLG: 0.355	1-1 G4-3		1-0 F7		1-2 FC3-6			0-1 L7	0-0 F8	5	0	0	0	0	0	4
Jack Voigt, R (1, 10) OBP: 0.339, SLG: 0.503	1-1 L8		2-3 K		1-2 F9			4-1 BB		3	0	0	0	1	1	2
Mark Loretta, R (1, 3) OBP: 0.352, SLG: 0.385	0-1 F9			4-0 BB		2-2 F8		0-1 BB		3	0	1	0	1	0	0
Jeff Cirillo, R (1, 5) OBP: 0.365, SLG: 0.424		1-1 F7		2-0 F7		0-1 L8		1-2 L7		4	0	0	0	0	0	3
Darrin Jackson, R (1, 8) OBP: 0.277, SLG: 0.379 (8, 7)		2-2 G6-3		1 SAFE 0-0 L7		1-0 F8		2-2 F9		4	0	0	0	0	0	3
Jeromy Burnitz, L (1, 9) OBP: 0.383, SLG: 0.541		3-2 HBP		0-2 G4-3			1-2 BB		4-0 BB	2	0	1	0	1	0	1
Jose Valentin, S (1, 6) OBP: 0.312, SLG: 0.411		0-0 P2			1-1 FC6-5		0-3 K		1-2 F7	4	0	1	0	0	1	3
18 Todd Dunn, R (1, 7) OBP: 0.242, SLG: 0.347 Gerald Williams, R (8, 8) OBP: 0.280, SLG: 0.368 Dave Nilsson, L (9, PH) OBP: 0.353, SLG: 0.450			1-1 HR		1-1 FC6-5		0-3 K		1-3 K	3	1	1	1	0	1	2
Kelly Stinnett, R (1, 2) OBP: 0.303, SLG: 0.355 Julio Franco, R (9, PH) OBP: 0.363, SLG: 0.360		0-1 P2			4-2 FC3-6		1 SAFE 0-0 F8		4-1 BB	2	0	0	0	1	0	1
										0	0	0	0	1	0	0

Inning Stats		R: 0	H: 0	E: 0	LOB: 0	K: 0	BB: 0	S: 6	P: 8	R: 0	H: 0	E: 0	LOB: 1	K: 0	BB: 0	S: 9	P: 15	R: 1	H: 1	E: 0	LOB: 0	K: 1	BB: 0	S: 8	P: 12	R: 0	H: 0	E: 0	LOB: 1	K: 0	BB: 1	S: 5	P: 11	R: 0	H: 1	E: 0	LOB: 2	K: 0	BB: 1	S: 13	P: 21	R: 0	H: 0	E: 0	LOB: 0	K: 0	BB: 0	S: 6	P: 9	R: 0	H: 1	E: 0	LOB: 1	K: 2	BB: 0	S: 10	P: 11	R: 0	H: 1	E: 0	LOB: 2	K: 0	BB: 1	S: 11	P: 18	R: 0	H: 0	E: 0	LOB: 2	K: 1	BB: 2	S: 8	P: 18	1B: 3	SF: 0	2B: 0	SAC: 0	3B: 0	DP: 0	HR: 1	HBP: 1	WP: 0	PA: 37
PITCHER	IP	WLS	BF	H	R	ER	SO	BB	IBB	HBP	BLK	WP	HR	S	P	ERA	WHIP																																																																		
Glendon Rusch, L (1, 1) ERA: 5.5	7.1	W	30	4	1	1	3	3	0	0	0	0	1	62	96	1.23	0.955																																																																		
Scott Service, R (8, 1) ERA: 6.2	0.2		2	0	0	0	0	0	0	0	0	0	0	6	9	0.00	0.000																																																																		
Hipolito Pichardo, R (9, 1) ERA: 4.31	1.0	S	5	0	0	0	1	2	0	0	0	0	0	8	18	0.00	2.000																																																																		


**BOTTOM**

**Kansas City Royals @ Milwaukee Brewers**  
Milwaukee County Stadium, Milwaukee, WI

Thu Sep 25 1997, 4:33 AM EDT  
Att. 8,857 - Sunny - 73 F

livebaseballscores.com

AB	31
R	1
H	4
RBI	1
BB	5
SO	4
LOB	20



Batter	1	2	3	4	5	6	7	8	9	AB R H RBI BB SO LOB	TOP
Jose Offerman, S (1, 4) OBP: 0.359, SLG: 0.394	3-1 FC5-4 1B		2-2 G5-3		2-3 K			2-2 G4-3		4 0 1 0 0 1 2	
Shane Halter, R (1, 8) OBP: 0.346, SLG: 0.397	2-2 FC5-4 1B			0-0 F8	2-1 G6-3			0-0 G5-3		4 0 1 0 0 0 2	
Jay Bell, R (1, 6) OBP: 0.365, SLG: 0.461 Scott Cooper, L (9, PH) OBP: 0.283, SLG: 0.308	2-0 FC5-4 1-2 2-3			4-2 HR BB		0-3 K			1-3 K	2 1 0 0 1 1 2 1 0 0 0 0 1 0	
Jeff King, R (1, 3) OBP: 0.341, SLG: 0.442 Larry Sutton, L (9, PH) OBP: 0.338, SLG: 0.413	1-0 F7			2-2 HR		3-1 G4-3			1-2 F9	3 1 1 2 0 0 1 1 0 0 0 0 0 0	
Dean Palmer, R (1, 5) OBP: 0.308, SLG: 0.442				0-0 1B		0-0 F7			1-3 K	4 0 1 0 0 2 0	
Jermaine Dye, R (1, 9) OBP: 0.282, SLG: 0.370				2-2 G5-3			1-2 F8			3 0 1 0 0 0 0	
29 Mike Sweeney, R (1, 10) OBP: 0.309, SLG: 0.355					2-2 E 1B 1B		3-3 K			3 0 1 0 0 1 1	
Yamil Benitez, R (1, 7) OBP: 0.302, SLG: 0.439					1-2 E5 1B 1B		1-2 F8			3 0 1 0 0 0 0	
Mike Macfarlane, R (1, 2) OBP: 0.316, SLG: 0.401					3-3 K			0-0 P5		3 0 0 0 0 1 2	
<b>Inning Stats</b>	R: 0 H: 2 E: 0 LOB: 1 K: 0 BB: 0 S: 8 P: 16	R: 0 H: 1 E: 0 LOB: 0 K: 1 BB: 0 S: 6 P: 7	R: 0 H: 0 E: 0 LOB: 0 K: 0 BB: 0 S: 5 P: 7	R: 2 H: 2 E: 0 LOB: 0 K: 0 BB: 1 S: 10 P: 18	R: 0 H: 2 E: 1 LOB: 2 K: 2 BB: 0 S: 21 P: 31	R: 0 H: 0 E: 0 LOB: 0 K: 1 BB: 0 S: 6 P: 9	R: 0 H: 0 E: 0 LOB: 0 K: 1 BB: 0 S: 10 P: 15	R: 0 H: 0 E: 0 LOB: 0 K: 0 BB: 0 S: 5 P: 7	R: 0 H: 0 E: 0 LOB: 0 K: 2 BB: 0 S: 9 P: 12	1B: 6 SF: 0 2B: 0 SAC: 0 3B: 0 DP: 1 HR: 1 HBP: 0	WP: 0 PA: 32 PB: 0 SB: 1 CS: 0
<b>PITCHER</b>	IP WLS BF H R ER SO BB IBB HBP BLK WP HR S P ERA WHIP										
Mike Sirotko, L (1, 1) ERA: 2.25	7.0 W 26 7 2 2 5 1 0 0 0 0 0 1 66 103 2.57 1.143										
Nelson Cruz, R (8, 1) ERA: 6.49	2.0 6 0 0 0 2 0 0 0 0 0 0 0 14 19 0.00 0.000										


**Kansas City Royals @ Chicago White Sox**  
Comiskey Park, Chicago, IL  
Fri Sep 26 1997, 8:05 PM EDT  
Att. 17,167 - Unknown - 61 F

AB	31
R	2
H	7
RBI	2
BB	1
SO	7
LOB	10



Batter	1	2	3	4	5	6	7	8	9
<b>Ray Durham, S</b> (1, 4) <small>OBP: 0.339, SLG: 0.384</small>	2-2 G4-3	1-1 E7 BB 1B		0-1 G6-3		2-0 HR		1-0 G1-3	
<b>Mike Cameron, R</b> (1, 8) <small>OBP: 0.352, SLG: 0.432</small>	4-2 BB 1B BB	2-3 SAFE SAFE		0-3 K		0-3 K BB		0-0 PB 2B	
<b>Frank Thomas, R</b> (1, 10) <b>25 Jeff Abbott, R</b> (8, PH) <small>OBP: 0.263, SLG: 0.368</small>	2-2 F9	4-0 1B BB			1-0 P6	0-1 F8		0-3 K	
<b>Albert Belle, R</b> (1, 7) <b>Lyle Mouton, R</b> (9, 7) <small>OBP: 0.310, SLG: 0.371</small>	1-0 BB 1B	1-1 1B			2-1 1B 2B 1B	3-2 F9		1-0 G4-3	
<b>Robin Ventura, L</b> (1, 5) <small>OBP: 0.380, SLG: 0.436</small>	4-2 BB	0-0 L9			1-0 2B 1B	4-1 BB		1-2 BB	
<b>Magglio Ordonez, R</b> (1, 9) <small>OBP: 0.328, SLG: 0.581</small>	2-3 K		3-2 G5-3		0-0 WP SF8 2B	1-0 F9			
<b>Dave Martinez, L</b> (1, 3) <small>OBP: 0.353, SLG: 0.409</small>		2-2 HR 1B	1-2 G5-3		4-1 WP IBB	1-1 F7			
<b>Ron Karkovice, R</b> (1, 2) <b>Jorge Fabregas, L</b> (8, 2) <small>OBP: 0.283, SLG: 0.353</small>		1-0 HR	0-3 K		3-2 SF8	2-2 F7			
<b>Norberto Martin, R</b> (1, 6) <small>OBP: 0.316, SLG: 0.368</small>		0-1 G5-3		2-2 G5-3	2-3 K	1-1 L9			

BOTTOM	
AB R H RBI BB SO LOB	5 2 1 1 0 0 0
	4 0 1 0 1 3 1
	3 0 0 0 1 0 2
	1 0 0 0 0 1 1
	5 1 3 1 0 0 2
	0 0 0 0 0 0 0
	2 1 1 0 2 0 2
	4 1 1 2 0 1 5
	3 1 1 0 1 0 0
	3 1 1 3 0 1 0
	0 0 0 0 0 0 0
	4 0 0 0 0 1 1

<b>AB</b> 34 <b>R</b> 7 <b>H</b> 9 <b>RBI</b> 7 <b>BB</b> 5 <b>SO</b> 7 <b>LOB</b> 14	
---	---

WP: 3 PA: 40 PB: 1 SB: 0 CS: 0
---

PITCHER	
<b>Kevin Appier, R</b> (1, 1) <small>ERA: 3.4</small>	IP 5.0 WLS L BF 27 H 7 R 6 ER 5 SO 5 BB 3 IBB 1 HBP 0 BLK 0 WP 2 HR 1 S 63 P 108 ERA 9.00 WHIP 2.000
<b>Roland DeLaMaza, R</b> (6, 1) <small>ERA: 4.5</small>	2.0 9 1 1 1 1 1 0 0 0 1 1 18 32 4.50 1.000
<b>Hector Carrasco, R</b> (8, 1) <small>ERA: 4.4</small>	1.0 4 1 0 0 1 0 0 0 0 0 0 6 8 0.00 1.000

PITCHER	
IP 5.0 WLS L BF 27 H 7 R 6 ER 5 SO 5 BB 3 IBB 1 HBP 0 BLK 0 WP 2 HR 1 S 63 P 108 ERA 9.00 WHIP 2.000	IP 2.0 WLS L BF 9 H 1 R 1 ER 1 SO 1 BB 0 IBB 0 HBP 0 BLK 0 WP 1 HR 1 S 18 P 32 ERA 4.50 WHIP 1.000
IP 1.0 WLS L BF 4 H 1 R 0 ER 0 SO 1 BB 0 IBB 0 HBP 0 BLK 0 WP 0 HR 0 S 6 P 8 ERA 0.00 WHIP 1.000	

**Kansas City Royals @ Chicago White Sox**  
 Comiskey Park, Chicago, IL  
 Fri Sep 26 1997, 8:05 PM EDT  
 Att: 17,167 - Unknown - 61 F

Batter	1	2	3	4	5	6	7	8	9	AB R H RBI BB SO LOB	TOP											
Jose Offerman, S (1, 4) OBP: 0.359, SLG: 0.394	3-2 F8		1-1 L8		4-2 1B G6-3 BB	0-0 BB HR 2B	2-0 L7		0-1 G4-3	5 2 1 1 1 0 0												
Rod Myers, L (1, 7) OBP: 0.370, SLG: 0.386	0-3 K		1-2 L8		3-1 G6-3 1B	4-1 BB HR BB		1-3 K		4 2 1 0 1 2 0												
Jay Bell, R (1, 6) OBP: 0.368, SLG: 0.461 Felix Martinez, S (8, 6) OBP: 0.382, SLG: 0.357	1-0 S 1B		4-1 S BB		3-2 G1-3	4-1 HR BB		4-1 1B 2B BB		2 2 1 1 3 0 2 0 0 0 0 0 0 0												
Jeff King, R (1, 10) OBP: 0.341, SLG: 0.447	1-3 K		3-3 K		0-0 G6-3	2-0 HR		0-0 2B 1B		5 1 2 5 0 2 3												
Larry Sutton, L (1, 3) OBP: 0.342, SLG: 0.412		2-2 P4		3-2 G6-4-3 1B	0-0 1B	1-1 F9		1-3 K		5 0 2 1 0 1 2												
Dean Palmer, R (1, 5) OBP: 0.310, SLG: 0.444 Scott Cooper, L (8, 5) OBP: 0.283, SLG: 0.308		4-2 29 FC5 1B BB		0-0 G6-4-3	2-2 1B	3-2 P4		1-0 2B		4 0 2 1 1 0 1 0 0 0 0 0 0 0												
Jermaine Dye, R (1, 9) OBP: 0.284, SLG: 0.371		1-0 SAFE 1B		2-2 1B	0-0 G3	2-2 F8		3-2 G5-3		5 0 2 0 0 0 4												
Shane Halter, R (1, 8) OBP: 0.341, SLG: 0.383		1-1 F8		2-1 SAFE F8		4-0 29 1B 2B BB	2-3 K		1-0 G6-3	4 1 0 0 1 1 3												
29 Mike Sweeney, R (1, 2) OBP: 0.310, SLG: 0.369		2-1 FC5			0-1 HR	0-2 2B BB 1B	2-3 K		3-1 F7	5 2 2 1 0 1 2												
<b>Inning Stats</b>	R: 0 E: 0 K: 2 S: 11	H: 1 LOB: 1 BB: 0 P: 16	R: 0 E: 0 K: 0 S: 15	H: 1 LOB: 2 BB: 1 P: 25	R: 0 E: 0 K: 1 S: 11	H: 0 LOB: 1 BB: 1 P: 20	R: 0 E: 0 K: 0 S: 11	H: 2 LOB: 1 BB: 0 P: 18	R: 3 E: 0 K: 0 S: 15	H: 4 LOB: 2 BB: 1 P: 27	R: 6 E: 0 K: 2 S: 17	H: 3 LOB: 0 BB: 3 P: 37	R: 0 E: 0 K: 2 S: 7	H: 0 LOB: 0 BB: 0 P: 13	R: 1 E: 0 K: 2 S: 12	H: 2 LOB: 2 BB: 1 P: 22	R: 0 E: 0 K: 0 S: 5	H: 0 LOB: 0 BB: 0 P: 9	1B: 9 2B: 2 3B: 0 HR: 2	SF: 0 SAC: 0 DP: 1 HBP: 0	WP: 0 PB: 0 SB: 3 CS: 0	PA: 46
<b>PITCHER</b>	IP WLS BF H R ER SO BB IBB HBP BLK WP HR S P ERA WHIP																					
Jaime Navarro, R (1, 1) ERA: 5.79	5.0 L 27 9 5 5 3 4 0 0 0 0 0 1 66 113 9.00 2.600																					
Jeff Darwin, R (6, 1) ERA: 5.27	1.0 7 2 4 4 0 2 0 0 0 0 0 1 14 30 36.00 4.000																					
Al Levine, R (7, 1) ERA: 6.91	2.0 9 2 1 1 4 1 0 0 0 0 0 0 19 35 4.50 1.500																					
Tom Fordham, L (9, 1) ERA: 6.23	1.0 3 0 0 0 0 0 0 0 0 0 0 0 5 9 0.00 0.000																					

**Kansas City Royals @ Chicago White Sox**  
Comiskey Park, Chicago, IL  
Sat Sep 27 1997, 8:05 PM EDT  
Att. 27,824 - Unknown - 73 F

AB	39
R	10
H	13
RBI	10
BB	7
SO	7
LOB	17





Batter	1	2	3	4	5	6	7	8	9	AB	R	H	RBI	BB	SO	LOB
Ray Durham, S OBP: 0.339, SLG: 0.384 (1, 4)	1-0 G6-3 1B		0-0 G4-3		1-0 E7 1B		0-1 B1		3-2 F9	5	2	2	0	0	0	0
Norberto Martin, R OBP: 0.320, SLG: 0.371 (1, 6)	0-1 G6-3		1-0 G1-3		0-0 CS 1B		0-2 G4-6-3 1B		1-1 F8	4	0	2	1	0	0	1
Frank Thomas, R OBP: 0.459, SLG: 0.616 (1, 10)	1-1 L8		1-2 F9		3-3 K 1-2		2-1 G4-6-3 1-2f			3	0	0	0	0	1	2
Lyle Mouton, R OBP: 0.309, SLG: 0.369 (7, PH)										1	0	0	0	0	0	1
Albert Belle, R OBP: 0.332, SLG: 0.487 (1, 7)	0-0 1B			0-1 1B	2-1 G5-3			0-0 F8		4	1	2	1	0	0	0
Chad Fonville, S OBP: 0.231, SLG: 0.130 (9, 7)										0	0	0	0	0	0	0
Mike Cameron, R OBP: 0.356, SLG: 0.434 (1, 8)	0-2 1B			2-1 F9		4-0 S BB		1-0 FC3-8 1B		3	0	2	0	1	0	1
Greg Norton, S OBP: 0.306, SLG: 0.441 (1, 5)	2-2 G4-3			2-2 1B	1-2 G2			0-0 FC3-6 2B		4	1	1	0	0	0	4
Magglio Ordonez, R OBP: 0.338, SLG: 0.591 (1, 9)				0-0 F9	1-3 1B		3-3 K	2-1 2B		4	0	2	2	0	1	1
34 Mario Valdez, L OBP: 0.350, SLG: 0.330 (1, 3)				0-1 G4-3	0-3 K		4-2 BB	1-3 K		3	0	0	0	1	2	3
Robert Machado, R OBP: 0.250, SLG: 0.333 (1, 2)				0-1 L7	1-3 K		2-3 K	1-0 P5		4	0	0	0	0	2	4

Inning Stats	R: 1	H: 3	E: 0	K: 0	S: 12	H: 3	LOB: 2	BB: 0	P: 16	R: 0	H: 0	E: 0	K: 0	S: 5	H: 0	LOB: 0	BB: 0	P: 5	R: 0	H: 0	E: 0	K: 0	S: 5	H: 3	LOB: 2	BB: 0	P: 20	R: 1	H: 2	E: 1	K: 1	S: 7	R: 0	H: 0	E: 0	K: 2	S: 13	R: 0	H: 1	E: 0	K: 0	S: 7	R: 1	H: 2	E: 0	K: 1	S: 8	R: 0	H: 0	E: 0	K: 0	S: 8	R: 0	H: 0	E: 0	K: 0	S: 8	1B: 10	SF: 0	2B: 2	SAC: 0	3B: 0	DP: 2	HR: 0	HBP: 0	WP: 0	PA: 38
--------------	------	------	------	------	-------	------	--------	-------	-------	------	------	------	------	------	------	--------	-------	------	------	------	------	------	------	------	--------	-------	-------	------	------	------	------	------	------	------	------	------	-------	------	------	------	------	------	------	------	------	------	------	------	------	------	------	------	------	------	------	------	------	--------	-------	-------	--------	-------	-------	-------	--------	-------	--------

PITCHER	IP	WLS	BF	H	R	ER	SO	BB	IBB	HBP	BLK	WP	HR	S	P	ERA	WHIP
Ricky Bones, R ERA: 6.75 (1, 1)	6.0	W	27	8	3	2	5	2	0	0	0	0	0	57	88	3.00	1.667
Gregg Olson, R ERA: 5.58 (7, 1)	3.0	S	11	3	1	1	1	0	0	0	0	0	0	23	34	3.00	1.000

BOTTOM

Kansas City Royals @ Chicago White Sox  
Comiskey Park, Chicago, IL  
Sat Sep 27 1997, 8:05 PM EDT  
Att: 27,824 - Unknown - 73 F

AB	36
R	4
H	11
RBI	4
BB	2
SO	6
LOB	17



WP	HR	S	P	ERA	WHIP
0	0	0	0	0	0

Batter	1	2	3	4	5	6	7	8	9	AB R H RBI BB SO LOB	TOP		
Jed Hansen, R (1, 4) OBP: 0.394, SLG: 0.426	3-2 P4		0-0 F9			1-3 K		0-0 SH1-3 1B		4 0 1 0 0 1 0	<b>Kansas City Royals @ Chicago White Sox</b> Comiskey Park, Chicago, IL Sun Sep 28 1997, 4:33 AM EDT Att. 24,062 - Sunny - 66 F		
Shane Halter, R (1, 8) OBP: 0.341, SLG: 0.382 Rod Myers, L (8, PH) OBP: 0.370, SLG: 0.386	2-1 L4			2-3 K		2-0 2B 1B		1-1 SH1-3 1-2		3 1 1 0 0 1 0 0 0 0 0 0 0 0			
Jeff King, R (1, 3) OBP: 0.341, SLG: 0.451	2-1 HR			3-1 P5		0-0 P3		1-0 F9		4 1 1 1 0 0 2			
Dean Palmer, R (1, 5) OBP: 0.310, SLG: 0.445 Scott Cooper, L (8, 5) OBP: 0.283, SLG: 0.308	2-3 K			2-1 L5		1-2 1B 2B		0-3 K		4 1 1 1 0 2 1 0 0 0 0 0 0 0			
Jermaine Dye, R (1, 9) OBP: 0.284, SLG: 0.369		0-1 G4-3			2-0 P4	1-2 1B		0-3 K		4 0 1 1 0 1 0			
29 Mike Sweeney, R (1, 10) OBP: 0.306, SLG: 0.363		0-2 F9			0-0 F9	3-1 L8		3-2 G6-3		4 0 0 0 0 0 1			
Yamil Benitez, R (1, 7) OBP: 0.307, SLG: 0.440 Larry Sutton, L (9, PH) OBP: 0.338, SLG: 0.406		1-2 F8			1-1 1B 1B		4-1 G4-6-3 BB	2-3 K		2 0 1 0 1 0 0 1 0 0 0 0 1 0			
Andy Stewart, R (1, 2) OBP: 0.250, SLG: 0.375			1-1 F8		1-2 1B 1-2 1B		0-0 G4-6-3 1-2f			3 0 1 0 0 0 1			
Felix Martinez, S (1, 6) OBP: 0.351, SLG: 0.323			3-2 P2		0-3 K		0-1 G5-3			3 0 0 0 0 1 2			
<b>Inning Stats</b>	R: 1 H: 1 E: 0 LOB: 0 K: 1 BB: 0 S: 13 P: 22	R: 0 H: 0 E: 0 LOB: 0 K: 0 BB: 0 S: 8 P: 9	R: 0 H: 0 E: 0 LOB: 0 K: 0 BB: 0 S: 6 P: 10	R: 0 H: 0 E: 0 LOB: 0 K: 1 BB: 0 S: 8 P: 15	R: 0 H: 2 E: 0 LOB: 2 K: 1 BB: 0 S: 10 P: 14	R: 2 H: 3 E: 0 LOB: 1 K: 1 BB: 0 S: 14 P: 22	R: 0 H: 0 E: 0 LOB: 0 K: 0 BB: 1 S: 4 P: 8	R: 0 H: 1 E: 0 LOB: 1 K: 1 BB: 0 S: 8 P: 10	R: 0 H: 0 E: 0 LOB: 0 K: 2 BB: 0 S: 9 P: 14	1B: 5 SF: 0 2B: 1 SAC: 1 3B: 0 DP: 1 HR: 1 HBP: 0		WP: 0 PA: 34 PB: 0 SB: 0 CS: 0	
<b>PITCHER</b>	IP WLS BF H R ER SO BB IBB HBP BLK WP HR S P ERA WHIP											<b>PITCHER</b>	IP WLS BF H R ER SO BB IBB HBP BLK WP HR S P ERA WHIP
Scott Eyre, L (1, 1) ERA: 5.04	7.0 W 27 6 3 3 4 1 0 0 0 0 0 1 63 100 3.86 1.000												
Nelson Cruz, R (8, 1) ERA: 6.49	0.0 1 1 0 0 0 0 0 0 0 0 0 0 1 1 ∞ ∞												
Chuck McElroy, L (8, 1) ERA: 3.84	0.1 1 0 0 0 0 0 0 0 0 0 0 0 2 3 0.00 0.000												
Keith Foulke, R (8, 1) ERA: 6.38	1.2 S 5 0 0 0 3 0 0 0 0 0 0 0 14 20 0.00 0.000												

livebaseballscorecards.com

AB	32
R	3
H	7
RBI	3
BB	1
SO	7
LOB	7



Batter	1	2	3	4	5	6	7	8	9
Ray Durham, S OBP: 0.337, SLG: 0.382 (1, 4)	2-2 F7		2-0 F7		2-2 G6-3		2-3 K		
Dave Martinez, L OBP: 0.356, SLG: 0.413 (1, 3)	3-1 HR 1B		4-1 BB		1-2 P6		2-2 2B		
Frank Thomas, R OBP: 0.456, SLG: 0.611 (1, 10)	2-0 P3		1-1 P4		3-2 G6-3		0-2 G5-3		
Albert Belle, R OBP: 0.332, SLG: 0.491 (1, 7)	3-0 HR			3-3 K		2-1 F7		1-2 G1-3	
Lyle Mouton, R OBP: 0.308, SLG: 0.368 (7, 7)									
Robin Ventura, L OBP: 0.373, SLG: 0.426 (1, 5)	1-3 K			2-2 G3		3-2 P6		0-0 F8	
Mike Cameron, R OBP: 0.356, SLG: 0.433 (1, 8)		1-3 K		1-0 S 1B			0-0 L8		
Jorge Fabregas, L OBP: 0.285, SLG: 0.353 (1, 2)		1-0 G1-3		4-2 BB			1-2 BB 1B 2B 1B		
Magglio Ordonez, R OBP: 0.338, SLG: 0.580 (1, 9)		1-2 F9		1-1 G3-1			1-1 BB 2B 1B		
Ozzie Guillen, L OBP: 0.275, SLG: 0.337 (1, 6)			1-0 G6-3			0-0 F8			
Norberto Martin, R OBP: 0.320, SLG: 0.371 (7, PR)							4-1 2B BB		
							1-2 2-3 BB		

AB	R	H	RBI	BB	SO	LOB
4	0	0	0	0	1	3
3	1	2	2	1	0	0
4	0	0	0	0	0	2
3	1	1	2	0	1	0
1	0	0	0	0	0	0
4	0	0	0	0	1	0
3	0	1	0	0	1	0
2	1	1	0	1	0	0
3	1	1	0	0	0	2
2	0	0	0	1	0	0
0	0	0	0	0	0	0

**BOTTOM**

**Kansas City Royals @ Chicago White Sox**  
Comiskey Park, Chicago, IL

Sun Sep 28 1997, 4:33 AM EDT  
Att. 24,062 - Sunny - 66 F

livebaseballscorecards.com

AB	29
R	4
H	6
RBI	4
BB	3
SO	4
LOB	7



Inning Stats		R: 2	H: 2	E: 0	K: 1	S: 11	R: 0	H: 0	E: 0	K: 1	S: 7	R: 0	H: 0	E: 0	K: 0	S: 5	R: 0	H: 1	E: 0	K: 1	S: 11	R: 0	H: 0	E: 0	K: 0	S: 7	R: 0	H: 0	E: 0	K: 0	S: 8	R: 2	H: 3	E: 0	K: 1	S: 13	R: 0	H: 0	E: 0	K: 0	S: 7	R: 0	H: 0	E: 0	K: 0	S: 8	1B: 4	2B: 1	3B: 0	HR: 1	SF: 0	SAC: 0	DP: 0	HBP: 0	WP: 0	PB: 0	SB: 1	CS: 0	PA: 32
PITCHER	IP	WLS	BF	H	R	ER	SO	BB	IBB	HBP	BLK	WP	HR	S	P	ERA	WHIP																																										
Jim Pittsley, R ERA: 5.46 (1, 1)	5.0		20	3	2	2	3	2	0	0	0	0	1	41	77	3.60	1.000																																										
Scott Service, R ERA: 6.45 (6, 1)	2.0	L	9	3	2	2	1	1	0	0	0	0	0	21	39	9.00	2.000																																										
Hipolito Pichardo, R ERA: 4.22 (8, 1)	1.0		3	0	0	0	0	0	0	0	0	0	0	7	8	0.00	0.000																																										