

# Kansas City Royals - 1997

Batter	1	2	3	4	5	6	7	8	9	AB	R	H	RBI	BB	SO	LOB	TOP								
Jose Offerman, S OBP: 0.400, SLG: 0.400	F8			G1-3 SH1-3 1B		E6 1B			K	5	1	2	0	0	1	1									
Tom Goodwin, L	F7			SH1-3						2	1	0	0	0	0	2									
Bip Roberts, S OBP: 0.250, SLG: 0.250	G3			G1-3						4	0	1	1	0	1	1									
Jeff King, R				G5-3						3	0	0	1	0	1	1									
Jay Bell, R OBP: 0.500, SLG: 0.500										4	0	2	0	0	0	0									
Joe Vitello, R OBP: 0.250, SLG: 0.500										4	0	1	0	0	3	3									
Jermaine Dye, R										3	0	0	0	1	2	0									
Craig Paquette, R OBP: 0.250, SLG: 0.250										4	0	1	0	0	0	2									
Tim Spehr, R										2	0	0	0	0	1	0									
Scott Cooper, L (7, PH)										0	0	0	0	0	0	0									
29 Mike Sweeney, R (7, PH)										1	0	0	0	1	1	1									
<b>Inning Stats</b>	R: 0 E: 0 K: 0 S: 5	H: 0 LOB: 0 BB: 0 P: 7	R: 0 E: 0 K: 2 S: 8	H: 0 LOB: 0 BB: 0 P: 14	R: 0 E: 0 K: 1 S: 8	H: 0 LOB: 0 BB: 0 P: 11	R: 0 E: 0 K: 0 S: 10	H: 1 LOB: 1 BB: 0 P: 18	R: 0 E: 0 K: 0 S: 5	H: 1 LOB: 1 BB: 1 P: 10	R: 2 E: 1 K: 1 S: 11	H: 2 LOB: 2 BB: 0 P: 16	R: 0 E: 0 K: 1 S: 16	H: 1 LOB: 2 BB: 1 P: 28	R: 0 E: 0 K: 2 S: 12	H: 1 LOB: 1 BB: 0 P: 17	R: 0 E: 0 K: 3 S: 10	H: 1 LOB: 1 BB: 0 P: 14	1B: 6 2B: 1 3B: 0 HR: 0	SF: 1 SAC: 1 DP: 1 HBP: 1	WP: 0 PB: 0 SB: 0 CS: 0	PA: 37			
<b>PITCHER</b>	IP	WLS	BF	H	R	ER	SO	BB	IBB	HBP	BLK	WP	HR	S	P	ERA	WHIP								
Jimmy Key, L ERA:	(1, 1)	6.0	W	24	4	2	0	4	1	0	1	0	0	47	76	0.00	0.833								
Alan Mills, R ERA:	(7, 1)	0.2		2	0	0	0	1	0	0	0	0	0	8	13	0.00	0.000								
Jesse Orosco, L ERA:	(7, 1)	0.1		3	1	0	0	0	1	0	0	0	0	8	15	0.00	6.000								
Armando Benitez, R ERA:	(8, 1)	1.0		4	1	0	0	2	0	0	0	0	0	12	17	0.00	1.000								
Randy Myers, L ERA:	(9, 1)	1.0	S	4	1	0	0	3	0	0	0	0	0	10	14	0.00	1.000								

**Kansas City Royals @ Baltimore Orioles**  
 Oriole Park at Camden Yards, Baltimore, MD  
 Wed Apr 02 1997, 3:33 AM EST  
 Att: 46,588 - Sunny - 61 F


AB	32
R	2
H	7
RBI	2
BB	2
SO	10
LOB	11



Batter	1	2	3	4	5	6	7	8	9	AB	R	H	RBI	BB	SO	LOB	BOTTOM								
Brady Anderson, L OBP: 0.800, SLG: 0.750				P6						4	1	3	1	0	0	3									
Mike Bordick, R										4	0	0	0	0	1	7									
Rafael Palmeiro, L OBP: 0.200, SLG: 0.200										5	0	1	0	0	3	5									
Eric Davis, R OBP: 0.200, SLG: 0.400										5	0	1	1	0	1	3									
Cal Ripken Jr., R OBP: 0.800, SLG: 2.000										4	1	3	1	1	0	0									
B.J. Surhoff, L										2	1	0	0	2	0	3									
Jeffrey Hammonds, R OBP: 0.750, SLG: 0.500										2	0	1	0	2	1	1									
Chris Hoiles, R OBP: 0.500, SLG: 0.667										3	1	1	0	1	1	4									
Lenny Webster, R										0	0	0	0	0	0	0									
Jeff Reboulet, R										2	0	0	1	2	0	3									
<b>Inning Stats</b>	R: 0 E: 0 K: 3 S: 13	H: 0 LOB: 1 BB: 0 P: 16	R: 0 E: 0 K: 1 S: 10	H: 1 LOB: 0 BB: 0 P: 12	R: 0 E: 0 K: 0 S: 10	H: 2 LOB: 3 BB: 0 P: 13	R: 2 E: 0 K: 1 S: 18	H: 2 LOB: 3 BB: 3 P: 39	R: 0 E: 0 K: 1 S: 12	H: 1 LOB: 3 BB: 2 P: 26	R: 1 E: 0 K: 0 S: 15	H: 2 LOB: 2 BB: 1 P: 28	R: 1 E: 0 K: 0 S: 10	H: 2 LOB: 1 BB: 2 P: 22	R: 0 E: 0 K: 1 S: 7	H: 0 LOB: 0 BB: 0 P: 9	1B: 5 2B: 5 3B: 0 HR: 1	SF: 0 SAC: 1 DP: 1 HBP: 1	WP: 0 PB: 0 SB: 0 CS: 1	PA: 41					
<b>PITCHER</b>	IP	WLS	BF	H	R	ER	SO	BB	IBB	HBP	BLK	WP	HR	S	P	ERA	WHIP								
Kevin Appier, R ERA: 3.6	(1, 1)	5.0		27	6	2	2	6	5	0	1	0	0	63	106	3.60	2.200								
Jamie Walker, L ERA: 13.5	(6, 1)	0.2	L	3	1	1	1	0	0	0	0	0	0	7	11	13.50	1.500								
Randy Veres, R ERA:	(6, 1)	0.0		2	1	0	0	0	1	0	0	0	0	5	11	∞	∞								
Jason Jacome, L ERA: 5.4	(6, 1)	1.2		7	2	1	1	1	2	0	0	0	0	18	34	5.40	2.400								
Hipolito Pichardo, R ERA:	(8, 1)	0.2		2	0	0	0	0	0	0	0	0	0	2	3	0.00	0.000								

**Kansas City Royals @ Baltimore Orioles**  
 Oriole Park at Camden Yards, Baltimore, MD  
 Wed Apr 02 1997, 3:33 AM EST  
 Att: 46,588 - Sunny - 61 F

AB	31
R	4
H	10
RBI	4
BB	8
SO	7
LOB	29









Batter	1	2	3	4	5	6	7	8	9	AB	R	H	RBI	BB	SO	LOB	TOP			
Jose Offerman, S OBP: 0.286, SLG: 0.167	4-2 1B E BB		0-0 G6-3		1-3 K			0-2 P6		3	1	0	0	1	1		<b>Kansas City Royals @ Minnesota Twins</b> Hubert H. Humphrey Metrodome, Minneapolis, MN Fri Apr 04 1997, 8:05 PM EST Att: 16,588 - Dome <a href="http://livebaseballscorecards.com">livebaseballscorecards.com</a>			
Tom Goodwin, L OBP: 0.500, SLG: 0.600	1-2 E7 1B 1B		1-0 G4-3		2-2 G6-3			2-1 S 1B		4	1	2	0	0	0	1				
Bip Roberts, S OBP: 0.385, SLG: 0.385	1-2 3-H 1B		1-2 FC6-4 1B		0-0 G6-3			3-3 K		4	0	2	1	0	1	1				
Jeff King, R (1, 3)	1-0 SAFE P4		0-0 FC6-4 1-2		1-2 P3			1-2 G6-3		4	0	0	0	0	0	2				
Jay Bell, R OBP: 0.417, SLG: 0.667	0-0 SAFE F9			2-2 P6				1-2 G4-3		4	0	0	0	0	0	1				
Joe Vitiello, R OBP: 0.333, SLG: 0.364	2-2 SAFE F9			0-0 G1-6-3 1B				2-1 G6-3		4	0	1	0	0	0	1				
Jermaine Dye, R (1, 9)		0-1 G3		0-0 G1-6-3 1-2				1-1 F9		3	0	0	0	0	0	1				
Craig Paquette, R OBP: 0.091, SLG: 0.091		1-2 G5-3			2-3 K			1-0 G5-3		3	0	0	0	0	1	0				
29 Mike Sweeney, R OBP: 0.375, SLG: 0.286		1-0 1B			1-1 S 1B			0-2 G4-3		3	0	2	0	0	0	0				
<b>Inning Stats</b>	R: 2 E: 1 K: 0 S: 16	H: 2 LOB: 1 BB: 1 P: 25	R: 0 E: 0 K: 0 S: 6	H: 1 LOB: 1 BB: 0 P: 8	R: 0 E: 0 K: 0 S: 6	H: 1 LOB: 0 BB: 0 P: 7	R: 0 E: 0 K: 2 S: 12	H: 1 LOB: 1 BB: 0 P: 18	R: 0 E: 0 K: 0 S: 6	H: 0 LOB: 0 BB: 0 P: 7	R: 0 E: 0 K: 0 S: 6	H: 0 LOB: 0 BB: 0 P: 10	R: 0 E: 0 K: 1 S: 14	H: 1 LOB: 1 BB: 0 P: 19	R: 0 E: 0 K: 0 S: 9	H: 0 LOB: 0 BB: 0 P: 13	1B: 7 2B: 0 3B: 0 HR: 0	SF: 0 SAC: 0 DP: 1 HBP: 0	WP: 0 PB: 0 SB: 2 CS: 0	PA: 33
<b>PITCHER</b>	IP WLS BF H R ER SO BB IBB HBP BLK WP HR S P ERA WHIP	8.0 L 30 7 2 1 3 1 0 0 0 0 0 0 9 102 1.12 1.000	1.0 3 0 0 0 0 0 0 0 0 0 0 0 0 9 13 0.00 0.000																	

Batter	1	2	3	4	5	6	7	8	9	AB	R	H	RBI	BB	SO	LOB	BOTTOM					
Chuck Knoblauch, R OBP: 0.300, SLG: 0.143	1-1 F8		4-2 BB		2-2 G3			4-1 BB		3	0	0	0	2	0	2	<b>Kansas City Royals @ Minnesota Twins</b> Hubert H. Humphrey Metrodome, Minneapolis, MN Fri Apr 04 1997, 8:05 PM EST Att: 16,588 - Dome <a href="http://livebaseballscorecards.com">livebaseballscorecards.com</a>					
Rich Becker, L OBP: 0.333, SLG: 0.200	4-0 FC6-4 BB		0-3 K		1-2 G6-3		1-3 K		1-2 G6-3	4	0	0	0	1	2	3						
Paul Moltis, R OBP: 0.444, SLG: 0.625	0-0 FC6-4 1-2			1-2 G5-3				3-2 FC4-6 1B		4	0	1	0	0	0	1						
Marty Cordova, R OBP: 0.444, SLG: 0.571	0-3 K			0-1 2B				0-1 FC4-6 1B		4	1	2	1	0	1	2						
Matt Lawton, L OBP: 0.847, SLG: 0.846		0-0 G6-3		1-3 K				0-2 1B		4	0	2	0	0	1	1						
Terry Steinbach, R OBP: 0.250, SLG: 0.182		0-0 F9		0-3 K				1-1 F9		4	0	0	0	0	1	4						
Brent Brede, L (1, 3)		0-1 F8			0-0 G4-3			2-2 G1-3		3	0	0	0	1	0	0						
Pat Meares, R OBP: 0.467, SLG: 0.929			1-1 G6-3		0-2 2B			1-1 G4-3 1B		4	0	2	0	0	1	2						
Todd Walker, L OBP: 0.400, SLG: 0.444			2-2 P5		1-3 K			2-2 G4-3		4	0	1	0	0	1	2						
<b>Inning Stats</b>	R: 0 E: 0 K: 1 S: 6	H: 0 LOB: 1 BB: 1 P: 11	R: 0 E: 0 K: 0 S: 4	H: 0 LOB: 0 BB: 0 P: 4	R: 0 E: 0 K: 1 S: 11	H: 0 LOB: 1 BB: 1 P: 18	R: 0 E: 0 K: 2 S: 11	H: 1 LOB: 1 BB: 0 P: 13	R: 0 E: 0 K: 1 S: 11	H: 1 LOB: 1 BB: 0 P: 14	R: 0 E: 0 K: 0 S: 14	H: 2 LOB: 2 BB: 0 P: 19	R: 0 E: 0 K: 1 S: 14	H: 1 LOB: 2 BB: 1 P: 24	R: 1 E: 0 K: 1 S: 13	H: 2 LOB: 2 BB: 1 P: 22	R: 0 E: 0 K: 0 S: 7	H: 1 LOB: 0 BB: 0 P: 8	1B: 4 2B: 3 3B: 0 HR: 1	SF: 0 SAC: 0 DP: 1 HBP: 0	WP: 0 PB: 0 SB: 0 CS: 0	PA: 38
<b>PITCHER</b>	IP WLS BF H R ER SO BB IBB HBP BLK WP HR S P ERA WHIP	7.2 W 34 7 1 1 6 4 0 0 0 0 0 0 11 14 0.00 0.750	1.1 S 4 1 0 0 1 0 0 0 0 0 0 0 11 14 0.00 0.750																			



Batter	1	2	3	4	5	6	7	8	9	AB	R	H	RBI	BB	SO	LOB	TOP										
Jose Offerman, S (1,4) David Howard, S (9,FR)	G5-3				F9		FC6-4		G6-3	5	0	3	0	0	0	0	0										
Tom Goodwin, L (1,8) OBP: 0.353, SLG: 0.400	K				G4-3		L6		G6-3	5	0	0	0	0	0	2	3										
Bip Roberts, S (1,7) OBP: 0.412, SLG: 0.588	G5-3				HR		K			4	2	2	1	0	1	1											
Jeff King, R (1,3) OBP: 0.188, SLG: 0.154					1B		FC6-4			3	1	1	1	1	0	1											
Jay Bell, R (1,6) OBP: 0.375, SLG: 0.563	L4				1B					4	1	1	0	0	0	1											
Joe Vitiello, R (1,10) OBP: 0.375, SLG: 0.357	F8				1B					3	0	1	1	1	0	0											
Jermaine Dye, R (1,9)					F9		L8		F8	4	0	0	0	0	0	3											
Craig Paquette, R (1,5) OBP: 0.067, SLG: 0.067					L8		F9		G6-3	4	0	0	0	0	0	2											
Tim Spehr, R (1,2) OBP: 0.200, SLG: 0.800					F6					2	1	1	1	0	0	1											
Scott Cooper, L (6,PH)										1	0	0	0	0	1	1											
29 Mike Sweeney, R (6,2) OBP: 0.333, SLG: 0.250					HR		K			1	0	0	0	0	1	0											
<b>Inning Stats</b>	R: 0 E: 0 K: 1 S: 9	H: 0 LOB: 0 BB: 0 P: 14	R: 0 E: 0 K: 0 S: 7	H: 0 LOB: 0 BB: 0 P: 9	R: 1 E: 0 K: 1 S: 9	H: 2 LOB: 1 BB: 0 P: 15	R: 3 E: 1 K: 0 S: 13	H: 3 LOB: 1 BB: 1 P: 26	R: 1 E: 0 K: 0 S: 7	H: 2 LOB: 1 BB: 0 P: 11	R: 0 E: 0 K: 1 S: 11	H: 0 LOB: 1 BB: 1 P: 21	R: 0 E: 0 K: 1 S: 7	H: 1 LOB: 1 BB: 0 P: 12	R: 0 E: 0 K: 0 S: 5	H: 0 LOB: 0 BB: 0 P: 8	R: 0 E: 0 K: 1 S: 9	H: 1 LOB: 1 BB: 0 P: 13	1B: 4 2B: 2 3B: 1 HR: 2	SF: 0 SAC: 0 DP: 0 HBP: 0	WP: 0 PB: 0 SB: 0 CS: 0	PA: 38					
<b>PITCHER</b>	IP	WLS	BF	H	R	ER	SO	BB	IBB	HBP	BLK	WP	HR	S	P	ERA	WHIP										
Rich Robertson, L (1,1) ERA: 7.2	5.0	W	23	7	5	4	2	1	0	0	0	0	2	45	75	7.20	1.600										
Dan Naulty, R (6,1) ERA:	1.0		4	0	0	0	1	1	0	0	0	0	0	11	21	0.00	1.000										
Eddie Guardado, L (7,1) ERA:	0.2		3	1	0	0	1	0	0	0	0	0	0	5	8	0.00	1.500										
Mike Trombley, R (7,1) ERA:	1.1		4	0	0	0	0	0	0	0	0	0	0	7	12	0.00	0.000										
Rick Aquilera, R (9,1) ERA: 3.0	1.0	S	4	1	0	0	1	0	0	0	0	0	0	9	13	0.00	1.000										

Kansas City Royals @ Minnesota Twins  
Hubert H. Humphrey Metrodome, Minneapolis, MN

AB 36  
R 5  
H 9  
RBI 4  
BB 2  
SO 5  
LOB 13



WP: 0 PA: 38  
PB: 0  
SB: 0  
CS: 0

Batter	1	2	3	4	5	6	7	8	9	AB	R	H	RBI	BB	SO	LOB	BOTTOM										
Chuck Knoblauch, R (1,4) OBP: 0.375, SLG: 0.278	G1-3				F9					4	1	3	2	0	0	0											
Matt Lawton, L (1,9)	G1-3				K					4	1	1	0	0	2	2											
Paul Moltor, R (1,10) OBP: 0.364, SLG: 0.500	F9				P2					4	0	0	0	0	1	4											
Marty Cordova, R (1,7)	F9				G4-3					4	1	2	1	0	0	3											
Terry Steinbach, R (1,2) OBP: 0.313, SLG: 0.267	F9				1B					4	1	2	3	0	1	1											
Greg Colbrunn, R (1,3) OBP: 0.200, SLG: 0.500	F8				1B					3	0	1	0	0	1	1											
Brent Brede, L (7,PH)					K					1	0	0	0	0	0	1											
Ron Coomer, R (1,5) OBP: 0.429, SLG: 0.333	G6-3				F8					3	0	0	0	1	1	0											
Denny Hocking, S (9,5)										0	0	0	0	0	0	0											
Rich Becker, L (1,8) OBP: 0.409, SLG: 0.316					1B					4	1	3	1	0	0	2											
Pat Meares, R (1,6) OBP: 0.421, SLG: 0.765					1B					3	2	0	0	0	1	4											
<b>Inning Stats</b>	R: 0 E: 0 K: 0 S: 8	H: 1 LOB: 1 BB: 0 P: 15	R: 0 E: 0 K: 0 S: 7	H: 0 LOB: 0 BB: 0 P: 11	R: 4 E: 0 K: 2 S: 19	H: 4 LOB: 1 BB: 0 P: 32	R: 1 E: 0 K: 1 S: 11	H: 2 LOB: 1 BB: 0 P: 19	R: 2 E: 0 K: 1 S: 10	H: 3 LOB: 2 BB: 1 P: 19	R: 0 E: 0 K: 1 S: 7	H: 0 LOB: 0 BB: 0 P: 12	R: 0 E: 0 K: 1 S: 9	H: 1 LOB: 0 BB: 0 P: 11	R: 0 E: 0 K: 1 S: 8	H: 1 LOB: 0 BB: 0 P: 12	1B: 10 2B: 2 3B: 0 HR: 0	SF: 0 SAC: 0 DP: 2 HBP: 1	WP: 0 PB: 0 SB: 2 CS: 0	PA: 36							
<b>PITCHER</b>	IP	WLS	BF	H	R	ER	SO	BB	IBB	HBP	BLK	WP	HR	S	P	ERA	WHIP										
Chris Haney, L (1,1) ERA: 13.5	4.2	L	26	10	7	7	3	0	0	0	0	0	0	15	22	0.00	0.600										
Randy Veres, R (5,1) ERA:	1.2		6	1	0	0	3	0	0	0	0	0	0	4	5	0.00	0.000										
Jason Jacome, L (7,1) ERA: 3.86	0.2		1	0	0	0	0	0	0	0	0	0	0	4	5	0.00	0.000										
Brian Bevil, R (8,1) ERA:	1.0		3	1	0	0	1	0	0	0	0	0	0	8	12	0.00	1.000										

Kansas City Royals @ Minnesota Twins  
Hubert H. Humphrey Metrodome, Minneapolis, MN

AB 34  
R 7  
H 12  
RBI 7  
BB 1  
SO 7  
LOB 18



WP: 0 PA: 36  
PB: 0  
SB: 2  
CS: 0



Batter	1	2	3	4	5	6	7	8	9	AB	R	H	RBI	BB	SO	LOB	TOP					
Tom Goodwin, L (1,8) OBP: 0.318, SLG: 0.350										5	0	1	0	0	2	2	<b>Kansas City Royals @ Minnesota Twins</b> Hubert H. Humphrey Metrodome, Minneapolis, MN Sun Apr 06 1997, 4:33 AM EDT Att: 14,325 - Dome - 65 F  <b>AB 41</b> <b>R 12</b> <b>H 15</b> <b>RBI 11</b> <b>BB 2</b> <b>SO 10</b> <b>LOB 14</b>  					
Jay Bell, R (1,6) OBP: 0.429, SLG: 0.550										4	2	2	1	1	1	1						
Bip Roberts, S (1,7) OBP: 0.429, SLG: 0.619										4	1	2	1	0	0	1						
Jermaine Dye, R (9, PH) OBP: 0.125, SLG: 0.067										1	1	1	0	0	0	0						
Jeff King, R (1,3) OBP: 0.238, SLG: 0.278										5	2	2	1	0	2	3						
Craig Paquette, R (1,5) OBP: 0.150, SLG: 0.300										5	2	2	1	0	1	2						
Tim Spehr, R (9,2) OBP: 0.200, SLG: 0.800										0	0	0	0	0	0	0						
Scott Cooper, L (1,10) OBP: 0.400, SLG: 0.667										2	2	1	2	1	0	1						
Joe Vitello, R (9, PH) OBP: 0.412, SLG: 0.400										1	0	1	1	0	0	0						
29 Mike Sweeney, R (1,2) OBP: 0.385, SLG: 0.583										4	1	2	4	0	0	0						
Shane Halter, R (9, PH) OBP: 0.125, SLG: 0.067										1	0	0	0	0	1	1						
Johnny Damon, L (1,9) OBP: 0.125, SLG: 0.067										5	0	0	0	0	2	2						
David Howard, S (1,4) OBP: 0.250, SLG: 0.500										4	1	1	0	0	1	1						
<b>Inning Stats</b>	R: 0 E: 0 K: 1 S: 9	H: 2 LOB: 1 BB: 0 P: 11	R: 1 E: 0 K: 1 S: 8	H: 1 LOB: 0 BB: 0 P: 10	R: 0 E: 0 K: 2 S: 14	H: 0 LOB: 0 BB: 0 P: 20	R: 3 E: 1 K: 1 S: 15	H: 2 LOB: 0 BB: 1 P: 25	R: 3 E: 1 K: 1 S: 19	H: 3 LOB: 1 BB: 0 P: 26	R: 0 E: 0 K: 1 S: 5	H: 0 LOB: 0 BB: 0 P: 5	R: 0 E: 0 K: 0 S: 4	H: 1 LOB: 1 BB: 0 P: 8	R: 2 E: 0 K: 2 S: 16	H: 3 LOB: 1 BB: 0 P: 21	R: 3 E: 0 K: 1 S: 19	H: 3 LOB: 1 BB: 1 P: 32	1B: 8 2B: 5 3B: 1 HR: 1	SF: 1 SAC: 0 DP: 1 HBP: 0	WP: 0 PB: 0 SB: 1 CS: 1	PA: 45
<b>PITCHER</b>	IP WLS BF H R ER SO BB IBB HBP BLK WP HR S P ERA WHIP																					
Brad Radke, R (1,1) ERA: 10.61	4.1 L 21 8 7 6 5 1 0 0 0 0 0 1 59 84 12.46 2.077																					
Todd Ritchie, R (5,1) ERA: 1.59	2.2 10 1 0 0 2 0 0 0 0 0 0 0 15 21 0.00 0.375																					
Gregg Olson, R (8,1) ERA: 19.29	1.0 6 3 2 2 2 0 0 0 0 0 0 0 16 21 18.00 3.000																					
Greg Swindell, L (9,1) ERA: 20.25	1.0 7 3 3 3 1 1 0 0 0 0 0 0 19 32 27.00 4.000																					
<b>Batter</b>	<b>1</b>	<b>2</b>	<b>3</b>	<b>4</b>	<b>5</b>	<b>6</b>	<b>7</b>	<b>8</b>	<b>9</b>	<b>AB</b>	<b>R</b>	<b>H</b>	<b>RBI</b>	<b>BB</b>	<b>SO</b>	<b>LOB</b>	<b>BOTTOM</b>					
Chuck Knoblauch, R (1,4) OBP: 0.357, SLG: 0.273										4	0	1	0	0	1	0	<b>Kansas City Royals @ Minnesota Twins</b> Hubert H. Humphrey Metrodome, Minneapolis, MN Sun Apr 06 1997, 4:33 AM EDT Att: 14,325 - Dome - 65 F  <b>AB 32</b> <b>R 2</b> <b>H 5</b> <b>RBI 2</b> <b>BB 1</b> <b>SO 5</b> <b>LOB 8</b>  					
Rich Becker, L (1,8) OBP: 0.346, SLG: 0.261										4	1	0	0	0	0	1						
Paul Molitor, R (1,3) OBP: 0.320, SLG: 0.435										3	0	0	0	0	0	1						
Denny Hocking, S (9,5) OBP: 0.600, SLG: 0.333										1	0	1	0	0	0	0						
Marty Cordova, R (1,7) OBP: 0.440, SLG: 0.619										3	1	1	1	0	0	0						
Brent Brede, L (9,7) OBP: 0.333, SLG: 0.333										1	0	0	0	0	0	1						
Terry Steinbach, R (1,2) OBP: 0.316, SLG: 0.235										2	0	0	0	1	0	0						
Greg Myers, L (8,2) OBP: 0.333, SLG: 0.333										1	0	0	0	0	0	1						
Greg Colbrunn, R (1,10) OBP: 0.222, SLG: 0.529										3	0	1	1	0	1	0						
Todd Walker, L (9, PH) OBP: 0.364, SLG: 0.400										1	0	0	0	0	1	1						
Matt Lawton, L (1,9) OBP: 0.500, SLG: 0.600										3	0	0	0	0	0	2						
Ron Coomer, R (1,5) OBP: 0.400, SLG: 0.333										3	0	1	0	0	1	0						
Pat Meares, R (1,6) OBP: 0.364, SLG: 0.650										3	0	0	0	0	1	1						
<b>Inning Stats</b>	R: 2 E: 1 K: 1 S: 20	H: 2 LOB: 2 BB: 1 P: 37	R: 0 E: 0 K: 0 S: 5	H: 1 LOB: 0 BB: 0 P: 9	R: 0 E: 0 K: 0 S: 5	H: 0 LOB: 0 BB: 0 P: 8	R: 0 E: 0 K: 1 S: 12	H: 0 LOB: 0 BB: 0 P: 16	R: 0 E: 0 K: 1 S: 7	H: 0 LOB: 0 BB: 0 P: 11	R: 0 E: 0 K: 0 S: 5	H: 0 LOB: 0 BB: 0 P: 8	R: 0 E: 0 K: 0 S: 4	H: 0 LOB: 0 BB: 0 P: 5	R: 0 E: 0 K: 1 S: 9	H: 1 LOB: 1 BB: 0 P: 14	R: 0 E: 0 K: 1 S: 9	H: 1 LOB: 1 BB: 0 P: 12	1B: 3 2B: 2 3B: 0 HR: 0	SF: 0 SAC: 0 DP: 1 HBP: 0	WP: 0 PB: 0 SB: 1 CS: 0	PA: 33
<b>PITCHER</b>	IP WLS BF H R ER SO BB IBB HBP BLK WP HR S P ERA WHIP																					
Glendon Rusch, L (1,1) ERA: 13.5	8.0 W 29 4 2 0 4 1 0 0 0 0 0 0 9 12 0.00 1.000																					
Jeff Montgomery, R (9,1) ERA: 13.5	1.0 4 1 0 0 1 0 0 0 0 0 0 0 9 12 0.00 1.000																					



Batter	1	2	3	4	5	6	7	8	9	AB	R	H	RBI	BB	SO	LOB	TOP								
<b>Brady Anderson, L</b> (1, 10) OBP: 0.690, SLG: 0.762	2-2 SH1-3 SF9 2B		4-1 1-2 BB			2-1 HR	2-3 K		4-0 1B IBB	3	2	2	1	2	1	0									
<b>Roberto Alomar, S</b> (1, 4) OBP: 0.667, SLG: 0.667	1-1 SH1-3		1-3 K			2-2 1B 1B		0-1 G4-6-3 1B	1-2 1B	3	1	2	0	0	1	2									
<b>Jeff Reboulet, R</b> (8, FR) OBP: 0.381, SLG: 0.278	2-3					2-3 1B 1B		1 SAFE 0-0 G4-6-3 1-2	3-3 K	4	0	0	1	0	2	6									
<b>Rafael Palmeiro, L</b> (1, 3) OBP: 0.286, SLG: 0.391	1-0 SF9		2-1 G3-1			1-1 1B 1B		4-1 E S 1B BB		3	1	1	0	1	1	0									
<b>Eric Davis, R</b> (1, 9) OBP: 0.409, SLG: 0.500	3-3 K		1-0 F7			1-2 1B 1B		1-1 1B 1B		4	0	2	2	0	1	0									
<b>Cal Ripken Jr., R</b> (1, 5) OBP: 0.481, SLG: 0.920		1-3 K		0-1 G6-3		1-1 1B 1B		1-1 1B 1B		4	0	2	2	0	1	0									
<b>B.J. Surhoff, L</b> (1, 7) OBP: 0.350, SLG: 0.188	1-0 G3		2-2 P5			1-2 2-H 1B		1-0 1B 1B		4	0	0	0	0	0	3									
<b>Jeffrey Hammonds, R</b> (1, 8) OBP: 0.240, SLG: 0.136	0-0 F9				0-2 F8	1-3 K			1-1 G5-3	4	0	0	0	0	1	2									
<b>Chris Hoiles, R</b> (1, 2) OBP: 0.250, SLG: 0.222			2-2 BB 1B		0-3 K		1-3 K		1-3 K	4	0	1	0	0	3	0									
<b>Mike Bordick, R</b> (1, 6) OBP: 0.125, SLG: 0.130			0-1 L9		0-0 L7		2-2 F7		1-0 E9 1B 2B	4	1	1	0	0	0	1									
<b>Inning Stats</b>	R: 1 E: 0 K: 1 S: 9	H: 1 LOB: 0 BB: 0 P: 16	R: 0 E: 0 K: 1 S: 5	H: 0 LOB: 0 BB: 0 P: 7	R: 0 E: 0 K: 1 S: 11	H: 1 LOB: 2 BB: 1 P: 20	R: 0 E: 0 K: 0 S: 8	H: 0 LOB: 0 BB: 0 P: 11	R: 0 E: 0 K: 1 S: 8	H: 0 LOB: 0 BB: 0 P: 8	R: 2 E: 0 K: 2 S: 18	H: 4 LOB: 2 BB: 0 P: 29	R: 0 E: 0 K: 2 S: 9	H: 0 LOB: 1 BB: 1 P: 14	R: 1 E: 0 K: 0 S: 8	H: 2 LOB: 1 BB: 1 P: 13	R: 1 E: 1 K: 2 S: 12	H: 2 LOB: 2 BB: 1 P: 23	1B: 7 2B: 2 3B: 0 HR: 1	SF: 1 SAC: 1 DP: 1 HBP: 0	WP: 0 PB: 0 SB: 1 CS: 0	PA: 39			
<b>PITCHER</b>	IP	WLS	BF	H	R	ER	SO	BB	IBB	HBP	BLK	WP	HR	S	P	ERA	WHIP								
<b>Kevin Appier, R</b> (1, 1) ERA: 4.26	7.2		32	8	4	4	8	2	0	0	0	0	1	75	116	4.70	1.304								
<b>Jason Jacome, L</b> (8, 1) ERA: 3.39	0.1		1	0	0	0	0	0	0	0	0	0	0	1	2	0.00	0.000								
<b>Brian Bevil, R</b> (9, 1) ERA: 4.5	0.2	W	5	2	1	0	1	0	1	0	0	0	0	9	17	0.00	3.000								
<b>Jamie Walker, L</b> (9, 1) ERA: 4.5	0.1		1	0	0	0	1	0	0	0	0	0	0	3	6	0.00	0.000								

**Baltimore Orioles @ Kansas City Royals**  
Kauffman Stadium, Kansas City, MO  
Mon Apr 07 1997, 3:33 AM CDT  
Att: 40,052 - Cloudy - 48 F

AB 34  
R 5  
H 10  
RBI 5  
BB 3  
SO 10  
LOB 14



Batter	1	2	3	4	5	6	7	8	9	AB	R	H	RBI	BB	SO	LOB	BOTTOM								
<b>Bip Roberts, S</b> (1, 7) OBP: 0.385, SLG: 0.520	1-2 F9	0-1 G4-6-3			2-2 G6-3		1-2 F8		4-2 1B SF7 BB	4	1	0	0	1	0	3									
<b>Tom Goodwin, L</b> (1, 8) OBP: 0.259, SLG: 0.280	0-2 G1		0-0 G4-3		1-1 G6-3		0-3 K		1 SAFE 2-1 P2	5	0	0	0	0	1	1									
<b>Jay Bell, R</b> (1, 6) OBP: 0.462, SLG: 0.560	2-2 2B 1B		3-2 CS 1B		0-1 G5-3		0-3 K		1 SAFE 1-1 1B	5	1	3	0	0	1	0									
<b>Jeff King, R</b> (1, 3) OBP: 0.269, SLG: 0.500	1-0 2B		1 SAFE 3-2 F8		0-1 G6-3		1-2 HR		2-2 SF7	4	1	2	3	0	0	1									
<b>Joe Vitiello, R</b> (1, 10) OBP: 0.429, SLG: 0.389	2-3 K			1-2 F9		2-2 HR 1B		4-2 SH1 1B BB		3	1	1	0	1	1	1									
<b>Johnny Damon, L</b> (8, FR) OBP: 0.381, SLG: 0.278										0	1	0	0	0	0	0									
<b>Craig Paquette, R</b> (1, 5) OBP: 0.217, SLG: 0.478		2-1 L8		2-2 1B 1B		0-0 HR		0-1 SH1		3	1	2	2	0	0	0									
<b>Jermaine Dye, R</b> (1, 9) OBP: 0.250, SLG: 0.263		2-2 BB 2B		0-0 1B 1B		3-2 1B		2-2 P3		4	0	3	0	0	0	2									
<b>David Howard, S</b> (1, 4) OBP: 0.375, SLG: 0.429		4-0 BB BB		2-1 L6		1-1 F8		2-2 2-H 1B		3	0	1	1	1	0	3									
<b>Tim Spehr, R</b> (1, 2) OBP: 0.286, SLG: 0.667		4-2 BB		1-3 K		1-1 G4-3		3-3 K		1	0	0	0	1	1	2									
<b>Sal Fasano, R</b> (6, PH) OBP: 0.381, SLG: 0.278		1-2 2-3 BB								2	0	0	0	0	1	2									
<b>Inning Stats</b>	R: 1 E: 0 K: 1 S: 15	H: 2 LOB: 1 BB: 0 P: 21	R: 0 E: 0 K: 0 S: 9	H: 1 LOB: 2 BB: 2 P: 21	R: 0 E: 0 K: 0 S: 9	H: 1 LOB: 0 BB: 0 P: 15	R: 0 E: 0 K: 1 S: 14	H: 2 LOB: 2 BB: 0 P: 20	R: 0 E: 0 K: 0 S: 8	H: 0 LOB: 0 BB: 0 P: 11	R: 2 E: 0 K: 0 S: 14	H: 3 LOB: 1 BB: 0 P: 21	R: 0 E: 0 K: 2 S: 9	H: 0 LOB: 0 BB: 0 P: 10	R: 2 E: 0 K: 1 S: 16	H: 2 LOB: 1 BB: 1 P: 28	R: 1 E: 0 K: 0 S: 9	H: 1 LOB: 1 BB: 1 P: 18	1B: 8 2B: 2 3B: 0 HR: 2	SF: 1 SAC: 1 DP: 1 HBP: 0	WP: 0 PB: 0 SB: 0 CS: 1	PA: 40			
<b>PITCHER</b>	IP	WLS	BF	H	R	ER	SO	BB	IBB	HBP	BLK	WP	HR	S	P	ERA	WHIP								
<b>Jimmy Key, L</b> (1, 1) ERA: 2.25	6.0		27	9	3	3	2	2	0	0	0	0	1	69	109	4.50	1.833								
<b>Alan Mills, R</b> (7, 1) ERA: 5.4	1.2		8	2	2	2	2	1	0	0	0	0	1	22	32	10.80	1.800								
<b>Armando Benitez, R</b> (8, 1) ERA: 2.45	1.0	L	5	1	1	1	1	1	0	0	0	0	0	12	24	9.00	2.000								

**Baltimore Orioles @ Kansas City Royals**  
Kauffman Stadium, Kansas City, MO  
Mon Apr 07 1997, 3:33 AM CDT  
Att: 40,052 - Cloudy - 48 F

AB 34  
R 6  
H 12  
RBI 6  
BB 4  
SO 5  
LOB 15









Batter	1	2	3	4	5	6	7	8	9	AB	R	H	RBI	BB	SO	LOB	TOP					
<b>Chuck Knoblauch, R</b> OBP: 0.489, SLG: 0.455 (1, 4)										5	1	3	1	0	1	0						
<b>Rich Becker, L</b> OBP: 0.371, SLG: 0.241 (1, 8)										4	1	1	0	1	1	1						
<b>Paul Molitor, R</b> OBP: 0.341, SLG: 0.436 (1, 10)										3	0	0	2	0	1	0						
<b>Terry Steinbach, R</b> OBP: 0.294, SLG: 0.233 (1, 2)										5	2	2	0	0	0	2						
<b>Matt Lawton, L</b> OBP: 0.512, SLG: 0.545 (1, 7)										3	1	1	1	2	0	0						
<b>Greg Colbrunn, R</b> OBP: 0.323, SLG: 0.600 (1, 3)										5	1	2	2	0	0	2						
<b>Todd Walker, L</b> OBP: 0.333, SLG: 0.278 (8, PH)										2	1	0	0	1	1	2						
<b>Chris Latham, S</b> (8, 9)										2	1	0	0	0	0	1						
<b>Pat Meares, R</b> OBP: 0.366, SLG: 0.629 (1, 6)										3	2	2	3	0	0	0						
<b>Denny Hocking, S</b> OBP: 0.500, SLG: 0.500 (8, 5)										4	1	1	1	0	1	2						
<b>Inning Stats</b>	R: 3 E: 1 K: 1 S: 21	H: 4 LOB: 1 BB: 0 P: 32	R: 0 E: 0 K: 1 S: 7	H: 0 LOB: 0 BB: 0 P: 12	R: 0 E: 0 K: 1 S: 7	H: 0 LOB: 0 BB: 0 P: 12	R: 0 E: 0 K: 1 S: 12	H: 1 LOB: 2 BB: 1 P: 18	R: 0 E: 0 K: 0 S: 5	H: 1 LOB: 0 BB: 0 P: 7	R: 0 E: 0 K: 0 S: 16	H: 2 LOB: 0 BB: 1 P: 30	R: 0 E: 0 K: 1 S: 8	H: 0 LOB: 0 BB: 0 P: 11	R: 5 E: 0 K: 0 S: 17	H: 4 LOB: 2 BB: 2 P: 31	R: 0 E: 0 K: 0 S: 5	H: 0 LOB: 0 BB: 0 P: 9	1B: 9 2B: 2 3B: 0 HR: 1	SF: 2 SAC: 0 DP: 1 HBP: 1	WP: 0 PB: 1 SB: 0 CS: 0	PA: 43
<b>PITCHER</b>	IP	WLS	BF	H	R	ER	SO	BB	IBB	HBP	BLK	WP	HR	S	P	ERA	WHIP					
<b>Tim Belcher, R</b> ERA: 4.61 (1, 1)	6.0	L	27	8	6	6	4	2	0	0	0	0	1	68	111	9.00	1.667					
<b>Jeff Montgomery, R</b> ERA: 16.0 (7, 1)	1.0		6	2	3	3	1	1	0	0	0	0	0	11	18	27.00	3.000					
<b>Jason Jacome, L</b> ERA: 9.0 (8, 1)	0.1		5	2	1	1	0	1	0	1	0	0	0	9	16	27.00	9.000					
<b>Randy Veres, R</b> ERA: (8, 1)	1.2		5	0	1	1	0	0	0	0	0	0	0	10	17	5.40	0.000					

Minnesota Twins @ Kansas City Royals  
Kauffman Stadium, Kansas City, MO

AB 36  
R 11  
H 12  
RBI 10  
BB 4  
SO 5  
LOB 10



WP: 0 PA: 43  
PB: 1  
SB: 0  
CS: 0

Sat Apr 12 1997, 3:33 AM CDT  
Att: 13,558 - Overcast - 37 F

livebaseballscores.com

Batter	1	2	3	4	5	6	7	8	9	AB	R	H	RBI	BB	SO	LOB	BOTTOM				
<b>Bip Roberts, S</b> OBP: 0.361, SLG: 0.486 (1, 7)										5	0	2	1	0	0	2					
<b>Tom Goodwin, L</b> OBP: 0.316, SLG: 0.303 (1, 8)										4	2	2	0	1	0	1					
<b>Jay Bell, R</b> OBP: 0.417, SLG: 0.618 (1, 6)										4	0	2	2	0	0	3					
<b>Jeff King, R</b> OBP: 0.333, SLG: 0.533 (1, 3)										4	1	1	1	1	1	1					
<b>Scott Cooper, L</b> OBP: 0.400, SLG: 0.667 (1, 10)										5	1	3	2	0	1	2					
<b>Craig Paquette, R</b> OBP: 0.273, SLG: 0.500 (1, 5)										4	0	1	0	1	1	3					
<b>Jermaine Dye, R</b> OBP: 0.167, SLG: 0.172 (1, 9)										5	0	0	0	0	2	4					
<b>29 Mike Sweeney, R</b> OBP: 0.333, SLG: 0.421 (1, 2)										3	0	0	0	1	0	1					
<b>David Howard, S</b> OBP: 0.429, SLG: 0.364 (1, 4)										2	2	1	0	2	1	1					
<b>Inning Stats</b>	R: 1 E: 0 K: 0 S: 13	H: 2 LOB: 2 BB: 1 P: 23	R: 0 E: 0 K: 1 S: 10	H: 0 LOB: 1 BB: 1 P: 20	R: 0 E: 0 K: 1 S: 16	H: 1 LOB: 1 BB: 0 P: 26	R: 0 E: 0 K: 1 S: 15	H: 0 LOB: 2 BB: 1 P: 25	R: 0 E: 0 K: 1 S: 10	H: 0 LOB: 1 BB: 2 P: 21	R: 0 E: 0 K: 3 S: 10	H: 1 LOB: 1 BB: 0 P: 16	R: 1 E: 0 K: 0 S: 11	H: 1 LOB: 1 BB: 1 P: 19	R: 1 E: 0 K: 0 S: 11	H: 1 LOB: 0 BB: 0 P: 13	1B: 6 2B: 6 3B: 0 HR: 1	SF: 1 SAC: 0 DP: 2 HBP: 0	WP: 0 PB: 0 SB: 3 CS: 0	PA: 43	
<b>PITCHER</b>	IP	WLS	BF	H	R	ER	SO	BB	IBB	HBP	BLK	WP	HR	S	P	ERA	WHIP				
<b>Brad Radke, R</b> ERA: 9.64 (1, 1)	4.2		23	9	4	4	2	2	0	0	0	0	0	12	27	0.00	2.250				
<b>Todd Ritchie, R</b> ERA: 3.24 (5, 1)	1.1	W	7	0	0	0	1	3	0	0	0	0	0	17	29	6.75	2.250				
<b>Dan Naulty, R</b> ERA: 2.08 (7, 1)	1.1		7	2	1	1	3	1	0	0	0	0	0	15	19	5.40	0.600				
<b>Eddie Guardado, L</b> ERA: 8.31 (8, 1)	1.2		6	1	1	1	0	0	0	0	0	0	1	15	19	5.40	0.600				

Minnesota Twins @ Kansas City Royals  
Kauffman Stadium, Kansas City, MO

AB 36  
R 6  
H 12  
RBI 6  
BB 6  
SO 6  
LOB 18



WP: 0 PA: 43  
PB: 0  
SB: 3  
CS: 0

Sat Apr 12 1997, 3:33 AM CDT  
Att: 13,558 - Overcast - 37 F

livebaseballscores.com







Batter	1	2	3	4	5	6	7	8	9	AB	R	H	RBI	BB	SO	LOB	TOP								
<b>Johnny Damon, L</b> OBP: 0.385, SLG: 0.636 (1, 7)	4-1 BB G4-6-3		0-3 K			1-2 L6		2-1 1B 1B		3	1	1	0	1	1	0	<b>Kansas City Royals @ Toronto Blue Jays</b> SkyDome, Toronto, ON Mon Apr 14 1997, 7:05 PM EDT Att: 25,642 - Dome								
<b>Tom Goodwin, L</b> OBP: 0.281, SLG: 0.244 <b>Bip Roberts, S</b> OBP: 0.385, SLG: 0.500 (8, PH)	1-1 G4-6-3		1-3 K			2-1 F7		2-1 1B 1-H		3	0	0	0	0	1	1									
<b>Jay Bell, R</b> OBP: 0.386, SLG: 0.690 (1, 6)	2-2 HR					2-1 HR		0-0 F9		4	2	2	2	0	0	1									
<b>Jeff King, R</b> OBP: 0.409, SLG: 0.515 (1, 3)	1-3 K					1-2 B1-3				3	0	1	0	1	1	0									
<b>Chili Davis, S</b> (1, 10)		2-2 F9				2-2 F8				4	0	0	0	0	0	2									
<b>Craig Paquette, R</b> OBP: 0.317, SLG: 0.513 (1, 5)		1-0 2B				0-1 F8				4	0	1	0	0	0	2									
<b>Jermaine Dye, R</b> OBP: 0.194, SLG: 0.229 (1, 9)		1-0 P3				0-1 F8				3	0	0	0	0	0	1									
<b>Mike Macfarlane, R</b> (1, 2)		2-2 P6				1-0 F7				3	0	0	0	0	1	1									
<b>David Howard, S</b> OBP: 0.429, SLG: 0.353 (1, 4)			1-3 K			2-3 K				3	0	0	0	0	2	0									
<b>Inning Stats</b>	R: 1 E: 0 K: 1 S: 11	H: 1 LOB: 0 BB: 1 P: 19	R: 0 E: 0 K: 0 S: 10	H: 1 LOB: 1 BB: 0 P: 16	R: 0 E: 0 K: 3 S: 10	H: 0 LOB: 0 BB: 0 P: 12	R: 0 E: 0 K: 0 S: 9	H: 1 LOB: 1 BB: 0 P: 12	R: 0 E: 0 K: 1 S: 6	H: 0 LOB: 0 BB: 0 P: 9	R: 1 E: 0 K: 0 S: 10	H: 1 LOB: 0 BB: 0 P: 16	R: 0 E: 0 K: 0 S: 8	H: 0 LOB: 0 BB: 0 P: 12	R: 1 E: 0 K: 1 S: 10	H: 2 LOB: 1 BB: 0 P: 17	R: 0 E: 0 K: 0 S: 3	H: 0 LOB: 0 BB: 1 P: 7	1B: 3 2B: 1 3B: 0 HR: 2	SF: 0 SAC: 0 DP: 2 HBP: 0	WP: 0 PB: 0 SB: 0 CS: 0	PA: 33			
<b>PITCHER</b>	IP	WLS	BF	H	R	ER	SO	BB	IBB	HBP	BLK	WP	HR	S	P	ERA	WHIP								
<b>Woody Williams, R</b> ERA: 3.46 (1, 1)	7.0		25	4	2	2	5	1	0	0	0	0	2	64	96	2.57	0.714								
<b>Paul Quantrill, R</b> ERA: 10.9 (8, 1)	0.2	L	3	1	1	1	1	0	0	0	0	0	0	7	12	13.50	1.500								
<b>Dan Plesac, L</b> ERA: 1.8 (8, 1)	0.1		2	1	0	0	0	0	0	0	0	0	0	3	5	0.00	3.000								
<b>Luis Andujar, R</b> ERA: (9, 1)	1.0		3	0	0	0	0	1	0	0	0	0	0	3	7	0.00	1.000								

Batter	1	2	3	4	5	6	7	8	9	AB	R	H	RBI	BB	SO	LOB	BOTTOM								
<b>Otis Nixon, S</b> OBP: 0.359, SLG: 0.219 (1, 8)	0-0 G4-3		1-0 B1-3			1-1 F9		0-2 G6-3		5	0	0	0	0	0	1	<b>Kansas City Royals @ Toronto Blue Jays</b> SkyDome, Toronto, ON Mon Apr 14 1997, 7:05 PM EDT Att: 25,642 - Dome								
<b>Carlos Garcia, R</b> OBP: 0.167, SLG: 0.118 (1, 4)	0-2 P4		1-2 G6-3			1-0 BB 1B		1-0 F8		4	1	1	0	0	0	0									
<b>Orlando Merced, S</b> OBP: 0.216, SLG: 0.212 (1, 9)	0-0 G3		2-3 K			4-2 BB 1B		1-0 F8		3	0	0	0	1	1	0									
<b>Joe Carter, R</b> OBP: 0.378, SLG: 0.424 (1, 3)		2-0 G6-3				2-1 BB G6-3 1B		1-2 K 2B		4	1	2	1	0	1	0									
<b>Ed Sprague, R</b> OBP: 0.297, SLG: 0.457 (1, 5)		1-0 G4-3				2-2 BB 2B		0-0 F7		4	0	1	0	0	0	2									
<b>Juan Samuel, R</b> OBP: 0.417, SLG: 0.300 <b>Carlos Delgado, L</b> OBP: 0.320, SLG: 0.391 (8, PH)		1-2 BB 1B				1-0 G6-3		0-3 K		3	0	1	1	0	1	1									
<b>Robert Perez, R</b> OBP: 0.250, SLG: 0.417 <b>Shawn Green, L</b> OBP: 0.375, SLG: 0.368 <b>Shannon Stewart, R</b> (9, PH)		2-2 BB 1B				0-1 F8		0-0 F8		3	0	1	0	0	0	1									
<b>Charlie O'Brien, R</b> OBP: 0.625, SLG: 0.800 (1, 2)		4-1 BB				0-0 P4		1-1 BB 2B		3	0	1	0	1	1	1									
<b>Alex Gonzalez, R</b> OBP: 0.387, SLG: 0.500 (1, 6)		0-3 K				1-1 F9		1-3 K		3	0	0	0	1	2	4									
<b>Inning Stats</b>	R: 0 E: 0 K: 0 S: 5	H: 2 LOB: 3 BB: 1 P: 5	R: 0 E: 0 K: 1 S: 13	H: 2 LOB: 1 BB: 1 P: 23	R: 0 E: 0 K: 1 S: 7	H: 0 LOB: 0 BB: 0 P: 11	R: 1 E: 0 K: 0 S: 9	H: 2 LOB: 1 BB: 0 P: 14	R: 1 E: 0 K: 2 S: 12	H: 2 LOB: 2 BB: 1 P: 20	R: 0 E: 0 K: 2 S: 9	H: 1 LOB: 0 BB: 0 P: 11	R: 0 E: 0 K: 0 S: 6	H: 0 LOB: 0 BB: 0 P: 8	R: 0 E: 0 K: 1 S: 6	H: 0 LOB: 0 BB: 0 P: 8	R: 0 E: 0 K: 1 S: 9	H: 0 LOB: 1 BB: 1 P: 16	1B: 4 2B: 3 3B: 0 HR: 0	SF: 0 SAC: 0 DP: 0 HBP: 0	WP: 0 PB: 0 SB: 0 CS: 0	PA: 37			
<b>PITCHER</b>	IP	WLS	BF	H	R	ER	SO	BB	IBB	HBP	BLK	WP	HR	S	P	ERA	WHIP								
<b>Glendon Rusch, L</b> ERA: 1.2 (1, 1)	7.0	W	30	7	2	2	4	2	0	0	0	0	0	61	92	2.57	1.286								
<b>Brian Bewil, R</b> ERA: 5.4 (8, 1)	1.0		3	0	0	0	1	0	0	0	0	0	0	6	8	0.00	0.000								
<b>Jamie Walker, L</b> ERA: 3.0 (9, 1)	0.1		1	0	0	0	0	0	0	0	0	0	0	2	2	0.00	0.000								
<b>Hipolito Pichardo, R</b> ERA: (9, 1)	0.2	S	3	0	0	0	1	1	0	0	0	0	0	7	14	0.00	1.500								

AB	31
R	3
H	6
RBI	3
BB	2
SO	6
LOB	8



AB	34
R	2
H	7
RBI	2
BB	3
SO	6
LOB	10





Batter	1	2	3	4	5	6	7	8	9	AB	R	H	RBI	BB	SO	LOB	TOP								
<b>Bip Roberts, S</b> (1, 7) OBP: 0.386, SLG: 0.488										5	2	2	0	0	2	1	<b>Kansas City Royals @ Toronto Blue Jays</b> SkyDome, Toronto, ON Tue Apr 15 1997, 7:05 PM EDT Att: 25,582 - Dome - 72 F								
<b>Tom Goodwin, L</b> (1, 8) OBP: 0.280, SLG: 0.250										3	1	1	0	1	0	0									
<b>Jay Bell, R</b> (1, 6) OBP: 0.367, SLG: 0.630										4	0	0	1	0	1	2									
<b>Jeff King, R</b> (1, 3) OBP: 0.429, SLG: 0.632										5	2	3	3	0	0	0									
<b>Chili Davis, S</b> (1, 10) OBP: 0.500, SLG: 0.429										3	2	3	1	1	0	0									
<b>Shane Halter, R</b> (8, PR) OBP: 0.500, SLG: 0.500										0	0	0	0	0	0	0									
<b>Craig Paquette, R</b> (1, 5) OBP: 0.311, SLG: 0.476										3	0	0	0	1	0	3									
<b>Mike Macfarlane, R</b> (1, 2)										4	0	0	0	0	2	7									
<b>David Howard, S</b> (1, 4) OBP: 0.400, SLG: 0.333										4	0	1	2	0	0	3									
<b>Johnny Damon, L</b> (1, 9) OBP: 0.353, SLG: 0.500										3	0	0	0	1	0	3									
<b>Inning Stats</b>	R: 0 E: 0 K: 1 S: 8	H: 0 LOB: 0 BB: 0 P: 13	R: 1 E: 0 K: 1 S: 14	H: 1 LOB: 2 BB: 2 P: 27	R: 0 E: 0 K: 1 S: 7	H: 0 LOB: 0 BB: 0 P: 10	R: 2 E: 1 K: 1 S: 18	H: 2 LOB: 1 BB: 0 P: 24	R: 3 E: 0 K: 0 S: 11	H: 3 LOB: 1 BB: 1 P: 18	R: 0 E: 0 K: 1 S: 9	H: 0 LOB: 0 BB: 1 P: 16	R: 0 E: 0 K: 0 S: 8	H: 1 LOB: 0 BB: 0 P: 10	R: 0 E: 0 K: 0 S: 9	H: 1 LOB: 2 BB: 0 P: 16	R: 1 E: 0 K: 0 S: 10	H: 2 LOB: 2 BB: 0 P: 13	1B: 8 2B: 1 3B: 0 HR: 1	SF: 0 SAC: 1 DP: 0 HBP: 1	WP: 0 PB: 2 SB: 2 CS: 2	PA: 40			
<b>PITCHER</b>	IP	WLS	BF	H	R	ER	SO	BB	IBB	HBP	BLK	WP	HR	S	P	ERA	WHIP								
<b>Juan Guzman, R</b> (1, 1) ERA: 2.84	5.0	L	25	6	6	5	4	3	0	0	0	0	1	58	92	9.00	1.800								
<b>Paul Quantrill, R</b> (6, 1) ERA: 3.86	3.0		10	2	0	0	1	1	0	0	0	0	0	26	42	0.00	1.000								
<b>Mike Timlin, R</b> (9, 1) ERA: 2.25	1.0		5	2	1	0	0	0	0	1	0	0	0	10	13	0.00	2.000								

Batter	1	2	3	4	5	6	7	8	9	AB	R	H	RBI	BB	SO	LOB	BOTTOM								
<b>Otis Nixon, S</b> (1, 8) OBP: 0.341, SLG: 0.194										4	0	0	0	1	1	2	<b>Kansas City Royals @ Toronto Blue Jays</b> SkyDome, Toronto, ON Tue Apr 15 1997, 7:05 PM EDT Att: 25,582 - Dome - 72 F								
<b>Carlos Garcia, R</b> (1, 4) OBP: 0.195, SLG: 0.132										4	0	1	1	1	1	0									
<b>Orlando Merced, S</b> (1, 9) OBP: 0.262, SLG: 0.289										5	1	3	0	0	2	2									
<b>Joe Carter, R</b> (1, 3) OBP: 0.357, SLG: 0.421										5	0	1	1	0	1	6									
<b>Ed Sprague, R</b> (1, 5) OBP: 0.317, SLG: 0.526										3	1	1	1	1	0	0									
<b>Juan Samuel, R</b> (1, 10) OBP: 0.333, SLG: 0.231										3	0	0	0	0	0	3									
<b>Felipe Crespo, S</b> (8, PH)										1	0	0	0	0	1	0									
<b>Robert Perez, R</b> (1, 7) OBP: 0.286, SLG: 0.429										2	0	1	0	0	0	1									
<b>Shawn Green, L</b> (6, PH) OBP: 0.360, SLG: 0.350										1	0	0	0	0	0	0									
<b>Shannon Stewart, R</b> (8, PH) OBP: 0.360, SLG: 0.350										0	1	0	0	1	0	0									
<b>Charlie O'Brien, R</b> (1, 2) OBP: 0.500, SLG: 0.889										4	1	1	2	0	0	2									
<b>Alex Gonzalez, R</b> (1, 6) OBP: 0.371, SLG: 0.500										4	1	1	0	0	1	1									
<b>Inning Stats</b>	R: 0 E: 0 K: 1 S: 11	H: 0 LOB: 1 BB: 2 P: 21	R: 0 E: 1 K: 0 S: 12	H: 0 LOB: 1 BB: 0 P: 18	R: 1 E: 1 K: 0 S: 15	H: 2 LOB: 1 BB: 0 P: 26	R: 1 E: 0 K: 0 S: 10	H: 2 LOB: 1 BB: 0 P: 14	R: 1 E: 0 K: 2 S: 20	H: 2 LOB: 2 BB: 1 P: 29	R: 0 E: 0 K: 1 S: 10	H: 0 LOB: 0 BB: 0 P: 16	R: 0 E: 0 K: 2 S: 15	H: 0 LOB: 1 BB: 0 P: 22	R: 2 E: 0 K: 1 S: 11	H: 2 LOB: 1 BB: 1 P: 19	R: 0 E: 0 K: 0 S: 4	H: 1 LOB: 0 BB: 0 P: 9	1B: 4 2B: 3 3B: 0 HR: 2	SF: 0 SAC: 0 DP: 3 HBP: 0	WP: 2 PB: 0 SB: 2 CS: 0	PA: 40			
<b>PITCHER</b>	IP	WLS	BF	H	R	ER	SO	BB	IBB	HBP	BLK	WP	HR	S	P	ERA	WHIP								
<b>50 José Rosado, L</b> (1, 1) ERA: 2.93	5.0	W	24	6	3	2	3	3	0	0	0	0	0	68	108	3.60	1.800								
<b>Randy Veres, R</b> (6, 1) ERA:	2.1		8	0	0	0	3	0	0	0	0	2	0	27	41	0.00	0.000								
<b>Jamie Walker, L</b> (8, 1) ERA: 5.4	0.1		2	0	0	0	1	1	0	0	0	0	0	4	9	0.00	3.000								
<b>Jeff Montgomery, R</b> (8, 1) ERA: 18.9	0.1		3	2	2	2	0	0	0	0	0	0	1	5	7	54.00	6.000								
<b>Hipolito Pichardo, R</b> (9, 1) ERA:	1.0	S	3	1	0	0	0	0	0	0	0	0	0	4	9	0.00	1.000								

AB	34
R	7
H	10
RBI	7
BB	4
SO	5
LOB	19



AB	36
R	5
H	9
RBI	5
BB	4
SO	7
LOB	17





Batter	1	2	3	4	5	6	7	8	9	AB	R	H	RBI	BB	SO	LOB	TOP				
Damon Buford, R OBP: 0.244, SLG: 0.297 (1, 8)	G5-3		P4			B1-3		G1-3		4	0	0	0	0	0	1					
Ivan Rodriguez, R OBP: 0.304, SLG: 0.348 (1, 2)	F9					F8		G4-3		4	0	1	1	0	0	0					
29 Rusty Greer, L OBP: 0.467, SLG: 0.528 (1, 7)	G3-1		G3							2	0	0	0	2	0	1					
Lee Stevens, L OBP: 0.400, SLG: 0.676 (1, 3)						G4-3				4	1	1	1	0	2	2					
Dean Palmer, R OBP: 0.289, SLG: 0.231 (1, 5)	G4-3					K				4	0	1	0	0	1	0					
Mike Simms, R OBP: 0.111, SLG: 0.111 (1, 10)	P2					F9				4	0	1	0	0	1	2					
Marc Sagmoen, L (1, 9)	F8									4	0	0	0	0	0	3					
Billy Ripken, R OBP: 0.286, SLG: 0.308 (1, 4)						L6				2	1	0	0	1	0	1					
Benji Gil, R OBP: 0.176, SLG: 0.235 (1, 6)						F8				3	0	0	0	0	1	1					
<b>Inning Stats</b>	R: 0 E: 0 K: 0 S: 7	H: 0 LOB: 0 BB: 0 P: 11	R: 1 E: 0 K: 0 S: 5	H: 1 LOB: 0 BB: 0 P: 11	R: 1 E: 0 K: 0 S: 8	H: 1 LOB: 1 BB: 1 P: 15	R: 0 E: 0 K: 1 S: 10	H: 0 LOB: 0 BB: 0 P: 19	R: 0 E: 0 K: 0 S: 8	H: 0 LOB: 0 BB: 0 P: 13	R: 0 E: 0 K: 0 S: 8	H: 1 LOB: 1 BB: 1 P: 12	R: 0 E: 0 K: 1 S: 8	H: 0 LOB: 0 BB: 0 P: 14	R: 0 E: 0 K: 2 S: 14	H: 1 LOB: 2 BB: 1 P: 23	1B: 3 2B: 0 3B: 0 HR: 1	SF: 0 SAC: 0 DP: 0 HBP: 0	WP: 0 PB: 0 SB: 1 CS: 0	PA: 34	
<b>PITCHER</b>	IP	WLS	BF	H	R	ER	SO	BB	IBB	HBP	BLK	WP	HR	S	P	ERA	WHIP				
Jim Pittsley, R ERA: 2.57 (1, 1)	7.0	L	26	3	2	2	2	2	0	0	0	0	1	53	94	2.57	0.714				
Jason Jacome, L ERA: 5.23 (8, 1)	1.1		6	1	0	0	2	1	0	0	0	0	0	17	28	0.00	1.500				
Brian Bevil, R ERA: 4.5 (9, 1)	0.2		2	0	0	0	1	0	0	0	0	0	0	5	9	0.00	0.000				

Texas Rangers @ Kansas City Royals  
Kauffman Stadium, Kansas City, MO

AB 31  
R 2  
H 4  
RBI 2  
BB 3  
SO 5  
LOB 11



Wed Apr 16 1997, 7:05 PM CDT  
Att: 12,239 - Unknown - 53 F

Batter	1	2	3	4	5	6	7	8	9	AB	R	H	RBI	BB	SO	LOB	BOTTOM					
Bip Roberts, S OBP: 0.375, SLG: 0.468 (1, 7)	FC6-4 1B		L4			G4-3		L8		4	0	1	0	0	0	2						
Tom Goodwin, L OBP: 0.284, SLG: 0.234 (1, 8)	FC6-4 1B		G4-3-6			G4-3				3	0	0	0	0	0	2						
Jermaine Dye, R OBP: 0.216, SLG: 0.250 (8, PH)	FC6-4 1B									1	0	1	0	0	0	0						
Jay Bell, R OBP: 0.358, SLG: 0.600 (1, 6)	G5-3					F8		FC6-4 1B		4	0	1	0	0	0	3						
Jeff King, R OBP: 0.415, SLG: 0.595 (1, 3)	G5-3					F9				4	0	1	0	0	0	2						
Chili Davis, S OBP: 0.417, SLG: 0.455 (1, 10)			G5-3			F8				4	0	1	0	0	0	1						
Craig Paquette, R OBP: 0.327, SLG: 0.478 (1, 5)	E1 1B					K				4	0	2	0	0	1	2						
Mike Macfarlane, R (1, 2)										3	0	0	0	0	1	2						
Scott Cooper, L OBP: 0.375, SLG: 0.615 (9, PH)			K			G1-3				1	0	0	0	0	0	1						
David Howard, S OBP: 0.393, SLG: 0.333 (1, 4)			K			G3				3	0	1	0	0	1	1						
Johnny Damon, L OBP: 0.400, SLG: 0.529 (9, 8)										3	0	2	0	0	1	1						
<b>Inning Stats</b>	R: 0 E: 0 K: 0 S: 14	H: 1 LOB: 1 BB: 0 P: 18	R: 0 E: 1 K: 2 S: 11	H: 1 LOB: 1 BB: 0 P: 16	R: 0 E: 0 K: 1 S: 10	H: 1 LOB: 0 BB: 0 P: 14	R: 0 E: 0 K: 0 S: 10	H: 1 LOB: 1 BB: 0 P: 13	R: 0 E: 0 K: 0 S: 9	H: 1 LOB: 0 BB: 0 P: 15	R: 0 E: 0 K: 0 S: 10	H: 1 LOB: 1 BB: 0 P: 14	R: 0 E: 0 K: 1 S: 4	H: 2 LOB: 2 BB: 0 P: 7	R: 0 E: 0 K: 1 S: 12	H: 1 LOB: 1 BB: 0 P: 18	R: 0 E: 0 K: 0 S: 9	H: 1 LOB: 0 BB: 0 P: 13	1B: 9 2B: 1 3B: 0 HR: 0	SF: 0 SAC: 0 DP: 2 HBP: 0	WP: 1 PB: 0 SB: 1 CS: 1	PA: 35
<b>PITCHER</b>	IP	WLS	BF	H	R	ER	SO	BB	IBB	HBP	BLK	WP	HR	S	P	ERA	WHIP					
John Burkett, R ERA: 2.41 (1, 1)	7.2	W	29	9	0	0	4	0	0	0	0	0	0	78	112	0.00	1.174					
Danny Patterson, R ERA: 1.93 (8, 1)	0.1		1	0	0	0	0	0	0	0	0	0	0	2	3	0.00	0.000					
John Wetteland, R ERA: (9, 1)	1.0	S	4	1	0	0	0	0	0	0	0	1	0	9	13	0.00	1.000					


Texas Rangers @ Kansas City Royals  
Kauffman Stadium, Kansas City, MO


AB 34  
R 0  
H 10  
RBI 0  
BB 0  
SO 4  
LOB 17



Wed Apr 16 1997, 7:05 PM CDT  
Att: 12,239 - Unknown - 53 F



Batter	1	2	3	4	5	6	7	8	9	AB R H RBI BB SO LOB	TOP											
Damon Buford, R (1.8) OBP: 0.239, SLG: 0.310	P4		B3			1-2 1B 2B		L3	K	5 1 1 0 0 1 2	<p>Texas Rangers @ Kansas City Royals</p> <p>Kauffman Stadium, Kansas City, MO</p> <p>Thu Apr 17 1997, 7:05 PM CDT</p> <p>Att: 13,790 - Unknown - 60 F</p> <p>livebaseballscores.com</p> <p>AB 35 R 5 H 9 RBI 5 BB 2 SO 6 LOB 12</p> 											
Ivan Rodriguez, R (1.2) OBP: 0.320, SLG: 0.380	2B			G6-3		G6-3		29 1B		4 0 2 0 0 0 2												
29 Rusty Greer, L (1.7) OBP: 0.469, SLG: 0.513	K			G4-3		1B FC5-4 IBB		1B		3 1 1 0 1 1 1												
Lee Stevens, L (1.3) OBP: 0.386, SLG: 0.632	G4-3			G3-1		1-1 FC5-4 1B		G4-6-3		4 0 1 2 0 0 3												
Dean Palmer, R (1.5) OBP: 0.286, SLG: 0.302		F9			K	0-1 FC5-4 2B				4 1 1 2 0 1 1												
Mike Simms, R (1.10) OBP: 0.231, SLG: 0.385	G4-3				K	0-0 1-2 2B		G3		4 0 2 0 0 1 0												
Marc Sagmoen, L (1.9) OBP: 0.167, SLG: 0.364	G4-3				IHR			G3		4 1 1 1 0 0 1												
Billy Ripken, R (1.4) OBP: 0.278, SLG: 0.250			G6-3		P4					3 0 0 0 1 0 0												
Benji Gil, R (1.6) OBP: 0.143, SLG: 0.190			K			1-2 E5 2B 1B		G5-3		4 1 0 0 0 2 2												
<b>Inning Stats</b>	R: 0 E: 0 K: 1 S: 10	H: 1 LOB: 1 BB: 0 P: 15	R: 0 E: 0 K: 0 S: 6	H: 0 LOB: 0 BB: 0 P: 8	R: 0 E: 0 K: 1 S: 7	H: 0 LOB: 0 BB: 0 P: 10	R: 0 E: 0 K: 0 S: 9	H: 0 LOB: 0 BB: 0 P: 15	R: 1 E: 0 K: 2 S: 11	H: 1 LOB: 0 BB: 0 P: 12	R: 3 E: 1 K: 0 S: 17	H: 3 LOB: 2 BB: 1 P: 24	R: 0 E: 0 K: 0 S: 5	H: 0 LOB: 0 BB: 0 P: 6	R: 0 E: 0 K: 0 S: 10	H: 2 LOB: 1 BB: 0 P: 15	R: 1 E: 0 K: 2 S: 13	H: 2 LOB: 2 BB: 1 P: 21	1B: 3 2B: 4 3B: 0 HR: 2	SF: 0 SAC: 0 DP: 1 HBP: 0	WP: 0 PB: 0 SB: 0 CS: 0	PA: 37
<b>PITCHER</b>	IP WLS BF H R ER SO BB IBB HBP BLK WP HR S P ERA WHIP											<b>PITCHER</b>	IP WLS BF H R ER SO BB IBB HBP BLK WP HR S P ERA WHIP									
Tim Belcher, R (1.1) ERA: 3.74	8.0 L 31 7 4 2 4 0 1 0 0 0 0 0 75 105 2.25 0.875																					
Jeff Montgomery, R (9.1) ERA: 16.92	1.0 6 2 1 1 2 1 0 0 0 0 1 13 21 9.00 3.000																					

Batter	1	2	3	4	5	6	7	8	9	AB R H RBI BB SO LOB	BOTTOM											
Bip Roberts, S (1.7) OBP: 0.404, SLG: 0.480	1B 1B		FC4-6 1B			G6-3			WP BB	3 1 2 0 1 0 0	<p>Texas Rangers @ Kansas City Royals</p> <p>Kauffman Stadium, Kansas City, MO</p> <p>Thu Apr 17 1997, 7:05 PM CDT</p> <p>Att: 13,790 - Unknown - 60 F</p> <p>livebaseballscores.com</p> <p>AB 29 R 1 H 5 RBI 1 BB 2 SO 6 LOB 11</p> 											
Tom Goodwin, L (1.8) OBP: 0.246, SLG: 0.216	K		FC4-6 1-2			G1-3				4 0 0 0 0 2 3												
Jay Bell, R (1.6) OBP: 0.351, SLG: 0.574	1B 1B		F9			G2-3				4 0 1 0 0 1 2												
Jeff King, R (1.3) OBP: 0.421, SLG: 0.578	G6-4-3 1B			G4-6-3 BB			K		G5-3	3 0 1 1 1 1 1												
Chili Davis, S (1.10) OBP: 0.400, SLG: 0.429	G6-4-3			F8			G6-4-3 1B			3 0 1 0 0 0 3												
Craig Paquette, R (1.5) OBP: 0.308, SLG: 0.449		P5		G4-6-3			G6-4-3			3 0 0 0 0 0 2												
Joe Vitiello, R (1.9) ERA: 5.25					G5-3			G4-3		2 0 0 0 0 1 0												
Johnny Damon, L (6.9) OBP: 0.381, SLG: 0.500										1 0 0 0 0 0 0												
Mike Macfarlane, R (1.2) OBP: 0.355, SLG: 0.296		G5-3			F8			K		3 0 0 0 0 1 0												
David Howard, S (1.4) OBP: 0.355, SLG: 0.296			F9			G3		G5-3		3 0 0 0 0 0 0												
<b>Inning Stats</b>	R: 1 E: 0 K: 1 S: 16	H: 3 LOB: 1 BB: 0 P: 26	R: 0 E: 0 K: 1 S: 7	H: 0 LOB: 0 BB: 0 P: 12	R: 0 E: 0 K: 0 S: 7	H: 1 LOB: 1 BB: 0 P: 12	R: 0 E: 0 K: 0 S: 5	H: 0 LOB: 0 BB: 1 P: 11	R: 0 E: 0 K: 0 S: 4	H: 0 LOB: 0 BB: 0 P: 5	R: 0 E: 0 K: 0 S: 7	H: 0 LOB: 0 BB: 0 P: 12	R: 0 E: 0 K: 1 S: 5	H: 1 LOB: 0 BB: 0 P: 8	R: 0 E: 0 K: 1 S: 6	H: 0 LOB: 0 BB: 0 P: 8	R: 0 E: 0 K: 2 S: 13	H: 0 LOB: 1 BB: 1 P: 24	1B: 5 2B: 0 3B: 0 HR: 0	SF: 0 SAC: 0 DP: 3 HBP: 0	WP: 1 PB: 0 SB: 1 CS: 0	PA: 31
<b>PITCHER</b>	IP WLS BF H R ER SO BB IBB HBP BLK WP HR S P ERA WHIP											<b>PITCHER</b>	IP WLS BF H R ER SO BB IBB HBP BLK WP HR S P ERA WHIP									
Darren Oliver, L (1.1) ERA: 5.25	8.0 W 27 5 1 1 4 1 0 0 0 0 0 0 57 94 1.12 0.750																					
Xavier Hernandez, R (9.1) ERA: 4.26	1.0 4 0 0 0 2 1 0 0 0 0 1 0 13 24 0.00 1.000																					



Batter	1	2	3	4	5	6	7	8	9	AB	R	H	RBI	BB	SO	LOB	TOP			
Darin Erstad, L OBP: 0.391, SLG: 0.475 (1, 3)	F7		G3-1		G3-1			G4-3		4	0	0	0	0	0	0	Anaheim Angels @ Kansas City Royals Kauffman Stadium, Kansas City, MO Sat Apr 19 1997, 7:05 PM CDT Att: 18,888 - Unknown - 68 F			
Luis Alica S OBP: 0.373, SLG: 0.317 (1, 4)	F8		F8			G3-1		P3		4	1	1	0	0	0					
Jim Edmonds, L OBP: 0.367, SLG: 0.556 (1, 8)	HBP 1B		G3-1		G3-1			F7		4	0	1	1	0	0					
Dave Hollins, S OBP: 0.429, SLG: 0.426 (1, 5)	HBP			K		K		K		3	0	0	0	0	3					
Tim Salmon, R OBP: 0.308, SLG: 0.321 (1, 9)	K			1B		HR		16 WP 16 G4-3 1B		4	2	3	1	0	1					
16 Garret Anderson, L OBP: 0.333, SLG: 0.375 (1, 7)		BB		F8		G3		G4-3		3	0	0	1	1	0					
Eddie Murray, S OBP: 0.362, SLG: 0.425 (1, 10)	P5		G3					L6		4	0	0	0	0	2					
Jorge Fabregas, L OBP: 0.111, SLG: 0.059 (1, 2)	F9				F8			G3-1		3	0	0	0	0	1					
Gary Disarcina, R OBP: 0.304, SLG: 0.396 (1, 6)	F9				F9			G6-3		3	0	0	0	0	1					
<b>Inning Stats</b>	R: 0 E: 0 K: 1 S: 7	H: 1 LOB: 2 BB: 0 P: 12	R: 0 E: 0 K: 0 S: 6	H: 0 LOB: 1 BB: 1 P: 13	R: 0 E: 0 K: 1 S: 10	H: 0 LOB: 0 BB: 0 P: 14	R: 0 E: 0 K: 1 S: 12	H: 1 LOB: 1 BB: 0 P: 14	R: 0 E: 0 K: 0 S: 6	H: 0 LOB: 0 BB: 0 P: 9	R: 0 E: 0 K: 0 S: 4	H: 0 LOB: 0 BB: 0 P: 9	R: 0 E: 0 K: 0 S: 6	H: 0 LOB: 0 BB: 0 P: 11	R: 1 E: 0 K: 1 S: 10	H: 1 LOB: 0 BB: 0 P: 15	1B: 3 2B: 0 3B: 1 HR: 1	SF: 0 SAC: 0 DP: 0 HBP: 1	WP: 2 PB: 0 SB: 0 CS: 0	PA: 34
<b>PITCHER</b> Kevin Appier, R ERA: 3.03 (1, 1)	IP: 9.0 WLS: W BF: 34 H: 5 R: 3 ER: 3 SO: 4 BB: 1 IBB: 0 HBP: 1 BLK: 0 WP: 1 HR: 1 S: 70 P: 109 ERA: 3.00 WHIP: 0.667															<b>PITCHER</b>				

Batter	1	2	3	4	5	6	7	8	9	AB	R	H	RBI	BB	SO	LOB	BOTTOM			
Bip Roberts, S OBP: 0.421, SLG: 0.491 (1, 7)	G3 SH SF4 1B	G4-3 1B			G6-4-3			L9		5	2	3	0	0	0	1	Anaheim Angels @ Kansas City Royals Kauffman Stadium, Kansas City, MO Sat Apr 19 1997, 7:05 PM CDT Att: 18,888 - Unknown - 68 F			
Tom Goodwin, L OBP: 0.246, SLG: 0.218 (1, 8)	SH SF4 G3	BB G4-3 1B	K			F8		G4-3		4	0	1	0	0	1					
Jay Bell, R OBP: 0.339, SLG: 0.593 (1, 6)	G3	G4-3			G6-3			G4-3		5	1	1	2	0	4					
Jeff King, R OBP: 0.435, SLG: 0.574 (1, 3)	SF4	G5-3 BB			FC5-4 BB			F8		2	0	1	1	2	0					
Chili Davis, S OBP: 0.474, SLG: 0.438 (1, 10)	G4-3				FC5-4 BB			F8		2	0	1	1	2	0					
Craig Paquette, R OBP: 0.304, SLG: 0.453 (1, 5)					FC5-4			F8		4	1	1	0	0	7					
Joe Vitiello, R ERA: 4.5 (1, 9)								F9		2	1	1	0	1	1					
Johnny Damon, L OBP: 0.364, SLG: 0.474 (7, 9)										1	0	0	0	0	0					
Mike Macfarlane, R OBP: 0.048, SLG: 0.190 (1, 2)								L8		4	1	1	3	0	0					
David Howard, S OBP: 0.371, SLG: 0.323 (1, 4)								F8		4	1	2	0	0	0					
<b>Inning Stats</b>	R: 1 E: 1 K: 0 S: 9	H: 1 LOB: 1 BB: 0 P: 14	R: 5 E: 0 K: 0 S: 17	H: 6 LOB: 2 BB: 2 P: 33	R: 0 E: 0 K: 1 S: 11	H: 1 LOB: 2 BB: 1 P: 21	R: 0 E: 0 K: 1 S: 10	H: 1 LOB: 2 BB: 1 P: 21	R: 0 E: 0 K: 0 S: 5	H: 1 LOB: 0 BB: 0 P: 9	R: 0 E: 0 K: 0 S: 14	H: 0 LOB: 2 BB: 1 P: 28	R: 0 E: 0 K: 0 S: 7	H: 0 LOB: 0 BB: 0 P: 9	R: 1 E: 0 K: 0 S: 5	H: 1 LOB: 0 BB: 0 P: 9	1B: 9 2B: 1 3B: 0 HR: 2	SF: 1 SAC: 1 DP: 2 HBP: 0	WP: 0 PB: 0 SB: 0 CS: 0	PA: 40
<b>PITCHER</b> Mark Langston, L ERA: 4.5 (1, 1)	IP: 5.0 WLS: L BF: 28 H: 10 R: 6 ER: 5 SO: 2 BB: 3 IBB: 1 HBP: 0 BLK: 0 WP: 0 HR: 1 S: 52 P: 98 ERA: 9.00 WHIP: 2.600															<b>PITCHER</b>				
Shigetoshi Hasegawa, R ERA: 9.53 (6, 1)	IP: 1.0 WLS: 5 BF: 1 H: 0 R: 0 ER: 0 SO: 0 BB: 1 IBB: 0 HBP: 0 BLK: 0 WP: 0 HR: 0 S: 14 P: 28 ERA: 0.00 WHIP: 2.000															<b>PITCHER</b>				
Darrell May, L ERA: 4.76 (7, 1)	IP: 2.0 WLS: 7 BF: 1 H: 1 R: 1 ER: 1 SO: 0 BB: 0 IBB: 0 HBP: 0 BLK: 0 WP: 0 HR: 1 S: 12 P: 18 ERA: 4.50 WHIP: 0.500															<b>PITCHER</b>				






Batter	1	2	3	4	5	6	7	8	9	AB	R	H	RBI	BB	SO	LOB	TOP									
<b>Darin Erstad, L</b> OBP: 0.400, SLG: 0.460	4-2 SH5-3 E 1B BB	4-1 G4-3 S 1B BB	0-1 F7			1-2 FC4-6 1B	0-1 FC6-4 SF8		1-2 G6-3	4	2	1	0	2	0	3										
<b>Jim Edmonds, L</b> OBP: 0.348, SLG: 0.517	0-0 E4 SH5-3 1B	1-1 L9		1-1 G6-3		0-2 FC4-6 2B	0-0 SF8		4-1 BB	4	2	0	1	1	0	3										
<b>Dave Hollins, S</b> OBP: 0.412, SLG: 0.424	0-1 SH5-3	1-2 G4-3		1-3 K		2-1 2B	0-0 G6-3		0-0 G6-3	5	1	1	0	0	1	3										
<b>Jim Leyritz, R</b> OBP: 0.426, SLG: 0.659	4-2 1B BB	0-0 2B 1B		3-1 1B		3-3 K		0-1 2B		4	2	3	1	1	1	2										
<b>Tim Salmon, R</b> OBP: 0.343, SLG: 0.393	1-2 1B 16 1B	3-2 2B		2-3 K		0-0 2B		0-0 1B		5	1	4	5	0	1	1										
<b>Eddie Murray, S</b> OBP: 0.373, SLG: 0.432	3-2 16 1B SF7	1-3 K		0-0 16 1B		0-0 F7		0-0 L7		4	1	2	1	0	1	3										
<b>Jack Howell, L</b> OBP: 0.417, SLG: 0.727	1-3 16 1B SF7									1	0	0	0	0	0	1										
<b>16 Garret Anderson, L</b> OBP: 0.366, SLG: 0.406	2-2 1B		0-0 G5-4-3 1B		1-1 G5-4-3 1B		0-1 1B 1B	0-2 P6		5	1	4	1	0	0	1										
<b>Craig Grebeck, R</b> OBP: 0.308, SLG: 0.150	2-0 SF7		0-0 G5-4-3 1B		2-3 K		0-2 FC6-4 SF8 1B	2-2 P3		4	1	2	1	0	1	3										
<b>Gary Disarcina, R</b> OBP: 0.295, SLG: 0.379	0-1 F8		0-0 G5-4-3		1-0 G5-4-3		1-1 FC6-4 1B		0-1 G6-3	5	0	1	1	0	0	5										
<b>Inning Stats</b>	R: 5 E: 1 K: 0 S: 22	H: 3 LOB: 1 BB: 2 P: 38	R: 1 E: 0 K: 1 S: 15	H: 2 LOB: 2 BB: 1 P: 25	R: 0 E: 0 K: 0 S: 5	H: 2 LOB: 1 BB: 0 P: 5	R: 0 E: 0 K: 2 S: 12	H: 1 LOB: 1 BB: 0 P: 19	R: 0 E: 0 K: 1 S: 9	H: 2 LOB: 1 BB: 0 P: 13	R: 2 E: 0 K: 1 S: 16	H: 3 LOB: 1 BB: 0 P: 22	R: 2 E: 0 K: 0 S: 11	H: 3 LOB: 1 BB: 0 P: 12	R: 1 E: 0 K: 0 S: 10	H: 2 LOB: 1 BB: 0 P: 12	R: 0 E: 0 K: 0 S: 7	H: 0 LOB: 1 BB: 1 P: 12	1B: 14 2B: 4 3B: 0 HR: 0	SF: 2 SAC: 1 DP: 2 HBP: 0	WP: 0 PB: 0 SB: 1 CS: 0	PA: 48				
<b>PITCHER</b>	IP	WLS	BF	H	R	ER	SO	BB	IBB	HBP	BLK	WP	HR	S	P	ERA	WHIP									
<b>Glendon Rusch, L</b> ERA: 2.7	(1, 1)	5.0	L	27	10	6	4	4	3	0	0	0	0	0	63	100	7.20	2.600								
<b>Mitch Williams, L</b> ERA: 18.0	(6, 1)	2.0		12	6	4	4	1	0	0	0	0	0	27	34	18.00	3.000									
<b>Randy Veres, R</b> ERA: 1.25	(8, 1)	1.0		5	2	1	1	0	0	0	0	0	0	10	12	9.00	2.000									
<b>Hipolito Pichardo, R</b> ERA:	(9, 1)	1.0		4	0	0	0	0	1	0	0	0	0	7	12	0.00	1.000									

**Anaheim Angels @ Kansas City Royals**  
Kauffman Stadium, Kansas City, MO  
Sun Apr 20 1997, 3:33 AM CDT  
Att: 17,176 - Unknown - 59 F

livebaseballscores.com

AB 41  
R 11  
H 18  
RBI 11  
BB 4  
SO 5  
LOB 25




Batter	1	2	3	4	5	6	7	8	9	AB	R	H	RBI	BB	SO	LOB	BOTTOM								
<b>Bip Roberts, S</b> OBP: 0.393, SLG: 0.458	0-0 L7			2-3 K		2-2 G6-3			2-2 L7	4	0	0	0	0	1	0									
<b>Tom Goodwin, L</b> OBP: 0.231, SLG: 0.203	2-3 K			2-3 K			2-2 G4-3		1-0 G1-3	4	0	0	0	0	2	0									
<b>Jay Bell, R</b> OBP: 0.354, SLG: 0.613	2-0 P3			2-2 2B			3-2 G6-4-3 1B			3	0	2	0	0	0	0									
<b>Chili Davis, S</b> OBP: 0.409, SLG: 0.368		1-1 G5-3		1-2 G3			0-0 G6-4-3			3	0	0	0	0	0	2									
<b>Scott Cooper, L</b> OBP: 0.316, SLG: 0.500		1-0 G1-3			2-3 K			1-1 G4-3		3	0	0	0	0	1	0									
<b>Craig Paquette, R</b> OBP: 0.305, SLG: 0.500		1-2 G6-3			0-1 G6-3			1-1 HR		3	1	1	1	0	0	0									
<b>29 Mike Sweeney, R</b> OBP: 0.292, SLG: 0.364			0-3 K		0-1 F8			1-1 G5-3		3	0	0	0	0	1	0									
<b>David Howard, S</b> OBP: 0.351, SLG: 0.303			2-3 K			0-0 F9		1-0 F8		2	0	0	0	0	1	0									
<b>Shane Halter, R</b> OBP: 0.333, SLG: 0.333										1	0	0	0	0	0	0									
<b>Johnny Damon, L</b> OBP: 0.320, SLG: 0.409			1-1 G4-3			1-3 K			1-1 G4-3	3	0	0	0	0	1	0									
<b>Inning Stats</b>	R: 0 E: 0 K: 1 S: 5	H: 0 LOB: 0 BB: 0 P: 9	R: 0 E: 0 K: 0 S: 6	H: 0 LOB: 0 BB: 0 P: 9	R: 0 E: 0 K: 2 S: 8	H: 0 LOB: 0 BB: 0 P: 11	R: 0 E: 0 K: 2 S: 14	H: 1 LOB: 1 BB: 0 P: 21	R: 0 E: 0 K: 1 S: 7	H: 0 LOB: 0 BB: 0 P: 9	R: 0 E: 0 K: 1 S: 7	H: 0 LOB: 0 BB: 0 P: 10	R: 0 E: 0 K: 0 S: 9	H: 1 LOB: 0 BB: 0 P: 14	R: 1 E: 0 K: 0 S: 7	H: 1 LOB: 0 BB: 0 P: 11	R: 0 E: 0 K: 0 S: 6	H: 0 LOB: 0 BB: 0 P: 10	1B: 1 2B: 1 3B: 0 HR: 1	SF: 0 SAC: 0 DP: 1 HBP: 0	WP: 0 PB: 0 SB: 0 CS: 0	PA: 29			
<b>PITCHER</b>	IP	WLS	BF	H	R	ER	SO	BB	IBB	HBP	BLK	WP	HR	S	P	ERA	WHIP								
<b>Jason Dickson, R</b> ERA: 2.45	(1, 1)	9.0	W	29	3	1	1	7	0	0	0	0	1	69	104	1.00	0.333								

**Anaheim Angels @ Kansas City Royals**  
Kauffman Stadium, Kansas City, MO  
Sun Apr 20 1997, 3:33 AM CDT  
Att: 17,176 - Unknown - 59 F

livebaseballscores.com

AB 29  
R 1  
H 3  
RBI 1  
BB 0  
SO 7  
LOB 2






Batter	1	2	3	4	5	6	7	8	9	AB	R	H	RBI	BB	SO	LOB	TOP										
<b>Bip Roberts, S</b> OBP: 0.394, SLG: 0.453 (1, 7)	3-2 BB BB 1B		2-1 E S 1B		1-2 F8		1-2 G5-3		3-1 L8	5	0	2	0	0	0	0	<b>Kansas City Royals @ Seattle Mariners</b> <b>The Kingdome, Seattle, WA</b> Mon Apr 21 1997, 10:05 PM EDT Att: 42,606 - Dome - 68 F										
<b>Jay Bell, R</b> OBP: 0.343, SLG: 0.576 (1, 6)	1-3 SAFE K		2-3 K			2-0 F9	4-2 HR BB		1-3 K	4	1	0	0	1	3	2											
<b>Jeff King, R</b> OBP: 0.455, SLG: 0.633 (1, 3)	4-2 BB 1-2 BB		1-1 L7			4-0 WP 2B BB	2-0 HR			2	2	1	2	2	0	1											
<b>Chili Davis, S</b> OBP: 0.385, SLG: 0.318 (1, 10)	0-0 F9		2-1 G6-3			4-2 WP 2B BB	1-3 K			3	1	0	0	1	1	3											
<b>Joe Vitiello, R</b> OBP: 0.457, SLG: 0.357 <b>Johnny Damon, L</b> (7, PR) OBP: 0.320, SLG: 0.409 (7, 9)	4-2 BB 1-2 2-3 BB		4-1 G6-4-3 BB			3-3 K	0-1 CS			2	0	1	0	2	1	2											
<b>Craig Paquette, R</b> OBP: 0.302, SLG: 0.500 (1, 5)	2-2 L8		2-0 G6-4-3			0-0 1B 2B	0-2 CS	3-3 K		4	1	1	2	0	1	4											
<b>Mike Macfarlane, R</b> OBP: 0.080, SLG: 0.200 (1, 2)		1-2 F7		1-0 G6-3		0-0 2B 1B		0-0 L7		4	0	1	1	0	0	0											
<b>Shane Halter, R</b> OBP: 0.333, SLG: 0.333 <b>Scott Cooper, L</b> (8, PH) OBP: 0.300, SLG: 0.471 <b>David Howard, S</b> OBP: 0.351, SLG: 0.303 (8, 4)		1-3 K			2-3 K	0-1 1B	3-3 K			3	0	1	0	0	2	0											
<b>Tom Goodwin, L</b> OBP: 0.217, SLG: 0.190 (1, 8)		0-1 F9			1-1 B1-3	0-1 F8		1-0 G1-3		4	0	0	0	0	0	2											
<b>Inning Stats</b>	R: 0 E: 0 K: 1 S: 15	H: 1 LOB: 3 BB: 2 P: 29	R: 0 E: 0 K: 1 S: 8	H: 0 LOB: 0 BB: 0 P: 10	R: 0 E: 0 K: 1 S: 9	H: 1 LOB: 1 BB: 0 P: 16	R: 0 E: 0 K: 0 S: 3	H: 0 LOB: 0 BB: 1 P: 10	R: 0 E: 0 K: 1 S: 11	H: 0 LOB: 0 BB: 0 P: 15	R: 3 E: 0 K: 1 S: 15	H: 3 LOB: 2 BB: 2 P: 28	R: 2 E: 0 K: 1 S: 14	H: 2 LOB: 1 BB: 1 P: 22	R: 0 E: 0 K: 2 S: 8	H: 0 LOB: 0 BB: 0 P: 14		R: 0 E: 0 K: 1 S: 7	H: 0 LOB: 0 BB: 0 P: 12	1B: 5 2B: 1 3B: 0 HR: 1	SF: 0 SAC: 0 DP: 1 HBP: 0	WP: 1 PB: 0 CS: 1	PA: 39				
<b>PITCHER</b>	IP	WLS	BF	H	R	ER	SO	BB	IBB	HBP	BLK	WP	HR	S	P	ERA	WHIP										
<b>Randy Johnson, L</b> ERA: 3.24 <b>Bobby Ayala, R</b> ERA: 5.54 <b>Scott Sanders, R</b> ERA: 10.18 <b>40 Greg McCarthy, L</b> ERA: 2.57 <b>Norm Charlton, L</b> ERA: 4.76	6.0		27	5	3	3	5	5	0	0	0	1	0	61	108	4.50	1.667										

Batter	1	2	3	4	5	6	7	8	9	AB	R	H	RBI	BB	SO	LOB	BOTTOM										
<b>Rich Amaral, R</b> OBP: 0.429, SLG: 0.389 <b>Paul Sorrento, L</b> OBP: 0.317, SLG: 0.475 (8, 3)	0-0 E S SF7 1B		1-2 P3			0-3 K	4-2 FC5 3B BB			3	1	1	0	0	1	2	<b>Kansas City Royals @ Seattle Mariners</b> <b>The Kingdome, Seattle, WA</b> Mon Apr 21 1997, 10:05 PM EDT Att: 42,606 - Dome - 68 F										
<b>Alex Rodriguez, R</b> OBP: 0.386, SLG: 0.500 (1, 6)	3-3 SAFE K		1-1 G3		3-0 1B 2B	2-2 FC5 3B	1-2 3B			4	2	1	0	0	1	3											
<b>Ken Griffey Jr., L</b> OBP: 0.469, SLG: 0.868 (1, 8)	1-0 SF7		0-0 G4-3		1-1 1B	2-1 SF9 3B	1-H 2-H			3	1	2	4	0	0	0											
<b>Edgar Martinez, R</b> OBP: 0.412, SLG: 0.567 (1, 10)	2-0 P6		2-2 F9		1-2 P3	1-0 SF9				3	0	0	1	0	0	1											
<b>Jay Buhner, R</b> OBP: 0.393, SLG: 0.369 (1, 9)		3-2 F8		4-1 G4-3 BB		2-2 SH3-4 1B	3-2 L8			3	0	1	0	1	0	0											
<b>Mike Blowers, R</b> OBP: 0.188, SLG: 0.286 <b>Lee Tinsley, S</b> OBP: 0.297, SLG: 0.322 (8, 7)		0-2 G6-3		0-1 F9		0-0 SH3-4		1-0 G5-3 SH1-4 1B		2	0	0	0	0	0	1											
<b>Dan Wilson, R</b> OBP: 0.394, SLG: 0.458 (1, 2)		2-0 1B 1B		0-1 G4-3		1-2 P3		0-0 SH1-4		3	1	1	0	0	0	2											
<b>Russ Davis, R</b> OBP: 0.382, SLG: 0.557 (1, 5)		1-1 1B 1-2 1B		0-0 F8		1-0 F8		1-1 G5-3		4	0	1	0	0	0	3											
<b>Alvaro Espinoza, R</b> OBP: 0.231, SLG: 0.231 <b>Joey Cora, S</b> OBP: 0.306, SLG: 0.212 (8, 4)		1-2 1B		0-1 G1-3		4-1 FC5 WP BB	2-1 P5			2	0	1	1	0	0	0											
<b>Inning Stats</b>	R: 1 E: 1 K: 1 S: 6	H: 1 LOB: 0 BB: 0 P: 12	R: 1 E: 0 K: 0 S: 16	H: 3 LOB: 2 BB: 0 P: 24	R: 0 E: 0 K: 0 S: 6	H: 0 LOB: 0 BB: 0 P: 9	R: 0 E: 0 K: 0 S: 6	H: 0 LOB: 1 BB: 1 P: 10	R: 1 E: 0 K: 1 S: 11	H: 2 LOB: 1 BB: 0 P: 16	R: 0 E: 0 K: 0 S: 8	H: 1 LOB: 1 BB: 0 P: 12	R: 3 E: 0 K: 0 S: 12	H: 1 LOB: 0 BB: 2 P: 28	R: 0 E: 0 K: 0 S: 6	H: 1 LOB: 1 BB: 0 P: 10		1B: 7 2B: 1 3B: 1 HR: 0	SF: 2 SAC: 2 DP: 0 HBP: 0	WP: 1 PB: 0 SB: 1 CS: 0	PA: 36						
<b>PITCHER</b>	IP	WLS	BF	H	R	ER	SO	BB	IBB	HBP	BLK	WP	HR	S	P	ERA	WHIP										
<b>50 José Rosado, L</b> ERA: 2.49 <b>Brian Bevil, R</b> ERA: 9.0 <b>Randy Veres, R</b> ERA: 1.23 <b>Jamie Walker, L</b> ERA: 4.91	6.0	L	6	1	3	3	0	2	0	0	0	1	0	12	28	27.00	3.000										


livebaseballscorecards.com

AB 32  
R 5  
H 7  
RBI 5  
BB 6  
SO 9  
LOB 14



livebaseballscorecards.com

AB 29  
R 6  
H 9  
RBI 6  
BB 3  
SO 2  
LOB 13





Batter	1	2	3	4	5	6	7	8	9	AB	R	H	RBI	BB	SO	LOB	TOP										
<b>Bip Roberts, S</b> OBP: 0.386, SLG: 0.441 (1, 7)	0-0 1B 2B 1B		0-0 G6-3			1-0 G4-3		1-0 G6-3		4	1	1	0	0	0	1											
<b>Jay Bell, R</b> OBP: 0.338, SLG: 0.557 (1, 6)	SAFE 3-1 2B 1B		2-2 G5-3			0-1 P6		3-3 K		4	0	1	0	0	1	1											
<b>Jeff King, R</b> OBP: 0.443, SLG: 0.596 (1, 3)	1-3 K		1-3 K			0-1 G6-3			4-1 BB G6-4-3 BB	3	1	0	0	1	2	2											
<b>Chili Davis, S</b> OBP: 0.400, SLG: 0.360 (1, 10)	1-1 2H 2B			2-0 G1-3			1-3 K		4-1 G6-4-3 BB 1-2 BB	3	0	1	1	1	1	0											
<b>Joe Vitello, R</b> OBP: 0.487, SLG: 0.367 (1, 9)	3-3 K			2-0 G6-4-3 1B			4-2 FC6-4 BB		4-1 G6-4-3 BB 1-2 BB	2	0	1	0	2	1	2											
<b>Craig Paquette, R</b> OBP: 0.284, SLG: 0.469 (1, 5)	1-3 K			1-2 G6-4-3 1-2f			2-3 K		1-1 G6-4-3 1-2f 2-3 3-H 0-0	4	0	0	0	0	2	6											
<b>Mike Macfarlane, R</b> OBP: 0.089, SLG: 0.172 (1, 2)		3-1 P3		0-0 G5-3			0-0 FC6-4 1-2f		0-0 G5-3	4	0	0	0	0	0	2											
<b>David Howard, S</b> OBP: 0.350, SLG: 0.306 (1, 4)		1-0 G4-3		2-1 F7			0-1 SH1-4 1B			3	0	1	0	0	0	0											
<b>Tom Goodwin, L</b> OBP: 0.211, SLG: 0.185 (1, 8)		3-2 G3-1		2-1 G3			1-0 SH1-4 1-2			2	0	0	0	0	0	0											
<b>Inning Stats</b>	R: 1 E: 0 K: 3 S: 15	H: 3 LOB: 2 BB: 0 P: 24	R: 0 E: 0 K: 0 S: 9	H: 0 LOB: 0 BB: 0 P: 16	R: 0 E: 0 K: 1 S: 7	H: 0 LOB: 0 BB: 0 P: 10	R: 0 E: 0 K: 0 S: 5	H: 1 LOB: 0 BB: 0 P: 10	R: 0 E: 0 K: 0 S: 5	H: 0 LOB: 0 BB: 0 P: 9	R: 0 E: 0 K: 2 S: 12	H: 0 LOB: 1 BB: 1 P: 19	R: 0 E: 0 K: 1 S: 7	H: 1 LOB: 1 BB: 0 P: 12	R: 1 E: 0 K: 0 S: 6	H: 0 LOB: 1 BB: 3 P: 19	1B: 4 2B: 1 3B: 0 HR: 0	SF: 0 SAC: 1 DP: 2 HBP: 0	WP: 0 PB: 0 SB: 0 CS: 0	PA: 34							
<b>PITCHER</b>	IP	WLS	BF	H	R	ER	SO	BB	IBB	HBP	BLK	WP	HR	S	P	ERA	WHIP										
<b>Jeff Fassero, L</b> ERA: 2.57 (1, 1)	8.0	W	29	5	1	1	7	1	0	0	0	0	0	65	106	1.12	0.750										
<b>Edwin Hurtado, R</b> ERA: 5.23 (9, 1)	0.0		2	0	1	1	0	2	0	0	0	0	0	2	10	∞	∞										
<b>Norm Charlton, L</b> ERA: 4.38 (9, 1)	1.0		3	0	0	0	0	1	0	0	0	0	0	4	9	0.00	1.000										

**Kansas City Royals @ Seattle Mariners**  
The Kingdome, Seattle, WA  
Tue Apr 22 1997, 10:05 PM EDT  
Att: 21,764 - Dome - 68 F

AB 29  
R 2  
H 5  
RBI 1  
BB 4  
SO 7  
LOB 14




Batter	1	2	3	4	5	6	7	8	9	AB	R	H	RBI	BB	SO	LOB	BOTTOM										
<b>Joey Cora, S</b> OBP: 0.358, SLG: 0.309 (1, 4)	4-0 BB		2-2 HR	1-1 2-3 1B			3-2 CS 1B	4-1 2B BB		3	2	3	1	2	0	0											
<b>Alex Rodriguez, R</b> OBP: 0.386, SLG: 0.506 (1, 6)	2-2 P4		2-1 E G6-3 1B	0-0 L7			0-2 P3	3-2 1-H 2-H 2B		5	1	2	2	0	0	4											
<b>Ken Griffey Jr., L</b> OBP: 0.453, SLG: 0.819 (1, 8)	1-1 F9		1-0 E3 1-3		2-1 F7		1-3 K	4-0 IBB		4	0	0	0	1	1	3											
<b>Edgar Martinez, R</b> OBP: 0.411, SLG: 0.549 (1, 10)	2-2 L7		0-0 G6-3		2-1 BB 1B		2-1 CS 1-2	BB HBP K		4	1	1	1	0	1	4											
<b>Jay Buhner, R</b> OBP: 0.409, SLG: 0.388 (1, 9)		2-1 2B	0-0 L8		4-1 G4-6-3 BB			4-1 2B 1B BB		2	1	1	0	2	0	1											
<b>Paul Sorrento, L</b> OBP: 0.303, SLG: 0.453 (1, 3)		2-3 K	2-0 F9		0-1 G4-6-3 1-2f			0-1 1-3 2-H 1B 2B		3	0	0	0	0	1	4											
<b>Rich Amaral, R</b> OBP: 0.455, SLG: 0.474 (8, FH) (9, 3)										1	1	1	1	0	0	0											
<b>Dan Wilson, R</b> OBP: 0.400, SLG: 0.452 (1, 2)		4-1 BB		1-0 F9		2-1 G6-3		1-2 2B BB 1B		3	1	1	2	1	0	0											
<b>Russ Davis, R</b> OBP: 0.361, SLG: 0.523 (1, 5)		1-3 K		0-0 P3		0-0 F9		0-0 F7		4	0	0	0	0	1	3											
<b>Lee Tinsley, S</b> OBP: 0.294, SLG: 0.333 (1, 7)		3-2 G4-3		3-2 1B 2B		1-3 K2-3		1-3 K		4	0	1	0	0	2	3											
<b>Inning Stats</b>	R: 0 E: 0 K: 0 S: 11	H: 0 LOB: 1 BB: 1 P: 20	R: 0 E: 0 K: 2 S: 14	H: 1 LOB: 2 BB: 1 P: 26	R: 2 E: 1 K: 0 S: 11	H: 2 LOB: 1 BB: 0 P: 18	R: 0 E: 0 K: 0 S: 10	H: 2 LOB: 2 BB: 0 P: 15	R: 0 E: 0 K: 1 S: 6	H: 0 LOB: 0 BB: 0 P: 9	R: 0 E: 0 K: 1 S: 12	H: 1 LOB: 0 BB: 0 P: 18	R: 5 E: 0 K: 2 S: 18	H: 3 LOB: 2 BB: 3 P: 36	R: 1 E: 0 K: 0 S: 6	H: 0 LOB: 0 BB: 1 P: 19	1B: 5 2B: 4 3B: 0 HR: 1	SF: 0 SAC: 0 DP: 1 HBP: 1	WP: 0 PB: 0 SB: 0 CS: 1	PA: 41							
<b>PITCHER</b>	IP	WLS	BF	H	R	ER	SO	BB	IBB	HBP	BLK	WP	HR	S	P	ERA	WHIP										
<b>Tim Belcher, R</b> ERA: 3.14 (1, 1)	7.0	L	30	7	2	1	4	3	0	0	0	0	0	1	121	1.29	1.429										
<b>Brian Bewil, R</b> ERA: 12.6 (8, 1)	0.0		2	0	2	2	0	1	0	1	0	0	0	1	6	∞	∞										
<b>Jamie Walker, L</b> ERA: 10.38 (8, 1)	0.2		5	2	1	1	1	1	0	0	0	0	0	10	16	13.50	4.500										
<b>Hipolito Pichardo, R</b> ERA: (8, 1)	0.1		3	1	2	2	1	0	1	0	0	0	0	7	14	54.00	3.000										


**Kansas City Royals @ Seattle Mariners**  
The Kingdome, Seattle, WA  
Tue Apr 22 1997, 10:05 PM EDT  
Att: 21,764 - Dome - 68 F

AB 33  
R 7  
H 10  
RBI 7  
BB 6  
SO 6  
LOB 22





Batter	1	2	3	4	5	6	7	8	9	AB	R	H	RBI	BB	SO	LOB	TOP										
<b>Bip Roberts, S</b> OBP: 0.387, SLG: 0.431	4-2 BB 1B BB		0-1 G1-3		1-1 L9	0-0 G4-3		1-1 CS 2-3 1B		4	1	1	0	1	0	0	<b>Kansas City Royals @ Seattle Mariners</b> The Kingdome, Seattle, WA Wed Apr 23 1997, 10:05 PM EDT Att: 21,855 - Dome - 68 F  <b>AB 35</b> <b>R 12</b> <b>H 11</b> <b>RBI 11</b> <b>BB 4</b> <b>SO 6</b> <b>LOB 5</b> 										
<b>Jay Bell, R</b> OBP: 0.329, SLG: 0.541	1-1 L6		2-1 BB 2B 1B		1-3 K	1-0 G6-3		0-0 SF8 3-H		4	1	1	1	0	1												
<b>Jeff King, R</b> OBP: 0.453, SLG: 0.636	4-2 1B E BB		1-3 K		4-2 HBP 1B BB	1-2 HR		0-1 CS 1-2	1-1 F7	3	3	1	1	2	1												
<b>Chili Davis, S</b> OBP: 0.429, SLG: 0.357	3-2 E2 2-H 2-H 1B		4-1 2B BB		1-1 1B HBP	2-2 G6-3			1-1 P4	3	2	1	1	1	0												
<b>Joe Vitiello, R</b> OBP: 0.500, SLG: 0.424 <b>Johnny Damon, L</b> OBP: 0.296, SLG: 0.375	0-3 K		1-1 1B 2B		0-1 2B HBP				2-3 K	3	1	2	3	0	1												
<b>Craig Paquette, R</b> OBP: 0.296, SLG: 0.485	1-1 P4		2-0 CS 1B		2-1 2B					4	1	2	1	0	0												
<b>Mike Macfarlane, R</b> OBP: 0.091, SLG: 0.212		2-3 K SAFE SAFE	3-2 CS 1-2		0-1 F7	0-1 HR 2B		3-2 G5-3		4	1	1	2	0	1												
<b>David Howard, S</b> OBP: 0.364, SLG: 0.425		3-2 P5		1-1 G4-3		2-H HR		1-0 1B SF8 2B		4	2	2	2	0	0												
<b>Tom Goodwin, L</b> OBP: 0.200, SLG: 0.174		3-2 G3-1		1-0 F7		0-1 F7		1-0 P6		4	0	0	0	0	0												
<b>Inning Stats</b>	R: 2 E: 1 K: 1 S: 17	H: 1 LOB: 1 BB: 2 P: 30	R: 0 E: 0 K: 1 S: 10	H: 0 LOB: 0 BB: 0 P: 18	R: 2 E: 0 K: 1 S: 13	H: 3 LOB: 1 BB: 1 P: 26	R: 0 E: 0 K: 0 S: 5	H: 0 LOB: 0 BB: 0 P: 7	R: 6 E: 0 K: 1 S: 18	H: 4 LOB: 0 BB: 1 P: 30	R: 1 E: 0 K: 0 S: 8	H: 1 LOB: 0 BB: 0 P: 12	R: 0 E: 1 K: 1 S: 8	H: 0 LOB: 0 BB: 0 P: 15	R: 1 E: 0 K: 0 S: 6	H: 2 LOB: 0 BB: 0 P: 9	R: 0 E: 0 K: 1 S: 7	H: 0 LOB: 0 BB: 0 P: 11	1B: 5 2B: 4 3B: 0 HR: 2	SF: 1 SAC: 0 DP: 0 HBP: 1	WP: 0 PB: 0 SB: 0 CS: 2	PA: 43					
<b>PITCHER</b>	IP	WLS	BF	H	R	ER	SO	BB	IBB	HBP	BLK	WP	HR	S	P	ERA	WHIP										
<b>Bob Wells, R</b> ERA: 9.95	3.0		15	4	4	3	3	3	0	0	0	0	0	40	74	9.00	2.333										
<b>Edwin Hurtado, R</b> ERA: 8.75	2.0	L	12	4	6	6	1	1	0	1	0	0	1	23	37	27.00	2.500										
<b>40 Greg McCarthy, L</b> ERA: 3.24	1.1		5	1	1	1	1	0	0	0	0	0	1	11	18	6.75	0.750										
<b>Scott Sanders, R</b> ERA: 9.39	2.2		9	2	1	1	1	0	0	0	0	0	0	18	29	3.38	0.750										

Batter	1	2	3	4	5	6	7	8	9	AB	R	H	RBI	BB	SO	LOB	BOTTOM										
<b>Joey Cora, S</b> OBP: 0.356, SLG: 0.333	2-2 G6-3		1-1 SF9		1-0 G5-3 2H 2B	2-1 2B 1B		2-0 G4-3		5	1	2	3	0	0	2	<b>Kansas City Royals @ Seattle Mariners</b> The Kingdome, Seattle, WA Wed Apr 23 1997, 10:05 PM EDT Att: 21,855 - Dome - 68 F  <b>AB 43</b> <b>R 10</b> <b>H 18</b> <b>RBI 10</b> <b>BB 4</b> <b>SO 8</b> <b>LOB 31</b> 										
<b>Alex Rodriguez, R</b> OBP: 0.402, SLG: 0.516	0-2 BB 1B	3-H P3		1-1 G5-3	0-0 1H 2B		2-3 K		2-1 G5-4-3 1B	6	0	3	1	0	1												
<b>Ken Griffey Jr., L</b> OBP: 0.467, SLG: 0.842	4-1 G4-6-3 BB		2-0 1B 1B	4-0 IBB	2-3 K		3-2 HR		2-3 K	4	1	2	1	2	2												
<b>Edgar Martinez, R</b> OBP: 0.406, SLG: 0.532	2-1 G4-6-3 1-2		2-1 P5	2-0 P4		1-0 E 2B 1B		0-0 1B	1-1 G5-4-3	6	1	2	0	0	0												
<b>Jay Buhner, R</b> OBP: 0.419, SLG: 0.408		4-0 BB 1B BB	0-1 FC6-4 1B		2-2 2B 2B	1-1 E6 2B	3-2 F8			4	2	2	0	1	0												
<b>Paul Sorrento, L</b> OBP: 0.309, SLG: 0.455 <b>Mike Blowers, R</b> OBP: 0.167, SLG: 0.250	0-0 BB		2-3 K		0-1 G6-3	0-3 K		1-1 G5-3		2	1	1	0	0	1												
<b>Brent Gates, S</b> OBP: 0.370, SLG: 0.375	1-2 1B 1B									1	0	0	0	0	0												
<b>Dan Wilson, R</b> OBP: 0.413, SLG: 0.470	4-1 1B SF9 BB		0-0 FC6-4		2-1 2B 2B	2-0 P4		0-0 G6-3 1B 1B		4	2	2	1	1	0												
<b>Russ Davis, R</b> OBP: 0.403, SLG: 0.580		2-2 S 1B		2-2 G5-3 HBP 2B	0-0 2B 1B 2B	2-1 1B 2B		3-1 G6-3 1B		4	2	4	4	0	0												
<b>Lee Tinsley, S</b> OBP: 0.274, SLG: 0.309		1-3 2-H 3-H 1B		2-2 G5-3	1-3 2B K	0-3 3-H 2B		0-1 G6-3		5	0	0	0	0	3												
<b>Inning Stats</b>	R: 0 E: 0 K: 0 S: 9	H: 1 LOB: 1 BB: 1 P: 17	R: 3 E: 0 K: 1 S: 13	H: 2 LOB: 2 BB: 2 P: 29	R: 0 E: 0 K: 1 S: 9	H: 2 LOB: 2 BB: 0 P: 15	R: 1 E: 0 K: 0 S: 9	H: 1 LOB: 2 BB: 1 P: 21	R: 4 E: 0 K: 2 S: 20	H: 5 LOB: 1 BB: 0 P: 29	R: 1 E: 1 K: 2 S: 12	H: 2 LOB: 2 BB: 0 P: 18	R: 1 E: 0 K: 1 S: 17	H: 2 LOB: 1 BB: 0 P: 27	R: 0 E: 0 K: 0 S: 8	H: 2 LOB: 2 BB: 0 P: 14	R: 0 E: 0 K: 1 S: 7	H: 1 LOB: 0 BB: 0 P: 12	1B: 11 2B: 6 3B: 0 HR: 1	SF: 1 SAC: 0 DP: 2 HBP: 1	WP: 0 PB: 0 SB: 1 CS: 0	PA: 49					
<b>PITCHER</b>	IP	WLS	BF	H	R	ER	SO	BB	IBB	HBP	BLK	WP	HR	S	P	ERA	WHIP										
<b>Jim Pittsley, R</b> ERA: 4.91	4.0		22	6	4	4	2	3	1	1	0	0	0	40	82	9.00	2.250										
<b>Glendon Rusch, L</b> ERA: 4.29	1.0		8	5	4	4	2	0	0	0	0	0	0	20	29	36.00	5.000										
<b>Randy Veres, R</b> ERA: 1.93	2.0	W	11	4	2	1	3	0	0	0	0	0	1	29	45	4.50	2.000										
<b>Hipolito Pichardo, R</b> ERA:	2.0	S	8	3	0	0	1	0	0	0	0	0	0	15	26	0.00	1.500										



Batter	1	2	3	4	5	6	7	8	9	AB	R	H	RBI	BB	SO	LOB	TOP					
<b>Bip Roberts, S</b> OBP: 0.400, SLG: 0.455										5	2	3	2	0	0	3	<b>Kansas City Royals @ Oakland Athletics</b> Oakland-Alameda County Coliseum, Oakland, CA Fri Apr 25 1997, 7:05 PM PDT Att: 10,768 - Unknown - 69 F <a href="http://livebaseballscorecards.com">livebaseballscorecards.com</a>					
<b>Tom Goodwin, L</b> OBP: 0.203, SLG: 0.178										4	1	1	0	0	0	3						
<b>Jay Bell, R</b> OBP: 0.321, SLG: 0.519										5	0	1	0	0	0	3						
<b>Jeff King, R</b> OBP: 0.468, SLG: 0.625										1	2	0	0	2	0	0						
<b>Scott Cooper, L</b> OBP: 0.296, SLG: 0.444										1	0	0	0	0	0	0						
<b>Chili Davis, S</b> OBP: 0.436, SLG: 0.469										4	1	2	5	0	1	2						
<b>29 Mike Sweeney, R</b> OBP: 0.320, SLG: 0.435										1	0	1	0	0	0	0						
<b>Craig Paquette, R</b> OBP: 0.303, SLG: 0.486										4	0	1	1	1	0	3						
<b>Mike Macfarlane, R</b> OBP: 0.132, SLG: 0.194										3	2	0	0	2	1	3						
<b>David Howard, S</b> OBP: 0.370, SLG: 0.452										2	0	1	0	0	0	0						
<b>Shane Halter, R</b> OBP: 0.250										2	0	0	0	0	0	1						
<b>Johnny Damon, L</b> OBP: 0.355, SLG: 0.536										4	2	3	2	0	0	1						
<b>Inning Stats</b>	R: 1 E: 0 K: 0 S: 11	H: 2 LOB: 2 BB: 1 P: 21	R: 2 E: 0 K: 0 S: 9	H: 2 LOB: 0 BB: 1 P: 16	R: 0 E: 0 K: 0 S: 6	H: 0 LOB: 0 BB: 0 P: 6	R: 1 E: 0 K: 0 S: 5	H: 1 LOB: 2 BB: 1 P: 9	R: 1 E: 0 K: 1 S: 10	H: 2 LOB: 1 BB: 0 P: 18	R: 5 E: 0 K: 0 S: 17	H: 4 LOB: 1 BB: 2 P: 35	R: 0 E: 0 K: 0 S: 5	H: 1 LOB: 0 BB: 0 P: 6	R: 0 E: 0 K: 0 S: 6	H: 0 LOB: 0 BB: 0 P: 12	R: 0 E: 0 K: 1 S: 12	H: 1 LOB: 1 BB: 0 P: 17	1B: 6 2B: 5 3B: 1 HR: 1	SF: 0 SAC: 2 DP: 1 HBP: 1	WP: 0 PB: 0 SB: 0 CS: 3	PA: 44
<b>PITCHER</b>	IP	WLS	BF	H	R	ER	SO	BB	IBB	HBP	BLK	WP	HR	S	P	ERA	WHIP					
<b>Willie Adams, R</b> ERA: 8.28	(1, 1)	5.1	L	28	9	7	7	1	3	0	1	0	0	46	80	11.81	2.250					
<b>Richie Lewis, R</b> ERA: 9.42	(6, 1)	3.2		16	4	3	3	1	2	0	0	0	0	1	35	7.36	1.636					

Batter	1	2	3	4	5	6	7	8	9	AB	R	H	RBI	BB	SO	LOB	BOTTOM					
<b>Damon Mashore, R</b> OBP: 0.448, SLG: 0.439										4	1	1	0	0	0	1	<b>Kansas City Royals @ Oakland Athletics</b> Oakland-Alameda County Coliseum, Oakland, CA Fri Apr 25 1997, 7:05 PM PDT Att: 10,768 - Unknown - 69 F <a href="http://livebaseballscorecards.com">livebaseballscorecards.com</a>					
<b>Jason Giambi, L</b> OBP: 0.326, SLG: 0.392										4	0	1	0	0	0	1						
<b>Jose Canseco, R</b> OBP: 0.323, SLG: 0.393										4	0	1	1	0	2	0						
<b>Mark McGwire, R</b> OBP: 0.440, SLG: 0.736										2	0	0	0	0	2	0						
<b>Dave Magadan, L</b> OBP: 0.256, SLG: 0.444										2	0	0	0	0	0	2						
<b>Matt Stairs, L</b> OBP: 0.417, SLG: 0.650										3	1	2	1	1	0	0						
<b>Scott Spiezio, S</b> OBP: 0.348, SLG: 0.488										4	0	1	0	0	2	2						
<b>Scott Brosius, R</b> OBP: 0.264, SLG: 0.213										4	1	1	0	0	2	2						
<b>Tony Batista, R</b> OBP: 0.218, SLG: 0.235										4	0	0	0	0	2	3						
<b>Brent Mayne, L</b> OBP: 0.333, SLG: 0.545										3	0	1	1	0	0	0						
<b>Inning Stats</b>	R: 0 E: 0 K: 1 S: 9	H: 0 LOB: 0 BB: 0 P: 14	R: 0 E: 0 K: 2 S: 8	H: 0 LOB: 0 BB: 0 P: 11	R: 1 E: 0 K: 0 S: 12	H: 2 LOB: 1 BB: 0 P: 17	R: 0 E: 0 K: 2 S: 12	H: 1 LOB: 1 BB: 0 P: 16	R: 0 E: 0 K: 1 S: 9	H: 0 LOB: 0 BB: 0 P: 15	R: 0 E: 0 K: 0 S: 3	H: 0 LOB: 0 BB: 0 P: 4	R: 1 E: 0 K: 1 S: 13	H: 2 LOB: 1 BB: 0 P: 19	R: 1 E: 0 K: 0 S: 12	H: 3 LOB: 1 BB: 0 P: 17	R: 0 E: 0 K: 3 S: 11	H: 0 LOB: 1 BB: 1 P: 23	1B: 7 2B: 0 3B: 0 HR: 1	SF: 0 SAC: 0 DP: 1 HBP: 0	WP: 0 PB: 0 SB: 0 CS: 0	PA: 35
<b>PITCHER</b>	IP	WLS	BF	H	R	ER	SO	BB	IBB	HBP	BLK	WP	HR	S	P	ERA	WHIP					
<b>Kevin Appier, R</b> ERA: 2.95	(1, 1)	7.0	W	26	5	2	2	7	0	0	0	0	0	12	66	2.57	0.714					
<b>Jason Jacome, L</b> ERA: 8.75	(8, 1)	1.0		5	3	1	1	0	0	0	0	0	0	11	23	9.00	3.000					
<b>Mitch Williams, L</b> ERA: 12.0	(9, 1)	1.0		4	0	0	0	3	1	0	0	0	0	11	23	0.00	1.000					





Batter	1	2	3	4	5	6	7	8	9	10	11	AB	R	H	RBI	BB	SO	LOB	TOP						
<b>Bip Roberts, S</b> OBP: 0.419, SLG: 0.494 (1, 7)	G6-3								F9		G4-3 HR	6	2	4	1	0	0	0							
<b>Tom Goodwin, L</b> OBP: 0.193, SLG: 0.171 (7, PH)	K								F8		G4-3	3	0	0	0	0	0	2							
<b>Joe Vitello, R</b> OBP: 0.488, SLG: 0.412 (7, 9)	K								F8		G4-3	1	0	0	0	0	0	2							
<b>Shane Halter, R</b> OBP: 0.200, SLG: 0.200 (7, 9)	K								F8		G4-3	2	0	0	0	0	0	1							
<b>Jay Bell, R</b> OBP: 0.344, SLG: 0.566 (1, 6)																									
<b>Jeff King, R</b> OBP: 0.482, SLG: 0.617 (1, 3)	K																								
<b>Chili Davis, S</b> OBP: 0.422, SLG: 0.432 (1, 10)																									
<b>Craig Paquette, R</b> OBP: 0.253, SLG: 0.462 (1, 5)	K																								
<b>Tim Spehr, R</b> OBP: 0.200, SLG: 0.444 (6, PH)	K																								
<b>Scott Cooper, L</b> OBP: 0.518, SLG: 0.444 (6, 2)	K																								
<b>29 Mike Sweeney, R</b> OBP: 0.296, SLG: 0.400 (6, 2)	K																								
<b>David Howard, S</b> OBP: 0.373, SLG: 0.447 (1, 4)																									
<b>Johnny Damon, L</b> OBP: 0.333, SLG: 0.485 (7, 8)	K																								
<b>Inning Stats</b>	R: 0 E: 0 K: 2 S: 12	H: 1 LOB: 1 BB: 0 P: 19	R: 0 E: 0 K: 3 S: 10	H: 0 LOB: 0 BB: 0 P: 16	R: 0 E: 0 K: 2 S: 16	H: 1 LOB: 1 BB: 0 P: 20	R: 1 E: 0 K: 1 S: 13	H: 3 LOB: 1 BB: 0 P: 18	R: 0 E: 0 K: 2 S: 14	H: 1 LOB: 3 BB: 2 P: 27	R: 2 E: 0 K: 0 S: 16	H: 3 LOB: 1 BB: 0 P: 24	R: 0 E: 0 K: 1 S: 7	H: 1 LOB: 1 BB: 0 P: 8	R: 0 E: 0 K: 0 S: 8	H: 0 LOB: 1 BB: 1 P: 17	R: 0 E: 0 K: 1 S: 5	H: 0 LOB: 0 BB: 0 P: 6	R: 3 E: 0 K: 0 S: 22	H: 3 LOB: 2 BB: 2 P: 35	1B: 11 2B: 2 3B: 0 HR: 1	SF: 1 SAC: 0 DP: 1 HBP: 0	WP: 0 PB: 0 SB: 1 CS: 0	PA: 51	
<b>PITCHER</b>	IP ERA WLS BF H R ER SO BB IBB HBP BLK WP HR S P ERA WHIP	Steve Karsay, R ERA: 3.3	Buddy Groom, L ERA: 9.53	Mark Acie, R ERA: 1.74	Aaron Small, R ERA: 3.24	<b>PITCHER</b>																			

Kansas City Royals @ Oakland Athletics  
Oakland-Alameda County Coliseum, Oakland, CA

Sat Apr 26 1997, 3:33 AM PDT  
Att: 21,097 - Sunny - 68 F

livebaseballscorecards.com



AB 45  
R 6  
H 14  
RBI 6  
BB 5  
SO 14  
LOB 20

Batter	1	2	3	4	5	6	7	8	9	10	11	AB	R	H	RBI	BB	SO	LOB	BOTTOM							
<b>Damon Mashore, R</b> OBP: 0.466, SLG: 0.500 (1, 8)	P3																									
<b>Tony Batista, R</b> OBP: 0.207, SLG: 0.222 (7, PH)	P4																									
<b>Dave Magadan, L</b> OBP: 0.480, SLG: 0.474 (7, PR)	P4																									
<b>Rafael Bourquard, R</b> OBP: 0.425, SLG: 0.313 (8, 6)	P4																									
<b>Mark McGwire, R</b> OBP: 0.480, SLG: 0.797 (1, 3)	BB																									
<b>Jose Canseco, R</b> OBP: 0.305, SLG: 0.368 (1, 10)	K																									
<b>Scott Spiezio, S</b> OBP: 0.367, SLG: 0.506 (1, 4)																										
<b>Scott Brosius, R</b> OBP: 0.258, SLG: 0.200 (1, 5)	L9																									
<b>Jason Giambi, L</b> OBP: 0.327, SLG: 0.424 (1, 7)																										
<b>Ernie Young, R</b> OBP: 0.273, SLG: 0.237 (1, 9)	K																									
<b>Matt Stairs, L</b> OBP: 0.423, SLG: 0.773 (10, PH)	K																									
<b>Izzy Molina, R</b> OBP: 0.184, SLG: 0.188 (8, PR)	K																									
<b>Brent Mayne, L</b> OBP: 0.357, SLG: 0.615 (9, 2)	K																									
<b>Inning Stats</b>	R: 0 E: 0 K: 1 S: 9	H: 0 LOB: 1 BB: 1 P: 16	R: 0 E: 0 K: 2 S: 13	H: 1 LOB: 2 BB: 1 P: 23	R: 2 E: 0 K: 1 S: 19	H: 3 LOB: 1 BB: 0 P: 25	R: 0 E: 0 K: 0 S: 8	H: 1 LOB: 2 BB: 1 P: 14	R: 0 E: 0 K: 0 S: 8	H: 1 LOB: 2 BB: 1 P: 11	R: 0 E: 1 K: 0 S: 12	H: 0 LOB: 2 BB: 1 P: 20	R: 0 E: 0 K: 0 S: 6	H: 0 LOB: 0 BB: 0 P: 8	R: 0 E: 0 K: 0 S: 12	H: 2 LOB: 3 BB: 1 P: 22	R: 4 E: 0 K: 0 S: 14	H: 4 LOB: 2 BB: 2 P: 31	1B: 8 2B: 3 3B: 0 HR: 4	SF: 0 SAC: 1 DP: 0 HBP: 0	WP: 1 PB: 0 SB: 1 CS: 0	PA: 58				
<b>PITCHER</b>	IP ERA WLS BF H R ER SO BB IBB HBP BLK WP HR S P ERA WHIP	50 José Rosado, L ERA: 2.59	Brian Bevil, R ERA: 13.5	Jamie Walker, L ERA: 7.94	Hipolito Richardo, R ERA: 13.5	Jason Jacome, L ERA: 9.45	<b>PITCHER</b>																			

Kansas City Royals @ Oakland Athletics  
Oakland-Alameda County Coliseum, Oakland, CA

Sat Apr 26 1997, 3:33 AM PDT  
Att: 21,097 - Sunny - 68 F

livebaseballscorecards.com



AB 48  
R 7  
H 15  
RBI 6  
BB 9  
SO 7  
LOB 34








Batter	1	2	3	4	5	6	7	8	9	10	AB	R	H	RBI	BB	SO	LOB						
Otis Nixon, S OBP: 0.326, SLG: 0.210 (1, 8)	P4		FC3-6 1B		G6-3		G5-3			G3-6-1 1B	5	0	2	0	0	0	0						
Carlos Garcia, R OBP: 0.202, SLG: 0.242 (1, 4)	L4		FC3-6 HR		P3		G6-3			G3-6-1	5	1	0	0	0	0	2						
Orlando Merced, S OBP: 0.333, SLG: 0.482 (1, 9)	FC4-6 1B		HR		F8		G4-3				4	1	2	2	0	0	0						
Joe Carter, R OBP: 0.337, SLG: 0.386 (1, 3)	FC4-6		L9				K			BB	3	0	0	0	1	1	1						
Ed Sprague, R OBP: 0.347, SLG: 0.598 (1, 5)		HR			P4		HR			L6	4	2	2	2	0	0	1						
Carlos Delgado, L OBP: 0.420, SLG: 0.608 (1, 10)		K			G3		K			F9	4	0	0	0	0	2	0						
Jacob Brumfield, R OBP: 0.321, SLG: 0.481 (1, 7)	P4		2B		F8		F8			G5-3	4	1	1	0	0	0	0						
Charlie O'Brien, R OBP: 0.333, SLG: 0.409 (1, 2)	K		FC6-4 1B				K			G5-3	4	0	1	1	0	2	0						
Tison Brito, R OBP: 0.167, SLG: 0.167 (1, 6)	G6-3		FC6-4 1-2r				P4			P4	4	0	0	0	0	0	1						
<b>Inning Stats</b>	R: 0 E: 0 K: 0 S: 10	H: 1 LOB: 1 BB: 0 P: 14	R: 1 E: 0 K: 2 S: 12	H: 1 LOB: 0 BB: 0 P: 20	R: 2 E: 0 K: 0 S: 8	H: 2 LOB: 1 BB: 0 P: 13	R: 1 E: 0 K: 2 S: 13	H: 2 LOB: 1 BB: 0 P: 21	R: 0 E: 0 K: 1 S: 5	H: 0 LOB: 0 BB: 0 P: 10	R: 1 E: 0 K: 2 S: 12	H: 1 LOB: 0 BB: 0 P: 16	R: 0 E: 0 K: 1 S: 9	H: 0 LOB: 1 BB: 1 P: 18	R: 0 E: 0 K: 0 S: 10	H: 0 LOB: 0 BB: 0 P: 11	R: 0 E: 0 K: 0 S: 9	H: 1 LOB: 0 BB: 0 P: 15	1B: 4 2B: 1 3B: 0 HR: 3	SF: 0 SAC: 0 DP: 1 HBP: 0	WP: 0 PA: 38		
<b>PITCHER</b>	IP WLS BF H R ER SO	IP WLS BF H R ER SO	IP WLS BF H R ER SO	IP WLS BF H R ER SO	IP WLS BF H R ER SO	IP WLS BF H R ER SO	IP WLS BF H R ER SO	IP WLS BF H R ER SO	IP WLS BF H R ER SO	IP WLS BF H R ER SO	IP WLS BF H R ER SO	IP WLS BF H R ER SO	IP WLS BF H R ER SO	IP WLS BF H R ER SO	IP WLS BF H R ER SO	IP WLS BF H R ER SO	IP WLS BF H R ER SO	IP WLS BF H R ER SO	IP WLS BF H R ER SO	IP WLS BF H R ER SO	ERA WHIP	ERA WHIP	
Glendon Rusch, L ERA: 5.0 (1, 1)	6.0	25	7	5	5	4	0	0	0	0	0	0	0	0	0	0	0	0	0	0	0	7.50	1.167
Randy Veres, R ERA: 1.46 (7, 1)	3.0	10	0	0	0	1	1	0	0	0	0	0	0	0	0	0	0	0	0	0	0.00	0.333	
Hipolito Pichardo, R ERA: (10, 1)	1.0	3	1	0	0	0	0	0	0	0	0	0	0	0	0	0	0	0	0	0	0.00	1.000	

**Toronto Blue Jays @ Kansas City Royals**  
**Kauffman Stadium, Kansas City, MO**  
 Tue Apr 29 1997, 7:05 PM CDT  
 Att: 12,533 - Unknown - 73 F

livebaseballscorecards.com

AB 37  
 R 5  
 H 8  
 RBI 5  
 BB 1  
 SO 5  
 LOB 5




Batter	1	2	3	4	5	6	7	8	9	10	AB	R	H	RBI	BB	SO	LOB					
Jose Offerman, S OBP: 0.364, SLG: 0.600 (1, 4)	G3		HR		G3		SH1-4			SH3-4	3	1	1	3	0	0	2					
Tom Goodwin, L OBP: 0.195, SLG: 0.173 29 Mike Sweeney, R OBP: 0.296, SLG: 0.400 David Howard, S OBP: 0.389, SLG: 0.490 (9, PH) (10, 9)	L9		G5-3		L8		B1-3			FC4-6 IBB	4	0	0	0	0	0	3					
Jay Bell, R OBP: 0.350, SLG: 0.538 (1, 6)	F9		1B		K		BB			P4	4	0	1	0	1	1	2					
Jeff King, R OBP: 0.404, SLG: 0.582 (1, 3)		CS BB	L7		P5		CS			FC4-6	4	0	0	0	1	1	3					
Chili Davis, S OBP: 0.410, SLG: 0.476 (1, 10)	K				F8		P5				4	2	1	1	1	1	1					
Joe Vitiello, R OBP: 0.500, SLG: 0.450 Bip Roberts, S OBP: 0.416, SLG: 0.500 (6, PR) (7, 7) Shane Halter, R OBP: 0.357, SLG: 0.250 (9, 7)	G4-3		2B BB		1B BB		F8			HR	4	2	1	1	1	1	1					
Joe Vitiello, R OBP: 0.500, SLG: 0.450 Bip Roberts, S OBP: 0.416, SLG: 0.500 (6, PR) (7, 7) Shane Halter, R OBP: 0.357, SLG: 0.250 (9, 7)	G4-3		1B BB		1B 2B		G4-6-3 1B			1B BB	3	1	2	0	0	0	0					
Craig Paquette, R OBP: 0.308, SLG: 0.465 (1, 5)			F9		G3 1B BB		G4-6-3 1-2r			1B	3	0	1	0	1	0	1					
Mike Macfarlane, R OBP: 0.170, SLG: 0.205 (1, 2)			1B HR		K		K			F9	4	1	1	0	0	2	6					
Johnny Damon, L OBP: 0.341, SLG: 0.463 (7, 9) (10, 8)			HR		G3 1B		E4 B1-3 SH1-4 CS			SH3-4 1B	4	1	3	2	0	0	0					
<b>Inning Stats</b>	R: 0 E: 0 K: 0 S: 7	H: 0 LOB: 0 BB: 0 P: 10	R: 0 E: 0 K: 1 S: 5	H: 0 LOB: 0 BB: 1 P: 12	R: 3 E: 0 K: 0 S: 10	H: 4 LOB: 1 BB: 0 P: 13	R: 2 E: 0 K: 1 S: 15	H: 2 LOB: 2 BB: 2 P: 31	R: 0 E: 0 K: 1 S: 8	H: 0 LOB: 0 BB: 0 P: 12	R: 0 E: 1 K: 0 S: 4	H: 0 LOB: 1 BB: 1 P: 9	R: 0 E: 0 K: 1 S: 9	H: 1 LOB: 2 BB: 1 P: 16	R: 0 E: 0 K: 0 S: 13	H: 1 LOB: 2 BB: 1 P: 19	R: 1 E: 0 K: 0 S: 3	H: 1 LOB: 0 BB: 0 P: 6	1B: 7 2B: 2 3B: 0 HR: 2	SF: 0 SAC: 2 DP: 2 HBP: 0	WP: 0 PA: 42	
<b>PITCHER</b>	IP WLS BF H R ER SO	IP WLS BF H R ER SO	IP WLS BF H R ER SO	IP WLS BF H R ER SO	IP WLS BF H R ER SO	IP WLS BF H R ER SO	IP WLS BF H R ER SO	IP WLS BF H R ER SO	IP WLS BF H R ER SO	IP WLS BF H R ER SO	IP WLS BF H R ER SO	IP WLS BF H R ER SO	IP WLS BF H R ER SO	IP WLS BF H R ER SO	IP WLS BF H R ER SO	IP WLS BF H R ER SO	IP WLS BF H R ER SO	IP WLS BF H R ER SO	IP WLS BF H R ER SO	IP WLS BF H R ER SO	ERA WHIP	ERA WHIP
Pat Hentgen, R ERA: 4.43 (1, 1)	8.0	35	8	5	5	5	5	0	0	0	0	0	0	0	0	0	0					
Dan Plesac, L ERA: 5.79 (9, 1)	0.1	2	1	0	0	0	0	0	0	0	0	0	0	0	0	0	0					
Paul Quantrill, R ERA: 2.08 (9, 1)	0.2	4	1	1	1	0	0	0	0	0	0	0	0	0	0	0	0					

**Toronto Blue Jays @ Kansas City Royals**  
**Kauffman Stadium, Kansas City, MO**  
 Tue Apr 29 1997, 7:05 PM CDT  
 Att: 12,533 - Unknown - 73 F

livebaseballscorecards.com

AB 33  
 R 6  
 H 10  
 RBI 6  
 BB 6  
 SO 5  
 LOB 18





Batter	1	2	3	4	5	6	7	8	9	AB	R	H	RBI	BB	SO	LOB	TOP								
<b>Otis Nixon, S</b> (1, 8) <small>OBP: 0.323, SLG: 0.224</small>										4	0	1	0	0	1	0									
<b>Alex Gonzalez, R</b> (1, 6) <small>OBP: 0.333, SLG: 0.432</small>										3	0	0	0	0	0	0									
<b>Orlando Merced, S</b> (1, 9) <small>OBP: 0.330, SLG: 0.472</small>										4	0	1	0	0	0	2									
<b>Joe Carter, R</b> (1, 3) <small>OBP: 0.324, SLG: 0.370</small>										4	0	0	0	0	2	3									
<b>Ed Sprague, R</b> (1, 5) <small>OBP: 0.343, SLG: 0.593</small>										4	0	1	0	0	1	0									
<b>Carlos Delgado, L</b> (1, 10) <small>OBP: 0.438, SLG: 0.636</small>										4	1	1	1	0	1	1									
<b>Benito Santiago, R</b> (1, 2) <small>OBP: 0.212, SLG: 0.290</small>										3	0	1	0	1	1	0									
<b>Shawn Green, L</b> (1, 7) <small>OBP: 0.345, SLG: 0.521</small>										3	0	0	0	0	0	2									
<b>Carlos Garcia, R</b> (1, 4) <small>OBP: 0.196, SLG: 0.235</small>										3	0	0	0	0	1	1									
<b>Inning Stats</b>	R: 0 E: 0 K: 1 S: 8	H: 1 LOB: 1 BB: 0 P: 10	R: 1 E: 0 K: 0 S: 4	H: 1 LOB: 1 BB: 1 P: 12	R: 0 E: 0 K: 1 S: 12	H: 1 LOB: 1 BB: 0 P: 18	R: 0 E: 0 K: 2 S: 14	H: 1 LOB: 0 BB: 0 P: 17	R: 0 E: 0 K: 0 S: 7	H: 0 LOB: 0 BB: 0 P: 11	R: 0 E: 0 K: 1 S: 11	H: 1 LOB: 1 BB: 0 P: 14	R: 0 E: 0 K: 1 S: 9	H: 0 LOB: 0 BB: 0 P: 15	R: 0 E: 1 K: 0 S: 7	H: 0 LOB: 1 BB: 0 P: 12	R: 0 E: 0 K: 0 S: 3	H: 0 LOB: 0 BB: 0 P: 8	1B: 2 2B: 2 3B: 0 HR: 1	SF: 0 SAC: 1 DP: 0 HBP: 0	WP: 0 PB: 0 SB: 0 CS: 0	PA: 34			
<b>PITCHER</b>	IP	WLS	BF	H	R	ER	SO	BB	IBB	HBP	BLK	WP	HR	S	P	ERA	WHIP								
<b>Kevin Appier, R</b> (1, 1) <small>ERA: 2.56</small>	9.0	L	34	5	1	1	7	1	0	0	0	0	1	75	117	1.00	0.667								

Toronto Blue Jays @ Kansas City Royals  
Kauffman Stadium, Kansas City, MO

AB 32  
R 1  
H 5  
RBI 1  
BB 1  
SO 7  
LOB 9



Wed Apr 30 1997, 7:05 PM CDT  
Att: 13,004 - Unknown - 56 F

Batter	1	2	3	4	5	6	7	8	9	AB	R	H	RBI	BB	SO	LOB	BOTTOM								
<b>Jose Offerman, S</b> (1, 4) <small>OBP: 0.346, SLG: 0.542</small>										4	0	1	0	0	1	1									
<b>Tom Goodwin, L</b> (1, 8) <small>OBP: 0.209, SLG: 0.179</small>										3	0	1	0	1	0	1									
<b>Jay Bell, R</b> (1, 6) <small>OBP: 0.350, SLG: 0.527</small>										2	0	0	0	1	1	2									
<b>Jeff King, R</b> (1, 3) <small>OBP: 0.485, SLG: 0.571</small>										3	0	1	0	1	0	2									
<b>Bip Roberts, S</b> (9, PR) <small>OBP: 0.416, SLG: 0.500</small>										0	0	0	0	0	0	0									
<b>Chili Davis, S</b> (1, 10) <small>OBP: 0.390, SLG: 0.440</small>										4	0	0	0	0	2	3									
<b>Joe Vitiello, R</b> (1, 9) <small>OBP: 0.472, SLG: 0.419</small>										3	0	0	0	0	1	0									
<b>Craig Paquette, R</b> (1, 5) <small>OBP: 0.298, SLG: 0.449</small>										3	0	0	0	0	1	0									
<b>Mike Macfarlane, R</b> (1, 2) <small>OBP: 0.160, SLG: 0.191</small>										3	0	0	0	0	2	0									
<b>Johnny Damon, L</b> (1, 7) <small>OBP: 0.340, SLG: 0.455</small>										3	0	1	0	0	0	0									
<b>Inning Stats</b>	R: 0 E: 0 K: 2 S: 9	H: 0 LOB: 0 BB: 0 P: 13	R: 0 E: 0 K: 0 S: 5	H: 0 LOB: 0 BB: 0 P: 8	R: 0 E: 0 K: 1 S: 6	H: 0 LOB: 0 BB: 0 P: 12	R: 0 E: 0 K: 1 S: 11	H: 2 LOB: 2 BB: 1 P: 22	R: 0 E: 0 K: 2 S: 10	H: 0 LOB: 0 BB: 0 P: 15	R: 0 E: 0 K: 0 S: 8	H: 1 LOB: 2 BB: 1 P: 16	R: 0 E: 0 K: 1 S: 8	H: 0 LOB: 0 BB: 0 P: 11	R: 0 E: 0 K: 0 S: 8	H: 0 LOB: 0 BB: 0 P: 12	R: 0 E: 0 K: 1 S: 8	H: 1 LOB: 1 BB: 1 P: 17	1B: 4 2B: 0 3B: 0 HR: 0	SF: 0 SAC: 1 DP: 0 HBP: 0	WP: 0 PB: 0 SB: 1 CS: 1	PA: 32			
<b>PITCHER</b>	IP	WLS	BF	H	R	ER	SO	BB	IBB	HBP	BLK	WP	HR	S	P	ERA	WHIP								
<b>Roger Clemens, R</b> (1, 1) <small>ERA: 1.72</small>	8.0	W	28	3	0	0	7	2	0	0	0	0	0	65	109	0.00	0.625								
<b>Dan Plesac, L</b> (9, 1) <small>ERA: 5.79</small>	0.0		1	0	0	0	0	1	0	0	0	0	0	1	5	∞	∞								
<b>Paul Quantrill, R</b> (9, 1) <small>ERA: 1.98</small>	0.2		2	1	0	0	0	0	0	0	0	0	0	4	7	0.00	1.500								
<b>Paul Spoljaric, L</b> (9, 1) <small>ERA: 2.57</small>	0.1	S	1	0	0	0	1	0	0	0	0	0	0	3	5	0.00	0.000								

Toronto Blue Jays @ Kansas City Royals  
Kauffman Stadium, Kansas City, MO

AB 28  
R 0  
H 4  
RBI 0  
BB 3  
SO 8  
LOB 9



Wed Apr 30 1997, 7:05 PM CDT  
Att: 13,004 - Unknown - 56 F



Batter	1	2	3	4	5	6	7	8	9	AB	R	H	RBI	BB	SO	LOB	TOP										
Jacob Brumfield, R OBP: 0.281, SLG: 0.419	G5-3		P6		F7			L8		4	0	0	0	0	0	2	Toronto Blue Jays @ Kansas City Royals Kauffman Stadium, Kansas City, MO Thu May 01 1997, 7:05 PM CDT Att: 12,046 - Unknown - 57 F										
Alex Gonzalez, R OBP: 0.341, SLG: 0.429	1B		F9 BB		G4-3-6			P4		3	0	1	0	1	0	1											
Orlando Merced, S OBP: 0.317, SLG: 0.452	K		F9		G3-1			L4		4	0	0	0	0	1	3											
Joe Carter, R OBP: 0.321, SLG: 0.385	L9		K		G5-3			G5-3		4	0	1	0	0	1	3											
Ed Sprague, R OBP: 0.350, SLG: 0.585	G5-3		WP BB		K			G5-4-3 1B		3	0	1	0	1	1	1											
Juan Samuel, R OBP: 0.313, SLG: 0.300	P6		F8		G6-3			G5-4-3		4	0	0	0	0	0	3											
Benito Santiago, R OBP: 0.222, SLG: 0.294	E7 1B		K					K		3	0	1	0	0	2	1											
Robert Perez, R OBP: 0.143, SLG: 0.214	E7		G6-3					P8		3	0	0	0	0	0	2											
Carlos Garcia, R OBP: 0.210, SLG: 0.232			F9 S BB		G4-3-6 BB			G6-3		1	0	0	0	2	0	0											
<b>Inning Stats</b>	R: 0 E: 0 K: 1 S: 8	H: 1 LOB: 1 BB: 0 P: 10	R: 0 E: 1 K: 0 S: 7	H: 1 LOB: 1 BB: 0 P: 10	R: 0 E: 0 K: 1 S: 12	H: 0 LOB: 2 BB: 2 P: 25	R: 0 E: 0 K: 1 S: 10	H: 0 LOB: 1 BB: 1 P: 17	R: 0 E: 0 K: 0 S: 4	H: 1 LOB: 0 BB: 0 P: 9	R: 0 E: 0 K: 1 S: 11	H: 0 LOB: 0 BB: 0 P: 21	R: 0 E: 0 K: 0 S: 5	H: 0 LOB: 0 BB: 0 P: 7	R: 0 E: 0 K: 0 S: 14	H: 1 LOB: 0 BB: 0 P: 4	R: 0 E: 0 K: 0 S: 4	H: 1 LOB: 0 BB: 0 P: 4	1B: 3 2B: 0 3B: 1 HR: 0	SF: 0 SAC: 0 DP: 2 HBP: 0	WP: 1 PB: 0 SB: 1 CS: 0	PA: 33					
<b>PITCHER</b>	IP	WLS	BF	H	R	ER	SO	BB	IBB	HBP	BLK	WP	HR	S	P	ERA	WHIP										
50 José Rosado, L ERA: 2.08	7.2	W	29	3	0	0	5	4	0	0	0	1	0	67	113	0.00	0.913										
Mitch Williams, L ERA: 12.27	0.1		1	0	0	0	0	0	0	0	0	0	0	4	5	0.00	0.000										
Jim Converse, R ERA:	1.0		3	1	0	0	0	0	0	0	0	0	0	4	4	0.00	1.000										

Batter	1	2	3	4	5	6	7	8	9	AB	R	H	RBI	BB	SO	LOB	BOTTOM										
Jose Offerman, S OBP: 0.387, SLG: 0.643	F9 BB BB		F8		29 F8 1B 2B			F8		4	1	2	3	1	0	1	Toronto Blue Jays @ Kansas City Royals Kauffman Stadium, Kansas City, MO Thu May 01 1997, 7:05 PM CDT Att: 12,046 - Unknown - 57 F										
Bjo Roberts, S OBP: 0.424, SLG: 0.500			F8		1B 2B			F8		2	1	1	0	1	1	1											
29 Mike Sweeney, R (6, FH) OBP: 0.286, SLG: 0.385			2B		K			1B		1	0	0	0	0	0	1											
Shane Halter, R OBP: 0.400, SLG: 0.308			1B					1B		1	0	1	0	0	0	0											
Jay Bell, R OBP: 0.361, SLG: 0.541	F9		2B		G5-3			1B		5	0	3	3	0	0	3											
Jeff King, R OBP: 0.471, SLG: 0.541	K		F7		G5-3			1B		4	1	0	0	1	1	6											
Chili Davis, S OBP: 0.381, SLG: 0.481	F8		K		HR			F8		4	1	1	2	0	1	4											
Mike Macfarlane, R OBP: 0.187, SLG: 0.180	G3				1B 3B BB			G5-3		3	1	0	0	1	0	0											
Craig Paquette, R OBP: 0.286, SLG: 0.430	K		K		G4-3			G6-3		4	0	0	0	0	2	1											
Tom Goodwin, L OBP: 0.221, SLG: 0.193	P6				1B 3B 1B			G1-3		4	1	2	0	0	0	0											
Johnny Damon, L OBP: 0.353, SLG: 0.458			1B 2B 1B		1B 3B 1B			K		4	2	2	0	0	1	1											
<b>Inning Stats</b>	R: 0 E: 0 K: 1 S: 14	H: 0 LOB: 2 BB: 2 P: 27	R: 0 E: 0 K: 1 S: 8	H: 0 LOB: 0 BB: 0 P: 10	R: 2 E: 0 K: 1 S: 15	H: 3 LOB: 1 BB: 0 P: 22	R: 3 E: 0 K: 2 S: 18	H: 3 LOB: 1 BB: 1 P: 28	R: 2 E: 0 K: 0 S: 11	H: 2 LOB: 1 BB: 1 P: 19	R: 1 E: 0 K: 0 S: 10	H: 2 LOB: 1 BB: 0 P: 15	R: 0 E: 0 K: 0 S: 5	H: 0 LOB: 0 BB: 0 P: 6	R: 0 E: 0 K: 1 S: 15	H: 2 LOB: 2 BB: 0 P: 21	R: 0 E: 0 K: 0 S: 15	H: 2 LOB: 2 BB: 0 P: 21	1B: 8 2B: 2 3B: 1 HR: 1	SF: 0 SAC: 0 DP: 0 HBP: 0	WP: 0 PB: 0 SB: 0 CS: 0	PA: 40					
<b>PITCHER</b>	IP	WLS	BF	H	R	ER	SO	BB	IBB	HBP	BLK	WP	HR	S	P	ERA	WHIP										
Woody Williams, R ERA: 4.2	3.1	L	19	6	5	5	4	3	0	0	0	0	0	29	44	10.12	1.875										
Huck Flener, L ERA: 7.39	2.2		13	4	3	3	1	1	0	0	0	0	1	29	44	10.12	1.875										
Mike Timlin, R ERA: 3.27	1.0		3	0	0	0	0	0	0	0	0	0	0	5	6	0.00	0.000										
Tim Crabtree, R ERA: 4.0	1.0		5	2	0	0	1	0	0	0	0	0	0	15	21	0.00	2.000										

AB	29
R	0
H	4
RBI	0
BB	4
SO	5
LOB	16





Batter	1	2	3	4	5	6	7	8	9	AB	R	H	RBI	BB	SO	LOB	TOP				
Tim Raines, S OBP: 0.369, SLG: 0.353	L8		BB		F8			HR	SF8	2	1	0	1	2	0	0	<b>New York Yankees @ Kansas City Royals</b> Kauffman Stadium, Kansas City, MO Fri May 02 1997, 7:05 PM CDT Att: 24,258 - Unknown - 52 F <a href="http://livebaseballscorecards.com">livebaseballscorecards.com</a>				
Wade Boggs, L OBP: 0.324, SLG: 0.359 Charlie Hayes, R OBP: 0.359, SLG: 0.303	F9		P5			G3-1		F4	2B	4	0	0	0	0	0	2					
Bernie Williams, S OBP: 0.457, SLG: 0.540				HR				HR	K	3	2	2	2	2	1	2					
Tino Martinez, L OBP: 0.381, SLG: 0.650 Mark Whiten, S OBP: 0.421, SLG: 0.538	K			2B				K		4	1	2	2	0	2	1					
Cecil Fielder, R OBP: 0.333, SLG: 0.345 Pat Kelly, R OBP: 0.348, SLG: 0.263	L4		F8							3	0	0	0	1	0	1					
Paul O'Neill, L OBP: 0.396, SLG: 0.589	P5			G4-3						4	1	0	0	0	0	1					
Derek Jeter, R OBP: 0.406, SLG: 0.416	G4-3			G6-3						3	1	0	0	0	0	0					
Mariano Duncan, R OBP: 0.356, SLG: 0.377 Luis Sojo, R OBP: 0.227, SLG: 0.111			G5-3		F8					3	0	0	0	0	0	0					
Joe Girardi, R OBP: 0.276, SLG: 0.347	L5			G6-3						4	1	1	1	0	0	0					
<b>Inning Stats</b>	R: 0 E: 0 K: 1 S: 9	H: 0 LOB: 1 BB: 1 P: 17	R: 0 E: 0 K: 0 S: 7	H: 0 LOB: 0 BB: 0 P: 11	R: 0 E: 0 K: 0 S: 6	H: 0 LOB: 1 BB: 1 P: 13	R: 2 E: 0 K: 0 S: 9	H: 2 LOB: 0 BB: 0 P: 14	R: 0 E: 0 K: 0 S: 4	H: 1 LOB: 1 BB: 1 P: 18	R: 0 E: 0 K: 0 S: 5	H: 0 LOB: 0 BB: 0 P: 11	R: 2 E: 0 K: 1 S: 13	H: 1 LOB: 0 BB: 1 P: 25	R: 5 E: 2 K: 2 S: 20	H: 3 LOB: 3 BB: 2 P: 38		1B: 3 2B: 2 3B: 0 HR: 2	SF: 1 SAC: 1 DP: 0 HBP: 0	WP: 0 PB: 0 SB: 1 CS: 0	PA: 41
<b>PITCHER</b>	IP WLS BF H R ER SO BB IBB HBP BLK WP HR S P ERA WHIP																				
Jim Pittsley, R ERA: 4.82	(1, 1) 7.2 L 30 4 4 4 1 4 0 0 0 0 0 2 59 113 4.70 1.043																				
Jamie Walker, L ERA: 9.0	(8, 1) 0.1 3 0 2 2 0 1 1 0 0 0 0 0 5 13 54.00 3.000																				
Randy Veres, R ERA: 2.13	(9, 1) 0.1 4 2 2 0 0 0 0 0 0 0 0 0 9 13 0.00 6.000																				
Mitch Williams, L ERA: 10.38	(9, 1) 0.2 4 1 1 0 2 1 0 0 0 0 0 0 9 17 0.00 3.000																				

Batter	1	2	3	4	5	6	7	8	9	AB	R	H	RBI	BB	SO	LOB	BOTTOM						
Jose Offerman, S OBP: 0.400, SLG: 0.613	F7		1B				SH1-4		K	3	0	1	0	1	1	1	<b>New York Yankees @ Kansas City Royals</b> Kauffman Stadium, Kansas City, MO Fri May 02 1997, 7:05 PM CDT Att: 24,258 - Unknown - 52 F <a href="http://livebaseballscorecards.com">livebaseballscorecards.com</a>						
Bjo Roberts, S OBP: 0.411, SLG: 0.484 David Howard, S OBP: 0.375, SLG: 0.471	L1		G3-1				K		F4	3	0	0	0	0	1	3							
Jay Bell, R OBP: 0.357, SLG: 0.525				E4			L6			3	0	0	0	1	1	4							
Jeff King, R OBP: 0.472, SLG: 0.532	L7			FC5-4						3	0	1	0	1	0	2							
Chili Davis, S OBP: 0.388, SLG: 0.474			K							3	0	1	0	1	2	1							
Scott Cooper, L OBP: 0.320, SLG: 0.429 Craig Paquette, R OBP: 0.283, SLG: 0.426	G4-3			L3						3	0	1	0	0	0	2							
Tim Spehr, R OBP: 0.167, SLG: 0.364 29 Mike Sweeney, R OBP: 0.267, SLG: 0.357	K									2	0	0	0	0	1	0							
Tom Goodwin, L OBP: 0.242, SLG: 0.200			G4-3							2	1	1	0	2	0	0							
Johnny Damon, L OBP: 0.364, SLG: 0.481			G6-3							4	0	2	1	0	0	1							
<b>Inning Stats</b>	R: 0 E: 0 K: 0 S: 7	H: 0 LOB: 1 BB: 1 P: 12	R: 0 E: 0 K: 2 S: 9	H: 0 LOB: 0 BB: 0 P: 12	R: 0 E: 0 K: 0 S: 8	H: 1 LOB: 1 BB: 0 P: 13	R: 0 E: 1 K: 0 S: 13	H: 0 LOB: 1 BB: 1 P: 23	R: 1 E: 0 K: 2 S: 12	H: 1 LOB: 2 BB: 2 P: 23	R: 0 E: 0 K: 1 S: 12	H: 2 LOB: 1 BB: 0 P: 20	R: 0 E: 0 K: 1 S: 10	H: 1 LOB: 2 BB: 1 P: 18	R: 0 E: 0 K: 0 S: 10	H: 1 LOB: 1 BB: 1 P: 17		R: 0 E: 0 K: 1 S: 13	H: 1 LOB: 1 BB: 0 P: 22	1B: 6 2B: 3 3B: 0 HR: 0	SF: 0 SAC: 1 DP: 3 HBP: 0	WP: 0 PB: 0 SB: 0 CS: 0	PA: 38
<b>PITCHER</b>	IP WLS BF H R ER SO BB IBB HBP BLK WP HR S P ERA WHIP																						
David Cone, R ERA: 2.68	(1, 1) 7.0 W 30 5 1 1 6 5 0 0 0 0 0 0 6 71 1.29 1.429																						
Jeff Nelson, R ERA: 3.52	(8, 1) 0.0 2 1 0 0 0 1 0 0 0 0 0 0 6 10 ∞ ∞																						
Mike Stanton, L ERA: 2.45	(8, 1) 0.2 1 0 0 0 0 0 0 0 0 0 0 0 2 3 0.00 0.000																						
42 Mariano Rivera, R ERA: 2.7	(8, 1) 1.1 S 5 1 0 0 1 0 0 0 0 0 0 0 15 26 0.00 0.750																						



Batter	1	2	3	4	5	6	7	8	9	AB	R	H	RBI	BB	SO	LOB	TOP			
Tim Raines, S OBP: 0.377, SLG: 0.352 (1, 7)	G3		1B				G4-3			3	0	1	0	1	0	0	<b>New York Yankees @ Kansas City Royals</b> Kauffman Stadium, Kansas City, MO Sat May 03 1997, 7:05 PM CDT Att: 25,585 - Unknown - 61 F <a href="http://livebaseballscorecards.com">livebaseballscorecards.com</a>			
Wade Boggs, L OBP: 0.417, SLG: 0.354 (1, 5)	P6		1B			F9	K			4	0	1	0	0	1	1				
Bernie Williams, S OBP: 0.451, SLG: 0.530 (1, 8)	G3-1		G1-3			1B FC6-4 1B		G6-3		4	1	1	0	0	0	2				
Tino Martinez, L OBP: 0.384, SLG: 0.642 (1, 3)		G1-3 BB		G4-3		FC6-4 1B		F7		3	0	1	0	1	0	0				
Cecil Fielder, R OBP: 0.338, SLG: 0.351 Pat Kelly, R OBP: 0.348, SLG: 0.263 (8, PR)	G1-3			P2		FC6-4 1B				4	0	2	0	0	0	1				
Paul O'Neill, L OBP: 0.393, SLG: 0.576 (1, 9)	L7			FC6-4 1B		K		G4-3		4	0	1	0	0	1	5				
2 Derek Jeter, R OBP: 0.394, SLG: 0.402 (1, 6)	G5-3			FC6-4		FC6-4				4	0	0	1	0	0	4				
Mariano Duncan, R OBP: 0.351, SLG: 0.370 (1, 4)			L4 1B		L3	FC6-4		G6-3		4	0	1	0	0	0	2				
Joe Girardi, R OBP: 0.266, SLG: 0.333 Mark Whiten, S OBP: 0.416, SLG: 0.530 (9, PH)	L4				G5-3			G6-3		3	0	0	0	0	0	1				
					G5-3			K		1	0	0	0	0	1	0				
<b>Inning Stats</b>	R: 0 E: 0 K: 0 S: 8	H: 0 LOB: 0 BB: 0 P: 14	R: 0 E: 0 K: 0 S: 9	H: 0 LOB: 1 BB: 1 P: 16	R: 0 E: 0 K: 0 S: 9	H: 3 LOB: 2 BB: 0 P: 13	R: 0 E: 0 K: 0 S: 9	H: 1 LOB: 1 BB: 0 P: 16	R: 0 E: 0 K: 1 S: 11	H: 0 LOB: 1 BB: 0 P: 16	R: 0 E: 0 K: 0 S: 6	H: 0 LOB: 0 BB: 0 P: 9	R: 0 E: 0 K: 0 S: 6	H: 1 LOB: 0 BB: 0 P: 8	R: 0 E: 0 K: 1 S: 5	H: 0 LOB: 0 BB: 0 P: 8	1B: 8 2B: 1 3B: 0 HR: 0	SF: 0 SAC: 0 DP: 1 HBP: 0	WP: 0 PB: 0 CS: 0	PA: 36
<b>PITCHER</b> Tim Belcher, R ERA: 2.31 (1, 1)	IP: 9.0 WLS: W BF: 36 H: 8 R: 1 ER: 1 SO: 3 BB: 2 IBB: 0 HBP: 0 BLK: 0 WP: 0 HR: 0 S: 73 P: 116 ERA: 1.00 WHIP: 1.111															<b>PITCHER</b>				

Batter	1	2	3	4	5	6	7	8	9	AB	R	H	RBI	BB	SO	LOB	BOTTOM			
Jose Offerman, S OBP: 0.385, SLG: 0.571 (1, 4)	P3		2B 1B		G4-3		G3			4	0	1	0	0	0	0	<b>New York Yankees @ Kansas City Royals</b> Kauffman Stadium, Kansas City, MO Sat May 03 1997, 7:05 PM CDT Att: 25,585 - Unknown - 61 F <a href="http://livebaseballscorecards.com">livebaseballscorecards.com</a>			
Jay Bell, R OBP: 0.362, SLG: 0.529 (1, 6)	G6-3 BB		2B			F8		G6-3		3	0	1	1	1	0	0				
Jeff King, R OBP: 0.464, SLG: 0.513 (1, 3)	G6-3		BB			E6 1B 2B		F9		3	1	0	0	1	0	1				
Chili Davis, S OBP: 0.394, SLG: 0.467 (1, 10)		K	G1-3			2B 1B				3	0	1	0	1	1	3				
Joe Vitiello, R OBP: 0.464, SLG: 0.435 Johnny Damon, L OBP: 0.357, SLG: 0.472 (6, PR) (7, 7)	G6-3				F8			L9		3	0	1	1	0	0	0				
Jermaine Dye, R OBP: 0.200, SLG: 0.231 (1, 9)	K				G4-3		G5-3			3	0	0	0	0	1	2				
Craig Paquette, R OBP: 0.284, SLG: 0.423 (1, 5)			G6-3 1B		G5-3		F9			3	0	1	0	0	0	2				
29 Mike Sweeney, R OBP: 0.242, SLG: 0.323 (1, 2)			G6-3			P5		L6		3	0	0	0	0	0	1				
Tom Goodwin, L OBP: 0.245, SLG: 0.204 (1, 8)			1B 2B 1B			K		G5-3		3	1	1	0	0	1	0				
<b>Inning Stats</b>	R: 0 E: 0 K: 0 S: 5	H: 0 LOB: 0 BB: 1 P: 11	R: 0 E: 0 K: 2 S: 10	H: 0 LOB: 0 BB: 0 P: 18	R: 1 E: 0 K: 0 S: 11	H: 4 LOB: 3 BB: 1 P: 21	R: 0 E: 0 K: 0 S: 4	H: 0 LOB: 0 BB: 0 P: 5	R: 0 E: 0 K: 1 S: 6	H: 0 LOB: 0 BB: 0 P: 7	R: 1 E: 0 K: 0 S: 13	H: 2 LOB: 2 BB: 0 P: 22	R: 0 E: 0 K: 0 S: 8	H: 0 LOB: 0 BB: 0 P: 13	R: 0 E: 0 K: 0 S: 7	H: 0 LOB: 1 BB: 1 P: 14		1B: 4 2B: 2 3B: 0 HR: 0	SF: 0 SAC: 0 DP: 2 HBP: 0	WP: 0 PB: 0 CS: 0
<b>PITCHER</b> Andy Pettitte, L ERA: 2.13 (1, 1)	IP: 8.0 WLS: L BF: 32 H: 6 R: 2 ER: 1 SO: 3 BB: 3 IBB: 0 HBP: 0 BLK: 0 WP: 0 HR: 0 S: 64 P: 111 ERA: 1.12 WHIP: 1.125															<b>PITCHER</b>				



Batter	1	2	3	4	5	6	7	8	9	AB	R	H	RBI	BB	SO	LOB	TOP			
Tim Raines, S (1.7) OBP: 0.400, SLG: 0.390	1-0 SH2-3 SF9 2B		0-0 F8	1-1 G6-3 1B	4-0 BB		2-2 G6-3	3-1 1B		5	2	3	2	1	0	0	New York Yankees @ Kansas City Royals Kauffman Stadium, Kansas City, MO Sun May 04 1997, 3:33 AM CDT Att: 30,034 - Sunny - 67 F			
2 Derek Jeter, R (1.6) OBP: 0.394, SLG: 0.410	0-0 SH2-3		1-0 HR	1-0 G6-3 1B	3-2 F9		2-0 G4-3	0-3 K		5	1	2	1	0	1	4				
Bernie Williams, S (1.8) OBP: 0.446, SLG: 0.549	3-2 SF9		0-0 HR	1-2 G6-3 1B		1-2 L9		0-1 HR 1B	2-1 G1-6-3	5	2	2	3	0	0	2				
Tino Martinez, L (1.3) OBP: 0.403, SLG: 0.696	2-1 F7		1-2 HR	3-2 HR 1B		4-1 BB BB		2-1 HR 1B	2-0 1B	5	3	4	4	1	0	0				
Cecil Fielder, R (1.10) OBP: 0.345, SLG: 0.373		4-2 1B BB	4-0 FC3-6 BB	1-3 HR		1-3 K		0-1 F4	1-1 F8	4	1	1	2	2	1	2				
Mark Whiten, S (1.9) OBP: 0.422, SLG: 0.521		1-2 1B	0-2 FC3-6 1B	1-3 K		4-2 FC6-4 BB		1-2 K	0-0 1B	5	0	2	0	1	2	1				
Charlie Hayes, R (1.5) OBP: 0.356, SLG: 0.289		1-3 K	0-0 1B		0-0 F8	1-0 FC6-4		4-1 20 1B BB	2-3 K	5	1	1	0	1	2	6				
20 Jorge Posada, S (1.2) OBP: 0.391, SLG: 0.421		2-0 L9	0-0 G5-3		2-0 2B		3-2 HR	0-1 BB 1B		5	2	3	1	0	0	4				
Pat Kelly, R (1.4) OBP: 0.357, SLG: 0.261		1-3 K		0-0 1B 2 1B 1B		1-3 K		3-2 P3	4-0 1B BB	4	1	1	0	1	2	3				
<b>Inning Stats</b>	R: 1 E: 0 K: 0 S: 8	H: 1 LOB: 0 BB: 0 P: 14	R: 0 E: 0 K: 2 S: 15	H: 1 LOB: 2 BB: 1 P: 24	R: 3 E: 0 K: 0 S: 11	H: 4 LOB: 2 BB: 1 P: 17	R: 4 E: 0 K: 1 S: 20	H: 5 LOB: 0 BB: 1 P: 31	R: 0 E: 0 K: 1 S: 11	H: 0 LOB: 2 BB: 2 P: 22	R: 1 E: 0 K: 0 S: 10	H: 1 LOB: 0 BB: 0 P: 20	R: 4 E: 0 K: 2 S: 17	H: 4 LOB: 2 BB: 2 P: 31	R: 0 E: 0 K: 1 S: 9	H: 2 LOB: 2 BB: 0 P: 16	1B: 11 2B: 3 HR: 5	SF: 1 SAC: 1 HBP: 0	WP: 0 PB: 0 CS: 0	PA: 52
<b>PITCHER</b>	IP WLS BF H R ER SO	IP WLS BF H R ER SO	IP WLS BF H R ER SO	IP WLS BF H R ER SO	IP WLS BF H R ER SO	IP WLS BF H R ER SO	IP WLS BF H R ER SO	IP WLS BF H R ER SO	IP WLS BF H R ER SO	IP WLS BF H R ER SO	IP WLS BF H R ER SO	IP WLS BF H R ER SO	IP WLS BF H R ER SO	IP WLS BF H R ER SO	IP WLS BF H R ER SO	IP WLS BF H R ER SO	ERA WHIP	ERA WHIP		
Glendon Rusch, L (1.1) ERA: 6.48	3.2 L	22 10	7 7	2 2	2 2	0 0	0 0	0 0	2 2	46 74	17.18 3.273									
Jim Converse, R (4.1) ERA: 4.15	3.1 W	16 3	2 2	3 3	0 0	0 0	0 0	0 0	2 2	37 72	5.40 1.800									
Jeff Montgomery, R (8.1) ERA: 20.25	1.0	9 4	4 4	2 2	0 0	0 0	0 0	1 1	17 31	36.00 6.000										
Hipolito Pichardo, R (9.1) ERA:	1.0	5 2	0 0	1 1	0 0	0 0	0 0	0 0	9 16	0.00 2.000										

Batter	1	2	3	4	5	6	7	8	9	AB	R	H	RBI	BB	SO	LOB	BOTTOM					
Jose Offerman, S (1.4) OBP: 0.386, SLG: 0.526	1-0 G3		4-0 1B FC6-4 BB		4-2 S BB	2-2 FC6-4		1-1 L9		3	1	0	0	2	0	4	New York Yankees @ Kansas City Royals Kauffman Stadium, Kansas City, MO Sun May 04 1997, 3:33 AM CDT Att: 30,034 - Sunny - 67 F					
Jay Bell, R (1.6) OBP: 0.364, SLG: 0.523	3-2 F6		2-0 FC6-4 BB 1B		3-3 K		1-3 K	1-0 1B		5	0	2	2	0	2	1						
Jeff King, R (1.3) OBP: 0.453, SLG: 0.488	2-1 G4-3		4-1 FC6-4 BB		1-3 K		2-1 G6-3	3-1 F7		4	0	0	0	1	1	3						
Chili Davis, S (1.10) OBP: 0.387, SLG: 0.444		3-2 G1-3	1-1 FC6-4 BB		2-3 K		4-2 BB BB		2-3 K	3	0	0	1	1	1	3						
Scott Cooper, L (9. PH) OBP: 0.308, SLG: 0.409			1-2 2-3 3-H							1	0	0	0	0	1	0						
Joe Vitiello, R (1.7) OBP: 0.475, SLG: 0.429		1-1 L8	4-1 BB		3-3 K		4-2 BB BB	1-2 BB	1-2 BB	3	1	1	0	2	1	0						
Craig Parquette, R (1.5) OBP: 0.280, SLG: 0.406		2-0 L6	1-3 K		2-3 K		4-1 BB	1-2 BB	1-3 K	4	0	0	0	1	3	4						
Jermaine Dye, R (1.9) OBP: 0.222, SLG: 0.318			0-0 E5 1B	2-2 F4		1-0 1B 1B	1-3 K	1-0 HR 1B		5	2	2	2	0	1	3						
Tim Spehr, R (1.2) OBP: 0.176, SLG: 0.313			2-2 F9	1-3 K		1-2 1B		1-1 L7	2-2 G5-3	5	0	1	0	0	1	1						
Tom Goodwin, L (1.8) OBP: 0.257, SLG: 0.211			4-2 BB	1-1 G6-3		0-0 FC6-4 1B		2-2 1B		2	1	1	0	1	0	0						
29 Mike Sweeney, R (8. PH) OBP: 0.205, SLG: 0.344			1-2 1B			1-2 2-3				1	0	1	0	0	0	0						
Johnny Damon, L (9.8) OBP: 0.357, SLG: 0.472			1-2 1B							0	0	0	0	0	0	0						
<b>Inning Stats</b>	R: 0 E: 0 K: 0 S: 13	H: 0 LOB: 0 BB: 0 P: 19	R: 0 E: 0 K: 0 S: 6	H: 0 LOB: 0 BB: 0 P: 12	R: 3 E: 1 K: 1 S: 15	H: 1 LOB: 3 BB: 4 P: 37	R: 0 E: 0 K: 1 S: 10	H: 0 LOB: 0 BB: 0 P: 14	R: 0 E: 0 K: 3 S: 14	H: 0 LOB: 1 BB: 1 P: 24	R: 0 E: 0 K: 2 S: 15	H: 3 LOB: 3 BB: 0 P: 24	R: 0 E: 0 K: 2 S: 15	H: 0 LOB: 3 BB: 3 P: 31	R: 0 E: 0 K: 0 S: 11	H: 2 LOB: 2 BB: 0 P: 19	R: 2 E: 0 K: 2 S: 14	H: 2 LOB: 0 BB: 0 P: 21	1B: 7 2B: 0 3B: 0 HR: 1	SF: 0 SAC: 0 DP: 0 HBP: 0	WP: 0 PB: 0 CS: 0	PA: 44
<b>PITCHER</b>	IP WLS BF H R ER SO	IP WLS BF H R ER SO	IP WLS BF H R ER SO	IP WLS BF H R ER SO	IP WLS BF H R ER SO	IP WLS BF H R ER SO	IP WLS BF H R ER SO	IP WLS BF H R ER SO	IP WLS BF H R ER SO	IP WLS BF H R ER SO	IP WLS BF H R ER SO	IP WLS BF H R ER SO	IP WLS BF H R ER SO	IP WLS BF H R ER SO	IP WLS BF H R ER SO	IP WLS BF H R ER SO	ERA WHIP	ERA WHIP				
Kenny Rogers, L (1.1) ERA: 5.61	2.2	14 3	0 1	0 0	4 0	0 0	0 0	0 0	31 64	3.38 1.875												
Brian Boehringer, R (3.1) ERA: 2.37	3.1	14 3	0 0	7 7	1 1	0 0	0 0	0 0	42 66	0.00 1.200												
Jeff Nelson, R (7.1) ERA: 3.31	1.0	6 0	0 0	2 2	3 3	0 0	0 0	0 0	15 31	0.00 3.000												
Graeme Lloyd, L (8.1) ERA:	1.0	5 2	0 0	0 0	0 0	0 0	0 0	0 0	11 19	0.00 2.000												
Jim Meier, R (9.1) ERA: 15.75	1.0	5 2	2 2	2 2	0 0	0 0	0 0	1 14	21 18.00	2.000												

AB 43  
R 13  
H 19  
RBI 13  
BB 7  
SO 8  
LOB 22



AB 36  
R 5  
H 8  
RBI 5  
BB 8  
SO 11  
LOB 19





Batter	1	2	3	4	5	6	7	8	9	AB R H RBI BB SO LOB	TOP									
<b>Jose Offerman, S</b> (1, 4) OBP: 0.408, SLG: 0.512	4-2 G5-3 S BB		0-0 1B		1-2 G4-3		0-2 G6-3		4-2 BB	3 0 1 0 2 0 0	<b>Kansas City Royals @ Boston Red Sox</b> Fenway Park, Boston, MA Mon May 05 1997, 7:05 PM EDT Att: 19,061 - Unknown - 57 F									
<b>Jay Bell, R</b> (1, 6) OBP: 0.365, SLG: 0.545	1-1 P3		2-1 SF7		4-0 BB			2-1 HR	0-3 K	3 1 1 2 1 1 3										
<b>Jeff King, R</b> (1, 3) OBP: 0.446, SLG: 0.489	2-2 G5-3		1-2 P2		0-1 L7			0-2 2B		4 0 1 0 0 0 3										
<b>Chili Davis, S</b> (1, 10) OBP: 0.392, SLG: 0.439	4-1 BB		1-1 1B		0-1 G5-3			2-3 K		3 0 1 0 1 1 2										
<b>Joe Vitiello, R</b> (1, 7) OBP: 0.453, SLG: 0.404	1-3 K		0-0 G1-3			3-3 K		0-3 K		3 0 0 0 0 2 4										
<b>Bip Roberts, S</b> (6, 7) OBP: 0.406, SLG: 0.478	1-2 K									1 0 0 0 0 1 1										
<b>Craig Panuette, R</b> (1, 5) OBP: 0.270, SLG: 0.390		1-3 K		0-0 G6-3		1-3 K		2-0 G6-3		4 0 0 0 0 2 1										
<b>Jermaine Dye, R</b> (1, 9) OBP: 0.204, SLG: 0.292		0-3 K		1-1 F9		1-0 F9		0-1 G4-3		4 0 0 0 0 1 0										
<b>Tim Spehr, R</b> (1, 2) OBP: 0.190, SLG: 0.300		0-1 L6		1-2 1B			2-3 K	2-1 G4-3		4 0 1 0 0 1 0										
<b>Tom Goodwin, L</b> (1, 8) OBP: 0.275, SLG: 0.235			1-0 SF7	0-2 1B			1-3 K	1-2 HBP		3 1 2 0 0 1 0										
<b>Inning Stats</b>	R: 0 E: 0 K: 1 S: 11	H: 0 LOB: 2 BB: 2 P: 23	R: 0 E: 0 K: 2 S: 8	H: 0 LOB: 0 BB: 0 P: 9	R: 1 E: 0 K: 0 S: 10	H: 3 LOB: 2 BB: 0 P: 15	R: 0 E: 0 K: 0 S: 9	H: 2 LOB: 2 BB: 0 P: 11	R: 0 E: 0 K: 0 S: 7	H: 0 LOB: 1 BB: 1 P: 12	R: 0 E: 0 K: 2 S: 9	H: 0 LOB: 0 BB: 0 P: 12	R: 1 E: 0 K: 2 S: 14	H: 2 LOB: 1 BB: 0 P: 20	R: 0 E: 0 K: 1 S: 15	H: 0 LOB: 2 BB: 1 P: 21	1B: 4 2B: 2 3B: 0 HR: 1	SF: 1 SAC: 0 DP: 0 HBP: 1	WP: 0 PB: 0 SB: 2 CS: 0	PA: 38
<b>PITCHER</b>	IP WLS BF H R ER SO BB IBB HBP BLK WP HR S P ERA WHIP											<b>PITCHER</b>	IP WLS BF H R ER SO BB IBB HBP BLK WP HR S P ERA WHIP							
<b>Chris Hammond, L</b> (1, 1) ERA: 3.07	8.0 L 33 7 2 2 9 3 0 0 0 0 1 76 115 2.25 1.250																			
<b>Jim Corst, R</b> (9, 1) ERA: 7.15	1.0 5 0 0 0 1 1 0 1 0 0 0 15 21 0.00 1.000																			

Batter	1	2	3	4	5	6	7	8	9	AB R H RBI BB SO LOB	BOTTOM									
<b>Nomar Garciaparra, R</b> (1, 6) OBP: 0.366, SLG: 0.515	2-1 L7		0-2 F8			0-1 G6-4-3			2-2 G5-3	4 0 0 0 0 0 1	<b>Kansas City Royals @ Boston Red Sox</b> Fenway Park, Boston, MA Mon May 05 1997, 7:05 PM EDT Att: 19,061 - Unknown - 57 F									
<b>Wil Cordero, R</b> (1, 7) OBP: 0.354, SLG: 0.471	0-1 G6-3		3-1 G3-1			0-2 F8		0-0 G5-3		4 0 0 0 0 0 0										
<b>Mo Vaughn, L</b> (1, 10) OBP: 0.437, SLG: 0.531	1-3 K		0-2 1B			2-3 K		0-0 F7		4 0 1 0 0 2 0										
<b>18 Reggie Jefferson, S</b> (1, 3) OBP: 0.357, SLG: 0.556		1-0 F9		0-0 G3-6-1		2-3 K				3 0 0 0 0 1 1										
<b>Tim Lincecum, R</b> (1, 5) OBP: 0.390, SLG: 0.544		1-1 1B		0-1 G6-3		2-3 K				3 0 1 0 0 1 0										
<b>Troy O'Leary, L</b> (1, 9) OBP: 0.354, SLG: 0.542		1-2 G1-3		4-2 CS		3-1 FC5-4		1-2 1B		2 0 1 0 1 0 1										
<b>John Valentin, R</b> (1, 4) OBP: 0.268, SLG: 0.306		2-2 1B		1-0 P3		1-0 F7		1-0 F7		3 0 1 0 0 0 2										
<b>Bill Haselman, R</b> (1, 2) OBP: 0.358, SLG: 0.452		0-0 B1-3		3-3 K		0-0 FC5-4		1-2 K		3 0 0 0 0 1 3										
<b>Darren Bragg, L</b> (1, 8) OBP: 0.388, SLG: 0.554			1-3 K		0-0 G6-4-3			0-3 K		3 0 1 0 0 2 1										
<b>Inning Stats</b>	R: 0 E: 0 K: 1 S: 7	H: 0 LOB: 0 BB: 0 P: 10	R: 0 E: 0 K: 0 S: 11	H: 2 LOB: 0 BB: 0 P: 16	R: 0 E: 0 K: 1 S: 8	H: 0 LOB: 0 BB: 0 P: 12	R: 0 E: 0 K: 0 S: 7	H: 1 LOB: 0 BB: 0 P: 7	R: 0 E: 0 K: 1 S: 9	H: 0 LOB: 0 BB: 0 P: 17	R: 0 E: 0 K: 3 S: 10	H: 0 LOB: 0 BB: 0 P: 16	R: 0 E: 0 K: 1 S: 7	H: 1 LOB: 1 BB: 0 P: 11	R: 0 E: 0 K: 0 S: 7	H: 0 LOB: 0 BB: 0 P: 9	1B: 5 2B: 0 3B: 0 HR: 0	SF: 0 SAC: 0 DP: 2 HBP: 0	WP: 0 PB: 0 SB: 0 CS: 1	PA: 30
<b>PITCHER</b>	IP WLS BF H R ER SO BB IBB HBP BLK WP HR S P ERA WHIP											<b>PITCHER</b>	IP WLS BF H R ER SO BB IBB HBP BLK WP HR S P ERA WHIP							
<b>Kevin Appier, R</b> (1, 1) ERA: 2.14	9.0 W 30 5 0 0 7 1 0 0 0 0 0 72 104 0.00 0.667																			



Batter	1	2	3	4	5	6	7	8	9	AB	R	H	RBI	BB	SO	LOB	TOP									
<b>Jose Offerman, S</b> OBP: 0.389, SLG: 0.467 (1, 4)										4	1	0	1	1	2	3	<b>Kansas City Royals @ Boston Red Sox</b> Fenway Park, Boston, MA Tue May 06 1997, 7:05 PM EDT Att: 20,178 - Unknown - 57 F									
<b>Jay Bell, R</b> OBP: 0.374, SLG: 0.539 (1, 6)										3	0	1	2	1	1	2										
<b>Bip Roberts, S</b> OBP: 0.406, SLG: 0.474 (1, 7)										5	0	2	2	0	1	2										
<b>Jeff King, R</b> OBP: 0.437, SLG: 0.473 (1, 3)										5	0	1	0	0	1	3										
<b>Chili Davis, S</b> OBP: 0.386, SLG: 0.429 (1, 10)										4	0	1	0	0	2	0										
<b>Scott Cooper, L</b> OBP: 0.300, SLG: 0.423 (1, 5)										4	1	1	0	0	1	2										
<b>29 Mike Sweeney, R</b> OBP: 0.289, SLG: 0.371 (1, 2)										3	1	1	0	1	1	3										
<b>Tom Goodwin, L</b> OBP: 0.283, SLG: 0.238 (1, 8)										3	2	1	1	1	1	3										
<b>Johnny Damon, L</b> OBP: 0.383, SLG: 0.491 (1, 9)										4	2	3	1	0	0	0										
<b>Inning Stats</b>	R: 0 E: 0 K: 2 S: 8	H: 0 LOB: 0 BB: 1 P: 15	R: 0 E: 0 K: 2 S: 10	H: 0 LOB: 0 BB: 0 P: 15	R: 0 E: 0 K: 1 S: 9	H: 1 LOB: 2 BB: 1 P: 14	R: 0 E: 0 K: 1 S: 7	H: 0 LOB: 0 BB: 0 P: 11	R: 3 E: 0 K: 0 S: 17	H: 3 LOB: 1 BB: 1 P: 27	R: 0 E: 0 K: 1 S: 9	H: 2 LOB: 0 BB: 0 P: 14	R: 0 E: 0 K: 2 S: 8	H: 0 LOB: 0 BB: 0 P: 9	R: 0 E: 0 K: 0 S: 4	H: 1 LOB: 0 BB: 0 P: 4	R: 4 E: 0 K: 1 S: 19	H: 4 LOB: 2 BB: 1 P: 33	1B: 9 2B: 3 3B: 0 HR: 0	SF: 0 SAC: 0 DP: 2 HBP: 1	WP: 0 PB: 0 SB: 1 CS: 2	PA: 40				
<b>PITCHER</b>	IP	WLS	BF	H	R	ER	SO	BB	IBB	HBP	BLK	WP	HR	S	P	ERA	WHIP									
<b>Tom Gordon, R</b> ERA: 3.89	(1, 1)	8.1	L	35	9	5	5	9	3	0	0	0	0	0	78	120	5.40	1.440								
<b>Heathcliff Slocumb, R</b> ERA: 5.4	(8, 1)	0.2	S	5	2	2	2	1	0	1	1	0	0	0	13	22	27.00	3.000								

Batter	1	2	3	4	5	6	7	8	9	AB	R	H	RBI	BB	SO	LOB	BOTTOM									
<b>Nomar Garciaparra, R</b> OBP: 0.356, SLG: 0.500 (1, 6)										4	0	0	0	0	1	2	<b>Kansas City Royals @ Boston Red Sox</b> Fenway Park, Boston, MA Tue May 06 1997, 7:05 PM EDT Att: 20,178 - Unknown - 57 F									
<b>Wil Cordero, R</b> OBP: 0.351, SLG: 0.488 (1, 7)										4	1	1	1	0	1	1										
<b>Mo Vaughn, L</b> OBP: 0.423, SLG: 0.510 (1, 10)										4	0	0	0	0	2	0										
<b>Mike Stanley, R</b> OBP: 0.321, SLG: 0.357 (1, 3)										4	0	0	0	0	1	0										
<b>Tim Lincecum, R</b> OBP: 0.394, SLG: 0.538 (1, 5)										3	1	1	0	1	1	0										
<b>John Valentin, R</b> OBP: 0.276, SLG: 0.330 (1, 4)										4	0	2	1	0	0	1										
<b>Rudy Pemberton, R</b> OBP: 0.361, SLG: 0.406 (1, 9)										3	0	0	0	0	2	2										
<b>Bill Haselman, R</b> OBP: 0.357, SLG: 0.448 (1, 2)										3	0	1	0	0	1	0										
<b>Shane Mack, R</b> OBP: 0.367, SLG: 0.370 (1, 8)										3	0	0	0	0	0	1										
<b>Inning Stats</b>	R: 0 E: 0 K: 0 S: 4	H: 0 LOB: 0 BB: 0 P: 7	R: 0 E: 0 K: 1 S: 13	H: 1 LOB: 0 BB: 0 P: 16	R: 0 E: 0 K: 1 S: 12	H: 0 LOB: 0 BB: 0 P: 17	R: 2 E: 0 K: 3 S: 16	H: 3 LOB: 1 BB: 0 P: 21	R: 0 E: 0 K: 1 S: 7	H: 1 LOB: 0 BB: 0 P: 12	R: 0 E: 0 K: 0 S: 9	H: 0 LOB: 0 BB: 0 P: 14	R: 0 E: 0 K: 1 S: 8	H: 0 LOB: 0 BB: 0 P: 12	R: 0 E: 1 K: 1 S: 10	H: 0 LOB: 1 BB: 0 P: 14	R: 0 E: 0 K: 1 S: 10	H: 0 LOB: 1 BB: 1 P: 18	1B: 2 2B: 3 3B: 0 HR: 1	SF: 0 SAC: 0 DP: 1 HBP: 0	WP: 0 PB: 0 SB: 0 CS: 1	PA: 33				
<b>PITCHER</b>	IP	WLS	BF	H	R	ER	SO	BB	IBB	HBP	BLK	WP	HR	S	P	ERA	WHIP									
<b>50 José Rosado, L</b> ERA: 2.12	(1, 1)	7.2	W	28	5	2	2	7	0	0	0	0	0	1	75	107	2.35	0.652								
<b>Hipolito Pichardo, R</b> ERA:	(8, 1)	1.1	S	5	0	0	0	2	1	0	0	0	0	0	14	24	0.00	0.750								

AB	35
R	7
H	11
RBI	7
BB	4
SO	10
LOB	18











Batter	1	2	3	4	5	6	7	8	9	AB	R	H	RBI	BB	SO	LOB	TOP				
<b>Jose Offerman, S</b> (1, 4) OBP: 0.365, SLG: 0.444	2-2 P6		2-2 G1-3		0-0 G6-3			1-0 SF9 SH5-3 1B		4	1	1	1	0	0	0	<b>Kansas City Royals @ Detroit Tigers</b> Tiger Stadium, Detroit, MI Thu May 08 1997, 3:33 AM EDT Att: 16,243 - Overcast - 48 F				
<b>Jay Bell, R</b> (1, 6) OBP: 0.380, SLG: 0.570	1-0 F9		2-2 HR			1-1 P3		0-0 SH5-3		3	1	1	1	0	0	0					
<b>Bip Roberts, S</b> (1, 7) OBP: 0.417, SLG: 0.485	3-2 G5-3		1-0 2B		0-0 G6-3			4-0 1B IBB		3	0	1	0	1	0	0					
<b>Jeff King, R</b> (1, 3) OBP: 0.421, SLG: 0.449		1-2 5-3	2-0 F8		0-2 F8			1-0 SF9		3	0	0	1	0	0	1					
<b>Chili Davis, S</b> (1, 10) OBP: 0.407, SLG: 0.427 <b>David Howard, S</b> (8, PR) OBP: 0.362, SLG: 0.453		4-2 BB		0-0 G1			0-1 F8	1-2 1B		3	0	1	1	1	0	0					
<b>Scott Cooper, L</b> (1, 5) OBP: 0.257, SLG: 0.355		0-0 F8		3-3 K			0-1 F8	1-0 P6		4	0	0	0	0	1	3					
<b>29 Mike Sweeney, R</b> (1, 2) OBP: 0.279, SLG: 0.333		2-2 P3		2-2 G5-3			4-2 BB		2-0 P5	3	0	0	0	1	0	1					
<b>Tom Goodwin, L</b> (1, 8) OBP: 0.289, SLG: 0.248			3-2 S G1-3 1B		1-0 G6-4-3 1B		2-1 G4-3	3-2 P5		4	1	2	0	0	0	1					
<b>Johnny Damon, L</b> (1, 9) OBP: 0.369, SLG: 0.468			2-2 G4-3		2-0 G6-4-3			0-0 SH5-3 1B SF9 1B	1-1 F9	4	1	1	0	0	0	2					
<b>Inning Stats</b>	R: 0 E: 0 K: 0 S: 9	H: 0 LOB: 0 BB: 0 P: 15	R: 0 E: 0 K: 0 S: 10	H: 0 LOB: 1 BB: 1 P: 17	R: 2 E: 0 K: 0 S: 16	H: 3 LOB: 1 BB: 0 P: 28	R: 0 E: 0 K: 1 S: 7	H: 0 LOB: 0 BB: 0 P: 12	R: 0 E: 0 K: 0 S: 4	H: 1 LOB: 0 BB: 0 P: 6	R: 0 E: 0 K: 0 S: 6	H: 0 LOB: 0 BB: 0 P: 7	R: 0 E: 0 K: 0 S: 10	H: 0 LOB: 1 BB: 1 P: 16	R: 2 E: 0 K: 0 S: 8	H: 3 LOB: 2 BB: 1 P: 16		R: 0 E: 0 K: 0 S: 11	H: 0 LOB: 0 BB: 0 P: 17	1B: 5 2B: 1 3B: 0 HR: 1	SF: 1 SAC: 1 DP: 1 HBP: 0
<b>PITCHER</b>	IP	WLS	BF	H	R	ER	SO	BB	IBB	HBP	BLK	WP	HR	S	P	ERA	WHIP				
<b>Brian Moehler, R</b> (1, 1) ERA: 3.2	7.0	L	28	6	4	4	1	2	0	0	0	0	1	64	104	5.14	1.143				
<b>Dan Miceli, R</b> (8, 1) ERA: 8.2	2.0		8	1	0	0	0	0	1	0	0	0	0	17	30	0.00	0.500				

Batter	1	2	3	4	5	6	7	8	9	AB	R	H	RBI	BB	SO	LOB	BOTTOM				
<b>Brian Hunter, R</b> (1, 8) OBP: 0.291, SLG: 0.319	1-1 F9		0-0 F9		1-1 G5-3			1-3 K	3-1 G5-3	5	0	0	0	0	1	3	<b>Kansas City Royals @ Detroit Tigers</b> Tiger Stadium, Detroit, MI Thu May 08 1997, 3:33 AM EDT Att: 16,243 - Overcast - 48 F				
<b>Bobby Higginson, L</b> (1, 7) OBP: 0.328, SLG: 0.383	3-2 G3		2-1 FC4-6 BB		3-1 F8		2-1 G4-3			4	0	0	0	0	0	2					
<b>Travis Fryman, R</b> (1, 5) OBP: 0.366, SLG: 0.516	3-3 K		4-2 FC6-4 BB		2-2 G5-3			2-3 K		3	0	0	0	1	2	1					
<b>Tony Clark, S</b> (1, 3) OBP: 0.375, SLG: 0.585		1-2 G4-3 2B	1-2 FC6-4		1-3 K			4-2 FC1-6 CI BB		3	0	1	0	1	1	2					
<b>Bob Hamelin, L</b> (1, 10) OBP: 0.376, SLG: 0.483		3-1 G4-3		1-1 F7		4-1 WP S BB		1-0 CI FC1-6	1-2 CI FC1-6	2	0	0	0	1	0	1					
<b>Melvin Nieves, S</b> (1, 9) OBP: 0.376, SLG: 0.483		0-3 K		0-0 1B		3-3 K		1-1 FC1-6 CS	1-2 CS	4	0	1	0	0	2	4					
<b>Damion Easley, R</b> (1, 4) OBP: 0.359, SLG: 0.420		4-2 BB		1-0 F8		4-2 BB		0-0 CS	2-3 K	2	0	0	0	2	1	1					
<b>Brian Johnson, R</b> (1, 2) OBP: 0.239, SLG: 0.304		0-2 G4-3		0-0 F9		0-1 L9			0-0 G3-1	4	0	0	0	0	0	5					
<b>Deivi Cruz, R</b> (1, 6) OBP: 0.234, SLG: 0.304 <b>Curtis Pride, L</b> (8, PH) OBP: 0.322, SLG: 0.302			0-1 FC4-6 1B		0-0 F8 2B			0-2 G6-3	1-0 DI 1B	3	0	2	0	0	0	0					
<b>Inning Stats</b>	R: 0 E: 0 K: 1 S: 10	H: 0 LOB: 0 BB: 0 P: 17	R: 0 E: 0 K: 1 S: 15	H: 1 LOB: 2 BB: 1 P: 23	R: 0 E: 0 K: 0 S: 12	H: 1 LOB: 2 BB: 1 P: 19	R: 0 E: 0 K: 0 S: 5	H: 1 LOB: 1 BB: 0 P: 7	R: 0 E: 0 K: 2 S: 13	H: 0 LOB: 2 BB: 2 P: 25	R: 0 E: 0 K: 1 S: 9	H: 0 LOB: 0 BB: 0 P: 12	R: 0 E: 1 K: 1 S: 10	H: 0 LOB: 1 BB: 1 P: 18	R: 0 E: 0 K: 1 S: 8	H: 1 LOB: 1 BB: 0 P: 14		1B: 3 2B: 2 3B: 0 HR: 0	SF: 0 SAC: 0 DP: 0 HBP: 0	WP: 1 PA: 38 PB: 0 SB: 1 CS: 1	
<b>PITCHER</b>	IP	WLS	BF	H	R	ER	SO	BB	IBB	HBP	BLK	WP	HR	S	P	ERA	WHIP				
<b>Tim Belcher, R</b> (1, 1) ERA: 2.0	7.0	W	29	4	0	0	5	4	0	0	0	0	0	72	117	0.00	1.143				
<b>Hipolito Pichardo, R</b> (8, 1) ERA: 8.2	2.0		8	1	0	0	2	1	0	0	0	0	0	18	32	0.00	1.000				

**AB** 31  
**R** 4  
**H** 7  
**RBI** 4  
**BB** 3  
**SO** 1  
**LOB** 8



**AB** 31  
**R** 0  
**H** 5  
**RBI** 0  
**BB** 5  
**SO** 7  
**LOB** 19










Batter	1	2	3	4	5	6	7	8	9	AB	R	H	RBI	BB	SO	LOB	TOP										
Jose Offerman, S (1, 4) OBP: 0.338, SLG: 0.391	3-2 FC6-4 1B	1-3 K			0-1 G4-3		3-3 K		1-1 FC6-4	5	0	1	0	0	2	5											
Jay Bell, R (1, 6) OBP: 0.374, SLG: 0.546	1-2 FC6-4 1B	0-1 WP 1B			0-3 K			1-1 G5-3		4	1	1	0	0	1	1											
Bip Roberts, S (1, 7) OBP: 0.416, SLG: 0.481	1-0 1B	1-0 G3			0-0 FC5-4 1B			1-1 G5-3		4	0	2	0	0	0	2											
Jeff King, R (1, 3) OBP: 0.406, SLG: 0.463	0-1 P4				0-0 FC5-4			1-2 G6-3		4	0	0	0	0	0	3											
Chili Davis, S (1, 10) OBP: 0.416, SLG: 0.422	3-2 S 1B				0-3 K			0-0 1B 1B		3	0	2	1	1	1	0											
Craig Panuette, R (1, 5) OBP: 0.246, SLG: 0.353	3-1 G6-3				0-2 G5-3			0-0 G5-4-3		4	0	0	0	0	1	4											
Tim Spehr, R (1, 2) Scott Cooper, L (0, PH) OBP: 0.263, SLG: 0.353					0-0 F7			0-2 G4-3		3	0	0	0	0	0	0											
Tom Goodwin, L (1, 8) OBP: 0.302, SLG: 0.291					2-2 G4-3			1-1 FC4-6 1B		4	1	3	0	0	0	0											
Johnny Damon, L (1, 9) OBP: 0.375, SLG: 0.464					0-0 G3			0-1 FC4-6 CS		4	0	2	1	0	0	1											
<b>Inning Stats</b>	R: 1 E: 0 K: 0 S: 18	H: 3 LOB: 2 BB: 0 P: 29	R: 1 E: 0 K: 1 S: 12	H: 3 LOB: 2 BB: 0 P: 16	R: 0 E: 0 K: 1 S: 8	H: 0 LOB: 0 BB: 0 P: 9	R: 0 E: 0 K: 0 S: 8	H: 0 LOB: 0 BB: 0 P: 13	R: 0 E: 0 K: 1 S: 7	H: 1 LOB: 1 BB: 0 P: 7	R: 0 E: 0 K: 0 S: 5	H: 0 LOB: 0 BB: 1 P: 9	R: 0 E: 0 K: 1 S: 8	H: 1 LOB: 1 BB: 0 P: 12	R: 0 E: 0 K: 0 S: 9	H: 0 LOB: 0 BB: 0 P: 12	R: 0 E: 0 K: 1 S: 12	H: 3 LOB: 3 BB: 0 P: 17	1B: 10 2B: 1 3B: 1 HR: 0	SF: 0 SAC: 0 DP: 2 HBP: 0	WP: 1 PB: 0 SB: 1 CS: 1	PA: 37					
<b>PITCHER</b>	IP	WLS	BF	H	R	ER	SO	BB	IBB	HBP	BLK	WP	HR	S	P	ERA	WHIP										
Ramiro Mendoza, R (1, 1) ERA: 5.72	8.0	W	31	8	2	2	4	1	0	0	0	1	0	75	107	2.25	1.125										
42 Mariano Rivera, R (9, 1) ERA: 2.66	1.0	S	6	3	0	0	1	0	0	0	0	0	0	12	17	0.00	3.000										

Kansas City Royals @ New York Yankees  
Yankee Stadium, Bronx, NY  
Sat May 10 1997, 3:33 AM EDT  
Att: 25,007 - Overcast - 57 F


AB 36  
R 2  
H 11  
RBI 2  
BB 1  
SO 5  
LOB 17



Batter	1	2	3	4	5	6	7	8	9	AB	R	H	RBI	BB	SO	LOB	BOTTOM										
Tim Raines, S (1, 7) OBP: 0.388, SLG: 0.400	2-2 F7				3-3 K				2-1 F7	4	0	0	0	0	1	2											
Wade Boggs, L (1, 5) OBP: 0.393, SLG: 0.337	1-1 2B				2-2 L7			1-1 WP 1B		4	1	2	0	0	0	0											
Bernie Williams, S (1, 8) OBP: 0.431, SLG: 0.555	3-3 K				1-2 S BB G4-3 1B			2-0 1B S		4	3	2	2	0	1	1											
Tino Martinez, L (1, 3) OBP: 0.418, SLG: 0.707	0-3 K2-3				4-0 G4-3 S BB			2-3 K		3	0	0	0	1	2	2											
Cecil Fielder, R (1, 10) OBP: 0.344, SLG: 0.362					1-2 K			1-1 1B		4	0	1	1	0	2	2											
Paul O'Neill, L (1, 9) OBP: 0.376, SLG: 0.580					1-0 G4-3			2-2 L8		4	1	1	2	0	1	2											
2 Derek Jeter, R (1, 6) OBP: 0.398, SLG: 0.465					2-3 3-H 2-2 F8			0-0 FC5-4 1B		3	0	1	0	0	0	1											
Mariano Duncan, R (1, 4) Luis Sojo, R (8, 4) OBP: 0.322, SLG: 0.349 OBP: 0.194, SLG: 0.111					2-0 G4-3			2-1 L6		3	0	0	0	0	1	1											
20 Jorge Posada, S (1, 2) OBP: 0.388, SLG: 0.415					1-2 P5			2-0 FC5-4		3	0	1	0	0	0	1											
<b>Inning Stats</b>	R: 0 E: 0 K: 2 S: 14	H: 1 LOB: 1 BB: 0 P: 20	R: 1 E: 0 K: 0 S: 6	H: 1 LOB: 0 BB: 0 P: 13	R: 0 E: 0 K: 0 S: 10	H: 0 LOB: 0 BB: 0 P: 16	R: 1 E: 0 K: 1 S: 11	H: 1 LOB: 1 BB: 1 P: 22	R: 0 E: 0 K: 2 S: 8	H: 1 LOB: 1 BB: 0 P: 16	R: 1 E: 1 K: 1 S: 14	H: 1 LOB: 1 BB: 0 P: 23	R: 0 E: 0 K: 0 S: 6	H: 1 LOB: 1 BB: 0 P: 12	R: 2 E: 0 K: 2 S: 10	H: 2 LOB: 0 BB: 0 P: 20	1B: 5 2B: 2 3B: 0 HR: 2	SF: 0 SAC: 0 DP: 1 HBP: 0	WP: 1 PB: 0 SB: 3 CS: 1	PA: 33							
<b>PITCHER</b>	IP	WLS	BF	H	R	ER	SO	BB	IBB	HBP	BLK	WP	HR	S	P	ERA	WHIP										
Kevin Appier, R (1, 1) ERA: 2.19	7.0	L	28	6	3	2	6	1	0	0	0	0	1	69	122	2.57	1.000										
Mitch Williams, L (8, 1) ERA: 10.8	1.0		5	2	2	2	2	0	0	0	0	1	1	10	20	18.00	2.000										

Kansas City Royals @ New York Yankees  
Yankee Stadium, Bronx, NY  
Sat May 10 1997, 3:33 AM EDT  
Att: 25,007 - Overcast - 57 F

AB 32  
R 5  
H 8  
RBI 5  
BB 1  
SO 8  
LOB 12





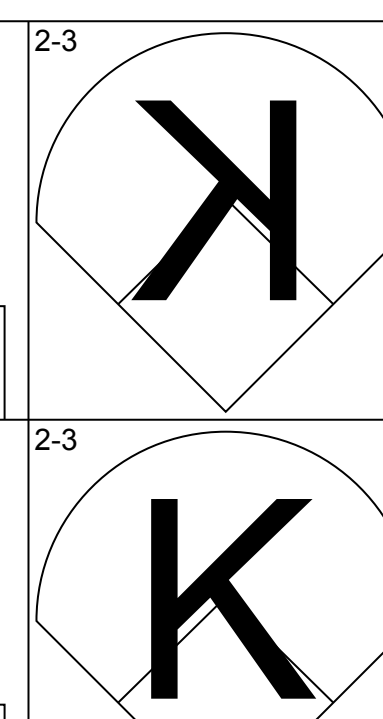
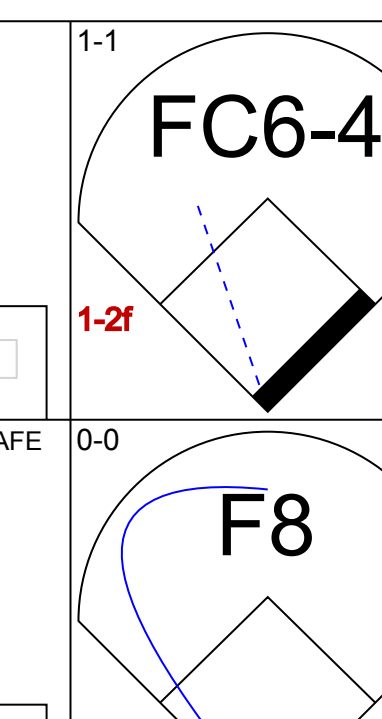
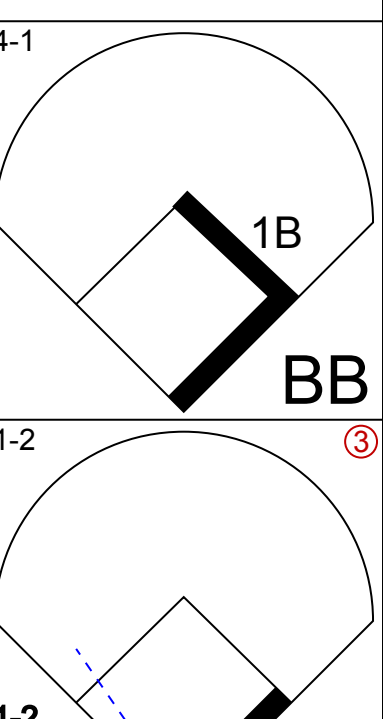
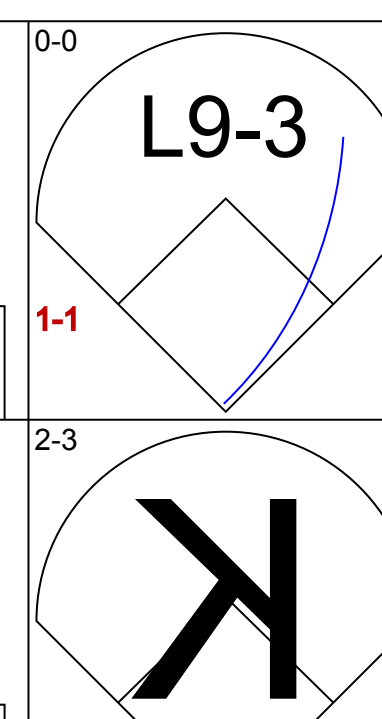
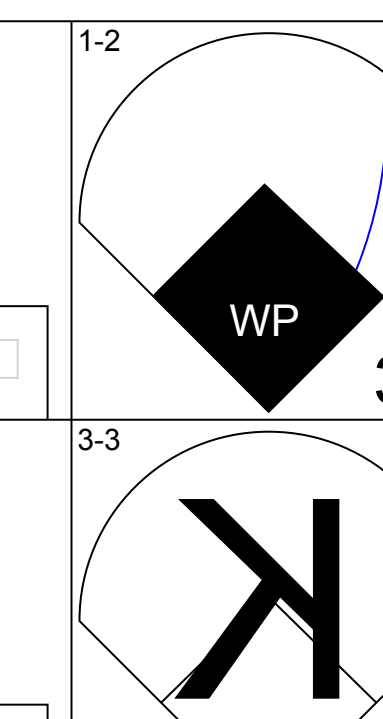
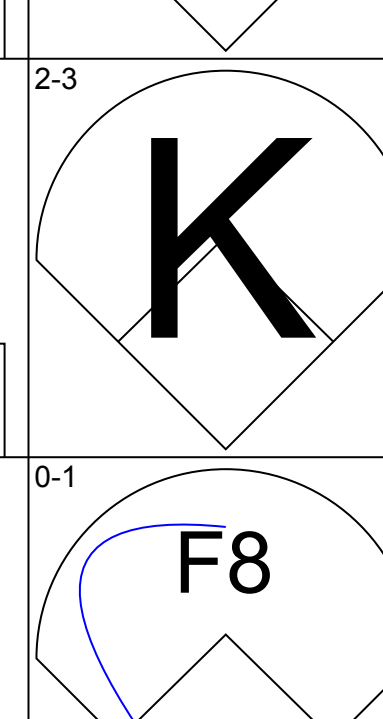
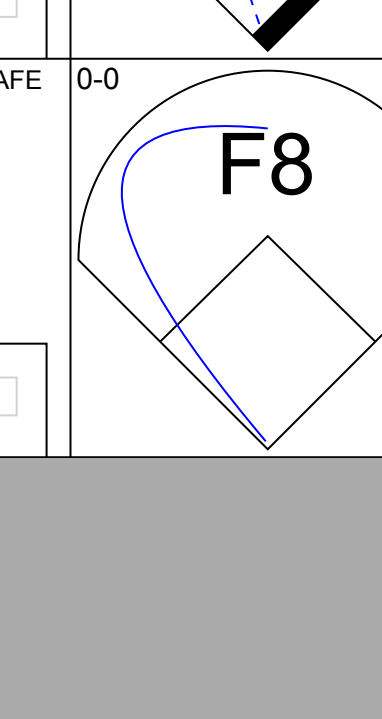
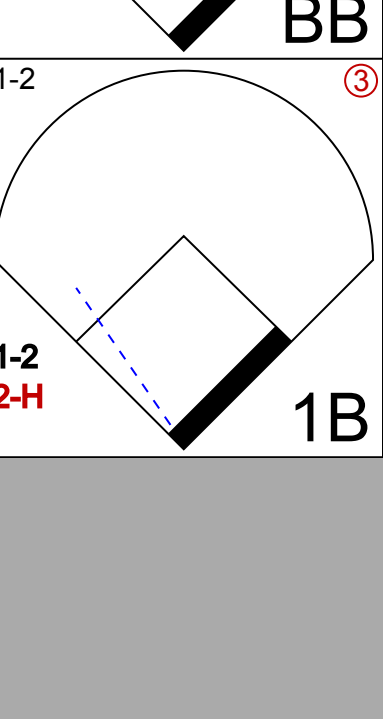

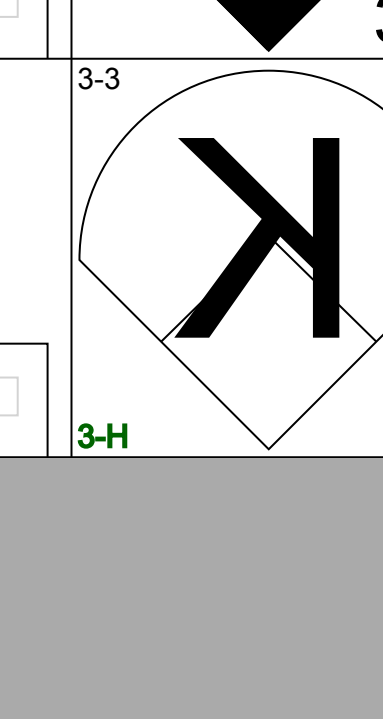
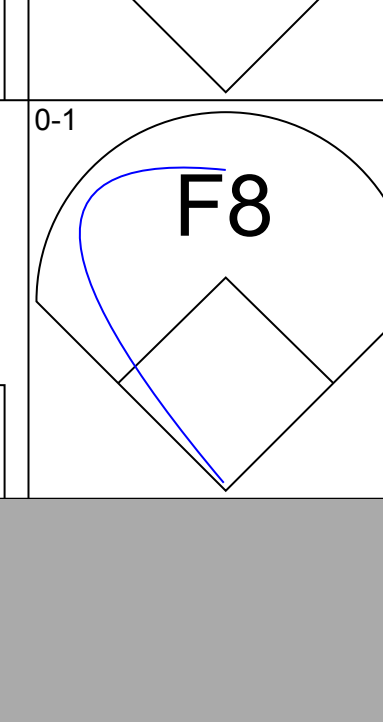
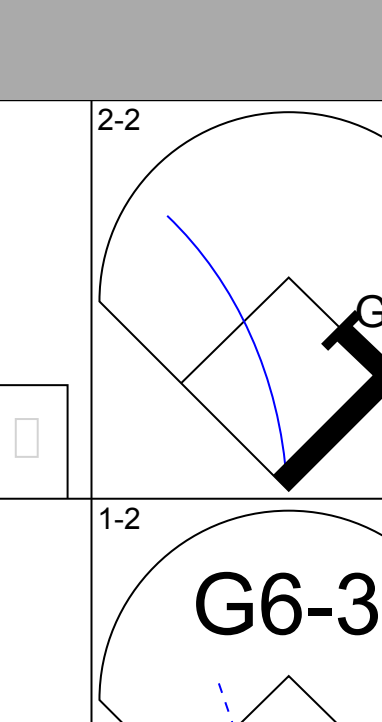
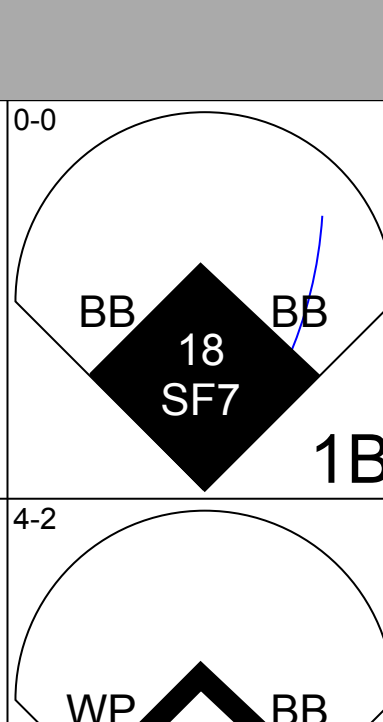
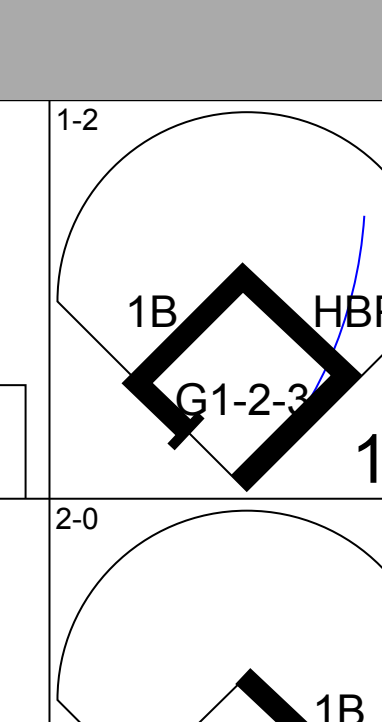
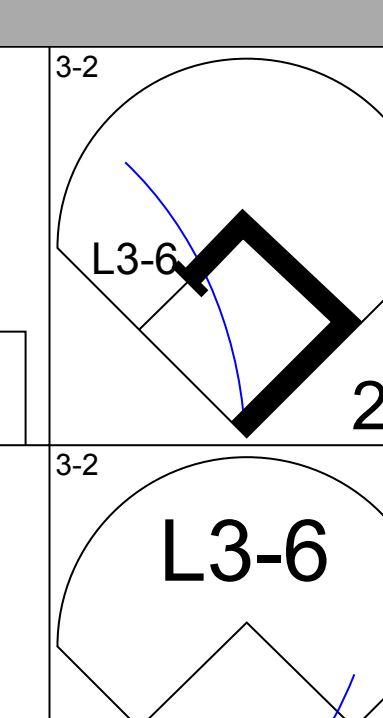
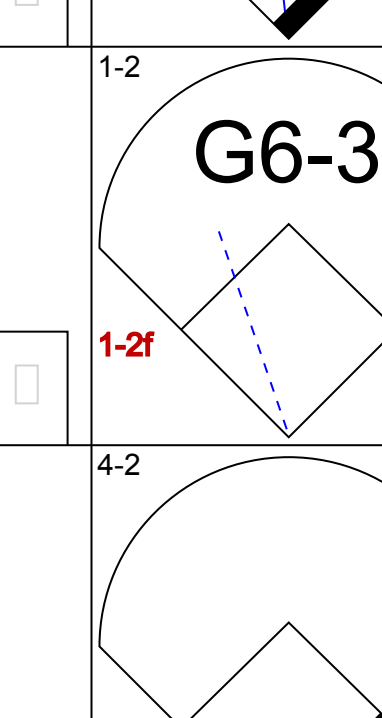
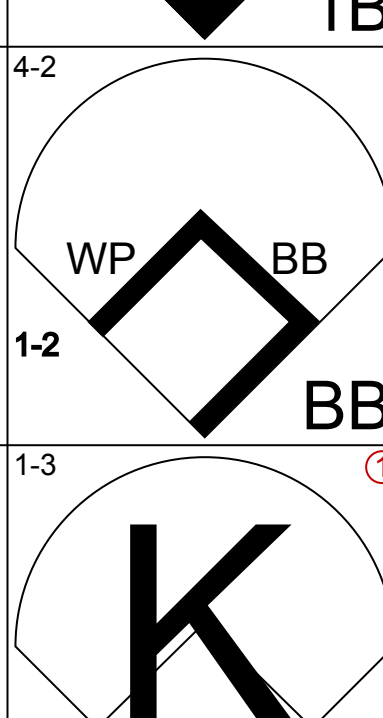
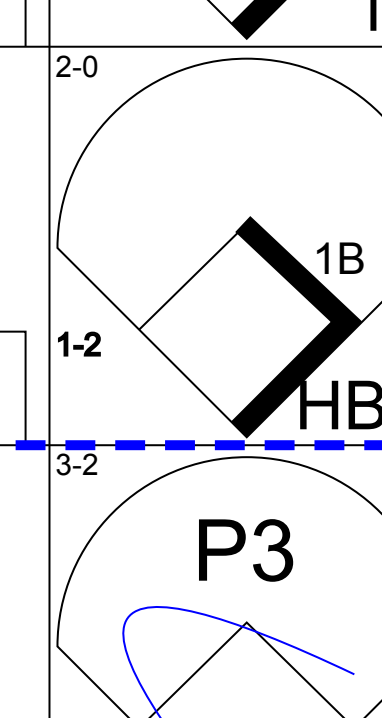
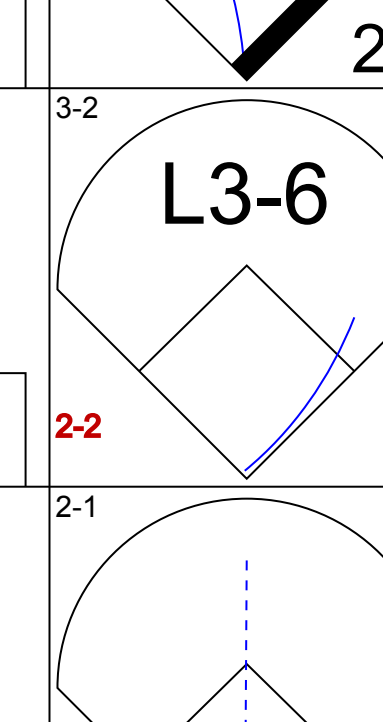
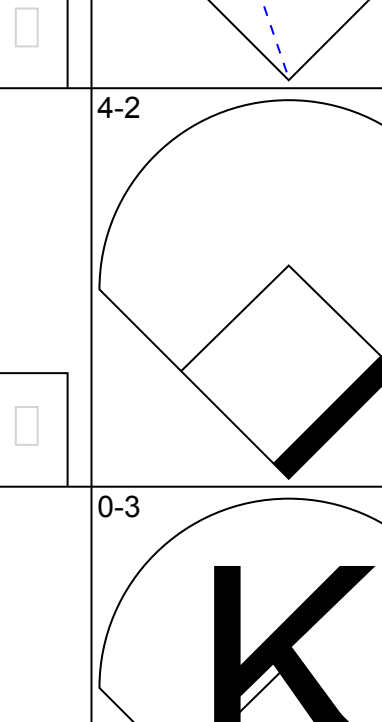
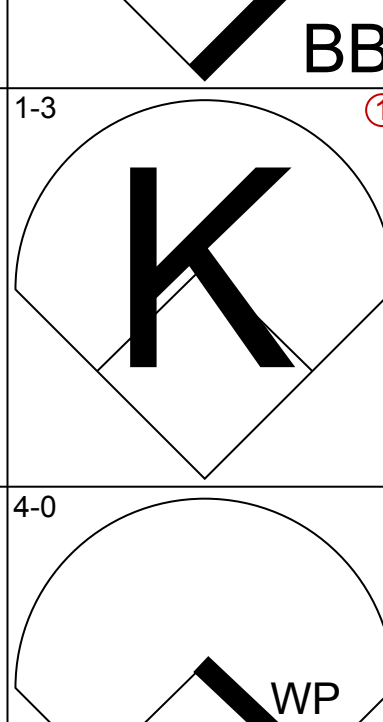
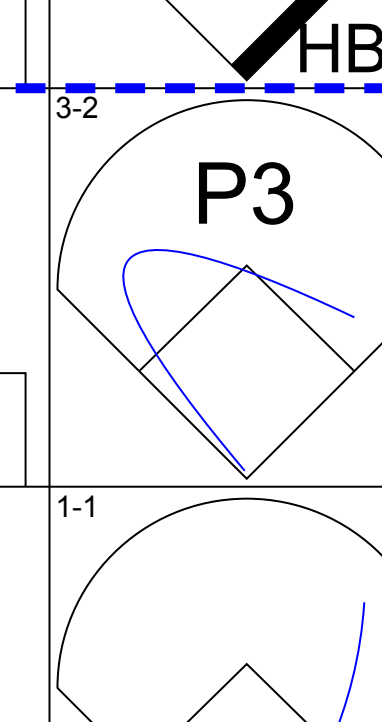
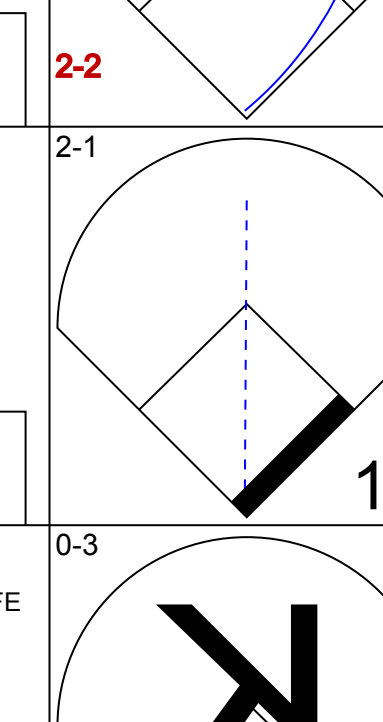
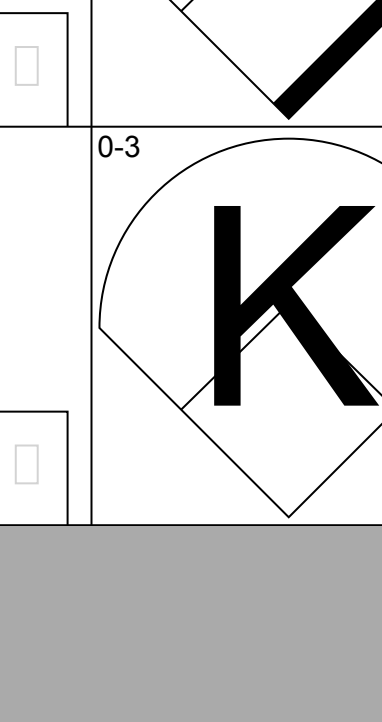
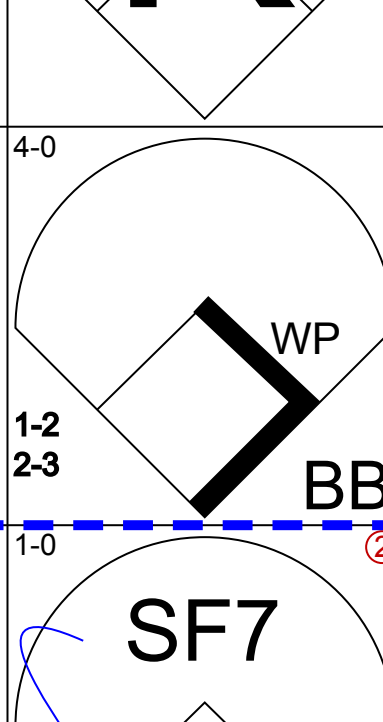
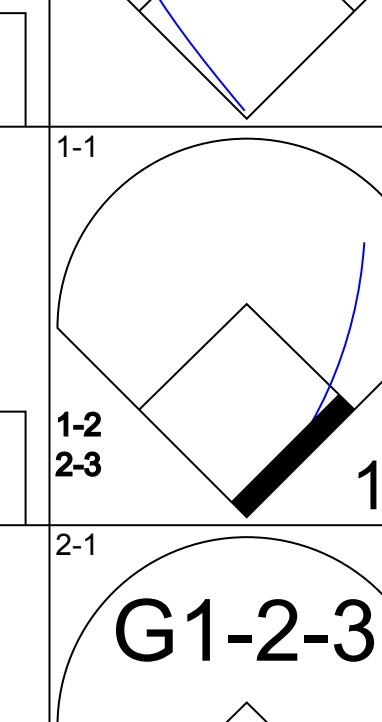
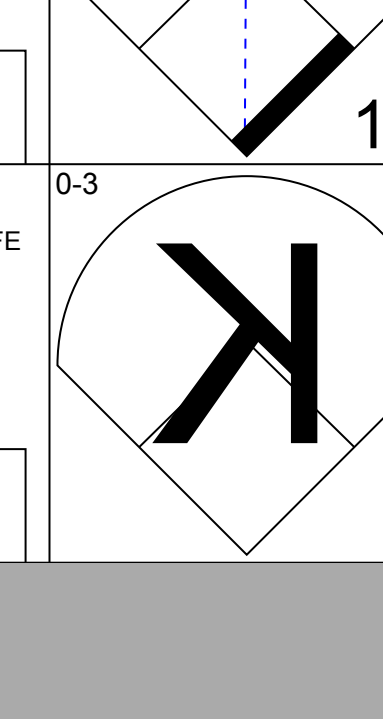
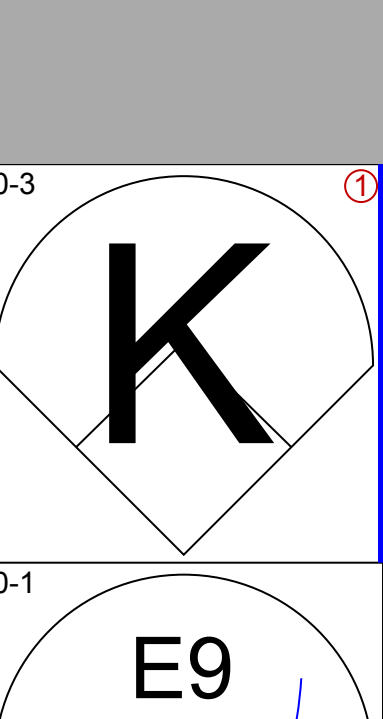
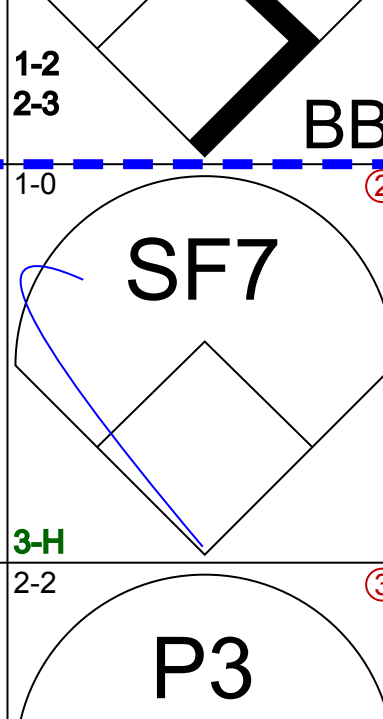
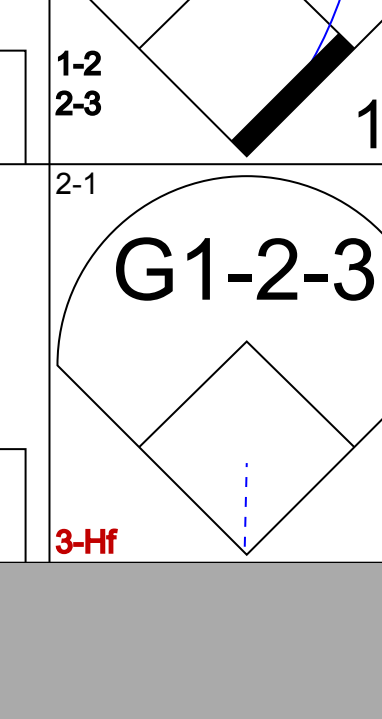
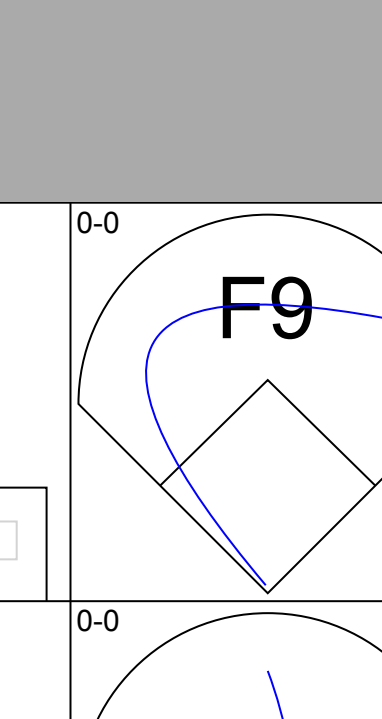
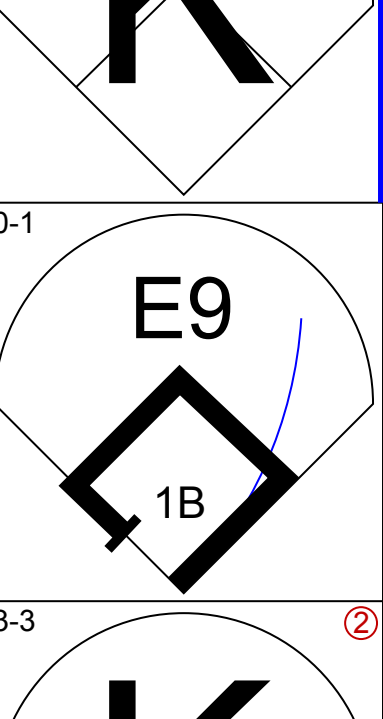
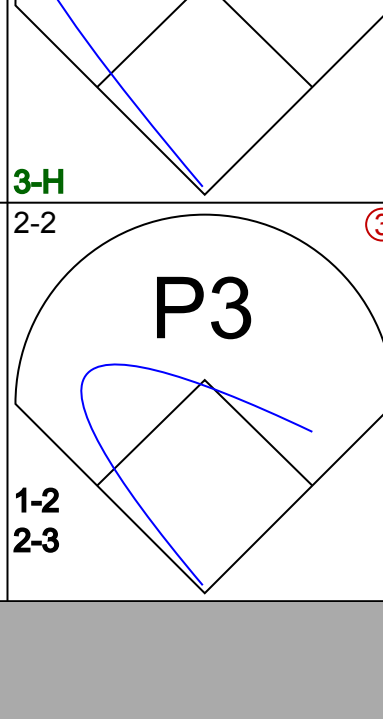
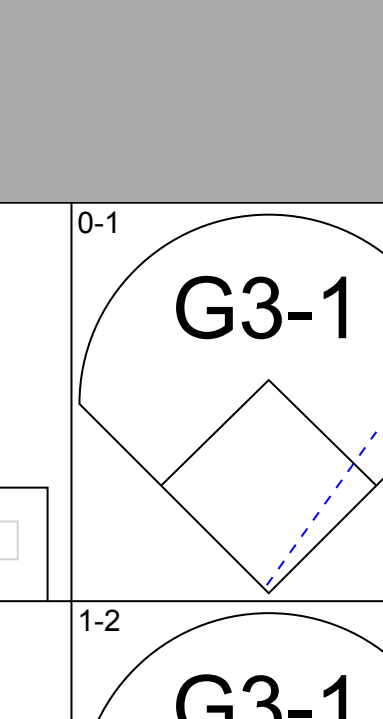
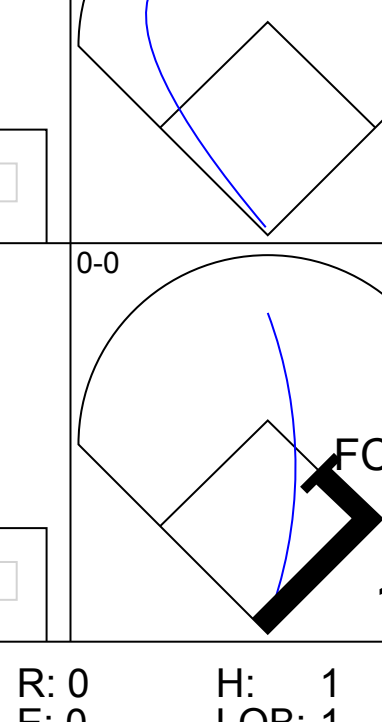
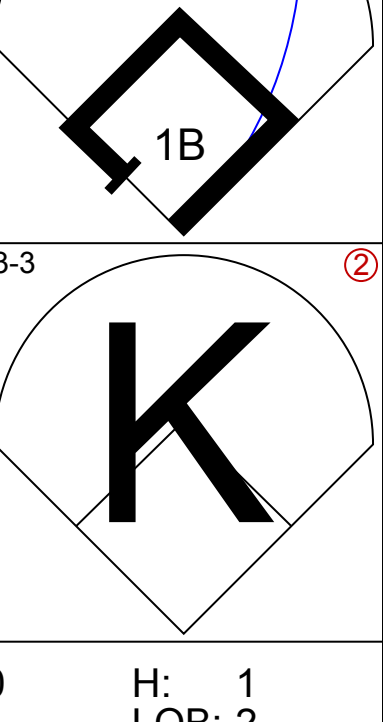
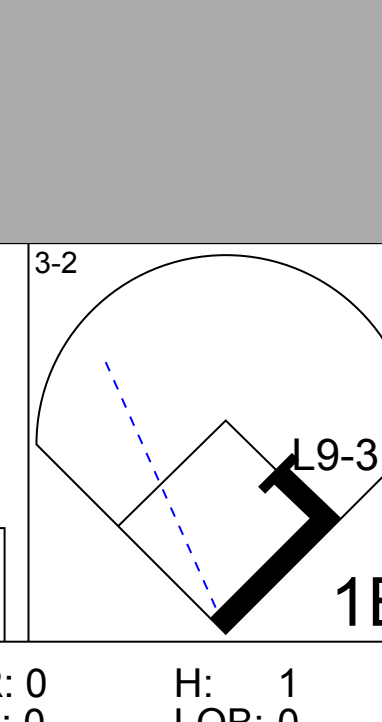
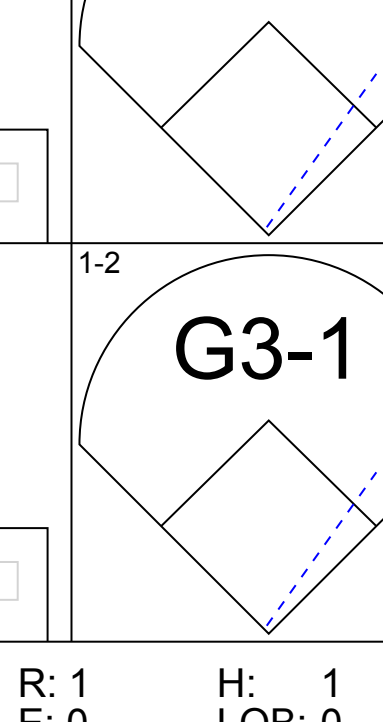


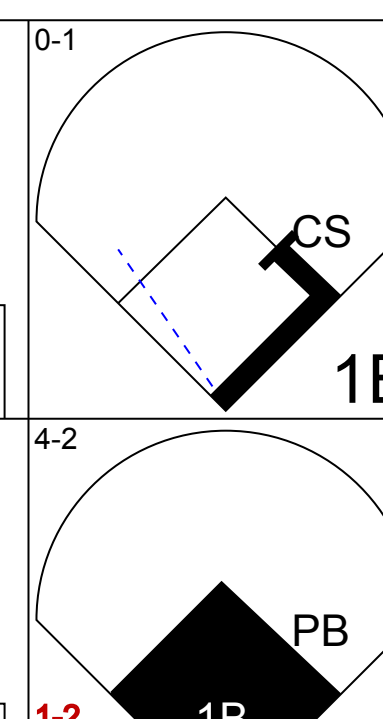
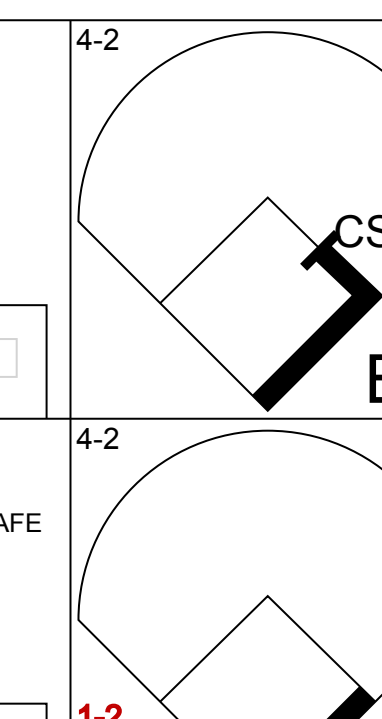
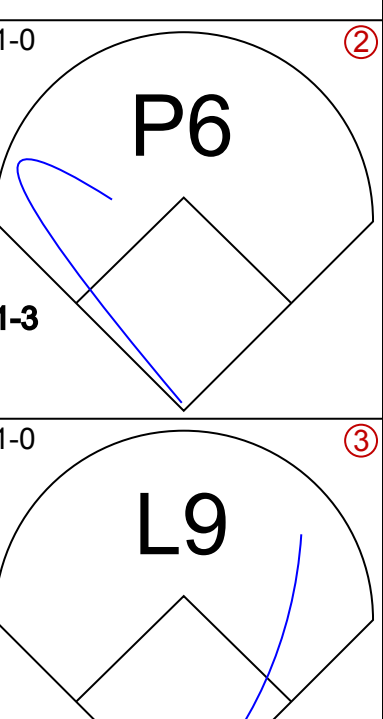
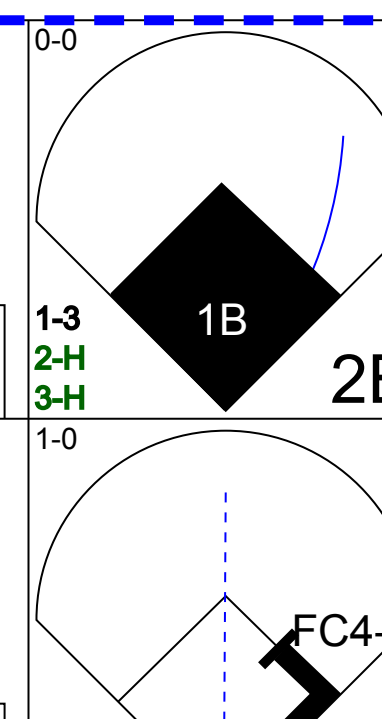

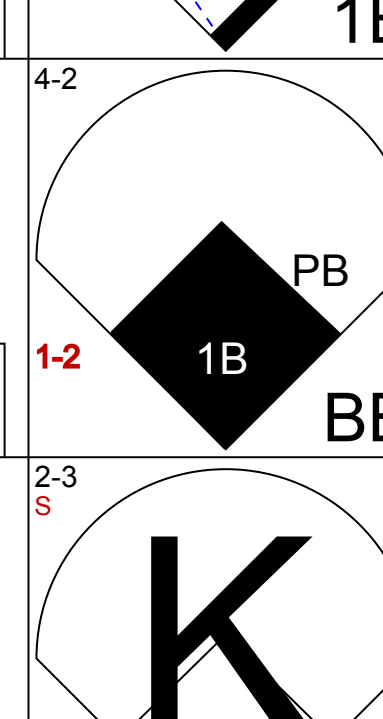
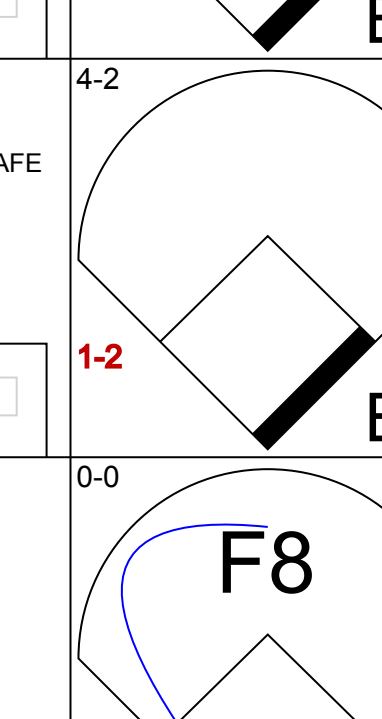
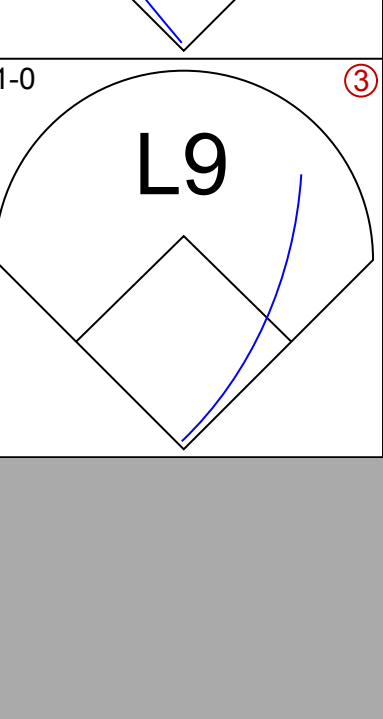
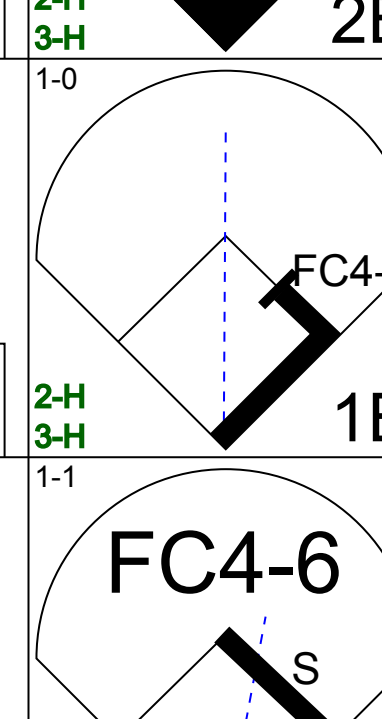
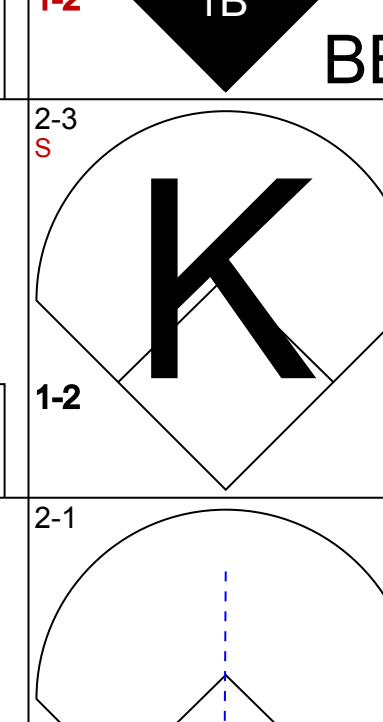
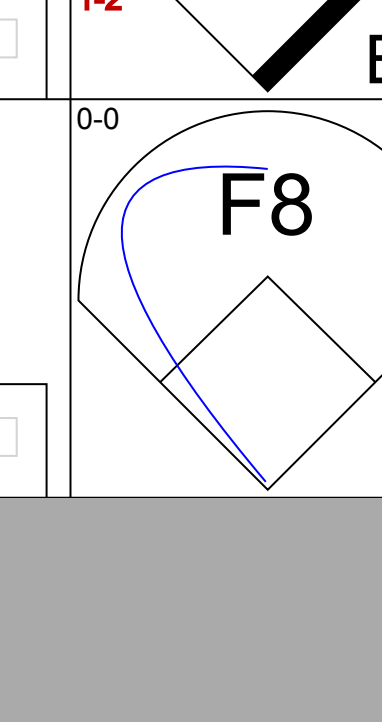
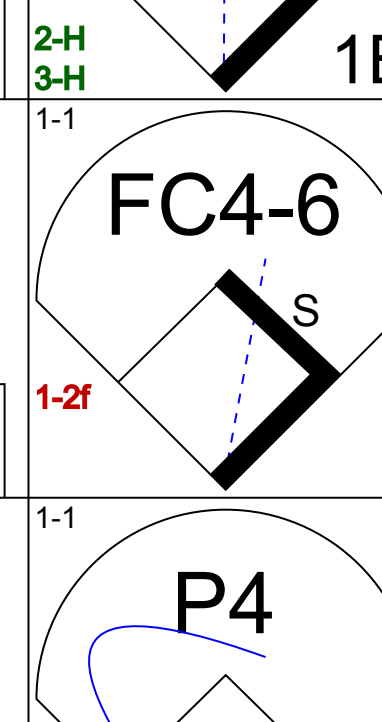
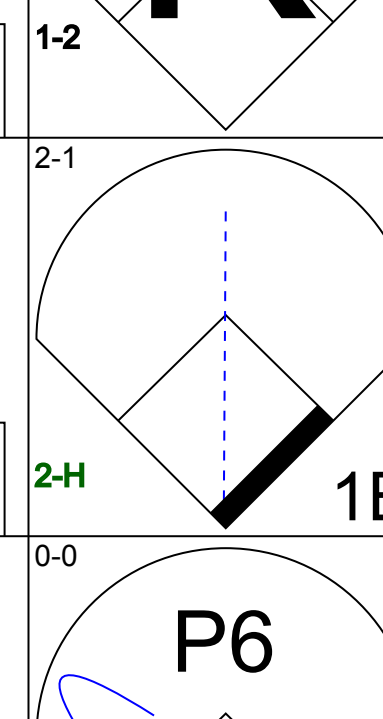
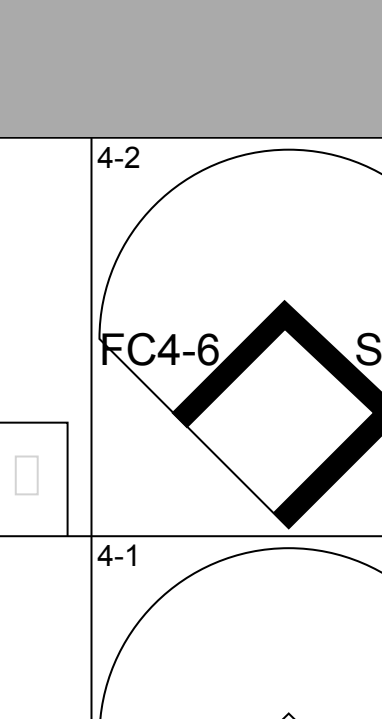
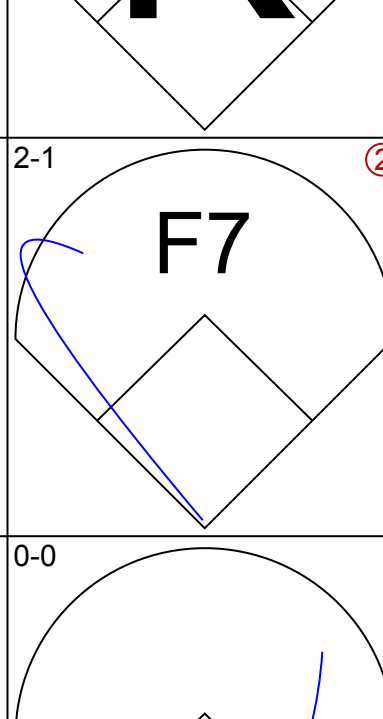
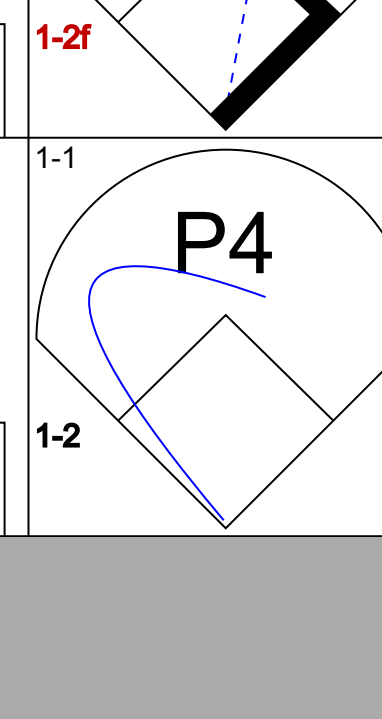
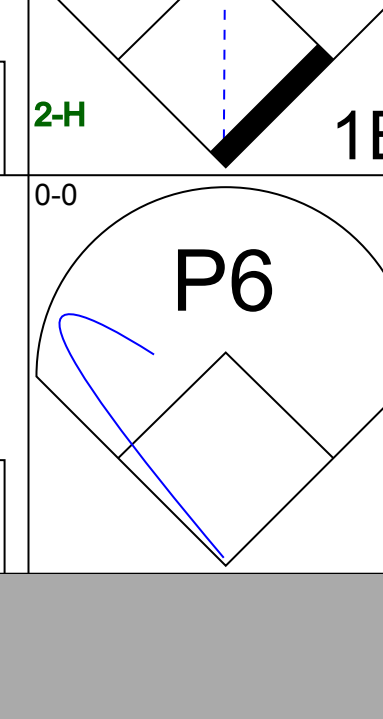
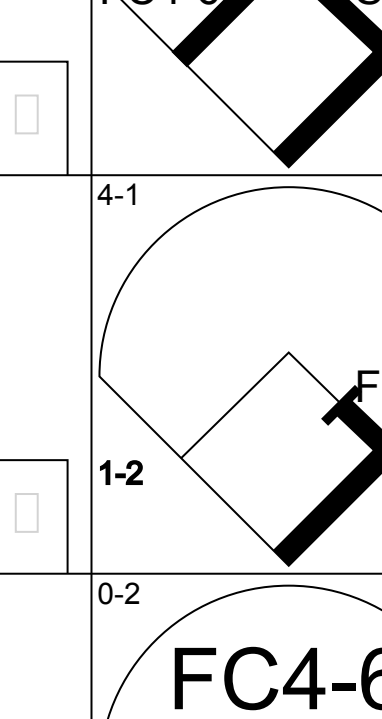
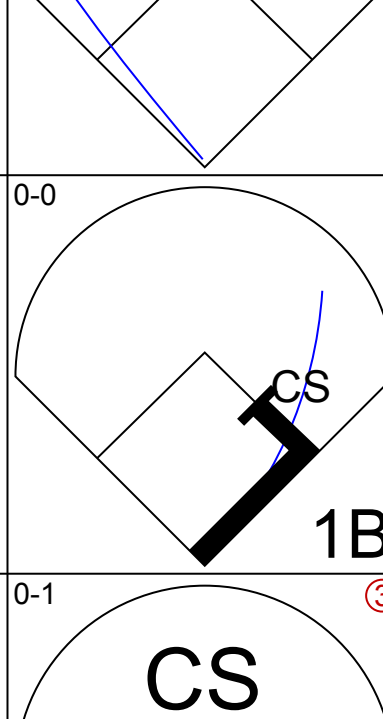
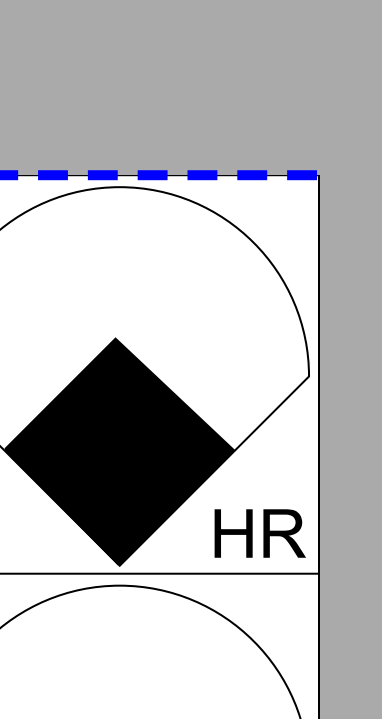
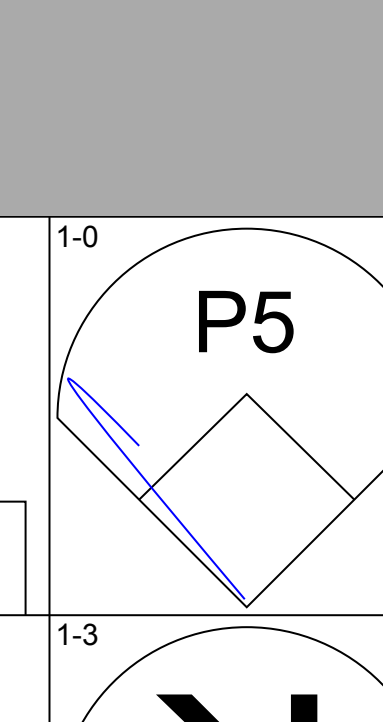
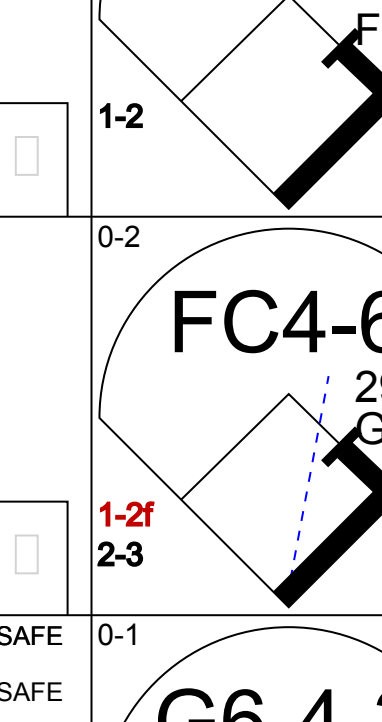
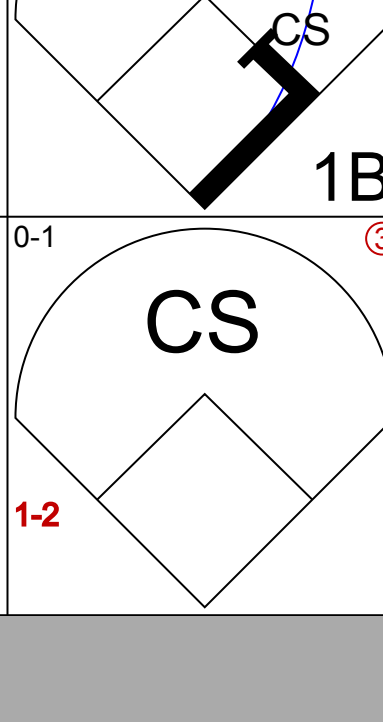
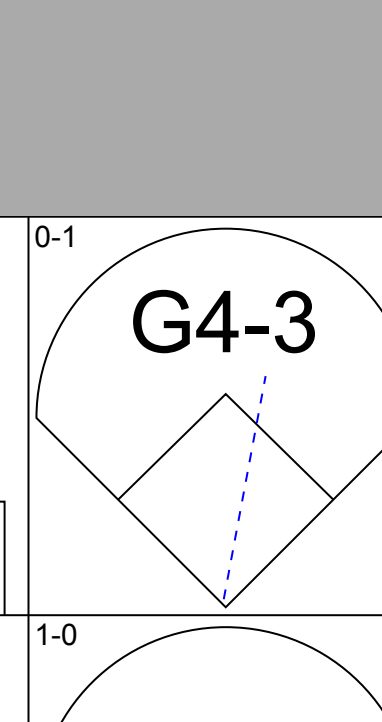
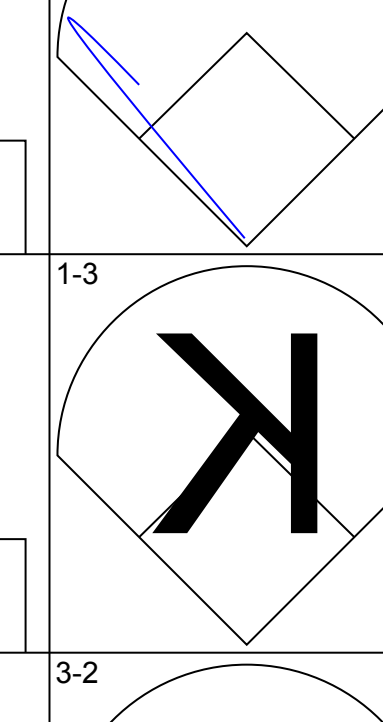
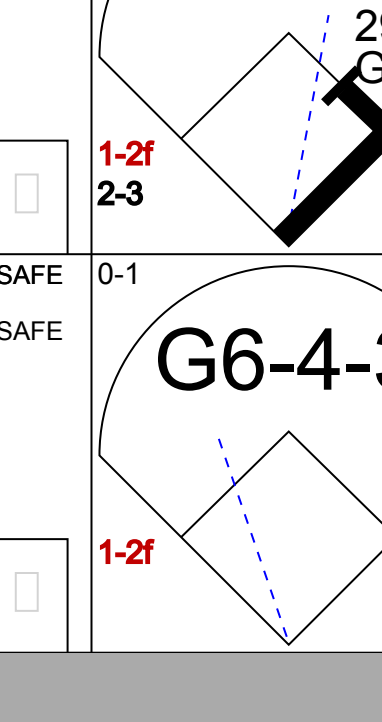
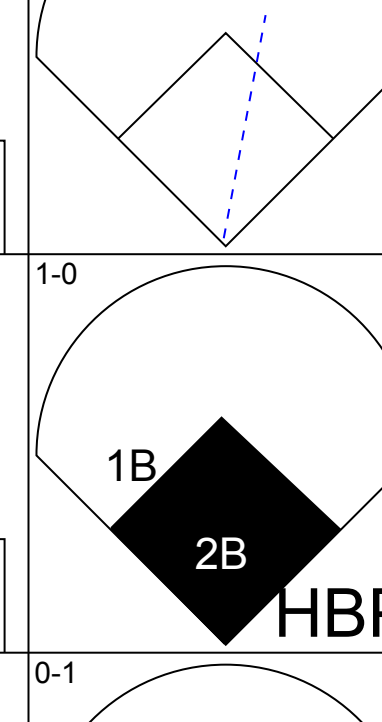
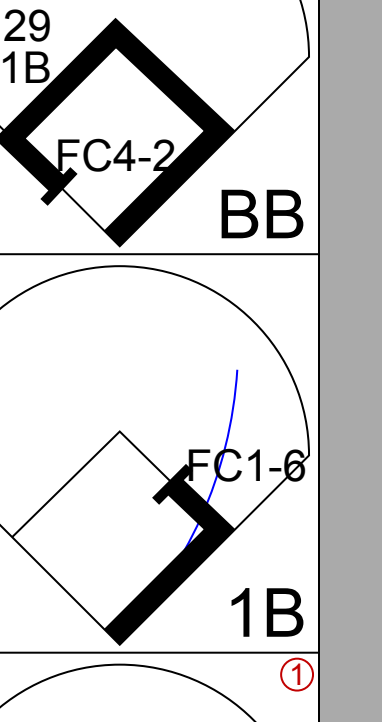
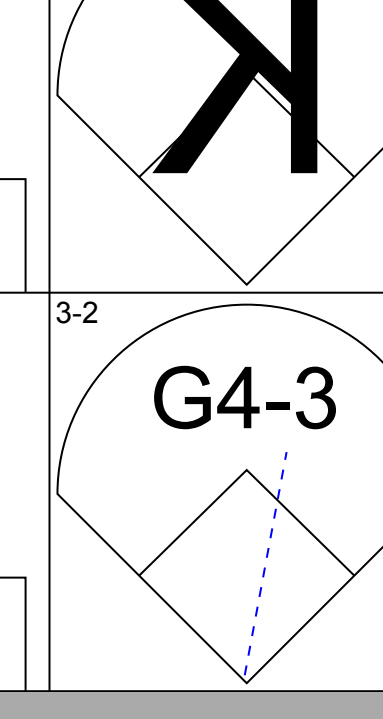
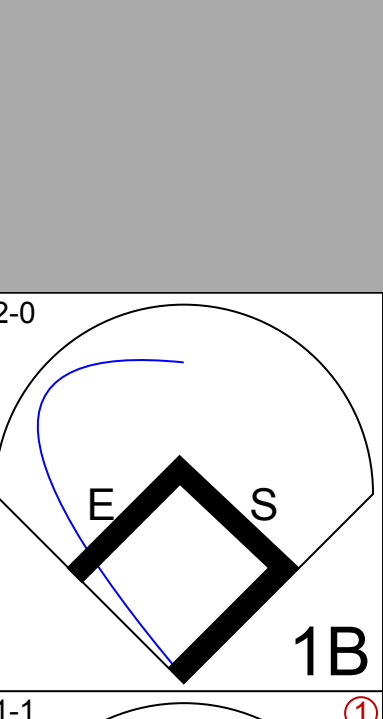

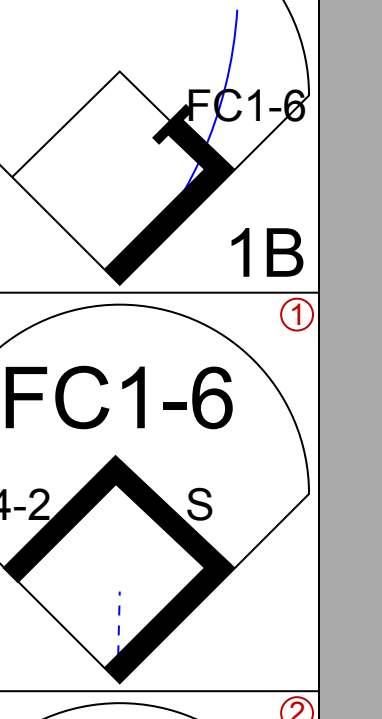
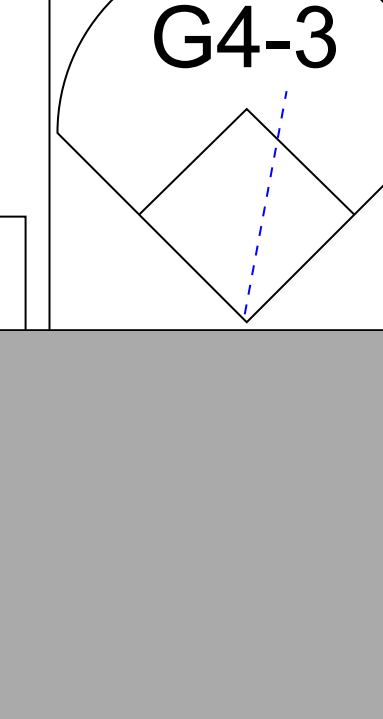
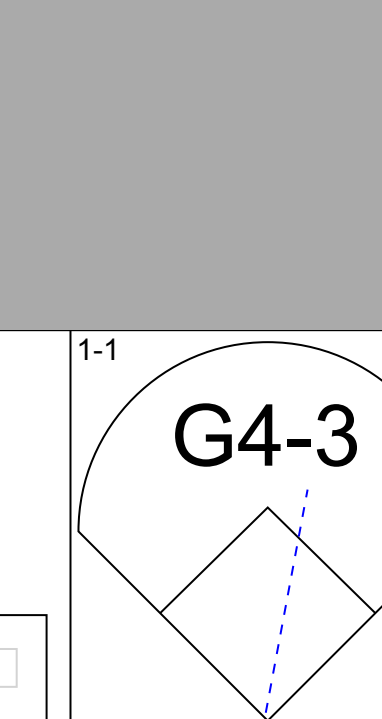
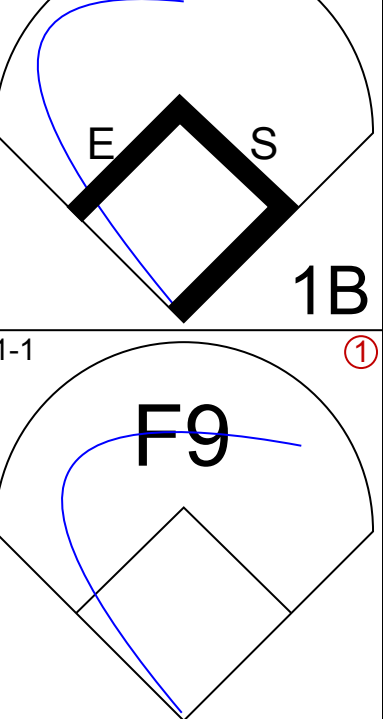
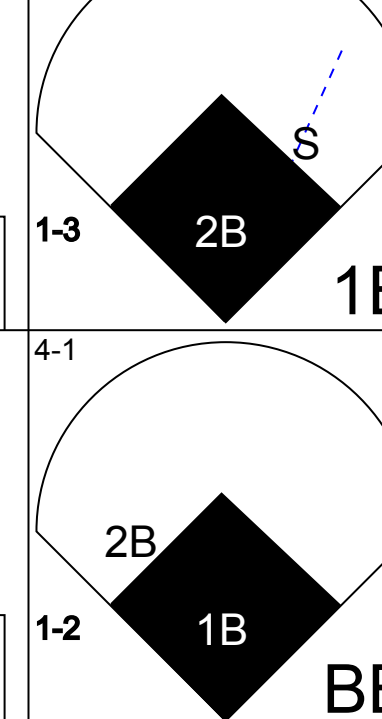
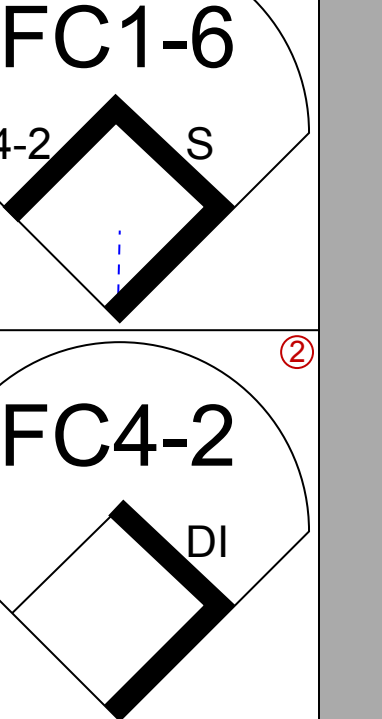


Batter	1	2	3	4	5	6	7	8	9	AB	R	H	RBI	BB	SO	LOB	TOP			
Nomar Garciaparra, R (1.6) OBP: 0.339, SLG: 0.466	0-2 F9			1-2 G6-3			2-0 G5-3		2-1 G5-3	4	0	0	0	0	0	1	<b>Boston Red Sox @ Kansas City Royals</b> Kauffman Stadium, Kansas City, MO Tue May 13 1997, 7:05 PM CDT Att: 13,035 - Unknown - 67 F <a href="http://livebaseballscorecards.com">livebaseballscorecards.com</a>			
Wil Cordero, R (1.7) OBP: 0.354, SLG: 0.466	3-2 G3			1-0 L8			4-0 1B BB		2-2 G5-3	3	0	0	0	1	0	1				
Mo Vaughn, L (1.3) OBP: 0.418, SLG: 0.548	0-2 F7			1-2 F7			0-0 18 G4-6-3 1B		0-0 G3	4	0	1	0	0	0	1				
18 Reggie Jefferson, S (1.10) OBP: 0.350, SLG: 0.577		2-1 F9			0-0 G3-1		1-2 G4-6-3			3	0	0	0	0	0	2				
Tim Lincecum, R (1.5) OBP: 0.376, SLG: 0.532		1-0 F9			2-3 K			0-1 P4		3	0	0	0	0	1	0				
Troy O'Leary, L (1.9) OBP: 0.351, SLG: 0.466		3-1 P2			2-0 F8			2-1 G3-1		3	0	0	0	0	0	0				
John Valentin, R (1.4) OBP: 0.305, SLG: 0.368			1-0 F9		3-1 G1-6-3 1B			1-0 HBP		2	0	1	0	0	0	0				
Scott Hatteberg, L (1.2) OBP: 0.462, SLG: 0.667			1-0 F8		2-3 K			2-3 K		3	0	0	0	0	2	2				
Darren Bragg, L (1.8) OBP: 0.373, SLG: 0.516			2-3 K		2-2 G1-6-3			4-2 G5-3 BB		2	0	0	0	1	1	1				
<b>Inning Stats</b>	R: 0 E: 0 K: 0 S: 11	H: 0 LOB: 0 BB: 0 P: 14	R: 0 E: 0 K: 0 S: 5	H: 0 LOB: 0 BB: 0 P: 11	R: 0 E: 0 K: 1 S: 5	H: 0 LOB: 0 BB: 0 P: 9	R: 0 E: 0 K: 0 S: 7	H: 0 LOB: 0 BB: 0 P: 10	R: 0 E: 0 K: 1 S: 5	H: 1 LOB: 0 BB: 0 P: 9	R: 0 E: 0 K: 0 S: 6	H: 1 LOB: 1 BB: 1 P: 13	R: 0 E: 0 K: 1 S: 8	H: 0 LOB: 1 BB: 0 P: 13	R: 0 E: 0 K: 0 S: 8	H: 0 LOB: 1 BB: 1 P: 16	1B: 2 2B: 0 3B: 0 HR: 0	SF: 0 SAC: 0 DP: 2 HBP: 1	WP: 0 PB: 0 SB: 0 CS: 0	PA: 30
<b>PITCHER</b> Tim Belcher, R (1.1) ERA: 1.72	IP: 9.0 WLS: W BF: 30 H: 2 R: 0 ER: 0 SO: 4 BB: 2 IBB: 0 HBP: 1 BLK: 0 WP: 0 HR: 0 S: 63 P: 110 ERA: 0.00 WHIP: 0.444															<b>PITCHER</b>				

Batter	1	2	3	4	5	6	7	8	9	AB	R	H	RBI	BB	SO	LOB	BOTTOM											
Jose Offerman, S (1.4) OBP: 0.366, SLG: 0.431	2-1 G6-4-3 1B	0-0 1B	1-2 F7		2-1 BLK 2B		2-2 FC5-4 1B			4	2	3	2	0	0	0	<b>Boston Red Sox @ Kansas City Royals</b> Kauffman Stadium, Kansas City, MO Tue May 13 1997, 7:05 PM CDT Att: 13,035 - Unknown - 67 F <a href="http://livebaseballscorecards.com">livebaseballscorecards.com</a>											
David Howard, S (7.4) OBP: 0.373, SLG: 0.463		1-2 2B 1B			3-H 2B		1-1 F9			4	1	1	1	1	0	3												
Jay Bell, R (1.6) OBP: 0.372, SLG: 0.526	4-1 G6-4-3 BB	1-2 2B 1B	2-2 F8		3-2 F9		1-1 F9			3	1	1	1	1	0	3												
Bip Roberts, S (1.7) OBP: 0.414, SLG: 0.486	0-0 G6-4-3	1-0 2B 1B			2-3 F9		0-0 P4		2-2 FC5-4 HBP	3	1	1	2	0	0	2												
Jermaine Dye, R (6.9) OBP: 0.206, SLG: 0.306	1-2 2-3	1-3 2-H 3-H 2B			2-3 F9		1-2 2-3		1-2 2-3 HBP	2	0	0	0	0	0	2												
Jeff King, R (1.3) OBP: 0.401, SLG: 0.439	4-2 1B BB	3-3 K		1-2 P2		2-2 P6	1-1 1B		1-2 HBP	3	0	0	0	1	1	2												
Chili Davis, S (1.10) OBP: 0.418, SLG: 0.411	2-0 1B	4-0 29 1B IBB		1-2 G4-3		4-2 29 BB 1B BB	0-0 L7			3	0	1	1	2	0	3												
Scott Cooper, L (1.5) OBP: 0.256, SLG: 0.333	2-3 K	2-3 K			1-1 L8	2-2 29 BB 1B	1-0 F8			5	0	1	0	0	2	5												
29 Mike Sweeney, R (1.2) OBP: 0.296, SLG: 0.313		1B HBP			1-2 L7	4-2 BB	1-2 F9			3	1	1	2	1	0	0												
Tom Goodwin, L (1.8) OBP: 0.307, SLG: 0.304		1B HBP			1-1 L5	2-1 L5	0-0 1B			5	2	3	0	0	0	5												
Johnny Damon, L (1.9) OBP: 0.380, SLG: 0.487		0-0 1B 2B 1B	1-1 F9		0-1 2B 3B		1-1 FC5-4 1B	3-2 F9		5	2	3	1	0	0	1												
<b>Inning Stats</b>	R: 1 E: 0 K: 1 S: 10	H: 2 LOB: 2 BB: 2 P: 24	R: 6 E: 0 K: 2 S: 19	H: 6 LOB: 2 BB: 1 P: 37	R: 0 E: 0 K: 0 S: 10	H: 0 LOB: 0 BB: 0 P: 14	R: 0 E: 0 K: 0 S: 9	H: 0 LOB: 0 BB: 0 P: 11	R: 2 E: 0 K: 0 S: 14	H: 3 LOB: 1 BB: 0 P: 22	R: 0 E: 0 K: 0 S: 13	H: 1 LOB: 3 BB: 2 P: 27	R: 0 E: 0 K: 0 S: 11	H: 2 LOB: 3 BB: 0 P: 16	R: 0 E: 0 K: 0 S: 8	H: 1 LOB: 1 BB: 0 P: 13	1B: 11 2B: 3 3B: 1 HR: 0	SF: 0 SAC: 0 DP: 1 HBP: 2	WP: 0 PB: 0 SB: 1 CS: 0	PA: 45								
<b>PITCHER</b> Aaron Sele, R (1.1) ERA: 5.13	IP: 1.2 WLS: L BF: 16 H: 7 R: 0 ER: 7 SO: 7 BB: 2 IBB: 1 HBP: 0 BLK: 0 WP: 0 HR: 0 S: 27 P: 59 ERA: 37.80 WHIP: 6.000															<b>PITCHER</b>												
John Waddell, R (2.1) ERA: 5.15	2.1	7	0	0	0	0	0	0	0	21	27	0.00	0.000															
Ken Gruntdt, L (5.1) ERA: 18.0	1.0	6	3	2	2	0	0	0	0	14	22	18.00	3.000															
Toby Borland, R (6.1) ERA: 5.28	2.0	12	3	0	0	0	2	0	1	0	24	43	0.00	2.500														
Jim Coors, R (8.1) ERA: 8.04	1.0	4	1	0	0	0	0	0	0	0	8	13	0.00	1.000														



Batter	1	2	3	4	5	6	7	8	9	AB	R	H	RBI	BB	SO	LOB	TOP								
<b>Nomar Garciaparra, R</b> OBP: 0.341, SLG: 0.473 (1, 6)										4	1	1	0	1	1	2	<b>Boston Red Sox @ Kansas City Royals</b> Kauffman Stadium, Kansas City, MO Wed May 14 1997, 7:05 PM CDT Att: 13,254 - Unknown - 69 F								
<b>Wii Cordero, R</b> OBP: 0.349, SLG: 0.458 (1, 7)										5	0	1	0	0	3	1									
<b>Mo Vaughn, L</b> OBP: 0.426, SLG: 0.554 (1, 3)										4	1	3	0	0	0	0									
<b>Mike Stanley, R</b> OBP: 0.337, SLG: 0.360 (1, 10)										2	0	1	0	1	0	1									
<b>Tim Lincecum, R</b> OBP: 0.373, SLG: 0.519 (1, 5)										3	0	0	0	1	1	5									
<b>John Valentin, R</b> OBP: 0.316, SLG: 0.374 (1, 4)										3	0	2	0	1	1	1									
<b>Rudy Pemberton, R</b> OBP: 0.391, SLG: 0.536 (6, PH) <b>18 Reggie Jefferson, S</b> OBP: 0.346, SLG: 0.577 (6, 9) <b>Troy O'Leary, L</b> OBP: 0.348, SLG: 0.462 (6, 9)										2	0	0	0	0	2	1									
<b>Bill Haselman, R</b> OBP: 0.348, SLG: 0.420 (1, 2)										4	0	0	0	0	0	2									
<b>Shane Mack, R</b> OBP: 0.375, SLG: 0.379 (7, PH) <b>Darren Bragg, L</b> OBP: 0.375, SLG: 0.516 (7, 8)										2	0	1	0	0	1	1									
<b>Inning Stats</b>	R: 0 E: 0 K: 2 S: 10	H: 0 LOB: 0 BB: 0 P: 14	R: 0 E: 0 K: 1 S: 11	H: 2 LOB: 1 BB: 0 P: 19	R: 0 E: 0 K: 0 S: 5	H: 1 LOB: 1 BB: 0 P: 6	R: 0 E: 0 K: 1 S: 12	H: 1 LOB: 1 BB: 1 P: 19	R: 0 E: 0 K: 2 S: 13	H: 1 LOB: 2 BB: 1 P: 21	R: 1 E: 0 K: 1 S: 10	H: 1 LOB: 2 BB: 2 P: 22	R: 0 E: 0 K: 1 S: 11	H: 1 LOB: 0 BB: 0 P: 16	R: 0 E: 0 K: 0 S: 10	H: 2 LOB: 2 BB: 0 P: 19		R: 1 E: 0 K: 1 S: 11	H: 1 LOB: 0 BB: 0 P: 16	1B: 8 2B: 3 3B: 1 HR: 0	SF: 1 SAC: 0 DP: 4 HBP: 1	WP: 2 PB: 2 SB: 0 CS: 0	PA: 38		
<b>PITCHER</b>	IP	WLS	BF	H	R	ER	SO	BB	IBB	HBP	BLK	WP	HR	S	P	ERA	WHIP								
<b>Glendon Rusch, L</b> ERA: 5.91 (1, 1)	5.1		24	6	1	1	7	4	0	0	0	0	0	57	94	1.69	1.875								
<b>Randy Veres, R</b> ERA: 3.72 (6, 1)	1.2	W	7	2	0	0	1	0	0	1	0	1	0	18	29	0.00	1.200								
<b>Hipolito Pichardo, R</b> ERA: 0.47 (8, 1)	2.0	S	7	2	1	1	1	0	0	0	0	1	0	18	29	4.50	1.000								

Batter	1	2	3	4	5	6	7	8	9	AB	R	H	RBI	BB	SO	LOB	BOTTOM								
<b>Jose Offerman, S</b> OBP: 0.379, SLG: 0.447 (1, 4)										4	1	2	2	1	0	3	<b>Boston Red Sox @ Kansas City Royals</b> Kauffman Stadium, Kansas City, MO Wed May 14 1997, 7:05 PM CDT Att: 13,254 - Unknown - 69 F								
<b>Jay Bell, R</b> OBP: 0.381, SLG: 0.525 (1, 6)										2	1	1	2	2	0	1									
<b>Bip Roberts, S</b> OBP: 0.400, SLG: 0.470 (1, 7)										4	0	0	0	0	2	3									
<b>Jeff King, R</b> OBP: 0.404, SLG: 0.436 (1, 3)										3	0	1	1	1	0	1									
<b>Chili Davis, S</b> OBP: 0.430, SLG: 0.452 (1, 10)										3	1	2	1	1	0	1									
<b>Scott Cooper, L</b> OBP: 0.295, SLG: 0.310 (1, 5)										3	0	0	0	1	0	2									
<b>29 Mike Sweeney, R</b> OBP: 0.310, SLG: 0.314 (1, 2)										3	1	1	0	0	1	2									
<b>Tom Goodwin, L</b> OBP: 0.312, SLG: 0.310 (1, 8)										4	1	2	0	0	0	2									
<b>Johnny Damon, L</b> OBP: 0.373, SLG: 0.468 (1, 9)										3	1	0	0	1	0	3									
<b>Inning Stats</b>	R: 1 E: 0 K: 1 S: 11	H: 2 LOB: 1 BB: 1 P: 19	R: 0 E: 0 K: 1 S: 7	H: 0 LOB: 0 BB: 0 P: 12	R: 0 E: 0 K: 0 S: 7	H: 0 LOB: 1 BB: 2 P: 16	R: 0 E: 0 K: 0 S: 8	H: 0 LOB: 1 BB: 2 P: 16	R: 0 E: 0 K: 1 S: 5	H: 1 LOB: 0 BB: 0 P: 10	R: 0 E: 0 K: 1 S: 7	H: 1 LOB: 0 BB: 0 P: 10	R: 4 E: 0 K: 0 S: 13	H: 3 LOB: 1 BB: 1 P: 19	R: 0 E: 0 K: 0 S: 15	H: 2 LOB: 2 BB: 1 P: 26		R: 1 E: 0 K: 0 S: 15	H: 2 LOB: 2 BB: 1 P: 26	1B: 7 2B: 1 3B: 0 HR: 1	SF: 0 SAC: 0 DP: 1 HBP: 1	WP: 0 PB: 1 SB: 5 CS: 3	PA: 38		
<b>PITCHER</b>	IP	WLS	BF	H	R	ER	SO	BB	IBB	HBP	BLK	WP	HR	S	P	ERA	WHIP								
<b>49 Tim Wakefield, R</b> ERA: 4.45 (1, 1)	6.1	L	27	5	4	3	3	6	0	0	0	0	0	52	93	4.26	1.737								
<b>Kerry Lacy, R</b> ERA: 3.0 (7, 1)	0.2		4	2	1	1	0	0	0	0	0	0	0	6	9	13.50	3.000								
<b>Rich Garces, R</b> ERA: 5.0 (8, 1)	1.0		6	2	1	1	0	1	0	0	0	0	1	15	26	9.00	3.000								








Batter	1	2	3	4	5	6	7	8	9	AB	R	H	RBI	BB	SO	LOB	TOP								
Brian Hunter, R OBP: 0.291, SLG: 0.299 (1, 8)	G4-3		G6-3		FC5-2 BB		G6-3		1B 1B IBB	4	1	0	0	1	0	3									
Damion Easley, R OBP: 0.374, SLG: 0.426 (1, 4)	L5		FC5-4 1B		BB		CS BB		1B 1B 1B	3	1	2	3	2	0	0									
Travis Fryman, R OBP: 0.358, SLG: 0.470 (1, 5)	1B		FC5-4 1-2		SF8		CS		F9 FC3-6 1B	4	0	2	2	0	0	1									
Tony Clark, S OBP: 0.366, SLG: 0.600 (1, 3)	G1-3				F8		F9		P3 FC3-6 1B HR	5	1	0	0	0	0	5									
Phil Nevin, R OBP: 0.393, SLG: 0.458 Curtis Pride, L OBP: 0.333, SLG: 0.324 (4, 7)			F9 2B		K		FC6-4 1B		G4-3 1B HR	1	0	1	0	0	0	0									
Melvin Nieves, S OBP: 0.375, SLG: 0.519 (1, 9)			K		K		FC6-4 1-2		1B HR	5	2	2	3	0	2	2									
Brian Johnson, R OBP: 0.220, SLG: 0.275 (1, 2)			F9				1B FC5-2 1B		P3 G4-1	5	0	1	0	0	0	3									
Bobby Higginson, L OBP: 0.346, SLG: 0.415 (1, 10)			L4				FC5-2 BB 1B		1B 1B 1B	4	2	2	0	0	0	2									
Deivi Cruz, R OBP: 0.226, SLG: 0.301 (1, 6)			F7				BB FC5-2 SF8 1B		L4 1B	4	2	2	1	0	0	0									
<b>Inning Stats</b>	R: 0 E: 0 K: 0 S: 10	H: 1 LOB: 1 BB: 0 P: 12	R: 0 E: 0 K: 1 S: 7	H: 1 LOB: 1 BB: 0 P: 10	R: 0 E: 0 K: 0 S: 5	H: 1 LOB: 1 BB: 0 P: 9	R: 0 E: 0 K: 2 S: 7	H: 0 LOB: 0 BB: 0 P: 9	R: 2 E: 0 K: 0 S: 12	H: 3 LOB: 2 BB: 1 P: 17	R: 0 E: 0 K: 0 S: 8	H: 1 LOB: 1 BB: 0 P: 12	R: 0 E: 0 K: 0 S: 10	H: 0 LOB: 0 BB: 1 P: 15	R: 0 E: 0 K: 0 S: 10	H: 0 LOB: 0 BB: 0 P: 14	R: 8 E: 0 K: 0 S: 22	H: 7 LOB: 0 BB: 1 P: 31	1B: 12 2B: 1 3B: 0 HR: 1	SF: 1 SAC: 0 DP: 0 HBP: 0	WP: 0 PB: 0 SB: 0 CS: 1	PA: 44			
<b>PITCHER</b>	IP	WLS	BF	H	R	ER	SO	BB	IBB	HBP	BLK	WP	HR	S	P	ERA	WHIP								
50 José Rosado, L ERA: 2.93 Randy Veres, R ERA: 4.58 Jamie Walker, L ERA: 6.97	(1, 1)	8.1	L 37	10	6	6	3	2	1	0	0	0	0	78	109	6.48	1.440								
	(9, 1)	0.1	3	2	0	0	0	0	0	0	0	0	0	6	9	0.00	6.000								
	(9, 1)	0.1	3	2	4	4	0	0	0	0	0	0	1	7	11	108.00	6.000								

Detroit Tigers @ Kansas City Royals  
Kauffman Stadium, Kansas City, MO  
Fri May 16 1997, 7:05 PM CDT  
Att: 17,787 - Unknown - 79 F


AB 39  
R 10  
H 14  
RBI 10  
BB 3  
SO 3  
LOB 16



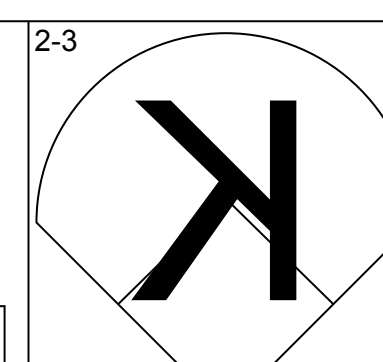
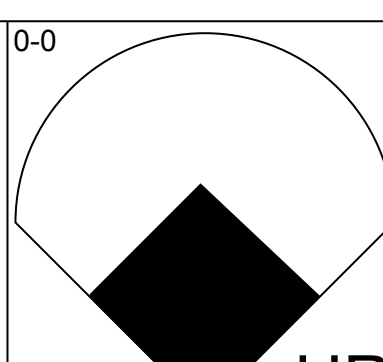
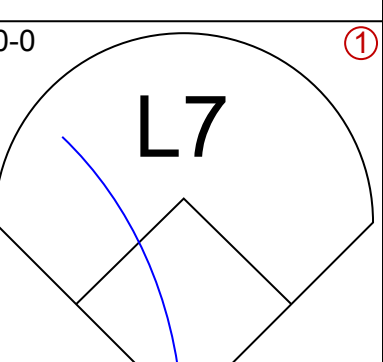
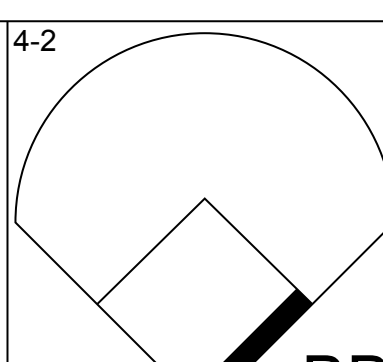
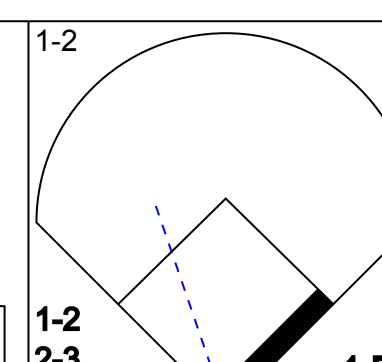
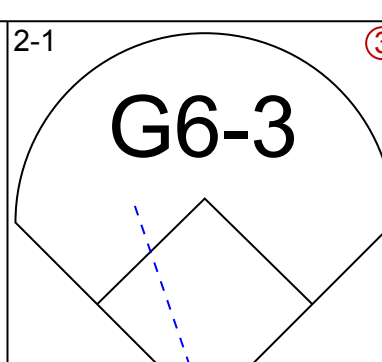
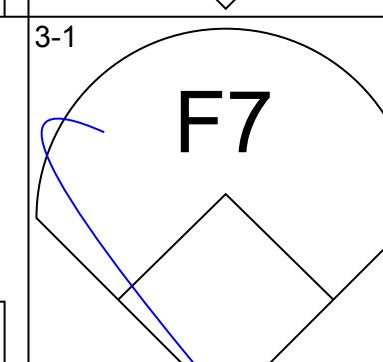
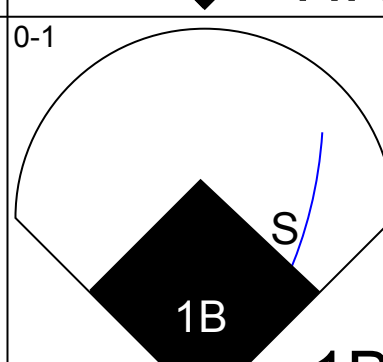
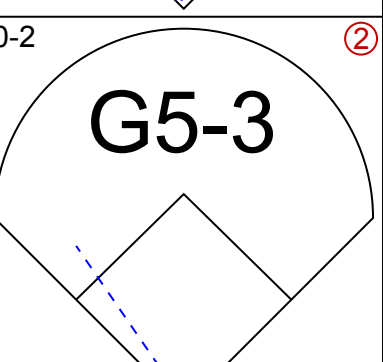
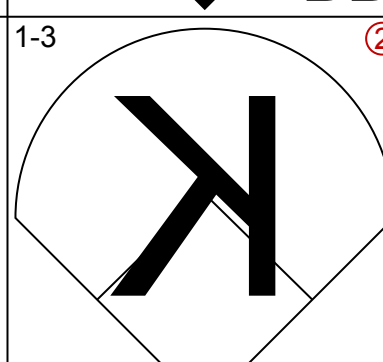
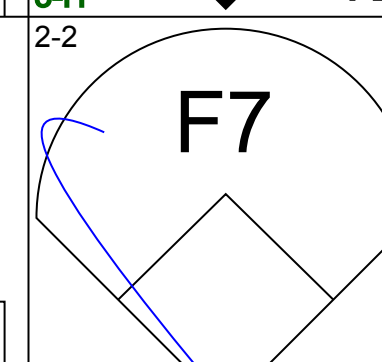
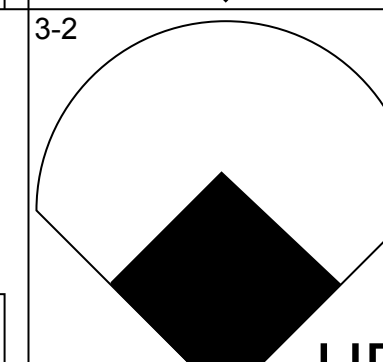
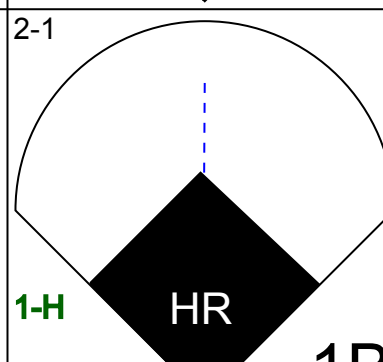
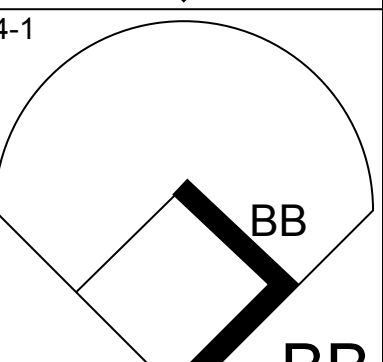
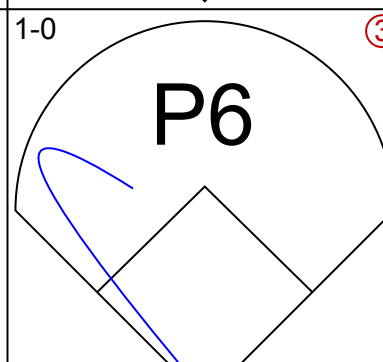

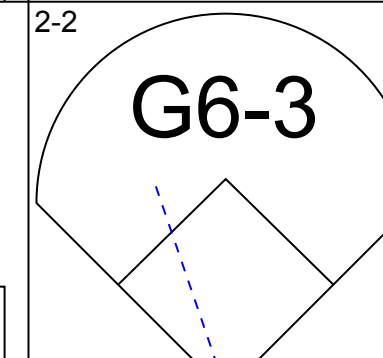
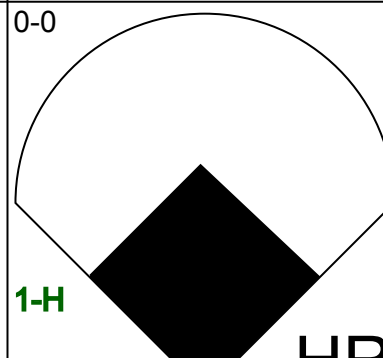
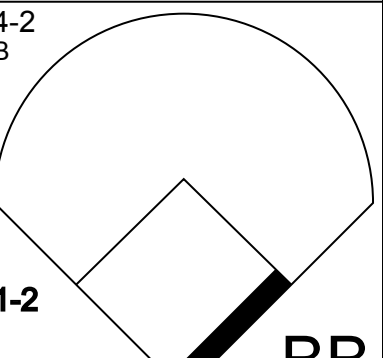
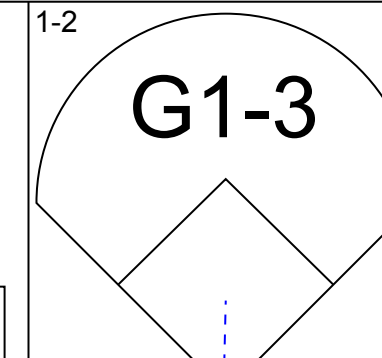

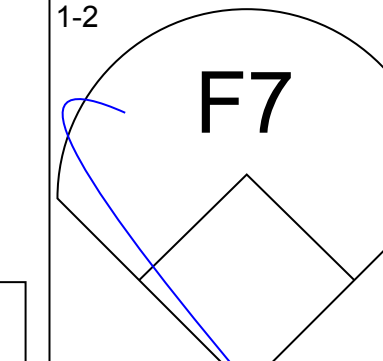
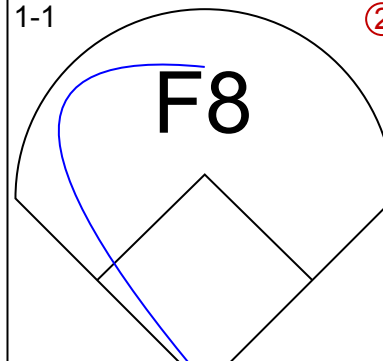
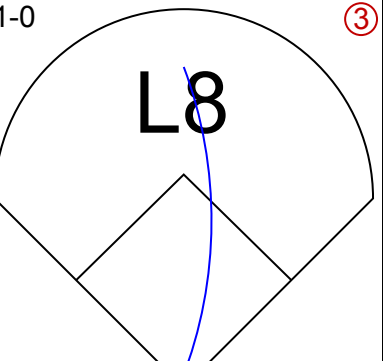
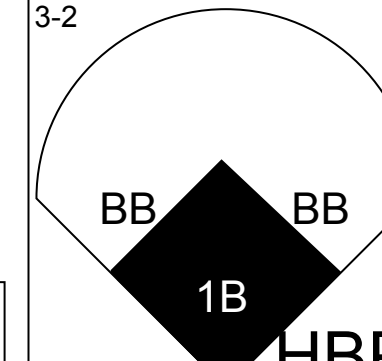


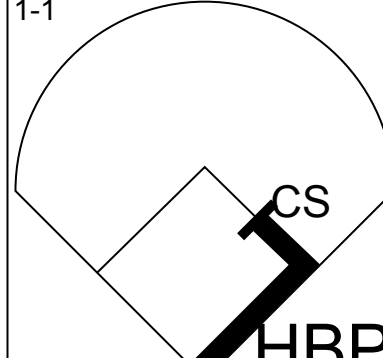
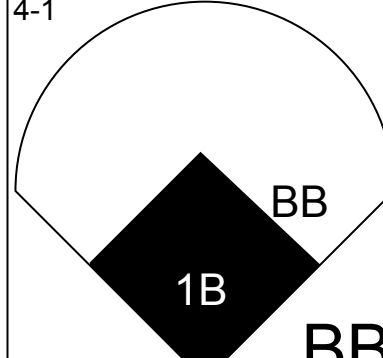
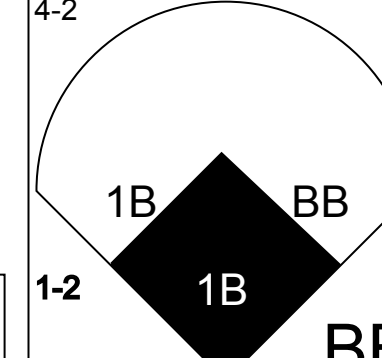


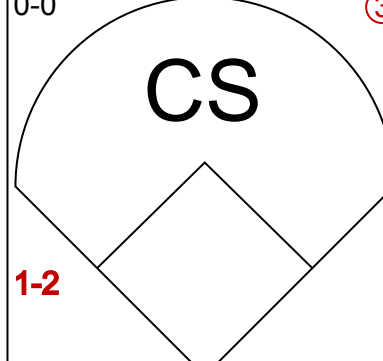

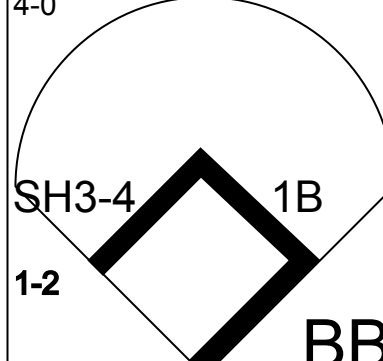
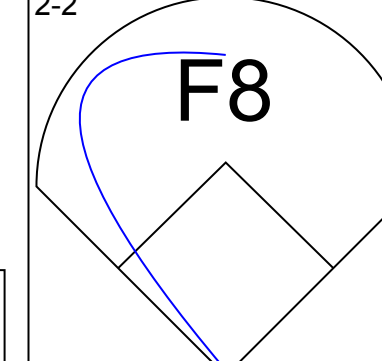



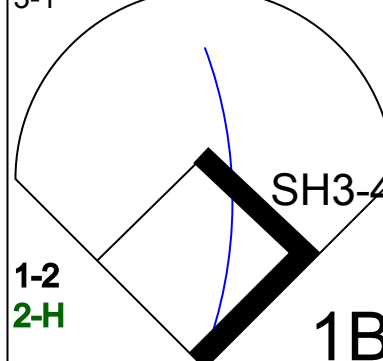
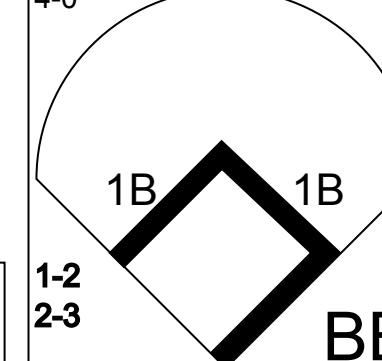
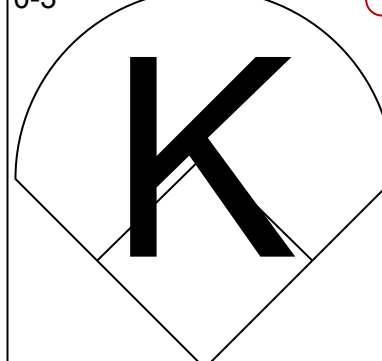
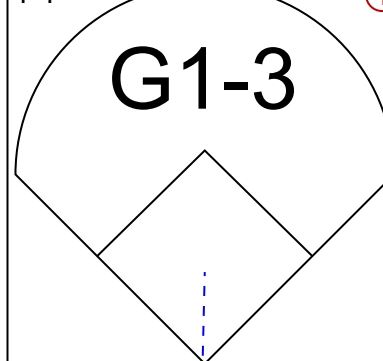

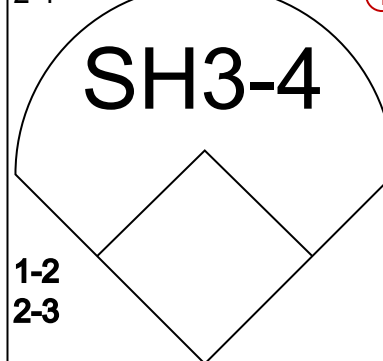
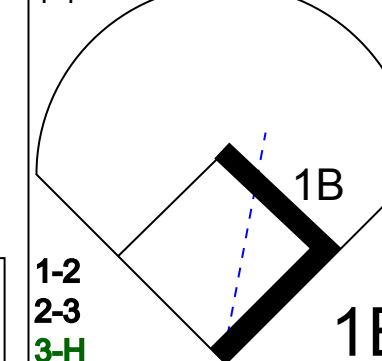
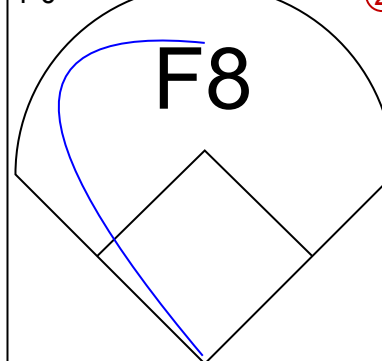
Batter	1	2	3	4	5	6	7	8	9	AB	R	H	RBI	BB	SO	LOB	BOTTOM								
Jose Offerman, S OBP: 0.385, SLG: 0.434 (1, 4)	G4-3		G3			2B 1B BB		G4-3		3	1	0	0	1	0	1									
Jay Bell, R OBP: 0.391, SLG: 0.534 (1, 6)	P3				G5-3		1B SF8 2B		G6-3	4	1	1	0	0	0	0									
Jeff King, R OBP: 0.394, SLG: 0.416 (1, 3)	F7				S BB		G4-3 1B		F8	3	0	1	1	1	0	0									
Chili Davis, S OBP: 0.415, SLG: 0.430 (1, 10)			G6-3		K		SF8		K	3	0	0	1	0	2	1									
Joe Vitiello, R OBP: 0.417, SLG: 0.367 Johnny Damon, L OBP: 0.376, SLG: 0.506 (8, 7)			L4		G5-3		G4-3		G3	3	0	0	0	0	0	2									
29 Mike Sweeney, R OBP: 0.306, SLG: 0.364 Scott Cooper, L OBP: 0.265, SLG: 0.318 (9, PH)			G6-3				G4-3		G3	1	0	0	0	0	0	0									
29 Mike Sweeney, R OBP: 0.306, SLG: 0.364 Scott Cooper, L OBP: 0.265, SLG: 0.318 (1, 2)			G6-3				G4-3		P6	3	0	0	0	0	1	0									
Craig Paquette, R OBP: 0.242, SLG: 0.336 (1, 5)			L7				F8			3	0	1	0	0	0	0									
Jemaine Dye, R OBP: 0.214, SLG: 0.294 (1, 9)			S 1B				F8			2	0	1	0	1	0	1									
Tom Goodwin, L OBP: 0.311, SLG: 0.309 (1, 8)			K				G5-3		F7	3	0	0	0	0	1	3									
<b>Inning Stats</b>	R: 0 E: 0 K: 0 S: 10	H: 0 LOB: 0 BB: 0 P: 17	R: 0 E: 0 K: 1 S: 9	H: 1 LOB: 1 BB: 0 P: 13	R: 0 E: 0 K: 1 S: 10	H: 0 LOB: 1 BB: 1 P: 19	R: 0 E: 0 K: 0 S: 11	H: 2 LOB: 1 BB: 1 P: 20	R: 0 E: 0 K: 1 S: 6	H: 0 LOB: 1 BB: 1 P: 11	R: 0 E: 0 K: 0 S: 8	H: 0 LOB: 0 BB: 0 P: 11	R: 0 E: 0 K: 1 S: 9	H: 0 LOB: 0 BB: 0 P: 12	1B: 3 2B: 1 3B: 0 HR: 0	SF: 1 SAC: 0 DP: 1 HBP: 0	WP: 0 PB: 0 SB: 2 CS: 0	PA: 33							
<b>PITCHER</b>	IP	WLS	BF	H	R	ER	SO	BB	IBB	HBP	BLK	WP	HR	S	P	ERA	WHIP								
Justin Thompson, L ERA: 3.63 Jose Bautista, R ERA: 5.4	(1, 1)	8.0	W 30	4	2	2	3	3	0	0	0	0	0	69	112	0.00	0.875								
	(9, 1)	1.0	3	0	0	0	1	0	0	0	0	0	0	9	12	0.00	0.000								

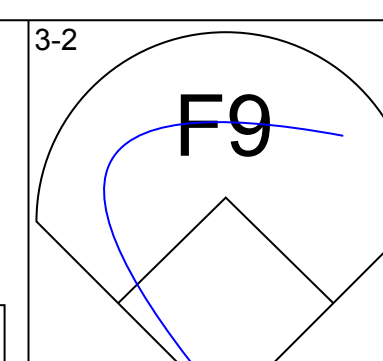
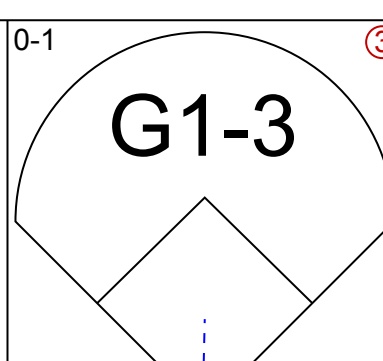
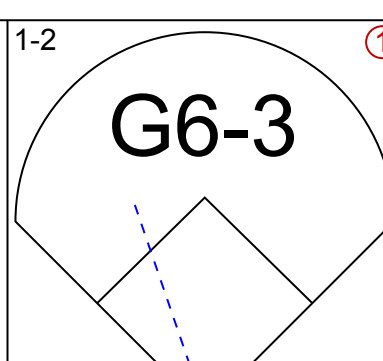

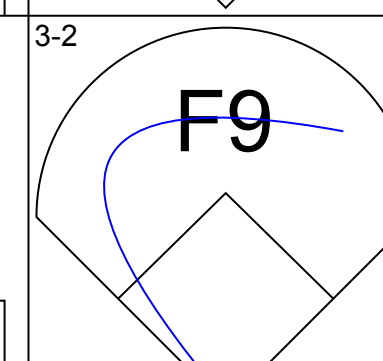
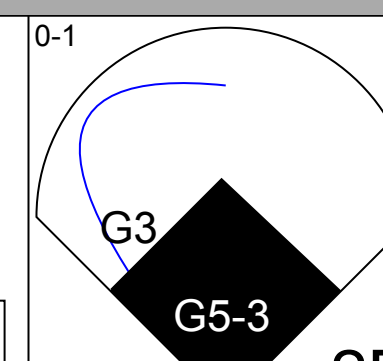
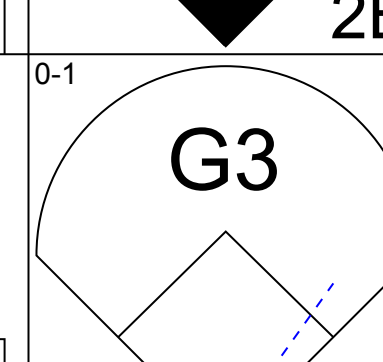
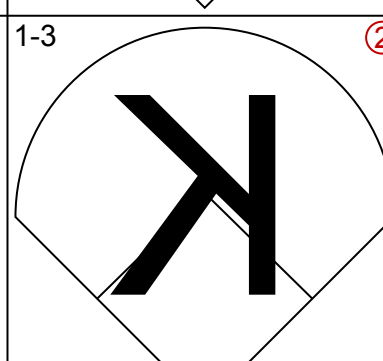

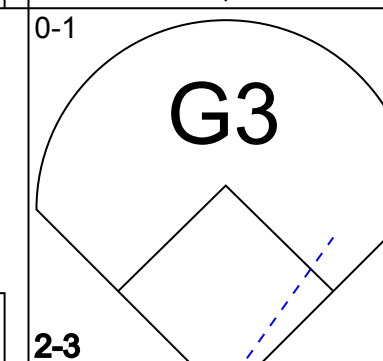
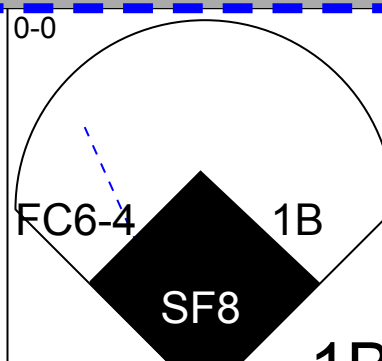
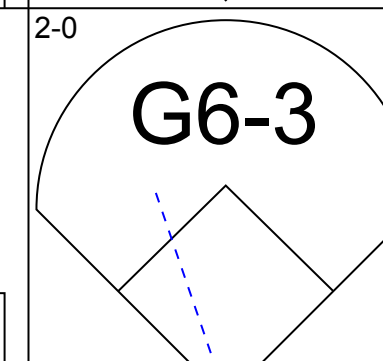
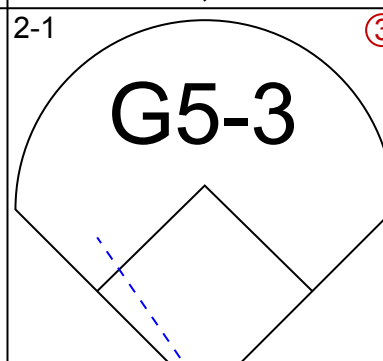
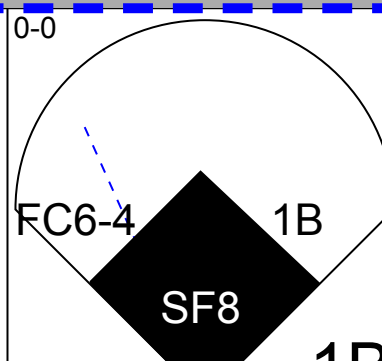
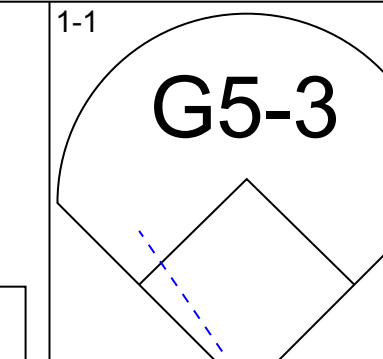
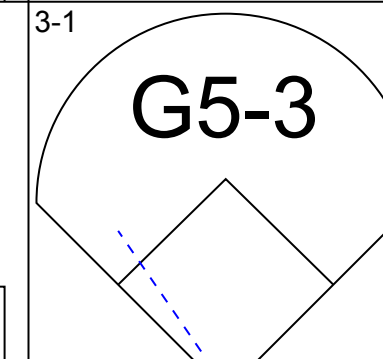
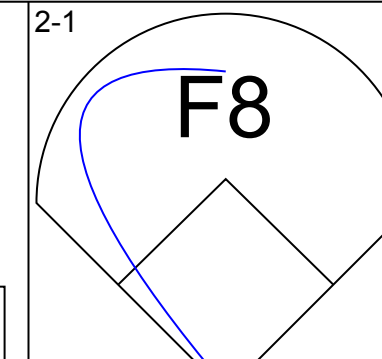
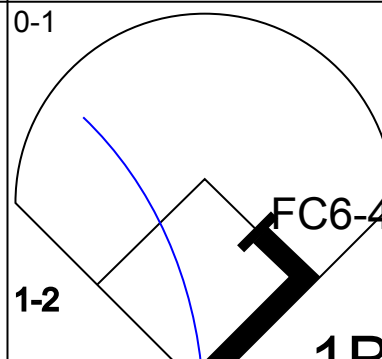
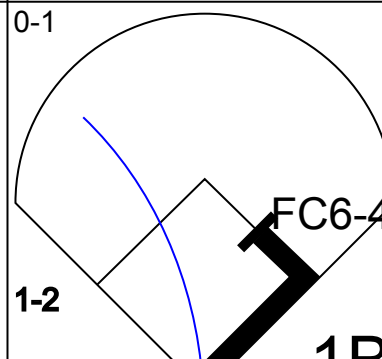

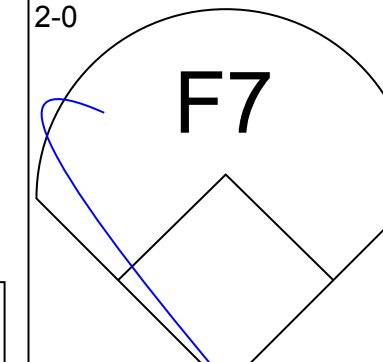
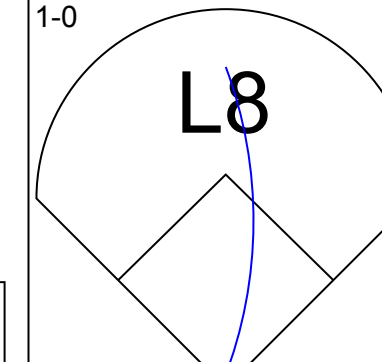
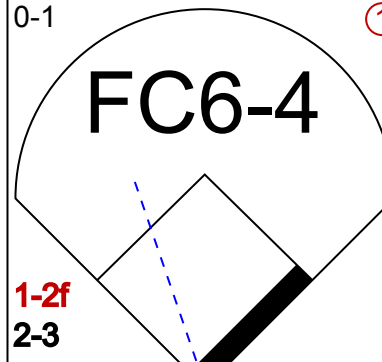

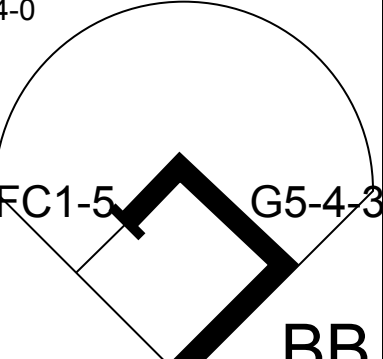
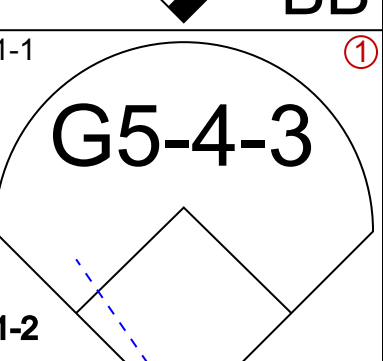
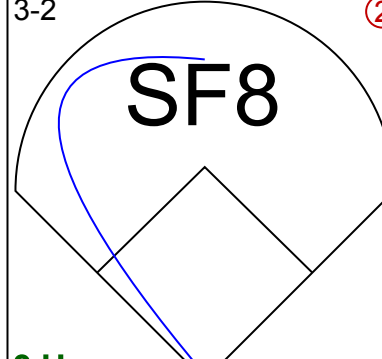

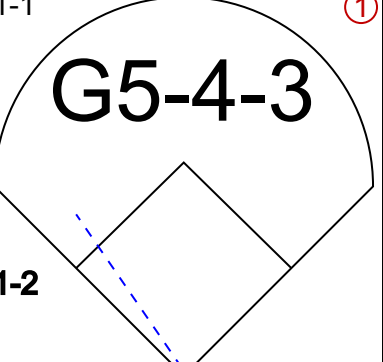
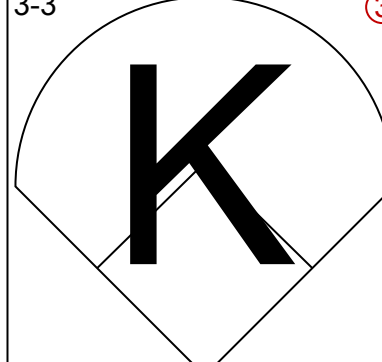
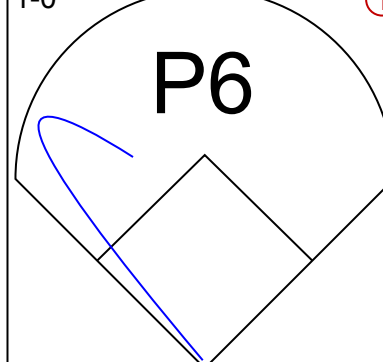
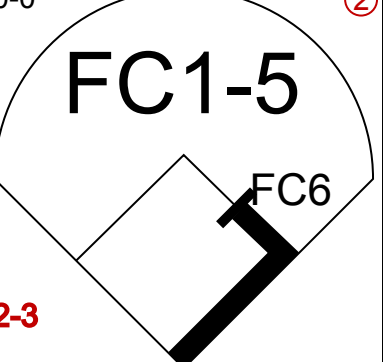

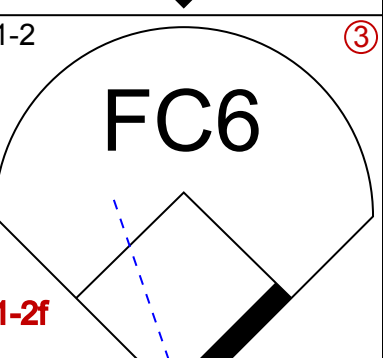

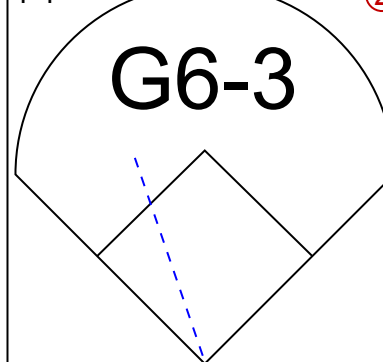
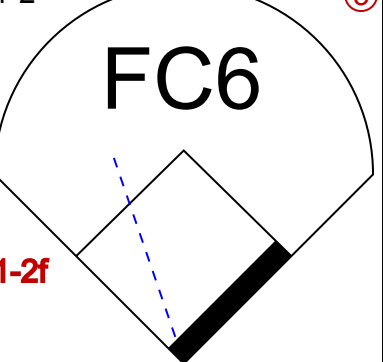

Detroit Tigers @ Kansas City Royals  
Kauffman Stadium, Kansas City, MO  
Fri May 16 1997, 7:05 PM CDT  
Att: 17,787 - Unknown - 79 F

AB 29  
R 2  
H 4  
RBI 2  
BB 3  
SO 4  
LOB 8





Batter	1	2	3	4	5	6	7	8	9	AB	R	H	RBI	BB	SO	LOB	TOP					
<b>Brian Hunter, R</b> OBP: 0.298, SLG: 0.320 (1, 8)										5	1	2	2	1	1	0	<b>Detroit Tigers @ Kansas City Royals</b> Kauffman Stadium, Kansas City, MO Sat May 17 1997, 7:05 PM CDT Att: 22,891 - Unknown - 83 F					
<b>Damion Easley, R</b> OBP: 0.369, SLG: 0.418 (1, 4)										5	1	1	0	0	1	6						
<b>Bobby Higginson, L</b> OBP: 0.353, SLG: 0.438 (1, 7)										4	2	2	2	1	0	3						
<b>Tony Clark, S</b> OBP: 0.372, SLG: 0.636 (1, 3)										4	2	2	3	1	0	0						
<b>Travis Fryman, R</b> OBP: 0.359, SLG: 0.465 (1, 5)										4	1	1	0	0	0	2						
<b>Melvin Nieves, S</b> OBP: 0.384, SLG: 0.509 (1, 9)										2	2	0	0	2	2	1						
<b>Bob Hamelin, L</b> OBP: 0.323, SLG: 0.444 (1, 10)										4	0	1	0	1	0	3						
<b>Raul Casanova, S</b> OBP: 0.326, SLG: 0.275 (1, 2)										4	0	1	1	1	1	1						
<b>Deivi Cruz, R</b> OBP: 0.227, SLG: 0.299 (1, 6)										4	0	1	1	0	0	0						
<b>Inning Stats</b>	R: 1 E: 0 K: 1 S: 11	H: 1 LOB: 0 BB: 0 P: 21	R: 0 E: 0 K: 1 S: 9	H: 1 LOB: 1 BB: 0 P: 11	R: 4 E: 0 K: 0 S: 11	H: 4 LOB: 0 BB: 0 P: 16	R: 0 E: 0 K: 0 S: 10	H: 0 LOB: 0 BB: 0 P: 13	R: 0 E: 0 K: 0 S: 8	H: 0 LOB: 2 BB: 2 P: 17	R: 1 E: 0 K: 1 S: 11	H: 1 LOB: 3 BB: 3 P: 30	R: 2 E: 0 K: 0 S: 21	H: 2 LOB: 3 BB: 2 P: 39	R: 1 E: 0 K: 1 S: 11	H: 2 LOB: 1 BB: 0 P: 18	R: 0 E: 0 K: 1 S: 6	H: 0 LOB: 0 BB: 0 P: 9	1B: 7 2B: 0 3B: 0 HR: 4	SF: 0 SAC: 1 DP: 0 HBP: 2	WP: 0 PB: 0 SB: 1 CS: 1	PA: 47
<b>PITCHER</b>	IP	WLS	BF	H	R	ER	SO	BB	IBB	HBP	BLK	WP	HR	S	P	ERA	WHIP					
<b>Jim Pittsley, R</b> ERA: 7.46 (1, 1)	5.0	L	23	6	5	5	2	2	0	1	0	0	3	49	78	9.00	1.600					
<b>Allen McDill, L</b> ERA: 18.0 (6, 1)	1.2		11	1	3	3	1	4	0	1	0	0	0	22	51	16.20	3.000					
<b>Jeff Montgomery, R</b> ERA: 19.97 (7, 1)	1.1		9	4	1	1	1	1	0	0	0	0	1	21	36	6.75	3.750					
<b>Hipolito Pichardo, R</b> ERA: 0.45 (9, 1)	1.0		3	0	0	0	1	0	0	0	0	0	0	6	9	0.00	0.000					

Batter	1	2	3	4	5	6	7	8	9	AB	R	H	RBI	BB	SO	LOB	BOTTOM					
<b>Jose Offerman, S</b> OBP: 0.380, SLG: 0.419 (1, 4)										3	0	0	0	1	0	0	<b>Detroit Tigers @ Kansas City Royals</b> Kauffman Stadium, Kansas City, MO Sat May 17 1997, 7:05 PM CDT Att: 22,891 - Unknown - 83 F					
<b>Jay Bell, R</b> OBP: 0.390, SLG: 0.537 (1, 6)										3	1	1	0	0	1	0						
<b>Jermaine Dye, R</b> OBP: 0.211, SLG: 0.290 (8, 9)										1	0	0	0	0	2							
<b>Bip Roberts, S</b> OBP: 0.406, SLG: 0.467 (1, 7)										3	0	0	0	0	0	1						
<b>Joe Vitello, R</b> OBP: 0.425, SLG: 0.377 (9, PH)										1	1	1	0	0	0	0						
<b>Jeff King, R</b> OBP: 0.387, SLG: 0.406 (1, 3)										3	0	0	1	0	0	0						
<b>David Howard, S</b> OBP: 0.377, SLG: 0.464 (8, 6)										1	0	1	0	0	0	0						
<b>Chili Davis, S</b> OBP: 0.402, SLG: 0.413 (1, 10)										4	0	0	0	0	0	2						
<b>Craig Parquette, R</b> OBP: 0.250, SLG: 0.346 (1, 5)										2	0	1	1	1	1	0						
<b>Tim Spehr, R</b> OBP: 0.250, SLG: 0.273 (1, 2)										4	0	0	0	0	3	3						
<b>Tom Goodwin, L</b> OBP: 0.307, SLG: 0.304 (1, 8)										2	0	0	0	0	0	1						
<b>Scott Cooper, L</b> OBP: 0.280, SLG: 0.333 (8, 3)										1	0	1	0	0	0	0						
<b>Johnny Damon, L</b> OBP: 0.364, SLG: 0.488 (8, 8)										3	0	0	0	0	0	2						
<b>Inning Stats</b>	R: 0 E: 0 K: 0 S: 9	H: 0 LOB: 0 BB: 0 P: 17	R: 0 E: 0 K: 1 S: 9	H: 1 LOB: 1 BB: 0 P: 15	R: 0 E: 0 K: 0 S: 5	H: 0 LOB: 0 BB: 0 P: 7	R: 1 E: 0 K: 0 S: 7	H: 1 LOB: 0 BB: 0 P: 12	R: 0 E: 0 K: 0 S: 6	H: 0 LOB: 1 BB: 1 P: 12	R: 0 E: 0 K: 1 S: 9	H: 0 LOB: 0 BB: 0 P: 13	R: 0 E: 0 K: 1 S: 7	H: 0 LOB: 0 BB: 0 P: 11	R: 0 E: 0 K: 1 S: 11	H: 1 LOB: 2 BB: 1 P: 19	R: 1 E: 0 K: 1 S: 11	H: 2 LOB: 1 BB: 0 P: 17	1B: 3 2B: 2 3B: 0 HR: 0	SF: 1 SAC: 0 DP: 0 HBP: 0	WP: 0 PB: 0 SB: 0 CS: 0	PA: 34
<b>PITCHER</b>	IP	WLS	BF	H	R	ER	SO	BB	IBB	HBP	BLK	WP	HR	S	P	ERA	WHIP					
<b>Tim Lincecum, R</b> ERA: 1.13 (1, 1)	8.0	W	29	3	1	1	4	2	0	0	0	0	0	63	106	1.12	0.625					
<b>Mike Myers, L</b> ERA: 5.11 (9, 1)	1.0		5	2	1	1	1	0	0	0	0	0	0	11	17	9.00	2.000					



















Batter	1	2	3	4	5	6	7	8	9	AB	R	H	RBI	BB	SO	LOB	TOP					
Joey Cora, S OBP: 0.417, SLG: 0.532 (1,4)	G1-3		1B			FC3-6			P5	5	1	2	0	0	0	2						
Alex Rodriguez, R OBP: 0.376, SLG: 0.513 (1,6)	G6-3		1B			P5			HR	5	2	3	0	0	0	2						
Ken Griffey Jr., L OBP: 0.401, SLG: 0.744 (1,8)	K		K			F9			HR	5	1	1	2	0	2	4						
Edgar Martinez, R OBP: 0.431, SLG: 0.488 (1,10)		G5-4-3 BB				G6-3			WP	3	2	2	1	1	0	0						
Jay Buhner, R OBP: 0.376, SLG: 0.421 (1,9)	G5-4-3					P5			1B	4	1	1	3	1	1	2						
Paul Sorrento, L OBP: 0.320, SLG: 0.457 (1,3)	1B					K			G5-3	5	1	2	2	0	1	2						
Dan Wilson, R OBP: 0.355, SLG: 0.447 (1,2)	F8					FC5-6 1B			G4-3	4	0	1	0	0	0	1						
Mike Blowers, R OBP: 0.260, SLG: 0.340 (1,5)			F9			FC3-6 FC5-6 1B			G6-3	4	0	1	0	0	0	0						
Rob Ducey, L OBP: 0.255, SLG: 0.326 (1,7)			G4-3			FC5-6 FC3-6			G6-3	4	0	0	0	0	0	2						
<b>Inning Stats</b>	R: 0 E: 0 K: 1 S: 10	H: 0 LOB: 0 BB: 0 P: 15	R: 0 E: 0 K: 0 S: 7	H: 1 LOB: 1 BB: 1 P: 13	R: 0 E: 0 K: 1 S: 10	H: 2 LOB: 2 BB: 0 P: 16	R: 2 E: 0 K: 1 S: 12	H: 1 LOB: 0 BB: 0 P: 22	R: 4 E: 0 K: 1 S: 23	H: 4 LOB: 0 BB: 0 P: 33	R: 0 E: 0 K: 0 S: 12	H: 2 LOB: 2 BB: 0 P: 16	R: 0 E: 0 K: 0 S: 9	H: 0 LOB: 0 BB: 0 P: 15	R: 0 E: 0 K: 0 S: 5	H: 0 LOB: 0 BB: 0 P: 8	R: 2 E: 0 K: 0 S: 17	H: 3 LOB: 2 BB: 1 P: 27	1B: 10 2B: 0 3B: 0 HR: 3	SF: 0 SAC: 0 DP: 1 HBP: 1	WP: 1 PB: 0 SB: 0 CS: 0	PA: 42
<b>PITCHER</b>	IP	WLS	BF	H	R	ER	SO	BB	IBB	HBP	BLK	WP	HR	S	P	ERA	WHIP					
Tim Belcher, R ERA: 2.88 (1,1)	6.0	L	29	10	6	6	4	1	0	1	0	0	2	74	115	9.00	1.833					
Jeff Montgomery, R ERA: 8.56 (7,1)	2.0		6	0	0	0	0	0	0	0	0	0	0	14	23	0.00	0.000					
Hipolito Pichardo, R ERA: 1.51 (9,1)	0.2		6	3	2	2	0	1	0	0	0	1	1	15	25	27.00	6.000					
Jamie Walker, L ERA: 8.44 (9,1)	0.1		1	0	0	0	0	0	0	0	0	0	0	2	2	0.00	0.000					

Seattle Mariners @ Kansas City Royals  
Kauffman Stadium, Kansas City, MO  
Fri May 23 1997, 7:05 PM CDT  
Att: 21,042 - Unknown - 77 F

AB 39  
R 8  
H 13  
RBI 8  
BB 2  
SO 4  
LOB 15



Batter	1	2	3	4	5	6	7	8	9	AB	R	H	RBI	BB	SO	LOB	BOTTOM					
Jose Offerman, S OBP: 0.352, SLG: 0.415 (1,4)	2B	G6-3		L3		CS			K	4	1	1	0	1	2	2						
Bjo Roberts, S OBP: 0.377, SLG: 0.439 (1,7)	G1-3	K		L3					E4	5	0	2	1	0	1	2						
Jay Bell, R OBP: 0.382, SLG: 0.512 (1,6)	K		K						F8	5	0	1	0	0	3	3						
Jeff King, R OBP: 0.372, SLG: 0.372 (1,3)	G1-3		F8			P4			K	3	0	0	0	1	1	1						
Chili Davis, S OBP: 0.442, SLG: 0.448 (1,10)	G1-3		HR			1B			G3-1	4	1	2	0	0	0	2						
Joe Vitiello, R OBP: 0.407, SLG: 0.406 (1,9)	K					K			K	4	1	1	2	0	3	3						
David Howard, S OBP: 0.348, SLG: 0.426 (9,9)	K		HR			K			K	0	0	0	0	0	0	0						
Mike Macfarlane, R OBP: 0.193, SLG: 0.226 (1,2)		G5-3				CS			F8	3	0	2	0	0	0	0						
Tom Goodwin, L OBP: 0.299, SLG: 0.296 (6, PR) (7,8)						1B			F8	1	0	0	0	0	0	0						
Craig Paquette, R OBP: 0.248, SLG: 0.331 (1,5)		E				F7			E	3	1	1	0	1	1	2						
Shane Halter, R OBP: 0.421, SLG: 0.313 (1,8)		G6-3				K			F9	2	0	0	0	0	1	1						
29 Mike Sweeney, R OBP: 0.329, SLG: 0.448 (7,2)		HBP				K			F9	1	0	0	0	0	0	1						
<b>Inning Stats</b>	R: 1 E: 0 K: 2 S: 23	H: 2 LOB: 2 BB: 1 P: 35	R: 1 E: 0 K: 1 S: 10	H: 0 LOB: 1 BB: 1 P: 24	R: 2 E: 0 K: 2 S: 15	H: 3 LOB: 1 BB: 0 P: 22	R: 0 E: 0 K: 0 S: 4	H: 0 LOB: 0 BB: 1 P: 9	R: 0 E: 0 K: 2 S: 9	H: 1 LOB: 1 BB: 0 P: 15	R: 0 E: 0 K: 1 S: 8	H: 1 LOB: 1 BB: 0 P: 13	R: 0 E: 0 K: 2 S: 12	H: 1 LOB: 1 BB: 0 P: 19	R: 0 E: 0 K: 1 S: 8	H: 0 LOB: 0 BB: 0 P: 11	R: 0 E: 1 K: 1 S: 15	H: 2 LOB: 2 BB: 0 P: 22	1B: 7 2B: 3 3B: 0 HR: 1	SF: 0 SAC: 0 DP: 1 HBP: 1	WP: 0 PB: 0 SB: 0 CS: 1	PA: 40
<b>PITCHER</b>	IP	WLS	BF	H	R	ER	SO	BB	IBB	HBP	BLK	WP	HR	S	P	ERA	WHIP					
Randy Johnson, L ERA: 3.36 (1,1)	7.0	W	31	8	4	4	10	3	0	1	0	0	0	81	137	5.14	1.571					
Bobby Ayala, R ERA: 5.6 (8,1)	1.0		3	0	0	0	1	0	0	0	0	0	0	8	11	0.00	0.000					
Norm Charlton, L ERA: 5.61 (9,1)	1.0		5	2	0	0	1	0	0	0	0	0	0	15	22	0.00	2.000					

Seattle Mariners @ Kansas City Royals  
Kauffman Stadium, Kansas City, MO  
Fri May 23 1997, 7:05 PM CDT  
Att: 21,042 - Unknown - 77 F

AB 35  
R 4  
H 10  
RBI 3  
BB 3  
SO 12  
LOB 17





Batter	1	2	3	4	5	6	7	8	9	AB	R	H	RBI	BB	SO	LOB	TOP																					
Joey Cora, S OBP: 0.428, SLG: 0.540 (1, 4)	G6-3		FC5-4 1B					1B		5	0	4	0	0	0	0	Seattle Mariners @ Kansas City Royals Kauffman Stadium, Kansas City, MO Sat May 24 1997, 7:05 PM CDT Att: 28,016 - Unknown - 78 F																					
Alex Rodriguez, R OBP: 0.369, SLG: 0.500 (1, 6)	G4-3		L8	G5-3		F7-3-5		K		5	0	0	0	0	1	8																						
Ken Griffey Jr., L OBP: 0.401, SLG: 0.735 (1, 8)	G5-3		L8						G3	5	0	2	1	0	0	2																						
Edgar Martinez, R OBP: 0.431, SLG: 0.480 (1, 10)		G5-3 BB	FC5-4		F7			G3-1		3	0	0	0	1	0	5																						
Jay Buhner, R OBP: 0.371, SLG: 0.411 (1, 9)	K			G5-3				P3		4	0	0	0	1	1	2																						
Paul Sorrento, L OBP: 0.336, SLG: 0.479 (1, 3)		G5-3 BB		2B	G4-6-3					2	2	1	1	3	0	2																						
Dan Wilson, R OBP: 0.357, SLG: 0.452 (1, 2)	G5-3			1B				G3		5	2	2	0	0	0	4																						
Mike Blowers, R OBP: 0.255, SLG: 0.327 (1, 5)	K			1B				F8		5	0	1	1	0	1	3																						
Rob Ducey, L OBP: 0.291, SLG: 0.375 (1, 7)				1B	SF7			1B		2	1	2	2	1	0	0																						
<b>Inning Stats</b>	R: 0 E: 0 K: 0 S: 5	H: 0 LOB: 0 BB: 0 P: 12	R: 0 E: 0 K: 2 S: 11	H: 0 LOB: 2 BB: 2 P: 24	R: 0 E: 0 K: 0 S: 11	H: 1 LOB: 2 BB: 1 P: 20	R: 2 E: 0 K: 0 S: 8	H: 3 LOB: 2 BB: 1 P: 19	R: 0 E: 0 K: 0 S: 5	H: 1 LOB: 1 BB: 1 P: 9	R: 1 E: 0 K: 0 S: 8	H: 3 LOB: 1 BB: 0 P: 13	R: 0 E: 0 K: 0 S: 5	H: 0 LOB: 2 BB: 1 P: 13	R: 1 E: 0 K: 0 S: 15	H: 3 LOB: 2 BB: 0 P: 24	R: 1 E: 0 K: 0 S: 7	H: 1 LOB: 0 BB: 0 P: 10	1B: 9 2B: 3 3B: 0 HR: 1	SF: 1 SAC: 0 DP: 2 HBP: 1	WP: 0 PB: 0 SB: 0 CS: 0	PA: 44																
<b>PITCHER</b>	IP	WLS	BF	H	R	ER	SO	BB	IBB	HBP	BLK	WP	HR	S	P	ERA	WHIP	<b>PITCHER</b>				IP	WLS	BF	H	R	ER	SO	BB	IBB	HBP	BLK	WP	HR	S	P	ERA	WHIP
Jim Pittsley, R ERA: 7.04 (1, 1)	5.1		27	7	3	3	2	5	0	0	0	0	0	46	94	5.06	2.250					5.1		27	7	3	3	2	5	0	0	0	0	0	46	94	5.06	2.250
Randy Veres, R ERA: 3.91 (6, 1)	2.1	W	11	3	1	1	1	1	0	1	0	0	0	17	31	3.86	1.714					2.1	W	11	3	1	1	1	1	0	1	0	1	0	17	31	3.86	1.714
Jamie Walker, L ERA: 8.44 (8, 1)	0.0		1	1	0	0	0	0	0	0	0	0	0	2	4	∞	∞					0.0		1	1	0	0	0	0	0	0	0	2	4	∞	∞		
Hipolito Pichardo, R ERA: 1.64 (8, 1)	1.1	S	5	1	1	1	0	0	0	0	0	0	1	10	15	6.75	0.750					1.1	S	5	1	1	1	0	0	0	0	0	1	10	15	6.75	0.750	

Batter	1	2	3	4	5	6	7	8	9	AB	R	H	RBI	BB	SO	LOB	BOTTOM																					
Jose Offerman, S OBP: 0.370, SLG: 0.436 (1, 4)	FC1-6 1B		1B					1B		4	2	3	0	1	0	0	Seattle Mariners @ Kansas City Royals Kauffman Stadium, Kansas City, MO Sat May 24 1997, 7:05 PM CDT Att: 28,016 - Unknown - 78 F																					
Tom Goodwin, L OBP: 0.302, SLG: 0.299 (1, 8)	FC1-6 1-2f		2B							5	1	2	2	0	1	2																						
Jay Bell, R OBP: 0.388, SLG: 0.520 (1, 6)	G6-3 1-2f			G5-3						5	2	3	3	0	0	1																						
Jeff King, R OBP: 0.378, SLG: 0.376 (1, 3)		K								4	1	2	1	1	2	1																						
Joe Vitiello, R OBP: 0.400, SLG: 0.389 (1, 10)				L6						3	0	0	0	0	0	4																						
Scott Cooper, L OBP: 0.282, SLG: 0.321 (1, 5)										2	0	0	0	0	0	2																						
Chili Davis, S OBP: 0.446, SLG: 0.448 (6, FH)		F7		G5-3						0	0	0	0	1	0	0																						
David Howard, S OBP: 0.343, SLG: 0.419 (6, FR) (7, 9)										1	1	0	0	0	0	0																						
Craig Paquette, R OBP: 0.255, SLG: 0.378 (1, 7) (7, 5)										4	2	2	5	0	2	1																						
Mike Macfarlane, R OBP: 0.197, SLG: 0.214 (1, 2)				L7						3	1	0	0	1	0	1																						
Johnny Damon, L OBP: 0.358, SLG: 0.485 (1, 9) (7, 7)				G4-3						4	1	1	0	0	0	0																						
<b>Inning Stats</b>	R: 0 E: 0 K: 0 S: 7	H: 1 LOB: 0 BB: 0 P: 12	R: 0 E: 0 K: 2 S: 10	H: 0 LOB: 1 BB: 0 P: 18	R: 0 E: 0 K: 0 S: 6	H: 2 LOB: 0 BB: 0 P: 10	R: 0 E: 0 K: 0 S: 10	H: 1 LOB: 1 BB: 0 P: 13	R: 1 E: 0 K: 0 S: 5	H: 1 LOB: 0 BB: 0 P: 9	R: 4 E: 0 K: 1 S: 12	H: 2 LOB: 1 BB: 2 P: 29	R: 2 E: 0 K: 0 S: 14	H: 3 LOB: 1 BB: 0 P: 22	R: 4 E: 0 K: 2 S: 20	H: 3 LOB: 1 BB: 2 P: 38	1B: 9 2B: 2 3B: 0 HR: 2	SF: 0 SAC: 0 DP: 1 HBP: 1	WP: 0 PB: 0 SB: 1 CS: 0	PA: 40																		
<b>PITCHER</b>	IP	WLS	BF	H	R	ER	SO	BB	IBB	HBP	BLK	WP	HR	S	P	ERA	WHIP	<b>PITCHER</b>				IP	WLS	BF	H	R	ER	SO	BB	IBB	HBP	BLK	WP	HR	S	P	ERA	WHIP
Jamie Moyer, L ERA: 3.85 (1, 1)	6.0	L	26	7	5	5	3	2	0	1	0	0	0	5	6	13.50	1.500					6.0	L	26	7	5	5	3	2	0	1	0	0	5	6	13.50	1.500	
40 Greg McCarthy, L ERA: 4.15 (7, 1)	0.2		3	1	1	1	0	0	0	0	0	0	0	5	6	18.00	3.000					0.2		3	1	1	1	0	0	0	0	0	5	6	18.00	3.000		
Mike Maddux, R ERA: 18.0 (7, 1)	1.0		6	2	2	2	1	1	0	0	0	0	0	19	33	∞	∞					1.0		6	2	2	2	1	1	0	0	0	19	33	∞	∞		
Mark Holzemer, L ERA: 12.27 (8, 1)	0.0		3	2	1	1	0	1	0	0	0	0	0	5	12	∞	∞					0.0		3	2	1	1	0	1	0	0	5	12	∞	∞			
Josias Manzanillo, R ERA: 5.68 (8, 1)	0.1		2	1	2	2	1	0	0	0	0	0	0	5	9	54.00	3.000					0.1		2	1	2	2	1	0	0	0	5	9	54.00	3.000			

AB	36
R	5
H	12
RBI	5
BB	6
SO	3
LOB	26





Batter	1	2	3	4	5	6	7	8	9	10	11	AB	R	H	RBI	BB	SO	LOB	TOP					
<b>Rich Amaral, R</b> OBP: 0.333, SLG: 0.310 (1, 8)	F7		F9		P4		FC4-6		F9		F9	6	0	0	0	0	0	4						
<b>Alex Rodriguez, R</b> OBP: 0.361, SLG: 0.488 (1, 6)	G5-3		G5-3		G5-3		K		G4-3			5	0	0	0	0	1	3						
<b>Ken Griffey Jr., L</b> OBP: 0.401, SLG: 0.741 (1, 10)	HR		BB		K				P5		L8	4	1	1	1	1	1	0						
<b>Edgar Martinez, R</b> OBP: 0.430, SLG: 0.483 (1, 3)	BB 1B		F9				G1-3		G1		2B	5	0	2	0	0	0	1						
<b>Jay Buhner, R</b> OBP: 0.377, SLG: 0.406 (1, 9)	BB				G3 1B BB		L9		K		G6-4-3 BB	2	1	0	0	3	1	0						
<b>Mike Blowers, R</b> OBP: 0.259, SLG: 0.327 <b>Brent Gates, S</b> OBP: 0.286, SLG: 0.451 (9, 5)	K		G3						HR		G6-4-3	3	0	1	0	0	1	3						
<b>Russ Davis, R</b> OBP: 0.331, SLG: 0.468 <b>Paul Sorrento, L</b> OBP: 0.333, SLG: 0.476 <b>Rob Ducey, L</b> OBP: 0.286, SLG: 0.367 (9, 8)	G5-3				F8		F9		K		F7	3	0	0	0	0	0	2	AB 39					
<b>John Marzano, R</b> OBP: 0.348, SLG: 0.250 <b>Dan Wilson, R</b> OBP: 0.358, SLG: 0.453 (9, 2)	L7				1B BB		K		F9 BB 1B		G5-3	2	0	0	0	1	1	0	R 3					
<b>Joey Cora, S</b> OBP: 0.438, SLG: 0.543 (1, 4)	G1-3				1B		FC4-6 BB		BB		1B	3	0	2	1	2	0	0	H 8					
<b>Inning Stats</b>	R: 1 E: 0 K: 1 S: 13	H: 2 LOB: 2 BB: 1 P: 23	R: 0 E: 0 K: 0 S: 6	H: 0 LOB: 0 BB: 0 P: 6	R: 0 E: 0 K: 0 S: 9	H: 0 LOB: 1 BB: 1 P: 18	R: 0 E: 0 K: 0 S: 8	H: 1 LOB: 2 BB: 0 P: 19	R: 0 E: 0 K: 1 S: 9	H: 0 LOB: 0 BB: 0 P: 14	R: 0 E: 0 K: 2 S: 8	H: 0 LOB: 1 BB: 1 P: 13	R: 0 E: 0 K: 1 S: 6	H: 0 LOB: 0 BB: 0 P: 9	R: 0 E: 0 K: 1 S: 10	H: 2 LOB: 2 BB: 1 P: 16	R: 0 E: 0 K: 0 S: 8	H: 1 LOB: 1 BB: 0 P: 15	R: 0 E: 0 K: 0 S: 7	H: 1 LOB: 1 BB: 0 P: 9	1B: 5 2B: 1 3B: 0 HR: 2	SF: 0 SAC: 1 DP: 1 HBP: 0	WP: 0 PB: 0 SB: 0 CS: 0	PA: 46
<b>PITCHER</b>	IP WLS BF H R ER SO BB IBB HBP BLK WP HR S P ERA WHIP											IP WLS BF H R ER SO BB IBB HBP BLK WP HR S P ERA WHIP												
<b>Glendon Rusch, L</b> ERA: 5.11 (1, 1)	7.1	2	30	4	2	2	4	5	0	0	0	0	0	0	0	1	14	23	5.40	1.800				
<b>Jeff Montgomery, R</b> ERA: 3.22 (8, 1)	1.2	8	2	1	1	2	1	0	0	0	0	0	1	14	23	5.40	1.800							
<b>Hipolito Pichardo, R</b> ERA: 1.57 (10, 1)	1.0	4	1	0	0	0	0	0	0	0	0	0	0	8	15	0.00	2.000							
<b>Jamie Walker, L</b> ERA: 7.71 (11, 1)	1.0	W	4	1	0	0	0	0	0	0	0	0	0	7	9	0.00	1.000							

Seattle Mariners @ Kansas City Royals  
Kauffman Stadium, Kansas City, MO  
Sun May 25 1997, 3:33 AM CDT  
Alt. 22,733 - Overcast - 75 F

AB 39  
R 3  
H 8  
RBI 3  
BB 7  
SO 6  
LOB 15



Batter	1	2	3	4	5	6	7	8	9	10	11	AB	R	H	RBI	BB	SO	LOB	BOTTOM			
<b>Jose Offerman, S</b> OBP: 0.382, SLG: 0.447 (1, 4)	CS 1B		1B		FC6-4 1B		SH1-4			G6-3		4	0	3	1	0	0	0				
<b>Bip Roberts, S</b> OBP: 0.371, SLG: 0.434 (1, 7)	F9		L9		FC6-4		SF9			FC5-4 1B		4	0	1	1	0	0	5				
<b>Jay Bell, R</b> OBP: 0.383, SLG: 0.509 (1, 6)	F9				G5-3		P3			FC5-4		4	1	0	0	1	0	3				
<b>Jeff King, R</b> OBP: 0.384, SLG: 0.390 (1, 3)			P3		G5-4-3 1B		2B			K		5	0	3	0	0	1	1				
<b>Chili Davis, S</b> OBP: 0.438, SLG: 0.463 (1, 10)			G6-3		G5-4-3		G5-3			HR		5	1	1	1	0	1	4				
<b>Joe Vitiello, R</b> OBP: 0.386, SLG: 0.373 <b>David Howard, S</b> OBP: 0.338, SLG: 0.413 (8, 9)			G2-3				G6-3			K		3	0	0	1	0	0	1				
<b>Craig Paquette, R</b> OBP: 0.285, SLG: 0.374 (1, 5)					P4		G5-3			F8		4	1	1	0	0	1		AB 38			
<b>29 Mike Sweeney, R</b> OBP: 0.329, SLG: 0.443 <b>Shane Bieber, R</b> OBP: 0.421, SLG: 0.313 <b>Tim Spehr, R</b> OBP: 0.237, SLG: 0.257 <b>Mike Macfarlane, R</b> OBP: 0.194, SLG: 0.211 (10, 2)					K		SH1-4 1B			F9		3	0	1	0	0	2	1	R 4			
<b>Tom Goodwin, L</b> OBP: 0.312, SLG: 0.311 (1, 8)					1B		SF9 SH1-4 1B			G4-3		0	1	0	0	0	0	0	H 13			
<b>Inning Stats</b>	R: 0 E: 0 K: 0 S: 7	H: 1 LOB: 0 BB: 0 P: 15	R: 0 E: 0 K: 0 S: 5	H: 0 LOB: 0 BB: 0 P: 6	R: 0 E: 0 K: 1 S: 13	H: 2 LOB: 2 BB: 0 P: 18	R: 0 E: 0 K: 0 S: 6	H: 1 LOB: 1 BB: 0 P: 8	R: 1 E: 0 K: 1 S: 14	H: 2 LOB: 2 BB: 0 P: 18	R: 0 E: 0 K: 2 S: 9	H: 0 LOB: 0 BB: 0 P: 14	R: 0 E: 0 K: 0 S: 7	H: 0 LOB: 0 BB: 0 P: 13	R: 0 E: 0 K: 1 S: 14	H: 1 LOB: 1 BB: 0 P: 21	R: 1 E: 0 K: 0 S: 2	H: 1 LOB: 0 BB: 0 P: 2	1B: 11 2B: 2 3B: 0 HR: 1	SF: 1 SAC: 1 DP: 2 HBP: 0	WP: 0 PB: 0 SB: 0 CS: 2	PA: 41
<b>PITCHER</b>	IP WLS BF H R ER SO BB IBB HBP BLK WP HR S P ERA WHIP											IP WLS BF H R ER SO BB IBB HBP BLK WP HR S P ERA WHIP										
<b>Jeff Fassero, L</b> ERA: 4.04 (1, 1)	9.0	L	36	11	3	3	4	1	0	0	0	0	0	75	116	3.00	1.333					
<b>Bobby Ayala, R</b> ERA: 5.72 (10, 1)	1.0	L	5	2	1	1	1	0	0	0	0	0	1	16	23	9.00	2.000					

Seattle Mariners @ Kansas City Royals  
Kauffman Stadium, Kansas City, MO  
Sun May 25 1997, 3:33 AM CDT  
Alt. 22,733 - Overcast - 75 F

AB 38  
R 4  
H 13  
RBI 4  
BB 1  
SO 5  
LOB 16





Batter	1	2	3	4	5	6	7	8	9	10	11	AB	R	H	RBI	BB	SO	LOB	TOP						
Damon Mashore, R OBP: 0.379, SLG: 0.356 (1, 8)	1-3 K		0-1 B5-3		1-2 F9			0-3 K		4-0 BB		4	0	0	0	1	2	1							
Dave Magadan, L OBP: 0.375, SLG: 0.381 (8, 5)	3-2 1B		1-1 E4		1-3 K			1-1 F7		2-1 F9		5	0	1	0	0	1	1							
Geronimo Berroa, R OBP: 0.388, SLG: 0.520 (1, 9)	2-2 L5		0-1 P3								2-2 F8	5	0	0	0	0	2	2							
Jose Canseco, R OBP: 0.325, SLG: 0.444 (1, 7)	0-3 K			1-3 K							4-1 1B BB	4	1	0	0	1	2	1							
Jason Giambi, L OBP: 0.340, SLG: 0.441 Pat Lennon, R OBP: 0.429, SLG: 0.364 (1, 10) (11, PR)	1-0 G4-3		3-3 K		1-0 F8			4-2 1B BB		3-1 SAFE SAFE SAFE SAFE 1B	4	0	1	0	1	1	0								
Scott Spiezo, S OBP: 0.332, SLG: 0.445 (1, 4)	2-3 K		0-0 1B 1B		2-1 L7			1-2 1B		1-2 2H 1B	5	0	3	1	0	1	0								
Brent Mayne, L OBP: 0.283, SLG: 0.388 (1, 2)	2-1 G6-3		1-1 1B		0-1 G4-3			0-3 SAFE K2-3		1-3 K	5	0	1	0	0	2	4								
Scott Brosius, R OBP: 0.237, SLG: 0.225 (8, 6)			2-2 G6-3		0-2 G5-3			3-2 P4		1-2 G1-3	5	0	0	0	0	0	4								
Rafael Bourimigal, R Matt Stairs, L OBP: 0.400, SLG: 0.559 (8, PH) (8, 3)	2-2 B5-3 E 1B				2-1 F7			3-2 F9		2-0 F8	2	1	1	0	0	0	0								
<b>Inning Stats</b>	R: 0 E: 0 K: 2 S: 12	H: 1 LOB: 1 BB: 0 P: 18	R: 0 E: 0 K: 1 S: 7	H: 0 LOB: 0 BB: 0 P: 12	R: 1 E: 1 K: 0 S: 14	H: 1 LOB: 1 BB: 0 P: 19	R: 0 E: 0 K: 2 S: 15	H: 2 LOB: 2 BB: 0 P: 20	R: 0 E: 0 K: 1 S: 9	H: 0 LOB: 0 BB: 0 P: 13	R: 0 E: 0 K: 0 S: 6	H: 0 LOB: 0 BB: 0 P: 9	R: 0 E: 0 K: 1 S: 10	H: 0 LOB: 0 BB: 0 P: 14	R: 0 E: 0 K: 2 S: 16	H: 1 LOB: 2 BB: 1 P: 23	R: 0 E: 0 K: 0 S: 7	H: 0 LOB: 1 BB: 1 P: 16	R: 1 E: 0 K: 1 S: 14	H: 2 LOB: 2 BB: 1 P: 25	1B: 7 2B: 0 3B: 0 HR: 0	SF: 0 SAC: 0 DP: 0 HBP: 0	WP: 0 PB: 0 SB: 0 CS: 0	PA: 44	
<b>PITCHER</b>	IP 9.0	WLS 2.0	BF 34	H 5	R 1	ER 1	SO 10	BB 2	IBB 0	HBP 0	BLK 0	WP 0	HR 0	S 21	P 41	ERA 4.50	WHIP 2.000								
Kevin Appier, R ERA: 2.26 Mike Williams, R ERA: 7.71 (1, 1) (10, 1)																									

Oakland Athletics @ Kansas City Royals  
Kauffman Stadium, Kansas City, MO  
Mon May 26 1997, 3:33 AM CDT  
Att. 31,300 - Overcast - 63 F

livebaseballscorecards.com

AB 41  
R 2  
H 7  
RBI 1  
BB 3  
SO 11  
LOB 13



Batter	1	2	3	4	5	6	7	8	9	10	11	AB	R	H	RBI	BB	SO	LOB	BOTTOM						
Jose Offerman, S OBP: 0.390, SLG: 0.444 (1, 4)	0-1 G1-3		2-2 1B		0-0 G1-6-3			4-0 BB		4-1 BB		3	0	1	0	2	0	1							
Jay Bell, R OBP: 0.379, SLG: 0.506 (1, 6)	3-2 F7		0-0 L5-3		3-2 G6-3 1B 2B		3-2 F9			1-0 L6-3		5	1	1	0	0	0	4							
Bip Roberts, S OBP: 0.372, SLG: 0.439 (1, 7)	0-1 FC6-4 1B		2-2 G3		0-0 G6-3			0-1 F7		0-0 2B		5	0	2	0	0	0	1							
Jeff King, R OBP: 0.389, SLG: 0.399 (1, 3)	2-2 FC6-4			1-2 G4-3 2B		1-0 P4		1-1 F7		4-0 BB		4	0	2	1	1	0	1							
Chili Davis, S OBP: 0.430, SLG: 0.460 (1, 10)		1-0 2B		0-0 G4-3		1-0 P4		1-1 F9		2-1 G4-3		5	0	1	0	0	0	4							
Craig Paquette, R OBP: 0.261, SLG: 0.373 Shane Halter, R OBP: 0.400, SLG: 0.294 (1, 5) (9, PR) (10, 9)		1-2 HBP		2-3 G1-3		0-0 G5-3				0-0 SH2-4 1B		3	0	1	0	0	0	2							
Mike MacFarlane, R OBP: 0.197, SLG: 0.213 29 Mike Sweeney, R OBP: 0.329, SLG: 0.443 (1, 2) (11, PR)		1-0 P6		3-1 G5-3		1-1 G5-3				0-1 1B		4	0	1	0	0	0	3							
Tom Goodwin, L OBP: 0.307, SLG: 0.305 Scott Cooper, L OBP: 0.254, SLG: 0.310 (1, 8) (9, PH) (10, 5)		1-1 F7			1-2 F8			2-2 G4-3		3-2 P6		3	0	0	0	0	0	2							
Johnny Damon, L OBP: 0.382, SLG: 0.480 Joe Vitiello, R OBP: 0.382, SLG: 0.368 David Howard, S OBP: 0.333, SLG: 0.406 (1, 9) (9, PH) (10, 8)		0-0 P5			4-1 G1-6-3 BB			4-1 BB BB		2-2 G5-3		1	0	0	0	2	0	2							
<b>Inning Stats</b>	R: 0 E: 0 K: 0 S: 13	H: 1 LOB: 1 BB: 0 P: 18	R: 0 E: 0 K: 0 S: 7	H: 1 LOB: 2 BB: 0 P: 11	R: 0 E: 0 K: 0 S: 9	H: 1 LOB: 1 BB: 0 P: 13	R: 0 E: 0 K: 0 S: 7	H: 1 LOB: 1 BB: 0 P: 11	R: 1 E: 0 K: 0 S: 13	H: 2 LOB: 1 BB: 0 P: 20	R: 0 E: 0 K: 0 S: 9	H: 0 LOB: 0 BB: 0 P: 23	R: 0 E: 0 K: 0 S: 6	H: 0 LOB: 0 BB: 0 P: 8	R: 0 E: 0 K: 0 S: 8	H: 1 LOB: 1 BB: 0 P: 13	R: 0 E: 0 K: 0 S: 5	H: 1 LOB: 2 BB: 2 P: 16	R: 0 E: 0 K: 1 S: 13	H: 1 LOB: 1 BB: 0 P: 17	1B: 5 2B: 6 3B: 0 HR: 0	SF: 0 SAC: 1 DP: 3 HBP: 1	WP: 0 PB: 0 SB: 1 CS: 0	PA: 45	
<b>PITCHER</b>	IP 7.0	WLS 1.2	BF 29	H 6	R 1	ER 1	SO 0	BB 3	IBB 0	HBP 1	BLK 0	WP 0	HR 0	S 67	P 110	ERA 1.29	WHIP 1.286								
Dave Teggheder, R ERA: 5.16 Carlos Reyes, R ERA: 0.82 Buddy Groom, L ERA: 6.09 Willie Adams, R ERA: 8.82 Aaron Small, R ERA: 5.51 (1, 1) (8, 1) (9, 1) (10, 1) (11, 1)																									

Oakland Athletics @ Kansas City Royals  
Kauffman Stadium, Kansas City, MO  
Mon May 26 1997, 3:33 AM CDT  
Att. 31,300 - Overcast - 63 F

livebaseballscorecards.com

AB 38  
R 1  
H 9  
RBI 1  
BB 5  
SO 1  
LOB 24





Batter	1	2	3	4	5	6	7	8	9	10	AB	R	H	RBI	BB	SO	LOB	TOP							
Damon Mashore, R OBP: 0.370, SLG: 0.346	G5-3		F9		K			G6-3		B1	5	0	0	0	0	1	4								
Pat Lennon, R OBP: 0.444, SLG: 0.429				G6-3			K		FC5-4 BB	2B FC5-2 HBP	3	0	1	0	1	1	0								
Jason Giambi, L OBP: 0.344, SLG: 0.441					P3		L7				5	2	1	2	0	1	2								
Jose Canseco, R OBP: 0.323, SLG: 0.443	K						L7		FC5-4 HR	FC5-2 1B	3	2	1	2	2	1	1								
Mark McGwire, R OBP: 0.402, SLG: 0.645	G6-3						K			FC5-2 1B	4	1	0	0	1	1	4								
Geronimo Berroa, R OBP: 0.353, SLG: 0.508					P6			G5-4-3 BB	L6	FC5-2 1B	4	1	0	0	1	1	4								
Scott Spiezio, S OBP: 0.333, SLG: 0.459		L7					F7			WP 1B	5	1	2	3	0	0	1								
George Williams, S OBP: 0.429, SLG: 0.333								G5-4-3	L7	WP 1B	4	0	1	1	1	1	1								
Scott Brosius, R OBP: 0.236, SLG: 0.230			F8				E5				5	1	1	0	0	1	3								
Scott Sheldon, R OBP: 0.267, SLG: 0.214											3	0	0	0	0	1	2								
Matt Stairs, L OBP: 0.408, SLG: 0.559											0	0	0	0	1	0	0								
Rafael Bourimigal, R OBP: 0.333, SLG: 0.303											0	1	0	0	0	0	0								
<b>Inning Stats</b>	R: 0 E: 0 K: 1 S: 12	H: 1 LOB: 1 BB: 0 P: 15	R: 0 E: 0 K: 2 S: 8	H: 0 LOB: 0 BB: 0 P: 15	R: 0 E: 0 K: 1 S: 5	H: 0 LOB: 0 BB: 0 P: 7	R: 0 E: 0 K: 0 S: 6	H: 0 LOB: 1 BB: 1 P: 12	R: 0 E: 1 K: 1 S: 13	H: 0 LOB: 2 BB: 1 P: 19	R: 0 E: 0 K: 2 S: 7	H: 0 LOB: 0 BB: 0 P: 10	R: 0 E: 0 K: 0 S: 4	H: 0 LOB: 0 BB: 1 P: 9	R: 0 E: 0 K: 1 S: 9	H: 0 LOB: 0 BB: 0 P: 12	R: 3 E: 0 K: 0 S: 13	H: 2 LOB: 0 BB: 0 P: 22	R: 5 E: 0 K: 0 S: 18	H: 4 LOB: 3 BB: 2 P: 39	1B: 2 2B: 3 3B: 0 HR: 2	SF: 0 SAC: 0 DP: 1 HBP: 1	WP: 1 PB: 0 SB: 0 CS: 0	PA: 44	
<b>PITCHER</b>	IP	WLS	BF	H	R	ER	SO	BB	IBB	HBP	BLK	WP	HR	S	P	ERA	WHIP								
50 José Rosado, L ERA: 3.3	8.0		29	1	1	1	8	4	0	0	0	0	0	68	107	1.12	0.625								
Hipolito Pichardo, R ERA: 3.96	1.1	L	8	3	4	4	0	0	1	0	0	0	2	16	30	27.00	2.250								
Jamie Walker, L ERA: 6.49	0.0		1	0	0	0	0	0	0	1	0	0	0	1	5	∞	∞								
Jeff Montgomery, R ERA: 9.0	0.2		6	3	3	3	0	0	1	0	0	1	0	10	18	40.50	4.500								

Oakland Athletics @ Kansas City Royals  
Kauffman Stadium, Kansas City, MO  
Tue May 27 1997, 7:05 PM CDT  
Att: 11,886 - Unknown - 56 F

AB 37  
R 8  
H 7  
RBI 8  
BB 6  
SO 8  
LOB 18



Batter	1	2	3	4	5	6	7	8	9	10	AB	R	H	RBI	BB	SO	LOB	BOTTOM							
Jose Offerman, S OBP: 0.380, SLG: 0.426	G4-3		K		FC4-2-5			F8		K	5	0	0	0	1	2	4								
Jay Bell, R OBP: 0.379, SLG: 0.497	L6-4 BB		G5-3		K			BB 1B		K	3	0	0	0	2	2	4								
Bip Roberts, S OBP: 0.379, SLG: 0.437							L7				3	1	1	0	2	1	0								
Jeff King, R OBP: 0.389, SLG: 0.401	L6-4				F7		P2			1B	4	1	1	0	1	0	3								
Chili Davis, S OBP: 0.423, SLG: 0.450			P6		G4-3		F8			1B BB	5	1	1	1	0	0	4								
Craig Paquette, R OBP: 0.262, SLG: 0.392										1B	3	1	1	2	0	0	0								
Scott Cooper, L OBP: 0.277, SLG: 0.373		F9						F7		1B BB	1	2	1	1	1	0	0								
Mike Macfarlane, R OBP: 0.197, SLG: 0.212										1B BB	5	0	1	0	0	1	0								
Shane Halter, R OBP: 0.400, SLG: 0.294		G6-3			P6			K		P2	0	0	0	0	0	0	0								
Tom Goodwin, L OBP: 0.304, SLG: 0.302							F7			G4-3	5	0	1	0	0	0	3								
Johnny Damon, L OBP: 0.377, SLG: 0.505										F7	5	0	3	2	0	1	1								
<b>Inning Stats</b>	R: 0 E: 0 K: 0 S: 5	H: 0 LOB: 1 BB: 2 P: 16	R: 0 E: 0 K: 0 S: 6	H: 0 LOB: 0 BB: 0 P: 10	R: 0 E: 0 K: 1 S: 13	H: 1 LOB: 1 BB: 0 P: 16	R: 2 E: 0 K: 0 S: 11	H: 1 LOB: 1 BB: 1 P: 22	R: 0 E: 0 K: 1 S: 10	H: 1 LOB: 3 BB: 2 P: 17	R: 0 E: 0 K: 0 S: 4	H: 0 LOB: 0 BB: 0 P: 7	R: 0 E: 0 K: 1 S: 8	H: 0 LOB: 0 BB: 0 P: 12	R: 0 E: 0 K: 1 S: 13	H: 1 LOB: 3 BB: 2 P: 27	R: 1 E: 0 K: 1 S: 14	H: 2 LOB: 2 BB: 1 P: 26	R: 3 E: 0 K: 2 S: 22	H: 4 LOB: 2 BB: 1 P: 35	1B: 6 2B: 2 3B: 1 HR: 2	SF: 0 SAC: 0 DP: 1 HBP: 0	WP: 0 PB: 0 SB: 2 CS: 0	PA: 46	
<b>PITCHER</b>	IP	WLS	BF	H	R	ER	SO	BB	IBB	HBP	BLK	WP	HR	S	P	ERA	WHIP								
Mike Quist, R ERA: 5.02	7.2		31	4	2	2	4	5	0	0	0	0	0	69	125	2.35	1.174								
Mike Mohler, L ERA: 6.75	0.1		0	0	0	0	0	0	0	0	0	0	0	1	2	0.00	0.000								
Billy Taylor, R ERA: 6.17	1.0	W	6	2	1	1	1	0	1	0	0	0	1	14	26	9.00	2.000								
Aaron Small, R ERA: 4.28	0.1		5	3	3	3	1	1	0	0	0	0	0	14	23	81.00	12.000								
Dane Johnson, R ERA:	0.2	S	3	1	0	0	1	0	0	0	0	0	0	8	12	0.00	1.500								

Oakland Athletics @ Kansas City Royals  
Kauffman Stadium, Kansas City, MO  
Tue May 27 1997, 7:05 PM CDT  
Att: 11,886 - Unknown - 56 F

AB 39  
R 6  
H 10  
RBI 6  
BB 7  
SO 7  
LOB 19





Batter	1	2	3	4	5	6	7	8	9	AB	R	H	RBI	BB	SO	LOB	TOP					
Marquis Grissom, R OBP: 0.298, SLG: 0.309	F9		G4-3	F9		L9		2B		6	1	2	2	0	0	4	<b>Cleveland Indians @ Kansas City Royals</b> Kauffman Stadium, Kansas City, MO Wed May 28 1997, 7:05 PM CDT Att: 13,380 - Unknown - 62 F					
Julio Franco, R OBP: 0.429, SLG: 0.439	G4-3		2B		P3		G6-4-3	HR	G6-3	5	2	2	2	1	0	1						
Jim Thome, L OBP: 0.459, SLG: 0.541	K		L4		FC6		G6-4-3	K		4	0	1	0	1	2	2						
Matt Williams, R OBP: 0.319, SLG: 0.537 Kevin Seltzer, R OBP: 0.305, SLG: 0.353		1B	G6-3		F8		G6-4-3	HR		4	2	1	0	1	0	3						
David Justice, L OBP: 0.490, SLG: 0.758 Brian Giles, L OBP: 0.388, SLG: 0.451	P4			1B	FC6		G4-3	HR		5	2	2	3	0	0	2						
Manny Ramirez, R OBP: 0.414, SLG: 0.540	1B			BB		G1-3		1B		4	1	3	0	1	0	0						
Tony Fernandez, S OBP: 0.325, SLG: 0.420	P4		E7			P4				5	1	2	0	0	0	3						
Sandy Alomar Jr., R OBP: 0.383, SLG: 0.623	FC6-4		G3-2			2B		SH3-4	P3	3	0	2	1	1	0	0						
Omar Vizquel, S OBP: 0.335, SLG: 0.331	FC6-4		G3-2					1B	F9	4	1	1	0	1	0	5						
<b>Inning Stats</b>	R: 0 E: 0 K: 1 S: 7	H: 0 LOB: 0 BB: 0 P: 9	R: 1 E: 0 K: 0 S: 13	H: 3 LOB: 2 BB: 0 P: 17	R: 0 E: 0 K: 0 S: 6	H: 1 LOB: 1 BB: 0 P: 6	R: 1 E: 1 K: 0 S: 11	H: 2 LOB: 2 BB: 2 P: 19	R: 0 E: 0 K: 0 S: 10	H: 0 LOB: 1 BB: 1 P: 15	R: 0 E: 0 K: 0 S: 12	H: 2 LOB: 2 BB: 0 P: 19	R: 1 E: 0 K: 0 S: 5	H: 1 LOB: 0 BB: 1 P: 12	R: 7 E: 0 K: 1 S: 24	H: 6 LOB: 1 BB: 2 P: 42		R: 0 E: 0 K: 0 S: 6	H: 1 LOB: 1 BB: 0 P: 9	1B: 12 2B: 3 3B: 0 HR: 1	SF: 0 SAC: 1 DP: 2 HBP: 0	WP: 0 PB: 0 SB: 0 CS: 0
<b>PITCHER</b>	IP	WLS	BF	H	R	ER	SO	BB	IBB	HBP	BLK	WP	HR	S	P	ERA	WHIP					
Tim Belcher, R ERA: 3.5	(1, 1)	7.1	L	38	13	8	8	1	4	1	0	0	0	77	119	9.82	2.318					
Larry Casian, L ERA: 7.94	(8, 1)	1.2		9	3	2	2	1	0	1	0	0	0	1	17	29	10.80	1.800				



Batter	1	2	3	4	5	6	7	8	9	AB	R	H	RBI	BB	SO	LOB	BOTTOM					
Jose Offerman, S OBP: 0.377, SLG: 0.421	L9			1B		L7		G3-1		4	0	1	0	0	0	0	<b>Cleveland Indians @ Kansas City Royals</b> Kauffman Stadium, Kansas City, MO Wed May 28 1997, 7:05 PM CDT Att: 13,380 - Unknown - 62 F					
Jay Bell, R OBP: 0.381, SLG: 0.495	G6-3			L4-3		F7		FC6-4		3	0	1	0	1	0	0						
Bip Roberts, S OBP: 0.376, SLG: 0.432	F7			L4-3		L4-3		FC6-4		4	1	1	0	0	0	2						
Jeff King, R OBP: 0.382, SLG: 0.392	F8				G5-3		P4	K		4	0	0	0	0	1	2						
Chili Davis, S OBP: 0.425, SLG: 0.444	K			2B	G5-3		2B	K		2	2	0	0	2	2	0						
Craig Paquette, R OBP: 0.282, SLG: 0.395	G3-1					E6		K		4	0	1	0	0	1	2						
Mike Macfarlane, R OBP: 0.200, SLG: 0.214			K		G5-3		K			4	0	1	1	0	2	4						
Tom Goodwin, L OBP: 0.303, SLG: 0.306			P6		G4-3					4	0	1	2	0	0	2						
Johnny Damon, L OBP: 0.371, SLG: 0.495 Joe Vitiello, R OBP: 0.378, SLG: 0.364 Shane Halter, R OBP: 0.400, SLG: 0.294			F7			K		P5		2	0	0	0	0	1	0						
										1	0	0	0	0	0	2						
										0	0	0	0	0	0	0						
<b>Inning Stats</b>	R: 0 E: 0 K: 0 S: 8	H: 0 LOB: 0 BB: 0 P: 9	R: 0 E: 0 K: 1 S: 10	H: 0 LOB: 0 BB: 0 P: 14	R: 0 E: 0 K: 1 S: 10	H: 0 LOB: 0 BB: 0 P: 13	R: 0 E: 0 K: 0 S: 10	H: 2 LOB: 0 BB: 0 P: 16	R: 1 E: 0 K: 0 S: 14	H: 1 LOB: 1 BB: 1 P: 22	R: 0 E: 0 K: 1 S: 8	H: 0 LOB: 0 BB: 0 P: 11	R: 2 E: 1 K: 1 S: 13	H: 2 LOB: 2 BB: 1 P: 19	R: 0 E: 0 K: 1 S: 12	H: 0 LOB: 1 BB: 1 P: 23	R: 0 E: 0 K: 2 S: 9	H: 1 LOB: 1 BB: 0 P: 10	1B: 4 2B: 3 3B: 0 HR: 0	SF: 0 SAC: 0 DP: 1 HBP: 0	WP: 0 PB: 0 SB: 0 CS: 0	PA: 35
<b>PITCHER</b>	IP	WLS	BF	H	R	ER	SO	BB	IBB	HBP	BLK	WP	HR	S	P	ERA	WHIP					
Chad Ogea, R ERA: 4.75	(1, 1)	6.2		26	3	1	4	2	0	0	1	0	0	72	103	1.35	1.050					
Paul Assenmacher, L ERA: 9.0	(7, 1)	0.1	W	1	0	0	0	0	0	0	0	0	0	1	1	0.00	0.000					
Eric Plunk, R ERA: 5.13	(8, 1)	1.0		4	0	0	1	1	0	0	0	0	0	12	23	0.00	1.000					
Michael Jackson, R ERA: 2.96	(9, 1)	1.0		4	1	0	0	0	0	0	0	0	0	9	10	0.00	1.000					





Batter	1	2	3	4	5	6	7	8	9	AB	R	H	RBI	BB	SO	LOB	TOP			
<b>Jose Offerman, S</b> (1, 4) OBP: 0.377, SLG: 0.420	F7						F8		F9	5	0	2	1	0	0	0				
<b>Tom Goodwin, L</b> (1, 8) OBP: 0.302, SLG: 0.305		G3					G4-3			4	0	1	0	0	0	3				
<b>Bip Roberts, S</b> (1, 7) OBP: 0.373, SLG: 0.428	L7						G4-3			4	0	1	0	0	0	3				
<b>Chili Davis, S</b> (1, 10) OBP: 0.421, SLG: 0.438	F7						F8			4	0	1	0	0	0	2				
<b>Jay Bell, R</b> (1, 6) OBP: 0.379, SLG: 0.495										4	1	1	0	0	1	1				
<b>Johnny Damon, L</b> (1, 9) OBP: 0.375, SLG: 0.522										4	1	2	2	0	0	0				
<b>Jeff King, R</b> (1, 3) OBP: 0.380, SLG: 0.385										3	1	0	0	1	1	2				
<b>Scott Cooper, L</b> (1, 5) OBP: 0.275, SLG: 0.365										4	0	1	0	0	0	1				
<b>Mike Macfarlane, R</b> (1, 2) OBP: 0.190, SLG: 0.203										4	0	0	0	0	0	2				
<b>Inning Stats</b>	R: 0 E: 0 K: 0 S: 7	H: 1 LOB: 1 BB: 0 P: 12	R: 3 E: 0 K: 0 S: 13	H: 3 LOB: 1 BB: 1 P: 25	R: 0 E: 0 K: 1 S: 12	H: 2 LOB: 2 BB: 0 P: 18	R: 0 E: 0 K: 0 S: 12	H: 2 LOB: 0 BB: 0 P: 18	R: 0 E: 0 K: 0 S: 9	H: 0 LOB: 0 BB: 0 P: 11	R: 0 E: 0 K: 0 S: 6	H: 1 LOB: 1 BB: 0 P: 10	R: 0 E: 0 K: 1 S: 8	H: 0 LOB: 0 BB: 0 P: 13	R: 0 E: 0 K: 0 S: 11	H: 0 LOB: 0 BB: 0 P: 17	1B: 7 2B: 1 3B: 0 HR: 1	SF: 0 SAC: 0 DP: 0 HBP: 0	WP: 0 PB: 0 SB: 2 CS: 0	PA: 37
<b>PITCHER</b> <b>Bobby Witt, R</b> (1, 1) ERA: 3.59	IP: 9.0 WLS: L BF: 37 H: 9 R: 3 ER: 3 SO: 2 BB: 1 IBB: 0 HBP: 0 BLK: 0 WP: 0 HR: 1 S: 84 P: 132 ERA: 3.00 WHIP: 1.111															<b>PITCHER</b>				

**Kansas City Royals @ Texas Rangers**  
The Ballpark at Arlington, Arlington, TX  
Fri May 30 1997, 8:05 PM EDT  
Att: 35,606 - Unknown - 76 F

AB 36  
R 3  
H 9  
RBI 3  
BB 1  
SO 2  
LOB 14



Batter	1	2	3	4	5	6	7	8	9	AB	R	H	RBI	BB	SO	LOB	BOTTOM					
<b>Damon Buford, R</b> (1, 8) OBP: 0.305, SLG: 0.356	B1-3								P3	4	0	0	0	1	2	0						
<b>Mike Deversaux, R</b> (1, 9) OBP: 0.275, SLG: 0.246										3	1	1	0	1	0	2						
<b>29 Rusty Greer, L</b> (1, 7) OBP: 0.407, SLG: 0.465										4	0	2	0	0	1	1						
<b>Juan Gonzalez, R</b> (1, 10) OBP: 0.331, SLG: 0.596										3	0	1	1	0	0	2						
<b>Willi Clark, L</b> (1, 3) OBP: 0.461, SLG: 0.576										4	1	3	1	0	0	1						
<b>Dean Palmer, R</b> (1, 5) OBP: 0.311, SLG: 0.390										4	0	0	0	0	2	4						
<b>Billy Ripken, R</b> (1, 4) OBP: 0.323, SLG: 0.430										3	0	2	0	0	0	0						
<b>Lee Stevens, L</b> (8, PH) OBP: 0.347, SLG: 0.533										1	0	0	0	0	0	2						
<b>Domingo Cedeno, S</b> (9, 4) OBP: 0.302, SLG: 0.388										0	0	0	0	0	0	0						
<b>Henry Mercedes, R</b> (1, 2) OBP: 0.250, SLG: 0.333										2	0	0	0	0	2	2						
<b>Warren Newson, L</b> (9, PH) OBP: 0.374, SLG: 0.470										1	0	0	0	0	1	0						
<b>Benji Gil, R</b> (1, 6) OBP: 0.259, SLG: 0.306										3	0	0	0	0	1	3						
<b>Ivan Rodriguez, R</b> (9, PH) OBP: 0.382, SLG: 0.500										1	0	0	0	0	1	0						
<b>Inning Stats</b>	R: 1 E: 0 K: 0 S: 6	H: 2 LOB: 0 BB: 0 P: 11	R: 0 E: 0 K: 2 S: 11	H: 2 LOB: 2 BB: 0 P: 23	R: 0 E: 0 K: 2 S: 11	H: 0 LOB: 1 BB: 1 P: 16	R: 1 E: 0 K: 1 S: 13	H: 1 LOB: 0 BB: 0 P: 18	R: 0 E: 0 K: 1 S: 5	H: 0 LOB: 0 BB: 0 P: 7	R: 0 E: 0 K: 0 S: 7	H: 1 LOB: 1 BB: 0 P: 10	R: 0 E: 0 K: 1 S: 7	H: 1 LOB: 2 BB: 1 P: 13	R: 0 E: 0 K: 1 S: 9	H: 2 LOB: 2 BB: 0 P: 14	R: 0 E: 0 K: 2 S: 8	H: 0 LOB: 0 BB: 0 P: 12	1B: 7 2B: 2 3B: 0 HR: 1	SF: 1 SAC: 1 DP: 1 HBP: 0	WP: 0 PB: 0 SB: 0 CS: 0	PA: 37
<b>PITCHER</b> <b>Glendon Rusch, L</b> (1, 1) ERA: 4.83	IP: 7.0 WLS: W BF: 30 H: 8 R: 2 ER: 2 SO: 7 BB: 2 IBB: 0 HBP: 0 BLK: 0 WP: 0 HR: 1 S: 61 P: 100 ERA: 2.57 WHIP: 1.429															<b>PITCHER</b>						
<b>Randy Veres, R</b> (8, 1) ERA: 3.76	IP: 1.0 WLS: S BF: 4 H: 1 R: 0 ER: 0 SO: 1 BB: 0 IBB: 0 HBP: 0 BLK: 0 WP: 0 HR: 0 S: 8 P: 12 ERA: 0.00 WHIP: 1.000															<b>PITCHER</b>						
<b>Hipolito Pichardo, R</b> (9, 1) ERA: 2.84	IP: 1.0 WLS: S BF: 3 H: 0 R: 0 ER: 0 SO: 2 BB: 0 IBB: 0 HBP: 0 BLK: 0 WP: 0 HR: 0 S: 8 P: 12 ERA: 0.00 WHIP: 0.000															<b>PITCHER</b>						

**Kansas City Royals @ Texas Rangers**  
The Ballpark at Arlington, Arlington, TX  
Fri May 30 1997, 8:05 PM EDT  
Att: 35,606 - Unknown - 76 F

AB 33  
R 2  
H 9  
RBI 2  
BB 2  
SO 10  
LOB 17





Batter	1	2	3	4	5	6	7	8	9	AB	R	H	RBI	BB	SO	LOB	TOP				
Jose Offerman, S (1, 4) OBP: 0.378, SLG: 0.419	1-2 CS 1B		1-2 BB 1B		0-2 FC6		3-2 G1-3		0-2 F7	5	0	2	0	0	0	1					
Tom Goodwin, L (1, 8) OBP: 0.304, SLG: 0.304	2-3 K		4-1 BB 1B		0-0 L8		0-2 BB 1B		1-0 G4-3	4	0	1	0	1	1	2					
Bip Roberts, S (1, 7) OBP: 0.370, SLG: 0.420	1-2 G6-3		2-2 G4-3		1-0 G6-3		4-1 BB			3	0	0	0	1	0	4					
Chili Davis, S (1, 10) OBP: 0.411, SLG: 0.426		2-0 P3		2-3 K		0-1 F7		2-0 F8		4	0	0	0	0	1	2					
Jay Bell, R (1, 6) OBP: 0.381, SLG: 0.497		0-3 K		0-0 2B G6-3		4-2 E BB		2-2 P3		3	1	1	0	1	1	0					
Johnny Damon, L (1, 9) OBP: 0.371, SLG: 0.521		2-2 G3		1-1 G6-3 2B		1-0 L6		1-1 L8		4	0	1	0	0	0	1					
Craig Paquette, R (1, 5) OBP: 0.267, SLG: 0.394			0-1 1B	0-2 G6-3		0-0 E4		1-1 HBP		3	0	1	1	0	0	2					
Scott Cooper, L (1, 3) OBP: 0.274, SLG: 0.358			1-1 BB 1B	0-1 G1-3		1-2 L3		1-2 F7		4	0	1	0	0	0	4					
Mike Macfarlane, R (1, 2) OBP: 0.195, SLG: 0.197			1-1 F8		4-2 FC6 BB		0-1 L7		2-3 K	2	0	0	0	1	0	1					
Jeff King, R (9, PH) OBP: 0.378, SLG: 0.382										1	0	0	0	0	1	0					
<b>Inning Stats</b>	R: 0 E: 0 K: 1 S: 10	H: 1 LOB: 0 BB: 0 P: 14	R: 0 E: 0 K: 1 S: 7	H: 0 LOB: 0 BB: 0 P: 11	R: 0 E: 0 K: 0 S: 13	H: 3 LOB: 3 BB: 1 P: 22	R: 1 E: 0 K: 1 S: 11	H: 2 LOB: 1 BB: 0 P: 14	R: 0 E: 0 K: 0 S: 12	H: 0 LOB: 1 BB: 1 P: 18	R: 0 E: 1 K: 0 S: 10	H: 1 LOB: 2 BB: 1 P: 19	R: 0 E: 0 K: 0 S: 11	H: 0 LOB: 1 BB: 0 P: 16	R: 0 E: 0 K: 1 S: 8	H: 0 LOB: 0 BB: 0 P: 11	1B: 5 2B: 2 3B: 0 HR: 0	SF: 0 SAC: 0 DP: 0 HBP: 1	WP: 0 PB: 0 SB: 0 CS: 1	PA: 38	
<b>PITCHER</b>	IP WLS BF H R ER SO	IP WLS BF H R ER SO	IP WLS BF H R ER SO	IP WLS BF H R ER SO	IP WLS BF H R ER SO	IP WLS BF H R ER SO	IP WLS BF H R ER SO	IP WLS BF H R ER SO	IP WLS BF H R ER SO	IP WLS BF H R ER SO	IP WLS BF H R ER SO	IP WLS BF H R ER SO	IP WLS BF H R ER SO	IP WLS BF H R ER SO	IP WLS BF H R ER SO	IP WLS BF H R ER SO	ERA WHIP	ERA WHIP			
Julio Santana, R (1, 1) ERA: 5.1	6.2 W 29 7 1 1 3																				
Xavier Hernandez, R (7, 1) ERA: 3.77	1.1 S 6 0 0 0 0																				
John Wetteland, R (9, 1) ERA: 1.33	1.0 S 3 0 0 0 1																				

Kansas City Royals @ Texas Rangers  
The Ballpark at Arlington, Arlington, TX  
Sat May 31 1997, 8:05 PM EDT  
Att: 43,769 - Unknown - 75 F

livebaseballscorecards.com

AB 33  
R 1  
H 7  
RBI 1  
BB 4  
SO 4  
LOB 17



Batter	1	2	3	4	5	6	7	8	9	AB	R	H	RBI	BB	SO	LOB	BOTTOM				
Domingo Cedenno, S (1, 4) OBP: 0.316, SLG: 0.385	4-0 1B 29 FC4-6 BB		0-0 P2	3-1 P6			1-1 CS 1B			3	1	1	0	1	0	0					
Ivan Rodriguez, R (1, 2) OBP: 0.389, SLG: 0.517	1-1 29 FC4-6 1B		0-0 HR		0-1 F8		4-1 29 F8 29 WP BB			3	1	2	1	1	0	0					
29 Rusty Greer, L (1, 7) OBP: 0.405, SLG: 0.476	2-2 FC4-6 1B		0-2 HR		2-1 F8		2-0 F8		1-3 F8	4	1	1	2	0	0	2					
Juan Gonzalez, R (1, 10) OBP: 0.328, SLG: 0.584	1-3 K		2-2 WP 1B		2-3 K		1-3 K			4	0	1	0	0	3	2					
Willi Clark, L (1, 3) OBP: 0.467, SLG: 0.577	2-2 1B		4-0 BB	1-2 BB		0-0 1B		1-3 K		3	0	2	0	1	1	0					
Dean Palmer, R (1, 5) OBP: 0.305, SLG: 0.381	2-2 F9		2-3 K		0-1 F9		1-1 F9			4	0	0	0	0	1	5					
Lee Stevens, L (1, 9) OBP: 0.346, SLG: 0.529		0-0 L7	1-3 K		0-0 1B		1-2 1B		1-0 F8	3	0	1	0	0	1	2					
Mike Devereaux, R (6, PR) OBP: 0.275, SLG: 0.242										1	0	0	0	0	0	0					
Damon Buford, R (1, 8) OBP: 0.300, SLG: 0.349		0-3 K		1-3 K		1-3 K				3	0	0	0	0	3	2					
Benji Gil, R (1, 6) OBP: 0.253, SLG: 0.299		1-2 F9		0-2 L9		2-3 K				3	0	0	0	0	1	2					
<b>Inning Stats</b>	R: 1 E: 0 K: 1 S: 20	H: 2 LOB: 2 BB: 1 P: 32	R: 0 E: 0 K: 1 S: 7	H: 0 LOB: 0 BB: 0 P: 8	R: 2 E: 0 K: 2 S: 15	H: 3 LOB: 2 BB: 1 P: 24	R: 0 E: 0 K: 1 S: 9	H: 0 LOB: 0 BB: 0 P: 13	R: 0 E: 0 K: 2 S: 11	H: 2 LOB: 2 BB: 0 P: 13	R: 0 E: 0 K: 1 S: 8	H: 1 LOB: 1 BB: 1 P: 16	R: 0 E: 0 K: 1 S: 6	H: 0 LOB: 0 BB: 0 P: 9	1B: 6 2B: 0 3B: 0 HR: 2	SF: 0 SAC: 0 DP: 0 HBP: 0	WP: 2 PB: 0 SB: 0 CS: 1	PA: 34			
<b>PITCHER</b>	IP WLS BF H R ER SO	IP WLS BF H R ER SO	IP WLS BF H R ER SO	IP WLS BF H R ER SO	IP WLS BF H R ER SO	IP WLS BF H R ER SO	IP WLS BF H R ER SO	IP WLS BF H R ER SO	IP WLS BF H R ER SO	IP WLS BF H R ER SO	IP WLS BF H R ER SO	IP WLS BF H R ER SO	IP WLS BF H R ER SO	IP WLS BF H R ER SO	IP WLS BF H R ER SO	IP WLS BF H R ER SO	ERA WHIP	ERA WHIP			
Kevin Appier, R (1, 1) ERA: 2.38	7.0 L 31 8 3 3 3																				
Larry Casian, L (8, 1) ERA: 7.71	0.1 S 1 0 0 0 1																				
Mike Williams, R (8, 1) ERA: 6.75	0.2 S 2 0 0 0 0																				

Kansas City Royals @ Texas Rangers  
The Ballpark at Arlington, Arlington, TX  
Sat May 31 1997, 8:05 PM EDT  
Att: 43,769 - Unknown - 75 F

livebaseballscorecards.com

AB 31  
R 3  
H 8  
RBI 3  
BB 3  
SO 10  
LOB 15





Batter	1	2	3	4	5	6	7	8	9	AB	R	H	RBI	BB	SO	LOB	TOP										
<b>Jose Offerman, S</b> (1,4) OBP: 0.385, SLG: 0.426	2-2 1B	0-0 L7		0-2 FC3		0-1 1B		0-2 1B		5	0	3	1	0	0	2											
<b>Tom Goodwin, L</b> (1,8) OBP: 0.307, SLG: 0.306	0-0 1B		2-3 K	0-1 G4-6-3		3-3 K		2-3 K		5	0	2	0	0	3	4											
<b>Bip Roberts, S</b> (1,7) OBP: 0.371, SLG: 0.419	3-3 K		3-2 2B	0-0 G4-6-3			1-1 1B		0-0 P3	5	1	2	0	0	1	4											
<b>Jay Bell, R</b> (1,6) OBP: 0.377, SLG: 0.495	1-1 P9		2-2 1B	1-3 2B		1-3 K		0-1 G5-4-3		5	1	1	0	0	1	2											
<b>Johnny Damon, L</b> (1,9) OBP: 0.364, SLG: 0.508		4-0 HR	0-1 SF9		0-2 L4-3				1-1 P5	3	1	0	1	1	1	0											
<b>Jeff King, R</b> (1,3) OBP: 0.380, SLG: 0.402		0-0 G6-3	0-1 1B		3-2 HR				3-1 P6	4	1	2	2	0	0	1											
<b>Joe Vitiello, R</b> (1,10) <b>David Howard, S</b> (8, PR) OBP: 0.333, SLG: 0.406		2-1 HR	1-1 L7		1-0 G4-3				2-0 E5	4	1	1	2	0	0	1											
<b>Craig Paquette, R</b> (1,5) <b>Mike Macfarlane, R</b> (8, 2) OBP: 0.195, SLG: 0.197		1-1 1B		1-3 K		0-0 G1-3			0-2 E4	4	0	1	0	0	1	1											
<b>Sal Fasano, R</b> (1,2) <b>Scott Cooper, L</b> (8, PH) OBP: 0.270, SLG: 0.353		2-3 K		3-2 1B		1-2 P3			3-1 P5	3	0	1	0	0	1	1											
<b>Inning Stats</b>	R: 0 E: 0 K: 1 S: 12	H: 2 LOB: 1 BB: 0 P: 18	R: 2 E: 0 K: 1 S: 9	H: 2 LOB: 1 BB: 1 P: 18	R: 2 E: 0 K: 1 S: 15	H: 3 LOB: 1 BB: 0 P: 23	R: 0 E: 1 K: 1 S: 12	H: 2 LOB: 2 BB: 0 P: 16	R: 1 E: 0 K: 1 S: 11	H: 1 LOB: 0 BB: 0 P: 16	R: 0 E: 0 K: 1 S: 10	H: 1 LOB: 0 BB: 0 P: 14	R: 0 E: 0 K: 1 S: 7	H: 1 LOB: 0 BB: 0 P: 10	R: 1 E: 2 K: 1 S: 14	H: 1 LOB: 3 BB: 0 P: 23	R: 0 E: 0 K: 0 S: 4	H: 0 LOB: 0 BB: 0 P: 6	1B: 10 2B: 1 3B: 0 HR: 2	SF: 1 SAC: 0 DP: 2 HBP: 0	WP: 0 PB: 0 SB: 1 CS: 0	PA: 41					
<b>PITCHER</b>	IP	WLS	BF	H	R	ER	SO	BB	IBB	HBP	BLK	WP	HR	S	P	ERA	WHIP										
<b>John Burkett, R</b> (1,1) ERA: 4.91	7.0	L	32	12	5	5	7	1	0	0	0	0	2	76	115	6.43	1.857										
<b>Jose Albero, R</b> (8,1) ERA: 5.27	0.2		5	1	1	0	0	0	0	0	0	0	0	11	18	0.00	1.500										
<b>Eric Gunderson, L</b> (8,1) ERA: 2.29	1.1		4	0	0	0	1	0	0	0	0	0	0	7	11	0.00	0.000										

**Kansas City Royals @ Texas Rangers**  
The Ballpark at Arlington, Arlington, TX  
Sun Jun 01 1997, 4:33 AM EDT  
Att: 45,831 - Sunny - 85 F

**AB 39**  
**R 6**  
**H 13**  
**RBI 6**  
**BB 1**  
**SO 8**  
**LOB 18**



Batter	1	2	3	4	5	6	7	8	9	AB	R	H	RBI	BB	SO	LOB	BOTTOM										
<b>Damon Buford, R</b> (1,8) <b>Warren Newson, L</b> (8, PH) OBP: 0.370, SLG: 0.464	1-0 F7			0-0 B5-3		1-0 FC6-4		1-2 L9		3	0	1	2	0	0	0											
<b>Ivan Rodriguez, R</b> (1,2) OBP: 0.382, SLG: 0.507	0-1 G5-3			0-2 L1-3		1-2 FC6-4		0-3 K		4	0	0	0	0	1	1											
<b>29 Rusty Greer, L</b> (1,7) OBP: 0.402, SLG: 0.472	0-2 G6-3			1-0 L7		2-2 L8		0-0 1B		4	0	1	0	0	0	1											
<b>Juan Gonzalez, R</b> (1,10) OBP: 0.326, SLG: 0.569		2-1 G6-3			0-0 F7	4-0 BB		1-3 K		3	0	0	0	1	1	1											
<b>Mike Devereaux, R</b> (1,9) OBP: 0.274, SLG: 0.231		1-0 P4			2-1 P2	4-0 BB		2-2 L9		3	0	0	0	1	0	0											
<b>Dean Palmer, R</b> (1,5) OBP: 0.308, SLG: 0.383			3-3 K		1-0 1B	3-2 G6-3		0-0 1B		4	0	2	0	0	1	3											
<b>Mike Simms, R</b> (1,3) <b>Will Clark, L</b> (7, PH) OBP: 0.468, SLG: 0.576				0-2 F9		1-0 L7		0-1 F9		2	0	0	0	0	0	1											
<b>Billy Ripken, R</b> (1,6) OBP: 0.330, SLG: 0.433				0-1 P5		1-0 2B		0-0 G3-6		4	1	2	0	0	0	1											
<b>Domingo Cedenio, S</b> (1,4) OBP: 0.311, SLG: 0.393				1-0 L8		0-0 1B		3-2 L8		4	1	1	0	0	0	2											
<b>Inning Stats</b>	R: 0 E: 0 K: 0 S: 6	H: 0 LOB: 0 BB: 0 P: 7	R: 0 E: 0 K: 1 S: 8	H: 0 LOB: 0 BB: 0 P: 14	R: 0 E: 0 K: 0 S: 6	H: 0 LOB: 0 BB: 0 P: 7	R: 0 E: 0 K: 0 S: 5	H: 0 LOB: 0 BB: 0 P: 6	R: 0 E: 0 K: 0 S: 14	H: 1 LOB: 1 BB: 2 P: 30	R: 0 E: 0 K: 0 S: 5	H: 1 LOB: 0 BB: 0 P: 6	R: 0 E: 0 K: 2 S: 10	H: 1 LOB: 1 BB: 0 P: 12	R: 0 E: 0 K: 0 S: 15	H: 2 LOB: 2 BB: 0 P: 20	1B: 7 2B: 1 3B: 0 HR: 0	SF: 0 SAC: 0 DP: 1 HBP: 0	WP: 0 PB: 0 SB: 0 CS: 0	PA: 36							
<b>PITCHER</b>	IP	WLS	BF	H	R	ER	SO	BB	IBB	HBP	BLK	WP	HR	S	P	ERA	WHIP										
<b>50 José Rosado, L</b> (1,1) ERA: 3.29	5.2	W	23	4	2	2	1	2	0	0	0	0	0	41	67	3.18	1.059										
<b>Randy Veres, R</b> (6,1) ERA: 3.34	3.1	S	13	4	0	0	2	0	0	0	0	0	0	33	44	0.00	1.200										

**Kansas City Royals @ Texas Rangers**  
The Ballpark at Arlington, Arlington, TX  
Sun Jun 01 1997, 4:33 AM EDT  
Att: 45,831 - Sunny - 85 F

**AB 34**  
**R 2**  
**H 8**  
**RBI 2**  
**BB 2**  
**SO 3**  
**LOB 11**





Batter	1	2	3	4	5	6	7	8	9	AB	R	H	RBI	BB	SO	LOB	TOP										
Jose Offerman, S (1, 4) OBP: 0.373, SLG: 0.411	G5-3		FC4		FC4-6		G1-3		F7	5	1	0	1	0	0	3	<b>Kansas City Royals @ Anaheim Angels</b> Anaheim Stadium, Anaheim, CA Tue Jun 03 1997, 10:05 PM EDT Att: 14,492 - Unknown <a href="http://livebaseballscorecards.com">livebaseballscorecards.com</a>										
Tom Goodwin, L (1, 8) OBP: 0.320, SLG: 0.342	1B		CS	G4-3	1B	2B	HR			4	1	4	3	0	0	0											
Bip Roberts, S (1, 7) OBP: 0.363, SLG: 0.409	F7			K	F7		G1-3			4	0	0	0	0	1	3											
Chili Davis, S (1, 10) OBP: 0.408, SLG: 0.421	F8			G4-3		F7		FC6-4	1B	4	0	1	0	0	0	2											
Jay Bell, R (1, 6) OBP: 0.371, SLG: 0.485	F8		F9			G6-3		FC6-4	1B	4	0	0	0	0	0	2											
Johnny Damon, L (1, 9) OBP: 0.388, SLG: 0.508	K				K	1B		1B		4	0	2	0	0	2	0											
Jeff King, R (1, 3) OBP: 0.378, SLG: 0.395	F8			HBP	FC4-6	1B	P2	P5		3	1	0	0	1	0	2											
Craig Paquette, R (1, 5) OBP: 0.267, SLG: 0.387			G5-3		FC4-6	HBP		F7		4	1	1	0	0	1	0											
Mike Macfarlane, R (1, 2) OBP: 0.221, SLG: 0.253					FC4	1B		K		3	1	2	1	0	1	0											
<b>Inning Stats</b>	R: 0 H: 1 E: 0 K: 0 S: 15	H: 1 LOB: 1 BB: 0 P: 21	R: 0 H: 0 E: 0 K: 1 S: 9	H: 0 LOB: 0 BB: 0 P: 12	R: 0 H: 1 E: 0 K: 0 S: 5	H: 1 LOB: 0 BB: 0 P: 9	R: 0 H: 1 E: 0 K: 1 S: 11	H: 1 LOB: 1 BB: 0 P: 16	R: 3 H: 2 E: 0 K: 1 S: 10	H: 2 LOB: 1 BB: 1 P: 19	R: 0 H: 1 E: 0 K: 0 S: 11	H: 1 LOB: 0 BB: 0 P: 16	R: 2 H: 2 E: 0 K: 1 S: 12	H: 2 LOB: 0 BB: 0 P: 17	R: 0 H: 2 E: 0 K: 0 S: 9	H: 2 LOB: 1 BB: 0 P: 14	R: 0 H: 0 E: 0 K: 1 S: 8	H: 0 LOB: 0 BB: 0 P: 13	1B: 7 2B: 1 3B: 0 HR: 2	SF: 0 SAC: 0 DP: 0 HBP: 1	WP: 0 PB: 0 SB: 3 CS: 1	PA: 38					
<b>PITCHER</b>	IP	WLS	BF	H	R	ER	SO	BB	IBB	HBP	BLK	WP	HR	S	P	ERA	WHIP										
Dennis Springer, R (1, 1) ERA: 5.51	7.0	L	30	8	5	5	4	1	0	1	0	0	2	73	110	6.43	1.286										
Shigetoshi Hasegawa, R (8, 1) ERA: 5.11	2.0		7	2	0	0	1	0	0	0	0	0	0	17	27	0.00	1.000										

Batter	1	2	3	4	5	6	7	8	9	AB	R	H	RBI	BB	SO	LOB	BOTTOM										
Tony Phillips, S (1, 10) OBP: 0.425, SLG: 0.361	G3-1		BB			F7		2B		4	1	2	0	0	0	0	<b>Kansas City Royals @ Anaheim Angels</b> Anaheim Stadium, Anaheim, CA Tue Jun 03 1997, 10:05 PM EDT Att: 14,492 - Unknown <a href="http://livebaseballscorecards.com">livebaseballscorecards.com</a>										
Darin Erstad, L (1, 3) OBP: 0.382, SLG: 0.476	G4-3		1B			F9		2B		3	0	1	1	1	0	0											
Dave Hollins, S (1, 5) OBP: 0.377, SLG: 0.457	G4-3		BB			G1-3		K		4	0	0	0	0	2	3											
Jim Edmonds, L (1, 8) OBP: 0.372, SLG: 0.544	G3-1				K		HR	F8		4	1	1	1	0	1	1											
Tim Salmon, R (1, 9) OBP: 0.347, SLG: 0.376	CS	16	BB		F8		F8		K	3	0	0	0	1	1	0											
16 Garret Anderson, L (1, 7) OBP: 0.371, SLG: 0.411	G3				G3		G3		G4-3	4	0	2	0	0	0	0											
Jim Leyritz, R (1, 2) OBP: 0.367, SLG: 0.469	L7				G6-3		1B		G4-3	4	0	1	0	0	0	2											
Luis Alicea, S (1, 4) OBP: 0.396, SLG: 0.446	F8				G5-3		F9		F8	4	0	0	0	0	0	2											
Gary Disarcina, R (1, 6) OBP: 0.276, SLG: 0.367	F8				G6-3		F9			3	0	0	0	0	0	0											
<b>Inning Stats</b>	R: 0 H: 0 E: 0 K: 0 S: 6	H: 1 LOB: 1 BB: 1 P: 15	R: 0 H: 1 E: 0 K: 1 S: 13	H: 1 LOB: 2 BB: 1 P: 21	R: 0 H: 0 E: 0 K: 1 S: 8	H: 0 LOB: 0 BB: 0 P: 16	R: 0 H: 0 E: 0 K: 0 S: 5	H: 0 LOB: 0 BB: 0 P: 7	R: 1 H: 2 E: 0 K: 0 S: 11	H: 2 LOB: 1 BB: 0 P: 16	R: 1 H: 2 E: 0 K: 1 S: 14	H: 2 LOB: 1 BB: 0 P: 20	R: 0 H: 1 E: 0 K: 1 S: 10	H: 1 LOB: 1 BB: 0 P: 12	1B: 4 2B: 2 3B: 0 HR: 1	SF: 0 SAC: 0 DP: 0 HBP: 0	WP: 0 PB: 0 SB: 0 CS: 1	PA: 35									
<b>PITCHER</b>	IP	WLS	BF	H	R	ER	SO	BB	IBB	HBP	BLK	WP	HR	S	P	ERA	WHIP										
Tim Belcher, R (1, 1) ERA: 3.38	8.0		31	6	2	2	3	2	0	0	0	0	0	68	111	2.25	1.000										
Hipolito Pichardo, R (8, 1) ERA: 2.73	1.0	S	4	1	0	0	1	0	0	0	0	0	0	10	12	0.00	1.000										













Batter	1	2	3	4	5	6	7	8	9	AB	R	H	RBI	BB	SO	LOB	TOP					
<b>Damon Buford, R</b> OBP: 0.305, SLG: 0.363 (1, 8)	F8		K		PO	P4		1B		4	0	1	0	0	1	0	<b>Texas Rangers @ Kansas City Royals</b> Kauffman Stadium, Kansas City, MO Fri Jun 06 1997, 7:05 PM CDT Att: 16,793 - Unknown - 79 F  <b>AB</b> 31 <b>R</b> 1 <b>H</b> 5 <b>RBI</b> 1 <b>BB</b> 1 <b>SO</b> 6 <b>LOB</b> 4 					
<b>Ivan Rodriguez, R</b> OBP: 0.377, SLG: 0.527 (1, 2)	G5-3		F7			K		G1-3		4	0	0	0	0	1	1						
<b>29 Rusty Greer, L</b> OBP: 0.399, SLG: 0.471 (1, 7)			G6-3						P6	3	0	1	0	1	0	0						
<b>Juan Gonzalez, R</b> OBP: 0.293, SLG: 0.500 (1, 10)					G6-3				G4-3	4	0	0	0	0	1	2						
<b>Will Clark, L</b> OBP: 0.466, SLG: 0.571 (1, 3)									G3	4	0	0	0	0	1	0						
<b>Dean Palmer, R</b> OBP: 0.312, SLG: 0.383 (1, 5)										3	0	0	0	0	0	0						
<b>Mike Devereaux, R</b> OBP: 0.275, SLG: 0.250 (1, 9)										3	1	1	0	0	0	0						
<b>Billy Ripken, R</b> OBP: 0.337, SLG: 0.436 (1, 4) (8, 6)										3	0	1	1	0	1	0						
<b>Benji Gil, R</b> OBP: 0.269, SLG: 0.324 (8, PH)										2	0	1	0	0	0	1						
<b>Mike Simms, R</b> OBP: 0.314, SLG: 0.543 (8, PH)										1	0	0	0	0	1	0						
<b>Domingo Cedeno, S</b> OBP: 0.316, SLG: 0.429 (8, 4)										0	0	0	0	0	0	0						
<b>Inning Stats</b>	R: 0 E: 0 K: 1 S: 11	H: 0 LOB: 1 BB: 1 P: 20	R: 1 E: 0 K: 0 S: 13	H: 2 LOB: 1 BB: 0 P: 19	R: 0 E: 0 K: 1 S: 7	H: 0 LOB: 0 BB: 0 P: 11	R: 0 E: 0 K: 1 S: 10	H: 0 LOB: 0 BB: 0 P: 14	R: 0 E: 0 K: 1 S: 9	H: 1 LOB: 0 BB: 0 P: 14	R: 0 E: 0 K: 1 S: 9	H: 1 LOB: 1 BB: 0 P: 13	R: 0 E: 0 K: 0 S: 7	H: 0 LOB: 0 BB: 0 P: 11	R: 0 E: 0 K: 1 S: 12	H: 1 LOB: 1 BB: 0 P: 13	R: 0 E: 0 K: 0 S: 6	H: 0 LOB: 0 BB: 0 P: 8	1B: 3 2B: 2 3B: 0 HR: 0	SF: 0 SAC: 0 DP: 0 HBP: 0	WP: 1 PB: 0 SB: 0 CS: 0	PA: 33
<b>PITCHER</b> <b>50 José Rosado, L</b> ERA: 3.06 (1, 1)	IP: 9.0 WLS: W BF: 32 H: 5 R: 1 ER: 1 SO: 6 BB: 1 IBB: 0 HBP: 0 BLK: 0 WP: 1 HR: 0 S: 84 P: 123 ERA: 1.00 WHIP: 0.667																					


Batter	1	2	3	4	5	6	7	8	9	AB	R	H	RBI	BB	SO	LOB	BOTTOM					
<b>Jose Offerman, S</b> OBP: 0.385, SLG: 0.428 (1, 4)			G3							4	0	3	0	0	0	0	<b>Texas Rangers @ Kansas City Royals</b> Kauffman Stadium, Kansas City, MO Fri Jun 06 1997, 7:05 PM CDT Att: 16,793 - Unknown - 79 F  <b>AB</b> 31 <b>R</b> 2 <b>H</b> 7 <b>RBI</b> 2 <b>BB</b> 2 <b>SO</b> 4 <b>LOB</b> 18 					
<b>Tom Goodwin, L</b> OBP: 0.315, SLG: 0.345 (1, 8)			G4-3							4	1	0	0	0	0	4						
<b>Jay Bell, R</b> OBP: 0.367, SLG: 0.474 (1, 6)										3	0	1	1	1	0	1						
<b>Chili Davis, S</b> OBP: 0.402, SLG: 0.412 (1, 10)										4	0	2	1	0	1	2						
<b>Johnny Damon, L</b> OBP: 0.369, SLG: 0.496 (1, 7)										3	0	0	0	0	1	4						
<b>Jeff King, R</b> OBP: 0.382, SLG: 0.412 (1, 3)										3	0	1	0	1	0	2						
<b>Joe Vitiello, R</b> OBP: 0.337, SLG: 0.352 (1, 9)										3	0	0	0	0	0	2						
<b>David Howard, S</b> OBP: 0.333, SLG: 0.406 (7, 9)										0	0	0	0	0	0	0						
<b>Bip Roberts, S</b> OBP: 0.354, SLG: 0.394 (8, PH)										1	0	0	0	0	0	1						
<b>Shane Halter, R</b> OBP: 0.417, SLG: 0.300 (9, 9)										0	0	0	0	0	0	0						
<b>Craig Paquette, R</b> OBP: 0.257, SLG: 0.371 (1, 5)										3	0	0	0	0	1	2						
<b>Sal Fasano, R</b> OBP: 0.125, SLG: 0.125 (1, 2)										3	1	0	0	0	1	0						
<b>Inning Stats</b>	R: 1 E: 0 K: 1 S: 18	H: 2 LOB: 2 BB: 1 P: 29	R: 0 E: 0 K: 2 S: 7	H: 0 LOB: 0 BB: 0 P: 11	R: 0 E: 0 K: 0 S: 5	H: 0 LOB: 0 BB: 0 P: 8	R: 0 E: 0 K: 0 S: 8	H: 1 LOB: 2 BB: 1 P: 15	R: 1 E: 1 K: 1 S: 12	H: 2 LOB: 2 BB: 0 P: 16	R: 0 E: 0 K: 0 S: 6	H: 0 LOB: 0 BB: 0 P: 10	R: 0 E: 0 K: 0 S: 6	H: 1 LOB: 1 BB: 0 P: 10	R: 0 E: 0 K: 0 S: 12	H: 1 LOB: 1 BB: 0 P: 17	R: 0 E: 0 K: 0 S: 6	H: 1 LOB: 1 BB: 0 P: 17	1B: 6 2B: 1 3B: 0 HR: 0	SF: 0 SAC: 1 DP: 0 HBP: 0	WP: 0 PB: 0 SB: 2 CS: 0	PA: 34
<b>PITCHER</b> <b>John Burkett, R</b> ERA: 4.54 (1, 1)	IP: 8.0 WLS: L BF: 34 H: 7 R: 2 ER: 1 SO: 4 BB: 2 IBB: 0 HBP: 0 BLK: 0 WP: 0 HR: 0 S: 74 P: 116 ERA: 1.12 WHIP: 1.125																					



Batter	1	2	3	4	5	6	7	8	9	AB	R	H	RBI	BB	SO	LOB	TOP																						
Domingo Cedeno, S (1,4) OBP: 0.313, SLG: 0.446	F7		3B			P6		K		4	0	1	1	0	1	0	Texas Rangers @ Kansas City Royals Kauffman Stadium, Kansas City, MO Sat Jun 07 1997, 3:33 AM CDT Att: 26,542 - Cloudy - 74 F																						
Ivan Rodriguez, R (1,2) OBP: 0.374, SLG: 0.535 Henry Mercedes, R (8,2) OBP: 0.250, SLG: 0.333	G3-1		K			K		HR		4	1	1	1	0	2	1																							
29 Rusty Greer, L (1,7) OBP: 0.397, SLG: 0.465	K		G4-3			HR		L8		3	1	0	0	1	1																								
Juan Gonzalez, R (1,10) OBP: 0.298, SLG: 0.522		1B			G5-3			K		4	1	2	2	0	1	0																							
Willi Clark, L (1,3) OBP: 0.461, SLG: 0.564		1B			L7			F7		4	0	1	0	0	0	0																							
Dean Palmer, R (1,5) OBP: 0.306, SLG: 0.375		K			K			P4		4	0	0	0	0	2	2																							
Lee Stevens, L (1,9) OBP: 0.340, SLG: 0.510		G4-6-3			F9			F8		3	0	0	0	0	0	2																							
Damon Buford, R (1,8) OBP: 0.306, SLG: 0.358			F9		F7			K		2	1	0	0	1	1	0																							
Benji Gil, R (1,6) OBP: 0.264, SLG: 0.318			F9		G6-3			F9		3	0	0	0	0	0	1																							
<b>Inning Stats</b>	R: 0 E: 0 K: 1 S: 8	H: 0 LOB: 0 BB: 0 P: 11	R: 0 E: 0 K: 1 S: 8	H: 2 LOB: 1 BB: 0 P: 11	R: 1 E: 0 K: 1 S: 12	H: 1 LOB: 1 BB: 1 P: 21	R: 0 E: 0 K: 1 S: 7	H: 0 LOB: 0 BB: 0 P: 13	R: 0 E: 0 K: 0 S: 7	H: 0 LOB: 0 BB: 0 P: 14	R: 2 E: 0 K: 1 S: 15	H: 1 LOB: 0 BB: 1 P: 20	R: 0 E: 0 K: 1 S: 7	H: 0 LOB: 0 BB: 0 P: 7	R: 1 E: 0 K: 1 S: 7	H: 1 LOB: 0 BB: 0 P: 9	R: 0 E: 0 K: 1 S: 7	H: 0 LOB: 0 BB: 0 P: 10	1B: 2 2B: 0 3B: 1 HR: 2	SF: 0 SAC: 0 DP: 1 HBP: 0	WP: 0 PB: 0 SB: 1 CS: 0	PA: 33																	
<b>PITCHER</b>	IP	WLS	BF	H	R	ER	SO	BB	IBB	HBP	BLK	WP	HR	S	P	ERA	WHIP	<b>PITCHER</b>				IP	WLS	BF	H	R	ER	SO	BB	IBB	HBP	BLK	WP	HR	S	P	ERA	WHIP	
Jim Pittsley, R (1,1) ERA: 6.45	7.0	W	26	4	3	3	6	2	0	0	0	0	0	1	64	97	3.86	0.857																					
Randy Veres, R (8,1) ERA: 3.41	1.1		5	1	1	1	2	0	0	0	0	0	0	1	10	13	6.75	0.750																					
Larry Casian, L (9,1) ERA: 7.5	0.1		1	0	0	0	0	0	0	0	0	0	0	0	2	3	0.00	0.000																					
Jose Santiago, R (9,1) ERA:	0.1		1	0	0	0	0	0	0	0	0	0	0	0	2	3	0.00	0.000																					

Batter	1	2	3	4	5	6	7	8	9	AB	R	H	RBI	BB	SO	LOB	BOTTOM																							
Jose Offerman, S (1,4) OBP: 0.391, SLG: 0.445	CS		CS		L5	3B		L7		5	1	3	2	0	0	1	Texas Rangers @ Kansas City Royals Kauffman Stadium, Kansas City, MO Sat Jun 07 1997, 3:33 AM CDT Att: 26,542 - Cloudy - 74 F																							
Jay Bell, R (1,6) OBP: 0.367, SLG: 0.467	P3				F8			K		3	1	0	0	2	1	2																								
Bip Roberts, S (1,7) OBP: 0.356, SLG: 0.396 Johnny Damon, L (4, PR) (5,7) OBP: 0.364, SLG: 0.489	G6-3				G6-3			K		2	0	1	1	0	0	0																								
Jeff King, R (1,3) OBP: 0.384, SLG: 0.411		K			E7			K		3	2	1	1	1	2	2																								
Chili Davis, S (1,10) OBP: 0.409, SLG: 0.459		P3						G4-6-3		4	2	3	5	0	0	0																								
Joe Vitiello, R (1,9) OBP: 0.340, SLG: 0.366 Shane Halter, R (4, PR) (5,9) OBP: 0.423, SLG: 0.286		K						G4-6-3		2	0	1	0	0	1	0																								
Mike Macfarlane, R (1,2) OBP: 0.224, SLG: 0.253			G5-3		K			K		4	1	1	0	0	2	2																								
Craig Paquette, R (1,5) OBP: 0.257, SLG: 0.369			F8		K			K		4	1	1	1	0	2	2																								
Tom Goodwin, L (1,8) OBP: 0.318, SLG: 0.345			CS		F8			G6-3		3	0	1	0	1	0	4																								
<b>Inning Stats</b>	R: 0 E: 0 K: 0 S: 6	H: 1 LOB: 0 BB: 0 P: 11	R: 0 E: 0 K: 2 S: 9	H: 0 LOB: 0 BB: 0 P: 9	R: 0 E: 0 K: 0 S: 9	H: 1 LOB: 0 BB: 0 P: 15	R: 5 E: 1 K: 2 S: 23	H: 5 LOB: 2 BB: 1 P: 39	R: 0 E: 0 K: 0 S: 3	H: 0 LOB: 0 BB: 0 P: 7	R: 5 E: 0 K: 2 S: 17	H: 4 LOB: 3 BB: 3 P: 33	R: 0 E: 0 K: 1 S: 8	H: 1 LOB: 0 BB: 0 P: 14	R: 0 E: 0 K: 2 S: 9	H: 0 LOB: 1 BB: 1 P: 18	1B: 8 2B: 1 3B: 1 HR: 2	SF: 0 SAC: 0 DP: 1 HBP: 0	WP: 0 PB: 0 SB: 0 CS: 2	PA: 39																				
<b>PITCHER</b>	IP	WLS	BF	H	R	ER	SO	BB	IBB	HBP	BLK	WP	HR	S	P	ERA	WHIP	<b>PITCHER</b>				IP	WLS	BF	H	R	ER	SO	BB	IBB	HBP	BLK	WP	HR	S	P	ERA	WHIP		
Darren Oliver, L (1,1) ERA: 4.68	5.0	L	22	7	6	6	4	2	0	0	0	0	0	1	4	8	10.80	1.800																						
Matt Whiteside, R (6,1) ERA: 8.59	0.0		4	3	2	2	0	1	0	0	0	0	0	1	4	8	∞	∞																						
Ed Vosberg, L (6,1) ERA: 6.28	0.2		4	1	2	2	1	0	1	0	0	0	0	0	10	17	27.00	1.500																						
Julio Santana, R (6,1) ERA: 4.96	1.1		4	1	0	0	2	0	0	0	0	0	0	0	11	18	0.00	0.750																						
Jose Albeno, R (8,1) ERA: 5.95	1.0		4	0	0	0	2	1	0	0	0	0	0	0	9	18	0.00	1.000																						

AB 31  
 R 4  
 H 5  
 RBI 4  
 BB 2  
 SO 8  
 LOB 7



AB 33  
 R 10  
 H 12  
 RBI 10  
 BB 5  
 SO 9  
 LOB 16





Batter	1	2	3	4	5	6	7	8	9	AB	R	H	RBI	BB	SO	LOB	TOP								
Warren Newson, L (1, 9) OBP: 0.386, SLG: 0.500										4	0	1	0	0	2	1	<b>Texas Rangers @ Kansas City Royals</b> Kauffman Stadium, Kansas City, MO Sun Jun 08 1997, 3:33 AM CDT Att: 30,288 - Cloudy - 70 F								
Ivan Rodriguez, R (1, 2) OBP: 0.391, SLG: 0.545										3	2	2	0	1	0	1									
29 Rusty Greer, L (1, 7) OBP: 0.402, SLG: 0.475										4	0	3	2	0	0	0									
Juan Gonzalez, R (1, 10) OBP: 0.297, SLG: 0.511										3	0	0	0	1	1	3									
Will Clark, L (1, 3) OBP: 0.452, SLG: 0.550										4	0	0	0	0	1	4									
Dean Palmer, R (1, 5) OBP: 0.301, SLG: 0.368										4	0	0	0	0	2	4									
Domingo Cedenos, S (1, 4) OBP: 0.310, SLG: 0.436										4	0	1	0	0	1	0									
Damon Buford, R (1, 8) OBP: 0.301, SLG: 0.352										3	0	0	0	0	1	1									
Lee Stevens, L (9, PH) OBP: 0.336, SLG: 0.507										1	0	0	0	0	0	0									
Billy Ripken, R (1, 6) OBP: 0.327, SLG: 0.423										3	0	0	0	0	1	1									
<b>Inning Stats</b>	R: 1 E: 0 K: 2 S: 20	H: 2 LOB: 2 BB: 1 P: 34	R: 0 E: 0 K: 1 S: 11	H: 1 LOB: 1 BB: 0 P: 14	R: 0 E: 0 K: 2 S: 15	H: 1 LOB: 2 BB: 1 P: 27	R: 0 E: 0 K: 0 S: 8	H: 0 LOB: 0 BB: 0 P: 12	R: 1 E: 0 K: 1 S: 13	H: 2 LOB: 0 BB: 0 P: 20	R: 0 E: 0 K: 0 S: 10	H: 0 LOB: 0 BB: 0 P: 14	R: 0 E: 0 K: 1 S: 9	H: 1 LOB: 1 BB: 0 P: 12	R: 0 E: 0 K: 1 S: 12	H: 0 LOB: 0 BB: 0 P: 18	R: 0 E: 0 K: 1 S: 8	H: 0 LOB: 0 BB: 0 P: 8	1B: 3 2B: 4 3B: 0 HR: 0	SF: 0 SAC: 0 DP: 1 HBP: 0	WP: 0 PB: 0 SB: 0 CS: 0	PA: 35			
<b>PITCHER</b>	IP WLS BF H R ER SO BB IBB HBP BLK WP HR S P ERA WHIP	IP WLS BF H R ER SO BB IBB HBP BLK WP HR S P ERA WHIP	IP WLS BF H R ER SO BB IBB HBP BLK WP HR S P ERA WHIP	IP WLS BF H R ER SO BB IBB HBP BLK WP HR S P ERA WHIP	IP WLS BF H R ER SO BB IBB HBP BLK WP HR S P ERA WHIP	IP WLS BF H R ER SO BB IBB HBP BLK WP HR S P ERA WHIP	IP WLS BF H R ER SO BB IBB HBP BLK WP HR S P ERA WHIP	IP WLS BF H R ER SO BB IBB HBP BLK WP HR S P ERA WHIP	IP WLS BF H R ER SO BB IBB HBP BLK WP HR S P ERA WHIP	IP WLS BF H R ER SO BB IBB HBP BLK WP HR S P ERA WHIP	IP WLS BF H R ER SO BB IBB HBP BLK WP HR S P ERA WHIP	IP WLS BF H R ER SO BB IBB HBP BLK WP HR S P ERA WHIP	IP WLS BF H R ER SO BB IBB HBP BLK WP HR S P ERA WHIP	IP WLS BF H R ER SO BB IBB HBP BLK WP HR S P ERA WHIP	IP WLS BF H R ER SO BB IBB HBP BLK WP HR S P ERA WHIP	IP WLS BF H R ER SO BB IBB HBP BLK WP HR S P ERA WHIP	IP WLS BF H R ER SO BB IBB HBP BLK WP HR S P ERA WHIP	IP WLS BF H R ER SO BB IBB HBP BLK WP HR S P ERA WHIP	IP WLS BF H R ER SO BB IBB HBP BLK WP HR S P ERA WHIP	IP WLS BF H R ER SO BB IBB HBP BLK WP HR S P ERA WHIP	IP WLS BF H R ER SO BB IBB HBP BLK WP HR S P ERA WHIP	IP WLS BF H R ER SO BB IBB HBP BLK WP HR S P ERA WHIP	IP WLS BF H R ER SO BB IBB HBP BLK WP HR S P ERA WHIP	IP WLS BF H R ER SO BB IBB HBP BLK WP HR S P ERA WHIP	IP WLS BF H R ER SO BB IBB HBP BLK WP HR S P ERA WHIP

AB 33  
R 2  
H 7  
RBI 2  
BB 2  
SO 9  
LOB 15



Batter	1	2	3	4	5	6	7	8	9	AB	R	H	RBI	BB	SO	LOB	BOTTOM								
Jose Offerman, S (1, 4) OBP: 0.392, SLG: 0.450										5	1	2	1	0	0	1	<b>Texas Rangers @ Kansas City Royals</b> Kauffman Stadium, Kansas City, MO Sun Jun 08 1997, 3:33 AM CDT Att: 30,288 - Cloudy - 70 F								
Tom Goodwin, L (1, 8) OBP: 0.321, SLG: 0.348										4	1	2	2	0	0	1									
Jeff King, R (1, 3) OBP: 0.386, SLG: 0.415										3	0	1	0	1	1	2									
Chili Davis, S (1, 10) OBP: 0.416, SLG: 0.463										3	0	2	1	1	1	1									
Johnny Damon, L (1, 7) OBP: 0.356, SLG: 0.478										3	0	0	0	0	1	4									
Bip Roberts, S (7, PH) OBP: 0.354, SLG: 0.393										1	0	0	0	0	0	2									
Shane Halter, R (8, 9) OBP: 0.423, SLG: 0.286										0	0	0	0	0	0	0									
Jay Bell, R (1, 6) OBP: 0.385, SLG: 0.460										3	0	0	0	1	1	2									
Joe Vitiello, R (1, 9) OBP: 0.343, SLG: 0.362										1	0	0	0	0	0	0									
David Howard, S (3, PR) OBP: 0.324, SLG: 0.394										2	0	0	0	0	0	1									
Craig Paquette, R (1, 5) OBP: 0.256, SLG: 0.366										4	1	1	0	0	1	1									
Mike MacFarlane, R (1, 2) OBP: 0.235, SLG: 0.263										4	1	2	0	0	1	1									
<b>Inning Stats</b>	R: 0 E: 0 K: 0 S: 17	H: 1 LOB: 2 BB: 1 P: 29	R: 4 E: 0 K: 1 S: 27	H: 5 LOB: 2 BB: 1 P: 43	R: 0 E: 0 K: 3 S: 11	H: 0 LOB: 1 BB: 0 P: 14	R: 0 E: 0 K: 1 S: 9	H: 1 LOB: 1 BB: 0 P: 16	R: 0 E: 0 K: 0 S: 6	H: 0 LOB: 0 BB: 1 P: 15	R: 0 E: 0 K: 0 S: 6	H: 0 LOB: 0 BB: 0 P: 12	R: 0 E: 0 K: 1 S: 12	H: 2 LOB: 2 BB: 0 P: 22	R: 0 E: 0 K: 0 S: 6	H: 1 LOB: 1 BB: 0 P: 8	1B: 8 2B: 2 3B: 0 HR: 0	SF: 0 SAC: 0 DP: 0 HBP: 1	WP: 0 PB: 0 SB: 3 CS: 1	PA: 38					
<b>PITCHER</b>	IP WLS BF H R ER SO BB IBB HBP BLK WP HR S P ERA WHIP	IP WLS BF H R ER SO BB IBB HBP BLK WP HR S P ERA WHIP	IP WLS BF H R ER SO BB IBB HBP BLK WP HR S P ERA WHIP	IP WLS BF H R ER SO BB IBB HBP BLK WP HR S P ERA WHIP	IP WLS BF H R ER SO BB IBB HBP BLK WP HR S P ERA WHIP	IP WLS BF H R ER SO BB IBB HBP BLK WP HR S P ERA WHIP	IP WLS BF H R ER SO BB IBB HBP BLK WP HR S P ERA WHIP	IP WLS BF H R ER SO BB IBB HBP BLK WP HR S P ERA WHIP	IP WLS BF H R ER SO BB IBB HBP BLK WP HR S P ERA WHIP	IP WLS BF H R ER SO BB IBB HBP BLK WP HR S P ERA WHIP	IP WLS BF H R ER SO BB IBB HBP BLK WP HR S P ERA WHIP	IP WLS BF H R ER SO BB IBB HBP BLK WP HR S P ERA WHIP	IP WLS BF H R ER SO BB IBB HBP BLK WP HR S P ERA WHIP	IP WLS BF H R ER SO BB IBB HBP BLK WP HR S P ERA WHIP	IP WLS BF H R ER SO BB IBB HBP BLK WP HR S P ERA WHIP	IP WLS BF H R ER SO BB IBB HBP BLK WP HR S P ERA WHIP	IP WLS BF H R ER SO BB IBB HBP BLK WP HR S P ERA WHIP	IP WLS BF H R ER SO BB IBB HBP BLK WP HR S P ERA WHIP	IP WLS BF H R ER SO BB IBB HBP BLK WP HR S P ERA WHIP	IP WLS BF H R ER SO BB IBB HBP BLK WP HR S P ERA WHIP	IP WLS BF H R ER SO BB IBB HBP BLK WP HR S P ERA WHIP	IP WLS BF H R ER SO BB IBB HBP BLK WP HR S P ERA WHIP	IP WLS BF H R ER SO BB IBB HBP BLK WP HR S P ERA WHIP	IP WLS BF H R ER SO BB IBB HBP BLK WP HR S P ERA WHIP	IP WLS BF H R ER SO BB IBB HBP BLK WP HR S P ERA WHIP

AB 33  
R 4  
H 10  
RBI 4  
BB 3  
SO 6  
LOB 16





Batter	1	2	3	4	5	6	7	8	9	AB	R	H	RBI	BB	SO	LOB	TOP							
Tony Phillips, S OBP: 0.426, SLG: 0.378 (1, 10)	P4	P4		1B		1B	F7		HR	5	1	2	1	1	0	2								
Darin Erstad, L OBP: 0.399, SLG: 0.476 (1, 3)	2B	1B	G4-3	SF8		1B	1B	G6-3	HR	5	3	3	4	0	0	0								
Dave Hollins, S OBP: 0.374, SLG: 0.450 (1, 5)	P3		B1-3	K		1B	1B	K	F8	6	1	1	0	0	2	2								
Tim Salmon, R OBP: 0.368, SLG: 0.428 (1, 9)	1H	2B	1B	1B		1B	1B	BB	G5-3	3	2	2	1	3	0	0								
Jim Edmonds, L OBP: 0.375, SLG: 0.536 (1, 8)	F9		1B	1B		1B	1B	G4-3		5	0	3	2	0	0	2								
Jim Leyritz, R OBP: 0.350, SLG: 0.439 (1, 2)		16 G4-3 2B	1B	1B		SF7	G5-3		G6-3	3	1	1	2	1	0	2								
16 Garret Anderson, L OBP: 0.360, SLG: 0.397 (1, 7)	G4-3		F9	K			G4-3		1B	5	1	1	0	0	1	4								
Luis Alicaia, S OBP: 0.407, SLG: 0.450 (1, 4)	2H	2B	G6-3	F7		F7	F7		1B	5	1	2	1	0	0	1								
Gary Disarcina, R OBP: 0.278, SLG: 0.362 (1, 6)	P5		1B	SF8		P3		1B	HR	5	2	3	1	0	0	1								
<b>Inning Stats</b>	R: 1 E: 0 K: 0 S: 9	H: 2 LOB: 1 BB: 0 P: 10	R: 1 E: 0 K: 0 S: 9	H: 1 LOB: 1 BB: 1 P: 21	R: 1 E: 0 K: 0 S: 13	H: 2 LOB: 2 BB: 1 P: 20	R: 1 E: 0 K: 1 S: 8	H: 2 LOB: 1 BB: 0 P: 13	R: 1 E: 0 K: 1 S: 8	H: 2 LOB: 1 BB: 0 P: 8	R: 2 E: 0 K: 0 S: 15	H: 3 LOB: 2 BB: 2 P: 26	R: 0 E: 0 K: 0 S: 8	H: 1 LOB: 1 BB: 0 P: 13	R: 0 E: 0 K: 1 S: 8	H: 0 LOB: 1 BB: 1 P: 16	R: 5 E: 0 K: 0 S: 19	H: 5 LOB: 0 BB: 0 P: 27	1B: 15 2B: 2 3B: 0 HR: 1	SF: 2 SAC: 0 DP: 0 HBP: 0	WP: 0 PB: 0 SB: 0 CS: 0	PA: 49		
<b>PITCHER</b>	IP	WLS	BF	H	R	ER	SO	BB	IBB	HBP	BLK	WP	HR	S	P	ERA	WHIP							
Glendon Rusch, L ERA: 5.81 (1, 1)	5.2	L	30	11	7	7	2	3	0	0	0	0	0	57	88	11.12	2.471							
Jose Santiago, R ERA: (6, 1)	1.1		7	2	0	0	0	1	0	0	0	0	0	13	23	0.00	2.250							
Mike Williams, R ERA: 7.56 (8, 1)	1.1		8	3	3	1	1	0	0	0	0	0	0	18	29	20.25	3.000							
Larry Casian, L ERA: 8.53 (9, 1)	0.2		4	2	2	2	0	0	0	0	0	0	1	9	14	27.00	3.000							

Anaheim Angels @ Kansas City Royals  
Kauffman Stadium, Kansas City, MO  
Mon Jun 09 1997, 7:05 PM CDT  
Att: 15,876 - Unknown - 73 F

AB 42  
R 12  
H 18  
RBI 12  
BB 5  
SO 3  
LOB 14



Batter	1	2	3	4	5	6	7	8	9	AB	R	H	RBI	BB	SO	LOB	BOTTOM							
Jose Offerman, S OBP: 0.387, SLG: 0.448 (1, 4)	1B	2B	G5-3		F8		F7		F9	5	1	1	0	0	0	0								
Bjo Roberts, S OBP: 0.357, SLG: 0.396 (1, 7)	1B		G4-3			HR	G6-3			4	1	2	0	0	0	0								
Johnny Damon, L OBP: 0.356, SLG: 0.478 (8, 7)	2-3	1B				1B				0	0	0	0	0	0	0								
Jay Bell, R OBP: 0.368, SLG: 0.472 (1, 6)	K		F8			HR	BB			3	1	1	2	1	1	2								
Jeff King, R OBP: 0.388, SLG: 0.413 (1, 3)	P6			FC6-4 BB		HR	F8			3	1	1	0	1	0	3								
Chili Davis, S OBP: 0.418, SLG: 0.482 (1, 10)	FC5-4		FC6-4			HR	G4-3			4	1	2	3	0	0	1								
Joe Vitiello, R OBP: 0.339, SLG: 0.351 (1, 9)	FC5-4		P4			1B	K2-3			3	0	0	0	1	1	3								
Craig Paquette, R OBP: 0.251, SLG: 0.358 (1, 5)		P5		F7		F8		K		4	0	0	0	0	1	2								
Mike Macfarlane, R OBP: 0.236, SLG: 0.263 (1, 2)	L8				K	CS	P6			4	0	1	0	0	1	0								
Tom Goodwin, L OBP: 0.316, SLG: 0.341 (1, 8)	K				P4	1B	F9			4	0	0	0	0	2	2								
<b>Inning Stats</b>	R: 1 E: 0 K: 1 S: 11	H: 3 LOB: 2 BB: 0 P: 19	R: 0 E: 0 K: 1 S: 10	H: 0 LOB: 0 BB: 0 P: 14	R: 0 E: 0 K: 0 S: 7	H: 0 LOB: 1 BB: 1 P: 15	R: 0 E: 0 K: 1 S: 7	H: 0 LOB: 0 BB: 0 P: 10	R: 4 E: 0 K: 1 S: 16	H: 5 LOB: 2 BB: 1 P: 27	R: 0 E: 0 K: 0 S: 10	H: 0 LOB: 1 BB: 1 P: 16	R: 0 E: 0 K: 2 S: 9	H: 0 LOB: 0 BB: 0 P: 14	R: 0 E: 0 K: 0 S: 6	H: 0 LOB: 0 BB: 0 P: 8	1B: 5 2B: 2 3B: 0 HR: 2	SF: 0 SAC: 0 DP: 1 HBP: 0	WP: 0 PB: 0 SB: 2 CS: 1	PA: 37				
<b>PITCHER</b>	IP	WLS	BF	H	R	ER	SO	BB	IBB	HBP	BLK	WP	HR	S	P	ERA	WHIP							
Allen Watson, L ERA: 5.6 (1, 1)	5.0	W	24	7	5	5	3	2	0	0	0	0	0	28	44	0.00	1.800							
Rich DeLucia, R ERA: 2.93 (6, 1)	3.0		10	1	0	0	3	1	0	0	0	0	0	6	8	0.00	0.667							
Mike Holtz, L ERA: 1.13 (9, 1)	1.0		3	0	0	0	0	0	0	0	0	0	0	6	8	0.00	0.000							

Anaheim Angels @ Kansas City Royals  
Kauffman Stadium, Kansas City, MO  
Mon Jun 09 1997, 7:05 PM CDT  
Att: 15,876 - Unknown - 73 F

AB 34  
R 5  
H 8  
RBI 5  
BB 3  
SO 6  
LOB 13





Batter	1	2	3	4	5	6	7	8	9	AB	R	H	RBI	BB	SO	LOB	TOP										
<b>Tony Phillips, S</b> (1, 10) OBP: 0.427, SLG: 0.382	G4-3		F8			1B 2B		FC3-6-5 1B BB		3	0	1	0	1	0	0	<b>Anaheim Angels @ Kansas City Royals</b> Kauffman Stadium, Kansas City, MO Tue Jun 10 1997, 7:05 PM CDT Att: 14,774 - Unknown - 75 F										
<b>Darin Erstad, L</b> (1, 3) OBP: 0.382, SLG: 0.477	K		F9			2B 1B		FC3-6-5 1B		4	1	2	0	0	1	0											
<b>Jim Edmonds, L</b> (1, 8) OBP: 0.373, SLG: 0.535	F8			P6		WP SF7 2B		FC3-6-5-6 HR		4	2	1	1	0	0	2											
<b>Tim Salmon, R</b> (1, 9) OBP: 0.370, SLG: 0.450		16 1B 2B		G6-3		SF7		HR		3	2	2	3	0	0	0											
<b>16 Garret Anderson, L</b> (1, 7) OBP: 0.358, SLG: 0.395		G4-6-3 1B		F7		G1-3		F8		4	0	1	1	0	0	0											
<b>Jack Howell, L</b> (1, 5) OBP: 0.333, SLG: 0.529	G4-6-3									2	0	0	0	1	1	1											
<b>Eddie Murray, S</b> (9, PH) OBP: 0.277, SLG: 0.331										1	0	0	0	0	0	0											
<b>Craig Grebeck, R</b> (9, 5) OBP: 0.373, SLG: 0.448										0	0	0	0	0	0	0											
<b>Chad Kreuter, S</b> (1, 2) OBP: 0.326, SLG: 0.368										3	1	2	1	1	1	1											
<b>Luis Alicaia, S</b> (1, 4) OBP: 0.404, SLG: 0.446										4	0	1	0	0	1	2											
<b>Gary Disarcina, R</b> (1, 6) OBP: 0.273, SLG: 0.355			G6-3			FC6-4		F8		4	0	0	0	0	0	2											
<b>Inning Stats</b>	R: 0 E: 0 K: 1 S: 8	H: 0 LOB: 0 BB: 0 P: 12	R: 1 E: 0 K: 1 S: 11	H: 3 LOB: 1 BB: 0 P: 15	R: 0 E: 0 K: 0 S: 3	H: 0 LOB: 0 BB: 0 P: 5	R: 0 E: 0 K: 0 S: 13	H: 0 LOB: 0 BB: 0 P: 17	R: 0 E: 0 K: 1 S: 9	H: 1 LOB: 1 BB: 1 P: 15	R: 2 E: 0 K: 0 S: 10	H: 3 LOB: 0 BB: 0 P: 16	R: 0 E: 0 K: 1 S: 10	H: 0 LOB: 1 BB: 1 P: 20	R: 2 E: 0 K: 0 S: 11	H: 2 LOB: 0 BB: 1 P: 16	R: 1 E: 0 K: 0 S: 9	H: 1 LOB: 0 BB: 0 P: 15	1B: 5 2B: 3 HR: 2	SF: 1 SAC: 0 DP: 2 HBP: 0	WP: 1 PB: 0 SB: 1 CS: 0	PA: 36					
<b>PITCHER</b>	IP	WLS	BF	H	R	ER	SO	BB	IBB	HBP	BLK	WP	HR	S	P	ERA	WHIP										
<b>Kevin Appier, R</b> (1, 1) ERA: 2.67	8.0	L	32	9	5	5	4	3	0	0	0	1	1	75	116	5.62	1.500										
<b>Larry Casian, L</b> (9, 1) ERA: 8.56	1.0		4	1	1	1	0	0	0	0	0	0	1	9	15	9.00	1.000										

Batter	1	2	3	4	5	6	7	8	9	AB	R	H	RBI	BB	SO	LOB	BOTTOM										
<b>Jose Offerman, S</b> (1, 4) OBP: 0.384, SLG: 0.444	G6-3			P6		G6-3 G1-3 1B		K		4	0	1	0	0	1	0	<b>Anaheim Angels @ Kansas City Royals</b> Kauffman Stadium, Kansas City, MO Tue Jun 10 1997, 7:05 PM CDT Att: 14,774 - Unknown - 75 F										
<b>Tom Goodwin, L</b> (1, 8) OBP: 0.310, SLG: 0.335	F8			P4		G1-3		L7		4	0	0	0	0	1	0											
<b>Jay Bell, R</b> (1, 6) OBP: 0.362, SLG: 0.464	P2			F7		G6-3		G6-3		4	0	0	0	0	1	0											
<b>Jeff King, R</b> (1, 3) OBP: 0.390, SLG: 0.420				G4-6-3 1B		G5-3		F7		4	1	2	0	0	1	1											
<b>Chili Davis, S</b> (1, 10) OBP: 0.415, SLG: 0.476				G4-6-3				F8		4	0	1	1	0	1	1											
<b>Johnny Damon, L</b> (1, 7) OBP: 0.367, SLG: 0.493				P3						4	1	3	0	0	0	0											
<b>Mike Macfarlane, R</b> (1, 2) OBP: 0.227, SLG: 0.252				L7						4	0	0	0	0	4	4											
<b>Scott Cooper, L</b> (1, 5) OBP: 0.244, SLG: 0.316				F8						3	0	0	1	0	3	3											
<b>David Howard, S</b> (1, 9) OBP: 0.315, SLG: 0.382				P5						2	0	0	0	0	2	2											
<b>Bip Roberts, S</b> (7, PH) OBP: 0.355, SLG: 0.394										1	0	0	0	0	1	1											
<b>Craig Paquette, R</b> (8, 7) OBP: 0.251, SLG: 0.358										0	0	0	0	0	0	0											
<b>Inning Stats</b>	R: 0 E: 0 K: 0 S: 7	H: 0 LOB: 0 BB: 0 P: 8	R: 0 E: 0 K: 0 S: 4	H: 1 LOB: 0 BB: 0 P: 9	R: 0 E: 0 K: 0 S: 5	H: 0 LOB: 0 BB: 0 P: 11	R: 0 E: 0 K: 0 S: 7	H: 0 LOB: 0 BB: 0 P: 10	R: 1 E: 0 K: 0 S: 12	H: 3 LOB: 2 BB: 0 P: 15	R: 0 E: 0 K: 0 S: 9	H: 1 LOB: 1 BB: 0 P: 13	R: 1 E: 1 K: 0 S: 17	H: 1 LOB: 1 BB: 0 P: 24	R: 0 E: 0 K: 1 S: 5	H: 0 LOB: 0 BB: 0 P: 6	R: 0 E: 0 K: 0 S: 14	H: 1 LOB: 1 BB: 0 P: 22	1B: 5 2B: 2 HR: 0	SF: 0 SAC: 0 DP: 1 HBP: 0	WP: 0 PB: 0 SB: 0 CS: 0	PA: 34					
<b>PITCHER</b>	IP	WLS	BF	H	R	ER	SO	BB	IBB	HBP	BLK	WP	HR	S	P	ERA	WHIP										
<b>Jason Dickson, R</b> (1, 1) ERA: 3.27	7.0	W	27	6	2	1	0	0	0	0	0	0	0	61	90	1.29	0.857										
<b>Mike James, R</b> (8, 1) ERA: 3.56	1.0		3	0	0	0	1	0	0	0	0	0	0	5	6	0.00	0.000										
<b>Troy Percival, R</b> (9, 1) ERA: 4.38	1.0		4	1	0	0	0	0	0	0	0	0	0	14	22	0.00	1.000										



Batter	1	2	3	4	5	6	7	8	9	AB	R	H	RBI	BB	SO	LOB	TOP										
Darin Erstad, L (1, 3) OBP: 0.360, SLG: 0.470	4-1 2B BB		1-3 K		1-2 G4-6-3			2-2 P6		3	0	0	0	1	1	2	<b>Anaheim Angels @ Kansas City Royals</b> Kauffman Stadium, Kansas City, MO Wed Jun 11 1997, 3:33 AM CDT Att: 15,274 - Cloudy - 75 F										
Jim Edmonds, L (1, 8) OBP: 0.369, SLG: 0.528 Orlando Palmeiro, L (6, 8) OBP: 0.313, SLG: 0.241	2-2 P6		0-0 G3-1			1-2 G4-3		2-2 1B		3	0	0	0	0	0	1											
Dave Hollins, S (1, 5) OBP: 0.381, SLG: 0.460	1-2 2B			0-0 1B		2-2 1B		2-2 F9		4	0	3	0	0	0	1											
Tim Salmon, R (1, 9) OBP: 0.368, SLG: 0.446	0-3 K			1-0 1B	1-0 G6-4-3		3-3 K		0-0 1B	4	0	1	0	0	2	4											
Jim Leyritz, R (1, 2) OBP: 0.353, SLG: 0.454	1-3 K			4-0 1B			1-0 HR		0-1 F9	3	1	1	1	1	1	3											
16 Garret Anderson, L (1, 7) OBP: 0.353, SLG: 0.389		1-1 G4-3		2-1 1B			2-1 G4-3		0-0 G4-3	4	0	0	0	0	0	2											
Eddie Murray, S (1, 10) OBP: 0.270, SLG: 0.322		1-1 G5-3			1-0 F7		3-1 P2		0-2 G6-3	4	0	0	0	0	0	1											
Craig Grebeck, R (1, 4) OBP: 0.371, SLG: 0.459		2-2 F8			1-0 1B		1-3 K			3	0	1	0	0	1	0											
Gary Disarcina, R (1, 6) OBP: 0.274, SLG: 0.355			1-1 P4		1-0 1B			2-1 F8		3	0	1	0	0	0	0											
<b>Inning Stats</b>	R: 0 E: 0 K: 2 S: 14	H: 1 LOB: 2 BB: 1 P: 22	R: 0 E: 0 K: 0 S: 9	H: 0 LOB: 0 BB: 0 P: 13	R: 0 E: 0 K: 1 S: 6	H: 0 LOB: 0 BB: 0 P: 8	R: 0 E: 0 K: 0 S: 4	H: 1 LOB: 1 BB: 0 P: 11	R: 0 E: 0 K: 0 S: 6	H: 2 LOB: 1 BB: 0 P: 10	R: 0 E: 0 K: 1 S: 11	H: 1 LOB: 1 BB: 0 P: 17	R: 1 E: 0 K: 1 S: 8	H: 1 LOB: 0 BB: 0 P: 15	R: 0 E: 0 K: 0 S: 18	H: 1 LOB: 1 BB: 0 P: 26	R: 0 E: 0 K: 0 S: 7	H: 1 LOB: 1 BB: 0 P: 7	1B: 5 2B: 3 3B: 0 HR: 1	SF: 0 SAC: 0 DP: 3 HBP: 0	WP: 0 PB: 0 SB: 0 CS: 1	PA: 34					
<b>PITCHER</b>	IP	WLS	BF	H	R	ER	SO	BB	IBB	HBP	BLK	WP	HR	S	P	ERA	WHIP										
50 José Rosado, L (1, 1) ERA: 2.9	8.0	W	30	7	1	1	5	2	0	0	0	0	1	76	122	1.12	1.125										
Jeff Montgomery, R (9, 1) ERA: 7.45	1.0		4	1	0	0	0	0	0	0	0	0	0	7	7	0.00	1.000										

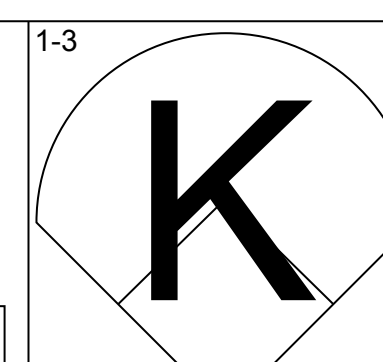
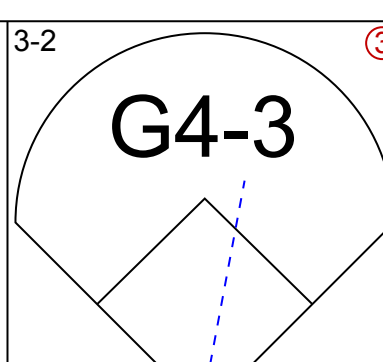
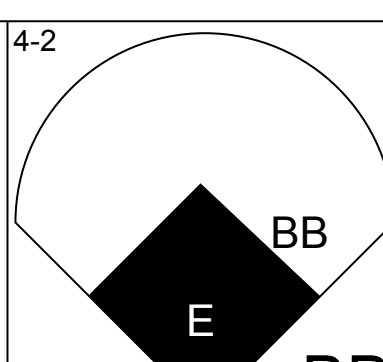
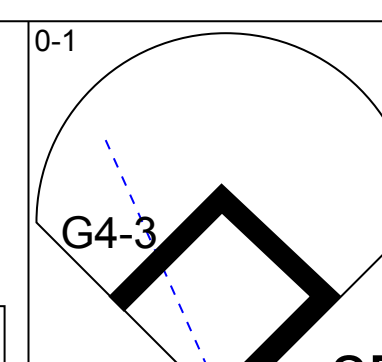
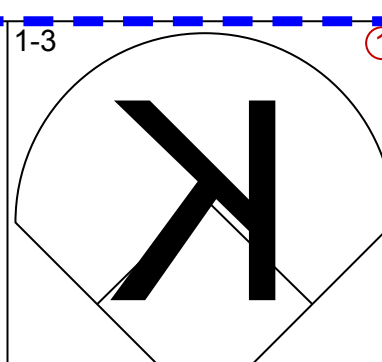

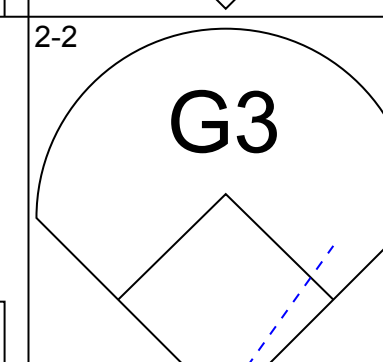
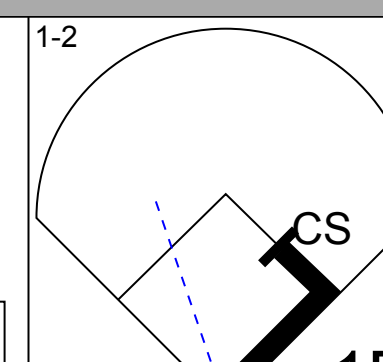
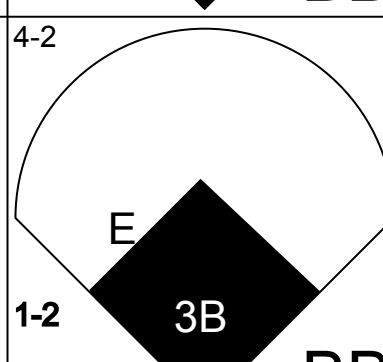
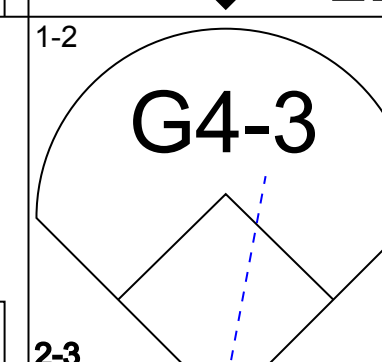
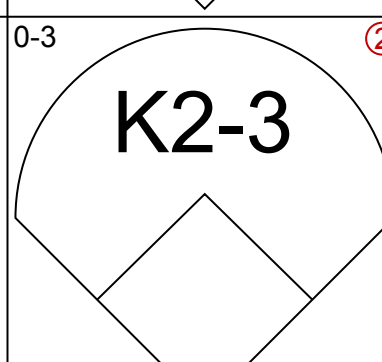
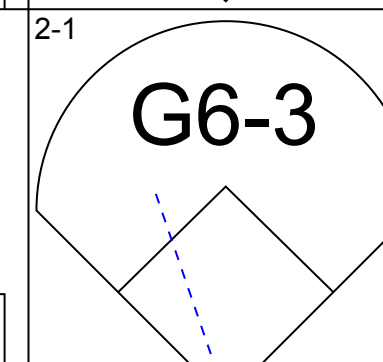
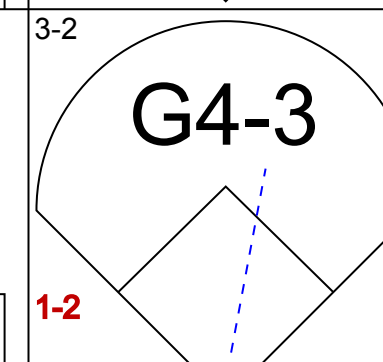
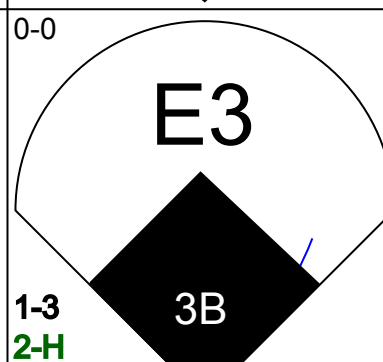
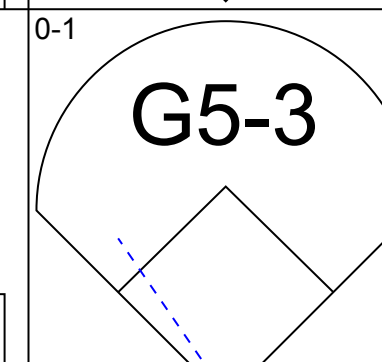
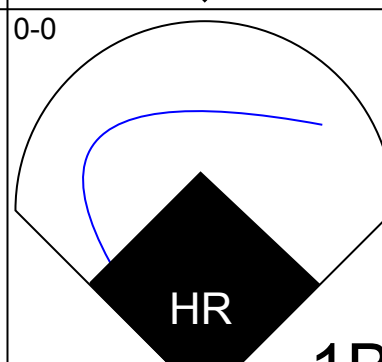
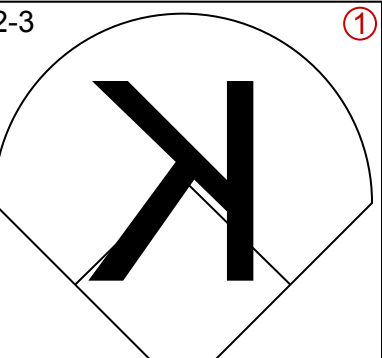
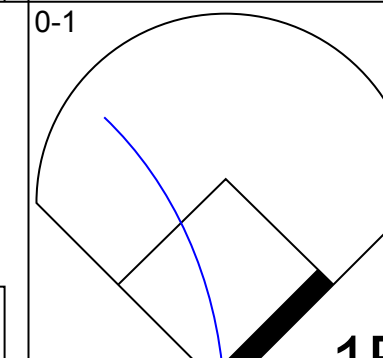
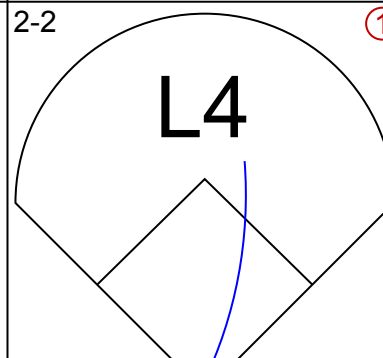
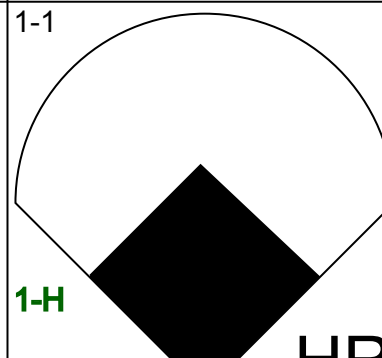

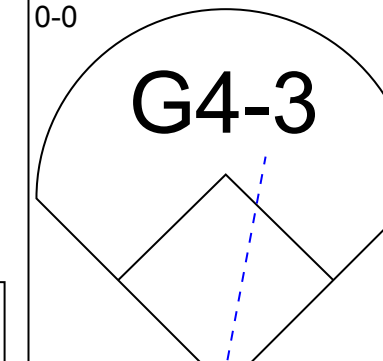
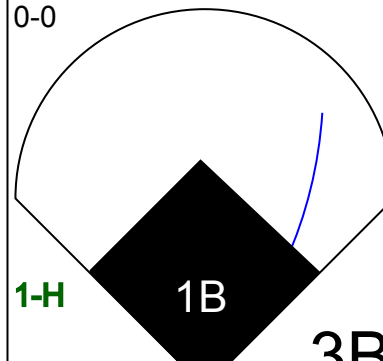

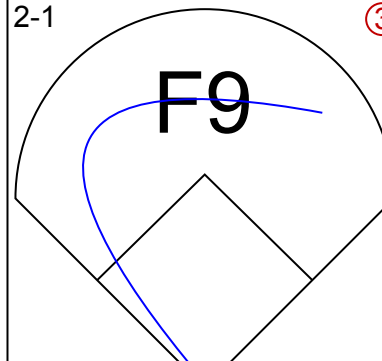

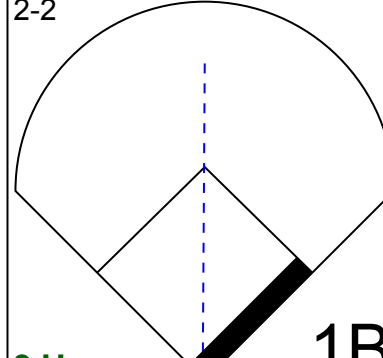

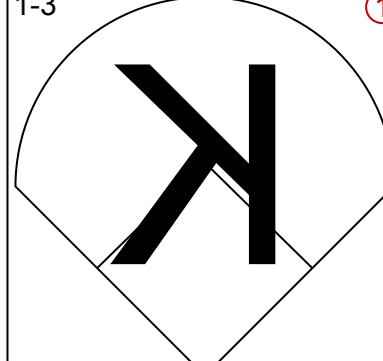
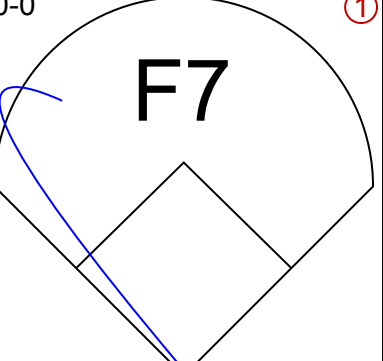
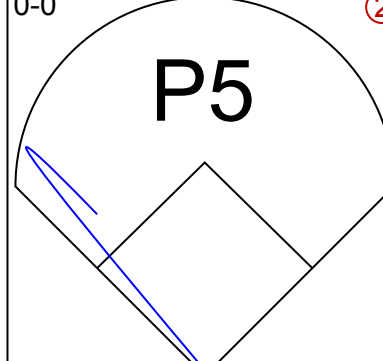

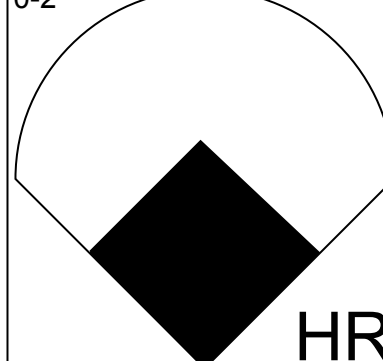
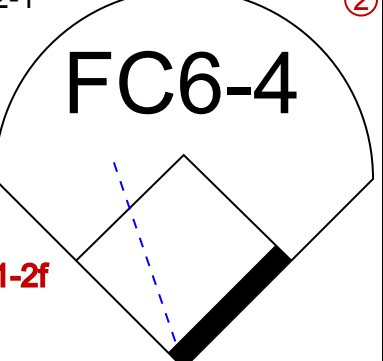
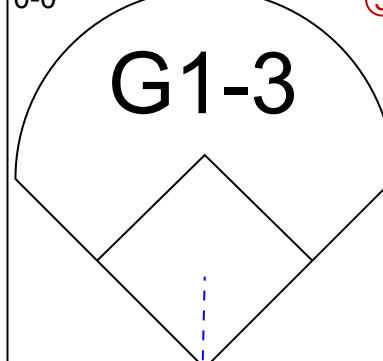

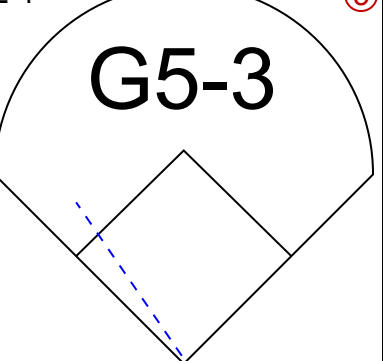
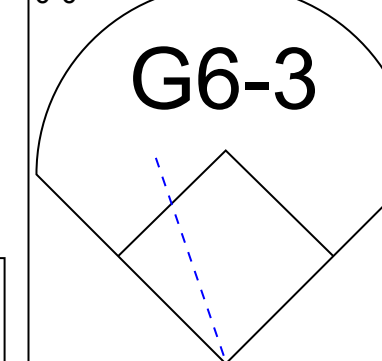

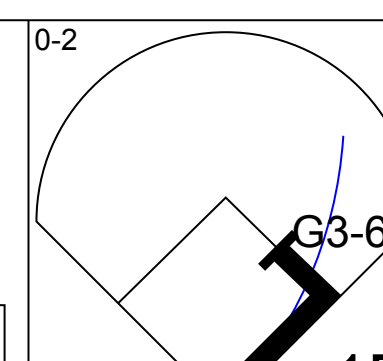
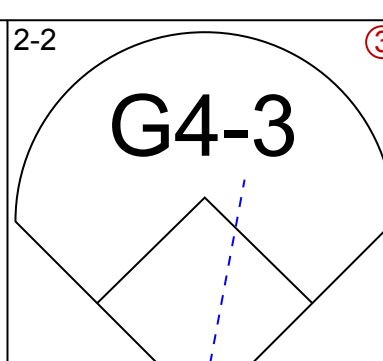
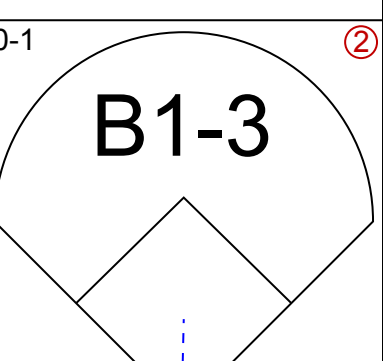
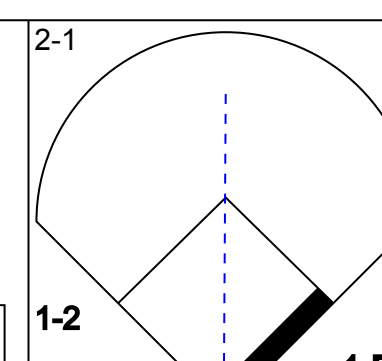
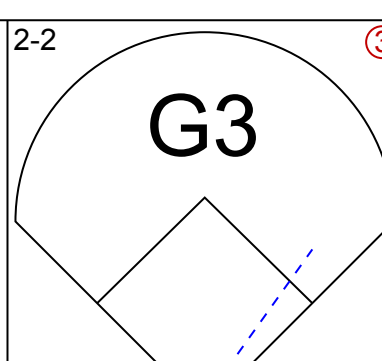

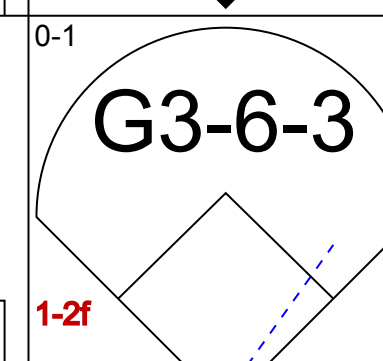
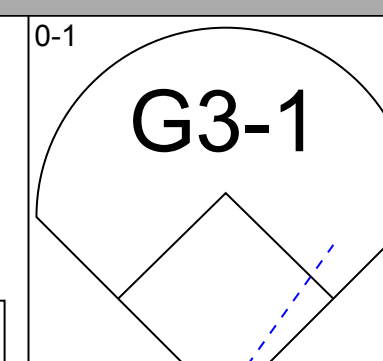
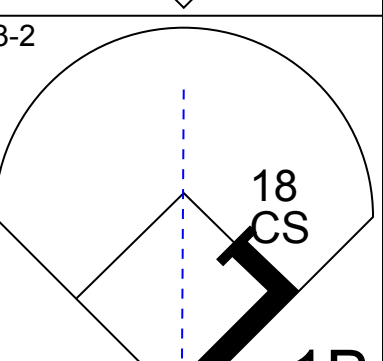
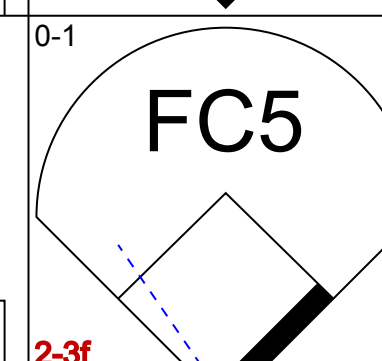
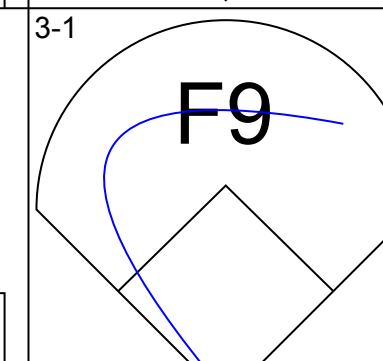
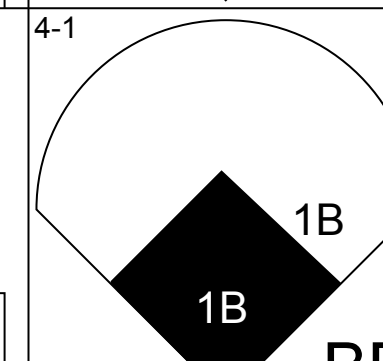
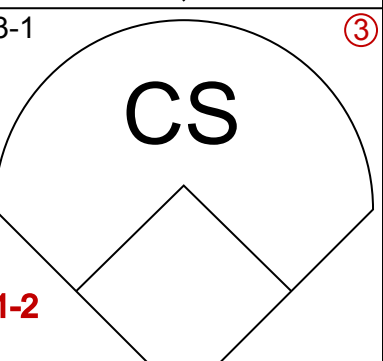


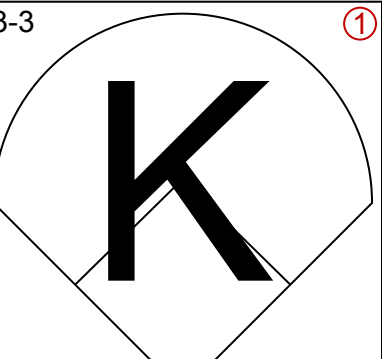
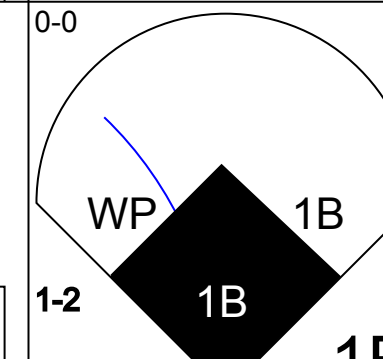
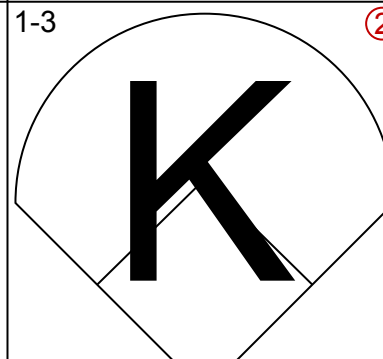

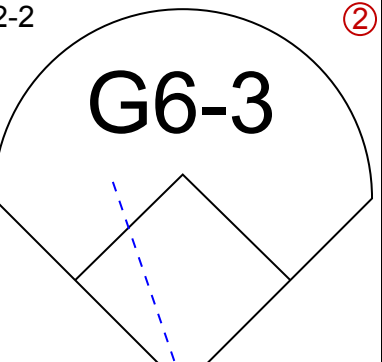
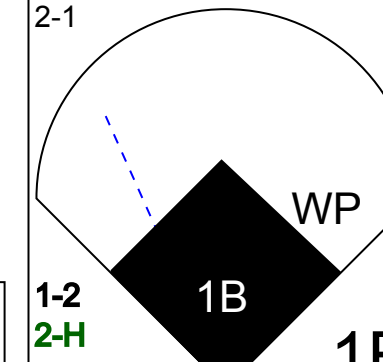
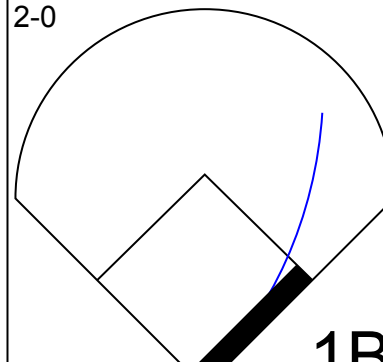

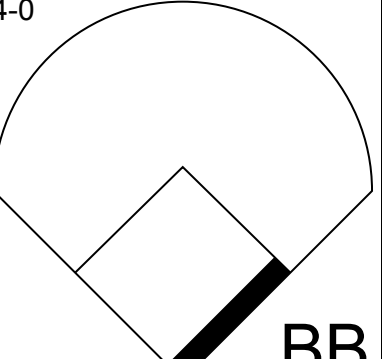
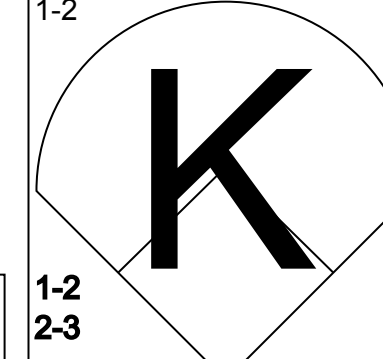
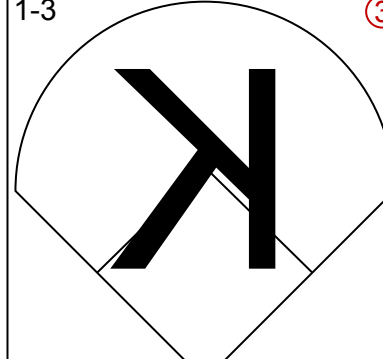


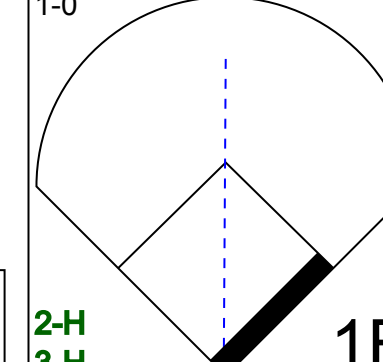
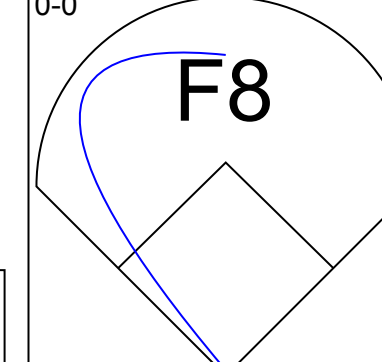

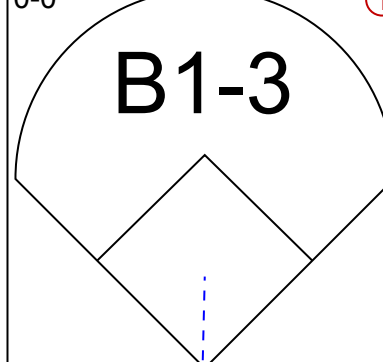

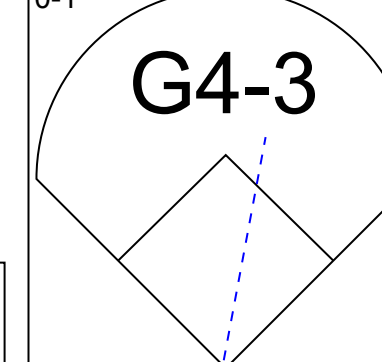
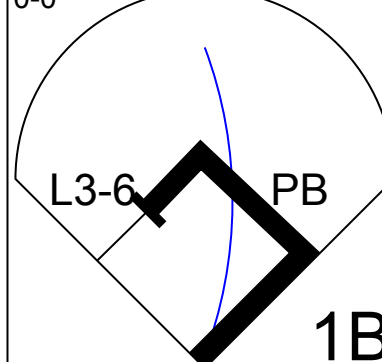
Batter	1	2	3	4	5	6	7	8	9	AB	R	H	RBI	BB	SO	LOB	BOTTOM										
Jose Offerman, S (1, 4) OBP: 0.386, SLG: 0.445	1-1 2B	1-0 1B			2-2 F8		2-3 K			4	1	2	1	0	1	0	<b>Anaheim Angels @ Kansas City Royals</b> Kauffman Stadium, Kansas City, MO Wed Jun 11 1997, 3:33 AM CDT Att: 15,274 - Cloudy - 75 F										
Jay Bell, R (1, 6) OBP: 0.360, SLG: 0.458	4-2 2B	3-3 K			3-2 F9		2-3 K			3	1	0	0	1	2	1											
Jeff King, R (1, 3) OBP: 0.391, SLG: 0.433	1-1 L8		3-3 K		0-0 HR		4-1 BB			3	1	1	1	1	1	2											
Chili Davis, S (1, 10) OBP: 0.421, SLG: 0.503	2-2 2B		0-1 HR		4-1 FC6-4		0-3 K			3	1	2	3	1	1	1											
Joe Vitiello, R (1, 7) OBP: 0.330, SLG: 0.340 David Howard, S (6, 9) OBP: 0.311, SLG: 0.377	0-2 G5-3		1-3 K		2-0 FC6-4			1-1 F8		3	0	0	0	0	1	2											
Craig Paquette, R (1, 5) OBP: 0.251, SLG: 0.353	1-1 G6-3		2-3 K			4-2 PB		1-2 G5-3		3	0	0	0	1	1	1											
Sal Fasano, R (1, 2) OBP: 0.167, SLG: 0.250		0-3 K		3-2 F8		0-3 K		2-2 1B		4	1	1	0	0	2	1											
Shane Halter, R (1, 9) OBP: 0.379, SLG: 0.250 Bip Roberts, S (6, PH) OBP: 0.358, SLG: 0.397 Tom Goodwin, L (6, PR) OBP: 0.310, SLG: 0.335		0-3 K		1-0 F8		0-1 L9		1-0 CS		3	0	0	0	0	1	1											
Johnny Damon, L (1, 8) OBP: 0.366, SLG: 0.490		1-1 1B		1-1 G6-3		2-3 K		1-2 CS		3	1	1	0	0	1	1											
<b>Inning Stats</b>	R: 2 E: 0 K: 0 S: 15	H: 2 LOB: 1 BB: 1 P: 24	R: 1 E: 0 K: 3 S: 15	H: 2 LOB: 1 BB: 0 P: 20	R: 1 E: 0 K: 3 S: 15	H: 1 LOB: 0 BB: 0 P: 21	R: 0 E: 0 K: 0 S: 6	H: 0 LOB: 0 BB: 0 P: 11	R: 1 E: 0 K: 0 S: 11	H: 1 LOB: 1 BB: 1 P: 22	R: 0 E: 0 K: 2 S: 10	H: 0 LOB: 1 BB: 1 P: 16	R: 0 E: 0 K: 3 S: 10	H: 0 LOB: 1 BB: 1 P: 18	R: 1 E: 0 K: 0 S: 11	H: 2 LOB: 1 BB: 0 P: 17	R: 0 E: 0 K: 0 S: 7	H: 1 LOB: 1 BB: 0 P: 7	1B: 4 2B: 2 3B: 0 HR: 2	SF: 0 SAC: 0 DP: 0 HBP: 0	WP: 0 PB: 1 SB: 2 CS: 1	PA: 36					
<b>PITCHER</b>	IP	WLS	BF	H	R	ER	SO	BB	IBB	HBP	BLK	WP	HR	S	P	ERA	WHIP										
Chuck Finley, L (1, 1) ERA: 5.4	6.0	L	27	6	5	5	8	3	0	0	1	114	2	72	114	7.50	1.500										
Shigetoshi Hasegawa, R (7, 1) ERA: 4.71	2.0		8	2	1	1	3	1	0	0	0	0	0	21	35	4.50	1.500										



Batter	1	2	3	4	5	6	7	8	9	AB	R	H	RBI	BB	SO	LOB	TOP					
Jose Offerman, S (1, 4) OBP: 0.383, SLG: 0.441			G3-1		F8		K			4	0	1	0	0	1	4	<b>Kansas City Royals @ Pittsburgh Pirates</b> Three Rivers Stadium, Pittsburgh, PA Fri Jun 13 1997, 7:05 PM EDT Att: 33,253 - Unknown - 72 F <a href="http://livebaseballscorecards.com">livebaseballscorecards.com</a>					
Tom Goodwin, L (1, 8) OBP: 0.314, SLG: 0.338			F8			L9				4	1	2	0	0	0	0						
Bip Roberts, S (1, 7) OBP: 0.356, SLG: 0.399	K					F9		K		4	1	1	0	0	2	3						
Jeff King, R (1, 3) OBP: 0.389, SLG: 0.444					F7		P7				4	1	1	2	0	2						
Johnny Damon, L (1, 9) OBP: 0.369, SLG: 0.490	G6-3							G3		4	0	2	0	0	0	1						
Jay Bell, R (1, 6) OBP: 0.355, SLG: 0.452		L5						K		3	0	0	1	0	2	1						
Scott Cooper, L (1, 5) OBP: 0.244, SLG: 0.304		L6				G4-3				3	0	0	0	1	0	0						
Mike Macfarlane, R (1, 2) Shane Halter, R (9, PR) OBP: 0.228, SLG: 0.252 OBP: 0.379, SLG: 0.250		K				G6-3				4	0	1	0	0	1	2						
Jim Pittsley, R (1, 1) Mike Williams, R (6, 1) Chili Davis, S (7, PH) Randy Veres, R (7, 1) Joe Vitello, R (9, PH)										2	0	1	0	0	1	0						
										0	0	0	0	0	0	0						
										0	0	0	0	0	0	0						
										1	0	0	0	0	0	1						
<b>Inning Stats</b>	R: 2 E: 0 K: 1 S: 8	H: 3 LOB: 0 BB: 0 P: 10	R: 0 E: 0 K: 1 S: 8	H: 0 LOB: 0 BB: 0 P: 15	R: 0 E: 0 K: 1 S: 7	H: 0 LOB: 0 BB: 0 P: 9	R: 1 E: 0 K: 0 S: 10	H: 2 LOB: 0 BB: 0 P: 12	R: 0 E: 0 K: 0 S: 7	H: 0 LOB: 0 BB: 0 P: 11	R: 0 E: 0 K: 0 S: 7	H: 0 LOB: 0 BB: 0 P: 11	R: 0 E: 0 K: 2 S: 18	H: 1 LOB: 3 BB: 2 P: 34	R: 0 E: 0 K: 1 S: 8	H: 1 LOB: 1 BB: 0 P: 12	R: 0 E: 0 K: 1 S: 9	H: 1 LOB: 1 BB: 0 P: 13	1B: 6 2B: 3 3B: 0 HR: 1	SF: 1 SAC: 0 DP: 1 HBP: 0	WP: 0 PB: 0 SB: 1 CS: 2	PA: 36
<b>PITCHER</b>	IP WLS BF H R ER SO BB IBB HBP BLK WP HR S P ERA WHIP																					
67 Francisco Cordova, R (1, 1) ERA: 2.15	6.2 W 26 7 3 3 4 1 0 0 0 0 1 61 92 4.05 1.200																					
Matt Ruebel, L (7, 1) ERA: 6.93	0.2 4 1 0 0 2 1 0 0 0 0 0 0 10 16 0.00 3.000																					
Marc Wilkins, R (8, 1) ERA: 4.45	0.2 2 0 0 0 0 0 0 0 0 0 0 0 3 6 0.00 0.000																					
Rich Loiselle, R (9, 1) ERA: 3.14	1.0 S 4 1 0 0 1 0 0 0 0 0 0 0 9 13 0.00 1.000																					

Batter	1	2	3	4	5	6	7	8	9	AB	R	H	RBI	BB	SO	LOB	BOTTOM			
Tony Womack, L (1, 4) OBP: 0.318, SLG: 0.367					G3			F9		5	1	2	1	0	0	4	<b>Kansas City Royals @ Pittsburgh Pirates</b> Three Rivers Stadium, Pittsburgh, PA Fri Jun 13 1997, 7:05 PM EDT Att: 33,253 - Unknown - 72 F <a href="http://livebaseballscorecards.com">livebaseballscorecards.com</a>			
Adrian Brown, S (1, 8) OBP: 0.257, SLG: 0.229					F8			P2		4	0	1	0	0	0	4				
18 Jason Kendall, R (1, 2) OBP: 0.391, SLG: 0.421								L4		2	2	1	0	2	0	1				
Kevin Young, R (1, 7) OBP: 0.321, SLG: 0.500					F8					3	0	0	0	0	0	3				
Joe Randa, R (1, 5) OBP: 0.371, SLG: 0.510								SF8		3	2	2	3	0	0	2				
Mark Johnson, L (1, 3) OBP: 0.358, SLG: 0.337								P4		2	0	0	1	1	1	0				
Jose Guillen, R (1, 9) OBP: 0.283, SLG: 0.380								G5-3		3	0	2	0	1	0	0				
Kevin Polcovich, R (1, 6) OBP: 0.420, SLG: 0.368								F8		3	0	0	0	0	0	3				
67 Francisco Cordova, R (1, 1) OBP: 0.167, SLG: 0.074								G3		2	0	0	0	0	1	0				
Matt Ruebel, L (7, 1) ERA: 6.33										0	0	0	0	0	0	0				
Marc Wilkins, R (8, 1) Midge Cummings, L (8, PH) Rich Loiselle, R (9, 1)										0	0	0	0	0	0	0				
										1	0	0	0	0	0	1				
										0	0	0	0	0	0	0				
<b>Inning Stats</b>	R: 0 E: 0 K: 0 S: 12	H: 1 LOB: 2 BB: 1 P: 21	R: 0 E: 1 K: 0 S: 10	H: 0 LOB: 3 BB: 2 P: 22	R: 2 E: 0 K: 0 S: 10	H: 2 LOB: 1 BB: 1 P: 18	R: 0 E: 0 K: 1 S: 13	H: 1 LOB: 0 BB: 0 P: 17	R: 1 E: 0 K: 0 S: 8	H: 1 LOB: 0 BB: 0 P: 11	R: 1 E: 0 K: 0 S: 7	H: 1 LOB: 0 BB: 0 P: 8	R: 1 E: 0 K: 1 S: 8	H: 1 LOB: 0 BB: 0 P: 14	R: 0 E: 0 K: 0 S: 7	H: 1 LOB: 1 BB: 0 P: 12	1B: 3 2B: 2 3B: 1 HR: 2	SF: 2 SAC: 3 DP: 0 HBP: 0	WP: 0 PB: 1 SB: 1 CS: 0	PA: 37
<b>PITCHER</b>	IP WLS BF H R ER SO BB IBB HBP BLK WP HR S P ERA WHIP																			
Jim Pittsley, R (1, 1) ERA: 6.33	5.0 L 25 7 3 3 1 4 0 0 0 0 0 1 53 89 5.40 1.800																			
Mike Williams, R (6, 1) ERA: 7.71	1.0 4 1 1 1 0 0 0 0 0 0 0 1 7 8 9.00 1.000																			
Randy Veres, R (7, 1) ERA: 3.12	2.0 8 2 1 0 1 0 0 0 0 0 0 0 15 26 0.00 1.000																			



Batter	1	2	3	4	5	6	7	8	9	AB	R	H	RBI	BB	SO	LOB	TOP																	
Jose Offerman, S OBP: 0.384, SLG: 0.442 (1, 4)										4	1	1	0	1	2	0	<b>Kansas City Royals @ Pittsburgh Pirates</b> Three Rivers Stadium, Pittsburgh, PA Sat Jun 14 1997, 7:05 PM EDT Att: 39,509 - Unknown - 72 F  livebaseballscorecards.com  <b>AB 38</b> <b>R 8</b> <b>H 11</b> <b>RBI 7</b> <b>BB 3</b> <b>SO 8</b> <b>LOB 15</b>  																	
Tom Goodwin, L OBP: 0.315, SLG: 0.336 (1, 8)										4	1	1	0	1	1	1																		
Bip Roberts, S OBP: 0.351, SLG: 0.393 David Howard, S OBP: 0.316, SLG: 0.380 (1, 7) (6, 9)										3	1	0	0	0	0	2																		
Jeff King, R OBP: 0.393, SLG: 0.476 (1, 3)										5	2	3	3	0	1	2																		
Johnny Damon, L OBP: 0.364, SLG: 0.493 (1, 9) (6, 7)										5	1	1	2	0	0	1																		
Jay Bell, R OBP: 0.361, SLG: 0.457 (1, 6)										4	0	3	1	0	1	0																		
Scott Cooper, L OBP: 0.233, SLG: 0.289 (1, 5)										4	0	0	0	0	2	3																		
Sal Fasano, R OBP: 0.250, SLG: 0.467 (1, 2)										3	1	1	1	1	0	2																		
Tim Belcher, R (1, 1) Chili Davis, S OBP: 0.422, SLG: 0.500 Mike Williams, R (8, 1) Larry Casian, R (8, 1) Jeff Montgomery, R (8, 1)										3	0	0	0	0	1	1																		
<b>Inning Stats</b>	R: 0 E: 0 K: 1 S: 8	H: 0 LOB: 0 BB: 0 P: 13	R: 0 E: 0 K: 2 S: 9	H: 0 LOB: 0 BB: 0 P: 14	R: 1 E: 0 K: 2 S: 12	H: 1 LOB: 0 BB: 0 P: 17	R: 0 E: 0 K: 0 S: 11	H: 2 LOB: 1 BB: 0 P: 15	R: 0 E: 0 K: 0 S: 8	H: 1 LOB: 1 BB: 0 P: 13	R: 4 E: 1 K: 0 S: 15	H: 2 LOB: 1 BB: 2 P: 27	R: 0 E: 0 K: 0 S: 8	H: 1 LOB: 1 BB: 0 P: 9	R: 1 E: 0 K: 1 S: 14	H: 2 LOB: 2 BB: 1 P: 25		R: 2 E: 0 K: 2 S: 12	H: 2 LOB: 0 BB: 0 P: 16	1B: 6 2B: 1 3B: 1 HR: 3	SF: 0 SAC: 0 DP: 0 HBP: 0	WP: 0 PB: 0 SB: 0 CS: 1	PA: 41											
<b>PITCHER</b>	IP WLS BF H R ER SO BB IBB HBP BLK WP HR S P ERA WHIP																																	
Jon Lieber, R ERA: 4.52 Chris Peters, L ERA: 3.24 Clint Sodowsky, R ERA: 4.3 Ricardo Rincon, L ERA: 3.18	(1, 1) (6, 1) (8, 1) (9, 1)	5.1 1.2 1.0 1.0	L 6 6 5	24 1 2 2	6 0 2 2	5 0 1 2	5 0 1 2	2 0 1 0	0 0 0 0	0 0 0 0	0 0 1 1	1 0 14 12	61 10 25 16	97 11 25 16	6.75 0.00 9.00 18.00	1.500 0.600 3.000 2.000																		
Batter	1	2	3	4	5	6	7	8	9	AB	R	H	RBI	BB	SO	LOB	BOTTOM																	
Tony Womack, L OBP: 0.320, SLG: 0.368 (1, 4)										5	0	2	0	0	0	0	<b>Kansas City Royals @ Pittsburgh Pirates</b> Three Rivers Stadium, Pittsburgh, PA Sat Jun 14 1997, 7:05 PM EDT Att: 39,509 - Unknown - 72 F  livebaseballscorecards.com  <b>AB 32</b> <b>R 3</b> <b>H 8</b> <b>RBI 3</b> <b>BB 4</b> <b>SO 7</b> <b>LOB 14</b>  																	
Adrian Brown, S OBP: 0.257, SLG: 0.230 (1, 8)										4	0	1	0	0	0	3																		
1B Jason Kendall, R OBP: 0.393, SLG: 0.417 (1, 2)										2	1	0	0	1	0	0																		
Midre Cummings, L OBP: 0.279, SLG: 0.411 (1, 7)										4	1	1	0	0	2	1																		
Joe Randa, R OBP: 0.377, SLG: 0.512 (1, 5)										3	1	2	1	1	0	0																		
Mark Johnson, L OBP: 0.358, SLG: 0.333 Kevin Young, R OBP: 0.319, SLG: 0.496 (1, 3) (8, 1) (9, 3)										2	0	0	0	1	2	3																		
Jose Guillen, R OBP: 0.282, SLG: 0.377 (1, 9)										4	0	1	2	0	0	3																		
Kevin Polcovich, R OBP: 0.411, SLG: 0.361 (1, 6)										4	0	1	0	0	1	1																		
Jon Lieber, L OBP: 0.077, SLG: 0.040 Chris Peters, L OBP: 0.077, SLG: 1.000 Keith Oslin, R OBP: 0.282, SLG: 0.378 Clint Sodowsky, L (8, 1) Ricardo Rincon, L (9, 1) Dale Sveum, S OBP: 0.318, SLG: 0.408 (8, 1)	(1, 1) (6, 1) (7, 1) (8, 1) (9, 1) (8, 1)	7.0 0.1 0.1 1.1	W 3 1 S	29 0 1 4	7 0 0 1	3 0 0 0	3 0 0 0	6 1 1 0	3 0 0 0	3 0 0 0	3 0 0 0	6 1 1 0	3 0 0 0	7 2 5 8	11 9 5 11	3.86 0.00 0.00 0.750		1.429 3.000 0.000 0.750																
<b>Inning Stats</b>	R: 0 E: 0 K: 0 S: 7	H: 1 LOB: 0 BB: 0 P: 10	R: 0 E: 0 K: 1 S: 10	H: 0 LOB: 1 BB: 1 P: 19	R: 0 E: 0 K: 0 S: 7	H: 0 LOB: 0 BB: 0 P: 9	R: 3 E: 0 K: 2 S: 15	H: 3 LOB: 1 BB: 1 P: 23	R: 0 E: 0 K: 1 S: 10	H: 1 LOB: 0 BB: 0 P: 17	R: 0 E: 0 K: 2 S: 11	H: 1 LOB: 1 BB: 0 P: 15	R: 0 E: 0 K: 0 S: 12	H: 1 LOB: 2 BB: 1 P: 18	R: 0 E: 0 K: 1 S: 6	H: 0 LOB: 2 BB: 1 P: 15		R: 0 E: 0 K: 0 S: 7	H: 1 LOB: 0 BB: 0 P: 10	1B: 8 2B: 1 3B: 0 HR: 0	SF: 0 SAC: 0 DP: 2 HBP: 1	WP: 1 PB: 2 SB: 0 CS: 1	PA: 38											
<b>PITCHER</b>	IP WLS BF H R ER SO BB IBB HBP BLK WP HR S P ERA WHIP																																	
Tim Belcher, R ERA: 3.4 Mike Williams, R ERA: 7.45 Larry Casian, L ERA: 8.36 Jeff Montgomery, R ERA: 6.97	(1, 1) (8, 1) (8, 1) (8, 1)	0.1 0.1 1.1	W 3 S	29 0 4	7 0 1	3 0 0	3 0 0	6 1 1	3 0 0	3 0 0	3 0 0	6 1 1	3 0 0	7 2 5	11 9 5	3.86 0.00 0.00 0.750	1.429 3.000 0.000 0.750																	











Batter	1	2	3	4	5	6	7	8	9	AB	R	H	RBI	BB	SO	LOB	TOP								
<b>Craig Biggio, R</b> (1, 4) OBP: 0.396, SLG: 0.528										5	2	3	2	0	0	0	<b>Houston Astros @ Kansas City Royals</b> Kauffman Stadium, Kansas City, MO Tue Jun 17 1997, 7:05 PM CDT Att: 20,588 - Unknown - 84 F								
<b>Ray Montgomery, R</b> (9, PH) OBP: 0.276, SLG: 0.324										6	1	1	0	0	1	7									
<b>Ricky Gutierrez, R</b> (9, 4) OBP: 0.327, SLG: 0.337										2	1	1	0	3	0										
<b>Pat Listach, S</b> (1, 6) OBP: 0.248, SLG: 0.198										0	0	0	0	0	0										
<b>5 Jeff Bagwell, R</b> (1, 3) OBP: 0.440, SLG: 0.653										2	1	1	0	3	0										
<b>Bill Spiers, L</b> (9, 3) OBP: 0.463, SLG: 0.452										0	0	0	0	0	0										
<b>Luis Gonzalez, L</b> (1, 7) OBP: 0.383, SLG: 0.408										5	1	1	2	0	1	5									
<b>Derek Bell, R</b> (1, 9) OBP: 0.324, SLG: 0.364										5	1	3	1	0	0	0									
<b>Sean Berry, R</b> (1, 10) OBP: 0.269, SLG: 0.352										5	1	3	1	0	1	2									
<b>James Mouton, R</b> (1, 8) OBP: 0.291, SLG: 0.346										4	1	1	0	1	1	3									
<b>Brad Ausmus, R</b> (1, 2) OBP: 0.326, SLG: 0.376										3	2	2	1	0	1	1									
<b>Tim Lincecum, R</b> (1, 5) OBP: 0.271, SLG: 0.269										4	0	0	1	0	0	4									
<b>Inning Stats</b>	R: 0 E: 0 K: 1 S: 10	H: 1 LOB: 1 BB: 0 P: 12	R: 0 E: 0 K: 1 S: 8	H: 1 LOB: 1 BB: 0 P: 15	R: 0 E: 0 K: 0 S: 4	H: 0 LOB: 0 BB: 0 P: 7	R: 0 E: 0 K: 0 S: 6	H: 0 LOB: 0 BB: 0 P: 10	R: 5 E: 1 K: 1 S: 13	H: 5 LOB: 2 BB: 2 P: 24	R: 1 E: 0 K: 0 S: 10	H: 2 LOB: 3 BB: 1 P: 22	R: 1 E: 0 K: 1 S: 11	H: 2 LOB: 1 BB: 0 P: 11	R: 2 E: 2 K: 1 S: 9	H: 2 LOB: 1 BB: 1 P: 18	R: 0 E: 1 K: 0 S: 10	H: 2 LOB: 2 BB: 0 P: 15	1B: 10 2B: 5 3B: 0 HR: 0	SF: 2 SAC: 1 DP: 2 HBP: 0	WP: 0 PB: 0 SB: 1 CS: 0	PA: 47			
<b>PITCHER</b>	IP	WLS	BF	H	R	ER	SO	BB	IBB	HBP	BLK	WP	HR	S	P	ERA	WHIP								
<b>Chris Haney, L</b> (1, 1) ERA: 8.68	4.2	L	22	5	6	2	3	1	1	0	0	0	0	38	63	3.86	1.286								
<b>Mike Williams, R</b> (5, 1) ERA: 8.75	2.1		14	6	2	1	1	1	0	0	0	0	0	24	38	3.86	3.000								
<b>Jose Santiago, R</b> (8, 1) ERA: 1.93	2.0		11	4	2	1	1	0	1	0	0	0	0	19	33	4.50	2.000								

AB 40  
R 10  
H 15  
RBI 8  
BB 4  
SO 5  
LOB 25

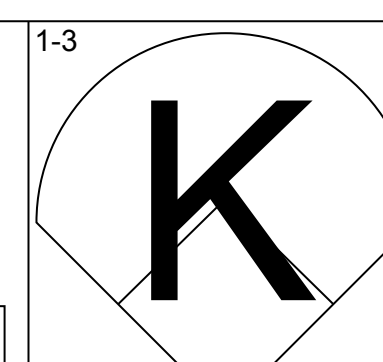
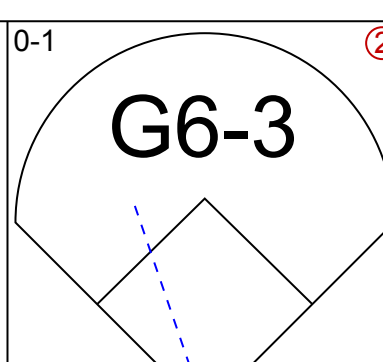
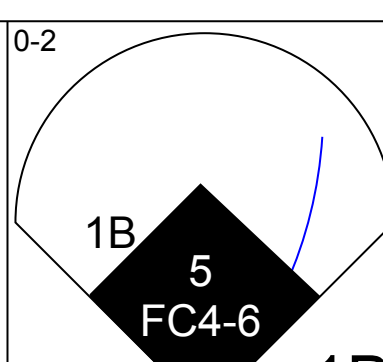
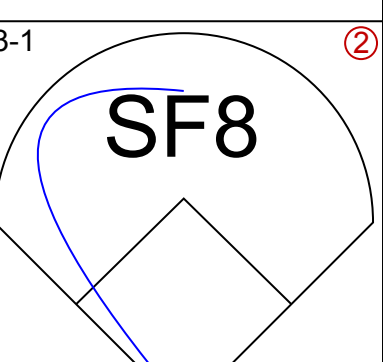
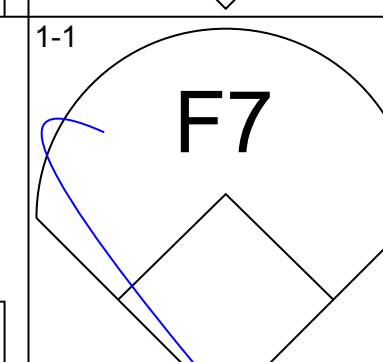
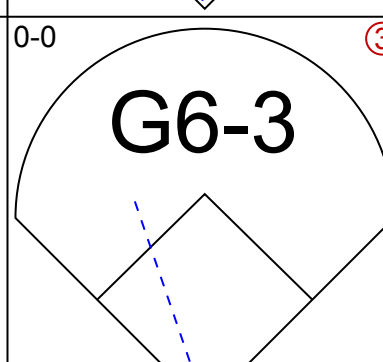
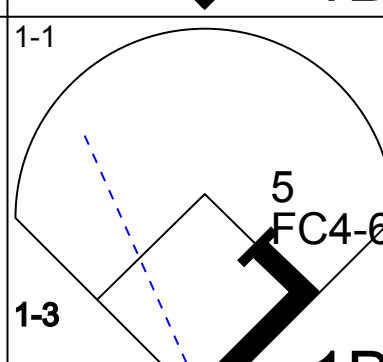
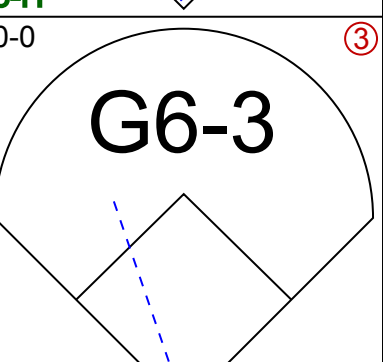
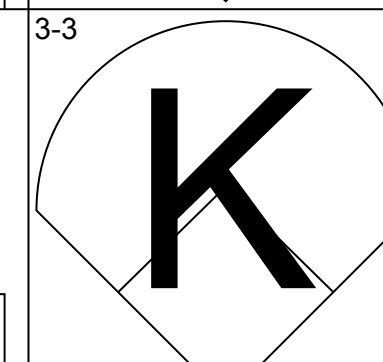
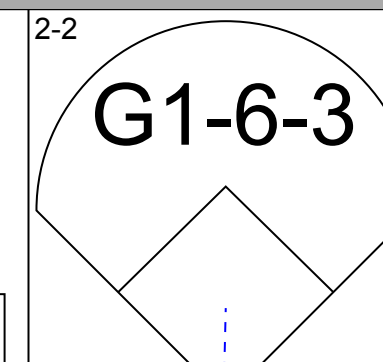
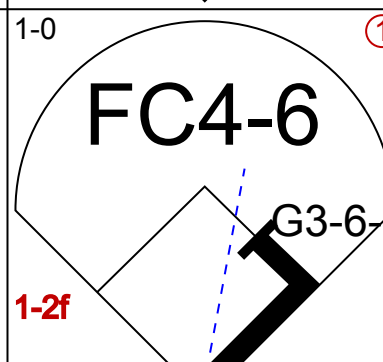
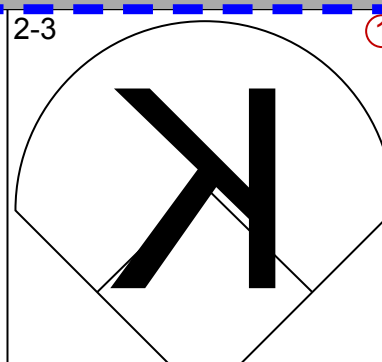
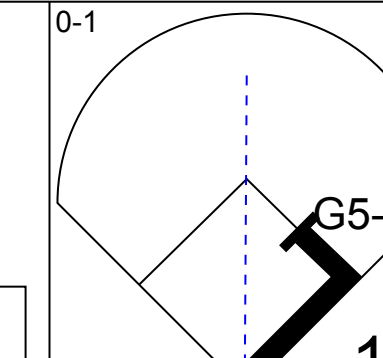
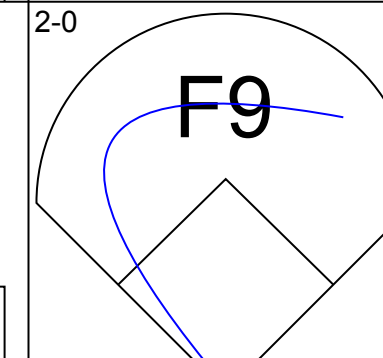
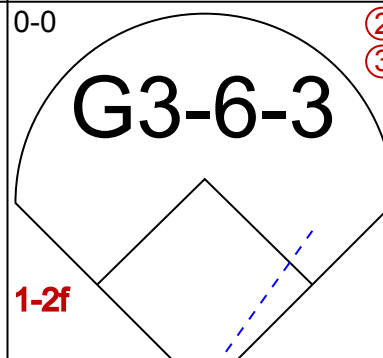
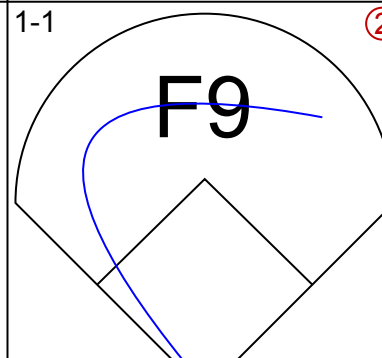
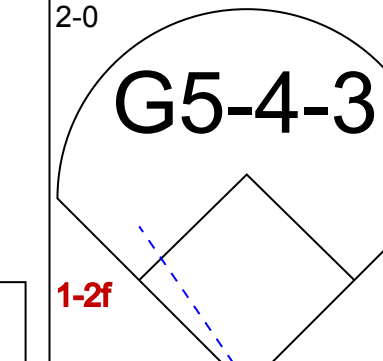
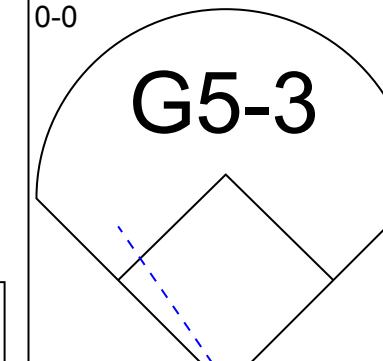
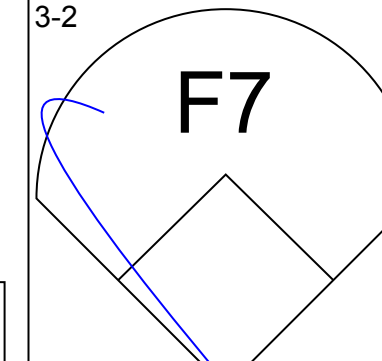
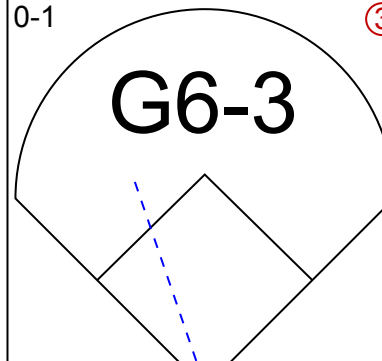
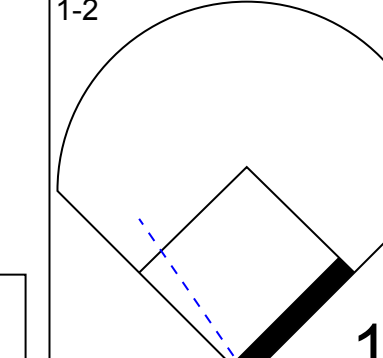
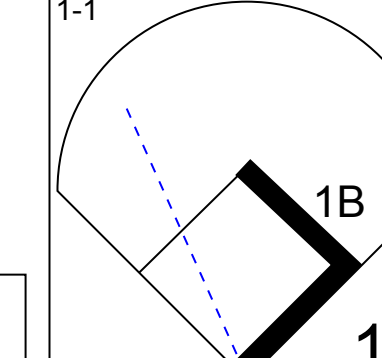
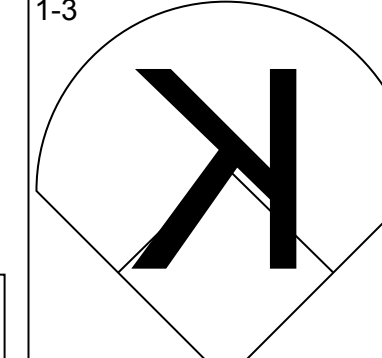
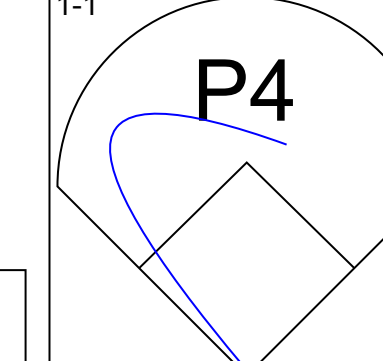
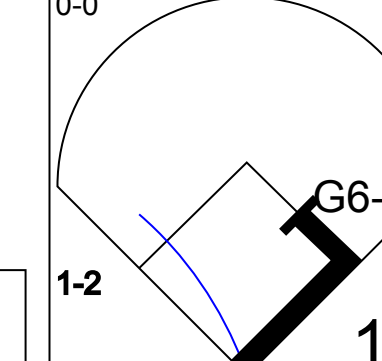
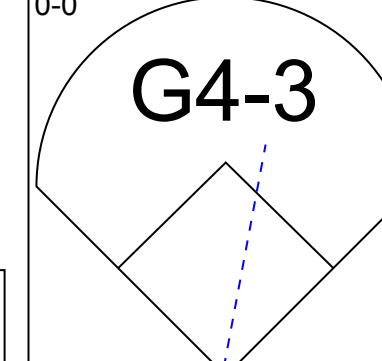
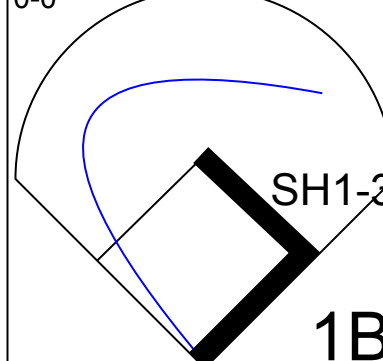
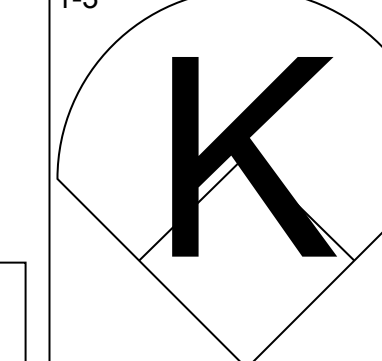
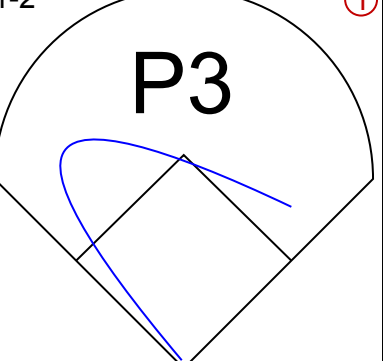
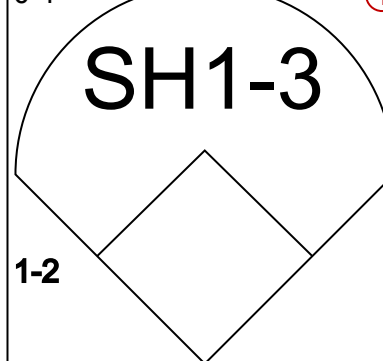
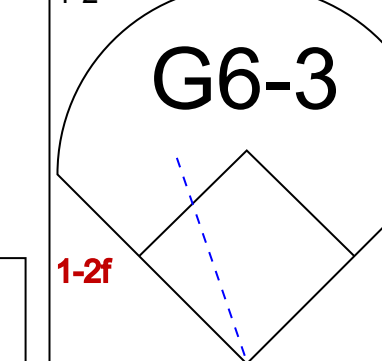
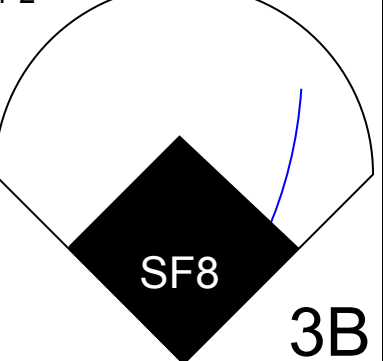


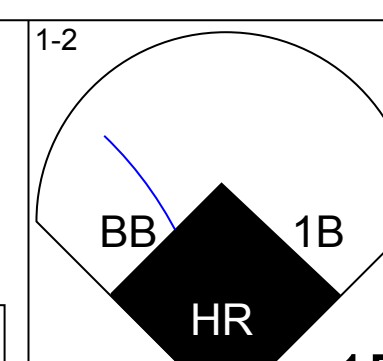
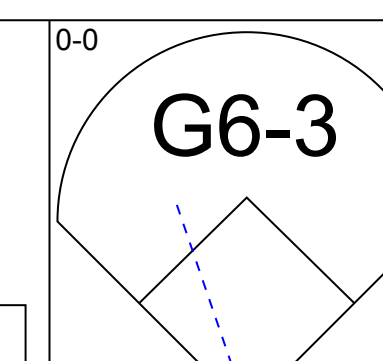
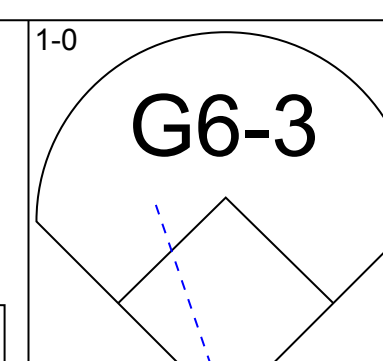
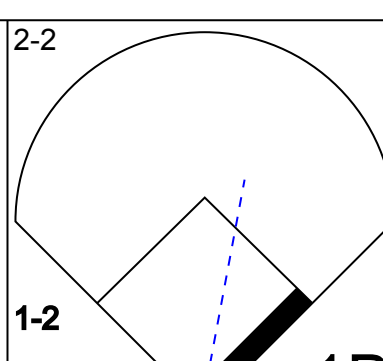
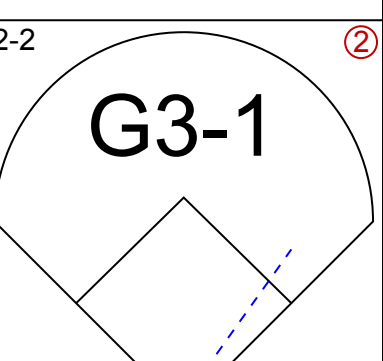
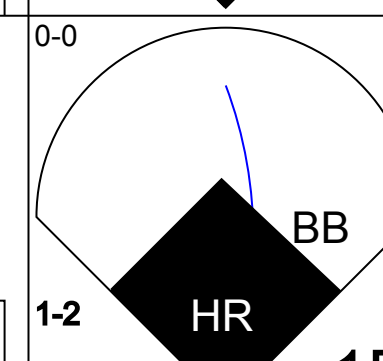
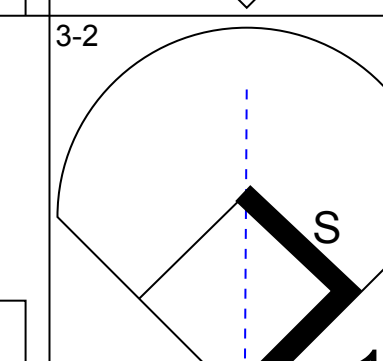
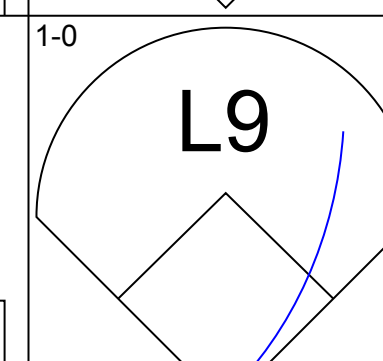
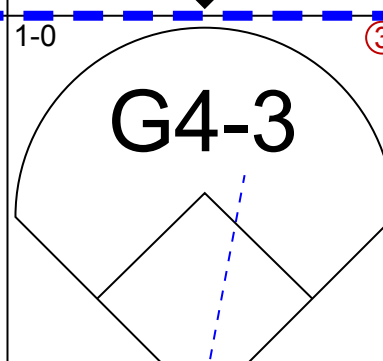
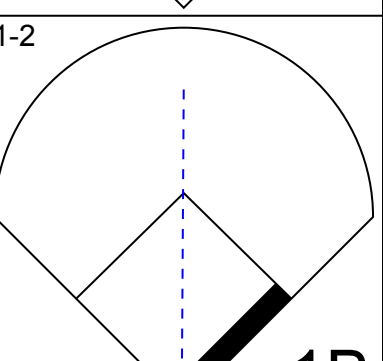
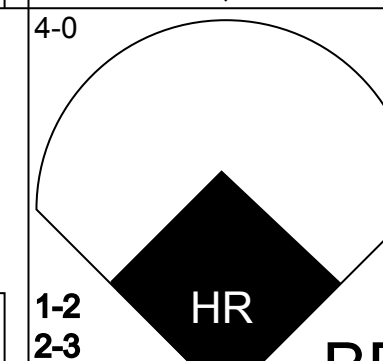
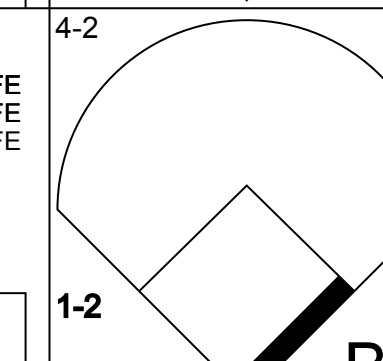
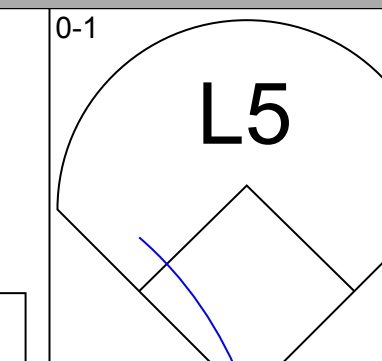
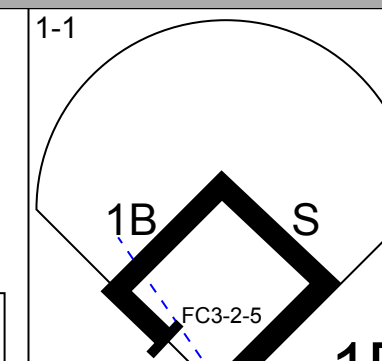
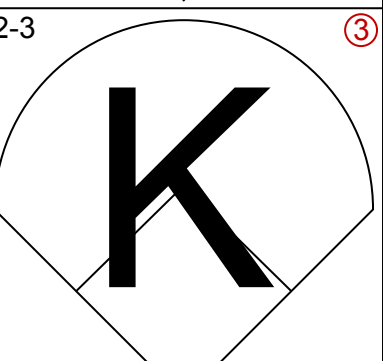
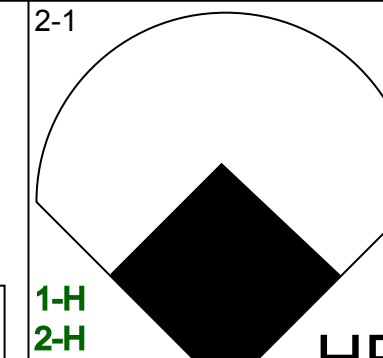
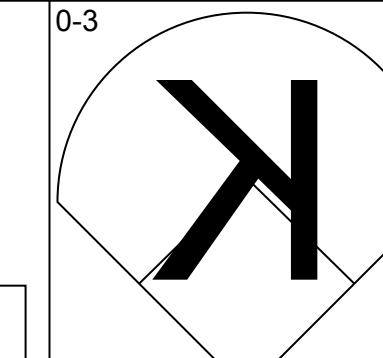
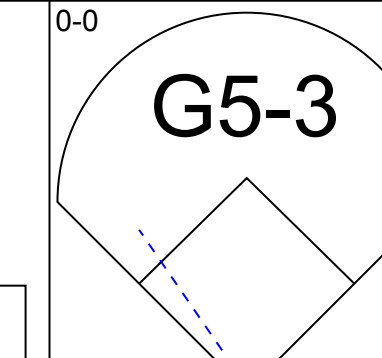
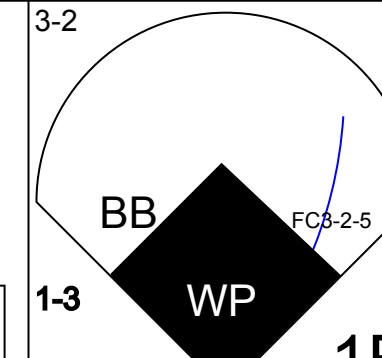
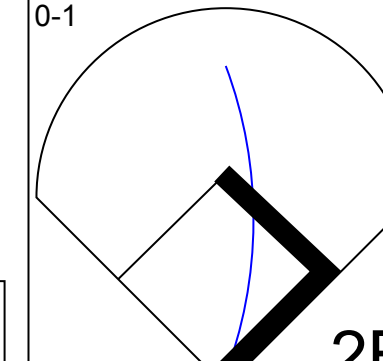
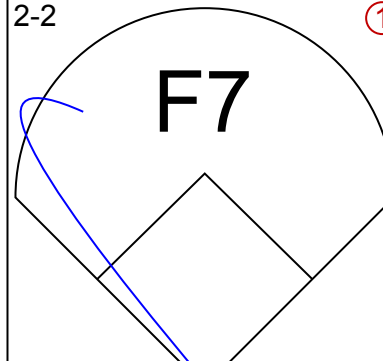
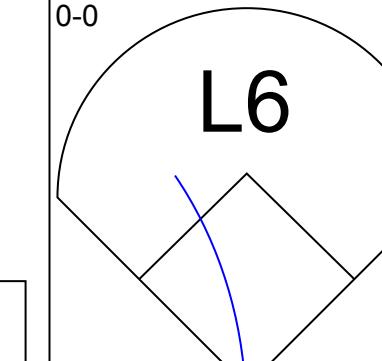
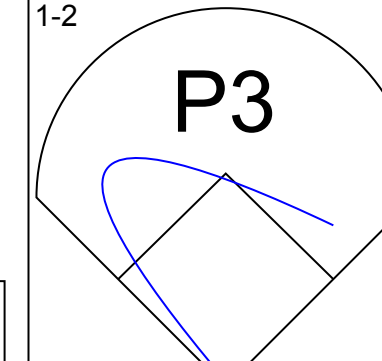
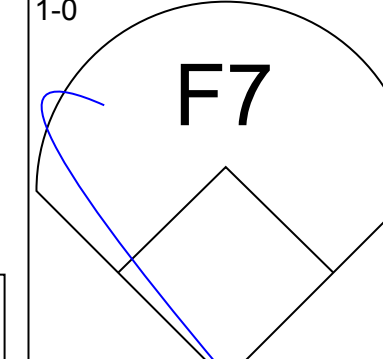
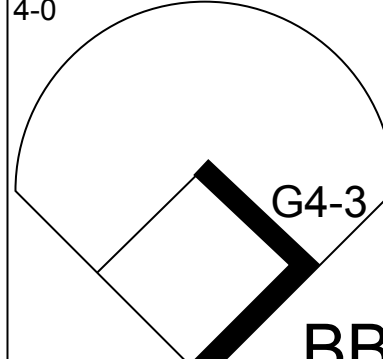
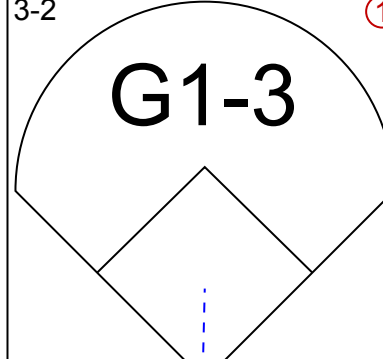
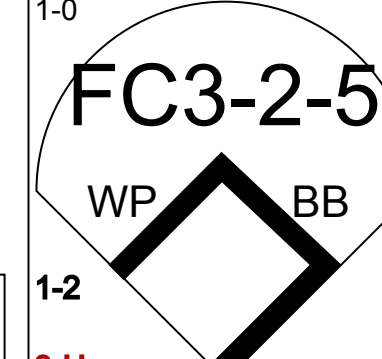
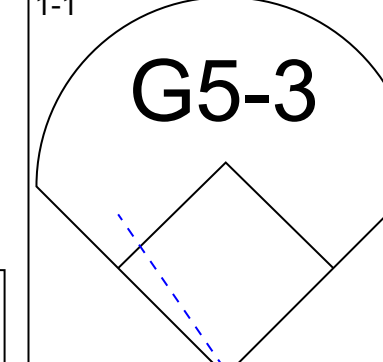
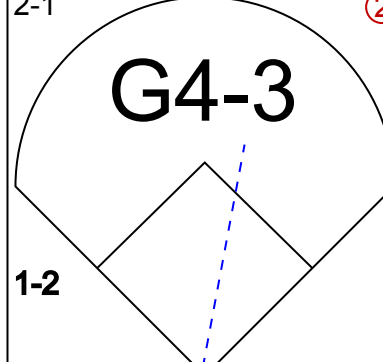
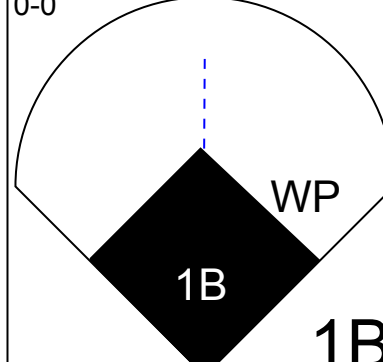
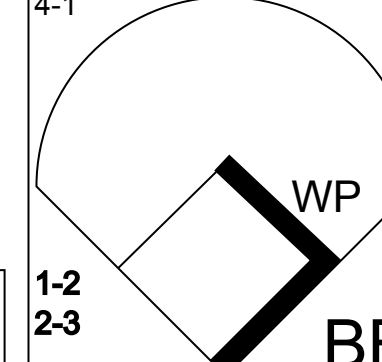
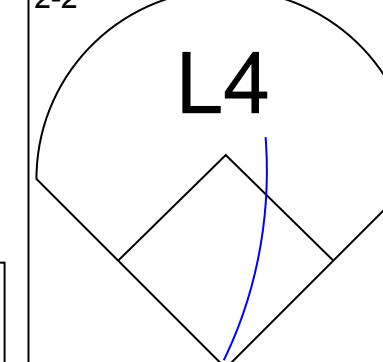
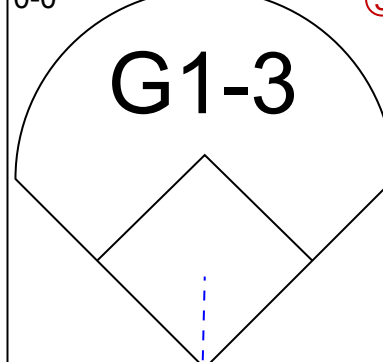
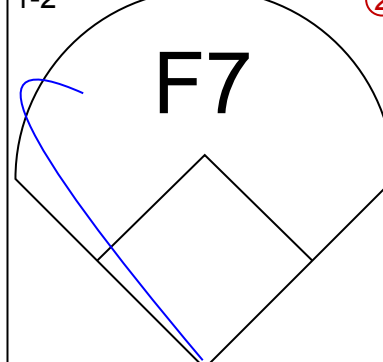
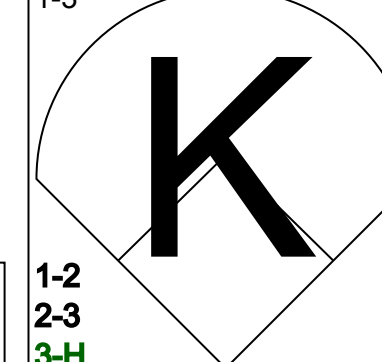
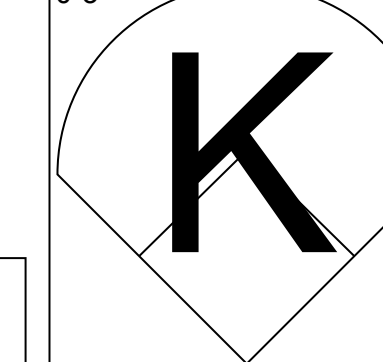
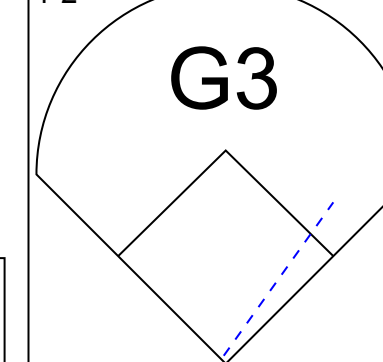
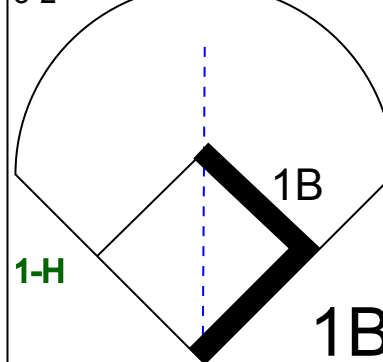
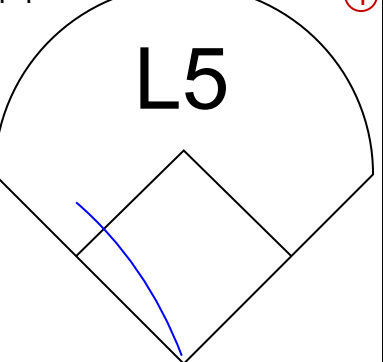
Batter	1	2	3	4	5	6	7	8	9	AB	R	H	RBI	BB	SO	LOB	BOTTOM								
<b>Jose Offerman, S</b> (1, 4) OBP: 0.396, SLG: 0.455										4	0	0	0	0	1	2	<b>Houston Astros @ Kansas City Royals</b> Kauffman Stadium, Kansas City, MO Tue Jun 17 1997, 7:05 PM CDT Att: 20,588 - Unknown - 84 F								
<b>Tom Goodwin, L</b> (1, 8) OBP: 0.315, SLG: 0.335										4	0	0	0	0	0	0									
<b>Jay Bell, R</b> (1, 6) OBP: 0.371, SLG: 0.471										3	1	1	1	1	0	0									
<b>Jeff King, R</b> (1, 3) OBP: 0.401, SLG: 0.486										4	0	1	0	0	2	0									
<b>Chili Davis, S</b> (1, 10) OBP: 0.418, SLG: 0.483										3	0	0	0	1	3	0									
<b>Johnny Damon, L</b> (1, 7) OBP: 0.388, SLG: 0.485										4	1	1	0	0	2	3									
<b>Jermaine Dye, R</b> (1, 9) OBP: 0.213, SLG: 0.288										4	0	1	1	0	2	3									
<b>David Howard, S</b> (1, 5) OBP: 0.307, SLG: 0.386										3	0	0	0	0	2	1									
<b>Mike Macfarlane, R</b> (1, 2) OBP: 0.232, SLG: 0.241										1	0	0	0	0	0	0									
<b>Sal Fasano, R</b> (7, 2) OBP: 0.235, SLG: 0.438										1	0	0	0	0	0	1									
<b>Inning Stats</b>	R: 0 E: 0 K: 1 S: 9	H: 0 LOB: 0 BB: 0 P: 15	R: 0 E: 0 K: 2 S: 10	H: 0 LOB: 0 BB: 0 P: 16	R: 0 E: 0 K: 1 S: 10	H: 0 LOB: 1 BB: 0 P: 18	R: 0 E: 0 K: 2 S: 15	H: 1 LOB: 3 BB: 2 P: 28	R: 0 E: 0 K: 0 S: 7	H: 0 LOB: 0 BB: 0 P: 11	R: 1 E: 0 K: 2 S: 10	H: 1 LOB: 1 BB: 0 P: 13	R: 1 E: 0 K: 1 S: 12	H: 2 LOB: 1 BB: 0 P: 18	R: 0 E: 0 K: 0 S: 7	H: 0 LOB: 0 BB: 0 P: 9	R: 0 E: 0 K: 3 S: 12	H: 0 LOB: 0 BB: 0 P: 15	1B: 3 2B: 0 3B: 0 HR: 1	SF: 0 SAC: 0 DP: 0 HBP: 1	WP: 1 PB: 0 SB: 0 CS: 0	PA: 34			
<b>PITCHER</b>	IP	WLS	BF	H	R	ER	SO	BB	IBB	HBP	BLK	WP	HR	S	P	ERA	WHIP								
<b>Ramon Garcia, R</b> (1, 1) ERA: 4.53	5.0	W	19	1	0	0	6	2	0	1	0	0	0	51	88	0.00	0.600								
<b>Jose Lima, R</b> (6, 1) ERA: 3.74	3.0		12	3	2	2	3	0	0	0	0	1	1	29	40	6.00	1.000								
<b>Billy Wagner, L</b> (9, 1) ERA: 1.74	1.0		3	0	0	0	3	0	0	0	0	0	0	12	15	0.00	0.000								

AB 31  
R 2  
H 4  
RBI 2  
BB 2  
SO 12  
LOB 10





Batter	1	2	3	4	5	6	7	8	9	AB	R	H	RBI	BB	SO	LOB	TOP			
<b>Craig Biggio, R</b> OBP: 0.394, SLG: 0.526 (1, 4)										3	1	1	1	0	1	1	<b>Houston Astros @ Kansas City Royals</b> Kauffman Stadium, Kansas City, MO Wed Jun 18 1997, 7:05 PM CDT Att: 20,085 - Unknown - 89 F			
<b>Bill Spillers, L</b> OBP: 0.457, SLG: 0.445 (1, 5)										4	0	1	0	0	0	1				
<b>5 Jeff Bagwell, R</b> OBP: 0.434, SLG: 0.643 (1, 3)										4	0	0	1	0	2	1				
<b>Luis Gonzalez, L</b> OBP: 0.381, SLG: 0.405 (1, 7)										4	0	1	0	0	0	1				
<b>Derek Bell, R</b> OBP: 0.316, SLG: 0.354 (1, 9)										4	0	0	0	0	0	1				
<b>Sean Berry, R</b> OBP: 0.276, SLG: 0.358 (1, 10)										3	0	2	0	0	1	0				
<b>Brad Ausmus, R</b> OBP: 0.327, SLG: 0.376 (1, 2)										3	0	1	0	0	0	1				
<b>Tim Lincecum, R</b> OBP: 0.274, SLG: 0.273 (1, 6)										3	0	1	0	0	1	2				
<b>Pat Listach, S</b> OBP: 0.252, SLG: 0.220 (1, 8)										2	1	1	0	0	0	2				
<b>Inning Stats</b>	R: 0 E: 0 K: 2 S: 11	H: 0 LOB: 0 BB: 0 P: 16	R: 0 E: 0 K: 0 S: 8	H: 2 LOB: 1 BB: 0 P: 12	R: 0 E: 0 K: 0 S: 6	H: 1 LOB: 1 BB: 0 P: 6	R: 0 E: 0 K: 0 S: 5	H: 0 LOB: 0 BB: 0 P: 9	R: 0 E: 0 K: 1 S: 10	H: 2 LOB: 1 BB: 0 P: 13	R: 0 E: 0 K: 1 S: 7	H: 0 LOB: 0 BB: 0 P: 11	R: 1 E: 0 K: 0 S: 9	H: 1 LOB: 0 BB: 0 P: 14	R: 0 E: 0 K: 1 S: 8	H: 0 LOB: 0 BB: 0 P: 11	1B: 7 2B: 0 3B: 1 HR: 0	SF: 1 SAC: 1 DP: 3 HBP: 0	WP: 0 PB: 0 SB: 0 CS: 0	PA: 32
<b>PITCHER</b>	IP	WLS	BF	H	R	ER	SO	BB	IBB	HBP	BLK	WP	HR	S	P	ERA	WHIP			
<b>Jim Pittsley, R</b> ERA: 5.68 (1, 1)	8.0	W	29	8	2	2	4	0	0	0	0	0	0	63	90	2.25	1.000			
<b>Jeff Montgomery, R</b> ERA: 6.65 (9, 1)	1.0		3	0	0	0	1	0	0	0	0	0	0	8	11	0.00	0.000			

Batter	1	2	3	4	5	6	7	8	9	AB	R	H	RBI	BB	SO	LOB	BOTTOM			
<b>Jose Offerman, S</b> OBP: 0.396, SLG: 0.454 (1, 4)										5	1	2	0	0	0	0	<b>Houston Astros @ Kansas City Royals</b> Kauffman Stadium, Kansas City, MO Wed Jun 18 1997, 7:05 PM CDT Att: 20,085 - Unknown - 89 F			
<b>Tom Goodwin, L</b> OBP: 0.320, SLG: 0.340 (1, 8)										5	1	3	0	0	0	2				
<b>Jay Bell, R</b> OBP: 0.375, SLG: 0.469 (1, 6)										3	1	1	0	2	1	1				
<b>Jeff King, R</b> OBP: 0.402, SLG: 0.500 (1, 3)										4	2	2	4	0	1	2				
<b>Chili Davis, S</b> OBP: 0.415, SLG: 0.484 (1, 10)										4	0	1	0	0	0	2				
<b>Johnny Damon, L</b> OBP: 0.385, SLG: 0.476 (1, 7)										3	0	0	0	1	0	3				
<b>Jermaine Dye, R</b> OBP: 0.228, SLG: 0.289 (1, 9)										3	1	1	0	1	0	2				
<b>David Howard, S</b> OBP: 0.293, SLG: 0.368 (1, 5)										4	0	0	0	0	1	5				
<b>Mike Macfarlane, R</b> OBP: 0.233, SLG: 0.242 (1, 2)										4	0	1	1	0	1	0				
<b>Inning Stats</b>	R: 4 E: 0 K: 0 S: 14	H: 4 LOB: 1 BB: 1 P: 25	R: 0 E: 0 K: 2 S: 12	H: 1 LOB: 2 BB: 1 P: 19	R: 0 E: 0 K: 0 S: 6	H: 0 LOB: 1 BB: 1 P: 14	R: 0 E: 0 K: 0 S: 6	H: 0 LOB: 0 BB: 0 P: 9	R: 0 E: 0 K: 0 S: 4	H: 0 LOB: 0 BB: 0 P: 4	R: 1 E: 0 K: 0 S: 15	H: 3 LOB: 2 BB: 0 P: 25	R: 1 E: 0 K: 1 S: 15	H: 2 LOB: 2 BB: 1 P: 26	R: 0 E: 0 K: 1 S: 13	H: 1 LOB: 1 BB: 0 P: 19	1B: 9 2B: 1 3B: 0 HR: 1	SF: 0 SAC: 0 DP: 0 HBP: 0	WP: 2 PB: 0 SB: 2 CS: 0	PA: 39
<b>PITCHER</b>	IP	WLS	BF	H	R	ER	SO	BB	IBB	HBP	BLK	WP	HR	S	P	ERA	WHIP			
<b>Donne Wall, R</b> ERA: 5.45 (1, 1)	5.2	L	28	8	5	5	2	3	0	0	0	0	0	56	94	7.94	1.941			
<b>Mike Magnante, L</b> ERA: 5.4 (6, 1)	0.2		4	2	1	1	0	0	0	0	0	0	0	11	17	13.50	3.000			
<b>Bias Minor, R</b> ERA: 2.45 (7, 1)	1.2		7	1	0	0	2	1	0	0	0	1	0	18	30	0.00	1.200			

AB	30
R	2
H	8
RBI	2
BB	0
SO	5
LOB	10



AB	35
R	6
H	11
RBI	5
BB	4
SO	4
LOB	17

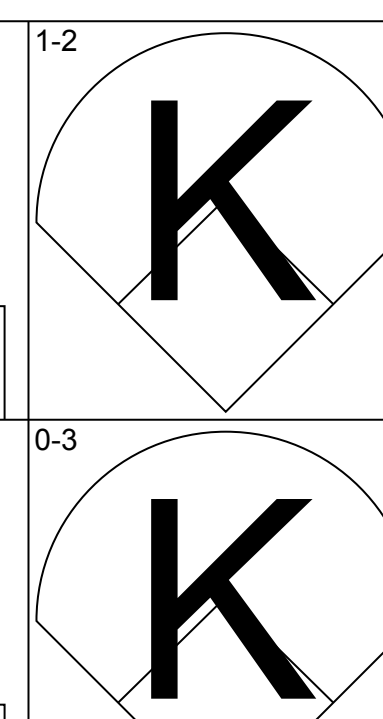
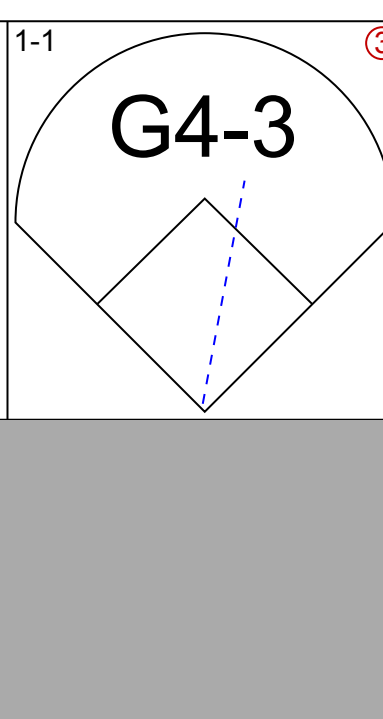
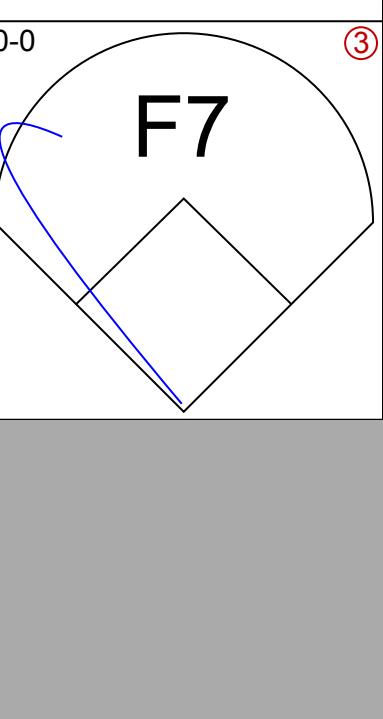
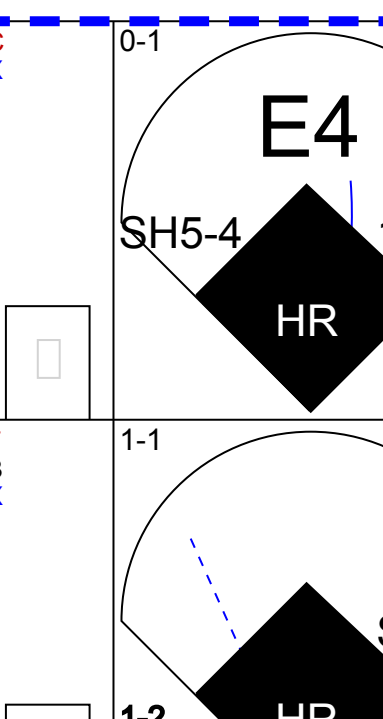
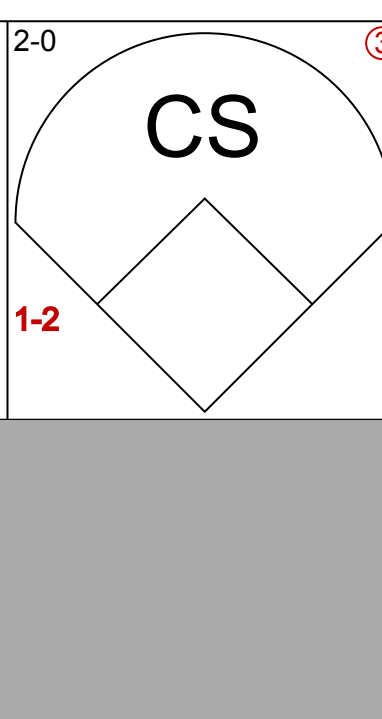
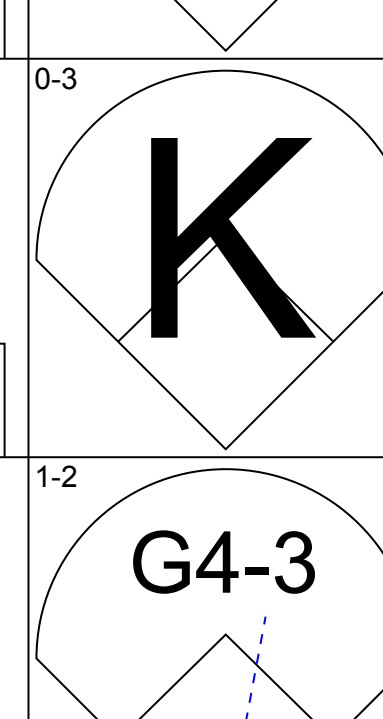
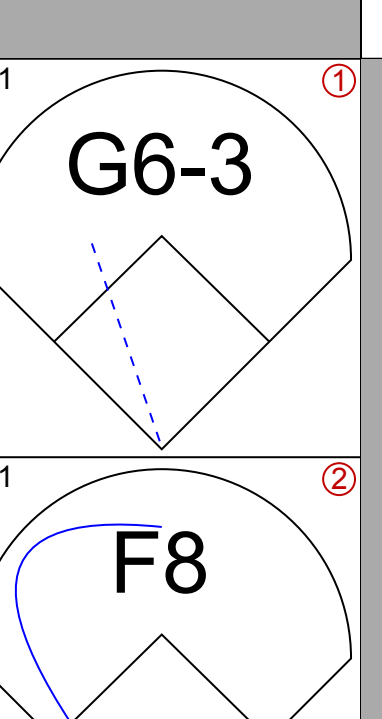
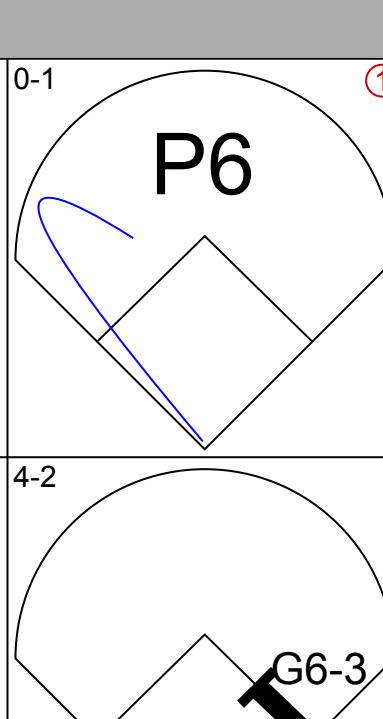
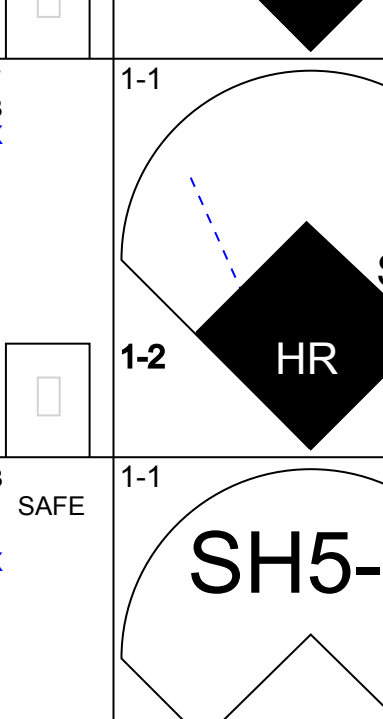
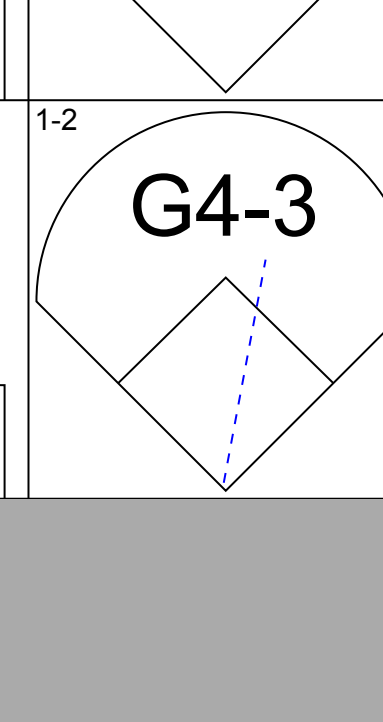
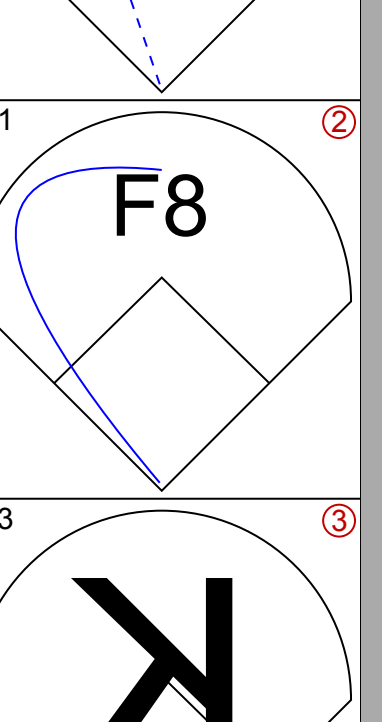
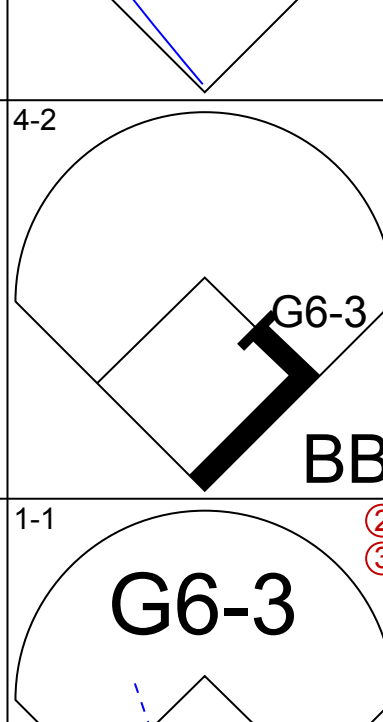
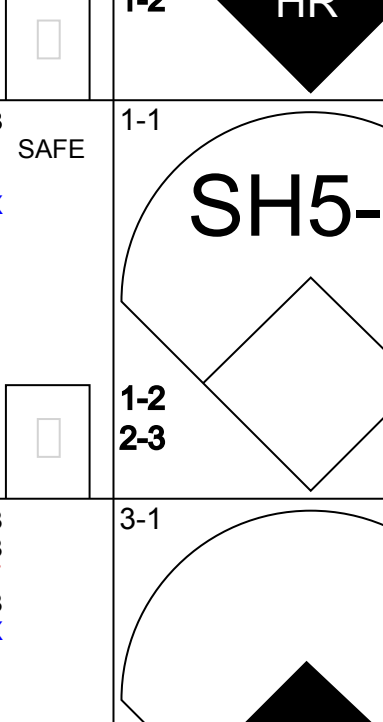
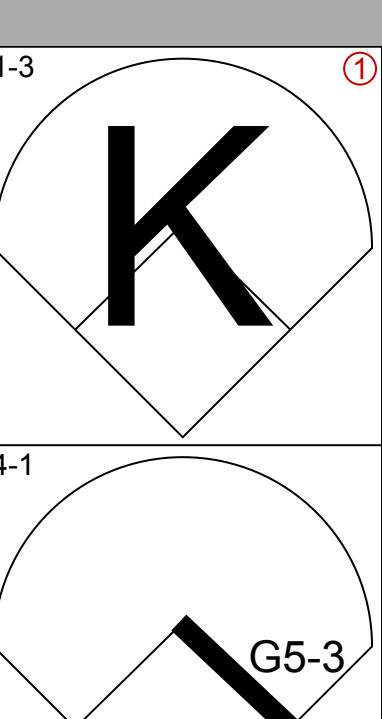
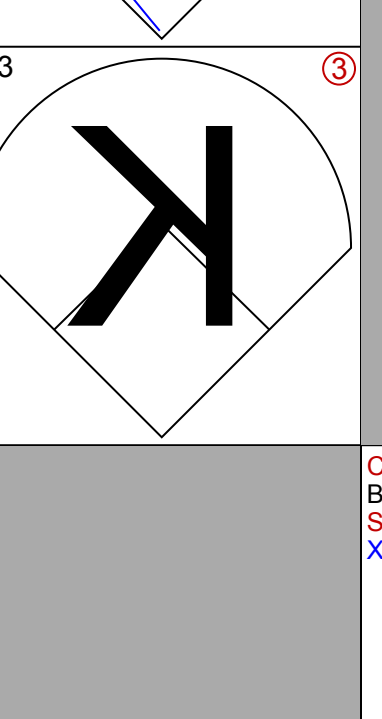
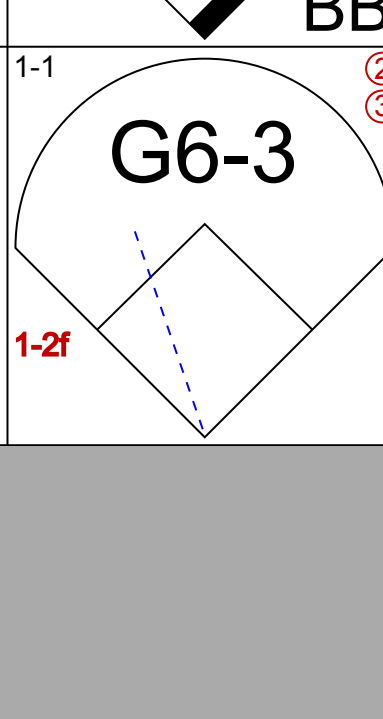
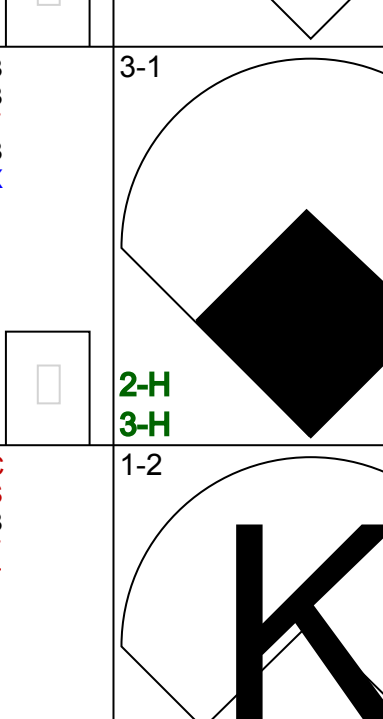
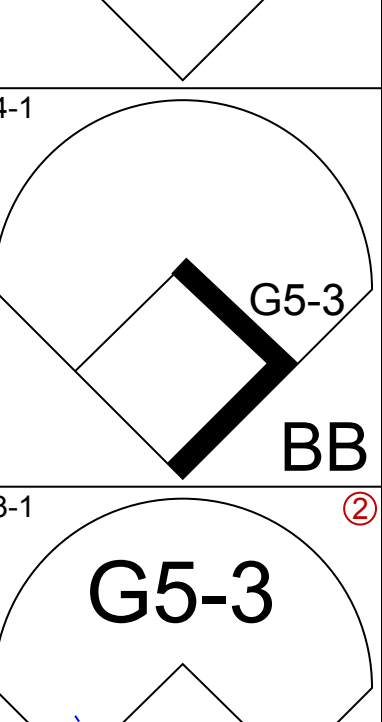
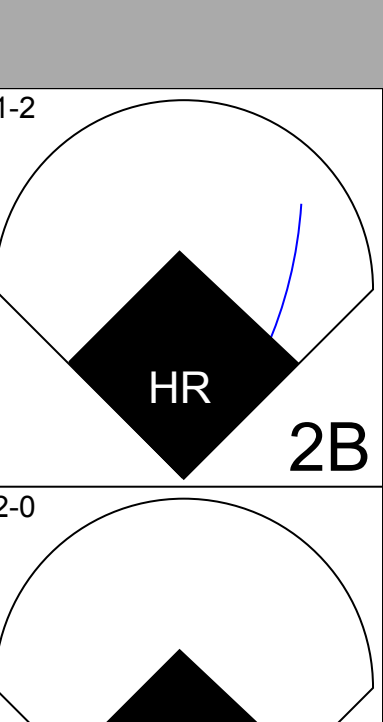
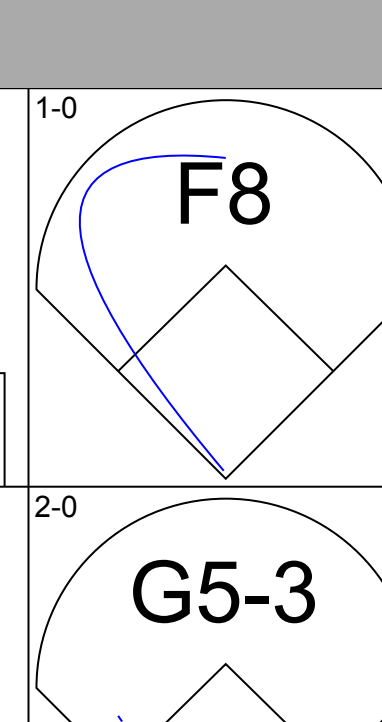
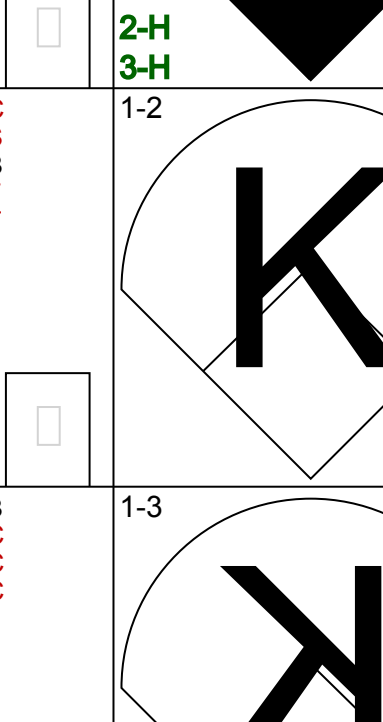
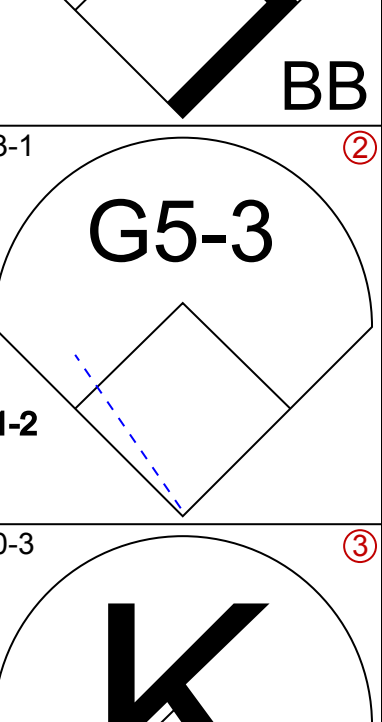
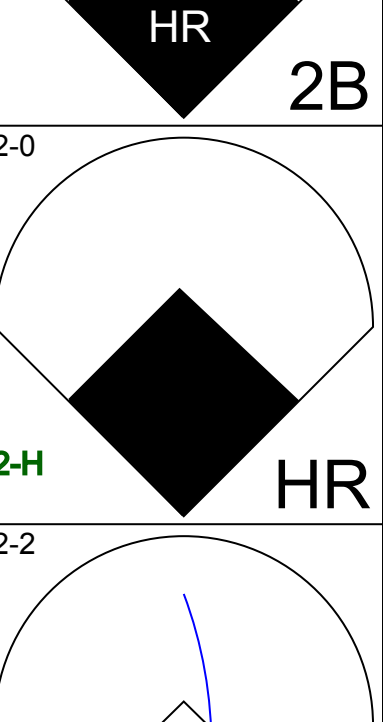
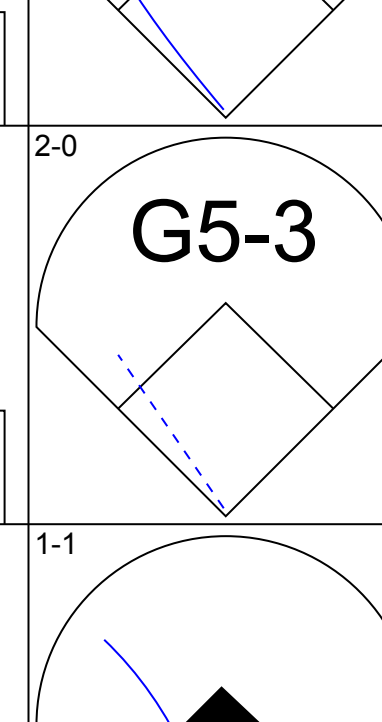
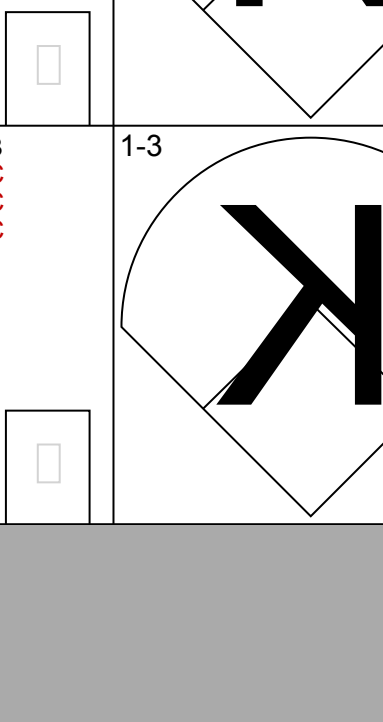
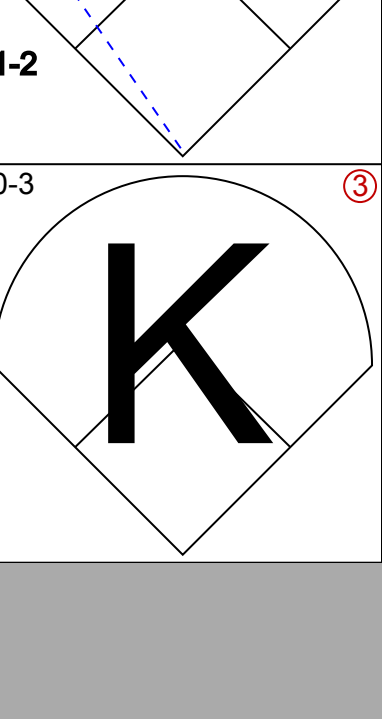
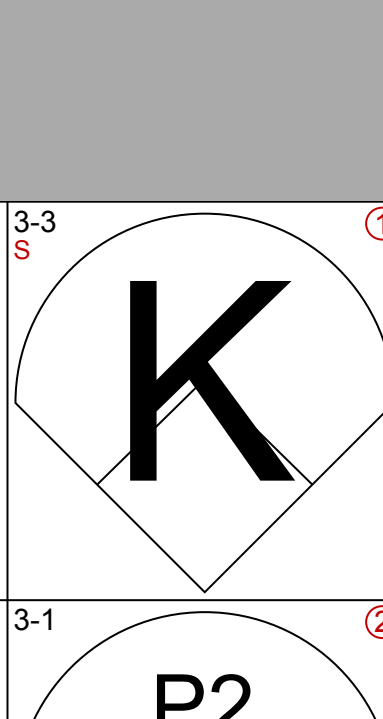
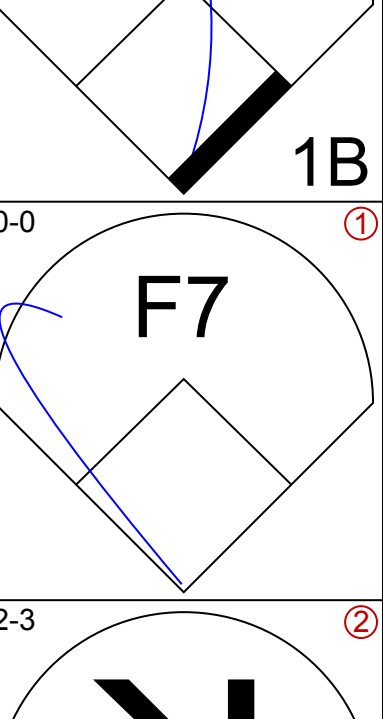
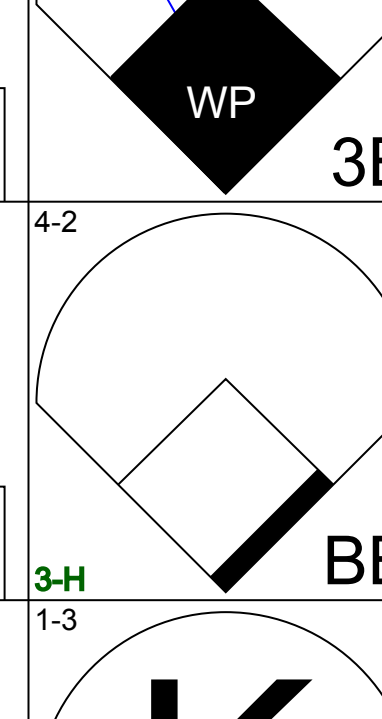

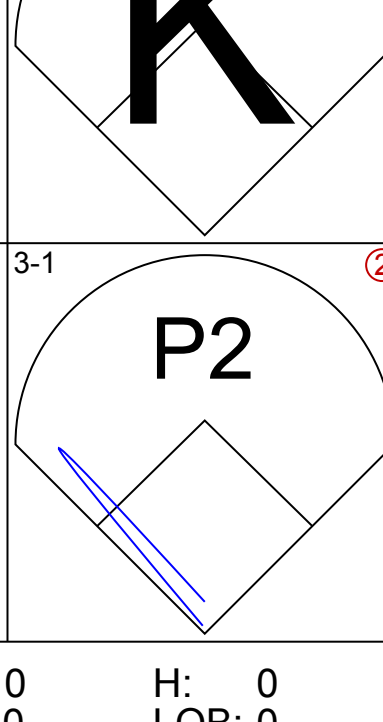
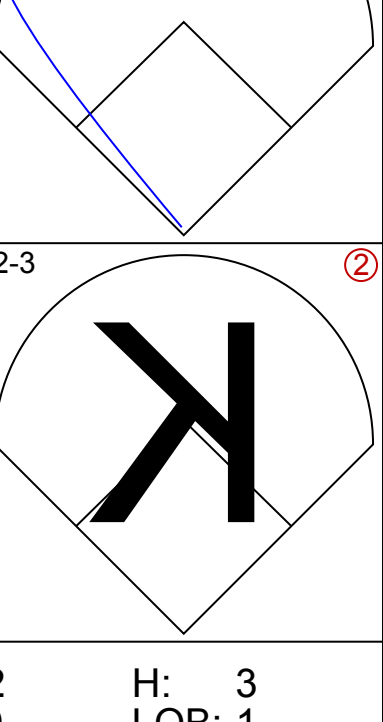
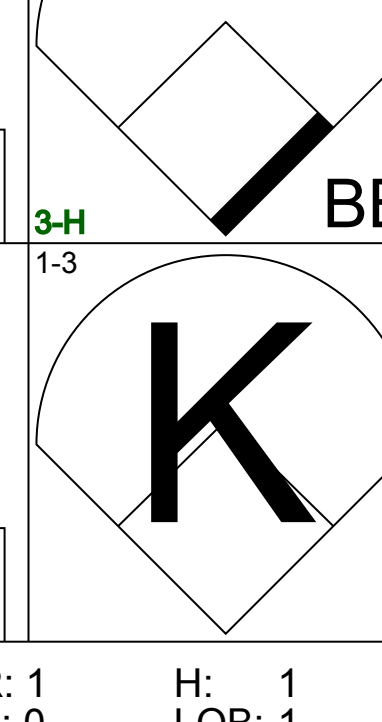





Batter	1	2	3	4	5	6	7	8	9	AB	R	H	RBI	BB	SO	LOB	TOP					
Jose Offerman, S (1,4) OBP: 0.387, SLG: 0.443	0-1 G6-3	1-2 F7		1-1 FC4-6			0-0 G6-3		2-1 P6	5	0	0	0	0	0	3	<b>Kansas City Royals @ Milwaukee Brewers</b> Milwaukee County Stadium, Milwaukee, WI Fri Jun 20 1997, 8:05 PM EDT Att: 19,110 - Unknown - 85 F <a href="http://livebaseballscorecards.com">livebaseballscorecards.com</a>					
Tom Goodwin, L (1,8) OBP: 0.322, SLG: 0.353	3-1 BB 1B 2B	2-1 F8			2-1 SF9		2-2 F9		0-3 K	5	2	2	0	0	1	1						
Jay Bell, R (1,6) OBP: 0.373, SLG: 0.466	4-1 1B BB 1B		2-2 F8		2-2 SF9		3-1 L8			2	1	0	1	1	0	0						
Jeff King, R (1,3) OBP: 0.404, SLG: 0.511	4-2 1B 1B BB		1-2 L7		3-H 2-0 HR			1-0 G5-3		3	2	1	1	1	0	0						
Chili Davis, S (1,10) Shane Halter, R (8, PR) OBP: 0.417, SLG: 0.489 OBP: 0.379, SLG: 0.250	1-1 1B		3-3 K		2-0 F7		1-1 2B			4	0	2	1	0	1	0						
Johnny Damon, L (1,7) OBP: 0.357, SLG: 0.465	1-3 K			0-1 L9	1-2 G4-3		0-0 F8			4	0	0	0	0	1	4						
Jermaine Dye, R (1,9) OBP: 0.229, SLG: 0.288	1-2 1B			1-1 L5		0-1 G1-3		2-1 G3-1		4	0	1	2	0	0	1						
Scott Cooper, L (1,5) OBP: 0.245, SLG: 0.292	0-0 G4-3			4-2 BB BB		1-0 F7		1-1 G4-3 2B		3	0	1	0	1	0	2						
Mike Macfarlane, R (1,2) OBP: 0.233, SLG: 0.236		2-2 P4		4-0 FC4-6 BB		1-0 P6		0-0 G4-3		3	0	0	0	1	0	1						
<b>Inning Stats</b>	R: 3 E: 0 K: 1 S: 17	H: 3 LOB: 2 BB: 2 P: 31	R: 0 E: 0 K: 0 S: 9	H: 0 LOB: 0 BB: 0 P: 14	R: 0 E: 0 K: 1 S: 12	H: 0 LOB: 0 BB: 0 P: 18	R: 0 E: 0 K: 0 S: 8	H: 0 LOB: 2 BB: 2 P: 18	R: 2 E: 0 K: 0 S: 11	H: 2 LOB: 0 BB: 0 P: 20	R: 0 E: 0 K: 0 S: 4	H: 0 LOB: 0 BB: 0 P: 6	R: 0 E: 0 K: 0 S: 7	H: 0 LOB: 0 BB: 0 P: 12	R: 0 E: 0 K: 0 S: 6	H: 1 LOB: 1 BB: 0 P: 10		R: 0 E: 0 K: 1 S: 8	H: 1 LOB: 1 BB: 0 P: 11	1B: 2 2B: 3 3B: 1 HR: 1	SF: 1 SAC: 0 DP: 0 HBP: 0	WP: 0 PB: 0 SB: 0 CS: 0
<b>PITCHER</b>	IP WLS BF H R ER SO BB IBB HBP BLK WP HR S P ERA WHIP	7.0 W 30 5 5 5 2 4 0 0 0 0 1 68 119 6.43 1.286	1.0 S 4 1 0 0 0 0 0 0 0 0 0 6 10 0.00 1.000	1.0 S 4 1 0 0 1 0 0 0 0 0 0 8 11 0.00 1.000											ERA WHIP							

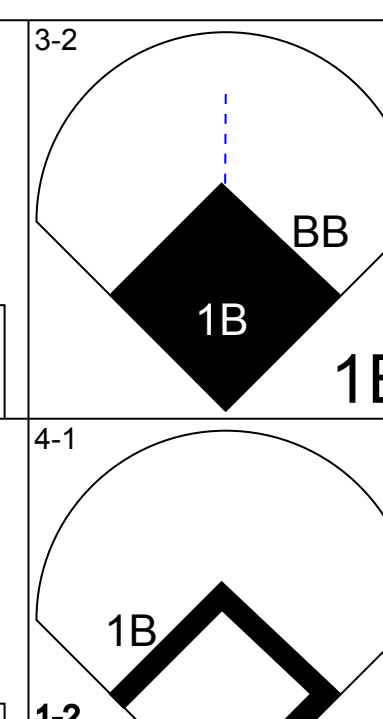
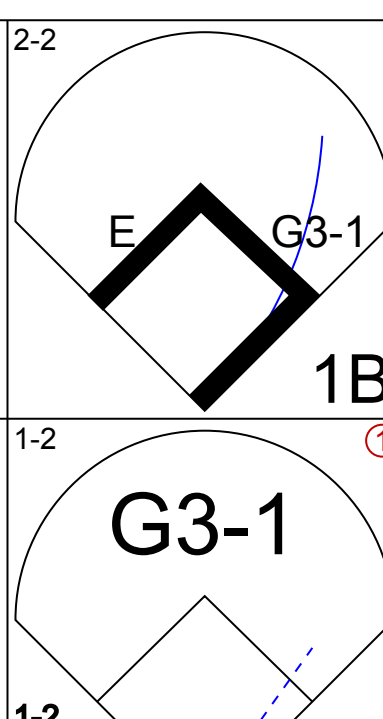
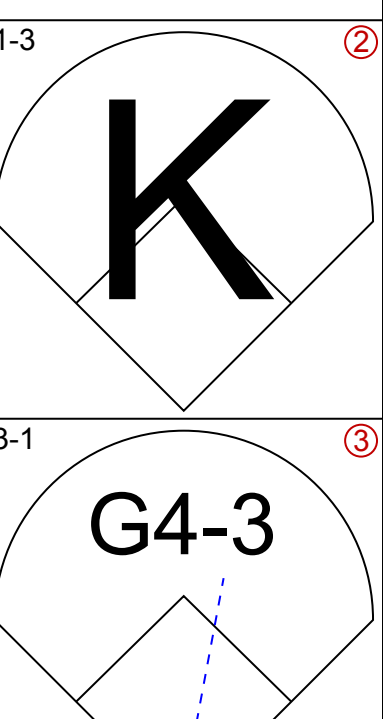
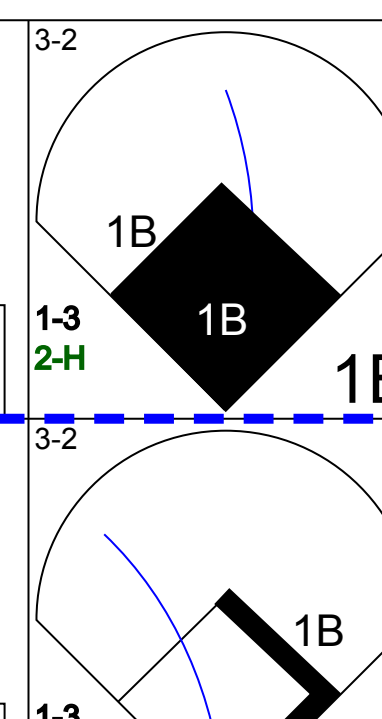
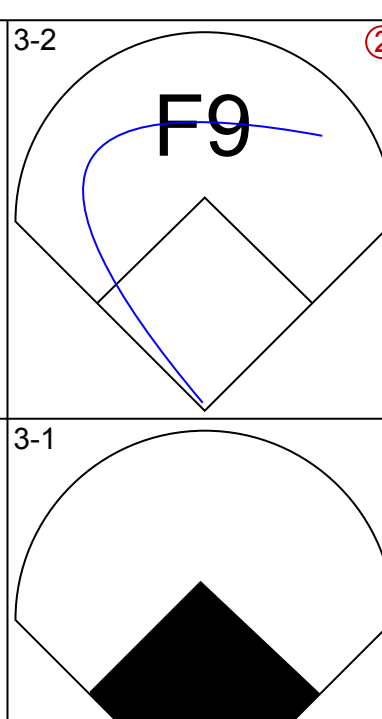
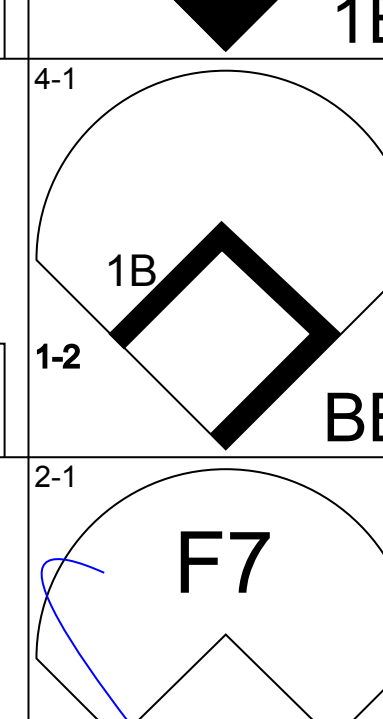
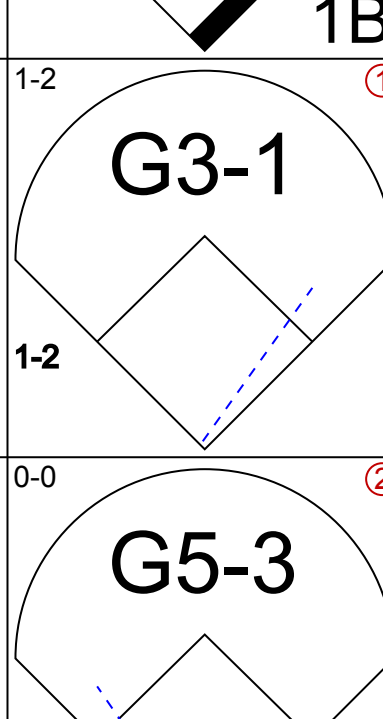
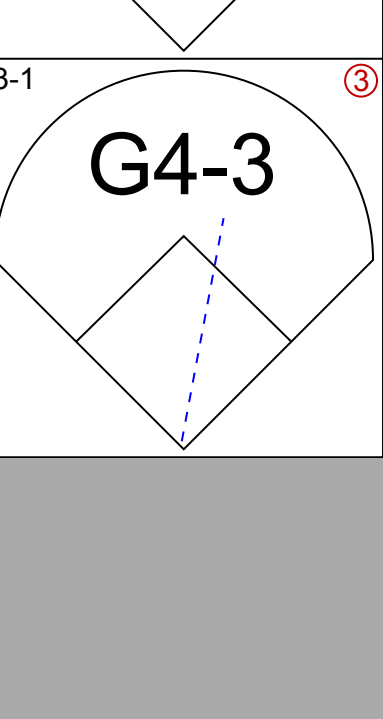
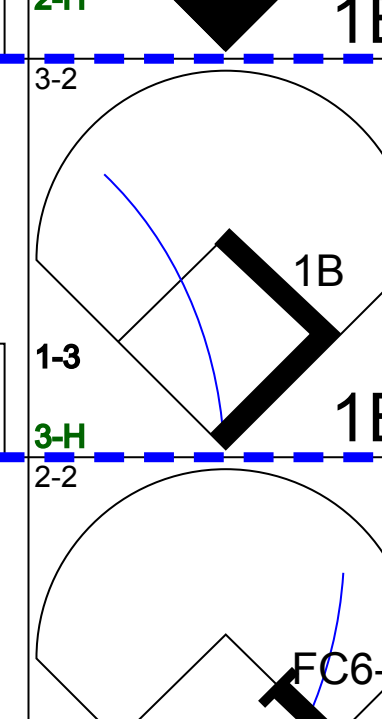

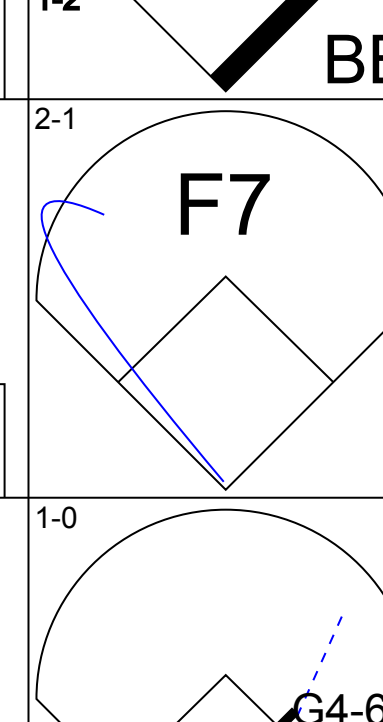
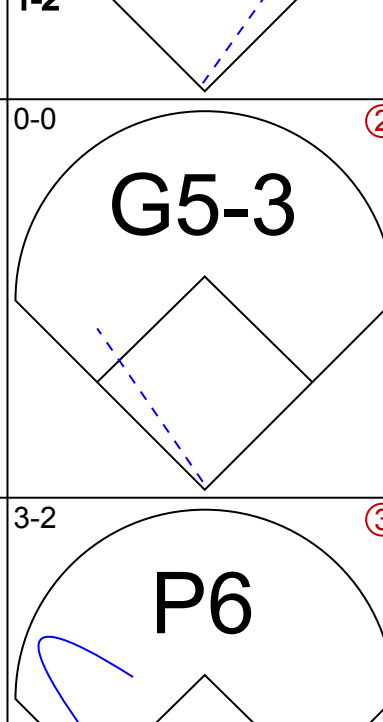
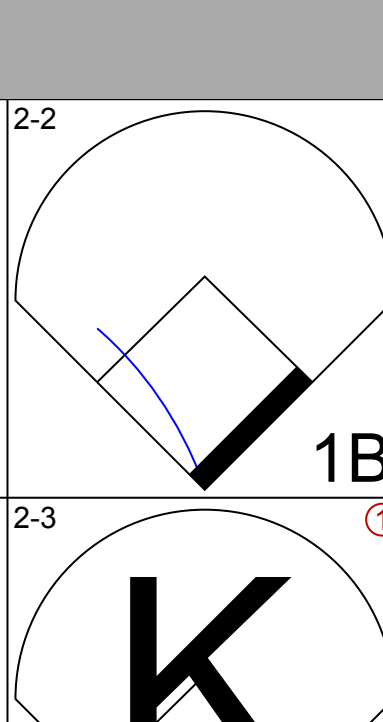
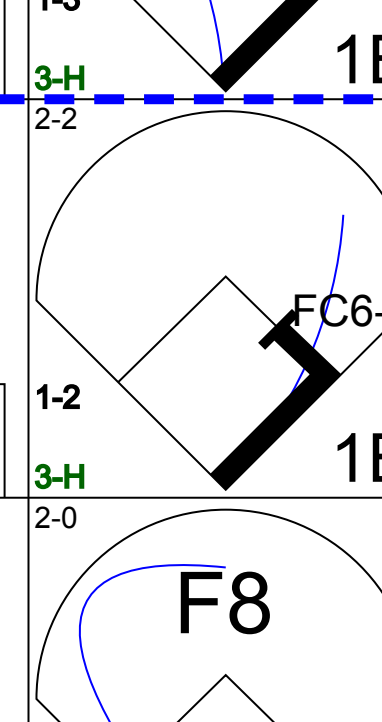
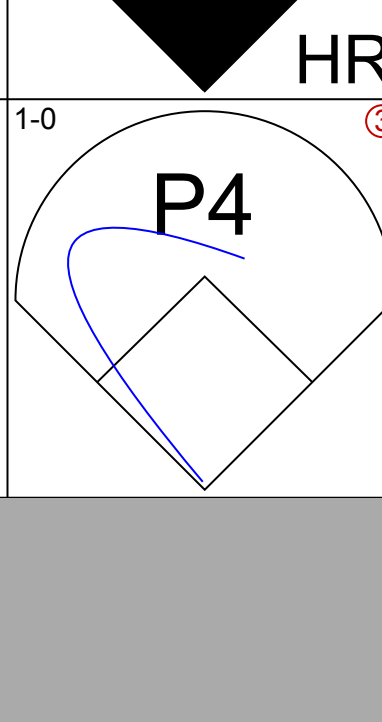
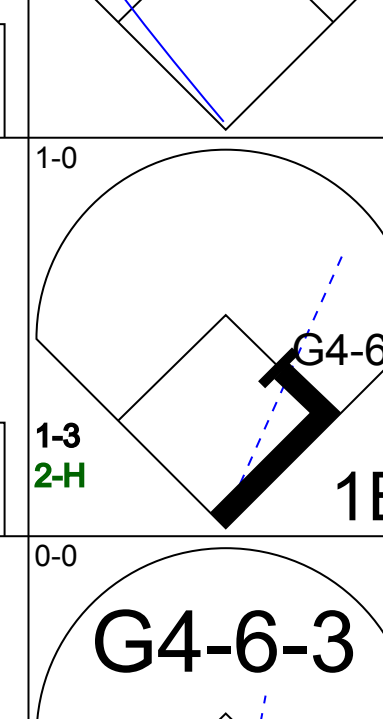
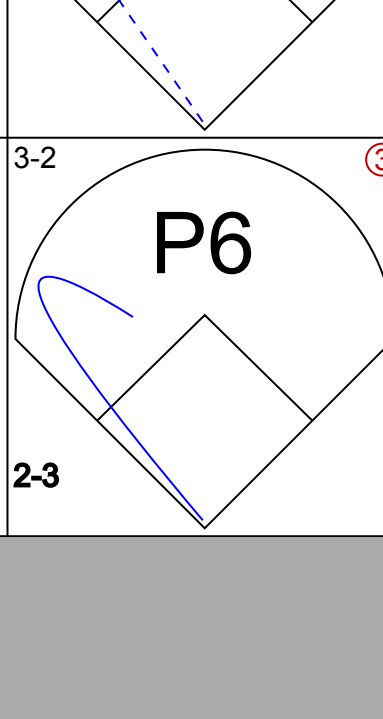
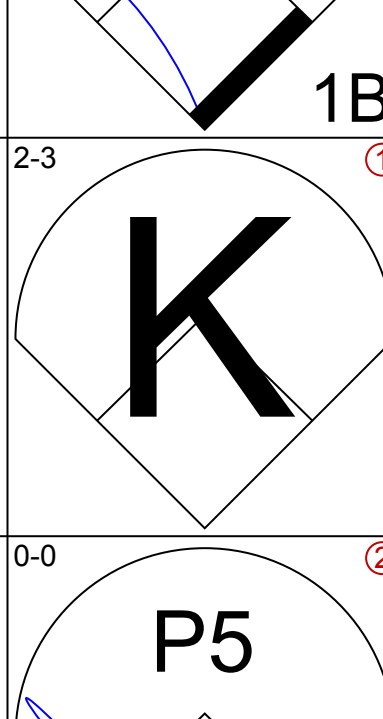
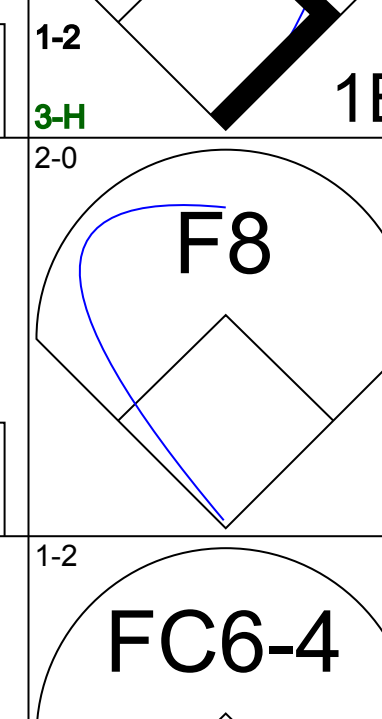
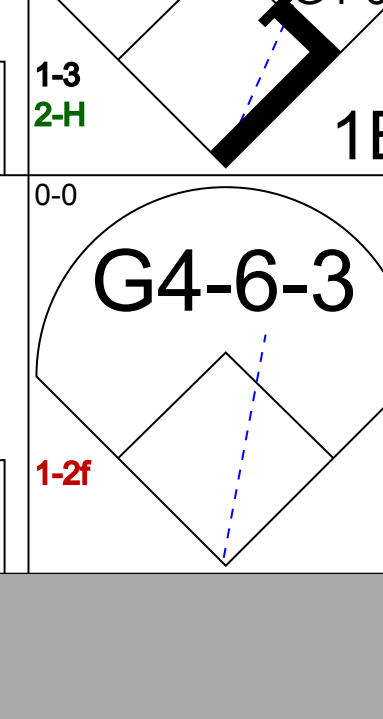
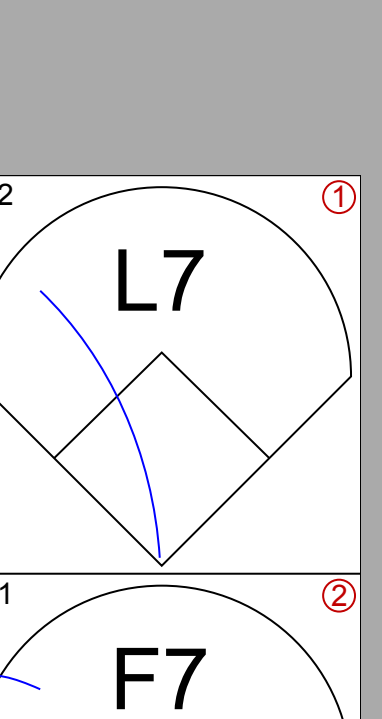
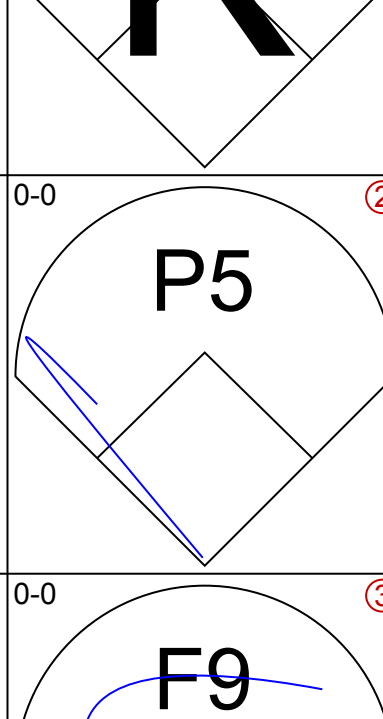
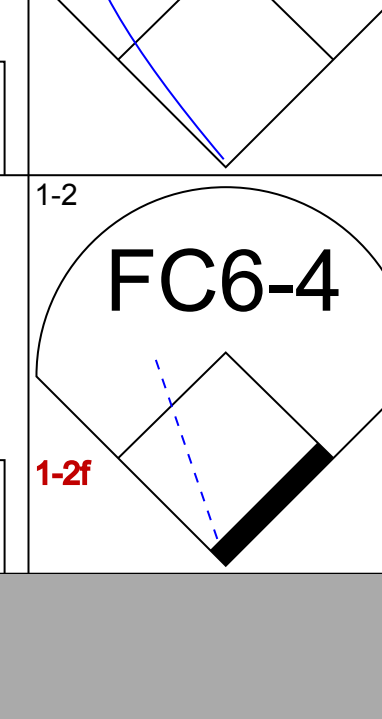
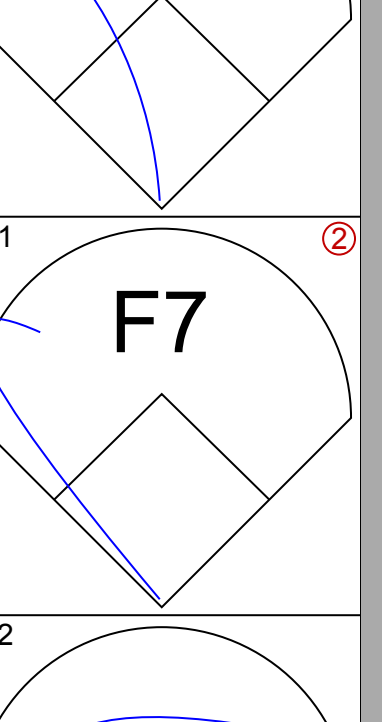
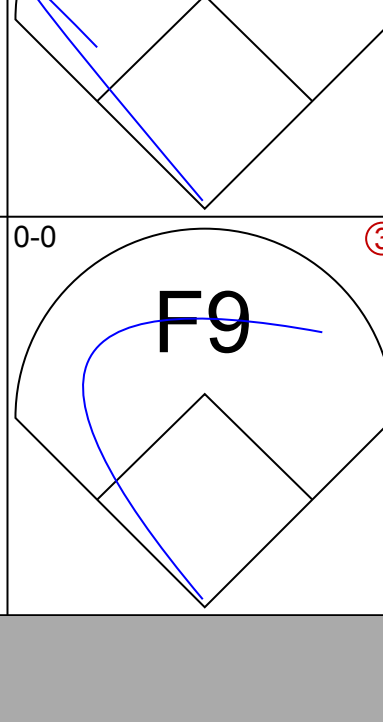
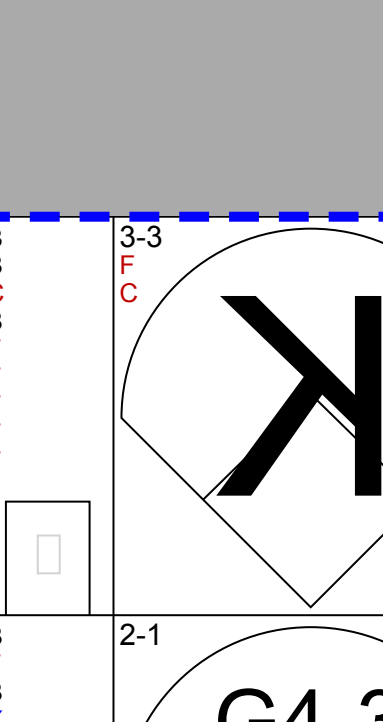
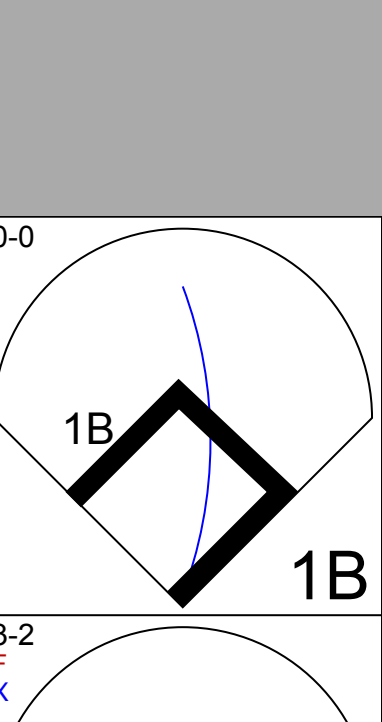
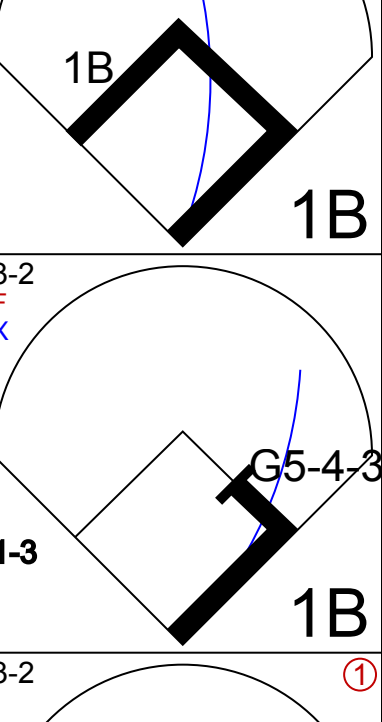
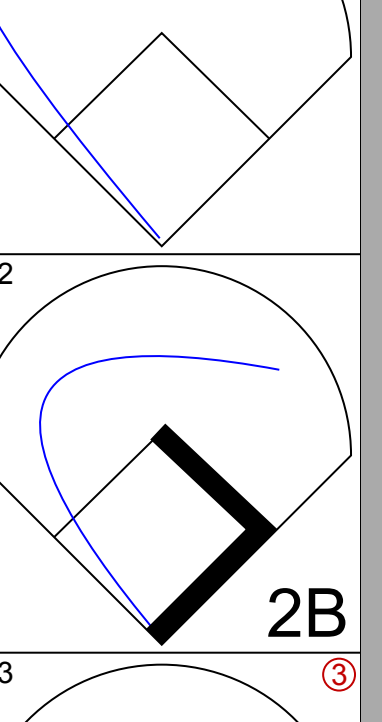
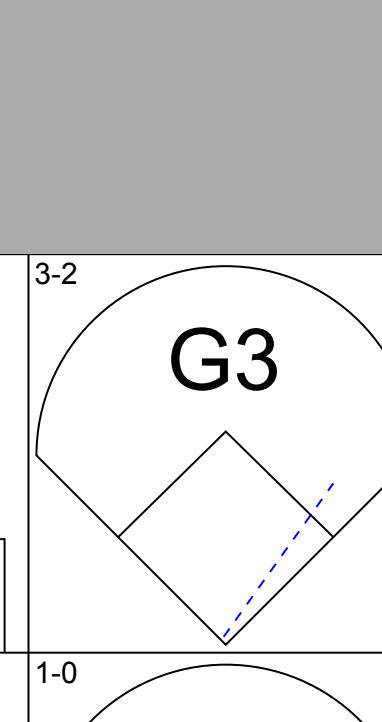
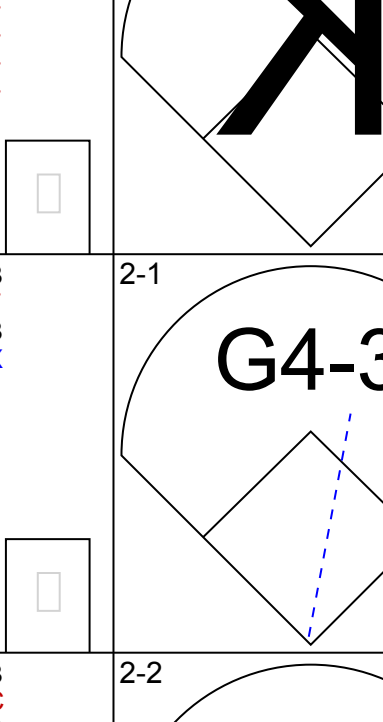
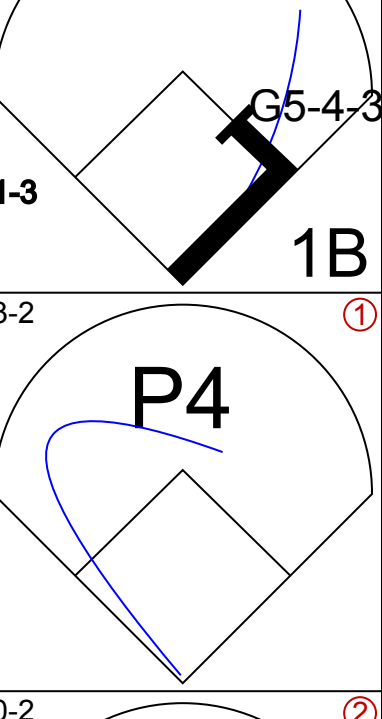
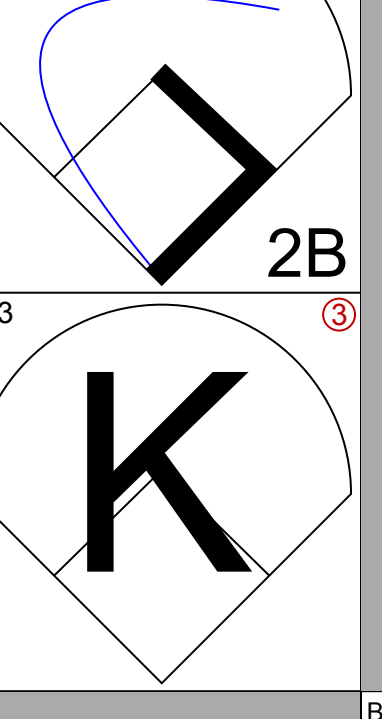
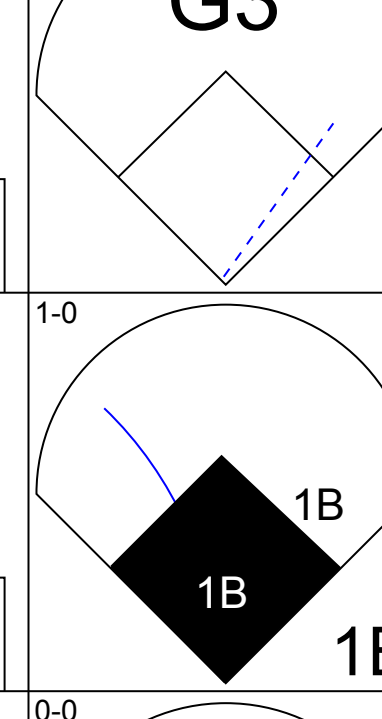
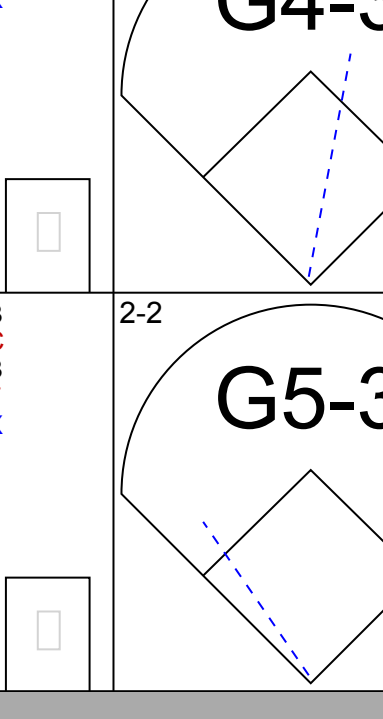
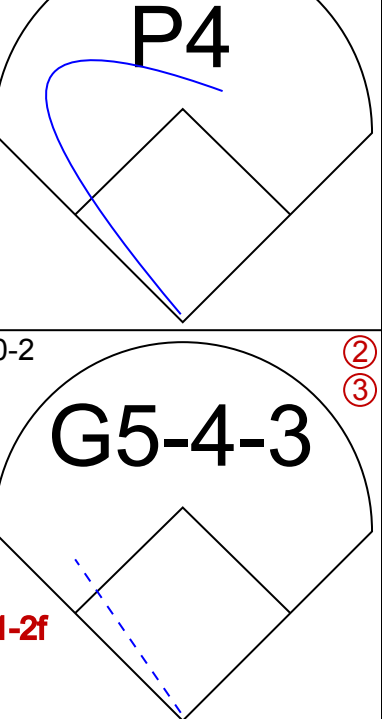
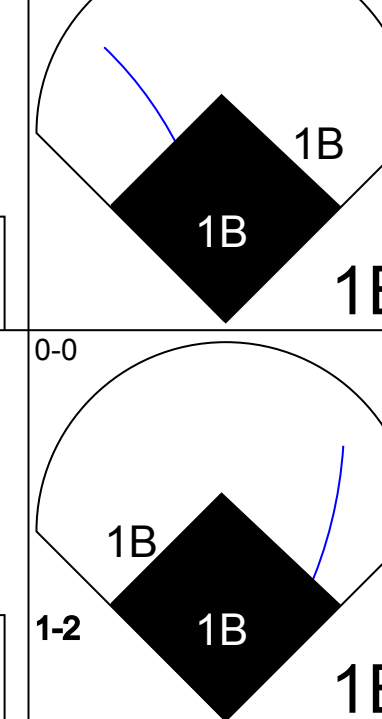
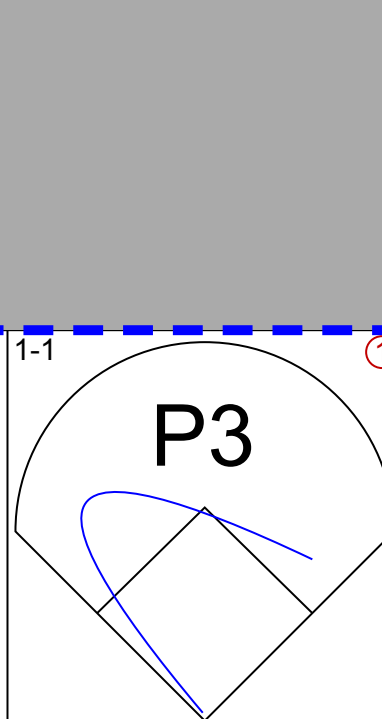
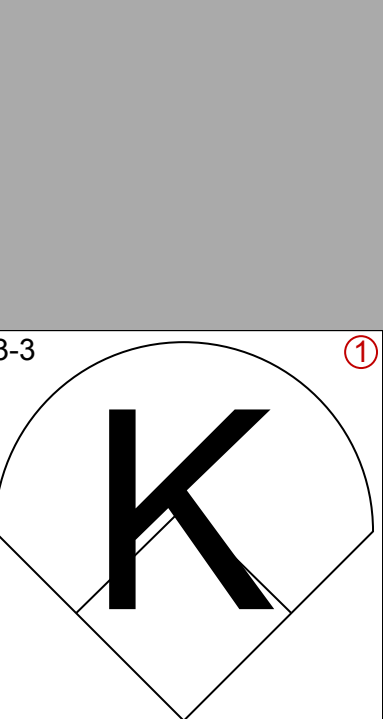
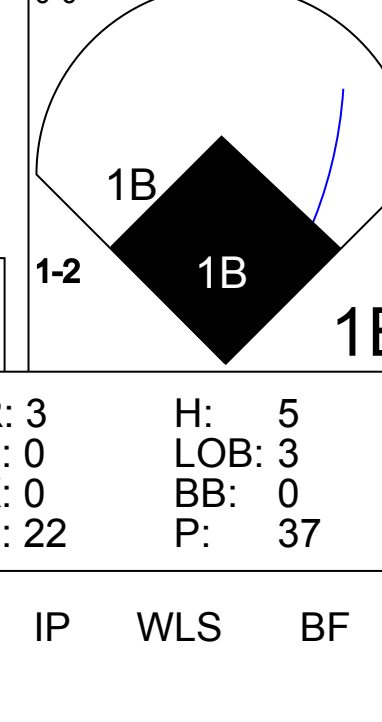
Batter	1	2	3	4	5	6	7	8	9	AB	R	H	RBI	BB	SO	LOB	BOTTOM			
Mark Loretta, R (1,4) OBP: 0.388, SLG: 0.428	0-1 2B 2B		3-2 F8		2-1 2B 1B		0-1 F8			4	2	2	0	0	0	0	<b>Kansas City Royals @ Milwaukee Brewers</b> Milwaukee County Stadium, Milwaukee, WI Fri Jun 20 1997, 8:05 PM EDT Att: 19,110 - Unknown - 85 F <a href="http://livebaseballscorecards.com">livebaseballscorecards.com</a>			
Jeromy Burnitz, L (1,9) OBP: 0.419, SLG: 0.560	2-1 1B 2B		3-2 G3		3-2 1-H 2B		3-2 HR			4	1	3	3	0	0	0				
Jeff Cirillo, R (1,5) OBP: 0.391, SLG: 0.470	1-1 G6-3			1-0 2B 2B	3-2 2B 1B		2-2 G6-3		2-2 G6-3	4	1	2	0	0	0	1				
Dave Nilsson, L (1,10) OBP: 0.355, SLG: 0.418	1-0 1B			1-1 G4-3 2B	1-0 2B		1-1 G6-3			4	1	3	1	0	0	0				
Jose Valentin, S (1,6) OBP: 0.329, SLG: 0.432	0-1 L4			3-1 G4-3	4-2 BB			3-3 K		3	0	0	0	1	1	2				
Antone Williamson, L (1,3) Tim Unroe, R (8,3) OBP: 0.314, SLG: 0.267 OBP: 0.280, SLG: 1.143		1-0 G3-1		0-0 G4-3	2-1 F9			3-1 HR		3	0	0	1	0	0	3				
Gerald Williams, R (1,8) OBP: 0.322, SLG: 0.387		0-2 F8		3-H 1-0 G5-3		1-2 G6-3		1-0 L7		4	0	0	0	0	0	0				
Jack Voigt, R (1,7) OBP: 0.250, SLG: 1.000		2-2 F9			0-0 HR	2-3 K		1-0 G4-3		4	1	1	1	0	1	0				
Jesse Levis, L (1,2) OBP: 0.306, SLG: 0.289			1-1 G4-3		2-1 L8	0-1 G6-3				3	0	0	0	0	0	0				
<b>Inning Stats</b>	R: 1 E: 0 K: 0 S: 9	H: 3 LOB: 1 BB: 0 P: 13	R: 0 E: 0 K: 0 S: 8	H: 0 LOB: 0 BB: 0 P: 11	R: 0 E: 0 K: 0 S: 9	H: 0 LOB: 0 BB: 0 P: 16	R: 2 E: 0 K: 0 S: 7	H: 2 LOB: 0 BB: 0 P: 13	R: 2 E: 0 K: 1 S: 10	H: 5 LOB: 3 BB: 1 P: 33	R: 0 E: 0 K: 1 S: 10	H: 0 LOB: 0 BB: 0 P: 13	R: 1 E: 0 K: 0 S: 10	H: 1 LOB: 0 BB: 0 P: 16	R: 1 E: 0 K: 1 S: 9	H: 1 LOB: 0 BB: 0 P: 17		1B: 3 2B: 6 3B: 0 HR: 3	SF: 0 SAC: 0 DP: 0 HBP: 0	WP: 0 PB: 0 SB: 0 CS: 0
<b>PITCHER</b>	IP WLS BF H R ER SO BB IBB HBP BLK WP HR S P ERA WHIP	6.2 L 30 11 6 6 1 1 0 0 0 0 2 67 112 8.10 1.800	0.2 L 2 0 0 0 1 0 0 0 0 0 0 7 11 0.00 0.000	0.2 L 3 1 1 1 0 0 0 0 0 0 1 4 9 13.50 1.500											ERA WHIP					




Batter	1	2	3	4	5	6	7	8	9	AB	R	H	RBI	BB	SO	LOB	TOP					
Jose Offerman, S OBP: 0.381, SLG: 0.435 (1, 4)										4	1	0	0	0	1	1	<b>Kansas City Royals @ Milwaukee Brewers</b> Milwaukee County Stadium, Milwaukee, WI Sun Jun 22 1997, 4:33 AM EDT Att: 21,126 - Cloudy - 81 F					
Tom Goodwin, L OBP: 0.321, SLG: 0.352 (1, 8)										4	1	1	0	0	1	0						
Jeff King, R OBP: 0.403, SLG: 0.507 (1, 3)										2	0	0	0	1	0	0						
Chili Davis, S OBP: 0.414, SLG: 0.500 (1, 10)										4	1	1	3	0	2	1						
Johnny Damon, L OBP: 0.360, SLG: 0.468 (1, 7)										3	1	1	0	1	1	0						
Jay Bell, R OBP: 0.372, SLG: 0.474 (1, 6)										4	1	1	2	0	1	1						
Jon Nunnally, L OBP: 0.607, SLG: 1.333 (9, PH)																						
Jermaine Dye, R OBP: 0.226, SLG: 0.284 (9, 9)																						
Scott Cooper, L OBP: 0.255, SLG: 0.293 (1, 5)										3	0	1	0	1	1	1						
Sal Fasano, R OBP: 0.190, SLG: 0.350 (1, 2)										4	0	0	0	0	3	3						
<b>Inning Stats</b>	R: 0 E: 0 K: 2 S: 11	H: 0 LOB: 0 BB: 0 P: 13	R: 0 E: 0 K: 2 S: 9	H: 0 LOB: 1 BB: 1 P: 17	R: 0 E: 0 K: 1 S: 11	H: 0 LOB: 0 BB: 0 P: 18	R: 0 E: 0 K: 1 S: 7	H: 0 LOB: 0 BB: 0 P: 8	R: 2 E: 0 K: 1 S: 13	H: 3 LOB: 1 BB: 0 P: 19	R: 0 E: 0 K: 0 S: 6	H: 0 LOB: 0 BB: 1 P: 11	R: 1 E: 0 K: 1 S: 10	H: 1 LOB: 1 BB: 1 P: 19	R: 3 E: 1 K: 2 S: 15	H: 2 LOB: 0 BB: 0 P: 22	R: 0 E: 0 K: 1 S: 11	H: 1 LOB: 0 BB: 0 P: 17	1B: 3 2B: 1 3B: 1 HR: 2	SF: 0 SAC: 1 DP: 1 HBP: 0	WP: 1 PB: 0 SB: 0 CS: 0	PA: 37
<b>PITCHER</b>	IP	WLS	BF	H	R	ER	SO	BB	IBB	HBP	BLK	WP	HR	S	P	ERA	WHIP					
Ben McDonald, R ERA: 3.5 (1, 1)	7.0		27	4	3	3	8	3	0	0	0	1	1	67	105	3.86	1.000					
Bob Wickman, R ERA: 3.66 (8, 1)	1.0	L	6	2	3	2	2	0	0	0	0	0	1	15	22	18.00	2.000					
Ron Villone, L ERA: 3.38 (9, 1)	1.0		3	1	0	0	1	0	0	0	0	0	0	11	17	0.00	1.000					

AB	32
R	6
H	7
RBI	5
BB	3
SO	11
LOB	8



Batter	1	2	3	4	5	6	7	8	9	AB	R	H	RBI	BB	SO	LOB	BOTTOM					
Mark Loretta, R OBP: 0.393, SLG: 0.432 (1, 4)										5	2	3	1	0	1	0	<b>Kansas City Royals @ Milwaukee Brewers</b> Milwaukee County Stadium, Milwaukee, WI Sun Jun 22 1997, 4:33 AM EDT Att: 21,126 - Cloudy - 81 F					
Jeremy Burnitz, L OBP: 0.423, SLG: 0.574 (1, 9)										4	1	2	2	1	0	1						
Jeff Cirillo, R OBP: 0.391, SLG: 0.469 (1, 5)										5	0	2	1	0	0	3						
Dave Nilsson, L OBP: 0.354, SLG: 0.415 (1, 7)										4	0	1	1	0	1	5						
Kelly Stinnett, R OBP: 0.333, SLG: 0.333 (8, 2)										0	0	0	0	0	0	0						
Jose Valentin, S OBP: 0.322, SLG: 0.421 (1, 6)										4	0	0	0	0	0	6						
Jeff Huson, L OBP: 0.299, SLG: 0.262 (1, 3)										3	0	1	0	0	0	1						
Tim Unroe, R OBP: 0.250, SLG: 1.000 (8, PH) (9, 3)										1	0	0	0	0	1	0						
Antone Williamson, L OBP: 0.333, SLG: 0.324 (1, 10)										4	0	2	0	0	0	0						
Gerald Williams, R OBP: 0.321, SLG: 0.385 (1, 8)										4	1	1	0	0	1	3						
Mike Matheny, R OBP: 0.282, SLG: 0.342 (1, 2)										2	0	0	0	0	1	2						
Jesse Lewis, L OBP: 0.314, SLG: 0.299 (7, PH)										1	0	1	0	0	0	0						
Jack Voigt, R OBP: 0.200, SLG: 0.800 (8, 7)										1	1	0	0	0	0	0						
<b>Inning Stats</b>	R: 1 E: 0 K: 0 S: 8	H: 2 LOB: 1 BB: 1 P: 18	R: 0 E: 0 K: 0 S: 12	H: 2 LOB: 1 BB: 0 P: 18	R: 0 E: 1 K: 0 S: 11	H: 1 LOB: 1 BB: 0 P: 17	R: 0 E: 0 K: 1 S: 15	H: 1 LOB: 0 BB: 0 P: 21	R: 0 E: 0 K: 2 S: 8	H: 0 LOB: 0 BB: 0 P: 15	R: 0 E: 0 K: 1 S: 9	H: 1 LOB: 1 BB: 0 P: 13	R: 3 E: 0 K: 0 S: 22	H: 5 LOB: 3 BB: 0 P: 37	R: 0 E: 0 K: 1 S: 13	H: 0 LOB: 0 BB: 0 P: 20	R: 1 E: 0 K: 0 S: 9	H: 1 LOB: 0 BB: 0 P: 17	1B: 11 2B: 1 3B: 0 HR: 1	SF: 0 SAC: 0 DP: 2 HBP: 0	WP: 0 PB: 0 SB: 0 CS: 0	PA: 39
<b>PITCHER</b>	IP	WLS	BF	H	R	ER	SO	BB	IBB	HBP	BLK	WP	HR	S	P	ERA	WHIP					
Kevin Appier, R ERA: 2.72 (1, 1)	6.1		28	10	4	4	4	1	0	0	0	0	0	71	117	5.68	1.737					
Larry Casian, L ERA: 7.98 (7, 1)	0.0		1	1	0	0	0	0	0	0	0	0	0	6	9	-	-					
Hipolito Pichardo, R ERA: 3.45 (7, 1)	0.2	W	3	1	0	0	0	0	0	0	0	0	0	8	13	0.00	1.500					
Chris Haney, L ERA: 7.84 (8, 1)	1.0		3	0	0	0	1	0	0	0	0	0	0	13	20	0.00	0.000					
Jeff Montgomery, R ERA: 6.75 (9, 1)	1.0	S	4	1	1	1	0	0	0	0	0	0	1	9	17	9.00	1.000					

AB	38
R	5
H	13
RBI	5
BB	1
SO	5
LOB	21





Batter	1	2	3	4	5	6	7	8	9	AB	R	H	RBI	BB	SO	LOB	TOP				
Jose Offerman, S OBP: 0.385, SLG: 0.443 David Howard, S OBP: 0.293, SLG: 0.368 (8, FR)	0-1 SAFE 1B 2B	2-2 F8		3-3 K		0-0 SH1-3 1B		1-1 1B		5	1	3	0	0	1	1					
Tom Goodwin, L OBP: 0.320, SLG: 0.350 (1, 8)	1-1 P5	2-2 FC4-6		1-0 HR 1B		0-1 SH1-3		3-2 P8		4	1	1	0	0	0	3					
Jay Bell, R OBP: 0.375, SLG: 0.486 (1, 6)	1-0 P5		4-1 HR BB	3-1 HR		2-2 F8		0-1 F7 1B		4	2	2	2	1	0	2					
Jeff King, R OBP: 0.410, SLG: 0.530 (1, 3)	0-1 1B 2H		2-0 HR	2-2 1B		2-2 F8		2-2 F7 1B		5	2	4	3	0	0	1					
Chili Davis, S OBP: 0.414, SLG: 0.495 (1, 10)	4-2 1B BB		1-2 G3-1	0-0 2H 1B		0-2 P2		3-2 F7		4	0	1	1	1	0	2					
Johnny Damon, L OBP: 0.385, SLG: 0.469 (1, 7)	1-2 1B 2-3		1-2 E 1B	0-1 F8		2-3 K		4-0 IBB		4	0	2	0	1	1	1					
Jermaine Dye, R OBP: 0.271, SLG: 0.271 Jon Nunnally, L OBP: 0.500, SLG: 1.000 (9, PH)	2-3 K		3-2 F7	0-2 G5-3		1-1 G5-3		0-3 K		4	0	0	0	0	1	4	AB 40				
Scott Cooper, L OBP: 0.252, SLG: 0.289 (1, 5)		2-1 FC4-6 1B	1-3 K	0-3 K		1-1 F8		0-0 F8		5	0	1	0	0	2	4	R 6				
Mike Macfarlane, R OBP: 0.226, SLG: 0.228 (1, 2)	1-0 F8		0-1 G6-3	3-1 F7		2-0 G5-3				4	0	0	0	0	0	1	H 14				
<b>Inning Stats</b>	R: 1 E: 0 K: 1 S: 17	H: 3 LOB: 3 BB: 1 P: 26	R: 0 E: 0 K: 0 S: 12	H: 1 LOB: 1 BB: 0 P: 19	R: 2 E: 1 K: 1 S: 16	H: 2 LOB: 1 BB: 1 P: 29	R: 3 E: 0 K: 1 S: 15	H: 4 LOB: 1 BB: 0 P: 24	R: 0 E: 0 K: 0 S: 10	H: 1 LOB: 1 BB: 0 P: 14	R: 0 E: 0 K: 1 S: 9	H: 0 LOB: 0 BB: 0 P: 12	R: 0 E: 0 K: 0 S: 9	H: 1 LOB: 1 BB: 1 P: 16	R: 0 E: 0 K: 1 S: 13	H: 2 LOB: 3 BB: 1 P: 22	1B: 10 2B: 2 HR: 2	SF: 0 SAC: 1 DP: 0 HBP: 0	WP: 0 PB: 0 SB: 0 CS: 0	PA: 44	
<b>PITCHER</b>	IP WLS BF H R ER SO BB IBB HBP BLK WP HR S P ERA WHIP	IP WLS BF H R ER SO BB IBB HBP BLK WP HR S P ERA WHIP	IP WLS BF H R ER SO BB IBB HBP BLK WP HR S P ERA WHIP	IP WLS BF H R ER SO BB IBB HBP BLK WP HR S P ERA WHIP	IP WLS BF H R ER SO BB IBB HBP BLK WP HR S P ERA WHIP	IP WLS BF H R ER SO BB IBB HBP BLK WP HR S P ERA WHIP	IP WLS BF H R ER SO BB IBB HBP BLK WP HR S P ERA WHIP	IP WLS BF H R ER SO BB IBB HBP BLK WP HR S P ERA WHIP	IP WLS BF H R ER SO BB IBB HBP BLK WP HR S P ERA WHIP	IP WLS BF H R ER SO BB IBB HBP BLK WP HR S P ERA WHIP	IP WLS BF H R ER SO BB IBB HBP BLK WP HR S P ERA WHIP	IP WLS BF H R ER SO BB IBB HBP BLK WP HR S P ERA WHIP	IP WLS BF H R ER SO BB IBB HBP BLK WP HR S P ERA WHIP	IP WLS BF H R ER SO BB IBB HBP BLK WP HR S P ERA WHIP	IP WLS BF H R ER SO BB IBB HBP BLK WP HR S P ERA WHIP	IP WLS BF H R ER SO BB IBB HBP BLK WP HR S P ERA WHIP	IP WLS BF H R ER SO BB IBB HBP BLK WP HR S P ERA WHIP	IP WLS BF H R ER SO BB IBB HBP BLK WP HR S P ERA WHIP	IP WLS BF H R ER SO BB IBB HBP BLK WP HR S P ERA WHIP	IP WLS BF H R ER SO BB IBB HBP BLK WP HR S P ERA WHIP	IP WLS BF H R ER SO BB IBB HBP BLK WP HR S P ERA WHIP

Kansas City Royals @ Chicago White Sox  
Comiskey Park, Chicago, IL  
Mon Jun 23 1997, 8:05 PM EDT  
Att: 28,490 - Unknown - 91 F

AB 40  
R 6  
H 14  
RBI 6  
BB 3  
SO 6  
LOB 22



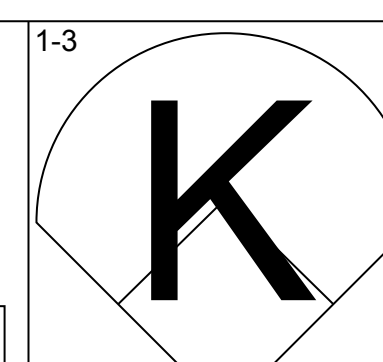
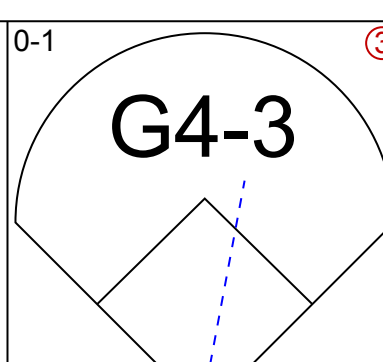
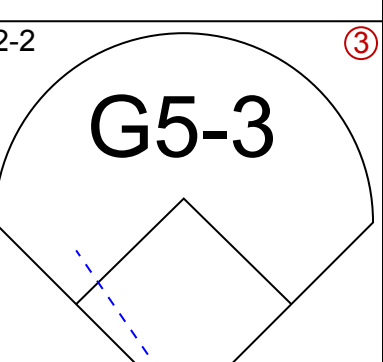
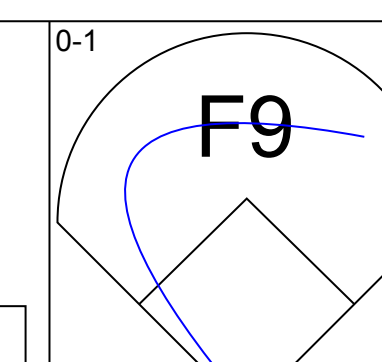
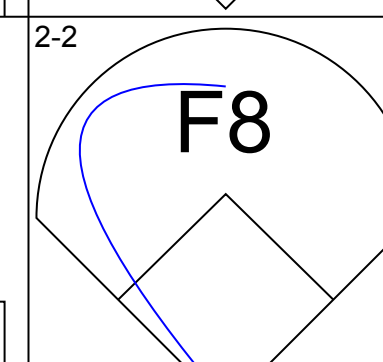
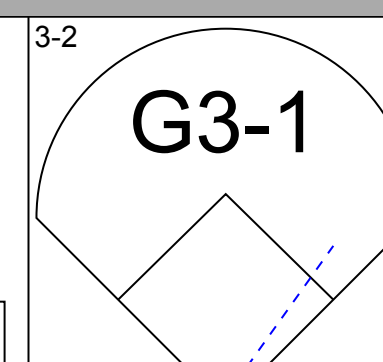
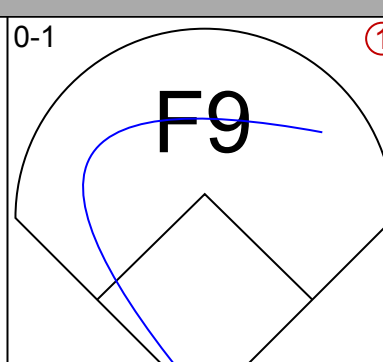
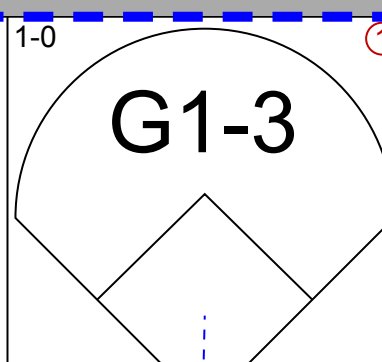
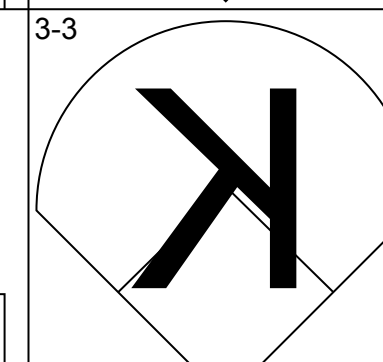
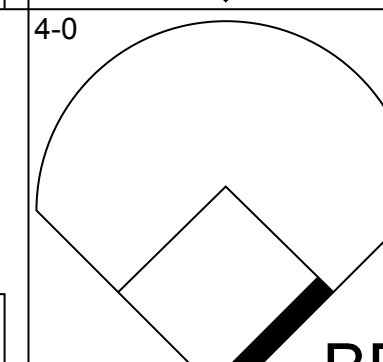
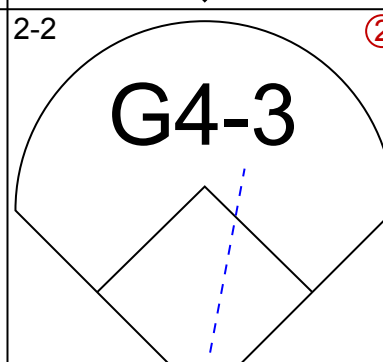
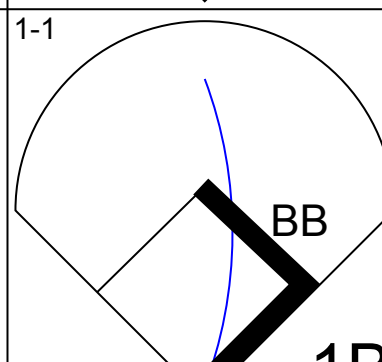
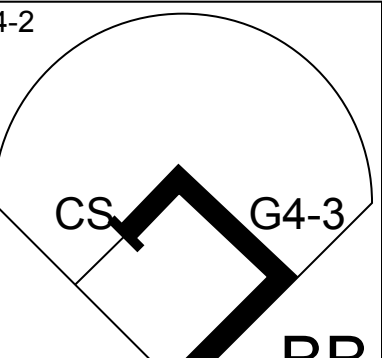
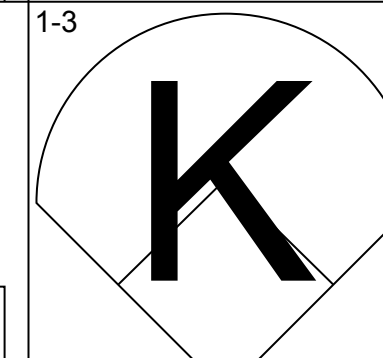
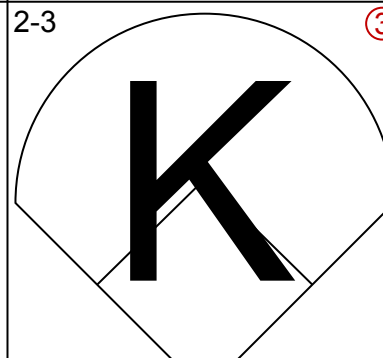
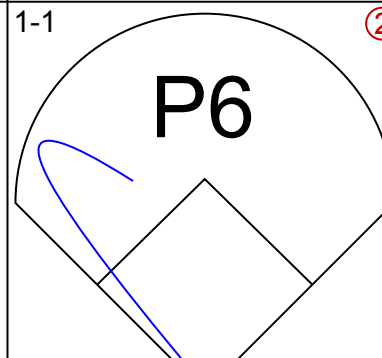

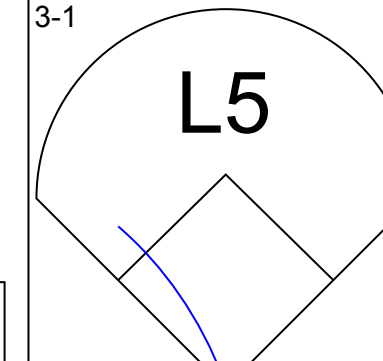
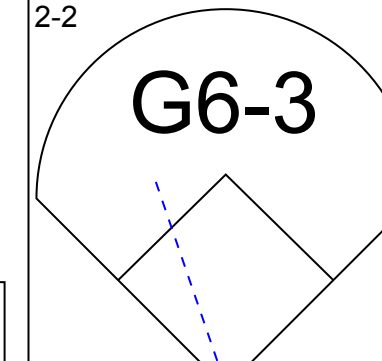
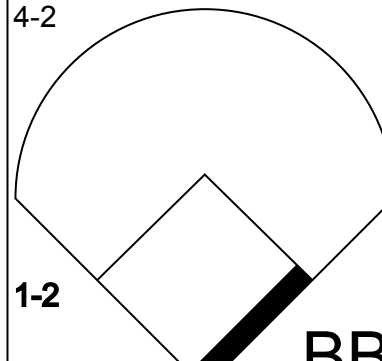

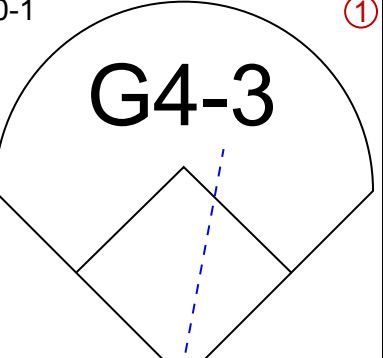
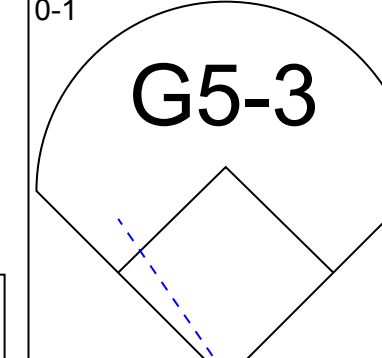
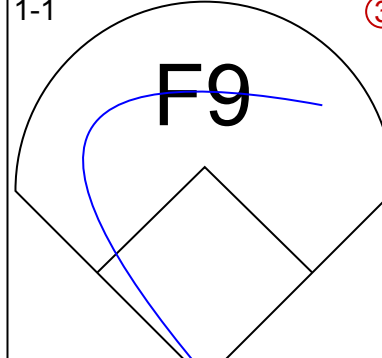
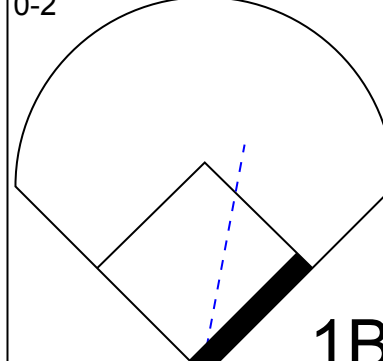
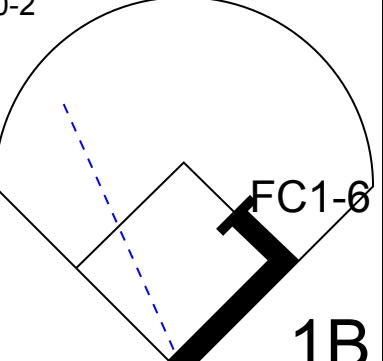
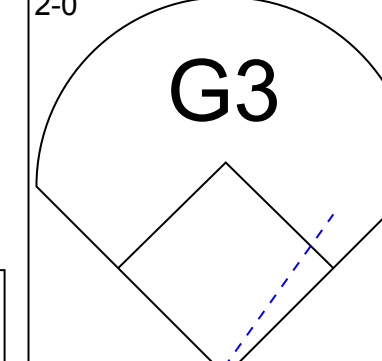
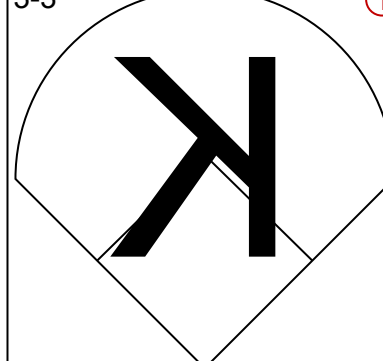
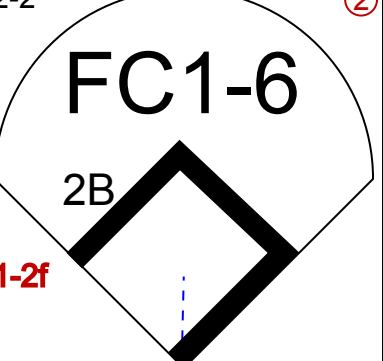
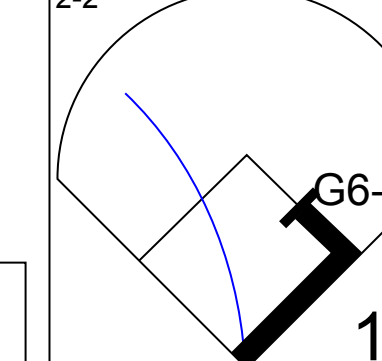
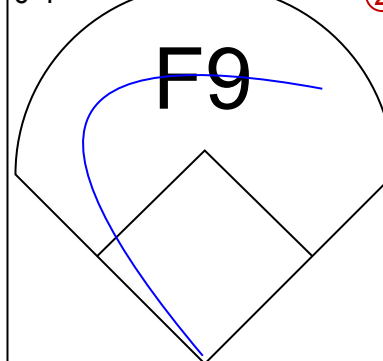
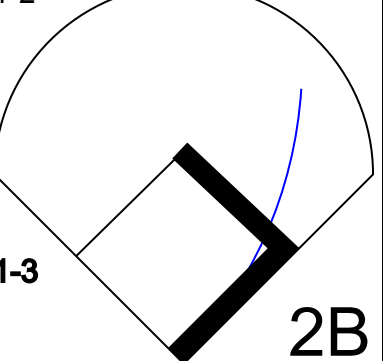
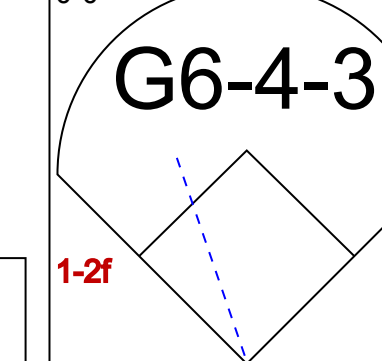
Batter	1	2	3	4	5	6	7	8	9	AB	R	H	RBI	BB	SO	LOB	BOTTOM				
Ray Durham, S OBP: 0.325, SLG: 0.352 (1, 4)	0-1 F9		1-1 SF8		3-1 P7	4-0 BB		0-0 SH5-4		2	0	0	1	1	0	1					
Mike Cameron, R OBP: 0.336, SLG: 0.350 Dave Martinez, L OBP: 0.366, SLG: 0.454 (6, PH)	3-2 G6-3		3-2 HR		4-1 BB	2-2 F8		1-3 K		2	1	1	1	1	0	0					
Frank Thomas, R OBP: 0.506, SLG: 0.673 Darren Lewis, R OBP: 0.317, SLG: 0.216 (1, 3)	1-1 G6-3		1-1 1B		0-1 F9		2-2 E FC4 G6-3 1B	1-2 P3		5	1	2	0	0	0	3					
Albert Belle, R OBP: 0.342, SLG: 0.519 (1, 7)		1-0 G6-3	2-3 K		0-0 HR	3-2 P6				4	1	1	1	0	1	2					
Lyle Mouton, R OBP: 0.331, SLG: 0.423 34 Mario Valdez, L OBP: 0.357, SLG: 0.364 (9, 3)		1-3 K		0-0 G5-3		1-3 K	0-1 FC4 G6-3			4	0	0	0	0	2	1					
Harold Baines, L OBP: 0.373, SLG: 0.450 (1, 10)		3-0 HR		0-2 G4-3		4-2 2B 1B BB	4-0 G6-3 IBB			2	2	1	1	2	0	0					
Chris Snopek, R OBP: 0.265, SLG: 0.333 (1, 5)		2-1 F9		0-2 L8		1-1 1B 2B	0-0 G6-3			4	1	1	1	0	0	2	AB 33				
Ron Karkovice, R OBP: 0.252, SLG: 0.299 Jorge Fabregas, L OBP: 0.235, SLG: 0.328 (6, PH)			0-0 F8		3-1 F8	1-2 G6-3 1B	1-2 L5			2	0	0	0	0	0	0					
Ozzie Guillen, L OBP: 0.335, SLG: 0.360 (1, 6)			1-0 SF8 3B		0-2 BB 1B	2-3 G6-3		0-1 SH5-4 1B		4	1	3	0	0	0	1	H 10				
<b>Inning Stats</b>	R: 0 E: 0 K: 0 S: 7	H: 0 LOB: 0 BB: 0 P: 11	R: 1 E: 0 K: 1 S: 9	H: 1 LOB: 0 BB: 0 P: 16	R: 2 E: 0 K: 1 S: 13	H: 3 LOB: 1 BB: 0 P: 21	R: 0 E: 0 K: 0 S: 7	H: 0 LOB: 0 BB: 0 P: 7	R: 0 E: 0 K: 0 S: 10	H: 1 LOB: 2 BB: 1 P: 20	R: 3 E: 0 K: 1 S: 18	H: 3 LOB: 2 BB: 2 P: 33	R: 1 E: 1 K: 0 S: 14	H: 1 LOB: 2 BB: 1 P: 25	R: 0 E: 0 K: 1 S: 9	H: 1 LOB: 1 BB: 0 P: 11	1B: 5 2B: 1 3B: 1 HR: 3	SF: 1 SAC: 1 DP: 0 HBP: 0	WP: 0 PB: 0 SB: 0 CS: 0	PA: 39	
<b>PITCHER</b>	IP WLS BF H R ER SO BB IBB HBP BLK WP HR S P ERA WHIP	IP WLS BF H R ER SO BB IBB HBP BLK WP HR S P ERA WHIP	IP WLS BF H R ER SO BB IBB HBP BLK WP HR S P ERA WHIP	IP WLS BF H R ER SO BB IBB HBP BLK WP HR S P ERA WHIP	IP WLS BF H R ER SO BB IBB HBP BLK WP HR S P ERA WHIP	IP WLS BF H R ER SO BB IBB HBP BLK WP HR S P ERA WHIP	IP WLS BF H R ER SO BB IBB HBP BLK WP HR S P ERA WHIP	IP WLS BF H R ER SO BB IBB HBP BLK WP HR S P ERA WHIP	IP WLS BF H R ER SO BB IBB HBP BLK WP HR S P ERA WHIP	IP WLS BF H R ER SO BB IBB HBP BLK WP HR S P ERA WHIP	IP WLS BF H R ER SO BB IBB HBP BLK WP HR S P ERA WHIP	IP WLS BF H R ER SO BB IBB HBP BLK WP HR S P ERA WHIP	IP WLS BF H R ER SO BB IBB HBP BLK WP HR S P ERA WHIP	IP WLS BF H R ER SO BB IBB HBP BLK WP HR S P ERA WHIP	IP WLS BF H R ER SO BB IBB HBP BLK WP HR S P ERA WHIP	IP WLS BF H R ER SO BB IBB HBP BLK WP HR S P ERA WHIP	IP WLS BF H R ER SO BB IBB HBP BLK WP HR S P ERA WHIP	IP WLS BF H R ER SO BB IBB HBP BLK WP HR S P ERA WHIP	IP WLS BF H R ER SO BB IBB HBP BLK WP HR S P ERA WHIP	IP WLS BF H R ER SO BB IBB HBP BLK WP HR S P ERA WHIP	IP WLS BF H R ER SO BB IBB HBP BLK WP HR S P ERA WHIP

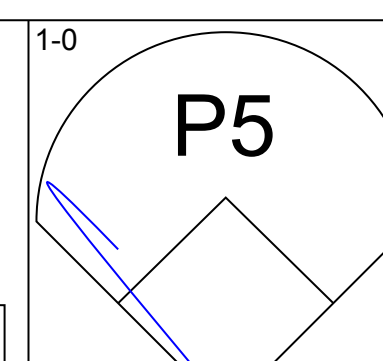
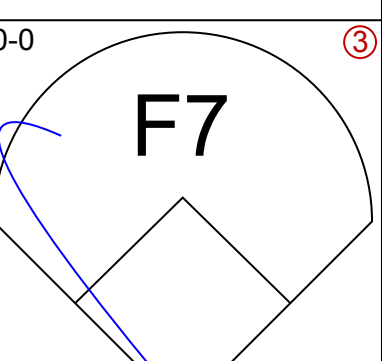
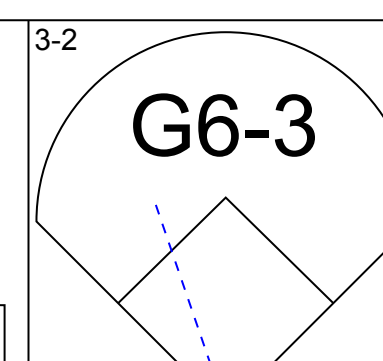
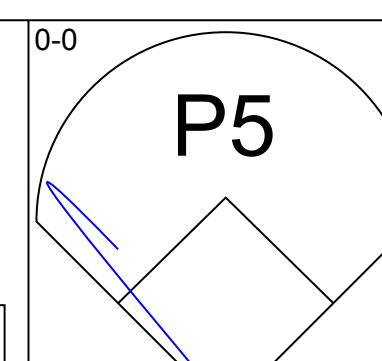
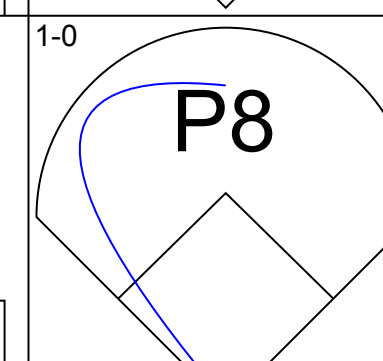
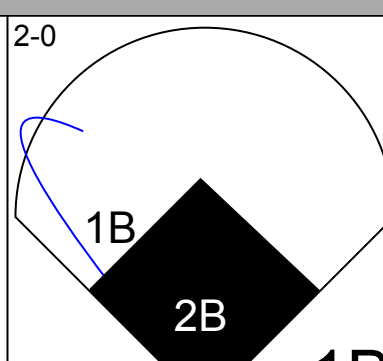
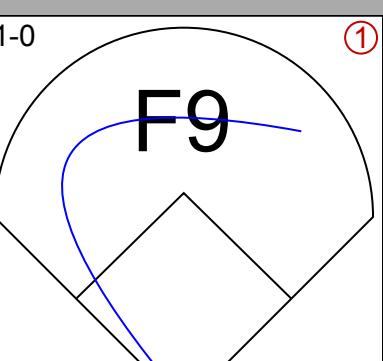
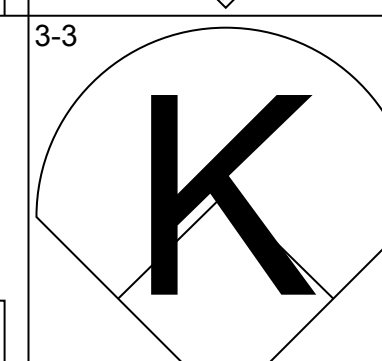
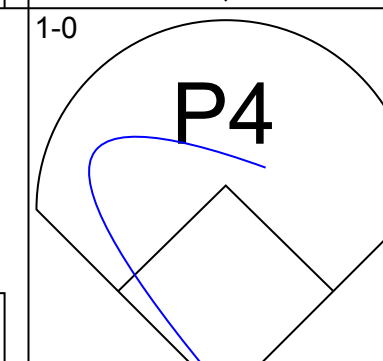
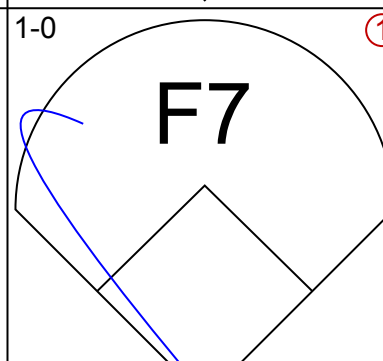
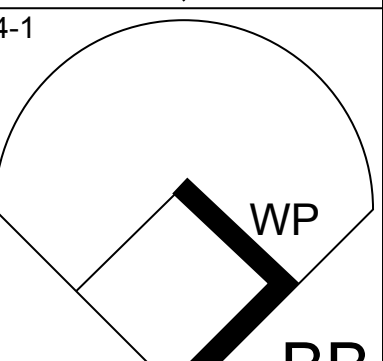
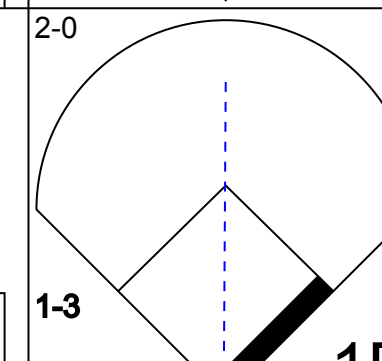
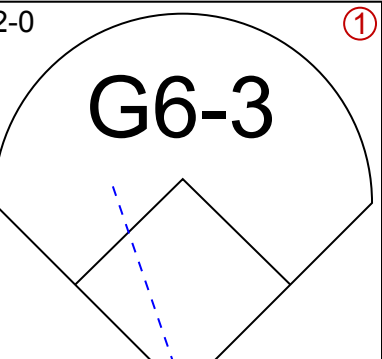
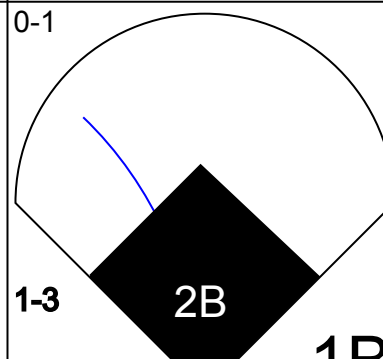
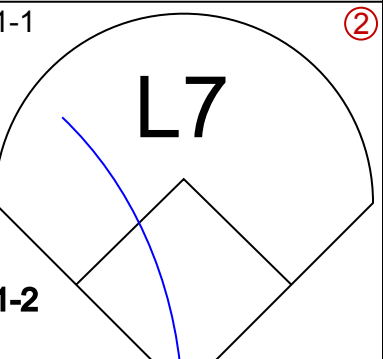
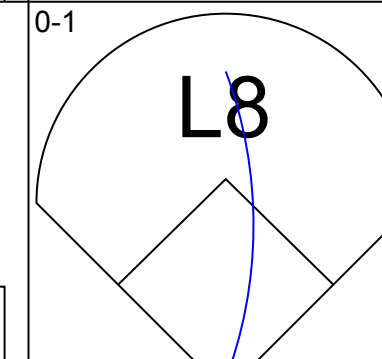

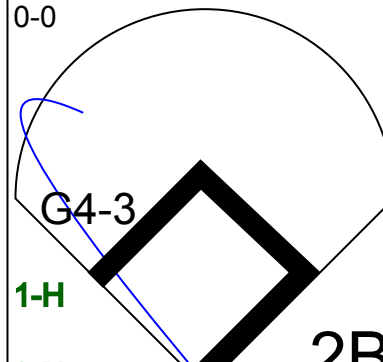
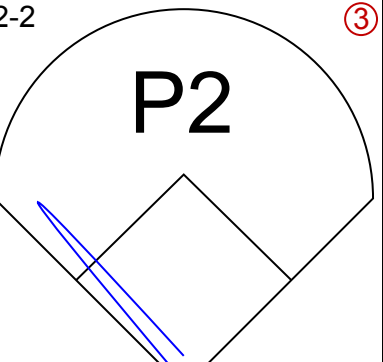
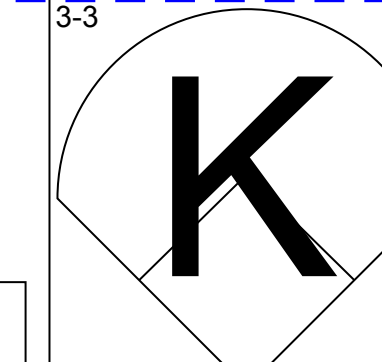
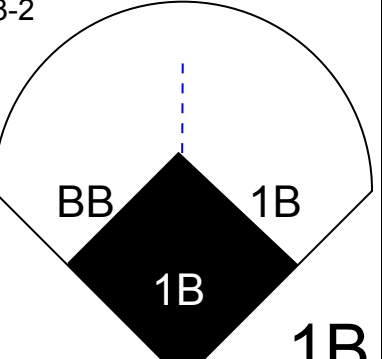
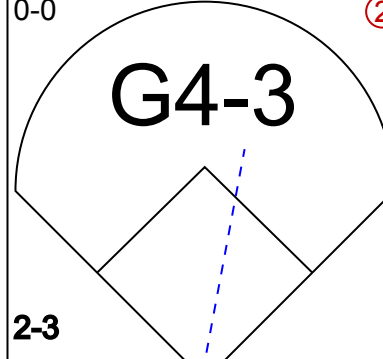
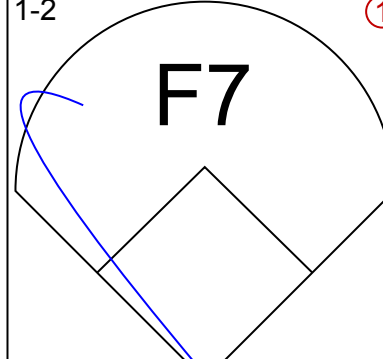
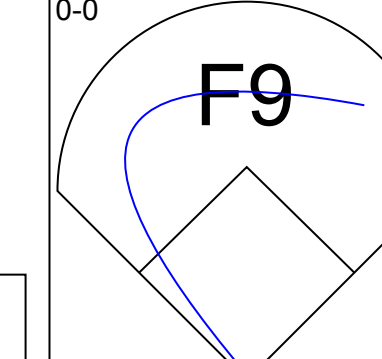
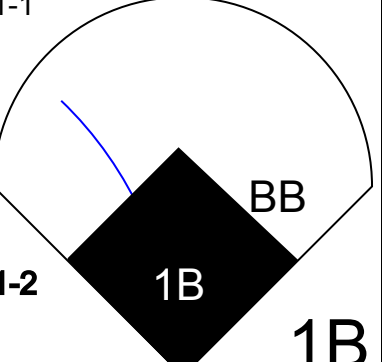
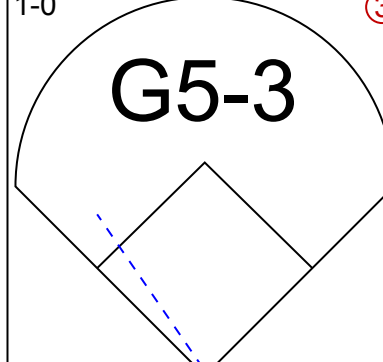
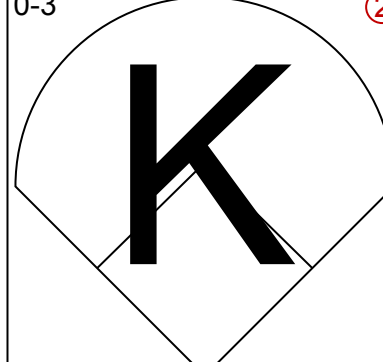
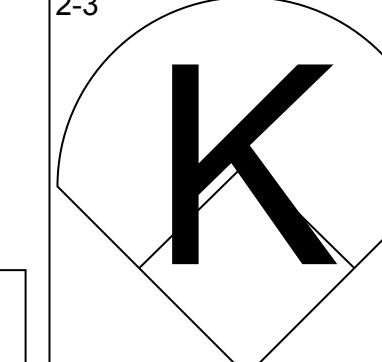
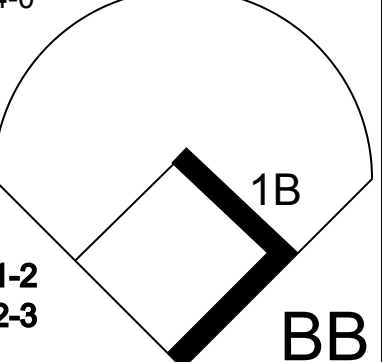
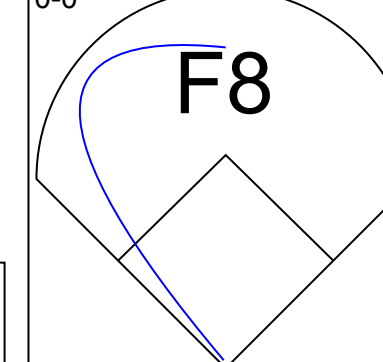
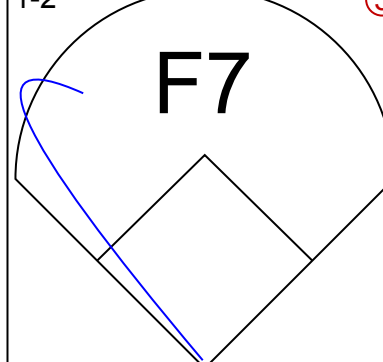
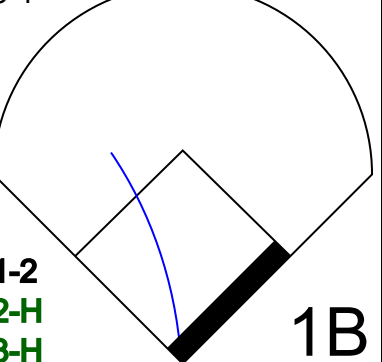
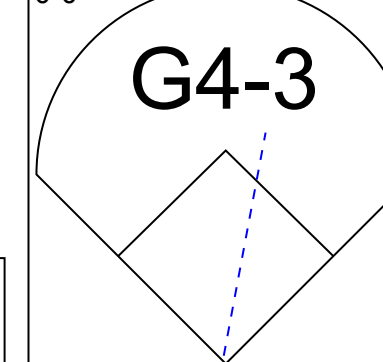
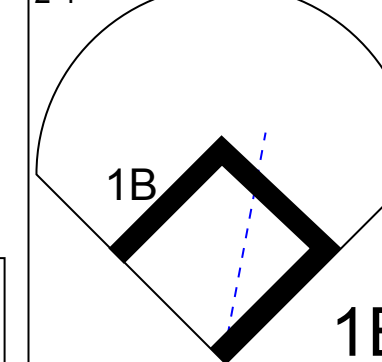
Kansas City Royals @ Chicago White Sox  
Comiskey Park, Chicago, IL  
Mon Jun 23 1997, 8:05 PM EDT  
Att: 28,490 - Unknown - 91 F

AB 33  
R 7  
H 10  
RBI 7  
BB 4  
SO 4  
LOB 15





Batter	1	2	3	4	5	6	7	8	9	AB	R	H	RBI	BB	SO	LOB	TOP					
<b>Jose Offerman, S</b> OBP: 0.379, SLG: 0.436 (1, 4)										4	0	0	0	0	1	3	<b>Kansas City Royals @ Chicago White Sox</b> Comiskey Park, Chicago, IL Tue Jun 24 1997, 8:05 PM EDT Att: 18,146 - Unknown - 91 F <a href="http://livebaseballscorecards.com">livebaseballscorecards.com</a>					
<b>Tom Goodwin, L</b> OBP: 0.315, SLG: 0.345 (1, 8)										4	0	0	0	0	0	0						
<b>Jay Bell, R</b> OBP: 0.377, SLG: 0.484 (1, 6)										3	0	1	0	1	1	0						
<b>Jeff King, R</b> OBP: 0.407, SLG: 0.523 (1, 3)										3	0	0	0	1	2	2						
<b>Chili Davis, S</b> OBP: 0.411, SLG: 0.487 (1, 10)										3	0	0	0	1	0	2						
<b>Jermaine Dye, R</b> OBP: 0.207, SLG: 0.258 (1, 9)										4	0	0	0	0	0	3						
<b>Johnny Damon, L</b> OBP: 0.371, SLG: 0.472 (1, 7)										3	0	2	0	0	0	0						
<b>Craig Paquette, R</b> OBP: 0.251, SLG: 0.351 (1, 5)										3	0	1	0	0	1	2						
<b>Sal Fasano, R</b> OBP: 0.208, SLG: 0.391 (1, 2)										3	0	1	0	0	0	2						
<b>Inning Stats</b>	R: 0 E: 0 K: 2 S: 11	H: 0 LOB: 0 BB: 0 P: 17	R: 0 E: 0 K: 0 S: 6	H: 0 LOB: 0 BB: 1 P: 13	R: 0 E: 0 K: 1 S: 10	H: 1 LOB: 1 BB: 0 P: 13	R: 0 E: 0 K: 1 S: 8	H: 0 LOB: 1 BB: 1 P: 19	R: 0 E: 0 K: 0 S: 14	H: 2 LOB: 2 BB: 0 P: 19	R: 0 E: 0 K: 1 S: 9	H: 0 LOB: 0 BB: 0 P: 13	R: 0 E: 0 K: 0 S: 6	H: 0 LOB: 0 BB: 0 P: 10	R: 0 E: 0 K: 0 S: 6	H: 1 LOB: 0 BB: 1 P: 8	R: 0 E: 0 K: 0 S: 9	H: 1 LOB: 2 BB: 1 P: 17	1B: 4 2B: 1 3B: 0 HR: 0	SF: 0 SAC: 0 DP: 1 HBP: 0	WP: 0 PB: 0 SB: 0 CS: 1	PA: 33
<b>PITCHER</b>	IP	WLS	BF	H	R	ER	SO	BB	IBB	HBP	BLK	WP	HR	S	P	ERA	WHIP					
<b>Wilson Alvarez, L</b> ERA: 2.89 (1, 1)	8.0	W	28	4	0	0	5	2	0	0	0	0	0	70	112	0.00	0.750					
<b>Matt Karchner, R</b> ERA: 2.41 (9, 1)	0.2		4	1	0	0	0	1	0	0	0	0	0	7	14	0.00	3.000					
<b>Roberto Hernandez, R</b> ERA: 2.41 (9, 1)	0.1	S	1	0	0	0	0	0	0	0	0	0	0	2	3	0.00	0.000					

Batter	1	2	3	4	5	6	7	8	9	AB	R	H	RBI	BB	SO	LOB	BOTTOM				
<b>Ray Durham, S</b> OBP: 0.321, SLG: 0.347 (1, 4)										4	0	0	0	0	0	3	<b>Kansas City Royals @ Chicago White Sox</b> Comiskey Park, Chicago, IL Tue Jun 24 1997, 8:05 PM EDT Att: 18,146 - Unknown - 91 F <a href="http://livebaseballscorecards.com">livebaseballscorecards.com</a>				
<b>Dave Martinez, L</b> OBP: 0.384, SLG: 0.450 (1, 8) (9, 9)										4	1	1	0	0	1	1					
<b>Frank Thomas, R</b> OBP: 0.505, SLG: 0.668 <b>34 Mario Valdez, L</b> OBP: 0.357, SLG: 0.364 (1, 3) (9, 3)										3	0	1	0	1	0	1					
<b>Albert Belle, R</b> OBP: 0.340, SLG: 0.515 (1, 7)										4	1	1	0	0	0	3					
<b>Harold Baines, L</b> OBP: 0.371, SLG: 0.451 (1, 10)										4	0	1	2	0	1	1					
<b>Jorge Fabregas, L</b> OBP: 0.258, SLG: 0.325 (1, 2)										4	1	1	0	0	0	1					
<b>Lyle Mouton, R</b> OBP: 0.329, SLG: 0.418 <b>Darren Lewis, R</b> OBP: 0.317, SLG: 0.216 (1, 9) (9, 8)										4	1	1	0	0	2	1					
<b>Chris Snopek, R</b> OBP: 0.266, SLG: 0.330 (1, 5)										2	0	0	0	1	0	0					
<b>Ozzie Guillen, L</b> OBP: 0.339, SLG: 0.364 (1, 6)										3	0	2	2	0	0	0					
<b>Inning Stats</b>	R: 0 E: 0 K: 0 S: 3	H: 0 LOB: 0 BB: 0 P: 6	R: 2 E: 0 K: 0 S: 12	H: 3 LOB: 2 BB: 1 P: 25	R: 2 E: 0 K: 0 S: 7	H: 3 LOB: 1 BB: 0 P: 11	R: 0 E: 0 K: 0 S: 5	H: 0 LOB: 0 BB: 0 P: 8	R: 0 E: 0 K: 0 S: 8	H: 0 LOB: 1 BB: 1 P: 16	R: 0 E: 0 K: 1 S: 9	H: 0 LOB: 0 BB: 0 P: 11	R: 0 E: 0 K: 1 S: 9	H: 2 LOB: 2 BB: 0 P: 16	R: 0 E: 0 K: 2 S: 8	H: 0 LOB: 0 BB: 0 P: 13	1B: 7 2B: 1 3B: 0 HR: 0	SF: 0 SAC: 0 DP: 0 HBP: 0	WP: 1 PB: 0 SB: 0 CS: 0	PA: 34	
<b>PITCHER</b>	IP	WLS	BF	H	R	ER	SO	BB	IBB	HBP	BLK	WP	HR	S	P	ERA	WHIP				
<b>Jim Pittsley, R</b> ERA: 5.62 (1, 1)	7.0	L	31	8	4	4	2	2	0	0	0	0	0	53	93	5.14	1.429				
<b>Jamie Walker, L</b> ERA: 7.62 (8, 1)	1.0		3	0	0	0	2	0	0	0	0	0	0	8	13	0.00	0.000				







Batter	1	2	3	4	5	6	7	8	9	AB	R	H	RBI	BB	SO	LOB	TOP										
<b>Mark Loretta, R</b> OBP: 0.384, SLG: 0.425 (1, 4)	2-2 F8		3-2 G4-3 2B		2-2 F9			1-2 G6-3		4	0	1	0	0	0	0	<b>Milwaukee Brewers @ Kansas City Royals</b> Kauffman Stadium, Kansas City, MO Thu Jun 26 1997, 7:05 PM CDT Att: 20,129 - Unknown - 81 F  <b>AB 32</b> <b>R 3</b> <b>H 8</b> <b>RBI 3</b> <b>BB 0</b> <b>SO 6</b> <b>LOB 8</b>										
<b>Jeremy Burnitz, L</b> OBP: 0.412, SLG: 0.573 (1, 9)	0-0 G6-3		1-3 K		0-3 K			0-0 F8		4	0	0	0	0	2	1											
<b>Jeff Cirillo, R</b> OBP: 0.382, SLG: 0.465 (1, 5)	1-2 L5		0-0 G4-3			1-2 F7			0-1 SF7 3B	4	1	1	0	0	0	1											
<b>Dave Nilsson, L</b> OBP: 0.348, SLG: 0.407 (1, 10)		2-2 HR 1B	1-3 K		2-0 CS 1B			1-1 SF7	3	1	2	1	0	1	1												
<b>Matt Mieske, R</b> OBP: 0.315, SLG: 0.385 <b>Jeff Huson, L</b> OBP: 0.290, SLG: 0.254 (9, PH)		2-1 F9		1-3 K		3-3 K		3-H 1-1 G3	3	0	0	0	0	2	2												
<b>Gerald Williams, R</b> OBP: 0.316, SLG: 0.391 (1, 8)		3-1 HR		1-1 P6			2-2 P3	1-2 P5	4	1	1	2	0	0	0												
<b>Jose Valentin, S</b> OBP: 0.326, SLG: 0.419 (1, 6)		0-0 F9		0-0 1B			1-2 G6-4-3 1B		3	0	2	0	0	0	0												
<b>Tim Unroe, R</b> OBP: 0.333, SLG: 0.917 <b>Antone Williamson, L</b> OBP: 0.289, SLG: 0.275 (7, PH) (7, 3)		1-1 1B		1-3 K			0-1 G6-4-3		2	0	1	0	0	1	1												
<b>Mike Matheny, R</b> OBP: 0.275, SLG: 0.327 <b>Jesse Levis, L</b> OBP: 0.315, SLG: 0.291 (8, PH) (8, 2)		1-1 F8			1-0 L9			0-0 G6-3	2	0	0	0	0	0	1												
<b>Inning Stats</b>	R: 0 E: 0 K: 0 S: 10	H: 0 LOB: 0 BB: 0 P: 13	R: 2 E: 0 K: 0 S: 12	H: 3 LOB: 1 BB: 0 P: 21	R: 0 E: 0 K: 2 S: 12	H: 1 LOB: 1 BB: 0 P: 17	R: 0 E: 0 K: 2 S: 10	H: 1 LOB: 0 BB: 0 P: 13	R: 0 E: 0 K: 1 S: 7	H: 1 LOB: 0 BB: 0 P: 10	R: 0 E: 0 K: 0 S: 9	H: 1 LOB: 0 BB: 0 P: 12	R: 0 E: 0 K: 0 S: 5	H: 0 LOB: 0 BB: 0 P: 6	R: 1 E: 0 K: 0 S: 10	H: 1 LOB: 0 BB: 0 P: 13		1B: 5 2B: 2 3B: 1 HR: 1	SF: 1 SAC: 0 DP: 2 HBP: 0	WP: 0 PB: 0 CS: 1	PA: 33						
<b>PITCHER</b>	IP	WLS	BF	H	R	ER	SO	BB	IBB	HBP	BLK	WP	HR	S	P	ERA	WHIP										
<b>Chris Haney, L</b> ERA: 5.71 <b>Ricky Bones, R</b> ERA: 9.45 <b>Jeff Montgomery, R</b> ERA: 6.57	(1, 1) (7, 1) (9, 1)	6.0 2.1 0.2	W 8 S	23 2 2	6 2 0	2 1 0	6 0 0	0 0 0	0 0 0	0 0 0	0 0 0	0 0 0	1 18 6	58 23 8	87 23 8	3.00 3.86 0.00	1.000 0.857 0.000										

Batter	1	2	3	4	5	6	7	8	9	AB	R	H	RBI	BB	SO	LOB	BOTTOM											
<b>Jose Offerman, S</b> OBP: 0.380, SLG: 0.438 (1, 4)	1-2 G6-3			4-2 F7 1B BB	1-3 K				1-0 G4-3	3	1	0	0	1	1	1	<b>Milwaukee Brewers @ Kansas City Royals</b> Kauffman Stadium, Kansas City, MO Thu Jun 26 1997, 7:05 PM CDT Att: 20,129 - Unknown - 81 F  <b>AB 29</b> <b>R 4</b> <b>H 5</b> <b>RBI 4</b> <b>BB 2</b> <b>SO 5</b> <b>LOB 7</b>											
<b>Tom Goodwin, L</b> OBP: 0.319, SLG: 0.352 (1, 8)	1-3 K			0-1 F7 1B		2-1 2B		0-0 B3	4	1	2	0	0	1	0													
<b>Jay Bell, R</b> OBP: 0.368, SLG: 0.470 (1, 6)	1-1 P5			2-0 F7		1-2 G6-3		3-2 G4-3	4	0	0	0	0	0	3													
<b>Jeff King, R</b> OBP: 0.402, SLG: 0.516 (1, 3)			3-3 K	1-1 HR 1B		0-0 F7		0-0 F9	4	1	1	2	0	1	1													
<b>Chili Davis, S</b> OBP: 0.418, SLG: 0.507 (1, 10)			1-3 K	2-H 3-H 1-0 HR		1-2 SAFE	4-0 IBB		2	1	1	2	1	1	0													
<b>Jermaine Dye, R</b> OBP: 0.230, SLG: 0.281 (1, 9)			1-3 K	0-0 F9		0-0 P3			3	0	0	0	0	1	2													
<b>Johnny Damon, L</b> OBP: 0.361, SLG: 0.457 (1, 7)			2-1 G4-3	2-0 G4-3			0-2 G4-3		3	0	0	0	0	0	0													
<b>Craig Paquette, R</b> OBP: 0.248, SLG: 0.346 (1, 5)			2-0 G5-3		1-1 G6-3		2-2 G6-3		3	0	0	0	0	0	0													
<b>Sal Fasano, R</b> OBP: 0.222, SLG: 0.385 (1, 2)			1-1 G1-6-3		0-1 F8				3	0	1	0	0	0	0													
<b>Inning Stats</b>	R: 0 E: 0 K: 1 S: 8	H: 0 LOB: 0 BB: 0 P: 11	R: 0 E: 0 K: 3 S: 10	H: 0 LOB: 0 BB: 0 P: 15	R: 0 E: 0 K: 0 S: 5	H: 0 LOB: 0 BB: 0 P: 10	R: 4 E: 0 K: 0 S: 11	H: 3 LOB: 0 BB: 1 P: 21	R: 0 E: 0 K: 1 S: 7	H: 1 LOB: 2 BB: 1 P: 14	R: 0 E: 0 K: 0 S: 11	H: 1 LOB: 1 BB: 0 P: 17	R: 0 E: 0 K: 0 S: 5	H: 0 LOB: 0 BB: 0 P: 8	R: 0 E: 0 K: 0 S: 10	H: 0 LOB: 0 BB: 0 P: 13		1B: 3 2B: 1 3B: 0 HR: 1	SF: 0 SAC: 0 DP: 0 HBP: 0	WP: 0 PB: 0 CS: 0	PA: 31							
<b>PITCHER</b>	IP	WLS	BF	H	R	ER	SO	BB	IBB	HBP	BLK	WP	HR	S	P	ERA	WHIP											
<b>Jose Mercedes, R</b> ERA: 4.66	(1, 1)	8.0	L	31	5	4	4	5	1	1	0	0	0	1	64	105	4.50	0.750										



Batter	1	2	3	4	5	6	7	8	9	AB	R	H	RBI	BB	SO	LOB	TOP						
Mark Loretta, R (1,4) Matt Mieske, R (6,7) OBP: 0.383, SLG: 0.421 OBP: 0.323, SLG: 0.404	P6																2 0 0 0 1 0 1 2 2 2 0 0 0 0						
Jeff Huson, L (1,7) OBP: 0.284, SLG: 0.239	FC6-4 1B HBP		G3-6														4 0 0 1 0 0 4						
Jeff Cirillo, R (1,5) Jack Voigt, R (5,5) OBP: 0.365, SLG: 0.471 OBP: 0.426, SLG: 0.692	FC6-4 1B																3 0 2 0 0 0 1 1 0 1 1 1 0 0						
Jeremy Burnitz, L (1,9) Tim Unroe, R (7,9) OBP: 0.410, SLG: 0.565 OBP: 0.306, SLG: 0.846	FC6-4		F3														3 0 0 0 1 0 5 1 0 0 0 0 0 1						
Dave Nilsson, L (1,10) Jesse Levis, L (6,PH) OBP: 0.349, SLG: 0.405 OBP: 0.326, SLG: 0.296	G6-3																1 0 0 0 1 0 2 2 0 1 0 1 0 1						
Jose Valentin, S (1,6) OBP: 0.325, SLG: 0.415																	4 0 1 0 0 2 5						
Antone Williamson, L (1,3) OBP: 0.265, SLG: 0.250																	4 0 0 0 0 0 2						
Gerald Williams, R (1,8) OBP: 0.312, SLG: 0.385																	4 0 0 0 0 1 2						
Mike Matheny, R (1,2) Kelly Stinnett, R (7,2) OBP: 0.276, SLG: 0.327 OBP: 0.167, SLG: 0.167																	3 1 1 0 0 0 1 1 0 0 0 0 0 0						
<b>Inning Stats</b>	R: 0 E: 0 K: 0 S: 4	H: 1 LOB: 2 BB: 0 P: 5	R: 0 E: 0 K: 1 S: 6	H: 1 LOB: 1 BB: 0 P: 6	R: 0 E: 0 K: 0 S: 3	H: 0 LOB: 0 BB: 1 P: 6	R: 1 E: 1 K: 0 S: 6	H: 1 LOB: 2 BB: 0 P: 6	R: 0 E: 0 K: 1 S: 6	H: 1 LOB: 1 BB: 0 P: 6	R: 1 E: 0 K: 1 S: 7	H: 2 LOB: 3 BB: 2 P: 15	R: 0 E: 0 K: 0 S: 3	H: 0 LOB: 0 BB: 0 P: 3	R: 1 E: 0 K: 0 S: 4	H: 1 LOB: 1 BB: 1 P: 8	1B: 6 2B: 1 3B: 1 HR: 0	SF: 0 SAC: 0 DP: 2 HBP: 1	WP: 1 PB: 0 SB: 1 CS: 0	PA: 41			
<b>PITCHER</b>	IP WLS BF H R ER SO BB IBB HBP BLK WP HR S P ERA WHIP	IP WLS BF H R ER SO BB IBB HBP BLK WP HR S P ERA WHIP	IP WLS BF H R ER SO BB IBB HBP BLK WP HR S P ERA WHIP	IP WLS BF H R ER SO BB IBB HBP BLK WP HR S P ERA WHIP	IP WLS BF H R ER SO BB IBB HBP BLK WP HR S P ERA WHIP	IP WLS BF H R ER SO BB IBB HBP BLK WP HR S P ERA WHIP	IP WLS BF H R ER SO BB IBB HBP BLK WP HR S P ERA WHIP	IP WLS BF H R ER SO BB IBB HBP BLK WP HR S P ERA WHIP	IP WLS BF H R ER SO BB IBB HBP BLK WP HR S P ERA WHIP	IP WLS BF H R ER SO BB IBB HBP BLK WP HR S P ERA WHIP	IP WLS BF H R ER SO BB IBB HBP BLK WP HR S P ERA WHIP	IP WLS BF H R ER SO BB IBB HBP BLK WP HR S P ERA WHIP	IP WLS BF H R ER SO BB IBB HBP BLK WP HR S P ERA WHIP	IP WLS BF H R ER SO BB IBB HBP BLK WP HR S P ERA WHIP	IP WLS BF H R ER SO BB IBB HBP BLK WP HR S P ERA WHIP	IP WLS BF H R ER SO BB IBB HBP BLK WP HR S P ERA WHIP	IP WLS BF H R ER SO BB IBB HBP BLK WP HR S P ERA WHIP	IP WLS BF H R ER SO BB IBB HBP BLK WP HR S P ERA WHIP	IP WLS BF H R ER SO BB IBB HBP BLK WP HR S P ERA WHIP	IP WLS BF H R ER SO BB IBB HBP BLK WP HR S P ERA WHIP	IP WLS BF H R ER SO BB IBB HBP BLK WP HR S P ERA WHIP	IP WLS BF H R ER SO BB IBB HBP BLK WP HR S P ERA WHIP	
Kevin Appier, R (1,1) ERA: 2.59	6.0 W 26 5 1 0 2 2 0 1 0 1 0 27 36 0.00 1.167	2.0 10 2 1 1 1 2 0 0 0 0 0 10 18 4.50 2.000	1.0 5 1 1 1 0 1 0 0 0 0 0 4 8 9.00 2.000																				

Milwaukee Brewers @ Kansas City Royals  
Kauffman Stadium, Kansas City, MO  
Fri Jun 27 1997, 7:05 PM CDT  
Att: 18,246 - Unknown - 84 F

AB 35  
R 3  
H 8  
RBI 2  
BB 5  
SO 3  
LOB 25



Batter	1	2	3	4	5	6	7	8	9	AB	R	H	RBI	BB	SO	LOB	BOTTOM						
Jose Offerman, S (1,4) Shane Halter, R (5,4) OBP: 0.387, SLG: 0.445 OBP: 0.387, SLG: 0.269	2B 1B																3 3 3 0 0 0 0 2 1 1 0 0 0 0						
Tom Goodwin, L (1,8) OBP: 0.324, SLG: 0.360																	5 3 3 1 0 0 4						
Jay Bell, R (1,6) David Howard, S (5,6) OBP: 0.483 OBP: 0.287, SLG: 0.360	F7-2 2B																3 2 2 5 0 0 1 2 0 0 0 0 1 1						
Jeff King, R (1,3) OBP: 0.399, SLG: 0.518	F7																5 1 1 2 0 1 2						
Chili Davis, S (1,10) Sal Fasano, R (6,PH) OBP: 0.417, SLG: 0.502 OBP: 0.241, SLG: 0.393																	2 0 0 1 1 0 0 2 1 1 0 0 0 1						
Jon Nunnally, L (1,9) OBP: 0.333, SLG: 0.500																	4 0 0 0 1 2 2						
Johnny Damon, L (1,7) OBP: 0.362, SLG: 0.456																	5 2 2 0 0 1 2						
Craig Paquette, R (1,5) OBP: 0.251, SLG: 0.376																	5 2 2 5 0 1 1						
Mike MacFarlane, R (1,2) OBP: 0.233, SLG: 0.231																	2 1 0 0 2 0 0						
<b>Inning Stats</b>	R: 1 E: 0 K: 0 S: 4	H: 2 LOB: 0 BB: 0 P: 4	R: 0 E: 0 K: 1 S: 5	H: 0 LOB: 1 BB: 1 P: 9	R: 4 E: 0 K: 1 S: 8	H: 3 LOB: 0 BB: 1 P: 12	R: 6 E: 1 K: 0 S: 8	H: 4 LOB: 1 BB: 2 P: 16	R: 2 E: 1 K: 0 S: 6	H: 2 LOB: 1 BB: 0 P: 6	R: 3 E: 0 K: 0 S: 6	H: 3 LOB: 0 BB: 0 P: 6	R: 0 E: 0 K: 2 S: 8	H: 1 LOB: 0 BB: 0 P: 8	R: 0 E: 0 K: 2 S: 7	H: 0 LOB: 0 BB: 0 P: 7	1B: 10 2B: 2 3B: 1 HR: 3	SF: 0 SAC: 0 DP: 1 HBP: 0	WP: 0 PB: 0 SB: 1 CS: 0	PA: 44			
<b>PITCHER</b>	IP WLS BF H R ER SO BB IBB HBP BLK WP HR S P ERA WHIP	IP WLS BF H R ER SO BB IBB HBP BLK WP HR S P ERA WHIP	IP WLS BF H R ER SO BB IBB HBP BLK WP HR S P ERA WHIP	IP WLS BF H R ER SO BB IBB HBP BLK WP HR S P ERA WHIP	IP WLS BF H R ER SO BB IBB HBP BLK WP HR S P ERA WHIP	IP WLS BF H R ER SO BB IBB HBP BLK WP HR S P ERA WHIP	IP WLS BF H R ER SO BB IBB HBP BLK WP HR S P ERA WHIP	IP WLS BF H R ER SO BB IBB HBP BLK WP HR S P ERA WHIP	IP WLS BF H R ER SO BB IBB HBP BLK WP HR S P ERA WHIP	IP WLS BF H R ER SO BB IBB HBP BLK WP HR S P ERA WHIP	IP WLS BF H R ER SO BB IBB HBP BLK WP HR S P ERA WHIP	IP WLS BF H R ER SO BB IBB HBP BLK WP HR S P ERA WHIP	IP WLS BF H R ER SO BB IBB HBP BLK WP HR S P ERA WHIP	IP WLS BF H R ER SO BB IBB HBP BLK WP HR S P ERA WHIP	IP WLS BF H R ER SO BB IBB HBP BLK WP HR S P ERA WHIP	IP WLS BF H R ER SO BB IBB HBP BLK WP HR S P ERA WHIP	IP WLS BF H R ER SO BB IBB HBP BLK WP HR S P ERA WHIP	IP WLS BF H R ER SO BB IBB HBP BLK WP HR S P ERA WHIP	IP WLS BF H R ER SO BB IBB HBP BLK WP HR S P ERA WHIP	IP WLS BF H R ER SO BB IBB HBP BLK WP HR S P ERA WHIP	IP WLS BF H R ER SO BB IBB HBP BLK WP HR S P ERA WHIP	IP WLS BF H R ER SO BB IBB HBP BLK WP HR S P ERA WHIP	
Ben McDonald, R (1,1) ERA: 4.14	3.0 L 19 8 9 9 2 3 0 0 0 0 0 1 20 32 27.00 3.667	2.0 12 3 4 1 0 1 0 0 0 0 0 1 11 15 4.50 2.000	1.0 6 3 3 3 0 0 0 0 0 0 0 1 6 6 27.00 3.000	1.0 4 1 0 0 2 0 0 0 0 0 0 8 8 0.00 1.000	1.0 3 0 0 0 2 0 0 0 0 0 0 7 7 0.00 0.000																		

Milwaukee Brewers @ Kansas City Royals  
Kauffman Stadium, Kansas City, MO  
Fri Jun 27 1997, 7:05 PM CDT  
Att: 18,246 - Unknown - 84 F

AB 40  
R 16  
H 15  
RBI 14  
BB 4  
SO 6  
LOB 14





Batter	1	2	3	4	5	6	7	8	9	AB	R	H	RBI	BB	SO	LOB	TOP										
Mark Loretta, R (1,4) OBP: 0.391, SLG: 0.436	1-1 P4		2-1 3B			4-2 2B 1B BB	0-1 1B		0-1 1B	4	1	3	2	1	0	0	<b>Milwaukee Brewers @ Kansas City Royals</b> Kauffman Stadium, Kansas City, MO Sat Jun 28 1997, 7:05 PM CDT Att: 25,022 - Unknown - 87 F <a href="http://livebaseballscorecards.com">livebaseballscorecards.com</a>										
Jeremy Burnitz, L (1,9) OBP: 0.406, SLG: 0.561	2-3 K		0-0 P2			2-1 1B SF9 2B	0-0 P4		0-0 L8	5	1	1	0	0	1	4											
Jeff Cirillo, R (1,5) OBP: 0.383, SLG: 0.467	3-1 G4-3		1-3 K			0-0 SF9 WP 2B 1B	0-2 F8			4	1	1	1	0	1	3											
Dave Nilsson, L (1,10) OBP: 0.348, SLG: 0.402		0-1 G4-1		0-0 G3		1-3 SF9 3-H 2-2			4-2 1B BB	2	0	0	1	1	0	0											
Gerald Williams, R (1,8) OBP: 0.308, SLG: 0.380		2-2 E6 G6-4-3		0-0 G6-3		0-3 K			0-0 F8	4	0	0	0	0	1	2											
Jack Voigt, R (1,3) OBP: 0.412, SLG: 0.688 Jeff Huson, L (8, PH) OBP: 0.293, SLG: 0.250 (8,3)		0-0 G6-4-3 1-2		3-2 L5		0-0 3-H 2B			1-1 G6-4-3 1B	3	0	1	1	0	0	1											
Matt Mieske, R (1,7) OBP: 0.316, SLG: 0.394			1-2 P2		2-2 F8	1-1 G6-3			0-0 G6-4-3 1-2	4	0	0	0	0	0	3											
Jose Valentin, S (1,6) OBP: 0.323, SLG: 0.411			1-2 2B 3B 1B		2-0 F8		3-2 F7		0-0 F8	4	1	1	0	0	0	0											
Mike Matheny, R (1,2) OBP: 0.281, SLG: 0.337			1-1 1-3 3B 2B		1-2 P6		2-1 1B 1B		1-1 G4-3	4	1	2	0	0	0	0											
<b>Inning Stats</b>	R: 0 E: 0 K: 1 S: 7	H: 0 LOB: 0 BB: 0 P: 13	R: 0 E: 1 K: 0 S: 8	H: 0 LOB: 0 BB: 0 P: 10	R: 2 E: 0 K: 1 S: 14	H: 3 LOB: 1 BB: 0 P: 20	R: 0 E: 0 K: 0 S: 5	H: 0 LOB: 0 BB: 0 P: 8	R: 0 E: 0 K: 0 S: 8	H: 0 LOB: 0 BB: 0 P: 13	R: 3 E: 0 K: 1 S: 19	H: 3 LOB: 1 BB: 1 P: 28	R: 0 E: 0 K: 0 S: 11	H: 2 LOB: 2 BB: 0 P: 16	R: 0 E: 0 K: 0 S: 7	H: 1 LOB: 1 BB: 0 P: 12		R: 0 E: 0 K: 0 S: 6	H: 1 LOB: 1 BB: 0 P: 7	1B: 6 2B: 3 3B: 1 HR: 0	SF: 1 SAC: 0 DP: 2 HBP: 0	WP: 1 PB: 0 CS: 0	PA: 38				
<b>PITCHER</b>	IP	WLS	BF	H	R	ER	SO	BB	IBB	HBP	BLK	WP	HR	S	P	ERA	WHIP										
50 José Rosado, L (1,1) ERA: 3.29	7.0	L	31	8	5	5	3	2	0	0	0	1	0	75	115	6.43	1.429										
Ricky Bones, R (8,1) ERA: 8.59	2.0		7	2	0	0	0	0	0	0	0	0	0	10	12	0.00	1.000										

Batter	1	2	3	4	5	6	7	8	9	AB	R	H	RBI	BB	SO	LOB	BOTTOM										
Jose Offerman, S (1,4) OBP: 0.383, SLG: 0.440	2-2 BB 1B	0-1 P5		1-1 F9		1-1 G1-3		1-2 F8		5	0	1	0	0	0	7	<b>Milwaukee Brewers @ Kansas City Royals</b> Kauffman Stadium, Kansas City, MO Sat Jun 28 1997, 7:05 PM CDT Att: 25,022 - Unknown - 87 F <a href="http://livebaseballscorecards.com">livebaseballscorecards.com</a>										
Tom Goodwin, L (1,8) OBP: 0.325, SLG: 0.361	1-3 K		0-0 P6		1-1 E FC6-4 1B		0-0 G5-4-3 1B		0-0 P5	5	1	2	0	0	1	1											
Jeff King, R (1,3) OBP: 0.396, SLG: 0.510	4-2 1-2 BB		1-2 F8		0-0 P5		1-1 G5-4-3 1-2		3-1 P5	4	0	0	0	1	0	2											
Chili Davis, S (1,10) OBP: 0.416, SLG: 0.514 Shane Halter, R (9, PR) OBP: 0.387, SLG: 0.269	1-0 F8		0-1 G3-1		1-1 E9 FC6-4		2-1 HR		0-0 1B	5	1	2	1	0	0	3											
Jermaine Dye, R (1,9) OBP: 0.219, SLG: 0.267	1-1 F9			0-0 P6		0-0 FC6-4 1-2		2-0 G4-3		0-1 G4-3	5	0	0	1	0	4											
Jon Nunnally, L (1,7) OBP: 0.385, SLG: 0.500		0-1 G6-3		0-0 1B 1B SF9 1B		1-1 F9		2-2 SH1-3 1B 1B		4	1	2	0	0	0	1											
Craig Paquette, R (1,5) OBP: 0.260, SLG: 0.383	1-0 HBP 1B			0-0 SF9 1B 1-2 1B		1-0 L5		0-0 SH1-3 1B 1-2 1B		4	0	3	0	0	0	0											
Sal Fasano, R (1,2) OBP: 0.250, SLG: 0.387 Johnny Damon, L (8, PH) OBP: 0.362, SLG: 0.456 Mike Macfarlane, R (9,2) OBP: 0.233, SLG: 0.231		0-3 K		1-2 SF9 1B 1-2 1B		1-3 K		1-1 SH1-3		3	0	1	0	0	2	1											
David Howard, S (1,6) OBP: 0.299, SLG: 0.367 Jay Bell, R (8, PH) OBP: 0.370, SLG: 0.482 (9,6)		1-2 HBP		1-0 SF9 2-3 3-H		1-1 1B		0-0 P4		1	0	1	1	0	0	0											
<b>Inning Stats</b>	R: 0 E: 0 K: 1 S: 11	H: 1 LOB: 2 BB: 1 P: 20	R: 0 E: 0 K: 1 S: 12	H: 1 LOB: 2 BB: 0 P: 14	R: 0 E: 0 K: 0 S: 8	H: 0 LOB: 0 BB: 0 P: 9	R: 1 E: 0 K: 0 S: 9	H: 3 LOB: 2 BB: 0 P: 12	R: 1 E: 1 K: 0 S: 9	H: 1 LOB: 1 BB: 0 P: 11	R: 0 E: 0 K: 1 S: 8	H: 1 LOB: 1 BB: 0 P: 12	R: 1 E: 0 K: 0 S: 6	H: 2 LOB: 0 BB: 0 P: 11	R: 0 E: 0 K: 0 S: 10	H: 2 LOB: 2 BB: 0 P: 14		R: 0 E: 0 K: 0 S: 6	H: 1 LOB: 1 BB: 0 P: 9	1B: 11 2B: 0 3B: 0 HR: 1	SF: 1 SAC: 1 DP: 1 HBP: 1	WP: 0 PB: 0 CS: 0	PA: 41				
<b>PITCHER</b>	IP	WLS	BF	H	R	ER	SO	BB	IBB	HBP	BLK	WP	HR	S	P	ERA	WHIP										
Jeff D'Amico, R (1,1) ERA: 4.02	7.0	W	32	9	3	2	3	1	0	1	0	0	0	63	89	2.57	1.429										
Doug Jones, R (8,1) ERA: 2.75	2.0	S	9	3	0	0	0	0	0	0	0	0	0	16	23	0.00	1.500										












Batter	1	2	3	4	5	6	7	8	9	AB	R	H	RBI	BB	SO	LOB	TOP										
Tom Goodwin, L (1, 8) OBP: 0.328, SLG: 0.366										4	0	1	1	0	1	1	<b>Kansas City Royals @ Chicago Cubs</b> Wrigley Field, Chicago, IL Tue Jul 01 1997, 3:33 AM CDT Att: 18,745 - Sunny - 84 F										
Jay Bell, R (1, 6) OBP: 0.364, SLG: 0.466										3	0	0	0	1	1												
Johnny Damon, L (1, 7) OBP: 0.361, SLG: 0.453										4	0	1	0	0	3												
Jeff King, R (1, 3) OBP: 0.395, SLG: 0.515										3	0	0	0	1	0	4											
Jermaine Dye, R (1, 9) OBP: 0.237, SLG: 0.316										4	0	0	0	0	1	2											
Craig Parquette, R (1, 5) OBP: 0.256, SLG: 0.378										4	0	0	0	0	1	1											
Sal Fasano, R (1, 2) OBP: 0.229, SLG: 0.353										3	0	0	0	0	2	0											
Jon Nunnally, L (9, PH) OBP: 0.400, SLG: 0.462										0	0	0	0	1	0	0											
David Howard, S (1, 4) OBP: 0.320, SLG: 0.389										4	1	3	0	0	0	2											
Glendon Rusch, L (1, 1) Scott Cooper, L (7, PH) Jamie Walker, L (7, 1)										2	0	0	0	0	1	2											
<b>Inning Stats</b>	R: 0 E: 0 K: 0 S: 3	H: 0 LOB: 0 BB: 0 P: 3	R: 0 E: 0 K: 1 S: 5	H: 0 LOB: 0 BB: 0 P: 5	R: 1 E: 1 K: 1 S: 8	H: 2 LOB: 3 BB: 1 P: 12	R: 0 E: 0 K: 0 S: 3	H: 0 LOB: 0 BB: 0 P: 3	R: 0 E: 0 K: 1 S: 6	H: 1 LOB: 1 BB: 0 P: 6	R: 0 E: 0 K: 1 S: 6	H: 1 LOB: 1 BB: 0 P: 6	R: 0 E: 0 K: 2 S: 7	H: 0 LOB: 0 BB: 0 P: 7	R: 0 E: 0 K: 1 S: 5	H: 0 LOB: 2 BB: 2 P: 13	1B: 3 2B: 2 3B: 0 HR: 0	SF: 0 SAC: 0 DP: 1 HBP: 0	WP: 0 PB: 0 SB: 0 CS: 0	PA: 35							
<b>PITCHER</b>	IP	WLS	BF	H	R	ER	SO	BB	IBB	HBP	BLK	WP	HR	S	P	ERA	WHIP										
Frank Castillo, R (1, 1) ERA: 5.32	8.0	W	30	5	1	0	6	1	0	0	0	0	0	41	45	0.00	0.750										
Turk Wendell, R (9, 1) ERA: 3.92	1.0		5	0	0	0	1	2	0	0	0	0	0	5	13	0.00	2.000										

Batter	1	2	3	4	5	6	7	8	9	AB	R	H	RBI	BB	SO	LOB	BOTTOM										
Doug Glanville, R (1, 7) OBP: 0.347, SLG: 0.431										3	2	2	1	1	0	0	<b>Kansas City Royals @ Chicago Cubs</b> Wrigley Field, Chicago, IL Tue Jul 01 1997, 3:33 AM CDT Att: 18,745 - Sunny - 84 F										
Brian McRae, S (1, 8) OBP: 0.295, SLG: 0.356										4	1	1	0	0	0	1											
Mark Grace, L (1, 3) OBP: 0.425, SLG: 0.466										4	2	2	1	0	0	1											
Sammy Sosa, R (1, 9) OBP: 0.305, SLG: 0.485										4	1	2	1	0	1	1											
Shawon Dunston, R (1, 6) Turk Wendell, L (9, 1)										4	0	3	1	0	0	1											
23 Ryne Sandberg, R (1, 4) OBP: 0.299, SLG: 0.342										3	0	1	2	0	0	2											
José Hernández, R (1, 5) OBP: 0.324, SLG: 0.447										3	0	0	0	1	0	4											
Mike Hubbard, R (1, 2) OBP: 0.233, SLG: 0.310										3	0	0	0	0	0	1											
Frank Castillo, R (1, 1) Rey Sanchez, R (9, 6)										3	0	0	0	0	0	0											
<b>Inning Stats</b>	R: 4 E: 0 K: 0 S: 7	H: 5 LOB: 0 BB: 0 P: 7	R: 0 E: 0 K: 0 S: 3	H: 0 LOB: 0 BB: 0 P: 3	R: 1 E: 0 K: 1 S: 8	H: 3 LOB: 2 BB: 0 P: 8	R: 1 E: 0 K: 0 S: 4	H: 1 LOB: 0 BB: 0 P: 4	R: 0 E: 0 K: 0 S: 4	H: 1 LOB: 1 BB: 0 P: 4	R: 0 E: 0 K: 0 S: 2	H: 0 LOB: 1 BB: 1 P: 6	R: 0 E: 0 K: 0 S: 2	H: 0 LOB: 0 BB: 1 P: 6	R: 0 E: 0 K: 0 S: 4	H: 1 LOB: 1 BB: 0 P: 4		1B: 7 2B: 3 3B: 0 HR: 1	SF: 1 SAC: 0 DP: 3 HBP: 0	WP: 0 PB: 0 SB: 0 CS: 0	PA: 34						
<b>PITCHER</b>	IP	WLS	BF	H	R	ER	SO	BB	IBB	HBP	BLK	WP	HR	S	P	ERA	WHIP										
Glendon Rusch, L (1, 1) ERA: 5.94	6.0	L	27	10	6	6	1	1	0	0	0	0	1	28	32	9.00	1.833										
Jamie Walker, L (7, 1) ERA: 6.75	2.0		7	1	0	0	0	1	0	0	0	0	0	6	10	0.00	1.000										

**AB 32**  
**R 1**  
**H 5**  
**RBI 1**  
**BB 3**  
**SO 7**  
**LOB 17**






Batter	1	2	3	4	5	6	7	8	9	AB	R	H	RBI	BB	SO	LOB	TOP								
Tom Goodwin, L (1, 8) OBP: 0.324, SLG: 0.361	1-1 L7		3-2 F7			1-1 G4-3	2-3 K			4	0	0	0	0	1	2									
David Howard, S (1, 4) OBP: 0.327, SLG: 0.394	1-2 CS 1B			2-1 G5-4-3 1B		0-0 F8	2-2 F8			4	0	2	0	0	0	2									
Jay Bell, R (1, 6) OBP: 0.369, SLG: 0.469	4-2 1B BB			2-0 G5-4-3 1-2		1-1 BB 1B		1-1 E E 1B		3	1	2	0	1	0	1									
Jeff King, R (1, 3) OBP: 0.393, SLG: 0.509	1-0 P7			3-3 K		4-1 BB 1B		1-0 SAFE P3		3	0	0	0	1	1	1									
Johnny Damon, L (1, 7) OBP: 0.359, SLG: 0.449		0-2 CS 1B			2-1 G6-3	2-2 G3		0-3 K		4	0	1	0	0	1	2									
Jermaine Dye, R (1, 9) OBP: 0.240, SLG: 0.325		2-0 F7			1-0 F7			1-0 G3-1		3	0	1	0	0	0	1									
Jon Nunnally, L (7, PR) OBP: 0.375, SLG: 0.429		1-2 1-2						1B 2B		1	1	0	0	0	0	0									
Craig Paquette, R (1, 5) OBP: 0.258, SLG: 0.383		0-0 G5-3			0-0 2B			1-3 K		2	0	1	0	0	0	0									
Scott Cooper, L (7, PH) OBP: 0.252, SLG: 0.286								2-2 L9		2	0	0	0	0	1	1									
Mike Macfarlane, R (1, 2) OBP: 0.261, SLG: 0.241			0-0 L8		4-0 IBB			0-2 2H 1B		3	0	1	1	1	1	0									
Kevin Appier, R (1, 1) OBP: 0.411, SLG: 0.505			2-3 K		2-3 K			0-1 1-2 1B		2	0	0	0	0	2	2									
Chili Davis, S (7, PH) OBP: 0.411, SLG: 0.505										1	0	1	0	0	0	0									
Hipolito Pichardo, R (7, 1) OBP: 0.375, SLG: 0.426										0	0	0	0	0	0	0									
Jose Offerman, S (9, PH) OBP: 0.375, SLG: 0.426										1	0	0	0	0	1	0									
<b>Inning Stats</b>	R: 0 E: 0 K: 0 S: 10	H: 1 LOB: 1 BB: 1 P: 17	R: 0 E: 0 K: 0 S: 5	H: 1 LOB: 0 BB: 0 P: 7	R: 0 E: 0 K: 1 S: 9	H: 0 LOB: 0 BB: 0 P: 14	R: 0 E: 0 K: 1 S: 6	H: 1 LOB: 0 BB: 0 P: 13	R: 0 E: 0 K: 1 S: 7	H: 1 LOB: 2 BB: 1 P: 16	R: 0 E: 0 K: 0 S: 11	H: 1 LOB: 2 BB: 1 P: 19	R: 1 E: 0 K: 2 S: 18	H: 3 LOB: 2 BB: 0 P: 25	R: 1 E: 2 K: 1 S: 7	H: 1 LOB: 0 BB: 0 P: 10	R: 0 E: 0 K: 2 S: 9	H: 0 LOB: 0 BB: 0 P: 12	1B: 7 2B: 2 3B: 0 HR: 0	SF: 0 SAC: 0 DP: 1 HBP: 0	WP: 0 PB: 0 SB: 0 CS: 2	PA: 36			
<b>PITCHER</b>	IP	WLS	BF	H	R	ER	SO	BB	IBB	HBP	BLK	WP	HR	S	P	ERA	WHIP								
Kevin Foster, R (1, 1) ERA: 4.1	6.1	W	26	7	1	1	4	2	1	0	0	0	0	9	13	1.42	1.421								
Bob Patterson, L (7, PH) ERA: 3.9	0.2		3	1	0	0	1	0	0	0	0	0	0	7	10	0.00	1.500								
Kent Bottenfield, R (8, 1) ERA: 2.63	1.0	S	4	1	1	0	1	0	0	0	0	0	0	7	10	0.00	1.000								
Mel Rojas, R (9, 1) ERA: 4.74	1.0	S	3	0	0	0	2	0	0	0	0	0	0	9	12	0.00	0.000								

Kansas City Royals @ Chicago Cubs  
Wrigley Field, Chicago, IL  
Wed Jul 02 1997, 3:33 AM CDT  
Att: 23,591 - Sunny - 89 F

AB 33  
R 2  
H 9  
RBI 1  
BB 3  
SO 8  
LOB 12



Batter	1	2	3	4	5	6	7	8	9	AB	R	H	RBI	BB	SO	LOB	BOTTOM								
Doug Glanville, R (1, 7) OBP: 0.350, SLG: 0.438	0-1 G4-3		2-2 2B		2-2 2B 1B		1-1 G6-3			4	1	2	0	0	0	0									
Brian McRae, S (1, 8) OBP: 0.295, SLG: 0.358	1-0 P4		2-1 G3		3-1 1B G4-3 2B		0-1 G5-3			4	1	1	0	0	0	2									
Mark Grace, L (1, 3) OBP: 0.426, SLG: 0.465	3-3 K		4-0 IBB		0-1 G4-3 1B		0-2 G4-3			3	0	1	1	1	1	0									
Sammy Sosa, R (1, 9) OBP: 0.304, SLG: 0.491		2-1 HR	1-3 K		0-2 G4-3		0-0 G6-3			4	1	1	2	0	1	4									
Dave Hansen, L (1, 5) OBP: 0.427, SLG: 0.366		1-3 K		3-1 F7		0-3 K		1-3 K		3	0	0	0	0	2	1									
José Hernández, R (7, 5) OBP: 0.320, SLG: 0.442										1	0	0	0	0	1	0									
Shawon Dunston, R (1, 6) OBP: 0.318, SLG: 0.404		1-0 L5		1-1 1B S		0-0 L8		2-3 K		3	0	1	0	0	0	0									
Kent Bottenfield, R (8, 1) OBP: 0.395, SLG: 0.479										0	0	0	0	0	0	0									
Dave Clark, L (8, PH) OBP: 0.395, SLG: 0.479										1	0	0	0	0	1	0									
Mel Rojas, R (9, 1) OBP: 0.395, SLG: 0.479										0	0	0	0	0	0	0									
23 Ryne Sandberg, R (1, 4) OBP: 0.295, SLG: 0.337	1-2 F8		1-3 K		1-1 1B		2-0 L7			3	0	0	0	0	1	1									
Scott Servais, R (1, 2) OBP: 0.329, SLG: 0.376			2-1 F8		1-1 1B		1-1 1B			3	0	2	0	0	0	0									
Kevin Foster, R (1, 1) OBP: 0.121, SLG: 0.094			2-2 F8		1-1 1B		3-2 L9			3	0	1	0	0	0	1									
Bob Patterson, R (7, 1) ERA: 2.68										0	0	0	0	0	0	0									
Rey Sanchez, R (8, 6) OBP: 0.306, SLG: 0.331			2B 1B							0	0	0	0	0	0	0									
<b>Inning Stats</b>	R: 0 E: 0 K: 1 S: 8	H: 0 LOB: 0 BB: 0 P: 12	R: 1 E: 0 K: 1 S: 10	H: 1 LOB: 0 BB: 0 P: 15	R: 0 E: 0 K: 1 S: 14	H: 2 LOB: 3 BB: 1 P: 27	R: 0 E: 0 K: 1 S: 10	H: 2 LOB: 2 BB: 0 P: 15	R: 2 E: 0 K: 1 S: 17	H: 3 LOB: 1 BB: 0 P: 23	R: 0 E: 0 K: 0 S: 7	H: 1 LOB: 1 BB: 0 P: 13	R: 0 E: 0 K: 0 S: 7	H: 0 LOB: 0 BB: 0 P: 8	R: 0 E: 0 K: 2 S: 7	H: 0 LOB: 0 BB: 0 P: 10	1B: 6 2B: 2 3B: 0 HR: 1	SF: 0 SAC: 0 DP: 0 HBP: 0	WP: 0 PB: 0 SB: 1 CS: 0	PA: 33					
<b>PITCHER</b>	IP	WLS	BF	H	R	ER	SO	BB	IBB	HBP	BLK	WP	HR	S	P	ERA	WHIP								
Kevin Appier, R (1, 1) ERA: 2.68	6.0	L	27	9	3	3	5	0	1	0	0	0	0	14	18	0.00	0.000								
Hipolito Pichardo, R (7, 1) ERA: 5.13	2.0		6	0	0	0	2	0	0	0	0	0	0	14	18	0.00	0.000								

Kansas City Royals @ Chicago Cubs  
Wrigley Field, Chicago, IL  
Wed Jul 02 1997, 3:33 AM CDT  
Att: 23,591 - Sunny - 89 F

AB 32  
R 3  
H 9  
RBI 3  
BB 1  
SO 7  
LOB 9





Batter	1	2	3	4	5	6	7	8	9	AB	R	H	RBI	BB	SO	LOB	TOP					
Shane Halter, R (1, 9) OBP: 0.421, SLG: 0.290 Jon Nunnally, L (9, PH) OBP: 0.353, SLG: 0.400	G5-3						F7		G4-3	3	0	1	0	1	0	0						
Tom Goodwin, L (1, 8) OBP: 0.325, SLG: 0.362							G1-3		G5-3	5	0	2	0	0	0	3						
Jay Bell, R (1, 6) OBP: 0.368, SLG: 0.469							F8			4	0	1	0	0	1	2						
Jeff King, R (1, 3) OBP: 0.389, SLG: 0.502									P6	4	1	0	0	0	0	1						
Chili Davis, S (1, 10) OBP: 0.416, SLG: 0.509										4	3	3	0	0	0	1						
Craig Paquette, R (1, 5) OBP: 0.298, SLG: 0.396										3	1	1	3	0	0	2						
Johnny Damon, L (1, 7) OBP: 0.362, SLG: 0.450										4	1	2	1	0	0	0						
Sal Fasano, R (1, 2) OBP: 0.231, SLG: 0.342										4	0	1	0	0	0	1						
David Howard, S (1, 4) OBP: 0.324, SLG: 0.388										4	0	1	2	0	0	0						
<b>Inning Stats</b>	R: 0 E: 0 K: 1 S: 5	H: 1 LOB: 0 BB: 0 P: 10	R: 1 E: 0 K: 0 S: 9	H: 2 LOB: 1 BB: 0 P: 14	R: 0 E: 0 K: 0 S: 8	H: 1 LOB: 1 BB: 1 P: 16	R: 3 E: 1 K: 0 S: 13	H: 5 LOB: 2 BB: 0 P: 17	R: 0 E: 0 K: 0 S: 7	H: 1 LOB: 1 BB: 0 P: 10	R: 0 E: 0 K: 0 S: 6	H: 0 LOB: 0 BB: 0 P: 10	R: 0 E: 0 K: 0 S: 5	H: 0 LOB: 0 BB: 0 P: 6	R: 2 E: 0 K: 0 S: 14	H: 2 LOB: 2 BB: 0 P: 20	R: 0 E: 0 K: 0 S: 5	H: 0 LOB: 0 BB: 0 P: 5	1B: 10 2B: 1 3B: 0 HR: 1	SF: 1 SAC: 0 DP: 1 HBP: 0	WP: 0 PB: 0 SB: 1 CS: 1	PA: 38
<b>PITCHER</b>	IP	WLS	BF	H	R	ER	SO	BB	IBB	HBP	BLK	WP	HR	S	P	ERA	WHIP					
Brian Anderson, L (1, 1) ERA: 4.18	8.0	W	35	12	6	5	1	1	0	0	0	0	1	67	103	5.62	1.625					
Michael Jackson, R (9, 1) ERA: 2.34	1.0	S	3	0	0	0	0	0	0	0	0	0	0	5	5	0.00	0.000					

**Kansas City Royals @ Cleveland Indians**  
Jacobs Field, Cleveland, OH

AB 36  
R 6  
H 12  
RBI 6  
BB 1  
SO 1  
LOB 10



WP: 0 PA: 38  
PB: 0  
SB: 1  
CS: 1

**Kansas City Royals @ Cleveland Indians**  
Jacobs Field, Cleveland, OH

AB 31  
R 7  
H 13  
RBI 7  
BB 3  
SO 3  
LOB 13



WP: 0 PA: 38  
PB: 0  
SB: 0  
CS: 0

Batter	1	2	3	4	5	6	7	8	9	AB	R	H	RBI	BB	SO	LOB	BOTTOM				
Marquis Grissom, R (1, 8) OBP: 0.320, SLG: 0.330	P5									5	1	2	1	0	0	1					
Kevin Seitzer, R (1, 10) OBP: 0.324, SLG: 0.384										5	0	1	0	0	0	5					
Jim Thome, L (1, 3) OBP: 0.435, SLG: 0.621										3	1	1	2	0	1	0					
Manny Ramirez, R (1, 9) OBP: 0.425, SLG: 0.547										4	2	4	0	0	0	0					
Sandy Alomar Jr., R (1, 2) OBP: 0.410, SLG: 0.614 Damian Jackson, R (8, PR) Pat Borders, R (9, 2) OBP: 0.350, SLG: 0.473										4	1	2	1	0	0	3					
Matt Williams, R (1, 5) OBP: 0.294, SLG: 0.487										2	1	1	2	1	0	0					
Julio Franco, R (1, 4) ERA: 3.38 Tony Fernandez, S (9, 4) OBP: 0.307, SLG: 0.378										3	0	0	0	1	1	2					
Brian Giles, L (1, 7) OBP: 0.369, SLG: 0.496										2	0	0	1	1	1	2					
Omar Vizquel, S (1, 6) OBP: 0.340, SLG: 0.364										3	0	2	0	0	0	0					
<b>Inning Stats</b>	R: 0 E: 0 K: 0 S: 7	H: 0 LOB: 0 BB: 0 P: 9	R: 1 E: 0 K: 1 S: 10	H: 3 LOB: 1 BB: 0 P: 15	R: 1 E: 0 K: 0 S: 13	H: 3 LOB: 2 BB: 0 P: 18	R: 0 E: 0 K: 1 S: 10	H: 0 LOB: 0 BB: 0 P: 16	R: 0 E: 0 K: 1 S: 6	H: 0 LOB: 0 BB: 0 P: 10	R: 2 E: 1 K: 1 S: 18	H: 2 LOB: 0 BB: 0 P: 26	R: 0 E: 0 K: 0 S: 5	H: 1 LOB: 1 BB: 1 P: 9	R: 3 E: 0 K: 0 S: 17	H: 4 LOB: 3 BB: 2 P: 32	1B: 11 2B: 1 3B: 0 HR: 1	SF: 3 SAC: 1 DP: 2 HBP: 0	WP: 0 PB: 0 SB: 0 CS: 0	PA: 38	
<b>PITCHER</b>	IP	WLS	BF	H	R	ER	SO	BB	IBB	HBP	BLK	WP	HR	S	P	ERA	WHIP				
50 José Rosado, L (1, 1) ERA: 3.38	7.0		30	10	5	4	3	1	0	0	0	0	0	9	20	0.00	9.000				
Hipolito Pichardo, R (8, 1) ERA: 5.61	0.1	L	4	1	0	0	0	2	0	0	0	0	0	1	1	27.00	0.000				
Larry Casian, L (8, 1) ERA: 6.62	0.1		1	0	1	1	0	0	0	0	0	0	0	6	9	27.00	6.000				
Jeff Montgomery, R (8, 1) ERA: 7.01	0.1		3	2	1	1	0	0	0	0	0	0	0	6	9	27.00	6.000				

WP: 0 PA: 38  
PB: 0  
SB: 0  
CS: 0







Batter	1	2	3	4	5	6	7	8	9	AB	R	H	RBI	BB	SO	LOB	TOP				
Jose Offerman, S (1, 4) OBP: 0.374, SLG: 0.427	G1-3						G4-3		K	5	1	2	1	0	1	1					
Tom Goodwin, L (1, 8) OBP: 0.318, SLG: 0.354	G4-3						F9			3	0	0	0	0	0	1					
Jeff King, R (1, 3) OBP: 0.386, SLG: 0.491	P5								K	3	1	0	0	1	1	0					
Chili Davis, S (1, 10) OBP: 0.411, SLG: 0.500		G4-3								4	1	2	0	0	1	0					
Johnny Damon, L (1, 7) OBP: 0.359, SLG: 0.442										4	1	1	1	0	0	1					
Jay Bell, R (1, 6) OBP: 0.365, SLG: 0.463										4	1	1	1	0	1	1					
Jon Nunnally, L (1, 9) OBP: 0.333, SLG: 0.364										4	1	1	1	0	1	0					
Scott Cooper, L (1, 5) OBP: 0.270, SLG: 0.309										3	1	2	3	1	0	0					
Shane Halter, R (9, PR) OBP: 0.410, SLG: 0.281										0	0	0	0	0	0	0					
Mike Macfarlane, R (1, 2) OBP: 0.262, SLG: 0.264										4	0	0	0	0	2	3					
<b>Inning Stats</b>	R: 0 E: 0 K: 0 S: 8	H: 0 LOB: 0 BB: 0 P: 11	R: 0 E: 0 K: 1 S: 8	H: 0 LOB: 0 BB: 0 P: 12	R: 0 E: 0 K: 0 S: 8	H: 1 LOB: 0 BB: 0 P: 11	R: 7 E: 0 K: 1 S: 19	H: 7 LOB: 1 BB: 1 P: 26	R: 0 E: 0 K: 1 S: 8	H: 0 LOB: 0 BB: 0 P: 9	R: 0 E: 0 K: 1 S: 8	H: 0 LOB: 0 BB: 0 P: 10	R: 0 E: 0 K: 1 S: 12	H: 1 LOB: 1 BB: 1 P: 17	R: 0 E: 0 K: 1 S: 10	H: 0 LOB: 1 BB: 1 P: 18	1B: 7 2B: 2 3B: 0 HR: 0	SF: 0 SAC: 1 DP: 1 HBP: 0	WP: 0 PB: 0 SB: 0 CS: 0	PA: 37	
<b>PITCHER</b>	IP	WLS	BF	H	R	ER	SO	BB	IBB	HBP	BLK	WP	HR	S	P	ERA	WHIP				
Orel Hershiser, R (1, 1) ERA: 4.95	3.2		19	8	7	7	2	1	0	0	0	0	0	42	59	17.18	2.455				
Jose Mesa, R (4, 1) ERA: 4.25	3.2		12	1	0	0	4	0	0	0	0	0	0	30	40	0.00	0.273				
Paul Assenmacher, L (8, 1) ERA: 5.66	0.1		1	0	0	0	0	0	0	0	0	0	0	2	4	0.00	0.000				
Michael Jackson, R (8, 1) ERA: 2.27	1.1	W	5	0	0	0	1	1	0	0	0	0	0	15	24	0.00	0.750				

**Kansas City Royals @ Cleveland Indians**  
 Jacobs Field, Cleveland, OH  
 Sun Jul 06 1997, 3:33 AM EDT  
 Att: 42,863 - Cloudy - 75 F

AB 34  
 R 7  
 H 9  
 RBI 7  
 BB 2  
 SO 7  
 LOB 7



Batter	1	2	3	4	5	6	7	8	9	AB	R	H	RBI	BB	SO	LOB	BOTTOM				
Marquis Grissom, R (1, 8) OBP: 0.319, SLG: 0.330	G6-3									5	1	1	1	0	0	4					
Kevin Seitzer, R (1, 10) OBP: 0.322, SLG: 0.380	L9									4	1	1	2	1	1	2					
Jim Thome, L (1, 3) OBP: 0.441, SLG: 0.628	K									1	1	0	0	3	1	0					
Manny Ramirez, R (1, 9) OBP: 0.422, SLG: 0.563										4	1	1	4	0	1	3					
Sandy Alomar Jr., R (1, 2) OBP: 0.408, SLG: 0.608										4	0	1	0	0	1	1					
Matt Williams, R (1, 5) OBP: 0.292, SLG: 0.489										4	1	1	1	0	0	2					
Brian Giles, L (1, 7) OBP: 0.362, SLG: 0.497										4	0	0	0	0	0	1					
Tony Fernandez, S (1, 4) OBP: 0.315, SLG: 0.388										4	1	2	0	0	0	0					
Omar Vizquel, S (1, 6) OBP: 0.348, SLG: 0.372										3	2	3	0	0	0	0					
<b>Inning Stats</b>	R: 0 E: 0 K: 1 S: 8	H: 1 LOB: 1 BB: 0 P: 10	R: 4 E: 0 K: 1 S: 14	H: 2 LOB: 0 BB: 2 P: 26	R: 3 E: 0 K: 1 S: 20	H: 4 LOB: 2 BB: 1 P: 38	R: 0 E: 0 K: 1 S: 10	H: 0 LOB: 0 BB: 0 P: 14	R: 0 E: 0 K: 1 S: 9	H: 1 LOB: 1 BB: 0 P: 13	R: 0 E: 0 K: 0 S: 6	H: 0 LOB: 1 BB: 1 P: 13	R: 1 E: 0 K: 0 S: 8	H: 2 LOB: 1 BB: 0 P: 13	1B: 7 2B: 1 3B: 0 HR: 2	SF: 0 SAC: 1 DP: 0 HBP: 0	WP: 0 PB: 0 SB: 2 CS: 0	PA: 38			
<b>PITCHER</b>	IP	WLS	BF	H	R	ER	SO	BB	IBB	HBP	BLK	WP	HR	S	P	ERA	WHIP				
Tim Lincecum, R (1, 1) ERA: 3.92	7.0		33	8	7	7	4	4	0	0	0	0	0	2	17	9.00	1.714				
Larry Casian, L (8, 1) ERA: 6.87	0.2	L	3	1	1	1	0	0	0	0	0	0	0	5	7	13.50	1.500				
Gregg Olson, R (8, 1) ERA: 16.2	0.1		2	1	0	0	0	0	0	0	0	0	0	3	6	0.00	3.000				

**Kansas City Royals @ Cleveland Indians**  
 Jacobs Field, Cleveland, OH  
 Sun Jul 06 1997, 3:33 AM EDT  
 Att: 42,863 - Cloudy - 75 F

AB 33  
 R 8  
 H 10  
 RBI 8  
 BB 4  
 SO 4  
 LOB 13





Batter	1	2	3	4	5	6	7	8	9	AB	R	H	RBI	BB	SO	LOB	TOP								
<b>Ray Durham, S</b> OBP: 0.327, SLG: 0.367 (1, 4)	2-2 1B SF8 2B	1-2 1B		0-3 K			0-2 E5 1B		2-0 HR	5	4	3	3	0	1	0	<b>Chicago White Sox @ Kansas City Royals</b> Kauffman Stadium, Kansas City, MO Thu Jul 10 1997, 7:05 PM CDT Att: 29,812 - Unknown - 74 F <a href="http://livebaseballscorecards.com">livebaseballscorecards.com</a>								
<b>Dave Martinez, L</b> OBP: 0.366, SLG: 0.454 (1, 8) (8, 9) (9, 3)	0-0 S 2-3 1B	SAFE SAFE 4-2 2-H 3-H 1B			2-2 G3-1		1-1 1B 1-2 1B		2-2 G3-1	4	0	2	0	1	0	0									
<b>Frank Thomas, R</b> OBP: 0.477, SLG: 0.634 <b>Mike Cameron, R</b> OBP: 0.333, SLG: 0.431 (1, 3) (9, 9)	1-1 SF8	1-0 1B			1-1 G6-3		1-1 1B 1-3 2-H 1B		1-2 G4-3	4	0	2	3	0	0	0									
<b>Albert Belle, R</b> OBP: 0.353, SLG: 0.522 (1, 7)	SAFE 1-3 K	3-3 K			1-1 F7		0-0 L8			4	0	0	0	0	2	5									
<b>Harold Baines, L</b> OBP: 0.372, SLG: 0.461 (1, 10)	2-1 G3-1		1-2 G4-3			1-0 F9		2-1 L7		4	0	0	0	0	0	1									
<b>Jorge Fabregas, L</b> OBP: 0.254, SLG: 0.311 (1, 2)		1-0 G4-3	0-0 G4-3			2-3 K		3-2 1B		4	0	1	0	0	1	0									
<b>Lyle Mouton, R</b> OBP: 0.316, SLG: 0.394 <b>Darren Lewis, R</b> OBP: 0.308, SLG: 0.214 (1, 9) (8, PR) (8, 8)		2-3 K	2-3 K			0-3 K		2-2 1B		4	0	1	0	0	3	0									
<b>Chris Snopce, R</b> OBP: 0.275, SLG: 0.342 (1, 5)		2-1 2B 1B		1-1 L5		0-1 CS 1B		1-1 G4-3		4	1	2	0	0	0	2									
<b>Ozzie Guillen, L</b> OBP: 0.315, SLG: 0.356 (1, 6)	0-1 1-3 1B 2B		0-0 F9			2-1 F8		0-0 G3-1		4	1	1	0	0	0	1									
<b>Inning Stats</b>	R: 1 E: 0 K: 1 S: 11	H: 2 LOB: 1 BB: 0 P: 17	R: 3 E: 0 K: 2 S: 17	H: 4 LOB: 2 BB: 1 P: 31	R: 0 E: 0 K: 1 S: 7	H: 0 LOB: 0 BB: 0 P: 10	R: 0 E: 0 K: 1 S: 6	H: 0 LOB: 0 BB: 0 P: 7	R: 0 E: 0 K: 0 S: 7	H: 0 LOB: 0 BB: 0 P: 11	R: 0 E: 0 K: 0 S: 7	H: 0 LOB: 0 BB: 0 P: 10	R: 1 E: 1 K: 0 S: 13	H: 3 LOB: 2 BB: 0 P: 16	R: 0 E: 0 K: 0 S: 11	H: 2 LOB: 2 BB: 0 P: 19		R: 1 E: 0 K: 0 S: 9	H: 1 LOB: 0 BB: 0 P: 14	1B: 9 2B: 2 3B: 0 HR: 1	SF: 1 SAC: 0 DP: 1 HBP: 0	WP: 0 PB: 0 SB: 2 CS: 1	PA: 39		
<b>PITCHER</b>	IP	WLS	BF	H	R	ER	SO	BB	IBB	HBP	BLK	WP	HR	S	P	ERA	WHIP								
<b>Kevin Appier, R</b> ERA: 2.8 (1, 1)	7.0	L	31	9	5	4	7	1	0	0	0	0	0	68	102	5.14	1.429								
<b>Glendon Rusch, L</b> ERA: 5.87 (8, 1)	1.0		4	2	0	0	0	0	0	0	0	0	0	11	19	0.00	2.000								
<b>Jeff Montgomery, R</b> ERA: 7.09 (9, 1)	1.0		4	1	1	1	0	0	0	0	0	0	1	9	14	9.00	1.000								

Batter	1	2	3	4	5	6	7	8	9	AB	R	H	RBI	BB	SO	LOB	BOTTOM								
<b>Bip Roberts, S</b> OBP: 0.362, SLG: 0.403 (1, 5) (7, 7)	1-3 K		SAFE SAFE 3-2 1-3 2B 1B		1-2 1B G3 1B		2-2 G1-3 1B		0-2 1B	5	2	4	0	0	1	0	<b>Chicago White Sox @ Kansas City Royals</b> Kauffman Stadium, Kansas City, MO Thu Jul 10 1997, 7:05 PM CDT Att: 29,812 - Unknown - 74 F <a href="http://livebaseballscorecards.com">livebaseballscorecards.com</a>								
<b>Tom Goodwin, L</b> OBP: 0.313, SLG: 0.349 (1, 8)	2-1 F7		0-1 SF7		0-1 G3		1-2 G1-3		0-3 K	4	0	0	1	0	1	4									
<b>Jay Bell, R</b> OBP: 0.366, SLG: 0.462 (1, 6)	4-2 BB		3-H 2-3 K		2-2 L6-4 1B		1-2 G5-3			3	0	1	0	1	1	2									
<b>Jeff King, R</b> OBP: 0.387, SLG: 0.495 (1, 3)	1-1 F7		1-H 2B		2-0 1B		1-2 3-H 1B		3-2 P6	4	0	2	2	0	0	1									
<b>Chili Davis, S</b> OBP: 0.409, SLG: 0.494 (1, 10)		0-1 G3-1	4-2 BB		0-1 L6-4		0-1 L6-4		2-0 F7	3	0	0	0	1	0	2									
<b>Johnny Damon, L</b> OBP: 0.353, SLG: 0.434 (1, 7) (7, 9)		0-1 G6-3	1-1 G5-3			1-2 F8		2-1 F8		4	0	0	0	0	0	2									
<b>29 Mike Sweeney, R</b> OBP: 0.325, SLG: 0.432 (1, 2)		0-0 1B		1-2 P5		1-3 K		3-2 G1-3		4	0	1	0	0	1	0									
<b>Jon Nunnally, L</b> OBP: 0.308, SLG: 0.333 <b>Craig Paquette, R</b> OBP: 0.256, SLG: 0.392 (6, PH) (7, 5)		2-3 K		1-2 F7		0-1 G5-3		4-2 1B		2	0	0	0	0	1	1									
<b>Scott Cooper, L</b> OBP: 0.276, SLG: 0.309 (9, PH)								BB		0	0	0	0	1	0	0									
<b>David Howard, S</b> OBP: 0.319, SLG: 0.374 (1, 4)			4-0 1B SF7 BB		3-2 L8		1-2 P6		3-2 F8	3	1	0	0	1	0	1									
<b>Inning Stats</b>	R: 0 E: 0 K: 1 S: 10	H: 0 LOB: 1 BB: 1 P: 18	R: 0 E: 0 K: 1 S: 8	H: 1 LOB: 1 BB: 0 P: 10	R: 2 E: 0 K: 1 S: 22	H: 2 LOB: 2 BB: 2 P: 37	R: 0 E: 0 K: 0 S: 11	H: 0 LOB: 0 BB: 0 P: 16	R: 1 E: 0 K: 0 S: 11	H: 3 LOB: 1 BB: 0 P: 16	R: 0 E: 0 K: 1 S: 8	H: 0 LOB: 0 BB: 0 P: 10	R: 0 E: 0 K: 0 S: 12	H: 1 LOB: 1 BB: 0 P: 17	R: 0 E: 0 K: 0 S: 7	H: 0 LOB: 0 BB: 0 P: 14	R: 0 E: 0 K: 1 S: 19	H: 1 LOB: 2 BB: 1 P: 29	1B: 7 2B: 2 3B: 0 HR: 0	SF: 1 SAC: 0 DP: 1 HBP: 0	WP: 0 PB: 0 SB: 0 CS: 0	PA: 38			
<b>PITCHER</b>	IP	WLS	BF	H	R	ER	SO	BB	IBB	HBP	BLK	WP	HR	S	P	ERA	WHIP								
<b>Jaime Navarro, R</b> ERA: 4.8 (1, 1)	5.0	W	23	6	3	3	3	3	0	0	0	0	0	62	97	5.40	1.800								
<b>Tony Castillo, L</b> ERA: 5.91 (6, 1)	1.2		6	1	0	0	1	0	0	0	0	0	0	17	23	0.00	0.600								
<b>Matt Karchner, R</b> ERA: 2.05 (7, 1)	1.1		4	0	0	0	0	0	0	0	0	0	0	10	18	0.00	0.000								
<b>Roberto Hernandez, R</b> ERA: 2.97 (9, 1)	1.0	S	5	1	0	0	1	1	0	0	0	0	0	19	29	0.00	2.000								







Batter	1	2	3	4	5	6	7	8	9	AB	R	H	RBI	BB	SO	LOB	TOP								
Ray Durham, S OBP: 0.326, SLG: 0.372		G4-3		FC3-2	K			G6-3		5	1	1	0	0	1	4									
Dave Martinez, L OBP: 0.366, SLG: 0.449		G4-3		L6				G6-3		4	2	1	0	1	0	3									
Frank Thomas, R OBP: 0.479, SLG: 0.657																									
Darren Lewis, R OBP: 0.308, SLG: 0.214				G6-3																					
Albert Belle, R OBP: 0.355, SLG: 0.517	G3			L4																					
Harold Baines, L OBP: 0.374, SLG: 0.470	G3-1			K																					
Norberto Martin, R OBP: 0.311, SLG: 0.368																									
Jorge Fabregas, L OBP: 0.294, SLG: 0.337																									
Mike Cameron, R OBP: 0.343, SLG: 0.438	K																								
Chris Snopce, R OBP: 0.285, SLG: 0.355																									
Ozzie Guillen, L OBP: 0.312, SLG: 0.354																									
<b>Inning Stats</b>	R: 3 E: 0 K: 1 S: 18	H: 4 LOB: 1 BB: 0 P: 27	R: 0 E: 0 K: 0 S: 8	H: 1 LOB: 1 BB: 0 P: 11	R: 0 E: 0 K: 1 S: 7	H: 0 LOB: 0 BB: 0 P: 10	R: 1 E: 0 K: 0 S: 10	H: 2 LOB: 2 BB: 1 P: 17	R: 4 E: 0 K: 1 S: 16	H: 4 LOB: 1 BB: 1 P: 28	R: 0 E: 0 K: 0 S: 3	H: 1 LOB: 0 BB: 0 P: 7	R: 0 E: 0 K: 0 S: 4	H: 0 LOB: 0 BB: 0 P: 5	R: 0 E: 0 K: 0 S: 5	H: 0 LOB: 0 BB: 0 P: 7	R: 3 E: 0 K: 0 S: 10	H: 2 LOB: 1 BB: 2 P: 25	1B: 10 2B: 2 3B: 0 HR: 2	SF: 2 SAC: 2 DP: 1 HBP: 0	WP: 1 PB: 0 SB: 0 CS: 0	PA: 44			
<b>PITCHER</b>	IP	WLS	BF	H	R	ER	SO	BB	IBB	HBP	BLK	WP	HR	S	P	ERA	WHIP								
Tim Lincecum, R ERA: 4.32	4.1	L	25	10	8	8	2	2	0	0	1	0	2	49	79	16.61	2.769								
Ricky Bones, R ERA: 8.33	4.0		15	2	2	2	1	1	1	0	0	1	0	23	42	4.50	0.750								
Jamie Walker, L ERA: 6.88	0.0		2	2	0	0	0	0	0	0	0	0	0	5	11	∞	∞								
Jeff Montgomery, R ERA: 6.91	0.2		2	0	1	1	0	0	0	0	0	0	0	4	5	13.50	0.000								

Chicago White Sox @ Kansas City Royals  
Kauffman Stadium, Kansas City, MO  
Sat Jul 12 1997, 7:05 PM CDT  
Att: 33,155 - Unknown - 88 F

AB 36  
R 11  
H 14  
RBI 10  
BB 4  
SO 3  
LOB 13



Batter	1	2	3	4	5	6	7	8	9	AB	R	H	RBI	BB	SO	LOB	BOTTOM								
Bip Roberts, S OBP: 0.369, SLG: 0.414										5	2	4	0	0	1	1									
Tom Goodwin, L OBP: 0.312, SLG: 0.347										4	1	1	0	0	0	4									
Jay Bell, R OBP: 0.366, SLG: 0.458										5	0	2	1	0	3	2									
Jeff King, R OBP: 0.380, SLG: 0.493										5	1	1	3	0	1	3									
Chili Davis, S OBP: 0.404, SLG: 0.510	K									4	1	1	1	0	1	2									
Johnny Damon, L OBP: 0.355, SLG: 0.434										4	0	1	0	0	0	0									
Jon Nunnally, L OBP: 0.310, SLG: 0.444										3	1	1	1	0	0	1									
Craig Paquette, R OBP: 0.280, SLG: 0.394										1	0	1	0	0	0	0									
Shane Halter, R OBP: 0.410, SLG: 0.281										0	0	0	0	0	0	0									
Mike Macfarlane, R OBP: 0.263, SLG: 0.260										2	0	0	0	0	1	0									
Scott Cooper, L OBP: 0.282, SLG: 0.315										1	0	1	0	0	0	0									
29 Mike Sweeney, R OBP: 0.333, SLG: 0.429										0	0	0	0	0	0	0									
David Howard, S OBP: 0.306, SLG: 0.357										4	1	1	0	0	0	2									
<b>Inning Stats</b>	R: 1 E: 0 K: 1 S: 11	H: 2 LOB: 1 BB: 0 P: 16	R: 1 E: 0 K: 0 S: 5	H: 1 LOB: 0 BB: 0 P: 6	R: 3 E: 0 K: 1 S: 14	H: 4 LOB: 1 BB: 0 P: 17	R: 0 E: 0 K: 0 S: 6	H: 1 LOB: 1 BB: 0 P: 12	R: 0 E: 0 K: 2 S: 11	H: 0 LOB: 0 BB: 0 P: 13	R: 0 E: 0 K: 1 S: 8	H: 0 LOB: 0 BB: 0 P: 10	R: 2 E: 1 K: 1 S: 14	H: 3 LOB: 1 BB: 0 P: 16	R: 0 E: 0 K: 0 S: 14	H: 2 LOB: 1 BB: 0 P: 19	R: 0 E: 0 K: 1 S: 11	H: 1 LOB: 1 BB: 0 P: 14	1B: 10 2B: 1 3B: 0 HR: 3	SF: 0 SAC: 1 DP: 1 HBP: 1	WP: 0 PB: 0 SB: 0 CS: 1	PA: 40			
<b>PITCHER</b>	IP	WLS	BF	H	R	ER	SO	BB	IBB	HBP	BLK	WP	HR	S	P	ERA	WHIP								
Danny Darwin, R ERA: 3.79	6.0	W	27	9	6	6	5	0	0	0	0	0	0	4	5	9.00	1.500								
Chuck McElroy, L ERA: 4.31	0.1		2	1	0	0	1	0	0	0	0	0	0	4	5	0.00	3.000								
Matt Karchner, R ERA: 2.0	0.2		3	1	1	0	0	0	0	0	0	0	0	8	9	0.00	1.500								
Tony Castillo, L ERA: 5.85	0.1		1	0	0	0	0	0	0	0	0	0	0	2	3	0.00	0.000								
41 Bill Simas, R ERA: 4.25	0.1		2	2	0	0	0	0	0	0	0	0	0	11	15	0.00	6.000								

Chicago White Sox @ Kansas City Royals  
Kauffman Stadium, Kansas City, MO  
Sat Jul 12 1997, 7:05 PM CDT  
Att: 33,155 - Unknown - 88 F

AB 38  
R 7  
H 14  
RBI 6  
BB 0  
SO 7  
LOB 15





Batter	1	2	3	4	5	6	7	8	9	AB	R	H	RBI	BB	SO	LOB	TOP			
Ray Durham, S OBP: 0.327, SLG: 0.370 (1, 4)	1-1 CS 1B		4-0 BB 1B	2-2 G4-3		1-0 G4-3			1-0 F8	4	1	1	0	1	0	0	Chicago White Sox @ Kansas City Royals Kauffman Stadium, Kansas City, MO Sun Jul 13 1997, 3:33 AM CDT Att: 27,887 - Sunny - 89 F			
Dave Martinez, L OBP: 0.366, SLG: 0.444 (9, 3)	1-3 K		4-2 1B HR	4-2 HR			1-1 G6-3		2-3 K	3	2	0	0	2	2	1				
Frank Thomas, R OBP: 0.461, SLG: 0.665 Darren Lewis, R OBP: 0.308, SLG: 0.214 (9, PR) (9, 8)	1-1 P6		1-1 HR	1-0 HR			2-0 G6-3		4-1 CS BB	4	2	2	3	1	0	0				
Albert Belle, R OBP: 0.356, SLG: 0.525 (1, 7)		3-1 F9	1-0 HR	3-2 F7			3-2 1B		3-0 CS	4	1	2	3	0	0	0				
Harold Baines, L OBP: 0.376, SLG: 0.468 (1, 10)		4-2 1B	3-3 K		0-0 G3		1-1 1B		1-1 FC6-4 1B	3	1	1	0	1	1	0				
Jorge Fabregas, L OBP: 0.284, SLG: 0.335 (1, 2)		2-0 F8	1-1 G5-3 1B		0-1 G4-3		3-1 FC6-4 1-2			4	0	1	0	0	0	3				
Mike Cameron, R OBP: 0.341, SLG: 0.433 (9, 9)		3-2 1B	1-0 G5-3		0-0 F7			2-2 L8		4	0	1	0	0	0	1				
Chris Snopce, R OBP: 0.284, SLG: 0.353 (1, 5)		0-0 1B	2-1 L7			3-2 F8		0-0 G6-3		4	0	1	1	0	0	1				
Ozzie Guillen, L OBP: 0.308, SLG: 0.349 (1, 6)		2-0 G4-3		1-0 F9		0-0 F7		1-2 G4-3		4	0	0	0	0	0	2				
<b>Inning Stats</b>	R: 0 E: 0 K: 1 S: 7	H: 1 LOB: 0 BB: 0 P: 10	R: 1 E: 0 K: 0 S: 11	H: 2 LOB: 2 BB: 1 P: 25	R: 4 E: 0 K: 1 S: 14	H: 3 LOB: 1 BB: 2 P: 31	R: 2 E: 0 K: 0 S: 13	H: 1 LOB: 0 BB: 1 P: 24	R: 0 E: 0 K: 0 S: 4	H: 0 LOB: 0 BB: 0 P: 4	R: 0 E: 0 K: 0 S: 6	H: 0 LOB: 0 BB: 0 P: 10	R: 0 E: 0 K: 0 S: 11	H: 2 LOB: 2 BB: 0 P: 21	R: 0 E: 0 K: 0 S: 7	H: 0 LOB: 1 BB: 1 P: 15	1B: 7 2B: 0 3B: 0 HR: 2	SF: 0 SAC: 0 DP: 0 HBP: 0	WP: 0 PB: 0 CS: 2	PA: 40
<b>PITCHER</b>	IP WLS BF H R ER SO BB IBB HBP BLK WP HR S P ERA WHIP	IP WLS BF H R ER SO BB IBB HBP BLK WP HR S P ERA WHIP	IP WLS BF H R ER SO BB IBB HBP BLK WP HR S P ERA WHIP	IP WLS BF H R ER SO BB IBB HBP BLK WP HR S P ERA WHIP	IP WLS BF H R ER SO BB IBB HBP BLK WP HR S P ERA WHIP	IP WLS BF H R ER SO BB IBB HBP BLK WP HR S P ERA WHIP	IP WLS BF H R ER SO BB IBB HBP BLK WP HR S P ERA WHIP	IP WLS BF H R ER SO BB IBB HBP BLK WP HR S P ERA WHIP	IP WLS BF H R ER SO BB IBB HBP BLK WP HR S P ERA WHIP	IP WLS BF H R ER SO BB IBB HBP BLK WP HR S P ERA WHIP	IP WLS BF H R ER SO BB IBB HBP BLK WP HR S P ERA WHIP	IP WLS BF H R ER SO BB IBB HBP BLK WP HR S P ERA WHIP	IP WLS BF H R ER SO BB IBB HBP BLK WP HR S P ERA WHIP	IP WLS BF H R ER SO BB IBB HBP BLK WP HR S P ERA WHIP	IP WLS BF H R ER SO BB IBB HBP BLK WP HR S P ERA WHIP	IP WLS BF H R ER SO BB IBB HBP BLK WP HR S P ERA WHIP	IP WLS BF H R ER SO BB IBB HBP BLK WP HR S P ERA WHIP			
Jim Pittsley, R ERA: 6.14	4.0	7	7	7	2	4	0	0	0	0	0	0	0	0	0	0	15.75	2.750		
Jamie Walker, L ERA: 5.85	3.0	11	2	0	0	0	0	0	0	0	0	0	0	0	0	0	0.00	0.667		
Mike Perez, R ERA: 3.86	2.0	6	0	0	0	1	1	0	0	0	0	0	0	0	0	0	0.00	0.500		

Batter	1	2	3	4	5	6	7	8	9	AB	R	H	RBI	BB	SO	LOB	BOTTOM			
Bip Roberts, S OBP: 0.373, SLG: 0.419 (1, 5)	1-0 G6-3		1-0 2B		1-0 1B			2-1 G4-3	4-2 BB	5	1	2	0	1	1	2	Chicago White Sox @ Kansas City Royals Kauffman Stadium, Kansas City, MO Sun Jul 13 1997, 3:33 AM CDT Att: 27,887 - Sunny - 89 F			
Tom Goodwin, L OBP: 0.312, SLG: 0.343 (1, 8)	3-2 L8		4-1 F9 BB	1-0 G4-3	1-2 F7		4-1 1B BB	0-0 F7		4	1	0	0	2	0	4				
Jay Bell, R OBP: 0.369, SLG: 0.467 (1, 6)	0-1 3B		0-0 BB 29 BB	1-1 1B		0-0 F8		0-1 P4		5	1	3	1	0	0	1				
Jeff King, R OBP: 0.377, SLG: 0.488 (1, 3)	2-2 G5-3		0-0 F9	0-0 F7		0-0 P2		0-1 1B		5	0	1	0	0	0	4				
Chili Davis, S OBP: 0.404, SLG: 0.506 (1, 10)		2-3 K	4-2 29 BB 1B	0-2 BB		1-0 P5		0-1 L5		4	1	1	0	1	1	2				
Jon Nunnally, L OBP: 0.353, SLG: 0.414 (1, 9)		4-1 BB	4-1 29 BB 1B	4-2 BB		1-1 E4 29 2B		2-0 F8		2	2	0	1	3	0	0				
29 Mike Sweeney, R OBP: 0.341, SLG: 0.438 Rod Myers, L OBP: 0.500, SLG: 0.500 (9, PH)		0-1 F9	4-2 G3 1B	0-0 L8		0-0 SH1-3 CS 2B		1-0 BB G3 1B		3	0	1	2	1	0	4				
Johnny Damon, L OBP: 0.358, SLG: 0.432 (1, 7)		4-0 BB	1-2 2-3 3-H	1-2 G3 1B		1-0 F9		1-1 SH1-3		3	0	1	2	1	0	1				
David Howard, S OBP: 0.297, SLG: 0.345 Scott Cooper, L OBP: 0.368, SLG: 0.315 Shane Halter, R OBP: 0.410, SLG: 0.281 (9, PR)		1-1 F7	0-1 G3		0-1 B3		1-3 K		4-2 BB	4	0	0	0	0	1	5				
<b>Inning Stats</b>	R: 0 E: 0 K: 0 S: 9	H: 1 LOB: 1 BB: 0 P: 15	R: 0 E: 0 K: 1 S: 8	H: 0 LOB: 2 BB: 2 P: 19	R: 5 E: 0 K: 1 S: 18	H: 3 LOB: 4 BB: 4 P: 37	R: 0 E: 0 K: 0 S: 11	H: 2 LOB: 3 BB: 1 P: 17	R: 0 E: 0 K: 0 S: 3	H: 0 LOB: 0 BB: 0 P: 4	R: 1 E: 1 K: 1 S: 11	H: 1 LOB: 1 BB: 0 P: 14	R: 0 E: 0 K: 0 S: 9	H: 1 LOB: 2 BB: 1 P: 15	R: 0 E: 0 K: 0 S: 11	H: 1 LOB: 3 BB: 2 P: 24	1B: 7 2B: 3 3B: 1 HR: 0	SF: 0 SAC: 1 DP: 1 HBP: 0	WP: 0 PB: 0 CS: 1	PA: 47
<b>PITCHER</b>	IP WLS BF H R ER SO BB IBB HBP BLK WP HR S P ERA WHIP	IP WLS BF H R ER SO BB IBB HBP BLK WP HR S P ERA WHIP	IP WLS BF H R ER SO BB IBB HBP BLK WP HR S P ERA WHIP	IP WLS BF H R ER SO BB IBB HBP BLK WP HR S P ERA WHIP	IP WLS BF H R ER SO BB IBB HBP BLK WP HR S P ERA WHIP	IP WLS BF H R ER SO BB IBB HBP BLK WP HR S P ERA WHIP	IP WLS BF H R ER SO BB IBB HBP BLK WP HR S P ERA WHIP	IP WLS BF H R ER SO BB IBB HBP BLK WP HR S P ERA WHIP	IP WLS BF H R ER SO BB IBB HBP BLK WP HR S P ERA WHIP	IP WLS BF H R ER SO BB IBB HBP BLK WP HR S P ERA WHIP	IP WLS BF H R ER SO BB IBB HBP BLK WP HR S P ERA WHIP	IP WLS BF H R ER SO BB IBB HBP BLK WP HR S P ERA WHIP	IP WLS BF H R ER SO BB IBB HBP BLK WP HR S P ERA WHIP	IP WLS BF H R ER SO BB IBB HBP BLK WP HR S P ERA WHIP	IP WLS BF H R ER SO BB IBB HBP BLK WP HR S P ERA WHIP	IP WLS BF H R ER SO BB IBB HBP BLK WP HR S P ERA WHIP	IP WLS BF H R ER SO BB IBB HBP BLK WP HR S P ERA WHIP			
James Baldwin, R ERA: 4.99	2.1	15	3	5	5	1	5	0	0	0	0	25	56	19.29	3.429					
Carlos Castillo, R ERA: 3.99	3.2	W	17	4	0	0	1	2	0	0	0	0	0	31	46	0.00	1.636			
Tony Castillo, L ERA: 5.61	1.1	6	1	1	0	1	1	0	0	0	0	0	0	14	23	0.00	1.500			
Matt Karchner, R ERA: 1.95	0.2	3	1	0	0	0	0	0	0	0	0	0	0	6	6	0.00	1.500			
Roberto Hernandez, R ERA: 2.81	1.0	S	6	1	0	0	0	2	0	0	0	0	0	11	24	0.00	3.000			



Batter	1	2	3	4	5	6	7	8	9	10	11	12	13	14	AB	R	H	RBI	BB	SO	LOB	TOP					
<b>Jose Valentin, S</b> OBP: 0.331, SLG: 0.429 (1, 6)															6	0	2	0	0	0	3						
<b>Jeromy Burnitz, L</b> OBP: 0.398, SLG: 0.535 (1, 9)															3	0	0	0	0	0	3						
<b>Matt Mieske, R</b> OBP: 0.317, SLG: 0.389 (11, 9)															2	0	0	0	0	0	0						
<b>Jeff Cirillo, R</b> OBP: 0.373, SLG: 0.440 (1, 5)																5	0	0	0	0	1						
<b>Dave Nilsson, L</b> OBP: 0.355, SLG: 0.424 (1, 3)																4	0	1	0	0	2						
<b>Tim Lincecum, R</b> OBP: 0.331, SLG: 0.688 (9, 3)																2	0	0	0	0	1						
<b>Jack Voigt, R</b> OBP: 0.310, SLG: 0.642 (1, 7)																6	1	2	1	0	2						
<b>Gerard Williams, R</b> OBP: 0.303, SLG: 0.380 (1, 8)																6	0	1	0	0	1						
<b>Marc Newfield, R</b> OBP: 0.305, SLG: 0.314 (10, PH)																2	0	0	0	0	1						
<b>Jeff Huson, L</b> OBP: 0.304, SLG: 0.262 (10, PH)																2	0	0	0	0	0						
<b>Mark Loretta, R</b> OBP: 0.350, SLG: 0.397 (1, 4)																3	0	0	0	1	0						
<b>Mike Matheny, R</b> OBP: 0.288, SLG: 0.356 (10, PR)																3	0	1	0	0	0						
<b>Kelly Stinnett, R</b> OBP: 0.250, SLG: 0.273 (10, 2)																0	0	0	0	0	0						
<b>Jesse Levis, L</b> OBP: 0.330, SLG: 0.313 (12, 2)																1	0	0	0	0	2						
<b>Inning Stats</b>	R: 0 E: 0 K: 0 S: 6	H: 1 LOB: 0 BB: 0 P: 8	R: 0 E: 0 K: 1 S: 7	H: 0 LOB: 0 BB: 0 P: 12	R: 0 E: 0 K: 1 S: 7	H: 0 LOB: 2 BB: 0 P: 12	R: 0 E: 0 K: 0 S: 6	H: 1 LOB: 1 BB: 0 P: 10	R: 0 E: 0 K: 0 S: 6	H: 0 LOB: 0 BB: 0 P: 12	R: 0 E: 0 K: 1 S: 10	H: 1 LOB: 1 BB: 0 P: 15	R: 0 E: 0 K: 1 S: 8	H: 0 LOB: 0 BB: 0 P: 15	R: 0 E: 0 K: 1 S: 10	H: 1 LOB: 2 BB: 1 P: 17	R: 0 E: 0 K: 2 S: 4	H: 0 LOB: 0 BB: 0 P: 6	R: 0 E: 0 K: 2 S: 8	H: 0 LOB: 0 BB: 0 P: 11	R: 0 E: 0 K: 2 S: 8	H: 0 LOB: 0 BB: 0 P: 11	1B: 5 2B: 0 3B: 1 HR: 1	SF: 0 SAC: 2 DP: 2 HBP: 3	WP: 1 PB: 0 SB: 1 CS: 0	PA: 51	
<b>PITCHER</b>	IP	WLS	BF	H	R	ER	SO	BB	IBB	HBP	BLK	WP	HR	S	P	ERA	WHIP										
<b>Glendon Rusch, L</b> ERA: 5.44 (9, 1)	8.1		31	5	1	0	3	0	0	0	0	0	0	64	99	1.08	0.600										
<b>Gregg Olson, R</b> ERA: 13.15 (10, 1)	1.1	5	1	0	0	1	0	0	0	0	0	0	0	13	19	0.00	0.750										
<b>Larry Casian, L</b> ERA: 6.41 (11, 1)	0.1	1	0	0	0	0	0	0	0	0	0	0	0	1	2	0.00	0.000										
<b>Jeff Montgomery, R</b> ERA: 6.44 (13, 1)	2.0	8	1	0	0	2	0	1	0	0	0	0	0	18	32	0.00	0.500										
<b>Mike Perez, R</b> ERA: 2.08 (13, 1)	2.0	W	6	0	0	0	2	0	0	0	0	0	0	12	17	0.00	0.000										

**Milwaukee Brewers @ Kansas City Royals**  
Kauffman Stadium, Kansas City, MO

Mon Jul 14 1997, 7:05 PM CDT  
Att: 20,418 - Unknown - 84 F

livebaseballscorecards.com

**AB 45**  
**R 1**  
**H 7**  
**RBI 1**  
**BB 1**  
**SO 8**  
**LOB 15**

Batter	1	2	3	4	5	6	7	8	9	10	11	12	13	14	AB	R	H	RBI	BB	SO	LOB	BOTTOM					
<b>Tom Goodwin, L</b> OBP: 0.312, SLG: 0.340 (1, 8)															5	0	1	0	1	1	1						
<b>Rod Myers, L</b> OBP: 0.375, SLG: 0.429 (1, 9)																5	0	1	0	1	1						
<b>Jay Bell, R</b> OBP: 0.366, SLG: 0.459 (1, 6)																5	0	0	0	0	2						
<b>Jeff King, R</b> OBP: 0.374, SLG: 0.482 (1, 3)																6	0	1	0	0	2						
<b>Chili Davis, S</b> OBP: 0.403, SLG: 0.506 (1, 10)																6	1	2	0	0	2						
<b>Craig Paquette, R</b> OBP: 0.261, SLG: 0.393 (1, 5)																3	0	1	1	0	0						
<b>Big Roberts, S</b> OBP: 0.371, SLG: 0.417 (9, PH)																1	0	0	0	0	0						
<b>Mike MacFarlane, R</b> OBP: 0.266, SLG: 0.258 (10, 2)																1	1	0	0	0	0						
<b>Johnny Damon, L</b> OBP: 0.357, SLG: 0.430 (1, 7)																6	0	2	0	0	1						
<b>29 Mike Sweeney, R</b> OBP: 0.340, SLG: 0.434 (9, PH)																3	0	1	0	0	0						
<b>Scott Cooper, L</b> OBP: 0.289, SLG: 0.316 (10, 5)																3	0	1	1	0	1						
<b>David Howard, S</b> OBP: 0.293, SLG: 0.339 (1, 4)																5	0	1	0	0	0						
<b>Inning Stats</b>	R: 0 E: 0 K: 1 S: 9	H: 1 LOB: 1 BB: 0 P: 11	R: 0 E: 0 K: 0 S: 7	H: 0 LOB: 0 BB: 0 P: 10	R: 0 E: 0 K: 0 S: 9	H: 1 LOB: 1 BB: 0 P: 10	R: 0 E: 0 K: 0 S: 8	H: 1 LOB: 1 BB: 0 P: 16	R: 0 E: 0 K: 0 S: 3	H: 2 LOB: 1 BB: 1 P: 13	R: 0 E: 0 K: 1 S: 9	H: 2 LOB: 2 BB: 0 P: 13	R: 0 E: 0 K: 2 S: 13	H: 0 LOB: 2 BB: 1 P: 19	R: 0 E: 0 K: 1 S: 10	H: 0 LOB: 0 BB: 0 P: 15	R: 0 E: 0 K: 0 S: 5	H: 0 LOB: 0 BB: 0 P: 8	R: 0 E: 0 K: 2 S: 9	H: 0 LOB: 0 BB: 0 P: 10	R: 1 E: 0 K: 1 S: 12	H: 2 LOB: 2 BB: 0 P: 18	1B: 9 2B: 3 3B: 0 HR: 0	SF: 0 SAC: 0 DP: 2 HBP: 2	WP: 0 PB: 0 SB: 0 CS: 1	PA: 53	
<b>PITCHER</b>	IP	WLS	BF	H	R	ER	SO	BB	IBB	HBP	BLK	WP	HR	S	P	ERA	WHIP										
<b>Jose Mercedes, R</b> ERA: 4.46 (7, 1)	6.1		24	5	1	0	2	0	0	0	0	0	0	50	73	1.42	0.947										
<b>Ron Villone, L</b> ERA: 2.26 (8, 1)	1.0	5	2	0	0	0	0	0	0	0	0	0	0	12	14	0.00	2.000										
<b>Bob Wickman, R</b> ERA: 2.88 (10, 1)	1.2	6	2	0	0	0	3	0	0	0	0	0	0	16	25	0.00	1.200										
<b>Joel Adamson, L</b> ERA: 5.13 (10, 1)	0.2	4	0	0	0	1	1	0	1	0	0	0	0	11	17	0.00	1.500										
<b>Mike Fetters, R</b> ERA: 3.82 (10, 1)	3.1	10	0	0	0	3	0	0	0	0	0	0	0	26	36	0.00	0.000										

**Milwaukee Brewers @ Kansas City Royals**  
Kauffman Stadium, Kansas City, MO

Mon Jul 14 1997, 7:05 PM CDT  
Att: 20,418 - Unknown - 84 F

livebaseballscorecards.com

**AB 49**  
**R 2**  
**H 11**  
**RBI 2**  
**BB 2**  
**SO 10**  
**LOB 19**



Batter	1	2	3	4	5	6	7	8	9	AB	R	H	RBI	BB	SO	LOB	TOP					
Jeff Huson, L (1, 4) OBP: 0.313, SLG: 0.284 Mark Loretta, R (8, 4) OBP: 0.356, SLG: 0.397	F8 FC6-4 2B		F9					F9		4	1	2	1	0	0	0	<b>Milwaukee Brewers @ Kansas City Royals</b> Kauffman Stadium, Kansas City, MO Tue Jul 15 1997, 7:05 PM CDT Att: 15,875 - Unknown - 88 F <a href="http://livebaseballscorecards.com">livebaseballscorecards.com</a>					
Jeremy Burnitz, L (1, 9) OBP: 0.395, SLG: 0.544	FC6-4 BB		K					HR		3	1	1	1	1	1	1						
Jeff Cirillo, R (1, 5) OBP: 0.372, SLG: 0.440	F8 2-3							G5-3		4	0	1	0	0	0	2						
Dave Nilsson, L (1, 3) OBP: 0.350, SLG: 0.444 Tim Unroe, R (8, 3) OBP: 0.353, SLG: 0.688	FC6-4 1-2							HR		4	2	2	3	0	0	2						
Jose Valentin, S (1, 6) OBP: 0.325, SLG: 0.422	F9 2-2							HR		4	0	0	0	0	1	2						
Jack Voigt, R (1, 7) OBP: 0.306, SLG: 0.614										4	0	1	0	0	1	1						
Jesse Lewis, L (1, 10) OBP: 0.330, SLG: 0.304 Matt Mieske, R (9, PH) OBP: 0.315, SLG: 0.387	G5-3							G6-4-3 1-2		3	0	0	0	0	0	0						
Gerald Williams, R (1, 8) OBP: 0.302, SLG: 0.382	F8							G5-3		4	1	1	0	0	0	0						
Mike Matheny, R (1, 2) OBP: 0.284, SLG: 0.351										3	0	0	0	0	1	1						
<b>Inning Stats</b>	R: 1 E: 0 K: 0 S: 9	H: 1 LOB: 1 BB: 1 P: 17	R: 0 E: 0 K: 0 S: 7	H: 0 LOB: 0 BB: 0 P: 10	R: 0 E: 0 K: 1 S: 6	H: 0 LOB: 0 BB: 0 P: 13	R: 0 E: 0 K: 2 S: 9	H: 1 LOB: 1 BB: 0 P: 11	R: 1 E: 0 K: 1 S: 12	H: 2 LOB: 1 BB: 0 P: 18	R: 1 E: 0 K: 0 S: 13	H: 1 LOB: 0 BB: 0 P: 17	R: 0 E: 0 K: 0 S: 6	H: 0 LOB: 0 BB: 0 P: 7	R: 2 E: 0 K: 0 S: 13	H: 2 LOB: 0 BB: 0 P: 18		R: 0 E: 0 K: 0 S: 5	H: 1 LOB: 0 BB: 0 P: 8	1B: 2 2B: 3 3B: 0 HR: 3	SF: 0 SAC: 0 DP: 1 HBP: 0	WP: 0 PB: 0 SB: 1 CS: 0
<b>PITCHER</b>	IP WLS BF H R ER SO BB IBB HBP BLK WP HR S P ERA WHIP																					
Kevin Appier, R (1, 1) ERA: 2.97	7.2 L 31 7 5 5 4 1 0 0 0 0 0 3 74 110 5.87 1.043																					
Larry Casian, L (8, 1) ERA: 6.3	0.1 2 1 0 0 0 0 0 0 0 0 0 0 3 6 0.00 3.000																					
Gregg Olson, R (9, 1) ERA: 12.15	1.0 2 0 0 0 0 0 0 0 0 0 0 0 3 3 0.00 0.000																					

Batter	1	2	3	4	5	6	7	8	9	AB	R	H	RBI	BB	SO	LOB	BOTTOM					
Bip Roberts, S (1, 7) OBP: 0.368, SLG: 0.416	K		G5-3							5	0	1	1	0	1	2	<b>Milwaukee Brewers @ Kansas City Royals</b> Kauffman Stadium, Kansas City, MO Tue Jul 15 1997, 7:05 PM CDT Att: 15,875 - Unknown - 88 F <a href="http://livebaseballscorecards.com">livebaseballscorecards.com</a>					
Tom Goodwin, L (1, 8) OBP: 0.312, SLG: 0.339	F9							1B		4	0	1	0	0	0	2						
Jay Bell, R (1, 6) OBP: 0.367, SLG: 0.458	P3							1B		3	0	1	0	1	0	2						
Jeff King, R (1, 3) OBP: 0.370, SLG: 0.476								1B		4	0	0	0	0	1	3						
Chili Davis, S (1, 10) OBP: 0.404, SLG: 0.504								1B		3	0	1	0	1	0	1						
Craig Paquette, R (1, 5) OBP: 0.298, SLG: 0.388 Scott Cooper, L (8, PH) OBP: 0.287, SLG: 0.313								1B		3	0	0	0	0	1	1						
Johnny Damon, L (1, 9) OBP: 0.355, SLG: 0.427								1B		4	1	1	0	0	0	1						
Mike Macfarlane, R (1, 2) OBP: 0.267, SLG: 0.266 Rod Myers, L (9, PH) OBP: 0.444, SLG: 0.500								1B		3	1	1	1	0	0	0						
David Howard, S (1, 4) OBP: 0.299, SLG: 0.344								1B		4	0	2	0	0	0	1						
<b>Inning Stats</b>	R: 0 E: 0 K: 1 S: 9	H: 0 LOB: 0 BB: 0 P: 12	R: 0 E: 0 K: 1 S: 15	H: 1 LOB: 1 BB: 0 P: 23	R: 0 E: 0 K: 0 S: 5	H: 0 LOB: 0 BB: 0 P: 6	R: 0 E: 0 K: 0 S: 9	H: 0 LOB: 1 BB: 1 P: 15	R: 2 E: 1 K: 0 S: 16	H: 3 LOB: 2 BB: 0 P: 27	R: 0 E: 0 K: 1 S: 10	H: 0 LOB: 0 BB: 0 P: 13	R: 0 E: 0 K: 0 S: 10	H: 2 LOB: 2 BB: 0 P: 16	R: 0 E: 0 K: 0 S: 13	H: 2 LOB: 1 BB: 1 P: 20		R: 0 E: 0 K: 0 S: 12	H: 1 LOB: 1 BB: 0 P: 16	1B: 7 2B: 2 3B: 0 HR: 0	SF: 0 SAC: 0 DP: 1 HBP: 0	WP: 0 PB: 1 SB: 1 CS: 0
<b>PITCHER</b>	IP WLS BF H R ER SO BB IBB HBP BLK WP HR S P ERA WHIP																					
Scott Karl, L (1, 1) ERA: 5.25	7.0 W 29 7 2 2 3 1 0 0 0 0 0 0 10 17 2.57 1.143																					
Bob Wickman, R (8, 1) ERA: 2.99	0.1 3 1 0 0 0 1 0 0 0 0 0 0 10 17 0.00 6.000																					
Ron Villone, L (8, 1) ERA: 5.06	1.0 2 0 0 0 0 0 0 0 0 0 0 0 3 4 0.00 0.000																					
Doug Jones, R (9, 1) ERA: 2.66	0.2 3 1 0 0 0 0 0 0 0 0 0 0 10 13 0.00 1.500																					



Batter	1	2	3	4	5	6	7	8	9	AB	R	H	RBI	BB	SO	LOB	TOP										
<b>Bip Roberts, S</b> (1, 7) OBP: 0.366, SLG: 0.413 <b>Ryan Long, R</b> (8, 7)	G1-3 2B 1B	FC4-6 1B		G5-3			K		G3 WP HBP	4	2	1	0	0	1	2											
<b>Tom Goodwin, L</b> (1, 8) OBP: 0.310, SLG: 0.337	G1-3			L7			G6-3		G3	5	0	1	2	0	0	2											
<b>Jay Bell, R</b> (1, 6) OBP: 0.368, SLG: 0.460 <b>David Howard, S</b> (7, 6)	G1-3 3-H 2B			K			G1-3		G3	3	0	1	1	1	1	0											
<b>Jeff King, R</b> (1, 3) OBP: 0.366, SLG: 0.469 <b>Craig Paquette, R</b> (8, 5) OBP: 0.256, SLG: 0.388	K			K		P6			F7	4	0	0	0	0	2	3											
<b>Chili Davis, S</b> (1, 10) OBP: 0.405, SLG: 0.502				G6-3		P5			E 1B	3	0	1	0	1	0	0											
<b>Johnny Damon, L</b> (1, 9) OBP: 0.350, SLG: 0.420	L7			G1-3		P5			FC6	4	0	0	0	0	0	3											
<b>29 Mike Sweeney, R</b> (1, 2) OBP: 0.347, SLG: 0.430		FC4-6 1B 1B		WP 1B BB			F9		F9	3	1	1	0	1	0	2											
<b>Scott Cooper, L</b> (1, 5) OBP: 0.286, SLG: 0.311 (8, 3)		F8		WP 1B			L8		F8	4	0	1	0	0	0	3											
<b>Shane Halter, R</b> (1, 4) OBP: 0.395, SLG: 0.278		FC4-6 1B		G6-3			G1-3		K	4	0	1	0	0	1	2											
<b>Inning Stats</b>	R: 1 E: 0 K: 1 S: 12	H: 2 LOB: 2 BB: 1 P: 22	R: 2 E: 0 K: 1 S: 16	H: 3 LOB: 2 BB: 1 P: 31	R: 0 E: 0 K: 0 S: 12	H: 1 LOB: 2 BB: 1 P: 23	R: 0 E: 0 K: 1 S: 9	H: 0 LOB: 0 BB: 0 P: 14	R: 0 E: 0 K: 0 S: 8	H: 0 LOB: 0 BB: 0 P: 12	R: 0 E: 0 K: 1 S: 7	H: 0 LOB: 0 BB: 0 P: 11	R: 0 E: 0 K: 1 S: 8	H: 0 LOB: 0 BB: 0 P: 12	R: 0 E: 1 K: 0 S: 9	H: 1 LOB: 2 BB: 0 P: 17	R: 0 E: 0 K: 1 S: 7	H: 0 LOB: 1 BB: 0 P: 11	1B: 6 2B: 1 3B: 0 HR: 0	SF: 0 SAC: 0 DP: 0 HBP: 1	WP: 2 PB: 0 SB: 2 CS: 0	PA: 39					
<b>PITCHER</b>	IP	WLS	BF	H	R	ER	SO	BB	IBB	HBP	BLK	WP	HR	S	P	ERA	WHIP										
<b>Carlos Reyes, R</b> (1, 1) ERA: 4.76	3.0		18	6	3	3	2	2	1	0	0	1	0	40	76	9.00	2.667										
<b>Don Wengert, R</b> (4, 1) ERA: 5.91	4.2	W	16	1	0	0	2	0	0	0	0	0	0	39	62	0.00	0.214										
<b>Tim Kubinski, L</b> (8, 1) ERA:	0.1		1	0	0	0	0	0	0	0	0	0	0	2	4	0.00	0.000										
<b>Gary Haught, R</b> (9, 1) ERA:	1.0		4	0	0	0	1	0	0	1	0	1	0	7	11	0.00	0.000										

**Kansas City Royals @ Oakland Athletics**  
Oakland-Alameda County Coliseum, Oakland, CA

Wed Jul 16 1997, 7:05 PM PDT  
Att: 8,791 - Unknown - 63 F



AB 35  
R 3  
H 7  
RBI 3  
BB 3  
SO 5  
LOB 18

Batter	1	2	3	4	5	6	7	8	9	AB	R	H	RBI	BB	SO	LOB	BOTTOM										
<b>Damon Mashore, R</b> (1, 8) OBP: 0.368, SLG: 0.318	BB BB BB			K			K			2	2	0	0	2	2	1											
<b>Pat Lennon, R</b> (1, 7) OBP: 0.416, SLG: 0.358	BB BB			K			G6-3			3	1	0	0	2	2	3											
<b>Matt Stairs, L</b> (1, 9) OBP: 0.455, SLG: 0.733	P4			HR 1B			P5			4	2	2	3	1	0	3											
<b>Mark McGwire, R</b> (1, 3) OBP: 0.392, SLG: 0.676 <b>Dave Magadan, L</b> (9, 3) OBP: 0.391, SLG: 0.352	BB			HR			HR		HR	3	2	2	4	2	0	1											
<b>Jose Canseco, R</b> (1, 10) OBP: 0.323, SLG: 0.448	K			K			K		HR	5	0	0	0	0	5	6											
<b>George Williams, S</b> (1, 2) OBP: 0.385, SLG: 0.374	F8			1B 1B			1B HBP		K	4	1	1	1	0	2	3											
<b>Scott Brosius, R</b> (1, 5) OBP: 0.265, SLG: 0.304		G5-3		1B FC5-4 1B			K		F7	4	1	1	1	1	1	0											
<b>Scott Spiezio, S</b> (1, 4) OBP: 0.297, SLG: 0.389		G5-4-3 1B		FC5-4 1B		G4-3	G4-3			4	0	2	1	0	0	3											
<b>Tony Batista, R</b> (1, 6) OBP: 0.265, SLG: 0.364		G5-4-3		FC5-4 1B			HBP 1B BB		PB G6-3 BB	2	2	0	1	2	0	2											
<b>Inning Stats</b>	R: 0 E: 0 K: 1 S: 16	H: 0 LOB: 3 BB: 3 P: 34	R: 0 E: 0 K: 0 S: 9	H: 1 LOB: 0 BB: 0 P: 12	R: 0 E: 0 K: 2 S: 14	H: 0 LOB: 1 BB: 1 P: 22	R: 0 E: 0 K: 2 S: 15	H: 5 LOB: 0 BB: 2 P: 29	R: 0 E: 0 K: 2 S: 8	H: 0 LOB: 0 BB: 0 P: 12	R: 3 E: 0 K: 1 S: 10	H: 1 LOB: 3 BB: 3 P: 37	R: 0 E: 0 K: 1 S: 8	H: 0 LOB: 1 BB: 1 P: 18	R: 1 E: 0 K: 2 S: 8	H: 1 LOB: 0 BB: 0 P: 11	1B: 6 2B: 0 3B: 0 HR: 2	SF: 0 SAC: 0 DP: 1 HBP: 2	WP: 0 PB: 1 SB: 0 CS: 0	PA: 43							
<b>PITCHER</b>	IP	WLS	BF	H	R	ER	SO	BB	IBB	HBP	BLK	WP	HR	S	P	ERA	WHIP										
<b>50 José Rosado, L</b> (1, 1) ERA: 3.87	3.2	L	21	5	6	6	4	6	0	0	0	0	1	17	33	16.20	1.200										
<b>Mike Perez, R</b> (4, 1) ERA: 6.0	1.2		8	1	3	3	4	1	0	1	0	0	0	3	4	∞	∞										
<b>Jamie Walker, L</b> (6, 1) ERA: 6.3	0.0		1	1	0	0	0	0	0	0	0	0	0	3	4	∞	∞										
<b>Hector Carrasco, R</b> (6, 1) ERA: 3.57	1.2		9	0	1	1	2	2	1	1	0	0	0	17	38	5.40	1.200										
<b>Jeff Montgomery, R</b> (8, 1) ERA: 6.53	1.0		4	1	1	1	2	0	0	0	0	0	1	8	11	9.00	1.000										

**Kansas City Royals @ Oakland Athletics**  
Oakland-Alameda County Coliseum, Oakland, CA

Wed Jul 16 1997, 7:05 PM PDT  
Att: 8,791 - Unknown - 63 F




AB 31  
R 11  
H 8  
RBI 11  
BB 10  
SO 12  
LOB 22



Batter	1	2	3	4	5	6	7	8	9	AB	R	H	RBI	BB	SO	LOB	TOP					
Tom Goodwin, L OBP: 0.307, SLG: 0.334 Ryan Long, R (6, 9)	F8		G4-3			G4-3		F9		3	0	0	0	0	0	0						
Rod Myers, L OBP: 0.385, SLG: 0.364 (1, 9) (6, 8)	K			P4		P6		BB		3	0	0	0	1	1	0						
Jay Bell, R OBP: 0.457, SLG: 0.457 Shane Halter, R (7, PR) (7, 4)	P5			K			1B BB	G6-3		2	0	0	0	1	1	0						
Jeff King, R OBP: 0.366, SLG: 0.468 Craig Paquette, R (7, PR) (7, 5)		P7		G6-3			1B BB		L9	3	0	1	0	0	0	0						
Chili Davis, S OBP: 0.410, SLG: 0.510 (1, 10)		WP 1B				F9 G4-3 2B		G6-3 1B	P5	4	1	3	1	0	0	0						
Scott Cooper, L OBP: 0.277, SLG: 0.301 (1, 5) (7, 3)		P8				F9		K	P4	4	0	0	0	0	1	4						
Johnny Damon, L OBP: 0.346, SLG: 0.415 (1, 7)				G4-3				G6-3		3	0	0	1	0	1	3						
Mike Macfarlane, R OBP: 0.269, SLG: 0.287 (1, 2)			P5			G5-3			HR	3	1	1	1	0	0	0						
David Howard, S OBP: 0.291, SLG: 0.333 (1, 4) (7, 6)		P7						F7	G4-3	3	0	0	0	0	0	0						
<b>Inning Stats</b>	R: 0 E: 0 K: 1 S: 10	H: 0 LOB: 0 BB: 0 P: 16	R: 0 E: 0 K: 1 S: 8	H: 1 LOB: 1 BB: 0 P: 12	R: 0 E: 0 K: 0 S: 7	H: 0 LOB: 0 BB: 0 P: 13	R: 0 E: 0 K: 1 S: 10	H: 0 LOB: 0 BB: 0 P: 13	R: 1 E: 0 K: 0 S: 7	H: 1 LOB: 0 BB: 0 P: 11	R: 0 E: 0 K: 0 S: 5	H: 0 LOB: 0 BB: 0 P: 8	R: 1 E: 0 K: 1 S: 9	H: 2 LOB: 2 BB: 1 P: 18	R: 1 E: 0 K: 0 S: 14	H: 1 LOB: 1 BB: 1 P: 21	R: 0 E: 0 K: 0 S: 7	H: 0 LOB: 0 BB: 0 P: 9	1B: 3 2B: 1 3B: 0 HR: 1	SF: 0 SAC: 0 DP: 1 HBP: 0	WP: 1 PB: 0 SB: 0 CS: 0	PA: 33
<b>PITCHER</b>	IP	WLS	BF	H	R	ER	SO	BB	IBB	HBP	BLK	WP	HR	S	P	ERA	WHIP					
Steve Karsay, R ERA: 5.8 (1, 1)	6.0	W	23	4	2	2	3	1	0	0	0	1	0	51	83	3.00	0.833					
Mike Mohler, L ERA: 6.24 (7, 1)	1.0		2	0	0	0	1	0	0	0	0	0	0	5	8	0.00	0.000					
Aaron Small, R ERA: 4.76 (8, 1)	2.0		8	1	1	1	0	1	0	0	0	0	1	21	30	4.50	1.000					

Kansas City Royals @ Oakland Athletics  
Oakland-Alameda County Coliseum, Oakland, CA  
Thu Jul 17 1997, 3:33 AM PDT  
Att: 9,489 - Sunny - 68 F


AB	31
R	3
H	5
RBI	3
BB	2
SO	4
LOB	8



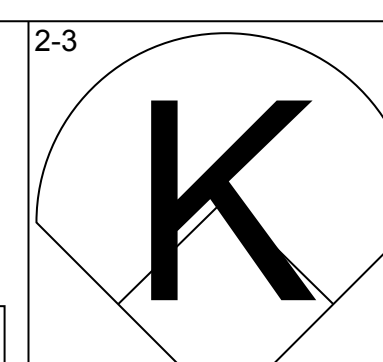
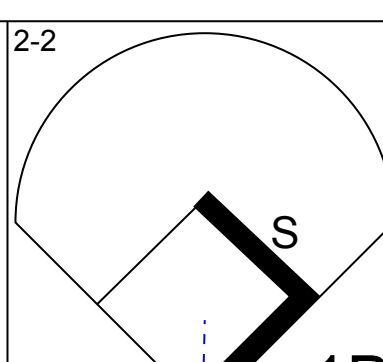
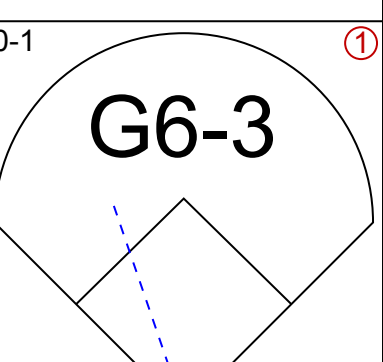
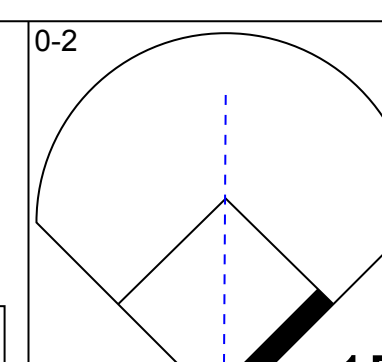
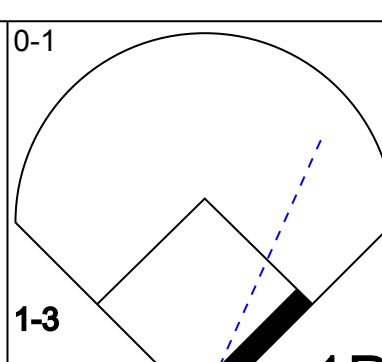
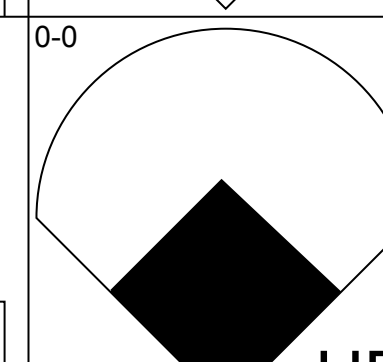
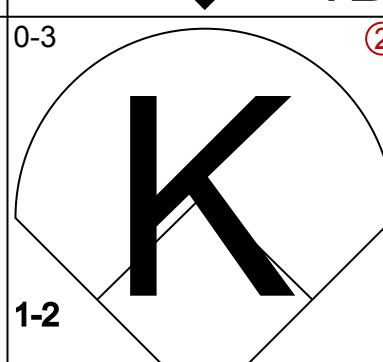
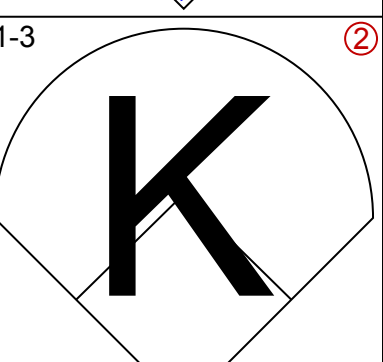
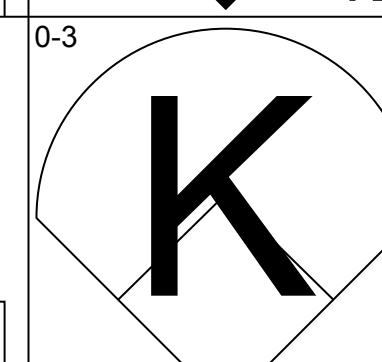
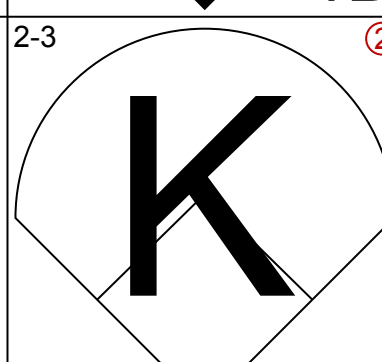
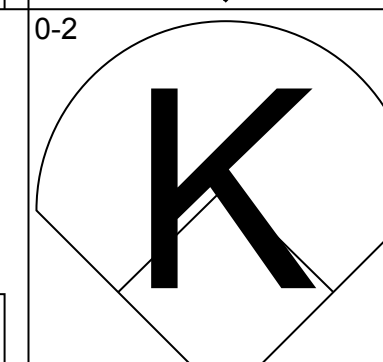
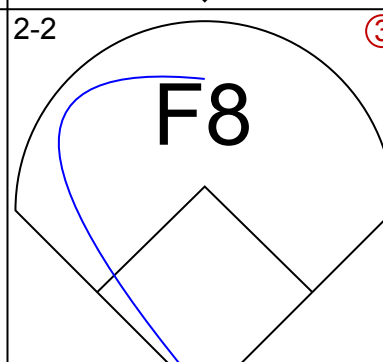
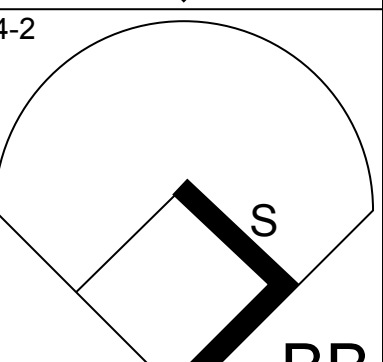
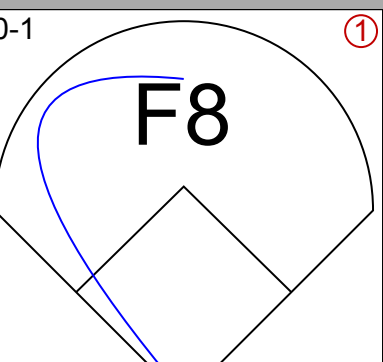
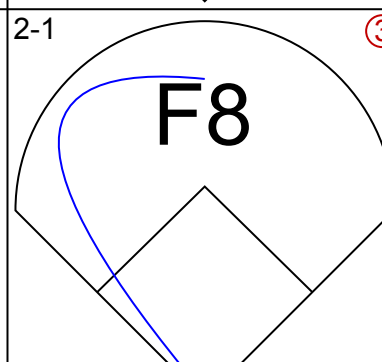
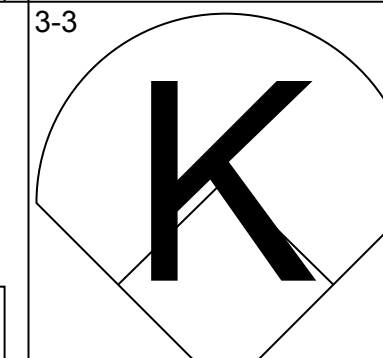
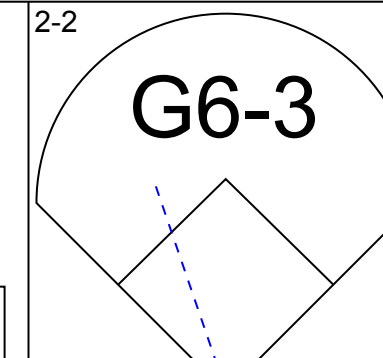
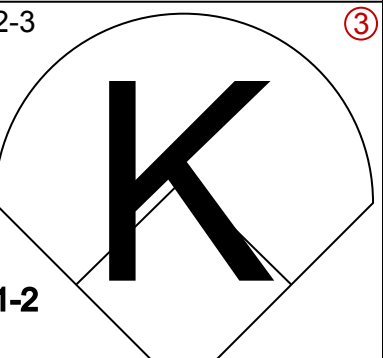
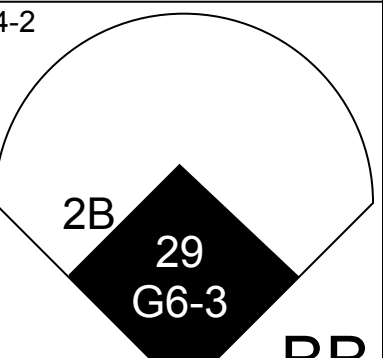
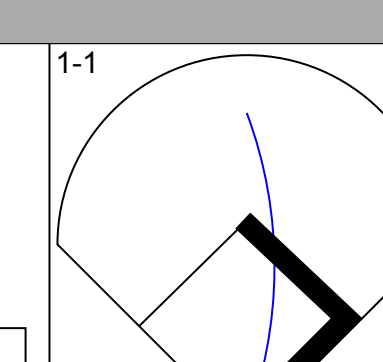
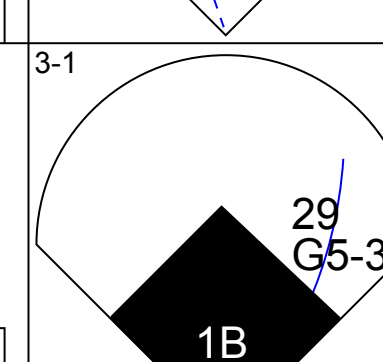
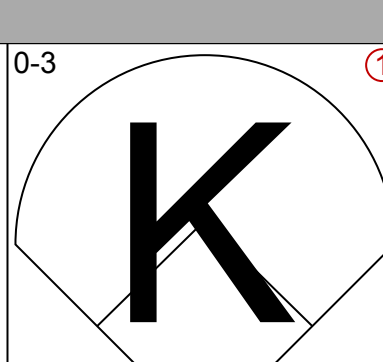
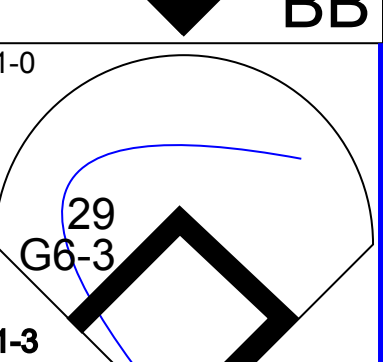
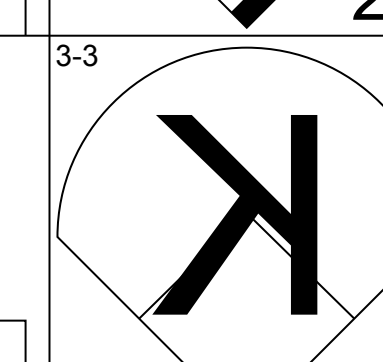
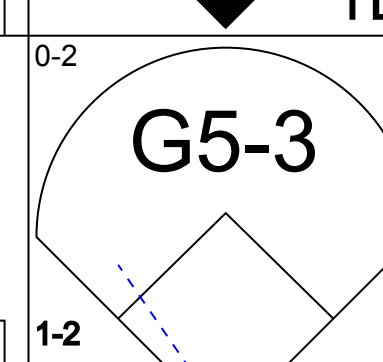
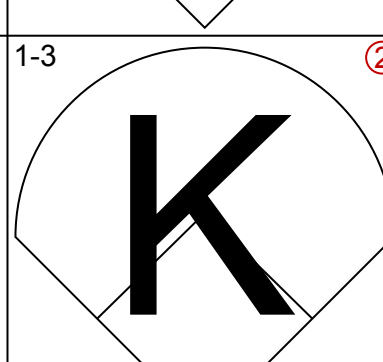
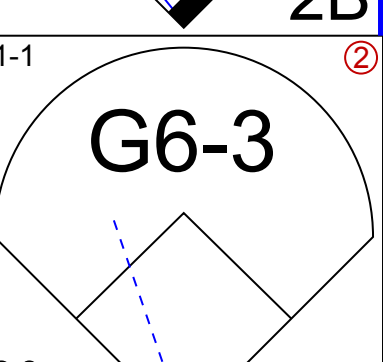
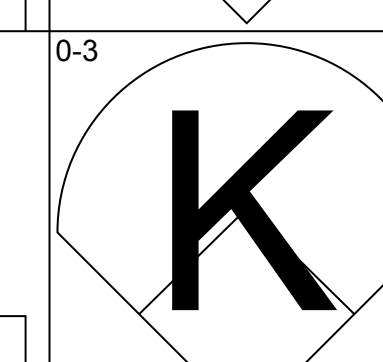
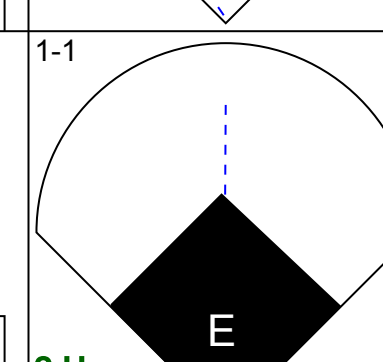
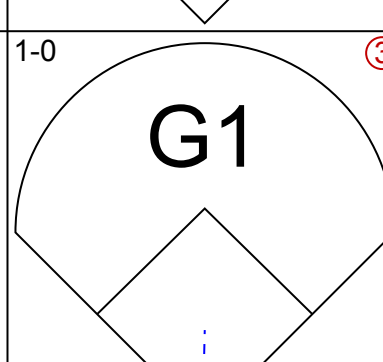
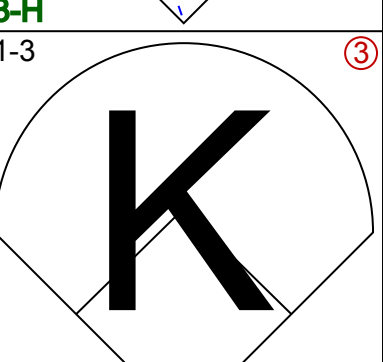
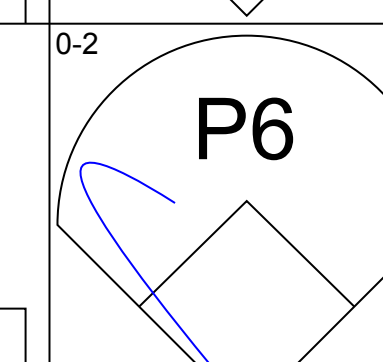
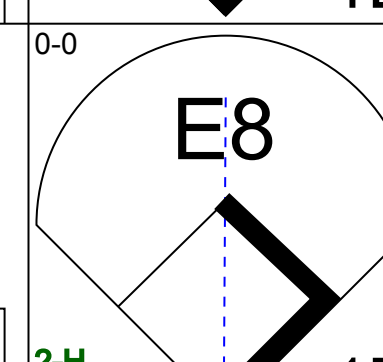
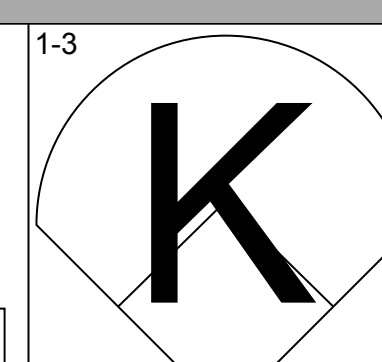
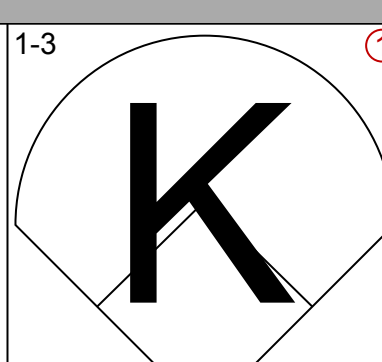
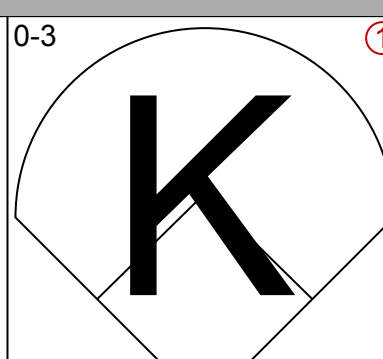
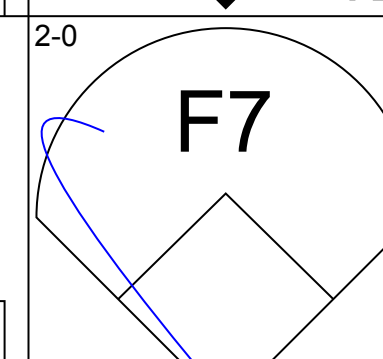
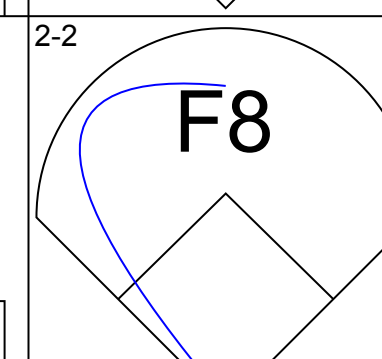
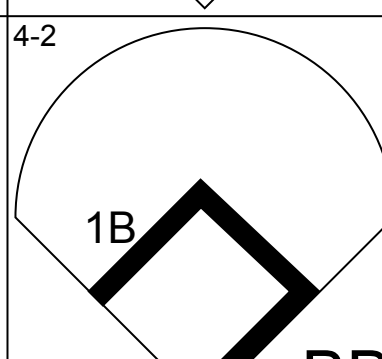
Batter	1	2	3	4	5	6	7	8	9	AB	R	H	RBI	BB	SO	LOB	BOTTOM					
Mark Bellhorn, S OBP: 0.395, SLG: 0.414 (1, 5)	G6-3		B5	K	G4-3					5	0	1	0	0	1	2						
Scott Spiezio, S OBP: 0.299, SLG: 0.396 (1, 4)	L3		1B HR	SF8 3B		F9	F9			5	2	2	1	0	0	2						
Matt Stairs, L OBP: 0.454, SLG: 0.747 (1, 9)	G3		1B HR	SF8		HR		G3		4	2	2	3	0	0	0						
Mark McGwire, R OBP: 0.395, SLG: 0.683 Pat Lennon, R OBP: 0.425, SLG: 0.412 (7, 7)		1B 2B	K	BB BB 1B		WP 2B		HR		4	1	3	0	0	1	2						
Jason Giambi, L OBP: 0.365, SLG: 0.500 (1, 7) (7, 3)		K	HR	BB BB		G3		K		4	1	1	3	1	2	2						
Dave Magadan, L OBP: 0.395, SLG: 0.368 (1, 10)		1B	HR	HR HBP		G5-3		2B		3	1	2	1	1	0	1						
Scott Brosius, R OBP: 0.264, SLG: 0.311 (1, 8)	F8		HR	F7			L7	K		5	1	1	2	0	1	5						
Tony Batista, R OBP: 0.257, SLG: 0.352 (1, 6)	P8		G6-3		L8		G4-3			4	0	0	0	0	0	1						
Brent Mayne, L OBP: 0.288, SLG: 0.319 (1, 2)			1B 1B	3B 2B	G6-3		1B			4	2	3	0	0	0	0						
<b>Inning Stats</b>	R: 0 E: 0 K: 0 S: 10	H: 2 LOB: 1 BB: 0 P: 18	R: 1 E: 0 K: 1 S: 12	H: 2 LOB: 1 BB: 0 P: 20	R: 6 E: 0 K: 1 S: 22	H: 5 LOB: 0 BB: 0 P: 39	R: 2 E: 0 K: 1 S: 21	H: 3 LOB: 3 BB: 2 P: 35	R: 0 E: 0 K: 0 S: 11	H: 0 LOB: 0 BB: 0 P: 16	R: 1 E: 0 K: 0 S: 11	H: 2 LOB: 1 BB: 0 P: 18	R: 0 E: 0 K: 0 S: 8	H: 2 LOB: 2 BB: 0 P: 13	R: 1 E: 0 K: 2 S: 13	H: 2 LOB: 1 BB: 0 P: 24	R: 0 E: 0 K: 0 S: 7	H: 0 LOB: 0 BB: 0 P: 9	1B: 7 2B: 4 3B: 1 HR: 4	SF: 1 SAC: 0 DP: 0 HBP: 1	WP: 1 PB: 0 SB: 0 CS: 0	PA: 43
<b>PITCHER</b>	IP	WLS	BF	H	R	ER	SO	BB	IBB	HBP	BLK	WP	HR	S	P	ERA	WHIP					
Tim Belcher, R ERA: 4.8 (1, 1)	3.1	L	20	9	9	9	3	0	0	0	0	1	1	33	58	3.38	1.875					
Jamie Walker, L ERA: 5.96 (4, 1)	2.2		13	3	1	1	0	2	0	0	0	0	0	8	13	0.00	2.000					
Larry Casian, L ERA: 6.0 (7, 1)	1.0		5	2	0	0	0	0	0	0	0	0	0	8	13	0.00	2.000					
Hector Carrasco, R ERA: 3.67 (8, 1)	1.0		5	2	1	1	2	0	0	0	0	0	1	13	24	9.00	2.000					

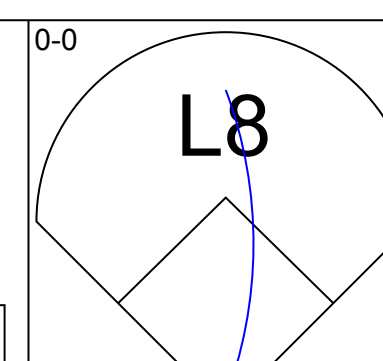
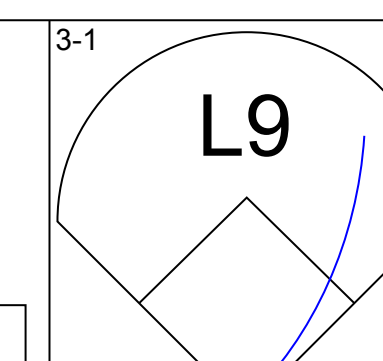
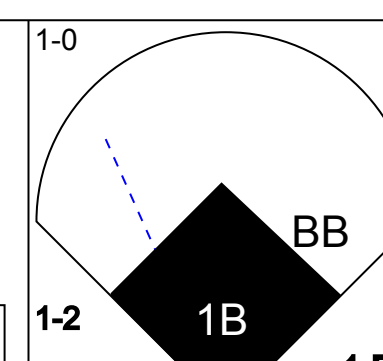
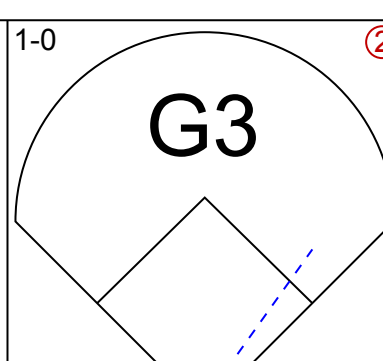
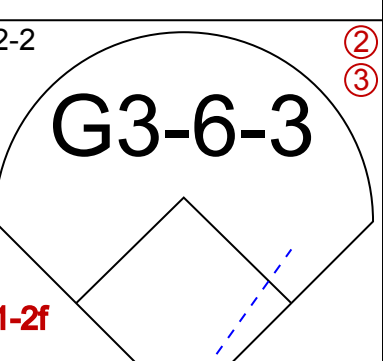
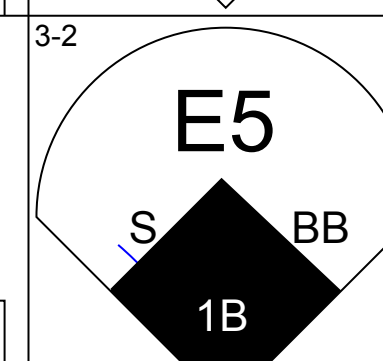
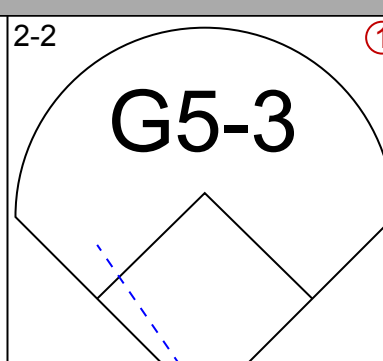
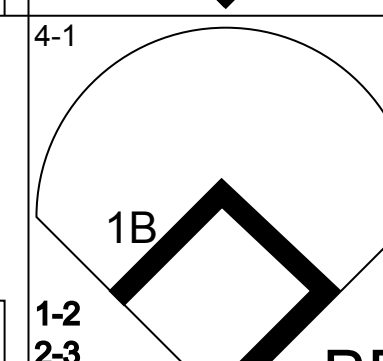
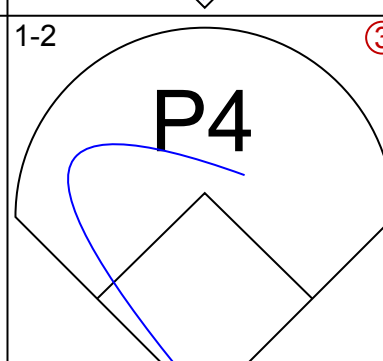
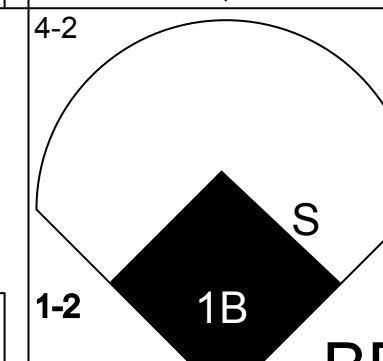
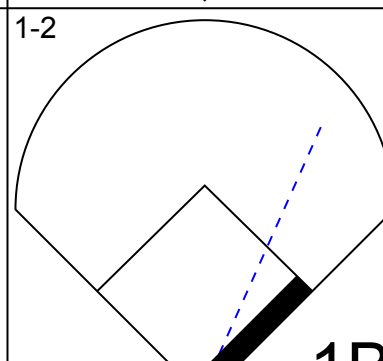
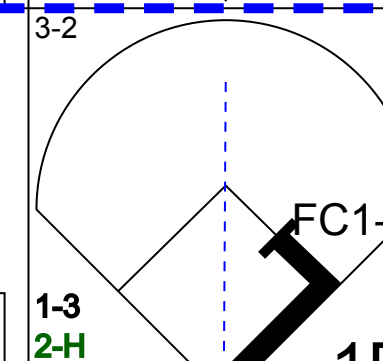
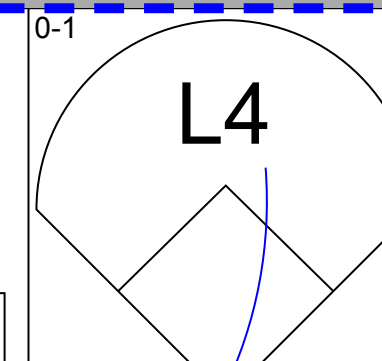
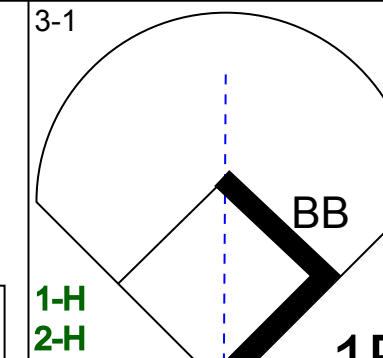
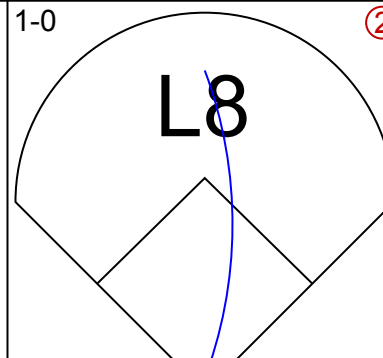
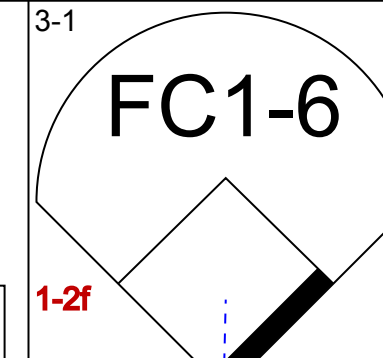
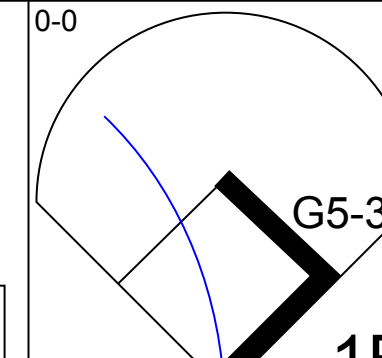
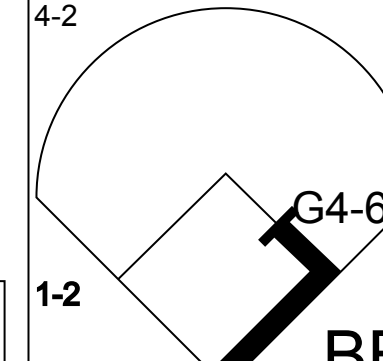
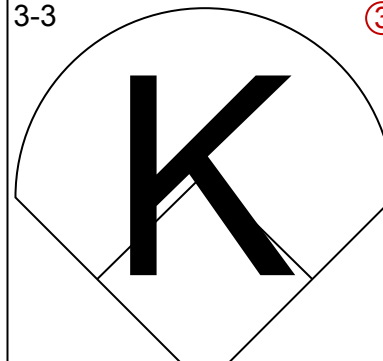
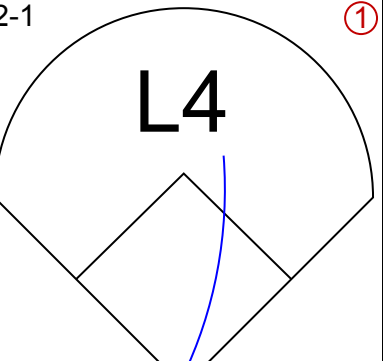
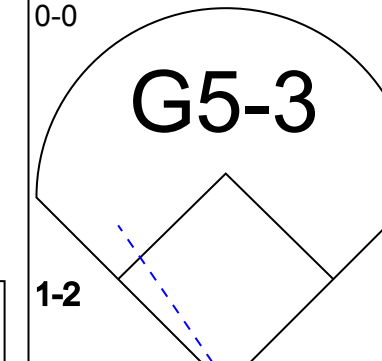
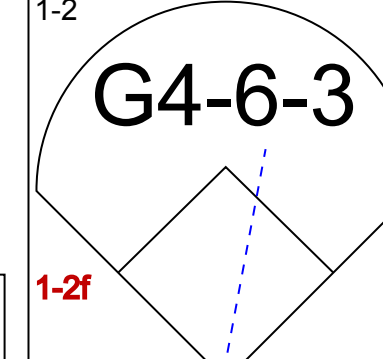
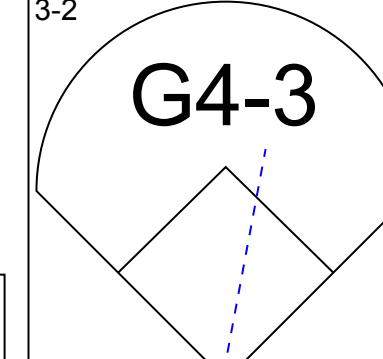
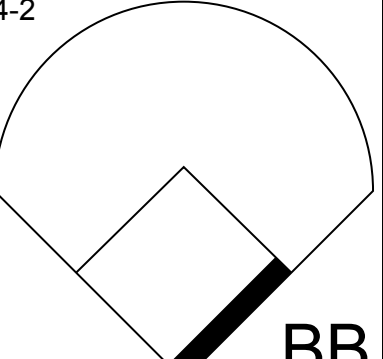
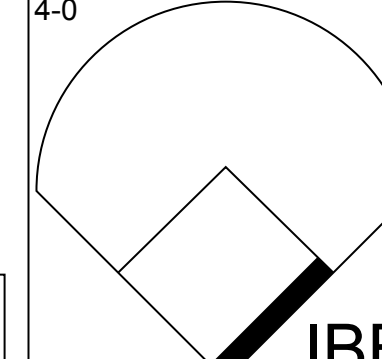
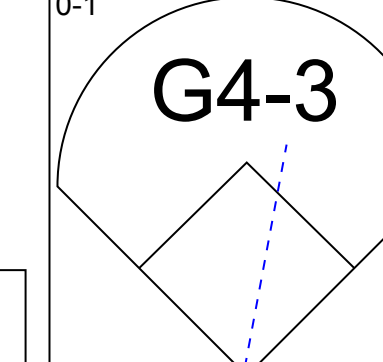
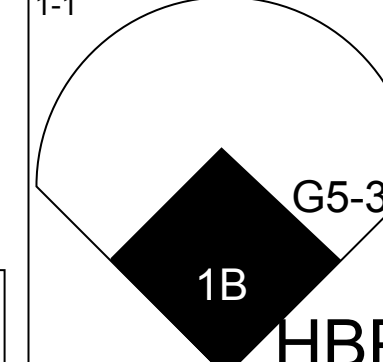
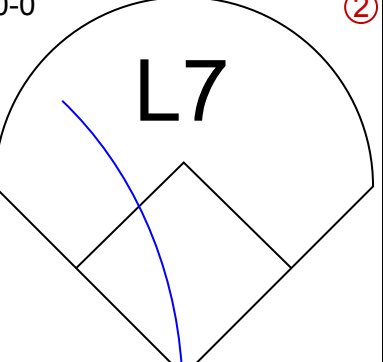
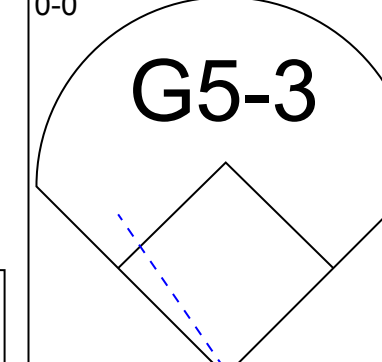
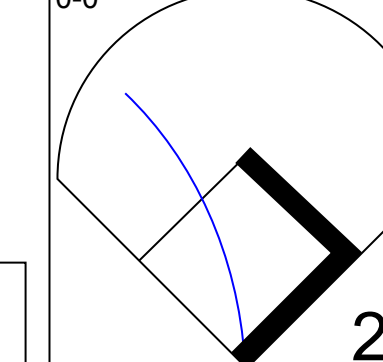
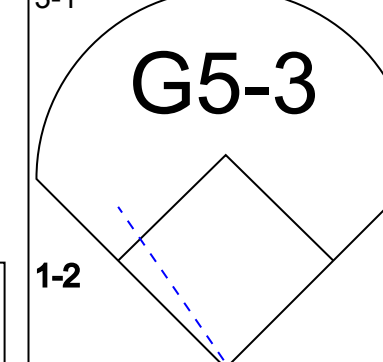
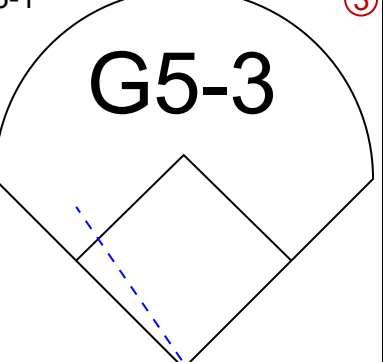
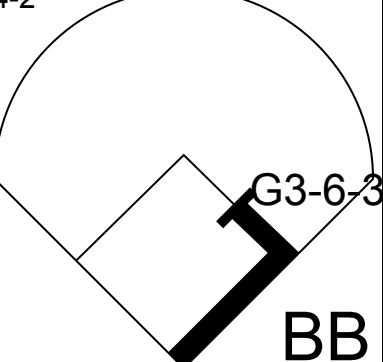
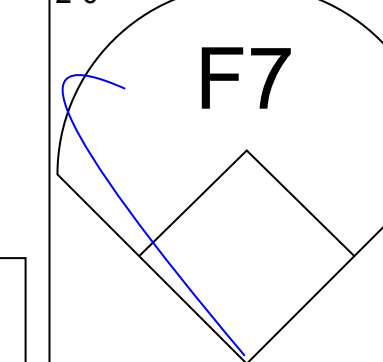
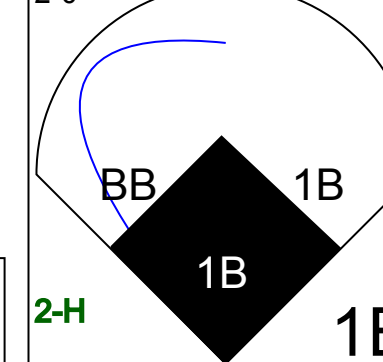
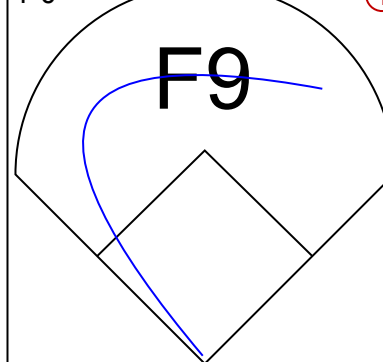
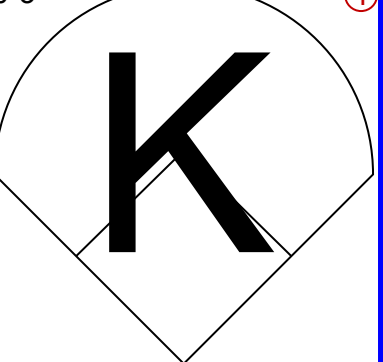
Kansas City Royals @ Oakland Athletics  
Oakland-Alameda County Coliseum, Oakland, CA  
Thu Jul 17 1997, 3:33 AM PDT  
Att: 9,489 - Sunny - 68 F

AB	39
R	11
H	16
RBI	11
BB	2
SO	5
LOB	15





Batter	1	2	3	4	5	6	7	8	9	AB	R	H	RBI	BB	SO	LOB	TOP			
<b>Bip Roberts, S</b> OBP: 0.370, SLG: 0.417 (1, 7)			 1B							5	0	3	0	0	1	0	<b>Kansas City Royals @ Seattle Mariners</b> The Kingdome, Seattle, WA Fri Jul 18 1997, 10:05 PM EDT Att: 34,968 - Dome - 68 F			
<b>Shane Halter, R</b> OBP: 0.367, SLG: 0.333 (1, 8)			 1-2							5	1	1	1	0	4	4				
<b>Jay Bell, R</b> OBP: 0.366, SLG: 0.452 (1, 6)					 BB					4	0	0	0	1	1	3				
<b>Jeff King, R</b> OBP: 0.365, SLG: 0.464 (1, 3)					 1-2			 29 G6-3 BB		3	1	0	0	1	2	1				
<b>Chili Davis, S</b> OBP: 0.414, SLG: 0.521 <b>Johnny Damon, L</b> (8, PR) OBP: 0.346, SLG: 0.415		 2B		 G5-3 1B				 29 G6-3		4	1	3	0	0	1	0				
<b>29 Mike Sweeney, R</b> OBP: 0.333, SLG: 0.411 (1, 2)			 1-2							4	0	0	1	0	2	3				
<b>Craig Paquette, R</b> OBP: 0.257, SLG: 0.385 (1, 5)			 2H 1B					 2-3 3-H 1-3		4	1	1	1	0	2	3				
<b>Ryan Long, R</b> OBP: 0.333, SLG: 0.200 (1, 9)			 2H 1B							4	0	1	1	0	2	1				
<b>David Howard, S</b> OBP: 0.290, SLG: 0.326 <b>Tom Goodwin, L</b> (9, PR) OBP: 0.307, SLG: 0.334									 BB	3	0	0	0	1	1	1				
<b>Inning Stats</b>	R: 1 E: 0 K: 3 S: 13	H: 1 LOB: 0 BB: 0 P: 18	R: 0 E: 0 K: 2 S: 12	H: 1 LOB: 1 BB: 0 P: 16	R: 0 E: 0 K: 2 S: 12	H: 1 LOB: 1 BB: 0 P: 16	R: 2 E: 0 K: 0 S: 12	H: 3 LOB: 1 BB: 0 P: 20	R: 0 E: 0 K: 2 S: 11	H: 0 LOB: 1 BB: 1 P: 18	R: 0 E: 0 K: 2 S: 14	H: 1 LOB: 1 BB: 0 P: 17	R: 1 E: 0 K: 1 S: 11	H: 1 LOB: 2 BB: 1 P: 18	R: 0 E: 0 K: 2 S: 14	H: 1 LOB: 2 BB: 1 P: 23		1B: 6 2B: 2 3B: 0 HR: 1	SF: 0 SAC: 0 DP: 0 HBP: 0	WP: 0 PB: 0 SB: 2 CS: 0
<b>PITCHER</b> <b>Randy Johnson, L</b> ERA: 2.33 (1, 1)	IP: 9.0 WLS: W BF: 39 H: 9 R: 4 ER: 4 SO: 16 BB: 3 IBB: 0 HBP: 0 BLK: 0 WP: 0 HR: 1 S: 106 P: 155 ERA: 4.00 WHIP: 1.333															<b>PITCHER</b>				

Batter	1	2	3	4	5	6	7	8	9	AB	R	H	RBI	BB	SO	LOB	BOTTOM			
<b>Joey Cora, S</b> OBP: 0.396, SLG: 0.510 (1, 4)				 1B				 1-2		5	1	1	0	0	0	2	<b>Kansas City Royals @ Seattle Mariners</b> The Kingdome, Seattle, WA Fri Jul 18 1997, 10:05 PM EDT Att: 34,968 - Dome - 68 F			
<b>Alex Rodriguez, R</b> OBP: 0.354, SLG: 0.503 (1, 6)	 S BB 1B			 1-2 2-3 BB						3	1	0	0	1	0	0				
<b>Ken Griffey Jr., L</b> OBP: 0.379, SLG: 0.622 (1, 8)	 1-2 BB			 1-3 2-H 3-H 1B						3	1	2	2	1	0	0				
<b>Edgar Martinez, R</b> OBP: 0.451, SLG: 0.539 (1, 10)	 1-H 2-H 1B			 1-2			 1B			4	0	2	2	0	0	3				
<b>Jay Buhner, R</b> OBP: 0.389, SLG: 0.512 (1, 9)	 1-2 BB									3	0	0	0	1	1	2				
<b>Paul Sorrento, L</b> OBP: 0.346, SLG: 0.514 (1, 3)	 1-2						 IBB			2	0	0	0	2	0	2				
<b>Dan Wilson, R</b> OBP: 0.342, SLG: 0.438 (1, 2)				 1B HBP						3	1	0	0	0	0	3				
<b>Russ Davis, R</b> OBP: 0.350, SLG: 0.526 (1, 5)				 1-2			 BB			3	0	1	0	1	0	2				
<b>José Cruz Jr., S</b> OBP: 0.317, SLG: 0.544 <b>Rob Ducey, L</b> OBP: 0.311, SLG: 0.434 (9, 7)				 2H 1B 1B						4	1	1	1	0	1	2				
<b>Inning Stats</b>	R: 2 E: 1 K: 0 S: 15	H: 1 LOB: 2 BB: 2 P: 30	R: 0 E: 0 K: 0 S: 6	H: 1 LOB: 0 BB: 0 P: 11	R: 0 E: 0 K: 1 S: 11	H: 1 LOB: 1 BB: 0 P: 18	R: 3 E: 0 K: 0 S: 14	H: 3 LOB: 2 BB: 1 P: 34	R: 0 E: 0 K: 0 S: 7	H: 0 LOB: 0 BB: 1 P: 16	R: 0 E: 0 K: 0 S: 6	H: 0 LOB: 0 BB: 0 P: 9	R: 0 E: 0 K: 0 S: 5	H: 1 LOB: 2 BB: 1 P: 9	R: 0 E: 0 K: 1 S: 9	H: 0 LOB: 0 BB: 1 P: 15		1B: 6 2B: 1 3B: 0 HR: 0	SF: 0 SAC: 0 DP: 2 HBP: 1	WP: 0 PB: 0 SB: 2 CS: 0
<b>PITCHER</b> <b>Ricky Bones, R</b> ERA: 8.51 <b>Larry Casian, L</b> ERA: 5.4 <b>Gregg Olson, R</b> ERA: 10.57	IP: 3.2 WLS: L BF: 20 H: 5 R: 5 ER: 4 SO: 4 BB: 1 IBB: 0 HBP: 0 BLK: 0 WP: 0 HR: 0 S: 41 P: 82 ERA: 9.82 WHIP: 2.182															<b>PITCHER</b>				

AB	36
R	4
H	9
RBI	4
BB	3
SO	16
LOB	16



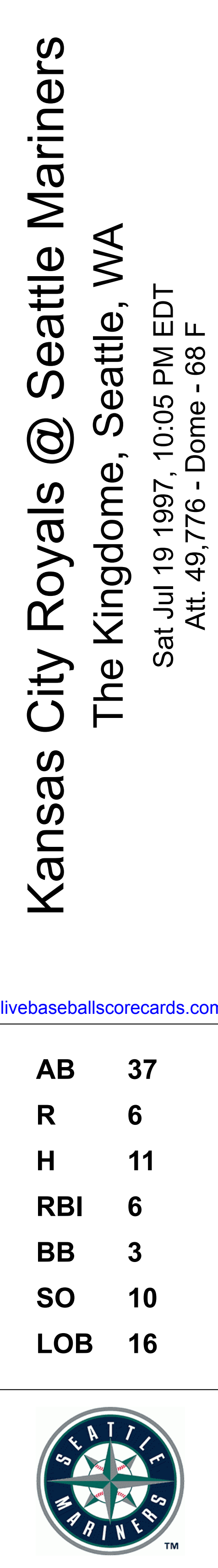
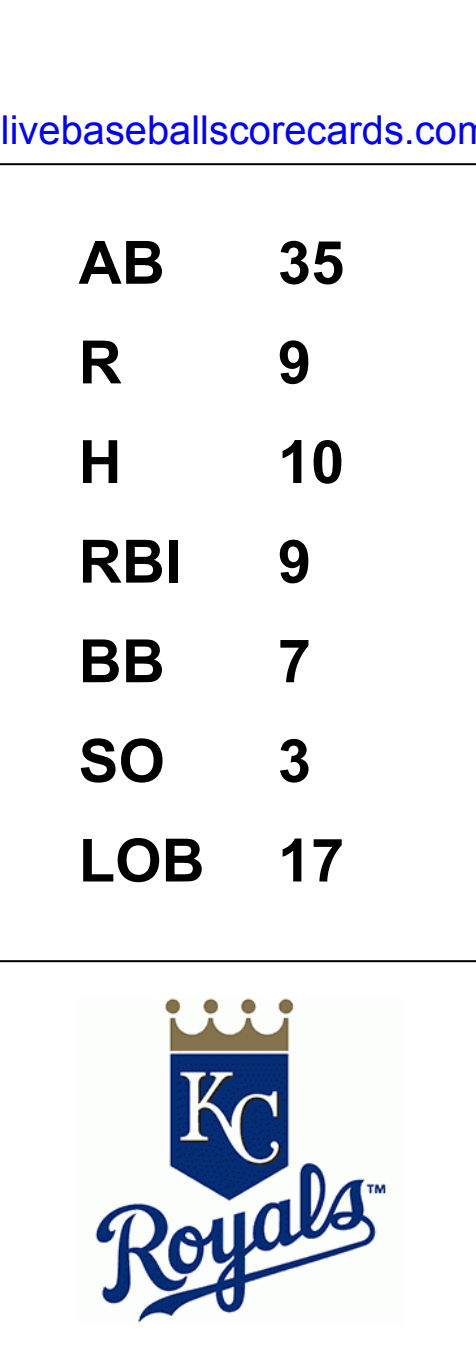
AB	30
R	5
H	7
RBI	5
BB	6
SO	2
LOB	16





Batter	1	2	3	4	5	6	7	8	9	AB	R	H	RBI	BB	SO	LOB	TOP								
<b>Bip Roberts, S</b> OBP: 0.367, SLG: 0.410 (1, 7)	4-2 FC6-4 BB		0-1 L4		1-2 P6			1-1 G4-3	2-2 G6-3	4	0	0	0	1	0	1	<b>Kansas City Royals @ Seattle Mariners</b> The Kingdome, Seattle, WA Sat Jul 19 1997, 10:05 PM EDT Att: 49,776 - Dome - 68 F  <b>AB 35</b> <b>R 9</b> <b>H 10</b> <b>RBI 9</b> <b>BB 7</b> <b>SO 3</b> <b>LOB 17</b>								
<b>Tom Goodwin, L</b> OBP: 0.305, SLG: 0.344 (1, 8)	1-2 FC6-4 HBP 1-2f		2-3 K		1-2 F7			0-1 IHR	0-0 BB SF8 1B	5	2	2	1	0	1	1									
<b>Jay Bell, R</b> OBP: 0.372, SLG: 0.463 (1, 6)	1-0 F8-4 HBP			4-2 BB				3-1 HR	1-2 SF8 BB 1B	3	2	2	1	1	0	0									
<b>Chili Davis, S</b> OBP: 0.417, SLG: 0.517 (1, 10) <b>Ryan Long, R</b> OBP: 0.333, SLG: 0.200 (9, PR)	2-0 F8-4 1-2			0-0 L7				4-1 BB 2B	4-1 BB 2B	2	1	0	0	3	0	3									
<b>Jeff King, R</b> OBP: 0.365, SLG: 0.461 (1, 3)		4-0 FC4-6 BB		1-2 F7				4-0 2B	0-0 SF8	2	1	0	1	2	0	2									
<b>Scott Cooper, L</b> OBP: 0.278, SLG: 0.302 (1, 5) <b>Craig Paquette, R</b> OBP: 0.262, SLG: 0.394 (8, 5)	1-1 F7			1-2 G4-3				3-2 1B	2-1 2B	3	0	1	0	0	0	2									
<b>Johnny Damon, L</b> OBP: 0.278, SLG: 0.410 (1, 9) <b>Shane Halter, R</b> OBP: 0.373, SLG: 0.364 (8, 9)	0-0 FC4-6 1-2f			2-1 F9				3-3 K	2-0 2B	3	0	0	0	0	0	2									
<b>29 Mike Sweeney, R</b> OBP: 0.327, SLG: 0.400 (1, 2)	2-2 P6			0-0 L9				2-1 P3	2-1 G5-3	5	0	1	1	0	0	3									
<b>David Howard, S</b> OBP: 0.289, SLG: 0.331 (1, 4)			1-1 L7		1-2 2B			1-3 K		4	0	1	0	0	1	2									
<b>Inning Stats</b>	R: 0 E: 0 K: 0 S: 7	H: 0 LOB: 1 BB: 1 P: 15	R: 0 E: 0 K: 0 S: 6	H: 0 LOB: 1 BB: 1 P: 13	R: 0 E: 0 K: 1 S: 7	H: 0 LOB: 0 BB: 0 P: 10	R: 0 E: 0 K: 0 S: 12	H: 0 LOB: 1 BB: 1 P: 18	R: 0 E: 0 K: 0 S: 9	H: 1 LOB: 1 BB: 0 P: 13	R: 0 E: 0 K: 0 S: 10	H: 0 LOB: 1 BB: 1 P: 20	R: 0 E: 0 K: 0 S: 11	H: 1 LOB: 1 BB: 0 P: 17	R: 5 E: 0 K: 2 S: 17	H: 4 LOB: 1 BB: 2 P: 37		R: 4 E: 0 K: 0 S: 13	H: 4 LOB: 1 BB: 1 P: 24	1B: 5 2B: 4 3B: 0 HR: 2	SF: 1 SAC: 0 DP: 1 HBP: 1	WP: 0 PB: 0 SB: 0 CS: 0	PA: 44		
<b>PITCHER</b>	IP	WLS	BF	H	R	ER	SO	BB	IBB	HBP	BLK	WP	HR	S	P	ERA	WHIP								
<b>Bob Wolcott, R</b> ERA: 5.02 (1, 1)	7.1		30	4	2	2	1	4	0	1	0	0	1	68	116	2.46	1.091								
<b>Omar Olivares, R</b> ERA: 4.55 (8, 1)	0.0		2	0	0	0	0	2	0	0	0	0	0	1	9	∞	∞								
<b>Norm Charlton, L</b> ERA: 8.04 (8, 1)	0.1		3	2	3	3	1	0	0	0	0	0	0	7	14	81.00	6.000								
<b>Bobby Ayala, R</b> ERA: 5.04 (8, 1)	1.1	L	9	4	4	4	1	1	0	0	0	0	0	16	28	27.00	3.750								

Batter	1	2	3	4	5	6	7	8	9	AB	R	H	RBI	BB	SO	LOB	BOTTOM								
<b>Joey Cora, S</b> OBP: 0.398, SLG: 0.511 (1, 4)	1-2 1B		3-1 FC5-4 HR	2-1 1B		2-0 1B		1-3 K		5	1	3	1	0	1	1	<b>Kansas City Royals @ Seattle Mariners</b> The Kingdome, Seattle, WA Sat Jul 19 1997, 10:05 PM EDT Att: 49,776 - Dome - 68 F  <b>AB 37</b> <b>R 6</b> <b>H 11</b> <b>RBI 6</b> <b>BB 3</b> <b>SO 10</b> <b>LOB 16</b>								
<b>Alex Rodriguez, R</b> OBP: 0.355, SLG: 0.510 (1, 6)	2-1 F8		1-2 HR	1-1 F8		2-2 1B		2-2 L9		5	1	2	3	0	0	3									
<b>Ken Griffey Jr., L</b> OBP: 0.377, SLG: 0.615 (1, 8)	1-0 F7		4-1 FC6-4 BB		0-0 L8			2-2 G3		4	0	0	0	1	0	3									
<b>Edgar Martinez, R</b> OBP: 0.448, SLG: 0.533 (1, 10)	1-3 K		0-0 FC6-4		2-2 L7			4-1 1B BB	3-1 G5-3	4	0	0	0	1	1	2									
<b>Jay Buhner, R</b> OBP: 0.389, SLG: 0.519 (1, 9)		0-0 P5		3-2 SH1-4 BB 1B		1-0 HR		0-3 K	1-3 K	5	2	2	1	0	2	1									
<b>Dan Wilson, R</b> OBP: 0.341, SLG: 0.434 (1, 2)		1-1 L4		1-2 1B SH1-4 BB		1-3 K		2-3 K		3	1	0	0	1	2	1									
<b>Mike Blowers, R</b> OBP: 0.343, SLG: 0.404 (1, 3)		3-2 K		0-0 SH1-4		1-2 2-3		1-2 G5-3	1-2 1B	3	0	1	0	0	1	0									
<b>Russ Davis, R</b> OBP: 0.352, SLG: 0.526 (1, 5)			2-0 FC5-4 1B	2-2 1B		3-2 F8		1-3 K		4	0	2	1	0	1	2									
<b>Rich Amaral, R</b> OBP: 0.315, SLG: 0.311 (1, 7) <b>Rob Ducey, L</b> OBP: 0.308, SLG: 0.429 (8, 7)		2-3 K		2-3 P3		0-0 1B		0-3 K		3	1	1	0	0	1	3									
<b>Inning Stats</b>	R: 0 E: 0 K: 1 S: 9	H: 1 LOB: 0 BB: 0 P: 14	R: 0 E: 0 K: 1 S: 6	H: 0 LOB: 0 BB: 0 P: 10	R: 2 E: 0 K: 1 S: 13	H: 2 LOB: 1 BB: 1 P: 25	R: 2 E: 0 K: 0 S: 14	H: 3 LOB: 2 BB: 1 P: 28	R: 1 E: 0 K: 1 S: 8	H: 1 LOB: 0 BB: 0 P: 12	R: 1 E: 0 K: 0 S: 15	H: 3 LOB: 2 BB: 0 P: 25	R: 0 E: 0 K: 3 S: 15	H: 1 LOB: 2 BB: 1 P: 23	R: 0 E: 0 K: 2 S: 9	H: 0 LOB: 0 BB: 0 P: 12		R: 0 E: 0 K: 1 S: 7	H: 0 LOB: 0 BB: 0 P: 11	1B: 9 2B: 0 3B: 0 HR: 2	SF: 0 SAC: 1 DP: 0 HBP: 0	WP: 0 PB: 0 SB: 0 CS: 0	PA: 41		
<b>PITCHER</b>	IP	WLS	BF	H	R	ER	SO	BB	IBB	HBP	BLK	WP	HR	S	P	ERA	WHIP								
<b>Glendon Rusch, L</b> ERA: 5.67 (1, 1)	5.2		28	9	6	6	4	2	0	0	0	0	0	18	29	0.00	3.000								
<b>Mike Perez, R</b> ERA: 5.14 (6, 1)	1.0		6	2	0	0	2	1	0	0	0	0	0	4	5	0.00	0.000								
<b>Hector Carrasco, R</b> ERA: 3.64 (7, 1)	0.1		1	0	0	0	1	0	0	0	0	0	0	4	5	0.00	0.000								
<b>Jeff Montgomery, R</b> ERA: 6.12 (8, 1)	2.0	W	6	0	0	0	3	0	0	0	0	0	0	16	23	0.00	0.000								









Batter	1	2	3	4	5	6	7	8	9	AB	R	H	RBI	BB	SO	LOB	TOP				
<b>Bip Roberts, S</b> OBP: 0.362, SLG: 0.403 (1, 7)	F9		G4-3		L9				G5-3	5	0	1	0	0	0	1	<b>Kansas City Royals @ Minnesota Twins</b> Hubert H. Humphrey Metrodome, Minneapolis, MN Tue Jul 22 1997, 8:05 PM EDT Att: 14,232 - Dome - 70 F <a href="http://livebaseballscorecards.com">livebaseballscorecards.com</a>				
<b>Shane Halter, R</b> OBP: 0.356, SLG: 0.365 <b>Scott Cooper, L</b> OBP: 0.275, SLG: 0.297 (9, PH)	G4-3		F8		K				K	4	0	1	0	0	1	3					
<b>Jay Bell, R</b> OBP: 0.374, SLG: 0.460 (1, 6)			F8							2	0	0	0	2	0	1					
<b>Chili Davis, S</b> OBP: 0.416, SLG: 0.527 (1, 10)	L6		G6-3						G6-3	4	0	1	1	0	0	2					
<b>Jeff King, R</b> OBP: 0.363, SLG: 0.454 (1, 3)					L8				G5-3	4	0	1	0	0	0	2					
<b>Jose Offerman, S</b> OBP: 0.372, SLG: 0.424 (1, 4)			G5-4-3		G6-3				G6-3	4	1	1	0	0	0	1					
<b>29 Mike Sweeney, R</b> OBP: 0.333, SLG: 0.408 (1, 2)									G5-3	3	0	1	0	1	1	1					
<b>Johnny Damon, L</b> OBP: 0.343, SLG: 0.407 (1, 9)									G1-3	3	0	1	0	0	0	1					
<b>Tom Goodwin, L</b> OBP: 0.310, SLG: 0.345 (1, 8)			G3-1							4	1	2	1	0	1	2					
<b>Inning Stats</b>	R: 0 E: 0 K: 0 S: 10	H: 0 LOB: 1 BB: 1 P: 17	R: 0 E: 0 K: 0 S: 10	H: 2 LOB: 2 BB: 1 P: 18	R: 0 E: 0 K: 0 S: 9	H: 1 LOB: 1 BB: 0 P: 14	R: 0 E: 0 K: 0 S: 7	H: 1 LOB: 1 BB: 0 P: 12	R: 1 E: 0 K: 1 S: 12	H: 2 LOB: 2 BB: 1 P: 20	R: 1 E: 0 K: 0 S: 14	H: 3 LOB: 2 BB: 0 P: 22	R: 0 E: 0 K: 1 S: 8	H: 0 LOB: 0 BB: 0 P: 10	R: 0 E: 0 K: 2 S: 10	H: 0 LOB: 0 BB: 0 P: 15	1B: 7 2B: 2 3B: 0 HR: 0	SF: 0 SAC: 0 DP: 1 HBP: 1	WP: 2 PB: 2 SB: 1 CS: 1	PA: 39	
<b>PITCHER</b>	IP	WLS	BF	H	R	ER	SO	BB	IBB	HBP	BLK	WP	HR	S	P	ERA	WHIP				
<b>Rich Robertson, L</b> ERA: 5.11 (1, 1)	5.2		28	9	2	2	1	3	0	1	0	2	0	61	102	3.18	2.118				
<b>Greg Swindell, L</b> ERA: 3.73 (6, 1)	2.1	W	7	0	0	0	1	0	0	0	0	0	0	14	19	0.00	0.000				
<b>Rick Aguilera, R</b> ERA: 3.83 (9, 1)	1.0	S	3	0	0	0	2	0	0	0	0	0	0	10	15	0.00	0.000				

Batter	1	2	3	4	5	6	7	8	9	AB	R	H	RBI	BB	SO	LOB	BOTTOM				
<b>Chuck Knoblauch, R</b> OBP: 0.412, SLG: 0.425 (1, 4)	F9									1	1	1	0	1	0	0	<b>Kansas City Royals @ Minnesota Twins</b> Hubert H. Humphrey Metrodome, Minneapolis, MN Tue Jul 22 1997, 8:05 PM EDT Att: 14,232 - Dome - 70 F <a href="http://livebaseballscorecards.com">livebaseballscorecards.com</a>				
<b>Pat Meares, R</b> OBP: 0.326, SLG: 0.439 (1, 6)	F9		F7		FC4-6					4	0	0	0	0	5						
<b>Paul Moltor, R</b> OBP: 0.354, SLG: 0.423 (1, 10)	G6-3				G4-3					4	0	0	1	0	1						
<b>Terry Steinbach, R</b> OBP: 0.337, SLG: 0.446 (1, 2)	K				F9					4	0	3	0	0	1						
<b>Ron Coomer, R</b> OBP: 0.346, SLG: 0.462 (1, 5)					F9					4	0	2	0	0	2						
<b>Marty Cordova, R</b> OBP: 0.326, SLG: 0.439 (1, 7)			G6-4-3		K					4	1	1	0	0	1	4					
<b>Roberto Kelly, R</b> OBP: 0.347, SLG: 0.434 (1, 9)			K							4	1	1	1	0	2	3					
<b>Greg Colbrunn, R</b> OBP: 0.317, SLG: 0.426 (1, 3)			G1-6-3		G5-3					3	0	1	0	0	0						
<b>Darrin Jackson, R</b> OBP: 0.245, SLG: 0.340 (1, 8)			G6-3							3	0	0	1	0	1	1					
<b>Inning Stats</b>	R: 1 E: 0 K: 1 S: 10	H: 0 LOB: 0 BB: 0 P: 16	R: 0 E: 0 K: 1 S: 8	H: 1 LOB: 0 BB: 0 P: 11	R: 0 E: 0 K: 0 S: 12	H: 1 LOB: 1 BB: 0 P: 14	R: 0 E: 0 K: 1 S: 9	H: 1 LOB: 1 BB: 0 P: 15	R: 1 E: 0 K: 1 S: 11	H: 1 LOB: 1 BB: 0 P: 15	R: 0 E: 0 K: 1 S: 8	H: 1 LOB: 0 BB: 1 P: 11	R: 1 E: 0 K: 0 S: 8	H: 2 LOB: 2 BB: 1 P: 12	R: 0 E: 0 K: 1 S: 13	H: 2 LOB: 2 BB: 0 P: 18	1B: 7 2B: 2 3B: 0 HR: 1	SF: 0 SAC: 0 DP: 2 HBP: 2	WP: 0 PB: 0 SB: 1 CS: 0	PA: 34	
<b>PITCHER</b>	IP	WLS	BF	H	R	ER	SO	BB	IBB	HBP	BLK	WP	HR	S	P	ERA	WHIP				
<b>50 José Rosado, L</b> ERA: 3.88 (1, 1)	6.2	L	27	7	3	3	5	0	0	2	0	0	0	7	15	0.00	4.500				
<b>Gregg Olson, R</b> ERA: 9.35 (7, 1)	0.2		5	2	0	0	0	1	0	0	0	0	0	7	15	0.00	4.500				
<b>Hector Carrasco, R</b> ERA: 3.54 (8, 1)	0.2		2	0	0	0	1	0	0	0	0	0	0	7	8	0.00	0.000				



Batter	1	2	3	4	5	6	7	8	9	AB	R	H	RBI	BB	SO	LOB	TOP										
<b>Bip Roberts, S</b> OBP: 0.363, SLG: 0.401 (1, 5) (8, 7)	1-1 G4-3	2-0 1B		0-0 F7		4-0 FC4-6 BB		0-0 F7		4	1	1	0	1	0	2											
<b>Tom Goodwin, L</b> OBP: 0.311, SLG: 0.344 (1, 8)	4-2 PB S BB	0-2 WP 1B		1-1 G1-3		0-0 FC4-6 CS		0-2 G4-3		4	0	1	1	1	0	2											
<b>Jay Bell, R</b> OBP: 0.374, SLG: 0.465 (1, 6)	2-3 K	1-1 WP 1B		1-1 G3		1-0 CS	2-2 P3	1-1 3B		5	0	2	2	0	1	1											
<b>Chili Davis, S</b> OBP: 0.416, SLG: 0.522 (1, 10)	4-0 BB	4-0 1B			1-0 F8		2-3 K2-3	0-0 G6-3		3	0	0	0	2	1	1											
<b>Jeff King, R</b> OBP: 0.358, SLG: 0.447 (1, 3)	2-1 F8	2-2 L6			2-2 L4		3-2 P3	0-0 P3		5	0	0	0	0	0	6											
<b>Jose Offerman, S</b> OBP: 0.371, SLG: 0.422 (1, 4)		L1-3 F8			2-0 G4-3			1-0 BB 1B		4	0	1	0	0	0	3											
<b>Johnny Damon, L</b> OBP: 0.349, SLG: 0.410 (1, 7) (8, 9)	1-2 29 1B 1B		0-1 G5-3		2-0 29 1B P3 1B			4-0 BB 1B		3	2	2	0	1	0	0											
<b>29 Mike Sweeney, R</b> OBP: 0.339, SLG: 0.412 (1, 2)	0-0 SAFE 1B 1B	0-0 SAFE 1B 1B		0-0 P5		1-1 SAFE FC4-6 BB 1B		2-2 F7		4	1	2	0	0	0	2											
<b>Ryan Long, R</b> OBP: 0.300, SLG: 0.222 <b>Shane Halter, R</b> OBP: 0.356, SLG: 0.365 (1, 9) (8, 5)	2-2 1B 1B	2-2 1B 1B		1-2 F9		1-1 P3		1-3 K		4	1	1	1	0	1	3											
<b>Inning Stats</b>	R: 0 E: 0 K: 1 S: 10	H: 0 LOB: 2 BB: 2 P: 23	R: 4 E: 0 K: 0 S: 22	H: 6 LOB: 3 BB: 1 P: 37	R: 0 E: 0 K: 0 S: 6	H: 0 LOB: 0 BB: 0 P: 7	R: 0 E: 0 K: 0 S: 5	H: 0 LOB: 0 BB: 0 P: 7	R: 0 E: 0 K: 0 S: 5	H: 0 LOB: 0 BB: 0 P: 10	R: 0 E: 0 K: 0 S: 6	H: 2 LOB: 1 BB: 1 P: 15	R: 0 E: 0 K: 1 S: 11	H: 0 LOB: 0 BB: 0 P: 18	R: 0 E: 0 K: 1 S: 8	H: 1 LOB: 2 BB: 2 P: 16	R: 0 E: 0 K: 0 S: 7	H: 1 LOB: 1 BB: 0 P: 8	1B: 9 2B: 0 3B: 1 HR: 0	SF: 0 SAC: 0 DP: 0 HBP: 0	WP: 1 PB: 1 SB: 1 CS: 1	PA: 42					
<b>PITCHER</b>	IP	WLS	BF	H	R	ER	SO	BB	IBB	HBP	BLK	WP	HR	S	P	ERA	WHIP										
<b>LaTroy Hawkins, R</b> ERA: 6.02	1.1	L	12	6	4	4	1	2	0	0	0	0	0	28	49	27.00	6.000										
<b>Frankie Rodriguez, R</b> ERA: 4.5	5.2		22	3	1	1	1	2	1	0	0	1	0	38	74	1.59	0.882										
<b>Mike Trombley, R</b> ERA: 5.13	1.0		3	0	0	0	1	0	0	0	0	0	0	7	10	0.00	0.000										
<b>Todd Ritchie, R</b> ERA: 4.78	1.0		4	1	0	0	0	0	0	0	0	0	0	7	8	0.00	1.000										

Kansas City Royals @ Minnesota Twins  
Hubert H. Humphrey Metrodome, Minneapolis, MN

AB 36  
R 5  
H 10  
RBI 4  
BB 5  
SO 3  
LOB 20



Wed Jul 23 1997, 8:05 PM EDT  
Att: 11,944 - Dome

Batter	1	2	3	4	5	6	7	8	9	AB	R	H	RBI	BB	SO	LOB	BOTTOM										
<b>Chuck Knoblauch, R</b> OBP: 0.410, SLG: 0.422 (1, 4)	0-2 F9		1-2 G6-3			0-0 G5-4-3		4-2 G6-4-3 BB		3	0	0	0	1	0	1											
<b>Rich Becker, L</b> OBP: 0.383, SLG: 0.398 <b>Roberto Kelly, R</b> OBP: 0.345, SLG: 0.432 (1, 8) (8, FH) (9, 9)	1-1 F8		0-0 G1-3			0-1 G1		1-1 G6-4-3		3	0	0	0	0	0	0											
<b>Paul Moltis, R</b> OBP: 0.356, SLG: 0.427 (1, 10)	0-0 2B			1-1 G6-3		3-2 1B 1B		2-1 G4-3		4	1	2	0	0	0	1											
<b>Terry Steinbach, R</b> OBP: 0.332, SLG: 0.439 (1, 2)	1-0 G4-3			0-0 P6		0-0 F8		2-1 G6-3		4	0	0	0	0	0	2											
<b>Ron Coomer, R</b> OBP: 0.345, SLG: 0.459 (1, 5)		1-1 F7		0-0 G3		1-1 1B 1B		1-0 F9		4	0	1	0	0	0	0											
<b>Scott Stahowiak, L</b> OBP: 0.314, SLG: 0.469 (1, 3)		2-3 K		2-1 G4-3		3-1 1B 1B		3-3 K		4	0	1	1	0	2	0											
<b>Marty Cordova, R</b> OBP: 0.326, SLG: 0.438 (1, 7) (9, 8)		1-1 1B		1-3 K		1-0 P3				3	0	1	0	0	1	2											
<b>Matt Lawton, L</b> OBP: 0.343, SLG: 0.392 (1, 9) (9, 8)		2-0 F9		2-0 F7		1-1 G4-3				3	0	0	0	0	0	3											
<b>Pat Meares, R</b> OBP: 0.329, SLG: 0.441 (1, 6)			1-3 K		2-1 G5-4-3 1B			0-0 G6-4-3 BB 1B		3	0	2	0	0	1	0											
<b>Inning Stats</b>	R: 0 E: 0 K: 0 S: 8	H: 1 LOB: 1 BB: 0 P: 10	R: 0 E: 0 K: 1 S: 8	H: 1 LOB: 0 BB: 0 P: 14	R: 0 E: 0 K: 1 S: 9	H: 0 LOB: 0 BB: 0 P: 11	R: 0 E: 0 K: 0 S: 4	H: 0 LOB: 0 BB: 0 P: 5	R: 0 E: 0 K: 1 S: 6	H: 0 LOB: 0 BB: 0 P: 11	R: 0 E: 0 K: 0 S: 5	H: 1 LOB: 0 BB: 0 P: 7	R: 1 E: 0 K: 0 S: 11	H: 3 LOB: 2 BB: 0 P: 20	R: 0 E: 0 K: 0 S: 8	H: 1 LOB: 1 BB: 1 P: 15	R: 0 E: 0 K: 1 S: 6	H: 0 LOB: 0 BB: 0 P: 12	1B: 6 2B: 1 3B: 0 HR: 0	SF: 0 SAC: 0 DP: 2 HBP: 0	WP: 0 PB: 0 SB: 0 CS: 0	PA: 33					
<b>PITCHER</b>	IP	WLS	BF	H	R	ER	SO	BB	IBB	HBP	BLK	WP	HR	S	P	ERA	WHIP										
<b>Tim Belcher, R</b> ERA: 4.63	7.0	W	28	7	1	1	3	1	0	0	0	0	0	4	7	0.00	1.143										
<b>Larry Casian, L</b> ERA: 4.97	1.0		2	0	0	0	0	0	0	0	0	0	0	4	7	0.00	0.000										
<b>Jeff Montgomery, R</b> ERA: 5.94	1.0		3	0	0	0	1	0	0	0	0	0	0	6	12	0.00	0.000										

Kansas City Royals @ Minnesota Twins  
Hubert H. Humphrey Metrodome, Minneapolis, MN

AB 32  
R 1  
H 7  
RBI 1  
BB 1  
SO 4  
LOB 11



Wed Jul 23 1997, 8:05 PM EDT  
Att: 11,944 - Dome



Batter	1	2	3	4	5	6	7	8	9	AB	R	H	RBI	BB	SO	LOB	TOP				
<b>Bip Roberts, S</b> OBP: 0.363, SLG: 0.405 (1, 5)	F7	2B		F8		K			1-H 2B	5	0	2	0	0	1	1					
<b>Tom Goodwin, L</b> OBP: 0.313, SLG: 0.350 (1, 8)	B1	2B			1B		G4-3		K	5	1	2	0	0	1	1					
<b>Jay Bell, R</b> OBP: 0.378, SLG: 0.476 (1, 6)	HR	P2			2B		FC6-4		G6-3	3	1	2	2	1	0	2					
<b>Chili Davis, S</b> OBP: 0.414, SLG: 0.516 (1, 10)	BLK	L6			FC6-4		G6-3			3	0	0	0	1	0	4					
<b>Jeff King, R</b> OBP: 0.355, SLG: 0.442 (1, 3)	G6-3			G4-3		F7		L6		4	0	0	0	0	0	2					
<b>Jose Offerman, S</b> OBP: 0.369, SLG: 0.419 (1, 4)		HR		K		K		L4		4	1	1	0	0	2	1					
<b>Johnny Damon, L</b> OBP: 0.351, SLG: 0.407 (6, 9)		HR		F8		G5-3		F9		2	1	0	0	2	0	0					
<b>Mike Macfarlane, R</b> OBP: 0.264, SLG: 0.280 (1, 2)	F8			F7		G5-3		K		4	0	0	0	0	1	3					
<b>Yamil Benitez, R</b> OBP: 0.333, SLG: 1.333 <b>Shane Halter, R</b> OBP: 0.367, SLG: 0.377 (6, 5)	HR			F8		K		2B		3	1	1	3	0	1	1					
<b>Inning Stats</b>	R: 1 E: 0 K: 0 S: 8	H: 1 LOB: 1 BB: 1 P: 14	R: 3 E: 0 K: 0 S: 14	H: 4 LOB: 2 BB: 1 P: 29	R: 0 E: 0 K: 1 S: 10	H: 0 LOB: 0 BB: 0 P: 15	R: 0 E: 0 K: 0 S: 6	H: 0 LOB: 0 BB: 0 P: 7	R: 1 E: 0 K: 1 S: 16	H: 2 LOB: 1 BB: 0 P: 21	R: 0 E: 0 K: 2 S: 7	H: 0 LOB: 0 BB: 1 P: 15	R: 0 E: 0 K: 0 S: 6	H: 0 LOB: 0 BB: 0 P: 9	R: 0 E: 0 K: 0 S: 11	H: 2 LOB: 1 BB: 0 P: 14	1B: 4 2B: 3 3B: 0 HR: 2	SF: 0 SAC: 0 DP: 1 HBP: 0	WP: 0 PB: 0 CS: 0	PA: 38	
<b>PITCHER</b>	IP	WLS	BF	H	R	ER	SO	BB	IBB	HBP	BLK	WP	HR	S	P	ERA	WHIP				
<b>Dave Stevens, R</b> ERA: 9.0 (1, 1)	1.1	L	11	5	4	4	0	2	0	0	1	0	2	19	37	27.00	5.250				
<b>Eddie Guardado, L</b> ERA: 3.73 (2, 1)	3.2		14	2	1	1	2	1	0	0	0	0	0	35	53	2.46	0.818				
<b>Mike Trombley, R</b> ERA: 4.91 (6, 1)	2.1		7	0	0	0	2	1	0	0	0	0	0	17	31	0.00	0.429				
<b>Greg Swindell, L</b> ERA: 3.64 (8, 1)	1.2		6	2	0	0	2	0	0	0	0	0	0	14	19	0.00	1.200				

Kansas City Royals @ Minnesota Twins  
Hubert H. Humphrey Metrodome, Minneapolis, MN

AB 34  
R 5  
H 9  
RBI 5  
BB 4  
SO 6  
LOB 15



WP: 0 PA: 38  
PB: 0  
CS: 0

Thu Jul 24 1997, 4:33 AM EDT  
Att: 21,533 - Dome - 69 F

livebaseballscorecards.com

Batter	1	2	3	4	5	6	7	8	9	AB	R	H	RBI	BB	SO	LOB	BOTTOM					
<b>Chuck Knoblauch, R</b> OBP: 0.411, SLG: 0.424 (1, 4)	F9		2B		1B			G6-3		3	1	1	0	0	0	0						
<b>Rich Becker, L</b> OBP: 0.361, SLG: 0.396 (1, 8)	K		K		E7			F7		4	0	1	1	0	2	1						
<b>Paul Moltor, R</b> OBP: 0.357, SLG: 0.431 (1, 10)	F9			G1	L3			FC4-6		4	0	2	0	0	0	1						
<b>Scott Stahoviak, L</b> OBP: 0.313, SLG: 0.469 (1, 3)		G4-3		G1				FC4-6		4	1	1	0	0	1	2						
<b>Ron Coomer, R</b> OBP: 0.343, SLG: 0.455 (1, 5)		G4-3		G4-6-3		G6-3		K		3	0	0	0	1	1	1						
<b>Greg Myers, L</b> OBP: 0.322, SLG: 0.404 (1, 2)		G6-3		G4-6-3		K		G4-3		4	0	0	1	0	1	2						
<b>Marty Cordova, R</b> OBP: 0.320, SLG: 0.428 (1, 7)		K			G6-3			P6		4	0	0	0	0	1	0						
<b>Matt Lawton, L</b> OBP: 0.340, SLG: 0.388 (1, 9)				F8	P3			G3-1		3	0	0	0	0	0	0						
<b>Pat Meares, R</b> OBP: 0.329, SLG: 0.440 (1, 6)				F8	HBP			G6-3		3	1	1	0	0	0	0						
<b>Inning Stats</b>	R: 0 E: 0 K: 1 S: 6	H: 0 LOB: 0 BB: 0 P: 10	R: 1 E: 0 K: 1 S: 7	H: 1 LOB: 0 BB: 0 P: 12	R: 0 E: 0 K: 1 S: 9	H: 1 LOB: 1 BB: 0 P: 14	R: 0 E: 0 K: 0 S: 9	H: 1 LOB: 1 BB: 1 P: 16	R: 2 E: 1 K: 0 S: 12	H: 2 LOB: 1 BB: 0 P: 21	R: 0 E: 0 K: 2 S: 7	H: 0 LOB: 0 BB: 0 P: 8	R: 0 E: 0 K: 0 S: 4	H: 0 LOB: 0 BB: 0 P: 6	R: 0 E: 0 K: 0 S: 6	H: 1 LOB: 1 BB: 0 P: 9	R: 0 E: 0 K: 1 S: 8	H: 0 LOB: 0 BB: 0 P: 12	1B: 3 2B: 3 3B: 0 HR: 0	SF: 0 SAC: 0 DP: 1 HBP: 1	WP: 0 PB: 0 CS: 0	PA: 34
<b>PITCHER</b>	IP	WLS	BF	H	R	ER	SO	BB	IBB	HBP	BLK	WP	HR	S	P	ERA	WHIP					
<b>Ricky Bones, R</b> ERA: 7.41 (1, 1)	7.0		27	5	3	2	5	1	0	0	0	0	0	6	9	0.00	1.000					
<b>Hector Carrasco, R</b> ERA: 3.47 (8, 1)	1.0		4	1	0	0	0	0	0	0	0	0	0	6	9	0.00	1.000					
<b>Jeff Montgomery, R</b> ERA: 5.77 (9, 1)	1.0	S	3	0	0	0	1	0	0	0	0	0	0	8	12	0.00	0.000					

Kansas City Royals @ Minnesota Twins  
Hubert H. Humphrey Metrodome, Minneapolis, MN

AB 32  
R 3  
H 6  
RBI 2  
BB 1  
SO 6  
LOB 7



WP: 0 PA: 34  
PB: 0  
CS: 0

Thu Jul 24 1997, 4:33 AM EDT  
Att: 21,533 - Dome - 69 F

livebaseballscorecards.com



Batter	1	2	3	4	5	6	7	8	9	AB	R	H	RBI	BB	SO	LOB	TOP					
Tom Goodwin, L (1, 8) OBP: 0.311, SLG: 0.346	4-2 P6-3 BB	3-3 K			0-0 L8		2-2 P6		3-3 K	4	0	0	0	1	2	3						
Johnny Damon, L (1, 7) OBP: 0.349, SLG: 0.403	1-2 P6-3 1-1f		3-3 K		3-2 G4-3		0-1 1B		0-0 G4-3	5	0	1	0	0	1	2						
Jay Bell, R (1, 6) OBP: 0.378, SLG: 0.473	1-2 BB 1B		1-1 P3		0-2 F8		0-2 F9		4-2 BB	4	1	1	0	1	0	2						
Chili Davis, S (1, 10) OBP: 0.411, SLG: 0.509	4-1 1B BB		2-1 G4-3		0-0 G5-3			1-0 G6-3	1-3 K	4	0	0	0	1	1	2						
Jeff King, R (1, 3) OBP: 0.354, SLG: 0.440	1-1 1-2 2-H 1B		2-1 G6-3		0-1 F8		1-1 P4			4	0	1	1	0	0	0						
Jose Offerman, S (1, 4) OBP: 0.374, SLG: 0.422	2-3 K		4-1 29 1B BB		3-2 1B		1-2 29 1B 1B			3	0	2	0	1	1	2						
29 Mike Sweeney, R (1, 2) OBP: 0.353, SLG: 0.425		0-1 G6-4-3 1B		2-1 1B		2-3 K		2-1 1B		4	0	3	0	0	1	1						
Yamil Benitez, R (1, 9) OBP: 0.286, SLG: 0.857		1-0 G6-4-3 1-2f		0-3 K		0-0 1B		3-2 G4-3		4	0	1	0	0	1	5						
David Howard, S (1, 5) OBP: 0.288, SLG: 0.324		0-0 S 1B		2-0 P5		3-1 B1			4-0 G4-3 BB	3	0	1	0	0	0	3						
Bip Roberts, S (9, PH) OBP: 0.386, SLG: 0.405										0	0	0	0	1	0	0						
<b>Inning Stats</b>	R: 1 H: 2 E: 0 K: 1 S: 15	H: 2 R: 1 ER: 1 LOB: 2 BB: 2 P: 28	R: 0 H: 2 E: 0 K: 1 S: 7	H: 1 R: 1 ER: 1 LOB: 1 BB: 0 P: 11	R: 0 H: 0 E: 0 K: 1 S: 7	H: 0 R: 0 ER: 0 LOB: 2 BB: 1 P: 13	R: 0 H: 1 E: 0 K: 1 S: 10	H: 1 R: 1 ER: 1 LOB: 2 BB: 1 P: 20	R: 0 H: 0 E: 0 K: 0 S: 8	H: 0 R: 0 ER: 0 LOB: 1 BB: 0 P: 11	R: 0 H: 1 E: 0 K: 1 S: 9	H: 1 R: 1 ER: 1 LOB: 1 BB: 0 P: 14	R: 0 H: 2 E: 0 K: 0 S: 13	H: 2 R: 2 ER: 2 LOB: 2 BB: 0 P: 18	R: 0 H: 2 E: 0 K: 0 S: 12	H: 2 R: 2 ER: 2 LOB: 2 BB: 2 P: 20	R: 0 H: 0 E: 0 K: 2 S: 9	H: 0 R: 0 ER: 0 LOB: 2 BB: 2 P: 21	1B: 9 2B: 2 3B: 0 HR: 0	SF: 0 SAC: 0 DP: 2 HBP: 0	WP: 0 PA: 40 PB: 0 SB: 1 CS: 0	
<b>PITCHER</b>	IP WLS BF H R ER SO BB IBB HBP BLK WP HR S P ERA WHIP	IP WLS BF H R ER SO BB IBB HBP BLK WP HR S P ERA WHIP	IP WLS BF H R ER SO BB IBB HBP BLK WP HR S P ERA WHIP	IP WLS BF H R ER SO BB IBB HBP BLK WP HR S P ERA WHIP	IP WLS BF H R ER SO BB IBB HBP BLK WP HR S P ERA WHIP	IP WLS BF H R ER SO BB IBB HBP BLK WP HR S P ERA WHIP	IP WLS BF H R ER SO BB IBB HBP BLK WP HR S P ERA WHIP	IP WLS BF H R ER SO BB IBB HBP BLK WP HR S P ERA WHIP	IP WLS BF H R ER SO BB IBB HBP BLK WP HR S P ERA WHIP	IP WLS BF H R ER SO BB IBB HBP BLK WP HR S P ERA WHIP	IP WLS BF H R ER SO BB IBB HBP BLK WP HR S P ERA WHIP	IP WLS BF H R ER SO BB IBB HBP BLK WP HR S P ERA WHIP	IP WLS BF H R ER SO BB IBB HBP BLK WP HR S P ERA WHIP	IP WLS BF H R ER SO BB IBB HBP BLK WP HR S P ERA WHIP	IP WLS BF H R ER SO BB IBB HBP BLK WP HR S P ERA WHIP	IP WLS BF H R ER SO BB IBB HBP BLK WP HR S P ERA WHIP	IP WLS BF H R ER SO BB IBB HBP BLK WP HR S P ERA WHIP	IP WLS BF H R ER SO BB IBB HBP BLK WP HR S P ERA WHIP	IP WLS BF H R ER SO BB IBB HBP BLK WP HR S P ERA WHIP	IP WLS BF H R ER SO BB IBB HBP BLK WP HR S P ERA WHIP	IP WLS BF H R ER SO BB IBB HBP BLK WP HR S P ERA WHIP	IP WLS BF H R ER SO BB IBB HBP BLK WP HR S P ERA WHIP

Kansas City Royals @ Toronto Blue Jays  
SkyDome, Toronto, ON  
Fri Jul 25 1997, 7:05 PM EDT  
Att: 31,308 - Unknown - 72 F

AB 35  
R 1  
H 10  
RBI 1  
BB 5  
SO 7  
LOB 20



Batter	1	2	3	4	5	6	7	8	9	AB	R	H	RBI	BB	SO	LOB	BOTTOM					
Otis Nixon, S (1, 8) OBP: 0.347, SLG: 0.287	2-1 B1-3		1-0 G4-3		1-0 G6-3			2-2 L3		4	0	0	0	0	0	1						
Orlando Merced, S (1, 9) OBP: 0.358, SLG: 0.425	4-2 S BB		4-2 1B BB		1-2 G3-1			4-2 BB		1	0	0	0	3	0	0						
Joe Carter, R (1, 7) OBP: 0.292, SLG: 0.390	1-1 P3		0-0 1-2 3-H 1B		1-0 F7			0-0 F8		4	0	1	1	0	0	2						
Carlos Delgado, L (1, 3) OBP: 0.354, SLG: 0.568	2-2 F8		1-3 K		0-3 K			3-2 F7		4	0	0	0	0	2	4						
Ed Sprague, R (1, 5) OBP: 0.301, SLG: 0.399		3-2 G6-4-3 1B		1-2 L5		1-1 G6-3				3	0	1	0	0	0	0						
Shawn Green, L (1, 10) OBP: 0.343, SLG: 0.524		2-3 K		1-2 G1-3			3-2 P6			3	0	0	0	0	1	1						
Benito Santiago, R (1, 2) OBP: 0.232, SLG: 0.284		0-2 G6-4-3 1-2f		3-3 K			1-1 FC6 1B			3	0	1	0	0	1	1						
Carlos Garcia, R (1, 4) OBP: 0.248, SLG: 0.303			0-1 S 1B 2B		1-0 P2		1-2 FC6 1-2f			3	1	1	0	0	0	1						
Alex Gonzalez, R (1, 6) OBP: 0.291, SLG: 0.391			2-3 K		2-1 HR		1-1 L6			3	1	1	1	0	1	2						
<b>Inning Stats</b>	R: 0 H: 0 E: 0 K: 0 S: 9	H: 1 R: 2 ER: 0 LOB: 1 BB: 1 P: 18	R: 0 H: 1 E: 0 K: 1 S: 9	H: 1 R: 2 ER: 0 LOB: 0 BB: 0 P: 14	R: 1 H: 2 E: 0 K: 2 S: 13	H: 2 R: 2 ER: 2 LOB: 2 BB: 1 P: 21	R: 0 H: 0 E: 0 K: 1 S: 11	H: 0 R: 0 ER: 0 LOB: 0 BB: 0 P: 16	R: 1 H: 1 E: 0 K: 0 S: 8	H: 1 R: 1 ER: 1 LOB: 0 BB: 0 P: 13	R: 0 H: 0 E: 0 K: 1 S: 6	H: 0 R: 0 ER: 0 LOB: 0 BB: 0 P: 8	R: 0 H: 1 E: 0 K: 0 S: 11	H: 1 R: 1 ER: 1 LOB: 1 BB: 0 P: 17	R: 0 H: 0 E: 0 K: 0 S: 10	H: 0 R: 0 ER: 0 LOB: 1 BB: 1 P: 19	R: 0 H: 0 E: 0 K: 2 S: 9	H: 0 R: 0 ER: 0 LOB: 1 BB: 1 P: 21	1B: 3 2B: 1 3B: 0 HR: 1	SF: 0 SAC: 0 DP: 1 HBP: 0	WP: 0 PA: 31 PB: 0 SB: 2 CS: 0	
<b>PITCHER</b>	IP WLS BF H R ER SO BB IBB HBP BLK WP HR S P ERA WHIP	IP WLS BF H R ER SO BB IBB HBP BLK WP HR S P ERA WHIP	IP WLS BF H R ER SO BB IBB HBP BLK WP HR S P ERA WHIP	IP WLS BF H R ER SO BB IBB HBP BLK WP HR S P ERA WHIP	IP WLS BF H R ER SO BB IBB HBP BLK WP HR S P ERA WHIP	IP WLS BF H R ER SO BB IBB HBP BLK WP HR S P ERA WHIP	IP WLS BF H R ER SO BB IBB HBP BLK WP HR S P ERA WHIP	IP WLS BF H R ER SO BB IBB HBP BLK WP HR S P ERA WHIP	IP WLS BF H R ER SO BB IBB HBP BLK WP HR S P ERA WHIP	IP WLS BF H R ER SO BB IBB HBP BLK WP HR S P ERA WHIP	IP WLS BF H R ER SO BB IBB HBP BLK WP HR S P ERA WHIP	IP WLS BF H R ER SO BB IBB HBP BLK WP HR S P ERA WHIP	IP WLS BF H R ER SO BB IBB HBP BLK WP HR S P ERA WHIP	IP WLS BF H R ER SO BB IBB HBP BLK WP HR S P ERA WHIP	IP WLS BF H R ER SO BB IBB HBP BLK WP HR S P ERA WHIP	IP WLS BF H R ER SO BB IBB HBP BLK WP HR S P ERA WHIP	IP WLS BF H R ER SO BB IBB HBP BLK WP HR S P ERA WHIP	IP WLS BF H R ER SO BB IBB HBP BLK WP HR S P ERA WHIP	IP WLS BF H R ER SO BB IBB HBP BLK WP HR S P ERA WHIP	IP WLS BF H R ER SO BB IBB HBP BLK WP HR S P ERA WHIP	IP WLS BF H R ER SO BB IBB HBP BLK WP HR S P ERA WHIP	IP WLS BF H R ER SO BB IBB HBP BLK WP HR S P ERA WHIP

Kansas City Royals @ Toronto Blue Jays  
SkyDome, Toronto, ON  
Fri Jul 25 1997, 7:05 PM EDT  
Att: 31,308 - Unknown - 72 F

AB 28  
R 2  
H 5  
RBI 2  
BB 3  
SO 5  
LOB 12







Batter	1	2	3	4	5	6	7	8	9	AB	R	H	RBI	BB	SO	LOB	TOP										
<b>Bip Roberts, S</b> OBP: 0.363, SLG: 0.401 (1, 7)	3-2 SH3-4 2B 1B	1-1 L7			3-2 E3 E 1B	0-3 K			0-1 G4-3	5	2	1	0	0	1	3	<b>Kansas City Royals @ Toronto Blue Jays</b> SkyDome, Toronto, ON Sat Jul 26 1997, 3:33 AM EDT Att: 34,133 - Cloudy - 75 F										
<b>Jose Offerman, S</b> OBP: 0.376, SLG: 0.421 (1, 4)	1 SAFE SH3-4		4-2 F 1B BB		1 SAFE L8	0-1 F8			1-1 1B	3	1	1	0	1	0	2											
<b>Jay Bell, R</b> OBP: 0.379, SLG: 0.475 (1, 6)	3-0 2H 2B		3-2 E5 1B		1-1 E 2B 1B		0-0 F8		1-1 G6-3	5	1	2	1	0	0	2											
<b>Chili Davis, S</b> OBP: 0.406, SLG: 0.502 (1, 10)	2-2 G4-3		1-2 P4		0-0 E3 2B		0-0 G4-3			4	1	0	0	0	0	4											
<b>Dean Palmer, R</b> OBP: 0.298, SLG: 0.426 (1, 5)	1-3 K		1-1 G6-4-3 1B		0-1 E 2B		3-3 K			4	0	2	3	0	2	1											
<b>Jeff King, R</b> OBP: 0.350, SLG: 0.434 (1, 3)		1-0 F7	0-2 G6-4-3		0-0 L6			1-2 G4-3		4	0	0	0	0	0	3											
<b>Johnny Damon, L</b> OBP: 0.347, SLG: 0.401 (1, 8)		1-1 BB 1B		1-2 L9	1-2 F8			1-3 K		4	0	1	0	0	1	1											
<b>Mike Macfarlane, R</b> OBP: 0.258, SLG: 0.274 (1, 2)	0-1 F9			0-0 P6		1-1 G5-3		0-0 G1-3		4	0	0	0	0	0	1											
<b>Yamil Benitez, R</b> OBP: 0.400, SLG: 1.000 <b>David Howard, S</b> OBP: 0.287, SLG: 0.322 (1, 9) (6, 9)	4-1 1-2 BB		3-2 G6-3		0-0 G6-3 3B			1-0 F8		2	0	1	0	1	0	0											
<b>Inning Stats</b>	R: 1 E: 0 K: 1 S: 12	H: 2 LOB: 1 BB: 0 P: 21	R: 0 E: 0 K: 0 S: 8	H: 1 LOB: 2 BB: 1 P: 15	R: 1 E: 1 K: 0 S: 14	H: 1 LOB: 1 BB: 1 P: 23	R: 0 E: 0 K: 0 S: 8	H: 0 LOB: 0 BB: 0 P: 12	R: 3 E: 2 K: 1 S: 14	H: 2 LOB: 1 BB: 0 P: 19	R: 0 E: 0 K: 1 S: 8	H: 1 LOB: 1 BB: 0 P: 9	R: 0 E: 0 K: 1 S: 5	H: 0 LOB: 0 BB: 0 P: 8	R: 0 E: 0 K: 1 S: 8	H: 0 LOB: 0 BB: 0 P: 10		R: 0 E: 0 K: 0 S: 7	H: 1 LOB: 1 BB: 0 P: 10	1B: 5 2B: 2 3B: 1 HR: 0	SF: 0 SAC: 1 DP: 1 HBP: 0	WP: 0 PB: 0 SB: 0 CS: 0	PA: 39				
<b>PITCHER</b>	IP	WLS	BF	H	R	ER	SO	BB	IBB	HBP	BLK	WP	HR	S	P	ERA	WHIP										
<b>Luis Andujar, R</b> ERA: 5.63 <b>Mike Timlin, R</b> ERA: 2.76	(1, 1) (8, 1)	7.0 W	32 7	7 1	5 0	1 0	3 1	2 0	0 0	0 0	0 0	0 0	0 0	69 15	107 20	1.29 0.00	1.286 0.500										

Batter	1	2	3	4	5	6	7	8	9	AB	R	H	RBI	BB	SO	LOB	BOTTOM										
<b>Otis Nixon, S</b> OBP: 0.346, SLG: 0.284 (1, 8)	2-2 F7	4-0 BB			1-1 G6-3		1-2 P5			3	0	0	0	1	0	2	<b>Kansas City Royals @ Toronto Blue Jays</b> SkyDome, Toronto, ON Sat Jul 26 1997, 3:33 AM EDT Att: 34,133 - Cloudy - 75 F										
<b>Orlando Merced, S</b> OBP: 0.359, SLG: 0.422 (1, 9)	4-0 WP BB	2-2 G3-1			4-1 BB		3-2 G3			2	0	0	0	2	0	4											
<b>Joe Carter, R</b> OBP: 0.292, SLG: 0.389 (1, 7)	1-2 F8		0-1 F9		0-0 F7			0-0 BB 1B		4	1	1	0	0	0	2											
<b>Carlos Delgado, L</b> OBP: 0.350, SLG: 0.560 (1, 3)	2-3 K		1-3 K			0-3 K		1-3 K		4	0	0	0	0	4	2											
<b>Ed Sprague, R</b> OBP: 0.303, SLG: 0.402 (1, 5)		3-1 G3-1 HR 2B	0-0 G6-3			1-0 F9		4-2 HR BB		3	2	1	0	1	0	0											
<b>Shawn Green, L</b> OBP: 0.342, SLG: 0.532 (1, 10)		2-1 G3-1		1-0 G4-3		2-3 K		0-1 HR		4	1	1	3	0	1	1											
<b>Benito Santiago, R</b> OBP: 0.242, SLG: 0.322 (1, 2)	1-0 HR		2-2 G6-3				2-2 WP 1B	3-1 HR		4	2	3	3	0	0	0											
<b>Carlos Garcia, R</b> OBP: 0.252, SLG: 0.306 (1, 4)	0-1 BB 1B		1-2 G5-3				0-1 WP 1B	1-1 F8		4	0	2	0	0	0	0											
<b>Alex Gonzalez, R</b> OBP: 0.288, SLG: 0.386 (1, 6)	1-2 F7				2-3 K		2-2 G5-3	2-3 K		4	0	0	0	0	2	3											
<b>Inning Stats</b>	R: 0 E: 0 K: 1 S: 10	H: 0 LOB: 1 BB: 1 P: 19	R: 2 E: 0 K: 0 S: 15	H: 3 LOB: 2 BB: 1 P: 28	R: 0 E: 0 K: 1 S: 6	H: 0 LOB: 0 BB: 0 P: 7	R: 0 E: 0 K: 0 S: 7	H: 0 LOB: 0 BB: 0 P: 11	R: 0 E: 0 K: 2 S: 8	H: 0 LOB: 0 BB: 0 P: 11	R: 0 E: 0 K: 0 S: 16	H: 2 LOB: 2 BB: 0 P: 24	R: 4 E: 0 K: 2 S: 16	H: 3 LOB: 0 BB: 1 P: 27	1B: 4 2B: 1 3B: 0 HR: 3	SF: 0 SAC: 0 DP: 0 HBP: 0		WP: 2 PB: 0 SB: 0 CS: 0	PA: 36								
<b>PITCHER</b>	IP	WLS	BF	H	R	ER	SO	BB	IBB	HBP	BLK	WP	HR	S	P	ERA	WHIP										
<b>Kevin Appier, R</b> ERA: 3.15 <b>Hector Carrasco, R</b> ERA: 4.03	(1, 1) (8, 1)	7.0 L	29 7	5 3	2 4	2 4	5 2	3 1	0 0	0 0	0 0	0 2	1 16	70 27	115 27	2.57 36.00	1.143 4.000										

**AB 36**  
**R 5**  
**H 8**  
**RBI 4**  
**BB 2**  
**SO 4**  
**LOB 17**



**AB 32**  
**R 6**  
**H 8**  
**RBI 6**  
**BB 4**  
**SO 7**  
**LOB 14**





Batter	1	2	3	4	5	6	7	8	9	AB	R	H	RBI	BB	SO	LOB	TOP								
<b>Bip Roberts, S</b> (1, 7) OBP: 0.361, SLG: 0.396	G6-3		G4-3			G4-3		2B BB		3	0	0	0	1	0	1	<b>Kansas City Royals @ Toronto Blue Jays</b> SkyDome, Toronto, ON Sun Jul 27 1997, 3:33 AM EDT Att: 32,341 - Cloudy - 84 F								
<b>Jose Offerman, S</b> (1, 4) OBP: 0.374, SLG: 0.422	G4-3			F7		B3		1-2 BB		4	0	1	0	0	0	1									
<b>Jay Bell, R</b> (1, 6) OBP: 0.375, SLG: 0.470	L7			F9			L5	L4		4	0	0	0	0	0	2									
<b>Chili Davis, S</b> (1, 10) OBP: 0.404, SLG: 0.498 <b>David Howard, S</b> (9, PR) OBP: 0.297, SLG: 0.322		P5		F8			K		1-0 1B	4	0	1	0	0	1	0									
<b>Dean Palmer, R</b> (1, 5) OBP: 0.300, SLG: 0.425		4-0 S BB			F7		P4		1-2 1B	3	0	1	0	1	0	0									
<b>Jeff King, R</b> (1, 3) OBP: 0.347, SLG: 0.429		2-3 BB			F8			P2	F8	4	0	0	0	0	1	3									
<b>Johnny Damon, L</b> (1, 8) OBP: 0.346, SLG: 0.399		1-0 P5			G4-3			L7	1-1 29 FC5 1B	4	0	1	1	0	0	1									
<b>29 Mike Sweeney, R</b> (1, 2) OBP: 0.350, SLG: 0.413			G5-3			L7		4-2 HR BB	1-2 FC5	3	1	0	0	1	0	2									
<b>Yamil Benitez, R</b> (1, 9) OBP: 0.429, SLG: 1.154			K			G4-3		1-1 HR	K	4	1	2	2	0	2	2									
<b>Inning Stats</b>	R: 0 E: 0 K: 0 S: 6	H: 0 LOB: 0 BB: 0 P: 9	R: 0 E: 0 K: 1 S: 7	H: 0 LOB: 1 BB: 1 P: 14	R: 0 E: 0 K: 1 S: 8	H: 0 LOB: 0 BB: 0 P: 10	R: 0 E: 0 K: 0 S: 6	H: 0 LOB: 0 BB: 0 P: 12	R: 0 E: 0 K: 0 S: 7	H: 0 LOB: 0 BB: 0 P: 9	R: 0 E: 0 K: 0 S: 8	H: 1 LOB: 1 BB: 0 P: 13	R: 0 E: 0 K: 1 S: 7	H: 0 LOB: 0 BB: 0 P: 11	R: 2 E: 0 K: 0 S: 15	H: 2 LOB: 2 BB: 2 P: 31		R: 1 E: 0 K: 1 S: 14	H: 3 LOB: 2 BB: 0 P: 20	1B: 3 2B: 2 3B: 0 HR: 1	SF: 0 SAC: 0 DP: 0 HBP: 0	WP: 0 PB: 0 SB: 1 CS: 0	PA: 36		
<b>PITCHER</b>	IP	WLS	BF	H	R	ER	SO	BB	IBB	HBP	BLK	WP	HR	S	P	ERA	WHIP								
<b>Pat Hentgen, R</b> (1, 1) ERA: 3.33	7.2		29	3	2	2	3	3	0	0	0	0	1	61	105	2.35	0.783								
<b>Paul Quantrill, R</b> (8, 1) ERA: 2.24	1.1	L	7	3	1	1	1	0	0	0	0	0	0	17	24	6.75	2.250								

Batter	1	2	3	4	5	6	7	8	9	AB	R	H	RBI	BB	SO	LOB	BOTTOM								
<b>Jacob Brumfield, R</b> (1, 8) OBP: 0.275, SLG: 0.271	K			P3		FC4-6 1B		CS BB		3	0	1	0	1	1	0	<b>Kansas City Royals @ Toronto Blue Jays</b> SkyDome, Toronto, ON Sun Jul 27 1997, 3:33 AM EDT Att: 32,341 - Cloudy - 84 F								
<b>Shawn Green, L</b> (1, 7) OBP: 0.336, SLG: 0.523	K			K		FC4-6 S E		K		4	1	0	0	0	3	2									
<b>Joe Carter, R</b> (1, 10) OBP: 0.289, SLG: 0.385	F9			L7		K		CS	P6	4	0	0	0	0	1	1									
<b>Carlos Delgado, L</b> (1, 3) OBP: 0.352, SLG: 0.557		F7			1B BB	1-H BB		K		2	1	0	0	2	1	0									
<b>Ed Sprague, R</b> (1, 5) OBP: 0.300, SLG: 0.397		G3			K	L9			F8	4	0	0	0	0	1	2									
<b>Benito Santiago, R</b> (1, 2) OBP: 0.243, SLG: 0.322			K			E 1B		K		3	0	1	0	0	2	0									
<b>Robert Perez, R</b> (1, 9) OBP: 0.228, SLG: 0.386				F8		E5		F7		3	0	0	0	0	0	1									
<b>Tilson Brito, R</b> (1, 4) OBP: 0.304, SLG: 0.268				P3		K		K		3	0	0	0	0	2	2									
<b>Alex Gonzalez, R</b> (1, 6) OBP: 0.286, SLG: 0.383				F9		L8			6-3	3	0	0	0	0	2										
<b>Inning Stats</b>	R: 0 E: 0 K: 2 S: 8	H: 0 LOB: 0 BB: 0 P: 13	R: 0 E: 0 K: 1 S: 9	H: 0 LOB: 0 BB: 0 P: 10	R: 0 E: 0 K: 0 S: 7	H: 0 LOB: 0 BB: 0 P: 12	R: 1 E: 1 K: 2 S: 12	H: 1 LOB: 2 BB: 1 P: 24	R: 1 E: 0 K: 1 S: 17	H: 1 LOB: 1 BB: 1 P: 28	R: 0 E: 0 K: 2 S: 13	H: 0 LOB: 0 BB: 0 P: 17	R: 0 E: 0 K: 1 S: 12	H: 0 LOB: 0 BB: 1 P: 19	R: 0 E: 0 K: 1 S: 9	H: 0 LOB: 0 BB: 0 P: 12		1B: 2 2B: 0 3B: 0 HR: 0	SF: 0 SAC: 0 DP: 0 HBP: 0	WP: 0 PB: 0 SB: 1 CS: 1	PA: 33				
<b>PITCHER</b>	IP	WLS	BF	H	R	ER	SO	BB	IBB	HBP	BLK	WP	HR	S	P	ERA	WHIP								
<b>50 José Rosado, L</b> (1, 1) ERA: 3.69	7.0		26	2	2	0	9	2	0	0	0	0	0	4	8	0.00	3.000								
<b>Mike Perez, R</b> (8, 1) ERA: 4.5	0.1		2	0	0	0	0	1	0	0	0	0	0	4	8	0.00	3.000								
<b>Larry Casian, L</b> (8, 1) ERA: 4.91	0.1		1	0	0	0	1	0	0	0	0	0	0	4	5	0.00	0.000								
<b>Gregg Olson, R</b> (8, 1) ERA: 8.88	1.1	W	3	0	0	0	1	0	0	0	0	0	0	13	18	0.00	0.000								



Batter	1	2	3	4	5	6	7	8	9	AB	R	H	RBI	BB	SO	LOB	TOP			
<b>Chuck Knoblauch, R</b> (1, 4) OBP: 0.409, SLG: 0.418 <b>Denny Hocking, S</b> (2, FR) OBP: 0.307, SLG: 0.346										0	1	0	0	2	0	0				
<b>Roberto Kelly, R</b> (1, 9) OBP: 0.348, SLG: 0.446										4	0	1	0	0	1	2				
<b>Paul Molitor, R</b> (1, 10) OBP: 0.359, SLG: 0.447										4	0	1	1	0	1	1				
<b>Scott Stahoviak, L</b> (1, 3) OBP: 0.313, SLG: 0.459										4	0	0	0	0	1	2				
<b>Ron Coomer, R</b> (1, 5) OBP: 0.335, SLG: 0.444										4	0	0	0	0	0	0				
<b>Marty Cordova, R</b> (1, 7) OBP: 0.316, SLG: 0.428										4	1	1	1	0	1	0				
<b>Greg Myers, L</b> (1, 2) OBP: 0.308, SLG: 0.385										4	0	0	0	0	0	0				
<b>Darrin Jackson, R</b> (1, 8) OBP: 0.259, SLG: 0.369										3	1	2	0	0	1	0				
<b>Pat Meares, R</b> (1, 6) OBP: 0.325, SLG: 0.429										2	0	1	0	0	0	0				
<b>Inning Stats</b>	R: 1 E: 0 K: 1 S: 13	H: 1 LOB: 1 BB: 1 P: 20	R: 2 E: 0 K: 1 S: 13	H: 2 LOB: 2 BB: 1 P: 24	R: 0 E: 0 K: 0 S: 6	H: 0 LOB: 0 BB: 0 P: 10	R: 0 E: 0 K: 2 S: 7	H: 0 LOB: 0 BB: 0 P: 13	R: 0 E: 0 K: 0 S: 5	H: 0 LOB: 0 BB: 0 P: 8	R: 0 E: 0 K: 1 S: 6	H: 2 LOB: 2 BB: 0 P: 14	R: 0 E: 0 K: 0 S: 5	H: 1 LOB: 0 BB: 0 P: 6	R: 0 E: 0 K: 0 S: 7	H: 0 LOB: 0 BB: 0 P: 10	1B: 4 2B: 1 3B: 1 HR: 1	SF: 0 SAC: 0 DP: 2 HBP: 1	WP: 1 PB: 0 SB: 0 CS: 1	PA: 34
<b>PITCHER</b>	IP WLS BF H R ER SO BB IBB HBP BLK WP HR S P ERA WHIP	IP WLS BF H R ER SO BB IBB HBP BLK WP HR S P ERA WHIP																		
<b>Tim Lincecum, R</b> (1, 1) ERA: 4.6 <b>Hector Carrasco, R</b> (8, 1) ERA: 3.9	7.0 W 28 5 3 3 5 2 0 1 0 1 1 60 100 3.86 1.000	2.0 L 6 1 0 0 0 0 0 0 0 0 0 12 16 0.00 0.500																		

Minnesota Twins @ Kansas City Royals  
 Kauffman Stadium, Kansas City, MO  
 Mon Jul 28 1997, 7:05 PM CDT  
 Overcast - 77 F

AB 31  
 R 3  
 H 6  
 RBI 2  
 BB 2  
 SO 5  
 LOB 7



Batter	1	2	3	4	5	6	7	8	9	AB	R	H	RBI	BB	SO	LOB	BOTTOM			
<b>Bip Roberts, S</b> (1, 7) OBP: 0.365, SLG: 0.404										5	0	3	2	0	0	2				
<b>Jose Offerman, S</b> (1, 4) OBP: 0.371, SLG: 0.418										5	1	1	0	0	0	5				
<b>Chili Davis, S</b> (1, 10) OBP: 0.401, SLG: 0.497										5	1	1	0	0	1	1				
<b>Dean Palmer, R</b> (1, 5) OBP: 0.304, SLG: 0.423 <b>Shane Halter, R</b> (9, 5) OBP: 0.397, SLG: 0.377										2	2	0	0	2	1	1				
<b>Jeff King, R</b> (1, 3) OBP: 0.352, SLG: 0.435										5	2	4	1	0	1	1				
<b>Johnny Damon, L</b> (1, 8) OBP: 0.350, SLG: 0.407										4	1	2	2	1	0	4				
<b>29 Mike Sweeney, R</b> (1, 2) OBP: 0.344, SLG: 0.494										5	1	1	2	0	0	6				
<b>Yamil Benitez, R</b> (1, 9) OBP: 0.526, SLG: 1.056										5	1	4	2	0	0	0				
<b>David Howard, S</b> (1, 6) OBP: 0.284, SLG: 0.318										5	1	1	1	0	2	5				
<b>Inning Stats</b>	R: 7 E: 0 K: 0 S: 33	H: 7 LOB: 2 BB: 2 P: 53	R: 0 E: 0 K: 0 S: 9	H: 1 LOB: 0 BB: 0 P: 15	R: 0 E: 0 K: 0 S: 10	H: 1 LOB: 1 BB: 0 P: 14	R: 1 E: 0 K: 0 S: 13	H: 2 LOB: 1 BB: 0 P: 24	R: 0 E: 1 K: 0 S: 8	H: 1 LOB: 1 BB: 0 P: 9	R: 1 E: 0 K: 2 S: 12	H: 2 LOB: 1 BB: 0 P: 15	R: 0 E: 0 K: 1 S: 11	H: 1 LOB: 1 BB: 0 P: 16	R: 1 E: 1 K: 2 S: 19	H: 2 LOB: 3 BB: 1 P: 29	1B: 14 2B: 2 3B: 1 HR: 0	SF: 0 SAC: 0 DP: 1 HBP: 1	WP: 1 PB: 0 SB: 0 CS: 0	PA: 45
<b>PITCHER</b>	IP WLS BF H R ER SO BB IBB HBP BLK WP HR S P ERA WHIP	IP WLS BF H R ER SO BB IBB HBP BLK WP HR S P ERA WHIP																		
<b>Frankie Rodriguez, R</b> (1, 1) ERA: 5.09 <b>Greg Swindell, L</b> (5, 1) ERA: 3.52 <b>Eddie Guardado, L</b> (8, 1) ERA: 3.58	4.0 L 25 4 1 1 3 2 0 0 0 0 0 31 40 3.00 1.333	3.0 L 13 4 1 1 3 0 0 0 0 0 0 19 29 0.00 3.000																		

Minnesota Twins @ Kansas City Royals  
 Kauffman Stadium, Kansas City, MO  
 Mon Jul 28 1997, 7:05 PM CDT  
 Overcast - 77 F

AB 41  
 R 10  
 H 17  
 RBI 10  
 BB 3  
 SO 5  
 LOB 25





Batter	1	2	3	4	5	6	7	8	9	AB	R	H	RBI	BB	SO	LOB	TOP					
<b>Chuck Knoblauch R</b> (1, 4) OBP: 0.408, SLG: 0.415	4-0 S E BB		1-2 F7					1-1 G4-6-3								3	1	0	0	1	0	2
<b>Rich Becker L</b> (1, 9) OBP: 0.353, SLG: 0.388	2-1 G6-3		2-2 G5-3					1-2 P6								4	0	0	0	0	1	2
<b>Paul Molitor R</b> (1, 10) OBP: 0.358, SLG: 0.443	4-0 FC4 BB		2-2 L7					1-0 G4-3								3	0	0	0	1	0	0
<b>Terry Steinbach R</b> (1, 2) OBP: 0.322, SLG: 0.434	2-1 FC4				1-0 F9			2-0 G5-3								4	0	0	0	0	0	1
<b>Matt Lawton L</b> (1, 7) OBP: 0.337, SLG: 0.383	1-3 K				2-2 G4-3			4-2 BB								3	0	0	0	1	1	1
<b>Greg Colbrunn R</b> (1, 3) OBP: 0.311, SLG: 0.415					1-1 F7			1 SAFE 2-2 SAFE SAFE SAFE SAFE SAFE SAFE								4	0	1	0	0	0	1
<b>Darrin Jackson R</b> (1, 8) OBP: 0.261, SLG: 0.368					1-2 FC5-4 G1-3 1B			1-2 BB G4-6-3 1B								3	1	1	0	0	1	1
<b>Pat Meares R</b> (1, 6) OBP: 0.325, SLG: 0.428					0-2 G1-3			0-0 G4-6-3 BB 1B								3	0	1	0	0	0	1
<b>Denny Hocking S</b> (1, 5) OBP: 0.307, SLG: 0.341					1-2 L4			4-2 G4-6-3 BB								2	0	0	0	1	0	1
<b>Inning Stats</b>	R: 1 E: 1 K: 1 S: 7	H: 0 LOB: 1 BB: 2 P: 20	R: 0 E: 0 K: 0 S: 8	H: 1 LOB: 1 BB: 0 P: 10	R: 0 E: 0 K: 0 S: 16	H: 0 LOB: 0 BB: 0 P: 21	R: 0 E: 0 K: 0 S: 6	H: 0 LOB: 0 BB: 0 P: 10	R: 1 E: 0 K: 0 S: 10	H: 2 LOB: 1 BB: 1 P: 16	R: 0 E: 0 K: 0 S: 8	H: 0 LOB: 1 BB: 1 P: 17	R: 0 E: 0 K: 1 S: 7	H: 0 LOB: 0 BB: 0 P: 11	R: 0 E: 0 K: 1 S: 7	H: 0 LOB: 0 BB: 0 P: 10	R: 0 E: 0 K: 0 S: 6	H: 0 LOB: 0 BB: 0 P: 6	1B: 3 2B: 0 3B: 0 HR: 0	SF: 0 SAC: 0 DP: 1 HBP: 0	WP: 0 PB: 0 SB: 1 CS: 0	PA: 33
<b>PITCHER</b>	IP	WLS	BF	H	R	ER	SO	BB	IBB	HBP	BLK	WP	HR	S	P	ERA	WHIP					
<b>Jim Pittsley R</b> (1, 1) ERA: 5.79	6.0	W	24	3	2	1	1	4	0	0	0	0	0	55	94	1.50	1.167					
<b>Mike Perez R</b> (7, 1) ERA: 3.5	2.0		6	0	0	0	2	0	0	0	0	0	0	14	21	0.00	0.000					
<b>Jeff Montgomery R</b> (9, 1) ERA: 5.6	1.0	S	3	0	0	0	0	0	0	0	0	0	0	6	6	0.00	0.000					

Minnesota Twins @ Kansas City Royals  
Kauffman Stadium, Kansas City, MO  
Mon Jul 28 1997, 7:05 PM CDT  
Att: 20,305 - Unknown - 78 F

AB 29  
R 2  
H 3  
RBI 0  
BB 4  
SO 3  
LOB 10



Batter	1	2	3	4	5	6	7	8	9	AB	R	H	RBI	BB	SO	LOB	BOTTOM					
<b>Bip Roberts S</b> (1, 7) OBP: 0.364, SLG: 0.401	2-1 F8		1-1 2B SF9 1B					2-1 G4-3								4	1	1	0	0	1	0
<b>Jose Offerman S</b> (1, 4) OBP: 0.373, SLG: 0.423	1-0 G3-1		0-0 SF9 1B 2B					3-2 1B								4	0	2	1	0	0	0
<b>Jay Bell R</b> (1, 6) OBP: 0.376, SLG: 0.470	4-2 BB		1-0 SF9					2-1 1B								2	0	1	1	1	0	0
<b>Chili Davis S</b> (1, 10) OBP: 0.397, SLG: 0.490	2-3 K		2-3 3-H 1-1 G6-3					3-3 K								4	0	0	0	0	2	4
<b>Dean Palmer R</b> (1, 5) OBP: 0.301, SLG: 0.418			1-2 F9					1-3 K								4	0	0	0	0	2	0
<b>Joe Vitiello R</b> (1, 3) OBP: 0.325, SLG: 0.362			2-0 L3					0-0 F9								3	1	1	1	0	0	0
<b>Jeff King R</b> (7, 3) OBP: 0.351, SLG: 0.433								3-1 HR								1	0	0	0	0	0	0
<b>Yanij Benitez R</b> (1, 9) OBP: 0.545, SLG: 1.000			1-1 G3					4-0 HR BB								2	1	1	0	1	0	0
<b>Shane Halter R</b> (7, 9) OBP: 0.367, SLG: 0.377								1-8-3 1B								0	0	0	0	0	0	0
<b>Johnny Damon L</b> (1, 8) OBP: 0.350, SLG: 0.417			1-1 F7					1-0 L8-3								3	1	1	2	0	0	1
<b>Mike Macfarlane R</b> (1, 2) OBP: 0.259, SLG: 0.271			4-2 1B 2B BB					2-3 K								2	1	0	0	1	1	0
<b>Inning Stats</b>	R: 0 E: 0 K: 1 S: 9	H: 0 LOB: 1 BB: 1 P: 18	R: 0 E: 0 K: 0 S: 6	H: 0 LOB: 0 BB: 0 P: 10	R: 2 E: 0 K: 0 S: 10	H: 2 LOB: 1 BB: 1 P: 18	R: 1 E: 0 K: 0 S: 7	H: 2 LOB: 0 BB: 0 P: 12	R: 0 E: 0 K: 2 S: 16	H: 2 LOB: 2 BB: 0 P: 28	R: 2 E: 0 K: 1 S: 6	H: 1 LOB: 0 BB: 1 P: 13	R: 0 E: 0 K: 1 S: 6	H: 0 LOB: 0 BB: 0 P: 9	R: 0 E: 0 K: 1 S: 5	H: 0 LOB: 0 BB: 0 P: 6	1B: 4 2B: 2 3B: 0 HR: 2	SF: 1 SAC: 0 DP: 1 HBP: 0	WP: 0 PB: 0 SB: 0 CS: 0	PA: 33		
<b>PITCHER</b>	IP	WLS	BF	H	R	ER	SO	BB	IBB	HBP	BLK	WP	HR	S	P	ERA	WHIP					
<b>Travis Miller L</b> (1, 1) ERA: 7.5	6.0	L	27	7	5	5	4	3	0	0	0	0	0	11	15	0.00	0.000					
<b>Mike Trombley R</b> (7, 1) ERA: 4.63	2.0		6	0	0	0	2	0	0	0	0	0	0	11	15	0.00	0.000					

Minnesota Twins @ Kansas City Royals  
Kauffman Stadium, Kansas City, MO  
Mon Jul 28 1997, 7:05 PM CDT  
Att: 20,305 - Unknown - 78 F

AB 29  
R 5  
H 7  
RBI 5  
BB 3  
SO 6  
LOB 5





Batter	1	2	3	4	5	6	7	8	9	AB	R	H	RBI	BB	SO	LOB	TOP										
<b>Chuck Knoblauch, R</b> (1, 4) OBP: 0.407, SLG: 0.414 <b>Denny Hocking, S</b> (1, 4) OBP: 0.306, SLG: 0.338										1	0	0	0	0	1	0	<b>Minnesota Twins @ Kansas City Royals</b> Kauffman Stadium, Kansas City, MO Tue Jul 29 1997, 7:05 PM CDT Att: 16,652 - Unknown - 79 F										
<b>Rich Becker, L</b> (1, 8) OBP: 0.351, SLG: 0.391										5	1	1	2	0	2	2											
<b>Paul Molitor, R</b> (1, 10) OBP: 0.358, SLG: 0.441										4	2	1	1	1	0	0											
<b>Scott Stahoviak, L</b> (1, 3) OBP: 0.320, SLG: 0.463										5	1	3	0	0	0	0											
<b>Terry Steinbach, R</b> (1, 2) OBP: 0.320, SLG: 0.428										4	0	0	0	1	0	5											
<b>Ron Coomer, R</b> (1, 5) OBP: 0.343, SLG: 0.448										4	2	3	3	1	0	1											
<b>Marty Cordova, R</b> (1, 7) OBP: 0.319, SLG: 0.460										4	2	2	4	0	1	3											
<b>Matt Lawton, L</b> (1, 9) OBP: 0.339, SLG: 0.385										4	1	2	0	0	1	0											
<b>Pat Meares, R</b> (1, 6) OBP: 0.330, SLG: 0.428										2	1	1	0	1	0	1											
<b>Inning Stats</b>	R: 0 E: 0 K: 1 S: 6	H: 0 LOB: 0 BB: 0 P: 8	R: 0 E: 0 K: 0 S: 8	H: 1 LOB: 1 BB: 1 P: 14	R: 8 E: 1 K: 1 S: 27	H: 7 LOB: 2 BB: 1 P: 44	R: 0 E: 0 K: 0 S: 6	H: 0 LOB: 0 BB: 0 P: 8	R: 0 E: 0 K: 1 S: 7	H: 0 LOB: 0 BB: 1 P: 15	R: 0 E: 0 K: 1 S: 6	H: 1 LOB: 0 BB: 0 P: 9	R: 3 E: 0 K: 0 S: 15	H: 4 LOB: 1 BB: 1 P: 31	R: 0 E: 0 K: 1 S: 8	H: 0 LOB: 0 BB: 0 P: 12		R: 0 E: 0 K: 0 S: 6	H: 1 LOB: 0 BB: 0 P: 8	1B: 11 2B: 1 3B: 1 HR: 2	SF: 0 SAC: 0 DP: 5 HBP: 1	WP: 0 PB: 0 SB: 0 CS: 1	PA: 42				
<b>PITCHER</b>	IP	WLS	BF	H	R	ER	SO	BB	IBB	HBP	BLK	WP	HR	S	P	ERA	WHIP										
<b>Ricky Bones, R</b> (1, 1) ERA: 8.33	2.1	L	15	6	7	6	1	2	0	0	0	0	0	28	46	23.14	3.429										
<b>Jamie Walker, L</b> (3, 1) ERA: 8.09	0.1		3	1	1	1	1	0	0	1	0	0	1	6	10	27.00	3.000										
<b>Gregg Olson, R</b> (3, 1) ERA: 7.36	3.1		11	2	0	0	2	1	0	0	0	0	0	26	42	0.00	0.900										
<b>Larry Casian, L</b> (7, 1) ERA: 5.53	2.0		10	4	3	3	1	1	0	0	0	0	1	23	43	13.50	2.500										
<b>Mike Perez, R</b> (9, 1) ERA: 3.27	1.0		3	1	0	0	0	0	0	0	0	0	0	6	8	0.00	1.000										

Batter	1	2	3	4	5	6	7	8	9	AB	R	H	RBI	BB	SO	LOB	BOTTOM										
<b>Bip Roberts, S</b> (1, 7) OBP: 0.359, SLG: 0.396 <b>Shane Halter, R</b> (8, 7) OBP: 0.361, SLG: 0.370										4	0	0	0	0	1	1	<b>Minnesota Twins @ Kansas City Royals</b> Kauffman Stadium, Kansas City, MO Tue Jul 29 1997, 7:05 PM CDT Att: 16,652 - Unknown - 79 F										
<b>Jose Offerman, S</b> (1, 4) OBP: 0.375, SLG: 0.420 <b>Jed Hansen, R</b> (7, FR) (8, 4)										2	1	0	0	2	0	1											
<b>Jay Bell, R</b> (1, 6) OBP: 0.375, SLG: 0.476 <b>David Howard, S</b> (8, 6) OBP: 0.288, SLG: 0.322										4	1	1	2	0	1	1											
<b>Dean Palmer, R</b> (1, 5) OBP: 0.305, SLG: 0.424										5	2	3	0	0	2	1											
<b>Jeff King, R</b> (1, 3) OBP: 0.352, SLG: 0.439										5	1	2	1	0	1	2											
<b>Johnny Damon, L</b> (1, 8) OBP: 0.354, SLG: 0.426										4	1	2	2	1	0	1											
<b>Joe Vitiello, R</b> (1, 10) OBP: 0.331, SLG: 0.394										4	1	2	2	0	2	3											
<b>29 Mike Sweeney, R</b> (1, 2) OBP: 0.341, SLG: 0.407										4	0	1	0	0	1	3											
<b>Yamil Benitez, R</b> (1, 9) OBP: 0.500, SLG: 0.875										4	0	1	1	0	2	1											
<b>Inning Stats</b>	R: 2 E: 0 K: 2 S: 16	H: 2 LOB: 0 BB: 1 P: 26	R: 1 E: 0 K: 0 S: 9	H: 1 LOB: 0 BB: 0 P: 12	R: 0 E: 0 K: 1 S: 10	H: 0 LOB: 0 BB: 0 P: 16	R: 0 E: 0 K: 2 S: 9	H: 0 LOB: 1 BB: 1 P: 16	R: 0 E: 0 K: 0 S: 11	H: 1 LOB: 1 BB: 0 P: 16	R: 2 E: 0 K: 0 S: 10	H: 3 LOB: 1 BB: 0 P: 14	R: 0 E: 0 K: 1 S: 15	H: 0 LOB: 1 BB: 1 P: 23	R: 2 E: 0 K: 2 S: 20	H: 4 LOB: 2 BB: 0 P: 27		R: 1 E: 0 K: 2 S: 12	H: 2 LOB: 1 BB: 0 P: 19	1B: 6 2B: 4 3B: 1 HR: 2	SF: 0 SAC: 0 DP: 0 HBP: 0	WP: 0 PB: 0 SB: 0 CS: 1	PA: 43				
<b>PITCHER</b>	IP	WLS	BF	H	R	ER	SO	BB	IBB	HBP	BLK	WP	HR	S	P	ERA	WHIP										
<b>LaTroy Hawkins, R</b> (1, 1) ERA: 6.22	6.0	W	26	7	5	5	6	2	0	0	0	0	0	65	100	7.50	1.500										
<b>Mike Trombley, R</b> (7, 1) ERA: 4.5	1.2		9	3	2	2	3	1	0	0	0	0	0	31	43	10.80	2.400										
<b>Rick Aguilera, R</b> (8, 1) ERA: 3.88	1.1		7	3	1	1	2	0	0	0	0	0	0	16	26	6.75	2.250										

AB	37
R	11
H	14
RBI	10
BB	4
SO	5
LOB	14

AB	39
R	8
H	13
RBI	8
BB	3
SO	11
LOB	16



Batter	1	2	3	4	5	6	7	8	9	AB	R	H	RBI	BB	SO	LOB	TOP			
<b>Chuck Knoblauch, R</b> (1, 4) OBP: 0.405, SLG: 0.416										5	0	1	2	0	0	3	<b>Minnesota Twins @ Kansas City Royals</b> Kauffman Stadium, Kansas City, MO Wed Jul 30 1997, 7:05 PM CDT Att: 17,002 - Unknown - 76 F			
<b>Roberto Kelly, R</b> (1, 9) OBP: 0.349, SLG: 0.442										4	2	1	1	1	1	2				
<b>Paul Molitor, R</b> (1, 10) OBP: 0.359, SLG: 0.442										4	1	2	1	0	0	1				
<b>Terry Steinbach, R</b> (1, 2) OBP: 0.322, SLG: 0.428										5	1	2	1	0	0	3				
<b>Ron Coomer, R</b> (1, 5) OBP: 0.347, SLG: 0.448										4	1	2	1	1	0	2				
<b>Marty Cordova, R</b> (1, 7) OBP: 0.317, SLG: 0.458										5	1	1	2	0	1	4				
<b>Greg Colbrunn, R</b> (1, 3) OBP: 0.313, SLG: 0.415										5	1	2	0	0	3	1				
<b>Darrin Jackson, R</b> (1, 8) OBP: 0.267, SLG: 0.364										4	2	1	0	1	1	1				
<b>Denny Hocking, S</b> (1, 6) OBP: 0.309, SLG: 0.355										5	2	2	2	0	0	1				
<b>Inning Stats</b>	R: 8 E: 1 K: 1 S: 32	H: 7 LOB: 1 BB: 2 P: 58	R: 0 E: 0 K: 1 S: 9	H: 0 LOB: 1 BB: 1 P: 17	R: 2 E: 1 K: 0 S: 9	H: 2 LOB: 1 BB: 0 P: 12	R: 0 E: 0 K: 1 S: 6	H: 0 LOB: 0 BB: 0 P: 10	R: 0 E: 0 K: 1 S: 8	H: 2 LOB: 2 BB: 0 P: 10	R: 0 E: 0 K: 0 S: 8	H: 1 LOB: 1 BB: 0 P: 16	R: 1 E: 1 K: 1 S: 12	H: 2 LOB: 1 BB: 0 P: 21	R: 0 E: 0 K: 1 S: 7	H: 0 LOB: 0 BB: 0 P: 8		1B: 10 2B: 3 3B: 1 HR: 0	SF: 1 SAC: 0 DP: 1 HBP: 0	WP: 0 PB: 0 SB: 0 CS: 0
<b>PITCHER</b>	IP WLS BF H R ER SO BB IBB HBP BLK WP HR S P ERA WHIP																			
<b>Glendon Rusch, L</b> (1, 1) ERA: 6.06	3.0 L 22 9 10 9 2 3 0 0 0 0 0 0 50 87 27.00 4.000																			
<b>Matt Whisenant, L</b> (4, 1) ERA: 7.94	3.0 11 2 0 0 2 0 0 0 0 0 0 22 32 0.00 0.667																			
<b>Jamie Walker, L</b> (7, 1) ERA: 5.61	2.0 9 3 1 0 1 0 0 0 0 0 0 20 37 0.00 1.500																			
<b>Jeff Montgomery, R</b> (9, 1) ERA: 5.45	1.0 3 0 0 0 1 0 0 0 0 0 0 7 8 0.00 0.000																			

Batter	1	2	3	4	5	6	7	8	9	AB	R	H	RBI	BB	SO	LOB	BOTTOM			
<b>Bip Roberts, S</b> (1, 7) OBP: 0.361, SLG: 0.396										0	0	0	0	1	0	0	<b>Minnesota Twins @ Kansas City Royals</b> Kauffman Stadium, Kansas City, MO Wed Jul 30 1997, 7:05 PM CDT Att: 17,002 - Unknown - 76 F			
<b>David Howard, S</b> (3, 7) OBP: 0.289, SLG: 0.329										4	0	0	0	0	1	3				
<b>Jose Offerman, S</b> (1, 4) OBP: 0.370, SLG: 0.414										4	0	0	0	0	1	3				
<b>Jay Bell, R</b> (1, 6) OBP: 0.372, SLG: 0.470										4	0	0	0	0	2	1				
<b>Chili Davis, S</b> (1, 10) OBP: 0.398, SLG: 0.488										3	0	1	0	1	0	1				
<b>Dean Palmer, R</b> (1, 5) OBP: 0.302, SLG: 0.419										4	0	0	0	0	2	2				
<b>Jeff King, R</b> (1, 3) OBP: 0.351, SLG: 0.439										4	1	1	0	0	0	2				
<b>Johnny Damon, L</b> (1, 8) OBP: 0.353, SLG: 0.421										3	0	0	0	1	0	4				
<b>29 Mike Sweeney, R</b> (1, 2) OBP: 0.331, SLG: 0.393										4	0	0	1	0	0	2				
<b>Yamil Benitez, R</b> (1, 9) OBP: 0.483, SLG: 0.808										2	0	0	0	1	0	0				
<b>Inning Stats</b>	R: 0 E: 0 K: 1 S: 12	H: 0 LOB: 1 BB: 1 P: 20	R: 0 E: 1 K: 1 S: 10	H: 0 LOB: 1 BB: 0 P: 11	R: 0 E: 0 K: 0 S: 6	H: 0 LOB: 0 BB: 0 P: 9	R: 0 E: 1 K: 1 S: 10	H: 0 LOB: 2 BB: 1 P: 19	R: 0 E: 0 K: 0 S: 7	H: 1 LOB: 1 BB: 0 P: 11	R: 1 E: 0 K: 0 S: 12	H: 2 LOB: 2 BB: 1 P: 21	R: 0 E: 0 K: 2 S: 11	H: 0 LOB: 0 BB: 0 P: 13	R: 0 E: 0 K: 0 S: 6	H: 0 LOB: 1 BB: 1 P: 11	1B: 1 2B: 2 3B: 0 HR: 0	SF: 0 SAC: 0 DP: 1 HBP: 0	WP: 0 PB: 0 SB: 0 CS: 0	PA: 35
<b>PITCHER</b>	IP WLS BF H R ER SO BB IBB HBP BLK WP HR S P ERA WHIP																			
<b>Brad Radke, R</b> (1, 1) ERA: 3.48	7.0 W 29 3 1 1 3 3 0 0 0 0 0 65 102 1.29 0.857																			
<b>Todd Ritchie, R</b> (8, 1) ERA: 4.95	2.0 6 0 0 0 2 1 0 0 0 0 0 17 24 0.00 0.500																			



Batter	1	2	3	4	5	6	7	8	9	10	AB	R	H	RBI	BB	SO	LOB	TOP		
Nomar Garciaparra, R OBP: 0.342, SLG: 0.511	1-0 P6		0-0 L5		0-3 K		1-3 K			1-2 WP 2B	5	1	1	0	0	2	1			
John Valentin, R OBP: 0.372, SLG: 0.491	2-3 K		2-0 1B		3-1 1B			1-2 P4		4-1 WP BB	4	0	2	0	1	1	0			
Mo Vaughn, L OBP: 0.448, SLG: 0.589	4-1 BB		2-2 G4-3		2-1 F8			2-3 K		4-1 IBB	3	0	0	0	2	1	3			
18 Reggie Jefferson, S OBP: 0.389, SLG: 0.528	1-1 F7			2-2 FC4-6 1B		0-1 1B 2B		2-1 G5-3		1-2 F7	5	0	2	0	0	0	3			
Wil Cordero, R OBP: 0.324, SLG: 0.439		1-1 G6-3		1-2 FC4-6 1B		0-0 1B		0-0 F8			4	0	1	0	0	0	1			
Troy O'Leary, L OBP: 0.365, SLG: 0.497	1-3 K		1-0 G3-6-3		1-2 1B		2-3 P6		2-2 CS 1B		4	0	1	0	0	1	3			
Scott Hatteberg, L OBP: 0.363, SLG: 0.425	2-2 1B			2-2 F9 1B 2B		0-1 L3		3-3 K		1-2 1B	4	1	2	0	0	1	3			
Darren Bragg, L OBP: 0.354, SLG: 0.421	1-0 F8			3-2 F9		0-0 G3-1			3-2 G3		4	0	0	0	0	0	2			
Jeff Frye, R OBP: 0.345, SLG: 0.414		0-2 G5-3		2-0 1B 1B		1-2 F7			2-1 G6-3		4	0	1	1	0	0	0			
<b>Inning Stats</b>	R: 0 E: 0 K: 1 S: 8	H: 0 LOB: 1 BB: 1 P: 16	R: 0 E: 0 K: 1 S: 10	H: 1 LOB: 1 BB: 0 P: 15	R: 0 E: 0 K: 0 S: 9	H: 1 LOB: 1 BB: 0 P: 13	R: 0 E: 0 K: 1 S: 15	H: 3 LOB: 2 BB: 0 P: 27	R: 0 E: 0 K: 0 S: 8	H: 2 LOB: 1 BB: 0 P: 8	R: 0 E: 0 K: 1 S: 7	H: 0 LOB: 0 BB: 0 P: 9	R: 0 E: 0 K: 1 S: 8	H: 1 LOB: 1 BB: 0 P: 13	R: 1 E: 0 K: 0 S: 13	H: 1 LOB: 2 BB: 2 P: 28	1B: 7 2B: 5 3B: 0 HR: 0	SF: 0 SAC: 3 DP: 3 HBP: 0	WP: 2 PA: 40 PB: 0 SB: 0 CS: 1	
<b>PITCHER</b>	IP 9.0	WLS 34	H 9	R 1	ER 1	SO 6	BB 1	IBB 0	HBP 0	BLK 0	WP 0	HR 0	S 82	P 127	ERA 1.00	WHIP 1.111				
Kevin Appier, R ERA: 3.04																				
Hector Carrasco, R ERA: 3.98	1.0	W	6	1	1	0	1	1	0	0	2	0	13	28	9.00	2.000				

**Boston Red Sox @ Kansas City Royals**  
Kauffman Stadium, Kansas City, MO

Thu Jul 31 1997, 7:05 PM CDT  
Att: 20,544 - Unknown - 80 F

AB 37  
R 2  
H 10  
RBI 1  
BB 3  
SO 6  
LOB 16



Batter	1	2	3	4	5	6	7	8	9	10	AB	R	H	RBI	BB	SO	LOB	BOTTOM		
David Howard, S OBP: 0.288, SLG: 0.327	1-3 K		3-1 F7		0-2 L6			0-0 SH5-4		2-1 WP 1B	4	1	1	0	0	1	2			
Jose Offerman, S OBP: 0.367, SLG: 0.409	1-1 L6		1-3 K2-3		1-3 K			3-2 G5-3		4-2 1B WP BB	4	0	0	0	1	2	4			
Jay Bell, R OBP: 0.372, SLG: 0.476	0-1 HR		2-2 F9			3-1 G5-3		1-0 F9		4-1 1B IBB	4	1	1	1	1	0	3			
Chili Davis, S OBP: 0.401, SLG: 0.487	4-2 CS BB			1-1 G4-3		4-2 CS BB			2-1 F7	1-2 3-H 1B	3	0	1	1	2	0	0			
Dean Palmer, R OBP: 0.306, SLG: 0.421	2-2 CS	4-2 G6-3 G5-3 BB		1-1 1B		3-3 K			2-0 1B		3	0	2	0	1	1	1			
Jeff King, R OBP: 0.348, SLG: 0.434	1-1 G5-3		1-2 G5-3		3-1 P5		0-0 F8		1 SAFE 1 SAFE 1 SAFE 1 SAFE P4		4	0	0	0	0	0	3			
Johnny Damon, L OBP: 0.348, SLG: 0.415		0-2 G6-3		2-3 K2-3			1-2 G5-3		0-2 F7		4	0	0	0	0	1	3			
Yamil Benitez, R OBP: 0.438, SLG: 0.724		2-2 P6			0-1 F8			0-0 G6-3			3	0	0	0	0	0	1			
Bip Roberts, S OBP: 0.363, SLG: 0.396										3-2 FC5-4 HBP	0	0	0	0	0	0	0			
Mike Macfarlane, R OBP: 0.271, SLG: 0.285					0-0 F7 2B		1-0 1B		4-2 SH5-4 BB		2	0	2	0	1	0	0			
Shane Halter, R ERA: 3.99										1 SAFE 1 SAFE 1 SAFE 1 SAFE 1-2 WP	0	0	0	0	0	0	0			
29 Mike Sweeney, R OBP: 0.328, SLG: 0.390											1	1	0	0	0	0	1			
<b>Inning Stats</b>	R: 1 E: 0 K: 1 S: 13	H: 1 LOB: 0 BB: 1 P: 21	R: 0 E: 0 K: 0 S: 10	H: 0 LOB: 1 BB: 1 P: 17	R: 0 E: 0 K: 1 S: 9	H: 1 LOB: 1 BB: 0 P: 15	R: 0 E: 0 K: 1 S: 9	H: 1 LOB: 1 BB: 1 P: 11	R: 0 E: 0 K: 0 S: 5	H: 0 LOB: 0 BB: 0 P: 6	R: 0 E: 0 K: 0 S: 8	H: 0 LOB: 2 BB: 1 P: 16	R: 0 E: 0 K: 0 S: 11	H: 1 LOB: 1 BB: 0 P: 16	R: 2 E: 0 K: 0 S: 17	H: 3 LOB: 3 BB: 2 P: 33	1B: 5 2B: 2 3B: 0 HR: 1	SF: 0 SAC: 1 DP: 1 HBP: 1	WP: 1 PA: 41 PB: 0 SB: 0 CS: 2	
<b>PITCHER</b>	IP 8.0	WLS 30	H 4	R 1	ER 1	SO 5	BB 4	IBB 0	HBP 0	BLK 0	WP 0	HR 0	S 70	P 119	ERA 1.12	WHIP 1.000				
Tom Gordon, R ERA: 3.75																				
Jim Corsi, R ERA: 3.99	0.2	3	1	0	0	0	0	0	0	0	0	0	7	12	0.00	1.500				
Ron Mahay, L ERA: 2.97	0.1	1	0	0	0	0	0	0	0	0	0	0	4	4	0.00	0.000				
Heatwolf Stocumb, R ERA: 5.79	0.1	L	6	2	2	0	1	1	1	0	1	0	17	33	54.00	9.000				

**Boston Red Sox @ Kansas City Royals**  
Kauffman Stadium, Kansas City, MO

Thu Jul 31 1997, 7:05 PM CDT  
Att: 20,544 - Unknown - 80 F

AB 32  
R 3  
H 7  
RBI 2  
BB 6  
SO 5  
LOB 18





Batter	1	2	3	4	5	6	7	8	9	AB	R	H	RBI	BB	SO	LOB	TOP								
<b>Nomar Garciaparra, R</b> OBP: 0.344, SLG: 0.516	1-1 F8	4-1 S BB		1-1 HR	0-2 G6-3		0-1 FC6-4 1B		2-3 K	5	1	2	2	1	1	0									
<b>John Valentin, R</b> OBP: 0.388, SLG: 0.486	1-2 G1-3	2-2 G6-3		0-0 E5 F8 G3 1B	0-1 F8		0-0 FC6-4 1B			4	1	0	0	0	0	2									
<b>Mike Benjamin, R</b> OBP: 0.245, SLG: 0.239		1-2 2-3					1-2 2-3			1	0	0	0	0	0	2									
<b>Mo Vaughn, L</b> OBP: 0.452, SLG: 0.602	1-2 HR 1B			1-1 HR	2-2 G3		1-0 CS 1B		3-1 1-2 3-H 2-3 1B	5	2	4	2	0	0	1									
<b>Mike Stanley, R</b> OBP: 0.395, SLG: 0.531	2-0 HR			2-1 1B 2B 1B	2-0 F8		3-3 K		0-0 P3	5	2	2	2	0	1	4									
<b>Wil Cordero, R</b> OBP: 0.330, SLG: 0.448	1-0 1B			0-2 2B SF9 1B	4-0 BB 1B IBB		1-0 3B		1-3 K	4	2	3	0	1	1	0									
<b>Scott Hatteberg, L</b> OBP: 0.365, SLG: 0.426	2-2 F8			2-1 1-3 2-H 2B	4-1 1B BB		0-2 F8		1-0 G3-1	4	0	1	1	1	0	2									
<b>Walt McKeel, R</b>				1-2 2B BB	1-2 BB					0	0	0	0	0	0	0									
<b>Shane Mack, R</b> OBP: 0.365, SLG: 0.444				1-2 SF9	1-2 1-3 2-H 3-H 1B		3-2 1B 2B		1-2 G6-3	1	0	0	1	0	0	0									
<b>Troy O'Leary, L</b> OBP: 0.368, SLG: 0.502										3	1	2	2	0	0	0									
<b>Darren Bragg, L</b> OBP: 0.352, SLG: 0.416				4-1 2B BB	0-0 F7		2-3 K		0-1 G6-3	4	0	0	0	1	1	4									
<b>Jeff Frye, R</b> OBP: 0.346, SLG: 0.416				2-1 S 2B	0-1 G5-3		4-1 FC6-4 1B BB		2-1 G4-3	4	1	1	0	1	0	1									
<b>Inning Stats</b>	R: 2 E: 0 K: 0 S: 15	H: 3 LOB: 1 BB: 0 P: 23	R: 0 E: 0 K: 0 S: 8	H: 1 LOB: 2 BB: 2 P: 20	R: 3 E: 0 K: 0 S: 15	H: 4 LOB: 1 BB: 0 P: 21	R: 3 E: 1 K: 0 S: 14	H: 2 LOB: 2 BB: 2 P: 28	R: 0 E: 0 K: 1 S: 9	H: 0 LOB: 0 BB: 0 P: 9	R: 0 E: 0 K: 1 S: 8	H: 2 LOB: 1 BB: 0 P: 13	R: 2 E: 0 K: 1 S: 14	H: 3 LOB: 2 BB: 1 P: 26	R: 0 E: 0 K: 1 S: 9	H: 0 LOB: 0 BB: 0 P: 12	R: 0 E: 0 K: 1 S: 7	H: 0 LOB: 0 BB: 0 P: 11	1B: 8 2B: 4 3B: 1 HR: 3	SF: 1 SAC: 0 DP: 1 HBP: 0	WP: 0 PB: 0 SB: 2 CS: 1	PA: 46			
<b>PITCHER</b>	IP	WLS	BF	H	R	ER	SO	BB	IBB	HBP	BLK	WP	HR	S	P	ERA	WHIP								
<b>50 José Rosado, L</b> ERA: 3.96	3.2	L	24	9	8	6	0	3	1	0	0	0	3	46	85	14.73	3.273								
<b>Mike Perez, R</b> ERA: 2.77	2.0		8	3	0	0	1	0	0	0	0	0	0	20	26	0.00	1.500								
<b>Larry Casian, L</b> ERA: 5.97	1.0		7	3	2	2	1	1	0	0	0	0	0	16	28	18.00	4.000								
<b>Gregg Olson, R</b> ERA: 6.94	1.1		4	0	0	0	1	0	0	0	0	0	0	10	13	0.00	0.000								
<b>Jeff Montgomery, R</b> ERA: 5.3	1.0		3	0	0	0	1	0	0	0	0	0	0	7	11	0.00	0.000								

**Boston Red Sox @ Kansas City Royals**  
Kauffman Stadium, Kansas City, MO

Fri Aug 01 1997, 7:05 PM CDT  
Att: 20,060 - Unknown - 86 F

AB 40  
R 10  
H 15  
RBI 10  
BB 5  
SO 4  
LOB 16



Batter	1	2	3	4	5	6	7	8	9	AB	R	H	RBI	BB	SO	LOB	BOTTOM								
<b>Jose Offerman, S</b> OBP: 0.374, SLG: 0.415	1-1 F8	0-0 1-3 2-H 1B			2-2 FC3-6 BB SF9 1B		1-1 FC4-6 1B		3-2 1B	5	1	4	1	0	0	0									
<b>Johnny Damon, L</b> OBP: 0.348, SLG: 0.411	4-1 1B BB	0-0 L4			4-0 FC3-6 1-2 BB		3-2 FC4-6 1-2 1B		3-2 L9	3	1	0	0	2	0	4									
<b>Jay Bell, R</b> OBP: 0.369, SLG: 0.471	1-0 F7	1-0 F8			3-2 FC3-6 FC6-4		3-2 P5			4	0	0	0	0	0	6									
<b>Chili Davis, S</b> OBP: 0.399, SLG: 0.485	0-1 1B			2-2 G5-3	2-0 SF9		0-0 G6-3			3	0	1	1	0	0	1									
<b>Dean Palmer, R</b> OBP: 0.305, SLG: 0.419	2-0 1-2 3-H 1B			1-0 G4-3	1-2 FC6-4				2-3 K	4	0	1	1	0	1	1									
<b>Jeff King, R</b> OBP: 0.347, SLG: 0.431	1-2 P2			1-2 F9			4-2 29 S BB		0-2 F9	3	0	0	0	1	0	2									
<b>Joe Vitiello, R</b> OBP: 0.328, SLG: 0.389					2-3 K		2-3 K		1-0 P6	4	0	1	0	0	2	1									
<b>29 Mike Sweeney, R</b> OBP: 0.319, SLG: 0.378					2-2 G6-3		3-3 K		1-0 P4	4	1	0	0	0	1	2									
<b>Yamil Benitez, R</b> OBP: 0.389, SLG: 0.636				0-0 G3			0-1 G1-3		1-0 G5-3	4	0	0	0	0	0	2									
<b>Inning Stats</b>	R: 1 E: 0 K: 0 S: 11	H: 2 LOB: 2 BB: 1 P: 20	R: 1 E: 1 K: 0 S: 8	H: 2 LOB: 0 BB: 0 P: 10	R: 0 E: 0 K: 0 S: 7	H: 0 LOB: 0 BB: 0 P: 11	R: 0 E: 0 K: 1 S: 8	H: 0 LOB: 0 BB: 0 P: 12	R: 1 E: 0 K: 0 S: 11	H: 1 LOB: 1 BB: 1 P: 23	R: 0 E: 0 K: 2 S: 12	H: 0 LOB: 1 BB: 1 P: 21	R: 0 E: 0 K: 0 S: 9	H: 1 LOB: 1 BB: 0 P: 16	R: 0 E: 0 K: 1 S: 9	H: 0 LOB: 0 BB: 0 P: 12	R: 0 E: 0 K: 0 S: 11	H: 1 LOB: 1 BB: 0 P: 19	1B: 7 2B: 0 3B: 0 HR: 0	SF: 1 SAC: 0 DP: 0 HBP: 0	WP: 0 PB: 0 SB: 1 CS: 0	PA: 38			
<b>PITCHER</b>	IP	WLS	BF	H	R	ER	SO	BB	IBB	HBP	BLK	WP	HR	S	P	ERA	WHIP								
<b>Steve Avery, L</b> ERA: 4.72	5.0	W	24	5	3	3	1	3	0	0	0	0	0	48	83	5.40	1.600								
<b>Mark Brandenburg, R</b> ERA: 11.68	2.0		7	1	0	0	2	0	0	0	0	0	0	18	30	0.00	0.500								
<b>John Wasdin, R</b> ERA: 4.94	2.0		7	1	0	0	1	0	0	0	0	0	0	20	31	0.00	0.500								


**Boston Red Sox @ Kansas City Royals**  
Kauffman Stadium, Kansas City, MO


Fri Aug 01 1997, 7:05 PM CDT  
Att: 20,060 - Unknown - 86 F

AB 34  
R 3  
H 7  
RBI 3  
BB 3  
SO 4  
LOB 19

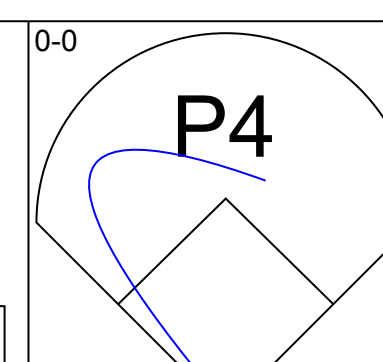
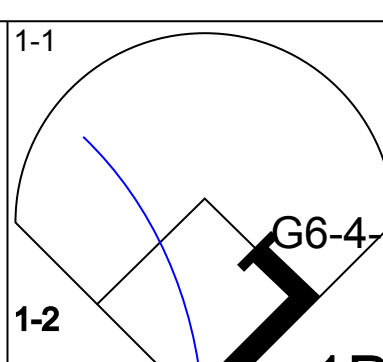
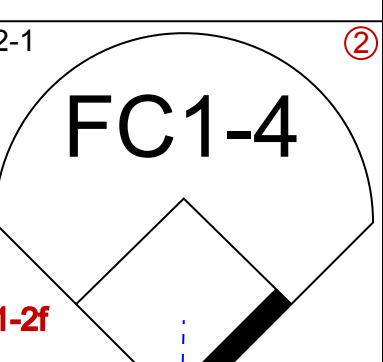
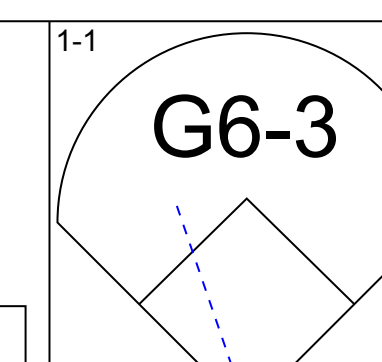
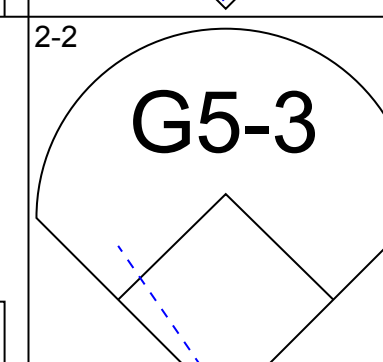
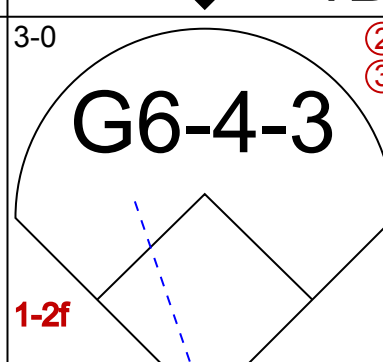
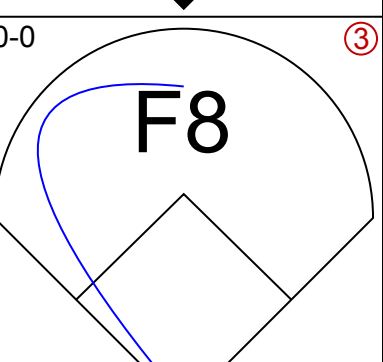
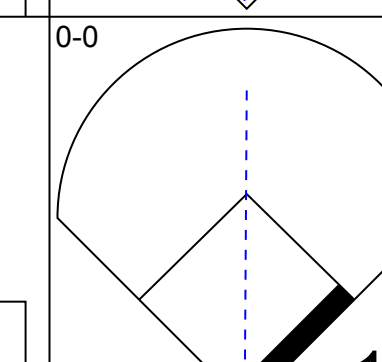
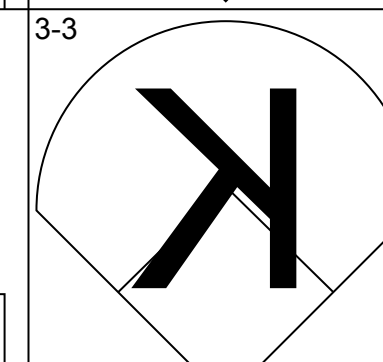
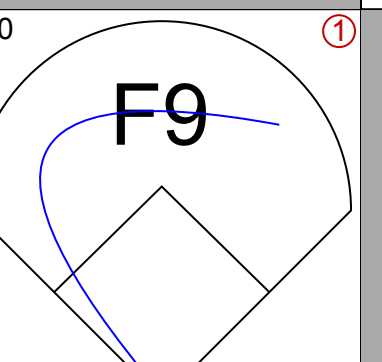
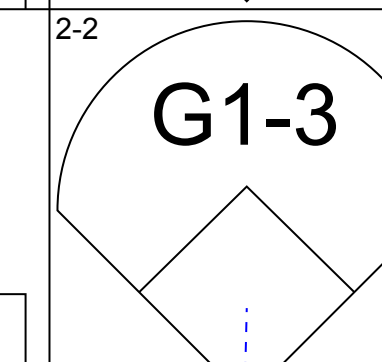
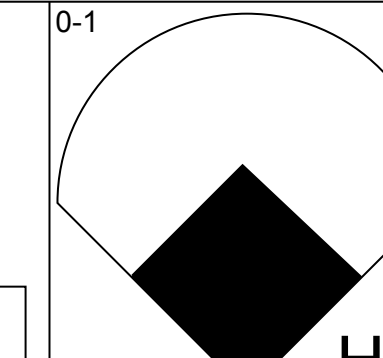
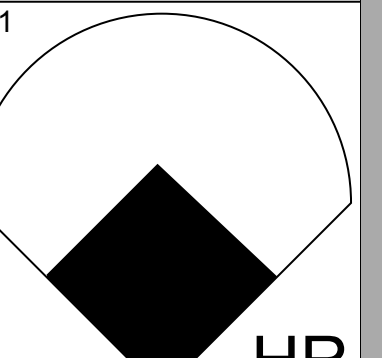
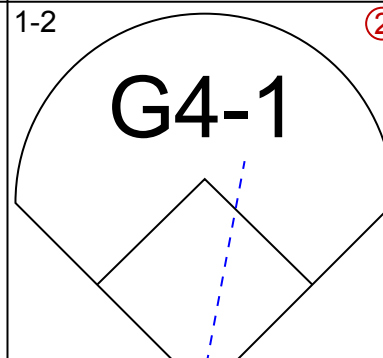
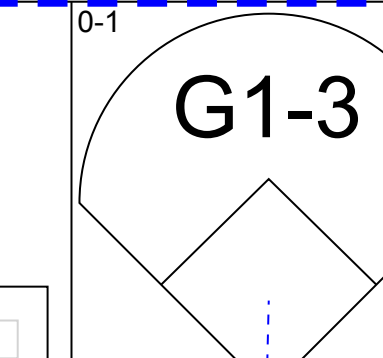
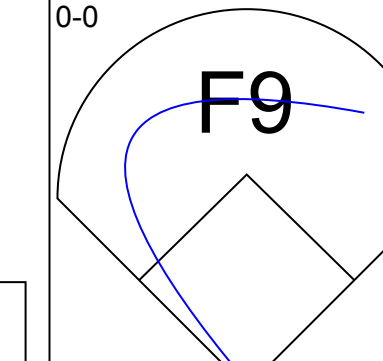

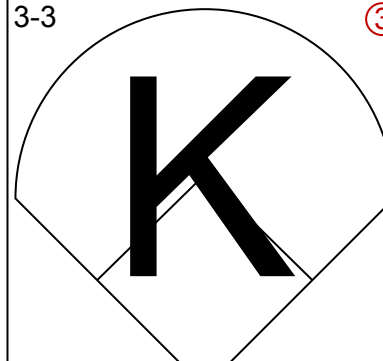
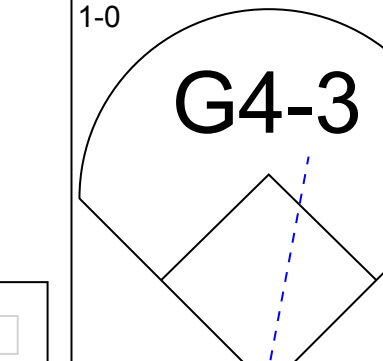
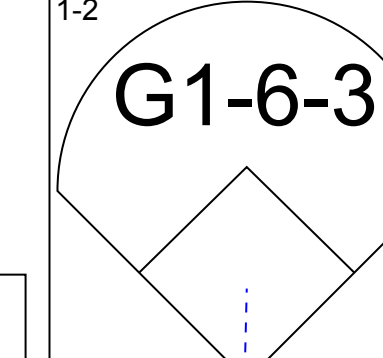
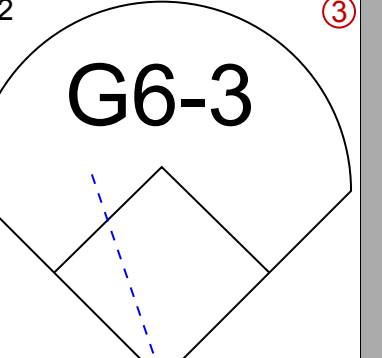
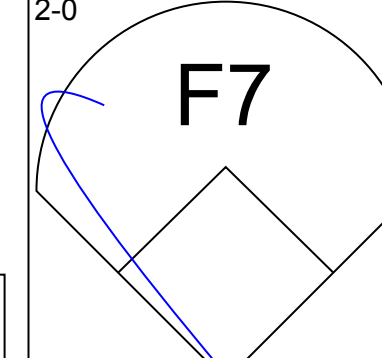
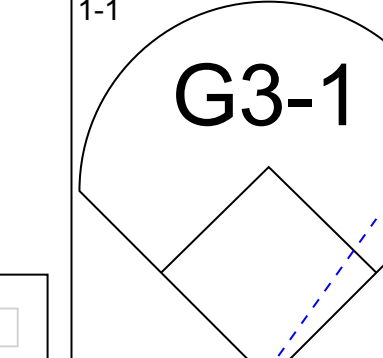
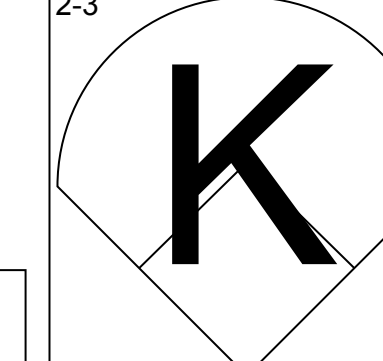
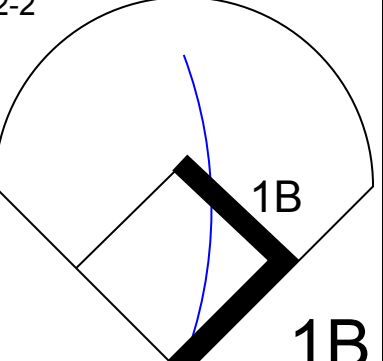
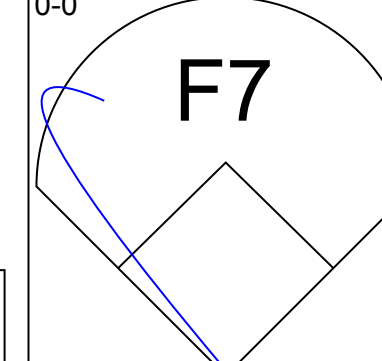
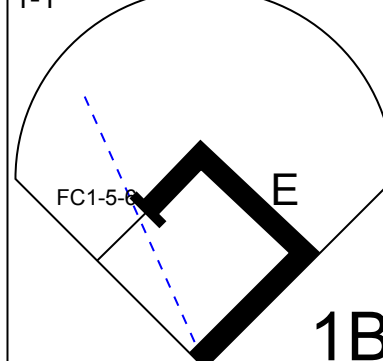
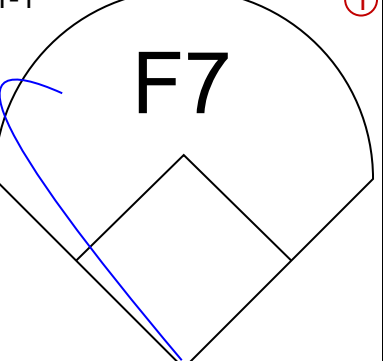
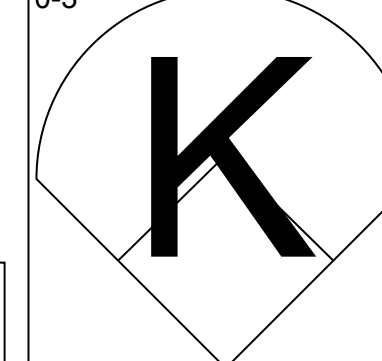
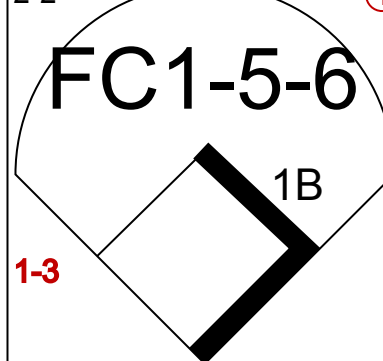
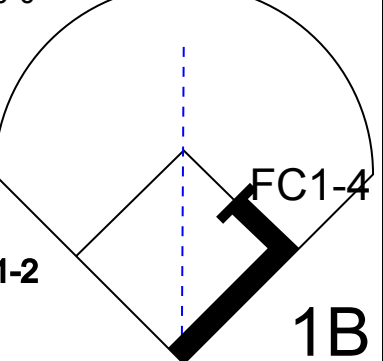
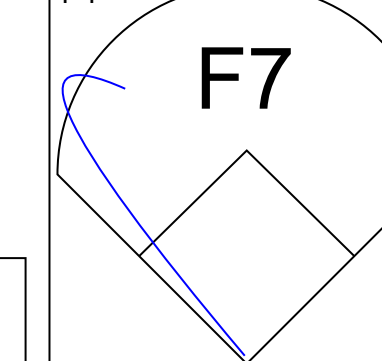


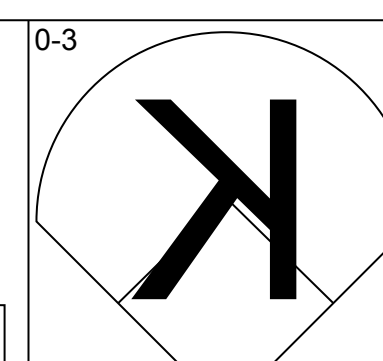
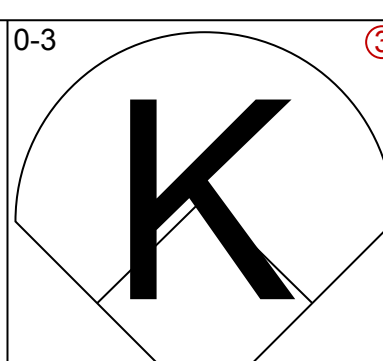
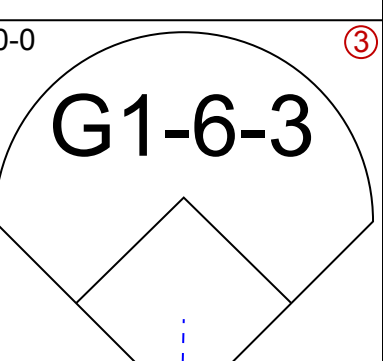
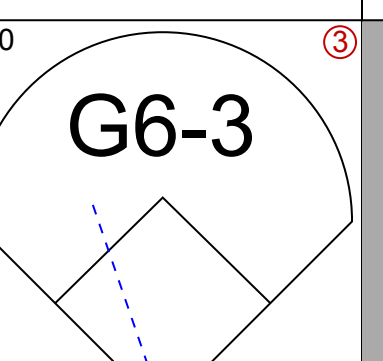
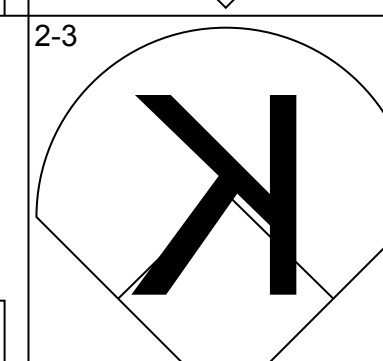
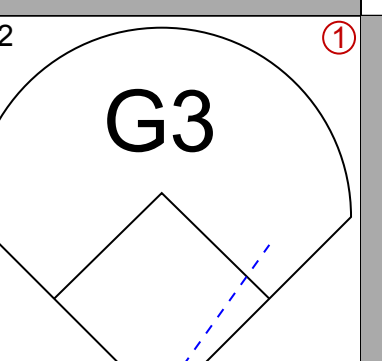
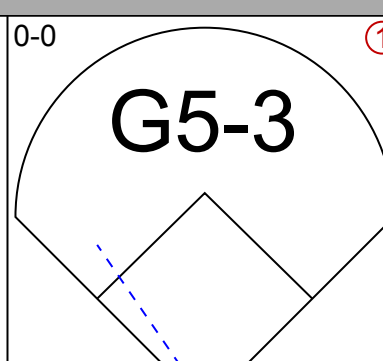
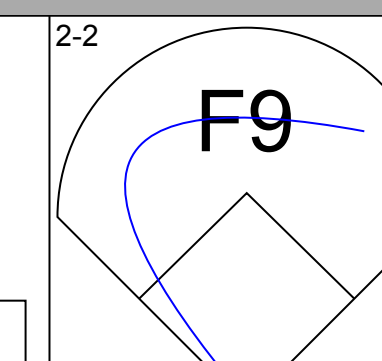
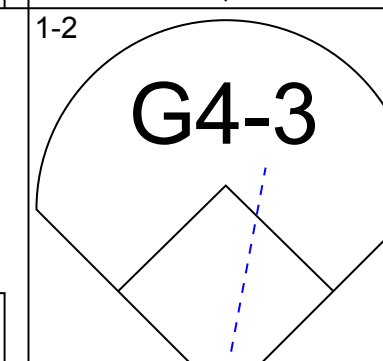
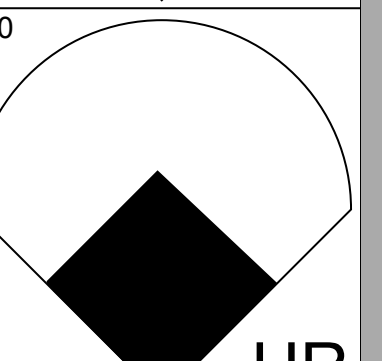
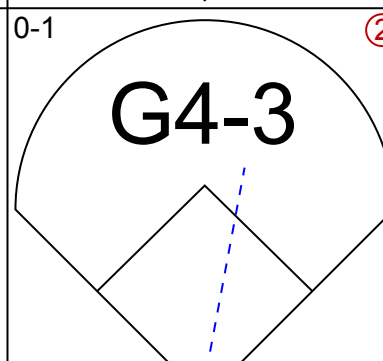
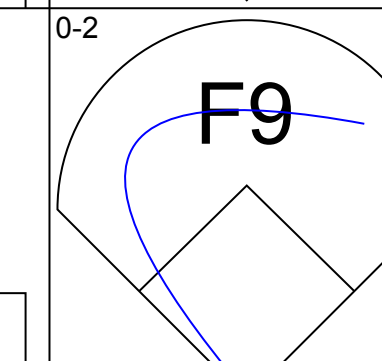
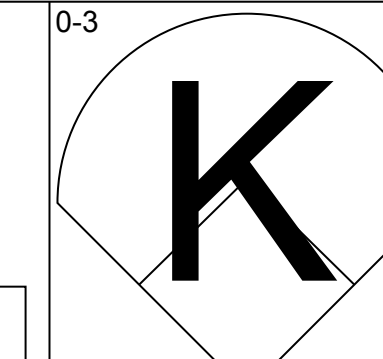
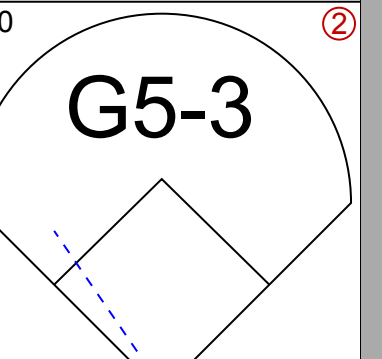
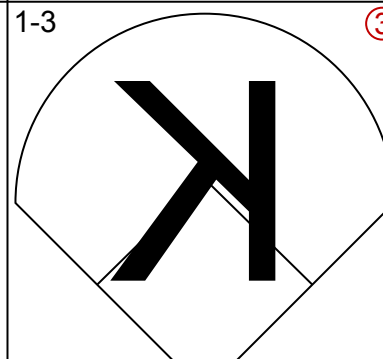
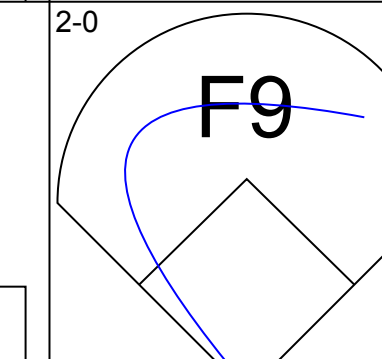
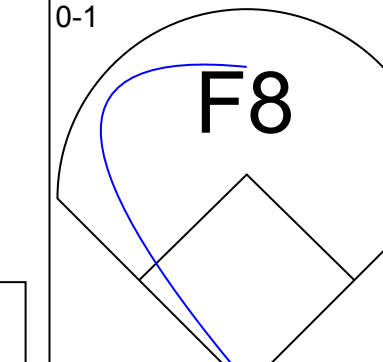
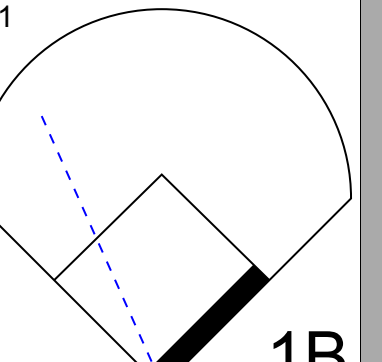
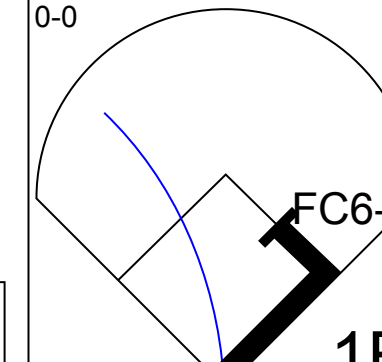
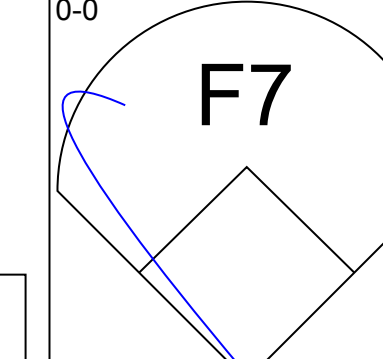
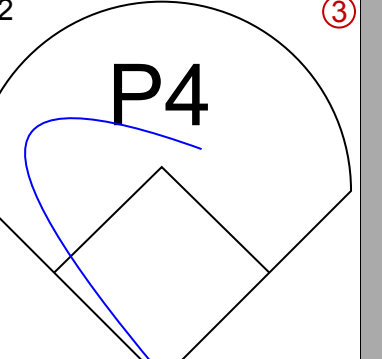
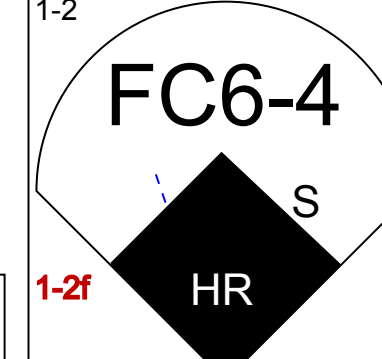
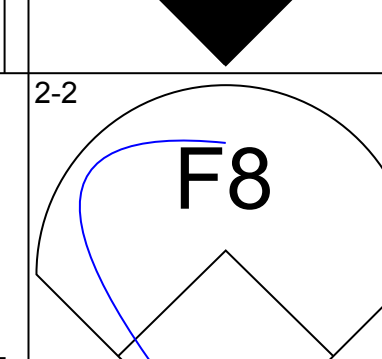
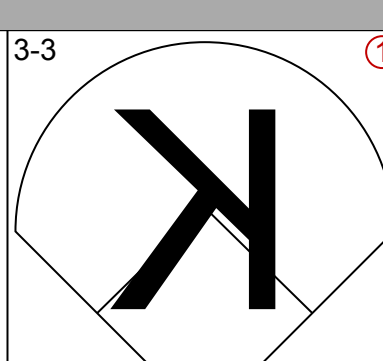
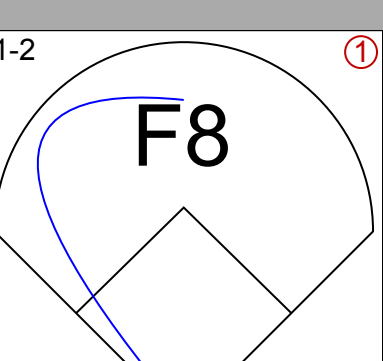
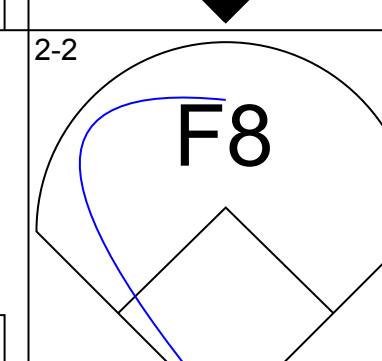
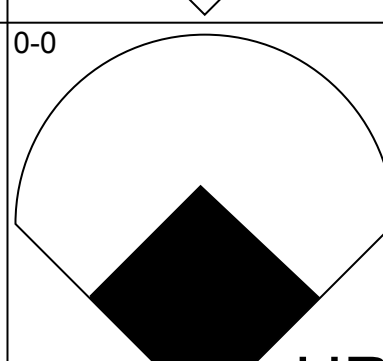
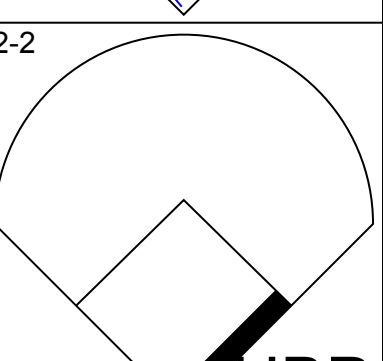
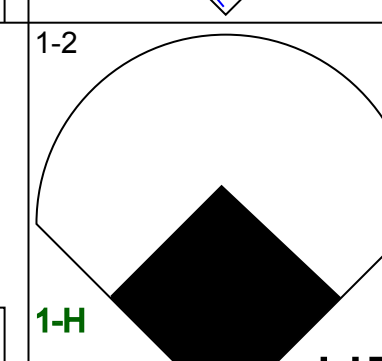
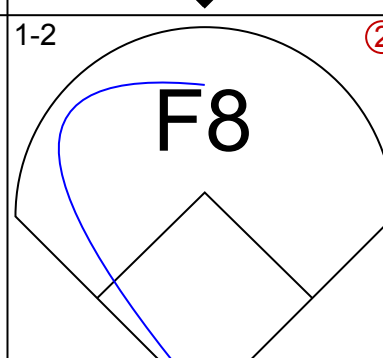
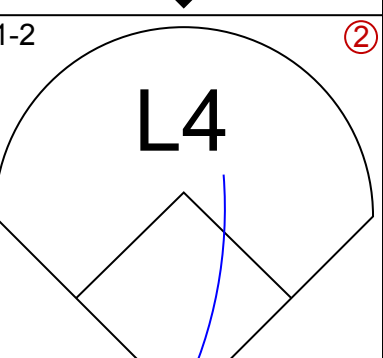
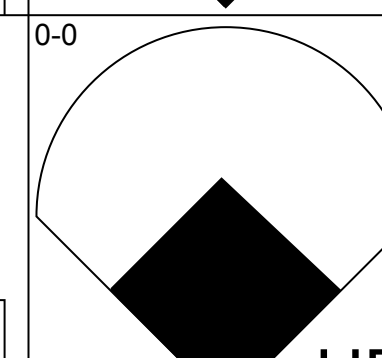
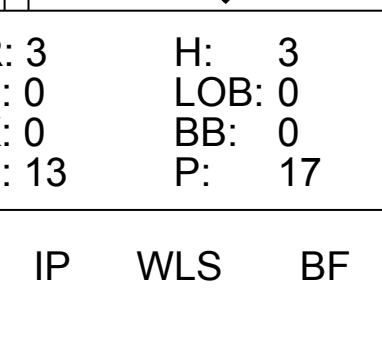


Batter	1	2	3	4	5	6	7	8	9	AB	R	H	RBI	BB	SO	LOB	TOP												
Nomar Garciaparra, R OBP: 0.345, SLG: 0.515	1-1 P4		2-2 G4-6-3 1B			0-0 1B SF8 1B	0-1 L8		0-3 K	5	1	2	0	0	1	4	<b>Boston Red Sox @ Kansas City Royals</b> Kauffman Stadium, Kansas City, MO Sat Aug 02 1997, 3:33 AM CDT Att: 19,701 - Overcast - 78 F												
Darren Bragg, L OBP: 0.353, SLG: 0.416	0-1 F 18 2B G4-3 1B		0-1 G4-6-3 1-2			0-0 SF8 1B 1-2	1-3 K		1-3 K	5	1	2	0	0	2	5													
Mo Vaughn, L OBP: 0.598, SLG: 0.598 Walt McKeel, R	3-1 G4-3 1-2		0-0 G5-3			1-2 SF8 1B 1-2 2-3			2-1 L5	4	0	1	0	0	0	1													
Mike Stanley, R OBP: 0.393, SLG: 0.526	0-2 E5 18 2B 2-3			1-3 K		2-1 SF8 1-2 2-3			4-2 18 FC5-4 BB	2	1	0	1	1	1	1													
18 Reggie Jefferson, S OBP: 0.388, SLG: 0.528	3-2 1-H 3-H 2-0 2B			0-0 G1-3		0-0 P6			1-1 FC5-4 FC6-4	4	0	1	2	0	0	3													
Wil Cordero, R OBP: 0.327, SLG: 0.443 Jesus Tavarez, S	2-0 F8			0-1 G5-3		1-2 F8			2-0 FC6-4	4	0	0	0	0	0	4													
Troy O'Leary, L OBP: 0.365, SLG: 0.497 Shane Mack, R OBP: 0.370, SLG: 0.444		0-0 G1-3			0-1 G3		1-2 G3-1		4-0 2B BB	3	0	0	0	0	0	0	<b>AB 35</b> <b>R 3</b> <b>H 9</b> <b>RBI 3</b> <b>BB 2</b> <b>SO 6</b> <b>LOB 19</b> 												
Jeff Frye, R OBP: 0.344, SLG: 0.413	1-1 P4			1-3 K		2-2 1B 1B			3-2 F7	4	0	1	0	0	1	1													
Mike Benjamin, R OBP: 0.264, SLG: 0.280	1-3 K			1-2 G6-3		1-2 1B			0-0 2B	4	0	2	0	0	1	0													
<b>Inning Stats</b>	R: 2 E: 1 K: 0 S: 13	H: 2 LOB: 1 BB: 0 P: 22	R: 0 E: 0 K: 1 S: 6	H: 0 LOB: 0 BB: 0 P: 8	R: 0 E: 0 K: 1 S: 7	H: 1 LOB: 0 BB: 0 P: 9	R: 0 E: 0 K: 1 S: 6	H: 0 LOB: 0 BB: 0 P: 7	R: 0 E: 0 K: 1 S: 8	H: 0 LOB: 0 BB: 0 P: 10	R: 1 E: 0 K: 0 S: 14	H: 3 LOB: 2 BB: 0 P: 18	R: 0 E: 0 K: 1 S: 14	H: 2 LOB: 2 BB: 0 P: 18	R: 0 E: 0 K: 0 S: 7	H: 0 LOB: 1 BB: 1 P: 16		R: 0 E: 0 K: 2 S: 12	H: 1 LOB: 2 BB: 1 P: 20	1B: 7 2B: 2 3B: 0 HR: 0	SF: 1 SAC: 0 DP: 1 HBP: 0	WP: 0 PB: 0 SB: 0 CS: 0	PA: 38						
<b>PITCHER</b>	IP WLS BF H R ER SO BB IBB HBP BLK WP HR S P ERA WHIP	6.2 W 28 8 3 1 3 0 0 0 0 0 0 65 88 1.35 1.200	1.1 6 0 0 0 1 2 0 0 0 0 0 0 10 24 0.00 1.500	1.0 4 1 0 0 2 0 0 0 0 0 0 0 12 16 0.00 1.000											IP WLS BF H R ER SO BB IBB HBP BLK WP HR S P ERA WHIP	6.2 W 28 8 3 1 3 0 0 0 0 0 0 65 88 1.35 1.200		1.1 6 0 0 0 1 2 0 0 0 0 0 0 10 24 0.00 1.500	1.0 4 1 0 0 2 0 0 0 0 0 0 0 12 16 0.00 1.000										

Batter	1	2	3	4	5	6	7	8	9	AB	R	H	RBI	BB	SO	LOB	BOTTOM																
Bip Roberts, S OBP: 0.364, SLG: 0.394	2-3 K		0-1 F8	4-2 BB	0-1 G3		2-2 1-3 3-H 1B			4	0	1	1	1	1	1	<b>Boston Red Sox @ Kansas City Royals</b> Kauffman Stadium, Kansas City, MO Sat Aug 02 1997, 3:33 AM CDT Att: 19,701 - Overcast - 78 F																
Jose Offerman, S OBP: 0.371, SLG: 0.410	2-2 F8		4-1 F8 1B BB	0-1 F8	2-3 G6-3		1-3 K			4	1	0	0	1	1	5																	
Jay Bell, R OBP: 0.367, SLG: 0.468	3-2 G6-3		0-1 1B 1-2 1B		0-0 G5-3	1-0 G1-3			2-1 G5-3	5	0	1	0	0	0	0																	
Chili Davis, S OBP: 0.402, SLG: 0.498		0-0 HR	3-2 F8 2-3		0-0 HR 2B	1-3 K			4-0 E BB	4	2	2	1	1	1	2																	
Dean Palmer, R OBP: 0.309, SLG: 0.437		0-0 HR	1-2 1-3 3-H 1B		0-1 HR	2-3 K			2-2 E5	5	2	3	4	0	1	1																	
Jeff King, R OBP: 0.348, SLG: 0.429	1-3 K		0-1 F8		2-0 1B HR		4-1 FC5-4 BB		3-1 F7	4	1	1	0	1	1	4																	
Johnny Damon, L OBP: 0.350, SLG: 0.414	1-3 K			0-1 G3-1 2B	2-1 1-2 HR 1B		1-0 FC5-4 1B		1-1 P4	5	2	2	0	0	1	3	<b>AB 39</b> <b>R 10</b> <b>H 13</b> <b>RBI 10</b> <b>BB 4</b> <b>SO 7</b> <b>LOB 20</b> 																
Yamil Benitez, R OBP: 0.400, SLG: 0.703 David Howard, S	2-1 F9			0-2 F7	2-1 1-H 2-H HR		0-0 1B 1-3 1B			4	1	2	3	0	0	1																	
Mike Macfarlane, R OBP: 0.270, SLG: 0.301			2-1 HR	2-2 G3-1	1-1 E5		0-3 K			4	1	1	1	0	1	3																	
<b>Inning Stats</b>	R: 0 E: 0 K: 1 S: 14	H: 0 LOB: 0 BB: 0 P: 21	R: 2 E: 0 K: 2 S: 12	H: 2 LOB: 0 BB: 0 P: 16	R: 2 E: 0 K: 0 S: 17	H: 3 LOB: 2 BB: 1 P: 27	R: 0 E: 0 K: 0 S: 12	H: 1 LOB: 2 BB: 1 P: 18	R: 5 E: 1 K: 0 S: 14	H: 5 LOB: 1 BB: 0 P: 22	R: 0 E: 0 K: 2 S: 9	H: 0 LOB: 0 BB: 0 P: 13	R: 1 E: 0 K: 2 S: 14	H: 2 LOB: 2 BB: 1 P: 22	R: 0 E: 1 K: 0 S: 9	H: 0 LOB: 2 BB: 1 P: 21		R: 0 E: 0 K: 2 S: 12	H: 0 LOB: 1 BB: 1 P: 21	1B: 6 2B: 2 3B: 0 HR: 5	SF: 0 SAC: 0 DP: 0 HBP: 0	WP: 0 PB: 0 SB: 0 CS: 0	PA: 43										
<b>PITCHER</b>	IP WLS BF H R ER SO BB IBB HBP BLK WP HR S P ERA WHIP	2.2 L 14 5 4 4 3 1 0 0 0 0 0 14 20 0.00 1.500	1.1 6 1 0 0 0 1 0 0 0 0 0 0 14 20 0.00 1.500	1.0 9 5 5 5 0 0 0 0 0 0 0 0 2 14 22 45.00 5.000	2.0 9 2 1 1 4 1 0 0 0 0 0 0 23 35 4.50 1.500	1.0 5 0 0 0 0 1 0 0 0 0 0 0 9 21 0.00 1.000												IP WLS BF H R ER SO BB IBB HBP BLK WP HR S P ERA WHIP	2.2 L 14 5 4 4 3 1 0 0 0 0 0 14 20 0.00 1.500	1.1 6 1 0 0 0 1 0 0 0 0 0 0 14 20 0.00 1.500	1.0 9 5 5 5 0 0 0 0 0 0 0 0 2 14 22 45.00 5.000	2.0 9 2 1 1 4 1 0 0 0 0 0 0 23 35 4.50 1.500	1.0 5 0 0 0 0 1 0 0 0 0 0 0 9 21 0.00 1.000										



Batter	1	2	3	4	5	6	7	8	9	AB	R	H	RBI	BB	SO	LOB	TOP				
<b>Nomar Garciaparra, R</b> OBP: 0.344, SLG: 0.513 (1,6)										4	0	1	0	0	0	2	<b>Boston Red Sox @ Kansas City Royals</b> Kauffman Stadium, Kansas City, MO Sun Aug.03 1997, 3:33 AM CDT Att: 17,649 - Sunny - 86 F				
<b>John Valentin, R</b> OBP: 0.387, SLG: 0.484 (1,5)										4	0	1	0	0	0	4					
<b>Mo Vaughn, L</b> OBP: 0.446, SLG: 0.590 (1,3)										4	0	0	0	0	2	1					
<b>18 Reggie Jefferson, S</b> OBP: 0.389, SLG: 0.547 (1,10)										4	2	2	2	0	0	0					
<b>Wil Cordero, R</b> OBP: 0.323, SLG: 0.439 (1,7)										4	0	0	0	0	2	0					
<b>Troy O'Leary, L</b> OBP: 0.381, SLG: 0.491 (1,9)										4	0	0	0	0	0	0					
<b>Scott Hatteberg, L</b> OBP: 0.363, SLG: 0.425 (1,2)										3	0	1	0	0	1	0					
<b>Darren Bragg, L</b> OBP: 0.353, SLG: 0.415 (1,8)										3	0	1	0	0	1	1					
<b>Jeff Frye, R</b> OBP: 0.344, SLG: 0.412 (1,4)										3	0	1	0	0	0	1					
<b>Inning Stats</b>	R: 0 E: 0 K: 1 S: 8	H: 0 LOB: 0 BB: 0 P: 13	R: 1 E: 0 K: 1 S: 9	H: 1 LOB: 0 BB: 0 P: 12	R: 0 E: 1 K: 0 S: 11	H: 2 LOB: 1 BB: 0 P: 18	R: 1 E: 0 K: 1 S: 10	H: 1 LOB: 0 BB: 0 P: 15	R: 0 E: 0 K: 2 S: 13	H: 0 LOB: 0 BB: 0 P: 20	R: 0 E: 0 K: 1 S: 5	H: 0 LOB: 0 BB: 0 P: 7	R: 0 E: 0 K: 0 S: 9	H: 1 LOB: 1 BB: 0 P: 13	R: 0 E: 0 K: 0 S: 5	H: 0 LOB: 0 BB: 0 P: 7	1B: 5 2B: 0 3B: 0 HR: 2	SF: 0 SAC: 0 DP: 1 HBP: 0	WP: 0 PB: 0 SB: 0 CS: 0	PA: 33	
<b>PITCHER</b>	IP	WLS	BF	H	R	ER	SO	BB	IBB	HBP	BLK	WP	HR	S	P	ERA	WHIP				
<b>Ricky Bones, R</b> ERA: 7.47 (1,1)	7.0	W	26	6	2	2	6	0	0	0	0	0	2	65	99	2.57	0.857				
<b>Gregg Olson, R</b> ERA: 6.66 (8,1)	1.0		4	1	0	0	0	0	0	0	0	0	0	9	13	0.00	1.000				
<b>Jeff Montgomery, R</b> ERA: 5.17 (9,1)	1.0	S	3	0	0	0	0	0	0	0	0	0	0	5	7	0.00	0.000				

Batter	1	2	3	4	5	6	7	8	9	AB	R	H	RBI	BB	SO	LOB	BOTTOM				
<b>Bip Roberts, S</b> OBP: 0.359, SLG: 0.388 (1,7)										4	0	0	0	0	2	1	<b>Boston Red Sox @ Kansas City Royals</b> Kauffman Stadium, Kansas City, MO Sun Aug.03 1997, 3:33 AM CDT Att: 17,649 - Sunny - 86 F				
<b>Jose Offerman, S</b> OBP: 0.387, SLG: 0.404 (1,4)										4	0	0	0	0	1	0					
<b>Jay Bell, R</b> OBP: 0.366, SLG: 0.473 (1,6)										4	1	1	1	0	0	0					
<b>Chili Davis, S</b> OBP: 0.397, SLG: 0.492 (1,10)										4	0	0	0	0	2	0					
<b>Dean Palmer, R</b> OBP: 0.311, SLG: 0.439 (1,5)										3	0	2	0	0	0	0					
<b>Jeff King, R</b> OBP: 0.345, SLG: 0.426 (1,3)										3	1	0	0	0	0	2					
<b>Johnny Damon, L</b> OBP: 0.347, SLG: 0.410 (1,8)										3	0	0	0	0	1	1					
<b>Mike Macfarlane, R</b> OBP: 0.281, SLG: 0.343 (1,2)										2	2	2	3	0	0	0					
<b>Yamil Benitez, R</b> OBP: 0.395, SLG: 0.750 (1,9)										3	1	1	1	0	0	1					
<b>David Howard, S</b> OBP: 0.288, SLG: 0.327 (8,9)										0	0	0	0	0	0	0					
<b>Inning Stats</b>	R: 0 E: 0 K: 2 S: 9	H: 0 LOB: 0 BB: 0 P: 12	R: 0 E: 0 K: 1 S: 6	H: 0 LOB: 0 BB: 0 P: 6	R: 1 E: 0 K: 2 S: 10	H: 1 LOB: 0 BB: 0 P: 14	R: 1 E: 0 K: 0 S: 11	H: 2 LOB: 1 BB: 0 P: 18	R: 0 E: 0 K: 1 S: 7	H: 0 LOB: 0 BB: 0 P: 8	R: 3 E: 0 K: 0 S: 13	H: 3 LOB: 0 BB: 0 P: 17	R: 0 E: 0 K: 0 S: 7	H: 0 LOB: 0 BB: 0 P: 11	1B: 2 2B: 0 3B: 0 HR: 4	SF: 0 SAC: 0 DP: 0 HBP: 1	WP: 0 PB: 0 SB: 1 CS: 0	PA: 31			
<b>PITCHER</b>	IP	WLS	BF	H	R	ER	SO	BB	IBB	HBP	BLK	WP	HR	S	P	ERA	WHIP				
<b>49 Tim Wakefield, R</b> ERA: 4.32 (1,1)	8.0	L	31	6	5	5	6	0	0	1	0	0	4	73	100	5.62	0.750				

AB	33
R	2
H	7
RBI	2
BB	0
SO	6
LOB	9



AB	30
R	5
H	6
RBI	5
BB	0
SO	6
LOB	5





Batter	1	2	3	4	5	6	7	8	9	AB	R	H	RBI	BB	SO	LOB	TOP									
<b>2 Derek Jeter, R</b> OBP: 0.369, SLG: 0.391	1-3 K		1-3 K				1-0 L5	1-3 K		5	0	0	0	0	3	2										
<b>Luis Sojo, R</b> OBP: 0.354, SLG: 0.375	2-3 K		1-2 F8				0-1 G3-1		2-1 G4-3	4	0	0	0	1	1	0										
<b>Bernie Williams, S</b> OBP: 0.413, SLG: 0.511	1-2 1B 1B		2-2 G3				2-1 E7		0-0 G4-3	4	1	1	0	1	0	0										
<b>Tino Martinez, L</b> OBP: 0.367, SLG: 0.612	1-2 1B 1B						4-0 BB		0-3 K	4	0	1	0	1	1	3										
<b>Paul O'Neill, L</b> OBP: 0.410, SLG: 0.547 <b>Scott Pose, L</b> OBP: 0.294, SLG: 0.258	1-1 1-3 2-H 1B						0-0 F7			4	1	2	2	0	0	2										
<b>Charlie Hayes, R</b> OBP: 0.354, SLG: 0.471	1-0 G3						1-0 HR		1-0 G6-3	4	2	2	2	0	0	2										
<b>Pete Incaviglia, R</b> OBP: 0.317, SLG: 0.384							0-0 HR		2-1 G3-1	4	0	0	0	0	0	0										
<b>Chad Curtis, R</b> OBP: 0.378, SLG: 0.483							0-0 BB SH3 1B		4-2 S 2B BB	3	1	1	0	1	0	0										
<b>Joe Girardi, R</b> OBP: 0.304, SLG: 0.317							0-0 SH3		1-1 1-H 2B	3	0	1	1	0	0	0										
<b>Inning Stats</b>	R: 1 E: 0 K: 2 S: 15	H: 3 LOB: 2 BB: 0 P: 22	R: 0 E: 0 K: 0 S: 7	H: 0 LOB: 0 BB: 0 P: 10	R: 0 E: 0 K: 1 S: 12	H: 0 LOB: 0 BB: 0 P: 16	R: 1 E: 0 K: 0 S: 13	H: 1 LOB: 3 BB: 2 P: 17	R: 0 E: 0 K: 0 S: 12	H: 1 LOB: 3 BB: 2 P: 24	R: 2 E: 0 K: 0 S: 11	H: 2 LOB: 0 BB: 0 P: 19	R: 0 E: 1 K: 0 S: 6	H: 0 LOB: 2 BB: 1 P: 13	R: 1 E: 0 K: 1 S: 12	H: 1 LOB: 1 BB: 1 P: 21	R: 0 E: 0 K: 1 S: 6	H: 0 LOB: 0 BB: 0 P: 8	1B: 4 2B: 1 3B: 0 HR: 3	SF: 0 SAC: 1 DP: 0 HBP: 0	WP: 0 PB: 0 SB: 1 CS: 1	PA: 40				
<b>PITCHER</b>	IP	WLS	BF	H	R	ER	SO	BB	IBB	HBP	BLK	WP	HR	S	P	ERA	WHIP									
<b>Glendon Rusch, L</b> ERA: 6.06	(1, 1)	6.0	L	27	7	4	4	3	2	0	0	0	0	3	70	108	6.00	1.500								
<b>Mike Perez, R</b> ERA: 2.53	(7, 1)	0.2		4	0	0	0	0	1	0	0	0	0	0	5	12	0.00	1.500								
<b>Jamie Walker, L</b> ERA: 5.74	(7, 1)	1.0		5	1	1	0	0	1	0	0	0	0	8	16	9.00	2.000									
<b>Hector Carrasco, R</b> ERA: 3.84	(8, 1)	1.1		4	0	0	0	2	0	0	0	0	0	11	14	0.00	0.000									

**New York Yankees @ Kansas City Royals**  
Kauffman Stadium, Kansas City, MO

Mon Aug 04 1997, 7:05 PM CDT  
Att: 29,613 - Unknown - 86 F

AB 35  
R 5  
H 8  
RBI 5  
BB 4  
SO 5  
LOB 9



Batter	1	2	3	4	5	6	7	8	9	AB	R	H	RBI	BB	SO	LOB	BOTTOM									
<b>Bip Roberts, S</b> OBP: 0.355, SLG: 0.384 <b>Joe Vitello, R</b> OBP: 0.326, SLG: 0.386	1-1 G6-3		1-1 G1-6-3				2-3 K		2-1 G6-3	3	0	0	0	0	1	0										
<b>Jose Offerman, S</b> OBP: 0.369, SLG: 0.404	4-2 FC6-4 BB						1-3 K		3-2 1B E 1B	3	1	1	0	1	2	0										
<b>Jay Bell, R</b> OBP: 0.365, SLG: 0.471	2-2 FC6-4 FC5-4 1-2						0-1 G4-3 1B		0-0 F7	4	0	1	0	0	0	2										
<b>Chili Davis, S</b> OBP: 0.396, SLG: 0.489	0-1 FC5-4 1-2						0-0 G4-3		1-2 E G6-3 1B	4	1	1	0	0	0	2										
<b>Dean Palmer, R</b> OBP: 0.311, SLG: 0.437							1-3 K		1-0 E1 29 HR 1B	4	1	1	0	0	2	1										
<b>Jeff King, R</b> OBP: 0.342, SLG: 0.421							2-3 L5		3-1 G6-3	4	0	0	1	0	1	1										
<b>29 Mike Sweeney, R</b> OBP: 0.317, SLG: 0.397							1-2 F7		3-2 L6 HR	4	1	1	2	0	0	0										
<b>Johnny Damon, L</b> OBP: 0.348, SLG: 0.411							0-2 G1-3 1B		1-2 G4-3	4	0	2	0	0	0	0										
<b>Yamil Benitez, R</b> OBP: 0.370, SLG: 0.698							0-0 F9 G5-3		1-1 P3	3	0	0	0	0	0	2										
<b>Inning Stats</b>	R: 0 E: 0 K: 0 S: 9	H: 0 LOB: 1 BB: 1 P: 16	R: 0 E: 0 K: 0 S: 4	H: 0 LOB: 0 BB: 0 P: 7	R: 0 E: 0 K: 0 S: 5	H: 0 LOB: 0 BB: 0 P: 8	R: 0 E: 0 K: 2 S: 9	H: 1 LOB: 1 BB: 0 P: 11	R: 0 E: 0 K: 0 S: 14	H: 1 LOB: 1 BB: 0 P: 17	R: 0 E: 0 K: 2 S: 7	H: 0 LOB: 0 BB: 0 P: 10	R: 0 E: 0 K: 2 S: 9	H: 0 LOB: 0 BB: 0 P: 12	R: 0 E: 0 K: 0 S: 8	H: 1 LOB: 0 BB: 0 P: 15	R: 4 E: 1 K: 0 S: 16	H: 4 LOB: 0 BB: 0 P: 28	1B: 6 2B: 0 3B: 0 HR: 1	SF: 0 SAC: 0 DP: 0 HBP: 0	WP: 0 PB: 0 SB: 0 CS: 0	PA: 35				
<b>PITCHER</b>	IP	WLS	BF	H	R	ER	SO	BB	IBB	HBP	BLK	WP	HR	S	P	ERA	WHIP									
<b>David Wells, L</b> ERA: 3.66	(1, 1)	8.1	W	32	6	3	3	6	1	0	0	0	0	73	109	3.24	0.840									
<b>Jeff Nelson, R</b> ERA: 2.02	(9, 1)	0.1		2	1	1	0	0	0	0	0	0	0	1	5	11	27.00	3.000								
<b>42 Mariano Rivera, R</b> ERA: 2.01	(9, 1)	0.1	S	1	0	0	0	0	0	0	0	0	0	3	4	0.00	0.000									

**New York Yankees @ Kansas City Royals**  
Kauffman Stadium, Kansas City, MO

Mon Aug 04 1997, 7:05 PM CDT  
Att: 29,613 - Unknown - 86 F

AB 34  
R 4  
H 7  
RBI 3  
BB 1  
SO 6  
LOB 9





Batter	1	2	3	4	5	6	7	8	9	AB	R	H	RBI	BB	SO	LOB	TOP											
<b>2 Derek Jeter, R</b> OBP: 0.368, SLG: 0.390										4	0	1	0	0	0	0	<b>New York Yankees @ Kansas City Royals</b> Kauffman Stadium, Kansas City, MO Tue Aug 05 1997, 7:05 PM CDT Att: 21,073 - Unknown - 77 F <a href="http://livebaseballscorecards.com">livebaseballscorecards.com</a>											
<b>Luis Sojo, R</b> OBP: 0.362, SLG: 0.385										3	2	2	0	1	0	1												
<b>Bernie Williams, S</b> OBP: 0.416, SLG: 0.513										3	1	2	0	1	1	1												
<b>Tino Martinez, L</b> OBP: 0.369, SLG: 0.613										4	1	2	1	0	2	2												
<b>Paul O'Neill, L</b> OBP: 0.409, SLG: 0.544										4	0	1	2	0	0	4												
<b>Charlie Hayes, R</b> OBP: 0.355, SLG: 0.462										4	0	0	0	0	1	1												
<b>Wade Boggs, L</b> OBP: 0.368, SLG: 0.352										4	0	1	0	0	0	0												
<b>Pat Kelly, R</b> OBP: 0.341, SLG: 0.382										4	0	0	0	0	2	1												
<b>Chad Curtis, R</b> OBP: 0.371, SLG: 0.472										4	0	0	0	0	0	1												
<b>Joe Girardi, R</b> OBP: 0.300, SLG: 0.313										4	0	0	0	0	0	1												
<b>Inning Stats</b>	R: 3 E: 0 K: 1 S: 15	H: 3 LOB: 1 BB: 1 P: 26	R: 0 E: 0 K: 0 S: 7	H: 0 LOB: 0 BB: 0 P: 9	R: 0 E: 0 K: 1 S: 12	H: 1 LOB: 2 BB: 1 P: 20	R: 0 E: 0 K: 1 S: 8	H: 0 LOB: 0 BB: 0 P: 10	R: 0 E: 0 K: 1 S: 10	H: 0 LOB: 0 BB: 0 P: 13	R: 0 E: 0 K: 1 S: 7	H: 0 LOB: 0 BB: 0 P: 10	R: 0 E: 0 K: 0 S: 8	H: 0 LOB: 0 BB: 0 P: 11	R: 1 E: 0 K: 0 S: 16	H: 3 LOB: 2 BB: 0 P: 25	R: 0 E: 0 K: 1 S: 8	H: 1 LOB: 1 BB: 0 P: 10	1B: 7 2B: 3 3B: 0 HR: 0	SF: 0 SAC: 0 DP: 1 HBP: 0	WP: 1 PB: 0 SB: 0 CS: 1	PA: 36						
<b>PITCHER</b>	IP	WLS	BF	H	R	ER	SO	BB	IBB	HBP	BLK	WP	HR	S	P	ERA	WHIP											
<b>Kevin Appier, R</b> ERA: 3.12	(1, 1)	7.1	L	30	7	4	4	5	2	0	0	1	1	0	74	109	4.91	1.227										
<b>Matt Whisenant, L</b> ERA: 8.14	(8, 1)	0.1		2	1	0	0	0	0	0	0	0	0	0	7	12	0.00	3.000										
<b>Gregg Olson, R</b> ERA: 6.31	(8, 1)	1.1		5	1	0	0	1	0	0	0	0	0	10	13	0.00	0.750											


Batter	1	2	3	4	5	6	7	8	9	AB	R	H	RBI	BB	SO	LOB	BOTTOM										
<b>Jose Offerman, S</b> OBP: 0.369, SLG: 0.407										5	1	2	0	0	2	3	<b>New York Yankees @ Kansas City Royals</b> Kauffman Stadium, Kansas City, MO Tue Aug 05 1997, 7:05 PM CDT Att: 21,073 - Unknown - 77 F <a href="http://livebaseballscorecards.com">livebaseballscorecards.com</a>										
<b>Johnny Damon, L</b> OBP: 0.349, SLG: 0.411										5	0	2	1	0	1	1											
<b>Jay Bell, R</b> OBP: 0.363, SLG: 0.467										5	0	1	0	0	1	2											
<b>Chili Davis, S</b> OBP: 0.396, SLG: 0.486										4	0	1	0	1	1	2											
<b>Dean Palmer, R</b> OBP: 0.315, SLG: 0.439										3	0	2	0	1	0	2											
<b>Jeff King, R</b> OBP: 0.341, SLG: 0.422										4	0	1	0	0	2	3											
<b>Yamil Benitez, R</b> OBP: 0.340, SLG: 0.638										4	0	0	0	0	1	2											
<b>Joe Vitiello, R</b> OBP: 0.331, SLG: 0.398										4	0	2	0	0	0	3											
<b>29 Mike Sweeney, R</b> OBP: 0.315, SLG: 0.388										3	0	0	0	0	1	3											
<b>Inning Stats</b>	R: 1 E: 0 K: 1 S: 17	H: 3 LOB: 2 BB: 1 P: 28	R: 0 E: 0 K: 1 S: 10	H: 1 LOB: 1 BB: 0 P: 16	R: 0 E: 0 K: 0 S: 8	H: 0 LOB: 0 BB: 0 P: 8	R: 0 E: 1 K: 0 S: 8	H: 0 LOB: 1 BB: 1 P: 12	R: 0 E: 0 K: 0 S: 13	H: 2 LOB: 2 BB: 0 P: 22	R: 0 E: 0 K: 0 S: 10	H: 2 LOB: 2 BB: 0 P: 14	R: 0 E: 0 K: 2 S: 12	H: 2 LOB: 2 BB: 0 P: 18	R: 0 E: 0 K: 3 S: 12	H: 1 LOB: 2 BB: 0 P: 18		R: 0 E: 0 K: 2 S: 10	H: 0 LOB: 0 BB: 0 P: 14	1B: 8 2B: 3 3B: 0 HR: 0	SF: 0 SAC: 0 DP: 1 HBP: 1	WP: 0 PB: 0 SB: 0 CS: 1	PA: 40				
<b>PITCHER</b>	IP	WLS	BF	H	R	ER	SO	BB	IBB	HBP	BLK	WP	HR	S	P	ERA	WHIP										
<b>Kenny Rogers, L</b> ERA: 5.26	(1, 1)	5.0	W	22	6	1	1	2	2	0	0	0	0	31	45	0.00	1.875										
<b>Ramiro Mendoza, R</b> ERA: 4.23	(6, 1)	2.2		14	5	0	0	4	0	0	1	0	0	7	11	0.00	0.000										
<b>Mike Stanton, L</b> ERA: 2.35	(8, 1)	0.2		2	0	0	0	2	0	0	0	0	0	6	8	0.00	0.000										
<b>42 Mariano Rivera, R</b> ERA: 1.98	(9, 1)	0.2		2	0	0	0	1	0	0	0	0	0	6	8	0.00	0.000										



Batter	1	2	3	4	5	6	7	8	9	AB	R	H	RBI	BB	SO	LOB	TOP										
Brian Hunter, R OBP: 0.323, SLG: 0.341	0-1 G4-3	1-1 SAFE G5-4-3		2-0 FC5-2			0-2 G1-3		1-1 G5-3	5	0	0	0	0	0	3											
Bobby Higginson, L OBP: 0.374, SLG: 0.509	1-2 L9		3-2 G3-1	1-2 F7			2-2 G4-3		2-2 G4-3	5	0	0	0	0	0	2											
Travis Fryman, R OBP: 0.336, SLG: 0.459	3-2 1B		0-0 HR		1-3 K			1-1 1B		4	2	3	1	0	1	0											
Tony Clark, S OBP: 0.399, SLG: 0.543	0-0 1B		3-2 L8		0-1 G6-3			0-2 F7		4	1	1	0	0	0	1											
Phil Nevin, R OBP: 0.354, SLG: 0.440	1-0 1B		1-0 F7		2-2 F8			0-0 1B		4	0	2	1	0	0	0											
Damon Easley, R OBP: 0.386, SLG: 0.485	0-2 1B		0-0 1B		2-3 K			1-0 1B		3	1	2	1	0	1	0											
Orlando Miller, R OBP: 0.284, SLG: 0.390	1-2 L8		0-0 SH5-4 FC5-2 1B		0-2 F9			0-3 K		4	0	1	0	0	1	5											
Matt Walbeck, S OBP: 0.338, SLG: 0.386		2-1 P3		0-0 FC5-2 SH5-4 1B				1-0 FC6-4		3	0	1	1	0	0	0											
Curtis Pride, L OBP: 0.326, SLG: 0.329								1-0 G5-3		1	0	0	0	0	0	3											
Raul Casanova, S OBP: 0.326, SLG: 0.393								1-2 K		0	0	0	0	0	0	0											
Deivi Cruz, R OBP: 0.253, SLG: 0.301		2-2 G5-4-3 1B		1-0 SH5-4				2-1 G6-3		2	0	1	0	0	0	0											
Bob Hamelin, L OBP: 0.396, SLG: 0.528								3-2 F9		1	0	0	0	0	0	0											
<b>Inning Stats</b>	R: 2 E: 0 K: 0 S: 17	H: 4 LOB: 2 BB: 0 P: 23	R: 0 E: 0 K: 0 S: 8	H: 1 LOB: 0 BB: 0 P: 14	R: 1 E: 0 K: 0 S: 8	H: 1 LOB: 0 BB: 0 P: 15	R: 1 E: 0 K: 0 S: 9	H: 3 LOB: 2 BB: 0 P: 13	R: 0 E: 0 K: 1 S: 13	H: 0 LOB: 0 BB: 0 P: 16	R: 0 E: 0 K: 1 S: 7	H: 0 LOB: 0 BB: 0 P: 10	R: 0 E: 0 K: 0 S: 8	H: 0 LOB: 0 BB: 0 P: 12	R: 0 E: 0 K: 1 S: 10	H: 2 LOB: 2 BB: 0 P: 13	R: 0 E: 0 K: 0 S: 9	H: 0 LOB: 0 BB: 0 P: 15	1B: 10 2B: 9 3B: 0 HR: 1	SF: 0 SAC: 1 DP: 1 HBP: 1	WP: 0 PB: 0 SB: 0 CS: 0	PA: 38					
<b>PITCHER</b>	IP	WLS	BF	H	R	ER	SO	BB	IBB	HBP	BLK	WP	HR	S	P	ERA	WHIP										
50 José Rosado, L ERA: 4.01	7.0	W	29	9	4	4	2	0	0	0	0	0	1	70	103	5.14	1.286										
Hector Carrasco, R ERA: 3.79	1.0		6	2	0	0	1	0	0	1	0	0	0	10	13	0.00	2.000										
Jeff Montgomery, R ERA: 5.03	1.0	S	3	0	0	0	0	0	0	0	0	0	0	9	15	0.00	0.000										

Detroit Tigers @ Kansas City Royals  
Kauffman Stadium, Kansas City, MO  
Wed Aug 06 1997, 7:05 PM CDT  
Att: 14,640 - Unknown - 74 F


AB 36  
R 4  
H 11  
RBI 4  
BB 0  
SO 3  
LOB 14



Batter	1	2	3	4	5	6	7	8	9	AB	R	H	RBI	BB	SO	LOB	BOTTOM										
Jose Offerman, S OBP: 0.364, SLG: 0.401	3-2 F7	1-3 K	2-0 G6-3		3-3 K			0-0 F7		5	0	0	0	0	2	5											
Johnny Damon, L OBP: 0.350, SLG: 0.407	4-2 1B	4-1 BB		1-0 F8		3-1 P4		1-2 F8		3	1	0	0	2	0	0											
Jay Bell, R OBP: 0.364, SLG: 0.475	0-1 L7	0-0 L4		2-2 HR		3-2 1B				4	1	2	1	0	0	3											
Chili Davis, S OBP: 0.394, SLG: 0.483	2-2 1B		3-2 F7		2-3 K		0-0 F7			4	1	1	0	0	1	1											
Dean Palmer, R OBP: 0.317, SLG: 0.442	3-2 1B		1-2 1B		2-1 F8		1-3 K			4	1	2	1	0	1	1											
Jeff King, R OBP: 0.343, SLG: 0.423	3-0 1B		0-0 1B		0-1 F9		3-1 F7			4	1	2	1	0	0	0											
Joe Vitiello, R OBP: 0.331, SLG: 0.392	1-2 1B		2-3 PB		4-2 1B		0-3 K			2	0	0	0	1	1	4											
David Howard, S OBP: 0.287, SLG: 0.325	3-1 F8		1-3 K		1-3 BB					1	0	0	0	0	1	0											
Yamil Benitez, R OBP: 0.352, SLG: 0.627		2-3 K	0-0 PB		0-1 1B		1-2 G6-3			4	0	2	1	0	1	0											
29 Mike Sweeney, R OBP: 0.320, SLG: 0.387		1-0 BB	4-1 PB		1-0 F9		1-1 G6-3			3	0	1	0	1	0	2											
<b>Inning Stats</b>	R: 2 E: 0 K: 0 S: 18	H: 3 LOB: 2 BB: 1 P: 36	R: 0 E: 0 K: 2 S: 10	H: 1 LOB: 2 BB: 1 P: 18	R: 2 E: 0 K: 1 S: 14	H: 3 LOB: 2 BB: 1 P: 25	R: 1 E: 0 K: 1 S: 10	H: 1 LOB: 0 BB: 0 P: 17	R: 0 E: 0 K: 1 S: 11	H: 1 LOB: 2 BB: 1 P: 19	R: 0 E: 0 K: 1 S: 12	H: 1 LOB: 1 BB: 0 P: 19	R: 0 E: 0 K: 1 S: 8	H: 0 LOB: 0 BB: 0 P: 12	R: 0 E: 0 K: 0 S: 6	H: 0 LOB: 0 BB: 0 P: 8	1B: 8 2B: 1 3B: 0 HR: 1	SF: 0 SAC: 0 DP: 0 HBP: 0	WP: 0 PB: 1 SB: 1 CS: 0	PA: 38							
<b>PITCHER</b>	IP	WLS	BF	H	R	ER	SO	BB	IBB	HBP	BLK	WP	HR	S	P	ERA	WHIP										
Brian Moehler, R ERA: 4.9	2.2	L	18	7	4	3	3	3	0	0	0	0	0	41	76	10.12	3.750										
A.J. Sager, R ERA: 4.29	4.1		17	3	1	1	4	1	0	0	0	0	1	42	70	2.08	0.923										
Dan Miceli, R ERA: 5.73	1.0		3	0	0	0	0	0	0	0	0	0	0	6	8	0.00	0.000										

Detroit Tigers @ Kansas City Royals  
Kauffman Stadium, Kansas City, MO  
Wed Aug 06 1997, 7:05 PM CDT  
Att: 14,640 - Unknown - 74 F

AB 34  
R 5  
H 10  
RBI 4  
BB 4  
SO 7  
LOB 16





Batter	1	2	3	4	5	6	7	8	9	AB	R	H	RBI	BB	SO	LOB	TOP											
<b>Brian Hunter, R</b> OBP: 0.323, SLG: 0.341										5	1	2	2	0	0	1												
<b>Bobby Higginson, L</b> OBP: 0.372, SLG: 0.513										5	1	1	2	0	0	3												
<b>Travis Fryman, R</b> OBP: 0.335, SLG: 0.457										4	1	1	0	0	0	2												
<b>Tony Clark, S</b> OBP: 0.396, SLG: 0.538										4	0	0	0	0	1	1												
<b>Bob Hamelin, L</b> OBP: 0.397, SLG: 0.548										4	2	2	2	0	0	0												
<b>Damon Easley, R</b> OBP: 0.385, SLG: 0.490										4	1	1	2	0	1	0												
<b>Phil Nevin, R</b> OBP: 0.357, SLG: 0.438										3	1	1	0	1	1	0												
<b>Raul Casanova, S</b> OBP: 0.329, SLG: 0.395										4	1	2	0	0	0	1												
<b>Deivi Cruz, R</b> OBP: 0.254, SLG: 0.301										3	0	1	0	0	0	0												
<b>Inning Stats</b>	R: 0 E: 0 K: 0 S: 13	H: 1 LOB: 0 BB: 0 P: 21	R: 0 E: 0 K: 0 S: 9	H: 0 LOB: 0 BB: 0 P: 13	R: 1 E: 0 K: 0 S: 11	H: 2 LOB: 2 BB: 1 P: 17	R: 1 E: 0 K: 2 S: 11	H: 1 LOB: 0 BB: 0 P: 17	R: 6 E: 0 K: 1 S: 20	H: 7 LOB: 1 BB: 0 P: 27	R: 0 E: 0 K: 0 S: 7	H: 0 LOB: 0 BB: 0 P: 12	R: 0 E: 0 K: 0 S: 5	H: 0 LOB: 0 BB: 0 P: 8	R: 0 E: 0 K: 0 S: 5	H: 0 LOB: 0 BB: 0 P: 8	R: 0 E: 0 K: 0 S: 8	H: 0 LOB: 0 BB: 0 P: 10	1B: 7 2B: 1 3B: 0 HR: 3	SF: 0 SAC: 1 DP: 1 HBP: 0	WP: 0 PB: 0 SB: 1 CS: 0	PA: 38						
<b>PITCHER</b>	IP	WLS	BF	H	R	ER	SO	BB	IBB	HBP	BLK	WP	HR	S	P	ERA	WHIP											
<b>Tim Belcher, R</b> ERA: 4.77	(1, 1)	4.2	L	25	11	8	8	3	1	0	0	0	0	3	62	91	15.43	2.571										
<b>Jamie Walker, L</b> ERA: 5.29	(5, 1)	2.1		7	0	0	0	0	0	0	0	0	0	14	24	0.00	0.000											
<b>Mike Perez, R</b> ERA: 2.45	(8, 1)	1.0		3	0	0	0	0	0	0	0	0	0	5	8	0.00	0.000											
<b>Larry Casian, L</b> ERA: 5.76	(9, 1)	1.0		3	0	0	0	0	0	0	0	0	0	8	10	0.00	0.000											

**Detroit Tigers @ Kansas City Royals**  
Kauffman Stadium, Kansas City, MO  
Thu Aug 07 1997, 3:33 AM CDT  
Att: 21,497 - Sunny - 76 F

AB	36
R	8
H	11
RBI	8
BB	1
SO	3
LOB	8



Batter	1	2	3	4	5	6	7	8	9	AB	R	H	RBI	BB	SO	LOB	BOTTOM										
<b>Jose Offerman, S</b> OBP: 0.365, SLG: 0.406										3	0	1	1	1	0	0											
<b>Shane Halter, R</b> OBP: 0.361, SLG: 0.370										4	0	0	0	0	1	2											
<b>Johnny Damon, L</b> OBP: 0.346, SLG: 0.402										4	0	1	0	0	1	2											
<b>Jay Bell, R</b> OBP: 0.363, SLG: 0.473										4	1	2	1	0	1	0											
<b>Chili Davis, S</b> OBP: 0.395, SLG: 0.492										3	0	0	0	1	1	2											
<b>Dean Palmer, R</b> OBP: 0.316, SLG: 0.438										4	1	2	1	0	0	1											
<b>Jeff King, R</b> OBP: 0.344, SLG: 0.431										4	1	2	1	0	0	1											
<b>Joe Vitiello, R</b> OBP: 0.336, SLG: 0.419										4	1	2	1	0	0	1											
<b>Yamil Benitez, R</b> OBP: 0.328, SLG: 0.582										4	0	0	0	0	4	1											
<b>Mike Macfarlane, R</b> OBP: 0.281, SLG: 0.346										4	1	1	0	0	2	1											
<b>Inning Stats</b>	R: 0 E: 0 K: 1 S: 8	H: 0 LOB: 0 BB: 0 P: 12	R: 0 E: 0 K: 1 S: 9	H: 1 LOB: 1 BB: 0 P: 15	R: 1 E: 0 K: 1 S: 14	H: 2 LOB: 1 BB: 0 P: 21	R: 0 E: 0 K: 1 S: 7	H: 0 LOB: 0 BB: 1 P: 15	R: 0 E: 0 K: 2 S: 9	H: 0 LOB: 0 BB: 0 P: 13	R: 0 E: 0 K: 0 S: 11	H: 2 LOB: 2 BB: 0 P: 17	R: 1 E: 0 K: 2 S: 11	H: 1 LOB: 0 BB: 0 P: 15	R: 0 E: 0 K: 1 S: 6	H: 0 LOB: 0 BB: 1 P: 14	R: 2 E: 0 K: 1 S: 16	H: 3 LOB: 1 BB: 0 P: 24	1B: 4 2B: 1 3B: 1 HR: 3	SF: 0 SAC: 0 DP: 1 HBP: 0	WP: 0 PB: 0 SB: 0 CS: 1	PA: 36					
<b>PITCHER</b>	IP	WLS	BF	H	R	ER	SO	BB	IBB	HBP	BLK	WP	HR	S	P	ERA	WHIP										
<b>Glenn Dishman, L</b> ERA: 4.5	(1, 1)	7.0	W	27	6	2	2	8	1	0	0	0	0	69	108	2.57	1.000										
<b>Dan Miceli, R</b> ERA: 5.64	(8, 1)	2.0		9	3	2	2	2	1	0	0	0	0	22	38	9.00	2.000										

**Detroit Tigers @ Kansas City Royals**  
Kauffman Stadium, Kansas City, MO  
Thu Aug 07 1997, 3:33 AM CDT  
Att: 21,497 - Sunny - 76 F

AB	34
R	4
H	9
RBI	4
BB	2
SO	10
LOB	10











Batter	1	2	3	4	5	6	7	8	9	AB	R	H	RBI	BB	SO	LOB	TOP										
<b>Bip Roberts, S</b> OBP: 0.353, SLG: 0.381 (1, 7)	L6		G4-3	E 1B 1B	FC4-6			F8		5	1	1	2	0	0	1	<b>Kansas City Royals @ Boston Red Sox</b> Fenway Park, Boston, MA Sat Aug 09 1997, 7:05 PM EDT Att: 31,410 - Overcast - 78 F										
<b>Jose Offerman, S</b> OBP: 0.387, SLG: 0.407 (1, 4)	WP 1B 1B		K	E 1B 1B	L8			1B		5	1	3	1	0	1	1											
<b>Jay Bell, R</b> OBP: 0.363, SLG: 0.470 (1, 6)	WP 1B			E 1B 1B		K		P6		5	1	2	0	0	1	3											
<b>Chili Davis, S</b> OBP: 0.395, SLG: 0.496 <b>Joe Vitello, R</b> OBP: 0.322, SLG: 0.400 (4, PH)	K					K			F8	2	0	0	0	0	2	3											
<b>Dean Palmer, R</b> OBP: 0.316, SLG: 0.436 (1, 5)	G6-3								L7-4 WP 1B	5	1	3	2	0	0	2											
<b>Jeff King, R</b> OBP: 0.346, SLG: 0.435 (1, 3)		E5 G5-4-3							1-2 BB	4	1	1	1	1	0	2											
<b>Johnny Damon, L</b> OBP: 0.346, SLG: 0.399 (1, 8)	L8			E 1B BB FC4-6 1B		F8			L7-4 2-2	4	2	1	0	1	0	3											
<b>Yamil Benitez, R</b> OBP: 0.323, SLG: 0.557 (1, 9)	G5-4-3			E6 29 HBP 1B		K				4	1	0	1	0	2	4											
<b>29 Mike Sweeney, R</b> OBP: 0.323, SLG: 0.384 <b>Mike Macfarlane, R</b> OBP: 0.279, SLG: 0.342 (5, PH)			L4	1B 1B E HBP				K2-3		1	1	0	1	0	0	0											
<b>Inning Stats</b>	R: 0 E: 0 K: 1 S: 14	H: 2 LOB: 2 BB: 0 P: 22	R: 0 E: 1 K: 0 S: 6	H: 0 LOB: 0 BB: 0 P: 7	R: 0 E: 0 K: 1 S: 7	H: 0 LOB: 0 BB: 0 P: 7	R: 8 E: 2 K: 1 S: 31	H: 6 LOB: 2 BB: 1 P: 44	R: 1 E: 0 K: 1 S: 10	H: 2 LOB: 1 BB: 0 P: 17	R: 0 E: 0 K: 1 S: 10	H: 0 LOB: 0 BB: 0 P: 13	R: 0 E: 0 K: 1 S: 9	H: 0 LOB: 0 BB: 0 P: 13	R: 0 E: 0 K: 1 S: 11	H: 1 LOB: 1 BB: 0 P: 14	R: 0 E: 0 K: 0 S: 11	H: 1 LOB: 1 BB: 1 P: 16	1B: 12 2B: 1 3B: 0 HR: 0	SF: 0 SAC: 0 DP: 2 HBP: 1	WP: 2 PB: 2 SB: 0 CS: 0	PA: 43					
<b>PITCHER</b>	IP	WLS	BF	H	R	ER	SO	BB	IBB	HBP	BLK	WP	HR	S	P	ERA	WHIP										
<b>Jeff Suppan, R</b> ERA: 4.96 (1, 1)	3.1	L	19	6	7	4	3	1	0	1	0	1	0	47	65	10.80	2.100										
<b>Kerry Lacy, R</b> ERA: 5.73 (4, 1)	1.2		10	4	2	1	1	0	0	0	0	0	0	21	32	5.40	2.400										
<b>John Wasdin, R</b> ERA: 4.53 (6, 1)	3.0		10	1	0	0	4	0	0	0	0	0	0	30	40	0.00	0.333										
<b>Ron Mahay, L</b> ERA: 2.89 (9, 1)	1.0		4	1	0	0	0	1	0	0	0	1	0	11	16	0.00	2.000										

Batter	1	2	3	4	5	6	7	8	9	AB	R	H	RBI	BB	SO	LOB	BOTTOM										
<b>Nomar Garciaparra, R</b> OBP: 0.347, SLG: 0.527 (1, 6)	L9			1B		F9		G6-4-3		4	0	1	0	0	0	2	<b>Kansas City Royals @ Boston Red Sox</b> Fenway Park, Boston, MA Sat Aug 09 1997, 7:05 PM EDT Att: 31,410 - Overcast - 78 F										
<b>John Valentin, R</b> OBP: 0.387, SLG: 0.483 (1, 5)	G6-3			K		L7			F9	4	0	0	0	0	1	1											
<b>Mo Vaughn, L</b> OBP: 0.446, SLG: 0.591 (1, 3)	K			F7			HR		2B	4	1	2	1	0	1	1											
<b>Mike Stanley, R</b> OBP: 0.397, SLG: 0.518 (1, 10)		G6-4-3 BB		K			K		L7	3	0	0	0	1	2	2											
<b>Wil Cordero, R</b> OBP: 0.319, SLG: 0.438 (1, 7)	L9					F8			F9	4	0	0	0	0	0	2											
<b>Jesus Tavarez, S</b> OBP: 0.222, SLG: 0.268 (1, 8)	G6-4-3					L7			F9	3	0	0	0	0	1	1											
<b>Darren Bragg, L</b> OBP: 0.350, SLG: 0.407 (1, 9)			G4-3			L9			1B 1B	3	0	1	0	0	0	0											
<b>Bill Haselman, R</b> OBP: 0.299, SLG: 0.401 (1, 2)		G4-3				HR			L7	3	1	1	1	0	0	1											
<b>Mike Benjamin, R</b> OBP: 0.277, SLG: 0.328 (1, 4)			K			F8			G6-4-3 1B	3	0	1	0	0	1	0											
<b>Inning Stats</b>	R: 0 E: 0 K: 1 S: 8	H: 0 LOB: 0 BB: 0 P: 13	R: 0 E: 0 K: 0 S: 6	H: 0 LOB: 0 BB: 1 P: 11	R: 0 E: 0 K: 1 S: 8	H: 0 LOB: 0 BB: 0 P: 11	R: 0 E: 0 K: 2 S: 9	H: 1 LOB: 1 BB: 0 P: 12	R: 0 E: 0 K: 0 S: 5	H: 0 LOB: 0 BB: 0 P: 7	R: 1 E: 0 K: 0 S: 8	H: 1 LOB: 0 BB: 0 P: 12	R: 1 E: 0 K: 2 S: 11	H: 1 LOB: 0 BB: 0 P: 13	R: 0 E: 0 K: 0 S: 6	H: 2 LOB: 1 BB: 0 P: 8	R: 0 E: 0 K: 0 S: 9	H: 1 LOB: 1 BB: 0 P: 15	1B: 3 2B: 1 3B: 0 HR: 2	SF: 0 SAC: 0 DP: 2 HBP: 0	WP: 0 PB: 0 SB: 0 CS: 0	PA: 32					
<b>PITCHER</b>	IP	WLS	BF	H	R	ER	SO	BB	IBB	HBP	BLK	WP	HR	S	P	ERA	WHIP										
<b>Glendon Rusch, L</b> ERA: 5.76 (1, 1)	9.0	W	32	6	2	2	6	1	0	0	0	0	2	70	102	2.00	0.778										

**AB 40**  
**R 9**  
**H 12**  
**RBI 8**  
**BB 2**  
**SO 8**  
**LOB 22**



**AB 31**  
**R 2**  
**H 6**  
**RBI 2**  
**BB 1**  
**SO 6**  
**LOB 10**





Batter	1	2	3	4	5	6	7	8	9	AB	R	H	RBI	BB	SO	LOB	TOP										
<b>Bip Roberts, S</b> OBP: 0.350, SLG: 0.378 (1, 7)										5	0	1	0	0	2	1											
<b>Jose Offerman, S</b> OBP: 0.370, SLG: 0.413 (1, 4)										5	2	3	0	0	1	1											
<b>Jay Bell, R</b> OBP: 0.364, SLG: 0.469 (1, 6)										3	2	1	0	1	0	2											
<b>Chili Davis, S</b> OBP: 0.396, SLG: 0.499 <b>David Howard, S</b> OBP: 0.297, SLG: 0.325 (8, PR)										4	0	2	2	0	1	0											
<b>Dean Palmer, R</b> OBP: 0.314, SLG: 0.432 (1, 5)										4	0	0	1	0	2	3											
<b>Jeff King, R</b> OBP: 0.345, SLG: 0.433 (1, 3)										4	0	1	1	0	0	1											
<b>Johnny Damon, L</b> OBP: 0.345, SLG: 0.395 (1, 8)										3	0	0	0	1	0	3											
<b>Mike Macfarlane, R</b> OBP: 0.274, SLG: 0.335 (1, 2)										4	0	0	0	0	0	4											
<b>Yamil Benitez, R</b> OBP: 0.319, SLG: 0.554 (1, 9)										4	0	1	0	0	0	0											
<b>Inning Stats</b>	R: 0 E: 0 K: 1 S: 7	H: 1 LOB: 0 BB: 0 P: 10	R: 0 E: 0 K: 2 S: 10	H: 0 LOB: 0 BB: 0 P: 14	R: 0 E: 0 K: 0 S: 8	H: 1 LOB: 1 BB: 0 P: 10	R: 2 E: 0 K: 0 S: 16	H: 3 LOB: 2 BB: 1 P: 28	R: 0 E: 0 K: 1 S: 10	H: 0 LOB: 1 BB: 0 P: 16	R: 0 E: 0 K: 0 S: 6	H: 0 LOB: 0 BB: 0 P: 8	R: 2 E: 0 K: 0 S: 18	H: 3 LOB: 2 BB: 1 P: 30	R: 0 E: 0 K: 1 S: 12	H: 0 LOB: 0 BB: 0 P: 18	1B: 6 2B: 3 3B: 0 HR: 0	SF: 0 SAC: 0 DP: 1 HBP: 0	WP: 0 PB: 0 SB: 0 CS: 0	PA: 38							
<b>PITCHER</b>	IP	WLS	BF	H	R	ER	SO	BB	IBB	HBP	BLK	WP	HR	S	P	ERA	WHIP										
<b>Tom Gordon, R</b> ERA: 3.64 (1, 1)	6.0		25	6	2	2	4	1	0	0	0	0	0	64	96	3.00	1.167										
<b>Butch Henry, L</b> ERA: 4.24 (7, 1)	1.0		6	3	2	2	0	0	0	0	0	0	0	13	19	18.00	3.000										
<b>Jim Corsi, R</b> ERA: 3.51 (8, 1)	2.0	W	7	0	0	0	2	0	1	0	0	0	0	23	37	0.00	0.000										

**Kansas City Royals @ Boston Red Sox**  
Fenway Park, Boston, MA  
Sun Aug 10 1997, 3:33 AM EDT  
Att: 27,743 - Sunny - 92 F

AB 36  
R 4  
H 9  
RBI 4  
BB 2  
SO 6  
LOB 15



Batter	1	2	3	4	5	6	7	8	9	AB	R	H	RBI	BB	SO	LOB	BOTTOM										
<b>Nomar Garciaparra, R</b> OBP: 0.348, SLG: 0.533 (1, 6)										5	2	2	3	0	0	1											
<b>John Valentin, R</b> OBP: 0.369, SLG: 0.481 (1, 5)										3	1	1	0	2	0	0											
<b>Mo Vaughn, L</b> OBP: 0.445, SLG: 0.591 (1, 3)										5	1	2	2	0	1	2											
<b>18 Reggie Jefferson, S</b> OBP: 0.389, SLG: 0.544 (1, 10)										5	0	0	0	0	2	3											
<b>Wil Cordero, R</b> OBP: 0.320, SLG: 0.438 (1, 7)										4	0	1	0	1	1	2											
<b>Troy O'Leary, L</b> OBP: 0.397, SLG: 0.513 (1, 9)									1	0	1	0	3	0	0												
<b>Scott Hatteberg, L</b> OBP: 0.360, SLG: 0.431 (1, 2)									4	0	0	0	0	0	0	6											
<b>Darren Bragg, L</b> OBP: 0.351, SLG: 0.406 (1, 8)									3	0	1	0	1	1	2												
<b>Mike Benjamin, R</b> OBP: 0.294, SLG: 0.344 (1, 4)									3	2	2	0	0	1	2												
<b>Inning Stats</b>	R: 0 E: 0 K: 0 S: 7	H: 0 LOB: 0 BB: 0 P: 14	R: 0 E: 0 K: 1 S: 21	H: 1 LOB: 1 BB: 1 P: 34	R: 2 E: 0 K: 0 S: 13	H: 2 LOB: 0 BB: 0 P: 20	R: 0 E: 0 K: 1 S: 12	H: 1 LOB: 1 BB: 1 P: 16	R: 2 E: 0 K: 0 S: 20	H: 2 LOB: 2 BB: 2 P: 36	R: 0 E: 0 K: 1 S: 10	H: 0 LOB: 2 BB: 2 P: 22	R: 0 E: 0 K: 0 S: 6	H: 1 LOB: 1 BB: 0 P: 8	R: 2 E: 0 K: 3 S: 23	H: 3 LOB: 2 BB: 1 P: 38	1B: 6 2B: 3 3B: 0 HR: 1	SF: 0 SAC: 1 DP: 0 HBP: 0	WP: 0 PB: 0 SB: 0 CS: 0	PA: 41							
<b>PITCHER</b>	IP	WLS	BF	H	R	ER	SO	BB	IBB	HBP	BLK	WP	HR	S	P	ERA	WHIP										
<b>Kevin Appier, R</b> ERA: 3.19 (1, 1)	4.2		23	6	4	3	2	3	0	0	0	0	0	69	109	5.79	1.929										
<b>Matt Whisenant, L</b> ERA: 5.19 (5, 1)	0.1		3	0	0	0	0	2	0	0	0	0	0	6	17	0.00	6.000										
<b>Gregg Olson, R</b> ERA: 6.08 (6, 1)	1.0		4	0	0	0	1	1	0	0	0	0	0	8	16	0.00	1.000										
<b>Larry Casian, L</b> ERA: 5.57 (7, 1)	1.0		4	1	0	0	0	0	0	0	0	0	0	6	8	0.00	1.000										
<b>Hector Carrasco, R</b> ERA: 3.99 (8, 1)	1.0	L	7	3	2	2	3	1	0	0	0	0	0	23	38	18.00	4.000										

**Kansas City Royals @ Boston Red Sox**  
Fenway Park, Boston, MA  
Sun Aug 10 1997, 3:33 AM EDT  
Att: 27,743 - Sunny - 92 F

AB 33  
R 6  
H 10  
RBI 5  
BB 7  
SO 6  
LOB 18





Batter	1	2	3	4	5	6	7	8	9	AB	R	H	RBI	BB	SO	LOB	TOP										
<b>Bip Roberts, S</b> OBP: 0.391, SLG: 0.376 (1, 7)	G4-3		G5-3					L7		4	1	1	0	1	0	0	<b>Kansas City Royals @ New York Yankees</b> Yankee Stadium, Bronx, NY Tue Aug 12, 1997, 7:05 PM EDT Att: 31,452 - Unknown - 75 F										
<b>Jose Offerman, S</b> OBP: 0.388, SLG: 0.410 (1, 4)	G4-3			L4	F6		K		1B	5	1	1	0	0	1	2											
<b>Jay Bell, R</b> OBP: 0.366, SLG: 0.473 (1, 6)	K2-3			1B	G5-3				1B	5	2	3	0	0	1	1											
<b>Chili Davis, S</b> OBP: 0.398, SLG: 0.497 (1, 10)	G4-3			1B	G4-3				1B	3	1	1	1	2	0	1											
<b>Dean Palmer, R</b> OBP: 0.317, SLG: 0.443 (1, 5)	K			1B					F7	5	1	3	4	0	1	2											
<b>Jeff King, R</b> OBP: 0.346, SLG: 0.431 (1, 3)	1B			K					BB	4	0	1	0	1	1	4											
<b>Johnny Damon, L</b> OBP: 0.345, SLG: 0.391 (1, 8)	P2			1B					BB	3	0	0	0	2	1	3											
<b>29 Mike Sweeney, R</b> OBP: 0.325, SLG: 0.385 (1, 2)			G4-3						G6-3	5	0	2	1	0	1	3											
<b>Yamil Benitez, R</b> OBP: 0.301, SLG: 0.522 (1, 9)			K							4	0	0	0	0	2	4											
<b>David Howard, S</b> OBP: 0.287, SLG: 0.325 (8, 9)			K					G1-3		0	0	0	0	0	0	0											
<b>Inning Stats</b>	R: 0 E: 0 K: 1 S: 7	H: 0 LOB: 0 BB: 0 P: 9	R: 0 E: 0 K: 1 S: 8	H: 1 LOB: 1 BB: 0 P: 15	R: 0 E: 0 K: 1 S: 8	H: 0 LOB: 0 BB: 0 P: 10	R: 2 E: 0 K: 1 S: 17	H: 3 LOB: 3 BB: 2 P: 29	R: 0 E: 0 K: 0 S: 11	H: 0 LOB: 1 BB: 1 P: 19	R: 1 E: 0 K: 2 S: 13	H: 2 LOB: 1 BB: 0 P: 20	R: 2 E: 0 K: 1 S: 19	H: 3 LOB: 2 BB: 1 P: 30	R: 0 E: 0 K: 1 S: 9	H: 0 LOB: 0 BB: 0 P: 13	R: 1 E: 0 K: 0 S: 19	H: 3 LOB: 3 BB: 2 P: 36	1B: 9 2B: 2 3B: 0 HR: 1	SF: 0 SAC: 0 DP: 0 HBP: 0	WP: 1 PB: 0 CS: 2	PA: 44					
<b>PITCHER</b>	IP	WLS	BF	H	R	ER	SO	BB	IBB	HBP	BLK	WP	HR	S	P	ERA	WHIP										
<b>David Cone, R</b> ERA: 2.84 (1, 1)	6.1	L	30	8	5	5	7	3	0	0	0	0	1	75	118	7.11	1.737										
<b>Jeff Nelson, R</b> ERA: 2.51 (7, 1)	1.2		7	1	0	0	1	0	1	0	0	0	0	17	27	0.00	0.600										
<b>Mike Stanton, L</b> ERA: 2.66 (9, 1)	0.0		3	1	1	1	0	0	0	0	0	0	0	8	13	∞	∞										
<b>Jim Mecir, R</b> ERA: 5.88 (9, 1)	1.0		4	0	0	0	0	2	0	0	0	1	0	11	23	0.00	2.000										

Batter	1	2	3	4	5	6	7	8	9	AB	R	H	RBI	BB	SO	LOB	BOTTOM										
<b>2 Derek Jeter, R</b> OBP: 0.372, SLG: 0.397 (1, 6)	F8	G5-3							G3-1	3	0	0	0	1	0	2	<b>Kansas City Royals @ New York Yankees</b> Yankee Stadium, Bronx, NY Tue Aug 12, 1997, 7:05 PM EDT Att: 31,452 - Unknown - 75 F										
<b>Luis Sojo, R</b> OBP: 0.374, SLG: 0.374 (1, 4)	G4-3		F9						L9	5	0	1	1	0	0	2											
<b>Bernie Williams, S</b> OBP: 0.424, SLG: 0.538 (1, 8)	HR		K						1B	4	1	2	2	0	1	0											
<b>Tino Martinez, L</b> OBP: 0.375, SLG: 0.610 (1, 3)	BB		F8						G3	3	0	0	0	2	0	1											
<b>Paul O'Neill, L</b> OBP: 0.406, SLG: 0.528 (1, 9)	G4-3									4	0	0	0	0	2	4											
<b>Charlie Hayes, R</b> OBP: 0.353, SLG: 0.461 (1, 5)	F9		F8						1B	4	0	1	0	0	0	3											
<b>Chad Curtis, R</b> OBP: 0.387, SLG: 0.527 (1, 7)	G5-3		K						1B	4	1	2	0	0	1	0											
<b>Mark Whiten, S</b> OBP: 0.360, SLG: 0.386 (1, 10)	1B		HBP						G6-3	3	1	2	0	0	0	2											
<b>Joe Girardi, R</b> OBP: 0.297, SLG: 0.313 (1, 2)	1B								G5-3	4	1	3	1	0	0	1											
<b>Inning Stats</b>	R: 1 E: 0 K: 0 S: 10	H: 1 LOB: 1 BB: 1 P: 18	R: 0 E: 0 K: 0 S: 7	H: 1 LOB: 2 BB: 0 P: 12	R: 0 E: 0 K: 1 S: 9	H: 0 LOB: 0 BB: 0 P: 12	R: 0 E: 0 K: 2 S: 10	H: 0 LOB: 0 BB: 0 P: 14	R: 2 E: 0 K: 1 S: 19	H: 3 LOB: 3 BB: 2 P: 34	R: 0 E: 0 K: 0 S: 11	H: 3 LOB: 1 BB: 0 P: 16	R: 0 E: 0 K: 0 S: 9	H: 2 LOB: 1 BB: 0 P: 13	R: 0 E: 0 K: 0 S: 10	H: 1 LOB: 1 BB: 0 P: 15		R: 0 E: 0 K: 0 S: 10	H: 1 LOB: 1 BB: 0 P: 14	1B: 10 2B: 1 3B: 0 HR: 1	SF: 1 SAC: 1 DP: 2 HBP: 1	WP: 0 PB: 0 CS: 0	PA: 40				
<b>PITCHER</b>	IP	WLS	BF	H	R	ER	SO	BB	IBB	HBP	BLK	WP	HR	S	P	ERA	WHIP										
<b>50 José Rosado, L</b> ERA: 4.11 (1, 1)	5.0		26	7	4	4	4	3	0	0	0	0	0	4	6	0.00	1.000										
<b>Mike Perez, R</b> ERA: 2.2 (6, 1)	1.0	W	3	1	0	0	0	0	0	0	0	0	0	4	6	0.00	1.000										
<b>Larry Casian, L</b> ERA: 5.4 (7, 1)	1.0		3	0	0	0	0	0	0	0	0	0	0	9	13	0.00	0.000										
<b>Gregg Olson, R</b> ERA: 5.86 (8, 1)	1.0		4	2	0	0	0	0	0	0	0	0	0	10	15	0.00	2.000										
<b>Jeff Montgomery, R</b> ERA: 4.91 (9, 1)	1.0	S	4	1	0	0	0	0	0	0	0	0	0	10	14	0.00	1.000										

AB	38
R	6
H	12
RBI	6
BB	6
SO	8
LOB	20

AB	34
R	4
H	11
RBI	4
BB	3
SO	4
LOB	15





Batter	1	2	3	4	5	6	7	8	9	AB	R	H	RBI	BB	SO	LOB	TOP											
Jose Offerman, S OBP: 0.367, SLG: 0.409 Bip Roberts, S OBP: 0.350, SLG: 0.379	3-3 K		0-0 G5-3		1-1 SF7		3-2 1B 2B		0-1 G6-4-3	1	0	0	0	0	1	0	<b>Kansas City Royals @ New York Yankees</b> Yankee Stadium, Bronx, NY Wed Aug 13 1997, 3:33 AM EDT Att: 31,418 - Overcast - 74 F											
Johnny Damon, L OBP: 0.345, SLG: 0.396	4-2 BB		1-1 1B		3-H 1-2 2B		0-0 F6		2-2 L5	4	0	2	0	1	0	1												
Jay Bell, R OBP: 0.365, SLG: 0.471	1-3 K		2-0 F8		2-2 F9		1-2 G3-6-3 1B			4	0	1	0	0	1	3												
Chili Davis, S OBP: 0.397, SLG: 0.503	1-3 K				0-2 F8		0-1 HR		0-1 G3-6-3	4	1	1	1	0	1	3												
Jeff King, R OBP: 0.343, SLG: 0.427		2-3 K			2-1 F7		0-1 G6-3		0-1 G6-3	4	0	0	0	0	1	0												
Jermaine Dye, R OBP: 0.248, SLG: 0.325		1-1 G4-3			0-2 F7		4-2 1B BB		2-1 1B	3	0	1	0	1	0	0												
Yamil Benitez, R OBP: 0.299, SLG: 0.507		0-0 1B			2-3 K		2-2 F8		0-2 F7	4	0	1	0	0	1	2												
Mike Macfarlane, R OBP: 0.278, SLG: 0.338		3-1 F6			0-0 1B		0-2 1B		1-0 L7	4	1	2	0	0	0	2												
David Howard, S OBP: 0.287, SLG: 0.325 Shane Halter, R OBP: 0.353, SLG: 0.393			1-1 F8		2-2 SF7		2-2 F8		1-1 G6-4-3	0	0	0	0	0	0	0												
					1-H 3B					4	1	2	1	0	0	2												
<b>Inning Stats</b>	R: 0 E: 0 K: 3 S: 14	H: 0 LOB: 1 BB: 1 P: 23	R: 0 E: 0 K: 1 S: 8	H: 1 LOB: 1 BB: 0 P: 14	R: 0 E: 0 K: 0 S: 6	H: 1 LOB: 1 BB: 0 P: 10	R: 0 E: 0 K: 0 S: 8	H: 0 LOB: 0 BB: 0 P: 10	R: 2 E: 0 K: 1 S: 16	H: 3 LOB: 1 BB: 0 P: 24	R: 1 E: 0 K: 0 S: 15	H: 2 LOB: 2 BB: 1 P: 24	R: 0 E: 0 K: 0 S: 9	H: 2 LOB: 1 BB: 0 P: 13	R: 0 E: 0 K: 0 S: 8	H: 1 LOB: 1 BB: 0 P: 11	R: 0 E: 0 K: 0 S: 8	H: 1 LOB: 0 BB: 0 P: 11	1B: 7 2B: 2 3B: 1 HR: 1	SF: 1 SAC: 0 DP: 2 HBP: 0	WP: 0 PB: 0 CS: 2	PA: 38						
<b>PITCHER</b>	IP	WLS	BF	H	R	ER	SO	BB	IBB	HBP	BLK	WP	HR	S	P	ERA	WHIP											
Hideki Irabu, R ERA: 7.36	(1, 1)	5.1	W	24	6	3	3	5	2	0	0	0	0	1	58	92	5.06	1.500										
Ramiro Mendoza, R ERA: 4.29	(6, 1)	1.0		6	3	0	0	0	0	0	0	0	0	0	16	24	0.00	3.000										
Jeff Nelson, R ERA: 2.44	(7, 1)	1.2		5	1	0	0	0	0	0	0	0	0	0	10	13	0.00	0.600										
Graeme Lloyd, L ERA: 3.41	(9, 1)	1.0		3	1	0	0	0	0	0	0	0	0	0	8	11	0.00	1.000										

Batter	1	2	3	4	5	6	7	8	9	AB	R	H	RBI	BB	SO	LOB	BOTTOM											
2 Derek Jeter, R OBP: 0.372, SLG: 0.398	2-1 G5-3	4-2 L6-4 BB		1-0 G5-3		1-2 2-H 2B	1-0 G1-3			4	0	1	1	1	0	2	<b>Kansas City Royals @ New York Yankees</b> Yankee Stadium, Bronx, NY Wed Aug 13 1997, 3:33 AM EDT Att: 31,418 - Overcast - 74 F											
Tim Raines, S OBP: 0.400, SLG: 0.396	2-0 G4-3	4-1 1-2 2-3 3-H BB			2-2 L7	0-0 F8	4-2 BB			3	0	0	1	2	0	1												
Bernie Williams, S OBP: 0.422, SLG: 0.532	4-1 1B BB	1-0 L6-4			2-3 K		G4-3 G6-3			4	1	0	0	1	1	6												
Tino Martinez, L OBP: 0.375, SLG: 0.614	1-2 1B		0-0 F9		3-0 HR		1-0 E1 1B	0-2 P3		5	2	2	1	0	0	0												
Paul O'Neill, L OBP: 0.410, SLG: 0.537	0-0 FC5-4		1-0 HR		0-1 1B		4-2 BB WP BB	2-0 L7		4	2	3	2	1	0	0												
Chad Curtis, R OBP: 0.387, SLG: 0.522	1-1 FC5-4		4-2 HR		2-3 K		1-0 WP BB 1B	1-2 P3		4	1	1	1	1	1	3												
Wade Boggs, L OBP: 0.369, SLG: 0.361		2-1 FC6-4 1B	1-2 F8			0-0 SH3 2B	1B 1B	4-2 1B WP BB		3	2	2	0	1	0	1												
Luis Sojo, R OBP: 0.353, SLG: 0.374		1-0 FC6-4 BB		2-2 G4-3		0-0 SH3	2-0 2B	1-3 2-H 3-H 1B		3	1	1	1	0	0	1												
Joe Girardi, R OBP: 0.300, SLG: 0.318		1-0 BB 2B		1-2 G4-3		0-0 G5-3		1-3 3-H 2B		4	0	2	1	0	0	1												
<b>Inning Stats</b>	R: 1 E: 0 K: 0 S: 10	H: 2 LOB: 2 BB: 1 P: 20	R: 1 E: 0 K: 0 S: 9	H: 2 LOB: 2 BB: 2 P: 22	R: 1 E: 0 K: 0 S: 8	H: 1 LOB: 0 BB: 1 P: 14	R: 0 E: 0 K: 0 S: 7	H: 0 LOB: 0 BB: 0 P: 11	R: 1 E: 0 K: 2 S: 12	H: 2 LOB: 1 BB: 0 P: 21	R: 1 E: 0 K: 0 S: 7	H: 2 LOB: 1 BB: 0 P: 8	R: 4 E: 1 K: 0 S: 17	H: 3 LOB: 3 BB: 3 P: 37	R: 0 E: 0 K: 0 S: 8	H: 0 LOB: 0 BB: 0 P: 11	1B: 8 2B: 3 3B: 0 HR: 2	SF: 0 SAC: 1 DP: 1 HBP: 0	WP: 1 PB: 1 CS: 1	PA: 42								
<b>PITCHER</b>	IP	WLS	BF	H	R	ER	SO	BB	IBB	HBP	BLK	WP	HR	S	P	ERA	WHIP											
Tim Belcher, R ERA: 4.88	(1, 1)	5.2	L	28	9	5	5	2	4	0	0	0	0	0	9	19	40.50	4.500										
Matt Whisenant, L ERA: 7.71	(6, 1)	0.2		6	1	4	3	0	2	0	0	0	0	0	9	19	0.00	4.500										
Hector Carrasco, R ERA: 3.95	(7, 1)	0.2		5	2	0	0	0	1	0	0	0	0	0	9	19	0.00	4.500										
Jamie Walker, L ERA: 5.1	(8, 1)	1.0		3	0	0	0	0	0	0	0	0	0	0	8	11	0.00	0.000										





Batter	1	2	3	4	5	6	7	8	9	AB	R	H	RBI	BB	SO	LOB	TOP										
<b>Bip Roberts, S</b> OBP: 0.351, SLG: 0.379 (1, 5)	G6-3			FC4			CS		K	5	0	2	0	0	1	1	<b>Kansas City Royals @ New York Yankees</b> Yankee Stadium, Bronx, NY Thu Aug 14 1997, 7:05 PM EDT Att: 28,991 - Unknown - 78 F										
<b>Shane Halter, R</b> OBP: 0.347, SLG: 0.385 (1, 8)	1B	1B					F9			4	1	1	0	0	2	3											
<b>Jay Bell, R</b> OBP: 0.364, SLG: 0.469 (1, 6)	2B	1B					CS	F7		4	1	1	0	0	0	0											
<b>Chili Davis, S</b> OBP: 0.402, SLG: 0.528 (1, 10)	2B									4	2	4	4	0	0	0											
<b>Jeff King, R</b> OBP: 0.342, SLG: 0.424 (1, 3)	BB							F9		3	0	0	0	1	1	1											
<b>Jermaine Dye, R</b> OBP: 0.248, SLG: 0.347 (1, 9)	K									4	1	1	1	0	1	3											
<b>29 Mike Sweeney, R</b> OBP: 0.317, SLG: 0.374 (1, 2)	FC6-4							L8		4	0	0	0	0	0	2											
<b>Yamil Benitez, R</b> OBP: 0.288, SLG: 0.487 <b>Johnny Damon, L</b> OBP: 0.346, SLG: 0.395 (1, 7)		G1							P4	3	0	0	0	0	2	0											
<b>Jed Hansen, R</b> OBP: 0.400, SLG: 0.250 (1, 4)	CS	1B						G6-3		1	0	0	0	0	0	0											
<b>Inning Stats</b>	R: 2 E: 0 K: 1 S: 16	H: 3 LOB: 2 BB: 1 P: 25	R: 0 E: 0 K: 1 S: 14	H: 1 LOB: 2 BB: 1 P: 22	R: 0 E: 0 K: 1 S: 8	H: 1 LOB: 1 BB: 0 P: 10	R: 0 E: 0 K: 1 S: 10	H: 0 LOB: 0 BB: 0 P: 11	R: 1 E: 0 K: 1 S: 8	H: 1 LOB: 0 BB: 0 P: 13	R: 0 E: 0 K: 1 S: 8	H: 1 LOB: 0 BB: 0 P: 12	R: 2 E: 0 K: 0 S: 12	H: 2 LOB: 0 BB: 0 P: 20	R: 0 E: 0 K: 1 S: 10	H: 0 LOB: 0 BB: 0 P: 15		1B: 6 2B: 2 3B: 0 HR: 3	SF: 0 SAC: 0 DP: 1 HBP: 0	WP: 0 PB: 0 SB: 0 CS: 2	PA: 38						
<b>PITCHER</b>	IP	WLS	BF	H	R	ER	SO	BB	IBB	HBP	BLK	WP	HR	S	P	ERA	WHIP										
<b>David Wells, L</b> ERA: 3.6 (1, 1)	7.1	W	31	9	4	4	7	2	0	0	0	0	2	77	113	4.91	1.500										
<b>Mike Stanton, L</b> ERA: 2.55 (8, 1)	0.1		2	1	1	1	0	0	0	0	0	0	1	4	7	27.00	3.000										
<b>42 Mariano Rivera, R</b> ERA: 1.82 (8, 1)	1.1	S	4	0	0	0	1	0	0	0	0	0	0	13	18	0.00	0.000										


Batter	1	2	3	4	5	6	7	8	9	AB	R	H	RBI	BB	SO	LOB	BOTTOM										
<b>2 Derek Jeter, R</b> OBP: 0.375, SLG: 0.399 (1, 6)	L5						2B			4	3	2	1	1	0	0	<b>Kansas City Royals @ New York Yankees</b> Yankee Stadium, Bronx, NY Thu Aug 14 1997, 7:05 PM EDT Att: 28,991 - Unknown - 78 F										
<b>Tim Lincecum, S</b> OBP: 0.411, SLG: 0.421 (1, 10)	G4-3						1B			5	2	4	3	0	0	2											
<b>Bernie Williams, S</b> OBP: 0.419, SLG: 0.526 (1, 8)	G4-3						L8			4	1	0	0	1	0	6											
<b>Tino Martinez, L</b> OBP: 0.377, SLG: 0.614 (1, 3)	BB						P6			5	0	3	4	0	0	1											
<b>Paul O'Neill, L</b> OBP: 0.410, SLG: 0.535 (1, 9)	BB						K			4	0	1	1	1	1	1											
<b>Charlie Hayes, R</b> OBP: 0.346, SLG: 0.454 (1, 5)	K						G6-3			4	0	0	0	0	3	4											
<b>Chad Curtis, R</b> OBP: 0.389, SLG: 0.519 (1, 7)							F8			3	1	1	0	1	0	0											
<b>Luis Sojo, R</b> OBP: 0.355, SLG: 0.372 <b>Pat Kelly, R</b> OBP: 0.341, SLG: 0.381 (1, 4)										1	0	0	0	0	0	0											
<b>Pat Kelly, R</b> OBP: 0.341, SLG: 0.381 (6, PR)										1	1	1	0	0	0	0											
<b>Joe Girardi, R</b> OBP: 0.302, SLG: 0.318 (1, 2)	G3									3	2	1	0	1	0	1											
<b>Inning Stats</b>	R: 1 E: 0 K: 1 S: 15	H: 2 LOB: 2 BB: 1 P: 26	R: 0 E: 0 K: 0 S: 8	H: 0 LOB: 0 BB: 0 P: 11	R: 0 E: 0 K: 0 S: 11	H: 1 LOB: 1 BB: 0 P: 20	R: 0 E: 0 K: 1 S: 8	H: 0 LOB: 0 BB: 0 P: 12	R: 1 E: 0 K: 0 S: 6	H: 2 LOB: 2 BB: 0 P: 11	R: 0 E: 0 K: 1 S: 7	H: 0 LOB: 0 BB: 0 P: 10	R: 5 E: 0 K: 1 S: 20	H: 5 LOB: 3 BB: 3 P: 38	R: 3 E: 0 K: 0 S: 19	H: 3 LOB: 1 BB: 1 P: 29	1B: 11 2B: 2 3B: 0 HR: 0	SF: 0 SAC: 1 DP: 1 HBP: 1	WP: 2 PB: 0 SB: 1 CS: 0	PA: 41							
<b>PITCHER</b>	IP	WLS	BF	H	R	ER	SO	BB	IBB	HBP	BLK	WP	HR	S	P	ERA	WHIP										
<b>Ricky Bones, R</b> ERA: 7.62 (1, 1)	5.0		21	5	2	2	2	1	0	1	0	0	0	18	34	3.60	1.200										
<b>Gregg Olson, R</b> ERA: 7.14 (6, 1)	1.1	L	9	2	5	5	1	2	1	0	0	0	0	18	34	33.75	3.000										
<b>Larry Casian, L</b> ERA: 5.4 (7, 1)	0.0		2	2	0	0	0	0	0	0	0	0	0	5	6	∞	∞										
<b>Mike Perez, R</b> ERA: 3.57 (7, 1)	1.1		7	3	3	3	1	1	0	0	0	1	0	18	30	20.25	3.000										
<b>Matt Whisenant, L</b> ERA: 7.45 (8, 1)	0.1		2	1	0	0	0	0	0	0	0	1	0	5	7	0.00	3.000										




Batter	1	2	3	4	5	6	7	8	9	AB	R	H	RBI	BB	SO	LOB	TOP										
<b>Bip Roberts, S</b> OBP: 0.348, SLG: 0.376 (1, 5)	G4-3	FC6 1B			G1-3		F9		K	5	0	1	2	0	1	0	<b>Kansas City Royals @ Detroit Tigers</b> Tiger Stadium, Detroit, MI Fri Aug 15 1997, 7:05 PM EDT Att: 20,099 - Unknown - 81 F										
<b>Johnny Damon, L</b> OBP: 0.346, SLG: 0.392 (1, 8)	B1-3	FC6			G4-3		WP 1B		F9	5	0	1	0	0	0	1											
<b>Jay Bell, R</b> OBP: 0.365, SLG: 0.468 (1, 6)	F7				G6-3		WP 1B		K	5	0	2	0	0	1	0											
<b>Chili Davis, S</b> OBP: 0.403, SLG: 0.527 (1, 10)			K							3	0	1	0	1	2	0											
<b>Jeff King, R</b> OBP: 0.339, SLG: 0.420 (1, 3)		E5 1B			L6					4	1	0	0	0	0	5											
<b>Jermaine Dye, R</b> OBP: 0.256, SLG: 0.375 (1, 9)		G1-3								4	1	2	1	0	0	1											
<b>29 Mike Sweeney, R</b> OBP: 0.315, SLG: 0.371 (1, 2)		1B 2B			P6				FC5-4 SH1-3	4	1	1	0	0	0	1											
<b>Jed Hansen, R</b> OBP: 0.375, SLG: 0.286 (1, 4)		2B 1B			P4				SH1-3	3	1	1	1	0	0	0											
<b>Yamil Benitez, R</b> OBP: 0.286, SLG: 0.488 <b>Shane Halter, R</b> OBP: 0.347, SLG: 0.385 (8, 5)		1B 2B			K				G4-3 L7	4	1	1	1	0	1	1											
<b>Inning Stats</b>	R: 0 E: 0 K: 0 S: 7	H: 0 LOB: 0 BB: 0 P: 11	R: 4 E: 1 K: 1 S: 21	H: 4 LOB: 1 BB: 0 P: 29	R: 0 E: 0 K: 1 S: 8	H: 0 LOB: 0 BB: 0 P: 13	R: 1 E: 0 K: 1 S: 8	H: 1 LOB: 0 BB: 0 P: 10	R: 0 E: 0 K: 0 S: 14	H: 2 LOB: 2 BB: 0 P: 23	R: 0 E: 0 K: 0 S: 7	H: 0 LOB: 0 BB: 0 P: 13	R: 0 E: 0 K: 0 S: 14	H: 2 LOB: 1 BB: 1 P: 24	R: 0 E: 0 K: 0 S: 15	H: 1 LOB: 1 BB: 0 P: 19		R: 0 E: 0 K: 2 S: 9	H: 0 LOB: 0 BB: 0 P: 11	1B: 8 2B: 1 3B: 0 HR: 1	SF: 0 SAC: 1 DP: 0 HBP: 0	WP: 1 PB: 0 SB: 0 CS: 0	PA: 39				
<b>PITCHER</b>	IP	WLS	BF	H	R	ER	SO	BB	IBB	HBP	BLK	WP	HR	S	P	ERA	WHIP										
<b>Justin Thompson, L</b> ERA: 2.96 <b>Dan Miceli, R</b> ERA: 5.48	(1, 1)	6.2	L	30	9	5	1	3	0	0	0	0	1	75	112	1.35	1.350										
(7, 1)	2.1		9	1	0	0	2	0	1	0	0	1	0	28	41	0.00	0.429										

Batter	1	2	3	4	5	6	7	8	9	AB	R	H	RBI	BB	SO	LOB	BOTTOM										
<b>Brian Hunter, R</b> OBP: 0.329, SLG: 0.343 (1, 8)	G6-4-3 BB				F9		FC1-6			3	0	0	0	1	1	2	<b>Kansas City Royals @ Detroit Tigers</b> Tiger Stadium, Detroit, MI Fri Aug 15 1997, 7:05 PM EDT Att: 20,099 - Unknown - 81 F										
<b>Damion Easley, R</b> OBP: 0.388, SLG: 0.500 (1, 4)	G6-4-3				G5-3		K			4	1	1	1	0	1	2											
<b>Bobby Higginson, L</b> OBP: 0.373, SLG: 0.534 (1, 9)	L5				L7		1B SF7		G1-3	4	1	1	0	0	0	0											
<b>Tony Clark, S</b> OBP: 0.390, SLG: 0.527 (1, 3)										3	1	1	0	1	2	0											
<b>Phil Nevin, R</b> OBP: 0.336, SLG: 0.421 (1, 7)										4	0	0	0	0	3	3											
<b>Orlando Miller, R</b> OBP: 0.278, SLG: 0.382 <b>Matt Walbeck, S</b> OBP: 0.333, SLG: 0.375 (9, PH)							SF7		G4-3	1	0	0	1	1	1	0											
<b>Bob Hamelin, L</b> OBP: 0.385, SLG: 0.522 (1, 10)					F9		K		F7	4	0	1	1	0	1	1											
<b>Raul Casanova, S</b> OBP: 0.321, SLG: 0.379 <b>Jody Reed, R</b> OBP: 0.265, SLG: 0.220 (9, PR)					G5-3				G4-3	4	0	2	0	0	0	2											
<b>Deivi Cruz, R</b> OBP: 0.252, SLG: 0.305 <b>Curtis Pride, L</b> OBP: 0.321, SLG: 0.329 (9, PH)									G4-3	0	0	0	0	0	0	0											
<b>Inning Stats</b>	R: 0 E: 0 K: 0 S: 8	H: 0 LOB: 1 BB: 1 P: 15	R: 0 E: 0 K: 3 S: 9	H: 0 LOB: 0 BB: 0 P: 13	R: 0 E: 0 K: 2 S: 14	H: 1 LOB: 1 BB: 0 P: 21	R: 2 E: 0 K: 1 S: 17	H: 2 LOB: 2 BB: 2 P: 33	R: 0 E: 0 K: 1 S: 8	H: 0 LOB: 0 BB: 0 P: 12	R: 1 E: 0 K: 2 S: 11	H: 2 LOB: 1 BB: 0 P: 16	R: 0 E: 1 K: 1 S: 12	H: 0 LOB: 1 BB: 0 P: 18	R: 0 E: 0 K: 1 S: 8	H: 0 LOB: 0 BB: 0 P: 12		R: 0 E: 0 K: 0 S: 6	H: 1 LOB: 1 BB: 0 P: 10	1B: 5 2B: 0 3B: 0 HR: 1	SF: 1 SAC: 0 DP: 1 HBP: 0	WP: 0 PB: 0 SB: 0 CS: 0	PA: 36				
<b>PITCHER</b>	IP	WLS	BF	H	R	ER	SO	BB	IBB	HBP	BLK	WP	HR	S	P	ERA	WHIP										
<b>Glendon Rusch, L</b> ERA: 5.75 <b>Hector Carrasco, R</b> ERA: 3.94 <b>Larry Casian, L</b> ERA: 5.29 <b>Gregg Olson, R</b> ERA: 7.08 <b>Jeff Montgomery, R</b> ERA: 4.79	(1, 1)	5.0	W	22	5	3	3	7	3	0	0	0	1	58	97	5.40	1.600										
(6, 1)	2.0		7	0	0	0	3	0	0	0	0	0	0	21	31	0.00	0.000										
(8, 1)	0.2		2	0	0	0	1	0	0	0	0	0	0	6	9	0.00	0.000										
(8, 1)	0.1		1	0	0	0	0	0	0	0	0	0	0	2	3	0.00	0.000										
(9, 1)	1.0	S	4	1	0	0	0	0	0	0	0	0	0	6	10	0.00	1.000										

**AB 37**  
**R 5**  
**H 10**  
**RBI 5**  
**BB 1**  
**SO 5**  
**LOB 9**



**AB 32**  
**R 3**  
**H 6**  
**RBI 3**  
**BB 3**  
**SO 11**  
**LOB 12**





Batter	1	2	3	4	5	6	7	8	9	AB	R	H	RBI	BB	SO	LOB	TOP					
<b>Bip Roberts, S</b> OBP: 0.347, SLG: 0.375 (1, 5)																	4 0 1 1 0 1 2					
<b>Johnny Damon, L</b> OBP: 0.345, SLG: 0.399 (1, 8)																	4 1 1 1 1 0 0 3					
<b>Jay Bell, R</b> OBP: 0.362, SLG: 0.464 (1, 6)																	4 0 0 0 0 1 3					
<b>Chili Davis, S</b> OBP: 0.402, SLG: 0.522 (1, 10)																	3 0 0 0 1 1 0					
<b>Jeff King, R</b> OBP: 0.339, SLG: 0.418 (1, 3)																	4 0 1 0 0 1 1					
<b>Jermaine Dye, R</b> OBP: 0.255, SLG: 0.366 (1, 9)																	3 0 0 0 1 0 2					
<b>Mike Macfarlane, R</b> OBP: 0.277, SLG: 0.333 (1, 2)																	3 0 0 0 1 0 1					
<b>Yamil Benitez, R</b> OBP: 0.299, SLG: 0.494 <b>Shane Halter, R</b> OBP: 0.342, SLG: 0.379 (8, 5)																	3 0 2 0 0 0 2 1 0 0 0 0 1 0					
<b>Jed Hansen, R</b> OBP: 0.417, SLG: 0.455 (1, 4)																	4 1 2 0 0 2 0					
<b>Inning Stats</b>	R: 1 E: 0 K: 2 S: 10	H: 1 LOB: 0 BB: 0 P: 15	R: 0 E: 0 K: 0 S: 5	H: 0 LOB: 0 BB: 0 P: 8	R: 0 E: 0 K: 1 S: 12	H: 2 LOB: 2 BB: 0 P: 16	R: 0 E: 0 K: 0 S: 6	H: 0 LOB: 1 BB: 1 P: 12	R: 1 E: 0 K: 0 S: 16	H: 3 LOB: 2 BB: 0 P: 26	R: 0 E: 0 K: 0 S: 11	H: 1 LOB: 2 BB: 0 P: 21	R: 0 E: 0 K: 1 S: 5	H: 0 LOB: 0 BB: 0 P: 8	R: 0 E: 0 K: 1 S: 9	H: 0 LOB: 1 BB: 1 P: 16	R: 0 E: 0 K: 2 S: 7	H: 0 LOB: 0 BB: 0 P: 10	1B: 5 2B: 1 3B: 0 HR: 1	SF: 0 SAC: 0 DP: 0 HBP: 0	WP: 0 PB: 1 SB: 2 CS: 1	PA: 36
<b>PITCHER</b>	IP	WLS	BF	H	R	ER	SO	BB	IBB	HBP	BLK	WP	HR	S	P	ERA	WHIP					
<b>Kevin Jarvis, R</b> ERA: 8.17 <b>Eddie Gaillard, R</b> ERA: 6.35 <b>Doug Brocail, R</b> ERA: 3.79	(1, 1) (7, 1) (9, 1)	6.0 2.0 1.0	L 7 3	26 0 0	7 0 0	2 0 0	3 2 0	2 1 0	0 0 0	0 0 0	0 0 0	0 0 0	1 0 0	14 7 10	98 24 10	3.00 0.00 0.00	1.500 0.500 0.000					

**Kansas City Royals @ Detroit Tigers**  
Tiger Stadium, Detroit, MI  
Sat Aug 16 1997, 7:05 PM EDT  
Att: 15,502 - Unknown - 75 F

AB 33  
R 2  
H 7  
RBI 2  
BB 3  
SO 7  
LOB 14

Batter	1	2	3	4	5	6	7	8	9	AB	R	H	RBI	BB	SO	LOB	BOTTOM					
<b>Brian Hunter, R</b> OBP: 0.327, SLG: 0.341 (1, 8)																	4 0 0 0 0 1 2					
<b>Bobby Higginson, L</b> OBP: 0.379, SLG: 0.538 (1, 9)																	4 1 4 0 0 0 0					
<b>Travis Fryman, R</b> OBP: 0.327, SLG: 0.438 (1, 5)																	4 0 1 0 0 0 3					
<b>Tony Clark, S</b> OBP: 0.389, SLG: 0.524 (1, 3)																	4 0 1 1 0 0 2					
<b>Bob Hamelin, L</b> OBP: 0.379, SLG: 0.513 (1, 10)																	4 0 0 0 0 2 3					
<b>Damion Easley, R</b> OBP: 0.397, SLG: 0.497 (1, 4)																	4 0 1 0 0 3 2					
<b>Curtis Pride, L</b> OBP: 0.314, SLG: 0.321 (1, 7)																	4 0 0 0 0 2 1					
<b>Raul Casanova, S</b> OBP: 0.320, SLG: 0.377 (1, 2)																	4 0 1 0 0 0 1					
<b>Deivi Cruz, R</b> OBP: 0.253, SLG: 0.309 (1, 6)																	3 0 1 0 0 0 0					
<b>Inning Stats</b>	R: 1 E: 0 K: 3 S: 16	H: 3 LOB: 2 BB: 0 P: 27	R: 0 E: 0 K: 0 S: 12	H: 2 LOB: 1 BB: 0 P: 17	R: 0 E: 0 K: 2 S: 9	H: 1 LOB: 1 BB: 0 P: 13	R: 0 E: 0 K: 0 S: 11	H: 0 LOB: 0 BB: 0 P: 13	R: 0 E: 0 K: 2 S: 10	H: 0 LOB: 0 BB: 0 P: 13	R: 0 E: 0 K: 0 S: 7	H: 0 LOB: 0 BB: 0 P: 12	R: 0 E: 0 K: 1 S: 11	H: 1 LOB: 1 BB: 0 P: 14	R: 0 E: 0 K: 1 S: 10	H: 1 LOB: 1 BB: 0 P: 14	1B: 8 2B: 2 3B: 0 HR: 0	SF: 0 SAC: 0 DP: 1 HBP: 0	WP: 1 PB: 0 SB: 0 CS: 0	PA: 35		
<b>PITCHER</b>	IP	WLS	BF	H	R	ER	SO	BB	IBB	HBP	BLK	WP	HR	S	P	ERA	WHIP					
<b>Kevin Appier, R</b> ERA: 3.1 <b>Jeff Montgomery, R</b> ERA: 4.68	(1, 1) (9, 1)	8.0 1.0	31 4	31 1	1 0	1 0	7 1	0 0	0 0	0 0	0 0	1 0	0 10	14 14	0.00 0.00	1.000 1.000						

**Kansas City Royals @ Detroit Tigers**  
Tiger Stadium, Detroit, MI  
Sat Aug 16 1997, 7:05 PM EDT  
Att: 15,502 - Unknown - 75 F

AB 35  
R 1  
H 9  
RBI 1  
BB 0  
SO 8  
LOB 14



Batter	1	2	3	4	5	6	7	8	9	AB	R	H	RBI	BB	SO	LOB	TOP				
<b>Bip Roberts, S</b> OBP: 0.346, SLG: 0.373	1-2 G4-3		3-1 1B			0-0 L7		3-2 G6-3		4	0	1	1	0	0	0					
<b>Larry Sutton, L</b> OBP: 0.346, SLG: 0.373	3-2 F8		1-0 P5			1-0 F9		1-0 G4-3		4	0	0	0	0	0	2					
<b>Jay Bell, R</b> OBP: 0.360, SLG: 0.460 <b>Shane Halter, R</b> OBP: 0.351, SLG: 0.388	2-3 K		2-3 K2-3			2-1 F8			2-2 1B WP	3	0	0	0	0	2	2					
<b>Chili Davis, S</b> OBP: 0.403, SLG: 0.522		3-3 K		1-0 F7					1-0 G4-3 WP	4	1	2	0	0	1	0					
<b>Jermaine Dye, R</b> OBP: 0.248, SLG: 0.356		0-1 L6		1-3 K					2-0 G4-3	4	0	0	0	0	1	2					
<b>Johnny Damon, L</b> OBP: 0.344, SLG: 0.406		1-0 L7		0-3 K					1-3 P5	4	1	1	2	0	1	1					
<b>29 Mike Sweeney, R</b> OBP: 0.314, SLG: 0.368			1-0 1B 1B		0-0 P3				2-2 G3-1	4	1	1	0	0	0	1					
<b>Yamil Benitez, R</b> OBP: 0.289, SLG: 0.477			0-1 P4		1-0 F8				3-3 K	3	0	0	0	0	1	1					
<b>Jed Hansen, R</b> OBP: 0.400, SLG: 0.429			1-1 1B 1B		2-3 K				1-2 G3-1	3	0	1	0	0	1	0					
<b>Inning Stats</b>	R: 0 E: 0 K: 1 S: 15	H: 0 LOB: 0 BB: 0 P: 21	R: 0 E: 0 K: 1 S: 6	H: 0 LOB: 0 BB: 0 P: 10	R: 1 E: 0 K: 1 S: 11	H: 3 LOB: 2 BB: 0 P: 19	R: 0 E: 0 K: 2 S: 7	H: 0 LOB: 0 BB: 0 P: 9	R: 0 E: 0 K: 1 S: 10	H: 0 LOB: 0 BB: 0 P: 13	R: 2 E: 0 K: 1 S: 19	H: 2 LOB: 0 BB: 0 P: 29	R: 0 E: 0 K: 0 S: 8	H: 0 LOB: 0 BB: 0 P: 13	R: 1 E: 0 K: 0 S: 14	H: 2 LOB: 1 BB: 0 P: 21	1B: 6 2B: 0 3B: 0 HR: 1	SF: 0 SAC: 0 DP: 0 HBP: 0	WP: 1 PB: 0 SB: 1 CS: 0	PA: 34	
<b>PITCHER</b>	IP	WLS	BF	H	R	ER	SO	BB	IBB	HBP	BLK	WP	HR	S	P	ERA	WHIP				
<b>Greg Keagle, R</b> ERA: 5.51	7.0	W	26	5	3	3	7	0	0	0	0	0	1	72	108	3.86	0.714				
<b>Doug Brocail, R</b> ERA: 3.73	1.0		3	0	0	0	0	0	0	0	0	0	0	8	13	0.00	0.000				
<b>Todd Jones, R</b> ERA: 3.38	1.0		5	2	1	1	0	0	0	0	0	1	0	14	21	9.00	2.000				

**Kansas City Royals @ Detroit Tigers**  
 Tiger Stadium, Detroit, MI  
 Sun Aug 17 1997, 3:33 AM EDT  
 Att: 22,371 - Overcast - 70 F

AB	34
R	4
H	7
RBI	3
BB	0
SO	7
LOB	9



Batter	1	2	3	4	5	6	7	8	9	AB	R	H	RBI	BB	SO	LOB	BOTTOM				
<b>Brian Hunter, R</b> OBP: 0.331, SLG: 0.350	0-1 E 1B	0-1 G4-3		1-0 1B		1-0 FC4-6		4-2 BB		4	2	3	0	1	0	0					
<b>Bobby Higginson, L</b> OBP: 0.383, SLG: 0.546	0-1 E9 1B		3-1 E 3B	0-0 CS 1B		1-2 FC4-6 HBP		2-1 F8		4	2	3	1	0	0	1					
<b>Travis Fryman, R</b> OBP: 0.326, SLG: 0.437	2-2 F8 BB FC1-4-6		1-0 E6 BB FC1-2	1-3 K		1-0 FC4-6				4	1	1	4	0	1	3					
<b>Tony Clark, S</b> OBP: 0.390, SLG: 0.522	1-2 BB		4-0 FC1-2 BB	3-3 K		1-2 K				2	1	0	0	2	2	3					
<b>Phil Nevin, R</b> OBP: 0.330, SLG: 0.412	0-1 F8		2-0 FC1-2 2B		0-3 K			1-3 K		4	1	0	0	0	2	4					
<b>Damion Easley, R</b> OBP: 0.398, SLG: 0.497	0-1 FC1-4-6		1-2 FC6-2 2B		1-2 G1-3			2-0 G5-3		4	0	1	3	0	0	1					
<b>Orlando Miller, R</b> OBP: 0.267, SLG: 0.366	0-1 FC4-6		3-2 FC6-2 BB		2-2 G4-3			0-2 G5-3		4	0	0	0	0	0	2					
<b>Matt Walbeck, S</b> OBP: 0.340, SLG: 0.366		1-3 K	1-2 FC6-4 BB		4-2 2B G1-3 FC4-6 BB			0-1 P4		2	1	0	0	2	1	0					
<b>Deivi Cruz, R</b> OBP: 0.250, SLG: 0.305		0-1 G3-1	1-2 FC6-4		1-2 G1-3			1-0 G5-3		4	0	0	0	0	0	3					
<b>Inning Stats</b>	R: 3 E: 1 K: 0 S: 15	H: 3 LOB: 1 BB: 1 P: 21	R: 0 E: 0 K: 1 S: 7	H: 0 LOB: 0 BB: 0 P: 8	R: 3 E: 1 K: 0 S: 19	H: 2 LOB: 2 BB: 2 P: 38	R: 1 E: 0 K: 2 S: 9	H: 2 LOB: 1 BB: 0 P: 14	R: 0 E: 0 K: 1 S: 9	H: 0 LOB: 0 BB: 0 P: 12	R: 1 E: 0 K: 1 S: 13	H: 1 LOB: 2 BB: 1 P: 24	R: 0 E: 0 K: 1 S: 7	H: 0 LOB: 0 BB: 0 P: 10	R: 0 E: 0 K: 0 S: 7	H: 0 LOB: 1 BB: 1 P: 14	1B: 3 2B: 5 3B: 1 HR: 0	SF: 0 SAC: 0 DP: 1 HBP: 1	WP: 0 PB: 0 SB: 1 CS: 1	PA: 38	
<b>PITCHER</b>	IP	WLS	BF	H	R	ER	SO	BB	IBB	HBP	BLK	WP	HR	S	P	ERA	WHIP				
<b>50 José Rosado, L</b> ERA: 4.32	2.1	L	15	5	6	5	1	2	0	0	0	0	0	30	48	19.29	3.000				
<b>Mike Perez, R</b> ERA: 3.54	2.2		10	2	1	1	3	1	0	0	0	0	0	29	45	3.38	1.125				
<b>Matt Whisenant, L</b> ERA: 6.94	2.0		9	1	1	1	2	1	0	1	0	0	0	20	34	4.50	1.000				
<b>Jamie Walker, L</b> ERA: 4.94	1.0		4	0	0	0	0	1	0	0	0	0	0	7	14	0.00	1.000				

**Kansas City Royals @ Detroit Tigers**  
 Tiger Stadium, Detroit, MI  
 Sun Aug 17 1997, 3:33 AM EDT  
 Att: 22,371 - Overcast - 70 F

AB	32
R	8
H	8
RBI	8
BB	5
SO	6
LOB	17









Batter	1	2	3	4	5	6	7	8	9	AB	R	H	RBI	BB	SO	LOB	TOP					
Brady Anderson, L (1, 8) OBP: 0.407, SLG: 0.476										4	1	2	0	0	0	1	<b>Baltimore Orioles @ Kansas City Royals</b> Kauffman Stadium, Kansas City, MO Tue Aug 19 1997, 7:05 PM CDT Att: 17,402 - Unknown - 73 F <a href="http://livebaseballscorecards.com">livebaseballscorecards.com</a>					
Jeff Reboulet, R (1, 4) OBP: 0.327, SLG: 0.368										3	1	2	2	0	0	0						
B.J. Surhoff, L (1, 10) OBP: 0.361, SLG: 0.483										4	0	0	0	0	0	3						
Cal Ripken Jr., R (1, 5) Aaron Ledesma, R (7, 5) OBP: 0.335, SLG: 0.425 OBP: 0.455, SLG: 0.517										3	0	0	0	0	0	1						
Rafael Palmeiro, L (1, 3) OBP: 0.328, SLG: 0.462										4	0	0	0	0	0	1						
Chris Hoiles, R (1, 2) OBP: 0.389, SLG: 0.435										4	0	0	0	0	0	1						
Tony Tarasco, L (1, 9) OBP: 0.326, SLG: 0.423										3	0	0	0	0	0	0						
Jeffrey Hammonds, R (1, 7) OBP: 0.318, SLG: 0.498										3	0	1	0	0	0	0						
Mike Bordick, R (1, 6) OBP: 0.275, SLG: 0.305										3	0	1	0	0	1	1						
<b>Inning Stats</b>	R: 0 E: 0 K: 0 S: 6	H: 1 LOB: 1 BB: 0 P: 8	R: 0 E: 0 K: 0 S: 6	H: 0 LOB: 0 BB: 0 P: 9	R: 0 E: 0 K: 1 S: 6	H: 0 LOB: 0 BB: 0 P: 10	R: 0 E: 0 K: 0 S: 5	H: 0 LOB: 0 BB: 0 P: 5	R: 0 E: 0 K: 0 S: 6	H: 0 LOB: 0 BB: 0 P: 10	R: 0 E: 0 K: 0 S: 17	H: 2 LOB: 2 BB: 0 P: 22	R: 0 E: 0 K: 0 S: 5	H: 0 LOB: 0 BB: 0 P: 6	R: 0 E: 0 K: 0 S: 4	H: 1 LOB: 0 BB: 0 P: 5	R: 2 E: 0 K: 0 S: 7	H: 3 LOB: 1 BB: 0 P: 13	1B: 6 2B: 0 3B: 0 HR: 1	SF: 0 SAC: 1 DP: 1 HBP: 0	WP: 0 PB: 0 SB: 0 CS: 0	PA: 33
<b>PITCHER</b> Ricky Bones, R (1, 1) ERA: 6.85	IP: 9.0 WLS: W BF: 33	H: 7 R: 2 ER: 2 SO: 1	BB: 0 IBB: 0 HBP: 0 BLK: 0	WP: 0 HR: 1 S: 62 P: 88	ERA: 2.00 WHIP: 0.778	<b>PITCHER</b>										IP: 9.0 WLS: W BF: 33	H: 7 R: 2 ER: 2 SO: 1	BB: 0 IBB: 0 HBP: 0 BLK: 0	WP: 0 HR: 1 S: 62 P: 88	ERA: 2.00 WHIP: 0.778		

Batter	1	2	3	4	5	6	7	8	9	AB	R	H	RBI	BB	SO	LOB	BOTTOM			
Johnny Damon, L (1, 8) OBP: 0.340, SLG: 0.398										5	0	0	0	0	0	6	<b>Baltimore Orioles @ Kansas City Royals</b> Kauffman Stadium, Kansas City, MO Tue Aug 19 1997, 7:05 PM CDT Att: 17,402 - Unknown - 73 F <a href="http://livebaseballscorecards.com">livebaseballscorecards.com</a>			
Shane Halter, R (1, 5) OBP: 0.329, SLG: 0.361										5	0	0	0	0	1	3				
Jay Bell, R (1, 6) OBP: 0.362, SLG: 0.458										3	2	1	0	2	1	0				
Chili Davis, S (1, 10) OBP: 0.403, SLG: 0.535										5	2	3	3	0	0	1				
Jermaine Dye, R (1, 9) OBP: 0.267, SLG: 0.373										3	1	1	0	2	0	2				
Larry Sutton, L (1, 3) OBP: 0.311, SLG: 0.111										5	1	1	0	0	0	2				
Yamil Benitez, R (1, 7) OBP: 0.298, SLG: 0.478										4	2	2	1	0	1	1				
Mike Macfarlane, R (1, 2) OBP: 0.290, SLG: 0.355										2	1	2	1	1	0	0				
Jed Hansen, R (1, 4) OBP: 0.455, SLG: 0.600										3	0	3	4	0	0	0				
<b>Inning Stats</b>	R: 0 E: 0 K: 0 S: 14	H: 2 LOB: 2 BB: 0 P: 18	R: 1 E: 0 K: 0 S: 14	H: 2 LOB: 1 BB: 0 P: 20	R: 2 E: 0 K: 1 S: 9	H: 2 LOB: 1 BB: 1 P: 18	R: 1 E: 0 K: 0 S: 8	H: 2 LOB: 0 BB: 0 P: 11	R: 4 E: 0 K: 0 S: 17	H: 3 LOB: 2 BB: 2 P: 32	R: 0 E: 0 K: 1 S: 6	H: 0 LOB: 0 BB: 0 P: 7	R: 0 E: 0 K: 0 S: 9	H: 1 LOB: 2 BB: 1 P: 21	R: 1 E: 0 K: 1 S: 7	H: 1 LOB: 1 BB: 1 P: 16	1B: 8 2B: 3 3B: 1 HR: 2	SF: 1 SAC: 0 DP: 1 HBP: 1	WP: 0 PB: 1 SB: 1 CS: 0	PA: 42
<b>PITCHER</b> Esteban Yan, R (1, 1) ERA: 16.62 Arthur Rhodes, L (5, 1) ERA: 3.21 Alan Mills, R (7, 1) ERA: 3.0	IP: 4.1 WLS: L BF: 27	H: 8 R: 0 ER: 0 SO: 1	BB: 3 IBB: 0 HBP: 0 BLK: 0	WP: 0 HR: 0 S: 56 P: 91	ERA: 16.61 WHIP: 3.231	<b>PITCHER</b>										IP: 4.1 WLS: L BF: 27	H: 8 R: 0 ER: 0 SO: 1	BB: 3 IBB: 0 HBP: 0 BLK: 0	WP: 0 HR: 0 S: 56 P: 91	ERA: 16.61 WHIP: 3.231



Batter	1	2	3	4	5	6	7	8	9	AB	R	H	RBI	BB	SO	LOB	TOP								
Brady Anderson, L (1, 8) OBP: 0.406, SLG: 0.474	G3		G6-3		K		1B			4	0	1	0	0	1	0	<b>Baltimore Orioles @ Kansas City Royals</b> Kauffman Stadium, Kansas City, MO Wed Aug 20 1997, 7:05 PM CDT Att: 16,225 - Unknown - 77 F <a href="http://livebaseballscorecards.com">livebaseballscorecards.com</a>								
Jeff Reboulet, R (1, 4) OBP: 0.320, SLG: 0.360	G4-3		K			L7	K			4	0	0	0	0	2	1									
B.J. Surhoff, L (1, 7) OBP: 0.360, SLG: 0.483	G6-3			G3-1		E9	HR	2B	F7	4	1	1	0	0	0	0									
Geronimo Berroa, R (1, 10) OBP: 0.375, SLG: 0.473		L8		F8		HR	BB		G6-3	3	1	0	0	1	0	0									
Rafael Palmeiro, L (1, 3) OBP: 0.333, SLG: 0.478		1B		HR		HR	HR		1B	4	2	4	4	0	0	0									
Cal Ripken Jr., R (1, 5) OBP: 0.334, SLG: 0.423		K		1B		G6-3			F8	4	0	1	0	0	1	2									
Jeffrey Hammonds, R (1, 9) OBP: 0.319, SLG: 0.456 Tony Tarasco, L (5, 9) OBP: 0.322, SLG: 0.417	SAFE	1B		G5-3		K			G4-3	2	0	1	0	0	0	1									
Chris Hoiles, R (1, 2) OBP: 0.384, SLG: 0.429	SAFE	L5			G6-3		K		G3-1	4	0	0	0	0	1	2									
Mike Bordick, R (1, 6) OBP: 0.272, SLG: 0.302			G4-3		G6-3		G6-3		K	4	0	0	0	0	1	0									
<b>Inning Stats</b>	R: 0 H: 0 E: 0 K: 0 S: 7	H: 0 LOB: 0 BB: 0 P: 8	R: 0 H: 2 E: 0 K: 1 S: 13	LOB: 2 BB: 0 P: 18	R: 0 H: 0 E: 0 K: 1 S: 7	LOB: 0 BB: 0 P: 9	R: 1 H: 2 E: 0 K: 0 S: 10	H: 2 LOB: 1 BB: 0 P: 13	R: 0 H: 0 E: 0 K: 1 S: 7	H: 0 LOB: 0 BB: 0 P: 10	R: 3 H: 2 E: 1 K: 1 S: 13	H: 2 LOB: 1 BB: 1 P: 22	R: 0 H: 1 E: 0 K: 0 S: 11	H: 1 LOB: 1 BB: 0 P: 17	R: 0 H: 1 E: 0 K: 0 S: 8	H: 1 LOB: 1 BB: 0 P: 12		R: 0 H: 0 E: 0 K: 1 S: 8	H: 0 LOB: 0 BB: 0 P: 10	1B: 5 2B: 1 3B: 0 HR: 2	SF: 0 SAC: 0 DP: 0 HBP: 0	WP: 0 PB: 0 SB: 0 CS: 0	PA: 36		
<b>PITCHER</b>	IP	WLS	BF	H	R	ER	SO	BB	IBB	HBP	BLK	WP	HR	S	P	ERA	WHIP								
Glendon Rusch, L (1, 1) ERA: 5.72	7.0	L	29	7	4	4	6	1	0	0	0	0	2	68	97	5.14	1.143								
Gregg Olson, R (8, 1) ERA: 6.82	1.0		4	1	0	0	0	0	0	0	0	0	0	8	12	0.00	1.000								
Jeff Montgomery, R (9, 1) ERA: 4.57	1.0	S	3	0	0	0	1	0	0	0	0	0	0	8	10	0.00	0.000								

Batter	1	2	3	4	5	6	7	8	9	AB	R	H	RBI	BB	SO	LOB	BOTTOM								
Johnny Damon, L (1, 8) OBP: 0.337, SLG: 0.394	K		L8			F7		K		4	0	0	0	0	2	0	<b>Baltimore Orioles @ Kansas City Royals</b> Kauffman Stadium, Kansas City, MO Wed Aug 20 1997, 7:05 PM CDT Att: 16,225 - Unknown - 77 F <a href="http://livebaseballscorecards.com">livebaseballscorecards.com</a>								
Jed Hansen, R (1, 4) OBP: 0.423, SLG: 0.522	G4-3			G6-3	1B	BB	K		G4-3	3	0	0	0	1	1	0									
Jay Bell, R (1, 6) OBP: 0.361, SLG: 0.456	K				G6-3	1B	K		K	4	0	1	0	0	3	0									
Chili Davis, S (1, 10) OBP: 0.404, SLG: 0.537		G3	SF8	2B	G6-3	1-2	2-3		K	4	1	2	0	0	1	2									
Dean Palmer, R (1, 5) OBP: 0.316, SLG: 0.439	G3			K		G5-4-3	1-2			3	0	0	0	0	1	3									
Jeff King, R (1, 3) OBP: 0.339, SLG: 0.416	SF8				G4-6-3	BB	G5-3			1	0	0	1	1	0	0									
Jermaine Dye, R (1, 9) OBP: 0.261, SLG: 0.366	F7				G4-6-3	1-2		K		3	0	0	0	0	1	1									
Yamil Benitez, R (1, 7) OBP: 0.309, SLG: 0.516			G5-3			29 FC6-4	1B	HR		3	1	2	1	0	0	0									
29 Mike Sweeney, R (1, 2) OBP: 0.313, SLG: 0.370			F9			1-2	FC6-4	K		3	0	0	0	0	1	1									
<b>Inning Stats</b>	R: 0 H: 0 E: 0 K: 2 S: 9	H: 1 LOB: 0 BB: 0 P: 13	R: 1 H: 1 E: 0 K: 0 S: 6	H: 1 LOB: 0 BB: 0 P: 10	R: 0 H: 0 E: 0 K: 0 S: 7	LOB: 0 BB: 0 P: 12	R: 0 H: 1 E: 0 K: 1 S: 9	H: 1 LOB: 1 BB: 1 P: 17	R: 0 H: 1 E: 0 K: 0 S: 10	H: 1 LOB: 1 BB: 1 P: 17	R: 0 H: 0 E: 0 K: 2 S: 10	H: 0 LOB: 0 BB: 0 P: 17	R: 0 H: 1 E: 0 K: 0 S: 8	H: 1 LOB: 0 BB: 0 P: 15	R: 1 H: 1 E: 0 K: 3 S: 12	H: 1 LOB: 0 BB: 0 P: 15		R: 0 H: 0 E: 0 K: 2 S: 8	H: 0 LOB: 0 BB: 0 P: 12	1B: 3 2B: 1 3B: 0 HR: 1	SF: 1 SAC: 0 DP: 3 HBP: 0	WP: 0 PB: 0 SB: 0 CS: 0	PA: 31		
<b>PITCHER</b>	IP	WLS	BF	H	R	ER	SO	BB	IBB	HBP	BLK	WP	HR	S	P	ERA	WHIP								
Jimmy Key, L (1, 1) ERA: 2.83	7.0	W	24	4	1	1	3	0	0	0	0	0	1	12	15	9.00	1.000								
Armando Benitez, R (8, 1) ERA: 2.35	1.0		4	1	1	1	3	0	0	0	0	0	1	12	15	9.00	1.000								
Randy Myers, L (9, 1) ERA: 1.88	1.0	S	3	0	0	0	2	0	0	0	0	0	0	8	12	0.00	0.000								







Batter	1	2	3	4	5	6	7	8	9	AB	R	H	RBI	BB	SO	LOB	TOP					
Shannon Stewart, R (1, 8) OBP: 0.429, SLG: 0.559	1-2 1B SF7 1B		0-2 G1-3		1-0 1B		0-0 P4		2-2 F7	5	1	2	0	0	0	1						
Mariano Duncan, R (1, 4) OBP: 0.270, SLG: 0.290	1 SAFE 1B 1 SAFE 1B	2-1 1B SF7 1B	1-3 K		1-0 1B			0-1 HR 1B		4	2	3	0	0	1	0						
José Cruz Jr., S (1, 7) OBP: 0.322, SLG: 0.524	0-0 SF7		2-0 1B		0-0 F8			0-0 HR		3	1	2	3	0	0	2						
Joe Carter, R (1, 10) OBP: 0.296, SLG: 0.416	0-1 P3		0-0 F8		1-0 F7			2-2 HR		4	1	1	1	0	0	2						
Carlos Delgado, L (1, 3) OBP: 0.339, SLG: 0.531	0-1 2H 1B			0-3 K		1-2 L9		0-0 G3-1		4	0	1	1	0	1	0						
Ed Sprague, R (1, 5) OBP: 0.304, SLG: 0.384	0-1 F9			2-2 G6-3		0-0 G5-3		0-0 F8		4	0	0	0	0	0	1						
Shawn Green, L (1, 9) OBP: 0.344, SLG: 0.513		0-0 G3		0-3 K			1-3 K	1-2 G1-3		4	0	0	0	0	2	0						
Charlie O'Brien, R (1, 2) OBP: 0.300, SLG: 0.335		3-1 L8			0-0 P5		0-2 F8		0-0 G5-3	4	0	0	0	0	0	0						
Tomas Perez, S (1, 6) OBP: 0.326, SLG: 0.289		1-2 G5-3			0-0 P3		1-1 1B		2-2 G3	4	0	1	0	0	0	0						
<b>Inning Stats</b>	R: 2 E: 0 K: 0 S: 12	H: 3 LOB: 1 BB: 0 P: 15	R: 0 E: 0 K: 0 S: 8	H: 0 LOB: 0 BB: 0 P: 12	R: 0 E: 0 K: 1 S: 10	H: 1 LOB: 1 BB: 0 P: 13	R: 0 E: 0 K: 2 S: 10	H: 0 LOB: 0 BB: 0 P: 12	R: 0 E: 0 K: 0 S: 5	H: 2 LOB: 2 BB: 0 P: 7	R: 0 E: 0 K: 0 S: 5	H: 0 LOB: 0 BB: 0 P: 7	R: 0 E: 0 K: 1 S: 11	H: 1 LOB: 1 BB: 0 P: 13	R: 3 E: 0 K: 0 S: 11	H: 3 LOB: 0 BB: 0 P: 14	R: 0 E: 0 K: 0 S: 7	H: 0 LOB: 0 BB: 0 P: 11	1B: 8 2B: 0 3B: 0 HR: 2	SF: 1 SAC: 0 DP: 0 HBP: 0	WP: 0 PB: 0 SB: 0 CS: 0	PA: 37
<b>PITCHER</b>	IP WLS BF H R ER SO BB IBB HBP BLK WP HR S P ERA WHIP	IP WLS BF H R ER SO BB IBB HBP BLK WP HR S P ERA WHIP															IP WLS BF H R ER SO BB IBB HBP BLK WP HR S P ERA WHIP					
50 José Rosado, L (1, 1) ERA: 4.4	7.0 L 31 10 5 5 4 0 0 0 0 0 2 67 87 6.43 1.429																					
Gregg Olson, R (8, 1) ERA: 6.4	2.0 6 0 0 0 0 0 0 0 0 0 0 0 12 17 0.00 0.000																					

Toronto Blue Jays @ Kansas City Royals  
Kauffman Stadium, Kansas City, MO  
Fri Aug 22 1997, 7:05 PM CDT  
Att: 29,604 - Unknown - 77 F

AB	36
R	5
H	10
RBI	5
BB	0
SO	4
LOB	6



Batter	1	2	3	4	5	6	7	8	9	AB	R	H	RBI	BB	SO	LOB	BOTTOM					
Bip Roberts, S (1, 7) OBP: 0.349, SLG: 0.386	3-2 G5-3		2-0 3B			1-3 K		1-1 E4 3B		4	1	1	0	0	1	0						
Johnny Damon, L (1, 8) OBP: 0.338, SLG: 0.399	1-0 G1-3		2-2 G1-6-3			4-2 1B BB		1-2 2B 3B		3	1	1	1	1	0	1						
Jay Bell, R (1, 6) OBP: 0.365, SLG: 0.459	2-1 1B			3-2 G4-3 G5-3 1B		1-0 G4-6-3 1B		1-2 F8 2B		4	0	4	1	0	0	0						
Chili Davis, S (1, 10) OBP: 0.401, SLG: 0.529	3-3 K			2-1 G5-3		0-1 G4-6-3		0-1 F8		4	0	0	0	0	1	5						
Dean Palmer, R (1, 5) OBP: 0.310, SLG: 0.431		1-2 F9		2-1 G4-3			1-2 G5-3	2-2 G5-3		4	0	0	0	0	0	2						
Jeff King, R (1, 3) OBP: 0.336, SLG: 0.414		1-3 K		3-2 F7			0-2 P6		3-2 P6	4	0	0	0	0	1	1						
Jermaine Dye, R (1, 9) OBP: 0.246, SLG: 0.346		3-1 G5-3			0-1 G4-3		2-1 G6-3		0-3 K	4	0	0	0	0	1	0						
29 Mike Sweeney, R (1, 2) OBP: 0.311, SLG: 0.373			2-1 G6-3		1-1 F7			1-2 G5-3	1-2 K	4	0	1	0	0	0	0						
Jed Hansen, R (1, 4) OBP: 0.424, SLG: 0.517					0-0 L9			0-2 K	2-3 K	2	0	0	0	0	1	0						
Larry Sutton, L (8, PH) OBP: 0.200, SLG: 0.300										1	1	1	0	0	0	0						
Shane Halter, R (9, 4) OBP: 0.329, SLG: 0.361										0	0	0	0	0	0	0						
Yamil Benitez, R (9, PH) OBP: 0.304, SLG: 0.500										1	0	0	0	0	1	1						
<b>Inning Stats</b>	R: 0 E: 0 K: 1 S: 11	H: 1 LOB: 1 BB: 0 P: 20	R: 0 E: 0 K: 1 S: 8	H: 0 LOB: 0 BB: 0 P: 13	R: 0 E: 0 K: 0 S: 7	H: 1 LOB: 1 BB: 0 P: 13	R: 0 E: 0 K: 0 S: 13	H: 1 LOB: 1 BB: 0 P: 23	R: 0 E: 0 K: 1 S: 7	H: 0 LOB: 0 BB: 0 P: 9	R: 0 E: 0 K: 1 S: 8	H: 1 LOB: 1 BB: 1 P: 14	R: 0 E: 0 K: 0 S: 8	H: 0 LOB: 0 BB: 0 P: 11	R: 3 E: 1 K: 0 S: 23	H: 3 LOB: 1 BB: 0 P: 29	R: 0 E: 0 K: 2 S: 14	H: 1 LOB: 1 BB: 0 P: 20	1B: 3 2B: 3 3B: 2 HR: 0	SF: 0 SAC: 0 DP: 1 HBP: 0	WP: 0 PB: 0 SB: 0 CS: 0	PA: 36
<b>PITCHER</b>	IP WLS BF H R ER SO BB IBB HBP BLK WP HR S P ERA WHIP	IP WLS BF H R ER SO BB IBB HBP BLK WP HR S P ERA WHIP															IP WLS BF H R ER SO BB IBB HBP BLK WP HR S P ERA WHIP					
Roger Clemens, R (1, 1) ERA: 1.8	7.1 W 30 7 3 2 4 1 0 0 0 0 9 76 121 2.46 1.091																					
Paul Quantrill, R (8, 1) ERA: 2.19	0.2 2 0 0 0 0 0 0 0 0 0 0 0 9 11 0.00 0.000																					
Kelvin Escobar, R (9, 1) ERA: 1.4	1.0 S 4 1 0 0 2 0 0 0 0 0 0 14 20 0.00 1.000																					

Toronto Blue Jays @ Kansas City Royals  
Kauffman Stadium, Kansas City, MO  
Fri Aug 22 1997, 7:05 PM CDT  
Att: 29,604 - Unknown - 77 F

AB	35
R	3
H	8
RBI	2
BB	1
SO	6
LOB	10





Batter	1	2	3	4	5	6	7	8	9	AB	R	H	RBI	BB	SO	LOB	TOP			
Shannon Stewart, R OBP: 0.404, SLG: 0.513	L9	E5		P4		S		G1-3		5	0	1	0	0	0	2				
Mariano Duncan, R OBP: 0.273, SLG: 0.292	F	FC6-4				K			F9	5	1	2	1	0	1	3				
José Cruz Jr., S OBP: 0.317, SLG: 0.515	E4		K	K		F9			G3-1	5	1	0	0	0	2	3				
Joe Carter, R OBP: 0.299, SLG: 0.417	FC4-6		K		F7		WP		L4	4	1	2	1	0	1	0				
Carlos Delgado, L OBP: 0.336, SLG: 0.526	FC4-6		G3		F7		P2			4	0	0	1	0	0	3				
Ed Sprague, R OBP: 0.304, SLG: 0.382	F9			F9	L7		P3			3	1	0	0	1	0	3				
Shawn Green, L OBP: 0.346, SLG: 0.513		K								4	1	2	1	0	2	1				
Benito Santiago, R OBP: 0.254, SLG: 0.352	G6-3		F9		P6			G5-3		4	0	0	0	0	0	3				
Tomas Perez, S OBP: 0.340, SLG: 0.341						F7		G4-3		3	1	1	2	0	0	0				
<b>Inning Stats</b>	R: 2 E: 1 K: 0 S: 19	H: 2 LOB: 1 BB: 0 P: 25	R: 0 E: 1 K: 1 S: 12	H: 0 LOB: 2 BB: 0 P: 20	R: 0 E: 0 K: 2 S: 11	H: 0 LOB: 0 BB: 0 P: 16	R: 3 E: 0 K: 1 S: 20	H: 3 LOB: 1 BB: 1 P: 32	R: 1 E: 0 K: 1 S: 8	H: 2 LOB: 1 BB: 0 P: 12	R: 0 E: 0 K: 1 S: 15	H: 0 LOB: 1 BB: 0 P: 21	R: 0 E: 0 K: 0 S: 8	H: 0 LOB: 0 BB: 0 P: 12	R: 0 E: 0 K: 0 S: 7	H: 0 LOB: 0 BB: 0 P: 10	1B: 7 2B: 0 3B: 1 HR: 0	SF: 0 SAC: 0 DP: 0 HBP: 2	WP: 2 PB: 0 SB: 1 CS: 0	PA: 40
<b>PITCHER</b>	IP	WLS	BF	H	R	ER	SO	BB	IBB	HBP	BLK	WP	HR	S	P	ERA	WHIP			
Jim Pittsley, R ERA: 5.83	4.0		21	5	5	3	4	1	0	1	0	0	0	62	93	6.75	1.500			
Jamie Walker, L ERA: 5.19	2.0	L	9	3	1	1	1	0	0	0	0	0	0	17	29	4.50	1.500			
Hector Carrasco, R ERA: 3.63	2.0		7	0	0	0	1	0	0	1	0	2	0	23	33	0.00	0.000			
Jeff Montgomery, R ERA: 4.47	1.0		3	0	0	0	0	0	0	0	0	0	0	7	10	0.00	0.000			

Toronto Blue Jays @ Kansas City Royals  
Kauffman Stadium, Kansas City, MO

AB 37  
R 6  
H 8  
RBI 6  
BB 1  
SO 6  
LOB 18



Sat Aug 23 1997, 7:05 PM CDT  
Att: 19,249 - Unknown - 81 F

Batter	1	2	3	4	5	6	7	8	9	AB	R	H	RBI	BB	SO	LOB	BOTTOM			
Bip Roberts, S OBP: 0.351, SLG: 0.387	HR	WP			G3-1		K			4	2	2	0	0	1	1				
Johnny Damon, L OBP: 0.338, SLG: 0.397	K	FC5-4			G4-3			F9		4	0	1	1	0	1	1				
Jay Bell, R OBP: 0.362, SLG: 0.455	F8	FC5-4			G1-3			G6-3		4	0	0	0	0	0	2				
Chili Davis, S OBP: 0.404, SLG: 0.539	HR		G5-4-3			G3-1		FC4-6		4	1	3	2	0	0	0				
Dean Palmer, R OBP: 0.308, SLG: 0.427	G6-3		K			F9		FC4-6		4	0	0	0	0	1	2				
Jeff King, R OBP: 0.333, SLG: 0.410		K	G5-4-3			K		P6		4	0	0	0	0	2	1				
Yamil Beñitez, R OBP: 0.311, SLG: 0.500		K			K					4	0	2	0	0	2	0				
29 Mike Sweeney, R OBP: 0.317, SLG: 0.375		HR					F9		F8	2	1	1	0	1	0	1				
Larry Sutton, L OBP: 0.182, SLG: 0.273										1	0	0	0	0	0	1				
Jed Hansen, R OBP: 0.405, SLG: 0.576		HR			K		P4		G4-3	4	1	1	2	0	1	3				
<b>Inning Stats</b>	R: 2 E: 0 K: 1 S: 14	H: 2 LOB: 0 BB: 0 P: 22	R: 3 E: 0 K: 2 S: 19	H: 3 LOB: 1 BB: 1 P: 33	R: 0 E: 0 K: 1 S: 6	H: 1 LOB: 0 BB: 0 P: 9	R: 0 E: 0 K: 2 S: 9	H: 1 LOB: 1 BB: 0 P: 16	R: 0 E: 0 K: 1 S: 7	H: 0 LOB: 0 BB: 0 P: 9	R: 0 E: 0 K: 1 S: 11	H: 1 LOB: 1 BB: 0 P: 14	R: 0 E: 0 K: 0 S: 9	H: 1 LOB: 1 BB: 0 P: 12	R: 0 E: 0 K: 0 S: 7	H: 1 LOB: 1 BB: 0 P: 11	1B: 8 2B: 1 3B: 0 HR: 2	SF: 0 SAC: 0 DP: 2 HBP: 0	WP: 1 PB: 0 SB: 0 CS: 1	PA: 36
<b>PITCHER</b>	IP	WLS	BF	H	R	ER	SO	BB	IBB	HBP	BLK	WP	HR	S	P	ERA	WHIP			
Luis Andujar, R ERA: 6.48	2.0	W	12	2	0	0	4	0	0	0	0	0	0	27	42	0.00	0.500			
Marty Janzen, R ERA: 1.2	1.0		4	1	0	0	1	0	0	0	0	0	0	11	14	0.00	1.000			
Tim Crabtree, R ERA: 7.34	2.0	S	8	2	0	0	0	0	0	0	0	0	0	16	23	0.00	1.000			
Paul Quantrill, R ERA: 2.13																				

Toronto Blue Jays @ Kansas City Royals  
Kauffman Stadium, Kansas City, MO

AB 35  
R 5  
H 10  
RBI 5  
BB 1  
SO 8  
LOB 12



Sat Aug 23 1997, 7:05 PM CDT  
Att: 19,249 - Unknown - 81 F







Batter	1	2	3	4	5	6	7	8	9	AB	R	H	RBI	BB	SO	LOB	TOP										
<b>Bip Roberts, S</b> (1, 8) OBP: 0.352, SLG: 0.384 <b>Shane Halter, R</b> (9, 9) OBP: 0.329, SLG: 0.360	2-1 G4-3	2-2 L5			3-2 FC4-6 1B		3-3 K		3-1 F7	5	0	1	0	0	1	2	<b>Kansas City Royals @ Baltimore Orioles</b> Oriole Park at Camden Yards, Baltimore, MD Tue Aug 26 1997, 7:05 PM EDT Att: 46,016 - Unknown - 83 F <a href="http://livebaseballscorecards.com">livebaseballscorecards.com</a>										
<b>Jed Hansen, R</b> (1, 4) OBP: 0.449, SLG: 0.595	3-2 HR 2B		2-3 K		1-2 FC4-6 BB 1-2		1-2 1B		2-2 G6-3	5	1	2	1	0	1	2											
<b>Jay Bell, R</b> (1, 6) OBP: 0.360, SLG: 0.458	0-0 2-H HR		1-3 K		2-3 K		0-1 F9		1-3 K	5	1	1	2	0	3	3											
<b>Chili Davis, S</b> (1, 10) OBP: 0.405, SLG: 0.548	1-0 HR		0-1 G1-3		4-2 1-2 BB		0-0 F7			3	1	1	1	1	0	0											
<b>Dean Palmer, R</b> (1, 5) OBP: 0.307, SLG: 0.423	0-1 F8			1-1 G1-3		1-0 G4-3		2-2 G3-1		4	0	0	0	0	0	2											
<b>Yamil Benitez, R</b> (1, 7) OBP: 0.322, SLG: 0.500	1-3 K			0-1 E6 1B 29 SF8		0-0 G6-3		3-2 2B		4	1	1	0	0	1	0											
<b>Jeff King, R</b> (1, 3) OBP: 0.333, SLG: 0.408		1-1 F7		1-1 1B		3-3 K		4-0 IBB		3	0	1	0	1	1	0											
<b>29 Mike Sweeney, R</b> (1, 2) OBP: 0.307, SLG: 0.364		1-1 G4-3		2-1 SF8		0-0 G3		1-3 K		3	0	0	1	0	1	2											
<b>Jermaine Dye, R</b> (1, 9) OBP: 0.250, SLG: 0.344 <b>Johnny Damon, L</b> (9, PR) OBP: 0.332, SLG: 0.390		2-2 1B		1-3 K			3-2 G6-3		3-2 G6-3 1B	4	0	2	0	0	1	1											
<b>Inning Stats</b>	R: 3 E: 0 K: 1 S: 14	H: 3 LOB: 0 BB: 0 P: 21	R: 0 E: 0 K: 0 S: 11	H: 1 LOB: 1 BB: 0 P: 17	R: 0 E: 0 K: 2 S: 8	H: 0 LOB: 0 BB: 0 P: 11	R: 1 E: 1 K: 1 S: 11	H: 1 LOB: 1 BB: 0 P: 16	R: 0 E: 0 K: 1 S: 15	H: 0 LOB: 2 BB: 1 P: 26	R: 0 E: 0 K: 1 S: 11	H: 1 LOB: 0 BB: 0 P: 18	R: 0 E: 0 K: 1 S: 12	H: 1 LOB: 2 BB: 1 P: 22	R: 1 E: 0 K: 1 S: 11	H: 1 LOB: 1 BB: 0 P: 20		1B: 5 2B: 2 3B: 0 HR: 2	SF: 1 SAC: 0 DP: 0 HBP: 0	WP: 0 PB: 0 SB: 2 CS: 0	PA: 39						
<b>PITCHER</b>	IP	WLS	BF	H	R	ER	SO	BB	IBB	HBP	BLK	WP	HR	S	P	ERA	WHIP										
<b>Jimmy Key, L</b> (1, 1) ERA: 2.87	6.2		29	7	4	3	7	1	0	0	0	0	2	73	115	4.05	1.200										
<b>Alan Mills, R</b> (7, 1) ERA: 3.04	1.1		6	1	0	0	1	0	1	0	0	0	0	14	24	0.00	0.750										
<b>Armando Benitez, R</b> (9, 1) ERA: 2.54	1.0	L	4	1	1	1	1	0	0	0	0	0	0	11	20	9.00	1.000										

Batter	1	2	3	4	5	6	7	8	9	AB	R	H	RBI	BB	SO	LOB	BOTTOM										
<b>Brady Anderson, L</b> (1, 8) OBP: 0.407, SLG: 0.484	2-2 G4-3		3-3 K	1-0 HR			1-3 K			4	1	1	4	0	2	0	<b>Kansas City Royals @ Baltimore Orioles</b> Oriole Park at Camden Yards, Baltimore, MD Tue Aug 26 1997, 7:05 PM EDT Att: 46,016 - Unknown - 83 F <a href="http://livebaseballscorecards.com">livebaseballscorecards.com</a>										
<b>Roberto Alomar, S</b> (1, 4) OBP: 0.361, SLG: 0.439 <b>Aaron Ledesma, R</b> (6, 4) OBP: 0.452, SLG: 0.526	0-0 G1-4-3 1B		1-0 F9	1-0 G4-3			0-0 G4-3			3	0	1	0	0	0	0											
<b>Geronomo Berroa, R</b> (1, 10) OBP: 0.372, SLG: 0.481	2-2 G1-4-3		1-1 HBP		2-1 F9		1-3 K			3	0	0	0	0	1	1											
<b>Rafael Palmeiro, L</b> (1, 3) OBP: 0.332, SLG: 0.479		3-0 F7	3-2 G4-3		0-0 P6		1-0 F8			4	0	0	0	0	0	1											
<b>Cal Ripken Jr., R</b> (1, 5) OBP: 0.342, SLG: 0.429		0-0 HBP BB 1B		1-0 G3 HR 2B		1-1 G6-3		3-2 G1-6-3 1B		4	1	3	0	0	0	0											
<b>B.J. Surhoff, L</b> (1, 7) OBP: 0.355, SLG: 0.481		4-2 HBP BB		1-2 G3		1-2 L1		1-0 G1-6-3		3	0	0	0	1	0	2											
<b>Jeffrey Hammonds, R</b> (1, 9) OBP: 0.319, SLG: 0.495		3-1 L7		3-1 F9		2-1 FC4 1B		0-0 P4		4	0	1	0	0	0	3											
<b>Chris Hoiles, R</b> (1, 2) OBP: 0.380, SLG: 0.418		2-1 HBP		4-2 BB HR BB		3-1 F8		1-3 K		2	1	0	0	1	1	1											
<b>Mike Bordick, R</b> (1, 6) OBP: 0.267, SLG: 0.293 <b>Harold Baines, L</b> (9, PH) OBP: 0.367, SLG: 0.442		1-2 HBP		1-2 P4		4-2 BB HR BB		2-2 F8		2	1	0	0	1	0	4											
<b>Inning Stats</b>	R: 0 E: 0 K: 0 S: 7	H: 1 LOB: 0 BB: 0 P: 11	R: 0 E: 0 K: 0 S: 11	H: 1 LOB: 3 BB: 1 P: 24	R: 0 E: 0 K: 1 S: 8	H: 0 LOB: 0 BB: 0 P: 16	R: 4 E: 0 K: 0 S: 13	H: 2 LOB: 0 BB: 2 P: 28	R: 0 E: 0 K: 0 S: 5	H: 0 LOB: 0 BB: 0 P: 8	R: 0 E: 0 K: 2 S: 7	H: 0 LOB: 0 BB: 0 P: 9	R: 0 E: 0 K: 0 S: 5	H: 1 LOB: 0 BB: 0 P: 10	R: 0 E: 0 K: 1 S: 8	H: 0 LOB: 0 BB: 0 P: 11		1B: 4 2B: 1 3B: 0 HR: 1	SF: 0 SAC: 0 DP: 2 HBP: 2	WP: 0 PB: 0 SB: 0 CS: 0	PA: 36						
<b>PITCHER</b>	IP	WLS	BF	H	R	ER	SO	BB	IBB	HBP	BLK	WP	HR	S	P	ERA	WHIP										
<b>Glendon Rusch, L</b> (1, 1) ERA: 5.73	6.0		27	5	4	4	1	3	0	2	0	0	1	54	104	6.00	1.333										
<b>Hipolito Pichardo, R</b> (7, 1) ERA: 5.4	1.1		5	1	0	0	2	0	0	0	0	0	0	11	17	0.00	0.750										
<b>Matt Whisenant, L</b> (8, 1) ERA: 6.65	0.2	W	1	0	0	0	0	0	0	0	0	0	0	1	2	0.00	0.000										
<b>Jeff Montgomery, R</b> (9, 1) ERA: 4.18	1.0	S	3	0	0	0	1	0	0	0	0	0	0	8	11	0.00	0.000										

AB 36  
R 5  
H 9  
RBI 5  
BB 2  
SO 9  
LOB 12

AB 31  
R 4  
H 6  
RBI 4  
BB 3  
SO 4  
LOB 12





Batter	1	2	3	4	5	6	7	8	9	AB	R	H	RBI	BB	SO	LOB	TOP				
<b>Johnny Damon, L</b> (1, 8) OBP: 0.331, SLG: 0.388	G1-3			G6-3		CS 1B		G1-3		4	0	1	0	0	0	0	<b>Kansas City Royals @ Baltimore Orioles</b> Oriole Park at Camden Yards, Baltimore, MD Wed Aug 27 1997, 7:05 PM EDT Att: 43,750 - Unknown - 85 F <a href="http://livebaseballscorecards.com">livebaseballscorecards.com</a>				
<b>Jed Hansen, R</b> (1, 4) OBP: 0.434, SLG: 0.565	G6-3			K		CS 1-2	CS 1B HR	K		4	1	1	0	0	2	0					
<b>Jay Bell, R</b> (1, 6) OBP: 0.359, SLG: 0.456	K			G6-3			HR 1B	F7		4	1	1	0	0	1	0					
<b>Chili Davis, S</b> (1, 10) OBP: 0.406, SLG: 0.554		G3-1			G4-3		HR		BB	3	1	1	3	1	0	0					
<b>Dean Palmer, R</b> (1, 5) OBP: 0.306, SLG: 0.421		K2-3			P4			P6		4	0	1	0	0	1	1					
<b>Larry Sutton, L</b> (1, 3) OBP: 0.283, SLG: 0.474 <b>Jeff King, R</b> (9, PH) OBP: 0.333, SLG: 0.407		K			E1 FC5-4		1B	K		3	0	0	0	0	2	1					
<b>Yamil Benitez, R</b> (1, 7) OBP: 0.311, SLG: 0.482				G6-3		FC5-4 1-2	FC5-4 BB	K		1	0	0	0	0	1	1					
<b>Jermaine Dye, R</b> (1, 9) OBP: 0.257, SLG: 0.346		G6-3				G1-4-3 1B	BB			2	0	1	0	1	0	0					
<b>Mike Macfarlane, R</b> (1, 2) OBP: 0.294, SLG: 0.367				K		G1-4-3 1-2	K			3	0	0	0	0	2	3					
<b>Inning Stats</b>	R: 0 E: 0 K: 1 S: 10	H: 0 LOB: 0 BB: 0 P: 17	R: 0 E: 0 K: 2 S: 9	H: 0 LOB: 0 BB: 0 P: 14	R: 0 E: 0 K: 1 S: 8	H: 0 LOB: 0 BB: 0 P: 11	R: 0 E: 0 K: 1 S: 7	H: 0 LOB: 0 BB: 0 P: 10	R: 0 E: 1 K: 0 S: 9	H: 2 LOB: 1 BB: 0 P: 11	R: 3 E: 0 K: 2 S: 16	H: 4 LOB: 2 BB: 1 P: 27	R: 0 E: 0 K: 1 S: 8	H: 0 LOB: 1 BB: 1 P: 9	R: 0 E: 0 K: 2 S: 10	H: 0 LOB: 1 BB: 1 P: 17		1B: 5 2B: 0 3B: 0 HR: 1	SF: 0 SAC: 0 DP: 1 HBP: 0	WP: 0 PB: 0 SB: 0 CS: 1	PA: 35
<b>PITCHER</b>	IP	WLS	BF	H	R	ER	SO	BB	IBB	HBP	BLK	WP	HR	S	P	ERA	WHIP				
<b>Scott Erickson, R</b> (1, 1) ERA: 3.3	7.0		27	6	3	3	7	1	0	0	0	0	1	66	106	3.86	1.000				
<b>Arthur Rhodes, L</b> (8, 1) ERA: 3.09	2.0	W	7	0	0	0	3	1	0	0	0	0	0	18	26	0.00	0.500				

Batter	1	2	3	4	5	6	7	8	9	AB	R	H	RBI	BB	SO	LOB	BOTTOM				
<b>Brady Anderson, L</b> (1, 8) OBP: 0.407, SLG: 0.483	P6		P5			CS BB		BB PB HR 1B		3	1	1	0	1	0	0	<b>Kansas City Royals @ Baltimore Orioles</b> Oriole Park at Camden Yards, Baltimore, MD Wed Aug 27 1997, 7:05 PM EDT Att: 43,750 - Unknown - 85 F <a href="http://livebaseballscorecards.com">livebaseballscorecards.com</a>				
<b>Aaron Ledesma, R</b> (1, 4) OBP: 0.435, SLG: 0.488	K			F8		1B BB	1B BB	F9		3	1	0	0	1	1	1					
<b>B.J. Surhoff, L</b> (1, 7) OBP: 0.360, SLG: 0.480	K			F7		WP 1B	1B	HR IBB		3	2	1	0	1	1	0					
<b>Geronimo Berroa, R</b> (1, 9) OBP: 0.373, SLG: 0.480 <b>Jeff Reboulet, R</b> (9, 6) OBP: 0.307, SLG: 0.342		P6		L7		1B		HR BB		3	1	1	2	1	0	0					
<b>Rafael Palmeiro, L</b> (1, 3) OBP: 0.333, SLG: 0.491		P6			HR	G3		HR		0	0	0	0	0	0	0					
<b>Cal Ripken Jr., R</b> (1, 5) OBP: 0.344, SLG: 0.429		1B			K		F9	1B		4	0	2	0	0	1	0					
<b>Harold Baines, L</b> (1, 10) OBP: 0.363, SLG: 0.438		F8			F9		F8	P5		4	0	0	0	0	0	2					
<b>Lenny Webster, R</b> (1, 2) OBP: 0.317, SLG: 0.356				K		F9				3	0	0	0	0	2	0					
<b>Mike Bordick, R</b> (1, 6) OBP: 0.265, SLG: 0.292 <b>Tony Tarasco, L</b> (8, PH) OBP: 0.320, SLG: 0.414				G5-3		K		K		2	0	0	0	0	1	0					
<b>Inning Stats</b>	R: 0 E: 0 K: 2 S: 10	H: 1 LOB: 1 BB: 0 P: 15	R: 0 E: 0 K: 0 S: 8	H: 0 LOB: 0 BB: 0 P: 15	R: 0 E: 0 K: 1 S: 8	H: 0 LOB: 0 BB: 0 P: 11	R: 0 E: 0 K: 0 S: 6	H: 0 LOB: 0 BB: 0 P: 6	R: 1 E: 0 K: 1 S: 16	H: 1 LOB: 0 BB: 0 P: 21	R: 2 E: 0 K: 1 S: 11	H: 2 LOB: 1 BB: 2 P: 25	R: 0 E: 0 K: 1 S: 9	H: 0 LOB: 0 BB: 0 P: 13	R: 4 E: 0 K: 1 S: 19	H: 3 LOB: 1 BB: 2 P: 36		1B: 5 2B: 0 3B: 0 HR: 2	SF: 0 SAC: 0 DP: 0 HBP: 0	WP: 1 PB: 1 SB: 0 CS: 1	PA: 34
<b>PITCHER</b>	IP	WLS	BF	H	R	ER	SO	BB	IBB	HBP	BLK	WP	HR	S	P	ERA	WHIP				
<b>Kevin Appier, R</b> (1, 1) ERA: 3.18	7.0	L	26	4	3	3	6	2	0	0	0	0	1	68	106	3.86	0.857				
<b>Hector Carrasco, R</b> (8, 1) ERA: 4.01	0.2	L	7	3	4	4	1	1	1	0	0	0	1	15	30	54.00	6.000				
<b>Jamie Walker, L</b> (8, 1) ERA: 5.14	0.1		1	0	0	0	0	0	0	0	0	0	0	4	6	0.00	0.000				



Batter	1	2	3	4	5	6	7	8	9	AB	R	H	RBI	BB	SO	LOB	TOP								
<b>Bip Roberts, S</b> (1, 7) OBP: 0.348, SLG: 0.379	0-3 <b>K</b>			0-0 <b>G4-3</b>		1-3 <b>K</b>		1-1 <b>G4-3</b>	0-3 <b>K</b>	5	0	0	0	0	3	0	<b>Kansas City Royals @ Baltimore Orioles</b> Oriole Park at Camden Yards, Baltimore, MD Thu Aug 28 1997, 3:33 AM EDT Att: 44,070 - Overcast - 83 F								
<b>Johnny Damon, L</b> (1, 8) OBP: 0.330, SLG: 0.387	3-2 <b>G1-3</b>			1-1 <b>G3-1</b>		2-2 <b>G3</b> <b>1B</b>		1-1 <b>G6-3</b>		4	0	1	0	0	0	0									
<b>Jay Bell, R</b> (1, 6) OBP: 0.361, SLG: 0.456	2-1 <b>F8</b>			1-2 <b>G4-3</b>		2-2 <b>G3</b> <b>1B</b>		2-2 <b>1B</b>		4	0	2	0	0	0	0									
<b>Chili Davis, S</b> (1, 10) OBP: 0.403, SLG: 0.548		3-2 <b>G1-3</b>			2-3 <b>K</b>	<b>G3</b>		0-0 <b>F9</b>		4	0	0	0	0	1	3									
<b>Dean Palmer, R</b> (1, 5) OBP: 0.306, SLG: 0.420		0-3 <b>K</b>			0-0 <b>HR</b> <b>1B</b>			0-1 <b>F8</b>		4	1	1	0	0	1	2									
<b>Jeff King, R</b> (1, 3) OBP: 0.334, SLG: 0.413		0-2 <b>P6</b>			2-0 <b>HR</b>			4-1 <b>FC5-4</b> <b>BB</b>		3	1	1	2	1	0	0									
<b>Jermaine Dye, R</b> (1, 9) OBP: 0.257, SLG: 0.339				1-3 <b>K</b>		0-1 <b>F7</b>		0-3 <b>K</b>	4-1 <b>HR</b> <b>BB</b>	3	1	0	0	1	2	1									
<b>29 Mike Sweeney, R</b> (1, 2) OBP: 0.306, SLG: 0.367				2-3 <b>K</b>		0-0 <b>2B</b>		0-0 <b>FC5-4</b>	0-0 <b>E4</b> <b>HR</b>	4	1	1	0	0	1	2									
<b>Jed Hansen, R</b> (1, 4) OBP: 0.411, SLG: 0.531				0-3 <b>K</b>		0-3 <b>K</b>		2-3 <b>K</b>	2-1 <b>HR</b>	3	0	0	0	0	3	2									
<b>Larry Sutton, L</b> (9, PH) OBP: 0.300, SLG: 0.650									1-1 <b>HR</b>	1	1	1	3	0	0	0									
<b>Shane Halter, R</b> (9, 4) OBP: 0.329, SLG: 0.360									1-2 <b>HR</b>	0	0	0	0	0	0	0									
<b>Inning Stats</b>	R: 0 E: 0 K: 1 S: 8	H: 0 LOB: 0 BB: 0 P: 13	R: 0 E: 0 K: 1 S: 9	H: 0 LOB: 0 BB: 0 P: 12	R: 0 E: 0 K: 3 S: 11	H: 0 LOB: 0 BB: 0 P: 14	R: 0 E: 0 K: 0 S: 7	H: 0 LOB: 0 BB: 0 P: 9	R: 2 E: 0 K: 2 S: 12	H: 3 LOB: 1 BB: 0 P: 16	R: 0 E: 0 K: 1 S: 17	H: 2 LOB: 2 BB: 1 P: 25	R: 0 E: 0 K: 2 S: 8	H: 0 LOB: 1 BB: 1 P: 14	R: 0 E: 0 K: 0 S: 8	H: 1 LOB: 1 BB: 2 P: 12	R: 3 E: 1 K: 1 S: 11	H: 1 LOB: 0 BB: 1 P: 19	1B: 4 2B: 1 3B: 0 HR: 2	SF: 0 SAC: 0 DP: 0 HBP: 0	WP: 0 PB: 0 SB: 0 CS: 0	PA: 37			
<b>PITCHER</b>	IP	WLS	BF	H	R	ER	SO	BB	IBB	HBP	BLK	WP	HR	S	P	ERA	WHIP								
<b>35 Mike Mussina, R</b> (1, 1) ERA: 3.18	7.0	L	27	5	2	2	10	1	0	0	0	0	1	72	103	2.57	0.857								
<b>Jesse Orosco, L</b> (8, 1) ERA: 2.03	1.0		4	1	0	0	0	0	0	0	0	0	0	8	12	0.00	1.000								
<b>Terry Mathews, R</b> (9, 1) ERA: 3.88	1.0		6	1	3	0	1	1	0	0	0	0	1	11	19	0.00	2.000								

AB	35
R	5
H	7
RBI	5
BB	2
SO	11
LOB	10



Batter	1	2	3	4	5	6	7	8	9	AB	R	H	RBI	BB	SO	LOB	BOTTOM								
<b>Brady Anderson, L</b> (1, 8) OBP: 0.406, SLG: 0.481	2-3 <b>K</b>	3-2 <b>F9</b>			0-0 <b>L6</b>			1-0 <b>FC6-4</b> <b>1B</b>		4	0	1	0	0	1	2	<b>Kansas City Royals @ Baltimore Orioles</b> Oriole Park at Camden Yards, Baltimore, MD Thu Aug 28 1997, 3:33 AM EDT Att: 44,070 - Overcast - 83 F								
<b>Aaron Ledesma, R</b> (1, 4) OBP: 0.400, SLG: 0.444	0-3 <b>K</b>		1-0 <b>F9</b>		3-2 <b>K</b>			1-1 <b>FC6-4</b> <b>1B</b>		4	0	0	0	0	2	2									
<b>Gerónimo Berroa, R</b> (1, 9) OBP: 0.374, SLG: 0.480	0-0 <b>BB</b> <b>1B</b>		1-0 <b>G6-3</b>			3-1 <b>F9</b>		0-1 <b>1B</b>		4	0	2	0	0	0	0									
<b>Mike Bordick, R</b> (9, 6) OBP: 0.265, SLG: 0.292								1-2 <b>1B</b>		0	0	0	0	0	0	0									
<b>Rafael Palmeiro, L</b> (1, 3) OBP: 0.332, SLG: 0.488	4-2 <b>FC6-4</b> <b>BB</b>		1-3 <b>K</b>			2-2 <b>L8</b>		0-3 <b>K</b>		3	0	0	0	1	2	2									
<b>Cal Ripken Jr., R</b> (1, 5) OBP: 0.341, SLG: 0.426	1-2 <b>FC6-4</b>			3-3 <b>K</b>		1-2 <b>P4</b>			2-3 <b>K</b>	4	0	0	0	0	2	2									
<b>Jeffrey Hammonds, R</b> (1, 7) OBP: 0.318, SLG: 0.501		1-0 <b>HR</b>		1-2 <b>G6-3</b>			2-2 <b>G1-3</b>		3-2 <b>P3</b>	4	1	1	1	0	0	0									
<b>Harold Baines, L</b> (1, 10) OBP: 0.362, SLG: 0.438		0-2 <b>F9</b> <b>2B</b>		0-0 <b>F8</b>			1-2 <b>K</b>		2-1 <b>F8</b>	4	0	1	0	0	1	0									
<b>Chris Hoiles, R</b> (1, 2) OBP: 0.379, SLG: 0.417		1-0 <b>F9</b>			0-1 <b>FC4-8</b> <b>1B</b>					3	0	1	0	0	1	1									
<b>Jeff Reboulet, R</b> (1, 6) OBP: 0.304, SLG: 0.339		2-3 <b>F9</b>			2-2 <b>FC4-6</b>					2	0	0	0	0	0	2									
<b>B.J. Surhoff, L</b> (8, PH) OBP: 0.360, SLG: 0.479		1-2 <b>G3</b>			1-2 <b>FC4-6</b>					1	0	0	0	0	1	0									
<b>Inning Stats</b>	R: 0 E: 0 K: 2 S: 12	H: 1 LOB: 2 BB: 1 P: 19	R: 1 E: 0 K: 0 S: 12	H: 2 LOB: 1 BB: 0 P: 18	R: 0 E: 0 K: 1 S: 5	H: 0 LOB: 0 BB: 0 P: 8	R: 0 E: 0 K: 1 S: 10	H: 0 LOB: 0 BB: 0 P: 14	R: 0 E: 0 K: 1 S: 10	H: 1 LOB: 1 BB: 0 P: 15	R: 0 E: 0 K: 0 S: 9	H: 0 LOB: 0 BB: 0 P: 15	R: 0 E: 0 K: 2 S: 11	H: 0 LOB: 0 BB: 0 P: 16	R: 0 E: 0 K: 2 S: 12	H: 2 LOB: 2 BB: 0 P: 16	R: 0 E: 0 K: 1 S: 8	H: 0 LOB: 0 BB: 0 P: 15	1B: 4 2B: 1 3B: 0 HR: 1	SF: 0 SAC: 0 DP: 0 HBP: 0	WP: 0 PB: 0 SB: 0 CS: 0	PA: 34			
<b>PITCHER</b>	IP	WLS	BF	H	R	ER	SO	BB	IBB	HBP	BLK	WP	HR	S	P	ERA	WHIP								
<b>50 José Rosado, L</b> (1, 1) ERA: 4.28	7.0	W	26	4	1	1	7	1	0	0	0	0	0	69	105	1.29	0.714								
<b>Hipólito Pichardo, R</b> (8, 1) ERA: 5.3	0.2		4	2	0	0	1	0	0	0	0	0	0	9	13	0.00	3.000								
<b>Matt Whisenant, L</b> (8, 1) ERA: 6.59	0.1		1	0	0	0	1	0	0	0	0	0	0	3	3	0.00	0.000								
<b>Gregg Olson, R</b> (9, 1) ERA: 6.23	1.0		3	0	0	0	1	0	0	0	0	0	0	8	15	0.00	0.000								

AB	33
R	1
H	6
RBI	1
BB	1
SO	10
LOB	11





Batter	1	2	3	4	5	6	7	8	9	AB	R	H	RBI	BB	SO	LOB	TOP			
<b>Delino DeShields, L</b> OBP: 0.347, SLG: 0.451	G4-3 1B	G5-3		F8		CS 1B		2H 3B 3B		5	1	3	1	0	0	1				
<b>Royce Clayton, R</b> OBP: 0.300, SLG: 0.386	G4-3 1-2	F9		G3-1		CS 1B		K		5	0	1	0	0	1	3				
<b>Mark McGwire, R</b> OBP: 0.388, SLG: 0.622	G5-3		FC5-4 FC6-5 1B BB		HR			BB 3B IBB		2	3	1	1	3	0	1				
<b>Ray Lankford, L</b> OBP: 0.408, SLG: 0.602			FC5-4 1B		G3			3B BB		3	1	1	0	2	1	2				
<b>Willie McGee, S</b> OBP: 0.368, SLG: 0.447	F7		FC5-4 FC6-5 HBP 1-2 2-3		G6-3		F8	3B		5	0	1	3	0	0	4				
<b>Gary Gaetti, R</b> OBP: 0.313, SLG: 0.408		2B 3B	FC6-5 HBP		BB		G6-3	G5-3		3	1	1	0	1	0	1				
<b>Ron Gant, R</b> OBP: 0.308, SLG: 0.380		2B BB	FC6-5		G5-3		P2			4	1	0	1	1	1	3				
<b>Mike DiFelice, R</b> OBP: 0.295, SLG: 0.333			L9					F8 3B 1B		3	0	1	2	0	0	2				
<b>Tom Lampkin, L</b> OBP: 0.322, SLG: 0.371		1-H 3-H 2B				L9				2	1	1	0	0	1	0				
<b>Phil Plantier, L</b> OBP: 0.310, SLG: 0.444		P6			F8			F8 1-2		5	1	1	1	0	0	2				
<b>Inning Stats</b>	R: 0 E: 0 K: 0 S: 13	H: 1 LOB: 2 BB: 1 P: 23	R: 2 E: 0 K: 0 S: 13	H: 2 LOB: 1 BB: 1 P: 24	R: 1 E: 0 K: 0 S: 11	H: 1 LOB: 2 BB: 1 P: 23	R: 0 E: 0 K: 0 S: 9	H: 0 LOB: 0 BB: 0 P: 11	R: 1 E: 0 K: 1 S: 12	H: 3 LOB: 2 BB: 1 P: 21	R: 0 E: 0 K: 0 S: 5	H: 0 LOB: 0 BB: 0 P: 6	R: 4 E: 0 K: 1 S: 16	H: 3 LOB: 1 BB: 2 P: 29	R: 0 E: 0 K: 2 S: 10	H: 0 LOB: 0 BB: 0 P: 15	1B: 5 2B: 1 3B: 3 HR: 2	SF: 0 SAC: 0 DP: 0 HBP: 1	WP: 0 PB: 0 CS: 2	PA: 45
<b>PITCHER</b>	IP	WLS	BF	H	R	ER	SO	BB	IBB	HBP	BLK	WP	HR	S	P	ERA	WHIP			
<b>Jim Pittsley, R</b> ERA: 5.97	(1, 1)	2.2	16	4	3	3	0	3	0	1	0	0	0	34	65	10.12	2.625			
<b>Ricky Bones, R</b> ERA: 7.18	(3, 1)	3.0	14	4	2	2	0	2	0	0	0	0	2	28	51	6.00	2.000			
<b>Matt Whisenant, L</b> ERA: 5.4	(6, 1)	0.1	1	0	0	0	1	0	0	0	0	0	0	3	3	0.00	0.000			
<b>Hector Carrasco, R</b> ERA: 4.18	(7, 1)	1.1	L	6	2	2	0	0	0	0	0	0	0	12	16	13.50	1.500			
<b>Gregg Olson, R</b> ERA: 6.62	(8, 1)	0.2	5	1	2	2	1	1	1	0	0	0	0	9	19	27.00	3.000			
<b>PITCHER</b>	IP	WLS	BF	H	R	ER	SO	BB	IBB	HBP	BLK	WP	HR	S	P	ERA	WHIP			
<b>Jamie Walker, L</b> ERA: 5.0	(9, 1)	1.0	3	0	0	0	2	0	0	0	0	0	0	10	15	0.00	0.000			

St. Louis Cardinals @ Kansas City Royals  
Kauffman Stadium, Kansas City, MO  
Fri Aug 29 1997, 7:05 PM CDT  
Att: 36,006 - Unknown - 89 F

AB 37  
R 9  
H 11  
RBI 9  
BB 7  
SO 4  
LOB 19



Batter	1	2	3	4	5	6	7	8	9	AB	R	H	RBI	BB	SO	LOB	BOTTOM					
<b>Johnny Damon, L</b> OBP: 0.333, SLG: 0.391	G6-3		G5-3 PB 1B		1B WP 2B		G4-3		DI BB	4	1	2	0	1	0	0						
<b>Jed Hansen, R</b> OBP: 0.383, SLG: 0.491			G5-3		G6-3				BB	4	0	0	0	0	1	3						
<b>Larry Sutton, L</b> OBP: 0.333, SLG: 0.650	K		G5-3 1-3 3-H 1-2		G6-3		P3		BB	0	0	0	0	1	0	0						
<b>Jay Bell, R</b> OBP: 0.361, SLG: 0.455			G3-1		WP BB SF4 1B		P3		F9	4	1	1	1	1	0	3						
<b>Chili Davis, S</b> OBP: 0.402, SLG: 0.544	L9				HR BB			G4-3	G4-3	3	1	0	0	2	0	3						
<b>Dean Palmer, R</b> OBP: 0.304, SLG: 0.417		G1-3		K	SF4			F9		3	0	0	1	0	1	1						
<b>Jeff King, R</b> OBP: 0.337, SLG: 0.421		G6-4-3 BB		HR	K			FC6-4 1B		3	1	2	2	1	1	1						
<b>Jermaine Dye, R</b> OBP: 0.251, SLG: 0.331		G6-4-3 1-2		G6-3		K		FC6-4 1-2		4	0	0	0	0	1	2						
<b>Yamil Benitez, R</b> OBP: 0.309, SLG: 0.475			1B PB 1B		G6-3		G6-3		F7	4	1	1	0	0	0	0						
<b>29 Mike Sweeney, R</b> OBP: 0.310, SLG: 0.387			P3		2B 1B 1B		P2		HR	4	2	2	1	0	0	1						
<b>Inning Stats</b>	R: 0 E: 0 K: 1 S: 7	H: 0 LOB: 1 BB: 1 P: 15	R: 0 E: 0 K: 0 S: 6	H: 0 LOB: 0 BB: 1 P: 12	R: 1 E: 0 K: 0 S: 14	H: 2 LOB: 1 BB: 0 P: 17	R: 2 E: 0 K: 1 S: 7	H: 1 LOB: 0 BB: 1 P: 15	R: 3 E: 0 K: 1 S: 16	H: 3 LOB: 1 BB: 1 P: 28	R: 0 E: 0 K: 1 S: 9	H: 0 LOB: 0 BB: 0 P: 15	R: 0 E: 0 K: 0 S: 9	H: 0 LOB: 0 BB: 0 P: 16	R: 0 E: 0 K: 0 S: 7	H: 1 LOB: 1 BB: 0 P: 10	R: 1 E: 0 K: 0 S: 8	H: 1 LOB: 2 BB: 2 P: 17	1B: 5 2B: 1 3B: 0 HR: 2	SF: 1 SAC: 0 DP: 1 HBP: 0	WP: 1 PB: 1 CS: 0	PA: 40
<b>PITCHER</b>	IP	WLS	BF	H	R	ER	SO	BB	IBB	HBP	BLK	WP	HR	S	P	ERA	WHIP					
<b>Sean Lowe, R</b> ERA: 12.46	(1, 1)	4.1	21	6	6	6	2	3	0	0	0	0	1	41	71	12.46	2.077					
<b>John Frascatore, R</b> ERA: 2.33	(5, 1)	1.2	6	0	0	0	2	1	0	0	0	1	0	18	31	0.00	0.600					
<b>Rigo Beltran, L</b> ERA: 2.48	(7, 1)	1.0	W	3	0	0	0	0	0	0	0	0	0	9	16	0.00	0.000					
<b>Curtis King, R</b> ERA: 2.35	(8, 1)	1.0	4	1	0	0	0	0	0	0	0	0	0	7	10	0.00	1.000					
<b>Dennis Eckersley, R</b> ERA: 3.77	(9, 1)	1.0	S	6	1	1	0	2	0	0	0	0	1	8	17	9.00	3.000					

St. Louis Cardinals @ Kansas City Royals  
Kauffman Stadium, Kansas City, MO  
Fri Aug 29 1997, 7:05 PM CDT  
Att: 36,006 - Unknown - 89 F

AB 33  
R 7  
H 8  
RBI 5  
BB 6  
SO 4  
LOB 14





Batter	1	2	3	4	5	6	7	8	9	AB	R	H	RBI	BB	SO	LOB	TOP				
<b>Delino DeShields, L</b> OBP: 0.345, SLG: 0.447 (1,4)	G4-3		P2		G4-3		L4			4	0	0	0	0	0	1	<b>St. Louis Cardinals @ Kansas City Royals</b> Kauffman Stadium, Kansas City, MO Sat Aug 30 1997, 7:05 PM CDT Att: 39,291 - Unknown - 88 F <a href="http://livebaseballscorecards.com">livebaseballscorecards.com</a>				
<b>Royce Clayton, R</b> OBP: 0.296, SLG: 0.383 (1,6)	G6-3		K		K		G6-3			4	0	0	0	0	2	1					
<b>Gary Gaetti, R</b> OBP: 0.313, SLG: 0.406 (1,3)	P2				F8		F8		F7	4	1	1	0	0	0	0					
<b>Ray Lankford, L</b> OBP: 0.410, SLG: 0.601 (8, PH) <b>Danny Sheaffer, R</b> OBP: 0.294, SLG: 0.296 (8, 8)		G5-3 2B		L8		F8		F9		2	2	1	0	1	0	0					
<b>Willie McGee, S</b> OBP: 0.363, SLG: 0.439 (1,10)		G5-3		P5		F8		G4-3		4	0	0	0	0	0	3					
<b>Ron Gant, R</b> OBP: 0.310, SLG: 0.383 (1,7)										4	1	2	2	0	1	1					
<b>Phil Plantier, L</b> OBP: 0.333, SLG: 0.485 (1,9)										3	1	2	1	0	0	0					
<b>Tom Pagnozzi, R</b> OBP: 0.257, SLG: 0.371 (1,2)										4	0	1	2	0	0	3					
<b>David Bell, R</b> OBP: 0.306, SLG: 0.405 (1,5)										3	0	0	0	0	1	1					
<b>Inning Stats</b>	R: 0 E: 0 K: 0 S: 4	H: 0 LOB: 0 BB: 0 P: 5	R: 1 E: 0 K: 0 S: 14	H: 1 LOB: 1 BB: 1 P: 21	R: 0 E: 0 K: 0 S: 7	H: 0 LOB: 0 BB: 0 P: 9	R: 0 E: 0 K: 0 S: 5	H: 0 LOB: 0 BB: 0 P: 8	R: 2 E: 0 K: 1 S: 12	H: 3 LOB: 1 BB: 0 P: 19	R: 2 E: 0 K: 0 S: 11	H: 3 LOB: 1 BB: 0 P: 18	R: 0 E: 0 K: 0 S: 8	H: 0 LOB: 0 BB: 0 P: 9	R: 0 E: 0 K: 1 S: 5	H: 0 LOB: 0 BB: 0 P: 16		1B: 3 2B: 4 3B: 0 HR: 0	SF: 0 SAC: 0 DP: 1 HBP: 1	WP: 1 PB: 0 SB: 0 CS: 0	PA: 35
<b>PITCHER</b>	IP	WLS	BF	H	R	ER	SO	BB	IBB	HBP	BLK	WP	HR	S	P	ERA	WHIP				
<b>Tim Belcher, R</b> ERA: 5.09 (1,1)	7.0	W	29	7	5	5	3	1	0	1	0	1	0	61	89	6.43	1.143				
<b>Jamie Walker, L</b> ERA: 4.95 (8,1)	1.0		3	0	0	0	0	0	0	0	0	0	0	5	5	0.00	0.000				
<b>Scott Service, R</b> ERA: 9.95 (9,1)	1.0		3	0	0	0	1	0	0	0	0	0	0	8	16	0.00	0.000				

Batter	1	2	3	4	5	6	7	8	9	AB	R	H	RBI	BB	SO	LOB	BOTTOM				
<b>Johnny Damon, L</b> OBP: 0.340, SLG: 0.394 (1,8) <b>Jed Hansen, R</b> OBP: 0.377, SLG: 0.481 (4, PR)	G6-4-3									2	2	2	0	1	0	0	<b>St. Louis Cardinals @ Kansas City Royals</b> Kauffman Stadium, Kansas City, MO Sat Aug 30 1997, 7:05 PM CDT Att: 39,291 - Unknown - 88 F <a href="http://livebaseballscorecards.com">livebaseballscorecards.com</a>				
<b>Shane Halter, R</b> OBP: 0.356, SLG: 0.438 (1,4)	F9									5	2	4	4	0	0	1					
<b>Jay Bell, R</b> OBP: 0.359, SLG: 0.452 (1,6)	G6-4-3									3	0	0	1	1	0	3					
<b>Chili Davis, S</b> OBP: 0.403, SLG: 0.550 (1,10) <b>Larry Sutton, L</b> OBP: 0.316, SLG: 0.619 (7, PH)										3	2	1	2	1	0	2					
<b>Jeff King, R</b> OBP: 0.338, SLG: 0.426 (1,3)										4	2	1	1	1	0	1					
<b>Dean Palmer, R</b> OBP: 0.306, SLG: 0.426 (1,5)										4	2	2	1	0	1	0					
<b>Yamil Benitez, R</b> OBP: 0.297, SLG: 0.455 (1,7)										5	1	0	0	0	2	4					
<b>Mike Macfarlane, R</b> OBP: 0.300, SLG: 0.379 (1,2)										4	2	2	2	1	0	0					
<b>Jermaine Dye, R</b> OBP: 0.261, SLG: 0.368 (1,9)										5	3	3	5	0	1	1					
<b>Inning Stats</b>	R: 0 E: 0 K: 0 S: 7	H: 1 LOB: 0 BB: 0 P: 14	R: 5 E: 0 K: 0 S: 15	H: 3 LOB: 3 BB: 3 P: 33	R: 1 E: 0 K: 1 S: 7	H: 1 LOB: 0 BB: 0 P: 10	R: 8 E: 0 K: 1 S: 29	H: 7 LOB: 2 BB: 2 P: 51	R: 1 E: 0 K: 0 S: 8	H: 1 LOB: 0 BB: 0 P: 13	R: 0 E: 0 K: 1 S: 6	H: 0 LOB: 0 BB: 0 P: 10	R: 1 E: 0 K: 0 S: 5	H: 1 LOB: 0 BB: 0 P: 6	R: 0 E: 0 K: 1 S: 9	H: 1 LOB: 1 BB: 0 P: 14		1B: 4 2B: 6 3B: 0 HR: 5	SF: 1 SAC: 0 DP: 1 HBP: 2	WP: 0 PB: 0 SB: 0 CS: 0	PA: 45
<b>PITCHER</b>	IP	WLS	BF	H	R	ER	SO	BB	IBB	HBP	BLK	WP	HR	S	P	ERA	WHIP				
<b>Manny Aybar, R</b> ERA: 4.5 (1,1)	1.2	L	12	4	5	5	0	3	0	1	0	0	0	20	45	27.00	4.200				
<b>Mark Petkovsek, R</b> ERA: 4.95 (2,1)	2.0		16	7	9	9	2	2	0	1	0	0	3	33	57	40.50	4.500				
<b>Tony Fossas, L</b> ERA: 2.72 (4,1)	2.1		10	3	2	2	1	0	0	0	0	0	2	20	30	7.71	1.286				
<b>Jose Bautista, R</b> ERA: 6.38 (7,1)	2.0		7	1	0	0	1	0	0	0	0	0	0	13	19	0.00	0.500				



Batter	1	2	3	4	5	6	7	8	9	AB	R	H	RBI	BB	SO	LOB	TOP					
Royce Clayton, R OBP: 0.299, SLG: 0.383 (1, 6)	G6-3		1B			K	1B		G6-3	5	1	2	1	0	1	0	<b>St. Louis Cardinals @ Kansas City Royals</b> Kauffman Stadium, Kansas City, MO Sun Aug 31 1997, 3:33 AM CDT Att: 33,585 - Sunny - 87 F					
David Bell, R OBP: 0.311, SLG: 0.417 (1, 4) (7, 5)	F9		1B			2B	E6 1B		K	5	1	2	0	0	1	1						
Willie McGee, S OBP: 0.361, SLG: 0.436 (1, 10)	L6		P4			L1	1B			4	0	1	0	0	0	3						
Gary Gaetti, R OBP: 0.312, SLG: 0.405 (7, 3)		G6-3				G6-3	1B			4	0	1	1	0	0	1						
Tom Pagnozzi, R OBP: 0.231, SLG: 0.333 Delino DeShields, L OBP: 0.346, SLG: 0.447 (1, 3) (7, 4)	G6-3		G6-3			G6-3	G5-3		G6-3	4	0	0	0	0	0	2						
Ron Gant, R OBP: 0.313, SLG: 0.386 (1, 7)	BB					K	1B		CS BB	2	1	1	0	2	1	0						
Phil Plantier, L OBP: 0.316, SLG: 0.457 (1, 9)	G3					K	K		K	4	0	0	0	0	3	3						
Mike DiFelice, R OBP: 0.294, SLG: 0.332 (1, 2)			F9			K	1B		K	4	1	1	1	0	2	1						
Scarborough Green, S OBP: 0.200, SLG: 0.200 (1, 8)			F8			G6-3	1B		G3-1	4	1	1	0	0	0	0						
<b>Inning Stats</b>	R: 0 H: 0 E: 0 K: 0 S: 6	H: 0 LOB: 0 BB: 0 P: 8	R: 0 H: 0 E: 0 K: 0 S: 10	H: 0 LOB: 1 BB: 1 P: 17	R: 0 H: 2 E: 0 K: 0 S: 9	H: 2 LOB: 2 BB: 0 P: 15	R: 0 H: 0 E: 0 K: 1 S: 6	H: 0 LOB: 0 BB: 0 P: 7	R: 0 H: 0 E: 0 K: 2 S: 10	H: 0 LOB: 0 BB: 0 P: 13	R: 0 H: 1 E: 0 K: 1 S: 8	H: 1 LOB: 1 BB: 0 P: 12	R: 5 H: 6 E: 1 K: 2 S: 32	H: 6 LOB: 2 BB: 0 P: 49	R: 0 H: 0 E: 0 K: 2 S: 7	H: 0 LOB: 0 BB: 1 P: 14		R: 0 H: 0 E: 0 K: 1 S: 9	H: 0 LOB: 0 BB: 0 P: 14	1B: 7 2B: 2 3B: 0 HR: 0	SF: 0 SAC: 0 DP: 0 HBP: 0	WP: 0 PB: 0 SB: 0 CS: 1
<b>PITCHER</b>	IP	WLS	BF	H	R	ER	SO	BB	IBB	HBP	BLK	WP	HR	S	P	ERA	WHIP					
Glendon Rusch, L ERA: 5.99 (1, 1)	6.2		27	6	3	2	5	1	0	0	0	0	0	69	101	2.70	1.050					
Gregg Olson, R ERA: 6.56 (7, 1)	0.1	L	5	3	2	0	0	0	0	0	0	0	0	12	20	0.00	9.000					
Hipolito Pichardo, R ERA: 5.15 (8, 1)	1.0		3	0	0	0	2	1	0	0	0	0	0	7	14	0.00	1.000					
Jeff Montgomery, R ERA: 4.1 (9, 1)	1.0		3	0	0	0	1	0	0	0	0	0	0	9	14	0.00	0.000					

Batter	1	2	3	4	5	6	7	8	9	AB	R	H	RBI	BB	SO	LOB	BOTTOM					
Johnny Damon, L OBP: 0.338, SLG: 0.391 (1, 8)	K		K			F7 SF8 1B			G4-3	5	1	1	0	0	3	2	<b>St. Louis Cardinals @ Kansas City Royals</b> Kauffman Stadium, Kansas City, MO Sun Aug 31 1997, 3:33 AM CDT Att: 33,585 - Sunny - 87 F					
Shane Halter, R OBP: 0.383, SLG: 0.434 Jay Bell, R OBP: 0.359, SLG: 0.451 (1, 6) (8, FR) (9, 6)	G6-3		G5-3			1B			G5-3	3	0	1	0	0	0	0						
Chili Davis, S OBP: 0.402, SLG: 0.547 50 José Rosado, L (8, PR) (1, 10) (6, PR)	P6		G6-3			F7			1B	4	0	1	0	0	0	2						
Dean Palmer, R OBP: 0.308, SLG: 0.433 (1, 5)		HR				SF8			1B	2	1	1	2	1	0	0						
Jeff King, R OBP: 0.337, SLG: 0.425 (1, 3)	L1		L8			L4			1B	4	0	1	1	0	0	1						
Jermaine Dye, R OBP: 0.295, SLG: 0.360 (1, 9)	P4		K			K			L5	4	0	0	0	0	2	3						
Yamil Benitez, R OBP: 0.318, SLG: 0.492 (1, 7)	HR					G1-6-3 1B			BB HBP	3	1	3	1	0	0	0						
29 Mike Sweeney, R OBP: 0.309, SLG: 0.380 (1, 2)	BB					G6-3			P2	3	0	0	0	1	0	3						
Jed Hansen, R OBP: 0.369, SLG: 0.456 (1, 4)	K					L9			BB	3	0	0	0	1	1	1						
<b>Inning Stats</b>	R: 0 H: 0 E: 0 K: 1 S: 9	H: 2 LOB: 0 BB: 1 P: 11	R: 2 H: 2 E: 0 K: 1 S: 18	H: 2 LOB: 1 BB: 1 P: 28	R: 0 H: 0 E: 0 K: 1 S: 8	H: 0 LOB: 0 BB: 0 P: 13	R: 0 H: 0 E: 0 K: 1 S: 10	H: 0 LOB: 0 BB: 0 P: 15	R: 0 H: 1 E: 0 K: 0 S: 5	H: 1 LOB: 0 BB: 0 P: 6	R: 1 H: 2 E: 0 K: 0 S: 9	H: 2 LOB: 1 BB: 0 P: 16	R: 0 H: 1 E: 0 K: 1 S: 6	H: 1 LOB: 0 BB: 0 P: 8	R: 1 H: 2 E: 0 K: 0 S: 15	H: 2 LOB: 3 BB: 1 P: 30		R: 0 H: 0 E: 0 K: 1 S: 10	H: 0 LOB: 2 BB: 1 P: 16	1B: 6 2B: 0 3B: 0 HR: 2	SF: 1 SAC: 0 DP: 2 HBP: 2	WP: 0 PB: 0 SB: 0 CS: 0
<b>PITCHER</b>	IP	WLS	BF	H	R	ER	SO	BB	IBB	HBP	BLK	WP	HR	S	P	ERA	WHIP					
Donovan Osborne, L ERA: 4.65 (1, 1)	6.0		23	5	3	3	4	1	0	0	0	0	0	59	89	4.50	1.000					
Curtis King, R ERA: 2.8 (7, 1)	2.0		10	3	1	1	1	1	0	1	0	0	0	21	38	4.50	2.000					
Dennis Eckersley, R ERA: 3.68 (9, 1)	1.0	S	5	0	0	0	1	1	0	1	0	0	0	10	16	0.00	1.000					













Batter	1	2	3	4	5	6	7	8	9	AB	R	H	RBI	BB	SO	LOB	TOP										
<b>Johnny Damon, L</b> OBP: 0.339, SLG: 0.399 (1, 8)										5	0	0	1	0	2	2	<b>Kansas City Royals @ Cincinnati Reds</b> Cinergy Field, Cincinnati, OH Wed Sep 03 1997, 7:05 PM EDT Att: 16,285 - Unknown - 67 F										
<b>Rod Myers, L</b> OBP: 0.348, SLG: 0.263 (1, 9)										4	0	0	0	1	0	1											
<b>Jay Bell, R</b> OBP: 0.365, SLG: 0.455 (1, 6)										3	0	2	2	1	0	0											
<b>Dean Palmer, R</b> OBP: 0.347, SLG: 0.430 <b>Scott Cooper, L</b> OBP: 0.327, SLG: 0.292 <b>Jeff King, R</b> OBP: 0.337, SLG: 0.423 <b>Gregg Olson, R</b> OBP: 0.311, SLG: 0.344 <b>Matt Whisenant, R</b> OBP: 0.307, SLG: 0.321 <b>Brian Bevil, R</b> OBP: 0.297, SLG: 0.321 (1, 5)										2	0	0	0	0	2	2											
<b>Larry Sutton, L</b> OBP: 0.321, SLG: 0.556 (1, 3)										4	0	1	0	0	0	1											
<b>Yamil Benitez, R</b> OBP: 0.307, SLG: 0.478 (1, 7)										4	0	1	0	0	1	2											
<b>29 Mike Sweeney, R</b> OBP: 0.308, SLG: 0.374 (1, 2)										4	1	1	0	0	1	3											
<b>Jed Hansen, R</b> OBP: 0.365, SLG: 0.413 (1, 4)										3	1	0	0	1	2	1											
<b>Ricky Bones, R</b> <b>Felix Martinez, S</b> <b>Chris Haney, L</b> <b>Shane Halter, R</b> <b>Scott Service, R</b> <b>David Howard, S</b> OBP: 0.297, SLG: 0.321 (7, 5)										0	0	0	0	0	0	0											
<b>Inning Stats</b>	R: 0 E: 0 K: 2 S: 11	H: 0 LOB: 1 BB: 1 P: 17	R: 0 E: 0 K: 2 S: 12	H: 1 LOB: 0 BB: 0 P: 17	R: 0 E: 0 K: 2 S: 12	H: 0 LOB: 0 BB: 0 P: 19	R: 0 E: 0 K: 2 S: 10	H: 2 LOB: 2 BB: 0 P: 15	R: 0 E: 0 K: 1 S: 6	H: 0 LOB: 0 BB: 1 P: 10	R: 0 E: 0 K: 0 S: 8	H: 0 LOB: 1 BB: 1 P: 15	R: 3 E: 0 K: 0 S: 21	H: 2 LOB: 2 BB: 3 P: 37	R: 0 E: 0 K: 0 S: 6	H: 0 LOB: 0 BB: 0 P: 8		R: 0 E: 1 K: 1 S: 12	H: 0 LOB: 1 BB: 0 P: 14	1B: 3 2B: 2 3B: 0 HR: 0	SF: 0 SAC: 0 DP: 0 HBP: 0	WP: 0 PB: 0 SB: 0 CS: 0	PA: 38				
<b>PITCHER</b>	IP	WLS	BF	H	R	ER	SO	BB	IBB	HBP	BLK	WP	HR	S	P	ERA	WHIP										
<b>Brett Tomko, R</b> ERA: 3.38 (1, 1)	6.2	W	30	5	3	3	9	5	0	0	0	0	0	79	129	4.05	1.500										
<b>Pedro Martinez, L</b> ERA: 8.75 (7, 1)	0.2		2	0	0	0	0	0	0	0	0	0	0	3	5	0.00	0.000										
<b>Scott Sullivan, R</b> ERA: 2.99 (8, 1)	0.2	S	4	0	0	0	0	0	0	0	0	0	0	4	4	0.00	0.000										
<b>Jeff Shaw, R</b> ERA: 2.5 (9, 1)	1.0		4	0	0	0	1	0	0	0	0	0	0	12	14	0.00	0.000										

Batter	1	2	3	4	5	6	7	8	9	AB	R	H	RBI	BB	SO	LOB	BOTTOM										
<b>Deion Sanders, L</b> OBP: 0.332, SLG: 0.367 (1, 7)										5	0	1	1	0	0	4	<b>Kansas City Royals @ Cincinnati Reds</b> Cinergy Field, Cincinnati, OH Wed Sep 03 1997, 7:05 PM EDT Att: 16,285 - Unknown - 67 F										
<b>Pokey Reese, R</b> OBP: 0.299, SLG: 0.306 (1, 6)										3	2	1	1	1	0	1											
<b>Chris Stynes, R</b> OBP: 0.423, SLG: 0.525 (1, 4)										3	1	0	0	1	2	1											
<b>Eduardo Perez, R</b> OBP: 0.353, SLG: 0.524 (1, 3)										4	0	3	2	0	1	0											
<b>Willie Greene, L</b> OBP: 0.354, SLG: 0.457 (1, 5)										3	0	0	0	0	0	2											
<b>Reggie Sanders, R</b> OBP: 0.340, SLG: 0.556 (1, 9)										2	1	1	0	2	0	0											
<b>Eddie Taubensee, L</b> OBP: 0.313, SLG: 0.471 (1, 2)										3	1	1	2	0	1	1											
<b>Jon Nunnally, L</b> OBP: 0.335, SLG: 0.479 <b>Mike Kelly, R</b> OBP: 0.331, SLG: 0.536 (8, 8)										2	1	1	0	1	1	1											
<b>Brett Tomko, R</b> OBP: 0.148, SLG: 0.154 <b>Pedro Martinez, L</b> ERA: 5.12 <b>Scott Sullivan, R</b> ERA: 6.3 <b>Lenny Harris, L</b> OBP: 0.283, SLG: 0.346 <b>Jeff Shaw, R</b> ERA: 4.96 (9, 1)										2	0	0	0	0	1	1											
<b>Inning Stats</b>	R: 1 E: 0 K: 1 S: 11	H: 2 LOB: 1 BB: 0 P: 14	R: 5 E: 0 K: 0 S: 16	H: 3 LOB: 4 BB: 4 P: 40	R: 0 E: 0 K: 1 S: 9	H: 1 LOB: 0 BB: 0 P: 14	R: 0 E: 1 K: 0 S: 8	H: 0 LOB: 1 BB: 0 P: 12	R: 0 E: 0 K: 0 S: 6	H: 1 LOB: 1 BB: 0 P: 9	R: 0 E: 0 K: 2 S: 11	H: 1 LOB: 0 BB: 0 P: 18	R: 0 E: 0 K: 2 S: 9	H: 0 LOB: 0 BB: 0 P: 14	R: 0 E: 0 K: 1 S: 13	H: 0 LOB: 3 BB: 1 P: 28		R: 0 E: 0 K: 1 S: 12	H: 0 LOB: 1 BB: 0 P: 12	1B: 3 2B: 3 3B: 0 HR: 2	SF: 0 SAC: 1 DP: 1 HBP: 2	WP: 1 PB: 0 SB: 0 CS: 2	PA: 37				
<b>PITCHER</b>	IP	WLS	BF	H	R	ER	SO	BB	IBB	HBP	BLK	WP	HR	S	P	ERA	WHIP										
<b>Ricky Bones, R</b> ERA: 7.7 (3, 1)	2.0	L	13	5	6	6	1	4	0	0	0	1	0	17	26	0.00	0.500										
<b>Chris Haney, L</b> ERA: 5.1 (5, 1)	2.0		8	1	0	0	1	0	0	0	0	0	0	17	27	0.00	1.000										
<b>Gregg Olson, R</b> ERA: 6.38 (7, 1)	1.0		3	0	0	0	2	0	0	0	0	0	0	9	14	0.00	0.000										
<b>Matt Whisenant, L</b> ERA: 4.96 (8, 1)	0.0		3	0	0	0	0	1	0	2	0	0	0	5	16	∞	∞										

AB 33  
R 3  
H 5  
RBI 3  
BB 5  
SO 10  
LOB 14



AB 29  
R 6  
H 8  
RBI 6  
BB 5  
SO 7  
LOB 17









Batter	1	2	3	4	5	6	7	8	9	AB	R	H	RBI	BB	SO	LOB	TOP					
Miguel Tejada, R OBP: 0.195, SLG: 0.282	P2	P3		F9	F9		K		G6-3	6	0	0	0	0	1	4						
Scott Spiezio, S OBP: 0.284, SLG: 0.358	BB		L9	BB		1B		FC4	F9	4	2	2	0	2	0	0						
Ben Grieve, L OBP: 0.500, SLG: 0.733	BB		HR	K		K		K		5	1	2	0	0	3	4						
Matt Stairs, L OBP: 0.409, SLG: 0.653	K		K		F7	1B		FC4		5	1	2	0	0	2	3						
Brian Leshar, R OBP: 0.260, SLG: 0.389																						
Jason McDonald, S OBP: 0.333, SLG: 0.387	BB		HR		1B			FC4		4	3	3	3	1	0	2						
Jason Giambi, L OBP: 0.366, SLG: 0.490	G4-3				1B		SF9			0	0	0	0	0	0	0						
Scott Brosius, R OBP: 0.258, SLG: 0.314		G6-3	G3		1B		F7			4	1	3	2	0	0	3						
Ernie Young, R OBP: 0.292, SLG: 0.340		FC5-4		G6-3	K		F8		K	5	0	1	1	0	1	3						
Izzy Molina, R OBP: 0.218, SLG: 0.271	FC5-4			BB	1B		K			4	0	0	0	1	2	2						
<b>Inning Stats</b>	R: 0 E: 0 K: 1 S: 14	H: 1 LOB: 3 BB: 2 P: 26	R: 0 E: 0 K: 0 S: 10	H: 0 LOB: 1 BB: 1 P: 17	R: 2 E: 0 K: 1 S: 17	H: 3 LOB: 1 BB: 0 P: 22	R: 0 E: 0 K: 1 S: 8	H: 1 LOB: 2 BB: 1 P: 17	R: 2 E: 0 K: 1 S: 18	H: 4 LOB: 2 BB: 0 P: 26	R: 2 E: 0 K: 2 S: 19	H: 3 LOB: 1 BB: 0 P: 30	R: 0 E: 0 K: 2 S: 8	H: 0 LOB: 0 BB: 0 P: 11	R: 2 E: 0 K: 2 S: 15	H: 3 LOB: 1 BB: 0 P: 22	R: 1 E: 0 K: 1 S: 14	H: 1 LOB: 0 BB: 0 P: 21	1B: 13 2B: 1 3B: 0 HR: 2	SF: 1 SAC: 0 DP: 0 HBP: 0	WP: 1 PB: 0 SB: 0 CS: 0	PA: 47
<b>PITCHER</b>	IP	WLS	BF	H	R	ER	SO	BB	IBB	HBP	BLK	WP	HR	S	P	ERA	WHIP					
Glendon Rusch, L ERA: 5.66	4.2		27	9	4	4	4	4	0	0	0	0	1	66	107	7.71	2.786					
Hector Carrasco, R ERA: 4.39	1.1	L	7	3	2	2	1	0	0	0	0	0	0	20	31	13.50	2.250					
Scott Service, R ERA: 5.73	1.0		3	0	0	0	2	0	0	0	0	0	0	8	11	0.00	0.000					
Matt Whisenant, L ERA: 5.82	0.2		5	3	2	2	1	0	0	0	0	1	0	12	18	27.00	4.500					
Brian Bevil, R ERA: 9.72	1.1		5	1	1	1	2	0	0	0	0	0	1	17	25	6.75	0.750					

Oakland Athletics @ Kansas City Royals  
Kauffman Stadium, Kansas City, MO

AB 42  
R 9  
H 16  
RBI 8  
BB 4  
SO 10  
LOB 22



WP: 1 PA: 47  
PB: 0  
SB: 0  
CS: 0

livebaseballscorecards.com

Batter	1	2	3	4	5	6	7	8	9	AB	R	H	RBI	BB	SO	LOB	BOTTOM					
Rod Myers, L OBP: 0.353, SLG: 0.345	P6				F7		G5-3			4	1	2	2	1	0	0						
Shane Halter, R OBP: 0.350, SLG: 0.415							BB			4	1	2	0	0	0	2						
Larry Sutton, L OBP: 0.353, SLG: 0.531		G5-3			2B		G5-3		K	0	0	0	0	0	0	0						
Mike Macfarlane, R OBP: 0.307, SLG: 0.383	HR				1B					1	0	0	0	0	1	2						
Jed Hansen, R OBP: 0.355, SLG: 0.400	2B									0	0	0	0	0	0	0						
Jay Bell, R OBP: 0.367, SLG: 0.458	HR		G6-3		2B		G5-3		FC4-6	4	1	3	1	1	0	0						
Chili Davis, S OBP: 0.401, SLG: 0.540	F8		P6						FC4-6	4	0	1	0	1	0	3						
Jeff King, R OBP: 0.336, SLG: 0.425	HR		K		IBB		G5-3			5	1	1	3	0	2	6						
Scott Cooper, L OBP: 0.278, SLG: 0.312	G6-3				F8		F7		G6-3	5	0	1	0	0	0	3						
Jermaine Dye, R OBP: 0.269, SLG: 0.364		K			K		F8		L9	5	0	1	0	0	2	0						
Yamil Benitez, R OBP: 0.305, SLG: 0.462		F9					K		G4-3	5	1	2	0	0	1	3						
29 Mike Sweeney, R OBP: 0.312, SLG: 0.376		2B			FC4-6		F7			4	1	2	0	0	0	1						
<b>Inning Stats</b>	R: 3 E: 0 K: 0 S: 11	H: 2 LOB: 0 BB: 1 P: 21	R: 1 E: 0 K: 1 S: 10	H: 2 LOB: 0 BB: 0 P: 13	R: 0 E: 0 K: 1 S: 9	H: 0 LOB: 0 BB: 0 P: 16	R: 0 E: 0 K: 1 S: 10	H: 1 LOB: 0 BB: 0 P: 16	R: 0 E: 0 K: 1 S: 5	H: 2 LOB: 3 BB: 1 P: 20	R: 1 E: 0 K: 0 S: 12	H: 2 LOB: 1 BB: 1 P: 24	R: 1 E: 0 K: 1 S: 19	H: 3 LOB: 2 BB: 0 P: 26	R: 0 E: 0 K: 0 S: 15	H: 3 LOB: 3 BB: 0 P: 21	1B: 11 2B: 3 3B: 0 HR: 1	SF: 0 SAC: 0 DP: 1 HBP: 0	WP: 0 PB: 0 SB: 0 CS: 0	PA: 44		
<b>PITCHER</b>	IP	WLS	BF	H	R	ER	SO	BB	IBB	HBP	BLK	WP	HR	S	P	ERA	WHIP					
Mike Oquist, R ERA: 5.2	6.1		30	8	5	5	5	2	1	0	0	0	0	60	107	7.11	1.579					
Aaron Small, R ERA: 4.02	1.1		7	4	1	1	0	0	0	0	0	0	0	22	32	6.75	3.000					
Tim Kubinski, L ERA: 2.08	0.1		1	0	0	0	1	0	0	0	0	0	0	3	4	0.00	0.000					
Billy Taylor, R ERA: 4.48	1.0	S	6	3	0	0	0	0	0	0	0	0	0	15	21	0.00	3.000					

Oakland Athletics @ Kansas City Royals  
Kauffman Stadium, Kansas City, MO

AB 41  
R 6  
H 15  
RBI 6  
BB 3  
SO 6  
LOB 20



WP: 0 PA: 44  
PB: 0  
SB: 0  
CS: 0

livebaseballscorecards.com

Fri Sep 05 1997, 7:05 PM CDT  
Att: 13,299 - Unknown - 78 F









Batter	1	2	3	4	5	6	7	8	9	AB	R	H	RBI	BB	SO	LOB	TOP								
Scott Brosius, R (1, 5) OBP: 0.257, SLG: 0.310	L8		G6-4-3	1B		P3		K		4	1	0	0	1	1	3	<b>Oakland Athletics @ Kansas City Royals</b> Kauffman Stadium, Kansas City, MO Sun Sep 07 1997, 3:33 AM CDT Att: 14,123 - Overcast - 77 F								
Scott Spiezio, S (1, 4) OBP: 0.287, SLG: 0.368	P6		1B	1B		G4-3		K		5	1	2	2	0	1	1									
Ben Grieve, L (1, 9) OBP: 0.462, SLG: 0.565	G4-3		1B	1B				P6		4	0	2	1	1	0	1									
Brian Leshar, R (1, 7) OBP: 0.250, SLG: 0.376 Jason McDonald, S (8, 7) OBP: 0.344, SLG: 0.390		P4	F8	SF8				G3 1B HBP		3	0	0	1	0	0	3									
Jason Giambi, L (1, 3) OBP: 0.369, SLG: 0.491		FC1-6 1B						F7		4	1	2	0	1	1	2									
Mark Bellhorn, S (1, 10) OBP: 0.329, SLG: 0.371	FC1-6			2B				G4-3		5	1	1	0	0	2	4									
Miguel Tejada, R (1, 6) OBP: 0.260, SLG: 0.375	K			1B				G3		5	2	2	1	0	1	3									
Ernie Young, R (1, 8) OBP: 0.301, SLG: 0.348			G6-4-3 1B	E7 BB				E1 2B		5	3	3	1	0	2	2									
Izzy Molina, R (1, 2) OBP: 0.231, SLG: 0.292			1B	1B				2B		4	0	2	2	0	1	1									
<b>Inning Stats</b>	R: 0 E: 0 K: 0 S: 8	H: 0 LOB: 0 BB: 0 P: 11	R: 0 E: 0 K: 1 S: 8	H: 1 LOB: 1 BB: 0 P: 13	R: 1 E: 0 K: 0 S: 19	H: 4 LOB: 2 BB: 0 P: 26	R: 6 E: 1 K: 2 S: 31	H: 5 LOB: 1 BB: 2 P: 48	R: 0 E: 0 K: 2 S: 9	H: 0 LOB: 0 BB: 0 P: 13	R: 0 E: 0 K: 0 S: 8	H: 0 LOB: 0 BB: 0 P: 11	R: 0 E: 0 K: 0 S: 9	H: 0 LOB: 1 BB: 1 P: 18	R: 2 E: 1 K: 2 S: 14	H: 3 LOB: 1 BB: 0 P: 20		R: 0 E: 0 K: 2 S: 10	H: 1 LOB: 2 BB: 0 P: 15	1B: 12 2B: 2 3B: 0 HR: 0	SF: 1 SAC: 0 DP: 1 HBP: 1	WP: 0 PB: 0 SB: 0 CS: 0	PA: 44		
<b>PITCHER</b>	IP	WLS	BF	H	R	ER	SO	BB	IBB	HBP	BLK	WP	HR	S	P	ERA	WHIP								
50 José Rosado, L (1, 1) ERA: 4.41	3.0	L	17	8	5	5	1	1	0	0	0	0	0	48	72	15.00	3.000								
Scott Service, R (4, 1) ERA: 6.23	2.0		9	2	2	2	4	1	0	0	0	0	0	27	39	9.00	1.500								
Hector Carrasco, R (6, 1) ERA: 4.29	2.0		7	0	0	0	0	1	0	0	0	0	0	17	29	0.00	0.500								
Gregg Olson, R (8, 1) ERA: 6.29	1.0		6	3	2	1	2	0	0	0	0	0	0	14	20	9.00	3.000								
Hipolito Pichardo, R (9, 1) ERA: 4.73	1.0		5	1	0	0	2	0	0	1	0	0	0	10	15	0.00	1.000								
<b>Batter</b>	<b>1</b>	<b>2</b>	<b>3</b>	<b>4</b>	<b>5</b>	<b>6</b>	<b>7</b>	<b>8</b>	<b>9</b>	<b>AB</b>	<b>R</b>	<b>H</b>	<b>RBI</b>	<b>BB</b>	<b>SO</b>	<b>LOB</b>	<b>BOTTOM</b>								
Rod Myers, L (1, 8) OBP: 0.364, SLG: 0.324	B4-3		FC5-4 1B			F9				3	0	1	0	2	0	2	<b>Oakland Athletics @ Kansas City Royals</b> Kauffman Stadium, Kansas City, MO Sun Sep 07 1997, 3:33 AM CDT Att: 14,123 - Overcast - 77 F								
Shane Halter, R (1, 6) OBP: 0.352, SLG: 0.402	G6-4-3 BB		FC5-4					G5-3	G5-3	3	0	0	0	2	0	5									
Chili Davis, S (1, 10) OBP: 0.401, SLG: 0.536	G6-4-3			L7						5	0	1	0	0	2	3									
Yamil Benitez, R (1, 7) OBP: 0.298, SLG: 0.465		P3		L6				F9		5	2	2	1	0	0	1									
Larry Sutton, L (1, 3) OBP: 0.333, SLG: 0.486		P6		FC6-4 1B				P5	P4	5	0	1	0	0	0	2									
Jermaine Dye, R (1, 9) OBP: 0.276, SLG: 0.379	K			FC6-4				F8	F9	5	1	1	2	0	1	1									
Scott Cooper, L (1, 5) OBP: 0.285, SLG: 0.319										3	1	1	0	0	2	0									
29 Mike Sweeney, R (1, 2) OBP: 0.320, SLG: 0.381				P4						3	0	2	0	1	0	1									
Jed Hansen, R (1, 4) OBP: 0.363, SLG: 0.406				B1						4	0	2	0	0	0	2									
<b>Inning Stats</b>	R: 0 E: 0 K: 0 S: 4	H: 0 LOB: 0 BB: 1 P: 9	R: 0 E: 0 K: 1 S: 8	H: 0 LOB: 0 BB: 0 P: 11	R: 0 E: 0 K: 0 S: 8	H: 1 LOB: 2 BB: 0 P: 13	R: 0 E: 0 K: 0 S: 14	H: 1 LOB: 1 BB: 0 P: 21	R: 2 E: 0 K: 1 S: 20	H: 4 LOB: 2 BB: 0 P: 29	R: 0 E: 0 K: 0 S: 13	H: 1 LOB: 1 BB: 0 P: 21	R: 0 E: 0 K: 1 S: 9	H: 1 LOB: 3 BB: 2 P: 22	R: 1 E: 0 K: 1 S: 10	H: 1 LOB: 0 BB: 0 P: 16		1B: 8 2B: 1 3B: 0 HR: 2	SF: 0 SAC: 0 DP: 2 HBP: 1	WP: 0 PB: 0 SB: 0 CS: 0	PA: 42				
<b>PITCHER</b>	IP	WLS	BF	H	R	ER	SO	BB	IBB	HBP	BLK	WP	HR	S	P	ERA	WHIP								
Eric Ludwick, R (1, 1) ERA: 7.27	5.0	W	22	5	2	2	2	3	0	1	0	0	1	18	25	3.60	1.600								
Buddy Groom, L (6, 1) ERA: 4.7	1.0		6	3	1	1	1	0	0	0	0	0	0	20	41	9.00	3.000								
Jay Witasick, R (7, 1) ERA:	1.2		9	2	0	0	1	2	0	0	0	0	0	12	18	6.75	0.750								
T.J. Mathews, R (8, 1) ERA: 3.11	1.1		5	1	1	1	1	0	0	0	0	0	1	12	18	6.75	0.750								

**AB** 39  
**R** 9  
**H** 14  
**RBI** 8  
**BB** 3  
**SO** 9  
**LOB** 20



**AB** 36  
**R** 4  
**H** 11  
**RBI** 3  
**BB** 5  
**SO** 5  
**LOB** 17



livebaseballscores.com

livebaseballscores.com



Batter	1	2	3	4	5	6	7	8	9	AB	R	H	RBI	BB	SO	LOB	TOP										
<b>Joey Cora, S</b> OBP: 0.361, SLG: 0.443 (1, 4)										3	1	0	0	1	0	2	<b>Seattle Mariners @ Kansas City Royals</b> Kauffman Stadium, Kansas City, MO Mon Sep 08 1997, 7:05 PM CDT Att: 14,278 - Unknown - 83 F										
<b>Alex Rodriguez, R</b> OBP: 0.350, SLG: 0.501 (1, 6)										4	0	1	0	0	1	1											
<b>Ken Griffey Jr., L</b> OBP: 0.385, SLG: 0.654 (1, 8)										2	1	1	0	1	0	1											
<b>Edgar Martinez, R</b> OBP: 0.457, SLG: 0.553 (1, 10)										4	0	2	1	0	0	2											
<b>Jay Buhner, R</b> OBP: 0.379, SLG: 0.489 (1, 9)										4	0	0	0	0	1	4											
<b>Paul Sorrento, L</b> OBP: 0.351, SLG: 0.521 (1, 3)										4	0	1	0	0	2	0											
<b>Dan Wilson, R</b> OBP: 0.325, SLG: 0.418 (1, 2)										4	0	1	0	0	0	1											
<b>Brent Gates, S</b> OBP: 0.293, SLG: 0.373 (1, 5)										3	0	0	0	1	0	1											
<b>Rob Ducey, L</b> OBP: 0.320, SLG: 0.521 (1, 7)										2	0	0	0	0	1	2											
<b>Rich Amaral, R</b> OBP: 0.326, SLG: 0.324 (7, PH)										1	0	0	0	0	0	0											
<b>Inning Stats</b>	R: 1 E: 0 K: 1 S: 8	H: 0 LOB: 1 BB: 2 P: 22	R: 0 E: 0 K: 0 S: 9	H: 1 LOB: 2 BB: 1 P: 19	R: 0 E: 0 K: 0 S: 5	H: 1 LOB: 0 BB: 0 P: 8	R: 0 E: 0 K: 0 S: 8	H: 1 LOB: 1 BB: 0 P: 14	R: 0 E: 0 K: 2 S: 11	H: 0 LOB: 0 BB: 0 P: 14	R: 0 E: 0 K: 0 S: 8	H: 0 LOB: 0 BB: 0 P: 10	R: 0 E: 0 K: 0 S: 10	H: 2 LOB: 2 BB: 0 P: 14	R: 0 E: 0 K: 1 S: 5	H: 0 LOB: 0 BB: 0 P: 8	1B: 6 2B: 0 3B: 0 HR: 0	SF: 0 SAC: 0 DP: 2 HBP: 1	WP: 1 PB: 0 SB: 0 CS: 0	PA: 35							
<b>PITCHER</b>	IP	WLS	BF	H	R	ER	SO	BB	IBB	HBP	BLK	WP	HR	S	P	ERA	WHIP										
<b>Jim Pittsley, R</b> ERA: 5.74 (1, 1)	5.0	W	20	3	1	1	3	3	0	0	0	1	0	41	77	1.80	1.200										
<b>Chris Haney, L</b> ERA: 4.94 (6, 1)	3.0		12	3	1	1	1	0	0	1	0	0	0	25	38	3.00	1.000										
<b>Jeff Montgomery, R</b> ERA: 3.86 (9, 1)	1.0		3	0	0	0	1	0	0	0	0	0	0	5	8	0.00	0.000										

AB	31
R	2
H	6
RBI	1
BB	3
SO	5
LOB	14





Batter	1	2	3	4	5	6	7	8	9	AB	R	H	RBI	BB	SO	LOB	BOTTOM										
<b>Jose Offerman, S</b> OBP: 0.365, SLG: 0.404 (1, 4)										4	0	1	0	1	1	0	<b>Seattle Mariners @ Kansas City Royals</b> Kauffman Stadium, Kansas City, MO Mon Sep 08 1997, 7:05 PM CDT Att: 14,278 - Unknown - 83 F										
<b>Johnny Damon, L</b> OBP: 0.344, SLG: 0.403 (1, 8)										5	2	4	0	0	1	0											
<b>Jay Bell, R</b> OBP: 0.371, SLG: 0.468 (1, 5)										5	3	3	0	0	0	5											
<b>Chili Davis, S</b> OBP: 0.403, SLG: 0.541 (1, 10)										3	2	1	3	2	1	5											
<b>Jeff King, R</b> OBP: 0.337, SLG: 0.429 (1, 3)										5	1	1	3	0	0	3											
<b>Rod Myers, L</b> OBP: 0.388, SLG: 0.415 (1, 7)										4	1	2	3	1	1	0											
<b>Jermaine Dye, R</b> OBP: 0.279, SLG: 0.385 (1, 9)										5	0	2	0	0	0	2											
<b>Mike Macfarlane, R</b> OBP: 0.309, SLG: 0.400 (1, 2)										4	0	1	0	0	0	3											
<b>Felix Martinez, S</b> OBP: 0.267, SLG: 0.231 (1, 6)										4	0	0	0	0	0	3											
<b>Inning Stats</b>	R: 3 E: 0 K: 0 S: 17	H: 3 LOB: 0 BB: 0 P: 25	R: 0 E: 0 K: 0 S: 7	H: 0 LOB: 0 BB: 0 P: 10	R: 4 E: 0 K: 1 S: 17	H: 4 LOB: 1 BB: 1 P: 31	R: 0 E: 0 K: 0 S: 21	H: 2 LOB: 2 BB: 0 P: 32	R: 0 E: 0 K: 1 S: 10	H: 0 LOB: 0 BB: 0 P: 14	R: 0 E: 0 K: 1 S: 11	H: 2 LOB: 3 BB: 1 P: 20	R: 0 E: 0 K: 0 S: 12	H: 1 LOB: 2 BB: 1 P: 21	R: 2 E: 0 K: 1 S: 15	H: 3 LOB: 2 BB: 1 P: 24	1B: 9 2B: 3 3B: 0 HR: 3	SF: 0 SAC: 0 DP: 0 HBP: 0	WP: 1 PB: 0 SB: 0 CS: 0	PA: 43							
<b>PITCHER</b>	IP	WLS	BF	H	R	ER	SO	BB	IBB	HBP	BLK	WP	HR	S	P	ERA	WHIP										
<b>Omar Olivares, R</b> ERA: 5.11 (1, 1)	2.2	L	16	7	7	7	1	0	0	0	0	0	0	34	50	0.00	0.857										
<b>Bob Wells, R</b> ERA: 5.79 (3, 1)	2.1		9	2	0	0	1	0	0	0	0	0	0	34	50	0.00	0.857										
<b>Paul Spoljaric, L</b> ERA: 3.48 (6, 1)	1.2		10	3	0	0	1	2	0	0	0	0	0	22	39	0.00	3.000										
<b>Norm Charlton, L</b> ERA: 7.36 (7, 1)	1.1		8	3	2	2	1	1	0	0	0	1	0	16	26	13.50	3.000										

AB	39
R	9
H	15
RBI	9
BB	4
SO	4
LOB	21





Batter	1	2	3	4	5	6	7	8	9	AB	R	H	RBI	BB	SO	LOB	TOP								
Joey Cora, S OBP: 0.363, SLG: 0.445 (1, 4)	G4-3			1B		BB	SF9		E4	3	1	2	1	1	0	0	<b>Seattle Mariners @ Kansas City Royals</b> Kauffman Stadium, Kansas City, MO Tue Sep 09 1997, 7:05 PM CDT Att: 14,913 - Unknown - 75 F  <b>AB 35</b> <b>R 4</b> <b>H 9</b> <b>RBI 4</b> <b>BB 4</b> <b>SO 5</b> <b>LOB 15</b> 								
Roberto Kelly, R OBP: 0.319, SLG: 0.429 John Marzano, R OBP: 0.349, SLG: 0.364 (1, 7)	G6-3			F9		F9	F8		G4-3	4	0	0	0	0	0	3									
Ken Griffey Jr., L OBP: 0.385, SLG: 0.651 (1, 8)	G3			F8		1B			L8	3	0	0	0	2	0	1									
Edgar Martinez, R OBP: 0.457, SLG: 0.551 (1, 10)		P6		1B		1B			G6-3	5	0	2	1	0	1	2									
Alex Rodriguez, R OBP: 0.349, SLG: 0.498 (1, 6)		P3		F9		K				3	0	0	0	1	1	4									
Jay Buhner, R OBP: 0.380, SLG: 0.495 (1, 9)		G6-3				K				4	1	2	1	0	1	2									
Paul Sorrento, L OBP: 0.348, SLG: 0.516 (1, 3)			G3-1							4	0	0	0	0	2	2									
Dan Wilson, R OBP: 0.325, SLG: 0.417 Rich Amaral, R OBP: 0.326, SLG: 0.324 (7, PR)			F8			G5-3				3	0	1	0	0	0	0									
Rob Ducey, L OBP: 0.325, SLG: 0.551 (8, 7)							SF9			1	1	1	1	0	0	0									
Andy Sheets, R OBP: 0.354, SLG: 0.533 Brent Gates, S OBP: 0.296, SLG: 0.375 (7, PH)			G1-3			G4-3			G6-3	2	0	0	0	0	0	0									
<b>Inning Stats</b>	R: 0 E: 0 K: 0 S: 6	H: 0 LOB: 0 BB: 0 P: 10	R: 0 E: 0 K: 0 S: 7	H: 0 LOB: 0 BB: 0 P: 11	R: 0 E: 0 K: 0 S: 10	H: 0 LOB: 0 BB: 0 P: 16	R: 0 E: 0 K: 0 S: 12	H: 2 LOB: 2 BB: 0 P: 15	R: 1 E: 0 K: 1 S: 10	H: 1 LOB: 0 BB: 0 P: 20	R: 1 E: 0 K: 2 S: 10	H: 1 LOB: 2 BB: 2 P: 23	R: 1 E: 0 K: 0 S: 7	H: 2 LOB: 1 BB: 0 P: 13	R: 0 E: 0 K: 2 S: 13	H: 1 LOB: 2 BB: 1 P: 22	R: 1 E: 1 K: 0 S: 10	H: 2 LOB: 2 BB: 1 P: 22	1B: 7 2B: 0 3B: 0 HR: 2	SF: 1 SAC: 0 DP: 0 HBP: 0	WP: 0 PB: 0 SB: 0 CS: 0	PA: 40			
<b>PITCHER</b>	IP	WLS	BF	H	R	ER	SO	BB	IBB	HBP	BLK	WP	HR	S	P	ERA	WHIP								
Tim Belcher, R ERA: 5.17 Brian Bevil, R ERA: 9.0 Matt Whisenant, L ERA: 5.6 Hippolito Pichardo, R ERA: 4.79	5.1	22	4	2	2	1	2	2	0	0	0	0	1	49	86	3.38	1.125								

Batter	1	2	3	4	5	6	7	8	9	AB	R	H	RBI	BB	SO	LOB	BOTTOM								
Jose Offerman, S OBP: 0.363, SLG: 0.404 (1, 4)	G4-3		G3-1				G4-3		F8	5	0	1	1	0	0	2	<b>Seattle Mariners @ Kansas City Royals</b> Kauffman Stadium, Kansas City, MO Tue Sep 09 1997, 7:05 PM CDT Att: 14,913 - Unknown - 75 F  <b>AB 33</b> <b>R 3</b> <b>H 8</b> <b>RBI 2</b> <b>BB 4</b> <b>SO 3</b> <b>LOB 14</b> 								
Johnny Damon, L OBP: 0.344, SLG: 0.402 (1, 8)	G6-3		G2-3				G3		P4	4	1	1	0	1	0	2									
Jay Bell, R OBP: 0.369, SLG: 0.464 (7, 6)	G6-3						G5-3			4	0	0	1	0	0	3									
Chili Davis, S OBP: 0.402, SLG: 0.538 (1, 10)									G5-3	3	0	0	0	1	2	0									
Jeff King, R OBP: 0.335, SLG: 0.425 (1, 3)	F8								G1-3	4	0	0	0	0	1	1									
Rod Myers, L OBP: 0.415, SLG: 0.455 (1, 7)			F8							3	1	2	0	1	0	0									
Jermaine Dye, R OBP: 0.283, SLG: 0.387 (1, 9)		F7							G4-3	4	1	2	0	0	0	1									
Mike Macfarlane, R OBP: 0.316, SLG: 0.403 Jed Hansen, R OBP: 0.363, SLG: 0.406 (9, PR)			F7							3	0	2	0	1	0	0									
Felix Martinez, S OBP: 0.235, SLG: 0.200 Scott Cooper, L OBP: 0.283, SLG: 0.317 (6, PH)										0	0	0	0	0	0	0									
			G4-3							2	0	0	0	0	0	2									
<b>Inning Stats</b>	R: 1 E: 1 K: 0 S: 13	H: 1 LOB: 1 BB: 1 P: 24	R: 0 E: 0 K: 0 S: 8	H: 0 LOB: 0 BB: 0 P: 14	R: 0 E: 0 K: 0 S: 4	H: 0 LOB: 0 BB: 0 P: 5	R: 0 E: 0 K: 1 S: 7	H: 0 LOB: 0 BB: 0 P: 9	R: 2 E: 1 K: 0 S: 13	H: 3 LOB: 2 BB: 2 P: 27	R: 0 E: 0 K: 2 S: 16	H: 2 LOB: 3 BB: 1 P: 25	R: 0 E: 0 K: 0 S: 3	H: 0 LOB: 0 BB: 0 P: 8	R: 0 E: 0 K: 0 S: 15	H: 1 LOB: 1 BB: 0 P: 22	R: 0 E: 0 K: 0 S: 7	H: 1 LOB: 2 BB: 0 P: 10	1B: 6 2B: 2 3B: 0 HR: 0	SF: 0 SAC: 1 DP: 1 HBP: 0	WP: 0 PB: 0 SB: 0 CS: 0	PA: 38			
<b>PITCHER</b>	IP	WLS	BF	H	R	ER	SO	BB	IBB	HBP	BLK	WP	HR	S	P	ERA	WHIP								
27 Ken Cloude, R ERA: 5.21 Mark Holzemer, L ERA: 8.43 Bobby Ayala, R ERA: 4.45 Norm Charlton, L ERA: 7.21 Mike Timlin, R ERA: 3.43	4.1	19	4	3	2	1	2	2	0	0	0	0	0	1	5	∞	∞								
Heathcliff Stocumb, R ERA: 5.51	1.0	3	3	0	0	0	0	0	0	0	0	0	0	5	7	0.00	0.000								



Batter	1	2	3	4	5	6	7	8	9	AB	R	H	RBI	BB	SO	LOB	TOP									
Jose Offerman, S OBP: 0.362, SLG: 0.402 (1, 4)										4	0	1	0	0	0	1	<b>Kansas City Royals @ Anaheim Angels</b> Anaheim Stadium, Anaheim, CA Thu Sep 11 1997, 10:05 PM EDT Att: 14,790 - Unknown - 73 F									
Johnny Damon, L OBP: 0.344, SLG: 0.400 (1, 8)										4	1	1	0	0	1	2										
Jay Bell, R OBP: 0.368, SLG: 0.463 (1, 6)										4	0	1	0	0	1	0										
Chili Davis, S OBP: 0.399, SLG: 0.534 (1, 10)										3	0	0	1	0	0	0										
Jeff King, R OBP: 0.334, SLG: 0.423 (1, 3)										3	0	0	0	1	2	1										
Rod Myers, L OBP: 0.421, SLG: 0.542 Jermaine Dye, R OBP: 0.283, SLG: 0.387 (9, 9)										4	2	2	1	0	1	0										
Dean Palmer, R OBP: 0.308, SLG: 0.435 (1, 5)										4	1	1	2	0	1	0										
Yamil Benitez, R OBP: 0.297, SLG: 0.459 (1, 7)										4	0	1	0	0	1	0										
29 Mike Sweeney, R OBP: 0.320, SLG: 0.377 (1, 2)										2	0	0	0	1	0	1										
<b>Inning Stats</b>	R: 0 E: 0 K: 2 S: 7	H: 0 LOB: 0 BB: 0 P: 7	R: 0 E: 0 K: 1 S: 5	H: 0 LOB: 0 BB: 0 P: 5	R: 0 E: 0 K: 0 S: 5	H: 2 LOB: 2 BB: 0 P: 5	R: 0 E: 0 K: 0 S: 3	H: 0 LOB: 0 BB: 0 P: 3	R: 1 E: 0 K: 0 S: 4	H: 1 LOB: 1 BB: 1 P: 8	R: 0 E: 0 K: 0 S: 3	H: 0 LOB: 0 BB: 0 P: 3	R: 2 E: 0 K: 0 S: 4	H: 2 LOB: 0 BB: 1 P: 8	R: 1 E: 0 K: 1 S: 7	H: 2 LOB: 1 BB: 0 P: 7	R: 0 E: 0 K: 3 S: 9	H: 0 LOB: 0 BB: 0 P: 9	1B: 4 2B: 1 3B: 0 HR: 2	SF: 1 SAC: 0 DP: 0 HBP: 0	WP: 0 PB: 0 SB: 1 CS: 1	PA: 35				
<b>PITCHER</b>	IP	WLS	BF	H	R	ER	SO	BB	IBB	HBP	BLK	WP	HR	S	P	ERA	WHIP									
Dennis Springer, R ERA: 5.25 Mike James, R ERA: 4.32	(1, 1)	7.1	L	30	7	4	4	3	2	0	0	0	0	2	34	42	4.91	1.227								
																		AB	R	H	RBI	BB	SO	LOB	WP	PA
																		32	4	7	4	2	7	5	0	35

livebaseballscores.com

Batter	1	2	3	4	5	6	7	8	9	AB	R	H	RBI	BB	SO	LOB	BOTTOM									
Rickey Henderson, R OBP: 0.408, SLG: 0.359 (1, 10)										4	0	0	0	0	1	0	<b>Kansas City Royals @ Anaheim Angels</b> Anaheim Stadium, Anaheim, CA Thu Sep 11 1997, 10:05 PM EDT Att: 14,790 - Unknown - 73 F									
Tony Phillips, S OBP: 0.382, SLG: 0.401 (1, 4)										4	0	1	0	0	2	0										
Darin Erstad, L OBP: 0.361, SLG: 0.470 (1, 3)										4	1	1	0	0	2	1										
Tim Salmon, R OBP: 0.396, SLG: 0.531 (1, 9)										3	1	1	1	1	0	1										
Jim Edmonds, L OBP: 0.356, SLG: 0.493 (1, 8)										4	0	2	1	0	1	1										
Dave Hollins, S OBP: 0.359, SLG: 0.421 (1, 5)										4	0	3	0	0	1	2										
16 Garret Anderson, L OBP: 0.326, SLG: 0.390 (1, 7)										4	0	3	0	0	0	0										
Chad Kreuter, S OBP: 0.304, SLG: 0.325 Jack Howell, L OBP: 0.326, SLG: 0.559 Chris Turner, R OBP: 0.467, SLG: 0.615 (7, PH) (7, PH) (8, 2)										2	0	0	0	0	1	5										
Luis Allicea, S OBP: 0.363, SLG: 0.375 (9, PH) Gary Disarcina, R OBP: 0.268, SLG: 0.317 (1, 6)											0	0	0	0	0	0										
<b>Inning Stats</b>	R: 0 E: 0 K: 3 S: 9	H: 0 LOB: 0 BB: 0 P: 9	R: 0 E: 0 K: 0 S: 5	H: 3 LOB: 2 BB: 0 P: 5	R: 0 E: 0 K: 0 S: 3	H: 0 LOB: 0 BB: 0 P: 3	R: 0 E: 0 K: 0 S: 3	H: 1 LOB: 0 BB: 0 P: 3	R: 0 E: 0 K: 1 S: 6	H: 2 LOB: 1 BB: 0 P: 6	R: 0 E: 0 K: 2 S: 7	H: 0 LOB: 0 BB: 0 P: 7	R: 1 E: 0 K: 1 S: 7	H: 3 LOB: 2 BB: 1 P: 11	R: 1 E: 0 K: 1 S: 7	H: 2 LOB: 2 BB: 1 P: 11	R: 0 E: 0 K: 1 S: 5	H: 0 LOB: 0 BB: 0 P: 5	1B: 9 2B: 1 3B: 0 HR: 1	SF: 0 SAC: 0 DP: 3 HBP: 0	WP: 0 PB: 0 SB: 1 CS: 2	PA: 36				
<b>PITCHER</b>	IP	WLS	BF	H	R	ER	SO	BB	IBB	HBP	BLK	WP	HR	S	P	ERA	WHIP									
Kevin Appier, R ERA: 5.6 Matt Whisenant, L ERA: 5.6 Gregg Olson, R ERA: 6.3 Jamie Walker, L ERA: 5.13 Hippolito Pichardo, R ERA: 4.75	(1, 1)	0.0	1	0	0	0	0	1	0	0	0	0	0	0	4	-	-									
Jeff Montgomery, R ERA: 3.78	(9, 1)	1.0	S	3	0	0	0	0	0	0	0	0	0	3	3	0.00	0.000									
																		AB	R	H	RBI	BB	SO	LOB	WP	PA
																		34	2	11	2	2	9	15	0	36

livebaseballscores.com



Batter	1	2	3	4	5	6	7	8	9	AB	R	H	RBI	BB	SO	LOB	TOP								
Shane Halter, R OBP: 0.360, SLG: 0.410 Jose Offerman, S OBP: 0.365, SLG: 0.408 (7, 4)	F9		2B 1B	BB 1B			G3 SF9 2B		1B	3	0	2	0	0	0	0	<b>Kansas City Royals @ Anaheim Angels</b> Anaheim Stadium, Anaheim, CA Fri Sep 12 1997, 10:05 PM EDT Att: 25,259 - Unknown - 71 F								
Jed Hansen, R OBP: 0.373, SLG: 0.423 Johnny Damon, L OBP: 0.342, SLG: 0.399 (7, 8)	K		2B	BB			G3		K	2	0	1	0	1	1	0									
Jay Bell, R OBP: 0.365, SLG: 0.460 (1, 6)	K		K	K			SF9			3	0	0	1	0	3	5									
Chili Davis, S OBP: 0.396, SLG: 0.529 (1, 10)	F8			P3			K			4	0	0	0	0	2	0									
Jeff King, R OBP: 0.333, SLG: 0.427 (1, 3)	G1-3			HR			F9		K	4	1	1	1	0	1	0									
Dean Palmer, R OBP: 0.310, SLG: 0.442 (1, 5)	HR			HR 1B			F4		F9	4	2	2	1	0	0	0									
Jermaine Dye, R OBP: 0.276, SLG: 0.380 (1, 9)	K			K			L9		K	4	0	0	0	0	3	1									
Yamil Benitez, R OBP: 0.304, SLG: 0.478 Rod Myers, L OBP: 0.414, SLG: 0.531 (9, PH)			K	HR			BB		K	2	1	1	2	1	1	0									
29 Mike Sweeney, R OBP: 0.316, SLG: 0.371 Scott Cooper, L OBP: 0.261, SLG: 0.315 (9, PH)	K		K	E5 BB 1B			G1-6-3		P3	3	0	0	0	0	1	1									
<b>Inning Stats</b>	R: 0 E: 0 K: 2 S: 9	H: 0 LOB: 0 BB: 0 P: 13	R: 1 E: 0 K: 1 S: 9	H: 1 LOB: 0 BB: 0 P: 17	R: 0 E: 0 K: 3 S: 14	H: 2 LOB: 2 BB: 0 P: 22	R: 3 E: 1 K: 2 S: 23	H: 4 LOB: 3 BB: 1 P: 44	R: 0 E: 0 K: 1 S: 8	H: 0 LOB: 0 BB: 0 P: 12	R: 0 E: 0 K: 0 S: 6	H: 0 LOB: 0 BB: 1 P: 11	R: 1 E: 0 K: 1 S: 9	H: 1 LOB: 0 BB: 0 P: 18	R: 0 E: 0 K: 2 S: 8	H: 0 LOB: 0 BB: 0 P: 10		R: 0 E: 0 K: 2 S: 10	H: 1 LOB: 1 BB: 0 P: 14	1B: 4 2B: 2 3B: 0 HR: 3	SF: 1 SAC: 0 DP: 1 HBP: 0	WP: 0 PB: 0 SB: 0 CS: 0	PA: 38		
<b>PITCHER</b>	IP	WLS	BF	H	R	ER	SO	BB	IBB	HBP	BLK	WP	HR	S	P	ERA	WHIP								
Allen Watson, L ERA: 5.15 Shigetoshi Hasegawa, R ERA: 3.63 Darrell May, L ERA: 5.04 Pep Harris, R ERA: 4.0 Troy Percival, R ERA: 3.5	3.2	19	7	4	4	7	0	0	0	0	0	0	3	49	83	9.82	1.909								

Batter	1	2	3	4	5	6	7	8	9	AB	R	H	RBI	BB	SO	LOB	BOTTOM								
Rickey Henderson, R OBP: 0.406, SLG: 0.355 (1, 7)	F8			FC6-4			E6 BB BB		P4	4	1	0	1	1	0	1	<b>Kansas City Royals @ Anaheim Angels</b> Anaheim Stadium, Anaheim, CA Fri Sep 12 1997, 10:05 PM EDT Att: 25,259 - Unknown - 71 F								
Tony Phillips, S OBP: 0.382, SLG: 0.400 (1, 10)	BB 1B		F8	G6-3			BB BB 1B BB			3	2	1	0	1	0	2									
Tim Salmon, R OBP: 0.395, SLG: 0.528 (1, 9)	BB 1B		K	F9			P2			3	1	0	0	1	1	3									
Dave Hollins, S OBP: 0.360, SLG: 0.421 Robert Eenhoorn, R (8, 5)	E3 1B		K	K			BB BB 1B BB			3	1	1	1	1	2	0									
Jim Edmonds, L OBP: 0.356, SLG: 0.490 (1, 8)	F7		K	G4-3			1B BB			3	0	0	1	1	1	1									
Chris Turner, R OBP: 0.412, SLG: 0.533 Darin Erstad, L OBP: 0.361, SLG: 0.470 (6, PH) (7, 3)	K		K	F7			FC6-4 1B			2	0	0	0	0	2	1									
Luis Alicaia, S OBP: 0.364, SLG: 0.375 (1, 4)				1B FC6-4 1B			F7 FC6-4			3	2	1	0	1	0	2									
Chad Kreuter, S OBP: 0.303, SLG: 0.338 (1, 2)				K			F9		F7	4	1	1	2	0	1	1									
Gary Disarcina, R OBP: 0.268, SLG: 0.317 (1, 6)	G5-3			FC6-4 1B			G1-3		G4-3	4	0	1	0	0	0	0									
<b>Inning Stats</b>	R: 2 E: 1 K: 1 S: 12	H: 2 LOB: 1 BB: 1 P: 21	R: 2 E: 0 K: 1 S: 13	H: 1 LOB: 1 BB: 2 P: 26	R: 0 E: 0 K: 3 S: 10	H: 0 LOB: 0 BB: 0 P: 15	R: 1 E: 0 K: 1 S: 13	H: 2 LOB: 1 BB: 0 P: 17	R: 0 E: 0 K: 1 S: 11	H: 0 LOB: 0 BB: 0 P: 18	R: 0 E: 0 K: 0 S: 6	H: 0 LOB: 0 BB: 0 P: 11	R: 3 E: 1 K: 0 S: 16	H: 1 LOB: 2 BB: 3 P: 33	R: 0 E: 0 K: 0 S: 6	H: 0 LOB: 0 BB: 0 P: 8		1B: 5 2B: 0 3B: 0 HR: 1	SF: 0 SAC: 0 DP: 0 HBP: 0	WP: 0 PB: 0 SB: 0 CS: 0	PA: 37				
<b>PITCHER</b>	IP	WLS	BF	H	R	ER	SO	BB	IBB	HBP	BLK	WP	HR	S	P	ERA	WHIP								
50 José Rosado, L ERA: 4.53 Ricky Bones, R ERA: 7.31 Scott Service, R ERA: 6.75 Matt Whisenant, L ERA: 5.5 Brian Bevil, R ERA: 8.18	5.0	L	6	0	2	1	0	1	0	0	0	0	0	10	20	6.75	0.750								

AB	35
R	5
H	9
RBI	5
BB	2
SO	14
LOB	9

AB	31
R	8
H	6
RBI	7
BB	6
SO	7
LOB	11



Batter	1	2	3	4	5	6	7	8	9	10	11	12	13	AB	R	H	RBI	BB	SO	LOB	TOP					
Jose Offerman, S OBP: 0.365, SLG: 0.407 (1, 4)	G6-3		1B			G4-3		SH3 1B	F7			P6		6	0	2	0	0	0	2						
Johnny Damon, L OBP: 0.338, SLG: 0.394 (1, 8)	K		K			K		SH3		G6-3		G4-3		5	0	0	0	0	3	1						
Chili Davis, S OBP: 0.397, SLG: 0.527 (1, 10)	1B			G1-3		FC5-4 BB		FC6-4 IBB		K		K		4	0	1	0	2	2	0						
Dean Palmer, R OBP: 0.308, SLG: 0.442 (1, 5)	F8			E5		FC5-4		F9		K		K		6	1	1	0	0	1	4						
Rod Myers, L OBP: 0.406, SLG: 0.491 (1, 7) (9, 9)		G4-3		K				FC6-4				29 S SH5-4 BB	29 S SF7 BB	4	1	0	0	2	2	3						
Jermaine Dye, R OBP: 0.282, SLG: 0.395 (9, PR) Jed Hansen, R OBP: 0.373, SLG: 0.423 29 Mike Sweeney, R OBP: 0.314, SLG: 0.389 (9, 2)		F9		G6-3										4	1	2	1	0	0	1						
Larry Sutton, L OBP: 0.310, SLG: 0.450 Jeff King, R OBP: 0.334, SLG: 0.427 (11, PH) (11, 3)		G4-3												3	0	0	0	0	1	0						
Mike Macfarlane, R OBP: 0.320, SLG: 0.411 Scott Cooper, L OBP: 0.296, SLG: 0.316 Shane Halter, R OBP: 0.363, SLG: 0.412 (9, 7)				CS 2B										3	0	2	0	0	1	0						
Felix Martinez, S OBP: 0.200, SLG: 0.167 Jay Bell, R OBP: 0.363, SLG: 0.456 (9, PH) (9, 6)				K										3	0	0	0	0	2	2						
<b>Inning Stats</b>	R: 0 E: 0 K: 1 S: 10	H: 1 LOB: 1 BB: 0 P: 15	R: 0 E: 0 K: 0 S: 7	H: 0 LOB: 0 BB: 0 P: 8	R: 0 E: 0 K: 2 S: 9	H: 2 LOB: 1 BB: 0 P: 14	R: 0 E: 0 K: 1 S: 8	H: 0 LOB: 1 BB: 0 P: 15	R: 0 E: 0 K: 1 S: 13	H: 2 LOB: 1 BB: 0 P: 22	R: 0 E: 0 K: 2 S: 6	H: 1 LOB: 2 BB: 1 P: 15	R: 0 E: 0 K: 1 S: 10	H: 0 LOB: 2 BB: 2 P: 22	R: 0 E: 0 K: 1 S: 7	H: 0 LOB: 0 BB: 0 P: 11	R: 2 E: 0 K: 1 S: 15	H: 2 LOB: 1 BB: 1 P: 30	1B: 6 2B: 1 3B: 1 HR: 1	SF: 1 SAC: 3 DP: 0 HBP: 0	W/P: 0 PB: 0 SB: 2 CS: 1	PA: 54				
<b>PITCHER</b>	IP 6.2	WLS 25	BF 4	H 1	ER 1	SO 8	BB 1	IBB 0	HBP 0	BLK 0	WP 0	HR 1	S 62	P 95	ERA 1.35	WHIP 0.750										
Jason Dickson, R ERA: 4.06 Anthony Chavez, R ERA: 7.1 Mike James, R ERA: 8.1 Troy Percival, R ERA: 3.45 Pep Harris, R ERA: 3.95	0.1 0.2 1.0 0.2 1.0	L 5 4 3 3	10 2 1 0 0	2 0 0 0 0	1 0 0 0 0	8 0 1 1 2	0 1 0 0 0	0 0 0 0 0	0 0 0 0 0	0 0 0 0 0	0 0 0 0 0	0 0 6 0 0	1 2 8 9 10	0.00 0.00 0.00 0.00 0.00	0.750 3.000 1.000 1.500 0.000											
<b>PITCHER</b>	IP 0.1	WLS 3	BF 0	H 0	ER 0	SO 0	BB 1	IBB 1	HBP 0	BLK 0	WP 0	HR 0	S 11	P 11	ERA 0.00	WHIP 3.000										
Greg Cadaret, L ERA: 1.54 Rich DeLucia, R ERA: 3.77 Mike Bovee, R ERA: 13.1	0.1 2.1 0.1	L 10	2 2 1	0 2 0	0 2 0	0 4 0	1 0 0	0 0 0	0 0 0	0 0 0	0 0 0	0 0 1	3 49 3	0.00 7.71 0.00	3.000 1.286 0.000											

Kansas City Royals @ Anaheim Angels  
Anaheim Stadium, Anaheim, CA  
Sat Sep 13 1997, 6:33 AM EDT  
Att. 16,552 - Sunny - 81 F

livebaseballscorecards.com

AB 44  
R 3  
H 9  
RBI 2  
BB 6  
SO 16  
LOB 21



Batter	1	2	3	4	5	6	7	8	9	10	11	12	13	AB	R	H	RBI	BB	SO	LOB	BOTTOM					
Tony Phillips, S OBP: 0.363, SLG: 0.398 (1, 4)	CS BB					K								5	0	1	0	2	2	4						
Darin Erstad, L OBP: 0.361, SLG: 0.467 (1, 3)	F9													5	1	1	0	1	0	3						
Dave Hollins, S OBP: 0.360, SLG: 0.420 Robert Eenhoorn, R OBP: 0.500, SLG: 1.000 Jack Howell, L OBP: 0.331, SLG: 0.559 Luis Alicea, S OBP: 0.365, SLG: 0.374 (10, 5)														3	0	1	0	0	1	2						
Tim Salmon, R OBP: 0.391, SLG: 0.522 (1, 9)		F7												6	0	0	1	0	1	7						
Jim Edmonds, L OBP: 0.353, SLG: 0.486 (1, 8)														6	0	1	0	0	0	6						
16 Garret Anderson, L OBP: 0.328, SLG: 0.393 (1, 7)														6	0	3	0	0	0	0						
Rickey Henderson, R OBP: 0.406, SLG: 0.362 (11, 10)														3	0	0	0	2	0	3						
Chad Kreuter, S OBP: 0.309, SLG: 0.338 Orlando Palmeiro, L OBP: 0.304, SLG: 0.235 7 Angel Encarnacion, R OBP: 0.269, SLG: 0.307 (13, 2)														3	0	1	0	2	1	3						
Gary Disarcina, R OBP: 0.269, SLG: 0.317 (1, 6)														6	0	2	0	0	1	7						
<b>Inning Stats</b>	R: 0 E: 0 K: 1 S: 9	H: 0 LOB: 0 BB: 1 P: 18	R: 0 E: 0 K: 0 S: 10	H: 2 LOB: 2 BB: 0 P: 16	R: 0 E: 0 K: 0 S: 7	H: 0 LOB: 2 BB: 2 P: 19	R: 1 E: 0 K: 1 S: 15	H: 2 LOB: 1 BB: 0 P: 19	R: 0 E: 0 K: 0 S: 8	H: 1 LOB: 1 BB: 1 P: 16	R: 0 E: 0 K: 0 S: 13	H: 1 LOB: 2 BB: 1 P: 20	R: 0 E: 0 K: 1 S: 10	H: 1 LOB: 1 BB: 0 P: 19	R: 0 E: 0 K: 1 S: 12	H: 0 LOB: 2 BB: 2 P: 22	R: 0 E: 1 K: 3 S: 18	H: 1 LOB: 2 BB: 0 P: 25	R: 0 E: 0 K: 0 S: 9	H: 0 LOB: 0 BB: 0 P: 12	1B: 10 2B: 1 3B: 0 HR: 0	SF: 1 SAC: 2 DP: 1 HBP: 0	W/P: 2 PB: 0 SB: 1 CS: 1	PA: 58		
<b>PITCHER</b>	IP 5.0	WLS 23	BF 5	H 1	ER 1	SO 2	BB 4	IBB 0	HBP 0	BLK 0	WP 0	HR 0	S 51	P 92	ERA 1.80	WHIP 1.800										
Jim Pittsley, R ERA: 5.23 Chris Haney, L ERA: 4.38 Hidalgo Pineda, R ERA: 4.4 Jeff Montgomery, R ERA: 3.62 Gregg Olson, R ERA: 6.15	2.1 1.1 2.1 1.0	L 12 5 5	3 1 1 5	0 0 0 0	0 0 0 3	2 0 0 0	2 0 0 0	0 1 0 0	0 0 0 0	0 0 2 0	0 0 2 0	0 0 0 0	26 17 23 18	0.00 0.750 0.00 0.00	2.143 0.750 1.286 1.000											
<b>PITCHER</b>	IP 1.0	WLS 3	BF 0	H 0	ER 0	SO 0	BB 0	IBB 0	HBP 0	BLK 0	WP 0	HR 0	S 9	P 12	ERA 0.00	WHIP 0.000										
Brian Bevil, R ERA: 7.5	1.0	L	3	0	0	0	0	0	0	0	0	0	0	0	0.00	0.000										

Kansas City Royals @ Anaheim Angels  
Anaheim Stadium, Anaheim, CA  
Sat Sep 13 1997, 6:33 AM EDT  
Att. 16,552 - Sunny - 81 F

livebaseballscorecards.com

AB 46  
R 1  
H 11  
RBI 1  
BB 9  
SO 7  
LOB 37





Batter	1	2	3	4	5	6	7	8	9	AB	R	H	RBI	BB	SO	LOB	TOP										
<b>Jose Offerman, S</b> (1, 4) OBP: 0.365, SLG: 0.407	G5-3		G3		F7		1B		FC4-6	5	0	2	0	0	0	0	<b>Kansas City Royals @ Anaheim Angels</b> Anaheim Stadium, Anaheim, CA Sun Sep 14 1997, 6:33 AM EDT Att: 15,955 - Overcast - 84 F										
<b>Johnny Damon, L</b> (1, 8) OBP: 0.339, SLG: 0.393	K		1B		G6-4-3		K		FC4-6	4	1	1	0	1	2	4											
<b>Jay Bell, R</b> (1, 6) OBP: 0.365, SLG: 0.458	BB		1B		G6-4-3		1B		P2	4	0	2	2	1	0	3											
<b>Chili Davis, S</b> (1, 10) OBP: 0.394, SLG: 0.522	F8		F7		G4-3		F7			4	0	0	0	0	0	4											
<b>Jeff King, R</b> (1, 3) OBP: 0.335, SLG: 0.427			F7		SH1-4		L8			3	0	1	0	1	0	0											
<b>Scott Cooper, L</b> (1, 5) OBP: 0.285, SLG: 0.308	P5		SH1-4		G3		K			3	0	0	0	1	1	1											
<b>Jermaine Dye, R</b> (1, 9) OBP: 0.283, SLG: 0.392	WP		SH1-4		P3		F8			2	0	0	0	1	0	1											
<b>Rod Myers, L</b> (1, 7) OBP: 0.382, SLG: 0.456	P6		FC1-5-2-6		F7		K			4	0	0	0	0	1	3											
<b>Mike Macfarlane, R</b> (1, 2) OBP: 0.320, SLG: 0.408			G4-3		F8		1B		FC4-6	2	1	0	0	1	0	2											
<b>Larry Sutton, L</b> (9, PH) OBP: 0.326, SLG: 0.463							1B		1B	1	0	1	0	0	0	0											
<b>Jed Hansen, R</b> (9, PR) OBP: 0.373, SLG: 0.423							BB		1B	0	0	0	0	0	0	0											
<b>Inning Stats</b>	R: 0 E: 0 K: 1 S: 9	H: 0 LOB: 1 BB: 1 P: 21	R: 0 E: 0 K: 0 S: 6	H: 0 LOB: 1 BB: 1 P: 13	R: 1 E: 0 K: 0 S: 11	H: 1 LOB: 1 BB: 1 P: 19	R: 0 E: 0 K: 0 S: 9	H: 1 LOB: 2 BB: 1 P: 17	R: 0 E: 0 K: 0 S: 5	H: 0 LOB: 0 BB: 0 P: 8	R: 0 E: 0 K: 0 S: 7	H: 0 LOB: 1 BB: 1 P: 13	R: 1 E: 0 K: 1 S: 16	H: 2 LOB: 2 BB: 1 P: 29	R: 0 E: 0 K: 1 S: 6	H: 0 LOB: 0 BB: 0 P: 10	R: 0 E: 0 K: 1 S: 11	H: 2 LOB: 2 BB: 0 P: 20	1B: 7 2B: 0 3B: 0 HR: 0	SF: 0 SAC: 1 DP: 1 HBP: 0	WP: 1 PB: 0 CS: 3 S: 0	PA: 39					
<b>PITCHER</b>	IP	WLS	BF	H	R	ER	SO	BB	IBB	HBP	BLK	WP	HR	S	P	ERA	WHIP										
<b>Ken Hill, R</b> (1, 1) ERA: 4.86	7.0		31	5	2	2	2	6	0	0	0	1	0	63	120	2.57	1.571										
<b>Mike James, R</b> (8, 1) ERA: 4.18	1.0	W	3	0	0	0	1	0	0	0	0	0	0	6	10	0.00	0.000										
<b>Troy Percival, R</b> (9, 1) ERA: 3.38	1.0	S	5	2	0	0	1	0	0	0	0	0	0	11	20	0.00	2.000										

AB 32  
R 2  
H 7  
RBI 2  
BB 6  
SO 4  
LOB 18



Batter	1	2	3	4	5	6	7	8	9	AB	R	H	RBI	BB	SO	LOB	BOTTOM										
<b>Rickey Henderson, R</b> (1, 10) OBP: 0.407, SLG: 0.352	BB		F8		G6-3		G4-6-3			3	0	1	0	1	0	1	<b>Kansas City Royals @ Anaheim Angels</b> Anaheim Stadium, Anaheim, CA Sun Sep 14 1997, 6:33 AM EDT Att: 15,955 - Overcast - 84 F										
<b>Tony Phillips, S</b> (1, 4) OBP: 0.382, SLG: 0.396	K		G3		BB		G4-6-3			3	0	0	0	1	1	4											
<b>Darin Erstad, L</b> (1, 3) OBP: 0.360, SLG: 0.466	F9		F9		F9				G6-3	2	0	0	0	0	0	1											
<b>Luis Alica, S</b> (5, 5) OBP: 0.365, SLG: 0.377									16 SF8	2	1	1	0	0	0	1											
<b>Tim Salmon, R</b> (1, 9) OBP: 0.390, SLG: 0.519	K		P3		P3		BB		G6-3	3	0	0	0	1	1	2											
<b>Jim Edmonds, L</b> (1, 8) OBP: 0.353, SLG: 0.483	K		L8		L3				CS	3	0	0	0	1	1	2											
<b>16 Garret Anderson, L</b> (1, 7) OBP: 0.327, SLG: 0.395	K		F8		F8		HR		SF8	3	1	1	1	0	1	0											
<b>Jack Howell, L</b> (1, 5) OBP: 0.331, SLG: 0.577	F8		G3-1		G3-1		HR		CS	3	1	1	2	0	0	0											
<b>Chris Turner, R</b> (1, 2) OBP: 0.450, SLG: 0.500			BB		BB		K			1	0	0	0	2	1	0											
<b>Chad Kreuter, S</b> (8, 2) OBP: 0.309, SLG: 0.338										0	0	0	0	0	0	0											
<b>Gary Disarcina, R</b> (1, 6) OBP: 0.269, SLG: 0.317	L8		L8		L7		1B		1B	3	0	1	0	0	0	2											
<b>Inning Stats</b>	R: 0 E: 0 K: 2 S: 12	H: 0 LOB: 1 BB: 1 P: 22	R: 0 E: 0 K: 2 S: 8	H: 0 LOB: 0 BB: 0 P: 12	R: 0 E: 0 K: 0 S: 5	H: 0 LOB: 1 BB: 1 P: 13	R: 0 E: 0 K: 0 S: 7	H: 0 LOB: 0 BB: 0 P: 11	R: 0 E: 0 K: 0 S: 7	H: 0 LOB: 1 BB: 1 P: 15	R: 0 E: 0 K: 0 S: 14	H: 0 LOB: 2 BB: 2 P: 27	R: 2 E: 0 K: 1 S: 16	H: 4 LOB: 1 BB: 0 P: 28	R: 1 E: 0 K: 0 S: 6	H: 1 LOB: 0 BB: 1 P: 11	R: 1 E: 0 K: 0 S: 6	H: 1 LOB: 0 BB: 0 P: 11	1B: 2 2B: 2 3B: 0 HR: 1	SF: 1 SAC: 0 DP: 1 HBP: 0	WP: 0 PB: 1 SB: 0 CS: 1	PA: 34					
<b>PITCHER</b>	IP	WLS	BF	H	R	ER	SO	BB	IBB	HBP	BLK	WP	HR	S	P	ERA	WHIP										
<b>Tim Belcher, R</b> (1, 1) ERA: 5.1	6.0		25	2	2	2	4	5	0	0	0	0	0	13	23	3.00	1.167										
<b>Scott Service, R</b> (7, 1) ERA: 6.75	1.1	L	6	3	1	1	1	0	0	0	0	0	0	13	23	6.75	2.250										
<b>Jamie Walker, L</b> (8, 1) ERA: 5.05	0.2		2	0	0	0	0	1	0	0	0	0	0	4	8	0.00	1.500										

AB 26  
R 3  
H 5  
RBI 3  
BB 6  
SO 5  
LOB 13









Batter	1	2	3	4	5	6	7	8	9	AB	R	H	RBI	BB	SO	LOB	TOP										
<b>Jose Offerman, S</b> OBP: 0.370, SLG: 0.414	2-1 F8		2-1 2B			0-0 G6-3	0-0 G1-6-3		2-3 K	5	0	1	0	0	1	3											
<b>Johnny Damon, L</b> OBP: 0.336, SLG: 0.390	0-3 K		1-2 G4-3			0-2 1B		0-1 G1		4	0	1	0	0	1	1											
<b>Jay Bell, R</b> OBP: 0.371, SLG: 0.462	3-3 K			4-0 BB		1-0 1B		0-2 BB		3	0	2	0	1	1	0											
<b>Chili Davis, S</b> OBP: 0.393, SLG: 0.519		2-0 F7		3-3 K		1-1 G4-6-3		4-2 BB		3	0	0	0	1	1	3											
<b>Jeff King, R</b> OBP: 0.336, SLG: 0.427	3-1 F8			2-2 PO			4-1 HR	1-2 BB		3	1	1	0	1	0	2											
<b>Dean Palmer, R</b> OBP: 0.310, SLG: 0.448	0-1 2B			0-1 PO	0-2 G5-3		0-1 HR	1-0 F9		4	1	2	2	0	0	2											
<b>Rod Myers, L</b> OBP: 0.442, SLG: 0.508	0-2 G1-3				4-1 BB		2-1 2B	4-1 BB		2	0	1	0	2	0	1											
<b>Jermaine Dye, R</b> OBP: 0.279, SLG: 0.387			1-1 F8		2-3 K		3-2 G1-3	0-3 K		3	0	0	0	0	1	2											
<b>Larry Sutton, L</b> OBP: 0.320, SLG: 0.438			1-3 K		2-2 F8		0-1 G1-6-3	1-2 G3		3	0	1	0	0	1	1											
<b>Mike Macfarlane, R</b> OBP: 0.320, SLG: 0.407										1	0	0	0	0	0	1											
<b>Scott Cooper, L</b> OBP: 0.263, SLG: 0.306										1	0	0	0	0	0	1											
<b>Inning Stats</b>	R: 0 E: 0 K: 2 S: 8	H: 0 LOB: 0 BB: 0 P: 13	R: 0 E: 0 K: 0 S: 8	H: 1 LOB: 1 BB: 0 P: 13	R: 0 E: 0 K: 1 S: 11	H: 1 LOB: 1 BB: 0 P: 16	R: 0 E: 0 K: 1 S: 9	H: 1 LOB: 0 BB: 1 P: 18	R: 0 E: 0 K: 1 S: 11	H: 0 LOB: 1 BB: 1 P: 19	R: 0 E: 0 K: 0 S: 7	H: 2 LOB: 1 BB: 0 P: 9	R: 2 E: 0 K: 0 S: 11	H: 3 LOB: 1 BB: 1 P: 20	R: 0 E: 0 K: 0 S: 13	H: 1 LOB: 2 BB: 1 P: 19	R: 0 E: 0 K: 0 S: 11	H: 0 LOB: 1 BB: 1 P: 18	1B: 5 2B: 3 3B: 0 HR: 1	SF: 0 SAC: 0 DP: 2 HBP: 0	WP: 0 PB: 0 SB: 0 CS: 0	PA: 38					
<b>PITCHER</b>	IP	WLS	BF	H	R	ER	SO	BB	IBB	HBP	BLK	WP	HR	S	P	ERA	WHIP										
<b>Roger Pavlik, R</b> ERA: 4.63	(1, 1)	6.0	22	5	0	0	5	2	0	0	0	0	0	54	88	0.00	1.167										
<b>Julio Santana, R</b> ERA: 6.94	(7, 1)	0.0	2	1	2	2	0	1	0	0	0	0	1	3	7	∞	∞										
<b>Eric Gunderson, L</b> ERA: 2.96	(7, 1)	0.0	1	1	0	0	0	0	0	0	0	0	0	2	4	∞	∞										
<b>Matt Whiteside, R</b> ERA: 4.94	(7, 1)	2.0	W	8	2	0	0	1	0	0	0	0	0	19	28	0.00	1.500										
<b>John Wetteland, R</b> ERA: 1.69	(9, 1)	1.0	S	4	0	0	0	2	1	0	0	0	0	11	18	0.00	1.000										

**Kansas City Royals @ Texas Rangers**  
The Ballpark at Arlington, Arlington, TX  
Tue Sep 16 1997, 8:05 PM EDT  
Att: 22,714 - Unknown - 90 F

AB	32
R	2
H	9
RBI	2
BB	5
SO	7
LOB	17



Batter	1	2	3	4	5	6	7	8	9	AB	R	H	RBI	BB	SO	LOB	BOTTOM										
<b>Tom Goodwin, L</b> OBP: 0.311, SLG: 0.335	4-0 BB		1-0 F7		2-1 G4-3		1-2 G3-1			3	1	0	0	1	0	2											
<b>Ivan Rodriguez, R</b> OBP: 0.356, SLG: 0.486	4-2 1B		0-1 G5-3		2-2 P4			0-0 E6		3	1	0	0	1	0	1											
<b>29 Rusty Greer, L</b> OBP: 0.407, SLG: 0.536	2-3 K			2-2 HR		2-0 F7		1-1 HR		4	2	2	3	0	1	2											
<b>Juan Gonzalez, R</b> OBP: 0.336, SLG: 0.589	1-1 G4-6-3			2-2 G4-3		2-2 FC5-4		1-2 F8		4	0	3	1	0	0	0											
<b>Lee Stevens, L</b> OBP: 0.326, SLG: 0.479	0-1 G4-6-3			1-2 G4-3		0-0 P6		0-1 WP		4	0	1	0	0	0	4											
<b>Fernando Tatis, R</b> OBP: 0.283, SLG: 0.404		1-3 K		0-3 K		1-2 FC5-4		2-1 F7		4	0	0	0	0	2	3											
<b>Domingo Cedeno, S</b> OBP: 0.339, SLG: 0.499		2-3 K		3-2 L9			0-1 2B	1-2 G4-3		4	0	1	0	0	1	2											
<b>Marc Sagmoen, L</b> OBP: 0.167, SLG: 0.231		1-3 K			1-3 K		1-1 F8			3	0	0	0	0	2	1											
<b>Hanley Frias, S</b> OBP: 0.125, SLG: 0.250			0-0 G4-3		0-1 G4-3		1-0 L7			3	0	1	0	0	0	1											
<b>Inning Stats</b>	R: 1 E: 0 K: 1 S: 9	H: 1 LOB: 2 BB: 2 P: 20	R: 0 E: 0 K: 3 S: 10	H: 0 LOB: 0 BB: 0 P: 14	R: 0 E: 0 K: 0 S: 4	H: 0 LOB: 0 BB: 0 P: 5	R: 1 E: 0 K: 1 S: 16	H: 2 LOB: 1 BB: 0 P: 24	R: 0 E: 0 K: 1 S: 10	H: 1 LOB: 1 BB: 0 P: 15	R: 0 E: 0 K: 0 S: 8	H: 1 LOB: 1 BB: 0 P: 13	R: 0 E: 0 K: 0 S: 8	H: 1 LOB: 1 BB: 0 P: 11	R: 2 E: 1 K: 0 S: 14	H: 2 LOB: 1 BB: 0 P: 19	R: 0 E: 0 K: 0 S: 11	H: 0 LOB: 1 BB: 1 P: 18	1B: 3 2B: 3 3B: 0 HR: 2	SF: 0 SAC: 0 DP: 1 HBP: 0	WP: 1 PB: 0 SB: 0 CS: 0	PA: 34					
<b>PITCHER</b>	IP	WLS	BF	H	R	ER	SO	BB	IBB	HBP	BLK	WP	HR	S	P	ERA	WHIP										
<b>Kevin Appier, R</b> ERA: 3.38	(1, 1)	7.0	28	6	2	2	6	2	0	0	0	0	1	65	102	2.57	1.143										
<b>Gregg Olson, R</b> ERA: 6.21	(8, 1)	1.0	L	6	2	2	1	0	0	0	0	1	1	14	19	9.00	2.000										

**Kansas City Royals @ Texas Rangers**  
The Ballpark at Arlington, Arlington, TX  
Tue Sep 16 1997, 8:05 PM EDT  
Att: 22,714 - Unknown - 90 F

AB	32
R	4
H	8
RBI	4
BB	2
SO	6
LOB	16






Batter	1	2	3	4	5	6	7	8	9	AB	R	H	RBI	BB	SO	LOB	TOP										
Ray Durham, S OBP: 0.332, SLG: 0.373 (1, 4)	F9	HR		L6-4 1B		HBP		BB 1B	G4-6-3	5	2	3	1	0	0	2											
Mike Cameron, R OBP: 0.342, SLG: 0.428 (1, 8) (9, 9)	1B BB	K		1B		F9		1B BB		3	0	1	0	2	1	1											
Frank Thomas, R OBP: 0.460, SLG: 0.619 (1, 10)	1B BB		FC4-6 BB 1B	L6-4			K	1B		3	1	1	2	2	1	2											
Albert Belle, R OBP: 0.330, SLG: 0.488 (1, 7)	1B		FC4-6 BB	K			F7	P4		4	0	1	0	1	1	3											
Magglio Ordonez, R OBP: 0.364, SLG: 0.651 Chad Fonville, S OBP: 0.286, SLG: 0.167 (1, 9) (9, PR) (9, 8)	F9		P6			G6-3			G3-1 S 1B	5	0	2	0	0	0	5											
Robin Ventura, L OBP: 0.389, SLG: 0.441 (1, 5)	P5		FC4-6 1B			G3-1			G3-1	5	1	0	0	0	0	7											
Norberto Martin, R OBP: 0.327, SLG: 0.383 (1, 6)		SH2-3 SF8 2B	1B			G5-3		1B SH1-4 1B	1B BB	4	3	3	1	1	0	0											
Dave Martinez, L OBP: 0.354, SLG: 0.412 (1, 3)	SH2-3		1B			G3		SH1-4	1B	3	0	2	2	0	0	0											
Ron Karkovics, R OBP: 0.243, SLG: 0.311 Jorge Fabregas, L OBP: 0.279, SLG: 0.349 (1, 2) (8, PH) (8, 2)	SF8		F8			K		K	G4-6-3 1B	2	0	0	1	0	1	2											
<b>Inning Stats</b>	R: 0 E: 0 K: 0 S: 14	H: 1 LOB: 3 BB: 2 P: 27	R: 2 E: 0 K: 1 S: 15	H: 2 LOB: 0 BB: 0 P: 20	R: 2 E: 0 K: 0 S: 15	H: 2 LOB: 2 BB: 2 P: 26	R: 0 E: 0 K: 1 S: 9	H: 2 LOB: 1 BB: 0 P: 15	R: 0 E: 0 K: 0 S: 6	H: 0 LOB: 0 BB: 0 P: 10	R: 0 E: 0 K: 1 S: 11	H: 0 LOB: 1 BB: 0 P: 14	R: 0 E: 0 K: 1 S: 10	H: 1 LOB: 1 BB: 0 P: 14	R: 2 E: 0 K: 0 S: 14	H: 3 LOB: 2 BB: 1 P: 25	R: 2 E: 0 K: 0 S: 13	H: 3 LOB: 2 BB: 1 P: 24	1B: 12 2B: 2 3B: 0 HR: 1	SF: 1 SAC: 2 DP: 2 HBP: 1	WP: 0 PB: 0 SB: 1 CS: 1	PA: 46					
<b>PITCHER</b>	IP	WLS	BF	H	R	ER	SO	BB	IBB	HBP	BLK	WP	HR	S	P	ERA	WHIP										
50 José Rosado, L ERA: 4.64 Hector Carrasco, R ERA: 4.12 Scott Service, R ERA: 7.02 Brian Bevil, R ERA: 8.31	3.0		20	7	4	4	1	4	0	0	0	0	1	48	79	12.00	3.667										

Chicago White Sox @ Kansas City Royals  
Kauffman Stadium, Kansas City, MO  
Wed Sep 17 1997, 7:05 PM CDT  
Att: 11,806 - Unknown - 81 F


AB 36  
R 8  
H 14  
RBI 8  
BB 6  
SO 5  
LOB 23



Batter	1	2	3	4	5	6	7	8	9	AB	R	H	RBI	BB	SO	LOB	BOTTOM										
Jose Offerman, S OBP: 0.369, SLG: 0.413 (1, 4)	G3-1		FC4-6 1B	CS	K		L9			4	0	1	0	0	1	1											
Johnny Damon, L OBP: 0.337, SLG: 0.389 (1, 8)	F9		FC4-6 2B			G4-3		G6-3 1B		4	1	1	0	0	0	2											
Chili Davis, S OBP: 0.394, SLG: 0.527 (1, 10)	HR		2B			L9		G6-3		4	2	2	3	0	0	1											
Jeff King, R OBP: 0.336, SLG: 0.424 (1, 3)	BB		K			G5-3		G5-3		3	0	0	0	1	1	1											
Dean Palmer, R OBP: 0.311, SLG: 0.451 (1, 5)	K		2B			F9		29 E 1B		4	0	2	1	0	1	1											
Rod Myers, L OBP: 0.420, SLG: 0.478 (1, 7)		P5	K			G3		L8		4	0	0	0	0	1	2											
Jermaine Dye, R OBP: 0.279, SLG: 0.384 (1, 9)	G6-3			CS 1B			L9		F7	4	0	1	0	0	0	1											
29 Mike Sweeney, R OBP: 0.315, SLG: 0.367 (1, 2)	K			L7			K		E5	4	0	0	0	0	2	2											
Felix Martinez, S OBP: 0.261, SLG: 0.238 Larry Sutton, L OBP: 0.314, SLG: 0.429 (1, 6) (9, PH)			FC4-6 1B 2B		F7				K	3	1	2	0	0	0	1											
<b>Inning Stats</b>	R: 1 E: 0 K: 1 S: 13	H: 1 LOB: 1 BB: 1 P: 23	R: 0 E: 0 K: 1 S: 8	H: 0 LOB: 0 BB: 0 P: 9	R: 3 E: 0 K: 2 S: 18	H: 4 LOB: 1 BB: 0 P: 24	R: 0 E: 0 K: 0 S: 6	H: 1 LOB: 0 BB: 0 P: 11	R: 0 E: 0 K: 0 S: 7	H: 0 LOB: 0 BB: 0 P: 10	R: 0 E: 0 K: 0 S: 6	H: 0 LOB: 0 BB: 0 P: 8	R: 0 E: 0 K: 1 S: 10	H: 1 LOB: 1 BB: 0 P: 19	R: 0 E: 0 K: 0 S: 9	H: 1 LOB: 2 BB: 0 P: 14	R: 0 E: 1 K: 1 S: 16	H: 1 LOB: 2 BB: 0 P: 22	1B: 6 2B: 2 3B: 0 HR: 1	SF: 0 SAC: 0 DP: 1 HBP: 0	WP: 0 PB: 0 SB: 0 CS: 1	PA: 37					
<b>PITCHER</b>	IP	WLS	BF	H	R	ER	SO	BB	IBB	HBP	BLK	WP	HR	S	P	ERA	WHIP										
James Baldwin, R ERA: 5.17 Keith Foulke, R ERA: 6.42	7.0		28	7	4	4	6	1	0	0	0	0	0	25	36	0.00	1.000										

Chicago White Sox @ Kansas City Royals  
Kauffman Stadium, Kansas City, MO  
Wed Sep 17 1997, 7:05 PM CDT  
Att: 11,806 - Unknown - 81 F

AB 35  
R 4  
H 9  
RBI 4  
BB 1  
SO 7  
LOB 14









Batter	1	2	3	4	5	6	7	8	9	AB	R	H	RBI	BB	SO	LOB	TOP			
Omar Vizquel, S (1,6) OBP: 0.346, SLG: 0.373 Jeff Branson, L (7,6) OBP: 0.257, SLG: 0.298	F9		2B		G4-3	L9		P5		4	0	1	0	0	0	3				
Tony Fernandez, S (1,4) OBP: 0.323, SLG: 0.413	G4-3		L9		G3		P5		G4-3	5	0	0	0	0	0	1				
Manny Ramirez, R (1,9) OBP: 0.418, SLG: 0.540 Bruce Aven, R (7,7) OBP: 0.300, SLG: 0.222	1B		P6		1B		G4-3		K	4	0	2	0	0	0	1				
Jim Thome, L (1,3) OBP: 0.423, SLG: 0.587	G4-3		G3		G4-3		WP BB		K	4	0	0	0	1	1	3				
David Justice, L (1,10) OBP: 0.423, SLG: 0.600		HR			2B BB		1B BB		P4	2	1	1	1	2	0	1				
Matt Williams, R (1,5) OBP: 0.306, SLG: 0.490	F7		2B		2B		K		2B 1B	4	1	2	0	0	1	1				
Brian Giles, L (1,7) OBP: 0.373, SLG: 0.464		BB			P2		1B 1B		P4	3	0	1	0	1	0	3				
Sandy Alomar Jr., R (1,2) OBP: 0.353, SLG: 0.527 Einar Diaz, R (6,2) OBP: 1.000, SLG: 2.000	F9		K		K		1B		SF9 2B	3	0	1	0	0	1	3				
Marquis Grissom, R (1,8) OBP: 0.318, SLG: 0.399	F9		L9		L9		P4		SF9	3	0	0	1	0	0	6				
<b>Inning Stats</b>	R: 0 E: 0 K: 0 S: 10	H: 1 LOB: 1 BB: 0 P: 16	R: 1 E: 0 K: 0 S: 8	H: 1 LOB: 1 BB: 1 P: 15	R: 0 E: 0 K: 1 S: 5	H: 1 LOB: 1 BB: 0 P: 7	R: 0 E: 0 K: 1 S: 10	H: 1 LOB: 2 BB: 1 P: 15	R: 0 E: 0 K: 1 S: 9	H: 2 LOB: 1 BB: 1 P: 14	R: 0 E: 0 K: 0 S: 9	H: 0 LOB: 1 BB: 1 P: 15	R: 2 E: 0 K: 2 S: 13	H: 2 LOB: 0 BB: 0 P: 16	R: 0 E: 0 K: 2 S: 8	H: 0 LOB: 0 BB: 0 P: 12	1B: 5 2B: 3 3B: 0 HR: 1	SF: 1 SAC: 0 DP: 0 HBP: 0	WP: 1 PB: 0 CS: 0	PA: 40
<b>PITCHER</b>	IP WLS BF H R ER SO BB IBB HBP BLK WP HR S P ERA WHIP																			
Tim Belcher, R (1,1) ERA: 5.04	8.0 W 37 9 3 3 2 4 0 0 0 1 1 77 120 3.38 1.625																			
Hipolito Pichardo, R (9,1) ERA: 4.6	1.0 3 0 0 0 2 0 0 0 0 0 0 8 12 0.00 0.000																			

Cleveland Indians @ Kansas City Royals  
Kauffman Stadium, Kansas City, MO  
Fri Sep 19 1997, 7:05 PM CDT  
Overcast - 86 F

AB	35
R	3
H	9
RBI	3
BB	4
SO	4
LOB	22



Batter	1	2	3	4	5	6	7	8	9	AB	R	H	RBI	BB	SO	LOB	BOTTOM			
Jose Offerman, S (1,4) OBP: 0.368, SLG: 0.408	WP 1B	G6-3		BB BB	FC6-4			FC6-4 S 1B 3B		4	1	1	0	1	0	3				
Johnny Damon, L (1,8) OBP: 0.337, SLG: 0.389	K		E	BB BB	BB		G1-4-3	3B 1B		4	2	2	1	1	1	1				
Rod Myers, L (1,7) OBP: 0.422, SLG: 0.480	P5		E1	F9	L9		L9	K		5	0	1	0	0	1	6				
Chili Davis, S (1,10) OBP: 0.391, SLG: 0.520	F8		F9		K		G6-3	3B IBB		4	1	0	0	1	1	2				
Scott Cooper, L (1,5) OBP: 0.285, SLG: 0.320		P6	G4-6-3	BB WP 1B	1B		E1	3B		5	1	2	3	0	0	1				
Jermaine Dye, R (1,9) OBP: 0.276, SLG: 0.377	2B BB			F9	WP BB 1B		F8	G5-3		4	2	1	0	1	0	2				
Larry Sutton, L (1,3) OBP: 0.309, SLG: 0.404	F9			F8	WP BB		F7			3	1	0	0	1	0	2				
Mike Macfarlane, R (1,2) OBP: 0.326, SLG: 0.416	3B 2B			WP BB 1B	FC6-4 1B		F8			4	2	3	3	0	0	1				
Felix Martinez, S (1,6) OBP: 0.333, SLG: 0.375	3B			BB WP BB	P3			FC6-4 1B		3	0	2	1	1	0	1				
<b>Inning Stats</b>	R: 0 E: 0 K: 1 S: 11	H: 1 LOB: 1 BB: 0 P: 15	R: 2 E: 0 K: 0 S: 7	H: 2 LOB: 1 BB: 1 P: 14	R: 1 E: 1 K: 0 S: 9	H: 2 LOB: 0 BB: 0 P: 13	R: 1 E: 0 K: 0 S: 9	H: 1 LOB: 3 BB: 3 P: 26	R: 3 E: 0 K: 1 S: 17	H: 3 LOB: 1 BB: 1 P: 31	R: 0 E: 0 K: 0 S: 5	H: 0 LOB: 0 BB: 0 P: 7	R: 0 E: 1 K: 0 S: 6	H: 0 LOB: 1 BB: 0 P: 10	R: 3 E: 0 K: 1 S: 14	H: 3 LOB: 1 BB: 1 P: 26	1B: 8 2B: 2 3B: 2 HR: 0	SF: 0 SAC: 0 DP: 1 HBP: 0	WP: 3 PB: 0 CS: 0	PA: 42
<b>PITCHER</b>	IP WLS BF H R ER SO BB IBB HBP BLK WP HR S P ERA WHIP																			
Bartolo Colon, R (1,1) ERA: 5.76	3.2 L 20 6 4 4 1 4 0 0 0 0 1 0 29 50 9.82 2.727																			
Jason Jacome, L (4,1) ERA: 6.22	3.1 15 3 3 3 1 1 0 0 0 0 1 0 29 50 8.10 1.200																			
Alvin Morman, L (8,1) ERA: 6.46	1.0 7 3 3 3 1 0 1 0 0 0 0 0 14 26 27.00 3.000																			

Cleveland Indians @ Kansas City Royals  
Kauffman Stadium, Kansas City, MO  
Fri Sep 19 1997, 7:05 PM CDT  
Overcast - 86 F

AB	36
R	10
H	12
RBI	8
BB	6
SO	3
LOB	19





Batter	1	2	3	4	5	6	7	8	9	AB	R	H	RBI	BB	SO	LOB	TOP						
<b>Bip Roberts, S</b> OBP: 0.342, SLG: 0.374 (1, 4)										5	1	2	1	0	1	4							
<b>Tony Fernandez, S</b> OBP: 0.319, SLG: 0.408 (1, 6)										5	0	0	0	0	0	2							
<b>Manny Ramirez, R</b> OBP: 0.421, SLG: 0.542 (1, 10)										5	2	4	0	0	0	0							
<b>Jim Thome, L</b> OBP: 0.424, SLG: 0.590 (1, 3)										5	2	3	0	0	1	2							
<b>David Justice, L</b> OBP: 0.423, SLG: 0.597 (9, 7)										4	0	1	1	1	0	3							
<b>Bruce Aven, R</b> OBP: 0.300, SLG: 0.222 (9, 7)										0	0	0	0	0	0	0							
<b>Matt Williams, R</b> OBP: 0.307, SLG: 0.489 (1, 5)										3	0	1	1	0	1	4							
<b>Brian Giles, L</b> OBP: 0.371, SLG: 0.464 (9, 9)										4	1	1	1	0	1	5							
<b>Pat Borders, R</b> OBP: 0.352, SLG: 0.450 (1, 2)										4	0	1	2	0	2	0							
<b>Marquis Grissom, R</b> OBP: 0.321, SLG: 0.403 (1, 8)										4	0	3	0	0	1	0							
<b>Inning Stats</b>	R: 0 E: 0 K: 0 S: 16	H: 2 LOB: 1 BB: 0 P: 25	R: 0 E: 0 K: 0 S: 5	H: 0 LOB: 0 BB: 0 P: 11	R: 0 E: 0 K: 2 S: 12	H: 1 LOB: 1 BB: 0 P: 18	R: 3 E: 0 K: 1 S: 14	H: 5 LOB: 2 BB: 0 P: 22	R: 1 E: 0 K: 0 S: 10	H: 2 LOB: 2 BB: 1 P: 23	R: 0 E: 0 K: 0 S: 9	H: 1 LOB: 0 BB: 0 P: 9	R: 1 E: 0 K: 1 S: 15	H: 3 LOB: 2 BB: 0 P: 27	R: 1 E: 0 K: 2 S: 9	H: 1 LOB: 0 BB: 0 P: 11	R: 0 E: 0 K: 1 S: 10	H: 1 LOB: 0 BB: 0 P: 13	1B: 12 2B: 4 3B: 0 HR: 1	SF: 0 SAC: 0 DP: 3 HBP: 1	WP: 0 PB: 0 CS: 1	PA: 42	
<b>PITCHER</b>	IP	WLS	BF	H	R	ER	SO	BB	IBB	HBP	BLK	WP	HR	S	P	ERA	WHIP					ERA	WHIP
<b>Ricky Bones, R</b> ERA: 7.16 (1, 1)	5.0	L	25	10	4	4	3	0	1	1	0	0	0	57	99	7.20	2.000						
<b>Hector Carrasco, R</b> ERA: 4.16 (6, 1)	1.1		5	2	1	1	0	0	0	0	0	0	0	14	18	6.75	1.500						
<b>Matt Whisenant, L</b> ERA: 5.12 (7, 1)	0.2		4	2	0	0	1	0	0	0	0	0	0	10	18	0.00	3.000						
<b>Scott Service, R</b> ERA: 7.13 (8, 1)	1.0		4	1	1	1	2	0	0	0	0	0	1	9	11	9.00	1.000						
<b>Jeff Montgomery, R</b> ERA: 3.49 (9, 1)	1.0		3	1	0	0	1	0	0	0	0	0	0	10	13	0.00	1.000						

Cleveland Indians @ Kansas City Royals  
Kauffman Stadium, Kansas City, MO

AB 39  
R 6  
H 16  
RBI 6  
BB 1  
SO 7  
LOB 20



WP: 0 PA: 42  
PB: 0  
CS: 1

Fri Sep 19 1997, 7:05 PM CDT  
Att: 16,973 - Unknown - 72 F

BOTTOM

Batter	1	2	3	4	5	6	7	8	9	AB	R	H	RBI	BB	SO	LOB	BOTTOM						
<b>Shane Halter, R</b> OBP: 0.353, SLG: 0.400 (8, 9)										3	0	0	0	0	0	1							
<b>Larry Sutton, L</b> OBP: 0.304, SLG: 0.396 (8, PH)										1	0	0	0	0	0	1							
<b>Jed Hansen, R</b> OBP: 0.391, SLG: 0.440 (1, 4)										4	1	1	0	0	1	4							
<b>Jay Bell, R</b> OBP: 0.371, SLG: 0.470 (1, 6)										4	1	1	1	0	1	3							
<b>Jeff King, R</b> OBP: 0.333, SLG: 0.420 (1, 3)										4	1	1	1	0	1	3							
<b>Dean Palmer, R</b> OBP: 0.309, SLG: 0.446 (1, 5)										3	0	0	0	1	1	0							
<b>Jermaine Dye, R</b> OBP: 0.276, SLG: 0.374 (7, PH)										2	0	0	0	0	0	0							
<b>Johnny Damon, L</b> OBP: 0.338, SLG: 0.389 (8, 8)										2	0	1	0	0	1	0							
<b>Yanij Benitez, R</b> OBP: 0.295, SLG: 0.462 (7, PH)										2	0	1	0	0	0	0							
<b>Rod Myers, L</b> OBP: 0.418, SLG: 0.474 (8, 7)										1	0	0	0	0	1	0							
<b>Jose Offerman, S</b> OBP: 0.367, SLG: 0.407 (9, PH)										1	0	0	1	0	0	2							
<b>Andy Stewart, R</b> OBP: 0.333, SLG: 0.667 (8, PH)										2	0	0	0	0	0	1							
<b>Scott Cooper, L</b> OBP: 0.289, SLG: 0.320 (8, PH)										0	0	0	0	1	0	0							
<b>Felix Martinez, S</b> OBP: 0.333, SLG: 0.375 (8, FR)										0	0	0	0	0	0	0							
<b>Chili Davis, S</b> OBP: 0.350, SLG: 0.519 (9, PH)										1	0	0	0	0	1	2							
<b>29 Mike Sweeney, R</b> OBP: 0.311, SLG: 0.361 (1, 2)										4	0	1	0	0	0	3							
<b>Inning Stats</b>	R: 0 E: 0 K: 1 S: 11	H: 1 LOB: 1 BB: 0 P: 15	R: 0 E: 0 K: 0 S: 10	H: 0 LOB: 0 BB: 0 P: 13	R: 0 E: 0 K: 0 S: 13	H: 0 LOB: 0 BB: 0 P: 17	R: 0 E: 0 K: 0 S: 8	H: 1 LOB: 1 BB: 0 P: 13	R: 0 E: 0 K: 0 S: 6	H: 1 LOB: 1 BB: 0 P: 12	R: 0 E: 0 K: 1 S: 12	H: 2 LOB: 2 BB: 0 P: 15	R: 0 E: 0 K: 3 S: 9	H: 0 LOB: 0 BB: 0 P: 16	R: 0 E: 0 K: 1 S: 14	H: 0 LOB: 1 BB: 1 P: 23	R: 2 E: 0 K: 1 S: 16	H: 3 LOB: 2 BB: 1 P: 27	1B: 7 2B: 0 3B: 1 HR: 0	SF: 0 SAC: 0 DP: 0 HBP: 0	WP: 0 PB: 0 CS: 0	PA: 36	
<b>PITCHER</b>	IP	WLS	BF	H	R	ER	SO	BB	IBB	HBP	BLK	WP	HR	S	P	ERA	WHIP					ERA	WHIP
<b>Brian Anderson, L</b> ERA: 3.68 (1, 1)	5.2	W	22	5	0	0	1	0	0	0	0	0	0	57	82	0.00	0.882						
<b>Eric Plunk, R</b> ERA: 4.96 (6, 1)	1.1		4	0	0	0	4	0	0	0	0	0	0	12	19	0.00	0.000						
<b>Paul Shuey, R</b> ERA: 5.66 (8, 1)	1.0		8	3	2	2	1	2	0	0	0	0	0	25	42	18.00	5.000						
<b>Paul Assenmacher, L</b> ERA: 2.7 (9, 1)	1.0	S	3	0	0	0	1	0	0	0	0	0	0	5	8	0.00	0.000						

Cleveland Indians @ Kansas City Royals  
Kauffman Stadium, Kansas City, MO

AB 34  
R 2  
H 8  
RBI 2  
BB 2  
SO 7  
LOB 18



WP: 0 PA: 36  
PB: 0  
CS: 0

Fri Sep 19 1997, 7:05 PM CDT  
Att: 16,973 - Unknown - 72 F



Batter	1	2	3	4	5	6	7	8	9	AB	R	H	RBI	BB	SO	LOB	TOP					
<b>Bip Roberts, S</b> (1, 4) OBP: 0.343, SLG: 0.382	1-2 1B		0-0 F8		3-1 1-H HR		3-2 G5-3		0-3 K	5	1	2	2	0	1	1	<b>Cleveland Indians @ Kansas City Royals</b> Kauffman Stadium, Kansas City, MO Sat Sep 20 1997, 7:05 PM CDT Att: 19,125 - Unknown - 62 F					
<b>Tony Fernandez, S</b> (1, 6) OBP: 0.321, SLG: 0.409	1-0 F9		0-1 1B		1-1 FC5-4 HBP 1B		0-3 K			4	0	2	0	0	1	1						
<b>Manny Ramirez, R</b> (1, 9) OBP: 0.421, SLG: 0.541	1-2 F8		2-1 F9		1-1 FC5-4 HBP 1B			1-0 1B 1B		3	0	1	0	0	0	2						
<b>Matt Williams, R</b> (1, 5) OBP: 0.306, SLG: 0.487	2-2 F7			2-2 P4	3-2 FC5-4			1-1 1B		4	0	1	0	0	0	3						
<b>David Justice, L</b> (1, 10) OBP: 0.422, SLG: 0.597		2-3 K		0-0 G6-3 2B	3-2 G6-3			1-3 K		4	0	1	0	0	2	3						
<b>Sandy Alomar Jr., R</b> (1, 2) OBP: 0.352, SLG: 0.522	1-0 L8			1-1 G6-3		0-0 G6-3		1-2 P4		4	0	0	0	0	0	2						
<b>Jim Thome, L</b> (1, 3) OBP: 0.425, SLG: 0.591	3-2 1B			3-3 K		1-1 L9		3-2 G4-3 2B		4	0	2	0	0	1	1						
<b>Marquis Grissom, R</b> (1, 8) OBP: 0.319, SLG: 0.400	2-3 K				0-0 G3	0-0 F9		2-2 G4-3		4	0	0	0	0	1	2						
<b>Brian Giles, L</b> (1, 7) OBP: 0.370, SLG: 0.462			2-3 K		2-2 HR 1B		0-3 K		0-1 L4	4	1	1	0	0	2	1						
<b>Inning Stats</b>	R: 0 E: 0 K: 0 S: 11	H: 1 LOB: 1 BB: 0 P: 16	R: 0 E: 0 K: 2 S: 12	H: 1 LOB: 1 BB: 0 P: 20	R: 0 E: 0 K: 1 S: 10	H: 1 LOB: 1 BB: 0 P: 14	R: 0 E: 0 K: 1 S: 9	H: 1 LOB: 0 BB: 0 P: 15	R: 2 E: 0 K: 0 S: 15	H: 3 LOB: 2 BB: 0 P: 28	R: 0 E: 0 K: 0 S: 4	H: 0 LOB: 0 BB: 0 P: 5	R: 0 E: 0 K: 2 S: 9	H: 0 LOB: 0 BB: 0 P: 12	R: 0 E: 0 K: 1 S: 9	H: 2 LOB: 1 BB: 0 P: 13	R: 0 E: 0 K: 1 S: 13	H: 1 LOB: 1 BB: 0 P: 18	1B: 7 2B: 2 3B: 0 HR: 1	SF: 0 SAC: 0 DP: 0 HBP: 1	WP: 0 PB: 0 CS: 0	PA: 37
<b>PITCHER</b>	IP	WLS	BF	H	R	ER	SO	BB	IBB	HBP	BLK	WP	HR	S	P	ERA	WHIP					
<b>Glendon Rusch, L</b> (1, 1) ERA: 5.69	7.0		29	7	2	2	6	0	0	1	0	0	1	70	110	2.57	1.000					
<b>Gregg Olson, R</b> (8, 1) ERA: 6.18	1.0	W	4	2	0	0	1	0	0	0	0	0	0	9	13	0.00	2.000					
<b>Jeff Montgomery, R</b> (9, 1) ERA: 3.43	1.0	S	4	1	0	0	1	0	0	0	0	0	0	13	18	0.00	1.000					

Batter	1	2	3	4	5	6	7	8	9	AB	R	H	RBI	BB	SO	LOB	BOTTOM				
<b>Jose Offerman, S</b> (1, 4) OBP: 0.364, SLG: 0.403	1-3 K		0-0 F8			3-2 F7		0-1 G5-3		4	0	0	0	0	1	3	<b>Cleveland Indians @ Kansas City Royals</b> Kauffman Stadium, Kansas City, MO Sat Sep 20 1997, 7:05 PM CDT Att: 19,125 - Unknown - 62 F				
<b>Shane Halter, R</b> (1, 9) OBP: 0.347, SLG: 0.393	1-3 K			0-1 F9			1-3 K	2-1 WP 3B		2	0	0	0	0	1	0					
<b>Johnny Damon, L</b> (7, PH) OBP: 0.339, SLG: 0.394								2-H 3-H 3-2 G6-3		2	1	1	2	0	1	0					
<b>Jay Bell, R</b> (1, 6) OBP: 0.370, SLG: 0.468	0-1 P5			0-2 P3			0-0 HR 1B	3-2 G6-3		4	1	1	0	0	0	0					
<b>Chili Davis, S</b> (1, 10) OBP: 0.388, SLG: 0.516		2-3 K		2-2 G5-3			0-0 F7			3	0	0	0	0	1	1					
<b>Jeff King, R</b> (1, 3) OBP: 0.333, SLG: 0.425	1-2 P5				2-3 K		3-1 HR			3	1	1	2	0	1	0					
<b>Dean Palmer, R</b> (1, 5) OBP: 0.307, SLG: 0.443	0-3 K				1-0 P6		1-0 F7			3	0	0	0	0	1	0					
<b>Yamil Benitez, R</b> (1, 7) OBP: 0.302, SLG: 0.465			2-2 G4-6-3 29 1B		1-1 G6-3			1-2 G5-3 3B 1B		3	1	2	0	0	0	0					
<b>29 Mike Sweeney, R</b> (1, 2) OBP: 0.313, SLG: 0.362			1-0 G4-6-3 1B			0-3 K		3-3 K 1B		2	0	1	0	0	1	0					
<b>Scott Cooper, L</b> (8, PH) OBP: 0.297, SLG: 0.318								1-2 K		1	0	0	0	0	1	1					
<b>Mike Macfarlane, R</b> (9, 2) OBP: 0.326, SLG: 0.416			1-2 G4-6-3 1B					1-2 K		0	0	0	0	0	0	0					
<b>Rod Myers, L</b> (1, 8) OBP: 0.415, SLG: 0.462			1-2 G4-6-3		1-2 G4-6-3		2-1 F8	4-1 G5-3 3B BB		2	1	0	0	1	0	2					
<b>Inning Stats</b>	R: 0 E: 0 K: 2 S: 9	H: 0 LOB: 0 BB: 0 P: 11	R: 0 E: 0 K: 2 S: 9	H: 0 LOB: 0 BB: 0 P: 12	R: 0 E: 0 K: 0 S: 15	H: 2 LOB: 1 BB: 0 P: 19	R: 0 E: 0 K: 0 S: 8	H: 0 LOB: 0 BB: 0 P: 10	R: 0 E: 0 K: 1 S: 6	H: 0 LOB: 0 BB: 0 P: 10	R: 0 E: 0 K: 1 S: 12	H: 0 LOB: 0 BB: 0 P: 17	R: 2 E: 0 K: 1 S: 9	H: 2 LOB: 0 BB: 0 P: 14	R: 3 E: 0 K: 1 S: 15	H: 2 LOB: 1 BB: 1 P: 28	1B: 4 2B: 0 3B: 1 HR: 1	SF: 0 SAC: 0 DP: 1 HBP: 0	WP: 1 PB: 0 CS: 0	PA: 30	
<b>PITCHER</b>	IP	WLS	BF	H	R	ER	SO	BB	IBB	HBP	BLK	WP	HR	S	P	ERA	WHIP				
<b>Jeff Juden, R</b> (1, 1) ERA: 4.4	7.0		24	4	2	2	7	0	0	0	0	0	1	68	93	2.57	0.571				
<b>Albie Lopez, R</b> (8, 1) ERA: 6.96	1.0	L	6	2	3	3	1	1	0	0	0	1	0	15	28	27.00	3.000				





Batter	1	2	3	4	5	6	7	8	9	AB	R	H	RBI	BB	SO	LOB	TOP		
<b>Bip Roberts, S</b> (1, 4) OBP: 0.344, SLG: 0.386	1-2 G6-4-3 1B		2-2 F8			3-2 G3		2-2 2B		4	0	2	0	0	0	0	<b>Cleveland Indians @ Kansas City Royals</b> Kauffman Stadium, Kansas City, MO Sun Sep 21 1997, 3:33 AM CDT Att: 15,274 - Sunny - 65 F		
<b>Omar Vizquel, S</b> (1, 6) OBP: 0.345, SLG: 0.371	2-2 P4			3-2 F9		0-0 B5-3		4-2 FC4-6 BB		3	0	0	0	1	0	1			
<b>Manny Ramirez, R</b> (1, 9) OBP: 0.420, SLG: 0.539	1-1 G6-4-3			2-3 K2-3		2-2 1B		1-2 FC4-6		4	0	1	0	0	1	3			
<b>Jim Thome, L</b> (1, 3) OBP: 0.423, SLG: 0.587		4-2 BB		3-3 K		2-3 K			2-3 K	3	0	0	0	1	3	1			
<b>David Justice, L</b> (1, 10) OBP: 0.421, SLG: 0.594		2-3 K			0-0 2B 1B		1-3 K		0-1 F7	4	0	1	0	0	2	1			
<b>Brian Giles, L</b> (1, 7) OBP: 0.369, SLG: 0.458		1-3 K			0-1 F9		3-2 P6		4-1 WP BB	3	0	0	0	1	1	2			
<b>Jeff Branson, L</b> (1, 5) OBP: 0.259, SLG: 0.305 <b>Matt Williams, R</b> (9, PH) OBP: 0.306, SLG: 0.486		1-3 K			1-0 2B		0-0 G4-3		2-3 K2-3	3	0	1	0	0	1	1			
<b>Pat Borders, R</b> (1, 2) OBP: 0.346, SLG: 0.441			1-3 K		2-3 K			1-1 L5		3	0	0	0	0	2	2			
<b>Marquis Grissom, R</b> (1, 8) OBP: 0.317, SLG: 0.398			1-3 K		0-0 F8			2-0 G6-3		3	0	0	0	0	1	2			
<b>Inning Stats</b>	R: 0 E: 0 K: 0 S: 8	H: 1 LOB: 0 BB: 0 P: 12	R: 0 E: 0 K: 3 S: 14	H: 0 LOB: 1 BB: 1 P: 22	R: 0 E: 0 K: 2 S: 14	H: 0 LOB: 0 BB: 0 P: 18	R: 0 E: 0 K: 2 S: 15	H: 0 LOB: 0 BB: 0 P: 23	R: 0 E: 0 K: 1 S: 9	H: 2 LOB: 2 BB: 0 P: 12	R: 0 E: 0 K: 1 S: 13	H: 0 LOB: 0 BB: 0 P: 13	R: 0 E: 0 K: 0 S: 12	H: 1 LOB: 2 BB: 1 P: 22	R: 0 E: 0 K: 2 S: 9	H: 0 LOB: 1 BB: 1 P: 17	1B: 3 2B: 2 3B: 0 HR: 0	SF: 0 SAC: 0 DP: 1 HBP: 0	WP: 1 PA: 34 CS: 0
<b>PITCHER</b>	IP	WLS	BF	H	R	ER	SO	BB	IBB	HBP	BLK	WP	HR	S	P	ERA	WHIP		
<b>Kevin Appier, R</b> (1, 1) ERA: 3.28	7.0	25	4	0	0	10	1	0	0	0	0	0	0	82	120	0.00	0.714		
<b>Hipolito Pichardo, R</b> (8, 1) ERA: 4.5	1.0	5	1	0	0	1	1	0	0	0	0	0	0	12	22	0.00	2.000		
<b>Matt Whisenant, L</b> (9, 1) ERA: 4.95	0.2	3	0	0	0	1	1	0	0	0	0	0	0	6	12	0.00	1.500		
<b>Brian Bevil, R</b> (9, 1) ERA: 7.53	0.1	W	1	0	0	0	1	0	0	0	0	1	0	3	5	0.00	0.000		

Batter	1	2	3	4	5	6	7	8	9	AB	R	H	RBI	BB	SO	LOB	BOTTOM		
<b>Johnny Damon, L</b> (1, 8) OBP: 0.335, SLG: 0.390	1-0 G4-3		1-1 F8		1-0 P5		2-1 P3		3-2 F7	5	0	0	0	0	0	5	<b>Cleveland Indians @ Kansas City Royals</b> Kauffman Stadium, Kansas City, MO Sun Sep 21 1997, 3:33 AM CDT Att: 15,274 - Sunny - 65 F		
<b>Rod Myers, L</b> (1, 9) OBP: 0.414, SLG: 0.458	0-0 L7		0-2 F7			1-0 G6-3		0-0 SH1-4 1B	2-0 1B	5	0	2	1	0	0	2			
<b>Jay Bell, R</b> (1, 6) OBP: 0.370, SLG: 0.468	3-2 G1-3			0-0 F8		1-2 1B		0-0 SH1-4	1-2 1B	3	0	1	0	0	0	0			
<b>Chili Davis, S</b> (1, 10) OBP: 0.387, SLG: 0.513 <b>Felix Martinez, S</b> (8, PR) OBP: 0.333, SLG: 0.375		2-1 G4-3		0-0 F7		2-3 K		4-0 IBB		3	0	0	0	1	1	1			
<b>Jeff King, R</b> (1, 3) OBP: 0.336, SLG: 0.425		4-1 G5-4-3 BB		0-1 BB 1B		4-2 BB		3-3 K		2	0	1	0	2	1	2			
<b>Dean Palmer, R</b> (1, 5) OBP: 0.307, SLG: 0.440		0-0 G5-4-3		4-2 1B		0-3 K		0-1 P3		3	0	0	0	1	1	5			
<b>Yamil Benitez, R</b> (1, 7) OBP: 0.306, SLG: 0.460			4-0 WP BB		3-2 L7		1-1 F9		4-2 SH3-4 1B BB	2	1	0	0	2	0	2			
<b>Mike Macfarlane, R</b> (1, 2) OBP: 0.323, SLG: 0.411			0-3 K		0-3 K		0-0 L9		0-0 SH3-4	3	0	0	0	0	2	1			
<b>Jed Hansen, R</b> (1, 4) OBP: 0.400, SLG: 0.442 <b>Jose Offerman, S</b> (9, PH) OBP: 0.365, SLG: 0.403			4-0 1B		1-2 P4		1-2 1B		4-0 1B IBB	2	0	1	0	1	0	0			
<b>Inning Stats</b>	R: 0 E: 0 K: 0 S: 7	H: 0 LOB: 0 BB: 0 P: 11	R: 0 E: 0 K: 0 S: 4	H: 0 LOB: 0 BB: 1 P: 10	R: 0 E: 0 K: 1 S: 9	H: 0 LOB: 2 BB: 2 P: 18	R: 0 E: 0 K: 0 S: 11	H: 1 LOB: 2 BB: 1 P: 18	R: 0 E: 0 K: 1 S: 7	H: 0 LOB: 0 BB: 0 P: 9	R: 0 E: 0 K: 2 S: 13	H: 1 LOB: 1 BB: 0 P: 12	R: 0 E: 0 K: 1 S: 8	H: 1 LOB: 2 BB: 1 P: 15	R: 1 E: 0 K: 0 S: 9	H: 1 LOB: 2 BB: 2 P: 22	1B: 5 2B: 0 3B: 0 HR: 0	SF: 0 SAC: 2 DP: 1 HBP: 0	WP: 1 PA: 38 CS: 0
<b>PITCHER</b>	IP	WLS	BF	H	R	ER	SO	BB	IBB	HBP	BLK	WP	HR	S	P	ERA	WHIP		
<b>Chad Ogea, R</b> (1, 1) ERA: 5.12	7.0	28	3	0	0	4	5	0	0	0	0	0	0	59	99	0.00	1.143		
<b>Michael Jackson, R</b> (8, 1) ERA: 3.21	1.1	L	8	1	1	1	1	2	0	0	0	0	0	12	27	6.75	1.500		
<b>Paul Assenmacher, L</b> (9, 1) ERA: 2.68	0.1	2	1	0	0	0	0	0	0	0	0	0	0	5	10	0.00	3.000		





Batter	1	2	3	4	5	6	7	8	9	AB	R	H	RBI	BB	SO	LOB	TOP										
Jed Hansen, R (1,4) OBP: 0.404, SLG: 0.457 Scott Cooper, L (9,PH) OBP: 0.286, SLG: 0.316	0-0 F8 E 1B		1-1 2B 2B	2-1 FC6-4		2-2 F8			2-3 K	4	1	2	0	0	0	2	<b>Kansas City Royals @ Milwaukee Brewers</b> Milwaukee County Stadium, Milwaukee, WI Tue Sep 23 1997, 4:33 AM EDT Cloudy - 60 F										
Rod Myers, L (1,8) OBP: 0.394, SLG: 0.432	1-2 F8		2-3 K		2-3 K				0-3 K	5	0	0	0	0	4	2											
Jay Bell, R (1,6) OBP: 0.369, SLG: 0.468	3-3 K		2-0 2B		2-2 E6 2B		1-0 L5			4	1	1	1	0	1	1											
Chili Davis, S (1,10) OBP: 0.386, SLG: 0.509	1-2 F7		0-0 G6-3		4-1 2B		1-3 K			3	1	0	0	1	1	2											
Jeff King, R (1,3) OBP: 0.338, SLG: 0.432		2-2 F8 SF9 2B	3-2 F7		1-2 S 2B			2-2 FC6-4 1B		4	1	3	2	0	0	1											
Dean Palmer, R (1,5) OBP: 0.306, SLG: 0.438	0-0 F8			4-0 1B BB		1-3 K		1-2 F8		3	0	0	0	1	1	3											
Yamil Benitez, R (1,7) OBP: 0.305, SLG: 0.452		4-0 BB		0-0 L7		2-2 G5-3		1-2 FC6-4		3	0	0	0	1	0	3											
Jermaine Dye, R (1,9) OBP: 0.279, SLG: 0.378		2-0 SF9		2-2 FC6-4 1B		2-2 G6-4-3 1B		1-3 K		3	0	2	1	0	1	1											
Mike Macfarlane, R (1,2) OBP: 0.319, SLG: 0.406 Johnny Damon, L (9,PH) OBP: 0.335, SLG: 0.389	1-1 P3		2-3 K		2-2 G6-4-3			0-3 K		3	0	0	0	0	1	4											
<b>Inning Stats</b>	R: 0 E: 1 K: 1 S: 10	H: 1 LOB: 1 BB: 0 P: 15	R: 1 E: 0 K: 0 S: 9	H: 1 LOB: 1 BB: 1 P: 18	R: 1 E: 0 K: 1 S: 10	H: 2 LOB: 1 BB: 0 P: 18	R: 0 E: 0 K: 1 S: 11	H: 1 LOB: 2 BB: 1 P: 21	R: 2 E: 1 K: 2 S: 23	H: 1 LOB: 1 BB: 1 P: 35	R: 0 E: 0 K: 0 S: 12	H: 1 LOB: 0 BB: 0 P: 18	R: 0 E: 0 K: 2 S: 9	H: 0 LOB: 0 BB: 0 P: 13	R: 0 E: 0 K: 1 S: 15	H: 1 LOB: 1 BB: 0 P: 20	R: 0 E: 0 K: 3 S: 9	H: 0 LOB: 0 BB: 0 P: 9	1B: 4 2B: 4 3B: 0 HR: 0	SF: 1 SAC: 0 DP: 1 HBP: 0	WP: 0 PB: 0 SB: 1 CS: 0	PA: 38					
<b>PITCHER</b>	IP	WLS	BF	H	R	ER	SO	BB	IBB	HBP	BLK	WP	HR	S	P	ERA	WHIP										
Scott Karl, L (1,1) ERA: 4.37	6.0		28	7	4	3	5	3	0	0	0	0	0	75	125	4.50	1.667										
Al Reyes, R (7,1) ERA: 6.12	2.0	W	7	1	0	0	3	0	0	0	0	0	0	24	33	0.00	0.500										
Doug Jones, R (9,1) ERA: 1.81	1.0	S	3	0	0	0	3	0	0	0	0	0	0	9	9	0.00	0.000										

Batter	1	2	3	4	5	6	7	8	9	AB	R	H	RBI	BB	SO	LOB	BOTTOM										
Jack Voigt, R (1,3) OBP: 0.341, SLG: 0.514 Fernando Vina, L (6,PH) OBP: 0.316, SLG: 0.353	4-2 L9 SF9 1B BB		1-2 G4-3		4-2 G4-6-3 BB			1-3 K		1	1	0	0	2	0	1	<b>Kansas City Royals @ Milwaukee Brewers</b> Milwaukee County Stadium, Milwaukee, WI Tue Sep 23 1997, 4:33 AM EDT Cloudy - 60 F										
Mark Loretta, R (1,4) OBP: 0.347, SLG: 0.384	2-2 1B		4-0 FC6-4 BB		2-1 G4-6-3		4-1 1B S SH BB	1-2 G5-4-3 1B		3	1	2	0	2	0	1											
Jeff Cirillo, R (1,5) OBP: 0.369, SLG: 0.429	0-2 L9		0-1 FC6-4		1-0 1B		2-1 SH WP 1B	1-0 G5-4-3		5	1	2	1	0	0	4											
Julio Franco, R (1,10) OBP: 0.358, SLG: 0.353	0-1 SF9		1-2 K		0-3 K		1-2 G4-3			3	0	0	1	0	2	4											
Darrin Jackson, R (1,9) OBP: 0.272, SLG: 0.380	0-3 K			2-2 G3-1		0-2 1B G4-6-3 1B		0-0 SH WP 2B		3	2	1	1	0	1	1											
Jose Valentin, S (1,6) OBP: 0.313, SLG: 0.415		2-2 G6-3		1-0 G5-3		0-0 G4-6-3 1B		4-1 2B BB		3	1	1	0	1	0	0											
1B Todd Dunn, R (1,7) OBP: 0.252, SLG: 0.339 Jeromy Burnitz, L (7,PH) OBP: 0.383, SLG: 0.548	0-0 F8		1-0 1B		1-0 1B		0-2 G4-6-3 1B	1-2 2B		3	0	2	0	0	0	0											
Gerald Williams, R (1,8) OBP: 0.282, SLG: 0.370	1-1 G5-3		4-1 1B		1-2 BB		1-1 G4-6-3	0-3 K		3	0	0	0	1	1	4											
Mike Matheny, R (1,2) OBP: 0.293, SLG: 0.338			1-2 G4-3 BLK FC6-4 HBP		0-1 G3-1		0-1 G3-1			3	1	1	1	0	0	4											
<b>Inning Stats</b>	R: 1 E: 0 K: 1 S: 13	H: 1 LOB: 1 BB: 1 P: 19	R: 0 E: 0 K: 0 S: 6	H: 0 LOB: 0 BB: 0 P: 9	R: 1 E: 0 K: 1 S: 10	H: 0 LOB: 1 BB: 1 P: 19	R: 0 E: 0 K: 0 S: 8	H: 1 LOB: 2 BB: 1 P: 16	R: 0 E: 0 K: 1 S: 11	H: 1 LOB: 1 BB: 1 P: 18	R: 2 E: 0 K: 0 S: 13	H: 4 LOB: 1 BB: 0 P: 14	R: 3 E: 0 K: 1 S: 16	H: 2 LOB: 2 BB: 2 P: 30	R: 0 E: 0 K: 1 S: 7	H: 1 LOB: 0 BB: 0 P: 10	1B: 8 2B: 2 3B: 0 HR: 0	SF: 1 SAC: 1 DP: 3 HBP: 1	WP: 2 PB: 0 SB: 1 CS: 0	PA: 39							
<b>PITCHER</b>	IP	WLS	BF	H	R	ER	SO	BB	IBB	HBP	BLK	WP	HR	S	P	ERA	WHIP										
50 José Rosado, L (1,1) ERA: 4.69	5.2		27	7	4	4	3	4	0	0	1	1	0	60	94	6.35	1.941										
Hector Carrasco, R (6,1) ERA: 4.45	0.2	L	6	1	3	3	0	2	0	0	0	2	0	9	20	40.50	4.500										
Jamie Walker, L (7,1) ERA: 5.44	0.2		3	1	0	0	1	0	0	0	0	0	0	8	11	0.00	1.500										
Gregg Olson, R (8,1) ERA: 6.04	1.0		3	1	0	0	1	0	0	0	0	0	0	7	10	0.00	1.000										

AB 34  
R 4  
H 8  
RBI 4  
BB 3  
SO 11  
LOB 19

AB 30  
R 7  
H 10  
RBI 5  
BB 6  
SO 5  
LOB 20





Batter	1	2	3	4	5	6	7	8	9	AB	R	H	RBI	BB	SO	LOB	TOP					
Jed Hansen, R (1, 4) OBP: 0.394, SLG: 0.442										5	0	1	1	0	2	5	<b>Kansas City Royals @ Milwaukee Brewers</b> Milwaukee County Stadium, Milwaukee, WI Tue Sep 23 1997, 8:05 PM EDT Att: 10,423 - Unknown - 54 F <a href="http://livebaseballscorecards.com">livebaseballscorecards.com</a>					
Johnny Damon, L (1, 8) OBP: 0.335, SLG: 0.387										3	1	0	0	2	0	3						
Jose Offerman, S (1, 10) OBP: 0.364, SLG: 0.399										4	1	0	0	1	1	3						
Jeff King, R (1, 3) OBP: 0.342, SLG: 0.439										3	3	2	2	2	1	1						
Jermaine Dye, R (1, 9) OBP: 0.281, SLG: 0.376										4	0	1	0	1	1	2						
Yamil Benitez, R (1, 7) OBP: 0.302, SLG: 0.445										5	0	1	0	0	0	4						
29 Mike Sweeney, R (1, 2) OBP: 0.315, SLG: 0.363										5	0	2	3	0	0	0						
Shane Halter, R (1, 5) OBP: 0.350, SLG: 0.402										5	1	2	0	0	2	4						
Felix Martinez, S (1, 6) OBP: 0.367, SLG: 0.360										1	0	0	0	2	0	2						
<b>Inning Stats</b>	R: 0 E: 0 K: 2 S: 16	H: 0 LOB: 1 BB: 1 P: 25	R: 0 E: 0 K: 0 S: 8	H: 0 LOB: 0 BB: 0 P: 13	R: 1 E: 0 K: 0 S: 12	H: 2 LOB: 1 BB: 0 P: 19	R: 1 E: 0 K: 0 S: 9	H: 3 LOB: 2 BB: 0 P: 13	R: 2 E: 0 K: 1 S: 11	H: 2 LOB: 1 BB: 1 P: 18	R: 0 E: 0 K: 1 S: 11	H: 1 LOB: 2 BB: 1 P: 19	R: 2 E: 0 K: 1 S: 23	H: 1 LOB: 3 BB: 3 P: 41	R: 0 E: 0 K: 1 S: 7	H: 0 LOB: 1 BB: 2 P: 15		R: 0 E: 0 K: 1 S: 7	H: 0 LOB: 0 BB: 0 P: 10	1B: 7 2B: 2 3B: 0 HR: 1	SF: 0 SAC: 1 DP: 1 HBP: 0	WP: 0 PB: 0 SB: 1 CS: 1
<b>PITCHER</b>	IP WLS BF H R ER SO BB IBB HBP BLK WP HR S P ERA WHIP																					
Joel Adamson, L (1, 1) ERA: 3.54	4.2 L 23 7 4 4 3 2 0 0 0 0 1 52 83 7.71 1.929																					
Al Reyes, R (5, 1) ERA: 5.99	1.0 5 1 0 0 1 1 0 0 0 0 0 13 21 0.00 2.000																					
Ron Villone, L (6, 1) ERA: 3.55	3.1 16 1 2 1 3 5 0 0 0 0 0 39 69 2.70 1.800																					

Batter	1	2	3	4	5	6	7	8	9	AB	R	H	RBI	BB	SO	LOB	BOTTOM					
Fernando Vina, L (1, 4) OBP: 0.313, SLG: 0.348										4	0	0	0	0	0	2	<b>Kansas City Royals @ Milwaukee Brewers</b> Milwaukee County Stadium, Milwaukee, WI Tue Sep 23 1997, 8:05 PM EDT Att: 10,423 - Unknown - 54 F <a href="http://livebaseballscorecards.com">livebaseballscorecards.com</a>					
Mark Loretta, R (1, 6) OBP: 0.350, SLG: 0.387										3	0	2	0	1	0	0						
Jeff Cirillo, R (1, 5) OBP: 0.370, SLG: 0.431										4	1	2	0	0	0	1						
Jeromy Burnitz, L (1, 9) OBP: 0.380, SLG: 0.543										4	0	0	0	0	2	5						
Dave Nilsson, L (1, 10) OBP: 0.353, SLG: 0.452										2	1	1	0	1	1	2						
Darin Jackson, R (1, 8) OBP: 0.272, SLG: 0.383										4	0	1	2	0	0	5						
Brian Banks, S (1, 3) OBP: 0.270, SLG: 0.269										4	0	0	0	0	3	1						
18 Todd Dunn, R (1, 7) OBP: 0.246, SLG: 0.330										3	0	0	0	0	0	0						
Jeff Huson, L (9, PH) OBP: 0.242, SLG: 0.227										1	0	0	0	0	0	0						
Jesse Levis, L (1, 2) OBP: 0.354, SLG: 0.330										3	0	1	0	0	0	0						
<b>Inning Stats</b>	R: 0 E: 0 K: 0 S: 6	H: 0 LOB: 0 BB: 0 P: 9	R: 0 E: 0 K: 1 S: 11	H: 1 LOB: 0 BB: 0 P: 16	R: 0 E: 0 K: 1 S: 9	H: 0 LOB: 1 BB: 0 P: 18	R: 2 E: 0 K: 1 S: 12	H: 3 LOB: 1 BB: 1 P: 25	R: 0 E: 0 K: 0 S: 3	H: 0 LOB: 0 BB: 0 P: 5	R: 0 E: 0 K: 0 S: 11	H: 0 LOB: 2 BB: 1 P: 19	R: 0 E: 0 K: 2 S: 17	H: 1 LOB: 1 BB: 0 P: 12	R: 0 E: 0 K: 2 S: 17	H: 2 LOB: 2 BB: 0 P: 25	R: 0 E: 0 K: 1 S: 7	H: 0 LOB: 0 BB: 0 P: 12	1B: 5 2B: 3 3B: 0 HR: 0	SF: 0 SAC: 0 DP: 2 HBP: 2	WP: 1 PB: 0 SB: 0 CS: 0	PA: 36
<b>PITCHER</b>	IP WLS BF H R ER SO BB IBB HBP BLK WP HR S P ERA WHIP																					
Jim Pittsley, R (1, 1) ERA: 3.56	5.0 W 19 4 2 2 3 1 0 1 0 0 0 41 73 3.60 1.000																					
Ricky Bones, R (6, 1) ERA: 7.0	2.0 11 3 0 0 0 1 0 1 0 0 0 27 40 0.00 2.000																					
Matt Whisenant, L (8, 1) ERA: 4.71	1.0 3 0 0 0 2 0 0 0 0 1 0 10 16 0.00 0.000																					
Hipolito Pichardo, R (9, 1) ERA: 4.4	1.0 3 0 0 0 1 0 0 0 0 0 0 7 12 0.00 0.000																					



Batter	1	2	3	4	5	6	7	8	9	10	11	12	13	14	15	AB	R	H	RBI	BB	SO	LOB	TOP
Johnny Damon, L OBP: 0.339, SLG: 0.387 (1, 8)	G4-3 BB SF		G5-4-3		S BB		WP 1B	K			P6		S 1B			5	1	2	0	2	1	4	
Rod Myers, L OBP: 0.378, SLG: 0.404 (1, 7)	SF G4-3 BB		K		L9		K		F4			G4-3	G3-1			6	0	0	0	1	2	5	
Jay Bell, R OBP: 0.365, SLG: 0.462 (1, 6)	G4-3			F8	P6		K		K			K2-3				7	0	0	0	0	4	5	
Jeff King, R OBP: 0.340, SLG: 0.435 (1, 10)	SF			K		G1-3	K		K			1B BB		F9		5	0	0	1	1	3	3	
Dean Palmer, R OBP: 0.308, SLG: 0.443 (1, 5)	FC5-2-5-3-1			BB BB 1B				F8			K		BB 1B		K2-3	7	1	3	1	0	2	2	
Larry Sutton, L OBP: 0.333, SLG: 0.397 (1, 3)		G6-3		BB BB 1B			K		1B		L7		BB 1B			5	0	2	0	2	1	0	
Jermaine Dye, R OBP: 0.281, SLG: 0.371 (1, 9)			K		FC5-4 BB		K		BB 1B		L8		K		G3-6	6	0	1	0	1	3	4	
Mike Macfarlane, R OBP: 0.319, SLG: 0.406 (7, 2)			K																				
Felix Martinez, S OBP: 0.387, SLG: 0.360 (7, 2)																							
29 Mike Sweeney, R OBP: 0.313, SLG: 0.362 (11, PH)																							
Jose Offerman, S OBP: 0.363, SLG: 0.398 (11, 2)																							
Andy Stewart, R OBP: 0.200, SLG: 0.400 (1, 2)																							
Jed Hansen, R OBP: 0.400, SLG: 0.433 (1, 4)																							
Jed Hansen, R OBP: 0.400, SLG: 0.433 (1, 4)																							
Jed Hansen, R OBP: 0.400, SLG: 0.433 (1, 4)																							
Jed Hansen, R OBP: 0.400, SLG: 0.433 (1, 4)																							
Jed Hansen, R OBP: 0.400, SLG: 0.433 (1, 4)																							
Jed Hansen, R OBP: 0.400, SLG: 0.433 (1, 4)																							
Jed Hansen, R OBP: 0.400, SLG: 0.433 (1, 4)																							
Jed Hansen, R OBP: 0.400, SLG: 0.433 (1, 4)																							
Jed Hansen, R OBP: 0.400, SLG: 0.433 (1, 4)																							
Jed Hansen, R OBP: 0.400, SLG: 0.433 (1, 4)																							
Jed Hansen, R OBP: 0.400, SLG: 0.433 (1, 4)																							
Jed Hansen, R OBP: 0.400, SLG: 0.433 (1, 4)																							
Jed Hansen, R OBP: 0.400, SLG: 0.433 (1, 4)																							
Jed Hansen, R OBP: 0.400, SLG: 0.433 (1, 4)																							
Jed Hansen, R OBP: 0.400, SLG: 0.433 (1, 4)																							
Jed Hansen, R OBP: 0.400, SLG: 0.433 (1, 4)																							
Jed Hansen, R OBP: 0.400, SLG: 0.433 (1, 4)																							
Jed Hansen, R OBP: 0.400, SLG: 0.433 (1, 4)																							
Jed Hansen, R OBP: 0.400, SLG: 0.433 (1, 4)																							
Jed Hansen, R OBP: 0.400, SLG: 0.433 (1, 4)																							
Jed Hansen, R OBP: 0.400, SLG: 0.433 (1, 4)																							
Jed Hansen, R OBP: 0.400, SLG: 0.433 (1, 4)																							
Jed Hansen, R OBP: 0.400, SLG: 0.433 (1, 4)																							
Jed Hansen, R OBP: 0.400, SLG: 0.433 (1, 4)																							
Jed Hansen, R OBP: 0.400, SLG: 0.433 (1, 4)																							
Jed Hansen, R OBP: 0.400, SLG: 0.433 (1, 4)																							
Jed Hansen, R OBP: 0.400, SLG: 0.433 (1, 4)																							
Jed Hansen, R OBP: 0.400, SLG: 0.433 (1, 4)																							
Jed Hansen, R OBP: 0.400, SLG: 0.433 (1, 4)																							
Jed Hansen, R OBP: 0.400, SLG: 0.433 (1, 4)																							
Jed Hansen, R OBP: 0.400, SLG: 0.433 (1, 4)																							
Jed Hansen, R OBP: 0.400, SLG: 0.433 (1, 4)																							
Jed Hansen, R OBP: 0.400, SLG: 0.433 (1, 4)																							
Jed Hansen, R OBP: 0.400, SLG: 0.433 (1, 4)																							
Jed Hansen, R OBP: 0.400, SLG: 0.433 (1, 4)																							
Jed Hansen, R OBP: 0.400, SLG: 0.433 (1, 4)																							
Jed Hansen, R OBP: 0.400, SLG: 0.433 (1, 4)																							
Jed Hansen, R OBP: 0.400, SLG: 0.433 (1, 4)																							
Jed Hansen, R OBP: 0.400, SLG: 0.433 (1, 4)																							
Jed Hansen, R OBP: 0.400, SLG: 0.433 (1, 4)																							
Jed Hansen, R OBP: 0.400, SLG: 0.433 (1, 4)																							
Jed Hansen, R OBP: 0.400, SLG: 0.433 (1, 4)																							
Jed Hansen, R OBP: 0.400, SLG: 0.433 (1, 4)																							
Jed Hansen, R OBP: 0.400, SLG: 0.433 (1, 4)																							
Jed Hansen, R OBP: 0.400, SLG: 0.433 (1, 4)																							
Jed Hansen, R OBP: 0.400, SLG: 0.433 (1, 4)																							
Jed Hansen, R OBP: 0.400, SLG: 0.433 (1, 4)																							
Jed Hansen, R OBP: 0.400, SLG: 0.433 (1, 4)																							
Jed Hansen, R OBP: 0.400, SLG: 0.433 (1, 4)																							
Jed Hansen, R OBP: 0.400, SLG: 0.433 (1, 4)																							
Jed Hansen, R OBP: 0.400, SLG: 0.433 (1, 4)																							
Jed Hansen, R OBP: 0.400, SLG: 0.433 (1, 4)																							
Jed Hansen, R OBP: 0.400, SLG: 0.433 (1, 4)																							
Jed Hansen, R OBP: 0.400, SLG: 0.433 (1, 4)																							
Jed Hansen, R OBP: 0.400, SLG: 0.433 (1, 4)																							
Jed Hansen, R OBP: 0.400, SLG: 0.433 (1, 4)																							
Jed Hansen, R OBP: 0.400, SLG: 0.433 (1, 4)																							
Jed Hansen, R OBP: 0.400, SLG: 0.433 (1, 4)																							
Jed Hansen, R OBP: 0.400, SLG: 0.433 (1, 4)																							
Jed Hansen, R OBP: 0.400, SLG: 0.433 (1, 4)																							
Jed Hansen, R OBP: 0.400, SLG: 0.433 (1, 4)																							
Jed Hansen, R OBP: 0.400, SLG: 0.433 (1, 4)																							
Jed Hansen, R OBP: 0.400, SLG: 0.433 (1, 4)																							



Batter	1	2	3	4	5	6	7	8	9	AB	R	H	RBI	BB	SO	LOB	TOP								
<b>Jose Offerman, S</b> (1, 4) OBP: 0.360, SLG: 0.395	1-2 L5		0-2 P6		1-0 G4-3		1-1 SH1-3			3	0	0	0	0	0	2	<b>Kansas City Royals @ Milwaukee Brewers</b> Milwaukee County Stadium, Milwaukee, WI Thu Sep 25 1997, 4:33 AM EDT Att: 8,857 - Sunny - 73 F								
<b>Johnny Damon, L</b> (1, 8) OBP: 0.338, SLG: 0.386	3-2 G4-3			2-1 G6-3		0-1 1B 2B 1B	2-0 P3			4	1	1	0	0	0	1									
<b>Larry Sutton, L</b> (1, 10) OBP: 0.343, SLG: 0.419	0-1 2B			0-0 L8		1-2 2B G4-3 1B	2-2 F9			4	1	2	0	0	0	1									
<b>Jeff King, R</b> (1, 3) OBP: 0.341, SLG: 0.437	1-2 F8			1-0 1B		0-0 G4-3 1-3 2H 2B	3-3 K			4	0	2	1	0	1	1									
<b>Scott Cooper, L</b> (1, 5) OBP: 0.285, SLG: 0.310		2-2 P3		1-2 P5		4-1 G4-3 BB	2-3 K			3	0	0	0	1	1	1									
<b>Yamil Benitez, R</b> (1, 7) OBP: 0.301, SLG: 0.441	1-1 F7				0-1 SH1-3 1B	1-3 K	0-3 K			4	0	1	0	0	2	3									
<b>Jermaine Dye, R</b> (9, 9) OBP: 0.281, SLG: 0.371										0	0	0	0	0	0	0									
<b>Rod Myers, L</b> (1, 9) OBP: 0.368, SLG: 0.392	3-1 G6-3				1-1 SH1-3	3-2 G4-3		0-0 G4-3		3	0	0	1	0	0	2									
<b>29 Mike Sweeney, R</b> (1, 2) OBP: 0.308, SLG: 0.355			0-0 F7		2-1 L4	1-1 G6-3		2-0 G6-3		4	0	0	0	0	0	3									
<b>Felix Martinez, S</b> (1, 6) OBP: 0.382, SLG: 0.357			1-3 K		4-2 BB		0-1 SH1-3 1B	1-2 G2		3	0	1	0	1	1	0									
<b>Inning Stats</b>	R: 0 E: 0 K: 0 S: 12	H: 1 LOB: 1 BB: 0 P: 17	R: 0 E: 0 K: 0 S: 8	H: 0 LOB: 0 BB: 0 P: 14	R: 0 E: 0 K: 1 S: 9	H: 0 LOB: 0 BB: 0 P: 10	R: 0 E: 0 K: 0 S: 7	H: 1 LOB: 1 BB: 0 P: 11	R: 0 E: 0 K: 0 S: 9	H: 1 LOB: 2 BB: 1 P: 17	R: 2 E: 0 K: 1 S: 15	H: 3 LOB: 2 BB: 1 P: 25	R: 0 E: 0 K: 0 S: 8	H: 1 LOB: 1 BB: 0 P: 13	R: 0 E: 0 K: 3 S: 13	H: 0 LOB: 0 BB: 0 P: 18	R: 0 E: 0 K: 0 S: 5	H: 0 LOB: 0 BB: 0 P: 8	1B: 5 2B: 2 3B: 0 HR: 0	SF: 0 SAC: 0 DP: 0 HBP: 0	WP: 0 PB: 0 SB: 0 CS: 0	PA: 36			
<b>PITCHER</b>	IP	WLS	BF	H	R	ER	SO	BB	IBB	HBP	BLK	WP	HR	S	P	ERA	WHIP								
<b>21 Cal Eldred, R</b> (1, 1) ERA: 4.99	8.0	L	33	7	2	2	5	2	0	0	0	0	0	81	125	2.25	1.125								
<b>Ron Villone, L</b> (9, 1) ERA: 3.45	1.0		3	0	0	0	0	0	0	0	0	0	0	5	8	0.00	0.000								

Batter	1	2	3	4	5	6	7	8	9	AB	R	H	RBI	BB	SO	LOB	BOTTOM								
<b>Fernando Vina, L</b> (1, 4) OBP: 0.313, SLG: 0.355	1-1 G4-3		1-0 F7		1-2 FC3-6			0-1 L7	0-0 F8	5	0	0	0	0	0	4	<b>Kansas City Royals @ Milwaukee Brewers</b> Milwaukee County Stadium, Milwaukee, WI Thu Sep 25 1997, 4:33 AM EDT Att: 8,857 - Sunny - 73 F								
<b>Jack Voigt, R</b> (1, 10) OBP: 0.339, SLG: 0.503	1-1 L8		2-3 K		1-2 F9			4-1 1B BB		3	0	0	0	1	1	2									
<b>Mark Loretta, R</b> (1, 3) OBP: 0.352, SLG: 0.385	0-1 F9			4-0 BB		2-2 F8		0-1 1B		3	0	1	0	1	0	0									
<b>Jeff Cirillo, R</b> (1, 5) OBP: 0.365, SLG: 0.424		1-1 F7		2-0 F7		0-1 L8		1-2 L7		4	0	0	0	0	0	3									
<b>Darrin Jackson, R</b> (1, 8) OBP: 0.277, SLG: 0.379		2-2 G6-3		0-0 L7		1-0 F8		2-2 F9		4	0	0	0	0	0	3									
<b>Jeremy Burnitz, L</b> (1, 9) OBP: 0.383, SLG: 0.541		3-2 HBP		0-2 G4-3			1-2 1B		4-0 BB BB	2	0	1	0	1	0	1									
<b>Jose Valentin, S</b> (1, 6) OBP: 0.312, SLG: 0.411		0-0 P2			1-1 FC6-5 1B		0-3 K		1-2 F7	4	0	1	0	0	1	3									
<b>18 Todd Dunn, R</b> (1, 7) OBP: 0.242, SLG: 0.347			1-1 HR		1-1 FC6-5		0-3 K		1-3 K	3	1	1	1	0	1	2									
<b>Gerald Williams, R</b> (8, 8) OBP: 0.269, SLG: 0.368					1-3 FC3-6 BB					0	0	0	0	0	0	0									
<b>Dave Nilsson, L</b> (9, PH) OBP: 0.353, SLG: 0.450					1-3 FC3-6 BB					1	0	0	0	0	1	1									
<b>Kelly Stinnett, R</b> (1, 2) OBP: 0.303, SLG: 0.355			0-1 P2		4-2 FC3-6 BB		1-2 F8		4-1 BB	2	0	0	0	1	0	1									
<b>Julio Franco, R</b> (9, PH) OBP: 0.363, SLG: 0.360					1-2 BB			1-2 BB		0	0	0	0	1	0	0									
<b>Inning Stats</b>	R: 0 E: 0 K: 0 S: 6	H: 0 LOB: 0 BB: 0 P: 8	R: 0 E: 0 K: 0 S: 9	H: 0 LOB: 1 BB: 0 P: 15	R: 1 E: 0 K: 1 S: 8	H: 1 LOB: 0 BB: 0 P: 12	R: 0 E: 0 K: 0 S: 5	H: 0 LOB: 1 BB: 1 P: 11	R: 0 E: 0 K: 0 S: 6	H: 0 LOB: 0 BB: 0 P: 9	R: 0 E: 0 K: 2 S: 10	H: 1 LOB: 1 BB: 0 P: 11	R: 0 E: 0 K: 0 S: 11	H: 1 LOB: 2 BB: 1 P: 18	R: 0 E: 0 K: 1 S: 8	H: 0 LOB: 2 BB: 2 P: 18	1B: 3 2B: 0 3B: 0 HR: 1	SF: 0 SAC: 0 DP: 0 HBP: 1	WP: 0 PB: 0 SB: 1 CS: 0	PA: 37					
<b>PITCHER</b>	IP	WLS	BF	H	R	ER	SO	BB	IBB	HBP	BLK	WP	HR	S	P	ERA	WHIP								
<b>Glendon Rusch, L</b> (1, 1) ERA: 5.9	7.1	W	30	4	1	1	3	3	0	1	0	0	0	62	96	1.23	0.955								
<b>Scott Service, R</b> (8, 1) ERA: 6.2	0.2		2	0	0	0	0	0	0	0	0	0	0	6	9	0.00	0.000								
<b>Hipolito Pichardo, R</b> (9, 1) ERA: 4.31	1.0	S	5	0	0	0	1	2	0	0	0	0	0	8	18	0.00	2.000								



Batter	1	2	3	4	5	6	7	8	9	AB	R	H	RBI	BB	SO	LOB	TOP										
<b>Jose Offerman, S</b> (1, 4) OBP: 0.359, SLG: 0.394	3-1 FC5-4 1B		2-2 G5-3		2-3 K			2-2 G4-3		4	0	1	0	0	1	2	<b>Kansas City Royals @ Chicago White Sox</b> Comiskey Park, Chicago, IL Fri Sep 26 1997, 8:05 PM EDT Att: 17,167 - Unknown - 61 F <a href="http://livebaseballscorecards.com">livebaseballscorecards.com</a>										
<b>Shane Halter, R</b> (1, 8) OBP: 0.346, SLG: 0.397	2-2 FC5-4 1B			0-0 F8	2-1 G6-3			0-0 G5-3		4	0	1	0	0	0	2											
<b>Jay Bell, R</b> (1, 6) OBP: 0.365, SLG: 0.461 <b>Scott Cooper, L</b> (9, PH) OBP: 0.283, SLG: 0.308	2-0 FC5-4			4-2 HR		0-3 K			1-3 K	2	1	0	0	1	1	2											
<b>Jeff King, R</b> (1, 3) OBP: 0.341, SLG: 0.442 <b>Larry Sutton, L</b> (9, PH) OBP: 0.336, SLG: 0.413	1-0 F7			2-2 HR		3-1 G4-3			1-2 F9	3	1	1	2	0	0	1											
<b>Dean Palmer, R</b> (1, 5) OBP: 0.308, SLG: 0.442				0-0 1B		0-0 F7			1-3 K	4	0	1	0	0	2	0											
<b>Jermaine Dye, R</b> (1, 9) OBP: 0.282, SLG: 0.370				2-2 G5-3			1-2 F8			3	0	1	0	0	0	0											
<b>29 Mike Sweeney, R</b> (1, 10) OBP: 0.309, SLG: 0.355				1-1 F8		2-2 E 1B		3-3 K		3	0	1	0	0	1	1											
<b>Yamil Benitez, R</b> (1, 7) OBP: 0.302, SLG: 0.439				0-0 F9		1-2 E5		1-2 F8		3	0	1	0	0	0	0											
<b>Mike Macfarlane, R</b> (1, 2) OBP: 0.316, SLG: 0.401				0-0 G5-3		3-3 K		0-0 P5		3	0	0	0	0	1	2											
<b>Inning Stats</b>	R: 0 E: 0 K: 0 S: 8	H: 2 LOB: 1 BB: 0 P: 16	R: 0 E: 0 K: 1 S: 6	H: 1 LOB: 0 BB: 0 P: 7	R: 0 E: 0 K: 0 S: 5	H: 0 LOB: 0 BB: 0 P: 7	R: 2 E: 0 K: 0 S: 10	H: 2 LOB: 0 BB: 1 P: 18	R: 0 E: 0 K: 1 S: 6	H: 0 LOB: 0 BB: 0 P: 9	R: 0 E: 0 K: 1 S: 10	H: 0 LOB: 0 BB: 0 P: 15	R: 0 E: 0 K: 0 S: 5	H: 0 LOB: 0 BB: 0 P: 7	R: 0 E: 0 K: 2 S: 9	H: 0 LOB: 0 BB: 0 P: 12		1B: 6 2B: 0 3B: 0 HR: 1	SF: 0 SAC: 0 DP: 1 HBP: 0	WP: 0 PB: 0 SB: 1 CS: 0	PA: 32						
<b>PITCHER</b>	IP	WLS	BF	H	R	ER	SO	BB	IBB	HBP	BLK	WP	HR	S	P	ERA	WHIP										
<b>Mike Siroka, L</b> (1, 1) ERA: 2.25	7.0	W	26	7	2	2	5	1	0	0	0	0	1	66	103	2.57	1.143										
<b>Nelson Cruz, R</b> (8, 1) ERA: 6.49	2.0		6	0	0	0	2	0	0	0	0	0	0	14	19	0.00	0.000										

Batter	1	2	3	4	5	6	7	8	9	AB	R	H	RBI	BB	SO	LOB	BOTTOM										
<b>Ray Durham, S</b> (1, 4) OBP: 0.339, SLG: 0.384	2-2 G4-3	1-1 E7 BB 1B		0-1 G6-3		2-0 HR		1-0 G1-3		5	2	1	1	0	0	0	<b>Kansas City Royals @ Chicago White Sox</b> Comiskey Park, Chicago, IL Fri Sep 26 1997, 8:05 PM EDT Att: 17,167 - Unknown - 61 F <a href="http://livebaseballscorecards.com">livebaseballscorecards.com</a>										
<b>Mike Cameron, R</b> (1, 8) OBP: 0.352, SLG: 0.432	4-2 BB 1B BB	2-3 K		0-3 K		0-3 K BB		0-0 PB 2B		4	0	1	0	1	3	1											
<b>Frank Thomas, R</b> (1, 10) OBP: 0.461, SLG: 0.620 <b>25 Jeff Abbott, R</b> (8, PH) OBP: 0.263, SLG: 0.368	2-2 F9	4-0 1B BB			1-0 P6	0-1 F8		0-3 K		3	0	0	0	1	0	2											
<b>Albert Belle, R</b> (1, 7) OBP: 0.331, SLG: 0.486 <b>Lyle Mouton, R</b> (9, 7) OBP: 0.310, SLG: 0.371	1-0 BB	1-1 1B			2-1 1B 2B 1B	3-2 F9		1-0 G4-3		5	1	3	1	0	0	2											
<b>Robin Ventura, L</b> (1, 5) OBP: 0.380, SLG: 0.436	4-2 1B	0-0 L9			1-0 2B 1B	4-1 1B		2-3 G4-3		2	1	1	0	2	0	2											
<b>Magglio Ordonez, R</b> (1, 9) OBP: 0.328, SLG: 0.581	2-3 K			3-2 G5-3		0-0 WP SF8 2B		1-0 F9		4	1	1	2	0	1	5											
<b>Dave Martinez, L</b> (1, 3) OBP: 0.353, SLG: 0.409		2-2 HR 1B		1-2 G5-3		4-1 WP IBB		1-1 F7		3	1	1	0	1	0	0											
<b>Ron Karkovics, R</b> (1, 2) OBP: 0.248, SLG: 0.333 <b>Jorge Fabregas, L</b> (8, 2) OBP: 0.293, SLG: 0.353		1-0 HR		0-3 K		3-2 SF8		2-2 F7		3	1	1	3	0	1	0											
<b>Norberto Martin, R</b> (1, 6) OBP: 0.316, SLG: 0.368		0-1 G5-3		2-2 G5-3		2-3 K		1-1 L9		4	0	0	0	0	1	1											
<b>Inning Stats</b>	R: 0 E: 0 K: 1 S: 15	H: 1 LOB: 3 BB: 2 P: 30	R: 3 E: 1 K: 1 S: 15	H: 3 LOB: 2 BB: 1 P: 26	R: 0 E: 0 K: 1 S: 10	H: 0 LOB: 0 BB: 0 P: 14	R: 0 E: 0 K: 1 S: 10	H: 0 LOB: 0 BB: 0 P: 12	R: 3 E: 0 K: 1 S: 13	H: 3 LOB: 1 BB: 1 P: 26	R: 1 E: 0 K: 0 S: 11	H: 1 LOB: 2 BB: 1 P: 21	R: 0 E: 0 K: 0 S: 7	H: 0 LOB: 0 BB: 0 P: 11	R: 0 E: 0 K: 1 S: 6	H: 1 LOB: 1 BB: 0 P: 8		1B: 5 2B: 2 3B: 0 HR: 2	SF: 1 SAC: 0 DP: 0 HBP: 0	WP: 3 PB: 1 SB: 0 CS: 0	PA: 40						
<b>PITCHER</b>	IP	WLS	BF	H	R	ER	SO	BB	IBB	HBP	BLK	WP	HR	S	P	ERA	WHIP										
<b>Kevin Appier, R</b> (1, 1) ERA: 3.4	5.0	L	27	7	6	5	5	3	0	0	0	0	1	63	108	9.00	2.000										
<b>Roland DelaMaza, R</b> (6, 1) ERA: 4.5	2.0		9	1	1	1	1	1	0	0	0	1	1	18	32	4.50	1.000										
<b>Hector Carrasco, R</b> (8, 1) ERA: 4.4	1.0		4	1	0	0	1	0	0	0	0	0	0	6	8	0.00	1.000										



Batter	1	2	3	4	5	6	7	8	9	AB	R	H	RBI	BB	SO	LOB	TOP					
Jose Offerman, S (1, 4) OBP: 0.359, SLG: 0.394	F8		L8			G6-3 1B	L7		G4-3	5	2	1	1	1	0	0						
Rod Myers, L (1, 7) OBP: 0.370, SLG: 0.386	K		L8			G6-3 1B				4	2	1	0	1	2	0						
Jay Bell, R (1, 6) OBP: 0.368, SLG: 0.461						G1-3				2	2	1	1	3	0	2						
Felix Martinez, S (8, 6) OBP: 0.382, SLG: 0.357										0	0	0	0	0	0	0						
Jeff King, R (1, 10) OBP: 0.341, SLG: 0.447						G6-3				5	1	2	5	0	2	3						
Larry Sutton, L (1, 3) OBP: 0.342, SLG: 0.412										5	0	2	1	0	1	2						
Dean Palmer, R (1, 5) OBP: 0.310, SLG: 0.444										4	0	2	1	1	0	1						
Scott Cooper, L (8, 5) OBP: 0.283, SLG: 0.308										0	0	0	0	0	0	0						
Jermaine Dye, R (1, 9) OBP: 0.284, SLG: 0.371										5	0	2	0	0	0	4						
Shane Halter, R (1, 8) OBP: 0.341, SLG: 0.383										4	1	0	0	1	1	3						
29 Mike Sweeney, R (1, 2) OBP: 0.310, SLG: 0.369										5	2	2	1	0	1	2						
<b>Inning Stats</b>	R: 0 E: 0 K: 2 S: 11	H: 1 LOB: 1 BB: 0 P: 16	R: 0 E: 0 K: 0 S: 15	H: 1 LOB: 2 BB: 1 P: 25	R: 0 E: 0 K: 1 S: 11	H: 0 LOB: 1 BB: 1 P: 20	R: 0 E: 0 K: 0 S: 11	H: 2 LOB: 1 BB: 0 P: 18	R: 3 E: 0 K: 0 S: 15	H: 4 LOB: 2 BB: 1 P: 27	R: 6 E: 0 K: 2 S: 17	H: 3 LOB: 0 BB: 3 P: 37	R: 0 E: 0 K: 2 S: 7	H: 0 LOB: 0 BB: 0 P: 13	R: 1 E: 0 K: 2 S: 12	H: 2 LOB: 2 BB: 1 P: 22	R: 0 E: 0 K: 0 S: 5	H: 0 LOB: 0 BB: 0 P: 9	1B: 9 2B: 2 3B: 0 HR: 2	SF: 0 SAC: 0 DP: 1 HBP: 0	WP: 0 PB: 0 SB: 3 CS: 0	PA: 46
<b>PITCHER</b>	IP WLS BF H R ER SO BB IBB HBP BLK WP HR S P ERA WHIP																					
Jaime Navarro, R (1, 1) ERA: 5.79	5.0 L 27 9 5 5 3 4 0 0 0 0 0 1 66 113 9.00 2.600																					
Jeff Darwin, R (6, 1) ERA: 5.27	1.0 7 2 4 4 0 2 0 0 0 0 0 1 14 30 36.00 4.000																					
Al Levine, R (7, 1) ERA: 6.91	2.0 9 2 1 1 4 1 0 0 0 0 0 0 19 35 4.50 1.500																					
Tom Fordham, L (9, 1) ERA: 6.23	1.0 3 0 0 0 0 0 0 0 0 0 0 0 5 9 0.00 0.000																					

**Kansas City Royals @ Chicago White Sox**  
Comiskey Park, Chicago, IL  
Sat Sep 27 1997, 8:05 PM EDT  
Att: 27,824 - Unknown - 73 F

AB 39  
R 10  
H 13  
RBI 10  
BB 7  
SO 7  
LOB 17



Batter	1	2	3	4	5	6	7	8	9	AB	R	H	RBI	BB	SO	LOB	BOTTOM					
Ray Durham, S (1, 4) OBP: 0.339, SLG: 0.384			G4-3				B1		F9	5	2	2	0	0	0	0						
Norberto Martin, R (1, 6) OBP: 0.320, SLG: 0.371										4	0	2	1	0	0	1						
Jorge Fabregas, L (9, PH) OBP: 0.282, SLG: 0.352										1	0	0	0	0	0	0						
Frank Thomas, R (1, 10) OBP: 0.459, SLG: 0.616										3	0	0	0	0	1	2						
Lyle Mouton, R (7, PH) OBP: 0.309, SLG: 0.369										1	0	0	0	0	0	1						
Albert Belle, R (1, 7) OBP: 0.332, SLG: 0.487										4	1	2	1	0	0	0						
Chad Fonville, S (9, 7) OBP: 0.231, SLG: 0.130										0	0	0	0	0	0	0						
Mike Cameron, R (1, 8) OBP: 0.356, SLG: 0.434										3	0	2	0	1	0	1						
Greg Norton, S (1, 5) OBP: 0.306, SLG: 0.441										4	1	1	0	0	0	4						
Magglio Ordonez, R (1, 9) OBP: 0.338, SLG: 0.591										4	0	2	2	0	1	1						
34 Mario Valdez, L (1, 3) OBP: 0.350, SLG: 0.330										3	0	0	0	1	2	3						
Robert Machado, R (1, 2) OBP: 0.250, SLG: 0.333										4	0	0	0	0	2	4						
<b>Inning Stats</b>	R: 1 E: 0 K: 0 S: 12	H: 3 LOB: 2 BB: 0 P: 16	R: 0 E: 0 K: 0 S: 5	H: 0 LOB: 0 BB: 0 P: 5	R: 0 E: 0 K: 0 S: 5	H: 0 LOB: 0 BB: 0 P: 7	R: 1 E: 0 K: 2 S: 15	H: 3 LOB: 2 BB: 0 P: 20	R: 1 E: 1 K: 1 S: 7	H: 2 LOB: 0 BB: 0 P: 13	R: 0 E: 0 K: 2 S: 13	H: 0 LOB: 2 BB: 2 P: 27	R: 0 E: 0 K: 0 S: 7	H: 1 LOB: 0 BB: 0 P: 9	R: 1 E: 0 K: 1 S: 8	H: 2 LOB: 1 BB: 0 P: 12	R: 0 E: 0 K: 0 S: 8	H: 0 LOB: 0 BB: 0 P: 13	1B: 10 2B: 2 3B: 0 HR: 0	SF: 0 SAC: 0 DP: 2 HBP: 0	WP: 0 PB: 0 SB: 1 CS: 1	PA: 38
<b>PITCHER</b>	IP WLS BF H R ER SO BB IBB HBP BLK WP HR S P ERA WHIP																					
Ricky Bones, R (1, 1) ERA: 6.75	6.0 W 27 8 3 2 5 2 0 0 0 0 0 0 23 34 3.00 1.667																					
Gregg Olson, R (7, 1) ERA: 5.98	3.0 S 11 3 1 1 1 0 0 0 0 0 0 0 23 34 3.00 1.000																					

**Kansas City Royals @ Chicago White Sox**  
Comiskey Park, Chicago, IL  
Sat Sep 27 1997, 8:05 PM EDT  
Att: 27,824 - Unknown - 73 F

AB 36  
R 4  
H 11  
RBI 4  
BB 2  
SO 6  
LOB 17





Batter	1	2	3	4	5	6	7	8	9	AB	R	H	RBI	BB	SO	LOB	TOP								
Jed Hansen, R (1,4) OBP: 0.394, SLG: 0.426	P4		F9			K		SH1-3 1B		4	0	1	0	0	1	0	<b>Kansas City Royals @ Chicago White Sox</b> Comiskey Park, Chicago, IL Sun Sep 28 1997, 4:33 AM EDT Att: 24,062 - Sunny - 66 F <a href="http://livebaseballscorecards.com">livebaseballscorecards.com</a>								
Shane Halter, R (1,8) OBP: 0.341, SLG: 0.382 Rod Myers, L (8,PH) OBP: 0.370, SLG: 0.386	L4			K		2B 1B		SH1-3 1-2		3	1	1	0	0	1	0									
Jeff King, R (1,3) OBP: 0.341, SLG: 0.451	HR			P5		P3		F9		4	1	1	1	0	0	2									
Dean Palmer, R (1,5) OBP: 0.310, SLG: 0.445 Scott Cooper, L (8,5) OBP: 0.293, SLG: 0.308	K			L5		1B 2B		K		4	1	1	1	0	2	1									
Jermaine Dye, R (1,9) OBP: 0.284, SLG: 0.369		G4-3			P4			K		4	0	1	1	0	1	0									
29 Mike Sweeney, R (1,10) OBP: 0.306, SLG: 0.363		F9			F9			G6-3		4	0	0	0	0	0	1									
Yanji Benitez, R (1,7) OBP: 0.307, SLG: 0.440 Larry Sutton, L (9,PH) OBP: 0.338, SLG: 0.406	F8					1B 1B		K		2	0	1	0	1	0	0									
Andy Stewart, R (1,2) OBP: 0.250, SLG: 0.375			F8			1B		G4-6-3 BB		3	0	1	0	0	0	1									
Felix Martinez, S (1,6) OBP: 0.351, SLG: 0.323			P2			K		G5-3		3	0	0	0	0	1	2									
<b>Inning Stats</b>	R: 1 E: 0 K: 1 S: 13	H: 1 LOB: 0 BB: 0 P: 22	R: 0 E: 0 K: 0 S: 8	H: 0 LOB: 0 BB: 0 P: 9	R: 0 E: 0 K: 0 S: 6	H: 0 LOB: 0 BB: 0 P: 10	R: 0 E: 0 K: 1 S: 8	H: 0 LOB: 0 BB: 0 P: 15	R: 0 E: 0 K: 1 S: 10	H: 2 LOB: 2 BB: 0 P: 14	R: 2 E: 0 K: 1 S: 14	H: 3 LOB: 1 BB: 0 P: 22	R: 0 E: 0 K: 0 S: 4	H: 0 LOB: 0 BB: 1 P: 8	R: 0 E: 0 K: 1 S: 8	H: 1 LOB: 1 BB: 0 P: 10	R: 0 E: 0 K: 2 S: 9	H: 0 LOB: 0 BB: 0 P: 14	1B: 5 2B: 1 3B: 0 HR: 1	SF: 0 SAC: 1 DP: 1 HBP: 0	WP: 0 PB: 0 SB: 0 CS: 0	PA: 34			
<b>PITCHER</b>	IP	WLS	BF	H	R	ER	SO	BB	IBB	HBP	BLK	WP	HR	S	P	ERA	WHIP								
Scott Eyre, L (1,1) ERA: 5.04	7.0	W	27	6	3	3	4	1	0	0	0	0	1	63	100	3.86	1.000								
Nelson Cruz, R (8,1) ERA: 6.49	0.0		1	1	0	0	0	0	0	0	0	0	0	1	1	∞	∞								
Chuck McElroy, L (8,1) ERA: 3.84	0.1		1	0	0	0	0	0	0	0	0	0	0	2	3	0.00	0.000								
Keith Foulke, R (8,1) ERA: 6.38	1.2	S	5	0	0	0	3	0	0	0	0	0	0	14	20	0.00	0.000								

Batter	1	2	3	4	5	6	7	8	9	AB	R	H	RBI	BB	SO	LOB	BOTTOM								
Ray Durham, S (1,4) OBP: 0.337, SLG: 0.382	F7		F7			G6-3		K		4	0	0	0	0	1	3	<b>Kansas City Royals @ Chicago White Sox</b> Comiskey Park, Chicago, IL Sun Sep 28 1997, 4:33 AM EDT Att: 24,062 - Sunny - 66 F <a href="http://livebaseballscorecards.com">livebaseballscorecards.com</a>								
Dave Martinez, L (1,3) OBP: 0.356, SLG: 0.413	HR 1B				P6			2B		3	1	2	2	1	0	0									
Frank Thomas, R (1,10) OBP: 0.456, SLG: 0.611	P3		P4			G6-3		G5-3		4	0	0	0	0	0	2									
Albert Belle, R (1,7) OBP: 0.332, SLG: 0.491 Lyle Mouton, R (7,7) OBP: 0.306, SLG: 0.368	HR			K		F7		G1-3		3	1	1	2	0	1	0									
Robin Ventura, L (1,5) OBP: 0.373, SLG: 0.426	K		G3			P6		F8		4	0	0	0	0	1	0									
Mike Cameron, R (1,8) OBP: 0.356, SLG: 0.433			K			L8				3	0	1	0	0	1	0									
Jorge Fabregas, L (1,2) OBP: 0.285, SLG: 0.353		G1-3				BB 2B 1B				2	1	1	0	1	0	0									
Magglio Ordonez, R (1,9) OBP: 0.338, SLG: 0.580		F9			G3-1			BB 2B 1B		3	1	1	0	0	0	2									
Ozzie Guillen, L (1,6) OBP: 0.275, SLG: 0.337 Norberto Martin, R (7,PR) OBP: 0.320, SLG: 0.371			G6-3			F8		BB 2B		2	0	0	0	1	0	0									
<b>Inning Stats</b>	R: 2 E: 0 K: 1 S: 11	H: 2 LOB: 0 BB: 0 P: 22	R: 0 E: 0 K: 1 S: 7	H: 0 LOB: 0 BB: 0 P: 10	R: 0 E: 0 K: 0 S: 5	H: 0 LOB: 1 BB: 1 P: 13	R: 0 E: 0 K: 1 S: 11	H: 1 LOB: 2 BB: 1 P: 22	R: 0 E: 0 K: 0 S: 7	H: 0 LOB: 0 BB: 0 P: 10	R: 0 E: 0 K: 0 S: 8	H: 0 LOB: 0 BB: 0 P: 16	R: 2 E: 0 K: 1 S: 13	H: 3 LOB: 2 BB: 1 P: 23	R: 0 E: 0 K: 0 S: 7	H: 0 LOB: 0 BB: 0 P: 8	1B: 4 2B: 1 3B: 0 HR: 1	SF: 0 SAC: 0 DP: 0 HBP: 0	WP: 0 PB: 0 SB: 1 CS: 0	PA: 32					
<b>PITCHER</b>	IP	WLS	BF	H	R	ER	SO	BB	IBB	HBP	BLK	WP	HR	S	P	ERA	WHIP								
Jim Pittsley, R (1,1) ERA: 5.46	5.0		20	3	2	2	3	2	0	0	0	0	0	41	77	3.60	1.000								
Scott Service, R (6,1) ERA: 6.45	2.0	L	9	3	2	2	1	1	0	0	0	0	0	21	39	9.00	2.000								
Hipolito Pichardo, R (8,1) ERA: 4.22	1.0		3	0	0	0	0	0	0	0	0	0	0	7	8	0.00	0.000								