

Kansas City Royals - 1998

Batter	1	2	3	4	5	6	7	8	9	AB	R	H	RBI	BB	SO	LOB
Brady Anderson, L (1, 8) F B F B S	2-3 K			0-0 F7		3-2 G3			1-2 G1-3	4	0	0	0	0	1	0
Roberto Alomar, S (1, 4) B C S F B F X	2-2 G3-1			0-0 F7			3-2 F7		0-2 F9	4	0	0	0	0	0	0
Eric Davis, R (1, 9) OBP: 0.500, SLG: 0.500 C B B F F F S	3-3 K			0-0 1B			1-2 CS 1B		2-3 K	4	0	2	0	0	2	0
Rafael Palmeiro, L (1, 3) OBP: 0.333, SLG: 0.333 S B X		1-1 G1-6-3 1B		1-1 P5			0-3 K			3	0	1	0	0	1	2
Cal Ripken Jr., R (1, 5) C B C C C		1-3 K			0-0 P2		1-0 CS	1-0 F7		3	0	0	0	0	1	1
B.J. Surhoff, L (1, 7) X		0-0 G1-6-3 1-2f			2-1 F8			3-2 G4-3		3	0	0	0	0	0	1
Joe Carter, R (1, 10) OBP: 0.333, SLG: 0.667 C B C F F F F F X			2-2 F7		2-0 P3			0-1 2B 23 2B		3	1	1	0	0	0	0
23 Chris Hoiles, R (1, 2) OBP: 0.333, SLG: 0.667 C B B F F F X			3-3 K			3-2 F9		2-1 2B		3	0	1	1	0	1	0
Mike Bordick, R (1, 6) Jeffrey Hammonds, R (8, PH) Harold Baines, L (8, PH) Ozzie Guillen, L (9, 6) B F F F F S			2-3 K			0-1 P4		1-3 K		2	0	0	0	0	0	0

Inning Stats	R: 0	H: 0	E: 0	K: 2	S: 12	LOB: 0	BB: 0	P: 19	R: 0	H: 1	E: 0	K: 1	S: 6	LOB: 0	BB: 0	P: 8	R: 0	H: 0	E: 0	K: 2	S: 14	LOB: 0	BB: 0	P: 21	R: 0	H: 1	E: 0	K: 0	S: 5	LOB: 1	BB: 0	P: 6	R: 0	H: 0	E: 0	K: 0	S: 4	LOB: 0	BB: 0	P: 8	R: 0	H: 0	E: 0	K: 0	S: 8	LOB: 0	BB: 0	P: 14	R: 0	H: 1	E: 0	K: 1	S: 10	LOB: 0	BB: 0	P: 15	R: 1	H: 2	E: 0	K: 1	S: 11	LOB: 1	BB: 0	P: 18	R: 0	H: 0	E: 0	K: 1	S: 9	LOB: 0	BB: 0	P: 12	1B: 3	SF: 0	2B: 2	SAC: 0	3B: 0	DP: 1	HR: 0	HBP: 0
--------------	------	------	------	------	-------	--------	-------	-------	------	------	------	------	------	--------	-------	------	------	------	------	------	-------	--------	-------	-------	------	------	------	------	------	--------	-------	------	------	------	------	------	------	--------	-------	------	------	------	------	------	------	--------	-------	-------	------	------	------	------	-------	--------	-------	-------	------	------	------	------	-------	--------	-------	-------	------	------	------	------	------	--------	-------	-------	-------	-------	-------	--------	-------	-------	-------	--------

PITCHER	IP	WLS	BF	H	R	ER	SO	BB	IBB	HBP	BLK	WP	HR	S	P	ERA	WHIP
Tim Belcher, R (1, 1) ERA:	7.0		22	3	0	0	6	0	0	0	0	0	0	59	91	0.00	0.429
50 José Rosado, L (8, 1) ERA: 13.5	0.2		4	2	1	1	0	0	0	0	0	0	0	8	14	13.50	3.000
Scott Service, R (8, 1) ERA:	0.1		1	0	0	0	1	0	0	0	0	0	0	3	4	0.00	0.000
Jeff Montgomery, R (9, 1) ERA:	1.0	S	3	0	0	0	1	0	0	0	0	0	0	9	12	0.00	0.000

BOTTOM

Kansas City Royals @ Baltimore Orioles
Oriole Park at Camden Yards, Baltimore, MD


livebaseballscorecards.com

AB	30
R	1
H	5
RBI	1
BB	0
SO	8
LOB	5



WP	PA	ERA	WHIP
0	31		

Tue Mar 31 1998, 3:33 AM EST
Att: 46,820 - Sunny - 91 F

Batter	1	2	3	4	5	6	7	8	9	AB R H RBI BB SO LOB	TOP	
Johnny Damon, L (1, 8) <small>OBP: 0.125, SLG: 0.125</small>	0-0 F8		0-0 G3			0-0 E3		0-0 FC6-4 1B		4 0 1 0 0 0 0	Kansas City Royals @ Baltimore Orioles Oriole Park at Camden Yards, Baltimore, MD Wed Apr 01 1998, 7:05 PM EST Att. 38,623 - Cloudy - 80 F livebaseballscorecards.com AB 32 R 1 H 4 RBI 1 BB 1 SO 5 LOB 6 	
Jose Offerman, S (1, 4) <small>OBP: 0.143, SLG: 0.143</small> Jed Hansen, R (6, 4)	0-0 G1-3			0-3 K		0-0 1B		0-3 K		3 0 1 0 0 1 0 1 0 0 0 0 1 1		
Hal Morris, L (1, 3) <small>OBP: 0.125, SLG: 0.125</small>	0-3 K			0-0 G4-3		0-0 F8		0-0 FC6-4 1-2f		4 0 0 0 0 1 3		
Dean Palmer, R (1, 5) <small>OBP: 0.429, SLG: 0.857</small> Shane Halter, R (7, 5)		0-0 HR		0-3 K		0-0 F7		0-0 G6-3		3 1 1 1 0 1 0 1 0 0 0 0 0 0		
Terry Pendleton, S (1, 10) <small>OBP: 0.125, SLG: 0.250</small>		0-0 G1-3			0-0 G1-3		0-0 G4-3		0-0 G3-1			4 0 0 0 0 0 0
Larry Sutton, L (1, 7) <small>OBP: 0.375, SLG: 0.429</small>		0-0 G4-3			0-0 G1-3		4-0 1B BB		0-0 G4-3			3 0 0 0 1 0 0
Ernie Young, R (1, 9) <small>OBP: 0.200, SLG: 0.200</small>		0-0 F8			0-0 G3		0-0 FC4-6 1B					3 0 1 0 0 0 0
Mike Macfarlane, R (1, 2)			0-0 G6-3			0-3 K	0-0 FC4-6 1-2f					3 0 0 0 0 1 2
Felix Martinez, S (1, 6)			0-0 G1-3			0-0 G1-3		0-0 G4-3				3 0 0 0 0 0 0
Inning Stats	R: 0 H: 0 E: 0 LOB: 0 K: 1 BB: 0 S: 5 P: 5	R: 1 H: 1 E: 0 LOB: 0 K: 0 BB: 0 S: 4 P: 4	R: 0 H: 0 E: 0 LOB: 0 K: 0 BB: 0 S: 3 P: 3	R: 0 H: 0 E: 0 LOB: 0 K: 2 BB: 0 S: 7 P: 7	R: 0 H: 0 E: 0 LOB: 0 K: 0 BB: 0 S: 3 P: 3	R: 0 H: 1 E: 1 LOB: 2 K: 1 BB: 0 S: 7 P: 7	R: 0 H: 1 E: 0 LOB: 2 K: 0 BB: 1 S: 4 P: 8	R: 0 H: 1 E: 0 LOB: 1 K: 1 BB: 0 S: 6 P: 6	R: 0 H: 0 E: 0 LOB: 0 K: 0 BB: 0 S: 3 P: 3	1B: 3 SF: 0 2B: 0 SAC: 0 3B: 0 DP: 0 HR: 1 HBP: 0	WP: 0 PA: 33 PB: 0 SB: 0 CS: 0	
PITCHER Scott Erickson, R (1, 1) <small>ERA: 1.0</small>	IP WLS BF H R ER SO BB IBB HBP BLK WP HR S P ERA WHIP 9.0 W 33 4 1 1 5 1 0 0 0 0 1 42 46 1.00 0.556											

Batter	1	2	3	4	5	6	7	8	9
Brady Anderson, L (1, 8)	F8	G3		K		E3		F8	
Roberto Alomar, S (1, 4) Ozzie Guillen, L (9, 5)	1B	F9		PO		FC3-6			
Eric Davis, R (1, 10) OBP: 0.500, SLG: 0.500	1B	F8		PO		FC6-4			
Rafael Palmeiro, L (1, 3) OBP: 0.429, SLG: 0.333	1B		P3			G1-3			
Joe Carter, R (1, 9) B.J. Surhoff, L (6, 7)	1B		K			K			
Cal Ripken Jr., R (1, 5) Jeff Reboulet, R (8, 5)	HR		L8			F9			
Jeffrey Hammonds, R (1, 7) OBP: 0.500, SLG: 1.333	BB					F9		G6-3	
Lenny Webster, R (1, 2) OBP: 0.750, SLG: 2.250	F8					E		HR	
Mike Bordick, R (1, 6)	F9			G6-3		FC5		K	

Inning Stats	R: 5	H: 5	E: 0	K: 0	S: 8	LOB: 1	BB: 1	P: 12	R: 0	H: 0	E: 0	K: 0	S: 3	LOB: 0	BB: 0	P: 3	R: 0	H: 0	E: 0	K: 1	S: 5	LOB: 0	BB: 0	P: 5	R: 2	H: 3	E: 0	K: 1	S: 7	LOB: 0	BB: 0	P: 7	R: 0	H: 1	E: 0	K: 1	S: 5	LOB: 1	BB: 1	P: 9	R: 2	H: 1	E: 2	K: 0	S: 6	LOB: 1	BB: 0	P: 6	R: 0	H: 0	E: 0	K: 1	S: 5	LOB: 0	BB: 0	P: 5	R: 1	H: 1	E: 0	K: 1	S: 6	LOB: 0	BB: 0	P: 6
--------------	------	------	------	------	------	--------	-------	-------	------	------	------	------	------	--------	-------	------	------	------	------	------	------	--------	-------	------	------	------	------	------	------	--------	-------	------	------	------	------	------	------	--------	-------	------	------	------	------	------	------	--------	-------	------	------	------	------	------	------	--------	-------	------	------	------	------	------	------	--------	-------	------

PITCHER	IP	WLS	BF	H	R	ER	SO	BB	IBB	HBP	BLK	WP	HR	S	P	ERA	WHIP
Glendon Rusch, L (1, 1) ERA: 15.75	4.0	L	22	9	7	7	2	2	0	0	0	0	3	24	32	15.75	2.750
Jim Pittsley, R (5, 1) ERA:	2.0		8	1	2	0	1	0	0	0	0	0	0	10	10	0.00	0.500
Matt Whisenant, L (7, 1) ERA:	1.0		3	0	0	0	1	0	0	0	0	0	0	5	5	0.00	0.000
47 Brian Bevil, R (8, 1) ERA: 9.0	1.0		4	1	1	1	1	0	0	0	0	0	1	6	6	9.00	1.000

AB R H RBI BB SO LOB

5	0	0	1	0	1	1
4	1	2	1	0	0	1
0	0	0	0	0	0	0
4	1	2	0	0	0	1
3	1	1	1	1	0	0
3	1	1	0	0	1	2
1	0	0	0	0	1	0
4	1	1	4	0	1	1
0	0	0	0	0	0	0
3	1	1	1	1	0	0
4	3	3	2	0	0	1
4	1	0	0	0	1	2

AB	35
R	10
H	11
RBI	10
BB	2
SO	5
LOB	9



WP	HR	S	P	ERA	WHIP
0	0	0	0	0	0

Kansas City Royals @ Baltimore Orioles
Oriole Park at Camden Yards, Baltimore, MD
 Wed Apr 01 1998, 7:05 PM EST
 Att: 38,623 - Cloudy - 80 F

livebaseballscores.com

Batter	1	2	3	4	5	6	7	8	9	AB R H RBI BB SO LOB	TOP									
Johnny Damon, L (1, 8) <small>OBP: 0.385, SLG: 0.538</small>	0-0 		0-0 		0-0 		0-0 		0-0 	5 1 4 1 0 0 0										
Jose Offerman, S (1, 4) <small>OBP: 0.333, SLG: 0.273</small>	0-0 		0-0 		0-3 		0-0 		4-0 	4 0 2 2 1 1 1										
Jeff King, R (1, 3) <small>OBP: 0.429, SLG: 0.333</small>	0-0 		4-0 		0-3 		0-0 		0-3 	4 0 0 0 1 2 4										
Dean Palmer, R (1, 5) <small>OBP: 0.364, SLG: 0.636</small>		0-0 	0-3 		0-0 		0-3 		0-3 	4 0 1 0 0 2 3										
Joe Vitiello, R (1, 10) <small>OBP: 0.250, SLG: 0.250</small>		0-3 		0-0 		0-3 		0-0 		4 0 1 0 0 2 1										
Ernie Young, R (1, 9) <small>OBP: 0.111, SLG: 0.111</small>		0-0 		0-0 		0-0 		0-0 		4 0 0 0 0 0 2										
Mike Macfarlane, R (1, 2) <small>OBP: 0.143, SLG: 0.143</small>			0-0 	0-0 		0-0 		0-3 		4 1 1 0 0 1 2										
Shane Halter, R (1, 7) 			0-3 	0-0 		0-0 		0-0 		3 0 0 0 0 1 1										
Felix Martinez, S (1, 6) 			4-0 		0-0 		0-0 		0-3 	3 1 0 0 1 1 1										
Inning Stats	R: 0 E: 0 K: 0 S: 3	H: 0 LOB: 0 BB: 0 P: 3	R: 0 E: 0 K: 1 S: 5	H: 1 LOB: 0 BB: 0 P: 5	R: 1 E: 0 K: 2 S: 9	H: 2 LOB: 3 BB: 2 P: 17	R: 0 E: 0 K: 0 S: 4	H: 1 LOB: 1 BB: 0 P: 4	R: 0 E: 0 K: 1 S: 5	H: 0 LOB: 0 BB: 0 P: 5	R: 2 E: 0 K: 0 S: 6	H: 3 LOB: 1 BB: 0 P: 6	R: 0 E: 1 K: 2 S: 8	H: 0 LOB: 1 BB: 0 P: 8	R: 0 E: 0 K: 2 S: 8	H: 1 LOB: 2 BB: 1 P: 12	1B: 7 2B: 2 3B: 0 HR: 0	SF: 0 SAC: 1 DP: 1 HBP: 0	WP: 0 PB: 0 SB: 3 CS: 0	PA: 39
PITCHER Jimmy Key, L (1, 1) <small>ERA: 1.8</small> Terry Mathews, R (6, 1) <small>ERA: 6.75</small> Arthur Rhodes, L (7, 1) <small>ERA: 13.5</small> Alan Mills, R (8, 1) <small>ERA:</small> Jesse Orosco, L (9, 1) <small>ERA:</small>	IP: 5.0 WLS: 21 BF: 5 H: 1 R: 1 ER: 1 SO: 5 BB: 2 IBB: 0 HBP: 0 BLK: 0 WP: 0 HR: 0 S: 29 P: 37 ERA: 1.80 WHIP: 1.400	PITCHER Armando Benitez, R (9, 1) <small>ERA:</small>	IP: 0.1 WLS: 1 BF: 0 H: 0 R: 0 ER: 0 SO: 1 BB: 0 IBB: 0 HBP: 0 BLK: 0 WP: 0 HR: 0 S: 3 P: 3 ERA: 0.00 WHIP: 0.000																	

Kansas City Royals @ Baltimore Orioles
 Oriole Park at Camden Yards, Baltimore, MD

Thu Apr 02 1998, 7:05 PM EST
 Att. 39,435 - Unknown - 72 F

livebaseballscorecards.com

AB 35
R 3
H 9
RBI 3
BB 3
SO 10
LOB 15



BOTTOM

Kansas City Royals @ Baltimore Orioles
Oriole Park at Camden Yards, Baltimore, MD

Thu Apr 02 1998, 7:05 PM EST
Att: 39,435 - Unknown - 72 F

AB	29
R	4
H	5
RBI	4
BB	8
SO	3
LOB	13



WP	0	PA	38
PB	0		
SB	1		
CS	1		

AB R H RBI BB SO LOB

2	0	0	1	3	0	0
4	0	1	2	1	0	1
3	0	0	0	1	1	2
4	1	3	1	0	0	1
3	0	0	0	1	0	2
3	0	0	0	1	0	3
0	1	0	0	0	0	0
3	0	0	0	1	1	2
4	0	1	0	0	1	2
0	1	0	0	0	0	0
3	0	0	0	0	0	0
0	1	0	0	0	0	0

1	2	3	4	5	6	7	8	9
G3		CS S BB		BB BB BB			G1-3	1B BB
G6-3		BB BB BB		BB BB BB			F9	1-2 2-3 3-H 1B BB
G5-3		S S S					G6-3	1-2 2-H 3-H 1B
G3 1B							G6-4-3	HR
G3							F8	
G1-3							P5	23 1B BB BB
IBB							F8	F7
F8							G4-3	BB HBP 1B 1B
P5							G1-3	P4

R: 0 H: 0	R: 0 H: 1	R: 0 H: 0	R: 0 H: 1	R: 0 H: 0	R: 0 H: 0	R: 0 H: 0	R: 0 H: 0	R: 0 H: 3
E: 0 LOB: 0	E: 0 LOB: 2	E: 0 LOB: 2	E: 0 LOB: 1	E: 0 LOB: 1	E: 0 LOB: 1	E: 0 LOB: 0	E: 0 LOB: 0	E: 0 LOB: 2
K: 0 BB: 0	K: 0 BB: 1	K: 1 BB: 2	K: 1 BB: 0	K: 0 BB: 1	K: 0 BB: 2	K: 1 BB: 0	K: 0 BB: 0	K: 0 BB: 2
S: 3 P: 3	S: 4 P: 8	S: 4 P: 12	S: 6 P: 6	S: 3 P: 7	S: 2 P: 10	S: 5 P: 5	S: 3 P: 3	S: 5 P: 14

PITCHER	IP	WLS	BF	H	R	ER	SO	BB	IBB	HBP	BLK	WP	HR	S	P	ERA	WHIP
Pat Rapp, R	7.0		27	2	0	0	3	5	1	0	0	0	0	27	51	0.00	1.000
Matt Whisenant, L	1.0		3	0	0	0	0	0	0	0	0	0	0	3	3	0.00	0.000
Jeff Montgomery, R	0.2	L	8	3	4	4	0	2	0	1	0	0	1	5	14	54.00	7.500

Batter	(1, 8)	(1, 9)	(1, 4)	(1, 10)	(1, 3)	(1, 5)	(1, 7)	(1, 2)	(1, 6)
Brady Anderson, L	Jeffrey Hammonds, R	Roberto Alomar, S	Harold Baines, L	Rafael Palmeiro, L	Cal Ripken Jr., R	B.J. Surhoff, L	23 Chris Hoiles, R	Mike Bordick, R	Ozzie Guillen, L
Joe Carter, R									

Inning Stats	R: 0 H: 0	R: 0 H: 1	R: 0 H: 0	R: 0 H: 1	R: 0 H: 0	R: 0 H: 0	R: 0 H: 0	R: 0 H: 3	R: 4 H: 3
	E: 0 LOB: 0	E: 0 LOB: 2	E: 0 LOB: 2	E: 0 LOB: 1	E: 0 LOB: 1	E: 0 LOB: 0	E: 0 LOB: 0	E: 0 LOB: 2	E: 0 LOB: 2
	K: 0 BB: 0	K: 0 BB: 1	K: 1 BB: 2	K: 1 BB: 0	K: 0 BB: 1	K: 0 BB: 2	K: 1 BB: 0	K: 0 BB: 0	K: 0 BB: 2
	S: 3 P: 3	S: 4 P: 8	S: 4 P: 12	S: 6 P: 6	S: 3 P: 7	S: 2 P: 10	S: 5 P: 5	S: 3 P: 3	S: 5 P: 14

Batter	1	2	3	4	5	6	7	8	9	AB	R	H	RBI	BB	SO	LOB	TOP								
Johnny Damon, L (1, 8) <small>OBP: 0.474, SLG: 0.611</small>	4-0 	0-3 			0-0 	0-0 		0-0 	0-3 	5	3	3	0	1	2	4									
Jose Offerman, S (1, 4) <small>OBP: 0.389, SLG: 0.471</small>	0-0 		0-0 		0-0 	0-0 		0-0 	0-0 	6	2	3	1	0	0	2									
Hal Morris, L (1, 7) Ernie Young, R (8, PR) <small>OBP: 0.111, SLG: 0.111</small>	0-0 		0-0 		0-0 	0-0 		4-0 		4	0	1	0	1	0	3									
Jeff King, R (1, 3) <small>OBP: 0.333, SLG: 0.273</small>	0-0 		0-3 		0-0 	0-0 		0-0 		5	1	1	3	0	1	4									
Terry Pendleton, S (1, 10) <small>OBP: 0.231, SLG: 0.385</small>		0-0 		0-3 	0-0 		0-0 	0-0 		5	1	2	2	0	1	1									
Dean Palmer, R (1, 5) <small>OBP: 0.500, SLG: 0.875</small>		0-3 		0-0 	0-0 		0-0 	0-0 		5	1	4	2	0	1	1									
Larry Sutton, L (1, 9) <small>OBP: 0.231, SLG: 0.273</small>		0-0 		0-0 	0-0 		0-0 	0-0 		4	0	0	1	0	0	4									
29 Mike Sweeney, R (1, 2) <small>OBP: 0.333, SLG: 0.143</small>		4-0 		4-0 	0-0 		0-0 		0-0 	3	0	1	0	2	0	2									
Felix Martinez, S (1, 6)		0-3 		0-0 		0-3 		0-3 	0-3 	5	0	0	0	0	4	5									
Inning Stats	R: 0 E: 0 K: 0 S: 3	H: 0 LOB: 1 BB: 1 P: 7	R: 0 E: 1 K: 3 S: 11	H: 1 LOB: 3 BB: 1 P: 15	R: 0 E: 0 K: 1 S: 5	H: 0 LOB: 0 BB: 0 P: 5	R: 1 E: 0 K: 1 S: 6	H: 1 LOB: 1 BB: 1 P: 10	R: 4 E: 1 K: 0 S: 8	H: 4 LOB: 1 BB: 0 P: 8	R: 1 E: 0 K: 1 S: 7	H: 3 LOB: 1 BB: 0 P: 7	R: 0 E: 0 K: 0 S: 4	H: 1 LOB: 1 BB: 0 P: 4	R: 3 E: 0 K: 1 S: 9	H: 4 LOB: 2 BB: 1 P: 13	R: 0 E: 0 K: 2 S: 8	H: 1 LOB: 1 BB: 0 P: 8	1B: 10 2B: 4 3B: 0 HR: 1	SF: 1 SAC: 0 DP: 1 HBP: 0	WP: 1 PB: 0 SB: 3 CS: 0	PA: 47			
PITCHER	IP	WLS	BF	H	R	ER	SO	BB	IBB	HBP	BLK	WP	HR	S	P	ERA	WHIP								
Brad Radke, R (1, 1) <small>ERA: 5.4</small>	5.0	L	26	6	5	3	5	3	0	0	0	0	1	33	45	5.40	1.800								
Greg Swindell, L (6, 1) <small>ERA: 3.0</small>	2.0		9	4	1	1	1	0	0	0	0	0	0	11	11	4.50	2.000								
Frankie Rodriguez, R (8, 1) <small>ERA: 81.0</small>	0.1		5	3	3	3	1	1	0	0	0	0	0	6	10	81.00	12.000								
Eddie Guardado, L (8, 1) <small>ERA:</small>	0.2		3	1	0	0	0	0	0	0	0	0	0	3	3	0.00	1.500								
Todd Ritchie, R (9, 1) <small>ERA:</small>	1.0		4	1	0	0	2	0	0	0	0	1	0	8	8	0.00	1.000								

Kansas City Royals @ Minnesota Twins
 Hubert H. Humphrey Metrodome, Minneapolis, MN

livebaseballscorecards.com

AB	42
R	9
H	15
RBI	9
BB	4
SO	9
LOB	26



Fri Apr 03 1998, 8:05 PM EST
 Att: 43,848 - Dome - 72 F

Batter	1	2	3	4	5	6	7	8	9	AB R H RBI BB SO LOB
Otis Nixon, S <small>OBP: 0.077, SLG: 0.077</small> (1, 8)	0-0 F7	0-0 L3		0-0 P6			0-0 P4		0-0 G4-3	5 0 0 0 0 0 2
Pat Meares, R <small>OBP: 0.333, SLG: 0.417</small> (1, 6)	0-0 G6-4-3 1B		0-0 G5-3		0-0 G5-3		0-0 F8 2B		0-3 K	5 0 2 0 0 1 0
Paul Molitor, R <small>OBP: 0.333, SLG: 0.545</small> (1, 10)	0-0 G6-4-3 1-2f		0-0 2B 1B		0-0 G6-3		0-0 F8 2-3			4 1 1 0 0 0 2
Marty Cordova, R <small>OBP: 0.417, SLG: 0.500</small> (1, 7)		4-0 2B BB	0-0 1B 2B		0-0 F9		0-3 K			3 2 1 1 1 1 1
Alex Ochoa, R <small>OBP: 0.500, SLG: 0.833</small> (1, 9)		0-0 1B 2B	0-0 G5-3		0-0 G6-3		0-0 G6-3 2B			4 1 2 1 0 0 1
David Ortiz, L <small>OBP: 0.429, SLG: 0.857</small> (1, 3)		0-3 K	0-0 1B		0-0 HR		0-0 G5-3			4 1 2 2 0 1 2
Ron Coomer, R <small>OBP: 0.167, SLG: 0.250</small> (1, 5)		0-0 BB 1B	0-0 G4-3		0-3 K		0-0 G6-3			4 0 1 1 0 1 2
Terry Steinbach, R <small>OBP: 0.375, SLG: 0.167</small> (1, 2)		4-0 1-2 BB		0-0 G6-3		0-0 1B		0-3 K		3 0 1 0 1 1 1
Brent Gates, S <small>OBP: 0.222, SLG: 0.500</small> (1, 4)		0-3 K	0-0 G5-3		0-0 F8		0-3 K			4 0 0 0 0 2 3

Inning Stats	R: 0	H: 1	E: 0	K: 0	S: 3	LOB: 0	BB: 0	P: 3	R: 2	H: 2	E: 0	K: 2	S: 9	LOB: 2	BB: 2	P: 17	R: 2	H: 3	E: 0	K: 0	S: 6	LOB: 1	BB: 0	P: 6	R: 0	H: 0	E: 0	K: 0	S: 3	LOB: 0	BB: 0	P: 3	R: 1	H: 2	E: 0	K: 1	S: 7	LOB: 1	BB: 0	P: 7	R: 0	H: 1	E: 0	K: 1	S: 6	LOB: 1	BB: 0	P: 6	R: 0	H: 1	E: 0	K: 1	S: 6	LOB: 1	BB: 0	P: 6	R: 0	H: 0	E: 0	K: 2	S: 7	LOB: 0	BB: 0	P: 7	1B: 5	SF: 0	2B: 4	SAC: 0	3B: 0	DP: 1	HR: 1	HBP: 0	WP: 0	PA: 38
--------------	------	------	------	------	------	--------	-------	------	------	------	------	------	------	--------	-------	-------	------	------	------	------	------	--------	-------	------	------	------	------	------	------	--------	-------	------	------	------	------	------	------	--------	-------	------	------	------	------	------	------	--------	-------	------	------	------	------	------	------	--------	-------	------	------	------	------	------	------	--------	-------	------	-------	-------	-------	--------	-------	-------	-------	--------	-------	--------

PITCHER	IP	WLS	BF	H	R	ER	SO	BB	IBB	HBP	BLK	WP	HR	S	P	ERA	WHIP
Chris Haney, L <small>ERA: 8.44</small>	(1, 1)	5.1	24	7	5	5	2	2	0	0	0	0	1	26	34	8.44	1.688
Scott Service, R <small>ERA:</small>	(6, 1)	1.2	8	3	0	0	2	0	0	0	0	0	0	12	12	0.00	1.800
Matt Whisenant, L <small>ERA:</small>	(8, 1)	1.0	3	0	0	0	1	0	0	0	0	0	0	5	5	0.00	0.000
47 Brian Bevil, R <small>ERA: 4.5</small>	(9, 1)	1.0	3	0	0	0	2	0	0	0	0	0	0	7	7	0.00	0.000

BOTTOM

Kansas City Royals @ Minnesota Twins
 Hubert H. Humphrey Metrodome, Minneapolis, MN

Fri Apr 03 1998, 8:05 PM EST
 Att: 43,848 - Dome - 72 F

livebaseballscorecards.com

AB	36
R	5
H	10
RBI	5
BB	2
SO	7
LOB	14



Batter	1	2	3	4	5	6	7	8	9	10	AB R H RBI BB SO LOB	TOP	
Johnny Damon, L (1, 8) <small>OBP: 0.417, SLG: 0.500</small>											4 0 0 0 1 2 2	Kansas City Royals @ Minnesota Twins Hubert H. Humphrey Metrodome, Minneapolis, MN <small>Sat Apr 04 1998, 8:05 PM EST</small> <small>Att. 18,589 - Dome - 72 F</small>	
Jose Offerman, S (1, 4) <small>OBP: 0.435, SLG: 0.591</small>											5 1 3 0 0 1 0		
Hal Morris, L (1, 7) <small>OBP: 0.278, SLG: 0.353</small> Ernie Young, R (10, PR) <small>OBP: 0.111, SLG: 0.111</small>											5 0 2 1 0 0 1 0 0 0 0 0 0 0		
Jeff King, R (1, 3) <small>OBP: 0.353, SLG: 0.500</small>											5 1 2 1 0 1 3		
Terry Pendleton, S (1, 10) <small>OBP: 0.278, SLG: 0.389</small>											5 1 2 0 0 1 3		
Dean Palmer, R (1, 5) <small>OBP: 0.524, SLG: 0.952</small>											5 0 3 0 0 0 2		
Larry Sutton, L (1, 9) <small>OBP: 0.176, SLG: 0.214</small>											3 0 0 1 0 0 3		
29 Mike Sweeney, R (1, 2) <small>OBP: 0.231, SLG: 0.091</small>											4 0 0 0 0 1 4		
Felix Martinez, S (1, 6) Joe Vitiello, R (7, PH) <small>OBP: 0.200, SLG: 0.200</small> Shane Halter, R (7, 6) <small>OBP: 0.200, SLG: 0.200</small>											2 0 0 0 0 0 3 1 0 0 0 0 0 0 1 0 1 0 0 0 0		
Inning Stats	R: 0 H: 2 E: 0 LOB: 1 K: 1 BB: 0 S: 10 P: 17	R: 0 H: 2 E: 0 LOB: 2 K: 0 BB: 0 S: 14 P: 20	R: 0 H: 1 E: 0 LOB: 1 K: 1 BB: 0 S: 7 P: 8	R: 1 H: 2 E: 0 LOB: 1 K: 1 BB: 0 S: 10 P: 13	R: 0 H: 0 E: 0 LOB: 0 K: 0 BB: 0 S: 7 P: 11	R: 1 H: 1 E: 0 LOB: 0 K: 1 BB: 0 S: 8 P: 13	R: 0 H: 0 E: 0 LOB: 0 K: 0 BB: 1 S: 6 P: 11	R: 0 H: 1 E: 0 LOB: 1 K: 1 BB: 0 S: 10 P: 12	R: 0 H: 2 E: 0 LOB: 2 K: 1 BB: 0 S: 13 P: 15	R: 1 H: 2 E: 0 LOB: 2 K: 0 BB: 0 S: 11 P: 19	1B: 7 SF: 1 2B: 3 SAC: 0 3B: 2 DP: 1 HR: 1 HBP: 0		WP: 0 PA: 43 PB: 0 SB: 1 CS: 1
PITCHER	IP WLS BF H R ER SO BB IBB HBP BLK WP HR S P ERA WHIP												
Mike Morgan, R (1, 1) <small>ERA: 2.57</small>	7.0												
Mike Trombley, R <small>ERA:</small>	1.2	8	3	0	0	1	0	0	0	0	0	0	18 22 0.00 1.800
Eddie Guardado, L <small>ERA: 6.75</small>	0.1	L	3	1	1	1	0	0	0	0	0	0	12 16 27.00 3.000
Rick Aguilera, R <small>ERA:</small>	1.0		3	1	0	0	0	0	0	0	0	0	4 8 0.00 1.000

livebaseballscorecards.com

Batter	1	2	3	4	5	6	7	8	9	10	AB	R	H	RBI	BB	SO	LOB
Otis Nixon, S (1, 8) OBP: 0.167, SLG: 0.063	4-0 FC4-6 BB	1-3 K		0-0 FC4-6 1-2f			2-1 F7			4-1 G6-3 BB	3	0	0	0	2	1	4
Brent Gates, S (1, 5) OBP: 0.143, SLG: 0.308	1-2 F7	3-1 G3			1-1 G5-3		0-1 L8			0-2 P7	5	0	0	0	0	0	4
Paul Molitor, R (1, 10) OBP: 0.235, SLG: 0.375	1-2 FC4-6 1-2f		0-0 G4-3		0-1 G5-3			1-0 P3		0-2 G6-3 1-2f	5	0	0	0	0	0	2
David Ortiz, L (1, 3) OBP: 0.364, SLG: 0.636	0-3 K		0-1 G5-3		2-0 1B		2-1 P6				4	0	1	0	0	1	1
Marty Cordova, R (1, 7) OBP: 0.438, SLG: 0.417		4-0 SF8 BB	0-3 K2-3		3-3 K			4-2 BB			2	1	0	0	2	2	1
Matt Lawton, L (1, 9)		0-0 E4 SF8 1B		1-0 G6-3		1-3 K		0-3 K			4	1	0	0	0	2	2
Pat Meares, R (1, 6) OBP: 0.260, SLG: 0.333		0-0 SF8		1-1 G6-3		1-3 K			1-3 K		3	0	0	1	0	2	0
Todd Walker, L (1, 4) OBP: 0.429, SLG: 0.500		0-0 E 1B		1-1 G3 2B		3-0 G3			2-3 K		4	0	2	1	0	1	0
Javier Valentin, S (1, 2) OBP: 0.375, SLG: 0.286		0-1 E9 1B		4-0 FC4-6 BB			1-2 G6-3		0-0 G4-3		3	0	1	0	1	0	0

Inning Stats	R: 0	H: 0	E: 0	K: 1	S: 11	H: 0	LOB: 1	BB: 1	P: 17	R: 2	H: 2	E: 2	K: 1	S: 10	H: 2	LOB: 2	BB: 1	P: 18	R: 0	H: 0	E: 0	K: 1	S: 6	H: 0	LOB: 0	BB: 0	P: 6	R: 0	H: 1	E: 0	K: 0	S: 6	H: 1	LOB: 2	BB: 1	P: 13	R: 0	H: 0	E: 0	K: 1	S: 8	H: 0	LOB: 1	BB: 0	P: 14	R: 0	H: 0	E: 0	K: 2	S: 9	H: 0	LOB: 0	BB: 0	P: 14	R: 0	H: 0	E: 0	K: 0	S: 9	H: 0	LOB: 0	BB: 0	P: 12	R: 0	H: 0	E: 0	K: 1	S: 8	H: 0	LOB: 1	BB: 1	P: 15	R: 0	H: 0	E: 0	K: 2	S: 7	H: 0	LOB: 0	BB: 0	P: 10	R: 0	H: 0	E: 0	K: 0	S: 7	H: 0	LOB: 0	BB: 1	P: 11	1B: 3	SF: 1	2B: 1	3B: 0	HR: 0	SAC: 0	DP: 1	HBP: 0	WP: 0	PA: 39
--------------	------	------	------	------	-------	------	--------	-------	-------	------	------	------	------	-------	------	--------	-------	-------	------	------	------	------	------	------	--------	-------	------	------	------	------	------	------	------	--------	-------	-------	------	------	------	------	------	------	--------	-------	-------	------	------	------	------	------	------	--------	-------	-------	------	------	------	------	------	------	--------	-------	-------	------	------	------	------	------	------	--------	-------	-------	------	------	------	------	------	------	--------	-------	-------	------	------	------	------	------	------	--------	-------	-------	-------	-------	-------	-------	-------	--------	-------	--------	-------	--------

PITCHER	IP	WLS	BF	H	R	ER	SO	BB	IBB	HBP	BLK	WP	HR	S	P	ERA	WHIP
Hipolito Pichardo, R ERA: 2.25	(1, 1)	7.0	29	4	2	0	6	3	0	0	0	0	0	59	94	0.00	1.000
47 Brian Bevil, R ERA: 13.5	(8, 1)	2.0	7	0	0	0	3	1	0	0	0	0	0	15	25	0.00	0.500
Jeff Montgomery, R ERA: 13.5	(10, 1)	1.0	3	0	0	0	0	1	0	0	0	0	0	7	11	0.00	1.000


BOTTOM

Kansas City Royals @ Minnesota Twins
 Hubert H. Humphrey Metrodome, Minneapolis, MN

Sat Apr 04 1998, 8:05 PM EST
 Att: 18,589 - Dome - 72 F

livebaseballscorecards.com

AB	33
R	2
H	4
RBI	2
BB	5
SO	9
LOB	14



Batter	1	2	3	4	5	6	7	8	9	AB R H RBI BB SO LOB	TOP											
Johnny Damon, L (1, 8) OBP: 0.414, SLG: 0.462	1-2 G5-3 1B		2-1 P2		1-3 K		0-1 F7		1-0 HBP	4 0 1 0 0 1 1												
Jose Offerman, S (1, 4) OBP: 0.407, SLG: 0.538 Jed Hansen, R (9, PH)	1-2 G5-3		1-0 1B		2-0 F7		0-3 K		0-3 K	4 0 1 0 0 1 2 1 0 0 0 0 1 1												
Jeff King, R (1, 3) OBP: 0.381, SLG: 0.474	1-2 F8		1-2 FC5-4 1B		0-0 F7		4-1 BB			3 0 1 0 1 0 2												
Dean Palmer, R (1, 5) OBP: 0.480, SLG: 0.833	4-2 BB		0-0 FC5-4		0-0 P4		3-3 K			3 0 0 0 1 1 3												
Joe Vitiello, R (1, 10) OBP: 0.250, SLG: 0.143 Terry Pendleton, S (8, PH)	0-0 P2				0-0 F8		4-0 1B BB		2-3 K	2 0 0 0 1 0 2 1 0 0 0 0 1 0												
Hal Morris, L (1, 7) OBP: 0.227, SLG: 0.286		1-2 L7		1-2 G3-1		1-0 F7		1-1 G3		4 0 0 0 0 0 1												
Ernie Young, R (1, 9) OBP: 0.231, SLG: 0.231		2-2 G6-3		2-2 1B		1-2 FC6-4 1B		0-0 F7		4 0 2 0 0 0 0												
Mike Macfarlane, R (1, 2) OBP: 0.091, SLG: 0.091		1-2 G5-3		0-0 P3		0-1 FC6-4		0-0 F8		4 0 0 0 0 0 3												
Shane Halter, R (1, 6) OBP: 0.333, SLG: 0.667			0-1 F8			1-1 1B		1-1 HR		4 1 2 1 0 0 0												
Inning Stats	R: 0 E: 0 K: 0 S: 16	H: 1 LOB: 2 BB: 1 P: 23	R: 0 E: 0 K: 0 S: 11	H: 0 LOB: 0 BB: 0 P: 15	R: 0 E: 0 K: 0 S: 10	H: 2 LOB: 2 BB: 0 P: 14	R: 0 E: 0 K: 0 S: 8	H: 1 LOB: 1 BB: 0 P: 11	R: 0 E: 0 K: 1 S: 7	H: 1 LOB: 1 BB: 0 P: 11	R: 0 E: 0 K: 0 S: 8	H: 1 LOB: 2 BB: 1 P: 14	R: 1 E: 0 K: 2 S: 11	H: 1 LOB: 1 BB: 1 P: 19	R: 0 E: 0 K: 1 S: 7	H: 0 LOB: 0 BB: 0 P: 10	R: 0 E: 0 K: 1 S: 9	H: 0 LOB: 1 BB: 0 P: 11	1B: 6 2B: 0 3B: 0 HR: 1	SF: 0 SAC: 0 DP: 0 HBP: 1	WP: 0 PB: 0 SB: 0 CS: 0	PA: 38
PITCHER	IP WLS BF H R ER SO BB IBB HBP BLK WP HR S P ERA WHIP																					
Eric Milton, L (1, 1) ERA:	6.0 W 26 6 0 0 1 2 0 0 0 0 0 0 60 88 0.00 1.333																					
Greg Swindell, L (7, 1) ERA: 4.91	0.2 4 1 1 1 1 1 0 0 0 0 0 1 8 13 13.50 3.000																					
Mike Trombley, R (7, 1) ERA:	1.1 4 0 0 0 2 0 0 0 0 0 0 0 10 16 0.00 0.000																					
Frankie Rodriguez, R (9, 1) ERA: 20.25	1.0 4 0 0 0 1 0 0 1 0 0 0 0 9 11 0.00 0.000																					

Kansas City Royals @ Minnesota Twins
 Hubert H. Humphrey Metrodome, Minneapolis, MN

Sun Apr 05 1998, 4:33 AM EDT
 Att: 10,851 - Dome - 72 F

livebaseballscorecards.com

AB 34
 R 1
 H 7
 RBI 1
 BB 3
 SO 5
 LOB 15



Batter	1	2	3	4	5	6	7	8	9
Matt Lawton, L OBP: 0.375, SLG: 0.182 (1, 8)	0-1 G6-3 2B		4-2 G6-4-3 BB		2-2 F7		4-0 BB 1B BB	1 SAFE 4-1 1B HBP BB	
Alex Ochoa, R OBP: 0.364, SLG: 0.545 (1, 9)	2-2 F8		2-2 G6-4-3 1-2f		3-3 K		1-1 P6	2-1 HBP G3 1B	
Paul Molitor, R OBP: 0.318, SLG: 0.429 (1, 10)	1-0 G6-3			1-1 BB 1B	0-0 F9		0-0 BB 1B	1-2 G3 HBP 1B	
Marty Cordova, R OBP: 0.476, SLG: 0.357 (1, 7)	3-2 F9			4-1 1B BB		0-1 E5 1B SF7	4-2 1B BB	1-0 G6-3 G3 HBP	
Orlando Merced, S OBP: 0.333, SLG: 0.250 (1, 3)		4-1 G3-6-3 BB		3-2 CS 1B		0-1 P6	1-0 1B	0-2 G3	
Ron Coomer, R OBP: 0.235, SLG: 0.294 (1, 5)		3-3 K		2-2 G1-3 1-2		2-2 1B		1-2 BB 1B	
Todd Walker, L OBP: 0.300, SLG: 0.375 (1, 4)		2-2 G3-6-3		2-0 F8		0-0 SF7		0-2 E BB 1B	
Denny Hocking, S (8, 4)		1-2f						1-0 F7	
Terry Steinbach, R OBP: 0.417, SLG: 0.300 (1, 2)			1-0 F8		1-0 1B 1B	0-3 K		0-2 E4 1B 1B	
Pat Meares, R OBP: 0.350, SLG: 0.421 (1, 6)			2-0 BB 1B		1-1 1B		2-3 K	1-0 BB 1B	

Inning Stats	R: 0	H: 1	E: 0	K: 0	S: 9	R: 0	H: 0	E: 0	K: 1	S: 8	R: 0	H: 1	E: 0	K: 0	S: 10	R: 1	H: 2	E: 0	K: 0	S: 11	R: 0	H: 2	E: 0	K: 1	S: 10	R: 1	H: 1	E: 1	K: 1	S: 12	R: 1	H: 2	E: 0	K: 1	S: 12	R: 7	H: 5	E: 1	K: 0	S: 21
	0	1	0	0	9	0	0	0	1	8	0	1	0	0	10	1	2	0	0	11	0	2	0	0	10	1	1	1	0	12	1	2	0	1	12	0	2	0	21	
	0	1	0	0	9	0	0	0	1	8	0	1	0	0	10	1	2	0	0	11	0	2	0	0	10	1	1	1	0	12	1	2	0	1	12	0	2	0	21	

PITCHER	IP	WLS	BF	H	R	ER	SO	BB	IBB	HBP	BLK	WP	HR	S	P	ERA	WHIP
Tim Belcher, R ERA: 0.69 (1, 1)	6.0	L	26	7	2	1	3	3	0	0	0	0	0	60	105	1.50	1.667
Scott Service, R ERA: 3.38 (7, 1)	0.2		5	1	1	1	1	2	0	0	0	0	0	11	22	13.50	4.500
Matt Whisenant, L ERA: 16.2 (7, 1)	0.1		7	5	6	6	0	2	0	0	0	0	0	13	27	162.00	21.000
Jim Pittsley, R ERA: 3.0 (8, 1)	1.0		5	1	1	1	0	0	0	1	0	0	0	9	12	9.00	1.000

BOTTOM

Kansas City Royals @ Minnesota Twins
Hubert H. Humphrey Metrodome, Minneapolis, MN

Sun Apr 05 1998, 4:33 AM EDT
Att: 10,851 - Dome - 72 F

AB	R	H	RBI	BB	SO	LOB
2	2	1	0	3	0	2
5	1	1	1	0	1	6
5	2	3	0	0	0	3
2	1	0	1	2	0	1
4	0	2	3	1	0	3
5	1	2	1	0	1	4
2	0	0	1	0	0	2
1	1	0	0	1	0	1
4	1	2	0	0	1	1
4	1	3	2	0	1	0

AB	34
R	10
H	14
RBI	9
BB	7
SO	4
LOB	23

WP: 0 PA: 43
PB: 0
SB: 0
CS: 1



PITCHER	IP	WLS	BF	H	R	ER	SO	BB	IBB	HBP	BLK	WP	HR	S	P	ERA	WHIP
Tim Belcher, R ERA: 0.69 (1, 1)	6.0	L	26	7	2	1	3	3	0	0	0	0	0	60	105	1.50	1.667
Scott Service, R ERA: 3.38 (7, 1)	0.2		5	1	1	1	1	2	0	0	0	0	0	11	22	13.50	4.500
Matt Whisenant, L ERA: 16.2 (7, 1)	0.1		7	5	6	6	0	2	0	0	0	0	0	13	27	162.00	21.000
Jim Pittsley, R ERA: 3.0 (8, 1)	1.0		5	1	1	1	0	0	0	1	0	0	0	9	12	9.00	1.000

Batter	1	2	3	4	5	6	7	8	9	AB R H RBI BB SO LOB	TOP
Roberto Alomar, S (1, 4) OBP: 0.333, SLG: 0.320	0-0 F9 2B		0-0 1B		0-3 K	0-0 HR 1B		0-0 BB 1B	0-0 F8	6 2 4 0 0 1 1	
Jeffrey Hammonds, R (1, 8) OBP: 0.455, SLG: 0.667	0-0 F9 2-3		0-0 F8		0-0 1B 1B	0-0 SF8 1B		4-0 BB 1B BB		3 2 1 1 1 0 2	
Eric Davis, R (1, 9) OBP: 0.381, SLG: 0.524	0-0 FC6-2-5-2-6-5 3-H			0-0 G1-3	0-0 S 1B 1B	0-0 1-H 2-H HR		0-3 K		5 2 2 3 0 1 4	
Rafael Palmeiro, L (1, 3) OBP: 0.393, SLG: 0.261	0-0 L3			0-0 E4 1B	0-0 S 1B 1B	0-0 F9		4-0 1B BB		4 1 1 2 1 0 1	
Joe Carter, R (1, 10) OBP: 0.421, SLG: 0.375 Brady Anderson, L (8, PR) OBP: 0.261, SLG: 0.056		0-0 G6-3		0-3 K	0-0 1-H 2-H 1B		4-0 BB G6-4-3	0-0 1-3 2-H 3-H 1B		4 0 2 4 1 1 1 0 0 0 0 0 0 0	
Cal Ripken Jr., R (1, 5) OBP: 0.250, SLG: 0.333		0-0 G6-3		0-0 1-2 1B	0-0 F8		0-0 G6-4-3 1-2f	0-0 G5-3		5 0 1 0 0 0 4	
B.J. Surhoff, L (1, 7) OBP: 0.208, SLG: 0.333		0-0 G3		0-0 F8		0-0 P4	0-0 F7		0-3 K	5 0 0 0 0 1 2	
Lenny Webster, R (1, 2) OBP: 0.538, SLG: 1.308			0-0 P3		0-0 HR	0-0 1B SF8 1B		0-0 BB 2B	0-3 K	5 3 3 1 0 1 0	
Mike Bordick, R (1, 6) OBP: 0.150, SLG: 0.105			0-0 G5-3		0-0 G6-3	0-0 HR 1B		0-0 P6	0-0 1B	5 1 2 0 0 0 1	
Inning Stats	R: 0 E: 0 K: 0 S: 4 H: 1 LOB: 1 BB: 0 P: 4	R: 0 E: 0 K: 0 S: 3 H: 0 LOB: 0 BB: 0 P: 3	R: 0 E: 0 K: 0 S: 4 H: 1 LOB: 1 BB: 0 P: 4	R: 0 E: 1 K: 1 S: 7 H: 1 LOB: 2 BB: 0 P: 7	R: 4 E: 0 K: 1 S: 10 H: 5 LOB: 1 BB: 0 P: 10	R: 4 E: 0 K: 0 S: 7 H: 4 LOB: 0 BB: 0 P: 7	R: 0 E: 0 K: 0 S: 2 H: 0 LOB: 0 BB: 1 P: 6	R: 3 E: 0 K: 1 S: 8 H: 3 LOB: 2 BB: 2 P: 16	R: 0 E: 0 K: 2 S: 8 H: 1 LOB: 1 BB: 0 P: 8	1B: 12 2B: 2 3B: 0 HR: 2 SF: 1 SAC: 0 DP: 1 HBP: 0	WP: 0 PB: 0 SB: 2 CS: 0 PA: 46
PITCHER Glendon Rusch, L (1, 1) ERA: 12.54 Jim Pittsley, R (6, 1) ERA: 8.1 50 José Rosado, L (6, 1) ERA: 4.5 47 Brian Bevil, R (8, 1) ERA: 7.71 Matt Whisenant, L (8, 1) ERA: 13.5	IP 5.1 WLS L BF 27 H 10 R 6 ER 6 SO 2 BB 0 IBB 0 HBP 0 BLK 0 WP 0 HR 1 S 31 P 31 ERA 10.12 WHIP 1.875	PITCHER Scott Service, R (9, 1) ERA: 2.7	IP 0.2 WLS 3 BF 3 H 1 R 0 ER 0 SO 1 BB 0 IBB 0 HBP 0 BLK 0 WP 0 HR 0 S 5 P 5 ERA 0.00 WHIP 1.500								

Baltimore Orioles @ Kansas City Royals
Kauffman Stadium, Kansas City, MO

Tue Apr 07 1998, 3:33 AM CDT
Att. 40,419 - Overcast - 65 F

livebaseballscorecards.com

AB	42
R	11
H	16
RBI	11
BB	3
SO	5
LOB	16



Batter	1	2	3	4	5	6	7	8	9	AB	R	H	RBI	BB	SO	LOB
Johnny Damon, L OBP: 0.441, SLG: 0.500 (1, 8)	4-0 1B BB	0-0 1B		0-0 G4-3 2-3		0-0 1B 2B 1-3 2-H		0-3 K		4	2	2	1	1	1	1
Jose Offerman, S OBP: 0.375, SLG: 0.484 (1, 4)	0-3 K	0-0 G6-3		0-3 K		0-0 HR 1B 2-H 3-H		0-0 F9		5	1	1	2	0	2	3
Hal Morris, L OBP: 0.222, SLG: 0.269 (1, 7)	0-0 FC6-4 1-2 1B		0-0 G3-1		0-0 L6	0-0 P5		0-0 G5-3		5	0	1	0	0	0	1
Jeff King, R OBP: 0.423, SLG: 0.625 (1, 3)	0-0 FC6-4 1-2 2-H 1B		0-0 G5-3		0-0 E 1B	0-0 HR			0-0 L1	5	1	3	3	0	0	0
Terry Pendleton, S OBP: 0.250, SLG: 0.375 (1, 10)	0-0 FC6-4 1-2r 2-3		0-0 1B 2B		0-3 K	0-3 K			0-0 G3-1	5	0	1	0	0	2	3
Dean Palmer, R OBP: 0.500, SLG: 0.893 (1, 5)	1-0 HBP		0-0 2-3 1B		0-0 G1-3 1-2		0-0 HR		0-0 F8	4	1	2	1	0	0	1
Larry Sutton, L OBP: 0.150, SLG: 0.176 Ernie Young, R OBP: 0.214, SLG: 0.214 (7, PH) (8, 9)	0-0 G4-3		0-0 G3			0-0 G6-3	0-0 P4			3	0	0	0	0	0	5
29 Mike Sweeney, R OBP: 0.235, SLG: 0.133 (1, 2)		0-0 G4-3		0-0 G4-3		0-0 BB 2B 1B	0-0 P3			4	1	1	0	0	0	0
Felix Martinez, S OBP: 0.143, SLG: 0.105 (1, 6)		0-0 G1-3		0-0 G4-3 2B		4-0 BB BB BB 2B 1B BB	0-0 P4			3	1	1	0	1	0	0

Inning Stats	R: 1	H: 2	E: 0	K: 1	S: 7	H: 2	LOB: 3	BB: 1	P: 12	R: 0	H: 1	E: 0	K: 0	S: 4	R: 0	H: 2	E: 0	K: 0	S: 5	R: 0	H: 1	E: 1	K: 1	S: 6	R: 5	H: 4	E: 0	K: 1	S: 9	R: 1	H: 1	E: 0	K: 0	S: 4	R: 0	H: 0	E: 0	K: 1	S: 5	R: 0	H: 0	E: 0	K: 0	S: 3	1B: 7	2B: 3	3B: 0	HR: 2	SF: 0	SAC: 0	DP: 0	HBP: 1	WP: 0	PB: 0	SB: 0	CS: 0	PA: 42
--------------	------	------	------	------	------	------	--------	-------	-------	------	------	------	------	------	------	------	------	------	------	------	------	------	------	------	------	------	------	------	------	------	------	------	------	------	------	------	------	------	------	------	------	------	------	------	-------	-------	-------	-------	-------	--------	-------	--------	-------	-------	-------	-------	--------

PITCHER	IP	WLS	BF	H	R	ER	SO	BB	IBB	HBP	BLK	WP	HR	S	P	ERA	WHIP
Scott Erickson, R ERA: 3.77 (1, 1)	5.1		29	10	5	5	3	2	0	1	0	0	0	32	41	8.44	2.250
Terry Mathews, R ERA: 13.5 (6, 1)	0.2		4	2	2	2	1	0	0	0	0	0	2	6	6	27.00	3.000
Arthur Rhodes, L ERA: 2.25 (7, 1)	2.0		6	0	0	0	1	0	0	0	0	0	0	8	8	0.00	0.000
Alan Mills, R ERA: (9, 1)	1.0		3	0	0	0	0	0	0	0	0	0	0	3	3	0.00	0.000

BOTTOM

Baltimore Orioles @ Kansas City Royals
Kauffman Stadium, Kansas City, MO
Tue Apr 07 1998, 3:33 AM CDT
Att. 40,419 - Overcast - 65 F

livebaseballscores.com

AB	39
R	7
H	12
RBI	7
BB	2
SO	5
LOB	14



Batter	1	2	3	4	5	6	7	8	9	AB R H RBI BB SO LOB	TOP																	
Brady Anderson, L (1, 8) OBP: 0.259, SLG: 0.048	0-0 G4-3		0-0 P4		4-0 PO BB			0-0 G3		3 0 0 0 1 0 1																		
Roberto Alomar, S (1, 4) OBP: 0.355, SLG: 0.321	0-0 F7		4-0 BB		0-0 PO 1-2	0-0 G4-3		0-0 F9 1B 1B		3 1 1 0 1 0 0																		
Harold Baines, L (1, 10) Eric Davis, R (8, PH) OBP: 0.462, SLG: 0.667 OBP: 0.409, SLG: 0.545	0-3 K		0-0 G3			0-0 1B		0-0 CS 1B 1B 1-2		3 0 1 0 0 1 2 1 0 1 0 0 0 0																		
Rafael Palmeiro, L (1, 3) OBP: 0.344, SLG: 0.222		0-0 F8		0-0 F8		0-0 F8		0-0 F9 2-3		4 0 0 0 0 0 3																		
Joe Carter, R (1, 9) Jeffrey Hammonds, R (8, PR) OBP: 0.435, SLG: 0.450 OBP: 0.455, SLG: 0.667		0-0 F8		0-0 G3 2B		0-0 F7		0-0 1-2 3-H 1B		4 0 2 1 0 0 1 0 0 0 0 0 0 0																		
Cal Ripken Jr., R (1, 5) OBP: 0.313, SLG: 0.448		4-0 PB BB		0-0 G3 2-3		0-0 HR		0-0 CS 2-3	1-0 1B HBP	2 1 1 1 1 0 1																		
B.J. Surhoff, L (1, 7) OBP: 0.214, SLG: 0.320		0-0 F7 1-2		0-0 G3-1		0-3 K			0-0 CS 1B 1-3	4 0 1 0 0 1 2																		
23 Chris Hoiles, R (1, 2) Lenny Webster, R (9, PH) OBP: 0.250, SLG: 0.214 OBP: 0.500, SLG: 1.214			4-0 SH3-4 BB		0-3 K		0-0 G5-3		0-0 G5-3 1-2	2 0 0 0 1 1 0 1 0 0 0 0 0 2																		
Mike Bordick, R (1, 6) OBP: 0.130, SLG: 0.091			0-0 SH3-4		0-0 G5-3		0-0 G6-3		0-3 K	3 0 0 0 0 1 1																		
Inning Stats	R: 0 E: 0 K: 1 S: 5	H: 0 LOB: 0 BB: 0 P: 5	R: 0 E: 0 K: 0 S: 3	H: 0 LOB: 1 BB: 1 P: 7	R: 0 E: 0 K: 0 S: 3	H: 0 LOB: 2 BB: 2 P: 11	R: 0 E: 0 K: 0 S: 4	H: 1 LOB: 1 BB: 0 P: 4	R: 0 E: 0 K: 1 S: 4	H: 0 LOB: 0 BB: 1 P: 8	R: 0 E: 0 K: 0 S: 4	H: 1 LOB: 1 BB: 0 P: 4	R: 1 E: 0 K: 1 S: 6	H: 1 LOB: 0 BB: 0 P: 6	R: 1 E: 0 K: 0 S: 5	H: 3 LOB: 1 BB: 0 P: 5	R: 0 E: 0 K: 1 S: 5	H: 1 LOB: 1 BB: 0 P: 6	1B: 5 2B: 1 3B: 0 HR: 1	SF: 0 SAC: 1 DP: 0 HBP: 1	WP: 0 PB: 1 SB: 0 CS: 2	PA: 38						
PITCHER	IP WLS BF H R ER SO BB IBB HBP BLK WP HR S P ERA WHIP																											
Pat Rapp, R (1, 1) ERA: 0.64	7.0		27	3	1	1	3	4	0	0	0	0	0	1	29	45	1.29	1.000										
50 José Rosado, L (8, 1) ERA: 6.75	0.2	L	4	2	1	1	0	0	0	0	0	0	0	0	4	4	13.50	3.000										
Scott Service, R (8, 1) ERA: 1.93	1.1		5	2	0	0	1	0	0	1	0	0	0	0	6	7	0.00	1.500										

Baltimore Orioles @ Kansas City Royals
Kauffman Stadium, Kansas City, MO

Thu Apr 09 1998, 7:05 PM CDT
Att. 13,790 - Cloudy - 54 F

livebaseballscorecards.com

AB	30
R	2
H	7
RBI	2
BB	4
SO	4
LOB	13



Batter	1	2	3	4	5	6	7	8	9	AB	R	H	RBI	BB	SO	LOB
Johnny Damon, L (1, 8) OBP: 0.486, SLG: 0.531	1-0 CS HBP			x 0-0 FC1-5 S 1B		x 0-0 1B G1-2-3 1B		x 0-0 SH 1B		2	0	2	0	0	0	0
Jose Offerman, S (1, 4) OBP: 0.389, SLG: 0.486	0-0 F8			x 0-0 FC1-5 1B E		x 0-0 1B 1-2 1B		x 0-0 1B 1-2 2-3 1B		4	1	2	0	0	0	2
Jeff King, R (1, 3) OBP: 0.433, SLG: 0.607	0-3 K			x 0-0 E9 G3-1 1B 1-H		x 0-0 1B 1-2 2-3		x 0-0 F7-2 1B 3-H		4	0	2	0	0	1	4
Dean Palmer, R (1, 5) OBP: 0.441, SLG: 0.781		x 0-0 F9		x 0-0 G3-1 2-3		x 0-0 P6		x 0-3 K		4	0	0	0	0	1	6
Terry Pendleton, S (1, 10) OBP: 0.250, SLG: 0.333		x 0-0 F7		x 4-0 BB BB		x 0-0 G1-2-3 3-Hf		x 0-0 G6-3		3	0	0	0	1	0	3
Ernie Young, R (1, 9) OBP: 0.235, SLG: 0.235		x 0-0 G6-3		x 0-0 G1-3			x 0-0 CS 1B		x 0-3 K	3	0	1	0	0	0	2
Larry Sutton, L (9, PH) OBP: 0.143, SLG: 0.167										1	0	0	0	0	1	0
Shane Mack, R (1, 7) Hal Morris, L (9, PH) Jed Hansen, R (9, PR)			x 4-0 BB BB	x 0-0 P4 29 G5-4-3 BB		x 0-0 P4 1-2 K		x 0-0 K 1B		2	0	0	0	1	1	1
29 Mike Sweeney, R (1, 2) OBP: 0.190, SLG: 0.105			x 0-0 G5-4-3 1-2f	x 0-0 F9		x 0-0 G6-3		x 0-3 K		1	0	1	0	0	0	0
Felix Martinez, S (1, 6) OBP: 0.130, SLG: 0.095			x 0-0 P4	x 0-0 G1-3						0	0	0	0	0	0	0
Shane Halter, R (8, PH) OBP: 0.400, SLG: 0.700								x 0-0 SH 1B F7-2 1B		1	0	1	0	0	0	0

Inning Stats	R: 0	H: 0	E: 0	K: 1	S: 4	LOB: 1	BB: 0	P: 5	R: 0	H: 0	E: 0	K: 0	S: 3	LOB: 0	BB: 0	P: 3	R: 0	H: 0	E: 0	K: 0	S: 2	LOB: 0	BB: 1	P: 6	R: 1	H: 2	E: 1	K: 0	S: 5	LOB: 2	BB: 1	P: 9	R: 0	H: 3	E: 0	K: 0	S: 5	LOB: 2	BB: 0	P: 5	R: 0	H: 1	E: 0	K: 1	S: 5	LOB: 0	BB: 0	P: 5	R: 0	H: 2	E: 1	K: 1	S: 7	LOB: 2	BB: 0	P: 7	R: 0	H: 1	E: 0	K: 2	S: 8	LOB: 1	BB: 0	P: 8	1B: 9	2B: 3	3B: 0	HR: 0	SF: 0	SAC: 1	DP: 5	HBP: 1	WP: 0	PA: 35
--------------	------	------	------	------	------	--------	-------	------	------	------	------	------	------	--------	-------	------	------	------	------	------	------	--------	-------	------	------	------	------	------	------	--------	-------	------	------	------	------	------	------	--------	-------	------	------	------	------	------	------	--------	-------	------	------	------	------	------	------	--------	-------	------	------	------	------	------	------	--------	-------	------	-------	-------	-------	-------	-------	--------	-------	--------	-------	--------

PITCHER	IP	WLS	BF	H	R	ER	SO	BB	IBB	HBP	BLK	WP	HR	S	P	ERA	WHIP
Jimmy Key, L (1, 1) ERA: 1.5	7.0		26	6	1	1	2	2	0	0	0	0	0	27	36	1.29	1.143
Norm Charlton, L (8, 1) ERA: 6.0	0.2		4	2	0	0	0	0	0	0	0	0	0	4	4	0.00	3.000
Alan Mills, R (8, 1) ERA:	0.1		1	0	0	0	1	0	0	0	0	0	0	3	3	0.00	0.000
Armando Benitez, R (9, 1) ERA: 3.38	1.0	S	4	1	0	0	2	0	0	0	0	0	0	8	8	0.00	1.000


BOTTOM

Baltimore Orioles @ Kansas City Royals
Kauffman Stadium, Kansas City, MO

Thu Apr 09 1998, 7:05 PM CDT
Att: 13,790 - Cloudy - 54 F

AB	31
R	1
H	9
RBI	0
BB	2
SO	5
LOB	20

livebaseballscorecards.com



Batter	1	2	3	4	5	6	7	8	9	AB R H RBI BB SO LOB	TOP									
Otis Nixon, S (1, 8) <small>OBP: 0.179, SLG: 0.115</small>	0-0 G1-3		0-0 G1-3	0-3 K			0-0 F8		0-3 K	5 0 0 0 0 2 2										
Pat Meares, R (1, 6) <small>OBP: 0.447, SLG: 0.563</small>	1-0 WP HBP		0-0 1B 2B			0-3 K	4-0 BB	0-0 F9	3 1 1 0 1 1 1											
Paul Molitor, R (1, 10) <small>OBP: 0.375, SLG: 0.382</small>	0-0 F8		0-0 1B 2-H	4-0 1B WP BB		4-0 1B WP BB	0-3 K	0-3 K	3 1 1 1 1 1 2											
Marty Cordova, R (1, 7) <small>OBP: 0.471, SLG: 0.440</small>	4-0 1-2 BB		0-0 F9	0-0 F9 WP 1B		0-0 F9 WP 1B	0-3 K	0-3 K	3 0 1 0 1 1 2											
Alex Ochoa, R (1, 9) <small>OBP: 0.273, SLG: 0.409</small>	0-3 K2-3			0-0 1B 1B		0-0 F9	0-0 G6-3	0-0 G6-3	4 1 1 0 0 1 3											
David Ortiz, L (1, 3) <small>OBP: 0.433, SLG: 0.593</small>		0-0 G6-4-3 1B	4-0 1B SF9 BB	4-0 1B SF9 BB		0-3 K	0-3 K	0-3 K	3 1 1 0 1 2 1											
Ron Coomer, R (1, 5) <small>OBP: 0.313, SLG: 0.387</small>		0-0 G6-4-3	0-0 1-3 2-H 1B	0-0 1-3 2-H 1B		0-0 F7	0-0 F9	0-0 F9	4 0 1 1 0 0 1											
Javier Valentin, S (1, 2) <small>OBP: 0.214, SLG: 0.167</small>		0-0 P4	0-0 SF9	0-0 SF9		0-0 L5	0-0 P5	0-0 P5	3 0 0 1 0 0 0											
Denny Hocking, S (1, 4) <small>OBP: 0.417, SLG: 0.125</small>			0-0 F7	0-3 K		0-0 G5-3	0-0 G5-3	0-0 1B	4 0 1 0 0 1 1											
Inning Stats	R: 0 E: 0 K: 1 S: 5	H: 0 LOB: 2 BB: 1 P: 10	R: 0 E: 0 S: 3	H: 1 LOB: 0 BB: 0 P: 3	R: 1 E: 0 K: 2 S: 9	H: 2 LOB: 1 BB: 1 P: 13	R: 1 E: 0 K: 2 S: 8	H: 1 LOB: 1 BB: 1 P: 12	R: 0 E: 0 K: 0 S: 3	H: 0 LOB: 0 BB: 0 P: 3	R: 0 E: 0 K: 2 S: 7	H: 0 LOB: 1 BB: 1 P: 11	R: 0 E: 0 K: 1 S: 5	H: 0 LOB: 0 BB: 0 P: 5	R: 0 E: 0 K: 1 S: 6	H: 1 LOB: 1 BB: 0 P: 6	1B: 6 2B: 1 3B: 0 HR: 0	SF: 1 SAC: 0 DP: 1 HBP: 1	WP: 2 PB: 0 SB: 1 CS: 0	PA: 38
PITCHER Chris Haney, L (1, 1) <small>ERA: 6.94</small> 47 Brian Bevil, R (7, 1) <small>ERA: 4.91</small>	IP: 6.1 WLS: 2 BF: 29 H: 6 R: 4 ER: 4 SO: 5 BB: 4 IBB: 0 HBP: 1 BLK: 0 WP: 2 HR: 0 S: 34 P: 51 ERA: 5.68 WHIP: 1.579							PITCHER IP: 2.2 WLS: 1 BF: 9 H: 1 R: 0 ER: 0 SO: 4 BB: 0 IBB: 0 HBP: 0 BLK: 0 WP: 0 HR: 0 S: 17 P: 17 ERA: 0.00 WHIP: 0.375												

Minnesota Twins @ Kansas City Royals
Kauffman Stadium, Kansas City, MO

Fri Apr 10 1998, 7:05 PM CDT
Att. 14,341 - Unknown - 66 F

livebaseballscorecards.com

AB	32
R	4
H	7
RBI	3
BB	4
SO	9
LOB	13



Batter	1	2	3	4	5	6	7	8	9	AB R H RBI BB SO LOB
Johnny Damon, L OBP: 0.452, SLG: 0.556 (1, 8)	0-0 SF8 3B		0-0 G4-3		0-0 G4-3		0-0 F8		0-0 SF9	4 1 1 1 0 0 0
Jose Offerman, S OBP: 0.415, SLG: 0.538 (1, 4)	0-0 SF8 3-H		0-0 E 1B		0-0 2B 1B		0-0 F8		0-0 S 1B 2B 3-H	4 1 3 2 0 0 0
Hal Morris, L OBP: 0.333, SLG: 0.387 (1, 7)	0-0 E2 PB 1B		0-0 E6 FC6-4 1-2		0-0 1-3 2B		0-0 FC6-4 1B		4-0 1B S IBB	4 0 3 0 1 0 1
Jeff King, R OBP: 0.400, SLG: 0.531 (1, 3)	0-3 K 2-3		0-0 FC6-4 1-2f		4-0 BB		0-0 FC6-4 1-2f		0-3 K 1-2 2-3	4 0 0 0 1 2 6
Terry Pendleton, S OBP: 0.242, SLG: 0.313 (1, 10)	0-0 F8			0-0 G4-3	0-0 G1-3			0-0 F7	0-0 2-3 3-H 1B	5 0 1 1 0 0 4
Dean Palmer, R OBP: 0.421, SLG: 0.806 (1, 5)		0-0 F7		0-0 HR		0-3 K		0-0 F8		4 1 1 1 0 1 0
Larry Sutton, L OBP: 0.167, SLG: 0.190 (1, 9)		0-0 G6-3		0-0 L5		0-0 1B 1B		0-0 P3		3 0 1 0 0 0 0
Ernie Young, R OBP: 0.222, SLG: 0.222 (8, PH)										1 0 0 0 0 0 0
Shane Halter, R OBP: 0.429, SLG: 0.643 (1, 6)		0-0 F7		0-0 P6		0-0 1-2 G4-3 1B			0-0 1B SF9 1B	4 1 2 0 0 0 0
Sal Fasano, R OBP: 0.333, SLG: 0.200 (1, 2)			0-3 K		0-3 K	0-0 G4-3 1-2f			0-0 SF9 S 2B 1B 1-3	3 0 0 0 0 2 2
Shane Mack, R OBP: 0.333, SLG: 0.200 (9, PH)										1 1 1 0 0 0 0

BOTTOM

Minnesota Twins @ Kansas City Royals
Kauffman Stadium, Kansas City, MO

Fri Apr 10 1998, 7:05 PM CDT
Att: 14,341 - Unknown - 66 F

livebaseballscores.com

AB	37
R	5
H	13
RBI	5
BB	2
SO	5
LOB	13



Inning Stats	R: 1	H: 2	E: 1	K: 1	S: 7	H: 2	LOB: 1	BB: 0	P: 7	R: 0	H: 0	E: 0	K: 0	S: 3	R: 0	H: 1	E: 1	K: 1	S: 7	R: 0	H: 1	E: 0	K: 0	S: 4	R: 0	H: 2	E: 0	K: 1	S: 7	R: 0	H: 2	E: 0	K: 1	S: 6	R: 0	H: 1	E: 0	K: 0	S: 4	R: 0	H: 0	E: 0	K: 0	S: 3	R: 3	H: 4	E: 0	K: 1	S: 8	1B: 9	SF: 2	2B: 2	SAC: 0	3B: 1	DP: 1	HR: 1	HBP: 0	WP: 0	PA: 41
--------------	------	------	------	------	------	------	--------	-------	------	------	------	------	------	------	------	------	------	------	------	------	------	------	------	------	------	------	------	------	------	------	------	------	------	------	------	------	------	------	------	------	------	------	------	------	------	------	------	------	------	-------	-------	-------	--------	-------	-------	-------	--------	-------	--------

PITCHER	IP	WLS	BF	H	R	ER	SO	BB	IBB	HBP	BLK	WP	HR	S	P	ERA	WHIP
Mike Morgan, R ERA: 2.77 (1, 1)	6.0		27	8	2	2	4	1	0	0	0	0	1	34	38	3.00	1.500
Eddie Guardado, L ERA: 2.45 (7, 1)	2.0		7	1	0	0	0	0	0	0	0	0	0	7	7	0.00	0.500
Rick Aguilera, R ERA: 5.79 (9, 1)	0.2	L	7	4	3	3	1	0	1	0	0	0	0	8	12	40.50	6.000

Batter	1	2	3	4	5	6	7	8	9	AB	R	H	RBI	BB	SO	LOB	TOP								
Otis Nixon, S (1, 8) <small>OBP: 0.212, SLG: 0.161</small>	0-0 		0-0 	0-0 		0-0 		0-0 		5	0	2	1	0	0	2									
Matt Lawton, L (1, 9) <small>OBP: 0.343, SLG: 0.333</small>	0-0 		4-0 	0-0 			0-3 	0-3 		4	1	0	0	1	2	3									
Paul Molitor, R (1, 10) <small>OBP: 0.378, SLG: 0.462</small>	0-0 		0-0 		0-0 		0-0 		0-0 	5	2	2	2	0	0	0									
Orlando Merced, S (1, 3) <small>OBP: 0.444, SLG: 0.765</small>	0-0 		0-0 		0-0 		0-0 		0-3 	5	1	2	1	0	1	2									
Marty Cordova, R (1, 7) <small>OBP: 0.487, SLG: 0.483</small>	0-0 		0-0 		0-0 			0-0 	4-0 	4	1	2	2	1	0	1									
Todd Walker, L (1, 4) <small>OBP: 0.357, SLG: 0.364</small>		0-3 	0-0 		4-0 			0-0 	0-0 	4	1	1	0	1	1	2									
Ron Coomer, R (1, 5) <small>OBP: 0.306, SLG: 0.400</small>		0-0 		0-0 		0-0 		0-0 		4	1	1	0	0	0	3									
Terry Steinbach, R (1, 2) <small>OBP: 0.393, SLG: 0.273</small>		0-0 		0-0 		0-0 		4-0 		3	0	0	0	1	0	1									
Pat Meares, R (1, 6) <small>OBP: 0.429, SLG: 0.529</small>			1-0 	0-0 		0-0 		0-0 		2	1	0	2	0	0	2									
Inning Stats	R: 1 E: 0 K: 0 S: 5	H: 2 LOB: 1 BB: 0 P: 5	R: 0 E: 0 K: 1 S: 5	H: 0 LOB: 0 BB: 0 P: 5	R: 3 E: 0 K: 0 S: 5	H: 2 LOB: 1 BB: 1 P: 10	R: 1 E: 0 K: 0 S: 5	H: 2 LOB: 1 BB: 0 P: 5	R: 1 E: 0 K: 0 S: 4	H: 1 LOB: 1 BB: 1 P: 8	R: 0 E: 1 K: 0 S: 3	H: 0 LOB: 0 BB: 0 P: 3	R: 0 E: 0 K: 1 S: 5	H: 0 LOB: 0 BB: 0 P: 5	R: 2 E: 0 K: 1 S: 8	H: 3 LOB: 2 BB: 1 P: 12	R: 0 E: 0 K: 1 S: 5	H: 0 LOB: 1 BB: 1 P: 9	1B: 6 2B: 3 3B: 0 HR: 2	SF: 1 SAC: 0 DP: 1 HBP: 1	WP: 0 PB: 0 SB: 0 CS: 0	PA: 42			
PITCHER	IP	WLS	BF	H	R	ER	SO	BB	IBB	HBP	BLK	WP	HR	S	P	ERA	WHIP								
Tim Belcher, R (1, 1) <small>ERA: 3.18</small>	4.0	L	20	6	5	5	1	1	0	1	0	0	1	20	25	11.25	1.750								
50 José Rosado, L (5, 1) <small>ERA: 6.75</small>	4.0		18	4	3	3	2	2	0	0	0	0	1	20	28	6.75	1.500								
Jeff Montgomery, R (9, 1) <small>ERA: 9.82</small>	1.0		4	0	0	0	1	1	0	0	0	0	0	5	9	0.00	1.000								

Minnesota Twins @ Kansas City Royals
 Kauffman Stadium, Kansas City, MO
 Sat Apr 11 1998, 3:33 AM CDT
 Att. 18,087 - Cloudy - 61 F

AB	36
R	8
H	10
RBI	8
BB	4
SO	4
LOB	16




Batter	1	2	3	4	5	6	7	8	9	AB R H RBI BB SO LOB
Johnny Damon, L OBP: 0.426, SLG: 0.500 (1, 8) X	0-0 P1		4-0 1B BB		0-0 P6		0-0 G1-3		0-3 K	4 0 0 0 1 1 3
Jose Offerman, S OBP: 0.400, SLG: 0.512 (1, 4) X	0-0 P4		0-0 BB 1B		0-0 F7			0-0 F8		4 0 1 1 0 0 0
Jeff King, R OBP: 0.385, SLG: 0.486 (1, 3) X	0-0 F9		4-0 BB		0-0 F7			0-3 K		3 0 0 0 1 1 0
Dean Palmer, R OBP: 0.405, SLG: 0.750 (1, 5) X		0-3 K	0-0 F8		0-0 L6-3 1B			0-0 G5-3		4 0 1 0 0 1 3
Shane Mack, R OBP: 0.400, SLG: 0.250 (1, 10) X		0-0 G5-3		0-0 G1-3 G5-3 1B		0-0 L6-3			4-0 G6-4-3 1B BB	3 1 1 0 1 0 1
Ernie Young, R OBP: 0.227, SLG: 0.190 (1, 9) X		0-3 K		0-0 G5-3			0-0 G3		1-0 G6-4-3 HBP	3 0 0 0 0 1 1
Hal Morris, L OBP: 0.351, SLG: 0.400 (1, 7) X			0-0 E8 1B	0-0 G1-3			0-0 2B 1B		0-0 G6-4-3	4 2 2 0 0 0 3
29 Mike Sweeney, R OBP: 0.200, SLG: 0.130 (1, 2) X			0-0 F8 1B	0-0 G6-3			0-0 P3		0-0 1B 1B	4 0 1 0 0 0 3
Shane Halter, R OBP: 0.444, SLG: 0.667 (1, 6) X			0-0 P3		0-0 F8		0-0 1-H 2B		0-0 1B	4 0 2 2 0 0 1

Inning Stats	R: 0	H: 0	E: 0	K: 0	S: 3	LOB: 0	BB: 0	P: 3	R: 0	H: 0	E: 0	K: 0	S: 3	LOB: 0	BB: 0	P: 3	R: 0	H: 1	E: 0	K: 0	S: 3	LOB: 0	BB: 0	P: 3	R: 1	H: 2	E: 0	K: 0	S: 5	LOB: 1	BB: 0	P: 5	R: 0	H: 2	E: 0	K: 1	S: 6	LOB: 2	BB: 1	P: 11	1B: 7	2B: 2	3B: 0	HR: 0	SF: 0	SAC: 0	DP: 2	HBP: 1	WP: 0	PA: 37
--------------	------	------	------	------	------	--------	-------	------	------	------	------	------	------	--------	-------	------	------	------	------	------	------	--------	-------	------	------	------	------	------	------	--------	-------	------	------	------	------	------	------	--------	-------	-------	-------	-------	-------	-------	-------	--------	-------	--------	-------	--------

PITCHER	IP	WLS	BF	H	R	ER	SO	BB	IBB	HBP	BLK	WP	HR	S	P	ERA	WHIP
Eric Milton, L ERA: 0.71 (1, 1)	6.2	W	27	6	2	1	2	2	0	0	0	0	0	29	37	1.35	1.200
Greg Swindell, L ERA: 5.14 (7, 1)	2.1		10	2	1	1	2	1	0	1	0	0	0	12	17	3.86	1.286

MINNESOTA TWINS @ KANSAS CITY ROYALS
Kauffman Stadium, Kansas City, MO
 Sat Apr 11 1998, 3:33 AM CDT
 Att: 18,087 - Cloudy - 61 F

AB	33
R	3
H	8
RBI	3
BB	3
SO	4
LOB	15



Batter	1	2	3	4	5	6	7	8	9	AB R H RBI BB SO LOB	TOP
Otis Nixon, S OBP: 0.211, SLG: 0.167 (1, 8) X	0-0 P6		0-0 G3		0-0 P6		0-1 BB 1B		0-2 G1-3	5 1 1 0 0 0 2	
Matt Lawton, L OBP: 0.375, SLG: 0.310 (1, 9) B X	1-0 G4-3		0-0 E4			4-0 2B 2B BB	4-0 1B BB		4-2 BB	2 1 0 0 3 0 0	
Paul Molitor, R OBP: 0.380, SLG: 0.477 (1, 10) B B X	2-0 F8		1-0 F8			0-0 2B 1-3 2B	1-2 G6-4-3 1B		1-3 K	5 1 2 1 0 1 2	
David Ortiz, L OBP: 0.400, SLG: 0.563 (1, 3)		2-3 K		3-2 F7		2-1 2B 2-H 3-H	1-2 G6-4-3 1-2f		0-2 G1-3	5 0 1 2 0 1 3	
Marty Cordova, R OBP: 0.442, SLG: 0.424 (1, 7) X		0-1 G1-3		3-3 K		3-2 G6-3		1-3 K		4 0 0 0 0 2 0	
Todd Walker, L OBP: 0.375, SLG: 0.423 (1, 4) S X		1-2 2B		2-2 F8		0-0 F8		3-1 1B		4 0 2 0 0 0 0	
Ron Coomer, R OBP: 0.350, SLG: 0.513 (1, 5) X C B B		1-2 G4-3			1-0 G1-6-3 1B		0-1 HR	0-0 1B 1-2 G5-4-3		4 1 3 1 0 0 1	
Terry Steinbach, R OBP: 0.375, SLG: 0.269 (1, 2) B X			1-0 G4-3		0-1 G1-6-3 1B		1-1 F9	0-0 G5-4-3 1-2f		4 0 1 0 0 0 2	
Pat Meares, R OBP: 0.457, SLG: 0.703 (1, 6) B B F B			4-1 G3 E BB		0-2 G1-6-3 1-2f 2-3		3-1 HR		2-1 HR	3 3 2 2 1 0 2	
Inning Stats	R: 0 H: 0 E: 0 LOB: 0 K: 0 BB: 0 S: 3 P: 6	R: 0 H: 1 E: 0 LOB: 1 K: 1 BB: 0 S: 11 P: 15	R: 1 H: 0 E: 1 LOB: 1 K: 0 BB: 1 S: 5 P: 11	R: 0 H: 0 E: 0 LOB: 0 K: 1 BB: 0 S: 10 P: 18	R: 0 H: 2 E: 0 LOB: 1 K: 0 BB: 0 S: 7 P: 8	R: 2 H: 2 E: 0 LOB: 0 K: 0 BB: 1 S: 7 P: 16	R: 3 H: 4 E: 0 LOB: 1 K: 0 BB: 1 S: 14 P: 24	R: 0 H: 2 E: 0 LOB: 1 K: 1 BB: 0 S: 7 P: 11	R: 1 H: 1 E: 0 LOB: 1 K: 1 BB: 1 S: 14 P: 21	1B: 6 SF: 0 2B: 3 SAC: 0 3B: 0 DP: 3 HR: 3 HBP: 0	WP: 0 PA: 40 PB: 0 SB: 0 CS: 0
PITCHER	IP WLS BF H R ER SO BB IBB HBP BLK WP HR S P ERA WHIP										
Hipolito Pichardo, R ERA: 2.7 (1, 1)	6.1 L 27 7 5 4 2 2 0 0 0 0 0 2 49 84 5.68 1.421										
Matt Whisenant, L ERA: 13.5 (7, 1)	0.2 4 2 1 1 0 1 0 0 0 0 0 0 8 14 13.50 4.500										
Jim Pittsley, R ERA: 6.75 (8, 1)	2.0 9 3 1 1 1 2 1 0 0 0 0 1 21 32 4.50 2.000										

Minnesota Twins @ Kansas City Royals
Kauffman Stadium, Kansas City, MO

AB	36
R	7
H	12
RBI	6
BB	4
SO	4
LOB	12



Sun Apr 12 1998, 3:33 AM CDT
Att. 11,875 - Overcast - 63 F

livebaseballscorecards.com

Batter	1	2	3	4	5	6	7	8	9	AB R H RBI BB SO LOB	TOP
Shannon Stewart, R (1, 8) OBP: 0.273, SLG: 0.226	0-0 G4-3		0-0 G6-3		0-0 1B			0-0 G5-3		4 0 1 0 0 0 0	Toronto Blue Jays @ Kansas City Royals Kauffman Stadium, Kansas City, MO Mon Apr 13 1998, 7:05 PM CDT Att. 11,749 - Cloudy - 64 F
Tony Fernandez, S (1, 4) OBP: 0.390, SLG: 0.333	0-3 K			0-0 G6-3	0-0 G5-3			0-0 2B		4 0 1 0 0 1 1	
Shawn Green, L (1, 9) OBP: 0.373, SLG: 0.558	0-0 F8			0-0 1B 2B			0-0 F9	0-3 K		4 1 1 0 0 1 1	
Jose Canseco, R (1, 10) OBP: 0.300, SLG: 0.646		0-0 F9		0-0 CS 1B			0-0 F8	0-0 F8		4 0 1 1 0 0 1	
Mike Stanley, R (1, 3) OBP: 0.367, SLG: 0.524		0-0 1B		4-0 5B BB			0-0 5 FC6-4 1B	0-3 K	3 0 2 0 1 1 0		
5 Ed Sprague, R (1, 5) OBP: 0.395, SLG: 0.455 Felipe Crespo, S (8, 5) OBP: 0.182, SLG: 0.200		0-3 K		0-0 1-2 1B			0-0 FC6-4	0-0 G3	3 0 1 0 0 1 2 1 0 0 0 0 0 0		
Juan Samuel, R (1, 7) OBP: 0.176, SLG: 0.188		0-0 G5-3		0-3 K			0-3 K	0-0 HBP 1B	4 0 1 0 0 2 3		
Kevin Brown, R (1, 2) OBP: 0.308, SLG: 0.111			0-0 G6-3		0-0 G6-3		0-0 F8	1-0 1-2 HBP	3 0 0 0 0 0 0		
Alex Gonzalez, R (1, 6) OBP: 0.200, SLG: 0.214			0-0 F8		0-0 F8		0-3 K	0-0 F8	4 0 0 0 0 1 2		
Inning Stats	R: 0 H: 0 E: 0 LOB: 0 K: 1 BB: 0 S: 5 P: 5	R: 0 H: 1 E: 0 LOB: 1 K: 1 BB: 0 S: 6 P: 6	R: 0 H: 0 E: 0 LOB: 0 K: 0 BB: 0 S: 3 P: 3	R: 1 H: 3 E: 0 LOB: 2 K: 1 BB: 1 S: 7 P: 11	R: 0 H: 1 E: 0 LOB: 1 K: 0 BB: 0 S: 4 P: 4	R: 0 H: 1 E: 0 LOB: 1 K: 0 BB: 0 S: 4 P: 4	R: 0 H: 0 E: 0 LOB: 0 K: 2 BB: 0 S: 7 P: 7	R: 0 H: 1 E: 0 LOB: 1 K: 1 BB: 0 S: 6 P: 6	R: 0 H: 1 E: 0 LOB: 2 K: 1 BB: 0 S: 6 P: 7	1B: 6 SF: 0 2B: 2 SAC: 0 3B: 0 DP: 0 HR: 0 HBP: 1	
PITCHER Glendon Rusch, L (1, 1) ERA: 7.27 Scott Service, R (9, 1) ERA: 1.59	IP WLS BF H R ER SO BB IBB HBP BLK WP HR S P ERA WHIP	8.0 W 31 7 1 1 6 1 0 0 0 0 0 0 42 46 1.12 1.000	1.0 5 1 0 0 1 0 0 1 0 0 0 0 6 7 0.00 1.000								

livebaseballscorecards.com

AB	34
R	1
H	8
RBI	1
BB	1
SO	7
LOB	10



Batter	1	2	3	4	5	6	7	8	9	AB	R	H	RBI	BB	SO	LOB
Johnny Damon, L (1, 8) OBP: 0.375, SLG: 0.429 Ernie Young, R (7, PH) OBP: 0.261, SLG: 0.190 (8, 8)	0-0 G5-3	0-0 P6		0-0 G4-1		0-0 F7	4-0 BB			4	0	0	0	0	0	1
Shane Halter, R (1, 4) OBP: 0.348, SLG: 0.522 (8, 5)	0-0 F8		0-0 G5-3	0-0 G6-3		0-0 P4	0-0 G5			5	0	0	0	0	0	4
Hal Morris, L (1, 10) OBP: 0.404, SLG: 0.511 (8, 8)	0-0 FC5-4 1B		0-0 G4-3	0-0 2B			0-0 2B 1B	0-0 2B		5	1	4	0	0	0	0
Dean Palmer, R (1, 5) OBP: 0.412, SLG: 0.735 Jed Hansen, R (8, 4)	0-0 FC5-4 1-2f		0-0 HR 1B	0-3 K			0-0 2B 2B	0-3 K		4	2	2	0	0	1	2
Jeff King, R (1, 3) OBP: 0.375, SLG: 0.452 (8, 4)		1-0 HR HBP	4-0 HR BB		0-3 K		0-0 2B 2B	0-3 K		3	3	1	2	1	2	1
Shane Mack, R (1, 7) OBP: 0.467, SLG: 0.692 (8, 5)		0-0 HR 1B	0-0 HR		0-0 G4-3		0-0 2B 2B	0-3 K		5	2	3	4	0	1	1
Larry Sutton, L (1, 9) OBP: 0.219, SLG: 0.296 (8, 4)		0-0 HR	4-0 29 HR BB		0-0 F9		0-3 K			3	2	1	3	1	1	1
29 Mike Sweeney, R (1, 2) OBP: 0.303, SLG: 0.333 Sal Fasano, R (9, 2)		0-0 P4	0-0 HR			0-0 G6-3	0-0 BB 1B			4	1	2	2	0	0	0
Felix Martinez, S (1, 6) OBP: 0.167, SLG: 0.143 (9, 2)		0-0 G1-3	0-3 K			0-0 1B	0-0 F8			0	0	0	0	0	0	0

Inning Stats	R: 0	H: 1	E: 0	LOB: 1	K: 0	BB: 0	S: 4	R: 3	H: 2	E: 0	LOB: 0	K: 0	BB: 0	S: 5	R: 5	H: 3	E: 0	LOB: 0	K: 1	BB: 2	S: 8	R: 0	H: 1	E: 0	LOB: 1	K: 1	BB: 0	S: 6	R: 0	H: 0	E: 0	LOB: 0	K: 1	BB: 0	S: 5	R: 0	H: 1	E: 0	LOB: 1	K: 0	BB: 0	S: 4	R: 3	H: 5	E: 0	LOB: 3	K: 1	BB: 1	S: 10	R: 0	H: 1	E: 0	LOB: 1	K: 3	BB: 0	S: 10
--------------	------	------	------	--------	------	-------	------	------	------	------	--------	------	-------	------	------	------	------	--------	------	-------	------	------	------	------	--------	------	-------	------	------	------	------	--------	------	-------	------	------	------	------	--------	------	-------	------	------	------	------	--------	------	-------	-------	------	------	------	--------	------	-------	-------

PITCHER	IP	WLS	BF	H	R	ER	SO	BB	IBB	HBP	BLK	WP	HR	S	P	ERA	WHIP
Pat Hentgen, R (1, 1) ERA: 8.04	3.0	L	18	6	8	8	1	2	0	1	0	0	3	17	26	24.00	2.667
Carlos Almanzar, R (4, 1) ERA: 5.4	3.0		15	6	3	3	2	0	0	0	0	0	0	19	19	9.00	2.000
Bill Risley, R (7, 1) ERA: 2.35	2.0		9	2	0	0	4	1	0	0	0	0	0	16	20	0.00	1.500


BOTTOM

Toronto Blue Jays @ Kansas City Royals
 Kauffman Stadium, Kansas City, MO

Mon Apr 13 1998, 7:05 PM CDT
 Att: 11,749 - Cloudy - 64 F

livebaseballscorecards.com

AB	38
R	11
H	14
RBI	11
BB	3
SO	7
LOB	13



1B: 6	SF: 0	WP: 0	PA: 42
2B: 5	SAC: 0	PB: 0	
3B: 0	DP: 0	SB: 0	
HR: 3	HBP: 1	CS: 0	

Batter	1	2	3	4	5	6	7	8	9	AB R H RBI BB SO LOB	TOP											
Shannon Stewart, R (1, 7) OBP: 0.263, SLG: 0.200	0-0 F9		4-0 FC5-6-1 BB		0-0 E6	0-0 F8		0-0 FC5-2		4 1 0 0 1 0 3												
Tony Fernandez, S (1, 4) OBP: 0.348, SLG: 0.289	0-0 G3		0-0 FC5-6-1		0-0 F7	0-0 G3-1		0-0 FC5-4		5 0 0 0 0 0 6												
Shawn Green, L (1, 9) OBP: 0.375, SLG: 0.596	4-0 BB		0-0 F8		0-0 F8		0-0 G1-3		0-0 HR	4 1 1 1 1 0 3												
Jose Canseco, R (1, 10) OBP: 0.273, SLG: 0.585	0-3 K			0-0 P3	0-0 E6		0-3 K		0-0 F8	5 0 0 0 0 2 1												
Mike Stanley, R (1, 3) OBP: 0.370, SLG: 0.500		0-0 G5-3		1-0 FC5-4 HBP	0-0 F9		0-0 1B		0-3 K	4 0 1 0 0 1 1												
Ed Sprague, R (1, 5) OBP: 0.372, SLG: 0.447		0-0 F9		0-0 FC5-4 BB		0-0 2B		0-0 F8	0-3 K	5 1 1 0 0 1 2												
José Cruz Jr., S (1, 8) OBP: 0.295, SLG: 0.359		0-0 G1-3		4-0 BB		4-0 2B		0-0 F9 FC5-2		2 1 1 0 2 0 0												
Darrin Fletcher, L (1, 2) OBP: 0.189, SLG: 0.206			0-0 FC5-6-1 BB	0-0 F7		0-0 2B		1-0 FC5-2 HBP		3 0 2 2 0 0 2												
Alex Gonzalez, R (1, 6) OBP: 0.204, SLG: 0.283			0-3 K		0-0 HR	0-0 P2		0-0 F9		4 1 1 1 0 1 4												
Inning Stats	R: 0 E: 0 K: 1 S: 5	H: 0 LOB: 1 BB: 1 P: 9	R: 0 E: 0 K: 0 S: 3	H: 0 LOB: 0 BB: 0 P: 3	R: 0 E: 0 K: 1 S: 6	H: 1 LOB: 2 BB: 1 P: 10	R: 0 E: 0 K: 0 S: 3	H: 0 LOB: 2 BB: 1 P: 8	R: 2 E: 2 K: 0 S: 6	H: 1 LOB: 1 BB: 0 P: 6	R: 2 E: 0 K: 0 S: 5	H: 2 LOB: 1 BB: 1 P: 9	R: 0 E: 0 K: 1 S: 6	H: 1 LOB: 1 BB: 0 P: 6	R: 0 E: 0 K: 0 S: 4	H: 1 LOB: 2 BB: 0 P: 5	R: 1 E: 0 K: 2 S: 8	H: 1 LOB: 0 BB: 0 P: 8	1B: 3 2B: 2 3B: 0 HR: 2	SF: 0 SAC: 0 DP: 0 HBP: 2	WP: 0 PB: 0 SB: 0 CS: 0	PA: 42
PITCHER	IP WLS BF H R ER SO BB IBB HBP BLK WP HR S P ERA WHIP																					
Pat Rapp, R (1, 1) ERA: 1.8	6.0 L 29 4 4 3 2 4 0 1 0 0 1 28 45 4.50 1.333																					
50 José Rosado, L (7, 1) ERA: 5.19	2.0 9 2 0 0 1 0 0 1 0 0 0 10 11 0.00 1.000																					
47 Brian Bevil, R (9, 1) ERA: 5.4	1.0 4 1 1 1 2 0 0 0 0 0 1 8 8 9.00 1.000																					

Toronto Blue Jays @ Kansas City Royals
Kauffman Stadium, Kansas City, MO

Tue Apr 14 1998, 7:05 PM CDT
Att. 11,194 - Overcast - 70 F

AB	36
R	5
H	7
RBI	4
BB	4
SO	5
LOB	22



Batter	1	2	3	4	5	6	7	8	9	AB R H RBI BB SO LOB
Johnny Damon, L (1, 8) OBP: 0.367, SLG: 0.415	0-0 CS 1B		0-0 F8			0-0 F7		0-3 K		4 0 1 0 0 1 1
Jose Offerman, S (1, 4) OBP: 0.352, SLG: 0.442	0-0 F7 1-2		0-0 G4-3			0-0 1B 1B		0-0 G1-3		4 0 1 0 0 0 2
Hal Morris, L (1, 3) OBP: 0.412, SLG: 0.531	0-0 G3			0-3 K		0-0 1B 1-3		0-0 F8 2B		4 0 2 0 0 1 0
Dean Palmer, R (1, 5) OBP: 0.382, SLG: 0.679		0-3 K		0-3 K		0-0 G5-3		0-0 F8 2-3		4 0 0 0 0 2 3
Larry Sutton, L (1, 9) OBP: 0.222, SLG: 0.267		4-0 WP E BB		0-0 G4-3			0-0 G3-1		0-3 K	3 1 0 0 1 1 1
Terry Pendleton, S (1, 10) OBP: 0.220, SLG: 0.256		0-3 K 1-2			0-0 G4-3		0-3 K		0-0 G6-3	4 0 0 0 0 2 2
Shane Mack, R (1, 7) OBP: 0.444, SLG: 0.625		0-0 E9 2-H 1B			0-0 G1-3		0-3 K			3 0 1 1 0 1 0
29 Mike Sweeney, R (1, 2) OBP: 0.306, SLG: 0.313		0-0 G3			0-0 F8			4-0 BB		2 0 0 0 1 0 1
Felix Martinez, S (1, 6) OBP: 0.156, SLG: 0.133 Shane Halter, R (8, PH) OBP: 0.333, SLG: 0.500 (9, 6)			0-0 P5			0-0 G1-3		0-3 K		2 0 0 0 0 0 0 1 0 0 0 0 1 1

Inning Stats	R: 0 E: 0 K: 0 S: 3	H: 1 LOB: 0 BB: 0 P: 3	R: 1 E: 1 K: 2 S: 8	H: 1 LOB: 1 BB: 1 P: 12	R: 0 E: 0 K: 0 S: 3	H: 0 LOB: 0 BB: 0 P: 3	R: 0 E: 0 K: 2 S: 7	H: 0 LOB: 0 BB: 0 P: 7	R: 0 E: 0 K: 0 S: 3	H: 0 LOB: 0 BB: 0 P: 3	R: 0 E: 0 K: 0 S: 5	H: 2 LOB: 2 BB: 0 P: 5	R: 0 E: 0 K: 2 S: 7	H: 0 LOB: 0 BB: 0 P: 7	R: 0 E: 0 K: 2 S: 7	H: 0 LOB: 1 BB: 1 P: 11	R: 0 E: 0 K: 1 S: 6	H: 1 LOB: 1 BB: 0 P: 6	1B: 4 2B: 1 3B: 0 HR: 0	SF: 0 SAC: 0 DP: 0 HBP: 0
WP: 1 PB: 0 SB: 0 CS: 1	PA: 33																			

PITCHER	IP	WLS	BF	H	R	ER	SO	BB	IBB	HBP	BLK	WP	HR	S	P	ERA	WHIP
Juan Guzman, R (1, 1) ERA: 6.05	7.0	W	25	4	1	1	6	1	0	0	0	1	0	36	40	1.29	0.714
Paul Quantrill, R (8, 1) ERA: 1.93	2.0	S	8	1	0	0	3	1	0	0	0	0	0	13	17	0.00	1.000

BOTTOM

Toronto Blue Jays @ Kansas City Royals
Kauffman Stadium, Kansas City, MO

AB	31
R	1
H	5
RBI	1
BB	2
SO	9
LOB	11



PITCHER	IP	WLS	BF	H	R	ER	SO	BB	IBB	HBP	BLK	WP	HR	S	P	ERA	WHIP
---------	----	-----	----	---	---	----	----	----	-----	-----	-----	----	----	---	---	-----	------

Tue Apr 14 1998, 7:05 PM CDT
 Att. 11,194 - Overcast - 70 F

livebaseballscorecards.com

Batter	1	2	3	4	5	6	7	8	9	AB R H RBI BB SO LOB	TOP									
Shannon Stewart, R (1, 7) OBP: 0.302, SLG: 0.256	4-1 WP WP BB	2-1 FC6-4 1-2 3-H 1B			2-3 K		2-2 G5-3		0-0 2B	4 0 2 1 1 1 0										
Tony Fernandez, S (1, 4) OBP: 0.327, SLG: 0.268 Craig Grebeck, R (6, 4) OBP: 0.381, SLG: 0.500	1-3 K	1-1 FC6-4 1-2f			2-2 G6-3			2-2 G3 HBP	0-2 G5-3	3 0 0 0 0 1 3 1 0 0 0 0 0 1										
Shawn Green, L (1, 9) OBP: 0.350, SLG: 0.549	3-3 K				1-0 F6			1-0 G3		4 0 0 0 0 1 2										
Jose Canseco, R (1, 10) OBP: 0.254, SLG: 0.544	1-2 P3				1-0 L8			1-3 K		4 0 0 0 0 1 2										
Mike Stanley, R (1, 3) OBP: 0.397, SLG: 0.521		4-1 1B SF9 BB			3-2 E6			0-1 2B		2 1 1 0 2 0 0										
Ed Sprague, R (1, 5) OBP: 0.340, SLG: 0.405		1-1 L8			0-0 P4			2-3 K		4 0 0 0 0 2 5										
José Cruz Jr., S (1, 8) OBP: 0.313, SLG: 0.372		2-0 1B 1B 1B			2-1 F8			1-1 G3		4 2 2 0 0 0 1										
Darrin Fletcher, L (1, 2) OBP: 0.195, SLG: 0.216		0-0 SF9			2-2 F8			0-3 K		3 0 1 1 0 1 0										
Alex Gonzalez, R (1, 6) OBP: 0.208, SLG: 0.280		2-0 1B 1B			2-2 F8			0-0 G4-3		4 0 1 0 0 0 1										
Inning Stats	R: 0 E: 0 K: 2 S: 12	H: 0 LOB: 1 BB: 1 P: 21	R: 2 E: 0 K: 0 S: 10	H: 3 LOB: 2 BB: 1 P: 22	R: 0 E: 1 K: 0 S: 8	H: 0 LOB: 1 BB: 0 P: 14	R: 0 E: 0 K: 0 S: 8	H: 0 LOB: 0 BB: 0 P: 14	R: 0 E: 0 K: 1 S: 7	H: 1 LOB: 1 BB: 0 P: 11	R: 0 E: 0 K: 1 S: 8	H: 0 LOB: 0 BB: 0 P: 10	R: 0 E: 0 K: 2 S: 11	H: 0 LOB: 2 BB: 1 P: 22	R: 1 E: 0 K: 0 S: 11	H: 3 LOB: 1 BB: 0 P: 15	1B: 5 2B: 2 3B: 0 HR: 0	SF: 1 SAC: 0 DP: 1 HBP: 1	WP: 2 PB: 0 SB: 0 CS: 0	PA: 38
PITCHER	IP WLS BF H R ER SO BB IBB HBP BLK WP HR S P ERA WHIP																			
Chris Haney, L (1, 1) ERA: 5.3	7.0 W 28 4 2 2 5 2 0 0 0 2 0 61 104 2.57 0.857																			
Scott Service, R (8, 1) ERA: 1.35	1.0 5 0 0 0 2 1 0 1 0 0 0 11 22 0.00 1.000																			
Jeff Montgomery, R (9, 1) ERA: 9.64	1.0 5 3 1 1 0 0 0 0 0 0 0 11 15 9.00 3.000																			

Toronto Blue Jays @ Kansas City Royals
Kauffman Stadium, Kansas City, MO

Wed Apr 15 1998, 7:05 PM CDT
Att. 11,316 - Cloudy - 65 F

AB	33
R	3
H	7
RBI	2
BB	3
SO	7
LOB	15



WP: 2	PA: 38
PB: 0	
SB: 0	
CS: 0	

Batter	1	2	3	4	5	6	7	8	9	AB	R	H	RBI	BB	SO	LOB
Johnny Damon, L (1, 8) <small>OBP: 0.354, SLG: 0.431</small>	1-0 F7		1-3 K	2-2 G1-3		0-0 SF5 3B	0-3 K			5	1	1	0	0	2	4
Jose Offerman, S (1, 4) <small>OBP: 0.356, SLG: 0.446</small>	2-2 F7		2-1 2B		3-2 L5	4-2 BB	1-1 F7			4	1	1	0	1	0	1
Hal Morris, L (1, 3) <small>OBP: 0.429, SLG: 0.604</small>	0-0 1B		3-2 2B		0-0 1B 3B	0-0 SF5		0-1 G4-3		4	1	3	2	0	0	0
Dean Palmer, R (1, 5) <small>OBP: 0.367, SLG: 0.638</small>	2-3 K		0-1 G6-3		0-2 1B 1B FC3-2 1B	1-0 F9		2-3 K		5	0	1	1	0	2	3
Jeff King, R (1, 10) <small>OBP: 0.396, SLG: 0.457</small>		2-3 K		0-0 BB 1B 1B	1-1 FC3-2 1B 1-2 1B		4-2 G1-3 2B BB	3-3 K		4	1	2	0	1	2	0
Shane Mack, R (1, 7) <small>OBP: 0.500, SLG: 0.800</small>		0-0 HR		1-2 BB 1B	1-0 FC3-2 1B	1-2 2-3 1B	0-1 G1-3			4	1	3	1	0	0	1
Larry Sutton, L (1, 9) <small>OBP: 0.225, SLG: 0.294</small>		1-3 K		1-2 F7	0-0 FC3-2	1-2 2-3 3-H	2-1 29 E 2B			4	1	1	1	0	1	5
29 Mike Sweeney, R (1, 2) <small>OBP: 0.300, SLG: 0.306</small>		0-3 K		1-2 F8	2-2 P4		2-2 E8 1B			4	1	1	1	0	1	5
Felix Martinez, S (1, 6) <small>OBP: 0.194, SLG: 0.152</small>			2-3 K	4-1 BB		1-3 K	2-1 PB 1B			3	0	1	1	1	2	0

Inning Stats	R: 0	H: 1	E: 0	K: 1	S: 8	R: 1	H: 1	E: 0	K: 3	S: 13	R: 1	H: 2	E: 0	K: 2	S: 14	R: 0	H: 2	E: 0	K: 0	S: 17	R: 1	H: 4	E: 0	K: 0	S: 15	R: 1	H: 1	E: 1	K: 1	S: 8	R: 3	H: 3	E: 1	K: 1	S: 16	R: 0	H: 0	E: 0	K: 2	S: 12
	LOB: 1	BB: 0	P: 13			LOB: 0	BB: 0	P: 16			LOB: 3	BB: 1	P: 22			LOB: 1	BB: 0	P: 22			LOB: 1	BB: 1	P: 14			LOB: 1	BB: 1	P: 17			LOB: 1	BB: 1	P: 27			LOB: 0	BB: 0	P: 17		

PITCHER	IP	WLS	BF	H	R	ER	SO	BB	IBB	HBP	BLK	WP	HR	S	P	ERA	WHIP
Woody Williams, R (1, 1) <small>ERA: 3.38</small>	5.2	L	30	11	4	4	7	2	0	0	0	0	1	74	111	6.35	2.294
Kelvim Escobar, R (6, 1) <small>ERA: 18.0</small>	0.2		6	3	3	3	0	1	0	0	0	0	0	12	23	40.50	6.000
Chris Carpenter, R (7, 1) <small>ERA: 7.71</small>	1.2		5	0	0	0	3	0	0	0	0	0	0	17	23	0.00	0.000

BOTTOM

Toronto Blue Jays @ Kansas City Royals
Kauffman Stadium, Kansas City, MO

Wed Apr 15 1998, 7:05 PM CDT
 Att: 11,316 - Cloudy - 65 F

livebaseballscorecards.com

AB	37
R	7
H	14
RBI	7
BB	3
SO	10
LOB	19



WP	HR	S	P	ERA	WHIP
0	1	1	2	0	0

Batter	1	2	3	4	5	6	7	8	9	AB R H RBI BB SO LOB	TOP
Johnny Damon, L (1, 8) OBP: 0.353, SLG: 0.426 Ernie Young, R (6, 8) OBP: 0.250, SLG: 0.182	2-3 		1-1 			0-0 		1-2 		3 1 1 0 0 1 0 1 0 0 0 0 0 0	
Jose Offerman, S (1, 4) OBP: 0.349, SLG: 0.433	2-2 			1-2 		2-2 		2-2 		4 1 1 0 0 0 1	
Hal Morris, L (1, 10) OBP: 0.450, SLG: 0.632	3-2 			1-0 		3-2 		2-2 		4 3 3 0 0 0 0	
Dean Palmer, R (1, 5) OBP: 0.359, SLG: 0.672		3-2 		0-0 		0-0 		2-2 		3 1 1 3 0 0 2	
Jeff King, R (1, 3) OBP: 0.386, SLG: 0.500			1-2 		0-0 		3-1 	1-2 		4 1 1 4 0 0 0	
Shane Mack, R (1, 7) OBP: 0.500, SLG: 0.783			2-1 		2-2 		0-3 		0-1 	3 0 1 0 0 1 0	
Larry Sutton, L (1, 9) OBP: 0.205, SLG: 0.263			0-1 			1-2 			0-0 	4 0 0 0 0 1 2	
29 Mike Sweeney, R (1, 2) OBP: 0.295, SLG: 0.300				1-0 		3-1 		0-1 	0-2 	4 0 1 0 0 0 1	
Felix Martinez, S (1, 6) OBP: 0.175, SLG: 0.135			2-2 			1-3 		2-0 	2-2 	4 0 0 0 0 1 2	
Inning Stats	R: 0 H: 0 E: 0 LOB: 0 K: 1 BB: 0 S: 13 P: 20	R: 0 H: 0 E: 0 LOB: 1 K: 0 BB: 0 S: 9 P: 15	R: 0 H: 0 E: 0 LOB: 0 K: 0 BB: 0 S: 6 P: 10	R: 2 H: 2 E: 1 LOB: 0 K: 0 BB: 0 S: 9 P: 13	R: 0 H: 0 E: 0 LOB: 0 K: 1 BB: 0 S: 8 P: 13	R: 3 H: 3 E: 0 LOB: 0 K: 1 BB: 0 S: 14 P: 22	R: 0 H: 1 E: 0 LOB: 0 K: 1 BB: 0 S: 6 P: 9	R: 2 H: 2 E: 0 LOB: 0 K: 0 BB: 0 S: 18 P: 26	R: 0 H: 1 E: 0 LOB: 1 K: 0 BB: 0 S: 9 P: 11	1B: 5 SF: 1 2B: 2 SAC: 0 3B: 0 DP: 1 HR: 2 HBP: 1	WP: 2 PA: 36 PB: 0 SB: 0 CS: 0
PITCHER Tom Candiotti, R (1, 1) ERA: 3.46 Buddy Groom, L (8, 1) ERA: 2.16 T.J. Mathews, R (8, 1) ERA: 6.53	IP WLS BF H R ER SO BB IBB HBP BLK WP HR S P ERA WHIP 7.0 W 27 6 5 4 4 0 0 0 0 1 0 1 1 65 102 5.14 0.857 0.2 3 1 1 1 0 0 0 0 0 0 0 0 0 10 15 13.50 1.500 1.1 6 2 1 1 0 0 0 0 0 0 1 1 1 17 22 6.75 1.500	PITCHER IP WLS BF H R ER SO BB IBB HBP BLK WP HR S P ERA WHIP									

Kansas City Royals @ Oakland Athletics
 Network Associates Coliseum, Oakland, CA

Thu Apr 16 1998, 10:05 PM EDT
 Att: 6,456 - Unknown - 63 F

livebaseballscorecards.com



Batter	1	2	3	4	5	6	7	8	9	AB	R	H	RBI	BB	SO	LOB
Jason McDonald, S OBP: 0.388, SLG: 0.422 (1, 8)	1-1 HR	2-0 P7		3-2 E 1B HR 1B		3-2 CS 1B	4-1 1-2 BB			4	2	3	1	1	0	2
Dave Magadan, L OBP: 0.410, SLG: 0.472 Mike Blowers, R OBP: 0.292, SLG: 0.190 (6, PR) (7, 5)	2-2 G4-3		1-1 G6-3 2B 1B	2-2 E4 BB 1-3 HR 1B		1-2 1-2 1B	2-3 K			4	2	3	0	0	0	0
Ben Grieve, L OBP: 0.397, SLG: 0.375 (1, 9)	2-1 G6-3		3-2 G6-3 1-2	4-1 HR BB		0-3 K		2-3 K		4	1	0	0	1	2	2
Matt Stairs, L OBP: 0.431, SLG: 0.628 (1, 3)	0-0 F7		2 SAFE 3-2 HR 2B	1-1 HR		2-1 P7		0-1 L3		5	2	2	5	0	0	1
Jason Giambi, L OBP: 0.463, SLG: 0.689 (1, 10)		2-2 HR	0-2 HR	4-2 BB			4-1 BB 1B G6-4-3 BB	4-2 2B BB		2	4	2	3	3	0	0
A.J. Hinch, R OBP: 0.326, SLG: 0.368 Mike Macfarlane, R OBP: 0.211, SLG: 0.222 (6, 2)		1-2 E5 1B	1-1 B1-3	0-1 F7			2-0 G6-4-3 BB 1-2 1B 1B	0-0 1-H 2B		3	0	0	0	0	0	1
Jack Voigt, R (1, 7)		2-3 SAFE SAFE K	0-3 K		0-0 P5		4-1 SAFE G6-4-3 1-2 2-3 BB	4-0 BB BB		3	0	0	0	2	2	1
Kurt Abbott, R (1, 6)		0-0 P8		1-3 K		0-3 K	1-1 G6-4-3 1-2 2-3 3-H BB	0-1 P4		5	0	0	0	0	2	5
Scott Spiezio, S OBP: 0.255, SLG: 0.261 (1, 4)		2-1 1B		0-0 G3		1-1 F7	2-0 BB 1B 3-H			4	0	2	1	0	0	0

Inning Stats	R: 1	H: 1	E: 0	K: 0	S: 9	LOB: 0	BB: 0	P: 14	R: 1	H: 2	E: 1	K: 1	S: 15	LOB: 2	BB: 0	P: 24	R: 3	H: 3	E: 0	K: 1	S: 16	LOB: 0	BB: 0	P: 24	R: 4	H: 3	E: 1	K: 1	S: 17	LOB: 1	BB: 2	P: 32	R: 0	H: 0	E: 0	K: 1	S: 6	LOB: 0	BB: 0	P: 7	R: 0	H: 2	E: 0	K: 1	S: 14	LOB: 1	BB: 0	P: 20	R: 2	H: 2	E: 0	K: 1	S: 11	LOB: 2	BB: 3	P: 30	R: 1	H: 1	E: 0	K: 1	S: 11	LOB: 2	BB: 2	P: 21
--------------	------	------	------	------	------	--------	-------	-------	------	------	------	------	-------	--------	-------	-------	------	------	------	------	-------	--------	-------	-------	------	------	------	------	-------	--------	-------	-------	------	------	------	------	------	--------	-------	------	------	------	------	------	-------	--------	-------	-------	------	------	------	------	-------	--------	-------	-------	------	------	------	------	-------	--------	-------	-------

PITCHER	IP	WLS	BF	H	R	ER	SO	BB	IBB	HBP	BLK	WP	HR	S	P	ERA	WHIP
Tim Belcher, R ERA: 6.53 (1, 1)	3.2	L	22	9	9	9	3	1	0	0	0	0	4	53	86	22.09	2.727
Jim Pittsley, R ERA: 4.91 (4, 1)	2.0		8	2	0	0	2	1	0	0	0	0	0	22	31	0.00	1.500
Matt Whisenant, L ERA: 16.2 (6, 1)	0.1		4	1	2	2	0	2	0	0	0	0	0	5	17	54.00	9.000
Danny Rios, R ERA: 4.5 (7, 1)	2.0		10	2	1	1	2	3	0	0	0	0	0	19	38	4.50	2.500


BOTTOM

Kansas City Royals @ Oakland Athletics
Network Associates Coliseum, Oakland, CA

Thu Apr 16 1998, 10:05 PM EDT
Att. 6,456 - Unknown - 63 F

AB	37
R	12
H	14
RBI	11
BB	7
SO	7
LOB	14

livebaseballscores.com



1B:	8	SF:	0	WP:	0	PA:	44
2B:	2	SAC:	0	PB:	0		
3B:	0	DP:	1	SB:	0		
HR:	4	HBP:	0	CS:	1		

Batter	1	2	3	4	5	6	7	8	9	10	11	12	AB R H RBI BB SO LOB
Rickey Henderson, R OBP: 0.313, SLG: 0.236	(1, 7) 4-2 G4-3 S BB		(1, 3) 1-3 K		(1, 2) 2-3 K		(2, 2) 2-3 K		(1, 2) 1-2 F9			(1, 2) 4-2 G3 G4-3 BB	4 0 0 0 2 3 4
Jason McDonald, S OBP: 0.362, SLG: 0.388	(1, 8) 3-2 F9		(1, 2) 4-2 G1-3 BB		(2, 2) 0-1 G4-3		(3, 2) 1-2 P6		(1, 2) 4-1			(1, 2) 0-2 G4-3	4 0 0 0 2 0 4
Ben Grievie, L OBP: 0.359, SLG: 0.333	(1, 9) 3-2 G4-3		(2, 2) 2-0 G1-3		(3, 2) 0-0 L7		(1, 2) 2-3 K		(3, 2) 2-1 G4-3			(2, 2) 2-1 G3	6 0 0 0 0 1 7
Matt Stairs, L OBP: 0.404, SLG: 0.563	(1, 3) 2-3 K		(3, 2) 2-3 K		(1, 0) 0-0 F7		(1, 2) 4-1					(1, 3) 0-3 K	5 0 0 0 1 4 3
Jason Giambi, L OBP: 0.441, SLG: 0.640	(1, 10) 1-3 K			(1, 2) 1-2 F7		(2, 2) 2-2 G4-6-3 1B		(2, 3) 2-3 K				(1, 1) 1-1 L4	5 0 1 0 0 2 1
Dave Magadan, L OBP: 0.386, SLG: 0.425	(1, 5) 4-1 1B BB			(1, 0) 1-0 F7		(2, 2) 1-2 G4-6-3 1-2f		(1, 2) 3-1 P5				(3, 2) 2-2 G3	4 0 0 0 1 0 2
Kurt Abbott, R OBP: 0.200, SLG: 0.200	(1, 6) 1-0 1B			(2, 1) 2-1 FC6-4 1B			(2, 3) 2-3 K					(1, 3) 1-3 K	5 0 2 0 0 3 0
Mike Macfarlane, R OBP: 0.250, SLG: 0.304	(1, 2) 1-0 F8			(1, 2) 1-2 FC6-4 1-2f			(1, 2) 1-2 1B 2B					(1, 3) 1-3 K	5 1 2 0 0 1 3
Scott Spiezio, S OBP: 0.286, SLG: 0.300	(1, 4) 1-0 F7				(3, 2) 3-2 G4-3 2B		(0, 0) 0-0 2-H 1B					(1, 1) 1-1 G6-3	4 0 2 1 1 0 2

Inning Stats	R: 0	H: 0	E: 0	K: 1	S: 12	R: 0	H: 1	E: 0	K: 1	S: 7	R: 0	H: 0	E: 0	K: 2	S: 13	R: 0	H: 1	E: 0	K: 0	S: 10	R: 0	H: 1	E: 0	K: 1	S: 11	R: 0	H: 1	E: 0	K: 0	S: 9	R: 1	H: 2	E: 0	K: 2	S: 13	R: 0	H: 0	E: 0	K: 2	S: 9	R: 0	H: 1	E: 0	K: 1	S: 15	R: 0	H: 0	E: 0	K: 1	S: 8	R: 0	H: 0	E: 0	K: 2	S: 8	R: 0	H: 0	E: 0	K: 1	S: 10	1B: 5	2B: 2	3B: 0	HR: 0	SF: 0	SAC: 0	DP: 1	HBP: 0	WP: 0	PB: 0	SB: 1	CS: 0	PA: 49
--------------	------	------	------	------	-------	------	------	------	------	------	------	------	------	------	-------	------	------	------	------	-------	------	------	------	------	-------	------	------	------	------	------	------	------	------	------	-------	------	------	------	------	------	------	------	------	------	-------	------	------	------	------	------	------	------	------	------	------	------	------	------	------	-------	-------	-------	-------	-------	-------	--------	-------	--------	-------	-------	-------	-------	--------


PITCHER	IP	WLS	BF	H	R	ER	SO	BB	IBB	HBP	BLK	WP	HR	S	P	ERA	WHIP
Hipolito Pichardo, R ERA: 1.86	(1, 1)		6.0	4	0	0	5	3	0	0	0	0	0	62	104	0.00	1.167
47 Brian Bevil, R ERA: 5.79	(7, 1)		1.0	5	2	1	2	0	0	0	0	0	0	13	19	9.00	2.000
50 José Rosado, L ERA: 4.66	(8, 1)		1.0	4	0	0	2	1	0	0	0	0	0	9	20	0.00	1.000
Scott Service, R ERA: 0.93	(9, 1)	W	3.0	12	1	0	4	2	0	0	0	0	0	31	52	0.00	1.000
Jeff Montgomery, R ERA: 7.94	(12, 1)	S	1.0	4	0	0	1	1	0	0	0	0	0	10	16	0.00	1.000

BOTTOM

Kansas City Royals @ Oakland Athletics
 Network Associates Coliseum, Oakland, CA

livebaseballscorecards.com

AB 42
R 1
H 7
RBI 1
BB 7
SO 14
LOB 26



Fri Apr 17 1998, 10:05 PM EDT
 Att. 7,402 - Unknown - 59 F

Batter	1	2	3	4	5	6	7	8	9	AB R H RBI BB SO LOB	TOP		
Johnny Damon, L (1, 8) OBP: 0.346, SLG: 0.423 C B B F F X	2-2 G4-6-3 1B		0-0 P5			2-2 F9		3-2 F9 1 SAFE 1 SAFE 1 SAFE 1 SAFE B		4 0 1 0 0 0 1			
Jose Offerman, S (1, 4) OBP: 0.370, SLG: 0.435 C 1 SAFE 1 SAFE X	0-2 G4-6-3 1-2f			0-0 G1-3		2-2 1B 2B 1B		2-2 1B 1-3		4 1 2 0 0 0 1			
Hal Morris, L (1, 3) OBP: 0.486, SLG: 0.631 C B B B B	4-2 BLK BB			1-3 K		0-1 1-2 2B 1B		4-2 1-2 BB		2 0 1 0 2 1 0			
Dean Palmer, R (1, 5) OBP: 0.324, SLG: 0.614 C B F B X	2-2 G3-1 1-2			0-3 K		0-0 1-H 2-H 2B		2-1 L9		4 0 1 1 0 1 4			
Jeff King, R (1, 10) OBP: 0.348, SLG: 0.431 B C B B X		2-1 F7			0-0 F8		4-2 G5-4-3 BB		3-3 K	3 0 0 0 1 1 0			
Shane Mack, R (1, 7) OBP: 0.429, SLG: 0.625 C X		0-1 G6-3		0-1 G5-3		1-1 L7		0-1 29 S G6-3 1B		4 0 1 0 0 0 1			
Ernie Young, R (1, 9) OBP: 0.259, SLG: 0.320 Larry Sutton, L (9, PH) OBP: 0.204, SLG: 0.256 C B B X		1-3 K		0-1 HR		1-0 G5-4-3 1-2f		3-1 G6-3 1-2		3 1 1 1 0 1 1 1 0 0 0 0 0 1			
Sal Fasano, R (1, 2) OBP: 0.222, SLG: 0.125 29 Mike Sweeney, R (8, PR) OBP: 0.304, SLG: 0.310 C B B X			2-1 G5-3		2-3 K		1-1 1B HBP	2-3 K		2 0 0 0 0 1 0 1 0 0 0 0 1 1			
Shane Halter, R (1, 6) OBP: 0.313, SLG: 0.419 S B X			1-1 G4-3		1-0 G5-3		2-2 F8		2-2 F8	3 0 0 0 0 0 1			
Inning Stats	R: 0 H: 1 E: 0 LOB: 1 K: 0 BB: 1 S: 12 P: 20	R: 0 H: 0 E: 0 LOB: 0 K: 1 BB: 0 S: 7 P: 10	R: 0 H: 0 E: 0 LOB: 0 K: 0 BB: 0 S: 5 P: 8	R: 0 H: 0 E: 0 LOB: 0 K: 2 BB: 0 S: 7 P: 8	R: 1 H: 1 E: 0 LOB: 0 K: 1 BB: 0 S: 8 P: 10	R: 1 H: 3 E: 0 LOB: 2 K: 0 BB: 0 S: 16 P: 21	R: 0 H: 0 E: 0 LOB: 0 K: 0 BB: 1 S: 6 P: 12	R: 0 H: 1 E: 0 LOB: 3 K: 0 BB: 1 S: 15 P: 29	R: 0 H: 1 E: 0 LOB: 1 K: 2 BB: 0 S: 11 P: 19	1B: 5 SF: 0 2B: 1 SAC: 0 3B: 0 DP: 2 HR: 1 HBP: 1	WP: 0 PA: 35 PB: 0 SB: 2 CS: 0		
PITCHER	IP WLS BF H R ER SO BB IBB HBP BLK WP HR S P ERA WHIP											PITCHER	IP WLS BF H R ER SO BB IBB HBP BLK WP HR S P ERA WHIP
Kenny Rogers, L (1, 1) ERA: 3.91	7.0 W 26 5 2 2 4 2 0 1 1 0 0 1 62 91 2.57 1.000												
T.J. Mathews, R (8, 1) ERA: 8.1	0.1 1 0 0 0 0 0 0 0 0 0 0 0 3 5 0.00 0.000												
Buddy Groom, L (8, 1) ERA: 2.08	0.1 3 1 0 0 0 0 1 0 0 0 0 0 9 18 0.00 6.000												
Billy Taylor, R (8, 1) ERA: 6.0	1.1 S 5 1 0 0 2 0 0 0 0 0 0 0 13 23 0.00 0.750												

Kansas City Royals @ Oakland Athletics
 Network Associates Coliseum, Oakland, CA

Sat Apr 18 1998, 6:33 AM EDT
 Att. 10,274 - Cloudy - 62 F

livebaseballscorecards.com

AB	31
R	2
H	7
RBI	2
BB	3
SO	6
LOB	11



Batter	1	2	3	4	5	6	7	8	9
Rickey Henderson, R OBP: 0.309, SLG: 0.224 (1, 7)	0-0 F9			1-1 P9	1-1 P9			4-1 FC4-6 1B BB	
Jason McDonald, S OBP: 0.404, SLG: 0.431 Jack Voigt, R (1, 8) (5, 8)	1-0 G1-6-3 1B			1-1 2B		3-1 F8		2-0 B3	
Jason Giambi, L OBP: 0.444, SLG: 0.630 Dave Magadan, L OBP: 0.386, SLG: 0.425 (1, 3) (9, 3)	3-2 G1-6-3 1-2f			3-2 P2		1-0 1B		0-0 FC4-6 1B	
Kevin Mitchell, R OBP: 0.250, SLG: 0.167 Matt Stairs, L OBP: 0.397, SLG: 0.551 (1, 10) (8, PH)		0-0 L9		1-1 F9		1-2 F7		2-2 FC4-6 FC4 1-2f 2-3	
Ben Grieve, L OBP: 0.338, SLG: 0.310 (1, 9)		2-3 K			0-0 G6-3	2-0 F7		3-1 FC4 1-2f	
Mike Blowers, R OBP: 0.259, SLG: 0.167 (1, 5)		2-3 K			3-2 F9		2-2 G5-3		
Kurt Abbott, R OBP: 0.231, SLG: 0.308 (1, 6)			1-3 K		3-2 HR 2B		0-0 F9		
Mike Macfarlane, R OBP: 0.296, SLG: 0.292 (1, 2)			1-3 K		4-1 HR BB		4-2 BB		
Rafael Bournigal, R OBP: 0.325, SLG: 0.395 (1, 4)			1-1 G4-3		0-1 HR		1-0 L5		

Inning Stats	R: 0 E: 0 K: 6 S: 6	H: 1 LOB: 0 BB: 0 P: 10	R: 0 E: 0 K: 2 S: 7	H: 0 LOB: 0 BB: 0 P: 11	R: 0 E: 0 K: 2 S: 10	H: 0 LOB: 0 BB: 0 P: 13	R: 0 E: 0 K: 0 S: 9	H: 1 LOB: 1 BB: 0 P: 15	R: 3 E: 0 K: 0 S: 14	H: 2 LOB: 0 BB: 1 P: 25	R: 0 E: 0 K: 0 S: 7	H: 1 LOB: 1 BB: 0 P: 14	R: 0 E: 0 K: 0 S: 13	H: 0 LOB: 1 BB: 1 P: 20	R: 0 E: 0 K: 0 S: 9	H: 1 LOB: 2 BB: 1 P: 20
--------------	------------------------------	----------------------------------	------------------------------	----------------------------------	-------------------------------	----------------------------------	------------------------------	----------------------------------	-------------------------------	----------------------------------	------------------------------	----------------------------------	-------------------------------	----------------------------------	------------------------------	----------------------------------

PITCHER	IP	WLS	BF	H	R	ER	SO	BB	IBB	HBP	BLK	WP	HR	S	P	ERA	WHIP
Glendon Rusch, L ERA: 6.29 (1, 1)	7.0	L	27	5	3	3	4	2	0	0	0	0	1	66	108	3.86	1.000
47 Brian Bevil, R ERA: 5.59 (8, 1)	0.1		3	1	0	0	0	1	0	0	0	0	0	3	9	0.00	6.000
Matt Whisenant, L ERA: 14.29 (8, 1)	0.2		2	0	0	0	0	0	0	0	0	0	0	6	11	0.00	0.000

BOTTOM


Kansas City Royals @ Oakland Athletics
Network Associates Coliseum, Oakland, CA

Sat Apr 18 1998, 6:33 AM EDT
Att: 10,274 - Cloudy - 62 F

AB	R	H	RBI	BB	SO	LOB
3	0	0	0	1	0	0
2	0	2	0	0	0	0
2	0	0	0	0	0	1
4	0	2	0	0	0	2
0	0	0	0	0	0	0
3	0	0	0	0	0	2
1	0	0	0	0	0	2
4	0	0	0	0	1	3
3	0	0	0	0	1	0
3	1	1	0	0	1	0
1	1	0	0	2	1	0
3	1	1	3	0	0	1

AB	29
R	3
H	6
RBI	3
BB	3
SO	4
LOB	11

livebaseballscores.com



WP	PA
0	32
PB	0
SB	0
CS	0

Batter	1	2	3	4	5	6	7	8	9	AB R H RBI BB SO LOB	TOP											
Johnny Damon, L (1, 8) <small>OBP: 0.325, SLG: 0.395</small>	 F8	 G4-3		 K		 G4-3		 L7		5 0 0 0 0 1 2												
Jose Offerman, S (1, 4) <small>OBP: 0.372, SLG: 0.446</small>	 K		 L7		 F7	 F7		 G4-3		5 2 2 0 0 1 1												
Hal Morris, L (1, 10) <small>OBP: 0.480, SLG: 0.609</small>	 1B		 L7		 F7	 IBB		 K		4 0 1 0 1 1 2												
Dean Palmer, R (1, 5) <small>OBP: 0.342, SLG: 0.640</small>	 FC5-4 1B		 1B		 1B	 L8		 L7		5 2 3 2 0 0 2												
Jeff King, R (1, 3) <small>OBP: 0.352, SLG: 0.429</small>	 FC5-4		 G4-3		 1B		 E6	 G1-3 1B		5 1 2 1 0 0 3												
Shane Mack, R (1, 7) <small>OBP: 0.450, SLG: 0.611</small>		 FC4-6 HBP	 S 1B		 K		 G6-4-3 1B	 G1-3		4 2 2 0 0 1 2												
Larry Sutton, L (1, 9) <small>OBP: 0.278, SLG: 0.319</small>		 FC6-4 1B	 CS 1B		 FC5-4 1B		 G6-4-3 1B	 FC5-4 BB		4 0 4 3 1 0 0												
29 Mike Sweeney, R (1, 2) <small>OBP: 0.275, SLG: 0.277</small>		 FC6-4 FC4-6	 CS	 G1-3	 FC5-4		 G6-4-3	 FC5-4		5 0 0 0 0 0 8												
Felix Martinez, S (1, 6) <small>OBP: 0.182, SLG: 0.146</small>		 FC4-6		 F8		 G4-3 1B	 F7			4 0 1 1 0 0 2												
Inning Stats	R: 0 E: 0 K: 1 S: 14	H: 2 LOB: 2 BB: 0 P: 20	R: 1 E: 0 K: 0 S: 11	H: 1 LOB: 1 BB: 0 P: 17	R: 3 E: 0 K: 0 S: 10	H: 4 LOB: 0 BB: 0 P: 16	R: 0 E: 0 K: 1 S: 6	H: 0 LOB: 0 BB: 0 P: 8	R: 2 E: 0 K: 1 S: 15	H: 4 LOB: 2 BB: 1 P: 20	R: 0 E: 0 K: 0 S: 7	H: 1 LOB: 2 BB: 1 P: 18	R: 1 E: 1 K: 0 S: 10	H: 2 LOB: 1 BB: 0 P: 15	R: 0 E: 0 K: 1 S: 9	H: 0 LOB: 0 BB: 0 P: 16	R: 0 E: 0 K: 0 S: 9	H: 1 LOB: 2 BB: 1 P: 19	1B: 13 2B: 1 3B: 1 HR: 0	SF: 0 SAC: 0 DP: 1 HBP: 1	WP: 0 PB: 0 SB: 2 CS: 1	PA: 45
PITCHER	IP WLS BF H R ER SO BB IBB HBP BLK WP HR S P ERA WHIP																					
Ariel Prieto, R (1, 1) <small>ERA: 11.88</small>	4.2 L 25 11 6 6 3 0 0 1 0 0 0 0 55 79 11.57 2.357																					
Aaron Small, R (5, 1) <small>ERA: 7.88</small>	3.1 14 3 1 0 1 0 1 0 0 0 0 27 51 0.00 0.900																					
Jim Dougherty, R (9, 1) <small>ERA: 7.04</small>	1.0 5 1 0 0 0 1 0 0 0 0 0 9 19 0.00 2.000																					

Kansas City Royals @ Oakland Athletics
 Network Associates Coliseum, Oakland, CA

Sun Apr 19 1998, 6:33 AM EDT
 Att. 14,127 - Sunny - 62 F

AB	41
R	7
H	15
RBI	7
BB	2
SO	4
LOB	22



Batter	1	2	3	4	5	6	7	8	9	AB R H RBI BB SO LOB
Rickey Henderson, R OBP: 0.315, SLG: 0.238 (1, 8)	1-0 1B G4-6-3 1B		3-2 CS BB 1B		2-3 K 2		0-1 E5 G4-6-3 1-2		1-2 G3 3	5 1 2 0 0 1 3
Dave Magadan, L OBP: 0.417, SLG: 0.442 (1, 3)	2-2 1B G4-6-3 1B		4-1 SAFE 1-2 BB		1-1 1-3 2-H 1B		1-2 G4-6-3 1-2f 2-3			3 0 2 1 1 0 2
Jason Giambi, L OBP: 0.418, SLG: 0.586 (1, 10)	3-1 G4-6-3 1-2f 3-H		2-3 K 2-3		1-2 G5-3 3		2-1 G6-3 3			4 0 0 0 0 1 6
Matt Stairs, L OBP: 0.403, SLG: 0.623 (1, 7)	2-3 K 3			2-2 G4-3 1		0-0 HR		0-0 2B		4 1 2 1 0 1 0
Ben Grieve, L OBP: 0.333, SLG: 0.306 (1, 9)		2-2 L6 BB 1B		2-0 G6-3 2		2-1 F8 1		2-3 K 1		4 0 1 0 0 1 1
A.J. Hinch, R OBP: 0.319, SLG: 0.341 (1, 2)		4-0 BB 1-2 BB		0-0 G4-3 3		2-3 K2-3 2		2-2 G1-3 2		3 0 0 0 1 1 1
Kurt Abbott, R OBP: 0.294, SLG: 0.412 (1, 6)		2-3 K 1			2-2 1B 1B		2-1 2B		2-0 G4-3 3	4 1 2 0 0 1 3
Mike Blowers, R OBP: 0.226, SLG: 0.143 (1, 5)		0-1 L6 2-3			1-1 L9 1		0-1 F9 3		3-3 K 1	4 0 0 0 0 1 4
Scott Spiezio, S OBP: 0.305, SLG: 0.308 Rafael Bournigal, R OBP: 0.317, SLG: 0.385 (9, PH)			1-0 F9 1		2-1 1B 1B		4-1 G4-6-3 E BB		2-1 G6-3 2	2 0 1 0 1 0 0 1 0 0 0 0 0 0

Inning Stats	R: 1 E: 0 K: 1 S: 9	H: 2 LOB: 0 BB: 0 P: 17	R: 0 E: 0 K: 1 S: 8	H: 1 LOB: 1 BB: 1 P: 16	R: 0 E: 0 K: 1 S: 9	H: 1 LOB: 2 BB: 1 P: 19	R: 0 E: 0 K: 0 S: 5	H: 0 LOB: 0 BB: 0 P: 9	R: 1 E: 0 K: 1 S: 16	H: 3 LOB: 2 BB: 0 P: 25	R: 1 E: 0 K: 1 S: 10	H: 2 LOB: 1 BB: 0 P: 16	R: 0 E: 1 K: 0 S: 9	H: 0 LOB: 1 BB: 1 P: 16	R: 0 E: 0 K: 1 S: 8	H: 1 LOB: 1 BB: 0 P: 14	R: 0 E: 0 K: 1 S: 8	H: 0 LOB: 0 BB: 0 P: 14	1B: 7 2B: 4 3B: 0 HR: 1	SF: 0 SAC: 0 DP: 4 HBP: 0
--------------	------------------------------	----------------------------------	------------------------------	----------------------------------	------------------------------	----------------------------------	------------------------------	---------------------------------	-------------------------------	----------------------------------	-------------------------------	----------------------------------	------------------------------	----------------------------------	------------------------------	----------------------------------	------------------------------	----------------------------------	----------------------------------	------------------------------------

PITCHER	IP	WLS	BF	H	R	ER	SO	BB	IBB	HBP	BLK	WP	HR	S	P	ERA	WHIP
Pat Rapp, R ERA: 2.45 (1, 1)	5.2	W	25	9	3	3	5	2	0	0	0	0	1	55	100	4.76	1.941
47 Brian Bevil, R ERA: 5.4 (6, 1)	0.1		3	0	0	0	0	1	0	0	0	0	0	5	9	0.00	3.000
50 José Rosado, L ERA: 3.55 (7, 1)	3.0	S	9	1	0	0	2	0	0	0	0	0	0	22	37	0.00	0.333


BOTTOM

Kansas City Royals @ Oakland Athletics
Network Associates Coliseum, Oakland, CA

livebaseballscorecards.com

AB	34
R	3
H	10
RBI	2
BB	3
SO	7
LOB	20

WP: 0 PA: 37
PB: 0
SB: 0
CS: 1



Sun Apr 19 1998, 6:33 AM EDT
Att. 14,127 - Sunny - 62 F

Kansas City Royals @ Seattle Mariners
 The Kingdome, Seattle, WA
 Mon Apr 20 1998, 10:05 PM EDT
 Att: 38,345 - Dome - 72 F

AB	36
R	7
H	12
RBI	7
BB	5
SO	7
LOB	18



WP:	1	PA:	44
PB:	0		
SB:	3		
CS:	1		

AB R H RBI BB SO LOB

3	1	2	0	1	0	1
5	2	2	1	0	2	4
4	1	1	1	1	0	3
4	1	2	3	1	1	0
3	0	1	1	1	1	0
2	0	0	0	0	1	1
2	0	0	0	1	1	2
2	0	1	0	0	0	0
5	1	1	1	0	0	3
3	1	2	0	0	0	0

Batter	1	2	3	4	5	6	7	8	9
Shane Halter, R OBP: 0.361, SLG: 0.500 (1, 9) (6, 5)	0-0 1B G5-3 2B	4-0 BB		0-0 F8	0-0 WP 2B			0-0 SH G4-3 1-2	
Jose Offerman, S OBP: 0.373, SLG: 0.443 (1, 4)	0-0 G5-3 1B	0-3 K		0-0 E SF7 1B	0-0 G4-3			0-3 K	
Shane Mack, R OBP: 0.444, SLG: 0.575 (1, 7) (7, 9)	0-0 G5-3		0-0 HR 1B	4-0 BB BB		0-0 F7		0-0 G4-3 1-2f	
Dean Palmer, R OBP: 0.357, SLG: 0.671 (1, 10)	0-0 BB 1B		0-0 HR	4-0 BB BB		0-3 K		0-0 G6-3	
Jeff King, R OBP: 0.355, SLG: 0.424 (1, 3)	4-0 BB		0-0 F8	0-0 SF7		0-3 K		0-0 FC4-6 1B	
Ernie Young, R OBP: 0.233, SLG: 0.286 (1, 8) (6, 9)	0-3 K		0-0 G3	0-0 G5-3		0-3 K		0-0 FC4-6 1B	
Hal Morris, L OBP: 0.468, SLG: 0.592 (7, PH) (7, 7)								1-2f	
Terry Pendleton, S OBP: 0.222, SLG: 0.238 Johnny Damon, L OBP: 0.329, SLG: 0.397 (1, 5) (6, 8)	0-3 K		4-0 BB		0-0 F7		0-0 F8	0-0 1-2 1B	
29 Mike Sweeney, R OBP: 0.268, SLG: 0.327 (1, 2)		0-0 P3	0-0 G4-3		0-0 HR		0-0 F9	0-0 G6-3	
Felix Martinez, S OBP: 0.229, SLG: 0.182 (1, 6)		0-0 CS BLK 1B		0-0 1B	0-0 G6-3			1-0 HBP	

Inning Stats	R: 2	H: 3	E: 0	K: 2	S: 10	P: 14	R: 0	H: 1	E: 0	K: 1	S: 5	P: 9	R: 2	H: 2	E: 0	K: 0	S: 5	P: 9	R: 2	H: 2	E: 0	K: 0	S: 5	P: 13	R: 1	H: 2	E: 0	K: 0	S: 5	P: 5	R: 0	H: 0	E: 0	K: 2	S: 7	P: 7	R: 0	H: 0	E: 0	K: 1	S: 5	P: 5	R: 0	H: 0	E: 1	K: 1	S: 5	P: 6	R: 0	H: 2	E: 0	K: 0	S: 5	P: 5	1B: 8	2B: 2	3B: 0	HR: 2	SF: 1	SAC: 1	DP: 1	HBP: 1	WP: 1	PA: 44
--------------	------	------	------	------	-------	-------	------	------	------	------	------	------	------	------	------	------	------	------	------	------	------	------	------	-------	------	------	------	------	------	------	------	------	------	------	------	------	------	------	------	------	------	------	------	------	------	------	------	------	------	------	------	------	------	------	-------	-------	-------	-------	-------	--------	-------	--------	-------	--------

PITCHER	IP	WLS	BF	H	R	ER	SO	BB	IBB	HBP	BLK	WP	HR	S	P	ERA	WHIP
Randy Johnson, L ERA: 7.46 (1, 1)	3.1		20	8	6	6	3	3	0	0	1	0	1	23	35	16.20	3.300
Felipe Lira, R ERA: 3.38 (4, 1)	2.2	W	12	2	1	1	2	2	0	0	0	1	1	14	22	3.38	1.500
Paul Spoljaric, L ERA: 2.25 (7, 1)	1.1		6	0	0	0	2	0	0	1	0	0	0	9	10	0.00	0.000
Heathcliff Slocumb, R ERA: 23.62 (8, 1)	0.2		1	0	0	0	0	0	0	0	0	0	0	1	1	0.00	0.000
31 Bobby Ayala, R ERA: 6.75 (9, 1)	1.0	S	5	2	0	0	0	0	0	0	0	0	0	5	5	0.00	2.000

PITCHER	IP	WLS	BF	H	R	ER	SO	BB	IBB	HBP	BLK	WP	HR	S	P	ERA	WHIP
---------	----	-----	----	---	---	----	----	----	-----	-----	-----	----	----	---	---	-----	------

Batter	1	2	3	4	5	6	7	8	9
Joey Cora, S OBP: 0.326, SLG: 0.333 (1, 4)	0-0 F7		0-0 G3	0-0 F9		0-0 F9		0-0 G3	
Alex Rodriguez, R OBP: 0.387, SLG: 0.747 (1, 6)	0-0 1B G3 1B		0-3 K		0-0 HR	0-0 WP SF7 2B		0-0 S 2B	
Ken Griffey Jr., L OBP: 0.379, SLG: 0.689 (1, 8)	0-0 G3		0-0 HR		0-0 WP SF9 1B	0-0 SF7		4-0 S IBB	
Edgar Martinez, R OBP: 0.370, SLG: 0.373 (1, 10)	0-0 2-3 1B		0-0 2B		4-0 SF9 WP BB	0-0 L3		4-0 1-2 BB	
David Segui, S OBP: 0.451, SLG: 0.770 (1, 3)	0-3 K		0-0 G3		4-0 BB BB BB BB		0-3 K	0-0 F7	
Robert Perez, R OBP: 0.167, SLG: 0.292 (5, 9)					1-2 2-3 BB				
Rick Wilkins, L OBP: 0.292, SLG: 0.500 (5, PH)									
Jeff Huson, L OBP: 0.238, SLG: 0.211 (8, 3)									
Glenallen Hill, R OBP: 0.443, SLG: 0.571 (1, 7)		0-0 1B		0-0 F8	0-0 SF9		0-0 BB 1B	0-0 F8	
Russ Davis, R OBP: 0.377, SLG: 0.655 (1, 5)		0-0 F8		0-3 K	0-0 G6-4-3		0-0 P6		
Dan Wilson, R OBP: 0.362, SLG: 0.347 (1, 2)		0-3 K		4-0 HR BB		0-0 F9 2B 1B	4-0 1-2 BB		
Rich Amaral, R OBP: 0.125, SLG: 0.500 (1, 9)		0-0 G1-3		0-0 HR		1-0 2B WP HBP	0-0 G3		
Rob Ducey, L (5, 3) (6, 9) (6, PH) (7, 9)									

AB	R	H	RBI	BB	SO	LOB
5	0	0	0	0	0	2
5	2	4	2	0	1	0
3	2	2	2	1	0	1
3	0	2	0	2	0	0
2	0	0	0	0	1	3
0	0	0	0	0	0	0
1	0	0	0	1	1	0
1	0	0	0	0	0	3
4	0	2	1	0	0	3
4	0	0	0	0	1	4
2	2	1	0	2	1	1
2	1	1	2	0	0	1
1	1	0	0	0	0	2

BOTTOM	
AB	33
R	8
H	12
RBI	7
BB	6
SO	5
LOB	20

Inning Stats	
R: 0	H: 2
E: 0	LOB: 2
K: 1	BB: 0
S: 7	P: 7
R: 0	H: 1
E: 0	LOB: 1
K: 1	BB: 0
S: 6	P: 6
R: 1	H: 2
E: 0	LOB: 1
K: 1	BB: 0
S: 7	P: 7
R: 2	H: 1
E: 0	LOB: 0
K: 1	BB: 1
S: 6	P: 10
R: 2	H: 2
E: 0	LOB: 1
K: 0	BB: 2
S: 4	P: 12
R: 3	H: 2
E: 0	LOB: 0
K: 0	BB: 0
S: 5	P: 6
R: 0	H: 1
E: 0	LOB: 2
K: 1	BB: 1
S: 6	P: 10
R: 0	H: 1
E: 0	LOB: 3
K: 0	BB: 2
S: 4	P: 12

PITCHER																
IP	WLS	BF	H	R	ER	SO	BB	IBB	HBP	BLK	WP	HR	S	P	ERA	WHIP
4.0		22	8	5	5	4	2	0	0	0	0	3	28	36	11.25	2.500
1.1	L	7	2	3	3	0	1	0	1	0	1	0	5	10	20.25	2.250
0.2		2	0	0	0	0	0	0	0	0	1	0	2	2	0.00	0.000
1.0		5	1	0	0	1	1	0	0	0	0	0	6	10	0.00	2.000
1.0		6	1	0	0	0	1	1	0	0	0	0	4	12	0.00	2.000

Kansas City Royals @ Seattle Mariners
The Kingdom, Seattle, WA
Mon Apr 20 1998, 10:05 PM EDT
Att: 38,345 - Dome - 72 F



PITCHER																
IP	WLS	BF	H	R	ER	SO	BB	IBB	HBP	BLK	WP	HR	S	P	ERA	WHIP
4.0		22	8	5	5	4	2	0	0	0	0	3	28	36	11.25	2.500
1.1	L	7	2	3	3	0	1	0	1	0	1	0	5	10	20.25	2.250
0.2		2	0	0	0	0	0	0	0	0	1	0	2	2	0.00	0.000
1.0		5	1	0	0	1	1	0	0	0	0	0	6	10	0.00	2.000
1.0		6	1	0	0	0	1	1	0	0	0	0	4	12	0.00	2.000

Batter	1	2	3	4	5	6	7	8	9	AB R H RBI BB SO LOB	TOP	
Johnny Damon, L (1, 8) OBP: 0.333, SLG: 0.402 B C C B X X	2-2 G1-3 ①		2-3 K C F F B B X		2-2 G4-3 ③			1-1 1B 1B 2B C B B B X	4-0 BB BB 1-2 BB BB	4 1 1 0 1 1 0		
Jose Offerman, S (1, 4) OBP: 0.375, SLG: 0.434 B B S F B X X	3-2 G5-3 ②			1-2 G5-3 ①		0-0 G4-3 ①		1-2 G4-3 1B 1B B B B B X	4-2 BB BB 1-2 BB 1-2 2-3 3-H BB	4 1 1 1 1 1 0 0		
Hal Morris, L (1, 10) OBP: 0.463, SLG: 0.573 B S S B X X	2-2 F7 ③			4-1 1B 1B BB B B B B X		3-3 K ②		0-0 G4-3 1B 1B X	4-1 G4-3 ③	4 1 1 1 1 1 3		
Dean Palmer, R (1, 5) OBP: 0.352, SLG: 0.651 B B T T B B X		3-2 G6-3 ①		1-2 1B 1-2 1B S C B B X		1-3 K ③		0-1 G4-3 ②		4 0 1 0 0 1 2		
Jeff King, R (1, 3) OBP: 0.363, SLG: 0.429 C S B X X		1-2 F6 ②		1-3 K ②			0-1 2B 1B S X	0-0 1B 3-H X		4 1 2 1 0 1 2		
Shane Mack, R (1, 7) OBP: 0.469, SLG: 0.614 Shane Halter, R (9, 7) OBP: 0.361, SLG: 0.500 B B B B B X		3-1 2B X		2-2 1B 1-3 2-H F B B B X			2-3 K ①		1-2 FC6-4 29 WP BB 1B C B T T B B X	4 1 3 1 0 1 1 0 0 0 0 0 0 0		
Ernie Young, R (1, 9) OBP: 0.235, SLG: 0.313 X	0-0 G5-3 ③			2-2 G5-3 ③			0-1 2B 1-H F X		2-0 F9 ①	4 0 1 1 0 0 4		
29 Mike Sweeney, R (1, 2) OBP: 0.267, SLG: 0.309 F B B S X X			2-2 G6-3 ①		1-1 G1-3 ①		1-1 G5-3 ②		4-2 FC6-4 BB 1-2 BB B B B B X	3 0 0 0 1 0 1		
Felix Martinez, S (1, 6) OBP: 0.212, SLG: 0.167 X			0-0 G5-3 ②		1-3 K ②		1-2 F4 ③		0-0 FC6-4 BB BB 1-2 2-3 X	4 0 0 0 0 1 3		
Inning Stats	R: 0 H: 0 E: 0 LOB: 0 K: 0 BB: 0 S: 9 P: 16	R: 0 H: 1 E: 0 LOB: 1 K: 0 BB: 0 S: 9 P: 16	R: 0 H: 0 E: 0 LOB: 0 K: 1 BB: 0 S: 8 P: 12	R: 1 H: 2 E: 0 LOB: 2 K: 1 BB: 1 S: 16 P: 27	R: 0 H: 0 E: 0 LOB: 0 K: 1 BB: 0 S: 9 P: 13	R: 0 H: 0 E: 0 LOB: 0 K: 2 BB: 0 S: 11 P: 15	R: 1 H: 2 E: 0 LOB: 1 K: 1 BB: 0 S: 16 P: 20	R: 2 H: 4 E: 0 LOB: 1 K: 0 BB: 0 S: 9 P: 11	R: 1 H: 1 E: 0 LOB: 3 K: 0 BB: 3 S: 12 P: 30	1B: 7 SF: 0 2B: 3 SAC: 0 3B: 0 DP: 1 HR: 0 HBP: 0	WP: 1 PA: 39 PB: 0 SB: 1 CS: 0	
PITCHER	IP WLS BF H R ER SO BB IBB HBP BLK WP HR S P ERA WHIP Jamie Moyer, L (1, 1) ERA: 3.98 Tony Fossas, L (8, 1) ERA: 20.25 Mike Timlin, R (8, 1) ERA: 4.3 Heathcliff Slocumb, R (9, 1) ERA: 21.6											PITCHER IP WLS BF H R ER SO BB IBB HBP BLK WP HR S P ERA WHIP

Kansas City Royals @ Seattle Mariners
 The Kingdom, Seattle, WA
 Tue Apr 21 1998, 10:05 PM EDT
 Att. 21,547 - Dome - 72 F

livebaseballscorecards.com



Batter	1	2	3	4	5	6	7	8	9	AB	R	H	RBI	BB	SO	LOB
Joey Cora, S OBP: 0.320, SLG: 0.326 (1, 4)	0-0 FC3-6 1B	0-0 G3-1		1-0 F4		2-1 F9	2-2 P3			5	0	1	0	0	0	8
Rob Ducey, L OBP: 0.429, SLG: 0.200 (1, 9)	2-1 F7		2-2 G3		2-2 BB 1B	4-2 BB 1-2 BB		0-0 P5		4	0	1	0	1	0	1
Ken Griffey Jr., L OBP: 0.380, SLG: 0.662 (1, 8)	1-1 FC3-6 1B 1-2f 1B		0-0 G3		4-2 BB 1-2 BB	4-2 BB 1-2 2-3 BB		3-1 F9		3	0	0	0	2	0	1
Alex Rodriguez, R OBP: 0.388, SLG: 0.761 (1, 6)	2-1 1-2 1B		1-1 L4		1-3 K	1-2 F7		2-2 HR		5	1	2	1	0	1	5
Edgar Martinez, R OBP: 0.395, SLG: 0.400 (1, 10)	1-2 2-H 1B			3-1 F8 2B	4-1 G6-3 1-2 2-3 BB		4-2 F9 HBP BB	2-0 F9		3	0	2	0	2	0	0
Glenallen Hill, R OBP: 0.452, SLG: 0.575 (1, 7)		1-0 FC4 PB 2B		4-0 HBP BB	1-1 G6-3 1-2f		2-1 BB 1-2 HBP		0-0 G6-3	3	1	1	0	1	0	3
Rick Wilkins, L OBP: 0.276, SLG: 0.440 (1, 3)		0-1 FC4 PB 2-3		0-0 F8 2-3		0-0 WP SH1-4 1B	2-0 F9 2-3		0-1 G4-3	5	1	1	0	0	0	5
Russ Davis, R OBP: 0.354, SLG: 0.610 (1, 5)		3-1 F8		1-3 K		0-0 SH1-4 1-2	1-3 K		1-2 K	4	0	0	0	0	3	6
Dan Wilson, R OBP: 0.387, SLG: 0.353 (1, 2)		1-3 K 3-H		1-0 HBP		2-1 BB 2-H 1B	4-2 BB 1-2 BB			2	0	1	1	1	1	1

Inning Stats	R: 0	H: 3	E: 0	K: 10	S: 10	R: 1	H: 1	E: 0	K: 1	S: 9	R: 0	H: 0	E: 0	K: 0	S: 6	R: 0	H: 1	E: 0	K: 12	S: 12	R: 1	H: 2	E: 0	K: 17	S: 17	R: 0	H: 0	E: 0	K: 14	S: 14	R: 1	H: 1	E: 0	K: 7	S: 7	R: 0	H: 0	E: 0	K: 6	S: 6	1B: 6	2B: 2	3B: 0	HR: 1	SF: 0	SAC: 1	DP: 1	HBP: 2	WP: 1	PB: 1	SB: 0	CS: 0	PA: 44
--------------	------	------	------	-------	-------	------	------	------	------	------	------	------	------	------	------	------	------	------	-------	-------	------	------	------	-------	-------	------	------	------	-------	-------	------	------	------	------	------	------	------	------	------	------	-------	-------	-------	-------	-------	--------	-------	--------	-------	-------	-------	-------	--------

PITCHER	IP	WLS	BF	H	R	ER	SO	BB	IBB	HBP	BLK	WP	HR	S	P	ERA	WHIP
Tim Belcher, R ERA: 5.4 (1, 1)	6.0		31	8	2	1	3	5	0	1	0	1	0	61	110	1.50	2.167
47 Brian Bevil, R ERA: 4.91 (7, 1)	1.0	W	6	0	0	0	1	2	0	1	0	0	0	14	29	0.00	2.000
Scott Service, R ERA: 1.54 (8, 1)	1.0		4	1	1	1	0	0	0	0	0	0	1	7	14	9.00	1.000
Jeff Montgomery, R ERA: 6.75 (9, 1)	1.0	S	3	0	0	0	1	0	0	0	0	0	0	6	7	0.00	0.000

BOTTOM

Kansas City Royals @ Seattle Mariners
The Kingdom, Seattle, WA

Tue Apr 21 1998, 10:05 PM EDT
Att: 21,547 - Dome - 72 F

AB 34
R 3
H 9
RBI 2
BB 7
SO 5
LOB 30



PITCHER	IP	WLS	BF	H	R	ER	SO	BB	IBB	HBP	BLK	WP	HR	S	P	ERA	WHIP
---------	----	-----	----	---	---	----	----	----	-----	-----	-----	----	----	---	---	-----	------

Batter	1	2	3	4	5	6	7	8	9	AB R H RBI BB SO LOB	TOP
Johnny Damon, L (1, 8) <small>OBP: 0.330, SLG: 0.395</small>										4 0 1 0 0 1 2	Kansas City Royals @ Seattle Mariners The Kingdome, Seattle, WA Wed Apr 22 1998, 10:05 PM EDT Att: 22,698 - Dome - 72 F
Jose Offerman, S (1, 4) <small>OBP: 0.370, SLG: 0.419</small>										3 0 0 0 1 0 1	
Hal Morris, L (1, 10) <small>OBP: 0.453, SLG: 0.557</small>										4 1 1 0 0 0 1	
Dean Palmer, R (1, 5) <small>OBP: 0.348, SLG: 0.667</small>										4 1 1 2 0 1 0	
Jeff King, R (1, 3) <small>OBP: 0.357, SLG: 0.419</small>										4 0 1 0 0 1 0	
Shane Mack, R (1, 7) <small>OBP: 0.472, SLG: 0.667</small>										4 1 2 1 0 1 1	
Ernie Young, R (1, 9) <small>OBP: 0.211, SLG: 0.278</small>										4 0 0 0 0 2 2	
29 Mike Sweeney, R (1, 2) <small>OBP: 0.286, SLG: 0.316</small> Chris Turner, R (8, 2)										2 1 1 0 1 1 1 1 0 0 0 0 1 1	
Shane Halter, R (1, 6) <small>OBP: 0.375, SLG: 0.568</small>										3 1 1 2 1 1 1	
Inning Stats	R: 2 H: 3 E: 0 LOB: 0 K: 1 BB: 0 S: 7 P: 7	R: 0 H: 1 E: 0 LOB: 2 K: 3 BB: 1 S: 10 P: 14	R: 0 H: 0 E: 0 LOB: 0 K: 0 BB: 1 S: 2 P: 6	R: 3 H: 2 E: 0 LOB: 0 K: 1 BB: 1 S: 7 P: 11	R: 0 H: 0 E: 0 LOB: 0 K: 0 BB: 0 S: 3 P: 3	R: 0 H: 1 E: 0 LOB: 1 K: 1 BB: 0 S: 6 P: 6	R: 0 H: 0 E: 0 LOB: 0 K: 0 BB: 0 S: 3 P: 3	R: 0 H: 0 E: 0 LOB: 0 K: 1 BB: 0 S: 5 P: 5	R: 0 H: 1 E: 0 LOB: 1 K: 2 BB: 0 S: 8 P: 8	1B: 5 SF: 0 2B: 0 SAC: 0 3B: 0 DP: 1 HR: 3 HBP: 0	
PITCHER Jeff Fassero, L (1, 1) <small>ERA: 4.19</small> Mike Timlin, R (8, 1) <small>ERA: 4.02</small> 31 Bobby Ayala, R (9, 1) <small>ERA: 6.23</small>	IP WLS BF H R ER SO BB IBB HBP BLK WP HR S P ERA WHIP 7.0 W 29 7 5 5 6 3 0 0 0 0 0 3 38 50 6.43 1.429 1.0 3 0 0 0 1 0 0 0 0 0 0 0 5 5 0.00 0.000 1.0 4 1 0 0 2 0 0 0 0 0 0 0 8 8 0.00 1.000	PITCHER IP WLS BF H R ER SO BB IBB HBP BLK WP HR S P ERA WHIP									

livebaseballscorecards.com

AB	33
R	5
H	8
RBI	5
BB	3
SO	9
LOB	10



Batter	1	2	3	4	5	6	7	8	9	AB	R	H	RBI	BB	SO	LOB
Joey Cora, S OBP: 0.353, SLG: 0.366 (1, 4)	0-0 1B 1B	0-0 1-2 3-H HR 1B		0-0 1B 2B		4-0 1B BB	0-0 1B			4	3	4	1	1	0	0
Rob Ducey, L OBP: 0.583, SLG: 0.800 (1, 9)	0-0 FC6-4 1-2 G6-3 1B	0-0 1-H 2-H HR		0-0 2-H 1B		0-0 1-2 1B	0-0 G3-1			5	2	4	4	0	0	1
Ken Griffey Jr., L OBP: 0.371, SLG: 0.634 (1, 8)	0-0 1-2 2-H FC6-4 1B	0-0 G3		0-3 K		0-3 K		0-0 F7		5	0	1	1	0	2	3
Alex Rodriguez, R OBP: 0.379, SLG: 0.742 (1, 6)	0-0 FC6-4 G6-3 1-2f 2-3 S	0-0 G6-3		0-0 P3			0-0 G6-3	0-0 2B		5	0	1	0	0	0	3
Edgar Martinez, R OBP: 0.407, SLG: 0.405 (1, 10)	0-0 G6-3 1-3 3-H		0-0 FC3-6 1B		0-0 G6-4-3 1B		4-0 1B 1B BB	0-0 F9		4	1	2	1	1	0	1
Glenallen Hill, R OBP: 0.443, SLG: 0.558 (1, 7)	0-0 G5-3		0-0 P3		0-0 G6-4-3		0-0 1B HR 1B			4	1	1	0	0	0	3
Rich Amaral, R OBP: 0.125, SLG: 0.500 (8, 7)					1-2f					0	0	0	0	0	0	0
Rick Wilkins, L OBP: 0.242, SLG: 0.379 (1, 3)		0-0 G3	0-0 FC3-6	1-2f	0-3 K		0-3 K			4	0	0	0	0	2	3
Jeff Huson, L OBP: 0.238, SLG: 0.211 (8, 3)										0	0	0	0	0	0	0
Russ Davis, R OBP: 0.362, SLG: 0.603 (1, 5)		0-0 1B 1B	0-3 K			0-0 G6-3	0-0 HR 1B			4	2	2	1	0	1	1
Dan Wilson, R OBP: 0.394, SLG: 0.418 (1, 2)		0-0 1-3 HR 1B		0-0 F9		0-0 P4	0-0 HR			4	2	2	3	0	0	0

Inning Stats	R: 2	H: 3	E: 0	K: 0	S: 6	H: 3	LOB: 1	BB: 0	P: 6	R: 4	H: 4	E: 0	K: 0	S: 7	H: 4	LOB: 0	BB: 0	P: 7	R: 0	H: 1	E: 0	K: 1	S: 6	H: 2	LOB: 1	BB: 0	P: 6	R: 1	H: 2	E: 0	K: 1	S: 7	H: 1	LOB: 2	BB: 0	P: 5	R: 0	H: 1	E: 0	K: 1	S: 6	H: 1	LOB: 2	BB: 1	P: 10	R: 4	H: 4	E: 0	K: 1	S: 9	H: 4	LOB: 1	BB: 1	P: 13	R: 0	H: 1	E: 0	K: 0	S: 3	H: 1	LOB: 0	BB: 0	P: 3
--------------	------	------	------	------	------	------	--------	-------	------	------	------	------	------	------	------	--------	-------	------	------	------	------	------	------	------	--------	-------	------	------	------	------	------	------	------	--------	-------	------	------	------	------	------	------	------	--------	-------	-------	------	------	------	------	------	------	--------	-------	-------	------	------	------	------	------	------	--------	-------	------

PITCHER	IP	WLS	BF	H	R	ER	SO	BB	IBB	HBP	BLK	WP	HR	S	P	ERA	WHIP
Hipolito Pichardo, R ERA: 4.37 (1, 1)	3.1	L	20	10	7	7	1	0	0	0	0	0	1	22	22	18.90	3.000
50 José Rosado, L ERA: 2.93 (4, 1)	2.2		10	2	0	0	3	1	0	0	0	0	0	15	19	0.00	1.125
Danny Rios, R ERA: 10.38 (7, 1)	1.0		8	4	4	1	1	1	0	0	0	0	1	9	13	9.00	5.000
Matt Whisenant, L ERA: 11.05 (8, 1)	1.0		3	1	0	0	0	0	0	0	0	0	0	3	3	0.00	1.000

BOTTOM

Kansas City Royals @ Seattle Mariners
The Kingdom, Seattle, WA

Wed Apr 22 1998, 10:05 PM EDT
Att: 22,698 - Dome - 72 F

AB	39
R	11
H	17
RBI	11
BB	2
SO	5
LOB	15



PITCHER	IP	WLS	BF	H	R	ER	SO	BB	IBB	HBP	BLK	WP	HR	S	P	ERA	WHIP
1B: 13	SF: 0	WP: 0	PA: 41														
2B: 2	SAC: 0	PB: 0															
3B: 0	DP: 1	SB: 1															
HR: 2	HBP: 0	CS: 0															

Batter	1	2	3	4	5	6	7	8	9	AB	R	H	RBI	BB	SO	LOB	TOP										
Tom Goodwin, L (1, 8) OBP: 0.468, SLG: 0.439	4-2 1B FC5-2-5 BB	3-2 1-2 2-3 1B G6-3		2-3 K		3-3 K		1-2 1B		4	0	2	0	1	2	1											
Mark McLemore, S (1, 4) OBP: 0.489, SLG: 0.526	1-1 1-3 1B FC5-2-5	2-1 1-2f G6-3			0-1 1B FC6-4	1-3 K		0-1 1B		5	0	3	0	0	1	3											
Roberto Kelly, R (1, 7) OBP: 0.344, SLG: 0.548	1-3 K		3-2 3B		1-2 2B FC6-4 1-2f		1-1 HR	1-2 G5-3		5	2	2	1	0	1	5											
Juan Gonzalez, R (1, 9) OBP: 0.374, SLG: 0.605	3-2 1-2 3-H FC5-2-5		1-3 K		2-2 1B 2B 1-H		1-3 K		1-3 K	5	1	1	1	0	3	3											
Will Clark, L (1, 3) OBP: 0.427, SLG: 0.389	1-3 K		3-3 K		0-0 1B BB 2-H		2-2 F8		4-1 G5-3 BB	4	0	1	1	1	2	3											
Ivan Rodriguez, R (1, 2) Domingo Ceden0, S (8, 6) OBP: 0.494, SLG: 0.681 OBP: 0.556, SLG: 0.625		2-2 F9	2-2 F9		4-0 1-2 BB		4-2 BB FC4-6		1-0 G5-3 1-2	2	0	0	0	2	0	1											
Mike Simms, R (1, 10) Lee Stevens, L (9, PH) OBP: 0.400, SLG: 0.615 OBP: 0.354, SLG: 0.700		2-2 1B FC1 1B		0-1 F8	2-3 K		1-2 FC4-6 1-2f		2-1 G6-3	4	1	1	0	0	1	3											
Kevin Elster, R (1, 6) Bill Haselman, R (8, 2) OBP: 0.380, SLG: 0.400 OBP: 0.286, SLG: 0.429		3-2 1 SAFE 1B E 1B		1-1 P5	3-1 G5			2-2 F9		4	0	1	0	0	0	2											
Fernando Tatis, R (1, 5) Luis Aicea, S (8, PH) (8, 5) OBP: 0.239, SLG: 0.246 OBP: 0.333, SLG: 0.267		0-0 FC1 1B		2-2 1B		0-3 K		3-2 K		3	0	1	1	0	1	1											
Inning Stats	R: 0 E: 0 K: 2 S: 14	H: 1 LOB: 2 BB: 1 P: 24	R: 1 E: 1 K: 0 S: 21	H: 3 LOB: 2 BB: 0 P: 33	R: 0 E: 0 K: 2 S: 15	H: 1 LOB: 1 BB: 0 P: 24	R: 0 E: 0 K: 1 S: 11	H: 1 LOB: 1 BB: 0 P: 16	R: 2 E: 0 K: 1 S: 14	H: 3 LOB: 2 BB: 1 P: 26	R: 0 E: 0 K: 3 S: 9	H: 0 LOB: 0 BB: 0 P: 13	R: 1 E: 0 K: 1 S: 13	H: 1 LOB: 1 BB: 1 P: 22	R: 0 E: 0 K: 1 S: 17	H: 2 LOB: 2 BB: 0 P: 24	R: 0 E: 0 K: 1 S: 7	H: 0 LOB: 1 BB: 1 P: 15	1B: 9 2B: 1 3B: 1 HR: 1	SF: 0 SAC: 0 DP: 1 HBP: 0	WP: 0 PB: 0 SB: 0 CS: 0	PA: 43					
PITCHER	IP	WLS	BF	H	R	ER	SO	BB	IBB	HBP	BLK	WP	HR	S	P	ERA	WHIP										
Glendon Rusch, L (1, 1) ERA: 6.14	5.0	W	26	9	3	3	6	2	0	0	0	0	0	75	123	5.40	2.200										
Jim Pittsley, R (6, 1) ERA: 3.97	3.0		13	3	1	1	5	1	0	0	0	0	1	39	59	3.00	1.333										
47 Brian Bevil, R (9, 1) ERA: 4.5	1.0		4	0	0	0	1	1	0	0	0	0	0	7	15	0.00	1.000										

Texas Rangers @ Kansas City Royals
Kauffman Stadium, Kansas City, MO

Fri Apr 24 1998, 7:05 PM CDT
Att. 17,718 - Cloudy - 71 F

livebaseballscorecards.com

AB	39
R	4
H	12
RBI	4
BB	4
SO	12
LOB	24



Batter	1	2	3	4	5	6	7	8	9
Johnny Damon, L (1, 8) <small>OBP: 0.333, SLG: 0.389</small>	0-1 B2		4-1 1B BB	0-0 1B	1-0 G1-4-3 3-H			2-1 G4-3	
Jose Offerman, S (1, 4) <small>OBP: 0.361, SLG: 0.407</small>	1-3 K		3-1 1B 1B 1-3 2-H 3-H	2-3 SAFE K		0-1 F8		3-2 L8	
Hal Morris, L (1, 10) <small>OBP: 0.444, SLG: 0.537</small>	0-3 K		4-0 1B HR BB	1-0 F8		2-3 K			
Dean Palmer, R (1, 5) <small>OBP: 0.354, SLG: 0.659</small>		0-1 G6-3	2-2 HR PB 1B 1-3 2-H 3-H	2-3 K		1-2 1B			
Jeff King, R (1, 3) <small>OBP: 0.364, SLG: 0.462</small>		3-1 F8	0-1 HR		1-1 2B 3B 1B	0-1 F8			
Shane Mack, R (1, 7) <small>OBP: 0.474, SLG: 0.692</small>		1-1 L1	0-1 1B 2B		1-0 3B 2B		1-2 G1-3		
Larry Sutton, L (1, 9) <small>OBP: 0.293, SLG: 0.333</small>			SH5-4 1B 1B		2-0 G3		0-3 K		
29 Mike Sweeney, R (1, 2) <small>OBP: 0.284, SLG: 0.311</small>			SAFE 1B SH5-4 K		2-1 P2		0-2 G6-3		
Felix Martinez, S (1, 6) <small>OBP: 0.222, SLG: 0.220</small> Shane Halter, R (8, 6) <small>OBP: 0.366, SLG: 0.553</small>			SH5-4 K		0-0 WP 3B 2-H 3-H		0-0 G4-3		

Inning Stats	R: 0	H: 0	E: 0	K: 2	S: 8	R: 0	H: 0	E: 0	K: 0	S: 6	R: 8	H: 7	E: 0	K: 2	S: 26	R: 0	H: 1	E: 0	K: 2	S: 8	R: 3	H: 3	E: 0	K: 0	S: 8	R: 0	H: 1	E: 0	K: 1	S: 10	R: 0	H: 0	E: 0	K: 1	S: 12	R: 0	H: 0	E: 0	K: 0	S: 7
	LOB: 0	BB: 0	LOB: 0	BB: 0	P: 9	LOB: 0	BB: 0	LOB: 0	BB: 0	P: 10	LOB: 1	BB: 2	LOB: 0	BB: 0	P: 13	LOB: 0	BB: 0	LOB: 1	BB: 0	P: 13	LOB: 0	BB: 0	LOB: 0	BB: 0	P: 15	LOB: 0	BB: 0	LOB: 1	BB: 0	P: 13	LOB: 0	BB: 0	LOB: 0	BB: 0	P: 12	LOB: 0	BB: 0	LOB: 0	BB: 0	P: 12

AB	R	H	RBI	BB	SO	LOB
4	1	1	0	1	0	0
5	1	1	2	0	2	1
3	1	0	0	1	2	1
4	1	2	2	0	1	1
4	2	2	3	0	0	1
4	2	2	0	0	0	0
4	1	2	1	0	1	2
4	1	1	0	0	1	3
2	1	1	2	0	1	1
1	0	0	0	0	0	0

AB	R	H	RBI	BB	SO	LOB
35	11	12	10	2	8	10

TEXAS RANGERS @ KANSAS CITY ROYALS
Kauffman Stadium, Kansas City, MO

Fri Apr 24 1998, 7:05 PM CDT
 Att: 17,718 - Cloudy - 71 F

livebaseballscorecards.com

WP: 1 **PA: 38**
PB: 1
SB: 0
CS: 0



PITCHER	IP	WLS	BF	H	R	ER	SO	BB	IBB	HBP	BLK	WP	HR	S	P	ERA	WHIP
John Burkett, R (1, 1) <small>ERA: 9.31</small>	4.2	L	27	11	11	11	6	2	0	0	0	0	1	55	89	21.21	2.786
Eric Gunderson, L (5, 1) <small>ERA:</small>	1.1		5	1	0	0	1	0	0	0	0	0	0	11	15	0.00	0.750
Tim Crabtree, R (7, 1) <small>ERA: 4.66</small>	1.0		3	0	0	0	1	0	0	0	0	0	0	12	13	0.00	0.000
Scott Bailes, L (8, 1) <small>ERA: 6.75</small>	1.0		3	0	0	0	0	0	0	0	0	0	0	7	12	0.00	0.000

Batter	1	2	3	4	5	6	7	8	9	AB R H RBI BB SO LOB	TOP											
Tom Goodwin, L (1, 8) OBP: 0.476, SLG: 0.451	1-2 1B		0-0 1B	0-0 G1-3		2-2 1B		2-1 G6-3		5 3 3 0 0 0 0												
Mark McLemore, S (1, 4) OBP: 0.505, SLG: 0.532	4-2 1B		0-0 1B		2-1 1B	4-2 2B		3-1 F7		3 3 2 0 2 0 0												
29 Rusty Greer, L (1, 7) OBP: 0.362, SLG: 0.354	2-3 1B		0-0 1B		2-1 1B	1-2 1B		1-3 1B		5 1 2 2 0 2 3												
Juan Gonzalez, R (1, 9) OBP: 0.385, SLG: 0.622	2-2 1B		0-0 1B		1-0 1B	0-0 2B		0-3 K		4 1 3 5 0 1 0												
Will Clark, L (1, 3) OBP: 0.426, SLG: 0.382	0-0 1B		1-0 CS		2-3 K	1-2 G6-3		3-2 1B		4 1 1 0 1 1 4												
Ivan Rodriguez, R (1, 2) OBP: 0.489, SLG: 0.675		2-1 F8		0-2 2B		2-2 1B		2-2 G5-3		5 1 2 1 0 0 1												
Lee Stevens, L (1, 10) OBP: 0.343, SLG: 0.656		3-1 G3-1		4-1 2B		2-3 K		0-3 K		4 1 0 0 1 3 2												
Kevin Elster, R (1, 6) OBP: 0.361, SLG: 0.382		0-0 F9		1-1 SF8		0-1 F7		2-2 E5		3 0 0 1 0 0 0												
Luis Alicea, S (1, 5) OBP: 0.364, SLG: 0.333			0-0 L4		1-0 2B	4-1 BB		3-2 G5-3		3 0 1 2 1 0 1												
Inning Stats	R: 1 E: 0 K: 1 S: 14	H: 2 LOB: 1 BB: 1 P: 23	R: 0 E: 0 K: 0 S: 5	H: 0 LOB: 0 BB: 0 P: 10	R: 2 E: 0 K: 0 S: 5	H: 3 LOB: 0 BB: 0 P: 6	R: 3 E: 0 K: 0 S: 10	H: 2 LOB: 0 BB: 2 P: 20	R: 2 E: 0 K: 2 S: 16	H: 3 LOB: 1 BB: 0 P: 27	R: 3 E: 0 K: 0 S: 19	H: 3 LOB: 1 BB: 2 P: 31	R: 0 E: 1 K: 1 S: 13	H: 0 LOB: 1 BB: 0 P: 20	R: 0 E: 0 K: 1 S: 8	H: 0 LOB: 0 BB: 0 P: 14	R: 0 E: 0 K: 2 S: 11	H: 1 LOB: 1 BB: 0 P: 16	1B: 11 2B: 4 3B: 0 HR: 0	SF: 2 SAC: 0 DP: 1 HBP: 0	WP: 1 PB: 0 SB: 2 CS: 1	PA: 44
PITCHER	IP WLS BF H R ER SO BB IBB HBP BLK WP HR S P ERA WHIP																					
Pat Rapp, R (1, 1) ERA: 4.5	4.1 L 22 9 8 8 1 3 0 0 0 1 0 39 69 16.61 2.769																					
50 José Rosado, L (5, 1) ERA: 4.24	1.2 10 4 3 3 2 2 0 0 0 0 0 30 48 16.20 3.600																					
Danny Rios, R (7, 1) ERA: 7.11	2.0 7 0 0 0 2 0 0 0 0 0 0 21 34 0.00 0.000																					
Scott Service, R (9, 1) ERA: 1.42	1.0 4 1 0 0 2 0 0 0 0 0 0 11 16 0.00 1.000																					

Texas Rangers @ Kansas City Royals
Kauffman Stadium, Kansas City, MO
Sat Apr 25 1998, 7:05 PM CDT
Att. 24,453 - Cloudy - 66 F

livebaseballscorecards.com

AB	36
R	11
H	14
RBI	11
BB	5
SO	7
LOB	11



Batter	1	2	3	4	5	6	7	8	9	AB	R	H	RBI	BB	SO	LOB
Johnny Damon, L OBP: 0.346, SLG: 0.415 (1, 8)	4-0 F8 1B BB		0-0 1B 2B		3-1 FC1-6-5 2B	1-2 F7		1-3 K		4	1	2	0	1	1	1
Jose Offerman, S OBP: 0.382, SLG: 0.442 (1, 4)	0-0 1-2 1B		4-0 WP SF7 1B BB		1-2 FC1-6-5 HR		1-0 1B 3B		1-1 G4-6-3 1B	4	3	3	0	1	0	1
Hal Morris, L OBP: 0.442, SLG: 0.529 (1, 10)	0-0 F7		0-0 WP 1B		0-0 F8		0-0 BB 1B		0-0 G4-6-3	5	0	2	2	0	0	4
Dean Palmer, R OBP: 0.347, SLG: 0.674 (1, 5)	0-0 F8		0-0 SF7 1B		0-1 HR		3-2 F8		3-2 F8	4	1	1	3	0	0	3
Jeff King, R OBP: 0.359, SLG: 0.444 (1, 3)	0-0 F8		0-0 G6-3		2-2 F8		4-2 BB			3	0	0	0	1	0	3
Shane Mack, R OBP: 0.475, SLG: 0.679 (1, 7)		0-0 CS 1B	0-0 G4-3			3-2 3B 1B		1-1 G6-4-3		4	1	2	0	0	0	3
Larry Sutton, L OBP: 0.290, SLG: 0.364 (1, 9)		0-0 G6-3		2-2 F8		3-1 29 G6-3 3B		3-1 F9		4	1	1	1	0	0	1
29 Mike Sweeney, R OBP: 0.282, SLG: 0.354 (1, 2)		2-1 HR		0-2 F9		3-1 G6-3		2-2 G5-3		4	1	1	2	0	0	0
Felix Martinez, S OBP: 0.214, SLG: 0.212 Shane Halter, R OBP: 0.372, SLG: 0.538 (6, PH) (7, 6)		0-0 G6-3		1-0 G4-3		0-2 G4-3		4-0 BB		2	0	0	0	0	0	0
										1	0	0	0	1	0	0

Inning Stats	R: 0	H: 1	E: 0	K: 0	S: 4	LOB: 2	BB: 1	P: 8	R: 1	H: 2	E: 0	K: 0	S: 5	LOB: 0	BB: 0	P: 7	R: 2	H: 2	E: 0	K: 0	S: 5	LOB: 1	BB: 1	P: 9	R: 0	H: 0	E: 0	K: 0	S: 7	LOB: 0	BB: 0	P: 10	R: 2	H: 2	E: 0	K: 0	S: 11	LOB: 0	BB: 0	P: 17	R: 1	H: 2	E: 0	K: 0	S: 12	LOB: 1	BB: 1	P: 21	R: 0	H: 0	E: 0	K: 1	S: 9	LOB: 1	BB: 1	P: 19	R: 0	H: 1	E: 0	K: 0	S: 6	LOB: 0	BB: 0	P: 10	1B: 6	SF: 1	2B: 2	SAC: 0	3B: 2	DP: 2	HR: 2	HBP: 0
AB	35																																																																							
R	8																																																																							
H	12																																																																							
RBI	8																																																																							
BB	4																																																																							
SO	1																																																																							
LOB	16																																																																							
WP: 1	PA: 40																																																																							
PB: 0																																																																								
SB: 0																																																																								
CS: 1																																																																								
PITCHER	IP	WLS	BF	H	R	ER	SO	BB	IBB	HBP	BLK	WP	HR	S	P	ERA	WHIP	PITCHER																		IP	WLS	BF	H	R	ER	SO	BB	IBB	HBP	BLK	WP	HR	S	P	ERA	WHIP																				
Bobby Witt, R ERA: 5.19 (1, 1)	5.0		25	9	7	7	0	2	0	0	0	1	2	37	62	12.60	2.200																																																							
Eric Gunderson, L ERA: 0.9 (6, 1)	1.0		5	2	1	1	0	0	0	0	0	0	0	10	15	9.00	2.000																																																							
Danny Patterson, R ERA: (7, 1)	1.2		6	0	0	0	0	2	0	0	0	0	0	15	32	0.00	1.200																																																							
Scott Bailes, L ERA: 6.43 (8, 1)	0.1		1	0	0	0	1	0	0	0	0	0	0	4	5	0.00	0.000																																																							
John Wetteland, R ERA: 1.35 (9, 1)	1.0	S	3	1	0	0	0	0	0	0	0	0	0	6	10	0.00	1.000																																																							

TEXAS RANGERS @ KANSAS CITY ROYALS
Kauffman Stadium, Kansas City, MO
 Sat. Apr 25 1998, 7:05 PM CDT
 Att. 24,453 - Cloudy - 66 F

livebaseballscores.com

AB	35
R	8
H	12
RBI	8
BB	4
SO	1
LOB	16



Batter	1	2	3	4	5	6	7	8	9	AB R H RBI BB SO LOB	TOP		
Roberto Kelly, R (1, 8) OBP: 0.361, SLG: 0.600 Tom Goodwin, L (7, 8) OBP: 0.482, SLG: 0.458	2-1 SH1-3 29 SF8 2B		3-2 F8		1-0 FC6-4 1-2f		0-1 29 1B 2B		1-1 29 FC6-4 E HR 1B	4 2 2 0 0 0 1 1 1 1 0 0 0 0			
Mark McLemore, S (1, 4) OBP: 0.495, SLG: 0.518	0-0 SH1-3 2-3		3-2 29 CS 1B			0-1 F9	2-3 K		0-2 E4 29 FC6-4 1-2	4 0 1 0 0 1 2			
29 Rusty Greer, L (1, 7) OBP: 0.364, SLG: 0.361	1-2 SF8 3-H		0-2 CS 1-2	0-2 G5-3		0-1 E 1B 2B	3-2 S 1B		2-1 FC6-4 1-2f 2-3 HR	4 2 2 2 0 0 2			
Juan Gonzalez, R (1, 9) OBP: 0.396, SLG: 0.684	0-1 HR			1-0 G4-3		0-0 E8 2B 1B	2-1 F9		0-1 HR 1-H 3-H	5 3 3 4 0 0 1			
Ivan Rodriguez, R (1, 10) OBP: 0.495, SLG: 0.691	2-0 G5-3			0-0 G1-3		2-0 1B 1-3 2B	4-2 B 1-2 BB		1-0 1B 2B	4 2 2 1 1 0 0			
Mike Simms, R (1, 3) OBP: 0.444, SLG: 0.625 Lee Stevens, L (7, PH) OBP: 0.333, SLG: 0.636 (7, 3)			0-1 F8		1-0 1B SF8 1B	0-0 BB 1B 2-H 3-H	1-0 G5-3		2-3 K	3 1 2 2 0 0 0 2 0 0 0 0 1 3			
Kevin Elster, R (1, 6) OBP: 0.386, SLG: 0.394			3-2 P3		0-0 FC6-4 1B	4-1 1-2 BB		4-2 B1-6-3 BB	1-2 FC6-4 2-H 1B	3 0 2 1 2 0 0			
Bill Haselman, R (1, 2) OBP: 0.167, SLG: 0.273			2-1 L8		0-0 SF8 3-H	1-3 K		0-0 B1-6-3 1-2f	0-2 FC6-4 1-2f	4 0 0 1 0 1 4			
Fernando Tatis, R (1, 5) OBP: 0.225, SLG: 0.232			1-3 K		3-2 FC6-4 1-2f	1-0 F9		2-2 G5-3		4 0 0 0 0 1 3			
Inning Stats	R: 2 H: 2 E: 0 LOB: 0 K: 0 BB: 0 S: 10 P: 15	R: 0 H: 0 E: 0 LOB: 0 K: 0 BB: 0 S: 8 P: 13	R: 0 H: 1 E: 0 LOB: 0 K: 1 BB: 0 S: 11 P: 18	R: 0 H: 0 E: 0 LOB: 0 K: 0 BB: 0 S: 5 P: 6	R: 1 H: 2 E: 0 LOB: 1 K: 0 BB: 0 S: 8 P: 13	R: 3 H: 4 E: 1 LOB: 2 K: 1 BB: 1 S: 12 P: 20	R: 1 H: 2 E: 0 LOB: 2 K: 1 BB: 1 S: 22 P: 34	R: 0 H: 0 E: 0 LOB: 0 K: 0 BB: 1 S: 8 P: 14	R: 4 H: 4 E: 1 LOB: 1 K: 1 BB: 0 S: 20 P: 27	1B: 9 SF: 2 2B: 4 SAC: 1 3B: 0 DP: 1 HR: 2 HBP: 0	WP: 0 PA: 45 PB: 0 SB: 1 CS: 1		
PITCHER	IP WLS BF H R ER SO BB IBB HBP BLK WP HR S P ERA WHIP											PITCHER	IP WLS BF H R ER SO BB IBB HBP BLK WP HR S P ERA WHIP
Chris Haney, L (1, 1) ERA: 7.07	5.1 L 23 8 6 6 1 0 0 0 0 0 0 1 48 73 10.12 1.500												
47 Brian Bevil, R (6, 1) ERA: 4.73	1.1 9 3 1 1 2 2 0 0 0 0 0 0 27 44 6.75 3.750												
Matt Whisenant, L (7, 1) ERA: 9.35	1.1 4 0 0 0 0 1 0 0 0 0 0 0 9 16 0.00 0.750												
Jeff Montgomery, R (9, 1) ERA: 8.22	1.0 8 4 4 2 1 0 0 0 0 0 0 1 20 27 18.00 4.000												

Texas Rangers @ Kansas City Royals
Kauffman Stadium, Kansas City, MO

Sun Apr 26 1998, 3:33 AM CDT
Att. 15,768 - Sunny - 63 F

livebaseballscorecards.com

AB	38
R	11
H	15
RBI	11
BB	3
SO	4
LOB	16



Batter	1	2	3	4	5	6	7	8	9	AB	R	H	RBI	BB	SO	LOB
Johnny Damon, L OBP: 0.330, SLG: 0.394 (1, 8)	3-2 P3 		1-0 L9 		0-3 K 	1-1 L8 			2-2 P3 	5	0	0	0	0	1	1
Jose Offerman, S OBP: 0.383, SLG: 0.434 (1, 4)	1-3 K 		1-3 K 		0-0 2B 1B 	4-2 1B BB 			0-1 G5-3 	4	1	1	0	1	2	0
Hal Morris, L OBP: 0.450, SLG: 0.543 (1, 3)	1-2 FC5-4 1B 			1-1 F7 	0-0 1B 2B 	3-2 1B 			2-0 G4-3 	5	0	3	1	0	0	0
Dean Palmer, R OBP: 0.352, SLG: 0.663 (1, 5)	1-0 FC5-4 			4-1 HR BB 	0-1 2B 1B 			0-2 G5-3 	3	1	1	1	1	0	1	
Jeff King, R OBP: 0.365, SLG: 0.476 (1, 10)		1-2 F8 		2-1 HR BB 	4-2 BB 			0-3 K 	3	1	1	2	1	1	0	
Shane Mack, R OBP: 0.462, SLG: 0.650 (1, 7)		2-3 K 		2-1 CS 1B 	1-2 P3 			0-1 P3 	4	0	1	0	0	1	3	
Larry Sutton, L OBP: 0.303, SLG: 0.379 (1, 9)		4-2 BB 		1-1 2B 	2-1 G4-3 			0-2 G3 	3	0	1	0	1	0	3	
29 Mike Sweeney, R OBP: 0.293, SLG: 0.353 (1, 2)		1-3 K 		4-2 BB 		3-2 BB 1B 		0-1 P4 	3	1	1	0	1	1	1	
Shane Halter, R OBP: 0.340, SLG: 0.488 (1, 6)			3-1 G6-3 	2-3 K 		0-0 P4 		0-1 G5-3 	4	0	0	0	0	1	3	

Inning Stats	R: 0	H: 1	E: 0	K: 1	S: 10	LOB: 1	BB: 0	P: 16	R: 0	H: 0	E: 0	K: 2	S: 12	LOB: 1	BB: 1	P: 20	R: 0	H: 0	E: 0	K: 1	S: 6	LOB: 0	BB: 0	P: 11	R: 2	H: 3	E: 0	K: 1	S: 14	LOB: 2	BB: 2	P: 30	R: 1	H: 3	E: 0	K: 1	S: 16	LOB: 3	BB: 1	P: 23	R: 1	H: 2	E: 0	K: 0	S: 13	LOB: 2	BB: 1	P: 24	R: 0	H: 0	E: 0	K: 1	S: 8	LOB: 0	BB: 0	P: 8	R: 0	H: 0	E: 0	K: 0	S: 7	LOB: 0	BB: 0	P: 7	R: 0	H: 0	E: 0	K: 0	S: 6	LOB: 0	BB: 0	P: 10	1B: 6	SF: 0	2B: 2	SAC: 0	3B: 0	DP: 0	HR: 1	HBP: 0	WP: 0	PA: 39
--------------	------	------	------	------	-------	--------	-------	-------	------	------	------	------	-------	--------	-------	-------	------	------	------	------	------	--------	-------	-------	------	------	------	------	-------	--------	-------	-------	------	------	------	------	-------	--------	-------	-------	------	------	------	------	-------	--------	-------	-------	------	------	------	------	------	--------	-------	------	------	------	------	------	------	--------	-------	------	------	------	------	------	------	--------	-------	-------	-------	-------	-------	--------	-------	-------	-------	--------	-------	--------

PITCHER	IP	WLS	BF	H	R	ER	SO	BB	IBB	HBP	BLK	WP	HR	S	P	ERA	WHIP
Aaron Sele, R ERA: 2.0 (1, 1)	5.0	W	26	8	4	4	6	4	0	0	0	0	1	62	107	7.20	2.400
Tim Crabtree, R ERA: 3.55 (6, 1)	3.0		10	1	0	0	1	1	0	0	0	0	0	24	32	0.00	0.667
Al Levine, R ERA: (9, 1)	1.0		3	0	0	0	0	0	0	0	0	0	0	6	10	0.00	0.000

BOTTOM

Texas Rangers @ Kansas City Royals
Kauffman Stadium, Kansas City, MO

Sun Apr 26 1998, 3:33 AM CDT
Att. 15,768 - Sunny - 63 F

livebaseballscorecards.com

AB	34
R	4
H	9
RBI	4
BB	5
SO	7
LOB	12

Batter	1	2	3	4	5	6	7	8	9	AB R H RBI BB SO LOB	TOP
Joey Cora, S (1, 4) OBP: 0.345, SLG: 0.358	1-1 		3-1 		1-0 		2-2 		2-2 	5 1 2 0 0 0 1	
Alex Rodriguez, R (1, 6) OBP: 0.361, SLG: 0.667	4-0 		1-0 		1-0 		1-0 		3-1 	3 0 1 0 1 0 2	
Ken Griffey Jr., L (1, 8) OBP: 0.360, SLG: 0.563	1-0 		2-0 		4-2 		1-3 		4-0 	3 1 0 0 2 1 4	
Edgar Martinez, R (1, 10) OBP: 0.377, SLG: 0.449 Rich Amaral, R (8, PR) OBP: 0.125, SLG: 0.500 Rick Wilkins, L (9, PH) OBP: 0.250, SLG: 0.361 John Marzano, R (9, PH)	2-1 		3-1 		2-2 			3-2 	4-1 	4 0 1 0 0 0 3	
David Segui, S (1, 3) OBP: 0.424, SLG: 0.707		1-1 		0-2 		0-2 		2-2 	0-2 	4 0 0 1 0 0 2	
Glenallen Hill, R (1, 7) OBP: 0.437, SLG: 0.562 Robert Perez, R (8, 7) OBP: 0.200, SLG: 0.360		4-0 		4-2 		0-3 		4-2 	0-0 	1 1 0 0 2 1 0	
Rob Ducey, L (1, 9) OBP: 0.321, SLG: 0.385		1-3 		0-0 		0-3 		1-3 	2-3 	5 0 0 0 0 4 7	
Russ Davis, R (1, 5) OBP: 0.349, SLG: 0.547		2-2 		2-0 			4-2 	2-1 		3 0 2 2 1 0 1	
Dan Wilson, R (1, 2) OBP: 0.372, SLG: 0.394			1-1 		1-2 		0-0 	2-2 		3 0 0 0 0 0 2	
Inning Stats	R: 0 H: 0 E: 0 LOB: 1 K: 0 BB: 1 S: 5 P: 13	R: 0 H: 0 E: 0 LOB: 1 K: 1 BB: 1 S: 9 P: 17	R: 0 H: 1 E: 0 LOB: 1 K: 0 BB: 0 S: 6 P: 13	R: 1 H: 1 E: 1 LOB: 2 K: 0 BB: 1 S: 10 P: 19	R: 0 H: 1 E: 0 LOB: 2 K: 0 BB: 1 S: 10 P: 19	R: 0 H: 0 E: 0 LOB: 0 K: 2 BB: 0 S: 9 P: 9	R: 0 H: 0 E: 0 LOB: 2 K: 1 BB: 1 S: 16 P: 24	R: 1 H: 2 E: 0 LOB: 2 K: 1 BB: 0 S: 18 P: 32	R: 3 H: 2 E: 0 LOB: 1 K: 1 BB: 2 S: 13 P: 28	1B: 4 SF: 1 2B: 3 SAC: 1 3B: 0 DP: 0 HR: 0 HBP: 2	WP: 1 PA: 43 PB: 1 SB: 1 CS: 0
PITCHER Tim Belcher, R (1, 1) ERA: 4.28 Scott Service, R (8, 1) ERA: 1.98 47 Brian Bevil, R (9, 1) ERA: 5.93 Matt Whisenant, L (9, 1) ERA: 9.64	IP WLS BF H R ER SO BB IBB HBP BLK WP HR S P ERA WHIP 7.0 0 30 3 1 0 4 5 0 1 0 1 0 65 114 0.00 1.143 1.0 L 6 2 1 1 1 0 0 0 1 1 0 0 18 32 9.00 2.000 0.1 3 1 2 2 0 0 0 1 0 0 0 0 5 14 54.00 3.000 0.2 4 1 1 1 1 1 1 0 0 0 0 0 8 14 13.50 3.000	PITCHER IP WLS BF H R ER SO BB IBB HBP BLK WP HR S P ERA WHIP 0.0 0 3 1 2 2 0 0 0 0 0 0 0 5 14 54.00 3.000									

Seattle Mariners @ Kansas City Royals
 Kauffman Stadium, Kansas City, MO
 Tue Apr 28 1998, 7:05 PM CDT
 Att. 11,630 - Cloudy - 45 F

AB	32
R	5
H	7
RBI	5
BB	7
SO	6
LOB	22



Batter	1	2	3	4	5	6	7	8	9	AB R H RBI BB SO LOB
Shane Halter, R (1, 9) OBP: 0.327, SLG: 0.479	0-3 K		2-3 K		2-1 F8		0-0 2B		1-3 K	5 0 1 1 0 3 1
Jose Offerman, S (1, 4) OBP: 0.396, SLG: 0.430	4-2 G6-3 BB		2-3 K			3-2 CS G6-3 HBP	4-0 BB			1 0 0 0 2 1 0
Shane Mack, R (1, 7) OBP: 0.435, SLG: 0.609	1-1 G6-3 1-2f			3-2 G1-3		1-2 G6-3	1-3 K			4 0 0 0 0 1 4
Dean Palmer, R (1, 5) OBP: 0.358, SLG: 0.650		1-2 K		0-0 L8		4-2 BB 2-3 BB		4-2 G4-6-3 BB		2 0 0 0 2 1 0
Jeff King, R (1, 3) OBP: 0.370, SLG: 0.471		0-2 G4-3		1-1 1B 1B		4-2 FC6-4 BB		0-0 F8		3 0 1 0 1 0 1
Ernie Young, R (1, 8) OBP: 0.244, SLG: 0.308 Johnny Damon, L (8, PH) OBP: 0.327, SLG: 0.390 (9, 8)		2-0 PB 1B		0-0 1B		2-0 FC6-4 1-2f		2-2 G4-6-3 1-2f		3 0 2 0 0 0 2 1 0 0 0 0 0 1
Terry Pendleton, S (1, 10) OBP: 0.204, SLG: 0.217		1-3 SAFE K 1-2		1-0 P6			0-1 P6		2-2 P2	4 0 0 0 0 1 3
29 Mike Sweeney, R (1, 2) OBP: 0.282, SLG: 0.338 Larry Sutton, L (9, PH) OBP: 0.299, SLG: 0.373		2-2 F8			0-3 K		0-0 F8		0-1 F7	3 0 0 0 0 1 2 1 0 0 0 0 0 0
Felix Martinez, S (1, 6) OBP: 0.220, SLG: 0.218 Hal Morris, L (9, PH) OBP: 0.455, SLG: 0.559			3-3 K		1-3 K		2-1 2B 1B		0-1 2B	3 1 1 0 0 2 0 1 0 1 0 0 0 0

Inning Stats	R: 0 E: 0 K: 1 S: 7	H: 0 LOB: 0 BB: 1 P: 12	R: 0 E: 0 K: 2 S: 13	H: 1 LOB: 2 BB: 0 P: 19	R: 0 E: 0 K: 3 S: 10	H: 0 LOB: 0 BB: 0 P: 17	R: 0 E: 0 K: 0 S: 8	H: 2 LOB: 2 BB: 0 P: 13	R: 0 E: 0 K: 2 S: 10	H: 0 LOB: 0 BB: 0 P: 13	R: 0 E: 0 K: 0 S: 13	H: 0 LOB: 2 BB: 2 P: 27	R: 1 E: 0 K: 1 S: 9	H: 2 LOB: 2 BB: 1 P: 16	R: 0 E: 0 K: 0 S: 7	H: 0 LOB: 0 BB: 1 P: 13	R: 0 E: 0 K: 1 S: 11	H: 1 LOB: 1 BB: 0 P: 14	1B: 4 2B: 2 3B: 0 HR: 0	SF: 0 SAC: 0 DP: 2 HBP: 1
PITCHER	IP	WLS	BF	H	R	ER	SO	BB	IBB	HBP	BLK	WP	HR	S	P	ERA	WHIP	WP: 0 PB: 1 SB: 0 CS: 1	PA: 37	
Randy Johnson, L (1, 1) ERA: 6.12	7.0	W	30	5	1	1	9	4	0	1	0	0	0	70	117	1.29	1.286			
Mike Timlin, R (8, 1) ERA: 5.0	1.0		3	0	0	0	0	1	0	0	0	0	0	7	13	0.00	1.000			
31 Bobby Ayala, R (9, 1) ERA: 6.0	1.0		4	1	0	0	1	0	0	0	0	0	0	11	14	0.00	1.000			

Seattle Mariners @ Kansas City Royals
Kauffman Stadium, Kansas City, MO
 Tue Apr 28 1998, 7:05 PM CDT
 Att. 11,630 - Cloudy - 45 F

AB	31
R	1
H	6
RBI	1
BB	5
SO	10
LOB	14



Batter	1	2	3	4	5	6	7	8	9	AB R H RBI BB SO LOB	TOP
Johnny Damon, L (1, 8) <small>OBP: 0.322, SLG: 0.381</small>									5 1 1 0 0 1 1		
Jose Offerman, S (1, 4) <small>OBP: 0.397, SLG: 0.423</small>									4 0 1 0 1 1 1		
Hal Morris, L (1, 10) <small>OBP: 0.462, SLG: 0.602</small>									5 3 3 2 0 0 1		
Dean Palmer, R (1, 5) <small>OBP: 0.368, SLG: 0.683</small>									4 2 2 2 1 2 1		
Jeff King, R (1, 3) <small>OBP: 0.381, SLG: 0.505</small>									4 1 2 3 1 0 2		
Shane Mack, R (1, 7) <small>OBP: 0.405, SLG: 0.565</small>									5 0 0 0 0 0 4		
Larry Sutton, L (1, 9) <small>OBP: 0.324, SLG: 0.387</small>									3 0 2 0 0 1 0		
29 Mike Sweeney, R (1, 2) <small>OBP: 0.280, SLG: 0.333</small>									4 0 1 0 0 0 3		
Felix Martinez, S (1, 6) <small>OBP: 0.206, SLG: 0.203</small>									4 0 0 0 0 2 3		
Inning Stats	R: 0 H: 0 E: 0 LOB: 0 K: 1 BB: 0 S: 10 P: 18	R: 0 H: 1 E: 0 LOB: 2 K: 1 BB: 1 S: 10 P: 18	R: 0 H: 0 E: 0 LOB: 0 K: 2 BB: 0 S: 8 P: 12	R: 2 H: 3 E: 1 LOB: 2 K: 1 BB: 0 S: 12 P: 21	R: 3 H: 3 E: 0 LOB: 0 K: 0 BB: 0 S: 15 P: 18	R: 0 H: 1 E: 0 LOB: 1 K: 0 BB: 0 S: 5 P: 7	R: 0 H: 1 E: 0 LOB: 2 K: 0 BB: 1 S: 9 P: 18	R: 0 H: 0 E: 0 LOB: 0 K: 2 BB: 0 S: 7 P: 10	R: 2 H: 3 E: 0 LOB: 1 K: 0 BB: 1 S: 17 P: 28	1B: 7 SF: 0 2B: 2 SAC: 0 3B: 0 DP: 0 HR: 3 HBP: 1	WP: 0 PA: 42 PB: 0 SB: 0 CS: 1
PITCHER Pat Hentgen, R (1, 1) <small>ERA: 5.97</small> Chris Carpenter, R (7, 1) <small>ERA: 5.09</small> Dan Plesac, L (9, 1) <small>ERA: 5.0</small> Paul Quantrill, R (9, 1) <small>ERA: 2.12</small>	IP WLS BF H R ER SO BB IBB HBP BLK WP HR S P ERA WHIP 6.0 L 28 8 5 5 5 1 0 1 0 0 3 60 94 7.50 1.500 2.1 10 1 1 1 2 2 0 0 0 0 0 22 40 3.86 1.286 0.1 1 1 0 0 0 0 0 0 0 0 0 4 5 0.00 3.000 0.1 3 2 1 1 0 0 0 0 0 0 0 7 11 27.00 6.000	PITCHER IP WLS BF H R ER SO BB IBB HBP BLK WP HR S P ERA WHIP									

Kansas City Royals @ Toronto Blue Jays
 SkyDome, Toronto, ON
 Wed Apr 29 1998, 7:05 PM EDT
 Att: 25,644 - Dome - 72 F

livebaseballscorecards.com



Batter	1	2	3	4	5	6	7	8	9	AB	R	H	RBI	BB	SO	LOB	BOTTOM										
Alex Gonzalez, R OBP: 0.225, SLG: 0.278 (1, 6)	2-2 G4-3 ①		1 SAFE 1-2 G4-3 ②		1-0 G4-3 ①		3-2 1B 2B		2-3 K ①	5	1	1	0	0	1	1	Kansas City Royals @ Toronto Blue Jays SkyDome, Toronto, ON Wed Apr 29 1998, 7:05 PM EDT Att: 25,644 - Dome - 72 F	livebaseballscorecards.com									
Shawn Green, L OBP: 0.305, SLG: 0.426 (1, 9)	0-0 G4-3 ②		1-2 E5 1B		0-0 1B		0-1 1B 2-3 1B		1-0 G3 ②	5	0	2	0	0	0	0											
Jose Canseco, R OBP: 0.252, SLG: 0.490 (1, 7)	2-1 F7 ③		1 SAFE 2-0 1 SAFE 1-3 1B		2-2 F9 ②		0-2 S 1-3 1B 3-H		3-3 K ③	5	0	2	1	0	1	1											
Carlos Delgado, L OBP: 0.333, SLG: 0.364 (1, 3)		3-2 G3-1 ①	1-2 G1-3 ③		1-3 1 SAFE K ③		1-0 P5 ①			4	0	0	0	0	1	5											
Mike Stanley, R OBP: 0.330, SLG: 0.391 (1, 10)		2-2 F9 ②		1-1 G5-3 ①		1-0 F9 ①	2-2 K ②			4	0	0	0	0	1	2											
Tony Fernandez, S OBP: 0.364, SLG: 0.319 (1, 4)		4-1 5 1B BB		1-0 G4-3 ②		4-1 PB BB	1-1 G6-3 ③			2	1	0	0	2	0	2											
Ed Sprague, R OBP: 0.344, SLG: 0.451 (1, 5)	1 SAFE 1-2 1 SAFE 1-H 1B		4-2 1B BB		2-2 P1 ②		3-2 G6-3 ①			3	0	1	1	1	0	1											
José Cruz Jr., S OBP: 0.306, SLG: 0.284 (1, 8)	1-0 G1-3 ③		0-1 1-3 1B		4-2 SAFE BB		1-3 K ②			3	0	1	0	1	1	1											
Darrin Fletcher, L OBP: 0.276, SLG: 0.258 (1, 2)		4-0 G4-3 BB		1-0 F7 ③		0-0 L9 ③		1-0 G3-1 ③		3	0	0	0	1	0	4											
Inning Stats	R: 0 E: 0 K: 0 S: 6	H: 0 LOB: 0 BB: 0 P: 10	R: 1 E: 0 K: 0 S: 11	H: 1 LOB: 1 BB: 1 P: 22	R: 0 E: 1 K: 0 S: 10	H: 1 LOB: 2 BB: 1 P: 19	R: 0 E: 0 K: 0 S: 8	H: 1 LOB: 2 BB: 1 P: 15	R: 0 E: 0 K: 1 S: 9	H: 0 LOB: 2 BB: 2 P: 20	R: 1 E: 0 K: 1 S: 14	H: 3 LOB: 2 BB: 0 P: 21	R: 0 E: 0 K: 1 S: 7	H: 0 LOB: 0 BB: 0 P: 12	R: 0 E: 0 K: 2 S: 7	H: 0 LOB: 0 BB: 0 P: 13	1B: 6 2B: 1 3B: 0 HR: 0	SF: 0 SAC: 0 DP: 1 HBP: 0	WP: 0 PB: 1 SB: 2 CS: 0	PA: 39							
PITCHER	IP	WLS	BF	H	R	ER	SO	BB	IBB	HBP	BLK	WP	HR	S	P	ERA	WHIP										
Hipolito Pichardo, R ERA: 4.08 (1, 1)	6.0	W	28	5	2	2	1	5	0	0	0	0	0	58	107	3.00	1.667										
50 José Rosado, L ERA: 3.79 (7, 1)	2.0		8	2	0	0	2	0	0	0	0	0	0	18	27	0.00	1.000										
Jeff Montgomery, R ERA: 7.27 (9, 1)	1.0		3	0	0	0	2	0	0	0	0	0	0	7	13	0.00	0.000										



Kansas City Royals @ Toronto Blue Jays
 SkyDome, Toronto, ON
 Thu Apr 30 1998, 3:33 AM EDT
 Att. 26,690 - Dome - 72 F

AB	35
R	7
H	11
RBI	7
BB	4
SO	6
LOB	18



WP:	0	PA:	42
PB:	0		
SB:	1		
CS:	0		

Batter	1	2	3	4	5	6	7	8	9	AB	R	H	RBI	BB	SO	LOB
Johnny Damon, L (1, 8) OBP: 0.325, SLG: 0.376	1-2 S 2B 1B	2-0 P2		4-0 1B 1B BB		0-2 K		0-1 F7		4	2	1	0	1	1	2
Jose Offerman, S (1, 4) OBP: 0.388, SLG: 0.413	3-2 SAFE SAFE G6-3	0-1 G6-3		1-0 P5		0-1 G3-6-3 1B		0-1 F9		5	0	1	0	0	0	6
Hal Morris, L (1, 10) OBP: 0.459, SLG: 0.602	0-0 2B 2B		3-2 G3	1-0 BB 1B 1B		0-0 G3-6-3 1-2f			1-3 K	5	1	2	3	0	1	1
Jeff King, R (1, 3) OBP: 0.373, SLG: 0.490	0-1 F7		2-3 K	2-2 BB 1B			2-1 G5-3		1-2 F9	5	0	1	1	0	1	1
Larry Sutton, L (1, 9) OBP: 0.347, SLG: 0.406 Ernie Young, R (9, PH) OBP: 0.262, SLG: 0.350	1-2 1B 2B		0-0 F9	4-2 BB BB			1-0 L9-3 HBP		3-1 2B	2	0	1	1	1	0	0
Shane Mack, R (1, 7) OBP: 0.392, SLG: 0.534	4-2 1B BB						3-2 L9-3 1-2		1-3 K	4	0	0	0	1	1	5
Terry Pendleton, S (1, 5) OBP: 0.245, SLG: 0.340 Felix Martinez, S (8, PR) OBP: 0.206, SLG: 0.203	0-0 1B			0-2 HR		3-3 K		0-1 SH1-4 29 1B 2B		4	1	3	1	0	1	0
Shane Halter, R (1, 6) OBP: 0.327, SLG: 0.460	3-2 F8			4-2 BB HBP 1B BB		0-2 G4-3		0-0 SH1-4		2	1	0	0	1	0	3
Chris Turner, R (1, 2) 29 Mike Sweeney, R (4, PR) OBP: 0.286, SLG: 0.338		3-3 K		1-1 BB HBP 1B		1-2 F9		0-0 1B		1	0	0	0	0	1	0
				1-2 1B HBP				3-H		2	1	1	1	0	0	0

Batter	1	2	3	4	5	6	7	8	9
Johnny Damon, L (1, 8) OBP: 0.325, SLG: 0.376	1-2 S 2B 1B	2-0 P2		4-0 1B 1B BB		0-2 K		0-1 F7	
Jose Offerman, S (1, 4) OBP: 0.388, SLG: 0.413	3-2 SAFE SAFE G6-3	0-1 G6-3		1-0 P5		0-1 G3-6-3 1B		0-1 F9	
Hal Morris, L (1, 10) OBP: 0.459, SLG: 0.602	0-0 2B 2B		3-2 G3	1-0 BB 1B 1B		0-0 G3-6-3 1-2f			1-3 K
Jeff King, R (1, 3) OBP: 0.373, SLG: 0.490	0-1 F7		2-3 K	2-2 BB 1B			2-1 G5-3		1-2 F9
Larry Sutton, L (1, 9) OBP: 0.347, SLG: 0.406 Ernie Young, R (9, PH) OBP: 0.262, SLG: 0.350	1-2 1B 2B		0-0 F9	4-2 BB BB			1-0 L9-3 HBP		3-1 2B
Shane Mack, R (1, 7) OBP: 0.392, SLG: 0.534	4-2 1B BB						3-2 L9-3 1-2		1-3 K
Terry Pendleton, S (1, 5) OBP: 0.245, SLG: 0.340 Felix Martinez, S (8, PR) OBP: 0.206, SLG: 0.203	0-0 1B			0-2 HR		3-3 K		0-1 SH1-4 29 1B 2B	
Shane Halter, R (1, 6) OBP: 0.327, SLG: 0.460	3-2 F8			4-2 BB HBP 1B BB		0-2 G4-3		0-0 SH1-4	
Chris Turner, R (1, 2) 29 Mike Sweeney, R (4, PR) OBP: 0.286, SLG: 0.338		3-3 K		1-1 BB HBP 1B		1-2 F9		0-0 1B	

Inning Stats	R: 2	H: 4	E: 0	K: 0	S: 22	P: 34	R: 0	H: 0	E: 0	K: 1	S: 8	P: 13	R: 0	H: 0	E: 0	K: 1	S: 8	P: 13	R: 4	H: 3	E: 0	K: 0	S: 20	P: 40	R: 0	H: 0	E: 0	K: 1	S: 9	P: 13	R: 0	H: 1	E: 0	K: 1	S: 6	P: 6	R: 0	H: 0	E: 0	K: 0	S: 5	P: 11	R: 1	H: 2	E: 0	K: 0	S: 8	P: 8	R: 0	H: 1	E: 0	K: 2	S: 11	P: 17	1B: 6	2B: 5	3B: 0	HR: 1	SF: 0	SAC: 1	DP: 2	HBP: 2	WP: 0	PA: 42
--------------	------	------	------	------	-------	-------	------	------	------	------	------	-------	------	------	------	------	------	-------	------	------	------	------	-------	-------	------	------	------	------	------	-------	------	------	------	------	------	------	------	------	------	------	------	-------	------	------	------	------	------	------	------	------	------	------	-------	-------	-------	-------	-------	-------	-------	--------	-------	--------	-------	--------

PITCHER	IP	WLS	BF	H	R	ER	SO	BB	IBB	HBP	BLK	WP	HR	S	P	ERA	WHIP
Juan Guzman, R (1, 1) ERA: 7.68	3.2	L	22	7	6	6	2	3	0	1	0	0	1	51	86	14.73	2.727
Bill Risley, R (4, 1) ERA: 1.04	3.1		11	1	0	0	2	1	0	1	0	0	0	27	44	0.00	0.600
Paul Quantrill, R (8, 1) ERA: 2.6	0.1		3	2	1	1	0	0	0	0	0	0	0	4	4	27.00	6.000
Dan Plesac, L (8, 1) ERA: 4.35	1.1		5	1	0	0	1	0	0	0	0	0	0	12	17	0.00	0.750
Carlos Almanzar, R (9, 1) ERA: 3.86	0.1		1	0	0	0	1	0	0	0	0	0	0	3	4	0.00	0.000


Batter	1	2	3	4	5	6	7	8	9	AB R H RBI BB SO LOB
Shannon Stewart, R OBP: 0.375, SLG: 0.337 (1, 8)	0-1 G4-3		3-2 F8		0-0 F9		2-2 S 2B 1B	3-2 PO	2-1 G4-3	5 1 1 1 0 0 1
Shawn Green, L OBP: 0.300, SLG: 0.424 (1, 9)	3-3 K		1-3 K			2-2 SAFE K	2-2 SAFE 1-H 3-H 2B		1-3 K	5 0 1 1 0 4 0
Jose Canseco, R OBP: 0.254, SLG: 0.486 Felipe Crespo, S OBP: 0.333, SLG: 0.304 (1, 7) (7, PH) (8, 7)	1-1 BB 1B		3-1 F8			1-1 P4	4-2 BB		2-1 1B	3 0 1 0 0 0 0 1 0 1 0 1 0 0
Carlos Delgado, L OBP: 0.345, SLG: 0.320 (1, 3)	4-0 BB 1-2 BB			0-3 K		1-0 HBP	1-3 K		1-3 K	3 0 0 0 1 3 3
Juan Samuel, R OBP: 0.192, SLG: 0.208 (1, 4)	4-2 SAFE 1-2 2-3 BB			0-1 F9		0-0 F7	1-0 F9			3 0 0 0 1 0 3
5 Ed Sprague, R OBP: 0.351, SLG: 0.453 (1, 5)	3-3 K			2-2 G5-3			0-0 BB 2B 1B	1-0 G3-1 1B		4 1 2 0 0 1 3
Mike Stanley, R OBP: 0.318, SLG: 0.374 (1, 10)		0-0 F8			2-1 F9		2-0 F9	0-3 K		4 0 0 0 0 1 2
Alex Gonzalez, R OBP: 0.236, SLG: 0.280 (1, 6)		2-2 L3			3-2 G6-3		4-2 2B 1B BB	3-2 PO G3-1 1B		3 1 1 0 1 0 0
Kevin Brown, R OBP: 0.417, SLG: 0.421 Darrin Fletcher, L OBP: 0.273, SLG: 0.254 (1, 2) (8, PH) (9, 2)		0-0 G1-6-3			2-1 1B		0-0 1B E 2B	0-2 G3-1		3 1 2 1 0 0 0 1 0 0 0 0 0 2

Inning Stats	R: 0 E: 0 K: 2 S: 12	H: 1 LOB: 3 BB: 2 P: 27	R: 0 E: 0 K: 0 S: 5	H: 0 LOB: 0 BB: 0 P: 7	R: 0 E: 0 K: 1 S: 9	H: 0 LOB: 0 BB: 0 P: 16	R: 0 E: 0 K: 1 S: 8	H: 0 LOB: 0 BB: 0 P: 10	R: 0 E: 0 K: 0 S: 10	H: 1 LOB: 1 BB: 0 P: 17	R: 0 E: 0 K: 1 S: 7	H: 0 LOB: 1 BB: 0 P: 11	R: 4 E: 0 K: 1 S: 20	H: 4 LOB: 2 BB: 2 P: 36	R: 0 E: 0 K: 1 S: 15	H: 2 LOB: 1 BB: 0 P: 22	R: 0 E: 0 K: 2 S: 10	H: 1 LOB: 1 BB: 0 P: 16	1B: 7 2B: 2 3B: 0 HR: 0	SF: 0 SAC: 0 DP: 0 HBP: 1
--------------	-------------------------------	----------------------------------	------------------------------	---------------------------------	------------------------------	----------------------------------	------------------------------	----------------------------------	-------------------------------	----------------------------------	------------------------------	----------------------------------	-------------------------------	----------------------------------	-------------------------------	----------------------------------	-------------------------------	----------------------------------	----------------------------------	------------------------------------

BOTTOM

Kansas City Royals @ Toronto Blue Jays
SkyDome, Toronto, ON
Thu Apr 30 1998, 3:33 AM EDT
Att: 26,690 - Dome - 72 F

AB	35
R	4
H	9
RBI	3
BB	4
SO	9
LOB	14



PITCHER	IP	WLS	BF	H	R	ER	SO	BB	IBB	HBP	BLK	WP	HR	S	P	ERA	WHIP
Glendon Rusch, L ERA: 6.06 (1, 1)	6.1		29	6	4	4	5	3	0	0	0	0	0	64	111	5.68	1.421
Jim Pittsley, R ERA: 3.97 (7, 1)	0.0		1	0	0	0	0	1	0	0	0	0	0	3	7	∞	∞
Matt Whisenant, L ERA: 9.0 (7, 1)	0.2		2	0	0	0	1	0	0	0	0	0	0	4	6	0.00	0.000
Scott Service, R ERA: 1.84 (8, 1)	1.0		4	2	0	0	1	0	0	0	0	0	0	15	22	0.00	2.000
Jeff Montgomery, R ERA: 6.52 (9, 1)	1.0	S	4	1	0	0	2	0	0	0	0	0	0	10	16	0.00	1.000

Batter	1	2	3	4	5	6	7	8	9	AB R H RBI BB SO LOB	TOP		
Chuck Knoblauch, R (1, 4) OBP: 0.364, SLG: 0.306	2-1 		1-2 G4-6-3 1-2f		1-3 			2-2 		4 1 1 0 0 1 2			
2 Derek Jeter, R (1, 6) OBP: 0.304, SLG: 0.400	1-1 		1-2 G6-3			0-0 		3-3 		4 0 0 0 0 1 1			
Paul O'Neill, L (1, 9) OBP: 0.406, SLG: 0.420	2-1 			1-1 		4-2 		4-2 		2 1 2 0 2 0 0			
Tino Martinez, L (1, 3) OBP: 0.415, SLG: 0.562	2-1 			2-2 		1-0 		4-2 		3 0 0 0 1 0 3			
Bernie Williams, S (1, 8) OBP: 0.418, SLG: 0.404				2-3 		1-0 		1-0 		3 0 1 2 0 2 1			
Darryl Strawberry, L (1, 10) Tim Raines, S (8, PH) OBP: 0.370, SLG: 0.478			3-2 	0-1 		1-2 		2-2 		3 0 0 0 0 0 2 1 0 0 0 0 0 2			
Chad Curtis, R (1, 7) OBP: 0.469, SLG: 0.524		2-2 			0-1 		0-0 		3-3 	4 0 1 0 0 1 0	AB 31 R 2 H 6 RBI 2 BB 3 SO 7 LOB 12		
20 Jorge Posada, S (1, 2) OBP: 0.276, SLG: 0.453		1-0 			3-2 		3-3 		2-3 	4 0 0 0 0 2 1			
Scott Brosius, R (1, 5) OBP: 0.333, SLG: 0.313			1-0 		2-0 		3-2 		1-0 	3 0 1 0 0 0 0			
Inning Stats	R: 0 H: 1 E: 0 LOB: 1 K: 0 BB: 0 S: 8 P: 15	R: 0 H: 1 E: 0 LOB: 1 K: 1 BB: 0 S: 10 P: 17	R: 0 H: 0 E: 0 LOB: 0 K: 0 BB: 0 S: 6 P: 9	R: 0 H: 1 E: 0 LOB: 1 K: 1 BB: 0 S: 12 P: 17	R: 0 H: 1 E: 0 LOB: 1 K: 1 BB: 0 S: 10 P: 16	R: 1 H: 1 E: 0 LOB: 1 K: 0 BB: 1 S: 8 P: 15	R: 0 H: 0 E: 0 LOB: 0 K: 1 BB: 0 S: 8 P: 14	R: 1 H: 1 E: 0 LOB: 2 K: 1 BB: 2 S: 17 P: 33	R: 0 H: 0 E: 0 LOB: 0 K: 2 BB: 0 S: 10 P: 16	1B: 5 SF: 1 2B: 1 SAC: 0 3B: 0 DP: 1 HR: 0 HBP: 1	WP: 1 PA: 36 PB: 0 SB: 1 CS: 0		
PITCHER	IP WLS BF H R ER SO BB IBB HBP BLK WP HR S P ERA WHIP											PITCHER	IP WLS BF H R ER SO BB IBB HBP BLK WP HR S P ERA WHIP
Pat Rapp, R (1, 1) ERA: 4.1	7.1 L 29 6 2 2 5 1 0 1 0 1 0 1 0 70 116 2.46 0.955												
50 José Rosado, L (8, 1) ERA: 3.66	0.2 4 0 0 0 0 2 0 0 0 0 0 0 9 20 0.00 3.000												
47 Brian Bevil, R (9, 1) ERA: 5.52	1.0 3 0 0 0 0 2 0 0 0 0 0 0 10 16 0.00 0.000												

New York Yankees @ Kansas City Royals
 Kauffman Stadium, Kansas City, MO
 Fri May 01 1998, 7:05 PM CDT
 Att. 19,002 - Unknown - 73 F

livebaseballscorecards.com

Batter	1	2	3	4	5	6	7	8	9	AB	R	H	RBI	BB	SO	LOB
Johnny Damon, L OBP: 0.349, SLG: 0.427 (1, 8)	1-1 2B 1B		0-1 FC6-4 1B	1-2 G4-3		2-1 1B		0-1 2B		5	1	4	2	0	0	2
Jose Offerman, S OBP: 0.369, SLG: 0.398 (1, 4)	0-0 2B		3-1 FC6-4 G2-3 1-2f		3-2 G6-3	1-1 F9-2-5 3-H		1-1 G6-3		5	0	1	1	0	0	6
Hal Morris, L OBP: 0.442, SLG: 0.571 (1, 10)	2-1 F7		0-0 G2-3		1-0 FC5-4 1B		2-2 G5-3		2-3 K	5	0	1	0	0	1	2
Dean Palmer, R OBP: 0.350, SLG: 0.634 (1, 5)	4-0 BB		0-3 K		3-1 FC5-4 1-2f HR		0-0 F8		2-3 K	4	1	0	0	1	2	2
Jeff King, R OBP: 0.364, SLG: 0.529 (1, 3)	3-3 K 1-2 2-3			3-1 HR	1-2 HR		3-2 F8		2-1 F9	5	2	2	3	0	1	2
Shane Mack, R OBP: 0.386, SLG: 0.513 (1, 7)		4-2 29 1B FC9-2 BB		0-1 G1-3	1-1 G6-3			1-1 G5-3		3	0	0	0	1	0	0
Ernie Young, R OBP: 0.250, SLG: 0.311 Larry Sutton, L OBP: 0.342, SLG: 0.388 (8, PH) (9, 9)		3-3 K		1-0 G5-3		0-0 L6		4-2 1B 2B BB		3	0	0	0	0	1	1
29 Mike Sweeney, R OBP: 0.300, SLG: 0.333 (1, 2)		1-1 1B		4-2 1B BB		4-1 1B 1B F9-2-5 BB		1-2 F7		2	0	1	0	2	0	1
Shane Halter, R OBP: 0.345, SLG: 0.472 Terry Pendleton, S OBP: 0.255, SLG: 0.346 Felix Martinez, S OBP: 0.200, SLG: 0.197 (8, PH) (8, PR) (9, 6)		0-2 FC9-2 3-H		0-0 1B		2-2 1B		1-1 2B 1B		3	0	2	0	0	0	2
				1-2 1B		1-2 1B				1	0	1	0	0	0	0
										0	1	0	0	0	0	0

Inning Stats	R: 1	H: 2	E: 0	K: 1	S: 8	H: 2	LOB: 1	BB: 1	P: 18	R: 0	H: 1	E: 0	K: 1	S: 10	R: 0	H: 1	E: 0	K: 1	S: 8	R: 1	H: 2	E: 0	K: 0	S: 11	R: 2	H: 2	E: 0	K: 0	S: 12	R: 0	H: 2	E: 0	K: 0	S: 10	R: 0	H: 0	E: 0	K: 0	S: 8	R: 2	H: 2	E: 0	K: 0	S: 13	R: 0	H: 2	E: 0	K: 0	S: 9	R: 0	H: 0	E: 0	K: 2	S: 9	1B: 8	SF: 0	2B: 4	SAC: 0	3B: 0	DP: 2	HR: 2	HBP: 0	WP: 0	PA: 41
--------------	------	------	------	------	------	------	--------	-------	-------	------	------	------	------	-------	------	------	------	------	------	------	------	------	------	-------	------	------	------	------	-------	------	------	------	------	-------	------	------	------	------	------	------	------	------	------	-------	------	------	------	------	------	------	------	------	------	------	-------	-------	-------	--------	-------	-------	-------	--------	-------	--------

PITCHER	IP	WLS	BF	H	R	ER	SO	BB	IBB	HBP	BLK	WP	HR	S	P	ERA	WHIP
Andy Pettitte, L ERA: 2.91 (1, 1)	6.0	W	29	10	4	4	3	4	0	0	0	0	2	59	107	6.00	2.333
Jeff Nelson, R ERA: 3.38 (7, 1)	1.2		8	2	2	2	0	1	0	0	0	0	0	19	31	10.80	1.800
Mike Stanton, L ERA: 4.32 (8, 1)	0.1		1	0	0	0	0	0	0	0	0	0	0	2	3	0.00	0.000
Darren Holmes, R ERA: 3.38 (9, 1)	1.0		3	0	0	0	2	0	0	0	0	0	0	9	15	0.00	0.000

BOTTOM

New York Yankees @ Kansas City Royals
Kauffman Stadium, Kansas City, MO

Sat May 02 1998, 7:05 PM CDT
Att. 22,743 - Cloudy - 58 F

livebaseballscorecards.com

AB	36
R	6
H	12
RBI	6
BB	5
SO	5
LOB	18



Batter	1	2	3	4	5	6	7	8	9	AB	R	H	RBI	BB	SO	LOB
Johnny Damon, L OBP: 0.338, SLG: 0.413 (1, 8)	1-1 G3		3-2 F9		0-3 K		0-0 L8			4	0	0	0	0	1	1
Jose Offerman, S OBP: 0.373, SLG: 0.392 (1, 4)	4-1 F7 BB		3-1 G4-3		4-1 FC6 BB			0-1 G6-3		2	0	0	0	2	0	0
Hal Morris, L OBP: 0.435, SLG: 0.569 (1, 7)	0-2 F7			2-1 WP SF8 2B	2-2 FC6			3-3 K		4	1	1	0	0	1	3
Jeff King, R OBP: 0.352, SLG: 0.514 (1, 3)	2-0 G6-3			1-2 SF8		0-1 G5-3		1-2 G6-3		3	0	0	1	0	0	1
Terry Pendleton, S OBP: 0.288, SLG: 0.352 (1, 10)		4-1 G3 G5-3 BB		1-2 G1-3		4-2 FC6-4 BB		0-1 G2-3 BB 1B		2	0	1	0	2	0	0
Dean Palmer, R OBP: 0.354, SLG: 0.635 (1, 5)		3-2 G5-3		1-0 2B		3-2 FC6-4		4-1 G2-3 BB		3	0	1	0	1	0	2
Larry Sutton, L OBP: 0.325, SLG: 0.366 (1, 9)		0-0 G3		0-1 L7		0-0 G4-3		2-2 G2-3		4	0	0	0	0	0	5
Chris Turner, R (1, 2)		1-0 F8		0-3 K			2-2 G5-3		3-3 K	4	0	0	0	0	2	3
Felix Martinez, S OBP: 0.203, SLG: 0.200 (1, 6)			1-0 F8		2-0 BB 1B		1-2 G6-3		1-0 F8	4	0	1	0	0	0	2

Inning Stats	R: 0	H: 0	E: 0	K: 0	S: 8	R: 0	H: 0	E: 0	K: 0	S: 6	R: 0	H: 0	E: 0	K: 0	S: 7	R: 1	H: 2	E: 0	K: 0	S: 12	R: 0	H: 1	E: 0	K: 2	S: 13	R: 0	H: 0	E: 0	K: 0	S: 11	R: 0	H: 0	E: 0	K: 1	S: 8	R: 0	H: 0	E: 0	K: 1	S: 10	R: 0	H: 0	E: 0	K: 1	S: 10	R: 0	H: 1	E: 0	K: 1	S: 10	1B: 2	2B: 2	3B: 0	HR: 0	SF: 1	SAC: 0	DP: 0	HBP: 0	WP: 1	PB: 0	SB: 0	CS: 0	PA: 36
--------------	------	------	------	------	------	------	------	------	------	------	------	------	------	------	------	------	------	------	------	-------	------	------	------	------	-------	------	------	------	------	-------	------	------	------	------	------	------	------	------	------	-------	------	------	------	------	-------	------	------	------	------	-------	-------	-------	-------	-------	-------	--------	-------	--------	-------	-------	-------	-------	--------

PITCHER	IP	WLS	BF	H	R	ER	SO	BB	IBB	HBP	BLK	WP	HR	S	P	ERA	WHIP
Ramiro Mendoza, R ERA: 4.78 (1, 1)	7.0	W	28	3	1	1	2	4	0	0	0	1	0	67	112	1.29	1.000
52 Mike Buddie, R ERA: 7.94 (8, 1)	1.0		3	0	0	0	1	0	0	0	0	0	0	8	12	0.00	0.000
Willie Banks, R ERA: 9.0 (9, 1)	1.0		5	1	0	0	1	1	0	0	0	0	0	10	20	0.00	2.000

BOTTOM

New York Yankees @ Kansas City Royals
Kauffman Stadium, Kansas City, MO

Sun May 03 1998, 3:33 AM CDT
Att. 22,609 - Cloudy - 64 F

livebaseballscorecards.com

AB	30
R	1
H	4
RBI	1
BB	5
SO	4
LOB	17



Batter	1	2	3	4	5	6	7	8	9	AB R H RBI BB SO LOB	TOP													
Dave Martinez, L (1, 9) <small>OBP: 0.394, SLG: 0.376</small> Mike Kelly, R (8, PH) <small>OBP: 0.326, SLG: 0.548</small> (8, 9)	1-2 F8	1-0 F8			2-2 G4-3			2-2 G6-3	1-2 FC6-4	3 0 0 0 0 0 2 2 0 0 0 0 0 2														
Quinton McCracken, S (1, 8) <small>OBP: 0.353, SLG: 0.439</small>	2-2 F9		0-0 F8			4-0 BB		0-1 G3 1B		3 0 1 0 1 0 0														
Rich Butler, L (1, 7) <small>OBP: 0.333, SLG: 0.377</small>	2-2 1B		1-1 G4-3			1 SAFE 1 SAFE F8		0-1 G3 1-2		4 0 1 0 0 0 2														
Fred McGriff, L (1, 3) <small>OBP: 0.417, SLG: 0.570</small>	3-3 K		0-0 G4-3			1 SAFE 1 SAFE 2-3 K		1-2 G4-3		4 0 0 0 0 2 3														
Paul Sorrento, L (1, 10) <small>OBP: 0.322, SLG: 0.466</small>			2-0 G3-1		0-0 P4	1 SAFE C C SAFE K			0-0 HR	4 1 1 1 0 1 1														
Bobby Smith, R (1, 5) <small>OBP: 0.409, SLG: 0.550</small>			4-1 L8 S 1B BB		3-1 G1-6-3 1B		2-0 3B	0-1 1B 1B		3 1 3 0 1 0 0														
Mike DiFelice, R (1, 2) <small>OBP: 0.317, SLG: 0.500</small>			4-2 1B BB		0-0 G1-6-3 1-2f		0-1 P3	0-3 K		3 0 0 0 1 1 3														
Kevin Stocker, S (1, 6) <small>OBP: 0.327, SLG: 0.378</small> Aaron Ledesma, R (7, 6) <small>OBP: 0.361, SLG: 0.424</small>			1-2 L8				2-3 K	1-0 FC6-4 1B		3 0 0 0 0 1 3 1 0 1 0 0 0 0														
Miguel Cairo, R (1, 4) <small>OBP: 0.313, SLG: 0.368</small>			3-1 1B 3-H		2-2 G3		3-2 P6	1-3 K		4 0 1 1 0 1 3														
Inning Stats	R: 0 E: 0 K: 1 S: 16	H: 1 LOB: 1 BB: 0 P: 24	R: 1 E: 0 K: 0 S: 13	H: 1 LOB: 2 BB: 2 P: 28	R: 0 E: 0 K: 0 S: 4	H: 0 LOB: 0 BB: 0 P: 5	R: 0 E: 0 K: 0 S: 4	H: 1 LOB: 0 BB: 0 P: 7	R: 0 E: 0 K: 0 S: 8	H: 0 LOB: 0 BB: 0 P: 12	R: 0 E: 0 K: 2 S: 10	H: 0 LOB: 1 BB: 1 P: 17	R: 0 E: 0 K: 1 S: 9	H: 1 LOB: 1 BB: 0 P: 16	R: 0 E: 0 K: 0 S: 10	H: 1 LOB: 1 BB: 0 P: 13	R: 1 E: 0 K: 2 S: 13	H: 3 LOB: 2 BB: 0 P: 16	1B: 6 2B: 0 3B: 1 HR: 1	SF: 0 SAC: 0 DP: 1 HBP: 0	WP: 0 PB: 0 SB: 1 CS: 0	PA: 37		
PITCHER	IP WLS BF H R ER SO BB IBB HBP BLK WP HR S P ERA WHIP																							
Hipolito Pichardo, R (1, 1) <small>ERA: 3.74</small> 50 José Rosado, L (6, 1) <small>ERA: 4.76</small> Scott Service, R (8, 1) <small>ERA: 2.81</small> Jeff Montgomery, R (9, 1) <small>ERA: 6.17</small>	5.0 W 19 3 1 1 1 2 0 0 0 0 0 0 45 76 1.80 1.000	2.0 8 1 0 0 3 1 0 0 0 0 0 0 19 33 0.00 1.000	1.0 4 1 0 0 0 0 0 0 0 0 0 0 10 13 0.00 1.000	1.0 S 6 3 1 1 2 0 0 0 0 0 0 1 13 16 9.00 3.000																				

Tampa Bay Devil Rays @ Kansas City Royals
 Kauffman Stadium, Kansas City, MO
 Tue May 05 1998, 7:05 PM CDT
 Att. 12,096 - Cloudy - 68 F

AB	34
R	2
H	8
RBI	2
BB	3
SO	6
LOB	19



Batter	1	2	3	4	5	6	7	8	9
Johnny Damon, L (1, 8) <small>OBP: 0.336, SLG: 0.408</small>									
Jose Offerman, S (1, 4) <small>OBP: 0.377, SLG: 0.403</small>									
Hal Morris, L (1, 10) <small>OBP: 0.438, SLG: 0.563</small>									
Jeff King, R (1, 3) <small>OBP: 0.365, SLG: 0.532</small>									
Jeff Conine, R (1, 7) <small>OBP: 0.250, SLG: 0.500</small>									
Dean Palmer, R (1, 5) <small>OBP: 0.359, SLG: 0.630</small>									
Shane Mack, R (1, 9) <small>OBP: 0.384, SLG: 0.519</small> Ernie Young, R (8, 9) <small>OBP: 0.245, SLG: 0.304</small>									
29 Mike Sweeney, R (1, 2) <small>OBP: 0.290, SLG: 0.321</small>									
Felix Martinez, S (1, 6) <small>OBP: 0.194, SLG: 0.191</small>									

AB	R	H	RBI	BB	SO	LOB
4	0	1	0	0	1	0
4	0	2	0	0	0	1
3	1	1	0	1	1	1
4	2	3	0	0	0	2
4	1	1	1	0	3	2
4	0	2	2	0	0	1
3	0	1	1	0	1	1
1	0	0	0	0	0	1
3	0	0	0	0	0	3
3	0	0	0	0	2	2

WP	PA
0	34

AB	33
R	4
H	11
RBI	4
BB	1
SO	8
LOB	14



PITCHER	IP	WLS	BF	H	R	ER	SO	BB	IBB	HBP	BLK	WP	HR	S	P	ERA	WHIP
Wilson Alvarez, L	(1, 1)	5.1	L	25	10	4	4	6	1	0	0	0	0	53	87	6.75	2.062
Albie Lopez, R	(6, 1)	1.2		5	0	0	1	0	0	0	0	0	0	13	19	0.00	0.000
Julio Santana, R	(8, 1)	1.0		4	1	0	1	0	0	0	0	0	0	7	10	0.00	1.000

BOTTOM

Tampa Bay Devil Rays @ Kansas City Royals
Kauffman Stadium, Kansas City, MO
 Tue May 05 1998, 7:05 PM CDT
 Att. 12,096 - Cloudy - 68 F

livebaseballscores.com

Batter	1	2	3	4	5	6	7	8	9	AB R H RBI BB SO LOB	TOP											
Nomar Garciaparra, R (1, 6) OBP: 0.353, SLG: 0.500	2-1 BB HBP	1-0 F7		2-1 HBP		0-0 FC6-4 1-2f		1-2 2B		3 0 1 2 0 0 3												
John Valentin, R (1, 5) OBP: 0.327, SLG: 0.372	4-2 BB		2-3 SAFE	0-1 F7			0-0 F9	2-3 K		4 0 0 0 1 2 3												
Mo Vaughn, L (1, 3) OBP: 0.411, SLG: 0.611	3-2 F7		2-2 F7		0-0 G4-3		0-1 1B	2-1 G5-3		5 0 1 0 0 0 4												
18 Reggie Jefferson, S (1, 10) OBP: 0.349, SLG: 0.432 Damon Buford, R (9, PH) OBP: 0.413, SLG: 0.487	0-3 K		3-1 2B E 1B		3-3 K		2-1 F8	2-1 1B		4 1 1 0 0 2 3 1 0 1 0 0 0 0												
Troy O'Leary, L (1, 7) OBP: 0.352, SLG: 0.571	0-3 K		2-1 E 1-3 2B		1-1 1B		0-0 F6	1-0 F8		5 0 2 0 0 1 4												
Scott Hatteberg, L (1, 2) OBP: 0.344, SLG: 0.434		3-2 L5	2-2 E1 FC4-6		1-2 L6		4-0 1B 1B 2B BB	1-2 F9		4 1 0 0 1 0 3												
Midre Cummings, L (1, 9) OBP: 0.364, SLG: 0.600		4-2 1B BB	0-2 FC4-6 1-2f		3-2 G5-3		2-1 1B 2B 1B	0-3 K		4 1 1 0 1 1 3												
Darren Lewis, R (1, 8) OBP: 0.366, SLG: 0.400		1-1 SAFE SAFE		0-0 F8		1-2 G4-3	1-2 2B 1B			4 0 2 0 0 0 0												
Mark Lemke, S (1, 4) OBP: 0.241, SLG: 0.196 Jim Leyritz, R (8, PH) OBP: 0.431, SLG: 0.617 Mike Benjamin, R (8, 4) OBP: 0.349, SLG: 0.350		1-3 K	2-2 F7		0-0 FC6-4 1B		1-2 F6			3 0 1 0 0 1 2 1 0 0 0 0 0 3 0 0 0 0 0 0 0												
Inning Stats	R: 0 E: 0 K: 2 S: 12	H: 0 LOB: 2 BB: 1 P: 21	R: 0 E: 0 K: 1 S: 11	H: 1 LOB: 2 BB: 1 P: 21	R: 1 E: 1 K: 1 S: 20	H: 2 LOB: 2 BB: 0 P: 31	R: 0 E: 0 K: 0 S: 7	H: 0 LOB: 1 BB: 0 P: 11	R: 0 E: 0 K: 1 S: 9	H: 1 LOB: 1 BB: 0 P: 14	R: 0 E: 0 K: 0 S: 8	H: 1 LOB: 1 BB: 0 P: 12	R: 0 E: 0 K: 0 S: 6	H: 1 LOB: 1 BB: 0 P: 8	R: 2 E: 0 K: 1 S: 17	H: 3 LOB: 2 BB: 1 P: 30	R: 0 E: 0 K: 1 S: 9	H: 1 LOB: 1 BB: 0 P: 13	1B: 8 2B: 2 3B: 0 HR: 0	SF: 0 SAC: 0 DP: 0 HBP: 2	WP: 0 PB: 0 SB: 0 CS: 0	PA: 43
PITCHER	IP WLS BF H R ER SO BB IBB HBP BLK WP HR S P ERA WHIP																					
Pat Rapp, R (1, 1) ERA: 3.45	7.0 W 32 6 1 0 5 2 0 2 0 0 0 0 73 118 0.00 1.143																					
Scott Service, R (8, 1) ERA: 3.78	0.2 6 3 2 2 1 1 0 0 0 0 0 0 15 26 27.00 6.000																					
Matt Whisenant, L (8, 1) ERA: 9.0	0.1 1 0 0 0 0 0 0 0 0 0 0 0 2 4 0.00 0.000																					
Jeff Montgomery, R (9, 1) ERA: 5.68	1.0 S 4 1 0 0 1 0 0 0 0 0 0 0 9 13 0.00 1.000																					

Boston Red Sox @ Kansas City Royals
Kauffman Stadium, Kansas City, MO
 Thu May 07 1998, 7:05 PM CDT
 Att. 14,703 - Cloudy - 72 F

livebaseballscorecards.com

AB	38
R	3
H	10
RBI	2
BB	3
SO	7
LOB	28



Batter	1	2	3	4	5	6	7	8	9
Johnny Damon, L (1, 8) <small>OBP: 0.324, SLG: 0.391</small>	0-0 G3		1-1 F8		0-0 HR 1B		2-1 L6		
Jose Offerman, S (1, 4) <small>OBP: 0.384, SLG: 0.431</small>	1-2 F8		4-2 FC3-6 BB		0-1 1-H HR		4-2 F8 S SF7 BB		
Hal Morris, L (1, 3) <small>OBP: 0.433, SLG: 0.548</small> Shane Mack, R (3, PR) <small>OBP: 0.379, SLG: 0.513</small> Ernie Young, R (8, 9) <small>OBP: 0.240, SLG: 0.298</small>	1-2 F7		1-0 FC3-6		0-0 F9		2-2 F8		
Jeff King, R (1, 10) <small>OBP: 0.343, SLG: 0.500</small>		0-1 P4	1-3 K		0-0 F9		3-2 SF7		
Jeff Conine, R (1, 7) <small>OBP: 0.182, SLG: 0.273</small>		0-1 1B		3-2 G4-3		3-2 F8		0-3 K	
Dean Palmer, R (1, 5) <small>OBP: 0.350, SLG: 0.632</small>		0-2 F7		0-0 F9		1-1 HR			
Larry Sutton, L (1, 9) <small>OBP: 0.315, SLG: 0.351</small>		3-2 G3-1		2-1 F5		0-0 G4-3			
29 Mike Sweeney, R (1, 2) <small>OBP: 0.292, SLG: 0.322</small>			3-2 PB E FC3-6 1B		0-1 F5		3-1 G6-3		
Shane Halter, R (1, 6) <small>OBP: 0.328, SLG: 0.446</small>			1-0 E6 FC3-6 PB		2-1 G6-3		1-1 G6-3		

AB	R	H	RBI	BB	SO	LOB
4	1	1	0	0	0	2
2	2	1	2	2	0	0
2	0	0	1	0	0	2
1	0	0	0	0	0	0
1	0	0	0	0	0	1
3	0	0	1	0	1	2
4	0	1	0	0	1	0
3	1	1	1	0	0	1
3	0	0	0	0	0	1
3	1	1	0	0	0	0
3	0	0	0	0	0	1

BOTTOM

Boston Red Sox @ Kansas City Royals
Kauffman Stadium, Kansas City, MO

Thu May 07 1998, 7:05 PM CDT
 Att. 14,703 - Cloudy - 72 F

livebaseballscorecards.com

AB	29
R	5
H	5
RBI	5
BB	2
SO	2
LOB	10



1B: 3	SF: 1
2B: 0	SAC: 0
3B: 0	DP: 0
HR: 2	HBP: 0

WP: 0	PA: 32
PB: 1	
SB: 1	
CS: 0	

Inning Stats	R	H	E	K	S	R	H	E	K	S	R	H	E	K	S	R	H	E	K	S																
	0	0	0	0	8	0	0	0	0	13	1	1	1	1	14	0	0	0	0	6	2	2	0	0	0	8	1	1	0	0	12	0	0	0	0	21

PITCHER	IP	WLS	BF	H	R	ER	SO	BB	IBB	HBP	BLK	WP	HR	S	P	ERA	WHIP
Brian Rose, R (1, 1) <small>ERA: 5.8</small>	6.0	L	25	5	4	3	1	1	0	0	0	0	2	57	84	4.50	1.000
Jim Corsi, R (7, 1) <small>ERA: 3.86</small>	1.0		3	0	0	0	0	0	0	0	0	0	0	6	12	0.00	0.000
Dennis Eckersley, R (8, 1) <small>ERA: 10.97</small>	1.0		4	0	1	1	1	1	0	0	0	0	0	13	21	9.00	1.000

Batter	1	2	3	4	5	6	7	8	9	AB R H RBI BB SO LOB	TOP									
Nomar Garciaparra, R (1, 6) Mike Benjamin, R (7, 6) OBP: 0.348, SLG: 0.490 OBP: 0.341, SLG: 0.341	0-1 1B 1B	1-0 F8	1-3 K		0-0 P9		2-2 E6 1B 1-3 2-H		3-3 K	5 1 1 0 0 1 3 1 0 0 0 0 1 0										
John Valentin, R (1, 5) OBP: 0.333, SLG: 0.388	1-1 1B 1-2 SF8 1B	1-1 1H 2B		1-2 G5-3		1-2 1B 1B	2-2 SF8		2-3 K	5 1 3 2 0 1 0										
Mo Vaughn, L (1, 3) 18 Reggie Jefferson, S (8, 3) OBP: 0.417, SLG: 0.610 OBP: 0.345, SLG: 0.427	3-2 1-3 2-H 2B 1B	0-0 G4-3		0-0 1B HR 1B		0-3 K	0-0 G1-6-3 1B		2-2 G4-3	5 2 3 1 0 1 2 1 0 0 0 0 0 0										
Jim Leyritz, R (1, 10) OBP: 0.442, SLG: 0.672	3-1 SF8		0-1 HR	1-2 HR 1B		2-1 1B	2-2 G1-6-3			4 2 3 2 0 0 2										
Troy O'Leary, L (1, 7) Midre Cummings, L (8, 9) OBP: 0.361, SLG: 0.621 OBP: 0.364, SLG: 0.600	2-3 K		0-0 1B 2B 1B	0-0 HR		1-3 K		3-2 HR		5 3 3 4 0 2 3 0 0 0 0 0 0 0										
Damon Buford, R (1, 8) OBP: 0.412, SLG: 0.500	3-2 1-H 2B		1-0 2B 1B	2-3 K		0-3 K		2-3 K		5 1 2 1 0 3 2										
Darren Lewis, R (1, 9) OBP: 0.377, SLG: 0.432	3-2 P3		3-2 1-H 2-H 2B	0-0 P9			2-2 HBP 1B 1B	3-1 2B		5 1 3 2 0 0 1										
Jason Varitek, S (1, 2) OBP: 0.333, SLG: 0.289		2-2 S 2B 1B	0-0 L8		2-2 G4-3		2-0 E HBP 1B	1-2 G4-3		4 2 1 0 0 0 2										
Mark Lemke, S (1, 4) OBP: 0.238, SLG: 0.196		1-0 P9	0-0 G5-3		0-0 G3-1		1-1 E SF8 1B	1-1 F9		5 1 1 1 0 0 3										
Inning Stats	R: 3 E: 0 K: 1 S: 26	H: 4 LOB: 1 BB: 0 P: 41	R: 1 E: 0 K: 0 S: 8	H: 2 LOB: 1 BB: 0 P: 13	R: 3 E: 0 K: 1 S: 15	H: 4 LOB: 1 BB: 0 P: 20	R: 3 E: 0 K: 1 S: 12	H: 3 LOB: 0 BB: 0 P: 16	R: 0 E: 0 K: 3 S: 16	H: 2 LOB: 2 BB: 0 P: 20	R: 3 E: 1 K: 0 S: 16	H: 3 LOB: 1 BB: 0 P: 27	R: 1 E: 0 K: 1 S: 14	H: 2 LOB: 1 BB: 0 P: 24	R: 0 E: 0 K: 2 S: 9	H: 0 LOB: 0 BB: 0 P: 16	1B: 13 2B: 4 3B: 0 HR: 3	SF: 2 SAC: 0 DP: 1 HBP: 1	WP: 0 PB: 0 SB: 1 CS: 0	PA: 48
PITCHER	IP WLS BF H R ER SO BB IBB HBP BLK WP HR S P ERA WHIP																			
Chris Haney, L (1, 1) ERA: 8.49	2.0 L 14 8 6 6 1 0 0 0 0 0 0 1 37 57 27.00 4.000																			
Jamie Walker, L (3, 1) ERA: 10.8	5.0 26 10 7 6 5 0 0 1 0 0 0 1 61 87 10.80 2.000																			
47 Brian Bevil, R (8, 1) ERA: 4.82	2.0 8 2 1 1 3 0 0 0 0 0 0 1 23 40 4.50 1.000																			

Boston Red Sox @ Kansas City Royals
Kauffman Stadium, Kansas City, MO

livebaseballscorecards.com

AB 45
R 14
H 20
RBI 13
BB 0
SO 9
LOB 18



Fri May 08 1998, 7:05 PM CDT
Att. 24,439 - Unknown - 75 F

Batter	1	2	3	4	5	6	7	8	9	AB	R	H	RBI	BB	SO	LOB
Johnny Damon, L OBP: 0.315, SLG: 0.380 (1, 8)	L9		F8		F9		F8			4	0	0	0	0	0	3
Jose Offerman, S OBP: 0.387, SLG: 0.455 Felix Martinez, S OBP: 0.200, SLG: 0.186 (1, 4) (8, 6)	1B		F8			1B FC1-2 2B	K			4	1	2	0	0	1	1
Larry Sutton, L OBP: 0.323, SLG: 0.358 (1, 10)	1B				G3	1B FC1-2	F8			4	1	2	1	0	0	1
Jeff King, R OBP: 0.333, SLG: 0.484 (1, 3)	P5				G6-3	1B FC1-2	F7			4	1	0	0	0	0	3
Jeff Conine, R OBP: 0.200, SLG: 0.267 (1, 7)	L8				K	1B FC1-2	G5-3			4	0	1	1	0	1	1
Dean Palmer, R OBP: 0.343, SLG: 0.617 Terry Pendleton, S OBP: 0.283, SLG: 0.345 (1, 5) (8, PH) (9, 5)		L8			F7	K	L6			3	0	0	0	0	1	2
Jermaine Dye, R OBP: 0.750, SLG: 0.500 (1, 9)		F9			HBP	1B				2	0	1	1	1	0	0
29 Mike Sweeney, R OBP: 0.290, SLG: 0.319 (1, 2)			K		1B	F9				4	0	1	0	0	1	3
Shane Halter, R OBP: 0.323, SLG: 0.433 (1, 6) (8, 4)			P3		P6		1B			4	0	1	0	0	0	2

Inning Stats	R: 1	H: 2	E: 0	K: 0	S: 9	LOB: 1	BB: 0	P: 14	R: 0	H: 0	E: 0	K: 1	S: 6	LOB: 0	BB: 0	P: 7	R: 0	H: 0	E: 0	K: 0	S: 8	LOB: 0	BB: 0	P: 10	R: 0	H: 1	E: 0	K: 0	S: 7	LOB: 2	BB: 0	P: 12	R: 2	H: 4	E: 0	K: 1	S: 17	LOB: 2	BB: 0	P: 24	R: 0	H: 1	E: 0	K: 1	S: 9	LOB: 1	BB: 0	P: 13	R: 0	H: 0	E: 0	K: 0	S: 7	LOB: 0	BB: 0	P: 9	R: 0	H: 0	E: 0	K: 0	S: 9	LOB: 0	BB: 1	P: 16	1B: 6	2B: 1	3B: 1	HR: 0	SF: 0	SAC: 0	DP: 1	HBP: 1	WP: 1	PB: 0	SB: 0	CS: 0	PA: 36
--------------	------	------	------	------	------	--------	-------	-------	------	------	------	------	------	--------	-------	------	------	------	------	------	------	--------	-------	-------	------	------	------	------	------	--------	-------	-------	------	------	------	------	-------	--------	-------	-------	------	------	------	------	------	--------	-------	-------	------	------	------	------	------	--------	-------	------	------	------	------	------	------	--------	-------	-------	-------	-------	-------	-------	-------	--------	-------	--------	-------	-------	-------	-------	--------


PITCHER	IP	WLS	BF	H	R	ER	SO	BB	IBB	HBP	BLK	WP	HR	S	P	ERA	WHIP
Bret Saberhagen, R ERA: 3.09 (1, 1)	6.0	W	26	7	3	3	3	0	0	1	0	1	0	55	77	4.50	1.167
Rich Garces, R ERA: 4.32 (7, 1)	3.0	S	10	1	0	0	1	1	0	0	0	0	0	25	38	0.00	0.667

BOTTOM

Boston Red Sox @ Kansas City Royals
Kauffman Stadium, Kansas City, MO

Fri May 08 1998, 7:05 PM CDT
Att: 24,439 - Unknown - 75 F

AB	34
R	3
H	8
RBI	3
BB	1
SO	4
LOB	16



livebaseballscorecards.com

Batter	1	2	3	4	5	6	7	8	9	AB R H RBI BB SO LOB	TOP											
Darren Lewis, R (1, 8) OBP: 0.369, SLG: 0.420	1-2 G3-1		1-0 F9	1-2 1B			1-2 G4-3		3-3 K	5 0 1 1 0 1 0												
18 Reggie Jefferson, S (1, 10) OBP: 0.348, SLG: 0.425	2-1 G1-3		1-1 1B	1-3 K			0-0 1B		0-3 K	5 0 2 0 0 2 2												
John Valentin, R (1, 5) OBP: 0.323, SLG: 0.374	2-3 K		2-3 K		0-0 P2		2-3 K		2-2 G6-3	5 0 0 0 0 3 2												
Mo Vaughn, L (1, 3) OBP: 0.406, SLG: 0.593		1-1 G3	3-2 G1-4-3		0-3 K		1-2 P5			4 0 0 0 0 1 2												
Troy O'Leary, L (1, 7) OBP: 0.365, SLG: 0.641		0-0 1B 1B		3-2 HR	3-2 G4-3			1-0 F7		4 2 2 1 0 0 0												
Scott Hatteberg, L (1, 2) OBP: 0.340, SLG: 0.425		2-0 1B 1B		2-2 L7		2-1 F9		3-2 G4-3		4 0 1 0 0 0 0												
Darren Bragg, L (1, 9) OBP: 0.404, SLG: 0.541		1-1 1B 1B		1-0 1B HBP		0-2 G6-3		4-0 1B BB		2 1 1 1 1 0 0												
Mike Benjamin, R (1, 6) OBP: 0.354, SLG: 0.378		2-2 F9		1-0 F9		0-0 2B		1-1 1B		4 0 2 0 0 0 3												
Mark Lemke, S (1, 4) OBP: 0.239, SLG: 0.200		2-3 K		1-2 1B 1B		1-1 F8		0-0 P6		4 0 1 0 0 1 5												
Inning Stats	R: 0 E: 0 K: 1 S: 8	H: 0 LOB: 0 BB: 0 P: 13	R: 1 E: 0 K: 1 S: 14	H: 3 LOB: 2 BB: 0 P: 22	R: 0 E: 0 K: 1 S: 10	H: 1 LOB: 1 BB: 0 P: 17	R: 2 E: 0 K: 1 S: 19	H: 3 LOB: 2 BB: 0 P: 29	R: 0 E: 0 K: 1 S: 8	H: 0 LOB: 0 BB: 0 P: 11	R: 0 E: 0 K: 0 S: 8	H: 1 LOB: 1 BB: 0 P: 11	R: 0 E: 0 K: 1 S: 10	H: 1 LOB: 1 BB: 0 P: 14	R: 0 E: 0 K: 0 S: 7	H: 1 LOB: 2 BB: 1 P: 16	R: 0 E: 0 K: 2 S: 9	H: 0 LOB: 0 BB: 0 P: 14	1B: 8 2B: 1 3B: 0 HR: 1	SF: 0 SAC: 0 DP: 0 HBP: 1	WP: 0 PB: 0 SB: 0 CS: 0	PA: 39
PITCHER	IP WLS BF H R ER SO BB IBB HBP BLK WP HR S P ERA WHIP																					
Tim Belcher, R (1, 1) ERA: 3.97	8.0 L 36 10 3 3 6 1 0 1 0 0 1 84 133 3.38 1.375																					
Scott Service, R (9, 1) ERA: 3.57	1.0 3 0 0 0 2 0 0 0 0 0 0 9 14 0.00 0.000																					

Boston Red Sox @ Kansas City Royals
Kauffman Stadium, Kansas City, MO

AB	37
R	3
H	10
RBI	3
BB	1
SO	8
LOB	14



Sat May 09 1998, 7:05 PM CDT
 Att. 18,035 - Overcast - 63 F

livebaseballscorecards.com

Batter	1	2	3	4	5	6	7	8	9	AB R H RBI BB SO LOB	
Johnny Damon, L <small>(1, 8)</small> <small>OBP: 0.314, SLG: 0.376</small>	 <small>2-1</small> <small>F7</small> <small>1</small>		 <small>0-2</small> <small>G3</small> <small>1</small>				 <small>3-2</small> <small>K</small> <small>1</small>			4 0 1 0 0 1 1	
Jose Offerman, S <small>(1, 4)</small> <small>OBP: 0.390, SLG: 0.449</small>	 <small>4-1</small> <small>BB</small> <small>1</small>			 <small>2-2</small> <small>F8</small> <small>1</small>	 <small>0-3</small> <small>K</small> <small>1</small>			 <small>4-2</small> <small>BB</small> <small>1</small>		2 0 0 0 2 1 2	
Larry Sutton, L <small>(1, 10)</small> <small>OBP: 0.330, SLG: 0.369</small>	 <small>1-3</small> <small>K</small> <small>2</small>			 <small>0-1</small> <small>2B</small> <small>1</small>		 <small>4-1</small> <small>BB</small> <small>1</small>		 <small>0-0</small> <small>F7</small> <small>1</small>		3 0 1 0 1 1 2	
Jeff King, R <small>(1, 3)</small> <small>OBP: 0.324, SLG: 0.468</small>	 <small>0-0</small> <small>P2</small> <small>3</small>			 <small>2-2</small> <small>F7</small> <small>2</small>		 <small>3-2</small> <small>G6-3</small> <small>1</small>		 <small>0-1</small> <small>G5-4-3</small> <small>2</small>		4 0 0 0 0 0 4	
Jeff Conine, R <small>(1, 7)</small> <small>OBP: 0.211, SLG: 0.316</small>		 <small>1-0</small> <small>F8</small> <small>1</small>		 <small>3-2</small> <small>P3</small> <small>3</small>		 <small>0-1</small> <small>G4-3</small> <small>2</small>		 <small>0-0</small> <small>2B</small> <small>1</small>		4 0 1 0 0 0 2	
Dean Palmer, R <small>(1, 5)</small> <small>OBP: 0.340, SLG: 0.603</small>		 <small>2-2</small> <small>HBP</small> <small>1</small>			 <small>0-0</small> <small>P3</small> <small>1</small>		 <small>1-3</small> <small>K</small> <small>3</small>		 <small>1-3</small> <small>K</small> <small>1</small>		3 0 0 0 0 2 2
Jermaine Dye, R <small>(1, 9)</small> <small>OBP: 0.500, SLG: 0.333</small>		 <small>0-1</small> <small>G5-4-3</small> <small>2</small>			 <small>2-2</small> <small>1B</small> <small>2</small>		 <small>1-0</small> <small>G6-3</small> <small>1</small>		 <small>0-2</small> <small>FC6-4-5</small> <small>2</small>		4 1 1 0 0 0 2
29 Mike Sweeney, R <small>(1, 2)</small> <small>OBP: 0.301, SLG: 0.323</small> Terry Pendleton, S <small>(9, PH)</small> <small>OBP: 0.279, SLG: 0.339</small>			 <small>0-0</small> <small>G5-3</small> <small>1</small>		 <small>2-2</small> <small>1B</small> <small>1</small>		 <small>4-1</small> <small>BB</small> <small>1</small>		 <small>2-3</small> <small>K</small> <small>3</small>		2 0 1 1 1 0 0
Felix Martinez, S <small>(1, 6)</small> <small>OBP: 0.192, SLG: 0.178</small>			 <small>1-2</small> <small>G6-3</small> <small>2</small>		 <small>0-3</small> <small>K</small> <small>2</small>		 <small>0-3</small> <small>K</small> <small>2</small>				3 0 0 0 0 2 2

Inning Stats	R: 0	H: 0	E: 0	K: 1	S: 7	R: 0	H: 0	E: 0	K: 0	S: 5	R: 0	H: 0	E: 0	K: 0	S: 7	R: 0	H: 1	E: 0	K: 0	S: 11	R: 1	H: 3	E: 1	K: 2	S: 19	R: 0	H: 0	E: 0	K: 1	S: 9	R: 0	H: 0	E: 0	K: 2	S: 9	R: 0	H: 0	E: 0	K: 0	S: 6	R: 0	H: 1	E: 0	K: 2	S: 11	1B: 3	2B: 2	3B: 0	HR: 0	SF: 0	SAC: 0	DP: 2	HBP: 1	WP: 0	PB: 0	SB: 0	CS: 0	PA: 35											
PITCHER Pedro Martinez, R <small>(1, 1)</small> <small>ERA: 1.88</small> Jim Corsi, R <small>(8, 1)</small> <small>ERA: 3.63</small> Tom Gordon, R <small>(9, 1)</small> <small>ERA: 1.83</small>	IP	WLS	BF	H	R	ER	SO	BB	IBB	HBP	BLK	WP	HR	S	P	ERA	WHIP																			IP	WLS	BF	H	R	ER	SO	BB	IBB	HBP	BLK	WP	HR	S	P	ERA	WHIP																	
	7.0	W	28	4	1	1	6	3	0	1	0	0	0	67	107	1.29	1.000																			1.0		3	0	0	0	0	1	0	0	0	0	6	10	0.00	1.000																		
	1.0	S	4	1	0	0	2	0	0	0	0	0	0	11	14	0.00	1.000																			1.0		4	1	0	0	2	0	0	0	0	11	14	0.00	1.000																			

BOTTOM

Boston Red Sox @ Kansas City Royals
Kauffman Stadium, Kansas City, MO

Sat May 09 1998, 7:05 PM CDT
 Att. 18,035 - Overcast - 63 F

livebaseballscorecards.com

AB	30
R	1
H	5
RBI	1
BB	4
SO	8
LOB	18



Batter	1	2	3	4	5	6	7	8	9	AB R H RBI BB SO LOB	TOP											
Darren Lewis, R OBP: 0.365, SLG: 0.413 (1, 9) B C X	1-1 G3		0-2 P4			1-2 P4		0-0 CS 1B		4 0 1 0 0 0 0	Boston Red Sox @ Kansas City Royals Kauffman Stadium, Kansas City, MO Sun May 10 1998, 3:33 AM CDT Att. 14,793 - Cloudy - 72 F livebaseballscorecards.com											
John Valentin, R OBP: 0.315, SLG: 0.364 (1, 5) C C X	0-2 G5-3			1-2 F9		2-3 K		1-0 P3		4 0 0 0 0 1 1												
Mo Vaughn, L OBP: 0.409, SLG: 0.587 (1, 3) B F X	1-1 1B			2-2 G4-3		4-2 BB		2-2 F7		3 0 1 0 1 0 1												
Jim Leyritz, R OBP: 0.432, SLG: 0.642 (1, 10) S B F X	2-2 P4			0-0 L7		1-0 P3			4-1 BB	3 0 0 0 1 0 2												
Troy O'Leary, L OBP: 0.355, SLG: 0.621 (1, 7) C B T T C X		2-2 G1-6-3			0-3 K		0-0 P4		3-2 P6	4 0 0 0 0 1 1												
Damon Buford, R OBP: 0.400, SLG: 0.521 (1, 8) C B T T C X		1-2 L8			2-2 G1		2-2 SH 3B		1-3 K	4 1 1 0 0 1 1												
Mike Benjamin, R OBP: 0.353, SLG: 0.375 (1, 6) L B F X		1-1 F9			2-1 HR 1B		1-0 SH SH2-3		1-3 K	3 1 1 1 0 1 1												
Jason Varitek, S OBP: 0.340, SLG: 0.362 (1, 2) B F S X			2-2 F8		1-1 HR		0-0 SH2-3			2 1 1 2 0 0 0												
Lou Merloni, R (1, 4) X			0-0 F9		1-3 K		0-0 G5-3			3 0 0 0 0 1 1												
Inning Stats	R: 0 E: 0 K: 0 S: 10	H: 1 LOB: 1 BB: 0 P: 14	R: 0 E: 0 K: 0 S: 11	H: 0 LOB: 0 BB: 0 P: 15	R: 0 E: 0 K: 0 S: 7	H: 0 LOB: 0 BB: 0 P: 9	R: 0 E: 0 K: 0 S: 10	H: 0 LOB: 0 BB: 0 P: 13	R: 2 E: 0 K: 2 S: 13	H: 2 LOB: 0 BB: 0 P: 19		R: 0 E: 0 K: 1 S: 11	H: 0 LOB: 1 BB: 1 P: 19	R: 1 E: 1 K: 0 S: 11	H: 1 LOB: 1 BB: 0 P: 14	R: 0 E: 0 K: 0 S: 6	H: 1 LOB: 0 BB: 0 P: 9	R: 0 E: 0 K: 2 S: 11	H: 0 LOB: 1 BB: 1 P: 21	1B: 3 2B: 0 3B: 1 HR: 1	SF: 0 SAC: 2 DP: 0 HBP: 0	WP: 0 PB: 0 SB: 0 CS: 1
PITCHER	IP WLS BF H R ER SO BB IBB HBP BLK WP HR S P ERA WHIP																					
50 José Rosado, L ERA: 4.4 (1, 1)	6.0 L 22 3 2 2 3 1 0 0 0 0 0 1 62 89 3.00 0.667																					
Jim Pittsley, R ERA: 3.63 (7, 1)	2.0 9 2 1 1 0 1 0 0 0 0 0 0 18 28 4.50 1.500																					
Matt Whisenant, L ERA: 8.31 (9, 1)	1.0 3 0 0 0 0 2 0 0 0 0 0 0 10 16 0.00 0.000																					



Batter	1	2	3	4	5	6	7	8	9	AB R H RBI BB SO LOB	TOP
Johnny Damon, L (1, 8) OBP: 0.310, SLG: 0.370	3-2 		2-2 		1-0 			2-2 		4 1 0 0 0 0 1	Kansas City Royals @ New York Yankees Yankee Stadium, Bronx, NY Tue May 12 1998, 7:05 PM EDT Att. 16,606 - Cloudy - 62 F
Shane Halter, R (1, 6) OBP: 0.348, SLG: 0.469	3-2 		1-1 		0-2 			2-3 		4 1 3 1 0 1 0	
Jose Offerman, S (1, 4) OBP: 0.377, SLG: 0.431	0-1 		2-2 		0-1 			2-2 		4 0 1 1 0 0 2	
Dean Palmer, R (1, 5) OBP: 0.325, SLG: 0.572	0-1 		1-2 			2-3 		1-3 		4 0 0 0 0 2 2	
Jeff Conine, R (1, 7) OBP: 0.231, SLG: 0.250		4-1 	2-0 			2-3 		0-1 		3 0 0 0 1 1 1	
Jeff King, R (1, 3) OBP: 0.309, SLG: 0.444		1-2 		3-3 		0-0 		1-3 		4 0 0 0 0 2 1	
Shane Mack, R (1, 10) OBP: 0.362, SLG: 0.483		2-2 		1-2 			1-3 			3 0 0 0 0 1 1	
Jermaine Dye, R (1, 9) OBP: 0.286, SLG: 0.167		1-3 		1-3 			2-1 			3 0 0 0 0 2 1	
Sal Fasano, R (1, 2) OBP: 0.200, SLG: 0.143			0-0 		3-3 			2-3 		3 0 1 0 0 2 0	
Inning Stats	R: 0 H: 1 E: 0 LOB: 1 K: 0 BB: 0 S: 12 P: 18	R: 0 H: 0 E: 0 LOB: 1 K: 1 BB: 1 S: 12 P: 20	R: 2 H: 3 E: 0 LOB: 1 K: 0 BB: 0 S: 14 P: 22	R: 0 H: 0 E: 0 LOB: 0 K: 2 BB: 0 S: 13 P: 18	R: 0 H: 1 E: 0 LOB: 1 K: 1 BB: 0 S: 13 P: 17	R: 0 H: 0 E: 0 LOB: 0 K: 2 BB: 0 S: 8 P: 12	R: 0 H: 0 E: 0 LOB: 0 K: 2 BB: 0 S: 9 P: 14	R: 0 H: 0 E: 0 LOB: 0 K: 1 BB: 0 S: 9 P: 15	R: 0 H: 0 E: 0 LOB: 0 K: 2 BB: 0 S: 10 P: 12	1B: 4 SF: 0 2B: 1 SAC: 0 3B: 0 DP: 0 HR: 0 HBP: 0	WP: 0 PA: 33 PB: 0 SB: 2 CS: 0
PITCHER David Wells, L (1, 1) ERA: 5.23 42 Mariano Rivera, R (9, 1) ERA:	IP WLS BF H R ER SO BB IBB HBP BLK WP HR S P ERA WHIP 8.0 W 30 5 2 2 9 1 0 0 0 0 0 0 90 136 2.25 0.750 1.0 S 3 0 0 0 2 0 0 0 0 0 0 0 0 10 12 0.00 0.000	PITCHER IP WLS BF H R ER SO BB IBB HBP BLK WP HR S P ERA WHIP									

AB	32
R	2
H	5
RBI	2
BB	1
SO	11
LOB	9



livebaseballscorecards.com

Batter	1	2	3	4	5	6	7	8	9	AB R H RBI BB SO LOB	TOP											
Shane Mack, R OBP: 0.354, SLG: 0.462 (1, 10)	2-3 K		4-0 BB BB		0-1 G1-3		1-1 F8	0-0 P4		4 0 0 0 1 1 1	Kansas City Royals @ Tampa Bay Devil Rays Tropicana Field, St. Petersburg, FL Wed May 13 1998, 7:05 PM EDT Att. 25,224 - Dome - 72 F											
Shane Halter, R OBP: 0.338, SLG: 0.464 (1, 6)	2-1 1B SF9 2B		1-3 K		0-2 G3-1		1-1 F7	0-1 G5-3		5 1 1 0 0 1 2												
Jose Offerman, S OBP: 0.389, SLG: 0.435 (1, 4)	1-2 1B		4-2 BB		3-1 E4		4-2 2B BB		2-2 G4-6-3 1B	3 1 2 0 2 0 0												
Jeff King, R OBP: 0.303, SLG: 0.437 Ernie Young, R OBP: 0.236, SLG: 0.308 (1, 3) (5, 7)	0-2 SF9		2-1 P3		2-3 K		0-0 1-H 2B		0-0 G4-6-3 1-2f	2 0 0 1 0 1 3 2 0 1 1 0 0 1												
Jeff Conine, R OBP: 0.258, SLG: 0.222 (1, 7) (5, 3)	2-3 K		0-3 K			4-2 1B BB	1-1 G5-3		4-0 BB	3 0 0 0 2 2 4												
Dean Palmer, R OBP: 0.327, SLG: 0.563 (1, 5)		2-2 P4		0-0 G5-3 1B		1-3 K		4-1 SH2-4 1B BB	1-1 P5	4 1 1 0 1 1 2												
Jermaine Dye, R OBP: 0.333, SLG: 0.250 (1, 9)		1-1 1B		1-3 K		1-3 K		0-0 SH2-4 1B 1B		4 1 2 0 0 2 2												
Sal Fasano, R OBP: 0.222, SLG: 0.176 (1, 2)		0-1 F8		1-1 G5-3		1-2 1B		0-0 SH2-4		3 0 1 0 0 0 2												
Johnny Damon, L OBP: 0.309, SLG: 0.367 (1, 8)		1-0 G3		1-0 G3-1		0-1 F7		0-0 2-H 3-H 1B		4 0 1 2 0 0 4												
Inning Stats	R: 1 E: 0 K: 2 S: 16	H: 2 LOB: 1 BB: 0 P: 23	R: 0 E: 0 K: 0 S: 8	H: 1 LOB: 1 BB: 0 P: 12	R: 0 E: 0 K: 2 S: 17	H: 0 LOB: 2 BB: 2 P: 28	R: 0 E: 0 K: 1 S: 8	H: 1 LOB: 1 BB: 0 P: 11	R: 0 E: 1 K: 1 S: 10	H: 0 LOB: 1 BB: 0 P: 15		R: 0 E: 0 K: 2 S: 13	H: 1 LOB: 2 BB: 1 P: 20	R: 1 E: 0 K: 0 S: 12	H: 1 LOB: 1 BB: 1 P: 19	R: 2 E: 0 K: 0 S: 7	H: 2 LOB: 1 BB: 1 P: 11	R: 0 E: 0 K: 0 S: 6	H: 1 LOB: 1 BB: 1 P: 13	1B: 7 2B: 2 3B: 0 HR: 0	SF: 1 SAC: 1 DP: 1 HBP: 0	WP: 0 PB: 0 SB: 0 CS: 0
PITCHER Tony Saunders, L ERA: 3.8 Dan Carlson, R ERA: 7.64 52 Ramon Tatis, L ERA: 15.26	IP 6.2 1.1 1.0	WLS L	BF 31 7 4	H 6 2 1	R 2 2 0	ER 2 2 0	SO 8 0 0	BB 4 0 1	IBB 0 0 0	HBP 0 0 0	BLK 0 0 0	WP 0 0 0	HR 0 0 0	S 82 9 6	P 125 14 13	ERA 2.70 13.50 0.00	WHIP 1.500 2.250 2.000					ERA WHIP

AB	34
R	4
H	9
RBI	4
BB	6
SO	8
LOB	21



Batter	1	2	3	4	5	6	7	8	9	AB R H RBI BB SO LOB
--------	---	---	---	---	---	---	---	---	---	----------------------

Dave Martinez, L <small>(1, 9) OBP: 0.360, SLG: 0.350</small>	3-2 <small>①</small>		2-3 <small>③</small>			4-2 <small>②</small>			0-1 <small>①</small>	3 0 0 0 1 1 0
Quinton McCracken, S <small>(1, 8) OBP: 0.364, SLG: 0.475</small>	0-1 <small>②</small>			0-1 <small>①</small>		4-2 <small>②</small>			0-2 <small>②</small>	3 0 1 0 1 0 0
Wade Boggs, L <small>(1, 5) OBP: 0.373, SLG: 0.528</small>	1-1 <small>①</small>			0-1 <small>①</small>		3-2 <small>③</small>			1-1 <small>①</small>	4 0 2 0 0 0 2
Fred McGriff, L <small>(1, 3) OBP: 0.362, SLG: 0.472</small>	3-1 <small>③</small>			3-3 <small>②</small>			2-2 <small>①</small>		3-3 <small>③</small>	4 0 0 0 0 2 3
Paul Sorrento, L <small>(1, 10) OBP: 0.316, SLG: 0.443</small>		2-1 <small>①</small>		2-3 <small>③</small>			0-0 <small>②</small>			3 0 0 0 0 1 1
Mike Kelly, R <small>(1, 7) OBP: 0.299, SLG: 0.413</small>		2-3 <small>②</small>			0-0 <small>①</small>		2-3 <small>③</small>			3 0 1 0 0 2 0
John Flaherty, R <small>(1, 2) OBP: 0.193, SLG: 0.173</small> Randy Winn, S <small>(8, PH)</small> Mike DiFelice, R <small>(9, 2) OBP: 0.298, SLG: 0.442</small>		0-1 <small>③</small>			1-2 <small>①</small>			1-1 <small>①</small>		2 0 0 0 0 0 1
Kevin Stocker, S <small>(1, 6) OBP: 0.341, SLG: 0.445</small>			3-3 <small>①</small>		1-3 <small>③</small>			2-3 <small>②</small>		3 0 0 0 0 3 0
Miguel Cairo, R <small>(1, 4) OBP: 0.284, SLG: 0.330</small>			1-3 <small>②</small>			0-0 <small>①</small>		2-2 <small>③</small>		3 0 0 0 0 1 0

Inning Stats	R: 0 E: 0 K: 0 S: 9	H: 1 LOB: 1 BB: 0 P: 16	R: 0 E: 0 K: 1 S: 7	H: 0 LOB: 0 BB: 0 P: 11	R: 0 E: 0 K: 3 S: 10	H: 0 LOB: 0 BB: 0 P: 16	R: 0 E: 0 K: 2 S: 10	H: 1 LOB: 1 BB: 0 P: 15	R: 0 E: 0 K: 1 S: 7	H: 1 LOB: 0 BB: 0 P: 9	R: 0 E: 0 K: 0 S: 9	H: 0 LOB: 1 BB: 2 P: 20	R: 0 E: 0 K: 1 S: 7	H: 0 LOB: 0 BB: 0 P: 11	R: 0 E: 0 K: 1 S: 10	H: 1 LOB: 1 BB: 0 P: 14	1B: 3 2B: 1 3B: 0 HR: 0	SF: 0 SAC: 0 DP: 1 HBP: 0
--------------	------------------------------	----------------------------------	------------------------------	----------------------------------	-------------------------------	----------------------------------	-------------------------------	----------------------------------	------------------------------	---------------------------------	------------------------------	----------------------------------	------------------------------	----------------------------------	-------------------------------	----------------------------------	----------------------------------	------------------------------------

PITCHER	IP	WLS	BF	H	R	ER	SO	BB	IBB	HBP	BLK	WP	HR	S	P	ERA	WHIP
Pat Rapp, R <small>(1, 1) ERA: 2.87</small>	9.0	W	31	4	0	0	10	2	0	0	0	0	0	79	127	0.00	0.667

BOTTOM

Kansas City Royals @ Tampa Bay Devil Rays
 Tropicana Field, St. Petersburg, FL
 Wed May 13 1998, 7:05 PM EDT
 Att. 25,224 - Dome - 72 F

AB	29
R	0
H	4
RBI	0
BB	2
SO	10
LOB	7



WP	PA
0	31

Batter	1	2	3	4	5	6	7	8	9	AB R H RBI BB SO LOB	TOP
Johnny Damon, L (1, 8) OBP: 0.321, SLG: 0.390	0-1 F9 1B	2-1 1-H 2-H 3-H HR		2-2 FC1-6 1B		2-2 FC4-6 G4-3 1-2f		4-1 2B BB	4-1 1B BB	4 3 2 4 2 0 2	Kansas City Royals @ Tampa Bay Devil Rays Tropicana Field, St. Petersburg, FL Thu May 14 1998, 7:05 PM EDT Att. 24,296 - Dome - 72 F
Shane Halter, R (1, 6) OBP: 0.350, SLG: 0.480	1-2 F9 1-3	2-1 G6-3		1-2 1-H 1B		0-2 G4-3 1-2		2-1 1-H 2B	0-1 FC6-4 1B	6 0 3 3 0 0 2	
Jose Offerman, S (1, 4) OBP: 0.390, SLG: 0.427 Felix Martinez, S (9, PH) OBP: 0.185, SLG: 0.171 (9, 4)	4-2 G6-4-3 BB		1-2 L4	0-0 G4-3		4-2 BB		0-0 L4	0-1 FC6-4 1-2f	3 0 0 0 2 0 2 1 0 0 0 0 0 2	
Dean Palmer, R (1, 5) OBP: 0.323, SLG: 0.551	0-0 G6-4-3 1-2f		3-3 K		1-0 F8 1B	1-3 K		0-0 F8		5 0 1 0 0 2 5	
Jeff Conine, R (1, 7) OBP: 0.306, SLG: 0.355		2-3 K	3-2 HR		0-1 FC6-4 1B		0-0 G5-3		4-2 HBP 1B BB	4 2 2 1 1 1 0	
Jeff King, R (1, 3) OBP: 0.312, SLG: 0.435		0-0 G6-3	3-2 1B		0-0 F7		4-1 BB		2-0 1B 1B HBP	3 1 1 0 1 0 2	
Larry Sutton, L (1, 10) OBP: 0.324, SLG: 0.352 Terry Pendleton, S (9, PH) OBP: 0.290, SLG: 0.351		4-2 HBP HR WP BB	0-0 F7		1-0 F8		0-3 K		0-2 G4-6-3 1B 1B	3 1 0 0 1 1 4 1 1 1 1 0 0 0	
Jermaine Dye, R (1, 9) OBP: 0.348, SLG: 0.250		4-1 HBP HR BB		0-0 G6-3	0-2 FC6-4 1-2f		1-1 G4-3		0-1 G4-6-3 1B	4 1 1 1 1 0 3	
Sal Fasano, R (1, 2) OBP: 0.304, SLG: 0.200		2-1 HR HBP		0-0 FC1-6 1B		1-0 FC4-6 HBP		0-0 F7	1-0 G4-6-3 1-2f 2-3	3 1 1 0 0 0 2	
Inning Stats	R: 0 E: 0 K: 0 S: 8 H: 1 LOB: 1 BB: 1 P: 13	R: 4 E: 0 K: 1 S: 12 H: 1 LOB: 0 BB: 2 P: 28	R: 1 E: 0 K: 1 S: 15 H: 2 LOB: 1 BB: 0 P: 25	R: 1 E: 0 K: 0 S: 10 H: 2 LOB: 1 BB: 0 P: 13	R: 0 E: 0 K: 0 S: 9 H: 2 LOB: 2 BB: 0 P: 11	R: 0 E: 0 K: 1 S: 15 H: 0 LOB: 2 BB: 1 P: 23	R: 0 E: 0 K: 1 S: 7 H: 0 LOB: 1 BB: 1 P: 12	R: 1 E: 0 K: 0 S: 6 H: 1 LOB: 1 BB: 1 P: 12	R: 3 E: 0 K: 0 S: 13 H: 3 LOB: 2 BB: 2 P: 24	1B: 9 2B: 1 3B: 0 HR: 2 SF: 0 SAC: 0 DP: 2 HBP: 3	
PITCHER Dennis Springer, R (1, 1) ERA: 5.86 Julio Santana, R (5, 1) ERA: 4.73 Esteban Yan, R (8, 1) ERA: 2.11 52 Ramon Tatis, L (9, 1) ERA: 16.62	IP WLS BF H R ER SO BB IBB HBP BLK WP HR S P ERA WHIP	PITCHER IP WLS BF H R ER SO BB IBB HBP BLK WP HR S P ERA WHIP									

livebaseballscorecards.com

AB 37
R 10
H 12
RBI 10
BB 8
SO 4
LOB 24



Batter	1	2	3	4	5	6	7	8	9	AB	R	H	RBI	BB	SO	LOB
Dave Martinez, L (1, 9) <small>OBP: 0.364, SLG: 0.363</small> Randy Winn, S (9, PH) <small>OBP: 0.500, SLG: 0.500</small>	1-1 2B		0-0 1B			0-0 E3 F8 BB 1B	2-2 G6-3		1-1 1B	4	1	2	0	0	0	1
Quinton McCracken, S (1, 8) <small>OBP: 0.359, SLG: 0.466</small>	1-3 K		0-1 G4-3			4-0 1B BB BB	2-2 F9		3-1 SF9	3	0	0	1	1	1	4
Wade Boggs, L (1, 5) <small>OBP: 0.359, SLG: 0.500</small>	3-2 L6-4				0-1 F8	0-0 L8		1-0 G4-3	2-2 1B	5	0	1	0	0	0	3
Fred McGriff, L (1, 3) <small>OBP: 0.357, SLG: 0.459</small>		1-0 F7		0-0 G6-3		1-0 F8		4-2 2B BB	0-0 G3	4	0	0	0	1	0	4
Paul Sorrento, L (1, 10) <small>OBP: 0.321, SLG: 0.440</small>		0-3 K		0-0 1B		4-2 1B BB		3-3 K		3	0	1	0	1	2	1
Mike Kelly, R (1, 7) <small>OBP: 0.310, SLG: 0.433</small>		3-3 K		2-1 F7		2-2 1B		0-0 2B		4	0	2	1	0	1	1
Mike DiFelice, R (1, 2) <small>OBP: 0.286, SLG: 0.422</small> Aaron Ledesma, R (6, PH) <small>OBP: 0.405, SLG: 0.447</small> (7, 4)			0-2 G5-3		0-1 L3		2-3 K		1-2 G5-3	2	0	0	0	0	0	0
Kevin Stocker, S (1, 6) <small>OBP: 0.333, SLG: 0.434</small> Scott McClain, R (9, PH)			0-2 P4		1-2 G3		2-2 F7		0-1 F9	3	0	0	0	0	0	0
Miguel Cairo, R (1, 4) <small>OBP: 0.288, SLG: 0.333</small> John Flaherty, R (7, 2) <small>OBP: 0.211, SLG: 0.217</small>			1-1 1B		2-1 G4-3		1-0 G6-3		3-2 1B SF9	2	1	2	0	0	0	0

Inning Stats	R: 0	H: 1	E: 0	K: 1	S: 8	R: 0	H: 0	E: 0	K: 2	S: 8	R: 0	H: 2	E: 0	K: 0	S: 12	R: 0	H: 1	E: 0	K: 0	S: 6	R: 0	H: 0	E: 0	K: 0	S: 8	R: 1	H: 1	E: 1	K: 1	S: 11	R: 0	H: 1	E: 0	K: 0	S: 11	R: 0	H: 1	E: 0	K: 1	S: 12	R: 1	H: 3	E: 0	K: 0	S: 13	1B: 6	2B: 5	3B: 0	HR: 0	SF: 1	SAC: 0	DP: 1	HBP: 0	WP: 0	PB: 0	SB: 0	CS: 0	PA: 40
--------------	------	------	------	------	------	------	------	------	------	------	------	------	------	------	-------	------	------	------	------	------	------	------	------	------	------	------	------	------	------	-------	------	------	------	------	-------	------	------	------	------	-------	------	------	------	------	-------	-------	-------	-------	-------	-------	--------	-------	--------	-------	-------	-------	-------	--------

PITCHER	IP	WLS	BF	H	R	ER	SO	BB	IBB	HBP	BLK	WP	HR	S	P	ERA	WHIP
Tim Belcher, R (1, 1) <small>ERA: 3.46</small>	7.0		29	6	1	0	4	2	0	0	0	0	0	64	99	0.00	1.143
Chris Haney, L (8, 1) <small>ERA: 8.33</small>	0.2		4	1	0	0	1	1	0	0	0	0	0	9	17	0.00	3.000
Scott Service, R (8, 1) <small>ERA: 3.79</small>	1.1		7	3	1	1	0	0	0	0	0	0	0	16	26	6.75	2.250

BOTTOM

Kansas City Royals @ Tampa Bay Devil Rays
 Tropicana Field, St. Petersburg, FL

livebaseballscorecards.com

AB	36
R	2
H	10
RBI	2
BB	3
SO	5
LOB	19



WP	HR	S	P	ERA	WHIP
0	0	0	0	0.00	1.143
0	0	0	0	0.00	3.000
0	0	0	0	6.75	2.250

Thu May 14 1998, 7:05 PM EDT
 Att. 24,296 - Dome - 72 F

Batter	1	2	3	4	5	6	7	8	9	AB R H RBI BB SO LOB	TOP											
Johnny Damon, L (1, 8) OBP: 0.320, SLG: 0.386	1-0 P4		0-2 1B			2-1 P5	0-3 K			4 0 1 0 0 1 1	Kansas City Royals @ Boston Red Sox Fenway Park, Boston, MA Fri May 15 1998, 7:05 PM EDT Att. 31,466 - Unknown - 76 F											
Shane Halter, R (1, 6) OBP: 0.345, SLG: 0.468	1-2 CS 1B		0-3 K			0-1 F8		2-1 P6		4 0 1 0 0 1 1												
Jose Offerman, S (1, 4) OBP: 0.392, SLG: 0.429	3-1 G6-3 1-2				1-1 G5-3	0-0 2B 1B		0-1 G6-4-3 1B		4 1 2 0 0 0 1												
Shane Mack, R (1, 10) OBP: 0.350, SLG: 0.463		1-2 G4-3			0-1 G6-3	0-2 1-H 2B		3-0 G6-4-3 1-2f 1B		4 0 1 1 0 0 1												
Jeff Conine, R (1, 7) OBP: 0.275, SLG: 0.314		0-2 F9			3-3 K	0-0 F7			1-1 G6-3	4 0 0 0 0 1 1												
Jeff King, R (1, 3) OBP: 0.323, SLG: 0.440		0-1 1B			4-2 BB		1-3 K		1-2 G1-3 1B	3 0 2 0 1 1 0												
Terry Pendleton, S (1, 5) OBP: 0.288, SLG: 0.344		1-0 G4-3			0-2 F9		2-2 2B 1B		1-2 G1-3 1-2	4 1 1 0 0 0 3												
Jermaine Dye, R (1, 9) OBP: 0.308, SLG: 0.217			0-2 K		0-1 F8		0-3 K		0-1 P7	3 0 0 0 0 2 2												
Larry Sutton, L (9, PH) OBP: 0.320, SLG: 0.348										1 0 0 0 0 0 1												
Sal Fasano, R (1, 2) OBP: 0.308, SLG: 0.261			0-0 P3		2-0 G5-3		0-0 1-H 2B			3 0 1 1 0 0 1												
Inning Stats	R: 0 E: 0 K: 0 S: 6	H: 1 LOB: 0 BB: 0 P: 11	R: 0 E: 0 K: 0 S: 9	H: 1 LOB: 1 BB: 0 P: 11	R: 0 E: 0 K: 2 S: 11	H: 1 LOB: 1 BB: 0 P: 11	R: 0 E: 0 K: 1 S: 7	H: 0 LOB: 0 BB: 0 P: 11	R: 0 E: 0 K: 0 S: 8	H: 0 LOB: 1 BB: 1 P: 14	R: 1 E: 0 K: 0 S: 9	H: 2 LOB: 1 BB: 0 P: 11	R: 1 E: 0 K: 3 S: 14	H: 2 LOB: 1 BB: 0 P: 17	R: 0 E: 0 K: 0 S: 6	H: 1 LOB: 0 BB: 0 P: 10	R: 0 E: 0 K: 0 S: 10	H: 1 LOB: 1 BB: 0 P: 13	1B: 7 2B: 2 3B: 0 HR: 0	SF: 0 SAC: 0 DP: 1 HBP: 0	WP: 0 PB: 0 SB: 0 CS: 1	PA: 35
PITCHER	IP WLS BF H R ER SO BB IBB HBP BLK WP HR S P ERA WHIP																					
49 Tim Wakefield, R (1, 1) ERA: 4.13	7.0 W 28 7 2 2 6 1 0 0 0 0 0 0 64 86 2.57 1.143																					
Jim Corsi, R (8, 1) ERA: 3.1	1.0 3 1 0 0 0 0 0 0 0 0 0 0 6 10 0.00 1.000																					
Dennis Eckersley, R (9, 1) ERA: 8.56	1.0 S 4 1 0 0 0 0 0 0 0 0 0 0 10 13 0.00 1.000																					

livebaseballscorecards.com

AB	34
R	2
H	9
RBI	2
BB	1
SO	6
LOB	12



Batter	1	2	3	4	5	6	7	8	9	AB	R	H	RBI	BB	SO	LOB
Darren Lewis, R OBP: 0.336, SLG: 0.366 (1, 9)	F9	K		FC6-4			G3			4	0	0	0	0	1	1
Damon Buford, R OBP: 0.375, SLG: 0.526 (1, 8)	G6-3	2B				G5-3	P6			4	0	1	0	0	0	0
Mo Vaughn, L OBP: 0.387, SLG: 0.570 (1, 3)	G3	1-3				P6	G6-3			4	0	0	0	0	0	1
Jim Leyritz, R OBP: 0.413, SLG: 0.636 (1, 10)		HR		L9		2B	G1-3			4	1	2	1	0	0	0
Troy O'Leary, L OBP: 0.331, SLG: 0.578 (1, 7)		1B 2B 1B		F8		F7	G4-3			4	1	1	0	0	0	1
Jason Varitek, S OBP: 0.361, SLG: 0.389 (1, 2)		2B HR 1B		K			L8			4	1	1	0	0	1	0
Mike Benjamin, R OBP: 0.324, SLG: 0.369 (1, 6)		HR 2B		G6-3		L7				3	1	1	1	0	0	0
Lou Merloni, R OBP: 0.400, SLG: 0.778 (1, 5)		HR		FC6-4 BB		2B				2	1	2	3	1	0	0
Mark Lemke, S OBP: 0.233, SLG: 0.215 (1, 4)	G6-3			F9		F9				3	0	0	0	0	0	2

Inning Stats	R: 0	H: 0	E: 0	K: 0	S: 10	LOB: 0	BB: 0	P: 18	R: 5	H: 6	E: 0	K: 1	S: 25	LOB: 1	BB: 0	P: 37	R: 0	H: 0	E: 0	K: 1	S: 6	LOB: 0	BB: 0	P: 8	R: 0	H: 1	E: 0	K: 0	S: 10	LOB: 1	BB: 0	P: 14	R: 0	H: 1	E: 0	K: 0	S: 8	LOB: 1	BB: 0	P: 15	R: 0	H: 0	E: 0	K: 0	S: 8	LOB: 0	BB: 0	P: 14	R: 0	H: 0	E: 0	K: 0	S: 5	LOB: 0	BB: 0	P: 10
--------------	------	------	------	------	-------	--------	-------	-------	------	------	------	------	-------	--------	-------	-------	------	------	------	------	------	--------	-------	------	------	------	------	------	-------	--------	-------	-------	------	------	------	------	------	--------	-------	-------	------	------	------	------	------	--------	-------	-------	------	------	------	------	------	--------	-------	-------

PITCHER	IP	WLS	BF	H	R	ER	SO	BB	IBB	HBP	BLK	WP	HR	S	P	ERA	WHIP
50 José Rosado, L ERA: 4.93 (1, 1)	6.0	L	27	8	5	5	2	1	0	0	0	0	2	66	106	7.50	1.500
47 Brian Bevil, R ERA: 4.35 (7, 1)	0.2		2	0	0	0	0	0	0	0	0	0	0	7	13	0.00	0.000
Matt Whisenant, L ERA: 7.36 (7, 1)	1.1		4	0	0	0	0	0	0	0	0	0	0	6	11	0.00	0.000

BOTTOM

Kansas City Royals @ Boston Red Sox
Fenway Park, Boston, MA
Fri May 15 1998, 7:05 PM EDT
Att: 31,466 - Unknown - 76 F

AB	32
R	5
H	8
RBI	5
BB	1
SO	2
LOB	5



1B: 2	SF: 0	WP: 0	PA: 33
2B: 4	SAC: 0	PB: 0	
3B: 0	DP: 0	SB: 0	
HR: 2	HBP: 0	CS: 0	

PITCHER	IP	WLS	BF	H	R	ER	SO	BB	IBB	HBP	BLK	WP	HR	S	P	ERA	WHIP
---------	----	-----	----	---	---	----	----	----	-----	-----	-----	----	----	---	---	-----	------

Batter	1	2	3	4	5	6	7	8	9	AB R H RBI BB SO LOB	TOP	
Shane Mack, R (1, 10) OBP: 0.346, SLG: 0.449	1-0 P4	0-0 F9			4-1 1B BB			1-2 G4-3		3 0 0 0 1 0 2	Kansas City Royals @ Boston Red Sox Fenway Park, Boston, MA Sat May 16 1998, 3:33 AM EDT Att. 31,700 - Sunny - 68 F	
Shane Halter, R (1, 6) OBP: 0.341, SLG: 0.458	0-1 G1-3		1-0 G6-3		3-2 1B			2-3 K		4 0 1 0 0 1 0		
Jose Offerman, S (1, 4) OBP: 0.394, SLG: 0.427	4-2 2B BB		3-1 L8		0-3 K			1-1 E9 1B		3 0 1 0 1 1 2		
Jeff King, R (1, 3) OBP: 0.321, SLG: 0.441	0-2 1-3 2B		2-1 G6-3			1-3 K		0-1 L7		4 0 1 0 0 1 1		
Jeff Conine, R (1, 7) OBP: 0.250, SLG: 0.282	2-2 F7			2-2 F7		1-3 K		2-3 K		4 0 0 0 0 2 2		
Terry Pendleton, S (1, 5) OBP: 0.271, SLG: 0.323			2-1 E5 29 F9 FC1-2 1B		3-1 G6-3		1-2 G3		2-2 G3-1			4 0 0 0 0 0 0
Jermaine Dye, R (1, 9) OBP: 0.300, SLG: 0.222			0-0 FC1-2 1B		2-0 G6-3		0-1 F9		1-2 F6			4 0 1 0 0 0 0
29 Mike Sweeney, R (1, 2) OBP: 0.292, SLG: 0.313			2-2 F9		0-0 G6-3		0-0 L5					3 0 0 0 0 0 2
Johnny Damon, L (1, 8) OBP: 0.314, SLG: 0.379			1-1 FC1-2 1-3 3-H		1-1 G5-3		1-0 G6-3				3 0 0 0 0 0 2	
Inning Stats	R: 0 H: 1 E: 0 LOB: 2 K: 0 BB: 1 S: 14 P: 21	R: 0 H: 1 E: 1 LOB: 2 K: 0 BB: 0 S: 11 P: 16	R: 0 H: 0 E: 0 LOB: 0 K: 0 BB: 0 S: 5 P: 11	R: 0 H: 0 E: 0 LOB: 0 K: 0 BB: 0 S: 8 P: 15	R: 0 H: 1 E: 0 LOB: 2 K: 1 BB: 1 S: 10 P: 18	R: 0 H: 0 E: 0 LOB: 0 K: 2 BB: 0 S: 9 P: 12	R: 0 H: 0 E: 0 LOB: 0 K: 0 BB: 0 S: 4 P: 5	R: 0 H: 1 E: 1 LOB: 1 K: 1 BB: 0 S: 11 P: 15	R: 0 H: 0 E: 0 LOB: 0 K: 1 BB: 0 S: 11 P: 16	1B: 3 SF: 0 2B: 1 SAC: 0 3B: 0 DP: 0 HR: 0 HBP: 0	WP: 0 PA: 34 PB: 0 SB: 0 CS: 0	
PITCHER	IP WLS BF H R ER SO BB IBB HBP BLK WP HR S P ERA WHIP											
Steve Avery, L (1, 1) ERA: 4.66	5.0 W 21 3 0 0 1 2 0 0 0 0 0 0 48 81 0.00 1.000											
Rich Garces, R (6, 1) ERA: 3.6	2.2 9 1 0 0 3 0 0 0 0 0 0 0 22 30 0.00 0.375											
Tom Gordon, R (8, 1) ERA: 1.48	1.1 S 4 0 0 0 1 0 0 0 0 0 0 0 13 18 0.00 0.000											

livebaseballscorecards.com

AB	32
R	0
H	4
RBI	0
BB	2
SO	5
LOB	11



Batter	1	2	3	4	5	6	7	8	9
Darren Lewis, R OBP: 0.352, SLG: 0.373 (1, 9)	0-1 HR 1B	0-2 1B		1-2 CS HBP			1-1 L9	4-2 BB	
Damon Buford, R OBP: 0.362, SLG: 0.548 (1, 8)	2-0 HR 1-H	2-0 F9		0-0 CS 1-2	1-3 K		1-3 K	2-3 K	
Mo Vaughn, L OBP: 0.389, SLG: 0.586 (1, 3)	0-0 G4-3		0-0 HR		3-1 G3-1		2-0 1B		
Jim Leyritz, R OBP: 0.396, SLG: 0.605 (1, 10)	1-1 E6 BB		3-1 F9		1-2 F7		2-1 G4-3		
Troy O'Leary, L OBP: 0.335, SLG: 0.573 (1, 7)	4-1 1-2 BB		2-2 F7		0-3 K		3-2 2B PB 1B		
Jason Varitek, S OBP: 0.354, SLG: 0.379 (1, 2)	2-3 K		0-0 1B		0-0 F9		0-3 K		
Mike Benjamin, R OBP: 0.333, SLG: 0.406 (1, 6)	0-1 F8		0-0 L5		0-0 2B		1-2 PB 2B 2B		
Lou Merloni, R OBP: 0.357, SLG: 0.583 (1, 5)		0-2 G5-3		1-2 G5-3		4-1 FC5-4 BB	1-3 K		
Mark Lemke, S OBP: 0.233, SLG: 0.229 (1, 4)		0-0 F9		3-2 G1-3		0-0 FC5-4 1-2f	2-1 3-H 2B		

Inning Stats	R: 2	H: 2	E: 1	K: 12	LOB: 2	BB: 1	P: 21	R: 0	H: 1	E: 0	K: 8	LOB: 1	BB: 0	P: 10	R: 1	H: 2	E: 0	K: 8	LOB: 1	BB: 0	P: 13	R: 0	H: 0	E: 0	K: 9	LOB: 0	BB: 0	P: 14	R: 0	H: 1	E: 0	K: 7	LOB: 2	BB: 1	P: 11	R: 0	H: 1	E: 0	K: 8	LOB: 1	BB: 0	P: 14	R: 2	H: 3	E: 0	K: 3	LOB: 2	BB: 1	P: 35
--------------	------	------	------	-------	--------	-------	-------	------	------	------	------	--------	-------	-------	------	------	------	------	--------	-------	-------	------	------	------	------	--------	-------	-------	------	------	------	------	--------	-------	-------	------	------	------	------	--------	-------	-------	------	------	------	------	--------	-------	-------

AB	R	H	RBI	BB	SO	LOB
3	1	2	0	1	0	0
5	1	1	2	0	3	3
4	1	2	1	0	0	0
4	0	0	0	0	0	1
3	1	1	0	1	1	0
4	0	1	0	0	2	3
4	1	2	0	0	0	3
3	0	0	0	1	1	1
4	0	1	1	0	0	2

WP	HR	S	P	ERA	WHIP
0	0	0	0	4.50	1.333
0	0	0	0	0.00	1.000
0	0	0	0	∞	∞
0	0	0	0	9.00	3.000

BOTTOM

Kansas City Royals @ Boston Red Sox
 Fenway Park, Boston, MA
 Sat May 16 1998, 3:33 AM EDT
 Att. 31,700 - Sunny - 68 F

livebaseballscorecards.com

AB	34
R	5
H	10
RBI	4
BB	3
SO	7
LOB	13



WP: 0	PA: 39
PB: 1	
SB: 0	
CS: 1	

Batter	1	2	3	4	5	6	7	8	9	AB R H RBI BB SO LOB	TOP			
Johnny Damon, L (1, 8) OBP: 0.317, SLG: 0.380 B C F F F B X	2-2 G3-1 SH1-3 1B 1B		2-2 G3-1 1B		1-1 G1-6-3 1B		1-1 B1-3 1B		1-1 G4-3 2-3 1B	5 1 2 0 0 0 1	Kansas City Royals @ Boston Red Sox Fenway Park, Boston, MA Sun May 17 1998, 3:33 AM EDT Att. 29,736 - Overcast - 57 F			
Shane Halter, R (1, 6) OBP: 0.330, SLG: 0.442 Dean Palmer, R (9, PH) OBP: 0.321, SLG: 0.547 X	0-0 SH1-3 1-2 1B		1-2 G4-3 1B		0-2 G1-6-3 1-2f 1B		2-1 F7 1B	0-3 K 1B	3 0 0 0 0 0 1 1 0 0 0 0 1 1					
Jose Offerman, S (1, 4) OBP: 0.391, SLG: 0.422 S B B X	2-1 G3-1 2-3 1B		1-1 E 1B		1-1 L4 1B		2-3 K 1B		4 1 1 0 0 1 1					
Jeff King, R (1, 3) OBP: 0.320, SLG: 0.436 F B F F F B X	2-2 1B 3-H 1B		2-2 E5 1-3 1B	1 SAFE 1 SAFE 1 SAFE P B B X		2-0 F7 1B		1-3 K 1B	4 0 1 1 0 1 1					
Larry Sutton, L (1, 7) OBP: 0.336, SLG: 0.359 C X	0-1 1-3 1B		4-2 1-3 BB	C B 1 O F E B B 1 SAFE		3-1 E 1B		2-1 G3 1B	3 1 2 0 1 0 0					
Terry Pendleton, S (1, 5) OBP: 0.284, SLG: 0.348 F X	0-1 G4-3 1B		0-0 G1-3 1B	X		1-1 1B 1-H 1B		1-2 2B	4 0 2 1 0 0 4					
Jeff Conine, R (1, 10) OBP: 0.250, SLG: 0.279 C X		0-1 G4-3 1B		1-3 K 1B	B C C C C X	0-0 1-2 1B		1-3 K 1B	4 0 1 0 0 2 1					
Jermaine Dye, R (1, 9) OBP: 0.265, SLG: 0.194 X		0-0 G6-3 1B		2-2 G5-3 1B	C C C C C X	2-3 K 1B		3-3 K 1B	4 0 0 0 0 2 2					
Sal Fasano, R (1, 2) OBP: 0.276, SLG: 0.231 Shane Mack, R (9, PH) OBP: 0.352, SLG: 0.465 S B F F F B X		2-3 K 1B		1-3 K 1B	S C C C C X	1-2 G5 1B		2-1 G4-3 2B	3 0 0 0 0 2 2 1 0 1 0 0 0 0					
Inning Stats	R: 1 H: 3 E: 0 LOB: 2 K: 0 BB: 0 S: 17 P: 23	R: 0 H: 0 E: 0 LOB: 0 K: 1 BB: 0 S: 6 P: 8	R: 1 H: 1 E: 2 LOB: 2 K: 0 BB: 1 S: 16 P: 25	R: 0 H: 0 E: 0 LOB: 0 K: 2 BB: 0 S: 9 P: 13	R: 0 H: 1 E: 0 LOB: 0 K: 0 BB: 0 S: 7 P: 9	R: 1 H: 3 E: 0 LOB: 2 K: 1 BB: 0 S: 13 P: 22	R: 0 H: 0 E: 0 LOB: 0 K: 1 BB: 0 S: 8 P: 13	R: 0 H: 1 E: 0 LOB: 1 K: 2 BB: 0 S: 11 P: 16	R: 0 H: 1 E: 0 LOB: 1 K: 2 BB: 0 S: 13 P: 19	1B: 8 SF: 0 2B: 2 SAC: 1 3B: 0 DP: 1 HR: 0 HBP: 0	WP: 0 PA: 38 PB: 0 SB: 1 CS: 0			
PITCHER	IP WLS BF H R ER SO BB IBB HBP BLK WP HR S P ERA WHIP											IP WLS BF H R ER SO BB IBB HBP BLK WP HR S P ERA WHIP		
Derek Lowe, R (1, 1) ERA: 2.33	5.0		21 5 2 1 3 1 0 0 0 0 0 0 0 55 78 1.80 1.200											
Ron Mahay, L (6, 1) ERA: 1.93	1.1	W	7 3 1 1 1 0 0 0 0 0 0 0 0 15 25 6.75 2.250											
Jim Corsi, R (7, 1) ERA: 3.0	0.2		2 0 0 0 1 0 0 0 0 0 0 0 0 6 10 0.00 0.000											
Dennis Eckersley, R (8, 1) ERA: 7.98	1.0		4 1 0 0 2 0 0 0 0 0 0 0 0 11 16 0.00 1.000											
Tom Gordon, R (9, 1) ERA: 1.42	1.0	S	4 1 0 0 2 0 0 0 0 0 0 0 0 13 19 0.00 1.000											

livebaseballscorecards.com

AB	36
R	3
H	10
RBI	2
BB	1
SO	9
LOB	14



Batter	1	2	3	4	5	6	7	8	9	AB	R	H	RBI	BB	SO	LOB
Darren Lewis, R OBP: 0.363, SLG: 0.408 (1, 9)										4	1	3	2	0	1	0
Damon Buford, R OBP: 0.342, SLG: 0.515 (1, 8)										4	0	0	0	0	1	3
Mo Vaughn, L OBP: 0.386, SLG: 0.576 (1, 3)										3	0	0	1	1	1	1
Jim Leyritz, R OBP: 0.400, SLG: 0.607 (1, 10)										3	0	1	0	1	2	0
Troy O'Leary, L OBP: 0.333, SLG: 0.565 (1, 7)										4	1	1	0	0	1	4
Jason Varitek, S OBP: 0.377, SLG: 0.410 (1, 2)										3	1	2	0	1	0	0
Mike Benjamin, R OBP: 0.320, SLG: 0.389 (1, 6)										3	0	0	0	0	1	3
Lou Merloni, R OBP: 0.389, SLG: 0.533 (1, 5)										3	1	1	1	1	2	1
Mark Lemke, S OBP: 0.234, SLG: 0.233 (1, 4)										3	1	1	1	0	0	3

Inning Stats	R: 0	H: 1	E: 0	LOB: 2	K: 2	S: 15	P: 24	R: 0	H: 0	E: 0	LOB: 0	K: 2	S: 9	P: 15	R: 1	H: 2	E: 0	LOB: 2	K: 0	S: 15	P: 26	R: 0	H: 1	E: 0	LOB: 1	K: 0	S: 9	P: 15	R: 1	H: 1	E: 0	LOB: 0	K: 3	S: 12	P: 18	R: 3	H: 3	E: 0	LOB: 1	K: 0	S: 11	P: 23	R: 0	H: 0	E: 0	LOB: 0	K: 1	S: 6	P: 9	R: 0	H: 1	E: 0	LOB: 1	K: 1	S: 10	P: 14
--------------	------	------	------	--------	------	-------	-------	------	------	------	--------	------	------	-------	------	------	------	--------	------	-------	-------	------	------	------	--------	------	------	-------	------	------	------	--------	------	-------	-------	------	------	------	--------	------	-------	-------	------	------	------	--------	------	------	------	------	------	------	--------	------	-------	-------

PITCHER	IP	WLS	BF	H	R	ER	SO	BB	IBB	HBP	BLK	WP	HR	S	P	ERA	WHIP
Glendon Rusch, L ERA: 6.23 (1, 1)	5.0	L	24	6	4	4	7	4	0	0	0	0	1	64	107	7.20	2.000
47 Brian Bevil, R ERA: 4.57 (6, 1)	1.0		5	2	1	1	0	0	0	0	0	0	0	7	14	9.00	2.000
Matt Whisenant, L ERA: 6.89 (7, 1)	1.0		3	0	0	0	1	0	0	0	0	0	0	6	9	0.00	0.000
Scott Service, R ERA: 3.6 (8, 1)	1.0		4	1	0	0	1	0	0	0	0	0	0	10	14	0.00	1.000

BOTTOM

Kansas City Royals @ Boston Red Sox
 Fenway Park, Boston, MA
 Sun May 17 1998, 3:33 AM EDT
 Att. 29,736 - Overcast - 57 F

AB	30
R	5
H	9
RBI	5
BB	4
SO	9
LOB	15

WP: 0	PA: 36
PB: 0	SB: 0
CS: 0	

Batter	1	2	3	4	5	6	7	8	9	AB	R	H	RBI	BB	SO	LOB
Kenny Lofton, L (1, 8) OBP: 0.371, SLG: 0.446 Mark Whiten, S (8, 8) OBP: 0.400, SLG: 0.786	1-1 F9		2-2 CS 1B 2-H 3-H		2-2 SF8	1-2 HR		1-2 F7		4	1	2	5	0	0	1
Omar Vizquel, S (1, 6) OBP: 0.372, SLG: 0.370 Jeff Branson, L (9, 6) OBP: 0.179, SLG: 0.250	2-1 F8		0-2 P6		1-2 G5-3	0-1 G1-3		1-3 K		5	0	0	0	0	1	2
David Justice, L (1, 10) OBP: 0.379, SLG: 0.562	1-3 K		3-2 CS 1-2		0-0 G4-3	0-1 G6-3	0-2 BB G6-3 2B	3-1 F9		5	1	1	0	0	1	1
Jim Thome, L (1, 3) OBP: 0.444, SLG: 0.623		1-3 K		0-1 G3		1-1 P7	4-2 G6-3 BB 1B BB	0-0 2B SF9 1B		4	2	1	0	1	1	0
Manny Ramirez, R (1, 9) OBP: 0.339, SLG: 0.477		3-3 K		0-0 1B		0-0 1B 2B	4-1 G6-3 BB	3-2 SF9 1B 2B		4	2	3	0	1	1	0
Brian Giles, L (1, 7) OBP: 0.384, SLG: 0.496		2-3 K		1-0 G4-3		4-2 1B HR BB	1-0 G6-3	0-1 SF9		3	1	0	1	1	1	3
Sandy Alomar Jr., R (1, 2) OBP: 0.321, SLG: 0.402 Pat Borders, R (8, 2) OBP: 0.276, SLG: 0.291			1-1 FC5-6 1B 1B		2-1 P8	0-0 HR 1B	2-2 1B	0-0 1B		4	1	3	2	0	0	0
Travis Fryman, R (1, 5) OBP: 0.305, SLG: 0.422			1-0 E 1B 1B		3-2 3B 2B	0-0 1-H 3-H HR	3-2 G6-3	0-3 K		5	3	3	3	0	1	2
David Bell, R (1, 4) OBP: 0.319, SLG: 0.452			1-1 FC5-6 1B		0-0 SF8 3B	1-2 HR 2B		4-1 BB	1-3 K	4	3	2	1	1	1	3

Inning Stats	R: 0	H: 0	E: 0	K: 1	S: 7	P: 11	R: 0	H: 0	E: 0	K: 3	S: 10	P: 16	R: 2	H: 3	E: 1	K: 0	S: 17	P: 24	R: 0	H: 1	E: 0	K: 0	S: 5	P: 6	R: 2	H: 2	E: 0	K: 0	S: 13	P: 21	R: 6	H: 5	E: 0	K: 0	S: 18	P: 25	R: 2	H: 2	E: 0	K: 0	S: 15	P: 29	R: 0	H: 0	E: 0	K: 1	S: 10	P: 19	R: 2	H: 3	E: 0	K: 2	S: 13	P: 17	1B: 8	2B: 5	3B: 1	HR: 2	SF: 2	SAC: 0	DP: 1	HBP: 0	WP: 0	PA: 46
--------------	------	------	------	------	------	-------	------	------	------	------	-------	-------	------	------	------	------	-------	-------	------	------	------	------	------	------	------	------	------	------	-------	-------	------	------	------	------	-------	-------	------	------	------	------	-------	-------	------	------	------	------	-------	-------	------	------	------	------	-------	-------	-------	-------	-------	-------	-------	--------	-------	--------	-------	--------

PITCHER	IP	WLS	BF	H	R	ER	SO	BB	IBB	HBP	BLK	WP	HR	S	P	ERA	WHIP
Tim Belcher, R (1, 1) ERA: 4.48	5.2	L	28	11	10	9	4	1	0	0	0	0	2	68	101	14.29	2.118
Jim Pittsley, R (6, 1) ERA: 4.12	1.1		7	2	2	2	0	2	0	0	0	0	0	17	31	13.50	3.000
Matt Whisenant, L (8, 1) ERA: 6.48	1.0		4	0	0	0	1	1	0	0	0	0	0	10	19	0.00	1.000
Scott Service, R (9, 1) ERA: 4.29	1.0		6	3	2	2	2	0	0	0	0	0	0	13	17	18.00	3.000

Cleveland Indians @ Kansas City Royals
Kauffman Stadium, Kansas City, MO
 Wed May 20 1998, 7:05 PM CDT
 Att. 13,575 - Unknown - 86 F

AB	39
R	14
H	16
RBI	13
BB	4
SO	7
LOB	12

C™

Batter	1	2	3	4	5	6	7	8	9	AB	R	H	RBI	BB	SO	LOB
Johnny Damon, L OBP: 0.317, SLG: 0.377 (1, 8)	0-2 CS 1B		1-1 CS 1B	0-0 P4		0-1 G6-3		1-1 E4 FC6-4		5	0	2	0	0	0	4
Shane Mack, R OBP: 0.350, SLG: 0.454 (1, 10)	1-3 K		2-0 1-2 1B		0-0 1B G5-4-3 1B		2-2 L1-4-3 1B	0-0 FC6-4 1-2f		5	1	3	0	0	1	3
Jose Offerman, S OBP: 0.391, SLG: 0.417 (1, 4)	4-2 1-2 BB		1-2 G3		1-2 G5-4-3 1-3 1B		2-1 L1-4-3 1-2 1B		1-3 K	4	0	2	0	1	1	1
Dean Palmer, R OBP: 0.322, SLG: 0.558 (1, 5)	0-3 K			0-1 1B 2B 2B	0-0 G5-4-3 1-2f 3-H		0-0 L1-4-3 1-2 2-3		0-0 G5-3	5	1	1	0	0	1	4
Jeff King, R OBP: 0.320, SLG: 0.449 (1, 3)		2-1 HR		2-0 2B SF9 1B	1-0 L8		2-1 P9		0-3 K	5	2	2	1	0	1	2
Jeff Conine, R OBP: 0.250, SLG: 0.294 (1, 7)		0-1 P3		0-0 SF9 1-3 3-H 1B 2B		0-0 F7		0-0 L9		4	1	1	1	0	0	2
Jermaine Dye, R OBP: 0.310, SLG: 0.250 (1, 9)		3-1 G1-3		0-1 SF9		4-0 BB BB		2-2 G6-3		2	0	0	1	1	0	0
Sal Fasano, R OBP: 0.270, SLG: 0.219 (1, 2)		3-2 L6-3		1-2 FC4-6 3-H 1B		4-0 BB BB		1-2 F7		3	0	1	1	1	0	0
Felix Martinez, S OBP: 0.186, SLG: 0.173 (1, 6)			1-2 G3-1	2-2 FC4-6 1-2f		0-1 P4		3-2 E 1B		4	0	1	0	0	0	3

Inning Stats	R: 0	H: 1	E: 0	K: 2	S: 12	LOB: 1	BB: 1	P: 17	R: 1	H: 1	E: 0	K: 0	S: 9	LOB: 0	BB: 0	P: 17	R: 0	H: 2	E: 0	K: 0	S: 10	LOB: 1	BB: 0	P: 15	R: 3	H: 4	E: 0	K: 0	S: 14	LOB: 1	BB: 0	P: 19	R: 1	H: 2	E: 0	K: 0	S: 6	LOB: 0	BB: 0	P: 8	R: 0	H: 0	E: 0	K: 0	S: 5	LOB: 2	BB: 2	P: 13	R: 0	H: 2	E: 0	K: 0	S: 9	LOB: 2	BB: 0	P: 15	R: 0	H: 1	E: 1	K: 0	S: 14	LOB: 2	BB: 0	P: 21	R: 0	H: 0	E: 0	K: 2	S: 7	LOB: 0	BB: 0	P: 8	1B: 10	SF: 1	2B: 2	SAC: 0	3B: 0	DP: 1	HR: 1	HBP: 0	WP: 0	PA: 41
--------------	------	------	------	------	-------	--------	-------	-------	------	------	------	------	------	--------	-------	-------	------	------	------	------	-------	--------	-------	-------	------	------	------	------	-------	--------	-------	-------	------	------	------	------	------	--------	-------	------	------	------	------	------	------	--------	-------	-------	------	------	------	------	------	--------	-------	-------	------	------	------	------	-------	--------	-------	-------	------	------	------	------	------	--------	-------	------	--------	-------	-------	--------	-------	-------	-------	--------	-------	--------

PITCHER	IP	WLS	BF	H	R	ER	SO	BB	IBB	HBP	BLK	WP	HR	S	P	ERA	WHIP
Charles Nagy, R ERA: 6.06 (1, 1)	5.0		23	10	5	5	2	1	0	0	0	0	1	51	76	9.00	2.200
Ron Villone, L ERA: 1.86 (6, 1)	1.0		5	0	0	0	0	2	0	0	0	0	0	5	13	0.00	2.000
Jose Mesa, R ERA: 3.9 (7, 1)	2.0		10	3	0	0	0	0	0	0	0	0	0	23	36	0.00	1.500
Michael Jackson, R ERA: 2.55 (9, 1)	1.0		3	0	0	0	2	0	0	0	0	0	0	7	8	0.00	0.000

BOTTOM

Cleveland Indians @ Kansas City Royals
Kauffman Stadium, Kansas City, MO
Wed May 20 1998, 7:05 PM CDT
Att: 13,575 - Unknown - 86 F

livebaseballscores.com

AB	37
R	5
H	13
RBI	4
BB	3
SO	4
LOB	19



Batter	1	2	3	4	5	6	7	8	9	AB R H RBI BB SO LOB	TOP
Kenny Lofton, L OBP: 0.382, SLG: 0.449 (1, 8) C B H	2-1 G4-6-3 BB HBP		1-0 1B 1B		1-0 E3 1B G5-6-3	4-1 WP 1B BB		2-2 1B		3 2 2 0 1 0 0	
Omar Vizquel, S OBP: 0.378, SLG: 0.373 (1, 6) B B 1 SAFE C B	4-1 G4-6-3 1-2 BB		0-2 1B WP 1B		0-1 SAFE 1-3 S 1B G5-6-3	2-2 F4		2-1 L5		4 2 2 0 1 0 2	
Manny Ramirez, R OBP: 0.341, SLG: 0.474 (1, 10) C B F F B B F F 2 SAFE C B	3-2 G4-6-3 1-2f 2-3		3-2 WP 1B		2-2 SAFE 1-2 SAFE 1-2 SAFE G5-6-3	2-1 WP 1B		1-3 K		5 0 2 2 0 1 4	
Jim Thome, L OBP: 0.443, SLG: 0.614 (1, 3) B B F F F C	2-3 K		4-1 G4-6-3 1-2 3-H BB		1-0 1B 1B	1-2 L4		1-3 K		4 1 1 1 1 2 3	
Sandy Alomar Jr., R OBP: 0.309, SLG: 0.386 (1, 2) C B F X		0-0 P3	1-2 G4-6-3 1-2f		1-3 K		3-1 F8		1-2 G4-3	5 0 0 0 0 1 3	
Mark Whiten, S OBP: 0.450, SLG: 0.706 (1, 9) C B B B B B		2-3 K		1-1 G4-3	1-0 1B 1-2 1B		4-1 FC6-4 BB		4-0 WP BB	3 0 1 0 2 1 0	
Travis Fryman, R OBP: 0.308, SLG: 0.422 (1, 5) B X T B		1-1 1B		1-0 F7	1-1 1-3 2-H 1B		3-2 FC6-4 1-2f		1-3 K	5 0 2 1 0 1 2	
David Bell, R OBP: 0.305, SLG: 0.432 (1, 4) X T B B B B B		3-2 L5		0-0 F8	1-3 K		0-0 L7		1-2	4 0 0 0 0 1 4	
Shawon Dunston, R OBP: 0.250, SLG: 0.384 (1, 7) C B S B B X			3-2 P4		0-0 HR	2-1 L5		1-0 F9		4 1 1 1 0 0 0	

Inning Stats	R: 0 E: 0 K: 1 S: 11	H: 0 LOB: 1 BB: 1 P: 22	R: 0 E: 0 K: 1 S: 10	H: 1 LOB: 1 BB: 0 P: 16	R: 2 E: 0 K: 0 S: 15	H: 3 LOB: 1 BB: 1 P: 27	R: 0 E: 0 K: 0 S: 4	H: 0 LOB: 0 BB: 0 P: 6	R: 4 E: 1 K: 2 S: 17	H: 5 LOB: 2 BB: 0 P: 25	R: 0 E: 0 K: 0 S: 13	H: 1 LOB: 2 BB: 1 P: 24	R: 0 E: 0 K: 0 S: 9	H: 0 LOB: 1 BB: 1 P: 19	R: 0 E: 0 K: 1 S: 9	H: 1 LOB: 1 BB: 0 P: 15	R: 0 E: 0 K: 2 S: 10	H: 0 LOB: 1 BB: 1 P: 17	1B: 10 2B: 0 3B: 0 HR: 1	SF: 0 SAC: 0 DP: 2 HBP: 1	WP: 3 PB: 0 SB: 1 CS: 0	PA: 43
--------------	-------------------------------	----------------------------------	-------------------------------	----------------------------------	-------------------------------	----------------------------------	------------------------------	---------------------------------	-------------------------------	----------------------------------	-------------------------------	----------------------------------	------------------------------	----------------------------------	------------------------------	----------------------------------	-------------------------------	----------------------------------	-----------------------------------	------------------------------------	----------------------------------	--------

PITCHER	IP	WLS	BF	H	R	ER	SO	BB	IBB	HBP	BLK	WP	HR	S	P	ERA	WHIP
50 José Rosado, L ERA: 5.26 (1, 1)	4.2	L	25	9	6	4	3	2	0	1	0	1	1	54	92	7.71	2.357
47 Brian Bevil, R ERA: 6.0 (5, 1)	1.1		6	1	0	0	1	1	0	0	0	1	0	16	28	0.00	1.500
Chris Haney, L ERA: 7.86 (7, 1)	2.0		8	1	0	0	1	1	0	0	0	0	0	18	34	0.00	1.000
Scott Service, R ERA: 4.09 (9, 1)	1.0		4	0	0	0	2	1	0	0	0	1	0	10	17	0.00	1.000

Cleveland Indians @ Kansas City Royals
Kauffman Stadium, Kansas City, MO
 Thu May 21 1998, 7:05 PM CDT
 Att. 17,243 - Cloudy - 84 F

AB	37
R	6
H	11
RBI	5
BB	5
SO	7
LOB	18



Batter	1	2	3	4	5	6	7	8	9	AB	R	H	RBI	BB	SO	LOB	TOP
Johnny Damon, L (1, 8) OBP: 0.325, SLG: 0.375 C B B B B	4-2 G4-6-3 BB		1-0 HR 1B	2-1 F9		2-2 FC5-4 1-2f 2-3	2-2 P6		1-3 K	5	1	1	0	1	1	5	
Jose Offerman, S (1, 4) OBP: 0.398, SLG: 0.446 X	0-0 G4-6-3 1-2f		0-1 HR 1-H 3-H		2-2 F8	4-1 BB		3-2 F8		4	1	1	3	1	0	1	
Larry Sutton, L (1, 3) OBP: 0.333, SLG: 0.347 Jeff King, R (8, PH) OBP: 0.311, SLG: 0.438 (8, 3) B C B B X	2-2 P4		0-0 G4-3		0-2 2B 1B	1-3 K		1-1 F8		4	1	1	0	0	1	3	
Dean Palmer, R (1, 5) OBP: 0.328, SLG: 0.555 B X		1-0 G6-3	1-2 G4-3		0-0 1B 2B 1-H		2-2 WP BB HR 1B	0-0 1B		5	1	3	1	0	0	0	
Terry Pendleton, S (1, 10) OBP: 0.313, SLG: 0.365 B C X		1-1 1B		0-3 K	0-0 G6-4-3 1B 2-3		4-0 WP HR BB 1-2	0-3 K		4	1	2	0	1	2	1	
Jeff Conine, R (1, 7) OBP: 0.246, SLG: 0.350 C B B B X		1-3 K		2-1 E 2B	3-0 G6-4-3 1-2f		2-2 G5-3 1-2 2-3		2-1 HR	5	1	2	1	0	1	5	
Jermaine Dye, R (1, 9) OBP: 0.319, SLG: 0.341 C X		0-1 G4-3		3-3 K		2-2 FC5-4 1B 1B	2-3 K		3-2 HR	5	1	2	1	0	2	4	
Sal Fasano, R (1, 2) OBP: 0.286, SLG: 0.222 B F B X			2-1 L9	2-2 E1 BB 2-3		0-1 FC5-4 1B 1-2	4-1 HR BB		0-3 K	4	1	1	0	1	1	1	
Shane Halter, R (1, 6) OBP: 0.337, SLG: 0.440 Shane Mack, R (7, PH) OBP: 0.352, SLG: 0.473 Felix Martinez, S (7, 6) OBP: 0.180, SLG: 0.167 B F B B X			2-2 1B HR 1B	4-1 BB 1-2		2-3 K	1-1 HR		2-1 P9	2	1	1	0	1	1	2	
Inning Stats	R: 0 E: 0 K: 0 S: 6 H: 0 LOB: 0 BB: 1 P: 12	R: 0 E: 0 K: 1 S: 8 H: 1 LOB: 1 BB: 0 P: 11	R: 3 E: 0 K: 0 S: 13 H: 3 LOB: 0 BB: 0 P: 19	R: 0 E: 1 K: 2 S: 14 H: 1 LOB: 3 BB: 1 P: 27	R: 1 E: 0 K: 0 S: 10 H: 3 LOB: 1 BB: 0 P: 15	R: 0 E: 0 K: 2 S: 18 H: 2 LOB: 3 BB: 1 P: 29	R: 4 E: 0 K: 1 S: 20 H: 2 LOB: 0 BB: 2 P: 37	R: 0 E: 0 K: 1 S: 10 H: 1 LOB: 1 BB: 0 P: 14	R: 2 E: 0 K: 2 S: 23 H: 2 LOB: 0 BB: 0 P: 31	1B: 9 2B: 2 3B: 0 HR: 4 SF: 0 SAC: 0 DP: 2 HBP: 0	WP: 1 PB: 0 SB: 1 CS: 0 PA: 46						
PITCHER	IP WLS BF H R ER SO BB IBB HBP BLK WP HR S P ERA WHIP	IP WLS BF H R ER SO BB IBB HBP BLK WP HR S P ERA WHIP	IP WLS BF H R ER SO BB IBB HBP BLK WP HR S P ERA WHIP	IP WLS BF H R ER SO BB IBB HBP BLK WP HR S P ERA WHIP	IP WLS BF H R ER SO BB IBB HBP BLK WP HR S P ERA WHIP												
Bobby Witt, R (1, 1) ERA: 7.71	Eric Gunderson, L (4, 1) ERA: 0.83	Tim Crabtree, R (6, 1) ERA: 5.14	Xavier Hernandez, R (7, 1) ERA: 4.82	Scott Bailes, L (8, 1) ERA: 4.4	Danny Patterson, R (8, 1) ERA: 2.51	John Wetteland, R (9, 1) ERA: 1.83											

Kansas City Royals @ Texas Rangers
 The Ballpark at Arlington, Arlington, TX
 Fri May 22 1998, 8:05 PM EDT
 Att. 38,411 - Cloudy - 87 F

livebaseballscorecards.com

AB	41
R	10
H	15
RBI	10
BB	5
SO	9
LOB	22



Batter	1	2	3	4	5	6	7	8	9	AB R H RBI BB SO LOB	TOP	
Johnny Damon, L (1, 8) OBP: 0.333, SLG: 0.399	0-0 		0-1 			1-0 		1-2 		4 2 3 0 0 0 0	Kansas City Royals @ Texas Rangers The Ballpark at Arlington, Arlington, TX Sat May 23 1998, 8:05 PM EDT Att. 46,372 - Cloudy - 84 F	
Jose Offerman, S (1, 4) OBP: 0.397, SLG: 0.444	1-0 		2-2 			2-0 		1-1 		3 1 1 1 0 0 1		
Hal Morris, L (1, 10) OBP: 0.435, SLG: 0.547	2-2 		1-1 			0-2 		0-0 		4 0 2 0 0 0 2		
Dean Palmer, R (1, 5) OBP: 0.326, SLG: 0.551	2-1 			1-1 		1-1 		3-3 		3 0 1 1 0 1 1		
Jeff King, R (1, 3) OBP: 0.305, SLG: 0.428	0-2 			0-0 		0-0 		2-3 		4 0 0 0 0 1 3		
Jeff Conine, R (1, 7) OBP: 0.246, SLG: 0.359		1-1 		2-2 		1-3 		1-0 		4 0 1 0 0 2 1		
Jermaine Dye, R (1, 9) OBP: 0.294, SLG: 0.311		0-2 			2-3 		1-3 		1-3 			4 0 0 0 0 3 1
Sal Fasano, R (1, 2) Larry Sutton, L (9, PH) OBP: 0.330, SLG: 0.343		3-3 			2-0 		1-1 		1-3 			3 0 0 0 0 1 0 1 0 0 0 0 1 1
Shane Halter, R (1, 6) OBP: 0.327, SLG: 0.426			1-0 		3-2 		2-2 					3 0 0 0 0 0 0
Inning Stats	R: 1 H: 1 E: 2 LOB: 1 K: 0 BB: 0 S: 10 P: 15	R: 0 H: 0 E: 0 LOB: 0 K: 1 BB: 0 S: 8 P: 12	R: 0 H: 1 E: 0 LOB: 1 K: 0 BB: 0 S: 8 P: 12	R: 0 H: 0 E: 0 LOB: 0 K: 1 BB: 0 S: 7 P: 10	R: 0 H: 0 E: 0 LOB: 0 K: 1 BB: 0 S: 8 P: 15	R: 2 H: 4 E: 0 LOB: 1 K: 1 BB: 0 S: 11 P: 16	R: 0 H: 0 E: 0 LOB: 0 K: 1 BB: 0 S: 8 P: 12	R: 0 H: 1 E: 0 LOB: 1 K: 1 BB: 0 S: 9 P: 14	R: 0 H: 1 E: 0 LOB: 1 K: 3 BB: 0 S: 12 P: 17	1B: 5 SF: 1 2B: 2 SAC: 1 3B: 1 DP: 1 HR: 0 HBP: 0	WP: 0 PA: 35 PB: 0 SB: 0 CS: 0	
PITCHER Aaron Sele, R (1, 1) ERA: 2.57	IP WLS BF H R ER SO BB IBB HBP BLK WP HR S P ERA WHIP 9.0 W 35 8 3 2 9 0 0 0 0 0 0 0 81 123 2.00 0.889											

AB	33
R	3
H	8
RBI	2
BB	0
SO	9
LOB	10



Batter	1	2	3	4	5	6	7	8	9	AB R H RBI BB SO LOB	TOP											
Johnny Damon, L (1, 8) OBP: 0.330, SLG: 0.409	2-2 P3		2-3 K		2-2 G3		0-0 HR	0-0 P2		5 1 1 1 0 1 2												
Jose Offerman, S (1, 4) OBP: 0.397, SLG: 0.443	1-2 K			1-1 2B	3-2 F8		3-2 1B		1-1 F9	5 1 2 0 0 1 0												
Hal Morris, L (1, 10) OBP: 0.427, SLG: 0.541	1-2 G4-3			1-1 1B	1-1 SF9		0-1 P6		2-0 G3-1	5 1 1 1 0 1 1												
Dean Palmer, R (1, 5) OBP: 0.328, SLG: 0.544		1-0 P3		4-2 SF9	3-2 P6		1-1 2B	2-1 G6-3		4 2 1 0 1 0 0												
Jeff King, R (1, 3) OBP: 0.309, SLG: 0.429		1-2 E4		0-1 1B	0-0 2B		3-2 F9			4 1 2 0 0 0 1												
Jeff Conine, R (1, 7) OBP: 0.260, SLG: 0.403		0-0 L7		1-1 SF9	1-2 2B		3-2 1B			3 1 2 2 0 0 1												
Jermaine Dye, R (1, 9) OBP: 0.309, SLG: 0.327		1-0 F9		1-1 G6-4-3	2-2 F8		0-0 SF9			4 1 2 3 0 0 2												
Sal Fasano, R (1, 2) OBP: 0.245, SLG: 0.186			2-2 P3	2-0 G6-4-3			2-2 G6-3	0-0 FC6		4 0 0 0 0 0 3												
Shane Halter, R (1, 6) OBP: 0.314, SLG: 0.412			2-3 K		0-0 G6-3		0-1 L9	0-1 SF9		3 0 0 1 0 1 0												
Inning Stats	R: 0 E: 0 K: 1 S: 9	H: 0 LOB: 0 BB: 0 P: 13	R: 0 E: 1 K: 0 S: 7	H: 0 LOB: 1 BB: 0 P: 10	R: 0 E: 0 K: 2 S: 10	H: 0 LOB: 0 BB: 0 P: 16	R: 3 E: 0 K: 0 S: 14	H: 4 LOB: 1 BB: 1 P: 24	R: 0 E: 0 K: 0 S: 9	H: 0 LOB: 0 BB: 0 P: 14	R: 1 E: 0 K: 1 S: 18	H: 2 LOB: 1 BB: 0 P: 24	R: 1 E: 0 K: 0 S: 13	H: 2 LOB: 1 BB: 0 P: 18	R: 3 E: 1 K: 0 S: 14	H: 3 LOB: 1 BB: 0 P: 21	R: 0 E: 0 K: 0 S: 5	H: 0 LOB: 0 BB: 0 P: 10	1B: 7 2B: 3 3B: 0 HR: 1	SF: 2 SAC: 0 DP: 1 HBP: 0	WP: 1 PB: 0 SB: 1 CS: 1	PA: 40
PITCHER	IP WLS BF H R ER SO BB IBB HBP BLK WP HR S P ERA WHIP																					
Rick Helling, R (1, 1) ERA: 4.43	6.2 L 29 8 5 5 4 1 0 0 0 1 1 78 117 6.75 1.350																					
Scott Bailes, L (7, 1) ERA: 4.3	0.1 1 0 0 0 0 0 0 0 0 0 0 2 2 0.00 0.000																					
Tim Crabtree, R (8, 1) ERA: 5.82	0.2 6 3 3 2 0 0 0 0 0 0 0 13 20 27.00 4.500																					
Eric Gunderson, L (8, 1) ERA: 0.78	1.1 4 0 0 0 0 0 0 0 0 0 0 6 11 0.00 0.000																					

Kansas City Royals @ Texas Rangers
 The Ballpark at Arlington, Arlington, TX
 Sun May 24 1998, 4:33 AM EDT
 Att. 46,243 - Cloudy - 81 F

livebaseballscorecards.com

AB	37
R	8
H	11
RBI	8
BB	1
SO	4
LOB	10



Batter	1	2	3	4	5	6	7	8	9	AB R H RBI BB SO LOB
Tom Goodwin, L (1, 8) OBP: 0.396, SLG: 0.354	4-1 CS BB		3-2 G4-3		4-2 BB		0-3 K		3-2 FC3-6 29 1B	3 0 0 0 2 1 2
Mark McLemore, S (1, 4) OBP: 0.424, SLG: 0.402	2-2 K		3-1 G3		1-0 G6-3		3-2 1-3 1B		2-2 F8	5 0 1 0 0 1 3
29 Rusty Greer, L (1, 7) OBP: 0.350, SLG: 0.403	2-1 1B			0-1 G6-3		4-1 HR BB	3-3 K		0-1 BB 1-3 1B	4 1 2 0 1 1 2
Juan Gonzalez, R (1, 9) OBP: 0.352, SLG: 0.598	1-2 F7		1-1 E5 FC4-6		0-0 HR	2-1 P6		4-2 BB 1-2 BB	4 1 1 2 1 0 3	
Will Clark, L (1, 3) OBP: 0.385, SLG: 0.453		2-2 G4-1		0-1 FC4-6 1-2f 1B		2-3 K		0-0 G4-3	3-2 F8	5 0 0 0 0 1 4
Ivan Rodriguez, R (1, 2) OBP: 0.442, SLG: 0.685		0-0 3B		0-1 1-2 1B		1-2 1B 2B		1-2 G6-3		4 1 3 0 0 0 0
Lee Stevens, L (1, 10) OBP: 0.318, SLG: 0.545		4-0 BB G4-6-3		2-3 K		0-3 K		1-1 1B		3 0 1 0 1 2 3
Domingo Cedeno, S (1, 6) OBP: 0.400, SLG: 0.464		0-0 G4-6-3 1-2f			0-1 G4-3	1-0 2-4 1B		0-0 G3		4 0 1 1 0 0 3
Fernando Tatis, R (1, 5) OBP: 0.319, SLG: 0.326			0-0 G1-3		1-0 L9	2-4 1-2	0-0 1B 1B		1-0 FC3-6 1B	4 0 2 0 0 0 0

Inning Stats	R: 0 E: 0 K: 1 S: 9	H: 1 LOB: 1 BB: 1 P: 18	R: 0 E: 0 K: 0 S: 6	H: 1 LOB: 1 BB: 1 P: 12	R: 0 E: 0 K: 0 S: 6	H: 0 LOB: 0 BB: 0 P: 12	R: 0 E: 1 K: 1 S: 11	H: 1 LOB: 2 BB: 0 P: 14	R: 0 E: 0 K: 0 S: 7	H: 0 LOB: 1 BB: 1 P: 13	R: 3 E: 0 K: 2 S: 13	H: 3 LOB: 1 BB: 1 P: 22	R: 0 E: 0 K: 2 S: 14	H: 2 LOB: 2 BB: 0 P: 22	R: 0 E: 0 K: 0 S: 7	H: 1 LOB: 1 BB: 0 P: 9	R: 0 E: 0 K: 0 S: 19	H: 2 LOB: 3 BB: 1 P: 32	1B: 8 2B: 1 3B: 1 HR: 1	SF: 0 SAC: 0 DP: 1 HBP: 0
--------------	------------------------------	----------------------------------	------------------------------	----------------------------------	------------------------------	----------------------------------	-------------------------------	----------------------------------	------------------------------	----------------------------------	-------------------------------	----------------------------------	-------------------------------	----------------------------------	------------------------------	---------------------------------	-------------------------------	----------------------------------	----------------------------------	------------------------------------

PITCHER	IP	WLS	BF	H	R	ER	SO	BB	IBB	HBP	BLK	WP	HR	S	P	ERA	WHIP
Pat Rapp, R (1, 1) ERA: 3.78	6.1	W	30	8	3	3	5	4	0	0	0	0	1	60	102	4.26	1.895
Matt Whisenant, L (7, 1) ERA: 6.88	0.1		1	0	0	0	1	0	0	0	0	0	0	4	7	0.00	0.000
Hipolito Pichardo, R (7, 1) ERA: 4.14	2.1	S	11	3	0	0	0	1	0	0	0	0	0	28	45	0.00	1.714

BOTTOM

Kansas City Royals @ Texas Rangers
The Ballpark at Arlington, Arlington, TX

Sun May 24 1998, 4:33 AM EDT
Att. 46,243 - Cloudy - 81 F

livebaseballscorecards.com

AB	36
R	3
H	11
RBI	3
BB	5
SO	6
LOB	20



WP: 0	PA: 41
PB: 0	
SB: 0	
CS: 1	

Batter	1	2	3	4	5	6	7	8	9	AB R H RBI BB SO LOB	TOP		
Johnny Damon, L (1, 8) OBP: 0.336, SLG: 0.414	1-1 		2-2 		0-2 	1-2 			0-3 	5 1 3 1 0 1 0			
Jose Offerman, S (1, 4) OBP: 0.397, SLG: 0.438	1-2 		4-0 		0-2 		1-3 		4-2 	2 1 0 1 2 1 1			
Hal Morris, L (1, 10) OBP: 0.412, SLG: 0.522	0-0 		1-0 		0-1 		2-1 		2-3 	5 0 0 1 0 1 3			
Dean Palmer, R (1, 5) OBP: 0.326, SLG: 0.534	3-2 			3-2 	4-2 		1-0 			3 1 0 0 1 0 1			
Jeff King, R (1, 3) OBP: 0.318, SLG: 0.443		3-2 		1-0 	2-0 		2-2 			4 1 3 0 0 0 0			
Jeff Conine, R (1, 7) OBP: 0.260, SLG: 0.391		4-1 		2-2 	0-0 		0-0 			2 0 0 1 1 0 2			
Jermaine Dye, R (1, 9) OBP: 0.288, SLG: 0.308		0-0 		2-3 	3-2 		1-1 			3 0 0 1 0 1 3			
Sal Fasano, R (1, 2) OBP: 0.264, SLG: 0.196		1-2 			0-0 	4-1 		2-2 		3 1 1 0 1 0 1			
Shane Halter, R (1, 6) OBP: 0.312, SLG: 0.406			0-0 		1-2 	1-2 		3-2 		4 1 1 0 0 0 1			
Inning Stats	R: 0 H: 1 E: 0 LOB: 1 K: 0 BB: 0 S: 12 P: 17	R: 0 H: 0 E: 0 LOB: 1 K: 0 BB: 1 S: 11 P: 19	R: 0 H: 1 E: 0 LOB: 1 K: 0 BB: 1 S: 6 P: 13	R: 0 H: 1 E: 0 LOB: 1 K: 1 BB: 0 S: 11 P: 19	R: 5 H: 4 E: 2 LOB: 1 K: 0 BB: 1 S: 21 P: 31	R: 0 H: 0 E: 0 LOB: 0 K: 0 BB: 1 S: 7 P: 13	R: 0 H: 0 E: 0 LOB: 0 K: 1 BB: 0 S: 6 P: 10	R: 1 H: 1 E: 0 LOB: 0 K: 0 BB: 0 S: 9 P: 14	R: 0 H: 0 E: 0 LOB: 1 K: 2 BB: 1 S: 13 P: 21	1B: 7 SF: 3 2B: 2 SAC: 0 3B: 0 DP: 1 HR: 0 HBP: 0	WP: 0 PA: 39 PB: 0 SB: 2 CS: 1		
PITCHER	IP WLS BF H R ER SO BB IBB HBP BLK WP HR S P ERA WHIP											PITCHER	IP WLS BF H R ER SO BB IBB HBP BLK WP HR S P ERA WHIP
Ken Hill, R (1, 1) ERA: 4.32	5.0 L 25 7 5 3 1 3 0 0 0 0 0 0 61 99 5.40 2.000												
Shigetoshi Hasegawa, R (6, 1) ERA: 4.02	3.0 10 1 1 1 1 1 0 0 0 0 0 0 22 37 3.00 0.667												
Troy Percival, R (9, 1) ERA: 4.58	1.0 4 0 0 0 0 2 1 0 0 0 0 0 0 13 21 0.00 1.000												

Kansas City Royals @ Anaheim Angels
 Edison International Field, Anaheim, CA

livebaseballscorecards.com

AB	31
R	6
H	8
RBI	5
BB	5
SO	4
LOB	12



Mon May 25 1998, 10:05 PM EDT
 Att. 21,065 - Overcast - 70 F

Batter	1	2	3	4	5	6	7	8	9	AB R H RBI BB SO LOB	TOP																
Rickey Henderson, R OBP: 0.368, SLG: 0.344 (1, 7) C X	0-1 G4-3	3-1 F8		3-2 L4			4-2 S S BB		1-2 G6-3	4 0 0 0 1 0 1																	
Rafael Bourimigal, R OBP: 0.240, SLG: 0.315 (1, 6) B B C F T	2-2 K		1-0 F8		2-2 1B 2B		2-1 F7		0-1 G6-3	5 1 1 0 0 1 1																	
Ben Grieve, L OBP: 0.407, SLG: 0.520 (1, 9) B B B C B	4-1 BB		4-1 1B BB		3-2 G4-3 1B		4-2 BB			1 0 1 1 3 0 0																	
Matt Stairs, L OBP: 0.402, SLG: 0.589 (1, 10) C C C B B S	2-3 K		2-3 K		1-1 G4-3		0-1 F9			4 0 0 0 0 2 5																	
Jason Giambi, L OBP: 0.359, SLG: 0.398 (1, 3) C B B B T		2-1 BB 2B 1B	0-0 BB 1B		2-3 K			0-0 G6-3		4 1 2 0 0 1 0																	
Scott Spiezio, S OBP: 0.342, SLG: 0.432 (1, 4) B B T B C B		4-2 2B G6-3 BB	4-1 BB		2-0 P5			2-2 1B		2 1 1 0 2 0 0																	
Mike Blowers, R OBP: 0.347, SLG: 0.438 (1, 5) B T B		1-1 2B	1-3 K		2-2 G6-3			1-3 K		4 0 1 1 0 2 4																	
Mike Macfarlane, R OBP: 0.346, SLG: 0.486 (1, 2) X T B	1-1 G6-3			0-0 G6-3		0-0 F9		2-1 P6		4 0 0 1 0 0 2																	
Ryan Christenson, R OBP: 0.308, SLG: 0.328 (1, 8) Jack Voigt, R OBP: 0.236, SLG: 0.220 (9, PH) X T C		0-2 G1-3		1-2 G5-3			1-3 K		1-2 G5-6-3	3 0 0 0 0 1 1 1 0 0 0 0 0 0																	
Inning Stats	R: 0 E: 0 K: 2 S: 9	H: 0 LOB: 1 BB: 1 P: 17	R: 2 E: 0 K: 0 S: 14	H: 2 LOB: 1 BB: 1 P: 25	R: 0 E: 0 K: 2 S: 11	H: 1 LOB: 3 BB: 2 P: 23	R: 0 E: 0 K: 0 S: 8	H: 0 LOB: 0 BB: 0 P: 12	R: 1 E: 0 K: 1 S: 13	H: 2 LOB: 0 BB: 0 P: 21	R: 0 E: 0 K: 0 S: 6	H: 0 LOB: 0 BB: 0 P: 10	R: 0 E: 0 K: 1 S: 11	H: 0 LOB: 2 BB: 2 P: 22	R: 0 E: 0 K: 1 S: 10	H: 1 LOB: 1 BB: 0 P: 15	R: 0 E: 0 K: 0 S: 9	H: 0 LOB: 0 BB: 0 P: 11	1B: 4 2B: 2 3B: 0 HR: 0	SF: 0 SAC: 0 DP: 1 HBP: 0	WP: 0 PB: 0 SB: 2 CS: 0	PA: 38					
PITCHER	IP WLS BF H R ER SO BB IBB HBP BLK WP HR S P ERA WHIP																										
Pat Rapp, R ERA: 3.84 (1, 1)	6.0		26	5	3	3	5	4	0	0	0	0	0	61	108	4.50	1.500										
Scott Service, R ERA: 3.86 (7, 1)	0.2		3	0	0	0	1	1	0	0	0	0	0	7	14	0.00	1.500										
Chris Haney, L ERA: 7.75 (7, 1)	0.2	W	4	1	0	0	0	1	0	0	0	0	0	9	15	0.00	3.000										
Hipolito Pichardo, R ERA: 4.06 (8, 1)	0.2		2	0	0	0	1	0	0	0	0	0	0	5	8	0.00	0.000										
Jeff Montgomery, R ERA: 7.64 (9, 1)	1.0	S	3	0	0	0	0	0	0	0	0	0	0	9	11	0.00	0.000										

Oakland Athletics @ Kansas City Royals
Kauffman Stadium, Kansas City, MO

Fri May 29 1998, 7:05 PM CDT
Att. 14,749 - Unknown - 86 F

livebaseballscorecards.com

AB	32
R	3
H	6
RBI	3
BB	6
SO	7
LOB	14



Batter	1	2	3	4	5	6	7	8	9
Johnny Damon, L OBP: 0.339, SLG: 0.423 (1, 8)	3-2 1B 1B		1-1 F9		0-0 1B 3B		1-2 L8	1-3 K	
Jose Offerman, S OBP: 0.404, SLG: 0.429 (1, 4)	2-1 P6		3-1 F7		4-0 1B BB		4-2 1B 3B BB		
Hal Morris, L OBP: 0.417, SLG: 0.514 (1, 10)	1-1 1B 1-2 1B		0-0 G3		4-0 1B BB		0-1 BB 3B 1B		
Dean Palmer, R OBP: 0.328, SLG: 0.530 (1, 5)	3-3 K			2-2 F9	0-3 K		4-2 1-2 3B BB		
Jeff King, R OBP: 0.320, SLG: 0.451 (1, 3)	0-1 P2			1-1 FC5-4 1B	2-1 1-3 2-H 3-H 1B		1-0 1-H 2-H 3-H 3B		
Jeff Conine, R OBP: 0.259, SLG: 0.368 (1, 7)		2-2 1B		1 SAFE 2-2 FC5-4 2B 1-2f	0-2 F9		1-3 K		
Jermaine Dye, R OBP: 0.284, SLG: 0.310 (1, 9)		1-0 F9		0-0 1-3 2B		2-3 K	0-1 G5-3		
Sal Fasano, R OBP: 0.246, SLG: 0.170 (1, 2)		2-3 K		3-3 K		2-1 F7	1-3 K		
Shane Halter, R OBP: 0.299, SLG: 0.394 (1, 6)		0-3 K			0-1 P3	3-1 P6	1-2 G5-3		

Inning Stats	R: 0	H: 2	E: 0	K: 14	LOB: 2	BB: 0	P: 23	R: 0	H: 1	E: 0	K: 2	LOB: 1	BB: 0	P: 15	R: 0	H: 0	E: 0	K: 5	LOB: 0	BB: 0	P: 9	R: 0	H: 2	E: 0	K: 1	LOB: 2	BB: 0	P: 23	R: 2	H: 2	E: 0	K: 12	LOB: 2	BB: 2	P: 22	R: 0	H: 0	E: 0	K: 7	LOB: 0	BB: 0	P: 14	R: 3	H: 2	E: 0	K: 1	LOB: 1	BB: 2	P: 27	R: 0	H: 0	E: 0	K: 2	LOB: 0	BB: 0	P: 12
1B: 6	SF: 0	2B: 1	SAC: 0	3B: 2	DP: 0	HR: 0	HBP: 0	1B: 6	SF: 0	2B: 1	SAC: 0	3B: 2	DP: 0	HR: 0	HBP: 0	1B: 6	SF: 0	2B: 1	SAC: 0	3B: 2	DP: 0	HR: 0	HBP: 0	1B: 6	SF: 0	2B: 1	SAC: 0	3B: 2	DP: 0	HR: 0	HBP: 0	1B: 6	SF: 0	2B: 1	SAC: 0	3B: 2	DP: 0	HR: 0	HBP: 0	1B: 6	SF: 0	2B: 1	SAC: 0	3B: 2	DP: 0	HR: 0	HBP: 0									

PITCHER	IP	WLS	BF	H	R	ER	SO	BB	IBB	HBP	BLK	WP	HR	S	P	ERA	WHIP
Blake Stein, R ERA: 3.96 (1, 1)	5.0		24	7	2	2	5	2	0	0	0	0	0	56	92	3.60	1.800
Aaron Small, R ERA: 5.25 (6, 1)	1.0		3	0	0	0	1	0	0	0	0	0	0	7	14	0.00	0.000
Mike Mohler, L ERA: 4.26 (7, 1)	0.1	L	3	1	2	2	0	1	0	0	0	0	0	8	13	54.00	6.000
Mike Fetters, R ERA: 4.67 (7, 1)	1.2		7	1	1	1	3	1	0	0	0	0	0	17	26	5.40	1.200

AB R H RBI BB SO LOB

BOTTOM

5	1	2	0	0	1	0
2	2	0	0	2	0	1
3	1	2	0	1	0	0
3	1	0	0	1	2	5
4	0	3	5	0	0	2
4	0	1	0	0	1	4
4	0	1	0	0	1	2
4	0	0	0	0	3	3
4	0	0	0	0	1	1

AB	33
R	5
H	9
RBI	5
BB	4
SO	9
LOB	18



WP	PA	ERA	WHIP
0	37		

Oakland Athletics @ Kansas City Royals
Kauffman Stadium, Kansas City, MO
 Fri May 29 1998, 7:05 PM CDT
 Att: 14,749 - Unknown - 86 F

livebaseballscorecards.com

Batter	1	2	3	4	5	6	7	8	9	AB R H RBI BB SO LOB
Johnny Damon, L (1, 8) OBP: 0.346, SLG: 0.429	1-0 F8		1-2 1B		1-2 1B		0-0 SH2-3		0-1 1B	4 0 3 0 0 0 0
Jose Offerman, S (1, 4) OBP: 0.404, SLG: 0.425	4-0 BB		2-2 1B		1-0 G4-3		1-1 F9		2-2 G6-3	4 0 1 1 1 0 3
Hal Morris, L (1, 3) OBP: 0.413, SLG: 0.503	1-1 G6-4-3		4-0 IBB				1-0 G4-3			3 0 0 0 1 0 2
Dean Palmer, R (1, 5) OBP: 0.332, SLG: 0.546		3-2 F9	0-1 P3-2			1-0 HR		3-2 G4-3 1B		4 1 2 1 0 0 3
Jeff King, R (1, 10) OBP: 0.314, SLG: 0.441		2-2 P4		1-1 F7		0-3 K		1 SAFE 0-3 K		4 0 0 0 0 2 1
Larry Sutton, L (1, 7) OBP: 0.319, SLG: 0.330		0-0 G3		2-0 F8		1-3 K		0-0 G4-3		4 0 0 0 0 1 1
Jermaine Dye, R (1, 9) OBP: 0.296, SLG: 0.371			2-2 1B 1B	2-3 K			0-0 HR	2-2 P2		4 2 2 1 0 1 1
Sal Fasano, R (1, 2) OBP: 0.250, SLG: 0.232			1-0 F8				3-2 HR		3-2 G3	3 1 1 1 0 0 1
Terry Pendleton, S (9, PH) OBP: 0.309, SLG: 0.360										1 0 0 0 0 0 0
Shane Halter, R (1, 6) OBP: 0.300, SLG: 0.393			1 SAFE 0-0 P3				0-2 G6-3		0-3 K	3 0 1 0 0 0 1
Shane Mack, R (9, PH) OBP: 0.350, SLG: 0.469										1 0 0 0 0 1 0

BOTTOM

Oakland Athletics @ Kansas City Royals
Kauffman Stadium, Kansas City, MO

Sat May 30 1998, 7:05 PM CDT
Att. 30,341 - Cloudy - 82 F

livebaseballscorecards.com

AB	35
R	4
H	10
RBI	4
BB	2
SO	5
LOB	13



Inning Stats	R: 0	H: 0	E: 0	K: 0	S: 3	R: 0	H: 0	E: 0	K: 0	S: 8	R: 1	H: 3	E: 0	K: 0	S: 19	R: 0	H: 0	E: 0	K: 1	S: 7	R: 0	H: 1	E: 0	K: 0	S: 9	R: 1	H: 1	E: 0	K: 2	S: 8	R: 2	H: 3	E: 0	K: 0	S: 9	R: 0	H: 1	E: 0	K: 1	S: 11	R: 0	H: 1	E: 0	K: 1	S: 12	1B: 7	2B: 0	3B: 0	HR: 3	SF: 0	SAC: 1	DP: 1	HBP: 0	WP: 0	PB: 0	SB: 0	CS: 0	PA: 38
PITCHER	IP	WLS	BF	H	R	ER	SO	BB	IBB	HBP	BLK	WP	HR	S	P	ERA	WHIP																																									
Jimmy Haynes, R (1, 1) ERA: 4.73	6.0		26	7	4	4	3	1	1	0	0	0	3	58	92	6.00	1.333																																									
Buddy Groom, L (7, 1) ERA: 4.5	1.0		4	1	0	0	0	0	0	0	0	0	0	5	9	0.00	1.000																																									
Billy Taylor, R (8, 1) ERA: 3.16	2.0	W	8	2	0	0	2	0	0	0	0	0	0	23	33	0.00	1.000																																									

Batter	1	2	3	4	5	6	7	8	9	AB R H RBI BB SO LOB	TOP
Rickey Henderson, R OBP: 0.363, SLG: 0.335 (1, 7) F B F X	2-2 G4-3 ①		3-2 F8 ③		3-1 P4 ①		0-0 F8 ③			4 0 0 0 0 0 2	
Scott Spiezio, S OBP: 0.341, SLG: 0.432 (1, 4) B X	1-1 G4-3 ②			3-2 G4-3 2B ③	1-2 F8 ②			1-1 L5-3 1B		4 1 2 0 0 0 1	
Ben Grieve, L OBP: 0.400, SLG: 0.507 (1, 9) C B X	1-1 G6-3 ③			1-0 G4-3 ①	3-2 G4-3 ③			0-1 L5-3 ① ②		4 0 0 0 0 0 3	
Matt Stairs, L OBP: 0.408, SLG: 0.603 (1, 10) B B F X		3-1 2B		3-2 1B 2B		2-1 G4-3 ①		3-1 G6-3 ③		4 1 2 1 0 0 0	
Jason Giambi, L OBP: 0.358, SLG: 0.395 (1, 3) B B X		2-0 G6-3 ①		1-1 G4-6-3 1B ②		1-2 F9 ②		2-2 G5-3 ①		4 0 1 1 0 0 1	
Mike Blowers, R OBP: 0.339, SLG: 0.474 (1, 5) B C B B X		3-3 K ②		0-0 G4-6-3 1-2f ③		2-2 F9 ③		3-3 K ②		4 0 0 0 0 2 2	
A.J. Hinch, R OBP: 0.304, SLG: 0.341 (1, 2) C C C		0-3 K ③			2-2 E 2B 1B		0-1 F4 ①		0-1 G4-3 ③	4 1 1 0 0 1 1	
Ryan Christenson, R OBP: 0.315, SLG: 0.333 (1, 8) C C C			0-3 K ①		1-0 E5 2B 1B		1-0 P5 ②			3 1 1 0 0 1 0	
Miguel Tejada, R OBP: 0.429, SLG: 0.714 (1, 6) B C B F X			2-3 K ②		1-2 SAFE 2B		2-0 1B			3 0 2 2 0 1 0	
Inning Stats	R: 0 E: 0 K: 0 S: 7 H: 0 LOB: 0 BB: 0 P: 11	R: 0 E: 0 K: 2 S: 9 H: 1 LOB: 1 BB: 0 P: 17	R: 0 E: 0 K: 2 S: 9 H: 0 LOB: 0 BB: 0 P: 14	R: 2 E: 0 K: 0 S: 14 H: 3 LOB: 0 BB: 0 P: 22	R: 2 E: 1 K: 0 S: 15 H: 3 LOB: 1 BB: 0 P: 26	R: 0 E: 0 K: 0 S: 8 H: 0 LOB: 0 BB: 0 P: 13	R: 0 E: 0 K: 0 S: 5 H: 1 LOB: 1 BB: 0 P: 8	R: 0 E: 0 K: 0 S: 6 H: 1 LOB: 0 BB: 0 P: 10	R: 0 E: 0 K: 1 S: 10 H: 0 LOB: 0 BB: 0 P: 15	1B: 5 2B: 5 3B: 0 HR: 0 SF: 0 SAC: 0 DP: 2 HBP: 0	WP: 0 PB: 0 SB: 0 CS: 0 PA: 34
PITCHER	IP WLS BF H R ER SO BB IBB HBP BLK WP HR S P ERA WHIP	IP WLS BF H R ER SO BB IBB HBP BLK WP HR S P ERA WHIP									
Tim Belcher, R ERA: 4.36 (1, 1)	8.0 W 31 9 4 4 4 0 0 0 0 0 0 73 121 4.50 1.125										
Matt Whisenant, L ERA: 6.75 (9, 1)	1.0 3 0 0 0 0 1 0 0 0 0 0 0 10 15 0.00 0.000										

Oakland Athletics @ Kansas City Royals
Kauffman Stadium, Kansas City, MO
Sun May 31 1998, 3:33 AM CDT
Att. 27,126 - Sunny - 83 F

livebaseballscorecards.com

AB	34
R	4
H	9
RBI	4
BB	0
SO	5
LOB	10



Batter	1	2	3	4	5	6	7	8	9
Johnny Damon, L OBP: 0.348, SLG: 0.440 (1, 8)	3-2 G6-3		0-0 G3		4-1 BB		0-1 FC1-5 1B E	2-0 HR	
Jose Offerman, S OBP: 0.403, SLG: 0.434 (1, 4)	0-1 3B		2-2 G4-3		1-2 G6-4-3		3-1 E8 2B 1B	0-1 F8	
Jeff King, R OBP: 0.325, SLG: 0.474 (1, 3)	4-2 BB				0-1 G6-3 1B 2B		2-2 HR 2B	0-0 F8	
Dean Palmer, R OBP: 0.329, SLG: 0.553 (1, 5)	0-0 G6-4-3				2-2 G6-3		0-1 G6-3	2-2 L7	
Jeff Conine, R OBP: 0.270, SLG: 0.375 (1, 7)					3-1 1B 1B		0-3 K	3-2 F8	
Jermaine Dye, R OBP: 0.293, SLG: 0.364 (1, 9)					0-0 P3		2-0 L6-3	0-0 1B 29 1B 1B	
Terry Pendleton, S OBP: 0.329, SLG: 0.380 (1, 10)					2-2 1B				
29 Mike Sweeney, R OBP: 0.307, SLG: 0.330 (1, 2)					2-2 L4				
Shane Halter, R OBP: 0.306, SLG: 0.391 (1, 6)					1-1 G3 1B				

Inning Stats	R: 0 E: 0 K: 0 S: 11	H: 1 LOB: 1 BB: 1 P: 18	R: 0 E: 0 K: 0 S: 6	H: 1 LOB: 0 BB: 0 P: 8	R: 0 E: 0 K: 0 S: 9	H: 1 LOB: 1 BB: 0 P: 14	R: 1 E: 0 K: 0 S: 12	H: 3 LOB: 2 BB: 0 P: 21	R: 0 E: 0 K: 0 S: 6	H: 0 LOB: 0 BB: 1 P: 12	R: 1 E: 0 K: 1 S: 9	H: 1 LOB: 0 BB: 0 P: 14	R: 7 E: 1 K: 0 S: 29	H: 8 LOB: 2 BB: 1 P: 50	R: 1 E: 0 K: 0 S: 9	H: 1 LOB: 0 BB: 0 P: 13
--------------	-------------------------------	----------------------------------	------------------------------	---------------------------------	------------------------------	----------------------------------	-------------------------------	----------------------------------	------------------------------	----------------------------------	------------------------------	----------------------------------	-------------------------------	----------------------------------	------------------------------	----------------------------------

PITCHER	IP	WLS	BF	H	R	ER	SO	BB	IBB	HBP	BLK	WP	HR	S	P	ERA	WHIP
Kenny Rogers, L ERA: 3.76 (1, 1)	6.0		26	9	4	4	1	2	0	0	0	0	1	56	94	6.00	1.833
T.J. Mathews, R ERA: 5.68 (7, 1)	0.0	L	1	0	0	0	0	1	0	0	0	0	0	0	4	∞	∞
Buddy Groom, L ERA: 4.87 (7, 1)	0.1		2	1	1	1	0	0	0	0	0	0	0	4	7	27.00	3.000
Aaron Small, R ERA: 6.29 (7, 1)	0.1		5	4	3	3	0	0	0	0	0	0	1	16	23	81.00	12.000
Dave Telgheder, R ERA: 3.44 (7, 1)	1.1		6	2	2	2	0	0	0	0	0	0	1	15	22	13.50	1.500

BOTTOM

Oakland Athletics @ Kansas City Royals
Kauffman Stadium, Kansas City, MO


Sun May 31 1998, 3:33 AM CDT
Att. 27,126 - Sunny - 83 F

AB	R	H	RBI	BB	SO	LOB
4	2	1	1	1	0	3
5	1	2	1	0	0	2
4	3	3	2	1	0	0
5	1	1	2	0	0	3
4	0	2	1	0	1	0
4	1	1	0	0	0	2
4	1	3	0	0	0	0
4	0	2	2	0	0	2
3	1	1	0	1	0	2

AB	37
R	10
H	16
RBI	9
BB	3
SO	1
LOB	14

livebaseballscorecards.com

WP: 0 PA: 40
PB: 0 SB: 0 CS: 0
SF: 0 SAC: 0 DP: 2 HBP: 0



Batter	1	2	3	4	5	6	7	8	9	AB R H RBI BB SO LOB	TOP																									
Darin Erstad, L (1, 7) OBP: 0.376, SLG: 0.571	1-3 K		2-3 K		1-1 G4-6-3 1B		1-3 K		0-2 HBP E 1B	5 1 2 1 0 3 2																										
Dave Hollins, S (1, 5) Craig Shipley, R (7, 5) OBP: 0.306, SLG: 0.378 OBP: 0.250, SLG: 0.233	2-3 K			2-2 G5-3	1-3 K		2-1 F7		4-2 E 1B HBP	4 0 0 0 0 2 3 0 1 0 0 0 0 0																										
Jim Edmonds, L (1, 8) OBP: 0.382, SLG: 0.585	2-3 K			0-0 G4-3	1-0 G4-6-3		1-1 G4-3		2-2 E6 G5-4-3 1B	5 0 0 1 0 1 4																										
Tim Salmon, R (1, 10) Norberto Martin, R (8, PR) OBP: 0.395, SLG: 0.554 OBP: 0.241, SLG: 0.278		1-2 G5-3		4-2 1B BB		2-0 HR		0-0 G4-3 WP 1B	1-1 G5-4-3 1B	3 1 2 1 1 0 0 1 0 1 1 0 0 0																										
Cecil Fielder, R (1, 3) OBP: 0.327, SLG: 0.399		1-2 G6-3		0-1 1B		1-3 K		1 SAFE 2-3 K	0-2 G5-4-3	5 0 1 0 0 2 3																										
Damon Mashore, R (1, 9) 16 Garret Anderson, L (8, PH) OBP: 0.337, SLG: 0.365 OBP: 0.304, SLG: 0.433		0-0 L9		3-2 G6-3		1-2 L9		4-0 G4-3 IBB	4-0 IBB	3 0 0 0 0 0 2 0 0 0 0 2 0 0																										
Phil Nevin, R (1, 2) OBP: 0.337, SLG: 0.427			1-0 F9		2-2 11 2B 2B	2-2 1B		1-1 G4-3	2-3 K	5 1 2 0 0 1 4	AB 39																									
11 Justin Baughman, R (1, 4) OBP: 0.306, SLG: 0.354			2-1 P9		2-0 1B 2B	0-0 L9		3-2 G6-3		4 1 1 1 0 0 4	R 6																									
Gary Disarcina, R (1, 6) OBP: 0.320, SLG: 0.392			1-2 2B		0-0 1B 1B		2-2 PB 1B		1-1 E 1B	4 1 4 0 0 0 0	H 13																									
Inning Stats	R: 0 E: 0 K: 3 S: 9	H: 0 LOB: 0 BB: 0 P: 14	R: 0 E: 0 K: 1 S: 8	H: 0 LOB: 0 BB: 0 P: 10	R: 0 E: 0 K: 1 S: 11	H: 1 LOB: 1 BB: 0 P: 17	R: 0 E: 0 K: 0 S: 13	H: 1 LOB: 2 BB: 1 P: 22	R: 2 E: 0 K: 1 S: 11	H: 4 LOB: 1 BB: 0 P: 18	R: 1 E: 0 K: 1 S: 12	H: 2 LOB: 1 BB: 0 P: 18	R: 0 E: 0 K: 1 S: 10	H: 1 LOB: 1 BB: 0 P: 16	R: 0 E: 0 K: 1 S: 9	H: 1 LOB: 3 BB: 1 P: 19	R: 3 E: 1 K: 1 S: 18	H: 3 LOB: 2 BB: 1 P: 32	1B: 9 2B: 3 3B: 0 HR: 1	SF: 0 SAC: 0 DP: 2 HBP: 1	WP: 1 PB: 1 SB: 0 CS: 0	PA: 43														
PITCHER	IP WLS BF H R ER SO BB IBB HBP BLK WP HR S P ERA WHIP																																			
50 José Rosado, L (1, 1) ERA: 4.23	7.0		30	9	3	3	7	1	0	0	0	0	1	74	115	3.86	1.429																			
Hipolito Pichardo, R (8, 1) ERA: 5.59	1.0	L	8	3	3	2	1	0	1	1	0	1	0	16	31	18.00	3.000																			
Matt Whisenant, L (9, 1) ERA: 6.75	0.0		1	0	0	0	0	0	0	0	0	0	0	3	5	∞	∞																			
Scott Service, R (9, 1) ERA: 4.32	1.0		4	1	0	0	1	0	1	0	0	0	0	8	15	0.00	1.000																			

Anaheim Angels @ Kansas City Royals
Kauffman Stadium, Kansas City, MO
Mon Jun 01 1998, 7:05 PM CDT
Att. 14,502 - Cloudy - 86 F

AB	39
R	6
H	13
RBI	5
BB	3
SO	9
LOB	22



Batter	1	2	3	4	5	6	7	8	9	AB R H RBI BB SO LOB
Johnny Damon, L (1, 8) <small>OBP: 0.345, SLG: 0.434</small>	2-2 		0-0 		1 SAFE 1 SAFE 0-0 	1-0 			0-1 	5 1 1 0 0 0 4
Jose Offerman, S (1, 4) <small>OBP: 0.403, SLG: 0.431</small>	2-3 		4-0 		2-0 			0-1 	1-2 	4 0 1 0 1 1 1
Hal Morris, L (1, 10) <small>OBP: 0.412, SLG: 0.500</small>	2-1 		3-3 		0-0 			2-0 	2-2 	5 0 2 0 0 1 4
Jeff King, R (1, 3) <small>OBP: 0.324, SLG: 0.485</small>	1-3 			1-0 	3-2 			2-2 		4 1 1 1 0 1 4
Terry Pendleton, S (1, 5) <small>OBP: 0.322, SLG: 0.370</small> Dean Palmer, R (5, 5) <small>OBP: 0.325, SLG: 0.547</small>		0-2 		2-3 		2-3 		1-1 		2 0 0 0 0 1 0 2 0 0 0 0 1 2
Jeff Conine, R (1, 7) <small>OBP: 0.269, SLG: 0.381</small>		2-3 		1-2 		2-1 		0-1 		4 1 1 0 0 1 0
Jermaine Dye, R (1, 9) <small>OBP: 0.291, SLG: 0.357</small>		0-3 		0-0 		0-0 		2-0 		4 0 1 1 0 1 1
29 Mike Sweeney, R (1, 2) <small>OBP: 0.305, SLG: 0.327</small>			1-1 	2-0 		1-1 		0-0 		4 0 1 0 0 0 2
Felix Martinez, S (1, 6) <small>OBP: 0.187, SLG: 0.165</small> Larry Sutton, L (9, PH) <small>OBP: 0.317, SLG: 0.327</small>			0-0 		4-2 	0-0 		3-3 		1 0 0 0 1 0 2 1 0 0 0 0 1 0

Inning Stats	R: 0	H: 1	E: 0	K: 2	S: 13	R: 0	H: 0	E: 0	K: 2	S: 10	R: 0	H: 1	E: 0	K: 1	S: 7	R: 1	H: 1	E: 1	K: 1	S: 9	R: 1	H: 0	E: 2	K: 0	S: 9	R: 1	H: 2	E: 0	K: 1	S: 10	R: 0	H: 2	E: 0	K: 0	S: 8	R: 0	H: 0	E: 0	K: 0	S: 4	R: 0	H: 1	E: 0	K: 1	S: 15	1B: 6	SF: 0	2B: 1	SAC: 1	3B: 0	DP: 1	HR: 1	HBP: 0	WP: 0	PA: 39
--------------	------	------	------	------	-------	------	------	------	------	-------	------	------	------	------	------	------	------	------	------	------	------	------	------	------	------	------	------	------	------	-------	------	------	------	------	------	------	------	------	------	------	------	------	------	------	-------	-------	-------	-------	--------	-------	-------	-------	--------	-------	--------

PITCHER	IP	WLS	BF	H	R	ER	SO	BB	IBB	HBP	BLK	WP	HR	S	P	ERA	WHIP
Omar Olivares, R (1, 1) <small>ERA: 3.14</small>	7.0		32	7	3	2	7	2	0	0	0	0	1	66	109	2.57	1.286
Shigetoshi Hasegawa, R (8, 1) <small>ERA: 3.9</small>	1.0	W	3	0	0	0	0	0	0	0	0	0	0	4	6	0.00	0.000
Troy Percival, R (9, 1) <small>ERA: 4.03</small>	1.0	S	4	1	0	0	1	0	0	0	0	0	0	15	21	0.00	1.000

BOTTOM

Anaheim Angels @ Kansas City Royals
Kauffman Stadium, Kansas City, MO
 Mon Jun 01 1998, 7:05 PM CDT
 Att: 14,502 - Cloudy - 86 F

livebaseballscorecards.com

AB	36
R	3
H	8
RBI	2
BB	2
SO	8
LOB	20



Batter	1	2	3	4	5	6	7	8	9	AB	R	H	RBI	BB	SO	LOB	TOP								
Darin Erstad, L (1, 7) OBP: 0.371, SLG: 0.558	0-3 K	0-0 G6-3		0-0 P2		0-0 P2		0-0 F8	1-0 HBP	5	0	0	1	0	1	3									
Dave Hollins, S (1, 5) OBP: 0.302, SLG: 0.368 Craig Shipley, R (9, 5) OBP: 0.250, SLG: 0.233	0-0 P6	0-0 F9		0-0 E5		0-3 K		4-0 1B 1B BB	0-0 F9	5	1	0	0	1	1	4									
Jim Edmonds, L (1, 8) OBP: 0.378, SLG: 0.576	0-0 1B BB		0-0 G4-3	0-0 G1-3		0-0 F8		0-0 F8		5	1	1	0	0	0	4									
Tim Salmon, R (1, 10) OBP: 0.401, SLG: 0.576	4-0 1B BB		0-0 E5		0-0 HR		0-3 K	0-0 1B		4	1	2	2	1	1	0									
Cecil Fielder, R (1, 3) OBP: 0.333, SLG: 0.401	0-0 1B		4-0 BB	4-0 BB		0-3 K		0-0 1B		4	0	2	2	1	1	0									
Phil Nevin, R (1, 2) OBP: 0.354, SLG: 0.422 Matt Walbeck, S (7, PR) OBP: 0.318, SLG: 0.390	0-0 F7		4-0 BB	1-2 2-3 BB		1-0 16 FC6-4 HBP		0-0 F9		1	0	0	0	1	0	2									
16 Garret Anderson, L (1, 9) OBP: 0.306, SLG: 0.437		0-3 K	0-0 G1-2-3		0-0 FC6-4		0-0 1B		0-0 2B	5	1	2	0	0	1	4									
11 Justin Baughman, R (1, 4) OBP: 0.333, SLG: 0.434		0-0 2B G6-3 1B		0-0 FC5-4 1B		0-0 HR		0-3 K		5	2	3	2	0	1	3									
Gary Disarcina, R (1, 6) OBP: 0.323, SLG: 0.394		0-0 G6-3 2B		0-0 FC5-4 PB E		0-0 G4-3		4-0 F8 1B BB		4	1	1	0	1	0	2									
Inning Stats	R: 1 E: 0 K: 1 S: 7	H: 2 LOB: 2 BB: 1 P: 11	R: 1 E: 0 K: 1 S: 7	H: 2 LOB: 1 BB: 0 P: 7	R: 0 E: 1 K: 0 S: 3	H: 0 LOB: 2 BB: 2 P: 11	R: 0 E: 1 K: 0 S: 5	H: 1 LOB: 2 BB: 0 P: 5	R: 3 E: 0 K: 3 S: 5	H: 2 LOB: 0 BB: 0 P: 6	R: 0 E: 0 K: 1 S: 5	H: 0 LOB: 0 BB: 0 P: 5	R: 0 E: 0 K: 3 S: 10	H: 1 LOB: 2 BB: 0 P: 11	R: 2 E: 0 K: 0 S: 5	H: 2 LOB: 2 BB: 2 P: 13	R: 0 E: 0 K: 0 S: 4	H: 1 LOB: 2 BB: 0 P: 5	1B: 7 2B: 2 3B: 0 HR: 2	SF: 0 SAC: 0 DP: 1 HBP: 3	WP: 0 PB: 1 SB: 0 CS: 0	PA: 47			
PITCHER	IP	WLS	BF	H	R	ER	SO	BB	IBB	HBP	BLK	WP	HR	S	P	ERA	WHIP								
Chris Haney, L (1, 1) ERA: 7.83	5.0	L	27	7	5	5	2	3	0	1	0	0	2	27	40	9.00	2.000								
Jim Pittsley, R (6, 1) ERA: 4.24	1.2		6	0	0	0	3	0	0	1	0	0	0	11	12	0.00	0.000								
47 Brian Bevil, R (7, 1) ERA: 6.31	1.1		9	3	2	2	1	2	0	0	0	0	0	9	17	13.50	3.750								
Scott Service, R (9, 1) ERA: 4.21	0.2		4	1	0	0	0	0	0	1	0	0	0	3	4	0.00	1.500								
Matt Whisenant, L (9, 1) ERA: 6.63	0.1		1	0	0	0	0	0	0	0	0	0	0	1	1	0.00	0.000								

Anaheim Angels @ Kansas City Royals
Kauffman Stadium, Kansas City, MO

Tue Jun 02 1998, 7:05 PM CDT
Att. 12,020 - Unknown - 86 F

AB	39
R	7
H	11
RBI	7
BB	5
SO	6
LOB	24



WP: 0	PA: 47
PB: 1	
SB: 0	
CS: 0	

Batter	1	2	3	4	5	6	7	8	9	AB	R	H	RBI	BB	SO	LOB
Johnny Damon, L OBP: 0.342, SLG: 0.427 (1, 8)	0-0 G6-3		0-0 G1-3		0-0 F8		4-0 BB	0-0 P6		4	0	0	0	1	0	3
Jose Offerman, S OBP: 0.407, SLG: 0.426 (1, 4)	0-0 P4		4-0 S BB		4-0 BB BB		0-0 F7		1-0 FC5-4 HBP	2	0	0	0	2	0	2
Jeff King, R OBP: 0.326, SLG: 0.477 (1, 3)	4-0 S BB		0-3 K		4-0 BB		0-3 K		0-0 FC5-4 E DI 2B	3	1	0	0	2	2	4
Dean Palmer, R OBP: 0.323, SLG: 0.536 (1, 5)	0-0 F9 1-2		0-0 F8		0-0 F8			1-0 E 1B HBP	0-0 E5 1-3 2B	4	2	0	0	0	0	5
Jeff Conine, R OBP: 0.286, SLG: 0.398 (1, 7)		0-0 F8		4-0 BB		0-0 F8		0-0 E 1B	0-0 2B	4	1	2	2	1	0	0
Shane Mack, R OBP: 0.344, SLG: 0.466 (1, 10)		0-0 E5 2B		0-0 F8		0-3 K		0-0 E1 1-3 2-H	0-0 2B	5	1	1	1	0	1	2
Jermaine Dye, R OBP: 0.286, SLG: 0.360 (1, 9)		0-0 2B		0-0 L7		0-0 G6-3		0-3 K	0-3 K	5	0	1	1	0	2	4
Sal Fasano, R OBP: 0.239, SLG: 0.220 Terry Pendleton, S OBP: 0.318, SLG: 0.366 29 Mike Sweeney, R OBP: 0.303, SLG: 0.324 (1, 2)		0-3 K		0-0 F8			0-3 K	0-0 P5	0-0 G6-3	3	0	0	0	0	2	2
Shane Halter, R OBP: 0.313, SLG: 0.398 (1, 6)		0-3 K			0-0 G6-3		0-0 2B	4-0 BB		1	0	0	0	0	0	1

BOTTOM

Anaheim Angels @ Kansas City Royals
Kauffman Stadium, Kansas City, MO

livebaseballscores.com

AB	35
R	5
H	5
RBI	4
BB	7
SO	8
LOB	26



WP: 0	PA: 44
PB: 0	
SB: 3	
CS: 0	

Tue Jun 02 1998, 7:05 PM CDT
Att: 12,020 - Unknown - 86 F

Inning Stats	R: 0	H: 0	E: 0	K: 3	S: 3	H: 0	LOB: 1	BB: 1	P: 7	R: 1	H: 1	E: 1	K: 2	S: 9	R: 0	H: 0	E: 0	K: 1	S: 5	R: 0	H: 0	E: 0	K: 0	S: 3	R: 0	H: 0	E: 0	K: 1	S: 5	R: 0	H: 0	E: 0	K: 2	S: 3	R: 0	H: 1	E: 1	K: 1	S: 7	R: 3	H: 2	E: 1	K: 1	S: 8	1B: 1	2B: 4	3B: 0	HR: 0	SF: 0	SAC: 0	DP: 0	HBP: 2	WP: 0	PA: 44
--------------	------	------	------	------	------	------	--------	-------	------	------	------	------	------	------	------	------	------	------	------	------	------	------	------	------	------	------	------	------	------	------	------	------	------	------	------	------	------	------	------	------	------	------	------	------	-------	-------	-------	-------	-------	--------	-------	--------	-------	--------

PITCHER	IP	WLS	BF	H	R	ER	SO	BB	IBB	HBP	BLK	WP	HR	S	P	ERA	WHIP
Jarrold Washburn, L ERA: 6.52	(1, 1)	6.1	28	2	1	0	5	6	0	0	0	0	0	32	56	0.00	1.263
Rich DeLucia, R ERA: 6.08	(7, 1)	0.2	3	0	1	0	1	0	0	1	0	0	0	4	5	0.00	0.000
Pep Harris, R ERA: 6.52	(8, 1)	0.2	5	1	0	0	1	1	0	0	0	0	0	6	10	0.00	3.000
Mike Holtz, L ERA: 6.19	(8, 1)	0.1	2	0	1	1	0	0	0	1	0	0	0	1	2	27.00	0.000
Shigetoshi Hasegawa, R ERA: 4.13	(9, 1)	0.1	4	2	2	1	0	0	0	0	0	0	0	4	4	27.00	6.000

PITCHER	IP	WLS	BF	H	R	ER	SO	BB	IBB	HBP	BLK	WP	HR	S	P	ERA	WHIP
Troy Percival, R ERA: 3.91	(9, 1)	0.2	2	0	0	0	1	0	0	0	0	0	0	0	4	0.00	0.000

Batter	1	2	3	4	5	6	7	8	9	AB R H RBI BB SO LOB	TOP											
Ray Durham, S (1, 4) OBP: 0.380, SLG: 0.482	3-2 BB 2B	0-1 G1-3		1 SAFE 4-0 BB 1-2 IBB	3-2 1-3 2-H 1B		0-0 G4-3		1-2 FC4-6 1-2f	5 1 2 1 1 0 1												
Chris Snopek, R (1, 6) OBP: 0.301, SLG: 0.254	1-0 G6-3		0-0 L9	4-2 1-2 2-3 BB	2-3 K		1-1 2B		0-2 F8	5 0 1 0 1 1 4												
Frank Thomas, R (1, 3) OBP: 0.375, SLG: 0.464	4-0 BB 2B BB		1-2 F9	3-1 F8		2-0 F9	1-0 G5-3		1-3 K	4 1 0 0 1 0 4 1 0 0 0 0 1 1												
Greg Norton, S (7, 3) OBP: 0.326, SLG: 0.500																						
Albert Belle, R (1, 10) OBP: 0.350, SLG: 0.543	0-0 F9		0-1 F9		0-1 1B SF9 1B	0-0 1B 2B 1B	1-2 G4-3			5 2 2 0 0 0 3												
Robin Ventura, L (1, 5) OBP: 0.385, SLG: 0.463	4-0 2B 1-2 2-3 BB			0-2 2B 1B 1B	1-2 SF9 1B 1B	3-2 2B 1B 1B		3-2 F9		4 3 3 0 1 0 0												
Wil Cordero, R (1, 7) OBP: 0.309, SLG: 0.496	0-0 1-3 2-H 3-H 2B			3-2 1B SF7 2B	1-2 1B 1B 1B	0-1 1B 2B		1-3 K		5 3 4 3 0 1 0												
Magglio Ordonez, R (1, 9) OBP: 0.292, SLG: 0.403	2-3 K			1-1 BB WP 1B	1-2 SF9	0-1 FC5-4 1B		4-0 FC5-4 BB		3 0 2 4 1 1 2												
Mike Cameron, R (1, 8) OBP: 0.306, SLG: 0.308		0-3 K		2-3 K	3-3 1 SAFE K	1-0 FC5-4		0-2 FC5-4 1-2f		5 0 0 0 0 3 6												
Charlie O'Brien, R (1, 2) OBP: 0.324, SLG: 0.404		1-2 F8		0-0 SF7	0-0 1B	2-2 P5		4-1 FC4-6 BB		3 0 1 2 1 0 1												
Inning Stats	R: 2 E: 0 K: 1 S: 9	H: 2 LOB: 2 BB: 2 P: 23	R: 0 E: 0 K: 1 S: 8	H: 0 LOB: 0 BB: 0 P: 9	R: 0 E: 0 K: 0 S: 6	H: 0 LOB: 0 BB: 0 P: 7	R: 2 E: 0 K: 1 S: 17	H: 3 LOB: 3 BB: 2 P: 34	R: 3 E: 0 K: 2 S: 24	H: 5 LOB: 2 BB: 0 P: 35	R: 3 E: 0 K: 0 S: 14	H: 4 LOB: 1 BB: 0 P: 22	R: 0 E: 0 K: 0 S: 8	H: 1 LOB: 1 BB: 0 P: 11	R: 0 E: 0 K: 1 S: 11	H: 0 LOB: 1 BB: 1 P: 19	R: 0 E: 0 K: 1 S: 13	H: 0 LOB: 1 BB: 1 P: 19	1B: 10 2B: 5 3B: 0 HR: 0	SF: 2 SAC: 0 DP: 0 HBP: 0	WP: 1 PB: 0 SB: 1 CS: 0	PA: 48
PITCHER	IP WLS BF H R ER SO BB IBB HBP BLK WP HR S P ERA WHIP																					
Pat Rapp, R (1, 1) ERA: 4.64	5.1 L 32 12 9 9 5 3 1 0 0 1 0 69 118 15.19 2.812																					
Hipolito Pichardo, R (6, 1) ERA: 5.58	1.2 8 3 1 1 0 0 0 0 0 0 0 0 17 23 5.40 1.800																					
47 Brian Bevil, R (8, 1) ERA: 6.08	1.0 4 0 0 0 0 1 1 0 0 0 0 0 0 11 19 0.00 1.000																					
Jeff Montgomery, R (9, 1) ERA: 7.23	1.0 4 0 0 0 0 1 1 0 0 0 0 0 0 13 19 0.00 1.000																					

Chicago White Sox @ Kansas City Royals
Kauffman Stadium, Kansas City, MO
 Wed Jun 03 1998, 7:05 PM CDT
 Att. 13,280 - Cloudy - 76 F

AB	40
R	10
H	15
RBI	10
BB	6
SO	7
LOB	22



Batter	1	2	3	4	5	6	7	8	9	AB	R	H	RBI	BB	SO	LOB
Johnny Damon, L (1, 8) OBP: 0.347, SLG: 0.432	4-2 	2-0 		1-1 		0-0 		0-1 		4	2	2	1	1	0	1
Jose Offerman, S (1, 4) OBP: 0.411, SLG: 0.430	4-1 	4-1 		0-1 		2-3 		0-1 		3	1	1	1	2	1	1
Hal Morris, L (1, 10) OBP: 0.406, SLG: 0.487	0-1 	1-2 		4-1 		1-2 		0-0 		4	0	0	0	1	0	5
Jeff King, R (1, 3) OBP: 0.319, SLG: 0.465	1-0 		2-2 	1-1 		0-0 		0-3 		5	0	0	0	0	1	3
Dean Palmer, R (1, 5) OBP: 0.320, SLG: 0.527	2-3 		0-0 	1-0 		0-1 		2-1 		5	0	1	0	0	1	4
Jeff Conine, R (1, 7) OBP: 0.284, SLG: 0.391	2-2 		3-3 		0-0 	2-3 		2-3 		4	0	1	1	0	2	1
Jermaine Dye, R (1, 9) OBP: 0.295, SLG: 0.367	2-1 			0-2 	1-1 	1-1 		1-1 		4	1	2	0	0	0	2
Sal Fasano, R (1, 2) OBP: 0.229, SLG: 0.210 Larry Sutton, L (7, PH) OBP: 0.314, SLG: 0.324 29 Mike Sweeney, R (8, 2) OBP: 0.303, SLG: 0.324		0-3 		0-0 	1-1 	0-2 		0-2 		3	0	0	0	0	1	1
Shane Halter, R (1, 6) OBP: 0.313, SLG: 0.397 Terry Pendleton, S (8, PH) OBP: 0.315, SLG: 0.361 Mendy López, R (9, 6)		1-3 		0-2 		3-2 		3-2 		3	1	1	0	0	1	0

Inning Stats	R: 2	H: 1	E: 1	K: 1	S: 16	LOB: 2	BB: 2	P: 31	R: 0	H: 1	E: 0	K: 2	S: 12	LOB: 2	BB: 1	P: 20	R: 0	H: 0	E: 0	K: 1	S: 8	LOB: 0	BB: 0	P: 13	R: 3	H: 4	E: 0	K: 0	S: 15	LOB: 2	BB: 1	P: 22	R: 0	H: 0	E: 0	K: 0	S: 5	LOB: 0	BB: 0	P: 7	R: 0	H: 0	E: 1	K: 1	S: 12	LOB: 1	BB: 0	P: 18	R: 0	H: 2	E: 0	K: 1	S: 12	LOB: 2	BB: 0	P: 15	R: 0	H: 0	E: 0	K: 0	S: 9	LOB: 0	BB: 0	P: 12	R: 0	H: 0	E: 0	K: 1	S: 7	LOB: 0	BB: 0	P: 9	1B: 6	SF: 0	3B: 0	HR: 0	WP: 1	PA: 41
Jason Bere, R (1, 1) ERA: 5.72 Carlos Castillo, R (4, 1) ERA: 5.4 41 Bill Simas, R (8, 1) ERA: 1.56	IP	WLS	BF	H	R	ER	SO	BB	IBB	HBP	BLK	WP	HR	S	P	ERA	WHIP																																																													
	3.1		21	6	5	3	4	4	0	0	0	0	0	48	81	8.10	3.000																																																													
	3.2	W	14	2	0	0	2	0	0	0	0	1	0	32	45	0.00	0.545																																																													
	2.0		6	0	0	0	1	0	0	0	0	0	0	16	21	0.00	0.000																																																													

Chicago White Sox @ Kansas City Royals
 Kauffman Stadium, Kansas City, MO

Wed Jun 03 1998, 7:05 PM CDT
 Att: 13,280 - Cloudy - 76 F

AB	37
R	5
H	8
RBI	3
BB	4
SO	7
LOB	20

Batter	1	2	3	4	5	6	7	8	9	AB R H RBI BB SO LOB	TOP	
Ray Durham, S (1, 4) OBP: 0.376, SLG: 0.480	2-2 G6-3	2-2 P7			0-0 6-3	0-2 F9-3		1-1 2B		5 0 1 1 0 0 3		
Chris Snopek, R (1, 6) OBP: 0.308, SLG: 0.268	2-1 P3		2-0 F7		0-1 G3-1		4-0 L9 WP SF7 BB		1-2 FC3-6 2B	4 1 1 0 1 0 0		
Frank Thomas, R (1, 10) OBP: 0.380, SLG: 0.465	2-3 K		1-0 F8 1B		0-0 FC5-4 1B		1-1 L9		4-1 FC3-6 BB	4 0 2 0 1 1 1		
Albert Belle, R (1, 7) OBP: 0.351, SLG: 0.547 Mike Cameron, R (9, 8) OBP: 0.306, SLG: 0.308		1-0 1B 2B	3-2 FC6-4 1B		0-0 FC5-4		0-1 SF7		2-2 F7	4 1 2 1 0 0 3 0 0 0 0 0 0 0		
Robin Ventura, L (1, 5) OBP: 0.381, SLG: 0.457		2-2 1B 1B	0-0 F8		2-0 G5		0-3 K		2-2 FC3-6	5 1 1 0 0 1 4		
Wil Cordero, R (1, 3) OBP: 0.313, SLG: 0.496		2-2 1B 1B HBP	0-0 FC6-4		1-1 25 HR 2B		2-0 P6		0-2 F8	4 1 1 0 0 0 4		
Magglio Ordonez, R (1, 8) OBP: 0.296, SLG: 0.402		1-0 1B 1B		0-0 G5-3		4-2 25 HR BB		1-2 G6-3		3 1 1 1 1 0 0		
25 Jeff Abbott, R (1, 9) OBP: 0.355, SLG: 0.644		1-3 K	3-2 CS 2B		1-1 HR		4-1 BB 2B BB			3 2 2 3 1 1 3		
Chad Kreuter, S (1, 2) OBP: 0.398, SLG: 0.310		3-1 1B	2-0 G5-3		4-2 F9-3 BB		4-2 2B BB			2 0 1 1 2 0 1		
Inning Stats	R: 0 E: 0 K: 1 S: 9 H: 0 LOB: 0 BB: 0 P: 15	R: 2 E: 0 K: 1 S: 17 H: 4 LOB: 2 BB: 0 P: 29	R: 0 E: 0 K: 0 S: 8 H: 2 LOB: 2 BB: 0 P: 14	R: 0 E: 0 K: 0 S: 6 H: 1 LOB: 0 BB: 0 P: 11	R: 0 E: 0 K: 0 S: 5 H: 1 LOB: 1 BB: 0 P: 5	R: 3 E: 0 K: 0 S: 14 H: 2 LOB: 0 BB: 2 P: 26	R: 1 E: 0 K: 1 S: 7 H: 0 LOB: 0 BB: 1 P: 12	R: 1 E: 0 K: 0 S: 10 H: 1 LOB: 2 BB: 2 P: 22	R: 0 E: 0 K: 0 S: 13 H: 1 LOB: 2 BB: 1 P: 22	1B: 6 2B: 6 3B: 0 HR: 1 SF: 1 SAC: 0 DP: 1 HBP: 1	WP: 1 PB: 0 SB: 0 CS: 1 PA: 42	
PITCHER	IP WLS BF H R ER SO BB IBB HBP BLK WP HR S P ERA WHIP											
Glendon Rusch, L (1, 1) ERA: 5.75	6.0 L 28 10 5 5 2 2 0 1 0 0 1 59 100 7.50 2.000											
Jim Pittsley, R (7, 1) ERA: 4.62	2.0 9 1 2 2 1 3 0 0 0 1 0 17 34 9.00 2.000											
Scott Service, R (9, 1) ERA: 4.05	1.0 5 1 0 0 0 1 0 0 0 0 0 13 22 0.00 2.000											

Chicago White Sox @ Kansas City Royals
Kauffman Stadium, Kansas City, MO

Thu Jun 04 1998, 3:33 AM CDT
Att. 16,590 - Overcast - 58 F

AB	34
R	7
H	12
RBI	7
BB	6
SO	3
LOB	19



Batter	1	2	3	4	5	6	7	8	9	AB R H RBI BB SO LOB	TOP											
Johnny Damon, L (1, 8) OBP: 0.340, SLG: 0.422	2-1 G3	3-1 L6			1-3 K			3-2 P2		4 0 0 0 0 1 1												
Jose Offerman, S (1, 4) OBP: 0.402, SLG: 0.419	2-1 2B 1B		2-3 K		1-1 P4			0-1 G3		4 1 1 0 0 1 0												
Jeff King, R (1, 3) OBP: 0.321, SLG: 0.462	2-0 F7		3-3 K			4-2 FC5-4 BB			1-1 1B 2B	3 1 1 0 0 1 1												
Dean Palmer, R (1, 5) OBP: 0.323, SLG: 0.532	1-0 2B		1-3 K			1-0 FC5-4 L6-3			1-2 1B 1B	4 1 2 1 0 1 1												
Jeff Conine, R (1, 7) OBP: 0.282, SLG: 0.374	4-0 BB			3-2 F9		1-0 L6-3			2-1 F7	3 0 0 0 0 1 0 3												
Jermaine Dye, R (1, 9) OBP: 0.274, SLG: 0.337	1-3 K			0-0 L8			2-1 P5		3-2 P6	4 0 0 0 0 1 4												
Sal Fasano, R (1, 2) OBP: 0.243, SLG: 0.215			1-3 K		4-2 BB		3-3 K		2-2 1B 1B	3 0 1 1 1 2 0												
Luis Rivera, R (1, 6) OBP: 0.500, SLG: 0.333			4-0 SH5-4 BB		0-3 K		1-2 P9		2-1 1B	3 0 1 1 1 1 1												
Tim Belcher, R (1, 1) Shane Mack, R (9, PH) Jeff Montgomery, R (9, 1)			0-0 SH5-4		1-0 L7			0-3 K	0-0 P4	2 0 0 0 0 0 1 0 1 0 0 0 0 0 2 0 0 0 0 0 0 0												
Inning Stats	R: 1 E: 0 K: 1 S: 9	H: 2 LOB: 2 BB: 1 P: 21	R: 0 E: 0 K: 1 S: 7	H: 0 LOB: 1 BB: 1 P: 15	R: 0 E: 0 K: 3 S: 11	H: 0 LOB: 0 BB: 0 P: 17	R: 0 E: 0 K: 1 S: 10	H: 0 LOB: 1 BB: 1 P: 17	R: 0 E: 0 K: 1 S: 6	H: 0 LOB: 0 BB: 0 P: 9	R: 0 E: 0 K: 0 S: 4	H: 0 LOB: 0 BB: 1 P: 10	R: 0 E: 0 K: 1 S: 8	H: 0 LOB: 0 BB: 0 P: 14	R: 0 E: 0 K: 1 S: 8	H: 0 LOB: 0 BB: 0 P: 11	R: 2 E: 0 K: 0 S: 17	H: 4 LOB: 2 BB: 0 P: 28	1B: 4 2B: 3 3B: 0 HR: 0	SF: 0 SAC: 1 DP: 1 HBP: 0	WP: 0 PB: 0 SB: 0 CS: 0	PA: 36
PITCHER	IP WLS BF H R ER SO BB IBB HBP BLK WP HR S P ERA WHIP																					
Pete Schourek, L (1, 1) ERA: 4.13	7.0 L 26 2 1 1 8 4 0 0 0 0 0 55 103 1.29 0.857																					
C.J. Nitkowski, L (8, 1) ERA: 3.51	1.0 4 1 1 1 1 0 0 0 0 0 0 10 14 9.00 1.000																					
Doug Henry, R (9, 1) ERA: 3.64	1.0 6 3 1 1 0 0 0 0 0 0 0 15 25 9.00 3.000																					

Kansas City Royals @ Houston Astros
 Astrodome, Houston, TX
 Fri Jun 05 1998, 8:05 PM EDT
 Att. 27,895 - Dome - 72 F

AB	31
R	3
H	6
RBI	3
BB	4
SO	9
LOB	13



BOTTOM

Kansas City Royals @ Houston Astros
Astrodome, Houston, TX
Fri Jun 05 1998, 8:05 PM EDT
Att. 27,895 - Dome - 72 F

livebaseballscorecards.com

AB	32
R	0
H	8
RBI	0
BB	2
SO	3
LOB	21



WP:	0	PA:	36
PB:	0	SB:	0
CS:	0		

AB R H RBI BB SO LOB

4	0	1	0	0	0	3
4	0	1	0	0	0	2
4	0	1	0	0	0	4
4	0	0	0	0	1	3
3	0	1	0	1	0	0
4	0	1	0	0	0	2
3	0	2	0	1	1	0
3	0	1	0	0	0	3
1	0	0	0	0	0	1
1	0	0	0	0	1	1
0	0	0	0	0	0	0
0	0	0	0	0	0	0
1	0	0	0	0	0	2

Batter	1	2	3	4	5	6	7	8	9
Craig Biggio, R OBP: 0.401, SLG: 0.504 (1, 4)	0-1 1B		0-1 G6-3		0-1 L8		0-1 P6		
Derek Bell, R OBP: 0.370, SLG: 0.486 (1, 9)	2-2 P4		0-0 E4		2-2 F8		0-1 G6-4-3 1B		
5 Jeff Bagwell, R OBP: 0.399, SLG: 0.440 (1, 3)	0-1 P3		2-1 FC6-4		1-0 BB 1B		2-2 F7		
Moises Alou, R OBP: 0.421, SLG: 0.627 (1, 7)	0-0 L8		2-3 K		1-1 F9		0-2 G6-4-3		
Carl Everett, S OBP: 0.427, SLG: 0.516 (1, 8)		2-2 1B	0-0 G4-3		4-0 BB		0-1 B1-3		
Bill Spiers, L OBP: 0.377, SLG: 0.414 (1, 5)		1-2 G3	2-2 G3		2-1 G4-3		2-1 FC1-6 BB 1B		
Ricky Gutierrez, R OBP: 0.392, SLG: 0.372 (1, 6)		3-3 K			3-2 SH5-3 1B		0-1 SH3 1B		
Brad Ausmus, R OBP: 0.331, SLG: 0.318 (1, 2)			0-1 E G6-3 1B		0-0 L9		0-0 SH3		
Pete Schourek, L OBP: 0.167, SLG: 0.167 (1, 1)			0-0 P3		1-1 SH5-3		1-3 K		
J.R. Phillips, L OBP: 0.226, SLG: 0.143 (7, PH)									
C.J. Nitkowski, L (8, 1)									
Doug Henry, R (9, 1)									
35 Dave Clark, L OBP: 0.200, SLG: 0.111 (9, PH)									

Inning Stats	R: 0	H: 1	R: 0	H: 1	R: 0	H: 0	R: 0	H: 1	R: 0	H: 1	R: 0	H: 1	R: 0	H: 1	R: 0	H: 1	R: 0	H: 1	R: 0	H: 1	1B: 8	SF: 0	WP: 0	PA: 36
E: 0	LOB: 1	E: 0	LOB: 0	E: 1	LOB: 2	E: 0	LOB: 0	E: 0	LOB: 1	E: 0	LOB: 2	E: 0	LOB: 1	E: 0	LOB: 0	E: 0	LOB: 2	E: 0	LOB: 2	E: 0	LOB: 2	2B: 0	SAC: 2	PB: 0
K: 0	BB: 0	K: 1	BB: 0	K: 0	BB: 0	K: 1	BB: 0	K: 0	BB: 0	K: 1	BB: 1	K: 1	BB: 0	K: 0	BB: 0	K: 1	BB: 0	K: 0	BB: 1	K: 0	BB: 1	3B: 0	DP: 1	SB: 0
S: 8	P: 10	S: 9	P: 15	S: 8	P: 10	S: 8	P: 12	S: 8	P: 12	S: 9	P: 19	S: 8	P: 9	S: 9	P: 11	S: 7	P: 13	S: 7	P: 13	S: 7	P: 13	HR: 0	HBP: 0	CS: 0

PITCHER	IP	WLS	BF	H	R	ER	SO	BB	IBB	HBP	BLK	WP	HR	S	P	ERA	WHIP
Tim Belcher, R ERA: 3.95 (1, 1)	8.0	W	31	7	0	0	3	1	0	0	0	0	0	67	98	0.00	1.000
Jeff Montgomery, R ERA: 6.86 (9, 1)	1.0	S	5	1	0	0	0	1	0	0	0	0	0	7	13	0.00	2.000

Batter	1	2	3	4	5	6	7	8	9	AB R H RBI BB SO LOB	TOP
Johnny Damon, L (1, 8) <small>OBP: 0.338, SLG: 0.419</small>	0-2 			2-2 		0-0 		1-2 		4 0 1 0 0 0 1	
Jose Offerman, S (1, 4) <small>OBP: 0.400, SLG: 0.413</small>	2-2 			4-2 		1-0 		0-1 		3 0 0 0 1 0 2	
Hal Morris, L (1, 7) <small>OBP: 0.393, SLG: 0.470</small>	1-0 			1-3 		0-1 			1-3 	4 0 0 0 0 2 2	
Jeff King, R (1, 3) <small>OBP: 0.319, SLG: 0.462</small>			2-2 	3-2 		0-0 			2-1 	4 0 1 0 0 0 1	
Dean Palmer, R (1, 5) <small>OBP: 0.317, SLG: 0.522</small>			2-2 		0-3 		1-3 		2-3 	4 0 0 0 0 3 1	
Jermaine Dye, R (1, 9) <small>OBP: 0.276, SLG: 0.337</small>			0-1 		1-0 		0-3 			3 0 1 0 0 1 1	
Sal Fasano, R (1, 2) <small>OBP: 0.237, SLG: 0.209</small> Larry Sutton, L (7, PH) <small>OBP: 0.311, SLG: 0.321</small> 29 Mike Sweeney, R (7, 2) <small>OBP: 0.303, SLG: 0.324</small>			2-2 		0-3 		1-2 			2 0 0 0 0 1 1	
Luis Rivera, R (1, 6) <small>OBP: 0.429, SLG: 0.333</small>			1-2 		1-2 		1-1 			3 0 1 0 0 0 1	
50 José Rosado, L (1, 1) <small>OBP: 0.500, SLG: 0.500</small> 47 Brian Bevil, R (6, 1) Terry Pendleton, S (8, PH) <small>OBP: 0.330, SLG: 0.368</small> Scott Service, R (8, 1)	1-0 					1-1 		3-2 		2 0 1 0 0 0 1	
Inning Stats	R: 0 E: 0 K: 0 S: 7 H: 0 LOB: 0 BB: 0 P: 10	R: 0 E: 0 K: 0 S: 10 H: 0 LOB: 0 BB: 0 P: 14	R: 0 E: 0 K: 0 S: 9 H: 1 LOB: 0 BB: 0 P: 13	R: 0 E: 0 K: 1 S: 13 H: 0 LOB: 1 BB: 1 P: 23	R: 0 E: 1 K: 2 S: 15 H: 1 LOB: 1 BB: 0 P: 17	R: 0 E: 0 K: 0 S: 6 H: 1 LOB: 1 BB: 0 P: 8	R: 0 E: 0 K: 2 S: 11 H: 1 LOB: 1 BB: 0 P: 13	R: 0 E: 0 K: 0 S: 11 H: 1 LOB: 1 BB: 0 P: 16	R: 0 E: 0 K: 2 S: 8 H: 0 LOB: 0 BB: 0 P: 13	1B: 4 2B: 1 3B: 0 HR: 0 SF: 0 SAC: 0 DP: 1 HBP: 0	WP: 0 PB: 0 SB: 1 CS: 0 PA: 32
PITCHER Jose Lima, R (1, 1) <small>ERA: 2.99</small>	IP: 9.0 WLS: W BF: 32 H: 5 R: 0 ER: 0 SO: 7 BB: 1 IBB: 0 HBP: 0 BLK: 0 WP: 0 HR: 0 S: 90 P: 127 ERA: 0.00 WHIP: 0.667					PITCHER					IP: 0.0 WLS: 0 BF: 0 H: 0 R: 0 ER: 0 SO: 0 BB: 0 IBB: 0 HBP: 0 BLK: 0 WP: 0 HR: 0 S: 0 P: 0 ERA: 0.00 WHIP: 0.000

Kansas City Royals @ Houston Astros
 Astrodome, Houston, TX
 Sat Jun 06 1998, 8:05 PM EDT
 Att. 25,516 - Dome - 72 F

livebaseballscorecards.com

AB	31
R	0
H	5
RBI	0
BB	1
SO	7
LOB	12



Batter	1	2	3	4	5	6	7	8	9
Craig Biggio, R OBP: 0.401, SLG: 0.515 (1, 4)	1-1 F9		0-0 HR		2-2 1B		0-2 G6-3	2-3 K	
Derek Bell, R OBP: 0.372, SLG: 0.487 (1, 9)	1-1 FC5-4 1B		1-3 K		1-2 P4		2-2 1B 1B		
5 Jeff Bagwell, R OBP: 0.396, SLG: 0.436 (1, 3)	3-1 P4		1-2 F7			1-0 1B	0-3 K		
Moises Alou, R OBP: 0.418, SLG: 0.620 (1, 7)	2-1 FC5-4			0-0 F9		0-0 1B	2-0 1B		
Sean Berry, R OBP: 0.341, SLG: 0.419 (1, 5)		3-1 F8		0-1 G6-3		3-3 K	3-3 K		
Carl Everett, S OBP: 0.429, SLG: 0.523 (1, 8)		0-1 G1-3		1-1 G5-3		0-0 2B	0-1 WP FC6-2 2B		
Ricky Gutierrez, R OBP: 0.394, SLG: 0.377 (1, 6)		2-3 K			0-0 G6-3	1-2 F9 2B	4-1 WP FC6-2 BB		
Brad Ausmus, R OBP: 0.330, SLG: 0.312 (1, 2)			3-3 K		4-2 G3 1B	1-1 F9 BB	1-1 FC6-2 WP		
Jose Lima, R OBP: 0.143, SLG: 0.091 (1, 1)			4-0 HR BB		2-1 G3	1-3 K2-3	1-3 K		

Inning Stats	R: 0	H: 1	E: 0	K: 8	S: 8	R: 0	H: 0	E: 0	K: 1	S: 7	R: 2	H: 1	E: 0	K: 2	S: 10	R: 0	H: 0	E: 0	K: 0	S: 5	R: 1	H: 1	E: 0	K: 0	S: 11	R: 3	H: 3	E: 2	K: 2	S: 18	R: 0	H: 2	E: 0	K: 2	S: 14	R: 0	H: 1	E: 0	K: 2	S: 12
	LOB: 1	BB: 0	P: 15	LOB: 0	BB: 0	P: 12	LOB: 0	BB: 0	P: 19	LOB: 0	BB: 1	P: 20	LOB: 1	BB: 1	P: 25	LOB: 2	BB: 0	P: 21	LOB: 2	BB: 1	P: 20	LOB: 0	BB: 0	P: 0	LOB: 0	BB: 0	P: 0	LOB: 1	BB: 0	P: 0	LOB: 0	BB: 0	P: 0	LOB: 0	BB: 0	P: 0	LOB: 0	BB: 0	P: 0	

PITCHER	IP	WLS	BF	H	R	ER	SO	BB	IBB	HBP	BLK	WP	HR	S	P	ERA	WHIP
50 José Rosado, L ERA: 4.6 (1, 1)	5.1	L	24	5	6	5	4	2	0	0	0	1	1	50	85	8.44	1.312
47 Brian Bevil, R ERA: 5.72 (6, 1)	1.2		8	3	0	0	3	0	0	0	0	0	0	23	33	0.00	1.800
Scott Service, R ERA: 3.9 (8, 1)	1.0		5	1	0	0	2	1	0	0	0	2	0	12	20	0.00	2.000

AB R H RBI BB SO LOB

5	1	2	3	0	1	2
4	0	2	0	0	1	1
4	1	1	0	0	1	2
4	1	1	0	0	0	2
4	0	0	0	0	2	4
4	1	2	2	0	0	0
3	0	1	1	1	1	0
3	1	0	0	1	1	3
3	1	0	0	1	2	4

WP	HR	S	P	ERA	WHIP
3	0	0	37		

Kansas City Royals @ Houston Astros
Astrodome, Houston, TX
Sat Jun 06 1998, 8:05 PM EDT
Att. 25,516 - Dome - 72 F

livebaseballscorecards.com

AB	34
R	6
H	9
RBI	6
BB	3
SO	9
LOB	18



Batter	1	2	3	4	5	6	7	8	9	AB R H RBI BB SO LOB	TOP	
Johnny Damon, L (1, 8) <small>OBP: 0.341, SLG: 0.424</small>	1-2 G4-6-3 1B		0-1 3B 2B			3-1 G3		1-3 K		4 1 2 0 0 1 1		
Jose Offerman, S (1, 4) <small>OBP: 0.402, SLG: 0.423</small>	0-0 G4-6-3 1B		1-0 3B 2-H			1-1 G1-3		0-2 K		4 0 2 1 0 1 0		
Hal Morris, L (1, 7) <small>OBP: 0.390, SLG: 0.470</small>	2-2 G4-6-3 1-2f 2-3		0-0 G1-3			0-1 G6-3		0-0 1B 2B		4 0 1 0 0 0 3		
Jeff King, R (1, 3) <small>OBP: 0.318, SLG: 0.458</small>	3-3 K			1-1 G6-3			1-0 G6-4-3 1B		0-0 L8		4 0 1 0 0 1 2	
Terry Pendleton, S (1, 5) <small>OBP: 0.323, SLG: 0.360</small> Dean Palmer, R (5, 5) <small>OBP: 0.319, SLG: 0.521</small>		1-3 K		2-3 K			0-1 G6-4-3 1-2f		1-0 1B 2-H		2 0 0 0 0 2 0 2 0 1 0 0 0 1	
Jeff Conine, R (1, 9) <small>OBP: 0.274, SLG: 0.363</small>		0-0 F7		1-1 G6-3			3-2 F7				3 0 0 0 0 0 0	
29 Mike Sweeney, R (1, 2) <small>OBP: 0.296, SLG: 0.316</small>		1-3 K			1-3 K			2-3 K			3 0 0 0 0 3 0	
Shane Halter, R (1, 6) <small>OBP: 0.306, SLG: 0.387</small>			0-1 G5-3			0-0 G6-3		1-1 G6-3			3 0 0 0 0 0 0	
Jim Pittsley, R (1, 1) 47 Brian Bevil, R (4, 1) Jermaine Dye, R (5, PH) <small>OBP: 0.273, SLG: 0.333</small> Chris Haney, L (5, 1) Hipolito Pichardo, R (7, 1) Larry Sutton, L (8, PH) <small>OBP: 0.317, SLG: 0.327</small> Matt Whisenant, R (8, 1)			3-3 K		1-0 L9			1-0 1B			1 0 0 0 0 0 1 0 0 0 0 0 0 0 0 0 1 0 1 0 1 0 0 0 0 0 0 0 0 0 0 0 0 0	
Inning Stats	R: 0 H: 2 E: 0 LOB: 1 K: 1 BB: 0 S: 10 P: 16	R: 0 H: 0 E: 0 LOB: 0 K: 2 BB: 0 S: 7 P: 9	R: 1 H: 2 E: 0 LOB: 1 K: 1 BB: 0 S: 11 P: 15	R: 0 H: 0 E: 0 LOB: 0 K: 1 BB: 0 S: 7 P: 11	R: 0 H: 0 E: 0 LOB: 0 K: 1 BB: 0 S: 5 P: 7	R: 0 H: 0 E: 0 LOB: 0 K: 0 BB: 0 S: 6 P: 10	R: 0 H: 1 E: 0 LOB: 0 K: 0 BB: 0 S: 6 P: 10	R: 0 H: 1 E: 0 LOB: 1 K: 2 BB: 0 S: 9 P: 14	R: 0 H: 2 E: 0 LOB: 2 K: 1 BB: 0 S: 6 P: 7	1B: 5 SF: 0 2B: 2 SAC: 0 3B: 1 DP: 2 HR: 0 HBP: 0	WP: 0 PA: 32 PB: 0 SB: 0 CS: 0	
PITCHER Shane Reynolds, R (1, 1) <small>ERA: 2.9</small>	IP WLS BF H R ER SO BB IBB HBP BLK WP HR S P ERA WHIP 9.0 W 32 8 1 1 9 0 0 0 0 0 0 67 99 1.00 0.889											

Kansas City Royals @ Houston Astros
 Astrodome, Houston, TX
 Sun Jun 07 1998, 4:33 AM EDT
 Att. 23,228 - Dome - 72 F

livebaseballscorecards.com

AB	32
R	1
H	8
RBI	1
BB	0
SO	9
LOB	7



Batter	1	2	3	4	5	6	7	8	9	AB	R	H	RBI	BB	SO	LOB	BOTTOM
Craig Biggio, R OBP: 0.399, SLG: 0.511 Sean Berry, R OBP: 0.338, SLG: 0.415 (1, 4) (6, PR) (7, 5)	0-2 G6-3	1-2 G6-3		1-2 G6-3		2-1 1B		1-0 G6-3		4	0	1	0	0	0	2	<p>Kansas City Royals @ Houston Astros Astrodome, Houston, TX</p> <p>Sun Jun 07 1998, 4:33 AM EDT Att. 23,228 - Dome - 72 F</p>
Derek Bell, R OBP: 0.373, SLG: 0.502 (1, 9)	1-1 G3-1		0-0 5 2B	1-0 HR		3-2 P3		3-2 G6-3		5	2	2	2	0	0	1	
5 Jeff Bagwell, R OBP: 0.403, SLG: 0.473 (1, 3)	3-2 2B		0-0 F8 SH5-3 2B	3-H HR		1-2 F8				4	2	3	2	0	0	1	
Moises Alou, R OBP: 0.419, SLG: 0.616 (1, 7)	0-1 G6-3		4-0 E SH5-3 BB	1-1 1B		1-2 G4-3				3	0	1	0	1	0	2	
Bill Spiers, L OBP: 0.368, SLG: 0.402 (1, 5) (7, 4)		1-3 K	1-0 F8	0-3 K			1-3 K			4	0	0	0	0	3	3	
Carl Everett, S OBP: 0.427, SLG: 0.515 (1, 8)		4-2 S 3B BB	0-0 SH5-3	3-2 G6-3			3-3 K			2	1	0	1	1	1	1	
Tony Eusebio, R OBP: 0.375, SLG: 0.368 (1, 2)		3-2 SAFE 1 SAFE 1 SAFE 1 SAFE 1 B	2 SAFE 4-1		1-0 G3-1		1-0 FC4-6 1B			3	1	2	1	1	0	0	
Tim Bogar, R OBP: 0.244, SLG: 0.254 (1, 6)		2-1 FC3-6 1B	2-3 K		0-0 G6-3		2-0 FC4-6 1-2f			4	0	1	1	0	1	3	
Shane Reynolds, R OBP: 0.135, SLG: 0.189 (1, 1)		0-0 FC3-6 1-2f		0-2 G6-3 HR 2B		1-0 G6-3		2-3 K		4	1	1	0	0	1	1	

Inning Stats																	1B:	SF:	WP:	PA:																																																																																																												
R:	H:	E:	K:	S:	R:	H:	E:	K:	S:	R:	H:	E:	K:	S:	R:	H:	E:	K:	S:	R:	H:	E:	K:	S:	R:	H:	E:	K:	S:	R:	H:	E:	K:	S:	R:	H:	E:	K:	S:	R:	H:	E:	K:	S:	R:	H:	E:	K:	S:	R:	H:	E:	K:	S:	1B:	SF:	WP:	PA:																																																																						
0	1	0	10	14	2	2	0	17	28	2	2	1	8	19	3	4	0	19	27	0	0	0	3	5	0	1	0	15	22	0	1	0	9	16	0	0	0	8	14	0	0	0	8	14	0	0	0	8	14	0	0	0	8	14	0	0	0	8	14	0	0	0	8	14	0	0	0	8	14	0	0	0	8	14	0	0	0	8	14	0	0	0	8	14	0	0	0	8	14	0	0	0	8	14	0	0	0	8	14	0	0	0	8	14	0	0	0	8	14	0	0	0	8	14	0	0	0	8	14	0	0	0	8	14	4	0	0	38
PITCHER																	1B:	SF:	WP:	PA:																																																																																																												
IP:	WLS:	BF:	H:	R:	ER:	SO:	BB:	IBB:	HBP:	BLK:	WP:	HR:	S:	P:	ERA:	WHIP:	1B:	SF:	WP:	PA:																																																																																																												
3.1	L	20	7	6	6	2	3	0	0	0	0	1	42	70	16.20	3.000	4	0	0	38																																																																																																												
4.1		4	2	1	1	1	0	0	0	0	0	1	12	18	13.50	3.000																																																																																																																
5.1		8	1	0	0	1	0	0	0	0	0	0	21	31	0.00	0.429																																																																																																																
7.1		3	1	0	0	1	0	0	0	0	0	0	6	12	0.00	1.500																																																																																																																
8.1		3	0	0	0	1	0	0	0	0	0	0	8	14	0.00	0.000																																																																																																																



Batter	1	2	3	4	5	6	7	8	9	AB R H RBI BB SO LOB	TOP											
Fernando Vina, L (1, 4) OBP: 0.375, SLG: 0.424	1-3 K		3-1 G3	0-0 P7		1-0 1B		1-0 P6		5 0 1 0 0 1 3												
Jeff Cirillo, R (1, 5) OBP: 0.421, SLG: 0.445	0-0 G6-3		0-0 1B		1-0 HR HBP	0-1 1B		2-2 P4		4 1 2 1 0 0 0												
Jeremy Burnitz, L (1, 9) OBP: 0.356, SLG: 0.478	3-3 K		2-3 K		3-2 HR	1-3 K		0-3 K		5 1 1 2 0 4 3												
John Jaha, R (1, 10) OBP: 0.417, SLG: 0.418		4-1 G6-4-3 BB	3-2 G5-3		1-2 G6-3		2-3 K		1-1 G4-3	4 0 0 0 1 1 1												
Dave Nilsson, L (1, 3) OBP: 0.360, SLG: 0.444		2-1 G6-4-3		2-0 G6-4-3 1B	3-1 G1-3		0-0 2B 1B		2-1 1B 1B	5 1 3 0 0 0 1												
Darrin Jackson, R (9, PR) OBP: 0.222, SLG: 0.253										0 0 0 0 0 0 0												
Marquis Grissom, R (1, 8) OBP: 0.329, SLG: 0.437		1-1 E 1B		0-0 G6-4-3 1-2f	2-2 G6-3		1-1 G3 2B		1-3 SAFE K	5 2 2 1 0 1 2												
Geoff Jenkins, L (1, 7) OBP: 0.317, SLG: 0.496		2-2 E6 1B 2B		0-2 WP 1B		3-2 1B 2B	0-0 G3		2-0 1B	5 2 4 1 0 0 1												
Jose Valentin, S (1, 6) OBP: 0.326, SLG: 0.365		2-1 WP 1B		0-0 WP 1B		2-3 K	1-0 K		1-1 1B	5 0 4 2 0 1 1												
Bobby Hughes, R (1, 2) OBP: 0.333, SLG: 0.471		0-0 L6		4-1 WP 1B		0-0 G6-3	1-0 G4-3		1-2 2-H 1B	2 0 0 0 1 0 2												
Bob Hamelin, L (7, PH) OBP: 0.262, SLG: 0.345				1-2 2-3 BB						1 0 0 0 0 0 1												
Mike Matheny, R (7, 2) OBP: 0.312, SLG: 0.373										0 0 0 0 0 0 0												
Inning Stats	R: 0 E: 0 K: 2 S: 10	H: 0 LOB: 0 BB: 0 P: 14	R: 2 E: 1 K: 0 S: 12	H: 3 LOB: 1 BB: 1 P: 23	R: 0 E: 0 K: 1 S: 9	H: 1 LOB: 1 BB: 0 P: 17	R: 0 E: 0 K: 0 S: 8	H: 3 LOB: 3 BB: 1 P: 14	R: 2 E: 0 K: 0 S: 11	H: 1 LOB: 0 BB: 0 P: 21	R: 1 E: 0 K: 2 S: 13	H: 3 LOB: 2 BB: 0 P: 20	R: 2 E: 0 K: 1 S: 9	H: 3 LOB: 1 BB: 0 P: 14	R: 0 E: 0 K: 1 S: 7	H: 0 LOB: 0 BB: 0 P: 10	R: 0 E: 0 K: 1 S: 12	H: 3 LOB: 2 BB: 0 P: 19	1B: 12 2B: 4 3B: 0 HR: 1	SF: 0 SAC: 0 DP: 2 HBP: 1	WP: 1 PB: 0 SB: 0 CS: 0	PA: 44
PITCHER	IP WLS BF H R ER SO BB IBB HBP BLK WP HR S P ERA WHIP																					
Pat Rapp, R (1, 1) ERA: 4.87	5.2 W 29 11 5 5 4 2 0 1 0 1 1 60 105 7.94 2.294																					
Jamie Walker, L (6, 1) ERA: 9.19	0.1 1 0 0 0 1 0 0 0 0 0 0 3 4 0.00 0.000																					
Hipolito Pichardo, R (7, 1) ERA: 5.79	1.0 6 3 2 2 1 0 0 0 0 0 0 9 14 18.00 3.000																					
Scott Service, R (8, 1) ERA: 3.77	1.0 3 0 0 0 1 0 0 0 0 0 0 7 10 0.00 0.000																					
Jeff Montgomery, R (9, 1) ERA: 6.53	1.0 S 5 3 0 0 1 0 0 0 0 0 0 12 19 0.00 3.000																					

Milwaukee Brewers @ Kansas City Royals
Kauffman Stadium, Kansas City, MO
Mon Jun 08 1998, 7:05 PM CDT
Att. 13,565 - Cloudy - 59 F

AB	41
R	7
H	17
RBI	7
BB	2
SO	8
LOB	15



livebaseballscorecards.com

Batter	1	2	3	4	5	6	7	8	9
Johnny Damon, L OBP: 0.342, SLG: 0.426 (1, 8) C F B B B B	4-2 3B BB	2-1 G1-3		2-1 G4-3 SF7 2B		0-3 K		0-2 P5	
Jose Offerman, S OBP: 0.407, SLG: 0.451 (1, 4) M B X	1-1 G3-1 3B 1-H	2-1 1B 2B 1B		1-1 G4-3 2-3		2-1 HR			
Hal Morris, L OBP: 0.387, SLG: 0.468 (1, 10) C B X	1-1 G3-1 3-H	0-0 2B 1B 1-3		1-0 SF7 3-H		2-1 F9			
Jeff King, R OBP: 0.321, SLG: 0.461 (1, 3) B B B B	4-1 2B FC6 BB	3-2 1B 2B 1-H 3-H		1-2 P6		0-0 F8			
Dean Palmer, R OBP: 0.322, SLG: 0.526 (1, 5) C 1 SAFE X	0-1 FC6 1B 2B 1-3	0-3 K			2-2 F9		2-2 G5-4-3 1B		
Jeff Conine, R OBP: 0.274, SLG: 0.352 (1, 7) C X	0-1 FC6 1B 2-3 3-H		1-0 L7		4-2 1B BB		0-1 G5-4-3 1-2f		
Jermaine Dye, R OBP: 0.282, SLG: 0.333 (1, 9) B B X	2-0 G6-4-3 1B 1-2 3-H		4-2 WP S BB		2-2 L8		0-0 G4-3		
Shane Halter, R OBP: 0.304, SLG: 0.383 (1, 6) B B S X	2-1 G6-4-3 1-2f		1-1 G6-3 1-2		0-1 1B 1-2		1-2 F9		
Sal Fasano, R OBP: 0.225, SLG: 0.197 (1, 2) S X		0-1 P3	2-1 G1-3 2-3		0-3 K		1-3 K		

AB	R	H	RBI	BB	SO	LOB
4	2	1	0	1	1	0
4	3	3	2	0	0	1
3	1	1	2	0	0	0
3	1	1	2	1	0	0
4	1	2	0	0	1	1
3	0	0	1	1	0	2
3	0	1	1	1	0	1
4	0	1	0	0	0	3
4	0	0	0	0	2	3

BOTTOM

Milwaukee Brewers @ Kansas City Royals
Kauffman Stadium, Kansas City, MO
Mon Jun 08 1998, 7:05 PM CDT
Att. 13,565 - Cloudy - 59 F

livebaseballscorecards.com

AB	32
R	8
H	10
RBI	8
BB	4
SO	4
LOB	11



1B: 5	SF: 1
2B: 3	SAC: 0
3B: 1	DP: 2
HR: 1	HBP: 0

WP: 1	PA: 37
PB: 0	
SB: 1	
CS: 0	

Inning Stats	R	H	E	K	S	IP	WLS	BF	H	R	ER	SO	BB	IBB	HBP	BLK	WP	HR	S	P	ERA	WHIP
Jeff Juden, R ERA: 4.61 (1, 1)	4	3	0	14	8	6.0	L	31	9	8	8	3	4	0	0	0	1	1	68	114	12.00	2.167
Doug Jones, R ERA: 4.26 (7, 1)	0	0	0	0	1	2.0		6	1	0	0	1	0	0	0	0	0	0	21	25	0.00	0.500

PITCHER	IP	WLS	BF	H	R	ER	SO	BB	IBB	HBP	BLK	WP	HR	S	P	ERA	WHIP
Jeff Juden, R (1, 1)	6.0	L	31	9	8	8	3	4	0	0	0	1	1	68	114	12.00	2.167
Doug Jones, R (7, 1)	2.0		6	1	0	0	1	0	0	0	0	0	0	21	25	0.00	0.500

Batter	1	2	3	4	5	6	7	8	9	10	AB R H RBI BB SO LOB	TOP								
Fernando Vina, L OBP: 0.371, SLG: 0.418 (1, 4)	G3	FC4-6			F9			F9		SH3-4 FC3-2 BB	4 0 0 0 1 0 2	Milwaukee Brewers @ Kansas City Royals Kauffman Stadium, Kansas City, MO Tue Jun 09 1998, 7:05 PM CDT Att: 12,775 - Unknown - 81 F								
Jeff Cirillo, R OBP: 0.418, SLG: 0.439 (1, 5)	HBP 1B BB		G6-3		G6-3			G4-3		SH3-4	3 1 0 0 1 0 0									
Jeremy Burnitz, L OBP: 0.357, SLG: 0.471 (1, 9)	HBP		F9		F9			G4-3		FC3-2 BB IBB	3 1 0 0 1 1 0									
John Jaha, R OBP: 0.421, SLG: 0.414 Darrin Jackson, R OBP: 0.222, SLG: 0.253 (9, PR) Jose Valentin, S OBP: 0.329, SLG: 0.365 (10, PH)	G6-4-3 1B		G5-3		K			K		BB FC3-2	3 0 1 1 1 1 0 0 1 0 0 0 0 0 0 1 0 0 1 0 0									
Dave Nilsson, L OBP: 0.346, SLG: 0.427 Bob Hamelin, L OBP: 0.254, SLG: 0.333 (6, 3)	G6-4-3		F7		E5			K		BB FC3-2 1B	3 0 0 0 0 0 2 2 1 0 0 0 1 4									
Marquis Grissom, R OBP: 0.337, SLG: 0.439 (1, 8)		G6-3	G5-3 1B		F9			F9		1B E 1B	4 1 2 1 1 0 0									
Mark Loretta, R OBP: 0.388, SLG: 0.396 (1, 6)		G6-3	G5-3		F3 2B			FC4-6		1B BB	5 0 3 2 0 0 1									
Marc Newfield, R OBP: 0.305, SLG: 0.297 Geoff Jenkins, L OBP: 0.311, SLG: 0.487 (9, PH) (9, 7)	1B		G3		F3			FC4-6		F8	3 0 1 0 0 0 2 2 0 0 1 0 0 3									
Mike Matheny, R OBP: 0.311, SLG: 0.370 (1, 2)	FC4-6 1B		F9		G6-3			K			4 0 1 0 0 1 3									
Inning Stats	R: 1 E: 0 K: 0 S: 11	H: 1 LOB: 1 BB: 1 P: 19	R: 0 E: 0 K: 0 S: 12	H: 2 LOB: 2 BB: 0 P: 19	R: 0 E: 0 K: 0 S: 6	H: 0 LOB: 0 BB: 0 P: 6	R: 0 E: 0 K: 0 S: 6	H: 1 LOB: 1 BB: 0 P: 10	R: 0 E: 1 K: 2 S: 12	H: 0 LOB: 1 BB: 0 P: 16	R: 0 E: 0 K: 0 S: 10		H: 0 LOB: 0 BB: 0 P: 14	R: 2 E: 1 K: 2 S: 15	H: 2 LOB: 2 BB: 1 P: 21	R: 3 E: 0 K: 0 S: 13	H: 1 LOB: 2 BB: 4 P: 33	1B: 7 2B: 1 3B: 0 HR: 0	SF: 0 SAC: 1 DP: 1 HBP: 1	WP: 0 PB: 0 SB: 0 CS: 0
PITCHER Glendon Rusch, L ERA: 5.38 Jeff Montgomery, R ERA: 7.25	IP 8.1	WLS L	BF 32	H 5	R 2	ER 2	SO 3	BB 2	IBB 0	HBP 1	BLK 0	WP 0	HR 0	S 75	P 111	ERA 2.16	WHIP 0.840			
	IP 1.2	WLS L	BF 12	H 3	R 4	ER 3	SO 1	BB 3	IBB 1	HBP 0	BLK 0	WP 0	HR 0	S 25	P 47	ERA 16.20	WHIP 3.600			

AB	36
R	6
H	8
RBI	5
BB	6
SO	4
LOB	17



Milwaukee Brewers @ Kansas City Royals
 Kauffman Stadium, Kansas City, MO

Tue Jun 09 1998, 7:05 PM CDT
 Att. 12,775 - Unknown - 81 F

livebaseballscorecards.com

AB	40
R	3
H	13
RBI	3
BB	3
SO	6
LOB	29



WP	1	PA	45
PB	0		
SB	1		
CS	0		

BOTTOM

Batter	1	2	3	4	5	6	7	8	9	10	AB	R	H	RBI	BB	SO	LOB
Johnny Damon, L (1, 8) OBP: 0.350, SLG: 0.443	1-0 G5-3 WP 1B		0-0 P6		1-1 1-H HR		0-1 G6-4-3 1B		4-2 FC4-6 BB		4	1	3	2	1	0	1
Jose Offerman, S (1, 4) OBP: 0.399, SLG: 0.442	0-2 L7		2-3 K		3-1 G4-3		0-0 G6-4-3 1-2f		1-0 FC4-6 FC6-4		5	0	0	0	0	1	4
Shane Mack, R (1, 10) OBP: 0.343, SLG: 0.455	3-2 G5-3 1-3			0-0 1B 1B	4-1 S BB		0-3 K		2-0 FC6-4 1-2f		4	0	1	0	1	1	2
Jeff King, R (1, 3) OBP: 0.323, SLG: 0.460	0-3 K			0-0 F7 1-2	3-1 P6			0-0 FC4-6 1B		0-0 1B 1B	5	0	2	0	0	1	3
Dean Palmer, R (1, 5) OBP: 0.324, SLG: 0.521		1-0 G6-4-3 1B		0-1 F9		2-2 F7		4-0 FC4-6 1-2 BB		3-3 K	4	0	1	0	1	1	2
Jeff Conine, R (1, 7) OBP: 0.279, SLG: 0.355		1-1 P4		2-1 1-3 1B		1-2 G6-3		1-1 FC4-6 1-2f 2-3		2-2 1B 1B	5	0	2	0	0	0	3
Jermaine Dye, R (1, 9) OBP: 0.287, SLG: 0.347		1-1 G6-4-3 1-2f		2-2 F8		2-2 2B 2B		3-3 K		0-1 1-2 2-3 1B	5	1	2	0	0	1	5
Shane Halter, R (1, 6) OBP: 0.310, SLG: 0.394			1-2 SH1-3 1B		0-0 F9	3-2 2B		2-2 G1-3		2-2 P6	4	0	2	1	0	0	2
Larry Sutton, L (10, PH) OBP: 0.315, SLG: 0.324											1	0	0	0	0	0	3
Sal Fasano, R (1, 2) OBP: 0.232, SLG: 0.194			1-0 SH1-3		2-1 HR		0-3 K		0-2 G6-3	0-1 F8	1	1	0	0	0	1	1
Hal Morris, L (9, PH) OBP: 0.385, SLG: 0.465											1	0	0	0	0	0	0
29 Mike Sweeney, R (10, 2) OBP: 0.294, SLG: 0.313											1	0	0	0	0	0	3

Inning Stats	R: 0	H: 1	R: 0	H: 1	R: 0	H: 1	R: 2	H: 1	R: 1	H: 2	R: 0	H: 1	R: 0	H: 1	R: 0	H: 0	R: 0	H: 3	1B: 10	SF: 0
	E: 0	LOB: 1	E: 0	LOB: 0	E: 0	LOB: 2	E: 0	LOB: 1	E: 0	LOB: 1	E: 0	LOB: 0	E: 0	LOB: 2	E: 0	LOB: 1	E: 0	LOB: 3	2B: 2 <td>SAC: 1</td>	SAC: 1
	K: 1	BB: 0	K: 0	BB: 0	K: 0	BB: 0	K: 0	BB: 1	K: 1	BB: 0	K: 1	BB: 0	K: 1	BB: 1	K: 0	BB: 1	K: 1	BB: 0	3B: 0	DP: 2
	S: 13	P: 17	S: 5	P: 8	S: 9	P: 13	S: 9	P: 22	S: 17	P: 25	S: 6	P: 6	S: 11	P: 21	S: 9	P: 16	S: 15	P: 22	HR: 1	HBP: 1

PITCHER	IP	WLS	BF	H	R	ER	SO	BB	IBB	HBP	BLK	WP	HR	S	P	ERA	WHIP
48 Brad Woodall, L (1, 1) ERA: 3.94	6.2		29	9	3	3	3	1	0	1	0	1	1	65	100	4.05	1.500
Paul Wagner, R (7, 1) ERA: 5.89	0.1		3	1	0	0	1	1	0	0	0	0	0	4	8	0.00	6.000
Bob Wickman, R (8, 1) ERA: 1.64	2.1	W	10	2	0	0	2	1	0	0	0	0	0	26	44	0.00	1.286
Doug Jones, R (10, 1) ERA: 4.19	0.2	S	3	1	0	0	0	0	0	0	0	0	0	8	10	0.00	1.500

Batter	1	2	3	4	5	6	7	8	9	10	11	12	13	14	15	AB	R	H	RBI	BB	SO	LOB	TOP									
Fernando Vina, L OBP: 0.371, SLG: 0.431	1-1 HR		1-1 G4-3		1-1 2B			1-1 G3		1-1 G4-3		2-2 L6-3			0-1 SH 1B	6	2	2	2	0	0	1										
Jeff Cirillo, R OBP: 0.419, SLG: 0.447	0-3 K		1-1 G6-3		3-H 1-2 F8			0-0 HR			4-0 WP SH5-4 1B BB		4-1 BB		0-1 FC3-6 1B S	5	3	1	1	2	1	3										
Jeromy Burnitz, L OBP: 0.357, SLG: 0.468	0-1 G3-1			0-1 G3				1-1 FC5-4 1B		1 SAFE L X	0-1 SH5-4		0-1 B5		1-2 S	6	1	2	1	0	1	1										
John Jaha, R OBP: 0.407, SLG: 0.387 Darrin Jackson, R OBP: 0.222, SLG: 0.253 Bob Hamelin, L OBP: 0.250, SLG: 0.328 Marc Newfield, R OBP: 0.302, SLG: 0.293	0-0 F9			2-3 K				1-1 FC5-4 1B		1 SAFE X	4-1 1B BB		0-3 K		3-3 K	4	0	0	0	1	1	1										
Dave Nilsson, L OBP: 0.333, SLG: 0.410 Mark Loretta, R OBP: 0.384, SLG: 0.392		1-2 G6-3		2-2 L6				1-2 G6-3		1-2 G6-3		0-1 G6-3		1-3 K	3-3 K	4	0	0	0	1	1	1										
Marquis Grissom, R OBP: 0.341, SLG: 0.455		1-0 HR			0-0 1B SF8 1B			1-0 G6-3		1-0 L9		1-2 DI 1B		1-0 G6-3	0-0 G6-3	7	2	3	2	0	0	2										
Geoff Jenkins, L OBP: 0.305, SLG: 0.471		1-2 G4-3			0-2 SF8 2B 1B			0-0 P4		2-3 K		1-2 F7		3-2 G6-3		6	1	1	0	0	1	2										
Jose Valentin, S OBP: 0.325, SLG: 0.357		0-2 F9			1-1 SF8			2-2 P7						2-2 F9		4	0	0	1	1	1	0										
Mike Matheny, R OBP: 0.306, SLG: 0.363 Bobby Hughes, R OBP: 0.333, SLG: 0.471			0-0 P4		2-3 3-H			0-0 F8							0-0 FC3-6 SH 1B	6	0	1	0	0	2	2										
Inning Stats	R: 1 E: 0 K: 1 S: 9	H: 1 LOB: 0 BB: 0 P: 10	R: 1 E: 0 K: 0 S: 12	H: 1 LOB: 0 BB: 0 P: 15	R: 0 E: 0 K: 0 S: 5	H: 0 LOB: 0 BB: 0 P: 7	R: 0 E: 0 K: 1 S: 9	H: 0 LOB: 0 BB: 0 P: 13	R: 2 E: 0 K: 1 S: 18	H: 3 LOB: 1 BB: 0 P: 21	R: 0 E: 0 K: 1 S: 8	H: 0 LOB: 0 BB: 0 P: 10	R: 0 E: 0 K: 1 S: 6	H: 0 LOB: 0 BB: 0 P: 8	R: 1 E: 0 K: 0 S: 8	H: 2 LOB: 1 BB: 0 P: 11	R: 0 E: 0 K: 1 S: 6	H: 0 LOB: 0 BB: 0 P: 9	R: 0 E: 0 K: 1 S: 9	H: 0 LOB: 0 BB: 0 P: 12	R: 0 E: 0 K: 1 S: 8	H: 0 LOB: 0 BB: 1 P: 15	R: 0 E: 0 K: 2 S: 9	H: 0 LOB: 1 BB: 1 P: 14	R: 0 E: 0 K: 0 S: 7	H: 0 LOB: 0 BB: 0 P: 13	R: 3 E: 1 K: 1 S: 16	H: 3 LOB: 2 BB: 0 P: 21	1B: 7 2B: 2 3B: 0 HR: 3	SF: 1 SAC: 2 DP: 1 HBP: 0	WP: 1 PB: 0 SB: 2 CS: 0	PA: 60
PITCHER	IP	WLS	BF	H	R	ER	SO	BB	IBB	HBP	BLK	WP	HR	S	P	ERA	WHIP															
Tim Belcher, R ERA: 4.99	(1, 1)	8.0	31	7	5	5	4	0	0	0	0	0	0	15	21	5.62	0.875															
Matt Whisenant, L ERA: 5.73	(9, 1)	2.0	6	0	0	0	2	0	0	0	0	0	0	15	21	0.00	0.000															
Scott Service, R ERA: 3.94	(11, 1)	1.0	6	1	1	1	0	2	0	0	0	1	0	14	25	9.00	3.000															
47 Brian Bevil, R ERA: 5.52	(12, 1)	2.0	7	0	0	0	3	2	0	0	0	0	0	17	29	0.00	1.000															
Hipolito Pichardo, R ERA: 5.82	(14, 1)	1.1	L	6	1	2	0	0	0	0	0	0	0	12	18	13.50	0.750															
PITCHER	IP	WLS	BF	H	R	ER	SO	BB	IBB	HBP	BLK	WP	HR	S	P	ERA	WHIP															
Jamie Walker, L ERA: 9.37	(15, 1)	0.2	4	2	1	0	1	0	0	0	0	0	0	11	16	0.00	3.000															

Milwaukee Brewers @ Kansas City Royals
Kauffman Stadium, Kansas City, MO
Wed Jun 10 1998; 7:05 PM CDT
Att: 12,477 - Overcast - 79 F

livebaseballscorecards.com

AB	53
R	9
H	11
RBI	8
BB	4
SO	10
LOB	17



Batter	1	2	3	4	5	6	7	8	9	10	11	12	13	14	15	AB	R	H	RBI	BB	SO	LOB												
Johnny Damon, L (1, 8) OBP: 0.348, SLG: 0.432	1-0 P8	1-1 P4		4-2 FC3-4 1-2 BB		1-0 F9		3-3 K		4-1 BB		0-0 G3-1		2-2 G1-3		6	0	0	0	2	1	3												
Jose Offerman, S (1, 4) OBP: 0.399, SLG: 0.444	1-0 G4-3 2B		2-1 F8	0-0 FC3-4			1-1 S BB 1B		0-1 G4-6-3 1B	2-3 K		1-3 K			2-3 K	8	0	3	1	0	3	4												
Hal Morris, L (1, 10) OBP: 0.374, SLG: 0.450	1-1 G4-3		1-0 L9	0-3 K			0-0 F9		1-2 G4-6-3 1B	0-0 P7		1-1 G1-3			0-0 1B	8	0	1	0	0	1	7												
Jeff King, R (1, 3) OBP: 0.324, SLG: 0.455	2-3 K		1-1 1B				4-1 F7		0-1 1B 1B		1-1 E6 SH5-4 FC3-6 1B		3-1 P3		2-2 L7	7	2	2	0	1	1	2												
Dean Palmer, R (1, 5) OBP: 0.325, SLG: 0.529		1-0 HR	3-1 F9				0-0 L8		0-1 1B 1B		0-0 FC3-6 SH5-4 1B		0-2 G6-3		0-0 G4-3	8	1	3	1	0	1	4												
Jeff Conine, R (1, 7) OBP: 0.288, SLG: 0.384		4-2 SH1-3 1B		2-1 F7			1-2 HR		0-0 FC6-4 1B		0-1 SH5-4		2-1 G4-3			2	1	1	1	1	0	0												
Larry Sutton, L (7, PH) OBP: 0.323, SLG: 0.327									1-3 2-H 1B		1-2 2-3					2	0	1	1	1	0	0												
Jermaine Dye, R (1, 9) OBP: 0.304, SLG: 0.356		1-1 SH1-3 1B		1-1 1B 1B			3-3 K		0-2 FC6-4		4-0 FC3-6 IBB				0-0 SH1-4 29 L9 1B	6	1	3	0	1	1	5												
Luis Rivera, R (1, 6) OBP: 0.455, SLG: 0.333		0-0 SH1-3		0-0 1B 1B			3-1 P6		1-3 K		0-1 FC3-6				1-1 SH1-4	3	1	1	0	1	1	0												
Terry Pendleton, S (11, PH) OBP: 0.320, SLG: 0.356				1-2 FC3-4 1B												1	0	0	1	0	0	2												
Shane Halter, R (12, 6) OBP: 0.310, SLG: 0.394		1-2 2-3													1-2	0	0	0	0	0	0	0												
Sal Fasano, R (1, 2) OBP: 0.235, SLG: 0.200		0-2 P6		1-0 FC3-4 1B			2-2 G5-3		1-3 K		0-3 K				3-2 L9	3	0	1	1	0	0	2												
Shane Mack, R (8, PH) OBP: 0.341, SLG: 0.452															2-3	1	0	0	0	0	1	0												
29 Mike Sweeney, R (9, 2) OBP: 0.287, SLG: 0.305																3	0	0	0	0	1	4												
Inning Stats	R: 0 E: 0 K: 1 S: 7	H: 1 LOB: 1 BB: 0 P: 12	R: 1 E: 0 K: 0 S: 12	H: 2 LOB: 2 BB: 1 P: 19	R: 0 E: 0 K: 0 S: 7	H: 1 LOB: 1 BB: 0 P: 14	R: 2 E: 0 K: 1 S: 15	H: 3 LOB: 2 BB: 1 P: 23	R: 1 E: 0 K: 1 S: 11	H: 1 LOB: 0 BB: 0 P: 18	R: 0 E: 0 K: 0 S: 6	H: 0 LOB: 0 BB: 0 P: 12	R: 0 E: 0 K: 1 S: 14	H: 1 LOB: 3 BB: 2 P: 26	R: 0 E: 0 K: 3 S: 10	H: 0 LOB: 0 BB: 0 P: 15	R: 1 E: 0 K: 0 S: 13	H: 4 LOB: 2 BB: 0 P: 14	R: 0 E: 0 K: 2 S: 11	H: 0 LOB: 2 BB: 2 P: 21	R: 1 E: 1 K: 0 S: 9	H: 1 LOB: 2 BB: 1 P: 16	R: 0 E: 0 K: 1 S: 6	H: 0 LOB: 0 BB: 0 P: 8	R: 0 E: 0 K: 0 S: 7	H: 0 LOB: 0 BB: 0 P: 12	R: 0 E: 0 K: 0 S: 9	H: 1 LOB: 1 BB: 0 P: 15	R: 0 E: 0 K: 1 S: 10	H: 1 LOB: 1 BB: 0 P: 14	1B: 13 2B: 1 3B: 0 HR: 2	SF: 0 SAC: 3 DP: 1 HBP: 0	WP: 0 PB: 0 SB: 2 CS: 0	PA: 68

PITCHER	IP	WLS	BF	H	R	ER	SO	BB	IBB	HBP	BLK	WP	HR	S	P	ERA	WHIP
21 Cal Eldred, R (1, 1) ERA: 4.35	6.1		30	9	4	4	3	2	0	0	0	0	0	61	102	5.68	1.737
Al Reyes, R (7, 1) ERA: 5.79	1.1		6	0	0	0	3	2	0	0	0	0	0	18	31	0.00	1.500
Mike Myers, L (8, 1) ERA: 0.79	1.0		3	1	0	0	1	0	0	0	0	0	0	8	12	0.00	1.000
Doug Jones, R (9, 1) ERA: 4.38	0.1		4	3	1	1	0	0	0	0	0	0	0	8	8	27.00	9.000
Bronswell Patrick, R (10, 1) ERA: 1.13	6.0	W	25	3	1	0	4	2	1	0	0	0	0	52	86	0.00	0.833

PITCHER	IP	WLS	BF	H	R	ER	SO	BB	IBB	HBP	BLK	WP	HR	S	P	ERA	WHIP

Milwaukee Brewers @ Kansas City Royals
Kauffman Stadium, Kansas City, MO
Wed Jun 10 1998, 7:05 PM CDT
Att. 12,477 - Overcast - 79 F

AB	58
R	6
H	16
RBI	6
BB	7
SO	11
LOB	33



Batter	1	2	3	4	5	6	7	8	9	AB R H RBI BB SO LOB	TOP											
Brian Hunter, R OBP: 0.316, SLG: 0.361 (1, 8) F C X	1-2 F9		0-0 G5-3			3-2 L3 1B	1-2 G1-3		0-2 F9	5 0 1 0 0 0 4												
Joe Randa, R OBP: 0.327, SLG: 0.343 (1, 5) X	0-0 HR		3-2 F8			0-1 L9		0-0 F9		4 1 1 1 0 0 1												
Bobby Higginson, L OBP: 0.398, SLG: 0.534 (1, 9) B C B X	2-1 1B				0-1 P5	0-0 L3 1-2		4-2 BB		3 0 1 0 1 0 1												
Tony Clark, S OBP: 0.353, SLG: 0.511 (1, 3) F C B B S	2-3 K				3-2 G1-6-3 1B		1-1 HR	1-3 K		4 1 2 1 0 2 2												
Damion Easley, R OBP: 0.366, SLG: 0.597 (1, 4) 1 SAFE B B 1 SAFE S X	2-1 G1-3				1-0 G1-6-3 1-2f		1-0 FC3-6 1B 1B	1-3 K		4 1 1 0 0 1 3												
Luis Gonzalez, L OBP: 0.366, SLG: 0.481 (1, 7) C T C B B B			3-3 K			2-1 G1-3			0-1 F8 BB 1B	4 0 2 0 0 1 0												
Joe Oliver, R OBP: 0.295, SLG: 0.425 (1, 2) C B T C S			1-3 K			1-3 K			1-3 K	4 0 0 0 0 3 3												
Billy Ripken, R OBP: 0.356, SLG: 0.348 (1, 10) B B F X			2-1 F9			2-1 1B			4-2 BB	3 0 1 0 1 0 2												
Deivi Cruz, R OBP: 0.290, SLG: 0.321 (1, 6) X			0-0 G1-4-3			1-2 G4-3			1-1 F8 2-3	4 0 1 1 0 0 3												
Inning Stats	R: 1 E: 0 K: 1 S: 11	H: 2 LOB: 1 BB: 0 P: 18	R: 0 E: 0 K: 2 S: 8	H: 0 LOB: 0 BB: 0 P: 14	R: 0 E: 0 K: 0 S: 5	H: 0 LOB: 0 BB: 0 P: 8	R: 0 E: 0 K: 0 S: 6	H: 1 LOB: 0 BB: 0 P: 10	R: 0 E: 0 K: 1 S: 10	H: 1 LOB: 1 BB: 0 P: 16	R: 0 E: 0 K: 0 S: 8	H: 1 LOB: 0 BB: 0 P: 11	R: 2 E: 0 K: 0 S: 16	H: 4 LOB: 2 BB: 0 P: 24	R: 0 E: 0 K: 2 S: 10	H: 0 LOB: 1 BB: 1 P: 16	R: 0 E: 0 K: 1 S: 13	H: 1 LOB: 2 BB: 1 P: 19	1B: 8 2B: 1 3B: 0 HR: 2	SF: 0 SAC: 0 DP: 2 HBP: 0	WP: 0 PB: 0 SB: 0 CS: 0	PA: 37
PITCHER	IP WLS BF H R ER SO BB IBB HBP BLK WP HR S P ERA WHIP																					
50 José Rosado, L ERA: 4.46 (1, 1)	8.0 W 32 9 3 3 6 1 0 0 0 0 0 2 74 117 3.38 1.250																					
Matt Whisenant, L ERA: 5.48 (9, 1)	1.0 5 1 0 0 1 1 0 0 0 0 0 0 13 19 0.00 2.000																					

Detroit Tigers @ Kansas City Royals
Kauffman Stadium, Kansas City, MO
 Fri Jun 12 1998, 7:05 PM CDT
 Att. 15,214 - Unknown - 84 F

livebaseballscorecards.com

AB	35
R	3
H	10
RBI	3
BB	2
SO	7
LOB	19



Batter	1	2	3	4	5	6	7	8	9	AB	R	H	RBI	BB	SO	LOB
Johnny Damon, L OBP: 0.345, SLG: 0.426 (1, 8)	G3		L9	E 1B BB	P7			P2		4	1	0	0	1	0	1
Jose Offerman, S OBP: 0.399, SLG: 0.440 (1, 4)	G4-3		1B 1B	G1-3		P5		1B BB		4	1	1	0	1	0	2
Hal Morris, L OBP: 0.385, SLG: 0.457 (1, 3)	1B 1B		1B 1B	E 1B IBB		F9		1B		4	2	3	1	1	0	0
Jeff King, R OBP: 0.330, SLG: 0.458 (1, 10)	FC6-4 1B		S G5-3 1B	E 1B		L7		P4		5	1	3	4	0	0	2
Dean Palmer, R OBP: 0.324, SLG: 0.522 (1, 5)	FC6-4		G5-3 BB	F8		G4-3				3	0	0	0	1	0	4
Larry Sutton, L OBP: 0.321, SLG: 0.319 (1, 7)		G3-1	G5-3 BB	E3		L7				3	0	0	0	1	0	1
Jermaine Dye, R OBP: 0.303, SLG: 0.352 (1, 9)		K	G5-3	F8		1B				4	0	1	1	0	1	4
Luis Rivera, R OBP: 0.333, SLG: 0.231 (1, 6)		K				F8				4	0	0	0	0	2	3
Sal Fasano, R OBP: 0.247, SLG: 0.228 (1, 2)			1B 1B	E 1B 2B		P7		L9		4	2	2	0	0	0	0

Inning Stats	R: 0	H: 2	E: 0	K: 0	S: 8	LOB: 2	BB: 0	P: 11	R: 0	H: 0	E: 0	K: 2	S: 8	LOB: 0	BB: 0	P: 12	R: 4	H: 4	E: 0	K: 1	S: 21	LOB: 2	BB: 2	P: 35	R: 3	H: 2	E: 2	K: 0	S: 18	LOB: 2	BB: 2	P: 35	R: 0	H: 0	E: 0	K: 0	S: 9	LOB: 0	BB: 0	P: 14	R: 0	H: 0	E: 0	K: 0	S: 4	LOB: 0	BB: 0	P: 6	R: 0	H: 1	E: 0	K: 0	S: 11	LOB: 1	BB: 0	P: 13	R: 0	H: 1	E: 0	K: 0	S: 17	LOB: 2	BB: 1	P: 23
--------------	------	------	------	------	------	--------	-------	-------	------	------	------	------	------	--------	-------	-------	------	------	------	------	-------	--------	-------	-------	------	------	------	------	-------	--------	-------	-------	------	------	------	------	------	--------	-------	-------	------	------	------	------	------	--------	-------	------	------	------	------	------	-------	--------	-------	-------	------	------	------	------	-------	--------	-------	-------

PITCHER	IP	WLS	BF	H	R	ER	SO	BB	IBB	HBP	BLK	WP	HR	S	P	ERA	WHIP
Bryce Florie, R ERA: 4.91 (1, 1)	3.1	L	22	8	7	6	3	3	1	0	0	0	0	44	75	16.20	3.300
Doug Bochtler, R ERA: 3.76 (4, 1)	1.2		6	0	0	0	0	0	0	0	0	0	0	20	32	0.00	0.000
Frank Castillo, R ERA: 10.44 (6, 1)	3.0		12	2	0	0	0	1	0	0	0	0	0	32	42	0.00	1.000

BOTTOM

Detroit Tigers @ Kansas City Royals
Kauffman Stadium, Kansas City, MO
 Fri Jun 12 1998, 7:05 PM CDT
 Att: 15,214 - Unknown - 84 F

livebaseballscorecards.com

AB	35
R	7
H	10
RBI	6
BB	5
SO	3
LOB	17



WP: 0	PA: 40
PB: 0	CS: 0
SB: 1	

Batter	1	2	3	4	5	6	7	8	9	AB R H RBI BB SO LOB	TOP											
Brian Hunter, R OBP: 0.322, SLG: 0.370 (1, 8)	2-2 G4-3 BB 2B	1-1 L8		1-2 FC6-4 1B		0-2 G6-4-3 1B		2-2 G1-3		5 1 3 0 0 0 1												
Joe Randa, R OBP: 0.332, SLG: 0.356 (1, 5)	4-2 BB G4-3 F8 BB		2-1 2B 1B HBP	2-0 P8		0-0 G6-4-3 1-2f		1-1 HR		3 2 1 1 1 0 3												
Bobby Higginson, L OBP: 0.398, SLG: 0.548 (1, 9)	3-2 G4-3 1-2 2-3		1-3 K 1 SAFE 1 SAFE 1 SAFE	1-0 FC6-4 1-2f		1-1 G4-3 1B 2B		0-0 HR		5 2 2 1 0 1 4												
Tony Clark, S OBP: 0.358, SLG: 0.513 (1, 3)	4-1 F8 BB BB		2-2 1B FC1-2 2B		3-2 G6-3		2-1 G4-3 2-3		4-2 1B BB	3 0 1 0 2 0 1												
Luis Gonzalez, L OBP: 0.372, SLG: 0.484 Kimera Barteo, R OBP: 0.260, SLG: 0.426 (9, PH) (9, 7)	4-1 F8 BB 1-2 2-3 3-H		2-2 FC1-2 1B 2-3 3-H	2-1 1B		2-2 G4-3		1-0 1B 3-H		1-1 1B 1-2	3 1 2 3 1 0 0 1 0 1 0 0 0 0											
Damion Easley, R OBP: 0.363, SLG: 0.589 (1, 4)	2-1 F8 1-2 2-3 3-H		0-0 FC1-2 1B 1-3 3-H	2-1 1B		2-1 WP S 1B		0-3 K		0-1 F9	5 1 1 0 0 1 8											
Frank Catalanotto, L OBP: 0.289, SLG: 0.377 (1, 10)		0-1 1B	0-0 1B 2-H 3-H		3-3 K 1-3		3-1 L7		0-0 L7	5 0 2 2 0 1 4												
Paul Bako, L OBP: 0.288, SLG: 0.324 (1, 2)		0-3 K	0-3 K		1-0 1B SH1-4 1B			3-3 K		0-3 K2-3	5 0 1 0 0 4 4											
Deivi Cruz, R OBP: 0.284, SLG: 0.313 (1, 6)		1-3 K 1 SAFE		1-0 F7		0-0 SH1-4 1-2		0-3 K			3 0 0 0 0 2 1											
Inning Stats	R: 1 E: 0 K: 0 S: 14	H: 1 LOB: 3 BB: 3 P: 33	R: 0 E: 0 K: 2 S: 10	H: 1 LOB: 1 BB: 0 P: 12	R: 3 E: 0 K: 2 S: 15	H: 3 LOB: 1 BB: 0 P: 22	R: 0 E: 0 K: 0 S: 7	H: 1 LOB: 1 BB: 0 P: 11	R: 0 E: 0 K: 1 S: 11	H: 1 LOB: 1 BB: 0 P: 21	R: 0 E: 0 K: 0 S: 6	H: 2 LOB: 1 BB: 0 P: 7	R: 1 E: 0 K: 1 S: 10	H: 2 LOB: 1 BB: 0 P: 17	R: 0 E: 0 K: 2 S: 11	H: 0 LOB: 0 BB: 0 P: 16	R: 2 E: 0 K: 1 S: 14	H: 3 LOB: 2 BB: 1 P: 20	1B: 9 2B: 3 3B: 0 HR: 2	SF: 0 SAC: 1 DP: 1 HBP: 1	WP: 1 PB: 0 SB: 1 CS: 0	PA: 44
PITCHER	IP WLS BF H R ER SO BB IBB HBP BLK WP HR S P ERA WHIP																					
Pat Rapp, R ERA: 4.99 (1, 1)	7.0 L 34 11 5 5 6 3 0 1 0 1 0 73 123 6.43 2.000																					
Scott Service, R ERA: 3.82 (8, 1)	1.0 3 0 0 0 2 0 0 0 0 0 0 0 11 16 0.00 0.000																					
Jamie Walker, L ERA: 9.87 (9, 1)	1.0 7 3 2 2 1 1 0 0 0 0 0 2 14 20 18.00 4.000																					

Detroit Tigers @ Kansas City Royals
Kauffman Stadium, Kansas City, MO

Sat Jun 13 1998, 7:05 PM CDT
Att. 29,603 - Overcast - 80 F

AB	38
R	7
H	14
RBI	7
BB	4
SO	9
LOB	26



Batter	1	2	3	4	5	6	7	8	9	AB R H RBI BB SO LOB
Johnny Damon, L (1, 8) <small>OBP: 0.344, SLG: 0.421</small>	1-1 		0-3 		1-1 			4-1 		3 0 0 0 1 1 0
Jose Offerman, S (1, 4) <small>OBP: 0.397, SLG: 0.435</small>	2-0 		4-0 			0-3 		1-1 		3 0 0 0 1 1 1
Hal Morris, L (1, 7) <small>OBP: 0.382, SLG: 0.452</small>	1-1 		3-2 			0-0 		1-1 		4 0 1 0 0 0 2
Jeff King, R (1, 3) <small>OBP: 0.332, SLG: 0.456</small>		1-0 		0-1 		0-2 		4-1 		3 1 1 0 1 0 1
Dean Palmer, R (1, 5) <small>OBP: 0.327, SLG: 0.526</small>		1-0 		1-0 		1-0 		0-1 		4 0 2 0 0 0 2
Shane Mack, R (1, 10) <small>OBP: 0.338, SLG: 0.445</small>		1-2 		0-1 			1-0 	1-2 		4 0 1 1 0 0 2
Jermaine Dye, R (1, 9) <small>OBP: 0.293, SLG: 0.339</small>		0-1 		0-0 			0-0 	2-2 		4 0 0 0 0 0 4
Shane Halter, R (1, 6) <small>OBP: 0.303, SLG: 0.385</small>		2-3 		3-3 			0-0 			3 0 0 0 0 2 2
Sal Fasano, R (1, 2) <small>OBP: 0.239, SLG: 0.220</small>			1-0 		2-2 			2-3 		3 0 0 0 0 1 0

Inning Stats	R: 0	H: 0	E: 0	K: 0	S: 5	R: 1	H: 3	E: 0	K: 1	S: 14	R: 0	H: 0	E: 0	K: 1	S: 7	R: 0	H: 1	E: 0	K: 0	S: 6	R: 0	H: 0	E: 0	K: 1	S: 9	R: 0	H: 1	E: 0	K: 1	S: 8	R: 0	H: 0	E: 0	K: 0	S: 3	R: 0	H: 0	E: 0	K: 1	S: 8	R: 0	H: 0	E: 0	K: 0	S: 8	R: 0	H: 0	E: 0	K: 0	S: 9	1B: 4	SF: 0	2B: 1	SAC: 0	3B: 0	DP: 0	HR: 0	HBP: 0	WP: 0	PA: 34
PITCHER Justin Thompson, L (1, 1) <small>ERA: 3.93</small>	IP	WLS	BF	H	R	ER	SO	BB	IBB	HBP	BLK	WP	HR	S	P	ERA	WHIP																			IP	WLS	BF	H	R	ER	SO	BB	IBB	HBP	BLK	WP	HR	S	P	ERA	WHIP								

DETROIT TIGERS @ KANSAS CITY ROYALS
 Kauffman Stadium, Kansas City, MO
 Sat Jun 13 1998, 7:05 PM CDT
 Att. 29,603 - Overcast - 80 F

AB	31
R	1
H	5
RBI	1
BB	3
SO	5
LOB	14



WP: 0	PA: 34
PB: 0	
SB: 0	
CS: 1	

Batter	1	2	3	4	5	6	7	8	9	AB R H RBI BB SO LOB	TOP																								
Brian Hunter, R OBP: 0.321, SLG: 0.368 (1, 8) B C B X	2-1 F9 ①		0-2 CS ③ 1-2	0-1 G6-3 ①		2-2 G6-3 ② 2-3 1B		1-3 K ③		4 0 1 0 0 1 1																									
Joe Randa, R OBP: 0.331, SLG: 0.354 (1, 5) C B F F X	1-2 P4 ②			3-1 FC6-4 1B		0-0 G6-3 ② ③ 1-2f			0-1 F9 ①	4 0 1 0 0 0 2																									
Bobby Higginson, L OBP: 0.392, SLG: 0.539 (1, 9) B S S X	1-2 F8 ③			3-3 K ② 1 SAFE 1 SAFE			1-3 K ①		1-1 F7 ②	4 0 0 0 0 2 1																									
Tony Clark, S OBP: 0.357, SLG: 0.509 (1, 3) X T C		0-2 G4-3 1B		2-2 FC6-4 ③ 1-2f			0-3 K ②		2-1 F9 ③	4 0 1 0 0 1 1																									
Damion Easley, R OBP: 0.362, SLG: 0.586 (1, 10) X C		0-1 G4-3 ① ② 1-2f			2-1 F8 ①		2-1 1B ③			3 0 1 0 0 0 1																									
Luis Gonzalez, L OBP: 0.368, SLG: 0.477 (1, 7) X B C T B		2-2 G6-3 ③			2-1 P5 ②		1-1 G6-3 ③			3 0 0 0 0 0 1																									
Joe Oliver, R OBP: 0.288, SLG: 0.415 (1, 2) F S S B X			2-2 G4-3 ①		1-1 G1-3 ③			1-3 K ①		3 0 0 0 0 1 0																									
Billy Ripken, R OBP: 0.342, SLG: 0.333 (1, 4) X			0-0 P3 ②			2-1 F8 ①		1-0 G3 ②		3 0 0 0 0 0 0																									
Deivi Cruz, R OBP: 0.299, SLG: 0.336 (1, 6) B C X			1-1 CS 1B			1-0 1B 2B		1-2 1B		3 0 3 0 0 0 0																									
Inning Stats	R: 0 E: 0 K: 0 S: 9 H: 0 LOB: 0 BB: 0 P: 13	R: 0 E: 0 K: 0 S: 8 H: 1 LOB: 0 BB: 0 P: 10	R: 0 E: 0 K: 0 S: 8 H: 1 LOB: 0 BB: 0 P: 11	R: 0 E: 0 K: 1 S: 11 H: 1 LOB: 1 BB: 0 P: 19	R: 0 E: 0 K: 0 S: 6 H: 0 LOB: 0 BB: 0 P: 11	R: 0 E: 0 K: 0 S: 7 H: 2 LOB: 1 BB: 0 P: 12	R: 0 E: 0 K: 2 S: 10 H: 1 LOB: 1 BB: 0 P: 14	R: 0 E: 0 K: 2 S: 10 H: 1 LOB: 1 BB: 0 P: 14	R: 0 E: 0 K: 0 S: 6 H: 0 LOB: 0 BB: 0 P: 9	1B: 6 2B: 1 3B: 0 HR: 0 SF: 0 SAC: 0 DP: 2 HBP: 0	WP: 0 PB: 0 SB: 0 CS: 1 PA: 32																								
PITCHER Glendon Rusch, L ERA: 4.84 (1, 1)	IP 9.0	WLS W	BF 31	H 7	R 0	ER 0	SO 5	BB 0	IBB 0	HBP 0	BLK 0	WP 0	HR 0	S 75	P 113	ERA 0.00	WHIP 0.778	PITCHER	IP 9.0	WLS W	BF 31	H 7	R 0	ER 0	SO 5	BB 0	IBB 0	HBP 0	BLK 0	WP 0	HR 0	S 75	P 113	ERA 0.00	WHIP 0.778

Detroit Tigers @ Kansas City Royals
Kauffman Stadium, Kansas City, MO

Sun Jun 14 1998, 3:33 AM CDT
Att. 18,720 - Overcast - 72 F

AB	31
R	0
H	7
RBI	0
BB	0
SO	5
LOB	7



livebaseballscorecards.com


Batter	1	2	3	4	5	6	7	8	9	AB	R	H	RBI	BB	SO	LOB
Johnny Damon, L OBP: 0.346, SLG: 0.431 (1, 8)	1-0 HR		2-2 P4		1-2 G3		4-1 CS BB			3	1	1	1	1	0	0
Jose Offerman, S OBP: 0.395, SLG: 0.432 (1, 4)	1-2 F8		2-3 K		1-1 1B		1-2 F9			4	0	1	0	0	1	1
Hal Morris, L OBP: 0.380, SLG: 0.448 (1, 10)	2-0 G3-1		2-1 L7		0-0 1B		3-3 K			4	0	1	0	0	1	1
Jeff King, R OBP: 0.331, SLG: 0.450 (1, 3)	4-2 FC6-4 BB			1-3 K	2-0 F7			3-2 G6-3		3	0	0	0	1	1	2
Dean Palmer, R OBP: 0.322, SLG: 0.517 (1, 5)	2-1 FC6-4 1-2f			1-1 E5		1-0 G5-3		0-2 F9		4	0	0	0	0	0	1
Larry Sutton, L OBP: 0.326, SLG: 0.336 (1, 7)		4-1 BB		1-1 F7		0-0 FC3-2-5-3 3B		0-0 F7		3	0	1	0	1	0	1
Jermaine Dye, R OBP: 0.294, SLG: 0.333 (1, 9)		1-3 SAFE K		4-2 BB		1-0 FC3-2-5-3 1B				2	1	0	0	1	1	2
Luis Rivera, R OBP: 0.333, SLG: 0.250 (1, 6)		1-1 F8		1-2 P6		1-0 2-H 1B				3	0	1	1	0	0	3
29 Mike Sweeney, R OBP: 0.280, SLG: 0.298 (1, 2)		2-0 F9			2-3 K		0-2 F9			3	0	0	0	0	1	2

Inning Stats	R: 1	H: 1	E: 0	K: 0	S: 10	H: 1	LOB: 1	BB: 1	P: 20	R: 0	H: 0	E: 0	K: 1	S: 8	H: 0	LOB: 1	BB: 1	P: 15	R: 0	H: 0	E: 0	K: 1	S: 8	H: 0	LOB: 0	BB: 0	P: 14	R: 0	H: 0	E: 1	K: 1	S: 12	H: 2	LOB: 2	BB: 0	P: 16	R: 1	H: 2	E: 0	K: 0	S: 7	H: 0	LOB: 0	BB: 1	P: 17	R: 0	H: 0	E: 0	K: 0	S: 8	H: 0	LOB: 0	BB: 0	P: 11
--------------	------	------	------	------	-------	------	--------	-------	-------	------	------	------	------	------	------	--------	-------	-------	------	------	------	------	------	------	--------	-------	-------	------	------	------	------	-------	------	--------	-------	-------	------	------	------	------	------	------	--------	-------	-------	------	------	------	------	------	------	--------	-------	-------

PITCHER	IP	WLS	BF	H	R	ER	SO	BB	IBB	HBP	BLK	WP	HR	S	P	ERA	WHIP
Seth Greisinger, R ERA: 4.26 (1, 1)	6.0	L	27	5	2	2	4	3	0	0	0	0	1	55	95	3.00	1.333
44 Sean Runyan, L ERA: 4.15 (7, 1)	1.0		3	0	0	0	1	1	0	0	0	0	0	9	17	0.00	1.000
Doug Brocail, R ERA: 4.26 (8, 1)	1.0		3	0	0	0	0	0	0	0	0	0	0	8	11	0.00	0.000

DETROIT TIGERS @ KANSAS CITY ROYALS
Kauffman Stadium, Kansas City, MO
 Sun Jun 14 1998, 3:33 AM CDT
 Att: 18,720 - Overcast - 72 F

AB	29
R	2
H	5
RBI	2
BB	4
SO	5
LOB	13



WP: 0	PA: 33
PB: 0	
SB: 0	
CS: 1	

PITCHER	IP	WLS	BF	H	R	ER	SO	BB	IBB	HBP	BLK	WP	HR	S	P	ERA	WHIP
---------	----	-----	----	---	---	----	----	----	-----	-----	-----	----	----	---	---	-----	------

Batter	1	2	3	4	5	6	7	8	9	10	AB R H RBI BB SO LOB	TOP																		
Johnny Damon, L (1, 8) OBP: 0.350, SLG: 0.442	0-1 B2		3-2 G6-3 2B		1-0 E 1B 2B	2-1 G4-3			0-0 CS 1B		5 1 3 0 0 0 1	Kansas City Royals @ Cleveland Indians Jacobs Field, Cleveland, OH Mon Jun 15 1998 7:05 PM EDT Att: 43,246 - Cloudy - 71 F																		
Jose Offerman, S (1, 4) OBP: 0.391, SLG: 0.427	3-2 F8		2-1 G6-3 2-3		3-2 F7	2-2 F9		SAFE 1B	3-2 CS 1B	5 0 1 0 0 0 4																				
Hal Morris, L (1, 10) OBP: 0.380, SLG: 0.444	2-0 G4-3		1-2 G4-3		4-0 1B E IBB			0-0 G1-3	3-2 CS 1-2	4 1 1 0 1 0 1																				
Jeff King, R (1, 3) OBP: 0.332, SLG: 0.462		1-1 P5		0-0 1B SF8 1B	0-0 E5 1B			1-3 K	2-2 1-H HR	5 2 2 3 0 1 2																				
Dean Palmer, R (1, 5) OBP: 0.331, SLG: 0.521		3-2 2B SF8 1B		2-1 1B	0-1 1-2 2-3 3-H 1B			2-3 K	4-1 PB SH3 BB	4 1 3 1 1 1 0																				
Larry Sutton, L (1, 7) OBP: 0.324, SLG: 0.345		1-0 1-3 2B		0-0 SF8	3-2 G6-3			3-2 G3	0-0 SH3 1-2	3 0 1 1 0 0 3																				
Jermaine Dye, R (1, 9) OBP: 0.282, SLG: 0.322		1-0 3-H SF8		3-2 P5				0-0 G5-3	1-0 F9	4 0 0 1 0 1 2																				
Luis Rivera, R (1, 6) OBP: 0.304, SLG: 0.286		0-1 G5-3		1-0 G5-3				3-3 K 1B 2B	2-1 G6-3 2-3	5 1 1 0 0 1 3																				
Sal Fasano, R (1, 2) OBP: 0.240, SLG: 0.221		2-1 F8		2-2 E4 2B E				0-1 2-H G4-3 1B	1-3 K	4 1 1 1 0 1 0																				
Inning Stats	R: 0 E: 0 K: 0 S: 7	H: 0 LOB: 0 BB: 0 P: 12	R: 1 E: 0 K: 0 S: 9	H: 2 LOB: 1 BB: 0 P: 15	R: 0 E: 0 K: 0 S: 14	H: 1 LOB: 1 BB: 0 P: 22	R: 1 E: 0 K: 0 S: 8	H: 2 LOB: 1 BB: 0 P: 14	R: 2 E: 2 K: 0 S: 16	H: 2 LOB: 2 BB: 1 P: 29	R: 1 E: 0 K: 1 S: 11		H: 2 LOB: 1 BB: 0 P: 17	R: 0 E: 0 K: 2 S: 7	H: 0 LOB: 0 BB: 0 P: 10	R: 0 E: 0 K: 1 S: 8	H: 0 LOB: 0 BB: 0 P: 14	R: 0 E: 0 K: 1 S: 10	H: 2 LOB: 0 BB: 0 P: 17	R: 2 E: 0 K: 0 S: 12	H: 2 LOB: 1 BB: 1 P: 22	1B: 8 2B: 4 3B: 0 HR: 1	SF: 2 SAC: 1 DP: 1 HBP: 0	WP: 0 PB: 1 SB: 0 CS: 2	PA: 45					
PITCHER	IP WLS BF H R ER SO BB IBB HBP BLK WP HR S P ERA WHIP												IP WLS BF H R ER SO BB IBB HBP BLK WP HR S P ERA WHIP																	
Dave Burba, R (1, 1) ERA: 3.63	5.2																													
Alvin Morman, L (6, 1) ERA: 3.52	0.2	2	0	0	0	0	0	0	0	0	0	0	0	0	0	0	0	0	0	0	0	0	0	0	0	0	0	0		
Eric Plunk, R (7, 1) ERA: 4.23	1.2	5	0	0	0	3	0	0	0	0	0	0	0	0	0	0	0	0	0	0	0	0	0	0	0	0	0	0	0	
Michael Jackson, R (9, 1) ERA: 2.42	1.0	3	2	0	0	1	0	0	0	0	0	0	0	0	0	0	0	0	0	0	0	0	0	0	0	0	0	0	0	0
Jose Mesa, R (10, 1) ERA: 4.2	1.0	L	6	2	2	2	0	1	0	0	0	0	0	0	1	12	22	18.00	3.000											

AB	39
R	7
H	13
RBI	7
BB	2
SO	5
LOB	16



livebaseballscorecards.com

BOTTOM

Kansas City Royals @ Cleveland Indians

Jacobs Field, Cleveland, OH

Mon Jun 15 1998, 7:05 PM EDT

Att. 43,246 - Cloudy - 71 F

livebaseballscorecards.com

AB	44
R	6
H	16
RBI	6
BB	5
SO	8
LOB	25



WP	1	PA	49
PB	0		
SB	0		
CS	0		

AB	4	R	3	H	2	RBI	0	BB	2	SO	0	LOB	0
----	---	---	---	---	---	-----	---	----	---	----	---	-----	---

5	1	4	1	1	1	0							
---	---	---	---	---	---	---	--	--	--	--	--	--	--

6	1	1	2	0	0	6							
---	---	---	---	---	---	---	--	--	--	--	--	--	--

4	0	2	1	1	1	2							
1	1	0	0	0	0	1							

5	0	2	0	0	0	3							
---	---	---	---	---	---	---	--	--	--	--	--	--	--

5	0	2	0	0	1	2							
---	---	---	---	---	---	---	--	--	--	--	--	--	--

3	0	0	0	1	2	2							
1	0	1	2	0	0	0							

5	0	2	0	0	1	4							
---	---	---	---	---	---	---	--	--	--	--	--	--	--

3	0	0	0	0	1	3							
1	0	0	0	0	0	2							
1	0	0	0	0	1	0							

1B	14	SF	0										
2B	2	SAC	0										
3B	0	DP	2										
HR	0	HBP	0										

Batter	1	2	3	4	5	6	7	8	9	10
Kenny Lofton, L (1, 8) OBP: 0.367, SLG: 0.408	1-2 G6-3		4-1 G5-3 1B BB		1-1 BLK 1B 1B		3-2 F8		0-0 1B FC5-4 1B	4-0 2B G6-3 BB
Omar Vizquel, S (1, 6) OBP: 0.369, SLG: 0.391	4-2 BB		1-1 G5-3 1B		1-2 G6-4-3 1B 1-H		1-3 K		0-2 1B FC5-4 1B	0-1 G6-3 2B
Manny Ramirez, R (1, 9) OBP: 0.366, SLG: 0.507	1-2 F9		0-1 G5-3 1-2 2-3f		1-0 G6-4-3 1-2f		1-1 1B		0-2 1B FC5-4 1B 1-2f 3-H	0-0 G6-3 2-3 3-H 2-1
Jim Thome, L (1, 3) OBP: 0.427, SLG: 0.649 Shawon Dunston, R (9, PR) OBP: 0.242, SLG: 0.366	0-3 K		0-0 1B 2-H 1B		4-1 BB		3-2 F7		3-1 1B 1-2 1B	0-0 F8
Travis Fryman, R (1, 5) OBP: 0.323, SLG: 0.453		0-0 L6	0-1 1B		1-0 F9			1-2 WP 1B 1B	2-2 F9	
David Justice, L (1, 7) OBP: 0.360, SLG: 0.510		1-3 K	0-0 F7			3-2 G5-3		2-2 WP 1B	0-2 1B 1-2 2-3 1B	
Geronimo Berroa, R (1, 10) OBP: 0.283, SLG: 0.293 Sandy Alomar Jr., R (9, PH) OBP: 0.312, SLG: 0.403		4-1 1B BB		3-3 K		0-0 G5-3		2-3 K	3-1 1-2 2-H 3-H 1B	
Pat Borders, R (1, 2) OBP: 0.273, SLG: 0.288		0-1 1B		2-3 K		0-0 2B		2-2 L4	0-1 F9	
David Bell, R (1, 4) OBP: 0.318, SLG: 0.425 Mark Whiten, S (8, PH) OBP: 0.369, SLG: 0.429 Jeff Branson, L (9, 4) OBP: 0.200, SLG: 0.235		0-3 K		1-0 F9		0-2 P4		2-2 G4-3		3-3 K

Inning Stats	R: 0	H: 0	E: 0	K: 1	S: 12	R: 0	H: 1	E: 0	K: 2	S: 10	R: 1	H: 3	E: 0	K: 0	S: 9	R: 0	H: 0	E: 0	K: 2	S: 7	R: 1	H: 2	E: 0	K: 0	S: 11	R: 0	H: 1	E: 0	K: 1	S: 14	R: 0	H: 1	E: 0	K: 1	S: 17	R: 3	H: 5	E: 0	K: 0	S: 20	R: 1	H: 1	E: 0	K: 1	S: 9	1B: 14	SF: 0	2B: 2	3B: 0	HR: 0	SAC: 0	DP: 2	HBP: 0	WP: 1	PA: 49
--------------	------	------	------	------	-------	------	------	------	------	-------	------	------	------	------	------	------	------	------	------	------	------	------	------	------	-------	------	------	------	------	-------	------	------	------	------	-------	------	------	------	------	-------	------	------	------	------	------	--------	-------	-------	-------	-------	--------	-------	--------	-------	--------

PITCHER	IP	WLS	BF	H	R	ER	SO	BB	IBB	HBP	BLK	WP	HR	S	P	ERA	WHIP
Tim Lincecum, R (1, 1) ERA: 3.99	7.0		31	8	2	2	6	4	0	0	1	0	0	76	117	2.57	1.714
47 Brian Bevil, R (8, 1) ERA: 5.34	1.0		5	2	0	0	1	0	0	0	0	1	0	17	26	0.00	2.000
Jeff Montgomery, R (9, 1) ERA: 8.1	1.0	W	8	5	3	3	0	0	0	0	0	0	0	20	28	27.00	5.000
Matt Whisenant, L (10, 1) ERA: 5.63	1.0	S	5	1	1	1	1	1	0	0	0	0	0	9	18	9.00	2.000

Batter	1	2	3	4	5	6	7	8	9	AB R H RBI BB SO LOB	TOP	
Johnny Damon, L (1, 8) <small>OBP: 0.352, SLG: 0.442</small>	1-1 		1-2 		1-0 			3-2 		4 0 2 0 0 0 0	Kansas City Royals @ Cleveland Indians Jacobs Field, Cleveland, OH Tue Jun 16 1998, 7:05 PM EDT Att. 43,184 - Cloudy - 74 F	
Jose Offerman, S (1, 4) <small>OBP: 0.391, SLG: 0.426</small>	0-0 		0-0 			0-1 		0-1 		3 0 1 1 0 0 1		
Hal Morris, L (1, 10) <small>OBP: 0.378, SLG: 0.440</small>	2-3 		0-0 			3-2 		0-0 		4 0 1 0 0 0 3		
Jeff King, R (1, 3) <small>OBP: 0.327, SLG: 0.454</small>	0-1 			1-0 		0-1 		2-2 		4 0 0 0 0 0 2		
Dean Palmer, R (1, 5) <small>OBP: 0.330, SLG: 0.516</small>		1-0 		2-2 		1-1 		1-2 		4 0 1 0 0 0 1		
Larry Sutton, L (1, 7) <small>OBP: 0.322, SLG: 0.336</small>		1-0 		4-2 			3-1 		2-2 			3 0 0 0 1 0 1
Jermaine Dye, R (1, 9) <small>OBP: 0.276, SLG: 0.314</small>		1-1 		2-3 			1-1 			3 0 0 0 0 1 2		
Shane Halter, R (1, 6) <small>OBP: 0.304, SLG: 0.384</small>			1-0 		0-0 		1-1 			3 1 1 0 0 0 0		
Sal Fasano, R (1, 2) <small>OBP: 0.232, SLG: 0.213</small>			0-1 		1-1 			0-3 		3 0 0 0 0 1 1		
Inning Stats	R: 0 H: 1 E: 1 LOB: 1 K: 0 BB: 0 S: 7 P: 11	R: 0 H: 1 E: 0 LOB: 0 K: 0 BB: 0 S: 4 P: 7	R: 1 H: 2 E: 0 LOB: 1 K: 0 BB: 0 S: 8 P: 10	R: 0 H: 0 E: 0 LOB: 1 K: 1 BB: 1 S: 10 P: 19	R: 0 H: 0 E: 0 LOB: 0 K: 0 BB: 0 S: 4 P: 6	R: 0 H: 1 E: 0 LOB: 1 K: 0 BB: 0 S: 9 P: 13	R: 0 H: 0 E: 0 LOB: 0 K: 0 BB: 0 S: 6 P: 11	R: 0 H: 1 E: 0 LOB: 1 K: 1 BB: 0 S: 9 P: 12	R: 0 H: 0 E: 0 LOB: 0 K: 0 BB: 0 S: 12 P: 17	1B: 6 SF: 0 2B: 0 SAC: 1 3B: 0 DP: 1 HR: 0 HBP: 0	WP: 0 PA: 33 PB: 0 SB: 0 CS: 0	
PITCHER Bartolo Colon, R (1, 1) <small>ERA: 2.73</small>	IP: 9.0 WLS: W BF: 33 H: 6 R: 1 ER: 1 SO: 2 BB: 1 IBB: 0 HBP: 0 BLK: 0 WP: 0 HR: 0 S: 69 P: 106 ERA: 1.00 WHIP: 0.778											

livebaseballscorecards.com

AB	31
R	1
H	6
RBI	1
BB	1
SO	2
LOB	11



Batter	1	2	3	4	5	6	7	8	9	AB	R	H	RBI	BB	SO	LOB
Kenny Lofton, L OBP: 0.368, SLG: 0.405 (1, 8) C B F B B	4-2 1B 2B BB	3-2 G3-1			3-1 F7	1-1 S 2B 1B		0-2 F7		4	2	1	0	1	0	0
Omar Vizquel, S OBP: 0.371, SLG: 0.390 (1, 6) B 1 SAFE C X	1-1 2B 1B	3-1 F8			0-1 P6	4-1 2B BB				3	2	1	0	1	0	0
Manny Ramirez, R OBP: 0.372, SLG: 0.533 (1, 9) F X	0-1 1B 2B 1-H 2-H				1-2 HR	1-0 2B 2B 1-H 2-H 3-H				4	3	3	6	0	0	0
Jim Thome, L OBP: 0.428, SLG: 0.654 (1, 3) F B B X	2-1 F9				2-0 2B	1-0 2B 2-H				4	0	2	1	0	1	1
Travis Fryman, R OBP: 0.319, SLG: 0.446 (1, 5) B X	1-0 F8				0-3 K					4	0	0	0	0	1	2
David Justice, L OBP: 0.362, SLG: 0.506 (1, 7) Mark Whiten, S OBP: 0.369, SLG: 0.429 (9, 7) B B B I	4-1 1B IBB				4-1 E S BB					2	0	0	0	2	0	0
Geronimo Berroa, R OBP: 0.297, SLG: 0.298 (1, 10) B X	1-0 1B 1-3 2-H				3-2 G6-3 1-3	2-1 1B E 1B				4	1	2	1	0	0	1
Pat Borders, R OBP: 0.272, SLG: 0.286 (1, 2) S S S	0-3 K				0-3 K	1-2 FC5-4 1B				4	0	1	0	0	2	3
David Bell, R OBP: 0.310, SLG: 0.415 (1, 4) F S C B X		1-3 K			0-0 P3	1-1 FC5-4 1B 2B 1-2 2-H				4	1	0	0	0	1	2

Inning Stats	R: 3	H: 3	E: 0	K: 1	S: 15	LOB: 2	BB: 2	P: 28	R: 0	H: 0	E: 0	K: 1	S: 8	LOB: 0	BB: 0	P: 15	R: 0	H: 0	E: 0	K: 1	S: 5	LOB: 0	BB: 0	P: 8	R: 0	H: 0	E: 0	K: 1	S: 10	LOB: 1	BB: 1	P: 17	R: 1	H: 2	E: 0	K: 1	S: 11	LOB: 1	BB: 0	P: 17	R: 5	H: 5	E: 1	K: 0	S: 13	LOB: 1	BB: 1	P: 24	R: 0	H: 0	E: 0	K: 0	S: 6	LOB: 0	BB: 0	P: 10	R: 0	H: 0	E: 0	K: 0	S: 11	LOB: 0	BB: 0	P: 12	1B: 5	SF: 0	2B: 4	SAC: 0	3B: 0	DP: 0	HR: 1	HBP: 0
--------------	------	------	------	------	-------	--------	-------	-------	------	------	------	------	------	--------	-------	-------	------	------	------	------	------	--------	-------	------	------	------	------	------	-------	--------	-------	-------	------	------	------	------	-------	--------	-------	-------	------	------	------	------	-------	--------	-------	-------	------	------	------	------	------	--------	-------	-------	------	------	------	------	-------	--------	-------	-------	-------	-------	-------	--------	-------	-------	-------	--------

PITCHER	IP	WLS	BF	H	R	ER	SO	BB	IBB	HBP	BLK	WP	HR	S	P	ERA	WHIP
Hipolito Pichardo, R ERA: 5.96 (1, 1)	5.0	L	23	5	4	4	5	2	1	0	0	0	1	49	85	7.20	1.400
Jim Pittsley, R ERA: 7.04 (6, 1)	2.0		11	5	5	5	0	1	0	0	0	0	0	19	34	22.50	3.000
33 Bart Evans, R ERA: (8, 1)	1.0		3	0	0	0	0	0	0	0	0	0	0	11	12	0.00	0.000

BOTTOM

Kansas City Royals @ Cleveland Indians
Jacobs Field, Cleveland, OH
 Tue Jun 16 1998, 7:05 PM EDT
 Att: 43,184 - Cloudy - 74 F

AB	33
R	9
H	10
RBI	8
BB	4
SO	5
LOB	9



WP: 0	PA: 37
PB: 0	SB: 2
CS: 0	

Batter	1	2	3	4	5	6	7	8	9	AB R H RBI BB SO LOB
Kenny Lofton, L OBP: 0.371, SLG: 0.420 (1, 8) B C X 1-1 1B 1B			1-3 K 1		1-0 1B 1B		3-2 2-H 3-H HR 2		0-2 G1-3 3	5 1 3 3 0 1 0
Omar Vizquel, S OBP: 0.373, SLG: 0.392 (1, 6) C B B F B X 3-2 1B 1-2 1B			0-1 P4 2		1-1 FC6 1B 1-2 1B		2-2 P6 2			4 0 2 0 0 0 0
Manny Ramirez, R OBP: 0.366, SLG: 0.524 (1, 9) B F F F 1-3 K 1			1-0 G5-3 3		1-0 FC6 1-2f 3		3-1 G5-3 3			4 0 0 0 0 1 4
Jim Thome, L OBP: 0.426, SLG: 0.646 (1, 3) C F S 0-3 K 2				3-3 K 1		2-1 G4-1 1		4-2 BB 1		3 0 0 0 1 2 2
Travis Fryman, R OBP: 0.314, SLG: 0.439 (1, 5) B X 1-0 F8 3				3-2 F8 2		0-0 F8 2		2-3 K 1		4 0 0 0 0 1 3
David Justice, L OBP: 0.361, SLG: 0.502 (1, 7) C B F X 0-2 G1-3 1				0-2 1B 3		0-0 G3 3		1-3 K 2		4 0 1 0 0 1 1
Geronimo Berroa, R OBP: 0.294, SLG: 0.295 (1, 10) C B B C 2-3 K 2				2-1 G6-3 3			1-2 E HR 1B 3		3-3 K 3	4 1 1 0 0 2 2
Pat Borders, R OBP: 0.298, SLG: 0.304 (1, 2) Mark Whiten, S OBP: 0.364, SLG: 0.421 (9, PH) B B C B C 4-2 BB 3					0-1 G4-6-3 1B 1		0-1 E5 HR 1B 1-3 1B 1		3-3 K 1	2 1 2 0 1 0 0 1 0 0 0 0 1 0
David Bell, R OBP: 0.305, SLG: 0.407 (1, 4) Sandy Alomar Jr., R OBP: 0.311, SLG: 0.401 (9, PH) B B B X 2-0 F7 3					1-1 G4-6-3 1-2f 2		1-0 G1-3 1		0-0 F7 2	3 0 0 0 0 0 4 1 0 0 0 0 0 0

Inning Stats	R: 0	H: 2	E: 0	K: 2	S: 12	LOB: 2	BB: 0	P: 18	R: 0	H: 0	E: 0	K: 1	S: 10	LOB: 1	BB: 1	P: 18	R: 0	H: 0	E: 0	K: 1	S: 6	LOB: 0	BB: 0	P: 8	R: 0	H: 1	E: 0	K: 1	S: 12	LOB: 1	BB: 0	P: 20	R: 0	H: 3	E: 0	K: 0	S: 8	LOB: 2	BB: 0	P: 12	R: 0	H: 0	E: 0	K: 0	S: 4	LOB: 0	BB: 0	P: 6	R: 3	H: 3	E: 1	K: 0	S: 15	LOB: 0	BB: 0	P: 25	R: 0	H: 0	E: 0	K: 3	S: 14	LOB: 1	BB: 1	P: 24	R: 0	H: 0	E: 0	K: 1	S: 7	LOB: 0	BB: 0	P: 10	1B: 8	2B: 0	3B: 0	HR: 1	SF: 0	SAC: 0	DP: 1	HBP: 0
--------------	------	------	------	------	-------	--------	-------	-------	------	------	------	------	-------	--------	-------	-------	------	------	------	------	------	--------	-------	------	------	------	------	------	-------	--------	-------	-------	------	------	------	------	------	--------	-------	-------	------	------	------	------	------	--------	-------	------	------	------	------	------	-------	--------	-------	-------	------	------	------	------	-------	--------	-------	-------	------	------	------	------	------	--------	-------	-------	-------	-------	-------	-------	-------	--------	-------	--------

PITCHER	IP	WLS	BF	H	R	ER	SO	BB	IBB	HBP	BLK	WP	HR	S	P	ERA	WHIP
50 José Rosado, L ERA: 4.32 (1, 1)	6.1		27	8	2	2	5	1	0	0	0	0	0	58	90	2.84	1.421
Matt Whisenant, L ERA: 5.92 (7, 1)	0.1		2	1	1	1	0	0	0	0	0	0	1	7	12	27.00	3.000
Scott Service, R ERA: 3.66 (7, 1)	1.1		5	0	0	0	3	1	0	0	0	0	0	16	29	0.00	0.750
Jeff Montgomery, R ERA: 7.77 (9, 1)	1.0	S	3	0	0	0	1	0	0	0	0	0	0	7	10	0.00	0.000

BOTTOM

Kansas City Royals @ Cleveland Indians
Jacobs Field, Cleveland, OH

Wed Jun 17 1998, 7:05 PM EDT
Att: 43,196 - Unknown - 77 F

AB	35
R	3
H	9
RBI	3
BB	2
SO	9
LOB	16



WP	HR	S	P	ERA	WHIP
0	0	0	0	0	0

Batter	1	2	3	4	5	6	7	8	9	AB R H RBI BB SO LOB	TOP	
Johnny Damon, L (1, 8) OBP: 0.350, SLG: 0.438									5 1 2 0 0 1 1			
Jose Offerman, S (1, 4) OBP: 0.388, SLG: 0.422									5 1 1 0 0 1 2			
Shane Mack, R (1, 10) OBP: 0.347, SLG: 0.449									4 2 2 1 0 0 0			
Jeff King, R (1, 3) OBP: 0.332, SLG: 0.455									4 0 2 2 0 0 0			
Dean Palmer, R (1, 5) OBP: 0.331, SLG: 0.528									4 1 2 2 0 0 1			
Jeff Conine, R (1, 7) OBP: 0.287, SLG: 0.379									4 0 1 0 0 0 3			
Jermaine Dye, R (1, 9) OBP: 0.275, SLG: 0.312									4 0 1 0 0 1 3			
Shane Halter, R (1, 6) OBP: 0.301, SLG: 0.368									3 0 0 0 1 2 3			
Sal Fasano, R (1, 2) OBP: 0.234, SLG: 0.227									4 0 1 0 0 0 1			
Inning Stats	R: 0 H: 0 E: 0 LOB: 0 K: 1 BB: 0 S: 13 P: 16	R: 0 H: 0 E: 0 LOB: 0 K: 0 BB: 0 S: 6 P: 10	R: 0 H: 2 E: 0 LOB: 2 K: 0 BB: 0 S: 13 P: 19	R: 1 H: 3 E: 0 LOB: 2 K: 2 BB: 0 S: 14 P: 22	R: 3 H: 4 E: 0 LOB: 1 K: 0 BB: 0 S: 18 P: 24	R: 0 H: 1 E: 0 LOB: 1 K: 1 BB: 0 S: 9 P: 14	R: 0 H: 0 E: 0 LOB: 0 K: 1 BB: 0 S: 7 P: 12	R: 1 H: 2 E: 0 LOB: 0 K: 0 BB: 1 S: 11 P: 19	R: 0 H: 0 E: 0 LOB: 0 K: 0 BB: 0 S: 3 P: 6	1B: 9 SF: 0 2B: 2 SAC: 0 3B: 0 DP: 1 HR: 1 HBP: 0	WP: 1 PA: 39 PB: 0 SB: 3 CS: 1	
PITCHER Justin Thompson, L (1, 1) ERA: 4.11 Doug Bochtler, R (5, 1) ERA: 3.41 Dean Crow, R (8, 1) ERA: 3.27 44 Sean Runyan, L (9, 1) ERA: 3.91	IP WLS BF H R ER SO BB IBB HBP BLK WP HR S P ERA WHIP											PITCHER IP WLS BF H R ER SO BB IBB HBP BLK WP HR S P ERA WHIP

Kansas City Royals @ Detroit Tigers
 Tiger Stadium, Detroit, MI
 Thu Jun 18 1998, 7:05 PM EDT
 Att. 11,057 - Cloudy - 82 F

livebaseballscorecards.com

AB	37
R	5
H	12
RBI	5
BB	1
SO	5
LOB	14



Batter	1	2	3	4	5	6	7	8	9	AB	R	H	RBI	BB	SO	LOB
Brian Hunter, R OBP: 0.330, SLG: 0.372 (1, 8)	0-0 F9	4-2 BB		0-0 1B		1-3 K		0-0 1B		4	1	2	0	1	1	1
Joe Randa, R OBP: 0.325, SLG: 0.344 (1, 5)	1-1 G4-3	2-2 L9		3-1 L8		1-1 F8		1-2 G3-1		5	0	0	0	0	0	7
Bobby Higginson, L OBP: 0.395, SLG: 0.548 (1, 9)	4-2 1B		0-2 F8	1-0 F9			0-2 1B	1-0 1B		4	1	2	1	1	0	2
Tony Clark, S OBP: 0.353, SLG: 0.516 (1, 3)	4-1 1B		3-2 1B		2-1 G6-3		2-0 1B	1-2 P3		4	0	2	0	1	0	1
Luis Gonzalez, L OBP: 0.374, SLG: 0.483 (1, 7)	1-2 1B		1-2 WP		1-0 F8		1-3 K	0-1 G4-3		5	1	2	0	0	1	3
Damion Easley, R OBP: 0.351, SLG: 0.557 (1, 4)		2-2 G5-3	1-2 E5		1-1 HBP		0-3 K		0-1 G6-3	4	0	0	0	0	1	2
Andy Tomberlin, L OBP: 0.294, SLG: 0.365 (1, 10)		4-0 1B	3-3 K		2-2 P9		4-2 1B		1-1 F9	3	0	0	0	1	1	2
Paul Bako, L OBP: 0.315, SLG: 0.341 (1, 2)		1-2 K		1-0 G5-1		1-2 E6	0-2 1B		2-2 1B	5	0	2	1	0	1	1
Deivi Cruz, R OBP: 0.300, SLG: 0.333 (1, 6)		0-0 1B		0-0 1B		0-0 P8	0-2 G6-3		1-3 K	5	0	2	0	0	1	5

Inning Stats	R: 0	H: 1	E: 0	K: 0	S: 9	H: 1	LOB: 2	BB: 2	P: 19	R: 0	H: 1	E: 0	K: 1	S: 13	H: 1	LOB: 3	BB: 2	P: 26	R: 1	H: 2	E: 1	K: 1	S: 18	H: 2	LOB: 1	BB: 0	P: 26	R: 0	H: 2	E: 0	K: 0	S: 6	H: 0	LOB: 1	BB: 0	P: 13	R: 0	H: 0	E: 1	K: 1	S: 9	H: 0	LOB: 1	BB: 0	P: 12	R: 1	H: 3	E: 0	K: 2	S: 18	H: 3	LOB: 3	BB: 0	P: 25	R: 1	H: 2	E: 0	K: 0	S: 11	H: 2	LOB: 1	BB: 0	P: 14	R: 0	H: 1	E: 0	K: 1	S: 10	H: 1	LOB: 1	BB: 0	P: 14	1B: 11	SF: 0	2B: 1	SAC: 0	3B: 0	DP: 0	HR: 0	HBP: 2	WP: 3	PA: 45
--------------	------	------	------	------	------	------	--------	-------	-------	------	------	------	------	-------	------	--------	-------	-------	------	------	------	------	-------	------	--------	-------	-------	------	------	------	------	------	------	--------	-------	-------	------	------	------	------	------	------	--------	-------	-------	------	------	------	------	-------	------	--------	-------	-------	------	------	------	------	-------	------	--------	-------	-------	------	------	------	------	-------	------	--------	-------	-------	--------	-------	-------	--------	-------	-------	-------	--------	-------	--------

PITCHER	IP	WLS	BF	H	R	ER	SO	BB	IBB	HBP	BLK	WP	HR	S	P	ERA	WHIP
Pat Rapp, R ERA: 4.87 (1, 1)	6.0		31	8	2	2	3	4	0	1	0	1	0	66	113	3.00	2.000
47 Brian Bevil, R ERA: 5.4 (7, 1)	1.1		7	2	1	1	2	0	0	1	0	1	0	18	24	6.75	1.500
Matt Whisenant, L ERA: 5.76 (8, 1)	0.2		3	1	0	0	0	0	0	0	0	0	0	7	9	0.00	1.500
Jeff Montgomery, R ERA: 7.46 (9, 1)	1.0	S	4	1	0	0	1	0	0	0	0	0	0	10	14	0.00	1.000

BOTTOM

Kansas City Royals @ Detroit Tigers
Tiger Stadium, Detroit, MI
Thu Jun 18 1998, 7:05 PM EDT
Att: 11,057 - Cloudy - 82 F

livebaseballscorecards.com

AB	39
R	3
H	12
RBI	2
BB	4
SO	6
LOB	24



Batter	1	2	3	4	5	6	7	8	9	AB R H RBI BB SO LOB	TOP	
Johnny Damon, L (1, 8) <small>OBP: 0.354, SLG: 0.442</small>	1-0 1B	2-1 F7 1B		4-1 1B SF8 BB		1-0 G4-3 2B		2-0 P5 1B		4 2 2 0 1 0 0		
Jose Offerman, S (1, 4) <small>OBP: 0.388, SLG: 0.423</small>	1-1 1B	4-1 2B		3-2 F7 1B		1-3 1B		1-2 F7 1B		4 1 1 0 1 1 2		
Hal Morris, L (1, 7) <small>OBP: 0.379, SLG: 0.440</small>	0-0 1B	0-0 G4-3 1B		0-0 1B		3-2 G4-3 1B		0-0 L7 1B		5 1 2 2 0 0 2		
Jeff King, R (1, 3) <small>OBP: 0.333, SLG: 0.465</small>	1-1 1B		4-0 1B	0-2 SF8 1B		3-1 G5-3 1B		0-3 1B		3 2 1 3 1 1 1		
Dean Palmer, R (1, 5) <small>OBP: 0.332, SLG: 0.523</small>	4-2 1B		1-0 1B	0-1 FC6-4 1B		1-0 G4-3 1B		1-0 G5-3 1B		4 0 1 0 1 0 1		
Shane Mack, R (1, 10) <small>OBP: 0.342, SLG: 0.447</small>	1-3 1B		0-3 1B		0-0 P6 1B		1-2 G4-3 1B	2-3 1B		5 1 1 0 0 3 3		
Larry Sutton, L (1, 9) <small>OBP: 0.325, SLG: 0.338</small>	1-3 1B		0-1 1B		2-1 F7 1B		1-2 G4-3 1B	2-3 1B		4 0 1 1 0 1 2		
Luis Rivera, R (1, 6) <small>OBP: 0.296, SLG: 0.280</small>	0-0 G4-3 1B		1-3 1B		1-2 P3 1B		1-1 1B	3-H 1B		4 0 1 1 0 1 3		
29 Mike Sweeney, R (1, 2) <small>OBP: 0.279, SLG: 0.320</small>		0-2 G5-3 1B	1-2 FC5 1B		1-1 1B		1-0 L9 1B			4 1 1 1 0 0 3		
Inning Stats	R: 4 H: 4 E: 0 LOB: 1 K: 2 BB: 1 S: 16 P: 25	R: 0 H: 0 E: 0 LOB: 1 K: 0 BB: 1 S: 7 P: 13	R: 1 H: 2 E: 0 LOB: 2 K: 2 BB: 1 S: 12 P: 19	R: 1 H: 1 E: 0 LOB: 1 K: 0 BB: 1 S: 10 P: 17	R: 0 H: 0 E: 0 LOB: 0 K: 0 BB: 0 S: 6 P: 9	R: 1 H: 2 E: 0 LOB: 1 K: 1 BB: 0 S: 12 P: 21	R: 1 H: 2 E: 0 LOB: 1 K: 0 BB: 0 S: 10 P: 15	R: 0 H: 0 E: 0 LOB: 0 K: 0 BB: 0 S: 5 P: 8	R: 0 H: 0 E: 0 LOB: 0 K: 2 BB: 0 S: 7 P: 10	1B: 6 SF: 1 2B: 3 SAC: 0 3B: 0 DP: 0 HR: 2 HBP: 0	WP: 0 PA: 42 PB: 0 SB: 0 CS: 0	
PITCHER Seth Greisinger, R (1, 1) <small>ERA: 6.04</small> Frank Castillo, R (4, 1) <small>ERA: 9.53</small>	IP WLS BF H R ER SO BB IBB HBP BLK WP HR S P ERA WHIP 3.1 L 21 7 6 6 4 4 0 0 0 0 0 1 40 69 16.20 3.300											PITCHER IP WLS BF H R ER SO BB IBB HBP BLK WP HR S P ERA WHIP 5.2 21 4 2 2 3 0 0 0 0 0 0 1 45 68 3.18 0.706

Kansas City Royals @ Detroit Tigers
 Tiger Stadium, Detroit, MI
 Fri Jun 19 1998, 7:05 PM EDT
 Att. 22,680 - Cloudy - 84 F

livebaseballscorecards.com

AB	37
R	8
H	11
RBI	8
BB	4
SO	7
LOB	17



Batter	1	2	3	4	5	6	7	8	9	AB	R	H	RBI	BB	SO	LOB
Brian Hunter, R OBP: 0.331, SLG: 0.380 (1, 8)	1-0 1B 2B	0-1 L7		0-0 G4-3 2B	0-0 F9			1-3 K		5	2	2	0	0	1	3
Kimera Bartee, R OBP: 0.274, SLG: 0.466 (1, 7)	0-0 1B 2-3	1-2 E5		1-1 G4-3 2-H		2-2 G6-3		1-2 F8		5	1	1	1	0	0	0
Bobby Higginson, L OBP: 0.399, SLG: 0.553 (1, 9)	0-0 1B 1-3 3-H	2-2 G3-1		0-0 1B		2-2 G1-3		0-1 G4-3 2B		5	1	3	1	0	0	1
Tony Clark, S OBP: 0.354, SLG: 0.514 (1, 3)	0-1 BB 1-2 3-H		2-1 G6-3	0-0 F7		0-0 1B		0-3 K		5	0	2	1	0	1	2
Damion Easley, R OBP: 0.348, SLG: 0.550 (1, 4)	0-0 G1-2-3 1-2 2-3		2-2 L7		0-0 F9	0-1 F9		0-1 G4-3 2-3		5	0	1	0	0	0	2
Luis Gonzalez, L OBP: 0.375, SLG: 0.479 (1, 10)	4-0 G1-2-3 1-2 2-3 3-H		0-0 1B		1-1 E4 BB		2-1 F8	3-3 K		4	0	1	1	1	1	1
Joe Randa, R OBP: 0.328, SLG: 0.344 (1, 5)	1-2 G1-2-3 1-2 2-3 3-H		1-0 1B		4-2 BB 1-2 BB		2-1 G6-3			3	0	1	0	1	0	3
Joe Oliver, R OBP: 0.277, SLG: 0.394 (1, 2)	1-1 G3-1		2-0 G4-3		2-2 P4		0-0 F8			4	0	0	0	0	0	6
Deivi Cruz, R OBP: 0.299, SLG: 0.327 (1, 6)		2-1 F9		0-0 G6-3		4-0 BB		1-3 K		3	0	0	0	1	1	0

Inning Stats	R: 3	H: 5	E: 0	K: 13	LOB: 2	BB: 1	P: 20	R: 0	H: 0	E: 1	K: 10	LOB: 1	BB: 0	P: 15	R: 0	H: 2	E: 0	K: 9	LOB: 2	BB: 0	P: 16	R: 1	H: 2	E: 0	K: 6	LOB: 1	BB: 0	P: 7	R: 0	H: 0	E: 1	K: 17	LOB: 3	BB: 2	P: 28	R: 0	H: 1	E: 0	K: 10	LOB: 1	BB: 0	P: 14	R: 0	H: 0	E: 0	K: 5	LOB: 0	BB: 0	P: 9	R: 0	H: 0	E: 0	K: 9	LOB: 0	BB: 0	P: 12	R: 0	H: 1	E: 0	K: 10	LOB: 1	BB: 0	P: 13	1B: 8	SF: 0	2B: 3	SAC: 0	3B: 0	DP: 1	HR: 0	HBP: 0	WP: 0	PA: 42
--------------	------	------	------	-------	--------	-------	-------	------	------	------	-------	--------	-------	-------	------	------	------	------	--------	-------	-------	------	------	------	------	--------	-------	------	------	------	------	-------	--------	-------	-------	------	------	------	-------	--------	-------	-------	------	------	------	------	--------	-------	------	------	------	------	------	--------	-------	-------	------	------	------	-------	--------	-------	-------	-------	-------	-------	--------	-------	-------	-------	--------	-------	--------

PITCHER	IP	WLS	BF	H	R	ER	SO	BB	IBB	HBP	BLK	WP	HR	S	P	ERA	WHIP
Glendon Rusch, L ERA: 4.96 (1, 1)	5.0	W	28	9	4	4	0	3	0	0	0	0	0	55	86	7.20	2.400
Ricky Bones, R ERA: (6, 1)	4.0	S	14	2	0	0	4	0	0	0	0	0	0	34	48	0.00	0.500

BOTTOM

Kansas City Royals @ Detroit Tigers
Tiger Stadium, Detroit, MI
Fri Jun 19 1998, 7:05 PM EDT
Att. 22,680 - Cloudy - 84 F

AB	39
R	4
H	11
RBI	4
BB	3
SO	4
LOB	18



PITCHER	IP	WLS	BF	H	R	ER	SO	BB	IBB	HBP	BLK	WP	HR	S	P	ERA	WHIP
---------	----	-----	----	---	---	----	----	----	-----	-----	-----	----	----	---	---	-----	------

Batter	1	2	3	4	5	6	7	8	9	AB R H RBI BB SO LOB	TOP									
Johnny Damon, L (1, 8) OBP: 0.355, SLG: 0.439	0-3 F8		1-2 F8	2-1 G6-4-3			0-0 1B		4-0 WP 1B BB	4 1 1 0 1 1 3										
Jose Offerman, S (1, 4) OBP: 0.385, SLG: 0.419	0-1 F9		2-2 L9		1-2 G6-3		2-1 P3		3-1 1-H 1B	5 0 1 1 0 0 1										
Hal Morris, L (1, 3) OBP: 0.379, SLG: 0.439	3-2 1B		0-2 1B		0-2 G5-3		0-0 G4-3		1-0 G5-3	5 0 2 0 0 0 2										
Jeff King, R (1, 10) OBP: 0.336, SLG: 0.477	1-2 F8		0-0 P3		0-0 1B			0-1 HR		4 1 2 1 0 0 2										
Dean Palmer, R (1, 5) OBP: 0.331, SLG: 0.519		0-1 P3		2-2 1B S 1B	1 SAFE 2-2 L3			2-2 G1-3		4 1 1 0 0 0 1										
Jeff Conine, R (1, 7) OBP: 0.293, SLG: 0.378		4-2 FC6-4 BB		3-2 1B BB 1B		0-3 F8		0-1 G6-3		3 0 1 0 1 1 0										
Jermaine Dye, R (1, 9) OBP: 0.268, SLG: 0.302		1-2 FC6-4 1B		0-0 P4		3-2 G4-3		0-0 G6-3		4 0 0 0 0 0 3										
Luis Rivera, R (1, 6) OBP: 0.333, SLG: 0.296		0-1 1B		4-2 1B BB		0-1 G4-3			0-2 L9	2 0 1 0 1 0 0										
Larry Sutton, L (9, PH) OBP: 0.322, SLG: 0.336		1-2 1B		1-2 BB						1 0 0 0 0 0 0										
Sal Fasano, R (1, 2) OBP: 0.236, SLG: 0.230		1-2 G4-3		1-2 G6-4-3 1B			0-1 P2		1-1 G1-3	3 0 1 1 0 0 2										
Shane Mack, R (9, PH) OBP: 0.340, SLG: 0.444										1 0 0 0 0 0 0										
Inning Stats	R: 0 E: 0 K: 1 S: 11	H: 1 LOB: 1 BB: 0 P: 15	R: 0 E: 0 K: 0 S: 15	H: 1 LOB: 2 BB: 1 P: 21	R: 0 E: 0 K: 0 S: 11	H: 1 LOB: 1 BB: 0 P: 14	R: 1 E: 0 K: 0 S: 20	H: 3 LOB: 2 BB: 1 P: 32	R: 0 E: 0 K: 1 S: 10	H: 0 LOB: 0 BB: 0 P: 13	R: 0 E: 0 K: 0 S: 6	H: 1 LOB: 1 BB: 0 P: 8	R: 1 E: 0 K: 0 S: 9	H: 1 LOB: 0 BB: 0 P: 11	R: 1 E: 0 K: 0 S: 8	H: 1 LOB: 1 BB: 1 P: 17	1B: 9 2B: 0 3B: 0 HR: 1	SF: 0 SAC: 0 DP: 1 HBP: 0	WP: 2 PB: 0 SB: 1 CS: 0	PA: 39
PITCHER	IP WLS BF H R ER SO BB IBB HBP BLK WP HR S P ERA WHIP																			
Brian Moehler, R (1, 1) ERA: 3.86	6.1 W 28 8 1 1 2 2 0 0 0 0 0 0 81 112 1.42 1.579																			
44 Sean Runyan, L (7, 1) ERA: 3.8	0.2 2 0 0 0 0 0 0 0 0 0 0 0 3 5 0.00 0.000																			
Doug Brocail, R (8, 1) ERA: 4.08	1.0 4 1 1 1 0 0 0 0 0 0 0 1 9 11 9.00 1.000																			
Todd Jones, R (9, 1) ERA: 5.84	1.0 S 5 1 1 1 0 1 0 0 0 0 1 0 8 17 9.00 2.000																			

Kansas City Royals @ Detroit Tigers

Tiger Stadium, Detroit, MI

Sat Jun 20 1998, 7:05 PM EDT
Att. 19,629 - Cloudy - 88 F

livebaseballscorecards.com

AB	36
R	3
H	10
RBI	3
BB	3
SO	2
LOB	14



Batter	1	2	3	4	5	6	7	8	9	AB	R	H	RBI	BB	SO	LOB
--------	---	---	---	---	---	---	---	---	---	----	---	---	-----	----	----	-----

Brian Hunter, R <small>OBP: 0.337, SLG: 0.383</small> (1, 8) 										3	0	2	0	1	0	1
Damion Easley, R <small>OBP: 0.351, SLG: 0.549</small> (1, 4) 										4	0	2	0	0	0	2
Bobby Higginson, L <small>OBP: 0.397, SLG: 0.559</small> (1, 9) 										4	1	1	1	0	1	4
Tony Clark, S <small>OBP: 0.352, SLG: 0.510</small> (1, 3) 										4	1	1	0	0	1	1
Luis Gonzalez, L <small>OBP: 0.373, SLG: 0.488</small> (1, 7) 										4	1	1	2	0	0	0
Andy Tomberlin, L <small>OBP: 0.282, SLG: 0.348</small> (1, 10) 										3	0	0	0	0	1	0
Joe Randa, R <small>OBP: 0.328, SLG: 0.347</small> (1, 5) 										3	1	1	0	0	0	0
Joe Oliver, R <small>OBP: 0.271, SLG: 0.385</small> (1, 2) 										3	0	0	0	0	0	1
Billy Ripken, R <small>OBP: 0.321, SLG: 0.311</small> (1, 6) Deivi Cruz, R <small>OBP: 0.307, SLG: 0.335</small> (4, 6) 										1	0	0	0	0	0	0
										2	0	2	1	0	0	0

Inning Stats	R: 3	H: 3	LOB: 0	K: 0	S: 13	R: 0	H: 0	LOB: 0	K: 0	S: 6	R: 0	H: 2	LOB: 1	K: 1	S: 11	R: 0	H: 0	LOB: 0	K: 0	S: 5	R: 0	H: 3	LOB: 2	K: 1	S: 12	R: 0	H: 0	LOB: 0	K: 1	S: 6	R: 1	H: 2	LOB: 1	K: 0	S: 10	R: 0	H: 0	LOB: 0	K: 0	S: 4	1B: 7	SF: 0	2B: 1	SAC: 0	3B: 0	DP: 2	HR: 2	HBP: 0
--------------	------	------	--------	------	-------	------	------	--------	------	------	------	------	--------	------	-------	------	------	--------	------	------	------	------	--------	------	-------	------	------	--------	------	------	------	------	--------	------	-------	------	------	--------	------	------	-------	-------	-------	--------	-------	-------	-------	--------

PITCHER	IP	WLS	BF	H	R	ER	SO	BB	IBB	HBP	BLK	WP	HR	S	P	ERA	WHIP
Tim Belcher, R <small>ERA: 4.06</small>	(1, 1)	7.0	L	29	10	4	4	3	1	0	0	0	2	63	96	5.14	1.571
Matt Whisenant, L <small>ERA: 5.54</small>	(8, 1)	1.0		3	0	0	0	0	0	0	0	0	0	4	5	0.00	0.000

BOTTOM

Kansas City Royals @ Detroit Tigers
 Tiger Stadium, Detroit, MI
 Sat Jun 20 1998, 7:05 PM EDT
 Att: 19,629 - Cloudy - 88 F

AB	31
R	4
H	10
RBI	4
BB	1
SO	3
LOB	9



WP	PA	31
WP: 0	PA: 32	
PB: 0		
SB: 0		
CS: 0		

livebaseballscorecards.com

Batter	1	2	3	4	5	6	7	8	9	AB R H RBI BB SO LOB	TOP	
Johnny Damon, L (1, 8) <small>OBP: 0.350, SLG: 0.432</small>										5 0 0 0 0 0 2	Kansas City Royals @ Detroit Tigers Tiger Stadium, Detroit, MI Sun Jun 21 1998, 3:33 AM EDT Att. 18,105 - Cloudy - 83 F	
Jose Offerman, S (1, 4) <small>OBP: 0.379, SLG: 0.411</small>									5 0 0 0 0 1 0			
Hal Morris, L (1, 10) <small>OBP: 0.377, SLG: 0.436</small>									4 1 1 0 0 1 0			
Jeff King, R (1, 3) <small>OBP: 0.338, SLG: 0.476</small>									3 2 1 0 1 0 1			
Dean Palmer, R (1, 5) <small>OBP: 0.332, SLG: 0.519</small> Luis Rivera, R (4, 6) <small>OBP: 0.313, SLG: 0.276</small>									2 0 1 0 0 0 1 2 1 0 0 0 1 1			
Larry Sutton, L (1, 9) <small>OBP: 0.333, SLG: 0.366</small> Jermaine Dye, R (9, 9) <small>OBP: 0.268, SLG: 0.302</small>									3 2 2 3 1 0 0 0 0 0 0 0 0 0			
Jeff Conine, R (1, 7) <small>OBP: 0.292, SLG: 0.382</small>									4 0 1 3 0 1 2			
29 Mike Sweeney, R (1, 2) <small>OBP: 0.279, SLG: 0.318</small>									4 0 1 0 0 1 1			
Shane Halter, R (1, 6) <small>OBP: 0.294, SLG: 0.358</small>									4 0 0 0 0 1 1			
Inning Stats	R: 0 H: 0 E: 0 LOB: 0 K: 0 BB: 0 S: 11 P: 15	R: 2 H: 2 E: 2 LOB: 2 K: 0 BB: 1 S: 16 P: 25	R: 1 H: 3 E: 0 LOB: 2 K: 2 BB: 0 S: 13 P: 15	R: 0 H: 0 E: 0 LOB: 0 K: 0 BB: 0 S: 6 P: 11	R: 3 H: 2 E: 1 LOB: 1 K: 0 BB: 1 S: 14 P: 25	R: 0 H: 0 E: 0 LOB: 0 K: 0 BB: 0 S: 9 P: 11	R: 0 H: 0 E: 0 LOB: 0 K: 1 BB: 0 S: 8 P: 9	R: 0 H: 0 E: 0 LOB: 0 K: 2 BB: 0 S: 7 P: 11	R: 0 H: 0 E: 0 LOB: 0 K: 1 BB: 0 S: 7 P: 11	1B: 5 SF: 0 2B: 1 SAC: 0 3B: 0 DP: 0 HR: 1 HBP: 0		WP: 0 PA: 38 PB: 0 SB: 0 CS: 0
PITCHER	IP WLS BF H R ER SO BB IBB HBP BLK WP HR S P ERA WHIP											IP WLS BF H R ER SO BB IBB HBP BLK WP HR S P ERA WHIP
Denny Harriger, R (1, 1) <small>ERA: 6.3</small>	4.2 L 25 7 6 3 2 2 0 0 0 0 0 1 59 90 5.79 1.929											
Tim Worrell, R (5, 1) <small>ERA: 5.98</small>	3.2 11 0 0 0 4 0 0 0 0 0 0 0 29 38 0.00 0.000											
44 Sean Runyan, L (9, 1) <small>ERA: 3.7</small>	0.2 2 0 0 0 0 0 0 0 0 0 0 0 3 5 0.00 0.000											

livebaseballscorecards.com

AB	36
R	6
H	7
RBI	6
BB	2
SO	6
LOB	9



Batter	1	2	3	4	5	6	7	8	9	AB R H RBI BB SO LOB
Brian Hunter, R OBP: 0.334, SLG: 0.380 (1, 8) C C B F X	1-2 1B G3 1B	2-2 P4		2-3 K			2-3 K		1-3 K	5 1 1 0 0 3 2
Damion Easley, R OBP: 0.348, SLG: 0.541 (1, 4) F 1 SAFE 1 SAFE 1 SAFE 1 SAFE S B 1 X	1-2 F7		1-1 F7		3-2 F7			4-1 1B 1B BB	0-3 K	4 1 0 0 1 1 3
Bobby Higginson, L OBP: 0.401, SLG: 0.560 (1, 9) B 1 SAFE B X	2-0 G3 BB 1-3 1B		1-0 HR HBP		2-3 K			1-0 1B 1-2 1B		3 1 2 0 0 1 0
Tony Clark, S OBP: 0.354, SLG: 0.519 (1, 3) F 1 SAFE F B 1 SAFE F B	4-2 G3 1-2 BB		2-0 HR		1-2 G6-3			1-3 K		3 1 1 2 1 1 2
Luis Gonzalez, L OBP: 0.375, SLG: 0.500 (1, 7) B X	1-0 G3 1-2 2-3 3-H		2-0 HR		2-2 G4-3			2-2 1-3 2-H 1B		4 1 2 3 0 0 2
Andy Tomberlin, L OBP: 0.280, SLG: 0.333 (1, 10) F H	1-1 FC6-4 HBP		2-3 K		3-3 K			0-3 K		3 0 0 0 0 3 2
Joe Randa, R OBP: 0.323, SLG: 0.342 (1, 5) F B F X	1-2 FC6-4 1-2f		0-0 F8		2-2 P5			1-2 L7		4 0 0 0 0 0 5
Paul Bako, L OBP: 0.323, SLG: 0.349 (1, 2) Kimera Bartee, R OBP: 0.274, SLG: 0.466 (9, PR)		0-1 G4-3 1B		0-0 G4-3			1-2 G4-3		2-0 SH3-4 1B	4 0 2 0 0 0 0 0 0 0 0 0 0 0
Deivi Cruz, R OBP: 0.302, SLG: 0.329 (1, 6) F C 1 SAFE X	0-2 G4-3 1-2f		1-1 G6-3				1-1 F8		0-0 SH3-4	3 0 0 0 0 0 1

BOTTOM

Kansas City Royals @ Detroit Tigers
Tiger Stadium, Detroit, MI
Sun Jun 21 1998, 3:33 AM EDT
Att. 18,105 - Cloudy - 83 F

livebaseballscorecards.com

AB	33
R	5
H	8
RBI	5
BB	2
SO	9
LOB	17



Inning Stats	R: 1	H: 2	E: 0	K: 0	S: 17	H: 2	LOB: 3	BB: 1	P: 28	R: 0	H: 1	E: 0	K: 0	S: 9	R: 3	H: 2	E: 0	K: 1	S: 9	R: 0	H: 0	E: 0	K: 1	S: 6	R: 0	H: 0	E: 0	K: 1	S: 10	R: 0	H: 0	E: 0	K: 1	S: 10	R: 0	H: 0	E: 0	K: 1	S: 10	R: 0	H: 2	E: 0	K: 2	S: 15	R: 0	H: 1	E: 0	K: 2	S: 9	1B: 6	2B: 0	3B: 0	HR: 2	SF: 0	SAC: 1	DP: 1	HBP: 2	WP: 0	PB: 0	SB: 0	CS: 0	PA: 38
--------------	------	------	------	------	-------	------	--------	-------	-------	------	------	------	------	------	------	------	------	------	------	------	------	------	------	------	------	------	------	------	-------	------	------	------	------	-------	------	------	------	------	-------	------	------	------	------	-------	------	------	------	------	------	-------	-------	-------	-------	-------	--------	-------	--------	-------	-------	-------	-------	--------

PITCHER	IP	WLS	BF	H	R	ER	SO	BB	IBB	HBP	BLK	WP	HR	S	P	ERA	WHIP
Hipolito Pichardo, R ERA: 5.96 (1, 1)	6.0	W	25	5	4	4	4	1	0	2	0	0	2	61	98	6.00	1.000
47 Brian Bevil, R ERA: 5.35 (7, 1)	2.0		9	2	1	1	3	1	0	0	0	0	0	23	36	4.50	1.500
Jeff Montgomery, R ERA: 7.16 (9, 1)	1.0	S	4	1	0	0	2	0	0	0	0	0	0	9	12	0.00	1.000

Batter	1	2	3	4	5	6	7	8	9	AB R H RBI BB SO LOB	TOP
Johnny Damon, L (1, 8) <small>OBP: 0.345, SLG: 0.426</small>	0-3 K	1-3 K		0-0 L8			2-2 G1-6-3			4 0 0 0 0 2 4	
Shane Halter, R (1, 6) <small>OBP: 0.299, SLG: 0.358</small>	1-3 K		2-1 P4		4-2 G4-6-3 BB			0-0 CS 1B		3 0 1 0 1 1 0	
Jose Offerman, S (1, 4) <small>OBP: 0.381, SLG: 0.414</small>	4-2 HR BB		1-1 F8 2B		1 SAFE 1 SAFE 1 SAFE G4-6-3			0-0 G3		3 1 1 0 1 0 2	
Jeff King, R (1, 5) <small>OBP: 0.337, SLG: 0.483</small>	0-0 1-H HR		3-1 F8 2B		1-1 P6			0-0 P4		4 1 1 2 0 0 1	
Jeff Conine, R (1, 3) <small>OBP: 0.291, SLG: 0.373</small>	1-3 K		3-2 G5-3			0-1 G1-3			1-0 HBP	3 0 0 0 0 1 1	
Shane Mack, R (1, 7) <small>OBP: 0.340, SLG: 0.462</small>		1-3 K		0-0 HR		1-1 G5-3			2-0 F7	3 1 1 1 0 1 0	
Hal Morris, L (8, 3) <small>OBP: 0.376, SLG: 0.434</small>										1 0 0 0 0 0 1	
Jermaine Dye, R (1, 9) <small>OBP: 0.267, SLG: 0.295</small>		4-2 29 1B BB		2-3 K		1-1 G6-3			1-3 K	3 0 0 0 1 2 1	
29 Mike Sweeney, R (1, 2) <small>OBP: 0.292, SLG: 0.331</small>		1 SAFE 1 SAFE 1 SAFE 1-1 1-2 1B		3-2 SH3 1B			2-0 G1-6-3 1B		0-2 L9	4 0 3 0 0 0 1	
Jim Pittsley, R (1, 1) Ricky Bones, R (6, 1) Matt Whisenant, R (8, 1) Jeff Montgomery, R (9, 1)		2-3 K		0-1 SH3			0-0 B1			1 0 0 0 0 1 2	
Inning Stats	R: 2 H: 1 E: 0 LOB: 0 K: 3 BB: 1 S: 13 P: 19	R: 0 H: 1 E: 0 LOB: 2 K: 3 BB: 1 S: 13 P: 22	R: 0 H: 1 E: 0 LOB: 1 K: 0 BB: 0 S: 10 P: 19	R: 1 H: 2 E: 0 LOB: 1 K: 1 BB: 0 S: 11 P: 16	R: 0 H: 0 E: 0 LOB: 0 K: 0 BB: 1 S: 7 P: 14	R: 0 H: 0 E: 0 LOB: 0 K: 0 BB: 0 S: 6 P: 8	R: 0 H: 1 E: 0 LOB: 0 K: 0 BB: 0 S: 5 P: 9	R: 0 H: 1 E: 0 LOB: 0 K: 0 BB: 0 S: 3 P: 3	R: 0 H: 0 E: 0 LOB: 1 K: 1 BB: 0 S: 7 P: 11	1B: 4 SF: 0 2B: 1 SAC: 1 3B: 0 DP: 2 HR: 2 HBP: 1	WP: 0 PA: 35 PB: 0 SB: 0 CS: 1
PITCHER Mike Remlinger, L (1, 1) <small>ERA: 4.36</small> Scott Sullivan, R (8, 1) <small>ERA: 5.24</small>	IP WLS BF H R ER SO BB IBB HBP BLK WP HR S P ERA WHIP 7.0 L 28 6 3 3 7 3 0 0 0 0 2 65 107 3.86 1.286 2.0 7 1 0 0 1 0 0 1 0 0 0 10 14 0.00 0.500	PITCHER IP WLS BF H R ER SO BB IBB HBP BLK WP HR S P ERA WHIP									

Kansas City Royals @ Cincinnati Reds
 Cinergy Field, Cincinnati, OH
 Mon Jun 22 1998, 7:05 PM EDT
 Att. 18,687 - Cloudy - 71 F

livebaseballscorecards.com

AB	30
R	3
H	7
RBI	3
BB	3
SO	8
LOB	14



Batter	1	2	3	4	5	6	7	8	9	AB R H RBI BB SO LOB	BOTTOM	
Reggie Sanders, R OBP: 0.322, SLG: 0.397 (1, 9) (8, 8)	0-3 1B		3-2 61 L5-3 1B		1-3 1B		4-2 BB			3 0 1 0 1 2 0	Kansas City Royals @ Cincinnati Reds Cinergy Field, Cincinnati, OH Mon Jun 22 1998, 7:05 PM EDT Att: 18,687 - Cloudy - 71 F livebaseballscorecards.com	
61 Mike Frank, L OBP: 0.294, SLG: 0.267 Scott Sullivan, R OBP: 0.200, SLG: 0.200 (1, 8) (8, 1)	3-2 G3		0-0 L5-3 1-2		3-3 K		0-0 G1-3			4 0 0 0 0 1 3 0 0 0 0 0 0 0		
Barry Larkin, R OBP: 0.364, SLG: 0.427 (1, 6)	2-2 1B		1-0 1B		2-1 F9		1-0 G3 1B			4 0 3 0 0 0 0		
Eddie Taubensee, L OBP: 0.367, SLG: 0.445 (1, 2)	4-2 1-2 BB		0-3 K		0-0 P6		1-2 G3			3 0 0 0 1 1 2		
Dmitri Young, S OBP: 0.356, SLG: 0.493 (1, 7)	2-2 L7		1-3 K		0-0 L7		3-3 K			4 0 0 0 0 2 3		
Willie Greene, L OBP: 0.388, SLG: 0.421 (1, 5)		3-2 1B	0-1 1B 2B		1-2 L7		1-3 K			4 0 2 0 0 1 1		
Bret Boone, R OBP: 0.344, SLG: 0.483 (1, 4)		3-1 F9	4-0 1B BB		1-2 G6-3 1B		2-2 P8			3 0 1 0 1 0 1		
Sean Casey, L OBP: 0.246, SLG: 0.170 (1, 3)		1 SAFE 1 SAFE 1 SAFE C B 1 F 1 C	1-3 K		1-2 G5-4-3 1B		2-1 G1			4 0 1 0 0 1 2		
Mike Remlinger, L OBP: 0.107, SLG: 0.143 Lenny Harris, L OBP: 0.336, SLG: 0.358 (1, 1) (7, PH) (8, 9)		2-0 G6-3	0-2 G5-4-3 1-2f		2-3 K		0-2 G4-3			2 0 0 0 0 0 4 2 0 0 0 0 1 1		
Inning Stats	R: 0 H: 1 E: 0 LOB: 2 K: 1 BB: 1 S: 16 P: 27	R: 0 H: 1 E: 0 LOB: 1 K: 1 BB: 0 S: 10 P: 19	R: 0 H: 2 E: 0 LOB: 1 K: 1 BB: 0 S: 8 P: 12	R: 0 H: 2 E: 0 LOB: 2 K: 1 BB: 1 S: 13 P: 19	R: 0 H: 0 E: 0 LOB: 0 K: 2 BB: 0 S: 8 P: 14	R: 0 H: 0 E: 0 LOB: 0 K: 0 BB: 0 S: 5 P: 6	R: 0 H: 1 E: 0 LOB: 2 K: 1 BB: 1 S: 13 P: 21	R: 0 H: 1 E: 0 LOB: 1 K: 2 BB: 0 S: 13 P: 19	R: 0 H: 0 E: 0 LOB: 0 K: 0 BB: 0 S: 8 P: 12	1B: 7 SF: 0 2B: 2 SAC: 0 3B: 0 DP: 2 HR: 0 HBP: 0	WP: 0 PA: 36 PB: 0 SB: 1 CS: 0	
PITCHER	IP WLS BF H R ER SO BB IBB HBP BLK WP HR S P ERA WHIP											
Jim Pittsley, R ERA: 6.06 (1, 1)	5.0 W 21 H 6 R 0 ER 6 SO 6 BB 2 IBB 0 HBP 0 BLK 0 WP 0 HR 0 S 55 P 91 ERA 0.00 WHIP 1.600											
Ricky Bones, R ERA: (6, 1)	2.0 9 2 0 0 1 1 0 0 0 0 0 0 19 29 0.00 1.500											
Matt Whisenant, L ERA: 5.33 (8, 1)	1.0 3 0 0 0 2 0 0 0 0 0 0 0 12 17 0.00 0.000											
Jeff Montgomery, R ERA: 6.91 (9, 1)	1.0 S 3 0 0 0 0 0 0 0 0 0 0 0 8 12 0.00 0.000											

AB	33
R	0
H	8
RBI	0
BB	3
SO	9
LOB	17



Batter	1	2	3	4	5	6	7	8	9	AB R H RBI BB SO LOB	TOP																
Johnny Damon, L OBP: 0.346, SLG: 0.445 (1, 8)	0-0 G4-3		0-2 HR	0-0 HR		2-1 G4-3		0-0 F8		5 2 2 4 0 0 1																	
Jose Offerman, S OBP: 0.378, SLG: 0.417 (1, 4)	3-2 G6-3		2-2 G5-3	2-1 1B 3B		1-0 L7		0-3 K		5 1 1 0 0 1 1																	
Hal Morris, L OBP: 0.384, SLG: 0.446 (1, 3)	2-2 1B		0-0 2B	0-2 1B		0-2 1B			0-0 G1-3	5 0 4 1 0 0 0																	
Jeff King, R OBP: 0.331, SLG: 0.475 (1, 5)	2-2 F9		2-3 K	0-0 L7		0-1 L9			1-0 G6-3	5 0 0 0 0 1 4																	
Larry Sutton, L OBP: 0.323, SLG: 0.353 (1, 9)		0-3 K	3-1 L3			3-1 F8			1-2 G6-3	5 0 0 0 0 1 1																	
Jeff Conine, R OBP: 0.290, SLG: 0.392 (1, 7)		2-1 HR			2-0 F8	1-1 G4-3			1-3 K	4 1 1 1 0 1 0																	
Luis Rivera, R OBP: 0.333, SLG: 0.281 Scott Service, R (7, 1)		1-0 F8			4-2 SH1-4 1B HR BB	0-0 S 1B		0-2 G4-3		3 1 1 0 1 0 0 0 0 0 0 0 0 0	AB 36 R 6 H 11 RBI 6 BB 2 SO 5 LOB 10																
Sal Fasano, R OBP: 0.263, SLG: 0.245 (1, 2)		1-2 1B			1 SAFE 0-0 SH1-4 HR 1B	4-0 1-2 IBB			2-1 SH3 HBP	2 1 2 0 1 0 0																	
Pat Rapp, R Shane Halter, R OBP: 0.299, SLG: 0.358 (1, 1) (7, 6)		1-3 K			1-1 SH1-4	0-1 G5-3			1-1 SH3	2 0 0 0 0 1 3 0 0 0 0 0 0 0																	
Inning Stats	R: 0 E: 0 K: 0 S: 11	H: 1 LOB: 1 BB: 0 P: 18	R: 1 E: 0 K: 2 S: 13	H: 2 LOB: 1 BB: 0 P: 18	R: 1 E: 0 K: 1 S: 16	H: 2 LOB: 1 BB: 0 P: 23	R: 4 E: 0 K: 0 S: 14	H: 4 LOB: 1 BB: 1 P: 23	R: 0 E: 0 K: 0 S: 7	H: 1 LOB: 2 BB: 1 P: 15	R: 0 E: 0 K: 0 S: 8	H: 1 LOB: 0 BB: 0 P: 11	R: 0 E: 0 K: 1 S: 8	H: 0 LOB: 0 BB: 0 P: 11	R: 0 E: 0 K: 1 S: 7	H: 0 LOB: 1 BB: 0 P: 10	R: 0 E: 0 K: 0 S: 5	H: 0 LOB: 0 BB: 0 P: 7	1B: 6 2B: 1 3B: 1 HR: 3	SF: 0 SAC: 2 DP: 0 HBP: 1	WP: 0 PB: 0 SB: 1 CS: 0	PA: 41					
PITCHER	IP	WLS	BF	H	R	ER	SO	BB	IBB	HBP	BLK	WP	HR	S	P	ERA	WHIP										
Scott Kligenbeck, R ERA: 5.96 (1, 1)	4.0	L	22	9	6	6	3	1	0	0	0	0	3	54	82	13.50	2.500										
Steve Parris, R ERA: (5, 1)	2.0		9	2	0	0	0	0	1	0	0	0	0	15	26	0.00	1.000										
Scott Sullivan, R ERA: 5.11 (7, 1)	1.1		5	0	0	0	1	0	0	1	0	0	0	11	17	0.00	0.000										
Gabe White, L ERA: 5.79 (8, 1)	0.2		2	0	0	0	1	0	0	0	0	0	0	4	4	0.00	0.000										
Danny Graves, R ERA: 3.0 (9, 1)	1.0		3	0	0	0	0	0	0	0	0	0	0	5	7	0.00	0.000										

Kansas City Royals @ Cincinnati Reds
Cinergy Field, Cincinnati, OH
Tue Jun 23 1998, 3:33 AM EDT
Att. 18,063 - Cloudy - 73 F

livebaseballscorecards.com



BOTTOM

Kansas City Royals @ Cincinnati Reds
Cinergy Field, Cincinnati, OH
Tue Jun 23 1998, 3:33 AM EDT
Att. 18,063 - Cloudy - 73 F

livebaseballscorecards.com

AB	37
R	4
H	10
RBI	4
BB	3
SO	8
LOB	18



WP:	2	PA:	40
PB:	0		
SB:	1		
CS:	0		

AB	R	H	RBI	BB	SO	LOB
4	0	0	0	1	1	4
0	0	0	0	0	0	0

5	1	1	0	0	1	3
---	---	---	---	---	---	---

5	2	3	1	0	1	1
---	---	---	---	---	---	---

4	1	1	2	1	0	1
---	---	---	---	---	---	---

4	0	1	0	0	2	3
---	---	---	---	---	---	---

4	0	0	1	0	1	2
---	---	---	---	---	---	---

4	0	1	0	0	0	1
---	---	---	---	---	---	---

4	0	3	0	0	1	0
---	---	---	---	---	---	---

1	0	0	0	0	1	1
0	0	0	0	1	0	0
0	0	0	0	0	0	0
1	0	0	0	0	0	2
0	0	0	0	0	0	0
0	0	0	0	0	0	0
1	0	0	0	0	0	0

1B:	6	SF:	0
2B:	2	SAC:	0
3B:	2	DP:	0
HR:	0	HBP:	0

Batter	1	2	3	4	5	6	7	8	9
Lenny Harris, L OBP: 0.331, SLG: 0.345 Danny Graves, R (1, 9)	1-0 F9		4-1 BB	3-1 G4-3		1-3 K		0-0 F9	
61 Mike Frank, L OBP: 0.273, SLG: 0.250 (1, 8)	1-2 3B		0-3		1-1 F8	2-0 G6-3		0-1 F8	
Barry Larkin, R OBP: 0.368, SLG: 0.446 (1, 6)	2-2 G6-3		2-2 F7		1-0 2B		0-0 FC4-6	1-3	
Willie Greene, L OBP: 0.388, SLG: 0.423 (1, 5)	0-2 G6-3		4-2 BB		2-1 2B		2-1 FC4-6	1-2 F8	
Bret Boone, R OBP: 0.343, SLG: 0.483 (1, 4)	2-2 G6-3		2-3		1-3 K		1-0 G4-3		
Dmitri Young, S OBP: 0.351, SLG: 0.486 (1, 7)		1-2 G6-3		0-3 K	1-0 G3-1		1-2 G4-3		
Sean Casey, L OBP: 0.246, SLG: 0.175 (1, 3)		0-1 G6-3		0-0 G6-3		0-1 1B WP	0-1 G3-1		
Brook Fordyce, R OBP: 0.293, SLG: 0.366 (1, 2)		1-2 1B		0-0 BB		3-2 WP FC3-2	1-3 K		
Scott Klingenberg, R Melvin Nieves, S Steve Harris, R Chris Stynes, R Scott Sullivan, R Gabe White, L Reggie Sanders, R (1, 1) (4, PH) (5, 1) (6, PH) (7, 1) (8, 1) (8, PH) (9, 9)		0-3		4-1 BB		0-0 FC3-2	0-0 F7		

Inning Stats	R	H	E	K	S	R	H	E	K	S	R	H	E	K	S	R	H	E	K	S	R	H	E	K	S	R	H	E	K	S	R	H	E	K	S	R	H	E	K	S	R	H	E	K	S	1B	2B	3B	HR	SF	SAC	DP	HBP
	2	2	0	13	19	0	1	0	11	13	0	0	0	12	24	1	2	0	9	15	0	2	0	10	16	1	2	0	9	13	0	0	0	5	6	0	0	0	8	10	0	0	0	6	10	6	2	2	0	0	0	0	0

PITCHER	IP	WLS	BF	H	R	ER	SO	BB	IBB	HBP	BLK	WP	HR	S	P	ERA	WHIP
Pat Rapp, R ERA: 4.84 Scott Service, R ERA: 3.6	6.0	W	29	8	3	3	6	3	0	0	0	2	0	63	102	4.50	1.833
	3.0	S	11	2	1	1	2	0	0	0	0	0	0	22	29	3.00	0.667

Batter	1	2	3	4	5	6	7	8	9	AB R H RBI BB SO LOB	TOP		
Tony Womack, L (1, 4) OBP: 0.305, SLG: 0.325	1-2 G1-3		0-0 G1-3 1B	1-3 K	2-3 K		2-0 F7		1-2 HBP 1B	6 1 2 0 0 2 2			
Jermaine Allensworth, R (1, 8) OBP: 0.373, SLG: 0.430	2-1 G6-3		1-2 G1-3	2-1 CS 1B		1-1 F9		3-1 HR 1B	2-1 FC6-4 HBP	5 1 2 0 0 0 1			
Jose Guillen, R (1, 9) OBP: 0.329, SLG: 0.479	1-1 G1-3		4-2 E 1B HR BB	0-0 2B 1B		0-0 G6-3		2-1 1-H HR	0-1 FC6-4 1-2f	5 3 2 2 1 0 3			
Kevin Young, R (1, 3) OBP: 0.323, SLG: 0.490		1-3 K	2-2 E9 WP HR 1B	2-1 S 1B		0-0 S 1B		1-1 F8		5 1 3 2 0 1 0			
Mark Smith, R (1, 10) OBP: 0.253, SLG: 0.304		2-2 F9 1B 1B	2-2 1-H 3-H HR	1-2 G1-3		1-3 K		1-3 K		5 2 2 3 0 2 2			
Aramis Ramirez, R (1, 5) OBP: 0.320, SLG: 0.384		3-2 1B 1B	4-2 1B FC1-2 BB		1-3 K		0-0 SH5-3 SF8 1B	2-2 G6-3		4 1 2 0 1 1 0			
Manny Martinez, R (1, 7) OBP: 0.412, SLG: 0.646		0-0 F9	0-1 FC1-2 1B		1-1 1B 2B		0-2 SF8 SH5-3 1B		2-3 K	5 1 3 0 0 1 2			
Keith Osik, R (1, 2) OBP: 0.300, SLG: 0.206		0-0 1B	1-1 FC1-2		1-0 F9		1-1 SH5-3		1-2 P3	4 0 1 1 0 0 3			
Lou Collier, R (1, 6) OBP: 0.303, SLG: 0.383		3-2 G3	0-0 F9		0-0 1B		1-0 SF8		2-1 1B 2B	4 0 2 2 0 0 4			
Inning Stats	R: 0 E: 0 K: 0 S: 8 H: 0 LOB: 0 BB: 0 P: 12	R: 1 E: 0 K: 1 S: 14 H: 3 LOB: 2 BB: 0 P: 23	R: 4 E: 1 K: 0 S: 21 H: 4 LOB: 2 BB: 2 P: 35	R: 1 E: 0 K: 1 S: 11 H: 3 LOB: 1 BB: 0 P: 17	R: 1 E: 0 K: 2 S: 10 H: 2 LOB: 1 BB: 0 P: 15	R: 0 E: 0 K: 1 S: 7 H: 1 LOB: 1 BB: 0 P: 9	R: 1 E: 0 K: 0 S: 8 H: 2 LOB: 1 BB: 0 P: 12	R: 2 E: 0 K: 1 S: 12 H: 2 LOB: 0 BB: 0 P: 21	R: 0 E: 0 K: 1 S: 16 H: 2 LOB: 3 BB: 0 P: 24	1B: 14 2B: 3 3B: 0 HR: 2 SF: 1 SAC: 1 DP: 0 HBP: 1	WP: 1 PB: 0 SB: 1 CS: 1 PA: 48		
PITCHER	IP WLS BF H R ER SO BB IBB HBP BLK WP HR S P ERA WHIP											PITCHER	IP WLS BF H R ER SO BB IBB HBP BLK WP HR S P ERA WHIP
Glendon Rusch, L (1, 1) ERA: 5.36	4.2 L 27 12 7 7 3 2 0 0 0 0 1 1 61 97 13.50 3.000												
Chris Haney, L (5, 1) ERA: 7.28	2.1 10 3 1 1 2 0 0 0 0 0 0 0 18 26 3.86 1.286												
Ricky Bones, R (8, 1) ERA: 2.25	2.0 11 4 2 2 2 0 0 0 1 0 0 1 28 45 9.00 2.000												

Pittsburgh Pirates @ Kansas City Royals
Kauffman Stadium, Kansas City, MO
Wed Jun 24 1998, 7:05 PM CDT
Att. 18,007 - Unknown - 90 F

AB	43
R	10
H	19
RBI	10
BB	2
SO	7
LOB	17



WP: 1	PA: 48
PB: 0	
SB: 1	
CS: 1	

Batter	1	2	3	4	5	6	7	8	9	AB	R	H	RBI	BB	SO	LOB
Johnny Damon, L OBP: 0.344, SLG: 0.441 (1, 8)	2-3 K	1-2 1B		2-2 F7		0-3 K			0-0 G4-3	5	0	1	0	0	2	3
Jose Offerman, S OBP: 0.374, SLG: 0.412 (1, 4)	0-1 G5-3	1-3 SAFE			1-1 G4-3		2-2 G4-3			4	0	0	0	0	1	2
Hal Morris, L OBP: 0.386, SLG: 0.447 (1, 3)	3-2 BB E 1B		3-1 F7		3-2 P4-3 1B		0-0 F7			4	1	2	0	0	0	0
Jeff King, R OBP: 0.330, SLG: 0.470 (1, 5)	4-2 E E 1B		2-1 G5-3		0-2 P4-3 1-2f		0-1 P3			3	1	0	0	1	0	1
Shane Mack, R OBP: 0.350, SLG: 0.477 (1, 10)	2-2 E9 1H 2H 1B		0-0 2B		0-0 1B 29 1B 1B		0-0 P3			4	1	3	1	0	0	0
Jeff Conine, R OBP: 0.289, SLG: 0.388 (1, 7)	0-1 F7		0-0 L7		3-2 29 1B 1-3 1B		0-0 F8			4	0	1	0	0	0	2
Jermaine Dye, R OBP: 0.260, SLG: 0.287 Mendy López, R OBP: 0.667, SLG: 0.667 (1, 9) (9, 6)		2-2 G5-3		0-1 E9 G4-6-3		0-0 F8		0-3 K		4	0	0	0	0	1	2
Shane Halter, R OBP: 0.292, SLG: 0.348 (1, 6) (9, 9)		0-0 F3		2-1 G4-6-3 1-2f		1-3 K		1-1 G6-3		4	0	0	0	0	1	3
29 Mike Sweeney, R OBP: 0.304, SLG: 0.343 (1, 2)		2-2 1B 1B		0-0 1B		1-0 1-3 3H 1B		0-3 K		4	0	3	1	0	1	0

Inning Stats	R: 2	H: 2	E: 1	K: 1	S: 16	LOB: 1	BB: 1	P: 27	R: 0	H: 2	E: 0	K: 1	S: 13	LOB: 2	BB: 0	P: 19	R: 0	H: 1	E: 0	K: 0	S: 6	LOB: 1	BB: 0	P: 11	R: 0	H: 1	E: 1	K: 0	S: 8	LOB: 1	BB: 0	P: 12	R: 0	H: 3	E: 0	K: 2	S: 12	LOB: 2	BB: 0	P: 17	R: 0	H: 0	E: 0	K: 0	S: 6	LOB: 0	BB: 0	P: 8	R: 0	H: 0	E: 0	K: 1	S: 5	LOB: 0	BB: 0	P: 5	R: 0	H: 0	E: 0	K: 1	S: 6	LOB: 0	BB: 0	P: 7	1B: 9	2B: 2	3B: 0	HR: 0	SF: 0	SAC: 0	DP: 2	HBP: 0	WP: 0	PB: 0	SB: 0	CS: 0	PA: 37
--------------	------	------	------	------	-------	--------	-------	-------	------	------	------	------	-------	--------	-------	-------	------	------	------	------	------	--------	-------	-------	------	------	------	------	------	--------	-------	-------	------	------	------	------	-------	--------	-------	-------	------	------	------	------	------	--------	-------	------	------	------	------	------	------	--------	-------	------	------	------	------	------	------	--------	-------	------	-------	-------	-------	-------	-------	--------	-------	--------	-------	-------	-------	-------	--------

PITCHER	IP	WLS	BF	H	R	ER	SO	BB	IBB	HBP	BLK	WP	HR	S	P	ERA	WHIP
Chris Peters, L ERA: 3.74 (1, 1)	5.0	W	24	9	3	2	2	1	0	0	0	0	0	58	91	3.60	2.000
Javier Martinez, R ERA: 5.89 (6, 1)	0.2		3	1	0	0	1	0	0	0	0	0	0	5	7	0.00	1.500
Jason Christiansen, L ERA: 1.34 (6, 1)	2.1		7	0	0	0	2	0	0	0	0	0	0	14	16	0.00	0.000
Rich Loiselle, R ERA: 3.34 (9, 1)	1.0		3	0	0	0	1	0	0	0	0	0	0	6	7	0.00	0.000

BOTTOM

Pittsburgh Pirates @ Kansas City Royals
Kauffman Stadium, Kansas City, MO
Wed Jun 24 1998, 7:05 PM CDT
Att: 18,007 - Unknown - 90 F

livebaseballscorecards.com

AB	36
R	3
H	10
RBI	2
BB	1
SO	6
LOB	13



Batter	1	2	3	4	5	6	7	8	9	AB R H RBI BB SO LOB	TOP											
Tony Womack, L (1, 4) OBP: 0.301, SLG: 0.321	1-2 G6-3		1-3 K			1-1 B2-3		0-0 G4-3		4 0 0 0 0 1 1												
Al Martin, L (1, 7) OBP: 0.295, SLG: 0.355	2-2 G4-3			0-0 1B		0-1 F9		1-3 K		4 0 1 0 0 1 0												
18 Jason Kendall, R (1, 2) OBP: 0.414, SLG: 0.455	1-3 K			0-1 F9		0-0 G5-3		1-0 G5-3		4 0 0 0 0 1 1												
Kevin Young, R (1, 3) OBP: 0.319, SLG: 0.483		2-1 G3		2-3 K		0-0 F7		1-2 F8		4 0 0 0 0 1 1												
Turner Ward, S (1, 10) OBP: 0.324, SLG: 0.381		4-2 G1-6-3 BB		2-1 F7		0-2 F7				2 0 0 0 1 0 1												
Jose Guillen, R (1, 9) OBP: 0.329, SLG: 0.481		0-0 G1-6-3			1-2 2B		0-0 G5-3			3 0 1 0 0 0 1												
Aramis Ramirez, R (1, 5) OBP: 0.320, SLG: 0.416			0-0 F9		2-2 F7			1-0 HR		3 1 1 1 0 0 1												
Jermaine Allensworth, R (1, 8) OBP: 0.372, SLG: 0.429			1-2 S 1B		0-3 K			2-1 F8		3 0 1 0 0 1 1												
Lou Collier, R (1, 6) OBP: 0.298, SLG: 0.376			3-3 K		1-3 K			2-1 P3		3 0 0 0 0 2 2												
Inning Stats	R: 0 E: 0 K: 1 S: 11	H: 0 LOB: 0 BB: 0 P: 15	R: 0 E: 0 K: 0 S: 7	H: 0 LOB: 0 BB: 1 P: 13	R: 0 E: 0 K: 2 S: 13	H: 1 LOB: 1 BB: 0 P: 18	R: 0 E: 0 K: 1 S: 14	H: 1 LOB: 1 BB: 0 P: 18	R: 0 E: 0 K: 2 S: 15	H: 1 LOB: 1 BB: 0 P: 19	R: 0 E: 0 K: 0 S: 5	H: 0 LOB: 0 BB: 0 P: 6	R: 0 E: 0 K: 0 S: 6	H: 0 LOB: 0 BB: 0 P: 6	R: 1 E: 0 K: 0 S: 6	H: 1 LOB: 0 BB: 0 P: 11	R: 0 E: 0 K: 1 S: 7	H: 0 LOB: 0 BB: 0 P: 10	1B: 2 2B: 1 3B: 0 HR: 1	SF: 0 SAC: 0 DP: 1 HBP: 0	WP: 0 PB: 0 SB: 1 CS: 0	PA: 31
PITCHER	IP WLS BF H R ER SO BB IBB HBP BLK WP HR S P ERA WHIP																					
Tim Belcher, R (1, 1) ERA: 3.86	8.0 W 28 4 1 1 6 1 0 0 0 0 1 77 106 1.12 0.625																					
Scott Service, R (9, 1) ERA: 3.5	1.0 3 0 0 0 1 0 0 0 0 0 0 7 10 0.00 0.000																					

Pittsburgh Pirates @ Kansas City Royals
Kauffman Stadium, Kansas City, MO

Thu Jun 25 1998, 7:05 PM CDT
Att. 22,504 - Unknown - 94 F

AB	30
R	1
H	4
RBI	1
BB	1
SO	7
LOB	9



Batter	1	2	3	4	5	6	7	8	9
Johnny Damon, L (1, 8) <small>OBP: 0.340, SLG: 0.436</small>	0-0 G6-3		1-2 F8		3-1 F8		1-0 G3-1		
Jose Offerman, S (1, 4) <small>OBP: 0.375, SLG: 0.418</small>	4-2 FC1-6-5 BB		1-0 F7		0-1 G6-3		3-2 SF7 3B		
Hal Morris, L (1, 3) <small>OBP: 0.384, SLG: 0.446</small>	2-1 FC1-6-5 1-3		1-3 K			0-2 HR 1B	1-1 SF7		
Jeff King, R (1, 10) <small>OBP: 0.326, SLG: 0.463</small>	1-3 K			0-1 B2		1-0 F9	1-3 K		
Dean Palmer, R (1, 5) <small>OBP: 0.334, SLG: 0.519</small> Luis Rivera, R (8, PR) <small>OBP: 0.333, SLG: 0.281</small> (9, 5)		1-0 2B SF3 1B		0-3 K		1-3 K	0-1 CS 1B		
Larry Sutton, L (1, 9) <small>OBP: 0.327, SLG: 0.385</small>		0-0 SF3 PB 2B		3-2 F7		1-0 HR	0-1 F8		
Jeff Conine, R (1, 7) <small>OBP: 0.294, SLG: 0.416</small>		0-0 SF3 2-3 3-H			3-2 HR	1-1 1B 1B	2-2 F8 1-2		
Mendy López, R (1, 6) <small>OBP: 0.500, SLG: 0.500</small>		2-3 K		0-3 K		2-2 1B			
Sal Fasano, R (1, 2) <small>OBP: 0.265, SLG: 0.257</small>		1-3 K 3-H		0-2 2B		1-3 K			

AB	R	H	RBI	BB	SO	LOB
4	0	0	0	0	0	1
3	1	1	0	1	0	1
3	1	1	1	0	1	1
4	0	0	0	0	2	2
4	1	2	0	0	2	1
0	0	0	0	0	0	0
4	2	2	2	0	0	1
3	1	2	2	0	0	1
3	0	1	0	0	2	1
3	0	1	0	0	2	2

BOTTOM

Pittsburgh Pirates @ Kansas City Royals
 Kauffman Stadium, Kansas City, MO

Thu Jun 25 1998, 7:05 PM CDT
 Att: 22,504 - Unknown - 94 F

livebaseballscores.com

AB	31
R	6
H	10
RBI	5
BB	1
SO	9
LOB	11



1B: 5	SF: 2
2B: 2	SAC: 0
3B: 1	DP: 0
HR: 2	HBP: 0

WP: 0	PA: 34
PB: 1	
SB: 1	
CS: 1	

Inning Stats		R: 0	H: 0	E: 0	K: 1	S: 10	R: 2	H: 2	E: 0	K: 2	S: 11	R: 0	H: 0	E: 0	K: 1	S: 7	R: 0	H: 0	E: 0	K: 1	S: 8	R: 1	H: 2	E: 0	K: 1	S: 14	R: 2	H: 4	E: 0	K: 2	S: 16	R: 1	H: 1	E: 0	K: 1	S: 13	R: 0	H: 1	E: 0	K: 0	S: 7
PITCHER Jon Lieber, R (1, 1) <small>ERA: 4.02</small> Javier Martinez, R (7, 1) <small>ERA: 6.05</small> Ricardo Rincon, L (8, 1) <small>ERA: 1.83</small>		6.0	WLS L	27	H 8	R 5	ER 4	SO 8	BB 1	IBB 0	HBP 0	BLK 0	WP 0	HR 2	S 66	P 95	ERA 6.00	WHIP 1.500																							
		1.0	WLS L	4	H 1	R 1	ER 1	SO 1	BB 0	IBB 0	HBP 0	BLK 0	WP 0	HR 0	S 13	P 19	ERA 9.00	WHIP 1.000																							
		1.0	WLS L	3	H 1	R 0	ER 0	SO 0	BB 0	IBB 0	HBP 0	BLK 0	WP 0	HR 0	S 7	P 9	ERA 0.00	WHIP 1.000																							

Batter	1	2	3	4	5	6	7	8	9	AB R H RBI BB SO LOB	TOP									
Jeff Blauser, R (1, 6) OBP: 0.351, SLG: 0.305	4-2 1B 1B BB	1-2 L6			0-0 G4-6-3 1B		3-2 G6-3		2-3 K	4 1 1 0 1 1 4										
Mickey Morandini, L (1, 4) OBP: 0.404, SLG: 0.440	0-1 F8	1-2 F8			1-2 G4-6-3 1-2f		0-0 G4-3			4 0 0 0 0 0 5										
Sammy Sosa, R (1, 9) OBP: 0.389, SLG: 0.679	2-1 1B 1-3 1B				1-0 G6-3			2-2 F9		4 0 1 0 0 0 0										
Mark Grace, L (1, 3) OBP: 0.423, SLG: 0.502	1-0 G4-6-3 1-3 1B 3-H				2-2 G1-3		4-1 G6-4-3 BB	3-2 1B		3 0 2 1 1 0 0										
Henry Rodriguez, L (1, 10) OBP: 0.325, SLG: 0.496	0-1 G4-6-3 1-2f				1-2 G3-1		0-1 G6-4-3 1-2f	1-3 K		4 0 0 0 0 1 4										
Tyler Houston, L (1, 2) OBP: 0.271, SLG: 0.406		1-1 G1-3			0-1 G4-3		0-0	1-3 K		3 1 1 1 0 0 0										
Manny Alexander, R (8, PH) OBP: 0.281, SLG: 0.333										1 0 0 0 0 1 1										
Scott Servais, R (8, 2) OBP: 0.271, SLG: 0.292										0 0 0 0 0 0 0										
Kevin Orie, R (1, 5) OBP: 0.241, SLG: 0.276		4-1 2B BB			3-2 P5		0-0 G6-3		3-2 F4	3 1 0 0 1 0 0										
Pedro Valdes, L (1, 7) OBP: 0.308, SLG: 0.333		1-0 1-H 2B			1-0 1B		1-1 G6-3 WP 1B		1-2 E4	4 0 3 1 0 0 0										
José Hernández, R (1, 8) OBP: 0.319, SLG: 0.552		4-0 BB			3-2 G4-3 SAFE		1-0 F9		2-3 K	3 0 0 0 1 1 3										
Inning Stats	R: 1 E: 0 K: 0 S: 12	H: 2 LOB: 1 BB: 1 P: 19	R: 1 E: 0 K: 0 S: 12	H: 1 LOB: 2 BB: 2 P: 24	R: 0 E: 0 K: 0 S: 12	H: 0 LOB: 0 BB: 0 P: 18	R: 0 E: 0 K: 0 S: 11	H: 1 LOB: 1 BB: 0 P: 18	R: 0 E: 0 K: 0 S: 5	H: 1 LOB: 0 BB: 1 P: 9	R: 0 E: 0 K: 0 S: 7	H: 1 LOB: 1 BB: 0 P: 12	R: 0 E: 0 K: 2 S: 14	H: 1 LOB: 1 BB: 0 P: 21	R: 0 E: 1 K: 2 S: 13	H: 0 LOB: 1 BB: 0 P: 21	1B: 6 2B: 1 3B: 0 HR: 1	SF: 0 SAC: 0 DP: 3 HBP: 0	WP: 1 PB: 0 SB: 0 CS: 0	PA: 37
PITCHER	IP WLS BF H R ER SO BB IBB HBP BLK WP HR S P ERA WHIP																			
Hipolito Pichardo, R (1, 1) ERA: 5.82	6.0 W 25 6 3 3 0 4 0 0 0 0 1 57 95 4.50 1.667																			
Jim Pittsley, R (7, 1) ERA: 5.89	1.0 4 1 0 0 0 0 0 0 0 0 1 0 7 12 0.00 1.000																			
Matt Whisenant, L (8, 1) ERA: 5.14	1.0 S 4 1 0 0 2 0 0 0 0 0 0 0 14 21 0.00 1.000																			
Jeff Montgomery, R (9, 1) ERA: 6.67	1.0 4 0 0 0 2 0 0 0 0 0 0 0 13 21 0.00 0.000																			

Chicago Cubs @ Kansas City Royals
Kauffman Stadium, Kansas City, MO

Fri Jun 26 1998, 7:05 PM CDT
Att. 39,008 - Unknown - 91 F

livebaseballscorecards.com

AB	33
R	3
H	8
RBI	3
BB	4
SO	4
LOB	17



Batter	1	2	3	4	5	6	7	8	9	AB	R	H	RBI	BB	SO	LOB
Johnny Damon, L (1, 8) OBP: 0.339, SLG: 0.432 	2-2 		4-2 HR BB	0-3 			0-0 			3	1	0	0	1	1	0
Jose Offerman, S (1, 4) OBP: 0.374, SLG: 0.425 	1-0 		2-0 HR 1-H		0-1 		2-2 			4	1	1	2	0	0	0
Hal Morris, L (1, 10) OBP: 0.382, SLG: 0.443 	2-0 		0-1 FC6-4 1B SF7 1B		0-0 		1-0 			4	1	1	0	0	0	0
Jeff King, R (1, 3) OBP: 0.331, SLG: 0.476 		3-3 	2-2 FC6-4 1B 1-2		4-1 		1-2 			3	1	2	1	1	1	0
Dean Palmer, R (1, 5) OBP: 0.333, SLG: 0.522 		0-0 1B 3B	0-0 FC6-4 1-2f 2-3		3-3 		1-2 			4	1	1	0	0	1	3
Larry Sutton, L (1, 9) OBP: 0.337, SLG: 0.397 		1-1 3B 1B 3-H	1-2 		0-0 G4-3 1B 1B		2-1 			3	1	3	2	0	0	0
Jeff Conine, R (1, 7) OBP: 0.293, SLG: 0.411 	1-1 		1-3 		2-1 G4-3 1B 1-2		1-2 			4	0	1	0	0	1	3
Mendy López, R (1, 6) OBP: 0.400, SLG: 0.600 	1 SAFE 3B 1-H 1 SAFE			2-3 		1-0 G4-3 1-2f 2-3		0-1 		4	0	1	1	0	1	3
Sal Fasano, R (1, 2) OBP: 0.258, SLG: 0.250 	0-0 		3-2 		1-3 					3	0	0	0	0	1	2

Inning Stats	R: 0	H: 0	E: 0	K: 0	S: 7	R: 2	H: 3	E: 0	K: 1	S: 11	R: 3	H: 3	E: 0	K: 1	S: 16	R: 0	H: 0	E: 0	K: 2	S: 13	R: 0	H: 2	E: 0	K: 1	S: 7	R: 0	H: 0	E: 0	K: 0	S: 5	R: 1	H: 2	E: 0	K: 0	S: 14
	LOB: 0	BB: 0	BB: 0	BB: 0	BB: 12	LOB: 1	BB: 0	LOB: 0	BB: 1	BB: 19	LOB: 1	BB: 1	LOB: 0	BB: 1	BB: 18	LOB: 1	BB: 0	LOB: 0	BB: 1	BB: 15	LOB: 1	BB: 0	LOB: 1	BB: 0	BB: 11	R: 0 <td>H: 0 <td>E: 0 <td>K: 0 <td>S: 8</td> <td>R: 0 <td>H: 0 <td>E: 0 <td>K: 0 <td>S: 8</td> </td></td></td></td></td></td></td>	H: 0 <td>E: 0 <td>K: 0 <td>S: 8</td> <td>R: 0 <td>H: 0 <td>E: 0 <td>K: 0 <td>S: 8</td> </td></td></td></td></td></td>	E: 0 <td>K: 0 <td>S: 8</td> <td>R: 0 <td>H: 0 <td>E: 0 <td>K: 0 <td>S: 8</td> </td></td></td></td></td>	K: 0 <td>S: 8</td> <td>R: 0 <td>H: 0 <td>E: 0 <td>K: 0 <td>S: 8</td> </td></td></td></td>	S: 8	R: 0 <td>H: 0 <td>E: 0 <td>K: 0 <td>S: 8</td> </td></td></td>	H: 0 <td>E: 0 <td>K: 0 <td>S: 8</td> </td></td>	E: 0 <td>K: 0 <td>S: 8</td> </td>	K: 0 <td>S: 8</td>	S: 8

PITCHER	IP	WLS	BF	H	R	ER	SO	BB	IBB	HBP	BLK	WP	HR	S	P	ERA	WHIP
Steve Trachsel, R (1, 1) ERA: 4.46	7.1	L	33	10	6	6	6	2	0	0	0	0	2	76	122	7.36	1.636
Dave Stevens, R (8, 1) ERA:	0.2		2	0	0	0	0	0	0	0	0	0	0	5	6	0.00	0.000

BOTTOM

Chicago Cubs @ Kansas City Royals
 Kauffman Stadium, Kansas City, MO

Fri Jun 26 1998, 7:05 PM CDT
 Att: 39,008 - Unknown - 91 F

livebaseballscorecards.com

AB	32
R	6
H	10
RBI	6
BB	2
SO	6
LOB	11

PITCHER	IP	WLS	BF	H	R	ER	SO	BB	IBB	HBP	BLK	WP	HR	S	P	ERA	WHIP
Steve Trachsel, R (1, 1) ERA: 4.46	7.1	L	33	10	6	6	6	2	0	0	0	0	2	76	122	7.36	1.636
Dave Stevens, R (8, 1) ERA:	0.2		2	0	0	0	0	0	0	0	0	0	0	5	6	0.00	0.000

Batter	1	2	3	4	5	6	7	8	9	10	AB R H RBI BB SO LOB	TOP
Jeff Blauer, R (1, 6) OBP: 0.345, SLG: 0.299	2-3 K		1-3 K		3-3 K	3-1 F8			0-3 K		5 0 0 0 0 4 4	Chicago Cubs @ Kansas City Royals Kauffman Stadium, Kansas City, MO Sat Jun 27 1998, 7:05 PM CDT Att. 39,295 - Unknown - 91 F
Manny Alexander, R (1, 10) OBP: 0.286, SLG: 0.344	1-3 K		1-0 2B		1-0 2B 1B		0-0 L7		2-3 K	5 1 2 2 0 2 0		
Mark Grace, L (1, 3) OBP: 0.417, SLG: 0.493	0-0 F8		0-2 G1-3		2-2 F7		0-2 G5-3		2-2 L9	5 0 0 0 0 0 2		
Sammy Sosa, R (1, 9) OBP: 0.386, SLG: 0.674		2-3 K		1-1 P9	0-1 2B		0-0 L8		0-3 K	5 0 1 1 0 2 0		
Matt Mieske, R (1, 7) OBP: 0.368, SLG: 0.410 Pedro Valdes, L (8, PH) OBP: 0.286, SLG: 0.308 Terrell Lowery, R (8, 8) OBP: 0.353, SLG: 0.286		3-3 K		0-0 L9 1B	0-0 G1-3		1-0 F7		3 0 1 0 0 1 1			
José Hernández, R (1, 8) OBP: 0.322, SLG: 0.551 (8, 7)		3-3 K		2-0 1B		2-2 F8 1B		1-2 L9	4 0 2 0 0 1 0			
Mickey Morandini, L (1, 4) OBP: 0.405, SLG: 0.441		2-2 2B		0-0 L9	0-2 1B	0-2 1B	1-1 F8		4 1 2 0 0 0 2			
Kevin Orie, R (1, 5) OBP: 0.241, SLG: 0.271		2-1 FC6		4-2 1B	0-1 F8		1-2 G1-3		3 1 0 0 1 0 3			
Scott Servais, R (1, 2) OBP: 0.267, SLG: 0.287 Tyler Houston, L (9, PH) OBP: 0.268, SLG: 0.400 (9, 2)		3-3 K		1-0 P4	0-0 P4		1-3 K		3 0 0 0 0 1 7			
Inning Stats	R: 0 H: 0 E: 0 LOB: 0 K: 2 BB: 0 S: 8 P: 11	R: 0 H: 0 E: 0 LOB: 0 K: 3 BB: 0 S: 9 P: 17	R: 2 H: 2 E: 1 LOB: 1 K: 2 BB: 0 S: 17 P: 26	R: 0 H: 2 E: 0 LOB: 3 K: 0 BB: 1 S: 9 P: 17	R: 1 H: 2 E: 0 LOB: 1 K: 1 BB: 0 S: 10 P: 16	R: 0 H: 2 E: 0 LOB: 2 K: 0 BB: 0 S: 12 P: 17	R: 0 H: 0 E: 0 LOB: 0 K: 0 BB: 0 S: 5 P: 5	R: 0 H: 0 E: 0 LOB: 0 K: 0 BB: 0 S: 6 P: 9	R: 0 H: 0 E: 0 LOB: 0 K: 2 BB: 0 S: 9 P: 11	R: 0 H: 0 E: 0 LOB: 0 K: 2 BB: 0 S: 10 P: 14	1B: 6 SF: 0 2B: 2 SAC: 0 3B: 0 DP: 0 HR: 0 HBP: 0	
PITCHER 50 José Rosado, L (1, 1) ERA: 4.16 Ricky Bones, R ERA: 1.64 Scott Service, R (9, 1) ERA: 3.32	IP WLS BF H R ER SO BB IBB HBP BLK WP HR S P ERA WHIP 5.0 25 8 3 1 8 1 0 0 0 0 0 0 16 22 0.00 0.000 2.0 W 6 0 0 0 4 0 0 0 0 0 0 0 19 25 0.00 0.000	PITCHER IP WLS BF H R ER SO BB IBB HBP BLK WP HR S P ERA WHIP										

livebaseballscores.com

AB	39
R	3
H	8
RBI	3
BB	1
SO	12
LOB	19



Batter	1	2	3	4	5	6	7	8	9	AB R H RBI BB SO LOB	TOP									
Mickey Morandini, L (1, 4) OBP: 0.402, SLG: 0.437	1-3 K		0-1 G4-3 1B		0-3 K	3-0 G6-3			2-2 G3-1	5 1 1 0 0 2 1										
Pedro Valdes, L (1, 7) OBP: 0.235, SLG: 0.250	2-2 G4-3		2-2 G4-3		0-0 L9			0-0 G6-3	2-3 K	3 0 0 0 0 0 1										
Matt Mieske, R (7, PH) OBP: 0.360, SLG: 0.400			1-2		1-2			1-2 L7		2 0 0 0 0 1 0										
Terrell Lowery, R (9, 8) OBP: 0.353, SLG: 0.286			0-1 G4-6-3 1B		1-2 BB 1B			1-2 L7		0 0 0 0 0 0 0										
Sammy Sosa, R (1, 9) OBP: 0.387, SLG: 0.672	3-3 K		0-1		1-2 BB 1B			1-2 L7		4 0 2 1 0 1 0										
Mark Grace, L (1, 3) OBP: 0.418, SLG: 0.490		4-1 BB S FC6-4 BB	0-0 G4-6-3		4-0 BB			0-0 P7		2 1 0 0 2 0 1										
Henry Rodriguez, L (1, 10) OBP: 0.324, SLG: 0.492	1-0 P5		0-2 G4-3		1-1 G4-3			1-2 WP 1B		4 1 1 0 0 0 3										
Tyler Houston, L (1, 2) OBP: 0.284, SLG: 0.403	4-2 BB E BB		1-0 CS 1B		0-0 G5-3			0-0 B2		2 1 1 0 1 0 0										
Sandy Martinez, L (7, 2) OBP: 0.350, SLG: 0.406			4-2 FC6-4 BB		4-2 FC5-4 BB			4-2 CS BB		1 0 0 0 0 0 1										
José Hernández, R (1, 8) OBP: 0.335, SLG: 0.553	4-2 FC6-4 BB		1-2 2-3		1-2 BB			1-H BB		1 1 1 0 3 0 0										
Kevin Orie, R (1, 5) OBP: 0.242, SLG: 0.277	3-1 FC6-4		3-1 FC5-4		1-2 FC5-4			1-3 K		4 0 1 2 0 1 3										
Manny Alexander, R (1, 6) OBP: 0.285, SLG: 0.363	2-2 G6-3		2-1 HR		1-3 K			1-2 P3		4 1 1 1 0 1 2										
Inning Stats	R: 0 E: 0 K: 2 S: 10	H: 0 LOB: 0 BB: 0 P: 16	R: 2 E: 1 K: 0 S: 12	H: 0 LOB: 1 BB: 3 P: 30	R: 1 E: 0 K: 0 S: 9	H: 2 LOB: 0 BB: 0 P: 11	R: 0 E: 0 K: 0 S: 9	H: 1 LOB: 1 BB: 1 P: 15	R: 1 E: 0 K: 1 S: 11	H: 2 LOB: 2 BB: 1 P: 19	R: 0 E: 0 K: 0 S: 6	H: 0 LOB: 0 BB: 0 P: 7	R: 1 E: 0 K: 1 S: 9	H: 1 LOB: 0 BB: 1 P: 15	R: 0 E: 0 K: 1 S: 13	H: 0 LOB: 0 BB: 0 P: 18	1B: 6 2B: 1 3B: 0 HR: 1	SF: 0 SAC: 0 DP: 1 HBP: 0	WP: 2 PB: 0 SB: 1 CS: 2	PA: 38
PITCHER	IP WLS BF H R ER SO BB IBB HBP BLK WP HR S P ERA WHIP																			
Pat Rapp, R (1, 1) ERA: 4.89	4.2 L 22 5 4 3 3 5 0 0 0 0 1 49 88 5.79 2.143																			
Chris Haney, L (5, 1) ERA: 7.13	2.1 9 2 1 1 1 0 0 0 0 0 0 16 26 3.86 0.857																			
Matt Whisenant, L (8, 1) ERA: 5.08	0.1 3 1 1 0 0 1 0 0 0 1 0 6 11 0.00 6.000																			
Scott Service, R (8, 1) ERA: 3.26	0.2 1 0 0 0 1 0 0 0 0 0 0 3 4 0.00 0.000																			
Jim Pittsley, R (9, 1) ERA: 5.73	1.0 3 0 0 0 1 0 0 0 0 0 0 13 18 0.00 0.000																			

Chicago Cubs @ Kansas City Royals
Kauffman Stadium, Kansas City, MO

Sun Jun 28 1998, 3:33 AM CDT
Att. 34,287 - Cloudy - 90 F

AB	32
R	6
H	8
RBI	4
BB	6
SO	6
LOB	12



BOTTOM

Chicago Cubs @ Kansas City Royals
Kauffman Stadium, Kansas City, MO

livebaseballscores.com

AB 38
R 3
H 11
RBI 3
BB 2
SO 2
LOB 15



WP: 0 PA: 40
PB: 0
SB: 0
CS: 0

ERA WHIP

Sun Jun 28 1998, 3:33 AM CDT
Att. 34,287 - Cloudy - 90 F

AB R H RBI BB SO LOB

5	0	1	0	0	0	3
4	0	0	0	1	0	1
5	0	3	0	0	0	2
5	1	3	1	0	0	3
3	0	0	0	0	0	3
1	0	0	0	0	1	1
4	1	1	1	0	0	1
4	1	2	1	0	0	0
4	0	0	0	0	0	1
3	0	1	0	1	1	0

3-2	1B	1B	FC5-4	1B	FC5-4	1-2	K	G5-3	F7	G5-3	K
-----	----	----	-------	----	-------	-----	---	------	----	------	---

0-0	L6	2-2	1B	2-1	G5-3	2-1	G4-3	1-2	HR	1-2	F7	2-1	G5-3	0-3	K
-----	----	-----	----	-----	------	-----	------	-----	----	-----	----	-----	------	-----	---

0-0	G5-3	0-0	L6	2-2	1B	2-3	K	2-2	F7	2-1	G5-3	2-1	G5-3	0-3	K
-----	------	-----	----	-----	----	-----	---	-----	----	-----	------	-----	------	-----	---

0-0	G4-3	2-3	BB	0-1	L8	2-1	G4-3	1-2	HR	2-2	G6-3	2-2	G6-3	2-3	BB
-----	------	-----	----	-----	----	-----	------	-----	----	-----	------	-----	------	-----	----

0-0	G4-3	4-0	BB	0-1	L8	2-1	G4-3	1-2	HR	2-2	G6-3	2-2	G6-3	2-3	BB
-----	------	-----	----	-----	----	-----	------	-----	----	-----	------	-----	------	-----	----

1-0	L8	1-0	2B	0-1	L8	1-0	P5	1-0	G4-3	0-0	P8	0-1	P8	1-2	G4-3	2B
-----	----	-----	----	-----	----	-----	----	-----	------	-----	----	-----	----	-----	------	----

1-2	L9	1-2	F8	1-0	L8	1-0	G4-3	1-0	G4-3	0-0	P8	0-1	P8	1-2	G4-3	2B
-----	----	-----	----	-----	----	-----	------	-----	------	-----	----	-----	----	-----	------	----

3-2	1B	3-2	1B	0-0	P3	2-1	L7	1-1	G6-3	2-2	G4-3	2-2	G4-3	2-2	G4-3	2B
-----	----	-----	----	-----	----	-----	----	-----	------	-----	------	-----	------	-----	------	----

0-2	G6-3	0-2	G6-3	0-1	L8	2-2	P7	0-0	P3	2-1	L7	1-1	G6-3	2-2	G4-3	2B
-----	------	-----	------	-----	----	-----	----	-----	----	-----	----	-----	------	-----	------	----

1-8	G6-3	1-4	G6-3	1-3	1B	1-3	1B	1-5	L8	1-9	P7	1-10	P3	1-7	L7	1-2	G6-3	1-6	G4-3
-----	------	-----	------	-----	----	-----	----	-----	----	-----	----	------	----	-----	----	-----	------	-----	------

Johnny Damon, L (1, 8)
Jose Offerman, S (1, 4)
Hal Morris, L (1, 3)
Dean Palmer, R (1, 5)
Larry Sutton, L (1, 9)
Jeff King, R (7, PH)
Shane Mack, R (1, 10)
Jeff Conine, R (1, 7)
29 Mike Sweeney, R (1, 2)
Shane Halter, R (1, 6)

Inning Stats		R: 0	H: 2	E: 0	K: 0	S: 16	R: 0	H: 0	E: 0	K: 0	S: 5	R: 0	H: 0	E: 0	K: 0	S: 11	R: 0	H: 1	E: 0	K: 0	S: 5	R: 1	H: 2	E: 0	K: 0	S: 9	R: 2	H: 3	E: 0	K: 0	S: 17	R: 0	H: 1	E: 0	K: 1	S: 9	R: 0	H: 0	E: 0	K: 0	S: 6	R: 0	H: 2	E: 0	K: 1	S: 14	1B: 5		SF: 0		2B: 3		SAC: 0		3B: 0		DP: 0		HR: 3		HBP: 0																																															
PITCHER	IP	WLS	BF	H	R	ER	SO	BB	IBB	HBP	BLK	WP	HR	S	P	ERA	WHIP	PITCHER	IP	WLS	BF	H	R	ER	SO	BB	IBB	HBP	BLK	WP	HR	S	P	ERA	WHIP	Geremi Gonzalez, R (1, 1)	5.1	W	25	8	3	3	0	1	0	0	0	0	0	3	56	81	5.06	1.688	Marc Pisciotta, R (6, 1)	0.1		2	0	0	0	0	1	0	0	0	0	0	4	11	0.00	3.000	Terry Mulholland, L (6, 1)	3.0		12	3	0	0	2	0	0	0	0	0	0	29	44	0.00	1.000	Rod Beck, R (9, 1)	0.1	S	1	0	0	0	0	0	0	0	0	0	0	3	5	0.00	0.000

Batter	1	2	3	4	5	6	7	8	9	AB R H RBI BB SO LOB	TOP
Johnny Damon, L (1, 8) OBP: 0.332, SLG: 0.420 (9, 7)	3-3 		0-1 P6		2-2 F9		3-2 G3-1		1-0 F9	5 0 0 0 0 1 0	Kansas City Royals @ St. Louis Cardinals Busch Stadium, St. Louis, MO Tue Jun 30 1998, 7:05 PM CDT Att. 41,801 - Cloudy - 88 F
Jose Offerman, S (1, 4) OBP: 0.372, SLG: 0.424 (1, 4)	2-1 F9		4-0 1B BB		2-1 F8		0-1 G3		3-2 E9 WP 2B	4 1 1 0 1 0 0	
Hal Morris, L (1, 7) Jermaine Allenworth, R (9, 8) OBP: 0.387, SLG: 0.448 OBP: 0.372, SLG: 0.429	3-2 G3-1		0-0 WP 1B		0-2 1B		3-3 K		3-3 K 3-H	5 0 2 0 0 2 0 0 0 0 0 0 0 0	
Jeff King, R (1, 3) OBP: 0.336, SLG: 0.474		1-1 2B 1B	2-2 P5		4-0 BB 1B BB		2-2 G5-3 SF7 2B		3 3 2 0 1 0 2		
Dean Palmer, R (1, 5) OBP: 0.334, SLG: 0.523		1-3 K	2-2 P8		4-0 1B BB BB G4-6-3		2-2 G5-3		3 1 0 0 1 1 4		
Jeff Conine, R (1, 9) OBP: 0.306, SLG: 0.447		2-2 SAFE 1-H S 2B		3-3 K		4-1 G4-6-3 1B BB 1-2 2-3		1-2 SF7	2 1 1 2 1 1 0		
Sal Fasano, R (1, 2) OBP: 0.291, SLG: 0.301		0-2 P3		2-2 1B		2-1 G4-6-3 1B 1-2 2-3 3-H		2-0 1B 1B HBP	3 0 2 1 0 0 1		
Mendy López, R (1, 6) OBP: 0.353, SLG: 0.438		4-1 E S BB		1-2 F8		1-0 G4-6-3 1-2f 2-3 3-H		1-2 1B	3 0 1 0 1 0 3		
Glendon Rusch, L (1, 1) Scott Service, R (8, 1)		3-2 P2		0-0 F7		0-1 P5		1-3 K	3 0 0 0 0 0 3 1 0 0 0 0 1 0		
Inning Stats	R: 0 H: 0 E: 0 LOB: 0 K: 1 BB: 0 S: 17 P: 25	R: 2 H: 2 E: 0 LOB: 1 K: 1 BB: 1 S: 20 P: 31	R: 0 H: 1 E: 0 LOB: 2 K: 0 BB: 1 S: 9 P: 17	R: 0 H: 1 E: 0 LOB: 1 K: 1 BB: 0 S: 10 P: 16	R: 0 H: 1 E: 0 LOB: 1 K: 0 BB: 0 S: 9 P: 13	R: 2 H: 1 E: 0 LOB: 1 K: 0 BB: 3 S: 6 P: 21	R: 0 H: 0 E: 0 LOB: 0 K: 1 BB: 0 S: 8 P: 14	R: 1 H: 2 E: 0 LOB: 2 K: 0 BB: 0 S: 14 P: 22	R: 1 H: 1 E: 1 LOB: 0 K: 2 BB: 0 S: 10 P: 18	1B: 6 SF: 1 2B: 3 SAC: 0 3B: 0 DP: 1 HR: 0 HBP: 1	WP: 2 PA: 39 PB: 0 SB: 2 CS: 0
PITCHER	Manny Aybar, R (1, 1) ERA: 7.25 Curtis King, R (6, 1) ERA: 4.75 Rick Croushore, R (9, 1) ERA: 3.32	IP WLS BF H R ER SO BB IBB HBP BLK WP HR S P ERA WHIP 5.0 L 22 5 3 3 3 3 3 0 0 0 1 0 65 106 5.40 1.600 3.0 13 3 2 2 1 2 0 1 0 0 0 28 53 6.00 1.667 1.0 4 1 1 0 2 0 0 0 0 1 0 10 18 0.00 1.000	PITCHER	IP WLS BF H R ER SO BB IBB HBP BLK WP HR S P ERA WHIP							

livebaseballscorecards.com

AB	32
R	6
H	9
RBI	3
BB	5
SO	6
LOB	13



Batter	1	2	3	4	5	6	7	8	9	AB	R	H	RBI	BB	SO	LOB	BOTTOM										
Delino DeShields, L (1, 4) OBP: 0.402, SLG: 0.457	0-2 F7		1-1 G5-3			0-3 K		4-2 BB		3	0	0	0	1	1	1	Kansas City Royals @ St. Louis Cardinals Busch Stadium, St. Louis, MO Tue Jun 30 1998, 7:05 PM CDT Att: 41,801 - Cloudy - 88 F										
Gary Gaetti, R (1, 5) OBP: 0.355, SLG: 0.434	2-2 G5-3		1-0 F8			0-1 G4-6-3		1-3 K		4	0	0	0	0	1	3											
Mark McGwire, R (1, 3) OBP: 0.481, SLG: 0.798	0-1 2B				2-1 G1-6-3 1B		0-1 HR		2-2 G5-3	4	1	3	1	0	0	0											
Brian Jordan, R (1, 8) OBP: 0.389, SLG: 0.585	0-1 P4				0-0 G1-6-3		3-3 K		1-1 1B	4	0	1	0	0	1	2											
Willie McGee, S (1, 9) OBP: 0.306, SLG: 0.326					0-3 K		0-2 F7		2-1 F7	4	0	0	0	0	2	1											
Tom Pagnozzi, R (1, 2) OBP: 0.293, SLG: 0.310					0-0 G5-3		3-1 F9		1-3 K	4	0	0	0	0	1	1											
Brian Hunter, R (1, 7) OBP: 0.281, SLG: 0.449							0-0 L4		1-2 G5-3	3	0	1	0	0	0	0											
Luis Ordaz, R (1, 6) OBP: 0.227, SLG: 0.150							0-3 K		0-2 1B	2	0	0	0	0	1	1											
Rick Croushore, R (9, 1)										0	0	0	0	0	0	0											
Manny Aybar, R (1, 1) OBP: 0.294, SLG: 0.294										1	0	0	0	0	0	0											
Curtis King, R (6, 1)										0	0	0	0	0	0	0											
David Howard, S (6, 6) OBP: 0.319, SLG: 0.337										2	0	1	0	0	0	1											
Shawn Gilbert, R (8, PH) OBP: 0.200, SLG: 0.200										1	0	1	0	0	0	0											
Inning Stats	R: 0 E: 0 K: 0 S: 11	H: 1 LOB: 1 BB: 0 P: 13	R: 0 E: 0 K: 1 S: 7	H: 1 LOB: 1 BB: 0 P: 11	R: 0 E: 0 K: 0 S: 8	H: 1 LOB: 0 BB: 0 P: 12	R: 0 E: 0 K: 1 S: 6	H: 0 LOB: 0 BB: 0 P: 8	R: 0 E: 0 K: 1 S: 6	H: 0 LOB: 0 BB: 0 P: 9	R: 0 E: 0 K: 1 S: 8	H: 1 LOB: 0 BB: 0 P: 10	R: 1 E: 0 K: 1 S: 13	H: 1 LOB: 0 BB: 0 P: 18	R: 0 E: 0 K: 1 S: 15	H: 1 LOB: 2 BB: 1 P: 21	R: 0 E: 0 K: 1 S: 10	H: 1 LOB: 1 BB: 0 P: 16	1B: 4 2B: 2 3B: 0 HR: 1	SF: 0 SAC: 0 DP: 2 HBP: 0	WP: 0 PB: 0 SB: 1 CS: 0	PA: 33					
PITCHER	IP	WLS	BF	H	R	ER	SO	BB	IBB	HBP	BLK	WP	HR	S	P	ERA	WHIP										
Glendon Rusch, L (1, 1) ERA: 5.06	7.2	W	28	6	1	1	5	1	0	0	0	0	0	71	98	1.17	0.913										
Scott Service, R (8, 1) ERA: 3.15	1.1	S	5	1	0	0	2	0	0	0	0	0	0	13	20	0.00	0.750										

livebaseballscorecards.com

AB	32
R	1
H	7
RBI	1
BB	1
SO	7
LOB	10



Batter	1	2	3	4	5	6	7	8	9	AB R H RBI BB SO LOB	TOP	
Jermaine Allensworth, R (1, 8) OBP: 0.373, SLG: 0.430	4-1 1B SF9 BB	0-1 1B 2B		1-1 G5-3		3-2 G4-3		1-2 G5-3		4 2 1 0 1 0 2		
Jose Offerman, S (1, 4) OBP: 0.378, SLG: 0.426	1-1 1B S 1B	4-0 1B BB			0-0 G6-3		4-1 S BB	2-2 FC6-4 1B 1B		3 2 2 0 2 0 0		
Jeff Conine, R (1, 9) OBP: 0.314, SLG: 0.452	1-1 SF9	0-2 1B			1-0 FC5-4 1B HBP		1-2 L8	2-0 FC6-4 1B		3 0 2 3 0 0 1		
Jeff King, R (1, 3) OBP: 0.337, SLG: 0.473	3-2 1B	1-1 P4			1-1 FC5-4 1B		0-1 G6-3	2-0 FC6-4 CS		5 1 2 0 0 0 5		
Dean Palmer, R (1, 5) OBP: 0.339, SLG: 0.524	1-1 G4-6-3 1B		2-2 L5-3 1B		0-0 FC5-4 FC6-4		4-0 IBB	0-1 SF8		3 0 2 3 1 0 2		
Shane Mack, R (1, 7) OBP: 0.343, SLG: 0.478	0-1 G4-6-3		1-3 K		0-0 FC6-4		1-1 G6-3	0-0 CS		4 0 0 0 0 1 6		
Johnny Damon, L (7, 7) OBP: 0.332, SLG: 0.420	1-2f				1-2f			1-2		0 0 0 0 0 0 0		
Sal Fasano, R (1, 2) OBP: 0.290, SLG: 0.299		1-2 F8	0-2 L5-3			1-1 G3-1 G4-3 1B		0-3 K		4 0 1 0 0 1 1		
Shane Halter, R (1, 6) OBP: 0.294, SLG: 0.356		2-2 G1-3		1-2 G5-3		0-1 G4-3		0-0 WP 2B		4 0 1 0 0 0 1		
Tim Belcher, R (1, 1) OBP: 0.200, SLG: 0.200		1-1 2B 1B		2-3 K		3-2 G3-1		3-2 P5		3 1 1 0 0 1 1		
Larry Sutton, L (8, PH) OBP: 0.326, SLG: 0.381										1 0 0 0 0 0 1		
Scott Service, R (8, 1)										0 0 0 0 0 0 0		
Matt Whisenant, R (8, 1)										0 0 0 0 0 0 0		
Jeff Montgomery, R (9, 1)										0 0 0 0 0 0 0		
Inning Stats	R: 3 H: 3 E: 0 LOB: 0 K: 0 BB: 1 S: 13 P: 23	R: 2 H: 3 E: 0 LOB: 2 K: 0 BB: 1 S: 15 P: 24	R: 0 H: 1 E: 0 LOB: 0 K: 1 BB: 0 S: 10 P: 12	R: 0 H: 0 E: 0 LOB: 0 K: 1 BB: 0 S: 9 P: 13	R: 0 H: 1 E: 0 LOB: 2 K: 0 BB: 0 S: 5 P: 7	R: 0 H: 1 E: 0 LOB: 1 K: 0 BB: 0 S: 13 P: 20	R: 0 H: 0 E: 0 LOB: 2 K: 0 BB: 2 S: 8 P: 18	R: 0 H: 1 E: 0 LOB: 1 K: 1 BB: 0 S: 14 P: 18	R: 1 H: 2 E: 0 LOB: 0 K: 0 BB: 0 S: 7 P: 13	1B: 10 SF: 2 2B: 3 SAC: 0 3B: 0 DP: 2 HR: 0 HBP: 1	WP: 1 PA: 42 PB: 0 SB: 2 CS: 1	
PITCHER	IP WLS BF H R ER SO BB IBB HBP BLK WP HR S P ERA WHIP											
Kent Mercker, L (1, 1) ERA: 6.08	1.2 L 12 6 5 5 0 2 2 0 0 0 0 0 0 26 44 27.00 4.800											
Mark Petkovsek, R (2, 1) ERA: 5.32	2.1 7 1 0 0 2 0 0 0 0 0 0 0 0 21 28 0.00 0.429											
John Frascatore, R (5, 1) ERA: 4.14	3.0 14 2 0 0 0 1 1 1 0 0 0 0 26 45 0.00 1.000											
Rick Croushore, R (8, 1) ERA: 3.47	1.2 8 3 1 1 1 0 0 0 0 0 1 0 21 31 5.40 1.800											
Lance Painter, L (9, 1) ERA: 4.26	0.1 0 0 0 0 0 0 0 0 0 0 0 0 0 0.00 0.000											

Kansas City Royals @ St. Louis Cardinals
 Busch Stadium, St. Louis, MO
 Wed Jul 01 1998, 7:05 PM CDT
 Att. 36,144 - Cloudy - 87 F

AB	34
R	6
H	12
RBI	6
BB	4
SO	3
LOB	20



Batter	1	2	3	4	5	6	7	8	9	AB	R	H	RBI	BB	SO	LOB
Delino DeShields, L (1, 4) OBP: 0.397, SLG: 0.450	2-2 G1-3	1-3 K			0-1 G3-1		2-3 K			4	0	0	0	0	2	1
Gary Gaetti, R (1, 5) OBP: 0.353, SLG: 0.430 Rick Croushore, R (8, 1)	2-2 E BB 1B		0-0 P2		2-1 F7		2-1 F7			4	1	1	0	0	0	0
Lance Painter, L (9, 1) OBP: 1.000, SLG: 1.000										0	0	0	0	0	0	0
Mark McGwire, R (1, 3) OBP: 0.478, SLG: 0.788	4-1 E 1B BB		2-3 K		3-2 L8			2-3 K		3	1	0	0	1	2	0
Brian Jordan, R (1, 9) OBP: 0.387, SLG: 0.580	2-2 1B		1-1 P9			1-0 G4-3		0-1 P5		4	0	1	2	0	0	0
Ray Lankford, L (1, 8) OBP: 0.393, SLG: 0.466	2-1 F7			4-2 G6-3 1B BB		1-2 HR 1B		3-2 1B		3	1	2	0	1	0	1
Tom Pagnozzi, R (1, 2) OBP: 0.294, SLG: 0.310 Tom Lampkin, L (8, PH) OBP: 0.327, SLG: 0.392 Eli Marrero, R (8, PH) OBP: 0.273, SLG: 0.405	0-1 P9			0-1 G6-3 1B		1-1 P6		0-0 G4-3		3	0	1	0	0	0	2
John Mabry, L (1, 7) OBP: 0.332, SLG: 0.420			0-3 K		1-3 K		0-0 HR		0-0 G1-3	4	1	1	2	0	2	2
Luis Ordaz, R (1, 6) OBP: 0.192, SLG: 0.125			2-1 G4-3		2-0 G6-3		1-1 F8		1-2 G4-3	4	0	0	0	0	0	2
Kent Mercker, L (1, 1) OBP: 0.250, SLG: 0.192 Mark Petkovsek, R (2, 1) OBP: 0.333, SLG: 0.350 Brian Hunter, R (4, PH) OBP: 0.278, SLG: 0.444 John Frascatore, R (5, 1) OBP: 0.250, SLG: 0.250 Willie McGee, S (7, PH) OBP: 0.300, SLG: 0.322		0-0 1B		0-3 K		1-3 K		1-3 K		0	0	0	0	0	0	0


Inning Stats	R: 2	H: 2	E: 1	K: 0	S: 14	H: 2	LOB: 1	BB: 1	P: 26	R: 0	H: 1	E: 0	K: 2	S: 9	R: 0	H: 0	E: 0	K: 1	S: 6	R: 0	H: 1	E: 0	K: 2	S: 14	R: 0	H: 0	E: 0	K: 0	S: 7	R: 2	H: 2	E: 0	K: 0	S: 9	R: 0	H: 0	E: 0	K: 2	S: 9	R: 0	H: 1	E: 0	K: 1	S: 7	R: 0	H: 0	E: 0	K: 1	S: 7	R: 0	H: 1	E: 0	K: 1	S: 9	R: 0	H: 0	E: 0	K: 1	S: 7	1B: 6	2B: 0	3B: 0	HR: 1	SF: 0	SAC: 0	DP: 0	HBP: 0	WP: 0	PB: 0	SB: 0	CS: 0	PA: 36
--------------	------	------	------	------	-------	------	--------	-------	-------	------	------	------	------	------	------	------	------	------	------	------	------	------	------	-------	------	------	------	------	------	------	------	------	------	------	------	------	------	------	------	------	------	------	------	------	------	------	------	------	------	------	------	------	------	------	------	------	------	------	------	-------	-------	-------	-------	-------	--------	-------	--------	-------	-------	-------	-------	--------

PITCHER	IP	WLS	BF	H	R	ER	SO	BB	IBB	HBP	BLK	WP	HR	S	P	ERA	WHIP
Tim Belcher, R (1, 1) ERA: 3.93	7.0		29	6	4	4	7	2	0	0	0	0	1	68	107	5.14	1.143
Scott Service, R (8, 1) ERA: 3.1	0.2		3	1	0	0	1	0	0	0	0	0	0	8	13	0.00	1.500
Matt Whisenant, L (8, 1) ERA: 4.97	0.2		2	0	0	0	0	0	0	0	0	0	0	2	2	0.00	0.000
Jeff Montgomery, R (9, 1) ERA: 6.52	0.2	S	2	0	0	0	1	0	0	0	0	0	0	6	8	0.00	0.000

BOTTOM

Kansas City Royals @ St. Louis Cardinals
 Busch Stadium, St. Louis, MO
 Wed Jul 01 1998, 7:05 PM CDT
 Att: 36,144 - Cloudy - 87 F

AB	34
R	4
H	7
RBI	4
BB	2
SO	9
LOB	11



PITCHER	IP	WLS	BF	H	R	ER	SO	BB	IBB	HBP	BLK	WP	HR	S	P	ERA	WHIP
Tim Belcher, R (1, 1) ERA: 3.93	7.0		29	6	4	4	7	2	0	0	0	0	1	68	107	5.14	1.143
Scott Service, R (8, 1) ERA: 3.1	0.2		3	1	0	0	1	0	0	0	0	0	0	8	13	0.00	1.500
Matt Whisenant, L (8, 1) ERA: 4.97	0.2		2	0	0	0	0	0	0	0	0	0	0	2	2	0.00	0.000
Jeff Montgomery, R (9, 1) ERA: 6.52	0.2	S	2	0	0	0	1	0	0	0	0	0	0	6	8	0.00	0.000

Batter	1	2	3	4	5	6	7	8	9	AB R H RBI BB SO LOB	TOP
Johnny Damon, L (1, 8) OBP: 0.334, SLG: 0.421	2-0 		3-2 			1-0 		0-1 		4 0 2 0 0 0 0	Kansas City Royals @ St. Louis Cardinals Busch Stadium, St. Louis, MO Thu Jul 02 1998, 7:05 PM CDT Att. 42,803 - Cloudy - 89 F
Jose Offerman, S (1, 4) OBP: 0.376, SLG: 0.422	0-1 			0-2 		2-0 		4-1 		3 0 0 0 1 0 1	
Hal Morris, L (1, 7) OBP: 0.385, SLG: 0.445 (2, 3)	2-1 			1-0 		0-0 		1-1 		4 0 1 0 0 0 3	
Jeff King, R (1, 3) OBP: 0.339, SLG: 0.474 (2, 5)		1-2 		2-2 		1-2 		0-0 		4 0 2 0 0 0 0	
Dean Palmer, R (1, 5) OBP: 0.341, SLG: 0.524 Larry Sutton, L (2, 7) OBP: 0.326, SLG: 0.380		3-2 			3-1 		2-3 		0-2 	0 0 0 0 0 0 0 3 0 1 0 0 1 1	
Jeff Conine, R (1, 9) OBP: 0.313, SLG: 0.447		0-0 		2-2 		0-0 		1-1 		4 0 1 0 0 0 3	
29 Mike Sweeney, R (1, 2) OBP: 0.299, SLG: 0.331		3-2 		2-1 		1-3 				2 0 0 0 0 1 3	
Shane Halter, R (1, 6) OBP: 0.289, SLG: 0.349			0-1 		0-0 		0-0 			3 0 0 0 0 0 2	
Hipolito Pichardo, R (1, 1) Chris Haney, L (7, 1) Shane Mack, R (8, PH) OBP: 0.341, SLG: 0.475 Ricky Bones, R (8, 1) Matt Whisenant, R (8, 1)			0-3 		1-3 		1-2 			2 0 0 0 0 2 2 0 0 0 0 0 0 0 1 0	
Inning Stats	R: 0 H: 0 E: 0 LOB: 0 K: 0 BB: 0 S: 5 P: 9	R: 0 H: 1 E: 0 LOB: 1 K: 0 BB: 0 S: 9 P: 16	R: 0 H: 0 E: 0 LOB: 0 K: 1 BB: 0 S: 12 P: 15	R: 0 H: 1 E: 0 LOB: 0 K: 0 BB: 0 S: 7 P: 10	R: 0 H: 1 E: 0 LOB: 2 K: 1 BB: 0 S: 11 P: 19	R: 0 H: 1 E: 0 LOB: 0 K: 0 BB: 0 S: 5 P: 9	R: 0 H: 2 E: 0 LOB: 1 K: 2 BB: 0 S: 8 P: 12	R: 0 H: 1 E: 0 LOB: 2 K: 0 BB: 1 S: 10 P: 16	R: 0 H: 0 E: 0 LOB: 0 K: 0 BB: 0 S: 7 P: 8	1B: 7 SF: 0 2B: 0 SAC: 0 3B: 0 DP: 1 HR: 0 HBP: 2	
PITCHER	Juan Acevedo, R (1, 1) ERA: 3.48 Lance Painter, L (8, 1) ERA: 4.21 Jeff Brantley, R (9, 1) ERA: 5.01	IP WLS BF H R ER SO BB IBB HBP BLK WP HR S P ERA WHIP	IP WLS BF H R ER SO BB IBB HBP BLK WP HR S P ERA WHIP	IP WLS BF H R ER SO BB IBB HBP BLK WP HR S P ERA WHIP	IP WLS BF H R ER SO BB IBB HBP BLK WP HR S P ERA WHIP	IP WLS BF H R ER SO BB IBB HBP BLK WP HR S P ERA WHIP	IP WLS BF H R ER SO BB IBB HBP BLK WP HR S P ERA WHIP	IP WLS BF H R ER SO BB IBB HBP BLK WP HR S P ERA WHIP	IP WLS BF H R ER SO BB IBB HBP BLK WP HR S P ERA WHIP	IP WLS BF H R ER SO BB IBB HBP BLK WP HR S P ERA WHIP	ERA WHIP

livebaseballscorecards.com

AB	30
R	0
H	7
RBI	0
BB	1
SO	4
LOB	15



Batter	1	2	3	4	5	6	7	8	9
David Howard, S OBP: 0.322, SLG: 0.333 Luis Ordaz, R OBP: 0.222, SLG: 0.160	4-1 1B G1-2-3 BB		2-3 K			0-0 SH G6-4-3 1B		1-1 BB FC3-2 1B	
Delino DeShields, L OBP: 0.401, SLG: 0.452	0-1 G1-2-3 1-3 1B		1-3 K			1-0 G6-4-3 1-2 2-3 1B		4-1 FC3-2 1B BB	
Mark McGwire, R OBP: 0.479, SLG: 0.782	4-2 G1-2-3 1-2 BB			3-3 K		3-2 G6-4-3 1-2f 2-3 3-H		4-1 1B FC3-2 BB	
Brian Jordan, R OBP: 0.382, SLG: 0.572	0-0 G1-2-3 1-2 2-3 3-H		1-3 K			2-2 P4		2-2 L6	
Ray Lankford, L OBP: 0.388, SLG: 0.459	0-0 G6-3		1-2 G6-3				1-3 K	1-2 FC3-2 BB 1B	
Gary Gaetti, R OBP: 0.356, SLG: 0.429		1-0 G6-3			1-0 G6-3		4-0 1B BB	0-0 BB 1B	
John Mabry, L OBP: 0.330, SLG: 0.414 Jeff Brantley, R		1-3 K			0-0 G3-1		2-1 F7	4-2 BB	
Eli Marrero, R OBP: 0.271, SLG: 0.391		1-0 G6-3			0-1 L7		1-1 FC5-4 1B	0-0 P5	
Juan Acevedo, R OBP: 0.364, SLG: 0.400 Lance Painter, L OBP: 1.000, SLG: 1.000 Willie McGee, S OBP: 0.303, SLG: 0.322			0-0 G5-3			4-0 1B SH G6-4-3 BB	0-0 FC5-4		

Inning Stats	R: 0 E: 0 K: 0 S: 7	H: 1 LOB: 2 BB: 2 P: 15	R: 0 E: 0 K: 1 S: 5	H: 0 LOB: 0 BB: 0 P: 8	R: 0 E: 0 K: 2 S: 8	H: 0 LOB: 0 BB: 0 P: 11	R: 0 E: 0 K: 2 S: 9	H: 0 LOB: 0 BB: 0 P: 14	R: 0 E: 0 K: 0 S: 4	H: 0 LOB: 0 BB: 0 P: 5	R: 1 E: 0 K: 0 S: 8	H: 1 LOB: 1 BB: 1 P: 18	R: 0 E: 0 K: 1 S: 8	H: 1 LOB: 2 BB: 1 P: 16	R: 2 E: 0 K: 0 S: 14	H: 2 LOB: 3 BB: 3 P: 30
--------------	------------------------------	----------------------------------	------------------------------	---------------------------------	------------------------------	----------------------------------	------------------------------	----------------------------------	------------------------------	---------------------------------	------------------------------	----------------------------------	------------------------------	----------------------------------	-------------------------------	----------------------------------

PITCHER	IP	WLS	BF	H	R	ER	SO	BB	IBB	HBP	BLK	WP	HR	S	P	ERA	WHIP
Hipolito Pichardo, R ERA: 5.43	(1, 1)	6.0	L	22	2	1	1	5	3	0	0	0	0	41	71	1.50	0.833
Chris Haney, L ERA: 7.0	(7, 1)	1.0		5	1	0	0	1	0	0	0	0	0	8	16	0.00	2.000
Ricky Bones, R ERA: 3.18	(8, 1)	0.1		4	1	2	0	2	0	0	0	0	0	7	18	54.00	9.000
Matt Whisenant, L ERA: 4.85	(8, 1)	0.2		4	1	0	0	1	0	0	0	0	0	7	12	0.00	3.000

BOTTOM


Kansas City Royals @ St. Louis Cardinals
 Busch Stadium, St. Louis, MO

Thu Jul 02 1998, 7:05 PM CDT
 Att: 42,803 - Cloudy - 89 F

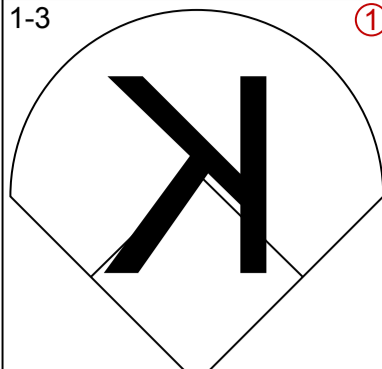
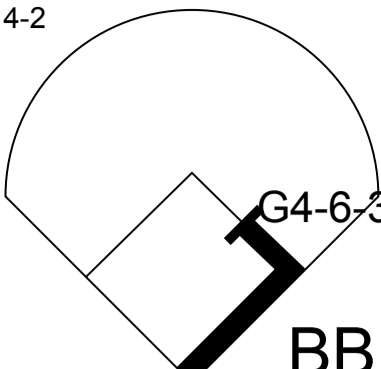
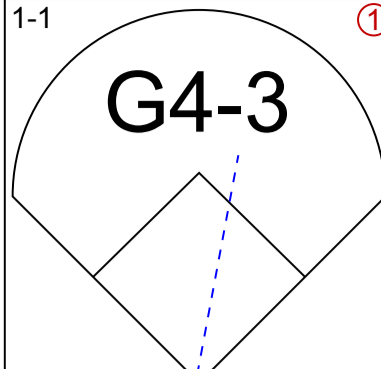
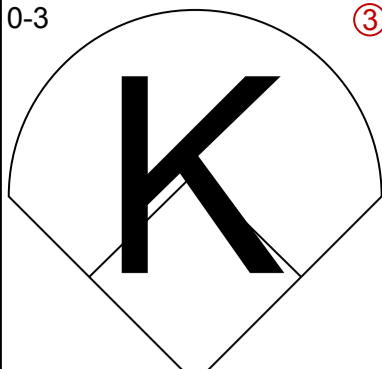
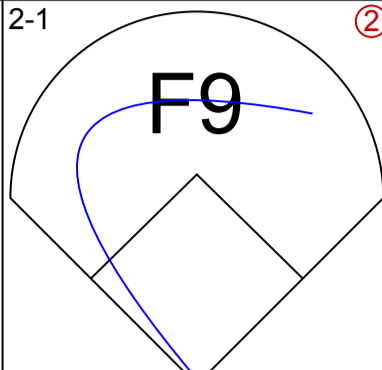
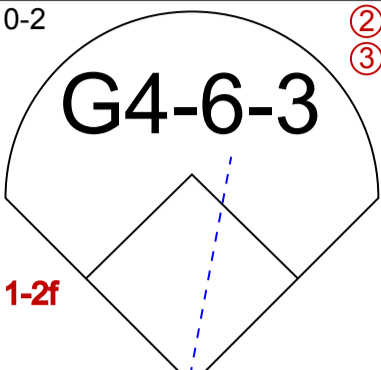
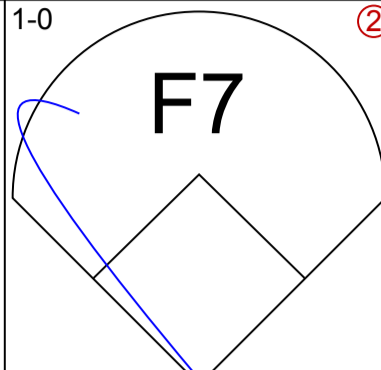
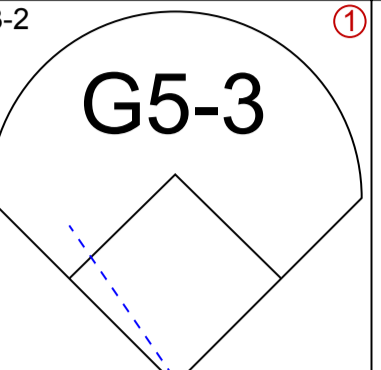
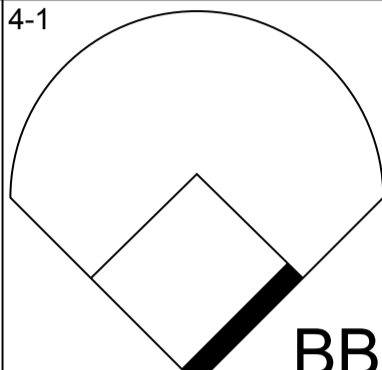
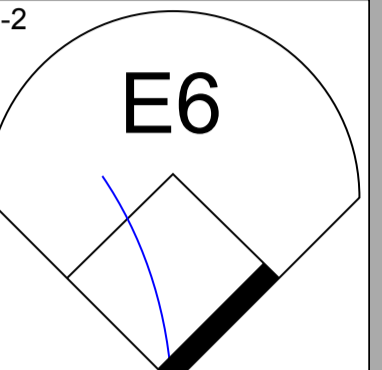
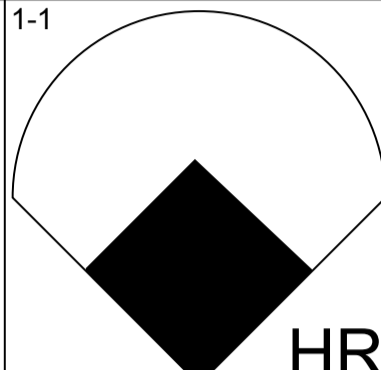
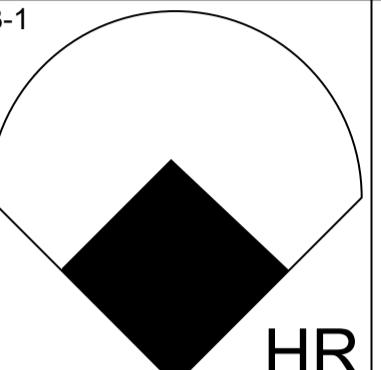
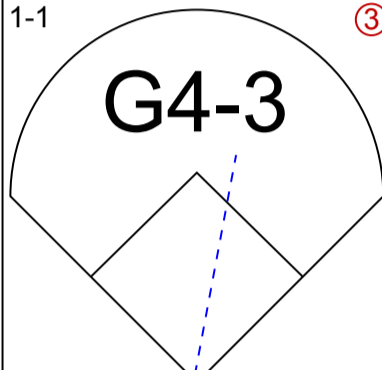
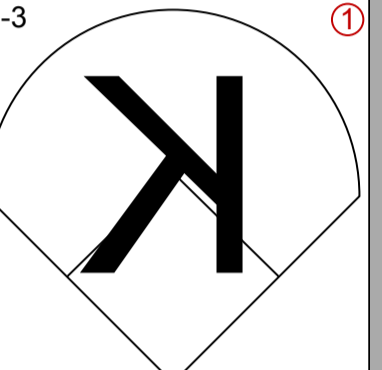
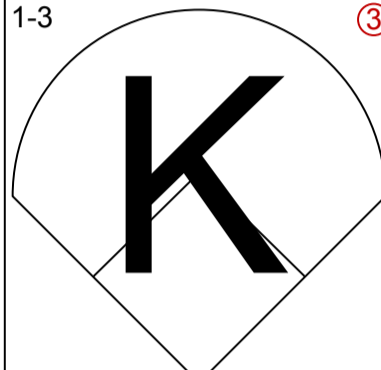
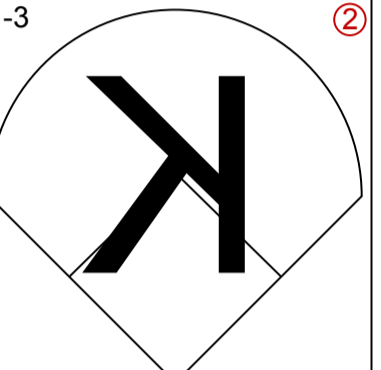
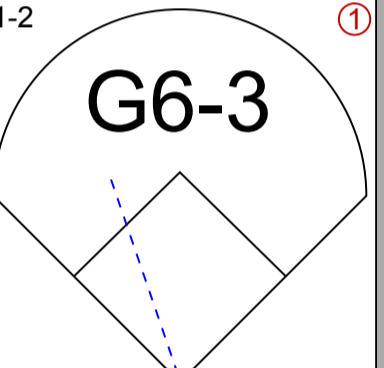
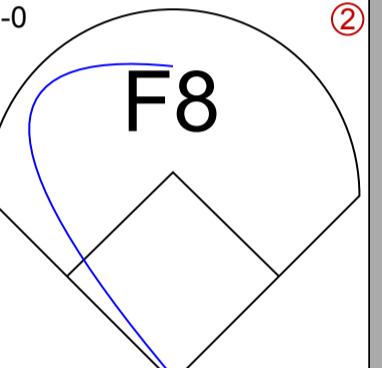
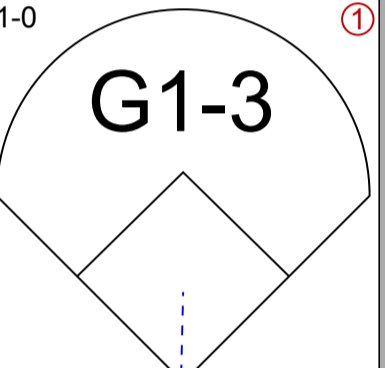
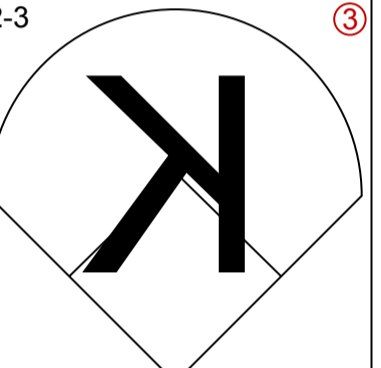
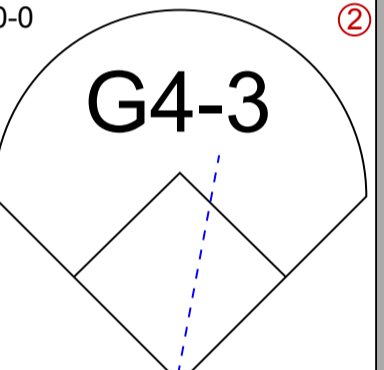
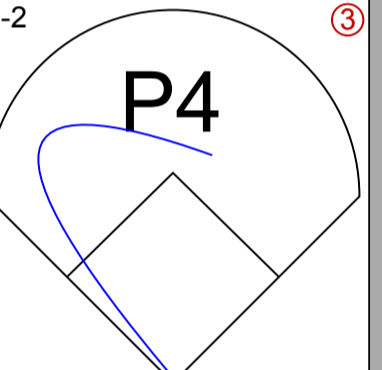
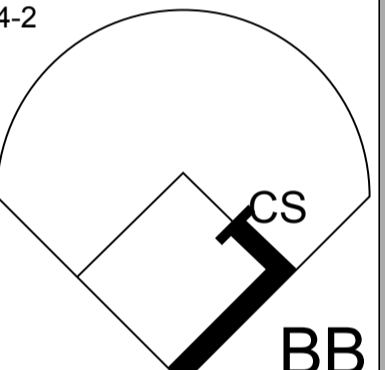
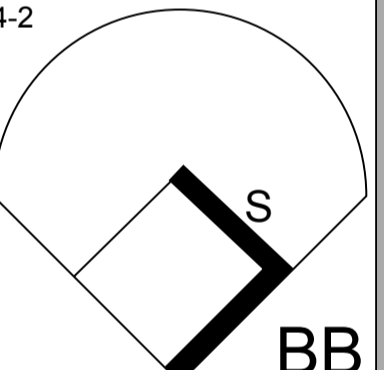
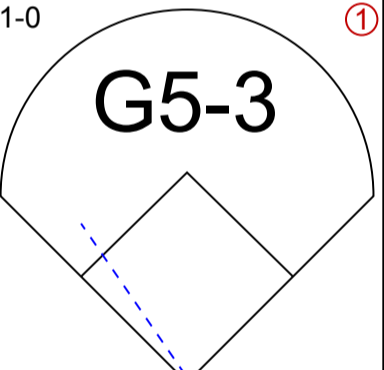
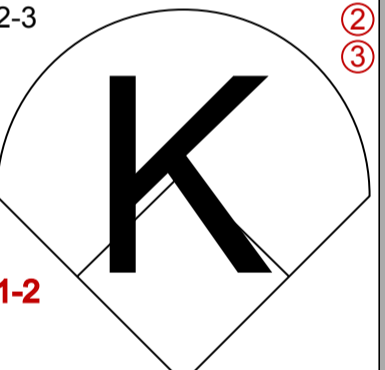
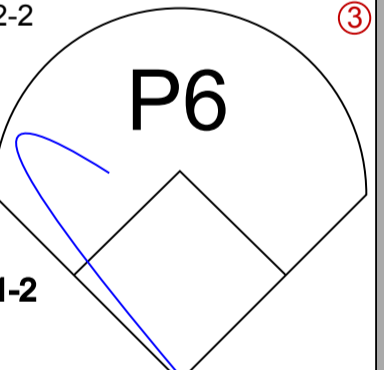
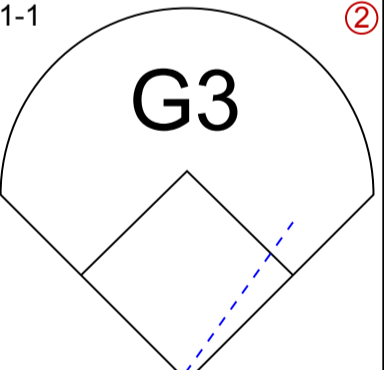
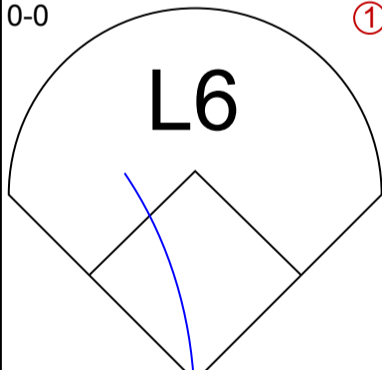
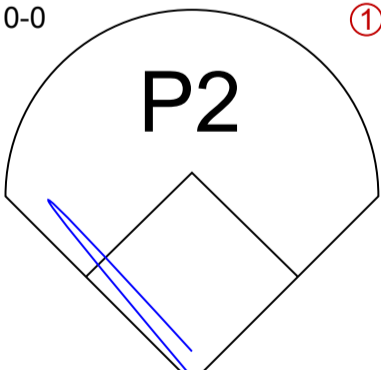
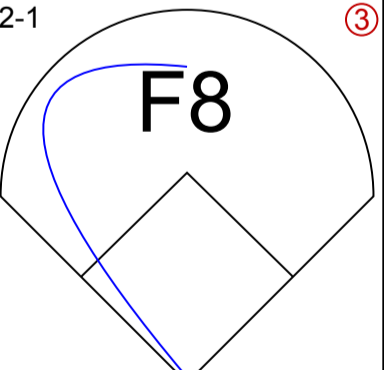
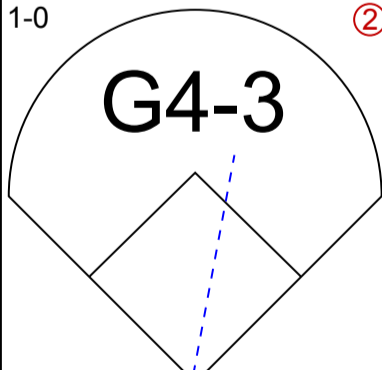
AB	R	H	RBI	BB	SO	LOB
1	0	0	0	1	1	0
1	0	1	0	0	0	0
3	1	2	0	1	1	0
2	1	0	0	2	1	2
4	0	0	0	0	1	7
4	0	0	0	0	1	5
3	0	1	1	1	0	0
3	0	0	1	1	1	1
0	0	0	0	0	0	0
4	0	1	0	0	0	3
2	1	0	0	1	0	2
0	0	0	0	0	0	0
0	0	0	0	0	0	0

AB	27
R	3
H	5
RBI	2
BB	7
SO	6
LOB	20

WP: 0 PA: 35
 PB: 0
 SB: 1
 CS: 0



PITCHER	IP	WLS	BF	H	R	ER	SO	BB	IBB	HBP	BLK	WP	HR	S	P	ERA	WHIP
---------	----	-----	----	---	---	----	----	----	-----	-----	-----	----	----	---	---	-----	------

Batter	1	2	3	4	5	6	7	8	9	AB R H RBI BB SO LOB	TOP																								
Kenny Lofton, L (1, 8) OBP: 0.372, SLG: 0.412	1-3 		4-2  BB			1-1 		0-3 		3 0 0 0 1 2 0																									
Omar Vizquel, S (1, 6) OBP: 0.369, SLG: 0.383	2-1 		0-2  1-2f			1-0 		3-2 		4 0 0 0 0 0 1																									
Manny Ramirez, R (1, 9) OBP: 0.373, SLG: 0.566	4-1 			1-2 		1-1 		3-1 		3 2 2 2 1 0 0																									
Jim Thome, L (1, 3) OBP: 0.439, SLG: 0.658	1-1 			2-3  SAFE		1-3 		1-3 		4 0 0 0 0 3 2																									
Mark Whiten, S (1, 7) OBP: 0.393, SLG: 0.469		1-2 		0-0 			1-0 		2-3 		4 0 0 0 0 1 1																								
Sandy Alomar Jr., R (1, 2) OBP: 0.296, SLG: 0.397		0-0 		1-2  SAFE			4-2  CS			2 0 0 0 1 0 1																									
Travis Fryman, R (1, 5) OBP: 0.317, SLG: 0.461		4-2 			1-0 		2-3  1-2			2 0 0 0 1 1 1																									
David Bell, R (1, 4) OBP: 0.316, SLG: 0.432		2-2 			1-1 			0-0 		3 0 0 0 0 0 1																									
Shawon Dunston, R (1, 10) OBP: 0.264, SLG: 0.413			0-0 		2-1 			1-0 		3 0 0 0 0 0 0																									
Inning Stats	R: 0 E: 0 K: 1 S: 9	H: 0 LOB: 1 BB: 1 P: 17	R: 0 E: 0 K: 0 S: 12	H: 0 LOB: 1 BB: 1 P: 19	R: 0 E: 0 K: 0 S: 8	H: 0 LOB: 0 BB: 1 P: 12	R: 0 E: 1 K: 1 S: 10	H: 0 LOB: 1 BB: 0 P: 14	R: 0 E: 0 K: 0 S: 5	H: 0 LOB: 0 BB: 0 P: 9	R: 1 E: 0 K: 1 S: 9	H: 1 LOB: 0 BB: 0 P: 13	R: 0 E: 0 K: 1 S: 6	H: 0 LOB: 0 BB: 1 P: 13	R: 0 E: 0 K: 1 S: 5	H: 0 LOB: 0 BB: 0 P: 6	R: 1 E: 0 K: 2 S: 11	H: 1 LOB: 0 BB: 0 P: 20	1B: 0 2B: 0 3B: 0 HR: 2	SF: 0 SAC: 0 DP: 1 HBP: 0	WP: 0 PB: 0 SB: 1 CS: 1	PA: 32													
PITCHER 50 José Rosado, L (1, 1) ERA: 3.94	IP 9.0	WLS L	BF 32	H 2	R 2	ER 2	SO 7	BB 4	IBB 0	HBP 0	BLK 0	WP 0	HR 2	S 75	P 123	ERA 2.00	WHIP 0.667	PITCHER	IP 9.0	WLS L	BF 32	H 2	R 2	ER 2	SO 7	BB 4	IBB 0	HBP 0	BLK 0	WP 0	HR 2	S 75	P 123	ERA 2.00	WHIP 0.667

Cleveland Indians @ Kansas City Royals
Kauffman Stadium, Kansas City, MO

Fri Jul 03 1998, 7:05 PM CDT
Att. 27,661 - Unknown - 88 F

livebaseballscorecards.com

AB 28
R 2
H 2
RBI 2
BB 4
SO 7
LOB 7



Batter	1	2	3	4	5	6	7	8	9	AB	R	H	RBI	BB	SO	LOB
Johnny Damon, L (1, 8) OBP: 0.336, SLG: 0.420	F9		FC3-5 1-3 2-H 1B			F9		BB		3	0	1	1	1	0	0
Shane Halter, R (1, 5) OBP: 0.283, SLG: 0.341	P4		FC3-5 1-3 3-H			G6-3		K		4	0	0	0	0	1	4
Jose Offerman, S (1, 4) OBP: 0.372, SLG: 0.417	G1-6-3		G3			G3		P7		4	0	0	0	0	0	4
Jeff King, R (1, 3) OBP: 0.341, SLG: 0.474		G4-6-3 1B			G5-3		1B 1B	K		4	0	2	0	0	1	2
Hal Morris, L (1, 10) OBP: 0.383, SLG: 0.442		G4-6-3 1-2f			F7		1B	G1-3		4	0	1	0	0	0	1
Jeff Conine, R (1, 7) OBP: 0.306, SLG: 0.436		F9			G6-3		K	G6-3		4	0	0	0	0	1	2
Larry Sutton, L (1, 9) OBP: 0.319, SLG: 0.370			K		G3-1		F9	F8		4	0	0	0	0	1	2
Luis Rivera, R (1, 6) OBP: 0.342, SLG: 0.294					G6-3		G4-3			2	1	1	0	0	0	0
Shane Mack, R (7, PH) OBP: 0.339, SLG: 0.472			1B 1B							1	0	0	0	0	0	2
Mendy López, R (8, 6) OBP: 0.353, SLG: 0.438										0	0	0	0	0	0	0
Sal Fasano, R (1, 2) OBP: 0.299, SLG: 0.303			1B FC3-5 1B			K		BB BB		2	0	1	0	1	1	0
29 Mike Sweeney, R (8, PR) OBP: 0.299, SLG: 0.331										0	0	0	0	0	0	0

Inning Stats	R: 0	H: 0	E: 0	K: 0	S: 8	P: 15	R: 0	H: 1	E: 0	K: 0	S: 4	P: 7	R: 1	H: 3	E: 0	K: 1	S: 13	R: 0	H: 0	E: 0	K: 0	S: 9	P: 17	R: 0	H: 0	E: 0	K: 1	S: 6	P: 11	R: 0	H: 0	E: 0	K: 0	S: 9	P: 15	R: 0	H: 2	E: 0	K: 1	S: 13	R: 0	H: 0	E: 0	K: 2	S: 11	P: 22	R: 0	H: 0	E: 0	K: 0	S: 8	P: 14	1B: 6	2B: 0	3B: 0	HR: 0	SF: 0	SAC: 0	DP: 1	HBP: 0	WP: 0	PB: 0	SB: 0	CS: 0	PA: 34
--------------	------	------	------	------	------	-------	------	------	------	------	------	------	------	------	------	------	-------	------	------	------	------	------	-------	------	------	------	------	------	-------	------	------	------	------	------	-------	------	------	------	------	-------	------	------	------	------	-------	-------	------	------	------	------	------	-------	-------	-------	-------	-------	-------	--------	-------	--------	-------	-------	-------	-------	--------

PITCHER	IP	WLS	BF	H	R	ER	SO	BB	IBB	HBP	BLK	WP	HR	S	P	ERA	WHIP
Dwight Gooden, R (1, 1) ERA: 3.6	7.0		26	6	1	1	3	0	0	0	0	0	0	62	102	1.29	0.857
Paul Shuey, R (8, 1) ERA: 0.73	1.0	W	5	0	0	0	2	2	0	0	0	0	0	11	22	0.00	2.000
Michael Jackson, R (9, 1) ERA: 1.91	1.0	S	3	0	0	0	0	0	0	0	0	0	0	8	14	0.00	0.000

BOTTOM

Cleveland Indians @ Kansas City Royals
Kauffman Stadium, Kansas City, MO

Fri Jul 03 1998, 7:05 PM CDT
Att: 27,661 - Unknown - 88 F

livebaseballscores.com

AB	32
R	1
H	6
RBI	1
BB	2
SO	5
LOB	17



Batter	1	2	3	4	5	6	7	8	9	AB R H RBI BB SO LOB	TOP											
Kenny Lofton, L (1, 8) OBP: 0.375, SLG: 0.411	4-2 G3 BB		0-0 G6-3		3-2 F7		2-2 1B		4-2 FC5-4 1B BB	3 0 1 0 2 0 1												
Omar Vizquel, S (1, 6) OBP: 0.370, SLG: 0.384	3-2 G3		2-1 F7		1-1 L1-3		2-0 1B		0-1 FC5-4 1B	5 0 2 0 0 0 2												
David Justice, L (1, 10) Shawon Dunston, R (9, PR) OBP: 0.264, SLG: 0.413	1-0 G6-3		0-0 F7		3-1 F9 1B		0-2 P7		0-2 FC5-4 S	5 0 1 0 0 0 6 0 0 0 0 0 0 0												
Jim Thome, L (1, 3) OBP: 0.436, SLG: 0.650	3-3 K			1-3 K		1-0 BB 1B		3-2 F8	2-3 K	5 0 1 0 0 3 3												
Manny Ramirez, R (1, 9) OBP: 0.370, SLG: 0.558		0-3 K		0-1 P5		0-1 F9		4-2 FC1-4 BB	1-1 L4	4 0 0 0 1 1 5												
Mark Whiten, S (1, 7) OBP: 0.405, SLG: 0.469		4-1 1B BB		2-0 FC4-6 1B		4-0 BB		2-2 FC1-4 1B HR		2 1 1 0 2 0 1												
Sandy Alomar Jr., R (1, 2) OBP: 0.300, SLG: 0.398		0-2 G4-6-3 1B		0-0 FC4-6		1-0 G2-3		0-0 HR 1B		4 1 2 0 0 0 4												
Travis Fryman, R (1, 5) OBP: 0.317, SLG: 0.468		0-0 G4-6-3		1-2 L8		3-2 G5-3		1-2 HR		4 1 1 3 0 0 2												
David Bell, R (1, 4) OBP: 0.315, SLG: 0.427		4-2 G6-3 BB		0-0 P7		0-2 F8		0-0 G5-3		3 0 0 0 1 0 0												
Inning Stats	R: 0 E: 0 K: 1 S: 9	H: 0 LOB: 1 BB: 1 P: 20	R: 0 E: 0 K: 1 S: 8	H: 1 LOB: 1 BB: 1 P: 12	R: 0 E: 0 K: 0 S: 6	H: 0 LOB: 1 BB: 1 P: 12	R: 0 E: 0 K: 1 S: 7	H: 1 LOB: 1 BB: 0 P: 10	R: 0 E: 0 K: 0 S: 7	H: 0 LOB: 0 BB: 0 P: 11	R: 0 E: 0 K: 0 S: 8	H: 2 LOB: 3 BB: 1 P: 18	R: 0 E: 0 K: 0 S: 17	H: 2 LOB: 2 BB: 0 P: 23	R: 3 E: 0 K: 0 S: 15	H: 2 LOB: 0 BB: 1 P: 25	R: 0 E: 0 K: 1 S: 12	H: 1 LOB: 3 BB: 1 P: 19	1B: 8 2B: 0 3B: 0 HR: 1	SF: 0 SAC: 0 DP: 1 HBP: 0	WP: 0 PB: 0 SB: 1 CS: 0	PA: 41
PITCHER	IP WLS BF H R ER SO BB IBB HBP BLK WP HR S P ERA WHIP																					
Pat Rapp, R (1, 1) ERA: 4.58	7.0 W 30 6 0 0 3 4 0 0 0 0 0 0 62 106 0.00 1.429																					
Scott Service, R (8, 1) ERA: 3.67	1.0 6 2 3 3 0 1 0 0 0 0 0 1 15 25 27.00 3.000																					
Jeff Montgomery, R (9, 1) ERA: 6.3	1.0 S 5 1 0 0 1 1 0 0 0 0 0 0 12 19 0.00 2.000																					

Cleveland Indians @ Kansas City Royals
Kauffman Stadium, Kansas City, MO
 Sat Jul 04 1998, 7:05 PM CDT
 Att. 34,270 - Cloudy - 84 F

AB	35
R	3
H	9
RBI	3
BB	6
SO	4
LOB	24



Batter	1	2	3	4	5	6	7	8	9
Johnny Damon, L (1, 7) OBP: 0.339, SLG: 0.436 C B F X	1-2 HR		1-0 G6-3		1-0 FC4-2 3B	4-0 IBB		2-2 F9	
Jermaine Allensworth, R (1, 8) OBP: 0.366, SLG: 0.421 B F X	1-1 F8			1-3 K	0-0 FC4-2 BB S	0-3 K		2-2 G6-3	
Jose Offerman, S (1, 4) OBP: 0.373, SLG: 0.415 B B F X	3-1 F7			3-2 F8	4-1 BB 1-2 BB		1-0 F9	0-0 1B	
Jeff King, R (1, 10) OBP: 0.345, SLG: 0.477 B F C X	2-2 F9			2-2 2B	4-2 1-2 2-3 BB		0-2 2B 1B	2-3 K	
Hal Morris, L (1, 3) OBP: 0.381, SLG: 0.443 C B B C X		2-3 K		0-0 F7	1-0 G4-3		2-1 1B 1-3 2B		
Jeff Conine, R (1, 9) OBP: 0.310, SLG: 0.434 B B X		2-0 G4-6-3 1B			4-1 HR BB	1-3 K	1-2 F9		
Sal Fasano, R (1, 2) OBP: 0.312, SLG: 0.344 X		0-0 G4-6-3 1-2f			0-0 HR	2-0 1B 2B	3-1 1B HBP		
Luis Rivera, R (1, 6) OBP: 0.357, SLG: 0.316 X			0-0 G1-3		1-2 G6-3	0-0 1B	0-1 1B	1-2 2-3 3-H	
Mendy López, R (1, 5) OBP: 0.333, SLG: 0.400 S C X			0-2 G6-3		2-2 3B 1B	2-3 K	3-2 F9		

Inning Stats	R: 1	H: 1	R: 0	H: 1	R: 0	H: 0	R: 0	H: 1	R: 3	H: 3	R: 0	H: 2	R: 1	H: 3	R: 0	H: 1
	E: 0	LOB: 0	E: 0	LOB: 0	E: 0	LOB: 0	E: 0	LOB: 1	E: 0	LOB: 3	E: 0	LOB: 3	E: 0	LOB: 3	E: 0	LOB: 1
	K: 0	BB: 0	K: 1	BB: 0	K: 0	BB: 0	K: 1	BB: 0	K: 0	BB: 3	K: 3	BB: 1	K: 0	BB: 0	K: 1	BB: 0
	S: 11	P: 18	S: 5	P: 9	S: 5	P: 6	S: 11	P: 17	S: 16	P: 33	S: 11	P: 20	S: 16	P: 26	S: 12	P: 18

PITCHER	IP	WLS	BF	H	R	ER	SO	BB	IBB	HBP	BLK	WP	HR	S	P	ERA	WHIP
Charles Nagy, R (1, 1) ERA: 5.57	6.1	L	32	10	5	5	5	3	1	0	0	0	2	65	112	7.11	2.053
Jose Mesa, R (7, 1) ERA: 4.47	1.2		8	2	0	0	1	0	0	1	0	0	0	22	35	0.00	1.200

BOTTOM


Cleveland Indians @ Kansas City Royals
 Kauffman Stadium, Kansas City, MO

Sat Jul 04 1998, 7:05 PM CDT
 Att. 34,270 - Cloudy - 84 F

AB	R	H	RBI	BB	SO	LOB
4	1	2	2	1	0	0
5	0	0	0	0	2	4
4	0	1	0	1	0	0
4	1	2	0	1	1	1
4	0	1	0	0	1	4
3	1	1	0	1	1	2
3	1	2	2	0	0	1
4	0	2	1	0	0	0
4	1	1	0	0	1	5

AB	35
R	5
H	12
RBI	5
BB	4
SO	6
LOB	17

WP: 0 PA: 40
 PB: 0
 SB: 1
 CS: 0



1B	SF	WP	PA
6	0	0	40
2B	0	PB	0
3B	0	SB	1
HR	2	CS	0

Batter	1	2	3	4	5	6	7	8	9	AB R H RBI BB SO LOB	TOP	
Kenny Lofton, L OBP: 0.377, SLG: 0.409 (1, 8) BB C B S X	3-2 F7 ①		2-2 L4 ③			2-2 1B HR BB	4-0 BB		3-3 K ③	4 1 1 0 2 1 2		
Shawon Dunston, R OBP: 0.268, SLG: 0.420 (1, 6) (8, 7) C B X	2-1 S 2B			0-1 B1-3 ①		0-1 1B L1-3	1-1 P4 ③			5 1 2 0 0 0 4		
Manny Ramirez, R OBP: 0.374, SLG: 0.577 (1, 9) C B F C	1-3 K 2-3			2-2 F7 ②		1-2 1-H 2-H 3-H HR	2-1 HR	4-2 G1-6-3 BB		4 2 2 5 1 1 1		
Jim Thome, L OBP: 0.435, SLG: 0.655 (1, 3) C S C	0-3 K ③			1-0 HR		4-2 2B 1B BB	1-1 F8 ①	2-2 G1-6-3 1-2f		4 2 1 1 1 1 2		
Mark Whiten, S OBP: 0.408, SLG: 0.475 (1, 7) Jeff Branson, L OBP: 0.214, SLG: 0.244 (8, PH) (8, 6) B S T B C T B		2-3 K ①		1-1 G6-3 ③		0-1 1B G4-3 2B	1-1 2B HBP	0-0 P7 ③		3 2 1 0 0 1 0 1 0 0 0 0 0 0		
Travis Fryman, R OBP: 0.324, SLG: 0.476 (1, 5) B C C B T B		2-3 K ②			1-1 CS 1B	0-1 WP G4-3 1B	3-1 2B	0-1 E 1B		5 1 4 1 0 1 0		
Richie Sexson, R OBP: 0.333, SLG: 0.500 (1, 10) David Justice, L OBP: 0.365, SLG: 0.484 (6, PH) S S		0-3 K ③			3-3 K 1-2	0-1 G4-3 1-2	0-0 G6-3 HR 2B	2-2 E4 1-2		2 0 0 0 0 2 1 3 1 1 3 0 0 2		
Pat Borders, R OBP: 0.286, SLG: 0.278 (1, 2) B X				1-0 F8 ①		3-1 G6-3 ③	1-1 G6-3 ②	0-3 K ①		5 0 0 0 0 2 4		
David Bell, R OBP: 0.321, SLG: 0.441 (1, 4) S C C			0-3 K ②			1-0 1B HR 1B BB	1-0 HR	1-3 K ②		4 2 2 2 1 2 2		
Inning Stats	R: 0 E: 0 K: 2 S: 11 H: 1 LOB: 1 P: 17	R: 0 E: 0 K: 3 S: 10 H: 0 LOB: 0 P: 14	R: 0 E: 0 K: 1 S: 8 H: 0 LOB: 0 P: 11	R: 1 E: 0 K: 0 S: 8 H: 1 LOB: 0 P: 12	R: 0 E: 0 K: 1 S: 7 H: 1 LOB: 0 P: 14	R: 6 E: 0 K: 1 S: 32 H: 6 LOB: 3 P: 49	R: 5 E: 0 K: 0 S: 13 H: 4 LOB: 1 P: 27	R: 0 E: 0 K: 0 S: 9 H: 0 LOB: 0 P: 15	R: 0 E: 1 K: 3 S: 14 H: 1 LOB: 2 P: 20	1B: 6 2B: 5 3B: 0 HR: 4 SF: 0 SAC: 0 DP: 2 HBP: 1	WP: 1 PB: 0 SB: 1 CS: 1 PA: 46	
PITCHER	IP WLS BF H R ER SO BB IBB HBP BLK WP HR S P ERA WHIP											
Glendon Rusch, L ERA: 5.4 (1, 1)	5.0 L 23 8 7 7 7 1 0 0 0 0 2 58 90 12.60 1.800											
Ricky Bones, R ERA: 3.0 (6, 1)	0.2 4 1 0 0 1 1 0 0 0 1 0 13 18 0.00 3.000											
Chris Haney, L ERA: 7.57 (6, 1)	0.2 7 3 4 4 0 1 0 1 0 0 1 13 24 54.00 6.000											
Jim Pittsley, R ERA: 5.72 (7, 1)	1.2 7 1 1 1 0 2 0 0 0 0 1 14 27 5.40 1.800											
Matt Whisenant, L ERA: 4.7 (9, 1)	1.0 5 1 0 0 3 0 0 0 0 0 0 14 20 0.00 1.000											

Cleveland Indians @ Kansas City Royals
Kauffman Stadium, Kansas City, MO
 Sun Jul 05 1998, 3:33 AM CDT
 Att. 15,507 - Cloudy - 90 F

AB	40
R	12
H	14
RBI	12
BB	5
SO	11
LOB	18



livebaseballscorecards.com

Batter	1	2	3	4	5	6	7	8	9	AB	R	H	RBI	BB	SO	LOB
Johnny Damon, L (1, 8) OBP: 0.341, SLG: 0.435 (8, 7)	4-0 		2-3 		0-0 			1-1 		3	1	1	0	1	1	0
Jose Offerman, S (1, 4) OBP: 0.371, SLG: 0.413 Shane Halter, R (8, PR) OBP: 0.283, SLG: 0.341 (9, 4)	2-2 		1-2 		0-3 			3-2 		4	1	1	0	0	1	1
Hal Morris, L (1, 10) OBP: 0.384, SLG: 0.443 Shane Mack, R (8, PH) OBP: 0.343, SLG: 0.475	1-2 		4-1 		1-0 			2-1 		2	0	1	0	1	0	0
Jeff King, R (1, 3) OBP: 0.344, SLG: 0.476	0-2 		2-2 		0-0 			2-0 		3	0	1	2	0	0	1
Dean Palmer, R (1, 5) OBP: 0.340, SLG: 0.531 Mendy López, R (9, 5) OBP: 0.333, SLG: 0.400	1-3 			2-2 		3-2 		0-2 		4	1	1	1	0	1	4
Larry Sutton, L (1, 9) OBP: 0.312, SLG: 0.361	0-0 			3-2 			1-0 		0-1 	4	0	0	0	0	0	2
Jeff Conine, R (1, 7) OBP: 0.305, SLG: 0.426 Jermaine Allensworth, R (8, 8) OBP: 0.364, SLG: 0.420		2-2 		0-3 			1-3 		2-2 	3	0	0	0	0	2	0
Sal Fasano, R (1, 2) OBP: 0.307, SLG: 0.339 29 Mike Sweeney, R (7, PH) OBP: 0.296, SLG: 0.327 (8, 2)		2-2 		1-1 			2-3 		0-0 	2	0	0	0	0	0	0
Luis Rivera, R (1, 6) OBP: 0.333, SLG: 0.293		1-3 			1-3 			1-3 		2	0	0	0	0	3	0

Inning Stats	R: 1	H: 2	E: 0	K: 1	S: 14	H: 2	LOB: 2	BB: 1	P: 22	R: 0	H: 0	E: 0	K: 1	S: 14	R: 0	H: 0	E: 0	K: 1	S: 10	R: 1	H: 1	E: 0	K: 1	S: 12	R: 0	H: 0	E: 0	K: 2	S: 7	R: 0	H: 0	E: 0	K: 0	S: 7	R: 0	H: 0	E: 0	K: 2	S: 9	R: 1	H: 3	E: 0	K: 1	S: 16	R: 0	H: 0	E: 0	K: 0	S: 6	1B: 5	SF: 1	2B: 0	3B: 0	HR: 1	WP: 0	PB: 0	SB: 0	CS: 0	PA: 35
--------------	------	------	------	------	-------	------	--------	-------	-------	------	------	------	------	-------	------	------	------	------	-------	------	------	------	------	-------	------	------	------	------	------	------	------	------	------	------	------	------	------	------	------	------	------	------	------	-------	------	------	------	------	------	-------	-------	-------	-------	-------	-------	-------	-------	-------	--------

PITCHER	IP	WLS	BF	H	R	ER	SO	BB	IBB	HBP	BLK	WP	HR	S	P	ERA	WHIP
Jaret Wright, R (1, 1) ERA: 4.09	6.0	W	23	3	2	2	6	2	0	0	0	0	0	64	97	3.00	0.833
Eric Plunk, R (7, 1) ERA: 3.57	1.0		3	0	0	0	2	0	0	0	0	0	0	9	13	0.00	0.000
Alvin Morman, L (8, 1) ERA: 3.6	0.1		4	3	1	1	1	0	0	0	0	0	0	11	18	27.00	9.000
Tim Worrell, R (8, 1) ERA: 6.0	1.2		5	0	0	0	0	0	0	0	0	0	0	11	15	0.00	0.000

BOTTOM

Cleveland Indians @ Kansas City Royals
 Kauffman Stadium, Kansas City, MO

Sun Jul 05 1998, 3:33 AM CDT
 Att: 15,507 - Cloudy - 90 F

livebaseballscorecards.com

AB	32
R	3
H	6
RBI	3
BB	2
SO	9
LOB	8



Batter	1	2	3	4	5	6	7	8	9	AB R H RBI BB SO LOB	TOP											
Jermaine Allensworth, R (1, 8) OBP: 0.369, SLG: 0.423	1-1 1B		1-0 E6 1B S	0-2 G1-3			1-1 E S 1B		0-1 L8	5 2 3 0 0 0 1	Kansas City Royals @ Chicago White Sox Comiskey Park, Chicago, IL Thu Jul 09 1998, 8:05 PM EDT Att. 15,023 - Unknown - 78 F											
Jose Offerman, S (1, 4) OBP: 0.372, SLG: 0.411	0-0 B2		2-2 CS 1B				4-1 1B FC5-2-5 BB		2-1 F8	4 0 1 0 1 0 1												
Hal Morris, L (1, 7) Johnny Damon, L (8, 7) OBP: 0.385, SLG: 0.444 OBP: 0.343, SLG: 0.436	1-3 K		2-2 1 SAFE 1 SAFE 1 SAFE	1-2 1B			1-0 F8 FC5-2-5		2-1 1B	4 0 2 1 0 1 1 1 0 1 0 0 0 0												
Jeff King, R (1, 3) OBP: 0.339, SLG: 0.469	1-0 F9		2-2 3-H G1-3				2-1 F9		0-1 G5-3	5 0 0 0 0 0 6												
Dean Palmer, R (1, 5) OBP: 0.335, SLG: 0.524		2-2 G5-3		2-3 K			2-3 K		0-1 P4	4 0 0 0 0 2 2												
Jeff Conine, R (1, 9) OBP: 0.309, SLG: 0.434		2-1 1B		1-1 2B			2-2 E9 2B		0-2 L8	4 2 2 0 0 0 2												
Shane Mack, R (1, 10) OBP: 0.341, SLG: 0.466		2-3 K		3-1 G5-3			4-2 2B BB		0-0 P2	3 1 0 0 1 1 2												
Sal Fasano, R (1, 2) OBP: 0.313, SLG: 0.359		1-2 P3		2-1 1B 2B			0-0 1-H 2-H 2B		1-2 G5-3	4 1 2 3 0 0 1												
Mendy López, R (1, 6) OBP: 0.320, SLG: 0.375			1-0 F9	1-0 2-H 1B			2-1 G4-3		1-0 L9	4 0 1 1 0 0 0												
Inning Stats	R: 0 E: 0 K: 1 S: 8	H: 1 LOB: 1 BB: 0 P: 11	R: 0 E: 0 K: 1 S: 15	H: 1 LOB: 1 BB: 0 P: 22	R: 1 E: 1 K: 0 S: 11	H: 3 LOB: 1 BB: 0 P: 19	R: 2 E: 0 K: 1 S: 16	H: 3 LOB: 1 BB: 0 P: 25	R: 0 E: 0 K: 0 S: 6	H: 0 LOB: 0 BB: 0 P: 11		R: 2 E: 1 K: 1 S: 12	H: 1 LOB: 0 BB: 1 P: 22	R: 1 E: 0 K: 0 S: 14	H: 2 LOB: 2 BB: 1 P: 22	R: 0 E: 0 K: 0 S: 5	H: 0 LOB: 0 BB: 0 P: 7	R: 0 E: 0 K: 0 S: 8	H: 1 LOB: 1 BB: 0 P: 12	1B: 9 2B: 3 3B: 0 HR: 0	SF: 0 SAC: 0 DP: 0 HBP: 0	WP: 0 PB: 0 SB: 2 CS: 1
PITCHER	IP WLS BF H R ER SO BB IBB HBP BLK WP HR S P ERA WHIP																				PITCHER	IP WLS BF H R ER SO BB IBB HBP BLK WP HR S P ERA WHIP
Mike Sirotko, L (1, 1) ERA: 5.18	6.0 L 30 11 6 5 4 2 0 0 0 0 0 72 120 7.50 2.167																					
Keith Foulke, R (7, 1) ERA: 4.76	2.0 6 0 0 0 0 0 0 0 0 0 0 0 15 19 0.00 0.000																					
Matt Karchner, R (9, 1) ERA: 3.6	1.0 4 1 0 0 0 0 0 0 0 0 0 0 8 12 0.00 1.000																					

livebaseballscorecards.com

AB	38
R	6
H	12
RBI	5
BB	2
SO	4
LOB	16



Batter	1	2	3	4	5	6	7	8	9	AB	R	H	RBI	BB	SO	LOB	
Ray Durham, S OBP: 0.366, SLG: 0.442 (1, 4)	0-2 G6-3 1B		1-0 G3		4-0 G6-3 BB		1-3 K			3	1	1	0	1	1	0	
Mike Caruso, S OBP: 0.332, SLG: 0.407 (1, 6)	3-2 G6-3		1-0 G4-3		1-1 G6-3		0-2 G6-3			2	0	0	0	0	0	1	
Chris Snopce, R OBP: 0.282, SLG: 0.269 (4, 6)	1-2				1-2					2	0	0	0	0	0	1	
Frank Thomas, R OBP: 0.382, SLG: 0.466 (1, 10)	1-0 P4			0-1 L5		2-2 P4		2-2 G4-3 1B		4	0	1	0	0	0	2	
Albert Belle, R OBP: 0.356, SLG: 0.526 (1, 7)	1-2 1B			2-1 F9		0-0 HR		2-0 P6		4	1	2	2	0	0	1	
Robin Ventura, L OBP: 0.355, SLG: 0.433 (1, 5)	3-2 F8			4-1 1B BB		1-0 G4-3		3-2 G4-3		3	1	0	0	1	0	2	
Magglio Ordonez, R OBP: 0.318, SLG: 0.424 (1, 9)		0-0 P8		0-0 1B 1B		2-1 2B		0-3 K		4	1	2	0	0	1	1	
Greg Norton, S OBP: 0.291, SLG: 0.454 (1, 3)		3-3 K		0-0 1B		1-1 G4-3		1-2 G4-3		4	0	1	2	0	1	1	
Mike Cameron, R OBP: 0.287, SLG: 0.322 (1, 8)		0-0 G4-3		0-3 K		1-1 G5-3		3-3 K		4	0	0	0	0	2	2	
Chad Kreuter, S OBP: 0.409, SLG: 0.348 (1, 2)			0-1 G3		1-3 K		0-0 G4-3		3-2 G4-3		4	0	0	0	0	1	0

Inning Stats	R: 1	H: 2	E: 0	K: 0	S: 13	R: 0	H: 0	E: 0	K: 1	S: 5	R: 0	H: 0	E: 0	K: 0	S: 4	R: 2	H: 2	E: 0	K: 1	S: 10	R: 0	H: 0	E: 0	K: 1	S: 9	R: 1	H: 2	E: 0	K: 0	S: 8	R: 0	H: 0	E: 0	K: 1	S: 9	R: 0	H: 1	E: 0	K: 1	S: 11	R: 0	H: 0	E: 0	K: 1	S: 11	1B: 5	SF: 0	2B: 1	SAC: 0	3B: 0	DP: 0	HR: 1	HBP: 0	WP: 0	PA: 36
--------------	------	------	------	------	-------	------	------	------	------	------	------	------	------	------	------	------	------	------	------	-------	------	------	------	------	------	------	------	------	------	------	------	------	------	------	------	------	------	------	------	-------	------	------	------	------	-------	-------	-------	-------	--------	-------	-------	-------	--------	-------	--------

PITCHER	IP	WLS	BF	H	R	ER	SO	BB	IBB	HBP	BLK	WP	HR	S	P	ERA	WHIP
Tim Belcher, R ERA: 4.0 (1, 1)	7.0	W	29	6	4	4	4	2	0	0	0	0	1	58	91	5.14	1.143
Scott Service, R ERA: 3.59 (8, 1)	1.0		4	1	0	0	1	0	0	0	0	0	0	11	18	0.00	1.000
Jeff Montgomery, R ERA: 6.1 (9, 1)	1.0	S	3	0	0	0	1	0	0	0	0	0	0	11	18	0.00	0.000


BOTTOM

Kansas City Royals @ Chicago White Sox
Comiskey Park, Chicago, IL

Thu Jul 09 1998, 8:05 PM EDT
Att: 15,023 - Unknown - 78 F

livebaseballscorecards.com

AB	34
R	4
H	7
RBI	4
BB	2
SO	6
LOB	11



Batter	1	2	3	4	5	6	7	8	9	AB R H RBI BB SO LOB	TOP									
Johnny Damon, L (1, 7) OBP: 0.342, SLG: 0.434	0-0 F9		3-2 FC4 1B		2-1 P5		2-1 L4			4 0 1 0 0 0 3										
Jose Offerman, S (1, 4) OBP: 0.368, SLG: 0.406	1-1 G3		3-1 FC4 1-2f			1-0 G6-3		1-2 P7		4 0 0 0 0 0 1										
Hal Morris, L (1, 10) OBP: 0.380, SLG: 0.438	1-2 G6-3			0-1 F7		2-1 G6-3		1-1 G1-3		4 0 0 0 0 0 0										
Jeff King, R (1, 3) OBP: 0.338, SLG: 0.466		2-1 P2		2-0 F9		3-3 K		2-0 1B		4 0 1 0 0 1 0										
Dean Palmer, R (1, 5) OBP: 0.334, SLG: 0.520	1-0 P3			0-0 G4-3			1-1 2B G6-3 1B	2-2 F9		4 1 1 0 0 0 1										
Jeff Conine, R (1, 9) OBP: 0.308, SLG: 0.446		2-0 HR			1-1 G6-3		0-0 F9		0-0 P6	4 1 1 1 0 0 1										
Jermaine Allensworth, R (1, 8) OBP: 0.367, SLG: 0.425		1-2 G3			0-3 K		0-0 G6-3 1B 2B		0-1 G4-3	4 1 1 0 0 1 0										
Sal Fasano, R (1, 2) OBP: 0.318, SLG: 0.359			0-1 F9-3 1B		4-2 1B BB		1-2 G6-3		1-3 K	3 0 1 1 1 1 1										
Mendy López, R (1, 6) OBP: 0.333, SLG: 0.385			3-2 F9-3 1B		1-0 1B		0-0 WP 1B			2 0 1 0 0 0 1										
Larry Sutton, L (7, PH) OBP: 0.316, SLG: 0.365										1 0 1 1 0 0 0										
Shane Halter, R (7, 6) OBP: 0.283, SLG: 0.341										0 0 0 0 0 0 0										
Inning Stats	R: 0 E: 0 K: 0 S: 6	H: 0 LOB: 0 BB: 0 P: 8	R: 1 E: 0 K: 0 S: 7	H: 1 LOB: 0 BB: 0 P: 13	R: 0 E: 0 K: 0 S: 10	H: 2 LOB: 1 BB: 0 P: 19	R: 0 E: 0 K: 0 S: 4	H: 0 LOB: 0 BB: 0 P: 6	R: 0 E: 0 K: 1 S: 6	H: 0 LOB: 0 BB: 0 P: 12	R: 2 E: 0 K: 0 S: 11	H: 3 LOB: 1 BB: 0 P: 15	R: 0 E: 0 K: 0 S: 11	H: 1 LOB: 1 BB: 0 P: 17	R: 0 E: 0 K: 1 S: 6	H: 0 LOB: 0 BB: 0 P: 7	1B: 6 2B: 2 3B: 0 HR: 1	SF: 0 SAC: 0 DP: 1 HBP: 0	WP: 1 PB: 0 SB: 0 CS: 0	PA: 35
PITCHER	IP WLS BF H R ER SO BB IBB HBP BLK WP HR S P ERA WHIP																			IP WLS BF H R ER SO BB IBB HBP BLK WP HR S P ERA WHIP
Jaime Navarro, R (1, 1) ERA: 6.04	7.2 W 31 8 3 3 2 1 0 0 0 1 1 62 103 3.52 1.174																			
41 Bill Simas, R (8, 1) ERA: 2.58	1.1 4 0 0 0 1 0 0 0 0 0 0 0 10 13 0.00 0.000																			

Kansas City Royals @ Chicago White Sox
Comiskey Park, Chicago, IL
Fri Jul 10 1998, 8:05 PM EDT
Att. 15,378 - Unknown - 75 F

livebaseballscorecards.com

AB	34
R	3
H	8
RBI	3
BB	1
SO	3
LOB	8



Batter	1	2	3	4	5	6	7	8	9	AB	R	H	RBI	BB	SO	LOB	BOTTOM
Ray Durham, S OBP: 0.369, SLG: 0.452 (1, 4)	1-2 G6-3 BB HR 1B	2-0 HR		2-1 F8 1-2			1-1 E HR 1B	2-3 K		5	3	3	1	0	1	3	Kansas City Royals @ Chicago White Sox Comiskey Park, Chicago, IL Fri Jul 10 1998, 8:05 PM EDT Att: 15,378 - Unknown - 75 F
Chris Snopce, R OBP: 0.287, SLG: 0.260 (1, 6)	1 SAFE 4-1 G6-3 HR BB	0-0 G5-3			4-0 1B E BB		1 SAFE 0-3 K	1-0 F7 2-3		3	2	0	0	2	1	3	
Frank Thomas, R OBP: 0.382, SLG: 0.468 (1, 10)	2-1 G6-3 1-2 2-3		1-2 BLK PB 2B		2-3 K		1 SAFE 0-1 F8	1-1 1B 1-3 3-H 1B		5	1	2	1	0	1	4	
Albert Belle, R OBP: 0.362, SLG: 0.548 (1, 7)	3-1 HR 2-H 3-H		3-2 G5-3		1-1 E8 1-H 1B		1 SAFE 1-0 HR	2-0 1B 1-2 3-H 1B		5	2	4	6	0	0	1	
Robin Ventura, L OBP: 0.353, SLG: 0.429 (1, 5)	0-0 F7		2-2 G6-3 2-H		1-0 G5-3		0-2 2B 1B	2-1 P7		5	0	1	0	0	0	3	
Magglio Ordonez, R OBP: 0.321, SLG: 0.428 (1, 9)	1-2 FC5-4 1B		0-1 G6-3		1-0 F9		0-1 1-3 2B			4	0	2	0	0	0	1	
Wil Cordero, R OBP: 0.300, SLG: 0.434 (1, 3)	2-1 FC5-4 1-2f			0-1 WP 1B		1-1 G5-3	0-0 P6			4	0	1	0	0	0	3	
Mike Cameron, R OBP: 0.290, SLG: 0.322 (1, 8)		2-0 L6		2-3 K SAFE		4-1 CS BB	0-1 F7 1B 1B			3	1	1	0	1	1	1	
Charlie O'Brien, R OBP: 0.303, SLG: 0.395 (1, 2)		1-2 G6-3		1 SAFE 3-1 F9		1 SAFE 3-2 P9 1-2	0-0 1B 1-2 1B 1B			4	1	1	0	0	0	2	

Inning Stats	R: 3	H: 3	LOB: 1	K: 0	S: 15	R: 1	H: 1	LOB: 0	K: 0	S: 6	R: 1	H: 1	LOB: 0	K: 0	S: 15	R: 0	H: 1	LOB: 1	K: 1	S: 9	R: 1	H: 1	LOB: 1	K: 1	S: 7	R: 0	H: 0	LOB: 0	K: 0	S: 7	R: 2	H: 4	LOB: 2	K: 1	S: 15	R: 2	H: 4	LOB: 2	K: 1	S: 12	1B: 10	SF: 0	2B: 2	SAC: 0	3B: 0	DP: 0	HR: 3	HBP: 0	WP: 1	PA: 41
--------------	------	------	--------	------	-------	------	------	--------	------	------	------	------	--------	------	-------	------	------	--------	------	------	------	------	--------	------	------	------	------	--------	------	------	------	------	--------	------	-------	------	------	--------	------	-------	--------	-------	-------	--------	-------	-------	-------	--------	-------	--------

PITCHER	IP	WLS	BF	H	R	ER	SO	BB	IBB	HBP	BLK	WP	HR	S	P	ERA	WHIP
50 José Rosado, L ERA: 4.12 (1, 1)	5.0	L	24	7	6	4	2	2	0	0	1	1	2	52	92	7.20	1.800
Ricky Bones, R ERA: 3.95 (6, 1)	1.2		9	4	2	2	1	1	0	0	0	0	1	21	30	10.80	3.000
Jim Pittsley, R ERA: 5.98 (7, 1)	1.1		8	4	2	2	1	0	0	0	0	0	0	13	21	13.50	3.000

livebaseballscorecards.com

AB	38
R	10
H	15
RBI	8
BB	3
SO	4
LOB	21



Batter	1	2	3	4	5	6	7	8	9	AB R H RBI BB SO LOB	TOP
Johnny Damon, L (1, 8) OBP: 0.344, SLG: 0.433	1-1 		3-2 		2-2 			3-3 		3 1 1 0 0 1 0	Kansas City Royals @ Chicago White Sox Comiskey Park, Chicago, IL Sat Jul 11 1998, 8:05 PM EDT Att. 21,814 - Unknown - 77 F
Jose Offerman, S (1, 4) OBP: 0.367, SLG: 0.404	1-1 		0-1 		1-1 			3-3 		4 1 1 0 0 1 2	
Hal Morris, L (1, 3) OBP: 0.378, SLG: 0.438	2-1 		3-2 			3-1 		2-2 		4 0 1 1 0 0 1	
Dean Palmer, R (1, 5) OBP: 0.333, SLG: 0.516	0-1 		2-2 			0-0 		0-2 		4 0 1 1 0 0 2	
Jeff King, R (1, 10) OBP: 0.337, SLG: 0.463	0-2 			2-1 		1-3 		2-2 		4 1 1 0 0 1 1	
Jeff Conine, R (1, 7) OBP: 0.307, SLG: 0.442		2-2 		0-1 		0-0 		1-1 		4 0 1 0 0 0 1	
Larry Sutton, L (1, 9) OBP: 0.309, SLG: 0.357		2-2 		0-1 		1 SAFE 		2-2 		4 0 0 0 0 0 2	
29 Mike Sweeney, R (1, 2) OBP: 0.301, SLG: 0.331		0-2 			0-1 		1 SAFE 	1-0 		4 0 2 1 0 1 1	
Mendy López, R (1, 6) OBP: 0.310, SLG: 0.357 Shane Mack, R (7, PH) OBP: 0.345, SLG: 0.470 Luis Rivera, R (7, 6) OBP: 0.333, SLG: 0.293 Jermaine Allensworth, R (9, PH) OBP: 0.366, SLG: 0.423			0-0 		3-3 		1-2 	0-0 		2 0 0 0 0 1 1 1 0 1 0 0 0 0 0 0 0 0 0 0 0 1 0 0 0 0 0 1	
Inning Stats	R: 1 H: 2 E: 0 LOB: 1 K: 0 BB: 0 S: 11 P: 15	R: 0 H: 0 E: 0 LOB: 0 K: 0 BB: 0 S: 9 P: 13	R: 1 H: 2 E: 0 LOB: 1 K: 0 BB: 0 S: 16 P: 24	R: 0 H: 0 E: 0 LOB: 0 K: 0 BB: 0 S: 6 P: 8	R: 0 H: 1 E: 0 LOB: 1 K: 1 BB: 0 S: 10 P: 16	R: 0 H: 0 E: 0 LOB: 0 K: 1 BB: 0 S: 7 P: 11	R: 0 H: 2 E: 1 LOB: 1 K: 1 BB: 0 S: 8 P: 9	R: 0 H: 0 E: 1 LOB: 1 K: 2 BB: 0 S: 14 P: 22	R: 1 H: 2 E: 0 LOB: 1 K: 0 BB: 0 S: 10 P: 16	1B: 8 SF: 0 2B: 2 SAC: 0 3B: 0 DP: 1 HR: 0 HBP: 1	
PITCHER James Baldwin, R (1, 1) ERA: 6.83 Bob Howry, R (8, 1) ERA: 6.17 Matt Karchner, R (9, 1) ERA: 3.77	IP WLS BF H R ER SO BB IBB HBP BLK WP HR S P ERA WHIP 7.0 W 27 7 2 2 3 0 0 1 0 0 0 67 96 2.57 1.000 1.0 4 0 0 0 2 0 0 0 0 0 0 14 22 0.00 0.000 1.0 S 5 2 1 1 0 0 0 0 0 0 0 10 16 9.00 2.000	PITCHER IP WLS BF H R ER SO BB IBB HBP BLK WP HR S P ERA WHIP									

livebaseballscorecards.com

AB	35
R	3
H	9
RBI	3
BB	0
SO	5
LOB	12



Batter	1	2	3	4	5	6	7	8	9
Ray Durham, S OBP: 0.370, SLG: 0.464 (1, 4)	3-1 G3-1		3-2 HR 2B		2-3 K			1-0 HR	
Chris Snopce, R OBP: 0.295, SLG: 0.263 (1, 6)	0-2 F7		1-2 P3		4-2 BB			1-2 BB WP 1B	
Frank Thomas, R OBP: 0.386, SLG: 0.466 (1, 10)	4-2 1B BB		4-1 HR BB		0-2 F9			4-1 1B BB 1-3	
Albert Belle, R OBP: 0.363, SLG: 0.556 (1, 7)	0-0 1-2 1B		1-1 HR		1-3 K			0-1 F8	
Robin Ventura, L OBP: 0.352, SLG: 0.427 (1, 5)	1-3 K		1-0 G3		2-1 G3-1			1-1 1-2 1B	
Magglio Ordonez, R OBP: 0.316, SLG: 0.422 (1, 9)		1-3 K		1-2 G5-3		2-1 G5-3		2-1 L9	
Greg Norton, S OBP: 0.285, SLG: 0.444 (1, 3)		2-1 L6		1-0 F7		1-3 K			
Mike Cameron, R OBP: 0.290, SLG: 0.322 (1, 8)		2-0 P5		2-2 CS 1B		1-0 G6-3			
Chad Kreuter, S OBP: 0.401, SLG: 0.341 (1, 2)			1-3 K	2-0 CS	1-0 P5		0-0 L8		

Inning Stats	R: 0 E: 0 K: 1 S: 11	H: 1 LOB: 2 BB: 1 P: 19	R: 0 E: 0 K: 1 S: 6	H: 0 LOB: 0 BB: 0 P: 11	R: 3 E: 0 K: 1 S: 13	H: 2 LOB: 0 BB: 1 P: 24	R: 0 E: 0 K: 0 S: 10	H: 1 LOB: 0 BB: 0 P: 16	R: 0 E: 0 K: 1 S: 10	H: 0 LOB: 1 BB: 1 P: 17	R: 0 E: 0 K: 1 S: 7	H: 0 LOB: 0 BB: 0 P: 12	R: 0 E: 0 K: 1 S: 5	H: 0 LOB: 0 BB: 0 P: 7	R: 1 E: 0 K: 0 S: 11	H: 3 LOB: 2 BB: 1 P: 20
--------------	-------------------------------	----------------------------------	------------------------------	----------------------------------	-------------------------------	----------------------------------	-------------------------------	----------------------------------	-------------------------------	----------------------------------	------------------------------	----------------------------------	------------------------------	---------------------------------	-------------------------------	----------------------------------

PITCHER	IP	WLS	BF	H	R	ER	SO	BB	IBB	HBP	BLK	WP	HR	S	P	ERA	WHIP
Pat Rapp, R ERA: 4.61 (1, 1)	7.0	L	28	5	4	4	6	3	0	0	0	0	2	63	108	5.14	1.143
Scott Service, R ERA: 3.53 (8, 1)	0.2		3	1	0	0	0	1	0	0	0	1	0	6	11	0.00	3.000
Matt Whisenant, L ERA: 4.65 (8, 1)	0.1		2	1	0	0	0	0	0	0	0	0	0	4	7	0.00	3.000

BOTTOM

Kansas City Royals @ Chicago White Sox
Comiskey Park, Chicago, IL


Sat Jul 11 1998, 8:05 PM EDT
Att: 21,814 - Unknown - 77 F

AB	R	H	RBI	BB	SO	LOB
4	2	2	1	0	1	0
3	0	1	0	1	0	1
1	1	0	0	3	0	1
4	1	2	3	0	1	1
4	0	1	0	0	1	2
4	0	0	0	0	1	2
3	0	0	0	0	1	0
3	0	1	0	0	0	0
3	0	0	0	0	1	0

AB	29
R	4
H	7
RBI	4
BB	4
SO	6
LOB	7

livebaseballscorecards.com

WP: 1 PA: 34
PB: 0
SB: 0
CS: 1



Batter	1	2	3	4	5	6	7	8	9	AB R H RBI BB SO LOB	TOP	
Jermaine Allensworth, R (1, 8) <small>OBP: 0.364, SLG: 0.418</small> Johnny Damon, L (8, PH) <small>OBP: 0.343, SLG: 0.432</small> (8, 8)	1-0 1B HBP	1-3 K		0-3 K		1-3 K		3-2 FC6		3 1 0 0 0 3 3 1 0 0 0 0 0 2		
Jose Offerman, S (1, 4)	0-0 1B	0-0 G4-3		4-0 FC6-4 BB			1-3 K	1-3 K		4 0 1 0 1 2 5		
Shane Mack, R (1, 7)	0-0 1B		0-0 G6-3	0-0 P3			1-0 1B		1-1 2B SF9 1B	5 1 3 1 0 0 2		
Dean Palmer, R (1, 5)	0-0 F9		0-0 P4	0-0 FC6-4			3-3 K	1-2 K	1-1 SF9 1B 2B	5 1 1 0 0 1 5		
Jeff King, R (1, 3)	1-0 F8		0-0 2B 1B		2-1 G5-3		3-0 P3		1-1 SF9	4 0 1 1 0 0 3		
Jeff Conine, R (1, 9)	2-1 G6-3		0-0 2B	1-1 G3-6-3 1B			0-0 FC6 SH1-3 1B	1-1 FC1-6 1B	5 0 4 1 0 0 2			
Hal Morris, L (1, 10)		0-0 2B	0-3 K	1-1 G3-6-3			0-0 SH1-3	0-0 FC1-6 FC5 1B	4 0 1 0 0 1 4			
Sal Fasano, R (1, 2)		0-0 P4		0-0 HR		2-2 F8		2-1 FC6 HBP	1-1 HBP	3 1 1 1 0 0 1		
Mendy López, R (1, 6) Larry Sutton, L (8, PH) Luis Rivera, R (8, 6)		4-0 BB		0-0 2B		1-0 F9		2-0 F7	1-1 FC5	2 0 1 0 1 0 0 1 0 0 0 0 0 2 1 0 0 0 0 0 2		
Inning Stats	R: 1 H: 2 E: 0 LOB: 2 K: 0 BB: 0 S: 6 P: 10	R: 0 H: 1 E: 0 LOB: 2 K: 1 BB: 1 S: 6 P: 11	R: 0 H: 2 E: 0 LOB: 2 K: 1 BB: 0 S: 7 P: 7	R: 1 H: 2 E: 0 LOB: 2 K: 1 BB: 1 S: 7 P: 11	R: 0 H: 1 E: 0 LOB: 0 K: 0 BB: 0 S: 6 P: 10	R: 0 H: 0 E: 0 LOB: 0 K: 1 BB: 0 S: 7 P: 11	R: 0 H: 1 E: 0 LOB: 1 K: 2 BB: 0 S: 10 P: 18	R: 0 H: 1 E: 1 LOB: 3 K: 1 BB: 0 S: 10 P: 18	R: 2 H: 3 E: 1 LOB: 2 K: 0 BB: 0 S: 12 P: 18	1B: 8 SF: 1 2B: 4 SAC: 1 3B: 0 DP: 1 HR: 1 HBP: 3	WP: 0 PA: 45 PB: 0 SB: 1 CS: 0	
PITCHER Jim Parque, L (1, 1) <small>ERA: 5.72</small> Bob Howry, R (7, 1) <small>ERA: 5.68</small> 41 Bill Simas, R (8, 1) <small>ERA: 2.52</small> Matt Karchner, R (9, 1) <small>ERA: 4.22</small>	IP WLS BF H R ER SO BB IBB HBP BLK WP HR S P ERA WHIP											PITCHER IP WLS BF H R ER SO BB IBB HBP BLK WP HR S P ERA WHIP

Kansas City Royals @ Chicago White Sox
 Comiskey Park, Chicago, IL
 Sun Jul 12 1998, 4:33 AM EDT
 Att. 32,929 - Sunny - 80 F

AB	38
R	4
H	13
RBI	4
BB	2
SO	7
LOB	31



livebaseballscorecards.com

Batter	1	2	3	4	5	6	7	8	9	AB R H RBI BB SO LOB
Ray Durham, S (1, 4) OBP: 0.371, SLG: 0.462	3-1 F7	0-3 K					2-2 CS 1B		4-0 S BB	4 0 1 0 1 1 0
Chris Snopce, R (1, 6) OBP: 0.293, SLG: 0.262 Chad Kreuter, S (9, PH) OBP: 0.399, SLG: 0.338	1-1 BB 1B		0-0 G6-3		3-1 F8		2-1 G5-3		2-3 K	4 0 1 0 0 0 2 1 0 0 0 0 1 1
Frank Thomas, R (1, 10) OBP: 0.387, SLG: 0.465	2-1 F9		0-0 F7 1B		0-0 G1-3			4-2 FC6-4 BB		3 0 1 0 1 0 1
Albert Belle, R (1, 7) OBP: 0.362, SLG: 0.551	4-2 1-2 BB		0-0 F7		2-3 K			0-2 FC6-4 FC4-6		3 0 0 0 1 1 2
Robin Ventura, L (1, 5) OBP: 0.348, SLG: 0.422	2-0 F8		0-0 P4		1-2 K			1-1 FC4-6 HBP		4 0 0 0 0 1 4
Magglio Ordonez, R (1, 9) OBP: 0.322, SLG: 0.435		0-0 HR		1-1 E6 F7 25 SF8		1-2 1B		3-2 1-2 HBP		3 2 2 1 0 0 0
Wil Cordero, R (1, 3) OBP: 0.300, SLG: 0.445		0-0 HR		0-0 F7 2-3		0-2 G1-3		0-3 K		4 1 1 1 0 1 4
25 Jeff Abbott, R (1, 8) OBP: 0.337, SLG: 0.581 Mike Cameron, R (8, 8) OBP: 0.289, SLG: 0.321		4-0 G5-4-3 BB		0-0 SF8 3-H		0-0 G6-3			0-3 K	1 0 0 1 1 0 0 1 0 0 0 0 1 0
Charlie O'Brien, R (1, 2) OBP: 0.304, SLG: 0.390 Greg Norton, S (9, PH) OBP: 0.283, SLG: 0.440		0-0 G5-4-3 1-2f		2-0 F7		4-1 1B BB			1-2 F8	2 0 0 0 1 0 1 1 0 0 0 0 0 0

Inning Stats	R: 0 E: 0 K: 0 S: 9	H: 1 LOB: 2 BB: 1 P: 21	R: 2 E: 0 K: 1 S: 6	H: 2 LOB: 0 BB: 1 P: 10	R: 0 E: 0 K: 0 S: 4	H: 1 LOB: 1 BB: 0 P: 4	R: 1 E: 1 K: 0 S: 5	H: 0 LOB: 0 BB: 0 P: 8	R: 0 E: 0 K: 0 S: 5	H: 0 LOB: 0 BB: 0 P: 8	R: 0 E: 0 K: 2 S: 14	H: 1 LOB: 1 BB: 0 P: 18	R: 0 E: 0 K: 0 S: 7	H: 1 LOB: 1 BB: 1 P: 15	R: 0 E: 0 K: 1 S: 12	H: 0 LOB: 2 BB: 1 P: 20	R: 0 E: 0 K: 2 S: 10	H: 0 LOB: 1 BB: 1 P: 17	1B: 4 2B: 0 3B: 0 HR: 2	SF: 1 SAC: 0 DP: 1 HBP: 1	WP: 0 PB: 0 SB: 1 CS: 1	PA: 38
--------------	------------------------------	----------------------------------	------------------------------	----------------------------------	------------------------------	---------------------------------	------------------------------	---------------------------------	------------------------------	---------------------------------	-------------------------------	----------------------------------	------------------------------	----------------------------------	-------------------------------	----------------------------------	-------------------------------	----------------------------------	----------------------------------	------------------------------------	----------------------------------	--------

PITCHER	IP	WLS	BF	H	R	ER	SO	BB	IBB	HBP	BLK	WP	HR	S	P	ERA	WHIP
Glendon Rusch, L (1, 1) ERA: 5.26	6.1		28	6	3	2	3	3	0	0	0	0	2	48	80	2.84	1.421
Scott Service, R (7, 1) ERA: 3.4	1.2	W	6	0	0	0	1	1	0	1	0	0	0	14	24	0.00	0.600
Jeff Montgomery, R (9, 1) ERA: 5.91	1.0	S	4	0	0	0	2	1	0	0	0	0	0	10	17	0.00	1.000


BOTTOM

Kansas City Royals @ Chicago White Sox
Comiskey Park, Chicago, IL

Sun Jul 12 1998, 4:33 AM EDT
Att. 32,929 - Sunny - 80 F

livebaseballscorecards.com

AB	31
R	3
H	6
RBI	3
BB	5
SO	6
LOB	15



Batter	1	2	3	4	5	6	7	8	9	10	AB R H RBI BB SO LOB	TOP												
Johnny Damon, L (1, 8) OBP: 0.341, SLG: 0.427 (10, 7)	3-2 		4-1 		0-0 		1-0 		3-2 		4 1 0 0 1 0 0													
Jose Offerman, S (1, 4) OBP: 0.368, SLG: 0.402 (10, 7)	2-2 		1-2 		2-0 		1-0 			1-2 	5 1 2 0 0 0 1													
Hal Morris, L (1, 7) OBP: 0.372, SLG: 0.435 Jermaine Allensworth, R (10, 8) OBP: 0.364, SLG: 0.418	2-0 		0-0 		1-2 		0-3 			0-1 	3 0 0 1 0 1 1 0 0 0 0 0 0 0													
Dean Palmer, R (1, 5) OBP: 0.332, SLG: 0.513	2-1 		2-2 		0-0 		2-2 			1-1 	5 1 2 0 0 0 1													
Jeff King, R (1, 3) OBP: 0.333, SLG: 0.455	1-1 			2-2 		2-3 		1-0 		4-0 	4 1 0 0 1 1 3													
Jeff Conine, R (1, 9) OBP: 0.325, SLG: 0.463		0-1 		4-1 		0-2 		0-1 		1-1 	4 2 2 2 1 0 1													
Shane Mack, R (1, 10) OBP: 0.358, SLG: 0.491		0-0 		4-1 		2-0 		1-3 		2-2 	4 0 2 3 1 1 1													
Sal Fasano, R (1, 2) OBP: 0.335, SLG: 0.380		2-2 		0-1 		4-1 		0-2 		3-3 	3 0 1 0 1 1 1													
Mendy López, R (1, 6) OBP: 0.314, SLG: 0.364 Larry Sutton, L (9, PH) OBP: 0.306, SLG: 0.353 Shane Halter, R (9, 6) OBP: 0.283, SLG: 0.341	2-2 		2-2 		1-0 		2-2 		3-1 		3 0 0 0 0 0 6 1 0 0 0 0 0 0 0 0 0 0 0 0 0													
Inning Stats	R: 0 E: 0 K: 0 S: 12	H: 2 LOB: 2 BB: 0 P: 22	R: 0 E: 0 K: 0 S: 11	H: 0 LOB: 1 BB: 0 P: 15	R: 1 E: 0 K: 0 S: 10	H: 0 LOB: 0 BB: 1 P: 17	R: 0 E: 0 K: 0 S: 9	H: 1 LOB: 2 BB: 2 P: 20	R: 0 E: 0 K: 1 S: 6	H: 0 LOB: 0 BB: 0 P: 9	R: 2 E: 1 K: 1 S: 12	H: 2 LOB: 1 BB: 1 P: 22	R: 0 E: 0 K: 1 S: 5	H: 0 LOB: 0 BB: 0 P: 7	R: 0 E: 0 K: 1 S: 10	H: 1 LOB: 1 BB: 0 P: 14	R: 0 E: 0 K: 0 S: 8	H: 0 LOB: 0 BB: 0 P: 14	R: 3 E: 0 K: 1 S: 16	H: 3 LOB: 1 BB: 1 P: 28	1B: 6 2B: 2 3B: 1 HR: 0	SF: 1 SAC: 1 DP: 2 HBP: 1	WP: 1 PB: 0 SB: 2 CS: 0	PA: 44
PITCHER Frank Castillo, R (1, 1) ERA: 7.55 44 Sean Runyan, L (7, 1) ERA: 3.41 Doug Brocail, R (8, 1) ERA: 3.58 Todd Jones, R (9, 1) ERA: 5.45	IP WLS BF H R ER SO BB IBB HBP BLK WP HR S P ERA WHIP	IP WLS BF H R ER SO BB IBB HBP BLK WP HR S P ERA WHIP																						

Kansas City Royals @ Detroit Tigers
 Tiger Stadium, Detroit, MI
 Mon Jul 13 1998, 7:05 PM EDT
 Att: 13,945 - Cloudy - 82 F

livebaseballscorecards.com

AB 36
R 6
H 9
RBI 6
BB 5
SO 4
LOB 15



BOTTOM

Kansas City Royals @ Detroit Tigers
Tiger Stadium, Detroit, MI
Mon Jul 13 1998, 7:05 PM EDT
Att. 13,945 - Cloudy - 82 F

livebaseballscorecards.com

AB 35
R 4
H 6
RBI 2
BB 2
SO 10
LOB 13



WP: 0 PA: 39
PB: 0
SB: 3
CS: 0

AB R H RBI BB SO LOB

5 1 0 0 0 1 1

5 2 2 0 0 1 0

4 0 1 2 0 0 0

2 0 1 0 2 0 0
0 0 0 0 0 0 0
0 0 0 0 0 0 0

3 0 0 0 0 1 3

4 0 1 0 0 2 2

4 0 0 0 0 3 4

3 0 0 0 0 1 0
1 0 0 0 0 0 3
0 0 0 0 0 0 0

1B: 4 SF: 1
2B: 2 SAC: 0
3B: 0 DP: 1
HR: 0 HBP: 1

Batter	1	2	3	4	5	6	7	8	9	10
Brian Hunter, R OBP: 0.303, SLG: 0.340 (1, 8)	K		B5-3			E6 S 1B E		L8		G6-3
Damon Easley, R OBP: 0.347, SLG: 0.526 (1, 4)	P6			1B 2B		SF7 1B		K		G6-3
Bobby Higginson, L OBP: 0.402, SLG: 0.562 (1, 9)	G1-3			G3-6-1 2-H 1B		SF7			G3-1	G4-3
Tony Clark, S OBP: 0.351, SLG: 0.506 (1, 3)		1B		G3-6-1 BB		G4-3			1B HBP BB	
Kimera Barteo, R OBP: 0.278, SLG: 0.478 (9, PR)										
Billy Ripken, R OBP: 0.321, SLG: 0.311 (10, 3)										
Luis Gonzalez, L OBP: 0.369, SLG: 0.500 (1, 7)		F8		G3-6-1		K			FC5 1B HBP	
Geronimo Berroa, R OBP: 0.291, SLG: 0.330 (1, 10)		K		K					1-2 2-3 1B	
Gabe Alvarez, R OBP: 0.324, SLG: 0.419 (1, 5)		F9				K		K	K	
Paul Bako, L OBP: 0.336, SLG: 0.385 (1, 2)			G3			G6-3		K2-3	FC5	
Joe Randa, R OBP: 0.312, SLG: 0.323 (9, PH)									2-3f	
Joe Oliver, R OBP: 0.253, SLG: 0.351 (10, 2)										
Deivi Cruz, R OBP: 0.278, SLG: 0.313 (1, 6)			P5			K		P6		G6-3 BLK 2B
Trey Beamon, L OBP: 0.667, SLG: 0.800 (10, PH)										

Inning Stats	R: 0	H: 0	E: 0	K: 1	S: 7	R: 0	H: 1	E: 0	K: 1	S: 10	R: 0	H: 0	E: 0	K: 0	S: 6	R: 1	H: 2	E: 0	K: 1	S: 10	R: 0	H: 0	E: 0	K: 2	S: 8	R: 2	H: 1	E: 1	K: 1	S: 16	R: 0	H: 0	E: 0	K: 2	S: 9	R: 0	H: 0	E: 0	K: 1	S: 6	R: 0	H: 1	E: 0	K: 1	S: 13	R: 1	H: 1	E: 0	K: 0	S: 8	
	0	0	0	1	10	0	1	0	1	18	0	0	0	0	11	0	0	0	0	1	20	0	0	0	0	13	0	0	0	0	23	0	0	0	0	14	0	0	0	0	8	0	1	0	0	12	0	1	0	0	12

PITCHER	IP	WLS	BF	H	R	ER	SO	BB	IBB	HBP	BLK	WP	HR	S	P	ERA	WHIP
Hipolito Pichardo, R ERA: 5.17 (1, 1)	5.0		20	4	3	1	5	1	0	0	0	0	0	47	79	1.80	1.000
Chris Haney, L ERA: 7.44 (6, 1)	1.0		3	0	0	0	1	0	0	0	0	0	0	10	16	0.00	0.000
Ricky Bones, R ERA: 3.45 (7, 1)	2.0		6	0	0	0	3	0	0	0	0	0	0	15	22	0.00	0.000
Matt Whisenant, L ERA: 4.5 (9, 1)	1.0	W	6	1	0	0	1	1	0	1	0	0	0	13	23	0.00	2.000
Jeff Montgomery, R ERA: 6.0 (10, 1)	1.0	S	4	1	1	1	0	0	0	0	1	0	0	8	12	9.00	1.000

Batter	1	2	3	4	5	6	7	8	9	AB R H RBI BB SO LOB	TOP
Jermaine Allensworth, R (1, 8) OBP: 0.364, SLG: 0.417	1-1 		0-1 		0-1 		1-1 		0-0 	3 1 1 0 0 0 0	
Jose Offerman, S (1, 10) OBP: 0.370, SLG: 0.403	4-1 		2-2 		2-2 		3-1 		2-1 	4 0 2 2 1 0 1	
Shane Mack, R (1, 7) OBP: 0.370, SLG: 0.500	1-2 		4-2 		3-1 		4-0 		1-0 	3 0 2 1 2 0 1	
Dean Palmer, R (1, 5) OBP: 0.328, SLG: 0.505	2-3 		2-2 		1-1 		0-2 		2-1 	5 0 0 0 0 1 7	
Jeff King, R (1, 3) OBP: 0.335, SLG: 0.456		2-1 		1-0 		0-1 	1-2 			4 0 2 0 0 0 3	
Jeff Conine, R (1, 9) OBP: 0.319, SLG: 0.454		1-0 		1-2 		0-1 		2-0 		4 0 0 0 0 0 2	
Sal Fasano, R (1, 2) OBP: 0.327, SLG: 0.369		1-0 		0-0 		2-0 		0-0 		4 0 0 0 0 0 1	
Luis Rivera, R (1, 4) OBP: 0.340, SLG: 0.326		1-1 		0-1 			1-1 	3-2 		4 1 2 0 0 0 2	
Mendy López, R (1, 6) OBP: 0.342, SLG: 0.400 Johnny Damon, L (8, PH) OBP: 0.340, SLG: 0.426 Shane Halter, R (8, 6) OBP: 0.283, SLG: 0.341			1-1 		0-3 		4-2 	2-2 		2 1 1 0 1 1 0 1 0 0 0 0 0 1 0 0 0 0 0 0 0	
Inning Stats	R: 0 H: 0 E: 0 LOB: 1 K: 1 BB: 1 S: 9 P: 17	R: 0 H: 1 E: 0 LOB: 1 K: 0 BB: 0 S: 6 P: 11	R: 1 H: 2 E: 0 LOB: 1 K: 0 BB: 1 S: 15 P: 24	R: 0 H: 0 E: 1 LOB: 1 K: 0 BB: 0 S: 7 P: 9	R: 1 H: 2 E: 0 LOB: 1 K: 1 BB: 0 S: 12 P: 18	R: 0 H: 1 E: 0 LOB: 0 K: 0 BB: 0 S: 5 P: 7	R: 1 H: 2 E: 0 LOB: 3 K: 0 BB: 2 S: 15 P: 29	R: 0 H: 1 E: 0 LOB: 1 K: 0 BB: 0 S: 10 P: 17	R: 0 H: 1 E: 0 LOB: 1 K: 0 BB: 0 S: 6 P: 11	1B: 7 SF: 0 2B: 3 SAC: 2 3B: 0 DP: 1 HR: 0 HBP: 0	WP: 0 PA: 40 PB: 0 SB: 1 CS: 1
PITCHER Justin Thompson, L (1, 1) ERA: 3.96 Matt Anderson, R (7, 1) ERA: 1.04 Dean Crow, R (8, 1) ERA: 2.08	IP WLS BF H R ER SO BB IBB HBP BLK WP HR S P ERA WHIP 6.0 W 27 7 3 3 2 3 0 0 0 0 0 0 58 95 4.50 1.667 1.0 5 1 0 0 0 1 0 0 0 0 0 0 11 20 0.00 2.000 2.0 8 2 0 0 0 0 0 0 0 0 0 0 16 28 0.00 1.000	PITCHER IP WLS BF H R ER SO BB IBB HBP BLK WP HR S P ERA WHIP									

Kansas City Royals @ Detroit Tigers
 Tiger Stadium, Detroit, MI
 Tue Jul 14 1998, 3:33 AM EDT
 Att. 17,491 - Cloudy - 78 F

livebaseballscorecards.com

AB	34
R	3
H	10
RBI	3
BB	4
SO	2
LOB	18



Batter	1	2	3	4	5	6	7	8	9
Brian Hunter, R OBP: 0.305, SLG: 0.341 (1, 8) 1B	1-0 1B	0-3 K		0-1 2B 1B		0-2 P4		2-1 P3	
Damion Easley, R OBP: 0.349, SLG: 0.529 (1, 4) F8	1-1 F8		1-1 G6-3	1-2 2B			0-0 2B HR 1B		
Bobby Higginson, L OBP: 0.400, SLG: 0.562 (1, 9) P5	1-2 P5		0-1 F7	0-0 F7			1-0 HR 2B		
Tony Clark, S OBP: 0.352, SLG: 0.515 (1, 3) HBP 1B	2-0 HBP 1B		3-2 G4-3		0-0 F8		2-0 HR		
Luis Gonzalez, L OBP: 0.371, SLG: 0.508 (1, 7) HBP	1-2 HBP			0-0 HR	3-2 F8		0-0 G4-3		
Trey Beamon, L OBP: 0.563, SLG: 0.643 (1, 10) K	0-3 K		3-2 1B 1B	3-3 K		2-2 G3-1			
Gabe Alvarez, R OBP: 0.307, SLG: 0.394 (1, 5) F8		1-2 F8		1-3 K		1-2 F8	1-2 F8		
Joe Oliver, R OBP: 0.253, SLG: 0.355 (1, 2) G4-3 2B		0-0 G4-3 2B		1-2 F9		0-0 P4		2-0 L4	
Deivi Cruz, R OBP: 0.282, SLG: 0.329 (1, 6) G4-3 2B 1B		0-1 G4-3		0-1 2B 1B		0-1 HR		1-2 G1-3	

Inning Stats	R: 0	H: 2	E: 0	K: 1	S: 12	LOB: 3	BB: 0	P: 18	R: 0	H: 1	E: 0	K: 1	S: 10	LOB: 1	BB: 1	P: 11	R: 0	H: 0	E: 0	K: 0	S: 7	LOB: 0	BB: 0	P: 11	R: 4	H: 5	E: 0	K: 1	S: 21	LOB: 1	BB: 0	P: 27	R: 0	H: 0	E: 0	K: 1	S: 8	LOB: 0	BB: 0	P: 14	R: 1	H: 1	E: 0	K: 0	S: 10	LOB: 0	BB: 0	P: 11	R: 3	H: 3	E: 0	K: 0	S: 11	LOB: 0	BB: 0	P: 17	R: 0	H: 0	E: 0	K: 0	S: 7	LOB: 0	BB: 0	P: 12
1B: 6	SF: 0	2B: 3	SAC: 0	3B: 0	DP: 0	HR: 3	HBP: 1	WP: 0	PA: 37																																																							

PITCHER	IP	WLS	BF	H	R	ER	SO	BB	IBB	HBP	BLK	WP	HR	S	P	ERA	WHIP
Tim Belcher, R ERA: 4.35 (1, 1)	6.0	L	31	12	8	8	4	0	0	1	0	0	3	71	98	12.00	2.000
Matt Whisenant, L ERA: 4.36 (7, 1)	1.0		3	0	0	0	0	0	0	0	0	0	0	8	11	0.00	0.000
Jim Pittsley, R ERA: 5.83 (8, 1)	1.0		3	0	0	0	0	0	0	0	0	0	0	7	12	0.00	0.000


BOTTOM

Kansas City Royals @ Detroit Tigers
Tiger Stadium, Detroit, MI

Tue Jul 14 1998, 3:33 AM EDT
Att: 17,491 - Cloudy - 78 F

livebaseballscorecards.com

AB	36
R	8
H	12
RBI	8
BB	0
SO	4
LOB	10



Batter	1	2	3	4	5	6	7	8	9	AB R H RBI BB SO LOB	TOP
Johnny Damon, L (1, 8) OBP: 0.336, SLG: 0.420 (8, 7)	1-3 		1-0 		2-1 			0-1 	0-2 	5 1 0 0 0 1 2	
Jose Offerman, S (1, 4) OBP: 0.371, SLG: 0.402 (8, 7)	0-1 		2-2 		2-1 			0-3 	4-2 	4 0 1 1 1 1 2	
Hal Morris, L (1, 7) OBP: 0.370, SLG: 0.430 Jermaine Alenworth, R (8, PR) OBP: 0.362, SLG: 0.415 (8, 8)	3-3 			0-0 	1-1 			4-0 	0-3 	3 0 0 0 1 1 1 1 1 0 0 0 1 1	
Jeff King, R (1, 3) OBP: 0.337, SLG: 0.465 (8, 8)		2-2 		0-1 				3-2 		4 1 2 2 0 0 0	
Jeff Conine, R (1, 9) OBP: 0.323, SLG: 0.460 (8, 8)		2-2 		3-1 				3-2 		4 0 2 0 0 0 0	
Dean Palmer, R (1, 5) OBP: 0.330, SLG: 0.503 (8, 8)		1-2 		1-1 				0-3 		3 0 1 0 1 1 0	
Shane Mack, R (1, 10) OBP: 0.362, SLG: 0.489 (8, 8)		3-2 		1-1 				1-3 		4 0 0 0 0 1 5	
29 Mike Sweeney, R (1, 2) OBP: 0.305, SLG: 0.348 (8, 8)			1-2 		1-1 			2-1 	0-0 	4 1 2 0 0 0 3	
Mendy López, R (1, 6) OBP: 0.341, SLG: 0.421 (8, 8)			0-0 		2-2 			2-2 	0-0 	3 1 1 1 0 0 0	
Inning Stats	R: 0 H: 0 E: 0 LOB: 0 K: 2 BB: 0 S: 12 P: 16	R: 1 H: 1 E: 0 LOB: 0 K: 0 BB: 0 S: 14 P: 22	R: 0 H: 1 E: 0 LOB: 1 K: 0 BB: 0 S: 8 P: 12	R: 0 H: 2 E: 0 LOB: 2 K: 0 BB: 0 S: 9 P: 14	R: 2 H: 3 E: 0 LOB: 0 K: 0 BB: 0 S: 12 P: 20	R: 0 H: 0 E: 0 LOB: 0 K: 1 BB: 0 S: 9 P: 15	R: 0 H: 0 E: 0 LOB: 0 K: 0 BB: 0 S: 7 P: 12	R: 2 H: 2 E: 1 LOB: 3 K: 2 BB: 2 S: 15 P: 29	R: 0 H: 0 E: 0 LOB: 1 K: 1 BB: 1 S: 10 P: 14	1B: 4 SF: 0 2B: 4 SAC: 1 3B: 0 DP: 0 HR: 1 HBP: 0	WP: 1 PA: 39 PB: 0 SB: 1 CS: 1
PITCHER Tom Candiotti, R (1, 1) ERA: 4.91 Buddy Groom, L (8, 1) ERA: 5.4 Mike Fetters, R (8, 1) ERA: 3.47	IP WLS BF H R ER SO BB IBB HBP BLK WP HR S P ERA WHIP 7.0 L 27 7 3 3 3 0 0 0 0 0 1 71 111 3.86 1.000 0.1 3 0 2 1 1 1 0 0 0 0 0 6 10 27.00 3.000 1.2 9 2 0 0 0 2 1 1 0 0 1 0 19 33 0.00 1.800	PITCHER IP WLS BF H R ER SO BB IBB HBP BLK WP HR S P ERA WHIP									

Kansas City Royals @ Oakland Athletics
 Network Associates Coliseum, Oakland, CA

Wed Jul 15 1998, 10:05 PM EDT
 Att: 9,619 - Unknown - 76 F

AB	35
R	5
H	9
RBI	4
BB	3
SO	6
LOB	14



Batter	1	2	3	4	5	6	7	8	9	AB	R	H	RBI	BB	SO	LOB
Rickey Henderson, R OBP: 0.367, SLG: 0.351 (1, 7)	1-1 L8		1-0 SAFE 1-H 2B			1-2 E 1B	0-3 K			4	0	2	1	0	1	2
Bip Roberts, S OBP: 0.368, SLG: 0.368 (1, 4)	1-2 G1-3		0-1 P4			2-2 SAFE SAFE 1-3 P3		1-2 G4-3		4	0	0	0	0	0	2
Ben Grieve, L OBP: 0.404, SLG: 0.490 (1, 9)	2-3 K			1-0 G1-3		4-2 S BB		0-3 K		3	0	0	0	1	2	0
Kevin Mitchell, R OBP: 0.296, SLG: 0.368 (1, 10)		0-3 K		1-0 G5-3		1-3 K		0-3 K		4	0	0	0	0	3	2
Jason Giambi, L OBP: 0.367, SLG: 0.453 (1, 3)		0-0 F9		1-3 K		3-3 K			1-0 L7	4	0	0	0	0	2	2
Mike Blowers, R OBP: 0.294, SLG: 0.381 (1, 5)		0-3 K			3-3 K		2-3 K		3-2 P4	4	0	0	0	0	3	0
Miguel Tejada, R OBP: 0.301, SLG: 0.352 (1, 6)			1-0 G6-3		1-0 E6		4-1 1B BB		2-1 F9	3	0	0	0	1	0	0
Ryan Christenson, R OBP: 0.343, SLG: 0.371 (1, 8)			4-1 2B BB		0-3 K		3-2 SAFE 1-2 1B			2	1	1	0	1	1	1
A.J. Hinch, R OBP: 0.292, SLG: 0.320 Brian Leshar, R OBP: 0.143, SLG: 0.286 (7, PH) Mike Macfarlane, R OBP: 0.297, SLG: 0.414 (8, 2)			0-0 F8		2-0 G5-3		3-3 SAFE K			2	0	0	0	0	0	2

Inning Stats	R: 0	H: 0	E: 0	K: 1	S: 11	R: 0	H: 0	E: 0	K: 2	S: 7	R: 1	H: 1	E: 0	K: 0	S: 6	R: 0	H: 0	E: 0	K: 1	S: 5	R: 0	H: 0	E: 1	K: 2	S: 9	R: 0	H: 1	E: 0	K: 3	S: 16	R: 0	H: 0	E: 0	K: 2	S: 11	R: 0	H: 0	E: 0	K: 0	S: 8	R: 0	H: 0	E: 0	K: 0	S: 8	1B: 2	2B: 1	3B: 0	HR: 0	SF: 0	SAC: 0	DP: 0	HBP: 0	WP: 0	PB: 0	SB: 1	CS: 0	PA: 34
--------------	------	------	------	------	-------	------	------	------	------	------	------	------	------	------	------	------	------	------	------	------	------	------	------	------	------	------	------	------	------	-------	------	------	------	------	-------	------	------	------	------	------	------	------	------	------	------	-------	-------	-------	-------	-------	--------	-------	--------	-------	-------	-------	-------	--------

PITCHER	IP	WLS	BF	H	R	ER	SO	BB	IBB	HBP	BLK	WP	HR	S	P	ERA	WHIP
50 José Rosado, L ERA: 3.95 (1, 1)	6.1		25	2	1	1	9	3	0	0	0	0	0	63	98	1.42	0.789
Matt Whisenant, L ERA: 4.28 (7, 1)	0.2		3	1	0	0	2	0	0	0	0	0	0	10	16	0.00	1.500
Scott Service, R ERA: 3.33 (8, 1)	1.0		3	0	0	0	2	0	0	0	0	0	0	11	12	0.00	0.000
Chris Haney, L ERA: 7.31 (9, 1)	1.0		3	0	0	0	0	0	0	0	0	0	0	8	14	0.00	0.000

BOTTOM

Kansas City Royals @ Oakland Athletics
Network Associates Coliseum, Oakland, CA

Wed Jul 15 1998, 10:05 PM EDT
Att. 9,619 - Unknown - 76 F

livebaseballscorecards.com

AB	31
R	1
H	3
RBI	1
BB	3
SO	13
LOB	13



Batter	1	2	3	4	5	6	7	8	9	AB R H RBI BB SO LOB	TOP
Johnny Damon, L (1, 8) <small>OBP: 0.337, SLG: 0.418</small>	0-0 		4-0 		0-3 			4-0 		2 1 0 0 2 1 0	
Jose Offerman, S (1, 4) <small>OBP: 0.372, SLG: 0.403</small>	0-0 		0-0 		0-0 			0-0 		4 0 2 1 0 0 1	
Hal Morris, L (1, 3) <small>OBP: 0.365, SLG: 0.424</small>	0-0 		0-0 		0-0 			0-0 		4 0 0 0 0 0 4	
Jeff King, R (1, 10) <small>OBP: 0.338, SLG: 0.474</small>	0-0 		0-0 		0-3 			0-0 		4 1 2 2 0 1 1	
Jeff Conine, R (1, 9) <small>OBP: 0.317, SLG: 0.450</small>		0-0 	0-3 		0-0 			0-0 		4 0 0 0 0 1 1	
Dean Palmer, R (1, 5) <small>OBP: 0.331, SLG: 0.502</small>		4-0 		0-0 		0-0 		0-0 		3 0 1 0 1 0 0	
Larry Sutton, L (1, 7) <small>OBP: 0.300, SLG: 0.345</small>		0-0 		0-0 		0-0 		0-0 		4 0 0 0 0 0 2	
Sal Fasano, R (1, 2) <small>OBP: 0.321, SLG: 0.361</small>		0-0 		0-0 		0-3 				3 0 0 0 0 1 1	
Mendy López, R (1, 6) <small>OBP: 0.349, SLG: 0.425</small> Jermaine Allensworth, R (8, PH) <small>OBP: 0.361, SLG: 0.414</small> Shane Halter, R (8, 6) <small>OBP: 0.283, SLG: 0.341</small>			0-0 		0-0 			0-0 		2 1 1 0 0 0 0 1 0 0 0 0 0 0 0 0 0 0 0 0 0	
Inning Stats	R: 0 H: 1 E: 0 LOB: 1 K: 0 BB: 0 S: 4 P: 4	R: 0 H: 0 E: 0 LOB: 1 K: 0 BB: 1 S: 3 P: 7	R: 2 H: 3 E: 0 LOB: 1 K: 1 BB: 1 S: 7 P: 11	R: 0 H: 0 E: 0 LOB: 0 K: 0 BB: 0 S: 3 P: 3	R: 0 H: 0 E: 0 LOB: 0 K: 1 BB: 0 S: 5 P: 5	R: 0 H: 0 E: 0 LOB: 0 K: 1 BB: 0 S: 5 P: 5	R: 0 H: 0 E: 0 LOB: 0 K: 1 BB: 0 S: 5 P: 5	R: 0 H: 0 E: 0 LOB: 1 K: 0 BB: 1 S: 3 P: 7	R: 1 H: 2 E: 0 LOB: 0 K: 0 BB: 0 S: 4 P: 4	1B: 5 SF: 0 2B: 0 SAC: 0 3B: 0 DP: 2 HR: 1 HBP: 0	WP: 2 PA: 34 PB: 0 SB: 0 CS: 0
PITCHER Blake Stein, R (1, 1) <small>ERA: 5.47</small> Mike Mohler, L (8, 1) <small>ERA: 4.32</small> Billy Taylor, R (9, 1) <small>ERA: 3.86</small>	IP WLS BF H R ER SO BB IBB HBP BLK WP HR S P ERA WHIP 7.1 W 28 4 2 2 4 3 0 0 0 2 0 33 45 2.46 0.955 0.2 2 0 0 0 0 0 0 0 0 0 0 2 2 0.00 0.000 1.0 S 4 2 1 1 0 0 0 0 0 0 0 1 4 4 9.00 2.000	PITCHER IP WLS BF H R ER SO BB IBB HBP BLK WP HR S P ERA WHIP									

Kansas City Royals @ Oakland Athletics
 Network Associates Coliseum, Oakland, CA

Thu Jul 16 1998, 6:33 AM EDT
 Att. 10,820 - Sunny - 81 F

livebaseballscorecards.com

AB	31
R	3
H	6
RBI	3
BB	3
SO	4
LOB	10



Batter	1	2	3	4	5	6	7	8	9
Rickey Henderson, R (1, 7) OBP: 0.367, SLG: 0.348	0-3 K		4-0 CS BB		1-0 H FC5-4 HBP	0-0 P3		0-3 K	
Rafael Bournigal, R (1, 4) OBP: 0.262, SLG: 0.316	0-0 1B FC6-4 2B		0-0 L4		0-0 FC5-4	0-0 F4			
Ben Grieve, L (1, 9) OBP: 0.405, SLG: 0.489	0-0 FC6-4 2-3 1B		0-0 F8			4-0 BB 2B BB	0-0 F7		
Matt Stairs, L (1, 10) OBP: 0.404, SLG: 0.542	0-0 FC6-4 1-2f 3-H BB			0-0 G6-3 1B		4-0 2B 1B BB	0-0 F8		
Jason Giambi, L (1, 3) OBP: 0.371, SLG: 0.457	4-0 FC5-4 BB			0-0 G6-3		0-0 1B 2B BB	4-0 BB		
Jack Voigt, R (7, PR) (8, 3) OBP: 0.216, SLG: 0.250	1-2 BB			1-2f		1-3 2-H 2B	BB		
Mike Macfarlane, R (1, 2) OBP: 0.289, SLG: 0.401	0-0 FC5-4 1-2f			0-0 F8		0-0 G5-3	0-0 F8		
Mike Blowers, R (1, 5) OBP: 0.293, SLG: 0.377		0-0 F8			0-0 P2	4-0 1B 1B IBB	0-0 G6-3		
Ryan Christenson, R (1, 8) OBP: 0.341, SLG: 0.368		0-3 K			0-0 F7	0-0 1B 1B	0-3 K		
Miguel Tejada, R (1, 6) OBP: 0.311, SLG: 0.358		0-0 G3-1			4-0 HBP BB	0-0 1B	0-0 1B		

Inning Stats	R: 1	H: 2	E: 0	K: 1	S: 7	LOB: 2	BB: 1	P: 11	R: 0	H: 0	E: 0	K: 1	S: 5	LOB: 0	BB: 0	P: 5	R: 0	H: 0	E: 0	K: 0	S: 2	LOB: 0	BB: 1	P: 6	R: 0	H: 1	E: 0	K: 0	S: 3	LOB: 2	BB: 1	P: 8	R: 4	H: 3	E: 0	K: 0	S: 6	LOB: 2	BB: 3	P: 18	R: 0	H: 0	E: 0	K: 0	S: 3	LOB: 1	BB: 1	P: 7	R: 0	H: 1	E: 0	K: 2	S: 8	LOB: 1	BB: 0	P: 8
--------------	------	------	------	------	------	--------	-------	-------	------	------	------	------	------	--------	-------	------	------	------	------	------	------	--------	-------	------	------	------	------	------	------	--------	-------	------	------	------	------	------	------	--------	-------	-------	------	------	------	------	------	--------	-------	------	------	------	------	------	------	--------	-------	------

PITCHER	IP	WLS	BF	H	R	ER	SO	BB	IBB	HBP	BLK	WP	HR	S	P	ERA	WHIP
Pat Rapp, R (1, 1) ERA: 4.78	5.1	L	26	5	5	5	2	5	1	1	0	0	0	23	48	8.44	1.875
Ricky Bones, R (6, 1) ERA: 2.95	2.2		11	2	0	0	2	1	0	0	0	0	0	14	18	0.00	1.125

BOTTOM


Kansas City Royals @ Oakland Athletics
Network Associates Coliseum, Oakland, CA

Thu Jul 16 1998, 6:33 AM EDT
Att: 10,820 - Sunny - 81 F

AB	R	H	RBI	BB	SO	LOB
3	0	0	0	1	2	3
4	1	1	0	0	0	5
3	1	1	0	1	0	0
3	1	1	1	1	0	1
2	1	1	1	2	0	1
0	0	0	0	0	0	0
4	0	0	0	0	0	5
3	1	0	0	1	0	0
4	0	1	2	0	2	0
3	0	2	1	1	0	0

livebaseballscores.com

AB	29
R	5
H	7
RBI	5
BB	7
SO	4
LOB	15



WP: 0	PA: 37
PB: 0	
SB: 0	
CS: 1	

Batter	1	2	3	4	5	6	7	8	9	AB R H RBI BB SO LOB	TOP
Johnny Damon, L (1, 8) <small>OBP: 0.338, SLG: 0.416</small>	3-2 	4-1 		1-1 		0-1 			0-2 	4 1 1 0 1 0 1	
Jose Offerman, S (1, 4) <small>OBP: 0.376, SLG: 0.408</small> Luis Rivera, R (7, 4) <small>OBP: 0.340, SLG: 0.326</small>	3-1 	2-2 			0-1 			1-2 		3 1 2 0 0 0 0 0 0 0 0 0 0 0	
Hal Morris, L (1, 10) <small>OBP: 0.361, SLG: 0.418</small> Larry Sutton, L (8, 3) <small>OBP: 0.300, SLG: 0.345</small>	2-2 	2-2 			0-0 			1-1 		4 0 0 1 0 0 2 0 0 0 0 0 0 0	
Jeff King, R (1, 3) <small>OBP: 0.340, SLG: 0.481</small> Sal Fasano, R (7, 3) <small>OBP: 0.321, SLG: 0.361</small> (8, 5)	4-2 	1-2 			1-0 			1-0 		3 2 1 1 1 0 2 0 0 0 0 0 0 0	
Jeff Conine, R (1, 9) <small>OBP: 0.313, SLG: 0.444</small> Jermaine Alenworth, R (7, 9) <small>OBP: 0.360, SLG: 0.412</small>	3-3 		0-0 		0-0 			0-2 		3 0 0 0 0 1 1 1 0 0 0 0 0 0	
Dean Palmer, R (1, 5) <small>OBP: 0.331, SLG: 0.500</small> Shane Halter, R (6, 5) <small>OBP: 0.281, SLG: 0.339</small> (8, 1)	3-2 		1-3 			0-0 		3-3 		3 0 1 1 0 1 0 1 0 0 0 0 1 0	
Shane Mack, R (1, 7) <small>OBP: 0.360, SLG: 0.484</small>	2-1 		0-1 			1-3 		2-2 		4 0 1 0 0 1 0	
29 Mike Sweeney, R (1, 2) <small>OBP: 0.304, SLG: 0.352</small>	0-1 			0-0 		1-2 		2-1 		4 1 1 0 0 0 2	
Mendy López, R (1, 6) <small>OBP: 0.340, SLG: 0.409</small>		1-1 		1-3 		0-1 		0-3 		4 0 1 1 0 2 0	
Inning Stats	R: 3 H: 4 E: 1 LOB: 2 K: 1 BB: 1 S: 22 P: 42	R: 0 H: 0 E: 0 LOB: 2 K: 0 BB: 1 S: 14 P: 24	R: 0 H: 0 E: 0 LOB: 0 K: 1 BB: 0 S: 6 P: 7	R: 0 H: 0 E: 0 LOB: 0 K: 1 BB: 0 S: 6 P: 8	R: 1 H: 2 E: 0 LOB: 0 K: 0 BB: 0 S: 5 P: 6	R: 1 H: 2 E: 0 LOB: 1 K: 1 BB: 0 S: 12 P: 14	R: 0 H: 0 E: 0 LOB: 0 K: 0 BB: 0 S: 8 P: 11	R: 0 H: 0 E: 0 LOB: 0 K: 1 BB: 0 S: 9 P: 14	R: 0 H: 0 E: 0 LOB: 0 K: 1 BB: 0 S: 8 P: 10	1B: 5 SF: 0 2B: 2 SAC: 0 3B: 0 DP: 0 HR: 1 HBP: 1	WP: 0 PA: 37 PB: 0 SB: 2 CS: 0
PITCHER 26 Bill Swift, R (1, 1) <small>ERA: 5.35</small> Paul Spoljaric, L (6, 1) <small>ERA: 5.63</small> Bob Wells, R (8, 1) <small>ERA: 5.35</small> Heathcliff Slocumb, R (9, 1) <small>ERA: 7.58</small>	IP WLS BF H R ER SO BB IBB HBP BLK WP HR S P ERA WHIP 5.2 W 27 8 5 5 4 2 0 1 0 0 1 63 99 7.94 1.765 1.1 4 0 0 0 0 0 0 0 0 0 0 0 10 13 0.00 0.000 1.0 3 0 0 0 1 0 0 0 0 0 0 0 9 14 0.00 0.000 1.0 3 0 0 0 1 0 0 0 0 0 0 0 8 10 0.00 0.000	PITCHER IP WLS BF H R ER SO BB IBB HBP BLK WP HR S P ERA WHIP									

Kansas City Royals @ Seattle Mariners
 The Kingdome, Seattle, WA
 Fri Jul 17 1998, 10:05 PM EDT
 Att. 29,500 - Dome - 72 F

livebaseballscorecards.com

AB	34
R	5
H	8
RBI	4
BB	2
SO	6
LOB	8



Batter	1	2	3	4	5	6	7	8	9	AB	R	H	RBI	BB	SO	LOB
Rich Amaral, R OBP: 0.316, SLG: 0.330 (1, 4)	1-1 S 1B	0-0 P1	3-2 FC6-4 1B		4-2 1B BB		0-0 1B 1B SF9	3-2 P1		5	2	3	0	1	0	2
Alex Rodriguez, R OBP: 0.357, SLG: 0.567 (1, 6)	1-2 F8	1-1 HR	0-1 FC6-4		0-0 L4-3 1B		1-0 1B 1B	0-1 G6-3 1B		6	2	4	3	0	0	2
Ken Griffey Jr., L OBP: 0.390, SLG: 0.679 (1, 8)	1-3 K	2-2 P3			3-1 L4-3		1-1 1B 2B 1B	2-2 G6-3		3	0	0	0	1	1	4
Charles Gipson, R OBP: 0.333, SLG: 0.261 (6, 8)										2	1	1	0	0	0	1
Edgar Martinez, R OBP: 0.408, SLG: 0.550 (1, 10)	2-1 1B	2-1 F8			3-2 G6-4-3		1-1 BB FC6-4 1B	1-0 SF9		4	1	2	2	0	0	1
David Segui, S OBP: 0.386, SLG: 0.535 (1, 3)	2-1 F9				2-1 HR		0-1 FC6-4 SF7 1B	1-1 2B 1B		5	4	4	1	0	0	1
Jay Buhner, R OBP: 0.338, SLG: 0.419 (1, 9)					0-2 HR		4-1 FC6-4 BB	1-2 1B 2B		2	2	1	2	2	0	1
Rob Ducey, L OBP: 0.324, SLG: 0.391 (7, 9)							1-2 2-3 BB	1-3 2-H 1B 2B		1	1	1	1	0	0	0
Russ Davis, R OBP: 0.308, SLG: 0.457 (1, 7)							1-1 FC6-4	1-3 K		4	2	2	2	0	0	2
Shane Monahan, L OBP: 0.407, SLG: 0.538 (7, 7)							1-2 2-3 3-H			1	0	0	0	0	1	2
Dan Wilson, R OBP: 0.306, SLG: 0.398 (1, 2)							0-2 G5-3	2-1 SF7		4	2	3	6	0	0	0
Rico Rossy, R OBP: 0.319, SLG: 0.341 (1, 5)							0-2 G5-3	1-3 K		4	1	1	1	1	1	2

Inning Stats	R: 1	H: 2	E: 0	K: 1	S: 12	R: 5	H: 4	E: 0	K: 0	S: 22	R: 3	H: 4	E: 0	K: 0	S: 15	R: 2	H: 2	E: 0	K: 0	S: 12	R: 0	H: 1	E: 0	K: 0	S: 9	R: 2	H: 2	E: 0	K: 1	S: 13	R: 5	H: 6	E: 0	K: 1	S: 16	R: 0	H: 1	E: 0	K: 0	S: 10
	LOB: 1	BB: 0				LOB: 0	BB: 1				LOB: 1	BB: 0				LOB: 2	BB: 2				LOB: 1	BB: 1				LOB: 1	BB: 0			LOB: 1	BB: 0			LOB: 0	BB: 0					

PITCHER	IP	WLS	BF	H	R	ER	SO	BB	IBB	HBP	BLK	WP	HR	S	P	ERA	WHIP
Glendon Rusch, L ERA: 5.63 (1, 1)	2.0	L	13	6	6	6	1	1	0	0	0	0	1	34	54	27.00	3.500
Jim Pittsley, R ERA: 6.55 (3, 1)	2.1		16	7	5	5	0	3	0	0	0	1	2	34	58	19.29	4.286
Chris Haney, L ERA: 8.04 (5, 1)	2.2		16	8	7	7	2	1	0	0	0	0	0	31	52	23.62	3.375
Shane Halter, R ERA: (8, 1)	1.0		3	1	0	0	0	0	0	0	0	0	0	10	15	0.00	1.000

BOTTOM

Kansas City Royals @ Seattle Mariners
The Kingdom, Seattle, WA

Fri Jul 17 1998, 10:05 PM EDT
Att. 29,500 - Dome - 72 F

AB	41
R	18
H	22
RBI	18
BB	5
SO	3
LOB	18



1B	2B	3B	HR	SF	SAC	DP	HBP	WP	HR	S	P	ERA	WHIP
16	4	0	3	2	0	3	0	1	2				

Batter	1	2	3	4	5	6	7	8	9	AB R H RBI BB SO LOB	TOP
Johnny Damon, L (1, 8) OBP: 0.337, SLG: 0.419	0-2 		2-0 			0-1 		1-3 	2-0 	5 1 1 0 0 1 2	
Jose Offerman, S (1, 4) OBP: 0.377, SLG: 0.407	1-2 			4-2 		1-0 		0-0 		3 2 1 1 1 0 0	
Hal Morris, L (1, 10) OBP: 0.363, SLG: 0.421	0-2 			3-2 		4-1 		1-1 		3 0 1 0 1 0 1	
Jeff King, R (1, 3) OBP: 0.337, SLG: 0.476		0-0 		0-1 		0-1 		2-3 		4 0 0 0 0 1 4	
Dean Palmer, R (1, 5) OBP: 0.331, SLG: 0.508		0-1 		0-0 		0-0 			2-1 	3 1 1 3 0 0 0	
Jeff Conine, R (1, 9) OBP: 0.316, SLG: 0.440		4-2 		3-1 		2-3 			4-2 	2 1 0 0 2 1 1	
Larry Sutton, L (1, 7) OBP: 0.299, SLG: 0.343	1-0 				0-3 		0-0 		1-1 	4 0 1 0 0 1 1	AB 31 R 5 H 5 RBI 5 BB 4 SO 8 LOB 11
Sal Fasano, R (1, 2) Shane Mack, R (9, PH) OBP: 0.363, SLG: 0.484			3-3 		1-2 		0-3 		2-0 	3 0 0 0 0 2 0	
Mendy López, R (1, 6) Jermaine Allensworth, R (9, PH) OBP: 0.359, SLG: 0.411			2-2 		1-3 		0-3 		3-2 	1 0 0 1 0 0 2	
Inning Stats	R: 0 H: 0 E: 0 LOB: 0 K: 0 BB: 0 S: 12 P: 13	R: 0 H: 0 E: 0 LOB: 1 K: 0 BB: 1 S: 6 P: 11	R: 0 H: 0 E: 0 LOB: 0 K: 1 BB: 0 S: 9 P: 16	R: 2 H: 1 E: 0 LOB: 0 K: 0 BB: 1 S: 16 P: 26	R: 0 H: 0 E: 0 LOB: 0 K: 2 BB: 0 S: 9 P: 11	R: 2 H: 2 E: 0 LOB: 1 K: 1 BB: 1 S: 10 P: 17	R: 0 H: 0 E: 0 LOB: 0 K: 2 BB: 0 S: 8 P: 8	R: 0 H: 1 E: 0 LOB: 1 K: 2 BB: 0 S: 9 P: 13	R: 1 H: 1 E: 0 LOB: 2 K: 0 BB: 1 S: 12 P: 26	1B: 2 SF: 1 2B: 1 SAC: 0 3B: 1 DP: 0 HR: 1 HBP: 1	WP: 0 PA: 37 PB: 0 SB: 0 CS: 0
PITCHER 27 Ken Cloude, R (1, 1) ERA: 5.81 31 Bobby Ayala, R (6, 1) ERA: 6.47 Mike Timlin, R (9, 1) ERA: 3.33	IP WLS BF H R ER SO BB IBB HBP BLK WP HR S P ERA WHIP 5.0 0 21 3 4 4 3 3 0 0 0 0 1 56 86 7.20 1.200 3.0 W 10 1 0 0 5 0 0 0 0 0 0 0 23 29 0.00 0.333 1.0 6 1 1 1 0 1 0 0 1 0 0 0 12 26 9.00 2.000	PITCHER IP WLS BF H R ER SO BB IBB HBP BLK WP HR S P ERA WHIP									

Kansas City Royals @ Seattle Mariners
 The Kingdome, Seattle, WA
 Sat Jul 18 1998, 10:05 PM EDT
 Att. 42,633 - Dome - 72 F

livebaseballscorecards.com

Batter	1	2	3	4	5	6	7	8	9	AB R H RBI BB SO LOB	TOP											
Jermaine Allensworth, R (1, 8) OBP: 0.362, SLG: 0.411	0-0 S E G1-3 1B		1-1 SH1-3 1-2 2-3		4-2 S BB		0-0 L9			2 1 1 0 1 0 1												
Jose Offerman, S (1, 10) OBP: 0.376, SLG: 0.405	0-2 G1-3 1-2		1-1 G6-3 2-3 3-H		3-3 K 1-2			1-2 CS 1B		4 0 1 1 0 1 3												
Shane Mack, R (1, 7) OBP: 0.361, SLG: 0.476 Johnny Damon, L (8, 7) OBP: 0.337, SLG: 0.419	0-3 K 2-H		4-2 PB BB		0-1 G4-3			0-1 SAFE F7 1-2		3 0 0 0 1 1 2 0 0 0 0 0 0 0												
Jeff King, R (1, 3) OBP: 0.333, SLG: 0.471	3-1 F9		1-2 P5 1-2 3-H			1-2 P5		0-2 G5-3		4 0 0 0 0 0 1												
Dean Palmer, R (1, 5) OBP: 0.330, SLG: 0.513		2-1 F8		2-2 G5-3		1-1 P3			1-1 HR	4 1 1 1 0 0 0												
Jeff Conine, R (1, 9) OBP: 0.315, SLG: 0.441		1-3 K		2-0 G1-3 2B		0-0 L4			0-0 F9	4 0 1 0 0 1 0												
Sal Fasano, R (1, 2) OBP: 0.314, SLG: 0.351		2-3 K		0-1 G1-3			0-0 G6-3		2-1 S 1B	4 0 1 0 0 1 1												
Luis Rivera, R (1, 4) OBP: 0.333, SLG: 0.320			1-2 SH1-3 G6-3 1B		1-1 F8		3-1 G6-3		1-0 F9	4 1 1 0 0 0 2												
Mendy López, R (1, 6) OBP: 0.333, SLG: 0.412			1-0 G6-3 SH1-3 PB 1B			1-0 F7		0-0 2B	3-3 K 1-2	4 1 2 0 0 1 1												
Inning Stats	R: 1 E: 1 K: 1 S: 9	H: 1 LOB: 0 BB: 0 P: 12	R: 0 E: 0 K: 2 S: 8	H: 0 LOB: 0 BB: 0 P: 13	R: 2 E: 0 K: 0 S: 14	H: 2 LOB: 1 BB: 1 P: 23	R: 0 E: 0 K: 0 S: 9	H: 1 LOB: 1 BB: 0 P: 14	R: 0 E: 0 K: 1 S: 8	H: 0 LOB: 1 BB: 1 P: 16	R: 0 E: 0 K: 0 S: 8	H: 0 LOB: 0 BB: 0 P: 10	R: 0 E: 0 K: 0 S: 5	H: 1 LOB: 1 BB: 0 P: 8	R: 0 E: 0 K: 0 S: 11	H: 1 LOB: 0 BB: 0 P: 12	R: 1 E: 0 K: 1 S: 10	H: 2 LOB: 1 BB: 0 P: 17	1B: 5 2B: 2 3B: 0 HR: 1	SF: 0 SAC: 1 DP: 0 HBP: 0	WP: 0 PB: 1 SB: 3 CS: 1	PA: 36
PITCHER Jeff Fassero, L (1, 1) ERA: 3.86	IP: 9.0 WLS: L BF: 36 H: 8 R: 4 ER: 2 SO: 5 BB: 2 IBB: 0 HBP: 0 BLK: 0 WP: 0 HR: 1 S: 82 P: 125 ERA: 2.00 WHIP: 1.111											PITCHER	IP: 9.0 WLS: L BF: 36 H: 8 R: 4 ER: 2 SO: 5 BB: 2 IBB: 0 HBP: 0 BLK: 0 WP: 0 HR: 1 S: 82 P: 125 ERA: 2.00 WHIP: 1.111									

Kansas City Royals @ Seattle Mariners
 The Kingdome, Seattle, WA
 Sun Jul 19 1998, 6:33 AM EDT
 Att. 30,851 - Dome - 72 F

AB	33
R	4
H	8
RBI	2
BB	2
SO	5
LOB	11



Batter	1	2	3	4	5	6	7	8	9	AB R H RBI BB SO LOB
Joey Cora, S OBP: 0.354, SLG: 0.376 (1, 4)	0-1 G6-3		1-2 G4-3		1-1 BB BB 1B		4-2 G3 WP BB		2-2 F8	4 0 1 0 1 0 1
Alex Rodriguez, R OBP: 0.359, SLG: 0.575 (1, 6)	2-1 HR		4-1 CS 1B BB		1-3 K		0-2 F9		4-1 1-2 BB	3 1 1 1 2 1 2
Ken Griffey Jr., L OBP: 0.395, SLG: 0.675 (1, 8)	1-2 1B HBP		0-0 CS 1B		4-2 BB 1-2 BB		3-2 G3 1-3		1-2 L3	3 0 1 0 1 0 3
Edgar Martinez, R OBP: 0.411, SLG: 0.551 (1, 10)	3-1 1-2 1B		4-1 1-2 2-3 BB		0-1 F8		2-2 L9			3 0 1 0 1 0 3
David Segui, S OBP: 0.382, SLG: 0.526 (1, 3)	0-3 K		1-1 F7		4-1 1-2 2-3 BB			0-0 F7		3 0 0 0 1 1 4
Jay Buhner, R OBP: 0.338, SLG: 0.398 (1, 9)	1-1 F8			2-3 K	1-2 F9			1-3 K		4 0 0 0 0 2 5
Dan Wilson, R OBP: 0.307, SLG: 0.394 (1, 2)		0-1 F9		0-0 G4-3		0-2 G6-3		1-0 F8		1 0 0 0 0 0 0
John Marzano, R OBP: 0.286, SLG: 0.265 (4, 2)										3 0 0 0 0 0 0
Shane Monahan, L OBP: 0.389, SLG: 0.455 (1, 7)		2-3 K		4-1 BB		0-0 P2		0-0 P8		3 0 0 0 1 1 0
Rico Rossy, R OBP: 0.345, SLG: 0.408 (1, 5)		0-2 G4-3		2-0 F7		0-0 F7			0-0 BB 1B	3 0 0 0 0 0 1
Russ Davis, R OBP: 0.310, SLG: 0.459 (9, PH)										1 0 1 0 0 0 0

Inning Stats	R: 1 E: 0 K: 1 S: 13	H: 2 LOB: 2 BB: 0 P: 20	R: 0 E: 0 K: 1 S: 9	H: 0 LOB: 0 BB: 0 P: 11	R: 0 E: 0 K: 0 S: 8	H: 1 LOB: 2 BB: 2 P: 18	R: 0 E: 0 K: 1 S: 6	H: 0 LOB: 1 BB: 1 P: 14	R: 0 E: 0 K: 1 S: 14	H: 1 LOB: 3 BB: 2 P: 25	R: 0 E: 0 K: 0 S: 7	H: 0 LOB: 0 BB: 0 P: 7	R: 0 E: 0 K: 0 S: 12	H: 0 LOB: 1 BB: 1 P: 21	R: 0 E: 0 K: 1 S: 5	H: 0 LOB: 0 BB: 0 P: 7	R: 0 E: 0 K: 0 S: 10	H: 1 LOB: 2 BB: 1 P: 17	1B: 4 2B: 0 3B: 0 HR: 1	SF: 0 SAC: 0 DP: 0 HBP: 1
--------------	-------------------------------	----------------------------------	------------------------------	----------------------------------	------------------------------	----------------------------------	------------------------------	----------------------------------	-------------------------------	----------------------------------	------------------------------	---------------------------------	-------------------------------	----------------------------------	------------------------------	---------------------------------	-------------------------------	----------------------------------	----------------------------------	------------------------------------

BOTTOM

Kansas City Royals @ Seattle Mariners
The Kingdom, Seattle, WA

Sun Jul 19 1998, 6:33 AM EDT
Att. 30,851 - Dome - 72 F

livebaseballscorecards.com

AB	31
R	1
H	5
RBI	1
BB	7
SO	5
LOB	19



PITCHER	IP	WLS	BF	H	R	ER	SO	BB	IBB	HBP	BLK	WP	HR	S	P	ERA	WHIP
Tim Belcher, R ERA: 4.2 (1, 1)	7.0	W	31	4	1	1	4	6	0	1	0	1	1	69	116	1.29	1.429
Scott Service, R ERA: 3.7 (8, 1)	1.0		3	0	0	0	1	0	0	0	0	0	0	5	7	0.00	0.000
Jeff Montgomery, R ERA: 5.82 (9, 1)	1.0	S	5	1	0	0	0	1	0	0	0	0	0	10	17	0.00	2.000

Batter	1	2	3	4	5	6	7	8	9	AB R H RBI BB SO LOB	TOP		
Mark McLemore, S (1, 4) OBP: 0.401, SLG: 0.352 Domingo Cedeno, S (9, PH) OBP: 0.344, SLG: 0.434 (9, 4)	 		 1-3			 0-0		 3-2	 3-3	4 3 1 0 1 1 0 1 0 0 0 0 1 1			
Roberto Kelly, R OBP: 0.311, SLG: 0.512 (1, 8) (9, 7)	 		 0-2			 0-0		 0-0	 0-0	6 3 3 3 0 0 2			
29 Rusty Greer, L OBP: 0.392, SLG: 0.433 Tom Goodwin, L OBP: 0.369, SLG: 0.312 (1, 7) (9, 8)	 				 0-2	 2-3		 1-0		5 1 2 1 0 1 4 0 0 0 0 0 0 0			
Juan Gonzalez, R OBP: 0.339, SLG: 0.598 (1, 10)	 1-1	 1-1			 1-3		 2-0	 0-1		5 3 3 5 0 1 2			
Will Clark, L OBP: 0.392, SLG: 0.510 Lee Stevens, L OBP: 0.300, SLG: 0.449 (1, 3) (6, 3)	 1-0	 2-2			 2-2	 3-3		 0-0		4 1 1 1 0 1 0 1 0 1 0 0 0 0			
Ivan Rodriguez, R OBP: 0.390, SLG: 0.528 (1, 2)	 3-2	 1-0			 1-1	 0-0		 0-3		5 0 0 0 0 1 5			
Mike Simms, R OBP: 0.411, SLG: 0.691 (1, 9)	 2-1	 0-0			 4-2		 2-3		 0-0	4 1 2 3 1 1 0			
Kevin Elster, R OBP: 0.317, SLG: 0.370 (1, 6)	 2-2		 0-1		 0-2		 2-0		 2-2	5 2 2 1 0 0 2			
Fernando Tatis, R OBP: 0.296, SLG: 0.344 (1, 5)	 0-1		 1-2		 0-2		 1-1		 3-3	5 1 1 1 0 1 2			
Inning Stats	R: 9 H: 7 E: 1 LOB: 0 K: 0 BB: 1 S: 29 P: 47	R: 1 H: 1 E: 0 LOB: 0 K: 0 BB: 0 S: 9 P: 13	R: 1 H: 1 E: 0 LOB: 0 K: 1 BB: 0 S: 12 P: 14	R: 1 H: 1 E: 0 LOB: 0 K: 1 BB: 0 S: 11 P: 15	R: 0 H: 0 E: 0 LOB: 0 K: 0 BB: 1 S: 11 P: 15	R: 3 H: 3 E: 0 LOB: 0 K: 2 BB: 0 S: 10 P: 17	R: 0 H: 0 E: 0 LOB: 0 K: 1 BB: 0 S: 7 P: 12	R: 0 H: 2 E: 1 LOB: 3 K: 1 BB: 0 S: 12 P: 16	R: 0 H: 1 E: 0 LOB: 2 K: 2 BB: 0 S: 12 P: 20	1B: 9 SF: 0 2B: 1 SAC: 0 3B: 0 DP: 1 HR: 6 HBP: 0	WP: 1 PA: 47 PB: 0 SB: 0 CS: 0		
PITCHER	IP WLS BF H R ER SO BB IBB HBP BLK WP HR S P ERA WHIP											PITCHER	IP WLS BF H R ER SO BB IBB HBP BLK WP HR S P ERA WHIP
50 José Rosado, L (1, 1) ERA: 4.01 Jim Pittsley, R (1, 1) ERA: 6.7 Chris Haney, L (6, 1) ERA: 8.17 Ricky Bones, R (8, 1) ERA: 2.61	0.2 L 10 6 8 2 0 1 0 0 0 0 0 1 25 41 27.00 10.500												

Texas Rangers @ Kansas City Royals
 Kauffman Stadium, Kansas City, MO
 Tue Jul 21 1998, 7:05 PM CDT
 Att. 17,457 - Unknown - 99 F

livebaseballscorecards.com

AB	45
R	15
H	16
RBI	15
BB	2
SO	8
LOB	18



Batter	1	2	3	4	5	6	7	8	9	AB	R	H	RBI	BB	SO	LOB
Johnny Damon, L (1, 8) OBP: 0.338, SLG: 0.427	1-1 1B	3-2 F9			2-1 HR		0-0 F8			4	2	2	1	0	0	2
Jose Offerman, S (1, 4) Luis Rivera, R (9, 4) OBP: 0.374, SLG: 0.404 OBP: 0.333, SLG: 0.320	0-2 G6-4-3 1B		3-1 F8		1-0 F8		1-0 G2-3 1B			4	1	1	0	0	0	1
Hal Morris, L (1, 10) OBP: 0.361, SLG: 0.419	1-1 G6-4-3 1B		2-0 F8		1-2 FC6-4 1B		0-0 F8			4	0	1	1	0	0	1
Jeff King, R (1, 3) Jermaine Allensworth, R (8, PH) OBP: 0.331, SLG: 0.467 OBP: 0.361, SLG: 0.410	1-1 G6-4-3 1B		0-1 L8		0-1 FC6-4 1B		0-3 K			3	1	0	0	0	0	2
Dean Palmer, R (1, 5) Terry Pendleton, S (7, 5) OBP: 0.327, SLG: 0.509 OBP: 0.316, SLG: 0.352	2-3 K		2-0 L7		3-3 K		1-1 G4-3 1B			3	0	0	0	0	2	1
Jeff Conine, R (1, 9) 29 Mike Sweeney, R (9, 2) OBP: 0.319, SLG: 0.458 OBP: 0.302, SLG: 0.350		3-2 HR		0-0 F8		1-1 1B		1-1 P6		3	1	2	2	0	0	0
Larry Sutton, L (1, 7) OBP: 0.293, SLG: 0.335		1-0 G3 1B		3-0 F7		2-2 L4-3 1B		3-1 F9		4	0	0	0	0	0	1
Sal Fasano, R (1, 2) OBP: 0.313, SLG: 0.344		1-1 WP HBP		2-2 F9		2-2 P3		2-0 F8		3	0	0	0	0	0	0
Mendy López, R (1, 6) OBP: 0.333, SLG: 0.407		3-2 F9		2-0 F8		0-1 1B				3	0	1	0	0	0	1

Inning Stats	R: 2	H: 2	E: 1	K: 1	S: 12	H: 2	LOB: 0	BB: 0	P: 17	R: 1	H: 1	E: 0	K: 0	S: 13	H: 0	LOB: 1	BB: 0	P: 24	R: 0	H: 0	E: 0	K: 0	S: 5	H: 0	LOB: 0	BB: 0	P: 10	R: 0	H: 0	E: 0	K: 0	S: 3	H: 0	LOB: 0	BB: 0	P: 8	R: 1	H: 1	E: 0	K: 0	S: 7	H: 1	LOB: 0	BB: 0	P: 14	R: 1	H: 2	E: 0	K: 1	S: 16	H: 2	LOB: 1	BB: 0	P: 23	R: 0	H: 1	E: 0	K: 0	S: 9	H: 0	LOB: 1	BB: 0	P: 12	R: 0	H: 0	E: 0	K: 1	S: 6	H: 0	LOB: 0	BB: 0	P: 7	R: 0	H: 0	E: 0	K: 0	S: 5	H: 0	LOB: 0	BB: 0	P: 11	1B: 5	2B: 0	3B: 0	HR: 2	SF: 0	SAC: 0	DP: 1	HBP: 1	WP: 2	PB: 0	SB: 0	CS: 0	PA: 35
--------------	------	------	------	------	-------	------	--------	-------	-------	------	------	------	------	-------	------	--------	-------	-------	------	------	------	------	------	------	--------	-------	-------	------	------	------	------	------	------	--------	-------	------	------	------	------	------	------	------	--------	-------	-------	------	------	------	------	-------	------	--------	-------	-------	------	------	------	------	------	------	--------	-------	-------	------	------	------	------	------	------	--------	-------	------	------	------	------	------	------	------	--------	-------	-------	-------	-------	-------	-------	-------	--------	-------	--------	-------	-------	-------	-------	--------

PITCHER	IP	WLS	BF	H	R	ER	SO	BB	IBB	HBP	BLK	WP	HR	S	P	ERA	WHIP
Rick Helling, R (1, 1) ERA: 4.5	9.0	W	35	7	5	4	3	0	0	1	0	2	2	76	126	4.00	0.778

TEXAS RANGERS @ KANSAS CITY ROYALS
 Kauffman Stadium, Kansas City, MO

Tue Jul 21 1998, 7:05 PM CDT
 Att: 17,457 - Unknown - 99 F

AB	34
R	5
H	7
RBI	4
BB	0
SO	3
LOB	9

Batter	1	2	3	4	5	6	7	8	9	AB R H RBI BB SO LOB	TOP											
Tom Goodwin, L (1, 8) OBP: 0.371, SLG: 0.314	1-3 K		1-1 G6-3			0-0 29 FC6-5 BB 1B		2-2 2-H G6-3 1B		4 0 2 1 0 1 0												
Mark McLemore, S (1, 4) OBP: 0.402, SLG: 0.352	2-2 WP 29 1B HR 1B		2-1 F7			4-2 29 FC6-5 BB		1-2 G6-3		3 1 1 0 1 0 1												
29 Rusty Greer, L (1, 7) OBP: 0.390, SLG: 0.431	0-1 WP HR 1B		3-1 F7			2-1 FC6-5 G6-4-3		3-2 L8		4 1 1 0 0 0 3												
Juan Gonzalez, R (1, 9) OBP: 0.338, SLG: 0.602	3-1 1-H 2-H HR			3-1 P2		2-1 G6-4-3 1-2f			1-2 G6-3	4 1 1 3 0 0 2												
Will Clark, L (1, 10) OBP: 0.393, SLG: 0.510	3-2 G4-6-3 1B			3-2 L8			1-3 K		2-1 1B	4 0 2 0 0 1 0												
Ivan Rodriguez, R (1, 2) OBP: 0.376, SLG: 0.522	0-0 G4-6-3 1-2f			2-3 K			1-0 G4-3		1-1 P3	4 0 0 0 0 1 2												
Lee Stevens, L (1, 3) OBP: 0.295, SLG: 0.442		1-2 G3			3-2 G3-1		2-0 F7		2-3 K	4 0 0 0 0 1 1												
Kevin Elster, R (1, 6) OBP: 0.314, SLG: 0.366		1-3 K			0-0 F8			1-3 K		3 0 0 0 0 2 0												
Luis Alicea, S (1, 5) OBP: 0.369, SLG: 0.417		0-0 G1-3			2-3 K			2-2 1B 2B		3 1 1 0 0 1 0												
Inning Stats	R: 3 E: 0 K: 1 S: 15	H: 4 LOB: 0 BB: 0 P: 24	R: 0 E: 0 K: 1 S: 8	H: 0 LOB: 0 BB: 0 P: 10	R: 0 E: 0 K: 0 S: 6	H: 0 LOB: 0 BB: 0 P: 12	R: 0 E: 0 K: 1 S: 10	H: 0 LOB: 0 BB: 0 P: 18	R: 0 E: 0 K: 1 S: 9	H: 0 LOB: 0 BB: 0 P: 14	R: 0 E: 0 K: 0 S: 7	H: 1 LOB: 1 BB: 1 P: 15	R: 0 E: 0 K: 1 S: 5	H: 0 LOB: 0 BB: 0 P: 9	R: 1 E: 0 K: 1 S: 15	H: 2 LOB: 1 BB: 0 P: 24	R: 0 E: 0 K: 1 S: 10	H: 1 LOB: 1 BB: 0 P: 16	1B: 6 2B: 1 3B: 0 HR: 1	SF: 0 SAC: 0 DP: 2 HBP: 0	WP: 1 PB: 0 SB: 0 CS: 0	PA: 34
PITCHER	IP WLS BF H R ER SO BB IBB HBP BLK WP HR S P ERA WHIP												PITCHER	IP WLS BF H R ER SO BB IBB HBP BLK WP HR S P ERA WHIP								
Pat Rapp, R (1, 1) ERA: 4.8	5.0 W 19 5 3 3 4 0 0 0 0 1 1 49 79 5.40 1.000																					
Ricky Bones, R (6, 1) ERA: 2.49	1.0 3 0 0 0 0 1 0 0 0 0 0 6 14 0.00 1.000																					
Scott Service, R (7, 1) ERA: 3.73	2.0 8 2 1 1 2 0 0 0 0 0 0 20 33 4.50 1.000																					
Jeff Montgomery, R (9, 1) ERA: 5.66	1.0 S 4 1 0 0 1 0 0 0 0 0 0 10 16 0.00 1.000																					

Texas Rangers @ Kansas City Royals
Kauffman Stadium, Kansas City, MO
Wed Jul 22 1998, 7:05 PM CDT
Att. 14,660 - Cloudy - 85 F

livebaseballscorecards.com

AB	33
R	4
H	8
RBI	4
BB	1
SO	7
LOB	9



Batter	1	2	3	4	5	6	7	8	9	AB R H RBI BB SO LOB	TOP		
Mark McLemore, S (1, 4) OBP: 0.407, SLG: 0.359	4-2 BB		1-1 1B 2B	1-1 1B	1-0 G6-3			0-1 1B	2-1 G4-3	5 3 3 0 1 0 3			
Roberto Kelly, R (1, 8) OBP: 0.312, SLG: 0.504	1-1 F8		0-1 1B	1-1 1B		1-0 G6-3		0-3 K	1-1 F7	6 1 2 1 0 1 3			
29 Rusty Greer, L (1, 7) OBP: 0.393, SLG: 0.433	1-2 1B		1-0 F9 1B	1-2 1B		1-1 G3		1-2 G1-3		5 0 3 3 0 0 1			
Juan Gonzalez, R (1, 9) OBP: 0.341, SLG: 0.600	2-1 F7		3-2 G4-6-3 1B	3-2 P3		4-2 1B BB		4-0 1B IBB		3 0 1 1 2 0 4			
Ivan Rodriguez, R (1, 10) OBP: 0.379, SLG: 0.523	1-0 F8		2-2 F9 1B		2-2 1B	1-1 1B		1-0 1B		5 1 3 1 0 0 4			
Mike Simms, R (1, 3) Lee Stevens, L (8, 3) OBP: 0.402, SLG: 0.667 OBP: 0.295, SLG: 0.442		2-3 K	2-2 G4-6-3		2-2 1B	0-1 P3		0-0 F8		5 0 1 0 0 1 6 0 0 0 0 0 0 0			
Bill Haselman, R (1, 2) OBP: 0.333, SLG: 0.574		3-3 K		0-0 G6-3		0-0 1B		1-0 G6-3		5 1 2 2 0 1 0			
Kevin Elster, R (1, 6) OBP: 0.312, SLG: 0.363		1-0 P3		0-0 L6		1-2 F9		1-0 L8		5 0 1 0 0 0 2			
Fernando Tatis, R (1, 5) OBP: 0.298, SLG: 0.346			3-2 1B	1-1 1B		0-3 K		1-3 K		4 2 2 0 0 2 2			
Inning Stats	R: 0 H: 1 E: 0 K: 0 S: 10 LOB: 2 BB: 1 P: 19	R: 0 H: 0 E: 0 K: 2 S: 11 LOB: 0 BB: 0 P: 17	R: 3 H: 5 E: 0 K: 0 S: 20 LOB: 1 BB: 0 P: 32	R: 2 H: 4 E: 0 K: 0 S: 15 LOB: 2 BB: 0 P: 22	R: 1 H: 3 E: 0 K: 1 S: 14 LOB: 2 BB: 0 P: 20	R: 0 H: 1 E: 0 K: 0 S: 9 LOB: 2 BB: 1 P: 16	R: 0 H: 0 E: 0 K: 1 S: 5 LOB: 0 BB: 0 P: 8	R: 1 H: 2 E: 0 K: 1 S: 11 LOB: 2 BB: 1 P: 17	R: 1 H: 2 E: 0 K: 0 S: 7 LOB: 1 BB: 0 P: 12	1B: 16 SF: 0 2B: 1 SAC: 1 3B: 0 DP: 1 HR: 1 HBP: 0	WP: 0 PA: 47 PB: 0 SB: 0 CS: 0		
PITCHER	IP WLS BF H R ER SO BB IBB HBP BLK WP HR S P ERA WHIP											PITCHER	IP WLS BF H R ER SO BB IBB HBP BLK WP HR S P ERA WHIP
Glendon Rusch, L (1, 1) ERA: 5.88	4.0 L 25 13 6 6 2 1 0 0 0 0 0 0 63 101 13.50 3.500												
Chris Haney, L (5, 1) ERA: 7.79	3.0 11 1 0 0 2 1 0 0 0 0 0 0 21 33 0.00 0.667												
Matt Whisenant, L (8, 1) ERA: 4.54	1.0 6 2 1 1 1 0 1 0 0 0 0 0 11 17 9.00 2.000												
Ricky Bones, R (9, 1) ERA: 2.78	1.0 5 2 1 1 0 0 0 0 0 0 0 1 7 12 9.00 2.000												

Texas Rangers @ Kansas City Royals
Kauffman Stadium, Kansas City, MO
Thu Jul 23 1998, 7:05 PM CDT
Att. 21,656 - Cloudy - 77 F

livebaseballscorecards.com

AB	43
R	8
H	18
RBI	8
BB	3
SO	5
LOB	25



Batter	1	2	3	4	5	6	7	8	9	AB	R	H	RBI	BB	SO	LOB
Johnny Damon, L (1, 9) OBP: 0.333, SLG: 0.419	1-1 F7		3-2 G4-3		2-3 K	0-1 P2		2-2 G4-3		5	0	0	0	0	1	0
Jermaine Allensworth, R (1, 8) OBP: 0.365, SLG: 0.415	1-1 1B L5 1B		1-0 1B HBP		0-0 1B SF8 2B	1-2 BB 1B		1-1 G5-3		4	1	3	0	0	0	0
Jose Offerman, S (1, 4) OBP: 0.384, SLG: 0.416	0-0 1B		0-0 1B		0-0 1B SF8	4-0 BB BB		1-2 FC6-4 1B		4	1	4	0	1	0	0
Dean Palmer, R (1, 5) OBP: 0.327, SLG: 0.513	0-1 L5		2-3 K		1-1 SF8	4-2 FC5-4 BB		0-0 FC6-4		3	0	0	1	1	1	5
Jeff King, R (1, 3) OBP: 0.331, SLG: 0.463		2-0 1B	2-1 G6-3		0-0 2B 1B	0-0 FC5-4			1-3 K	5	1	2	1	0	1	5
Shane Mack, R (1, 7) OBP: 0.362, SLG: 0.476		4-2 BB		1-0 G4-3	0-0 1B 2B		0-0 F9		1-3 K	4	1	1	1	1	1	0
Terry Pendleton, S (1, 10) OBP: 0.327, SLG: 0.347		1-3 K		3-1 1B	0-2 1B		4-0 FC5-4 BB		1-1 F5	4	0	2	1	1	1	2
Sal Fasano, R (1, 2) OBP: 0.310, SLG: 0.340		0-1 P4		2-3 K	1-2 F7		1-0 F9			4	0	0	0	0	1	5
Mendy López, R (1, 6) OBP: 0.313, SLG: 0.383		0-1 F9		1-3 K		0-0 F7		2-2 FC5-4		3	0	0	0	0	1	3
Hal Morris, L (7, PH) OBP: 0.365, SLG: 0.423										1	0	0	0	0	0	1
Luis Rivera, R (8, 6) OBP: 0.333, SLG: 0.320										0	0	0	0	0	0	0

Inning Stats	R: 0	H: 2	E: 0	K: 0	S: 7	H: 1	LOB: 1	BB: 0	P: 9	R: 0	H: 1	E: 0	K: 1	S: 11	H: 1	LOB: 2	BB: 1	P: 18	R: 0	H: 1	E: 0	K: 1	S: 10	R: 4	H: 5	E: 0	K: 1	S: 16	R: 0	H: 1	E: 1	K: 0	S: 10	R: 0	H: 0	E: 0	K: 0	S: 9	R: 0	H: 1	E: 0	K: 0	S: 11	R: 0	H: 0	E: 0	K: 2	S: 11	1B: 10	2B: 3	3B: 0	HR: 0	SF: 1	SAC: 0	DP: 1	HBP: 1	WP: 0	PA: 43
--------------	------	------	------	------	------	------	--------	-------	------	------	------	------	------	-------	------	--------	-------	-------	------	------	------	------	-------	------	------	------	------	-------	------	------	------	------	-------	------	------	------	------	------	------	------	------	------	-------	------	------	------	------	-------	--------	-------	-------	-------	-------	--------	-------	--------	-------	--------

PITCHER	IP	WLS	BF	H	R	ER	SO	BB	IBB	HBP	BLK	WP	HR	S	P	ERA	WHIP
Darren Oliver, L (1, 1) ERA: 6.77	4.2		24	9	4	4	5	1	0	0	0	0	0	46	73	7.71	2.143
Xavier Hernandez, R (5, 1) ERA: 2.97	2.1	W	12	2	0	0	0	3	0	0	0	0	0	22	39	0.00	2.143
Eric Gunderson, L (8, 1) ERA: 2.38	0.1		1	0	0	0	0	0	0	0	0	0	0	3	5	0.00	0.000
Danny Patterson, R (8, 1) ERA: 3.34	0.2		3	1	0	0	0	0	0	0	0	0	0	6	8	0.00	1.500
John Wetteland, R (9, 1) ERA: 1.62	1.0		3	0	0	0	2	0	0	0	0	0	0	11	14	0.00	0.000


BOTTOM

Texas Rangers @ Kansas City Royals
Kauffman Stadium, Kansas City, MO

Thu Jul 23 1998, 7:05 PM CDT
Att: 21,656 - Cloudy - 77 F

livebaseballscorecards.com

AB	37
R	4
H	12
RBI	4
BB	4
SO	7
LOB	21



Batter	1	2	3	4	5	6	7	8	9	AB R H RBI BB SO LOB
Jim Edmonds, L (1, 8) OBP: 0.355, SLG: 0.490	0-0 1B		0-0 L8		2-1 G4-3		0-0 G6-4-3			4 1 1 0 0 0 4
Dave Hollins, S (1, 5) OBP: 0.333, SLG: 0.384 Craig Shipley, R (7, 5) OBP: 0.316, SLG: 0.345	0-0 P7		2-0 G2-3			0-1 G6-3		4-2 BB		3 0 0 0 0 0 2 0 0 0 0 1 0 0
Darin Erstad, L (1, 7) OBP: 0.357, SLG: 0.528	2-0 1B			2-0 F8		2-0 HR		0-3 K		4 1 2 1 0 1 1
Cecil Fielder, R (1, 3) OBP: 0.333, SLG: 0.425	2-1 G6-4-3			2-1 G6-3		1-1 HR		3-3 K		4 1 1 2 0 1 2
Tim Salmon, R (1, 10) OBP: 0.408, SLG: 0.490		1-3 K		2-1 G5-3		1-0 L9		3-3 K		4 0 0 0 0 2 0
16 Garret Anderson, L (1, 9) OBP: 0.346, SLG: 0.503		1-0 L9			0-0 F8		0-1 1B		1-3 K	4 0 1 0 0 1 0
Matt Walbeck, S (1, 2) OBP: 0.296, SLG: 0.346		3-3 K			3-2 FC6-4		0-1 G4-3		0-3 K	4 0 1 0 0 2 1
Norberto Martin, R (1, 4) OBP: 0.233, SLG: 0.243			0-1 G6-3		4-2 FC6-4		1-2 G6-3			2 0 0 0 1 0 0
Gary Disarcina, R (1, 6) OBP: 0.329, SLG: 0.407			3-2 1B		1-1 FC6-4		1-1 G6-4-3			3 0 2 0 0 0 2

Inning Stats	R: 1 E: 0 K: 0 S: 5	H: 2 LOB: 0 BB: 0 P: 9	R: 0 E: 0 K: 2 S: 7	H: 0 LOB: 0 BB: 0 P: 12	R: 0 E: 0 K: 0 S: 7	H: 1 LOB: 1 BB: 0 P: 12	R: 0 E: 0 K: 0 S: 5	H: 0 LOB: 0 BB: 0 P: 11	R: 0 E: 0 K: 0 S: 10	H: 1 LOB: 2 BB: 1 P: 20	R: 2 E: 0 K: 0 S: 10	H: 3 LOB: 1 BB: 0 P: 14	R: 0 E: 0 K: 0 S: 6	H: 1 LOB: 0 BB: 0 P: 8	R: 0 E: 0 K: 2 S: 9	H: 0 LOB: 1 BB: 1 P: 16	R: 0 E: 0 K: 3 S: 9	H: 0 LOB: 0 BB: 0 P: 13	1B: 6 2B: 2 3B: 0 HR: 1	SF: 0 SAC: 0 DP: 3 HBP: 0	WP: 0 PB: 0 SB: 2 CS: 1	PA: 34
--------------	------------------------------	---------------------------------	------------------------------	----------------------------------	------------------------------	----------------------------------	------------------------------	----------------------------------	-------------------------------	----------------------------------	-------------------------------	----------------------------------	------------------------------	---------------------------------	------------------------------	----------------------------------	------------------------------	----------------------------------	----------------------------------	------------------------------------	----------------------------------	--------

PITCHER	IP	WLS	BF	H	R	ER	SO	BB	IBB	HBP	BLK	WP	HR	S	P	ERA	WHIP
Hipolito Pichardo, R (1, 1) ERA: 5.25	6.1	W	27	8	3	3	2	1	0	0	0	0	1	49	85	4.26	1.421
Matt Whisenant, L (7, 1) ERA: 4.34	1.2		4	0	0	0	2	1	0	0	0	0	0	10	17	0.00	0.600
Jeff Montgomery, R (9, 1) ERA: 5.5	1.0	S	3	0	0	0	3	0	0	0	0	0	0	9	13	0.00	0.000

TOP

Anaheim Angels @ Kansas City Royals
Kauffman Stadium, Kansas City, MO

Fri Jul 24 1998, 7:05 PM CDT
Att. 18,151 - Unknown - 73 F

AB	32
R	3
H	8
RBI	3
BB	2
SO	7
LOB	12



Batter	1	2	3	4	5	6	7	8	9	AB R H RBI BB SO LOB
Johnny Damon, L (1, 9) OBP: 0.332, SLG: 0.416 (8, 7)	4-1 		1-0 G3 	1-1 FC4-6 		2-3 				3 1 0 1 1 1 2
Jermaine Allensworth, R (1, 8) OBP: 0.367, SLG: 0.412	4-1 		2-0 G5-3 	4-2 		2-3 				2 0 0 0 2 1 1
Jose Offerman, S (1, 4) OBP: 0.387, SLG: 0.416	0-0 		4-2 WP 	2-3 		1-1 				2 0 1 0 1 1 2
Dean Palmer, R (1, 5) OBP: 0.324, SLG: 0.507	0-0 L5 		2-2 L8 		1-0 P4 		2-2 F9 			4 0 0 0 0 0 5
Jeff King, R (1, 3) OBP: 0.333, SLG: 0.462	1-1 E5 			0-0 2B 	4-2 		3-2 P4 			3 1 1 1 1 0 3
Shane Mack, R (1, 7) OBP: 0.360, SLG: 0.477 Jeff Conine, R (8, 9) OBP: 0.319, SLG: 0.458	2-0 G5-4-3 			1-2 	2-1 F9 		2-2 G6-3 			4 1 1 0 0 0 5 0 0 0 0 0 0 0
Terry Pendleton, S (1, 10) OBP: 0.324, SLG: 0.340		4-2 		1-1 SF7 	0-0 F8 		2-3 			2 0 0 1 1 1 1
29 Mike Sweeney, R (1, 2) OBP: 0.301, SLG: 0.354		2-2 L3 		1-0 		0-0 F7 		0-1 F8 		4 1 1 1 0 0 1
Mendy López, R (1, 6) OBP: 0.324, SLG: 0.391		2-2 L7 		0-0 		1-0 		0-3 		4 0 2 0 0 1 0

Inning Stats	R: 1	H: 1	E: 1	K: 0	S: 7	LOB: 2	BB: 2	P: 18	R: 0	H: 0	E: 0	K: 0	S: 8	LOB: 0	BB: 1	P: 16	R: 0	H: 0	E: 0	K: 0	S: 8	LOB: 1	BB: 1	P: 17	R: 3	H: 4	E: 0	K: 1	S: 19	LOB: 2	BB: 1	P: 28	R: 0	H: 0	E: 0	K: 0	S: 6	LOB: 1	BB: 1	P: 13	R: 0	H: 1	E: 0	K: 2	S: 10	LOB: 1	BB: 0	P: 15	R: 0	H: 0	E: 0	K: 0	S: 12	LOB: 1	BB: 0	P: 20	R: 0	H: 0	E: 0	K: 2	S: 8	LOB: 0	BB: 0	P: 10	1B: 4	2B: 3	3B: 0	HR: 0	SF: 1	SAC: 0	DP: 2	HBP: 1
--------------	------	------	------	------	------	--------	-------	-------	------	------	------	------	------	--------	-------	-------	------	------	------	------	------	--------	-------	-------	------	------	------	------	-------	--------	-------	-------	------	------	------	------	------	--------	-------	-------	------	------	------	------	-------	--------	-------	-------	------	------	------	------	-------	--------	-------	-------	------	------	------	------	------	--------	-------	-------	-------	-------	-------	-------	-------	--------	-------	--------

PITCHER	IP	WLS	BF	H	R	ER	SO	BB	IBB	HBP	BLK	WP	HR	S	P	ERA	WHIP
Chuck Finley, L (1, 1) ERA: 3.13	3.0	L	14	2	2	2	0	4	0	0	0	1	0	24	52	6.00	2.000
Shigetoshi Hasegawa, R (4, 1) ERA: 3.34	3.0		15	4	2	2	3	2	0	0	0	0	0	34	55	6.00	2.000
Rich DeLucia, R (7, 1) ERA: 4.14	2.0		7	0	0	0	2	0	0	1	0	0	0	20	30	0.00	0.000

Anaheim Angels @ Kansas City Royals
 Kauffman Stadium, Kansas City, MO

Fri Jul 24 1998, 7:05 PM CDT
 Att: 18,151 - Unknown - 73 F

AB	28
R	4
H	6
RBI	4
BB	6
SO	5
LOB	20

livebaseballscorecards.com

Batter	1	2	3	4	5	6	7	8	9	AB R H RBI BB SO LOB	TOP		
Jim Edmonds, L (1, 8) OBP: 0.358, SLG: 0.495	2-1 P7			0-1 2B	4-2 3B BB		1-3 K		3-2 2B	4 1 2 0 1 1 0	Anaheim Angels @ Kansas City Royals Kauffman Stadium, Kansas City, MO Sat Jul 25 1998, 7:05 PM CDT Att. 28,428 - Cloudy - 70 F		
Craig Shipley, R (1, 5) OBP: 0.310, SLG: 0.359	2-2 L8			0-0 P1	2-2 3B		2-2 F9		2-3 K	5 0 1 3 0 1 2			
Darin Erstad, L (1, 7) OBP: 0.355, SLG: 0.523	2-2 L7			0-0 P6	3-3 K		1-2 G1-3		4-0 IBB	4 0 0 0 1 1 2			
Cecil Fielder, R (1, 3) OBP: 0.332, SLG: 0.423			1-0 P6	0-3 K		1-2 G4-3		0-1 1B 16	1-3 K	4 0 1 0 0 1 1			
Gary Disarcina, R (8, PR) OBP: 0.328, SLG: 0.406								FC4-2-5 1B		1 0 0 0 0 1 2			
Tim Salmon, R (1, 10) OBP: 0.413, SLG: 0.494			1-2 L9		0-0 1B 16	1-0 2B 1B		0-1 1B 16		4 3 3 0 0 0 0			
16 Garret Anderson, L (1, 9) OBP: 0.347, SLG: 0.503			3-3 K		1-1 1B BB	1-1 2B 1B		2-1 FC4-2-5 1B BB		4 1 2 0 0 1 2			
Matt Walbeck, S (1, 2) OBP: 0.303, SLG: 0.355				1-0 G4-3	1-2 3B 1B	2-1 2B		4-2 BB		3 1 2 2 1 0 0			
Phil Nevin, R (9, 2) OBP: 0.326, SLG: 0.414					1-2 3B 1B	1-3 2B		1-2 BB		0 0 0 0 0 0 0			
11 Justin Baughman, R (1, 4) OBP: 0.270, SLG: 0.315			0-0 G3		1-3 K	0-0 G4-3		1-0 SF7-5-4-5		3 0 0 1 0 1 4			
Norberto Martin, R (1, 6) OBP: 0.227, SLG: 0.237			2-1 F9		1-0 F9	0-0 P6			2-2 G1-3	4 0 0 0 0 0 4			
Inning Stats	R: 0 H: 0 E: 0 LOB: 0 K: 0 BB: 0 S: 8 P: 14	R: 0 H: 0 E: 0 LOB: 0 K: 1 BB: 0 S: 10 P: 15	R: 0 H: 0 E: 0 LOB: 0 K: 0 BB: 0 S: 4 P: 7	R: 0 H: 1 E: 0 LOB: 1 K: 1 BB: 0 S: 7 P: 7	R: 4 H: 4 E: 0 LOB: 1 K: 2 BB: 1 S: 22 P: 35	R: 1 H: 3 E: 0 LOB: 2 K: 0 BB: 0 S: 11 P: 16	R: 0 H: 0 E: 0 LOB: 0 K: 1 BB: 0 S: 9 P: 13	R: 1 H: 2 E: 0 LOB: 1 K: 0 BB: 1 S: 13 P: 20	R: 0 H: 1 E: 0 LOB: 2 K: 2 BB: 1 S: 12 P: 24	1B: 7 SF: 1 2B: 4 SAC: 0 3B: 1 DP: 1 HR: 0 HBP: 0	WP: 0 PA: 40 PB: 0 SB: 0 CS: 0		
PITCHER	IP WLS BF H R ER SO BB IBB HBP BLK WP HR S P ERA WHIP											PITCHER	IP WLS BF H R ER SO BB IBB HBP BLK WP HR S P ERA WHIP
Tim Belcher, R (1, 1) ERA: 4.37	7.0 L 32 10 6 6 5 1 0 0 0 0 0 0 75 111 7.71 1.571												
Matt Whisenant, L (8, 1) ERA: 4.3	0.1 2 0 0 0 0 1 0 0 0 0 0 0 8 14 0.00 3.000												
Scott Service, R (8, 1) ERA: 3.61	1.2 6 1 0 0 0 2 0 1 0 0 0 0 13 26 0.00 0.600												

livebaseballscorecards.com

AB 36
R 6
H 11
RBI 6
BB 3
SO 7
LOB 17



Batter	1	2	3	4	5	6	7	8	9	AB	R	H	RBI	BB	SO	LOB
Jermaine Allensworth, R (1, 8) <small>OBP: 0.369, SLG: 0.411</small> Hal Morris, L (9, PH) <small>OBP: 0.364, SLG: 0.422</small>	4-0 G4-3 S SF8 BB		0-0 G4-3 1B		2-1 P6	0-0 G4-3			1-2 L8	3	1	1	0	1	0	4
Jose Offerman, S (1, 4) <small>OBP: 0.386, SLG: 0.415</small>	3-2 G4-3 1-3		3-2 G4-3 1-2		0-0 1B			2-2 G4-3		4	0	1	1	0	0	2
Shane Mack, R (1, 7) <small>OBP: 0.353, SLG: 0.470</small>	2-1 SF8 3-H		1-2 P4		1 SAFE 3-3 K			1-2 G6-3		3	0	0	1	0	1	2
Dean Palmer, R (1, 10) <small>OBP: 0.326, SLG: 0.516</small>	1-3 K			0-0 HR		2-2 29 1B 1B		0-3 K		4	2	2	1	0	2	0
Jeff King, R (1, 3) <small>OBP: 0.329, SLG: 0.457</small>		3-3 K		1-1 P4		0-0 P4		0-0 P5		4	0	0	0	0	1	1
Jeff Conine, R (1, 9) <small>OBP: 0.318, SLG: 0.454</small>		2-1 F8		0-0 P6		3-2 BB 29 1B 1B		3-0 F8		4	0	1	0	0	0	0
Terry Pendleton, S (1, 5) <small>OBP: 0.313, SLG: 0.327</small>		0-0 F9		3-1 F9		1-1 F7		0-0 F8		4	0	0	0	0	0	2
29 Mike Sweeney, R (1, 2) <small>OBP: 0.311, SLG: 0.387</small>			1-0 HR		0-0 SH1-4 1B 2B	2-0 BB 1-2 2-H 1B		2-1 G6-3		4	2	3	2	0	0	0
Mendy López, R (1, 6) <small>OBP: 0.319, SLG: 0.385</small> Larry Sutton, L (6, PH) <small>OBP: 0.297, SLG: 0.335</small> Luis Rivera, R (7, 6) <small>OBP: 0.333, SLG: 0.320</small> Johnny Damon, L (9, PH) <small>OBP: 0.331, SLG: 0.415</small>			1-0 L8		1-0 SH1-4 2-3	4-0 BB 1-2 2-3 BB		3-2 G3		1	0	0	0	0	0	0

Inning Stats	R: 1	H: 0	E: 0	K: 1	S: 9	R: 0	H: 0	E: 0	K: 1	S: 6	R: 0	H: 2	E: 0	K: 0	S: 9	R: 1	H: 1	E: 0	K: 0	S: 6	R: 0	H: 3	E: 0	K: 1	S: 11	R: 0	H: 0	E: 0	K: 1	S: 9	R: 0	H: 0	E: 0	K: 0	S: 3	R: 0	H: 0	E: 0	K: 0	S: 9	R: 0	H: 0	E: 0	K: 0	S: 9	1B: 5	SF: 1	2B: 1	SAC: 1	3B: 0	DP: 0	HR: 2	HBP: 0	WP: 0	PA: 37
--------------	------	------	------	------	------	------	------	------	------	------	------	------	------	------	------	------	------	------	------	------	------	------	------	------	-------	------	------	------	------	------	------	------	------	------	------	------	------	------	------	------	------	------	------	------	------	-------	-------	-------	--------	-------	-------	-------	--------	-------	--------

PITCHER	IP	WLS	BF	H	R	ER	SO	BB	IBB	HBP	BLK	WP	HR	S	P	ERA	WHIP
Jarrod Washburn, L (1, 1) <small>ERA: 4.38</small>	5.0		21	5	4	4	3	1	0	0	0	0	0	23	41	7.20	1.200
Pep Harris, R (6, 1) <small>ERA: 4.22</small>	3.0	W	13	3	1	1	1	1	0	0	0	0	0	6	11	0.00	0.000
Rich DeLucia, R (9, 1) <small>ERA: 4.09</small>	0.2		2	0	0	0	0	0	0	0	0	0	0	3	4	0.00	0.000
Mike Holtz, L (9, 1) <small>ERA: 5.63</small>	0.1	S	1	0	0	0	0	0	0	0	0	0	0	3	4	0.00	0.000

BOTTOM

Anaheim Angels @ Kansas City Royals
Kauffman Stadium, Kansas City, MO
 Sat Jul 25 1998, 7:05 PM CDT
 Att: 28,428 - Cloudy - 70 F

livebaseballscorecards.com

AB	33
R	5
H	8
RBI	5
BB	2
SO	4
LOB	11



Batter	1	2	3	4	5	6	7	8	9	AB R H RBI BB SO LOB	TOP											
11 Justin Baughman, R (1, 4) OBP: 0.275, SLG: 0.320 Darin Erstad, L (8, PH) OBP: 0.357, SLG: 0.523 (8, 7)	0-3 		2-1 	1-2 		0-2 		4-2 		4 0 2 2 0 1 2 0 0 0 0 1 0 0												
Jim Edmonds, L (1, 8) OBP: 0.357, SLG: 0.492 Orlando Palmeiro, L (6, 8) OBP: 0.438, SLG: 0.533	1-3 		3-1 		1-3 	3-2 		2-2 		4 0 1 0 0 2 1 1 0 0 0 0 0 3												
Cecil Fielder, R (1, 3) OBP: 0.337, SLG: 0.425	4-2 		0-3 		1-2 		4-1 		1-1 	3 1 2 0 2 1 2												
Tim Salmon, R (1, 10) OBP: 0.406, SLG: 0.484	0-1 		2-1 		2-2 		2-2 		2-1 	5 0 0 0 0 0 6												
16 Garret Anderson, L (1, 9) OBP: 0.346, SLG: 0.500		3-2 	1-1 		1-2 		0-1 		2-2 	4 1 1 1 0 0 4												
Craig Shipley, R (1, 5) OBP: 0.324, SLG: 0.381		0-0 			0-2 		1-0 		1-1 	5 1 3 0 0 0 1												
Phil Nevin, R (1, 2) OBP: 0.322, SLG: 0.404		0-0 			4-1 		2-2 		1-1 	4 0 0 1 1 0 3												
Norberto Martin, R (1, 7) OBP: 0.240, SLG: 0.250 (8, 4)		1-2 			1-0 		0-1 		0-0 	4 1 3 0 0 0 1												
Gary Disarcina, R (1, 6) OBP: 0.327, SLG: 0.404		0-0 			1-0 		0-0 		2-0 	4 0 1 0 0 0 5												
Inning Stats	R: 0 E: 0 K: 2 S: 10	H: 0 LOB: 1 BB: 1 P: 15	R: 1 E: 0 K: 0 S: 11	H: 2 LOB: 1 BB: 0 P: 15	R: 0 E: 0 K: 1 S: 11	H: 2 LOB: 2 BB: 0 P: 19	R: 0 E: 0 K: 0 S: 9	H: 1 LOB: 2 BB: 1 P: 16	R: 0 E: 0 K: 1 S: 13	H: 1 LOB: 1 BB: 0 P: 18	R: 2 E: 0 K: 0 S: 17	H: 3 LOB: 1 BB: 0 P: 22	R: 0 E: 0 K: 0 S: 8	H: 0 LOB: 1 BB: 1 P: 15	R: 0 E: 0 K: 0 S: 9	H: 2 LOB: 2 BB: 1 P: 18	R: 1 E: 0 K: 0 S: 11	H: 2 LOB: 1 BB: 0 P: 18	1B: 12 2B: 1 3B: 0 HR: 0	SF: 1 SAC: 0 DP: 1 HBP: 0	WP: 1 PB: 0 SB: 0 CS: 0	PA: 43
50 José Rosado, L (1, 1) ERA: 4.04 Ricky Bones, R (7, 1) ERA: 2.66 Jim Pittsley, R (8, 1) ERA: 6.62	IP WLS BF H R ER SO BB IBB HBP BLK WP HR S P ERA WHIP	6.0 W 29 9 3 3 4 2 0 0 0 0 0 0 71 105 4.50 1.833	1.0 4 0 0 0 0 1 0 0 0 0 0 0 8 15 0.00 1.000	2.0 10 4 1 1 0 1 0 0 0 1 0 0 20 36 4.50 2.500											PITCHER IP WLS BF H R ER SO BB IBB HBP BLK WP HR S P ERA WHIP							

Anaheim Angels @ Kansas City Royals
 Kauffman Stadium, Kansas City, MO
 Sun Jul 26 1998, 3:33 AM CDT
 Att. 20,702 - Cloudy - 67 F

AB	38
R	4
H	13
RBI	4
BB	4
SO	4
LOB	28



Batter	1	2	3	4	5	6	7	8	9	AB	R	H	RBI	BB	SO	LOB
Johnny Damon, L OBP: 0.332, SLG: 0.415 (1, 8) (5, 7)	1-0 P6	2-1 G1-6-3 1B	2-2 1B			2-3 K		1-0 G4-3		5	0	2	1	0	1	0
Jose Offerman, S OBP: 0.390, SLG: 0.421 (1, 4)	1-1 1B	4-1 SAFE SAFE SAFE SAFE 1B	0-0 G1-6-3 1B			1-0 1B		0-3 K		4	2	3	1	1	1	0
Hal Morris, L OBP: 0.361, SLG: 0.418 (1, 3)	2-1 1B	0-0 G1-6-3	2-2 G6-3			3-2 G6-3		2-1 G6-3		5	1	1	0	0	0	5
Dean Palmer, R OBP: 0.327, SLG: 0.515 (1, 5)	2-1 2B	0-1 F9			0-0 G6-3	2-1 1B		2-1 1B		4	1	2	2	0	0	1
Terry Pendleton, S OBP: 0.319, SLG: 0.333 (1, 10)	0-0 2B		1-2 G4-3		1-2 G5-3	0-0 1B		0-0 1B		4	1	2	1	0	0	0
Jeff Conine, R OBP: 0.318, SLG: 0.457 Jermaine Allensworth, R OBP: 0.367, SLG: 0.409 (1, 9) (5, 8)	3-2 1B		0-1 E6 1B		2-3 K	0-3 K		0-3 K		3	2	1	2	0	1	0
Larry Sutton, L OBP: 0.296, SLG: 0.333 (1, 7) (5, 9)	2-2 WP 1B		3-1 F8		2-2 F8		1-0 F9			4	0	1	1	0	0	1
29 Mike Sweeney, R OBP: 0.310, SLG: 0.380 (1, 2)	0-0 P4		4-0 1B 1B BB		0-2 G5-3		2-1 F9			3	1	0	0	1	0	1
Mendy López, R OBP: 0.315, SLG: 0.377 (1, 6)	2-1 G6-3		0-0 1B 1B		2-2 F4		1-0 F8			4	1	1	1	0	0	1

Inning Stats	R: 5	H: 6	E: 0	LOB: 1	K: 0	BB: 0	S: 17	P: 30	R: 0	H: 1	E: 0	LOB: 1	K: 0	BB: 1	S: 6	P: 12	R: 3	H: 3	E: 1	LOB: 2	K: 0	BB: 1	S: 18	P: 30	R: 0	H: 0	E: 0	LOB: 0	K: 1	BB: 0	S: 8	P: 11	R: 0	H: 0	E: 0	LOB: 0	K: 0	BB: 0	S: 10	P: 14	R: 1	H: 3	E: 0	LOB: 2	K: 2	BB: 0	S: 13	P: 21	R: 0	H: 0	E: 0	LOB: 0	K: 0	BB: 0	S: 4	P: 8	R: 0	H: 0	E: 0	LOB: 0	K: 1	BB: 0	S: 6	P: 9
PITCHER	IP	WLS	BF	H	R	ER	SO	BB	IBB	HBP	BLK	WP	HR	S	P	ERA	WHIP																																															
Omar Olivares, R ERA: 4.27 (1, 1)	3.0	L	21	10	8	5	0	2	0	0	0	1	0	41	72	15.00	4.000																																															
Steve Sparks, R ERA: 4.81 (4, 1)	3.0		12	3	1	1	3	0	0	0	0	0	0	31	46	3.00	1.000																																															
Greg Cadaret, L ERA: 4.6 (7, 1)	2.0		6	0	0	0	1	0	0	0	0	0	0	10	17	0.00	0.000																																															

BOTTOM

Anaheim Angels @ Kansas City Royals
Kauffman Stadium, Kansas City, MO

Sun Jul 26 1998, 3:33 AM CDT
Att: 20,702 - Cloudy - 67 F

livebaseballscorecards.com

AB	37
R	9
H	13
RBI	9
BB	2
SO	4
LOB	11

WP: 1 **PA: 39**
PB: 0
SB: 1
CS: 0



Batter	1	2	3	4	5	6	7	8	9	AB R H RBI BB SO LOB	TOP	
Jim Edmonds, L (1, 8) <small>OBP: 0.357, SLG: 0.491</small>	1-2 		0-2 	2-1 			2-1 		0-0 	5 1 2 0 0 0 1	Anaheim Angels @ Kansas City Royals Kauffman Stadium, Kansas City, MO Mon Jul 27 1998, 7:05 PM CDT Att. 17,252 - Cloudy - 72 F	
Craig Shipley, R (1, 5) <small>OBP: 0.318, SLG: 0.366</small>	0-1 		3-1 	0-0 			3-1 	0-0 	4 0 0 0 0 0 2			
Darin Erstad, L (1, 7) <small>OBP: 0.354, SLG: 0.518</small>	3-2 		3-1 		1-1 		2-1 		4 1 0 0 0 0 2			
Cecil Fielder, R (1, 3) Orlando Palmeiro, L (8, 7) <small>OBP: 0.341, SLG: 0.436</small> <small>OBP: 0.438, SLG: 0.533</small>		4-1 	1-2 		3-1 		2-1 		3 2 2 2 1 0 0 0 0 0 0 0 0 0			
Tim Salmon, R (1, 10) <small>OBP: 0.407, SLG: 0.500</small>		0-0 	2-0 		2-2 		2-1 		4 1 2 3 0 0 0			
16 Garret Anderson, L (1, 9) <small>OBP: 0.347, SLG: 0.501</small>		0-0 	4-0 		2-2 		2-3 		3 0 1 0 1 1 0			
Phil Nevin, R (1, 2) <small>OBP: 0.320, SLG: 0.419</small>		2-1 	3-2 		0-1 		1-3 		4 1 1 1 0 1 4			
Norberto Martin, R (1, 4) <small>OBP: 0.234, SLG: 0.244</small>		1-3 		1-2 		1-0 		1-0 	4 0 0 0 0 1 1			
Gary Disarcina, R (1, 6) <small>OBP: 0.326, SLG: 0.402</small>	0-1 			0-0 		2-0 		3-2 	4 0 1 0 0 0 1			
Inning Stats	R: 0 H: 0 E: 0 LOB: 0 K: 0 BB: 0 S: 9 P: 13	R: 3 H: 2 E: 0 LOB: 0 K: 1 BB: 1 S: 10 P: 17	R: 2 H: 3 E: 0 LOB: 2 K: 0 BB: 1 S: 14 P: 30	R: 0 H: 1 E: 0 LOB: 1 K: 0 BB: 0 S: 7 P: 10	R: 0 H: 0 E: 0 LOB: 0 K: 0 BB: 0 S: 7 P: 13	R: 0 H: 1 E: 0 LOB: 1 K: 0 BB: 0 S: 7 P: 12	R: 0 H: 0 E: 0 LOB: 0 K: 0 BB: 0 S: 6 P: 13	R: 1 H: 1 E: 0 LOB: 0 K: 2 BB: 0 S: 10 P: 17	R: 0 H: 1 E: 0 LOB: 1 K: 0 BB: 0 S: 7 P: 11	1B: 4 SF: 0 2B: 2 SAC: 0 3B: 0 DP: 1 HR: 3 HBP: 1	WP: 0 PA: 38 PB: 0 SB: 0 CS: 0	
PITCHER Pat Rapp, R (1, 1) <small>ERA: 4.92</small> Chris Haney, L (7, 1) <small>ERA: 7.58</small>	IP WLS BF H R ER SO BB IBB HBP BLK WP HR S P ERA WHIP 6.0 L 27 7 5 5 1 1 1 1 0 0 2 54 95 7.50 1.333											IP WLS BF H R ER SO BB IBB HBP BLK WP HR S P ERA WHIP 3.0 11 2 1 1 2 0 0 0 0 0 1 23 41 3.00 0.667

livebaseballscorecards.com

AB	35
R	6
H	9
RBI	6
BB	2
SO	3
LOB	11



Batter	1	2	3	4	5	6	7	8	9	AB	R	H	RBI	BB	SO	LOB
Johnny Damon, L (1, 9) OBP: 0.331, SLG: 0.412 C C C B B B B B X	4-2 2B BB		0-0 F8		0-3 K			1-1 F7		3	0	0	0	1	1	0
Jermaine Allensworth, R (1, 8) OBP: 0.366, SLG: 0.405 C C C B B B B B SAFE X	1-3 K		2-0 F8			4-0 S BB		3-2 G5-3		3	0	0	0	1	1	1
Jose Offerman, S (1, 4) OBP: 0.394, SLG: 0.425 1 SAFE X	0-0 2B			3-2 2B 1B		3-2 F8		4-2 BB		3	1	2	0	1	0	1
Dean Palmer, R (1, 5) OBP: 0.327, SLG: 0.515 B B S C C S X	1-3 K			1-0 2B		0-2 P3		2-2 F8		4	0	1	1	0	1	4
Jeff King, R (1, 3) OBP: 0.329, SLG: 0.454 B C C X X	1-1 G5-3			4-2 L3 BB		0-1 F7		3-2 G6-3		3	0	0	0	1	0	3
Shane Mack, R (1, 7) OBP: 0.347, SLG: 0.460 C C C C C X		1-3 K		3-3 K		0-0 G1-3		3-3 K		4	0	0	0	0	3	2
Terry Pendleton, S (1, 10) OBP: 0.317, SLG: 0.339 C C C C C X		1-1 F7		0-0 L3		2-2 G4-3		2-1 2B		4	0	1	0	0	0	2
Sal Fasano, R (1, 2) OBP: 0.310, SLG: 0.335 Hal Morris, L (9, PH) OBP: 0.360, SLG: 0.417 B B B X X		2-0 F4			1-1 G5-3		3-2 HBP		3-2 G4-3	2 1	0	0	0	0	0	0
Mendy López, R (1, 6) OBP: 0.303, SLG: 0.361 C C C B B X X			1-2 G5-3		2-2 G5-3		0-0 F6-4			3	0	0	0	0	0	1

Inning Stats	R: 0	H: 1	E: 0	K: 2	S: 15	LOB: 2	BB: 1	P: 22	R: 0	H: 0	E: 0	K: 1	S: 6	LOB: 0	BB: 0	P: 10	R: 0	H: 0	E: 0	K: 0	S: 5	LOB: 0	BB: 0	P: 8	R: 1	H: 2	E: 0	K: 1	S: 17	LOB: 1	BB: 1	P: 28	R: 0	H: 0	E: 0	K: 1	S: 9	LOB: 0	BB: 0	P: 12	R: 0	H: 0	E: 0	K: 0	S: 9	LOB: 1	BB: 1	P: 16	R: 0	H: 0	E: 0	K: 0	S: 7	LOB: 1	BB: 0	P: 12	R: 0	H: 0	E: 0	K: 0	S: 12	LOB: 1	BB: 1	P: 22	R: 0	H: 1	E: 0	K: 1	S: 15	LOB: 1	BB: 0	P: 26	1B: 1	SF: 0	2B: 4	SAC: 0	3B: 0	DP: 1	HR: 0	HBP: 1	WP: 0	PA: 35
--------------	------	------	------	------	-------	--------	-------	-------	------	------	------	------	------	--------	-------	-------	------	------	------	------	------	--------	-------	------	------	------	------	------	-------	--------	-------	-------	------	------	------	------	------	--------	-------	-------	------	------	------	------	------	--------	-------	-------	------	------	------	------	------	--------	-------	-------	------	------	------	------	-------	--------	-------	-------	------	------	------	------	-------	--------	-------	-------	-------	-------	-------	--------	-------	-------	-------	--------	-------	--------

PITCHER	IP	WLS	BF	H	R	ER	SO	BB	IBB	HBP	BLK	WP	HR	S	P	ERA	WHIP
Allen Watson, L (1, 1) ERA: 6.25	5.1	W	21	3	1	1	5	3	0	0	0	0	0	56	91	1.69	1.125
Shigetoshi Hasegawa, R (6, 1) ERA: 3.16	3.2	S	14	1	0	0	1	1	0	1	0	0	0	39	65	0.00	0.545

BOTTOM

Anaheim Angels @ Kansas City Royals
 Kauffman Stadium, Kansas City, MO

Mon Jul 27 1998, 7:05 PM CDT
 Att: 17,252 - Cloudy - 72 F

livebaseballscorecards.com

AB	30
R	1
H	4
RBI	1
BB	4
SO	6
LOB	15

Batter	1	2	3	4	5	6	7	8	9	AB R H RBI BB SO LOB	TOP												
Otis Nixon, S (1, 8) OBP: 0.331, SLG: 0.298	1-3 SAFE 1B	1-0 SAFE 1B			0-0 F9			0-2 G5-3		4 0 0 0 0 1 2													
Denny Hocking, S (1, 5) OBP: 0.292, SLG: 0.284	3-1 1B		2-2 G4-6-3 1B		2-2 FC5-4			4-2 BB		3 0 2 0 1 0 1													
Paul Molitor, R (1, 10) OBP: 0.329, SLG: 0.349	0-3 K		1-2 SAFE G4-6-3		2-2 F7			0-0 SAFE SAFE G3		4 0 0 0 0 1 3													
Ron Coomer, R (1, 3) OBP: 0.300, SLG: 0.421	SAFE F8		1-2 F9		1-0 G1-6-3			1-2 G1-3		4 0 0 0 0 0 1													
Marty Cordova, R (1, 7) OBP: 0.344, SLG: 0.409			3-2 1B 1B 1B		2-0 F8			3-2 G5-3		4 1 1 0 0 0 0													
Alex Ochoa, R (1, 9) OBP: 0.280, SLG: 0.349			0-1 1B 1B 1B		1-1 G3-1			2-1 F8		4 1 1 0 0 0 0													
Todd Walker, L (1, 4) OBP: 0.396, SLG: 0.517			1-2 SAFE SAFE 1B 1B SF8 1B		1-3 K			0-0 G6-3		3 1 1 1 0 1 0													
Terry Steinbach, R (1, 2) OBP: 0.326, SLG: 0.414			2-1 1B 1B 1B		4-2 FC5-4 BB			0-2 G5-3		2 0 1 1 1 0 0													
Pat Meares, R (1, 6) OBP: 0.292, SLG: 0.372			2-2 SF8		0-2 F9			0-0 G3-1		2 0 0 1 0 0 1													
Inning Stats	R: 0 E: 0 K: 2 S: 11	H: 1 LOB: 1 BB: 0 P: 17	R: 3 E: 0 K: 0 S: 14	H: 4 LOB: 0 BB: 0 P: 23	R: 0 E: 0 K: 0 S: 9	H: 1 LOB: 0 BB: 0 P: 13	R: 0 E: 0 K: 1 S: 6	H: 0 LOB: 0 BB: 0 P: 10	R: 0 E: 0 K: 0 S: 10	H: 0 LOB: 1 BB: 1 P: 16	R: 0 E: 0 K: 0 S: 7	H: 0 LOB: 0 BB: 0 P: 13	R: 0 E: 0 K: 0 S: 7	H: 0 LOB: 0 BB: 0 P: 9	R: 0 E: 0 K: 0 S: 7	H: 0 LOB: 1 BB: 1 P: 11	R: 0 E: 0 K: 0 S: 12	H: 0 LOB: 0 BB: 0 P: 17	1B: 6 2B: 1 3B: 0 HR: 0	SF: 1 SAC: 0 DP: 2 HBP: 0	WP: 0 PB: 0 SB: 0 CS: 0	PA: 33	
PITCHER	IP	WLS	BF	H	R	ER	SO	BB	IBB	HBP	BLK	WP	HR	S	P	ERA	WHIP						
Glendon Rusch, L (1, 1) ERA: 5.74	7.2	L	29	6	3	3	3	2	0	0	0	0	0	70	111	3.52	1.043						
Scott Service, R (8, 1) ERA: 3.52	1.1		4	0	0	0	0	0	0	0	0	0	0	13	18	0.00	0.000						

Minnesota Twins @ Kansas City Royals
Kauffman Stadium, Kansas City, MO
 Tue Jul 28 1998, 7:05 PM CDT
 Att. 14,365 - Cloudy - 83 F

AB	30
R	3
H	6
RBI	3
BB	2
SO	3
LOB	8



Batter	1	2	3	4	5	6	7	8	9	AB R H RBI BB SO LOB
Johnny Damon, L (1, 8) <small>OBP: 0.330, SLG: 0.410</small>	1-2 G3-6-1 1B		1-1 G1-3			0-0 L8		0-0 F9		4 0 1 0 0 0 2
Hal Morris, L (1, 7) <small>OBP: 0.356, SLG: 0.411</small>	0-2 G3-6-1 1-2f			3-2 G4-3			3-2 G5-3		2-2 G6-3	4 0 0 0 0 0 1
Jose Offerman, S (1, 4) <small>OBP: 0.394, SLG: 0.424</small>	4-2 BB			0-0 G1-3			1-2 1B		3-1 G3-1	3 0 1 0 1 0 0
Dean Palmer, R (1, 10) <small>OBP: 0.323, SLG: 0.510</small>	2-2 G5-3			1-2 G5-3			1-2 F8		2-3 K	4 0 0 0 0 1 2
Larry Sutton, L (1, 9) <small>OBP: 0.296, SLG: 0.333</small>		1-1 F9			3-2 L5-3 1B		2-2 P6			3 0 1 0 0 0 1
Jeff King, R (1, 3) <small>OBP: 0.326, SLG: 0.450</small>		2-2 L9			0-2 L5-3 1-2		0-0 F7			3 0 0 0 0 0 1
Terry Pendleton, S (1, 5) <small>OBP: 0.310, SLG: 0.330</small>		3-3 K			2-2 G1		1-1 L7			3 0 0 0 0 1 0
29 Mike Sweeney, R (1, 2) <small>OBP: 0.310, SLG: 0.385</small>		1-0 P9				3-3 K		3-2 2B		3 0 1 0 0 1 0
Mendy López, R (1, 6) <small>OBP: 0.295, SLG: 0.351</small> Shane Mack, R (8, PH) <small>OBP: 0.350, SLG: 0.460</small> Luis Rivera, R (9, 6) <small>OBP: 0.333, SLG: 0.320</small>		0-2 G6-3				3-1 F8		1-0 HBP		2 0

Inning Stats	R: 0	H: 1	E: 0	LOB: 1	K: 0	S: 13	R: 0	H: 0	E: 0	LOB: 0	K: 1	S: 8	R: 0	H: 0	E: 0	LOB: 0	K: 0	S: 6	R: 0	H: 1	E: 0	LOB: 0	K: 0	S: 13	R: 0	H: 0	E: 0	LOB: 0	K: 1	S: 6	R: 0	H: 1	E: 0	LOB: 1	K: 0	S: 18	R: 0	H: 1	E: 0	LOB: 2	K: 0	S: 8	R: 0	H: 0	E: 0	LOB: 0	K: 1	S: 9	1B: 3	SF: 0	2B: 2	SAC: 0	3B: 0	DP: 2	HR: 0	HBP: 1	WP: 0	PA: 31
--------------	------	------	------	--------	------	-------	------	------	------	--------	------	------	------	------	------	--------	------	------	------	------	------	--------	------	-------	------	------	------	--------	------	------	------	------	------	--------	------	-------	------	------	------	--------	------	------	------	------	------	--------	------	------	-------	-------	-------	--------	-------	-------	-------	--------	-------	--------

PITCHER	IP	WLS	BF	H	R	ER	SO	BB	IBB	HBP	BLK	WP	HR	S	P	ERA	WHIP
Brad Radke, R (1, 1) <small>ERA: 3.12</small>	7.2	W	27	4	0	0	2	1	0	1	0	0	0	79	121	0.00	0.652
Greg Swindell, L (8, 1) <small>ERA: 3.58</small>	0.1		1	0	0	0	0	0	0	0	0	0	0	1	1	0.00	0.000
Rick Aguilera, R (9, 1) <small>ERA: 4.42</small>	1.0	S	3	0	0	0	1	0	0	0	0	0	0	9	16	0.00	0.000

BOTTOM

Minnesota Twins @ Kansas City Royals
 Kauffman Stadium, Kansas City, MO

Tue Jul 28 1998, 7:05 PM CDT
 Att: 14,365 - Cloudy - 83 F

livebaseballscorecards.com

AB	29
R	0
H	4
RBI	0
BB	1
SO	3
LOB	7

Batter	1	2	3	4	5	6	7	8	9	AB R H RBI BB SO LOB	TOP
Otis Nixon, S OBP: 0.333, SLG: 0.301 (1, 8) X	0-0 E S 1B	1-0 G6-3			0-1 2B 1B		2-2 G6-3			4 2 2 0 0 0 2	
Matt Lawton, L OBP: 0.383, SLG: 0.485 (1, 9) C B B X	2-1 FC1-6 1-H 1B	4-0 BB			0-0 1B 1B		3-1 G3			3 1 2 1 1 0 0	
Paul Molitor, R OBP: 0.329, SLG: 0.347 (1, 10) 1 SAFE B 1 SAFE F B 1 SAFE S 1 SAFE F	2-2 FC1-6 1-2f 1B	3-2 G5-3			0-2 1B G1-6-3 1B		0-1 G6-3			4 2 1 1 0 0 4	
David Ortiz, L OBP: 0.382, SLG: 0.503 (1, 3) C F F F B B X	2-2 G4-3		1-1 G4-3		3-2 1B G1-6-3 1B		2-0 F8			4 0 1 1 0 0 1	
Ron Coomer, R OBP: 0.299, SLG: 0.419 (1, 5) C B F S X	1-2 2-H 1B		1-1 G5-3		2-0 G1-6-3		0-2 F7			4 0 1 1 0 0 1	
Todd Walker, L OBP: 0.392, SLG: 0.511 (1, 4) F B X	1-1 G6-3		0-0 G3		1-1 P5		2-2 G6-3			4 0 0 0 0 0 1	
Denny Hocking, S OBP: 0.292, SLG: 0.284 (8, 4) F B X										0 0 0 0 0 0 0	
Marty Cordova, R OBP: 0.342, SLG: 0.410 (1, 7) B B B B C B X		3-2 E FC5-2-6 2B			0-0 G6-3		0-1 L5		2-2 G1-3	4 0 1 0 0 0 0	AB 35
Terry Steinbach, R OBP: 0.321, SLG: 0.408 (1, 2) B B B B B B X		2-2 E5 G6-3 FC5-2-6 2-3			1-2 G6-3		1-1 L3		0-1 G6-3	4 0 0 0 0 0 1	R 5
Pat Meares, R OBP: 0.289, SLG: 0.367 (1, 6) B B B B B B X		3-2 FC5-2-6 G6-3 1-2 3-H			3-2 F9		1-2 L3		3-3 K	4 0 0 0 0 1 2	H 8
Inning Stats	R: 2 H: 3 E: 0 LOB: 1 K: 0 BB: 0 S: 19 P: 27	R: 0 H: 1 E: 1 LOB: 3 K: 0 BB: 1 S: 15 P: 31	R: 0 H: 0 E: 0 LOB: 0 K: 0 BB: 0 S: 5 P: 7	R: 0 H: 0 E: 0 LOB: 0 K: 0 BB: 0 S: 8 P: 12	R: 3 H: 4 E: 0 LOB: 0 K: 0 BB: 0 S: 13 P: 19	R: 0 H: 0 E: 0 LOB: 0 K: 0 BB: 0 S: 7 P: 9	R: 0 H: 0 E: 0 LOB: 0 K: 0 BB: 0 S: 8 P: 13	R: 0 H: 0 E: 0 LOB: 0 K: 1 BB: 0 S: 8 P: 12	R: 0 H: 0 E: 0 LOB: 0 K: 1 BB: 0 S: 8 P: 13	1B: 6 SF: 0 2B: 2 SAC: 0 3B: 0 DP: 1 HR: 0 HBP: 0	WP: 0 PA: 36 PB: 0 SB: 1 CS: 0
PITCHER	IP WLS BF H R ER SO BB IBB HBP BLK WP HR S P ERA WHIP										
Hipolito Pichardo, R ERA: 5.4 (1, 1)	6.0 L 27 8 5 5 0 1 0 0 0 0 0 0 67 105 7.50 1.500										
Chris Haney, L ERA: 7.43 (7, 1)	1.1 4 0 0 0 0 0 0 0 0 0 0 0 9 16 0.00 0.000										
Scott Service, R ERA: 3.42 (8, 1)	1.2 5 0 0 0 0 1 0 0 0 0 0 0 15 22 0.00 0.000										

Minnesota Twins @ Kansas City Royals
Kauffman Stadium, Kansas City, MO
 Wed Jul 29 1998, 7:05 PM CDT
 Att. 14,362 - Cloudy - 80 F

livebaseballscorecards.com



Batter	1	2	3	4	5	6	7	8	9	AB R H RBI BB SO LOB
Jermaine Allensworth, R (1, 8) OBP: 0.364, SLG: 0.401 Hal Morris, L (9, PH) OBP: 0.355, SLG: 0.410	2-1 		1-3 		4-0 		2-3 		0-0 	3 0 0 0 1 2 1 1 0 0 0 0 0 0
Jose Offerman, S (1, 4) OBP: 0.392, SLG: 0.422	2-2 		2-0 		3-1 		0-1 		0-3 	5 0 1 0 0 1 3
Shane Mack, R (1, 7) OBP: 0.344, SLG: 0.451	2-2 			0-1 	2-1 		1-3 			4 0 0 0 0 1 4
Dean Palmer, R (1, 10) OBP: 0.325, SLG: 0.507		4-2 		0-0 		4-0 		0-0 		2 1 0 0 2 0 1
Jeff King, R (1, 3) OBP: 0.323, SLG: 0.446		3-2 		1-0 		1-1 		2-2 		4 0 0 0 0 0 3
Terry Pendleton, S (1, 5) OBP: 0.308, SLG: 0.328		1-2 		0-3 		2-2 		3-3 		4 1 1 0 0 2 2
29 Mike Sweeney, R (1, 2) OBP: 0.319, SLG: 0.412		4-1 		0-1 		2-1 		2-1 		3 1 2 3 1 0 0
Luis Rivera, R (1, 6) OBP: 0.316, SLG: 0.302 Larry Sutton, L (8, PH) OBP: 0.295, SLG: 0.332 Mendy López, R (9, 6) OBP: 0.295, SLG: 0.351		3-3 		0-0 	0-1 		3-2 			3 0 0 0 0 1 3 1 0 0 0 0 0 1 0 0 0 0 0 0 0
Johnny Damon, L (1, 9) OBP: 0.330, SLG: 0.407			4-1 		0-1 	2-2 			2-2 	3 0 0 0 1 0 1

BOTTOM

Minnesota Twins @ Kansas City Royals
 Kauffman Stadium, Kansas City, MO

livebaseballscorecards.com

AB	33
R	3
H	4
RBI	3
BB	5
SO	7
LOB	19



WP: 0	PA: 38
PB: 0	
SB: 0	
CS: 0	

PITCHER	IP	WLS	BF	H	R	ER	SO	BB	IBB	HBP	BLK	WP	HR	S	P	ERA	WHIP
Eric Milton, L (1, 1) ERA: 4.63	5.1	W	25	2	3	3	3	5	0	0	0	0	1	50	97	5.06	1.312
Mike Trombley, R (6, 1) ERA: 3.06	2.1		9	2	0	0	3	0	0	0	0	0	0	24	36	0.00	0.857
Eddie Guardado, L (8, 1) ERA: 3.54	0.1		1	0	0	0	0	0	0	0	0	0	0	3	6	0.00	0.000
Rick Aguilera, R (9, 1) ERA: 4.33	1.0	S	3	0	0	0	1	0	0	0	0	0	0	8	10	0.00	0.000

Wed Jul 29 1998, 7:05 PM CDT
 Att. 14,362 - Cloudy - 80 F

Batter	1	2	3	4	5	6	7	8	9	AB	R	H	RBI	BB	SO	LOB	TOP										
Matt Lawton, L (1, 8) OBP: 0.384, SLG: 0.485	1-1 G6-4-3 1B			1-0 G3		1-2 G6-3	2-2 FC6-4 1B			4	0	2	0	0	0	0											
Brent Gates, S (1, 5) OBP: 0.311, SLG: 0.303	3-2 G6-4-3 1-2f			0-0 G3-1		0-0 P9	0-0 FC6-4 1-2f			2	0	0	0	0	0	1											
Denny Hocking, S (4, 5) OBP: 0.288, SLG: 0.280										2	0	0	0	0	0	2											
Marty Cordova, R (1, 7) OBP: 0.338, SLG: 0.405	2-0 G4-3			0-0 E6		0-0 F7				4	0	0	0	0	1	0											
David Ortiz, L (1, 3) OBP: 0.385, SLG: 0.497		0-1 L7		4-2 BB			4-2 G3-1 WP 1B BB		1-3 K	2	1	0	0	2	1	0											
Ron Coomer, R (1, 10) OBP: 0.299, SLG: 0.417		1-2 G4-3 1B		0-0 G4-3			2-2 F9 1-2		0-0 G3		4	0	1	0	0	3											
Todd Walker, L (1, 4) OBP: 0.393, SLG: 0.509		1-1 G4-3 1-2f					2-0 G3-1		2-1 G3-6-1 1B		3	0	1	0	1	2											
Alex Ochoa, R (1, 9) OBP: 0.280, SLG: 0.346				1-2 G3-1		0-1 G5-6-3	1-0 HR 1B		0-3 K		4	1	1	1	0	1	2										
Javier Valentin, S (1, 2) OBP: 0.248, SLG: 0.327				0-2 L4		1-2 G4-3	1-0 HR		0-0 G3-6-1 1-2f		4	1	1	2	0	0	2										
Pat Meares, R (1, 6) OBP: 0.290, SLG: 0.365				2-2 F8		0-3 K	4-0 1B BB				2	0	0	0	1	1	1										
Inning Stats	R: 0 E: 0 K: 0 S: 6	H: 1 LOB: 0 BB: 0 P: 12	R: 0 E: 0 K: 0 S: 7	H: 1 LOB: 0 BB: 0 P: 9	R: 0 E: 0 K: 0 S: 10	H: 0 LOB: 0 BB: 0 P: 13	R: 0 E: 1 K: 0 S: 6	H: 0 LOB: 2 BB: 1 P: 11	R: 0 E: 0 K: 1 S: 9	H: 0 LOB: 1 BB: 1 P: 14	R: 0 E: 0 K: 0 S: 5	H: 0 LOB: 0 BB: 0 P: 6	R: 3 E: 0 K: 0 S: 15	H: 3 LOB: 2 BB: 2 P: 31	R: 0 E: 0 K: 2 S: 8	H: 0 LOB: 0 BB: 0 P: 9	R: 0 E: 0 K: 1 S: 6	H: 1 LOB: 0 BB: 0 P: 8	1B: 5 2B: 0 3B: 0 HR: 1	SF: 0 SAC: 0 DP: 3 HBP: 0	WP: 1 PB: 0 SB: 0 CS: 0	PA: 35					
PITCHER	IP	WLS	BF	H	R	ER	SO	BB	IBB	HBP	BLK	WP	HR	S	P	ERA	WHIP										
Tim Belcher, R (1, 1) ERA: 4.35	6.2	W	27	4	3	3	1	4	0	0	0	1	1	53	89	4.05	1.200										
Matt Whisenant, L (7, 1) ERA: 4.15	1.1		5	1	0	0	2	0	0	0	0	0	0	13	16	0.00	0.750										
Jeff Montgomery, R (9, 1) ERA: 5.35	1.0		3	1	0	0	1	0	0	0	0	0	0	6	8	0.00	1.000										

Minnesota Twins @ Kansas City Royals
Kauffman Stadium, Kansas City, MO
 Thu Jul 30 1998, 3:33 AM CDT
 Att. 20,466 - Cloudy - 68 F

livebaseballscorecards.com

AB	31
R	3
H	6
RBI	3
BB	4
SO	4
LOB	13



Batter	1	2	3	4	5	6	7	8	9	AB	R	H	RBI	BB	SO	LOB
Johnny Damon, L OBP: 0.330, SLG: 0.408 (1, 9) BB X (7, 7)	3-0 FC6-4 1B	0-0 G3		0-0 SF9		2-1 G6-3	2-2 FC6-4 1B			4	0	2	2	0	0	2
Jermaine Allensworth, R OBP: 0.359, SLG: 0.394 (1, 8) BB X (7, 7)	2-2 FC6-4 BB 1-2f		0-1 F8	1-2 FC4-6 1-2f		1-3 K2-3	0-0 FC6-4 1-2f			5	0	0	0	0	1	5
Jose Offerman, S OBP: 0.395, SLG: 0.425 (1, 4) SAFE BB BB	4-0 FC4-6 BB 1-2		1-2 G4-3		2-2 CS 1B	1-1 1B 2B		0-1 F8		4	1	2	0	1	0	0
Dean Palmer, R OBP: 0.328, SLG: 0.515 (1, 10) SAFE BB BB	0-3 K		1-1 P9		4-2 SAFE SAFE 1B BB 1-2	2-2 FC6-4 1B 2-H		2-1 HR		4	2	2	2	1	1	2
Shane Mack, R OBP: 0.342, SLG: 0.445 Larry Sutton, L OBP: 0.294, SLG: 0.330 (1, 7) SAFE BB BB (7, 9)	0-1 FC4-6 1-2f			4-2 1B BB	0-1 P9	0-0 FC6-4 1-2f		1-2 G1-3		3	1	0	0	1	0	4
Jeff King, R OBP: 0.326, SLG: 0.448 (1, 3) SAFE BB BB BB		3-3 K		1-1 S 1B SF9 1B 1-3	1-2 1B 1B		0-2 FC1-6 1B 1B	2-0 P6		5	3	3	0	0	1	0
Terry Pendleton, S OBP: 0.328, SLG: 0.344 (1, 5) SAFE BB BB BB		4-1 1B BB		3-2 S 1B 1-2	2-1 1B 1B 1-2		1-1 SAFE FC1-6 1B 1-2			3	0	3	2	1	0	0
Sal Fasano, R OBP: 0.309, SLG: 0.333 (1, 2) SAFE BB BB BB		2-0 F9		1-3 K 1-3	0-0 1B 1-3 2-H		0-3 K			4	0	1	1	0	2	5
Mendy López, R OBP: 0.309, SLG: 0.355 Hal Morris, L OBP: 0.354, SLG: 0.409 Luis Rivera, R OBP: 0.316, SLG: 0.302 (1, 6) SAFE BB BB BB (7, PH) (8, 6)		1-1 1B		4-2 FC4-6 BB 1-2 2-3	0-3 K		2-0 FC1-6 1B 1-2f 2-3			2	0	1	0	1	1	2
										1	0	0	0	0	0	2
										0	0	0	0	0	0	0

Inning Stats	R: 0	H: 1	R: 0	H: 1	R: 0	H: 0	R: 2	H: 2	R: 2	H: 4	R: 1	H: 2	R: 1	H: 3	R: 1	H: 1
	E: 0	LOB: 2	E: 0	LOB: 2	E: 0	LOB: 0	E: 0	LOB: 2	E: 0	LOB: 2	E: 0	LOB: 1	E: 0	LOB: 2	E: 0	LOB: 0
	K: 1	BB: 1	K: 1	BB: 1	K: 0	BB: 0	K: 1	BB: 2	K: 1	BB: 1	K: 1	BB: 0	K: 1	BB: 0	K: 0	BB: 0
	S: 9	P: 18	S: 8	P: 18	S: 7	P: 9	S: 16	P: 30	S: 17	P: 26	S: 15	P: 21	S: 13	P: 18	S: 8	P: 13

PITCHER	IP	WLS	BF	H	R	ER	SO	BB	IBB	HBP	BLK	WP	HR	S	P	ERA	WHIP
Dan Serafini, L ERA: 5.24 (1, 1)	4.2	L	24	6	4	4	3	5	0	0	0	0	0	51	93	7.71	2.357
Travis Miller, L ERA: 6.75 (5, 1)	1.1		8	4	1	1	2	0	0	0	0	0	0	21	29	6.75	3.000
Hector Carrasco, R ERA: 4.74 (7, 1)	2.0		10	4	2	2	1	0	0	0	0	0	1	21	31	9.00	2.000

BOTTOM

Minnesota Twins @ Kansas City Royals
Kauffman Stadium, Kansas City, MO

livebaseballscores.com

AB	36
R	7
H	14
RBI	7
BB	5
SO	6
LOB	22



WP: 0	PA: 42
PB: 0	
SB: 2	
CS: 1	

WP	HR	S	P	ERA	WHIP
0	0	0	0	0	0

Thu Jul 30 1998, 3:33 AM CDT
Att. 20,466 - Cloudy - 68 F

Batter	1	2	3	4	5	6	7	8	9	AB R H RBI BB SO LOB	TOP	
Brady Anderson, L (1, 8) OBP: 0.328, SLG: 0.385	0-3 		2-1 L4		2-1 L8		1-0 L9		4-0 1B BB	4 1 0 0 1 1 4		
Jeff Reboulet, R (1, 4) OBP: 0.350, SLG: 0.343	2-2 F8			4-2 F8 1B BB		2-2 G6-3		2-0 F8	4-1 1B BB	3 0 0 1 2 0 0		
Eric Davis, R (1, 10) OBP: 0.389, SLG: 0.620	0-1 G6-3			3-1 F9		3-2 HR		3-2 L7	1-2 SF8	4 1 1 2 0 0 1		
Rafael Palmeiro, L (1, 3) OBP: 0.395, SLG: 0.598		2-3 		0-2 1B		2-2 G4-3		2-2 G6-3	1-0 1B	3 0 1 0 0 1 0		
P.J. Forbes, R (6, 4) OBP: 0.143, SLG: 0.143				1-2 1B					1-2 2-H	2 0 1 1 0 0 0		
Jeffrey Hammonds, R (1, 9) OBP: 0.358, SLG: 0.427		2-3 		1-2 F8		0-0 F8			2-3 HR BB	4 1 0 0 1 1 4		
B.J. Surhoff, L (1, 7) OBP: 0.344, SLG: 0.478			0-0 F9		3-1 G6-3		0-2 E 1B		2-2 L9	3 0 1 0 0 0 2		
Lyle Mouton, R (8, 7) OBP: 0.125, SLG: 0.125				SAFE G6-3					0-2 P6	1 0 0 0 0 0 1		
Cal Ripken Jr., R (1, 5) OBP: 0.335, SLG: 0.380			1-0 G1-3		0-1 1B		3-3 K		3-2 HR	2 0 1 0 0 0 0		
23 Chris Hoiles, R (6, 3) OBP: 0.347, SLG: 0.460									1-H HR	2 1 1 2 0 1 1	AB 34	
Lenny Webster, R (1, 2) OBP: 0.303, SLG: 0.470			2-2 G3		2-0 P6		1-3 K		4-1 BB WP BB	3 0 0 0 0 1 2	R 6	
Rich Becker, L (9, PH) OBP: 0.348, SLG: 0.353									BB BB	0 1 0 0 1 0 0	H 7	
Mike Bordick, R (1, 6) OBP: 0.316, SLG: 0.376			0-0 1B		3-2 P6		0-1 E9		4-2 BB BB SF8 BB	3 1 1 0 1 0 2	RBI 6	
											SO 5	
											LOB 17	
Inning Stats	R: 0 H: 0 E: 0 LOB: 0 K: 1 BB: 0 S: 8 P: 10	R: 0 H: 0 E: 0 LOB: 0 K: 2 BB: 0 S: 9 P: 13	R: 0 H: 1 E: 0 LOB: 1 K: 0 BB: 0 S: 7 P: 12	R: 0 H: 1 E: 0 LOB: 2 K: 0 BB: 1 S: 12 P: 23	R: 0 H: 1 E: 0 LOB: 1 K: 0 BB: 0 S: 8 P: 15	R: 1 H: 1 E: 0 LOB: 0 K: 0 BB: 0 S: 13 P: 20	R: 0 H: 1 E: 1 LOB: 2 K: 2 BB: 0 S: 13 P: 18	R: 0 H: 0 E: 0 LOB: 0 K: 0 BB: 0 S: 8 P: 15	R: 5 H: 2 E: 0 LOB: 2 K: 0 BB: 5 S: 19 P: 46	1B: 5 SF: 1 2B: 0 SAC: 0 3B: 0 DP: 0 HR: 2 HBP: 0	WP: 1 PA: 41 PB: 0 SB: 0 CS: 0	
PITCHER	IP WLS BF H R ER SO BB IBB HBP BLK WP HR S P ERA WHIP											
50 José Rosado, L (1, 1) ERA: 3.87	7.0 W 28 5 1 1 5 1 0 0 0 0 0 1 70 111 1.29 0.857											
Ricky Bones, R (8, 1) ERA: 2.55	1.0 3 0 0 0 0 0 0 0 0 0 0 0 8 15 0.00 0.000											
Jim Pittsley, R (9, 1) ERA: 7.46	0.1 6 1 5 5 0 4 0 0 0 1 1 11 32 135.00 15.000											
Scott Service, R (9, 1) ERA: 3.38	0.2 4 1 0 0 0 0 1 0 0 0 0 0 8 14 0.00 3.000											

Baltimore Orioles @ Kansas City Royals
Kauffman Stadium, Kansas City, MO
 Fri Jul 31 1998 7:05 PM CDT
 Att. 25,007 - Cloudy - 72 F

livebaseballscorecards.com



Batter	1	2	3	4	5	6	7	8	9	AB	R	H	RBI	BB	SO	LOB
Johnny Damon, L (1, 8) OBP: 0.329, SLG: 0.413	0-1 F8		0-1 HR	2-2 G4-3	2-0 F8		2-2 G3			5	1	1	1	0	0	1
Hal Morris, L (1, 7) OBP: 0.357, SLG: 0.415	2-1 F7		1-1 G3-1	3-1 1B 2B		0-0 FC1-6 1B		0-1 G5-4-3 1B		5	1	3	0	0	0	0
Jose Offerman, S (1, 4) OBP: 0.395, SLG: 0.425 Luis Rivera, R (8, 4) OBP: 0.310, SLG: 0.296	2-2 G6-3		2-1 HR 1B	1-1 BB 1B		0-0 FC1-6 1-2f HR		1-2 P3		4	3	2	1	0	0	1
Dean Palmer, R (1, 10) OBP: 0.332, SLG: 0.531		1-3 K2-3	0-0 1 SAFE 1 SAFE HR	4-0 E 1B 1-2 BB		1-1 HR		3-1 G5-4-3 1-2f		4	2	2	4	1	1	1
Terry Pendleton, S (1, 5) OBP: 0.326, SLG: 0.341 Scott Leius, R (7, 5)		3-2 G4-3	2-1 G6-3	2-2 E8 1-3 2-H 1B		1-2 G4-3				4	0	1	1	0	0	0
Jeff King, R (1, 3) OBP: 0.330, SLG: 0.457		1-2 HR	3-2 1B 1B	4-2 BB		0-0 F9				3	1	2	1	1	0	0
Larry Sutton, L (1, 9) OBP: 0.302, SLG: 0.338		2-1 E1 1B 1B	0-0 1-2 1B	2-0 L3			2-1 1B			4	1	3	0	0	0	3
Sal Fasano, R (1, 2) OBP: 0.306, SLG: 0.331		2-2 2-H 1B	1-0 P6		0-1 G6-3		2-0 F8			4	0	1	1	0	0	3
Mendy López, R (1, 6) OBP: 0.294, SLG: 0.338		1-2 L5		0-0 B1-3	1-1 G4-3		3-2 P4			4	0	0	0	0	0	2

Inning Stats	R: 0	H: 0	E: 0	K: 0	S: 7	H: 0	LOB: 0	BB: 0	P: 11	R: 2	H: 3	E: 1	K: 1	S: 19	H: 5	LOB: 2	BB: 0	P: 24	R: 3	H: 5	E: 0	K: 0	S: 15	R: 2	H: 3	E: 1	K: 0	S: 17	R: 0	H: 0	E: 0	K: 0	S: 5	R: 2	H: 2	E: 0	K: 0	S: 9	R: 0	H: 1	E: 0	K: 0	S: 11	R: 0	H: 1	E: 0	K: 0	S: 8	R: 0	H: 0	E: 0	K: 0	S: 12	1B: 10	SF: 0	2B: 1	SAC: 0	3B: 0	DP: 1	HR: 4	HBP: 0	WP: 0	PA: 40	PB: 0	SB: 0	CS: 0	ERA	WHIP
Scott Erickson, R (1, 1) ERA: 3.96	IP	WLS	BF	H	R	ER	SO	BB	IBB	HBP	BLK	WP	HR	S	P	ERA	WHIP																																																			
Doug Drabek, R (4, 1) ERA: 7.07	5.0		23	7	4	4	0	2	0	0	0	0	1	50	86	7.20	1.800																																																			

BOTTOM


Baltimore Orioles @ Kansas City Royals
Kauffman Stadium, Kansas City, MO
Fri Jul 31 1998, 7:05 PM CDT
Att. 25,007 - Cloudy - 72 F

livebaseballscorecards.com

AB	38
R	9
H	15
RBI	9
BB	2
SO	1
LOB	12



WP: 0	PA: 40
PB: 0	
SB: 0	
CS: 0	

Batter	1	2	3	4	5	6	7	8	9	AB R H RBI BB SO LOB	TOP																										
Brady Anderson, L OBP: 0.332, SLG: 0.382 (1, 8)	4-2 1B WP BB	4-2 BB BB		4-1 SH1-3 BB		0-0 F9		2-3 SAFE K		2 1 0 0 3 1 1																											
Jeff Reboulet, R OBP: 0.355, SLG: 0.343 (1, 4) (8, 6)	3-2 WP HBP 1B	4-2 BB		0-0 SH1-3			2-2 E6 1B 1B		1-3 K	3 1 1 1 1 1 0																											
Rafael Palmeiro, L OBP: 0.393, SLG: 0.593 (1, 3)	2-3 K	2-1 G3-1		1-1 G3			0-0 G6-4-3 1B 1B		2-1 F8	5 0 1 0 0 1 5																											
Eric Davis, R OBP: 0.390, SLG: 0.615 (1, 10)	1-1 WP HBP		0-3 K	2-2 G6-3			2-2 G6-4-3 1B		2-2 G5-3	4 0 1 1 0 1 1																											
B.J. Surhoff, L OBP: 0.343, SLG: 0.479 (1, 7)	3-3 K		3-1 G3-1		0-1 FC2-5-3 2B		0-0 G6-4-3			4 0 1 0 0 1 5																											
Cal Ripken Jr., R OBP: 0.334, SLG: 0.377 (1, 5)	4-2 BB		1-3 K		2-2 FC2-5-3		3-2 G5-3			3 0 0 0 1 1 2																											
Rich Becker, L OBP: 0.348, SLG: 0.348 P.J. Forbes, R OBP: 0.125, SLG: 0.125 (8, PH) (8, 4)	1-3 K			4-2 23 HR BB		1-3 K		3-2 P3		2 1 0 0 1 2 3 1 0 0 0 0 0 0	AB 29 R 5 H 5 RBI 4 BB 9 SO 9 LOB 19																										
23 Chris Hoiles, R OBP: 0.355, SLG: 0.476 Jeffrey Hammonds, R OBP: 0.358, SLG: 0.427 (8, PR) (8, 9)		2-2 P7		3-2 HR		4-2 G1-6-3 BB		4-1 BB		2 1 1 2 2 0 0 0 0 0 0 0 0 0																											
Mike Bordick, R OBP: 0.316, SLG: 0.373 Lenny Webster, R OBP: 0.302, SLG: 0.468 (8, PH) (8, 2)		0-0 G3		4-1 WP SH1-3 BB		0-0 G1-6-3		1-3 K		2 1 0 0 1 0 1 1 0 0 0 0 1 1																											
Inning Stats	R: 1 E: 0 K: 3 S: 19	H: 1 LOB: 3 BB: 2 P: 37	R: 0 E: 0 K: 0 S: 10	H: 0 LOB: 2 BB: 2 P: 22	R: 0 E: 0 K: 2 S: 9	H: 0 LOB: 0 BB: 0 P: 13	R: 3 E: 0 K: 0 S: 13	H: 1 LOB: 1 BB: 3 P: 31	R: 0 E: 0 K: 1 S: 9	H: 1 LOB: 0 BB: 0 P: 12	R: 0 E: 0 K: 0 S: 4	H: 0 LOB: 0 BB: 1 P: 8	R: 1 E: 1 K: 0 S: 12	H: 2 LOB: 1 BB: 0 P: 19	R: 0 E: 0 K: 2 S: 13	H: 0 LOB: 1 BB: 1 P: 23	R: 0 E: 0 K: 1 S: 8	H: 0 LOB: 0 BB: 0 P: 13	1B: 3 2B: 2 3B: 0 HR: 1	SF: 0 SAC: 1 DP: 3 HBP: 1	WP: 3 PB: 0 SB: 0 CS: 0	PA: 40															
PITCHER	IP WLS BF H R ER SO BB IBB HBP BLK WP HR S P ERA WHIP																					PITCHER	IP WLS BF H R ER SO BB IBB HBP BLK WP HR S P ERA WHIP														
Pat Rapp, R ERA: 5.04 (1, 1)	4.0		22	2	4	4	5	7	0	1	0	2	1	51	103	9.00	2.250																				
Chris Haney, L ERA: 7.23 (5, 1)	2.0	W	9	3	1	0	1	1	0	0	0	0	0	21	32	0.00	2.000																				
Matt Whisenant, L ERA: 4.02 (7, 1)	1.1		4	0	0	0	0	1	0	0	0	0	0	8	18	0.00	0.750																				
Scott Service, R ERA: 3.34 (8, 1)	0.2		2	0	0	0	2	0	0	0	0	0	0	9	12	0.00	0.000																				
Jeff Montgomery, R ERA: 5.21 (9, 1)	1.0		3	0	0	0	1	0	0	0	0	0	0	8	13	0.00	0.000																				

Baltimore Orioles @ Kansas City Royals
Kauffman Stadium, Kansas City, MO
 Sat Aug 01 1998, 7:05 PM CDT
 Att. 35,144 - Cloudy - 72 F

livebaseballscorecards.com

Batter	1	2	3	4	5	6	7	8	9	AB	R	H	RBI	BB	SO	LOB	BOTTOM			
Johnny Damon, L OBP: 0.334, SLG: 0.424 (1, 8)	4-2 WP S G5-3 BB		4-1 1 SAFE HR BB		0-0 G6-3 1B 2B	1 SAFE 2-1 G4-3		1 SAFE 1-0 HR		3	4	2	2	2	0	1				
Hal Morris, L OBP: 0.353, SLG: 0.410 (1, 7)	1-0 P5		2-1 G4-3		0-0 G6-3		3-2 F8	0-2 G6-3		4	0	0	0	0	0	4				
Jermaine Allensworth, R OBP: 0.356, SLG: 0.392 (8, 7)	1-2		1-2 2-3		2-3					1	0	0	0	0	0	0				
Jose Offerman, S OBP: 0.398, SLG: 0.425 (1, 4)	4-2 G5-3 S 2-1 BB		2-3 K		3-2 S 1B		4-2 FC4 S BB	3-3 K		3	2	1	1	2	2	2				
Dean Palmer, R OBP: 0.333, SLG: 0.537 (1, 10)	2-0 G5-3		0-0 HR		3-1 G6-3		4-0 SF8 FC4			3	1	1	4	1	0	2				
Terry Pendleton, S OBP: 0.324, SLG: 0.338 (1, 5)	1-2 2-1 3-H	1-2 G3	3-3 K		0-0 1B		1-0 FC4			4	0	1	1	0	1	2				
Jeff King, R OBP: 0.330, SLG: 0.456 (1, 3)		1-3 K			3-1 G4-3 S 1B		0-0 SF8			3	0	1	1	0	2	1				
Larry Sutton, L OBP: 0.301, SLG: 0.337 (1, 9)		1-1 S 1B			2-2 G4-3		0-3 K			4	0	1	0	0	1	3				
Sal Fasano, R OBP: 0.302, SLG: 0.324 (1, 2)		3-3 K			0-3 K		1-3 K			4	0	0	0	0	4	2				
Mendy López, R OBP: 0.315, SLG: 0.349 (1, 6)			0-1 G4-3 BB HR 1B		1-2 L4		4-1 S BB			3	2	2	0	1	0	1				
Inning Stats	R: 1 E: 0 K: 0 S: 10	H: 0 LOB: 1 BB: 2 P: 22	R: 0 E: 0 K: 2 S: 14	H: 1 LOB: 1 BB: 0 P: 20	R: 3 E: 0 K: 2 S: 13	H: 2 LOB: 0 BB: 1 P: 24	R: 0 E: 0 K: 1 S: 11	H: 1 LOB: 1 BB: 0 P: 17	R: 2 E: 0 K: 1 S: 14	H: 3 LOB: 1 BB: 0 P: 22	R: 0 E: 0 K: 2 S: 10	H: 0 LOB: 1 BB: 1 P: 16	R: 1 E: 0 K: 0 S: 9	H: 0 LOB: 2 BB: 2 P: 23	R: 2 E: 0 K: 2 S: 16	H: 2 LOB: 0 BB: 0 P: 22	1B: 6 2B: 1 3B: 0 HR: 2	SF: 1 SAC: 0 DP: 0 HBP: 0	WP: 1 PB: 0 SB: 8 CS: 0	PA: 39
PITCHER	IP WLS BF H R ER SO	IP WLS BF H R ER SO	IP WLS BF H R ER SO	IP WLS BF H R ER SO	IP WLS BF H R ER SO	IP WLS BF H R ER SO	IP WLS BF H R ER SO	IP WLS BF H R ER SO	IP WLS BF H R ER SO	IP WLS BF H R ER SO	IP WLS BF H R ER SO	IP WLS BF H R ER SO	IP WLS BF H R ER SO	IP WLS BF H R ER SO	IP WLS BF H R ER SO	IP WLS BF H R ER SO	ERA WHIP	ERA WHIP		
Scott Kamieniecki, R ERA: 7.2 (1, 1)	4.0 L	20 L	5 5	5 5	5 5	5 5	5 5	5 5	5 5	5 5	5 5	5 5	5 5	5 5	5 5	5 5	11.25	2.000		
Doug Johns, L ERA: 4.57 (5, 1)	0.1	2	1	0	0	0	0	0	0	0	0	0	0	0	0	0	0.00	3.000		
Pete Smith, R ERA: 5.26 (5, 1)	1.2	7	1	1	1	3	1	0	0	0	0	0	0	0	0	5.40	1.200			
Alan Mills, R ERA: 4.08 (7, 1)	2.0	11	2	3	3	2	1	1	0	0	0	0	0	0	0	13.50	1.500			

Baltimore Orioles @ Kansas City Royals

Kauffman Stadium, Kansas City, MO

Sat Aug 01 1998, 7:05 PM CDT
Att: 35,144 - Cloudy - 72 F

AB	32
R	9
H	9
RBI	9
BB	6
SO	10
LOB	18



livebaseballscorecards.com

Batter	1	2	3	4	5	6	7	8	9	AB R H RBI BB SO LOB	TOP											
Brady Anderson, L (1, 8) OBP: 0.329, SLG: 0.378	1-3 K		0-0 2B 1B	2-1 FC8-4-6 BB 2B		2-3 K		0-0 F7	1-0 G4-3	6 2 1 0 0 2 3												
Jeffrey Hammonds, R (1, 9) OBP: 0.370, SLG: 0.466	1-1 HR		1-2 2B 2B	4-1 2B BB		0-0 G5-3		0-1 2B		4 3 3 2 1 0 0												
Eric Davis, R (1, 10) OBP: 0.387, SLG: 0.611	3-2 G5-3		2-3 K	1-1 2B		1-3 K		1-3 K		5 0 1 2 0 3 3												
Rafael Palmeiro, L (1, 3) OBP: 0.394, SLG: 0.597 Rich Becker, L (7, PR) OBP: 0.346, SLG: 0.346	2-2 P4		2-1 1B 2B	0-0 P5			1-0 2B 1B	1-1 G3-1		4 1 2 2 0 0 1 1 1 0 0 0 0 1												
Cal Ripken Jr., R (1, 5) OBP: 0.337, SLG: 0.382		1-1 G5-3	0-0 1B 1B		0-0 P5		1-0 1B 2B	0-0 2B 1B		5 1 3 1 0 0 0												
Lyle Mouton, R (1, 7) OBP: 0.273, SLG: 0.200 B.J. Surhoff, L (7, PH) OBP: 0.344, SLG: 0.481		1-0 F8	2-2 1B 1B		4-0 1B BB		0-2 G1-3	3-2 G3-1 2B		2 0 1 0 1 0 0 2 0 1 1 0 0 2												
Lenny Webster, R (1, 2) OBP: 0.304, SLG: 0.464		4-1 BB	0-0 G4-6-3		1-0 L8		2-0 1B	0-1 E6 G3-1		4 0 1 1 1 0 4												
Jeff Reboulet, R (1, 4) OBP: 0.357, SLG: 0.345	1-3 K		2-2 1B 1B	3-2 1B 1B		0-1 F9		1-3 K		5 0 2 0 0 2 5												
Mike Bordick, R (1, 6) OBP: 0.314, SLG: 0.371			0-0 1B 2B 1B	1-0 F7		0-0 G6-3		0-0 G3-1		5 1 1 0 0 1 7												
Inning Stats	R: 1 E: 0 K: 1 S: 12	H: 1 LOB: 0 BB: 0 P: 19	R: 0 E: 0 K: 1 S: 8	H: 0 LOB: 1 BB: 1 P: 15	R: 4 E: 0 K: 1 S: 17	H: 6 LOB: 1 BB: 0 P: 24	R: 2 E: 0 K: 0 S: 10	H: 2 LOB: 1 BB: 1 P: 20	R: 0 E: 0 K: 0 S: 6	H: 1 LOB: 2 BB: 1 P: 14	R: 0 E: 0 K: 2 S: 10	H: 0 LOB: 0 BB: 0 P: 13	R: 1 E: 0 K: 1 S: 11	H: 3 LOB: 2 BB: 0 P: 15	R: 0 E: 0 K: 1 S: 8	H: 1 LOB: 1 BB: 0 P: 10	R: 1 E: 1 K: 1 S: 12	H: 2 LOB: 2 BB: 0 P: 17	1B: 8 2B: 7 3B: 0 HR: 1	SF: 0 SAC: 0 DP: 1 HBP: 0	WP: 0 PB: 0 SB: 0 CS: 0	PA: 46
PITCHER	IP WLS BF H R ER SO BB IBB HBP BLK WP HR S P ERA WHIP																					
Glendon Rusch, L (1, 1) ERA: 6.04	4.0 L 22 9 7 7 3 2 0 0 0 0 0 1 47 78 15.75 2.750																					
Jim Pittsley, R (5, 1) ERA: 7.21	3.0 14 4 1 1 3 1 0 0 0 0 0 0 27 42 3.00 1.667																					
Ricky Bones, R (8, 1) ERA: 2.7	2.0 10 3 1 1 2 0 0 0 0 0 0 0 20 27 4.50 1.500																					

Baltimore Orioles @ Kansas City Royals
Kauffman Stadium, Kansas City, MO
 Sun Aug 02 1998, 3:33 AM CDT
 Att. 18,910 - Cloudy - 74 F

AB	43
R	9
H	16
RBI	9
BB	3
SO	8
LOB	26



Batter	1	2	3	4	5	6	7	8	9	AB R H RBI BB SO LOB
Johnny Damon, L OBP: 0.333, SLG: 0.420 (1, 8) C B B B B	4-1 FC6-4 BB		3-2 F8		1-2 K	3-2 F8			2-1 F9	4 0 0 0 1 1 2
Hal Morris, L OBP: 0.352, SLG: 0.408 (1, 7) C 1 SAFE X	0-1 F7		1-1 1B 1B		3-1 G3-1				2-3 K	4 0 1 0 0 1 2
Jose Offerman, S OBP: 0.398, SLG: 0.424 (1, 4) F 1 SAFE B C	1-3 K		0-0 G5-4-3 1B		4-2 1B 2B BB				3-1 F8	3 1 1 0 1 1 1
Dean Palmer, R OBP: 0.333, SLG: 0.534 (1, 10) B 1 SAFE X	1-0 FC6-4 1-2f		1-0 G5-4-3 1-2f		1-2 2B 1B				2-3 K	4 0 1 1 0 1 3
Larry Sutton, L OBP: 0.304, SLG: 0.345 (1, 9) C B B B B		0-3 K		0-1 G6-4-3 1B		0-0 1-3 2-H 2B			1-0 L9	4 0 2 1 0 1 0
Jeff King, R OBP: 0.329, SLG: 0.454 (1, 3) B B B B B		3-2 WP 1B 1B		1-0 G6-4-3 1-2f		3-1 F9			1-1 L7	4 0 1 0 0 0 3
Scott Leius, R OBP: 0.500, SLG: 0.333 (1, 5) C 1 SAFE X		0-1 1-2 1B		4-2 BB		1-0 F7			2-2 G5-3	3 0 1 0 1 0 0
Sal Fasano, R OBP: 0.296, SLG: 0.317 (1, 2) B X		1-0 F7		0-1 P2		0-1 G6-3			3-3 K	4 0 0 0 0 1 3
Luis Rivera, R OBP: 0.323, SLG: 0.298 (1, 6) F B B B B B		3-3 K 2-3				0-0 WP 1B 1B			1-2 G6-3	3 1 1 0 1 1 2

Inning Stats	R: 0	H: 0	E: 0	K: 1	S: 7	R: 0	H: 2	E: 0	K: 2	S: 13	R: 0	H: 2	E: 0	K: 0	S: 8	R: 0	H: 1	E: 0	K: 0	S: 7	R: 2	H: 3	E: 0	K: 1	S: 15	R: 0	H: 0	E: 0	K: 0	S: 13	R: 0	H: 0	E: 0	K: 0	S: 6	R: 0	H: 0	E: 0	K: 1	S: 8	R: 0	H: 0	E: 0	K: 0	S: 8	1B: 7	2B: 1	3B: 0	HR: 0	SF: 0	SAC: 0	DP: 2	HBP: 0	WP: 2	PB: 0	SB: 0	CS: 0	PA: 37
--------------	------	------	------	------	------	------	------	------	------	-------	------	------	------	------	------	------	------	------	------	------	------	------	------	------	-------	------	------	------	------	-------	------	------	------	------	------	------	------	------	------	------	------	------	------	------	------	-------	-------	-------	-------	-------	--------	-------	--------	-------	-------	-------	-------	--------

PITCHER	IP	WLS	BF	H	R	ER	SO	BB	IBB	HBP	BLK	WP	HR	S	P	ERA	WHIP
Sidney Ponson, R ERA: 5.7 (1, 1)	7.0	W	31	8	2	2	6	4	0	0	0	2	0	72	122	2.57	1.714
Armando Benitez, R ERA: 3.35 (8, 1)	2.0		6	0	0	0	1	0	0	0	0	0	0	14	24	0.00	0.000

BOTTOM

Baltimore Orioles @ Kansas City Royals
Kauffman Stadium, Kansas City, MO
Sun Aug 02 1998, 3:33 AM CDT
Att: 18,910 - Cloudy - 74 F

livebaseballscores.com

AB	33
R	2
H	8
RBI	2
BB	4
SO	7
LOB	16



Batter	1	2	3	4	5	6	7	8	9	AB R H RBI BB SO LOB	TOP			
Johnny Damon, L (1, 9) OBP: 0.333, SLG: 0.421										6 2 2 0 0 0 5				
Jermaine Allensworth, R (1, 8) OBP: 0.360, SLG: 0.396										5 3 2 0 1 1 3				
Jose Offerman, S (1, 4) OBP: 0.400, SLG: 0.425 Luis Rivera, R (8, PR) OBP: 0.317, SLG: 0.293										4 1 2 2 1 0 1 1 1 0 0 0 1 0				
Dean Palmer, R (1, 10) OBP: 0.333, SLG: 0.535										3 1 1 2 1 0 3				
Jeff King, R (1, 3) OBP: 0.330, SLG: 0.456 Sal Fasano, R (8, 3) OBP: 0.296, SLG: 0.317										5 2 2 3 0 0 2 0 0 0 0 0 0 0				
Scott Leius, R (1, 5) OBP: 0.444, SLG: 0.375										5 0 2 1 0 2 2				
Hal Morris, L (1, 7) OBP: 0.354, SLG: 0.412 Larry Sutton, L (7, 7) OBP: 0.303, SLG: 0.343										4 1 2 0 0 1 1 1 0 0 1 0 0 1				
29 Mike Sweeney, R (1, 2) OBP: 0.321, SLG: 0.418										5 1 2 2 0 1 2				
Mendy López, R (1, 6) OBP: 0.319, SLG: 0.345										4 0 1 1 1 1 3				
Inning Stats	R: 2 H: 2 E: 0 LOB: 1 K: 1 BB: 1 S: 19 P: 27	R: 0 H: 0 E: 0 LOB: 0 K: 0 BB: 0 S: 13 P: 19	R: 6 H: 7 E: 0 LOB: 1 K: 1 BB: 0 S: 20 P: 34	R: 0 H: 1 E: 0 LOB: 1 K: 0 BB: 0 S: 9 P: 12	R: 0 H: 1 E: 0 LOB: 2 K: 1 BB: 1 S: 15 P: 20	R: 1 H: 1 E: 0 LOB: 0 K: 0 BB: 0 S: 9 P: 13	R: 0 H: 2 E: 1 LOB: 3 K: 2 BB: 0 S: 15 P: 21	R: 3 H: 2 E: 0 LOB: 1 K: 0 BB: 2 S: 22 P: 37	R: 0 H: 0 E: 0 LOB: 0 K: 2 BB: 0 S: 8 P: 10	1B: 10 SF: 1 2B: 6 SAC: 0 3B: 0 DP: 0 HR: 0 HBP: 0	WP: 1 PA: 48 PB: 0 SB: 1 CS: 0			
PITCHER	IP WLS BF H R ER SO BB IBB HBP BLK WP HR S P ERA WHIP												PITCHER	IP WLS BF H R ER SO BB IBB HBP BLK WP HR S P ERA WHIP
Eric Milton, L (1, 1) ERA: 5.11 Travis Baptist, L (3, 1) ERA: 6.23 Hector Carrasco, R (7, 1) ERA: 4.83 Travis Miller, L (8, 1) ERA: 9.64 Eddie Guardado, L (9, 1) ERA: 3.32	2.2 L 17 8 8 8 2 1 0 0 0 0 0 0 48 73 27.00 3.375													

Kansas City Royals @ Minnesota Twins
 Hubert H. Humphrey Metrodome, Minneapolis, MN

Tue Aug 04 1998, 8:05 PM EDT
 Att: 11,014 - Dome - 72 F

livebaseballscorecards.com

AB 43
R 12
H 16
RBI 12
BB 4
SO 7
LOB 23



Batter	1	2	3	4	5	6	7	8	9	AB	R	H	RBI	BB	SO	LOB
Otis Nixon, S (1, 8) OBP: 0.335, SLG: 0.312 Chris Latham, S (7, 8) OBP: 0.222, SLG: 0.125										3	2	2	0	0	0	0
Matt Lawton, L (1, 9) OBP: 0.379, SLG: 0.476										3	0	0	1	1	0	2
Paul Molitor, R (1, 10) OBP: 0.322, SLG: 0.346 Brent Gates, S (9, PH) OBP: 0.316, SLG: 0.306										3	0	1	1	0	0	1
David Ortiz, L (1, 3) OBP: 0.372, SLG: 0.467										5	0	0	0	0	0	4
Ron Coomer, R (1, 5) OBP: 0.299, SLG: 0.414										4	1	2	0	0	0	1
Todd Walker, L (1, 4) OBP: 0.403, SLG: 0.522										4	1	2	0	0	0	1
Marty Cordova, R (1, 7) OBP: 0.328, SLG: 0.389										4	0	0	1	0	2	3
Terry Steinbach, R (1, 2) OBP: 0.335, SLG: 0.429 Javier Valentin, S (7, 2) OBP: 0.269, SLG: 0.372										1	0	1	0	2	0	0
Pat Meares, R (1, 6) OBP: 0.294, SLG: 0.371 Denny Hocking, S (7, 6) OBP: 0.286, SLG: 0.277										1	0	1	1	0	0	0

Inning Stats	R: 1	H: 2	E: 0	K: 0	S: 10	R: 0	H: 1	E: 0	K: 0	S: 7	R: 0	H: 1	E: 0	K: 0	S: 7	R: 0	H: 1	E: 0	K: 1	S: 15	R: 1	H: 0	E: 1	K: 0	S: 9	R: 0	H: 1	E: 0	K: 1	S: 11	R: 0	H: 0	E: 0	K: 1	S: 9	R: 2	H: 3	E: 0	K: 0	S: 10	R: 0	H: 1	E: 0	K: 0	S: 4	1B: 6	SF: 2	2B: 3	SAC: 0	3B: 1	DP: 1	HR: 0	HBP: 0	WP: 1	PA: 40
--------------	------	------	------	------	-------	------	------	------	------	------	------	------	------	------	------	------	------	------	------	-------	------	------	------	------	------	------	------	------	------	-------	------	------	------	------	------	------	------	------	------	-------	------	------	------	------	------	-------	-------	-------	--------	-------	-------	-------	--------	-------	--------

PITCHER	IP	WLS	BF	H	R	ER	SO	BB	IBB	HBP	BLK	WP	HR	S	P	ERA	WHIP
Hipolito Pichardo, R (1, 1) ERA: 5.27	7.1	W	33	8	4	3	3	2	0	0	0	1	0	74	120	3.68	1.364
Ricky Bones, R (8, 1) ERA: 2.54	1.2		7	2	0	0	0	1	0	0	0	0	0	8	16	0.00	1.800

BOTTOM


Kansas City Royals @ Minnesota Twins
 Hubert H. Humphrey Metrodome, Minneapolis, MN

Tue Aug 04 1998, 8:05 PM EDT
 Att. 11,014 - Dome - 72 F

livebaseballscorecards.com

AB	35
R	4
H	10
RBI	4
BB	3
SO	3
LOB	18



Batter	1	2	3	4	5	6	7	8	9	AB R H RBI BB SO LOB	TOP														
Johnny Damon, L OBP: 0.332, SLG: 0.422 (1, 8) B (8, 7) C F X	1-2 F7 ①			3-2 F8 ①		3-2 L5 ①		2-0 2B		4 0 1 0 0 0 0	<p>Kansas City Royals @ Minnesota Twins Hubert H. Humphrey Metrodome, Minneapolis, MN</p> <p>Wed Aug 05 1998, 8:05 PM EDT Att. 9,545 - Dome - 72 F</p> <p>livebaseballscorecards.com</p> <p>AB 32 R 4 H 7 RBI 4 BB 1 SO 10 LOB 3</p> 														
Hal Morris, L OBP: 0.353, SLG: 0.410 (1, 7) B (8, 8) C F S	2-3 K ②			1-2 G4-3 ②		3-2 1B 1B		1-0 F7 ③		4 0 1 0 0 1 1 0 0 0 0 0 0 0															
Jose Offerman, S OBP: 0.401, SLG: 0.433 (1, 4) C S B C	1-3 K ③			1-0 G3-1 ③		0-1 1-2 1B		2-2 HR		4 1 2 1 0 1 0															
Dean Palmer, R OBP: 0.330, SLG: 0.530 (1, 10) B S T B S		2-3 K ①			1-0 G6-3 ①	1-3 SAFE K ③		2-3 K ①		4 0 0 0 0 3 1															
Terry Pendleton, S OBP: 0.322, SLG: 0.336 (9, PR) B (9, 5) C S B X			1-1 G4-3 ②		1-1 L7 ②		1-3 K ①	2-1 G5-4-3 1B		4 0 1 0 0 1 0 0 0 0 0 0 0 0															
Jeff King, R OBP: 0.329, SLG: 0.454 (1, 3) B C X			1-1 P5 ③		1-2 HR BB 1B		2-2 P6 ②	1-2 G5-4-3 ② ③ 1-2		4 1 1 0 0 0 1															
Larry Sutton, L OBP: 0.303, SLG: 0.340 (1, 9) B C B X				1-2 G4-3 ①		4-0 HR BB		2-3 K ③		2 1 0 0 1 1 0															
Sal Fasano, R OBP: 0.296, SLG: 0.333 (1, 2) B C T B C F T B C B X				2-3 K ②		3-2 HR 1-H 2-H		1-3 K ①		3 1 1 3 0 2 0															
Mendy López, R OBP: 0.309, SLG: 0.333 (1, 6) B C B X				1-1 F9 ③		2-3 K ③		0-2 G4-3 ②		3 0 0 0 0 1 0															
Inning Stats	R: 0 E: 0 K: 2 S: 10	H: 0 LOB: 0 BB: 0 P: 14	R: 0 E: 0 K: 1 S: 7	H: 0 LOB: 0 BB: 0 P: 11	R: 0 E: 0 K: 1 S: 9	H: 0 LOB: 0 BB: 0 P: 13	R: 0 E: 0 K: 0 S: 8	H: 0 LOB: 0 BB: 0 P: 13	R: 3 E: 0 K: 1 S: 14	H: 2 LOB: 0 BB: 1 P: 26	R: 0 E: 0 K: 1 S: 13	H: 2 LOB: 1 BB: 0 P: 20	R: 0 E: 0 K: 2 S: 10	H: 0 LOB: 0 BB: 0 P: 15	R: 0 E: 0 K: 1 S: 8	H: 1 LOB: 1 BB: 0 P: 12	R: 1 E: 0 K: 1 S: 11	H: 2 LOB: 1 BB: 0 P: 18	1B: 4 2B: 1 3B: 0 HR: 2	SF: 0 SAC: 0 DP: 1 HBP: 0	WP: 0 PB: 0 SB: 0 CS: 0	PA: 33			
PITCHER	IP	WLS	BF	H	R	ER	SO	BB	IBB	HBP	BLK	WP	HR	S	P	ERA	WHIP								
Frankie Rodriguez, R ERA: 6.91 (1, 1)	7.2	L	28	5	3	3	9	1	0	0	0	0	1	78	122	3.52	0.783								
Eddie Guardado, L ERA: 3.3 (8, 1)	0.1		1	0	0	0	0	0	0	0	0	0	0	1	2	0.00	0.000								
Mike Trombley, R ERA: 3.21 (9, 1)	1.0		4	2	1	1	1	0	0	0	0	0	1	11	18	9.00	2.000								

Batter	1	2	3	4	5	6	7	8	9	AB	R	H	RBI	BB	SO	LOB
Chris Latham, S OBP: 0.244, SLG: 0.114 (1, 8)	4-2 L9-6 G3 BB		4-2 BB 1-2		2-3 K		2-0 F8 1-2		2-0 F8	3	0	0	0	2	1	3
Brent Gates, S OBP: 0.315, SLG: 0.301 (1, 4)	1-0 G3 1-2		4-0 SAFE SAFE BB 1-2		0-1 F7		0-1 F9		0-1 F9	3	0	0	0	1	0	1
Paul Molitor, R OBP: 0.319, SLG: 0.341 (1, 10)	0-2 L9-6 2-3		2-0 F7		1-0 G5-3		1-0 G5-3		2-3 K	4	0	0	0	0	1	3
Matt Lawton, L OBP: 0.378, SLG: 0.472 (1, 9)		4-2 FC4-6 BB	1-2 F7		2-1 P5		2-1 P5		3-3 K	3	0	0	0	1	1	2
Ron Coomer, R OBP: 0.298, SLG: 0.412 (1, 5)		2-0 FC4-6 FC5 1B 1-2f		2-1 CS 1B		1-0 L6		0-1 E6 1B SF8	4	1	1	0	0	0	0	1
David Ortiz, L OBP: 0.374, SLG: 0.468 (1, 3)		1-2 SAFE FC5 1B	1-2 SAFE FC5 1B		3-3 SAFE K		2-3 K		1-0 BB 1-3 1B	4	0	2	0	0	2	1
Denny Hocking, S OBP: 0.286, SLG: 0.277 (9, PR)		1-2 SAFE FC5 1B	1-2 SAFE FC5 1B		1-2 K		1-2 K		1-3 BB 1B	0	0	0	0	0	0	0
Alex Ochoa, R OBP: 0.275, SLG: 0.341 (1, 7)		0-1 FC5	0-1 FC5		0-1 E8 HR		0-0 G5-3		3-2 SF8	3	1	0	0	0	0	2
Todd Walker, L OBP: 0.402, SLG: 0.522 (9, PH)		1-2 2-3f FC5	1-2 2-3f FC5		2-2 HR		1-1 WP 1B		3-H 0-3 K	4	1	2	2	0	1	3
Terry Steinbach, R OBP: 0.338, SLG: 0.440 (1, 2)		1-2 G1-3	1-2 G1-3		2-2 HR		1-1 WP 1B		0-3 K	4	1	2	2	0	1	3
Pat Meares, R OBP: 0.296, SLG: 0.371 (1, 6)			0-1 CS 1B		0-0 F9		1-3 K		4-2 SAFE BB	3	0	1	0	1	1	1

BOTTOM

Kansas City Royals @ Minnesota Twins
Hubert H. Humphrey Metrodome, Minneapolis, MN

Wed Aug 05 1998, 8:05 PM EDT
Att. 9,545 - Dome - 72 F

livebaseballscorecards.com

AB	31
R	3
H	6
RBI	3
BB	5
SO	7
LOB	17



Inning Stats	R: 0	H: 0	E: 0	K: 0	S: 6	H: 0	LOB: 0	BB: 1	P: 11	R: 0	H: 1	E: 0	K: 0	S: 12	H: 1	LOB: 2	BB: 1	P: 20	R: 0	H: 1	E: 0	K: 0	S: 10	H: 2	LOB: 0	BB: 2	P: 21	R: 2	H: 2	E: 1	K: 1	S: 15	H: 0	LOB: 0	BB: 0	P: 9	R: 0	H: 0	E: 0	K: 1	S: 8	H: 0	LOB: 0	BB: 0	P: 13	R: 0	H: 1	E: 0	K: 1	S: 7	H: 1	LOB: 1	BB: 0	P: 11	R: 0	H: 0	E: 0	K: 2	S: 9	H: 0	LOB: 0	BB: 0	P: 14	R: 1	H: 1	E: 1	K: 1	S: 12	H: 1	LOB: 2	BB: 1	P: 22	1B: 5	SF: 1	2B: 2	SAC: 0	3B: 0	DP: 2	HR: 1	HBP: 0	WP: 1	PA: 37	PB: 0	SB: 0	CS: 2	ERA	WHIP
--------------	------	------	------	------	------	------	--------	-------	-------	------	------	------	------	-------	------	--------	-------	-------	------	------	------	------	-------	------	--------	-------	-------	------	------	------	------	-------	------	--------	-------	------	------	------	------	------	------	------	--------	-------	-------	------	------	------	------	------	------	--------	-------	-------	------	------	------	------	------	------	--------	-------	-------	------	------	------	------	-------	------	--------	-------	-------	-------	-------	-------	--------	-------	-------	-------	--------	-------	--------	-------	-------	-------	-----	------

PITCHER	IP	WLS	BF	H	R	ER	SO	BB	IBB	HBP	BLK	WP	HR	S	P	ERA	WHIP
Tim Belcher, R ERA: 4.17 (1, 1)	7.0	W	28	5	2	0	4	4	0	0	0	1	1	64	107	0.00	1.286
Scott Service, R ERA: 3.28 (8, 1)	1.0		3	0	0	0	2	0	0	0	0	0	0	9	14	0.00	0.000
Jeff Montgomery, R ERA: 5.08 (9, 1)	1.0	S	6	1	1	0	1	1	0	0	0	0	0	12	22	0.00	2.000

PITCHER	IP	WLS	BF	H	R	ER	SO	BB	IBB	HBP	BLK	WP	HR	S	P	ERA	WHIP
---------	----	-----	----	---	---	----	----	----	-----	-----	-----	----	----	---	---	-----	------

Batter	1	2	3	4	5	6	7	8	9	AB	R	H	RBI	BB	SO	LOB	TOP										
Johnny Damon, L (1, 9) <small>OBP: 0.329, SLG: 0.417</small> (9, 7)	1-0 G4-3	2-1 L5		0-0 G3			0-1 F7	1-0 P6		5	0	0	0	0	0	3											
Jermaine Allensworth, R (1, 8) <small>OBP: 0.358, SLG: 0.391</small> (8, 7)	2-2 F7	1-0 P6			1-2 G5-3		1-0 BB 1B HBP	1-0 FC6-4		4	0	0	0	0	0	3											
Jose Offerman, S (1, 4) <small>OBP: 0.401, SLG: 0.439</small> (4, 4)	0-2 G4-3			2-1 HR		2-3 K	0-1 BB 1B		1-2 G4-3	5	1	2	1	0	1	0											
Dean Palmer, R (1, 10) <small>OBP: 0.336, SLG: 0.533</small> (10, 10)		1-1 2B		0-2 FC6-4 1B		2-1 G3-1	4-2 BB		4-2 HR BB	3	2	2	0	2	0	0											
Jeff King, R (1, 3) <small>OBP: 0.332, SLG: 0.467</small> (3, 3)		1-2 1B 29 2B 2B		3-1 P3		2-1 G4-3 FC3-2 2B	2-3 K		2-0 HR	5	2	3	3	0	1	4											
Scott Leius, R (1, 5) <small>OBP: 0.429, SLG: 0.385</small> (7, 6) (8, 5)		1-0 29 2B 1B		0-1 F8		0-0 G4-3		1-1 1B SF7 1B	0-3 K	5	2	2	0	0	1	2											
Hal Morris, L (1, 7) Larry Sutton, L (9, 9) <small>OBP: 0.353, SLG: 0.408</small> <small>OBP: 0.303, SLG: 0.340</small>		4-0 29 2B BB		1-2 FC6-4		2-1 FC3-2		0-1 SF7 29 BB 1B	3-1 G3	4	1	1	0	1	0	2											
29 Mike Sweeney, R (1, 2) <small>OBP: 0.325, SLG: 0.422</small> (2, 2)		0-1 2B		2-2 F9		1-0 F9		4-1 FC6-4 BB		3	0	1	3	1	0	1											
Luis Rivera, R (1, 6) Terry Pendleton, S (7, PH) Mendy López, R (8, 6) <small>OBP: 0.308, SLG: 0.283</small> <small>OBP: 0.318, SLG: 0.333</small> <small>OBP: 0.309, SLG: 0.333</small>		2-0 P3		2-1 F7			1-2 F8	2-2 SF7		2	0	0	0	0	0	1											
Inning Stats	R: 0 E: 0 K: 0 S: 8	H: 0 LOB: 0 BB: 0 P: 11	R: 4 E: 0 K: 0 S: 12	H: 4 LOB: 1 BB: 1 P: 24	R: 1 E: 0 K: 0 S: 12	H: 2 LOB: 1 BB: 0 P: 18	R: 0 E: 0 K: 0 S: 6	H: 0 LOB: 0 BB: 0 P: 10	R: 0 E: 0 K: 1 S: 8	H: 0 LOB: 0 BB: 0 P: 13	R: 0 E: 0 K: 0 S: 6	H: 1 LOB: 1 BB: 0 P: 11	R: 0 E: 0 K: 1 S: 21	H: 1 LOB: 3 BB: 1 P: 29	R: 1 E: 0 K: 0 S: 10	H: 2 LOB: 2 BB: 1 P: 19	R: 2 E: 0 K: 1 S: 12	H: 1 LOB: 0 BB: 1 P: 22	1B: 5 2B: 4 3B: 0 HR: 2	SF: 1 SAC: 0 DP: 0 HBP: 1	WP: 0 PB: 0 SB: 0 CS: 0	PA: 43					
PITCHER	IP	WLS	BF	H	R	ER	SO	BB	IBB	HBP	BLK	WP	HR	S	P	ERA	WHIP										
Dan Serafini, L (1, 1) <small>ERA: 5.98</small>	2.0		13	6	5	5	0	1	0	0	0	0	1	25	42	22.50	3.500										
Hector Carrasco, R (3, 1) <small>ERA: 4.4</small>	4.0		13	1	0	0	1	0	0	0	0	0	0	27	45	0.00	0.250										
Mike Trombley, R (7, 1) <small>ERA: 3.3</small>	1.0		9	3	1	1	1	2	0	1	0	0	0	26	39	9.00	5.000										
Eddie Guardado, L (8, 1) <small>ERA: 3.25</small>	0.2		2	0	0	0	0	0	0	0	0	0	0	4	7	0.00	0.000										
Rick Aguilera, R (8, 1) <small>ERA: 4.47</small>	1.1	L	6	1	2	2	1	1	0	0	0	0	1	13	24	13.50	1.500										

Kansas City Royals @ Minnesota Twins
 Hubert H. Humphrey Metrodome, Minneapolis, MN
 Thu Aug 06 1998, 4:33 AM EDT
 Att. 14,332 - Dome - 72 F

livebaseballscorecards.com

AB	37
R	8
H	11
RBI	8
BB	4
SO	3
LOB	16



Batter	1	2	3	4	5	6	7	8	9	AB	R	H	RBI	BB	SO	LOB
Pat Meares, R OBP: 0.295, SLG: 0.369 (1, 6)	0-1 L8	1-3 K		1-2 G1-3		2-2 P4		2-2 1B 1B		5	1	1	0	0	1	3
Brent Gates, S OBP: 0.313, SLG: 0.299 (1, 5)	1-2 G3		0-1 3B 1B	1-2 G6-3		2-2 G3-1		1 SAFE 2-2 L6		5	1	1	0	0	0	1
Paul Molitor, R OBP: 0.320, SLG: 0.348 (1, 10)	1-2 P6		3-1 1-H SF8 3B		1-0 F8		2-1 G6-3	0-0 1-3 1B 1B		5	2	2	1	0	0	0
Ron Coomer, R OBP: 0.303, SLG: 0.422 (1, 3)		1-0 FC6-4 1B 1B	3-2 SF8		2-2 E 2B		3-2 1B 2B	4-2 E 1B BB		3	2	3	1	0	0	0
David Ortiz, L OBP: 0.377, SLG: 0.468 (8, PH) (9, 3)			3-H					1-2 BB		0	0	0	0	1	0	0
Marty Cordova, R OBP: 0.337, SLG: 0.403 (1, 7)		4-0 FC6-4 BB	1-1 HR		4-1 E BB		4-1 WP 1B BB	0-1 E9 1-3 2-H 3-H 1B		2	1	2	3	3	0	0
Todd Walker, L OBP: 0.399, SLG: 0.517 (1, 4)		1-1 FC6-4 G4-3 1B 1-2f 2-3	3-3 K		0-0 E4 1-3 2-H		1-0 WP 1B	3-2 G4-3		5	0	1	0	0	1	5
Chris Latham, S OBP: 0.244, SLG: 0.114 (9, 8)										0	0	0	0	0	0	0
Alex Ochoa, R OBP: 0.283, SLG: 0.348 (1, 8)		0-2 G4-3 1B	2-1 1B		4-0 G3-6 IBB		4-2 1-2 2-3 BB			2	0	2	1	0	0	0
Matt Lawton, L OBP: 0.380, SLG: 0.471 (5, PH) (6, 8) (9, 9)										1	0	0	0	2	0	0
Javier Valentin, S OBP: 0.258, SLG: 0.356 (1, 2)		0-0 G4-3	1 SAFE 1-0 F9		1-0 G3-6-1		2-1 F9		1-2 F8	5	0	0	0	0	0	9
Denny Hocking, S OBP: 0.285, SLG: 0.270 (1, 9) (9, 4)		4-1 BB							0-0 B2-3	3	0	0	0	1	2	0
Terry Steinbach, R OBP: 0.336, SLG: 0.439 (9, PH)				1-3 K		3-3 K			1-3 K	1	0	0	0	0	1	0

Inning Stats	R: 0	H: 0	E: 0	K: 0	S: 9	LOB: 0	BB: 0	P: 11	R: 1	H: 2	E: 0	K: 1	S: 12	LOB: 3	BB: 2	P: 23	R: 3	H: 4	E: 0	K: 1	S: 16	LOB: 1	BB: 0	P: 29	R: 0	H: 0	E: 0	K: 1	S: 10	LOB: 0	BB: 0	P: 13	R: 1	H: 1	E: 1	K: 0	S: 8	LOB: 2	BB: 2	P: 20	R: 0	H: 0	E: 0	K: 1	S: 11	LOB: 0	BB: 0	P: 18	R: 0	H: 2	E: 0	K: 0	S: 12	LOB: 3	BB: 2	P: 28	R: 2	H: 3	E: 1	K: 0	S: 17	LOB: 2	BB: 1	P: 28	R: 0	H: 0	E: 0	K: 1	S: 8	LOB: 0	BB: 0	P: 13	1B: 8	SF: 1	2B: 2	SAC: 0	3B: 1	DP: 1	HR: 1	HBP: 0	WP: 1	PA: 45
--------------	------	------	------	------	------	--------	-------	-------	------	------	------	------	-------	--------	-------	-------	------	------	------	------	-------	--------	-------	-------	------	------	------	------	-------	--------	-------	-------	------	------	------	------	------	--------	-------	-------	------	------	------	------	-------	--------	-------	-------	------	------	------	------	-------	--------	-------	-------	------	------	------	------	-------	--------	-------	-------	------	------	------	------	------	--------	-------	-------	-------	-------	-------	--------	-------	-------	-------	--------	-------	--------

PITCHER	IP	WLS	BF	H	R	ER	SO	BB	IBB	HBP	BLK	WP	HR	S	P	ERA	WHIP
50 José Rosado, L ERA: 4.03 (1, 1)	4.1		24	7	5	4	3	3	3	0	0	0	1	54	90	8.31	2.308
Ricky Bones, R ERA: 2.37 (5, 1)	2.0		8	1	0	0	1	1	1	0	0	0	0	19	40	0.00	1.000
Matt Whisenant, L ERA: 4.1 (7, 1)	1.1		6	2	1	1	0	1	0	0	0	1	0	13	24	6.75	2.250
Scott Service, R ERA: 3.41 (8, 1)	0.1	W	4	2	1	1	0	1	0	0	0	0	0	9	16	27.00	9.000
Jeff Montgomery, R ERA: 4.95 (9, 1)	1.0	S	3	0	0	0	1	0	0	0	0	0	0	8	13	0.00	0.000

BOTTOM

Kansas City Royals @ Minnesota Twins
Hubert H. Humphrey Metrodome, Minneapolis, MN

Thu Aug 06 1998, 4:33 AM EDT
Att. 14,332 - Dome - 72 F

livebaseballscores.com

AB	37
R	7
H	12
RBI	6
BB	7
SO	5
LOB	18



Batter	1	2	3	4	5	6	7	8	9	AB R H RBI BB SO LOB	TOP		
Johnny Damon, L (1, 8) OBP: 0.330, SLG: 0.427	1-0 1B 2B		3-1 HR		2-2 P6		0-3 K			4 2 2 1 0 1 2	Kansas City Royals @ New York Yankees Yankee Stadium, Bronx, NY Fri Aug 07 1998, 3:33 AM EDT Att. 14,425 - Sunny - 78 F		
Hal Morris, L (1, 7) OBP: 0.349, SLG: 0.403	0-1 P8		1-0 G4-3			0-0 F7		2-3 K		4 0 0 0 0 1 1			
Jose Offerman, S (1, 4) OBP: 0.404, SLG: 0.444	2-1 F8 2-H 1B		2-3 K			1-0 2B		2-1 F8 1B		4 0 3 1 0 1 0			
Dean Palmer, R (1, 10) OBP: 0.335, SLG: 0.530	2-1 F8 1-3		1-2 G5-3			0-0 L8		3-1 1-2 1B		4 0 1 0 0 0 2			
Terry Pendleton, S (1, 5) OBP: 0.309, SLG: 0.324	0-0 F9			2-3 K		2-2 G4-3		2-2 F8 2-3		4 0 0 0 0 1 4			
Jeff King, R (1, 3) OBP: 0.329, SLG: 0.463		3-2 P2		2-2 P4			0-1 L8	3-2 P8		4 0 0 0 0 0 2			
Larry Sutton, L (1, 9) OBP: 0.307, SLG: 0.340		1-1 HBP		2-1 P7			3-2 29 1B		2-1 G4-3	3 0 1 0 0 0 0			
29 Mike Sweeney, R (1, 2) OBP: 0.324, SLG: 0.418		1-3 K			3-2 L8		0-1 1-2 1B		1-3 K	4 0 1 0 0 2 1			
Mendy López, R (1, 6) OBP: 0.297, SLG: 0.319		0-3 K			3-2 P2		2-3 K		2-0 G4-3	4 0 0 0 0 2 3			
Inning Stats	R: 1 E: 0 K: 0 S: 8 H: 2 LOB: 1 BB: 0 P: 13	R: 0 E: 0 K: 2 S: 11 H: 0 LOB: 1 BB: 0 P: 16	R: 1 E: 0 K: 1 S: 9 H: 1 LOB: 0 BB: 0 P: 16	R: 0 E: 0 K: 1 S: 13 H: 0 LOB: 0 BB: 0 P: 19	R: 0 E: 0 K: 0 S: 11 H: 0 LOB: 0 BB: 0 P: 19	R: 0 E: 0 K: 2 S: 13 H: 1 LOB: 1 BB: 0 P: 9	R: 0 E: 0 K: 2 S: 13 H: 2 LOB: 2 BB: 0 P: 18	R: 0 E: 0 K: 1 S: 13 H: 2 LOB: 2 BB: 0 P: 25	R: 0 E: 0 K: 1 S: 7 H: 0 LOB: 0 BB: 0 P: 12	1B: 5 2B: 2 3B: 0 HR: 1 SF: 0 SAC: 0 DP: 0 HBP: 1	WP: 0 PB: 0 SB: 1 CS: 0 PA: 36		
PITCHER	IP WLS BF H R ER SO BB IBB HBP BLK WP HR S P ERA WHIP											PITCHER	IP WLS BF H R ER SO BB IBB HBP BLK WP HR S P ERA WHIP
David Cone, R (1, 1) ERA: 3.5	6.2 W 27 6 2 2 5 0 0 1 0 0 1 68 107 2.70 0.900												
Mike Stanton, L (7, 1) ERA: 5.16	1.1 6 2 0 0 2 0 0 0 0 0 0 16 28 0.00 1.500												
Joe Borowski, R (9, 1) ERA:	1.0 3 0 0 0 1 0 0 0 0 0 0 7 12 0.00 0.000												

livebaseballscorecards.com

AB	35
R	2
H	8
RBI	2
BB	0
SO	8
LOB	15



Batter	1	2	3	4	5	6	7	8	9
Chuck Knoblauch, R <small>OBP: 0.356, SLG: 0.391</small> (1, 4)	1-2 	2-1 	2-1 		1-3 		2-2 		
2 Derek Jeter, R <small>OBP: 0.380, SLG: 0.491</small> (1, 6)	4-2 	1-3 		2-1 		4-1 	2-2 		
Paul O'Neill, L <small>OBP: 0.368, SLG: 0.505</small> (1, 9)	4-1 	0-0 		2-2 		3-3 	0-0 		
Bernie Williams, S <small>OBP: 0.446, SLG: 0.578</small> (1, 8)	0-0 	2-0 		1-3 		4-0 	0-1 		
Tino Martinez, L <small>OBP: 0.365, SLG: 0.496</small> (1, 3)	0-1 	2-2 		4-2 		3-2 	2-2 		
Darryl Strawberry, L <small>OBP: 0.382, SLG: 0.607</small> (1, 10)	4-0 		1-2 		1-3 		3-2 	4-2 	
Tim Raines, S <small>OBP: 0.393, SLG: 0.389</small> Chad Curtis, R <small>OBP: 0.374, SLG: 0.397</small> (7, 7)	4-1 		3-2 		3-2 	3-2 	1-1 		
Scott Brosius, R <small>OBP: 0.361, SLG: 0.428</small> (1, 5)	1-2 		2-2 		0-0 		4-2 		
Joe Girardi, R <small>OBP: 0.306, SLG: 0.352</small> (1, 2)	3-2 		0-2 		2-2 		1-3 		

AB	R	H	RBI	BB	SO	LOB
5	1	2	0	0	1	2
3	2	1	0	2	1	3
4	1	1	0	1	1	4
4	2	2	2	1	1	1
4	1	2	3	1	0	2
3	1	1	1	2	1	3
3	0	0	1	1	0	1
1	0	0	0	0	0	1
2	0	1	1	1	0	0
4	0	2	0	0	1	3

BOTTOM	
AB	33
R	8
H	12
RBI	8
BB	9
SO	6
LOB	20

Inning Stats		R	H	E	K	S	R	H	E	K	S	R	H	E	K	S	R	H	E	K	S	R	H	E	K	S
R: 4		4	2	0	17	38	R: 1	3	0	10	17	R: 1	3	0	10	17	R: 0	1	0	13	16	R: 2	1	0	16	36
H: 2		2	3	0	38	38	H: 3	3	0	38	38	H: 3	3	0	38	38	H: 1	2	0	16	16	H: 1	2	0	23	36
LOB: 2		2	1	0	38	38	LOB: 1	1	0	38	38	LOB: 1	1	0	38	38	LOB: 2	2	0	16	16	LOB: 1	2	0	23	36
BB: 4		4	1	0	38	38	BB: 4	4	0	38	38	BB: 1	1	0	38	38	BB: 2	2	0	16	16	BB: 1	2	0	23	36
P: 38		38	17	0	38	38	P: 17	17	0	38	38	P: 23	23	0	38	38	P: 23	23	0	16	16	P: 36	36	0	23	36

PITCHER		IP	WLS	BF	H	R	ER	SO	BB	IBB	HBP	BLK	WP	HR	S	P	ERA	WHIP
Pat Rapp, R <small>ERA: 5.35</small>		(1, 1)	5.1	31	10	8	8	5	5	2	0	0	0	1	70	133	13.50	2.812
Tim Byrdak, L <small>ERA:</small>		(6, 1)	0.2	3	1	0	0	0	0	0	0	0	0	11	20	0.00	1.500	
Jim Pittsley, R <small>ERA: 6.95</small>		(7, 1)	2.0	9	1	0	0	1	2	0	0	0	0	23	39	0.00	1.500	

Kansas City Royals @ New York Yankees
 Yankee Stadium, Bronx, NY
 Fri Aug 07 1998, 3:33 AM EDT
 Att. 14,425 - Sunny - 78 F

livebaseballscorecards.com



Batter	1	2	3	4	5	6	7	8	9	AB R H RBI BB SO LOB	TOP
Johnny Damon, L (1, 9) <small>OBP: 0.331, SLG: 0.430</small>	0-0 		3-2 			1-3 		0-2 		4 1 2 0 0 1 1	Kansas City Royals @ New York Yankees Yankee Stadium, Bronx, NY Fri Aug 07 1998, 7:05 PM EDT Att. 37,988 - Cloudy - 81 F
Jermaine Allensworth, R (1, 8) <small>OBP: 0.358, SLG: 0.393</small>	1-0 		0-1 			1-1 		1-1 		3 0 1 1 0 0 1	
Jose Offerman, S (1, 4) <small>OBP: 0.403, SLG: 0.447</small>	1-3 		2-1 			0-0 			0-1 	4 1 1 0 0 1 2	
Dean Palmer, R (1, 10) <small>OBP: 0.332, SLG: 0.525</small>	1-2 			1-2 			3-3 		1-1 	4 0 0 0 0 1 2	
Jeff King, R (1, 3) <small>OBP: 0.328, SLG: 0.463</small>		3-2 		1-0 		0-1 		1-0 		4 0 1 1 0 0 0	
Scott Leius, R (1, 5) <small>OBP: 0.333, SLG: 0.294</small>		1-0 		0-0 		0-0 		0-1 		4 0 0 0 0 0 1	
Hal Morris, L (1, 7) <small>OBP: 0.347, SLG: 0.400</small>		1-2 			0-1 		1-1 			3 0 0 0 0 0 1	
Sal Fasano, R (1, 2) <small>OBP: 0.292, SLG: 0.328</small>			0-2 		0-1 		1-3 			3 0 0 0 0 1 0	
Luis Rivera, R (1, 6) <small>OBP: 0.309, SLG: 0.302</small>			0-0 		2-2 		0-1 			3 0 1 0 0 0 0	
Inning Stats	R: 0 H: 1 E: 0 LOB: 1 K: 1 BB: 0 S: 8 P: 11	R: 0 H: 0 E: 0 LOB: 0 K: 0 BB: 0 S: 7 P: 12	R: 1 H: 2 E: 0 LOB: 1 K: 0 BB: 0 S: 16 P: 21	R: 0 H: 0 E: 0 LOB: 0 K: 0 BB: 0 S: 6 P: 8	R: 0 H: 0 E: 0 LOB: 0 K: 0 BB: 0 S: 10 P: 12	R: 0 H: 0 E: 0 LOB: 0 K: 1 BB: 0 S: 6 P: 8	R: 0 H: 1 E: 0 LOB: 1 K: 1 BB: 0 S: 10 P: 14	R: 0 H: 1 E: 0 LOB: 1 K: 1 BB: 0 S: 10 P: 12	R: 1 H: 1 E: 0 LOB: 0 K: 0 BB: 0 S: 7 P: 9	1B: 1 SF: 0 2B: 4 SAC: 1 3B: 1 DP: 0 HR: 0 HBP: 0	
PITCHER David Wells, L (1, 1) <small>ERA: 3.48</small>	IP: 9.0 WLS: W BF: 33 H: 6 R: 2 ER: 2 SO: 4 BB: 0 IBB: 0 HBP: 0 BLK: 0 WP: 0 HR: 0 S: 80 P: 107 ERA: 2.00 WHIP: 0.667										

AB	32
R	2
H	6
RBI	2
BB	0
SO	4
LOB	8



livebaseballscorecards.com

Batter	1	2	3	4	5	6	7	8	9
Chuck Knoblauch, R <small>(1, 4)</small> <small>OBP: 0.356, SLG: 0.398</small>									
2 Derek Jeter, R <small>(1, 6)</small> <small>OBP: 0.376, SLG: 0.485</small>									
Tim Lincecum, S <small>(1, 10)</small> <small>OBP: 0.400, SLG: 0.394</small>									
Bernie Williams, S <small>(1, 8)</small> <small>OBP: 0.448, SLG: 0.586</small>									
Chad Curtis, R <small>(1, 7)</small> <small>OBP: 0.370, SLG: 0.392</small>									
20 Jorge Posada, S <small>(1, 2)</small> <small>OBP: 0.369, SLG: 0.494</small>									
Shane Spencer, R <small>(1, 9)</small> <small>OBP: 0.375, SLG: 0.773</small>									
Luis Sojo, R <small>(1, 3)</small> <small>OBP: 0.245, SLG: 0.263</small>									
Homer Bush, R <small>(1, 5)</small> <small>OBP: 0.368, SLG: 0.405</small>									

AB	R	H	RBI	BB	SO	LOB
3	1	1	2	1	0	1
5	1	0	0	0	1	3
4	2	3	0	1	0	0
4	2	2	2	1	0	1
4	0	0	1	0	1	3
4	3	3	1	1	1	0
5	4	5	3	0	0	0
5	1	3	3	0	0	2
4	0	1	1	0	0	4

BOTTOM

Kansas City Royals @ New York Yankees
 Yankee Stadium, Bronx, NY
 Fri Aug 07 1998, 7:05 PM EDT
 Att: 37,988 - Cloudy - 81 F

AB	38
R	14
H	18
RBI	13
BB	4
SO	3
LOB	14



1B: 10	SF: 2	WP: 0	PA: 44
2B: 3	SAC: 0	PB: 0	
3B: 1	DP: 2	SB: 0	
HR: 4	HBP: 0	CS: 0	

Inning Stats	R: 0	H: 1	E: 0	K: 13	S: 23	R: 0	H: 2	E: 0	K: 8	S: 13	R: 1	H: 1	E: 0	K: 12	S: 23	R: 2	H: 3	E: 0	K: 10	S: 15	R: 5	H: 5	E: 0	K: 21	S: 34	R: 0	H: 0	E: 0	K: 9	S: 15	R: 1	H: 2	E: 0	K: 1	S: 15	R: 5	H: 4	E: 2	K: 16	S: 25
PITCHER	IP	WLS	BF	H	R	ER	SO	BB	IBB	HBP	BLK	WP	HR	S	P	ERA	WHIP																							
Chris Haney, L	(1, 1)	4.1	L	25	10	7	7	0	3	0	0	0	0	2	53	95	14.54	3.000																						
Ricky Bones, R	(5, 1)	1.2		7	2	1	2	0	0	0	0	0	0	0	19	28	5.40	1.200																						
Tim Byrdak, L	(7, 1)	1.0		4	2	1	1	0	0	0	0	0	1	9	15	9.00	2.000																							
Matt Whisenant, L	(8, 1)	1.0		8	4	5	5	0	1	0	0	0	1	16	25	45.00	5.000																							

Batter	1	2	3	4	5	6	7	8	9	AB R H RBI BB SO LOB	TOP
Johnny Damon, L (1, 8) OBP: 0.333, SLG: 0.430	1-2 			1-2 		1-0 		0-0 		4 0 2 0 0 0 0	Kansas City Royals @ New York Yankees Yankee Stadium, Bronx, NY Sat Aug 08 1998, 3:33 AM EDT Att. 45,975 - Sunny - 84 F
Hal Morris, L (1, 7) OBP: 0.346, SLG: 0.398	1-1 			0-0 		0-0 		3-0 	4 0 1 1 0 0 1		
Jose Offerman, S (1, 4) OBP: 0.402, SLG: 0.444	2-2 			2-1 		4-2 		1-0 	3 0 0 0 1 0 1		
Dean Palmer, R (1, 10) OBP: 0.329, SLG: 0.520		2-3 		3-3 		0-0 		2-3 	4 0 0 0 0 3 4		
Jeff King, R (1, 3) OBP: 0.326, SLG: 0.460		2-1 			0-1 		2-2 		3 0 0 0 0 0 0		
Larry Sutton, L (1, 9) OBP: 0.303, SLG: 0.335		1-1 			1-2 		2-3 		3 0 0 0 0 1 0		
Scott Leius, R (1, 5) OBP: 0.286, SLG: 0.250			0-2 		0-3 		0-1 		3 0 0 0 0 1 0		
29 Mike Sweeney, R (1, 2) OBP: 0.324, SLG: 0.417 Sal Fasano, R (8, 2) OBP: 0.292, SLG: 0.328			1-3 			0-0 		0-0 	3 1 1 0 0 1 0 0 0 0 0 0 0 0		
Mendy López, R (1, 6) OBP: 0.288, SLG: 0.309			3-2 			1-3 		3-3 	3 0 0 0 0 2 1		
Inning Stats	R: 0 H: 0 E: 0 LOB: 0 K: 0 BB: 0 S: 10 P: 14	R: 0 H: 0 E: 0 LOB: 0 K: 1 BB: 0 S: 7 P: 12	R: 0 H: 0 E: 0 LOB: 0 K: 1 BB: 0 S: 12 P: 16	R: 0 H: 1 E: 0 LOB: 1 K: 1 BB: 0 S: 9 P: 15	R: 0 H: 0 E: 0 LOB: 0 K: 1 BB: 0 S: 8 P: 9	R: 1 H: 3 E: 0 LOB: 2 K: 1 BB: 1 S: 10 P: 16	R: 0 H: 0 E: 0 LOB: 0 K: 1 BB: 0 S: 9 P: 13	R: 0 H: 0 E: 0 LOB: 0 K: 1 BB: 0 S: 5 P: 8	R: 0 H: 0 E: 0 LOB: 0 K: 1 BB: 0 S: 5 P: 11	1B: 4 SF: 0 2B: 0 SAC: 0 3B: 0 DP: 1 HR: 0 HBP: 0	
PITCHER Orlando Hernandez, R (1, 1) ERA: 3.13 Mike Jerzembeck, R (9, 1) ERA:	IP WLS BF H R ER SO BB IBB HBP BLK WP HR S P ERA WHIP 8.0 W 28 4 1 1 7 1 0 0 0 0 0 0 70 103 1.12 0.625 1.0 3 0 0 0 1 0 0 0 0 0 0 0 5 11 0.00 0.000										

livebaseballscorecards.com

AB	30
R	1
H	4
RBI	1
BB	1
SO	8
LOB	7



Batter	1	2	3	4	5	6	7	8	9
Chuck Knoblauch, R (1, 4) <small>OBP: 0.355, SLG: 0.404</small> Homer Bush, R (8, 4) <small>OBP: 0.359, SLG: 0.395</small>	0-2 L6		3-3 SAFE		1-0 HR	0-3		1-2 G4-3	
2 Derek Jeter, R (1, 6) <small>OBP: 0.376, SLG: 0.484</small>	0-0 FC4-6 1B		1-2 SAFE		0-0 L5	3-3		0-1 FC6-4 1B	
Paul O'Neill, L (1, 9) <small>OBP: 0.370, SLG: 0.505</small>	1-3		2-3 SAFE			1-2 1B 20 1B	4-1 FC5-4 BB	3-1 FC6-4 1B	
Bernie Williams, S (1, 8) <small>OBP: 0.446, SLG: 0.582</small> Chad Curtis, R (7, PR) <small>OBP: 0.369, SLG: 0.391</small> (8, 8)	0-0 FC4-6 1-2f		2-2 SAFE			3-1 20 1B 1B	3-2 FC5-4 1B 1-2f	3-2 FC6-4 BB 20 2B 1-2f 2-3	
Tino Martinez, L (1, 3) <small>OBP: 0.366, SLG: 0.496</small> Luis Sojo, R (8, PH) <small>OBP: 0.252, SLG: 0.270</small> (9, 3)		1-0 1B		2-2 P2		1-3 SAFE	1-0 1B 20 2B 1-2	2-2 20 2B BB 1-2 3-H	
Tim Raines, S (1, 10) <small>OBP: 0.407, SLG: 0.395</small>		0-0 F8		4-2 20 CS BB		4-0 20 2B 1-2 BB	3-2 20 2B 1-3 2-H 1B	4-2 20 2B 1-2 2-3 BB	
20 Jorge Posada, S (1, 2) <small>OBP: 0.373, SLG: 0.504</small>		2-0 P3		3-3 1-2		1-1 2B 1-2 HR 1B	3-2 1-H 3-H 2B	1-0 1-3 2-H 3-H 2B	
Shane Spencer, R (1, 7) <small>OBP: 0.345, SLG: 0.704</small>		1-0 F8		1-1 F9		0-0 1-3 2-H HR 2B	3-3 2 X	0-0 P4	
Scott Brosius, R (1, 5) <small>OBP: 0.363, SLG: 0.436</small>			4-2 2E 2S 2E BB		2-2 P2	2-2 2-H 3-H HR	0-0 G6-3		

AB	R	H	RBI	BB	SO	LOB
4	1	1	1	0	2	1
1	0	0	0	0	0	0
5	1	2	1	0	1	0
4	1	2	0	1	2	2
4	1	1	0	0	0	3
1	2	0	0	0	0	2
4	1	2	0	0	1	2
1	1	1	1	0	0	0
2	2	1	1	3	0	1
5	1	3	6	0	1	2
5	1	1	1	0	1	4
3	2	1	3	1	0	1

BOTTOM	
AB 39 R 14 H 15 RBI 14 BB 5 SO 8 LOB 18	

1B	2B	3B	HR	SF	SAC	DP	HBP
10	4	0	2	0	1	0	0

Inning Stats		R	H	E	K	S	Pitcher	
R: 0	H: 1	E: 0	LOB: 1	K: 1	S: 9			
R: 0	H: 1	E: 0	LOB: 1	K: 0	S: 4			
R: 1	H: 0	E: 1	LOB: 1	K: 2	S: 16			
R: 0	H: 0	E: 0	LOB: 1	K: 1	S: 8			
R: 1	H: 1	E: 0	LOB: 0	K: 0	S: 7			
R: 6	H: 5	E: 0	LOB: 0	K: 3	S: 25			
R: 3	H: 3	E: 0	LOB: 1	K: 1	S: 19			
R: 3	H: 4	E: 0	LOB: 2	K: 0	S: 20			

PITCHER	IP	WLS	BF	H	R	ER	SO	BB	IBB	HBP	BLK	WP	HR	S	P	ERA	WHIP
Glendon Rusch, L (1, 1) <small>ERA: 6.26</small>	5.1	L	27	8	8	7	5	3	0	0	0	0	2	62	104	11.81	2.062
Scott Service, R (6, 1) <small>ERA: 3.38</small>	0.2		2	0	0	0	2	0	0	0	0	0	0	7	10	0.00	0.000
Jim Pittsley, R (7, 1) <small>ERA: 7.15</small>	1.0		7	3	3	2	1	1	0	0	0	0	0	19	36	18.00	4.000
Ricky Bones, R (8, 1) <small>ERA: 3.27</small>	1.0		8	4	3	3	0	1	0	0	0	0	0	20	34	27.00	5.000

Kansas City Royals @ New York Yankees
 Yankee Stadium, Bronx, NY
 Sat Aug 08 1998, 3:33 AM EDT
 Att: 45,975 - Sunny - 84 F

livebaseballscorecards.com

Batter	1	2	3	4	5	6	7	8	9	AB R H RBI BB SO LOB	TOP	
Johnny Damon, L (1, 9) <small>OBP: 0.332, SLG: 0.431</small>	1-3 		2-1 		0-2 		0-0 			4 1 1 0 0 1 0	Kansas City Royals @ New York Yankees Yankee Stadium, Bronx, NY Sun Aug 09 1998, 3:33 AM EDT Att. 55,911 - Sunny - 80 F	
Jermaine Allensworth, R (1, 8) <small>OBP: 0.360, SLG: 0.392</small>	1-1 			4-2 	0-2 		1-0 			1 1 0 0 1 0 0		
Jose Offerman, S (1, 4) <small>OBP: 0.402, SLG: 0.444</small>	4-1 			1-1 	0-0 		0-0 			2 1 1 1 1 0 1		
Dean Palmer, R (1, 10) <small>OBP: 0.328, SLG: 0.517</small>	2-3 			1-2 	0-1 			0-1 		4 1 1 1 0 1 1		
Jeff King, R (1, 3) <small>OBP: 0.328, SLG: 0.460</small>				1-1 		3-1 		2-2 		4 0 2 1 0 0 0		
Scott Leius, R (1, 5) Terry Pendleton, S (4, 5) <small>OBP: 0.281, SLG: 0.227</small> <small>OBP: 0.312, SLG: 0.326</small>				0-2 	0-2 	1-1 		0-3 		2 0 0 0 0 0 2 2 0 1 0 0 1 0		
Hal Morris, L (1, 7) <small>OBP: 0.345, SLG: 0.397</small>				2-2 	0-1 	2-2 		1-1 		4 0 1 1 0 0 2		
Sal Fasano, R (1, 2) <small>OBP: 0.291, SLG: 0.332</small>				1-1 	0-0 	3-2 		1-3 		4 0 1 0 0 1 1		
Luis Rivera, R (1, 6) Larry Sutton, L (9, PH) <small>OBP: 0.296, SLG: 0.288</small> <small>OBP: 0.302, SLG: 0.333</small>				1-0 	3-2 		3-2 	3-2 		3 0 0 0 0 0 2 1 0 0 0 0 0 0		
Inning Stats	R: 0 H: 0 E: 0 LOB: 1 K: 2 BB: 1 S: 9 P: 17	R: 0 H: 0 E: 0 LOB: 0 K: 0 BB: 0 S: 6 P: 8	R: 0 H: 0 E: 0 LOB: 0 K: 0 BB: 0 S: 5 P: 9	R: 3 H: 5 E: 0 LOB: 2 K: 0 BB: 1 S: 19 P: 29	R: 1 H: 1 E: 0 LOB: 0 K: 0 BB: 0 S: 9 P: 9	R: 0 H: 2 E: 0 LOB: 1 K: 0 BB: 0 S: 11 P: 20	R: 0 H: 0 E: 0 LOB: 1 K: 0 BB: 0 S: 6 P: 10	R: 0 H: 0 E: 0 LOB: 0 K: 1 BB: 0 S: 9 P: 11	R: 0 H: 0 E: 0 LOB: 0 K: 1 BB: 0 S: 8 P: 13	1B: 6 SF: 1 2B: 2 SAC: 1 3B: 0 DP: 2 HR: 0 HBP: 1		WP: 0 PA: 36 PB: 0 SB: 0 CS: 0
PITCHER Andy Pettitte, L (1, 1) <small>ERA: 3.64</small> Ramiro Mendoza, R (6, 1) <small>ERA: 3.35</small> 42 Mariano Rivera, R (9, 1) <small>ERA: 1.25</small>	IP WLS BF H R ER SO BB IBB HBP BLK WP HR S P ERA WHIP											PITCHER IP WLS BF H R ER SO BB IBB HBP BLK WP HR S P ERA WHIP

livebaseballscorecards.com



Batter	1	2	3	4	5	6	7	8	9
Chuck Knoblauch, R (1, 4) <small>OBP: 0.358, SLG: 0.406</small>	0-1 		3-3 			0-1 		4-1 	
2 Derek Jeter, R (1, 6) <small>OBP: 0.377, SLG: 0.483</small>	0-0 			0-0 		0-1 		4-2 	
Paul O'Neill, L (1, 9) <small>OBP: 0.371, SLG: 0.506</small>	1-2 			0-0 		2-2 		4-0 	
Bernie Williams, S (1, 8) <small>OBP: 0.446, SLG: 0.583</small>		2-2 		3-1 		1-2 		1-0 	
Tino Martinez, L (1, 3) <small>OBP: 0.363, SLG: 0.491</small>		3-3 		2-0 		3-3 		3-2 	
Darryl Strawberry, L (1, 10) <small>OBP: 0.379, SLG: 0.602</small> Tim Raines, S (7, PH) <small>OBP: 0.404, SLG: 0.392</small>		2-2 			1-0 		2-3 	0-1 	
Chad Curtis, R (1, 7) <small>OBP: 0.369, SLG: 0.390</small>			2-1 		3-3 		2-1 		
Scott Brosius, R (1, 5) <small>OBP: 0.365, SLG: 0.444</small>			2-2 		0-0 		4-1 		
Joe Girardi, R (1, 2) <small>OBP: 0.303, SLG: 0.348</small> 20 Jorge Posada, S (7, PH) <small>OBP: 0.371, SLG: 0.502</small>			1-1 			1-3 	3-3 		

AB	R	H	RBI	BB	SO	LOB
3	1	2	0	1	1	0
3	2	1	0	1	0	1
3	1	1	2	1	0	1
3	0	2	2	0	0	0
4	0	0	0	0	2	3
2	0	0	0	0	0	0
2	0	0	0	0	1	2
3	0	1	0	0	1	0
2	1	1	1	1	0	0
2	0	0	0	0	1	0
1	0	0	0	0	1	2
1B: 6	SF: 1	2B: 1	SAC: 0	3B: 0	DP: 1	HR: 1
HR: 1	HBP: 0					

BOTTOM

Kansas City Royals @ New York Yankees
 Yankee Stadium, Bronx, NY

Sun Aug 09 1998, 3:33 AM EDT
 Att. 55,911 - Sunny - 80 F

livebaseballscorecards.com

AB	28
R	5
H	8
RBI	5
BB	4
SO	7
LOB	9

Inning Stats		R: 0	H: 1	E: 0	LOB: 0	K: 6	BB: 0	S: 6	P: 7	R: 0		H: 0	E: 0	LOB: 0	K: 1	BB: 0	S: 9	P: 16	R: 1		H: 1	E: 0	LOB: 0	K: 1	BB: 0	S: 12	P: 20	R: 0		H: 1	E: 0	LOB: 1	K: 0	BB: 0	S: 5	P: 10	R: 0		H: 0	E: 0	LOB: 0	K: 1	BB: 0	S: 5	P: 9	R: 3		H: 3	E: 0	LOB: 0	K: 2	BB: 0	S: 16	P: 23	R: 0		H: 1	E: 0	LOB: 1	K: 2	BB: 1	S: 9	P: 20	R: 1		H: 1	E: 0	LOB: 2	K: 0	BB: 3	S: 9	P: 25
PITCHER	IP	WLS	BF	H	R	ER	SO	BB	IBB	HBP	BLK	WP	HR	S	P	ERA	WHIP	PITCHER	IP	WLS	BF	H	R	ER	SO	BB	IBB	HBP	BLK	WP	HR	S	P	ERA	WHIP																																					
Hipolito Pichardo, R (1, 1) <small>ERA: 5.35</small>	5.1		21	6	4	4	4	0	0	0	0	0	1	47	75	6.75	1.125	Matt Whisenant, L (6, 1) <small>ERA: 4.95</small>	1.0		4	1	0	0	2	0	0	0	0	1	0	11	19	0.00	1.000	Scott Service, R (7, 1) <small>ERA: 3.43</small>	1.2	L	8	1	1	1	1	3	1	0	0	1	0	13	36	5.40	2.400																			

WP: 2	PA: 33
PB: 0	
SB: 1	
CS: 1	

Batter	1	2	3	4	5	6	7	8	9	10	AB R H RBI BB SO LOB	
Johnny Damon, L (1, 8) <small>OBP: 0.333, SLG: 0.430</small> 											5 1 2 0 0 0 2	
Hal Morris, L (1, 7) <small>OBP: 0.346, SLG: 0.398</small> 											4 1 2 1 0 0 2	
Jose Offerman, S (1, 4) <small>OBP: 0.406, SLG: 0.447</small> 											2 1 1 0 3 0 1	
Dean Palmer, R (1, 5) <small>OBP: 0.331, SLG: 0.517</small> 											4 0 2 1 1 2 2	
Jeff King, R (1, 3) <small>OBP: 0.327, SLG: 0.459</small> Sal Fasano, R (3, PH) <small>OBP: 0.290, SLG: 0.330</small> Jermaine Dye, R (8, PH) <small>OBP: 0.257, SLG: 0.283</small> 											1 0 0 0 0 0 2 1 0 0 1 0 1 2 2 1 0 0 0 1 2	
Terry Pendleton, S (1, 10) <small>OBP: 0.308, SLG: 0.329</small> 												5 0 1 1 0 2 0
Larry Sutton, L (1, 9) <small>OBP: 0.308, SLG: 0.333</small> 												3 0 1 0 2 1 0
29 Mike Sweeney, R (1, 2) <small>OBP: 0.321, SLG: 0.408</small> 											4 0 0 0 1 0 3	
Mendy López, R (1, 6) <small>OBP: 0.280, SLG: 0.300</small> 											3 0 0 0 0 1 0	

Kansas City Royals @ Boston Red Sox
 Fenway Park, Boston, MA
 Tue Aug 11 1998, 7:05 PM EDT
 Att: 33,290 - Overcast - 84 F

AB	34
R	4
H	9
RBI	4
BB	7
SO	8
LOB	16

WP: 1 PA: 44
PB: 0 SB: 2 CS: 0

Inning Stats	R: 0	H: 2	R: 0	H: 0	R: 1	H: 2	R: 0	H: 0	R: 1	H: 0	R: 0	H: 0	R: 1	H: 2	R: 0	H: 1	R: 0	H: 1	1B: 7	SF: 0	WP: 1	PA: 44
	E: 0	LOB: 2	E: 0	LOB: 0	E: 0	LOB: 2	E: 0	LOB: 0	E: 0	LOB: 0	E: 0	LOB: 0	E: 0	LOB: 2	E: 0	LOB: 1	E: 0	LOB: 1	2B: 2 <td>SAC: 3 <td>PB: 0 <td></td> </td></td>	SAC: 3 <td>PB: 0 <td></td> </td>	PB: 0 <td></td>	
	K: 0	BB: 1	K: 2	BB: 0	K: 1	BB: 1	K: 0	BB: 0	K: 1	BB: 0	K: 1	BB: 0	K: 0	BB: 2	K: 1	BB: 0	K: 2	BB: 0	3B: 0	DP: 1 <td>SB: 2</td> <td></td>	SB: 2	
	S: 11	P: 19	S: 8	P: 9	S: 12	P: 22	S: 7	P: 9	S: 8	P: 12	S: 8	P: 18	S: 10	P: 18	S: 8	P: 18	S: 6	P: 18	HR: 0	HBP: 0	CS: 0	
PITCHER	IP	WLS	BF	H	R	ER	SO	BB	IBB	HBP	BLK	WP	HR	S	P	ERA	WHIP					
Steve Avery, L (1, 1) <small>ERA: 5.02</small>	6.0		25	4	2	2	5	4	0	0	0	1	0	57	94	3.00	1.333					
Jim Corsi, R (7, 1) <small>ERA: 2.44</small>	0.1		2	0	0	0	0	1	0	0	0	0	0	3	8	0.00	3.000					
Greg Swindell, L (7, 1) <small>ERA: 3.86</small>	0.2		3	0	1	1	0	1	0	0	0	0	0	5	10	13.50	1.500					
Derek Lowe, R (8, 1) <small>ERA: 4.01</small>	0.2		4	2	0	0	0	0	1	0	0	0	0	4	10	0.00	3.000					
Tom Gordon, R (8, 1) <small>ERA: 2.88</small>	2.1	W	10	3	1	1	3	0	0	0	0	0	0	27	39	3.86	1.286					

BOTTOM

Kansas City Royals @ Boston Red Sox
 Fenway Park, Boston, MA
 Tue Aug 11 1998, 7:05 PM EDT
 Att. 33,290 - Overcast - 84 F

livebaseballscorecards.com

AB	35
R	7
H	13
RBI	6
BB	3
SO	6
LOB	13



WP:	0	PA:	40
PB:	0		
SB:	0		
CS:	0		

Batter	1	2	3	4	5	6	7	8	9	10	AB	R	H	RBI	BB	SO	LOB
Darren Lewis, R OBP: 0.364, SLG: 0.374 (1, 8)	4-2 2B BB		1-2 G6-3		3-2 G6-3		0-3 K			1-1 1B HR 1B	4	1	1	0	1	1	2
John Valentin, R OBP: 0.344, SLG: 0.443 (1, 5)	0-1 F8		3-2 G1-3			1-1 G5-3		1-2 G5-3		0-0 F7	5	0	0	0	0	0	3
Mo Vaughn, L OBP: 0.397, SLG: 0.601 (1, 3)	3-1 1-H 2B			3-2 P6		2-2 P5		3-2 F8-4-3 1B		1-1 1B HR 1B	5	1	3	0	0	0	0
Nomar Garciaparra, R OBP: 0.369, SLG: 0.582 (1, 6)	3-3 K			4-2 3B BB		2-0 HR		2-1 F8-4-3 1-2		2-0 1-H 3-H HR	4	3	2	4	1	1	2
Troy O'Leary, L OBP: 0.311, SLG: 0.498 (1, 7)		0-3 K		0-1 1-H 3B		3-3 K2-3			2-0 1B G4-6-3 1B		4	1	2	1	0	2	0
Mike Stanley, R OBP: 0.358, SLG: 0.469 (1, 10)		0-1 F9		4-1 G6-4-3 BB			0-2 L8		1-1 G4-6-3 1B 1-2 1B		3	0	1	0	1	0	0
Damon Buford, R OBP: 0.352, SLG: 0.509 (9, PR)											0	0	0	0	0	0	0
Darren Bragg, L OBP: 0.371, SLG: 0.476 (1, 9)		0-3 K		0-0 G6-4-3 1-2f			1-2 1B SF9 1B		0-1 G4-6-3 1B 1-2 2-3 1B		4	1	2	0	0	1	2
Scott Hatteberg, L OBP: 0.367, SLG: 0.459 (1, 2)			3-2 SH1-3 1B			1-2 L7		2-1 1B 1-3 1B		0-1 G4-6-3 1-2f 2-3 3-H	4	0	2	0	0	0	2
Donnie Sadler, R OBP: 0.281, SLG: 0.483 (1, 4)			1-1 SH1-3			2-0 G5-3		1-1 SF9 3-H		1-3 K	1	0	0	0	0	0	0
Orlando Merced, S OBP: 0.342, SLG: 0.411 (7, PH)											0	0	0	1	0	0	0
Mike Benjamin, R OBP: 0.321, SLG: 0.384 (8, 4)			1-2								1	0	0	0	0	1	2

Inning Stats	R: 0	H: 1	E: 0	K: 1	S: 10	P: 20	R: 0	H: 0	E: 0	K: 2	S: 9	P: 9	R: 0	H: 1	E: 0	K: 0	S: 11	R: 1	H: 1	E: 0	K: 0	S: 11	P: 22	R: 0	H: 0	E: 0	K: 0	S: 8	P: 14	R: 1	H: 1	E: 0	K: 1	S: 9	R: 1	H: 2	E: 0	K: 1	S: 15	P: 19	R: 0	H: 1	E: 0	K: 0	S: 9	P: 15	R: 1	H: 3	E: 0	K: 1	S: 10	P: 14	R: 3	H: 3	E: 0	K: 0	S: 6	P: 10	1B: 9	SF: 1	2B: 2	SAC: 1	3B: 1	DP: 3	HR: 2	HBP: 0
--------------	------	------	------	------	-------	-------	------	------	------	------	------	------	------	------	------	------	-------	------	------	------	------	-------	-------	------	------	------	------	------	-------	------	------	------	------	------	------	------	------	------	-------	-------	------	------	------	------	------	-------	------	------	------	------	-------	-------	------	------	------	------	------	-------	-------	-------	-------	--------	-------	-------	-------	--------

PITCHER	IP	WLS	BF	H	R	ER	SO	BB	IBB	HBP	BLK	WP	HR	S	P	ERA	WHIP
Tim Belcher, R ERA: 4.15 (1, 1)	7.0		28	6	3	3	5	3	0	0	0	0	1	73	120	3.86	1.286
Matt Whisenant, L ERA: 4.84 (8, 1)	1.0		3	1	0	0	0	0	0	0	0	0	0	9	15	0.00	1.000
Jeff Montgomery, R ERA: 5.66 (9, 1)	1.1	L	9	6	4	4	1	0	0	0	0	0	1	16	24	27.00	4.500

PITCHER	IP	WLS	BF	H	R	ER	SO	BB	IBB	HBP	BLK	WP	HR	S	P	ERA	WHIP
---------	----	-----	----	---	---	----	----	----	-----	-----	-----	----	----	---	---	-----	------

Batter	1	2	3	4	5	6	7	8	9	AB R H RBI BB SO LOB	TOP																										
Johnny Damon, L (1, 8) OBP: 0.337, SLG: 0.431	1-2 G3-1		2-0 1B 1B		1-1 P4		4-2 2B WP BB	4-0 1B IBB	0-1 2B 1B	4 2 2 2 2 0 0																											
Hal Morris, L (1, 3) OBP: 0.354, SLG: 0.410	2-3 K		0-0 1B 1B		0-0 2B 1B		1-0 1B WP 2B	2-2 1B FC5-4	3-1 1B 2B	6 0 5 2 0 1 0																											
Jose Offerman, S (1, 4) OBP: 0.409, SLG: 0.451	1-2 G1-3		3-2 1B 1B		1-0 1B 2B		4-0 1B WP IBB	1-3 1B K	3-2 1B 2B	5 0 3 1 1 1 3																											
Dean Palmer, R (1, 10) OBP: 0.331, SLG: 0.512		4-2 F9 29 G6-3 1B BB	1-3 K		2-3 K		4-2 1B 2B BB	2-2 1B FC5-4	2-3 1B K	4 1 0 0 2 3 10																											
Terry Pendleton, S (1, 5) OBP: 0.309, SLG: 0.329		0-0 1B 29 G6-3	0-1 G1-3		2-1 G6-3		3-3 1B K		2B 1B	6 1 2 0 0 1 10																											
Larry Sutton, L (1, 7) OBP: 0.302, SLG: 0.326		3-2 F9		1-1 G4-3		3-3 K	2-3 K		0-0 F7	5 0 0 0 0 2 6																											
29 Mike Sweeney, R (1, 2) OBP: 0.323, SLG: 0.413		3-1 G6-3		1-0 G5-3		0-0 F9		1-2 1B SH3-4 1B	2-0 1B 2B	5 2 2 1 0 0 1																											
Jermaine Dye, R (1, 9) OBP: 0.268, SLG: 0.284		1-1 G4-3		4-2 BB		0-0 F9		0-1 1B SH3-4 1B	4-0 1B IBB	3 1 1 0 2 0 1																											
Luis Rivera, R (1, 6) OBP: 0.293, SLG: 0.286			1-1 L4		0-1 G6-3		1-2 G6-3	0-1 SH3-4	0-0 1B 2B	4 1 1 1 0 0 1																											
Inning Stats	R: 0 E: 0 K: 1 S: 13	H: 0 LOB: 0 BB: 0 P: 17	R: 1 E: 0 K: 0 S: 13	H: 1 LOB: 1 BB: 1 P: 24	R: 0 E: 0 K: 1 S: 15	H: 3 LOB: 3 BB: 0 P: 22	R: 0 E: 0 K: 0 S: 7	H: 0 LOB: 1 BB: 1 P: 13	R: 0 E: 0 K: 1 S: 10	H: 2 LOB: 2 BB: 0 P: 16	R: 0 E: 0 K: 1 S: 5	H: 0 LOB: 0 BB: 0 P: 8	R: 1 E: 0 K: 2 S: 15	H: 1 LOB: 3 BB: 3 P: 34	R: 1 E: 0 K: 1 S: 20	H: 3 LOB: 3 BB: 1 P: 30	R: 5 E: 0 K: 1 S: 23	H: 6 LOB: 2 BB: 1 P: 39	1B: 12 2B: 4 3B: 0 HR: 0	SF: 0 SAC: 1 DP: 0 HBP: 0	WP: 1 PB: 0 SB: 0 CS: 0	PA: 50															
PITCHER	IP WLS BF H R ER SO BB IBB HBP BLK WP HR S P ERA WHIP																					PITCHER	IP WLS BF H R ER SO BB IBB HBP BLK WP HR S P ERA WHIP														
Bret Saberhagen, R (1, 1) ERA: 4.22	6.0		26	6	1	1	4	2	0	0	0	0	0	63	100	1.50	1.333																				
Greg Swindell, L (7, 1) ERA: 3.97	0.1	L	4	1	1	1	0	1	1	0	0	0	0	7	17	27.00	6.000																				
Jim Corsi, R (7, 1) ERA: 2.41	0.2		3	0	0	0	2	1	0	0	0	1	0	8	17	0.00	1.500																				
Dennis Eckersley, R (8, 1) ERA: 6.23	1.0		7	3	1	1	1	0	1	0	0	0	0	20	30	9.00	3.000																				
Carlos Reyes, R (9, 1) ERA: 3.61	1.0		10	6	5	5	1	0	1	0	0	0	0	23	39	45.00	6.000																				

Kansas City Royals @ Boston Red Sox
Fenway Park, Boston, MA
 Wed Aug 12 1998, 7:05 PM EDT
 Att. 32,488 - Overcast - 64 F

livebaseballscorecards.com

AB	42
R	8
H	16
RBI	7
BB	7
SO	8
LOB	32



Batter	1	2	3	4	5	6	7	8	9	AB R H RBI BB SO LOB
Darren Lewis, R OBP: 0.368, SLG: 0.375 (1, 9)	4-0 BB	1-2 FC6-4 1-2f			1-0 1B			4-1 E3 WP SF9 BB	4-2 FC6-4 BB	2 1 1 0 3 0 2
John Valentin, R OBP: 0.343, SLG: 0.439 (1, 5)	0-2 P5		4-2 G6-4-3 BB		1-2 F9			1-3 K	0-0 FC6-4 1-2f	4 0 0 0 1 1 6
Mo Vaughn, L OBP: 0.393, SLG: 0.597 (1, 3)	2-3 K		3-1 G6-4-3 1-2f		1-1 G4-3			3-1 SF9 2-H		3 0 0 1 0 1 4
Nomar Garciaparra, R OBP: 0.366, SLG: 0.576 (1, 6)	3-3 K		1-2 G5-3		1-2 P4			0-0 P6		4 0 0 0 0 1 1
Mike Stanley, R OBP: 0.357, SLG: 0.469 (1, 10)		3-3 K		3-3 K		1-3 K		0-0 G4-3 2B		4 1 1 0 0 3 0
Troy O'Leary, L OBP: 0.310, SLG: 0.494 (1, 7)		4-0 2B HBP		1-3 K		3-3 K		0-0 G4-3 2-3		3 1 0 0 0 2 1
Damon Buford, R OBP: 0.349, SLG: 0.509 (1, 8)		1-2 1-H 2B		3-3 K			2-3 K	1-2 P3		4 0 1 1 0 2 1
Jason Varitek, S OBP: 0.318, SLG: 0.387 (1, 2)		4-1 FC6-4 BB			3-2 L9		2-2 G3-1	0-2 1B 2B		3 1 1 1 1 0 0
Donnie Sadler, R OBP: 0.294, SLG: 0.475 (1, 4)		2-2 F7			4-2 1B BB		2-3 K	1-0 2-H BB 1B		3 0 1 1 1 1 2

Inning Stats	R: 0	H: 0	E: 0	K: 2	S: 9	H: 0	LOB: 1	BB: 1	P: 18	R: 1	H: 1	E: 0	K: 1	S: 14	H: 0	LOB: 0	BB: 1	P: 20	R: 0	H: 0	E: 0	K: 3	S: 11	H: 0	LOB: 0	BB: 0	P: 18	R: 0	H: 1	E: 0	K: 0	S: 15	H: 0	LOB: 2	BB: 1	P: 25	R: 0	H: 0	E: 0	K: 2	S: 9	H: 0	LOB: 0	BB: 0	P: 14	R: 0	H: 0	E: 0	K: 2	S: 9	H: 0	LOB: 0	BB: 0	P: 15	R: 1	H: 0	E: 1	K: 1	S: 7	H: 0	LOB: 0	BB: 1	P: 15	R: 2	H: 3	E: 0	K: 0	S: 18	H: 3	LOB: 2	BB: 1	P: 24	1B: 2	2B: 3	3B: 0	HR: 0	SF: 1	SAC: 0	DP: 1	HBP: 1	WP: 1	PB: 0	SB: 0	CS: 0	PA: 38
--------------	------	------	------	------	------	------	--------	-------	-------	------	------	------	------	-------	------	--------	-------	-------	------	------	------	------	-------	------	--------	-------	-------	------	------	------	------	-------	------	--------	-------	-------	------	------	------	------	------	------	--------	-------	-------	------	------	------	------	------	------	--------	-------	-------	------	------	------	------	------	------	--------	-------	-------	------	------	------	------	-------	------	--------	-------	-------	-------	-------	-------	-------	-------	--------	-------	--------	-------	-------	-------	-------	--------

PITCHER	IP	WLS	BF	H	R	ER	SO	BB	IBB	HBP	BLK	WP	HR	S	P	ERA	WHIP
50 José Rosado, L ERA: 3.94 (1, 1)	5.0		21	2	1	1	6	4	0	0	0	0	0	61	110	1.80	1.200
Scott Service, R ERA: 3.27 (6, 1)	3.0	W	10	0	1	0	5	1	0	0	0	1	0	25	44	0.00	0.333
Matt Whisenant, L ERA: 5.12 (9, 1)	1.0		7	3	2	2	0	1	0	0	0	0	0	18	24	18.00	4.000

BOTTOM

Kansas City Royals @ Boston Red Sox
Fenway Park, Boston, MA
 Wed Aug 12 1998, 7:05 PM EDT
 Att. 32,488 - Overcast - 64 F

AB	30
R	4
H	5
RBI	4
BB	6
SO	11
LOB	17



WP: 1	PA: 38
PB: 0	
SB: 0	
CS: 0	

Batter	1	2	3	4	5	6	7	8	9	10	AB	R	H	RBI	BB	SO	LOB	TOP								
Randy Winn, S OBP: 0.380, SLG: 0.404 (1, 8)	2-2 G1-3		2-0 1B		2-1 G6-3		1-2 G3-1		1-1 F9		5	0	1	0	0	0	1									
Wade Boggs, L OBP: 0.354, SLG: 0.413 (1, 10)	2-2 1B		2-2 1B			1-0 HR	4-0 IBB		0-2 WP BB		4	1	4	1	1	0	0									
Bobby Smith, R OBP: 0.364, SLG: 0.449 (1, 5)	2-2 1B		2-3 K			2-2 HR	1-0 F8		4-2 BB		4	1	2	2	1	1	4									
Fred McGriff, L OBP: 0.353, SLG: 0.404 (1, 3)	2-3 K		3-2 G4-6-3			4-1 BB		1-0 P6	1-1 G3		4	0	0	0	1	1	6									
Bubba Trammell, R OBP: 0.321, SLG: 0.515 Quinton McCracken, S OBP: 0.321, SLG: 0.405 (1, 7) (10, PH) (10, 7)	0-0 G3			3-3 K		0-2 G6-4-3		2-2 FC4 1B		2-1 L3	4	0	1	0	0	1	3									
Rich Butler, L OBP: 0.268, SLG: 0.291 Mike Kelly, R OBP: 0.301, SLG: 0.416 (1, 9) (8, PH) (8, 9)		3-2 F8		0-0 F9		2-0 F7		2-1 E 1B		0-0 L6	3	0	0	0	0	0	0									
Miguel Cairo, R OBP: 0.314, SLG: 0.382 (1, 4)		1-0 F7		1-2 F7			0-1 SH1-3 1B	0-0 FC4		0-0 F8	5	1	1	0	0	0	2									
Kevin Stocker, S OBP: 0.285, SLG: 0.321 (1, 6)		1-1 G3			1-0 G4-3		1-0 SH1-3	1-1 G6-4-3			3	0	0	0	0	0	3									
Mike DiFelice, R OBP: 0.275, SLG: 0.332 (1, 2)			1-2 1B		3-3 K		0-0 G3-1 1B		0-2 G1-3		4	1	2	1	0	1	0									
Inning Stats	R: 0 E: 0 K: 1 S: 16	H: 2 LOB: 2 BB: 0 P: 24	R: 0 E: 0 K: 0 S: 6	H: 0 LOB: 0 BB: 0 P: 11	R: 1 E: 0 K: 1 S: 13	H: 3 LOB: 1 BB: 0 P: 23	R: 0 E: 0 K: 1 S: 7	H: 0 LOB: 0 BB: 0 P: 11	R: 0 E: 0 K: 0 S: 10	H: 2 LOB: 0 BB: 1 P: 19	R: 1 E: 0 K: 0 S: 8	H: 2 LOB: 2 BB: 1 P: 15	R: 0 E: 1 K: 0 S: 9	H: 2 LOB: 2 BB: 0 P: 15	R: 0 E: 0 K: 0 S: 12	H: 1 LOB: 2 BB: 1 P: 18	R: 0 E: 0 K: 0 S: 4	H: 0 LOB: 0 BB: 0 P: 6	1B: 11 2B: 0 3B: 0 HR: 1	SF: 0 SAC: 1 DP: 3 HBP: 0	WP: 1 PB: 0 SB: 0 CS: 0	PA: 43				
PITCHER	IP WLS BF H R ER SO BB IBB HBP BLK WP HR S P ERA WHIP																									
Pat Rapp, R ERA: 5.32 (1, 1)	6.0	24	7	3	3	4	1	0	0	0	0	0	0	0	0	0	0	0	0	0	0	0	0	0	4.50	1.333
Ricky Bones, R ERA: 3.44 (7, 1)	1.0	6	2	1	1	0	0	1	0	0	0	0	0	0	0	0	0	0	0	0	0	0	0	0	9.00	2.000
Matt Whisenant, L ERA: 4.91 (8, 1)	2.0	10	3	0	0	0	1	0	0	0	0	1	0	0	0	0	0	0	0	0	0	0	0	0	0.00	2.000
Jeff Montgomery, R ERA: 5.53 (10, 1)	1.0	3	0	0	0	0	0	0	0	0	0	0	0	0	0	0	0	0	0	0	0	0	0	0	0.00	0.000

Tampa Bay Devil Rays @ Kansas City Royals
Kauffman Stadium, Kansas City, MO
Thu Aug 13 1998, 7:05 PM CDT
Att: 18,289 - Cloudy - 81 F

AB	39
R	4
H	12
RBI	4
BB	3
SO	4
LOB	19



Tampa Bay Devil Rays @ Kansas City Royals
Kauffman Stadium, Kansas City, MO

Thu Aug 13 1998, 7:05 PM CDT
Att. 18,289 - Cloudy - 81 F

livebaseballscores.com

AB	36
R	6
H	11
RBI	6
BB	2
SO	12
LOB	16



WP:	0	PA:	40
PB:	0		
SB:	1		
CS:	0		

Batter	1	2	3	4	5	6	7	8	9	10	AB	R	H	RBI	BB	SO	LOB
Johnny Damon, L (1, 8) OBP: 0.337, SLG: 0.431											5	1	2	2	0	1	1
Hal Morris, L (1, 3) OBP: 0.354, SLG: 0.410											5	0	2	0	0	1	2
Jose Offerman, S (1, 4) OBP: 0.411, SLG: 0.451											2	1	1	1	2	0	0
Dean Palmer, R (1, 5) OBP: 0.330, SLG: 0.515											5	1	1	2	0	2	5
Terry Pendleton, S (1, 10) OBP: 0.308, SLG: 0.327											4	1	1	0	0	2	0
Larry Sutton, L (1, 7) OBP: 0.305, SLG: 0.329											4	1	2	0	0	2	0
Jermaine Dye, R (1, 9) OBP: 0.267, SLG: 0.303											4	1	1	1	0	1	3
Sal Fasano, R (1, 2) OBP: 0.290, SLG: 0.326											2	0	0	0	0	1	1
29 Mike Sweeney, R (8, 2) OBP: 0.321, SLG: 0.411											1	0	0	0	0	0	0
Luis Rivera, R (1, 6) OBP: 0.295, SLG: 0.288											3	0	1	0	0	2	4
Scott Leius, R (9, PH) OBP: 0.250, SLG: 0.217											1	0	0	0	0	0	0
Mendy López, R (10, 6) OBP: 0.280, SLG: 0.300											0	0	0	0	0	0	0

R: 1	H: 2	R: 2	H: 3	R: 0	H: 0	R: 0	H: 1	R: 0	H: 2	R: 0	H: 0	R: 0	H: 0	R: 2	H: 2	1B: 9	SF: 1
E: 0	LOB: 0	E: 0	LOB: 2	E: 0	LOB: 0	E: 0	LOB: 1	E: 0	LOB: 2	E: 0	LOB: 0	E: 0	LOB: 0	E: 0	LOB: 0	2B: 0	SAC: 0
K: 0	BB: 0	K: 3	BB: 0	K: 2	BB: 0	K: 2	BB: 0	K: 1	BB: 0	K: 1	BB: 0	K: 0	BB: 0	K: 0	BB: 0	3B: 0	DP: 2
S: 11	P: 17	S: 21	P: 27	S: 8	P: 15	S: 14	P: 21	S: 12	P: 20	S: 11	P: 14	S: 13	P: 22	S: 9	P: 15	HR: 2	HBP: 1

PITCHER	IP	WLS	BF	H	R	ER	SO	BB	IBB	HBP	BLK	WP	HR	S	P	ERA	WHIP
Bryan Rekar, R (1, 1) ERA: 5.53	6.0		26	7	4	4	9	1	0	1	0	0	1	77	114	6.00	1.333
Scott Aldred, L (7, 1) ERA: 3.32	0.1		3	2	0	0	1	0	0	0	0	0	0	9	13	0.00	6.000
Jim Mecir, R (7, 1) ERA: 2.89	1.2		5	0	0	0	2	1	0	0	0	0	0	13	24	0.00	0.600
Roberto Hernandez, R (9, 1) ERA: 4.5	1.1	L	6	2	2	2	0	0	0	0	0	0	1	14	21	13.50	1.500

WP:	0	PA:	40
PB:	0		
SB:	1		
CS:	0		

Batter	1	2	3	4	5	6	7	8	9	AB R H RBI BB SO LOB	TOP											
Randy Winn, S (1, 8) OBP: 0.380, SLG: 0.424	0-2 G4-3		1-2 P5		1-2 G6-3		1-1 HR 3B		3-2 G6-3 3B	5 2 2 2 0 0 2	Tampa Bay Devil Rays @ Kansas City Royals Kauffman Stadium, Kansas City, MO Fri Aug 14 1998, 7:05 PM CDT Att. 28,133 - Cloudy - 85 F livebaseballscorecards.com											
Aaron Ledesma, R (1, 10) OBP: 0.357, SLG: 0.391	2-1 G4-3			0-0 HR 1B	3-2 L7		3-3 K	0-0 G6-3	5 1 1 1 0 1 2													
Bobby Smith, R (1, 5) OBP: 0.368, SLG: 0.468	2-3 K2-3			4-1 HR BB		0-2 2B	2-2 HR	1-1 G5-3	4 2 2 2 1 1 0													
Fred McGriff, L (1, 3) OBP: 0.354, SLG: 0.411		3-2 L5		0-0 L9		0-0 G3	0-1 1B 1B	3-1 HR	5 1 2 1 0 0 3													
Bubba Trammell, R (1, 7) OBP: 0.325, SLG: 0.537 (7, 9)		1-3 K		2-2 HR		1-3 SAFE SAFE	2-2 1B	1-1 G6-3	5 1 2 3 0 2 1													
Mike Kelly, R (1, 9) OBP: 0.297, SLG: 0.410 Quinton McCracken, S (7, PH) OBP: 0.321, SLG: 0.404 (7, 7)		3-2 P3		3-2 P3		1-0 P6	2-0 F7		3 0 0 0 0 0 1 1 0 0 0 0 0 2													
Miguel Cairo, R (1, 4) OBP: 0.313, SLG: 0.379			0-2 P9	1-1 G5-3		4-0 1B 3B BB	2-2 P3		3 1 0 0 1 0 0													
John Flaherty, R (1, 2) OBP: 0.260, SLG: 0.275			1-1 G4-3 1B		0-0 2B	1-2 L9	1-3 K		4 0 2 0 0 1 1													
Kevin Stocker, S (1, 6) OBP: 0.285, SLG: 0.320			1-1 G4-3		1-3 K	1-2 3B 1B	0-3 K		4 1 1 0 0 2 2													
Inning Stats	R: 0 E: 0 K: 1 S: 9	H: 0 LOB: 0 BB: 0 P: 13	R: 0 E: 0 K: 1 S: 14	H: 0 LOB: 0 BB: 0 P: 21	R: 0 E: 0 K: 0 S: 10	H: 1 LOB: 1 BB: 0 P: 13	R: 3 E: 0 K: 0 S: 11	H: 2 LOB: 0 BB: 1 P: 21	R: 0 E: 0 K: 1 S: 10	H: 1 LOB: 1 BB: 0 P: 15	R: 0 E: 0 K: 1 S: 8	H: 1 LOB: 1 BB: 0 P: 10	R: 4 E: 0 K: 1 S: 21	H: 5 LOB: 2 BB: 1 P: 37	R: 0 E: 0 K: 2 S: 10	H: 0 LOB: 0 BB: 0 P: 13	R: 2 E: 0 K: 0 S: 10	H: 2 LOB: 0 BB: 0 P: 18	1B: 5 2B: 2 3B: 2 HR: 3	SF: 0 SAC: 0 DP: 0 HBP: 0	WP: 0 PB: 0 SB: 0 CS: 0	PA: 41
PITCHER	IP WLS BF H R ER SO BB IBB HBP BLK WP HR S P ERA WHIP																					
Chris Haney, L (1, 1) ERA: 7.41	6.0 W 24 5 3 3 4 1 0 0 0 0 1 62 93 4.50 1.000																					
Jim Pittsley, R (7, 1) ERA: 7.69	0.2 6 3 4 4 1 1 0 0 0 0 0 1 15 27 54.00 6.000																					
Tim Byrdak, L (7, 1) ERA: 5.4	0.0 2 2 0 0 0 0 0 0 0 0 0 0 5 7 ∞ ∞																					
Scott Service, R (7, 1) ERA: 3.43	2.1 S 9 2 2 2 2 0 0 0 0 0 0 1 21 34 7.71 0.857																					



Batter	1	2	3	4	5	6	7	8	9
Johnny Damon, L OBP: 0.342, SLG: 0.443 (1, 8)	0-1 B4-3		1-0 HR	1-1 3B		4-0 1B 1B IBB	4-0 IBB		
Hal Morris, L OBP: 0.353, SLG: 0.408 Sal Fasano, R OBP: 0.289, SLG: 0.325 (1, 3) (7, 3)	4-1 1B SF7 BB		3-3 K	1-2 G6-3		0-0 SF7	1-2 G5-3		
Jose Offerman, S OBP: 0.413, SLG: 0.452 (1, 4)	1-1 1-3 S 1B		1-0 HR 1B		1-1 G4-3	2-2 PB 1B 1B	1-3 K		
Dean Palmer, R OBP: 0.333, SLG: 0.525 (1, 5)	2-2 SF7		0-1 1-H HR		3-2 G6-3 1B	1-0 PB 1B	1-1 G6-3		
Terry Pendleton, S OBP: 0.305, SLG: 0.323 (1, 10)	0-1 P7		1-3 K		3-2 G6-3	1-1 1-2 3-H 1B	0-0 G4-3		
Larry Sutton, L OBP: 0.304, SLG: 0.332 (1, 7)		1-0 G3-1		0-1 29 F9 1B 2B	0-0 F7	3-1 F8			
Jermaine Dye, R OBP: 0.267, SLG: 0.302 (1, 9)		3-3 K		0-0 G1-3		1-0 29 2B SF7 1B	3-2 P9		
29 Mike Sweeney, R OBP: 0.324, SLG: 0.415 (1, 2)		0-0 G5-3		0-0 F9		1-0 1-3 1B 2B	1-0 G3-1 HBP		
Mendy López, R OBP: 0.279, SLG: 0.298 (1, 6)			1-0 G1-3	0-1 3B 1B		1-1 G6-3	3-1 G3-1		

AB	R	H	RBI	BB	SO	LOB
3	2	2	2	2	0	0
2	1	0	1	1	1	1
1	0	0	0	0	0	2
5	2	3	1	0	1	0
4	2	3	4	0	0	0
5	0	1	2	0	1	2
4	1	1	0	0	0	2
4	1	1	0	0	1	1
3	1	1	0	0	0	1
4	1	1	1	0	0	3

BOTTOM

Tampa Bay Devil Rays @ Kansas City Royals
Kauffman Stadium, Kansas City, MO
Fri Aug 14 1998, 7:05 PM CDT
Att: 28,133 - Cloudy - 85 F

livebaseballscorecards.com

AB	35
R	11
H	13
RBI	11
BB	3
SO	4
LOB	12



Inning	R	H	E	K	S	IP	WLS	BF	H	R	ER	SO	BB	IBB	HBP	BLK	WP	HR	S	P	ERA	WHIP
1	1	1	0	0	10	3.2	L	19	7	6	6	3	1	0	0	0	0	2	38	57	14.73	2.182
2	0	0	0	5	5	2.0		12	5	5	4	0	0	1	0	0	0	0	24	42	18.00	2.500
3	0	0	0	1	5	0.2		4	1	0	0	0	0	0	1	0	0	0	9	17	0.00	1.500
4	0	0	0	0	17	1.2		6	0	0	0	1	0	1	0	0	0	0	11	21	0.00	0.000

PITCHER	IP	WLS	BF	H	R	ER	SO	BB	IBB	HBP	BLK	WP	HR	S	P	ERA	WHIP
Rolando Arrojo, R ERA: 3.55 (1, 1)	3.2	L	19	7	6	6	3	1	0	0	0	0	2	38	57	14.73	2.182
Rick White, R ERA: 4.24 (4, 1)	2.0		12	5	5	4	0	0	1	0	0	0	0	24	42	18.00	2.500
Dennis Springer, R ERA: 5.7 (6, 1)	0.2		4	1	0	0	0	0	0	1	0	0	0	9	17	0.00	1.500
Esteban Yan, R ERA: 3.86 (7, 1)	1.2		6	0	0	0	1	0	1	0	0	0	0	11	21	0.00	0.000

WP	PA	ERA	WHIP
0	41		
1			
1			
0			

Batter	1	2	3	4	5	6	7	8	9	10	11	AB R H RBI BB SO LOB	TOP													
Randy Winn, S OBP: 0.381, SLG: 0.423 (1, 8)	1-1 1B E 2B 1B	3-2 G3			1-0 G4-3		1-2 G4-6-3 1B		1-2 G4-3		1-2 SH1-3	5 1 2 0 0 0 0														
Wade Boggs, L OBP: 0.354, SLG: 0.410 (1, 5)	2-2 E4 1B 2B				0-0 FC6 1B		1-0 G4-6-3		2-1 G4-3		4-0 E IBB	5 2 1 0 1 0 3														
Bobby Smith, R OBP: 0.368, SLG: 0.469 (1, 4)	0-0 2B 1B				1-2 FC6		1-2 FC6		0-0 F9		2-2 E4 2B	6 1 2 2 0 2 1														
Fred McGriff, L OBP: 0.358, SLG: 0.414 (1, 3)	1-0 G1-4-3 2B				4-1 BB		0-0 G4-3		2-2 G3		1-1 FC1-5 SH 1B	4 0 2 3 2 0 0														
Bubba Trammell, R OBP: 0.331, SLG: 0.532 Miguel Cairo, R OBP: 0.313, SLG: 0.379 Mike Kelly, R OBP: 0.296, SLG: 0.408 (1, 9)	1-1 G1-4-3				2-3 K		4-2 1B G3-2-5 BB		2-0 1B 1B		2-3 SH K	3 1 1 0 1 1 2 0 0 0 0 0 0 0 1 0 0 0 0 1 2														
Paul Sorrento, L OBP: 0.297, SLG: 0.401 Aaron Ledesma, R OBP: 0.357, SLG: 0.390 (1, 10)	3-2 K				0-1 G3		0-2 1B		1-2 1B 2B 1B		0-0 FC1-5 G3-1	3 0 1 0 0 1 1 3 1 1 0 0 0 4														
Quinton McCracken, S OBP: 0.319, SLG: 0.402 (1, 7)	3-2 P8				1-1 G3		1-0 G3-2-5		1-2 2B 1B		1-1 G3-1	5 1 1 1 0 0 5														
Mike DiFelice, R OBP: 0.278, SLG: 0.338 (1, 2)		1-2 G1-3			0-0 G6-3		0-0 1B 1B		1-2 2B		1-0 G6-3	5 0 2 2 0 0 2														
Kevin Stocker, S OBP: 0.284, SLG: 0.316 (1, 6)		0-0 G6-3			2-2 G3-1		0-1 F7		0-0 G3		4-0 SH1-3 E BB	4 1 0 0 1 0 2														
Inning Stats	R: 3 E: 1 K: 1 S: 18	H: 3 LOB: 1 BB: 0 P: 29	R: 0 E: 0 K: 0 S: 11	H: 0 LOB: 0 BB: 0 P: 15	R: 0 E: 0 K: 2 S: 11	H: 0 LOB: 1 BB: 1 P: 20	R: 0 E: 0 K: 0 S: 5	H: 0 LOB: 0 BB: 0 P: 6	R: 0 E: 0 K: 0 S: 9	H: 1 LOB: 1 BB: 0 P: 13	R: 0 E: 0 K: 0 S: 7	H: 1 LOB: 1 BB: 1 P: 12	R: 0 E: 0 K: 0 S: 7	H: 2 LOB: 1 BB: 0 P: 9	R: 3 E: 0 K: 1 S: 17	H: 4 LOB: 1 BB: 0 P: 24	R: 0 E: 0 K: 1 S: 14	H: 0 LOB: 0 BB: 0 P: 18	R: 0 E: 0 K: 0 S: 7	H: 1 LOB: 2 BB: 0 P: 10	R: 2 E: 1 K: 1 S: 12	H: 1 LOB: 2 BB: 3 P: 31	1B: 10 2B: 4 3B: 0 HR: 0	SF: 0 SAC: 2 DP: 2 HBP: 0	WP: 0 PB: 0 SB: 1 CS: 0	PA: 51
PITCHER	IP WLS BF H R ER SO BB IBB HBP BLK WP HR S P ERA WHIP												IP WLS BF H R ER SO BB IBB HBP BLK WP HR S P ERA WHIP													
Hipolito Pichardo, R ERA: 5.2 (1, 1)	6.1 28 7 3 2 3 2 0 0 0 0 0 0 67 102 2.84 1.421																									
Mat Whisenant, L ERA: 5.33 (7, 1)	1.1 7 4 3 3 0 0 0 0 0 0 0 0 17 25 20.25 3.000																									
33 Bart Evans, R ERA: (8, 1)	1.1 4 0 0 0 1 0 0 0 0 0 0 0 15 19 0.00 0.000																									
Ricky Bones, R ERA: 3.75 (10, 1)	2.0 L 12 2 2 2 1 1 2 0 0 0 0 19 41 9.00 1.500																									

Tampa Bay Devil Rays @ Kansas City Royals
Kauffman Stadium, Kansas City, MO
Sat Aug 15 1998, 7:05 PM CDT
Att: 18,706 - Unknown - 84 F

AB	44
R	8
H	13
RBI	8
BB	5
SO	5
LOB	22



Batter	1	2	3	4	5	6	7	8	9	10	11	AB R H RBI BB SO LOB	BOTTOM																	
Johnny Damon, L OBP: 0.340, SLG: 0.439 (1, 8)	1-3 K	1-3 K		1-2 G6-3		4-2 1B BB		0-0 SH1-4		0-0 L9		4 0 0 0 1 2 5	Tampa Bay Devil Rays @ Kansas City Royals Kauffman Stadium, Kansas City, MO Sat Aug 15 1998, 7:05 PM CDT Att. 18,706 - Unknown - 84 F livebaseballscorecards.com																	
Hal Morris, L OBP: 0.350, SLG: 0.404 (1, 3)	3-1 F8	1-3 K			0-0 E4 1B	1-0 1B		2-3 K		0-0 FC1-2		6 0 1 1 0 2 4																		
Jose Offerman, S OBP: 0.412, SLG: 0.451 (1, 4)	0-0 BB 2B 1B		2-0 L9		2-1 L9	3-1 G3-1		1-0 G4-3			1-0 G6-4-3 1B	6 1 2 0 0 0 5																		
Dean Palmer, R OBP: 0.335, SLG: 0.523 (1, 5)	4-2 BB 2B BB		2-3 K		2-1 1B		1-1 1B 1B		0-1 G4-3		3-2 G6-4-3 1-2	5 1 2 0 1 1 1																		
Jeff King, R OBP: 0.325, SLG: 0.458 (1, 10)	1-0 29 HR 2B		3-2 G5-3		0-3 K		2-1 F8		0-1 G4-3		0-3 K	6 1 1 2 0 2 3																		
29 Mike Sweeney, R OBP: 0.326, SLG: 0.426 (1, 2)	3-1 HR			4-2 SH3-4 1B CS BB	2-1 F7		1-3 K		1-3 K			4 1 1 2 1 2 3																		
Jermaine Dye, R OBP: 0.276, SLG: 0.331 (1, 9)	0-1 HR			0-0 SH3-4 1B			0-1 P8		0-1 1B		1-1 F8	5 1 3 1 0 0 0																		
Shane Halter, R OBP: 0.280, SLG: 0.337 Larry Sutton, L OBP: 0.304, SLG: 0.329 (6, PH) (7, 7)	3-2 F9			0-1 SH3-4			3-3 K		2-0 L3		4-2 L9 1B FC1-2 BB	1 0 0 0 0 0 0 2 0 0 0 1 1 2																		
Mendy López, R OBP: 0.298, SLG: 0.305 Terry Pendleton, S OBP: 0.309, SLG: 0.327 Luis Rivera, R OBP: 0.304, SLG: 0.297 (1, 6) (8, PH) (8, PR) (9, 6)		4-1 CS BB		4-1 BB			0-1 S 1B		3-2 SH1-4 1B		0-1 FC1-2 1B	1 1 1 0 2 0 0 1 0 1 0 0 0 0 1 0 1 0 0 0 0																		
Inning Stats	R: 5 E: 0 K: 1 S: 19	H: 4 LOB: 0 BB: 1 P: 34	R: 0 E: 0 K: 2 S: 7	H: 0 LOB: 0 BB: 1 P: 13	R: 0 E: 0 K: 1 S: 7	H: 0 LOB: 0 BB: 0 P: 14	R: 0 E: 0 K: 0 S: 9	H: 1 LOB: 2 BB: 2 P: 18	R: 0 E: 1 K: 1 S: 10	H: 1 LOB: 2 BB: 0 P: 16	R: 1 E: 0 K: 1 S: 11	H: 2 LOB: 2 BB: 1 P: 22		R: 0 E: 0 K: 1 S: 10	H: 2 LOB: 2 BB: 0 P: 16	R: 0 E: 0 K: 1 S: 11	H: 1 LOB: 2 BB: 0 P: 17	R: 0 E: 0 K: 1 S: 7	H: 0 LOB: 0 BB: 0 P: 8	R: 0 E: 0 K: 0 S: 8	H: 1 LOB: 2 BB: 1 P: 13	R: 0 E: 0 K: 1 S: 7	H: 1 LOB: 0 BB: 0 P: 11	1B: 10 2B: 2 3B: 0 HR: 2	SF: 0 SAC: 2 DP: 2 HBP: 0	WP: 0 PB: 0 SB: 1 CS: 2	PA: 50			
PITCHER	IP WLS BF H R ER SO BB IBB HBP BLK WP HR S P ERA WHIP														PITCHER	IP WLS BF H R ER SO BB IBB HBP BLK WP HR S P ERA WHIP														
Tony Saunders, L ERA: 4.45 (1, 1)	5.0	24	6	5	5	5	4	0	0	0	0	0	2	52	95	9.00	2.000													
Esteban Yan, R ERA: 3.9 (6, 1)	1.2	10	4	1	1	2	1	0	0	0	0	0	0	20	35	5.40	3.000													
Scott Aldred, L ERA: 3.18 (7, 1)	1.0	4	1	0	0	1	0	0	0	0	0	0	0	11	18	0.00	1.000													
Jim Mecir, R ERA: 2.79 (8, 1)	2.1	W 9	1	0	0	1	1	0	0	0	0	0	0	16	23	0.00	0.857													
Roberto Hernandez, R ERA: 4.42 (11, 1)	1.0	S 3	1	0	0	1	0	0	0	0	0	0	0	7	11	0.00	1.000													

Tampa Bay Devil Rays @ Kansas City Royals
 Kauffman Stadium, Kansas City, MO
 Sat Aug 15 1998, 7:05 PM CDT
 Att. 18,706 - Unknown - 84 F

AB	42
R	6
H	13
RBI	6
BB	6
SO	10
LOB	23



Batter	1	2	3	4	5	6	7	8	9	AB R H RBI BB SO LOB	TOP											
Randy Winn, S (1, 8) OBP: 0.377, SLG: 0.418	1-1 F7	0-0 G4-3		1-0 CS 1B		1-2 G4-3		1-3 K		5 0 1 1 0 1 3												
Wade Boggs, L (1, 5) OBP: 0.354, SLG: 0.413	1-1 G3-1	1-2 F8		2-1 1B		1-0 FC6-4 1B			1-2 G1-3	5 1 2 2 0 0 1 0 0 0 0 0 0 0												
Miguel Cairo, R (9, 4) OBP: 0.313, SLG: 0.379																						
Bobby Smith, R (1, 4) OBP: 0.376, SLG: 0.474	4-2 BB		1-1 E6 1B	0-1 1B		0-0 FC6-4 1-2f			0-2 2B E 1B	4 1 3 1 1 0 1												
Fred McGriff, L (1, 10) OBP: 0.356, SLG: 0.414	1-0 F7		1-2 G6-3	2-3 K					2-0 E4 1-H 2B	5 0 1 0 0 1 3												
Mike Kelly, R (1, 9) OBP: 0.298, SLG: 0.412		0-0 BB 1B 2B	1-1 P3		3-2 CS S 1B				1-3 K	5 1 2 0 0 2 2												
Paul Sorrento, L (1, 3) OBP: 0.296, SLG: 0.397		4-1 BB 1B BB	0-0 G3		2-2 F7				2-0 P5	4 1 0 0 1 0 3												
Quinton McCracken, S (1, 7) OBP: 0.321, SLG: 0.400		4-2 FC6-4 1B G4-3 BB		4-2 G4-3 2B BB		2-2 G4-3			2-3 K	2 2 0 0 2 1 1												
John Flaherty, R (1, 2) OBP: 0.260, SLG: 0.275		2-1 FC6-4 1B		1-1 G4-3			0-0 L5		0-0 F8	4 0 1 2 0 0 1												
Aaron Ledesma, R (1, 6) OBP: 0.366, SLG: 0.411		1-1 FC6-4 G4-3		0-2 1B 2B			0-0 1B 2B		2-2 1B	4 2 3 1 0 0 2												
Inning Stats	R: 0 E: 0 K: 0 S: 10	H: 0 LOB: 1 BB: 1 P: 17	R: 3 E: 0 K: 0 S: 17	H: 2 LOB: 1 BB: 2 P: 29	R: 0 E: 1 K: 0 S: 8	H: 1 LOB: 1 BB: 0 P: 11	R: 3 E: 0 K: 1 S: 17	H: 4 LOB: 1 BB: 1 P: 27	R: 0 E: 0 K: 0 S: 11	H: 1 LOB: 0 BB: 0 P: 18	R: 1 E: 0 K: 0 S: 7	H: 2 LOB: 1 BB: 0 P: 9	R: 0 E: 0 K: 1 S: 7	H: 0 LOB: 0 BB: 0 P: 9	R: 0 E: 0 K: 2 S: 12	H: 1 LOB: 1 BB: 0 P: 17	R: 1 E: 1 K: 1 S: 11	H: 2 LOB: 1 BB: 0 P: 17	1B: 8 2B: 5 3B: 0 HR: 0	SF: 0 SAC: 0 DP: 0 HBP: 0	WP: 0 PB: 0 SB: 1 CS: 2	PA: 42
PITCHER	IP WLS BF H R ER SO BB IBB HBP BLK WP HR S P ERA WHIP																					
Tim Belcher, R (1, 1) ERA: 4.37	6.0 L 30 10 7 7 1 4 0 0 0 0 0 0 70 111 10.50 2.333																					
Jim Pittsley, R (7, 1) ERA: 7.43	2.0 7 1 0 0 3 0 0 0 0 0 0 0 19 26 0.00 0.500																					
33 Bart Evans, R (9, 1) ERA:	1.0 5 2 1 0 1 0 0 0 0 0 0 0 11 17 0.00 2.000																					

Tampa Bay Devil Rays @ Kansas City Royals
Kauffman Stadium, Kansas City, MO

Sun Aug 16 1998, 3:33 AM CDT
Att. 16,762 - Cloudy - 86 F

AB 38
R 8
H 13
RBI 7
BB 4
SO 5
LOB 17



Batter	1	2	3	4	5	6	7	8	9	AB	R	H	RBI	BB	SO	LOB
Johnny Damon, L (1, 8) OBP: 0.339, SLG: 0.439	2-2 FC6-5 2B	3-2 F7-4		0-1 P5			2-2 G4-3		3-2 L3	5	0	1	0	0	0	5
Hal Morris, L (1, 3) OBP: 0.349, SLG: 0.402	1-1 FC6-5 1B		3-1 F7	0-0 F7			0-0 1B		2-1 FC3-6	5	1	1	0	0	0	4
Jose Offerman, S (1, 4) OBP: 0.413, SLG: 0.449	4-2 1B		4-1 E S BB			1-3 K	4-0 1-2 BB		2-1 G3	2	0	0	0	3	1	1
Dean Palmer, R (1, 5) OBP: 0.332, SLG: 0.518	2-3 K		0-1 F9			2-3 K2-3	2-3 K			4	0	0	0	0	3	5
Terry Pendleton, S (1, 10) OBP: 0.307, SLG: 0.325	1-1 1-3 2-H 1B		2-3 K			3-3 K		1-3 K		4	0	1	1	0	3	1
Larry Sutton, L (1, 7) OBP: 0.300, SLG: 0.324	0-0 G4-3			1-1 G6-3		0-0 F8		1-0 G3-1		4	0	0	0	0	0	2
Jermaine Dye, R (1, 9) OBP: 0.282, SLG: 0.354		0-1 F7-4 2B		3-2 2B 3B		1-0 G5-3		1-2 G4-3		4	1	2	0	0	0	0
Sal Fasano, R (1, 2) OBP: 0.297, SLG: 0.342			4-1 BB		1-0 2B HBP	3-2 G6-3			3-2 HR	2	1	1	1	1	0	0
Mendy López, R (1, 6) OBP: 0.305, SLG: 0.315		0-0 B2		0-2 1-3 3-H 2B		0-0 F9			4-0 FC3-6 BB	3	0	1	1	1	0	2

Inning Stats	R: 1	H: 2	E: 0	K: 14	S: 14	LOB: 2	BB: 1	P: 24	R: 0	H: 1	E: 0	K: 8	S: 8	LOB: 1	BB: 1	P: 15	R: 0	H: 0	E: 0	K: 10	S: 10	LOB: 0	BB: 1	P: 19	R: 1	H: 2	E: 0	K: 0	S: 11	LOB: 2	BB: 2	P: 16	R: 0	H: 0	E: 0	K: 3	S: 9	LOB: 0	BB: 0	P: 15	R: 0	H: 0	E: 0	K: 5	S: 5	LOB: 0	BB: 0	P: 9	R: 0	H: 1	E: 0	K: 1	S: 8	LOB: 2	BB: 1	P: 16	R: 0	H: 0	E: 0	K: 1	S: 7	LOB: 0	BB: 0	P: 10	R: 1	H: 1	E: 0	K: 10	S: 10	LOB: 1	BB: 1	P: 24	1B: 2	SF: 0	2B: 4	SAC: 0	3B: 1	DP: 1	HR: 1	HBP: 1
--------------	------	------	------	-------	-------	--------	-------	-------	------	------	------	------	------	--------	-------	-------	------	------	------	-------	-------	--------	-------	-------	------	------	------	------	-------	--------	-------	-------	------	------	------	------	------	--------	-------	-------	------	------	------	------	------	--------	-------	------	------	------	------	------	------	--------	-------	-------	------	------	------	------	------	--------	-------	-------	------	------	------	-------	-------	--------	-------	-------	-------	-------	-------	--------	-------	-------	-------	--------

PITCHER	IP	WLS	BF	H	R	ER	SO	BB	IBB	HBP	BLK	WP	HR	S	P	ERA	WHIP
Julio Santana, R (1, 1) ERA: 3.92	7.0		31	6	2	2	6	4	0	1	0	0	0	65	114	2.57	1.429
Esteban Yan, R (8, 1) ERA: 3.98	1.0		5	1	1	1	1	1	0	0	0	0	1	10	20	9.00	2.000
Scott Aldred, L (9, 1) ERA: 3.04	1.0		3	0	0	0	0	0	0	0	0	0	0	7	14	0.00	0.000

BOTTOM

Tampa Bay Devil Rays @ Kansas City Royals
Kauffman Stadium, Kansas City, MO
 Sun Aug 16 1998, 3:33 AM CDT
 Att: 16,762 - Cloudy - 86 F

AB	33
R	3
H	7
RBI	3
BB	5
SO	7
LOB	20



WP: 0	PA: 39
PB: 0	
SB: 1	
CS: 0	

Batter	1	2	3	4	5	6	7	8	9	AB R H RBI BB SO LOB
Johnny Damon, L (1, 8) OBP: 0.338, SLG: 0.435	1-1 L9		4-0 1B BB		1-0 P2		2-2 P3		0-0 F8	4 0 0 0 1 0 1
Hal Morris, L (1, 3) OBP: 0.353, SLG: 0.406	4-0 2B BB		1-1 F8		0-0 B5-3 1B		3-2 2B			3 1 2 0 1 0 1
Jose Offerman, S (1, 4) OBP: 0.414, SLG: 0.451	3-2 1-3 2B		2-2 BB 1B		2-0 B5-3		2-1 F8			4 0 2 0 0 0 2
Dean Palmer, R (1, 5) OBP: 0.331, SLG: 0.516	2-3 K		0-1 P4		0-1 1B		3-2 G4-3			4 0 1 1 0 1 4
Terry Pendleton, S (1, 10) OBP: 0.306, SLG: 0.320	2-2 G3		4-0 BB		0-0 G3		0-2 G6-3			3 0 0 0 1 0 3
Jermaine Dye, R (1, 9) OBP: 0.275, SLG: 0.346		0-3 K	0-0 F8			0-1 G5-3		2-3 K		4 0 0 0 0 2 3
Larry Sutton, L (1, 7) OBP: 0.300, SLG: 0.321		4-1 FC4 BB		0-0 F7		0-3 K		1-3 K	2 0 0 0 1 1 0	
Shane Halter, R (9, PH) OBP: 0.278, SLG: 0.335									1 0 0 0 0 1 0	
29 Mike Sweeney, R (1, 2) OBP: 0.325, SLG: 0.427		0-0 F9		2-1 G6-3		0-0 P5		0-0 2B	4 0 1 0 0 0 1	
Mendy López, R (1, 6) OBP: 0.295, SLG: 0.304		2-2 FC4		1-2 G6-3			2-3 K	3-1 P3	4 0 0 0 0 1 2	

Inning Stats	R: 0	H: 1	E: 0	K: 1	S: 13	R: 0	H: 0	E: 0	K: 1	S: 9	R: 0	H: 1	E: 0	K: 0	S: 11	R: 1	H: 2	E: 0	K: 0	S: 6	R: 0	H: 0	E: 0	K: 1	S: 6	R: 0	H: 0	E: 0	K: 1	S: 6	R: 0	H: 1	E: 0	K: 1	S: 11	R: 0	H: 0	E: 0	K: 1	S: 10	R: 0	H: 1	E: 0	K: 1	S: 8	1B: 3	SF: 0	2B: 3	SAC: 0	3B: 0	DP: 0	HR: 0	HBP: 0	WP: 0	PA: 37
--------------	------	------	------	------	-------	------	------	------	------	------	------	------	------	------	-------	------	------	------	------	------	------	------	------	------	------	------	------	------	------	------	------	------	------	------	-------	------	------	------	------	-------	------	------	------	------	------	-------	-------	-------	--------	-------	-------	-------	--------	-------	--------

PITCHER	IP	WLS	BF	H	R	ER	SO	BB	IBB	HBP	BLK	WP	HR	S	P	ERA	WHIP
David Cone, R (1, 1) ERA: 3.37	7.0	W	30	5	1	1	4	4	0	0	0	0	0	62	106	1.29	1.286
Mike Stanton, L (8, 1) ERA: 5.46	2.0		7	1	0	0	2	0	0	0	0	0	0	18	27	0.00	0.500

BOTTOM

New York Yankees @ Kansas City Royals
Kauffman Stadium, Kansas City, MO
Mon Aug 17 1998, 7:05 PM CDT
Att: 27,895 - Unknown - 91 F

livebaseballscorecards.com

AB	33
R	1
H	6
RBI	1
BB	4
SO	6
LOB	17



Batter	1	2	3	4	5	6	7	8	9	10	11	12	13	AB R H RBI BB SO LOB	TOP												
Chuck Knoblauch, R <small>(1, 4) OBP: 0.357, SLG: 0.407</small>	L6		G3				G5-3					G6-3		6 0 2 0 0 0 1	New York Yankees @ Kansas City Royals Kauffman Stadium, Kansas City, MO Tue Aug 18 1998, 7:05 PM CDT Att: 26,259 - Unknown - 95 F												
2 Derek Jeter, R <small>(1, 6) OBP: 0.383, SLG: 0.488</small>	K						G5-3							4 0 1 0 2 1 1													
Paul O'Neill, L <small>(1, 9) OBP: 0.367, SLG: 0.497</small>	G6-3		G6-4-3									G4-3		6 0 0 0 0 2 5													
Bernie Williams, S <small>(1, 8) OBP: 0.446, SLG: 0.619</small>		HR					F7							6 2 3 1 0 0 0													
Tino Martinez, L <small>(1, 3) OBP: 0.370, SLG: 0.496</small>		G4-3												5 1 1 0 1 1 2													
Chili Davis, S <small>(1, 10) OBP: 0.556, SLG: 0.273</small>														3 0 1 0 3 1 2													
Darryl Strawberry, L <small>(1, 7) OBP: 0.376, SLG: 0.591</small> Chad Curtis, R <small>(6, PR) OBP: 0.359, SLG: 0.374</small>														3 0 1 1 0 1 2													
20 Jorge Posada, S <small>(1, 2) OBP: 0.366, SLG: 0.487</small>														3 0 1 1 0 1 2													
Scott Brosius, R <small>(1, 5) OBP: 0.362, SLG: 0.452</small>														5 0 0 0 1 2 3													
Inning Stats	R: 0 E: 0 K: 1 S: 5	H: 0 LOB: 0 BB: 0 P: 10	R: 1 E: 0 K: 1 S: 11	H: 2 LOB: 1 BB: 0 P: 19	R: 0 E: 0 K: 0 S: 12	H: 1 LOB: 1 BB: 1 P: 19	R: 0 E: 0 K: 2 S: 14	H: 1 LOB: 2 BB: 1 P: 19	R: 1 E: 0 K: 0 S: 9	H: 1 LOB: 2 BB: 2 P: 22	R: 0 E: 0 K: 1 S: 6	H: 0 LOB: 0 BB: 0 P: 7	R: 0 E: 0 K: 2 S: 10	H: 1 LOB: 1 BB: 0 P: 19		R: 0 E: 0 K: 2 S: 9	H: 1 LOB: 1 BB: 0 P: 16	R: 0 E: 0 K: 0 S: 5	H: 0 LOB: 0 BB: 0 P: 9	R: 0 E: 0 K: 0 S: 10	H: 1 LOB: 0 BB: 0 P: 16	R: 1 E: 0 K: 2 S: 12	H: 2 LOB: 1 BB: 1 P: 20	1B: 7 2B: 3 3B: 0 HR: 1	SF: 0 SAC: 0 DP: 3 HBP: 0	WP: 1 PB: 0 SB: 0 CS: 0	PA: 54
PITCHER Pat Rapp, R <small>(1, 1) ERA: 5.23</small>	IP: 6.0	WLS: 0	BF: 26	H: 5	R: 2	ER: 2	SO: 5	BB: 5	IBB: 0	HBP: 0	BLK: 0	WP: 0	HR: 1	S: 59		P: 104	ERA: 3.00	WHIP: 1.667									
Scott Service, R <small>(7, 1) ERA: 3.33</small>	2.0		8	1	0	0	3	0	1	0	0	0	0	16		26	0.00	0.500									
Jeff Montgomery, R <small>(9, 1) ERA: 5.28</small>	2.0		8	2	0	0	2	0	0	0	0	0	0	17		28	0.00	1.000									
33 Bart Evans, R <small>(11, 1) ERA: 5.28</small>	1.1		5	1	0	0	0	0	0	0	0	0	0	13	21	0.00	0.750										
Matt Whisenant, L <small>(12, 1) ERA: 5.36</small>	1.1	L	6	2	1	1	1	1	0	0	0	1	0	11	18	6.75	2.250										
PITCHER Ricky Bones, R <small>(13, 1) ERA: 3.69</small>	IP: 0.1	WLS: 0	BF: 1	H: 0	R: 0	ER: 0	SO: 1	BB: 0	IBB: 0	HBP: 0	BLK: 0	WP: 0	HR: 0	S: 3	P: 6	ERA: 0.00	WHIP: 0.000										

livebaseballscorecards.com

AB	47
R	3
H	11
RBI	3
BB	7
SO	12
LOB	20



Batter	1	2	3	4	5	6	7	8	9	10	11	12	13	AB R H RBI BB SO LOB
Johnny Damon, L OBP: 0.338, SLG: 0.433	1-0 F9			0-1 G4-3		0-0 G4-3 1B		1-0 HBP		0-1 B2			1-3 K	5 0 1 0 0 1 0
Hal Morris, L OBP: 0.352, SLG: 0.405 Shane Halter, R OBP: 0.276, SLG: 0.331	0-1 G1-3			0-0 L8		2-0 G4-3		1-2 G3-1		1-1 FC4-6 1B			2-3 K	1 0 0 0 0 0 0 5 0 1 0 0 1 3
Jose Offerman, S OBP: 0.413, SLG: 0.452	2-1 L7			1-2 2B		3-2 P8			0-0 L4	SAFE 2-2 FC4-6 1-2f			3-2 1B	6 0 2 0 0 0 2
Dean Palmer, R OBP: 0.332, SLG: 0.516 Luis Rivera, R OBP: 0.301, SLG: 0.286		0-1 G4-6-3 1B		0-3 K			1-0 F8		4-2 PB 29 SF8 1B BB		1-0 F8		1-0 P4	2 0 1 0 0 1 1 3 1 0 0 1 0 1
Terry Pendleton, S OBP: 0.303, SLG: 0.316		0-0 G4-6-3 1-2f		3-2 F8			0-1 P6		1-2 29 SF8 PB 1B		2-2 F8			5 0 1 0 0 0 1
Larry Sutton, L OBP: 0.302, SLG: 0.332		2-1 F7		2-2 HR			2-3 K		4-2 1-2 2-3 IBB		1-0 F7			4 1 1 1 1 1 0
29 Mike Sweeney, R OBP: 0.318, SLG: 0.419			0-1 F9		0-0 L8			2-3 K	1-0 SF8			2-1 F8		4 0 0 1 0 1 0
Jermaine Dye, R OBP: 0.268, SLG: 0.335			1-2 G6-3		0-0 G5-3			1-3 K	1-3 K			1-2 G6-3		5 0 0 0 0 2 2
Mendy López, R OBP: 0.291, SLG: 0.299			2-3 K			0-1 P5		1-1 1B				0-0 P2		5 0 1 0 0 1 0

Inning Stats	R: 0	H: 0	E: 0	K: 0	S: 5	LOB: 0	BB: 0	P: 8	R: 0	H: 1	E: 0	K: 0	S: 5	LOB: 0	BB: 0	P: 7	R: 0	H: 1	E: 0	K: 1	S: 9	LOB: 0	BB: 0	P: 12	R: 0	H: 1	E: 0	K: 1	S: 9	LOB: 1	BB: 0	P: 10	R: 1	H: 1	E: 0	K: 0	S: 10	LOB: 0	BB: 0	P: 15	R: 0	H: 1	E: 0	K: 0	S: 7	LOB: 1	BB: 0	P: 12	R: 0	H: 1	E: 0	K: 2	S: 12	LOB: 2	BB: 2	P: 18	R: 1	H: 1	E: 0	K: 1	S: 12	LOB: 2	BB: 2	P: 23	R: 0	H: 1	E: 0	K: 0	S: 8	LOB: 1	BB: 0	P: 11	R: 0	H: 0	E: 0	K: 0	S: 5	LOB: 0	BB: 0	P: 9	R: 0	H: 0	E: 0	K: 0	S: 8	LOB: 0	BB: 0	P: 9	R: 0	H: 0	E: 0	K: 0	S: 8	LOB: 0	BB: 0	P: 13	R: 0	H: 1	E: 0	K: 2	S: 11	LOB: 1	BB: 0	P: 18	1B: 6	SF: 1	2B: 1	SAC: 0	3B: 0	DP: 1	HR: 1	HBP: 1	WP: 0	PA: 49
--------------	------	------	------	------	------	--------	-------	------	------	------	------	------	------	--------	-------	------	------	------	------	------	------	--------	-------	-------	------	------	------	------	------	--------	-------	-------	------	------	------	------	-------	--------	-------	-------	------	------	------	------	------	--------	-------	-------	------	------	------	------	-------	--------	-------	-------	------	------	------	------	-------	--------	-------	-------	------	------	------	------	------	--------	-------	-------	------	------	------	------	------	--------	-------	------	------	------	------	------	------	--------	-------	------	------	------	------	------	------	--------	-------	-------	------	------	------	------	-------	--------	-------	-------	-------	-------	-------	--------	-------	-------	-------	--------	-------	--------


PITCHER	IP	WLS	BF	H	R	ER	SO	BB	IBB	HBP	BLK	WP	HR	S	P	ERA	WHIP
Orlando Hernandez, R ERA: 2.72	(1, 1)	7.2	27	5	1	1	5	0	0	0	0	0	1	60	86	1.17	0.652
Graeme Lloyd, L ERA: 1.67	(8, 1)	0.0	1	0	0	0	0	0	0	1	0	0	0	0	1	∞	∞
42 Mariano Rivera, R ERA: 1.51	(8, 1)	1.1	7	1	1	1	1	1	1	0	0	0	0	15	27	6.75	1.500
Mike Stanton, L ERA: 5.28	(10, 1)	2.0	7	1	0	0	0	0	0	0	0	0	0	13	20	0.00	0.500
Joe Borowski, R ERA: 9.53	(12, 1)	2.0	W 7	1	0	0	2	0	0	0	0	0	0	19	31	0.00	0.500

BOTTOM

New York Yankees @ Kansas City Royals
Kauffman Stadium, Kansas City, MO

Tue Aug 18 1998, 7:05 PM CDT
Att: 26,259 - Unknown - 95 F

AB	45
R	2
H	8
RBI	2
BB	2
SO	8
LOB	10



PITCHER	IP	WLS	BF	H	R	ER	SO	BB	IBB	HBP	BLK	WP	HR	S	P	ERA	WHIP
---------	----	-----	----	---	---	----	----	----	-----	-----	-----	----	----	---	---	-----	------

Batter	1	2	3	4	5	6	7	8	9	AB R H RBI BB SO LOB	TOP		
Darren Lewis, R (1, 9) <small>OBP: 0.363, SLG: 0.373</small> Orlando Merced, S (7, 9) <small>OBP: 0.339, SLG: 0.408</small>	4-2 1B S BB	1-2 FC5-4 1B SF8	1-2 G1-3 G1-3		0-0 1B		0-0 G4-3 G4-3		1-0 L6 L6	4 2 1 0 1 0 1 1 0 0 0 0 0 1	Boston Red Sox @ Kansas City Royals Kauffman Stadium, Kansas City, MO Wed Aug 19 1998, 7:05 PM CDT Att. 14,017 - Unknown - 97 F		
John Valentin, R (1, 5) <small>OBP: 0.347, SLG: 0.443</small> Donnie Sadler, R (7, PR) <small>OBP: 0.329, SLG: 0.500</small>	1-0 1B SF7 1B	2-1 2B 1B 1B	3-2 L5 L5		2-2 F9 F9		1-1 1B			5 2 3 0 0 0 1 0 0 0 0 0 0 0			
Mo Vaughn, L (1, 3) <small>OBP: 0.392, SLG: 0.603</small>	0-1 HR 1B	0-1 SF8 SF8		4-0 G4-3 HR BB	1-1 G3 G3		0-0 L7 L7			3 2 1 2 1 0 2			
Nomar Garciaparra, R (1, 6) <small>OBP: 0.367, SLG: 0.580</small>	1-1 P4 P4	1-2 1B 2B		3-2 F7 F7		4-2 BLK 2B BB		0-1 L6 L6		4 2 1 0 1 0 3			
Troy O'Leary, L (1, 7) <small>OBP: 0.310, SLG: 0.485</small>	0-0 SF7 SF7	4-0 1B IBB		2-2 G4-3 G4-3	1-2 1B	1-2 F7 F7		2-2 G4-3 G4-3		3 1 0 1 1 0 2			
Mike Stanley, R (1, 10) <small>OBP: 0.362, SLG: 0.491</small>	2-2 HR	0-2 1B 1B		1-1 HR	2-2 HR	0-0 F8 F8		3-1 F9 F9		5 2 3 6 0 0 1			
Damon Buford, R (1, 8) <small>OBP: 0.360, SLG: 0.533</small>	4-2 BB	1-1 1-3 2-H 1B		1-0 2B	2-0 1-H 2B			1-1 G4-3 G4-3		4 0 3 2 1 0 0			
Scott Hatteberg, L (1, 2) <small>OBP: 0.361, SLG: 0.454</small>	0-0 F9 F9	1-2 G6-3 G6-3		1-2 G1-3 G1-3	3-2 G6-3 G6-3			0-0 2B		5 0 1 0 0 0 5			
Mike Benjamin, R (1, 4) <small>OBP: 0.319, SLG: 0.380</small>		0-0 FC5-4 1B	2-3 K K		0-0 F9 F9		0-2 F9 F9		1-2 G6-3 G6-3	5 0 1 0 0 1 1			
Inning Stats	R: 4 H: 3 E: 0 LOB: 1 K: 0 BB: 2 S: 16 P: 28	R: 4 H: 5 E: 0 LOB: 2 K: 0 BB: 1 S: 19 P: 29	R: 0 H: 0 E: 0 LOB: 0 K: 1 BB: 0 S: 11 P: 17	R: 2 H: 2 E: 0 LOB: 1 K: 0 BB: 1 S: 14 P: 26	R: 0 H: 1 E: 0 LOB: 1 K: 0 BB: 0 S: 7 P: 10	R: 1 H: 1 E: 0 LOB: 1 K: 0 BB: 1 S: 12 P: 22	R: 0 H: 1 E: 0 LOB: 1 K: 0 BB: 0 S: 7 P: 8	R: 0 H: 0 E: 0 LOB: 0 K: 0 BB: 0 S: 7 P: 12	R: 0 H: 1 E: 0 LOB: 1 K: 0 BB: 0 S: 7 P: 10	1B: 8 SF: 2 2B: 4 SAC: 0 3B: 0 DP: 0 HR: 2 HBP: 0	WP: 0 PA: 46 PB: 0 SB: 1 CS: 0		
PITCHER	IP WLS BF H R ER SO BB IBB HBP BLK WP HR S P ERA WHIP											PITCHER	IP WLS BF H R ER SO BB IBB HBP BLK WP HR S P ERA WHIP
Brian Barber, R (1, 1) <small>ERA: 43.2</small>	1.2 L 15 7 8 8 0 2 1 0 0 0 0 1 30 50 43.20 5.400												
Chris Haney, L (2, 1) <small>ERA: 7.35</small>	4.1 20 5 3 3 1 2 0 0 1 0 1 49 82 6.23 1.615												
Jim Pittsley, R (7, 1) <small>ERA: 7.07</small>	3.0 11 2 0 0 0 0 0 0 0 0 0 21 30 0.00 0.667												

livebaseballscorecards.com



Batter	1	2	3	4	5	6	7	8	9	AB	R	H	RBI	BB	SO	LOB
Johnny Damon, L (1, 8) OBP: 0.341, SLG: 0.435 S C F B B B	4-2 G4-6-3 BB		4-2 BB			1-1 1B 2B	0-1 F7			2	1	1	0	2	0	2
Larry Sutton, L (1, 3) OBP: 0.301, SLG: 0.331 C X	0-1 G4-6-3 1-2f		0-0 G4-3			1-1 BB 1B 2-H		0-1 G4-3		4	0	1	1	0	0	2
Jose Offerman, S (1, 4) OBP: 0.413, SLG: 0.450 Shane Halter, R (7, 4) OBP: 0.275, SLG: 0.330 C B X	1-1 L4				0-1 G6-3	4-2 BB 1-2		0-0 G1-3		2	0	0	0	1	0	0
Dean Palmer, R (1, 5) OBP: 0.332, SLG: 0.517 Luis Rivera, R (7, 5) OBP: 0.298, SLG: 0.282 B X		1-0 G3-1 2B		1-2 F7		0-2 L9		0-1 F9		3	0	1	0	0	0	2
Terry Pendleton, S (1, 10) OBP: 0.302, SLG: 0.315 C X		0-1 G3-1 2-3		1-2 G5-3		2-1 F8		1-1 G6-4-3 1B		4	0	1	0	0	0	3
Jeff Conine, R (1, 7) OBP: 0.321, SLG: 0.453 B B B B		4-0 G6-4-3 BB 29			0-1 P4		4-0 BB 1B		2-1 G6-4-3 1-2f	2	0	0	0	2	0	1
29 Mike Sweeney, R (1, 2) OBP: 0.313, SLG: 0.412 B C X		1-1 G6-4-3 1-2f			1-2 F9		0-1 F9		0-0 P5	3	4	0	0	0	0	3
Jermaine Dye, R (1, 9) OBP: 0.263, SLG: 0.329 B X			1-0 G6-3		2-2 G5-3		1-1 P4			3	0	0	0	0	0	1
Mendy López, R (1, 6) OBP: 0.292, SLG: 0.300 C C X			0-2 G3			2-1 F8		1-2 1B		3	0	1	0	0	0	0

Inning Stats	R: 0	H: 0	E: 0	K: 0	S: 7	R: 0	H: 1	E: 0	K: 0	S: 5	R: 0	H: 0	E: 0	K: 0	S: 10	R: 0	H: 0	E: 0	K: 0	S: 10	R: 0	H: 0	E: 0	K: 0	S: 8	R: 1	H: 2	E: 0	K: 0	S: 17	R: 0	H: 1	E: 0	K: 0	S: 10	R: 0	H: 0	E: 0	K: 0	S: 5	R: 0	H: 1	E: 0	K: 0	S: 5	R: 0	H: 1	E: 0	K: 0	S: 8	1B: 3	2B: 2	3B: 0	HR: 0	SF: 0	SAC: 0	DP: 3	HBP: 0	WP: 0	PB: 0	SB: 0	CS: 0	PA: 34
	0	0	0	0	7	0	1	0	0	5	0	0	0	0	10	0	0	0	0	10	0	0	0	0	8	1	2	0	0	17	0	1	0	0	10	0	0	0	5	0	0	0	5	0	1	0	0	8	3	2	0	0	0	0	0	0	0	34					

PITCHER	IP	WLS	BF	H	R	ER	SO	BB	IBB	HBP	BLK	WP	HR	S	P	ERA	WHIP
49 Tim Wakefield, R (1, 1) ERA: 4.28	9.0	W	34	5	1	1	0	5	0	0	0	0	0	77	117	1.00	1.111

BOTTOM

Boston Red Sox @ Kansas City Royals
 Kauffman Stadium, Kansas City, MO

Wed Aug 19 1998, 7:05 PM CDT
 Att: 14,017 - Unknown - 97 F

AB	29
R	1
H	5
RBI	1
BB	5
SO	0
LOB	14

livebaseballscorecards.com

Batter	1	2	3	4	5	6	7	8	9	AB R H RBI BB SO LOB	TOP											
Darren Lewis, R OBP: 0.361, SLG: 0.370 (1, 8)	1-3 K	1-0 G6-4-3			1-1 P4			0-3 K		4 0 0 0 0 2 1												
John Valentin, R OBP: 0.344, SLG: 0.440 (1, 5)	2-1 G6-3		2-1 L5			3-2 F7		1-2 E5 WP		4 0 0 0 0 0 0												
Mo Vaughn, L OBP: 0.391, SLG: 0.600 (1, 10)	4-1 HR BB		2-1 G3			1-2 G4-3		3-2 G4-3		3 1 0 0 1 0 1												
Mike Stanley, R OBP: 0.361, SLG: 0.496 (1, 3)	2-2 HR		2-2 F8			2-2 F7			0-0 F9	4 1 1 2 0 0 0												
Troy O'Leary, L OBP: 0.309, SLG: 0.483 (1, 7)	0-0 1B				2-0 F7		2-2 F7		0-0 F7	4 0 1 0 0 0 0												
Darren Bragg, L OBP: 0.369, SLG: 0.463 (1, 9)	0-1 1B		1-2 G4-3			0-0 WP 1B		1-1 G5-3		4 0 2 0 0 0 0												
Mike Benjamin, R OBP: 0.316, SLG: 0.375 (1, 6)	2-1 G6-3		2-2 G6-3			2-3 K		1-1 G4-3		3 0 0 0 0 1 3												
Jason Varitek, S OBP: 0.316, SLG: 0.395 (1, 2)		1-1 G6-4-3 1B			0-0 F9		1-1 G4-3			3 0 1 0 0 0 1												
Donnie Sadler, R OBP: 0.318, SLG: 0.481 (1, 4)		1-2 F4			2-3 K			0-0 P6		3 0 0 0 0 1 1												
Inning Stats	R: 2 E: 0 K: 1 S: 14	H: 3 LOB: 2 BB: 1 P: 25	R: 0 E: 0 K: 0 S: 6	H: 1 LOB: 0 BB: 0 P: 9	R: 0 E: 0 K: 0 S: 7	H: 0 LOB: 0 BB: 0 P: 13	R: 0 E: 0 K: 0 S: 7	H: 0 LOB: 0 BB: 0 P: 12	R: 0 E: 0 K: 1 S: 7	H: 0 LOB: 0 BB: 0 P: 10	R: 0 E: 0 K: 0 S: 11	H: 0 LOB: 0 BB: 0 P: 17	R: 0 E: 0 K: 1 S: 9	H: 1 LOB: 1 BB: 0 P: 14	R: 0 E: 1 K: 1 S: 13	H: 0 LOB: 1 BB: 0 P: 17	R: 0 E: 0 K: 0 S: 4	H: 0 LOB: 0 BB: 0 P: 5	1B: 4 2B: 0 3B: 0 HR: 1	SF: 0 SAC: 0 DP: 1 HBP: 0	WP: 2 PB: 0 SB: 0 CS: 0	PA: 33
PITCHER	IP WLS BF H R ER SO BB IBB HBP BLK WP HR S P ERA WHIP																					
Hipolito Pichardo, R ERA: 5.13 (1, 1)	5.0 W 19 4 2 2 2 1 0 0 0 0 0 1 41 69 3.60 1.000																					
33 Bart Evans, R ERA: (6, 1)	1.0 3 0 0 0 0 0 0 0 0 0 0 0 11 17 0.00 0.000																					
Scott Service, R ERA: 3.25 (7, 1)	1.2 7 1 0 0 2 0 0 0 0 1 0 19 25 0.00 0.600																					
Matt Whisenant, L ERA: 5.23 (8, 1)	1.1 4 0 0 0 0 0 0 0 0 0 1 0 7 11 0.00 0.000																					

Boston Red Sox @ Kansas City Royals
Kauffman Stadium, Kansas City, MO
 Thu Aug 20 1998, 3:33 AM CDT
 Att. 14,278 - Sunny - 92 F

AB	32
R	2
H	5
RBI	2
BB	1
SO	4
LOB	7



Batter	1	2	3	4	5	6	7	8	9
Johnny Damon, L <small>OBP: 0.342, SLG: 0.435</small> (1, 8)	1-1 L6		1-2 F8		0-1 1B	1-1 1B			
Shane Halter, R <small>OBP: 0.279, SLG: 0.333</small> (1, 7)	0-0 HR		1-0 G1-3		1-0 1B	1-3 K			
Jose Offerman, S <small>OBP: 0.412, SLG: 0.449</small> (1, 4)	1-3 K		2-3 K		0-1 1B		2-1 G4-3		
Dean Palmer, R <small>OBP: 0.333, SLG: 0.517</small> (1, 5)	1-1 HR			0-3 K	1-1 FC4		0-3 K		
Terry Pendleton, S <small>OBP: 0.306, SLG: 0.335</small> (1, 10)	0-0 HR			3-2 1B	1-1 FC4		3-3 K		
Jeff Conine, R <small>OBP: 0.324, SLG: 0.451</small> (1, 3)	1-3 K			1-0 1B	4-0 BB		0-0 F8		
Jermaine Dye, R <small>OBP: 0.268, SLG: 0.333</small> (1, 9)		2-2 G5-3		0-0 1B	2-0 G6-4-3		0-2 1B		
Sal Fasano, R <small>OBP: 0.292, SLG: 0.337</small> (1, 2)		3-1 G5-3		3-1 SF9		0-0 G6-3		0-0 P2	
Mendy López, R <small>OBP: 0.284, SLG: 0.290</small> (1, 6)		1-2 G6-3		3-2 F8		2-1 G6-3		1-0 P6	

AB	R	H	RBI	BB	SO	LOB	BOTTOM	
4	1	2	0	0	0	0		
4	2	2	0	0	1	1		
4	1	1	1	0	2	1		
4	1	2	1	0	2	0		
4	2	2	4	0	1	1		
3	1	1	0	1	1	0		
4	0	2	1	0	0	2		
3	0	0	1	0	0	1		
4	0	0	0	0	0	2		
AB 34 R 8 H 12 RBI 8 BB 1 SO 7 LOB 8								

Inning Stats		R	H	E	K	S	LOB		BB		P		ERA		WHIP	
1	R: 3	H: 3	E: 0	K: 2	S: 12	LOB: 0	BB: 0	P: 16	ERA: 4.78	WHIP: 1.500						
2	R: 0	H: 0	E: 0	K: 0	S: 8	LOB: 0	BB: 0	P: 14	ERA: 4.24	WHIP: 0.667						
3	R: 0	H: 0	E: 0	K: 1	S: 10	LOB: 0	BB: 0	P: 14	ERA: 3.15	WHIP: 1.000						
4	R: 2	H: 3	E: 0	K: 1	S: 16	LOB: 1	BB: 0	P: 25	ERA: 5.65	WHIP: 1.000						
5	R: 3	H: 4	E: 0	K: 0	S: 11	LOB: 1	BB: 1	P: 19								
6	R: 0	H: 1	E: 0	K: 1	S: 8	LOB: 1	BB: 0	P: 12								
7	R: 0	H: 0	E: 0	K: 2	S: 9	LOB: 0	BB: 0	P: 14								
8	R: 0	H: 1	E: 0	K: 0	S: 6	LOB: 1	BB: 0	P: 7								
9	R: 0	H: 0	E: 0	K: 0	S: 6	LOB: 0	BB: 0	P: 7								

PITCHER		IP	WLS	BF	H	R	ER	SO	BB	IBB	HBP	BLK	WP	HR	S	P	ERA	WHIP
1	Pete Schourek, L	4.0	L	18	6	5	5	4	0	0	0	0	0	1	46	69	11.25	1.500
5	Derek Lowe, R	0.0		4	4	3	3	0	0	0	0	0	0	0	8	9	∞	∞
5	Carlos Reyes, R	3.0		10	1	0	0	3	1	0	0	0	0	20	36	0.00	0.667	
8	Dennis Eckersley, R	1.0		4	1	0	0	0	0	0	0	0	0	6	7	0.00	1.000	

Boston Red Sox @ Kansas City Royals
 Kauffman Stadium, Kansas City, MO
 Thu Aug 20 1998, 3:33 AM CDT
 Att. 14,278 - Sunny - 92 F

livebaseballscorecards.com



Batter	1	2	3	4	5	6	7	8	9	10	11	AB R H RBI BB SO LOB	TOP				
Johnny Damon, L (1, 8) <small>OBP: 0.342, SLG: 0.434</small>	F8			F7		G4-3		FC3-6		E8		6 0 2 2 0 0 2	Kansas City Royals @ Tampa Bay Devil Rays Tropicana Field, St. Petersburg, FL Fri Aug 21 1998, 7:05 PM EDT Att. 25,368 - Dome - 72 F				
Hal Morris, L (1, 3) <small>OBP: 0.351, SLG: 0.404</small>	F7			K			1B	L5		FC6-5 BB		4 0 1 1 1 1 2					
Jose Offerman, S (1, 4) <small>OBP: 0.409, SLG: 0.444</small>	G5-3			K			F7		F8 2B BB	FC6-5		5 1 0 0 1 1 5					
Dean Palmer, R (1, 10) <small>OBP: 0.334, SLG: 0.522</small>		G6-3			1-0	HR			2B G3 1B	K		5 2 2 1 0 2 3					
Terry Pendleton, S (1, 5) <small>OBP: 0.299, SLG: 0.326</small> Luis Rivera, R (11, 5) <small>OBP: 0.298, SLG: 0.282</small>		F9		G3-1	2-2		G4-3		F8	G4-3		5 0 0 0 0 0 5 0 0 0 0 0 0 0					
Jeff Conine, R (1, 7) <small>OBP: 0.329, SLG: 0.457</small>		F9			0-0	P2			29 1B FC3-6 BB	G3 2B		4 1 2 1 1 0 0					
29 Mike Sweeney, R (1, 2) <small>OBP: 0.322, SLG: 0.415</small>			G4-6-3 BB		3-2	F9		FC3-6 E 1B		G3 IBB		3 1 2 0 2 0 0					
Jermaine Dye, R (1, 9) <small>OBP: 0.262, SLG: 0.324</small>		G4-6-3		F9	1-2			P8		G3		5 1 0 1 0 0 7					
Mendy López, R (1, 6) <small>OBP: 0.279, SLG: 0.286</small> Larry Sutton, L (8, PH) <small>OBP: 0.300, SLG: 0.329</small> Shane Halter, R (8, 6) <small>OBP: 0.276, SLG: 0.330</small>			G6-3		2-3	K		E4 FC3-6		K		2 0 0 0 0 1 0 1 0 0 0 0 0 2 2 0 0 0 0 1 4					
Inning Stats	R: 0 H: 0 E: 0 LOB: 0 K: 0 BB: 0 S: 10 P: 17	R: 0 H: 0 E: 0 LOB: 0 K: 0 BB: 0 S: 11 P: 16	R: 0 H: 0 E: 0 LOB: 0 K: 0 BB: 1 S: 6 P: 10	R: 0 H: 0 E: 0 LOB: 0 K: 2 BB: 0 S: 9 P: 11	R: 1 H: 1 E: 0 LOB: 0 K: 0 BB: 0 S: 9 P: 15	R: 0 H: 0 E: 0 LOB: 0 K: 1 BB: 0 S: 7 P: 11	R: 0 H: 1 E: 0 LOB: 1 K: 1 BB: 0 S: 7 P: 14	R: 1 H: 1 E: 1 LOB: 2 K: 0 BB: 1 S: 16 P: 26	R: 2 H: 2 E: 0 LOB: 2 K: 1 BB: 2 S: 18 P: 29	R: 0 H: 1 E: 1 LOB: 2 K: 1 BB: 1 S: 12 P: 19	R: 2 H: 3 E: 0 LOB: 2 K: 0 BB: 0 S: 14 P: 21	1B: 7 SF: 1 2B: 1 SAC: 0 3B: 0 DP: 1 HR: 1 HBP: 0		WP: 1 PA: 48 PB: 0 SB: 1 CS: 0			
PITCHER	IP WLS BF H R ER SO BB IBB HBP BLK WP HR S P ERA WHIP													IP WLS BF H R ER SO BB IBB HBP BLK WP HR S P ERA WHIP			
Julio Santana, R (1, 1) <small>ERA: 3.75</small>	7.0	24	2	2	1	4	2	0	0	0	0	0	1	60	99	1.29	0.571
Jim Mecir, R (8, 1) <small>ERA: 2.71</small>	1.0	5	1	0	0	0	0	0	0	0	0	0	0	15	21	0.00	1.000
Roberto Hernandez, R (9, 1) <small>ERA: 4.58</small>	1.0	7	2	2	2	1	1	1	0	0	0	0	0	18	29	18.00	3.000
Scott Aldred, L (10, 1) <small>ERA: 3.04</small>	0.0	2	1	0	0	0	1	0	0	0	0	0	0	5	9	∞	∞
Esteban Yan, R (10, 1) <small>ERA: 4.07</small>	2.0	L 10	3	2	2	1	0	0	0	0	0	1	0	21	31	9.00	1.500

livebaseballscores.com

AB	42
R	6
H	9
RBI	6
BB	5
SO	6
LOB	30



Batter	1	2	3	4	5	6	7	8	9	10	11	AB	R	H	RBI	BB	SO	LOB	BOTTOM															
Quinton McCracken, S <small>(1, 8) OBP: 0.324, SLG: 0.490</small>	2-2 G6-3 	2-0 			1-0 G6-3 		0-0 FC6-4 			1-2 G6-3 	1-2 F7 	6	0	2	0	0	0	1																
Wade Boggs, L <small>(1, 10) OBP: 0.355, SLG: 0.411</small>	3-1 F7 	3-2 G4-3 			2-1 G6-3 		0-1 FC6-4 			4-2 		4	0	0	0	1	0	3																
Bobby Smith, R <small>(1, 5) OBP: 0.381, SLG: 0.468</small>	2-0 		2-2 G3 		1-0 F9 			2-1 		2-2 		5	1	3	0	0	0	0																
Fred McGriff, L <small>(1, 3) OBP: 0.357, SLG: 0.417</small>	1-1 		0-0 G4-3 		2-1 			1-2 F7 		0-3 		5	1	2	2	0	1	3																
Bubba Trammell, R <small>(1, 7) OBP: 0.353, SLG: 0.593</small> Kevin Stocker, S <small>(9, 6) OBP: 0.281, SLG: 0.312</small>	0-0 		1-3 		1-3 			1-0 F7 		0-0 G3-1 		4	1	1	0	0	2	2																
Paul Sorrento, L <small>(1, 9) OBP: 0.304, SLG: 0.403</small> Mike Kelly, R <small>(7, 9) OBP: 0.294, SLG: 0.404</small>	3-1 			1-0 		1-1 G3-6 		1-1 G3-6 		2-1 F9 		3	1	2	2	0	0	1																
Aaron Ledesma, R <small>(1, 6) OBP: 0.360, SLG: 0.394</small> Randy Winn, S <small>(9, 8) OBP: 0.365, SLG: 0.404</small>	1-3 		1-1 F8 		0-0 		0-0 			1-3 		3	0	1	0	0	1	1																
John Flaherty, R <small>(1, 2) OBP: 0.259, SLG: 0.275</small>		1-0 G6-3 		0-0 		3-2 			3-2 G6-3 		2-1 F9 	5	0	1	0	0	0	2																
Miguel Cairo, R <small>(1, 4) OBP: 0.309, SLG: 0.375</small>		0-1 G6-3 		1-3 		1-3 			1-2 G5-3 		0-1 	5	0	1	1	0	2	2																
Inning Stats	R: 3 E: 0 K: 1 S: 14	H: 4 LOB: 1 BB: 0 P: 26	R: 0 E: 0 K: 0 S: 8	H: 1 LOB: 1 BB: 0 P: 14	R: 0 E: 0 K: 1 S: 7	H: 0 LOB: 0 BB: 0 P: 10	R: 1 E: 0 K: 1 S: 7	H: 2 LOB: 0 BB: 0 P: 10	R: 0 E: 0 K: 0 S: 4	H: 0 LOB: 0 BB: 0 P: 8	R: 0 E: 0 K: 1 S: 7	H: 1 LOB: 0 BB: 0 P: 11	R: 0 E: 0 K: 1 S: 15	H: 2 LOB: 2 BB: 0 P: 19	R: 0 E: 0 K: 0 S: 9	H: 1 LOB: 1 BB: 0 P: 14	R: 0 E: 0 K: 1 S: 10	H: 0 LOB: 0 BB: 0 P: 15	R: 0 E: 0 K: 1 S: 13	H: 1 LOB: 2 BB: 1 P: 20	R: 1 E: 0 K: 1 S: 14	H: 2 LOB: 1 BB: 0 P: 18	1B: 8 2B: 3 3B: 1 HR: 2	SF: 0 SAC: 0 DP: 1 HBP: 0	WP: 0 PB: 0 SB: 0 CS: 1	PA: 46								
PITCHER	IP WLS BF H R ER SO BB IBB HBP BLK WP HR S P ERA WHIP																			PITCHER IP WLS BF H R ER SO BB IBB HBP BLK WP HR S P ERA WHIP														
Tim Belcher, R <small>(1, 1) ERA: 4.38</small>	8.0	33	11	4	4	5	0	0	0	0	0	2	71	112	4.50	1.375																		
Scott Service, R <small>(9, 1) ERA: 3.2</small>	1.0	3	0	0	0	1	0	0	0	0	0	0	10	15	0.00	0.000																		
Matt Whisenant, L <small>(10, 1) ERA: 5.13</small>	1.0	W	5	1	0	1	1	0	0	0	0	0	13	20	0.00	2.000																		
Jeff Montgomery, R <small>(11, 1) ERA: 5.36</small>	1.0	S	5	2	1	1	0	0	0	0	0	0	14	18	9.00	2.000																		

Kansas City Royals @ Tampa Bay Devil Rays
 Tropicana Field, St. Petersburg, FL
 Fri Aug 21 1998, 7:05 PM EDT
 Att. 25,368 - Dome - 72 F

AB	45
R	5
H	14
RBI	5
BB	1
SO	8
LOB	18



Batter	1	2	3	4	5	6	7	8	9	AB R H RBI BB SO LOB	TOP									
Johnny Damon, L (1, 8) OBP: 0.341, SLG: 0.433	0-2 P2		3-1 F7		3-2 G4-3			0-2 1B		4 0 1 0 0 0 2	Kansas City Royals @ Tampa Bay Devil Rays Tropicana Field, St. Petersburg, FL Sat Aug 22 1998, 7:05 PM EDT Att. 27,346 - Dome - 72 F									
Shane Halter, R (1, 7) OBP: 0.271, SLG: 0.323	2-3 K		2-3 K		2-2 F7			1-1 F9		4 0 0 0 0 2 2										
Jose Offerman, S (1, 4) OBP: 0.408, SLG: 0.442	2-3 K			3-2 G4-3 1B F8 1B		3-2 L4		1-0 G5-3		4 1 1 0 0 1 0										
Dean Palmer, R (1, 5) OBP: 0.333, SLG: 0.526		1-1 G6-3		0-0 F8		0-3 K		2-1 HR		4 1 1 1 0 1 1										
Jeff Conine, R (1, 3) OBP: 0.324, SLG: 0.449		2-3 K		1-1 G4-3		2-3 K		0-3 K		4 0 0 0 0 3 1										
Terry Pendleton, S (1, 10) OBP: 0.298, SLG: 0.325		2-3 K		2-1 29 BB 1B		2-2 G6-3		3-2 F8		4 1 1 1 0 1 0										
29 Mike Sweeney, R (1, 2) OBP: 0.329, SLG: 0.416			3-2 1B 1B	4-2 1B 1B BB		4-2 BB		1-1 F9		2 0 1 0 2 0 0										
Jermaine Dye, R (1, 9) OBP: 0.268, SLG: 0.330			1-2 1B 1B	1-1 1-2 2-H 1B		0-0 F9				3 0 2 1 0 0 1										
Mendy López, R (1, 6) OBP: 0.273, SLG: 0.279			0-0 B2		1-3 K		0-0 F7			3 0 0 0 0 1 3										
Inning Stats	R: 0 H: 0 E: 0 K: 2 S: 10	H: 0 LOB: 0 BB: 0 P: 14	R: 0 H: 0 E: 0 K: 2 S: 8	H: 0 LOB: 0 BB: 0 P: 13	R: 0 H: 2 E: 0 K: 1 S: 13	H: 2 LOB: 2 BB: 0 P: 22	R: 2 H: 3 E: 0 K: 0 S: 13	H: 3 LOB: 1 BB: 1 P: 24	R: 0 H: 0 E: 0 K: 1 S: 10	H: 0 LOB: 0 BB: 0 P: 16	R: 0 H: 0 E: 0 K: 0 S: 9	H: 0 LOB: 0 BB: 0 P: 14	R: 0 H: 0 E: 0 K: 0 S: 8	H: 0 LOB: 1 BB: 1 P: 14	R: 0 H: 1 E: 0 K: 0 S: 6	H: 1 LOB: 0 BB: 0 P: 8	R: 1 H: 1 E: 0 K: 1 S: 10	H: 1 LOB: 0 BB: 0 P: 16	1B: 6 SF: 0 2B: 0 SAC: 0 3B: 0 DP: 0 HR: 1 HBP: 0	WP: 0 PA: 34 PB: 0 SB: 0 CS: 0
PITCHER	IP WLS BF H R ER SO BB IBB HBP BLK WP HR S P ERA WHIP																			
Wilson Alvarez, L (1, 1) ERA: 5.2	7.0 L 27 5 2 2 8 2 0 0 0 0 0 0 71 117 2.57 1.000																			
Scott Aldred, L (8, 1) ERA: 2.92	1.0 3 1 0 0 0 0 0 0 0 0 0 0 6 8 0.00 1.000																			
Esteban Yan, R (9, 1) ERA: 4.14	1.0 4 1 1 1 1 0 0 0 0 0 0 1 10 16 9.00 1.000																			

livebaseballscores.com

AB	32
R	3
H	7
RBI	3
BB	2
SO	9
LOB	10



Batter	1	2	3	4	5	6	7	8	9	AB	R	H	RBI	BB	SO	LOB	TOP								
Johnny Damon, L (1, 8) OBP: 0.343, SLG: 0.434										5	1	3	1	0	1	0									
Hal Morris, L (1, 3) OBP: 0.350, SLG: 0.401										3	0	0	1	1	0	1									
Jose Offerman, S (1, 4) Shane Halter, R (9, 4) OBP: 0.408, SLG: 0.440 OBP: 0.271, SLG: 0.323										3	0	0	0	2	0	0									
Dean Palmer, R (1, 5) OBP: 0.332, SLG: 0.525										5	0	1	2	0	0	3									
Jeff Conine, R (1, 10) OBP: 0.318, SLG: 0.439										5	0	0	0	0	2	2									
Larry Sutton, L (1, 7) OBP: 0.302, SLG: 0.328											4	3	1	0	1	1	0								
Jermaine Dye, R (1, 9) OBP: 0.271, SLG: 0.348											5	2	2	1	0	0	2								
Sal Fasano, R (1, 2) OBP: 0.307, SLG: 0.369											4	3	4	3	0	0	0								
Luis Rivera, R (1, 6) OBP: 0.303, SLG: 0.289											5	2	2	2	0	0	3								
Inning Stats	R: 0 E: 0 K: 1 S: 10	H: 0 LOB: 0 BB: 0 P: 14	R: 0 E: 0 K: 2 S: 12	H: 0 LOB: 0 BB: 0 P: 18	R: 2 E: 0 K: 0 S: 11	H: 2 LOB: 0 BB: 0 P: 20	R: 0 E: 0 K: 1 S: 10	H: 0 LOB: 0 BB: 0 P: 13	R: 4 E: 1 K: 0 S: 21	H: 4 LOB: 2 BB: 1 P: 36	R: 2 E: 0 K: 0 S: 13	H: 4 LOB: 3 BB: 2 P: 29	R: 3 E: 1 K: 0 S: 15	H: 3 LOB: 1 BB: 1 P: 22	R: 0 E: 0 K: 0 S: 5	H: 0 LOB: 0 BB: 0 P: 8	R: 0 E: 0 K: 0 S: 8	H: 0 LOB: 1 BB: 0 P: 14	1B: 9 2B: 2 3B: 0 HR: 2	SF: 1 SAC: 0 DP: 1 HBP: 1	WP: 1 PB: 0 SB: 0 CS: 0	PA: 45			
PITCHER	IP	WLS	BF	H	R	ER	SO	BB	IBB	HBP	BLK	WP	HR	S	P	ERA	WHIP								
Bryan Rekar, R (1, 1) ERA: 4.73	4.2	L	21	5	6	2	4	1	0	0	0	0	2	58	93	3.86	1.286								
Rick White, R (5, 1) ERA: 4.39	1.0		6	4	2	2	0	0	0	0	0	1	0	15	23	18.00	4.000								
52 Ramon Tatis, L (6, 1) ERA: 16.76	0.0		3	1	0	0	0	2	0	0	0	0	0	3	13	∞	∞								
Dennis Springer, R (6, 1) ERA: 5.69	3.1		15	3	3	2	0	1	0	1	0	0	0	29	45	5.40	1.200								

Kansas City Royals @ Tampa Bay Devil Rays
 Tropicana Field, St. Petersburg, FL
 Sun Aug 23 1998, 3:33 AM EDT
 Att. 33,123 - Dome - 72 F

AB	39
R	11
H	13
RBI	10
BB	4
SO	4
LOB	11



Batter	1	2	3	4	5	6	7	8	9	AB R H RBI BB SO LOB
Quinton McCracken, S OBP: 0.324, SLG: 0.399 (1, 8)	1-2 G6-3		2-2 G4-3		0-3 K	1-2 1B		0-3 K		5 0 1 1 0 2 1
Wade Boggs, L OBP: 0.355, SLG: 0.413 (1, 10)	0-0 1B		2-1 2B		2-0 F7	1-3 K			1-2 G4-3	5 0 2 0 0 1 2
Bobby Smith, R OBP: 0.376, SLG: 0.459 (1, 5)	1-3 K		1-3 K			0-0 1B		0-3 K	0-0 1B	5 1 2 0 0 3 2
Fred McGriff, L OBP: 0.356, SLG: 0.420 (1, 3)	4-1 1B		0-0 G6-3			4-2 1B		0-0 G4-3	3-3 K	3 1 0 0 2 1 2
Bubba Trammell, R OBP: 0.340, SLG: 0.588 (1, 7)	3-1 FC6-4			0-0 G6-3		1-1 1B		2-3 K	0-3 K	5 1 1 3 0 2 3
Paul Sorrento, L OBP: 0.306, SLG: 0.412 (1, 9)				2-3 K		0-0 1B		0-1 HR		4 2 2 1 0 2 0
Aaron Ledesma, R OBP: 0.357, SLG: 0.390 (1, 6)				0-1 G5-3		2-2 1B		2-1 1B		4 0 2 0 0 0 1
Mike DiFelice, R OBP: 0.276, SLG: 0.340 (1, 2)				2-0 2B		0-2 G1-3		3-2 G5-3		4 0 1 0 0 1 4
Miguel Cairo, R OBP: 0.306, SLG: 0.371 (1, 4)				2-2 G5-3		2-1 G1-3		0-1 G5-3		4 0 0 0 0 0 4

Inning Stats	R: 0	H: 1	E: 0	K: 1	S: 12	LOB: 2	BB: 1	P: 21	R: 0	H: 1	E: 0	K: 1	S: 10	LOB: 1	BB: 0	P: 16	R: 0	H: 1	E: 0	K: 1	S: 10	LOB: 1	BB: 0	P: 15	R: 0	H: 1	E: 0	K: 1	S: 11	LOB: 1	BB: 0	P: 15	R: 4	H: 4	E: 1	K: 2	S: 21	LOB: 2	BB: 1	P: 31	R: 0	H: 0	E: 0	K: 2	S: 7	LOB: 0	BB: 0	P: 9	R: 1	H: 2	E: 0	K: 1	S: 12	LOB: 1	BB: 0	P: 17	R: 0	H: 1	E: 0	K: 2	S: 13	LOB: 1	BB: 0	P: 17	1B: 7	SF: 0	2B: 2	SAC: 0	3B: 0	DP: 0	HR: 2	HBP: 0	WP: 0	PA: 41
--------------	------	------	------	------	-------	--------	-------	-------	------	------	------	------	-------	--------	-------	-------	------	------	------	------	-------	--------	-------	-------	------	------	------	------	-------	--------	-------	-------	------	------	------	------	-------	--------	-------	-------	------	------	------	------	------	--------	-------	------	------	------	------	------	-------	--------	-------	-------	------	------	------	------	-------	--------	-------	-------	-------	-------	-------	--------	-------	-------	-------	--------	-------	--------

PITCHER	IP	WLS	BF	H	R	ER	SO	BB	IBB	HBP	BLK	WP	HR	S	P	ERA	WHIP
Pat Rapp, R ERA: 5.2 (1, 1)	6.0		29	8	4	3	7	2	0	0	0	0	1	70	108	4.50	1.667
33 Bart Evans, R ERA: 1.17 (7, 1)	2.0		8	2	1	1	3	0	0	0	0	0	1	19	26	4.50	1.000
Jose Santiago, R ERA: (9, 1)	1.0		4	1	0	0	2	0	0	0	0	0	0	13	17	0.00	1.000

BOTTOM

Kansas City Royals @ Tampa Bay Devil Rays
Tropicana Field, St. Petersburg, FL

Sun Aug 23 1998, 3:33 AM EDT
Att: 33,123 - Dome - 72 F

livebaseballscorecards.com

AB	39
R	5
H	11
RBI	5
BB	2
SO	12
LOB	19



Batter	1	2	3	4	5	6	7	8	9	AB R H RBI BB SO LOB	TOP		
Johnny Damon, L (1, 8) OBP: 0.344, SLG: 0.434	3-2 		0-0 		0-1 		1-1 	1-1 		5 2 2 0 0 0 2	Kansas City Royals @ Toronto Blue Jays SkyDome, Toronto, ON Mon Aug 24 1998, 7:05 PM EDT Att. 26,306 - Unknown - 77 F		
Hal Morris, L (1, 3) OBP: 0.348, SLG: 0.398	1-1 		2-2 		1-0 		0-2 		5 2 1 0 0 0 3				
Jose Offerman, S (1, 4) OBP: 0.411, SLG: 0.442	4-2 		0-0 		0-3 		2-2 	1-0 	4 1 3 2 1 1 2				
Dean Palmer, R (1, 5) OBP: 0.335, SLG: 0.529	3-3 		0-1 		0-0 		4-2 	1-0 	4 0 2 2 1 1 3				
Larry Sutton, L (1, 7) OBP: 0.303, SLG: 0.333		1-1 	0-0 		2-0 		0-1 	0-0 	5 0 2 2 0 0 5				
Terry Pendleton, S (1, 10) OBP: 0.290, SLG: 0.316		1-0 		1-2 	3-3 		0-0 	1-1 	5 0 0 0 0 1 5				
Jermaine Dye, R (1, 9) OBP: 0.269, SLG: 0.344		0-0 		1-2 		2-2 		0-0 	5 0 1 0 0 0 2				
Sal Fasano, R (1, 2) OBP: 0.306, SLG: 0.382		1-2 		1-2 		3-3 		0-3 	4 1 1 1 0 2 2				
Luis Rivera, R (1, 6) OBP: 0.301, SLG: 0.299			3-2 	0-1 		1-0 		2-3 	4 1 1 0 0 1 1				
Inning Stats	R: 0 H: 0 E: 0 LOB: 1 K: 1 BB: 1 S: 11 P: 22	R: 0 H: 1 E: 0 LOB: 1 K: 0 BB: 0 S: 7 P: 10	R: 1 H: 3 E: 0 LOB: 2 K: 0 BB: 0 S: 13 P: 18	R: 1 H: 1 E: 0 LOB: 0 K: 0 BB: 0 S: 14 P: 17	R: 2 H: 2 E: 0 LOB: 1 K: 2 BB: 0 S: 12 P: 18	R: 0 H: 0 E: 0 LOB: 0 K: 1 BB: 0 S: 9 P: 15	R: 1 H: 2 E: 0 LOB: 2 K: 0 BB: 1 S: 15 P: 21	R: 0 H: 1 E: 0 LOB: 1 K: 2 BB: 0 S: 9 P: 12	R: 2 H: 3 E: 0 LOB: 1 K: 0 BB: 0 S: 9 P: 14	1B: 8 SF: 0 2B: 4 SAC: 0 3B: 0 DP: 0 HR: 1 HBP: 0	WP: 0 PA: 43 PB: 0 SB: 4 CS: 0		
PITCHER	IP WLS BF H R ER SO BB IBB HBP BLK WP HR S P ERA WHIP											PITCHER	IP WLS BF H R ER SO BB IBB HBP BLK WP HR S P ERA WHIP
Pat Hentgen, R (1, 1) ERA: 5.03	6.0 L 27 7 4 4 4 1 0 0 0 0 0 1 66 100 6.00 1.333												
Dave Stieb, R (7, 1) ERA: 4.32	1.2 9 3 1 1 2 1 0 0 0 0 0 0 22 30 5.40 2.400												
Steve Sinclair, L (8, 1) ERA: 2.89	0.1 2 1 1 1 0 0 0 0 0 0 0 0 4 6 27.00 3.000												
Paul Quantrill, R (9, 1) ERA: 2.44	1.0 5 2 1 1 0 0 0 0 0 0 0 0 7 11 9.00 2.000												

AB	41
R	7
H	13
RBI	7
BB	2
SO	6
LOB	25



Batter	1	2	3	4	5	6	7	8	9	AB	R	H	RBI	BB	SO	LOB
Shannon Stewart, R (1, 7) OBP: 0.373, SLG: 0.377	2-0 G5-3		2-1 L6-3			2-2 L8		3-2 FC3-8 1B		4	0	1	0	0	0	1
Shawn Green, L (1, 9) OBP: 0.332, SLG: 0.484	0-0 HR		1-1 2B			3-1 P2		0-2 FC3-6 1B		4	2	2	1	0	0	1
Jose Canseco, R (1, 10) OBP: 0.326, SLG: 0.517	3-3 K		3-3 K			2-3 K		3-2 2-H 1B		4	0	1	1	0	3	1
Carlos Delgado, L (1, 3) OBP: 0.387, SLG: 0.589	4-0 BB			1-3 K			3-2 L9	1-2 L6		3	0	0	0	1	1	1
José Cruz Jr., S (1, 8) OBP: 0.343, SLG: 0.402	1-3 K			3-2 G4-3			4-2 BB	0-1 G3-6 1B		3	0	1	0	1	1	1
Darrin Fletcher, L (1, 2) OBP: 0.330, SLG: 0.412		1-2 P6		0-0 F7			1-1 F8	0-1 G3-6		3	0	0	0	0	0	1
Mark Dalesandro, R (9, PH) OBP: 0.299, SLG: 0.446								1-2f		1	0	0	0	0	0	1
Felipe Crespo, S (1, 5) OBP: 0.329, SLG: 0.357		2-3 K			2-2 P2		1-3 SAFE K	4-0 BB		3	0	0	0	1	2	1
Craig Grebeck, R (1, 4) OBP: 0.343, SLG: 0.375		1-3 K			2-0 F7			2-3 K		4	0	0	0	0	2	1
Alex Gonzalez, R (1, 6) OBP: 0.292, SLG: 0.370			2-1 L6-3 1B			0-3 K		1-2 1B E 1B		3	1	2	0	0	1	0

Inning Stats	R: 1	H: 1	E: 0	K: 2	S: 8	H: 1	LOB: 1	BB: 1	P: 18	R: 0	H: 0	E: 0	K: 2	S: 10	H: 0	LOB: 0	BB: 0	P: 14	R: 0	H: 2	E: 0	K: 1	S: 10	H: 1	LOB: 1	BB: 0	P: 18	R: 0	H: 0	E: 0	K: 1	S: 7	H: 0	LOB: 0	BB: 0	P: 11	R: 0	H: 0	E: 0	K: 1	S: 7	H: 0	LOB: 0	BB: 0	P: 11	R: 0	H: 0	E: 0	K: 1	S: 9	H: 0	LOB: 0	BB: 0	P: 16	R: 0	H: 0	E: 0	K: 1	S: 11	H: 0	LOB: 1	BB: 1	P: 20	R: 2	H: 3	E: 1	K: 1	S: 21	H: 3	LOB: 1	BB: 0	P: 31	R: 0	H: 1	E: 0	K: 0	S: 6	H: 1	LOB: 1	BB: 1	P: 13	1B: 5	SF: 0	2B: 2	SAC: 0	3B: 0	DP: 2	HR: 1	HBP: 0	WP: 0	PA: 35
--------------	------	------	------	------	------	------	--------	-------	-------	------	------	------	------	-------	------	--------	-------	-------	------	------	------	------	-------	------	--------	-------	-------	------	------	------	------	------	------	--------	-------	-------	------	------	------	------	------	------	--------	-------	-------	------	------	------	------	------	------	--------	-------	-------	------	------	------	------	-------	------	--------	-------	-------	------	------	------	------	-------	------	--------	-------	-------	------	------	------	------	------	------	--------	-------	-------	-------	-------	-------	--------	-------	-------	-------	--------	-------	--------


PITCHER	IP	WLS	BF	H	R	ER	SO	BB	IBB	HBP	BLK	WP	HR	S	P	ERA	WHIP
Brian Barber, R (1, 1) ERA: 10.13	6.1	W	23	3	1	1	8	2	0	0	0	0	1	57	101	1.42	0.789
Scott Service, R (7, 1) ERA: 3.27	1.1		7	3	2	1	2	0	0	0	0	0	0	23	34	6.75	2.250
Matt Whisenant, L (8, 1) ERA: 5.0	1.1	S	5	1	0	0	0	1	0	0	0	0	0	9	17	0.00	1.500

BOTTOM

Kansas City Royals @ Toronto Blue Jays
 SkyDome, Toronto, ON
 Mon Aug 24 1998, 7:05 PM EDT
 Att: 26,306 - Unknown - 77 F

livebaseballscores.com

AB	32
R	3
H	7
RBI	2
BB	3
SO	10
LOB	9



Batter	1	2	3	4	5	6	7	8	9	AB R H RBI BB SO LOB	TOP	
Johnny Damon, L (1, 8) <small>OBP: 0.341, SLG: 0.431</small>	1-3 			2-3 		0-2 			2-3 	4 0 0 0 0 3 0		
Larry Sutton, L (1, 7) <small>OBP: 0.303, SLG: 0.332</small>	3-1 			2-2 					2-3 	4 0 1 0 0 2 0		
Jose Offerman, S (1, 4) <small>OBP: 0.408, SLG: 0.439</small>	1-3 			0-3 					3-2 	4 0 0 0 0 2 1		
Dean Palmer, R (1, 5) <small>OBP: 0.335, SLG: 0.528</small>			2-3 							3 0 1 0 0 1 1		
Terry Pendleton, S (1, 10) <small>OBP: 0.286, SLG: 0.312</small>			1-3 							3 0 0 0 0 3 1		
Jeff Conine, R (1, 3) <small>OBP: 0.315, SLG: 0.434</small>			3-3 							3 0 0 0 0 1 0		
Jermaine Dye, R (1, 9) <small>OBP: 0.270, SLG: 0.344</small>			1-0 							3 0 1 0 0 1 0		
Sal Fasano, R (1, 2) <small>OBP: 0.303, SLG: 0.376</small>			0-3 							3 0 0 0 0 3 1		
Luis Rivera, R (1, 6) <small>OBP: 0.295, SLG: 0.292</small> Hal Morris, L (8, PH) <small>OBP: 0.347, SLG: 0.397</small> Shane Halter, R (8, 6) <small>OBP: 0.271, SLG: 0.323</small>			3-2 							2 0 0 0 0 1 0		
Inning Stats	R: 0 H: 0 E: 0 LOB: 0 K: 2 BB: 0 S: 8 P: 13	R: 0 H: 0 E: 0 LOB: 0 K: 3 BB: 0 S: 10 P: 16	R: 0 H: 0 E: 0 LOB: 0 K: 1 BB: 0 S: 7 P: 11	R: 0 H: 1 E: 0 LOB: 1 K: 2 BB: 0 S: 12 P: 16	R: 0 H: 0 E: 0 LOB: 0 K: 2 BB: 0 S: 12 P: 17	R: 0 H: 0 E: 0 LOB: 0 K: 2 BB: 0 S: 10 P: 13	R: 0 H: 1 E: 0 LOB: 1 K: 2 BB: 0 S: 9 P: 14	R: 0 H: 1 E: 0 LOB: 1 K: 2 BB: 0 S: 11 P: 13	R: 0 H: 0 E: 0 LOB: 0 K: 2 BB: 0 S: 10 P: 17	1B: 3 SF: 0 2B: 0 SAC: 0 3B: 0 DP: 0 HR: 0 HBP: 0	WP: 0 PA: 30 PB: 0 SB: 0 CS: 0	
PITCHER Roger Clemens, R (1, 1) <small>ERA: 2.76</small>	IP WLS BF H R ER SO BB IBB HBP BLK WP HR S P ERA WHIP 9.0 W 30 3 0 0 18 0 0 0 0 0 0 0 89 130 0.00 0.333											PITCHER IP WLS BF H R ER SO BB IBB HBP BLK WP HR S P ERA WHIP

Kansas City Royals @ Toronto Blue Jays
 SkyDome, Toronto, ON
 Tue Aug 25 1998, 7:05 PM EDT
 Att. 26,173 - Cloudy - 88 F

AB	30
R	0
H	3
RBI	0
BB	0
SO	18
LOB	5



Batter	1	2	3	4	5	6	7	8	9	AB R H RBI BB SO LOB	TOP																				
Johnny Damon, L (1, 8) <small>OBP: 0.340, SLG: 0.429</small>	1-0 		1-2 		1-0 		3-2 		1-0 	5 1 1 0 0 0 1																					
Larry Sutton, L (1, 7) <small>OBP: 0.308, SLG: 0.341</small>	2-2 		0-0 		1-0 		2-2 		1-1 	5 1 3 1 0 0 3																					
Jose Offerman, S (1, 4) <small>OBP: 0.407, SLG: 0.436</small>	2-3 		2-0 		0-3 			1-2 	3-2 	5 1 1 1 0 2 4																					
Dean Palmer, R (1, 5) <small>OBP: 0.337, SLG: 0.535</small>	1-3 		3-1 		1-0 			0-0 	1-0 	5 1 3 4 0 1 1																					
Terry Pendleton, S (1, 10) <small>OBP: 0.294, SLG: 0.324</small>		0-1 	1-1 		2-0 			3-2 	1-1 	5 1 3 0 0 0 4																					
Jeff Conine, R (1, 3) <small>OBP: 0.314, SLG: 0.431</small>		0-1 	2-3 			2-2 		0-2 		4 0 1 1 0 1 2																					
29 Mike Sweeney, R (1, 2) <small>OBP: 0.324, SLG: 0.409</small>		0-1 		2-0 		0-0 		3-2 		4 0 0 0 0 0 2																					
Jermaine Dye, R (1, 9) <small>OBP: 0.274, SLG: 0.347</small>		0-1 	0-0 	1-3 		0-2 			0-0 	4 1 2 0 0 1 0																					
Shane Halter, R (1, 6) <small>OBP: 0.271, SLG: 0.321</small>			2-2 	0-1 			2-3 		0-0 	4 1 1 0 0 1 1																					
Inning Stats	R: 0 H: 1 E: 0 LOB: 1 K: 2 BB: 0 S: 10 P: 16	R: 0 H: 1 E: 0 LOB: 0 K: 0 BB: 0 S: 7 P: 7	R: 4 H: 5 E: 0 LOB: 1 K: 1 BB: 0 S: 17 P: 28	R: 0 H: 0 E: 0 LOB: 0 K: 1 BB: 0 S: 6 P: 9	R: 0 H: 2 E: 0 LOB: 2 K: 1 BB: 0 S: 7 P: 12	R: 0 H: 0 E: 0 LOB: 0 K: 0 BB: 0 S: 7 P: 9	R: 0 H: 0 E: 0 LOB: 0 K: 1 BB: 0 S: 9 P: 16	R: 1 H: 2 E: 0 LOB: 1 K: 0 BB: 0 S: 22 P: 29	R: 2 H: 4 E: 0 LOB: 2 K: 0 BB: 0 S: 11 P: 18	1B: 12 SF: 0 2B: 2 SAC: 0 3B: 0 DP: 0 HR: 1 HBP: 0	WP: 1 PA: 42 PB: 0 SB: 1 CS: 1																				
PITCHER Chris Carpenter, R (1, 1) <small>ERA: 4.83</small> Bill Risley, R (9, 1) <small>ERA: 5.77</small> Steve Sinclair, L (9, 1) <small>ERA: 2.7</small> Carlos Almanzar, R (9, 1) <small>ERA: 6.06</small>	IP	WLS	BF	H	R	ER	SO	BB	IBB	HBP	BLK	WP	HR	S	P	ERA	WHIP														
	8.0	L	34	11	5	5	6	0	0	0	0	1	1	85	126	5.62	1.375														
	0.0		2	2	2	2	0	0	0	0	0	0	0	2	2	∞	∞														
	0.2		3	1	0	0	0	0	0	0	0	0	0	6	11	0.00	1.500														
	0.1		2	1	0	0	0	0	0	0	0	0	0	3	5	0.00	3.000														

Kansas City Royals @ Toronto Blue Jays
 SkyDome, Toronto, ON
 Wed Aug 26 1998, 7:05 PM EDT
 Att. 25,557 - Unknown - 74 F

AB	41
R	7
H	15
RBI	7
BB	0
SO	6
LOB	18



Batter	1	2	3	4	5	6	7	8	9	AB	R	H	RBI	BB	SO	LOB						
Shannon Stewart, R (1, 7) OBP: 0.367, SLG: 0.370	1-2 G6-3		1-2 F8		2-2 L6-3			2-2 G6-3		4	0	0	0	0	0	2						
Shawn Green, L (1, 9) OBP: 0.330, SLG: 0.483	1-2 G6-3		0-0 SF7			1-1 F9			2-1 F9	3	0	0	1	0	0	0						
Jose Canseco, R (1, 10) OBP: 0.323, SLG: 0.510	0-0 P9		3-0 G4-3			2-2 G5-3			2-2 F8	4	0	0	0	0	0	1						
Carlos Delgado, L (1, 3) OBP: 0.385, SLG: 0.585		3-3 K		1-0 E SF7-6-1-4 2B		3-1 L4			0-2 P5	4	1	1	0	0	1	0						
José Cruz Jr., S (1, 8) OBP: 0.345, SLG: 0.395		2-3 K		2 SAFE 4-1 SF7-6-1-4 BB			2-1 F9			2	0	0	0	1	1	0						
Tony Fernandez, S (1, 5) OBP: 0.371, SLG: 0.429		4-0 BB		BB 2-2 SAFE P6			1-2 F7			2	0	0	0	1	0	2						
Darrin Fletcher, L (1, 2) OBP: 0.330, SLG: 0.410		0-0 F8		1 SAFE 0-1 SF7-6-1-4			0-0 G3-1			2	0	0	1	0	0	1						
Craig Grebeck, R (1, 4) OBP: 0.342, SLG: 0.374			0-1 F8 1B SF7 1B		1-0 F7			0-0 G6-3		3	1	1	0	0	0	0						
Alex Gonzalez, R (1, 6) OBP: 0.293, SLG: 0.370			0-0 1-2 1B		2-0 G6-3			2-0 F9		3	0	1	0	0	0	0						
Inning Stats	R: 0 E: 0 K: 0 S: 8	H: 0 LOB: 0 BB: 0 P: 10	R: 0 E: 0 K: 2 S: 7	H: 0 LOB: 1 BB: 1 P: 16	R: 1 E: 0 K: 0 S: 9	H: 2 LOB: 1 BB: 0 P: 13	R: 1 E: 1 K: 0 S: 7	H: 1 LOB: 0 BB: 1 P: 14	R: 0 E: 0 K: 0 S: 5	H: 0 LOB: 0 BB: 0 P: 10	R: 0 E: 0 K: 0 S: 7	H: 0 LOB: 0 BB: 0 P: 13	R: 0 E: 0 K: 0 S: 6	H: 0 LOB: 0 BB: 0 P: 9	R: 0 E: 0 K: 0 S: 6	H: 0 LOB: 0 BB: 0 P: 10	R: 0 E: 0 K: 0 S: 10	H: 0 LOB: 0 BB: 0 P: 14	1B: 2 2B: 2 3B: 0 HR: 0	SF: 2 SAC: 0 DP: 1 HBP: 0	WP: 0 PB: 0 SB: 0 CS: 0	PA: 31
PITCHER Tim Belcher, R (1, 1) ERA: 4.22	IP 9.0	WLS W	BF 31	H 3	R 2	ER 1	SO 2	BB 2	IBB 0	HBP 0	BLK 0	WP 0	HR 0	S 65	P 109	ERA 1.00	WHIP 0.556					
PITCHER	IP	WLS	BF	H	R	ER	SO	BB	IBB	HBP	BLK	WP	HR	S	P	ERA	WHIP					

BOTTOM

Kansas City Royals @ Toronto Blue Jays
 SkyDome, Toronto, ON
 Wed Aug 26 1998, 7:05 PM EDT
 Att: 25,557 - Unknown - 74 F

livebaseballscorecards.com

AB	27
R	2
H	3
RBI	2
BB	2
SO	2
LOB	6



Batter	1	2	3	4	5	6	7	8	9	AB R H RBI BB SO LOB	TOP										
Johnny Damon, L (1, 8) OBP: 0.340, SLG: 0.427	1-3 K		1-1 G4-3			1-0 F9		0-2 1B		4 0 1 0 0 1 0											
Larry Sutton, L (1, 7) OBP: 0.307, SLG: 0.343	3-2 F8			1-1 2B		2-3 K		3-3 K		4 0 1 0 0 2 2											
Jose Offerman, S (1, 4) Shane Halter, R (7, 4) OBP: 0.406, SLG: 0.436 OBP: 0.269, SLG: 0.320	0-0 F8			0-1 G6-3			3-2 1B		2-3 K	3 0 1 0 0 0 1 1 0 0 0 0 1 0											
Dean Palmer, R (1, 5) Luis Rivera, R (7, 5) OBP: 0.335, SLG: 0.532 OBP: 0.302, SLG: 0.292		1-0 F9		1-2 G4-3		2-1 G6-4-3		4-2 1B BB		3 0 0 0 0 0 2 0 0 0 0 1 0 0											
Terry Pendleton, S (1, 10) OBP: 0.288, SLG: 0.317		1-1 G3-1		0-0 F8		3-3 K		2-3 K		4 0 0 0 0 2 2											
Jeff Conine, R (1, 3) OBP: 0.320, SLG: 0.444		1-2 2B			2-1 F7			3-2 2B G5-3	2-2 1B	4 1 3 0 0 0 0											
29 Mike Sweeney, R (1, 2) OBP: 0.319, SLG: 0.402		1-2 F8			2-2 L4			2-1 G4-3	1-3 K	4 0 0 0 0 1 4											
Jermaine Dye, R (1, 9) OBP: 0.271, SLG: 0.342			0-0 P4		2-3 K			1-1 G5-3		3 0 0 1 0 1 0											
Mendy López, R (1, 6) OBP: 0.275, SLG: 0.280			3-2 F9			1-1 G6-3		1-1 1B 1B		3 0 1 0 0 0 0											
Inning Stats	R: 0 E: 0 K: 1 S: 8	H: 0 LOB: 0 BB: 0 P: 11	R: 0 E: 0 K: 0 S: 9	H: 1 LOB: 1 BB: 0 P: 13	R: 0 E: 0 K: 0 S: 6	H: 0 LOB: 0 BB: 0 P: 10	R: 0 E: 0 K: 1 S: 8	H: 1 LOB: 1 BB: 0 P: 10	R: 0 E: 0 K: 1 S: 6	H: 0 LOB: 0 BB: 0 P: 10	R: 0 E: 0 K: 1 S: 8	H: 1 LOB: 0 BB: 0 P: 16	R: 1 E: 0 K: 1 S: 18	H: 3 LOB: 2 BB: 0 P: 28	R: 0 E: 0 K: 3 S: 16	H: 1 LOB: 2 BB: 1 P: 27	1B: 4 2B: 3 3B: 0 HR: 0	SF: 0 SAC: 0 DP: 1 HBP: 0	WP: 0 PB: 0 SB: 0 CS: 0	PA: 34	
PITCHER Kelvim Escobar, R (1, 1) ERA: 4.53 Carlos Almanzar, R (9, 1) ERA: 5.94	IP 8.2	WLS W	BF 33	H 7	R 1	ER 1	SO 7	BB 1	IBB 0	HBP 0	BLK 0	WP 0	HR 0	S 84	P 135	ERA 1.04	WHIP 0.923				
PITCHER	IP	WLS	BF	H	R	ER	SO	BB	IBB	HBP	BLK	WP	HR	S	P	ERA	WHIP				

Kansas City Royals @ Toronto Blue Jays
SkyDome, Toronto, ON
Thu Aug 27 1998, 7:05 PM EDT
Att. 25,524 - Unknown - 79 F

AB	33
R	1
H	7
RBI	1
BB	1
SO	8
LOB	11



Batter	1	2	3	4	5	6	7	8	9	AB	R	H	RBI	BB	SO	LOB
Shannon Stewart, R (1, 7) OBP: 0.367, SLG: 0.367	1-1 L7	3-2 1B HBP		0-1 FC1-6		4-2 1B BB	2-2 F9			3	1	0	0	1	0	1
Shawn Green, L (1, 9) OBP: 0.333, SLG: 0.485	4-2 HR BB	0-2 1B		0-0 2B		1-3 K	2-3 K			4	1	2	2	1	2	2
Jose Canseco, R (1, 10) OBP: 0.326, SLG: 0.516 Juan Samuel, R (7, PH) OBP: 0.293, SLG: 0.280	2-0 1B HR	2-1 P1		4-0 2B		4-0 1B IBB	2-2 G1-4-3			2	2	1	2	2	0	2
Carlos Delgado, L (1, 3) OBP: 0.385, SLG: 0.582	0-3 K		0-3 K	0-3 K		2-1 1B IBB		0-1 1B 2B		5	2	2	2	0	3	3
José Cruz Jr., S (1, 8) OBP: 0.353, SLG: 0.401	0-0 F8		0-1 FC6-4 1B		4-2 FC6 BB	1-2 1B 1B		2-1 1B 2B		4	2	3	1	1	0	0
Tony Fernandez, S (1, 5) OBP: 0.368, SLG: 0.424 Mark Dalesandro, R (8, 5) OBP: 0.309, SLG: 0.470		0-0 G4-3	2-1 FC6-4		0-0 FC6 WP	1-3 K		2-2 2B		4	0	0	0	0	1	4
Kevin Brown, R (1, 2) OBP: 0.336, SLG: 0.417		0-0 HBP 1B 1B	0-3 K		2-3 K	0-1 1B 1B		0-1 G1-3		5	1	2	1	0	2	2
Craig Grebeck, R (1, 4) OBP: 0.344, SLG: 0.374		2-1 1B HBP 1B		1-2 G6-3	1-1 G4-3	1-2 1B		1-0 L8		5	1	2	1	0	0	1
Alex Gonzalez, R (1, 6) OBP: 0.295, SLG: 0.371		0-0 P6		0-0 FC1-6 1B		0-2 1B 1B				4	1	2	0	0	0	4

Inning Stats	R: 2	H: 1	E: 0	K: 1	S: 9	H: 1	LOB: 0	BB: 1	P: 16	R: 0	H: 1	E: 0	K: 2	S: 11	R: 0	H: 2	E: 0	K: 1	S: 11	R: 0	H: 0	E: 0	K: 1	S: 10	R: 5	H: 5	E: 0	K: 2	S: 29	R: 0	H: 0	E: 0	K: 1	S: 11	R: 2	H: 3	E: 0	K: 0	S: 10	
	2	1	0	1	9	1	0	1	16	0	1	0	2	11	0	2	0	0	1	11	0	0	0	1	10	5	5	0	2	29	0	0	0	1	11	2	3	0	0	10


PITCHER	IP	WLS	BF	H	R	ER	SO	BB	IBB	HBP	BLK	WP	HR	S	P	ERA	WHIP
50 José Rosado, L (1, 1) ERA: 4.34	5.1	L	31	9	8	8	6	3	2	1	0	1	1	67	108	13.50	2.250
33 Bart Evans, R (6, 1) ERA: 2.0	0.1		3	2	0	0	1	0	0	0	0	0	0	6	7	0.00	6.000
Jim Pittsley, R (6, 1) ERA: 6.93	1.1		5	1	1	1	1	0	0	0	0	0	0	20	28	6.75	0.750
Jose Santiago, R (8, 1) ERA: 9.0	1.0		5	3	2	2	0	0	0	0	0	0	0	10	15	18.00	3.000

BOTTOM


Kansas City Royals @ Toronto Blue Jays
 SkyDome, Toronto, ON
 Thu Aug 27 1998, 7:05 PM EDT
 Att: 25,524 - Unknown - 79 F

AB	38
R	11
H	15
RBI	11
BB	5
SO	8
LOB	19

livebaseballscores.com



1B	12	SF	0	WP	1	PA	44
2B	2	SAC	0	PB	0		
3B	0	DP	0	SB	2		
HR	1	HBP	1	CS	0		

Batter	1	2	3	4	5	6	7	8	9	AB R H RBI BB SO LOB	TOP		
Johnny Damon, L (1, 8) OBP: 0.340, SLG: 0.431	1-1 P4		1-1 S 1-2 2-3 3-H 1B		1-2 L4		1-0 E9 1-H 3B		1-3 K	5 1 2 2 0 1 0	Kansas City Royals @ Baltimore Orioles Oriole Park at Camden Yards, Baltimore, MD Fri Aug 28 1998, 7:05 PM EDT Att. 47,530 - Cloudy - 92 F livebaseballscorecards.com AB 35 R 6 H 10 RBI 5 BB 2 SO 4 LOB 10 		
Larry Sutton, L (1, 7) OBP: 0.305, SLG: 0.353	0-2 F9		2-0 SF8		3-2 HR		1-2 F8		2-2 L9	4 1 1 2 0 0 0			
Jose Offerman, S (1, 4) OBP: 0.407, SLG: 0.437	0-0 G3		4-2 B 1 SAFE 1 SAFE 1-2 BB G6-4-3		0-2 L3-1			0-0 2B 2B		3 1 1 0 1 0 0			
Dean Palmer, R (1, 5) OBP: 0.333, SLG: 0.527		2-1 F9	0-0 G6-4-3 1-2f		1-3 K			1-2 G6-3		4 0 0 0 0 1 4			
Jeff Conine, R (1, 3) OBP: 0.319, SLG: 0.445		0-0 F9		2-3 K		0-0 G5-3		0-1 2B 2-H 2B		4 0 1 1 0 1 0			
Terry Pendleton, S (1, 10) OBP: 0.288, SLG: 0.313		0-0 G4-3		1-1 F8		3-2 G3		4-0 IBB		3 0 0 0 1 0 0			
Jermaine Dye, R (1, 9) OBP: 0.275, SLG: 0.345			0-0 1B 1B 1B	1-2 FC5-4 1B			0-0 P3	2-2 K		4 1 2 0 0 1 2			
Sal Fasano, R (1, 2) OBP: 0.306, SLG: 0.379			1-2 1B 1B SF8 1B	0-2 FC5-4 1-2f			1-2 E 1B	0-0 G1-3		4 2 2 0 0 0 3			
Mendy López, R (1, 6) OBP: 0.274, SLG: 0.279			0-2 SF8 1B 1-2 2-3 1B		1-1 F8		1-0 F9		2-2 L9	4 0 1 0 0 0 1			
Inning Stats	R: 0 E: 0 K: 0 S: 7 H: 0 LOB: 0 BB: 0 P: 8	R: 0 E: 0 K: 0 S: 4 H: 0 LOB: 0 BB: 0 P: 6	R: 2 E: 0 K: 0 S: 17 H: 4 LOB: 2 BB: 1 P: 25	R: 0 E: 0 K: 1 S: 11 H: 1 LOB: 1 BB: 0 P: 15	R: 1 E: 0 K: 0 S: 19 H: 1 LOB: 0 BB: 0 P: 24	R: 0 E: 0 K: 1 S: 8 H: 0 LOB: 0 BB: 0 P: 12	R: 2 E: 1 K: 0 S: 9 H: 2 LOB: 0 BB: 0 P: 13	R: 1 E: 0 K: 1 S: 10 H: 2 LOB: 2 BB: 1 P: 17	R: 0 E: 0 K: 1 S: 11 H: 0 LOB: 0 BB: 0 P: 16	1B: 6 2B: 2 3B: 1 HR: 1 SF: 1 SAC: 0 DP: 1 HBP: 0	WP: 0 PB: 0 SB: 1 CS: 0 PA: 38		
PITCHER	IP WLS BF H R ER SO BB IBB HBP BLK WP HR S P ERA WHIP											PITCHER	IP WLS BF H R ER SO BB IBB HBP BLK WP HR S P ERA WHIP
Sidney Ponson, R (1, 1) ERA: 5.51	6.2 L 28 8 5 4 2 1 0 0 0 0 0 1 72 99 5.40 1.350												
Arthur Rhodes, L (7, 1) ERA: 3.41	0.1 2 1 1 1 0 0 0 0 0 0 0 0 4 5 27.00 3.000												
Alan Mills, R (8, 1) ERA: 3.65	1.0 5 1 0 0 1 0 0 1 0 0 0 0 9 16 0.00 1.000												
Jimmy Key, L (9, 1) ERA: 3.88	1.0 3 0 0 0 0 1 0 0 0 0 0 0 0 11 16 0.00 0.000												

Batter	1	2	3	4	5	6	7	8	9	AB	R	H	RBI	BB	SO	LOB	BOTTOM
--------	---	---	---	---	---	---	---	---	---	----	---	---	-----	----	----	-----	--------

Roberto Alomar, S <small>(1, 4)</small> <small>OBP: 0.364, SLG: 0.430</small>	3-2 G4-3 		2-2 G6-3 			2-2 G4-3 		1-2 FC6-4 		4	0	0	0	0	0	2	Kansas City Royals @ Baltimore Orioles Oriole Park at Camden Yards, Baltimore, MD Fri Aug 28 1998, 7:05 PM EDT Att: 47,530 - Cloudy - 92 F		
Brady Anderson, L <small>(1, 8)</small> <small>OBP: 0.355, SLG: 0.425</small> Jeff Reboulet, R <small>(9, 6)</small> <small>OBP: 0.366, SLG: 0.348</small>	2-0 F8 		3-1 G3 			4-1 G4-6-3 BB 		0-0 G4-6-4-3 1-2f 		3	0	0	0	1	0	2			
Harold Baines, L <small>(1, 10)</small> <small>OBP: 0.381, SLG: 0.464</small>	4-2 HR BB 		2-2 F7 			2-2 G4-6-3 1-2f 		1-2 BB 1B G3 1B 		3	2	1	0	1	0	1			
Rafael Palmeiro, L <small>(1, 3)</small> <small>OBP: 0.382, SLG: 0.594</small>	3-1 HR 			0-1 F8 			0-0 F9 		0-0 G3 BB 1B 1B 		4	2	2	2	0	0		0	
Cal Ripken Jr., R <small>(1, 5)</small> <small>OBP: 0.344, SLG: 0.399</small>	1-0 G1-3 			3-3 K 			2-2 G1-4-3 1B 		4-2 1B G3 BB 		3	0	1	0	1	1		0	
B.J. Surhoff, L <small>(1, 7)</small> <small>OBP: 0.328, SLG: 0.448</small>		1-0 G1-3 		0-0 F8 			1-0 G1-4-3 		3-2 G3 		4	0	0	1	0	0		3	
Lenny Webster, R <small>(1, 2)</small> <small>OBP: 0.295, SLG: 0.427</small>		0-2 G4-6-3 1B 				1-0 F8 		2-3 K 		0-2 BB 1B 		4	0	2	1	0		1	1
Willie Greene, L <small>(1, 9)</small> <small>OBP: 0.375, SLG: 0.440</small>		2-0 G4-6-3 1-2f 				4-2 G6-4-3 BB 		2-2 FC6-4 1B 1B 		4-0 G6-4-3 BB 		2	0	1	0	2		0	1
Mike Bordick, R <small>(1, 6)</small> <small>OBP: 0.326, SLG: 0.390</small> Rich Becker, L <small>(8, PH)</small> <small>(9, 8)</small> <small>OBP: 0.353, SLG: 0.355</small>			1-1 HR 			0-1 G6-4-3 1-2f 		1-1 FC6-4 1B 		0-1 G6-4-3 1-2f 		2	1	1	1	0		0	1
										2	0	1	0	0	0	3			

Inning Stats	R: 2 E: 0 K: 0 S: 12	H: 1 LOB: 0 BB: 1 P: 25	R: 0 E: 0 K: 0 S: 5	H: 1 LOB: 0 BB: 0 P: 8	R: 1 E: 0 K: 0 S: 10	H: 1 LOB: 0 BB: 0 P: 18	R: 0 E: 0 K: 1 S: 6	H: 0 LOB: 0 BB: 0 P: 9	R: 0 E: 0 K: 0 S: 5	H: 0 LOB: 0 BB: 1 P: 10	R: 0 E: 0 K: 0 S: 7	H: 0 LOB: 0 BB: 1 P: 15	R: 0 E: 0 K: 1 S: 9	H: 1 LOB: 1 BB: 0 P: 14	R: 0 E: 0 K: 0 S: 9	H: 2 LOB: 1 BB: 0 P: 13	R: 2 E: 0 K: 0 S: 16	H: 3 LOB: 2 BB: 2 P: 28	1B: 7 2B: 0 3B: 0 HR: 2	SF: 0 SAC: 0 DP: 5 HBP: 0	WP: 0 PB: 0 SB: 0 CS: 0	PA: 36
---------------------	-------------------------------	----------------------------------	------------------------------	---------------------------------	-------------------------------	----------------------------------	------------------------------	---------------------------------	------------------------------	----------------------------------	------------------------------	----------------------------------	------------------------------	----------------------------------	------------------------------	----------------------------------	-------------------------------	----------------------------------	----------------------------------	------------------------------------	----------------------------------	--------

PITCHER	IP	WLS	BF	H	R	ER	SO	BB	IBB	HBP	BLK	WP	HR	S	P	ERA	WHIP
Pat Rapp, R <small>ERA: 5.16</small>	(1, 1)	6.2	24	4	3	3	1	3	0	0	0	0	2	51	94	4.05	1.050
Scott Service, R <small>ERA: 3.24</small>	(7, 1)	0.2	4	2	0	0	1	0	0	0	0	0	0	11	17	0.00	3.000
Matt Whisenant, L <small>ERA: 5.27</small>	(8, 1)	0.2	3	2	2	2	0	0	0	0	0	0	0	5	6	27.00	3.000
Jeff Montgomery, R <small>ERA: 5.32</small>	(9, 1)	1.0	5	1	0	0	0	2	0	0	0	0	0	12	23	0.00	3.000

livebaseballscorecards.com

AB	31
R	5
H	9
RBI	5
BB	5
SO	2
LOB	14



Batter	1	2	3	4	5	6	7	8	9	AB R H RBI BB SO LOB	TOP											
Johnny Damon, L (1, 8) OBP: 0.342, SLG: 0.432	1-2 G4-3		0-0 F9 2-H 2B		0-0 G4-6-3 1-2f		4-1 BB		4-1 BB	3 0 1 1 2 0 2												
Hal Morris, L (1, 10) OBP: 0.346, SLG: 0.396 Terry Pendleton, S (9, PH) OBP: 0.286, SLG: 0.311	1-1 G6-3		1-1 F8			0-0 G4-3 1B	2-2 G4-3		0-0 L6	4 0 1 0 0 0 3 1 0 0 0 0 0 2												
Jose Offerman, S (1, 4) OBP: 0.404, SLG: 0.434	2-2 L3		3-2 F9 2-3			2-2 G4-3 1-2		3-2 F7		4 0 0 0 0 0 2												
Dean Palmer, R (1, 5) OBP: 0.332, SLG: 0.525		1-1 F9	3-2 G6-3			1-2 G6-3		2-2 F7 1B		4 0 1 0 0 0 2												
Larry Sutton, L (1, 7) OBP: 0.308, SLG: 0.353		1-1 WP 1B		1-1 F9		4-0 IBB		0-0 F7		3 1 1 0 1 0 1												
Jeff Conine, R (1, 3) OBP: 0.318, SLG: 0.440		4-2 SAFE 1B 1-2 BB		0-0 G6-3		1-1 G3		2-1 L5		3 0 0 0 1 0 3												
Jermaine Dye, R (1, 9) OBP: 0.274, SLG: 0.343		0-2 CS 1-3 2-H 1B		0-0 G4-3			1-3 K		0-0 G6-3	4 0 1 1 0 1 0												
Sal Fasano, R (1, 2) OBP: 0.307, SLG: 0.384 29 Mike Sweeney, R (5, PR) OBP: 0.320, SLG: 0.400 (5, 2)		1-3 SAFE K			2-1 FC2-6 2B		4-2 S BB		1-2 G3	2 0 1 0 0 1 2 1 0 0 0 1 0 0												
Mendy López, R (1, 6) OBP: 0.280, SLG: 0.300		1-0 CS	0-0 2B		0-0 FC2-6 G4-6-3 2-2 2B		2-3 K		1-1 2B	4 1 2 0 0 1 2												
Inning Stats	R: 0 E: 0 K: 0 S: 8	H: 0 LOB: 0 BB: 0 P: 12	R: 1 E: 0 K: 1 S: 13	H: 2 LOB: 1 BB: 1 P: 21	R: 1 E: 0 K: 0 S: 15	H: 2 LOB: 1 BB: 0 P: 22	R: 0 E: 0 K: 0 S: 4	H: 0 LOB: 0 BB: 0 P: 5	R: 0 E: 0 K: 0 S: 4	H: 1 LOB: 1 BB: 0 P: 6	R: 0 E: 0 K: 0 S: 12	H: 1 LOB: 2 BB: 1 P: 20	R: 0 E: 0 K: 2 S: 14	H: 0 LOB: 2 BB: 2 P: 27	R: 0 E: 0 K: 0 S: 9	H: 1 LOB: 1 BB: 0 P: 16	R: 0 E: 0 K: 0 S: 8	H: 1 LOB: 2 BB: 1 P: 14	1B: 4 2B: 4 3B: 0 HR: 0	SF: 0 SAC: 0 DP: 1 HBP: 0	WP: 1 PB: 0 SB: 1 CS: 1	PA: 39
PITCHER	IP WLS BF H R ER SO BB IBB HBP BLK WP HR S P ERA WHIP																					
35 Mike Mussina, R (1, 1) ERA: 3.51	6.0 L 24 6 2 2 1 1 1 0 0 0 1 0 56 86 3.00 1.167																					
Arthur Rhodes, L (7, 1) ERA: 3.36	1.0 5 0 0 0 2 2 0 0 0 0 0 0 14 27 0.00 2.000																					
Alan Mills, R (8, 1) ERA: 3.59	1.0 4 1 0 0 0 0 0 0 0 0 0 0 9 16 0.00 1.000																					
Armando Benitez, R (9, 1) ERA: 3.5	0.2 4 1 0 0 0 1 0 0 0 0 0 0 7 13 0.00 3.000																					
Jesse Orosco, L (9, 1) ERA: 2.81	0.1 1 0 0 0 0 0 0 0 0 0 0 0 1 1 0.00 0.000																					

Kansas City Royals @ Baltimore Orioles
 Oriole Park at Camden Yards, Baltimore, MD

Sat Aug 29 1998, 7:05 PM EDT
 Att. 48,154 - Cloudy - 92 F

AB	33
R	2
H	8
RBI	2
BB	5
SO	3
LOB	19



BOTTOM

Kansas City Royals @ Baltimore Orioles
Oriole Park at Camden Yards, Baltimore, MD

Sat Aug 29 1998, 7:05 PM EDT
Att. 48,154 - Cloudy - 92 F

livebaseballscores.com

AB	29
R	1
H	3
RBI	1
BB	2
SO	2
LOB	9



WP:	0	PA:	32
PB:	0		
SB:	0		
CS:	0		

AB R H RBI BB SO LOB

4 0 0 1 0 0 3

4 0 0 0 0 0 3

3 0 0 0 1 0 0

4 0 0 0 0 1 1

4 0 1 0 0 0 0

3 0 0 0 0 1 1

3 0 1 0 0 0 0

0 1 0 0 0 0 0

1 0 0 0 1 0 0

1 0 1 0 0 0 0

2 0 0 0 0 0 1

1B:	2	SF:	0
2B:	1	SAC:	1
3B:	0	DP:	0
HR:	0	HBP:	0

Batter	1	2	3	4	5	6	7	8	9
Roberto Alomar, S OBP: 0.361, SLG: 0.426 (1, 4)	0-0 P3 ①			0-0 G6-3 ①		0-1 F9 ②		0-0 G4-3 ②	
Brady Anderson, L OBP: 0.352, SLG: 0.421 (1, 8)	0-1 G4-3 ②			0-0 G4-3 ②		0-0 L7 ③		1-1 G1-3 ③	
Harold Baines, L OBP: 0.379, SLG: 0.458 (1, 10)	0-0 P5 ③			4-0 BB ③			0-1 G4-3 ①		0-0 G4-3 ①
Rafael Palmeiro, L OBP: 0.379, SLG: 0.590 (1, 3)			0-0 F9 ①	0-0 G3 ③			2-3 K ②		1-2 P2 ②
Cal Ripken Jr., R OBP: 0.343, SLG: 0.400 (1, 5)			2-0 P4 ②		1-0 F8 ①		3-2 2B ③		2-0 P3 ③
B.J. Surhoff, L OBP: 0.327, SLG: 0.445 (1, 7)			2-1 G4-3 ③		0-0 F8 ②		1-3 K ③		
23 Chris Hoiles, R OBP: 0.369, SLG: 0.471 Danny Clyburn, R (8, PR) (9, 9)			2-2 P3 ①		0-0 F8 ③			0-1 SH2-4 1B G4-3 1B	
Rich Becker, L OBP: 0.354, SLG: 0.353 Lenny Webster, R OBP: 0.297, SLG: 0.429 (8, PH) (9, 2)			0-1 G5-3 ②		4-1 FC6-4 BB			1-1 G4-3 SH2-4 1B	
Mike Bordick, R OBP: 0.324, SLG: 0.388 (1, 6)			2-1 F8 ③		0-0 FC6-4 ①			0-0 SH2-4 ①	

Inning Stats	R: 0	H: 0	E: 0	LOB: 0	K: 0	S: 4	R: 0	H: 0	E: 0	LOB: 0	K: 0	S: 4	R: 0	H: 0	E: 0	LOB: 0	K: 0	S: 9	R: 0	H: 0	E: 0	LOB: 1	K: 0	S: 3	R: 0	H: 1	E: 0	LOB: 1	K: 2	S: 11	R: 1	H: 2	E: 0	LOB: 2	K: 0	S: 8	R: 0	H: 0	E: 0	LOB: 0	K: 0	S: 5	1B: 2	SF: 0	2B: 1	SAC: 1	3B: 0	DP: 0	HR: 0	HBP: 0
--------------	------	------	------	--------	------	------	------	------	------	--------	------	------	------	------	------	--------	------	------	------	------	------	--------	------	------	------	------	------	--------	------	-------	------	------	------	--------	------	------	------	------	------	--------	------	------	-------	-------	-------	--------	-------	-------	-------	--------

PITCHER	IP	WLS	BF	H	R	ER	SO	BB	IBB	HBP	BLK	WP	HR	S	P	ERA	WHIP
Brian Barber, R ERA: 6.0 (1, 1)	7.0	W	25	2	1	1	2	2	0	0	0	0	0	41	64	1.29	0.571
Matt Whisenant, L ERA: 5.11 (8, 1)	1.2		6	1	0	0	0	0	0	0	0	0	0	10	13	0.00	0.600
Jeff Montgomery, R ERA: 5.29 (9, 1)	0.1	S	1	0	0	0	0	0	0	0	0	0	0	1	3	0.00	0.000

PITCHER	IP	WLS	BF	H	R	ER	SO	BB	IBB	HBP	BLK	WP	HR	S	P	ERA	WHIP
---------	----	-----	----	---	---	----	----	----	-----	-----	-----	----	----	---	---	-----	------

Batter	1	2	3	4	5	6	7	8	9	AB R H RBI BB SO LOB	TOP
Johnny Damon, L (1, 8) OBP: 0.340, SLG: 0.429 										4 0 0 0 0 0 1	
Hal Morris, L (1, 10) OBP: 0.345, SLG: 0.394 										4 0 1 1 0 0 0	
Jose Offerman, S (1, 4) OBP: 0.405, SLG: 0.433 										3 0 1 0 1 1 1	
Dean Palmer, R (1, 5) OBP: 0.331, SLG: 0.522 										3 0 0 0 1 1 0	
Larry Sutton, L (1, 7) OBP: 0.310, SLG: 0.352 										3 0 1 0 1 0 2	
Jeff Conine, R (1, 3) OBP: 0.321, SLG: 0.442 										3 1 1 0 1 2 2	
29 Mike Sweeney, R (1, 2) OBP: 0.319, SLG: 0.397 										4 1 1 0 0 2 3	
Jermaine Dye, R (1, 9) OBP: 0.270, SLG: 0.336 										4 0 0 0 0 2 3	
Mendy López, R (1, 6) OBP: 0.281, SLG: 0.308 										3 1 1 2 0 2 0	
Inning Stats	R: 0 H: 1 E: 0 LOB: 0 K: 0 BB: 0 S: 9 P: 15	R: 0 H: 0 E: 0 LOB: 1 K: 2 BB: 1 S: 8 P: 14	R: 0 H: 0 E: 0 LOB: 0 K: 2 BB: 0 S: 8 P: 13	R: 0 H: 0 E: 0 LOB: 1 K: 0 BB: 2 S: 12 P: 22	R: 3 H: 4 E: 0 LOB: 1 K: 1 BB: 0 S: 15 P: 22	R: 0 H: 1 E: 0 LOB: 1 K: 2 BB: 0 S: 10 P: 13	R: 0 H: 0 E: 0 LOB: 0 K: 1 BB: 0 S: 8 P: 13	R: 0 H: 0 E: 0 LOB: 0 K: 1 BB: 0 S: 6 P: 7	R: 0 H: 0 E: 0 LOB: 1 K: 1 BB: 1 S: 7 P: 15	1B: 4 SF: 0 2B: 2 SAC: 0 3B: 0 DP: 1 HR: 0 HBP: 0	WP: 0 PA: 36 PB: 0 SB: 1 CS: 1
PITCHER Juan Guzman, R (1, 1) ERA: 4.47 Jimmy Key, L (8, 1) ERA: 3.77	IP WLS BF H R ER SO BB IBB HBP BLK WP HR S P ERA WHIP 7.0 L 28 6 3 3 8 3 0 0 0 0 0 0 70 112 3.86 1.286 2.0 7 0 0 0 2 1 0 0 0 0 0 0 13 22 0.00 0.500	PITCHER IP WLS BF H R ER SO BB IBB HBP BLK WP HR S P ERA WHIP									

Kansas City Royals @ Baltimore Orioles
 Oriole Park at Camden Yards, Baltimore, MD

Sun Aug 30 1998, 3:33 AM EDT
 Att. 47,838 - Sunny - 93 F

livebaseballscorecards.com

AB	31
R	3
H	6
RBI	3
BB	4
SO	10
LOB	12



Batter	1	2	3	4	5	6	7	8	9	AB R H RBI BB SO LOB
Roberto Alomar, S OBP: 0.362, SLG: 0.428 (1, 4)	1-2 F8	1-2 G1-3			0-0 G4-6-3 2B		4-2 BB			3 0 1 0 1 0 0
Mike Bordick, R OBP: 0.326, SLG: 0.395 (1, 6)	0-1 F7		1-1 HR		4-0 G4-6-3 BB		3-2 G6-3			3 1 1 1 1 0 1
Eric Davis, R OBP: 0.387, SLG: 0.595 (1, 10)	2-2 2B BB 1B		2-2 G1-3		1-0 G4-6-3 1-2f 2-3		0-3 K			4 1 1 0 0 1 2
Rafael Palmeiro, L OBP: 0.379, SLG: 0.589 (1, 3)	0-0 BB 1-3 2B		3-1 P5		1-1 F8		2-1 G3			4 0 1 0 0 0 1
Cal Ripken Jr., R OBP: 0.343, SLG: 0.398 (1, 5)	4-2 BB BB		0-1 G6-3		0-0 P3		1-0 P6			3 0 0 0 1 0 0
B.J. Surhoff, L OBP: 0.326, SLG: 0.442 (1, 7)	4-2 1-2 2-3 3-H BB		0-2 G1-3		1-0 G5-3		0-2 G4-3			3 0 0 1 1 0 0
Lenny Webster, R OBP: 0.297, SLG: 0.427 (1, 2)	3-1 G5-3		2-2 1B 1B		0-2 G1-3		2-2 G4-3			4 0 1 0 0 0 3
Danny Clyburn, R OBP: 0.500, SLG: 0.500 Brady Anderson, L OBP: 0.353, SLG: 0.420 (7, PH) (8, 8)		2-3 K	0-0 G1-6-3 1B		4-2 G4-3 BB		1-0 F7			2 0 1 0 0 1 0 1 0 0 0 1 0 0
Rich Becker, L OBP: 0.349, SLG: 0.348 (8, 9)		1-3 K	2-1 G1-6-3 1-2f		1-2 G4-3					3 0 0 0 0 1 3

Inning Stats	R: 1	H: 2	E: 0	K: 15	H: 2	LOB: 3	BB: 2	P: 29	R: 0	H: 0	E: 0	K: 2	S: 9	R: 0	H: 1	E: 0	K: 0	S: 9	R: 0	H: 2	E: 0	K: 0	S: 9	R: 0	H: 1	E: 0	K: 4	S: 5	R: 0	H: 0	E: 0	K: 0	S: 5	R: 0	H: 0	E: 0	K: 1	S: 6	R: 0	H: 0	E: 0	K: 1	S: 6	R: 0	H: 0	E: 0	K: 0	S: 7	R: 0	H: 0	E: 0	K: 0	S: 7	1B: 3	2B: 2	3B: 0	HR: 1	SF: 0	SAC: 0	DP: 3	HBP: 0	WP: 0	PB: 0	SB: 0	CS: 0	PA: 35
--------------	------	------	------	-------	------	--------	-------	-------	------	------	------	------	------	------	------	------	------	------	------	------	------	------	------	------	------	------	------	------	------	------	------	------	------	------	------	------	------	------	------	------	------	------	------	------	------	------	------	------	------	------	------	------	------	-------	-------	-------	-------	-------	--------	-------	--------	-------	-------	-------	-------	--------

PITCHER	IP	WLS	BF	H	R	ER	SO	BB	IBB	HBP	BLK	WP	HR	S	P	ERA	WHIP
Chris Haney, L ERA: 6.98 (1, 1)	5.0		22	6	2	2	2	3	0	0	0	0	1	46	80	3.60	1.800
Ricky Bones, R ERA: 3.43 (6, 1)	2.0		7	0	0	0	0	2	0	0	0	0	0	16	29	0.00	1.000
Scott Service, R ERA: 3.19 (8, 1)	1.0		3	0	0	0	1	0	0	0	0	0	0	6	9	0.00	0.000
Jeff Montgomery, R ERA: 5.18 (9, 1)	1.0	S	3	0	0	0	0	0	0	0	0	0	0	7	10	0.00	0.000

BOTTOM

Kansas City Royals @ Baltimore Orioles
Oriole Park at Camden Yards, Baltimore, MD

Sun Aug 30 1998, 3:33 AM EDT
Att: 47,838 - Sunny - 93 F

livebaseballscorecards.com

AB	30
R	2
H	6
RBI	2
BB	5
SO	3
LOB	10



Batter	1	2	3	4	5	6	7	8	9	AB R H RBI BB SO LOB	TOP											
Shannon Stewart, R (1, 7) OBP: 0.373, SLG: 0.389	2-2 HR	1-3 K		0-1 2-3 1B			2-0 G5-3		2-3 K	5 1 2 1 0 2 3												
Shawn Green, L (1, 9) OBP: 0.330, SLG: 0.498	0-3 K		1-0 L6	1-1 F9	1-1 SAFE SAFE		0-0 G3		0-0 F7	5 0 0 0 0 1 2												
Jose Canseco, R (1, 10) OBP: 0.327, SLG: 0.520	4-2 G3-6-3 BB		0-0 G5-3		2-2 G6-3		1-0 1B			3 0 1 0 1 0 0												
Carlos Delgado, L (1, 3) OBP: 0.384, SLG: 0.578	2-1 G3-6-3 1-2f		1-1 BB 1B		1-0 F9		1-0 G4-3			4 0 1 0 0 0 2												
José Cruz Jr., S (1, 8) OBP: 0.359, SLG: 0.415		1-1 F8	4-2 1-2 BB		0-3 K			0-0 P4		3 0 0 0 1 1 0												
Tony Fernandez, S (1, 5) OBP: 0.371, SLG: 0.430		1-2 1B 1B 1B	0-0 G4-3		0-0 G1-3			0-0 G4-3		4 0 1 0 0 0 2												
Darrin Fletcher, L (1, 2) OBP: 0.328, SLG: 0.409		1-1 SAFE 1-2 1B 1B		2-2 1B G5-3 1B		0-0 G4-3		0-2 1B		4 0 3 0 0 0 0												
Craig Grebeck, R (1, 4) OBP: 0.336, SLG: 0.365		0-1 1-2 2-3 1B		0-0 G5-3		2-1 F7		2-2 G4-3		4 0 1 0 0 0 2												
Alex Gonzalez, R (1, 6) OBP: 0.295, SLG: 0.377		2-0 P3		1-2 F9			2-2 HR		1-1 B5-3	4 1 1 1 0 0 4												
Inning Stats	R: 1 E: 0 K: 1 S: 12	H: 1 LOB: 0 BB: 1 P: 20	R: 0 E: 0 K: 1 S: 15	H: 3 LOB: 3 BB: 0 P: 21	R: 0 E: 0 K: 0 S: 9	H: 1 LOB: 2 BB: 1 P: 15	R: 0 E: 0 K: 0 S: 11	H: 2 LOB: 2 BB: 0 P: 15	R: 0 E: 0 K: 1 S: 7	H: 0 LOB: 0 BB: 0 P: 10	R: 0 E: 0 K: 0 S: 4	H: 0 LOB: 0 BB: 0 P: 6	R: 1 E: 0 K: 0 S: 8	H: 2 LOB: 1 BB: 0 P: 14	R: 0 E: 0 K: 0 S: 9	H: 1 LOB: 1 BB: 0 P: 11	R: 0 E: 0 K: 1 S: 6	H: 0 LOB: 0 BB: 0 P: 9	1B: 8 2B: 0 3B: 0 HR: 2	SF: 0 SAC: 0 DP: 1 HBP: 0	WP: 0 PB: 0 SB: 0 CS: 0	PA: 38
PITCHER	IP WLS BF H R ER SO BB IBB HBP BLK WP HR S P ERA WHIP																					
Tim Belcher, R (1, 1) ERA: 4.14	8.0 L 35 10 2 2 3 2 0 0 0 0 0 2 75 112 2.25 1.500																					
Scott Service, R (9, 1) ERA: 3.15	1.0 3 0 0 0 1 0 0 0 0 0 0 0 6 9 0.00 0.000																					

Toronto Blue Jays @ Kansas City Royals
Kauffman Stadium, Kansas City, MO
Tue Sep 01 1998, 7:05 PM CDT
Att. 12,447 - Cloudy - 72 F

AB	36
R	2
H	10
RBI	2
BB	2
SO	4
LOB	15



Batter	1	2	3	4	5	6	7	8	9	AB	R	H	RBI	BB	SO	LOB
Johnny Damon, L (1, 8) OBP: 0.341, SLG: 0.429	0-2 G3-1		1-1 CS 1B		1-3 K			1-2 G6-4-3 1B		4	0	2	0	0	1	1
Jeremy Giambi, L (1, 10) Jeff King, R (8, PH) OBP: 0.324, SLG: 0.457	0-2 F8		2-2 CS 1-2	1-2 P5		4-2 2B SF9 BB		0-2 G6-4-3 1-2f		2	1	0	0	1	0	0
Jose Offerman, S (1, 4) OBP: 0.407, SLG: 0.443	0-2 3B			3-2 2B		1-2 SF9 1-3 2B		3-3 K		4	0	3	0	0	1	0
Dean Palmer, R (1, 5) OBP: 0.329, SLG: 0.518	2-2 F8			3-3 K		0-0 SF9			1-2 G6-3	3	0	0	1	0	1	2
Larry Sutton, L (1, 7) OBP: 0.309, SLG: 0.349		2-1 F8		4-1 BB		3-3 K			1-1 F7	3	0	0	0	1	1	1
Jeff Conine, R (1, 9) OBP: 0.316, SLG: 0.436		2-3 K		1-3 K		2-2 F8			3-2 F9	4	0	0	0	0	2	3
Hal Morris, L (1, 3) OBP: 0.343, SLG: 0.391		2-0 G4-3			0-1 G3				1-0 G6-3	3	0	0	0	0	0	0
29 Mike Sweeney, R (1, 2) OBP: 0.316, SLG: 0.393			1-2 G5-3		0-0 F8			2-3 K		3	0	0	0	0	1	0
Mendy López, R (1, 6) OBP: 0.282, SLG: 0.303			1-0 G6-3		4-2 BB			2-0 F7		2	0	0	0	1	0	0

Inning Stats	R: 0	H: 1	E: 0	K: 0	S: 13	R: 0	H: 0	E: 0	K: 1	S: 6	R: 0	H: 1	E: 0	K: 0	S: 8	R: 0	H: 1	E: 0	K: 2	S: 17	R: 0	H: 0	E: 0	K: 1	S: 8	R: 1	H: 1	E: 0	K: 1	S: 18	R: 0	H: 0	E: 0	K: 1	S: 6	R: 0	H: 1	E: 0	K: 1	S: 10	R: 0	H: 0	E: 0	K: 0	S: 10	1B: 2	2B: 2	3B: 1	HR: 0	SF: 1	SAC: 0	DP: 1	HBP: 0	WP: 0	PB: 0	SB: 0	CS: 1	PA: 34
--------------	------	------	------	------	-------	------	------	------	------	------	------	------	------	------	------	------	------	------	------	-------	------	------	------	------	------	------	------	------	------	-------	------	------	------	------	------	------	------	------	------	-------	------	------	------	------	-------	-------	-------	-------	-------	-------	--------	-------	--------	-------	-------	-------	-------	--------

PITCHER	IP	WLS	BF	H	R	ER	SO	BB	IBB	HBP	BLK	WP	HR	S	P	ERA	WHIP
Chris Carpenter, R (1, 1) ERA: 4.66	7.0	W	27	4	1	1	6	3	0	0	0	0	0	76	121	1.29	1.000
Dan Plesac, L (8, 1) ERA: 3.68	1.0		3	1	0	0	1	0	0	0	0	0	0	10	14	0.00	1.000
Paul Quantrill, R (9, 1) ERA: 2.35	1.0	S	3	0	0	0	0	0	0	0	0	0	0	10	15	0.00	0.000

BOTTOM

Toronto Blue Jays @ Kansas City Royals
Kauffman Stadium, Kansas City, MO

Tue Sep 01 1998, 7:05 PM CDT
Att: 12,447 - Cloudy - 72 F

livebaseballscorecards.com

AB	29
R	1
H	5
RBI	1
BB	3
SO	7
LOB	8



Batter	1	2	3	4	5	6	7	8	9	AB R H RBI BB SO LOB	TOP	
Shannon Stewart, R (1, 7) OBP: 0.370, SLG: 0.385	2-2 G6-3		2-2 L1			0-0 G6-3		2-2 G5-4-3		4 0 0 0 0 0 2		
Shawn Green, L (1, 9) OBP: 0.332, SLG: 0.497	4-2 CS BB			3-3 K		0-0 P2			0-1 HBP 1B 1B	3 1 1 0 1 1 0		
Jose Canseco, R (1, 10) OBP: 0.326, SLG: 0.517	3-3 SAFE SAFE 1-2 K			1-3 K		3-3 K			1-2 SAFE E HBP 1B	4 1 1 0 0 3 1		
Carlos Delgado, L (1, 3) OBP: 0.383, SLG: 0.574		1-2 G5-3		1-1 F9			0-1 G4-3		1-0 E SF9 HBP	3 1 0 0 0 0 0		
José Cruz Jr., S (1, 8) OBP: 0.358, SLG: 0.416			1-3 K		1-1 G3 SF8 2B		2-3 K		1-1 E3	4 1 1 0 0 2 1		
Tony Fernandez, S (1, 5) OBP: 0.370, SLG: 0.428		1-1 1B		1-1 G3		0-0 P3			0-0 G4-3	4 0 1 0 0 0 3		
Kevin Brown, R (1, 2) OBP: 0.325, SLG: 0.410		2-1 G2-3		1-1 SF8				2-3 K	1-2 SF9	2 0 0 2 0 1 1		
Craig Grebeck, R (1, 4) OBP: 0.335, SLG: 0.360			1-2 G6-3		3-H 2-2 F8			4-1 E BB	3-3 K	3 0 0 0 1 1 1		
Alex Gonzalez, R (1, 6) OBP: 0.295, SLG: 0.383			2-3 K			0-0 HR		0-0 E4 G5-4-3		3 1 1 1 0 1 1		
Inning Stats	R: 0 E: 0 K: 1 S: 9 H: 0 LOB: 1 BB: 1 P: 18	R: 0 E: 0 K: 1 S: 10 H: 1 LOB: 1 BB: 0 P: 15	R: 0 E: 0 K: 1 S: 11 H: 0 LOB: 0 BB: 0 P: 16	R: 0 E: 0 K: 2 S: 8 H: 0 LOB: 0 BB: 0 P: 13	R: 1 E: 0 K: 0 S: 9 H: 1 LOB: 0 BB: 0 P: 14	R: 1 E: 0 K: 1 S: 7 H: 1 LOB: 0 BB: 0 P: 10	R: 0 E: 0 K: 1 S: 6 H: 0 LOB: 0 BB: 0 P: 8	R: 0 E: 1 K: 1 S: 8 H: 0 LOB: 1 BB: 1 P: 16	R: 3 E: 1 K: 1 S: 17 H: 2 LOB: 1 BB: 0 P: 24	1B: 3 2B: 2 3B: 0 HR: 1 SF: 2 SAC: 0 DP: 2 HBP: 1	WP: 0 PB: 0 SB: 0 CS: 1 PA: 35	
PITCHER	IP WLS BF H R ER SO BB IBB HBP BLK WP HR S P ERA WHIP											
50 José Rosado, L (1, 1) ERA: 4.23	8.0 L 28 3 2 2 8 2 0 0 0 0 0 1 68 110 2.25 0.625											
Matt Whisenant, L (9, 1) ERA: 5.11	0.0 3 2 3 0 0 0 0 0 1 0 0 0 7 9 ∞ ∞											
47 Brian Bevil, R (9, 1) ERA: 5.2	1.0 4 0 0 0 0 1 0 0 0 0 0 0 10 15 0.00 0.000											

Toronto Blue Jays @ Kansas City Royals
Kauffman Stadium, Kansas City, MO
Wed Sep 02 1998, 7:05 PM CDT
Att. 12,541 - Cloudy - 83 F

AB	30
R	5
H	5
RBI	3
BB	2
SO	9
LOB	10



Batter	1	2	3	4	5	6	7	8	9	AB R H RBI BB SO LOB
--------	---	---	---	---	---	---	---	---	---	----------------------

Johnny Damon, L (1, 8) <small>OBP: 0.342, SLG: 0.429</small> 										3 0 1 0 1 0 1
Jeremy Giambi, L (1, 7) <small>OBP: 0.286, SLG: 0.333</small> 									4 0 1 0 0 1 3	
Jose Offerman, S (1, 4) <small>OBP: 0.406, SLG: 0.442</small> 									4 0 1 0 0 2 1	
Dean Palmer, R (1, 5) <small>OBP: 0.327, SLG: 0.514</small> 									4 0 0 0 0 1 4	
Jeff King, R (1, 10) <small>OBP: 0.322, SLG: 0.454</small> 									3 0 0 0 0 1 1	
Jeff Conine, R (1, 9) <small>OBP: 0.313, SLG: 0.431</small> 									3 0 0 0 0 1 0	
Hal Morris, L (1, 3) <small>OBP: 0.341, SLG: 0.388</small> 									3 0 0 0 0 0 0	
29 Mike Sweeney, R (1, 2) <small>OBP: 0.312, SLG: 0.388</small> 									3 0 0 0 0 0 0	
Mendy López, R (1, 6) <small>OBP: 0.285, SLG: 0.306</small> Terry Pendleton, S (9, PH) <small>OBP: 0.289, SLG: 0.311</small> 									3 0 0 0 0 0 0	
									2 0 1 0 0 1 0 0 0 0 0 1 0 0	

Inning Stats	R: 0 H: 0 E: 0 K: 5 S: 6	R: 0 H: 0 E: 0 K: 0 S: 7	R: 0 H: 1 E: 0 K: 0 S: 8	R: 0 H: 0 E: 0 K: 3 S: 10	R: 0 H: 0 E: 0 K: 2 S: 10	R: 0 H: 0 E: 0 K: 1 S: 6	R: 0 H: 1 E: 0 K: 0 S: 15	R: 0 H: 0 E: 0 K: 0 S: 8	R: 0 H: 2 E: 0 K: 0 S: 8	1B: 3 2B: 1 3B: 0 HR: 0 SF: 0 SAC: 0 DP: 2 HBP: 0	WP: 0 PA: 31 PB: 0 SB: 0 CS: 0
--------------	--------------------------	--------------------------	--------------------------	---------------------------	---------------------------	--------------------------	---------------------------	--------------------------	--------------------------	---	--------------------------------

PITCHER	IP	WLS	BF	H	R	ER	SO	BB	IBB	HBP	BLK	WP	HR	S	P	ERA	WHIP
Kelvim Escobar, R (1, 1) <small>ERA: 3.83</small>	8.1	W	30	4	0	0	7	2	0	0	0	0	0	73	118	0.00	0.720
Paul Quantrill, R (9, 1) <small>ERA: 2.33</small>	0.2	S	1	0	0	0	0	0	0	0	0	0	0	1	2	0.00	0.000

BOTTOM

Toronto Blue Jays @ Kansas City Royals
Kauffman Stadium, Kansas City, MO
 Wed Sep 02 1998, 7:05 PM CDT
 Att: 12,541 - Cloudy - 83 F

livebaseballscorecards.com

AB	29
R	0
H	4
RBI	0
BB	2
SO	7
LOB	10



Batter	1	2	3	4	5	6	7	8	9	AB R H RBI BB SO LOB	TOP																									
Johnny Damon, L (1, 8) OBP: 0.343, SLG: 0.429 C B X	1-1 			2-2 	1-0 			1-0 	0-0 	5 2 2 1 0 0 1																										
Jeremy Giambi, L (1, 10) OBP: 0.300, SLG: 0.444 Scott Leius, R (8, PH) OBP: 0.231, SLG: 0.200 B X	1-0 			0-0 	1-2 			0-0 	3-3 	3 1 1 0 0 0 1 2 0 0 0 0 1 3																										
Jose Offerman, S (1, 4) OBP: 0.403, SLG: 0.438 C B B C T C B S	3-3 			3-3 				1-1 	0-0 	5 0 0 0 0 3 6																										
Dean Palmer, R (1, 5) OBP: 0.330, SLG: 0.517 C B B B B B		4-2 		0-0 				1-2 		3 0 2 3 1 0 0																										
Jeff King, R (1, 3) OBP: 0.323, SLG: 0.452 Jeff Conine, R (5, 3) OBP: 0.311, SLG: 0.428 C B B B B B X F T B B B	2-2 			4-1 				0-0 		1 0 0 0 1 0 1 2 0 0 0 0 1 1																										
Hal Morris, L (1, 7) OBP: 0.342, SLG: 0.390 X	0-0 			2-3 						4 1 2 0 0 1 2																										
Larry Sutton, L (1, 9) OBP: 0.310, SLG: 0.348 B X			1-0 	1-2 				2-2 	1-0 	3 0 1 0 0 0 3																										
29 Mike Sweeney, R (1, 2) OBP: 0.319, SLG: 0.391 C X			0-1 		0-0 			4-0 	2-0 	3 1 2 0 1 0 1																										
Mendy López, R (1, 6) OBP: 0.281, SLG: 0.302 Terry Pendleton, S (9, PH) OBP: 0.293, SLG: 0.315 Shane Halter, R (9, PR) OBP: 0.269, SLG: 0.320 C 1 SAFE C 1 SAFE S X	0-2 			0-0 	0-0 			0-3 	3-2 	2 0 0 0 0 1 2 1 0 1 1 0 0 0 0 0 0 0 0 0 0																										
Inning Stats	R: 0 H: 0 E: 0 K: 1 S: 7	H: 0 LOB: 0 BB: 0 P: 12	R: 0 H: 0 E: 0 K: 0 S: 6	H: 0 LOB: 0 BB: 1 P: 12	R: 0 H: 1 E: 0 K: 0 S: 6	H: 1 LOB: 0 BB: 0 P: 7	R: 2 H: 3 E: 0 K: 2 S: 15	H: 3 LOB: 2 BB: 1 P: 27	R: 0 H: 1 E: 0 K: 0 S: 6	H: 1 LOB: 1 BB: 0 P: 8	R: 0 H: 0 E: 0 K: 2 S: 7	H: 0 LOB: 0 BB: 0 P: 11	R: 0 H: 1 E: 0 K: 1 S: 10	H: 1 LOB: 1 BB: 1 P: 16	R: 1 H: 1 E: 1 K: 0 S: 10	H: 1 LOB: 1 BB: 0 P: 13	R: 2 H: 4 E: 0 K: 1 S: 14	H: 4 LOB: 3 BB: 0 P: 25	1B: 9 SF: 0 2B: 3 SAC: 2 3B: 0 DP: 1 HR: 0 HBP: 0	WP: 0 PA: 39 PB: 0 SB: 2 CS: 2																
PITCHER	IP WLS BF H R ER SO BB IBB HBP BLK WP HR S P ERA WHIP																																			
Ken Hill, R (1, 1) ERA: 4.91	7.0		27	6	2	2	6	3	0	0	0	0	0	57	93	2.57	1.286																			
Trevor Wilson, L (8, 1) ERA: 1.8	0.0		1	0	1	0	0	0	0	0	0	0	0	1	2	∞	∞																			
Shigetoshi Hasegawa, R (8, 1) ERA: 2.82	1.0		4	1	0	0	0	0	0	0	0	0	0	9	11	0.00	1.000																			
Mike Holtz, L (9, 1) ERA: 5.61	0.1	L	2	1	1	1	0	0	0	0	0	0	0	3	6	27.00	3.000																			
Troy Percival, R (9, 1) ERA: 3.19	0.2		5	3	1	1	1	0	0	0	0	0	0	11	19	13.50	4.500																			

Kansas City Royals @ Anaheim Angels
 Edison International Field, Anaheim, CA

livebaseballscorecards.com

AB	34
R	5
H	11
RBI	5
BB	3
SO	7
LOB	21



Fri Sep 04 1998, 10:05 PM EDT
 Att. 33,832 - Cloudy - 75 F

Batter	1	2	3	4	5	6	7	8	9	AB R H RBI BB SO LOB
Jim Edmonds, L (1, 8) OBP: 0.368, SLG: 0.499	2-2 1B		4-2 1B BB		4-1 16 E BB		2-3 K		1-2 G5-4-3 1B	3 1 2 0 2 1 0
Randy Velarde, R (1, 4) OBP: 0.383, SLG: 0.415	2-0 F8		3-0 1B		4-1 16 E BB		4-0 16 S BB		2-1 G5-4-3 1-2f	3 1 1 0 2 0 2
16 Garret Anderson, L (1, 9) OBP: 0.336, SLG: 0.472	1-3 K		0-3 K		2-1 E6		1-3 SAFE SAFE K		0-1 G4-3	5 0 0 0 0 3 5
Tim Salmon, R (1, 10) OBP: 0.416, SLG: 0.556	2-3 K			4-0 G6-4-3 BB	2-1 F9		0-0 2-H 1B			3 0 1 1 1 1 3
Gregg Jefferies, S (1, 7) OBP: 0.338, SLG: 0.411		1-0 G5-3		2-3 K		1-1 G3		0-0 1-2 1B		4 0 1 0 0 1 1
Orlando Palmeiro, L (8, 7) OBP: 0.404, SLG: 0.403										0 0 0 0 0 0 0
Chris Pritchett, L (1, 3) OBP: 0.395, SLG: 0.556		1-0 G4-1		2-2 G6-4-3 1-2f		2-1 1B 1B		2-0 F7		3 0 1 0 0 0 1
Todd Greene, R (7, PH) OBP: 0.378, SLG: 0.419										1 0 0 0 0 0 2
Craig Shipley, R (8, 3) OBP: 0.331, SLG: 0.393										0 0 0 0 0 0 0
Troy Glaus, R (1, 5) OBP: 0.296, SLG: 0.314		1-1 F9			0-0 BB 16 E S 1B	0-0 P3		2-3 K		4 1 1 0 0 1 1
Charlie O'Brien, R (1, 2) OBP: 0.304, SLG: 0.389			1-2 G4-3		1-2 F9	1-1 F9		2-3 K		3 0 1 0 0 0 1
Reggie Williams, S (8, PH) OBP: 0.485, SLG: 0.519						1-2 1B				1 0 0 0 0 1 0
Matt Walbeck, S (9, 2) OBP: 0.314, SLG: 0.352										0 0 0 0 0 0 0
Gary Disarcina, R (1, 6) OBP: 0.326, SLG: 0.398			1-0 P3		1-1 F7	1-0 P4		1-2 L6		4 0 0 0 0 0 3

Inning Stats	R: 0 E: 0 K: 2 S: 10	H: 1 LOB: 1 BB: 0 P: 17	R: 0 E: 0 K: 0 S: 4	H: 0 LOB: 0 BB: 0 P: 7	R: 0 E: 0 K: 1 S: 11	H: 1 LOB: 2 BB: 1 P: 20	R: 0 E: 0 K: 1 S: 7	H: 0 LOB: 0 BB: 1 P: 15	R: 2 E: 1 K: 0 S: 12	H: 1 LOB: 2 BB: 2 P: 26	R: 0 E: 0 K: 0 S: 8	H: 2 LOB: 2 BB: 0 P: 13	R: 1 E: 0 K: 2 S: 9	H: 2 LOB: 2 BB: 1 P: 18	R: 0 E: 0 K: 2 S: 10	H: 0 LOB: 0 BB: 0 P: 15	R: 0 E: 0 K: 0 S: 7	H: 1 LOB: 0 BB: 0 P: 10	1B: 8 2B: 0 3B: 0 HR: 0	SF: 0 SAC: 0 DP: 2 HBP: 0	WP: 0 PB: 0 SB: 2 CS: 0	PA: 39
--------------	-------------------------------	----------------------------------	------------------------------	---------------------------------	-------------------------------	----------------------------------	------------------------------	----------------------------------	-------------------------------	----------------------------------	------------------------------	----------------------------------	------------------------------	----------------------------------	-------------------------------	----------------------------------	------------------------------	----------------------------------	----------------------------------	------------------------------------	----------------------------------	--------

PITCHER	IP	WLS	BF	H	R	ER	SO	BB	IBB	HBP	BLK	WP	HR	S	P	ERA	WHIP
Pat Rapp, R (1, 1) ERA: 4.98	6.0		27	5	2	0	4	4	0	0	0	0	0	52	98	0.00	1.500
Chris Haney, L (7, 1) ERA: 7.03	0.2		3	0	1	1	2	1	0	0	0	0	0	6	13	13.50	1.500
47 Brian Bevil, R (7, 1) ERA: 5.2	0.0		2	2	0	0	0	0	0	0	0	0	0	2	2	∞	∞
Allen McDill, L (7, 1) ERA:	0.1		1	0	0	0	0	0	0	0	0	0	0	1	3	0.00	0.000
Ricky Bones, R (8, 1) ERA: 3.35	1.0	W	3	0	0	0	2	0	0	0	0	0	0	10	15	0.00	0.000

BOTTOM

Kansas City Royals @ Anaheim Angels
Edison International Field, Anaheim, CA

Fri Sep 04 1998, 10:05 PM EDT
Att: 33,832 - Cloudy - 75 F

AB	34
R	3
H	8
RBI	1
BB	5
SO	8
LOB	19



PITCHER	IP	WLS	BF	H	R	ER	SO	BB	IBB	HBP	BLK	WP	HR	S	P	ERA	WHIP
Jeff Montgomery, R (9, 1) ERA: 5.07	1.0		3	1	0	0	0	0	0	0	0	0	0	7	10	0.00	1.000

Batter	1	2	3	4	5	6	7	8	9	AB R H RBI BB SO LOB	TOP		
Johnny Damon, L (1, 8) OBP: 0.340, SLG: 0.426	2-2 		1-1 			2-2 		1-0 		4 0 0 0 0 0 0	Kansas City Royals @ Anaheim Angels Edison International Field, Anaheim, CA Sat Sep 05 1998, 10:05 PM EDT Att. 37,217 - Cloudy - 76 F		
Jeremy Giambi, L (1, 10) OBP: 0.357, SLG: 0.417	1-2 		2-3 			1-0 		4-1 		3 0 1 0 1 1 0			
Jose Offerman, S (1, 4) OBP: 0.402, SLG: 0.436	3-2 			0-2 			2-3 	1-3 		4 0 1 0 0 2 2			
Dean Palmer, R (1, 5) OBP: 0.329, SLG: 0.521	1-2 			1-2 			0-1 		2-3 	4 1 1 1 0 1 2			
Larry Sutton, L (1, 7) OBP: 0.306, SLG: 0.344		3-2 		2-3 			0-0 		1-2 	4 0 0 0 0 1 0			
Jeff Conine, R (1, 9) OBP: 0.314, SLG: 0.432		1-1 			2-3 		3-2 		2-3 	4 0 2 0 0 2 0			
Hal Morris, L (1, 3) OBP: 0.342, SLG: 0.389		1-2 			0-0 		0-0 			3 0 1 0 0 0 1			
29 Mike Sweeney, R (1, 2) OBP: 0.315, SLG: 0.386		2-0 			1-0 		3-2 			3 0 0 0 0 0 3			
Mendy López, R (1, 6) OBP: 0.278, SLG: 0.298 Terry Pendleton, S (8, PH) OBP: 0.291, SLG: 0.313 Shane Halter, R (8, 6) OBP: 0.269, SLG: 0.320			2-3 			2-0 		0-3 		2 0 0 0 0 1 0 1 0 0 0 0 1 0 0 0 0 0 0 0 0			
Inning Stats	R: 0 H: 1 E: 0 LOB: 1 K: 0 BB: 0 S: 13 P: 20	R: 0 H: 1 E: 0 LOB: 1 K: 0 BB: 0 S: 13 P: 20	R: 0 H: 0 E: 0 LOB: 0 K: 2 BB: 0 S: 10 P: 15	R: 0 H: 1 E: 0 LOB: 0 K: 1 BB: 0 S: 12 P: 15	R: 0 H: 0 E: 0 LOB: 0 K: 1 BB: 0 S: 5 P: 8	R: 0 H: 0 E: 0 LOB: 0 K: 0 BB: 0 S: 6 P: 11	R: 1 H: 3 E: 0 LOB: 2 K: 1 BB: 0 S: 16 P: 24	R: 0 H: 0 E: 0 LOB: 1 K: 2 BB: 1 S: 8 P: 14	R: 0 H: 0 E: 0 LOB: 0 K: 2 BB: 0 S: 9 P: 14	1B: 4 SF: 0 2B: 1 SAC: 0 3B: 0 DP: 0 HR: 1 HBP: 0	WP: 0 PA: 33 PB: 0 SB: 0 CS: 1		
PITCHER	IP WLS BF H R ER SO BB IBB HBP BLK WP HR S P ERA WHIP											PITCHER	IP WLS BF H R ER SO BB IBB HBP BLK WP HR S P ERA WHIP
Jack McDowell, R (1, 1) ERA: 4.12	6.2 W 25 6 1 1 5 0 0 0 0 0 0 1 71 106 1.35 0.900												
Pep Harris, R (7, 1) ERA: 4.86	1.1 5 0 0 0 2 1 0 0 0 0 0 0 12 21 0.00 0.750												
Rich DeLucia, R (9, 1) ERA: 4.05	1.0 S 3 0 0 0 2 0 0 0 0 0 0 0 9 14 0.00 0.000												

AB	32
R	1
H	6
RBI	1
BB	1
SO	9
LOB	8



livebaseballscorecards.com

Batter	1	2	3	4	5	6	7	8	9
Gregg Jefferies, S (1, 7) <small>OBP: 0.341, SLG: 0.414</small> Reggie Williams, S (8, PR) <small>OBP: 0.485, SLG: 0.519</small> (9, 7)	2-2 FC5-4 1B			1-2 G4-3	2-2 G6-4-3 1B			3-2 BB BB 1B	
Randy Velarde, R (1, 4)	1-0 FC5-4 G4-6-3 1-2f			0-1 2B 1B	1-2 G6-4-3 1-2f			4-2 SAFE BB BB 1-2	
Jim Edmonds, L (1, 8) <small>OBP: 0.367, SLG: 0.499</small>	1-1 SAFE G4-6-3 1-2f			1-0 SAFE 1-3 2B		2-1 G4-3		1-3 K	
Tim Salmon, R (1, 10) <small>OBP: 0.414, SLG: 0.552</small>		0-0 G5-3		2-3 K		2-3 K		4-2 BB 1-2 2-3	
16 Garret Anderson, L (1, 9) <small>OBP: 0.335, SLG: 0.471</small>		0-1 G4-3		3-3 K		1-2 1B		1-3 K	
Chris Pritchett, L (1, 3) <small>OBP: 0.390, SLG: 0.538</small> Todd Greene, R (8, PH) <small>OBP: 0.370, SLG: 0.409</small> Craig Shipley, R (9, 3) <small>OBP: 0.331, SLG: 0.393</small>		2-3 K			0-0 1B 1B	2-1 SAFE P3		2-3 K	
Matt Walbeck, S (1, 2) <small>OBP: 0.314, SLG: 0.352</small>			2-1 G4-3		0-0 1B 1B		2-1 F8		
Troy Glas, R (1, 5) <small>OBP: 0.290, SLG: 0.306</small>			2-3 K		3-3 K		3-3 K		
Gary Disarcina, R (1, 6) <small>OBP: 0.326, SLG: 0.397</small>			2-1 F8		0-0 1B 1B		0-1 L5		

Inning Stats	R: 0 E: 0 K: 10 S: 10	H: 1 LOB: 0 BB: 0 P: 14	R: 0 E: 0 K: 1 S: 6	H: 0 LOB: 0 BB: 0 P: 8	R: 0 E: 0 K: 1 S: 7	H: 0 LOB: 0 BB: 0 P: 13	R: 0 E: 0 K: 2 S: 14	H: 2 LOB: 2 BB: 0 P: 21	R: 2 E: 0 K: 1 S: 12	H: 4 LOB: 1 BB: 0 P: 18	R: 0 E: 0 K: 1 S: 11	H: 1 LOB: 1 BB: 0 P: 18	R: 0 E: 0 K: 1 S: 7	H: 0 LOB: 0 BB: 0 P: 12	R: 0 E: 0 K: 3 S: 17	H: 1 LOB: 3 BB: 2 P: 31
--------------	--------------------------------	----------------------------------	------------------------------	---------------------------------	------------------------------	----------------------------------	-------------------------------	----------------------------------	-------------------------------	----------------------------------	-------------------------------	----------------------------------	------------------------------	----------------------------------	-------------------------------	----------------------------------

PITCHER														PITCHER																				
IP	WLS	BF	H	R	ER	SO	BB	IBB	HBP	BLK	WP	HR	S	P	ERA	WHIP	IP	WLS	BF	H	R	ER	SO	BB	IBB	HBP	BLK	WP	HR	S	P	ERA	WHIP	
Brian Barber, R (1, 1) <small>ERA: 4.91</small>	7.0	L	27	8	2	2	7	0	0	0	0	0	67	104	2.57	1.143																		
Scott Service, R (8, 1) <small>ERA: 3.15</small>	0.0		2	1	0	0	1	0	0	0	0	0	6	12	∞	∞																		
Matt Whisenant, L (8, 1) <small>ERA: 5.02</small>	1.0		4	0	0	3	1	0	0	0	0	0	11	19	0.00	1.000																		

AB R H RBI BB SO LOB

4	0	3	1	0	0	0
0	0	0	0	0	0	0
3	0	1	0	1	0	3
4	0	1	0	0	1	3
3	0	0	0	1	2	2
4	0	1	0	0	2	5
3	1	1	0	0	1	1
1	0	0	0	0	1	3
0	0	0	0	0	0	0
3	1	1	0	0	0	0
3	0	0	0	0	3	2
3	0	1	1	0	0	0

AB	31
R	2
H	9
RBI	2
BB	2
SO	10
LOB	19



1B: 8	SF: 0	WP: 0	PA: 33
2B: 1	SAC: 0	PB: 0	
3B: 0	DP: 2	SB: 0	
HR: 0	HBP: 0	CS: 0	

Kansas City Royals @ Anaheim Angels
 Edison International Field, Anaheim, CA
 Sat Sep 05 1998, 10:05 PM EDT
 Att: 37,217 - Cloudy - 76 F

livebaseballscores.com

Batter	1	2	3	4	5	6	7	8	9	AB R H RBI BB SO LOB	TOP	
Johnny Damon, L (1, 8) OBP: 0.341, SLG: 0.426 C F B F B X	2-2 1B		3-2 G4-3 ②			2-2 1-2 G1-6-3 1B		2-3 K ①		4 0 2 0 0 1 1	Kansas City Royals @ Anaheim Angels Edison International Field, Anaheim, CA Sun Sep 06 1998, 10:05 PM EDT Att. 33,941 - Cloudy - 78 F livebaseballscorecards.com AB 29 R 0 H 3 RBI 0 BB 4 SO 11 LOB 14 	
Scott Leius, R (1, 5) OBP: 0.200, SLG: 0.172 1 B C X SAFE	1-1 F9 ①		3-2 F9 ③			3-2 G1-6-3 ② ② 1-2f 2-3		1-3 K ②		4 0 0 0 0 1 4		
Jose Offerman, S (1, 4) OBP: 0.399, SLG: 0.433 1 B C X SAFE SAFE	2-1 F9 ②			2-3 ①		3-3 ③		3-2 G4-3 ③		4 0 0 0 0 2 3		
Dean Palmer, R (1, 10) OBP: 0.327, SLG: 0.517 C 1 B X SAFE	1-1 F9 ③			1-3 ②			2-2 L5 ①		1-1 F7 ①	4 0 0 0 0 1 1		
Jeff Conine, R (1, 9) OBP: 0.313, SLG: 0.430 B C B C X		2-3 ①		1-1 F8 ③		0-0 BB 1B		2-2 F7 ②	4 0 1 0 0 1 0			
Chris Hatcher, R (1, 7) Jeremy Giambi, L (9, PH) OBP: 0.333, SLG: 0.385		0-3 ②		2-2 G5-3 ①		4-2 SAFE 1-2 BB		1-3 ③	2 0 0 0 1 1 0 1 0 0 0 0 1 0			
Hal Morris, L (1, 3) OBP: 0.342, SLG: 0.387 B B B B S		4-0 BB		3-3 ②		2-3 ②				2 0 0 0 1 2 2		
Shane Halter, R (1, 6) OBP: 0.265, SLG: 0.315 B C T B B X		2-3 ③		0-0 F8 ③		3-1 ③				3 0 0 0 0 1 3		
Tim Spehr, R (1, 2) OBP: 0.274, SLG: 0.154 29 Mike Sweeney, R (8, PH) OBP: 0.318, SLG: 0.386 (8, 2)		2-2 G6-3 ①			4-1 G1-6-3 1B BB		4-0 BB			1 0 0 0 1 0 0 0 0 0 0 1 0 0		
Inning Stats	R: 0 H: 1 E: 0 LOB: 1 K: 0 BB: 0 S: 10 P: 16	R: 0 H: 0 E: 0 LOB: 1 K: 3 BB: 1 S: 9 P: 17	R: 0 H: 0 E: 0 LOB: 0 K: 0 BB: 0 S: 13 P: 21	R: 0 H: 0 E: 0 LOB: 0 K: 2 BB: 0 S: 8 P: 12	R: 0 H: 0 E: 0 LOB: 0 K: 1 BB: 0 S: 7 P: 12	R: 0 H: 1 E: 0 LOB: 1 K: 1 BB: 1 S: 10 P: 22	R: 0 H: 1 E: 0 LOB: 2 K: 1 BB: 1 S: 11 P: 22	R: 0 H: 0 E: 0 LOB: 1 K: 2 BB: 1 S: 14 P: 24	R: 0 H: 0 E: 0 LOB: 0 K: 1 BB: 0 S: 10 P: 14	1B: 3 SF: 0 2B: 0 SAC: 0 3B: 0 DP: 1 HR: 0 HBP: 0	WP: 0 PA: 33 PB: 0 SB: 0 CS: 0	
PITCHER Chuck Finley, L (1, 1) ERA: 3.08 Shigetoshi Hasegawa, R (9, 1) ERA: 2.79	IP WLS BF H R ER SO BB IBB HBP BLK WP HR S P ERA WHIP 8.0 W 30 3 0 0 10 4 0 0 0 0 0 0 82 146 0.00 0.875 1.0 S 3 0 0 0 1 0 0 0 0 0 0 0 10 14 0.00 0.000											PITCHER IP WLS BF H R ER SO BB IBB HBP BLK WP HR S P ERA WHIP

Batter	1	2	3	4	5	6	7	8	9
Orlando Palmeiro, L (1, 7) OBP: 0.400, SLG: 0.399	3-2 P6	1-2 G6-3			1-1 F8		3-2 1B		
Randy Velarde, R (1, 4) OBP: 0.389, SLG: 0.407	4-2 E 16 1B BB	4-2 BB			0-0 G4-3		1-1 P4		
Jim Edmonds, L (1, 8) OBP: 0.366, SLG: 0.496	0-1 F7	1-0 P6			4-0 1B BB		1-0 G3		
Tim Salmon, R (1, 10) OBP: 0.415, SLG: 0.551	1-0 E 16 1B 1B		2-1 F9		0-1 1B		0-0 G6-3		
Gregg Jefferies, S (1, 3) OBP: 0.339, SLG: 0.411 Chris Pritchett, L (7, 3) OBP: 0.405, SLG: 0.550	3-2 E6 16 1B		0-1 G6-3		2-2 G6-3		0-1 16 1B 1B		
16 Garret Anderson, L (1, 9) OBP: 0.336, SLG: 0.471	3-2 1B 1B		0-0 G6-3		0-1 F8		1-0 1B		
Matt Walbeck, S (1, 2) OBP: 0.314, SLG: 0.351	2-2 1B			0-0 G4-3		1-1 F8		2-3 K	
Craig Shipley, R (1, 5) OBP: 0.321, SLG: 0.381 Troy Glaus, R (9, 5) OBP: 0.290, SLG: 0.306	0-0 F7			1-1 F8		0-0 L5		1-0 F8	
Gary Disarcina, R (1, 6) OBP: 0.324, SLG: 0.395		0-1 F9		1-1 G5-3			0-1 F7		

Inning Stats	R: 3	H: 3	E: 1	K: 0	S: 19	LOB: 2	BB: 1	P: 35	R: 0	H: 0	E: 0	K: 0	S: 12	LOB: 1	BB: 1	P: 18	R: 0	H: 0	E: 0	K: 0	S: 5	LOB: 0	BB: 0	P: 7	R: 0	H: 0	E: 0	K: 0	S: 5	LOB: 0	BB: 0	P: 7	R: 0	H: 1	E: 0	K: 0	S: 8	LOB: 2	BB: 1	P: 15	R: 0	H: 0	E: 0	K: 0	S: 5	LOB: 0	BB: 0	P: 6	R: 0	H: 1	E: 0	K: 0	S: 9	LOB: 1	BB: 0	P: 13	R: 0	H: 2	E: 0	K: 1	S: 8	LOB: 2	BB: 0	P: 12
--------------	------	------	------	------	-------	--------	-------	-------	------	------	------	------	-------	--------	-------	-------	------	------	------	------	------	--------	-------	------	------	------	------	------	------	--------	-------	------	------	------	------	------	------	--------	-------	-------	------	------	------	------	------	--------	-------	------	------	------	------	------	------	--------	-------	-------	------	------	------	------	------	--------	-------	-------

PITCHER	IP	WLS	BF	H	R	ER	SO	BB	IBB	HBP	BLK	WP	HR	S	P	ERA	WHIP
Tim Belcher, R (1, 1) ERA: 3.98	8.0	L	35	7	3	0	1	3	0	0	0	0	0	71	113	0.00	1.250

AB R H RBI BB SO LOB

4	0	1	0	0	0	0
2	1	0	0	2	0	1
3	0	0	0	1	0	3
4	1	2	0	0	0	0
3	1	0	0	0	0	4
1	0	1	0	0	0	0
4	0	2	3	0	0	0
4	0	1	0	0	1	2
4	0	0	0	0	0	4
0	0	0	0	0	0	0
3	0	0	0	0	0	0

AB	32
R	3
H	7
RBI	3
BB	3
SO	1
LOB	14



Kansas City Royals @ Anaheim Angels
Edison International Field, Anaheim, CA
Sun Sep 06 1998, 10:05 PM EDT
Att: 33,941 - Cloudy - 78 F

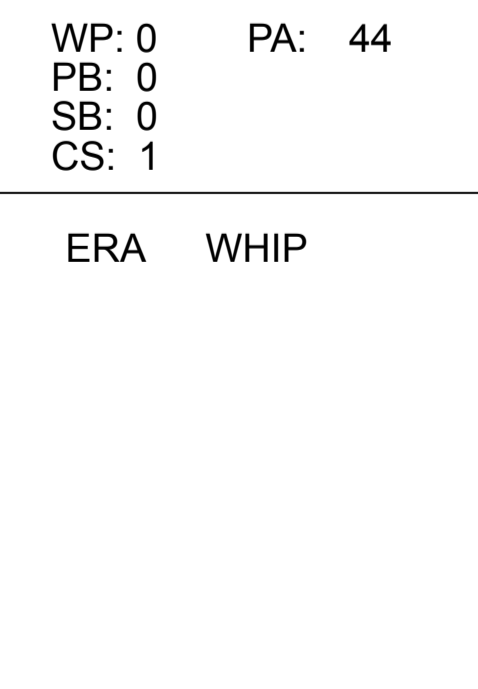
livebaseballscorecards.com

WP	PA
0	35
0	
0	
0	

Batter	1	2	3	4	5	6	7	8	9	AB R H RBI BB SO LOB
Johnny Damon, L (1, 8) OBP: 0.339, SLG: 0.422	3-2 G1-3	1-2 L4-3		2-2 G6-3		1-2 G3		2-3 K		5 0 0 0 0 1 3
Jeremy Giambi, L (1, 10) OBP: 0.400, SLG: 0.667	0-0 1B 2B		1-0 CS 1B		0-1 F7	2-2 HR		2-0 P8		5 1 3 1 0 0 0
Jose Offerman, S (1, 4) OBP: 0.401, SLG: 0.434	4-1 1B BB		3-3 SAFE K		3-2 BB 1B BB 1B	0-0 F8		3-2 G6-4-3 1B 2B 1B		4 2 2 0 1 1 1
Dean Palmer, R (1, 5) OBP: 0.329, SLG: 0.518	1-0 F8		0-1 2B 1B		0-0 BB 29 BB 2B 1B	3-3 K		0-1 G6-4-3 1B		5 1 3 0 0 1 2
Larry Sutton, L (1, 7) OBP: 0.307, SLG: 0.348	3-1 1B		0-1 2B		1-3 K		3-2 G3-1	1-0 G6-4-3		5 0 2 0 0 1 4
Jeff Conine, R (1, 9) OBP: 0.317, SLG: 0.434	0-1 F9		2-3 K		4-0 29 BB 2B BB	1-1 1B		3-1 2B		4 1 2 1 1 1 5
Hal Morris, L (1, 3) OBP: 0.345, SLG: 0.386		4-2 29 1B BB		1-1 G6-3	4-1 29 2B BB	0-0 L6		4-0 IBB		2 1 0 1 3 0 1
29 Mike Sweeney, R (1, 2) OBP: 0.323, SLG: 0.398		2-1 L4-3 1B		1-0 2B	0-1 1-H 2-H 3-H 2B	1-1 G6-3		1-0 L4		5 0 3 3 0 0 3
Mendy López, R (1, 6) OBP: 0.271, SLG: 0.290		0-3 K		1-2 G6-3	1-0 G5-3		1-2 F9			4 0 0 0 0 1 4

TOP													
<p>Kansas City Royals @ Texas Rangers The Ballpark at Arlington, Arlington, TX</p> <p>Tue Sep 08 1998, 8:05 PM EDT Att. 22,336 - Cloudy - 97 F</p>													
AB	39	R	6	H	15	RBI	6	BB	5	SO	6	LOB	23
WP: 0	PA: 44	PB: 0	SB: 0	CS: 1	SF: 0	SAC: 0	DP: 3	HBP: 0	HR: 1	1B: 9	2B: 7	3B: 0	

Inning Stats	R: 0	H: 2	E: 0	K: 0	S: 11	P: 22	R: 0	H: 1	E: 0	K: 1	S: 10	P: 17	R: 0	H: 3	E: 0	K: 2	S: 11	P: 17	R: 0	H: 1	E: 0	K: 0	S: 11	P: 16	R: 4	H: 3	E: 0	K: 1	S: 15	P: 28	R: 1	H: 1	E: 0	K: 1	S: 15	P: 21	R: 0	H: 1	E: 0	K: 0	S: 8	P: 13	R: 0	H: 0	E: 0	K: 1	S: 8	P: 13	R: 1	H: 3	E: 0	K: 0	S: 9	P: 21	1B: 9	2B: 7	3B: 0	HR: 1	SF: 0	SAC: 0	DP: 3	HBP: 0	WP: 0 <th>PA: 44 <th>PB: 0 <th>SB: 0 <th>CS: 1 </th></th></th></th>	PA: 44 <th>PB: 0 <th>SB: 0 <th>CS: 1 </th></th></th>	PB: 0 <th>SB: 0 <th>CS: 1 </th></th>	SB: 0 <th>CS: 1 </th>	CS: 1
PITCHER	IP	WLS	BF	H	R	ER	SO	BB	IBB	HBP	BLK	WP	HR	S	P	ERA	WHIP																																																		
John Burkett, R (1, 1) ERA: 6.08	4.2		24	9	3	3	4	3	0	0	0	0	0	54	91	5.79	2.571																																																		
Greg Cadaret, L (5, 1) ERA: 4.15	0.0		1	0	0	0	0	1	0	0	0	0	0	1	5	∞	∞																																																		
Tim Crabtree, R (5, 1) ERA: 4.05	1.1		6	2	2	2	1	0	0	0	0	0	1	18	25	13.50	1.500																																																		
Eric Gunderson, L (7, 1) ERA: 4.7	2.0		8	2	1	1	1	0	0	0	0	0	0	19	32	4.50	1.000																																																		
Danny Patterson, R (9, 1) ERA: 4.77	1.0	W	5	2	0	0	0	0	1	0	0	0	0	6	15	0.00	2.000																																																		



Batter	1	2	3	4	5	6	7	8	9	AB	R	H	RBI	BB	SO	LOB
Mark McLemore, S OBP: 0.382, SLG: 0.336 (1, 4)	3-2 G5-3	2-2 P4		1 SAFE 0-1 1-2 FC6-4 1B		0-1 1B 2-H 1B			4-2 1B 29 2B BB	4	1	2	1	1	0	0
Roberto Kelly, R OBP: 0.351, SLG: 0.555 Luis Alcega, S OBP: 0.375, SLG: 0.432 (1, 8) (9, PH)	1-0 F8		1-1 29 2B 3B	0-2 FC6-4 1-2f		1-2 1B 1-3 1B			2-1 29 2B 1B 1B	4	1	2	0	0	0	2
29 Rusty Greer, L OBP: 0.395, SLG: 0.448 (1, 7)	2-1 1B 1B		1-2 G4-3 3-H 2B		3-2 G4-3	0-3 K			1-2 1B 1-3 2B	5	1	3	2	0	1	2
Juan Gonzalez, R OBP: 0.362, SLG: 0.626 (1, 9)	3-2 1-2 1B		0-2 P7		1-2 FC5-4 1B				4-0 1B IBB	4	0	2	0	1	0	1
Will Clark, L OBP: 0.384, SLG: 0.510 (1, 3)	2-3 K		3-1 G4-3 2-3		1-3 K				1-3 K	5	0	0	0	0	3	7
Ivan Rodriguez, R OBP: 0.383, SLG: 0.514 (1, 2)		0-1 G3-1-3	1-0 G4-3		2-1 FC5-4 1-2f				0-0 F8 1B	5	0	1	2	0	0	2
Todd Zeile, R OBP: 0.344, SLG: 0.428 (1, 5)		2-2 HR 3B		0-0 F8		2-3 K			0-1 G5-3	4	1	1	0	0	1	0
Mike Simms, R OBP: 0.377, SLG: 0.602 Lee Stevens, L OBP: 0.313, SLG: 0.483 (1, 10) (8, PH)		1-0 P9		1-2 G6-3		1-0 1B 2B			1-0 G3	3	1	1	0	0	0	1
Royce Clayton, R OBP: 0.307, SLG: 0.350 (1, 6)		1-1 HR		4-0 1B BB		3-3 K			1-2 G4-3	1	0	0	0	0	0	0

Inning Stats	R: 0	H: 2	E: 0	LOB: 2	K: 1	S: 12	R: 2	H: 2	E: 0	LOB: 1	K: 0	S: 12	R: 1	H: 2	E: 0	LOB: 2	K: 0	S: 9	R: 0	H: 1	E: 0	LOB: 1	K: 1	S: 12	R: 1	H: 3	E: 0	LOB: 2	K: 3	S: 16	R: 0	H: 0	E: 0	LOB: 0	K: 0	S: 5	R: 0	H: 0	E: 0	LOB: 0	K: 0	S: 6	R: 3	H: 3	E: 0	LOB: 2	K: 1	S: 12	R: 0	H: 3	E: 0	LOB: 2	K: 1	S: 12	1B: 8	SF: 0	2B: 3	SAC: 0	3B: 2	DP: 0	HR: 1	HBP: 0	WP: 0	PA: 42
--------------	------	------	------	--------	------	-------	------	------	------	--------	------	-------	------	------	------	--------	------	------	------	------	------	--------	------	-------	------	------	------	--------	------	-------	------	------	------	--------	------	------	------	------	------	--------	------	------	------	------	------	--------	------	-------	------	------	------	--------	------	-------	-------	-------	-------	--------	-------	-------	-------	--------	-------	--------

PITCHER	IP	WLS	BF	H	R	ER	SO	BB	IBB	HBP	BLK	WP	HR	S	P	ERA	WHIP
50 José Rosado, L ERA: 4.31 (1, 1)	5.2		28	10	4	4	4	1	0	0	0	0	1	66	107	6.35	1.941
Scott Service, R ERA: 3.05 (6, 1)	2.1		8	1	0	0	1	0	0	0	0	0	0	17	24	0.00	0.429
Jeff Montgomery, R ERA: 5.58 (9, 1)	0.1	L	6	3	3	3	1	1	1	0	0	0	0	12	24	81.00	12.000

BOTTOM

Kansas City Royals @ Texas Rangers
The Ballpark at Arlington, Arlington, TX

Tue Sep 08 1998, 8:05 PM EDT
Att. 22,336 - Cloudy - 97 F

livebaseballscorecards.com

AB	39
R	7
H	14
RBI	7
BB	3
SO	6
LOB	16



Batter	1	2	3	4	5	6	7	8	9	AB R H RBI BB SO LOB	TOP											
Johnny Damon, L (1, 8) <small>OBP: 0.336, SLG: 0.419</small>										4 0 0 0 0 1 0												
Jeremy Giambi, L (1, 10) <small>OBP: 0.375, SLG: 0.591</small>										4 0 1 0 0 0 0												
Jose Offerman, S (1, 4) <small>OBP: 0.402, SLG: 0.434</small>										4 0 2 0 0 1 2												
Dean Palmer, R (1, 5) <small>OBP: 0.327, SLG: 0.514</small> Scott Leius, R (8, 5) <small>OBP: 0.200, SLG: 0.172</small>										4 0 0 0 0 0 3 0 0 0 0 0 0 0												
Jeff King, R (1, 3) <small>OBP: 0.321, SLG: 0.448</small>										4 0 0 0 0 2 1												
Hal Morris, L (1, 7) <small>OBP: 0.348, SLG: 0.387</small>										3 0 2 0 1 0 0												
Jeff Conine, R (1, 9) <small>OBP: 0.313, SLG: 0.428</small>										4 0 0 0 0 2 2												
29 Mike Sweeney, R (1, 2) <small>OBP: 0.323, SLG: 0.402</small>										3 0 1 0 0 1 1												
Mendy López, R (1, 6) <small>OBP: 0.268, SLG: 0.287</small> Chris Hatcher, R (7, PH) Shane Halter, R (7, 6) <small>OBP: 0.265, SLG: 0.315</small>										2 0 0 0 0 1 0 1 0 0 0 0 0 1 0 0 0 0 0 0 0												
Inning Stats	R: 0 E: 0 K: 2 S: 13	H: 1 LOB: 1 BB: 0 P: 19	R: 0 E: 0 K: 0 S: 8	H: 1 LOB: 1 BB: 0 P: 12	R: 0 E: 1 K: 1 S: 13	H: 0 LOB: 1 BB: 0 P: 20	R: 0 E: 0 K: 1 S: 13	H: 0 LOB: 1 BB: 1 P: 20	R: 0 E: 0 K: 1 S: 12	H: 0 LOB: 0 BB: 0 P: 18	R: 0 E: 1 K: 1 S: 15	H: 1 LOB: 1 BB: 0 P: 24	R: 0 E: 0 K: 1 S: 7	H: 2 LOB: 1 BB: 0 P: 9	R: 0 E: 0 K: 0 S: 11	H: 1 LOB: 1 BB: 0 P: 16	R: 0 E: 0 K: 1 S: 8	H: 0 LOB: 0 BB: 0 P: 8	1B: 5 2B: 1 3B: 0 HR: 0	SF: 0 SAC: 0 DP: 0 HBP: 0	WP: 1 PB: 0 SB: 0 CS: 0	PA: 34
PITCHER	IP WLS BF H R ER SO BB IBB HBP BLK WP HR S P ERA WHIP																					
Aaron Sele, R (1, 1) <small>ERA: 4.26</small> Tony Fossas, L (8, 1) <small>ERA: 7.79</small> Xavier Hernandez, R (8, 1) <small>ERA: 3.33</small> Al Levine, R (9, 1) <small>ERA: 3.99</small>	7.0 W 27 5 0 0 7 1 0 0 0 1 0 81 122 0.00 0.857	0.2 3 1 0 0 0 0 0 0 0 0 0 9 12 0.00 1.500	0.1 1 0 0 0 0 0 0 0 0 0 0 2 4 0.00 0.000	1.0 3 0 0 0 1 0 0 0 0 0 0 8 8 0.00 0.000																		

Kansas City Royals @ Texas Rangers
 The Ballpark at Arlington, Arlington, TX
 Wed Sep 09 1998, 8:05 PM EDT
 Att. 28,441 - Unknown - 93 F

livebaseballscorecards.com

AB	33
R	0
H	6
RBI	0
BB	1
SO	8
LOB	10



Batter	1	2	3	4	5	6	7	8	9
Tom Goodwin, L OBP: 0.378, SLG: 0.331 (1, 8)	3-2 G4-3	3-2 SAFE 1B 3-H 2B	0-3 K			1-1 G1-3		1-0 2B	
Mark McLemore, S OBP: 0.384, SLG: 0.340 (1, 4)	1-3 K	2-2 2B 2-3 1B			1-2 G5-3	2-1 2B		4-1 BB	
29 Rusty Greer, L OBP: 0.394, SLG: 0.449 (1, 7)	1-1 2B	1-1 G6-4-3			2-2 P6	3-2 G6-3		0-2 SF8	
Bill Haselman, R OBP: 0.323, SLG: 0.560 (9, 2)									
Juan Gonzalez, R OBP: 0.366, SLG: 0.628 (1, 9)	4-2 2B		0-1 FC3-6 1B		0-0 1B		1-2 2B	3-3 K2-3	
Mike Simms, R OBP: 0.377, SLG: 0.602 (9, 9)									
Will Clark, L OBP: 0.383, SLG: 0.510 (1, 3)	1-2 2B		1-2 FC3-6 HR		2-3 K		3-3 K		
Ivan Rodriguez, R OBP: 0.383, SLG: 0.512 (1, 2)	3-0 P6		0-1 HR 1B			3-2 G4-3		0-2 P3	
Warren Newson, L OBP: 0.278, SLG: 0.294 (9, 7)									
Lee Stevens, L OBP: 0.315, SLG: 0.493 (1, 10)		0-0 1B 2B 1B	0-1 HR		0-0 G1-3		2-2 G4-3		
Todd Zeile, R OBP: 0.343, SLG: 0.428 (1, 5)		0-3 K	1-1 F9 2B		3-1 G5-3			0-1 F7	
Royce Clayton, R OBP: 0.308, SLG: 0.351 (1, 6)		0-2 2B 1B	0-1 F9			1-3 K		3-2 2B SF8 1B	

Inning Stats	R: 2	H: 2	E: 0	K: 1	S: 15	LOB: 1	BB: 1	P: 28	R: 2	H: 4	E: 0	K: 1	S: 15	LOB: 1	BB: 0	P: 21	R: 3	H: 4	E: 1	K: 1	S: 16	LOB: 1	BB: 0	P: 18	R: 0	H: 1	E: 0	K: 1	S: 10	LOB: 1	BB: 0	P: 15	R: 0	H: 0	E: 0	K: 0	S: 6	LOB: 0	BB: 0	P: 12	R: 0	H: 1	E: 0	K: 1	S: 10	LOB: 1	BB: 0	P: 17	R: 0	H: 1	E: 0	K: 1	S: 14	LOB: 1	BB: 0	P: 20	R: 1	H: 2	E: 0	K: 1	S: 15	LOB: 2	BB: 1	P: 26
--------------	------	------	------	------	-------	--------	-------	-------	------	------	------	------	-------	--------	-------	-------	------	------	------	------	-------	--------	-------	-------	------	------	------	------	-------	--------	-------	-------	------	------	------	------	------	--------	-------	-------	------	------	------	------	-------	--------	-------	-------	------	------	------	------	-------	--------	-------	-------	------	------	------	------	-------	--------	-------	-------

PITCHER	IP	WLS	BF	H	R	ER	SO	BB	IBB	HBP	BLK	WP	HR	S	P	ERA	WHIP
Pat Rapp, R ERA: 5.27 (1, 1)	2.1	L	16	9	7	7	2	1	0	0	0	0	1	39	59	27.00	4.286
Jeff Suppan, R ERA: 6.42 (3, 1)	2.2		10	2	0	0	2	0	0	0	0	0	0	23	35	0.00	0.750
Allen McDill, L ERA: (6, 1)	1.0		4	1	0	0	1	0	0	0	0	0	0	10	17	0.00	1.000
47 Brian Bevil, R ERA: 5.06 (7, 1)	1.0		4	1	0	0	1	0	0	0	0	0	0	14	20	0.00	1.000
Jim Pittsley, R ERA: 6.96 (8, 1)	1.0		6	2	1	1	1	1	0	0	0	0	0	15	26	9.00	3.000

AB	R	H	RBI	BB	SO	LOB
5	0	2	2	0	1	1
4	0	2	0	1	1	0
4	1	1	1	0	0	3
0	0	0	0	0	0	0
4	1	3	0	1	1	2
0	0	0	0	0	0	0
4	1	1	2	0	2	3
4	1	1	0	0	0	2
0	0	0	0	0	0	0
4	2	2	3	0	0	1
4	0	1	0	0	1	1
4	2	2	0	0	1	1

AB	37	R	8	H	15	RBI	8	BB	2	SO	7	LOB	14
WP:	0	PA:	40	PB:	0	SB:	0	CS:	0	ERA		WHIP	

Kansas City Royals @ Texas Rangers
The Ballpark at Arlington, Arlington, TX
Wed Sep 09 1998, 8:05 PM EDT
Att: 28,441 - Unknown - 93 F



Batter	1	2	3	4	5	6	7	8	9	AB R H RBI BB SO LOB	TOP	
Carlos Guillen, S (1, 4) OBP: 0.353, SLG: 0.313	1-2 F7		0-1 F9		2-1 G4-3		2-3 K		3-2 F8	5 0 0 0 0 1 2		
Alex Rodriguez, R (1, 6) OBP: 0.354, SLG: 0.556	3-2 F9		0-2 G4-3			3-2 G4-3 WP 1B	0-1 F8		3-3 K	5 0 1 0 0 1 2		
Ken Griffey Jr., L (1, 10) OBP: 0.373, SLG: 0.615	1-1 F8		0-0 1B			2-3 K		2-2 L3		4 0 1 0 0 1 1		
David Segui, S (1, 3) OBP: 0.360, SLG: 0.484		2-1 P4	0-0 P4			2-0 G4-3		0-0 HR		4 1 1 1 0 0 2		
Russ Davis, R (1, 5) OBP: 0.310, SLG: 0.453		4-2 WP 2B BB		2-2 G6-4-3 1B		0-0 G1-3		1-3 K		3 1 1 0 1 1 1		
Raul Ibanez, L (1, 7) Charles Gipson, R (8, 8) OBP: 0.311, SLG: 0.591 OBP: 0.325, SLG: 0.257		2-2 FC3-6 1-H WP 2B		0-2 K		3-1 1B 3B		2-3 K		4 2 2 1 0 2 1 0 0 0 0 0 0 0		
Dan Wilson, R (1, 2) OBP: 0.309, SLG: 0.405		4-0 FC3-6 BB		2-1 G6-4-3 1-2f		1-0 E S 1B 1B		3-1 HR		3 2 2 2 1 0 1		
Shane Monahan, L (1, 8) (8, 7) OBP: 0.282, SLG: 0.376		0-0 FC3-6 WP 1-2f 2-3		1-0 P4		1-3 K		1-2 G5-3		4 0 0 0 0 1 3		
Ryan Radmanovich, L (1, 9) OBP: 0.161, SLG: 0.233		2-1 F9 1-2 3-H		0-0 E3		1-0 1B		1-2 1B		4 0 2 1 0 0 1		
Inning Stats	R: 0 E: 0 K: 0 S: 8 H: 0 LOB: 0 BB: 0 P: 13	R: 2 E: 0 K: 0 S: 11 H: 1 LOB: 1 BB: 2 P: 25	R: 0 E: 0 K: 0 S: 7 H: 1 LOB: 1 BB: 0 P: 7	R: 0 E: 0 K: 1 S: 8 H: 1 LOB: 0 BB: 0 P: 12	R: 0 E: 1 K: 0 S: 4 H: 0 LOB: 0 BB: 0 P: 7	R: 0 E: 0 K: 1 S: 9 H: 1 LOB: 1 BB: 0 P: 16	R: 2 E: 0 K: 2 S: 14 H: 3 LOB: 1 BB: 0 P: 22	R: 1 E: 0 K: 2 S: 10 H: 1 LOB: 0 BB: 0 P: 15	R: 1 E: 0 K: 1 S: 16 H: 2 LOB: 1 BB: 0 P: 27	1B: 6 2B: 1 3B: 1 HR: 2 SF: 0 SAC: 0 DP: 1 HBP: 0	WP: 3 PB: 0 SB: 1 CS: 0 PA: 38	
PITCHER	IP WLS BF H R ER SO BB IBB HBP BLK WP HR S P ERA WHIP											
Brian Barber, R (1, 1) ERA: 4.97	7.0 L 29 7 4 4 4 2 0 0 0 0 3 0 61 102 5.14 1.286											
Allen McDill, L (8, 1) ERA: 6.0	1.2 8 3 2 2 2 0 0 0 0 0 2 22 35 10.80 1.800											
Scott Service, R (9, 1) ERA: 3.04	0.1 1 0 0 0 1 0 0 0 0 0 0 4 7 0.00 0.000											

Seattle Mariners @ Kansas City Royals
Kauffman Stadium, Kansas City, MO
Fri Sep 11 1998, 3:33 AM CDT
Unknown - 82 F

AB	36
R	6
H	10
RBI	5
BB	2
SO	7
LOB	14



Batter	1	2	3	4	5	6	7	8	9	AB	R	H	RBI	BB	SO	LOB
Johnny Damon, L <small>(1, 8) OBP: 0.334, SLG: 0.417</small>	2-1 <small>①</small>		1-2 <small>③</small>			0-1 <small>②</small>		3-2 <small>②</small>		4	0	0	0	0	0	1
Scott Leius, R <small>(1, 5) (9, 6)</small>	2-1 <small>②</small>			0-0 <small>①</small>		1-0 <small>③</small>		2-2 <small>③</small>		4	0	0	0	0	0	1
Jose Offerman, S <small>(1, 4) OBP: 0.401, SLG: 0.433</small>	1-2 <small>③</small>			1-0 <small>②</small>			1-0 <small>1B</small>		0-3 <small>①</small>	4	1	1	0	0	1	0
Dean Palmer, R <small>(1, 10) OBP: 0.326, SLG: 0.517</small>		1-2 <small>①</small>		2-0 <small>③</small>			2-2 <small>1-H</small>		1-3 <small>②</small>	4	1	1	2	0	1	0
Jeff King, R <small>(1, 3) OBP: 0.320, SLG: 0.453</small>		0-0 <small>②</small>			0-2 <small>HR</small>		0-1 <small>①</small>		1-2 <small>③</small>	4	1	1	1	0	0	0
Jeff Conine, R <small>(1, 9) OBP: 0.313, SLG: 0.425</small>		4-2 <small>BB</small>			0-1 <small>①</small>		1-0 <small>②</small>			2	0	0	0	1	0	0
Chris Hatcher, R <small>(1, 7) OBP: 0.286, SLG: 0.167</small>		1-3 <small>③</small>			1-2 <small>29 G6-4-3 1B</small>		2-3 <small>③</small>			3	0	1	0	0	2	1
29 Mike Sweeney, R <small>(1, 2) OBP: 0.319, SLG: 0.397</small>			0-0 <small>①</small>		0-0 <small>② ③</small>			1-0 <small>①</small>		3	0	0	0	0	0	1
Shane Halter, R <small>(1, 6) OBP: 0.263, SLG: 0.312</small> Terry Pendleton, S <small>(8, PH) (9, 5) OBP: 0.294, SLG: 0.321</small>			1-2 <small>②</small>			1-0 <small>①</small>		0-0 <small>2B</small>		2	0	0	0	0	0	0
										1	0	1	0	0	0	0

Inning Stats	R: 0	H: 0	E: 0	LOB: 0	K: 0	S: 7	P: 12	R: 0	H: 0	E: 0	LOB: 1	K: 1	S: 10	R: 0	H: 0	E: 0	LOB: 0	K: 0	S: 7	R: 1	H: 2	E: 0	LOB: 0	K: 0	S: 9	R: 0	H: 0	E: 0	LOB: 0	K: 0	S: 4	R: 2	H: 2	E: 0	LOB: 0	K: 1	S: 13	R: 0	H: 1	E: 0	LOB: 1	K: 0	S: 10	R: 0	H: 0	E: 0	LOB: 0	K: 2	S: 11	1B: 2	SF: 0	2B: 1	SAC: 0	3B: 0	DP: 1	HR: 2	HBP: 0	WP: 0	PA: 32
Jeff Fassero, L <small>(1, 1) ERA: 4.17</small> Mike Timlin, R <small>(9, 1) ERA: 3.07</small>	IP	WLS	BF	H	R	ER	SO	BB	IBB	HBP	BLK	WP	HR	S	P	ERA	WHIP																																										
	8.0	W	29	5	3	3	2	1	0	0	0	0	0	63	94	3.38	0.750																																										
	1.0	S	3	0	0	0	2	0	0	0	0	0	0	11	13	0.00	0.000																																										

BOTTOM

Seattle Mariners @ Kansas City Royals
 Kauffman Stadium, Kansas City, MO

Fri Sep 11 1998, 3:33 AM CDT
 Unknown - 82 F

livebaseballscorecards.com

AB	31
R	3
H	5
RBI	3
BB	1
SO	4
LOB	4

Batter	1	2	3	4	5	6	7	8	9	AB R H RBI BB SO LOB										
Carlos Guillen, S (1, 4) OBP: 0.381, SLG: 0.350	1-2 G6-3 2B 1B	0-0 G5-4-3 1-2 2-H 1B			1-1 F9		1-0 P4			4 1 2 1 0 0 1										
David Bell, R (1, 5) OBP: 0.301, SLG: 0.411	1-0 G6-3	2-1 G5-4-3			3-2 L8		1-2 G6-3			4 0 0 0 0 0 4										
Ken Griffey Jr., L (1, 8) OBP: 0.370, SLG: 0.610	2-0 F8		2-2 G4-3			3-2 P6		1-3 K		4 0 0 0 0 1 1										
Alex Rodriguez, R (1, 10) OBP: 0.355, SLG: 0.557	1-2 HR 2B		0-3 K			2-2 G1-3 1B		0-2 P3		4 1 2 1 0 1 0										
David Segui, S (1, 3) OBP: 0.359, SLG: 0.488	3-2 HR		0-0 G5-3			0-1 G1-3		1-0 G5-3		4 1 1 2 0 0 1										
Raul Ibanez, L (1, 9) OBP: 0.298, SLG: 0.565	1-2 F9		0-1 F7			0-0 G3			1-2 G6-3	2 0 0 0 0 0 0 2 0 0 0 0 0 1										
Russ Davis, R (6, PH) OBP: 0.309, SLG: 0.451																				
Shane Monahan, L (1, 7) OBP: 0.279, SLG: 0.371		1-2 G3		0-3 K			0-0 G5-3		3-2 P3	2 0 0 0 0 1 0 2 0 0 0 0 0 0										
Charles Gipson, R (7, PH) OBP: 0.310, SLG: 0.243																				
John Marzano, R (1, 2) OBP: 0.326, SLG: 0.402		0-2 1B 1B		0-0 G5-3			3-2 HR		0-0 P4	4 2 2 1 0 0 0										
Giomar Guevara, S (1, 6) OBP: 0.500, SLG: 0.250		0-0 1B 1B			0-0 G1-3		4-1 BB			2 0 1 0 1 0 0										
Inning Stats	R: 3 E: 0 K: 0 S: 17	H: 3 LOB: 0 BB: 0 P: 26	R: 1 E: 0 K: 0 S: 10	H: 3 LOB: 1 BB: 0 P: 13	R: 0 E: 0 K: 1 S: 8	H: 0 LOB: 0 BB: 0 P: 10	R: 0 E: 0 K: 1 S: 6	H: 0 LOB: 0 BB: 0 P: 6	R: 0 E: 0 K: 0 S: 7	H: 1 LOB: 1 BB: 0 P: 14	R: 1 E: 0 K: 0 S: 10	H: 1 LOB: 1 BB: 1 P: 19	R: 0 E: 0 K: 1 S: 7	H: 0 LOB: 0 BB: 0 P: 9	R: 0 E: 0 K: 0 S: 10	H: 0 LOB: 0 BB: 0 P: 14	1B: 5 2B: 1 3B: 0 HR: 2	SF: 0 SAC: 0 DP: 1 HBP: 0	WP: 0 PB: 0 SB: 0 CS: 0	PA: 35
PITCHER	IP WLS BF H R ER SO BB IBB HBP BLK WP HR S P ERA WHIP																			
Kevin Appier, R (1, 1) ERA: 7.2	5.0 W 20 6 4 4 2 0 0 0 0 0 1 48 66 7.20 1.200																			
Glendon Rusch, L (6, 1) ERA: 6.14	4.0 S 15 2 1 1 1 1 0 0 0 0 1 36 56 2.25 0.750																			

Seattle Mariners @ Kansas City Royals
Kauffman Stadium, Kansas City, MO

Fri Sep 11 1998, 7:05 PM CDT
Att. 18,874 - Unknown - 75 F

AB	34
R	5
H	8
RBI	5
BB	1
SO	3
LOB	8



Batter	1	2	3	4	5	6	7	8	9
Johnny Damon, L OBP: 0.335, SLG: 0.415 (1, 8)	1-0 P6		1-2 1B			0-1 G6-3		2-2 G4-3	
Larry Sutton, L OBP: 0.312, SLG: 0.350 (1, 9) (8, 7)	1-2 F7		0-0 1B			0-0 BB 1B		4-1 BB	
Jose Offerman, S OBP: 0.402, SLG: 0.436 (1, 4)	3-2 2B		2-1 G1-3 HR		0-1 G4-3		1-3 K		0-0 G5-4-3 1B
Dean Palmer, R OBP: 0.329, SLG: 0.523 (1, 5)	1-0 F8		4-0 G1-3 HR		2-2 HR		0-2 BB		1-1 G5-4-3
Jeremy Giambi, L OBP: 0.357, SLG: 0.520 Jeff Conine, R OBP: 0.313, SLG: 0.425 (1, 7) (8, 9)		0-2 G4-3	1-0 G1-3		0-0 G5-3		4-1 BB		
Terry Pendleton, S OBP: 0.294, SLG: 0.333 (1, 10)		3-2 G4-3	0-0 HR		1-1 G6-3		1-2 F9		
Hal Morris, L OBP: 0.347, SLG: 0.386 (1, 3)		0-1 HR	0-0 G3-1		2-2 G3-1		2-0 F9		
Tim Spehr, R OBP: 0.288, SLG: 0.232 (1, 2)		3-1 HR	1-1 BB 1B		1-3 K		2-3 K		
Mendy López, R OBP: 0.267, SLG: 0.286 (1, 6)		2-2 G5-3	0-1 BB		1-3 K		0-0 P4		

Inning Stats	R: 0	H: 1	E: 0	LOB: 1	K: 0	P: 15	R: 2	H: 2	E: 0	LOB: 0	K: 0	P: 23	R: 5	H: 6	E: 0	LOB: 3	K: 0	P: 28	R: 1	H: 1	E: 0	LOB: 0	K: 0	P: 11	R: 0	H: 2	E: 0	LOB: 3	K: 1	P: 20	R: 0	H: 0	E: 0	LOB: 0	K: 1	P: 10	R: 0	H: 1	E: 0	LOB: 1	K: 0	P: 14
	S: 9	BB: 0					S: 15	BB: 0					S: 14	BB: 2					S: 8	BB: 0					S: 11	BB: 0																

PITCHER	IP	WLS	BF	H	R	ER	SO	BB	IBB	HBP	BLK	WP	HR	S	P	ERA	WHIP
27 Ken Cloude, R ERA: 6.55 (1, 1)	1.2		8	3	2	2	0	0	0	0	0	0	1	20	32	10.80	1.800
26 Bill Swift, R ERA: 5.85 (2, 1)	1.0	L	10	6	5	5	0	1	0	0	0	0	1	17	29	45.00	7.000
Paul Spoljaric, L ERA: 5.81 (3, 1)	3.1		15	3	1	1	3	2	0	0	0	0	1	34	51	2.70	1.500
31 Bobby Ayala, R ERA: 7.13 (7, 1)	2.0		7	1	0	0	1	1	0	0	0	0	0	13	24	0.00	1.000

BOTTOM

Seattle Mariners @ Kansas City Royals
Kauffman Stadium, Kansas City, MO

Fri Sep 11 1998, 7:05 PM CDT
Att: 18,874 - Unknown - 75 F

livebaseballscorecards.com

AB	36
R	8
H	13
RBI	8
BB	4
SO	4
LOB	12



WP	HR	S	P	ERA	WHIP
0	1	1	1	0.00	1.000

Batter	1	2	3	4	5	6	7	8	9	AB R H RBI BB SO LOB	TOP											
Carlos Guillen, S (1, 4) OBP: 0.400, SLG: 0.348	1-0 E 1B		0-3 K		4-1 1B BB		0-3 K			3 0 1 0 1 2 0												
Alex Rodriguez, R (1, 6) OBP: 0.356, SLG: 0.556	1-1 E5 1-2		1-1 P3		3-1 S 1B			0-0 FC3-6 1B		4 0 2 0 0 0 1												
Ken Griffey Jr., L (1, 8) OBP: 0.371, SLG: 0.614	0-0 P2		0-1 HR		4-2 BB			0-1 FC3-6 G1-6-3 1-2f		3 1 1 1 1 0 3												
Edgar Martinez, R (1, 10) OBP: 0.414, SLG: 0.536	1-3 K		2-0 G6-3		0-0 L7			3-2 G1-6-3		4 0 0 0 0 1 6												
David Segui, S (1, 3) OBP: 0.357, SLG: 0.484	3-2 F9			0-0 G6-3		0-1 G6-3		0-1 G4-3		4 0 0 0 0 0 3												
Russ Davis, R (1, 5) OBP: 0.307, SLG: 0.447		1-0 P3		0-2 G6-3		0-3 K		0-3 K		4 0 0 0 0 2 0												
Raul Ibanez, L (1, 7) OBP: 0.275, SLG: 0.520		2-1 G4-3		1-3 K		0-0 G4-3		1-1 G4-3		4 0 0 0 0 1 0												
Joe Oliver, R (1, 2) OBP: 0.271, SLG: 0.339 Ryan Radmanovich, L (9, PR) OBP: 0.161, SLG: 0.233		2-2 HR			1-2 F8		3-3 K		0-2 E5	4 1 1 1 0 1 0 0 0 0 0 0 0 0												
Rob Ducey, L (1, 9) OBP: 0.335, SLG: 0.405		0-1 F8			3-2 F7		1-1 G3		2-3 K	4 0 0 0 0 1 1												
Inning Stats	R: 0 E: 1 K: 1 S: 11	H: 1 LOB: 2 BB: 0 P: 17	R: 1 E: 0 K: 0 S: 10	H: 1 LOB: 0 BB: 0 P: 15	R: 1 E: 0 K: 1 S: 8	H: 1 LOB: 0 BB: 0 P: 11	R: 0 E: 0 K: 1 S: 7	H: 0 LOB: 0 BB: 0 P: 8	R: 0 E: 0 K: 0 S: 12	H: 1 LOB: 3 BB: 2 P: 27	R: 0 E: 0 K: 1 S: 6	H: 0 LOB: 0 BB: 0 P: 6	R: 0 E: 0 K: 2 S: 10	H: 0 LOB: 0 BB: 0 P: 14	R: 0 E: 0 K: 0 S: 11	H: 1 LOB: 1 BB: 0 P: 14	R: 0 E: 1 K: 2 S: 12	H: 0 LOB: 1 BB: 0 P: 15	1B: 3 2B: 0 3B: 0 HR: 2	SF: 0 SAC: 0 DP: 0 HBP: 0	WP: 0 PB: 0 SB: 2 CS: 0	PA: 36
PITCHER	IP WLS BF H R ER SO BB IBB HBP BLK WP HR S P ERA WHIP												IP WLS BF H R ER SO BB IBB HBP BLK WP HR S P ERA WHIP									
Tim Belcher, R (1, 1) ERA: 3.92	8.0 W 32 5 2 2 6 2 0 0 0 0 0 2 75 112 2.25 0.875																					
Jeff Montgomery, R (9, 1) ERA: 5.47	1.0 S 4 0 0 0 2 0 0 0 0 0 0 0 12 15 0.00 0.000																					

Seattle Mariners @ Kansas City Royals
Kauffman Stadium, Kansas City, MO

Sat Sep 12 1998, 7:05 PM CDT
Att. 28,091 - Unknown - 82 F

livebaseballscorecards.com

AB	34
R	2
H	5
RBI	2
BB	2
SO	8
LOB	14



Batter	1	2	3	4	5	6	7	8	9	AB	R	H	RBI	BB	SO	LOB
Johnny Damon, L OBP: 0.336, SLG: 0.420 (1, 8)	1-1 HR	4-2 CS BB			2-2 FC4-2 FC6-4 2-H		1-3 K			3	1	1	1	1	1	1
Scott Leius, R OBP: 0.184, SLG: 0.162 (1, 5)	0-0 FC4-6 1B	1-0 CS 1-2	1-0 G6-3		0-0 FC6-4 1-2f		2-2 G5-3			4	0	1	0	0	0	1
Jose Offerman, S OBP: 0.401, SLG: 0.435 (1, 4)	3-2 FC4-6 S 1-2f HR		3-2 F9			1-2 CS 1B		0-0 F8		4	1	1	0	0	0	1
Dean Palmer, R OBP: 0.328, SLG: 0.521 (1, 10)	2-1 F8		3-2 G6-3			2-2 1B G5-3 1B 1-2		3-3 K		4	1	1	0	0	1	1
Jeff King, R OBP: 0.321, SLG: 0.460 (1, 3)	2-2 HR			1-2 G4-3		1-0 G5-3 BB 1B 1-3		0-0 F7		4	1	2	2	0	0	0
Jeff Conine, R OBP: 0.314, SLG: 0.422 (1, 9)	0-0 F8			2-3 K		4-1 G5-3 BB 1-2				2	0	0	0	1	1	0
Chris Hatcher, R OBP: 0.200, SLG: 0.111 (1, 7)			0-3 K		1-3 K		0-0 G5-3			3	0	0	1	0	2	2
Tim Spehr, R OBP: 0.290, SLG: 0.254 (1, 2)			1-0 G5-3			2-0 FC4-2 2B		1-1 P4		3	0	1	0	0	0	2
Mendy López, R OBP: 0.269, SLG: 0.305 (1, 6)		1-2 HR			2-1 G6-3		0-0 G4-3			3	1	1	1	0	0	1

BOTTOM

Seattle Mariners @ Kansas City Royals
Kauffman Stadium, Kansas City, MO

AB	30
R	5
H	8
RBI	5
BB	2
SO	5
LOB	9



WP: 0	PA: 33
PB: 0	
SB: 2	
CS: 2	

PITCHER	IP	WLS	BF	H	R	ER	SO	BB	IBB	HBP	BLK	WP	HR	S	P	ERA	WHIP
Jamie Moyer, L ERA: 3.61 (1, 1)	7.0	L	29	8	5	5	4	2	0	0	0	0	3	67	111	6.43	1.429
Heathcliff Slocumb, R ERA: 5.64 (8, 1)	1.0		3	0	0	0	1	0	0	0	0	0	0	5	8	0.00	0.000

Sat Sep 12 1998, 7:05 PM CDT
Att: 28,091 - Unknown - 82 F

livebaseballscorecards.com

Batter	1	2	3	4	5	6	7	8	9	AB R H RBI BB SO LOB	TOP																
Rickey Henderson, R OBP: 0.375, SLG: 0.344 (1, 7)	3-2 HR		0-1 PO 1B		4-1 1B HR BB		2-2 S S 1B		2-1 G1-3	4 2 3 1 1 0 0																	
Ryan Christenson, R OBP: 0.337, SLG: 0.383 (1, 8)	2-2 P3		0-3 K		1-0 HR 1B		0-1 F8		0-0 P5	5 1 1 2 0 1 2																	
Jason Giambi, L OBP: 0.383, SLG: 0.490 Jason McDonald, S OBP: 0.371, SLG: 0.319 (1, 3) (9, PH)	3-2 G4-3		1-2 PO	2-0 G5-3	0-2 HR		4-1 SAFE BB		4-2 WP BB	3 1 1 3 1 0 0 0 0 0 0 1 0 0																	
Matt Stairs, L OBP: 0.381, SLG: 0.521 (1, 10)	2-0 L6-3		0-0 1B	0-0 1B	3-2 BB 1B		3-1 SAFE F7		2-1 G6-3	5 0 2 0 0 0 3																	
Mike Blowers, R OBP: 0.305, SLG: 0.389 (1, 5)		2-1 BB 1B		2-3 K	4-2 G4-6-3 BB		1-2 G6-3			3 0 1 0 1 1 3																	
Ben Grieve, L OBP: 0.386, SLG: 0.449 (1, 9)		4-1 G6-4-3 BB		1-3 K	3-1 G4-6-3		4-1 3 G3-1 BB			2 0 0 0 2 1 3																	
Scott Spiezio, S OBP: 0.335, SLG: 0.394 Jorge Velandia, R (8, 6)		3-2 F8		0-3 K	0-0 L3		1-3 K			4 0 0 0 0 2 3 0 0 0 0 0 0 0																	
Miguel Tejada, R OBP: 0.308, SLG: 0.384 3 Eric Chavez, L OBP: 0.167, SLG: 0.250 Rafael Bournigal, R OBP: 0.268, SLG: 0.296 (1, 6) (8, PH) (8, 4)		0-0 G6-4-3		1-1 BB 1B 1B	1-3 K		0-0 G3-1			3 1 1 0 0 1 2 1 0 0 0 0 0 1 0 0 0 0 0 0 0																	
Mike Macfarlane, R OBP: 0.289, SLG: 0.396 (1, 2)			0-0 P3		3-1 BB 1B 1B		3-3 K			4 1 1 0 0 2 1																	
Inning Stats	R: 1 E: 0 K: 0 S: 14	H: 1 LOB: 0 BB: 0 P: 24	R: 0 E: 0 K: 0 S: 7	H: 1 LOB: 1 BB: 1 P: 16	R: 0 E: 0 K: 1 S: 8	H: 1 LOB: 0 BB: 0 P: 9	R: 0 E: 0 K: 2 S: 8	H: 1 LOB: 1 BB: 0 P: 13	R: 5 E: 0 K: 1 S: 20	H: 5 LOB: 1 BB: 2 P: 39	R: 0 E: 0 K: 2 S: 8	H: 0 LOB: 0 BB: 0 P: 12	R: 0 E: 0 K: 0 S: 12	H: 1 LOB: 2 BB: 1 P: 22	R: 0 E: 0 K: 2 S: 8	H: 0 LOB: 1 BB: 1 P: 14	R: 0 E: 0 K: 0 S: 7	H: 0 LOB: 1 BB: 1 P: 15	1B: 8 2B: 0 3B: 0 HR: 2	SF: 0 SAC: 0 DP: 2 HBP: 0	WP: 1 PB: 0 SB: 2 CS: 0	PA: 41					
PITCHER	IP WLS BF H R ER SO BB IBB HBP BLK WP HR S P ERA WHIP																										
50 José Rosado, L ERA: 4.53 (1, 1)	4.1		9	6	6	4	2	0	0	0	0	2	53	90	12.46	2.538											
Ricky Bones, R ERA: 3.2 (5, 1)	2.0	W	7	1	0	0	2	1	0	0	0	0	18	31	0.00	1.000											
Matt Whisenant, L ERA: 4.99 (7, 1)	0.1		2	0	0	0	0	1	0	0	0	0	3	10	0.00	3.000											
Scott Service, R ERA: 2.95 (7, 1)	2.1	S	9	0	0	0	2	2	0	0	0	1	0	18	33	0.00	0.857										

Oakland Athletics @ Kansas City Royals
Kauffman Stadium, Kansas City, MO
Mon Sep 14 1998, 7:05 PM CDT
Att. 12,103 - Cloudy - 75 F

livebaseballscorecards.com

AB	34
R	6
H	10
RBI	6
BB	6
SO	8
LOB	18



Batter	1	2	3	4	5	6	7	8	9
Johnny Damon, L (1, 8) OBP: 0.339, SLG: 0.422 Dee Brown, L (8, PR) (9, 9)	4-1 1B BB	0-1 2B		4-2 1B SF7 BB	2-1 F9		0-2 G5-3	1-2 1B WP 1B	
Larry Sutton, L (1, 9) OBP: 0.314, SLG: 0.355 Carlos Beltrán, S (7, 8) OBP: 1.000, SLG: 1.000	1-1 BB 1B 1-3	1-2 2B 2-H		3-2 P5		2-2 F8	0-1 E 2B 1B	4-1 1B 1B SF8 BB	
Jose Offerman, S (1, 4) OBP: 0.401, SLG: 0.434 Carlos Febles, R (8, PH) OBP: 1.000, SLG: 1.000 (9, 4)	0-3 K	1-2 F7		0-0 1B		0-2 BB WP HR 1B	0-0 E9 2B	1-1 1B	
Dean Palmer, R (1, 5) OBP: 0.329, SLG: 0.523 Scott Leius, R (8, PH) OBP: 0.205, SLG: 0.184 (9, 5)	0-1 BB 1B 1-2 3-H		2-3 K	1-0 SF7		2-2 F9	0-0 2B 1-H 2-H	2-1 1B G6-3	
Jeremy Giambi, L (1, 10) OBP: 0.382, SLG: 0.481	4-0 1B BB 1-2 2-3		1-2 L6	0-2 P6		4-0 HR BB	4-1 BB	0-1 SF8	
Jeff King, R (1, 3) OBP: 0.322, SLG: 0.465 Shane Halter, R (9, 3) OBP: 0.263, SLG: 0.312	0-0 P5		2-2 E6 1B 29 HR		0-1 F8 WP 2B 1B	0-2 HR	0-0 L8	2-0 G6-3	
Hal Morris, L (1, 7) OBP: 0.349, SLG: 0.386 Jeff Conine, R (7, PH) OBP: 0.313, SLG: 0.421 (8, 7)	0-2 F7		2-1 29 HR 1B		1-0 F8	4-1 29 1B BB	2-3 K		
29 Mike Sweeney, R (1, 2) OBP: 0.328, SLG: 0.423 Héctor Ortiz, R (9, 2)		1-3 K	3-2 HR		0-0 2B	0-2 1B		0-0 2B	
Mendy López, R (1, 6)		3-1 F7	1-0 F9		3-2 F9	0-0 F9		2-1 1B 2B	

Inning Stats	R: 1 E: 0 K: 1 S: 12	H: 2 LOB: 3 BB: 2 P: 21	R: 1 E: 0 K: 1 S: 14	H: 2 LOB: 1 BB: 0 P: 20	R: 3 E: 1 K: 1 S: 15	H: 2 LOB: 0 BB: 0 P: 26	R: 1 E: 0 K: 0 S: 13	H: 1 LOB: 1 BB: 1 P: 21	R: 1 E: 0 K: 0 S: 11	H: 2 LOB: 1 BB: 0 P: 17	R: 3 E: 0 K: 0 S: 18	H: 3 LOB: 2 BB: 2 P: 30	R: 2 E: 1 K: 1 S: 12	H: 2 LOB: 2 BB: 1 P: 18	R: 4 E: 0 K: 0 S: 15	H: 5 LOB: 1 BB: 1 P: 27	
PITCHER	IP	WLS	BF	H	R	ER	SO	BB	IBB	HBP	BLK	WP	HR	S	P	ERA	WHIP
Jimmy Haynes, R (1, 1) ERA: 4.9	4.0		23	7	6	3	3	3	3	0	0	0	1	54	88	6.75	2.500
Blake Stein, R (5, 1) ERA: 6.47	2.0	L	13	5	4	4	0	2	0	0	0	2	1	29	47	18.00	3.500
Buddy Groom, L (7, 1) ERA: 4.59	1.0		7	2	2	1	1	1	0	0	0	0	0	12	18	9.00	3.000
28 Mark Holzemer, L (8, 1) ERA: 4.66	1.0		8	5	4	4	0	1	0	0	0	1	0	15	27	36.00	6.000

BOTTOM

AB	R	H	RBI	BB	SO	LOB
4	3	2	1	2	0	1
0	1	0	0	0	0	0
4	0	2	1	0	0	1
1	2	1	0	1	0	0
5	2	2	0	0	1	4
1	0	1	0	0	0	0
4	0	2	4	0	1	1
1	0	1	1	0	0	0
2	1	0	1	3	0	1
6	3	2	3	0	0	7
0	0	0	0	0	0	0
3	1	1	0	1	0	4
1	0	0	0	0	1	2
5	2	4	4	0	1	0
0	0	0	0	0	0	0
5	1	1	1	0	0	3

AB 42
R 16
H 19
RBI 16
BB 7
SO 4
LOB 24

WP: 3 **PA: 51**
PB: 0
SB: 0
CS: 0

PITCHER

IP	WLS	BF	H	R	ER	SO	BB	IBB	HBP	BLK	WP	HR	S	P	ERA	WHIP
4.0		23	7	6	3	3	3	3	0	0	0	1	54	88	6.75	2.500
2.0	L	13	5	4	4	0	2	0	0	0	2	1	29	47	18.00	3.500
1.0		7	2	2	1	1	1	0	0	0	0	0	12	18	9.00	3.000
1.0		8	5	4	4	0	1	0	0	0	1	0	15	27	36.00	6.000

Oakland Athletics @ Kansas City Royals
Kauffman Stadium, Kansas City, MO

Mon Sep 14 1998, 7:05 PM CDT
 Att: 12,103 - Cloudy - 75 F



livebaseballscores.com

Batter	1	2	3	4	5	6	7	8	9	AB R H RBI BB SO LOB	TOP											
Jason McDonald, S (1, 7) OBP: 0.362, SLG: 0.310	3-3 K		0-0 B5-3		3-2 L8		1-1 L8			4 0 0 0 0 1 2												
Ryan Christenson, R (1, 8) OBP: 0.333, SLG: 0.378	3-2 F9		1-1 L6		1-3 SAFE K		0-0 G4-3			4 0 0 0 0 1 2												
Jason Giambi, L (1, 3) OBP: 0.383, SLG: 0.490	0-0 1B		4-1 BB		1-0 G4-3			1-3 K		3 0 1 0 1 1 1												
Matt Stairs, L (1, 10) OBP: 0.380, SLG: 0.525	1-3 K		1-1 G4-3		0-0 HR			2-2 F8		4 1 1 1 0 1 2												
Ben Grieve, L (1, 9) OBP: 0.385, SLG: 0.447		1-1 G6-3		0-0 L8		0-0 G4-3		1-0 1B		4 0 1 0 0 0 0												
Scott Spiezo, S (1, 4) OBP: 0.332, SLG: 0.389		3-2 L7		1-2 L3		0-0 G6-3		0-0 P9		4 0 0 0 0 0 1												
3 Eric Chavez, L (1, 5) OBP: 0.188, SLG: 0.250		2-1 1B		3-2 G6-3		3-2 G6-3			0-0 F9	4 0 1 0 0 0 0												
Miguel Tejada, R (1, 6) OBP: 0.307, SLG: 0.392		0-1 G6-3			2-1 HR		3-2 P6		2-3 K	4 1 1 1 0 1 1												
A.J. Hinch, R (1, 2) OBP: 0.301, SLG: 0.354			3-2 HR		2-1 E6		4-2 BB		0-3 K	3 1 1 1 1 1 0												
Inning Stats	R: 0 E: 0 K: 2 S: 10	H: 1 LOB: 1 BB: 0 P: 17	R: 0 E: 0 K: 0 S: 10	H: 1 LOB: 1 BB: 0 P: 16	R: 1 E: 0 K: 0 S: 10	H: 1 LOB: 1 BB: 1 P: 19	R: 0 E: 0 K: 0 S: 9	H: 0 LOB: 0 BB: 0 P: 13	R: 1 E: 1 K: 1 S: 13	H: 1 LOB: 1 BB: 0 P: 22	R: 1 E: 0 K: 0 S: 6	H: 1 LOB: 0 BB: 0 P: 9	R: 0 E: 0 K: 0 S: 8	H: 0 LOB: 1 BB: 1 P: 16	R: 0 E: 0 K: 1 S: 8	H: 1 LOB: 1 BB: 0 P: 12	R: 0 E: 0 K: 2 S: 7	H: 0 LOB: 0 BB: 0 P: 9	1B: 3 2B: 0 3B: 0 HR: 3	SF: 0 SAC: 0 DP: 0 HBP: 0	WP: 0 PB: 0 SB: 0 CS: 0	PA: 36
PITCHER	IP WLS BF H R ER SO BB IBB HBP BLK WP HR S P ERA WHIP																					
Pat Rapp, R (1, 1) ERA: 5.24	6.0 W 25 5 3 3 3 1 0 0 0 0 3 58 96 4.50 1.000																					
47 Brian Bevil, R (7, 1) ERA: 4.93	1.0 4 0 0 0 0 1 0 0 0 0 0 8 16 0.00 1.000																					
Matt Whisenant, L (8, 1) ERA: 4.91	1.0 4 1 0 0 1 0 0 0 0 0 0 8 12 0.00 1.000																					
Jeff Montgomery, R (9, 1) ERA: 5.37	1.0 S 3 0 0 0 2 0 0 0 0 0 0 7 9 0.00 0.000																					

Oakland Athletics @ Kansas City Royals
Kauffman Stadium, Kansas City, MO

Tue Sep 15 1998, 3:33 AM CDT
Att. 11,524 - Cloudy - 74 F

livebaseballscorecards.com

AB	34
R	3
H	6
RBI	3
BB	2
SO	6
LOB	9



Batter	1	2	3	4	5	6	7	8	9	AB	R	H	RBI	BB	SO	LOB
Johnny Damon, L (1, 9) <small>OBP: 0.338, SLG: 0.420</small>	0-3 			0-0 	1-2 	2-1 		1-3 		5	1	1	0	0	2	1
Carlos Beltrán, S (1, 8) <small>OBP: 0.667, SLG: 1.000</small>	3-2 			0-1 	4-0 		1-0 		3	2	1	0	1	0	1	
Jose Offerman, S (1, 4) <small>OBP: 0.402, SLG: 0.436</small>	0-0 			1-0 	0-0 		0-0 		3	2	2	1	0	0	0	
Dean Palmer, R (1, 10) <small>OBP: 0.330, SLG: 0.522</small>		0-3 		0-0 	1-0 		4-1 		3	1	1	1	1	1	2	
Jeff King, R (1, 3) <small>OBP: 0.323, SLG: 0.464</small>		0-0 		4-2 	2-2 		1-2 		3	0	1	2	1	0	1	
Jeff Conine, R (1, 7) <small>OBP: 0.312, SLG: 0.418</small>		2-1 		3-3 	1-1 		0-0 		4	0	1	0	0	1	4	
Scott Leius, R (1, 5) <small>OBP: 0.209, SLG: 0.190</small>			0-0 	2-1 		0-0 		0-2 		4	0	1	2	0	0	2
Tim Spehr, R (1, 2) <small>OBP: 0.288, SLG: 0.242</small>			2-1 	4-2 		0-1 		0-1 		3	0	0	0	1	0	0
Mendy López, R (1, 6) <small>OBP: 0.266, SLG: 0.306</small>			0-0 	0-0 		0-2 		0-0 		4	0	1	0	0	0	3

Inning Stats	R: 0	H: 0	E: 0	K: 1	S: 8	R: 0	H: 0	E: 0	K: 1	S: 6	R: 0	H: 0	E: 0	K: 1	S: 6	R: 3	H: 4	E: 0	K: 1	S: 18	R: 2	H: 2	E: 0	K: 0	S: 13	R: 0	H: 1	E: 0	K: 0	S: 8	R: 1	H: 2	E: 0	K: 0	S: 12	R: 0	H: 0	E: 0	K: 1	S: 6	R: 0	H: 0	E: 0	K: 1	S: 7
	0	0	0	1	11	0	0	0	1	11	0	0	0	1	8	3	4	0	1	22	0	2	0	0	13	0	1	0	1	10	1	2	0	0	18	0	0	0	6	0	0	0	7		

PITCHER	IP	WLS	BF	H	R	ER	SO	BB	IBB	HBP	BLK	WP	HR	S	P	ERA	WHIP
Kenny Rogers, L (1, 1) <small>ERA: 3.16</small>	5.0	L	24	6	5	5	3	3	0	0	0	0	0	49	79	9.00	1.800
Buddy Groom, L (6, 1) <small>ERA: 4.5</small>	1.0		4	1	0	0	0	0	0	0	0	0	0	8	10	0.00	1.000
T.J. Mathews, R (7, 1) <small>ERA: 5.0</small>	2.0		9	2	1	1	1	1	0	0	0	0	0	18	25	4.50	1.500

BOTTOM

Oakland Athletics @ Kansas City Royals
Kauffman Stadium, Kansas City, MO

Tue Sep 15 1998, 3:33 AM CDT
 Att: 11,524 - Cloudy - 74 F

livebaseballscorecards.com

AB	32
R	6
H	9
RBI	6
BB	4
SO	4
LOB	14

WP	PA	1B	2B	3B	HR	SF	SAC	DP	HBP	BB	IBB	HBP	BLK	WP	HR	S	P	ERA	WHIP
0	37	8	0	1	0	1	0	0	0	4	0	0	0	0	0	6	18	9.00	1.800

Batter	1	2	3	4	5	6	7	8	9	AB R H RBI BB SO LOB	TOP
Johnny Damon, L (1, 9) OBP: 0.337, SLG: 0.424 C F F F F B B X	1-2 HR		1-1 P4		0-1 F7		3-1 G1-3			4 1 1 1 0 0 1	Kansas City Royals @ Chicago White Sox Comiskey Park, Chicago, IL Wed Sep 16 1998, 8:05 PM EDT Att. 12,894 - Cloudy - 72 F
Carlos Beltrán, S (1, 8) OBP: 0.400, SLG: 0.500 B C F F B B X	2-2 G5-3			1-1 G6-3		0-0 G5-3		0-2 G6-3		4 0 0 0 0 0 0	
Jose Offerman, S (1, 4) OBP: 0.399, SLG: 0.433 C X	0-1 G5-3			0-3 K		0-2 G4-3		0-2 F8		4 0 0 0 0 1 0	
Dean Palmer, R (1, 10) OBP: 0.331, SLG: 0.522 C B X	1-1 G6-3			0-1 1B	2B	4-0 1B	BB	3-3 K		3 2 1 0 1 1 0	
Jeff King, R (1, 3) OBP: 0.324, SLG: 0.465 X		0-0 P3		0-2 FC6-4	1B	2-2 1B	BB	1-2 F8		4 1 2 2 0 0 0	
Jeff Conine, R (1, 7) Jeremy Giambi, L (9, PH) OBP: 0.312, SLG: 0.418 OBP: 0.371, SLG: 0.464 C B B B X	2-2 F9		0-1 FC6-4	1B		0-0 1B		0-0 G4-3		3 0 1 1 0 0 1	
Scott Leius, R (1, 5) Terry Pendleton, S (9, PH) OBP: 0.196, SLG: 0.178 OBP: 0.292, SLG: 0.332 C X	0-1 G5-3					1-2 F9		0-0 G4-3		3 0 0 0 0 0 1	
29 Mike Sweeney, R (1, 2) OBP: 0.324, SLG: 0.419 F B B X			2-2 G6-3		0-0 F1		3-2 P4			3 0 0 0 0 0 0	
Mendy López, R (1, 6) OBP: 0.267, SLG: 0.307 F B X			1-1 G1-3		2-2 1B		0-1 P9			3 0 1 0 0 0 0	
Inning Stats	R: 1 H: 1 E: 0 LOB: 0 K: 0 BB: 0 S: 12 P: 16	R: 0 H: 0 E: 0 LOB: 0 K: 0 BB: 0 S: 7 P: 9	R: 0 H: 0 E: 0 LOB: 0 K: 0 BB: 0 S: 7 P: 11	R: 1 H: 2 E: 0 LOB: 1 K: 1 BB: 0 S: 12 P: 13	R: 0 H: 1 E: 0 LOB: 1 K: 0 BB: 0 S: 12 P: 15	R: 2 H: 2 E: 0 LOB: 1 K: 0 BB: 1 S: 10 P: 16	R: 0 H: 0 E: 0 LOB: 0 K: 0 BB: 0 S: 9 P: 15	R: 0 H: 0 E: 0 LOB: 0 K: 1 BB: 0 S: 10 P: 13	R: 0 H: 0 E: 0 LOB: 0 K: 1 BB: 0 S: 8 P: 9	1B: 4 SF: 0 2B: 1 SAC: 0 3B: 0 DP: 0 HR: 1 HBP: 0	
PITCHER Jim Abbott, L (1, 1) ERA: 4.35 41 Bill Simas, R (8, 1) ERA: 3.29	IP WLS BF H R ER SO BB IBB HBP BLK WP HR S P ERA WHIP 7.0 W 28 6 4 4 1 1 0 0 0 0 0 1 69 95 5.14 1.000 2.0 6 0 0 0 2 0 0 0 0 0 0 0 18 22 0.00 0.000	PITCHER IP WLS BF H R ER SO BB IBB HBP BLK WP HR S P ERA WHIP									

livebaseballscorecards.com

AB	33
R	4
H	6
RBI	4
BB	1
SO	3
LOB	3



Batter	1	2	3	4	5	6	7	8	9
Ray Durham, S OBP: 0.365, SLG: 0.461 (1, 4)	1-1 2B 1B		2-2 G6-3			1-2 FC5-4 HBP 1B	4-2 2B BB	3-2 F7	
Mike Caruso, S OBP: 0.333, SLG: 0.392 (1, 6)	0-1 F8		0-0 G6-4-3 1B			2-2 F9	0-0 1B 2B		
Frank Thomas, R OBP: 0.381, SLG: 0.476 (1, 10)	1-1 1B 2B		1-0 G6-4-3			2-1 FC5-4 HBP 1-2	1-2 HR 1B		
Albert Belle, R OBP: 0.389, SLG: 0.647 (1, 7)	0-0 P6			2-1 P6		2-0 FC5-4 1-2f 2-3	0-0 HR		
Robin Ventura, L OBP: 0.343, SLG: 0.428 (1, 5)	0-2 1B			3-2 G4-3		1-1 G4-3	0-1 G6-4-3 1B		
Greg Norton, S OBP: 0.312, SLG: 0.426 (1, 3)	3-2 F9			0-0 G3			2B		
Magglio Ordonez, R OBP: 0.335, SLG: 0.429 (1, 9)			1-1 G6-3		1-1 F7		1-1 BB 25 SH 2B 1B	2-2 G5-3	
25 Jeff Abbott, R OBP: 0.288, SLG: 0.472 (1, 8)			1-0 F8		2-2 P4		1-1 SH BB 2B	3-2 2B	
Robert Machado, R OBP: 0.245, SLG: 0.297 (1, 2)			0-0 L1		2-0 F8		1-1 P5	2-3 K	
Wil Cordero, R OBP: 0.307, SLG: 0.440 (7, PH)									
Chad Kreuter, S OBP: 0.344, SLG: 0.321 (8, 2)									

Inning Stats	R: 2 E: 0 K: 0 S: 13	H: 3 LOB: 1 BB: 0 P: 18	R: 0 E: 0 K: 0 S: 4	H: 0 LOB: 0 BB: 0 P: 6	R: 0 E: 0 K: 0 S: 5	H: 1 LOB: 0 BB: 0 P: 8	R: 0 E: 0 K: 0 S: 6	H: 0 LOB: 0 BB: 0 P: 11	R: 0 E: 0 K: 0 S: 9	H: 0 LOB: 0 BB: 0 P: 14	R: 0 E: 0 K: 0 S: 10	H: 1 LOB: 2 BB: 0 P: 18	R: 7 E: 1 K: 0 S: 20	H: 6 LOB: 0 BB: 1 P: 29	R: 0 E: 0 K: 1 S: 20	H: 1 LOB: 1 BB: 0 P: 30
--------------	-------------------------------	----------------------------------	------------------------------	---------------------------------	------------------------------	---------------------------------	------------------------------	----------------------------------	------------------------------	----------------------------------	-------------------------------	----------------------------------	-------------------------------	----------------------------------	-------------------------------	----------------------------------

PITCHER	IP	WLS	BF	H	R	ER	SO	BB	IBB	HBP	BLK	WP	HR	S	P	ERA	WHIP
Brian Barber, R ERA: 4.67 (1, 1)	5.2		22	5	2	2	0	0	0	0	0	0	0	45	72	3.18	0.882
Allen McDill, L ERA: 5.4 (6, 1)	0.1		1	0	0	0	0	0	0	0	0	0	0	2	3	0.00	0.000
47 Brian Bevil, R ERA: 5.4 (7, 1)	0.0	L	3	2	3	3	0	0	0	0	0	0	0	5	7	∞	∞
Scott Service, R ERA: 3.39 (7, 1)	0.1		5	3	4	3	0	1	0	0	0	0	1	9	15	81.00	12.000
Glendon Rusch, L ERA: 6.12 (7, 1)	0.2		2	1	0	0	0	0	0	0	0	0	0	6	7	0.00	1.500

BOTTOM

Kansas City Royals @ Chicago White Sox
Comiskey Park, Chicago, IL

Wed Sep 16 1998, 8:05 PM EDT
Att: 12,894 - Cloudy - 72 F

AB	R	H	RBI	BB	SO	LOB
4	2	2	1	1	0	1
4	1	2	3	0	0	2
3	2	2	2	0	0	1
4	1	1	2	0	0	3
4	0	2	1	0	0	2
4	1	1	0	0	0	2
4	1	1	0	0	0	0
3	1	1	0	0	0	0
2	0	0	0	0	0	0
1	0	0	0	0	0	3
1	0	0	0	0	1	1

AB	34
R	9
H	12
RBI	9
BB	1
SO	1
LOB	15



WP	HR	S	P	ERA	WHIP
0	0	20	30	0.00	1.000

Batter	1	2	3	4	5	6	7	8	9	AB R H RBI BB SO LOB	TOP		
Johnny Damon, L (1, 9) OBP: 0.338, SLG: 0.429 Dee Brown, L (8, PH) (8, 9)	4-2 BB	0-0 F9	3-2 L4		0-0 SF7	3-1 HR		3-2 G4-3		3 2 1 4 1 0 4 1 0 0 0 0 0 1			
Carlos Beltrán, S (1, 8) OBP: 0.313, SLG: 0.357	1-2 S 1B	2-1 F8		2-1 F7	0-3 K	1-1 F8		2-0 F8		6 1 1 0 0 1 2			
Jose Offerman, S (1, 4) OBP: 0.404, SLG: 0.440 Carlos Febles, R (7, 4) OBP: 0.500, SLG: 0.500	1-2 S 2B 1B		0-0 1B	4-0 E 1B BB		1-0 S SF7 1B	1-0 FC5-4 1B	0-2 F9		4 4 4 2 1 0 0 1 0 0 0 0 0 0			
Dean Palmer, R (1, 5) OBP: 0.332, SLG: 0.523 Shane Halter, R (8, 5) OBP: 0.262, SLG: 0.310	0-2 2B		0-1 P3	1-2 S 1B		0-2 K	1-2 FC5-4	1-3 K		5 0 2 2 0 1 3 1 0 0 0 0 1 0			
Jeff King, R (1, 3) OBP: 0.323, SLG: 0.462 Héctor Ortiz, R (9, 3)	3-3 K		4-1 1B BB	0-0 F8		1-2 SF7 1-H	3-2 F7		3 1 0 1 1 1 3 0 0 0 0 0 0 0				
Terry Pendleton, S (1, 10) OBP: 0.295, SLG: 0.333	2-3 K		0-0 HBP 1B 1B	2-2 G3-1		1-1 1B 1B	2-2 F7		5 1 2 1 0 1 3				
Hal Morris, L (1, 7) OBP: 0.352, SLG: 0.389 Chris Hatcher, R (7, 7) OBP: 0.182, SLG: 0.100	1-1 G5-3		0-1 HBP 1B 1B		0-0 2B SF7 1B	3-2 1B 1B		3-2 G6-3		4 2 3 1 0 0 1 1 0 0 0 0 0 0			
Tim Spehr, R (1, 2) OBP: 0.308, SLG: 0.246		4-2 SH2-3 HBP	0-0 F7		1-0 P6	4-2 1B HR BB		0-1 1B		3 1 1 0 1 0 3			
Mendy López, R (1, 6) OBP: 0.277, SLG: 0.318		0-0 SH2-3	1-2 HBP		0-1 2B	0-1 HR 1B		1-3 K		3 1 2 2 0 1 1			
Inning Stats	R: 3 H: 3 E: 0 LOB: 1 K: 2 BB: 1 S: 23 P: 35	R: 0 H: 0 E: 0 LOB: 1 K: 0 BB: 0 S: 7 P: 13	R: 2 H: 3 E: 0 LOB: 3 K: 0 BB: 1 S: 14 P: 22	R: 1 H: 1 E: 1 LOB: 1 K: 0 BB: 1 S: 10 P: 19	R: 1 H: 2 E: 0 LOB: 1 K: 1 BB: 0 S: 8 P: 9	R: 6 H: 5 E: 0 LOB: 0 K: 1 BB: 1 S: 27 P: 41	R: 0 H: 1 E: 0 LOB: 1 K: 0 BB: 0 S: 11 P: 18	R: 0 H: 1 E: 0 LOB: 1 K: 1 BB: 0 S: 16 P: 22	R: 0 H: 0 E: 0 LOB: 0 K: 1 BB: 0 S: 7 P: 10	1B: 12 SF: 2 2B: 2 SAC: 1 3B: 1 DP: 0 HR: 1 HBP: 2	WP: 0 PA: 49 PB: 0 SB: 5 CS: 0		
PITCHER	IP WLS BF H R ER SO BB IBB HBP BLK WP HR S P ERA WHIP James Baldwin, R (1, 1) ERA: 5.55 Carlos Castillo, R (3, 1) ERA: 5.07 Jaime Navarro, R (6, 1) ERA: 6.39 Bryan Ward, L (7, 1) ERA: 3.97 Scott Eyre, L (9, 1) ERA: 5.43											PITCHER	IP WLS BF H R ER SO BB IBB HBP BLK WP HR S P ERA WHIP

Kansas City Royals @ Chicago White Sox
 Comiskey Park, Chicago, IL
 Thu Sep 17 1998, 8:05 PM EDT
 Att. 13,552 - Unknown - 74 F

AB 40
R 13
H 16
RBI 13
BB 4
SO 6
LOB 21



livebaseballscorecards.com

Batter	1	2	3	4	5	6	7	8	9	AB R H RBI BB SO LOB
Ray Durham, S (1, 4) OBP: 0.365, SLG: 0.462	0-2 G4-6-3 1B		0-1 G3-1 1-H HR 2B		1-1 G3		2-0 G4-3 2-3		2-3 K	5 1 2 1 0 1 2
Mike Caruso, S (1, 6) OBP: 0.332, SLG: 0.391	1-2 G4-6-3 1B		1-2 G3-1 2-3		1-2 G3-1		2-0 G3			4 0 1 0 0 0 2
Frank Thomas, R (1, 10) OBP: 0.382, SLG: 0.475	3-0 G4-6-3 1-2f 2-3		4-0 HR BB		2-2 1B			0-1 F8		3 1 1 0 1 0 2
Albert Belle, R (1, 7) OBP: 0.389, SLG: 0.650	2-2 F8		1-0 HR		0-0 F8			3-2 2B		3 1 1 3 0 0 2
Mike Cameron, R (8, 8) OBP: 0.284, SLG: 0.325			1-H 3-H HR							1 0 1 0 0 0 0
Robin Ventura, L (1, 5) OBP: 0.343, SLG: 0.427		3-2 F8	1-2 F8		0-0 G4-6-3 1B			1-1 F8		3 0 1 0 0 0 0
Craig Wilson, R (7, 5) OBP: 0.552, SLG: 0.962										1 0 0 0 0 0 1
Greg Norton, S (1, 3) OBP: 0.311, SLG: 0.423		1-1 G6-3 1B	0-0 L5		1-0 G4-6-3 1-2f			0-0 F9		4 0 1 0 0 0 2
Magglio Ordonez, R (1, 9) OBP: 0.334, SLG: 0.427		2-1 G6-3		0-0 F8		0-0 G5-3		1-1 FC6 25 1B		4 0 1 0 0 0 1
25 Jeff Abbott, R (1, 8) OBP: 0.287, SLG: 0.472		2-1 F8		3-2 F8		1-1 G4-3 2B		1-2 FC6 1-2f		4 0 1 0 0 0 2
Chad Kreuter, S (1, 2) OBP: 0.345, SLG: 0.322			0-0 2B 1B		1-0 G3-1		0-1 F8		1-3 K	2 1 1 0 0 0 0
Mark Johnson, L (7, 2)										2 0 0 0 0 1 2

Inning Stats	R: 0	H: 2	E: 0	K: 0	S: 12	LOB: 1	BB: 0	P: 18	R: 0	H: 1	E: 0	K: 0	S: 9	LOB: 1	BB: 0	P: 17	R: 4	H: 3	E: 0	K: 0	S: 12	LOB: 0	BB: 1	P: 19	R: 0	H: 0	E: 0	K: 0	S: 11	LOB: 0	BB: 0	P: 15	R: 0	H: 1	E: 0	K: 0	S: 9	LOB: 1	BB: 0	P: 13	R: 0	H: 1	E: 0	K: 0	S: 3	LOB: 0	BB: 0	P: 4	R: 0	H: 1	E: 0	K: 0	S: 6	LOB: 1	BB: 0	P: 11	R: 0	H: 1	E: 0	K: 0	S: 8	LOB: 1	BB: 0	P: 12	R: 0	H: 1	E: 0	K: 2	S: 12	LOB: 1	BB: 0	P: 17	1B: 7	2B: 3	3B: 0	HR: 1	SF: 0	SAC: 0	DP: 2	HBP: 0	WP: 0	PA: 37
PITCHER	IP	WLS	BF	H	R	ER	SO	BB	IBB	HBP	BLK	WP	HR	S	P	ERA	WHIP																																																																	
Tim Belcher, R (1, 1) ERA: 3.96	7.0	W	29	9	4	4	0	1	0	0	0	0	0	62	97	5.14	1.429																																																																	
Ricky Bones, R (8, 1) ERA: 3.06	2.0		8	2	0	0	2	0	0	0	0	0	0	20	29	0.00	1.000																																																																	

BOTTOM

Kansas City Royals @ Chicago White Sox
 Comiskey Park, Chicago, IL
 Thu Sep 17 1998, 8:05 PM EDT
 Att: 13,552 - Unknown - 74 F

livebaseballscorecards.com

AB	36
R	4
H	11
RBI	4
BB	1
SO	2
LOB	16



Batter	1	2	3	4	5	6	7	8	9	AB R H RBI BB SO LOB	TOP	
Johnny Damon, L (1, 9) <small>OBP: 0.338, SLG: 0.429</small>	1-1 		4-0 	0-0 		2-0 		3-2 		4 0 1 1 1 0 2	Kansas City Royals @ Cleveland Indians Jacobs Field, Cleveland, OH Fri Sep 18 1998, 7:05 PM EDT Att. 43,260 - Unknown - 71 F AB 31 R 1 H 6 RBI 1 BB 8 SO 7 LOB 25 	
Carlos Beltrán, S (1, 8) <small>OBP: 0.333, SLG: 0.389</small>	2-2 		2-0 	3-1 		1-3 		2-1 	4 0 1 0 0 1 2			
Jose Offerman, S (1, 4) <small>OBP: 0.402, SLG: 0.437</small>	1-0 		4-1 	1-3 		1-0 		0-1 	4 0 0 0 1 1 5			
Dean Palmer, R (1, 5) <small>OBP: 0.332, SLG: 0.520</small>	4-2 		4-1 	0-1 			0-1 	2-3 	3 0 0 0 2 1 3			
Jeremy Giambi, L (1, 10) <small>OBP: 0.333, SLG: 0.406</small>	0-0 		0-3 		0-2 		2-2 		4 0 0 0 0 1 5			
Jeff King, R (1, 3) Jeff Conine, R (7, PH) <small>OBP: 0.311, SLG: 0.416</small>		1-1 	3-3 		4-2 		3-2 		2 0 0 0 1 1 3			
Hal Morris, L (1, 7) <small>OBP: 0.353, SLG: 0.389</small>		1-3 		4-2 	3-2 		0-3 		3 1 1 0 1 2 0			
Tim Spehr, R (1, 2) <small>OBP: 0.329, SLG: 0.269</small>		3-1 		4-2 	0-1 		4-2 		2 0 1 0 2 0 2			
Mendy López, R (1, 6) Larry Sutton, L (8, PH) Shane Halter, R (8, PR) <small>OBP: 0.262, SLG: 0.310</small>		2-1 	0-1 		0-0 		1-0 		3 0 2 0 0 0 2			
Inning Stats	R: 0 H: 1 E: 0 LOB: 2 K: 0 BB: 1 S: 10 P: 18	R: 0 H: 2 E: 0 LOB: 2 K: 1 BB: 0 S: 9 P: 16	R: 0 H: 0 E: 0 LOB: 3 K: 2 BB: 3 S: 12 P: 29	R: 1 H: 1 E: 0 LOB: 3 K: 1 BB: 2 S: 14 P: 26	R: 0 H: 1 E: 0 LOB: 1 K: 0 BB: 1 S: 13 P: 20	R: 0 H: 1 E: 0 LOB: 1 K: 1 BB: 0 S: 6 P: 10	R: 0 H: 0 E: 0 LOB: 0 K: 0 BB: 0 S: 10 P: 15	R: 0 H: 0 E: 0 LOB: 1 K: 1 BB: 1 S: 10 P: 18	R: 0 H: 0 E: 0 LOB: 0 K: 1 BB: 0 S: 8 P: 12	1B: 2 SF: 0 2B: 3 SAC: 0 3B: 1 DP: 1 HR: 0 HBP: 1	WP: 0 PA: 40 PB: 0 SB: 0 CS: 0	
PITCHER	IP WLS BF H R ER SO BB IBB HBP BLK WP HR S P ERA WHIP											IP WLS BF H R ER SO BB IBB HBP BLK WP HR S P ERA WHIP
Jaret Wright, R (1, 1) <small>ERA: 4.8</small>	5.0 W 26 5 1 1 4 7 0 1 0 0 0 0 58 109 1.80 2.400											
Chad Ogea, R (6, 1) <small>ERA: 5.72</small>	2.0 7 1 0 0 1 0 0 0 0 0 0 0 16 25 0.00 0.500											
Paul Shuey, R (8, 1) <small>ERA: 2.83</small>	2.0 S 7 0 0 0 2 1 0 0 0 0 0 0 18 30 0.00 0.500											

Batter	1	2	3	4	5	6	7	8	9	AB R H RBI BB SO LOB
Joey Cora, S OBP: 0.363, SLG: 0.381 (1, 4)	2-2 E 1B 2B 1B	1-2 G6-3		3-2 G4-3		0-2 SAFE G5-3				4 1 1 0 0 0 2
Enrique Wilson, S OBP: 0.324, SLG: 0.431 (1, 6)	0-1 E 2B 1B	0-2 P6		0-2 F8			2-1 F7			4 1 1 0 0 0 0
David Justice, L OBP: 0.368, SLG: 0.466 (1, 10)	3-0 L9	4-2 BB BB		4-1 G4-6-3 BB			0-2 G4-3			2 0 0 0 2 0 2
Manny Ramirez, R OBP: 0.378, SLG: 0.603 (1, 9)	2-1 2B 1B HBP	4-2 BB		2-2 G4-6-3 1-2f			0-0 G6-3			2 1 0 0 1 0 1
Jim Thome, L OBP: 0.421, SLG: 0.618 (1, 3)	1-1 1B 2B	2-3 K		3-1 L3			1-3 K			4 1 1 2 0 2 2
Mark Whiten, S OBP: 0.385, SLG: 0.429 (1, 8)	1-0 1B 1B		1-3 K			1-2 G4-3		0-0 L7		4 0 1 2 0 1 0
Brian Giles, L OBP: 0.405, SLG: 0.475 (1, 7)	0-0 F9		1-1 P4			2-2 E 1B		1-1 L7		4 0 1 0 0 0 1
Einar Diaz, R OBP: 0.306, SLG: 0.375 (1, 2)	1-2 1B		1-3 K			0-1 SAFE E5		1-2 1B		3 0 1 0 0 1 1
Jeff Branson, L OBP: 0.220, SLG: 0.295 (1, 5)	0-0 G3			2-2 F6		1-3 K				3 0 0 0 0 1 4

Inning Stats	R: 4	H: 5	E: 1	LOB: 2	K: 0	S: 16	R: 0	H: 0	E: 0	LOB: 2	K: 1	S: 18	R: 0	H: 0	E: 0	LOB: 0	K: 2	S: 9	R: 0	H: 0	E: 0	LOB: 0	K: 0	S: 13	R: 0	H: 0	E: 0	LOB: 0	K: 0	S: 7	R: 0	H: 1	E: 1	LOB: 2	K: 1	S: 15	R: 0	H: 0	E: 0	LOB: 0	K: 0	S: 7	R: 0	H: 0	E: 0	LOB: 0	K: 1	S: 6	R: 0	H: 0	E: 0	LOB: 0	K: 1	S: 8	1B: 5	SF: 0	2B: 1	SAC: 0	3B: 0	DP: 1	HR: 0	HBP: 1	WP: 0	PA: 34
--------------	------	------	------	--------	------	-------	------	------	------	--------	------	-------	------	------	------	--------	------	------	------	------	------	--------	------	-------	------	------	------	--------	------	------	------	------	------	--------	------	-------	------	------	------	--------	------	------	------	------	------	--------	------	------	------	------	------	--------	------	------	-------	-------	-------	--------	-------	-------	-------	--------	-------	--------

PITCHER	IP	WLS	BF	H	R	ER	SO	BB	IBB	HBP	BLK	WP	HR	S	P	ERA	WHIP
Kevin Appier, R ERA: 7.2 (1, 1)	5.0	L	23	5	4	4	3	3	0	1	0	0	0	63	101	7.20	1.600
Glendon Rusch, L ERA: 5.99 (6, 1)	3.0		11	1	0	0	2	0	0	0	0	0	0	28	36	0.00	0.333

BOTTOM

Kansas City Royals @ Cleveland Indians
Jacobs Field, Cleveland, OH

Fri Sep 18 1998, 7:05 PM EDT
Att: 43,260 - Unknown - 71 F

livebaseballscorecards.com

AB	30
R	4
H	6
RBI	4
BB	3
SO	5
LOB	13



Batter	1	2	3	4	5	6	7	8	9	AB R H RBI BB SO LOB	TOP	
Johnny Damon, L (1, 9) OBP: 0.340, SLG: 0.437 <small>B B B C F C X</small>	3-2 G5-3 <small>1</small>		3-1 2B <small>B B B C C X</small>			0-1 P5 <small>1</small>	3-2 2B 3B 1-H 2-H <small>B B B C F C X</small>	2-2 2B 1-3 3-H <small>B C F B X</small>		5 1 3 3 0 0 0		
Carlos Beltrán, S (1, 8) OBP: 0.308, SLG: 0.391 <small>S X</small>	0-1 F7 <small>2</small>		3-3 1B 2 SAFE <small>B B F F C F B B</small>			1-2 E4 1B BB <small>B C F X</small>	1-1 2B 3-H <small>B C F X</small>	1-2 G6-3 <small>3</small>		5 1 1 1 0 1 4		
Jose Offerman, S (1, 4) OBP: 0.401, SLG: 0.435 Carlos Febles, R (6, 4) OBP: 0.500, SLG: 0.500 <small>C B S S</small>	2-3 K <small>3</small>			2-3 1B <small>B C C B B</small>		0-0 F8 <small>2</small>	1-0 G6-3 <small>2</small>		2-1 1B E S <small>B B B C X</small>	3 0 0 0 0 2 1 2 1 1 0 0 0 1		
Dean Palmer, R (1, 5) OBP: 0.331, SLG: 0.516 <small>C B X</small>		1-1 P4 <small>1</small>		1-0 L8 <small>2</small>		4-0 1B 1-2 BB <small>B B B B</small>	0-3 1B <small>3</small>		2-3 1B 1-3 <small>C 1 SAFE 1 SAFE 1 B B S</small>	4 0 0 0 1 2 2		
Jeremy Giambi, L (1, 7) OBP: 0.364, SLG: 0.459 <small>C B X</small>		1-1 L5 <small>2</small>		0-0 1B <small>X</small>		0-0 1B 1-2 2-H <small>X</small>		0-0 1B 29 1B <small>X</small>	2-1 G3 <small>2</small>	5 1 3 2 0 0 0		
Terry Pendleton, S (1, 10) OBP: 0.297, SLG: 0.335 <small>B C C B X</small>		2-2 1B <small>X</small>		2-2 G3 <small>3</small>		0-1 G3-1 <small>3</small>		0-3 1B <small>1 B S X</small>	1-1 1B 3-H <small>B C S X</small>	5 0 2 0 0 1 4		
Hal Morris, L (1, 3) OBP: 0.354, SLG: 0.389 <small>X</small>		0-0 G1-3 <small>3</small>			2-2 1B 29 FC6-4 <small>B B B S X</small>		0-0 1B <small>X</small>	0-0 1B 3B <small>X</small>	0-0 F8 <small>2</small>	1-2 G4-3 <small>3</small>	5 1 2 0 0 0 3	AB 42 R 7 H 15 RBI 7 BB 1 SO 7 LOB 18
29 Mike Sweeney, R (1, 2) OBP: 0.323, SLG: 0.416 <small>X</small>			0-0 G6-3 <small>1</small>		0-0 FC6-4 G6-4-3 1-2f <small>B B B C C X</small>			3-3 1B <small>B B B C C X</small>	1-2 1B 2B <small>B C B S X</small>	4 1 1 0 0 1 2		
Mendy López, R (1, 6) OBP: 0.284, SLG: 0.335 Jeff Conine, R (8, PH) OBP: 0.313, SLG: 0.418 Shane Halter, R (8, PR) OBP: 0.262, SLG: 0.310 (8, 6) <small>B B C O S X</small>			2-2 G6-3 <small>2</small>		2-2 G6-4-3 1-2f <small>B B C C X</small>		2-1 1B <small>B B B X</small>	0-0 1B 2B 1-3 3-H <small>X</small>	3 1 1 0 0 0 1 1 0 1 1 0 0 0 0 0 0 0 0 0 0			
Inning Stats	R: 0 H: 0 E: 0 LOB: 0 K: 1 BB: 0 S: 8 P: 13	R: 0 H: 1 E: 0 LOB: 1 K: 0 BB: 0 S: 8 P: 12	R: 0 H: 1 E: 0 LOB: 1 K: 1 BB: 0 S: 12 P: 20	R: 0 H: 1 E: 0 LOB: 1 K: 1 BB: 0 S: 8 P: 13	R: 0 H: 1 E: 0 LOB: 0 K: 0 BB: 0 S: 8 P: 12	R: 1 H: 1 E: 1 LOB: 2 K: 0 BB: 1 S: 9 P: 14	R: 3 H: 4 E: 0 LOB: 1 K: 2 BB: 0 S: 15 P: 25	R: 2 H: 4 E: 0 LOB: 3 K: 1 BB: 0 S: 16 P: 20	R: 1 H: 2 E: 0 LOB: 1 K: 1 BB: 0 S: 12 P: 20	1B: 10 SF: 0 2B: 4 SAC: 0 3B: 1 DP: 1 HR: 0 HBP: 0	WP: 0 PA: 43 PB: 0 SB: 1 CS: 0	
PITCHER	IP WLS BF H R ER SO BB IBB HBP BLK WP HR S P ERA WHIP Dwight Gooden, R (1, 1) ERA: 3.65 6.1 0 27 7 3 2 4 1 0 0 0 0 0 59 95 2.84 1.263 Jim Poole, L (7, 1) ERA: 5.35 0.0 0 2 2 1 1 0 0 0 0 0 0 0 0 5 9 ∞ ∞ Doug Jones, R (7, 1) ERA: 4.45 1.1 0 7 3 2 2 2 0 0 0 0 0 0 0 13 15 13.50 2.250 Paul Assenmacher, L (8, 1) ERA: 3.4 0.1 0 2 1 0 0 0 0 0 0 0 0 0 0 7 10 0.00 3.000 Paul Shuey, R (8, 1) ERA: 2.96 1.0 L 5 2 1 1 1 1 0 0 0 0 0 0 0 12 20 9.00 2.000	PITCHER IP WLS BF H R ER SO BB IBB HBP BLK WP HR S P ERA WHIP										

Kansas City Royals @ Cleveland Indians
 Jacobs Field, Cleveland, OH
 Sat Sep 19 1998, 3:33 AM EDT
 Att. 43,182 - Sunny - 78 F

livebaseballscorecards.com

Batter	1	2	3	4	5	6	7	8	9	AB R H RBI BB SO LOB
Kenny Lofton, L OBP: 0.370, SLG: 0.412 Alex Ramirez, R (6, 7) Brian Giles, L OBP: 0.404, SLG: 0.474 (8, 7)	1-1 WP 1B 1B		4-0 1B HR BB		1-2 G6-3		2-3 1-2 K		3-1 G4-3	2 2 1 0 1 0 0 1 0 0 0 0 1 1 1 0 0 0 0 0 0
Enrique Wilson, S OBP: 0.333, SLG: 0.435 (1, 4)	2-2 1-H HR 1B		1-0 1-2 HR 1B		0-0 F9		1-1 G3-1			4 2 2 1 0 0 1
Travis Fryman, R OBP: 0.340, SLG: 0.502 (1, 5)	0-0 L5		0-1 F7		2-0 F7			1-1 F7		4 0 0 0 0 0 3
Manny Ramirez, R OBP: 0.382, SLG: 0.615 (1, 9)	1-0 1-H HR		3-2 1-H 2-H HR		4-1 FC4-6 BB			4-2 HBP BB		2 2 2 5 2 0 0
Jim Thome, L OBP: 0.419, SLG: 0.614 (1, 10)	1-3 K		1-0 G4-3		1-2 FC4-6 FC5-4 1-2f			2-0 HBP		3 0 0 0 0 1 1
Richie Sexson, R OBP: 0.361, SLG: 0.627 (1, 3)	3-2 P4		0-1 G6-3		1-2 FC5-4 1-2f			2-3 K		4 0 0 0 0 1 3
Mark Whiten, S OBP: 0.378, SLG: 0.420 (6, 8)		1-2 G6-3		0-2 F7		1-2 G5-3		1-3 K		4 0 0 0 0 1 3
Sandy Alomar Jr., R OBP: 0.268, SLG: 0.348 Joey Cora, S OBP: 0.362, SLG: 0.380 (9, PH)		3-2 F9		0-1 G6-3			0-1 G6-3		0-1 F7	3 0 0 0 0 0 0 1 0 0 0 0 0 0
Omar Vizquel, S OBP: 0.352, SLG: 0.363 (1, 6)		1-2 F9		0-0 P4			1-1 1B		1-1 P4	4 0 1 0 0 0 0

Inning Stats	R: 3	H: 3	LOB: 0	K: 1	P: 24	R: 0	H: 0	LOB: 0	K: 0	P: 14	R: 3	H: 2	LOB: 0	K: 0	P: 19	R: 0	H: 0	LOB: 0	K: 0	P: 6	R: 0	H: 0	LOB: 1	K: 0	P: 19	R: 0	H: 1	LOB: 1	K: 1	P: 13	R: 0	H: 0	LOB: 2	K: 2	P: 20	R: 0	H: 0	LOB: 0	K: 0	P: 10	1B: 4	SF: 0	2B: 0	SAC: 0	3B: 0	DP: 0	HR: 2	HBP: 1	WP: 1	PA: 37
--------------	------	------	--------	------	-------	------	------	--------	------	-------	------	------	--------	------	-------	------	------	--------	------	------	------	------	--------	------	-------	------	------	--------	------	-------	------	------	--------	------	-------	------	------	--------	------	-------	-------	-------	-------	--------	-------	-------	-------	--------	-------	--------

PITCHER	IP	WLS	BF	H	R	ER	SO	BB	IBB	HBP	BLK	WP	HR	S	P	ERA	WHIP
50 José Rosado, L ERA: 4.69 (1, 1)	6.0		25	5	6	6	1	2	0	0	0	1	2	58	90	9.00	1.167
Jim Pittsley, R ERA: 6.85 (7, 1)	1.0		4	1	0	0	1	0	0	0	0	0	0	9	13	0.00	1.000
Scott Service, R ERA: 3.35 (8, 1)	1.0	W	5	0	0	0	2	1	0	1	0	0	0	10	20	0.00	1.000
Jeff Montgomery, R ERA: 5.26 (9, 1)	1.0	S	3	0	0	0	0	0	0	0	0	0	0	6	10	0.00	0.000

BOTTOM

Kansas City Royals @ Cleveland Indians
Jacobs Field, Cleveland, OH

Sat Sep 19 1998, 3:33 AM EDT
Att. 43,182 - Sunny - 78 F

livebaseballscorecards.com

AB	33
R	6
H	6
RBI	6
BB	3
SO	4
LOB	12



Batter	1	2	3	4	5	6	7	8	9	AB	R	H	RBI	BB	SO	LOB	TOP								
Carlos Beltrán, S (1, 8) OBP: 0.290, SLG: 0.357	1-3 K		0-0 F7		0-0 L9		1-0 FC6-4 1B	2-1 P7		5	0	1	0	0	1	5									
Carlos Febles, R (1, 4) OBP: 0.333, SLG: 0.333	1-1 G1-3		0-0 1B		0-3 K		2-1 FC6-4 1B	3-1 FC6		5	1	1	0	0	1	5									
Johnny Damon, L (1, 9) OBP: 0.342, SLG: 0.438	2-2 G4-3		1-3 K		1-2 1B		1-0 1B		4-2 G4-6-3 BB	4	0	2	1	1	1	2									
Dean Palmer, R (1, 5) OBP: 0.332, SLG: 0.514		1-2 G3 1B		2-3 K		0-0 F8	1-3 K		1-0 G4-6-3 HBP	4	0	1	0	0	2	3									
Jeremy Giambi, L (1, 7) OBP: 0.367, SLG: 0.512		1-3 K		4-2 BB BB		1-0 HR	0-3 K		2-2 G4-6-3	4	1	1	1	1	2	4									
Terry Pendleton, S (1, 10) Dee Brown, L (8, PR) Jose Offerman, S (9, PH) OBP: 0.304, SLG: 0.343		0-0 G3		4-2 BB BB		0-0 2B		2-1 SH1-4 1B	2-0 G4-3	3	0	2	0	1	0	1									
Hal Morris, L (1, 3) OBP: 0.353, SLG: 0.388		1-2 1B		1-2 BB		0-2 F7		0-0 1B SH1-4 1B		0	1	0	0	0	0	0									
29 Mike Sweeney, R (1, 2) OBP: 0.320, SLG: 0.412		0-0 F7		0-3 K		0-2 F7		1-2 1B		4	0	1	0	0	1	4									
Mendy López, R (1, 6) Larry Sutton, L (8, PH) Shane Halter, R (8, PR) OBP: 0.290, SLG: 0.340		2-0 G5-3		1-0 G5-3		1-0 G5-3		0-1 SH1-4		3	0	0	0	0	0	3									
		2-2 1B 1B		0-0 1B S 1B		0-3 K		2-1 FC6 1B		3	0	2	0	0	1	1									
										1	0	1	1	0	0	0									
										0	0	0	0	0	0	0									
Inning Stats	R: 0 E: 0 K: 1 S: 9	H: 0 LOB: 0 BB: 0 P: 13	R: 0 E: 0 K: 1 S: 10	H: 1 LOB: 1 BB: 0 P: 12	R: 0 E: 0 K: 1 S: 10	H: 2 LOB: 2 BB: 0 P: 15	R: 0 E: 0 K: 2 S: 15	H: 0 LOB: 2 BB: 2 P: 26	R: 0 E: 0 K: 1 S: 10	H: 2 LOB: 2 BB: 0 P: 11	R: 1 E: 0 K: 1 S: 10	H: 2 LOB: 1 BB: 0 P: 12	R: 1 E: 1 K: 2 S: 12	H: 2 LOB: 1 BB: 0 P: 17	R: 1 E: 0 K: 0 S: 11	H: 3 LOB: 3 BB: 0 P: 20	R: 0 E: 0 K: 0 S: 8	H: 0 LOB: 1 BB: 1 P: 17	1B: 10 2B: 1 3B: 0 HR: 1	SF: 0 SAC: 1 DP: 1 HBP: 1	WP: 0 PB: 0 SB: 1 CS: 0	PA: 42			
PITCHER	IP	WLS	BF	H	R	ER	SO	BB	IBB	HBP	BLK	WP	HR	S	P	ERA	WHIP								
Bartolo Colon, R (1, 1) ERA: 3.66	7.0	W	32	9	2	1	9	2	0	0	0	0	1	76	106	1.29	1.571								
Steve Karsay, R (8, 1) ERA: 5.87	1.0		6	3	1	1	0	0	0	0	0	0	0	11	20	9.00	3.000								
Paul Assenmacher, L (9, 1) ERA: 3.4	0.0		1	0	0	0	0	1	0	0	0	0	0	2	6	∞	∞								
Michael Jackson, R (9, 1) ERA: 1.6	1.0	S	3	0	0	0	0	0	0	1	0	0	0	6	11	0.00	0.000								

Kansas City Royals @ Cleveland Indians
 Jacobs Field, Cleveland, OH
 Sun Sep 20 1998, 3:33 AM EDT
 Att. 43,082 - Cloudy - 82 F

livebaseballscorecards.com

AB	37
R	3
H	12
RBI	3
BB	3
SO	9
LOB	29



Batter	1	2	3	4	5	6	7	8	9	AB	R	H	RBI	BB	SO	LOB
Joey Cora, S OBP: 0.362, SLG: 0.378 (1, 4)	4-1 1B BB	1-2 F9		3-1 G5-3		0-1 L6				3	0	0	0	1	0	2
Omar Vizquel, S OBP: 0.355, SLG: 0.366 (1, 6)	1-2 G5-4-3 1B		1-1 E6 F9 1B		1-2 WP S BB 1B	0-0 P8				4	1	3	0	0	0	0
David Justice, L OBP: 0.365, SLG: 0.462 (1, 10)	2-3 K		0-0 F9		1-3 K		0-2 F8			4	0	0	0	0	2	4
Manny Ramirez, R OBP: 0.383, SLG: 0.614 (1, 9)	2-0 G5-4-3 1-2f		2-3 K		4-2 BB BB BB		2-2 K 1B			3	0	1	0	1	1	3
Jim Thome, L OBP: 0.420, SLG: 0.612 (1, 3)		2-1 BB WP FC3-6 1B		3-3 K		4-2 BB BB		2-3 K		3	1	1	0	1	2	1
Travis Fryman, R OBP: 0.339, SLG: 0.506 (1, 5)		3-2 G6-3 1-2		0-1 F7		2-3 K		0-0 HR		4	1	1	1	0	1	4
Brian Giles, L OBP: 0.407, SLG: 0.477 (1, 7)		4-2 FC3-6 BB BB		1-1 G6-3 HR 2B		4-2 FC6-4 BB		3-3 K		2	1	1	1	2	1	0
Mark Whiten, S OBP: 0.376, SLG: 0.414 (1, 8)		4-2 FC3-6 BB		2-2 G6-3		1-2 FC6-4		1-3 K		3	0	0	0	1	1	4
Einar Diaz, R OBP: 0.300, SLG: 0.444 (1, 2)		1-1 FC3-6 1-2f 2-3 3-H		3-2 HR		1-0 F8		1-1 G6-3		4	1	1	3	0	0	2

Inning Stats	R: 0	H: 1	E: 0	LOB: 1	K: 1	P: 17	R: 1	H: 1	E: 0	LOB: 2	K: 0	P: 32	R: 0	H: 1	E: 1	LOB: 1	K: 2	P: 16	R: 2	H: 2	E: 0	LOB: 0	K: 0	P: 24	R: 1	H: 1	E: 0	LOB: 3	K: 2	P: 35	R: 0	H: 0	E: 0	LOB: 0	K: 1	P: 5	R: 0	H: 1	E: 0	LOB: 0	K: 1	P: 13	R: 1	H: 1	E: 0	LOB: 0	K: 2	P: 16		
1B: 5	SF: 0	2B: 1	SAC: 0	3B: 0	DP: 1	HR: 2	HBP: 0	WP: 2	PA: 36	SB: 1	CS: 0																																							

PITCHER	IP	WLS	BF	H	R	ER	SO	BB	IBB	HBP	BLK	WP	HR	S	P	ERA	WHIP
Pat Rapp, R ERA: 5.3 (1, 1)	4.2	L	24	6	4	4	5	5	0	0	0	2	1	63	114	7.71	2.357
Allen McDill, L ERA: 4.91 (5, 1)	0.1		2	0	0	0	0	1	0	0	0	0	0	5	10	0.00	3.000
Jeff Suppan, R ERA: 6.19 (6, 1)	3.0		10	2	1	1	3	0	0	0	0	0	1	24	34	3.00	0.667

BOTTOM

Kansas City Royals @ Cleveland Indians
 Jacobs Field, Cleveland, OH
 Sun Sep 20 1998, 3:33 AM EDT
 Att: 43,082 - Cloudy - 82 F

livebaseballscorecards.com

AB	30
R	5
H	8
RBI	5
BB	6
SO	8
LOB	20



Batter	1	2	3	4	5	6	7	8	9	AB R H RBI BB SO LOB	TOP																									
Brian Hunter, R (1, 8) OBP: 0.299, SLG: 0.334	2-2 F7		2-1 L7	1-0 F8		0-1 FC3-6 1B		3-1 FC1-6-5 PO		5 0 1 1 0 0 1																										
Bobby Higginson, L (1, 10) OBP: 0.355, SLG: 0.480	0-0 1B		1-0 HR		4-1 FC6-4 BB	0-2 FC3-6 S		0-0 PO	0-0 FC6-4 1B	4 1 3 1 1 0 2																										
Juan Encarnacion, R (1, 7) OBP: 0.340, SLG: 0.511	2-0 P6		2-3 K		1-0 L9	1-3 K			1-1 FC6-4 2B	5 1 0 0 0 2 5																										
Tony Clark, S (1, 3) OBP: 0.356, SLG: 0.519	1-1 F8		1-1 2B		4-1 FC6-4 BB		2-2 G5-3		1-1 2B	4 1 2 1 1 0 1																										
Damion Easley, R (1, 4) OBP: 0.333, SLG: 0.478		0-1 F9 WP 1B	1-1 HR 2B		1-1 FC6-4 S		1-0 G5-3		4-0 IBB	4 1 2 1 1 0 2																										
Robert Fick, L (1, 2) OBP: 0.444, SLG: 0.875		4-0 BB	3-2 HR		1-1 F8		3-2 G3		0-1 P4	3 1 1 2 1 0 2																										
Geronimo Berroa, R (9, PH) OBP: 0.318, SLG: 0.298		1-2 BB	2-H HR							0 0 0 0 0 0 0																										
Paul Bako, L (9, PH) OBP: 0.319, SLG: 0.348										1 0 0 0 0 0 2																										
Joe Randa, R (1, 5) OBP: 0.327, SLG: 0.369		1-1 F8	1-0 F9			1-1 G1-3 1B		0-0 E WP 1B	2-2 G3	5 2 2 0 0 0 4	AB 38 R 7 H 11 RBI 6 BB 5 SO 4 LOB 26																									
Gabe Kapler, R (1, 9) OBP: 0.125, SLG: 0.125		2-1 F9		2-3 K		0-2 G1-3		0-0 F7		4 0 0 0 0 1 4																										
Jason Wood, R (1, 6) OBP: 0.440, SLG: 0.591		1-3 K		1-0 F8		4-2 FC3-6 1B BB		2-2 E6 WP		2 0 0 0 1 1 2																										
Luis Gonzalez, L (8, PH) OBP: 0.341, SLG: 0.473										1 0 0 0 0 0 1																										
Deivy Cruz, R (8, 6) OBP: 0.283, SLG: 0.354										0 0 0 0 0 0 0																										
Inning Stats	R: 0 E: 0 K: 0 S: 7	H: 1 LOB: 1 BB: 0 P: 12	R: 0 E: 0 K: 1 S: 9	H: 1 LOB: 2 BB: 1 P: 17	R: 4 E: 0 K: 1 S: 14	H: 4 LOB: 0 BB: 0 P: 25	R: 0 E: 0 K: 1 S: 5	H: 0 LOB: 0 BB: 0 P: 9	R: 0 E: 0 K: 0 S: 7	H: 0 LOB: 2 BB: 2 P: 18	R: 1 E: 0 K: 1 S: 16	H: 2 LOB: 2 BB: 1 P: 22	R: 0 E: 0 K: 0 S: 7	H: 0 LOB: 0 BB: 0 P: 13	R: 1 E: 1 K: 0 S: 7	H: 1 LOB: 0 BB: 0 P: 12	R: 1 E: 0 K: 0 S: 12	H: 2 LOB: 2 BB: 1 P: 20	1B: 6 2B: 3 3B: 0 HR: 2	SF: 0 SAC: 0 DP: 0 HBP: 0	WP: 2 PB: 0 SB: 2 CS: 0	PA: 44														
PITCHER	IP WLS BF H R ER SO BB IBB HBP BLK WP HR S P ERA WHIP																																			
Brian Barber, R (1, 1) ERA: 5.08	4.1		22	6	4	4	3	3	0	0	0	1	2	38	75	8.31	2.077																			
Ricky Bones, R (5, 1) ERA: 3.08	2.2		11	2	1	1	1	1	0	0	0	0	0	27	41	3.38	1.125																			
Scott Service, R (8, 1) ERA: 3.32	0.2	L	4	1	1	0	0	0	0	0	0	1	0	7	12	0.00	1.500																			
Matt Whisenant, L (8, 1) ERA: 5.01	0.2		4	2	1	1	0	0	1	0	0	0	0	5	11	13.50	3.000																			
47 Brian Bevil, R (9, 1) ERA: 5.31	0.2		2	0	0	0	0	0	0	0	0	0	0	7	9	0.00	0.000																			

Detroit Tigers @ Kansas City Royals
Kauffman Stadium, Kansas City, MO

Mon Sep 21 1998, 7:05 PM CDT
Att. 10,990 - Cloudy - 59 F

livebaseballscorecards.com



Batter	1	2	3	4	5	6	7	8	9	AB	R	H	RBI	BB	SO	LOB
Johnny Damon, L <small>OBP: 0.343, SLG: 0.440</small> (1, 9)	2-1 		1-0 		1-1 	4-2 		1 SAFE 0-0 		4	1	1	0	1	0	1
Carlos Beltrán, S <small>OBP: 0.306, SLG: 0.485</small> (1, 8)	2-1 		1-0 		1-3 	0-0 		1 SAFE 2-2 		5	2	2	2	0	1	2
Jose Offerman, S <small>OBP: 0.401, SLG: 0.435</small> (1, 10)	4-0 		0-1 		3-2 	2-1 		1 SAFE 2-2 		3	0	2	2	1	0	1
Dean Palmer, R <small>OBP: 0.332, SLG: 0.512</small> (1, 5)	1-1 		2-3 		4-2 	4-2 		1 SAFE 0-1 		3	0	0	0	2	1	3
Jeremy Giambi, L <small>OBP: 0.352, SLG: 0.467</small> (1, 7)		2-2 		4-2 	1-2 	1-0 		3-3 		4	0	0	0	1	1	4
Hal Morris, L <small>OBP: 0.351, SLG: 0.386</small> (1, 3)		0-0 		0-0 		3-2 	3-1 	2-2 		5	0	1	0	0	0	1
29 Mike Sweeney, R <small>OBP: 0.322, SLG: 0.411</small> Larry Sutton, L <small>OBP: 0.314, SLG: 0.355</small> (9, PH)		2-1 		1 SAFE 4-2 	2-3 	0-0 		2-1 		3	0	1	0	1	1	0
Mendy López, R <small>OBP: 0.289, SLG: 0.339</small> (1, 6)		3-1 		2-2 	2-1 	3-1 		3-1 		4	1	1	0	0	0	4
Carlos Febles, R <small>OBP: 0.462, SLG: 0.583</small> (1, 4)		3-2 		0-0 	0-1 	4-1 		4-1 		3	1	2	1	1	0	2


Inning Stats	R: 0	H: 0	E: 0	K: 0	S: 6	R: 0	H: 2	E: 0	K: 0	S: 11	R: 1	H: 1	E: 0	K: 1	S: 7	R: 0	H: 1	E: 0	K: 1	S: 10	R: 0	H: 1	E: 0	K: 1	S: 15	R: 4	H: 4	E: 0	K: 1	S: 20	R: 0	H: 0	E: 0	K: 0	S: 5	R: 0	H: 1	E: 0	K: 0	S: 12	R: 0	H: 0	E: 0	K: 1	S: 9	1B: 6	2B: 0	3B: 4	HR: 0	SF: 1	SAC: 0	DP: 0	HBP: 0	WP: 0	PB: 0	SB: 1	CS: 0	PA: 43
--------------	------	------	------	------	------	------	------	------	------	-------	------	------	------	------	------	------	------	------	------	-------	------	------	------	------	-------	------	------	------	------	-------	------	------	------	------	------	------	------	------	------	-------	------	------	------	------	------	-------	-------	-------	-------	-------	--------	-------	--------	-------	-------	-------	-------	--------

PITCHER	IP	WLS	BF	H	R	ER	SO	BB	IBB	HBP	BLK	WP	HR	S	P	ERA	WHIP
Brian Powell, R <small>ERA: 6.35</small>	(1, 1)	5.0	23	5	1	1	2	4	0	0	0	0	0	49	92	1.80	1.800
Doug Bochtler, R <small>ERA: 6.15</small>	(6, 1)	0.2	6	3	4	4	1	1	0	0	0	0	0	15	26	54.00	6.000
A.J. Sager, R <small>ERA: 6.41</small>	(6, 1)	0.0	2	1	0	0	0	1	0	0	0	0	0	4	10	∞	∞
Will Brunson, L <small>ERA: 5.4</small>	(6, 1)	0.2	2	0	0	0	0	0	0	0	0	0	0	3	7	0.00	0.000
Dean Crow, R <small>ERA: 3.94</small>	(7, 1)	0.2	W 3	0	0	0	0	1	0	0	0	0	0	4	11	0.00	1.500

DETROIT TIGERS @ KANSAS CITY ROYALS
Kauffman Stadium, Kansas City, MO
 Mon Sep 21 1998, 7:05 PM CDT
 Att: 10,990 - Cloudy - 59 F

AB	35
R	5
H	10
RBI	5
BB	7
SO	4
LOB	18

PITCHER	IP	WLS	BF	H	R	ER	SO	BB	IBB	HBP	BLK	WP	HR	S	P	ERA	WHIP
44 Sean Runyan, L <small>ERA: 3.58</small>	(8, 1)	0.2	3	1	0	0	0	0	0	0	0	0	0	9	12	0.00	1.500
Doug Brocail, R <small>ERA: 2.78</small>	(8, 1)	0.1	1	0	0	0	0	0	0	0	0	0	0	2	2	0.00	0.000
Todd Jones, R <small>ERA: 5.07</small>	(9, 1)	1.0	S 3	0	0	0	1	0	0	0	0	0	0	9	16	0.00	0.000

Batter	1	2	3	4	5	6	7	8	9	AB R H RBI BB SO LOB	TOP											
Kimera Barteo, R (1, 8) OBP: 0.245, SLG: 0.368	2-3 K		0-0 G4-3	0-2 FC6-4 WP HR		0-3 K		1-3 K	1-1 P6	6 1 0 0 0 3 5												
Luis Gonzalez, L (1, 10) OBP: 0.343, SLG: 0.479	0-2 G4-3		0-0 F8 1B	3-2 HR		2-2 G3		1-0 E6 2B	2-2 1B 2B 1B	6 3 3 4 0 0 0												
Juan Encarnacion, R (1, 7) OBP: 0.353, SLG: 0.538	1-0 2B		3-2 F8 1-3	1-2 CS 1B			2-1 1B 3B	3-1 P3	1-2 1B 2B 1B	6 2 4 1 0 0 2												
Tony Clark, S (1, 3) OBP: 0.359, SLG: 0.521 Frank Catalanotto, L (8, 3) OBP: 0.329, SLG: 0.446	4-0 BB		4-1 FC6-4 BB	3-3 SAFE K			0-0 FC5-4 1B	2-2 1B 2B	1-1 1B 2B	3 1 2 2 2 1 1 1 0 1 2 0 0 0												
Damion Easley, R (1, 4) OBP: 0.332, SLG: 0.475	1-3 K		0-1 FC6-4		1-3 K		2-1 FC5-4 1B	2-2 1B	0-0 G4-3	6 0 1 1 0 2 6												
Robert Fick, L (1, 2) OBP: 0.538, SLG: 1.091 Paul Bako, L (7, 2) OBP: 0.318, SLG: 0.347		2-1 HR		4-0 1B BB	3-2 G6-3		1-2 1B	1-2 G5-3		3 2 2 1 1 0 0 1 0 0 0 0 0 1												
Joe Randa, R (1, 5) OBP: 0.326, SLG: 0.366		2-1 L9		3-1 F8 1B	2-2 F7		2-1 P3		4-1 1B BB	4 1 0 0 1 0 3	AB 45 R 14 H 18 RBI 13 BB 4 SO 7 LOB 21											
Gabe Kapler, R (1, 9) OBP: 0.231, SLG: 0.385		0-2 F8		2-0 FC6-4 1B HR 1B		1-2 SF9 3B	0-3 K		0-2 P6	5 2 2 0 0 1 3												
Deivi Cruz, R (1, 6) OBP: 0.287, SLG: 0.358		1-2 F9		0-0 FC6-4 1B		0-0 SF9		0-0 E 1B	1-2 1B 1B	4 2 3 2 0 0 0												
Inning Stats	R: 0 E: 0 K: 2 S: 11	H: 1 LOB: 2 BB: 1 P: 19	R: 1 E: 0 K: 0 S: 12	H: 1 LOB: 0 BB: 0 P: 17	R: 0 E: 0 K: 0 S: 12	H: 1 LOB: 2 BB: 1 P: 19	R: 4 E: 0 K: 1 S: 18	H: 4 LOB: 1 BB: 1 P: 33	R: 0 E: 0 K: 1 S: 10	H: 0 LOB: 0 BB: 0 P: 16	R: 1 E: 0 K: 1 S: 12	H: 1 LOB: 0 BB: 0 P: 15	R: 1 E: 0 K: 1 S: 13	H: 3 LOB: 2 BB: 0 P: 20	R: 3 E: 1 K: 1 S: 17	H: 3 LOB: 1 BB: 0 P: 27	R: 4 E: 0 K: 0 S: 18	H: 4 LOB: 1 BB: 1 P: 28	1B: 11 2B: 3 3B: 2 HR: 2	SF: 1 SAC: 0 DP: 0 HBP: 0	WP: 2 PB: 0 SB: 1 CS: 1	PA: 50
PITCHER	IP WLS BF H R ER SO BB IBB HBP BLK WP HR S P ERA WHIP																					
Tim Belcher, R (1, 1) ERA: 4.09	6.0 L 29 8 6 6 5 3 0 0 0 0 1 2 75 119 9.00 1.833																					
47 Brian Bevil, R (7, 1) ERA: 5.4	1.0 6 3 1 1 1 0 0 0 0 0 0 0 13 20 9.00 3.000																					
Jim Pittsley, R (8, 1) ERA: 6.78	0.2 6 3 3 0 1 0 0 0 0 1 0 14 23 0.00 4.500																					
Allen McDill, L (8, 1) ERA: 10.8	1.1 9 4 4 4 0 1 0 0 0 0 0 0 21 32 27.00 3.750																					

Detroit Tigers @ Kansas City Royals
Kauffman Stadium, Kansas City, MO

Tue Sep 22 1998, 7:05 PM CDT
Att. 11,871 - Unknown - 66 F

livebaseballscorecards.com

Batter	1	2	3	4	5	6	7	8	9	AB	R	H	RBI	BB	SO	LOB	BOTTOM
Johnny Damon, L (1, 9) <small>OBP: 0.342, SLG: 0.438</small>	3-2 G6-3		1-1 L7		0-0 SF8 1B		2-1 G3-1			4	1	1	0	0	0	1	
Carlos Beltrán, S (1, 8) <small>OBP: 0.325, SLG: 0.514</small>	0-1 L5-4 BB 1B		2-0 1B 2B		0-0 L8		1-2 G6-3			4	1	2	0	0	0	1	
Jose Offerman, S (1, 4) <small>OBP: 0.402, SLG: 0.435</small> Carlos Febles, R (9, 4) <small>OBP: 0.462, SLG: 0.583</small>	4-1 BB		1-1 F9		1-1 E 1B		3-2 L4			3	0	1	0	1	0	2	
Dean Palmer, R (1, 5) <small>OBP: 0.332, SLG: 0.511</small>	1-1 L5-4 2-3		1-2 1B		1-0 SF8		1-3 K			3	0	1	3	0	1	2	
Jeff King, R (1, 3) <small>OBP: 0.323, SLG: 0.458</small>		0-1 WP S SF8 1B	3-1 P6		3-1 P5		1-2 G3			4	1	1	0	0	0	3	
Terry Pendleton, S (1, 10) <small>OBP: 0.300, SLG: 0.339</small> Dee Brown, L (9, PH)		1-3 K		2-1 F7		3-2 P5		1-3 K		3	0	0	0	0	1	1	
Jeff Conine, R (1, 7) <small>OBP: 0.310, SLG: 0.415</small> Chris Hatcher, R (9, PH) <small>OBP: 0.167, SLG: 0.091</small>		3-2 SF8 1-H		0-1 G6-3		3-3 K		1-3 K		2	0	0	1	0	1	0	
Mendy López, R (1, 6) <small>OBP: 0.295, SLG: 0.337</small> Shane Halter, R (9, PH) <small>OBP: 0.260, SLG: 0.308</small>		4-0 CS BB		4-2 BB		1-3 K		1-0 G4-3		1	0	0	0	2	1	0	
Tim Spehr, R (1, 2) <small>OBP: 0.333, SLG: 0.265</small> Larry Sutton, L (7, PH) <small>OBP: 0.313, SLG: 0.354</small> Héctor Ortiz, R (8, 2)		2-2 CS 1-2	4-2 2B 1B BB	1-2 P3		3-2 F8				1	1	0	0	1	0	1	
Inning Stats	R: 0 H: 1 E: 0 LOB: 1 K: 0 BB: 1 S: 9 P: 17	R: 1 H: 1 E: 0 LOB: 0 K: 1 BB: 1 S: 10 P: 20	R: 2 H: 2 E: 0 LOB: 1 K: 0 BB: 1 S: 14 P: 26	R: 0 H: 0 E: 0 LOB: 1 K: 0 BB: 1 S: 14 P: 21	R: 1 H: 2 E: 1 LOB: 2 K: 0 BB: 0 S: 8 P: 12	R: 0 H: 0 E: 0 LOB: 0 K: 2 BB: 0 S: 13 P: 20	R: 0 H: 0 E: 0 LOB: 0 K: 0 BB: 0 S: 12 P: 18	R: 0 H: 0 E: 0 LOB: 0 K: 1 BB: 0 S: 10 P: 15	R: 0 H: 0 E: 0 LOB: 0 K: 2 BB: 0 S: 9 P: 12	1B: 5 SF: 2 2B: 2 SAC: 0 3B: 0 DP: 1 HR: 0 HBP: 0	WP: 1 PA: 36 PB: 0 SB: 1 CS: 1						
PITCHER Justin Thompson, L (1, 1) <small>ERA: 4.1</small> Frank Castillo, R (6, 1) <small>ERA: 6.95</small>	IP WLS BF H R ER SO BB IBB HBP BLK WP HR S P ERA WHIP 5.0 W 23 6 4 4 1 4 4 0 0 0 0 55 96 7.20 2.000	IP WLS BF H R ER SO BB IBB HBP BLK WP HR S P ERA WHIP 4.0 S 12 0 0 0 5 0 0 0 0 0 0 44 65 0.00 0.000	PITCHER IP WLS BF H R ER SO BB IBB HBP BLK WP HR S P ERA WHIP														

Detroit Tigers @ Kansas City Royals
 Kauffman Stadium, Kansas City, MO

Tue Sep 22 1998, 7:05 PM CDT
 Att. 11,871 - Unknown - 66 F

livebaseballscorecards.com

AB	29
R	4
H	6
RBI	4
BB	4
SO	6
LOB	11



Batter	1	2	3	4	5	6	7	8	9	AB R H RBI BB SO LOB	TOP																								
Juan Encarnacion, R OBP: 0.354, SLG: 0.553 (1, 8)	2-2 HR	0-1 CS 1B		1-0 F9		0-1 F8			3-2 F7	5 1 2 1 0 0 2																									
Bobby Higginson, L OBP: 0.355, SLG: 0.481 (1, 7)	1-2 1B	1-0 F8 1-2		3-3 K		1-1 1B			3-0 G6-3	5 1 2 0 0 1 3																									
Damion Easley, R OBP: 0.331, SLG: 0.478 (1, 4)	3-1 P4		2-1 HR		0-1 F9	1-2 G3			1-2 G6-3	5 1 1 1 0 0 2																									
Tony Clark, S OBP: 0.360, SLG: 0.522 (1, 10)	4-0 BB 1B SF8 IBB		2-3 K		0-0 1B 2B				0-3 K	3 2 1 0 1 2 0																									
Robert Fick, L OBP: 0.529, SLG: 0.933 (1, 3)	0-0 SF8 BB 1-2 2-H 1B		2-0 G4-3		3-2 WP 1B 2-H 1B				3-3 K	4 0 2 2 0 1 0																									
Gabe Kapler, R OBP: 0.294, SLG: 0.375 (1, 9)	4-2 SF8 BB 1-2 2-3 BB		0-1 G6-3		3-2 WP 1B 1-2 1B				1-0 P4	3 0 1 0 1 0 0																									
Joe Randa, R OBP: 0.323, SLG: 0.364 (1, 5)	0-1 SF8 1-2 2-3 3-H			3-2 G6-3	3-3 K				1-0 G6-3	3 0 0 1 0 1 2	AB 36																								
Deivi Cruz, R OBP: 0.286, SLG: 0.357 (1, 6)	1-3 K			1-2 1B 1B	0-1 G6-3				1-2 G3	4 0 1 0 0 1 4	R 5																								
Joe Siddall, L OBP: 0.269, SLG: 0.295 (1, 2)		3-2 L4		2-0 1B 1-3 1B		1-3 K			2-3 K	4 0 1 0 0 2 0	H 11																								
Inning Stats	R: 3 E: 0 K: 1 S: 16	H: 3 LOB: 2 BB: 2 P: 31	R: 0 E: 0 K: 0 S: 7	H: 1 LOB: 0 BB: 0 P: 11	R: 1 E: 0 K: 1 S: 8	H: 1 LOB: 0 BB: 0 P: 14	R: 0 E: 0 K: 1 S: 11	H: 2 LOB: 2 BB: 0 P: 21	R: 1 E: 0 K: 1 S: 19	H: 3 LOB: 2 BB: 0 P: 28	R: 0 E: 0 K: 1 S: 10	H: 1 LOB: 1 BB: 0 P: 13	R: 0 E: 0 K: 2 S: 7	H: 0 LOB: 0 BB: 0 P: 11	R: 0 E: 0 K: 1 S: 8	H: 0 LOB: 0 BB: 0 P: 12	R: 0 E: 0 K: 0 S: 7	H: 0 LOB: 0 BB: 0 P: 14	1B: 7 2B: 2 3B: 0 HR: 2	SF: 1 SAC: 0 DP: 0 HBP: 0	WP: 1 PB: 0 SB: 0 CS: 1	PA: 39													
PITCHER Kevin Appier, R ERA: 7.8 (1, 1)	IP 5.0 WLS L BF 26 H 10 R 5 ER 5 SO 4 BB 1 IBB 1 HBP 0 BLK 0 WP 1 HR 2 S 61 P 105 ERA 9.00 WHIP 2.200											PITCHER Glendon Rusch, L ERA: 5.87 (6, 1)	IP 3.0 WLS BF 10 H 1 R 0 ER 0 SO 4 BB 0 IBB 0 HBP 0 BLK 0 WP 0 HR 0 S 25 P 36 ERA 0.00 WHIP 0.333											PITCHER Jeff Montgomery, R ERA: 5.17 (9, 1)	IP 1.0 WLS BF 3 H 0 R 0 ER 0 SO 0 BB 0 IBB 0 HBP 0 BLK 0 WP 0 HR 0 S 7 P 14 ERA 0.00 WHIP 0.000										

Detroit Tigers @ Kansas City Royals
Kauffman Stadium, Kansas City, MO

Wed Sep 23 1998, 7:05 PM CDT
Att. 12,100 - Unknown - 72 F

AB	36
R	5
H	11
RBI	5
BB	2
SO	8
LOB	13



Batter	1	2	3	4	5	6	7	8	9	AB R H RBI BB SO LOB
Carlos Beltrán, S OBP: 0.295, SLG: 0.463 (1, 8)	3-2 G4-3 ①		3-3 K ③			1-3 K ②			1-3 K ②	4 0 0 0 0 3 1
Carlos Febles, R OBP: 0.412, SLG: 0.625 (1, 4)	2-3 K ②			1-3 K ①		2-3 K ③			3-2 3B ③	4 0 1 0 0 3 0
Johnny Damon, L OBP: 0.340, SLG: 0.436 (1, 9)	2-3 K ③			3-3 K ②			2-3 K ①		1-1 F7 ③	4 0 0 0 0 3 1
Dean Palmer, R OBP: 0.333, SLG: 0.517 (1, 5)		2-1 G5-3 ①		1-0 HR			2-2 1B ②			3 1 2 1 0 0 0
Jeremy Giambi, L OBP: 0.333, SLG: 0.438 (1, 7)		2-2 G4-1 ②		0-0 G6-3 ③			0-0 L7 ②			3 0 0 0 0 0 1
Jeff King, R OBP: 0.321, SLG: 0.455 (1, 3)		1-0 G4-3 ③			2-1 F5 ①		0-0 2-4 ③	0-0 P4 ①		3 0 0 0 0 0 0
Hal Morris, L OBP: 0.349, SLG: 0.383 (1, 10)			0-2 G6-3 ①		1-2 G5-3 ②			1-1 G4-1 ②		3 0 0 0 0 0 0
Mendy López, R OBP: 0.290, SLG: 0.332 (1, 6)			1-3 K ②		1-2 G6-3 ③			2-3 K ③		3 0 0 0 0 2 0
Tim Spehr, R OBP: 0.337, SLG: 0.271 Larry Sutton, L OBP: 0.312, SLG: 0.353 (1, 2) (9, PH)			3-2 1B ①			2-1 G5-3 ①			0-2 G4-3 ①	2 0 1 0 0 0 0 1 0 0 0 0 0 0

Inning Stats	R: 0 E: 0 K: 2 S: 12	H: 0 LOB: 0 BB: 0 P: 19	R: 0 E: 0 K: 0 S: 7	H: 0 LOB: 0 BB: 0 P: 12	R: 0 E: 0 K: 2 S: 13	H: 1 LOB: 1 BB: 0 P: 20	R: 1 E: 0 K: 2 S: 8	H: 1 LOB: 0 BB: 0 P: 13	R: 0 E: 0 K: 0 S: 8	H: 0 LOB: 0 BB: 0 P: 12	R: 0 E: 0 K: 2 S: 9	H: 0 LOB: 0 BB: 0 P: 14	R: 0 E: 0 K: 1 S: 7	H: 1 LOB: 1 BB: 0 P: 11	R: 0 E: 0 K: 1 S: 6	H: 0 LOB: 0 BB: 0 P: 9	R: 0 E: 0 K: 1 S: 12	H: 1 LOB: 1 BB: 0 P: 17	1B: 2 2B: 0 3B: 1 HR: 1	SF: 0 SAC: 0 DP: 0 HBP: 0
--------------	-------------------------------	----------------------------------	------------------------------	----------------------------------	-------------------------------	----------------------------------	------------------------------	----------------------------------	------------------------------	----------------------------------	------------------------------	----------------------------------	------------------------------	----------------------------------	------------------------------	---------------------------------	-------------------------------	----------------------------------	----------------------------------	------------------------------------

PITCHER	IP	WLS	BF	H	R	ER	SO	BB	IBB	HBP	BLK	WP	HR	S	P	ERA	WHIP
Bryce Florie, R ERA: 4.8 (1, 1)	7.0	W	24	3	1	1	9	0	0	0	0	0	1	64	101	1.29	0.429
Doug Brocail, R ERA: 2.69 (8, 1)	2.0		7	1	0	0	2	0	0	0	0	0	0	18	26	0.00	0.500


BOTTOM

Detroit Tigers @ Kansas City Royals
Kauffman Stadium, Kansas City, MO

Wed Sep 23 1998, 7:05 PM CDT
Att: 12,100 - Unknown - 72 F

livebaseballscorecards.com

AB	30
R	1
H	4
RBI	1
BB	0
SO	11
LOB	3



Batter	1	2	3	4	5	6	7	8	9	AB R H RBI BB SO LOB	TOP											
Ray Durham, S (1, 4) OBP: 0.366, SLG: 0.459	2-3 K		2-2 G3-1			1-2 G5-3		0-1 E 2B		4 1 1 2 0 1 0												
Craig Wilson, R (1, 6) OBP: 0.535, SLG: 0.850	1-2 2B 1B		0-0 G5-3			0-3 K		3-2 E8 1B		4 1 2 1 0 1 0												
Frank Thomas, R (1, 10) OBP: 0.380, SLG: 0.479	2-2 F9			1-0 P4			3-1 F9	4-1 HBP		3 0 0 0 0 0 1												
Albert Belle, R (1, 7) OBP: 0.395, SLG: 0.646	3-2 1-H 2B		2-1 G6-3			2-2 F9	2-2 F9	0-1 F9		4 0 1 1 0 0 2												
Wil Cordero, R (1, 3) OBP: 0.307, SLG: 0.434	0-1 G4-3		1-3 K			0-3 K			1-0 G4-3 2B	4 0 1 0 0 2 1												
Greg Norton, S (1, 5)		2-3 K		3-1 L6			1-2 F9	2-0 G4-3		4 0 0 0 0 1 1												
Magglio Ordonez, R (1, 9) OBP: 0.329, SLG: 0.418		2-3 K		0-1 P6			0-0 P4	1-1 F8		4 0 0 0 0 1 1												
25 Jeff Abbott, R (1, 8) OBP: 0.298, SLG: 0.492		2-3 K		1-0 F8			2-0 2B 1B	0-1 G6-3		4 1 1 0 0 1 1												
Robert Machado, R (1, 2) OBP: 0.263, SLG: 0.355			0-0 G5-3			1-1 G6-3		1-0 2B		3 1 1 0 0 0 0												
Inning Stats	R: 1 E: 0 K: 1 S: 17	H: 2 LOB: 1 BB: 0 P: 25	R: 0 E: 0 K: 3 S: 9	H: 0 LOB: 0 BB: 0 P: 15	R: 0 E: 0 K: 0 S: 9	H: 0 LOB: 0 BB: 0 P: 11	R: 0 E: 0 K: 1 S: 7	H: 0 LOB: 0 BB: 0 P: 11	R: 0 E: 0 K: 0 S: 5	H: 0 LOB: 0 BB: 0 P: 9	R: 0 E: 0 K: 1 S: 8	H: 0 LOB: 0 BB: 0 P: 10	R: 0 E: 0 K: 1 S: 8	H: 0 LOB: 0 BB: 0 P: 13	R: 3 E: 1 K: 0 S: 16	H: 4 LOB: 2 BB: 0 P: 27	R: 0 E: 0 K: 0 S: 6	H: 1 LOB: 1 BB: 0 P: 10	1B: 3 2B: 4 3B: 0 HR: 0	SF: 0 SAC: 0 DP: 0 HBP: 1	WP: 0 PB: 0 SB: 0 CS: 0	PA: 35
PITCHER	IP WLS BF H R ER SO BB IBB HBP BLK WP HR S P ERA WHIP																					
50 José Rosado, L (1, 1) ERA: 4.69	7.2 W 29 6 4 4 7 0 0 0 0 0 0 0 76 114 4.70 0.783																					
Scott Service, R (8, 1) ERA: 3.31	0.1 2 0 0 0 0 0 0 0 1 0 0 0 3 7 0.00 0.000																					
Jeff Montgomery, R (9, 1) ERA: 5.07	1.0 S 4 1 0 0 0 0 0 0 0 0 0 0 6 10 0.00 1.000																					

Chicago White Sox @ Kansas City Royals
Kauffman Stadium, Kansas City, MO
Thu Sep 24 1998, 7:05 PM CDT
Att. 13,481 - Overcast - 68 F

AB	34
R	4
H	7
RBI	4
BB	0
SO	7
LOB	7



livebaseballscorecards.com

Batter	1	2	3	4	5	6	7	8	9
Carlos Beltrán, S OBP: 0.306, SLG: 0.478 (1, 8) X	0-0 F7		2-1 PB 2B		2-0 S E 1B 2-H	3-3 K		1-1 SAFE G4-6-3 1-2f	
Carlos Febles, R OBP: 0.429, SLG: 0.579 (1, 4) C F X	0-2 CS 1B		2-3 K		0-1 SAFE 1B S 1B	4-0 1B BB			
Johnny Damon, L OBP: 0.341, SLG: 0.436 (1, 9) B C F X	2-2 G5-3 1-2		2-0 P3		1-2 1B 1B 1-3 2-H	3-2 1B			
Dean Palmer, R OBP: 0.333, SLG: 0.515 (1, 5) C S		0-3 K		2-0 G5-3	2-1 1B 1-H 3-H	0-0 SAFE P3			
Jeremy Giambi, L OBP: 0.328, SLG: 0.423 Jeff Conine, R OBP: 0.310, SLG: 0.415 (1, 7) B B X (8, 7) C F X		2-1 1B 1B		2-3 K	0-0 P5		0-1 F8		
Jeff King, R OBP: 0.320, SLG: 0.453 (1, 10) 1 SAFE C F X		1-1 F9		1-0 1B	1-0 F8		1-0 P6		
Hal Morris, L OBP: 0.350, SLG: 0.384 (1, 3) X		0-0 FC4 1B		2-2 G3		1-0 FC1-5 1B	0-0 L9		
Shane Halter, R OBP: 0.265, SLG: 0.309 (1, 6) B B X		2-0 FC4 1-2f			4-1 SH3 1B BB	0-1 SAFE BB FC1-5 1B		1-0 L7	
Tim Spehr, R OBP: 0.337, SLG: 0.264 (1, 2) B C C B X			2-2 P9		0-1 SH3	0-0 FC1-5 BB 1B		1-0 G4-6-3 HBP	

Inning Stats	R: 0	H: 1	E: 0	LOB: 0	K: 0	BB: 0	S: 7	P: 9
	R: 0	H: 2	E: 0	LOB: 2	K: 1	BB: 0	S: 9	P: 14
	R: 0	H: 1	E: 0	LOB: 1	K: 1	BB: 0	S: 9	P: 17
	R: 0	H: 1	E: 0	LOB: 1	K: 1	BB: 0	S: 10	P: 17
	R: 4	H: 3	E: 1	LOB: 1	K: 0	BB: 1	S: 13	P: 23
	R: 2	H: 3	E: 0	LOB: 2	K: 1	BB: 1	S: 13	P: 24
	R: 0	H: 0	E: 0	LOB: 0	K: 0	BB: 0	S: 4	P: 5
	R: 0	H: 0	E: 0	LOB: 0	K: 0	BB: 0	S: 3	P: 6

PITCHER	IP	WLS	BF	H	R	ER	SO	BB	IBB	HBP	BLK	WP	HR	S	P	ERA	WHIP
Jaime Navarro, R ERA: 6.36 (1, 1)	5.0	L	24	8	4	3	3	1	0	0	0	0	0	48	80	5.40	1.800
Carlos Castillo, R ERA: 4.98 (6, 1)	3.0		13	3	2	2	1	1	0	1	0	0	0	20	35	6.00	1.333

AB R H RBI BB SO LOB

5	1	2	1	0	1	3
3	1	1	0	1	1	2
4	1	2	3	0	0	2
4	0	1	2	0	1	2
4	0	1	0	0	1	1
0	0	0	0	0	0	0
4	0	1	0	0	0	2
4	0	2	0	0	0	1
3	2	1	0	1	0	2
2	1	0	0	0	0	2

AB	R	H	RBI	BB	SO	LOB
33	6	11	6	2	4	17

WP	PA
0	37

Chicago White Sox @ Kansas City Royals
Kauffman Stadium, Kansas City, MO

Thu Sep 24 1998, 7:05 PM CDT
Att: 13,481 - Overcast - 68 F

livebaseballscorecards.com

WP	PA
0	37



1B	2B	3B	HR	SF	SAC	DP	HBP
10	1	0	0	0	1	1	1

Batter	1	2	3	4	5	6	7	8	9	AB R H RBI BB SO LOB	TOP																
Mike Caruso, S (1, 6) OBP: 0.331, SLG: 0.392	0-1 F8		0-1 G5-3		0-0 G4-3			0-1 G6-3	0-0 2-4-3 1B	5 0 1 1 0 0 1																	
Craig Wilson, R (1, 4) OBP: 0.511, SLG: 0.795	2-1 L1-3 1B			2-3 K		1-0 G4-3		0-0 B1-3	1-1 2-4-3 1-2	4 0 1 0 0 1 0																	
Frank Thomas, R (1, 10) OBP: 0.379, SLG: 0.477	2-2 L1-3 1-2			0-2 F7		3-2 G1-3		4-2 S BB		3 0 0 0 1 0 1																	
Albert Belle, R (1, 7) OBP: 0.395, SLG: 0.645		1-3 K		0-1 1B 1B		3-3 K		4-0 1-2 IBB		3 0 1 0 1 2 0																	
Robin Ventura, L (1, 5) OBP: 0.343, SLG: 0.423		2-3 K		1-1 1-3 1B			2-2 FC6-4 1B	3-2 F9		3 0 2 0 0 1 0																	
Ray Durham, S (7, PR) OBP: 0.365, SLG: 0.459										1 0 0 0 0 0 2																	
Brian Simmons, S (1, 8) OBP: 0.400, SLG: 0.400		2-2 1B		2-0 P4			1 SAFE FC6-4 2B	1-1 G6-3		4 1 1 0 0 0 3																	
Wil Cordero, R (1, 3) OBP: 0.312, SLG: 0.439		1-1 L8			4-2 G6-3 BB		3-2 1-H 2B	0-0 S 3B 1B		3 1 2 1 1 0 1																	
Mike Cameron, R (1, 9) OBP: 0.286, SLG: 0.337			1-2 G4-3		2-1 G6-3		2-3 K	2-3 K		4 0 0 0 0 2 4																	
Mark Johnson, L (1, 2) OBP: 0.100, SLG: 0.300			0-3 K		3-3 K		0-3 K	0-0 2-H 1B 3B		4 1 1 1 0 3 3																	
Inning Stats	R: 0 E: 0 K: 0 S: 8	H: 1 LOB: 0 BB: 0 P: 12	R: 0 E: 0 K: 2 S: 13	H: 1 LOB: 1 BB: 0 P: 19	R: 0 E: 0 K: 1 S: 8	H: 0 LOB: 0 BB: 0 P: 9	R: 0 E: 0 K: 1 S: 11	H: 2 LOB: 2 BB: 0 P: 16	R: 0 E: 0 K: 1 S: 12	H: 0 LOB: 1 BB: 1 P: 21	R: 0 E: 0 K: 1 S: 8	H: 0 LOB: 0 BB: 0 P: 15	R: 1 E: 0 K: 2 S: 16	H: 2 LOB: 2 BB: 0 P: 23	R: 0 E: 0 K: 0 S: 9	H: 0 LOB: 2 BB: 2 P: 20	R: 2 E: 0 K: 1 S: 9	H: 3 LOB: 1 BB: 0 P: 13	1B: 7 2B: 2 3B: 1 HR: 0	SF: 0 SAC: 0 DP: 1 HBP: 0	WP: 0 PB: 0 SB: 2 CS: 0	PA: 37					
PITCHER	IP WLS BF H R ER SO BB IBB HBP BLK WP HR S P ERA WHIP																										
Jeff Suppan, R (1, 1) ERA: 5.72	6.0		22	4	0	0	6	1	0	0	0	0	0	60	92	0.00	0.833										
Ricky Bones, R (7, 1) ERA: 3.16	1.2	L	9	2	1	1	2	1	1	0	0	0	0	22	37	5.40	1.800										
Scott Service, R (8, 1) ERA: 3.48	1.0		5	2	2	2	1	0	0	0	0	0	0	10	16	18.00	2.000										
Matt Whisenant, L (9, 1) ERA: 4.98	0.1		2	1	0	0	0	0	0	0	0	0	0	2	3	0.00	3.000										

Chicago White Sox @ Kansas City Royals
Kauffman Stadium, Kansas City, MO

Fri Sep 25 1998, 7:05 PM CDT
Att. 16,683 - Cloudy - 80 F

AB	34
R	3
H	9
RBI	3
BB	3
SO	9
LOB	15



Batter	1	2	3	4	5	6	7	8	9	AB R H RBI BB SO LOB
Carlos Beltrán, S OBP: 0.302, SLG: 0.460 (1, 8)	0-3 K		1-0 G5-4-3			1-2 F8			3-1 1B	4 0 1 0 0 1 2
Carlos Febles, R OBP: 0.417, SLG: 0.591 Larry Sutton, L OBP: 0.311, SLG: 0.352 (1, 4) (9, PH)	0-3 K			1-3 K			2-2 G6-3 2B		0-3 K	3 0 1 0 0 2 0 1 0 0 0 0 1 1
Jose Offerman, S OBP: 0.400, SLG: 0.432 (1, 10)	1-1 G3			0-3 K			1-0 L3		0-0 B1-3	4 0 0 0 0 1 2
Dean Palmer, R OBP: 0.333, SLG: 0.513 (1, 5)		4-0 G6-4-3 BB		2-2 L9			2-2 G6-3 2-3			2 0 0 0 1 0 1
Jeff King, R OBP: 0.319, SLG: 0.451 (1, 3)		1-0 P9			1-3 K		3-2 P2			3 0 0 0 0 1 2
Jeff Conine, R OBP: 0.311, SLG: 0.414 Johnny Damon, L OBP: 0.341, SLG: 0.436 (1, 9) (8, PR) (9, 9)		2-2 G6-4-3			1-2 G6-3			0-0 29 G6-4-3 1B		3 0 1 0 0 0 1 0 0 0 0 0 0 0
Chris Hatcher, R OBP: 0.133, SLG: 0.071 (1, 7)			0-3 K		2-2 G5-3			0-1 F8		3 0 0 0 0 1 1
Tim Spehr, R OBP: 0.341, SLG: 0.260 29 Mike Sweeney, R OBP: 0.321, SLG: 0.409 (1, 2) (8, PH) (9, 2)			4-2 1B BB			1-1 P5		2-2 G6-4-3 1-2f		1 0 0 0 1 0 0 1 0 0 0 0 0 1
Mendy López, R OBP: 0.292, SLG: 0.333 Terry Pendleton, S OBP: 0.299, SLG: 0.338 (1, 6) (9, PH)			3-2 G5-4-3 1B			1-1 F9			1-2 G6-3	2 0 1 0 0 0 0 1 0 0 0 0 0 0

Inning Stats	R: 0 E: 0 K: 2 S: 8	H: 0 LOB: 0 BB: 0 P: 9	R: 0 E: 0 K: 0 S: 4	H: 0 LOB: 0 BB: 1 P: 11	R: 0 E: 0 K: 1 S: 9	H: 1 LOB: 1 BB: 1 P: 17	R: 0 E: 0 K: 2 S: 11	H: 0 LOB: 0 BB: 0 P: 14	R: 0 E: 0 K: 1 S: 11	H: 0 LOB: 0 BB: 0 P: 15	R: 0 E: 0 K: 0 S: 8	H: 0 LOB: 0 BB: 0 P: 11	R: 0 E: 0 K: 0 S: 11	H: 1 LOB: 1 BB: 0 P: 19	R: 0 E: 0 K: 0 S: 9	H: 1 LOB: 1 BB: 0 P: 11	R: 0 E: 0 K: 1 S: 9	H: 1 LOB: 1 BB: 0 P: 13	1B: 3 2B: 1 3B: 0 HR: 0	SF: 0 SAC: 0 DP: 3 HBP: 0
--------------	------------------------------	---------------------------------	------------------------------	----------------------------------	------------------------------	----------------------------------	-------------------------------	----------------------------------	-------------------------------	----------------------------------	------------------------------	----------------------------------	-------------------------------	----------------------------------	------------------------------	----------------------------------	------------------------------	----------------------------------	----------------------------------	------------------------------------

PITCHER	IP	WLS	BF	H	R	ER	SO	BB	IBB	HBP	BLK	WP	HR	S	P	ERA	WHIP
Mike Sirotko, L ERA: 5.06 (1, 1)	8.1	W	28	4	0	0	6	2	0	0	0	0	0	76	116	0.00	0.720
Bob Howry, R ERA: 3.25 (9, 1)	0.2	S	2	0	0	0	1	0	0	0	0	0	0	4	4	0.00	0.000

BOTTOM

Chicago White Sox @ Kansas City Royals
Kauffman Stadium, Kansas City, MO

AB	28
R	0
H	4
RBI	0
BB	2
SO	7
LOB	11



WP: 0	PA: 30
PB: 0	ERA
SB: 0	WHIP
CS: 0	

Fri Sep 25 1998, 7:05 PM CDT
Att. 16,683 - Cloudy - 80 F

livebaseballscorecards.com

Batter	1	2	3	4	5	6	7	8	9	AB	R	H	RBI	BB	SO	LOB	TOP								
Ray Durham, S (1, 4) <small>OBP: 0.363, SLG: 0.455</small> Craig Wilson, R (8, 4) <small>OBP: 0.511, SLG: 0.795</small>	1-0 P6	3-1 L1-3		2-3 K		1-3 K	2-2 P3			5	0	0	0	0	2	2									
Mike Caruso, S (1, 6) <small>OBP: 0.330, SLG: 0.390</small>	0-2 L5		0-0 P4	1-0 P5		0-0 G4-3		1-0 1B		5	0	1	0	0	0	0									
Frank Thomas, R (1, 10) <small>OBP: 0.381, SLG: 0.482</small>	2-0 G5-3		1-1 F7		0-0 HR		4-2 1B	1-2 1B		4	2	2	1	1	0	0									
Albert Belle, R (1, 7) <small>OBP: 0.397, SLG: 0.650</small> Mike Cameron, R (8, PH) <small>OBP: 0.285, SLG: 0.336</small> (8, 9)		2-1 2B	3-2 L5		1-2 HR		4-1 1B	2-2 L6		3	3	2	1	1	0	0									
Robin Ventura, L (1, 5) <small>OBP: 0.347, SLG: 0.427</small>		2-0 SF8		4-2 1B	0-0 FC1-6		1-1 3B	0-1 G4-6-3		4	3	3	1	1	0	2									
Wil Cordero, R (1, 3) <small>OBP: 0.314, SLG: 0.446</small>		0-1 SF8		1-0 25	1-2 F7		2-1 HR	1-2 G6-3		4	2	2	3	0	0	1									
25 Jeff Abbott, R (1, 9) <small>OBP: 0.300, SLG: 0.494</small> (8, 7)		1-2 1B		1-0 HR	1-3 K		0-1 G4-3	1-1 F8		5	1	2	2	0	1	2									
Brian Simmons, S (1, 8) <small>OBP: 0.467, SLG: 0.867</small>		0-1 1B		1-0 HR	1-2 FC1-6		3-2 HR	0-2 G3		5	2	3	5	0	0	1									
Robert Machado, R (1, 2) <small>OBP: 0.254, SLG: 0.342</small>		2-0 F8		0-0 G3		0-0 G4-3	1-1 G6-3			4	0	0	0	0	0	2									
Inning Stats	R: 0 E: 0 K: 0 S: 5	H: 0 LOB: 0 BB: 0 P: 8	R: 2 E: 0 K: 0 S: 16	H: 4 LOB: 2 BB: 0 P: 26	R: 0 E: 0 K: 0 S: 6	H: 0 LOB: 0 BB: 0 P: 10	R: 4 E: 0 K: 1 S: 10	H: 3 LOB: 0 BB: 1 P: 20	R: 2 E: 0 K: 1 S: 16	H: 3 LOB: 1 BB: 0 P: 20	R: 0 E: 0 K: 1 S: 5	H: 0 LOB: 0 BB: 0 P: 6	R: 5 E: 0 K: 0 S: 17	H: 3 LOB: 0 BB: 2 P: 34	R: 0 E: 0 K: 0 S: 10	H: 2 LOB: 1 BB: 0 P: 14	R: 0 E: 0 K: 0 S: 9	H: 0 LOB: 0 BB: 0 P: 11	1B: 8 2B: 2 3B: 1 HR: 4	SF: 1 SAC: 0 DP: 1 HBP: 0	WP: 1 PB: 0 SB: 0 CS: 0	PA: 44			
PITCHER	IP	WLS	BF	H	R	ER	SO	BB	IBB	HBP	BLK	WP	HR	S	P	ERA	WHIP								
Brian Barber, R (1, 1) <small>ERA: 6.0</small>	3.0	L	17	7	6	6	0	1	0	0	0	0	1	32	56	18.00	2.667								
Glendon Rusch, L (4, 1) <small>ERA: 5.88</small>	3.0		12	3	2	2	3	0	0	0	0	0	2	26	34	6.00	1.000								
47 Brian Bevil, R (7, 1) <small>ERA: 6.3</small>	0.0		4	2	4	4	0	2	0	0	0	1	0	7	18	∞	∞								
Allen McDill, L (7, 1) <small>ERA: 10.5</small>	1.0		4	1	1	1	0	0	0	0	0	0	1	10	16	9.00	1.000								
Jim Pittsley, R (8, 1) <small>ERA: 6.59</small>	2.0		7	2	0	0	0	0	0	0	0	0	0	19	25	0.00	1.000								

Chicago White Sox @ Kansas City Royals
Kauffman Stadium, Kansas City, MO
 Sat Sep 26 1998, 7:05 PM CDT
 Att. 21,846 - Cloudy - 80 F

AB	40
R	13
H	15
RBI	13
BB	3
SO	3
LOB	12



WP: 1	PA: 44
PB: 0	
SB: 0	
CS: 0	

ERA	WHIP

Batter	1	2	3	4	5	6	7	8	9	AB	R	H	RBI	BB	SO	LOB
Johnny Damon, L (1, 9) OBP: 0.340, SLG: 0.436 Chris Hatcher, R (9, PH) OBP: 0.125, SLG: 0.067	1-2 	1-0 FC3-6 		3-2 G3 		0-0 G6-3 			2-0 F8 	4	1	1	0	0	0	2
Carlos Beltrán, S (1, 8) OBP: 0.328, SLG: 0.463	2-1 	0-0 			0-3 K 		4-0 FC6-4 		3-2 G5-3 	4	1	2	1	1	1	0
Jose Offerman, S (1, 4) OBP: 0.402, SLG: 0.433 Carlos Febles, R (7, PR) OBP: 0.400, SLG: 0.565	1 SAFE 	1-2 G4-3 			0-0 		1-1 FC6-4 		3-2 G6-3 	3	2	2	0	1	0	2
Dean Palmer, R (1, 5) OBP: 0.333, SLG: 0.513 Scott Leius, R (7, PH) OBP: 0.191, SLG: 0.174	2-1 		1-2 		0-3 K 		1-1 P3 			2	0	1	1	0	1	1
Jeremy Giambi, L (1, 7) OBP: 0.338, SLG: 0.418	2-1 		1-1 G1-6-3 		1 SAFE 		1-1 FC6-4 			3	0	1	2	1	0	3
Jeff Conine, R (1, 10) OBP: 0.314, SLG: 0.420 Dee Brown, L (7, PH)	0-2 G5-4-3 		0-0 		0-1 		1-1 G1-3 			3	0	2	1	0	0	1
Hal Morris, L (1, 3) OBP: 0.352, SLG: 0.384		3-2 	0-0 G1-3 		2-2 G1-3 			4-2 		3	0	1	0	1	0	3
Héctor Ortiz, R (1, 2)		1-1 FC6-4 		2-2 G6-3 		1-2 G4-3 		0-0 P4 		4	1	0	0	0	0	2
Mendy López, R (1, 6) OBP: 0.292, SLG: 0.332		0-0 		2-0 P3 		1-0 G5-3 		1-2 G6-4-3 		4	0	1	0	0	0	1

Inning Stats	R: 3	H: 3	E: 0	K: 15	S: 15	R: 1	H: 3	E: 0	K: 9	S: 9	R: 0	H: 2	E: 0	K: 7	S: 7	R: 1	H: 2	E: 0	K: 15	S: 15	R: 0	H: 0	E: 0	K: 9	S: 9	R: 0	H: 0	E: 0	K: 7	S: 7	R: 0	H: 0	E: 0	K: 5	S: 5	R: 0	H: 1	E: 0	K: 8	S: 8	R: 0	H: 0	E: 0	K: 6	S: 6	R: 0	H: 0	E: 0	K: 7	S: 7	1B: 9	2B: 2	3B: 0	HR: 0	SF: 1	SAC: 0	DP: 3	HBP: 0	WP: 0	PB: 0	SB: 3	CS: 0	PA: 39
--------------	------	------	------	-------	-------	------	------	------	------	------	------	------	------	------	------	------	------	------	-------	-------	------	------	------	------	------	------	------	------	------	------	------	------	------	------	------	------	------	------	------	------	------	------	------	------	------	------	------	------	------	------	-------	-------	-------	-------	-------	--------	-------	--------	-------	-------	-------	-------	--------

PITCHER	IP	WLS	BF	H	R	ER	SO	BB	IBB	HBP	BLK	WP	HR	S	P	ERA	WHIP
Jim Abbott, L (1, 1) ERA: 4.55	5.0		25	10	5	5	2	2	0	0	0	0	0	55	87	9.00	2.400
Chad Bradford, R (6, 1) ERA: 3.26	2.0		8	1	0	0	0	1	0	0	0	0	0	13	23	0.00	1.000
41 Bill Simas, R (8, 1) ERA: 3.57	1.0		3	0	0	0	0	1	0	0	0	0	0	6	11	0.00	1.000
Bryan Ward, L (9, 1) ERA: 3.46	1.0		3	0	0	0	0	0	0	0	0	0	0	7	15	0.00	0.000

BOTTOM

Chicago White Sox @ Kansas City Royals
 Kauffman Stadium, Kansas City, MO

Sat Sep 26 1998, 7:05 PM CDT
 Att. 21,846 - Cloudy - 80 F

livebaseballscorecards.com

AB	34
R	5
H	11
RBI	5
BB	4
SO	2
LOB	19



Batter	1	2	3	4	5	6	7	8	9	AB R H RBI BB SO LOB	TOP	
Mike Caruso, S (1, 6) OBP: 0.331, SLG: 0.390	0-2 G6-3		1-0 SF8 1B		2-2 HR 1B		0-0 G4-3		1-0 G4-3	5 2 2 0 0 0 0	Chicago White Sox @ Kansas City Royals Kauffman Stadium, Kansas City, MO Sun Sep 27 1998, 3:33 AM CDT Att. 13,578 - Overcast - 79 F	
Craig Wilson, R (1, 4) OBP: 0.490, SLG: 0.766	1-1 G5-3		1-1 SF8		1-3 K		0-1 25 FC6-4 1B			3 0 1 1 0 1 1		
Frank Thomas, R (1, 10) 25 Jeff Abbott, R (7, PH) OBP: 0.381, SLG: 0.480 OBP: 0.298, SLG: 0.492	2-2 F9		4-1 1B BB		1-1 F8		2-2 FC6-4 1-2f			2 1 0 0 1 0 1 1 0 0 0 0 0 1		
Albert Belle, R (1, 7) OBP: 0.399, SLG: 0.655		0-1 HR 1B	0-2 1B 1-2 2-H 1B		1-0 1-H HR		3-3 K 1-2			4 2 3 3 0 1 1		
Robin Ventura, L (1, 5) OBP: 0.349, SLG: 0.436		2-1 1-H HR	2-1 1-3 2-H 1B		0-1 2B		1-3 K			4 1 3 3 0 1 0		
Magglio Ordonez, R (1, 9) OBP: 0.328, SLG: 0.415		0-0 P3	0-0 L9		1-2 P5		3-3 K			4 0 0 0 0 1 2		
Greg Norton, S (1, 3) OBP: 0.301, SLG: 0.398		0-0 G6-3		1-3 K		0-0 F7		1-3 K		4 0 0 0 0 2 0		
Brian Simmons, S (1, 8) OBP: 0.388, SLG: 0.684		1-0 G4-3		0-0 G4-3		2-0 F7		0-3 K		4 0 0 0 0 1 0		
Mark Johnson, L (1, 2) OBP: 0.125, SLG: 0.261			4-1 1B SF8 BB		3-2 L8		3-3 K		0-0 G3	3 1 0 0 1 1 0		
Inning Stats	R: 0 E: 0 K: 0 S: 8 H: 0 LOB: 0 BB: 0 P: 11	R: 2 E: 0 K: 0 S: 7 H: 2 LOB: 0 BB: 0 P: 10	R: 3 E: 0 K: 0 S: 11 H: 3 LOB: 1 BB: 2 P: 23	R: 0 E: 0 K: 1 S: 7 H: 0 LOB: 0 BB: 0 P: 11	R: 2 E: 0 K: 1 S: 15 H: 3 LOB: 1 BB: 0 P: 21	R: 0 E: 0 K: 1 S: 5 H: 0 LOB: 0 BB: 0 P: 10	R: 0 E: 0 K: 1 S: 9 H: 1 LOB: 1 BB: 0 P: 14	R: 0 E: 0 K: 3 S: 10 H: 0 LOB: 0 BB: 0 P: 15	R: 0 E: 0 K: 1 S: 5 H: 0 LOB: 0 BB: 0 P: 6	1B: 6 2B: 1 3B: 0 HR: 2 SF: 1 SAC: 0 DP: 0 HBP: 0	WP: 0 PB: 0 SB: 1 CS: 0 PA: 37	
PITCHER	IP WLS BF H R ER SO BB IBB HBP BLK WP HR S P ERA WHIP											
Tim Belcher, R (1, 1) ERA: 4.27	5.0 L 24 8 7 7 2 2 0 0 0 0 0 2 48 76 12.60 2.000											
Ricky Bones, R (6, 1) ERA: 3.04	2.0 7 1 0 0 2 0 0 0 0 0 0 0 14 24 0.00 0.500											
Matt Whisenant, L (8, 1) ERA: 4.9	1.0 3 0 0 0 3 0 0 0 0 0 0 0 10 15 0.00 0.000											
Jeff Montgomery, R (9, 1) ERA: 4.98	1.0 3 0 0 0 1 0 0 0 0 0 0 0 5 6 0.00 0.000											

AB	34
R	7
H	9
RBI	7
BB	2
SO	8
LOB	6



Batter	1	2	3	4	5	6	7	8	9	AB	R	H	RBI	BB	SO	LOB
Johnny Damon, L (1, 9) OBP: 0.339, SLG: 0.439	1-1 HR	1-3		1 SAFE 0-3 K		0-0 G4-3		2-1 FC3-6 BB		5	1	1	1	0	2	5
Carlos Beltrán, S (1, 8) OBP: 0.317, SLG: 0.466	2-1 F7		0-0 F8	3-3 K		0-0 1B 2B		0-0 SF8		4	1	1	2	0	1	1
Jose Offerman, S (1, 10) OBP: 0.403, SLG: 0.438	1-1 HR		3-2 L8		2-3 K	1-1 1B		4-1 BB		4	1	2	2	1	1	0
Dean Palmer, R (1, 5) OBP: 0.333, SLG: 0.510	2-3 K		4-0 E BB BB		4-2 BB BB	0-3 K		2-3 K		3	0	0	0	2	3	3
Jeremy Giambi, L (1, 7) OBP: 0.343, SLG: 0.397	3-2 G4-3		4-2 E BB		4-1 BB BB		1-3 K		3-2 G6-3	3	0	0	0	2	1	0
Hal Morris, L (1, 3) OBP: 0.350, SLG: 0.381		2-1 G5-3	0-1 E1		0-0 L9		0-1 P4		0-2 F9	3	0	0	0	0	0	4
Jeff Conine, R (7, PH) OBP: 0.312, SLG: 0.417			1-2 2-3							2	0	0	0	0	0	0
Tim Spehr, R (1, 2) OBP: 0.337, SLG: 0.250		4-1 G4-3 1B BB	0-0 P3		1-3 K		1-0 G4-3		2-2 F9	3	1	0	0	1	1	5
29 Mike Sweeney, R (9, PH) OBP: 0.320, SLG: 0.408										1	0	0	0	0	0	0
Mendy López, R (1, 6) OBP: 0.286, SLG: 0.325		1-0 G4-3		3-2 F8		1-2 L9		2-2 E3 FC3-6 BB SF8		4	1	0	0	0	0	1
Carlos Febles, R (1, 4) OBP: 0.483, SLG: 0.600		0-0 1B		4-2 BB		2-2 G4-3 2B 1B		4-2 FC3-6 BB		2	1	2	1	2	0	0

Inning Stats	R: 2	H: 2	E: 0	K: 1	S: 13	H: 2	LOB: 0	BB: 0	P: 22	R: 1	H: 1	E: 0	K: 1	S: 8	R: 0	H: 0	E: 1	K: 0	S: 9	R: 0	H: 0	E: 0	K: 2	S: 21	R: 0	H: 0	E: 0	K: 1	S: 13	R: 2	H: 3	E: 0	K: 1	S: 13	R: 0	H: 0	E: 0	K: 1	S: 6	R: 1	H: 0	E: 1	K: 1	S: 12	R: 0	H: 0	E: 0	K: 0	S: 11	1B: 3	2B: 1	3B: 0	HR: 2	SF: 1	SAC: 0	DP: 0	HBP: 0	WP: 0	PA: 43
--------------	------	------	------	------	-------	------	--------	-------	-------	------	------	------	------	------	------	------	------	------	------	------	------	------	------	-------	------	------	------	------	-------	------	------	------	------	-------	------	------	------	------	------	------	------	------	------	-------	------	------	------	------	-------	-------	-------	-------	-------	-------	--------	-------	--------	-------	--------

PITCHER	IP	WLS	BF	H	R	ER	SO	BB	IBB	HBP	BLK	WP	HR	S	P	ERA	WHIP
James Baldwin, R (1, 1) ERA: 5.32	5.0	W	25	3	3	3	6	6	0	0	0	0	2	64	112	5.40	1.800
Carlos Castillo, R (6, 1) ERA: 5.11	1.0		6	3	2	2	1	0	0	0	0	0	0	13	17	18.00	3.000
Bryan Ward, L (7, 1) ERA: 3.33	1.0		3	0	0	0	1	0	0	0	0	0	0	6	8	0.00	0.000
Chad Bradford, R (8, 1) ERA: 3.23	0.1		3	0	1	0	0	1	0	0	0	0	0	7	15	0.00	3.000
Bob Howry, R (8, 1) ERA: 3.15	1.2	S	6	0	0	0	1	1	0	0	0	0	0	16	27	0.00	0.600

BOTTOM

Chicago White Sox @ Kansas City Royals
Kauffman Stadium, Kansas City, MO

Sun Sep 27 1998, 3:33 AM CDT
Att. 13,578 - Overcast - 79 F

livebaseballscorecards.com

AB	34
R	6
H	6
RBI	6
BB	8
SO	9
LOB	19

