

# Kansas City Royals - 1998

Batter	1	2	3	4	5	6	7	8	9	AB	R	H	RBI	BB	SO	LOB	TOP			
Johnny Damon, L (1.8)										4	0	0	0	0	2	0	<b>Kansas City Royals @ Baltimore Orioles</b> Oriole Park at Camden Yards, Baltimore, MD Tue Mar 31 1998, 3:33 AM EST Att: 46,820 - Sunny - 91 F			
Jose Offerman, S (1.4)										4	0	0	0	0	2	0				
Hal Morris, L (1.7) OBP: 0.250, SLG: 0.250 (5.3)										4	1	1	0	0	2	0				
Jeff King, R (1.3) OBP: 1.000, SLG: 1.000 Ernie Young, R (4.9)										2	2	2	0	0	0	0				
Terry Pendleton, S (1.10) OBP: 0.250, SLG: 0.500										4	0	1	0	0	1	2				
Dean Palmer, R (1.5) OBP: 0.500, SLG: 0.500									4	1	2	1	0	0	3					
Larry Sutton, L (1.9) OBP: 0.500, SLG: 0.750 (4.3) (5.7)										4	0	2	3	0	0	2				
29 Mike Sweeney, R (1.2)										4	0	0	0	0	1	4				
Felix Martinez, S (1.6)										3	0	0	0	0	2	1				
<b>Inning Stats</b>	R: 0 K: 2 S: 8	H: 0 LOB: 0 BB: 10	R: 1 E: 0 K: 1 S: 16	H: 2 LOB: 1 BB: 21	R: 0 E: 0 K: 1 S: 7	H: 0 LOB: 0 BB: 10	R: 2 E: 0 K: 0 S: 13	H: 3 LOB: 1 BB: 18	R: 0 E: 0 K: 2 S: 10	H: 0 LOB: 0 BB: 0	R: 0 E: 0 K: 3 S: 10	H: 1 LOB: 1 BB: 0	R: 0 E: 0 K: 1 S: 8	H: 0 LOB: 0 BB: 12	R: 1 E: 0 K: 0 S: 10	H: 2 LOB: 1 BB: 13		1B: 6 2B: 2 3B: 0 HR: 0	SF: 0 SAC: 0 DP: 0 HBP: 0	WP: 0 PB: 0 SB: 2 CS: 0
<b>PITCHER</b>	IP WLS BF H R ER SO BB IBB HBP BLK WP HR S P ERA WHIP	35 Mike Mussina, R (1.1) 8.0 L 30 6 3 3 11 0 0 0 0 0 0 0 79 107 3.38 0.750 Norm Charlton, L (9.1) 0.2 4 2 1 1 0 0 0 0 0 0 0 9 12 13.50 3.000 Alan Mills, R (9.1) 0.1 1 0 0 0 0 0 0 0 0 0 0 1 1 0.00 0.000																		


Batter	1	2	3	4	5	6	7	8	9	AB	R	H	RBI	BB	SO	LOB	BOTTOM					
Brady Anderson, L (1.8)										4	0	0	0	0	1	0	<b>Kansas City Royals @ Baltimore Orioles</b> Oriole Park at Camden Yards, Baltimore, MD Tue Mar 31 1998, 3:33 AM EST Att: 46,820 - Sunny - 91 F					
Roberto Alomar, S (1.4)									4	0	0	0	0	0	0							
Eric Davis, R (1.9) OBP: 0.500, SLG: 0.500									4	0	2	0	0	2	0							
Rafael Palmeiro, L (1.3) OBP: 0.333, SLG: 0.333									3	0	1	0	0	1	2							
Cal Ripken Jr., R (1.5)									3	0	0	0	0	1	1							
B.J. Surhoff, L (1.7)									3	0	0	0	0	0	1							
Joe Carter, R (1.10) OBP: 0.333, SLG: 0.667								3	1	1	0	0	0	0	0							
23 Chris Hoiles, R (1.2) OBP: 0.333, SLG: 0.667								3	0	1	1	0	1	0								
Mike Bordick, R (1.6) Jeffrey Hammonds, R (8. PH) Harold Baines, L (8. PH) Ozzie Guillen, L (9.6)								2	0	0	0	0	0	1	0							
<b>Inning Stats</b>	R: 0 K: 2 S: 12	H: 0 LOB: 0 BB: 19	R: 0 E: 0 K: 1 S: 6	H: 1 LOB: 0 BB: 8	R: 0 E: 0 K: 2 S: 14	H: 0 LOB: 0 BB: 21	R: 0 E: 0 K: 0 S: 5	H: 1 LOB: 1 BB: 6	R: 0 E: 0 K: 0 S: 4	H: 0 LOB: 0 BB: 8	R: 0 E: 0 K: 0 S: 8	H: 0 LOB: 0 BB: 14	R: 0 E: 0 K: 1 S: 10	H: 1 LOB: 0 BB: 15	R: 1 E: 0 K: 1 S: 11	H: 2 LOB: 1 BB: 18		R: 0 E: 0 K: 1 S: 9	H: 0 LOB: 0 BB: 12	1B: 3 2B: 2 3B: 0 HR: 0	SF: 0 SAC: 0 DP: 1 HBP: 0	WP: 0 PB: 0 SB: 0 CS: 1
<b>PITCHER</b>	IP WLS BF H R ER SO BB IBB HBP BLK WP HR S P ERA WHIP	Tim Belcher, R (1.1) 7.0 W 22 3 0 0 6 0 0 0 0 0 0 0 59 91 0.00 0.429 50 José Rosado, L (8.1) 0.2 4 2 1 1 0 0 0 0 0 0 0 8 14 13.50 3.000 Scott Service, R (8.1) 0.1 1 0 0 0 1 0 0 0 0 0 0 3 4 0.00 0.000 Jeff Montgomery, R (9.1) 1.0 S 3 0 0 0 1 0 0 0 0 0 0 0 9 12 0.00 0.000																				




Batter	1	2	3	4	5	6	7	8	9	AB	R	H	RBI	BB	SO	LOB	TOP	
Johnny Damon, L OBP: 0.125, SLG: 0.125	F8		G3			E3		FC6-4 1B		4	0	1	0	0	0	0	<b>Kansas City Royals @ Baltimore Orioles</b> Oriole Park at Camden Yards, Baltimore, MD Wed Apr 01 1998, 7:05 PM EST Att: 38,623 - Cloudy - 80 F	
Jose Offerman, S OBP: 0.143, SLG: 0.143 Jed Hansen, R (6, 4)	G1-3			K				K		3	0	1	0	0	1	0		
Hal Morris, L OBP: 0.125, SLG: 0.125	K			G4-3		F8		FC6-4		4	0	0	0	0	1	3		
Dean Palmer, R OBP: 0.429, SLG: 0.857 Shane Halter, R (7, 5)		HR		K				F7		3	1	1	1	0	1	0		
Terry Pendleton, S OBP: 0.125, SLG: 0.250	G1-3					G1-3		G4-3		4	0	0	0	0	0	0		
Larry Sutton, L OBP: 0.375, SLG: 0.429	G4-3					G1-3		1B BB		3	0	0	0	1	0	0		
Ernie Young, R OBP: 0.200, SLG: 0.200	F8					G3		FC4-6 1B		3	0	1	0	0	0	0		
Mike Macfarlane, R (1, 2)			G6-3			K		FC4-6		3	0	0	0	0	1	2		
Felix Martinez, S (1, 6)			G1-3			G1-3		G4-3		3	0	0	0	0	0	0		
<b>Inning Stats</b>	R: 0 E: 0 K: 1 S: 5	H: 0 LOB: 0 BB: 0 P: 5	R: 1 E: 0 K: 0 S: 4	H: 1 LOB: 0 BB: 0 P: 4	R: 0 E: 0 K: 0 S: 3	H: 0 LOB: 0 BB: 0 P: 3	R: 0 E: 0 K: 2 S: 7	H: 0 LOB: 0 BB: 0 P: 7	R: 0 E: 1 K: 1 S: 7	H: 1 LOB: 2 BB: 0 P: 7	R: 0 E: 0 K: 0 S: 4	H: 1 LOB: 1 BB: 0 P: 6	R: 0 E: 0 K: 0 S: 3	H: 0 LOB: 0 BB: 0 P: 3	1B: 3 2B: 0 3B: 0 HR: 1	SF: 0 SAC: 0 DP: 0 HBP: 0	WP: 0 PB: 0 SB: 0 CS: 0	PA: 33
<b>PITCHER</b> Scott Erickson, R ERA: 1.0	IP: 9.0 WLS: W BF: 33 H: 4 R: 1 ER: 1 SO: 5 BB: 1 IBB: 0 HBP: 0 BLK: 0 WP: 0 HR: 1 S: 42 P: 46 ERA: 1.00 WHIP: 0.556											<b>PITCHER</b>	IP: 9.0 WLS: W BF: 33 H: 4 R: 1 ER: 1 SO: 5 BB: 1 IBB: 0 HBP: 0 BLK: 0 WP: 0 HR: 1 S: 42 P: 46 ERA: 1.00 WHIP: 0.556					

Batter	1	2	3	4	5	6	7	8	9	AB	R	H	RBI	BB	SO	LOB	BOTTOM	
Brady Anderson, L (1, 8)	F8	G3		K		E3		F8		5	0	0	1	0	1	1	<b>Kansas City Royals @ Baltimore Orioles</b> Oriole Park at Camden Yards, Baltimore, MD Wed Apr 01 1998, 7:05 PM EST Att: 38,623 - Cloudy - 80 F	
Roberto Alomar, S OBP: 0.250, SLG: 0.250 Ozzie Guillen, L (9, 5)	1B	F9		PO 1B		FC3-6 FC6-4				4	1	2	1	0	0	1		
Eric Davis, R OBP: 0.500, SLG: 0.500	1B HR	F8		PO		FC6-4				4	1	2	0	0	0	1		
Rafael Palmeiro, L OBP: 0.429, SLG: 0.333	HR 1B		P3			G6-4-3 BB		G1-3		3	1	1	1	1	0	0		
Joe Carter, R OBP: 0.333, SLG: 0.500 B.J. Surhoff, L (6, 7)	HR 1B		K		G6-4-3		K			3	1	1	0	0	1	2		
Cal Ripken Jr., R OBP: 0.143, SLG: 0.571 Jeff Reboulet, R (8, 5) (9, 4)	HR		L8		K		F9			4	1	1	4	0	1	1		
Jeffrey Hammonds, R OBP: 0.500, SLG: 1.333	BB			HR		F9		G6-3		3	1	1	1	1	0	0		
Lenny Webster, R OBP: 0.750, SLG: 2.250	F8			HR		FC5 1B		HR		4	3	3	2	0	0	1		
Mike Bordick, R (1, 6)	F9		G6-3			FC5 FC3-6		K		4	1	0	0	0	1	2		
<b>Inning Stats</b>	R: 5 E: 0 K: 0 S: 8	H: 5 LOB: 1 BB: 1 P: 12	R: 0 E: 0 K: 0 S: 3	H: 0 LOB: 0 BB: 0 P: 3	R: 0 E: 0 K: 1 S: 5	H: 0 LOB: 0 BB: 0 P: 5	R: 2 E: 0 K: 1 S: 7	H: 3 LOB: 0 BB: 0 P: 7	R: 0 E: 0 K: 0 S: 6	H: 1 LOB: 1 BB: 0 P: 6	R: 0 E: 0 K: 1 S: 5	H: 0 LOB: 0 BB: 0 P: 5	R: 1 E: 0 K: 1 S: 6	H: 1 LOB: 0 BB: 0 P: 6	1B: 7 2B: 0 3B: 0 HR: 4	SF: 0 SAC: 0 DP: 1 HBP: 0	WP: 0 PB: 0 SB: 0 CS: 0	PA: 38
<b>PITCHER</b> Glendon Rusch, L ERA: 15.75 Jim Pittsley, R ERA: Matt Whisenant, L ERA: 47 Brian Bevil, R ERA: 9.0	IP: 4.0 WLS: L BF: 22 H: 9 R: 7 ER: 7 SO: 2 BB: 2 IBB: 0 HBP: 0 BLK: 0 WP: 0 HR: 3 S: 24 P: 32 ERA: 15.75 WHIP: 2.750											<b>PITCHER</b>	IP: 4.0 WLS: L BF: 22 H: 9 R: 7 ER: 7 SO: 2 BB: 2 IBB: 0 HBP: 0 BLK: 0 WP: 0 HR: 3 S: 24 P: 32 ERA: 15.75 WHIP: 2.750					



Batter	1	2	3	4	5	6	7	8	9	AB	R	H	RBI	BB	SO	LOB	TOP				
<b>Johnny Damon, L</b> (1, 8) OBP: 0.385, SLG: 0.538	G4-3		1B				2B		1B	5	1	4	1	0	0	0	<b>Kansas City Royals @ Baltimore Orioles</b> Oriole Park at Camden Yards, Baltimore, MD Thu Apr 02 1998, 7:05 PM EST Att: 39,435 - Unknown - 72 F  <b>AB 35</b> <b>R 3</b> <b>H 9</b> <b>RBI 3</b> <b>BB 3</b> <b>SO 10</b> <b>LOB 15</b>  				
<b>Jose Offerman, S</b> (1, 4) OBP: 0.333, SLG: 0.273	G6-3		1B						1B	4	0	2	2	1	1						
<b>Jeff King, R</b> (1, 3) OBP: 0.429, SLG: 0.333	F8		1B						BB	4	0	0	0	1	2	4					
<b>Dean Palmer, R</b> (1, 5) OBP: 0.364, SLG: 0.636		G4-3	1B						K	4	0	1	0	0	2	3					
<b>Joe Vitiello, R</b> (1, 10) OBP: 0.250, SLG: 0.250	K								G4-3	4	0	1	0	0	2	1					
<b>Ernie Young, R</b> (1, 9) OBP: 0.111, SLG: 0.111	G4-3								E6	4	0	0	0	0	0	2					
<b>Mike Macfarlane, R</b> (1, 2) OBP: 0.143, SLG: 0.143			G6-3	G5-3					K	4	1	1	0	0	1	2					
<b>Shane Halter, R</b> (1, 7) OBP: 0.143, SLG: 0.143			K	F9					F9	3	0	0	0	0	1	1					
<b>Felix Martinez, S</b> (1, 6) OBP: 0.143, SLG: 0.143			2B	1B	BB				K	3	1	0	0	1	1	1					
<b>Inning Stats</b>	R: 0 E: 0 K: 0 S: 3	H: 0 LOB: 0 BB: 0 P: 3	R: 0 E: 0 K: 1 S: 5	H: 1 LOB: 0 BB: 0 P: 5	R: 1 E: 0 K: 2 S: 9	H: 2 LOB: 2 BB: 2 P: 17	R: 0 E: 0 K: 0 S: 4	H: 1 LOB: 1 BB: 0 P: 4	R: 0 E: 0 K: 1 S: 8	H: 0 LOB: 0 BB: 0 P: 5	R: 2 E: 0 K: 0 S: 6	H: 3 LOB: 1 BB: 0 P: 6	R: 0 E: 1 K: 2 S: 8	H: 0 LOB: 1 BB: 0 P: 8	R: 0 E: 0 K: 2 S: 8	H: 1 LOB: 2 BB: 1 P: 12	1B: 7 2B: 2 3B: 0 HR: 0	SF: 0 SAC: 1 DP: 1 HBP: 0	WP: 0 PB: 0 SB: 3 CS: 0	PA: 39	
<b>PITCHER</b>	IP	WLS	BF	H	R	ER	SO	BB	IBB	HBP	BLK	WP	HR	S	P	ERA	WHIP				
<b>Jimmy Key, L</b> (1, 1) ERA: 1.8	5.0		21	5	1	1	5	2	0	0	0	0	0	29	37	1.80	1.400				
<b>Terry Mathews, R</b> (6, 1) ERA: 8.75	1.1		5	1	1	1	1	0	0	0	0	0	0	7	7	6.75	0.750				
<b>Arthur Rhodes, L</b> (7, 1) ERA: 13.5	0.2		4	2	1	1	0	0	0	0	0	0	0	4	4	13.50	3.000				
<b>Alan Mills, R</b> (8, 1) ERA	1.0		4	0	0	0	2	0	0	0	0	0	0	8	8	0.00	0.000				
<b>Jesse Orosco, L</b> (9, 1) ERA	0.2		4	1	0	0	1	1	0	0	0	0	0	5	9	0.00	3.000				
<b>PITCHER</b>	IP	WLS	BF	H	R	ER	SO	BB	IBB	HBP	BLK	WP	HR	S	P	ERA	WHIP				
<b>Armando Benitez, R</b> (9, 1) ERA:	0.1	W	1	0	0	0	1	0	0	0	0	0	0	3	3	0.00	0.000				

Batter	1	2	3	4	5	6	7	8	9	AB	R	H	RBI	BB	SO	LOB	BOTTOM					
<b>Brady Anderson, L</b> (1, 8) OBP: 0.385, SLG: 0.538	G3		CS						G1-3	2	0	0	1	3	0	0	<b>Kansas City Royals @ Baltimore Orioles</b> Oriole Park at Camden Yards, Baltimore, MD Thu Apr 02 1998, 7:05 PM EST Att: 39,435 - Unknown - 72 F  <b>AB 29</b> <b>R 4</b> <b>H 5</b> <b>RBI 4</b> <b>BB 8</b> <b>SO 3</b> <b>LOB 13</b>  					
<b>Jeffrey Hammonds, R</b> (1, 9) OBP: 0.444, SLG: 0.714	G6-3		BB						F9	4	0	1	2	1	0	1						
<b>Roberto Alomar, S</b> (1, 4) OBP: 0.250, SLG: 0.182	G5-3		BB						1B	3	0	0	0	1	1	2						
<b>Harold Baines, L</b> (1, 10) OBP: 0.600, SLG: 1.200		G3							HR	4	1	3	1	0	0	1						
<b>Rafael Palmeiro, L</b> (1, 3) OBP: 0.364, SLG: 0.222	G3								F8	3	0	0	0	1	0	2						
<b>Cal Ripken Jr., R</b> (1, 5) OBP: 0.182, SLG: 0.400	G1-3								F8	3	0	0	0	1	0	3						
<b>Jeff Reboulet, R</b> (9, PR)									BB	0	1	0	0	0	0	0						
<b>B.J. Surhoff, L</b> (1, 7) OBP: 0.143, SLG: 0.143									BB	3	0	0	0	1	1	2						
<b>23 Chris Hoiles, R</b> (1, 2) OBP: 0.286, SLG: 0.429	F8								F7	4	0	1	0	0	1	2						
<b>Mike Bordick, R</b> (9, PR)									BB	0	1	0	0	0	0	0						
<b>Ozzie Guillen, L</b> (1, 6) OBP: 0.429, SLG: 0.500									BB	3	0	0	0	0	0	0						
<b>Joe Carter, R</b> (9, PH)									BB	0	1	0	0	0	0	0						
<b>Inning Stats</b>	R: 0 E: 0 K: 0 S: 3	H: 0 LOB: 0 BB: 0 P: 3	R: 0 E: 0 K: 0 S: 4	H: 1 LOB: 2 BB: 1 P: 8	R: 0 E: 0 K: 1 S: 4	H: 0 LOB: 2 BB: 2 P: 12	R: 0 E: 0 K: 1 S: 6	H: 1 LOB: 1 BB: 0 P: 6	R: 0 E: 0 K: 0 S: 3	H: 0 LOB: 1 BB: 1 P: 7	R: 0 E: 0 K: 0 S: 2	H: 0 LOB: 1 BB: 2 P: 10	R: 0 E: 0 K: 1 S: 5	H: 0 LOB: 0 BB: 0 P: 5	R: 0 E: 0 K: 0 S: 3	H: 0 LOB: 0 BB: 0 P: 3	R: 4 E: 0 K: 0 S: 5	H: 3 LOB: 2 BB: 2 P: 14	1B: 4 2B: 1 3B: 0 HR: 1	SF: 0 SAC: 0 DP: 2 HBP: 1	WP: 0 PB: 0 SB: 1 CS: 1	PA: 38
<b>PITCHER</b>	IP	WLS	BF	H	R	ER	SO	BB	IBB	HBP	BLK	WP	HR	S	P	ERA	WHIP					
<b>Pat Rapp, R</b> (1, 1) ERA:	7.0		27	2	0	0	0	5	0	0	0	0	0	27	51	0.00	1.000					
<b>Matt Whisenant, L</b> (8, 1) ERA	1.0		3	0	0	0	0	0	0	0	0	0	0	3	3	0.00	0.000					
<b>Jeff Montgomery, R</b> (9, 1) ERA: 21.6	0.2	L	8	3	4	4	0	2	0	1	0	0	1	5	14	54.00	7.500					
<b>PITCHER</b>	IP	WLS	BF	H	R	ER	SO	BB	IBB	HBP	BLK	WP	HR	S	P	ERA	WHIP					



Batter	1	2	3	4	5	6	7	8	9	AB	R	H	RBI	BB	SO	LOB	TOP						
<b>Johnny Damon, L</b> OBP: 0.474, SLG: 0.611										5	3	3	0	1	2	4	<b>Kansas City Royals @ Minnesota Twins</b> Hubert H. Humphrey Metrodome, Minneapolis, MN Fri Apr 03 1998, 8:05 PM EST Att: 43,848 - Dome - 72 F						
<b>Jose Offerman, S</b> OBP: 0.389, SLG: 0.471										6	2	3	1	0	0	2							
<b>Hal Morris, L</b> OBP: 0.231, SLG: 0.167										4	0	1	0	1	0	3							
<b>Ernie Young, R</b> OBP: 0.111, SLG: 0.111										0	1	0	0	0	0	0							
<b>Jeff King, R</b> OBP: 0.333, SLG: 0.273										5	1	1	3	0	1	4							
<b>Terry Pendleton, S</b> OBP: 0.231, SLG: 0.385										5	1	2	2	0	1	1							
<b>Dean Palmer, R</b> OBP: 0.500, SLG: 0.875										5	1	4	2	0	1	1							
<b>Larry Sutton, L</b> OBP: 0.231, SLG: 0.273										4	0	0	1	0	0	4							
<b>29 Mike Sweeney, R</b> OBP: 0.333, SLG: 0.143										3	0	1	0	2	0	2							
<b>Felix Martinez, S</b> OBP: 0.333, SLG: 0.143										5	0	0	0	0	4	5							
<b>Inning Stats</b>	R: 0 E: 0 K: 0 S: 3	H: 0 LOB: 1 BB: 1 P: 7	R: 0 E: 1 K: 3 S: 11	H: 1 LOB: 3 BB: 1 P: 15	R: 0 E: 0 K: 1 S: 5	H: 0 LOB: 0 BB: 0 P: 5	R: 1 E: 0 K: 1 S: 6	H: 1 LOB: 1 BB: 0 P: 10	R: 4 E: 0 K: 0 S: 8	H: 4 LOB: 1 BB: 0 P: 8	R: 1 E: 0 K: 1 S: 7	H: 3 LOB: 1 BB: 0 P: 7	R: 0 E: 0 K: 0 S: 4	H: 1 LOB: 0 BB: 0 P: 4	R: 3 E: 0 K: 1 S: 9	H: 4 LOB: 2 BB: 1 P: 13	R: 0 E: 0 K: 2 S: 8	H: 1 LOB: 1 BB: 0 P: 8	1B: 10 2B: 4 3B: 0 HR: 1	SF: 1 SAC: 0 DP: 1 HBP: 0	WP: 1 PB: 0 SB: 3 CS: 0	PA: 47	
<b>PITCHER</b>	IP WLS BF H R ER SO BB IBB HBP BLK WP HR S P ERA WHIP	IP WLS BF H R ER SO BB IBB HBP BLK WP HR S P ERA WHIP	IP WLS BF H R ER SO BB IBB HBP BLK WP HR S P ERA WHIP	IP WLS BF H R ER SO BB IBB HBP BLK WP HR S P ERA WHIP	IP WLS BF H R ER SO BB IBB HBP BLK WP HR S P ERA WHIP	IP WLS BF H R ER SO BB IBB HBP BLK WP HR S P ERA WHIP	IP WLS BF H R ER SO BB IBB HBP BLK WP HR S P ERA WHIP	IP WLS BF H R ER SO BB IBB HBP BLK WP HR S P ERA WHIP	IP WLS BF H R ER SO BB IBB HBP BLK WP HR S P ERA WHIP	IP WLS BF H R ER SO BB IBB HBP BLK WP HR S P ERA WHIP	IP WLS BF H R ER SO BB IBB HBP BLK WP HR S P ERA WHIP	IP WLS BF H R ER SO BB IBB HBP BLK WP HR S P ERA WHIP	IP WLS BF H R ER SO BB IBB HBP BLK WP HR S P ERA WHIP	IP WLS BF H R ER SO BB IBB HBP BLK WP HR S P ERA WHIP	IP WLS BF H R ER SO BB IBB HBP BLK WP HR S P ERA WHIP	IP WLS BF H R ER SO BB IBB HBP BLK WP HR S P ERA WHIP	IP WLS BF H R ER SO BB IBB HBP BLK WP HR S P ERA WHIP	IP WLS BF H R ER SO BB IBB HBP BLK WP HR S P ERA WHIP	IP WLS BF H R ER SO BB IBB HBP BLK WP HR S P ERA WHIP	IP WLS BF H R ER SO BB IBB HBP BLK WP HR S P ERA WHIP	IP WLS BF H R ER SO BB IBB HBP BLK WP HR S P ERA WHIP	IP WLS BF H R ER SO BB IBB HBP BLK WP HR S P ERA WHIP	IP WLS BF H R ER SO BB IBB HBP BLK WP HR S P ERA WHIP

AB	42
R	9
H	15
RBI	9
BB	4
SO	9
LOB	26



Batter	1	2	3	4	5	6	7	8	9	AB	R	H	RBI	BB	SO	LOB	BOTTOM						
<b>Otis Nixon, S</b> OBP: 0.077, SLG: 0.077										5	0	0	0	0	0	2	<b>Kansas City Royals @ Minnesota Twins</b> Hubert H. Humphrey Metrodome, Minneapolis, MN Fri Apr 03 1998, 8:05 PM EST Att: 43,848 - Dome - 72 F						
<b>Pat Meares, R</b> OBP: 0.333, SLG: 0.417										5	0	2	0	0	1	0							
<b>Paul Moltis, R</b> OBP: 0.333, SLG: 0.545										4	1	1	0	0	0	2							
<b>Marty Cordova, R</b> OBP: 0.417, SLG: 0.500										3	2	1	1	1	1	1							
<b>Alex Ochoa, R</b> OBP: 0.500, SLG: 0.833										4	1	2	1	0	0	1							
<b>David Ortiz, L</b> OBP: 0.428, SLG: 0.857										4	1	2	2	0	1	2							
<b>Ron Coomer, R</b> OBP: 0.167, SLG: 0.250										4	0	1	1	0	1	2							
<b>Terry Steinbach, R</b> OBP: 0.375, SLG: 0.167										3	0	1	0	1	1	1							
<b>Brent Gates, S</b> OBP: 0.222, SLG: 0.500										4	0	0	0	0	2	3							
<b>Inning Stats</b>	R: 0 E: 0 K: 0 S: 3	H: 1 LOB: 0 BB: 0 P: 3	R: 2 E: 0 K: 2 S: 9	H: 2 LOB: 2 BB: 2 P: 17	R: 2 E: 0 K: 0 S: 6	H: 3 LOB: 1 BB: 0 P: 6	R: 0 E: 0 K: 0 S: 3	H: 0 LOB: 0 BB: 0 P: 3	R: 0 E: 0 K: 1 S: 7	H: 2 LOB: 1 BB: 0 P: 7	R: 0 E: 0 K: 1 S: 6	H: 1 LOB: 0 BB: 0 P: 6	R: 0 E: 0 K: 1 S: 6	H: 1 LOB: 0 BB: 0 P: 6	R: 0 E: 0 K: 2 S: 7	H: 0 LOB: 0 BB: 0 P: 7		1B: 5 2B: 4 3B: 0 HR: 1	SF: 0 SAC: 0 DP: 1 HBP: 0	WP: 0 PB: 0 SB: 0 CS: 0	PA: 38		
<b>PITCHER</b>	IP WLS BF H R ER SO BB IBB HBP BLK WP HR S P ERA WHIP	IP WLS BF H R ER SO BB IBB HBP BLK WP HR S P ERA WHIP	IP WLS BF H R ER SO BB IBB HBP BLK WP HR S P ERA WHIP	IP WLS BF H R ER SO BB IBB HBP BLK WP HR S P ERA WHIP	IP WLS BF H R ER SO BB IBB HBP BLK WP HR S P ERA WHIP	IP WLS BF H R ER SO BB IBB HBP BLK WP HR S P ERA WHIP	IP WLS BF H R ER SO BB IBB HBP BLK WP HR S P ERA WHIP	IP WLS BF H R ER SO BB IBB HBP BLK WP HR S P ERA WHIP	IP WLS BF H R ER SO BB IBB HBP BLK WP HR S P ERA WHIP	IP WLS BF H R ER SO BB IBB HBP BLK WP HR S P ERA WHIP	IP WLS BF H R ER SO BB IBB HBP BLK WP HR S P ERA WHIP	IP WLS BF H R ER SO BB IBB HBP BLK WP HR S P ERA WHIP	IP WLS BF H R ER SO BB IBB HBP BLK WP HR S P ERA WHIP	IP WLS BF H R ER SO BB IBB HBP BLK WP HR S P ERA WHIP	IP WLS BF H R ER SO BB IBB HBP BLK WP HR S P ERA WHIP	IP WLS BF H R ER SO BB IBB HBP BLK WP HR S P ERA WHIP	IP WLS BF H R ER SO BB IBB HBP BLK WP HR S P ERA WHIP	IP WLS BF H R ER SO BB IBB HBP BLK WP HR S P ERA WHIP	IP WLS BF H R ER SO BB IBB HBP BLK WP HR S P ERA WHIP	IP WLS BF H R ER SO BB IBB HBP BLK WP HR S P ERA WHIP	IP WLS BF H R ER SO BB IBB HBP BLK WP HR S P ERA WHIP	IP WLS BF H R ER SO BB IBB HBP BLK WP HR S P ERA WHIP	IP WLS BF H R ER SO BB IBB HBP BLK WP HR S P ERA WHIP

AB	36
R	5
H	10
RBI	5
BB	2
SO	7
LOB	14





Batter	1	2	3	4	5	6	7	8	9	10	AB	R	H	RBI	BB	SO	LOB	TOP				
<b>Johnny Damon, L</b> OBP: 0.417, SLG: 0.500 (1, 8)	 1-3		 0-1		 2-2		 4-0		 0-3		4	0	0	0	1	2	2	<b>Kansas City Royals @ Minnesota Twins</b> Hubert H. Humphrey Metrodome, Minneapolis, MN Sat. Apr. 04 1998, 8:05 PM EST Alt. 18,589 - Dome - 72 F  <b>AB 40</b> <b>R 3</b> <b>H 13</b> <b>RBI 3</b> <b>BB 1</b> <b>SO 6</b> <b>LOB 21</b>  				
<b>Jose Offerman, S</b> OBP: 0.435, SLG: 0.591 (1, 4)	 2-2		 1-3		 1-1		 1-1		 0-1	 3-2	5	1	3	0	0	1	0					
<b>Hal Morris, L</b> OBP: 0.278, SLG: 0.353 <b>Ernie Young, R</b> OBP: 0.111, SLG: 0.111 (10, PR) (10, 9)	 2-1		 0-0		 1-1		 1-1		 0-1	 1-1	5	0	2	1	0	0	1					
<b>Jeff King, R</b> OBP: 0.353, SLG: 0.500 (1, 3)	 2-1		 0-0		 1-0		 0-3		 0-3	 2-1	5	1	2	1	0	1	3					
<b>Terry Pendleton, S</b> OBP: 0.278, SLG: 0.389 (1, 10)	 0-2		 1-2		 0-3		 2-2		 0-3	 1-0	5	1	2	0	0	1	3					
<b>Dean Palmer, R</b> OBP: 0.524, SLG: 0.952 (1, 5)	 2-2		 1-1		 1-0		 1-0		 1-2	 1-0	5	0	3	0	0	0	2					
<b>Larry Sutton, L</b> OBP: 0.176, SLG: 0.214 (10, 7)	 0-0		 1-3		 3-2		 3-2		 1-2		3	0	0	1	0	0	3					
<b>29 Mike Sweeney, R</b> OBP: 0.231, SLG: 0.091 (1, 2)	 2-2		 1-3		 0-0		 0-0		 0-0		4	0	0	0	0	1	4					
<b>Felix Martinez, S</b> <b>Joe Vitello, R</b> OBP: 0.200, SLG: 0.200 <b>Shane Halter, R</b> OBP: 0.200, SLG: 0.200 (7, PH) (7, 6)	 2-2		 0-0		 1-2		 0-0		 0-0		2	0	0	0	0	0	3					
<b>Inning Stats</b>	R: 0 E: 0 K: 1 S: 10	H: 2 LOB: 1 BB: 0 P: 17	R: 0 E: 0 K: 0 S: 14	H: 2 LOB: 2 BB: 0 P: 20	R: 0 E: 0 K: 1 S: 7	H: 1 LOB: 1 BB: 0 P: 8	R: 1 E: 0 K: 1 S: 10	H: 2 LOB: 1 BB: 0 P: 13	R: 0 E: 0 K: 0 S: 7	H: 0 LOB: 0 BB: 0 P: 11	R: 1 E: 0 K: 1 S: 8	H: 1 LOB: 0 BB: 0 P: 13	R: 0 E: 0 K: 0 S: 6	H: 0 LOB: 1 BB: 1 P: 11	R: 0 E: 0 K: 1 S: 10	H: 2 LOB: 2 BB: 0 P: 15	R: 1 E: 0 K: 0 S: 11		H: 2 LOB: 2 BB: 0 P: 19	1B: 7 2B: 3 3B: 2 HR: 1	SF: 1 SAC: 0 DP: 1 HBP: 0	WP: 0 PB: 0 SB: 1 CS: 1
<b>PITCHER</b>	IP	WLS	BF	H	R	ER	SO	BB	IBB	HBP	BLK	WP	HR	S	P	ERA	WHIP					
<b>Mike Morgan, R</b> ERA: 2.57 (1, 1)	7.0		28	8	2	2	4	0	0	0	0	0	0	18	22	0.00	1.286					
<b>Mike Trombley, R</b> ERA: (8, 1)	1.2		8	3	0	0	1	0	0	0	0	0	0	12	16	27.00	3.000					
<b>Eddie Guardado, L</b> ERA: 6.75 (9, 1)	0.1	L	3	1	1	1	1	0	0	0	0	0	0	4	8	0.00	1.000					
<b>Rick Aguilera, R</b> ERA: (10, 1)	1.0		3	1	0	0	0	0	0	0	0	0	0	4	8	0.00	1.000					
<b>Batter</b>	<b>1</b>	<b>2</b>	<b>3</b>	<b>4</b>	<b>5</b>	<b>6</b>	<b>7</b>	<b>8</b>	<b>9</b>	<b>10</b>	<b>AB</b>	<b>R</b>	<b>H</b>	<b>RBI</b>	<b>BB</b>	<b>SO</b>	<b>LOB</b>	<b>BOTTOM</b>				
<b>Otis Nixon, S</b> OBP: 0.167, SLG: 0.063 (1, 8)	 4-0	 1-3		 0-0			 2-1			 4-1	3	0	0	0	2	1	4	<b>Kansas City Royals @ Minnesota Twins</b> Hubert H. Humphrey Metrodome, Minneapolis, MN Sat. Apr. 04 1998, 8:05 PM EST Alt. 18,589 - Dome - 72 F  <b>AB 33</b> <b>R 2</b> <b>H 4</b> <b>RBI 2</b> <b>BB 5</b> <b>SO 9</b> <b>LOB 14</b>  				
<b>Brent Gates, S</b> OBP: 0.143, SLG: 0.308 (1, 5)	 1-2	 3-1		 1-1			 0-1			 0-2	5	0	0	0	0	0	4					
<b>Paul Molitor, R</b> OBP: 0.235, SLG: 0.375 (1, 10)	 1-2		 0-0		 0-1		 1-0			 0-2	5	0	0	0	0	0	2					
<b>David Ortiz, L</b> OBP: 0.364, SLG: 0.636 (1, 3)	 0-3		 0-1		 2-0		 2-1				4	0	1	0	0	1	1					
<b>Marty Cordova, R</b> OBP: 0.438, SLG: 0.417 (1, 7)		 4-0	 0-3		 3-3		 4-2				2	1	0	0	2	2	1					
<b>Matt Lawton, L</b> (1, 9)	 0-0		 1-0		 1-3		 0-3				4	1	0	0	0	2	2					
<b>Pat Meares, R</b> OBP: 0.250, SLG: 0.333 (1, 6)	 0-0		 1-1		 1-3		 1-3			 1-3	3	0	0	1	0	2	0					
<b>Todd Walker, L</b> OBP: 0.429, SLG: 0.500 (1, 4)	 0-0		 1-1		 3-0		 2-3			 2-3	4	0	2	1	0	1	0					
<b>Javier Valentin, S</b> OBP: 0.375, SLG: 0.286 (1, 2)	 0-1		 4-0		 1-2		 0-0			 0-0	3	0	1	0	1	0	0					
<b>Inning Stats</b>	R: 0 E: 0 K: 1 S: 11	H: 0 LOB: 1 BB: 1 P: 17	R: 2 E: 2 K: 1 S: 10	H: 2 LOB: 2 BB: 1 P: 18	R: 0 E: 0 K: 1 S: 6	H: 0 LOB: 0 BB: 0 P: 6	R: 0 E: 0 K: 0 S: 6	H: 1 LOB: 2 BB: 1 P: 13	R: 0 E: 0 K: 1 S: 8	H: 0 LOB: 0 BB: 0 P: 14	R: 0 E: 0 K: 2 S: 9	H: 0 LOB: 0 BB: 0 P: 12	R: 0 E: 0 K: 1 S: 8	H: 0 LOB: 1 BB: 1 P: 15	R: 0 E: 0 K: 2 S: 7	H: 0 LOB: 0 BB: 0 P: 10	R: 0 E: 0 K: 0 S: 7		H: 0 LOB: 0 BB: 1 P: 11	1B: 3 2B: 1 3B: 0 HR: 0	SF: 1 SAC: 0 DP: 1 HBP: 0	WP: 0 PB: 0 SB: 0 CS: 0
<b>PITCHER</b>	IP	WLS	BF	H	R	ER	SO	BB	IBB	HBP	BLK	WP	HR	S	P	ERA	WHIP					
<b>Hipolito Pichardo, R</b> ERA: (1, 1)	7.0		29	4	2	0	6	3	0	0	0	0	0	15	25	0.00	0.500					
<b>47 Brian Bevil, R</b> ERA: 3.25 (8, 1)	2.0	W	7	0	0	0	3	1	0	0	0	0	0	7	11	0.00	1.000					
<b>Jeff Montgomery, R</b> ERA: 13.5 (10, 1)	1.0	S	3	0	0	0	0	1	0	0	0	0	0	7	11	0.00	1.000					







Batter	1	2	3	4	5	6	7	8	9	AB	R	H	RBI	BB	SO	LOB	TOP																			
<b>Roberto Alomar, S</b> (1,4) OBP: 0.333, SLG: 0.320										6	2	4	0	0	1	1	<b>Baltimore Orioles @ Kansas City Royals</b> Kauffman Stadium, Kansas City, MO Tue Apr 07 1998, 3:33 AM CDT Att: 40,419 - Overcast - 65 F																			
<b>Jeffrey Hammonds, R</b> (1,8) OBP: 0.455, SLG: 0.667										3	2	1	1	1	0	2																				
<b>Eric Davis, R</b> (1,9) OBP: 0.381, SLG: 0.524										5	2	2	3	0	1	4																				
<b>Rafael Palmeiro, L</b> (1,3) OBP: 0.393, SLG: 0.261										4	1	1	2	1	0	1																				
<b>Joe Carter, R</b> (1,10) OBP: 0.421, SLG: 0.375 <b>Brady Anderson, L</b> (8, PR) OBP: 0.261, SLG: 0.056										4	0	2	4	1	1	1																				
<b>Cal Ripken Jr., R</b> (1,5) OBP: 0.250, SLG: 0.333										5	0	1	0	0	0	4																				
<b>B.J. Surhoff, L</b> (1,7) OBP: 0.208, SLG: 0.333										5	0	0	0	0	1	2																				
<b>Lenny Webster, R</b> (1,2) OBP: 0.538, SLG: 1.308										5	3	3	1	0	1	0																				
<b>Mike Bordick, R</b> (1,6) OBP: 0.150, SLG: 0.105										5	1	2	0	0	0	1																				
<b>Inning Stats</b>	R: 0 E: 0 K: 0 S: 4	H: 1 LOB: 1 BB: 0 P: 4	R: 0 E: 0 K: 0 S: 3	H: 0 LOB: 0 BB: 0 P: 3	R: 0 E: 0 K: 0 S: 4	H: 1 LOB: 1 BB: 0 P: 4	R: 0 E: 1 K: 1 S: 7	H: 1 LOB: 2 BB: 0 P: 7	R: 4 E: 0 K: 1 S: 10	H: 5 LOB: 1 BB: 0 P: 10	R: 4 E: 0 K: 0 S: 7	H: 4 LOB: 0 BB: 0 P: 7	R: 0 E: 0 K: 0 S: 2	H: 0 LOB: 0 BB: 1 P: 6	R: 3 E: 0 K: 1 S: 8	H: 3 LOB: 2 BB: 2 P: 16		R: 0 E: 0 K: 2 S: 8	H: 1 LOB: 1 BB: 0 P: 8	1B: 12 2B: 2 3B: 0 HR: 2	SF: 1 SAC: 0 DP: 1 HBP: 0	WP: 0 PB: 0 SB: 2 CS: 0	PA: 46													
<b>PITCHER</b>	IP	WLS	BF	H	R	ER	SO	BB	IBB	HBP	BLK	WP	HR	S	P	ERA	WHIP	<b>PITCHER</b>		IP	WLS	BF	H	R	ER	SO	BB	IBB	HBP	BLK	WP	HR	S	P	ERA	WHIP
<b>Glendon Rusch, L</b> (1,1) ERA: 12.54	5.1	L	27	10	6	6	2	0	0	0	0	0	1	31	31	10.12	1.875	<b>Scott Service, R</b> (9,1) ERA: 2.7		0.2		3	1	0	0	1	0	0	0	0	0	5	5	0.00	1.500	
<b>Jim Pittsley, R</b> (6,1) ERA: 8.1	0.1		3	2	2	2	0	0	0	0	0	0	1	3	3	54.00	6.000																			
<b>50 José Rosado, L</b> (6,1) ERA: 4.5	1.1		4	0	0	0	0	1	0	0	0	0	0	3	7	0.00	0.750																			
<b>47 Brian Bevil, R</b> (8,1) ERA: 7.71	0.2		5	2	3	3	1	1	0	0	0	0	0	6	10	40.50	4.500																			
<b>Matt Whisenant, L</b> (8,1) ERA: 13.5	0.2		4	1	0	0	1	1	0	0	0	0	0	5	9	0.00	3.000																			

Batter	1	2	3	4	5	6	7	8	9	AB	R	H	RBI	BB	SO	LOB	BOTTOM																			
<b>Johnny Damon, L</b> (1,8) OBP: 0.441, SLG: 0.500										4	2	2	1	1	1	1	<b>Baltimore Orioles @ Kansas City Royals</b> Kauffman Stadium, Kansas City, MO Tue Apr 07 1998, 3:33 AM CDT Att: 40,419 - Overcast - 65 F																			
<b>Jose Offerman, S</b> (1,4) OBP: 0.375, SLG: 0.484										5	1	1	2	0	2	3																				
<b>Hal Morris, L</b> (1,7) OBP: 0.222, SLG: 0.269										5	0	1	0	0	0	1																				
<b>Jeff King, R</b> (1,3) OBP: 0.423, SLG: 0.625										5	1	3	3	0	0	0																				
<b>Terry Pendleton, S</b> (1,10) OBP: 0.250, SLG: 0.375										5	0	1	0	0	2	3																				
<b>Dean Palmer, R</b> (1,5) OBP: 0.500, SLG: 0.893										4	1	2	1	0	0	1																				
<b>Larry Sutton, L</b> (1,9) OBP: 0.150, SLG: 0.176 <b>Ernie Young, R</b> (7, PH) OBP: 0.214, SLG: 0.214										3	0	0	0	0	0	5																				
<b>29 Mike Sweeney, R</b> (1,2) OBP: 0.235, SLG: 0.133										4	1	1	0	0	0	0																				
<b>Felix Martinez, S</b> (1,6) OBP: 0.143, SLG: 0.105										3	1	1	0	1	0	0																				
<b>Inning Stats</b>	R: 1 E: 0 K: 1 S: 7	H: 2 LOB: 3 BB: 1 P: 12	R: 0 E: 0 K: 0 S: 4	H: 1 LOB: 0 BB: 0 P: 4	R: 0 E: 0 K: 1 S: 6	H: 1 LOB: 1 BB: 0 P: 6	R: 0 E: 0 K: 1 S: 6	H: 1 LOB: 1 BB: 0 P: 6	R: 5 E: 0 K: 1 S: 9	H: 4 LOB: 0 BB: 1 P: 13	R: 1 E: 0 K: 0 S: 4	H: 1 LOB: 0 BB: 0 P: 4	R: 0 E: 0 K: 1 S: 5	H: 0 LOB: 0 BB: 0 P: 5	R: 0 E: 0 K: 0 S: 3	H: 0 LOB: 0 BB: 0 P: 3		1B: 7 2B: 3 3B: 0 HR: 2	SF: 0 SAC: 0 DP: 0 HBP: 1	WP: 0 PB: 0 SB: 0 CS: 0	PA: 42															
<b>PITCHER</b>	IP	WLS	BF	H	R	ER	SO	BB	IBB	HBP	BLK	WP	HR	S	P	ERA	WHIP	<b>PITCHER</b>		IP	WLS	BF	H	R	ER	SO	BB	IBB	HBP	BLK	WP	HR	S	P	ERA	WHIP
<b>Scott Erickson, R</b> (1,1) ERA: 3.77	5.1	W	29	10	5	5	3	2	0	1	0	0	2	6	6	27.00	3.000	<b>Alan Mills, R</b> (9,1) ERA:		1.0		3	0	0	0	0	0	0	0	0	3	3	0.00	0.000		
<b>Terry Mathews, R</b> (6,1) ERA: 13.5	0.2		4	2	2	2	1	0	0	0	0	0	2	6	6	27.00	3.000																			
<b>Arthur Rhodes, L</b> (7,1) ERA: 2.25	2.0		6	0	0	0	1	0	0	0	0	0	0	8	8	0.00	0.000																			

AB 42  
R 11  
H 16  
RBI 11  
BB 3  
SO 5  
LOB 16



AB 39  
R 7  
H 12  
RBI 7  
BB 2  
SO 5  
LOB 14





Batter	1	2	3	4	5	6	7	8	9	AB	R	H	RBI	BB	SO	LOB	TOP					
Brady Anderson, L (1, 8) OBP: 0.259, SLG: 0.048	G4-3		P4					G3		3	0	0	0	1	0	1	<b>Baltimore Orioles @ Kansas City Royals</b> Kauffman Stadium, Kansas City, MO Thu Apr 09 1998, 7:05 PM CDT Att: 13,790 - Cloudy - 54 F					
Roberto Alomar, S (1, 4) OBP: 0.355, SLG: 0.321	F7					PO	G4-3	F9 1B 1B		3	1	1	0	1	0	0						
Harold Baines, L (1, 10) Eric Davis, R (8, PH) OBP: 0.409, SLG: 0.545	K		G3					CS 1B 1B		3	0	1	0	0	1	2						
Rafael Palmeiro, L (1, 3) OBP: 0.344, SLG: 0.222		F8				F8		F9		4	0	0	0	0	0	3						
Joe Carter, R (1, 9) Jeffrey Hammonds, R (8, PR) OBP: 0.456, SLG: 0.667	F8				G3					4	0	2	1	0	0	1						
Cal Ripken Jr., R (1, 5) OBP: 0.313, SLG: 0.448					G3					2	1	1	1	1	0	1						
B.J. Surhof, L (1, 7) OBP: 0.214, SLG: 0.320	F7				G3-1					4	0	1	0	0	1	2						
23 Chris Hoiles, R (1, 2) Lenny Webster, R (9, PH) OBP: 0.500, SLG: 1.214			SH3-4 BB							2	0	0	0	1	1	0						
Mike Bordick, R (1, 6) OBP: 0.130, SLG: 0.091			SH3-4							1	0	0	0	0	0	2						
										3	0	0	0	0	1	1						
<b>Inning Stats</b>	R: 0 E: 0 K: 1 S: 5	H: 0 LOB: 0 BB: 0 P: 5	R: 0 E: 0 K: 0 S: 3	H: 0 LOB: 1 BB: 1 P: 7	R: 0 E: 0 K: 0 S: 3	H: 0 LOB: 2 BB: 2 P: 11	R: 0 E: 0 K: 0 S: 4	H: 1 LOB: 1 BB: 0 P: 4	R: 0 E: 0 K: 1 S: 4	H: 0 LOB: 0 BB: 1 P: 8	R: 0 E: 0 K: 0 S: 4	H: 1 LOB: 0 BB: 0 P: 4	R: 1 E: 0 K: 1 S: 6	H: 1 LOB: 0 BB: 0 P: 6	R: 1 E: 0 K: 0 S: 5	H: 3 LOB: 1 BB: 0 P: 5	R: 0 E: 0 K: 1 S: 5	H: 1 LOB: 1 BB: 0 P: 6	1B: 5 2B: 1 3B: 0 HR: 1	SF: 0 SAC: 1 DP: 0 HBP: 1	WP: 0 PB: 1 SB: 0 CS: 2	PA: 38
<b>PITCHER</b>	IP WLS BF H R ER SO BB IBB HBP BLK WP HR S P ERA WHIP																					
Pat Rapp, R (1, 1) ERA: 0.64	7.0		27	3	1	1	3	4	0	0	0	0	0	0	0	1	29	45	1.29	1.000		
50 José Rosado, L (8, 1) ERA: 6.75	0.2	L	4	2	1	1	0	0	0	0	0	0	0	0	0	0	4	4	13.50	3.000		
Scott Service, R (8, 1) ERA: 1.93	1.1		5	2	0	0	1	0	0	1	0	0	0	0	0	0	6	7	0.00	1.500		

Batter	1	2	3	4	5	6	7	8	9	AB	R	H	RBI	BB	SO	LOB	BOTTOM					
Johnny Damon, L (1, 8) OBP: 0.486, SLG: 0.531				FC1-5 1B				SH 1B		2	0	2	0	0	0	0	<b>Baltimore Orioles @ Kansas City Royals</b> Kauffman Stadium, Kansas City, MO Thu Apr 09 1998, 7:05 PM CDT Att: 13,790 - Cloudy - 54 F					
Jose Offerman, S (1, 4) OBP: 0.389, SLG: 0.486	F8			FC1-5 1B						4	1	2	0	0	0	2						
Jeff King, R (1, 3) OBP: 0.433, SLG: 0.607	K			E9 G3-1 1B				F7-2		4	0	2	0	0	1	4						
Dean Palmer, R (1, 5) OBP: 0.441, SLG: 0.781		F9		G3-1						4	0	0	0	0	1	6						
Terry Pendleton, S (1, 10) OBP: 0.250, SLG: 0.333		F7				G1-2-3				3	0	0	0	1	0	3						
Ernie Young, R (1, 9) Larry Sutton, L (9, PH) OBP: 0.235, SLG: 0.235		G6-3		G1-3						3	0	1	0	0	0	2						
Shane Mack, R (1, 7) Hal Morris, L (9, PH) Jed Hansen, R (9, PR) OBP: 0.250, SLG: 0.296				G5-4-3 BB						2	0	0	0	1	1	1						
29 Mike Sweeney, R (1, 2) OBP: 0.190, SLG: 0.105				G5-4-3						4	0	0	0	0	1	2						
Felix Martinez, S (1, 6) Shane Halter, R (8, PH) OBP: 0.400, SLG: 0.700				P4						2	0	0	0	0	0	0						
										1	0	1	0	0	0	0						
<b>Inning Stats</b>	R: 0 E: 0 K: 1 S: 4	H: 0 LOB: 1 BB: 0 P: 5	R: 0 E: 0 K: 0 S: 3	H: 0 LOB: 0 BB: 0 P: 3	R: 0 E: 0 K: 0 S: 2	H: 0 LOB: 0 BB: 1 P: 6	R: 1 E: 1 K: 0 S: 5	H: 2 LOB: 2 BB: 1 P: 9	R: 0 E: 0 K: 0 S: 3	H: 0 LOB: 0 BB: 0 P: 3	R: 0 E: 0 K: 0 S: 5	H: 3 LOB: 2 BB: 0 P: 5	R: 0 E: 0 K: 1 S: 5	H: 1 LOB: 0 BB: 0 P: 5	R: 0 E: 1 K: 1 S: 7	H: 2 LOB: 2 BB: 0 P: 7	R: 0 E: 0 K: 2 S: 8	H: 1 LOB: 1 BB: 0 P: 8	1B: 9 2B: 3 3B: 0 HR: 0	SF: 0 SAC: 1 DP: 5 HBP: 1	WP: 0 PB: 0 SB: 1 CS: 2	PA: 35
<b>PITCHER</b>	IP WLS BF H R ER SO BB IBB HBP BLK WP HR S P ERA WHIP																					
Jimmy Key, L (1, 1) ERA: 1.5	7.0		26	6	1	1	2	2	0	1	0	0	0	0	0	0	27	36	1.29	1.143		
Norm Charlton, L (8, 1) ERA: 6.0	0.2		4	2	0	0	0	0	0	0	0	0	0	0	0	0	4	4	0.00	3.000		
Alan Mills, R (8, 1) ERA:	0.1		1	0	0	0	1	0	0	0	0	0	0	0	0	0	3	3	0.00	0.000		
Armando Benitez, R (9, 1) ERA: 3.38	1.0	S	4	1	0	0	2	0	0	0	0	0	0	0	0	0	8	8	0.00	1.000		



Batter	1	2	3	4	5	6	7	8	9	AB	R	H	RBI	BB	SO	LOB	TOP																																																																																						
<b>Otis Nixon, S</b> (1, 8) <small>OBP: 0.179, SLG: 0.115</small>	G1-3		G1-3	K			F8		K	5	0	0	0	0	2	2	<b>Minnesota Twins @ Kansas City Royals</b> Kauffman Stadium, Kansas City, MO Fri Apr 10 1998, 7:05 PM CDT Att: 14,341 - Unknown - 66 F																																																																																						
<b>Pat Meares, R</b> (1, 6) <small>OBP: 0.447, SLG: 0.563</small>	WP HBP		1B 2B						F9	3	1	1	0	1	1	1																																																																																							
<b>Paul Molitor, R</b> (1, 10) <small>OBP: 0.375, SLG: 0.382</small>	F8									3	1	1	1	1	1	2																																																																																							
<b>Marty Cordova, R</b> (1, 7) <small>OBP: 0.471, SLG: 0.440</small>										3	0	1	0	1	1	2																																																																																							
<b>Alex Ochoa, R</b> (1, 9) <small>OBP: 0.273, SLG: 0.409</small>	K2-3									4	1	1	0	0	1	3																																																																																							
<b>David Ortiz, L</b> (1, 3) <small>OBP: 0.433, SLG: 0.593</small>										3	1	1	0	1	2	1																																																																																							
<b>Ron Coomer, R</b> (1, 5) <small>OBP: 0.313, SLG: 0.387</small>										4	0	1	1	0	0	1																																																																																							
<b>Javier Valentin, S</b> (1, 2) <small>OBP: 0.214, SLG: 0.167</small>										3	0	0	1	0	0	0																																																																																							
<b>Denny Hocking, S</b> (1, 4) <small>OBP: 0.417, SLG: 0.125</small>										4	0	1	0	0	1	1																																																																																							
<b>Inning Stats</b>	R: 0 E: 0 K: 1 S: 5	H: 0 LOB: 2 BB: 1 P: 10	R: 0 E: 0 K: 0 S: 3	H: 1 LOB: 0 BB: 0 P: 3	R: 1 E: 0 K: 0 S: 5	H: 2 LOB: 1 BB: 0 P: 5	R: 2 E: 0 K: 2 S: 9	H: 2 LOB: 1 BB: 1 P: 13	R: 1 E: 0 K: 2 S: 8	H: 1 LOB: 0 BB: 1 P: 12	R: 0 E: 0 K: 0 S: 3	H: 0 LOB: 0 BB: 0 P: 3	R: 0 E: 0 K: 1 S: 7	H: 0 LOB: 0 BB: 0 P: 11	R: 0 E: 0 K: 1 S: 5	H: 0 LOB: 0 BB: 0 P: 5	R: 0 E: 0 K: 1 S: 6	H: 1 LOB: 1 BB: 0 P: 6	1B: 6 2B: 1 3B: 0 HR: 0	SF: 1 SAC: 0 DP: 1 HBP: 1	WP: 2 PB: 0 SB: 1 CS: 0	PA: 38																																																																																	
<b>PITCHER</b>	IP WLS BF H R ER SO BB IBB HBP BLK WP HR S P ERA WHIP	IP WLS BF H R ER SO BB IBB HBP BLK WP HR S P ERA WHIP	IP WLS BF H R ER SO BB IBB HBP BLK WP HR S P ERA WHIP	IP WLS BF H R ER SO BB IBB HBP BLK WP HR S P ERA WHIP	IP WLS BF H R ER SO BB IBB HBP BLK WP HR S P ERA WHIP	IP WLS BF H R ER SO BB IBB HBP BLK WP HR S P ERA WHIP	IP WLS BF H R ER SO BB IBB HBP BLK WP HR S P ERA WHIP	IP WLS BF H R ER SO BB IBB HBP BLK WP HR S P ERA WHIP	IP WLS BF H R ER SO BB IBB HBP BLK WP HR S P ERA WHIP	IP WLS BF H R ER SO BB IBB HBP BLK WP HR S P ERA WHIP	IP WLS BF H R ER SO BB IBB HBP BLK WP HR S P ERA WHIP	IP WLS BF H R ER SO BB IBB HBP BLK WP HR S P ERA WHIP	IP WLS BF H R ER SO BB IBB HBP BLK WP HR S P ERA WHIP	IP WLS BF H R ER SO BB IBB HBP BLK WP HR S P ERA WHIP	IP WLS BF H R ER SO BB IBB HBP BLK WP HR S P ERA WHIP	IP WLS BF H R ER SO BB IBB HBP BLK WP HR S P ERA WHIP	IP WLS BF H R ER SO BB IBB HBP BLK WP HR S P ERA WHIP	IP WLS BF H R ER SO BB IBB HBP BLK WP HR S P ERA WHIP	IP WLS BF H R ER SO BB IBB HBP BLK WP HR S P ERA WHIP	IP WLS BF H R ER SO BB IBB HBP BLK WP HR S P ERA WHIP	IP WLS BF H R ER SO BB IBB HBP BLK WP HR S P ERA WHIP	IP WLS BF H R ER SO BB IBB HBP BLK WP HR S P ERA WHIP	IP WLS BF H R ER SO BB IBB HBP BLK WP HR S P ERA WHIP	IP WLS BF H R ER SO BB IBB HBP BLK WP HR S P ERA WHIP	IP WLS BF H R ER SO BB IBB HBP BLK WP HR S P ERA WHIP	IP WLS BF H R ER SO BB IBB HBP BLK WP HR S P ERA WHIP	IP WLS BF H R ER SO BB IBB HBP BLK WP HR S P ERA WHIP	IP WLS BF H R ER SO BB IBB HBP BLK WP HR S P ERA WHIP	IP WLS BF H R ER SO BB IBB HBP BLK WP HR S P ERA WHIP	IP WLS BF H R ER SO BB IBB HBP BLK WP HR S P ERA WHIP	IP WLS BF H R ER SO BB IBB HBP BLK WP HR S P ERA WHIP	IP WLS BF H R ER SO BB IBB HBP BLK WP HR S P ERA WHIP	IP WLS BF H R ER SO BB IBB HBP BLK WP HR S P ERA WHIP	IP WLS BF H R ER SO BB IBB HBP BLK WP HR S P ERA WHIP	IP WLS BF H R ER SO BB IBB HBP BLK WP HR S P ERA WHIP	IP WLS BF H R ER SO BB IBB HBP BLK WP HR S P ERA WHIP	IP WLS BF H R ER SO BB IBB HBP BLK WP HR S P ERA WHIP	IP WLS BF H R ER SO BB IBB HBP BLK WP HR S P ERA WHIP	IP WLS BF H R ER SO BB IBB HBP BLK WP HR S P ERA WHIP	IP WLS BF H R ER SO BB IBB HBP BLK WP HR S P ERA WHIP	IP WLS BF H R ER SO BB IBB HBP BLK WP HR S P ERA WHIP	IP WLS BF H R ER SO BB IBB HBP BLK WP HR S P ERA WHIP	IP WLS BF H R ER SO BB IBB HBP BLK WP HR S P ERA WHIP	IP WLS BF H R ER SO BB IBB HBP BLK WP HR S P ERA WHIP	IP WLS BF H R ER SO BB IBB HBP BLK WP HR S P ERA WHIP	IP WLS BF H R ER SO BB IBB HBP BLK WP HR S P ERA WHIP	IP WLS BF H R ER SO BB IBB HBP BLK WP HR S P ERA WHIP	IP WLS BF H R ER SO BB IBB HBP BLK WP HR S P ERA WHIP	IP WLS BF H R ER SO BB IBB HBP BLK WP HR S P ERA WHIP	IP WLS BF H R ER SO BB IBB HBP BLK WP HR S P ERA WHIP	IP WLS BF H R ER SO BB IBB HBP BLK WP HR S P ERA WHIP	IP WLS BF H R ER SO BB IBB HBP BLK WP HR S P ERA WHIP	IP WLS BF H R ER SO BB IBB HBP BLK WP HR S P ERA WHIP	IP WLS BF H R ER SO BB IBB HBP BLK WP HR S P ERA WHIP	IP WLS BF H R ER SO BB IBB HBP BLK WP HR S P ERA WHIP	IP WLS BF H R ER SO BB IBB HBP BLK WP HR S P ERA WHIP	IP WLS BF H R ER SO BB IBB HBP BLK WP HR S P ERA WHIP	IP WLS BF H R ER SO BB IBB HBP BLK WP HR S P ERA WHIP	IP WLS BF H R ER SO BB IBB HBP BLK WP HR S P ERA WHIP	IP WLS BF H R ER SO BB IBB HBP BLK WP HR S P ERA WHIP	IP WLS BF H R ER SO BB IBB HBP BLK WP HR S P ERA WHIP	IP WLS BF H R ER SO BB IBB HBP BLK WP HR S P ERA WHIP	IP WLS BF H R ER SO BB IBB HBP BLK WP HR S P ERA WHIP	IP WLS BF H R ER SO BB IBB HBP BLK WP HR S P ERA WHIP	IP WLS BF H R ER SO BB IBB HBP BLK WP HR S P ERA WHIP	IP WLS BF H R ER SO BB IBB HBP BLK WP HR S P ERA WHIP	IP WLS BF H R ER SO BB IBB HBP BLK WP HR S P ERA WHIP	IP WLS BF H R ER SO BB IBB HBP BLK WP HR S P ERA WHIP	IP WLS BF H R ER SO BB IBB HBP BLK WP HR S P ERA WHIP	IP WLS BF H R ER SO BB IBB HBP BLK WP HR S P ERA WHIP	IP WLS BF H R ER SO BB IBB HBP BLK WP HR S P ERA WHIP	IP WLS BF H R ER SO BB IBB HBP BLK WP HR S P ERA WHIP	IP WLS BF H R ER SO BB IBB HBP BLK WP HR S P ERA WHIP	IP WLS BF H R ER SO BB IBB HBP BLK WP HR S P ERA WHIP	IP WLS BF H R ER SO BB IBB HBP BLK WP HR S P ERA WHIP	IP WLS BF H R ER SO BB IBB HBP BLK WP HR S P ERA WHIP	IP WLS BF H R ER SO BB IBB HBP BLK WP HR S P ERA WHIP	IP WLS BF H R ER SO BB IBB HBP BLK WP HR S P ERA WHIP	IP WLS BF H R ER SO BB IBB HBP BLK WP HR S P ERA WHIP	IP WLS BF H R ER SO BB IBB HBP BLK WP HR S P ERA WHIP	IP WLS BF H R ER SO BB IBB HBP BLK WP HR S P ERA WHIP	IP WLS BF H R ER SO BB IBB HBP BLK WP HR S P ERA WHIP	IP WLS BF H R ER SO BB IBB HBP BLK WP HR S P ERA WHIP	IP WLS BF H R ER SO BB IBB HBP BLK WP HR S P ERA WHIP	IP WLS BF H R ER SO BB IBB HBP BLK WP HR S P ERA WHIP	IP WLS BF H R ER SO BB IBB HBP BLK WP HR S P ERA WHIP	IP WLS BF H R ER SO BB IBB HBP BLK WP HR S P ERA WHIP	IP WLS BF H R ER SO BB IBB HBP BLK WP HR S P ERA WHIP	IP WLS BF H R ER SO BB IBB HBP BLK WP HR S P ERA WHIP	IP WLS BF H R ER SO BB IBB HBP BLK WP HR S P ERA WHIP	IP WLS BF H R ER SO BB IBB HBP BLK WP HR S P ERA WHIP	IP WLS BF H R ER SO BB IBB HBP BLK WP HR S P ERA WHIP	IP WLS BF H R ER SO BB IBB HBP BLK WP HR S P ERA WHIP	IP WLS BF H R ER SO BB IBB HBP BLK WP HR S P ERA WHIP	IP WLS BF H R ER SO BB IBB HBP BLK WP HR S P ERA WHIP	IP WLS BF H R ER SO BB IBB HBP BLK WP HR S P ERA WHIP	IP WLS BF H R ER SO BB IBB HBP BLK WP HR S P ERA WHIP	IP WLS BF H R ER SO BB IBB HBP BLK WP HR S P ERA WHIP	IP WLS BF H R ER SO BB IBB HBP BLK WP HR S P ERA WHIP	IP WLS BF H R ER SO BB IBB HBP BLK WP HR S P ERA WHIP	IP WLS BF H R ER SO BB IBB HBP BLK WP HR S P ERA WHIP	IP WLS BF H R ER SO BB IBB HBP BLK WP HR S P ERA WHIP	IP WLS BF H R ER SO BB IBB HBP BLK WP



Batter	1	2	3	4	5	6	7	8	9	AB	R	H	RBI	BB	SO	LOB	TOP					
<b>Otis Nixon, S</b> <small>OBP: 0.212, SLG: 0.161</small> (1, 8)	F7		F7	F7		L3				5	0	2	1	0	0	2	<b>Minnesota Twins @ Kansas City Royals</b> Kauffman Stadium, Kansas City, MO Sat Apr 11 1998, 3:33 AM CDT Att: 18,087 - Cloudy - 61 F					
<b>Matt Lawton, L</b> <small>OBP: 0.343, SLG: 0.333</small> (1, 9)	G6-3		1B	P4			K	K		4	1	0	0	1	2	3						
<b>Paul Molitor, R</b> <small>OBP: 0.378, SLG: 0.462</small> (1, 10)	HR		2B	1B			G4-3		F8	5	2	2	2	0	0	0						
<b>Orlando Merced, S</b> <small>OBP: 0.444, SLG: 0.765</small> (1, 3)	1B		P2				F8		K	5	1	2	1	0	1	2						
<b>Marty Cordova, R</b> <small>OBP: 0.487, SLG: 0.483</small> (1, 7)	F8		2B				G6-3	1B		4	1	2	2	1	0	1						
<b>Todd Walker, L</b> <small>OBP: 0.357, SLG: 0.364</small> (1, 4)		K	G3-1					FC8-6	G4-3	4	1	1	0	1	1	2						
<b>Ron Coomer, R</b> <small>OBP: 0.306, SLG: 0.400</small> (1, 5)	F8			G4-3	SF8		F9	G6-3		4	1	1	0	0	0	3						
<b>Terry Steinbach, R</b> <small>OBP: 0.393, SLG: 0.273</small> (1, 2)	F9			G4-3			G6-3	FC8-6		3	0	0	0	1	0	1						
<b>Pat Meares, R</b> <small>OBP: 0.429, SLG: 0.529</small> (1, 6)			1B	SF8			E6	FC8-6		2	1	0	2	0	0	2						
<b>Inning Stats</b>	R: 1 E: 0 K: 0 S: 5	H: 2 LOB: 1 BB: 0 P: 5	R: 0 E: 0 K: 1 S: 5	H: 0 LOB: 0 BB: 0 P: 5	R: 3 E: 0 K: 0 S: 5	H: 2 LOB: 1 BB: 1 P: 10	R: 1 E: 0 K: 0 S: 5	H: 2 LOB: 1 BB: 0 P: 5	R: 1 E: 0 K: 0 S: 4	H: 1 LOB: 1 BB: 1 P: 8	R: 0 E: 1 K: 0 S: 3	H: 0 LOB: 0 BB: 0 P: 3	R: 0 E: 0 K: 1 S: 5	H: 0 LOB: 0 BB: 0 P: 5	R: 2 E: 0 K: 1 S: 8	H: 3 LOB: 2 BB: 1 P: 12	R: 0 E: 0 K: 1 S: 5	H: 0 LOB: 1 BB: 1 P: 9	1B: 6 2B: 3 3B: 0 HR: 2	SF: 1 SAC: 0 DP: 1 HBP: 1	WP: 0 PB: 0 SB: 0 CS: 0	PA: 42
<b>PITCHER</b>	IP	WLS	BF	H	R	ER	SO	BB	IBB	HBP	BLK	WP	HR	S	P	ERA	WHIP					
<b>Tim Lincecum, R</b> <small>ERA: 3.18</small> (5, 1)	4.0	L	20	6	5	5	1	1	0	1	0	0	1	20	25	11.25	1.750					
<b>50 José Rosado, L</b> <small>ERA: 6.75</small> (9, 1)	4.0		18	4	3	3	2	2	0	0	0	0	1	20	28	6.75	1.500					
<b>Jeff Montgomery, R</b> <small>ERA: 9.82</small> (1, 6)	1.0		4	0	0	0	1	1	0	0	0	0	0	5	9	0.00	1.000					

AB	36
R	8
H	10
RBI	8
BB	4
SO	4
LOB	16



Batter	1	2	3	4	5	6	7	8	9	AB	R	H	RBI	BB	SO	LOB	BOTTOM					
<b>Johnny Damon, L</b> <small>OBP: 0.426, SLG: 0.500</small> (1, 8)	P1		1B				G1-3		K	4	0	0	0	1	1	3	<b>Minnesota Twins @ Kansas City Royals</b> Kauffman Stadium, Kansas City, MO Sat Apr 11 1998, 3:33 AM CDT Att: 18,087 - Cloudy - 61 F					
<b>Jose Offerman, S</b> <small>OBP: 0.400, SLG: 0.512</small> (1, 4)	P4		BB				F7		F8	4	0	1	1	0	0	0						
<b>Jeff King, R</b> <small>OBP: 0.385, SLG: 0.486</small> (1, 3)	F9		1B				F7		K	3	0	0	0	1	1	0						
<b>Dean Palmer, R</b> <small>OBP: 0.405, SLG: 0.750</small> (1, 5)		K	F8				L6-3	1B	G5-3	4	0	1	0	0	1	3						
<b>Shane Mack, R</b> <small>OBP: 0.400, SLG: 0.250</small> (1, 10)	G5-3			G1-3	G5-3		L6-3		G6-4-3	3	1	1	0	1	0	1						
<b>Ernie Young, R</b> <small>OBP: 0.227, SLG: 0.190</small> (1, 9)	K			G5-3			G3		HBP	3	0	0	0	0	1	1						
<b>Hal Morris, L</b> <small>OBP: 0.351, SLG: 0.400</small> (1, 7)			E8	G1-3					G6-4-3	4	2	2	0	0	0	3						
<b>29 Mike Sweeney, R</b> <small>OBP: 0.200, SLG: 0.130</small> (1, 2)			1B	F8	G6-3		P3		1B	4	0	1	0	0	0	3						
<b>Shane Halter, R</b> <small>OBP: 0.444, SLG: 0.667</small> (1, 6)	P3						F8		1B	4	0	2	2	0	0	1						
<b>Inning Stats</b>	R: 0 E: 0 K: 0 S: 3	H: 0 LOB: 0 BB: 0 P: 3	R: 0 E: 0 K: 2 S: 7	H: 0 LOB: 0 BB: 0 P: 7	R: 1 E: 1 K: 0 S: 5	H: 2 LOB: 3 BB: 2 P: 13	R: 0 E: 0 K: 0 S: 4	H: 1 LOB: 1 BB: 0 P: 4	R: 0 E: 0 K: 0 S: 3	H: 0 LOB: 0 BB: 0 P: 3	R: 0 E: 0 K: 0 S: 5	H: 1 LOB: 1 BB: 0 P: 3	R: 1 E: 0 K: 1 S: 5	H: 2 LOB: 2 BB: 0 P: 5	R: 0 E: 0 K: 1 S: 5	H: 0 LOB: 0 BB: 0 P: 5	R: 1 E: 0 K: 1 S: 6	H: 2 LOB: 2 BB: 1 P: 11	1B: 7 2B: 2 3B: 0 HR: 0	SF: 0 SAC: 0 DP: 2 HBP: 1	WP: 0 PB: 0 SB: 0 CS: 0	PA: 37
<b>PITCHER</b>	IP	WLS	BF	H	R	ER	SO	BB	IBB	HBP	BLK	WP	HR	S	P	ERA	WHIP					
<b>Eric Milton, L</b> <small>ERA: 0.71</small> (7, 1)	6.2	W	27	6	2	1	2	2	0	0	0	0	0	29	37	1.35	1.200					
<b>Greg Swindell, L</b> <small>ERA: 5.14</small> (1, 1)	2.1		10	2	1	1	2	1	0	1	0	0	0	12	17	3.86	1.286					

AB	33
R	3
H	8
RBI	3
BB	3
SO	4
LOB	15





Batter	1	2	3	4	5	6	7	8	9	AB	R	H	RBI	BB	SO	LOB	TOP					
<b>Otis Nixon, S</b> <small>OBP: 0.211, SLG: 0.167</small> 										5	1	1	0	0	0	2	<b>Minnesota Twins @ Kansas City Royals</b> Kauffman Stadium, Kansas City, MO Sun Apr 12 1998, 3:33 AM CDT Att: 11,875 - Overcast - 63 F					
<b>Matt Lawton, L</b> <small>OBP: 0.375, SLG: 0.310</small> 									2	1	0	0	3	0	0							
<b>Paul Molitor, R</b> <small>OBP: 0.380, SLG: 0.477</small> 									5	1	2	1	0	1	2							
<b>David Ortiz, L</b> <small>OBP: 0.400, SLG: 0.563</small> 									5	0	1	2	0	1	3							
<b>Marty Cordova, R</b> <small>OBP: 0.442, SLG: 0.424</small> 									4	0	0	0	0	2	0							
<b>Todd Walker, L</b> <small>OBP: 0.375, SLG: 0.423</small> 									4	0	2	0	0	0	0							
<b>Ron Coomer, R</b> <small>OBP: 0.350, SLG: 0.513</small> 									4	1	3	1	0	0	1							
<b>Terry Steinbach, R</b> <small>OBP: 0.375, SLG: 0.269</small> 									4	0	1	0	0	0	2							
<b>Pat Meares, R</b> <small>OBP: 0.457, SLG: 0.703</small> 									3	3	2	2	1	0	2							
<b>Inning Stats</b>	R: 0 E: 0 K: 0 S: 3	H: 0 LOB: 0 BB: 0 P: 6	R: 0 E: 0 K: 1 S: 11	H: 1 LOB: 1 BB: 0 P: 15	R: 1 E: 1 K: 0 S: 5	H: 0 LOB: 1 BB: 1 P: 11	R: 0 E: 0 K: 1 S: 10	H: 0 LOB: 0 BB: 0 P: 18	R: 0 E: 0 K: 0 S: 7	H: 2 LOB: 1 BB: 0 P: 8	R: 2 E: 0 K: 0 S: 7	H: 2 LOB: 0 BB: 1 P: 16	R: 3 E: 0 K: 0 S: 14	H: 4 LOB: 1 BB: 1 P: 24	R: 0 E: 0 K: 1 S: 7	H: 2 LOB: 1 BB: 0 P: 11	R: 1 E: 0 K: 1 S: 14	H: 1 LOB: 1 BB: 1 P: 21	1B: 6 2B: 3 3B: 0 HR: 3	SF: 0 SAC: 0 DP: 3 HBP: 0	WP: 0 PB: 0 CS: 0	PA: 40
<b>PITCHER</b>	IP WLS BF H R ER SO BB IBB HBP BLK WP HR S P ERA WHIP																					
<b>Hipolito Pichardo, R</b> <small>ERA: 2.7</small> <b>Matt Whisenant, L</b> <small>ERA: 13.5</small> <b>Jim Pittsley, R</b> <small>ERA: 6.75</small>	6.1 L 27 7 5 4 2 2 0 0 0 0 2 49 84 5.68 1.421																					

AB	36
R	7
H	12
RBI	6
BB	4
SO	4
LOB	12



Batter	1	2	3	4	5	6	7	8	9	AB	R	H	RBI	BB	SO	LOB	BOTTOM					
<b>Johnny Damon, L</b> <small>OBP: 0.404, SLG: 0.467</small> 										5	0	1	0	0	0	4	<b>Minnesota Twins @ Kansas City Royals</b> Kauffman Stadium, Kansas City, MO Sun Apr 12 1998, 3:33 AM CDT Att: 11,875 - Overcast - 63 F					
<b>Jose Offerman, S</b> <small>OBP: 0.360, SLG: 0.458</small> 									5	0	0	0	0	2	5							
<b>Hal Morris, L</b> <small>OBP: 0.357, SLG: 0.425</small> 									5	0	2	0	0	1	2							
<b>Dean Palmer, R</b> <small>OBP: 0.404, SLG: 0.733</small> 										5	1	2	0	0	2	4						
<b>Jeff King, R</b> <small>OBP: 0.349, SLG: 0.436</small> 									4	0	0	0	0	0	1							
<b>Terry Pendleton, S</b> <small>OBP: 0.243, SLG: 0.286</small> 									3	0	0	0	1	0	2							
<b>Larry Sutton, L</b> <small>OBP: 0.179, SLG: 0.167</small> 									3	1	0	0	1	0	1							
<b>29 Mike Sweeney, R</b> <small>OBP: 0.276, SLG: 0.192</small> 									3	0	2	0	1	0	0							
<b>Felix Martinez, S</b> <small>OBP: 0.154, SLG: 0.125</small> 									3	0	1	1	0	0	1							
<b>Inning Stats</b>	R: 0 E: 0 K: 0 S: 7	H: 1 LOB: 1 BB: 0 P: 10	R: 0 E: 0 K: 0 S: 8	H: 0 LOB: 0 BB: 0 P: 14	R: 0 E: 0 K: 0 S: 7	H: 1 LOB: 1 BB: 0 P: 8	R: 0 E: 0 K: 0 S: 7	H: 1 LOB: 1 BB: 0 P: 12	R: 0 E: 1 K: 0 S: 8	H: 0 LOB: 1 BB: 0 P: 13	R: 1 E: 1 K: 0 S: 9	H: 1 LOB: 1 BB: 0 P: 9	R: 1 E: 0 K: 2 S: 13	H: 1 LOB: 2 BB: 2 P: 26	R: 0 E: 0 K: 1 S: 6	H: 0 LOB: 1 BB: 1 P: 13	R: 0 E: 0 K: 2 S: 14	H: 3 LOB: 3 BB: 0 P: 21	1B: 6 2B: 2 3B: 0 HR: 0	SF: 0 SAC: 1 DP: 0 HBP: 0	WP: 1 PB: 0 CS: 0	PA: 40
<b>PITCHER</b>	IP WLS BF H R ER SO BB IBB HBP BLK WP HR S P ERA WHIP																					
<b>Bob Tewksbury, R</b> <small>ERA: 2.37</small> <b>Eddie Guardado, L</b> <small>ERA: 1.93</small> <b>Mike Trombley, R</b> <small>ERA: 5.4</small> <b>Rick Aguilera, R</b> <small>ERA: 5.4</small>	6.0 W 25 4 2 1 0 1 0 0 0 0 0 0 11 20 0.00 2.000																					

AB	36
R	2
H	8
RBI	1
BB	3
SO	5
LOB	20





Batter	1	2	3	4	5	6	7	8	9	AB	R	H	RBI	BB	SO	LOB	TOP				
Shannon Stewart, R OBP: 0.273, SLG: 0.226 (1, 8)	G4-3		G6-3					G5-3		4	0	1	0	0	0	0	<b>Toronto Blue Jays @ Kansas City Royals</b> Kauffman Stadium, Kansas City, MO Mon Apr 13 1998, 7:05 PM CDT Att: 11,749 - Cloudy - 64 F				
Tony Fernandez, S OBP: 0.390, SLG: 0.333 (1, 4)	K			G6-3	G5-3			2B		4	0	1	0	0	1						
Shawn Green, L OBP: 0.373, SLG: 0.558 (1, 9)	F8			1B	2B		F9	K		4	1	1	0	0	1						
Jose Canseco, R OBP: 0.300, SLG: 0.646 (1, 10)		F9		2H	1B		F8	F8		4	0	1	1	0	0						
Mike Stanley, R OBP: 0.367, SLG: 0.524 (1, 3)				1B	BB		1B		K	3	0	2	0	1	1						
5 Ed Sprague, R OBP: 0.395, SLG: 0.455 Felipe Crespo, S OBP: 0.182, SLG: 0.200 (8, 5)	K			1B			FC6-4		G3	3	0	1	0	0	1						
Juan Samuel, R OBP: 0.176, SLG: 0.188 (1, 7)				1B						1	0	0	0	0	0						
Kevin Brown, R OBP: 0.308, SLG: 0.111 (1, 2)			G6-3		G6-3		F8		HBP	3	0	0	0	0	0						
Alex Gonzalez, R OBP: 0.200, SLG: 0.214 (1, 6)			F8		F8		K		F8	4	0	0	0	0	1						
<b>Inning Stats</b>	R: 0 E: 0 K: 1 S: 5	H: 0 LOB: 0 BB: 0 P: 5	R: 0 E: 0 K: 1 S: 6	H: 1 LOB: 1 BB: 0 P: 6	R: 0 E: 0 K: 0 S: 3	H: 0 LOB: 0 BB: 0 P: 3	R: 1 E: 0 K: 1 S: 7	H: 3 LOB: 2 BB: 1 P: 11	R: 0 E: 0 K: 0 S: 4	H: 1 LOB: 1 BB: 0 P: 4	R: 0 E: 0 K: 0 S: 4	H: 0 LOB: 0 BB: 0 P: 7	R: 0 E: 0 K: 1 S: 6	H: 1 LOB: 1 BB: 0 P: 6	R: 0 E: 0 K: 1 S: 6	H: 1 LOB: 2 BB: 0 P: 7		1B: 6 2B: 2 3B: 0 HR: 0	SF: 0 SAC: 0 DP: 0 HBP: 1	WP: 0 PB: 0 SB: 0 CS: 1	PA: 36
<b>PITCHER</b>	IP	WLS	BF	H	R	ER	SO	BB	IBB	HBP	BLK	WP	HR	S	P	ERA	WHIP				
Glendon Rusch, L ERA: 7.27 Scott Service, R ERA: 1.99	(1, 1)	8.0	W	31	7	1	6	1	0	0	0	0	0	42	46	1.12	1.000				



Batter	1	2	3	4	5	6	7	8	9	AB	R	H	RBI	BB	SO	LOB	BOTTOM				
Johnny Damon, L OBP: 0.375, SLG: 0.429 Ernie Young, R OBP: 0.261, SLG: 0.190 (7, PH) (8, 8)	G5-3	P6		G4-1						4	0	0	0	0	0	1	<b>Toronto Blue Jays @ Kansas City Royals</b> Kauffman Stadium, Kansas City, MO Mon Apr 13 1998, 7:05 PM CDT Att: 11,749 - Cloudy - 64 F				
Shane Halter, R OBP: 0.348, SLG: 0.522 (8, 5)	F8		G5-3	G6-3		F7	BB			5	0	0	0	0	4						
Hal Morris, L OBP: 0.404, SLG: 0.511 (1, 10)	FC5-4		G4-3			P4	G5			5	1	4	0	0	0						
Dean Palmer, R OBP: 0.412, SLG: 0.735 Jed Hansen, R (8, 4)	FC5-4		HR	K			2B	K		4	2	2	0	0	1						
Jeff King, R OBP: 0.375, SLG: 0.452 (1, 3)		HR	HBP	HR		K	2B	K		3	3	1	2	1	2						
Shane Mack, R OBP: 0.467, SLG: 0.692 (1, 7)		HR	1B	HR		G4-3	2B	K		5	2	3	4	0	1						
Larry Sutton, L OBP: 0.219, SLG: 0.296 (1, 9)		HR	HR	HR		F9		K		3	2	1	3	1	1						
29 Mike Sweeney, R OBP: 0.303, SLG: 0.333 Sal Fasano, R (9, 2)		P4		HR		G6-3	BB			4	1	2	2	0	0						
Felix Martinez, S OBP: 0.167, SLG: 0.143 (1, 6)		G1-3		K			1B	F8		4	0	1	0	0	1						
<b>Inning Stats</b>	R: 0 E: 0 K: 0 S: 4	H: 1 LOB: 1 BB: 0 P: 4	R: 3 E: 0 K: 0 S: 5	H: 2 LOB: 0 BB: 0 P: 6	R: 5 E: 0 K: 1 S: 8	H: 3 LOB: 2 BB: 0 P: 16	R: 0 E: 0 K: 1 S: 6	H: 1 LOB: 1 BB: 0 P: 6	R: 0 E: 0 K: 1 S: 5	H: 0 LOB: 0 BB: 0 P: 5	R: 0 E: 0 K: 0 S: 4	H: 1 LOB: 1 BB: 0 P: 4	R: 3 E: 0 K: 1 S: 10	H: 5 LOB: 3 BB: 1 P: 14	R: 0 E: 0 K: 3 S: 10	H: 1 LOB: 1 BB: 0 P: 10		1B: 6 2B: 5 3B: 0 HR: 3	SF: 0 SAC: 0 DP: 0 HBP: 1	WP: 0 PB: 0 SB: 0 CS: 0	PA: 42
<b>PITCHER</b>	IP	WLS	BF	H	R	ER	SO	BB	IBB	HBP	BLK	WP	HR	S	P	ERA	WHIP				
Pat Hentgen, R ERA: 8.04 Carlos Almanzar, R ERA: 5.4 Bill Risley, R ERA: 2.35	(1, 1)	3.0	L	18	6	3	2	0	0	0	0	0	0	19	19	9.00	2.000				









Batter	1	2	3	4	5	6	7	8	9	AB	R	H	RBI	BB	SO	LOB	TOP										
Shannon Stewart, R (1, 7) OBP: 0.302, SLG: 0.256	4-1 WP WP BB	2-1 FC6-4 1B			2-3 K		2-2 G5-3		0-0 2B	4	0	2	1	1	1	0	<b>Toronto Blue Jays @ Kansas City Royals</b> Kauffman Stadium, Kansas City, MO Wed Apr 15 1998, 7:05 PM CDT Att: 11,316 - Cloudy - 65 F										
Tony Fernandez, S (1, 4) OBP: 0.327, SLG: 0.268 Craig Grebeck, R (6, 4) OBP: 0.381, SLG: 0.500	1-3 K	1-1 FC6-4			2-2 G6-3			2-2 G3 HBP	0-2 G5-3	3	0	0	0	0	1	3											
Shawn Green, L (1, 9) OBP: 0.350, SLG: 0.549	3-3 K			2-1 G3-1		1-0 F6		1-0 G3		4	0	0	0	0	1	2											
Jose Canseco, R (1, 10) OBP: 0.254, SLG: 0.544	1-2 P3			1-0 L8		0-0 F8		1-3 K		4	0	0	0	0	1	2											
Mike Stanley, R (1, 3) OBP: 0.397, SLG: 0.521		4-1 1B SF9 BB		3-2 E6		0-1 2B		4-2 BB		2	1	1	0	2	0	0											
Ed Sprague, R (1, 5) OBP: 0.340, SLG: 0.405		1-1 L8		0-0 P4		2-3 K		3-3 K		4	0	0	0	0	2	5											
José Cruz Jr., S (1, 8) OBP: 0.313, SLG: 0.372		2-0 1B 1B		2-1 F8		1-1 G3			2-2 1B G6-4-3 1B	4	2	2	0	0	0	1											
Darrin Fletcher, L (1, 2) OBP: 0.195, SLG: 0.216		0-0 SF9		2-2 F8			0-3 K		1-1 1B G6-4-3 1B	3	0	1	1	0	1	0											
Alex Gonzalez, R (1, 6) OBP: 0.208, SLG: 0.280		3-H 2-0 1B 1B		2-2 F8			0-0 G4-3		1-0 1B G6-4-3 1B	4	0	1	0	0	0	1											
<b>Inning Stats</b>	R: 0 E: 0 K: 2 S: 12	H: 0 LOB: 1 BB: 1 P: 21	R: 2 E: 0 K: 0 S: 10	H: 3 LOB: 2 BB: 1 P: 22	R: 0 E: 1 K: 0 S: 8	H: 0 LOB: 0 BB: 0 P: 14	R: 0 E: 0 K: 1 S: 7	H: 0 LOB: 0 BB: 0 P: 12	R: 0 E: 0 K: 1 S: 8	H: 1 LOB: 1 BB: 0 P: 11	R: 0 E: 0 K: 1 S: 8	H: 0 LOB: 0 BB: 0 P: 10	R: 0 E: 0 K: 2 S: 11	H: 0 LOB: 2 BB: 1 P: 22	R: 1 E: 0 K: 0 S: 11	H: 3 LOB: 1 BB: 0 P: 15	1B: 5 2B: 2 3B: 0 HR: 0	SF: 1 SAC: 0 DP: 1 HBP: 1	WP: 2 PB: 0 SB: 0 CS: 0	PA: 38							
<b>PITCHER</b>	IP	WLS	BF	H	R	ER	SO	BB	IBB	HBP	BLK	WP	HR	S	P	ERA	WHIP										
Chris Haney, L (1, 1) ERA: 5.3	7.0	W	28	4	2	2	5	2	0	0	0	2	0	61	104	2.57	0.857										
Scott Service, R (8, 1) ERA: 1.35	1.0		5	0	0	0	2	1	0	1	0	0	0	11	22	0.00	1.000										
Jeff Montgomery, R (9, 1) ERA: 9.64	1.0		5	3	1	1	0	0	0	0	0	0	0	11	15	9.00	3.000										

Batter	1	2	3	4	5	6	7	8	9	AB	R	H	RBI	BB	SO	LOB	BOTTOM										
Johnny Damon, L (1, 8) OBP: 0.354, SLG: 0.431	1-0 F7		1-3 K	2-2 G1-3		0-0 SF5 3B	K			5	1	1	0	0	2	4	<b>Toronto Blue Jays @ Kansas City Royals</b> Kauffman Stadium, Kansas City, MO Wed Apr 15 1998, 7:05 PM CDT Att: 11,316 - Cloudy - 65 F										
Jose Offerman, S (1, 4) OBP: 0.356, SLG: 0.446	2-2 F7		2-1 2B		3-2 L5	4-2 E BB	F7			4	1	1	0	1	0	1											
Hal Morris, L (1, 3) OBP: 0.429, SLG: 0.604	0-0 1B		3-2 2B		0-0 1B 3B	SF5		0-1 G4-3		4	1	3	2	0	0	0											
Dean Palmer, R (1, 5) OBP: 0.367, SLG: 0.638	2-3 K		0-1 G6-3		0-2 1B FC3-2 1B	F9		2-3 K		5	0	1	1	0	2	3											
Jeff King, R (1, 10) OBP: 0.396, SLG: 0.457			2-3 K		0-0 BB 1B	FC3-2 1B		4-2 G1-3 2B BB		4	1	2	0	1	2	0											
Shane Mack, R (1, 7) OBP: 0.500, SLG: 0.800		0-0 HR		1-2 BB 1B	1-0 FC3-2 1B			0-1 G1-3		4	1	3	1	0	0	1											
Larry Sutton, L (1, 9) OBP: 0.225, SLG: 0.294		1-3 K		1-2 F7		1-2 FC3-2 1B		2-1 2B		4	1	1	1	0	1	5											
29 Mike Sweeney, R (1, 2) OBP: 0.300, SLG: 0.306		0-3 K		1-2 F8		1-2 P4		2-2 E8 1B		4	1	1	1	0	1	5											
Felix Martinez, S (1, 6) OBP: 0.194, SLG: 0.152			2-3 K		4-1 BB			1-3 K		3	0	1	1	1	2	0											
<b>Inning Stats</b>	R: 0 E: 0 K: 1 S: 8	H: 1 LOB: 1 BB: 0 P: 13	R: 1 E: 0 K: 3 S: 13	H: 1 LOB: 0 BB: 0 P: 16	R: 1 E: 0 K: 2 S: 14	H: 2 LOB: 1 BB: 0 P: 22	R: 0 E: 0 K: 0 S: 17	H: 2 LOB: 3 BB: 1 P: 26	R: 1 E: 0 K: 1 S: 15	H: 1 LOB: 1 BB: 1 P: 14	R: 3 E: 1 K: 1 S: 16	H: 3 LOB: 1 BB: 1 P: 27	R: 0 E: 0 K: 2 S: 12	H: 0 LOB: 0 BB: 0 P: 17	1B: 8 2B: 3 3B: 2 HR: 1	SF: 1 SAC: 0 DP: 0 HBP: 0	WP: 0 PB: 1 SB: 0 CS: 0	PA: 41									
<b>PITCHER</b>	IP	WLS	BF	H	R	ER	SO	BB	IBB	HBP	BLK	WP	HR	S	P	ERA	WHIP										
Woody Williams, R (1, 1) ERA: 3.38	5.2	L	30	11	4	4	7	2	0	0	0	0	0	74	111	6.35	2.294										
Kelvim Escobar, R (6, 1) ERA: 15.0	0.2		6	3	3	3	0	1	0	0	0	0	0	12	23	40.50	6.000										
Chris Carpenter, R (7, 1) ERA: 7.71	1.2		5	0	0	0	3	0	0	0	0	0	0	17	23	0.00	0.000										





Batter	1	2	3	4	5	6	7	8	9	AB	R	H	RBI	BB	SO	LOB	TOP								
Johnny Damon, L (1, 8) OBP: 0.353, SLG: 0.426 Ernie Young, R (6, 8) OBP: 0.250, SLG: 0.182	K2-3		F8			F9 1B HR		F9		3	1	1	0	0	1	0									
Jose Offerman, S (1, 4) OBP: 0.349, SLG: 0.433	P4			E 1B SF8 1B		L8		G6-3		4	1	1	0	0	0	1									
Hal Morris, L (1, 10) OBP: 0.450, SLG: 0.632	G3-1			E5 SF8 1B G5-3		WP HR 1B		HR		4	3	3	0	0	0	0									
Dean Palmer, R (1, 5) OBP: 0.359, SLG: 0.672		P4		SF8		F9		HR		3	1	1	3	0	0	2									
Jeff King, R (1, 3) OBP: 0.386, SLG: 0.500	G1-3			G5-3				F7		4	1	1	4	0	0	0									
Shane Mack, R (1, 7) OBP: 0.500, SLG: 0.783				G5-3		HR				3	0	1	0	0	1	0									
Larry Sutton, L (1, 9) OBP: 0.205, SLG: 0.263	G1-3					K			WP 2B	4	0	0	0	0	1	2									
29 Mike Sweeney, R (1, 2) OBP: 0.295, SLG: 0.300			G6-3			F7				4	0	1	0	0	0	1									
Felix Martinez, S (1, 6) OBP: 0.175, SLG: 0.135			G4-3			K		G4-6-3 1B		4	0	0	0	0	1	2									
<b>Inning Stats</b>	R: 0 H: 0 E: 0 K: 1 S: 13	H: 0 LOB: 0 BB: 0 P: 20	R: 0 H: 0 E: 0 K: 0 S: 9	H: 0 LOB: 1 BB: 0 P: 15	R: 0 H: 0 E: 0 K: 0 S: 6	H: 0 LOB: 0 BB: 0 P: 10	R: 2 H: 2 E: 1 K: 0 S: 9	H: 2 LOB: 0 BB: 0 P: 13	R: 0 H: 0 E: 0 K: 1 S: 8	H: 0 LOB: 0 BB: 0 P: 13	R: 3 H: 3 E: 0 K: 1 S: 14	H: 3 LOB: 0 BB: 0 P: 22	R: 0 H: 1 E: 0 K: 1 S: 6	H: 1 LOB: 0 BB: 0 P: 9	R: 2 H: 2 E: 0 K: 0 S: 18	H: 2 LOB: 0 BB: 0 P: 26	R: 0 H: 1 E: 0 K: 0 S: 9	H: 1 LOB: 1 BB: 0 P: 11	1B: 5 2B: 2 3B: 0 HR: 2	SF: 1 SAC: 0 DP: 1 HBP: 1	WP: 2 PB: 0 SB: 0 CS: 0	PA: 36			
<b>PITCHER</b>	IP	WLS	BF	H	R	ER	SO	BB	IBB	HBP	BLK	WP	HR	S	P	ERA	WHIP								
Tom Candiotti, R (1, 1) ERA: 3.46	7.0	W	27	6	5	4	4	0	0	1	0	1	1	65	102	5.14	0.857								
Buddy Groom, L (8, 1) ERA: 2.16	0.2		3	1	1	1	0	0	0	0	0	0	0	10	15	13.50	1.500								
T.J. Mathews, R (8, 1) ERA: 8.53	1.1		6	2	1	1	0	0	0	0	0	1	1	17	22	6.75	1.500								

**Kansas City Royals @ Oakland Athletics**  
Network Associates Coliseum, Oakland, CA

Thu Apr 16 1998, 10:05 PM EDT  
Alt: 6,456 - Unknown - 63 F

livebaseballscores.com

AB	34
R	7
H	9
RBI	7
BB	0
SO	4
LOB	8

Batter	1	2	3	4	5	6	7	8	9	AB	R	H	RBI	BB	SO	LOB	BOTTOM								
Jason McDonald, S (1, 8) OBP: 0.388, SLG: 0.422	HR	P7		E 1B HR 1B		CS 1B				4	2	3	1	1	0	2									
Dave Magadan, L (1, 5) OBP: 0.310, SLG: 0.472 Mike Blowers, R (6, FR) OBP: 0.292, SLG: 0.190	G4-3		G6-3 2B	E4 1B BB 1B		1B		K		4	2	3	0	0	0	0									
Ben Grieve, L (1, 9) OBP: 0.397, SLG: 0.375	G6-3		G6-3	HR 1B		K		K		4	1	0	0	1	2	2									
Matt Stairs, L (1, 3) OBP: 0.431, SLG: 0.628	F7		HR 2B	HR 1B		P7		L3		5	2	2	5	0	0	1									
Jason Giambi, L (1, 10) OBP: 0.463, SLG: 0.689			HR	HR 2B				BB 1B G6-4-3 BB		2	4	2	3	3	0	0									
A.J. Hinch, R (1, 2) OBP: 0.326, SLG: 0.368 Mike Macfarlane, R (6, 2) OBP: 0.211, SLG: 0.222	E5 1B	B1-3		F7		G6-4-3 1B		1B		3	0	0	0	0	0	1									
Jack Voigt, R (1, 7) OBP: 0.326, SLG: 0.368	K		K			P5		BB 1B G6-4-3 BB		3	0	0	0	2	2	1									
Kurt Abbott, R (1, 6) OBP: 0.326, SLG: 0.368	P8			K		K		G6-4-3 1B		5	0	0	0	0	2	5									
Scott Spiezio, S (1, 4) OBP: 0.255, SLG: 0.261				G3		F7		BB 1B		4	0	2	1	0	0	0									
<b>Inning Stats</b>	R: 1 H: 1 E: 0 K: 0 S: 9	H: 2 LOB: 2 BB: 0 P: 14	R: 1 H: 2 E: 1 K: 1 S: 15	H: 2 LOB: 2 BB: 0 P: 24	R: 3 H: 3 E: 0 K: 1 S: 16	H: 3 LOB: 0 BB: 0 P: 24	R: 4 H: 3 E: 1 K: 1 S: 17	H: 3 LOB: 1 BB: 2 P: 32	R: 0 H: 0 E: 0 K: 1 S: 6	H: 0 LOB: 0 BB: 0 P: 7	R: 0 H: 2 E: 0 K: 1 S: 14	H: 2 LOB: 1 BB: 0 P: 20	R: 2 H: 2 E: 0 K: 1 S: 11	H: 2 LOB: 2 BB: 3 P: 30	R: 1 H: 1 E: 0 K: 1 S: 11	H: 1 LOB: 2 BB: 2 P: 21	1B: 8 2B: 2 3B: 0 HR: 4	SF: 0 SAC: 0 DP: 1 HBP: 0	WP: 0 PB: 0 SB: 0 CS: 1	PA: 44					
<b>PITCHER</b>	IP	WLS	BF	H	R	ER	SO	BB	IBB	HBP	BLK	WP	HR	S	P	ERA	WHIP								
Tim Belcher, R (1, 1) ERA: 6.53	3.2	L	22	9	9	9	3	1	0	0	0	0	0	22	31	0.00	1.500								
Jim Pittsley, R (4, 1) ERA: 4.91	2.0		8	2	0	0	2	1	0	0	0	0	0	22	31	0.00	1.500								
Matt Whisenant, L (6, 1) ERA: 16.2	0.1		4	1	2	2	0	2	0	0	0	0	0	5	17	54.00	9.000								
Danny Rios, R (7, 1) ERA: 4.5	2.0		10	2	1	1	2	3	0	0	0	0	0	19	38	4.50	2.500								

**Kansas City Royals @ Oakland Athletics**  
Network Associates Coliseum, Oakland, CA

Thu Apr 16 1998, 10:05 PM EDT  
Alt: 6,456 - Unknown - 63 F

livebaseballscores.com

AB	37
R	12
H	14
RBI	11
BB	7
SO	7
LOB	14



Batter	1	2	3	4	5	6	7	8	9	10	11	12	AB	R	H	RBI	BB	SO	LOB	TOP				
Johny Damon, L OBP: 0.391, SLG: 0.433	F7	G3			2B		F7			G3		1B	6	1	2	1	0	0	3					
Jose Offerman, S OBP: 0.362, SLG: 0.431	1B		G3					P7			G5-3	1B	5	1	2	1	0	1	1					
Hal Morris, L OBP: 0.470, SLG: 0.635	1B		K				FC4-6	1B		FC3-6	1B	1B	6	0	4	1	0	1	1					
Dean Palmer, R OBP: 0.329, SLG: 0.621	SF8		G5-3				F8	FC3-6		CS		G4-3	5	0	0	1	0	0	5					
Jeff King, R OBP: 0.355, SLG: 0.455	K			G5-3			P4	CS			F7		5	0	0	0	0	2	3					
Shane Mack, R OBP: 0.462, SLG: 0.679			G5-3		P3		FC4-6			F7		1B	5	1	1	0	0	0	1					
Larry Sutton, L OBP: 0.208, SLG: 0.282	1B			K				K				SH1-4	4	0	1	0	0	3	0					
Sal Fasano, R OBP: 0.167, SLG: 0.167					F8								3	0	1	0	0	0	0					
Terry Pendleton, S OBP: 0.214, SLG: 0.220								P8					1	0	0	0	0	1	0					
29 Mike Sweeney, R OBP: 0.311, SLG: 0.317										K		1B	1	1	1	0	0	0	0					
Shane Halter, R OBP: 0.345, SLG: 0.464					P2					F7		1B	4	0	1	0	1	0	2					
<b>Inning Stats</b>	R: 1 E: 0 K: 1 S: 15	H: 2 LOB: 1 BB: 0 P: 24	R: 0 E: 0 K: 10	H: 2 LOB: 2 BB: 0 P: 13	R: 0 E: 0 K: 1 S: 8	H: 0 LOB: 0 BB: 0 P: 12	R: 0 E: 0 K: 1 S: 6	H: 0 LOB: 0 BB: 0 P: 10	R: 0 E: 0 K: 1 S: 9	H: 1 LOB: 1 BB: 0 P: 15	R: 0 E: 0 K: 1 S: 7	H: 1 LOB: 1 BB: 0 P: 10	R: 0 E: 0 K: 2 S: 8	H: 0 LOB: 0 BB: 0 P: 11	R: 0 E: 0 K: 1 S: 8	H: 0 LOB: 0 BB: 0 P: 10	R: 0 E: 0 K: 0 S: 9	H: 0 LOB: 1 BB: 0 P: 16	R: 3 E: 0 K: 0 S: 13	H: 5 LOB: 2 BB: 1 P: 22	1B: 12 2B: 1 3B: 0 HR: 0	SF: 1 SAC: 1 DP: 0 HBP: 1	WP: 0 PB: 0 SB: 1 CS: 1	PA: 50
<b>PITCHER</b>	IP WLS BF H R ER SO BB IBB HBP BLK WP HR S P ERA WHIP	IP WLS BF H R ER SO BB IBB HBP BLK WP HR S P ERA WHIP	IP WLS BF H R ER SO BB IBB HBP BLK WP HR S P ERA WHIP	IP WLS BF H R ER SO BB IBB HBP BLK WP HR S P ERA WHIP	IP WLS BF H R ER SO BB IBB HBP BLK WP HR S P ERA WHIP	IP WLS BF H R ER SO BB IBB HBP BLK WP HR S P ERA WHIP	IP WLS BF H R ER SO BB IBB HBP BLK WP HR S P ERA WHIP	IP WLS BF H R ER SO BB IBB HBP BLK WP HR S P ERA WHIP	IP WLS BF H R ER SO BB IBB HBP BLK WP HR S P ERA WHIP	IP WLS BF H R ER SO BB IBB HBP BLK WP HR S P ERA WHIP	IP WLS BF H R ER SO BB IBB HBP BLK WP HR S P ERA WHIP	IP WLS BF H R ER SO BB IBB HBP BLK WP HR S P ERA WHIP	IP WLS BF H R ER SO BB IBB HBP BLK WP HR S P ERA WHIP	IP WLS BF H R ER SO BB IBB HBP BLK WP HR S P ERA WHIP	IP WLS BF H R ER SO BB IBB HBP BLK WP HR S P ERA WHIP	IP WLS BF H R ER SO BB IBB HBP BLK WP HR S P ERA WHIP	IP WLS BF H R ER SO BB IBB HBP BLK WP HR S P ERA WHIP	IP WLS BF H R ER SO BB IBB HBP BLK WP HR S P ERA WHIP	IP WLS BF H R ER SO BB IBB HBP BLK WP HR S P ERA WHIP	IP WLS BF H R ER SO BB IBB HBP BLK WP HR S P ERA WHIP				

Kansas City Royals @ Oakland Athletics  
Network Associates Coliseum, Oakland, CA

Fri Apr 17 1998, 10:05 PM EDT  
Att. 7,402 - Unknown - 59 F

AB 45  
R 4  
H 13  
RBI 4  
BB 1  
SO 8  
LOB 16



Batter	1	2	3	4	5	6	7	8	9	10	11	12	AB	R	H	RBI	BB	SO	LOB	BOTTOM				
Rickey Henderson, R OBP: 0.313, SLG: 0.238	G4-3								F9			G3	4	0	0	0	2	3	4					
Jason McDonald, S OBP: 0.382, SLG: 0.388	F9		G1-3		G4-3		P6					G4-3	4	0	0	0	2	0	4					
Ben Grievie, L OBP: 0.359, SLG: 0.333	G4-3		G1-3		L7							G3	6	0	0	0	0	1	7					
Matt Stairs, L OBP: 0.404, SLG: 0.563	K						F7						5	0	0	0	1	4	3					
Jason Giambi, L OBP: 0.441, SLG: 0.640		K			F7						L4		5	0	1	0	0	2	1					
Dave Magadan, L OBP: 0.366, SLG: 0.425		1B			F7		G4-6-3				P5		4	0	0	0	1	0	2					
Kurt Abbott, R OBP: 0.200, SLG: 0.200		1B											5	0	2	0	0	3	0					
Mike Macfarlane, R OBP: 0.250, SLG: 0.304		F8			FC6-4								5	1	2	0	0	1	3					
Scott Spiezio, S OBP: 0.286, SLG: 0.300	F7												4	0	2	1	1	0	2					
<b>Inning Stats</b>	R: 0 E: 0 K: 1 S: 12	H: 0 LOB: 1 BB: 1 P: 24	R: 0 E: 0 K: 1 S: 7	H: 1 LOB: 2 BB: 1 P: 15	R: 0 E: 0 K: 2 S: 13	H: 0 LOB: 1 BB: 1 P: 22	R: 0 E: 0 K: 0 S: 10	H: 1 LOB: 1 BB: 0 P: 15	R: 0 E: 0 K: 2 S: 11	H: 1 LOB: 1 BB: 0 P: 16	R: 0 E: 0 K: 0 S: 9	H: 0 LOB: 1 BB: 1 P: 20	R: 0 E: 0 K: 1 S: 15	H: 0 LOB: 3 BB: 2 P: 29	R: 0 E: 0 K: 1 S: 8	H: 0 LOB: 0 BB: 0 P: 12	R: 0 E: 0 K: 0 S: 9	H: 0 LOB: 0 BB: 0 P: 11	R: 0 E: 0 K: 1 S: 10	H: 0 LOB: 1 BB: 1 P: 16	1B: 5 2B: 2 3B: 0 HR: 0	SF: 0 SAC: 0 DP: 1 HBP: 0	WP: 0 PB: 0 SB: 0 CS: 0	PA: 49
<b>PITCHER</b>	IP WLS BF H R ER SO BB IBB HBP BLK WP HR S P ERA WHIP	IP WLS BF H R ER SO BB IBB HBP BLK WP HR S P ERA WHIP	IP WLS BF H R ER SO BB IBB HBP BLK WP HR S P ERA WHIP	IP WLS BF H R ER SO BB IBB HBP BLK WP HR S P ERA WHIP	IP WLS BF H R ER SO BB IBB HBP BLK WP HR S P ERA WHIP	IP WLS BF H R ER SO BB IBB HBP BLK WP HR S P ERA WHIP	IP WLS BF H R ER SO BB IBB HBP BLK WP HR S P ERA WHIP	IP WLS BF H R ER SO BB IBB HBP BLK WP HR S P ERA WHIP	IP WLS BF H R ER SO BB IBB HBP BLK WP HR S P ERA WHIP	IP WLS BF H R ER SO BB IBB HBP BLK WP HR S P ERA WHIP	IP WLS BF H R ER SO BB IBB HBP BLK WP HR S P ERA WHIP	IP WLS BF H R ER SO BB IBB HBP BLK WP HR S P ERA WHIP	IP WLS BF H R ER SO BB IBB HBP BLK WP HR S P ERA WHIP	IP WLS BF H R ER SO BB IBB HBP BLK WP HR S P ERA WHIP	IP WLS BF H R ER SO BB IBB HBP BLK WP HR S P ERA WHIP	IP WLS BF H R ER SO BB IBB HBP BLK WP HR S P ERA WHIP	IP WLS BF H R ER SO BB IBB HBP BLK WP HR S P ERA WHIP	IP WLS BF H R ER SO BB IBB HBP BLK WP HR S P ERA WHIP	IP WLS BF H R ER SO BB IBB HBP BLK WP HR S P ERA WHIP	IP WLS BF H R ER SO BB IBB HBP BLK WP HR S P ERA WHIP				

Kansas City Royals @ Oakland Athletics  
Network Associates Coliseum, Oakland, CA

Fri Apr 17 1998, 10:05 PM EDT  
Att. 7,402 - Unknown - 59 F

AB 42  
R 1  
H 7  
RBI 1  
BB 7  
SO 14  
LOB 26





Batter	1	2	3	4	5	6	7	8	9	AB	R	H	RBI	BB	SO	LOB	TOP								
<b>Johnny Damon, L</b> OBP: 0.346, SLG: 0.423										4	0	1	0	0	0	1									
<b>Jose Offerman, S</b> OBP: 0.370, SLG: 0.435										4	1	2	0	0	0	1									
<b>Hal Morris, L</b> OBP: 0.486, SLG: 0.631										2	0	1	0	2	1	0									
<b>Dean Palmer, R</b> OBP: 0.324, SLG: 0.614										4	0	1	1	0	1	4									
<b>Jeff King, R</b> OBP: 0.348, SLG: 0.431											3	0	0	0	1	1	0								
<b>Shane Mack, R</b> OBP: 0.429, SLG: 0.625											4	0	1	0	0	1									
<b>Ernie Young, R</b> OBP: 0.259, SLG: 0.320																									
<b>Larry Sutton, L</b> OBP: 0.204, SLG: 0.256											3	1	1	1	0	1	1								
<b>Sal Fasano, R</b> OBP: 0.222, SLG: 0.125																									
<b>29 Mike Sweeney, R</b> OBP: 0.304, SLG: 0.310											2	0	0	0	0	1	0								
<b>Shane Halter, R</b> OBP: 0.313, SLG: 0.419										3	0	0	0	0	0	1									
<b>Inning Stats</b>	R: 0 E: 0 K: 0 S: 12	H: 1 LOB: 1 BB: 1 P: 20	R: 0 E: 0 K: 1 S: 7	H: 0 LOB: 0 BB: 0 P: 10	R: 0 E: 0 K: 0 S: 5	H: 0 LOB: 0 BB: 0 P: 8	R: 0 E: 0 K: 2 S: 7	H: 0 LOB: 0 BB: 0 P: 8	R: 1 E: 0 K: 1 S: 8	H: 1 LOB: 0 BB: 0 P: 10	R: 1 E: 0 K: 0 S: 16	H: 3 LOB: 2 BB: 0 P: 21	R: 0 E: 0 K: 0 S: 6	H: 0 LOB: 0 BB: 1 P: 12	R: 0 E: 0 K: 0 S: 15	H: 1 LOB: 3 BB: 1 P: 29	R: 0 E: 0 K: 2 S: 11	H: 1 LOB: 1 BB: 0 P: 19	1B: 5 2B: 1 3B: 0 HR: 1	SF: 0 SAC: 0 DP: 2 HBP: 1	WP: 0 PB: 0 SB: 2 CS: 0	PA: 35			
<b>PITCHER</b>	IP	WLS	BF	H	R	ER	SO	BB	IBB	HBP	BLK	WP	HR	S	P	ERA	WHIP								
<b>Kenny Rogers, L</b> ERA: 3.91	(1, 1)	7.0	W	26	5	2	2	4	2	0	1	0	1	62	91	2.57	1.000								
<b>T.J. Mathews, R</b> ERA: 8.1	(8, 1)	0.1		1	0	0	0	0	0	0	0	0	0	3	5	0.00	0.000								
<b>Buddy Groom, L</b> ERA: 2.08	(8, 1)	0.1		3	1	0	0	0	1	0	0	0	0	9	18	0.00	6.000								
<b>Billy Taylor, R</b> ERA: 6.0	(8, 1)	1.1	S	5	1	0	0	2	0	0	0	0	0	13	23	0.00	0.750								

Kansas City Royals @ Oakland Athletics  
Network Associates Coliseum, Oakland, CA

AB 31  
R 2  
H 7  
RBI 2  
BB 3  
SO 6  
LOB 11



WP: 0 PA: 35  
PB: 0  
SB: 2  
CS: 0

Sat Apr 18 1998, 6:33 AM EDT  
Att: 10,274 - Cloudy - 62 F

livebaseballscores.com

Batter	1	2	3	4	5	6	7	8	9	AB	R	H	RBI	BB	SO	LOB	BOTTOM								
<b>Rickey Henderson, R</b> OBP: 0.309, SLG: 0.224										3	0	0	0	1	0	0									
<b>Jason McDonald, S</b> OBP: 0.404, SLG: 0.431										2	0	2	0	0	0	0									
<b>Jack Voigt, R</b> OBP: 0.309, SLG: 0.224										2	0	0	0	0	0	1									
<b>Jason Giambi, L</b> OBP: 0.444, SLG: 0.630										4	0	2	0	0	0	2									
<b>Dave Magadan, L</b> OBP: 0.386, SLG: 0.425										0	0	0	0	0	0	0									
<b>Kevin Mitchell, R</b> OBP: 0.250, SLG: 0.167										3	0	0	0	0	0	2									
<b>Matt Stairs, L</b> OBP: 0.397, SLG: 0.551										1	0	0	0	0	0	2									
<b>Ben Grieve, L</b> OBP: 0.338, SLG: 0.310										4	0	0	0	0	1	3									
<b>Mike Blowers, R</b> OBP: 0.259, SLG: 0.167										3	0	0	0	0	1	0									
<b>Kurt Abbott, R</b> OBP: 0.231, SLG: 0.308										3	1	1	0	0	1	0									
<b>Mike Macfarlane, R</b> OBP: 0.296, SLG: 0.292										1	1	0	0	2	1	0									
<b>Rafael Bourquigal, R</b> OBP: 0.325, SLG: 0.395										3	1	1	3	0	0	1									
<b>Inning Stats</b>	R: 0 E: 0 K: 0 S: 6	H: 1 LOB: 0 BB: 0 P: 10	R: 0 E: 0 K: 2 S: 7	H: 0 LOB: 0 BB: 0 P: 11	R: 0 E: 0 K: 2 S: 10	H: 0 LOB: 0 BB: 0 P: 13	R: 0 E: 0 K: 0 S: 9	H: 1 LOB: 1 BB: 0 P: 15	R: 3 E: 0 K: 0 S: 14	H: 2 LOB: 0 BB: 1 P: 25	R: 0 E: 0 K: 0 S: 7	H: 1 LOB: 1 BB: 0 P: 14	R: 0 E: 0 K: 0 S: 13	H: 0 LOB: 1 BB: 1 P: 20	R: 0 E: 0 K: 0 S: 9	H: 1 LOB: 2 BB: 1 P: 20	R: 0 E: 0 K: 0 S: 9	H: 1 LOB: 1 BB: 1 P: 20	1B: 3 2B: 2 3B: 0 HR: 1	SF: 0 SAC: 0 DP: 1 HBP: 0	WP: 0 PB: 0 SB: 0 CS: 0	PA: 32			
<b>PITCHER</b>	IP	WLS	BF	H	R	ER	SO	BB	IBB	HBP	BLK	WP	HR	S	P	ERA	WHIP								
<b>Glendon Rusch, L</b> ERA: 6.29	(1, 1)	7.0	L	27	5	3	3	4	2	0	0	0	1	66	108	3.86	1.000								
<b>47 Brian Bevil, R</b> ERA: 5.59	(8, 1)	0.1		3	1	0	0	0	1	0	0	0	0	3	9	0.00	6.000								
<b>Matt Whisenant, L</b> ERA: 14.29	(8, 1)	0.2		2	0	0	0	0	0	0	0	0	0	6	11	0.00	0.000								

Kansas City Royals @ Oakland Athletics  
Network Associates Coliseum, Oakland, CA

AB 29  
R 3  
H 6  
RBI 3  
BB 3  
SO 4  
LOB 11



WP: 0 PA: 32  
PB: 0  
SB: 0  
CS: 0

Sat Apr 18 1998, 6:33 AM EDT  
Att: 10,274 - Cloudy - 62 F

livebaseballscores.com



Batter	1	2	3	4	5	6	7	8	9	AB	R	H	RBI	BB	SO	LOB	TOP								
<b>Johnny Damon, L</b> OBP: 0.325, SLG: 0.395	2-1 F8	2-0 G4-3		2-3 K		2-0 G4-3		3-2 L7		5	0	0	0	0	1	2									
<b>Jose Offerman, S</b> OBP: 0.372, SLG: 0.446	1-3 K		0-0 L7 2B		1-1 3B 1B	1-0 F7		2-1 G4-3		5	2	2	0	0	1	1									
<b>Hal Morris, L</b> OBP: 0.480, SLG: 0.609	3-2 1B		0-0 L7		0-2 F7	4-0		2-3 K		4	0	1	0	1	1	2									
<b>Dean Palmer, R</b> OBP: 0.342, SLG: 0.640	0-0 1B		2-1 L7		0-2 F7	3-1 IBB			2-1 L7	5	2	3	2	0	0	2									
<b>Jeff King, R</b> OBP: 0.352, SLG: 0.429	0-1 FC5-4		0-0 G4-3		0-0 1B 3B		1-2 E6 1B		1-2 G1-3 1B	5	1	2	1	0	0	3									
<b>Shane Mack, R</b> OBP: 0.450, SLG: 0.611		1-1 29 FC6-4 1B FC4-6 HBP	0-1 1B S		3-1 K		2-2 29 G6-4-3 1B		2-1 G1-3	4	2	2	0	0	1	2									
<b>Larry Sutton, L</b> OBP: 0.278, SLG: 0.319	1-2 1B	1-1 29 FC6-4 1B	1-1 29 CS 1B		2-1 29 FC5-4 1B		0-0 29 G6-4-3 1B		4-1 29 FC5-4 BB	4	0	4	3	1	0	0									
<b>29 Mike Sweeney, R</b> OBP: 0.275, SLG: 0.277	0-2 FC6-4 1B	1-2 FC4-6 1B	3-1 CS 1B	0-1 G1-3	1-0 FC5-4 1B		1-0 G6-4-3 1B		1-0 FC5-4 1B	5	0	0	0	0	0	8									
<b>Felix Martinez, S</b> OBP: 0.182, SLG: 0.146	2-2 FC4-6 1B			0-0 F8		1-2 G4-3 1B		1-1 F7		4	0	1	1	0	0	2									
<b>Inning Stats</b>	R: 0 E: 0 K: 1 S: 14	H: 2 LOB: 2 BB: 0 P: 20	R: 1 E: 0 K: 0 S: 11	H: 1 LOB: 1 BB: 0 P: 17	R: 3 E: 0 K: 0 S: 10	H: 4 LOB: 0 BB: 0 P: 16	R: 0 E: 0 K: 1 S: 6	H: 0 LOB: 0 BB: 0 P: 8	R: 2 E: 0 K: 1 S: 15	H: 4 LOB: 2 BB: 1 P: 20	R: 0 E: 0 K: 0 S: 7	H: 1 LOB: 2 BB: 1 P: 18	R: 1 E: 1 K: 0 S: 10	H: 2 LOB: 1 BB: 0 P: 15	R: 0 E: 0 K: 1 S: 9	H: 0 LOB: 0 BB: 1 P: 16	R: 0 E: 0 K: 0 S: 9	H: 1 LOB: 2 BB: 1 P: 19	1B: 13 2B: 1 3B: 1 HR: 0	SF: 0 SAC: 0 DP: 1 HBP: 1	WP: 0 PB: 0 SB: 2 CS: 1	PA: 45			
<b>PITCHER</b>	IP	WLS	BF	H	R	ER	SO	BB	IBB	HBP	BLK	WP	HR	S	P	ERA	WHIP								
<b>Ariel Prieto, R</b> ERA: 11.88	4.2	L	25	11	6	6	3	0	0	1	0	0	0	55	79	11.57	2.357								
<b>Aaron Small, R</b> ERA: 7.93	3.1		14	3	1	0	1	0	1	0	0	0	0	27	51	0.00	0.900								
<b>Jim Dougherty, R</b> ERA: 7.04	1.0		5	1	0	0	0	1	0	0	0	0	0	9	19	0.00	2.000								

Kansas City Royals @ Oakland Athletics  
Network Associates Coliseum, Oakland, CA

AB 41  
R 7  
H 15  
RBI 7  
BB 2  
SO 4  
LOB 22



WP: 0 PA: 45  
PB: 0  
SB: 2  
CS: 1

Sun Apr 19 1998, 6:33 AM EDT  
Att: 14,127 - Sunny - 62 F

livebaseballscores.com

Batter	1	2	3	4	5	6	7	8	9	AB	R	H	RBI	BB	SO	LOB	BOTTOM								
<b>Rickey Henderson, R</b> OBP: 0.315, SLG: 0.238	1-0 1B G4-6-3		3-2 CS BB 1B		2-3 K		0-1 E5 G4-6-3		1-2 G3	5	1	2	0	0	1	3									
<b>Dave Magadan, L</b> OBP: 0.417, SLG: 0.442	2-2 1B G4-6-3		4-1 1B		1-1 1B		1-2 G4-6-3			3	0	2	1	1	0	2									
<b>Jason Giambi, L</b> OBP: 0.418, SLG: 0.586	3-1 1B G4-6-3		2-3 K		1-2 G5-3		2-1 G6-3			4	0	0	0	0	1	6									
<b>Matt Stairs, L</b> OBP: 0.403, SLG: 0.623	2-3 K				2-2 G4-3		0-0 HR		0-0 2B	4	1	2	1	0	1	0									
<b>Ben Grieve, L</b> OBP: 0.333, SLG: 0.306		2-2 L6 BB 1B		2-0 G6-3		2-1 F8		2-3 K		4	0	1	0	0	1	1									
<b>A.J. Hinch, R</b> OBP: 0.319, SLG: 0.341		4-0 BB		0-0 G4-3		2-3 K2-3		2-2 G1-3		3	0	0	0	1	1	1									
<b>Kurt Abbott, R</b> OBP: 0.294, SLG: 0.412		2-3 K			2-2 1B 1B		2-1 2B		2-0 G4-3	4	1	2	0	0	1	3									
<b>Mike Blowers, R</b> OBP: 0.226, SLG: 0.143		0-1 L6			1-1 L9		0-1 F9		3-3 K	4	0	0	0	0	1	4									
<b>Scott Spiezo, S</b> OBP: 0.305, SLG: 0.308					2-1 1B				2-1 G6-3	2	0	1	0	1	0	0									
<b>Rafael Bourquim, R</b> OBP: 0.317, SLG: 0.385					1-2 1B					1	0	0	0	0	0	0									
<b>Inning Stats</b>	R: 1 E: 0 K: 1 S: 9	H: 2 LOB: 0 BB: 0 P: 17	R: 0 E: 0 K: 1 S: 8	H: 1 LOB: 1 BB: 1 P: 16	R: 0 E: 0 K: 0 S: 9	H: 0 LOB: 0 BB: 0 P: 9	R: 1 E: 0 K: 1 S: 16	H: 3 LOB: 2 BB: 0 P: 25	R: 1 E: 0 K: 1 S: 10	H: 2 LOB: 1 BB: 0 P: 16	R: 0 E: 1 K: 0 S: 9	H: 0 LOB: 1 BB: 1 P: 16	R: 0 E: 0 K: 1 S: 8	H: 1 LOB: 0 BB: 0 P: 14	R: 0 E: 0 K: 1 S: 8	H: 0 LOB: 0 BB: 0 P: 14	1B: 7 2B: 4 3B: 0 HR: 1	SF: 0 SAC: 0 DP: 4 HBP: 0	WP: 0 PB: 0 SB: 0 CS: 1	PA: 37					
<b>PITCHER</b>	IP	WLS	BF	H	R	ER	SO	BB	IBB	HBP	BLK	WP	HR	S	P	ERA	WHIP								
<b>Pat Rapp, R</b> ERA: 2.45	5.2	W	25	9	3	3	5	2	0	0	0	0	0	55	100	4.76	1.941								
<b>47 Brian Bevil, R</b> ERA: 5.4	0.1		3	0	0	0	0	1	0	0	0	0	0	5	9	0.00	3.000								
<b>50 José Rosado, L</b> ERA: 3.55	3.0	S	9	1	0	0	2	0	0	0	0	0	0	22	37	0.00	0.333								

Kansas City Royals @ Oakland Athletics  
Network Associates Coliseum, Oakland, CA

AB 34  
R 3  
H 10  
RBI 2  
BB 3  
SO 7  
LOB 20



WP: 0 PA: 37  
PB: 0  
SB: 0  
CS: 1

Sun Apr 19 1998, 6:33 AM EDT  
Att: 14,127 - Sunny - 62 F

livebaseballscores.com








Batter	1	2	3	4	5	6	7	8	9	AB	R	H	RBI	BB	SO	LOB	TOP								
<b>Johnny Damon, L</b> OBP: 0.333, SLG: 0.402	G1-3		K		G4-3			1B 1B	BB BB	4	1	1	0	1	1	0									
<b>Jose Offerman, S</b> OBP: 0.375, SLG: 0.434	G5-3			G5-3		G4-3		G4-3 1B	BB BB	4	1	1	1	1	0	0									
<b>Hal Morris, L</b> OBP: 0.463, SLG: 0.573	F7			1B BB		K		G4-3 1B	G4-3	4	1	1	1	1	1	3									
<b>Dean Palmer, R</b> OBP: 0.352, SLG: 0.651		G6-3		1B 1B		K		G4-3		4	0	1	0	0	1	2									
<b>Jeff King, R</b> OBP: 0.363, SLG: 0.429	F6			K			2B 1B	1B		4	1	2	1	0	1	2									
<b>Shane Mack, R</b> OBP: 0.469, SLG: 0.614		2B		1-3 2-H	1B		K		FC6-4 29 WP	4	1	3	1	0	1	1									
<b>Shane Halter, R</b> OBP: 0.361, SLG: 0.500				1-3 2-H	1B				1B	0	0	0	0	0	0	0									
<b>Ernie Young, R</b> OBP: 0.235, SLG: 0.313	G5-3			G5-3			1-H 2B		F9	4	0	1	1	0	0	4									
<b>29 Mike Sweeney, R</b> OBP: 0.267, SLG: 0.309			G6-3		G1-3		G5-3		FC6-4 BB	3	0	0	0	1	0	1									
<b>Felix Martinez, S</b> OBP: 0.212, SLG: 0.167			G5-3		K		F4		FC6-4 BB BB	4	0	0	0	0	1	3									
<b>Inning Stats</b>	R: 0 E: 0 K: 0 S: 9	H: 0 LOB: 0 BB: 0 P: 16	R: 0 E: 0 K: 0 S: 9	H: 1 LOB: 1 BB: 0 P: 16	R: 0 E: 0 K: 1 S: 8	H: 0 LOB: 0 BB: 0 P: 12	R: 1 E: 0 K: 1 S: 16	H: 2 LOB: 2 BB: 1 P: 27	R: 0 E: 0 K: 1 S: 9	H: 0 LOB: 0 BB: 0 P: 13	R: 0 E: 0 K: 2 S: 11	H: 0 LOB: 0 BB: 0 P: 15	R: 1 E: 0 K: 1 S: 16	H: 2 LOB: 1 BB: 0 P: 20	R: 2 E: 0 K: 0 S: 9	H: 4 LOB: 1 BB: 0 P: 11	R: 1 E: 0 K: 0 S: 12	H: 1 LOB: 3 BB: 3 P: 30	1B: 7 2B: 3 3B: 0 HR: 0	SF: 0 SAC: 0 DP: 1 HBP: 0	WP: 1 PB: 0 SB: 1 CS: 0	PA: 39			
<b>PITCHER</b>	IP	WLS	BF	H	R	ER	SO	BB	IBB	HBP	BLK	WP	HR	S	P	ERA	WHIP								
<b>Jamie Moyer, L</b> ERA: 3.86	7.0		27	5	2	2	6	1	0	0	0	0	0	78	119	2.57	0.857								
<b>Tony Fossas, L</b> ERA: 20.25	0.0	L	3	3	2	2	0	0	0	0	0	0	0	6	8	*	*								
<b>Mike Timlin, R</b> ERA: 4.3	1.0		2	1	0	0	0	0	0	0	0	0	0	3	3	0.00	1.000								
<b>Heathcliff Slocumb, R</b> ERA: 21.6	1.0		7	1	1	1	0	3	0	0	0	1	0	12	30	9.00	4.000								

**Kansas City Royals @ Seattle Mariners**  
The Kingdome, Seattle, WA  
Tue Apr 21 1998, 10:05 PM EDT  
Att: 21,547 - Dome - 72 F

livebaseballscores.com

AB 35  
R 5  
H 10  
RBI 5  
BB 4  
SO 6  
LOB 16




Batter	1	2	3	4	5	6	7	8	9	AB	R	H	RBI	BB	SO	LOB	BOTTOM								
<b>Joey Cora, S</b> OBP: 0.320, SLG: 0.326	FC3-6 1B	G3-1		F4		F9	P3			5	0	1	0	0	0	8									
<b>Rob Ducey, L</b> OBP: 0.429, SLG: 0.200	F7		G3		BB BB	BB BB		P5		4	0	1	0	1	0	1									
<b>Ken Griffey Jr., L</b> OBP: 0.380, SLG: 0.662	FC3-6 1B		G3		BB BB	BB BB		F9		3	0	0	0	2	0	1									
<b>Alex Rodriguez, R</b> OBP: 0.388, SLG: 0.761	1B		L4		K	F7		HR		5	1	2	1	0	1	5									
<b>Edgar Martinez, R</b> OBP: 0.395, SLG: 0.400	1B			F8 2B	G6-3 BB	F9 HBP BB		F9		3	0	2	0	2	0	0									
<b>Glenallen Hill, R</b> OBP: 0.452, SLG: 0.575		FC4 PB 2B		HBP BB	G6-3	BB HBP		G6-3		3	1	1	0	1	0	3									
<b>Rick Wilkins, L</b> OBP: 0.276, SLG: 0.440	FC4 PB		F8		WP SH1-4 1B	F9		G4-3		5	1	1	0	0	0	5									
<b>Russ Davis, R</b> OBP: 0.354, SLG: 0.610	F8		K		SH1-4	K		K		4	0	0	0	0	3	6									
<b>Dan Wilson, R</b> OBP: 0.387, SLG: 0.353	K			HBP	BB BB	BB		BB		2	0	1	1	1	1	1									
<b>Inning Stats</b>	R: 0 E: 0 K: 0 S: 10	H: 3 LOB: 2 BB: 0 P: 16	R: 1 E: 0 K: 1 S: 9	H: 1 LOB: 0 BB: 0 P: 14	R: 0 E: 0 K: 1 S: 6	H: 0 LOB: 0 BB: 0 P: 9	R: 0 E: 0 K: 1 S: 7	H: 1 LOB: 3 BB: 1 P: 17	R: 0 E: 0 K: 0 S: 12	H: 1 LOB: 2 BB: 2 P: 24	R: 1 E: 0 K: 0 S: 17	H: 2 LOB: 3 BB: 2 P: 30	R: 0 E: 0 K: 1 S: 14	H: 0 LOB: 3 BB: 2 P: 29	R: 1 E: 0 K: 0 S: 7	H: 1 LOB: 0 BB: 0 P: 14	R: 0 E: 0 K: 1 S: 6	H: 0 LOB: 0 BB: 0 P: 7	1B: 6 2B: 2 3B: 0 HR: 1	SF: 0 SAC: 1 DP: 1 HBP: 2	WP: 1 PB: 1 SB: 0 CS: 0	PA: 44			
<b>PITCHER</b>	IP	WLS	BF	H	R	ER	SO	BB	IBB	HBP	BLK	WP	HR	S	P	ERA	WHIP								
<b>Tim Belcher, R</b> ERA: 5.4	6.0		31	8	2	1	3	5	0	1	0	0	0	61	110	1.50	2.167								
<b>47 Brian Bevil, R</b> ERA: 4.91	1.0	W	6	0	0	0	1	2	0	1	0	0	0	14	29	0.00	2.000								
<b>Scott Service, R</b> ERA: 1.54	1.0		4	1	1	1	0	0	0	0	0	0	1	7	14	9.00	1.000								
<b>Jeff Montgomery, R</b> ERA: 6.75	1.0	S	3	0	0	0	1	0	0	0	0	0	0	6	7	0.00	0.000								

**Kansas City Royals @ Seattle Mariners**  
The Kingdome, Seattle, WA  
Tue Apr 21 1998, 10:05 PM EDT  
Att: 21,547 - Dome - 72 F

livebaseballscores.com

AB 34  
R 3  
H 9  
RBI 2  
BB 7  
SO 5  
LOB 30





Batter	1	2	3	4	5	6	7	8	9	AB	R	H	RBI	BB	SO	LOB	TOP										
Johnny Damon, L (1, 8) OBP: 0.330, SLG: 0.395										4	0	1	0	0	1	2	<b>Kansas City Royals @ Seattle Mariners</b> The Kingdome, Seattle, WA Wed Apr 22 1998, 10:05 PM EDT Att: 22,698 - Dome - 72 F										
Jose Offerman, S (1, 4) OBP: 0.370, SLG: 0.419										3	0	0	0	1	0	1											
Hal Morris, L (1, 10) OBP: 0.453, SLG: 0.557										4	1	1	0	0	0	1											
Dean Palmer, R (1, 5) OBP: 0.348, SLG: 0.667										4	1	1	2	0	1	0											
Jeff King, R (1, 3) OBP: 0.357, SLG: 0.419										4	0	1	0	0	1	0											
Shane Mack, R (1, 7) OBP: 0.472, SLG: 0.667										4	1	2	1	0	1	1											
Ernie Young, R (1, 9) OBP: 0.211, SLG: 0.278										4	0	0	0	0	2	2											
29 Mike Sweeney, R (1, 2) OBP: 0.286, SLG: 0.316										2	1	1	0	1	1	1											
Chris Turner, R (8, 2)										1	0	0	0	0	1	1											
Shane Halter, R (1, 6) OBP: 0.375, SLG: 0.568										3	1	1	2	1	1	1											
<b>Inning Stats</b>	R: 2 E: 0 K: 1 S: 7	H: 3 LOB: 0 BB: 0 P: 7	R: 0 E: 0 K: 3 S: 10	H: 1 LOB: 2 BB: 1 P: 14	R: 0 E: 0 K: 0 S: 2	H: 0 LOB: 0 BB: 1 P: 6	R: 3 E: 0 K: 1 S: 7	H: 2 LOB: 0 BB: 1 P: 11	R: 0 E: 0 K: 0 S: 3	H: 1 LOB: 1 BB: 0 P: 6	R: 0 E: 0 K: 0 S: 3	H: 0 LOB: 0 BB: 0 P: 3	R: 0 E: 0 K: 1 S: 5	H: 0 LOB: 0 BB: 0 P: 5	R: 0 E: 0 K: 2 S: 8	H: 1 LOB: 1 BB: 0 P: 8	1B: 5 2B: 0 3B: 0 HR: 3	SF: 0 SAC: 0 DP: 1 HBP: 0	WP: 0 PB: 0 SB: 0 CS: 1	PA: 36							
<b>PITCHER</b>	IP	WLS	BF	H	R	ER	SO	BB	IBB	HBP	BLK	WP	HR	S	P	ERA	WHIP										
Jeff Fassero, L (1, 1) ERA: 4.19	7.0	W	29	7	5	5	6	3	0	0	0	0	3	38	50	6.43	1.429										
Mike Timlin, R (8, 1) ERA: 4.02	1.0		3	0	0	0	1	0	0	0	0	0	0	5	5	0.00	0.000										
31 Bobby Ayala, R (9, 1) ERA: 6.23	1.0		4	1	0	0	2	0	0	0	0	0	0	8	8	0.00	1.000										

Batter	1	2	3	4	5	6	7	8	9	AB	R	H	RBI	BB	SO	LOB	BOTTOM										
Joey Cora, S (1, 4) OBP: 0.353, SLG: 0.366										4	3	4	1	1	0	0	<b>Kansas City Royals @ Seattle Mariners</b> The Kingdome, Seattle, WA Wed Apr 22 1998, 10:05 PM EDT Att: 22,698 - Dome - 72 F										
Rob Ducey, L (1, 9) OBP: 0.583, SLG: 0.800										5	2	4	4	0	0	1											
Ken Griffey Jr., L (1, 8) OBP: 0.371, SLG: 0.634										5	0	1	1	0	2	3											
Alex Rodriguez, R (1, 6) OBP: 0.379, SLG: 0.742										5	0	1	0	0	0	3											
Edgar Martinez, R (1, 10) OBP: 0.407, SLG: 0.405										4	1	2	1	1	0	1											
Glenallen Hill, R (1, 7) OBP: 0.443, SLG: 0.558										4	1	1	0	0	0	3											
Rich Amaral, R (8, 7) OBP: 0.125, SLG: 0.500										0	0	0	0	0	0	0											
Rick Wilkins, L (1, 3) OBP: 0.242, SLG: 0.379										4	0	0	0	0	2	3											
Jeff Huson, L (8, 3) OBP: 0.238, SLG: 0.211										0	0	0	0	0	0	0											
Russ Davis, R (1, 5) OBP: 0.362, SLG: 0.603										4	2	2	1	0	1	1											
Dan Wilson, R (1, 2) OBP: 0.394, SLG: 0.418										4	2	2	3	0	0	0											
<b>Inning Stats</b>	R: 2 E: 0 K: 0 S: 6	H: 3 LOB: 1 BB: 0 P: 6	R: 4 E: 0 K: 0 S: 7	H: 4 LOB: 0 BB: 0 P: 7	R: 0 E: 0 K: 1 S: 6	H: 1 LOB: 1 BB: 0 P: 6	R: 1 E: 0 K: 1 S: 7	H: 2 LOB: 1 BB: 0 P: 7	R: 0 E: 0 K: 1 S: 5	H: 1 LOB: 2 BB: 1 P: 10	R: 4 E: 0 K: 1 S: 9	H: 4 LOB: 1 BB: 1 P: 13	R: 0 E: 0 K: 0 S: 3	H: 1 LOB: 0 BB: 0 P: 3	R: 0 E: 0 K: 0 S: 3	H: 1 LOB: 0 BB: 0 P: 3	1B: 13 2B: 2 3B: 0 HR: 2	SF: 0 SAC: 0 DP: 1 HBP: 0	WP: 0 PB: 0 SB: 1 CS: 0	PA: 41							
<b>PITCHER</b>	IP	WLS	BF	H	R	ER	SO	BB	IBB	HBP	BLK	WP	HR	S	P	ERA	WHIP										
Hipolito Pichardo, R (1, 1) ERA: 4.37	3.1	L	20	7	7	7	1	0	0	0	0	0	1	22	22	18.90	3.000										
50 José Rosado, L (4, 1) ERA: 2.93	2.2		10	2	0	0	3	1	0	0	0	0	0	15	19	0.00	1.125										
Danny Rios, R (7, 1) ERA: 10.35	1.0		8	4	4	1	1	1	0	0	0	0	1	9	13	9.00	5.000										
Matt Whisenant, L (8, 1) ERA: 11.05	1.0		3	1	0	0	0	0	0	0	0	0	0	3	3	0.00	1.000										

AB 33  
R 5  
H 8  
RBI 5  
BB 3  
SO 9  
LOB 10



AB 39  
R 11  
H 17  
RBI 11  
BB 2  
SO 5  
LOB 15





Batter	1	2	3	4	5	6	7	8	9	AB	R	H	RBI	BB	SO	LOB	TOP	
<b>Tom Goodwin, L</b> OBP: 0.468, SLG: 0.439	4-2 1B BB	3-2 G6-3		2-3 K		3-3 K		1-2 1B		4	0	2	0	1	2	1		
<b>Mark McLemore, S</b> OBP: 0.489, SLG: 0.526	1-1 1B	2-1 G6-3			0-1 1B	1-3 K		0-1 1B		5	0	3	0	0	1	3		
<b>Roberto Kelly, R</b> OBP: 0.344, SLG: 0.548	1-3 K		3-2 3B		1-2 FC6-4 2B		1-1 HR	1-2 G5-3		5	2	2	1	0	1	5		
<b>Juan Gonzalez, R</b> OBP: 0.374, SLG: 0.605	3-2 FC5-2-5		1-3 K		2-2 1B 2B		1-3 K		1-3 K	5	1	1	1	0	3	3		
<b>Will Clark, L</b> OBP: 0.427, SLG: 0.389	1-3 K		3-3 K		0-0 1B		2-2 F8		4-1 G5-3 BB	4	0	1	1	1	2	3		
<b>Ivan Rodriguez, R</b> OBP: 0.494, SLG: 0.681		2-2 F9	2-2 F9		4-0 1B		4-2 FC4-6 BB		1-0 G5-3	2	0	0	0	2	0	1		
<b>Domingo Cedenio, S</b> OBP: 0.556, SLG: 0.625					1-2 BB				1-2 G5-3	1	0	0	0	0	0	1		
<b>Mike Simms, R</b> OBP: 0.400, SLG: 0.615		2-2 1B FC1		0-1 F8	2-3 K		1-2 FC4-6		2-1 G6-3	4	1	1	0	0	1	3		
<b>Lee Stevens, L</b> OBP: 0.354, SLG: 0.700							1-2 1B			1	0	0	0	0	0	1		
<b>Kevin Elster, R</b> OBP: 0.380, SLG: 0.400		3-2 1B E		1-1 P5	3-1 G5				2-2 F9	4	0	1	0	0	0	2		
<b>Bill Haselman, R</b> OBP: 0.296, SLG: 0.429										0	0	0	0	0	0	0		
<b>Fernando Tatis, R</b> OBP: 0.239, SLG: 0.246		0-0 FC1		2-2 1B			0-3 K		3-2 K	3	0	1	1	0	1	1		
<b>Luis Alicaia, S</b> OBP: 0.333, SLG: 0.267										1	0	0	0	0	1	0		
<b>Inning Stats</b>	R: 0 H: 1 E: 0 K: 2 S: 14	H: 3 R: 3 ER: 3 LOB: 2 BB: 1 P: 24	H: 3 R: 3 ER: 3 LOB: 2 BB: 0 P: 33	R: 0 H: 1 E: 0 K: 2 S: 15	H: 1 R: 1 ER: 1 LOB: 1 BB: 0 P: 24	R: 0 H: 1 E: 0 K: 1 S: 11	H: 1 R: 1 ER: 1 LOB: 2 BB: 1 P: 16	R: 2 H: 3 E: 0 K: 3 S: 14	H: 0 R: 0 ER: 0 LOB: 0 BB: 0 P: 13	R: 1 H: 1 E: 0 K: 1 S: 13	H: 1 R: 1 ER: 1 LOB: 1 BB: 1 P: 22	R: 0 H: 2 E: 0 K: 1 S: 17	H: 0 R: 0 ER: 0 LOB: 1 BB: 1 P: 15	1B: 9 2B: 1 3B: 1 HR: 1	SF: 0 SAC: 0 DP: 1 HBP: 0	WP: 0 PB: 0 SB: 0 CS: 0	PA: 43	
<b>PITCHER</b>	IP	WLS	BF	H	R	ER	SO	BB	IBB	HBP	BLK	WP	HR	S	P	ERA	WHIP	
<b>Glendon Rusch, L</b> ERA: 6.14	5.0	W	26	9	3	3	6	2	0	0	0	0	0	75	123	5.40	2.200	
<b>Jim Pittsley, R</b> ERA: 3.97	3.0		13	3	1	1	5	1	0	0	0	0	1	39	59	3.00	1.333	
<b>47 Brian Bevil, R</b> ERA: 4.5	1.0		4	0	0	0	1	1	0	0	0	0	0	7	15	0.00	1.000	

Texas Rangers @ Kansas City Royals  
Kauffman Stadium, Kansas City, MO  
Fri Apr 24 1998, 7:05 PM CDT  
Att: 17,718 - Cloudy - 71 F

AB 39  
R 4  
H 12  
RBI 4  
BB 4  
SO 12  
LOB 24



Batter	1	2	3	4	5	6	7	8	9	AB	R	H	RBI	BB	SO	LOB	BOTTOM	
<b>Johnny Damon, L</b> OBP: 0.333, SLG: 0.389	0-1 B2		4-1 1B BB	0-0 1B	1-0 G1-4-3			2-1 G4-3		4	1	1	0	1	0	0		
<b>Jose Offerman, S</b> OBP: 0.361, SLG: 0.407	1-3 K		3-1 1B BB	2-3 K	3-1 F8		0-1 F8	3-2 L8		5	1	1	2	0	2	1		
<b>Hal Morris, L</b> OBP: 0.444, SLG: 0.537	0-3 K		1-3 2H 3H 4-0 1B HR BB	1-0 F8	2-3 K		2-3 K			3	1	0	0	1	2	1		
<b>Dean Palmer, R</b> OBP: 0.354, SLG: 0.659		0-1 G6-3	2-2 1B HR PB	2-3 K			1-2 1B			4	1	2	2	0	1	1		
<b>Jeff King, R</b> OBP: 0.364, SLG: 0.462		3-1 F8	0-1 HR		1-1 2B 3B 1B		0-1 F8			4	2	2	3	0	0	1		
<b>Shane Mack, R</b> OBP: 0.474, SLG: 0.692	1-1 L1		0-1 1B 2B		1-0 3B 2B		1-2 G1-3			4	2	2	0	0	0	0		
<b>Larry Sutton, L</b> OBP: 0.293, SLG: 0.333			SH4-4 1B		2-0 G3		0-3 K			4	1	2	1	0	1	2		
<b>29 Mike Sweeney, R</b> OBP: 0.284, SLG: 0.311			SH4-4 1B		2-1 P2		0-2 G6-3			4	1	1	0	0	1	3		
<b>Felix Martinez, S</b> OBP: 0.222, SLG: 0.220			SH5-4 1B		0-0 WP					2	1	1	2	0	1	1		
<b>Shane Halter, R</b> OBP: 0.366, SLG: 0.553					2H 3H 3B					1	0	0	0	0	0	0		
<b>Inning Stats</b>	R: 0 H: 0 E: 0 K: 2 S: 8	H: 0 R: 0 ER: 0 LOB: 0 BB: 0 P: 9	H: 0 R: 0 ER: 0 LOB: 0 BB: 0 P: 10	R: 8 H: 7 E: 0 K: 2 S: 26	H: 1 R: 1 ER: 1 LOB: 1 BB: 0 P: 13	R: 3 H: 3 E: 0 K: 0 S: 8	H: 3 R: 0 ER: 0 LOB: 0 BB: 0 P: 15	R: 0 H: 1 E: 0 K: 1 S: 10	R: 0 H: 0 ER: 0 LOB: 0 BB: 0 P: 13	R: 0 H: 0 ER: 0 LOB: 0 BB: 0 P: 12	1B: 8 2B: 2 3B: 1 HR: 1	SF: 0 SAC: 1 DP: 0 HBP: 0	WP: 1 PB: 1 SB: 0 CS: 0	PA: 38				
<b>PITCHER</b>	IP	WLS	BF	H	R	ER	SO	BB	IBB	HBP	BLK	WP	HR	S	P	ERA	WHIP	
<b>John Burkett, R</b> ERA: 9.31	4.2	L	27	11	11	11	6	2	0	0	0	1	0	55	89	0.00	2.786	
<b>Eric Gunderson, L</b> ERA:	1.1		5	1	0	0	1	0	0	0	0	0	0	11	15	0.00	0.750	
<b>Tim Crabtree, R</b> ERA: 4.66	1.0		3	0	0	0	1	0	0	0	0	0	0	12	13	0.00	0.000	
<b>Scott Bailes, L</b> ERA: 6.75	1.0		3	0	0	0	0	0	0	0	0	0	0	7	12	0.00	0.000	

Texas Rangers @ Kansas City Royals  
Kauffman Stadium, Kansas City, MO  
Fri Apr 24 1998, 7:05 PM CDT  
Att: 17,718 - Cloudy - 71 F

AB 35  
R 11  
H 12  
RBI 10  
BB 2  
SO 8  
LOB 10









Batter	1	2	3	4	5	6	7	8	9	AB	R	H	RBI	BB	SO	LOB	TOP								
Roberto Kelly, R (1, 8) OBP: 0.361, SLG: 0.600 Tom Goodwin, L (7, 8) OBP: 0.482, SLG: 0.458	2-1 SH1-3 29 SF8 2B		3-2 F8		1-0 FC6-4		0-1 29 1B 2B		1-1 29 FC6-4 E 1B	4	2	2	0	0	0	1									
Mark McLemore, S (1, 4) OBP: 0.495, SLG: 0.518	0-0 SH1-3 2-3		3-2 29 CS 1B			0-1 F9	2-3 K		0-2 E4 29 FC6-4 1-2	4	0	1	0	0	1	2									
29 Rusty Greer, L (1, 7) OBP: 0.364, SLG: 0.361	1-2 SF8		0-2 CS 1-2	0-2 G5-3		0-1 E 1B 2B	3-2 S 1B		2-1 FC6-4 HR 1-2 2-3	4	2	2	2	0	0	2									
Juan Gonzalez, R (1, 9) OBP: 0.396, SLG: 0.684	0-1 HR			1-0 G4-3		0-0 E8 2B 1B	2-1 F9		0-1 HR	5	3	3	4	0	0	1									
Ivan Rodriguez, R (1, 10) OBP: 0.495, SLG: 0.691	2-0 G5-3			0-0 G1-3		2-0 1B 2B	4-2 BB		1-0 1B 2B	4	2	2	1	1	0	0									
Mike Simms, R (1, 3) OBP: 0.444, SLG: 0.625 Lee Stevens, L (7, PH) OBP: 0.333, SLG: 0.636		0-1 F8			1-0 1B SF8 1B	0-0 BB 1B	1-0 G5-3		2-3 K	3	1	2	2	0	0	0									
Kevin Elster, R (1, 6) OBP: 0.386, SLG: 0.394		3-2 P3			0-0 FC6-4 1B	4-1 BB		4-2 BB	1-2 FC6-4 1B	3	0	2	1	2	0	0									
Bill Haselman, R (1, 2) OBP: 0.167, SLG: 0.273		2-1 L8			0-0 SF8	1-3 K		0-0 B1-6-3 1-2	0-2 FC6-4	4	0	0	1	0	1	4									
Fernando Tatis, R (1, 5) OBP: 0.225, SLG: 0.232				1-3 K		3-2 FC6-4 1-2	1-0 F9		2-2 G5-3	4	0	0	0	0	1	3									
<b>Inning Stats</b>	R: 2 E: 0 K: 0 S: 10	H: 2 LOB: 0 BB: 0 P: 15	R: 0 E: 0 K: 0 S: 8	H: 0 LOB: 0 BB: 0 P: 13	R: 0 E: 0 K: 1 S: 11	H: 1 LOB: 0 BB: 0 P: 18	R: 0 E: 0 K: 0 S: 5	H: 0 LOB: 0 BB: 0 P: 6	R: 1 E: 0 K: 0 S: 8	H: 2 LOB: 1 BB: 0 P: 13	R: 3 E: 1 K: 1 S: 12	H: 4 LOB: 2 BB: 1 P: 20	R: 1 E: 0 K: 1 S: 22	H: 2 LOB: 2 BB: 1 P: 34	R: 0 E: 0 K: 0 S: 8	H: 0 LOB: 0 BB: 1 P: 14	R: 4 E: 1 K: 1 S: 20	H: 4 LOB: 1 BB: 0 P: 27	1B: 9 2B: 4 3B: 0 HR: 2	SF: 2 SAC: 1 DP: 1 HBP: 0	WP: 0 PB: 0 SB: 1 CS: 1	PA: 45			
<b>PITCHER</b>	IP	WLS	BF	H	R	ER	SO	BB	IBB	HBP	BLK	WP	HR	S	P	ERA	WHIP								
Chris Haney, L (1, 1) ERA: 7.07	5.1	L	23	8	6	6	1	0	0	0	0	0	1	48	73	10.12	1.500								
47 Brian Bevil, L (6, 1) ERA: 4.73	1.1		9	3	1	1	2	2	0	0	0	0	0	27	44	6.75	3.750								
Matt Whisenant, L (7, 1) ERA: 9.35	1.1		4	0	0	0	0	1	0	0	0	0	0	9	16	0.00	0.750								
Jeff Montgomery, R (9, 1) ERA: 8.22	1.0		8	4	4	2	1	0	0	0	0	0	1	20	27	18.00	4.000								

Texas Rangers @ Kansas City Royals  
Kauffman Stadium, Kansas City, MO  
Sun Apr 26 1998, 3:33 AM CDT  
Att: 15,768 - Sunny - 63 F

AB 38  
R 11  
H 15  
RBI 11  
BB 3  
SO 4  
LOB 16



Batter	1	2	3	4	5	6	7	8	9	AB	R	H	RBI	BB	SO	LOB	BOTTOM								
Johnny Damon, L (1, 8) OBP: 0.330, SLG: 0.394	3-2 P3		1-0 L9		0-3 K	1-1 L8			2-2 P3	5	0	0	0	0	1	1									
Jose Offerman, S (1, 4) OBP: 0.383, SLG: 0.434	1-3 K		1-3 K		0-0 2B 1B	4-2 1B BB			0-1 G5-3	4	1	1	0	1	2	0									
Hal Morris, L (1, 3) OBP: 0.450, SLG: 0.543	1-2 FC5-4 1B			1-1 F7	0-0 1B 2B	3-2 1B			2-0 G4-3	5	0	3	1	0	0	0									
Dean Palmer, R (1, 5) OBP: 0.352, SLG: 0.663	1-0 FC5-4 1-2			4-1 HR BB	0-1 BB 1B	2-3 3-H			0-2 G5-3	3	1	1	1	1	0	1									
Jeff King, R (1, 10) OBP: 0.365, SLG: 0.476		1-2 F8		2-1 HR 1-H	4-2 BB	1-2 BB			0-3 K	3	1	1	2	1	1	0									
Shane Mack, R (1, 7) OBP: 0.462, SLG: 0.650		2-3 K		2-1 CS 1B	1-2 P3				0-1 P3	4	0	1	0	0	1	3									
Larry Sutton, L (1, 9) OBP: 0.303, SLG: 0.379		4-2 BB		1-1 2B 1-2	2-1 G4-3				0-2 G3	3	0	1	0	1	0	3									
29 Mike Sweeney, R (1, 2) OBP: 0.293, SLG: 0.353		1-3 K		4-2 BB		3-2 BB 1B			0-1 P4	3	1	1	0	1	1	1									
Shane Halter, R (1, 6) OBP: 0.340, SLG: 0.488			3-1 G6-3	2-3 K		0-0 BB 1B			0-1 G5-3	4	0	0	0	0	1	3									
<b>Inning Stats</b>	R: 0 E: 0 K: 1 S: 10	H: 1 LOB: 1 BB: 0 P: 16	R: 0 E: 0 K: 2 S: 12	H: 0 LOB: 1 BB: 1 P: 20	R: 0 E: 0 K: 1 S: 6	H: 0 LOB: 0 BB: 0 P: 11	R: 2 E: 0 K: 1 S: 14	H: 3 LOB: 2 BB: 2 P: 30	R: 1 E: 0 K: 0 S: 16	H: 3 LOB: 3 BB: 1 P: 23	R: 1 E: 0 K: 0 S: 13	H: 2 LOB: 2 BB: 1 P: 24	R: 0 E: 0 K: 1 S: 8	H: 0 LOB: 0 BB: 0 P: 8	R: 0 E: 0 K: 0 S: 7	H: 0 LOB: 0 BB: 0 P: 7	R: 0 E: 0 K: 0 S: 6	H: 0 LOB: 0 BB: 0 P: 10	1B: 6 2B: 2 3B: 0 HR: 1	SF: 0 SAC: 0 DP: 0 HBP: 0	WP: 0 PB: 0 SB: 0 CS: 1	PA: 39			
<b>PITCHER</b>	IP	WLS	BF	H	R	ER	SO	BB	IBB	HBP	BLK	WP	HR	S	P	ERA	WHIP								
Aaron Sele, R (1, 1) ERA: 2.0	5.0	W	26	8	4	4	6	4	0	0	0	0	0	62	107	7.20	2.400								
Tim Crabtree, R (6, 1) ERA: 3.55	3.0		10	1	0	0	1	1	0	0	0	0	0	24	32	0.00	0.667								
Al Levine, R (9, 1) ERA:	1.0		3	0	0	0	0	0	0	0	0	0	0	6	10	0.00	0.000								

Texas Rangers @ Kansas City Royals  
Kauffman Stadium, Kansas City, MO  
Sun Apr 26 1998, 3:33 AM CDT  
Att: 15,768 - Sunny - 63 F

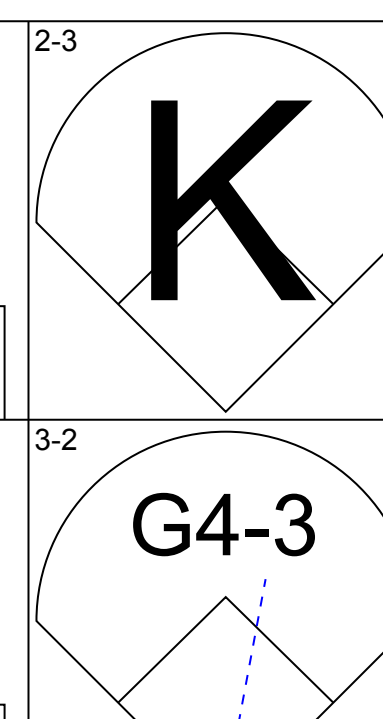
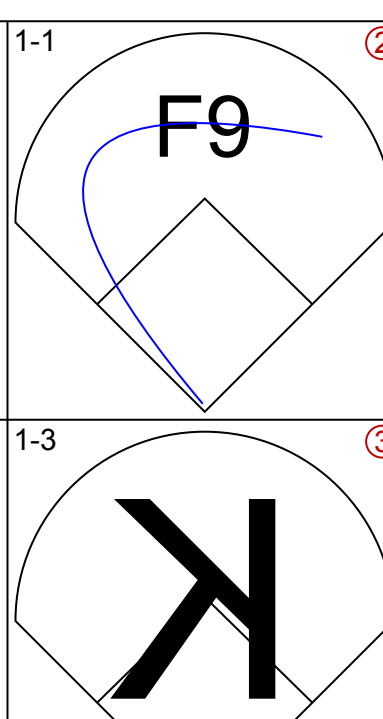
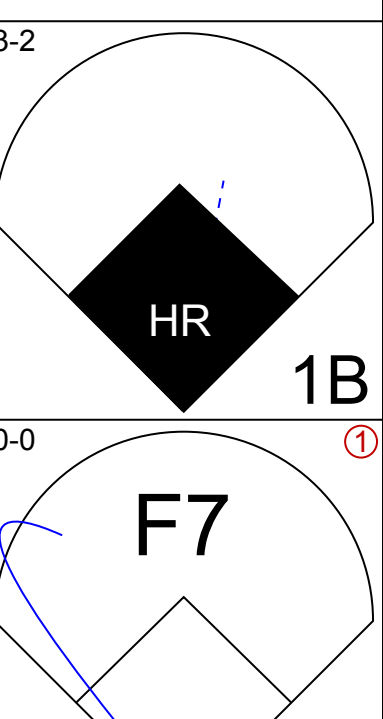
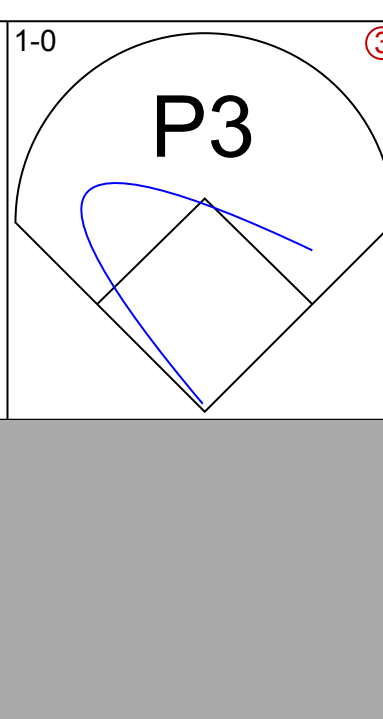
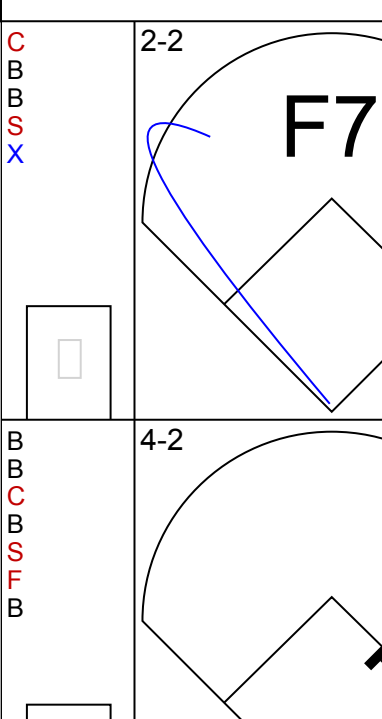
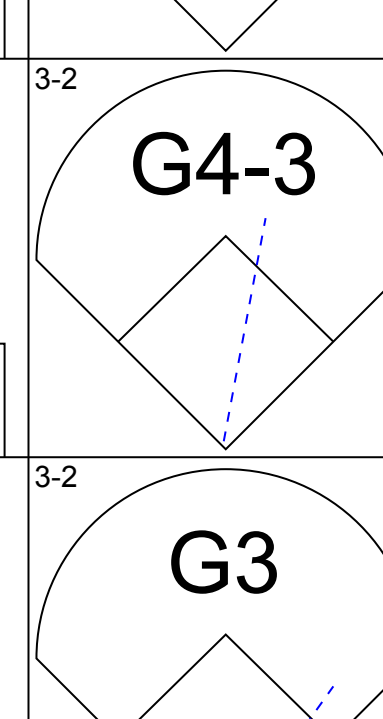

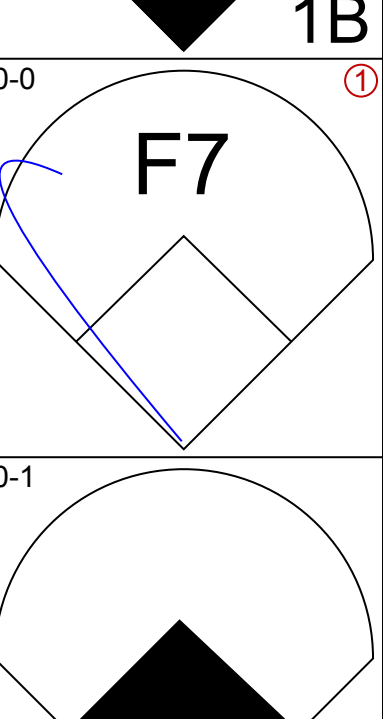
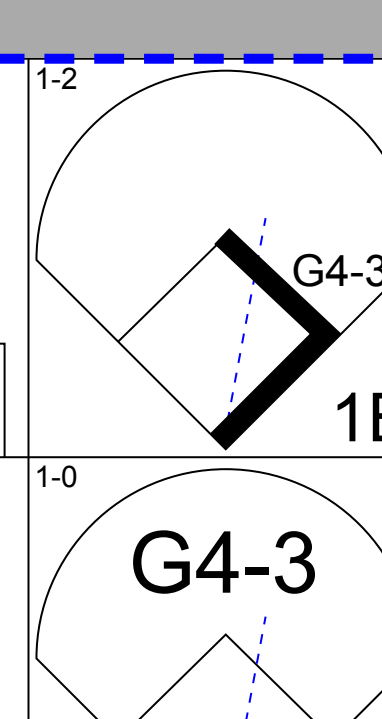
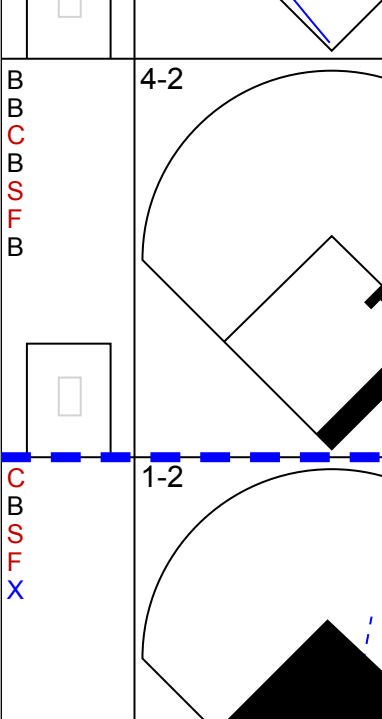
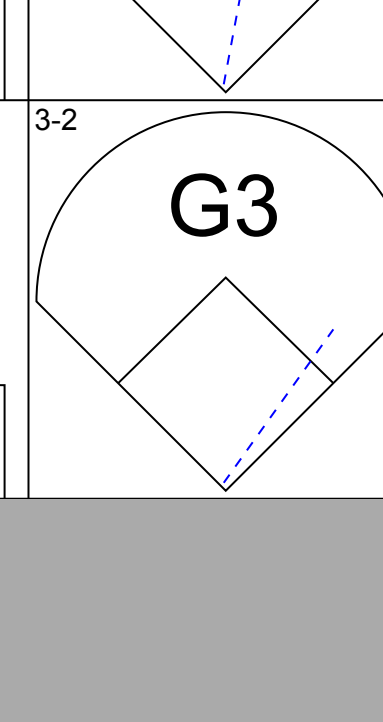
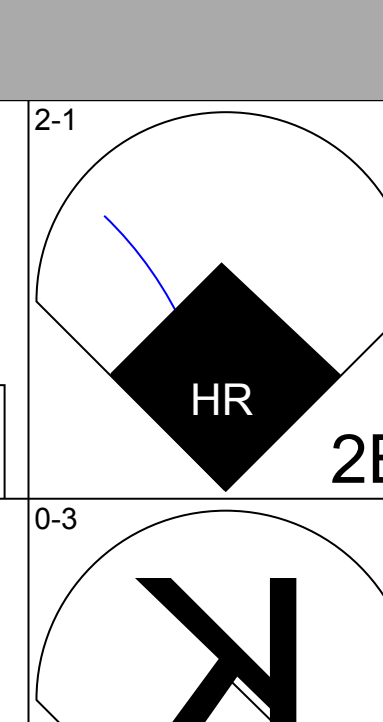
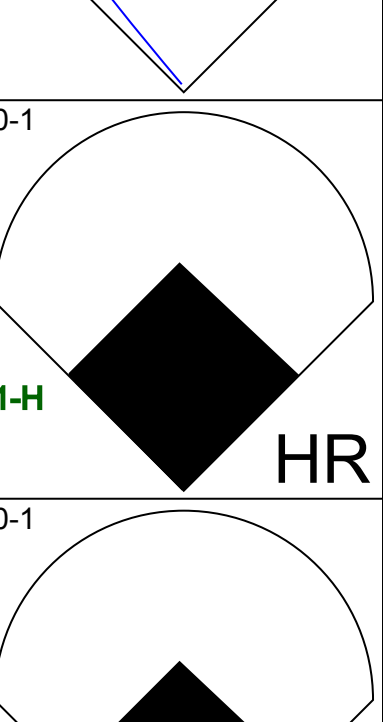
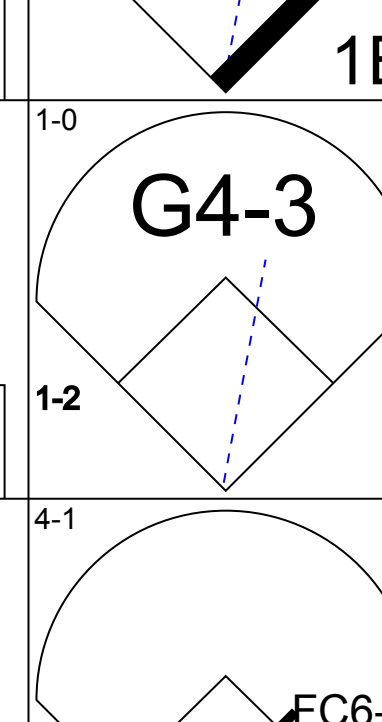
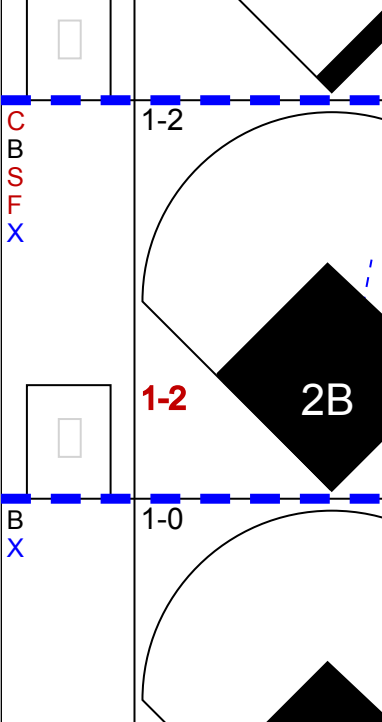
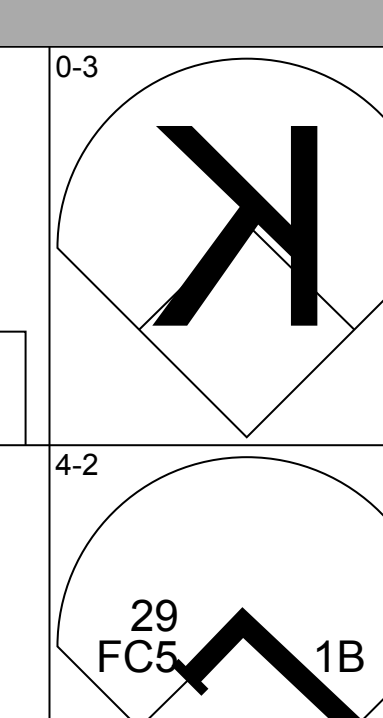
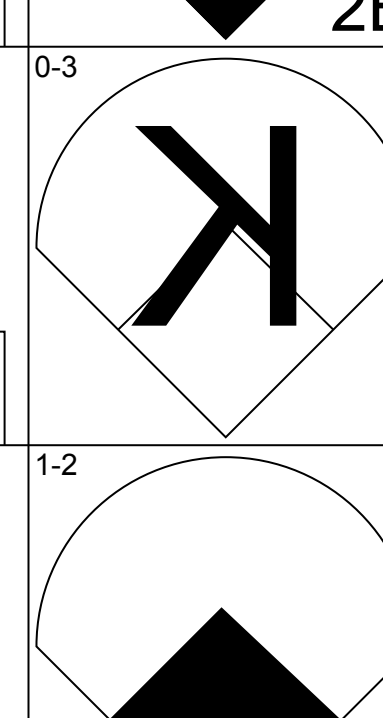
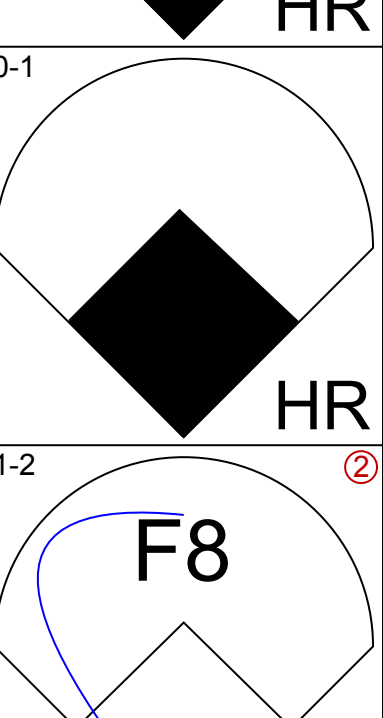
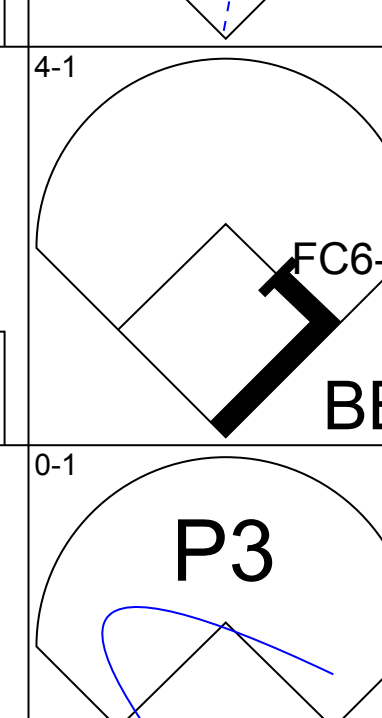
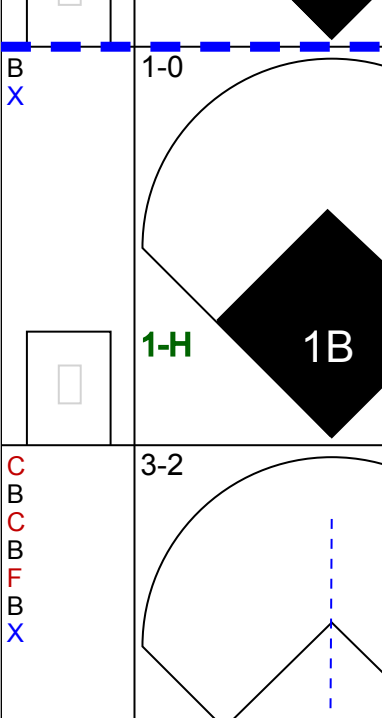

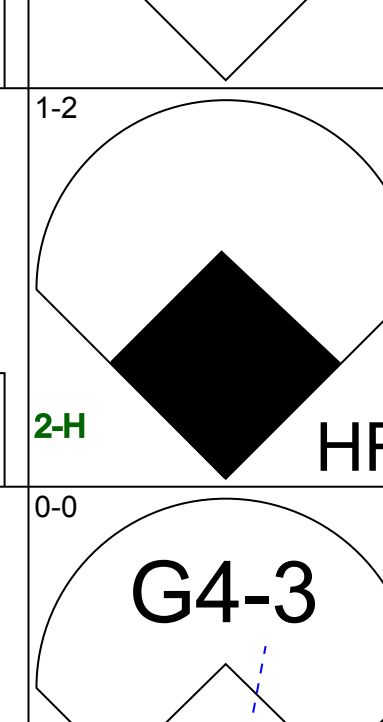
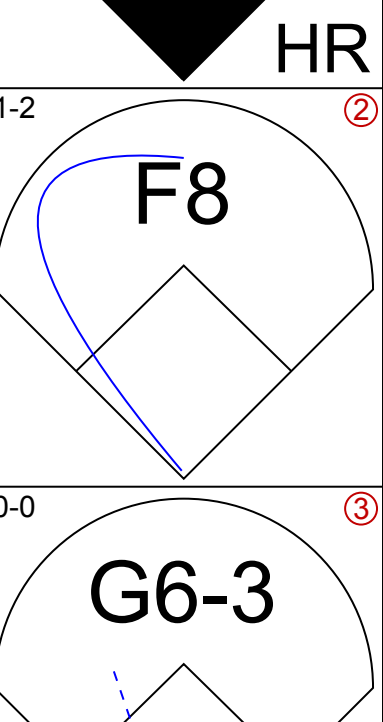
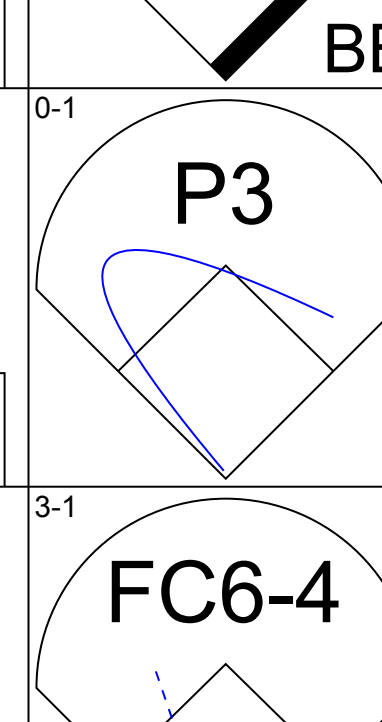
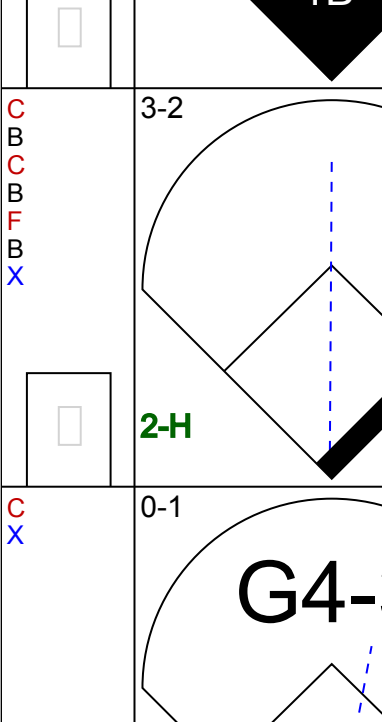

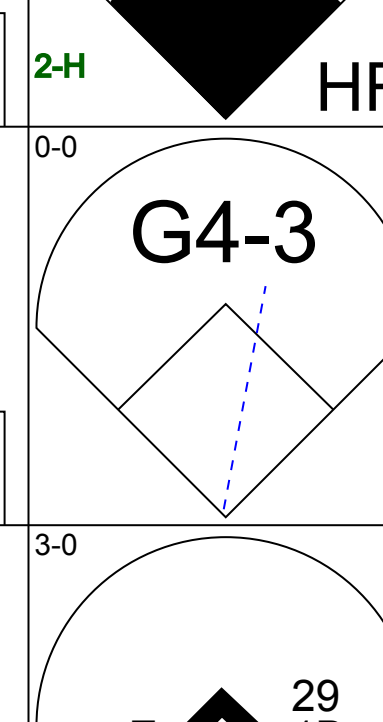
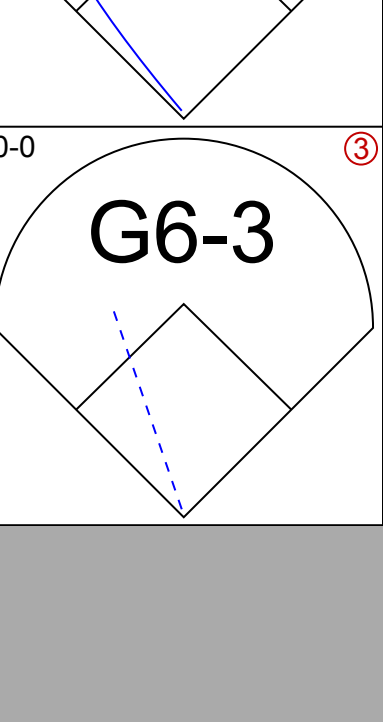
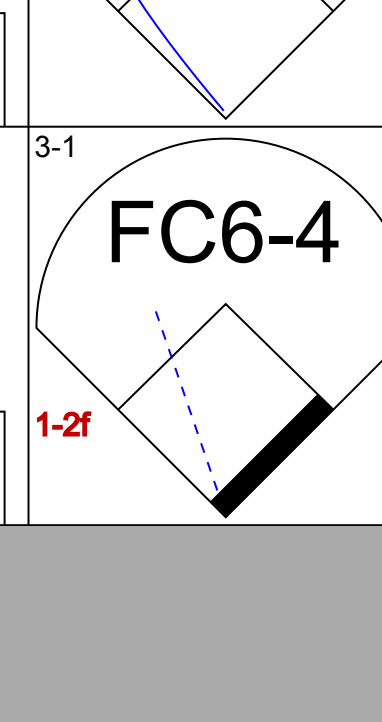
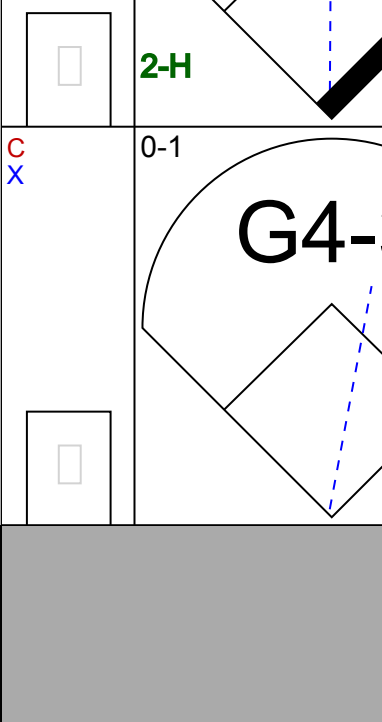

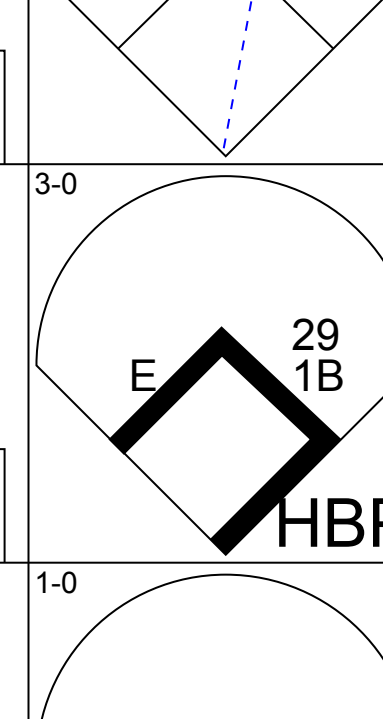




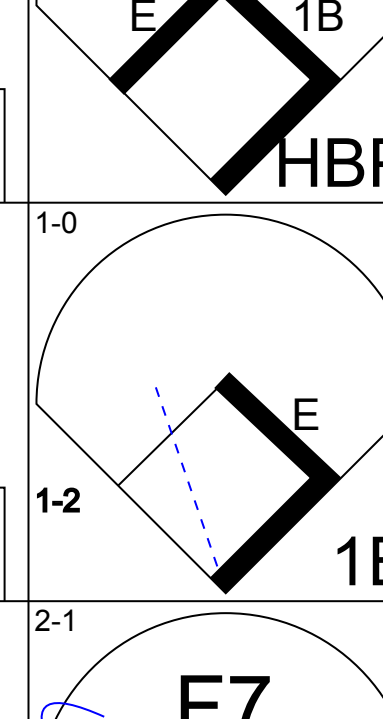



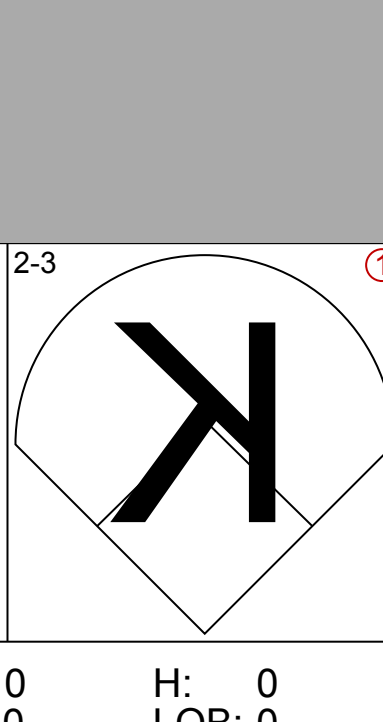
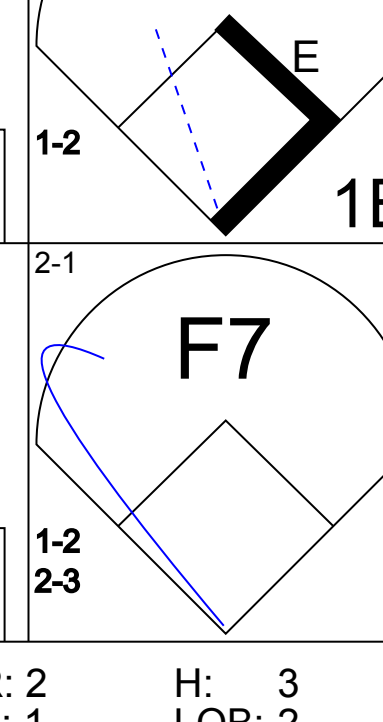
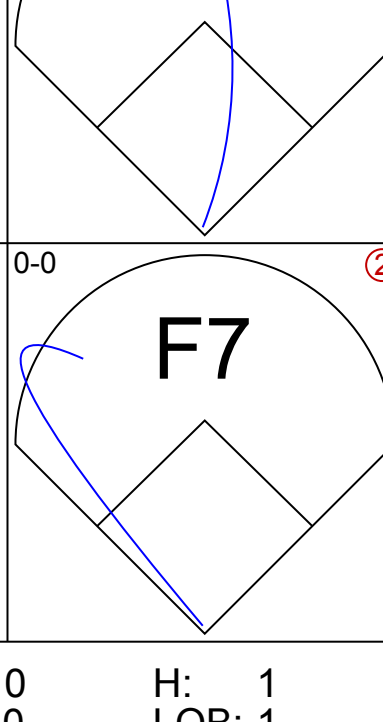
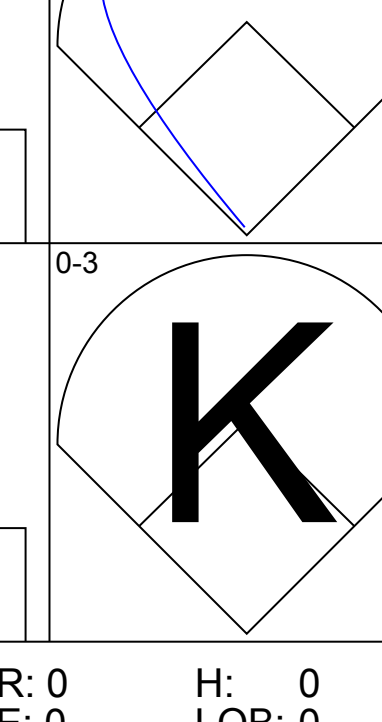
AB 34  
R 4  
H 9  
RBI 4  
BB 5  
SO 7  
LOB 12

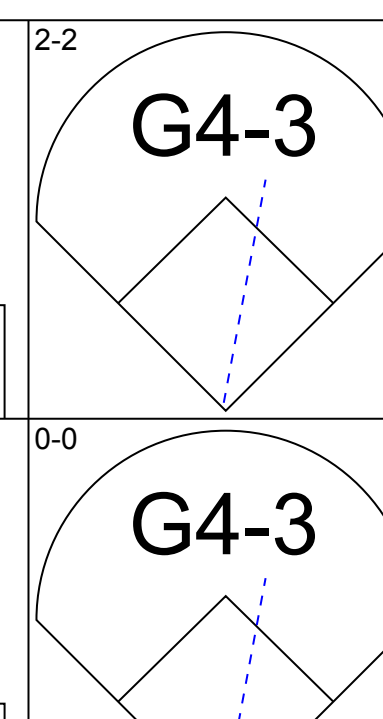
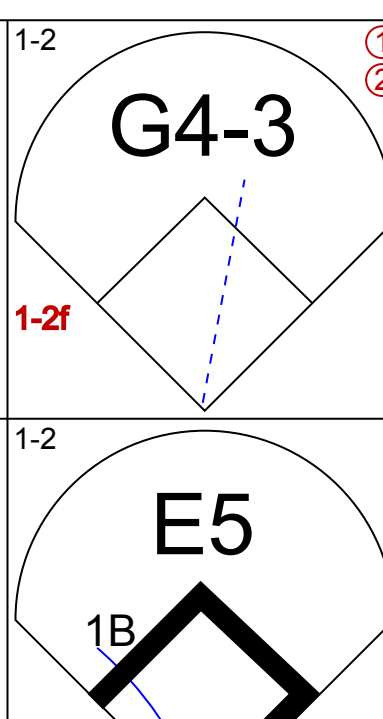
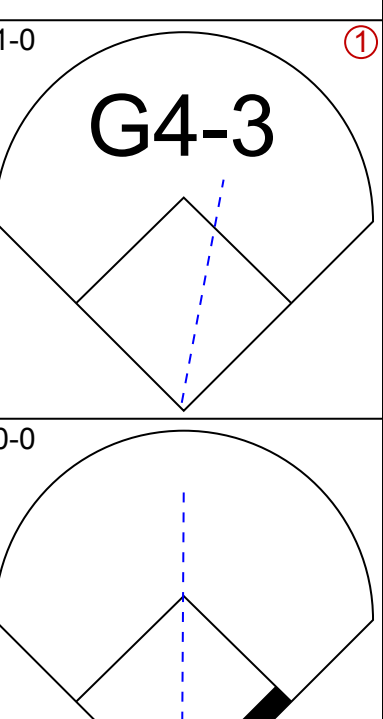
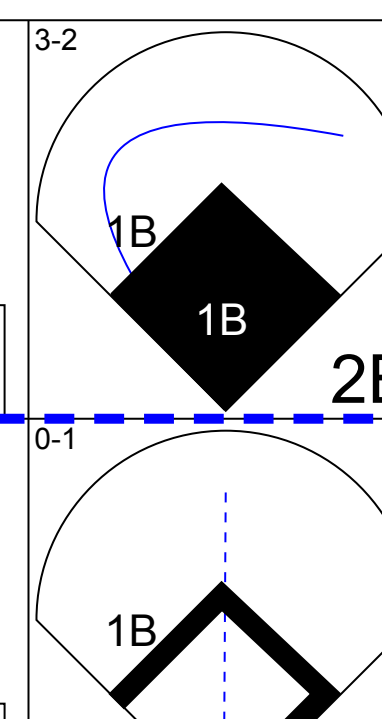
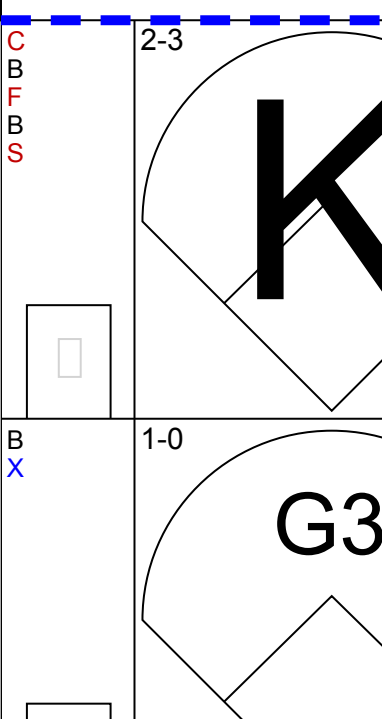
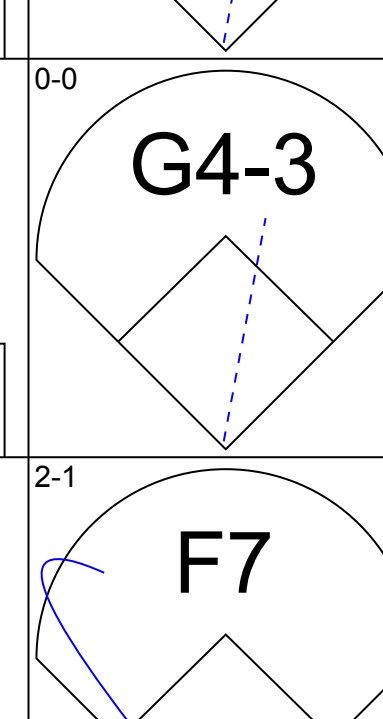
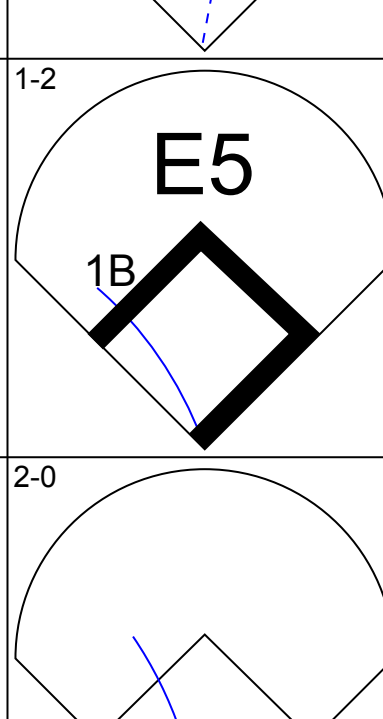
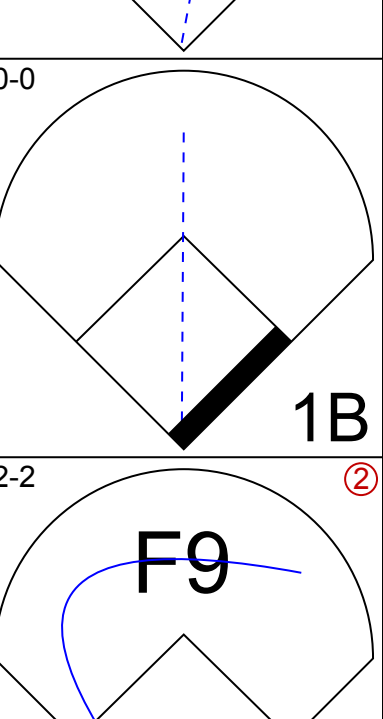
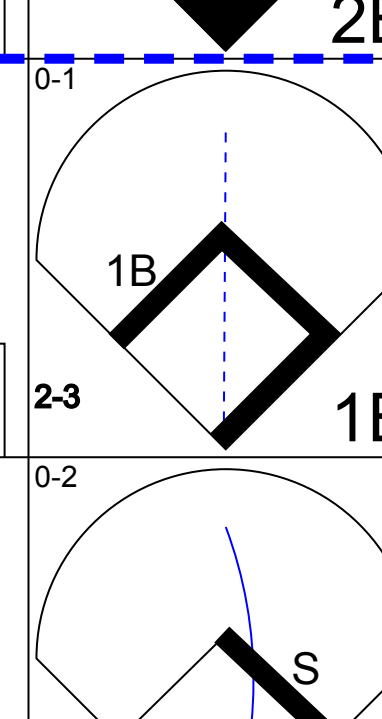
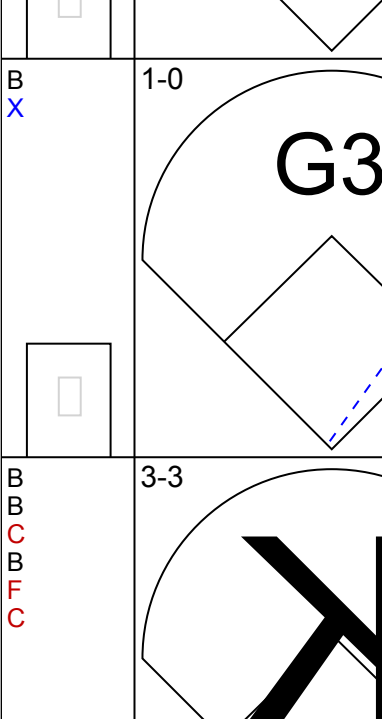
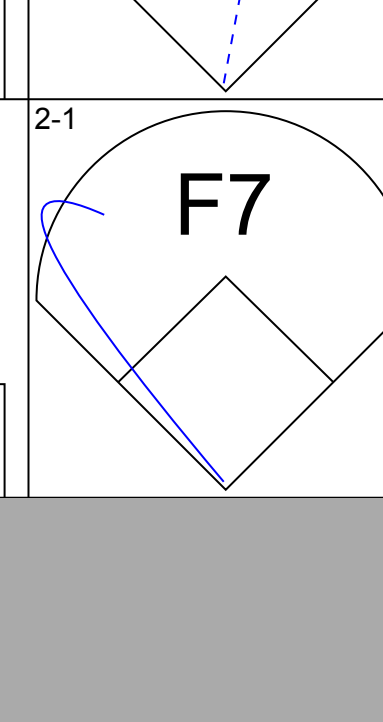
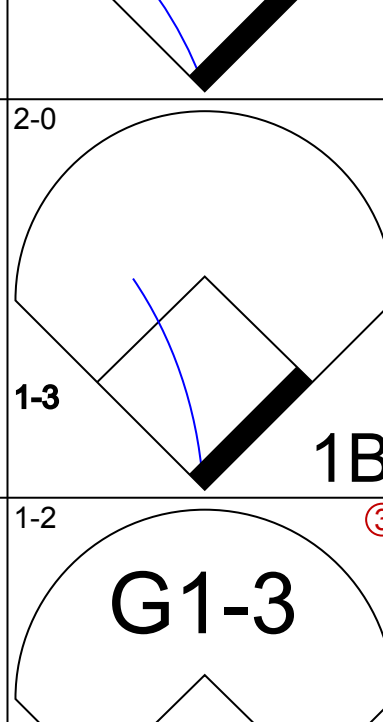
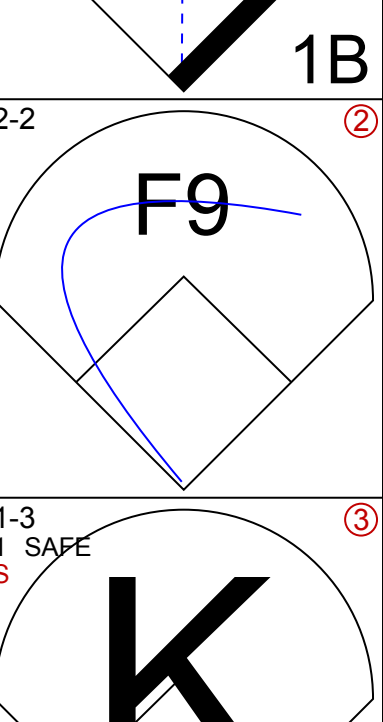
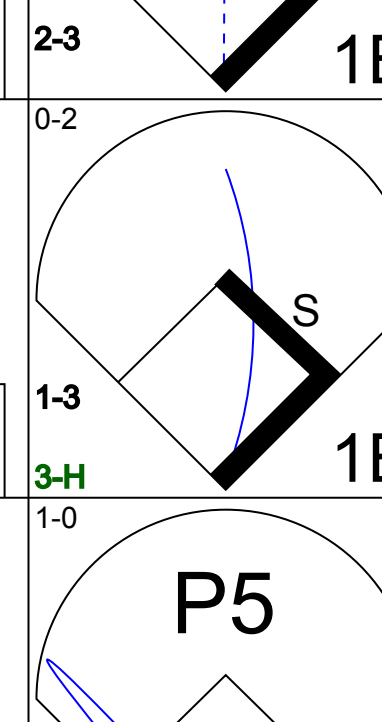
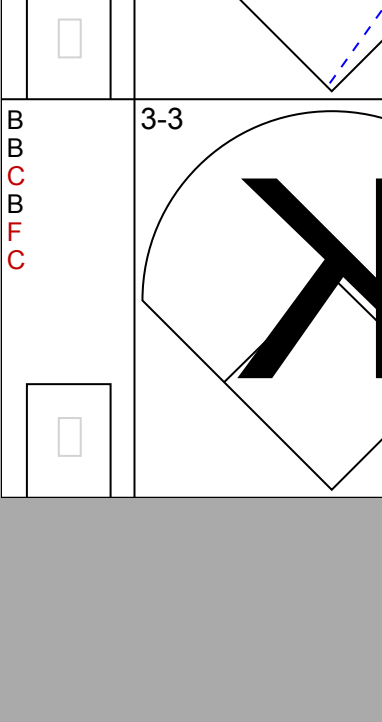
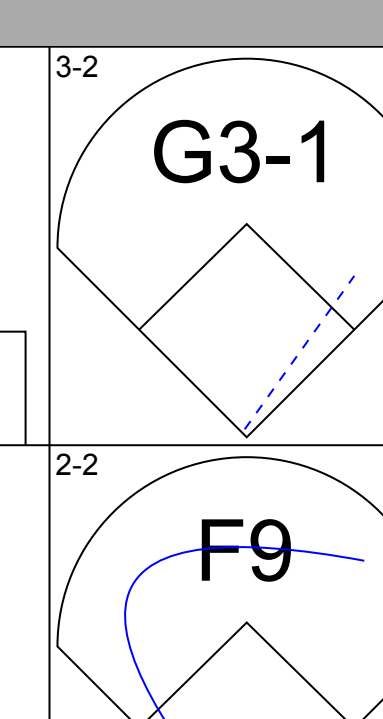
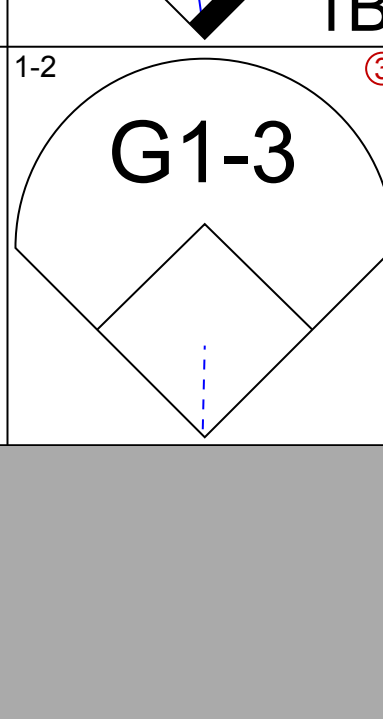
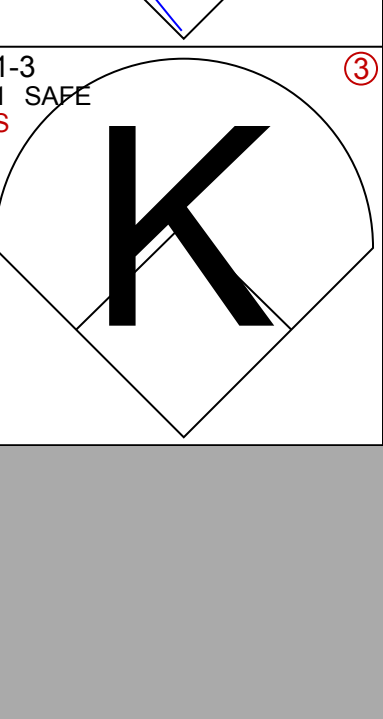
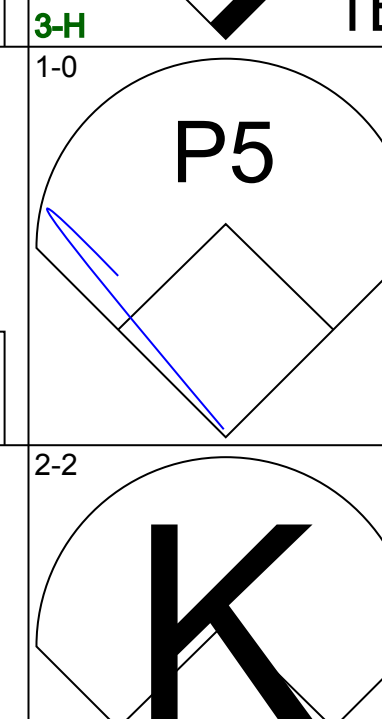
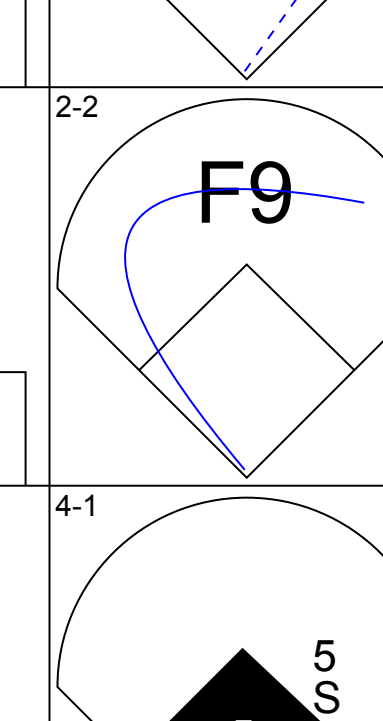
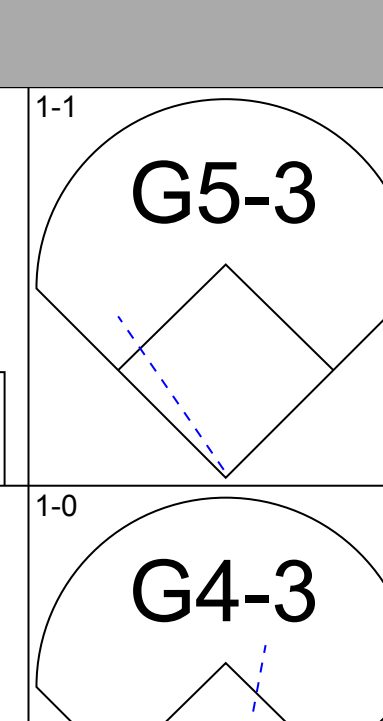
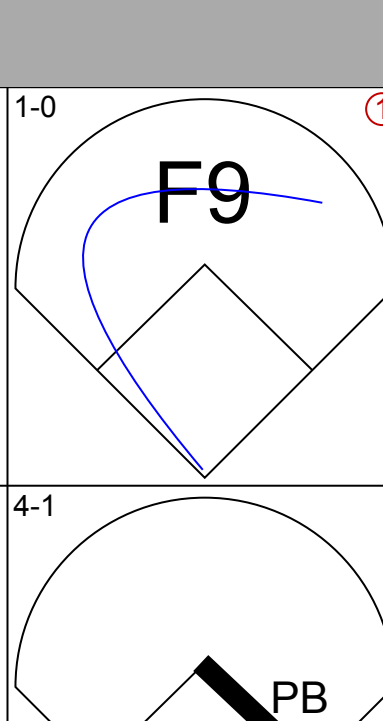

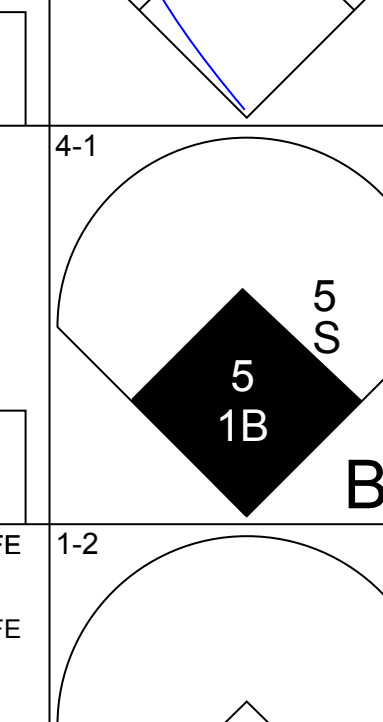
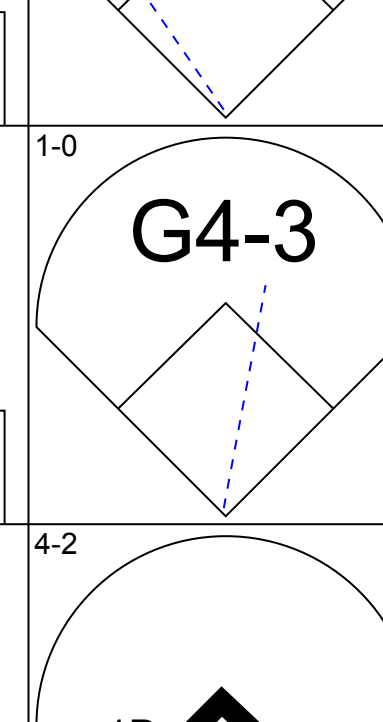
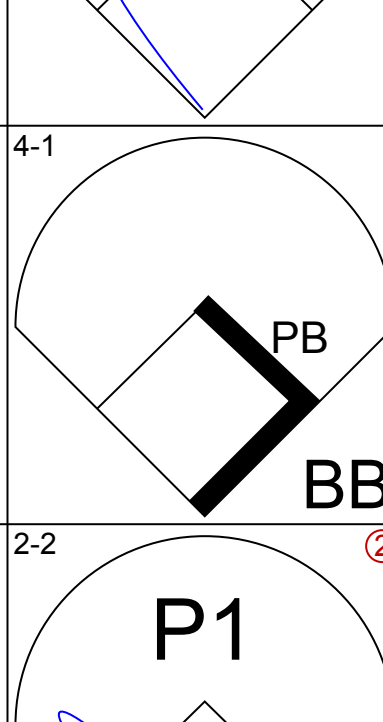

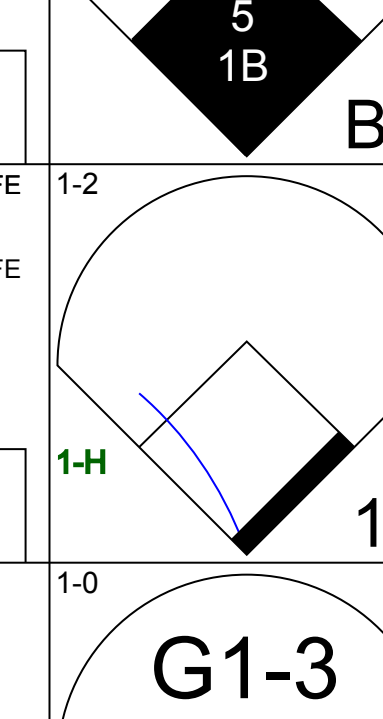
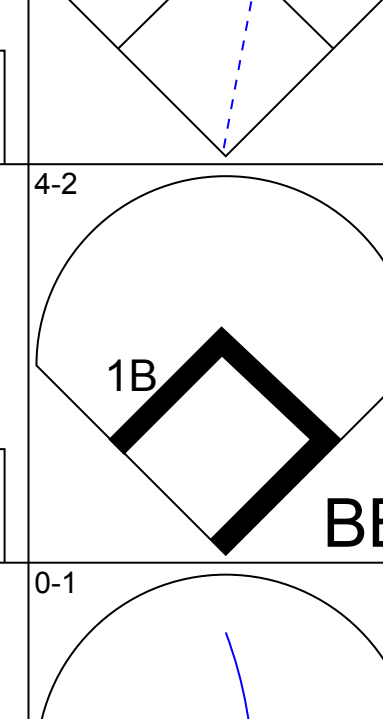
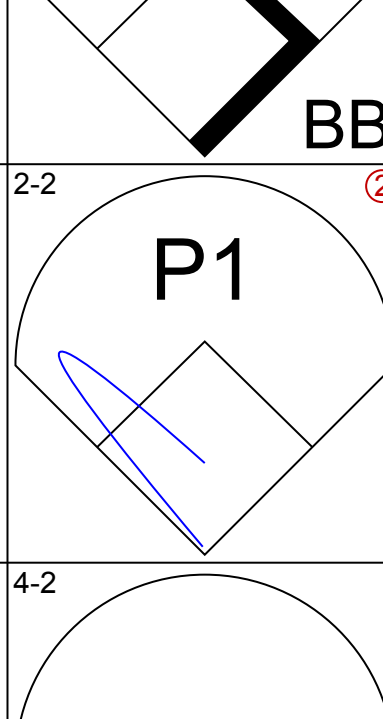
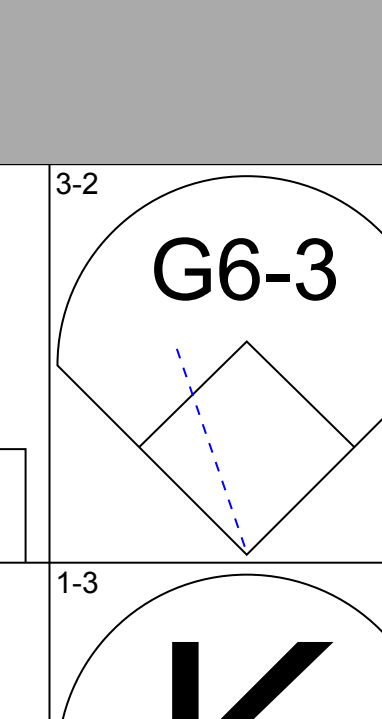
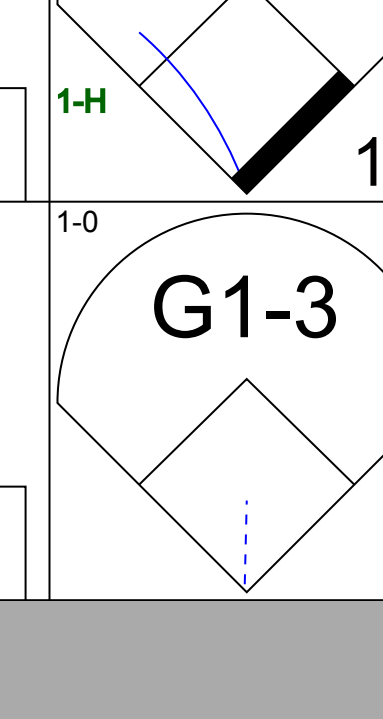
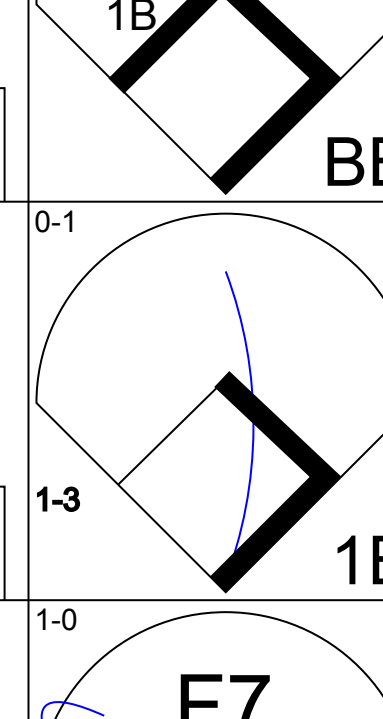
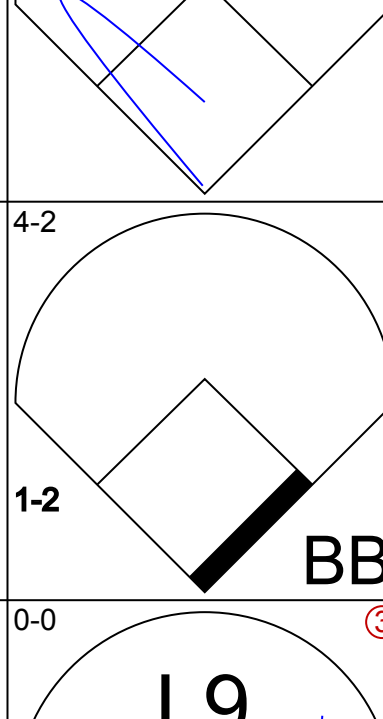
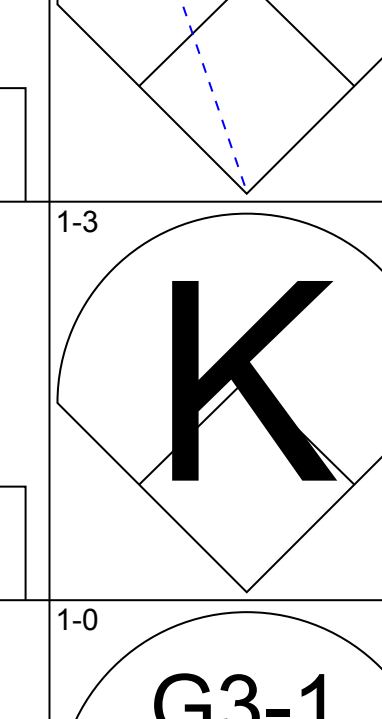
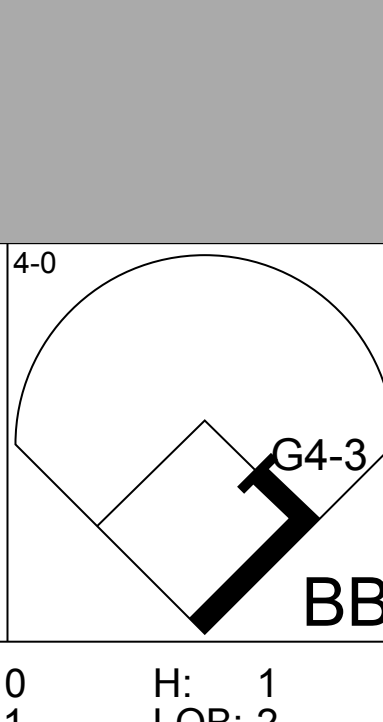











Batter	1	2	3	4	5	6	7	8	9	AB	R	H	RBI	BB	SO	LOB	TOP					
<b>Johnny Damon, L</b> (1, 8) OBP: 0.322, SLG: 0.381						 1B				5	1	1	0	0	1	1	<b>Kansas City Royals @ Toronto Blue Jays</b> SkyDome, Toronto, ON Wed Apr 29 1998, 7:05 PM EDT Att: 25,644 - Dome - 72 F					
<b>Jose Offerman, S</b> (1, 4) OBP: 0.397, SLG: 0.423								 1B	 BB	4	0	1	0	1	1							
<b>Hal Morris, L</b> (1, 10) OBP: 0.462, SLG: 0.602				 2B	 1-H		 1B		 1B	5	3	3	2	0	0	1						
<b>Dean Palmer, R</b> (1, 5) OBP: 0.368, SLG: 0.683							 BB		 2B	4	2	2	2	1	2	1						
<b>Jeff King, R</b> (1, 3) OBP: 0.381, SLG: 0.505	 29 BB		 2-H					 3-2		4	1	2	3	1	0	2						
<b>Shane Mack, R</b> (1, 7) OBP: 0.405, SLG: 0.565						 1-2				5	0	0	0	0	0	4						
<b>Larry Sutton, L</b> (1, 9) OBP: 0.324, SLG: 0.387	 1-2		 29 1B							3	0	2	0	0	1	0						
<b>29 Mike Sweeney, R</b> (1, 2) OBP: 0.280, SLG: 0.333	 2-3		 1-2							4	0	1	0	0	0	3						
<b>Felix Martinez, S</b> (1, 6) OBP: 0.206, SLG: 0.203				 1-2 2-3						4	0	0	0	0	2	3						
<b>Inning Stats</b>	R: 0 E: 0 K: 1 S: 10	H: 0 LOB: 0 BB: 0 P: 18	R: 0 E: 0 K: 1 S: 10	H: 1 LOB: 2 BB: 1 P: 18	R: 0 E: 0 K: 2 S: 8	H: 0 LOB: 0 BB: 0 P: 12	R: 2 E: 1 K: 1 S: 12	H: 3 LOB: 2 BB: 0 P: 21	R: 3 E: 0 K: 0 S: 15	H: 3 LOB: 0 BB: 0 P: 18	R: 0 E: 0 K: 0 S: 5	H: 1 LOB: 1 BB: 0 P: 7	R: 0 E: 0 K: 0 S: 9	H: 1 LOB: 1 BB: 1 P: 18	R: 0 E: 0 K: 2 S: 7	H: 0 LOB: 0 BB: 0 P: 10	R: 2 E: 0 K: 0 S: 17	H: 3 LOB: 1 BB: 1 P: 28	1B: 7 2B: 2 3B: 0 HR: 3	SF: 0 SAC: 0 DP: 0 HBP: 1	WP: 0 PB: 0 SB: 0 CS: 1	PA: 42
<b>PITCHER</b>	IP	WLS	BF	H	R	ER	SO	BB	IBB	HBP	BLK	WP	HR	S	P	ERA	WHIP					
<b>Pat Hentgen, R</b> (1, 1) ERA: 5.97	6.0	L	28	8	5	5	5	1	0	1	0	0	3	60	94	7.50	1.500					
<b>Chris Carpenter, R</b> (7, 1) ERA: 5.09	2.1		10	1	1	1	2	2	0	0	0	0	0	22	40	3.86	1.286					
<b>Dan Plesac, L</b> (9, 1) ERA: 5.0	0.1		1	1	0	0	0	0	0	0	0	0	0	4	5	0.00	3.000					
<b>Paul Quantrill, R</b> (9, 1) ERA: 2.12	0.1		3	2	1	1	0	0	0	0	0	0	0	7	11	27.00	6.000					

Batter	1	2	3	4	5	6	7	8	9	AB	R	H	RBI	BB	SO	LOB	BOTTOM				
<b>Alex Gonzalez, R</b> (1, 6) OBP: 0.225, SLG: 0.278			 1-2				 1B 2B			5	1	1	0	0	1	1	<b>Kansas City Royals @ Toronto Blue Jays</b> SkyDome, Toronto, ON Wed Apr 29 1998, 7:05 PM EDT Att: 25,644 - Dome - 72 F				
<b>Shawn Green, L</b> (1, 9) OBP: 0.305, SLG: 0.426			 1B				 2-3			5	0	2	0	0	0	0					
<b>Jose Canseco, R</b> (1, 7) OBP: 0.252, SLG: 0.490			 1-3		 2-2		 1B		 3-3	5	0	2	1	0	1	1					
<b>Carlos Delgado, L</b> (1, 3) OBP: 0.333, SLG: 0.364			 1-2		 1-3		 1-0			4	0	0	0	0	1	5					
<b>Mike Stanley, R</b> (1, 10) OBP: 0.330, SLG: 0.391				 1-1		 1-0		 2-2		4	0	0	0	0	1	2					
<b>Tony Fernandez, S</b> (1, 4) OBP: 0.384, SLG: 0.319		 1B BB		 1-0		 BB		 1-1		2	1	0	0	2	0	2					
<b>5 Ed Sprague, R</b> (1, 5) OBP: 0.344, SLG: 0.451		 1B		 BB				 3-2		3	0	1	1	0	1						
<b>José Cruz Jr., S</b> (1, 8) OBP: 0.306, SLG: 0.284				 1-3		 1-2				3	0	1	0	1	1	1					
<b>Darrin Fletcher, L</b> (1, 2) OBP: 0.276, SLG: 0.258			 BB		 1-0					3	0	0	0	1	0	4					
<b>Inning Stats</b>	R: 0 E: 0 K: 0 S: 6	H: 0 LOB: 0 BB: 0 P: 10	R: 1 E: 0 K: 0 S: 11	H: 1 LOB: 1 BB: 1 P: 22	R: 0 E: 1 K: 0 S: 10	H: 1 LOB: 2 BB: 1 P: 19	R: 0 E: 0 K: 0 S: 8	H: 1 LOB: 2 BB: 1 P: 15	R: 0 E: 0 K: 0 S: 9	H: 0 LOB: 2 BB: 2 P: 20	R: 1 E: 0 K: 1 S: 14	H: 3 LOB: 0 BB: 0 P: 21	R: 0 E: 0 K: 1 S: 7	H: 0 LOB: 0 BB: 0 P: 12	R: 0 E: 0 K: 2 S: 7	H: 0 LOB: 0 BB: 0 P: 13	1B: 6 2B: 1 3B: 0 HR: 0	SF: 0 SAC: 0 DP: 1 HBP: 0	WP: 0 PB: 1 SB: 2 CS: 0	PA: 39	
<b>PITCHER</b>	IP	WLS	BF	H	R	ER	SO	BB	IBB	HBP	BLK	WP	HR	S	P	ERA	WHIP				
<b>Hipolito Pichardo, R</b> (1, 1) ERA: 4.08	6.0	W	28	5	2	2	1	5	0	0	0	0	0	18	27	0.00	1.667				
<b>50 José Rosado, L</b> (7, 1) ERA: 3.79	2.0		8	2	0	0	2	0	0	0	0	0	0	7	13	0.00	0.000				
<b>Jeff Montgomery, R</b> (9, 1) ERA: 7.27	1.0		3	0	0	0	2	0	0	0	0	0	0	7	13	0.00	0.000				



Batter	1	2	3	4	5	6	7	8	9	AB	R	H	RBI	BB	SO	LOB	TOP											
<b>Johnny Damon, L</b> (1, 8) OBP: 0.325, SLG: 0.376	1-2 S 2B	2-0 P2		4-0 1B BB		0-2 K		0-1 F7		4	2	1	0	1	1	2	<b>Kansas City Royals @ Toronto Blue Jays</b> SkyDome, Toronto, ON Thu Apr 30 1998, 3:33 AM EDT Att: 26,690 - Dome - 72 F											
<b>Jose Offerman, S</b> (1, 4) OBP: 0.388, SLG: 0.413	3-2 G6-3	0-1 G6-3		1-0 P5		0-1 G3-6-3 1B		0-1 F9		5	0	1	0	0	0	6												
<b>Hal Morris, L</b> (1, 10) OBP: 0.459, SLG: 0.602	0-0 2B		3-2 G3	1-0 BB 1B		0-0 G3-6-3 1-2			1-3 K	5	1	2	3	0	1	1												
<b>Jeff King, R</b> (1, 3) OBP: 0.373, SLG: 0.490	0-1 F7		2-3 K	1-2 BB 1B			2-1 G5-3		1-2 F9	5	0	1	1	0	1	1												
<b>Larry Sutton, L</b> (1, 9) OBP: 0.347, SLG: 0.406	1-2 1B		0-0 F9	3-1 3-H 4-2 BB			1-0 L9-3 HBP		3-1 2B	2	0	1	1	1	0	0												
<b>Ernie Young, R</b> (9, PH) OBP: 0.262, SLG: 0.350	2-H 2B			1-2 2-3 BB						1	0	1	0	0	0	0												
<b>Shane Mack, R</b> (1, 7) OBP: 0.392, SLG: 0.534	4-2 1B BB			F9			3-2 L9-3		1-3 K	4	0	0	0	1	1	5												
<b>Terry Pendleton, S</b> (1, 5) OBP: 0.245, SLG: 0.340	0-0																											
<b>Felix Martinez, S</b> (8, PR) OBP: 0.206, SLG: 0.203	1-2 2-3 1B			0-2 HR		3-3 K		0-1 SH1-4 2B		4	1	3	1	0	1	0												
<b>Shane Halter, R</b> (1, 6) OBP: 0.327, SLG: 0.460	3-2 F8			4-2 BB HBP 1B BB		0-2 G4-3		0-0 SH1-4		2	1	0	0	1	0	3												
<b>Chris Turner, R</b> (1, 2) 29 <b>Mike Sweeney, R</b> (4, PR) OBP: 0.286, SLG: 0.338			3-3 K	1-1 BB HBP		1-2 F9		0-0 1B		1	0	0	0	0	1	0												
<b>Inning Stats</b>	R: 2 E: 0 K: 0 S: 22	H: 4 LOB: 3 BB: 1 P: 34	R: 0 E: 0 K: 1 S: 8	H: 0 LOB: 0 BB: 0 P: 13	R: 0 E: 0 K: 1 S: 8	H: 0 LOB: 0 BB: 0 P: 13	R: 4 E: 0 K: 0 S: 20	H: 3 LOB: 3 BB: 3 P: 40	R: 0 E: 0 K: 1 S: 9	H: 0 LOB: 0 BB: 0 P: 13	R: 0 E: 0 K: 1 S: 6	H: 1 LOB: 0 BB: 0 P: 6	R: 0 E: 0 K: 0 S: 5	H: 0 LOB: 0 BB: 0 P: 11	R: 1 E: 0 K: 0 S: 8	H: 2 LOB: 2 BB: 0 P: 8	R: 0 E: 0 K: 2 S: 11	H: 1 LOB: 1 BB: 0 P: 17	1B: 6 2B: 5 3B: 0 HR: 1	SF: 0 SAC: 1 DP: 2 HBP: 2	WP: 0 PB: 0 SB: 1 CS: 0	PA: 42						
<b>PITCHER</b>	IP	WLS	BF	H	R	ER	SO	BB	IBB	HBP	BLK	WP	HR	S	P	ERA	WHIP											
<b>Juan Guzman, R</b> (1, 1) ERA: 7.88	3.2	L	22	7	6	6	2	3	0	1	0	0	0	1	51	86	14.73	2.727										
<b>Bill Ristley, R</b> (4, 1) ERA: 1.04	3.1		11	1	0	0	2	1	0	1	0	0	0	0	27	44	0.00	0.600										
<b>Paul Quantrill, R</b> (8, 1) ERA: 2.6	0.1		3	2	1	1	0	0	0	0	0	0	0	4	4	27.00	6.000											
<b>Dan Plesac, L</b> (8, 1) ERA: 4.35	1.1		5	1	0	0	1	0	0	0	0	0	0	12	17	0.00	0.750											
<b>Carlos Almanzar, R</b> (9, 1) ERA: 3.89	0.1		1	0	0	0	1	0	0	0	0	0	0	3	4	0.00	0.000											
<b>Batter</b>	<b>1</b>	<b>2</b>	<b>3</b>	<b>4</b>	<b>5</b>	<b>6</b>	<b>7</b>	<b>8</b>	<b>9</b>	<b>AB</b>	<b>R</b>	<b>H</b>	<b>RBI</b>	<b>BB</b>	<b>SO</b>	<b>LOB</b>	<b>BOTTOM</b>											
<b>Shannon Stewart, R</b> (1, 8) OBP: 0.375, SLG: 0.337	0-1 G4-3		3-2 F8		0-0 F9		2-2 S 2B 1B	3-2 PO	2-1 G4-3	5	1	1	1	0	0	1	<b>Kansas City Royals @ Toronto Blue Jays</b> SkyDome, Toronto, ON Thu Apr 30 1998, 3:33 AM EDT Att: 26,690 - Dome - 72 F											
<b>Shawn Green, L</b> (1, 9) OBP: 0.300, SLG: 0.424	3-3 K		1-3 K			2-2 SAFE K	1-1 SAFE 2B	1-3 K		5	0	1	1	0	4	0												
<b>Jose Canseco, R</b> (1, 7) OBP: 0.254, SLG: 0.486	1-1 BB BB		3-1 F8			1-1 SAFE BB	4-2 BB	2-1 1B		3	0	1	0	0	0	0												
<b>Felipe Crespo, S</b> (7, PH) OBP: 0.333, SLG: 0.304										1	0	1	0	1	0	0												
<b>Carlos Delgado, L</b> (1, 3) OBP: 0.345, SLG: 0.320	4-0 BB			0-3 K		1-0 HBP	1-3 K	1-3 K		3	0	0	0	1	3	3												
<b>Juan Samuel, R</b> (1, 4) OBP: 0.192, SLG: 0.208	4-2 BB			0-1 F9		0-0 F7	1-0 F9			3	0	0	0	1	0	3												
<b>Ed Sprague, R</b> (1, 5) OBP: 0.351, SLG: 0.453	1-2 2-3 BB				2-2 G5-3		0-0 BB	1-0 G3-1 1B		4	1	2	0	0	1	3												
<b>Mike Stanley, R</b> (1, 10) OBP: 0.316, SLG: 0.374		0-0 F8			2-1 F9		2-0 F9	0-3 K		4	0	0	0	0	1	2												
<b>Alex Gonzalez, R</b> (1, 6) OBP: 0.236, SLG: 0.280		2-2 L3			3-2 G6-3		4-2 2B 1B	3-2 PO G3-1 1B		3	1	1	0	1	0	0												
<b>Kevin Brown, R</b> (1, 2) OBP: 0.417, SLG: 0.421		0-0 G1-6-3			2-1 1B		0-0 1B	0-2 G3-1		3	1	2	1	0	0	0												
<b>Darrin Fletcher, L</b> (8, PH) OBP: 0.273, SLG: 0.254							1-3 2-H E	1-2 2-3		1	0	0	0	0	0	2												
<b>Inning Stats</b>	R: 0 E: 0 K: 2 S: 12	H: 1 LOB: 3 BB: 2 P: 27	R: 0 E: 0 K: 0 S: 5	H: 0 LOB: 0 BB: 0 P: 7	R: 0 E: 0 K: 1 S: 9	H: 0 LOB: 0 BB: 0 P: 16	R: 0 E: 0 K: 1 S: 8	H: 0 LOB: 0 BB: 0 P: 10	R: 0 E: 0 K: 0 S: 10	H: 1 LOB: 1 BB: 0 P: 17	R: 0 E: 0 K: 1 S: 7	H: 0 LOB: 1 BB: 0 P: 11	R: 4 E: 0 K: 1 S: 20	H: 4 LOB: 2 BB: 2 P: 36	R: 0 E: 0 K: 1 S: 15	H: 2 LOB: 1 BB: 0 P: 22	R: 0 E: 0 K: 2 S: 10	H: 1 LOB: 1 BB: 0 P: 16	1B: 7 2B: 2 3B: 0 HR: 0	SF: 0 SAC: 0 DP: 0 HBP: 1	WP: 0 PB: 0 SB: 2 CS: 0	PA: 41						
<b>PITCHER</b>	IP	WLS	BF	H	R	ER	SO	BB	IBB	HBP	BLK	WP	HR	S	P	ERA	WHIP											
<b>Glendon Rusch, L</b> (1, 1) ERA: 6.06	6.1	W	29	6	4	4	5	3	0	1	0	0	0	64	111	5.68	1.421											
<b>Jim Pittsley, R</b> (7, 1) ERA: 3.97	0.0		1	0	0	0	0	1	0	0	0	0	0	3	7													
<b>Matt Whisenant, L</b> (7, 1) ERA: 9.0	0.2		2	0	0	0	1	0	0	0	0	0	0	4	6	0.00	0.000											
<b>Scott Service, R</b> (8, 1) ERA: 1.84	1.0		4	2	0	0	1	0	0	0	0	0	0	15	22	0.00	2.000											
<b>Jeff Montgomery, R</b> (9, 1) ERA: 6.52	1.0	S	4	1	0	0	2	0	0	0	0	0	0	10	16	0.00	1.000											

AB	35
R	7
H	11
RBI	7
BB	4
SO	6
LOB	18



AB	35
R	4
H	9
RBI	3
BB	4
SO	9
LOB	14





Batter	1	2	3	4	5	6	7	8	9	AB	R	H	RBI	BB	SO	LOB	TOP			
Chuck Knoblauch R (1,4) OBP: 0.364, SLG: 0.306	F8		G4-6-3					SF8		4	1	1	0	0	1	2	<b>New York Yankees @ Kansas City Royals</b> Kauffman Stadium, Kansas City, MO Fri May 01 1998, 7:05 PM CDT Att: 19,002 - Unknown - 73 F			
2 Derek Jeter R (1,6) OBP: 0.304, SLG: 0.400	L8		G6-3			L6		K		4	0	0	0	0	1	1				
Paul O'Neill, L (1,9) OBP: 0.406, SLG: 0.420								SF8		2	1	2	0	2	0	0				
Tino Martinez, L (1,3) OBP: 0.415, SLG: 0.562	F8					G3-1				3	0	0	0	1	0	3				
Bernie Williams, S (1,8) OBP: 0.418, SLG: 0.404								SF8		3	0	1	2	0	2	1				
Darryl Strawberry, L (1,10) OBP: 0.454, SLG: 0.754 Tim Raines, S (8,PH) OBP: 0.370, SLG: 0.478	F7					P6		P4		3	0	0	0	0	0	2				
Chad Curtis, R (1,7) OBP: 0.469, SLG: 0.524										4	0	1	0	0	1	0				
20 Jorge Posada, S (1,2) OBP: 0.276, SLG: 0.453	G6-3					G4-3				4	0	0	0	0	2	1				
Scott Brosius, R (1,5) OBP: 0.333, SLG: 0.313						G4-3		P3		3	0	1	0	0	0	0				
<b>Inning Stats</b>	R: 0 E: 0 K: 0 S: 8	H: 1 LOB: 1 BB: 0 P: 15	R: 0 E: 0 K: 1 S: 10	H: 1 LOB: 1 BB: 0 P: 17	R: 0 E: 0 K: 0 S: 6	H: 0 LOB: 0 BB: 0 P: 9	R: 0 E: 0 K: 1 S: 12	H: 1 LOB: 1 BB: 0 P: 17	R: 1 E: 0 K: 0 S: 8	H: 1 LOB: 1 BB: 0 P: 16	R: 0 E: 0 K: 1 S: 8	H: 0 LOB: 0 BB: 0 P: 14	R: 1 E: 0 K: 1 S: 17	H: 1 LOB: 2 BB: 2 P: 33	R: 0 E: 0 K: 2 S: 10	H: 0 LOB: 0 BB: 0 P: 16		1B: 5 2B: 1 3B: 0 HR: 0	SF: 1 SAC: 0 DP: 1 HBP: 1	WP: 1 PB: 0 SB: 1 CS: 0
<b>PITCHER</b>	IP WLS BF H R ER SO BB IBB HBP BLK WP HR S P ERA WHIP																			
Pat Rapp, R (1,1) ERA: 4.1	7.1 L 29 6 2 2 5 1 0 1 0 1 0 70 116 2.46 0.955																			
50 José Rosado, L (8,1) ERA: 3.66	0.2 4 0 0 0 0 2 0 0 0 0 0 9 20 0.00 3.000																			
47 Brian Bevil, R (9,1) ERA: 5.52	1.0 3 0 0 0 2 0 0 0 0 0 0 10 16 0.00 0.000																			

AB	31
R	2
H	6
RBI	2
BB	3
SO	7
LOB	12



Batter	1	2	3	4	5	6	7	8	9	AB	R	H	RBI	BB	SO	LOB	BOTTOM			
Johnny Damon, L (1,8) OBP: 0.331, SLG: 0.402						F9		L5		3	1	1	1	1	0	2	<b>New York Yankees @ Kansas City Royals</b> Kauffman Stadium, Kansas City, MO Fri May 01 1998, 7:05 PM CDT Att: 19,002 - Unknown - 73 F			
Jose Offerman, S (1,4) OBP: 0.376, SLG: 0.398	F8		F9			K		G6-3		4	0	0	0	0	1	1				
Hal Morris, L (1,10) OBP: 0.452, SLG: 0.589						G3		F8		4	0	1	0	0	1	0				
Dean Palmer, R (1,5) OBP: 0.356, SLG: 0.657	K					P4		P3		4	0	0	0	0	2	2				
Jeff King, R (1,3) OBP: 0.363, SLG: 0.475						K		P3		3	0	0	0	0	2	3				
Larry Sutton, L (1,7) OBP: 0.333, SLG: 0.388						G6-3		G4-3		3	0	0	0	0	1	0				
Ernie Young, R (1,9) OBP: 0.267, SLG: 0.333								K		2	0	0	0	1	1	0				
29 Mike Sweeney, R (1,2) OBP: 0.279, SLG: 0.329								L5		2	0	0	0	0	0	0				
Felix Martinez, S (1,6) OBP: 0.200, SLG: 0.197 Terry Pendleton, S (8,PH) OBP: 0.241, SLG: 0.333 Shane Halter, R (9,6) OBP: 0.327, SLG: 0.460								SH		2	0	0	0	0	0	0				
								G5-3		1	0	0	0	0	0	2				
										0	0	0	0	0	0	0				
<b>Inning Stats</b>	R: 0 E: 0 K: 2 S: 10	H: 1 LOB: 2 BB: 1 P: 19	R: 0 E: 0 K: 1 S: 5	H: 0 LOB: 0 BB: 0 P: 8	R: 1 E: 0 K: 1 S: 9	H: 1 LOB: 0 BB: 0 P: 11	R: 0 E: 0 K: 1 S: 8	H: 0 LOB: 0 BB: 0 P: 12	R: 0 E: 0 K: 1 S: 5	H: 0 LOB: 0 BB: 0 P: 9	R: 0 E: 0 K: 1 S: 5	H: 0 LOB: 0 BB: 0 P: 10	R: 0 E: 1 K: 0 S: 8	H: 0 LOB: 1 BB: 1 P: 15	R: 0 E: 0 K: 0 S: 4	H: 0 LOB: 0 BB: 0 P: 7	1B: 1 2B: 1 3B: 0 HR: 1	SF: 0 SAC: 1 DP: 2 HBP: 0	WP: 0 PB: 0 SB: 0 CS: 0	PA: 31
<b>PITCHER</b>	IP WLS BF H R ER SO BB IBB HBP BLK WP HR S P ERA WHIP																			
Hideki Irabu, R (1,1) ERA: 1.47	7.1 W 27 2 1 1 8 2 0 0 0 0 1 53 88 1.23 0.545																			
Mike Stanton, L (8,1) ERA: 4.41	0.2 1 0 0 0 0 0 0 0 0 0 0 3 5 0.00 0.000																			
42 Mariano Rivera, R (9,1) ERA:	1.0 S 3 0 0 0 0 0 0 0 0 0 0 4 7 0.00 0.000																			

AB	28
R	1
H	2
RBI	1
BB	2
SO	8
LOB	10









Batter	1	2	3	4	5	6	7	8	9	AB	R	H	RBI	BB	SO	LOB	TOP										
Homer Bush, R OBP: 0.455, SLG: 0.400										6	2	2	0	0	1	5											
2 Derek Jeter, R OBP: 0.311, SLG: 0.421 Luis Sojo, R										4	0	1	2	0	0	2											
Paul O'Neill, L OBP: 0.402, SLG: 0.443										5	1	1	2	1	0	2											
Tino Martinez, L OBP: 0.435, SLG: 0.619 Dale Sveum, S										3	0	2	1	1	1	0											
Bernie Williams, S OBP: 0.425, SLG: 0.402										3	0	0	0	2	1	4											
Daryl Strawberry, L OBP: 0.459, SLG: 0.783 Chad Curtis, R OBP: 0.486, SLG: 0.507										2	1	0	0	1	0	3											
Tim Raines, S OBP: 0.344, SLG: 0.429										5	1	1	0	0	0	6											
20 Jorge Posada, S OBP: 0.286, SLG: 0.500										5	2	2	2	0	2	3											
Scott Brosius, R OBP: 0.369, SLG: 0.374										4	2	3	1	0	0	0											
<b>Inning Stats</b>	R: 1 E: 1 K: 0 S: 9	H: 2 LOB: 3 BB: 1 P: 17	R: 0 E: 0 K: 2 S: 11	H: 1 LOB: 1 BB: 0 P: 15	R: 0 E: 0 K: 1 S: 7	H: 0 LOB: 0 BB: 0 P: 9	R: 1 E: 0 K: 0 S: 12	H: 2 LOB: 1 BB: 0 P: 17	R: 1 E: 0 K: 0 S: 9	H: 2 LOB: 0 BB: 0 P: 12	R: 3 E: 1 K: 1 S: 14	H: 1 LOB: 3 BB: 3 P: 35	R: 4 E: 0 K: 0 S: 14	H: 4 LOB: 0 BB: 1 P: 23	R: 0 E: 0 K: 1 S: 9	H: 1 LOB: 2 BB: 0 P: 18	R: 0 E: 0 K: 0 S: 9	H: 0 LOB: 1 BB: 0 P: 14	1B: 9 2B: 2 3B: 0 HR: 2	SF: 0 SAC: 0 DP: 2 HBP: 2	WP: 0 PB: 0 SB: 1 CS: 1	PA: 48					
<b>PITCHER</b>	IP	WLS	BF	H	R	ER	SO	BB	IBB	HBP	BLK	WP	HR	S	P	ERA	WHIP										
Tim Belcher, R ERA: 4.08	(1, 1)	6.0	L	32	8	6	2	4	4	0	1	0	0	0	0	14	23	3.00	2.000								
50 José Rosado, L ERA: 5.23	(7, 1)	1.0		7	4	4	4	0	1	0	0	0	0	0	0	9	18	0.00	2.000								
47 Brian Bevil, R ERA: 5.17	(8, 1)	1.0		5	1	0	0	2	1	0	0	0	0	0	9	18	0.00	2.000									
Jeff Montgomery, R ERA: 5.91	(9, 1)	1.0		4	0	0	0	0	0	0	1	0	0	0	9	14	0.00	0.000									

New York Yankees @ Kansas City Royals  
Kauffman Stadium, Kansas City, MO

AB 40  
R 10  
H 13  
RBI 8  
BB 6  
SO 6  
LOB 26



WP: 0 PA: 48  
PB: 0  
SB: 1  
CS: 1

Sun May 03 1998, 3:33 AM CDT  
Att: 22,609 - Cloudy - 64 F

livebaseballscores.com

Batter	1	2	3	4	5	6	7	8	9	AB	R	H	RBI	BB	SO	LOB	BOTTOM									
Johnny Damon, L OBP: 0.338, SLG: 0.413										4	0	0	0	0	1	1										
Jose Offerman, S OBP: 0.373, SLG: 0.392										2	0	0	0	2	0	0										
Hal Morris, L OBP: 0.435, SLG: 0.569										4	1	1	0	0	1	3										
Jeff King, R OBP: 0.352, SLG: 0.514										3	0	0	1	0	0	1										
Terry Pendleton, S OBP: 0.288, SLG: 0.352										2	0	1	0	2	0	0										
Dean Palmer, R OBP: 0.354, SLG: 0.635										3	0	1	0	1	0	2										
Larry Sutton, L OBP: 0.325, SLG: 0.366										4	0	0	0	0	0	5										
Chris Turner, R OBP: 0.354, SLG: 0.366										4	0	0	0	0	2	3										
Felix Martinez, S OBP: 0.203, SLG: 0.200										4	0	1	0	0	0	2										
<b>Inning Stats</b>	R: 0 E: 0 K: 0 S: 8	H: 0 LOB: 1 BB: 1 P: 15	R: 0 E: 0 K: 0 S: 6	H: 0 LOB: 1 BB: 1 P: 14	R: 0 E: 0 K: 0 S: 7	H: 0 LOB: 0 BB: 0 P: 14	R: 1 E: 0 K: 0 S: 12	H: 2 LOB: 1 BB: 0 P: 17	R: 0 E: 0 K: 2 S: 13	H: 1 LOB: 2 BB: 1 P: 21	R: 0 E: 0 K: 0 S: 11	H: 0 LOB: 1 BB: 1 P: 18	R: 0 E: 0 K: 0 S: 10	H: 0 LOB: 0 BB: 0 P: 13	R: 0 E: 0 K: 1 S: 8	H: 0 LOB: 0 BB: 0 P: 12	R: 0 E: 0 K: 1 S: 10	H: 1 LOB: 2 BB: 1 P: 20	1B: 2 2B: 2 3B: 0 HR: 0	SF: 1 SAC: 0 DP: 0 HBP: 0	WP: 1 PB: 0 SB: 0 CS: 0	PA: 36				
<b>PITCHER</b>	IP	WLS	BF	H	R	ER	SO	BB	IBB	HBP	BLK	WP	HR	S	P	ERA	WHIP									
Ramiro Mendoza, R ERA: 4.78	(1, 1)	7.0	W	28	3	1	1	2	4	0	0	0	0	0	67	112	1.29	1.000								
52 Mike Buddie, R ERA: 7.94	(8, 1)	1.0		3	0	0	0	1	0	0	0	0	0	8	12	0.00	0.000									
Willie Banks, R ERA: 9.0	(9, 1)	1.0		5	1	0	0	1	1	0	0	0	0	10	20	0.00	2.000									

New York Yankees @ Kansas City Royals  
Kauffman Stadium, Kansas City, MO

AB 30  
R 1  
H 4  
RBI 1  
BB 5  
SO 4  
LOB 17



WP: 1 PA: 36  
PB: 0  
SB: 0  
CS: 0

Sun May 03 1998, 3:33 AM CDT  
Att: 22,609 - Cloudy - 64 F


livebaseballscores.com



Batter	1	2	3	4	5	6	7	8	9	AB	R	H	RBI	BB	SO	LOB	TOP										
Dave Martinez, L (1, 9) OBP: 0.394, SLG: 0.376 Mike Kelly, R (8, FH) OBP: 0.326, SLG: 0.548	F8	F8			G4-3			G6-3	FC6-4	3	0	0	0	0	0	2											
Quinton McCracken, S (1, 8) OBP: 0.353, SLG: 0.439	F9		F8			BB		G3		3	0	1	0	1	0	0											
Rich Butler, L (1, 7) OBP: 0.333, SLG: 0.377			G4-3			F8		G3		4	0	1	0	0	0	2											
Fred McGriff, L (1, 3) OBP: 0.417, SLG: 0.570	K		G4-3			K		G4-3		4	0	0	0	0	2	3											
Paul Sorrento, L (1, 10) OBP: 0.322, SLG: 0.466		G3-1			P4					4	1	1	1	0	1	1											
Bobby Smith, R (1, 5) OBP: 0.409, SLG: 0.550		L8			G1-6-3					3	1	3	0	1	0	0											
Mike DiFelice, R (1, 2) OBP: 0.317, SLG: 0.500					G1-6-3					3	0	0	0	1	1	3											
Kevin Stocker, S (1, 6) OBP: 0.327, SLG: 0.378 Aaron Ledesma, R (7, 6) OBP: 0.361, SLG: 0.424		L8			G4-3					3	0	0	0	0	1	3											
Miguel Cairo, R (1, 4) OBP: 0.313, SLG: 0.368					G3					4	0	1	1	0	1	3											
<b>Inning Stats</b>	R: 0 E: 0 K: 1 S: 16	H: 1 LOB: 1 BB: 0 P: 24	R: 1 E: 0 K: 0 S: 13	H: 1 LOB: 2 BB: 2 P: 28	R: 0 E: 0 K: 0 S: 4	H: 0 LOB: 0 BB: 0 P: 5	R: 0 E: 0 K: 0 S: 4	H: 1 LOB: 1 BB: 0 P: 7	R: 0 E: 0 K: 0 S: 8	H: 0 LOB: 0 BB: 0 P: 12	R: 0 E: 0 K: 1 S: 10	H: 1 LOB: 1 BB: 1 P: 17	R: 0 E: 0 K: 0 S: 9	H: 1 LOB: 1 BB: 0 P: 16	R: 0 E: 0 K: 0 S: 10	H: 1 LOB: 1 BB: 0 P: 13	R: 1 E: 0 K: 2 S: 13	H: 3 LOB: 2 BB: 0 P: 16	1B: 6 2B: 0 3B: 1 HR: 1	SF: 0 SAC: 0 DP: 1 HBP: 0	WP: 0 PB: 0 SB: 1 CS: 1	PA: 37					
<b>PITCHER</b>	IP	WLS	BF	H	R	ER	SO	BB	IBB	HBP	BLK	WP	HR	S	P	ERA	WHIP										
Hipolito Pichardo, R (1, 1) ERA: 3.74	5.0	W	19	3	1	1	1	2	0	0	0	0	0	45	76	1.80	1.000										
50 Jose Rosado, L (6, 1) ERA: 4.76	2.0		8	1	0	0	3	1	0	0	0	0	0	19	33	0.00	1.000										
Scott Service, R (8, 1) ERA: 2.81	1.0		4	1	0	0	0	0	0	0	0	0	0	10	13	0.00	1.000										
Jeff Montgomery, R (9, 1) ERA: 6.17	1.0	S	6	3	1	1	2	0	0	0	0	0	1	13	16	9.00	3.000										

**Tampa Bay Devil Rays @ Kansas City Royals**  
Kauffman Stadium, Kansas City, MO  
Tue May 05 1998, 7:05 PM CDT  
Att: 12,096 - Cloudy - 68 F

AB 34  
R 2  
H 8  
RBI 2  
BB 3  
SO 6  
LOB 19



Batter	1	2	3	4	5	6	7	8	9	AB	R	H	RBI	BB	SO	LOB	BOTTOM										
Johnny Damon, L (1, 8) OBP: 0.336, SLG: 0.408	K		G3							4	0	1	0	0	1	0											
Jose Offerman, S (1, 4) OBP: 0.377, SLG: 0.403										4	0	2	0	0	0	1											
Hal Morris, L (1, 10) OBP: 0.438, SLG: 0.563										3	1	1	0	1	1	1											
Jeff King, R (1, 3) OBP: 0.365, SLG: 0.532										4	2	3	0	0	0	2											
Jeff Conine, R (1, 7) OBP: 0.250, SLG: 0.500										4	1	1	1	0	3	2											
Dean Palmer, R (1, 5) OBP: 0.359, SLG: 0.630										4	0	2	2	0	0	1											
Shane Mack, R (1, 9) OBP: 0.394, SLG: 0.519 Ernie Young, R (8, 9) OBP: 0.245, SLG: 0.304										3	0	1	1	0	1	1											
29 Mike Sweeney, R (1, 2) OBP: 0.290, SLG: 0.321										3	0	0	0	0	0	3											
Felix Martinez, S (1, 6) OBP: 0.194, SLG: 0.191										3	0	0	0	0	2	2											
<b>Inning Stats</b>	R: 0 E: 0 K: 1 S: 9	H: 1 LOB: 1 BB: 1 P: 18	R: 0 E: 0 K: 2 S: 9	H: 0 LOB: 0 BB: 0 P: 13	R: 0 E: 0 K: 1 S: 7	H: 0 LOB: 0 BB: 0 P: 11	R: 3 E: 0 K: 0 S: 14	H: 5 LOB: 1 BB: 0 P: 24	R: 0 E: 0 K: 1 S: 7	H: 1 LOB: 1 BB: 0 P: 10	R: 1 E: 0 K: 2 S: 14	H: 3 LOB: 2 BB: 0 P: 20	R: 0 E: 0 K: 0 S: 6	H: 0 LOB: 0 BB: 0 P: 10	R: 0 E: 0 K: 1 S: 7	H: 1 LOB: 1 BB: 0 P: 10	1B: 7 2B: 4 3B: 0 HR: 0	SF: 0 SAC: 0 DP: 0 HBP: 0	WP: 0 PB: 1 SB: 0 CS: 1	PA: 34							
<b>PITCHER</b>	IP	WLS	BF	H	R	ER	SO	BB	IBB	HBP	BLK	WP	HR	S	P	ERA	WHIP										
Wilson Alvarez, L (1, 1) ERA: 4.06	5.1	L	25	10	4	4	6	1	0	0	0	0	0	53	87	6.75	2.062										
Albie Lopez, R (6, 1) ERA: 1.93	1.2		5	0	0	0	1	0	0	0	0	0	0	13	19	0.00	0.000										
Julio Santana, R (8, 1) ERA: 6.14	1.0		4	1	0	0	1	0	0	0	0	0	0	7	10	0.00	1.000										

**Tampa Bay Devil Rays @ Kansas City Royals**  
Kauffman Stadium, Kansas City, MO  
Tue May 05 1998, 7:05 PM CDT  
Att: 12,096 - Cloudy - 68 F

AB 33  
R 4  
H 11  
RBI 4  
BB 1  
SO 8  
LOB 14









Batter	1	2	3	4	5	6	7	8	9	AB	R	H	RBI	BB	SO	LOB	TOP										
Nomar Garciaparra, R (1, 6) OBP: 0.353, SLG: 0.500	2-1 BB HBP	1-0 F7		2-1 HBP		0-0 FC6-4		1-2 2B		3	0	1	2	0	0	3	<b>Boston Red Sox @ Kansas City Royals</b> Kauffman Stadium, Kansas City, MO Thu May 07 1998, 7:05 PM CDT Att: 14,703 - Cloudy - 72 F										
John Valentin, R (1, 5) OBP: 0.327, SLG: 0.372	4-2 BB		2-3 K	0-1 F7			0-0 F9	2-3 K		4	0	0	0	1	2	3											
Mo Vaughn, L (1, 3) OBP: 0.411, SLG: 0.611	3-2 F7		2-2 F7		0-0 G4-3		0-1 1B	2-1 G5-3		5	0	1	0	0	0	4											
18 Reggie Jefferson, S Damon Buford, R (9, PH) OBP: 0.349, SLG: 0.432 OBP: 0.413, SLG: 0.487	0-3 K		3-1 2B E 1B		3-3 K		2-1 F8	2-1 1B		4	1	1	0	0	2	3											
Troy O'Leary, L (1, 7) OBP: 0.352, SLG: 0.571	0-3 K		2-1 E 1-3 2B		1-1 1B		0-0 F6	1-0 F8		5	0	2	0	0	1	4											
Scott Hatteberg, L (1, 2) OBP: 0.344, SLG: 0.434		3-2 L5	2-2 E1 FC4-6		1-2 L6			4-0 1B 2B BB	1-2 F9	4	1	0	0	1	0	3											
Midre Cummings, L (1, 9) OBP: 0.364, SLG: 0.600		4-2 1B BB	2-3 3-H FC4-6 1-2			3-2 G5-3		2-1 1B 2B 1B	0-3 K	4	1	1	0	1	1	3											
Darren Lewis, R (1, 8) OBP: 0.366, SLG: 0.400		1-1 SAFE 1-2 1B		0-0 F8		1-2 G4-3		1-2 2B 1-2 2-3 1B		4	0	2	0	0	0	0											
Mark Lemke, S Jim Leyritz, R Mike Benjamin, R (8, PH) (8, 4) OBP: 0.241, SLG: 0.196 OBP: 0.431, SLG: 0.617 OBP: 0.349, SLG: 0.350	1-3 K		2-2 F7		0-0 FC6-4 1B		1-2 F6			3	0	1	0	0	1	2											
Inning Stats	R: 0 E: 0 K: 2 S: 12	H: 0 LOB: 2 BB: 1 P: 21	R: 0 E: 0 K: 1 S: 11	H: 1 LOB: 2 BB: 1 P: 21	R: 1 E: 1 K: 1 S: 20	H: 2 LOB: 2 BB: 0 P: 31	R: 0 E: 0 K: 0 S: 7	H: 0 LOB: 1 BB: 0 P: 11	R: 0 E: 0 K: 1 S: 9	H: 1 LOB: 1 BB: 0 P: 14	R: 0 E: 0 K: 0 S: 8	H: 1 LOB: 1 BB: 0 P: 12	R: 0 E: 0 K: 0 S: 6	H: 1 LOB: 1 BB: 0 P: 8	R: 2 E: 0 K: 1 S: 17	H: 3 LOB: 2 BB: 1 P: 30		R: 0 E: 0 K: 1 S: 9	H: 1 LOB: 1 BB: 0 P: 13	1B: 8 2B: 2 3B: 0 HR: 0	SF: 0 SAC: 0 DP: 0 HBP: 2	WP: 0 PB: 0 SB: 0 CS: 0	PA: 43				
PITCHER	IP	WLS	BF	H	R	ER	SO	BB	IBB	HBP	BLK	WP	HR	S	P	ERA	WHIP										
Pat Rapp, R ERA: 3.45	7.0	W	32	6	1	0	5	2	0	2	0	0	0	73	118	0.00	1.143										
Scott Service, R ERA: 3.79	0.2		6	3	2	2	1	0	0	0	0	0	0	15	26	27.00	6.000										
Matt Whisenant, L ERA: 9.0	0.1		1	0	0	0	0	0	0	0	0	0	0	2	4	0.00	0.000										
Jeff Montgomery, R ERA: 5.88	1.0	S	4	1	0	0	1	0	0	0	0	0	0	9	13	0.00	1.000										

Batter	1	2	3	4	5	6	7	8	9	AB	R	H	RBI	BB	SO	LOB	BOTTOM											
Johnny Damon, L (1, 8) OBP: 0.324, SLG: 0.391	0-0 G3		1-1 F8		0-0 HR 1B		2-1 L6			4	1	1	0	0	0	2	<b>Boston Red Sox @ Kansas City Royals</b> Kauffman Stadium, Kansas City, MO Thu May 07 1998, 7:05 PM CDT Att: 14,703 - Cloudy - 72 F											
Jose Offerman, S (1, 4) OBP: 0.384, SLG: 0.431	1-2 F8		4-2 FC3-6 BB		0-1 HR		4-2 F8 SF7 BB			2	2	1	2	2	0	0												
Hal Morris, L Shane Mack, R (3, PR) (4, 9) OBP: 0.433, SLG: 0.548 OBP: 0.379, SLG: 0.513	1-2 F7		1-0 FC3-6		0-0 F9		2-2 F8			2	0	0	1	0	0	2												
Ernie Young, R (8, 9) OBP: 0.240, SLG: 0.298			1-2 2-3 3-H K				1-3 F8			1	0	0	0	0	0	1												
Jeff King, R (1, 10) OBP: 0.343, SLG: 0.500		0-1 P4	1-3 K		0-0 F9		3-2 SF7			3	0	0	1	0	1	2												
Jeff Conine, R (1, 7) OBP: 0.182, SLG: 0.273		0-1 1B		3-2 G4-3		3-2 F8		3-H K		4	0	1	0	0	1	0												
Dean Palmer, R (1, 5) OBP: 0.350, SLG: 0.632		0-2 F7		0-0 F9		1-1 HR				3	1	1	1	0	0	1												
Larry Sutton, L (1, 9) (4, 3) OBP: 0.315, SLG: 0.351		3-2 G3-1		2-1 F5		0-0 G4-3				3	0	0	0	0	0	1												
29 Mike Sweeney, R (1, 2) OBP: 0.292, SLG: 0.322			3-2 PB E FC3-6 1B		0-1 F5		3-1 G6-3			3	1	1	0	0	0	0												
Shane Halter, R (1, 6) OBP: 0.328, SLG: 0.446			1-0 E6 FC3-6 PB		2-1 G6-3		1-1 G6-3			3	0	0	0	0	0	1												
Inning Stats	R: 0 E: 0 K: 0 S: 8	H: 0 LOB: 0 BB: 0 P: 10	R: 0 E: 0 K: 0 S: 13	H: 1 LOB: 1 BB: 0 P: 16	R: 1 E: 1 K: 1 S: 14	H: 1 LOB: 2 BB: 1 P: 25	R: 0 E: 0 K: 0 S: 6	H: 0 LOB: 0 BB: 0 P: 11	R: 2 E: 0 K: 0 S: 8	H: 2 LOB: 0 BB: 0 P: 10	R: 1 E: 0 K: 0 S: 8	H: 1 LOB: 0 BB: 0 P: 12	R: 0 E: 0 K: 0 S: 6	H: 0 LOB: 0 BB: 0 P: 12	R: 1 E: 0 K: 1 S: 13	H: 0 LOB: 0 BB: 1 P: 21	1B: 3 2B: 0 3B: 0 HR: 2	SF: 1 SAC: 0 DP: 0 HBP: 0	WP: 0 PB: 1 SB: 1 CS: 0	PA: 32								
PITCHER	IP	WLS	BF	H	R	ER	SO	BB	IBB	HBP	BLK	WP	HR	S	P	ERA	WHIP											
Brian Rose, R ERA: 5.8	6.0	L	25	5	4	3	1	1	0	0	0	0	0	2	57	84	4.50	1.000										
Jim Corsi, R ERA: 3.86	1.0		3	0	0	0	0	0	0	0	0	0	0	6	12	0.00	0.000											
Dennis Eckersley, R ERA: 10.97	1.0		4	0	1	1	1	1	0	0	0	0	0	13	21	9.00	1.000											

AB	38
R	3
H	10
RBI	2
BB	3
SO	7
LOB	28





Batter	1	2	3	4	5	6	7	8	9	AB	R	H	RBI	BB	SO	LOB	TOP								
Nomar Garciaparra, R OBP: 0.348, SLG: 0.490 Mike Benjamin, R OBP: 0.341, SLG: 0.341	0-1 1B 1B	1-0 F8	1-3 K		0-0 P9		2-2 E6 1B		3-3 K	5	1	1	0	0	1	3									
John Valentin, R OBP: 0.333, SLG: 0.388	1-1 1B SF8	1-1 2B		1-2 G5-3		1-2 1B	2-2 SF8		2-3 K	5	1	3	2	0	1	0									
Mo Vaughn, L OBP: 0.417, SLG: 0.610 18 Reggie Jefferson, S OBP: 0.345, SLG: 0.427	3-2 2B 1B	0-0 G4-3		0-0 1B HR		0-3 K	0-0 G1-6-3 1B		2-2 G4-3	5	2	3	1	0	1	2									
Jim Leyritz, R OBP: 0.442, SLG: 0.672	3-1 SF8		0-1 HR	1-2 HR 1B		2-1 1B	2-2 G1-6-3			4	2	3	2	0	0	2									
Troy O'Leary, L OBP: 0.361, SLG: 0.621 Midre Cummings, L OBP: 0.364, SLG: 0.600	2-3 K		0-0 1B 2B	0-0 HR		1-3 K		3-2 HR		5	3	3	4	0	2	3									
Damon Buford, R OBP: 0.412, SLG: 0.500	3-2 2B		1-0 1B	2-3 K		0-3 K		2-3 K		5	1	2	1	0	3	2									
Darren Lewis, R OBP: 0.377, SLG: 0.432	3-2 P3		3-2 2B	0-0 P9			2-2 HBP 1B	3-1 2B		5	1	3	2	0	0	1									
Jason Varitek, S OBP: 0.333, SLG: 0.289		2-2 2B 1B	0-0 L8		2-2 G4-3		2-0 1B HBP	1-2 G4-3		4	2	1	0	0	0	2									
Mark Lemke, S OBP: 0.238, SLG: 0.196	1-0 P9		0-0 G5-3		0-0 G3-1		1-1 SF8 1B	1-1 F9		5	1	1	1	0	0	3									
<b>Inning Stats</b>	R: 3 E: 0 K: 1 S: 26	H: 4 LOB: 1 BB: 0 P: 41	R: 1 E: 0 K: 0 S: 8	H: 2 LOB: 1 BB: 0 P: 13	R: 3 E: 0 K: 1 S: 15	H: 4 LOB: 1 BB: 0 P: 20	R: 3 E: 0 K: 0 S: 12	H: 3 LOB: 0 BB: 0 P: 16	R: 0 E: 0 K: 0 S: 5	H: 0 LOB: 0 BB: 0 P: 7	R: 0 E: 0 K: 3 S: 16	H: 2 LOB: 2 BB: 0 P: 20	R: 3 E: 1 K: 0 S: 16	H: 3 LOB: 1 BB: 0 P: 27	R: 1 E: 0 K: 1 S: 14	H: 2 LOB: 1 BB: 0 P: 24	R: 0 E: 0 K: 2 S: 9	H: 0 LOB: 0 BB: 0 P: 16	1B: 13 2B: 4 3B: 0 HR: 3	SF: 2 SAC: 0 DP: 1 HBP: 1	WP: 0 PB: 0 SB: 1 CS: 0	PA: 48			
<b>PITCHER</b>	IP	WLS	BF	H	R	ER	SO	BB	IBB	HBP	BLK	WP	HR	S	P	ERA	WHIP	<b>PITCHER</b>							
Chris Haney, L ERA: 8.49	2.0	L	14	8	6	6	1	0	0	0	0	0	1	37	57	27.00	4.000								
Jamie Walker, L ERA: 10.8	5.0		26	10	7	6	5	0	0	1	0	0	1	61	87	10.80	2.000								
47 Brian Bevil, R ERA: 4.82	2.0		8	2	1	1	3	0	0	0	0	0	1	23	40	4.50	1.000								

**Boston Red Sox @ Kansas City Royals**  
Kauffman Stadium, Kansas City, MO  
Fri May 08 1998, 7:05 PM CDT  
Att: 24,439 - Unknown - 75 F

**AB 45**  
**R 14**  
**H 20**  
**RBI 13**  
**BB 0**  
**SO 9**  
**LOB 18**



Batter	1	2	3	4	5	6	7	8	9	AB	R	H	RBI	BB	SO	LOB	BOTTOM								
Johnny Damon, L OBP: 0.315, SLG: 0.380	0-1 L9		1-0 F8		0-0 F9		1-0 F8			4	0	0	0	0	0	3									
Jose Offerman, S OBP: 0.387, SLG: 0.455 Felix Martinez, S OBP: 0.200, SLG: 0.186	1-1 1B 3B		1-2 F8			0-1 1B FC1-2 2B	0-3 K			4	1	2	0	0	1	1									
Larry Sutton, L OBP: 0.323, SLG: 0.358	2-1 1B			0-1 G3		0-0 FC1-2 1B	2-2 F8			4	1	2	1	0	0	1									
Jeff King, R OBP: 0.333, SLG: 0.484	0-0 P5			1-2 G6-3		0-2 1B FC1-2 1B		1-2 F7		4	1	0	0	0	0	3									
Jeff Conine, R OBP: 0.200, SLG: 0.267	2-1 L8			1-3 K		3-2 1B		0-0 G5-3		4	0	1	1	0	1	1									
Dean Palmer, R OBP: 0.343, SLG: 0.617 Terry Pendleton, S OBP: 0.283, SLG: 0.345		0-0 L8			0-0 F7		2-3 K	1-2 L6		3	0	0	0	0	1	2									
Jermaine Dye, R OBP: 0.750, SLG: 0.500		0-1 F9			1-0 HBP	1-2 1B			4-1 2B G6-4-3 BB	2	0	1	1	1	0	0									
29 Mike Sweeney, R OBP: 0.290, SLG: 0.319		1-3 K			2-1 1B	1-0 F9			0-1 G6-4-3	4	0	1	0	0	1	3									
Shane Halter, R OBP: 0.323, SLG: 0.433			0-0 P3		2-2 P6		1-1 1B		3-2 L5	4	0	1	0	0	0	2									
<b>Inning Stats</b>	R: 1 E: 0 K: 0 S: 9	H: 2 LOB: 1 BB: 0 P: 14	R: 0 E: 0 K: 1 S: 6	H: 0 LOB: 0 BB: 0 P: 7	R: 0 E: 0 K: 0 S: 8	H: 0 LOB: 0 BB: 0 P: 10	R: 0 E: 0 K: 1 S: 8	H: 0 LOB: 0 BB: 0 P: 10	R: 0 E: 0 K: 0 S: 7	H: 1 LOB: 2 BB: 0 P: 12	R: 2 E: 0 K: 1 S: 17	H: 4 LOB: 2 BB: 0 P: 24	R: 0 E: 0 K: 1 S: 9	H: 1 LOB: 1 BB: 0 P: 13	R: 0 E: 0 K: 0 S: 7	H: 0 LOB: 0 BB: 0 P: 9	R: 0 E: 0 K: 0 S: 9	H: 0 LOB: 0 BB: 1 P: 16	1B: 6 2B: 1 3B: 1 HR: 0	SF: 0 SAC: 0 DP: 1 HBP: 1	WP: 1 PB: 0 SB: 0 CS: 0	PA: 36			
<b>PITCHER</b>	IP	WLS	BF	H	R	ER	SO	BB	IBB	HBP	BLK	WP	HR	S	P	ERA	WHIP	<b>PITCHER</b>							
Bret Saberhagen, R ERA: 3.09	6.0	W	26	7	3	3	3	0	0	1	0	0	0	55	77	4.50	1.167								
Rich Garces, R ERA: 4.32	3.0	S	10	1	0	0	1	1	0	0	0	0	0	25	38	0.00	0.667								

**Boston Red Sox @ Kansas City Royals**  
Kauffman Stadium, Kansas City, MO  
Fri May 08 1998, 7:05 PM CDT  
Att: 24,439 - Unknown - 75 F

**AB 34**  
**R 3**  
**H 8**  
**RBI 3**  
**BB 1**  
**SO 4**  
**LOB 16**





Batter	1	2	3	4	5	6	7	8	9	AB	R	H	RBI	BB	SO	LOB	TOP			
Darren Lewis, R OBP: 0.369, SLG: 0.420	G3-1		F9				G4-3		K	5	0	1	1	0	1	0				
18 Reggie Jefferson, S OBP: 0.348, SLG: 0.425	G1-3			K					K	5	0	2	0	0	2	2				
John Valentin, R OBP: 0.323, SLG: 0.374	K		K				K		G6-3	5	0	0	0	0	3	2				
Mo Vaughn, L OBP: 0.406, SLG: 0.593		G3	G1-4-3				P5			4	0	0	0	0	1	2				
Troy O'Leary, L OBP: 0.365, SLG: 0.641							G4-3		F7	4	2	2	1	0	0	0				
Scott Hatteberg, L OBP: 0.340, SLG: 0.425				L7			F9		G4-3	4	0	1	0	0	0	0				
Darren Bragg, L OBP: 0.404, SLG: 0.541							G6-3			2	1	1	1	1	0	0				
Mike Benjamin, R OBP: 0.354, SLG: 0.378				F9						4	0	2	0	0	0	3				
Mark Lemke, S OBP: 0.239, SLG: 0.200							F8		P6	4	0	1	0	0	1	5				
<b>Inning Stats</b>	R: 0 E: 0 K: 1 S: 8	H: 0 LOB: 0 BB: 0 P: 13	R: 1 E: 0 K: 1 S: 14	H: 3 LOB: 2 BB: 0 P: 22	R: 0 E: 0 K: 1 S: 10	H: 1 LOB: 1 BB: 0 P: 17	R: 2 E: 0 K: 1 S: 19	H: 3 LOB: 2 BB: 0 P: 29	R: 0 E: 0 K: 1 S: 8	H: 1 LOB: 1 BB: 0 P: 11	R: 0 E: 0 K: 1 S: 10	H: 1 LOB: 1 BB: 0 P: 14	R: 0 E: 0 K: 0 S: 7	H: 1 LOB: 2 BB: 1 P: 16	R: 0 E: 0 K: 2 S: 9	H: 0 LOB: 0 BB: 0 P: 14	1B: 8 2B: 1 3B: 0 HR: 1	SF: 0 SAC: 0 DP: 0 HBP: 1	WP: 0 PB: 0 SB: 0 CS: 0	PA: 39
<b>PITCHER</b>	IP	WLS	BF	H	R	ER	SO	BB	IBB	HBP	BLK	WP	HR	S	P	ERA	WHIP			
Tim Lincecum, R ERA: 3.97	8.0	L	36	10	3	3	6	1	0	1	0	0	1	84	133	3.38	1.375			
Scott Service, R ERA: 3.57	1.0		3	0	0	0	2	0	0	0	0	0	0	9	14	0.00	0.000			

Boston Red Sox @ Kansas City Royals  
Kauffman Stadium, Kansas City, MO

AB 37  
R 3  
H 10  
RBI 3  
BB 1  
SO 8  
LOB 14



WP: 0 PA: 39  
PB: 0  
SB: 0  
CS: 0

Sat May 09 1998, 7:05 PM CDT  
Att: 18,035 - Overcast - 63 F

Batter	1	2	3	4	5	6	7	8	9	AB	R	H	RBI	BB	SO	LOB	BOTTOM					
Johnny Damon, L OBP: 0.314, SLG: 0.376	F7		G3				K			4	0	1	0	0	1	1						
Jose Offerman, S OBP: 0.390, SLG: 0.449										2	0	0	0	2	1	2						
Larry Sutton, L OBP: 0.330, SLG: 0.369										3	0	1	0	1	1	2						
Jeff King, R OBP: 0.324, SLG: 0.468										4	0	0	0	0	0	4						
Jeff Conine, R OBP: 0.211, SLG: 0.316										4	0	1	0	0	0	2						
Dean Palmer, R OBP: 0.340, SLG: 0.603										3	0	0	0	0	2	2						
Jermaine Dye, R OBP: 0.500, SLG: 0.333										4	1	1	0	0	0	2						
29 Mike Sweeney, R OBP: 0.301, SLG: 0.323										2	0	1	1	1	0	0						
Terry Pendleton, S OBP: 0.279, SLG: 0.339										1	0	0	0	0	1	1						
Felix Martinez, S OBP: 0.192, SLG: 0.178										3	0	0	0	0	2	2						
<b>Inning Stats</b>	R: 0 E: 0 K: 1 S: 7	H: 0 LOB: 1 BB: 1 P: 14	R: 0 E: 0 K: 0 S: 5	H: 0 LOB: 0 BB: 0 P: 8	R: 0 E: 0 K: 0 S: 7	H: 0 LOB: 0 BB: 0 P: 8	R: 0 E: 0 K: 0 S: 11	H: 1 LOB: 1 BB: 0 P: 18	R: 1 E: 1 K: 2 S: 19	H: 3 LOB: 2 BB: 0 P: 26	R: 0 E: 0 K: 1 S: 9	H: 0 LOB: 1 BB: 1 P: 17	R: 0 E: 0 K: 2 S: 9	H: 0 LOB: 1 BB: 1 P: 16	R: 0 E: 0 K: 0 S: 6	H: 0 LOB: 0 BB: 1 P: 10	R: 0 E: 0 K: 2 S: 11	H: 1 LOB: 1 BB: 0 P: 14	1B: 3 2B: 2 3B: 0 HR: 0	SF: 0 SAC: 0 DP: 2 HBP: 1	WP: 0 PB: 0 SB: 0 CS: 0	PA: 35
<b>PITCHER</b>	IP	WLS	BF	H	R	ER	SO	BB	IBB	HBP	BLK	WP	HR	S	P	ERA	WHIP					
Pedro Martinez, R ERA: 1.88	7.0	W	28	4	1	1	6	3	0	1	0	0	0	67	107	1.29	1.000					
Jim Corsi, R ERA: 3.63	1.0		3	0	0	0	0	1	0	0	0	0	0	6	10	0.00	1.000					
Tom Gordon, R ERA: 1.83	1.0	S	4	1	0	0	2	0	0	0	0	0	0	11	14	0.00	1.000					

Boston Red Sox @ Kansas City Royals  
Kauffman Stadium, Kansas City, MO

AB 30  
R 1  
H 5  
RBI 1  
BB 4  
SO 8  
LOB 18



WP: 0 PA: 35  
PB: 0  
SB: 0  
CS: 0

Sat May 09 1998, 7:05 PM CDT  
Att: 18,035 - Overcast - 63 F



Batter	1	2	3	4	5	6	7	8	9	AB	R	H	RBI	BB	SO	LOB	TOP										
Darren Lewis, R (1, 9) OBP: 0.365, SLG: 0.413	G3		P4			P4		CS 1B		4	0	1	0	0	0	0	<b>Boston Red Sox @ Kansas City Royals</b> Kauffman Stadium, Kansas City, MO Sun May 10 1998, 3:33 AM CDT Att: 14,793 - Cloudy - 72 F										
John Valentin, R (1, 5) OBP: 0.315, SLG: 0.364	G5-3			F9		K		P3		4	0	0	0	0	1												
Mo Vaughn, L (1, 3) OBP: 0.409, SLG: 0.587	1B			G4-3				F7		3	0	1	0	1	0												
Jim Leyritz, R (1, 10) OBP: 0.432, SLG: 0.642	P4			L7		P3				3	0	0	0	1	0												
Troy O'Leary, L (1, 7)		G1-6-3				K		P4		4	0	0	0	0	1												
Damon Buford, R (1, 8) OBP: 0.400, SLG: 0.521		L8				G1		SH 3B		4	1	1	0	0	1												
Mike Benjamin, R (1, 6) OBP: 0.353, SLG: 0.375				F9		HR 1B		SH SH2-3		3	1	1	1	0	1												
Jason Varitek, S (1, 2) OBP: 0.340, SLG: 0.362				F8		HR 1B		SH2-3		2	1	1	2	0	0												
Lou Merloni, R (1, 4)				F9		K		G5-3		3	0	0	0	0	1												
<b>Inning Stats</b>	R: 0 H: 1 E: 0 K: 0 S: 10	H: 1 LOB: 1 BB: 0 P: 14	R: 0 H: 0 E: 0 K: 0 S: 11	H: 0 LOB: 0 BB: 0 P: 15	R: 0 H: 0 E: 0 K: 0 S: 7	H: 0 LOB: 0 BB: 0 P: 9	R: 0 H: 0 E: 0 K: 0 S: 10	H: 0 LOB: 0 BB: 0 P: 13	R: 2 H: 2 E: 0 K: 2 S: 13	H: 2 LOB: 0 BB: 0 P: 19	R: 0 H: 0 E: 0 K: 1 S: 11	H: 0 LOB: 1 BB: 1 P: 19	R: 1 H: 1 E: 1 K: 0 S: 11	H: 1 LOB: 1 BB: 0 P: 14	R: 0 H: 1 E: 0 K: 0 S: 6	H: 1 LOB: 0 BB: 0 P: 9		R: 0 H: 0 E: 0 K: 2 S: 11	H: 0 LOB: 1 BB: 1 P: 21	1B: 3 2B: 0 3B: 1 HR: 1	SF: 0 SAC: 2 DP: 0 HBP: 0	WP: 0 PB: 0 SB: 0 CS: 1	PA: 34				
<b>PITCHER</b>	IP	WLS	BF	H	R	ER	SO	BB	IBB	HBP	BLK	WP	HR	S	P	ERA	WHIP										
50 José Rosado, L (1, 1) ERA: 4.4	6.0	L	22	3	2	2	3	1	0	0	0	0	1	62	89	3.00	0.667										
Jim Pittsley, R (7, 1) ERA: 3.53	2.0		9	2	1	1	0	1	0	0	0	0	0	18	28	4.50	1.500										
Matt Whisenant, L (9, 1) ERA: 8.31	1.0		3	0	0	0	2	0	0	0	0	0	0	10	16	0.00	0.000										

Batter	1	2	3	4	5	6	7	8	9	AB	R	H	RBI	BB	SO	LOB	BOTTOM										
Ernie Young, R (1, 8) OBP: 0.226, SLG: 0.280	G4-3			P4						3	0	0	0	0	1	0	<b>Boston Red Sox @ Kansas City Royals</b> Kauffman Stadium, Kansas City, MO Sun May 10 1998, 3:33 AM CDT Att: 14,793 - Cloudy - 72 F										
Johnny Damon, L (9, PH) OBP: 0.318, SLG: 0.380									DI E 1B	1	1	1	0	0	0												
Jose Offerman, S (1, 4) OBP: 0.380, SLG: 0.436	F7			F9					E5 DI	4	0	0	0	0	0												
Shane Mack, R (1, 10) OBP: 0.374, SLG: 0.500	F8			P3				FC6-4 1B	G4-3	4	0	1	0	0	0	1											
Jeff King, R (1, 3) OBP: 0.317, SLG: 0.457					L5			FC6-4 1B		3	0	0	0	0	0	1											
Jeff Conine, R (1, 7) OBP: 0.227, SLG: 0.286				K					P2	2	0	0	0	1	1	0											
Dean Palmer, R (1, 5) OBP: 0.333, SLG: 0.590					G5-4-3 BB				K	3	0	0	0	0	1												
Jermaine Dye, R (1, 9) OBP: 0.364, SLG: 0.222				K					L8	3	0	0	0	0	1												
Sal Fasano, R (1, 2) OBP: 0.167, SLG: 0.091				F7					G5-3	3	0	0	0	0	1	0											
Felix Martinez, S (1, 6) OBP: 0.188, SLG: 0.173									G6-3	2	0	0	0	0	0	0											
Larry Sutton, L (9, PH) OBP: 0.327, SLG: 0.365				P5					G3-1	1	0	0	0	0	0	0											
<b>Inning Stats</b>	R: 0 H: 0 E: 0 K: 0 S: 9	H: 0 LOB: 0 BB: 0 P: 13	R: 0 H: 0 E: 0 K: 1 S: 8	H: 0 LOB: 0 BB: 0 P: 12	R: 0 H: 0 E: 0 K: 1 S: 6	H: 0 LOB: 0 BB: 0 P: 7	R: 0 H: 0 E: 0 K: 0 S: 6	H: 0 LOB: 0 BB: 0 P: 8	R: 0 H: 0 E: 0 K: 1 S: 7	H: 0 LOB: 0 BB: 0 P: 11	R: 0 H: 1 E: 0 K: 1 S: 9	H: 1 LOB: 1 BB: 0 P: 10	R: 0 H: 0 E: 0 K: 1 S: 5	H: 0 LOB: 0 BB: 0 P: 5	R: 1 H: 1 E: 1 K: 0 S: 10	H: 1 LOB: 1 BB: 0 P: 17	1B: 2 2B: 0 3B: 0 HR: 0	SF: 0 SAC: 0 DP: 1 HBP: 0	WP: 0 PB: 0 SB: 0 CS: 0	PA: 30							
<b>PITCHER</b>	IP	WLS	BF	H	R	ER	SO	BB	IBB	HBP	BLK	WP	HR	S	P	ERA	WHIP										
49 Tim Wakefield, R (1, 1) ERA: 4.32	8.2	W	29	2	1	0	5	1	0	0	0	0	0	64	92	0.00	0.346										
Tom Gordon, R (9, 1) ERA: 1.6	0.1	S	1	0	0	0	0	0	0	0	0	0	0	1	2	0.00	0.000										


AB	30
R	3
H	5
RBI	3
BB	2
SO	5
LOB	8




AB	29
R	1
H	2
RBI	0
BB	1
SO	5
LOB	3





Batter	1	2	3	4	5	6	7	8	9	AB	R	H	RBI	BB	SO	LOB	TOP										
<b>Johnny Damon, L</b> OBP: 0.310, SLG: 0.370	G4-3		FC4-6 2B		L9			P6		4	1	0	0	0	0	1	<b>Kansas City Royals @ New York Yankees</b> Yankee Stadium, Bronx, NY Tue May 12 1998, 7:05 PM EDT Att: 16,606 - Cloudy - 62 F										
<b>Shane Halter, R</b> OBP: 0.348, SLG: 0.469	1B		1B 2B		1B			K		4	1	3	1	0	1	0											
<b>Jose Offerman, S</b> OBP: 0.377, SLG: 0.431	P3		1B		G2-3			G4-3		4	0	1	1	0	0	2											
<b>Dean Palmer, R</b> OBP: 0.325, SLG: 0.572	L8		L5					K		4	0	0	0	0	2	2											
<b>Jeff Conine, R</b> OBP: 0.231, SLG: 0.250		BB	G5-3					K		3	0	0	0	1	1	1											
<b>Jeff King, R</b> OBP: 0.309, SLG: 0.444	P5				K			F9		4	0	0	0	0	2	1											
<b>Shane Mack, R</b> OBP: 0.362, SLG: 0.483	F9				G1-3			K		3	0	0	0	0	1	1											
<b>Jermaine Dye, R</b> OBP: 0.286, SLG: 0.167	K				K			P8		3	0	0	0	0	2	1											
<b>Sal Fasano, R</b> OBP: 0.200, SLG: 0.143								K		3	0	1	0	0	2	0											
<b>Inning Stats</b>	R: 0 E: 0 K: 0 S: 12	H: 1 LOB: 1 BB: 0 P: 18	R: 0 E: 0 K: 1 S: 12	H: 0 LOB: 1 BB: 1 P: 20	R: 2 E: 0 K: 0 S: 14	H: 3 LOB: 1 BB: 0 P: 22	R: 0 E: 0 K: 2 S: 13	H: 0 LOB: 0 BB: 0 P: 18	R: 0 E: 0 K: 1 S: 13	H: 1 LOB: 1 BB: 0 P: 17	R: 0 E: 0 K: 2 S: 8	H: 0 LOB: 0 BB: 0 P: 12	R: 0 E: 0 K: 2 S: 9	H: 0 LOB: 0 BB: 0 P: 14	R: 0 E: 0 K: 1 S: 9	H: 0 LOB: 0 BB: 0 P: 15		R: 0 E: 0 K: 2 S: 10	H: 0 LOB: 0 BB: 0 P: 12	1B: 4 2B: 1 3B: 0 HR: 0	SF: 0 SAC: 0 DP: 0 HBP: 0	WP: 0 PB: 0 CS: 0	PA: 33				
<b>PITCHER</b>	IP	WLS	BF	H	R	ER	SO	BB	IBB	HBP	BLK	WP	HR	S	P	ERA	WHIP										
<b>David Wells, L</b> ERA: 5.23	8.0	W	30	5	2	2	9	1	0	0	0	0	0	90	136	2.25	0.750										
<b>42 Mariano Rivera, R</b> ERA:	1.0	S	3	0	0	0	2	0	0	0	0	0	0	10	12	0.00	0.000										

Batter	1	2	3	4	5	6	7	8	9	AB	R	H	RBI	BB	SO	LOB	BOTTOM										
<b>Chuck Knoblauch, R</b> OBP: 0.357, SLG: 0.328	F8		G6-4-3 BB		P7			P4		3	0	0	0	1	0	0	<b>Kansas City Royals @ New York Yankees</b> Yankee Stadium, Bronx, NY Tue May 12 1998, 7:05 PM EDT Att: 16,606 - Cloudy - 62 F										
<b>2 Derek Jeter, R</b> OBP: 0.362, SLG: 0.486	HR BB		G6-4-3					B1-3		3	1	1	0	1	0	1											
<b>Paul O'Neill, L</b> OBP: 0.397, SLG: 0.484	L7				G4-3			G6-4-3 1B		3	0	0	0	1	0	2											
<b>Bernie Williams, S</b> OBP: 0.426, SLG: 0.455	HR				G4-3			BB BB		2	1	1	2	2	1	0											
<b>Tino Martinez, L</b> OBP: 0.420, SLG: 0.575	F9				F7			BB BB		4	0	0	0	0	1	3											
<b>Tim Lincecum, S</b> OBP: 0.349, SLG: 0.473		L4			FC6-4			FC5-4 1B		3	0	1	0	0	0	1											
<b>Chad Curtis, R</b> OBP: 0.459, SLG: 0.476		K						G4-3 SH3-4 2B		2	1	1	0	1	1	0											
<b>Scott Brosius, R</b> OBP: 0.373, SLG: 0.407		P9						G4-3 FC5-4 WP		3	0	0	0	0	0	3											
<b>Joe Girardi, R</b> OBP: 0.228, SLG: 0.255			G6-3		SH3-4			G4-3		2	0	0	1	0	0	2											
<b>Inning Stats</b>	R: 2 E: 0 K: 0 S: 14	H: 1 LOB: 0 BB: 1 P: 25	R: 0 E: 0 K: 1 S: 6	H: 0 LOB: 0 BB: 0 P: 11	R: 0 E: 0 K: 0 S: 9	H: 0 LOB: 0 BB: 1 P: 16	R: 0 E: 0 K: 0 S: 7	H: 0 LOB: 1 BB: 1 P: 11	R: 1 E: 0 K: 0 S: 9	H: 1 LOB: 0 BB: 0 P: 13	R: 0 E: 0 K: 1 S: 10	H: 1 LOB: 0 BB: 0 P: 14	R: 0 E: 0 K: 0 S: 11	H: 1 LOB: 2 BB: 1 P: 19	R: 0 E: 0 K: 1 S: 8	H: 0 LOB: 2 BB: 2 P: 19		1B: 2 2B: 1 3B: 0 HR: 1	SF: 0 SAC: 1 DP: 2 HBP: 0	WP: 1 PB: 0 CS: 0	PA: 32						
<b>PITCHER</b>	IP	WLS	BF	H	R	ER	SO	BB	IBB	HBP	BLK	WP	HR	S	P	ERA	WHIP										
<b>Glendon Rusch, L</b> ERA: 6.13	6.1	L	25	4	3	3	2	4	0	0	0	0	1	62	103	4.26	1.263										
<b>47 Brian Bevil, R</b> ERA: 4.5	1.1		4	0	0	0	0	0	0	0	0	0	0	6	9	0.00	0.000										
<b>Matt Whisenant, L</b> ERA: 8.1	0.1		3	0	0	0	1	2	0	0	0	0	0	6	16	0.00	6.000										







Batter	1	2	3	4	5	6	7	8	9	AB	R	H	RBI	BB	SO	LOB	TOP								
<b>Johnny Damon, L</b> OBP: 0.321, SLG: 0.390										4	3	2	4	2	0	2									
<b>Shane Halter, R</b> OBP: 0.350, SLG: 0.480										6	0	3	3	0	0	2									
<b>Jose Offerman, S</b> OBP: 0.324, SLG: 0.427																									
<b>Felix Martinez, S</b> OBP: 0.185, SLG: 0.171										3	0	0	0	2	0	2									
<b>Dean Palmer, R</b> OBP: 0.323, SLG: 0.551																									
<b>Jeff Conine, R</b> OBP: 0.306, SLG: 0.355																									
<b>Jeff King, R</b> OBP: 0.312, SLG: 0.435																									
<b>Larry Sutton, L</b> OBP: 0.324, SLG: 0.352																									
<b>Terry Pendleton, S</b> OBP: 0.290, SLG: 0.351																									
<b>Jermaine Dye, R</b> OBP: 0.348, SLG: 0.250																									
<b>Sal Fasano, R</b> OBP: 0.304, SLG: 0.200																									
<b>Inning Stats</b>	R: 0 E: 0 K: 0 S: 8	H: 1 LOB: 1 BB: 1 P: 13	R: 4 E: 0 K: 1 S: 12	H: 1 LOB: 0 BB: 2 P: 28	R: 1 E: 0 K: 1 S: 15	H: 2 LOB: 1 BB: 0 P: 25	R: 1 E: 0 K: 0 S: 10	H: 2 LOB: 1 BB: 0 P: 13	R: 0 E: 0 K: 0 S: 9	H: 2 LOB: 2 BB: 0 P: 11	R: 0 E: 0 K: 1 S: 15	H: 0 LOB: 1 BB: 1 P: 23	R: 0 E: 0 K: 1 S: 7	H: 0 LOB: 1 BB: 1 P: 12	R: 1 E: 0 K: 0 S: 6	H: 1 LOB: 1 BB: 1 P: 12	R: 3 E: 0 K: 0 S: 13	H: 3 LOB: 2 BB: 2 P: 24	1B: 9 2B: 1 3B: 0 HR: 2	SF: 0 SAC: 0 DP: 2 HBP: 3	WP: 1 PB: 0 CS: 2	PA: 48			
<b>PITCHER</b>	IP	WLS	BF	H	R	ER	SO	BB	IBB	HBP	BLK	WP	HR	S	P	ERA	WHIP								
<b>Dennis Springer, R</b> ERA: 5.86	4.0	L	23	8	6	6	2	3	0	1	0	1	2	48	83	13.50	2.750								
<b>Julio Santana, R</b> ERA: 4.73	3.0		12	0	0	0	2	2	0	1	0	0	0	28	42	0.00	0.667								
<b>Esteban Yan, R</b> ERA: 2.11	1.0		5	1	1	1	0	1	0	0	0	0	0	6	12	9.00	2.000								
<b>52 Ramon Tatis, L</b> ERA: 16.62	1.0		8	3	3	3	0	2	0	1	0	0	0	13	24	27.00	5.000								

**Kansas City Royals @ Tampa Bay Devil Rays**  
Tropicana Field, St. Petersburg, FL  
Thu May 14 1998, 7:05 PM EDT  
Att: 24,296 - Dome - 72 F

livebaseballscores.com

AB 37  
R 10  
H 12  
RBI 10  
BB 8  
SO 4  
LOB 24

Batter	1	2	3	4	5	6	7	8	9	AB	R	H	RBI	BB	SO	LOB	BOTTOM								
<b>Dave Martinez, L</b> OBP: 0.364, SLG: 0.363																									
<b>Randy Winn, S</b> OBP: 0.500, SLG: 0.500																									
<b>Quinton McCracken, S</b> OBP: 0.359, SLG: 0.466																									
<b>Wade Boggs, L</b> OBP: 0.359, SLG: 0.500																									
<b>Fred McGriff, L</b> OBP: 0.357, SLG: 0.459																									
<b>Paul Sorrento, L</b> OBP: 0.321, SLG: 0.440																									
<b>Mike Kelly, R</b> OBP: 0.310, SLG: 0.433																									
<b>Mike DiFelice, R</b> OBP: 0.286, SLG: 0.422																									
<b>Aaron Ledesma, R</b> OBP: 0.405, SLG: 0.447																									
<b>Kevin Stocker, S</b> OBP: 0.333, SLG: 0.434																									
<b>Scott McClain, R</b> OBP: 0.310, SLG: 0.433																									
<b>Miguel Cairo, R</b> OBP: 0.288, SLG: 0.333																									
<b>John Flaherty, R</b> OBP: 0.211, SLG: 0.217																									
<b>Inning Stats</b>	R: 0 E: 0 K: 1 S: 8	H: 1 LOB: 0 BB: 0 P: 13	R: 0 E: 0 K: 2 S: 8	H: 0 LOB: 0 BB: 0 P: 12	R: 0 E: 0 K: 0 S: 12	H: 2 LOB: 2 BB: 0 P: 13	R: 0 E: 0 K: 0 S: 6	H: 1 LOB: 1 BB: 0 P: 8	R: 0 E: 0 K: 0 S: 8	H: 0 LOB: 0 BB: 0 P: 11	R: 1 E: 1 K: 1 S: 11	H: 1 LOB: 3 BB: 2 P: 24	R: 0 E: 0 K: 0 S: 11	H: 1 LOB: 1 BB: 0 P: 18	R: 0 E: 0 K: 1 S: 12	H: 1 LOB: 2 BB: 1 P: 21	R: 1 E: 0 K: 0 S: 13	H: 3 LOB: 2 BB: 0 P: 22	1B: 6 2B: 5 3B: 0 HR: 0	SF: 1 SAC: 0 DP: 1 HBP: 0	WP: 0 PB: 0 CS: 0	PA: 40			
<b>PITCHER</b>	IP	WLS	BF	H	R	ER	SO	BB	IBB	HBP	BLK	WP	HR	S	P	ERA	WHIP								
<b>Tim Belcher, R</b> ERA: 3.46	7.0	W	29	6	1	0	4	2	0	0	0	0	0	9	17	0.00	3.000								
<b>Chris Haney, L</b> ERA: 8.33	0.2		4	1	0	0	1	1	0	0	0	0	0	9	17	0.00	3.000								
<b>Scott Service, R</b> ERA: 3.79	1.1		7	3	1	1	0	0	0	0	0	0	0	16	26	6.75	2.250								

**Kansas City Royals @ Tampa Bay Devil Rays**  
Tropicana Field, St. Petersburg, FL  
Thu May 14 1998, 7:05 PM EDT  
Att: 24,296 - Dome - 72 F

livebaseballscores.com


AB 36  
R 2  
H 10  
RBI 2  
BB 3  
SO 5  
LOB 19




Batter	1	2	3	4	5	6	7	8	9	AB	R	H	RBI	BB	SO	LOB	TOP								
Johnny Damon, L (1, 8) OBP: 0.320, SLG: 0.386	P4		1B			P5	K			4	0	1	0	0	1	1	<b>Kansas City Royals @ Boston Red Sox</b> Fenway Park, Boston, MA Fri May 15 1998, 7:05 PM EDT Att: 31,466 - Unknown - 76 F								
Shane Halter, R (1, 6) OBP: 0.345, SLG: 0.468	CS		K			F8		P6		4	0	1	0	0	1										
Jose Offerman, S (1, 4) OBP: 0.392, SLG: 0.429	G6-3				G5-3	2B		G6-4-3		4	1	2	0	0	0	1									
Shane Mack, R (1, 10)		G4-3			G6-3	1B		G6-4-3		4	0	1	1	0	0	1									
Jeff Conine, R (1, 7) OBP: 0.275, SLG: 0.314		F9			K				G6-3	4	0	0	0	0	1	1									
Jeff King, R (1, 3) OBP: 0.323, SLG: 0.440		1B			BB				G1-3	3	0	2	0	1	1	0									
Terry Pendleton, S (1, 5) OBP: 0.288, SLG: 0.344	G4-3				F9			1B	G1-3	4	1	1	0	0	0	3									
Jemaine Dye, R (1, 9) OBP: 0.308, SLG: 0.217			K		F8				P7	3	0	0	0	0	2	2									
Larry Sutton, L (9, PH) OBP: 0.320, SLG: 0.348							K			1	0	0	0	0	0	1									
Sal Fasano, R (1, 2) OBP: 0.308, SLG: 0.261			P3		G5-3					3	0	1	1	0	0	1									
<b>Inning Stats</b>	R: 0 E: 0 K: 0 S: 6	H: 1 LOB: 0 BB: 0 P: 11	R: 0 E: 0 K: 0 S: 9	H: 1 LOB: 1 BB: 0 P: 11	R: 0 E: 0 K: 2 S: 11	H: 1 LOB: 1 BB: 0 P: 11	R: 0 E: 0 K: 1 S: 7	H: 0 LOB: 0 BB: 0 P: 11	R: 0 E: 0 K: 0 S: 8	H: 0 LOB: 1 BB: 1 P: 14	R: 1 E: 0 K: 0 S: 9	H: 2 LOB: 1 BB: 0 P: 11	R: 1 E: 0 K: 3 S: 14	H: 2 LOB: 1 BB: 0 P: 17	R: 0 E: 0 K: 0 S: 6	H: 1 LOB: 0 BB: 0 P: 10	R: 0 E: 0 K: 0 S: 10	H: 1 LOB: 1 BB: 0 P: 13	1B: 7 2B: 2 3B: 0 HR: 0	SF: 0 SAC: 0 DP: 1 HBP: 0	WP: 0 PB: 0 SB: 0 CS: 1	PA: 35			
<b>PITCHER</b>	IP	WLS	BF	H	R	ER	SO	BB	IBB	HBP	BLK	WP	HR	S	P	ERA	WHIP								
49 Tim Wakefield, R (1, 1) ERA: 4.13	7.0	W	28	7	2	2	6	1	0	0	0	0	0	64	86	2.57	1.143								
Jim Corsi, R (8, 1) ERA: 3.1	1.0		3	1	0	0	0	0	0	0	0	0	0	6	10	0.00	1.000								
Dennis Eckersley, R (9, 1) ERA: 6.56	1.0	S	4	1	0	0	0	0	0	0	0	0	0	10	13	0.00	1.000								

Batter	1	2	3	4	5	6	7	8	9	AB	R	H	RBI	BB	SO	LOB	BOTTOM								
Darren Lewis, R (1, 9) OBP: 0.336, SLG: 0.366	F9			FC6-4			G3			4	0	0	0	0	1	1	<b>Kansas City Royals @ Boston Red Sox</b> Fenway Park, Boston, MA Fri May 15 1998, 7:05 PM EDT Att: 31,466 - Unknown - 76 F								
Damon Buford, R (1, 8) OBP: 0.375, SLG: 0.526	G6-3				G5-3		P6			4	0	1	0	0	0	0									
Mo Vaughn, L (1, 3) OBP: 0.387, SLG: 0.570	G3				P6		G6-3			4	0	0	0	0	0	1									
Jim Leyritz, R (1, 10) OBP: 0.413, SLG: 0.636		HR		L9		2B		G1-3		4	1	2	1	0	0	0									
Troy O'Leary, L (1, 7) OBP: 0.331, SLG: 0.578		1B		F8		F7		G4-3		4	1	1	0	0	0	1									
Jason Varitek, S (1, 2) OBP: 0.361, SLG: 0.389		2B		K			G5-3		L8	4	1	1	0	0	1	0									
Mike Benjamin, R (1, 6) OBP: 0.324, SLG: 0.369		HR		G6-3		L7				3	1	1	1	0	0	0									
Lou Merloni, R (1, 5) OBP: 0.400, SLG: 0.778		HR		FC6-4		2B				2	1	2	3	1	0	0									
Mark Lemke, S (1, 4) OBP: 0.233, SLG: 0.215	G6-3			F9		F9				3	0	0	0	0	0	2									
<b>Inning Stats</b>	R: 0 E: 0 K: 0 S: 10	H: 0 LOB: 0 BB: 0 P: 18	R: 5 E: 0 K: 1 S: 25	H: 6 LOB: 1 BB: 0 P: 37	R: 0 E: 0 K: 1 S: 6	H: 0 LOB: 0 BB: 0 P: 8	R: 0 E: 0 K: 0 S: 7	H: 0 LOB: 1 BB: 1 P: 14	R: 0 E: 0 K: 0 S: 10	H: 1 LOB: 1 BB: 0 P: 14	R: 0 E: 0 K: 0 S: 8	H: 1 LOB: 1 BB: 0 P: 15	R: 0 E: 0 K: 0 S: 8	H: 0 LOB: 0 BB: 0 P: 14	R: 0 E: 0 K: 0 S: 5	H: 0 LOB: 0 BB: 0 P: 10		1B: 2 2B: 4 3B: 0 HR: 2	SF: 0 SAC: 0 DP: 0 HBP: 0	WP: 0 PB: 0 SB: 0 CS: 0	PA: 33				
<b>PITCHER</b>	IP	WLS	BF	H	R	ER	SO	BB	IBB	HBP	BLK	WP	HR	S	P	ERA	WHIP								
50 José Rosado, L (1, 1) ERA: 4.93	6.0	L	27	8	5	5	2	1	0	0	0	0	0	7	13	0.00	0.000								
47 Brian Bevil, R (7, 1) ERA: 4.35	0.2		2	0	0	0	0	0	0	0	0	0	0	7	13	0.00	0.000								
Matt Whisenant, L (7, 1) ERA: 7.36	1.1		4	0	0	0	0	0	0	0	0	0	0	6	11	0.00	0.000								

**AB 34**  
**R 2**  
**H 9**  
**RBI 2**  
**BB 1**  
**SO 6**  
**LOB 12**



**AB 32**  
**R 5**  
**H 8**  
**RBI 5**  
**BB 1**  
**SO 2**  
**LOB 5**





Batter	1	2	3	4	5	6	7	8	9	AB	R	H	RBI	BB	SO	LOB	TOP				
Shane Mack, R (1, 10) OBP: 0.346, SLG: 0.449	1-0 P4	0-0 F9			4-1 1B BB			1-2 G4-3		3	0	0	0	1	0	2					
Shane Halter, R (1, 6) OBP: 0.341, SLG: 0.458	0-1 G1-3		1-0 G6-3		3-2 1B			2-3 K		4	0	1	0	0	1	0					
Jose Offerman, S (1, 4) OBP: 0.394, SLG: 0.427	4-2 2B BB		3-1 L8		0-3 K			1-1 E9 1B		3	0	1	0	1	1	2					
Jeff King, R (1, 3) OBP: 0.321, SLG: 0.441	0-2 1-3 2B		2-1 G6-3				1-3 K	0-1 L7		4	0	1	0	0	1	1					
Jeff Conine, R (1, 7) OBP: 0.250, SLG: 0.282	2-2 F7			2-2 F7			1-3 K		2-3 K	4	0	0	0	0	2	2					
Terry Pendleton, S (1, 5) OBP: 0.271, SLG: 0.323		2-1 E5 29 F9 FC1-2 1B		3-1 G6-3			1-2 G3		2-2 G3-1	4	0	0	0	0	0	0					
Jermaine Dye, R (1, 9) OBP: 0.300, SLG: 0.222		0-0 FC1-2 1-2 1B		2-0 G6-3			0-1 F9		1-2 F6	4	0	1	0	0	0	0					
29 Mike Sweeney, R (1, 2) OBP: 0.292, SLG: 0.313		2-2 F9			0-0 G6-3			0-0 L5		3	0	0	0	0	0	2					
Johnny Damon, L (1, 8) OBP: 0.314, SLG: 0.379		1-1 FC1-2 1-3 3-H			1-1 G5-3			1-0 G6-3		3	0	0	0	0	0	2					
<b>Inning Stats</b>	R: 0 E: 0 K: 0 S: 14	H: 1 LOB: 2 BB: 1 P: 21	R: 0 E: 1 K: 0 S: 11	H: 1 LOB: 0 BB: 0 P: 16	R: 0 E: 0 K: 0 S: 5	H: 0 LOB: 0 BB: 0 P: 11	R: 0 E: 0 K: 0 S: 8	H: 0 LOB: 0 BB: 0 P: 15	R: 0 E: 0 K: 2 S: 9	H: 0 LOB: 0 BB: 0 P: 12	R: 0 E: 0 K: 0 S: 4	H: 0 LOB: 0 BB: 0 P: 5	R: 0 E: 1 K: 1 S: 11	H: 1 LOB: 1 BB: 0 P: 15	R: 0 E: 0 K: 1 S: 11	H: 0 LOB: 0 BB: 0 P: 16	1B: 3 2B: 1 3B: 0 HR: 0	SF: 0 SAC: 0 DP: 0 HBP: 0	WP: 0 PB: 0 SB: 0 CS: 0	PA: 34	
<b>PITCHER</b>	IP	WLS	BF	H	R	ER	SO	BB	IBB	HBP	BLK	WP	HR	S	P	ERA	WHIP				
Steve Avery, L (1, 1) ERA: 4.66	5.0	W	21	3	0	0	1	2	0	0	0	0	0	48	81	0.00	1.000				
Rich Garces, R (6, 1) ERA: 3.5	2.2		9	1	0	0	3	0	0	0	0	0	0	22	30	0.00	0.375				
Tom Gordon, R (8, 1) ERA: 1.48	1.1	S	4	0	0	0	1	0	0	0	0	0	0	13	18	0.00	0.000				

**Kansas City Royals @ Boston Red Sox**  
Fenway Park, Boston, MA  
Sat May 16 1998, 3:33 AM EDT  
Att: 31,700 - Sunny - 68 F

AB	32
R	0
H	4
RBI	0
BB	2
SO	5
LOB	11



Batter	1	2	3	4	5	6	7	8	9	AB	R	H	RBI	BB	SO	LOB	BOTTOM				
Darren Lewis, R (1, 9) OBP: 0.352, SLG: 0.373	0-1 HR 1B	0-2 1B		1-2 CS HBP			1-1 L9	4-2 BB		3	1	2	0	1	0	0					
Damon Buford, R (1, 8) OBP: 0.362, SLG: 0.548	2-0 HR 1-H	2-0 F9		0-0 CS 1-2	1-3 K		1-3 K	2-3 K		5	1	1	2	0	3	3					
Mo Vaughn, L (1, 3) OBP: 0.389, SLG: 0.586	0-0 G4-3		0-0 HR		3-1 G3-1		2-0 1B			4	1	2	1	0	0	0					
Jim Leyritz, R (1, 10) OBP: 0.396, SLG: 0.605	1-1 E6 BB		3-1 F9		1-2 F7		2-1 G4-3			4	0	0	0	0	0	1					
Troy O'Leary, L (1, 7) OBP: 0.335, SLG: 0.573	4-1 1-2 BB		2-2 F7			0-3 K		3-2 2B PB 1B		3	1	1	0	1	1	0					
Jason Varitek, S (1, 2) OBP: 0.354, SLG: 0.379	2-3 K		0-0 1B			0-0 F9		0-3 K		4	0	1	0	0	2	3					
Mike Benjamin, R (1, 6) OBP: 0.333, SLG: 0.406	0-1 F8		0-0 L5			0-0 2B		1-2 PB 2B 2B		4	1	2	0	0	0	3					
Lou Merloni, R (1, 5) OBP: 0.357, SLG: 0.583		0-2 G5-3		1-2 G5-3		4-1 FC5-4 BB		1-3 K		3	0	0	0	1	1	1					
Mark Lemke, S (1, 4) OBP: 0.233, SLG: 0.229		0-0 F9		3-2 G1-3		0-0 FC5-4 1-2		2-3 3-H 2B		4	0	1	1	0	0	2					
<b>Inning Stats</b>	R: 2 E: 1 K: 1 S: 12	H: 2 LOB: 2 BB: 1 P: 21	R: 0 E: 0 K: 0 S: 8	H: 1 LOB: 1 BB: 0 P: 10	R: 1 E: 0 K: 0 S: 8	H: 2 LOB: 1 BB: 0 P: 13	R: 0 E: 0 K: 0 S: 8	H: 0 LOB: 0 BB: 0 P: 13	R: 0 E: 0 K: 1 S: 9	H: 0 LOB: 0 BB: 0 P: 14	R: 0 E: 0 K: 1 S: 7	H: 1 LOB: 2 BB: 1 P: 11	R: 0 E: 0 K: 1 S: 8	H: 1 LOB: 1 BB: 0 P: 14	R: 2 E: 0 K: 3 S: 22	H: 3 LOB: 2 BB: 1 P: 35	1B: 5 2B: 3 3B: 0 HR: 2	SF: 0 SAC: 0 DP: 0 HBP: 1	WP: 0 PB: 1 SB: 0 CS: 1	PA: 39	
<b>PITCHER</b>	IP	WLS	BF	H	R	ER	SO	BB	IBB	HBP	BLK	WP	HR	S	P	ERA	WHIP				
Jamie Walker, L (1, 1) ERA: 7.36	6.0	L	27	6	3	3	3	2	0	0	0	0	0	8	14	0.00	1.000				
Jim Pittsley, R (7, 1) ERA: 3.44	1.0		4	1	0	0	1	0	0	0	0	0	0	4	7	∞	∞				
Chris Haney, L (8, 1) ERA: 8.58	0.0		1	1	1	1	0	0	0	0	0	0	0	4	7	∞	∞				
Jeff Montgomery, R (8, 1) ERA: 5.93	1.0		6	2	1	1	3	1	0	0	0	0	0	18	28	9.00	3.000				

**Kansas City Royals @ Boston Red Sox**  
Fenway Park, Boston, MA  
Sat May 16 1998, 3:33 AM EDT  
Att: 31,700 - Sunny - 68 F

AB	34
R	5
H	10
RBI	4
BB	3
SO	7
LOB	13





Batter	1	2	3	4	5	6	7	8	9	AB	R	H	RBI	BB	SO	LOB	TOP			
<b>Johnny Damon, L</b> (1, 8) OBP: 0.317, SLG: 0.380										5	1	2	0	0	0	1	<b>Kansas City Royals @ Boston Red Sox</b> Fenway Park, Boston, MA Sun May 17, 1998, 3:33 AM EDT Att: 29,736 - Overcast - 57 F			
<b>Shane Halter, R</b> (1, 6) OBP: 0.330, SLG: 0.442										3	0	0	0	0	0	1				
<b>Dean Palmer, R</b> (9, PH) OBP: 0.321, SLG: 0.547										1	0	0	0	0	1	1				
<b>Jose Offerman, S</b> (1, 4) OBP: 0.391, SLG: 0.422										4	1	1	0	0	1	1				
<b>Jeff King, R</b> (1, 3) OBP: 0.320, SLG: 0.436										4	0	1	1	0	1	1				
<b>Larry Sutton, L</b> (1, 7) OBP: 0.336, SLG: 0.359										3	1	2	0	1	0	0				
<b>Terry Pendleton, S</b> (1, 5) OBP: 0.284, SLG: 0.348										4	0	2	1	0	0	4				
<b>Jeff Conine, R</b> (1, 10) OBP: 0.250, SLG: 0.279										4	0	1	0	0	2	1				
<b>Jermaine Dye, R</b> (1, 9) OBP: 0.265, SLG: 0.194										4	0	0	0	0	2	2				
<b>Sal Fasano, R</b> (1, 2) OBP: 0.276, SLG: 0.231										3	0	0	0	0	2	2				
<b>Shane Mack, R</b> (9, PH) OBP: 0.352, SLG: 0.465										1	0	1	0	0	0	0				
<b>Inning Stats</b>	R: 1 E: 0 K: 0 S: 17	H: 3 LOB: 2 BB: 0 P: 23	R: 0 E: 0 K: 1 S: 6	H: 0 LOB: 0 BB: 0 P: 8	R: 1 E: 2 K: 0 S: 16	H: 1 LOB: 2 BB: 1 P: 25	R: 0 E: 0 K: 2 S: 9	H: 0 LOB: 0 BB: 0 P: 13	R: 0 E: 0 K: 0 S: 7	H: 3 LOB: 2 BB: 0 P: 9	R: 0 E: 0 K: 1 S: 13	H: 0 LOB: 0 BB: 0 P: 13	R: 0 E: 0 K: 2 S: 11	H: 1 LOB: 1 BB: 0 P: 16	R: 0 E: 0 K: 2 S: 13	H: 1 LOB: 1 BB: 0 P: 19	1B: 8 2B: 2 3B: 0 HR: 0	SF: 0 SAC: 1 DP: 1 HBP: 0	WP: 0 PB: 0 SB: 1 CS: 0	PA: 38
<b>PITCHER</b>	IP WLS BF H R ER SO BB IBB HBP BLK WP HR S P ERA WHIP																			
<b>Derek Lowe, R</b> (1, 1) ERA: 2.33	5.0		21	5	2	1	3	1	0	0	0	0	0	0	55	78	1.80	1.200		
<b>Ron Mahay, L</b> (6, 1) ERA: 1.93	1.1	W	7	3	1	1	1	0	0	0	0	0	0	0	15	25	6.75	2.250		
<b>Jim Corsi, R</b> (7, 1) ERA: 3.0	0.2		2	0	0	0	1	0	0	0	0	0	0	6	10	0.00	0.000			
<b>Dennis Eckersley, R</b> (8, 1) ERA: 7.98	1.0		4	1	0	0	2	0	0	0	0	0	0	11	16	0.00	1.000			
<b>Tom Gordon, R</b> (9, 1) ERA: 1.42	1.0	S	4	1	0	0	2	0	0	0	0	0	0	13	19	0.00	1.000			

Batter	1	2	3	4	5	6	7	8	9	AB	R	H	RBI	BB	SO	LOB	BOTTOM			
<b>Darren Lewis, R</b> (1, 9) OBP: 0.363, SLG: 0.408										4	1	3	2	0	1	0	<b>Kansas City Royals @ Boston Red Sox</b> Fenway Park, Boston, MA Sun May 17, 1998, 3:33 AM EDT Att: 29,736 - Overcast - 57 F			
<b>Damon Buford, R</b> (1, 8) OBP: 0.342, SLG: 0.515										4	0	0	0	0	1	3				
<b>Mo Vaughn, L</b> (1, 3) OBP: 0.386, SLG: 0.576										3	0	0	1	1	1	1				
<b>Jim Leyritz, R</b> (1, 10) OBP: 0.400, SLG: 0.607										3	0	1	0	1	2	0				
<b>Troy O'Leary, L</b> (1, 7) OBP: 0.333, SLG: 0.565										4	1	1	0	0	1	4				
<b>Jason Varitek, S</b> (1, 2) OBP: 0.377, SLG: 0.410										3	1	2	0	1	0	0				
<b>Mike Benjamin, R</b> (1, 6) OBP: 0.320, SLG: 0.389										3	0	0	0	0	1	3				
<b>Lou Merloni, R</b> (1, 5) OBP: 0.389, SLG: 0.533										3	1	1	1	1	2	1				
<b>Mark Lemke, S</b> (1, 4) OBP: 0.234, SLG: 0.233										3	1	1	1	0	0	3				
<b>Inning Stats</b>	R: 0 E: 0 K: 2 S: 15	H: 1 LOB: 2 BB: 1 P: 24	R: 0 E: 0 K: 2 S: 9	H: 0 LOB: 0 BB: 0 P: 15	R: 1 E: 0 K: 0 S: 15	H: 2 LOB: 1 BB: 1 P: 26	R: 0 E: 0 K: 0 S: 9	H: 1 LOB: 1 BB: 1 P: 15	R: 1 E: 0 K: 3 S: 12	H: 1 LOB: 0 BB: 0 P: 18	R: 3 E: 0 K: 0 S: 11	H: 3 LOB: 1 BB: 1 P: 23	R: 0 E: 0 K: 1 S: 6	H: 0 LOB: 0 BB: 0 P: 9	R: 0 E: 0 K: 1 S: 10	H: 1 LOB: 1 BB: 0 P: 14		1B: 6 2B: 3 3B: 0 HR: 1	SF: 1 SAC: 1 DP: 1 HBP: 0	WP: 0 PB: 0 SB: 0 CS: 0
<b>PITCHER</b>	IP WLS BF H R ER SO BB IBB HBP BLK WP HR S P ERA WHIP																			
<b>Glendon Rusch, L</b> (1, 1) ERA: 6.23	5.0	L	24	6	4	4	7	4	0	0	0	0	0	0	7	14	9.00	2.000		
<b>47 Brian Bevil, R</b> (6, 1) ERA: 4.57	1.0		5	2	1	1	0	0	0	0	0	0	0	6	9	0.00	0.000			
<b>Matt Whisenant, L</b> (7, 1) ERA: 6.89	1.0		3	0	0	0	1	0	0	0	0	0	0	6	9	0.00	0.000			
<b>Scott Service, R</b> (8, 1) ERA: 3.6	1.0		4	1	0	0	1	0	0	0	0	0	0	10	14	0.00	1.000			

AB	36
R	3
H	10
RBI	2
BB	1
SO	9
LOB	14



AB	30
R	5
H	9
RBI	5
BB	4
SO	9
LOB	15









Batter	1	2	3	4	5	6	7	8	9	AB	R	H	RBI	BB	SO	LOB	TOP					
<b>Kenny Lofton, L</b> OBP: 0.371, SLG: 0.446 <b>Mark Whiten, S</b> OBP: 0.400, SLG: 0.786	F9		CS		SF8	HR		F7		4	1	2	5	0	0	1	<b>Cleveland Indians @ Kansas City Royals</b> Kauffman Stadium, Kansas City, MO Wed May 20 1998, 7:05 PM CDT Att: 13,575 - Unknown - 86 F					
<b>Omar Vizquel, S</b> OBP: 0.372, SLG: 0.370 <b>Jeff Branson, L</b> OBP: 0.179, SLG: 0.250	F8		P6		G5-3	G1-3		K		5	0	0	0	0	1	2						
<b>David Justice, L</b> OBP: 0.379, SLG: 0.562	K		CS		G4-3	G6-3	BB	F9		5	1	1	0	0	1	1						
<b>Jim Thome, L</b> OBP: 0.444, SLG: 0.623		K			G3	P7	G6-3	BB	2B	4	2	1	0	1	1	0						
<b>Manny Ramirez, R</b> OBP: 0.339, SLG: 0.477		K					BB	BB	1B	4	2	3	0	1	1	0						
<b>Brian Giles, L</b> OBP: 0.384, SLG: 0.496					G4-3	1B	BB	SF9	1B	3	1	0	1	1	1	3						
<b>Sandy Alomar Jr., R</b> OBP: 0.331, SLG: 0.402 <b>Pat Borders, R</b> OBP: 0.276, SLG: 0.291			FC5-6		P8	HR	1B	1B	1B	4	1	3	2	0	0	0						
<b>Travis Fryman, R</b> OBP: 0.305, SLG: 0.422			1B		G6-3	3B	2B	HR	1B	5	3	3	3	0	1	2						
<b>David Bell, R</b> OBP: 0.319, SLG: 0.452			FC5-6		SF8	HR	2B		BB	4	3	2	1	1	1	3						
<b>Inning Stats</b>	R: 0 E: 0 K: 1 S: 7	H: 0 LOB: 0 BB: 0 P: 11	R: 0 E: 0 K: 3 S: 10	H: 0 LOB: 0 BB: 0 P: 16	R: 2 E: 1 K: 0 S: 17	H: 3 LOB: 0 BB: 0 P: 24	R: 0 E: 0 K: 0 S: 5	H: 1 LOB: 1 BB: 0 P: 6	R: 2 E: 0 K: 0 S: 13	H: 2 LOB: 0 BB: 0 P: 21	R: 6 E: 0 K: 0 S: 18	H: 5 LOB: 0 BB: 1 P: 25	R: 2 E: 0 K: 0 S: 15	H: 2 LOB: 1 BB: 2 P: 29	R: 0 E: 0 K: 1 S: 10	H: 0 LOB: 1 BB: 0 P: 19	R: 2 E: 0 K: 2 S: 13	H: 3 LOB: 1 BB: 0 P: 17	1B: 8 2B: 5 3B: 1 HR: 2	SF: 2 SAC: 0 DP: 1 HBP: 0	WP: 0 PB: 0 SB: 0 CS: 1	PA: 46
<b>PITCHER</b>	IP	WLS	BF	H	R	ER	SO	BB	IBB	HBP	BLK	WP	HR	S	P	ERA	WHIP					
<b>Tim Belcher, R</b> ERA: 4.48	(1, 1)	5.2	L	28	11	10	9	4	1	0	0	0	0	2	68	101	14.29	2.118				
<b>Jim Pittsley, R</b> ERA: 4.12	(6, 1)	1.1		7	2	2	2	0	2	0	0	0	0	0	17	31	13.50	3.000				
<b>Matt Whisenant, L</b> ERA: 6.48	(8, 1)	1.0		4	0	0	0	1	1	0	0	0	0	0	10	19	0.00	1.000				
<b>Scott Service, R</b> ERA: 4.29	(9, 1)	1.0		6	3	2	2	0	0	0	0	0	0	0	13	17	18.00	3.000				

Batter	1	2	3	4	5	6	7	8	9	AB	R	H	RBI	BB	SO	LOB	BOTTOM					
<b>Johnny Damon, L</b> OBP: 0.317, SLG: 0.377	CS		CS		P4	G6-3		E4		5	0	2	0	0	0	4	<b>Cleveland Indians @ Kansas City Royals</b> Kauffman Stadium, Kansas City, MO Wed May 20 1998, 7:05 PM CDT Att: 13,575 - Unknown - 86 F					
<b>Shane Mack, R</b> OBP: 0.350, SLG: 0.454	K		1B		G5-4-3	1B	1B	FC6-4		5	1	3	0	0	1	3						
<b>Jose Offerman, S</b> OBP: 0.391, SLG: 0.417	BB		G3		G5-4-3	1B	L1-4-3	1B		4	0	2	0	1	1	1						
<b>Dean Palmer, R</b> OBP: 0.322, SLG: 0.558	K				G5-4-3	1B	L1-4-3	1B		5	1	1	0	0	1	4						
<b>Jeff King, R</b> OBP: 0.320, SLG: 0.449		HR			L8	P9		K		5	2	2	1	0	1	2						
<b>Jeff Conine, R</b> OBP: 0.250, SLG: 0.294	P3		SF9		L8	F7		L9		4	1	1	1	0	0	2						
<b>Jermaine Dye, R</b> OBP: 0.310, SLG: 0.250	G1-3		SF9		SF9	BB		G6-3		2	0	0	1	1	0	0						
<b>Sal Fasano, R</b> OBP: 0.270, SLG: 0.219	L6-3		FC4-6		FC4-6	BB		F7		3	0	1	1	1	0	0						
<b>Felix Martinez, S</b> OBP: 0.186, SLG: 0.173			G3-1		FC4-6	P4		E		4	0	1	0	0	0	3						
<b>Inning Stats</b>	R: 0 E: 0 K: 2 S: 12	H: 1 LOB: 1 BB: 1 P: 17	R: 1 E: 0 K: 0 S: 9	H: 1 LOB: 0 BB: 0 P: 17	R: 0 E: 0 K: 0 S: 10	H: 2 LOB: 1 BB: 0 P: 15	R: 3 E: 0 K: 0 S: 14	H: 4 LOB: 1 BB: 0 P: 19	R: 1 E: 0 K: 0 S: 6	H: 2 LOB: 0 BB: 0 P: 8	R: 0 E: 0 K: 0 S: 5	H: 0 LOB: 2 BB: 2 P: 13	R: 0 E: 0 K: 0 S: 9	H: 2 LOB: 0 BB: 0 P: 15	R: 0 E: 1 K: 0 S: 14	H: 1 LOB: 2 BB: 0 P: 21	R: 0 E: 0 K: 2 S: 7	H: 0 LOB: 0 BB: 0 P: 8	1B: 10 2B: 2 3B: 0 HR: 1	SF: 1 SAC: 0 DP: 1 HBP: 0	WP: 0 PB: 0 SB: 0 CS: 2	PA: 41
<b>PITCHER</b>	IP	WLS	BF	H	R	ER	SO	BB	IBB	HBP	BLK	WP	HR	S	P	ERA	WHIP					
<b>Charles Nagy, R</b> ERA: 6.06	(1, 1)	5.0	W	23	10	5	5	2	1	0	0	0	0	51	76	9.00	2.200					
<b>Ron Villone, L</b> ERA: 1.99	(6, 1)	1.0		5	0	0	0	0	2	0	0	0	0	5	13	0.00	2.000					
<b>Jose Mesa, R</b> ERA: 3.9	(7, 1)	2.0		10	3	0	0	0	0	0	0	0	0	23	36	0.00	1.500					
<b>Michael Jackson, R</b> ERA: 2.55	(9, 1)	1.0		3	0	0	0	2	0	0	0	0	0	7	8	0.00	0.000					





Batter	1	2	3	4	5	6	7	8	9	AB	R	H	RBI	BB	SO	LOB	TOP										
<b>Kenny Lofton, L</b> OBP: 0.382, SLG: 0.449	2-1 G4-6-3 BB HBP		1-0 1B 1B		1-0 E3 1B G5-6-3	4-1 WP 1B BB		2-2 1B		3	2	2	0	1	0	0	<b>Cleveland Indians @ Kansas City Royals</b> Kauffman Stadium, Kansas City, MO Thu May 21 1998, 7:05 PM CDT Att: 17,243 - Cloudy - 84 F										
<b>Omar Vizquel, S</b> OBP: 0.376, SLG: 0.373	4-1 G4-6-3 BB		0-2 1B WP 1B		0-1 S 1B 1B	2-2 F4		2-1 L5		4	2	2	0	1	0	2											
<b>Manny Ramirez, R</b> OBP: 0.341, SLG: 0.474	3-2 G4-6-3 1-2 2-3		3-2 WP 1B		2-2 G5-6-3 1-2 3-H	2-1 WP 1B		1-3 K		5	0	2	2	0	1	4											
<b>Jim Thome, L</b> OBP: 0.443, SLG: 0.614	2-3 K		4-1 G4-6-3 1-2 3-H BB		1-0 1B 1B	1-2 L4		1-3 K		4	1	1	1	1	2	3											
<b>Sandy Alomar Jr., R</b> OBP: 0.309, SLG: 0.386		0-0 P3	G4-6-3 1-2		1-3 K		3-1 F8		1-2 G4-3		5	0	0	0	1	3											
<b>Mark Whiten, S</b> OBP: 0.450, SLG: 0.706		2-3 K		1-1 G4-3		1-0 1B 1-2	4-1 FC6-4 BB		4-0 WP BB		3	0	1	0	2	1		0									
<b>Travis Fryman, R</b> OBP: 0.308, SLG: 0.422		1-1 1B		1-0 F7		1-1 1-3 2-H 1B	3-2 FC6-4 1-2		1-3 K		5	0	2	1	0	1		2									
<b>David Bell, R</b> OBP: 0.305, SLG: 0.432		3-2 L5		0-0 F8		1-3 K	0-0 L7				4	0	0	0	0	1		4									
<b>Shawon Dunston, R</b> OBP: 0.250, SLG: 0.384			3-2 P4		0-0 HR	2-1 L5		1-0 F9		4	1	1	1	0	0	0	<b>C</b>										
<b>Inning Stats</b>	R: 0 E: 0 K: 1 S: 11	H: 0 LOB: 1 BB: 1 P: 22	R: 0 E: 0 K: 1 S: 10	H: 1 LOB: 1 BB: 0 P: 16	R: 2 E: 0 K: 0 S: 15	H: 3 LOB: 1 BB: 1 P: 27	R: 0 E: 0 K: 0 S: 4	H: 0 LOB: 0 BB: 0 P: 6	R: 4 E: 1 K: 2 S: 17	H: 5 LOB: 2 BB: 0 P: 25	R: 0 E: 0 K: 0 S: 13	H: 1 LOB: 2 BB: 1 P: 24	R: 0 E: 0 K: 0 S: 9	H: 0 LOB: 1 BB: 1 P: 19	R: 0 E: 0 K: 1 S: 9	H: 1 LOB: 1 BB: 0 P: 15		R: 0 E: 0 K: 2 S: 10	H: 0 LOB: 1 BB: 1 P: 17	1B: 10 2B: 0 3B: 0 HR: 1	SF: 0 SAC: 0 DP: 2 HBP: 1	WP: 3 PB: 0 SB: 1 CS: 1	PA: 43				
<b>PITCHER</b>	IP	WLS	BF	H	R	ER	SO	BB	IBB	HBP	BLK	WP	HR	S	P	ERA	WHIP										
<b>50 José Rosado, L</b> ERA: 5.26	4.2	L	25	9	6	4	3	2	0	1	0	1	1	54	92	7.71	2.357										
<b>47 Brian Bevil, R</b> ERA: 6.0	1.1		6	1	0	0	1	1	0	0	0	0	0	16	28	0.00	1.500										
<b>Chris Haney, L</b> ERA: 7.88	2.0		8	1	0	0	1	1	0	0	0	0	0	18	34	0.00	1.000										
<b>Scott Service, R</b> ERA: 4.09	1.0		4	0	0	0	2	1	0	0	0	1	0	10	17	0.00	1.000										

Batter	1	2	3	4	5	6	7	8	9	AB	R	H	RBI	BB	SO	LOB	BOTTOM										
<b>Johnny Damon, L</b> OBP: 0.325, SLG: 0.380	0-1 1B		2-3 K		4-2 HBP BB			1-1 FC4-6 1B	1-2 G4-3	4	0	2	0	1	1	3	<b>Cleveland Indians @ Kansas City Royals</b> Kauffman Stadium, Kansas City, MO Thu May 21 1998, 7:05 PM CDT Att: 17,243 - Cloudy - 84 F										
<b>Shane Mack, R</b> OBP: 0.347, SLG: 0.441	0-0 P3		1-3 K		1-0 HBP		2-2 FC4-6 3B			3	1	0	0	0	1	3											
<b>Jose Offerman, S</b> OBP: 0.398, SLG: 0.433	0-0 G6-4-3 1B			4-2 FC6-4 BB	3-2 F7		0-0 SF8 3B			3	1	2	1	1	0	2											
<b>Jeff King, R</b> OBP: 0.313, SLG: 0.441	0-2 G6-4-3 1-2			1-0 FC6-4 HBP		0-0 F8		3-1 SF8		3	0	0	1	0	0	3											
<b>Dean Palmer, R</b> OBP: 0.320, SLG: 0.547		2-1 G4-3		3-1 HBP		2-2 G6-3		2-2 F7		3	0	0	0	0	0	0											
<b>Larry Sutton, L</b> OBP: 0.336, SLG: 0.351		4-2 CS BB		3-3 K		1-1 F6		0-1 G6-3		2	0	0	0	1	1	2											
<b>Ernie Young, R</b> OBP: 0.232, SLG: 0.302									0-1 G6-3	1	0	0	0	0	0	0											
<b>Jeff Conine, R</b> OBP: 0.233, SLG: 0.273			3-3 K		1-3 K		1-1 F3		1-3 K	4	0	0	0	0	3	3											
<b>29 Mike Sweeney, R</b> OBP: 0.300, SLG: 0.313			4-2 SH BB		0-2 G6-3		1-3 K		1-2 1B 1B	3	0	1	0	1	1	0											
<b>Felix Martinez, S</b> OBP: 0.182, SLG: 0.169			0-0 SH		0-0 F8		0-0 G4-3		0-2 1B	2	0	0	0	0	0	0											
<b>Terry Pendleton, S</b> OBP: 0.293, SLG: 0.357			1-2					1-2		1	0	1	0	0	0	0											
<b>Inning Stats</b>	R: 0 E: 0 K: 0 S: 7	H: 2 LOB: 1 BB: 0 P: 7	R: 0 E: 0 K: 1 S: 7	H: 0 LOB: 1 BB: 1 P: 16	R: 0 E: 0 K: 2 S: 11	H: 0 LOB: 1 BB: 1 P: 18	R: 0 E: 0 K: 2 S: 17	H: 0 LOB: 2 BB: 1 P: 29	R: 0 E: 0 K: 0 S: 6	H: 0 LOB: 0 BB: 0 P: 9	R: 0 E: 0 K: 1 S: 6	H: 0 LOB: 0 BB: 0 P: 8	R: 2 E: 0 K: 0 S: 11	H: 2 LOB: 0 BB: 0 P: 19	R: 0 E: 0 K: 1 S: 18	H: 2 LOB: 2 BB: 0 P: 21	1B: 5 2B: 1 3B: 1 HR: 0	SF: 1 SAC: 1 DP: 2 HBP: 2	WP: 0 PB: 0 SB: 0 CS: 1	PA: 37							
<b>PITCHER</b>	IP	WLS	BF	H	R	ER	SO	BB	IBB	HBP	BLK	WP	HR	S	P	ERA	WHIP										
<b>Jaret Wright, R</b> ERA: 4.96	7.2	W	31	4	2	2	6	4	0	2	0	0	0	75	122	2.35	1.043										
<b>Jose Mesa, R</b> ERA: 3.86	0.1		1	0	0	0	0	0	0	0	0	0	0	3	5	0.00	0.000										
<b>Paul Assenmacher, L</b> ERA: 3.71	1.0		5	2	0	0	1	0	0	0	0	0	0	18	21	0.00	2.000										





Batter	1	2	3	4	5	6	7	8	9	AB	R	H	RBI	BB	SO	LOB	TOP																			
<b>Johnny Damon, L</b> (1, 8) OBP: 0.325, SLG: 0.375	G4-6-3 BB		1-0 HR	2-1 F9		2-2 FC5-4	2-2 P6		1-3 K	5	1	1	0	1	1	5																				
<b>Jose Offerman, S</b> (1, 4) OBP: 0.398, SLG: 0.446	G4-6-3		0-1 HR		2-2 F8	4-1 BB		3-2 F8		4	1	1	3	1	0	1																				
<b>Larry Sutton, L</b> (1, 3) OBP: 0.333, SLG: 0.347		2-2 P4			0-2 2B	1-3 K		1-1 F8		4	1	1	0	0	1	3																				
<b>Jeff King, R</b> (8, PH) OBP: 0.311, SLG: 0.438			G4-3							1	0	0	0	0	0	0																				
<b>Dean Palmer, R</b> (1, 5) OBP: 0.328, SLG: 0.555		1-0 G6-3	1-2 G4-3		0-0 1B		2-2 WP	0-0 BB		5	1	3	1	0	0	0																				
<b>Terry Pendleton, S</b> (1, 10) OBP: 0.313, SLG: 0.365		1-1 1B		0-3 K	0-0 1B		4-0 HR	0-3 K		4	1	2	0	1	2	1																				
<b>Jeff Conine, R</b> (1, 7) OBP: 0.246, SLG: 0.350		1-3 K		2-1 2B	3-0 G6-4-3		2-2 G5-3		2-1 HR	5	1	2	1	0	1	5																				
<b>Jermaine Dye, R</b> (1, 9) OBP: 0.319, SLG: 0.341		0-1 G4-3		3-3 K		2-2 FC5-4	2-3 K		3-2 HR	5	1	2	1	0	2	4																				
<b>Sal Fasano, R</b> (1, 2) OBP: 0.286, SLG: 0.222			2-1 L9	2-2 E1		0-1 FC5-4	4-1 HR		0-3 K	4	1	1	0	1	1	1																				
<b>Shane Halter, R</b> (1, 6) OBP: 0.337, SLG: 0.440			2-2 1B	4-1 BB		2-3 K	1-1 HR		2-1 P9	2	1	1	0	1	1	2																				
<b>Shane Mack, R</b> (7, PH) OBP: 0.352, SLG: 0.473				1-2 BB						1	1	1	4	0	0	0																				
<b>Felix Martinez, S</b> (7, 6) OBP: 0.180, SLG: 0.167			1-0 HR	1-2 BB						1	0	0	0	0	0	0																				
<b>Inning Stats</b>	R: 0 E: 0 K: 0 S: 6	H: 0 LOB: 0 BB: 1 P: 12	R: 0 E: 0 K: 1 S: 8	H: 1 LOB: 1 BB: 0 P: 11	R: 3 E: 0 K: 0 S: 13	H: 3 LOB: 0 BB: 0 P: 19	R: 0 E: 1 K: 2 S: 14	H: 1 LOB: 3 BB: 1 P: 27	R: 1 E: 0 K: 0 S: 10	H: 3 LOB: 1 BB: 0 P: 15	R: 0 E: 0 K: 2 S: 18	H: 2 LOB: 3 BB: 1 P: 29	R: 4 E: 0 K: 1 S: 20	H: 2 LOB: 0 BB: 2 P: 37	R: 0 E: 0 K: 1 S: 10	H: 1 LOB: 1 BB: 0 P: 14	R: 2 E: 0 K: 2 S: 23	H: 2 LOB: 0 BB: 0 P: 31	1B: 9 2B: 2 3B: 0 HR: 4	SF: 0 SAC: 0 DP: 2 HBP: 0	WP: 1 PB: 0 SB: 1 CS: 0	PA: 46														
<b>PITCHER</b>	IP	WLS	BF	H	R	ER	SO	BB	IBB	HBP	BLK	WP	HR	S	P	ERA	WHIP																			
<b>Bobby Witt, R</b> (1, 1) ERA: 7.71	3.2		18	5	3	3	3	2	0	0	0	0	0	1	39	65	7.36	1.909																		
<b>Eric Gunderson, L</b> (4, 1) ERA: 0.83	1.1		6	3	1	1	0	0	0	0	0	0	0	12	19	6.75	2.250																			
<b>Tim Crabtree, R</b> (6, 1) ERA: 5.14	1.0		7	3	1	1	2	1	0	0	0	0	0	22	35	9.00	4.000																			
<b>Xavier Hernandez, R</b> (7, 1) ERA: 4.82	1.0		6	1	3	3	1	2	0	0	0	1	1	16	31	27.00	3.000																			
<b>Scott Bailes, L</b> (8, 1) ERA: 4.4	0.1		1	0	0	0	0	0	0	0	0	0	0	4	7	0.00	0.000																			
<b>Danny Patterson, R</b> (8, 1) ERA: 2.51	0.2		3	1	0	0	1	0	0	0	0	0	0	2	2	2	2	2	0	0	0	0	0	2	23	31	18.00	2.000								
<b>John Wetteland, R</b> (9, 1) ERA: 1.83	1.0	W	5	2	2	2	2	0	0	0	0	0	0	2	23	31	18.00	2.000																		

**Kansas City Royals @ Texas Rangers**  
The Ballpark at Arlington, Arlington, TX  
Fri May 22 1998, 8:05 PM EDT  
Att: 38,411 - Cloudy - 87°F

AB 41  
R 10  
H 15  
RBI 10  
BB 5  
SO 9  
LOB 22



Batter	1	2	3	4	5	6	7	8	9	AB	R	H	RBI	BB	SO	LOB	BOTTOM								
<b>Tom Goodwin, L</b> (1, 8) OBP: 0.396, SLG: 0.359	1-0 CS		2-3 K		0-1 SH		4-2 29 BB	2-3 K		3	2	1	0	1	2	1									
<b>Mark McLemore, S</b> (1, 4) OBP: 0.430, SLG: 0.413	3-2 P6		1-1 CS	0-0 29 G4-3	0-1 1B		1-0 HBP	4-0 29 BB		4	3	3	3	1	0	1									
<b>29 Rusty Greer, L</b> (1, 7) OBP: 0.341, SLG: 0.406	2-3 K			1-0 G4-3	0-1 G6-3		4-2 FC4-6	4-2 HBP		3	2	0	0	2	1	2									
<b>Juan Gonzalez, R</b> (1, 10) OBP: 0.348, SLG: 0.594		0-0 P9		1-1 G6-3	2-2 1B		2-2 FC4-6	0-0 HR		4	1	2	5	0	0	0									
<b>Will Clark, L</b> (1, 3) OBP: 0.395, SLG: 0.467		1-3 K		1-3 K	2-3 K		1-2 FC4-6			4	0	0	1	0	3	3									
<b>Ivan Rodriguez, R</b> (1, 2) OBP: 0.439, SLG: 0.659		1-0 G6-3			2-2 2B	4-2 G5-4-3	1-0 BB			3	1	2	1	1	0	0									
<b>Mike Simms, R</b> (1, 9) OBP: 0.432, SLG: 0.765			1-0 1B		1-0 1B	1-0 G5-4-3	1-0 K			3	2	2	0	0	0	1									
<b>Lee Stevens, L</b> (7, PH) OBP: 0.309, SLG: 0.539					1-3 1B	1-2 1B				1	0	0	0	0	1	2									
<b>Kevin Elster, R</b> (1, 6) OBP: 0.331, SLG: 0.380			1-1 FC5-4		2-2 SH	0-1 G4-3		2-1 G5-3		4	1	2	3	0	0	0									
<b>Fernando Tatis, R</b> (1, 5) OBP: 0.323, SLG: 0.331			1-2 FC5-4		3-1 SH		0-0 P6	1-3 K		4	1	1	0	0	1	1									
<b>Inning Stats</b>	R: 0 E: 0 K: 1 S: 7	H: 1 LOB: 0 BB: 0 P: 13	R: 0 E: 0 K: 1 S: 5	H: 0 LOB: 0 BB: 0 P: 7	R: 1 E: 0 K: 1 S: 11	H: 2 LOB: 0 BB: 0 P: 17	R: 1 E: 0 K: 1 S: 8	H: 1 LOB: 0 BB: 0 P: 11	R: 5 E: 0 K: 1 S: 22	H: 6 LOB: 1 BB: 0 P: 34	R: 0 E: 0 K: 0 S: 6	H: 0 LOB: 0 BB: 1 P: 11	R: 3 E: 0 K: 1 S: 18	H: 2 LOB: 2 BB: 2 P: 33	R: 0 E: 0 K: 2 S: 8	H: 0 LOB: 0 BB: 0 P: 13	R: 3 E: 0 K: 0 S: 3	H: 1 LOB: 0 BB: 2 P: 11	1B: 8 2B: 4 3B: 0 HR: 1	SF: 0 SAC: 1 DP: 1 HBP: 1	WP: 0 PB: 0 SB: 0 CS: 2	PA: 41			
<b>PITCHER</b>	IP	WLS	BF	H	R	ER	SO	BB	IBB	HBP	BLK	WP	HR	S	P	ERA	WHIP								
<b>Jamie Walker, L</b> (1, 1) ERA: 9.39	2.1		8	2	2	2	1	2	0	0	0	0	0	17	31	9.00	2.000								
<b>Jim Pittsley, R</b> (5, 1) ERA: 4.57	0.0		1	0	0	0	0	1	0	0	0	0	0	5	9	∞	∞								
<b>Matt Whisenant, L</b> (7, 1) ERA: 7.02	0.2		4	1	1	1	1	0	0	1	0	0	0	9	15	13.50	1.500								
<b>Scott Service, R</b> (8, 1) ERA: 3.97	1.0	L	6	1	3	3	2	2	0	0	0	0	1	11	24	27.00	3.000								

**Kansas City Royals @ Texas Rangers**  
The Ballpark at Arlington, Arlington, TX  
Fri May 22 1998, 8:05 PM EDT  
Att: 38,411 - Cloudy - 87°F

AB 33  
R 13  
H 13  
RBI 13  
BB 5  
SO 8  
LOB 11






Batter	1	2	3	4	5	6	7	8	9	AB	R	H	RBI	BB	SO	LOB	TOP			
<b>Johnny Damon, L</b> (1, 8) OBP: 0.333, SLG: 0.399	0-0 SH1-3 E SF8 1B		0-1 2B			1-0 1B 3B		1-2 G4-3		4	2	3	0	0	0	0	<b>Kansas City Royals @ Texas Rangers</b> The Ballpark at Arlington, Arlington, TX Sat May 23 1998, 8:05 PM EDT Att: 46,372 - Cloudy - 84 F			
<b>Jose Offerman, S</b> (1, 4) OBP: 0.397, SLG: 0.444	1-0 SH1-3		2-2 L5			2-0 1B 1B G6-4-3 1B		1-1 F7		3	1	1	1	0	0	1				
<b>Hal Morris, L</b> (1, 10) OBP: 0.435, SLG: 0.547	2-2 E3 SF8		1-1 G6-3			0-2 3-H G6-4-3 1B 1-2 1B		0-0 1B		4	0	2	0	0	0	2				
<b>Dean Palmer, R</b> (1, 5) OBP: 0.326, SLG: 0.551	2-1 SF8		1-1 G6-3			1-1 G6-4-3 1B 1-2 2-3 1B		3-3 K		3	0	1	1	0	1	1				
<b>Jeff King, R</b> (1, 3) OBP: 0.305, SLG: 0.428	0-2 G1-4-3		0-0 F7			0-0 G6-4-3 1-2 2-3 3-H		2-3 K		4	0	0	0	0	1	3				
<b>Jeff Conine, R</b> (1, 7) OBP: 0.246, SLG: 0.359		1-1 L9				1-3 K		1-0 2B		4	0	1	0	0	2	1				
<b>Jermaine Dye, R</b> (1, 9) OBP: 0.294, SLG: 0.311		0-2 G4-3				2-3 K		1-3 K		4	0	0	0	0	3	1				
<b>Sal Fasano, R</b> (1, 2) OBP: 0.267, SLG: 0.205		3-3 K				2-0 4-3		1-1 G3		3	0	0	0	0	1	0				
<b>Larry Sutton, L</b> (9, PH) OBP: 0.330, SLG: 0.343								1-3 K		1	0	0	0	0	1	1				
<b>Shane Halter, R</b> (1, 6) OBP: 0.327, SLG: 0.426			1-0 F9			3-2 F7		2-2 G1-3		3	0	0	0	0	0	0				
<b>Inning Stats</b>	R: 1 E: 2 K: 0 S: 10	H: 1 LOB: 1 BB: 0 P: 15	R: 0 E: 0 K: 1 S: 8	H: 0 LOB: 0 BB: 0 P: 12	R: 0 E: 0 K: 1 S: 7	H: 0 LOB: 0 BB: 0 P: 10	R: 0 E: 0 K: 1 S: 8	H: 0 LOB: 0 BB: 0 P: 15	R: 2 E: 0 K: 1 S: 11	H: 4 LOB: 1 BB: 0 P: 16	R: 0 E: 0 K: 1 S: 8	H: 0 LOB: 0 BB: 0 P: 12	R: 0 E: 0 K: 3 S: 9	H: 1 LOB: 1 BB: 0 P: 14	R: 0 E: 0 K: 3 S: 12	H: 1 LOB: 1 BB: 0 P: 17	1B: 5 2B: 2 3B: 1 HR: 0	SF: 1 SAC: 1 DP: 1 HBP: 0	WP: 0 PB: 0 SB: 0 CS: 0	PA: 35
<b>PITCHER</b> <b>Aaron Sele, R</b> (1, 1) ERA: 2.57	IP: 9.0 WLS: W BF: 35 H: 8 R: 3 ER: 2 SO: 9 BB: 0 IBB: 0 HBP: 0 BLK: 0 WP: 0 HR: 0 S: 81 P: 123 ERA: 2.00 WHIP: 0.889															<b>PITCHER</b>				

Batter	1	2	3	4	5	6	7	8	9	AB	R	H	RBI	BB	SO	LOB	BOTTOM			
<b>Tom Goodwin, L</b> (1, 8) OBP: 0.396, SLG: 0.360	3-2 G3-6-3 1B		1-2 G6-3			0-0 L9		1-1 L6		0-0 1B	5	0	2	1	0	0	<b>Kansas City Royals @ Texas Rangers</b> The Ballpark at Arlington, Arlington, TX Sat May 23 1998, 8:05 PM EDT Att: 46,372 - Cloudy - 84 F			
<b>Mark McLemore, S</b> (1, 4) OBP: 0.429, SLG: 0.409	2-1 L9		2-1 1B 2B G4-3 1B		4-0 2B	1-2 L5		0-1 SAFE SAFE SAFE G4-3		4	1	1	0	1	0	3				
<b>29 Rusty Greer, L</b> (1, 7) OBP: 0.344, SLG: 0.401	0-0 G3-6-3		4-2 G4-3 1B 1-2 BB		4-2 BB	1-0 P4		2-3 3-H 1B		2	1	0	0	2	0	1				
<b>Juan Gonzalez, R</b> (1, 9) OBP: 0.351, SLG: 0.590		1-1 L3 HBP		0-1 G4-3 1B 1-2 2-3		0-1 F8		1-0 L7		3	0	1	0	0	0	2				
<b>Ivan Rodriguez, R</b> (1, 10) OBP: 0.435, SLG: 0.667		3-3 K		1-0 G4-3 1-2 2-3 3-H		1-2 G1-3		1-1 HR		4	1	1	1	0	1	3				
<b>Mike Simms, R</b> (1, 3) OBP: 0.425, SLG: 0.722		1-1 L3		4-2 1B BB		2-1 F7		2-1 BB G3 2B		2	0	0	0	1	0	1				
<b>Lee Stevens, L</b> (8, 3) OBP: 0.314, SLG: 0.549		1-2 L3		1-2 BB		0-0 P8		4-2 G3 BB 1B BB		1	1	1	0	0	0	0				
<b>Kevin Elster, R</b> (1, 6) OBP: 0.341, SLG: 0.391			0-0 P8		2-1 1B	0-0 2B 2B		4-2 G3 BB 1B BB		3	2	2	1	1	0	0				
<b>Bill Haselman, R</b> (1, 2) OBP: 0.346, SLG: 0.583			1-0 HR		1-2 1B	0-0 2B		4-2 1B G3 BB		3	1	2	2	1	1	2				
<b>Fernando Tatis, R</b> (1, 5) OBP: 0.314, SLG: 0.320			1-2 G6-3		2-2 L8	0-0 G4-3		0-1 G3		4	0	0	1	0	0	3				
<b>Inning Stats</b>	R: 0 E: 0 K: 0 S: 6	H: 1 LOB: 0 BB: 0 P: 11	R: 0 E: 0 K: 1 S: 6	H: 0 LOB: 0 BB: 0 P: 11	R: 1 E: 0 K: 0 S: 9	H: 1 LOB: 0 BB: 0 P: 12	R: 2 E: 0 K: 1 S: 14	H: 3 LOB: 2 BB: 2 P: 28	R: 0 E: 0 K: 0 S: 8	H: 0 LOB: 2 BB: 2 P: 18	R: 1 E: 0 K: 0 S: 10	H: 2 LOB: 1 BB: 0 P: 13	R: 0 E: 0 K: 0 S: 6	H: 0 LOB: 0 BB: 0 P: 9	R: 3 E: 0 K: 0 S: 14	H: 3 LOB: 2 BB: 2 P: 26	1B: 5 2B: 4 3B: 0 HR: 2	SF: 0 SAC: 0 DP: 3 HBP: 1	WP: 0 PB: 0 SB: 0 CS: 0	PA: 38
<b>PITCHER</b> <b>Glendon Rusch, L</b> (1, 1) ERA: 6.1	IP: 7.0 WLS: L BF: 30 H: 7 R: 4 ER: 4 SO: 2 BB: 4 IBB: 0 HBP: 1 BLK: 0 WP: 0 HR: 1 S: 59 P: 102 ERA: 27.00 WHIP: 5.000															<b>PITCHER</b>				
<b>Hipolito Pichardo, R</b> (8, 1) ERA: 4.41	IP: 1.0 WLS: L BF: 8 H: 3 R: 3 ER: 3 SO: 0 BB: 2 IBB: 0 HBP: 0 BLK: 0 WP: 0 HR: 1 S: 14 P: 26															<b>PITCHER</b>				

**AB 33**  
**R 3**  
**H 8**  
**RBI 2**  
**BB 0**  
**SO 9**  
**LOB 10**



**AB 31**  
**R 7**  
**H 10**  
**RBI 6**  
**BB 6**  
**SO 2**  
**LOB 15**





Batter	1	2	3	4	5	6	7	8	9	AB	R	H	RBI	BB	SO	LOB	TOP									
<b>Johnny Damon, L</b> OBP: 0.330, SLG: 0.409										5	1	1	1	0	1	2										
<b>Jose Offerman, S</b> OBP: 0.397, SLG: 0.443										5	1	2	0	0	1	0										
<b>Hal Morris, L</b> OBP: 0.427, SLG: 0.541										5	1	1	1	0	1	1										
<b>Dean Palmer, R</b> OBP: 0.328, SLG: 0.544										4	2	1	0	1	0	0										
<b>Jeff King, R</b> OBP: 0.309, SLG: 0.429										4	1	2	0	0	0	1										
<b>Jeff Conine, R</b> OBP: 0.280, SLG: 0.403										3	1	2	2	0	0	1										
<b>Jermaine Dye, R</b> OBP: 0.309, SLG: 0.327										4	1	2	3	0	0	2										
<b>Sal Fasano, R</b> OBP: 0.245, SLG: 0.186										4	0	0	0	0	0	3										
<b>Shane Halter, R</b> OBP: 0.314, SLG: 0.412										3	0	0	1	0	1	0										
<b>Inning Stats</b>	R: 0 E: 0 K: 1 S: 9	H: 0 LOB: 0 BB: 0 P: 13	R: 0 E: 1 K: 0 S: 7	H: 0 LOB: 1 BB: 0 P: 10	R: 0 E: 0 K: 2 S: 10	H: 0 LOB: 0 BB: 0 P: 16	R: 3 E: 0 K: 0 S: 14	H: 4 LOB: 1 BB: 1 P: 24	R: 0 E: 0 K: 0 S: 9	H: 0 LOB: 0 BB: 0 P: 14	R: 1 E: 0 K: 1 S: 18	H: 2 LOB: 1 BB: 0 P: 24	R: 1 E: 0 K: 0 S: 13	H: 2 LOB: 1 BB: 0 P: 18	R: 3 E: 1 K: 0 S: 14	H: 3 LOB: 1 BB: 0 P: 21	R: 0 E: 0 K: 0 S: 5	H: 0 LOB: 0 BB: 0 P: 10	1B: 7 2B: 3 3B: 0 HR: 1	SF: 2 SAC: 0 DP: 1 HBP: 0	WP: 1 PB: 0 SB: 1 CS: 1	PA: 40				
<b>PITCHER</b>	IP	WLS	BF	H	R	ER	SO	BB	IBB	HBP	BLK	WP	HR	S	P	ERA	WHIP									
<b>Rick Helling, R</b> ERA: 4.43	(1, 1)	6.2	L	29	8	5	5	4	1	0	0	0	1	1	78	117	6.75	1.350								
<b>Scott Bailes, L</b> ERA: 4.3	(7, 1)	0.1		1	0	0	0	0	0	0	0	0	0	2	2	0.00	0.000									
<b>Tim Crabbtree, R</b> ERA: 5.82	(8, 1)	0.2		6	3	3	2	0	0	0	0	0	0	13	20	27.00	4.500									
<b>Eric Gunderson, L</b> ERA: 0.78	(8, 1)	1.1		4	0	0	0	0	0	0	0	0	0	6	11	0.00	0.000									

**Kansas City Royals @ Texas Rangers**  
The Ballpark at Arlington, Arlington, TX  
Sun May 24, 1998, 4:33 AM EDT  
Att: 46,243 - Cloudy - 81 F

**AB 37**  
**R 8**  
**H 11**  
**RBI 8**  
**BB 1**  
**SO 4**  
**LOB 10**

Batter	1	2	3	4	5	6	7	8	9	AB	R	H	RBI	BB	SO	LOB	BOTTOM								
<b>Tom Goodwin, L</b> OBP: 0.396, SLG: 0.354										3	0	0	0	2	1	2									
<b>Mark McLemore, S</b> OBP: 0.424, SLG: 0.402										5	0	1	0	0	1	3									
<b>29 Rusty Greer, L</b> OBP: 0.350, SLG: 0.403										4	1	2	0	1	1	2									
<b>Juan Gonzalez, R</b> OBP: 0.352, SLG: 0.598										4	1	1	2	1	0	3									
<b>Willi Clark, L</b> OBP: 0.385, SLG: 0.453										5	0	0	0	0	1	4									
<b>Ivan Rodriguez, R</b> OBP: 0.442, SLG: 0.685										4	1	3	0	0	0	0									
<b>Lee Stevens, L</b> OBP: 0.318, SLG: 0.545										3	0	1	0	1	2	3									
<b>Domingo Cedeno, S</b> OBP: 0.400, SLG: 0.464										4	0	1	1	0	0	3									
<b>Fernando Tatis, R</b> OBP: 0.319, SLG: 0.326										4	0	2	0	0	0	0									
<b>Inning Stats</b>	R: 0 E: 0 K: 1 S: 9	H: 1 LOB: 1 BB: 1 P: 18	R: 0 E: 0 K: 0 S: 6	H: 1 LOB: 1 BB: 1 P: 12	R: 0 E: 0 K: 1 S: 11	H: 1 LOB: 2 BB: 0 P: 14	R: 0 E: 0 K: 0 S: 7	H: 0 LOB: 1 BB: 1 P: 13	R: 3 E: 0 K: 2 S: 13	H: 3 LOB: 1 BB: 1 P: 22	R: 0 E: 0 K: 2 S: 14	H: 2 LOB: 2 BB: 0 P: 22	R: 0 E: 0 K: 0 S: 7	H: 1 LOB: 1 BB: 0 P: 9	R: 0 E: 0 K: 0 S: 19	H: 2 LOB: 3 BB: 1 P: 32	1B: 8 2B: 1 3B: 1 HR: 1	SF: 0 SAC: 0 DP: 1 HBP: 0	WP: 0 PB: 0 SB: 0 CS: 1	PA: 41					
<b>PITCHER</b>	IP	WLS	BF	H	R	ER	SO	BB	IBB	HBP	BLK	WP	HR	S	P	ERA	WHIP								
<b>Pat Rapp, R</b> ERA: 3.78	(1, 1)	6.1	W	30	8	3	3	5	4	0	0	0	0	60	102	4.26	1.895								
<b>Matt Whisenant, L</b> ERA: 6.88	(7, 1)	0.1		1	0	0	0	1	0	0	0	0	0	4	7	0.00	0.000								
<b>Hipolito Pichardo, R</b> ERA: 4.14	(7, 1)	2.1	S	11	3	0	0	0	1	0	0	0	0	28	45	0.00	1.714								

**Kansas City Royals @ Texas Rangers**  
The Ballpark at Arlington, Arlington, TX  
Sun May 24, 1998, 4:33 AM EDT  
Att: 46,243 - Cloudy - 81 F

**AB 36**  
**R 3**  
**H 11**  
**RBI 3**  
**BB 5**  
**SO 6**  
**LOB 20**



Batter	1	2	3	4	5	6	7	8	9	AB	R	H	RBI	BB	SO	LOB	TOP									
<b>Johnny Damon, L</b> OBP: 0.336, SLG: 0.414	1-1 FC4-6 1B		2-2 CS 1B		0-2 SF 1B	1-2 G3			0-3 K	5	1	3	1	0	1	0	<b>Kansas City Royals @ Anaheim Angels</b> Edison International Field, Anaheim, CA Mon May 25 1998, 10:05 PM EDT Att: 21,065 - Overcast - 70 F									
<b>Jose Offerman, S</b> OBP: 0.397, SLG: 0.438	1-2 FC4-6 1-2		4-0 BB		0-2 SF G4-3		1-3 K	4-2 BB	2	1	0	1	2	1	1											
<b>Hal Morris, L</b> OBP: 0.412, SLG: 0.522	0-0 F8		1-0 F8		0-1 G4-3		2-1 G4-3	2-3 K	5	0	0	1	0	1	3											
<b>Dean Palmer, R</b> OBP: 0.326, SLG: 0.534	3-2 G3-1			3-2 G6-3	4-2 SF8 1B		1-0 G5-3		3	1	0	0	1	0	1											
<b>Jeff King, R</b> OBP: 0.318, SLG: 0.443		3-2 G5-3		1-0 S 1B	2-0 E8 1B			2-2 G4-3 SF9 2B	4	1	3	0	0	0	0											
<b>Jeff Conine, R</b> OBP: 0.280, SLG: 0.391		4-1 BB		2-2 F8	0-0 SF8			0-0 G4-3	2	0	0	1	1	0	2											
<b>Jermaine Dye, R</b> OBP: 0.288, SLG: 0.308		0-0 F8		2-3 K	3-2 G1-3			1-1 SF9	3	0	0	1	0	1	3											
<b>Sal Fasano, R</b> OBP: 0.264, SLG: 0.196		1-2 G4-3			0-0 1B	4-1 L5-3 BB		2-2 F8	3	1	1	0	1	0	1											
<b>Shane Halter, R</b> OBP: 0.312, SLG: 0.406			0-0 F9		1-2 1B	1-2 L5-3		3-2 P2	4	1	1	0	0	0	1											
<b>Inning Stats</b>	R: 0 E: 0 K: 0 S: 12	H: 1 LOB: 1 BB: 0 P: 17	R: 0 E: 0 K: 0 S: 11	H: 0 LOB: 1 BB: 1 P: 19	R: 0 E: 0 K: 1 S: 6	H: 1 LOB: 1 BB: 1 P: 13	R: 0 E: 0 K: 1 S: 11	H: 1 LOB: 1 BB: 0 P: 19	R: 5 E: 2 K: 0 S: 21	H: 4 LOB: 1 BB: 1 P: 31	R: 0 E: 0 K: 1 S: 7	H: 0 LOB: 0 BB: 1 P: 13	R: 0 E: 0 K: 1 S: 6	H: 0 LOB: 0 BB: 0 P: 10	R: 1 E: 0 K: 0 S: 9	H: 1 LOB: 0 BB: 0 P: 14	R: 0 E: 0 K: 13 S: 13	H: 0 LOB: 1 BB: 1 P: 21	1B: 7 2B: 2 3B: 0 HR: 0	SF: 3 SAC: 0 DP: 1 HBP: 0	WP: 0 PB: 0 SB: 2 CS: 1	PA: 39				
<b>PITCHER</b>	IP	WLS	BF	H	R	ER	SO	BB	IBB	HBP	BLK	WP	HR	S	P	ERA	WHIP									
<b>Ken Hill, R</b> ERA: 4.32	(1, 1)	5.0	L	25	7	5	3	1	3	0	0	0	0	0	61	99	5.40	2.000								
<b>Shigetoshi Hasegawa, R</b> ERA: 4.02	(6, 1)	3.0		10	1	1	1	1	1	0	0	0	0	22	37	3.00	0.667									
<b>Troy Percival, R</b> ERA: 4.58	(9, 1)	1.0		4	0	0	0	2	1	0	0	0	0	13	21	0.00	1.000									

Batter	1	2	3	4	5	6	7	8	9	AB	R	H	RBI	BB	SO	LOB	BOTTOM								
<b>Darin Erstad, L</b> OBP: 0.392, SLG: 0.596	2-0 L3	2-3 K			0-1 F8		1-0 P4			4	0	0	0	0	1	0	<b>Kansas City Royals @ Anaheim Angels</b> Edison International Field, Anaheim, CA Mon May 25 1998, 10:05 PM EDT Att: 21,065 - Overcast - 70 F								
<b>Jim Edmonds, L</b> OBP: 0.379, SLG: 0.566	0-1 E 16 HR	2-2 G4-3			0-0 1B		0-1 G1-3			4	1	2	0	0	0	0									
<b>Tim Salmon, R</b> OBP: 0.382, SLG: 0.555	4-2 E 16 HR		0-0 F4		3-3 K			1-1 F9	3	1	0	0	1	1	1										
<b>Cecil Fielder, R</b> OBP: 0.346, SLG: 0.429	2-0 E6		0-1 F8			0-0 1B		1-1 16 BB	4	1	2	0	0	0	2										
<b>Damon Mashore, R</b> OBP: 0.308, SLG: 0.403	1-2 2-3 16 HR							1-1 16 BB	0	0	0	0	0	0	0										
<b>16 Garret Anderson, L</b> OBP: 0.294, SLG: 0.419	1-1 HR		3-0 G4-3			0-0 F8		4-0 G4-6-3	3	1	1	4	1	0	1										
<b>Matt Walbeck, S</b> OBP: 0.319, SLG: 0.369	0-0 G6-3			1-3 K		1-3 K		2-2 G4-6-3	4	0	0	0	0	2	3										
<b>Craig Shipley, R</b> OBP: 0.200, SLG: 0.172	0-1 1B			1-2 F9		0-1 1B			4	0	2	0	0	0	0										
<b>11 Justin Baughman, R</b> OBP: 0.353, SLG: 0.333	3-3 K			3-3 K		0-3 K			4	0	0	0	0	3	3										
<b>Gary Disarcina, R</b> OBP: 0.309, SLG: 0.379		0-0 G3-1			0-2 G4-3		0-0 F8		1-3 K	4	0	0	0	0	1	0									
<b>Inning Stats</b>	R: 4 E: 1 K: 1 S: 14	H: 3 LOB: 1 BB: 1 P: 26	R: 0 E: 0 K: 1 S: 7	H: 0 LOB: 0 BB: 0 P: 11	R: 0 E: 0 K: 2 S: 9	H: 0 LOB: 0 BB: 0 P: 14	R: 0 E: 0 K: 2 S: 10	H: 1 LOB: 1 BB: 0 P: 12	R: 0 E: 0 K: 2 S: 10	H: 2 LOB: 2 BB: 0 P: 11	R: 0 E: 0 K: 0 S: 4	H: 0 LOB: 0 BB: 0 P: 5	R: 0 E: 0 K: 0 S: 7	H: 1 LOB: 2 BB: 1 P: 15	R: 0 E: 0 K: 1 S: 9	H: 0 LOB: 0 BB: 0 P: 10	1B: 5 2B: 1 3B: 0 HR: 1	SF: 0 SAC: 0 DP: 1 HBP: 0	WP: 0 PB: 0 SB: 0 CS: 0	PA: 36					
<b>PITCHER</b>	IP	WLS	BF	H	R	ER	SO	BB	IBB	HBP	BLK	WP	HR	S	P	ERA	WHIP								
<b>Tim Belcher, R</b> ERA: 4.35	(1, 1)	8.0		33	7	4	3	7	2	0	0	0	0	65	101	3.38	1.125								
<b>Jeff Montgomery, R</b> ERA: 8.1	(9, 1)	1.0	S	3	0	0	0	1	0	0	0	0	0	9	10	0.00	0.000								



Batter	1	2	3	4	5	6	7	8	9	AB	R	H	RBI	BB	SO	LOB	TOP								
<b>Johnny Damon, L</b> OBP: 0.338, SLG: 0.414	G4-3		F7			SH 1B	FC4-2		G1-3 1B	5	1	2	0	0	0	2	<b>Kansas City Royals @ Anaheim Angels</b> Edison International Field, Anaheim, CA Wed May 27 1998, 10:05 PM EDT Att: 17,810 - Unknown - 70 F  <b>AB 30</b> <b>R 4</b> <b>H 5</b> <b>RBI 4</b> <b>BB 7</b> <b>SO 0</b> <b>LOB 20</b>								
<b>Jose Offerman, S</b> OBP: 0.402, SLG: 0.433	F G4-3 BB		G6-4-3 BB			SH 1B BB	G4-3		G1-3	2	2	0	0	3	0	3									
<b>Hal Morris, L</b> OBP: 0.408, SLG: 0.511	E5 G4-3 1-3		G6-4-3 1-2			SH FC1-5 1B		2B SF9 BB	F7	3	1	0	0	1	0	3									
<b>Dean Palmer, R</b> OBP: 0.330, SLG: 0.539	G4-3 2-3 3-H			P4		FC1-5 1B		SF9 2B		4	0	2	3	0	0	1									
<b>Jeff King, R</b> OBP: 0.312, SLG: 0.433	G5-3			G5-3		FC1-5 G5-4-3		L6		4	0	0	0	0	0	5									
<b>Jeff Conine, R</b> OBP: 0.259, SLG: 0.375		G1-3		F8		G5-4-3 1-2		S IBB		3	0	0	0	1	0	2									
<b>Jermaine Dye, R</b> OBP: 0.286, SLG: 0.296		G3-1				F9		SF9		2	0	0	1	1	0	0									
<b>Sal Fasano, R</b> OBP: 0.263, SLG: 0.184				G6-3		G6-3		B1	F8	3	0	0	0	1	0	3									
<b>Shane Halter, R</b> OBP: 0.310, SLG: 0.410		L5		G6-3		G6-3		FC4-2 2B	F9	4	0	1	0	0	0	1									
<b>Inning Stats</b>	R: 1 E: 1 K: 0 S: 13	H: 0 LOB: 1 BB: 1 P: 21	R: 0 E: 0 K: 0 S: 8	H: 0 LOB: 1 BB: 1 P: 17	R: 0 E: 0 K: 0 S: 7	H: 0 LOB: 0 BB: 1 P: 13	R: 0 E: 0 K: 0 S: 4	H: 0 LOB: 0 BB: 0 P: 8	R: 0 E: 0 K: 0 S: 6	H: 0 LOB: 0 BB: 0 P: 8	R: 2 E: 0 K: 0 S: 11	H: 2 LOB: 1 BB: 1 P: 17	R: 0 E: 0 K: 0 S: 5	H: 1 LOB: 2 BB: 1 P: 9	R: 1 E: 0 K: 0 S: 8	H: 1 LOB: 2 BB: 0 P: 22	R: 0 E: 0 K: 0 S: 10	H: 1 LOB: 1 BB: 0 P: 20	1B: 3 2B: 2 3B: 0 HR: 0	SF: 1 SAC: 1 DP: 2 HBP: 0	WP: 0 PB: 0 SB: 2 CS: 0	PA: 39			
<b>PITCHER</b>	IP	WLS	BF	H	R	ER	SO	BB	IBB	HBP	BLK	WP	HR	S	P	ERA	WHIP								
<b>Omar Olivares, R</b> ERA: 3.22	(1, 1)	7.0	L	31	4	4	3	0	6	0	0	0	0	56	102	3.86	1.429								
<b>Rich DeLucia, R</b> ERA: 6.95	(8, 1)	1.0		4	0	0	0	0	0	1	0	0	0	6	13	0.00	0.000								
<b>Greg Cadaret, L</b> ERA: 2.77	(9, 1)	1.0		4	1	0	0	0	0	0	0	0	0	10	20	0.00	1.000								

Batter	1	2	3	4	5	6	7	8	9	AB	R	H	RBI	BB	SO	LOB	BOTTOM								
<b>Darin Erstad, L</b> OBP: 0.385, SLG: 0.585	K			F9		G4-3		K		4	0	0	0	0	2	1	<b>Kansas City Royals @ Anaheim Angels</b> Edison International Field, Anaheim, CA Wed May 27 1998, 10:05 PM EDT Att: 17,810 - Unknown - 70 F  <b>AB 33</b> <b>R 0</b> <b>H 5</b> <b>RBI 0</b> <b>BB 0</b> <b>SO 5</b> <b>LOB 12</b>								
<b>Jim Edmonds, L</b> OBP: 0.381, SLG: 0.565	G4-3			G5-3 1B			K		FC5-4 1B	4	0	2	0	0	1	0									
<b>Tim Salmon, R</b> OBP: 0.374, SLG: 0.540				G5-3			E5 1B		FC5-4 1B	3	0	0	0	0	0	1									
<b>Norberto Martin, R</b> OBP: 0.234, SLG: 0.272	F9			G5-3			E5 1B		FC5-4 1B	1	0	0	0	0	0	1									
<b>Cecil Fielder, R</b> OBP: 0.340, SLG: 0.419		G6-3		F7			F9		F9	4	0	0	0	0	0	3									
<b>Dave Hollins, S</b> OBP: 0.319, SLG: 0.400		G5-3			K					4	0	2	0	0	1	0									
<b>16 Garret Anderson, L</b> OBP: 0.289, SLG: 0.411		P6			F9		F8		G4-3	4	0	0	0	0	0	4									
<b>Phil Nevin, R</b> OBP: 0.333, SLG: 0.416				F8		K			FC6-4 1B	3	0	1	0	0	1	0									
<b>11 Justin Baughman, R</b> OBP: 0.324, SLG: 0.306				F8					F9	3	0	0	0	0	0	1									
<b>Gary Disarcina, R</b> OBP: 0.303, SLG: 0.372				G4-3					FC6-4	3	0	0	0	0	0	1									
<b>Inning Stats</b>	R: 0 E: 0 K: 1 S: 8	H: 0 LOB: 0 BB: 0 P: 12	R: 0 E: 0 K: 0 S: 5	H: 0 LOB: 0 BB: 0 P: 9	R: 0 E: 0 K: 0 S: 5	H: 0 LOB: 0 BB: 0 P: 8	R: 0 E: 0 K: 0 S: 12	H: 1 LOB: 1 BB: 0 P: 19	R: 0 E: 0 K: 2 S: 11	H: 0 LOB: 0 BB: 0 P: 14	R: 0 E: 0 K: 0 S: 8	H: 0 LOB: 0 BB: 0 P: 10	R: 0 E: 0 K: 1 S: 10	H: 1 LOB: 2 BB: 0 P: 10	R: 0 E: 0 K: 1 S: 7	H: 1 LOB: 2 BB: 0 P: 10	R: 0 E: 0 K: 0 S: 10	H: 2 LOB: 2 BB: 0 P: 13	1B: 5 2B: 0 3B: 0 HR: 0	SF: 0 SAC: 0 DP: 0 HBP: 0	WP: 0 PB: 0 SB: 0 CS: 0	PA: 33			
<b>PITCHER</b>	IP	WLS	BF	H	R	ER	SO	BB	IBB	HBP	BLK	WP	HR	S	P	ERA	WHIP								
<b>50 José Rosado, L</b> ERA: 4.28	(1, 1)	9.0	W	33	5	0	0	5	0	0	0	0	0	76	105	0.00	0.556								



Batter	1	2	3	4	5	6	7	8	9	AB	R	H	RBI	BB	SO	LOB	TOP										
Rickey Henderson, R OBP: 0.368, SLG: 0.344	0-1 G4-3	3-1 F8		3-2 L4			4-2 S S BB		1-2 G6-3	4	0	0	0	1	0	1											
Rafael Bourquiel, R OBP: 0.240, SLG: 0.315	2-2 K		1-0 F8		2-2 1B 2B		2-1 F7		0-1 G6-3	5	1	1	0	0	1	1											
Ben Grieve, L OBP: 0.407, SLG: 0.520	4-1 BB		4-1 1B BB		3-2 2H 1B		4-2 BB			1	0	1	1	3	0	0											
Matt Stairs, L OBP: 0.402, SLG: 0.589	2-3 K		2-3 K		1-1 G4-3		0-1 F9			4	0	0	0	0	2	5											
Jason Giambi, L OBP: 0.359, SLG: 0.398		2-1 BB 2B 1B	0-0 BB 1B		2-3 K				0-0 G6-3	4	1	2	0	0	1	0											
Scott Spiezio, S OBP: 0.342, SLG: 0.432		4-2 2B G6-3 BB	4-1 BB			2-0 P5		2-2 BB 1B		2	1	1	0	2	0	0											
Mike Blowers, R OBP: 0.347, SLG: 0.438		1-1 BB 2B	1-3 K			2-2 G6-3		1-3 K		4	0	1	1	0	2	4											
Mike MacFarlane, R OBP: 0.346, SLG: 0.486		1-1 G6-3		0-0 G6-3		0-0 F9		2-1 P6		4	0	0	1	0	0	2											
Ryan Christenson, R OBP: 0.308, SLG: 0.328		3-H G1-3		1-2 G5-3					1-2 G5-6-3	3	0	0	0	0	1	1											
Jack Voigt, R OBP: 0.236, SLG: 0.220										1	0	0	0	0	0	0											
<b>Inning Stats</b>	R: 0 E: 0 K: 2 S: 9	H: 0 LOB: 1 BB: 1 P: 17	R: 2 E: 0 K: 0 S: 14	H: 2 LOB: 1 BB: 1 P: 25	R: 0 E: 0 K: 2 S: 11	H: 1 LOB: 3 BB: 2 P: 23	R: 0 E: 0 K: 0 S: 8	H: 0 LOB: 0 BB: 0 P: 12	R: 1 E: 0 K: 1 S: 13	H: 2 LOB: 0 BB: 0 P: 21	R: 0 E: 0 K: 0 S: 6	H: 0 LOB: 0 BB: 0 P: 10	R: 0 E: 0 K: 1 S: 11	H: 0 LOB: 2 BB: 2 P: 22	R: 0 E: 0 K: 1 S: 10	H: 1 LOB: 1 BB: 0 P: 15	R: 0 E: 0 K: 0 S: 9	H: 0 LOB: 0 BB: 0 P: 11	1B: 4 2B: 2 3B: 0 HR: 0	SF: 0 SAC: 0 DP: 1 HBP: 0	WP: 0 PB: 0 SB: 2 CS: 0	PA: 38					
<b>PITCHER</b>	IP	WLS	BF	H	R	ER	SO	BB	IBB	HBP	BLK	WP	HR	S	P	ERA	WHIP										
Pat Rapp, R ERA: 3.94	(1, 1)	6.0	26	5	3	3	5	4	0	0	0	0	0	61	108	4.50	1.500										
Scott Service, R ERA: 3.86	(7, 1)	0.2	3	0	0	0	1	1	0	0	0	0	0	7	14	0.00	1.500										
Chris Haney, L ERA: 7.75	(7, 1)	0.2	W	4	1	0	0	1	0	0	0	0	0	9	15	0.00	3.000										
Hipolito Pichardo, R ERA: 4.06	(8, 1)	0.2	2	0	0	0	1	0	0	0	0	0	0	5	8	0.00	0.000										
Jeff Montgomery, R ERA: 7.54	(9, 1)	1.0	S	3	0	0	0	0	0	0	0	0	0	9	11	0.00	0.000										

Oakland Athletics @ Kansas City Royals  
Kauffman Stadium, Kansas City, MO  
Fri May 29 1998, 7:05 PM CDT  
Att: 14,749 - Unknown - 86 F

AB 32  
R 3  
H 6  
RBI 3  
BB 6  
SO 7  
LOB 14



Batter	1	2	3	4	5	6	7	8	9	AB	R	H	RBI	BB	SO	LOB	BOTTOM										
Johnny Damon, L OBP: 0.339, SLG: 0.423	3-2 1B 1B		1-1 F9		0-0 1B 3B		1-2 L8	1-3 K		5	1	2	0	0	1	0											
Jose Offerman, S OBP: 0.404, SLG: 0.429	2-1 P6		3-1 F7		4-0 1B BB		4-2 1B 3B BB			2	2	0	0	2	0	1											
Hal Morris, L OBP: 0.417, SLG: 0.514	1-1 SAFE SAFE SAFE 1-2 1B		0-0 G3		4-0 1B BB		0-1 SAFE 1-3 BB 1B			3	1	2	0	1	0	0											
Dean Palmer, R OBP: 0.328, SLG: 0.530	3-3 K			2-2 F9	0-3 K		4-2 BB BB			3	1	0	0	1	2	5											
Jeff King, R OBP: 0.320, SLG: 0.451	0-1 P2			1-1 FC5-4 1B	2-1 1-3 2H 3H 1B		1-0 SAFE 1-H 2-H 3H 3B			4	0	3	5	0	0	2											
Jeff Conine, R OBP: 0.259, SLG: 0.368		2-2 1B		2-2 FC5-4 2B	0-2 F9		1-3 K			4	0	1	0	0	1	4											
Jermaine Dye, R OBP: 0.284, SLG: 0.310		1-0 F9		0-0 K		2-3 K	0-1 G5-3			4	0	1	0	0	1	2											
Sal Fasano, R OBP: 0.246, SLG: 0.170		2-3 K		3-3 K		2-1 F7		1-3 K		4	0	0	0	0	3	3											
Shane Halter, R OBP: 0.299, SLG: 0.394		0-3 K			0-1 P3	3-1 P6		1-2 G5-3		4	0	0	0	0	1	1											
<b>Inning Stats</b>	R: 0 E: 0 K: 1 S: 14	H: 2 LOB: 2 BB: 0 P: 23	R: 0 E: 0 K: 2 S: 10	H: 1 LOB: 0 BB: 0 P: 15	R: 0 E: 0 K: 0 S: 5	H: 0 LOB: 0 BB: 0 P: 9	R: 0 E: 0 K: 1 S: 15	H: 2 LOB: 2 BB: 0 P: 23	R: 2 E: 0 K: 1 S: 12	H: 2 LOB: 2 BB: 2 P: 22	R: 0 E: 0 K: 1 S: 7	H: 0 LOB: 0 BB: 0 P: 14	R: 3 E: 0 K: 1 S: 16	H: 2 LOB: 1 BB: 2 P: 27	R: 0 E: 0 K: 2 S: 9	H: 0 LOB: 0 BB: 0 P: 12	1B: 6 2B: 1 3B: 2 HR: 0	SF: 0 SAC: 0 DP: 0 HBP: 0	WP: 0 PB: 0 SB: 0 CS: 0	PA: 37							
<b>PITCHER</b>	IP	WLS	BF	H	R	ER	SO	BB	IBB	HBP	BLK	WP	HR	S	P	ERA	WHIP										
Blake Stein, R ERA: 3.96	(1, 1)	5.0	24	7	2	2	5	2	0	0	0	0	0	56	92	3.60	1.800										
Aaron Small, R ERA: 5.25	(6, 1)	1.0	3	0	0	0	1	0	0	0	0	0	0	7	14	0.00	0.000										
Mike Mohler, L ERA: 4.26	(7, 1)	0.1	L	3	1	2	2	1	0	0	0	0	0	8	13	54.00	6.000										
Mike Fetters, R ERA: 4.67	(7, 1)	1.2	7	1	1	1	3	1	0	0	0	0	0	17	26	5.40	1.200										

Oakland Athletics @ Kansas City Royals  
Kauffman Stadium, Kansas City, MO  
Fri May 29 1998, 7:05 PM CDT  
Att: 14,749 - Unknown - 86 F

AB 33  
R 5  
H 9  
RBI 5  
BB 4  
SO 9  
LOB 18









Batter	1	2	3	4	5	6	7	8	9	AB	R	H	RBI	BB	SO	LOB	TOP					
Rickey Henderson, R OBP: 0.363, SLG: 0.335	G4-3		F8		P4		F8			4	0	0	0	0	0	2						
Scott Spiezio, S OBP: 0.341, SLG: 0.432	G4-3			G4-3 2B	F8			L5-3 1B		4	1	2	0	0	0	1						
Ben Grieve, L OBP: 0.400, SLG: 0.507	G6-3			G4-3 2B	G4-3			L5-3 1B		4	0	0	0	0	0	3						
Matt Stairs, L OBP: 0.408, SLG: 0.603								G6-3		4	1	2	1	0	0	0						
Jason Giambi, L OBP: 0.358, SLG: 0.395	G6-3			G4-3 1B	F9			G5-3		4	0	1	1	0	0	1						
Mike Blowers, R OBP: 0.339, SLG: 0.474	K			G4-6-3 1B	F9			K		4	0	0	0	0	2	2						
A.J. Hinch, R OBP: 0.304, SLG: 0.341	K							G4-3		4	1	1	0	0	1	1						
Ryan Christenson, R OBP: 0.315, SLG: 0.333			K		E5 2B 1B			P5		3	1	1	0	0	1	0						
Miguel Tejada, R OBP: 0.429, SLG: 0.714			K							3	0	2	2	0	1	0						
<b>Inning Stats</b>	R: 0 E: 0 K: 0 S: 7	H: 0 LOB: 0 BB: 0 P: 11	R: 0 E: 0 K: 2 S: 9	H: 1 LOB: 1 BB: 0 P: 17	R: 0 E: 0 K: 2 S: 9	H: 0 LOB: 0 BB: 0 P: 14	R: 2 E: 0 K: 0 S: 14	H: 3 LOB: 0 BB: 0 P: 22	R: 2 E: 1 K: 0 S: 15	H: 3 LOB: 1 BB: 0 P: 26	R: 0 E: 0 K: 0 S: 8	H: 0 LOB: 0 BB: 0 P: 13	R: 0 E: 0 K: 0 S: 5	H: 1 LOB: 1 BB: 0 P: 8	R: 0 E: 0 K: 0 S: 6	H: 1 LOB: 0 BB: 0 P: 10	R: 0 E: 0 K: 1 S: 10	H: 0 LOB: 0 BB: 0 P: 15	1B: 5 2B: 5 3B: 0 HR: 0	SF: 0 SAC: 0 DP: 2 HBP: 0	WP: 0 PB: 0 SB: 0 CS: 0	PA: 34
<b>PITCHER</b>	IP	WLS	BF	H	R	ER	SO	BB	IBB	HBP	BLK	WP	HR	S	P	ERA	WHIP					
Tim Lincecum, R ERA: 4.36	8.0	W	31	9	4	4	4	0	0	0	0	0	0	73	121	4.50	1.125					
Matt Whisenant, L ERA: 6.75	1.0		3	0	0	0	1	0	0	0	0	0	0	10	15	0.00	0.000					

Oakland Athletics @ Kansas City Royals  
Kauffman Stadium, Kansas City, MO  
Sun May 31 1998, 3:33 AM CDT  
Att: 27,126 - Sunny - 83 F

AB 34  
R 4  
H 9  
RBI 4  
BB 0  
SO 5  
LOB 10



Batter	1	2	3	4	5	6	7	8	9	AB	R	H	RBI	BB	SO	LOB	BOTTOM				
Johnny Damon, L OBP: 0.348, SLG: 0.440	G6-3		G3		G6-4-3 BB		FC1-5 1B	HR		4	2	1	1	1	0	3					
Jose Offerman, S OBP: 0.403, SLG: 0.434			G4-3		G6-4-3		E8 2B 1B	F8		5	1	2	1	0	0	2					
Jeff King, R OBP: 0.325, SLG: 0.474				G6-3 1B			HR 2B	F8		4	3	3	2	1	0	0					
Dean Palmer, R OBP: 0.329, SLG: 0.553	G6-4-3			G6-3			HR 2B	L7		5	1	1	2	0	0	3					
Jeff Conine, R OBP: 0.270, SLG: 0.375			F8 1B		G6-3 1B		F8			4	0	2	1	0	1	0					
Jermaine Dye, R OBP: 0.293, SLG: 0.364		F8 1B		P3			L6-3	1B 29 1B		4	1	1	0	0	0	2					
Terry Pendleton, S OBP: 0.329, SLG: 0.380		L6-3								4	1	3	0	0	0	0					
29 Mike Sweeney, R OBP: 0.307, SLG: 0.330			L4		F8					4	0	2	2	0	0	2					
Shane Halter, R OBP: 0.306, SLG: 0.391										3	1	1	0	1	0	2					
<b>Inning Stats</b>	R: 0 E: 0 K: 0 S: 11	H: 1 LOB: 1 BB: 1 P: 18	R: 0 E: 0 K: 0 S: 6	H: 1 LOB: 0 BB: 0 P: 8	R: 0 E: 0 K: 0 S: 9	H: 1 LOB: 1 BB: 0 P: 14	R: 1 E: 0 K: 0 S: 12	H: 3 LOB: 2 BB: 0 P: 21	R: 0 E: 0 K: 1 S: 9	H: 0 LOB: 0 BB: 1 P: 12	R: 1 E: 0 K: 0 S: 9	H: 1 LOB: 0 BB: 0 P: 14	R: 7 E: 1 K: 0 S: 29	H: 8 LOB: 2 BB: 1 P: 50	R: 1 E: 0 K: 0 S: 9	H: 1 LOB: 0 BB: 0 P: 13	1B: 9 2B: 3 3B: 1 HR: 3	SF: 0 SAC: 0 DP: 2 HBP: 0	WP: 0 PB: 0 SB: 0 CS: 0	PA: 40	
<b>PITCHER</b>	IP	WLS	BF	H	R	ER	SO	BB	IBB	HBP	BLK	WP	HR	S	P	ERA	WHIP				
Kenny Rogers, L ERA: 3.76	6.0	L	26	9	4	4	1	2	0	0	0	0	0	56	94	6.00	1.833				
T.J. Mathews, R ERA: 5.68	0.0		1	0	0	0	0	1	0	0	0	0	0	4	4	∞	∞				
Buddy Groom, L ERA: 4.87	0.1		2	1	1	1	0	0	0	0	0	0	0	4	7	27.00	3.000				
Aaron Small, R ERA: 6.29	0.1		5	4	3	3	0	0	0	0	0	0	1	16	23	81.00	12.000				
Dave Telgheder, R ERA: 3.44	1.1		6	2	2	2	0	0	0	0	0	0	1	15	22	13.50	1.500				

Oakland Athletics @ Kansas City Royals  
Kauffman Stadium, Kansas City, MO  
Sun May 31 1998, 3:33 AM CDT  
Att: 27,126 - Sunny - 83 F

AB 37  
R 10  
H 16  
RBI 9  
BB 3  
SO 1  
LOB 14





Batter	1	2	3	4	5	6	7	8	9	AB	R	H	RBI	BB	SO	LOB	TOP
<b>Darin Erstad, L</b> (1, 7) OBP: 0.376, SLG: 0.571										5	1	2	1	0	3	2	<b>Anaheim Angels @ Kansas City Royals</b> Kauffman Stadium, Kansas City, MO Mon Jun 01 1998, 7:05 PM CDT Att: 14,502 - Cloudy - 86 F
<b>Dave Hollins, S</b> (1, 5) OBP: 0.306, SLG: 0.378										4	0	0	0	0	2	3	
<b>Craig Shipley, R</b> (7, 5) OBP: 0.250, SLG: 0.233										0	1	0	0	0	0	0	
<b>Jim Edmonds, L</b> (1, 8) OBP: 0.382, SLG: 0.585										5	0	0	1	0	1	4	
<b>Tim Salmon, R</b> (1, 10) OBP: 0.395, SLG: 0.554										3	1	2	1	1	0	0	
<b>Norberto Martin, R</b> (8, PR) OBP: 0.241, SLG: 0.278										1	0	1	1	0	0	0	
<b>Cecil Fielder, R</b> (1, 3) OBP: 0.327, SLG: 0.399										5	0	1	0	0	2	3	
<b>Damon Mashore, R</b> (1, 9) OBP: 0.337, SLG: 0.365										3	0	0	0	0	0	2	
<b>16 Garret Anderson, L</b> (8, PH) OBP: 0.304, SLG: 0.433										0	0	0	0	2	0	0	
<b>Phil Nevin, R</b> (1, 2) OBP: 0.337, SLG: 0.427										5	1	2	0	0	1	4	
<b>11 Justin Baughman, R</b> (1, 4) OBP: 0.306, SLG: 0.354										4	1	1	1	0	0	4	
<b>Gary Disarcina, R</b> (1, 6) OBP: 0.320, SLG: 0.392										4	1	4	0	0	0	0	
<b>Inning Stats</b>	R: 0 H: 0 E: 0 K: 3 S: 9	H: 0 R: 0 ER: 0 LOB: 0 BB: 0 P: 14	R: 0 H: 0 E: 0 K: 0 S: 8	H: 1 R: 0 ER: 0 LOB: 1 BB: 0 P: 10	R: 0 H: 1 E: 0 K: 1 S: 11	H: 1 R: 0 ER: 0 LOB: 2 BB: 1 P: 22	R: 2 H: 4 E: 0 K: 1 S: 11	H: 2 R: 0 ER: 0 LOB: 1 BB: 0 P: 18	R: 0 H: 1 E: 0 K: 1 S: 10	H: 1 R: 0 ER: 0 LOB: 3 BB: 1 P: 19	R: 3 H: 3 E: 1 K: 1 S: 18	H: 3 R: 1 ER: 1 LOB: 2 BB: 1 P: 32	1B: 9 2B: 3 3B: 0 HR: 1	SF: 0 SAC: 0 DP: 2 HBP: 1	WP: 1 PB: 1 CS: 0	PA: 43	
<b>PITCHER</b>	IP WLS BF H R ER SO BB IBB HBP BLK WP HR S P ERA WHIP																
<b>50 José Rosado, L</b> (1, 1) ERA: 4.23	7.0	30	9	3	3	7	1	0	0	0	0	1	74	115	3.86	1.429	
<b>Hipolito Pichardo, R</b> (8, 1) ERA: 5.59	1.0	L	8	3	2	1	0	1	1	0	1	0	16	31	18.00	3.000	
<b>Matt Whisenant, L</b> (9, 1) ERA: 6.75	0.0		1	0	0	0	0	0	0	0	0	0	3	5	∞	∞	
<b>Scott Service, R</b> (9, 1) ERA: 4.32	1.0		4	1	0	0	0	1	0	0	0	0	8	15	0.00	1.000	

Batter	1	2	3	4	5	6	7	8	9	AB	R	H	RBI	BB	SO	LOB	BOTTOM	
<b>Johnny Damon, L</b> (1, 8) OBP: 0.345, SLG: 0.434										5	1	1	0	0	0	4	<b>Anaheim Angels @ Kansas City Royals</b> Kauffman Stadium, Kansas City, MO Mon Jun 01 1998, 7:05 PM CDT Att: 14,502 - Cloudy - 86 F	
<b>Jose Offerman, S</b> (1, 4) OBP: 0.403, SLG: 0.431										4	0	1	0	1	1	1		
<b>Hal Morris, L</b> (1, 10) OBP: 0.412, SLG: 0.500										5	0	2	0	0	1	4		
<b>Jeff King, R</b> (1, 3) OBP: 0.324, SLG: 0.485										4	1	1	1	0	1	4		
<b>Terry Pendleton, S</b> (1, 5) OBP: 0.322, SLG: 0.370										2	0	0	0	0	1	0		
<b>Dean Palmer, R</b> (5, 5) OBP: 0.325, SLG: 0.547										2	0	0	0	0	1	2		
<b>Jeff Conine, R</b> (1, 7) OBP: 0.289, SLG: 0.381										4	1	1	0	0	1	0		
<b>Jermaine Dye, R</b> (1, 9) OBP: 0.291, SLG: 0.357										4	0	1	1	0	1	1		
<b>29 Mike Sweeney, R</b> (1, 2) OBP: 0.305, SLG: 0.327										4	0	1	0	0	0	2		
<b>Felix Martinez, S</b> (1, 6) ERA: 3.14										1	0	0	0	1	0	2		
<b>Larry Sutton, L</b> (8, PH) OBP: 0.317, SLG: 0.327										1	0	0	0	0	1	0		
<b>Inning Stats</b>	R: 0 H: 1 E: 0 K: 2 S: 13	H: 0 R: 0 ER: 0 LOB: 0 BB: 0 P: 20	R: 0 H: 0 E: 0 K: 2 S: 10	H: 0 R: 0 ER: 0 LOB: 0 BB: 0 P: 12	R: 0 H: 1 E: 0 K: 1 S: 7	H: 1 R: 1 ER: 1 LOB: 1 BB: 1 P: 15	R: 1 H: 1 E: 2 K: 0 S: 9	H: 0 R: 0 ER: 2 LOB: 1 BB: 1 P: 18	R: 1 H: 2 E: 0 K: 1 S: 10	H: 2 R: 0 ER: 0 LOB: 1 BB: 0 P: 13	R: 0 H: 0 E: 0 K: 0 S: 4	H: 0 R: 0 ER: 0 LOB: 0 BB: 0 P: 6	R: 0 H: 1 E: 0 K: 1 S: 15	H: 1 R: 0 ER: 0 LOB: 1 BB: 0 P: 21	1B: 6 2B: 1 3B: 0 HR: 1	SF: 0 SAC: 1 DP: 1 HBP: 0	WP: 0 PB: 0 CS: 0	PA: 39
<b>PITCHER</b>	IP WLS BF H R ER SO BB IBB HBP BLK WP HR S P ERA WHIP																	
<b>Omar Olivares, R</b> (1, 1) ERA: 3.14	7.0	32	7	3	2	7	2	0	0	0	0	0	4	6	0.00	0.000		
<b>Shigetoshi Hasegawa, R</b> (8, 1) ERA: 3.9	1.0	W	3	0	0	0	0	0	0	0	0	0	4	6	0.00	0.000		
<b>Troy Percival, R</b> (9, 1) ERA: 4.03	1.0	S	4	1	0	0	0	0	0	0	0	0	15	21	0.00	1.000		

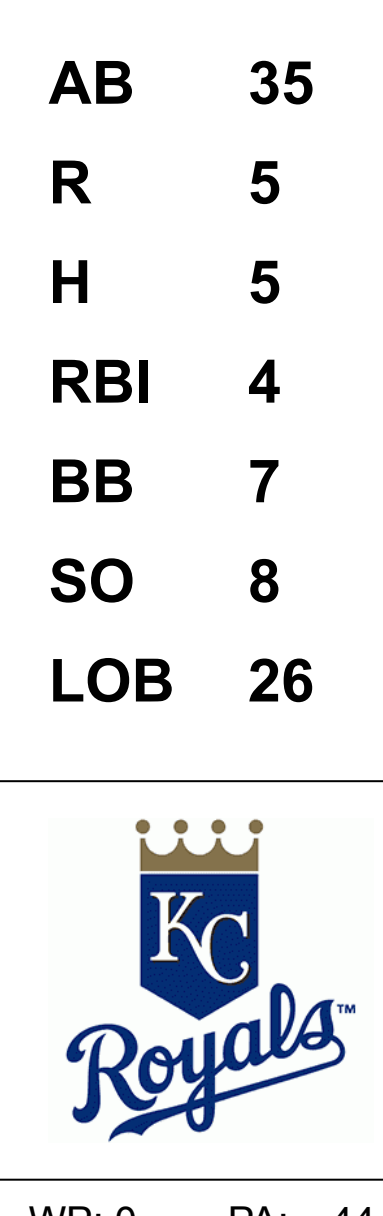


Batter	1	2	3	4	5	6	7	8	9	AB	R	H	RBI	BB	SO	LOB	TOP		
Darin Erstad, L OBP: 0.371, SLG: 0.558		G6-3		P2		P2		F8		5	0	0	1	0	1	3	<b>Anaheim Angels @ Kansas City Royals</b> Kauffman Stadium, Kansas City, MO Tue Jun 02 1998, 7:05 PM CDT Att: 12,020 - Unknown - 86 F		
Dave Hollins, S OBP: 0.302, SLG: 0.368 Craig Shipley, R OBP: 0.250, SLG: 0.233	P6	F9		E5		K		1B 1B BB	F9	5	1	0	0	1	1	4			
Jim Edmonds, L OBP: 0.378, SLG: 0.576	BB 1B		G4-3	G1-3		F8		F8		5	1	1	0	0	0	4			
Tim Salmon, R OBP: 0.401, SLG: 0.576	1B BB		E5	BB 16 G1-2-3		HR		1B 1B		4	1	2	2	1	1	0			
Cecil Fielder, R OBP: 0.333, SLG: 0.401			BB	BB		G5-3		1B 1B		4	0	2	2	1	1	0			
Phil Nevin, R OBP: 0.354, SLG: 0.422 Matt Walbeck, S OBP: 0.318, SLG: 0.390	F7		BB	BB		16 FC6-4 HBP		16 1B HBP	F9	1	0	0	0	1	0	2			
16 Garret Anderson, L OBP: 0.306, SLG: 0.437		K	G1-2-3			FC6-4 11 HR		1B		5	1	2	0	0	1	4			
11 Justin Baughman, R OBP: 0.333, SLG: 0.434	2B G6-3 1B			FC5-4 1B		1H HR		K	F8	5	2	3	2	0	1	3			
Gary Disarcina, R OBP: 0.323, SLG: 0.394	G6-3 1-3 2B			FC5-4 PB E		G4-3		F8 BB 1B BB	G5-3	4	1	1	0	1	0	2			
<b>Inning Stats</b>	R: 1 E: 0 K: 1 S: 7	H: 2 LOB: 2 BB: 1 P: 11	R: 1 E: 0 K: 1 S: 7	H: 2 LOB: 1 BB: 0 P: 7	R: 0 E: 0 K: 0 S: 3	H: 0 LOB: 2 BB: 2 P: 11	R: 0 E: 1 K: 0 S: 5	H: 1 LOB: 2 BB: 0 P: 6	R: 3 E: 0 K: 3 S: 5	H: 2 LOB: 0 BB: 0 P: 6	R: 0 E: 0 K: 3 S: 10	H: 1 LOB: 2 BB: 0 P: 11	R: 2 E: 0 K: 0 S: 5	H: 2 LOB: 2 BB: 2 P: 13	R: 0 E: 0 K: 0 S: 4	H: 1 LOB: 2 BB: 0 P: 5		1B: 7 2B: 2 3B: 0 HR: 2	SF: 0 SAC: 0 DP: 1 HBP: 3
<b>PITCHER</b>	IP WLS BF H R ER SO BB IBB HBP BLK WP HR S P ERA WHIP	5.0 L 27 7 5 5 2 3 0 1 0 0 2 27 40 9.00 2.000	6.1 1.2 6 0 0 0 3 0 0 1 0 0 0 11 12 0.00 0.000	7.1 1.1 9 3 2 2 1 2 0 0 0 0 9 17 13.50 3.750	9.1 0.2 4 1 0 0 0 0 0 1 0 0 0 3 4 0.00 1.500	9.1 0.1 1 0 0 0 0 0 0 0 0 0 0 1 1 0.00 0.000													

AB	39
R	7
H	11
RBI	7
BB	5
SO	6
LOB	24



Batter	1	2	3	4	5	6	7	8	9	AB	R	H	RBI	BB	SO	LOB	BOTTOM				
Johnny Damon, L OBP: 0.342, SLG: 0.427	G6-3		G1-3		F8			P6		4	0	0	0	1	0	3	<b>Anaheim Angels @ Kansas City Royals</b> Kauffman Stadium, Kansas City, MO Tue Jun 02 1998, 7:05 PM CDT Att: 12,020 - Unknown - 86 F				
Jose Offerman, S OBP: 0.407, SLG: 0.426	P4		S BB		BB		F7	FC5-4 HBP		2	0	0	0	2	0	2					
Jeff King, R OBP: 0.326, SLG: 0.477	S BB		K		BB		K	FC5-4 E DI 2B		3	1	0	0	2	2	4					
Dean Palmer, R OBP: 0.323, SLG: 0.536	F9		F8		F8			1B E HBP	E5 2B	4	2	0	0	0	0	5					
Jeff Conine, R OBP: 0.286, SLG: 0.398		F8		BB		F8		E 1B	2B 2B	4	1	2	2	1	0	0					
Shane Mack, R OBP: 0.344, SLG: 0.466	E5 2B			F8		K		E1 1B	2B 2B	5	1	1	1	0	1	2					
Jermaine Dye, R OBP: 0.286, SLG: 0.360		2B		L7		G6-3		K	K	5	0	1	1	0	2	4					
Sal Fasano, R OBP: 0.239, SLG: 0.220 Terry Pendleton, S OBP: 0.316, SLG: 0.366 29 Mike Sweeney, R OBP: 0.303, SLG: 0.324	K			F8			K	P5	G6-3	3	0	0	0	0	2	2					
Shane Halter, R OBP: 0.313, SLG: 0.398	K				G6-3			2B	BB	3	0	1	0	1	1	1					
<b>Inning Stats</b>	R: 0 E: 0 K: 0 S: 3	H: 0 LOB: 1 BB: 1 P: 7	R: 1 E: 1 K: 2 S: 9	H: 1 LOB: 1 BB: 0 P: 9	R: 0 E: 0 K: 1 S: 5	H: 0 LOB: 1 BB: 1 P: 9	R: 0 E: 0 K: 0 S: 3	H: 0 LOB: 1 BB: 1 P: 7	R: 0 E: 0 K: 0 S: 3	H: 0 LOB: 2 BB: 2 P: 11	R: 0 E: 0 K: 1 S: 5	H: 0 LOB: 0 BB: 0 P: 5	R: 0 E: 0 K: 2 S: 8	H: 1 LOB: 2 BB: 1 P: 12	R: 1 E: 1 K: 1 S: 7	H: 1 LOB: 3 BB: 1 P: 12		R: 3 E: 1 K: 1 S: 8	H: 2 LOB: 1 BB: 0 P: 9	1B: 1 2B: 4 3B: 0 HR: 0	SF: 0 SAC: 0 DP: 0 HBP: 2
<b>PITCHER</b>	IP WLS BF H R ER SO BB IBB HBP BLK WP HR S P ERA WHIP	6.1 W 28 2 1 0 5 6 0 0 0 0 0 4 5 0.00 0.000	7.1 0.2 3 0 1 0 1 0 0 1 0 0 0 6 10 0.00 3.000	8.1 0.1 2 0 1 1 0 0 0 1 0 0 0 2 27 0.00 0.000	9.1 0.1 4 2 2 1 0 0 0 0 0 0 0 4 4 27.00 6.000																





Batter	1	2	3	4	5	6	7	8	9	AB	R	H	RBI	BB	SO	LOB	TOP					
Ray Durham, S OBP: 0.380, SLG: 0.482		G1-3					G4-3		FC4-6	5	1	2	1	1	0	1	Chicago White Sox @ Kansas City Royals Kauffman Stadium, Kansas City, MO Wed Jun 03 1998, 7:05 PM CDT Att: 13,280 - Cloudy - 76 F					
Chris Snopce, R OBP: 0.301, SLG: 0.254	G6-3		L9						F8	5	0	1	0	1	1	4						
Frank Thomas, R OBP: 0.375, SLG: 0.464 Greg Norton, S OBP: 0.326, SLG: 0.500			F9	F8		F9	G5-3		K	4	1	0	0	1	0	4						
Albert Belle, R OBP: 0.350, SLG: 0.543	F9		F9						K	1	0	0	0	0	1	1						
Robin Ventura, L OBP: 0.385, SLG: 0.463										5	2	2	0	0	0	3						
Wil Cordero, R OBP: 0.309, SLG: 0.496										4	3	3	0	1	0	0						
Magglio Ordonez, R OBP: 0.292, SLG: 0.403										5	3	4	3	0	1	0						
Mike Cameron, R OBP: 0.306, SLG: 0.308										3	0	2	4	1	1	2						
Charlie O'Brien, R OBP: 0.324, SLG: 0.404										5	0	0	0	0	3	6						
Inning Stats	R: 2 E: 0 K: 1 S: 9	H: 2 LOB: 2 BB: 2 P: 23	R: 0 E: 0 K: 1 S: 8	H: 0 LOB: 0 BB: 0 P: 9	R: 0 E: 0 K: 0 S: 6	H: 0 LOB: 0 BB: 0 P: 7	R: 2 E: 0 K: 1 S: 17	H: 3 LOB: 3 BB: 2 P: 34	R: 3 E: 0 K: 2 S: 24	H: 5 LOB: 2 BB: 0 P: 35	R: 3 E: 0 K: 0 S: 14	H: 4 LOB: 1 BB: 0 P: 22	R: 0 E: 0 K: 0 S: 8	H: 1 LOB: 1 BB: 0 P: 11	R: 0 E: 0 K: 1 S: 11	H: 0 LOB: 1 BB: 1 P: 19	R: 0 E: 0 K: 1 S: 13	H: 0 LOB: 1 BB: 1 P: 19	1B: 10 2B: 5 3B: 0 HR: 0	SF: 2 SAC: 0 DP: 0 HBP: 0	WP: 1 PB: 0 SB: 1 CS: 0	PA: 48
PITCHER	IP	WLS	BF	H	R	ER	SO	BB	IBB	HBP	BLK	WP	HR	S	P	ERA	WHIP					
Pat Rapp, R ERA: 4.68	(1, 1)	5.1	L	32	12	9	5	3	1	0	0	1	0	69	118	15.19	2.812					
Hipolito Pichardo, R ERA: 5.58	(6, 1)	1.2		8	3	1	1	0	0	0	0	0	0	17	23	5.40	1.800					
47 Brian Bevil, R ERA: 6.08	(8, 1)	1.0		4	0	0	1	1	0	0	0	0	0	11	19	0.00	1.000					
Jeff Montgomery, R ERA: 7.23	(9, 1)	1.0		4	0	0	1	1	0	0	0	0	0	13	19	0.00	1.000					

Batter	1	2	3	4	5	6	7	8	9	AB	R	H	RBI	BB	SO	LOB	BOTTOM					
Johnny Damon, L OBP: 0.347, SLG: 0.432										4	2	2	1	1	0	1	Chicago White Sox @ Kansas City Royals Kauffman Stadium, Kansas City, MO Wed Jun 03 1998, 7:05 PM CDT Att: 13,280 - Cloudy - 76 F					
Jose Offerman, S OBP: 0.411, SLG: 0.430										3	1	1	1	2	1	1						
Hal Morris, L OBP: 0.406, SLG: 0.487										4	0	0	0	1	0	5						
Jeff King, R OBP: 0.319, SLG: 0.465										5	0	0	0	0	1	3						
Dean Palmer, R OBP: 0.320, SLG: 0.527										5	0	1	0	0	1	4						
Jeff Conine, R OBP: 0.284, SLG: 0.391										4	0	1	1	0	2	1						
Jermaine Dye, R OBP: 0.295, SLG: 0.367										4	1	2	0	0	0	2						
Sal Fasano, R OBP: 0.229, SLG: 0.210 Larry Sutton, L OBP: 0.314, SLG: 0.324 29 Mike Sweeney, R OBP: 0.303, SLG: 0.324										3	0	0	0	0	1	1						
Shane Halter, R OBP: 0.313, SLG: 0.397 Terry Pendleton, S OBP: 0.315, SLG: 0.361 Mendy López, R OBP: 0.315, SLG: 0.361										1	0	0	0	0	0	0						
Inning Stats	R: 2 E: 1 K: 1 S: 16	H: 1 LOB: 2 BB: 2 P: 31	R: 0 E: 0 K: 2 S: 12	H: 1 LOB: 1 BB: 1 P: 20	R: 0 E: 0 K: 1 S: 8	H: 0 LOB: 0 BB: 0 P: 13	R: 3 E: 0 K: 0 S: 15	H: 4 LOB: 2 BB: 1 P: 22	R: 0 E: 0 K: 0 S: 5	H: 0 LOB: 0 BB: 0 P: 7	R: 0 E: 1 K: 1 S: 12	H: 0 LOB: 1 BB: 0 P: 18	R: 0 E: 0 K: 1 S: 12	H: 2 LOB: 2 BB: 0 P: 15	R: 0 E: 0 K: 0 S: 9	H: 0 LOB: 0 BB: 0 P: 12	R: 0 E: 0 K: 1 S: 7	H: 0 LOB: 0 BB: 0 P: 9	1B: 6 2B: 2 3B: 0 HR: 0	SF: 0 SAC: 0 DP: 0 HBP: 0	WP: 1 PB: 0 SB: 0 CS: 0	PA: 41
PITCHER	IP	WLS	BF	H	R	ER	SO	BB	IBB	HBP	BLK	WP	HR	S	P	ERA	WHIP					
Jason Bere, R ERA: 5.72	(1, 1)	3.1		6	5	3	4	4	0	0	0	0	0	48	81	8.10	3.000					
Carlos Castillo, R ERA: 5.4	(4, 1)	3.2	W	14	2	0	2	0	0	0	0	1	0	32	45	0.00	0.545					
41 Bill Simas, R ERA: 1.56	(8, 1)	2.0		6	0	0	1	0	0	0	0	0	0	16	21	0.00	0.000					

AB 40  
R 10  
H 15  
RBI 10  
BB 6  
SO 7  
LOB 22



AB 37  
R 5  
H 8  
RBI 3  
BB 4  
SO 7  
LOB 20





Batter	1	2	3	4	5	6	7	8	9	AB	R	H	RBI	BB	SO	LOB	TOP																					
Ray Durham, S OBP: 0.376, SLG: 0.480 (1, 4)	G6-3	P7			6-3	F9-3		2B		5	0	1	1	0	0	3																						
Chris Snopce, R OBP: 0.308, SLG: 0.268 (1, 6)	P3		F7		G3-1		L9 WP SF7 BB	FC3-6		4	1	1	0	1	0	0																						
Frank Thomas, R OBP: 0.380, SLG: 0.465 (1, 10)	K		F8 1B		FC5-4 1B		L9	FC3-6		4	0	2	0	1	1	1																						
Albert Belle, R OBP: 0.351, SLG: 0.547 Mike Cameron, R OBP: 0.306, SLG: 0.308 (9, 8)		1B 2B	FC6-4 1B		FC5-4 1-2		SF7	F7		4	1	2	1	0	0	3																						
Robin Ventura, L OBP: 0.381, SLG: 0.457 (1, 5)	1B HBP 1B		F8		G5		K	FC3-6		5	1	1	0	0	1	4																						
Wil Cordero, R OBP: 0.313, SLG: 0.496 (1, 3)	1B HBP		FC6-4 1-2		25 HR		P6	F8		4	1	1	0	0	0	4																						
Magglio Ordonez, R OBP: 0.296, SLG: 0.402 (9, 9)	1B		G5-3		25 HR		G6-3			3	1	1	1	1	0	0																						
25 Jeff Abbott, R OBP: 0.355, SLG: 0.644 (9, 7)	K		CS		HR		BB			3	2	2	3	1	1	3																						
Chad Kreuter, S OBP: 0.398, SLG: 0.310 (1, 2)	1B		G5-3		F9-3		2B			2	0	1	1	2	0	1																						
<b>Inning Stats</b>	R: 0 E: 0 K: 1 S: 9	H: 0 LOB: 0 BB: 0 P: 15	R: 2 E: 0 K: 1 S: 17	H: 4 LOB: 2 BB: 0 P: 29	R: 0 E: 0 K: 0 S: 8	H: 2 LOB: 2 BB: 0 P: 14	R: 0 E: 0 K: 0 S: 6	H: 1 LOB: 0 BB: 0 P: 11	R: 0 E: 0 K: 0 S: 5	H: 1 LOB: 1 BB: 0 P: 5	R: 3 E: 0 K: 0 S: 14	H: 2 LOB: 2 BB: 2 P: 26	R: 1 E: 0 K: 0 S: 7	H: 0 LOB: 0 BB: 1 P: 12	R: 1 E: 0 K: 0 S: 10	H: 1 LOB: 2 BB: 2 P: 22	R: 0 E: 0 K: 0 S: 13	H: 1 LOB: 2 BB: 1 P: 22	1B: 6 2B: 6 3B: 0 HR: 1	SF: 1 SAC: 0 DP: 1 HBP: 1	WP: 1 PB: 0 SB: 0 CS: 0	PA: 42																
<b>PITCHER</b>	IP	WLS	BF	H	R	ER	SO	BB	IBB	HBP	BLK	WP	HR	S	P	ERA	WHIP	<b>PITCHER</b>				IP	WLS	BF	H	R	ER	SO	BB	IBB	HBP	BLK	WP	HR	S	P	ERA	WHIP
Glendon Rusch, L ERA: 5.75 (1, 1)	6.0	L	28	10	5	5	2	2	0	1	0	0	1	59	100	7.50	2.000																					
Jim Pittsley, R ERA: 4.52 (7, 1)	2.0		9	1	2	2	1	3	0	0	0	1	0	17	34	9.00	2.000																					
Scott Service, R ERA: 4.05 (9, 1)	1.0		5	1	0	0	0	1	0	0	0	0	0	13	22	0.00	2.000																					

Chicago White Sox @ Kansas City Royals  
Kauffman Stadium, Kansas City, MO  
Thu Jun 04 1998, 3:33 AM CDT  
Att: 16,590 - Overcast - 58 F

AB 34  
R 7  
H 12  
RBI 7  
BB 6  
SO 3  
LOB 19



Batter	1	2	3	4	5	6	7	8	9	AB	R	H	RBI	BB	SO	LOB	BOTTOM																					
Johnny Damon, L OBP: 0.345, SLG: 0.429 (1, 8)	FC6-4 1B		P9			FC3-6		K		4	0	1	0	0	1	3																						
Jose Offerman, S OBP: 0.405, SLG: 0.422 (1, 4)	FC6-4		FC4-6		G4-6-3		G4-6-3		G4-3	4	0	0	0	0	0	4																						
Hal Morris, L OBP: 0.402, SLG: 0.481 (1, 3)	G4-6-3				G6-3		P5		FC5-4 1B	4	0	1	0	0	0	1																						
Jeff King, R OBP: 0.317, SLG: 0.459 (1, 10)		P3			F9		1B BB		FC5-4 BB	3	1	0	0	1	0	1																						
Terry Pendleton, S OBP: 0.333, SLG: 0.372 (1, 5)		G4-6-3 1B			G1-3		1B		BB	3	0	2	0	1	0	0																						
Jeff Conine, R OBP: 0.283, SLG: 0.385 (1, 7)		G4-6-3			F8		G6-4-3 1B		F9	4	0	1	1	0	0	3																						
Jermaine Dye, R OBP: 0.286, SLG: 0.354 (1, 9)					G6-3		G6-4-3			3	0	0	0	0	0	2																						
29 Mike Sweeney, R OBP: 0.303, SLG: 0.324 (1, 2)					F8				G5-3	3	0	1	0	0	0	0																						
Mendy López, R OBP: 0.667, SLG: 0.667 (1, 6)					FC4-6 1B		FC3-6 1B		G1-3	3	0	2	0	0	0	0																						
<b>Inning Stats</b>	R: 0 E: 0 K: 0 S: 11	H: 1 LOB: 0 BB: 0 P: 16	R: 0 E: 0 K: 0 S: 7	H: 1 LOB: 0 BB: 0 P: 9	R: 0 E: 0 K: 0 S: 11	H: 2 LOB: 2 BB: 0 P: 15	R: 0 E: 0 K: 0 S: 8	H: 0 LOB: 0 BB: 0 P: 14	R: 0 E: 0 K: 0 S: 5	H: 0 LOB: 0 BB: 0 P: 9	R: 0 E: 0 K: 0 S: 5	H: 1 LOB: 0 BB: 0 P: 8	R: 1 E: 0 K: 0 S: 6	H: 2 LOB: 1 BB: 1 P: 14	R: 0 E: 0 K: 1 S: 8	H: 0 LOB: 0 BB: 0 P: 9	R: 0 E: 0 K: 0 S: 12	H: 1 LOB: 2 BB: 1 P: 18	1B: 8 2B: 0 3B: 0 HR: 0	SF: 0 SAC: 0 DP: 4 HBP: 0	WP: 0 PB: 0 SB: 0 CS: 0	PA: 33																
<b>PITCHER</b>	IP	WLS	BF	H	R	ER	SO	BB	IBB	HBP	BLK	WP	HR	S	P	ERA	WHIP	<b>PITCHER</b>				IP	WLS	BF	H	R	ER	SO	BB	IBB	HBP	BLK	WP	HR	S	P	ERA	WHIP
Jaime Navarro, R ERA: 5.62 (1, 1)	9.0	W	33	8	1	1	1	2	0	0	0	0	0	73	112	1.00	1.111																					

Chicago White Sox @ Kansas City Royals  
Kauffman Stadium, Kansas City, MO  
Thu Jun 04 1998, 3:33 AM CDT  
Att: 16,590 - Overcast - 58 F

AB 31  
R 1  
H 8  
RBI 1  
BB 2  
SO 1  
LOB 14





Batter	1	2	3	4	5	6	7	8	9	AB	R	H	RBI	BB	SO	LOB	TOP								
<b>Johnny Damon, L</b> OBP: 0.340, SLG: 0.422	G3	L6			K			P2		4	0	0	0	0	1	1	<b>Kansas City Royals @ Houston Astros</b> Astrodome, Houston, TX Fri Jun 05 1998, 8:05 PM EDT Att: 27,895 - Dome - 72 F								
<b>Jose Offerman, S</b> OBP: 0.402, SLG: 0.419	2B	1B	K		P4			G3		4	1	1	0	0	1	0									
<b>Jeff King, R</b> OBP: 0.321, SLG: 0.462	F7		K			FC5-4	BB	1B	2B	3	1	1	0	1	1	1									
<b>Dean Palmer, R</b> OBP: 0.323, SLG: 0.532	1-H	2B	K			FC5-4	L6-3	1B	1B	4	1	2	1	0	1	1									
<b>Jeff Conine, R</b> OBP: 0.282, SLG: 0.374	BB				F9		L6-3	F7		3	0	0	0	1	0	3									
<b>Jermaine Dye, R</b> OBP: 0.274, SLG: 0.337	K				L8		P5	P6		4	0	0	0	0	1	4									
<b>Sal Fasano, R</b> OBP: 0.243, SLG: 0.215		K			BB		K	1B	1B	3	0	1	1	1	2	0									
<b>Luis Rivera, R</b> OBP: 0.500, SLG: 0.333		SH5-4	BB		K		P9	1B	1B	3	0	1	1	1	1	1									
<b>Tim Belcher, R</b> Shane Mack, R Jeff Montgomery, R	SH5-4				L7			K	P4	2	0	0	0	0	1	0									
<b>Inning Stats</b>	R: 1 E: 0 K: 1 S: 9	H: 2 LOB: 2 BB: 1 P: 21	R: 0 E: 0 K: 1 S: 7	H: 0 LOB: 1 BB: 1 P: 15	R: 0 E: 0 K: 3 S: 11	H: 0 LOB: 0 BB: 0 P: 17	R: 0 E: 0 K: 1 S: 10	H: 0 LOB: 1 BB: 1 P: 17	R: 0 E: 0 K: 1 S: 6	H: 0 LOB: 0 BB: 0 P: 9	R: 0 E: 0 K: 1 S: 4	H: 0 LOB: 0 BB: 1 P: 10	R: 0 E: 0 K: 1 S: 8	H: 0 LOB: 0 BB: 0 P: 14	R: 0 E: 0 K: 1 S: 8	H: 0 LOB: 0 BB: 0 P: 11		R: 2 E: 0 K: 0 S: 17	H: 4 LOB: 2 BB: 0 P: 28	1B: 4 2B: 3 3B: 0 HR: 0	SF: 0 SAC: 1 DP: 1 HBP: 0	WP: 0 PB: 0 SB: 0 CS: 0	PA: 36		
<b>PITCHER</b>	IP	WLS	BF	H	R	ER	SO	BB	IBB	HBP	BLK	WP	HR	S	P	ERA	WHIP								
<b>Pete Schourek, L</b>	(1, 1)	7.0	L	26	2	1	1	8	4	0	0	0	0	55	103	1.29	0.857								
<b>C.J. Nitkowski, L</b>	(8, 1)	1.0		4	1	1	1	1	0	0	0	0	0	10	14	9.00	1.000								
<b>Doug Henry, R</b>	(9, 1)	1.0		6	3	1	1	0	0	0	0	0	0	15	25	9.00	3.000								

Batter	1	2	3	4	5	6	7	8	9	AB	R	H	RBI	BB	SO	LOB	BOTTOM								
<b>Craig Biggio, R</b> OBP: 0.301, SLG: 0.504	1B		G6-3		L8		P6			4	0	1	0	0	0	3	<b>Kansas City Royals @ Houston Astros</b> Astrodome, Houston, TX Fri Jun 05 1998, 8:05 PM EDT Att: 27,895 - Dome - 72 F								
<b>Derek Bell, R</b> OBP: 0.370, SLG: 0.486	P4		E4		F8		G6-4-3	1B		4	0	1	0	0	0	2									
<b>5 Jeff Bagwell, R</b> OBP: 0.399, SLG: 0.440	P3		FC6-4		BB		F7			4	0	1	0	0	0	4									
<b>Moises Alou, R</b> OBP: 0.421, SLG: 0.627	L8		K		F9		G6-4-3			4	0	0	0	0	1	3									
<b>Carl Everett, S</b> OBP: 0.427, SLG: 0.516		1B	G4-3		G4-3		B1-3			3	0	1	0	1	0	0									
<b>Bill Spiers, L</b> OBP: 0.377, SLG: 0.414	G3		G3		G3		FC1-6	BB	1B	4	0	1	0	0	0	2									
<b>Ricky Gutierrez, R</b> OBP: 0.392, SLG: 0.372	K		SH5-3		SH3		FC1-6	BB		3	0	2	0	1	1	0									
<b>Brad Ausmus, R</b> OBP: 0.331, SLG: 0.318			L9		SH3		FC1-6			3	0	1	0	0	0	3									
<b>Pete Schourek, L</b> J.R. Phillips, L C.J. Nitkowski, L	P3		SH5-3		K		G3			1	0	0	0	0	0	1									
<b>Doug Henry, R</b> 35 Dave Clark, L										1	0	0	0	0	0	0									
<b>Inning Stats</b>	R: 0 E: 0 K: 0 S: 8	H: 1 LOB: 1 BB: 0 P: 10	R: 0 E: 0 K: 1 S: 9	H: 1 LOB: 0 BB: 0 P: 15	R: 0 E: 1 K: 0 S: 8	H: 1 LOB: 2 BB: 0 P: 10	R: 0 E: 0 K: 1 S: 8	H: 0 LOB: 0 BB: 0 P: 12	R: 0 E: 0 K: 0 S: 8	H: 1 LOB: 1 BB: 1 P: 12	R: 0 E: 0 K: 0 S: 9	H: 1 LOB: 2 BB: 1 P: 19	R: 0 E: 0 K: 1 S: 8	H: 1 LOB: 1 BB: 0 P: 9	R: 0 E: 0 K: 0 S: 9	H: 1 LOB: 0 BB: 0 P: 11	R: 0 E: 0 K: 0 S: 7	H: 1 LOB: 2 BB: 1 P: 13	1B: 8 2B: 0 3B: 0 HR: 0	SF: 0 SAC: 2 DP: 1 HBP: 0	WP: 0 PB: 0 SB: 0 CS: 0	PA: 36			
<b>PITCHER</b>	IP	WLS	BF	H	R	ER	SO	BB	IBB	HBP	BLK	WP	HR	S	P	ERA	WHIP								
<b>Tim Belcher, R</b>	(1, 1)	8.0	W	31	7	0	0	3	1	0	0	0	0	67	98	0.00	1.000								
<b>Jeff Montgomery, R</b>	(9, 1)	1.0	S	5	1	0	0	0	1	0	0	0	0	7	13	0.00	2.000								



Batter	1	2	3	4	5	6	7	8	9	AB	R	H	RBI	BB	SO	LOB	TOP					
<b>Johnny Damon, L</b> (1, 8) OBP: 0.338, SLG: 0.419	0-2 F8			2-2 G3-1		0-0 L6		1-2 1B		4	0	1	0	0	0	1	<b>Kansas City Royals @ Houston Astros</b> Astrodome, Houston, TX Sat Jun 06 1998, 8:05 PM EDT Att: 25,516 - Dome - 72 F					
<b>Jose Offerman, S</b> (1, 4) OBP: 0.400, SLG: 0.413	2-2 F9			4-2 S BB		1-0 F8		0-1 P6		3	0	0	0	1	0	2						
<b>Hal Morris, L</b> (1, 7) OBP: 0.393, SLG: 0.470	1-0 G6-3			1-3 K		0-1 FC6			1-3 K	4	0	0	0	0	2	2						
<b>Jeff King, R</b> (1, 3)		2-2 P3		3-2 G6-3			0-0 2B		2-1 F9	4	0	1	0	0	0	1						
<b>Dean Palmer, R</b> (1, 5) OBP: 0.317, SLG: 0.522		2-2 F9			0-3 K		1-3 K		2-3 K	4	0	0	0	0	3	1						
<b>Jermaine Dye, R</b> (1, 9) OBP: 0.276, SLG: 0.337		0-1 F8			1-0 E 1B		0-3 K			3	0	1	0	0	1	1						
<b>Sal Fasano, R</b> (1, 2) OBP: 0.237, SLG: 0.209			2-2 G5-3		0-3 K		1-2 G3			2	0	0	0	0	1	1						
<b>Larry Sutton, L</b> (7, PH) OBP: 0.311, SLG: 0.321					1-3 K					1	0	0	0	0	0	1						
<b>29 Mike Sweeney, R</b> (7, 2) OBP: 0.303, SLG: 0.324										0	0	0	0	0	0	0						
<b>Luis Rivera, R</b> (1, 6) OBP: 0.429, SLG: 0.333			1-2 50 G4-6-3 1B		1-2 G4-3			1-1 L4		3	0	1	0	0	0	1						
<b>50 José Rosado, L</b> (1, 1) OBP: 0.500, SLG: 0.500			1-0 G4-6-3			1-1 FC6 1B		3-2 G3-1		2	0	1	0	0	0	1						
<b>47 Brian Bevil, R</b> (6, 1)										0	0	0	0	0	0	0						
<b>Terry Pendleton, S</b> (8, PH) OBP: 0.330, SLG: 0.368										1	0	0	0	0	0	0						
<b>Scott Service, R</b> (8, 1)										0	0	0	0	0	0	0						
<b>Inning Stats</b>	R: 0 E: 0 K: 0 S: 7	H: 0 LOB: 0 BB: 0 P: 10	R: 0 E: 0 K: 0 S: 10	H: 0 LOB: 0 BB: 0 P: 14	R: 0 E: 0 K: 0 S: 9	H: 1 LOB: 0 BB: 0 P: 13	R: 0 E: 0 K: 1 S: 13	H: 0 LOB: 1 BB: 1 P: 23	R: 0 E: 1 K: 2 S: 15	H: 1 LOB: 1 BB: 0 P: 17	R: 0 E: 0 K: 0 S: 6	H: 1 LOB: 1 BB: 0 P: 8	R: 0 E: 0 K: 2 S: 11	H: 1 LOB: 0 BB: 0 P: 13	R: 0 E: 0 K: 0 S: 11	H: 1 LOB: 1 BB: 0 P: 16	R: 0 E: 0 K: 2 S: 8	H: 0 LOB: 0 BB: 0 P: 13	1B: 4 2B: 1 3B: 0 HR: 0	SF: 0 SAC: 0 DP: 1 HBP: 0	WP: 0 PB: 0 SB: 1 CS: 0	PA: 32
<b>PITCHER</b> <b>Jose Lima, R</b> (1, 1) ERA: 2.99	IP: 9.0 WLS: W BF: 32 H: 5 R: 0 ER: 0 SO: 7 BB: 1 IBB: 0 HBP: 0 BLK: 0 WP: 0 HR: 0 S: 90 P: 127 ERA: 0.00 WHIP: 0.667															<b>PITCHER</b>						


Batter	1	2	3	4	5	6	7	8	9	AB	R	H	RBI	BB	SO	LOB	BOTTOM					
<b>Craig Biggio, R</b> (1, 4) OBP: 0.301, SLG: 0.515	1-1 F9		0-0 HR		2-2 1B		0-2 G6-3	2-3 K		5	1	2	3	0	1	2	<b>Kansas City Royals @ Houston Astros</b> Astrodome, Houston, TX Sat Jun 06 1998, 8:05 PM EDT Att: 25,516 - Dome - 72 F					
<b>Derek Bell, R</b> (1, 9) OBP: 0.372, SLG: 0.487	1-1 FC5-4 1B		1-3 K		3-1 P4		2-2 1B			4	0	2	0	0	1	1						
<b>5 Jeff Bagwell, R</b> (1, 3) OBP: 0.396, SLG: 0.436	3-1 P4		1-2 F7			1-0 E 1B	0-3 K			4	1	1	0	0	1	2						
<b>Moises Alou, R</b> (1, 7) OBP: 0.418, SLG: 0.620	2-1 FC5-4				0-0 F9		0-0 E6 1B	2-0 1B		4	1	1	0	0	0	2						
<b>Sean Berry, R</b> (1, 5) OBP: 0.341, SLG: 0.419		3-1 F8		0-1 G6-3		3-3 K	3-3 K			4	0	0	0	0	2	4						
<b>Carl Everett, S</b> (1, 8) OBP: 0.429, SLG: 0.523		0-1 G1-3		1-1 G5-3		0-0 2B 1B		0-1 WP FC6-2 2B		4	1	2	2	0	0	0						
<b>Ricky Gutierrez, R</b> (1, 6) OBP: 0.394, SLG: 0.377		2-3 K			0-0 G6-3		1-2 F9 2B	4-1 WP FC6-2 BB		3	0	1	1	1	1	0						
<b>Brad Ausmus, R</b> (1, 2) OBP: 0.330, SLG: 0.312			3-3 K		4-2 G3 WP 1B BB	1-1 F9	1-1 FC6-2 WP			3	1	0	0	1	1	3						
<b>Jose Lima, R</b> (1, 1) OBP: 0.143, SLG: 0.091			4-0 HR BB		2-1 G3	1-3 K2-3		1-2 3-H 2-3 K		3	1	0	0	1	2	4						
<b>Inning Stats</b>	R: 0 E: 0 K: 0 S: 8	H: 1 LOB: 1 BB: 0 P: 15	R: 0 E: 0 K: 1 S: 7	H: 0 LOB: 0 BB: 0 P: 12	R: 2 E: 0 K: 2 S: 10	H: 1 LOB: 0 BB: 1 P: 19	R: 0 E: 0 K: 0 S: 5	H: 0 LOB: 0 BB: 0 P: 6	R: 1 E: 0 K: 0 S: 11	H: 1 LOB: 1 BB: 1 P: 20	R: 3 E: 2 K: 2 S: 18	H: 3 LOB: 1 BB: 0 P: 25	R: 0 E: 0 K: 2 S: 14	H: 2 LOB: 2 BB: 0 P: 21	R: 0 E: 0 K: 2 S: 12	H: 1 LOB: 2 BB: 1 P: 20		R: 0 E: 0 K: 2 S: 8	H: 0 LOB: 0 BB: 0 P: 13	1B: 6 2B: 2 3B: 0 HR: 1	SF: 0 SAC: 0 DP: 0 HBP: 0	WP: 3 PB: 0 SB: 0 CS: 0
<b>PITCHER</b> <b>50 José Rosado, L</b> (1, 1) ERA: 4.6	IP: 5.1 WLS: L BF: 24 H: 5 R: 6 ER: 5 SO: 4 BB: 2 IBB: 0 HBP: 0 BLK: 0 WP: 1 HR: 1 S: 50 P: 85 ERA: 8.44 WHIP: 1.312															<b>PITCHER</b>						
<b>47 Brian Bevil, R</b> (6, 1) ERA: 5.72	1.2 8 3 0 0 3 0 0 0 0 0 0 23 33 0.00 1.800																					
<b>Scott Service, R</b> (8, 1) ERA: 3.9	1.0 5 1 0 0 2 1 0 0 0 2 0 12 20 0.00 2.000																					



Batter	1	2	3	4	5	6	7	8	9	AB	R	H	RBI	BB	SO	LOB	TOP					
<b>Johnny Damon, L</b> OBP: 0.341, SLG: 0.424	1-2 G4-6-3 1B		0-1 3B 2B			3-1 G3		1-3 K		4	1	2	0	0	1	1						
<b>Jose Offerman, S</b> OBP: 0.402, SLG: 0.423	0-0 G4-6-3 1B		1-0 2H 3B			1-1 G1-3			0-2 K	4	0	2	1	0	1	0						
<b>Hal Morris, L</b> OBP: 0.390, SLG: 0.470	2-2 G4-6-3 1-2 2-3		0-0 G1-3			0-1 G6-3			0-0 1B 2B	4	0	1	0	0	0	3						
<b>Jeff King, R</b> OBP: 0.318, SLG: 0.458	3-3 K			1-1 G6-3			1-0 G6-4-3 1B		0-0 L8	4	0	1	0	0	1	2						
<b>Terry Pendleton, S</b> OBP: 0.323, SLG: 0.360		1-3 K		2-3 K			0-1 G6-4-3 1-2		1-0 2H 1B	2	0	0	0	0	2	0						
<b>Dean Palmer, R</b> OBP: 0.319, SLG: 0.521										2	0	1	0	0	0	1						
<b>Jeff Conine, R</b> OBP: 0.274, SLG: 0.363		0-0 F7		1-1 G6-3			3-2 F7			3	0	0	0	0	0	0						
<b>29 Mike Sweeney, R</b> OBP: 0.296, SLG: 0.316										3	0	0	0	0	3	0						
<b>Shane Halter, R</b> OBP: 0.306, SLG: 0.387				0-1 G5-3		0-0 G6-3		1-1 G6-3		3	0	0	0	0	0	0						
<b>Jim Pittsley, R</b> 47 <b>Brian Bevil, R</b> <b>Jermaine Dye, R</b> <b>Chris Haney, L</b> <b>Hipolito Pichardo, R</b> <b>Larry Sutton, L</b> <b>Matt Whisenant, R</b>				3-3 K		1-0 L9		1-0 1B		1	0	0	0	0	1	0						
<b>Inning Stats</b>	R: 0 E: 0 K: 1 S: 10	H: 2 LOB: 1 BB: 0 P: 16	R: 0 E: 0 K: 2 S: 7	H: 0 LOB: 0 BB: 0 P: 9	R: 1 E: 0 K: 1 S: 11	H: 2 LOB: 1 BB: 0 P: 15	R: 0 E: 0 K: 1 S: 7	H: 0 LOB: 0 BB: 0 P: 11	R: 0 E: 0 K: 1 S: 5	H: 0 LOB: 0 BB: 0 P: 7	R: 0 E: 0 K: 0 S: 6	H: 1 LOB: 0 BB: 0 P: 10	R: 0 E: 0 K: 0 S: 6	H: 1 LOB: 1 BB: 0 P: 10	R: 0 E: 0 K: 2 S: 9	H: 1 LOB: 0 BB: 0 P: 14	R: 0 E: 0 K: 1 S: 6	H: 2 LOB: 2 BB: 0 P: 7	1B: 5 2B: 2 3B: 1 HR: 0	SF: 0 SAC: 0 DP: 2 HBP: 0	WP: 0 PB: 0 SB: 0 CS: 0	PA: 32
<b>PITCHER</b> <b>Shane Reynolds, R</b> ERA: 2.9	IP: 9.0 WLS: W BF: 32 H: 8 R: 1 ER: 1 SO: 9 BB: 0 IBB: 0 HBP: 0 BLK: 0 WP: 0 HR: 0 S: 67 P: 99 ERA: 1.00 WHIP: 0.889											<b>PITCHER</b> IP: WLS: BF: H: R: ER: SO: BB: IBB: HBP: BLK: WP: HR: S: P: ERA: WHIP										

**Kansas City Royals @ Houston Astros**  
Astrodome, Houston, TX  
Sun Jun 07 1998, 4:33 AM EDT  
Att: 23,228 - Dome - 72 F


AB	32
R	1
H	8
RBI	1
BB	0
SO	9
LOB	7



Batter	1	2	3	4	5	6	7	8	9	AB	R	H	RBI	BB	SO	LOB	BOTTOM					
<b>Craig Biggio, R</b> OBP: 0.399, SLG: 0.511	0-2 G6-3	1-2 G6-3		1-2 G6-3		2-1 1B		1-0 G6-3		4	0	1	0	0	0	2						
<b>Sean Berry, R</b> OBP: 0.338, SLG: 0.415				2-3						1	0	0	0	0	0	0						
<b>Derek Bell, R</b> OBP: 0.373, SLG: 0.502	1-1 G3-1		0-0 5 2B	1-0 HR		3-2 P3		3-2 G6-3		5	2	2	2	0	0	1						
<b>5 Jeff Bagwell, R</b> OBP: 0.403, SLG: 0.473	3-2 2B		0-0 F8 SH5-3 2B	2-1 HR		1-2 F8				4	2	3	2	0	0	1						
<b>Moises Alou, R</b> OBP: 0.419, SLG: 0.616	0-1 G6-3		4-0 SH5-3 BB	1-1 1B		1-2 G4-3				3	0	1	0	1	0	2						
<b>Bill Spiers, L</b> OBP: 0.368, SLG: 0.402		1-3 K	1-0 F8	0-3 K			1-3 K			4	0	0	0	0	3	3						
<b>Carl Everett, S</b> OBP: 0.427, SLG: 0.515		4-2 3B BB	0-0 SH5-3	3-2 G6-3			3-3 K			2	1	0	1	1	1	1						
<b>Tony Eusebio, R</b> OBP: 0.375, SLG: 0.368		3-2 SAFE 1B 3B	2 SAFE BB		1-0 G3-1		1-0 FC4-6 1B			3	1	2	1	1	0	0						
<b>Tim Bogar, R</b> OBP: 0.244, SLG: 0.254		2-1 FC3-6 1B	2-3 K		0-0 G6-3		2-0 FC4-6 1-2			4	0	1	1	0	1	3						
<b>Shane Reynolds, R</b> OBP: 0.135, SLG: 0.189		0-0 FC3-6 1-2		0-2 G6-3 HR 2B		1-0 G6-3		2-3 K		4	1	1	0	0	1	1						
<b>Inning Stats</b>	R: 0 E: 0 K: 0 S: 10	H: 1 LOB: 1 BB: 0 P: 14	R: 2 E: 0 K: 1 S: 17	H: 2 LOB: 1 BB: 1 P: 28	R: 2 E: 1 K: 1 S: 8	H: 2 LOB: 2 BB: 2 P: 19	R: 3 E: 0 K: 1 S: 19	H: 4 LOB: 1 BB: 0 P: 27	R: 0 E: 0 K: 0 S: 3	H: 0 LOB: 0 BB: 0 P: 5	R: 0 E: 0 K: 0 S: 15	H: 1 LOB: 1 BB: 0 P: 22	R: 0 E: 0 K: 2 S: 9	H: 1 LOB: 1 BB: 0 P: 16	R: 0 E: 0 K: 1 S: 8	H: 0 LOB: 0 BB: 0 P: 14	R: 0 E: 0 K: 1 S: 8	H: 0 LOB: 0 BB: 0 P: 14	1B: 4 2B: 4 3B: 1 HR: 2	SF: 0 SAC: 1 DP: 0 HBP: 0	WP: 0 PB: 0 SB: 1 CS: 0	PA: 38
<b>PITCHER</b> <b>Jim Pittsley, R</b> ERA: 5.97 <b>47 Brian Bevil, R</b> ERA: 5.9 <b>Chris Haney, L</b> ERA: 7.45 <b>Hipolito Pichardo, R</b> ERA: 5.49 <b>Matt Whisenant, L</b> ERA: 6.3	IP: 3.1 WLS: L BF: 20 H: 7 R: 6 ER: 6 SO: 2 BB: 3 IBB: 0 HBP: 0 BLK: 0 WP: 0 HR: 1 S: 42 P: 70 ERA: 16.20 WHIP: 3.000											<b>PITCHER</b> IP: WLS: BF: H: R: ER: SO: BB: IBB: HBP: BLK: WP: HR: S: P: ERA: WHIP										

**Kansas City Royals @ Houston Astros**  
Astrodome, Houston, TX  
Sun Jun 07 1998, 4:33 AM EDT  
Att: 23,228 - Dome - 72 F

AB	34
R	7
H	11
RBI	7
BB	3
SO	6
LOB	14





Batter	1	2	3	4	5	6	7	8	9	AB	R	H	RBI	BB	SO	LOB	TOP										
Fernando Vina, L (1, 4) OBP: 0.375, SLG: 0.424			G3	P7				P6		5	0	1	0	0	1	3	<b>Milwaukee Brewers @ Kansas City Royals</b> Kauffman Stadium, Kansas City, MO Mon Jun 08 1998, 7:05 PM CDT Att: 13,565 - Cloudy - 59 F										
Jeff Cirillo, R (1, 5) OBP: 0.421, SLG: 0.445	G6-3				HR			P4		4	1	2	1	0	0	0											
Jeremy Bumitz, L (1, 9) OBP: 0.356, SLG: 0.478					HR					5	1	1	2	0	4	3											
John Jaha, R (1, 10) OBP: 0.417, SLG: 0.418			G5-3		G6-3				G4-3	4	0	0	0	1	1	1											
Dave Nilsson, L (1, 3) OBP: 0.360, SLG: 0.444 Darrin Jackson, R (9, PR) OBP: 0.222, SLG: 0.253	G6-4-3				G1-3					5	1	3	0	0	0	1											
Marquis Grissom, R (1, 8) OBP: 0.329, SLG: 0.437			G6-4-3		G6-3					5	2	2	1	0	1	2											
Geoff Jenkins, L (1, 7) OBP: 0.317, SLG: 0.496	E6									5	2	4	1	0	0	1											
Jose Valentin, S (1, 6) OBP: 0.326, SLG: 0.365										5	0	4	2	0	1	1											
Bobby Hughes, R (1, 2) OBP: 0.333, SLG: 0.471 Bob Hamelin, L (7, PH) OBP: 0.262, SLG: 0.345 Mike Matheny, R (7, 2) OBP: 0.312, SLG: 0.373	L6						G6-3		G4-3	2	0	0	0	1	0	2											
										1	0	0	0	0	0	1											
										0	0	0	0	0	0	0											
<b>Inning Stats</b>	R: 0 E: 0 K: 2 S: 10	H: 0 LOB: 0 BB: 0 P: 14	R: 2 E: 1 K: 0 S: 12	H: 3 LOB: 1 BB: 1 P: 23	R: 0 E: 0 K: 1 S: 9	H: 1 LOB: 1 BB: 0 P: 17	R: 0 E: 0 K: 0 S: 8	H: 3 LOB: 3 BB: 1 P: 14	R: 2 E: 0 K: 0 S: 11	H: 1 LOB: 0 BB: 0 P: 21	R: 1 E: 0 K: 2 S: 13	H: 3 LOB: 2 BB: 0 P: 20	R: 2 E: 0 K: 1 S: 9	H: 3 LOB: 1 BB: 0 P: 14	R: 0 E: 0 K: 1 S: 7	H: 0 LOB: 0 BB: 0 P: 10	R: 0 E: 0 K: 1 S: 12	H: 3 LOB: 2 BB: 0 P: 19	1B: 12 2B: 4 3B: 0 HR: 1	SF: 0 SAC: 0 DP: 2 HBP: 1	WP: 1 PB: 0 CS: 0	PA: 44					
<b>PITCHER</b>	IP	WLS	BF	H	R	ER	SO	BB	IBB	HBP	BLK	WP	HR	S	P	ERA	WHIP										
Pat Rapp, R (1, 1) ERA: 4.87	5.2	W	29	11	5	5	4	2	0	1	0	1	1	60	105	7.94	2.294										
Jamie Walker, L (6, 1) ERA: 9.19	0.1		1	0	0	0	1	0	0	0	0	0	0	3	4	0.00	0.000										
Hipolito Pichardo, R (7, 1) ERA: 5.79	1.0		6	3	2	2	1	0	0	0	0	0	0	9	14	18.00	3.000										
Scott Service, R (8, 1) ERA: 3.77	1.0		3	0	0	0	1	0	0	0	0	0	0	7	10	0.00	0.000										
Jeff Montgomery, R (9, 1) ERA: 6.53	1.0	S	5	3	0	0	1	0	0	0	0	0	0	12	19	0.00	3.000										


Batter	1	2	3	4	5	6	7	8	9	AB	R	H	RBI	BB	SO	LOB	BOTTOM										
Johnny Damon, L (1, 8) OBP: 0.342, SLG: 0.426		G1-3		G4-3				P5		4	2	1	0	1	1	0	<b>Milwaukee Brewers @ Kansas City Royals</b> Kauffman Stadium, Kansas City, MO Mon Jun 08 1998, 7:05 PM CDT Att: 13,565 - Cloudy - 59 F										
Jose Offerman, S (1, 4) OBP: 0.407, SLG: 0.451				G4-3						4	3	3	2	0	0	1											
Hal Morris, L (1, 10) OBP: 0.387, SLG: 0.468	G3-1			SF7		F9				3	1	1	2	0	0	0											
Jeff King, R (1, 3) OBP: 0.321, SLG: 0.461				P6		F8				3	1	1	2	1	0	0											
Dean Palmer, R (1, 5) OBP: 0.322, SLG: 0.526				F9		G5-4-3				4	1	2	0	0	1	1											
Jeff Conine, R (1, 7) OBP: 0.274, SLG: 0.352				L7		G5-4-3				3	0	0	1	1	0	2											
Jermaine Dye, R (1, 9) OBP: 0.282, SLG: 0.333		G6-4-3		WP		L8		G4-3		3	0	1	1	1	0	1											
Shane Halter, R (1, 6) OBP: 0.304, SLG: 0.383	G6-4-3			G6-3				F9		4	0	1	0	0	0	3											
Sal Fasano, R (1, 2) OBP: 0.225, SLG: 0.197		P3		G1-3						4	0	0	0	0	2	3											
										1B: 5 2B: 3 3B: 1 HR: 1	SF: 1 SAC: 0 DP: 2 HBP: 0	WP: 1 PB: 0 SB: 1 CS: 0	PA: 37														
<b>Inning Stats</b>	R: 4 E: 0 K: 0 S: 14	H: 3 LOB: 1 BB: 2 P: 28	R: 2 E: 0 K: 1 S: 15	H: 3 LOB: 1 BB: 0 P: 22	R: 0 E: 0 K: 0 S: 8	H: 0 LOB: 1 BB: 1 P: 16	R: 1 E: 0 K: 0 S: 8	H: 1 LOB: 0 BB: 0 P: 13	R: 0 E: 0 K: 1 S: 15	H: 1 LOB: 2 BB: 1 P: 23	R: 1 E: 0 K: 1 S: 8	H: 1 LOB: 0 BB: 0 P: 12	R: 0 E: 0 K: 0 S: 10	H: 1 LOB: 0 BB: 0 P: 12	R: 0 E: 0 K: 1 S: 11	H: 0 LOB: 0 BB: 0 P: 13	1B: 5 2B: 3 3B: 1 HR: 1	SF: 1 SAC: 0 DP: 2 HBP: 0	WP: 1 PB: 0 SB: 1 CS: 0	PA: 37							
<b>PITCHER</b>	IP	WLS	BF	H	R	ER	SO	BB	IBB	HBP	BLK	WP	HR	S	P	ERA	WHIP										
Jeff Juden, R (1, 1) ERA: 4.61	6.0	L	31	9	8	8	3	4	0	0	0	0	0	21	25	0.00	0.500										
Doug Jones, R (7, 1) ERA: 4.26	2.0		6	1	0	0	1	0	0	0	0	0	0	21	25	0.00	0.500										



Batter	1	2	3	4	5	6	7	8	9	10	AB	R	H	RBI	BB	SO	LOB					
Fernando Vina, L OBP: 0.371, SLG: 0.418	G3	FC4-6			F9			F9									4 0 0 0 1 0 2					
Jeff Cirillo, R OBP: 0.418, SLG: 0.439	HBP 1B		G6-3		G6-3			G4-3		SH3-4							3 1 0 0 1 0 0					
Jeremy Burnitz, L OBP: 0.357, SLG: 0.471	HBP		F9			K		G4-3		FC3-2							3 1 0 0 1 1 0					
John Jaha, R OBP: 0.421, SLG: 0.414						K				BB							3 0 1 1 1 1 0					
Darrin Jackson, R OBP: 0.222, SLG: 0.253										BB							0 1 0 0 0 0 0					
Jose Valentin, S OBP: 0.329, SLG: 0.365	G6-4-3 1B									BB							0 1 0 0 1 0 0					
Dave Nilsson, L OBP: 0.346, SLG: 0.427										BB							3 0 0 0 0 0 2					
Bob Hamelin, L OBP: 0.254, SLG: 0.333	G6-4-3				F7					BB							2 1 0 0 0 1 4					
Marquis Grissom, R OBP: 0.337, SLG: 0.439		G6-3						F9									4 1 2 1 1 0 0					
Mark Loretta, R OBP: 0.388, SLG: 0.396		G6-3			G5-3 1B					BB							5 0 3 2 0 0 1					
Marc Newfield, R OBP: 0.305, SLG: 0.297								F3		FC4-6							3 0 1 0 0 0 2					
Geoff Jenkins, L OBP: 0.311, SLG: 0.487	1B				G3			F3		1B							2 0 0 1 0 0 3					
Mike Matheny, R OBP: 0.311, SLG: 0.370								G6-3									4 0 1 0 0 1 3					
<b>Inning Stats</b>	R: 1 E: 0 K: 0 S: 11	H: 1 LOB: 1 BB: 1 P: 19	R: 0 E: 0 K: 0 S: 12	H: 2 LOB: 2 BB: 0 P: 19	R: 0 E: 0 K: 0 S: 6	H: 0 LOB: 0 BB: 0 P: 6	R: 0 E: 0 K: 0 S: 6	H: 1 LOB: 1 BB: 0 P: 10	R: 0 E: 0 K: 0 S: 7	H: 0 LOB: 0 BB: 0 P: 10	R: 0 E: 1 K: 0 S: 12	H: 1 LOB: 1 BB: 0 P: 10	R: 0 E: 0 K: 0 S: 10	H: 0 LOB: 0 BB: 0 P: 14	R: 2 E: 1 K: 0 S: 15	H: 2 LOB: 2 BB: 1 P: 21	R: 3 E: 0 K: 0 S: 13	H: 1 LOB: 2 BB: 4 P: 33	1B: 7 2B: 1 3B: 0 HR: 0	SF: 0 SAC: 1 DP: 1 HBP: 1	WP: 0 PB: 0 SB: 0 CS: 0	PA: 44
<b>PITCHER</b>	IP	WLS	BF	H	R	ER	SO	BB	IBB	HBP	BLK	WP	HR	S	P	ERA	WHIP					
Glendon Rusch, L ERA: 5.38	(1.1)	8.1	32	5	2	2	3	2	0	1	0	0	0	75	111	2.16	0.840					
Jeff Montgomery, R ERA: 7.25	(9.1)	1.2	12	3	4	3	1	3	1	0	0	0	0	25	47	16.20	3.600					

**Milwaukee Brewers @ Kansas City Royals**  
Kauffman Stadium, Kansas City, MO  
Tue Jun 09 1998, 7:05 PM CDT  
Att: 12,775 - Unknown - 81 F


AB 36  
R 6  
H 8  
RBI 5  
BB 6  
SO 4  
LOB 17



Batter	1	2	3	4	5	6	7	8	9	10	AB	R	H	RBI	BB	SO	LOB							
Johnny Damon, L OBP: 0.350, SLG: 0.443	G5-3 WP 1B		P6					G6-4-3 1B		FC4-6							4 1 3 2 1 0 1							
Jose Offerman, S OBP: 0.399, SLG: 0.442	L7		K		G4-3			G6-4-3		FC4-6							5 0 0 0 0 1 4							
Shane Mack, R OBP: 0.343, SLG: 0.455	G5-3									FC6-4							4 0 1 0 1 1 2							
Jeff King, R OBP: 0.323, SLG: 0.460	K				F7					FC6-4							5 0 2 0 0 1 3							
Dean Palmer, R OBP: 0.324, SLG: 0.521										BB							4 0 1 0 1 1 2							
Jeff Conine, R OBP: 0.279, SLG: 0.355										BB							5 0 2 0 0 0 3							
Jermaine Dye, R OBP: 0.287, SLG: 0.347										BB							5 1 2 0 0 1 5							
Shane Halter, R OBP: 0.310, SLG: 0.394										BB							4 0 2 1 0 0 2							
Larry Sutton, L OBP: 0.315, SLG: 0.324										BB							1 0 0 0 0 0 3							
Sal Fasano, R OBP: 0.232, SLG: 0.194										BB							1 1 0 0 0 1 1							
Hal Morris, L ERA: 5.89										BB							1 0 0 0 0 0 0							
29 Mike Sweeney, R OBP: 0.294, SLG: 0.313										BB							1 0 0 0 0 0 3							
<b>Inning Stats</b>	R: 0 E: 0 K: 1 S: 13	H: 1 LOB: 1 BB: 0 P: 17	R: 0 E: 0 K: 0 S: 5	H: 1 LOB: 0 BB: 0 P: 8	R: 0 E: 0 K: 1 S: 9	H: 1 LOB: 1 BB: 0 P: 12	R: 0 E: 0 K: 0 S: 9	H: 2 LOB: 2 BB: 0 P: 13	R: 2 E: 0 K: 0 S: 9	H: 1 LOB: 1 BB: 0 P: 22	R: 1 E: 0 K: 1 S: 17	H: 2 LOB: 1 BB: 0 P: 25	R: 0 E: 0 K: 1 S: 6	H: 1 LOB: 0 BB: 0 P: 6	R: 0 E: 0 K: 1 S: 11	H: 1 LOB: 2 BB: 1 P: 21	R: 0 E: 0 K: 0 S: 9	H: 0 LOB: 1 BB: 1 P: 16	R: 0 E: 0 K: 1 S: 15	H: 3 LOB: 3 BB: 0 P: 22	1B: 10 2B: 2 3B: 0 HR: 1	SF: 0 SAC: 1 DP: 2 HBP: 1	WP: 1 PB: 0 SB: 1 CS: 0	PA: 45
<b>PITCHER</b>	IP	WLS	BF	H	R	ER	SO	BB	IBB	HBP	BLK	WP	HR	S	P	ERA	WHIP							
48 Brad Woodall, L ERA: 3.94	(1.1)	6.2	29	9	3	3	3	1	0	0	0	1	1	65	100	4.05	1.500							
Paul Wagner, R ERA: 5.89	(7.1)	0.1	3	1	0	0	1	1	0	0	0	0	0	4	8	0.00	6.000							
Bob Wickman, R ERA: 1.64	(8.1)	2.1	W	10	2	0	2	1	0	0	0	0	0	26	44	0.00	1.286							
Doug Jones, R ERA: 4.19	(10.1)	0.2	S	3	1	0	0	0	0	0	0	0	0	8	10	0.00	1.500							

**Milwaukee Brewers @ Kansas City Royals**  
Kauffman Stadium, Kansas City, MO  
Tue Jun 09 1998, 7:05 PM CDT  
Att: 12,775 - Unknown - 81 F

AB 40  
R 3  
H 13  
RBI 3  
BB 3  
SO 6  
LOB 29









Batter	1	2	3	4	5	6	7	8	9	AB	R	H	RBI	BB	SO	LOB	TOP	
Brian Hunter, R OBP: 0.316, SLG: 0.361 (1, 8)	F9		G5-3			L3 1B	G1-3		F9	5	0	1	0	0	0	4	<b>Detroit Tigers @ Kansas City Royals</b> Kauffman Stadium, Kansas City, MO Fri Jun 12 1998, 7:05 PM CDT Att: 15,214 - Unknown - 84 F	
Joe Randa, R OBP: 0.327, SLG: 0.343 (1, 5)	HR		F8			L9		F9	4	1	1	1	0	0	1			
Bobby Higginson, L OBP: 0.398, SLG: 0.534 (1, 9)	1B			P5		L3		BB	3	0	1	0	1	0	1			
Tony Clark, S OBP: 0.353, SLG: 0.511 (1, 3)	K			G1-6-3 1B			HR	K	4	1	2	1	0	2	2			
Damon Easley, R OBP: 0.366, SLG: 0.597 (1, 4)	G1-3			G1-6-3 1-2			FC3-6 1B 1B	K	4	1	1	0	0	1	3			
Luis Gonzalez, L OBP: 0.395, SLG: 0.481 (1, 7)		K			G1-3		FC3-6 1B	F8 BB 1B	4	0	2	0	0	1	0			
Joe Oliver, R OBP: 0.295, SLG: 0.425 (1, 2)		K			K		FC3-6 1B 1-2 2-3	K	4	0	0	0	0	3	3			
Billy Ripken, R OBP: 0.356, SLG: 0.348 (1, 10)		F9			1B		F9	BB	3	0	1	0	1	0	2			
Deivi Cruz, R OBP: 0.290, SLG: 0.321 (1, 6)			G1-4-3		G4-3		F8 1B 3-H	F8	4	0	1	1	0	0	3			
<b>Inning Stats</b>	R: 1 H: 2 E: 0 K: 1 S: 11	WLS: 2 BF: 32 LOB: 1 BB: 0 P: 18	R: 0 H: 0 E: 0 K: 2 S: 8	ER: 0 SO: 3 LOB: 0 BB: 0 P: 14	R: 0 H: 0 E: 0 K: 0 S: 5	IBB: 0 HBP: 0 BLK: 0	R: 0 H: 1 E: 0 K: 1 S: 6	HR: 2 S: 74 P: 117	R: 0 H: 1 E: 0 K: 1 S: 10	R: 2 H: 4 E: 0 K: 2 S: 16	R: 0 H: 0 E: 0 K: 1 S: 10	R: 0 H: 1 E: 0 K: 1 S: 13	1B: 8 2B: 1 3B: 0 HR: 2	SF: 0 SAC: 0 DP: 2 HBP: 0	WP: 0 PB: 0 SB: 0 CS: 0	PA: 37		
<b>PITCHER</b>	IP	WLS	BF	H	R	ER	SO	BB	IBB	HBP	BLK	WP	HR	S	P	ERA	WHIP	
50 José Rosado, L ERA: 4.46 (1, 1)	8.0	W	32	9	3	3	6	1	0	0	0	0	2	74	117	3.38	1.250	
Matt Whisenant, L ERA: 5.49 (9, 1)	1.0		5	1	0	0	1	1	0	0	0	0	0	13	19	0.00	2.000	

Batter	1	2	3	4	5	6	7	8	9	AB	R	H	RBI	BB	SO	LOB	BOTTOM	
Johnny Damon, L OBP: 0.345, SLG: 0.426 (1, 8)	G3		L9	E 1B BB	P7			P2		4	1	0	0	1	0	1	<b>Detroit Tigers @ Kansas City Royals</b> Kauffman Stadium, Kansas City, MO Fri Jun 12 1998, 7:05 PM CDT Att: 15,214 - Unknown - 84 F	
Jose Offerman, S OBP: 0.395, SLG: 0.440 (1, 4)	G4-3		1B 1B	G1-3		P5	BB	BB	4	1	1	0	1	0	2			
Hal Morris, L OBP: 0.385, SLG: 0.457 (1, 3)	1B		1B	E 1B IBB		F9		1B	4	2	3	1	1	0	0			
Jeff King, R OBP: 0.330, SLG: 0.458 (1, 10)	FC6-4 1B		S G5-3 1B	E 1B		L7		P4	5	1	3	4	0	0	2			
Dean Palmer, R OBP: 0.324, SLG: 0.522 (1, 5)	FC6-4 1-2		G5-3 BB BB	F8		G4-3			3	0	0	0	1	0	4			
Larry Sutton, L OBP: 0.321, SLG: 0.319 (1, 7)		G3-1	G5-3 BB	E3		L7			3	0	0	0	1	0	1			
Jermaine Dye, R OBP: 0.303, SLG: 0.352 (1, 9)		K	G5-3	F8			1B		4	0	1	1	0	1	4			
Luis Rivera, R OBP: 0.333, SLG: 0.231 (1, 6)		K			F8		F8		4	0	0	0	0	2	3			
Sal Fasano, R OBP: 0.247, SLG: 0.228 (1, 2)			1B 1B	E 1B 2B	P7		L9		4	2	2	0	0	0	0			
<b>Inning Stats</b>	R: 0 H: 2 E: 0 K: 0 S: 8	WLS: 2 BF: 32 LOB: 2 BB: 0 P: 11	R: 0 H: 0 E: 0 K: 2 S: 8	ER: 0 SO: 6 LOB: 0 BB: 0 P: 12	R: 4 H: 4 E: 0 K: 1 S: 21	IBB: 1 HBP: 2 BLK: 0	R: 3 H: 2 E: 2 K: 0 S: 18	HR: 0 S: 44 P: 75	R: 0 H: 0 E: 0 K: 0 S: 4	R: 0 H: 1 E: 0 K: 0 S: 11	R: 0 H: 1 E: 0 K: 0 S: 17	R: 0 H: 1 E: 0 K: 0 S: 13	1B: 9 2B: 1 3B: 0 HR: 0	SF: 0 SAC: 0 DP: 0 HBP: 0	WP: 0 PB: 0 SB: 1 CS: 0	PA: 40		
<b>PITCHER</b>	IP	WLS	BF	H	R	ER	SO	BB	IBB	HBP	BLK	WP	HR	S	P	ERA	WHIP	
Bryce Florie, R ERA: 4.91 (1, 1)	3.1	L	22	6	3	6	3	3	1	0	0	0	0	0	0	16.20	3.300	
Doug Bochtler, R ERA: 3.79 (4, 1)	1.2		6	0	0	0	0	0	0	0	0	0	0	20	32	0.00	0.000	
Frank Castillo, R ERA: 10.44 (6, 1)	3.0		12	2	0	0	0	1	0	0	0	0	0	32	42	0.00	1.000	



Batter	1	2	3	4	5	6	7	8	9	AB	R	H	RBI	BB	SO	LOB	TOP								
<b>Brian Hunter, R</b> OBP: 0.322, SLG: 0.370 (1, 8)	G4-3 BB 2B	L8		FC6-4 1B		G6-4-3 1B		G1-3		5	1	3	0	0	0	1									
<b>Joe Randa, R</b> OBP: 0.332, SLG: 0.356 (1, 5)	BB F8 BB G4-3		2B 1B HBP	P8		G6-4-3 1-2			HR	3	2	1	1	1	0	3									
<b>Bobby Higginson, L</b> OBP: 0.398, SLG: 0.548 (1, 9)	G4-3		K	FC6-4 1-2			G4-3 1B 2B		HR	5	2	2	1	0	1	4									
<b>Tony Clark, S</b> OBP: 0.358, SLG: 0.513 (1, 3)	F8 BB BB		1B FC1-2 2B		G6-3		G4-3		1B BB	3	0	1	0	2	0	1									
<b>Luis Gonzalez, L</b> OBP: 0.372, SLG: 0.484 (9, PH)	F8 BB		FC1-2 1B		G4-3		1B		1B	3	1	2	3	1	0	0									
<b>Kimera Barteo, R</b> OBP: 0.260, SLG: 0.426 (9, 7)	1-2 2-3 3-H		2-3 3-H 1B				3-H 0-3 1B		1-2 1B	1	0	1	0	0	0	0									
<b>Damon Easley, R</b> OBP: 0.383, SLG: 0.589 (1, 4)	F8		FC1-2 1B		WP S 1B		K		F9	5	1	1	0	0	1	8									
<b>Frank Catalanotto, L</b> OBP: 0.299, SLG: 0.377 (1, 10)		0-1 1B	0-0 1B				L7		L7	5	0	2	2	0	1	4									
<b>Paul Bako, L</b> OBP: 0.288, SLG: 0.324 (1, 2)		0-3 K	2-H 3-H 1B			1-0 1B SH1-4 1B		3-3 K	K2-3	5	0	1	0	0	4	4									
<b>Deivi Cruz, R</b> OBP: 0.284, SLG: 0.313 (1, 6)		1-3 K			1-0 F7		0-0 SH1-4		K	3	0	0	0	0	2	1									
<b>Inning Stats</b>	R: 1 E: 0 K: 0 S: 14	H: 1 LOB: 3 BB: 3 P: 33	R: 0 E: 0 K: 2 S: 10	H: 1 LOB: 1 BB: 0 P: 12	R: 3 E: 0 K: 2 S: 15	H: 3 LOB: 1 BB: 0 P: 22	R: 0 E: 0 K: 0 S: 7	H: 1 LOB: 1 BB: 0 P: 11	R: 0 E: 0 K: 1 S: 11	H: 1 LOB: 1 BB: 0 P: 21	R: 0 E: 0 K: 0 S: 6	H: 2 LOB: 1 BB: 0 P: 7	R: 1 E: 0 K: 1 S: 10	H: 2 LOB: 1 BB: 0 P: 17	R: 0 E: 0 K: 2 S: 11	H: 0 LOB: 0 BB: 0 P: 16	R: 2 E: 0 K: 1 S: 14	H: 3 LOB: 2 BB: 1 P: 20	1B: 9 2B: 3 3B: 0 HR: 2	SF: 0 SAC: 1 DP: 1 HBP: 1	WP: 1 PB: 0 SB: 1 CS: 0	PA: 44			
<b>PITCHER</b>	IP	WLS	BF	H	R	ER	SO	BB	IBB	HBP	BLK	WP	HR	S	P	ERA	WHIP								
<b>Pat Rapp, R</b> ERA: 4.99 (1, 1)	7.0	L	34	11	5	5	6	3	0	1	0	1	0	73	123	6.43	2.000								
<b>Scott Service, R</b> ERA: 3.92 (8, 1)	1.0		3	0	0	0	2	0	0	0	0	0	0	11	16	0.00	0.000								
<b>Jamie Walker, L</b> ERA: 9.87 (9, 1)	1.0		7	3	2	2	1	1	0	0	0	0	2	14	20	18.00	4.000								

**Detroit Tigers @ Kansas City Royals**  
Kauffman Stadium, Kansas City, MO  
Sat Jun 13 1998, 7:05 PM CDT  
Att: 29,603 - Overcast - 80 F

AB 38  
R 7  
H 14  
RBI 7  
BB 4  
SO 9  
LOB 26



Batter	1	2	3	4	5	6	7	8	9	AB	R	H	RBI	BB	SO	LOB	BOTTOM								
<b>Johnny Damon, L</b> OBP: 0.344, SLG: 0.421 (1, 8)	G4-3		K		L7			G6-3 BB		3	0	0	0	1	1	0									
<b>Jose Offerman, S</b> OBP: 0.397, SLG: 0.435 (1, 4)	G5-3		BB			K		G6-3		3	0	0	0	1	1	1									
<b>Hal Morris, L</b> OBP: 0.382, SLG: 0.452 (1, 7)	G6-3		L8			0-0 1B		L5		4	0	1	0	0	0	2									
<b>Jeff King, R</b> OBP: 0.332, SLG: 0.456 (1, 3)		1-0 1B 1B			F7	0-2 P3			4-1 FC6-4 BB	3	1	1	0	1	0	1									
<b>Dean Palmer, R</b> OBP: 0.327, SLG: 0.526 (1, 5)		1-0 FC5-4 1B			1-0 G6-3 2B	1-0 G3			0-1 L9	4	0	2	0	0	0	2									
<b>Shane Mack, R</b> OBP: 0.338, SLG: 0.445 (1, 10)		1-2 FC5-4 1B			0-1 G6-3			1-0 G1-3	1-2 FC6-4	4	0	1	1	0	0	2									
<b>Jermaine Dye, R</b> OBP: 0.293, SLG: 0.339 (1, 9)		0-1 FC5-4 CS			0-0 G5-3			0-0 G3-1	2-2 F7	4	0	0	0	0	0	4									
<b>Shane Halter, R</b> OBP: 0.303, SLG: 0.385 (1, 6)		2-3 K			3-3 K			0-0 G6-3		3	0	0	0	0	2	2									
<b>Sal Fasano, R</b> OBP: 0.239, SLG: 0.220 (1, 2)					1-0 G6-3			2-3 K		3	0	0	0	0	1	0									
<b>Inning Stats</b>	R: 0 E: 0 K: 0 S: 5	H: 0 LOB: 0 BB: 0 P: 9	R: 1 E: 0 K: 1 S: 14	H: 3 LOB: 1 BB: 0 P: 19	R: 0 E: 0 K: 1 S: 7	H: 0 LOB: 1 BB: 1 P: 15	R: 0 E: 0 K: 0 S: 6	H: 1 LOB: 1 BB: 0 P: 7	R: 0 E: 0 K: 1 S: 9	H: 0 LOB: 0 BB: 0 P: 15	R: 0 E: 0 K: 1 S: 8	H: 1 LOB: 1 BB: 0 P: 9	R: 0 E: 0 K: 0 S: 3	H: 0 LOB: 0 BB: 0 P: 4	R: 0 E: 0 K: 1 S: 8	H: 0 LOB: 1 BB: 1 P: 16	R: 0 E: 0 K: 0 S: 9	H: 0 LOB: 1 BB: 1 P: 16	1B: 4 2B: 1 3B: 0 HR: 0	SF: 0 SAC: 0 DP: 0 HBP: 0	WP: 0 PB: 0 SB: 0 CS: 1	PA: 34			
<b>PITCHER</b>	IP	WLS	BF	H	R	ER	SO	BB	IBB	HBP	BLK	WP	HR	S	P	ERA	WHIP								
<b>Justin Thompson, L</b> ERA: 3.93 (1, 1)	9.0	W	34	5	1	1	5	3	0	0	0	0	0	69	110	1.00	0.889								

**Detroit Tigers @ Kansas City Royals**  
Kauffman Stadium, Kansas City, MO  
Sat Jun 13 1998, 7:05 PM CDT  
Att: 29,603 - Overcast - 80 F

AB 31  
R 1  
H 5  
RBI 1  
BB 3  
SO 5  
LOB 14





Batter	1	2	3	4	5	6	7	8	9	AB	R	H	RBI	BB	SO	LOB	TOP				
<b>Brian Hunter, R</b> OBP: 0.321, SLG: 0.368 (1, 8)	F9		CS	G6-3		G6-3		K		4	0	1	0	0	1	1					
<b>Joe Randa, R</b> OBP: 0.331, SLG: 0.354 (1, 5)	P4			FC6-4		G6-3		F9		4	0	1	0	0	0	2					
<b>Bobby Higginson, L</b> OBP: 0.392, SLG: 0.539 (1, 9)	F8			K				F7		4	0	0	0	0	2	1					
<b>Tony Clark, S</b> OBP: 0.357, SLG: 0.509 (1, 3)		G4-3		FC6-4				F9		4	0	1	0	0	1	1					
<b>Damon Easley, R</b> OBP: 0.362, SLG: 0.586 (1, 10)		G4-3			F8					3	0	1	0	0	0	1					
<b>Luis Gonzalez, L</b> OBP: 0.388, SLG: 0.477 (1, 7)		G6-3			P5			G6-3		3	0	0	0	0	0	1					
<b>Joe Oliver, R</b> OBP: 0.288, SLG: 0.415 (1, 2)			G4-3		G1-3			K		3	0	0	0	0	1	0					
<b>Billy Ripken, R</b> OBP: 0.342, SLG: 0.333 (1, 4)			P3			F8		G3		3	0	0	0	0	0	0					
<b>Deivi Cruz, R</b> OBP: 0.299, SLG: 0.336 (1, 6)			CS			1B				3	0	3	0	0	0	0					
<b>Inning Stats</b>	R: 0 H: 0 E: 0 K: 0 S: 9	H: 0 LOB: 0 BB: 0 P: 13	R: 0 H: 1 E: 0 K: 0 S: 8	H: 1 LOB: 0 BB: 0 P: 10	R: 0 H: 1 E: 0 K: 0 S: 8	H: 1 LOB: 0 BB: 0 P: 11	R: 0 H: 1 E: 0 K: 1 S: 11	H: 1 LOB: 1 BB: 0 P: 19	R: 0 H: 0 E: 0 K: 0 S: 6	H: 0 LOB: 0 BB: 0 P: 11	R: 0 H: 2 E: 0 K: 0 S: 7	H: 2 LOB: 1 BB: 0 P: 12	R: 0 H: 1 E: 0 K: 2 S: 10	H: 1 LOB: 1 BB: 0 P: 14	R: 0 H: 1 E: 0 K: 2 S: 10	H: 1 LOB: 1 BB: 0 P: 14	R: 0 H: 0 E: 0 K: 0 S: 6	H: 0 LOB: 0 BB: 0 P: 9	1B: 6 2B: 1 3B: 0 HR: 0	SF: 0 SAC: 0 DP: 2 HBP: 0	WP: 0 PA: 32 PB: 0 SB: 0 CS: 1
<b>PITCHER</b> <b>Glendon Rusch, L</b> ERA: 4.84 (1, 1)	IP: 9.0 WLS: W BF: 31 H: 7 R: 0 ER: 0 SO: 5 BB: 0 IBB: 0 HBP: 0 BLK: 0 WP: 0 HR: 0 S: 75 P: 113 ERA: 0.00 WHIP: 0.778																				

**Detroit Tigers @ Kansas City Royals**  
Kauffman Stadium, Kansas City, MO  
Sun Jun 14 1998, 3:33 AM CDT  
Att: 18,720 - Overcast - 72 F

AB	31
R	0
H	7
RBI	0
BB	0
SO	5
LOB	7



Batter	1	2	3	4	5	6	7	8	9	AB	R	H	RBI	BB	SO	LOB	BOTTOM		
<b>Johnny Damon, L</b> OBP: 0.346, SLG: 0.431 (1, 8)	HR		P4		G3		CS			3	1	1	1	1	0	0			
<b>Jose Offerman, S</b> OBP: 0.395, SLG: 0.432 (1, 4)	F8		K		1B		F9			4	0	1	0	0	1	1			
<b>Hal Morris, L</b> OBP: 0.380, SLG: 0.448 (1, 10)	G3-1		L7				K			4	0	1	0	0	1	1			
<b>Jeff King, R</b> OBP: 0.331, SLG: 0.450 (1, 3)	FC6-4			K		F7		G6-3		3	0	0	0	1	1	2			
<b>Dean Palmer, R</b> OBP: 0.322, SLG: 0.517 (1, 5)	FC6-4			E5		G5-3		F9		4	0	0	0	0	0	1			
<b>Larry Sutton, L</b> OBP: 0.326, SLG: 0.336 (1, 7)		BB		F7		FC3-2-5-3		F7		3	0	1	0	1	0	1			
<b>Jermaine Dye, R</b> OBP: 0.294, SLG: 0.333 (1, 9)		K			BB	FC3-2-5-3				2	1	0	0	1	1	2			
<b>Luis Rivera, R</b> OBP: 0.333, SLG: 0.250 (1, 6)		F8			P6					3	0	1	1	0	0	3			
<b>29 Mike Sweeney, R</b> OBP: 0.280, SLG: 0.298 (1, 2)		F9				K		F9		3	0	0	0	0	1	2			
<b>Inning Stats</b>	R: 1 H: 1 E: 0 K: 0 S: 10	H: 1 LOB: 1 BB: 1 P: 20	R: 0 H: 0 E: 0 K: 1 S: 8	H: 0 LOB: 1 BB: 1 P: 15	R: 0 H: 0 E: 0 K: 1 S: 8	H: 0 LOB: 0 BB: 0 P: 14	R: 0 H: 0 E: 1 K: 1 S: 12	H: 0 LOB: 2 BB: 1 P: 20	R: 0 H: 2 E: 0 K: 0 S: 10	H: 2 LOB: 2 BB: 0 P: 16	R: 1 H: 2 E: 0 K: 0 S: 7	H: 2 LOB: 1 BB: 0 P: 10	R: 0 H: 0 E: 0 K: 1 S: 9	H: 0 LOB: 0 BB: 1 P: 17	R: 0 H: 0 E: 0 K: 0 S: 8	H: 0 LOB: 0 BB: 0 P: 11	1B: 3 2B: 0 3B: 1 HR: 1	SF: 0 SAC: 0 DP: 0 HBP: 0	WP: 0 PA: 33 PB: 0 SB: 0 CS: 1
<b>PITCHER</b> <b>Seth Greisinger, R</b> ERA: 4.26 (1, 1)	IP: 6.0 WLS: L BF: 27 H: 5 R: 2 ER: 2 SO: 4 BB: 3 IBB: 2 HBP: 0 BLK: 0 WP: 0 HR: 1 S: 55 P: 95 ERA: 3.00 WHIP: 1.333																		
<b>44 Sean Runyan, L</b> ERA: 4.15 (7, 1)	IP: 1.0 WLS: L BF: 3 H: 0 R: 0 ER: 0 SO: 1 BB: 1 IBB: 0 HBP: 0 BLK: 0 WP: 0 HR: 0 S: 9 P: 17 ERA: 0.00 WHIP: 1.000																		
<b>Doug Brocail, R</b> ERA: 4.26 (8, 1)	IP: 1.0 WLS: L BF: 3 H: 0 R: 0 ER: 0 SO: 0 BB: 0 IBB: 0 HBP: 0 BLK: 0 WP: 0 HR: 0 S: 8 P: 11 ERA: 0.00 WHIP: 0.000																		

**Detroit Tigers @ Kansas City Royals**  
Kauffman Stadium, Kansas City, MO  
Sun Jun 14 1998, 3:33 AM CDT  
Att: 18,720 - Overcast - 72 F

AB	29
R	2
H	5
RBI	2
BB	4
SO	5
LOB	13





Batter	1	2	3	4	5	6	7	8	9	10	AB	R	H	RBI	BB	SO	LOB	TOP						
<b>Johnny Damon, L</b> OBP: 0.350, SLG: 0.442	B2		G6-3		1B	G4-3			CS		5	1	3	0	0	0	1	<b>Kansas City Royals @ Cleveland Indians</b> Jacobs Field, Cleveland, OH Mon Jun 15 1998, 7:05 PM EDT Att: 43,246 - Cloudy - 71 F						
<b>Jose Offerman, S</b> OBP: 0.391, SLG: 0.427	F8		G6-3		F7	F9			CS		5	0	1	0	0	0	4							
<b>Hal Morris, L</b> OBP: 0.380, SLG: 0.444	G4-3		G4-3		1B	G1-3			CS	HR	4	1	1	0	1	0	1							
<b>Jeff King, R</b> OBP: 0.332, SLG: 0.462		P5			1B	E5				HR	5	2	2	3	0	1	2							
<b>Dean Palmer, R</b> OBP: 0.331, SLG: 0.521		SF8			1B						4	1	3	1	1	1	0							
<b>Larry Sutton, L</b> OBP: 0.324, SLG: 0.345		2B			1B					BB	3	0	1	1	0	0	3							
<b>Jermaine Dye, R</b> OBP: 0.282, SLG: 0.322		SF8			P5						4	0	0	1	0	1	2							
<b>Luis Rivera, R</b> OBP: 0.304, SLG: 0.286		G5-3			G5-3					G6-3	5	1	1	0	0	1	3							
<b>Sal Fasano, R</b> OBP: 0.240, SLG: 0.221					F8	E4					4	1	1	1	0	1	0							
<b>Inning Stats</b>	R: 0 E: 0 K: 0 S: 7	H: 0 LOB: 0 BB: 0 P: 12	R: 1 E: 0 K: 0 S: 9	H: 2 LOB: 1 BB: 0 P: 15	R: 0 E: 0 K: 0 S: 14	H: 1 LOB: 1 BB: 0 P: 22	R: 1 E: 0 K: 0 S: 8	H: 2 LOB: 1 BB: 0 P: 14	R: 2 E: 2 K: 1 S: 16	H: 2 LOB: 2 BB: 1 P: 29	R: 1 E: 0 K: 1 S: 11	H: 2 LOB: 1 BB: 0 P: 17	R: 0 E: 0 K: 2 S: 7	H: 0 LOB: 0 BB: 0 P: 10	R: 0 E: 0 K: 1 S: 8	H: 0 LOB: 0 BB: 0 P: 14	R: 0 E: 0 K: 1 S: 10		H: 2 LOB: 0 BB: 0 P: 17	R: 2 E: 0 K: 0 S: 12	H: 2 LOB: 1 BB: 1 P: 22	1B: 8 2B: 4 3B: 0 HR: 1	SF: 2 SAC: 1 DP: 1 HBP: 0	WP: 0 PB: 1 SB: 0 CS: 2
<b>PITCHER</b>	IP	WLS	BF	H	R	ER	SO	BB	IBB	HBP	BLK	WP	HR	S	P	ERA	WHIP							
<b>Dave Burba, R</b> ERA: 3.63	5.2		28	9	5	3	1	0	0	0	0	0	0	62	104	4.76	1.588							
<b>Alvin Morman, L</b> ERA: 3.52	0.2		2	0	0	0	0	0	0	0	0	0	0	4	6	0.00	0.000							
<b>Eric Plunk, R</b> ERA: 4.23	1.2		5	0	0	0	3	0	0	0	0	0	0	14	23	0.00	0.000							
<b>Michael Jackson, R</b> ERA: 2.42	1.0		3	2	0	0	1	0	0	0	0	0	0	10	17	0.00	2.000							
<b>Jose Mesa, R</b> ERA: 4.2	1.0	L	6	2	2	2	0	1	0	0	0	0	1	12	22	18.00	3.000							

Batter	1	2	3	4	5	6	7	8	9	10	AB	R	H	RBI	BB	SO	LOB	BOTTOM						
<b>Kenny Lofton, L</b> OBP: 0.367, SLG: 0.408	G6-3		G5-3		BLK				1B	2B	4	3	2	0	2	0	0	<b>Kansas City Royals @ Cleveland Indians</b> Jacobs Field, Cleveland, OH Mon Jun 15 1998, 7:05 PM EDT Att: 43,246 - Cloudy - 71 F						
<b>Omar Vizquel, S</b> OBP: 0.369, SLG: 0.391			G5-3		1B				FC5-4	G6-3	5	1	4	1	1	1	0							
<b>Manny Ramirez, R</b> OBP: 0.366, SLG: 0.507			G5-3		G6-4-3				FC5-4	G6-3	6	1	1	2	0	0	6							
<b>Jim Thome, L</b> OBP: 0.427, SLG: 0.649					1B				1B		4	0	2	1	1	1	2							
<b>Shawon Dunston, R</b> OBP: 0.242, SLG: 0.366					1B				1B		1	1	0	0	0	0	1							
<b>Travis Fryman, R</b> OBP: 0.323, SLG: 0.453		L6			F9				1B		5	0	2	0	0	0	3							
<b>David Justice, L</b> OBP: 0.369, SLG: 0.510					1B				1B		5	0	2	0	0	1	2							
<b>Gerónimo Berroa, R</b> OBP: 0.283, SLG: 0.283									1B		3	0	0	0	1	2	2							
<b>Sandy Alomar Jr., R</b> OBP: 0.312, SLG: 0.453									1B		1	0	1	2	0	0	0							
<b>Pat Borders, R</b> OBP: 0.273, SLG: 0.288									1B		5	0	2	0	0	1	4							
<b>David Bell, R</b> OBP: 0.318, SLG: 0.425									1B		3	0	0	0	0	1	3							
<b>Mark Whiten, S</b> ERA: 5.34											1	0	0	0	0	0	2							
<b>Jeff Branson, L</b> OBP: 0.200, SLG: 0.235											1	0	0	0	0	1	0							
<b>Inning Stats</b>	R: 0 E: 0 K: 1 S: 12	H: 0 LOB: 1 BB: 1 P: 18	R: 0 E: 0 K: 2 S: 10	H: 1 LOB: 2 BB: 1 P: 15	R: 1 E: 0 K: 0 S: 9	H: 3 LOB: 2 BB: 1 P: 14	R: 0 E: 0 K: 2 S: 7	H: 0 LOB: 0 BB: 0 P: 13	R: 1 E: 0 K: 0 S: 11	H: 2 LOB: 1 BB: 0 P: 19	R: 0 E: 0 K: 1 S: 13	H: 1 LOB: 1 BB: 0 P: 16	R: 0 E: 0 K: 1 S: 14	H: 1 LOB: 1 BB: 0 P: 22	R: 0 E: 0 K: 1 S: 17	H: 2 LOB: 2 BB: 0 P: 26	R: 3 E: 0 K: 0 S: 20	H: 5 LOB: 2 BB: 0 P: 28	R: 1 E: 0 K: 1 S: 9	H: 1 LOB: 1 BB: 1 P: 18	1B: 14 2B: 2 3B: 0 HR: 0	SF: 0 SAC: 0 DP: 2 HBP: 0	WP: 1 PB: 0 SB: 0 CS: 0	PA: 49
<b>PITCHER</b>	IP	WLS	BF	H	R	ER	SO	BB	IBB	HBP	BLK	WP	HR	S	P	ERA	WHIP							
<b>Tim Belcher, R</b> ERA: 3.99	7.0		31	8	2	2	6	4	0	0	1	0	0	76	117	2.57	1.714							
<b>47 Brian Bevil, R</b> ERA: 5.34	1.0		5	2	0	0	1	0	0	0	0	1	0	17	26	0.00	2.000							
<b>Jeff Montgomery, R</b> ERA: 8.1	1.0	W	8	5	3	3	0	0	0	0	0	0	0	20	28	27.00	5.000							
<b>Matt Whisenant, L</b> ERA: 5.63	1.0	S	5	1	1	1	1	1	0	0	0	0	0	9	18	9.00	2.000							



Batter	1	2	3	4	5	6	7	8	9	AB	R	H	RBI	BB	SO	LOB	TOP			
<b>Johnny Damon, L</b> OBP: 0.352, SLG: 0.442 (1, 8)	1-1 E9 SH1-3 1B		1-2 G4-3 1B		1-0 F9			3-2 G3		4	0	2	0	0	0	0	<b>Kansas City Royals @ Cleveland Indians</b> Jacobs Field, Cleveland, OH Tue Jun 16 1998, 7:05 PM EDT Att: 43,184 - Cloudy - 74 F			
<b>Jose Offerman, S</b> OBP: 0.391, SLG: 0.426 (1, 4)	0-0 SH1-3		0-0 G4-3			0-1 G6-3		0-1 1B		3	0	1	1	0	0	1				
<b>Hal Morris, L</b> OBP: 0.378, SLG: 0.440 (1, 10)	3-1 G6-3		3-H F9			3-2 1B		0-0 F8		4	0	1	0	0	0	3				
<b>Jeff King, R</b> OBP: 0.327, SLG: 0.454 (1, 3)	0-1 G6-3			1-0 G5-3			0-1 F7		2-2 G5-3	4	0	0	0	0	0	2				
<b>Dean Palmer, R</b> OBP: 0.330, SLG: 0.516 (1, 5)		1-0 G6-3 1B		2-2 F7			1-1 G5-3		1-2 F9	4	0	1	0	0	0	1				
<b>Larry Sutton, L</b> OBP: 0.322, SLG: 0.336 (1, 7)		1-0 F9		4-2 BB					2-2 F7	3	0	0	0	1	0	1				
<b>Jermaine Dye, R</b> OBP: 0.276, SLG: 0.314 (1, 9)		1-1 G6-3		2-3 K			1-1 G4-3			3	0	0	0	0	1	2				
<b>Shane Halter, R</b> OBP: 0.304, SLG: 0.384 (1, 6)			1-0 1B G4-3 1B		0-0 L4			1-1 G6-3		3	1	1	0	0	0	0				
<b>Sal Fasano, R</b> OBP: 0.232, SLG: 0.213 (1, 2)			0-1 P2		1-1 G1-3			0-3 K		3	0	0	0	0	1	1				
<b>Inning Stats</b>	R: 0 E: 1 K: 0 S: 7	H: 1 LOB: 1 BB: 0 P: 11	R: 0 E: 0 K: 0 S: 4	H: 1 LOB: 0 BB: 7	R: 1 E: 0 K: 0 S: 8	H: 2 LOB: 1 BB: 0 P: 10	R: 0 E: 0 K: 1 S: 10	H: 0 LOB: 1 BB: 1 P: 19	R: 0 E: 0 K: 0 S: 4	H: 0 LOB: 0 BB: 0 P: 6	R: 0 E: 0 K: 0 S: 6	H: 0 LOB: 0 BB: 0 P: 11	R: 0 E: 0 K: 1 S: 9	H: 1 LOB: 1 BB: 0 P: 12	R: 0 E: 0 K: 0 S: 12	H: 0 LOB: 0 BB: 0 P: 17	1B: 6 2B: 0 3B: 0 HR: 0	SF: 0 SAC: 1 DP: 1 HBP: 0	WP: 0 PB: 0 SB: 0 CS: 0	PA: 33
<b>PITCHER</b> <b>Bartolo Colon, R</b> ERA: 2.73 (1, 1)	IP: 9.0 WLS: W BF: 33 H: 6 R: 1 ER: 1 SO: 2 BB: 1 IBB: 0 HBP: 0 BLK: 0 WP: 0 HR: 0 S: 69 P: 106 ERA: 1.00 WHIP: 0.778																			

Batter	1	2	3	4	5	6	7	8	9	AB	R	H	RBI	BB	SO	LOB	BOTTOM			
<b>Kenny Lofton, L</b> OBP: 0.368, SLG: 0.405 (1, 8)	4-2 1B 2B BB		3-2 G3-1		3-1 F7	1-1 S 2B 1B		0-2 F7		4	2	1	0	1	0	0	<b>Kansas City Royals @ Cleveland Indians</b> Jacobs Field, Cleveland, OH Tue Jun 16 1998, 7:05 PM EDT Att: 43,184 - Cloudy - 74 F			
<b>Omar Vizquel, S</b> OBP: 0.371, SLG: 0.390 (1, 6)	1-1 SAFE 2B 1B		3-1 F8		0-1 P6	4-1 2B BB				3	2	1	0	1	0	0				
<b>Manny Ramirez, R</b> OBP: 0.372, SLG: 0.533 (1, 9)	0-1 1H 2H 1B 2B		2-0 P4		1-2 HR	1-0 1H 2H 3H 2B				4	3	3	6	0	0	0				
<b>Jim Thome, L</b> OBP: 0.428, SLG: 0.654 (1, 3)	2-1 F9		1-3 K		2-0 2B	1-0 2B				4	0	2	1	0	1	1				
<b>Travis Fryman, R</b> OBP: 0.319, SLG: 0.446 (1, 5)	1-0 F8		0-0 G6-3		0-3 K				2-1 G6-3	4	0	0	0	0	1	2				
<b>David Justice, L</b> OBP: 0.382, SLG: 0.506 (1, 7)	4-1 1B IBB			4-1 E S BB		0-0 G3-1		1-1 G3-1		2	0	0	0	2	0	0				
<b>Mark Whiten, S</b> OBP: 0.369, SLG: 0.429 (9, 7)										0	0	0	0	0	0	0				
<b>Geronimo Berroa, R</b> OBP: 0.297, SLG: 0.298 (1, 10)	1-0 1B		3-2 G6-3		2-1 K	2-1 1B E 1B		1-1 G6-3		4	1	2	1	0	0	1				
<b>Pat Borders, R</b> OBP: 0.272, SLG: 0.286 (1, 2)	0-3 K		0-3 K		1-2 K	1-2 FC5-4 1B		0-2 G4-3		4	0	1	0	0	2	3				
<b>David Bell, R</b> OBP: 0.310, SLG: 0.415 (1, 4)		1-3 K		0-0 P3		1-1 SAFE FC5-4 1B 2B		1-2 F8		4	1	0	0	0	1	2				
<b>Inning Stats</b>	R: 3 E: 0 K: 1 S: 15	H: 3 LOB: 2 BB: 2 P: 28	R: 0 E: 0 K: 1 S: 8	H: 0 LOB: 0 BB: 0 P: 15	R: 0 E: 0 K: 1 S: 5	H: 0 LOB: 0 BB: 0 P: 8	R: 0 E: 0 K: 1 S: 10	H: 0 LOB: 1 BB: 1 P: 17	R: 1 E: 0 K: 0 S: 11	H: 2 LOB: 1 BB: 0 P: 17	R: 5 E: 1 K: 0 S: 13	H: 5 LOB: 1 BB: 1 P: 24	R: 0 E: 0 K: 0 S: 6	H: 0 LOB: 0 BB: 0 P: 10	R: 0 E: 0 K: 0 S: 11	H: 0 LOB: 0 BB: 0 P: 12	1B: 5 2B: 4 3B: 0 HR: 1	SF: 0 SAC: 0 DP: 0 HBP: 0	WP: 0 PB: 0 SB: 2 CS: 0	PA: 37
<b>PITCHER</b> <b>Hipolito Pichardo, R</b> ERA: 5.96 <b>Jim Pittsley, R</b> ERA: 7.04 <b>33 Bart Evans, R</b> ERA:	IP: 5.0 WLS: L BF: 23 H: 5 R: 4 ER: 4 SO: 5 BB: 2 IBB: 0 HBP: 0 BLK: 0 WP: 0 HR: 1 S: 49 P: 85 ERA: 7.20 WHIP: 1.400																			

AB 31  
R 1  
H 6  
RBI 1  
BB 1  
SO 2  
LOB 11



AB 33  
R 9  
H 10  
RBI 8  
BB 4  
SO 5  
LOB 9

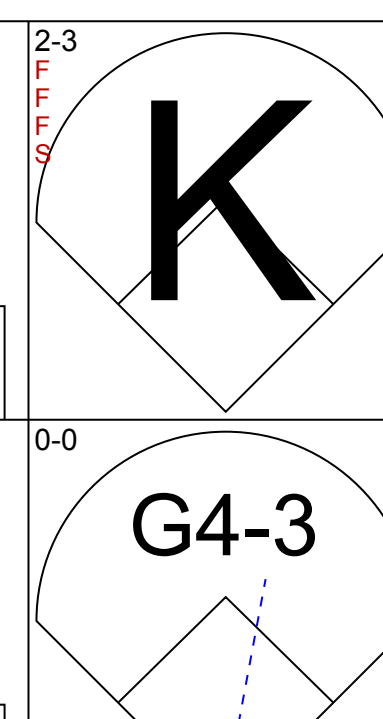
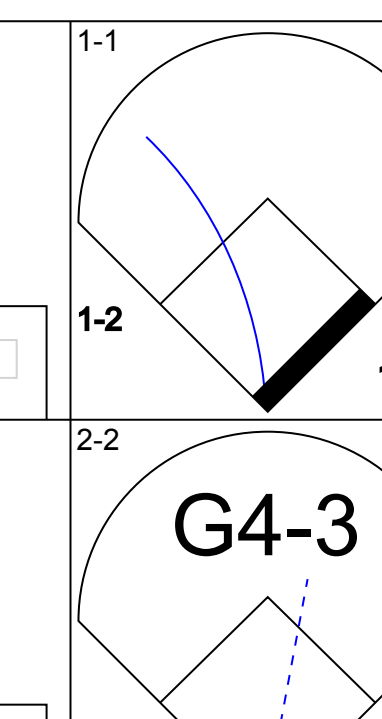
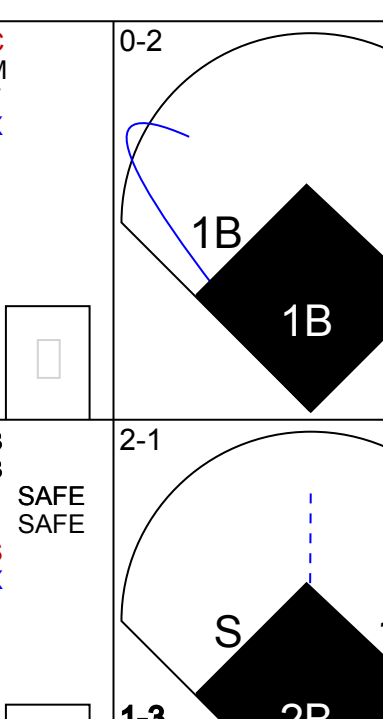
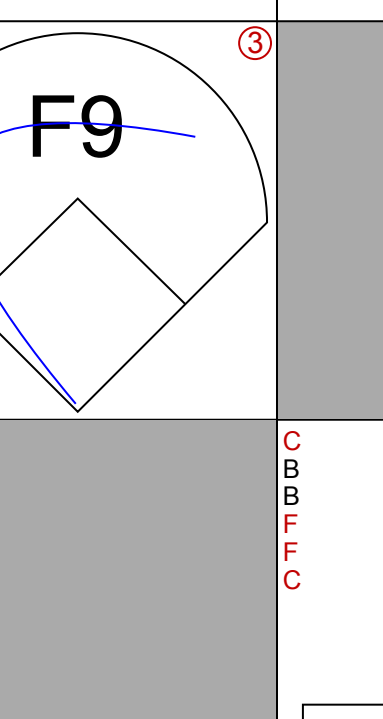
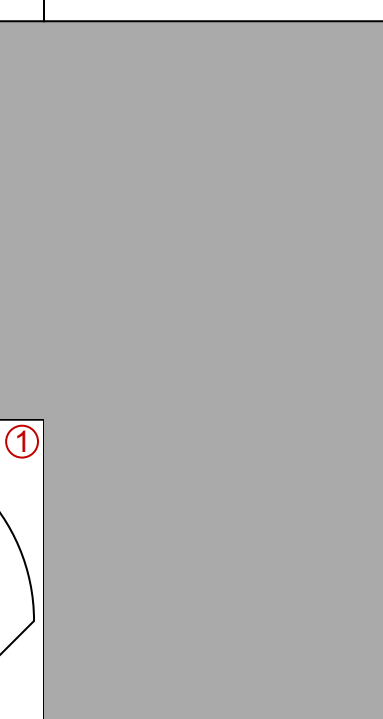
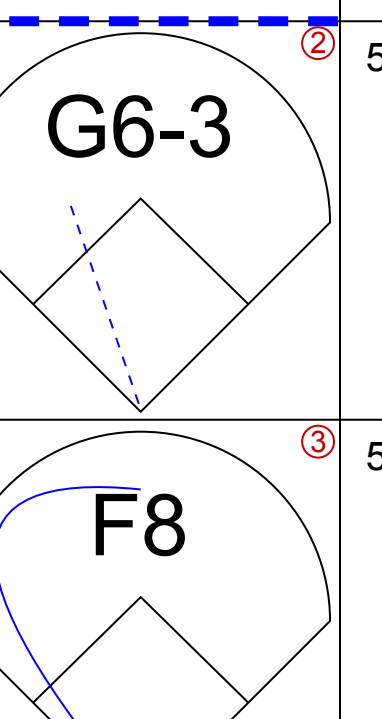
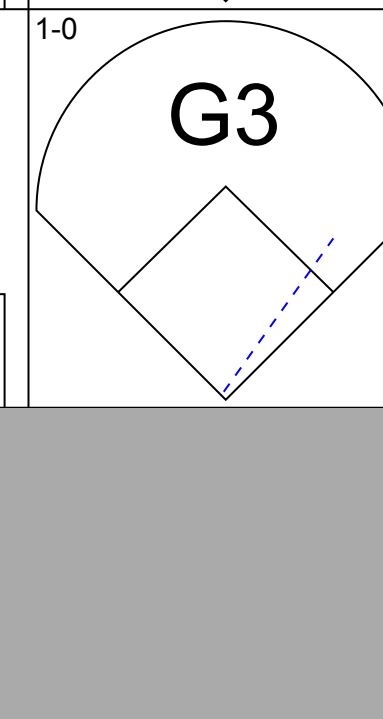

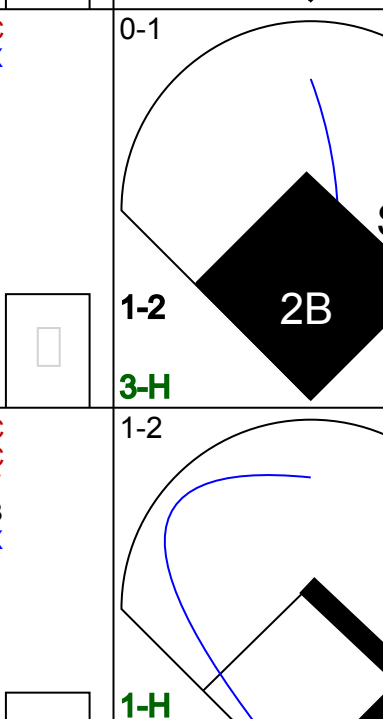
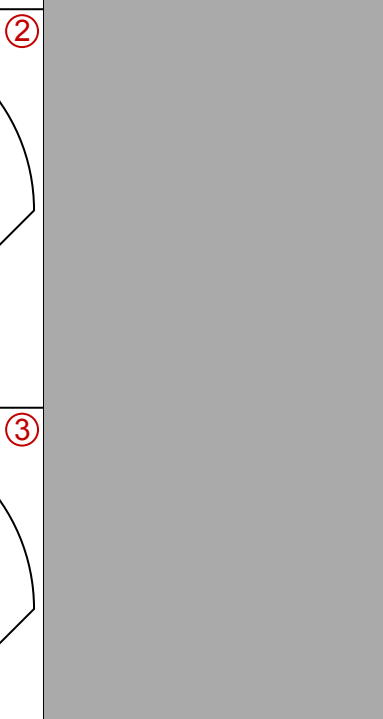


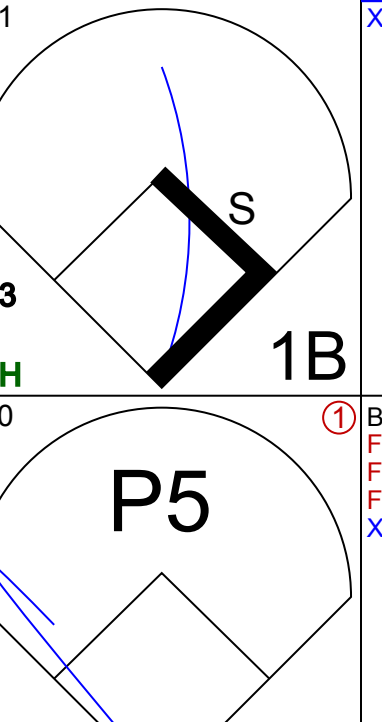
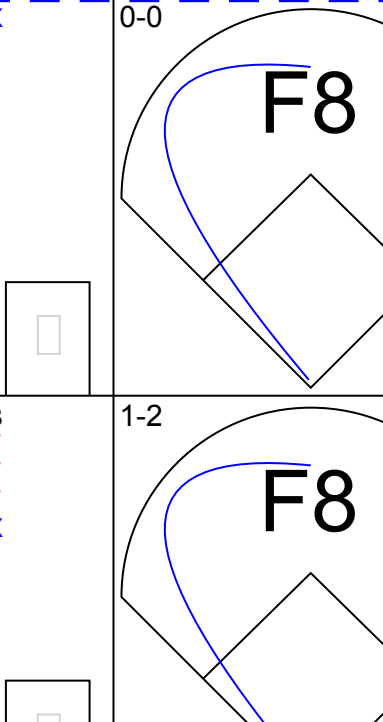
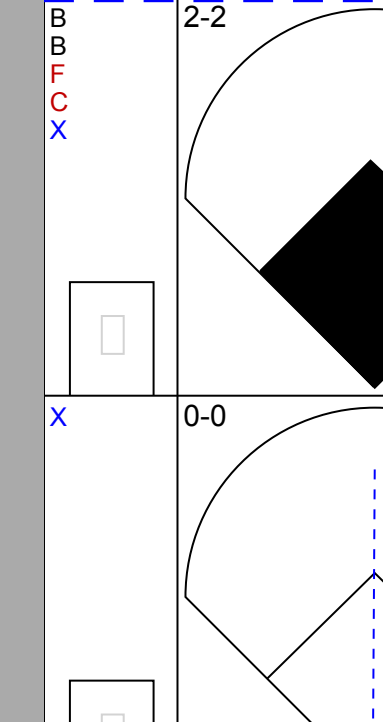
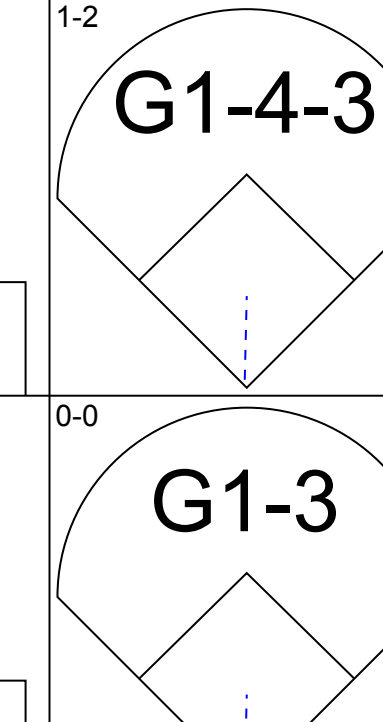
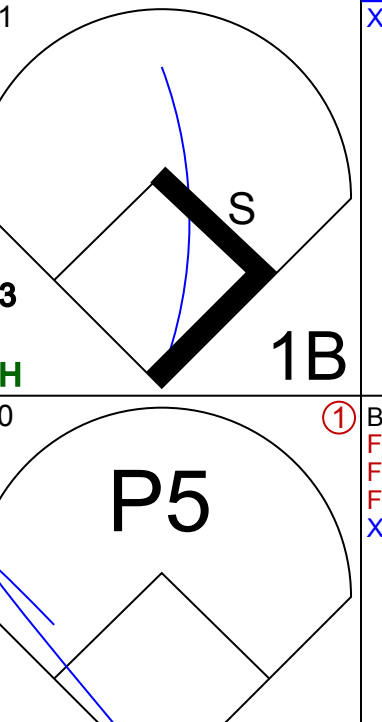
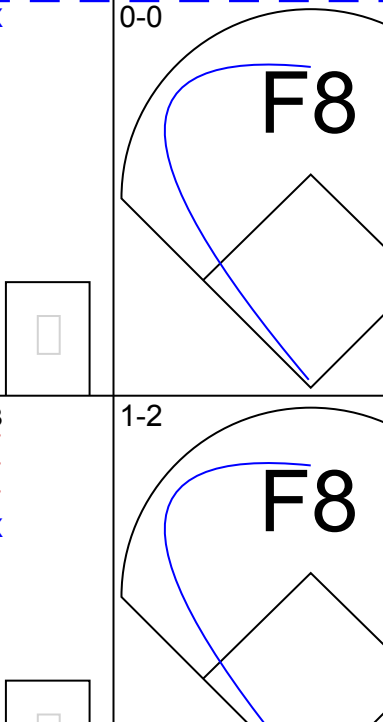
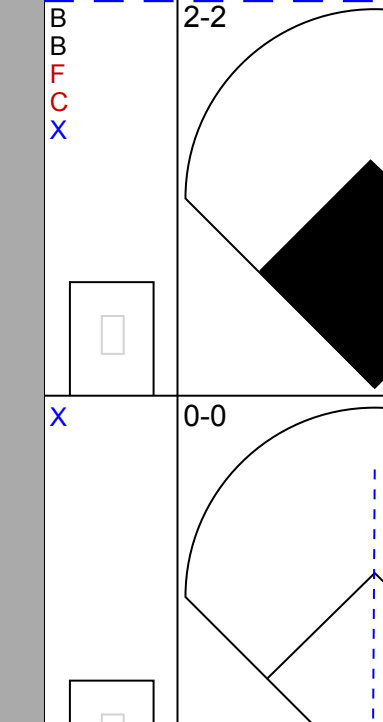

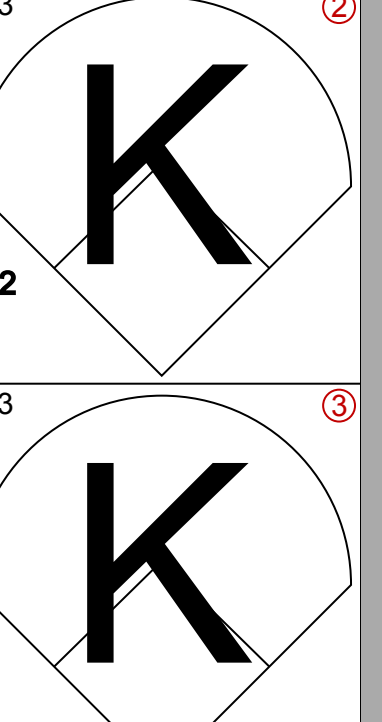

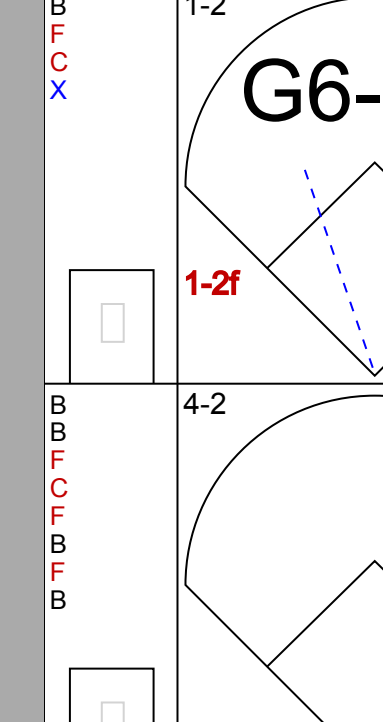


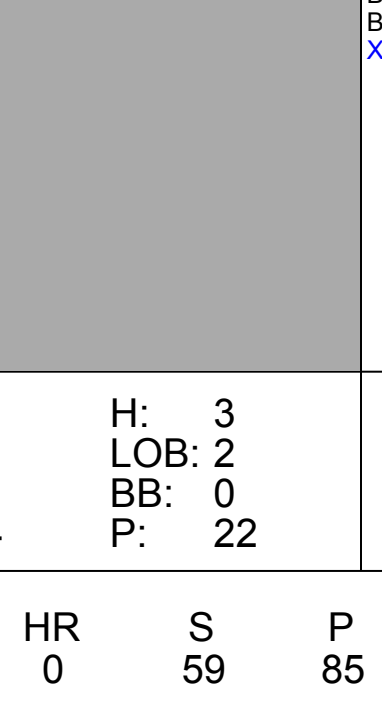
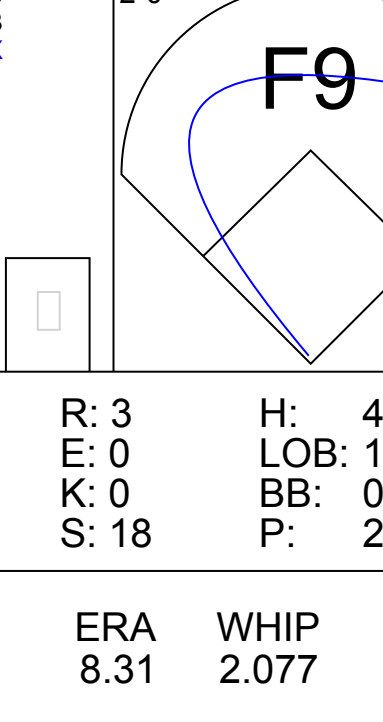
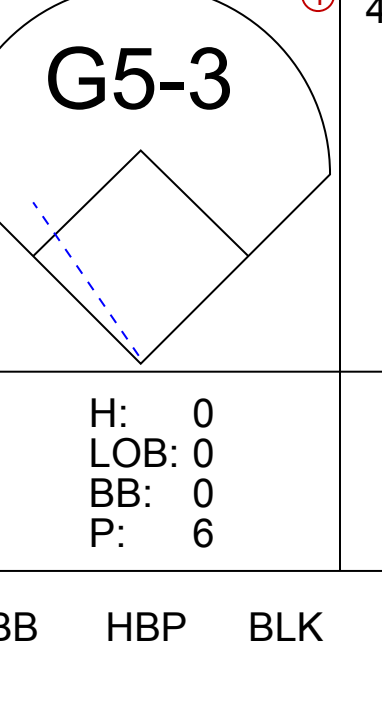
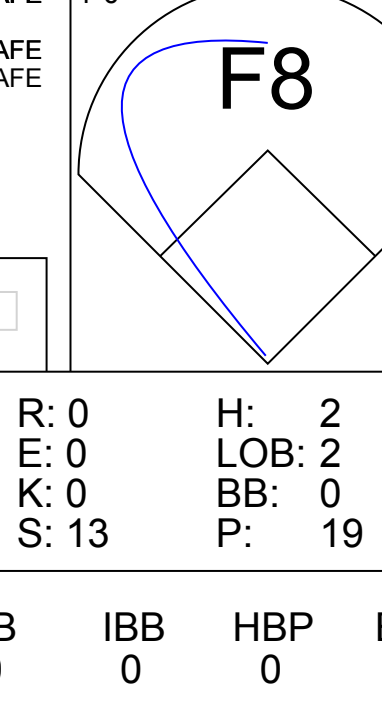
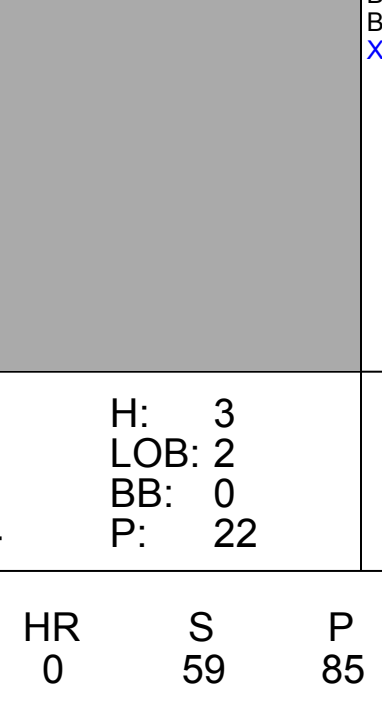
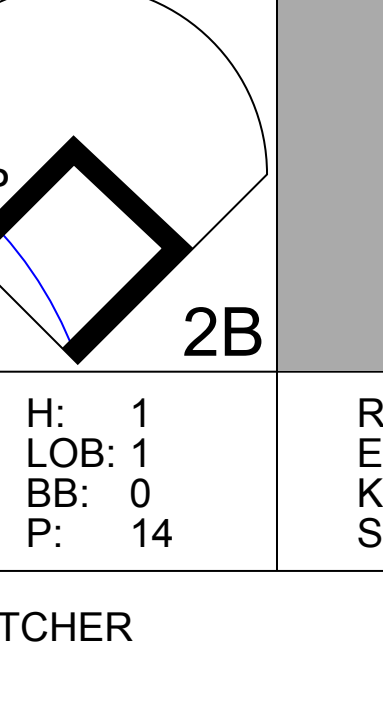
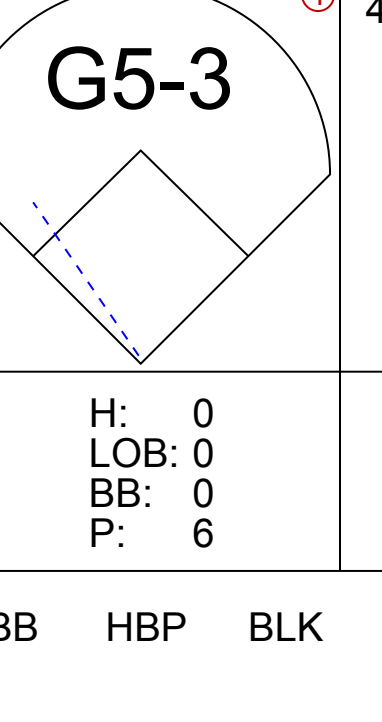
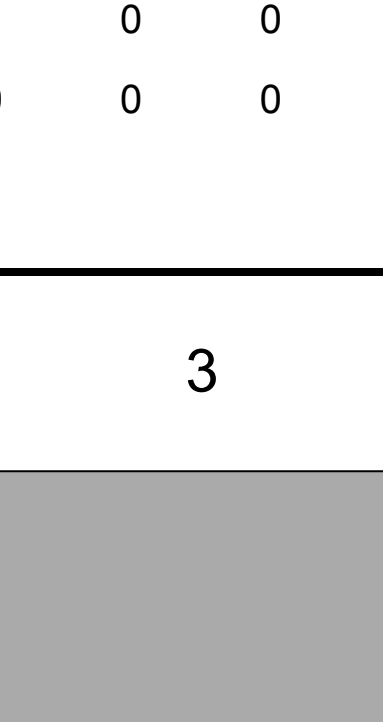
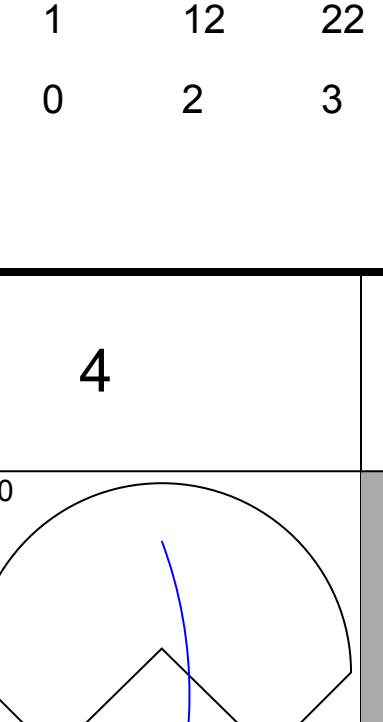
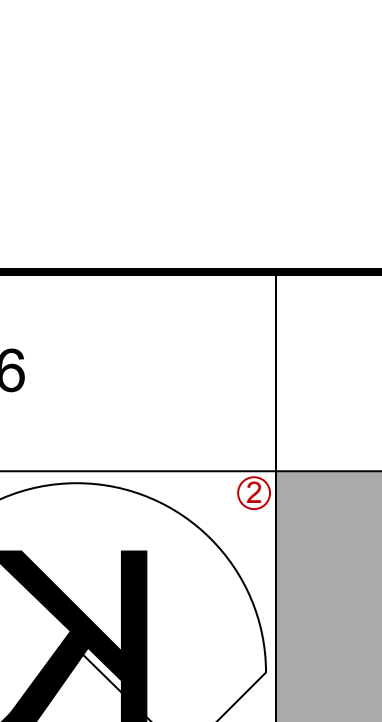
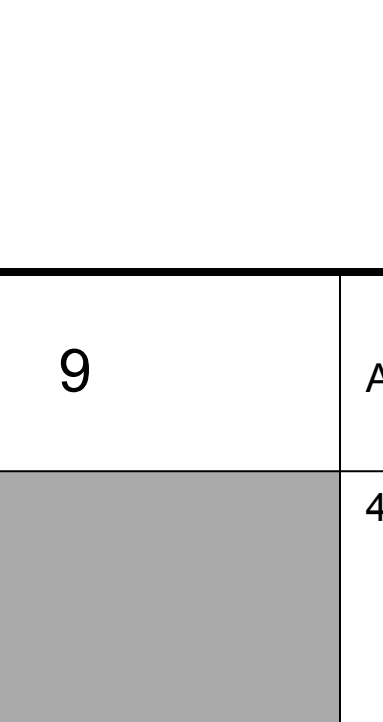
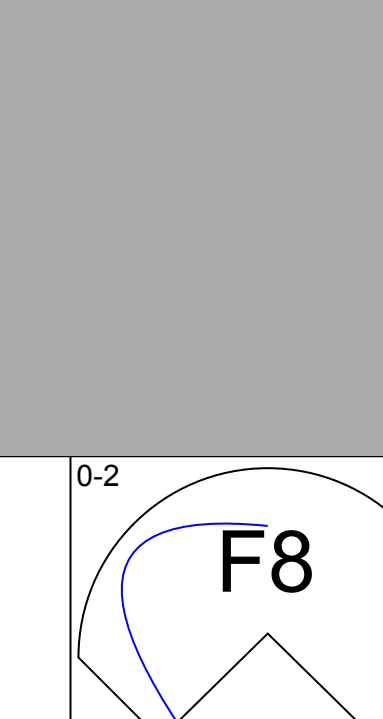

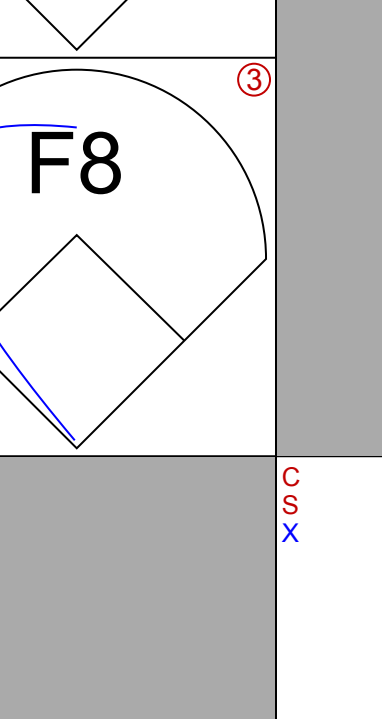

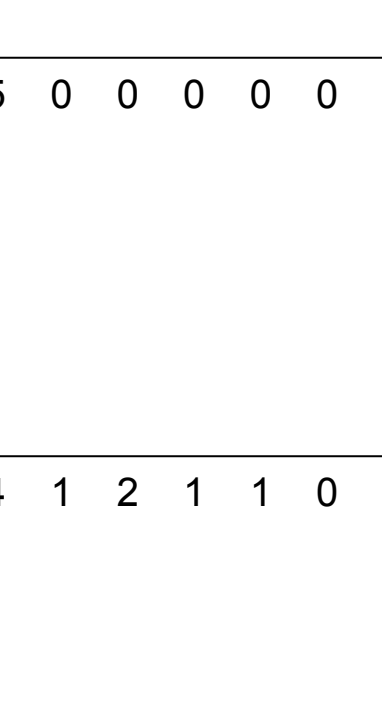


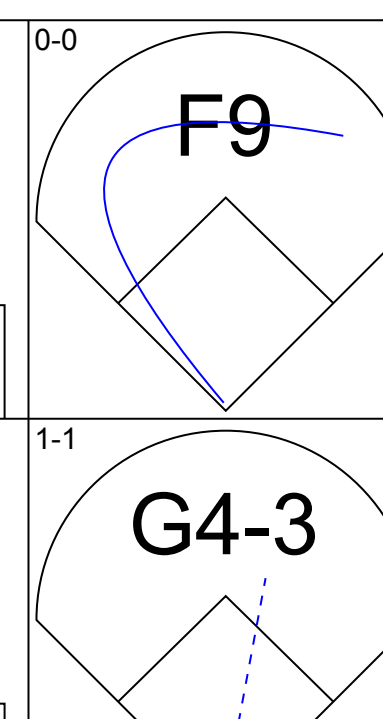
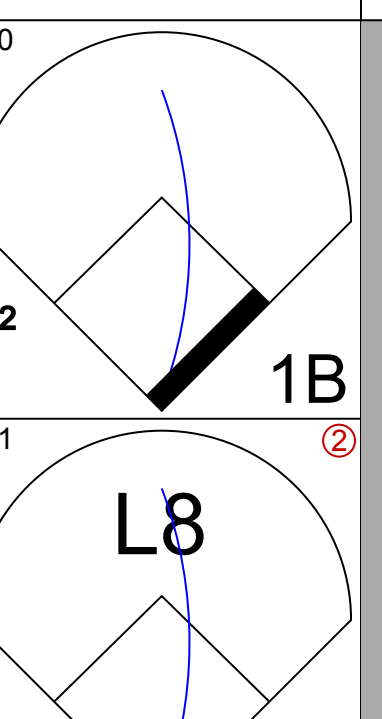
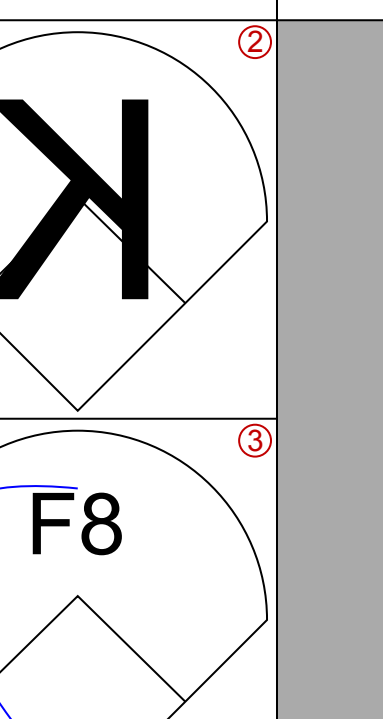

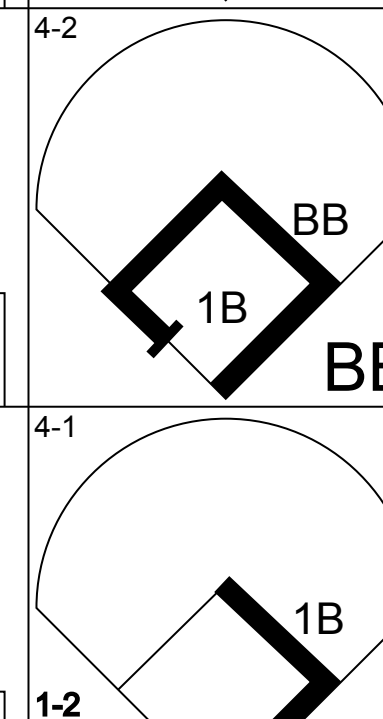

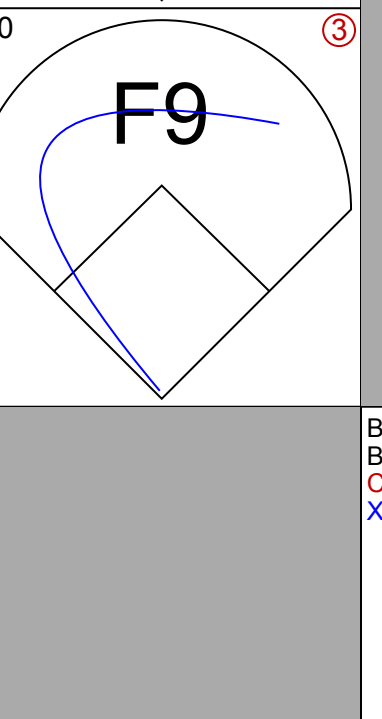
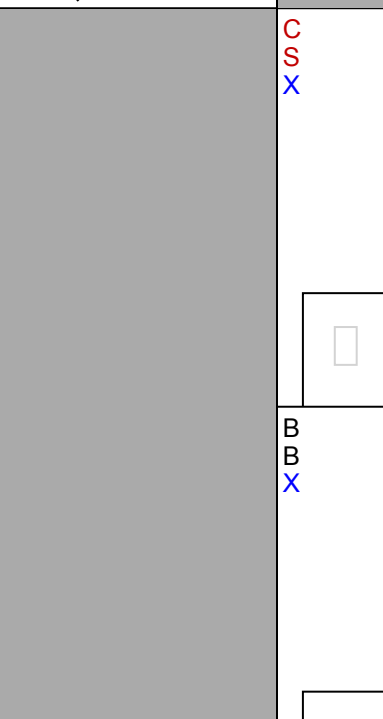

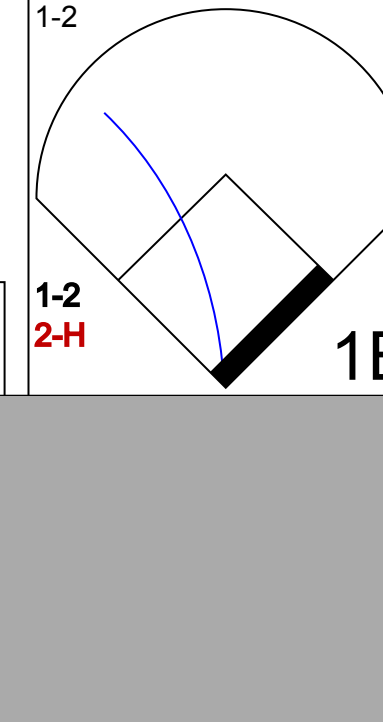
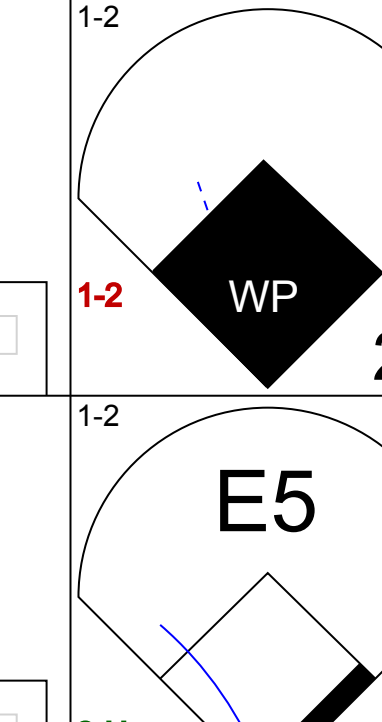

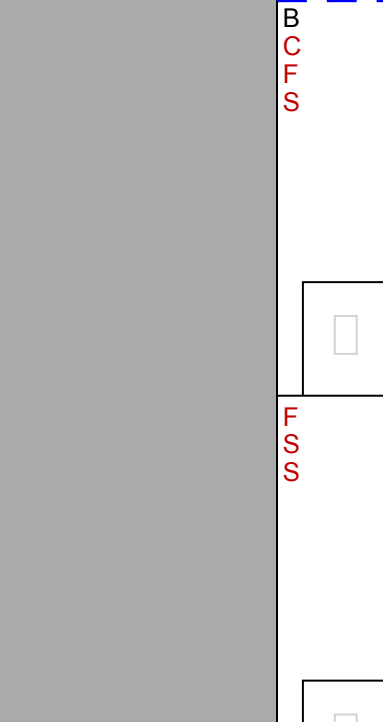
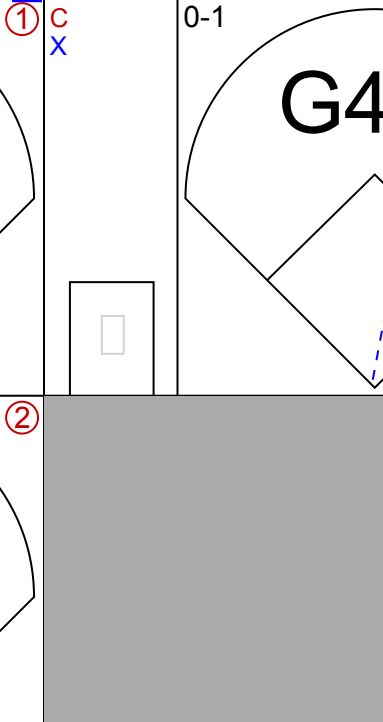
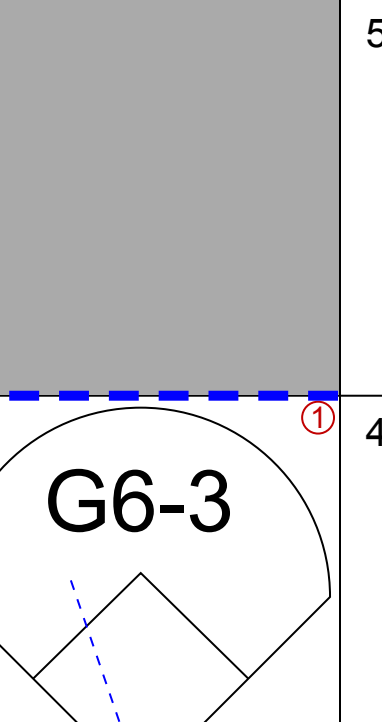


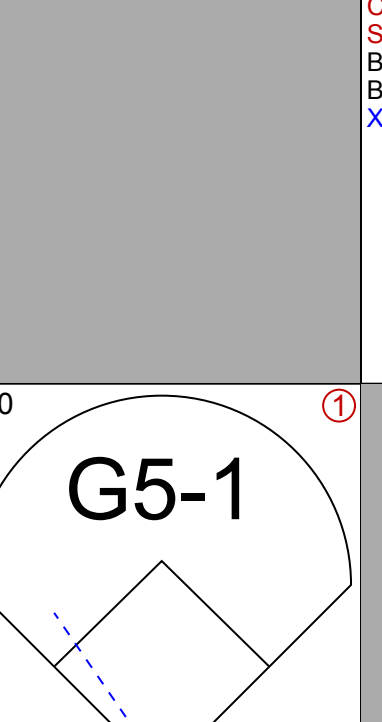
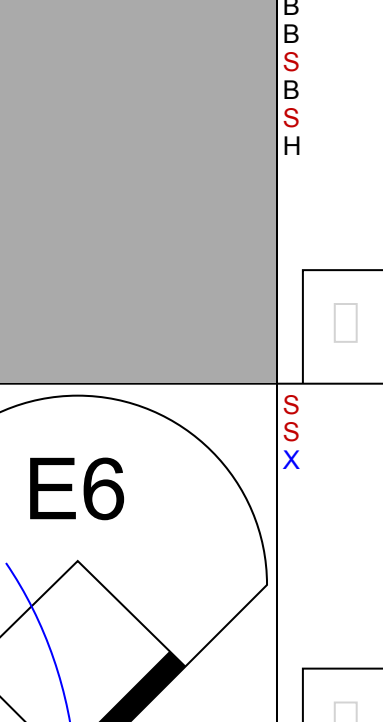

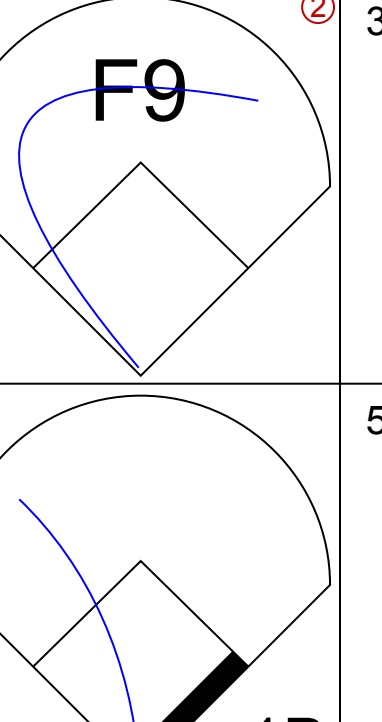
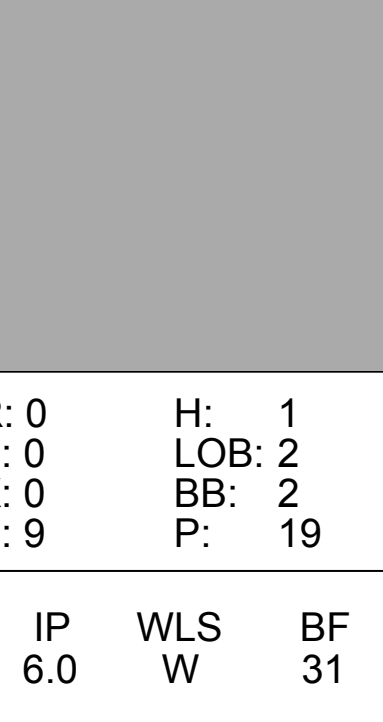
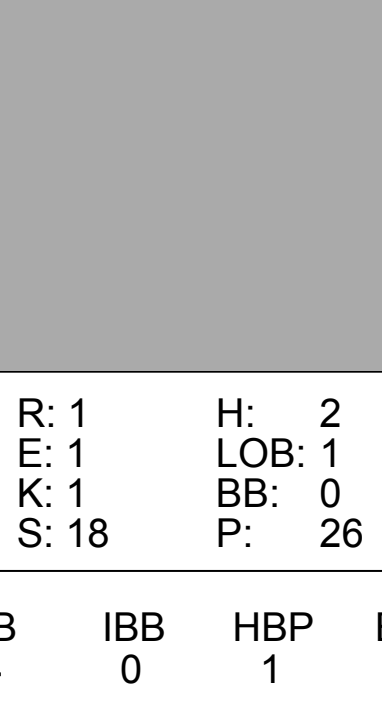
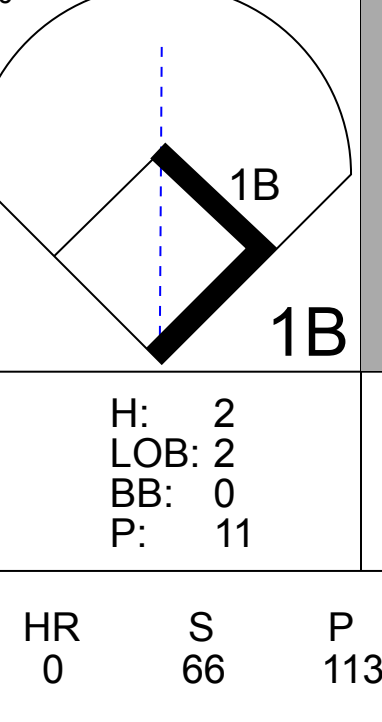
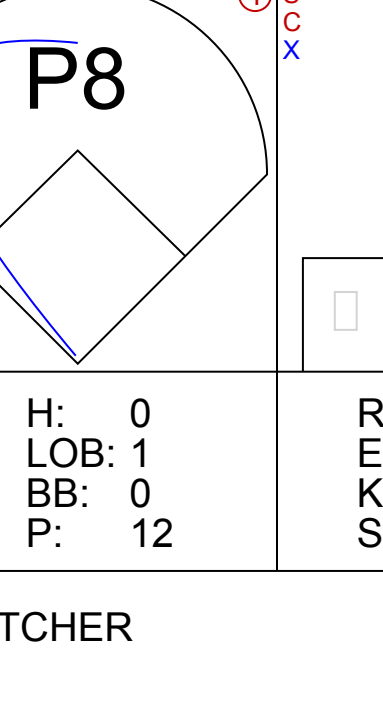
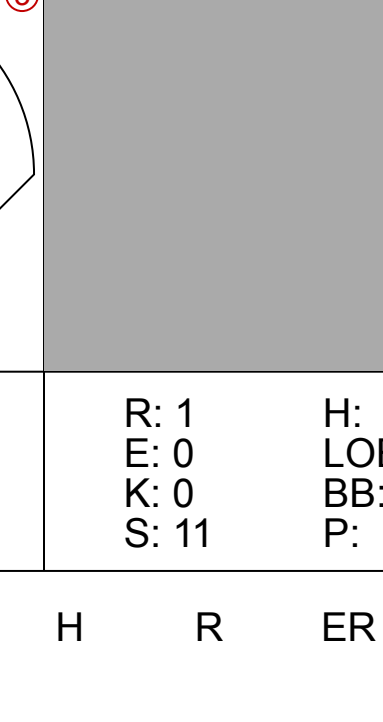
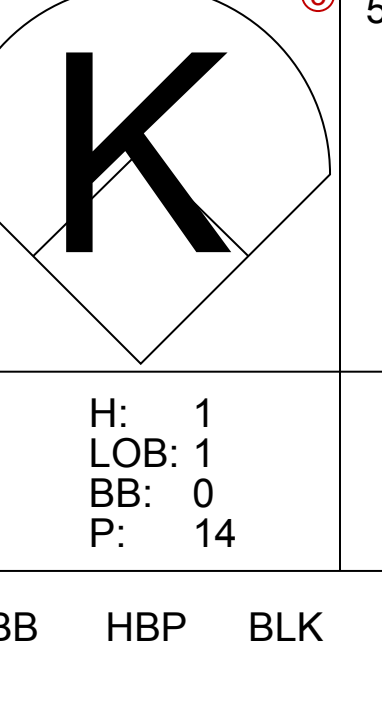
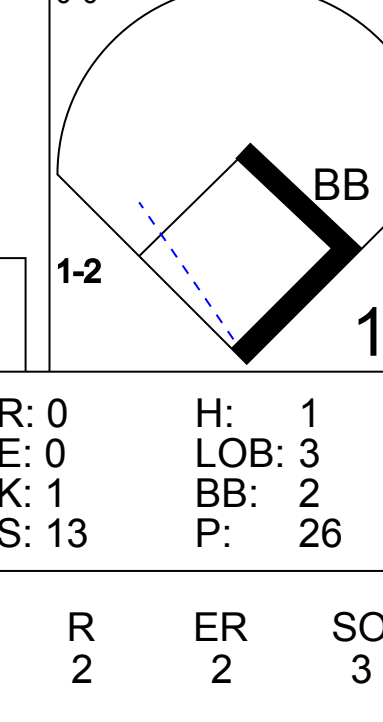
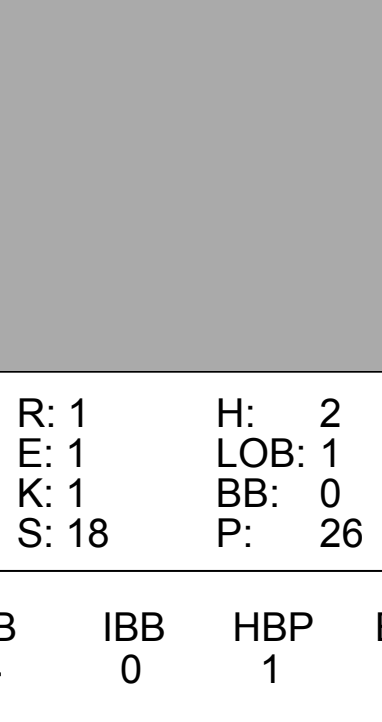
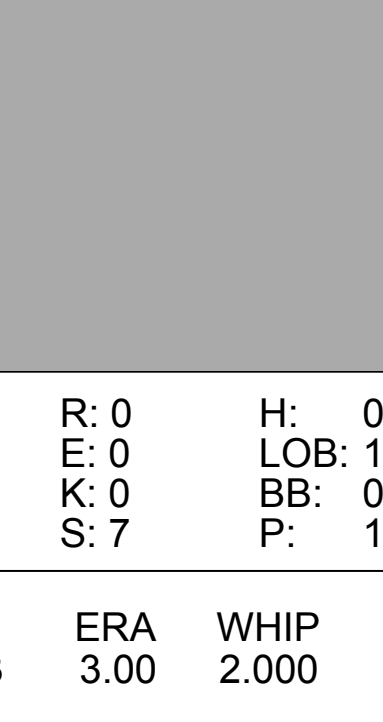
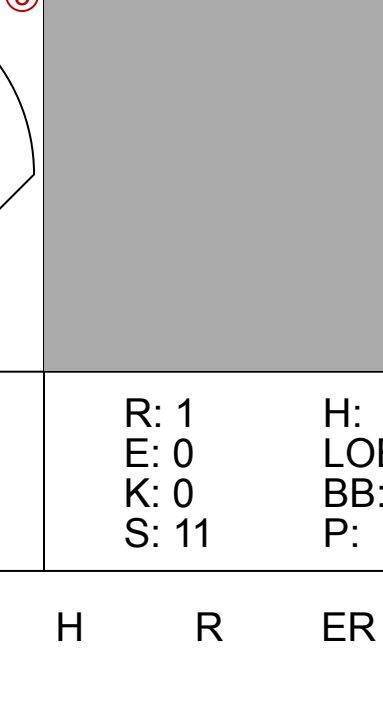
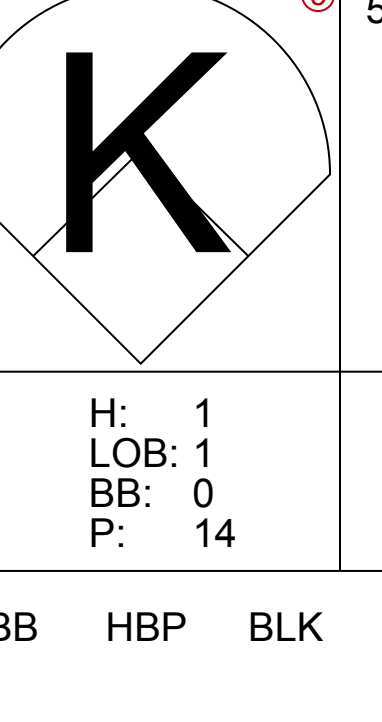









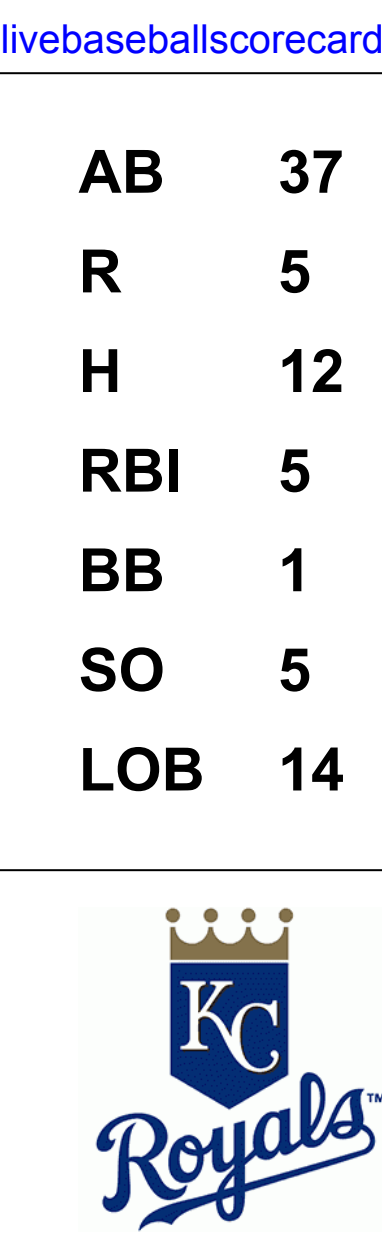
Batter	1	2	3	4	5	6	7	8	9	AB	R	H	RBI	BB	SO	LOB	TOP									
<b>Johnny Damon, L</b> OBP: 0.350, SLG: 0.438 (1, 8)	P2		F9			CS	G4-3		B3	5	0	1	0	0	0	0	<b>Kansas City Royals @ Cleveland Indians</b> Jacobs Field, Cleveland, OH Wed Jun 17 1998, 7:05 PM EDT Att: 43,196 - Unknown - 77 F <a href="http://livebaseballscorecards.com">livebaseballscorecards.com</a>									
<b>Jose Offerman, S</b> OBP: 0.391, SLG: 0.426 (1, 4)	F8			G4-3	FC4-6		G3		B3	5	0	2	0	0	0	1										
<b>Hal Morris, L</b> OBP: 0.378, SLG: 0.441 (1, 7)	G4-3			1B			G3		FC6	4	1	1	0	0	0	2										
<b>Jeff King, R</b> OBP: 0.330, SLG: 0.451 (1, 3)		G4-3		1B	1B					2	1	0	0	2	0	2										
<b>Dean Palmer, R</b> OBP: 0.328, SLG: 0.516 (1, 5)		1B		1B	BB		P4		F7	4	1	1	0	0	1	4										
<b>Shane Mack, R</b> OBP: 0.343, SLG: 0.447 (1, 10)		1B		1B			G4-3		G6-3	4	1	2	1	0	1	1										
<b>Larry Sutton, L</b> ERA: 4.85 <b>Jermaine Dye, R</b> OBP: 0.276, SLG: 0.314 (9, 9)				1B			G4-3		F9	4	0	2	2	0	0	1										
<b>Shane Halter, R</b> OBP: 0.303, SLG: 0.376 (1, 6)				1B			G4-3		F9	3	0	0	0	0	0	2										
<b>Sal Fasano, R</b> OBP: 0.233, SLG: 0.215 (1, 2)				G6-3			G5-3		F7	4	0	1	1	0	0	0										
<b>Inning Stats</b>	R: 0 E: 0 K: 0 S: 5	H: 0 LOB: 0 BB: 0 P: 7	R: 1 E: 0 K: 1 S: 11	H: 2 LOB: 1 BB: 0 P: 20	R: 0 E: 0 K: 0 S: 9	H: 0 LOB: 0 BB: 0 P: 15	R: 2 E: 0 K: 1 S: 19	H: 3 LOB: 2 BB: 1 P: 32	R: 0 E: 0 K: 0 S: 6	H: 1 LOB: 2 BB: 0 P: 9	R: 1 E: 0 K: 0 S: 10	H: 2 LOB: 1 BB: 0 P: 22	R: 0 E: 0 K: 0 S: 14	H: 1 LOB: 2 BB: 1 P: 26	R: 0 E: 0 K: 0 S: 9	H: 0 LOB: 0 BB: 0 P: 15		R: 0 E: 0 K: 0 S: 7	H: 1 LOB: 1 BB: 0 P: 10	1B: 8 2B: 2 3B: 0 HR: 0	SF: 0 SAC: 0 DP: 0 HBP: 2	WP: 0 PB: 0 SB: 2 CS: 1	PA: 40			
<b>PITCHER</b>	IP	WLS	BF	H	R	ER	SO	BB	IBB	HBP	BLK	WP	HR	S	P	ERA	WHIP									
<b>Dwight Gooden, R</b> ERA: 4.85	(1, 1)	5.2	L	27	8	4	4	2	1	0	2	0	0	0	59	102	6.35	1.588								
<b>Alvin Morman, L</b> ERA: 3.31	(6, 1)	1.0		3	1	0	0	0	0	0	0	0	0	0	9	18	0.00	1.000								
<b>Jose Mesa, R</b> ERA: 4.17	(7, 1)	0.1		2	0	0	0	1	0	0	0	0	0	6	11	0.00	3.000									
<b>Paul Shuey, R</b> ERA:	(8, 1)	1.0		3	0	0	0	0	0	0	0	0	0	9	15	0.00	0.000									
<b>Paul Assenmacher, L</b> ERA: 3.18	(9, 1)	1.0		4	1	0	0	0	0	0	0	0	0	7	10	0.00	1.000									

Batter	1	2	3	4	5	6	7	8	9	AB	R	H	RBI	BB	SO	LOB	BOTTOM									
<b>Kenny Lofton, L</b> OBP: 0.371, SLG: 0.420 (1, 8)	1B		K				HR		G1-3	5	1	3	3	0	1	0	<b>Kansas City Royals @ Cleveland Indians</b> Jacobs Field, Cleveland, OH Wed Jun 17 1998, 7:05 PM EDT Att: 43,196 - Unknown - 77 F <a href="http://livebaseballscorecards.com">livebaseballscorecards.com</a>									
<b>Omar Vizquel, S</b> OBP: 0.373, SLG: 0.392 (1, 6)	1B		P4				P6			4	0	2	0	0	0	0										
<b>Manny Ramirez, R</b> OBP: 0.366, SLG: 0.524 (1, 9)	1B		G5-3				FC6			4	0	0	0	0	1	4										
<b>Jim Thome, L</b> OBP: 0.426, SLG: 0.646 (1, 3)	K						G4-1			3	0	0	0	1	2	2										
<b>Travis Fryman, R</b> OBP: 0.314, SLG: 0.439 (1, 5)	F8						F8		K	4	0	0	0	0	1	3										
<b>David Justice, L</b> OBP: 0.361, SLG: 0.502 (1, 7)							G3		K	4	0	1	0	0	1	1										
<b>Geronimo Berroa, R</b> OBP: 0.294, SLG: 0.295 (1, 10)							G6-3		K	4	1	1	0	0	2	2										
<b>Pat Borders, R</b> OBP: 0.298, SLG: 0.304 <b>Mark Whiten, S</b> OBP: 0.354, SLG: 0.421 (9, PH)							G4-6-3		K	2	1	2	0	1	0	0										
<b>David Bell, R</b> OBP: 0.305, SLG: 0.407 <b>Sandy Alomar Jr., R</b> OBP: 0.311, SLG: 0.461 (9, PH)							G4-6-3		F7	3	0	0	0	0	0	4										
<b>Inning Stats</b>	R: 0 E: 0 K: 2 S: 12	H: 2 LOB: 2 BB: 0 P: 18	R: 0 E: 0 K: 1 S: 10	H: 0 LOB: 1 BB: 1 P: 18	R: 0 E: 0 K: 1 S: 6	H: 0 LOB: 0 BB: 0 P: 8	R: 0 E: 0 K: 1 S: 12	H: 1 LOB: 1 BB: 0 P: 20	R: 0 E: 0 K: 0 S: 8	H: 3 LOB: 2 BB: 0 P: 12	R: 0 E: 0 K: 0 S: 4	H: 0 LOB: 0 BB: 0 P: 6	R: 3 E: 1 K: 0 S: 15	H: 3 LOB: 0 BB: 0 P: 25	R: 0 E: 0 K: 3 S: 14	H: 0 LOB: 1 BB: 1 P: 24		R: 0 E: 0 K: 1 S: 7	H: 0 LOB: 0 BB: 0 P: 10	1B: 8 2B: 0 3B: 0 HR: 1	SF: 0 SAC: 0 DP: 1 HBP: 0	WP: 0 PB: 0 SB: 0 CS: 0	PA: 37			
<b>PITCHER</b>	IP	WLS	BF	H	R	ER	SO	BB	IBB	HBP	BLK	WP	HR	S	P	ERA	WHIP									
<b>50 José Rosado, L</b> ERA: 4.32	(1, 1)	6.1	W	27	8	2	2	5	1	0	0	0	0	0	58	90	2.84	1.421								
<b>Matt Whisenant, L</b> ERA: 5.92	(7, 1)	0.1		2	1	1	1	0	0	0	0	0	1	7	12	27.00	3.000									
<b>Scott Service, R</b> ERA: 3.66	(7, 1)	1.1		5	0	0	0	3	1	0	0	0	0	16	29	0.00	0.750									
<b>Jeff Montgomery, R</b> ERA: 7.77	(9, 1)	1.0	S	3	0	0	0	1	0	0	0	0	0	7	10	0.00	0.000									



Batter	1	2	3	4	5	6	7	8	9	AB	R	H	RBI	BB	SO	LOB	TOP					
<b>Johnny Damon, L</b> OBP: 0.350, SLG: 0.438 (1, 8)										5	1	2	0	0	1	1	<b>Kansas City Royals @ Detroit Tigers</b> Tiger Stadium, Detroit, MI Thu Jun 18 1998, 7:05 PM EDT Att: 11,057 - Cloudy - 82 F					
<b>Jose Offerman, S</b> OBP: 0.388, SLG: 0.422 (1, 4)										5	1	1	0	0	1	2						
<b>Shane Mack, R</b> OBP: 0.347, SLG: 0.449 (1, 10)										4	2	2	1	0	0	0						
<b>Jeff King, R</b> OBP: 0.332, SLG: 0.455 (1, 3)										4	0	2	2	0	0	0						
<b>Dean Palmer, R</b> OBP: 0.331, SLG: 0.528 (1, 5)										4	1	2	2	0	0	1						
<b>Jeff Conine, R</b> OBP: 0.287, SLG: 0.379 (1, 7)										4	0	1	0	0	0	3						
<b>Jermaine Dye, R</b> OBP: 0.275, SLG: 0.312 (1, 9)										4	0	1	0	0	1	3						
<b>Shane Halter, R</b> OBP: 0.301, SLG: 0.368 (1, 6)										3	0	0	0	1	2	3						
<b>Sal Fasano, R</b> OBP: 0.234, SLG: 0.227 (1, 2)										4	0	1	0	0	0	1						
<b>Inning Stats</b>	R: 0 E: 0 K: 1 S: 13	H: 0 LOB: 0 BB: 0 P: 16	R: 0 E: 0 K: 0 S: 6	H: 0 LOB: 0 BB: 0 P: 10	R: 0 E: 0 K: 0 S: 13	H: 2 LOB: 2 BB: 0 P: 19	R: 1 E: 0 K: 2 S: 14	H: 3 LOB: 2 BB: 0 P: 22	R: 3 E: 0 K: 0 S: 18	H: 4 LOB: 1 BB: 0 P: 24	R: 0 E: 0 K: 1 S: 9	H: 1 LOB: 0 BB: 0 P: 14	R: 0 E: 0 K: 1 S: 7	H: 0 LOB: 0 BB: 0 P: 12	R: 1 E: 0 K: 0 S: 11	H: 2 LOB: 0 BB: 1 P: 19	R: 0 E: 0 K: 0 S: 3	H: 0 LOB: 0 BB: 0 P: 6	1B: 9 2B: 2 3B: 0 HR: 1	SF: 0 SAC: 0 DP: 1 HBP: 0	WP: 1 PB: 0 SB: 3 CS: 1	PA: 39
<b>PITCHER</b>	IP	WLS	BF	H	R	ER	SO	BB	IBB	HBP	BLK	WP	HR	S	P	ERA	WHIP					
<b>Justin Thompson, L</b> ERA: 4.11 (1, 1)	4.1	L	22	9	4	4	3	0	0	0	0	0	0	59	85	8.31	2.077					
<b>Doug Bochtler, R</b> ERA: 3.41 (5, 1)	2.2		9	1	0	0	2	0	0	0	0	1	0	21	32	0.00	0.375					
<b>Dean Crow, R</b> ERA: 3.27 (8, 1)	1.1		5	2	1	1	0	1	0	0	0	0	1	12	22	6.75	2.250					
<b>44 Sean Runyan, L</b> ERA: 3.91 (9, 1)	0.2		2	0	0	0	0	0	0	0	0	0	0	2	3	0.00	0.000					

Batter	1	2	3	4	5	6	7	8	9	AB	R	H	RBI	BB	SO	LOB	BOTTOM					
<b>Brian Hunter, R</b> OBP: 0.330, SLG: 0.372 (1, 8)										4	1	2	0	1	1	1	<b>Kansas City Royals @ Detroit Tigers</b> Tiger Stadium, Detroit, MI Thu Jun 18 1998, 7:05 PM EDT Att: 11,057 - Cloudy - 82 F					
<b>Joe Randa, R</b> OBP: 0.325, SLG: 0.344 (1, 5)										5	0	0	0	0	0	7						
<b>Bobby Higginson, L</b> OBP: 0.395, SLG: 0.548 (1, 9)										4	1	2	1	1	0	2						
<b>Tony Clark, S</b> OBP: 0.353, SLG: 0.516 (1, 3)										4	0	2	0	1	0	1						
<b>Luis Gonzalez, L</b> OBP: 0.374, SLG: 0.483 (1, 7)										5	1	2	0	0	1	3						
<b>Damion Easley, R</b> OBP: 0.351, SLG: 0.557 (1, 4)										4	0	0	0	0	1	2						
<b>Andy Tomberlin, L</b> OBP: 0.294, SLG: 0.365 (1, 10)										3	0	0	0	1	1	2						
<b>Paul Bako, L</b> OBP: 0.315, SLG: 0.341 (1, 2)										5	0	2	1	0	1	1						
<b>Deivi Cruz, R</b> OBP: 0.300, SLG: 0.333 (1, 6)										5	0	2	0	0	1	5						
<b>Inning Stats</b>	R: 0 E: 0 K: 0 S: 9	H: 1 LOB: 2 BB: 2 P: 19	R: 0 E: 0 K: 1 S: 13	H: 1 LOB: 3 BB: 2 P: 26	R: 1 E: 1 K: 1 S: 18	H: 2 LOB: 1 BB: 0 P: 26	R: 0 E: 0 K: 0 S: 6	H: 2 LOB: 2 BB: 0 P: 11	R: 0 E: 0 K: 1 S: 7	H: 0 LOB: 1 BB: 0 P: 13	R: 0 E: 1 K: 1 S: 9	H: 0 LOB: 0 BB: 0 P: 12	R: 1 E: 0 K: 2 S: 18	H: 3 LOB: 3 BB: 0 P: 25	R: 1 E: 0 K: 0 S: 11	H: 2 LOB: 1 BB: 0 P: 14	R: 0 E: 0 K: 1 S: 10	H: 1 LOB: 1 BB: 0 P: 14	1B: 11 2B: 1 3B: 0 HR: 0	SF: 0 SAC: 0 DP: 0 HBP: 2	WP: 3 PB: 0 SB: 0 CS: 1	PA: 45
<b>PITCHER</b>	IP	WLS	BF	H	R	ER	SO	BB	IBB	HBP	BLK	WP	HR	S	P	ERA	WHIP					
<b>Pat Rapp, R</b> ERA: 4.87 (1, 1)	6.0	W	31	8	2	2	3	4	0	1	0	0	0	66	113	3.00	2.000					
<b>47 Brian Bevil, R</b> ERA: 5.4 (7, 1)	1.1		7	2	1	1	2	0	0	1	0	1	0	18	24	6.75	1.500					
<b>Matt Whisenant, L</b> ERA: 5.76 (8, 1)	0.2		3	1	0	0	0	0	0	0	0	0	0	7	9	0.00	1.500					
<b>Jeff Montgomery, R</b> ERA: 7.46 (9, 1)	1.0	S	4	1	0	0	1	0	0	0	0	0	0	10	14	0.00	1.000					





Batter	1	2	3	4	5	6	7	8	9	AB	R	H	RBI	BB	SO	LOB	TOP										
<b>Johnny Damon, L</b> OBP: 0.354, SLG: 0.442	1-0 2B 1B	2-1 F7		4-1 1B SF8 BB		1-0 G4-3 2B		2-0 P5		4	2	2	0	1	0	0	<b>Kansas City Royals @ Detroit Tigers</b> Tiger Stadium, Detroit, MI Fri Jun 19 1998, 7:05 PM EDT Att: 22,680 - Cloudy - 84 F										
<b>Jose Offerman, S</b> OBP: 0.388, SLG: 0.423	1-1 1B	4-1 BB		3-2 F7		1-3 K		1-2 F7		4	1	1	0	1	1	2											
<b>Hal Morris, L</b> OBP: 0.379, SLG: 0.440	0-0 HR 1B	0-0 G4-3		0-0 FC6-4 1B		3-2 G4-3		0-0 L7		5	1	2	2	0	0	2											
<b>Jeff King, R</b> OBP: 0.333, SLG: 0.465	1-1 HR		4-0 1B BB	0-2 SF8		3-1 G5-3		0-3 K		3	2	1	3	1	1	1											
<b>Dean Palmer, R</b> OBP: 0.332, SLG: 0.523	4-2 BB		1-0 29 FC5 1B	0-1 FC6-4		1-0 G4-3		1-0 G5-3		4	0	1	0	1	0	1											
<b>Shane Mack, R</b> OBP: 0.342, SLG: 0.447	1-3 K		0-3 K		0-0 P6		1-2 G4-3 2B		2-3 K		5	1	1	0	0	3											
<b>Larry Sutton, L</b> OBP: 0.325, SLG: 0.338	1-3 K		0-1 1B	2-1 F7		1-2 G4-3				4	0	1	1	0	1	2											
<b>Luis Rivera, R</b> OBP: 0.296, SLG: 0.280	0-0 G4-3		1-2 3-H 1B	1-2 P3		1-2 P3		1-1 1B		4	0	1	1	0	1	3											
<b>29 Mike Sweeney, R</b> OBP: 0.279, SLG: 0.320		0-2 G5-3	1-2 FC5		1-1 HR		1-0 L9			4	1	1	1	0	0	3											
<b>Inning Stats</b>	R: 4 E: 0 K: 2 S: 16	H: 4 LOB: 1 BB: 1 P: 25	R: 0 E: 0 K: 0 S: 7	H: 0 LOB: 1 BB: 1 P: 13	R: 1 E: 0 K: 2 S: 12	H: 2 LOB: 2 BB: 1 P: 19	R: 1 E: 0 K: 0 S: 10	H: 1 LOB: 1 BB: 1 P: 17	R: 0 E: 0 K: 0 S: 6	H: 0 LOB: 0 BB: 0 P: 9	R: 1 E: 0 K: 1 S: 12	H: 2 LOB: 1 BB: 0 P: 21	R: 1 E: 0 K: 0 S: 10	H: 2 LOB: 1 BB: 0 P: 15	R: 0 E: 0 K: 0 S: 5	H: 0 LOB: 0 BB: 0 P: 8	R: 0 E: 0 K: 2 S: 7	H: 0 LOB: 0 BB: 0 P: 10	1B: 6 2B: 3 3B: 0 HR: 2	SF: 1 SAC: 0 DP: 0 HBP: 0	WP: 0 PB: 0 SB: 0 CS: 0	PA: 42					
<b>PITCHER</b>	IP	WLS	BF	H	R	ER	SO	BB	IBB	HBP	BLK	WP	HR	S	P	ERA	WHIP										
<b>Seth Greisinger, R</b> ERA: 6.04	3.1	L	21	7	6	6	4	4	0	0	0	0	1	40	69	16.20	3.300										
<b>Frank Castillo, R</b> ERA: 9.53	5.2		21	4	2	2	3	0	0	0	0	0	1	45	68	3.18	0.706										

Batter	1	2	3	4	5	6	7	8	9	AB	R	H	RBI	BB	SO	LOB	BOTTOM										
<b>Brian Hunter, R</b> OBP: 0.331, SLG: 0.380	1-0 1B 2B	0-1 L7		0-0 S G4-3 2B	0-0 F9			1-3 K		5	2	2	0	0	1	3	<b>Kansas City Royals @ Detroit Tigers</b> Tiger Stadium, Detroit, MI Fri Jun 19 1998, 7:05 PM EDT Att: 22,680 - Cloudy - 84 F										
<b>Kimeria Barteaux, R</b> OBP: 0.274, SLG: 0.466	0-0 1B 2-3	1-2 E5		2-2 G4-3		2-2 G6-3		1-2 F8		5	1	1	1	0	0	0											
<b>Bobby Higginson, L</b> OBP: 0.399, SLG: 0.553	0-0 1B 1B	2-2 G3-1		0-0 1B		2-2 G1-3		0-1 G4-3 2B		5	1	3	1	0	0	1											
<b>Tony Clark, S</b> OBP: 0.354, SLG: 0.514	0-1 BB G1-2-3 1B		2-1 G6-3	0-0 F7		0-0 1B		0-3 K		5	0	2	1	0	1	2											
<b>Damon Easley, R</b> OBP: 0.348, SLG: 0.550	0-0 G1-2-3 BB 1B		2-2 L7		0-0 F9		0-1 F9		0-1 G4-3		5	0	1	0	0	2											
<b>Luis Gonzalez, L</b> OBP: 0.375, SLG: 0.479	4-0 G1-2-3 BB		0-0 1B	1-1 E4 BB BB		2-1 F8		3-3 K		4	0	1	1	1	1	1											
<b>Joe Randa, R</b> OBP: 0.328, SLG: 0.344	1-2 G1-2-3		1-0 1B	1-2 BB		2-1 G6-3				3	0	1	0	1	0	3											
<b>Joe Oliver, R</b> OBP: 0.277, SLG: 0.394	1-2 G3-1		1-1 G4-3	2-2 P4		0-0 F8				4	0	0	0	0	0	6											
<b>Deivi Cruz, R</b> OBP: 0.299, SLG: 0.327		2-1 F9		0-0 G6-3	4-0 BB			1-3 K		3	0	0	0	1	1	0											
<b>Inning Stats</b>	R: 3 E: 0 K: 0 S: 13	H: 5 LOB: 2 BB: 1 P: 20	R: 0 E: 1 K: 0 S: 10	H: 0 LOB: 1 BB: 0 P: 15	R: 0 E: 0 K: 0 S: 9	H: 2 LOB: 2 BB: 0 P: 16	R: 1 E: 0 K: 0 S: 6	H: 2 LOB: 1 BB: 0 P: 7	R: 0 E: 1 K: 0 S: 17	H: 0 LOB: 3 BB: 2 P: 28	R: 0 E: 0 K: 0 S: 10	H: 1 LOB: 1 BB: 0 P: 14	R: 0 E: 0 K: 0 S: 5	H: 0 LOB: 0 BB: 0 P: 9	R: 0 E: 0 K: 2 S: 9	H: 0 LOB: 0 BB: 0 P: 12	R: 0 E: 0 K: 2 S: 10	H: 1 LOB: 1 BB: 0 P: 13	1B: 8 2B: 3 3B: 0 HR: 0	SF: 0 SAC: 0 DP: 1 HBP: 0	WP: 0 PB: 0 SB: 0 CS: 0	PA: 42					
<b>PITCHER</b>	IP	WLS	BF	H	R	ER	SO	BB	IBB	HBP	BLK	WP	HR	S	P	ERA	WHIP										
<b>Glendon Rusch, L</b> ERA: 4.96	5.0	W	28	9	4	4	0	3	0	0	0	0	0	55	86	7.20	2.400										
<b>Ricky Bones, R</b> ERA:	4.0	S	14	2	0	0	4	0	0	0	0	0	0	34	48	0.00	0.500										



Batter	1	2	3	4	5	6	7	8	9	AB R H RBI BB SO LOB	TOP									
<b>Johnny Damon, L</b> OBP: 0.395, SLG: 0.439	0-3 K		1-2 F8	2-1 G6-4-3			0-0 1B		4-0 WP 1B BB	4 1 1 0 1 1 3	<b>Kansas City Royals @ Detroit Tigers</b> Tiger Stadium, Detroit, MI Sat Jun 20 1998, 7:05 PM EDT Att: 19,629 - Cloudy - 88 F									
<b>Jose Offerman, S</b> OBP: 0.385, SLG: 0.419	0-1 F9		2-2 L9		1-2 G6-3		2-1 P3		3-1 1-H 1B	5 0 1 1 0 0 1										
<b>Hal Morris, L</b> OBP: 0.379, SLG: 0.439	3-2 1B		0-2 1B		0-2 G5-3		0-0 G4-3		1-0 G5-3	5 0 2 0 0 0 2										
<b>Jeff King, R</b> OBP: 0.336, SLG: 0.477	1-2 F8		0-0 P3		0-0 1B				0-1 HR	4 1 2 1 0 0 2										
<b>Dean Palmer, R</b> OBP: 0.331, SLG: 0.519		0-1 P3		2-2 1B S 1B	2-2 L3				2-2 G1-3	4 1 1 0 0 0 1										
<b>Jeff Conine, R</b> OBP: 0.293, SLG: 0.378		4-2 FC6-4 BB		3-2 1B BB 1B		0-3 K			0-1 G6-3	3 0 1 0 1 1 0										
<b>Jermaine Dye, R</b> OBP: 0.268, SLG: 0.302		1-2 FC6-4 1B		0-0 P4		3-2 G4-3			0-0 G6-3	4 0 0 0 0 0 3										
<b>Luis Rivera, R</b> OBP: 0.333, SLG: 0.296	0-1 Lary Sutton, L OBP: 0.322, SLG: 0.336		4-2 1B		4-2 1B BB		0-1 G4-3		0-2 L9	2 0 1 0 1 0 0 1 0 0 0 0 0 0										
<b>Sal Fasano, R</b> OBP: 0.236, SLG: 0.230	1-2 Shane Mack, R OBP: 0.340, SLG: 0.444		1-2 G4-3		1-2 G6-4-3 1B		0-1 P2		1-1 G1-3	3 0 1 1 0 0 2 1 0 0 0 0 0 0										
<b>Inning Stats</b>	R: 0 E: 0 K: 1 S: 11	H: 1 LOB: 1 BB: 0 P: 15	R: 0 E: 0 K: 0 S: 15	H: 1 LOB: 2 BB: 1 P: 21	R: 0 E: 0 K: 0 S: 11	H: 1 LOB: 1 BB: 0 P: 14	R: 0 E: 0 K: 0 S: 20	H: 3 LOB: 2 BB: 1 P: 32	R: 0 E: 0 K: 1 S: 10	H: 0 LOB: 0 BB: 0 P: 13		R: 0 E: 0 K: 0 S: 6	H: 1 LOB: 1 BB: 0 P: 8	R: 1 E: 0 K: 0 S: 9	H: 1 LOB: 0 BB: 0 P: 11	R: 1 E: 0 K: 0 S: 8	H: 1 LOB: 1 BB: 1 P: 17	1B: 9 2B: 0 3B: 0 HR: 1	SF: 0 SAC: 0 DP: 1 HBP: 0	WP: 2 PB: 0 SB: 1 CS: 0
<b>PITCHER</b>	IP WLS BF H R ER SO BB IBB HBP BLK WP HR S P ERA WHIP											IP WLS BF H R ER SO BB IBB HBP BLK WP HR S P ERA WHIP								
<b>Brian Moehler, R</b> ERA: 3.86	(1, 1) 6.1 W 28 8 1 1 2 2 2 0 0 0 0 0 0 0 1.42 1.579																			
<b>44 Sean Runyan, L</b> ERA: 3.8	(7, 1) 0.2 2 0 0 0 0 0 0 0 0 0 0 0 3 5 0.00 0.000																			
<b>Doug Brocail, R</b> ERA: 4.08	(8, 1) 1.0 4 1 1 1 0 0 0 0 0 0 0 1 9 11 9.00 1.000																			
<b>Todd Jones, R</b> ERA: 5.84	(9, 1) 1.0 S 5 1 1 1 0 1 0 0 0 0 1 0 8 17 9.00 2.000																			

AB 36  
R 3  
H 10  
RBI 3  
BB 3  
SO 2  
LOB 14



Batter	1	2	3	4	5	6	7	8	9	AB R H RBI BB SO LOB	BOTTOM									
<b>Brian Hunter, R</b> OBP: 0.337, SLG: 0.383	4-1 G5-4-3 BB		2-2 1B BB 1B		1-0 1B		0-1 F9			3 0 2 0 1 0 1	<b>Kansas City Royals @ Detroit Tigers</b> Tiger Stadium, Detroit, MI Sat Jun 20 1998, 7:05 PM EDT Att: 19,629 - Cloudy - 88 F									
<b>Damion Easley, R</b> OBP: 0.351, SLG: 0.549	2-2 G5-4-3		0-1 1B		1-2 1B		0-0 F7			4 0 2 0 0 0 2										
<b>Bobby Higginson, L</b> OBP: 0.397, SLG: 0.559	1-1 HR		3-0 G3-5-2-3 1B		1-3 K		0-0 F7			4 1 1 1 0 1 4										
<b>Tony Clark, S</b> OBP: 0.352, SLG: 0.510	2-0 HR 1B		1-3 K			0-1 F7		0-1 F7		4 1 1 0 0 1 1										
<b>Luis Gonzalez, L</b> OBP: 0.373, SLG: 0.488	1-0 HR			0-0 G3		3-0 F7		1-0 P6		4 1 1 2 0 0 0										
<b>Andy Tomberlin, L</b> OBP: 0.282, SLG: 0.348	2-2 F7			2-2 G3-1		2-3 K				3 0 0 0 0 1 0										
<b>Joe Randa, R</b> OBP: 0.328, SLG: 0.347		0-0 P4		1-0 F8			0-0 G3 1B 2B			3 1 1 0 0 0 0										
<b>Joe Oliver, R</b> OBP: 0.271, SLG: 0.385		2-2 P3			1-1 G5-3		0-1 G3			3 0 0 0 0 0 1										
<b>Billy Ripken, R</b> OBP: 0.321, SLG: 0.311		0-1 F9			1-0 1B 1B		0-2 1B			1 0 0 0 0 0 0										
<b>Deivi Cruz, R</b> OBP: 0.307, SLG: 0.335							3-H 1B			2 0 2 1 0 0 0										
<b>Inning Stats</b>	R: 3 E: 0 K: 0 S: 13	H: 3 LOB: 0 BB: 1 P: 25	R: 0 E: 0 K: 0 S: 6	H: 0 LOB: 0 BB: 0 P: 8	R: 0 E: 0 K: 1 S: 11	H: 2 LOB: 1 BB: 0 P: 17	R: 0 E: 0 K: 0 S: 5	H: 0 LOB: 0 BB: 0 P: 8	R: 0 E: 0 K: 1 S: 12	H: 3 LOB: 2 BB: 0 P: 17	R: 0 E: 0 K: 1 S: 6	H: 0 LOB: 0 BB: 0 P: 11	R: 1 E: 0 K: 0 S: 10	H: 2 LOB: 1 BB: 0 P: 10	R: 0 E: 0 K: 0 S: 4	H: 0 LOB: 0 BB: 0 P: 5	1B: 7 2B: 1 3B: 0 HR: 2	SF: 0 SAC: 0 DP: 2 HBP: 0	WP: 0 PB: 0 SB: 0 CS: 0	PA: 32
<b>PITCHER</b>	IP WLS BF H R ER SO BB IBB HBP BLK WP HR S P ERA WHIP											IP WLS BF H R ER SO BB IBB HBP BLK WP HR S P ERA WHIP								
<b>Tim Belcher, R</b> ERA: 4.06	(1, 1) 7.0 L 29 10 4 4 3 1 0 0 0 0 0 0 4 5 5.14 1.571																			
<b>Matt Whisenant, L</b> ERA: 5.54	(8, 1) 1.0 3 0 0 0 0 0 0 0 0 0 0 4 5 0.00 0.000																			





Batter	1	2	3	4	5	6	7	8	9	AB	R	H	RBI	BB	SO	LOB	TOP										
<b>Johnny Damon, L</b> OBP: 0.350, SLG: 0.432 (1, 8)	F7	E3		G4-3		L7			B4-3	5	0	0	0	0	0	2											
<b>Jose Offerman, S</b> OBP: 0.379, SLG: 0.411 (1, 4)	G4-3		K		G5-3	G4-3			G5-3	5	0	0	0	0	1	0											
<b>Hal Morris, L</b> OBP: 0.377, SLG: 0.436 (1, 10)	G4-3		K		BB 2B				G1-4-3	4	1	1	0	0	1	0											
<b>Jeff King, R</b> OBP: 0.338, SLG: 0.476 (1, 3)		HR BB	1B	1B		F7			G5-3	3	2	1	0	1	0	1											
<b>Dean Palmer, R</b> OBP: 0.332, SLG: 0.519 <b>Luis Rivera, R</b> OBP: 0.313, SLG: 0.276 (1, 5) (4, 6)	G6-3		1B	1B		E5 2B			K	2	0	1	0	0	0	1											
<b>Larry Sutton, L</b> OBP: 0.366, SLG: 0.366 <b>Jermaine Dye, R</b> OBP: 0.268, SLG: 0.302 (1, 9) (9, 9)	HR		1B	1B		2B			G4-3	3	2	2	3	1	0	0											
<b>Jeff Conine, R</b> OBP: 0.292, SLG: 0.382 (1, 7)	L8		F8		2B				K	4	0	1	3	0	1	2											
<b>29 Mike Sweeney, R</b> OBP: 0.279, SLG: 0.318 (1, 2)	E3 1B		F8		2B				K	4	0	1	0	0	1	1											
<b>Shane Halter, R</b> OBP: 0.294, SLG: 0.358 (1, 6) (4, 5)	E6 E3		P3		P2				K	4	0	0	0	0	1	1											
<b>Inning Stats</b>	R: 0 E: 0 K: 0 S: 11	H: 0 LOB: 0 BB: 0 P: 15	R: 2 E: 2 K: 0 S: 16	H: 2 LOB: 2 BB: 1 P: 25	R: 1 E: 0 K: 2 S: 13	H: 3 LOB: 0 BB: 0 P: 15	R: 0 E: 0 K: 0 S: 6	H: 0 LOB: 0 BB: 0 P: 11	R: 3 E: 1 K: 0 S: 14	H: 2 LOB: 1 BB: 0 P: 25	R: 0 E: 0 K: 1 S: 9	H: 0 LOB: 0 BB: 0 P: 11	R: 0 E: 0 K: 2 S: 7	H: 0 LOB: 0 BB: 0 P: 11	R: 0 E: 0 K: 1 S: 7	H: 0 LOB: 0 BB: 0 P: 11	R: 0 E: 0 K: 1 S: 7	H: 0 LOB: 0 BB: 0 P: 11	1B: 5 2B: 1 3B: 0 HR: 1	SF: 0 SAC: 0 DP: 0 HBP: 0	WP: 0 PB: 0 SB: 0 CS: 0	PA: 38					
<b>PITCHER</b>	IP	WLS	BF	H	R	ER	SO	BB	IBB	HBP	BLK	WP	HR	S	P	ERA	WHIP										
<b>Denny Harriger, R</b> ERA: 6.3 (1, 1)	4.2	L	25	7	6	3	2	2	0	0	0	0	1	59	90	5.79	1.929										
<b>Tim Worrell, R</b> ERA: 5.98 (5, 1)	3.2		11	0	0	0	4	0	0	0	0	0	0	29	38	0.00	0.000										
<b>44 Sean Runyan, L</b> ERA: 3.7 (9, 1)	0.2		2	0	0	0	0	0	0	0	0	0	0	3	5	0.00	0.000										

**Kansas City Royals @ Detroit Tigers**  
Tiger Stadium, Detroit, MI  
Sun Jun 21 1998, 3:33 AM EDT  
Att: 18,105 - Cloudy - 83 F

AB 36  
R 6  
H 7  
RBI 6  
BB 2  
SO 6  
LOB 9



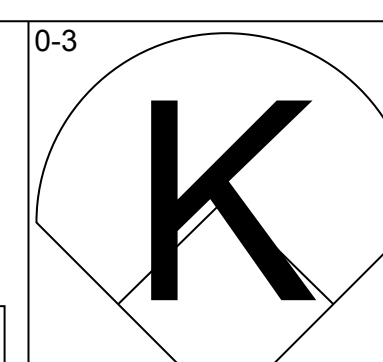
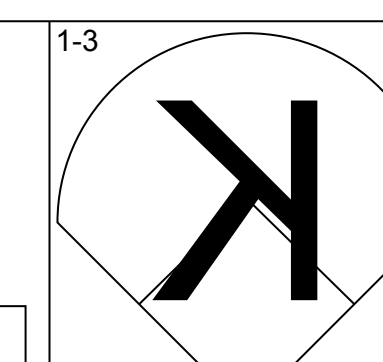
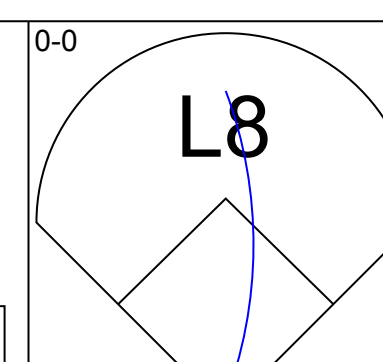
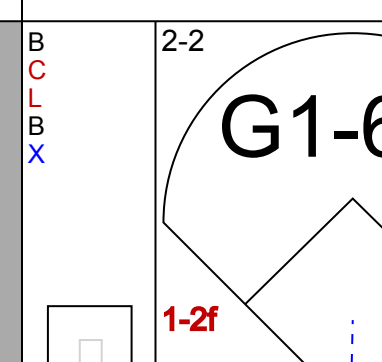
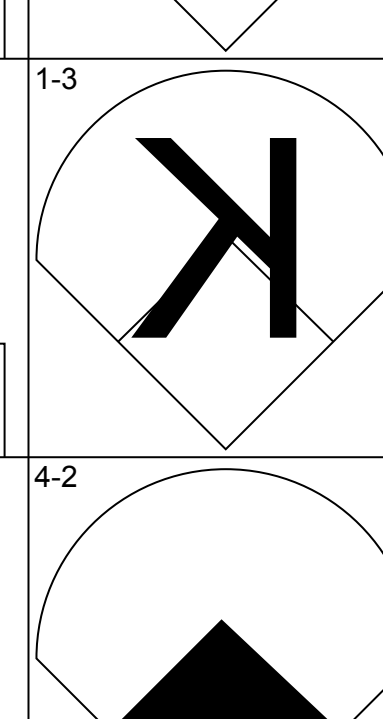
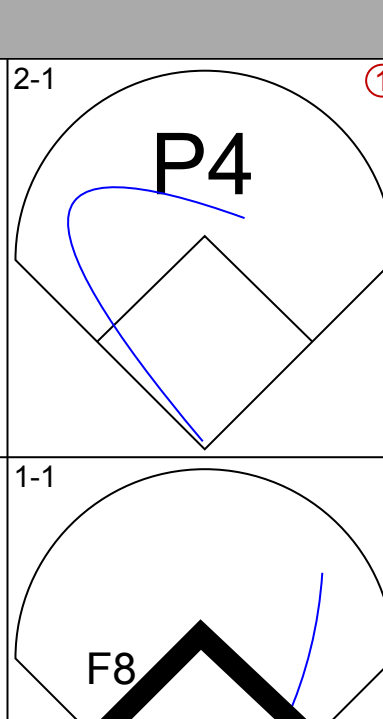
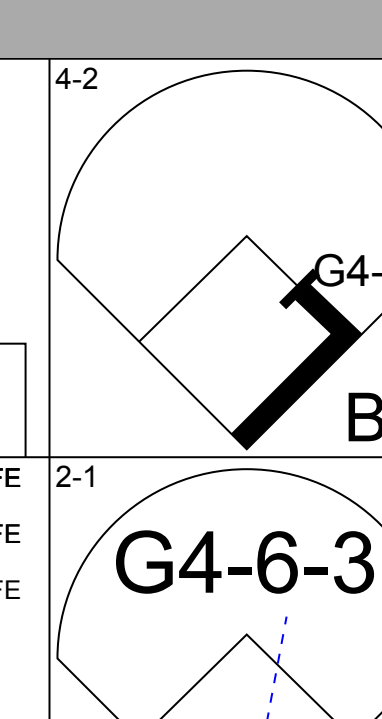
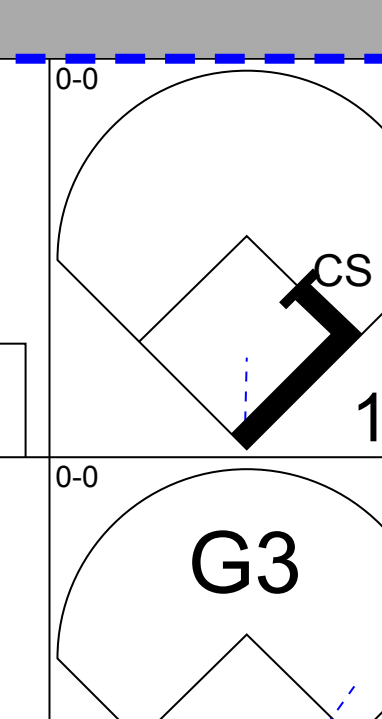
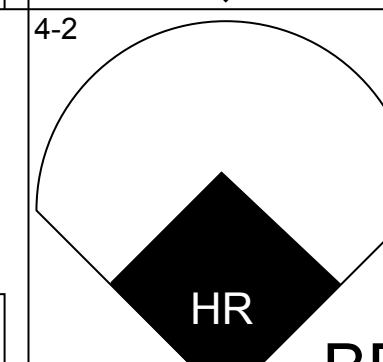
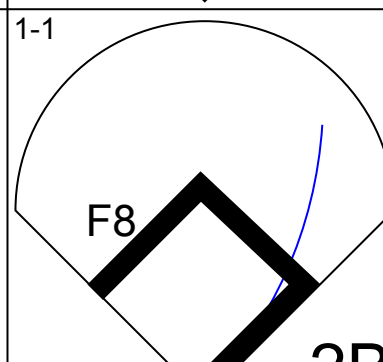
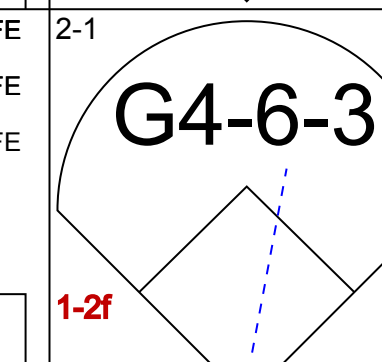
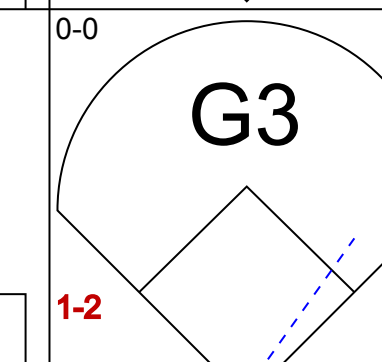
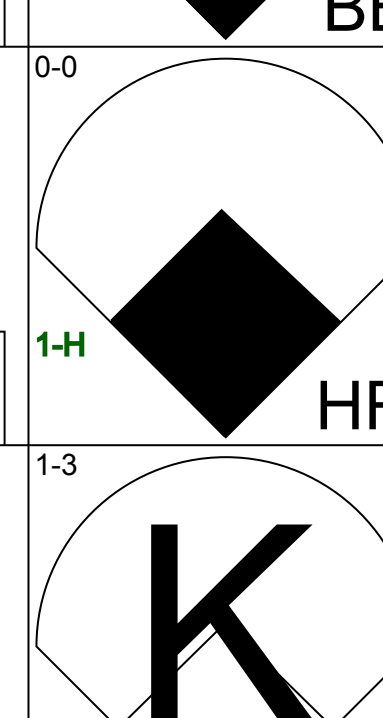
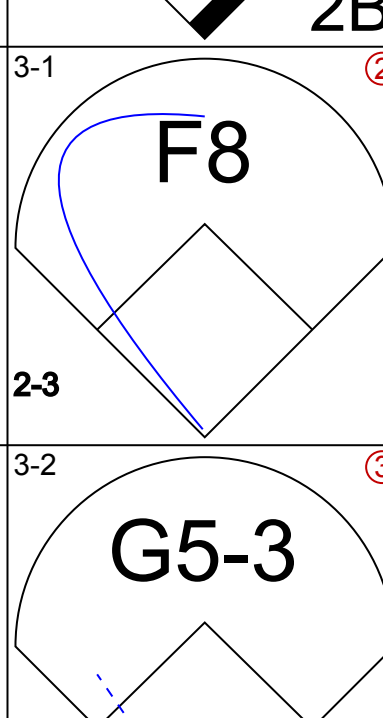
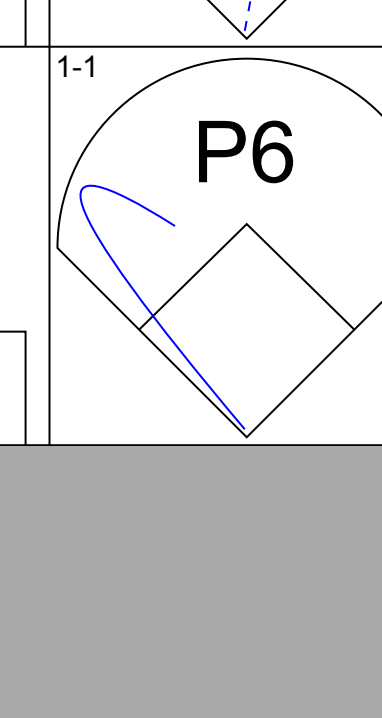
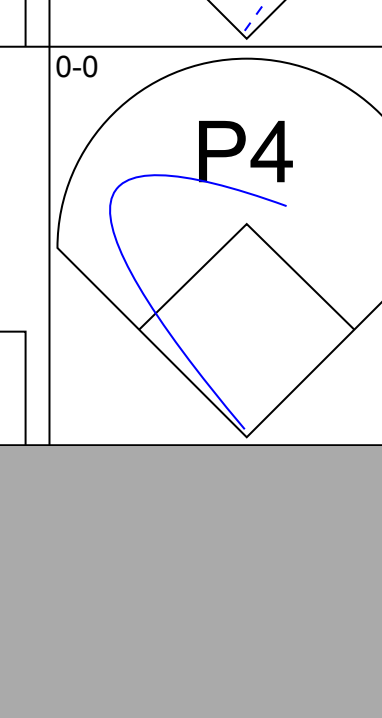
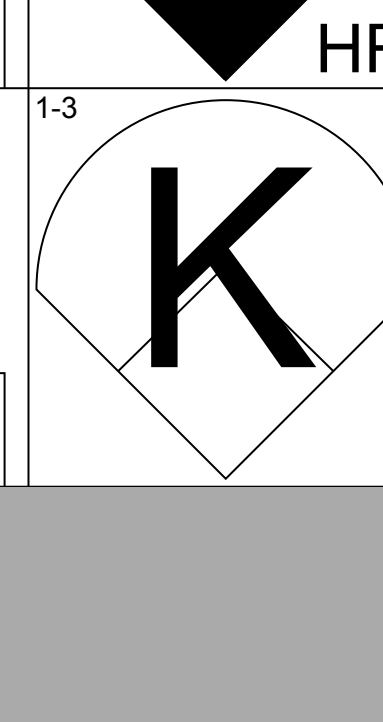
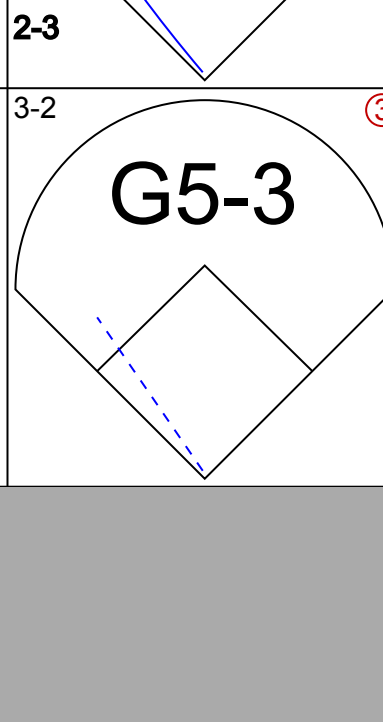
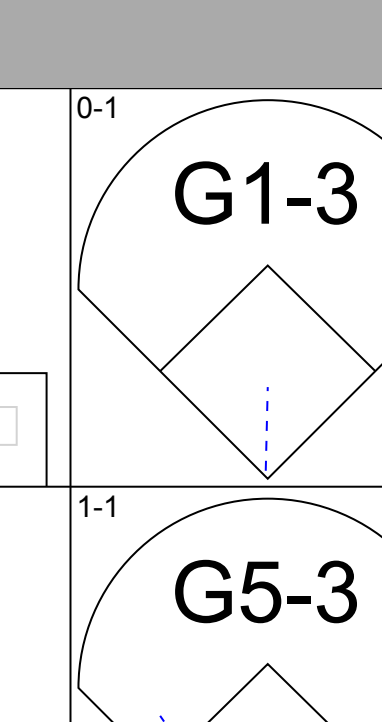
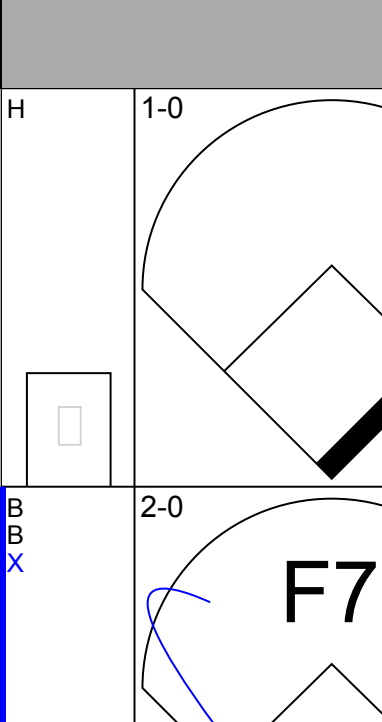
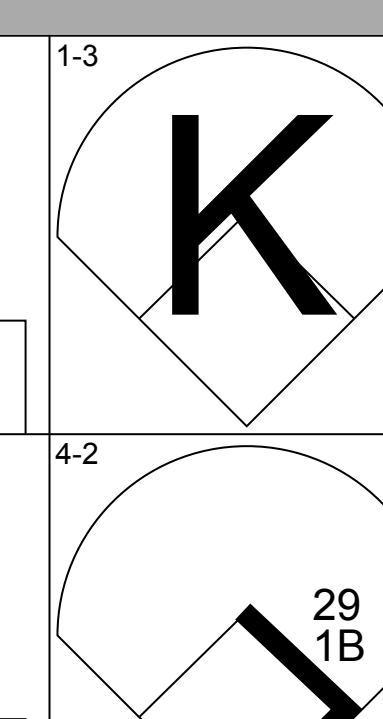
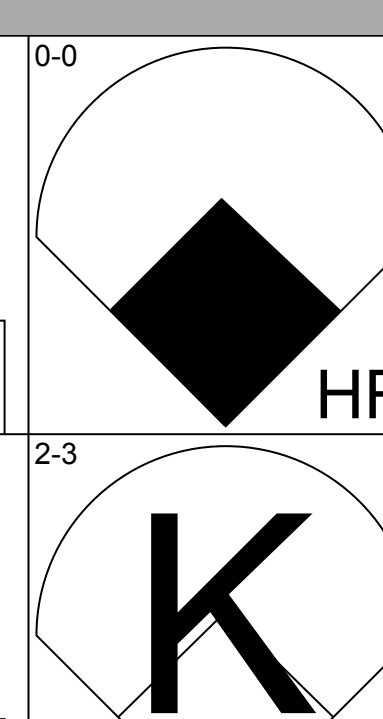
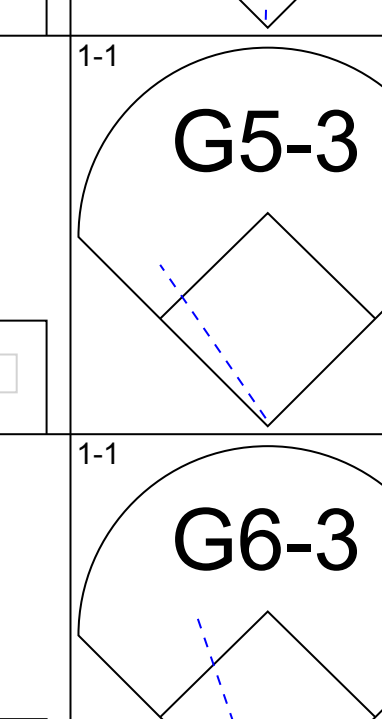
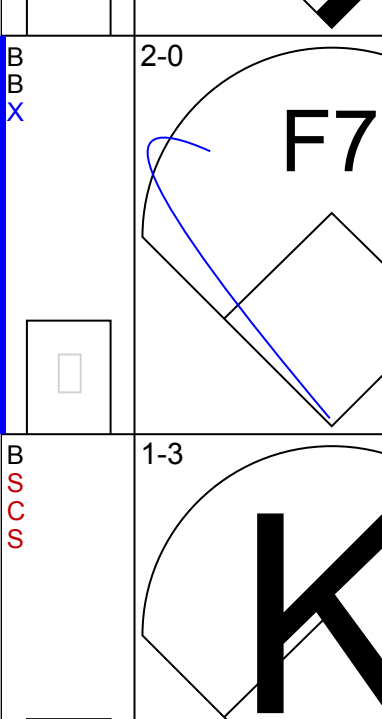
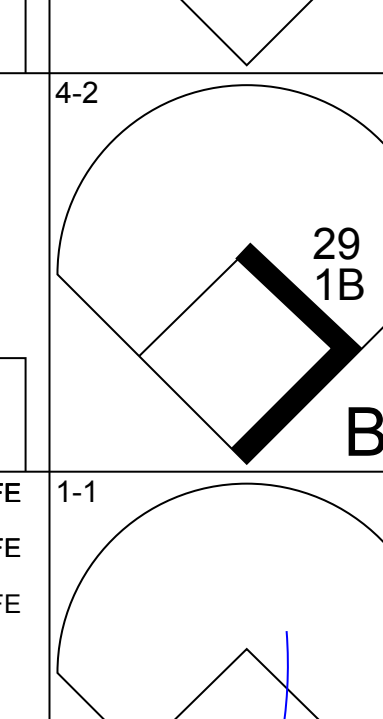
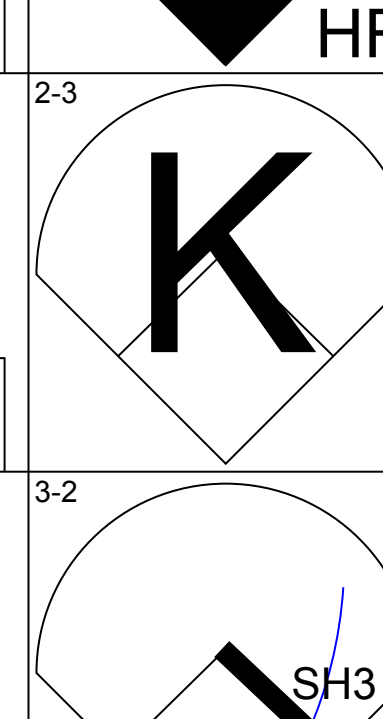
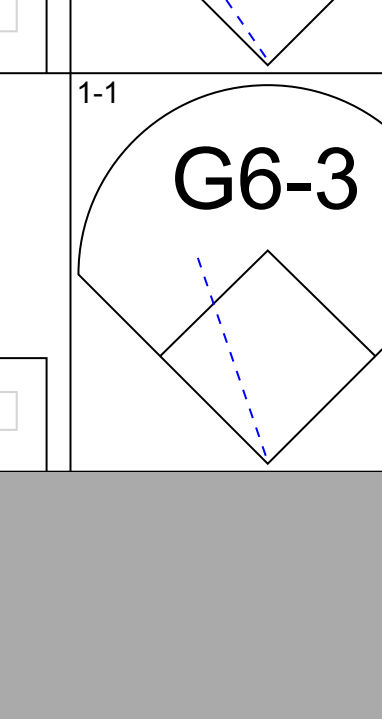
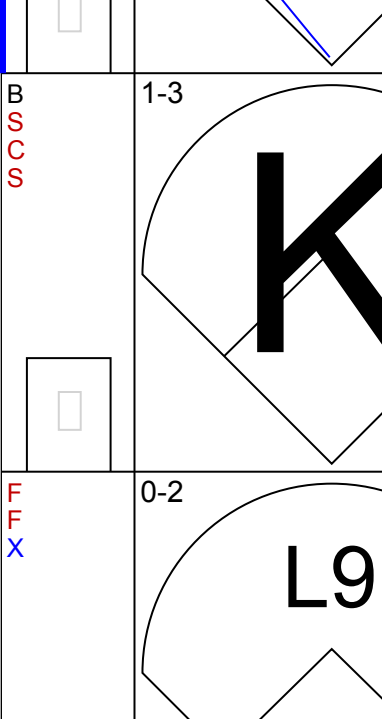
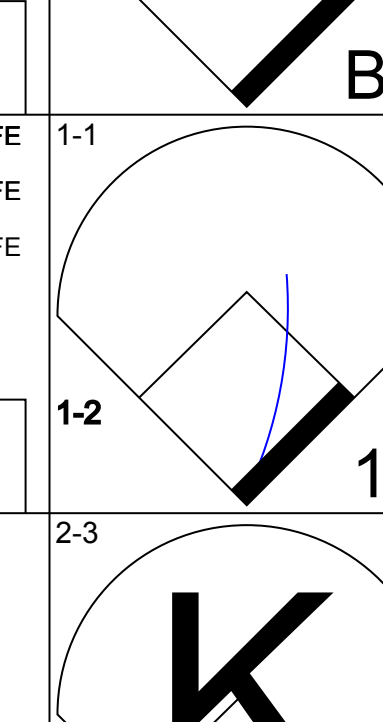
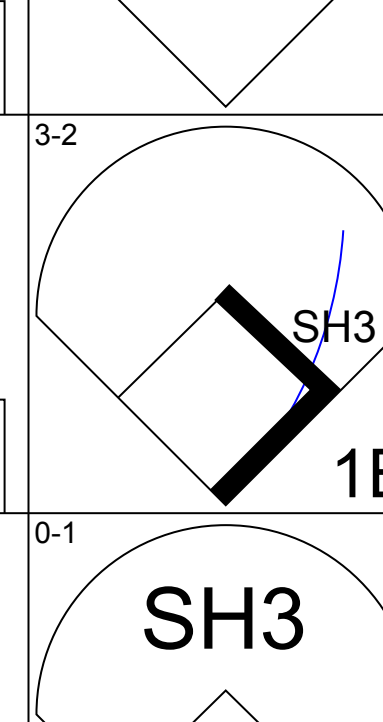
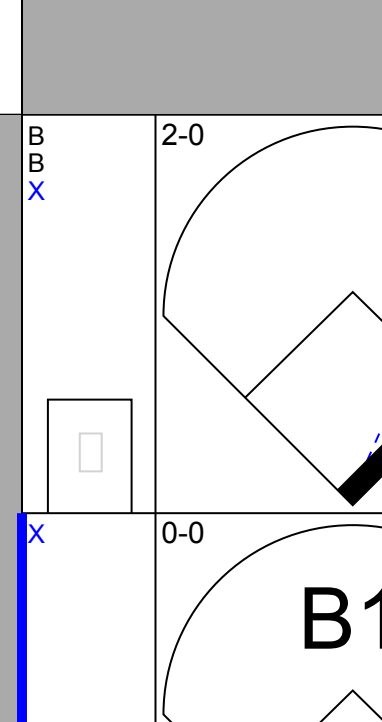
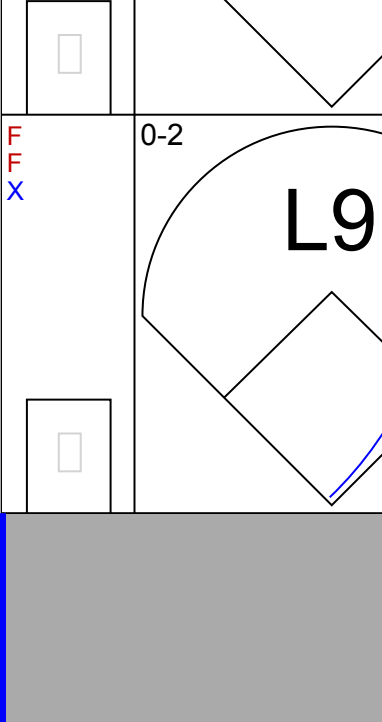
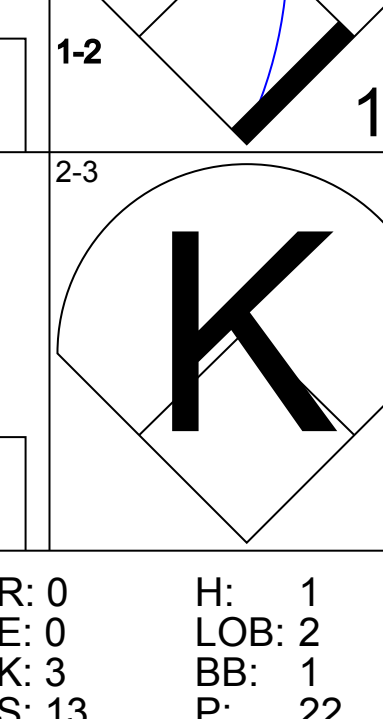
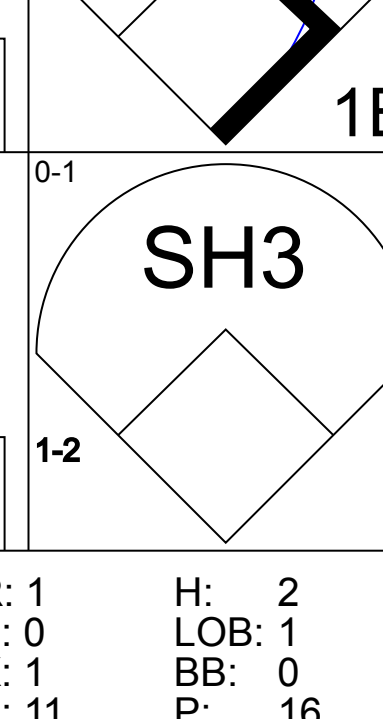
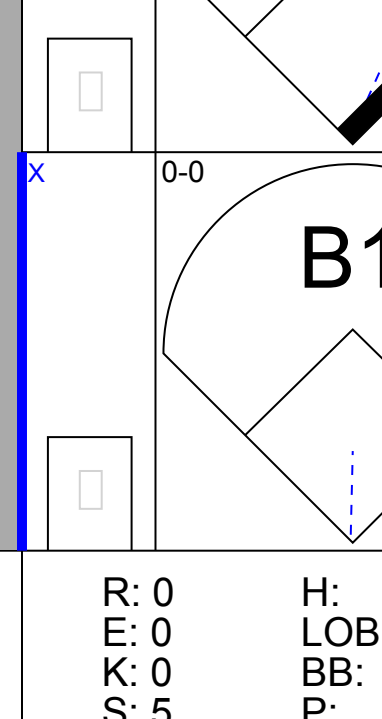
Batter	1	2	3	4	5	6	7	8	9	AB	R	H	RBI	BB	SO	LOB	BOTTOM										
<b>Brian Hunter, R</b> OBP: 0.334, SLG: 0.380 (1, 8)	1B G3	P4		K			K		K	5	1	1	0	0	3	2											
<b>Damion Easley, R</b> OBP: 0.348, SLG: 0.541 (1, 4)	F7		F7		F7			1B BB	K	4	1	0	0	1	1	3											
<b>Bobby Higginson, L</b> OBP: 0.301, SLG: 0.560 (1, 9)	G3 BB		HR HBP		K			1B		3	1	2	0	0	1	0											
<b>Tony Clark, S</b> OBP: 0.354, SLG: 0.519 (1, 3)	G3 BB		HR		G6-3			K		3	1	1	2	1	1	2											
<b>Luis Gonzalez, L</b> OBP: 0.375, SLG: 0.500 (1, 7)	G3		HR		G4-3			1B		4	1	2	3	0	0	2											
<b>Andy Tomberlin, L</b> OBP: 0.280, SLG: 0.333 (1, 10)	FC6-4 HBP		K		K			K		3	0	0	0	0	3	2											
<b>Joe Randa, R</b> OBP: 0.323, SLG: 0.342 (1, 5)	FC6-4		F8		P5			L7		4	0	0	0	0	0	5											
<b>Paul Bako, L</b> OBP: 0.323, SLG: 0.349 <b>Kimera Bartee, R</b> OBP: 0.274, SLG: 0.466 (1, 2) (9, PR)	G4-3		G4-3		G4-3			SH3-4 1B		4	0	2	0	0	0	0											
<b>Deivi Cruz, R</b> OBP: 0.302, SLG: 0.329 (1, 6)	G4-3		G6-3		F8			SH3-4		3	0	0	0	0	0	1											
<b>Inning Stats</b>	R: 1 E: 0 K: 0 S: 17	H: 2 LOB: 3 BB: 1 P: 28	R: 0 E: 0 K: 0 S: 9	H: 1 LOB: 0 BB: 0 P: 11	R: 3 E: 0 K: 1 S: 9	H: 2 LOB: 0 BB: 0 P: 17	R: 0 E: 0 K: 1 S: 6	H: 0 LOB: 0 BB: 0 P: 9	R: 0 E: 0 K: 1 S: 10	H: 0 LOB: 0 BB: 0 P: 16	R: 0 E: 0 K: 1 S: 10	H: 0 LOB: 0 BB: 0 P: 17	R: 0 E: 0 K: 2 S: 8	H: 0 LOB: 0 BB: 0 P: 12	R: 1 E: 0 K: 2 S: 15	H: 2 LOB: 2 BB: 1 P: 24	R: 0 E: 0 K: 2 S: 9	H: 1 LOB: 2 BB: 0 P: 12	1B: 6 2B: 0 3B: 0 HR: 2	SF: 0 SAC: 1 DP: 1 HBP: 2	WP: 0 PB: 0 SB: 0 CS: 0	PA: 38					
<b>PITCHER</b>	IP	WLS	BF	H	R	ER	SO	BB	IBB	HBP	BLK	WP	HR	S	P	ERA	WHIP										
<b>Hipolito Pichardo, R</b> ERA: 5.98 (7, 1)	6.0	W	25	5	4	4	4	1	0	2	0	0	2	61	98	6.00	1.000										
<b>47 Brian Bevil, R</b> ERA: 5.35 (9, 1)	2.0		9	2	1	1	3	1	0	0	0	0	0	23	36	4.50	1.500										
<b>Jeff Montgomery, R</b> ERA: 7.18 (9, 1)	1.0	S	4	1	0	0	2	0	0	0	0	0	0	9	12	0.00	1.000										

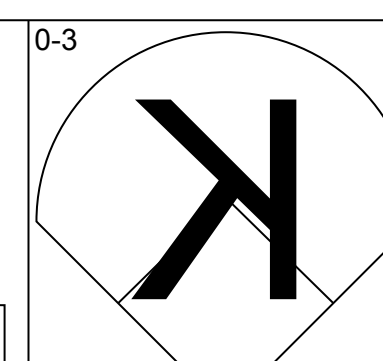
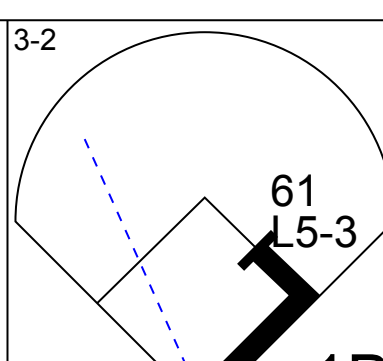
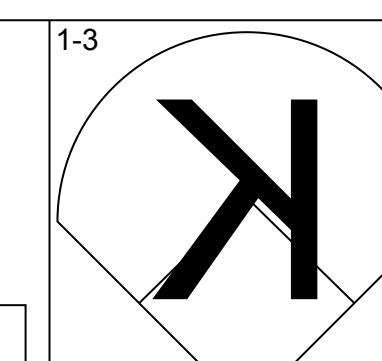
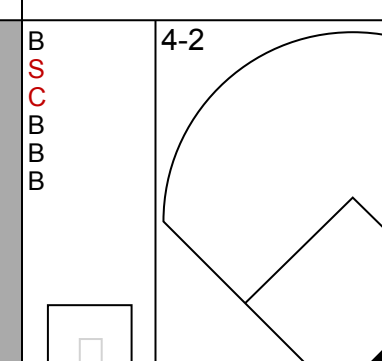
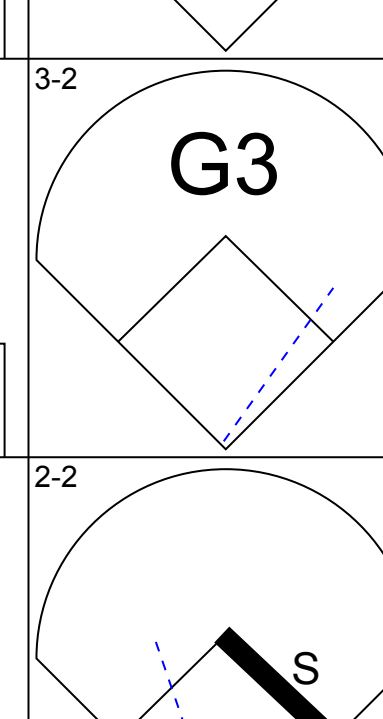
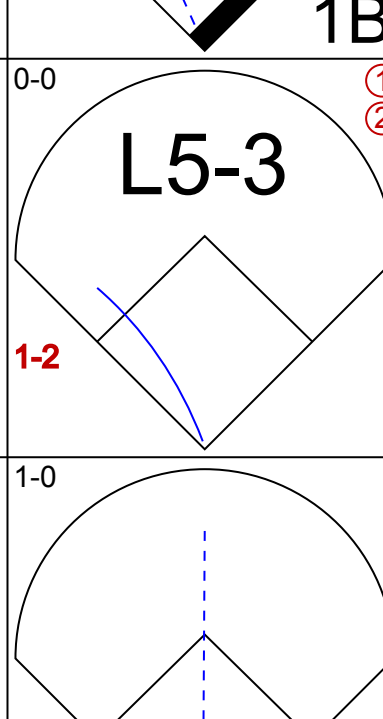
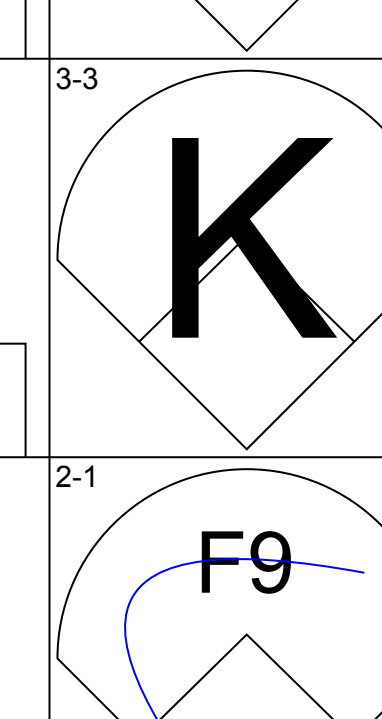
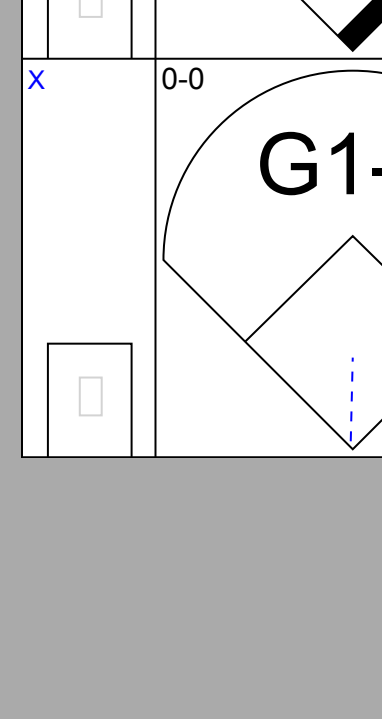
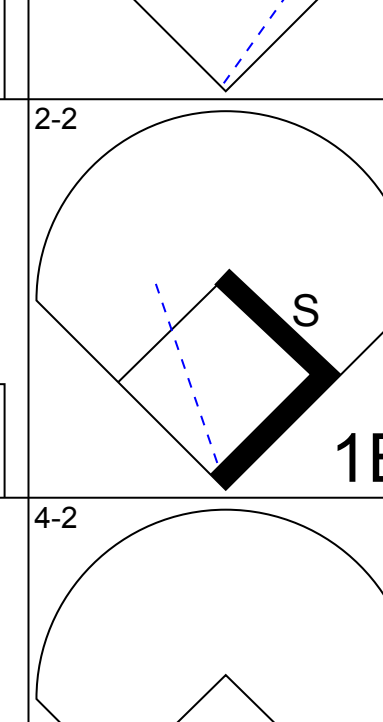
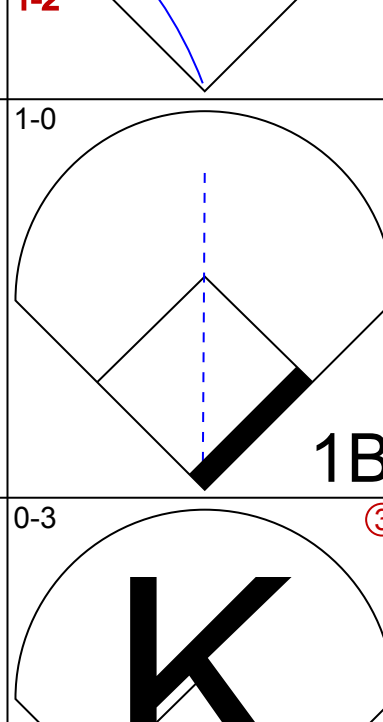
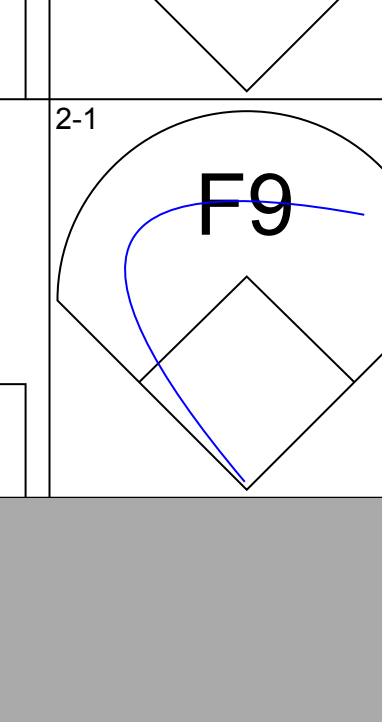
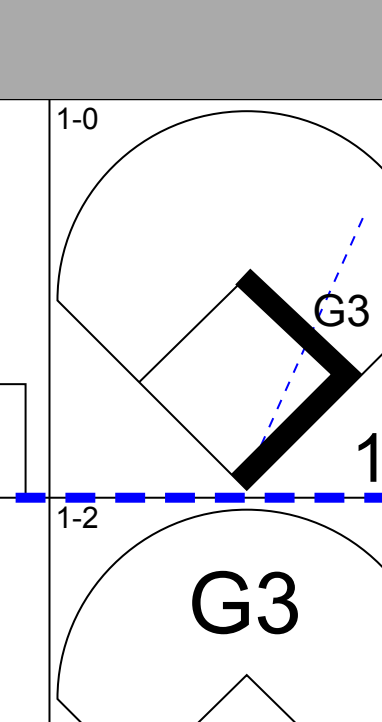
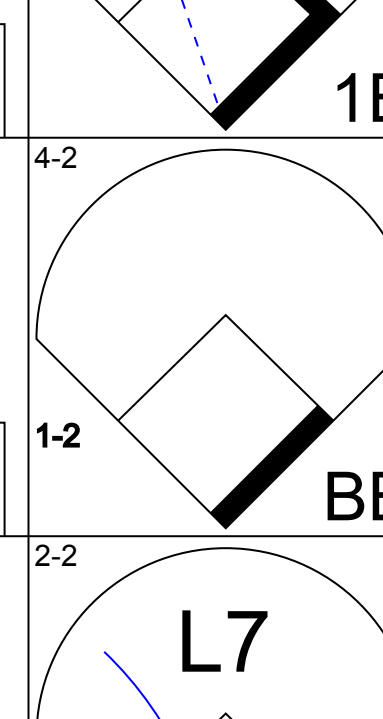

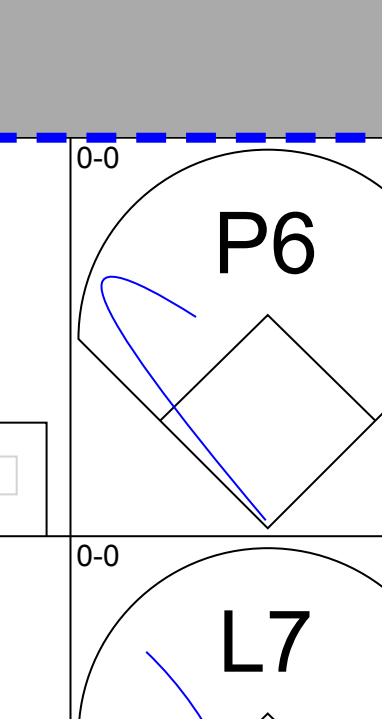
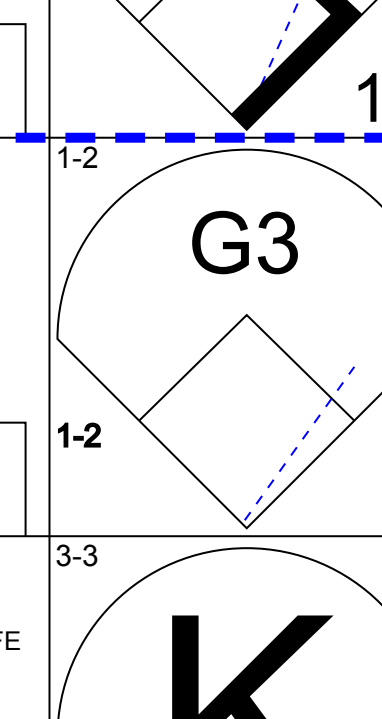
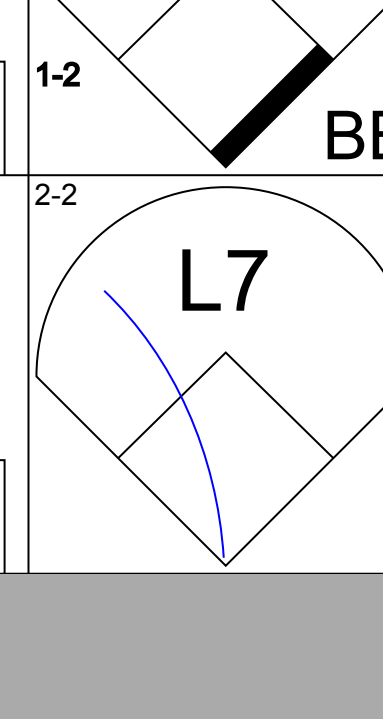
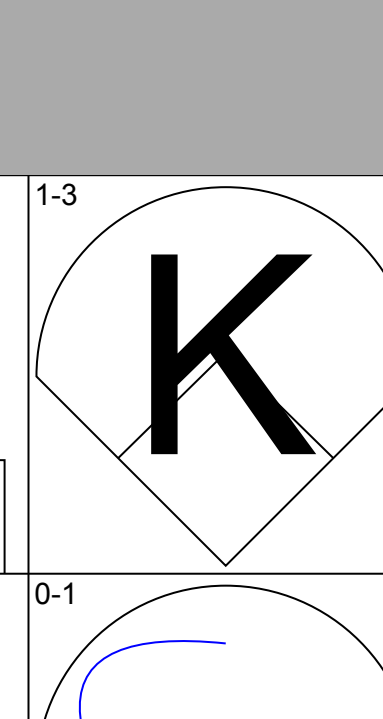
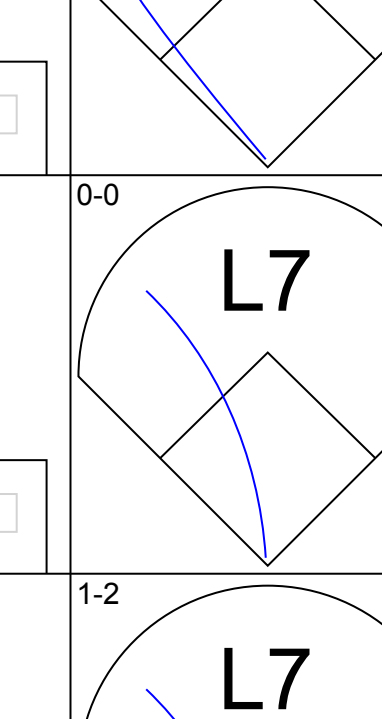
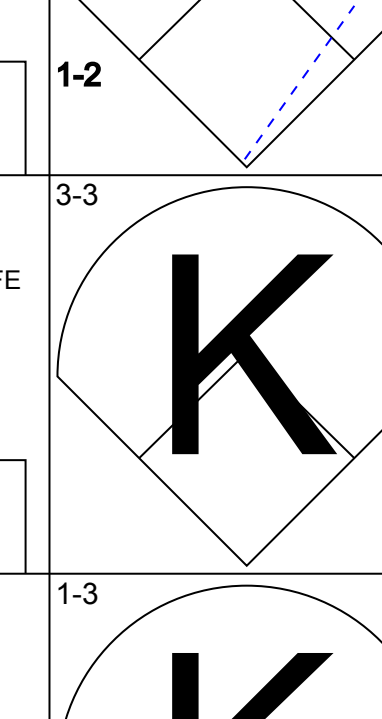
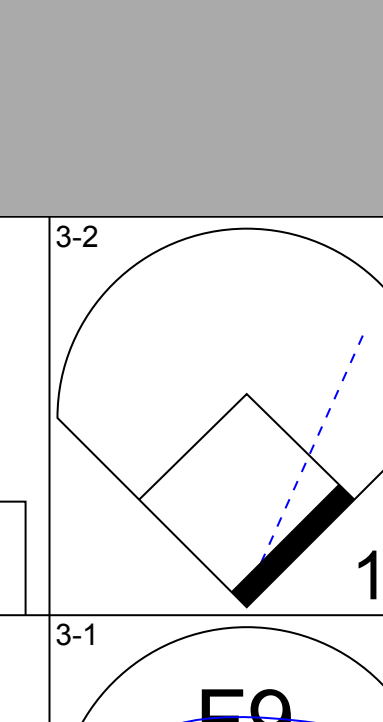
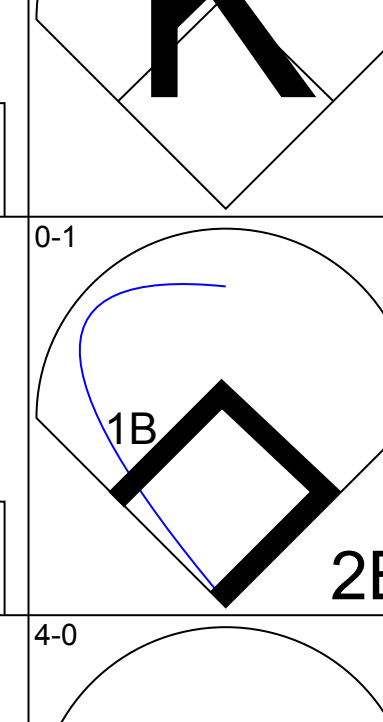
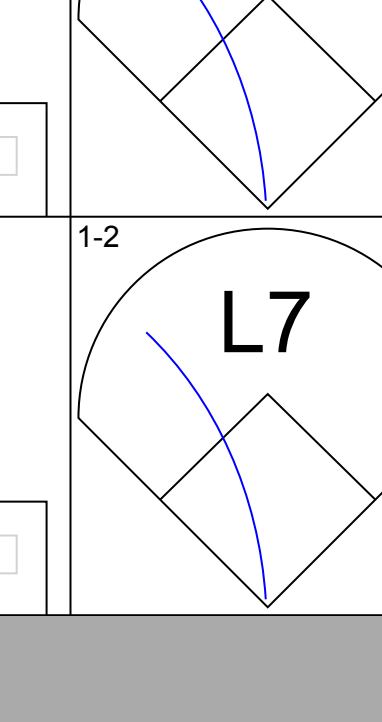
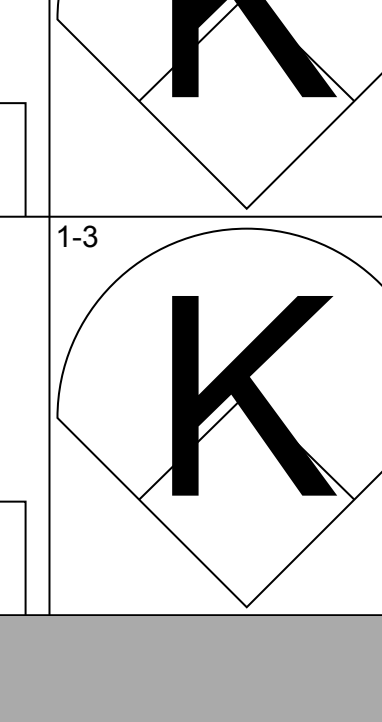
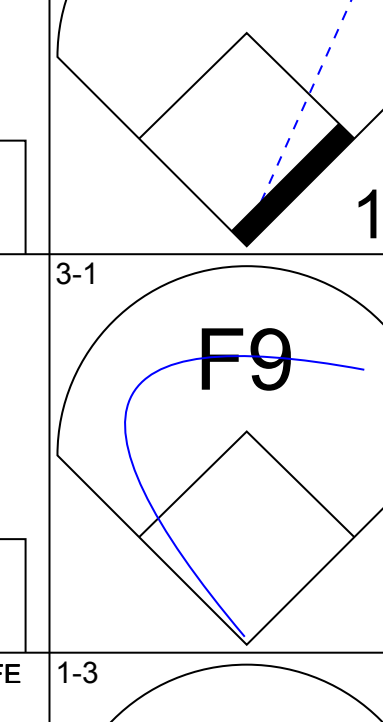
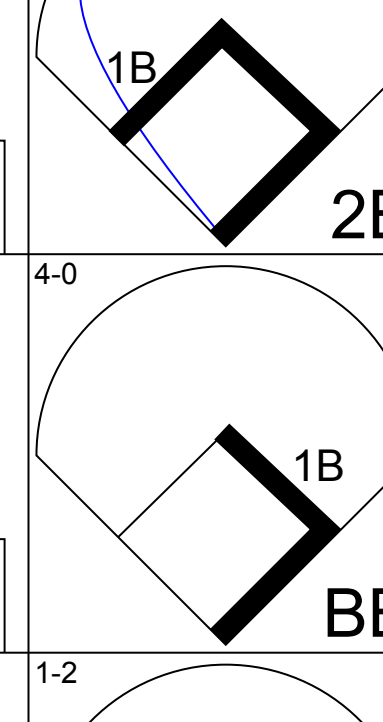
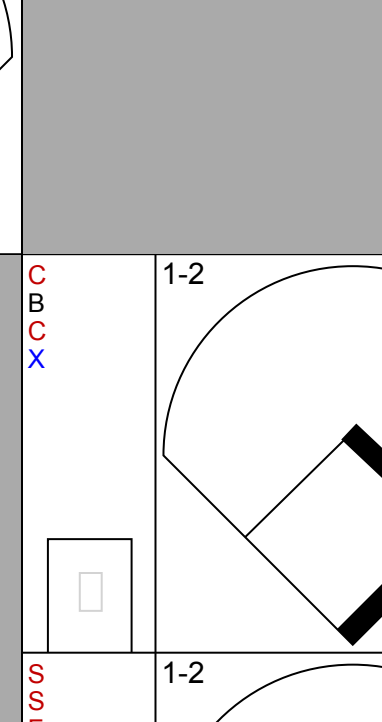
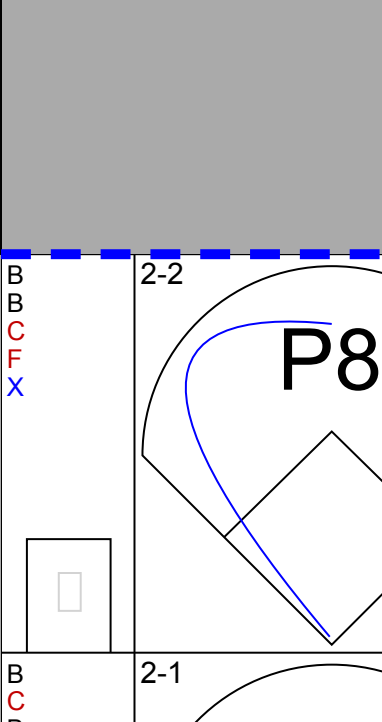
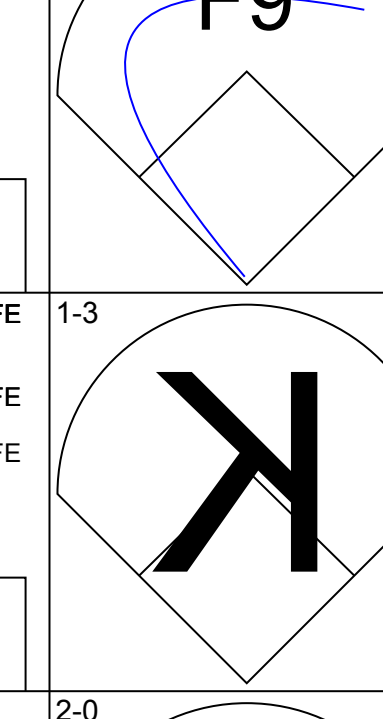
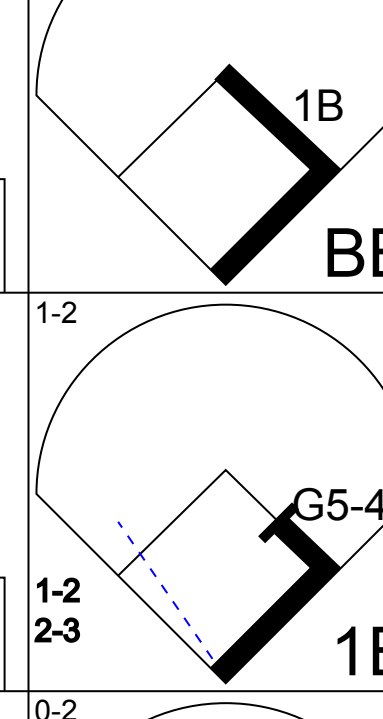
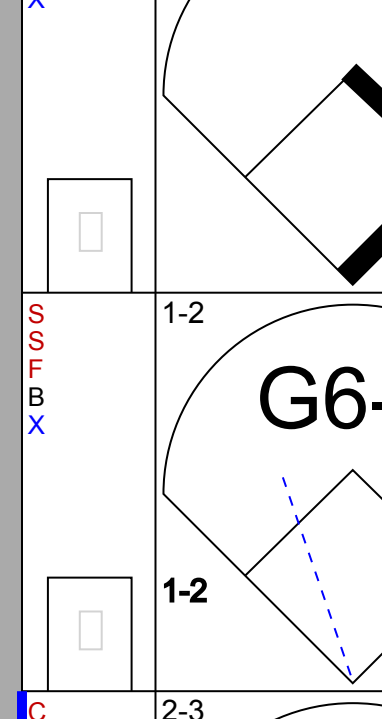
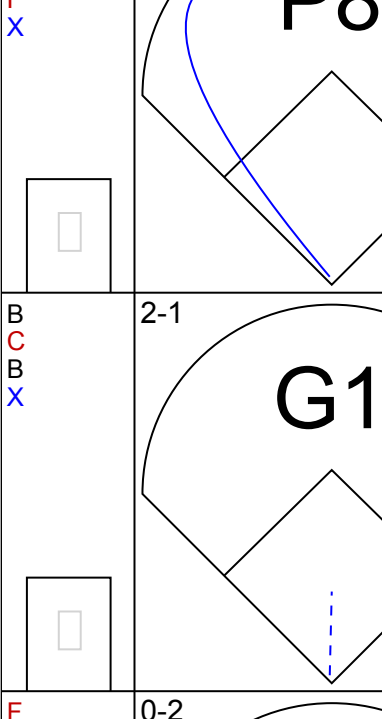
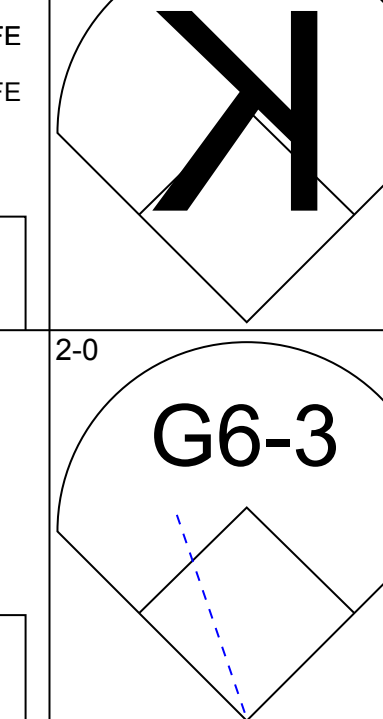
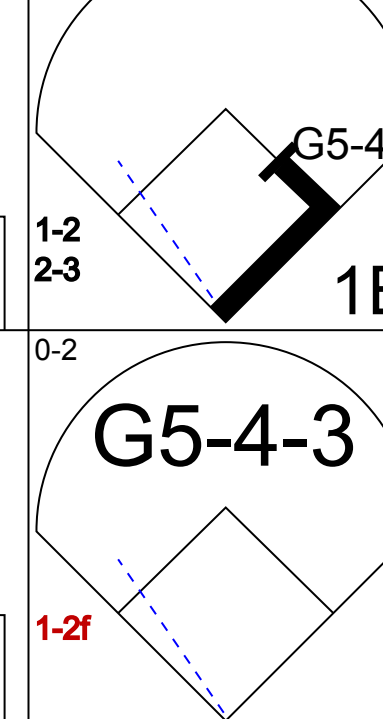
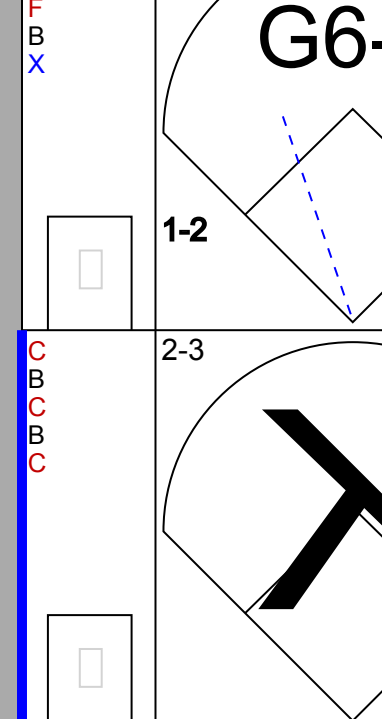
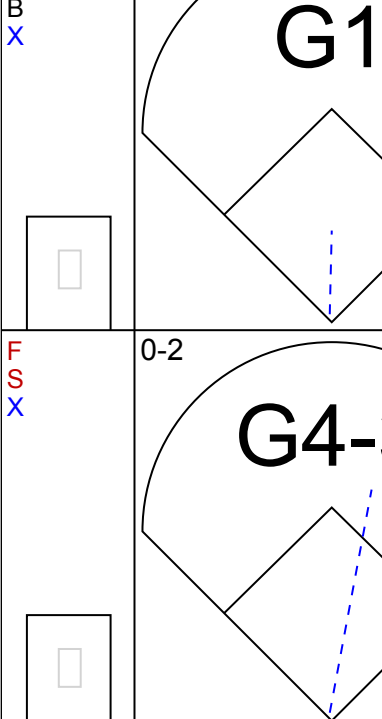
**Kansas City Royals @ Detroit Tigers**  
Tiger Stadium, Detroit, MI  
Sun Jun 21 1998, 3:33 AM EDT  
Att: 18,105 - Cloudy - 83 F

AB 33  
R 5  
H 8  
RBI 5  
BB 2  
SO 9  
LOB 17





Batter	1	2	3	4	5	6	7	8	9	AB	R	H	RBI	BB	SO	LOB	TOP											
<b>Johnny Damon, L</b> OBP: 0.345, SLG: 0.426 (1, 8)										4	0	0	0	0	2	4	<b>Kansas City Royals @ Cincinnati Reds</b> Cinergy Field, Cincinnati, OH Mon Jun 22 1998, 7:05 PM EDT Att: 18,687 - Cloudy - 71 F											
<b>Shane Halter, R</b> OBP: 0.299, SLG: 0.358 (1, 6)										3	0	1	0	1	1	0												
<b>Jose Offerman, S</b> OBP: 0.381, SLG: 0.414 (1, 4)										3	1	1	0	1	0	2												
<b>Jeff King, R</b> OBP: 0.337, SLG: 0.483 (1, 5)										4	1	1	2	0	0	1												
<b>Jeff Conine, R</b> OBP: 0.291, SLG: 0.373 (1, 3) (8, 7)										3	0	0	0	0	1	1												
<b>Shane Mack, R</b> OBP: 0.340, SLG: 0.462 <b>Hal Morris, L</b> OBP: 0.376, SLG: 0.434 (8, 3)										3	1	1	1	0	1	0												
<b>Jermaine Dye, R</b> OBP: 0.267, SLG: 0.295 (1, 9)										3	0	0	0	1	2	1												
<b>29 Mike Sweeney, R</b> OBP: 0.292, SLG: 0.331 (1, 2)										4	0	3	0	0	0	1												
<b>Jim Pittsley, R</b> <b>Ricky Bones, R</b> <b>Matt Whisenant, R</b> <b>Jeff Montgomery, R</b> (1, 1) (6, 1) (8, 1) (9, 1)										1	0	0	0	0	1	2												
<b>Inning Stats</b>	R: 2 E: 0 K: 3 S: 13	H: 1 LOB: 0 BB: 1 P: 19	R: 0 E: 0 K: 3 S: 13	H: 1 LOB: 2 BB: 1 P: 22	R: 0 E: 0 K: 0 S: 10	H: 1 LOB: 1 BB: 0 P: 19	R: 1 E: 0 K: 1 S: 11	H: 2 LOB: 1 BB: 0 P: 16	R: 0 E: 0 K: 0 S: 7	H: 0 LOB: 0 BB: 1 P: 14	R: 0 E: 0 K: 0 S: 6	H: 0 LOB: 0 BB: 0 P: 8	R: 0 E: 0 K: 0 S: 5	H: 1 LOB: 0 BB: 0 P: 9	R: 0 E: 0 K: 0 S: 3	H: 1 LOB: 0 BB: 0 P: 3		R: 0 E: 0 K: 1 S: 7	H: 0 LOB: 1 BB: 0 P: 11	1B: 4 2B: 1 3B: 0 HR: 2	SF: 0 SAC: 1 DP: 2 HBP: 1	WP: 0 PB: 0 SB: 0 CS: 1	PA: 35					
<b>PITCHER</b>	IP	WLS	BF	H	R	ER	SO	BB	IBB	HBP	BLK	WP	HR	S	P	ERA		WHIP										
<b>Mike Remlinger, L</b> ERA: 4.36 <b>Scott Sullivan, R</b> ERA: 5.24	(1, 1) (8, 1)	7.0 L	28 28	6 6	3 3	3 3	7 7	3 3	0 0	0 0	0 0	0 0	2 2	65 65	107 107	3.86 3.86		1.286 1.286										

Batter	1	2	3	4	5	6	7	8	9	AB	R	H	RBI	BB	SO	LOB	BOTTOM											
<b>Reggie Sanders, R</b> OBP: 0.322, SLG: 0.397 (1, 9) (8, 8)										3	0	1	0	1	2	0	<b>Kansas City Royals @ Cincinnati Reds</b> Cinergy Field, Cincinnati, OH Mon Jun 22 1998, 7:05 PM EDT Att: 18,687 - Cloudy - 71 F											
<b>61 Mike Frank, L</b> OBP: 0.294, SLG: 0.267 <b>Scott Sullivan, R</b> OBP: 0.200, SLG: 0.200 (1, 8) (8, 1)										4	0	0	0	0	1	3												
<b>Barry Larkin, R</b> OBP: 0.364, SLG: 0.427 (1, 6)										4	0	3	0	0	0	0												
<b>Eddie Taubensee, L</b> OBP: 0.367, SLG: 0.445 (1, 2)										3	0	0	0	1	1	2												
<b>Dmitri Young, S</b> OBP: 0.356, SLG: 0.493 (1, 7)										4	0	0	0	0	2	3												
<b>Willie Greene, L</b> OBP: 0.388, SLG: 0.421 (1, 5)										4	0	2	0	0	1	1												
<b>Bret Boone, R</b> OBP: 0.344, SLG: 0.483 (1, 4)										3	0	1	0	1	0	1												
<b>Sean Casey, L</b> OBP: 0.246, SLG: 0.170 (1, 3)										4	0	1	0	0	1	2												
<b>Mike Remlinger, L</b> OBP: 0.107, SLG: 0.143 <b>Lenny Harris, L</b> OBP: 0.336, SLG: 0.358 (7, PH) (8, 9)										2	0	0	0	0	0	4												
<b>Inning Stats</b>	R: 0 E: 0 K: 1 S: 16	H: 1 LOB: 2 BB: 1 P: 27	R: 0 E: 0 K: 1 S: 10	H: 1 LOB: 0 BB: 0 P: 19	R: 0 E: 0 K: 1 S: 8	H: 2 LOB: 1 BB: 0 P: 12	R: 0 E: 0 K: 1 S: 13	H: 2 LOB: 2 BB: 1 P: 19	R: 0 E: 0 K: 2 S: 8	H: 0 LOB: 0 BB: 0 P: 14	R: 0 E: 0 K: 0 S: 5	H: 0 LOB: 0 BB: 0 P: 6	R: 0 E: 0 K: 1 S: 13	H: 1 LOB: 2 BB: 1 P: 21	R: 0 E: 0 K: 2 S: 13	H: 1 LOB: 1 BB: 0 P: 19		R: 0 E: 0 K: 0 S: 8	H: 0 LOB: 0 BB: 0 P: 12	1B: 7 2B: 2 3B: 0 HR: 0	SF: 0 SAC: 0 DP: 2 HBP: 0	WP: 0 PB: 0 SB: 1 CS: 0	PA: 36					
<b>PITCHER</b>	IP	WLS	BF	H	R	ER	SO	BB	IBB	HBP	BLK	WP	HR	S	P	ERA		WHIP										
<b>Jim Pittsley, R</b> ERA: 6.06 <b>Ricky Bones, R</b> ERA: <b>Matt Whisenant, L</b> ERA: 5.33 <b>Jeff Montgomery, R</b> ERA: 6.91	(1, 1) (6, 1) (8, 1) (9, 1)	5.0 2.0 1.0 1.0	W 9 3 3	21 21 3 3	6 2 0 0	0 0 0 0	0 1 2 0	6 1 0 0	0 1 0 0	0 0 0 0	0 0 0 0	0 0 0 0	0 0 0 0	19 19 12 8	29 29 17 12	0.00 0.00 0.00 0.00		1.600 1.500 0.000 0.000										



Batter	1	2	3	4	5	6	7	8	9	AB	R	H	RBI	BB	SO	LOB	TOP										
<b>Johnny Damon, L</b> OBP: 0.346, SLG: 0.445 (1, 8)	G4-3		HR	HR		G4-3		F8		5	2	2	4	0	0	1	<b>Kansas City Royals @ Cincinnati Reds</b> Cinergy Field, Cincinnati, OH Tue Jun 23 1998, 3:33 AM EDT Att: 18,063 - Cloudy - 73 F										
<b>Jose Offerman, S</b> OBP: 0.378, SLG: 0.417 (1, 4)	G6-3		G5-3	1B		L7		K		5	1	1	0	0	1	1											
<b>Hal Morris, L</b> OBP: 0.384, SLG: 0.446 (1, 3)	1B		2B	1B		1B			G1-3	5	0	4	1	0	0	0											
<b>Jeff King, R</b> OBP: 0.331, SLG: 0.475 (1, 5)	F9		K	L7		L9			G6-3	5	0	0	0	0	1	4											
<b>Larry Sutton, L</b> OBP: 0.323, SLG: 0.353 (1, 9)		K	L3			F8			G6-3	5	0	0	0	0	1	1											
<b>Jeff Conine, R</b> OBP: 0.290, SLG: 0.392 (1, 7)	HR			F8	G4-3					4	1	1	1	0	1	0											
<b>Luis Rivera, R</b> <b>Scott Service, R</b> (7, 1)	F8		SH1-4	HR	BB	S		G4-3		3	1	1	0	1	0	0											
<b>Sal Fasano, R</b> OBP: 0.263, SLG: 0.245 (1, 2)	1B		HR	SH1-4	1B	1B		SH3	HBP	2	1	2	0	1	0	0											
<b>Pat Rapp, R</b> <b>Shane Halter, R</b> (7, 6)	K		SH1-4	G5-3				SH3		2	0	0	0	0	1	3											
<b>Inning Stats</b>	R: 0 E: 0 K: 0 S: 11	H: 1 LOB: 1 BB: 0 P: 18	R: 1 E: 0 K: 2 S: 13	H: 2 LOB: 1 BB: 0 P: 18	R: 1 E: 0 K: 1 S: 16	H: 2 LOB: 1 BB: 0 P: 23	R: 4 E: 0 K: 0 S: 14	H: 4 LOB: 1 BB: 1 P: 23	R: 0 E: 0 K: 0 S: 7	H: 1 LOB: 2 BB: 1 P: 15	R: 0 E: 0 K: 1 S: 8	H: 0 LOB: 0 BB: 0 P: 11	R: 0 E: 0 K: 1 S: 7	H: 0 LOB: 1 BB: 0 P: 10	R: 0 E: 0 K: 0 S: 5	H: 0 LOB: 0 BB: 0 P: 7		1B: 6 2B: 1 3B: 1 HR: 3	SF: 0 SAC: 2 DP: 0 HBP: 1	WP: 0 PB: 0 SB: 1 CS: 0	PA: 41						
<b>PITCHER</b>	IP	WLS	BF	H	R	ER	SO	BB	IBB	HBP	BLK	WP	HR	S	P	ERA	WHIP										
<b>Scott Klinglebeck, R</b> ERA: 5.96 (5, 1)	4.0	L	22	9	6	6	3	1	0	0	0	0	3	54	82	13.50	2.500										
<b>Steve Parris, R</b> ERA: (5, 1)	2.0		9	2	0	0	0	0	1	0	0	0	0	15	26	0.00	1.000										
<b>Scott Sullivan, R</b> ERA: 5.11 (7, 1)	1.1		5	0	0	0	1	0	0	1	0	0	0	11	17	0.00	0.000										
<b>Gabe White, L</b> ERA: 5.79 (8, 1)	0.2		2	0	0	0	1	0	0	0	0	0	0	4	4	0.00	0.000										
<b>Danny Graves, R</b> ERA: 3.0 (9, 1)	1.0		3	0	0	0	0	0	0	0	0	0	0	5	7	0.00	0.000										

Batter	1	2	3	4	5	6	7	8	9	AB	R	H	RBI	BB	SO	LOB	BOTTOM										
<b>Lenny Harris, L</b> OBP: 0.331, SLG: 0.345 (1, 9)	F9		S	G4-3		K		F9		4	0	0	0	1	1	4	<b>Kansas City Royals @ Cincinnati Reds</b> Cinergy Field, Cincinnati, OH Tue Jun 23 1998, 3:33 AM EDT Att: 18,063 - Cloudy - 73 F										
<b>Danny Graves, R</b> (9, 1)			BB							0	0	0	0	0	0	0											
<b>61 Mike Frank, L</b> OBP: 0.273, SLG: 0.250 (1, 8)	3B	1B	K			F8		G6-3		5	1	1	0	0	1	3											
<b>Barry Larkin, R</b> OBP: 0.368, SLG: 0.446 (1, 6)	1H	G6-3	3B	F7	2B	2B	3B	FC4-6	1B	5	2	3	1	0	1	1											
<b>Willie Greene, L</b> OBP: 0.388, SLG: 0.423 (1, 5)	G6-3		BB			2B		FC4-6	2B	4	1	1	2	1	0	1											
<b>Bret Boone, R</b> OBP: 0.343, SLG: 0.483 (1, 4)	G6-3		K			K		G4-3	2B	4	0	1	0	0	2	3											
<b>Dmitri Young, S</b> OBP: 0.357, SLG: 0.486 (1, 7)	G6-3		K		G3-1			G4-3		4	0	0	1	0	1	2											
<b>Sean Casey, L</b> OBP: 0.246, SLG: 0.175 (1, 3)	G6-3			G6-3		1B	FC3-2	G3-1		4	0	1	0	0	0	1											
<b>Brook Fordyce, R</b> OBP: 0.293, SLG: 0.366 (1, 2)	1B		BB	1B		BB	FC3-2	K		4	0	3	0	0	1	0											
<b>Scott Klinglebeck, R</b> Melvin Nieves, S Steve Parris, R Chris Stynes, R Scott Sullivan, R Gabe White, L Reggie Sanders, R	K		BB		BB	FC3-2	WP	F7		1	0	0	0	0	1	1											
<b>Inning Stats</b>	R: 2 E: 0 K: 0 S: 13	H: 2 LOB: 0 BB: 0 P: 19	R: 0 E: 0 K: 1 S: 11	H: 1 LOB: 0 BB: 0 P: 13	R: 0 E: 0 K: 2 S: 12	H: 0 LOB: 2 BB: 2 P: 24	R: 0 E: 0 K: 1 S: 8	H: 1 LOB: 2 BB: 1 P: 15	R: 1 E: 0 K: 1 S: 9	H: 2 LOB: 1 BB: 0 P: 15	R: 0 E: 0 K: 1 S: 10	H: 2 LOB: 1 BB: 0 P: 16	R: 1 E: 0 K: 0 S: 9	H: 2 LOB: 1 BB: 0 P: 13	R: 0 E: 0 K: 1 S: 5	H: 0 LOB: 0 BB: 0 P: 6	R: 0 E: 0 K: 1 S: 8	H: 0 LOB: 0 BB: 0 P: 10	1B: 6 2B: 2 3B: 2 HR: 0	SF: 0 SAC: 0 DP: 0 HBP: 0	WP: 2 PB: 0 SB: 1 CS: 0	PA: 40					
<b>PITCHER</b>	IP	WLS	BF	H	R	ER	SO	BB	IBB	HBP	BLK	WP	HR	S	P	ERA	WHIP										
<b>Pat Rapp, R</b> ERA: 4.84 (1, 1)	6.0	W	29	8	3	3	6	3	0	0	0	0	0	63	102	4.50	1.833										
<b>Scott Service, R</b> ERA: 3.6 (7, 1)	3.0	S	11	2	1	1	2	0	0	0	0	0	0	22	29	3.00	0.667										













Batter	1	2	3	4	5	6	7	8	9	AB R H RBI BB SO LOB	TOP									
Jeff Blausler, R (1, 6) OBP: 0.391, SLG: 0.305	4-2 1B BB	1-2 L6			0-0 G4-6-3 1B		3-2 G6-3		2-3 K	4 1 1 0 1 1 4	<b>Chicago Cubs @ Kansas City Royals</b> Kauffman Stadium, Kansas City, MO Fri Jun 26 1998, 7:05 PM CDT Att: 39,008 - Unknown - 91 F <a href="http://livebaseballscorecards.com">livebaseballscorecards.com</a>									
Mickey Morandini, L (1, 4) OBP: 0.404, SLG: 0.440	0-1 F8	1-2 F8			1-2 G4-6-3 1-2f		0-0 G4-3			4 0 0 0 0 0 5										
Sammy Sosa, R (1, 9) OBP: 0.389, SLG: 0.679	2-1 1B 1-3 1B				1-0 G6-3			2-2 F9		4 0 1 0 0 0 0										
Mark Grace, L (1, 3) OBP: 0.423, SLG: 0.502	1-0 G4-6-3 1-3 3-H 1B				2-2 G1-3		4-1 G6-4-3 BB	3-2 1B		3 0 2 1 1 0 0										
Henry Rodriguez, L (1, 10) OBP: 0.325, SLG: 0.496	0-1 G4-6-3 1-2f				1-2 G3-1		0-1 G6-4-3 1-2f	1-3 K		4 0 0 0 0 1 4										
Tyler Houston, L (1, 2) OBP: 0.271, SLG: 0.406 Manny Alexander, R (8, PH) OBP: 0.281, SLG: 0.333 Scott Servais, R (8, 2) OBP: 0.271, SLG: 0.292		1-1 G1-3			0-1 G4-3		0-0 HR	1-3 K		3 1 1 1 1 0 0 1 0 0 0 0 1 1 0 0 0 0 0 0 0										
Kevin Orte, R (1, 5) OBP: 0.241, SLG: 0.276		4-1 2B BB			3-2 P5		0-0 G6-3	3-2 F4		3 1 0 0 1 0 0										
Pedro Valdes, L (1, 7) OBP: 0.308, SLG: 0.333		1-0 1-H 2B			1-0 1B		1-1 G6-3 WP 1B	1-2 E4		4 0 3 1 0 0 0										
José Hernández, R (1, 8) OBP: 0.319, SLG: 0.552		4-0 BB			3-2 G4-3		1-0 F9	2-3 K		3 0 0 0 1 1 3										
<b>Inning Stats</b>	R: 1 E: 0 K: 0 S: 12	H: 2 LOB: 1 BB: 1 P: 19	R: 1 E: 0 K: 0 S: 12	H: 1 LOB: 2 BB: 2 P: 24	R: 0 E: 0 K: 0 S: 12	H: 0 LOB: 0 BB: 0 P: 18	R: 0 E: 0 K: 0 S: 11	H: 1 LOB: 1 BB: 0 P: 18	R: 0 E: 0 K: 0 S: 5	H: 1 LOB: 0 BB: 1 P: 7		R: 0 E: 0 K: 0 S: 7	H: 1 LOB: 1 BB: 0 P: 12	R: 0 E: 0 K: 2 S: 14	H: 1 LOB: 1 BB: 0 P: 21	R: 0 E: 1 K: 2 S: 13	H: 0 LOB: 1 BB: 0 P: 21	1B: 6 2B: 1 3B: 0 HR: 1	SF: 0 SAC: 0 DP: 3 HBP: 0	WP: 1 PB: 0 SB: 0 CS: 0
<b>PITCHER</b>	IP WLS BF H R ER SO BB IBB HBP BLK WP HR S P ERA WHIP																			
Hipolito Pichardo, R (1, 1) ERA: 5.82	6.0 W 25 6 3 3 0 4 0 0 0 0 1 57 95 4.50 1.667																			
Jim Pittsley, R (7, 1) ERA: 5.89	1.0 4 1 0 0 0 0 0 0 0 0 1 0 7 12 0.00 1.000																			
Matt Whisenant, L (8, 1) ERA: 5.14	1.0 4 1 0 0 2 0 0 0 0 0 0 0 14 21 0.00 1.000																			
Jeff Montgomery, R (9, 1) ERA: 6.67	1.0 S 4 0 0 0 2 0 0 0 0 0 0 0 13 21 0.00 0.000																			

Batter	1	2	3	4	5	6	7	8	9	AB R H RBI BB SO LOB	BOTTOM									
Johnny Damon, L (1, 8) OBP: 0.339, SLG: 0.432	2-2 P2		4-2 HR BB	0-3 K			0-0 L3			3 1 0 0 1 1 0	<b>Chicago Cubs @ Kansas City Royals</b> Kauffman Stadium, Kansas City, MO Fri Jun 26 1998, 7:05 PM CDT Att: 39,008 - Unknown - 91 F <a href="http://livebaseballscorecards.com">livebaseballscorecards.com</a>									
Jose Offerman, S (1, 4) OBP: 0.374, SLG: 0.425	1-0 F8		2-0 1 SAFE 1 SAFE 1-H HR		0-1 G3		2-2 F9			4 1 1 2 0 0 0										
Hal Morris, L (1, 10) OBP: 0.382, SLG: 0.443	2-0 F7		0-1 FC6-4 1B SF7 1B		0-0 F7		1-0 G3-1			4 1 1 0 0 0 0										
Jeff King, R (1, 3) OBP: 0.331, SLG: 0.476		3-3 K	2-2 1 SAFE 1 SAFE FC6-4 1B		4-1 BB			1-2 HR		3 1 2 1 1 1 0										
Dean Palmer, R (1, 5) OBP: 0.333, SLG: 0.522		0-0 1B 3B	0-0 FC6-4 1-2f 2-3		3-3 K			1-2 F9		4 1 1 0 0 1 3										
Larry Sutton, L (1, 9) OBP: 0.337, SLG: 0.397		1-1 3B 1B	1-2 SF7		0-0 G4-3 1B 1B			2-1 1B		3 1 3 2 0 0 0										
Jeff Conine, R (1, 7) OBP: 0.293, SLG: 0.411		3-H F8	1-1 K		2-1 G4-3 1B			1-2 P9		4 0 1 0 0 1 3										
Mendy López, R (1, 6) OBP: 0.400, SLG: 0.600		1 SAFE 1 SAFE 1 SAFE 1-H 3B 1B	3-1 K		2-3 K		1-0 G4-3 1-2f 2-3	0-1 F9		4 0 1 1 0 1 3										
Sal Fasano, R (1, 2) OBP: 0.258, SLG: 0.250		0-0 G5-3			3-2 F9		1-3 K			3 0 0 0 0 1 2										
<b>Inning Stats</b>	R: 0 E: 0 K: 0 S: 7	H: 0 LOB: 0 BB: 0 P: 12	R: 2 E: 0 K: 1 S: 11	H: 3 LOB: 1 BB: 0 P: 19	R: 3 E: 0 K: 1 S: 16	H: 3 LOB: 1 BB: 1 P: 26	R: 0 E: 0 K: 2 S: 13	H: 0 LOB: 0 BB: 0 P: 18	R: 0 E: 0 K: 1 S: 8	H: 2 LOB: 1 BB: 1 P: 15		R: 0 E: 0 K: 1 S: 7	H: 0 LOB: 0 BB: 0 P: 11	R: 0 E: 0 K: 0 S: 5	H: 0 LOB: 0 BB: 0 P: 8	R: 1 E: 0 K: 0 S: 14	H: 2 LOB: 1 BB: 0 P: 19	1B: 6 2B: 0 3B: 2 HR: 2	SF: 1 SAC: 0 DP: 1 HBP: 0	WP: 0 PB: 0 SB: 0 CS: 0
<b>PITCHER</b>	IP WLS BF H R ER SO BB IBB HBP BLK WP HR S P ERA WHIP																			
Steve Trachsel, R (1, 1) ERA: 4.46	7.1 L 33 10 6 6 0 2 0 0 0 0 0 2 76 122 7.36 1.636																			
Dave Stevens, R (8, 1) ERA:	0.2 2 0 0 0 0 0 0 0 0 0 0 0 5 6 0.00 0.000																			



Batter	1	2	3	4	5	6	7	8	9	10	AB	R	H	RBI	BB	SO	LOB	TOP									
Jeff Blausler, R OBP: 0.345, SLG: 0.299 (1, 6)											5	0	0	0	0	4	4										
Manny Alexander, R OBP: 0.286, SLG: 0.344 (1, 10)											5	1	2	2	0	2	0										
Mark Grace, L OBP: 0.417, SLG: 0.493 (1, 3)											5	0	0	0	0	0	2										
Sammy Sosa, R OBP: 0.388, SLG: 0.674 (1, 9)											5	0	1	1	0	2	0										
Matt Mieske, R OBP: 0.368, SLG: 0.410 (1, 7)											3	0	1	0	0	1	1										
Pedro Valdes, L OBP: 0.286, SLG: 0.308 (8, PH)											1	0	0	0	0	0	0										
Terrell Lowery, R OBP: 0.353, SLG: 0.286 (8, 8)											0	0	0	0	0	0	0										
José Hernández, R OBP: 0.322, SLG: 0.551 (1, 8)											4	0	2	0	0	1	0										
Mickey Morandini, L OBP: 0.405, SLG: 0.441 (1, 4)											4	1	2	0	0	0	2										
Kevin Orte, R OBP: 0.241, SLG: 0.271 (1, 5)											3	1	0	0	1	0	3										
Scott Servais, R OBP: 0.267, SLG: 0.287 (1, 2)											3	0	0	0	0	1	7										
Tyler Houston, L OBP: 0.268, SLG: 0.400 (9, PH)											1	0	0	0	0	1	0										
Inning Stats	R: 0 E: 0 K: 2 S: 8	H: 0 LOB: 0 BB: 0 P: 11	R: 0 E: 0 K: 3 S: 9	H: 0 LOB: 0 BB: 0 P: 17	R: 2 E: 1 K: 2 S: 17	H: 2 LOB: 1 BB: 1 P: 26	R: 0 E: 0 K: 0 S: 9	H: 2 LOB: 3 BB: 1 P: 17	R: 1 E: 0 K: 1 S: 10	H: 2 LOB: 1 BB: 0 P: 16	R: 0 E: 0 K: 0 S: 12	H: 2 LOB: 2 BB: 0 P: 17	R: 0 E: 0 K: 0 S: 5	H: 0 LOB: 0 BB: 0 P: 5	R: 0 E: 0 K: 0 S: 6	H: 0 LOB: 0 BB: 0 P: 9	R: 0 E: 0 K: 2 S: 9	H: 0 LOB: 0 BB: 0 P: 11	R: 0 E: 0 K: 2 S: 10	H: 0 LOB: 0 BB: 0 P: 14	1B: 6 2B: 2 3B: 0 HR: 0	SF: 0 SAC: 0 DP: 0 HBP: 0	WP: 0 PB: 0 SB: 2 CS: 0	PA: 40			
PITCHER	IP	WLS	BF	H	R	ER	SO	BB	IBB	HBP	BLK	WP	HR	S	P	ERA	WHIP										
50 José Rosado, L ERA: 4.18 (1, 1)	5.0		25	8	3	1	8	1	0	0	0	0	0	60	96	1.80	1.800										
Ricky Bones, R ERA: 1.64 (6, 1)	3.0		9	0	0	0	0	0	0	0	0	0	0	16	22	0.00	0.000										
Scott Service, R ERA: 3.32 (9, 1)	2.0	W	6	0	0	0	4	0	0	0	0	0	0	19	25	0.00	0.000										

Chicago Cubs @ Kansas City Royals  
Kauffman Stadium, Kansas City, MO  
Sat Jun 27 1998, 7:05 PM CDT  
Att: 39,295 - Unknown - 91 F

AB	39
R	3
H	8
RBI	3
BB	1
SO	12
LOB	19



Batter	1	2	3	4	5	6	7	8	9	10	AB	R	H	RBI	BB	SO	LOB	BOTTOM									
Johnny Damon, L OBP: 0.339, SLG: 0.430 (1, 8)											6	0	2	1	0	0	4										
Jose Offerman, S OBP: 0.374, SLG: 0.428 (1, 4)											5	0	2	1	0	1	1										
Hal Morris, L OBP: 0.362, SLG: 0.442 (1, 10)											5	0	2	0	0	1	3										
Jeff King, R OBP: 0.332, SLG: 0.471 (1, 3)											3	1	0	0	2	2	3										
Dean Palmer, R OBP: 0.331, SLG: 0.516 (1, 5)											5	0	1	0	0	2	3										
Larry Sutton, L OBP: 0.333, SLG: 0.391 (1, 9)											5	0	1	1	0	2	0										
Jeff Conine, R OBP: 0.298, SLG: 0.411 (1, 7)											5	1	2	0	0	1	2										
Mendy López, R OBP: 0.308, SLG: 0.462 (1, 6)											3	0	0	0	0	1	1										
Shane Mack, R OBP: 0.354, SLG: 0.477 (8, PH)											0	0	0	0	0	0	0										
Shane Halter, R OBP: 0.290, SLG: 0.346 (9, 6)											1	0	0	0	0	0	1										
Sal Fasano, R OBP: 0.276, SLG: 0.291 (1, 2)											2	1	2	1	0	0	0										
29 Mike Sweeney, R OBP: 0.307, SLG: 0.345 (8, 2)											2	1	1	0	0	1	3										
Inning Stats	R: 0 E: 0 K: 1 S: 13	H: 1 LOB: 2 BB: 1 P: 19	R: 0 E: 0 K: 1 S: 8	H: 0 LOB: 0 BB: 0 P: 11	R: 0 E: 0 K: 2 S: 12	H: 2 LOB: 2 BB: 0 P: 21	R: 0 E: 0 K: 2 S: 10	H: 1 LOB: 1 BB: 0 P: 19	R: 1 E: 0 K: 0 S: 10	H: 1 LOB: 0 BB: 0 P: 15	R: 0 E: 0 K: 1 S: 5	H: 0 LOB: 0 BB: 0 P: 7	R: 1 E: 0 K: 1 S: 9	H: 2 LOB: 2 BB: 0 P: 12	R: 1 E: 1 K: 1 S: 14	H: 2 LOB: 3 BB: 1 P: 30	R: 0 E: 0 K: 2 S: 10	H: 1 LOB: 1 BB: 0 P: 14	R: 1 E: 0 K: 0 S: 11	H: 3 LOB: 2 BB: 0 P: 15	1B: 11 2B: 1 3B: 0 HR: 1	SF: 0 SAC: 0 DP: 0 HBP: 2	WP: 1 PB: 0 SB: 1 CS: 0	PA: 46			
PITCHER	IP	WLS	BF	H	R	ER	SO	BB	IBB	HBP	BLK	WP	HR	S	P	ERA	WHIP										
Kevin Tapani, R ERA: 4.22 (1, 1)	6.2		29	7	2	2	8	1	0	1	0	0	1	66	102	2.70	1.200										
Terry Mulholland, L ERA: 3.68 (7, 1)	0.1		0	0	0	0	0	0	0	0	0	0	0	1	2	0.00	0.000										
Terry Adams, R ERA: 3.06 (8, 1)	0.2		6	2	1	1	1	1	0	1	0	0	0	13	29	13.50	4.500										
Bob Patterson, L ERA: 5.49 (8, 1)	0.2		3	1	0	0	1	0	0	0	0	0	0	6	7	0.00	1.500										
Rod Beck, R ERA: 3.98 (8, 1)	1.1	L	7	3	1	1	1	0	0	0	0	0	0	16	23	6.75	2.250										

Chicago Cubs @ Kansas City Royals  
Kauffman Stadium, Kansas City, MO  
Sat Jun 27 1998, 7:05 PM CDT  
Att: 39,295 - Unknown - 91 F

AB	42
R	4
H	13
RBI	4
BB	2
SO	11
LOB	21





Batter	1	2	3	4	5	6	7	8	9	AB	R	H	RBI	BB	SO	LOB	TOP					
Mickey Morandini, L (1.4) OBP: 0.402, SLG: 0.437	1-3 K		0-1 G4-3 1B		0-3 K	3-0 G6-3			2-2 G3-1	5	1	1	0	0	2	1	<b>Chicago Cubs @ Kansas City Royals</b> Kauffman Stadium, Kansas City, MO Sun Jun 28 1998, 3:33 AM CDT Att: 34,287 - Cloudy - 90 F					
Pedro Valdes, L (1.7) OBP: 0.235, SLG: 0.250	2-2 G4-3		2-2 G4-3		0-0 L9			0-0 G6-3	2-3 K	3	0	0	0	0	0	1						
Matt Mieske, R (7.7) OBP: 0.360, SLG: 0.400			1-2 G4-3							2	0	0	0	0	1	0						
Terrell Lowery, R (9.8) OBP: 0.353, SLG: 0.286										0	0	0	0	0	0	0						
Sammy Sosa, R (1.9) OBP: 0.387, SLG: 0.672	3-3 K		0-1 G4-6-3 1B		1-2 BB 1B			1-2 L7		4	0	2	1	0	1	0						
Mark Grace, L (1.3) OBP: 0.418, SLG: 0.490		4-1 BB FC6-4 BB	0-0 G4-6-3 1-2		4-0 BB 1B			0-0 P7		2	1	0	0	2	0	1						
Henry Rodriguez, L (1.10) OBP: 0.324, SLG: 0.492		1-0 P5		0-2 G4-3	1-1 G4-3			1-2 WP 1B		4	1	1	0	0	0	3						
Tyler Houston, L (1.2) OBP: 0.284, SLG: 0.403		4-2 BB E BB		1-0 CS 1B		0-0 G5-3		0-0 B2		2	1	1	0	1	0	0						
Sandy Martinez, L (7.2) OBP: 0.350, SLG: 0.406										1	0	0	0	0	0	1						
José Hernández, R (1.8) OBP: 0.335, SLG: 0.553		4-2 FC6-4 BB		4-2 FC5-4 BB		3-1 2B 1B		4-2 CS BB		1	1	1	0	3	0	0						
Kevin Orle, R (1.5) OBP: 0.242, SLG: 0.277		3-1 FC6-4		1-2 FC5-4		1-0 1-2 2B		1-3 K		4	0	1	2	0	1	3						
Manny Alexander, R (1.6) OBP: 0.285, SLG: 0.363		2-2 G6-3		2-1 HR		1-3 K		1-2 P3		4	1	1	1	0	1	2						
<b>Inning Stats</b>	R: 0 E: 0 K: 2 S: 10	H: 0 LOB: 0 BB: 0 P: 16	R: 2 E: 1 K: 0 S: 12	H: 0 LOB: 1 BB: 3 P: 30	R: 1 E: 0 K: 0 S: 9	H: 2 LOB: 1 BB: 1 P: 11	R: 0 E: 0 K: 0 S: 9	H: 1 LOB: 1 BB: 1 P: 15	R: 1 E: 0 K: 1 S: 11	H: 2 LOB: 2 BB: 1 P: 19	R: 1 E: 0 K: 1 S: 8	H: 2 LOB: 1 BB: 0 P: 16	R: 0 E: 0 K: 0 S: 6	H: 0 LOB: 0 BB: 0 P: 7	R: 1 E: 0 K: 1 S: 9	H: 1 LOB: 0 BB: 1 P: 15	R: 0 E: 0 K: 1 S: 13	H: 0 LOB: 0 BB: 0 P: 18	1B: 6 2B: 1 3B: 0 HR: 1	SF: 0 SAC: 0 DP: 1 HBP: 0	WP: 2 PB: 0 SB: 1 CS: 2	PA: 38
<b>PITCHER</b>	IP WLS BF H R ER SO BB IBB HBP BLK WP HR S P ERA WHIP																					
Pat Rapp, R (1.1) ERA: 4.89	4.2 L 22 5 4 3 3 5 0 0 0 0 0 1 49 88 5.79 2.143																					
Chris Haney, L (5.1) ERA: 7.13	2.1 9 2 1 1 1 0 0 0 0 0 0 0 16 26 3.86 0.857																					
Matt Whisenant, L (8.1) ERA: 5.08	0.1 3 1 1 0 0 1 0 0 0 0 1 0 6 11 0.00 6.000																					
Scott Service, R (8.1) ERA: 3.26	0.2 1 0 0 0 1 0 0 0 0 0 0 0 3 4 0.00 0.000																					
Jim Pitsley, R (9.1) ERA: 5.73	1.0 3 0 0 0 1 0 0 0 0 0 0 0 13 18 0.00 0.000																					

Batter	1	2	3	4	5	6	7	8	9	AB	R	H	RBI	BB	SO	LOB	BOTTOM					
Johnny Damon, L (1.8) OBP: 0.337, SLG: 0.426	0-2 G6-3		1-2 L9		0-0 G4-3	0-2 G1-3			3-2 1B 1B	5	0	1	0	0	0	3	<b>Chicago Cubs @ Kansas City Royals</b> Kauffman Stadium, Kansas City, MO Sun Jun 28 1998, 3:33 AM CDT Att: 34,287 - Cloudy - 90 F					
Jose Offerman, S (1.4) OBP: 0.372, SLG: 0.423	0-2 G6-3		1-2 F8		4-0 BB			0-0 G5-3	3-2 F8	4	0	0	0	1	0	1						
Hal Morris, L (1.3) OBP: 0.386, SLG: 0.449	3-2 1B 1B			1-0 2B	0-1 L8			0-0 L6	2-1 FC5-4 1B	5	0	3	0	0	0	2						
Dean Palmer, R (1.5) OBP: 0.336, SLG: 0.528	0-1 1-2 1B			0-1 L8		0-0 HR		2-2 1B	2-2 FC5-4	5	1	3	1	0	0	3						
Larry Sutton, L (1.9) OBP: 0.328, SLG: 0.383	2-2 P7			1-0 P5		2-1 G4-3		2-3 K		3	0	0	0	0	0	3						
Jeff King, R (7.7) OBP: 0.331, SLG: 0.469										1	0	0	0	0	1	1						
Shane Mack, R (1.10) OBP: 0.352, SLG: 0.490		0-0 P3		1-0 G4-3		1-2 HR		0-0 G5-3		4	1	1	1	0	0	1						
Jeff Conine, R (1.7) OBP: 0.301, SLG: 0.440		2-1 L7			0-0 HR	2-2 G6-3 2B		1-2 F7		4	1	2	1	0	0	0						
29 Mike Sweeney, R (1.2) OBP: 0.299, SLG: 0.336		1-1 G6-3			0-1 P8	3-2 G6-3		2-1 G5-3		4	0	0	0	0	0	1						
Shane Halter, R (1.6) OBP: 0.295, SLG: 0.352			2-2 G4-3		1-2 G4-3 2B			4-1 K		3	0	1	0	1	1	0						
<b>Inning Stats</b>	R: 0 E: 0 K: 0 S: 16	H: 2 LOB: 2 BB: 0 P: 21	R: 0 E: 0 K: 0 S: 5	H: 0 LOB: 0 BB: 0 P: 8	R: 0 E: 0 K: 0 S: 11	H: 0 LOB: 0 BB: 0 P: 15	R: 0 E: 0 K: 0 S: 5	H: 1 LOB: 1 BB: 0 P: 8	R: 1 E: 0 K: 0 S: 9	H: 2 LOB: 2 BB: 1 P: 14	R: 2 E: 0 K: 0 S: 17	H: 3 LOB: 2 BB: 1 P: 29	R: 0 E: 0 K: 1 S: 9	H: 1 LOB: 1 BB: 0 P: 13	R: 0 E: 0 K: 0 S: 6	H: 0 LOB: 0 BB: 0 P: 9	R: 0 E: 0 K: 1 S: 14	H: 2 LOB: 2 BB: 0 P: 24	1B: 5 2B: 3 3B: 0 HR: 3	SF: 0 SAC: 0 DP: 0 HBP: 0	WP: 0 PB: 0 SB: 0 CS: 0	PA: 40
<b>PITCHER</b>	IP WLS BF H R ER SO BB IBB HBP BLK WP HR S P ERA WHIP																					
Geremi Gonzalez, R (1.1) ERA: 5.6	5.1 W 25 8 3 3 0 1 0 0 0 0 0 0 3 56 81 5.06 1.688																					
Marc Pisciotta, R (6.1) ERA: 3.76	0.1 2 0 0 0 0 1 0 0 0 0 0 0 4 11 0.00 3.000																					
Terry Mulholland, L (6.1) ERA: 3.45	3.0 12 3 0 0 2 0 0 0 0 0 0 0 29 44 0.00 1.000																					
Rod Beck, R (9.1) ERA: 3.92	0.1 S 1 0 0 0 0 0 0 0 0 0 0 0 3 5 0.00 0.000																					

AB	32
R	6
H	8
RBI	4
BB	6
SO	6
LOB	12



AB	38
R	3
H	11
RBI	3
BB	2
SO	2
LOB	15





Batter	1	2	3	4	5	6	7	8	9	AB	R	H	RBI	BB	SO	LOB	TOP								
<b>Johnny Damon, L</b> OBP: 0.332, SLG: 0.420 (1, 8)										5	0	0	0	0	1	0	<b>Kansas City Royals @ St. Louis Cardinals</b> Busch Stadium, St. Louis, MO Tue Jun 30 1998, 7:05 PM CDT Att: 41,801 - Cloudy - 88 F								
<b>Jose Offerman, S</b> OBP: 0.372, SLG: 0.424 (1, 4)										4	1	1	0	1	0	0									
<b>Hal Morris, L</b> OBP: 0.387, SLG: 0.448 <b>Jermaine Allensworth, R</b> OBP: 0.372, SLG: 0.429 (1, 7), (9, 8)										5	0	2	0	0	2	0									
<b>Jeff King, R</b> OBP: 0.336, SLG: 0.474 (1, 3)									3	3	2	0	1	0	2										
<b>Dean Palmer, R</b> OBP: 0.334, SLG: 0.523 (1, 5)									3	1	0	0	1	1	4										
<b>Jeff Conine, R</b> OBP: 0.306, SLG: 0.447 (1, 9)									2	1	1	2	1	1	0										
<b>Sal Fasano, R</b> OBP: 0.291, SLG: 0.301 (1, 2)									3	0	2	1	0	0	1										
<b>Mendy López, R</b> OBP: 0.353, SLG: 0.438 (1, 6)									3	0	1	0	1	0	3										
<b>Glendon Rusch, L</b> <b>Scott Service, R</b> (1, 1), (8, 1)									3	0	0	0	0	0	3										
<b>Inning Stats</b>	R: 0 E: 0 K: 1 S: 17	H: 0 LOB: 0 BB: 0 P: 25	R: 2 E: 0 K: 1 S: 20	H: 2 LOB: 1 BB: 1 P: 31	R: 0 E: 0 K: 0 S: 9	H: 1 LOB: 2 BB: 1 P: 17	R: 0 E: 0 K: 1 S: 10	H: 1 LOB: 1 BB: 0 P: 16	R: 0 E: 0 K: 0 S: 9	H: 1 LOB: 1 BB: 0 P: 13	R: 2 E: 0 K: 0 S: 6	H: 1 LOB: 1 BB: 3 P: 21	R: 0 E: 0 K: 1 S: 8	H: 0 LOB: 0 BB: 0 P: 14	R: 1 E: 0 K: 0 S: 14	H: 2 LOB: 2 BB: 0 P: 22	R: 1 E: 1 K: 2 S: 10	H: 1 LOB: 0 BB: 0 P: 18	1B: 6 2B: 3 3B: 0 HR: 0	SF: 1 SAC: 0 DP: 1 HBP: 1	WP: 2 PB: 0 SB: 2 CS: 0	PA: 39			
<b>PITCHER</b>	IP	WLS	BF	H	R	ER	SO	BB	IBB	HBP	BLK	WP	HR	S	P	ERA	WHIP								
<b>Manny Aybar, R</b> ERA: 7.25 (1, 1)	5.0	L	22	5	3	3	3	3	0	0	0	1	0	65	106	5.40	1.600								
<b>Curtis King, R</b> ERA: 4.75 (6, 1)	3.0		13	3	2	2	1	2	0	1	0	0	0	28	53	6.00	1.667								
<b>Rick Croushore, R</b> ERA: 3.32 (9, 1)	1.0		4	1	1	0	2	0	0	0	0	1	0	10	18	0.00	1.000								

AB	32
R	6
H	9
RBI	3
BB	5
SO	6
LOB	13



Batter	1	2	3	4	5	6	7	8	9	AB	R	H	RBI	BB	SO	LOB	BOTTOM								
<b>Delino DeShields, L</b> OBP: 0.402, SLG: 0.457 (1, 4)										3	0	0	0	1	1	1	<b>Kansas City Royals @ St. Louis Cardinals</b> Busch Stadium, St. Louis, MO Tue Jun 30 1998, 7:05 PM CDT Att: 41,801 - Cloudy - 88 F								
<b>Gary Gaetti, R</b> OBP: 0.355, SLG: 0.434 (1, 5)										4	0	0	0	0	1	3									
<b>Mark McGwire, R</b> OBP: 0.481, SLG: 0.798 (1, 3)										4	1	3	1	0	0	0									
<b>Brian Jordan, R</b> OBP: 0.389, SLG: 0.585 (1, 8)										4	0	1	0	0	1	2									
<b>Willie McGee, S</b> OBP: 0.306, SLG: 0.326 (1, 9)										4	0	0	0	0	2	1									
<b>Tom Pagnozzi, R</b> OBP: 0.293, SLG: 0.310 (1, 2)										4	0	0	0	0	1	1									
<b>Brian Hunter, R</b> OBP: 0.281, SLG: 0.449 (1, 7)										3	0	1	0	0	0	0									
<b>Luis Ordaz, R</b> OBP: 0.227, SLG: 0.150 <b>Rick Croushore, R</b> (9, 1)										2	0	0	0	0	1	1									
<b>Manny Aybar, R</b> OBP: 0.294, SLG: 0.294 <b>Curtis King, R</b> (6, 1)										1	0	0	0	0	0	0									
<b>David Howard, S</b> OBP: 0.319, SLG: 0.337 <b>Shawn Gilbert, R</b> (8, PH)										2	0	1	0	0	0	1									
<b>Inning Stats</b>	R: 0 E: 0 K: 0 S: 11	H: 1 LOB: 1 BB: 0 P: 13	R: 0 E: 0 K: 1 S: 7	H: 1 LOB: 1 BB: 0 P: 11	R: 0 E: 0 K: 0 S: 8	H: 0 LOB: 0 BB: 0 P: 12	R: 0 E: 0 K: 1 S: 6	H: 1 LOB: 0 BB: 0 P: 8	R: 0 E: 0 K: 1 S: 6	H: 0 LOB: 0 BB: 0 P: 9	R: 1 E: 0 K: 1 S: 8	H: 1 LOB: 0 BB: 0 P: 10	R: 1 E: 0 K: 1 S: 13	H: 1 LOB: 0 BB: 0 P: 18	R: 0 E: 0 K: 1 S: 15	H: 1 LOB: 2 BB: 1 P: 21	R: 0 E: 0 K: 1 S: 10	H: 1 LOB: 1 BB: 0 P: 16	1B: 4 2B: 2 3B: 0 HR: 1	SF: 0 SAC: 0 DP: 2 HBP: 0	WP: 0 PB: 0 SB: 1 CS: 0	PA: 33			
<b>PITCHER</b>	IP	WLS	BF	H	R	ER	SO	BB	IBB	HBP	BLK	WP	HR	S	P	ERA	WHIP								
<b>Glendon Rusch, L</b> ERA: 5.06 (1, 1)	7.2	W	28	6	1	1	5	1	0	0	0	0	0	71	98	1.17	0.913								
<b>Scott Service, R</b> ERA: 3.15 (8, 1)	1.1	S	5	1	0	0	2	0	0	0	0	0	0	13	20	0.00	0.750								

AB	32
R	1
H	7
RBI	1
BB	1
SO	7
LOB	10









Batter	1	2	3	4	5	6	7	8	9	AB	R	H	RBI	BB	SO	LOB	TOP				
<b>Johnny Damon, L</b> OBP: 0.334, SLG: 0.421	F9		L5							4	0	2	0	0	0	0	<b>Kansas City Royals @ St. Louis Cardinals</b> Busch Stadium, St. Louis, MO Thu Jul 02 1998, 7:05 PM CDT Att: 42,803 - Cloudy - 89 F				
<b>Jose Offerman, S</b> OBP: 0.376, SLG: 0.422	G1-3			G3		F7		BB	3	0	0	0	1	0	1						
<b>Hal Morris, L</b> OBP: 0.385, SLG: 0.445	F7				1B	F7		FC6-4	4	0	1	0	0	0	3						
<b>Jeff King, R</b> OBP: 0.339, SLG: 0.474		FC5	HBP		G3	CS			4	0	2	0	0	0	0						
<b>Dean Palmer, R</b> OBP: 0.341, SLG: 0.524 <b>Larry Sutton, L</b> OBP: 0.326, SLG: 0.380		FC5	HBP			29 HBP		K	0	0	0	0	0	0	0						
<b>Jeff Conine, R</b> OBP: 0.313, SLG: 0.447		FC5	29 HBP		P2				4	0	1	0	0	0	3						
<b>29 Mike Sweeney, R</b> OBP: 0.299, SLG: 0.331		G5-4-3							2	0	0	0	0	1	3						
<b>Shane Halter, R</b> OBP: 0.289, SLG: 0.349									3	0	0	0	0	0	2						
<b>Hipolito Pichardo, R</b> OBP: 0.341, SLG: 0.475 <b>Chris Haney, L</b> OBP: 0.341, SLG: 0.475 <b>Shane Mack, R</b> OBP: 0.341, SLG: 0.475 <b>Ricky Bones, R</b> OBP: 0.341, SLG: 0.475 <b>Matt Whisenant, R</b> OBP: 0.341, SLG: 0.475				F8		L6			0	0	0	0	0	0	2						
									2	0	0	0	0	0	2						
									0	0	0	0	0	0	0						
									0	0	0	0	0	0	0						
									0	0	0	0	0	0	0						
<b>Inning Stats</b>	R: 0 E: 0 K: 0 S: 5	H: 0 LOB: 0 BB: 0 P: 9	R: 0 E: 0 K: 0 S: 9	H: 1 LOB: 1 BB: 0 P: 16	R: 0 E: 0 K: 1 S: 12	H: 0 LOB: 0 BB: 0 P: 15	R: 0 E: 0 K: 0 S: 7	H: 1 LOB: 0 BB: 0 P: 10	R: 0 E: 0 K: 1 S: 11	H: 1 LOB: 2 BB: 0 P: 19	R: 0 E: 0 K: 2 S: 8	H: 2 LOB: 1 BB: 0 P: 12	R: 0 E: 0 K: 0 S: 10	H: 1 LOB: 2 BB: 1 P: 16	R: 0 E: 0 K: 0 S: 7	H: 0 LOB: 0 BB: 0 P: 8	1B: 7 2B: 0 3B: 0 HR: 0	SF: 0 SAC: 0 DP: 1 HBP: 2	WP: 0 PB: 0 SB: 0 CS: 2	PA: 34	
<b>PITCHER</b>	IP	WLS	BF	H	R	ER	SO	BB	IBB	HBP	BLK	WP	HR	S	P	ERA	WHIP				
<b>Juan Acevedo, R</b> ERA: 3.48	7.2	W	29	7	0	0	4	1	0	2	0	0	0	65	103	0.00	1.043				
<b>Lance Painter, L</b> ERA: 4.21	0.1		1	0	0	0	0	0	0	0	0	0	0	2	3	0.00	0.000				
<b>Jeff Brantley, R</b> ERA: 5.01	1.0	S	3	0	0	0	0	0	0	0	0	0	0	7	8	0.00	0.000				

Batter	1	2	3	4	5	6	7	8	9	AB	R	H	RBI	BB	SO	LOB	BOTTOM				
<b>David Howard, S</b> OBP: 0.322, SLG: 0.333 <b>Luis Ordaz, R</b> OBP: 0.222, SLG: 0.160	1B									1	0	0	0	1	1	0	<b>Kansas City Royals @ St. Louis Cardinals</b> Busch Stadium, St. Louis, MO Thu Jul 02 1998, 7:05 PM CDT Att: 42,803 - Cloudy - 89 F				
<b>Delino DeShields, L</b> OBP: 0.401, SLG: 0.452	G1-2-3								3	1	2	0	1	1	0						
<b>Mark McGwire, R</b> OBP: 0.479, SLG: 0.782	G1-2-3								2	1	0	0	2	1	2						
<b>Brian Jordan, R</b> OBP: 0.382, SLG: 0.572	G1-2-3								4	0	0	0	0	1	7						
<b>Ray Lankford, L</b> OBP: 0.388, SLG: 0.459	G6-3								4	0	0	0	0	1	5						
<b>Gary Gaetti, R</b> OBP: 0.356, SLG: 0.429		G6-3							3	0	1	1	1	0	0						
<b>John Mabry, L</b> OBP: 0.350, SLG: 0.414 <b>Jeff Brantley, R</b> OBP: 1.000, SLG: 1.000									3	0	0	1	1	1	1						
<b>Eli Marrero, R</b> OBP: 0.271, SLG: 0.391									4	0	1	0	0	0	3						
<b>Juan Acevedo, R</b> OBP: 0.364, SLG: 0.400 <b>Lance Painter, L</b> OBP: 1.000, SLG: 1.000 <b>Willie McGee, S</b> OBP: 0.303, SLG: 0.322									2	1	0	0	1	0	2						
									0	0	0	0	0	0	0						
									0	0	0	0	0	0	0						
<b>Inning Stats</b>	R: 0 E: 0 K: 0 S: 7	H: 1 LOB: 2 BB: 2 P: 15	R: 0 E: 0 K: 1 S: 5	H: 0 LOB: 0 BB: 0 P: 8	R: 0 E: 0 K: 2 S: 8	H: 0 LOB: 0 BB: 0 P: 11	R: 0 E: 0 K: 2 S: 9	H: 0 LOB: 0 BB: 0 P: 14	R: 0 E: 0 K: 0 S: 4	H: 0 LOB: 0 BB: 0 P: 5	R: 1 E: 0 K: 0 S: 8	H: 1 LOB: 1 BB: 1 P: 18	R: 0 E: 0 K: 1 S: 8	H: 1 LOB: 2 BB: 1 P: 16	R: 2 E: 0 K: 0 S: 14	H: 2 LOB: 3 BB: 3 P: 30	1B: 5 2B: 0 3B: 0 HR: 0	SF: 0 SAC: 1 DP: 2 HBP: 0	WP: 0 PB: 0 SB: 1 CS: 0	PA: 35	
<b>PITCHER</b>	IP	WLS	BF	H	R	ER	SO	BB	IBB	HBP	BLK	WP	HR	S	P	ERA	WHIP				
<b>Hipolito Pichardo, R</b> ERA: 5.43	6.0	L	22	2	1	1	5	3	0	0	0	0	0	41	71	1.50	0.833				
<b>Chris Haney, L</b> ERA: 7.0	1.0		5	1	0	0	1	1	0	0	0	0	0	8	16	0.00	2.000				
<b>Ricky Bones, R</b> ERA: 3.18	0.1		4	1	2	2	0	2	0	0	0	0	0	7	18	54.00	9.000				
<b>Matt Whisenant, L</b> ERA: 4.85	0.2		4	1	0	0	0	1	0	0	0	0	0	7	12	0.00	3.000				





Batter	1	2	3	4	5	6	7	8	9	AB	R	H	RBI	BB	SO	LOB	TOP								
<b>Kenny Lofton, L</b> (1, 8) OBP: 0.372, SLG: 0.412										3	0	0	0	1	2	0									
<b>Omar Vizquel, S</b> (1, 6) OBP: 0.369, SLG: 0.383										4	0	0	0	0	0	1									
<b>Manny Ramirez, R</b> (1, 9) OBP: 0.373, SLG: 0.566										3	2	2	2	1	0	0									
<b>Jim Thome, L</b> (1, 3) OBP: 0.439, SLG: 0.658										4	0	0	0	0	3	2									
<b>Mark Whiten, S</b> (1, 7) OBP: 0.393, SLG: 0.469											4	0	0	0	0	1									
<b>Sandy Alomar Jr., R</b> (1, 2) OBP: 0.296, SLG: 0.397											2	0	0	0	1	0									
<b>Travis Fryman, R</b> (1, 5) OBP: 0.317, SLG: 0.461											2	0	0	0	1	1									
<b>David Bell, R</b> (1, 4) OBP: 0.316, SLG: 0.432										3	0	0	0	0	0	1									
<b>Shawon Dunston, R</b> (1, 10) OBP: 0.264, SLG: 0.413										3	0	0	0	0	0	0									
<b>Inning Stats</b>	R: 0 E: 0 K: 1 S: 9	H: 0 LOB: 1 BB: 1 P: 17	R: 0 E: 0 K: 0 S: 12	H: 0 LOB: 1 BB: 1 P: 19	R: 0 E: 0 K: 0 S: 8	H: 0 LOB: 0 BB: 1 P: 12	R: 0 E: 1 K: 1 S: 10	H: 0 LOB: 1 BB: 0 P: 14	R: 0 E: 0 K: 0 S: 5	H: 0 LOB: 0 BB: 0 P: 9	R: 1 E: 0 K: 1 S: 9	H: 1 LOB: 0 BB: 0 P: 13	R: 0 E: 0 K: 1 S: 6	H: 0 LOB: 0 BB: 1 P: 13	R: 0 E: 0 K: 1 S: 5	H: 0 LOB: 0 BB: 0 P: 6	R: 1 E: 0 K: 2 S: 11	H: 1 LOB: 0 BB: 0 P: 20	1B: 0 2B: 0 3B: 0 HR: 2	SF: 0 SAC: 0 DP: 1 HBP: 0	WP: 0 PB: 0 SB: 0 CS: 1	PA: 32			
<b>PITCHER</b> <b>50 José Rosado, L</b> (1, 1) ERA: 3.94	IP: 9.0 WLS: L BF: 32	H: 2 R: 2 ER: 2 SO: 7	BB: 4 IBB: 0 HBP: 0 BLK: 0	WP: 0 HR: 2 S: 75 P: 123	ERA: 2.00 WHIP: 0.667																				

Cleveland Indians @ Kansas City Royals  
Kauffman Stadium, Kansas City, MO

AB 28  
R 2  
H 2  
RBI 2  
BB 4  
SO 7  
LOB 7



WP: 0 PA: 32  
PB: 0  
SB: 0  
CS: 1

Cleveland Indians @ Kansas City Royals  
Kauffman Stadium, Kansas City, MO

AB 32  
R 1  
H 6  
RBI 1  
BB 2  
SO 5  
LOB 17



WP: 0 PA: 34  
PB: 0  
SB: 0  
CS: 0

Batter	1	2	3	4	5	6	7	8	9	AB	R	H	RBI	BB	SO	LOB	BOTTOM								
<b>Johnny Damon, L</b> (1, 8) OBP: 0.336, SLG: 0.420										3	0	1	1	1	0	0									
<b>Shane Halter, R</b> (1, 5) OBP: 0.283, SLG: 0.341										4	0	0	0	0	1	4									
<b>Jose Offerman, S</b> (1, 4) OBP: 0.372, SLG: 0.417										4	0	0	0	0	0	4									
<b>Jeff King, R</b> (1, 3) OBP: 0.341, SLG: 0.474										4	0	2	0	0	1	2									
<b>Hal Morris, L</b> (1, 10) OBP: 0.383, SLG: 0.442										4	0	1	0	0	0	1									
<b>Jeff Conine, R</b> (1, 7) OBP: 0.306, SLG: 0.436										4	0	0	0	0	1	2									
<b>Larry Sutton, L</b> (1, 9) OBP: 0.319, SLG: 0.370											4	0	0	0	0	1									
<b>Luis Rivera, R</b> (1, 6) OBP: 0.342, SLG: 0.294											2	1	1	0	0	0									
<b>Shane Mack, R</b> (7, PH) OBP: 0.339, SLG: 0.472											1	0	0	0	0	2									
<b>Mendy López, R</b> (8, 6) OBP: 0.353, SLG: 0.438											0	0	0	0	0	0									
<b>Sal Fasano, R</b> (1, 2) OBP: 0.299, SLG: 0.303										2	0	1	0	1	1	0									
<b>29 Mike Sweeney, R</b> (8, PR) OBP: 0.299, SLG: 0.331										0	0	0	0	0	0	0									
<b>Inning Stats</b>	R: 0 E: 0 K: 0 S: 8	H: 1 LOB: 0 BB: 0 P: 15	R: 0 E: 0 K: 0 S: 4	H: 1 LOB: 0 BB: 0 P: 7	R: 1 E: 0 K: 1 S: 13	H: 3 LOB: 2 BB: 0 P: 18	R: 0 E: 0 K: 0 S: 9	H: 0 LOB: 0 BB: 0 P: 17	R: 0 E: 0 K: 1 S: 6	H: 0 LOB: 0 BB: 0 P: 11	R: 0 E: 0 K: 0 S: 9	H: 0 LOB: 0 BB: 0 P: 15	R: 0 E: 0 K: 1 S: 13	H: 2 LOB: 2 BB: 0 P: 19	R: 0 E: 0 K: 2 S: 11	H: 0 LOB: 2 BB: 2 P: 22	R: 0 E: 0 K: 0 S: 8	H: 0 LOB: 0 BB: 0 P: 14	1B: 6 2B: 0 3B: 0 HR: 0	SF: 0 SAC: 0 DP: 1 HBP: 0	WP: 0 PB: 0 SB: 0 CS: 0	PA: 34			
<b>PITCHER</b> <b>Dwight Gooden, R</b> (1, 1) ERA: 3.6	IP: 7.0 WLS: W BF: 26	H: 6 R: 1 ER: 1 SO: 3	BB: 1 IBB: 0 HBP: 0 BLK: 0	WP: 0 HR: 0 S: 11 P: 102	ERA: 1.29 WHIP: 0.857																				
<b>Paul Shuey, R</b> (8, 1) ERA: 0.73	1.0 W	5 0	0 0	0 0	2 2	0 0	0 0	0 0	0 0	11 22	0.00 2.000														
<b>Michael Jackson, R</b> (9, 1) ERA: 1.91	1.0 S	3 0	0 0	0 0	0 0	0 0	0 0	0 0	0 0	8 14	0.00 0.000														

Cleveland Indians @ Kansas City Royals  
Kauffman Stadium, Kansas City, MO

AB 32  
R 1  
H 6  
RBI 1  
BB 2  
SO 5  
LOB 17



WP: 0 PA: 34  
PB: 0  
SB: 0  
CS: 0

Fri Jul 03 1998, 7:05 PM CDT  
Att: 27,661 - Unknown - 88 F

livebaseballscores.com



Batter	1	2	3	4	5	6	7	8	9	AB	R	H	RBI	BB	SO	LOB	TOP			
<b>Kenny Lofton, L</b> OBP: 0.375, SLG: 0.411 (1, 8)	G3 BB		G6-3		F7		1B		FC5-4 1B BB	3	0	1	0	2	0	1	<b>Cleveland Indians @ Kansas City Royals</b> Kauffman Stadium, Kansas City, MO Sat Jul 04 1998, 7:05 PM CDT Att: 34,270 - Cloudy - 84 F			
<b>Omar Vizquel, S</b> OBP: 0.370, SLG: 0.384 (1, 6)	G3		F7		L1-3		1B		FC5-4 1B	5	0	2	0	0	0	2				
<b>David Justice, L</b> OBP: 0.365, SLG: 0.482 (1, 10)	G6-3		F7				P7		FC5-4	5	0	1	0	0	0	6				
<b>Shawon Dunston, R</b> OBP: 0.284, SLG: 0.413 (9, PR)	G6-3		F7				F9 1B		FC5-4 S	0	0	0	0	0	0	0				
<b>Jim Thome, L</b> OBP: 0.436, SLG: 0.650 (1, 3)	K				K		1B		F8	5	0	1	0	0	3	3				
<b>Manny Ramirez, R</b> OBP: 0.370, SLG: 0.558 (1, 9)		K			P5		F9		L4	4	0	0	0	1	1	5				
<b>Mark Whiten, S</b> OBP: 0.405, SLG: 0.469 (1, 7)	1B BB		FC4-6 1B				BB		FC1-4 1B HR	2	1	1	0	2	0	1				
<b>Sandy Alomar Jr., R</b> OBP: 0.300, SLG: 0.398 (1, 2)	G4-6-3 1B		FC4-6 1-2		G2-3				HR	4	1	2	0	0	0	4				
<b>Travis Fryman, R</b> OBP: 0.317, SLG: 0.468 (1, 5)	G4-6-3 1-2				L8		G5-3		HR	4	1	1	3	0	0	2				
<b>David Bell, R</b> OBP: 0.315, SLG: 0.427 (1, 4)			G6-3 BB		P7		F8		G5-3	3	0	0	0	1	0	0				
<b>Inning Stats</b>	R: 0 E: 0 K: 1 S: 9	H: 0 LOB: 1 BB: 1 P: 20	R: 0 E: 0 K: 1 S: 8	H: 1 LOB: 1 BB: 1 P: 12	R: 0 E: 0 K: 0 S: 6	H: 0 LOB: 1 BB: 1 P: 12	R: 0 E: 0 K: 1 S: 7	H: 1 LOB: 0 BB: 0 P: 10	R: 0 E: 0 K: 0 S: 8	H: 2 LOB: 3 BB: 1 P: 18	R: 0 E: 0 K: 0 S: 17	H: 2 LOB: 2 BB: 0 P: 23	R: 3 E: 0 K: 0 S: 15	H: 2 LOB: 0 BB: 1 P: 25	R: 0 E: 0 K: 1 S: 12	H: 1 LOB: 3 BB: 1 P: 19	1B: 8 2B: 0 3B: 0 HR: 1	SF: 0 SAC: 0 DP: 1 HBP: 0	WP: 0 PB: 0 SB: 1 CS: 1	PA: 41
<b>PITCHER</b>	IP	WLS	BF	H	R	ER	SO	BB	IBB	HBP	BLK	WP	HR	S	P	ERA	WHIP			
<b>Pat Rapp, R</b> ERA: 4.58 (1, 1)	7.0	W	30	6	0	0	3	4	0	0	0	0	0	62	106	0.00	1.429			
<b>Scott Service, R</b> ERA: 3.57 (8, 1)	1.0		6	2	3	3	0	1	0	0	0	0	1	15	25	27.00	3.000			
<b>Jeff Montgomery, R</b> ERA: 6.3 (9, 1)	1.0	S	5	1	0	0	1	1	0	0	0	0	0	12	19	0.00	2.000			

Batter	1	2	3	4	5	6	7	8	9	AB	R	H	RBI	BB	SO	LOB	BOTTOM				
<b>Johnny Damon, L</b> OBP: 0.339, SLG: 0.436 (1, 7)	HR		G6-3		FC4-2 3B		IBB		F9	4	1	2	2	1	0	0	<b>Cleveland Indians @ Kansas City Royals</b> Kauffman Stadium, Kansas City, MO Sat Jul 04 1998, 7:05 PM CDT Att: 34,270 - Cloudy - 84 F				
<b>Jermaine Allensworth, R</b> OBP: 0.366, SLG: 0.421 (1, 8)	F8				K		FC4-2 BB S		G6-3	5	0	0	0	0	2	4					
<b>Jose Offerman, S</b> OBP: 0.373, SLG: 0.415 (1, 4)	F7				F8		BB		F9	4	0	1	0	1	0	0					
<b>Jeff King, R</b> OBP: 0.345, SLG: 0.477 (1, 10)	F9				2B		BB		1B	4	1	2	0	1	1	1					
<b>Hal Morris, L</b> OBP: 0.381, SLG: 0.443 (1, 3)			K		F7		G4-3		1B	4	0	1	0	0	1	4					
<b>Jeff Conine, R</b> OBP: 0.310, SLG: 0.434 (1, 9)	G4-6-3 1B				HR		BB		F9	3	1	1	0	1	1	2					
<b>Sal Fasano, R</b> OBP: 0.312, SLG: 0.344 (1, 2)	G4-6-3 1-2				HR		1B		1B	3	1	2	2	0	0	1					
<b>Luis Rivera, R</b> OBP: 0.357, SLG: 0.316 (1, 6)			G1-3		G6-3		2B		1B	4	0	2	1	0	0	0					
<b>Mendy López, R</b> OBP: 0.333, SLG: 0.400 (1, 5)			G6-3		3B		1B		F9	4	1	1	0	0	1	5					
<b>Inning Stats</b>	R: 1 E: 0 K: 0 S: 11	H: 1 LOB: 0 BB: 0 P: 18	R: 0 E: 0 K: 1 S: 5	H: 1 LOB: 0 BB: 0 P: 9	R: 0 E: 0 K: 0 S: 5	H: 0 LOB: 0 BB: 0 P: 6	R: 0 E: 0 K: 1 S: 11	H: 1 LOB: 1 BB: 0 P: 17	R: 3 E: 0 K: 0 S: 16	H: 3 LOB: 3 BB: 3 P: 33	R: 0 E: 0 K: 3 S: 11	H: 2 LOB: 3 BB: 1 P: 20	R: 1 E: 0 K: 0 S: 16	H: 3 LOB: 0 BB: 0 P: 26	R: 0 E: 0 K: 1 S: 12	H: 1 LOB: 1 BB: 0 P: 18		1B: 6 2B: 3 3B: 1 HR: 2	SF: 0 SAC: 0 DP: 1 HBP: 1	WP: 0 PB: 0 SB: 1 CS: 0	PA: 40
<b>PITCHER</b>	IP	WLS	BF	H	R	ER	SO	BB	IBB	HBP	BLK	WP	HR	S	P	ERA	WHIP				
<b>Charles Nagy, R</b> ERA: 5.57 (1, 1)	6.1	L	32	10	5	5	5	3	1	0	0	0	0	2	65	112	7.11	2.053			
<b>Jose Mesa, R</b> ERA: 4.47 (7, 1)	1.2		8	2	0	0	1	0	0	1	0	0	0	22	35	0.00	1.200				







Batter	1	2	3	4	5	6	7	8	9	AB	R	H	RBI	BB	SO	LOB	TOP								
<b>Jermaine Allensworth, R</b> OBP: 0.589, SLG: 0.423 (1.8)	1-1 1B		1-0 E6 1B	0-2 G1-3			1-1 E S 1B		0-1 L8	5	2	3	0	0	0	1									
<b>Jose Offerman, S</b> OBP: 0.372, SLG: 0.411 (1.4)	0-0 B2		2-2 CS 1B			3-1 L8	4-1 1B		2-1 F8	4	0	1	0	1	0	1									
<b>Hal Morris, L</b> OBP: 0.385, SLG: 0.444 (1.7)	1-3 K		2-2 1B			0-1 F8	1-0 1B		2-1 1B	4	0	2	1	0	1	1									
<b>Johnny Damon, L</b> OBP: 0.343, SLG: 0.436 (8.7)			1-2 1B			1-3 1B	1-3 FC5-2-5 1B			1	0	1	0	0	0	0									
<b>Jeff King, R</b> OBP: 0.339, SLG: 0.469 (1.3)	1-0 F9		3-H G1-3			2-1 F9	3-H FC5-2-5		0-1 G5-3	5	0	0	0	0	0	6									
<b>Dean Palmer, R</b> OBP: 0.335, SLG: 0.524 (1.5)		2-2 G5-3		2-3 K		2-3 K	0-1 P4			4	0	0	0	0	2	2									
<b>Jeff Conine, R</b> OBP: 0.309, SLG: 0.434 (1.9)		2-1 1B		1-1 2B		2-2 E9 2B	0-2 L8			4	2	2	0	0	0	2									
<b>Shane Mack, R</b> OBP: 0.341, SLG: 0.466 (1.10)		2-3 K		3-1 G5-3		4-2 2B		0-0 P2		3	1	0	0	1	1	2									
<b>Sal Fasano, R</b> OBP: 0.313, SLG: 0.359 (1.2)		1-2 P3		2-1 1B		0-0 2B	1-2 G5-3			4	1	2	3	0	0	1									
<b>Mendy López, R</b> OBP: 0.320, SLG: 0.375 (1.6)			1-0 F9	1-0 1B		2-1 G4-3	1-0 L9			4	0	1	1	0	0	0									
<b>Inning Stats</b>	R: 0 E: 0 K: 1 S: 8	H: 1 LOB: 1 BB: 0 P: 11	R: 0 E: 0 K: 1 S: 15	H: 1 LOB: 1 BB: 0 P: 22	R: 1 E: 1 K: 0 S: 11	H: 3 LOB: 1 BB: 0 P: 19	R: 2 E: 0 K: 1 S: 16	H: 3 LOB: 1 BB: 0 P: 25	R: 0 E: 0 K: 0 S: 6	H: 0 LOB: 0 BB: 0 P: 11	R: 2 E: 1 K: 1 S: 12	H: 1 LOB: 0 BB: 1 P: 22	R: 1 E: 0 K: 0 S: 14	H: 2 LOB: 2 BB: 1 P: 22	R: 0 E: 0 K: 0 S: 5	H: 0 LOB: 0 BB: 0 P: 7	R: 0 E: 0 K: 0 S: 8	H: 1 LOB: 1 BB: 0 P: 12	1B: 9 2B: 3 3B: 0 HR: 0	SF: 0 SAC: 0 DP: 0 HBP: 0	WP: 0 PB: 0 SB: 2 CS: 1	PA: 40			
<b>PITCHER</b>	IP	WLS	BF	H	R	ER	SO	BB	IBB	HBP	BLK	WP	HR	S	P	ERA	WHIP								
<b>Mike Siroka, L</b> ERA: 5.18 (1.1)	6.0	L	30	11	6	5	4	2	0	0	0	0	0	72	120	7.50	2.167								
<b>Keith Foulke, R</b> ERA: 4.79 (7.1)	2.0		6	0	0	0	0	0	0	0	0	0	0	15	19	0.00	0.000								
<b>Matt Karchner, R</b> ERA: 3.6 (9.1)	1.0		4	1	0	0	0	0	0	0	0	0	0	8	12	0.00	1.000								

**Kansas City Royals @ Chicago White Sox**  
Comiskey Park, Chicago, IL  
Thu Jul 09 1998, 8:05 PM EDT  
Att: 15,023 - Unknown - 78 F

livebaseballscorecards.com

AB 38  
R 6  
H 12  
RBI 5  
BB 2  
SO 4  
LOB 16



Batter	1	2	3	4	5	6	7	8	9	AB	R	H	RBI	BB	SO	LOB	BOTTOM								
<b>Ray Durham, S</b> OBP: 0.366, SLG: 0.442 (1.4)	0-2 G6-3 1B		1-0 G3			4-0 G6-3 BB	1-3 K			3	1	1	0	1	1	0									
<b>Mike Canuso, S</b> OBP: 0.332, SLG: 0.407 (1.6)	3-2 G6-3		1-0 G4-3			1-1 G6-3	0-2 G6-3			2	0	0	0	0	0	1									
<b>Chris Snopek, R</b> OBP: 0.282, SLG: 0.269 (4.6)	1-2 1B					1-2 1B				2	0	0	0	0	0	1									
<b>Frank Thomas, R</b> OBP: 0.382, SLG: 0.466 (1.10)	1-0 P4			0-1 L5		2-2 P4			2-2 G4-3 1B	4	0	1	0	0	0	2									
<b>Albert Belle, R</b> OBP: 0.356, SLG: 0.526 (1.7)	1-2 2H 1B			2-1 F9		0-0 HR		2-0 P6		4	1	2	2	0	0	1									
<b>Robin Ventura, L</b> OBP: 0.355, SLG: 0.433 (1.5)	3-2 F8			4-1 1B		1-0 G4-3	1-0 G4-3		3-2 G4-3	3	1	0	0	1	0	2									
<b>Magglio Ordonez, R</b> OBP: 0.318, SLG: 0.424 (1.9)		0-0 P8		0-0 1B		2-1 2B		0-3 K		4	1	2	0	0	1	1									
<b>Greg Norton, S</b> OBP: 0.291, SLG: 0.454 (1.3)		3-3 K		0-0 1B		1-1 G4-3		1-2 G4-3		4	0	1	2	0	1	1									
<b>Mike Cameron, R</b> OBP: 0.287, SLG: 0.322 (1.8)		0-0 G4-3		0-3 K		1-1 G5-3		3-3 K		4	0	0	0	0	2	2									
<b>Chad Kreuter, S</b> OBP: 0.409, SLG: 0.348 (1.2)			0-1 G3			1-3 K		0-0 G4-3		4	0	0	0	0	1	0									
<b>Inning Stats</b>	R: 1 E: 0 K: 0 S: 13	H: 2 LOB: 1 BB: 0 P: 21	R: 0 E: 0 K: 1 S: 5	H: 0 LOB: 0 BB: 0 P: 8	R: 0 E: 0 K: 0 S: 4	H: 0 LOB: 0 BB: 0 P: 6	R: 2 E: 0 K: 1 S: 10	H: 2 LOB: 1 BB: 1 P: 16	R: 0 E: 0 K: 0 S: 9	H: 0 LOB: 1 BB: 1 P: 17	R: 1 E: 0 K: 0 S: 8	H: 2 LOB: 1 BB: 0 P: 13	R: 0 E: 0 K: 1 S: 9	H: 0 LOB: 0 BB: 0 P: 10	R: 0 E: 0 K: 1 S: 11	H: 1 LOB: 1 BB: 0 P: 18	R: 0 E: 0 K: 1 S: 11	H: 0 LOB: 0 BB: 0 P: 18	1B: 5 2B: 1 3B: 0 HR: 1	SF: 0 SAC: 0 DP: 0 HBP: 0	WP: 0 PB: 0 SB: 0 CS: 0	PA: 36			
<b>PITCHER</b>	IP	WLS	BF	H	R	ER	SO	BB	IBB	HBP	BLK	WP	HR	S	P	ERA	WHIP								
<b>Tim Belcher, R</b> ERA: 4.0 (1.1)	7.0	W	29	6	4	4	4	2	0	0	0	0	0	58	91	5.14	1.143								
<b>Scott Service, R</b> ERA: 3.59 (8.1)	1.0		4	1	0	0	1	0	0	0	0	0	0	11	18	0.00	1.000								
<b>Jeff Montgomery, R</b> ERA: 6.1 (9.1)	1.0	S	3	0	0	0	1	0	0	0	0	0	0	11	18	0.00	0.000								

**Kansas City Royals @ Chicago White Sox**  
Comiskey Park, Chicago, IL  
Thu Jul 09 1998, 8:05 PM EDT  
Att: 15,023 - Unknown - 78 F

livebaseballscorecards.com

AB 34  
R 4  
H 7  
RBI 4  
BB 2  
SO 6  
LOB 11





Batter	1	2	3	4	5	6	7	8	9	AB	R	H	RBI	BB	SO	LOB	TOP										
<b>Johnny Damon, L</b> OBP: 0.342, SLG: 0.434 (1, 7)	F9		FC4 1B		P5		L4			4	0	1	0	0	0	3	<b>Kansas City Royals @ Chicago White Sox</b> Comiskey Park, Chicago, IL Fri Jul 10 1998, 8:05 PM EDT Att: 15,378 - Unknown - 75 F										
<b>Jose Offerman, S</b> OBP: 0.388, SLG: 0.406 (1, 4)	G3		FC4 1-2			G6-3		P7		4	0	0	0	0	0	1											
<b>Hal Morris, L</b> OBP: 0.380, SLG: 0.438 (1, 10)	G6-3				F7	G6-3		G1-3		4	0	0	0	0	0	0											
<b>Jeff King, R</b> OBP: 0.338, SLG: 0.466 (1, 3)		P2			F9	K		1B		4	0	1	0	0	1	0											
<b>Dean Palmer, R</b> OBP: 0.334, SLG: 0.520 (1, 5)		P3			G4-3			F9 1B		4	1	1	0	0	0	1											
<b>Jeff Conine, R</b> OBP: 0.308, SLG: 0.446 (1, 9)		HR			G6-3		F9			4	1	1	1	0	0	1											
<b>Jermaine Allensworth, R</b> OBP: 0.367, SLG: 0.425 (1, 8)		G3			K		G6-3 1B 2B		G4-3	4	1	1	0	0	0	1											
<b>Sal Fasano, R</b> OBP: 0.318, SLG: 0.359 (1, 2)					F9-3 1B		G6-3		K	3	0	1	1	1	1	1											
<b>Mendy López, R</b> OBP: 0.333, SLG: 0.385 (7, PH)					F9-3 1B					2	0	1	0	0	0	1											
<b>Larry Sutton, L</b> OBP: 0.316, SLG: 0.365 (7, PH)										1	0	1	1	0	0	0											
<b>Shane Halter, R</b> OBP: 0.283, SLG: 0.341 (7, 6)							WP 1B			0	0	0	0	0	0	0											
<b>Inning Stats</b>	R: 0 E: 0 K: 0 S: 6	H: 0 LOB: 0 BB: 0 P: 8	R: 1 E: 0 K: 0 S: 7	H: 1 LOB: 0 BB: 0 P: 13	R: 0 E: 0 K: 0 S: 10	H: 2 LOB: 1 BB: 0 P: 19	R: 0 E: 0 K: 0 S: 4	H: 0 LOB: 0 BB: 0 P: 6	R: 0 E: 0 K: 1 S: 11	H: 1 LOB: 2 BB: 1 P: 19	R: 0 E: 0 K: 0 S: 6	H: 0 LOB: 0 BB: 0 P: 12	R: 2 E: 0 K: 0 S: 11	H: 3 LOB: 1 BB: 0 P: 15	R: 0 E: 0 K: 0 S: 11	H: 1 LOB: 1 BB: 0 P: 17	R: 0 E: 0 K: 1 S: 6	H: 0 LOB: 0 BB: 0 P: 7	1B: 6 2B: 2 3B: 0 HR: 1	SF: 0 SAC: 0 DP: 1 HBP: 0	WP: 1 PB: 1 SB: 0 CS: 0	PA: 35					
<b>PITCHER</b>	IP	WLS	BF	H	R	ER	SO	BB	IBB	HBP	BLK	WP	HR	S	P	ERA	WHIP										
<b>Jaime Navarro, R</b> ERA: 6.04 (1, 1)	7.2	W	31	8	3	3	2	1	0	0	0	1	1	62	103	3.52	1.174										
<b>41 Bill Simas, R</b> ERA: 2.59 (8, 1)	1.1		4	0	0	0	1	0	0	0	0	0	0	10	13	0.00	0.000										

AB	34
R	3
H	8
RBI	3
BB	1
SO	3
LOB	8



Batter	1	2	3	4	5	6	7	8	9	AB	R	H	RBI	BB	SO	LOB	BOTTOM										
<b>Ray Durham, S</b> OBP: 0.369, SLG: 0.452 (1, 4)	G6-3 HR 1B				F8 1-2					5	3	3	1	0	1	3	<b>Kansas City Royals @ Chicago White Sox</b> Comiskey Park, Chicago, IL Fri Jul 10 1998, 8:05 PM EDT Att: 15,378 - Unknown - 75 F										
<b>Chris Snopce, R</b> OBP: 0.287, SLG: 0.260 (1, 6)	G6-3 HR BB	G5-3				1B E BB		F7		3	2	0	0	2	1	3											
<b>Frank Thomas, R</b> OBP: 0.382, SLG: 0.468 (1, 10)	G6-3							F8		5	1	2	1	0	1	4											
<b>Albert Belle, R</b> OBP: 0.362, SLG: 0.548 (1, 7)	HR				G5-3			E8		5	2	4	6	0	0	1											
<b>Robin Ventura, L</b> OBP: 0.353, SLG: 0.429 (1, 5)	F7				G6-3			G5-3		5	0	1	0	0	0	3											
<b>Maglio Ordonez, R</b> OBP: 0.321, SLG: 0.428 (1, 9)	FC5-4 1B				G6-3			F9		4	0	2	0	0	0	1											
<b>Wil Cordero, R</b> OBP: 0.300, SLG: 0.434 (1, 3)	FC5-4 1-2							G5-3		4	0	1	0	0	0	3											
<b>Mike Cameron, R</b> OBP: 0.290, SLG: 0.322 (1, 8)		L6								3	1	1	0	1	1	1											
<b>Charlie O'Brien, R</b> OBP: 0.303, SLG: 0.395 (1, 2)		G6-3						F9		4	1	1	0	0	0	2											
<b>Inning Stats</b>	R: 3 E: 0 K: 0 S: 15	H: 3 LOB: 1 BB: 1 P: 28	R: 1 E: 0 K: 0 S: 6	H: 1 LOB: 0 BB: 0 P: 11	R: 1 E: 0 K: 0 S: 15	H: 1 LOB: 0 BB: 0 P: 21	R: 0 E: 0 K: 1 S: 9	H: 1 LOB: 1 BB: 0 P: 16	R: 1 E: 1 K: 1 S: 7	H: 1 LOB: 1 BB: 1 P: 16	R: 0 E: 0 K: 0 S: 7	H: 0 LOB: 0 BB: 1 P: 15	R: 2 E: 1 K: 1 S: 15	H: 4 LOB: 2 BB: 0 P: 16	R: 2 E: 0 K: 1 S: 12	H: 4 LOB: 2 BB: 0 P: 20		1B: 10 2B: 2 3B: 0 HR: 3	SF: 0 SAC: 0 DP: 0 HBP: 0	WP: 1 PB: 1 SB: 0 CS: 1	PA: 41						
<b>PITCHER</b>	IP	WLS	BF	H	R	ER	SO	BB	IBB	HBP	BLK	WP	HR	S	P	ERA	WHIP										
<b>50 José Rosado, L</b> ERA: 4.12 (1, 1)	5.0	L	24	7	6	4	2	2	0	0	1	1	1	21	30	10.80	3.000										
<b>Ricky Bones, R</b> ERA: 3.95 (6, 1)	1.2		9	4	2	2	1	1	0	0	0	0	1	21	30	10.80	3.000										
<b>Jim Pittsley, R</b> ERA: 5.98 (7, 1)	1.1		8	4	2	2	1	0	0	0	0	0	0	13	21	13.50	3.000										





Batter	1	2	3	4	5	6	7	8	9	AB	R	H	RBI	BB	SO	LOB	TOP								
<b>Johnny Damon, L</b> (1, 8) OBP: 0.344, SLG: 0.433	G5-3		S 2B 1B		FC6-4 HBP			K		3	1	1	0	0	1	0									
<b>Jose Offerman, S</b> (1, 4) OBP: 0.387, SLG: 0.404	G1-6-3 1B		L7		FC6-4			K		4	1	1	0	0	1	2									
<b>Hal Morris, L</b> (1, 3) OBP: 0.378, SLG: 0.438	G1-6-3		1-H 2B		G4-3			E6		4	0	1	1	0	0	1									
<b>Dean Palmer, R</b> (1, 5) OBP: 0.333, SLG: 0.516	1B		F8		F9			G1-3		4	0	1	1	0	0	2									
<b>Jeff King, R</b> (1, 10) OBP: 0.337, SLG: 0.463	G5-3			P6				K		4	1	1	0	0	1	1									
<b>Jeff Conine, R</b> (1, 7) OBP: 0.307, SLG: 0.442		G5-3		G5-3				E 1B		4	0	1	0	0	0	1									
<b>Larry Sutton, L</b> (1, 9) OBP: 0.309, SLG: 0.357		L7		G4-3				F8		4	0	0	0	0	0	2									
<b>29 Mike Sweeney, R</b> (1, 2) OBP: 0.301, SLG: 0.331		F9						K		4	0	2	1	0	1	1									
<b>Mendy López, R</b> (1, 6) OBP: 0.310, SLG: 0.357				G4-3				E1 1B		2	0	0	0	0	1	1									
<b>Shane Mack, R</b> (7, PH) OBP: 0.333, SLG: 0.470										1	0	1	0	0	0	0									
<b>Luis Rivera, R</b> (7, 6) OBP: 0.333, SLG: 0.293										0	0	0	0	0	0	0									
<b>Jermaine Allensworth, R</b> (9, PH) OBP: 0.366, SLG: 0.423										1	0	0	0	0	0	1									
<b>Inning Stats</b>	R: 1 E: 0 K: 0 S: 11	H: 2 LOB: 1 BB: 0 P: 15	R: 0 E: 0 K: 0 S: 9	H: 0 LOB: 0 BB: 0 P: 13	R: 1 E: 0 K: 0 S: 16	H: 2 LOB: 1 BB: 0 P: 24	R: 0 E: 0 K: 0 S: 6	H: 0 LOB: 0 BB: 0 P: 8	R: 0 E: 0 K: 1 S: 10	H: 1 LOB: 1 BB: 0 P: 16	R: 0 E: 0 K: 1 S: 7	H: 0 LOB: 0 BB: 0 P: 11	R: 0 E: 1 K: 1 S: 8	H: 2 LOB: 1 BB: 0 P: 9	R: 0 E: 1 K: 2 S: 14	H: 0 LOB: 1 BB: 0 P: 22	R: 1 E: 0 K: 0 S: 10	H: 2 LOB: 1 BB: 0 P: 16	1B: 8 2B: 2 3B: 0 HR: 0	SF: 0 SAC: 0 DP: 1 HBP: 1	WP: 0 PB: 0 SB: 2 CS: 1	PA: 36			
<b>PITCHER</b>	IP	WLS	BF	H	R	ER	SO	BB	IBB	HBP	BLK	WP	HR	S	P	ERA	WHIP								
<b>James Baldwin, R</b> (1, 1) ERA: 6.83	7.0	W	27	7	2	2	3	0	0	1	0	0	0	67	96	2.57	1.000								
<b>Bob Howry, R</b> (8, 1) ERA: 8.17	1.0		4	0	0	0	2	0	0	0	0	0	0	14	22	0.00	0.000								
<b>Matt Karchner, R</b> (9, 1) ERA: 3.77	1.0	S	5	2	1	1	0	0	0	0	0	0	0	10	16	9.00	2.000								

**Kansas City Royals @ Chicago White Sox**  
Comiskey Park, Chicago, IL  
Sat Jul 11 1998, 8:05 PM EDT  
Att: 21,814 - Unknown - 77 F

AB 35  
R 3  
H 9  
RBI 3  
BB 0  
SO 5  
LOB 12



Batter	1	2	3	4	5	6	7	8	9	AB	R	H	RBI	BB	SO	LOB	BOTTOM								
<b>Ray Durham, S</b> (1, 4) OBP: 0.370, SLG: 0.464	G3-1		HR 2B		K			HR		4	2	2	1	0	1	0									
<b>Chris Snopce, R</b> (1, 6) OBP: 0.295, SLG: 0.263	F7		P3		BB			BB WP 1B		3	0	1	0	1	0	1									
<b>Frank Thomas, R</b> (1, 10) OBP: 0.386, SLG: 0.466	1B BB		HR BB		F9			1B BB		1	1	0	0	3	0	1									
<b>Albert Belle, R</b> (1, 7) OBP: 0.363, SLG: 0.556	1B		HR		K			F8		4	1	2	3	0	1	1									
<b>Robin Ventura, L</b> (1, 5) OBP: 0.352, SLG: 0.427	K		G3		G3-1			1B		4	0	1	0	0	1	2									
<b>Magglio Ordonez, R</b> (1, 9) OBP: 0.316, SLG: 0.422		K		G5-3				L9		4	0	0	0	0	1	2									
<b>Greg Norton, S</b> (1, 3) OBP: 0.285, SLG: 0.444		L6		F7				K		3	0	0	0	0	1	0									
<b>Mike Cameron, R</b> (1, 8) OBP: 0.290, SLG: 0.322		P5		CS 1B				G6-3		3	0	1	0	0	0	0									
<b>Chad Kreuter, S</b> (1, 2) OBP: 0.401, SLG: 0.341			K		CS 1B			L8		3	0	0	0	0	1	0									
<b>Inning Stats</b>	R: 0 E: 0 K: 1 S: 11	H: 1 LOB: 2 BB: 1 P: 19	R: 0 E: 0 K: 1 S: 6	H: 0 LOB: 0 BB: 0 P: 11	R: 3 E: 0 K: 1 S: 13	H: 2 LOB: 0 BB: 1 P: 24	R: 0 E: 0 K: 0 S: 10	H: 1 LOB: 0 BB: 0 P: 16	R: 0 E: 0 K: 1 S: 10	H: 0 LOB: 1 BB: 1 P: 17	R: 0 E: 0 K: 1 S: 7	H: 0 LOB: 0 BB: 0 P: 12	R: 0 E: 0 K: 1 S: 5	H: 0 LOB: 0 BB: 0 P: 7	R: 1 E: 0 K: 0 S: 11	H: 3 LOB: 2 BB: 1 P: 20	1B: 4 2B: 1 3B: 0 HR: 2	SF: 0 SAC: 0 DP: 0 HBP: 0	WP: 1 PB: 0 SB: 0 CS: 1	PA: 34					
<b>PITCHER</b>	IP	WLS	BF	H	R	ER	SO	BB	IBB	HBP	BLK	WP	HR	S	P	ERA	WHIP								
<b>Pat Rapp, R</b> (1, 1) ERA: 4.61	7.0	L	28	5	4	4	6	3	0	0	0	0	2	63	108	5.14	1.143								
<b>Scott Service, R</b> (8, 1) ERA: 3.53	0.2		3	1	0	0	0	1	0	0	0	1	0	6	11	0.00	3.000								
<b>Matt Whisenant, L</b> (8, 1) ERA: 4.65	0.1		2	1	0	0	0	0	0	0	0	0	0	4	7	0.00	3.000								

**Kansas City Royals @ Chicago White Sox**  
Comiskey Park, Chicago, IL  
Sat Jul 11 1998, 8:05 PM EDT  
Att: 21,814 - Unknown - 77 F

AB 29  
R 4  
H 7  
RBI 4  
BB 4  
SO 6  
LOB 7






Batter	1	2	3	4	5	6	7	8	9	AB	R	H	RBI	BB	SO	LOB	TOP	
<b>Jermaine Allensworth, R</b> (1, 8) OBP: 0.564, SLG: 0.418 <b>Johnny Damon, L</b> (8, PH) OBP: 0.343, SLG: 0.432 (8, 8)	1-0 1B HBP	1-3 K		0-3 K		1-3 K		3-2 FC6		3	1	0	0	0	3	3		
<b>Jose Offerman, S</b> (1, 4)	0-0 1B	0-0 G4-3		4-0 FC6-4 BB		1-3 K		1-3 K		4	0	1	0	1	2	5		
<b>Shane Mack, R</b> (1, 7) OBP: 0.352, SLG: 0.473	0-0 1B		0-0 G6-3	0-0 P3		1-0 1B		1-1 2B SF9	1B	5	1	3	1	0	0	2		
<b>Dean Palmer, R</b> (1, 5) OBP: 0.331, SLG: 0.515	0-0 F9		0-0 P4	0-0 FC6-4		3-3 1B		1-1 SF9	1B	5	1	1	0	0	1	5		
<b>Jeff King, R</b> (1, 3) OBP: 0.335, SLG: 0.461	1-0 F8		0-0 2B 1B		2-1 G5-3		3-0 P3		1-1 SF9	4	0	1	1	0	0	3		
<b>Jeff Conine, R</b> (1, 9) OBP: 0.318, SLG: 0.457	2-1 G6-3		0-0 2B		1-1 G3-6-3 1B			0-0 FC6 SH1-3	1B	5	0	4	1	0	0	2		
<b>Hal Morris, L</b> (1, 10) OBP: 0.377, SLG: 0.439			0-0 2B	0-3 K	1-1 G3-6-3			0-0 SH1-3	1B	4	0	1	0	0	1	4		
<b>Sal Fasano, R</b> (1, 2) OBP: 0.327, SLG: 0.381		0-0 P4		0-0 HR		2-2 F8		2-1 FC6 HBP	1B	3	1	1	1	0	0	1		
<b>Mendy López, R</b> (1, 6) OBP: 0.344, SLG: 0.400 <b>Larry Sutton, L</b> (8, PH) OBP: 0.308, SLG: 0.355 <b>Luis Rivera, R</b> (8, 6) OBP: 0.326, SLG: 0.286		4-0 BB		0-0 2B		1-0 F9		2-0 F7	1B	2	0	1	0	1	0	0		
<b>Inning Stats</b>	R: 1 E: 0 K: 0 S: 6	H: 2 LOB: 2 BB: 0 P: 10	R: 0 E: 0 K: 1 S: 6	H: 1 LOB: 2 BB: 1 P: 11	R: 0 E: 0 K: 1 S: 7	H: 2 LOB: 2 BB: 0 P: 11	R: 0 E: 0 K: 1 S: 7	H: 0 LOB: 0 BB: 0 P: 11	R: 0 E: 0 K: 2 S: 10	H: 1 LOB: 3 BB: 0 P: 18	R: 0 E: 0 K: 1 S: 12	H: 3 LOB: 2 BB: 0 P: 18	1B: 8 2B: 4 3B: 0 HR: 1	SF: 1 SAC: 1 DP: 1 HBP: 3	WP: 0 PB: 0 SB: 1 CS: 1	PA: 45		
<b>PITCHER</b>	IP	WLS	BF	H	R	ER	SO	BB	IBB	HBP	BLK	WP	HR	S	P	ERA	WHIP	
<b>Jim Parque, L</b> (1, 1) ERA: 5.72	6.0		28	8	2	2	4	2	0	1	0	0	1	39	60	3.00	1.667	
<b>Bob Howry, R</b> (7, 1) ERA: 5.68	1.0	4	1	0	0	2	0	0	0	0	0	0	0	10	18	0.00	1.000	
<b>41 Bill Simas, R</b> (8, 1) ERA: 2.52	1.0	6	1	0	0	1	0	0	0	1	0	0	0	10	18	0.00	1.000	
<b>Matt Karchner, R</b> (9, 1) ERA: 4.22	1.0	L	7	3	2	2	0	0	0	1	0	0	0	12	18	18.00	3.000	

**Kansas City Royals @ Chicago White Sox**  
Comiskey Park, Chicago, IL  
Sun Jul 12 1998, 4:33 AM EDT  
Att: 32,929 - Sunny - 80 F


AB 38  
R 4  
H 13  
RBI 4  
BB 2  
SO 7  
LOB 31



Batter	1	2	3	4	5	6	7	8	9	AB	R	H	RBI	BB	SO	LOB	BOTTOM			
<b>Ray Durham, S</b> (1, 4) OBP: 0.371, SLG: 0.462	3-1 F7	0-3 K			0-1 F9		2-2 CS 1B		4-0 S BB	4	0	1	0	1	1	0				
<b>Chris Snopce, R</b> (1, 6) OBP: 0.293, SLG: 0.262 <b>Chad Kreuter, S</b> (8, PH) OBP: 0.399, SLG: 0.338	1-1 BB 1B		0-0 G6-3		3-1 F8		2-1 G5-3		2-3 K	4	0	1	0	0	0	2				
<b>Frank Thomas, R</b> (1, 10) OBP: 0.387, SLG: 0.465	2-1 F9		0-0 F7 1B		0-0 G1-3			4-2 FC6-4 BB		3	0	1	0	1	0	1				
<b>Albert Belle, R</b> (1, 7) OBP: 0.362, SLG: 0.551	4-2 BB		0-0 F7		2-3 K			0-2 FC6-4 FC4-6		3	0	0	0	1	1	2				
<b>Robin Ventura, L</b> (1, 5) OBP: 0.348, SLG: 0.422	2-0 F8		0-0 P4		1-2 K			1-1 FC4-6 HBP		4	0	0	0	0	1	4				
<b>Maglio Ordonez, R</b> (1, 9) OBP: 0.322, SLG: 0.435			0-0 HR		1-1 E6 F7 25 SF8			3-2 HBP		3	2	2	1	0	0	0				
<b>Wil Cordero, R</b> (1, 3) OBP: 0.300, SLG: 0.445			0-0 HR		0-0 F7		0-2 G1-3		0-3 K	4	1	1	1	0	1	4				
<b>25 Jeff Abbott, R</b> (1, 8) OBP: 0.337, SLG: 0.581 <b>Mike Cameron, R</b> (8, 8) OBP: 0.289, SLG: 0.321		4-0 BB		0-0 SF8		0-0 G6-3			0-3 K	1	0	0	1	1	0	0				
<b>Charlie O'Brien, R</b> (1, 2) OBP: 0.304, SLG: 0.390 <b>Greg Norton, S</b> (8, PH) OBP: 0.283, SLG: 0.440		0-0 G5-4-3		0-0 F7		4-1 1B BB			1-2 F8	2	0	0	0	1	0	1				
<b>Inning Stats</b>	R: 0 E: 0 K: 0 S: 9	H: 1 LOB: 2 BB: 1 P: 21	R: 2 E: 0 K: 1 S: 6	H: 2 LOB: 0 BB: 1 P: 10	R: 0 E: 0 K: 0 S: 4	H: 1 LOB: 0 BB: 0 P: 4	R: 1 E: 1 K: 0 S: 5	H: 0 LOB: 0 BB: 0 P: 8	R: 0 E: 0 K: 2 S: 14	H: 1 LOB: 1 BB: 0 P: 18	R: 0 E: 0 K: 1 S: 7	H: 1 LOB: 1 BB: 1 P: 15	R: 0 E: 0 K: 1 S: 12	H: 0 LOB: 2 BB: 1 P: 20	R: 0 E: 0 K: 2 S: 10	H: 0 LOB: 1 BB: 1 P: 17	1B: 4 2B: 0 3B: 0 HR: 2	SF: 1 SAC: 0 DP: 1 HBP: 1	WP: 0 PB: 0 SB: 1 CS: 1	PA: 38
<b>PITCHER</b>	IP	WLS	BF	H	R	ER	SO	BB	IBB	HBP	BLK	WP	HR	S	P	ERA	WHIP			
<b>Glendon Rusch, L</b> (1, 1) ERA: 5.26	6.1		28	6	3	2	3	3	0	0	0	0	0	14	24	0.00	0.600			
<b>Scott Service, R</b> (7, 1) ERA: 3.4	1.2	W	6	0	0	0	1	1	0	1	0	0	0	14	24	0.00	0.600			
<b>Jeff Montgomery, R</b> (9, 1) ERA: 5.91	1.0	S	4	0	0	0	2	1	0	0	0	0	0	10	17	0.00	1.000			

**Kansas City Royals @ Chicago White Sox**  
Comiskey Park, Chicago, IL  
Sun Jul 12 1998, 4:33 AM EDT  
Att: 32,929 - Sunny - 80 F

AB 31  
R 3  
H 6  
RBI 3  
BB 5  
SO 6  
LOB 15





Batter	1	2	3	4	5	6	7	8	9	10	AB	R	H	RBI	BB	SO	LOB	TOP							
<b>Johnny Damon, L</b> OBP: 0.341, SLG: 0.427 (1.8)	P6		G4-3 SF7 BB		P4		L9		G6-3		4	1	0	0	1	0	0								
<b>Jose Offerman, S</b> OBP: 0.368, SLG: 0.402 (1.4)	FC3-6 1B		G4-3		P2		P8			SH5-3 1B	5	1	2	0	0	0	1								
<b>Hal Morris, L</b> OBP: 0.372, SLG: 0.435 <b>Jermaine Allensworth, R</b> OBP: 0.364, SLG: 0.418 (1.7) (10.9)	FC3-6 1B		SF7		G3		K			SH5-3	3	0	0	1	0	1	1								
<b>Dean Palmer, R</b> OBP: 0.332, SLG: 0.513 (1.5)	1B		G4-3			E 3B 1B		F9		G5-3	5	1	2	0	0	0	1								
<b>Jeff King, R</b> OBP: 0.333, SLG: 0.455 (1.3)	F8		G6-3		G6-3		K		F7		4	1	0	0	1	1	3								
<b>Jeff Conine, R</b> OBP: 0.325, SLG: 0.463 (1.9)		L8		1B S BB		E5 3B			WP 1B		4	2	2	2	1	0	1								
<b>Shane Mack, R</b> OBP: 0.358, SLG: 0.491 (1.10)		G4-3		1B BB			1-H 2-H 3B		K		4	0	2	3	1	1	1								
<b>Sal Fasano, R</b> OBP: 0.335, SLG: 0.380 (1.2)			FC5-4 HBP		G4-6-3 1B					G6-3	3	0	1	0	1	1	1								
<b>Mendy López, R</b> OBP: 0.314, SLG: 0.384 <b>Larry Sutton, L</b> OBP: 0.306, SLG: 0.353 <b>Shane Halter, R</b> OBP: 0.283, SLG: 0.341 (1.6) (9. PH) (9.6)		FC5-4		G4-6-3 1B		G4-6-3 BB				F8	3	0	0	0	0	0	6								
<b>Inning Stats</b>	R: 0 E: 0 K: 0 S: 12	H: 2 LOB: 2 BB: 0 P: 22	R: 0 E: 0 K: 0 S: 11	H: 0 LOB: 1 BB: 0 P: 15	R: 1 E: 0 K: 0 S: 10	H: 0 LOB: 0 BB: 1 P: 17	R: 0 E: 0 K: 0 S: 9	H: 1 LOB: 2 BB: 2 P: 20	R: 0 E: 0 K: 2 S: 6	H: 0 LOB: 0 BB: 0 P: 9	R: 2 E: 1 K: 1 S: 12	H: 2 LOB: 1 BB: 1 P: 22	R: 0 E: 0 K: 1 S: 5	H: 0 LOB: 0 BB: 0 P: 7	R: 0 E: 0 K: 1 S: 10	H: 1 LOB: 1 BB: 0 P: 14	R: 0 E: 0 K: 0 S: 8	H: 0 LOB: 0 BB: 0 P: 14	R: 3 E: 0 K: 1 S: 16	H: 3 LOB: 1 BB: 1 P: 28	1B: 6 2B: 2 3B: 1 HR: 0	SF: 1 SAC: 1 DP: 2 HBP: 1	WP: 1 PA: 44		
<b>PITCHER</b>	IP	WLS	BF	H	R	ER	SO	BB	IBB	HBP	BLK	WP	HR	S	P	ERA	WHIP								
<b>Frank Castillo, R</b> ERA: 7.56 (1.1)	6.0		27	5	3	2	1	4	0	0	0	0	0	60	105	3.00	1.500								
<b>44 Sean Runyan, L</b> ERA: 3.41 (7.1)	1.0		3	0	0	0	1	0	0	0	0	0	0	5	7	0.00	0.000								
<b>Doug Brocail, R</b> ERA: 3.58 (8.1)	1.0		4	1	0	0	1	0	0	0	0	1	0	10	14	0.00	1.000								
<b>Todd Jones, R</b> ERA: 5.45 (9.1)	2.0	L	10	3	3	3	1	0	1	0	0	0	0	24	42	13.50	1.500								

**Kansas City Royals @ Detroit Tigers**  
Tiger Stadium, Detroit, MI  
Mon Jul 13 1998, 7:05 PM EDT  
Att. 13,945 - Cloudy - 82 F

AB 36  
R 6  
H 9  
RBI 6  
BB 5  
SO 4  
LOB 15



Batter	1	2	3	4	5	6	7	8	9	10	AB	R	H	RBI	BB	SO	LOB	BOTTOM							
<b>Brian Hunter, R</b> OBP: 0.303, SLG: 0.340 (1.8)	K		B5-3			E6 S 1B E		L8		G6-3	5	1	0	0	0	1	1								
<b>Damon Easley, R</b> OBP: 0.347, SLG: 0.526 (1.4)	P6			1B 2B		S SF7 1B		K		G6-3	5	2	2	0	0	1	0								
<b>Bobby Higginson, L</b> OBP: 0.402, SLG: 0.562 (1.9)	G1-3			G3-6-1 2-H 1B		SF7			G3-1	G4-3	4	0	1	2	0	0	0								
<b>Tony Clark, S</b> OBP: 0.351, SLG: 0.506 <b>Kimera Bartee, R</b> OBP: 0.278, SLG: 0.478 <b>Billy Ripken, R</b> OBP: 0.321, SLG: 0.311 (1.3) (9. PR) (10.3)				G3-6-1 BB		G4-3				1B HBP BB	2	0	1	0	2	0	0								
<b>Luis Gonzalez, L</b> OBP: 0.309, SLG: 0.500 (1.7)		F8		G3-6-1 1-2 2-3		K				FC5 1B HBP	3	0	0	0	0	1	3								
<b>Gerónimo Berroa, R</b> OBP: 0.291, SLG: 0.330 (1.10)		K		K				F9			4	0	1	0	0	2	2								
<b>Gabe Alvarez, R</b> OBP: 0.324, SLG: 0.419 (1.5)		F9				K		K		K	4	0	0	0	0	3	4								
<b>Paul Bako, L</b> OBP: 0.336, SLG: 0.385 <b>Joe Randa, R</b> OBP: 0.312, SLG: 0.323 <b>Joe Oliver, R</b> OBP: 0.253, SLG: 0.351 (1.2) (9. PH) (10.2)				G3		G6-3		K2-3		FC5	3	0	0	0	0	1	0								
<b>Deivi Cruz, R</b> OBP: 0.278, SLG: 0.313 <b>Trey Beamon, L</b> OBP: 0.667, SLG: 0.800 (1.6) (10. PH)				P5		K		P6		G6-3 BLK 2B	3	0	0	0	0	1	0								
<b>Inning Stats</b>	R: 0 E: 0 K: 1 S: 7	H: 0 LOB: 0 BB: 0 P: 10	R: 0 E: 0 K: 1 S: 10	H: 1 LOB: 1 BB: 0 P: 18	R: 0 E: 0 K: 0 S: 6	H: 0 LOB: 0 BB: 0 P: 11	R: 1 E: 0 K: 1 S: 10	H: 2 LOB: 1 BB: 1 P: 20	R: 0 E: 0 K: 2 S: 8	H: 0 LOB: 0 BB: 0 P: 13	R: 2 E: 1 K: 1 S: 16	H: 1 LOB: 0 BB: 0 P: 23	R: 0 E: 0 K: 2 S: 9	H: 0 LOB: 0 BB: 0 P: 14	R: 0 E: 0 K: 1 S: 6	H: 0 LOB: 0 BB: 0 P: 8	R: 0 E: 0 K: 1 S: 13	H: 1 LOB: 3 BB: 0 P: 23	R: 1 E: 0 K: 0 S: 8	H: 1 LOB: 0 BB: 0 P: 12	1B: 4 2B: 2 3B: 0 HR: 0	SF: 1 SAC: 0 DP: 1 HBP: 1	WP: 0 PA: 39		
<b>PITCHER</b>	IP	WLS	BF	H	R	ER	SO	BB	IBB	HBP	BLK	WP	HR	S	P	ERA	WHIP								
<b>Hipolito Pichardo, R</b> ERA: 5.17 (1.1)	5.0		20	4	3	1	5	1	0	0	0	0	0	47	79	1.80	1.000								
<b>Chris Haney, L</b> ERA: 7.44 (8.1)	1.0		3	0	0	0	1	0	0	0	0	0	0	10	16	0.00	0.000								
<b>Ricky Bones, R</b> ERA: 3.49 (7.1)	2.0		6	0	0	0	3	0	0	0	0	0	0	15	22	0.00	0.000								
<b>Matt Whisenant, L</b> ERA: 4.5 (8.1)	1.0	W	6	1	0	0	1	1	0	1	0	0	0	13	23	0.00	2.000								
<b>Jeff Montgomery, R</b> ERA: 5.0 (10.1)	1.0	S	4	1	1	1	0	0	0	0	1	0	0	8	12	9.00	1.000								

**Kansas City Royals @ Detroit Tigers**  
Tiger Stadium, Detroit, MI  
Mon Jul 13 1998, 7:05 PM EDT  
Att. 13,945 - Cloudy - 82 F

AB 35  
R 4  
H 6  
RBI 2  
BB 2  
SO 10  
LOB 13





Batter	1	2	3	4	5	6	7	8	9	AB	R	H	RBI	BB	SO	LOB	TOP										
<b>Jermaine Allensworth, R</b> (1, 8) OBP: 0.364, SLG: 0.417	1-1 F7		0-1 SH1-3		0-1 G4-3 2B 1B		1-1 SH1-3		0-0 F8	3	1	1	0	0	0	0	<b>Kansas City Royals @ Detroit Tigers</b> Tiger Stadium, Detroit, MI Tue Jul 14 1998, 3:33 AM EDT Att: 17,491 - Cloudy - 78 F										
<b>Jose Offerman, S</b> (1, 10) OBP: 0.370, SLG: 0.403	4-1 FC6-4 BB		2-2 CS 1B		2-2 G4-3		3-1 BB 1B		2-1 F7	4	0	2	2	1	0	1											
<b>Shane Mack, R</b> (1, 7) OBP: 0.370, SLG: 0.500	1-2 FC6-4 S 1-2		4-2 1B		3-1 2B		4-0 BB		1-0 1B	3	0	2	1	2	0	1											
<b>Dean Palmer, R</b> (1, 5) OBP: 0.328, SLG: 0.505	2-3 K		2-2 BB		1-1 G3-1		0-2 P3		2-1 F9	5	0	0	0	0	1	7											
<b>Jeff King, R</b> (1, 3) OBP: 0.335, SLG: 0.456		2-1 FC6-4 1B		1-0 F9		0-1 G5-4-3 1B		1-2 P7		4	0	2	0	0	0	3											
<b>Jeff Conine, R</b> (1, 9) OBP: 0.318, SLG: 0.454		1-0 L5		1-2 L5		0-1 G5-4-3 1-2		2-0 G6-3		4	0	0	0	0	0	2											
<b>Sal Fasano, R</b> (1, 2) OBP: 0.327, SLG: 0.369		1-0 F8		0-0 E5		2-0 F8		0-0 F7		4	0	0	0	0	0	1											
<b>Luis Rivera, R</b> (1, 4) OBP: 0.340, SLG: 0.326		1-1 FC6-4 1-2		0-1 P4			1-1 SH1-3 BB 1B	3-2 2B		4	1	2	0	0	0	2											
<b>Mendy López, R</b> (1, 6) OBP: 0.342, SLG: 0.400			1-1 SH1-3 1B 2B		0-3 K		4-2 1B SH1-3 BB	2-2 G4-3		2	1	1	0	1	1	0											
<b>Johnny Damon, L</b> (8, PH) OBP: 0.340, SLG: 0.426										1	0	0	0	0	0	1											
<b>Shane Halter, R</b> (8, 6) OBP: 0.283, SLG: 0.341										0	0	0	0	0	0	0											
<b>Inning Stats</b>	R: 0 E: 0 K: 1 S: 9	H: 0 LOB: 1 BB: 1 P: 17	R: 0 E: 0 K: 0 S: 6	H: 1 LOB: 1 BB: 0 P: 11	R: 1 E: 0 K: 0 S: 15	H: 2 LOB: 1 BB: 1 P: 24	R: 0 E: 1 K: 0 S: 7	H: 0 LOB: 0 BB: 0 P: 9	R: 1 E: 0 K: 1 S: 12	H: 2 LOB: 1 BB: 0 P: 18	R: 0 E: 0 K: 0 S: 5	H: 1 LOB: 0 BB: 0 P: 7	R: 1 E: 0 K: 0 S: 15	H: 2 LOB: 2 BB: 2 P: 29	R: 0 E: 0 K: 0 S: 10	H: 1 LOB: 1 BB: 0 P: 17	R: 0 E: 0 K: 0 S: 6	H: 1 LOB: 1 BB: 0 P: 11	1B: 7 2B: 3 3B: 0 HR: 0	SF: 0 SAC: 2 DP: 1 HBP: 0	WP: 0 PB: 0 SB: 1 CS: 1	PA: 40					
<b>PITCHER</b>	IP	WLS	BF	H	R	ER	SO	BB	IBB	HBP	BLK	WP	HR	S	P	ERA	WHIP										
<b>Justin Thompson, L</b> (1, 1) ERA: 3.96	6.0	W	27	7	3	3	2	3	0	0	0	0	0	58	95	4.50	1.667										
<b>Matt Anderson, R</b> (7, 1) ERA: 1.04	1.0		5	1	0	0	0	1	0	0	0	0	0	11	20	0.00	2.000										
<b>Dean Crow, R</b> (8, 1) ERA: 2.08	2.0		8	2	0	0	0	0	0	0	0	0	0	16	28	0.00	1.000										

Batter	1	2	3	4	5	6	7	8	9	AB	R	H	RBI	BB	SO	LOB	BOTTOM										
<b>Brian Hunter, R</b> (1, 8) OBP: 0.305, SLG: 0.341	1-0 1B		0-3 K		0-1 2B 1B		0-2 P4		2-1 P3	5	1	2	1	0	1	1	<b>Kansas City Royals @ Detroit Tigers</b> Tiger Stadium, Detroit, MI Tue Jul 14 1998, 3:33 AM EDT Att: 17,491 - Cloudy - 78 F										
<b>Damion Easley, R</b> (1, 4) OBP: 0.348, SLG: 0.529	1-1 F8		1-1 G6-3		1-2 2B		0-0 2B HR 1B			4	1	2	2	0	0	1											
<b>Bobby Higginson, L</b> (1, 9) OBP: 0.300, SLG: 0.562	1-2 P5		0-1 F7		0-0 F7		1-0 HR 2B			4	1	1	0	0	0	2											
<b>Tony Clark, S</b> (1, 3) OBP: 0.352, SLG: 0.515	2-0 HBP 1B		3-2 G4-3		0-0 F8		2-0 HR			4	1	2	3	0	0	0											
<b>Luis Gonzalez, L</b> (1, 7) OBP: 0.371, SLG: 0.508	1-2 HBP		0-0 HR		3-2 F8		2-0 G4-3			3	1	1	1	0	0	0											
<b>Trey Beamon, L</b> (1, 10) OBP: 0.583, SLG: 0.643	0-3 K		3-2 1B 1B		3-3 K		2-2 G3-1			4	1	1	0	0	2	3											
<b>Gabe Alvarez, R</b> (1, 5) OBP: 0.307, SLG: 0.394		1-2 F8		1-3 K		1-2 F8		1-2 F8		4	0	0	0	0	1	1											
<b>Joe Oliver, R</b> (1, 2) OBP: 0.253, SLG: 0.355		0-0 G4-3 2B		1-2 F9		0-0 P4		2-0 L4		4	0	1	0	0	0	1											
<b>Deivi Cruz, R</b> (1, 6) OBP: 0.282, SLG: 0.329		0-1 G4-3		0-1 1B 2B 1B		0-1 HR		1-2 G1-3		4	2	2	1	0	0	1											
<b>Inning Stats</b>	R: 0 E: 0 K: 1 S: 12	H: 2 LOB: 3 BB: 0 P: 18	R: 0 E: 0 K: 1 S: 10	H: 1 LOB: 1 BB: 0 P: 11	R: 0 E: 0 K: 0 S: 7	H: 0 LOB: 0 BB: 0 P: 11	R: 4 E: 0 K: 1 S: 21	H: 5 LOB: 1 BB: 0 P: 27	R: 0 E: 0 K: 1 S: 8	H: 0 LOB: 0 BB: 0 P: 14	R: 1 E: 0 K: 0 S: 10	H: 1 LOB: 0 BB: 0 P: 11	R: 3 E: 0 K: 0 S: 11	H: 3 LOB: 0 BB: 0 P: 17	R: 0 E: 0 K: 0 S: 7	H: 0 LOB: 0 BB: 0 P: 12		1B: 6 2B: 3 3B: 0 HR: 3	SF: 0 SAC: 0 DP: 0 HBP: 1	WP: 0 PB: 0 SB: 0 CS: 0	PA: 37						
<b>PITCHER</b>	IP	WLS	BF	H	R	ER	SO	BB	IBB	HBP	BLK	WP	HR	S	P	ERA	WHIP										
<b>Tim Belcher, R</b> (1, 1) ERA: 4.35	6.0	L	31	12	8	8	4	0	0	1	0	0	0	71	98	12.00	2.000										
<b>Matt Whisenant, L</b> (7, 1) ERA: 4.36	1.0		3	0	0	0	0	0	0	0	0	0	0	8	11	0.00	0.000										
<b>Jim Pittsley, R</b> (8, 1) ERA: 5.83	1.0		3	0	0	0	0	0	0	0	0	0	0	7	12	0.00	0.000										



Batter	1	2	3	4	5	6	7	8	9	AB	R	H	RBI	BB	SO	LOB	TOP								
<b>Johnny Damon, L</b> OBP: 0.336, SLG: 0.420 (1, 8)	1-3 <b>K</b>		1-0 <b>F8</b>		2-1 <b>G3</b>			0-1 <b>E6</b> WP	0-2 <b>G5-3</b>	5	1	0	0	0	1	2									
<b>Jose Offerman, S</b> OBP: 0.371, SLG: 0.402 (1, 4)	0-1 <b>G6-3</b>		2-2 <b>F8</b>		2-1 <b>CS</b> <b>1B</b>			0-3 <b>K</b>	4-2 <b>BB</b>	4	0	1	1	1	1	2									
<b>Hal Morris, L</b> OBP: 0.370, SLG: 0.430 <b>Jermaine Allensworth, R</b> OBP: 0.362, SLG: 0.415 (8, PR)	3-3 <b>K</b>			0-0 <b>F8</b> 1-1 SAFE	1-1 <b>F7</b> 1-2			4-0 <b>WP</b> <b>1B</b> 2-3	0-3 <b>K</b>	3	0	0	0	1	1	1									
<b>Jeff King, R</b> OBP: 0.337, SLG: 0.465 (1, 3)		2-2 <b>HR</b>		0-1 <b>G6-3</b>		3-2 <b>L6</b>		3-2 <b>2B</b> 1-H 3-H <b>1B</b>		4	1	2	2	0	0	0									
<b>Jeff Conine, R</b> OBP: 0.323, SLG: 0.460 (1, 9)		2-2 <b>L3</b>		3-1 <b>1B</b> <b>1B</b>		3-2 <b>F9</b>		2-0 <b>1-3</b> <b>2B</b>		4	0	2	0	0	0	0									
<b>Dean Palmer, R</b> OBP: 0.330, SLG: 0.503 (1, 5)		1-2 <b>F9</b>		1-1 <b>1-3</b> <b>1B</b>		0-3 <b>K</b>		4-0 <b>29</b> <b>FC4-6</b> <b>IBB</b>		3	0	1	0	1	1	0									
<b>Shane Mack, R</b> OBP: 0.362, SLG: 0.489 (1, 10)		3-2 <b>L8</b>		1-1 <b>G3</b>			1-1 <b>P6</b>	1-3 <b>K</b>		4	0	0	0	0	1	5									
<b>29 Mike Sweeney, R</b> OBP: 0.305, SLG: 0.348 (1, 2)			1-2 <b>SH3-4</b> <b>2B</b>		1-1 <b>2B</b> <b>2B</b>		2-1 <b>G6-3</b>	0-0 <b>FC4-6</b> 1-2		4	1	2	0	0	0	3									
<b>Mendy López, R</b> OBP: 0.341, SLG: 0.421 (1, 6)			0-0 <b>SH3-4</b> 2-3		2-2 <b>1B</b> <b>2B</b> 2-H		2-2 <b>L7</b>		0-0 <b>G5-3</b>	3	1	1	1	0	0	0									
<b>Inning Stats</b>	R: 0 E: 0 K: 2 S: 12	H: 0 LOB: 0 BB: 0 P: 16	R: 1 E: 0 K: 0 S: 14	H: 1 LOB: 0 BB: 22 P: 22	R: 0 E: 0 K: 0 S: 8	H: 1 LOB: 1 BB: 0 P: 12	R: 0 E: 0 K: 0 S: 9	H: 2 LOB: 2 BB: 0 P: 14	R: 2 E: 0 K: 1 S: 12	H: 3 LOB: 0 BB: 0 P: 20	R: 0 E: 0 K: 1 S: 9	H: 0 LOB: 0 BB: 0 P: 15	R: 0 E: 0 K: 0 S: 7	H: 0 LOB: 0 BB: 0 P: 12	R: 2 E: 1 K: 2 S: 15	H: 2 LOB: 2 BB: 2 P: 29	R: 0 E: 0 K: 1 S: 10	H: 0 LOB: 1 BB: 1 P: 14	1B: 4 2B: 4 3B: 0 HR: 1	SF: 0 SAC: 1 DP: 0 HBP: 0	WP: 1 PB: 0 SB: 1 CS: 1	PA: 39			
<b>PITCHER</b>	IP	WLS	BF	H	R	ER	SO	BB	IBB	HBP	BLK	WP	HR	S	P	ERA	WHIP								
<b>Tom Candiotti, R</b> ERA: 4.91	7.0	L	27	7	3	3	3	0	0	0	0	0	1	71	111	3.86	1.000								
<b>Buddy Groom, L</b> ERA: 5.4	0.1		3	0	2	1	1	1	0	0	0	0	0	6	10	27.00	3.000								
<b>Mike Fetters, R</b> ERA: 3.47	1.2		9	2	0	0	2	1	1	0	0	1	0	19	33	0.00	1.800								

Kansas City Royals @ Oakland Athletics  
Network Associates Coliseum, Oakland, CA  
Wed Jul 15 1998, 10:05 PM EDT  
Alt. 9,619 - Unknown - 76 F

AB 35  
R 5  
H 9  
RBI 4  
BB 3  
SO 6  
LOB 14



Batter	1	2	3	4	5	6	7	8	9	AB	R	H	RBI	BB	SO	LOB	BOTTOM								
<b>Rickey Henderson, R</b> OBP: 0.387, SLG: 0.351 (1, 7)	1-1 <b>L8</b>		1-0 <b>1-H</b> <b>2B</b>			1-2 <b>E</b> <b>1B</b>	0-3 <b>K</b>			4	0	2	1	0	1	2									
<b>Bjo Roberts, S</b> OBP: 0.368, SLG: 0.368 (1, 4)	1-2 <b>G1-3</b>		0-1 <b>P4</b>			2-2 <b>P3</b>		1-2 <b>G4-3</b>		4	0	0	0	0	0	2									
<b>Ben Grieve, L</b> OBP: 0.404, SLG: 0.490 (1, 9)	2-3 <b>K</b>			1-0 <b>G1-3</b>		4-2 <b>S</b> <b>BB</b>		0-3 <b>K</b>		3	0	0	0	1	2	0									
<b>Kevin Mitchell, R</b> OBP: 0.296, SLG: 0.368 (1, 10)		0-3 <b>K</b>		1-0 <b>G5-3</b>		1-3 <b>K</b>		0-3 <b>K</b>		4	0	0	0	0	3	2									
<b>Jason Giambi, L</b> OBP: 0.367, SLG: 0.453 (1, 3)		0-0 <b>F9</b>		1-3 <b>K</b>		3-3 <b>K</b>		1-2 <b>K</b>		4	0	0	0	0	2	2									
<b>Mike Blowers, R</b> OBP: 0.294, SLG: 0.381 (1, 5)		0-3 <b>K</b>			3-3 <b>K</b>		2-3 <b>K</b>		3-2 <b>P4</b>	4	0	0	0	0	3	0									
<b>Miguel Tejada, R</b> OBP: 0.301, SLG: 0.352 (1, 6)			1-0 <b>G6-3</b>		1-0 <b>E6</b>		4-1 <b>1B</b> <b>BB</b>		2-1 <b>F9</b>	3	0	0	0	1	0	0									
<b>Ryan Christenson, R</b> OBP: 0.343, SLG: 0.371 (1, 8)			4-1 <b>2B</b> <b>BB</b>		0-3 <b>K</b>		3-2 <b>1-2</b> <b>1B</b>			2	1	1	0	1	1	1									
<b>A.J. Hinch, R</b> OBP: 0.292, SLG: 0.320 <b>Brian Leshar, R</b> OBP: 0.143, SLG: 0.286 <b>Mike Macfarlane, R</b> OBP: 0.297, SLG: 0.414 (7, PH)			0-0 <b>F8</b>		2-0 <b>G5-3</b>		3-3 <b>K</b>			2	0	0	0	0	0	2									
<b>Inning Stats</b>	R: 0 E: 0 K: 1 S: 11	H: 0 LOB: 0 BB: 0 P: 15	R: 0 E: 0 K: 2 S: 7	H: 0 LOB: 0 BB: 0 P: 7	R: 1 E: 0 K: 0 S: 6	H: 1 LOB: 1 BB: 1 P: 12	R: 0 E: 0 K: 1 S: 5	H: 0 LOB: 0 BB: 0 P: 8	R: 0 E: 1 K: 2 S: 19	H: 1 LOB: 2 BB: 1 P: 30	R: 0 E: 0 K: 3 S: 16	H: 1 LOB: 2 BB: 1 P: 27	R: 0 E: 0 K: 2 S: 11	H: 0 LOB: 0 BB: 0 P: 12	R: 0 E: 0 K: 0 S: 8	H: 0 LOB: 0 BB: 0 P: 14	1B: 2 2B: 1 3B: 0 HR: 0	SF: 0 SAC: 0 DP: 0 HBP: 0	WP: 0 PB: 0 SB: 1 CS: 0	PA: 34					
<b>PITCHER</b>	IP	WLS	BF	H	R	ER	SO	BB	IBB	HBP	BLK	WP	HR	S	P	ERA	WHIP								
<b>50 José Rosado, L</b> ERA: 3.95	6.1	W	25	2	1	1	9	3	0	0	0	0	0	10	16	0.00	1.500								
<b>Matt Whisenant, L</b> ERA: 4.29	0.2		3	1	0	0	2	0	0	0	0	0	0	11	12	0.00	0.000								
<b>Scott Service, R</b> ERA: 3.33	1.0		3	0	0	0	2	0	0	0	0	0	0	8	14	0.00	0.000								
<b>Chris Haney, L</b> ERA: 7.31	1.0		3	0	0	0	0	0	0	0	0	0	0	8	14	0.00	0.000								

Kansas City Royals @ Oakland Athletics  
Network Associates Coliseum, Oakland, CA  
Wed Jul 15 1998, 10:05 PM EDT  
Alt. 9,619 - Unknown - 76 F

AB 31  
R 1  
H 3  
RBI 1  
BB 3  
SO 13  
LOB 13







Batter	1	2	3	4	5	6	7	8	9	AB	R	H	RBI	BB	SO	LOB	TOP										
<b>Johnny Damon, L</b> OBP: 0.337, SLG: 0.418 (1, 8)	G3		G6-4-3 1B BB		K			FC6-4 BB		2	1	0	0	2	1	0	<b>Kansas City Royals @ Oakland Athletics</b> Network Associates Coliseum, Oakland, CA Thu Jul 16 1998, 6:33 AM EDT Att: 10,820 - Sunny - 81 F										
<b>Jose Offerman, S</b> OBP: 0.372, SLG: 0.403 (1, 4)	G6-3 WP 1B		G6-4-3 1B		G4-3			FC6-4		4	0	2	1	0	0	1											
<b>Hal Morris, L</b> OBP: 0.365, SLG: 0.424 (1, 3)	G6-3		G6-4-3		G4-3			F7		4	0	0	0	0	0	4											
<b>Jeff King, R</b> OBP: 0.338, SLG: 0.474 (1, 10)	F9		WP 1B		K			HR		4	1	2	2	0	1	1											
<b>Jeff Conine, R</b> OBP: 0.317, SLG: 0.450 (1, 9)	F8		K		F7			F8		4	0	0	0	0	1	1											
<b>Dean Palmer, R</b> OBP: 0.331, SLG: 0.502 (1, 5)					P2			G3-6-3 1B		3	0	1	0	1	0	0											
<b>Larry Sutton, L</b> OBP: 0.300, SLG: 0.345 (1, 7)	F7		F8		F7			G3-6-3		4	0	0	0	0	0	2											
<b>Sal Fasano, R</b> OBP: 0.321, SLG: 0.361 (1, 2)	F9		G5-3		K					3	0	0	0	0	1	1											
<b>Mendy López, R</b> OBP: 0.349, SLG: 0.425 (8, PH)					G4-3			P4		2	1	1	0	0	0	0											
<b>Jermaine Allensworth, R</b> OBP: 0.361, SLG: 0.414 (8, 6)			BB 1B							1	0	0	0	0	0	0											
<b>Shane Halter, R</b> OBP: 0.283, SLG: 0.341 (8, 6)			BB 1B							0	0	0	0	0	0	0											
<b>Inning Stats</b>	R: 0 E: 0 K: 0 S: 4	H: 1 LOB: 1 BB: 0 P: 4	R: 0 E: 0 K: 0 S: 3	H: 0 LOB: 1 BB: 1 P: 7	R: 2 E: 0 K: 1 S: 7	H: 3 LOB: 1 BB: 1 P: 11	R: 0 E: 0 K: 0 S: 3	H: 0 LOB: 0 BB: 0 P: 3	R: 0 E: 0 K: 1 S: 5	H: 0 LOB: 0 BB: 0 P: 5	R: 0 E: 0 K: 1 S: 5	H: 0 LOB: 0 BB: 0 P: 5	R: 0 E: 0 K: 1 S: 5	H: 0 LOB: 1 BB: 1 P: 7	R: 1 E: 0 K: 0 S: 4	H: 2 LOB: 2 BB: 0 P: 4	1B: 5 2B: 0 3B: 0 HR: 1	SF: 0 SAC: 0 DP: 2 HBP: 0	WP: 2 PB: 0 SB: 0 CS: 0	PA: 34							
<b>PITCHER</b>	IP	WLS	BF	H	R	ER	SO	BB	IBB	HBP	BLK	WP	HR	S	P	ERA	WHIP										
<b>Blake Stein, R</b> ERA: 5.47 (1, 1)	7.1	W	28	4	2	2	4	3	0	0	0	2	0	33	45	2.46	0.955										
<b>Mike Mohler, L</b> ERA: 4.32 (8, 1)	0.2		2	0	0	0	0	0	0	0	0	0	0	2	2	0.00	0.000										
<b>Billy Taylor, R</b> ERA: 3.86 (9, 1)	1.0	S	4	2	1	1	0	0	0	0	0	0	1	4	4	9.00	2.000										

Batter	1	2	3	4	5	6	7	8	9	AB	R	H	RBI	BB	SO	LOB	BOTTOM										
<b>Rickey Henderson, R</b> OBP: 0.367, SLG: 0.348 (1, 7)	K		CS BB		P3			K		3	0	0	0	1	2	3	<b>Kansas City Royals @ Oakland Athletics</b> Network Associates Coliseum, Oakland, CA Thu Jul 16 1998, 6:33 AM EDT Att: 10,820 - Sunny - 81 F										
<b>Rafael Bourquiel, R</b> OBP: 0.292, SLG: 0.316 (1, 4)	1B FC6-4 2B		L4		FC5-4 HBP			F4		4	1	1	0	0	0	5											
<b>Ben Grieve, L</b> OBP: 0.405, SLG: 0.489 (1, 9)	FC6-4 1B		F8		BB 2B			F7		3	1	1	0	1	0	0											
<b>Matt Stairs, L</b> OBP: 0.404, SLG: 0.542 (1, 10)	FC6-4 BB		G6-3 1B		2B 1B			F8		3	1	1	1	1	0	1											
<b>Jason Giambi, L</b> OBP: 0.371, SLG: 0.457 (1, 3)	FC5-4 BB		G6-3		1B 2B			BB		2	1	1	1	2	0	1											
<b>Jack Voigt, R</b> OBP: 0.216, SLG: 0.250 (7, PR) (8, 3)	FC5-4 BB		F8		G5-3			F8		0	0	0	0	0	0	0											
<b>Mike Macfarlane, R</b> OBP: 0.289, SLG: 0.401 (1, 2)	FC5-4		F8		G5-3			F8		4	0	0	0	0	0	5											
<b>Mike Blowers, R</b> OBP: 0.293, SLG: 0.377 (1, 5)	F8		P2		1B IBB			G6-3		3	1	0	0	1	0	0											
<b>Ryan Christenson, R</b> OBP: 0.341, SLG: 0.368 (1, 8)	K		F7		1B 1B			K		4	0	1	2	0	2	0											
<b>Miguel Tejada, R</b> OBP: 0.311, SLG: 0.358 (1, 6)	G3-1		HBP BB		HBP BB			1B		3	0	2	1	1	0	0											
<b>Inning Stats</b>	R: 1 E: 0 K: 1 S: 7	H: 2 LOB: 2 BB: 1 P: 11	R: 0 E: 0 K: 1 S: 5	H: 0 LOB: 0 BB: 0 P: 5	R: 0 E: 0 K: 0 S: 2	H: 0 LOB: 0 BB: 1 P: 6	R: 0 E: 0 K: 0 S: 3	H: 1 LOB: 0 BB: 0 P: 3	R: 0 E: 0 K: 0 S: 3	H: 0 LOB: 2 BB: 1 P: 8	R: 4 E: 0 K: 0 S: 6	H: 3 LOB: 3 BB: 3 P: 18	R: 0 E: 0 K: 0 S: 3	H: 0 LOB: 1 BB: 1 P: 7	R: 0 E: 0 K: 2 S: 8	H: 1 LOB: 1 BB: 0 P: 8	1B: 5 2B: 2 3B: 0 HR: 0	SF: 0 SAC: 0 DP: 1 HBP: 1	WP: 0 PB: 0 SB: 0 CS: 1	PA: 37							
<b>PITCHER</b>	IP	WLS	BF	H	R	ER	SO	BB	IBB	HBP	BLK	WP	HR	S	P	ERA	WHIP										
<b>Pat Rapp, R</b> ERA: 4.78 (1, 1)	5.1	L	26	5	5	5	2	5	1	1	0	0	0	23	48	8.44	1.875										
<b>Ricky Bones, R</b> ERA: 2.95 (6, 1)	2.2		11	2	0	0	2	1	0	0	0	0	0	14	18	0.00	1.125										

**AB 31**  
**R 3**  
**H 6**  
**RBI 3**  
**BB 3**  
**SO 4**  
**LOB 10**



**AB 29**  
**R 5**  
**H 7**  
**RBI 5**  
**BB 7**  
**SO 4**  
**LOB 15**





Batter	1	2	3	4	5	6	7	8	9	AB	R	H	RBI	BB	SO	LOB	TOP											
<b>Johnny Damon, L</b> OBP: 0.338, SLG: 0.416										4	1	1	0	1	0	1	<b>Kansas City Royals @ Seattle Mariners</b> The Kingdome, Seattle, WA Fri Jul 17 1998, 10:05 PM EDT Att: 29,500 - Dome - 72 F											
<b>Jose Offerman, S</b> OBP: 0.376, SLG: 0.408										3	1	2	0	0	0	0												
<b>Luis Rivera, R</b> OBP: 0.340, SLG: 0.326										0	0	0	0	0	0	0												
<b>Hal Morris, L</b> OBP: 0.340, SLG: 0.418										4	0	0	1	0	0	2												
<b>Larry Sutton, L</b> OBP: 0.300, SLG: 0.345										0	0	0	0	0	0	0												
<b>Jeff King, R</b> OBP: 0.340, SLG: 0.481										3	2	1	1	1	0	2												
<b>Sal Fasano, R</b> OBP: 0.321, SLG: 0.361										0	0	0	0	0	0	0												
<b>Jeff Conine, R</b> OBP: 0.313, SLG: 0.444										3	0	0	0	0	1	1												
<b>Jermaine Allensworth, R</b> OBP: 0.360, SLG: 0.412										1	0	0	0	0	0	0												
<b>Dean Palmer, R</b> OBP: 0.331, SLG: 0.500										3	0	1	1	0	1	0												
<b>Shane Halter, R</b> OBP: 0.281, SLG: 0.339										1	0	0	0	0	1	0												
<b>Shane Mack, R</b> OBP: 0.360, SLG: 0.484										4	0	1	0	0	1	0												
<b>29 Mike Sweeney, R</b> OBP: 0.304, SLG: 0.352										4	1	1	0	0	0	2												
<b>Mendy López, R</b> OBP: 0.340, SLG: 0.409										4	0	1	1	0	2	0												
<b>Inning Stats</b>	R: 3 E: 1 K: 1 S: 22	H: 4 LOB: 2 BB: 1 P: 42	R: 0 E: 0 K: 0 S: 14	H: 0 LOB: 2 BB: 1 P: 24	R: 0 E: 0 K: 1 S: 6	H: 0 LOB: 0 BB: 0 P: 7	R: 0 E: 0 K: 1 S: 6	H: 0 LOB: 0 BB: 0 P: 8	R: 1 E: 0 K: 0 S: 5	H: 2 LOB: 1 BB: 0 P: 6	R: 0 E: 0 K: 0 S: 8	H: 0 LOB: 0 BB: 0 P: 11	R: 0 E: 0 K: 1 S: 9	H: 0 LOB: 0 BB: 0 P: 14	R: 0 E: 0 K: 1 S: 8	H: 0 LOB: 0 BB: 0 P: 10	1B: 5 2B: 2 3B: 0 HR: 1	SF: 0 SAC: 0 DP: 0 HBP: 1	WP: 0 PB: 0 SB: 2 CS: 0	PA: 37								
<b>PITCHER</b>	IP	WLS	BF	H	R	ER	SO	BB	IBB	HBP	BLK	WP	HR	S	P	ERA	WHIP											
<b>26 Bill Swift, R</b> ERA: 5.35	(1, 1)	5.2	W	27	8	5	5	4	2	0	1	0	0	1	63	99	7.94	1.765										
<b>Paul Spoljaric, L</b> ERA: 5.63	(6, 1)	1.1		4	0	0	0	0	0	0	0	0	0	0	10	13	0.00	0.000										
<b>Bob Welis, R</b> ERA: 5.35	(8, 1)	1.0		3	0	0	0	1	0	0	0	0	0	9	14	0.00	0.000											
<b>Heathcliff Slocumb, R</b> ERA: 7.58	(9, 1)	1.0		3	0	0	0	1	0	0	0	0	0	8	10	0.00	0.000											

Batter	1	2	3	4	5	6	7	8	9	AB	R	H	RBI	BB	SO	LOB	BOTTOM										
<b>Rich Amaral, R</b> OBP: 0.316, SLG: 0.330										5	2	3	0	1	0	2	<b>Kansas City Royals @ Seattle Mariners</b> The Kingdome, Seattle, WA Fri Jul 17 1998, 10:05 PM EDT Att: 29,500 - Dome - 72 F										
<b>Alex Rodriguez, R</b> OBP: 0.397, SLG: 0.567										6	2	4	3	0	0	2											
<b>Ken Griffey Jr., L</b> OBP: 0.390, SLG: 0.679										3	0	0	0	1	1	4											
<b>Charles Gipson, R</b> OBP: 0.333, SLG: 0.261										2	1	1	0	0	0	1											
<b>Edgar Martinez, R</b> OBP: 0.408, SLG: 0.550										4	1	2	2	0	0	1											
<b>David Segui, S</b> OBP: 0.386, SLG: 0.535										5	4	4	1	0	0	1											
<b>Jay Buhner, R</b> OBP: 0.338, SLG: 0.419										2	2	1	2	2	0	1											
<b>Rob Ducey, L</b> OBP: 0.324, SLG: 0.391										1	1	1	1	0	0	0											
<b>Russ Davis, R</b> OBP: 0.368, SLG: 0.457										4	2	2	2	0	0	2											
<b>Shane Monahan, L</b> OBP: 0.407, SLG: 0.538										1	0	0	0	0	1	2											
<b>Dan Wilson, R</b> OBP: 0.306, SLG: 0.398										4	2	3	6	0	0	0											
<b>Rico Rossy, R</b> OBP: 0.319, SLG: 0.341										4	1	1	1	1	1	2											
<b>Inning Stats</b>	R: 1 E: 0 K: 1 S: 12	H: 2 LOB: 1 BB: 0 P: 19	R: 5 E: 0 K: 0 S: 22	H: 4 LOB: 1 BB: 1 P: 35	R: 3 E: 0 K: 0 S: 15	H: 4 LOB: 1 BB: 0 P: 22	R: 2 E: 0 K: 0 S: 12	H: 2 LOB: 0 BB: 1 P: 21	R: 0 E: 0 K: 1 S: 9	H: 1 LOB: 2 BB: 2 P: 20	R: 2 E: 0 K: 1 S: 13	H: 2 LOB: 1 BB: 1 P: 22	R: 5 E: 0 K: 1 S: 16	H: 6 LOB: 1 BB: 0 P: 25	R: 0 E: 0 K: 0 S: 10	H: 1 LOB: 0 BB: 0 P: 15	1B: 16 2B: 4 3B: 0 HR: 3	SF: 2 SAC: 0 DP: 3 HBP: 0	WP: 1 PB: 0 SB: 1 CS: 0	PA: 48							
<b>PITCHER</b>	IP	WLS	BF	H	R	ER	SO	BB	IBB	HBP	BLK	WP	HR	S	P	ERA	WHIP										
<b>Glendon Rusch, L</b> ERA: 5.63	(1, 1)	2.0	L	13	6	6	6	1	0	0	0	1	2	34	54	19.29	4.286										
<b>Jim Pitsley, R</b> ERA: 8.55	(3, 1)	2.1		16	7	5	5	0	3	0	0	0	0	31	52	23.62	3.375										
<b>Chris Haney, L</b> ERA: 8.04	(5, 1)	2.2		16	8	7	7	2	1	0	0	0	0	31	52	23.62	3.375										
<b>Shane Halter, R</b> ERA:	(8, 1)	1.0		3	1	0	0	0	0	0	0	0	0	10	15	0.00	1.000										

AB 34  
R 5  
H 8  
RBI 4  
BB 2  
SO 6  
LOB 8

AB 41  
R 18  
H 22  
RBI 18  
BB 5  
SO 3  
LOB 18



Batter	1	2	3	4	5	6	7	8	9	AB	R	H	RBI	BB	SO	LOB	TOP								
<b>Johnny Damon, L</b> (1, 8) OBP: 0.337, SLG: 0.419	G6-3		F9			1B		K	G3-1	5	1	1	0	0	1	2	<b>Kansas City Royals @ Seattle Mariners</b> The Kingdome, Seattle, WA Sat Jul 18 1998, 10:05 PM EDT Att: 42,633 - Dome - 72 F								
<b>Jose Offerman, S</b> (1, 4) OBP: 0.377, SLG: 0.407	G6-3			HR		F8	BB	P5		3	2	1	1	1	0	0									
<b>Hal Morris, L</b> (1, 10) OBP: 0.363, SLG: 0.421	P7									3	0	1	0	1	0	1									
<b>Jeff King, R</b> (1, 3) OBP: 0.337, SLG: 0.476		P9		L9						4	0	0	0	0	1	4									
<b>Dean Palmer, R</b> (1, 5) OBP: 0.331, SLG: 0.508	F9									3	1	1	3	0	0	0									
<b>Jeff Conine, R</b> (1, 9) OBP: 0.316, SLG: 0.440				HR						2	1	0	0	2	1	1									
<b>Larry Sutton, L</b> (1, 7) OBP: 0.299, SLG: 0.343	F8									4	0	1	0	0	1	1									
<b>Sal Fasano, R</b> (1, 2) OBP: 0.315, SLG: 0.354										3	0	0	0	0	2	0									
<b>Shane Mack, R</b> (9, PH) OBP: 0.363, SLG: 0.484			K							0	0	0	0	0	0	0									
<b>Mendy López, R</b> (1, 6) OBP: 0.320, SLG: 0.383			F8							3	0	0	0	0	2	0									
<b>Jermaine Allensworth, R</b> (9, PH) OBP: 0.359, SLG: 0.411										1	0	0	1	0	0	2									
<b>Inning Stats</b>	R: 0 E: 0 K: 0 S: 12	H: 0 LOB: 0 BB: 0 P: 13	R: 0 E: 0 K: 0 S: 6	H: 0 LOB: 1 BB: 1 P: 11	R: 0 E: 0 K: 1 S: 9	H: 0 LOB: 0 BB: 0 P: 16	R: 2 E: 0 K: 0 S: 16	H: 1 LOB: 0 BB: 1 P: 26	R: 0 E: 0 K: 2 S: 9	H: 0 LOB: 0 BB: 0 P: 11	R: 2 E: 0 K: 1 S: 10	H: 2 LOB: 1 BB: 1 P: 17	R: 0 E: 0 K: 2 S: 8	H: 0 LOB: 0 BB: 0 P: 8	R: 0 E: 0 K: 2 S: 9	H: 1 LOB: 1 BB: 1 P: 13	R: 1 E: 0 K: 0 S: 12	H: 1 LOB: 2 BB: 1 P: 26	1B: 2 2B: 1 3B: 1 HR: 1	SF: 1 SAC: 0 DP: 0 HBP: 1	WP: 0 PB: 0 SB: 0 CS: 0	PA: 37			
<b>PITCHER</b>	IP	WLS	BF	H	R	ER	SO	BB	IBB	HBP	BLK	WP	HR	S	P	ERA	WHIP								
<b>27 Ken Cloude, R</b> (1, 1) ERA: 5.81	5.0		21	3	4	4	3	3	0	0	0	0	1	56	86	7.20	1.200								
<b>31 Bobby Ayala, R</b> (6, 1) ERA: 6.47	3.0	W	10	1	0	0	5	0	0	0	0	0	0	23	29	0.00	0.333								
<b>Mike Timlin, R</b> (9, 1) ERA: 3.33	1.0		6	1	1	1	0	1	0	1	0	0	0	12	26	9.00	2.000								

Batter	1	2	3	4	5	6	7	8	9	AB	R	H	RBI	BB	SO	LOB	BOTTOM								
<b>Joey Cora, S</b> (1, 4) OBP: 0.353, SLG: 0.377	G4-3		G4-3	G3				SF9		3	1	1	1	2	0	1	<b>Kansas City Royals @ Seattle Mariners</b> The Kingdome, Seattle, WA Sat Jul 18 1998, 10:05 PM EDT Att: 42,633 - Dome - 72 F								
<b>Alex Rodriguez, R</b> (1, 6) OBP: 0.397, SLG: 0.569	L1-4-3		K	G3				K		5	1	1	3	0	2	6									
<b>Ken Griffey Jr., L</b> (1, 8) OBP: 0.392, SLG: 0.678	1B		2B	G3				K		5	1	3	2	0	1	2									
<b>Edgar Martinez, R</b> (1, 10) OBP: 0.410, SLG: 0.553	1B		1B	G5-3				K		4	0	2	1	1	0	2									
<b>David Segui, S</b> (1, 3) OBP: 0.383, SLG: 0.530	G4-3		1B					K		5	0	1	0	0	1	4									
<b>Jay Buhner, R</b> (1, 9) OBP: 0.348, SLG: 0.412			1B					K		2	1	0	0	3	2	0									
<b>Rob Ducey, L</b> (9, 9) OBP: 0.324, SLG: 0.391			BB					K		0	0	0	0	0	0	0									
<b>Dan Wilson, R</b> (1, 2) OBP: 0.308, SLG: 0.396	G5-3		P3					K		4	1	1	0	1	1	6									
<b>Shane Monahan, L</b> (1, 7) OBP: 0.406, SLG: 0.500	G4-3			G4-3				K		4	0	1	0	1	0	3									
<b>Rico Rossy, R</b> (1, 5) OBP: 0.365, SLG: 0.435			1B	1B				K		5	3	4	0	0	0	2									
<b>Inning Stats</b>	R: 0 E: 0 K: 0 S: 11	H: 2 LOB: 2 BB: 0 P: 17	R: 0 E: 0 K: 1 S: 8	H: 0 LOB: 0 BB: 0 P: 13	R: 2 E: 0 K: 1 S: 18	H: 4 LOB: 3 BB: 1 P: 33	R: 1 E: 0 K: 0 S: 12	H: 2 LOB: 2 BB: 0 P: 22	R: 1 E: 1 K: 0 S: 12	H: 2 LOB: 3 BB: 2 P: 21	R: 0 E: 0 K: 1 S: 12	H: 1 LOB: 3 BB: 2 P: 24	R: 3 E: 0 K: 2 S: 18	H: 2 LOB: 0 BB: 1 P: 30	R: 1 E: 0 K: 2 S: 16	H: 1 LOB: 2 BB: 2 P: 30	1B: 10 2B: 3 3B: 0 HR: 1	SF: 1 SAC: 0 DP: 0 HBP: 1	WP: 1 PB: 0 SB: 0 CS: 0	PA: 47					
<b>PITCHER</b>	IP	WLS	BF	H	R	ER	SO	BB	IBB	HBP	BLK	WP	HR	S	P	ERA	WHIP								
<b>Hipolito Pichardo, R</b> (1, 1) ERA: 5.33	4.2		28	10	4	4	2	3	0	1	0	0	0	59	103	7.71	2.786								
<b>Ricky Bones, R</b> (5, 1) ERA: 2.84	0.2		5	1	0	0	0	2	0	0	0	0	0	9	20	0.00	4.500								
<b>Scott Service, R</b> (6, 1) ERA: 3.78	1.2	L	8	2	3	3	3	1	0	0	0	0	1	23	37	16.20	1.800								
<b>Matt Whisenant, L</b> (8, 1) ERA: 4.41	1.0		6	1	1	1	2	2	0	0	0	1	0	16	30	9.00	3.000								



Batter	1	2	3	4	5	6	7	8	9	AB	R	H	RBI	BB	SO	LOB	TOP					
<b>Jermaine Allensworth, R</b> (1, 8) OBP: 0.362, SLG: 0.411	0-0 S E G1-3 1B		1-1 SH1-3		4-2 S BB		0-0 L9			2	1	1	0	1	0	1	<b>Kansas City Royals @ Seattle Mariners</b> The Kingdome, Seattle, WA Sun Jul 19 1998, 6:33 AM EDT Att: 30,851 - Dome - 72 F					
<b>Jose Offerman, S</b> (1, 10) OBP: 0.376, SLG: 0.405	0-2 G1-3		1-1 G6-3		3-3 K			1-2 CS 1B		4	0	1	1	0	1	3						
<b>Shane Mack, R</b> (1, 7) <b>Johnny Damon, L</b> (8, 7) OBP: 0.337, SLG: 0.419	0-3 K		2-3 3-H 4-2 PB BB		0-1 G4-3			0-1 SAFE F7		3	0	0	0	1	1	2						
<b>Jeff King, R</b> (1, 3) OBP: 0.333, SLG: 0.471	3-1 F9		1-2 P5		1-2 P5			0-2 G5-3		4	0	0	0	0	0	1						
<b>Dean Palmer, R</b> (1, 5) OBP: 0.314, SLG: 0.513		2-1 F8		2-2 G5-3		1-1 P3			1-1 HR	4	1	1	1	0	0	0						
<b>Jeff Conine, R</b> (1, 9) OBP: 0.315, SLG: 0.441		1-3 K		2-0 G1-3 2B		0-0 L4			0-0 F9	4	0	1	0	0	1	0						
<b>Sal Fasano, R</b> (1, 2) OBP: 0.314, SLG: 0.351		2-3 K		0-1 G1-3				0-0 G6-3		4	0	1	0	0	1	1						
<b>Luis Rivera, R</b> (1, 4) OBP: 0.333, SLG: 0.320			1-2 SH1-3 G6-3 1B		1-1 F8			3-1 G6-3		4	1	1	0	0	0	2						
<b>Mendy López, R</b> (1, 6) OBP: 0.333, SLG: 0.412			1-0 G6-3 SH1-3 PB 1B			1-0 F7			3-3 K	4	1	2	0	0	1	1						
<b>Inning Stats</b>	R: 1 E: 1 K: 1 S: 9	H: 1 LOB: 0 BB: 0 P: 12	R: 0 E: 0 K: 2 S: 8	H: 0 LOB: 0 BB: 0 P: 13	R: 2 E: 0 K: 0 S: 14	H: 2 LOB: 1 BB: 1 P: 23	R: 0 E: 0 K: 0 S: 9	H: 1 LOB: 1 BB: 0 P: 14	R: 0 E: 0 K: 1 S: 8	H: 0 LOB: 1 BB: 1 P: 16	R: 0 E: 0 K: 0 S: 8	H: 0 LOB: 0 BB: 0 P: 10	R: 0 E: 0 K: 0 S: 5	H: 1 LOB: 0 BB: 0 P: 8	R: 0 E: 0 K: 0 S: 11	H: 1 LOB: 0 BB: 0 P: 12		R: 1 E: 0 K: 1 S: 10	H: 2 LOB: 1 BB: 0 P: 17	1B: 5 2B: 2 3B: 0 HR: 1	SF: 0 SAC: 1 DP: 0 HBP: 0	WP: 0 PB: 1 SB: 3 CS: 1
<b>PITCHER</b> <b>Jeff Fassero, L</b> (1, 1) ERA: 3.86	IP: 9.0 WLS: L BF: 36 H: 8 R: 4 ER: 2 SO: 5 BB: 2 IBB: 0 HBP: 0 BLK: 0 WP: 0 HR: 1 S: 82 P: 125 ERA: 2.00 WHIP: 1.111															<b>PITCHER</b>						

Batter	1	2	3	4	5	6	7	8	9	AB	R	H	RBI	BB	SO	LOB	BOTTOM			
<b>Joey Cora, S</b> (1, 4) OBP: 0.354, SLG: 0.376	0-1 G6-3		1-2 G4-3		1-1 BB BB 1B		4-2 G3 WP BB		2-2 F8	4	0	1	0	1	0	1	<b>Kansas City Royals @ Seattle Mariners</b> The Kingdome, Seattle, WA Sun Jul 19 1998, 6:33 AM EDT Att: 30,851 - Dome - 72 F			
<b>Alex Rodriguez, R</b> (1, 6) OBP: 0.359, SLG: 0.575	2-1 HR		4-1 CS 1B BB		1-3 K		0-2 F9		4-1 BB	3	1	1	1	2	1	2				
<b>Ken Griffey Jr., L</b> (1, 8) OBP: 0.395, SLG: 0.675	1-2 1B HBP		0-0 CS 1B		4-2 BB BB		3-2 G3		1-2 L3	3	0	1	0	1	0	3				
<b>Edgar Martinez, R</b> (1, 10) OBP: 0.411, SLG: 0.551	3-1 1B		4-1 BB BB		0-1 F8		2-2 L9			3	0	1	0	1	0	3				
<b>David Segui, S</b> (1, 3) OBP: 0.382, SLG: 0.526	0-3 K		1-1 F7		4-1 BB			0-0 F7		3	0	0	0	1	1	4				
<b>Jay Buhner, R</b> (1, 9) OBP: 0.338, SLG: 0.398	1-1 F8		2-3 K		1-2 F9			1-3 K		4	0	0	0	0	2	5				
<b>Dan Wilson, R</b> (1, 2) <b>John Marzano, R</b> (4, 2) OBP: 0.286, SLG: 0.265		0-1 F9		0-0 G4-3		0-2 G6-3		1-0 F8		1	0	0	0	0	0	0				
<b>Shane Monahan, L</b> (1, 7) OBP: 0.389, SLG: 0.455		2-3 K		4-1 BB BB		0-0 P2			0-0 P8	3	0	0	0	1	1	0				
<b>Rico Rossy, R</b> (1, 5) <b>Russ Davis, R</b> (9, PH) OBP: 0.310, SLG: 0.459		0-2 G4-3		2-0 F7		0-0 F7			0-0 BB 1B	3	0	0	0	0	0	1				
<b>Inning Stats</b>	R: 1 E: 0 K: 1 S: 13	H: 2 LOB: 2 BB: 0 P: 20	R: 0 E: 0 K: 1 S: 9	H: 0 LOB: 0 BB: 0 P: 11	R: 0 E: 0 K: 0 S: 8	H: 1 LOB: 2 BB: 2 P: 18	R: 0 E: 0 K: 1 S: 6	H: 0 LOB: 1 BB: 1 P: 14	R: 0 E: 0 K: 0 S: 7	H: 0 LOB: 0 BB: 0 P: 7	R: 0 E: 0 K: 0 S: 12	H: 0 LOB: 1 BB: 1 P: 21	R: 0 E: 0 K: 1 S: 5	H: 0 LOB: 0 BB: 0 P: 7	R: 0 E: 0 K: 0 S: 10	H: 1 LOB: 2 BB: 1 P: 17		1B: 4 2B: 0 3B: 0 HR: 1	SF: 0 SAC: 0 DP: 0 HBP: 1	WP: 1 PB: 0 SB: 0 CS: 2
<b>PITCHER</b> <b>Tim Belcher, R</b> (1, 1) ERA: 4.2 <b>Scott Service, R</b> (8, 1) ERA: 3.7 <b>Jeff Montgomery, R</b> (9, 1) ERA: 5.82	IP: 7.0 WLS: W BF: 31 H: 4 R: 1 ER: 1 SO: 4 BB: 6 IBB: 0 HBP: 0 BLK: 0 WP: 1 HR: 1 S: 69 P: 116 ERA: 1.29 WHIP: 1.429															<b>PITCHER</b>				

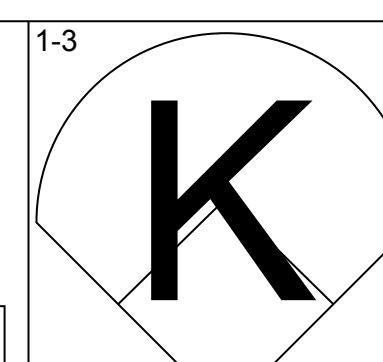
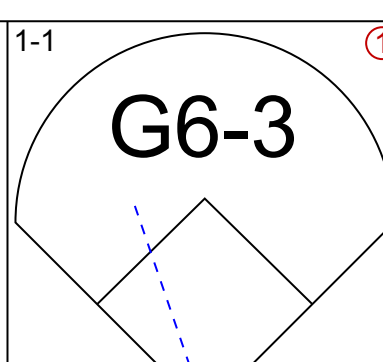
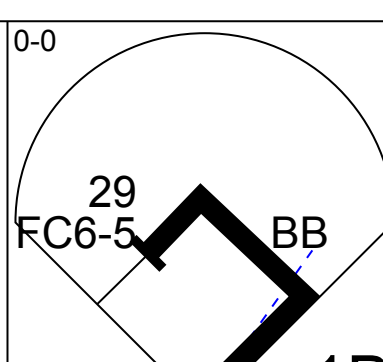
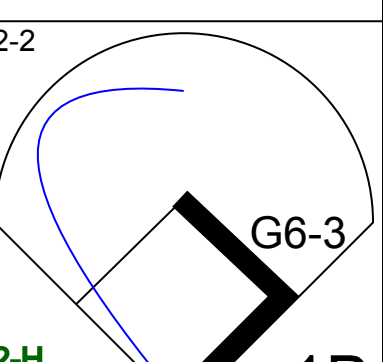
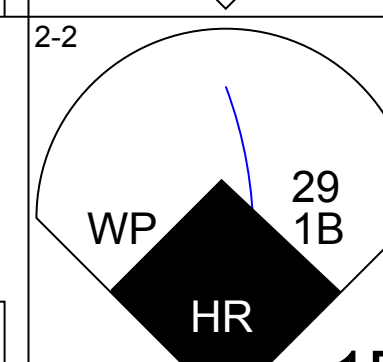
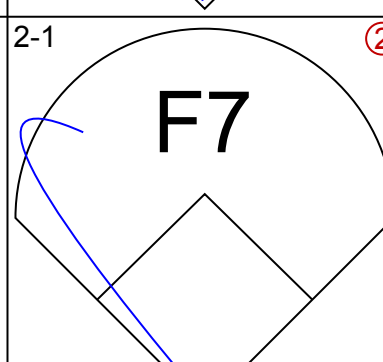
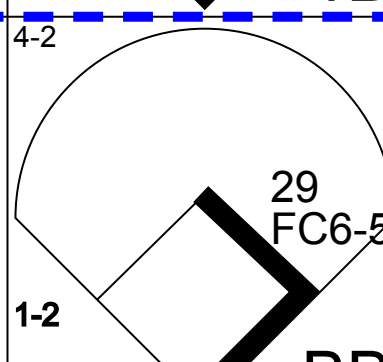
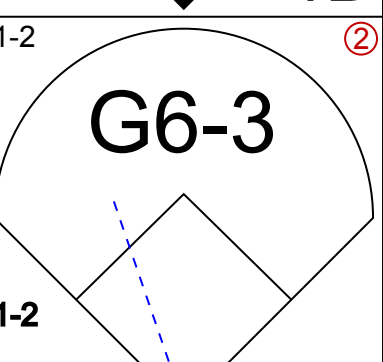
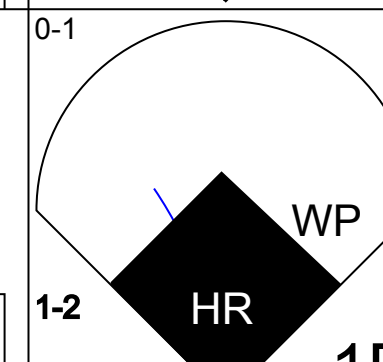
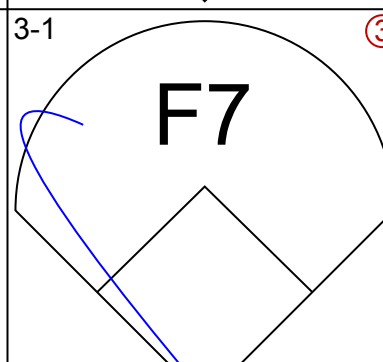
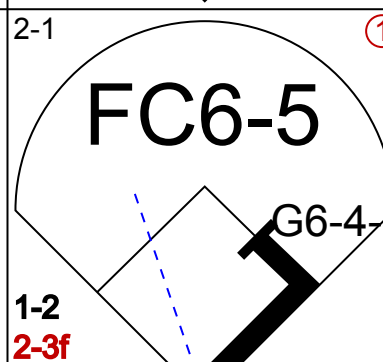
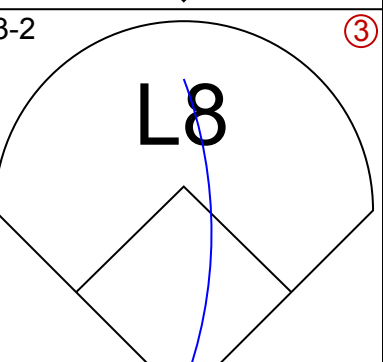
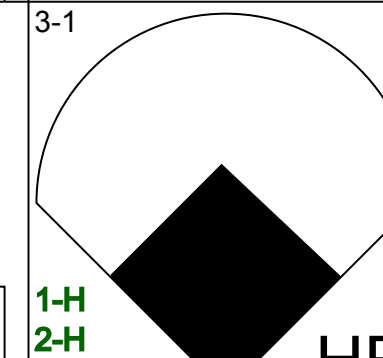
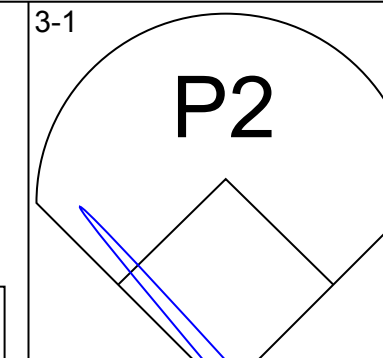
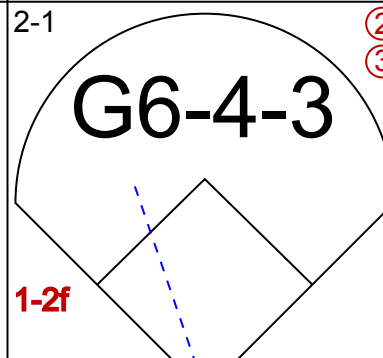
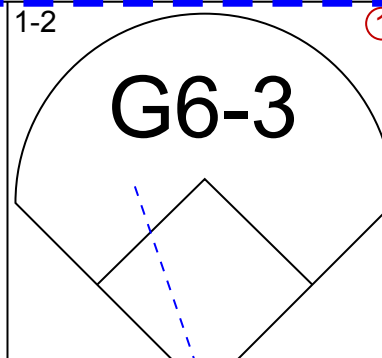
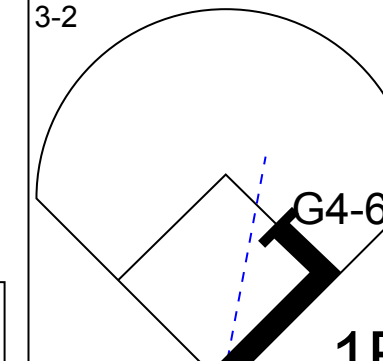
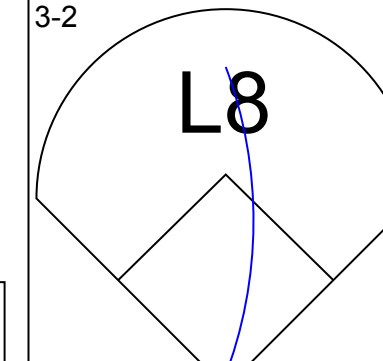
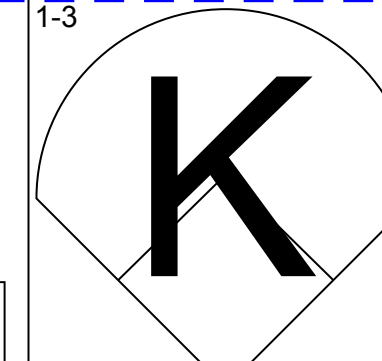
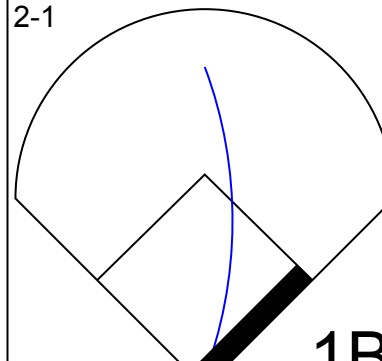
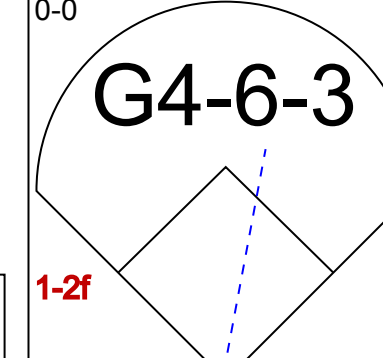
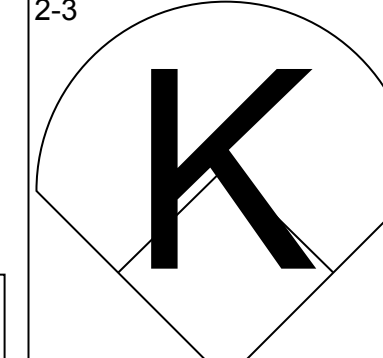
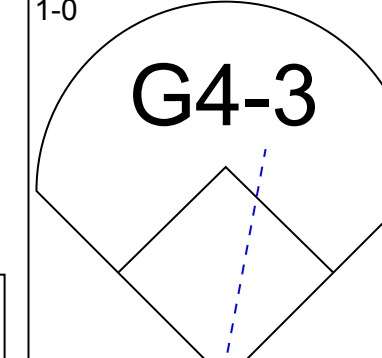
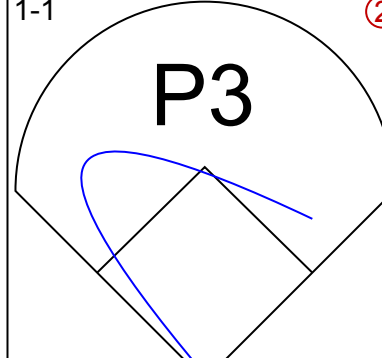
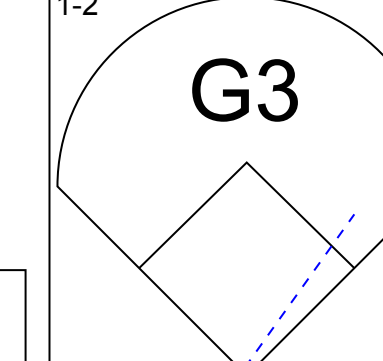
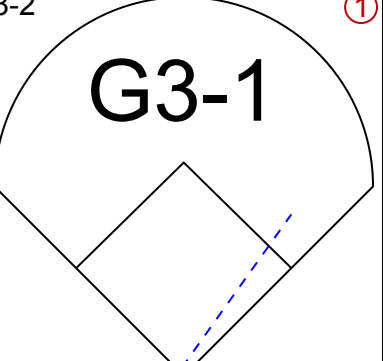
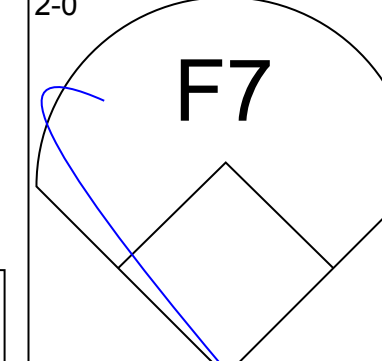
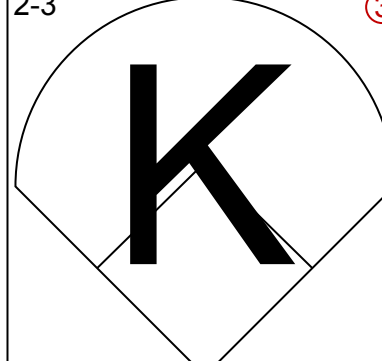
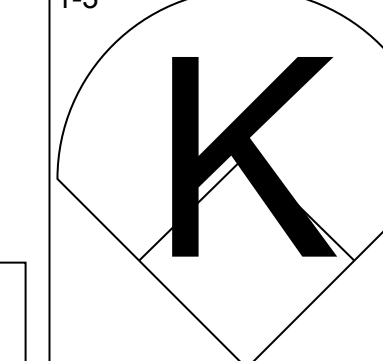
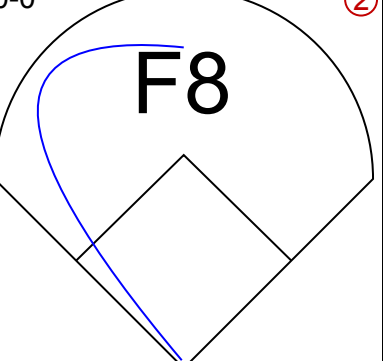
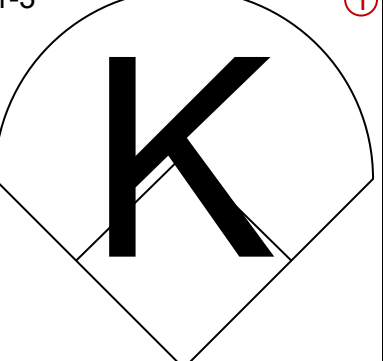
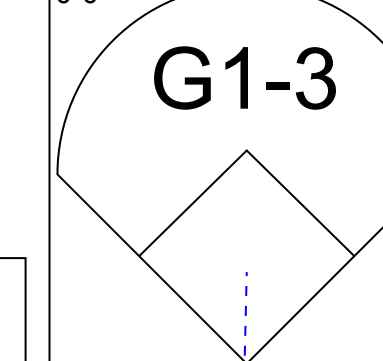
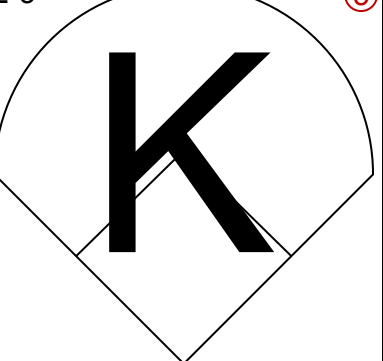
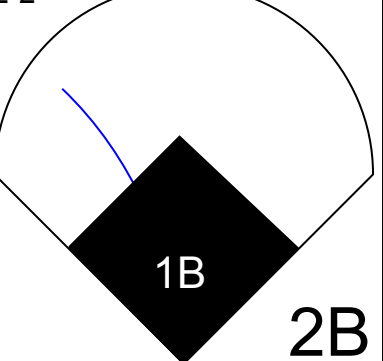
AB	33
R	4
H	8
RBI	2
BB	2
SO	5
LOB	11

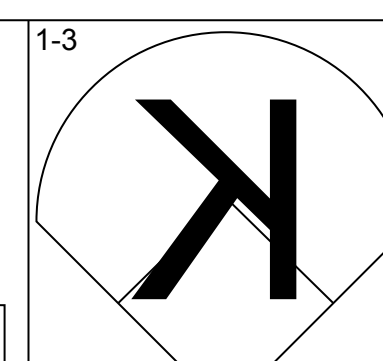
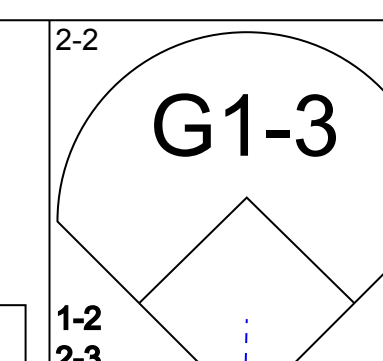
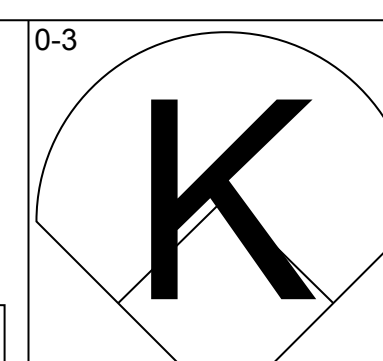
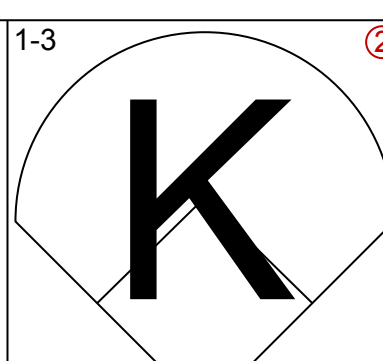
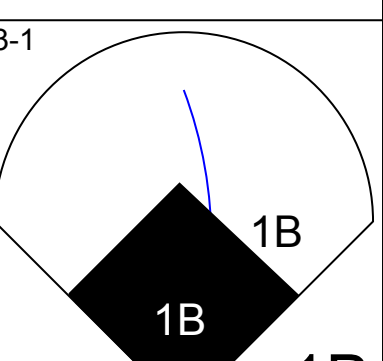
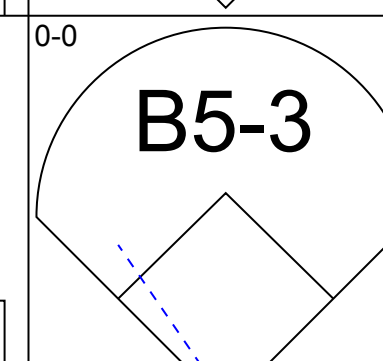
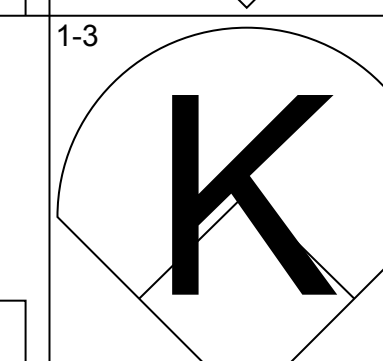
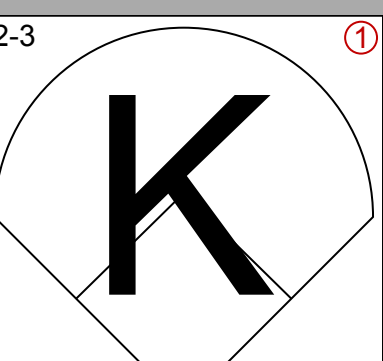
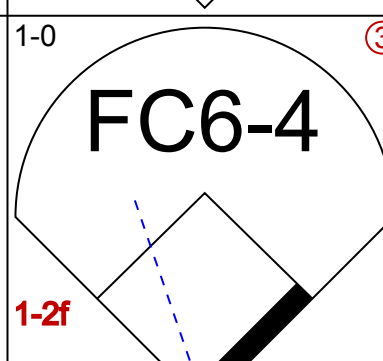
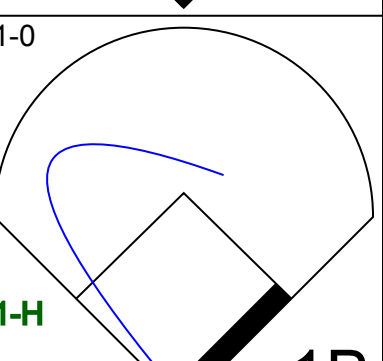
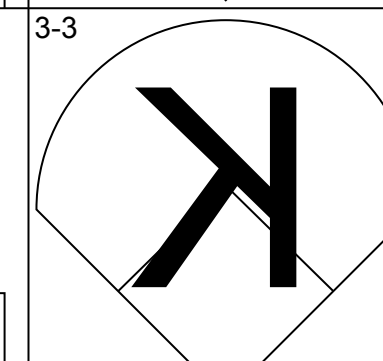
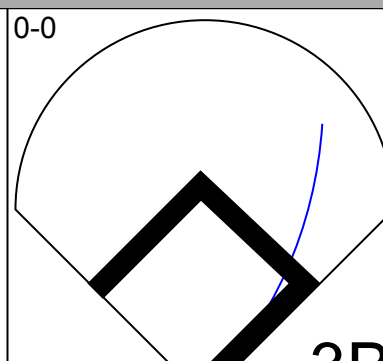
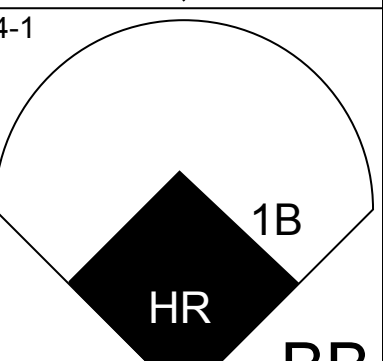
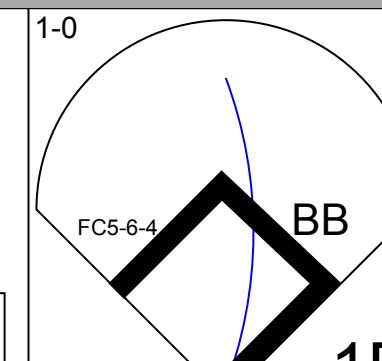
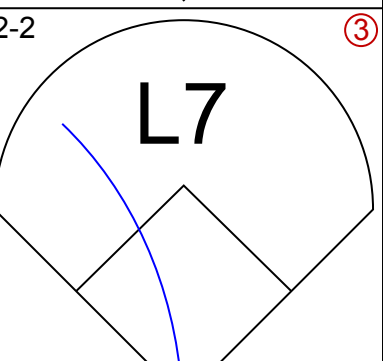
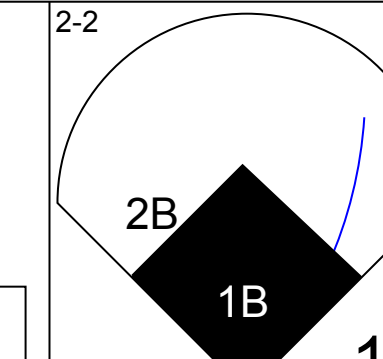
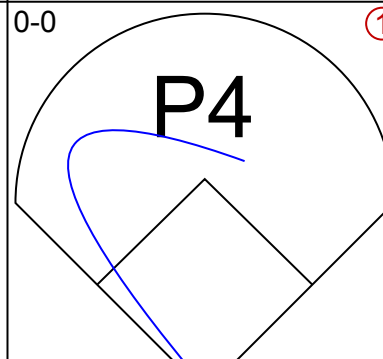
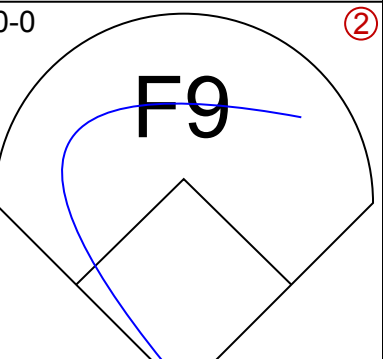
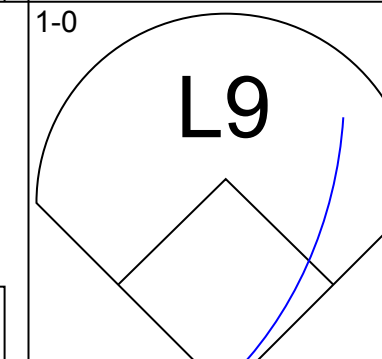
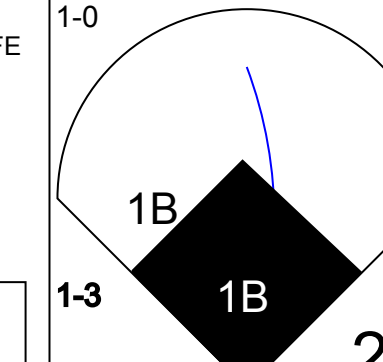

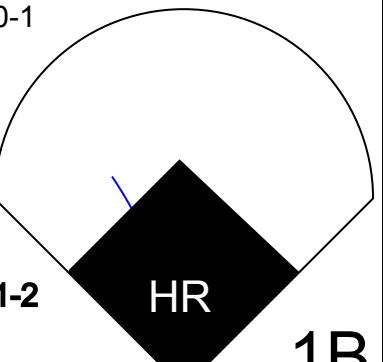
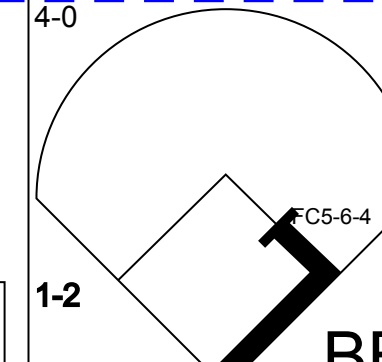
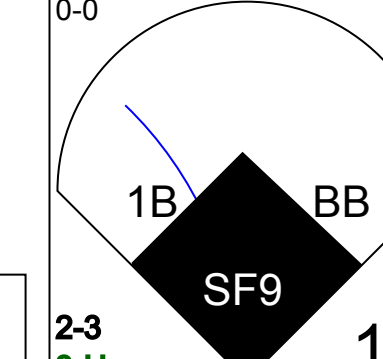
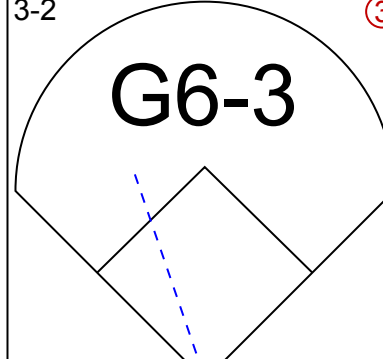
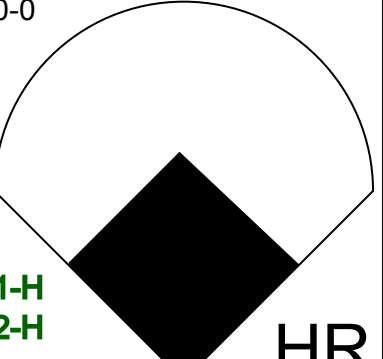
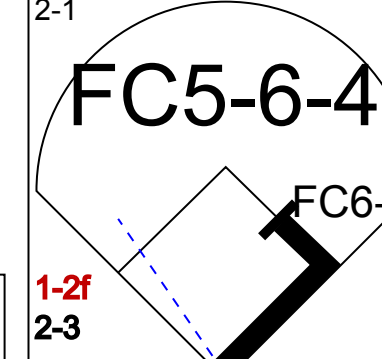
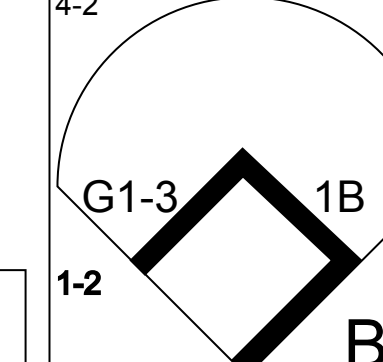
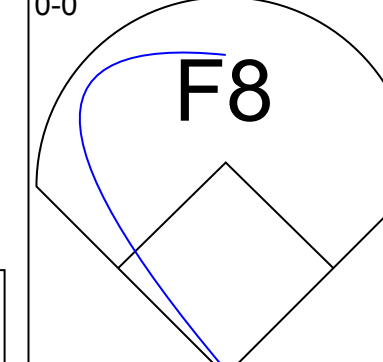
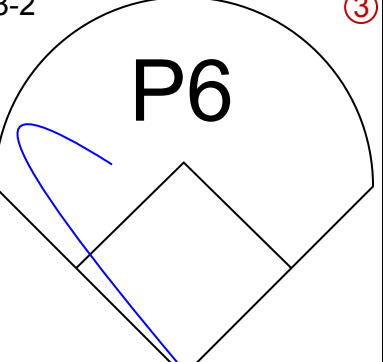
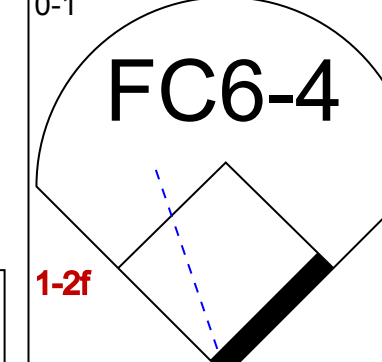
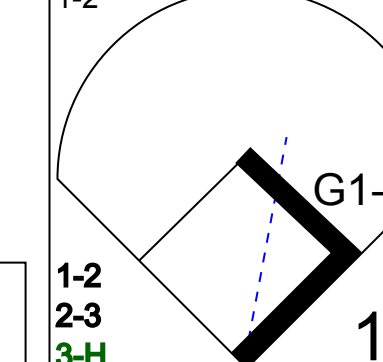
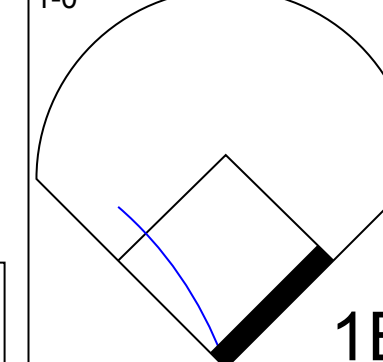
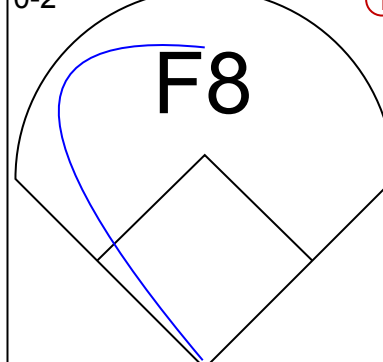
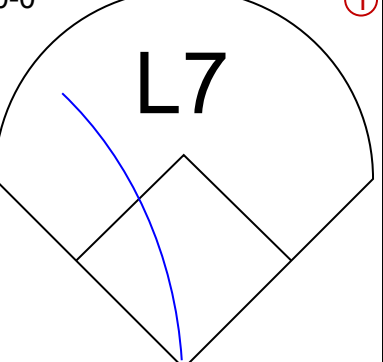
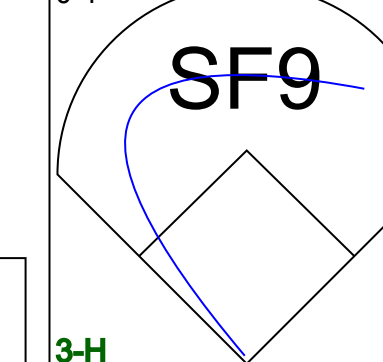
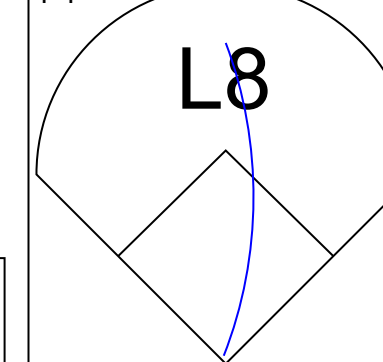
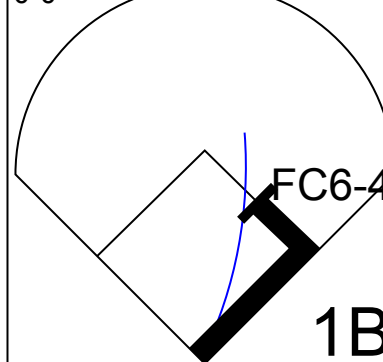
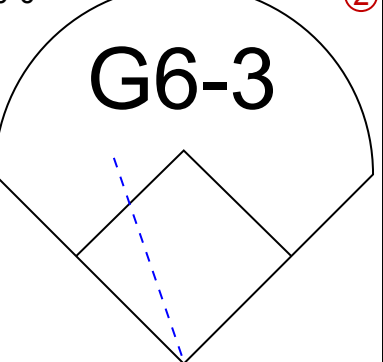




Batter	1	2	3	4	5	6	7	8	9	AB	R	H	RBI	BB	SO	LOB	TOP					
<b>Mark McLemore, S</b> (1, 4) OBP: 0.401, SLG: 0.352 <b>Domingo Cedeno, S</b> (9, PH) OBP: 0.344, SLG: 0.434 (9, 4)	E5		K			1B HR		G6-3	K	4	3	1	0	1	1	0	<b>Texas Rangers @ Kansas City Royals</b> Kauffman Stadium, Kansas City, MO Tue Jul 21 1998, 7:05 PM CDT Att: 17,457 - Unknown - 99 F					
<b>Roberto Kelly, R</b> (1, 8) OBP: 0.311, SLG: 0.512 (9, 7)			G4-3			1B HR		E5	FC5-4	6	3	3	3	0	0	2						
<b>29 Rusty Greer, L</b> (1, 7) OBP: 0.392, SLG: 0.433 <b>Tom Goodwin, L</b> (9, 8) OBP: 0.369, SLG: 0.312					HR					5	1	2	1	0	1	4						
<b>Juan Gonzalez, R</b> (1, 10) OBP: 0.339, SLG: 0.598	F9	1B			K			F8		5	3	3	5	0	1	2						
<b>Will Clark, L</b> (1, 3) OBP: 0.392, SLG: 0.510 <b>Lee Stevens, L</b> (6, 3) OBP: 0.300, SLG: 0.449	1-2	1B	G1-3		F9					4	1	1	1	0	1	0						
<b>Ivan Rodriguez, R</b> (1, 2) OBP: 0.380, SLG: 0.528	F9		F8		G1-3					5	0	0	0	0	1	5						
<b>Mike Simms, R</b> (1, 9) OBP: 0.411, SLG: 0.691	1-2	1B								4	1	2	3	1	1	0						
<b>Kevin Elster, R</b> (1, 6) OBP: 0.317, SLG: 0.370	2B				F8			G6-3	F8	5	2	2	1	0	0	2						
<b>Fernando Tatis, R</b> (1, 5) OBP: 0.296, SLG: 0.344	1-2	1B	G3		G6-4-3			G4-3	K	5	1	1	1	0	1	2						
<b>Inning Stats</b>	R: 9 E: 1 K: 0 S: 29	H: 7 LOB: 0 BB: 1 P: 47	R: 1 E: 0 K: 0 S: 9	H: 1 LOB: 0 BB: 0 P: 13	R: 1 E: 0 K: 1 S: 12	H: 1 LOB: 0 BB: 0 P: 14	R: 1 E: 0 K: 1 S: 11	H: 1 LOB: 0 BB: 0 P: 15	R: 0 E: 0 K: 0 S: 11	H: 0 LOB: 0 BB: 1 P: 15	R: 3 E: 0 K: 2 S: 10	H: 3 LOB: 0 BB: 0 P: 17	R: 0 E: 0 K: 1 S: 7	H: 0 LOB: 0 BB: 0 P: 12	R: 0 E: 1 K: 1 S: 12	H: 2 LOB: 3 BB: 0 P: 16		R: 0 E: 0 K: 2 S: 12	H: 1 LOB: 2 BB: 0 P: 20	1B: 9 2B: 1 3B: 0 HR: 6	SF: 0 SAC: 0 DP: 1 HBP: 0	WP: 1 PB: 0 SB: 0 CS: 0
<b>PITCHER</b>	IP WLS BF H R ER SO BB IBB HBP BLK WP HR S P ERA WHIP																					
<b>50 José Rosado, L</b> (1, 1) ERA: 4.01 <b>Jim Pittsley, R</b> (1, 1) ERA: 8.7 <b>Chris Haney, L</b> (6, 1) ERA: 8.17 <b>Ricky Bones, R</b> (8, 1) ERA: 2.61	0.2 L 10 6 8 2 0 1 0 0 0 0 0 1 25 41 27.00 10.500																					
<b>Batter</b>	1	2	3	4	5	6	7	8	9	AB	R	H	RBI	BB	SO	LOB	BOTTOM					
<b>Johnny Damon, L</b> (1, 8) OBP: 0.338, SLG: 0.427	1B				HR			F8		4	2	2	1	0	0	2	<b>Texas Rangers @ Kansas City Royals</b> Kauffman Stadium, Kansas City, MO Tue Jul 21 1998, 7:05 PM CDT Att: 17,457 - Unknown - 99 F					
<b>Jose Offerman, S</b> (1, 4) OBP: 0.374, SLG: 0.404 <b>Luis Rivera, R</b> (9, 4) OBP: 0.333, SLG: 0.320	E		F8		F8			G2-3		4	1	1	0	0	0	1						
<b>Hal Morris, L</b> (1, 10) OBP: 0.361, SLG: 0.419	E6		F8					F8		4	0	1	1	0	0	1						
<b>Jeff King, R</b> (1, 3) OBP: 0.331, SLG: 0.467 <b>Jermaine Allensworth, R</b> (8, PH) OBP: 0.381, SLG: 0.410 (9, 9)	G6-4-3		L8					FC6-4	K	3	1	0	0	0	0	2						
<b>Dean Palmer, R</b> (1, 5) OBP: 0.327, SLG: 0.509 <b>Terry Pendleton, S</b> (7, 5) OBP: 0.316, SLG: 0.352					L7			1B		3	0	0	0	0	2	1						
<b>Jeff Conine, R</b> (1, 9) OBP: 0.319, SLG: 0.458 <b>29 Mike Sweeney, R</b> (9, 2) OBP: 0.302, SLG: 0.350					F8					3	1	2	2	0	0	0						
<b>Larry Sutton, L</b> (1, 7) OBP: 0.293, SLG: 0.335					F7			L4-3		4	0	0	0	0	0	1						
<b>Sal Fasano, R</b> (1, 2) OBP: 0.313, SLG: 0.344 (9, 3)					F9			P3		3	0	0	0	0	0	0						
<b>Mendy López, R</b> (1, 6) OBP: 0.333, SLG: 0.407					F8					3	0	1	0	0	0	1						
<b>Inning Stats</b>	R: 2 E: 1 K: 1 S: 12	H: 2 LOB: 0 BB: 0 P: 17	R: 1 E: 0 K: 0 S: 13	H: 1 LOB: 0 BB: 0 P: 24	R: 0 E: 0 K: 0 S: 5	H: 0 LOB: 0 BB: 0 P: 10	R: 0 E: 0 K: 0 S: 3	H: 0 LOB: 0 BB: 0 P: 8	R: 1 E: 0 K: 0 S: 7	H: 1 LOB: 0 BB: 0 P: 14	R: 1 E: 0 K: 1 S: 16	H: 2 LOB: 1 BB: 0 P: 23	R: 0 E: 0 K: 1 S: 9	H: 1 LOB: 1 BB: 0 P: 12	R: 0 E: 0 K: 1 S: 6	H: 0 LOB: 0 BB: 0 P: 7		R: 0 E: 0 K: 0 S: 5	H: 0 LOB: 0 BB: 0 P: 11	1B: 5 2B: 0 3B: 0 HR: 2	SF: 0 SAC: 0 DP: 1 HBP: 1	WP: 2 PB: 0 SB: 0 CS: 0
<b>PITCHER</b>	IP WLS BF H R ER SO BB IBB HBP BLK WP HR S P ERA WHIP																					
<b>Rick Helling, R</b> (1, 1) ERA: 4.5	9.0 W 35 7 5 4 3 0 0 0 1 0 2 2 76 126 4.00 0.778																					
<b>AB</b>																	34					
<b>R</b>																	5					
<b>H</b>																	7					
<b>RBI</b>																	4					
<b>BB</b>																	0					
<b>SO</b>																	3					
<b>LOB</b>																	9					
<b>PITCHER</b>																						
<b>IP WLS BF H R ER SO BB IBB HBP BLK WP HR S P ERA WHIP</b>																						



Batter	1	2	3	4	5	6	7	8	9	AB	R	H	RBI	BB	SO	LOB	TOP					
Tom Goodwin, L (1, 8) OBP: 0.371, SLG: 0.314										4	0	2	1	0	1	0	<p><b>Texas Rangers @ Kansas City Royals</b> Kauffman Stadium, Kansas City, MO</p> <p>Wed Jul 22 1998, 7:05 PM CDT Att: 14,660 - Cloudy - 85 F</p> <p>livebaseballscores.com</p>					
Mark McLemore, S (1, 4) OBP: 0.402, SLG: 0.352										3	1	1	0	1	0	1						
29 Rusty Greer, L (1, 7) OBP: 0.390, SLG: 0.431										4	1	1	0	0	0	3						
Juan Gonzalez, R (1, 9) OBP: 0.338, SLG: 0.602										4	1	1	3	0	0	2						
Will Clark, L (1, 10) OBP: 0.393, SLG: 0.510										4	0	2	0	0	1	0						
Ivan Rodriguez, R (1, 2) OBP: 0.376, SLG: 0.522										4	0	0	0	0	1	2						
Lee Stevens, L (1, 3) OBP: 0.295, SLG: 0.442										4	0	0	0	0	1	1						
Kevin Elster, R (1, 6) OBP: 0.314, SLG: 0.366										3	0	0	0	0	2	0						
Luis Alicea, S (1, 5) OBP: 0.369, SLG: 0.417										3	1	1	0	0	1	0						
<b>Inning Stats</b>	R: 3 E: 0 K: 1 S: 15	H: 4 LOB: 0 BB: 0 P: 24	R: 0 E: 0 K: 1 S: 8	H: 0 LOB: 0 BB: 0 P: 10	R: 0 E: 0 K: 0 S: 6	H: 0 LOB: 0 BB: 0 P: 12	R: 0 E: 0 K: 1 S: 10	H: 0 LOB: 0 BB: 0 P: 18	R: 0 E: 0 K: 0 S: 9	H: 1 LOB: 1 BB: 1 P: 14	R: 0 E: 0 K: 1 S: 7	H: 0 LOB: 0 BB: 0 P: 15	R: 0 E: 0 K: 1 S: 5	H: 0 LOB: 0 BB: 0 P: 9	R: 1 E: 0 K: 0 S: 15	H: 2 LOB: 1 BB: 0 P: 24	R: 0 E: 0 K: 1 S: 10	H: 1 LOB: 1 BB: 0 P: 16	1B: 6 2B: 1 3B: 0 HR: 1	SF: 0 SAC: 0 DP: 2 HBP: 0	WP: 1 PB: 0 SB: 0 CS: 0	PA: 34
<b>PITCHER</b>	IP WLS BF H R ER SO BB IBB HBP BLK WP HR S P ERA WHIP																					
Pat Rapp, R (1, 1) ERA: 4.8	5.0 W 19 5 3 3 4 0 0 0 0 1 1 49 79 5.40 1.000																					
Ricky Bones, R (6, 1) ERA: 2.49	1.0 3 0 0 0 0 1 0 0 0 0 0 6 14 0.00 1.000																					
Scott Service, R (7, 1) ERA: 3.73	2.0 8 2 1 1 2 0 0 0 0 0 0 20 33 4.50 1.000																					
Jeff Montgomery, R (9, 1) ERA: 5.86	1.0 S 4 1 0 0 1 0 0 0 0 0 0 10 16 0.00 1.000																					

Batter	1	2	3	4	5	6	7	8	9	AB	R	H	RBI	BB	SO	LOB	BOTTOM					
Johnny Damon, L (1, 9) OBP: 0.336, SLG: 0.425										5	1	1	0	0	3	4	<p><b>Texas Rangers @ Kansas City Royals</b> Kauffman Stadium, Kansas City, MO</p> <p>Wed Jul 22 1998, 7:05 PM CDT Att: 14,660 - Cloudy - 85 F</p> <p>livebaseballscores.com</p>					
Jermaine Allensworth, R (1, 8) OBP: 0.358, SLG: 0.469										5	0	1	1	0	2	3						
Jose Offerman, S (1, 4) OBP: 0.377, SLG: 0.410										4	1	2	0	1	1							
Jeff King, R (1, 3) OBP: 0.330, SLG: 0.464										4	1	1	0	0	0	3						
Hal Morris, L (1, 7) OBP: 0.366, SLG: 0.424										3	2	2	0	1	1	1						
Dean Palmer, R (1, 5) OBP: 0.329, SLG: 0.518										4	2	2	4	0	0	3						
Terry Pendleton, S (1, 10) OBP: 0.314, SLG: 0.340										3	0	0	0	1	0	2						
Sal Fasano, R (1, 2) OBP: 0.317, SLG: 0.348										4	0	2	1	0	0	0						
Mendy López, R (1, 6) OBP: 0.328, SLG: 0.404										3	0	1	1	0	0	1						
<b>Inning Stats</b>	R: 0 E: 0 K: 2 S: 7	H: 0 LOB: 0 BB: 0 P: 11	R: 3 E: 0 K: 1 S: 18	H: 4 LOB: 2 BB: 1 P: 29	R: 0 E: 0 K: 1 S: 9	H: 1 LOB: 0 BB: 0 P: 11	R: 0 E: 0 K: 1 S: 7	H: 1 LOB: 1 BB: 0 P: 9	R: 3 E: 0 K: 1 S: 14	H: 2 LOB: 0 BB: 1 P: 23	R: 0 E: 0 K: 1 S: 8	H: 1 LOB: 0 BB: 0 P: 10	R: 0 E: 0 K: 0 S: 6	H: 1 LOB: 2 BB: 1 P: 14	R: 1 E: 0 K: 0 S: 8	H: 2 LOB: 1 BB: 0 P: 14	R: 0 E: 0 K: 1 S: 10	H: 1 LOB: 1 BB: 0 P: 16	1B: 9 2B: 1 3B: 1 HR: 1	SF: 1 SAC: 0 DP: 0 HBP: 0	WP: 0 PB: 0 SB: 0 CS: 0	PA: 39
<b>PITCHER</b>	IP WLS BF H R ER SO BB IBB HBP BLK WP HR S P ERA WHIP																					
Aaron Sele, R (1, 1) ERA: 4.36	6.1 L 31 10 6 6 7 2 0 0 0 0 0 65 97 8.53 1.895																					
Scott Bailes, L (7, 1) ERA: 4.91	0.0 1 0 0 0 0 1 0 0 0 0 0 4 4 0.00 0.000																					
Tim Crabtree, R (7, 1) ERA: 4.17	1.2 7 2 1 1 0 0 0 0 0 0 0 12 20 5.40 1.200																					



Batter	1	2	3	4	5	6	7	8	9	AB	R	H	RBI	BB	SO	LOB	TOP								
Mark McLemore, S (1.4) OBP: 0.407, SLG: 0.359	4-2 BB		1-1 1B 2B	1-1 1B	1-0 G6-3			0-1 1B	2-1 G4-3	5	3	3	0	1	0	3									
Roberto Kelly, R (1.8) OBP: 0.312, SLG: 0.504	1-1 F8		0-1 1B	1-1 1B		1-0 G6-3		0-3 K	1-1 F7	6	1	2	1	0	1	3									
29 Rusty Greer, L (1.7) OBP: 0.393, SLG: 0.433	1-2 1B		1-0 F9 1B	1-2 1B		1-1 G3		1-2 G1-3		5	0	3	3	0	0	1									
Juan Gonzalez, R (1.9) OBP: 0.341, SLG: 0.600	2-1 F7		1-2 1B	3-2 P3		4-2 1B		4-0 1B		3	0	1	1	2	0	4									
Ivan Rodriguez, R (1.10) OBP: 0.379, SLG: 0.523	1-0 F8		2-2 F9		2-2 1B	1-1 1B		1-0 1B		5	1	3	1	0	0	4									
Mike Simms, R (1.3) Lee Stevens, L (8.3) OBP: 0.402, SLG: 0.667 OBP: 0.295, SLG: 0.442		2-3 K	2-2 G4-6-3		2-2 1B	0-1 P3		0-0 F8		5	0	1	0	0	1	6									
Bill Haselman, R (1.2) OBP: 0.333, SLG: 0.574		3-3 K		0-0 G6-3	1-2 1B		1-0 G6-3		0-0 HR	5	1	2	2	0	1	0									
Kevin Elster, R (1.6) OBP: 0.312, SLG: 0.363		1-0 P3		0-0 L6	1-2 F9		1-0 L8		2-0 G4-3 SH1-3 1B	5	0	1	0	0	0	2									
Fernando Tatis, R (1.5) OBP: 0.298, SLG: 0.346			3-2 1B	1-1 1B	0-3 K		1-3 K		0-0 SH1-3	4	2	2	0	0	2	2									
<b>Inning Stats</b>	R: 0 E: 0 K: 0 S: 10	H: 1 LOB: 2 BB: 1 P: 19	R: 0 E: 0 K: 2 S: 11	H: 0 LOB: 0 BB: 0 P: 17	R: 3 E: 0 K: 0 S: 20	H: 5 LOB: 1 BB: 0 P: 32	R: 2 E: 0 K: 0 S: 15	H: 4 LOB: 2 BB: 0 P: 22	R: 1 E: 0 K: 1 S: 14	H: 3 LOB: 2 BB: 0 P: 20	R: 0 E: 0 K: 0 S: 9	H: 1 LOB: 0 BB: 1 P: 16	R: 0 E: 0 K: 1 S: 5	H: 0 LOB: 0 BB: 0 P: 8	R: 1 E: 0 K: 1 S: 11	H: 2 LOB: 2 BB: 1 P: 17	R: 1 E: 0 K: 0 S: 7	H: 2 LOB: 1 BB: 0 P: 12	1B: 16 2B: 1 3B: 0 HR: 1	SF: 0 SAC: 1 DP: 1 HBP: 0	WP: 0 PB: 0 SB: 0 CS: 0	PA: 47			
<b>PITCHER</b>	IP	WLS	BF	H	R	ER	SO	BB	IBB	HBP	BLK	WP	HR	S	P	ERA	WHIP								
Glendon Rusch, L (1.1) ERA: 5.88	4.0	L	25	13	6	6	2	1	0	0	0	0	0	63	101	13.50	3.500								
Chris Haney, L (5.1) ERA: 7.73	3.0		11	1	0	0	2	1	0	0	0	0	0	21	33	0.00	0.667								
Matt Whisenant, L (8.1) ERA: 4.54	1.0		6	2	1	1	0	0	1	0	0	0	0	11	17	9.00	2.000								
Ricky Bones, R (9.1) ERA: 2.78	1.0		5	2	1	1	0	0	0	0	0	0	1	7	12	9.00	2.000								

Texas Rangers @ Kansas City Royals  
Kauffman Stadium, Kansas City, MO  
Thu Jul 23 1998, 7:05 PM CDT  
Att: 21,656 - Cloudy - 77 F

AB 43  
R 8  
H 18  
RBI 8  
BB 3  
SO 5  
LOB 25



Batter	1	2	3	4	5	6	7	8	9	AB	R	H	RBI	BB	SO	LOB	BOTTOM								
Johnny Damon, L (1.9) OBP: 0.333, SLG: 0.419	1-1 F7		3-2 G4-3		2-3 K	0-1 P2		2-2 G4-3		5	0	0	0	0	1	0									
Jermaine Allensworth, R (1.8) OBP: 0.365, SLG: 0.415	1-1 1B		1-0 1B		0-0 1B	1-2 E5		1-1 G5-3		4	1	3	0	0	0	0									
Jose Offerman, S (1.4) OBP: 0.384, SLG: 0.416	0-0 1B		0-0 HBP		0-0 1B	4-0 BB		1-2 FC6-4		4	1	4	0	1	0	0									
Dean Palmer, R (1.5) OBP: 0.327, SLG: 0.513	0-1 L5		2-3 K		1-1 SF8	4-2 BB		0-0 FC6-4		3	0	0	1	1	1	5									
Jeff King, R (1.3) OBP: 0.331, SLG: 0.463		2-0 1B	2-1 G6-3		0-0 2B	0-0 FC5-4		1-3 K		5	1	2	1	0	1	5									
Shane Mack, R (1.7) OBP: 0.362, SLG: 0.476		4-2 BB		1-0 G4-3	0-0 1B		0-0 F9		1-3 K	4	1	1	1	1	1	0									
Terry Pendleton, S (1.10) OBP: 0.327, SLG: 0.347		1-3 K		3-1 1B	0-2 1B		4-0 FC5-4		1-1 F5	4	0	2	1	1	1	2									
Sal Fasano, R (1.2) OBP: 0.310, SLG: 0.340		0-1 P4		2-3 K	1-2 F7		1-0 F9			4	0	0	0	0	1	5									
Mendy López, R (1.6) Hal Morris, L (7, PH) Luis Rivera, R (8.6) OBP: 0.313, SLG: 0.383 OBP: 0.365, SLG: 0.423 OBP: 0.333, SLG: 0.320		0-1 F9		1-3 K		0-0 F7	2-2 FC5-4			3	0	0	0	0	1	3									
<b>Inning Stats</b>	R: 0 E: 0 K: 0 S: 7	H: 2 LOB: 1 BB: 0 P: 9	R: 0 E: 0 K: 1 S: 11	H: 1 LOB: 1 BB: 1 P: 18	R: 0 E: 0 K: 1 S: 10	H: 1 LOB: 2 BB: 0 P: 18	R: 0 E: 0 K: 2 S: 9	H: 1 LOB: 1 BB: 0 P: 16	R: 4 E: 1 K: 1 S: 16	H: 5 LOB: 1 BB: 0 P: 20	R: 0 E: 0 K: 0 S: 10	H: 1 LOB: 3 BB: 2 P: 19	R: 0 E: 0 K: 0 S: 5	H: 0 LOB: 1 BB: 1 P: 12	R: 0 E: 0 K: 0 S: 9	H: 1 LOB: 1 BB: 0 P: 13	R: 0 E: 0 K: 2 S: 11	H: 0 LOB: 0 BB: 0 P: 14	1B: 10 2B: 3 3B: 0 HR: 0	SF: 1 SAC: 0 DP: 1 HBP: 1	WP: 0 PB: 0 SB: 2 CS: 0	PA: 43			
<b>PITCHER</b>	IP	WLS	BF	H	R	ER	SO	BB	IBB	HBP	BLK	WP	HR	S	P	ERA	WHIP								
Darren Oliver, L (1.1) ERA: 6.77	4.2		24	4	4	4	5	1	0	1	0	0	0	22	39	0.00	2.143								
Xavier Hernandez, R (5.1) ERA: 2.97	2.1	W	12	2	0	0	0	3	0	0	0	0	0	3	5	0.00	0.000								
Eric Gunderson, L (8.1) ERA: 2.98	0.1		1	0	0	0	0	0	0	0	0	0	0	3	5	0.00	0.000								
Danny Patterson, R (8.1) ERA: 3.34	0.2		3	1	0	0	0	0	0	0	0	0	0	6	8	0.00	1.500								
John Wetland, R (9.1) ERA: 1.62	1.0		3	0	0	0	2	0	0	0	0	0	0	11	14	0.00	0.000								

Texas Rangers @ Kansas City Royals  
Kauffman Stadium, Kansas City, MO  
Thu Jul 23 1998, 7:05 PM CDT  
Att: 21,656 - Cloudy - 77 F

AB 37  
R 4  
H 12  
RBI 4  
BB 4  
SO 7  
LOB 21





Batter	1	2	3	4	5	6	7	8	9	AB	R	H	RBI	BB	SO	LOB	TOP					
Jim Edmonds, L (1.8) OBP: 0.355, SLG: 0.490										4	1	1	0	0	0	4	<b>Anaheim Angels @ Kansas City Royals</b> Kauffman Stadium, Kansas City, MO Fri Jul 24, 1998, 7:05 PM CDT Att: 18,151 - Unknown - 73 F					
Dave Hollins, S (1.5) OBP: 0.333, SLG: 0.384										3	0	0	0	0	0	2						
Craig Shipley, R (7.5) OBP: 0.316, SLG: 0.345										0	0	0	0	1	0	0						
Darin Erstad, L (1.7) OBP: 0.357, SLG: 0.528										4	1	2	1	0	1	1						
Cecil Fielder, R (1.3) OBP: 0.333, SLG: 0.425										4	1	1	2	0	1	2						
Tim Salmon, R (1.10) OBP: 0.408, SLG: 0.490										4	0	0	0	0	2	0						
16 Garrett Anderson, L (1.9) OBP: 0.346, SLG: 0.503										4	0	1	0	0	1	0						
Matt Walbeck, S (1.2) OBP: 0.296, SLG: 0.346										4	0	1	0	0	2	1						
Norberto Martin, R (1.4) OBP: 0.233, SLG: 0.243										2	0	0	0	1	0	0						
Gary Disarcina, R (1.6) OBP: 0.329, SLG: 0.407										3	0	2	0	0	0	2						
<b>Inning Stats</b>	R: 1 E: 0 K: 0 S: 5	H: 2 LOB: 0 BB: 0 P: 9	R: 0 E: 0 K: 2 S: 7	H: 0 LOB: 0 BB: 0 P: 12	R: 0 E: 0 K: 0 S: 7	H: 1 LOB: 1 BB: 0 P: 12	R: 0 E: 0 K: 0 S: 5	H: 0 LOB: 0 BB: 0 P: 11	R: 0 E: 0 K: 0 S: 10	H: 1 LOB: 2 BB: 1 P: 20	R: 2 E: 0 K: 0 S: 10	H: 3 LOB: 1 BB: 0 P: 14	R: 0 E: 0 K: 0 S: 6	H: 1 LOB: 0 BB: 0 P: 8	R: 0 E: 0 K: 3 S: 9	H: 0 LOB: 1 BB: 0 P: 16	R: 0 E: 0 K: 3 S: 9	H: 0 LOB: 0 BB: 0 P: 13	1B: 6 2B: 2 3B: 0 HR: 1	SF: 0 SAC: 0 DP: 3 HBP: 0	WP: 0 PB: 0 SB: 2 CS: 1	PA: 34
<b>PITCHER</b>	IP WLS BF H R ER SO BB IBB HBP BLK WP HR S P ERA WHIP																					
Hipolito Pichardo, R (1.1) ERA: 5.25	6.1 W 27 8 3 3 2 1 0 0 0 0 1 49 85 4.26 1.421																					
Matt Whisenant, L (7.1) ERA: 4.34	1.2 4 0 0 0 2 1 0 0 0 0 0 10 17 0.00 0.600																					
Jeff Montgomery, R (9.1) ERA: 5.5	1.0 S 3 0 0 0 3 0 0 0 0 0 0 9 13 0.00 0.000																					

Batter	1	2	3	4	5	6	7	8	9	AB	R	H	RBI	BB	SO	LOB	BOTTOM			
Johnny Damon, L (1.9) OBP: 0.332, SLG: 0.416										3	1	0	1	1	1	2	<b>Anaheim Angels @ Kansas City Royals</b> Kauffman Stadium, Kansas City, MO Fri Jul 24, 1998, 7:05 PM CDT Att: 18,151 - Unknown - 73 F			
Jermaine Allensworth, R (1.8) OBP: 0.367, SLG: 0.412										2	0	0	0	2	1	1				
Jose Offerman, S (1.4) OBP: 0.387, SLG: 0.416										2	0	1	0	1	1	2				
Dean Palmer, R (1.5) OBP: 0.324, SLG: 0.507										4	0	0	0	0	0	5				
Jeff King, R (1.3) OBP: 0.333, SLG: 0.462										3	1	1	1	1	0	3				
Shane Mack, R (1.7) OBP: 0.360, SLG: 0.477										4	1	1	0	0	0	5				
Jeff Conine, R (8.9) OBP: 0.319, SLG: 0.458										0	0	0	0	0	0	0				
Terry Pendleton, S (1.10) OBP: 0.324, SLG: 0.340										2	0	0	1	1	1	1				
29 Mike Sweeney, R (1.2) OBP: 0.301, SLG: 0.354										4	1	1	1	0	0	1				
Mendy López, R (1.6) OBP: 0.324, SLG: 0.391										4	0	2	0	0	1	0				
<b>Inning Stats</b>	R: 1 E: 1 K: 0 S: 7	H: 1 LOB: 2 BB: 2 P: 18	R: 0 E: 0 K: 0 S: 8	H: 0 LOB: 1 BB: 1 P: 16	R: 0 E: 0 K: 0 S: 8	H: 0 LOB: 1 BB: 1 P: 17	R: 3 E: 0 K: 1 S: 19	H: 4 LOB: 2 BB: 1 P: 28	R: 0 E: 0 K: 0 S: 6	H: 0 LOB: 1 BB: 1 P: 13	R: 0 E: 0 K: 2 S: 10	H: 1 LOB: 0 BB: 0 P: 15	R: 0 E: 0 K: 0 S: 12	H: 0 LOB: 1 BB: 0 P: 20	R: 0 E: 0 K: 2 S: 8	H: 0 LOB: 0 BB: 0 P: 10	1B: 4 2B: 3 3B: 0 HR: 0	SF: 1 SAC: 0 DP: 2 HBP: 1	WP: 1 PB: 0 SB: 3 CS: 0	PA: 36
<b>PITCHER</b>	IP WLS BF H R ER SO BB IBB HBP BLK WP HR S P ERA WHIP																			
Chuck Finley, L (1.1) ERA: 3.13	3.0 L 14 4 2 2 0 4 0 0 0 0 0 24 52 6.00 2.000																			
Shigetoshi Hasegawa, R (4.1) ERA: 3.34	3.0 15 4 2 2 3 2 0 0 0 0 0 34 55 6.00 2.000																			
Rich DeLucia, R (7.1) ERA: 4.14	2.0 7 0 0 0 2 0 0 0 1 0 0 20 30 0.00 0.000																			



Batter	1	2	3	4	5	6	7	8	9	AB	R	H	RBI	BB	SO	LOB	TOP								
<b>Jim Edmonds, L</b> (1, 8) OBP: 0.358, SLG: 0.495	P7			0-1 2B	4-2 3B BB		1-3 K		3-2 2B	4	1	2	0	1	1	0	<b>Anaheim Angels @ Kansas City Royals</b> Kauffman Stadium, Kansas City, MO Sat Jul 25 1998, 7:05 PM CDT Att: 28,428 - Cloudy - 70 F								
<b>Craig Shipley, R</b> (1, 5) OBP: 0.310, SLG: 0.359	L8			0-0 P1	2-2 3B 1-H 2-H 3-H		2-2 F9		2-3 K	5	0	1	3	0	1	2									
<b>Darin Erstad, L</b> (1, 7) OBP: 0.355, SLG: 0.523	L7			0-0 P6	K		1-2 G1-3		4-0 IBB	4	0	0	0	1	1	2									
<b>Cecil Fielder, R</b> (1, 3) OBP: 0.332, SLG: 0.423		1-0 P6		0-3 K		1-2 G4-3		0-1 1B 16 FC4-3	1-3 K	4	0	1	0	0	1	1									
<b>Gary Disarcina, R</b> (8, PR) OBP: 0.326, SLG: 0.406										1	0	0	0	0	1	2									
<b>Tim Salmon, R</b> (1, 10) OBP: 0.413, SLG: 0.494	L9				0-0 1B 16		1-0 1B		0-1 1B 16 BB 11 FD4-2-6	4	3	3	0	0	0	0									
<b>16 Garret Anderson, L</b> (1, 9) OBP: 0.347, SLG: 0.503	K				1-1 1B BB 3B		1-1 1B		2-1 1B FC4-2-5 11 SF7-5-4-5	4	1	2	0	0	1	2									
<b>Matt Walbeck, S</b> (1, 2) OBP: 0.303, SLG: 0.355				1-0 G4-3		1-2 1B BB 3B	2-1 2B		1-2 BB	3	1	2	2	1	0	0									
<b>Phil Nevin, R</b> (9, 2) OBP: 0.326, SLG: 0.414					1-2 2-H 3B		1-3 2-H 2B		1-2 2-3 BB	0	0	0	0	0	0	0									
<b>11 Justin Baughman, R</b> (1, 4) OBP: 0.270, SLG: 0.315				0-0 G3		1-3 K	0-0 G4-3		1-0 SF7-5-4-5	3	0	0	1	0	1	4									
<b>Norberto Martin, R</b> (1, 6) OBP: 0.227, SLG: 0.237	F9			2-1 F9		1-0 F9	0-0 P6		2-2 G1-3	4	0	0	0	0	0	4									
<b>Inning Stats</b>	R: 0 E: 0 K: 0 S: 8	H: 0 LOB: 0 BB: 0 P: 14	R: 0 E: 0 K: 1 S: 10	H: 0 LOB: 0 BB: 0 P: 15	R: 0 E: 0 K: 0 S: 4	H: 0 LOB: 0 BB: 0 P: 7	R: 0 E: 0 K: 1 S: 7	H: 1 LOB: 1 BB: 0 P: 7	R: 4 E: 0 K: 2 S: 22	H: 4 LOB: 1 BB: 1 P: 35	R: 1 E: 0 K: 0 S: 11	H: 3 LOB: 2 BB: 0 P: 16	R: 0 E: 0 K: 1 S: 9	H: 0 LOB: 0 BB: 0 P: 13	R: 1 E: 0 K: 0 S: 13	H: 2 LOB: 1 BB: 1 P: 20	R: 0 E: 0 K: 2 S: 12	H: 1 LOB: 2 BB: 1 P: 24	1B: 7 2B: 4 3B: 1 HR: 0	SF: 1 SAC: 0 DP: 1 HBP: 0	WP: 0 PB: 0 SB: 0 CS: 0	PA: 40			
<b>PITCHER</b>	IP	WLS	BF	H	R	ER	SO	BB	IBB	HBP	BLK	WP	HR	S	P	ERA	WHIP								
<b>Tim Lincecum, R</b> (1, 1) ERA: 4.37	7.0	L	32	10	6	6	5	1	0	0	0	0	0	75	111	7.71	1.571								
<b>Matt Whisenant, L</b> (8, 1) ERA: 4.3	0.1		2	0	0	0	0	1	0	0	0	0	0	8	14	0.00	3.000								
<b>Scott Service, R</b> (8, 1) ERA: 3.61	1.2		6	1	0	0	2	0	1	0	0	0	0	13	26	0.00	0.600								

Batter	1	2	3	4	5	6	7	8	9	AB	R	H	RBI	BB	SO	LOB	BOTTOM								
<b>Jermaine Allensworth, R</b> (1, 8) OBP: 0.369, SLG: 0.411	G4-3 SF8 BB		0-0 G4-3 1B		2-1 P6	0-0 G4-3			1-2 L8	3	1	1	0	1	0	4	<b>Anaheim Angels @ Kansas City Royals</b> Kauffman Stadium, Kansas City, MO Sat Jul 25 1998, 7:05 PM CDT Att: 28,428 - Cloudy - 70 F								
<b>Hal Morris, L</b> (9, PH) OBP: 0.354, SLG: 0.422										1	0	0	0	0	0	0									
<b>Jose Offerman, S</b> (1, 4) OBP: 0.386, SLG: 0.415	G4-3		3-2 G4-3		0-0 1B		2-2 G4-3			4	0	1	1	0	0	2									
<b>Shane Mack, R</b> (1, 7) OBP: 0.353, SLG: 0.470	SF8		1-2 P4		3-H K		1-2 G6-3			3	0	0	1	0	1	2									
<b>Dean Palmer, R</b> (1, 10) OBP: 0.326, SLG: 0.516	K			0-0 HR		2-2 1B 29 1B	0-3 K			4	2	2	1	0	2	0									
<b>Jeff King, R</b> (1, 3) OBP: 0.329, SLG: 0.457		3-3 K		1-1 P4		0-0 P4		0-0 P5		4	0	0	0	0	1	1									
<b>Jeff Conine, R</b> (1, 9) OBP: 0.318, SLG: 0.454	F8		2-1 F8		0-0 P6	3-2 1B 29 1B	1-2 1B	3-0 F8		4	0	1	0	0	0	0									
<b>Terry Pendleton, S</b> (1, 5) OBP: 0.313, SLG: 0.327	F9		0-0 F9		3-1 F9		1-1 F7		0-0 F8	4	0	0	0	0	0	2									
<b>29 Mike Sweeney, R</b> (1, 2) OBP: 0.311, SLG: 0.387			1-0 HR		0-0 SH1-4 1B	2-0 1B 2B	1-2 2-H 1B	2-1 G6-3		4	2	3	2	0	0	0									
<b>Mendy López, R</b> (1, 6) OBP: 0.319, SLG: 0.385				1-0 L8		1-0 SH1-4	4-0 BB	3-2 G3		1	0	0	0	0	0	0									
<b>Larry Sutton, L</b> (6, PH) OBP: 0.297, SLG: 0.335										0	0	0	0	1	0	0									
<b>Luis Rivera, R</b> (7, 6) OBP: 0.333, SLG: 0.320										0	0	0	0	0	0	0									
<b>Johnny Damon, L</b> (9, PH) OBP: 0.331, SLG: 0.415					2-3 BB					1	0	0	0	0	0	0									
<b>Inning Stats</b>	R: 1 E: 0 K: 1 S: 9	H: 0 LOB: 1 BB: 1 P: 19	R: 0 E: 0 K: 1 S: 6	H: 0 LOB: 0 BB: 0 P: 11	R: 1 E: 0 K: 0 S: 9	H: 2 LOB: 1 BB: 0 P: 15	R: 1 E: 0 K: 0 S: 6	H: 1 LOB: 0 BB: 0 P: 10	R: 1 E: 0 K: 0 S: 9	H: 3 LOB: 3 BB: 1 P: 23	R: 0 E: 0 K: 1 S: 9	H: 0 LOB: 0 BB: 0 P: 12	R: 0 E: 0 K: 0 S: 3	H: 0 LOB: 0 BB: 0 P: 6	R: 0 E: 0 K: 0 S: 9	H: 0 LOB: 0 BB: 0 P: 15	1B: 5 2B: 1 3B: 0 HR: 2	SF: 1 SAC: 1 DP: 0 HBP: 0	WP: 0 PB: 0 SB: 1 CS: 0	PA: 37					
<b>PITCHER</b>	IP	WLS	BF	H	R	ER	SO	BB	IBB	HBP	BLK	WP	HR	S	P	ERA	WHIP								
<b>Jarrod Washburn, L</b> (1, 1) ERA: 4.38	5.0		21	5	4	4	3	1	0	0	0	0	0	23	41	3.00	1.333								
<b>Pep Harris, R</b> (6, 1) ERA: 4.22	3.0	W	13	3	1	1	1	1	0	0	0	0	0	6	11	0.00	0.000								
<b>Rich DeLucia, R</b> (9, 1) ERA: 4.09	0.2		2	0	0	0	0	0	0	0	0	0	0	3	4	0.00	0.000								
<b>Mike Holtz, L</b> (9, 1) ERA: 5.63	0.1	S	1	0	0	0	0	0	0	0	0	0	0	3	4	0.00	0.000								

AB	36
R	6
H	11
RBI	6
BB	3
SO	7
LOB	17





Batter	1	2	3	4	5	6	7	8	9	AB	R	H	RBI	BB	SO	LOB	TOP										
11 Justin Baughman, R (1.4) OBP: 0.275, SLG: 0.320 Darin Erstad, L (8, FH) OBP: 0.357, SLG: 0.523 (8, 7)	0-3 K		2-1 1B	1-2 G3		0-2 1B		4-2 BB		4	0	2	2	0	1	2	<b>Anaheim Angels @ Kansas City Royals</b> Kauffman Stadium, Kansas City, MO Sun Jul 26 1998, 3:33 AM CDT Att: 20,702 - Cloudy - 67 F										
Jim Edmonds, L (1.8) OBP: 0.337, SLG: 0.492 Orlando Palmeiro, L (6, 8) OBP: 0.439, SLG: 0.533	1-3 K		3-1 1B		1-3 K	3-2 G4-3		2-2 G6-4-3		4	0	1	0	0	2	1											
Cecil Fielder, R (1.3) OBP: 0.337, SLG: 0.425	4-2 BB		0-3 K		1-2 1B		4-1 BB		1-1 G6-3 16 SF9 WP	3	1	2	0	2	1	2											
Tim Salmon, R (1.10) OBP: 0.406, SLG: 0.484	0-1 F7		2-1 P3		2-2 F4		2-2 F9		2-1 G6-3	5	0	0	0	0	0	6											
16 Garret Anderson, L (1.9) OBP: 0.346, SLG: 0.500		3-2 2B G4-3 1B	1-1 G4-3		1-2 F8		0-1 FC5-4		2-2 SF9	4	1	1	1	0	0	4											
Craig Shipley, R (1.5) OBP: 0.324, SLG: 0.381		0-0 G4-3 2B		0-2 G6-3		0-2 G3 1B 1B		1-0 G1-3		3-1 1B	5	1	3	0	0	1											
Phil Nevin, R (1.2) OBP: 0.322, SLG: 0.404		0-0 G4-3		4-1 FC4-6 BB		2-2 F4		1-1 F9		1-1 F6-4	4	0	0	1	1	0		3									
Norberto Martin, R (1.7) OBP: 0.240, SLG: 0.250 (8, 4)		2-3 3-H 1-2 G1-3		1-0 FC4-6 1B		0-1 G3 1B 1B		0-0 1B		4	1	3	0	0	0	1											
Gary Disarcina, R (1.6) OBP: 0.327, SLG: 0.404		0-0 G6-3		1-0 FC4-6 1B		1-2 G3		2-0 BB		4	0	1	0	0	0	5											
<b>Inning Stats</b>	R: 0 E: 0 K: 2 S: 10	H: 0 LOB: 1 BB: 1 P: 15	R: 1 E: 0 K: 0 S: 11	H: 2 LOB: 1 BB: 0 P: 15	R: 0 E: 0 K: 1 S: 11	H: 2 LOB: 2 BB: 0 P: 19	R: 0 E: 0 K: 0 S: 9	H: 1 LOB: 2 BB: 1 P: 16	R: 0 E: 0 K: 1 S: 13	H: 1 LOB: 1 BB: 0 P: 18	R: 2 E: 0 K: 0 S: 17	H: 3 LOB: 1 BB: 0 P: 22	R: 0 E: 0 K: 0 S: 8	H: 0 LOB: 1 BB: 1 P: 15	R: 0 E: 0 K: 0 S: 9	H: 2 LOB: 2 BB: 0 P: 18		R: 1 E: 0 K: 0 S: 11	H: 2 LOB: 1 BB: 0 P: 18	1B: 12 2B: 1 3B: 0 HR: 0	SF: 1 SAC: 0 DP: 1 HBP: 0	WP: 1 PB: 0 SB: 0 CS: 0	PA: 43				
<b>PITCHER</b>	IP	WLS	BF	H	R	ER	SO	BB	IBB	HBP	BLK	WP	HR	S	P	ERA	WHIP	<b>PITCHER</b>									
50 José Rosado, L (1.1) ERA: 4.04	6.0	W	29	9	3	3	4	2	0	0	0	0	0	71	105	4.50	1.833										
Ricky Bones, R (7.1) ERA: 2.55	1.0		4	0	0	0	0	1	0	0	0	0	0	8	15	0.00	1.000										
Jim Pittsley, R (8.1) ERA: 6.62	2.0		10	4	1	1	0	1	0	0	0	1	0	20	36	4.50	2.500										

AB	38
R	4
H	13
RBI	4
BB	4
SO	4
LOB	28



Batter	1	2	3	4	5	6	7	8	9	AB	R	H	RBI	BB	SO	LOB	BOTTOM										
Johnny Damon, L (1.8) OBP: 0.332, SLG: 0.415 (5, 7)	1-0 P6		2-2 G1-6-3 1B			2-3 K		1-0 G4-3		5	0	2	1	0	1	0	<b>Anaheim Angels @ Kansas City Royals</b> Kauffman Stadium, Kansas City, MO Sun Jul 26 1998, 3:33 AM CDT Att: 20,702 - Cloudy - 67 F										
Jose Offerman, S (1.4) OBP: 0.390, SLG: 0.421	1-1 1B		4-1 G1-6-3 BB		0-0 1B	1-0 1B		0-3 K		4	2	3	1	1	1	0											
Hal Morris, L (1.3) OBP: 0.361, SLG: 0.418	2-1 1B		0-0 G1-6-3		3-2 3-H 2-2 G6-3		3-2 G6-3		2-1 G6-3	5	1	1	0	0	0	5											
Dean Palmer, R (1.5) OBP: 0.327, SLG: 0.515	2-1 2B		0-1 F9		0-0 G6-3		2-1 1B		2-1 1B	4	1	2	2	0	0	1											
Terry Pendleton, S (1.10) OBP: 0.319, SLG: 0.333	0-0 2B		1-2 G4-3		1-2 G5-3		0-0 1B		1-2 1B	4	1	2	1	0	0	0											
Jeff Conine, R (1.9) OBP: 0.318, SLG: 0.457 Jermaine Allensworth, R (5, 8) OBP: 0.367, SLG: 0.499	3-2 1B		0-1 E6 F8 1B		2-3 K		0-3 K			3	2	1	2	0	1	0											
Larry Sutton, L (1.7) OBP: 0.296, SLG: 0.333 (5, 9)	2-2 WP		3-1 F8		2-2 F8		1-0 F9			4	0	1	1	0	0	1											
29 Mike Sweeney, R (1.2) OBP: 0.310, SLG: 0.380	0-0 P4		4-0 1B 1B BB		0-2 G5-3		2-1 F9			3	1	0	0	1	0	1											
Mendy López, R (1.6) OBP: 0.315, SLG: 0.377	2-1 G6-3		0-0 1B 1B		2-2 F4		1-0 F8			4	1	1	1	0	0	1											
<b>Inning Stats</b>	R: 5 E: 0 K: 0 S: 17	H: 6 LOB: 1 BB: 0 P: 30	R: 0 E: 0 K: 0 S: 6	H: 1 LOB: 1 BB: 1 P: 12	R: 3 E: 1 K: 0 S: 18	H: 3 LOB: 2 BB: 1 P: 30	R: 0 E: 0 K: 1 S: 8	H: 0 LOB: 0 BB: 0 P: 11	R: 0 E: 0 K: 0 S: 10	H: 0 LOB: 0 BB: 0 P: 14	R: 1 E: 0 K: 2 S: 13	H: 3 LOB: 2 BB: 0 P: 21	R: 0 E: 0 K: 0 S: 4	H: 0 LOB: 0 BB: 0 P: 8	R: 0 E: 0 K: 1 S: 6	H: 0 LOB: 0 BB: 0 P: 9		R: 0 E: 0 K: 0 S: 6	H: 0 LOB: 0 BB: 0 P: 9	1B: 11 2B: 2 3B: 0 HR: 0	SF: 0 SAC: 0 DP: 1 HBP: 0	WP: 1 PB: 0 SB: 1 CS: 0	PA: 39				
<b>PITCHER</b>	IP	WLS	BF	H	R	ER	SO	BB	IBB	HBP	BLK	WP	HR	S	P	ERA	WHIP	<b>PITCHER</b>									
Omar Olivares, R (1.1) ERA: 4.27	3.0	L	21	10	8	5	0	2	0	0	0	0	0	41	72	15.00	4.000										
Steve Sparks, R (4.1) ERA: 4.81	3.0		12	3	1	1	3	0	0	0	0	0	0	31	46	3.00	1.000										
Greg Cadaret, L (7.1) ERA: 4.6	2.0		6	0	0	0	1	0	0	0	0	0	0	10	17	0.00	0.000										

AB	37
R	9
H	13
RBI	9
BB	2
SO	4
LOB	11





Batter	1	2	3	4	5	6	7	8	9	AB	R	H	RBI	BB	SO	LOB	TOP					
<b>Jim Edmonds, L</b> (1, 8) OBP: 0.397, SLG: 0.491	G3-1		FC4-6 HBP 1B				G1-3		L5	5	1	2	0	0	0	1						
<b>Craig Shipley, R</b> (1, 5) OBP: 0.318, SLG: 0.366	G6-3						G1-3		G1-3	4	0	0	0	0	0	2						
<b>Darin Erstad, L</b> (1, 7) OBP: 0.354, SLG: 0.518	G3		FC4-6 HBP 1B 2B				G6-3			4	1	0	0	0	0	2						
<b>Cecil Fielder, R</b> (1, 3) OBP: 0.341, SLG: 0.436										3	2	2	2	1	0	0						
<b>Otlando Palmeiro, L</b> (8, 7) OBP: 0.438, SLG: 0.533										0	0	0	0	0	0	0						
<b>Tim Salmon, R</b> (1, 10) OBP: 0.407, SLG: 0.500										4	1	2	3	0	0	0						
<b>16 Garrett Anderson, L</b> (1, 9) OBP: 0.347, SLG: 0.501										3	0	1	0	1	1	0						
<b>Phil Nevin, R</b> (1, 2) OBP: 0.320, SLG: 0.419										4	1	1	1	0	1	4						
<b>Norberto Martin, R</b> (1, 4) OBP: 0.234, SLG: 0.244										4	0	0	0	0	1	1						
<b>Gary Disarcina, R</b> (1, 6) OBP: 0.326, SLG: 0.402										4	0	1	0	0	0	1						
<b>Inning Stats</b>	R: 0 H: 0 E: 0 K: 0 S: 9	H: 0 LOB: 0 BB: 0 P: 13	R: 3 H: 2 E: 0 K: 1 S: 10	H: 2 LOB: 0 BB: 1 P: 17	R: 2 H: 3 E: 0 K: 0 S: 14	H: 3 LOB: 2 BB: 1 P: 30	R: 0 H: 1 E: 0 K: 0 S: 7	H: 1 LOB: 1 BB: 0 P: 10	R: 0 H: 0 E: 0 K: 0 S: 7	H: 0 LOB: 0 BB: 0 P: 13	R: 0 H: 1 E: 0 K: 0 S: 7	H: 1 LOB: 1 BB: 0 P: 12	R: 0 H: 0 E: 0 K: 0 S: 6	H: 0 LOB: 0 BB: 0 P: 13	R: 1 H: 1 E: 0 K: 2 S: 10	H: 1 LOB: 0 BB: 0 P: 17	R: 0 H: 1 E: 0 K: 0 S: 7	H: 1 LOB: 1 BB: 0 P: 11	1B: 4 2B: 2 3B: 0 HR: 3	SF: 0 SAC: 0 DP: 1 HBP: 1	WP: 0 PB: 0 SB: 0 CS: 0	PA: 38
<b>PITCHER</b>	IP	WLS	BF	H	R	ER	SO	BB	IBB	HBP	BLK	WP	HR	S	P	ERA	WHIP					
<b>Pat Rapp, R</b> (1, 1) ERA: 4.92	6.0	L	27	7	5	5	1	1	1	1	0	0	2	54	95	7.50	1.333					
<b>Chris Haney, L</b> (7, 1) ERA: 7.55	3.0		11	2	1	1	2	0	0	0	0	0	1	23	41	3.00	0.667					

Anaheim Angels @ Kansas City Royals  
Kauffman Stadium, Kansas City, MO  
Mon Jul 27 1998, 7:05 PM CDT  
Att: 17,252 - Cloudy - 72 F

AB 35  
R 6  
H 9  
RBI 6  
BB 2  
SO 3  
LOB 11



Batter	1	2	3	4	5	6	7	8	9	AB	R	H	RBI	BB	SO	LOB	BOTTOM					
<b>Johnny Damon, L</b> (1, 9) OBP: 0.331, SLG: 0.412										3	0	0	0	1	1	0						
<b>Jermaine Allensworth, R</b> (1, 8) OBP: 0.366, SLG: 0.465										3	0	0	0	1	1	1						
<b>Jose Offerman, S</b> (1, 4) OBP: 0.394, SLG: 0.425										3	1	2	0	1	0	1						
<b>Dean Palmer, R</b> (1, 5) OBP: 0.327, SLG: 0.515										4	0	1	1	0	1	4						
<b>Jeff King, R</b> (1, 3) OBP: 0.329, SLG: 0.454										3	0	0	0	1	0	3						
<b>Shane Mack, R</b> (1, 7) OBP: 0.347, SLG: 0.460										4	0	0	0	0	3	2						
<b>Terry Pendleton, S</b> (1, 10) OBP: 0.317, SLG: 0.339										4	0	1	0	0	0	2						
<b>Sal Fasano, R</b> (1, 2) OBP: 0.310, SLG: 0.335										2	0	0	0	0	0	0						
<b>Hal Morris, L</b> (9, PH) OBP: 0.360, SLG: 0.417										1	0	0	0	0	0	1						
<b>Mendy López, R</b> (1, 6) OBP: 0.303, SLG: 0.361										3	0	0	0	0	0	1						
<b>Inning Stats</b>	R: 0 H: 1 E: 0 K: 2 S: 15	H: 0 LOB: 2 BB: 1 P: 22	R: 0 H: 0 E: 0 K: 1 S: 6	H: 0 LOB: 0 BB: 0 P: 10	R: 0 H: 0 E: 0 K: 0 S: 5	H: 0 LOB: 0 BB: 0 P: 8	R: 1 H: 2 E: 0 K: 1 S: 17	H: 2 LOB: 1 BB: 1 P: 28	R: 0 H: 0 E: 0 K: 1 S: 9	H: 0 LOB: 0 BB: 0 P: 12	R: 0 H: 0 E: 0 K: 0 S: 9	H: 0 LOB: 1 BB: 1 P: 16	R: 0 H: 0 E: 0 K: 0 S: 7	H: 0 LOB: 1 BB: 0 P: 12	R: 0 H: 0 E: 0 K: 0 S: 12	H: 0 LOB: 1 BB: 1 P: 22	R: 0 H: 1 E: 0 K: 1 S: 15	H: 1 LOB: 1 BB: 0 P: 26	1B: 1 2B: 4 3B: 0 HR: 0	SF: 0 SAC: 0 DP: 1 HBP: 1	WP: 0 PB: 0 SB: 1 CS: 0	PA: 35
<b>PITCHER</b>	IP	WLS	BF	H	R	ER	SO	BB	IBB	HBP	BLK	WP	HR	S	P	ERA	WHIP					
<b>Allen Watson, L</b> (1, 1) ERA: 9.25	5.1	W	21	3	1	1	5	3	0	0	0	0	0	56	91	1.69	1.125					
<b>Shigetoshi Hasegawa, R</b> (6, 1) ERA: 3.16	3.2	S	14	1	0	0	1	1	0	1	0	0	0	39	65	0.00	0.545					

Anaheim Angels @ Kansas City Royals  
Kauffman Stadium, Kansas City, MO  
Mon Jul 27 1998, 7:05 PM CDT  
Att: 17,252 - Cloudy - 72 F

AB 30  
R 1  
H 4  
RBI 1  
BB 4  
SO 6  
LOB 15





Batter	1	2	3	4	5	6	7	8	9	AB	R	H	RBI	BB	SO	LOB	TOP										
<b>Otis Nixon, S</b> (1, 8) OBP: 0.331, SLG: 0.298										4	0	0	0	0	1	2	<b>Minnesota Twins @ Kansas City Royals</b> Kauffman Stadium, Kansas City, MO Tue Jul 28 1998, 7:05 PM CDT Att: 14,365 - Cloudy - 83 F										
<b>Denny Hocking, S</b> (1, 5) OBP: 0.292, SLG: 0.284										3	0	2	0	1	0	1											
<b>Paul Molitor, R</b> (1, 10) OBP: 0.329, SLG: 0.349										4	0	0	0	0	1	3											
<b>Ron Coomer, R</b> (1, 3) OBP: 0.300, SLG: 0.421										4	0	0	0	0	0	1											
<b>Marty Cordova, R</b> (1, 7) OBP: 0.344, SLG: 0.409										4	1	1	0	0	0	0											
<b>Alex Ochoa, R</b> (1, 9) OBP: 0.280, SLG: 0.349										4	1	1	0	0	0	0											
<b>Todd Walker, L</b> (1, 4) OBP: 0.396, SLG: 0.517										3	1	1	1	0	1	0											
<b>Terry Steinbach, R</b> (1, 2) OBP: 0.326, SLG: 0.414										2	0	1	1	1	0	0											
<b>Pat Meares, R</b> (1, 6) OBP: 0.292, SLG: 0.372										2	0	0	1	0	0	1											
<b>Inning Stats</b>	R: 0 E: 0 K: 2 S: 11	H: 1 LOB: 1 BB: 0 P: 17	R: 3 E: 0 K: 0 S: 14	H: 4 LOB: 0 BB: 23	R: 0 E: 0 K: 1 S: 9	H: 1 LOB: 0 BB: 0 P: 13	R: 0 E: 0 K: 0 S: 6	H: 0 LOB: 0 BB: 0 P: 10	R: 0 E: 0 K: 0 S: 10	H: 0 LOB: 1 BB: 1 P: 16	R: 0 E: 0 K: 0 S: 7	H: 0 LOB: 0 BB: 0 P: 9	R: 0 E: 0 K: 0 S: 7	H: 0 LOB: 1 BB: 1 P: 11	R: 0 E: 0 K: 0 S: 12	H: 0 LOB: 0 BB: 0 P: 17	1B: 6 2B: 1 3B: 0 HR: 0	SF: 1 SAC: 0 DP: 2 HBP: 0	WP: 0 PB: 0 SB: 0 CS: 0	PA: 33							
<b>PITCHER</b>	IP	WLS	BF	H	R	ER	SO	BB	IBB	HBP	BLK	WP	HR	S	P	ERA	WHIP										
<b>Glendon Rusch, L</b> (1, 1) ERA: 5.74	7.2	L	29	6	3	3	3	2	0	0	0	0	0	70	111	3.52	1.043										
<b>Scott Service, R</b> (8, 1) ERA: 3.52	1.1		4	0	0	0	0	0	0	0	0	0	0	13	18	0.00	0.000										

AB	30
R	3
H	6
RBI	3
BB	2
SO	3
LOB	8



Batter	1	2	3	4	5	6	7	8	9	AB	R	H	RBI	BB	SO	LOB	BOTTOM										
<b>Johnny Damon, L</b> (1, 8) OBP: 0.330, SLG: 0.410										4	0	1	0	0	0	2	<b>Minnesota Twins @ Kansas City Royals</b> Kauffman Stadium, Kansas City, MO Tue Jul 28 1998, 7:05 PM CDT Att: 14,365 - Cloudy - 83 F										
<b>Hal Morris, L</b> (1, 7) OBP: 0.356, SLG: 0.411										4	0	0	0	0	0	1											
<b>Jose Offerman, S</b> (1, 4) OBP: 0.394, SLG: 0.424										3	0	1	0	1	0	0											
<b>Dean Palmer, R</b> (1, 10) OBP: 0.323, SLG: 0.510										4	0	0	0	0	1	2											
<b>Larry Sutton, L</b> (1, 9) OBP: 0.296, SLG: 0.333										3	0	1	0	0	0	1											
<b>Jeff King, R</b> (1, 3) OBP: 0.326, SLG: 0.450										3	0	0	0	0	0	1											
<b>Terry Pendleton, S</b> (1, 5) OBP: 0.310, SLG: 0.330										3	0	0	0	0	1	0											
<b>29 Mike Sweeney, R</b> (1, 2) OBP: 0.310, SLG: 0.385										3	0	1	0	0	1	0											
<b>Mendy López, R</b> (1, 6) OBP: 0.295, SLG: 0.351										2	0	0	0	0	0	0											
<b>Shane Mack, R</b> (8, PH) ERA: 3.59										0	0	0	0	0	0	0											
<b>Luis Rivera, R</b> (9, 6) OBP: 0.333, SLG: 0.320										0	0	0	0	0	0	0											
<b>Inning Stats</b>	R: 0 E: 0 K: 0 S: 13	H: 1 LOB: 1 BB: 1 P: 20	R: 0 E: 0 K: 1 S: 8	H: 0 LOB: 0 BB: 0 P: 14	R: 0 E: 0 K: 0 S: 6	H: 0 LOB: 0 BB: 0 P: 8	R: 0 E: 0 K: 0 S: 8	H: 0 LOB: 0 BB: 0 P: 12	R: 0 E: 0 K: 1 S: 6	H: 0 LOB: 0 BB: 0 P: 12	R: 0 E: 0 K: 0 S: 18	H: 1 LOB: 1 BB: 0 P: 25	R: 0 E: 0 K: 0 S: 8	H: 1 LOB: 2 BB: 0 P: 13	R: 0 E: 0 K: 1 S: 9	H: 0 LOB: 0 BB: 0 P: 16	1B: 3 2B: 2 3B: 0 HR: 0	SF: 0 SAC: 0 DP: 2 HBP: 1	WP: 0 PB: 0 SB: 0 CS: 0	PA: 31							
<b>PITCHER</b>	IP	WLS	BF	H	R	ER	SO	BB	IBB	HBP	BLK	WP	HR	S	P	ERA	WHIP										
<b>Brad Radke, R</b> (1, 1) ERA: 3.12	7.2	W	27	4	0	0	2	1	0	0	0	0	0	79	121	0.00	0.652										
<b>Greg Swindell, L</b> (8, 1) ERA: 3.59	0.1		1	0	0	0	0	0	0	0	0	0	0	1	1	0.00	0.000										
<b>Rick Aguilera, R</b> (9, 1) ERA: 4.42	1.0	S	3	0	0	0	1	0	0	0	0	0	0	9	16	0.00	0.000										

AB	29
R	0
H	4
RBI	0
BB	1
SO	3
LOB	7





Batter	1	2	3	4	5	6	7	8	9	AB	R	H	RBI	BB	SO	LOB	TOP								
<b>Otis Nixon, S</b> <small>OBP: 0.333, SLG: 0.301</small> (1, 8)										4	2	2	0	0	0	2	<b>Minnesota Twins @ Kansas City Royals</b> Kauffman Stadium, Kansas City, MO Wed Jul 29 1998, 7:05 PM CDT Att: 14,362 - Cloudy - 80 F								
<b>Matt Lawton, L</b> <small>OBP: 0.393, SLG: 0.485</small> (1, 9)										3	1	2	1	1	0	0									
<b>Paul Molitor, R</b> <small>OBP: 0.329, SLG: 0.347</small> (1, 10)										4	2	1	1	0	0	4									
<b>David Ortiz, L</b> <small>OBP: 0.382, SLG: 0.503</small> (1, 3)										4	0	1	1	0	0	1									
<b>Ron Coomer, R</b> <small>OBP: 0.299, SLG: 0.419</small> (1, 5)										4	0	1	1	0	0	1									
<b>Todd Walker, L</b> <small>OBP: 0.392, SLG: 0.511</small> <b>Denny Hocking, S</b> <small>OBP: 0.292, SLG: 0.284</small> (8, 4)										4	0	0	0	0	0	1									
<b>Marty Cordova, R</b> <small>OBP: 0.342, SLG: 0.410</small> (1, 7)										4	0	1	0	0	0	0									
<b>Terry Steinbach, R</b> <small>OBP: 0.321, SLG: 0.408</small> (1, 2)										4	0	0	0	0	0	1									
<b>Pat Meares, R</b> <small>OBP: 0.289, SLG: 0.367</small> (1, 6)										4	0	0	0	0	1	2									
<b>Inning Stats</b>	R: 2 H: 3 E: 0 K: 0 S: 19	H: 3 LOB: 1 BB: 0 P: 27	R: 0 H: 1 E: 1 K: 0 S: 15	H: 1 LOB: 3 BB: 1 P: 31	R: 0 H: 0 E: 0 K: 0 S: 5	H: 0 LOB: 0 BB: 0 P: 7	R: 0 H: 0 E: 0 K: 0 S: 8	H: 0 LOB: 0 BB: 0 P: 12	R: 3 H: 4 E: 0 K: 0 S: 13	H: 4 LOB: 0 BB: 0 P: 19	R: 0 H: 0 E: 0 K: 0 S: 7	H: 0 LOB: 0 BB: 0 P: 9	R: 0 H: 0 E: 0 K: 0 S: 8	H: 0 LOB: 0 BB: 0 P: 13	R: 0 H: 0 E: 0 K: 0 S: 8	H: 0 LOB: 0 BB: 0 P: 12		R: 0 H: 0 E: 0 K: 0 S: 8	H: 0 LOB: 0 BB: 0 P: 13	1B: 6 2B: 2 3B: 0 HR: 0	SF: 0 SAC: 0 DP: 1 HBP: 0	WP: 0 PB: 0 SB: 1 CS: 0	PA: 36		
<b>PITCHER</b>	IP WLS BF H R ER SO BB IBB HBP BLK WP HR S P ERA WHIP	IP WLS BF H R ER SO BB IBB HBP BLK WP HR S P ERA WHIP	IP WLS BF H R ER SO BB IBB HBP BLK WP HR S P ERA WHIP	IP WLS BF H R ER SO BB IBB HBP BLK WP HR S P ERA WHIP	IP WLS BF H R ER SO BB IBB HBP BLK WP HR S P ERA WHIP	IP WLS BF H R ER SO BB IBB HBP BLK WP HR S P ERA WHIP	IP WLS BF H R ER SO BB IBB HBP BLK WP HR S P ERA WHIP	IP WLS BF H R ER SO BB IBB HBP BLK WP HR S P ERA WHIP	IP WLS BF H R ER SO BB IBB HBP BLK WP HR S P ERA WHIP	IP WLS BF H R ER SO BB IBB HBP BLK WP HR S P ERA WHIP	IP WLS BF H R ER SO BB IBB HBP BLK WP HR S P ERA WHIP	IP WLS BF H R ER SO BB IBB HBP BLK WP HR S P ERA WHIP	IP WLS BF H R ER SO BB IBB HBP BLK WP HR S P ERA WHIP	IP WLS BF H R ER SO BB IBB HBP BLK WP HR S P ERA WHIP	IP WLS BF H R ER SO BB IBB HBP BLK WP HR S P ERA WHIP	IP WLS BF H R ER SO BB IBB HBP BLK WP HR S P ERA WHIP	IP WLS BF H R ER SO BB IBB HBP BLK WP HR S P ERA WHIP	IP WLS BF H R ER SO BB IBB HBP BLK WP HR S P ERA WHIP	IP WLS BF H R ER SO BB IBB HBP BLK WP HR S P ERA WHIP	IP WLS BF H R ER SO BB IBB HBP BLK WP HR S P ERA WHIP	IP WLS BF H R ER SO BB IBB HBP BLK WP HR S P ERA WHIP	IP WLS BF H R ER SO BB IBB HBP BLK WP HR S P ERA WHIP	IP WLS BF H R ER SO BB IBB HBP BLK WP HR S P ERA WHIP	IP WLS BF H R ER SO BB IBB HBP BLK WP HR S P ERA WHIP	IP WLS BF H R ER SO BB IBB HBP BLK WP HR S P ERA WHIP

Minnesota Twins @ Kansas City Royals  
 Kauffman Stadium, Kansas City, MO  
 Wed Jul 29 1998, 7:05 PM CDT  
 Att: 14,362 - Cloudy - 80 F

AB 35  
 R 5  
 H 8  
 RBI 4  
 BB 1  
 SO 1  
 LOB 12



Batter	1	2	3	4	5	6	7	8	9	AB	R	H	RBI	BB	SO	LOB	BOTTOM							
<b>Jermaine Allensworth, R</b> <small>OBP: 0.364, SLG: 0.401</small> <b>Hal Morris, L</b> <small>OBP: 0.355, SLG: 0.410</small> (8, PH)										3	0	0	0	1	2	1	<b>Minnesota Twins @ Kansas City Royals</b> Kauffman Stadium, Kansas City, MO Wed Jul 29 1998, 7:05 PM CDT Att: 14,362 - Cloudy - 80 F							
<b>Jose Offerman, S</b> <small>OBP: 0.392, SLG: 0.422</small> (1, 4)										5	0	1	0	0	1	3								
<b>Shane Mack, R</b> <small>OBP: 0.344, SLG: 0.451</small> (1, 7)										4	0	0	0	0	1	4								
<b>Dean Palmer, R</b> <small>OBP: 0.325, SLG: 0.507</small> (1, 10)										2	1	0	0	2	0	1								
<b>Jeff King, R</b> <small>OBP: 0.323, SLG: 0.446</small> (1, 3)										4	0	0	0	0	0	3								
<b>Terry Pendleton, S</b> <small>OBP: 0.306, SLG: 0.328</small> (1, 5)										4	1	1	0	0	2	2								
<b>29 Mike Sweeney, R</b> <small>OBP: 0.319, SLG: 0.412</small> (1, 2)										3	1	2	3	1	0	0								
<b>Luis Rivera, R</b> <small>OBP: 0.316, SLG: 0.302</small> <b>Larry Sutton, L</b> <small>OBP: 0.295, SLG: 0.332</small> <b>Mendy López, R</b> <small>OBP: 0.295, SLG: 0.351</small> (8, PH)										3	0	0	0	0	1	3								
<b>Johnny Damon, L</b> <small>OBP: 0.330, SLG: 0.407</small> (1, 9)										3	0	0	0	1	0	1								
<b>Inning Stats</b>	R: 0 H: 0 E: 0 K: 0 S: 9	H: 0 LOB: 0 BB: 0 P: 15	R: 0 H: 0 E: 0 K: 1 S: 13	H: 0 LOB: 2 BB: 2 P: 28	R: 0 H: 0 E: 0 K: 1 S: 5	H: 0 LOB: 1 BB: 1 P: 12	R: 0 H: 0 E: 1 K: 1 S: 7	H: 0 LOB: 1 BB: 0 P: 8	R: 0 H: 2 E: 0 K: 0 S: 12	H: 2 LOB: 0 BB: 1 P: 23	R: 0 H: 1 E: 0 K: 2 S: 11	H: 1 LOB: 1 BB: 0 P: 14	R: 0 H: 1 E: 0 K: 1 S: 11	H: 1 LOB: 0 BB: 0 P: 21	R: 0 H: 0 E: 0 K: 1 S: 8	H: 0 LOB: 0 BB: 0 P: 10		1B: 2 2B: 1 3B: 0 HR: 1	SF: 0 SAC: 0 DP: 1 HBP: 0	WP: 0 PB: 0 SB: 0 CS: 0	PA: 38			
<b>PITCHER</b>	IP WLS BF H R ER SO BB IBB HBP BLK WP HR S P ERA WHIP	IP WLS BF H R ER SO BB IBB HBP BLK WP HR S P ERA WHIP	IP WLS BF H R ER SO BB IBB HBP BLK WP HR S P ERA WHIP	IP WLS BF H R ER SO BB IBB HBP BLK WP HR S P ERA WHIP	IP WLS BF H R ER SO BB IBB HBP BLK WP HR S P ERA WHIP	IP WLS BF H R ER SO BB IBB HBP BLK WP HR S P ERA WHIP	IP WLS BF H R ER SO BB IBB HBP BLK WP HR S P ERA WHIP	IP WLS BF H R ER SO BB IBB HBP BLK WP HR S P ERA WHIP	IP WLS BF H R ER SO BB IBB HBP BLK WP HR S P ERA WHIP	IP WLS BF H R ER SO BB IBB HBP BLK WP HR S P ERA WHIP	IP WLS BF H R ER SO BB IBB HBP BLK WP HR S P ERA WHIP	IP WLS BF H R ER SO BB IBB HBP BLK WP HR S P ERA WHIP	IP WLS BF H R ER SO BB IBB HBP BLK WP HR S P ERA WHIP	IP WLS BF H R ER SO BB IBB HBP BLK WP HR S P ERA WHIP	IP WLS BF H R ER SO BB IBB HBP BLK WP HR S P ERA WHIP	IP WLS BF H R ER SO BB IBB HBP BLK WP HR S P ERA WHIP	IP WLS BF H R ER SO BB IBB HBP BLK WP HR S P ERA WHIP	IP WLS BF H R ER SO BB IBB HBP BLK WP HR S P ERA WHIP	IP WLS BF H R ER SO BB IBB HBP BLK WP HR S P ERA WHIP	IP WLS BF H R ER SO BB IBB HBP BLK WP HR S P ERA WHIP	IP WLS BF H R ER SO BB IBB HBP BLK WP HR S P ERA WHIP	IP WLS BF H R ER SO BB IBB HBP BLK WP HR S P ERA WHIP	IP WLS BF H R ER SO BB IBB HBP BLK WP HR S P ERA WHIP	IP WLS BF H R ER SO BB IBB HBP BLK WP HR S P ERA WHIP

Minnesota Twins @ Kansas City Royals  
 Kauffman Stadium, Kansas City, MO  
 Wed Jul 29 1998, 7:05 PM CDT  
 Att: 14,362 - Cloudy - 80 F

AB 33  
 R 3  
 H 4  
 RBI 3  
 BB 5  
 SO 7  
 LOB 19





Batter	1	2	3	4	5	6	7	8	9	AB	R	H	RBI	BB	SO	LOB	TOP				
<b>Matt Lawton, L</b> (1, 8) OBP: 0.384, SLG: 0.485	1-1 G6-4-3 1B			1-0 G3		1-2 G6-3	2-2 FC6-4 1B			4	0	2	0	0	0	0	<b>Minnesota Twins @ Kansas City Royals</b> Kauffman Stadium, Kansas City, MO Thu Jul 30 1998, 3:33 AM CDT Att: 20,466 - Cloudy - 68 F				
<b>Brent Gates, S</b> (1, 5) OBP: 0.311, SLG: 0.303	3-2 G6-4-3			0-0 G3-1		0-0 P9	0-0 FC6-4			2	0	0	0	0	0	1					
<b>Denny Hocking, S</b> (4, 5) OBP: 0.288, SLG: 0.280	1-2 G6-4-3						1-2 FC6-4			2	0	0	0	0	0	2					
<b>Marty Cordova, R</b> (1, 7) OBP: 0.338, SLG: 0.405	2-0 G4-3			0-0 E6		0-0 F7		0-3 K		4	0	0	0	0	1	0					
<b>David Ortiz, L</b> (1, 3) OBP: 0.385, SLG: 0.497		0-1 L7		4-2 BB			4-2 G3-1 WP 1B BB	1-3 K		2	1	0	0	2	1	0					
<b>Ron Coomer, R</b> (1, 10) OBP: 0.299, SLG: 0.417	1-2 G4-3 1B			0-0 G4-3			2-2 F9	0-0 G3		4	0	1	0	0	0	3					
<b>Todd Walker, L</b> (1, 4) OBP: 0.293, SLG: 0.509	1-1 G4-3				4-0 G4-3 G5-6-3 BB		2-0 G3-1		2-1 G3-6-1 1B	3	0	1	0	1	0	2					
<b>Alex Ochoa, R</b> (1, 9) OBP: 0.280, SLG: 0.346			1-2 G3-1		0-1 G5-6-3		1-0 HR 1B	0-3 K		4	1	1	1	0	1	2					
<b>Javier Valentin, S</b> (1, 2) OBP: 0.248, SLG: 0.327			0-2 L4		1-2 G4-3		3-H 1-0 HR 1B	0-0 G3-6-1		4	1	1	2	0	0	2					
<b>Pat Meares, R</b> (1, 6) OBP: 0.290, SLG: 0.365			2-2 F8		0-3 K		4-0 1B BB			2	0	0	0	1	1	1					
<b>Inning Stats</b>	R: 0 E: 0 K: 0 S: 6	H: 1 LOB: 0 BB: 0 P: 12	R: 0 E: 0 K: 0 S: 7	H: 1 LOB: 0 BB: 0 P: 9	R: 0 E: 0 K: 0 S: 10	H: 0 LOB: 0 BB: 0 P: 13	R: 0 E: 1 K: 0 S: 6	H: 0 LOB: 1 BB: 1 P: 11	R: 0 E: 0 K: 1 S: 9	H: 0 LOB: 1 BB: 1 P: 14	R: 0 E: 0 K: 0 S: 5	H: 0 LOB: 0 BB: 0 P: 6	R: 3 E: 0 K: 0 S: 15	H: 3 LOB: 2 BB: 2 P: 31	R: 0 E: 0 K: 1 S: 8	H: 0 LOB: 0 BB: 0 P: 9	R: 0 E: 0 K: 1 S: 6	H: 1 LOB: 0 BB: 0 P: 8	1B: 5 2B: 0 3B: 0 HR: 1	SF: 0 SAC: 0 DP: 3 HBP: 0	WP: 1 PA: 35 PB: 0 SB: 0 CS: 0
<b>PITCHER</b>	IP WLS BF H R ER SO BB IBB HBP BLK WP HR S P ERA WHIP																				
<b>Tim Belcher, R</b> (1, 1) ERA: 4.35	6.2 W 27 4 3 3 1 4 0 0 0 0 1 1 53 89 4.05 1.200																				
<b>Matt Whisenant, L</b> (7, 1) ERA: 4.15	1.1 5 1 0 0 2 0 0 0 0 0 0 0 13 16 0.00 0.750																				
<b>Jeff Montgomery, R</b> (9, 1) ERA: 5.35	1.0 3 1 0 0 1 0 0 0 0 0 0 0 6 8 0.00 1.000																				

Batter	1	2	3	4	5	6	7	8	9	AB	R	H	RBI	BB	SO	LOB	BOTTOM		
<b>Johnny Damon, L</b> (1, 9) OBP: 0.330, SLG: 0.408	3-0 FC6-4 1B			0-0 SF9		2-1 G6-3	2-2 FC6-4 1B			4	0	2	2	0	0	2	<b>Minnesota Twins @ Kansas City Royals</b> Kauffman Stadium, Kansas City, MO Thu Jul 30 1998, 3:33 AM CDT Att: 20,466 - Cloudy - 68 F		
<b>Jermaine Allensworth, R</b> (1, 8) OBP: 0.359, SLG: 0.394	2-2 FC6-4 BB		0-1 F8	3-H 1-2 FC4-6		1-3 K2-3	0-0 FC6-4			5	0	0	0	0	1	5			
<b>Jose Offerman, S</b> (1, 4) OBP: 0.395, SLG: 0.425	4-0 FC4-6 BB		1-2 G4-3		2-2 CS 1B	1-1 1B 2B		0-1 F8		4	1	2	0	1	0	0			
<b>Dean Palmer, R</b> (1, 10) OBP: 0.328, SLG: 0.515	0-3 K		1-1 P9		4-2 1B BB	2-2 FC6-4 1B		2-1 HR		4	2	2	2	1	1	2			
<b>Shane Mack, R</b> (1, 7) OBP: 0.342, SLG: 0.445	0-1 FC4-6			4-2 1B BB	0-1 P9	0-0 FC6-4		1-2 G1-3		3	1	0	0	1	0	4			
<b>Larry Sutton, L</b> (7, 9) OBP: 0.294, SLG: 0.330	1-2 FC4-6					1-2 FC6-4				1	0	0	0	0	0	0			
<b>Jeff King, R</b> (1, 3) OBP: 0.326, SLG: 0.448		3-3 K		1-1 SF9 1B	1-2 1B 1B		0-2 FC1-6 1B	2-0 P6		5	3	3	0	0	1	0			
<b>Terry Pendleton, S</b> (1, 5) OBP: 0.328, SLG: 0.344		4-1 1B BB		3-2 1B	2-1 1B 1B		1-1 FC1-6 1B			3	0	3	2	1	0	0			
<b>Sal Fasano, R</b> (1, 2) OBP: 0.309, SLG: 0.333		2-0 F9		1-3 K	1-3 K		0-3 K			4	0	1	1	0	2	5			
<b>Mendy López, R</b> (1, 6) OBP: 0.309, SLG: 0.355		1-1 1B		4-2 1B BB	0-3 K		2-0 FC1-6 1B			2	0	1	0	1	1	2			
<b>Hal Morris, L</b> (7, PH) OBP: 0.354, SLG: 0.409				1-2 FC4-6 BB			1-2 FC1-6 1B			1	0	0	0	0	0	2			
<b>Luis Rivera, R</b> (8, 6) OBP: 0.316, SLG: 0.302				1-2 1B			1-2 FC1-6 1B			0	0	0	0	0	0	0			
<b>Inning Stats</b>	R: 0 E: 0 K: 1 S: 9	H: 1 LOB: 2 BB: 1 P: 18	R: 0 E: 0 K: 1 S: 8	H: 1 LOB: 2 BB: 1 P: 18	R: 0 E: 0 K: 0 S: 7	H: 0 LOB: 0 BB: 0 P: 9	R: 2 E: 0 K: 1 S: 16	H: 2 LOB: 2 BB: 2 P: 30	R: 2 E: 0 K: 1 S: 17	H: 4 LOB: 2 BB: 1 P: 26	R: 1 E: 0 K: 1 S: 15	H: 2 LOB: 1 BB: 0 P: 21	R: 1 E: 0 K: 1 S: 13	H: 3 LOB: 2 BB: 0 P: 18	R: 1 E: 0 K: 0 S: 8	H: 1 LOB: 0 BB: 0 P: 13	1B: 12 2B: 1 3B: 0 HR: 1	SF: 1 SAC: 0 DP: 0 HBP: 0	WP: 0 PA: 42 PB: 0 SB: 2 CS: 1
<b>PITCHER</b>	IP WLS BF H R ER SO BB IBB HBP BLK WP HR S P ERA WHIP																		
<b>Dan Serafini, L</b> (1, 1) ERA: 5.24	4.2 L 24 6 4 4 3 5 0 0 0 0 0 0 51 29 7.71 2.357																		
<b>Travis Miller, L</b> (5, 1) ERA: 6.75	1.1 8 4 1 1 2 0 0 0 0 0 0 0 21 29 6.75 3.000																		
<b>Hector Carrasco, R</b> (7, 1) ERA: 4.74	2.0 10 4 2 2 1 0 0 0 0 0 0 1 21 31 9.00 2.000																		

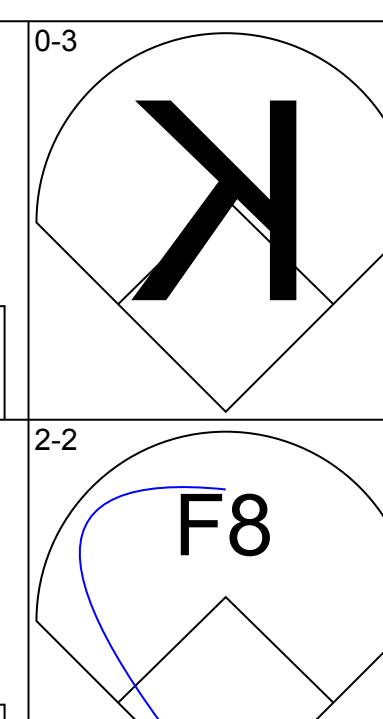
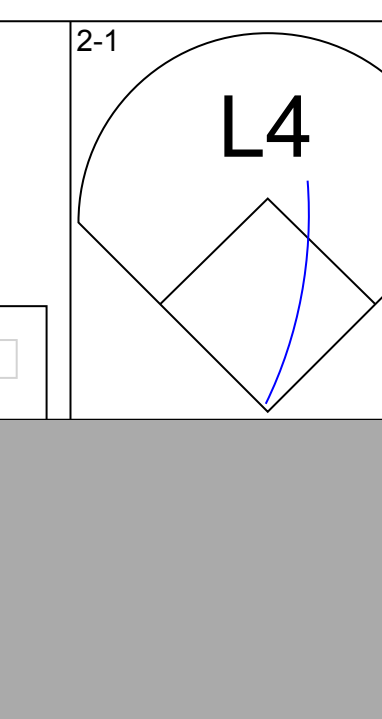
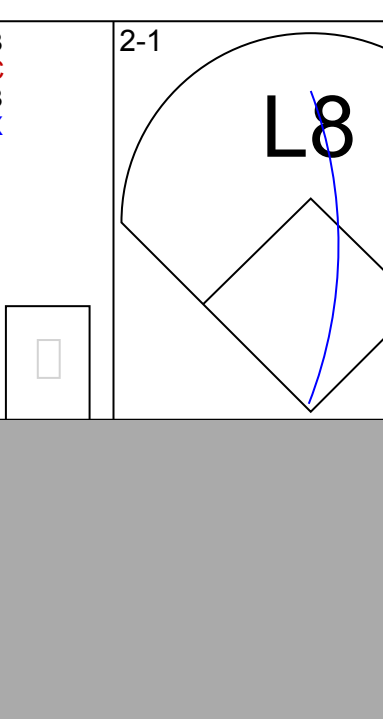
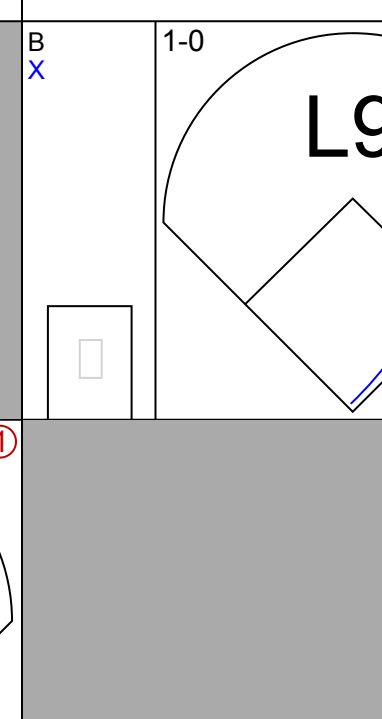
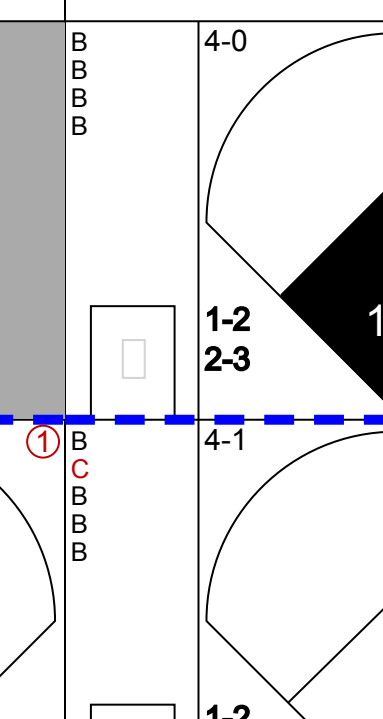
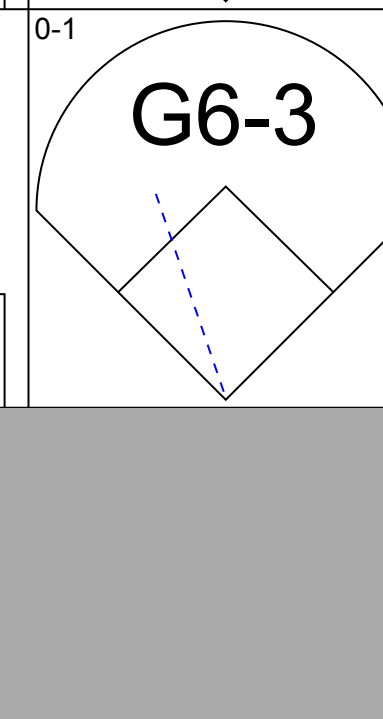
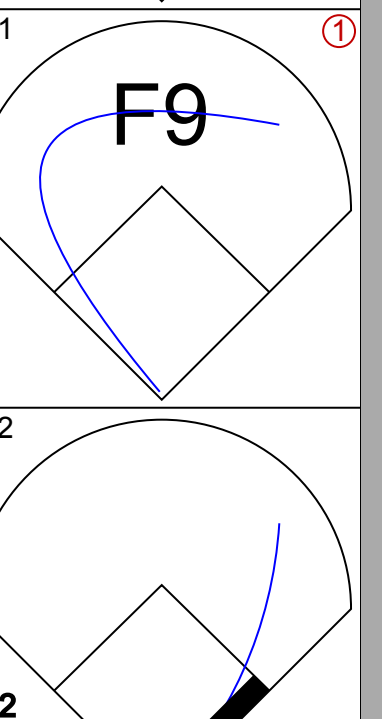
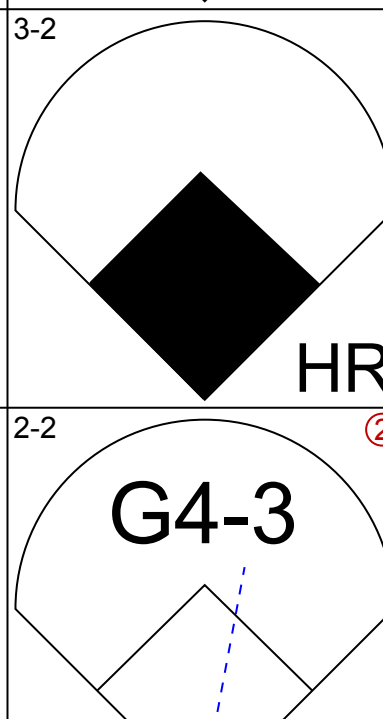
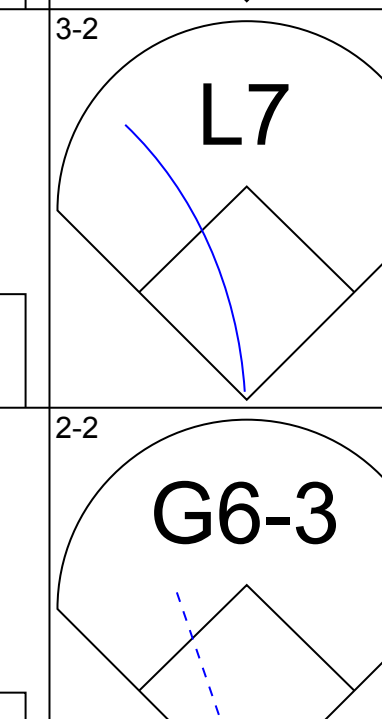
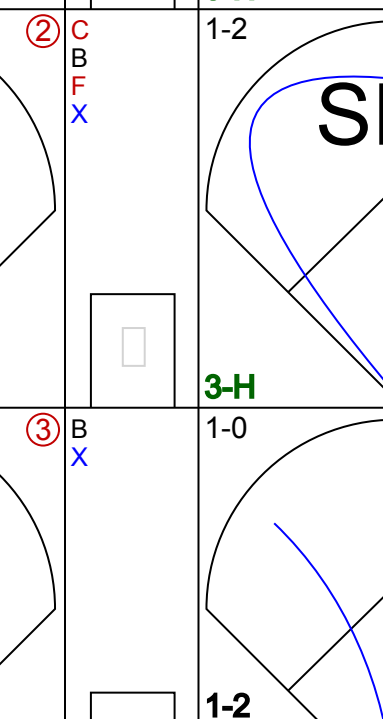

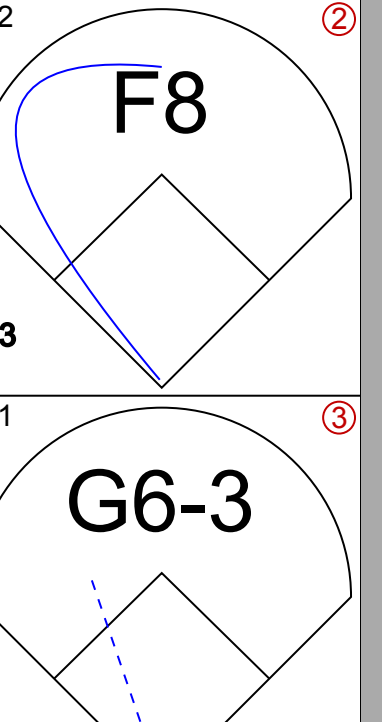
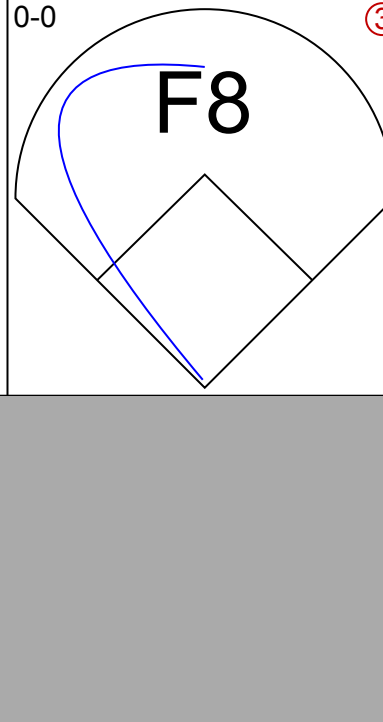

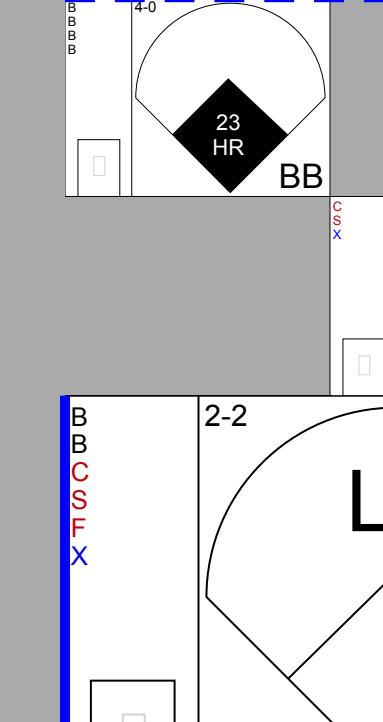
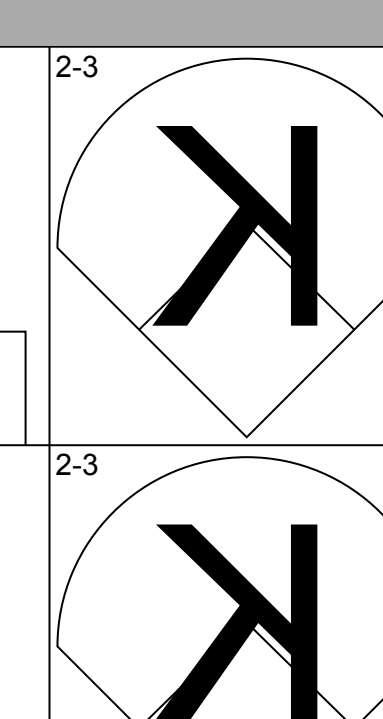
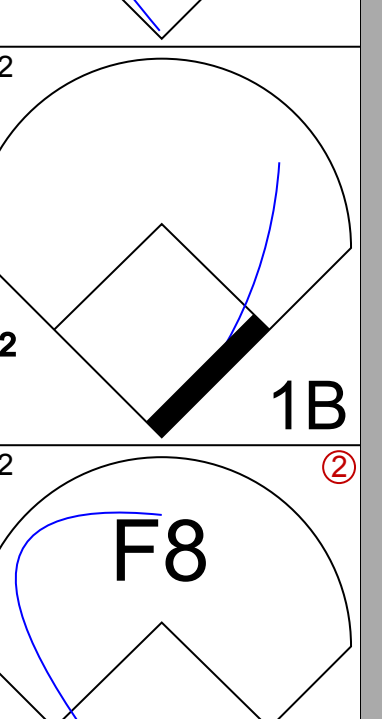
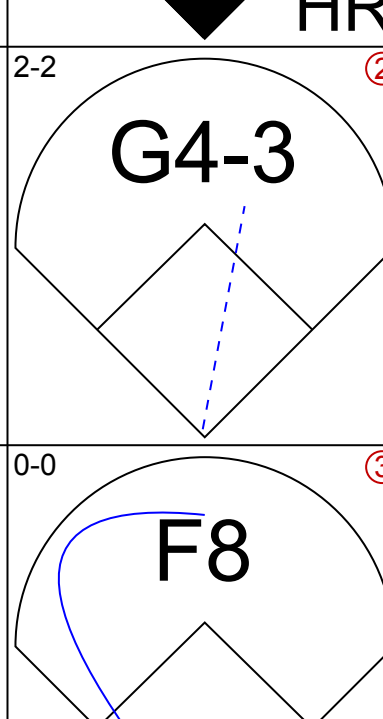
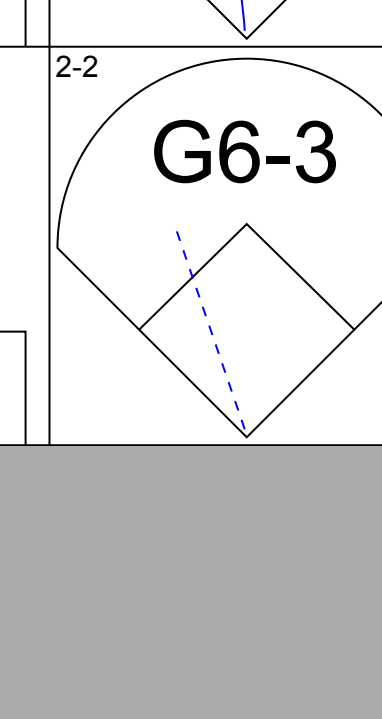
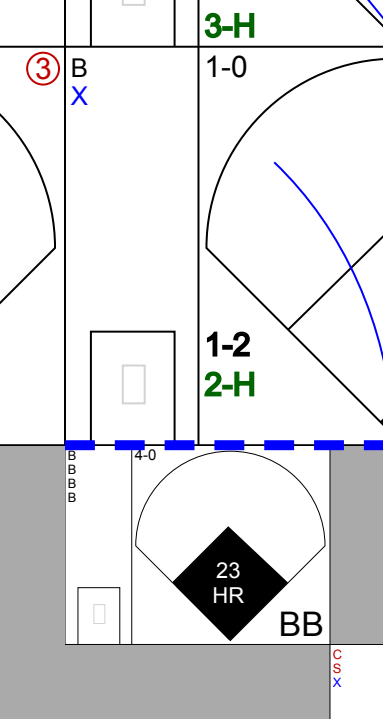
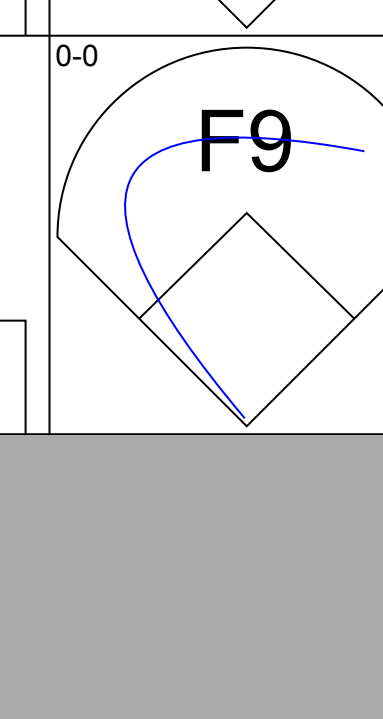
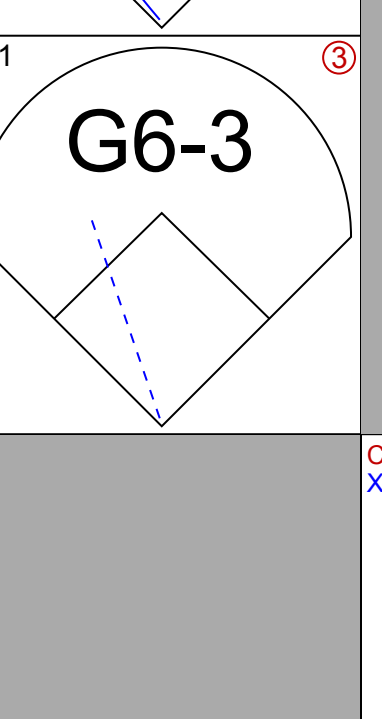

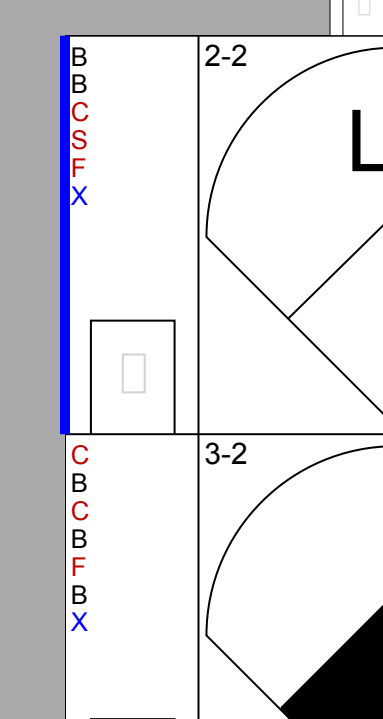


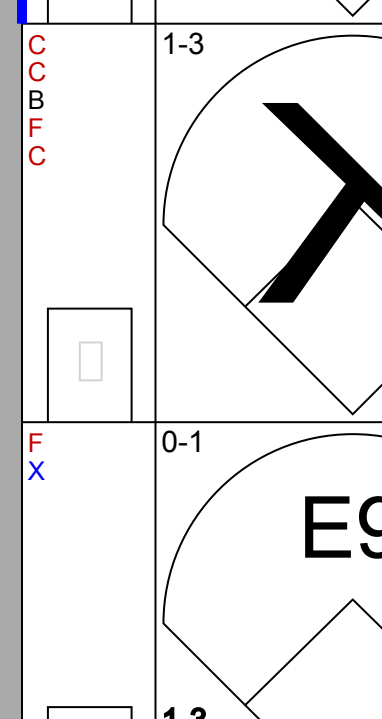
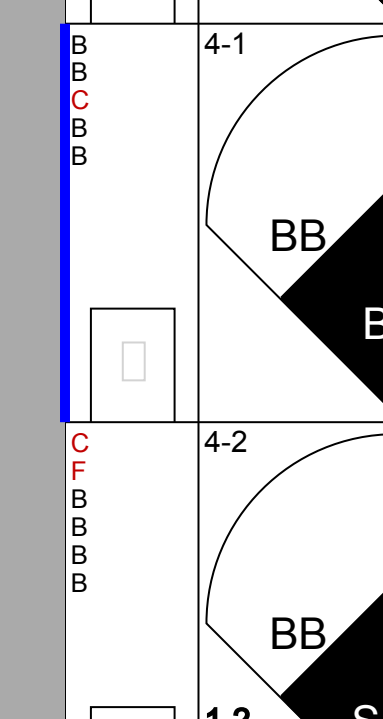
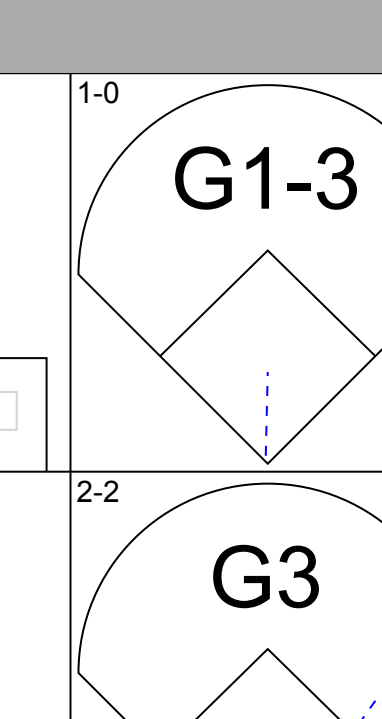
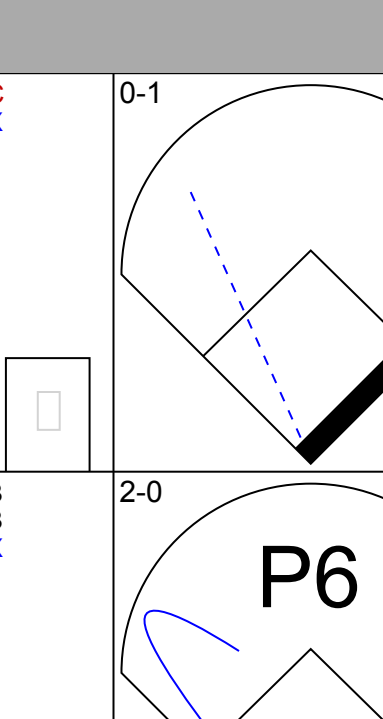
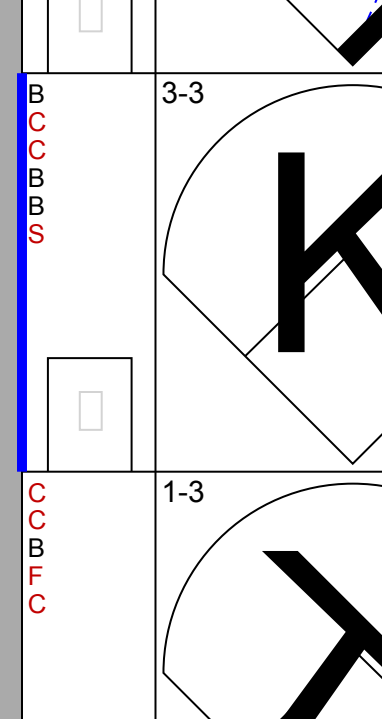
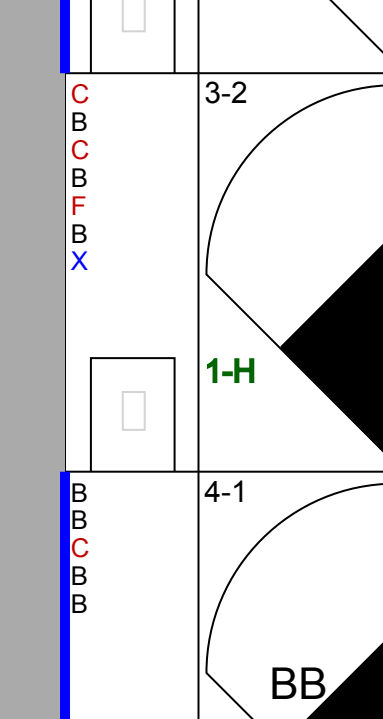
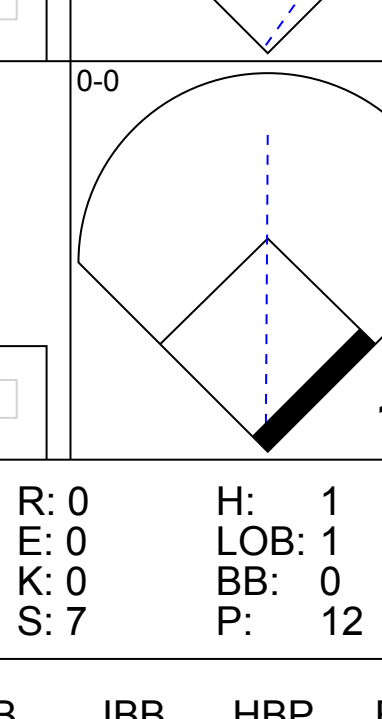
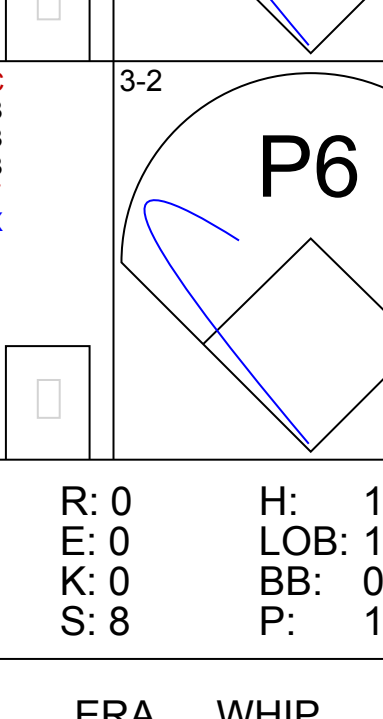
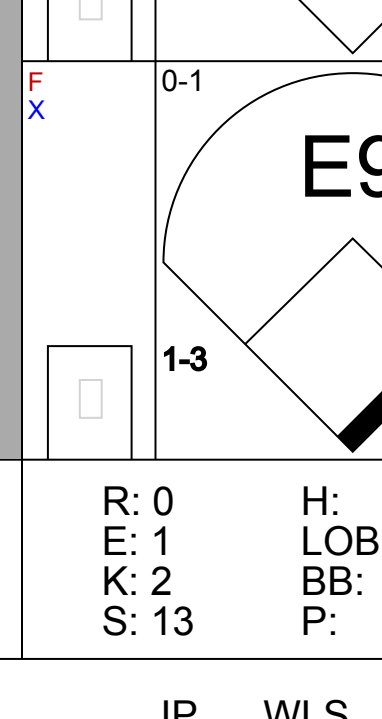
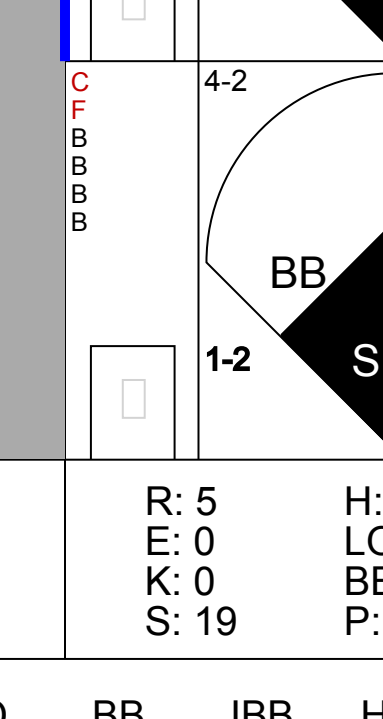
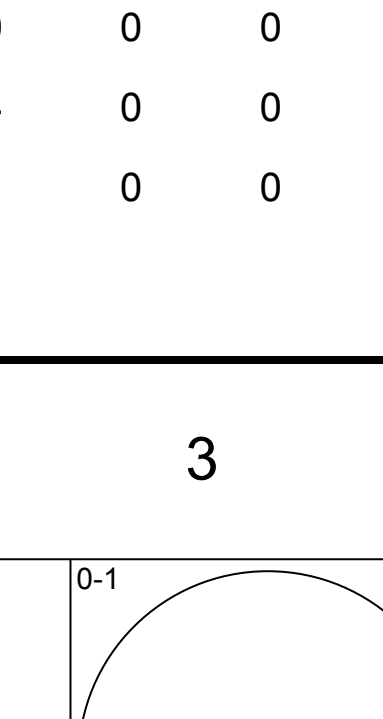
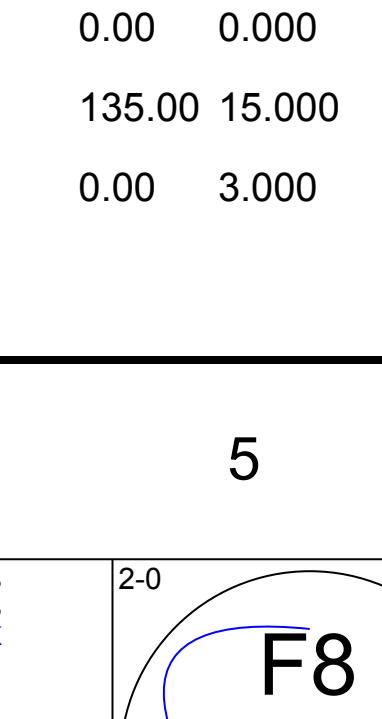
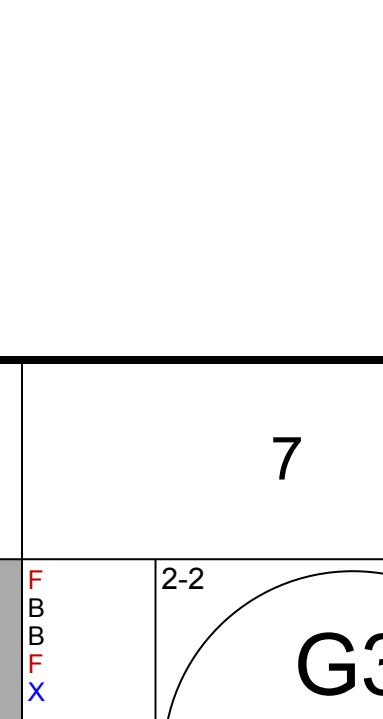
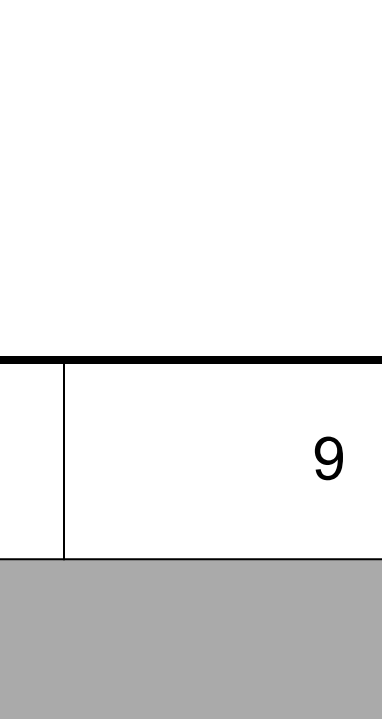
AB	31
R	3
H	6
RBI	3
BB	4
SO	4
LOB	13



AB	36
R	7
H	14
RBI	7
BB	5
SO	6
LOB	22




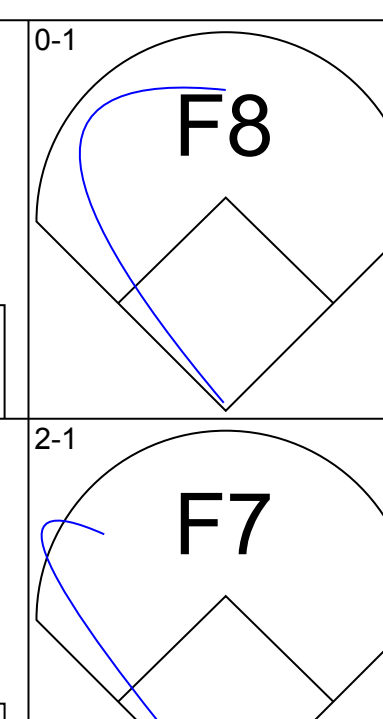
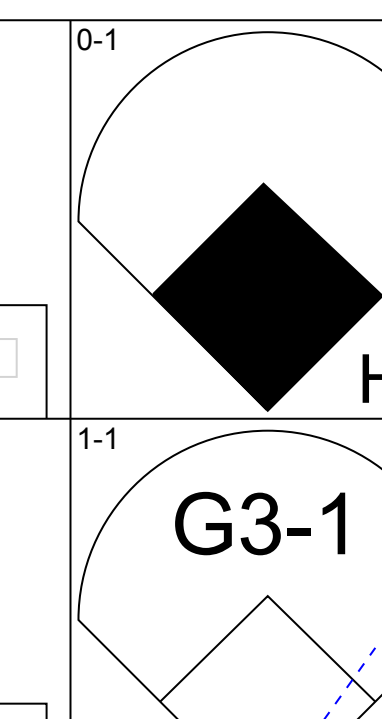
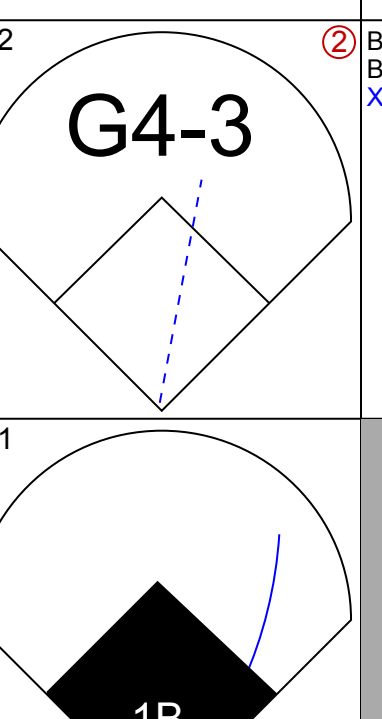
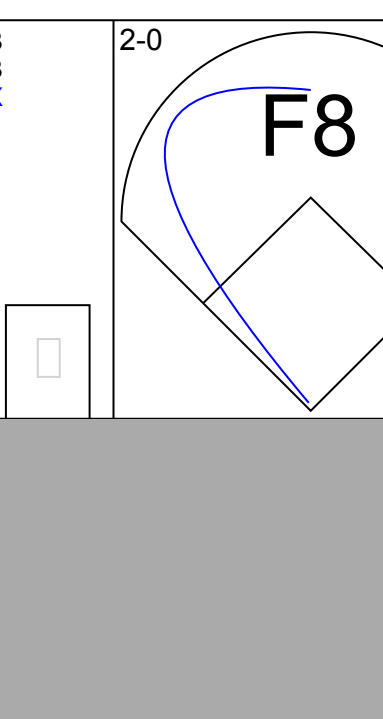
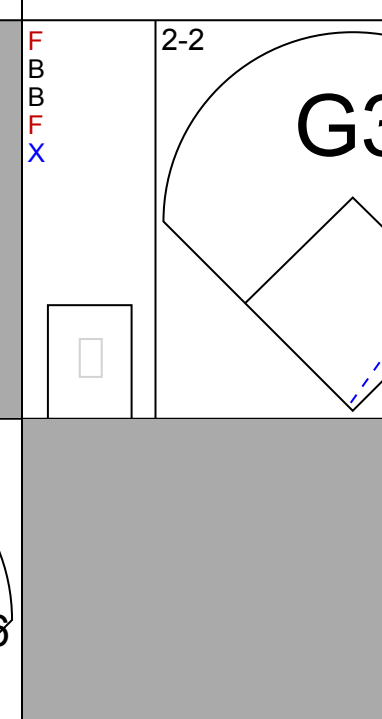
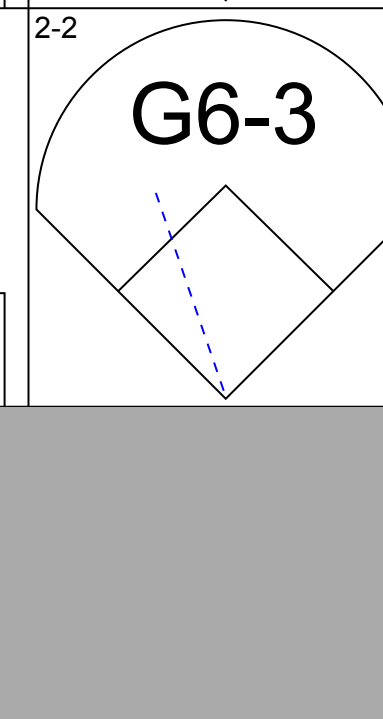
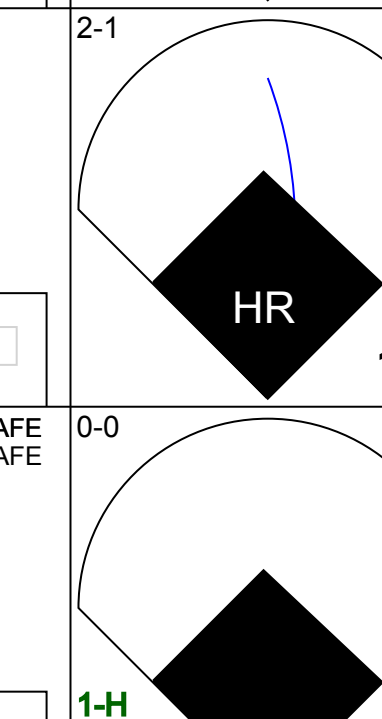
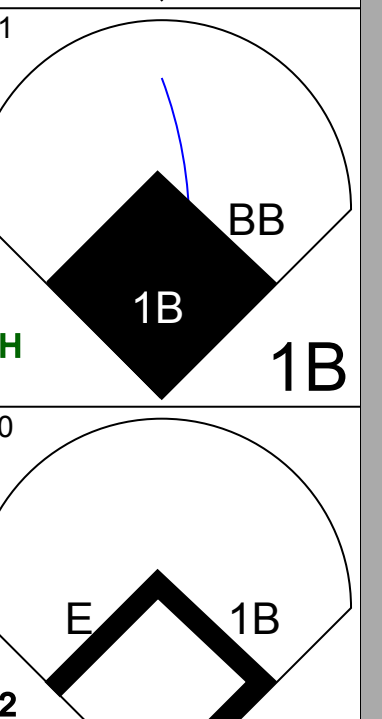
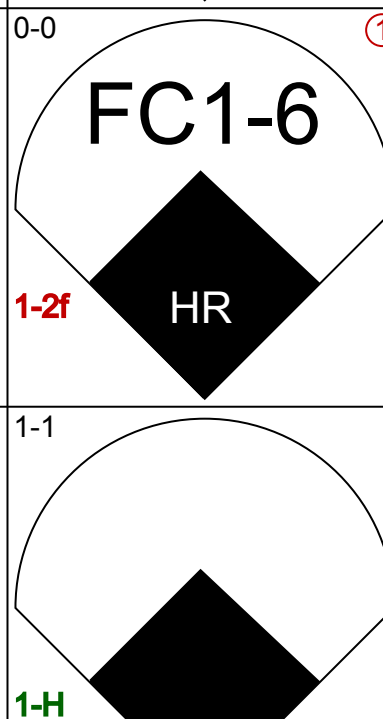
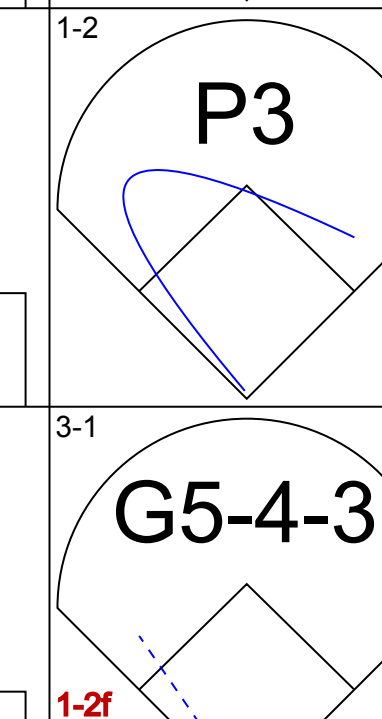

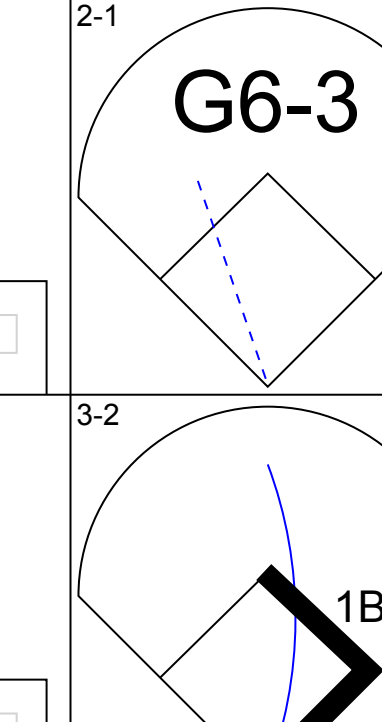
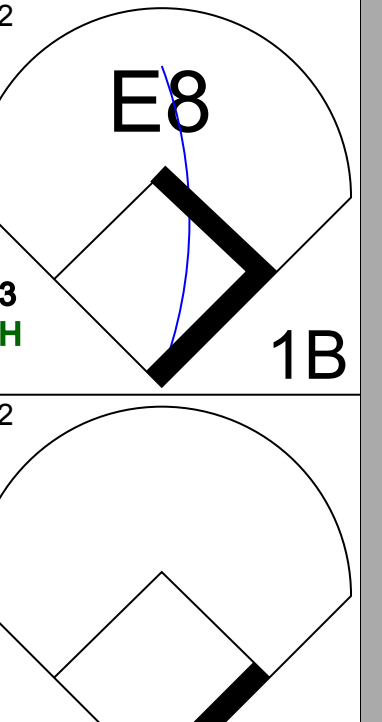
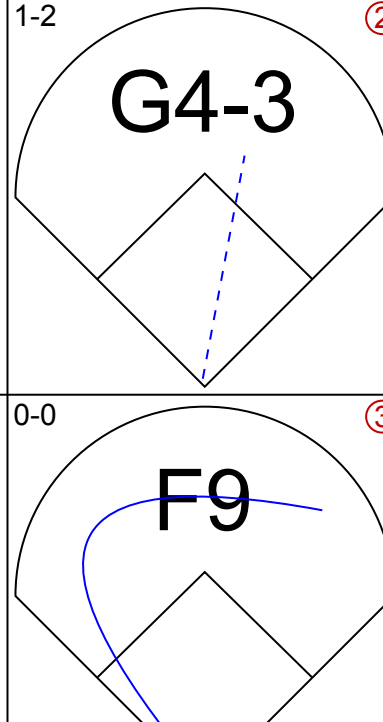

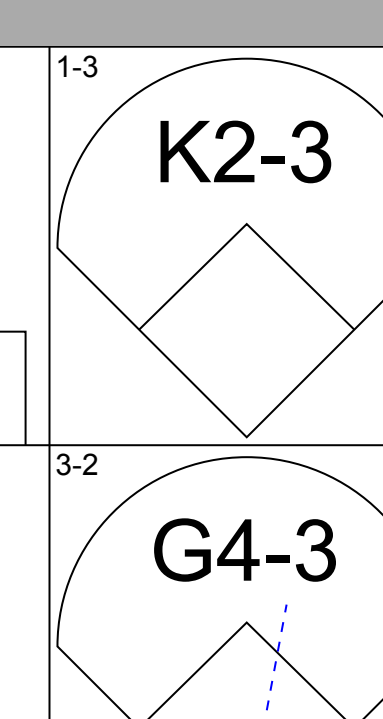
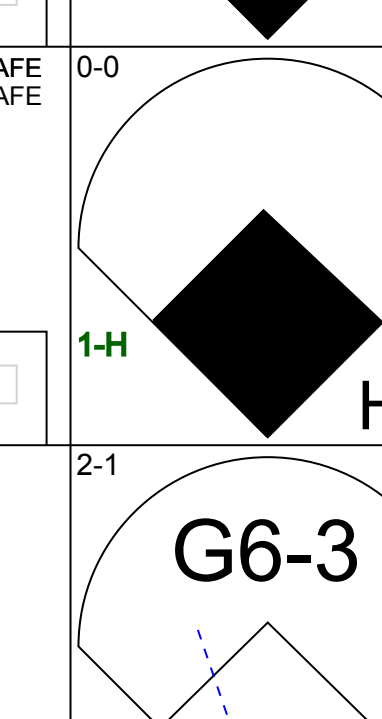
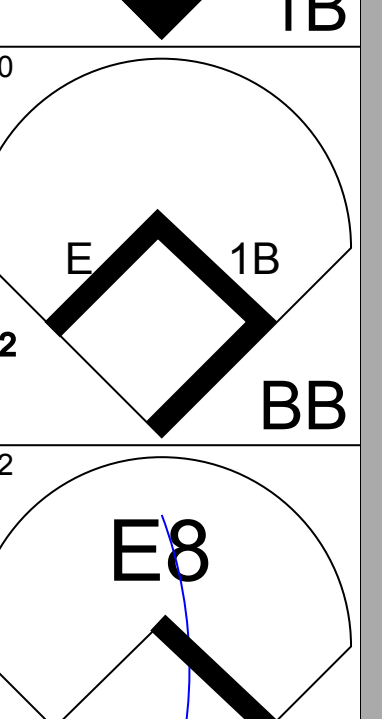
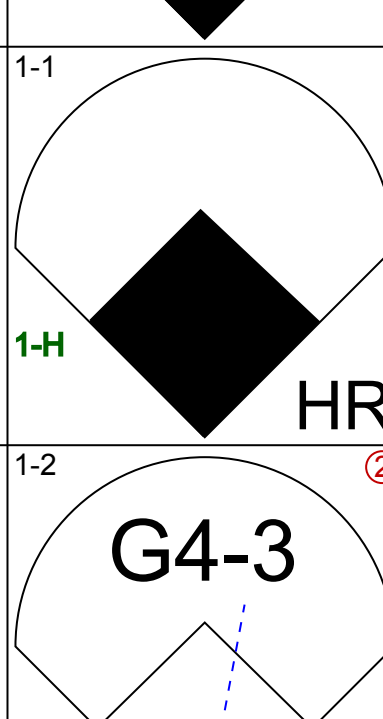
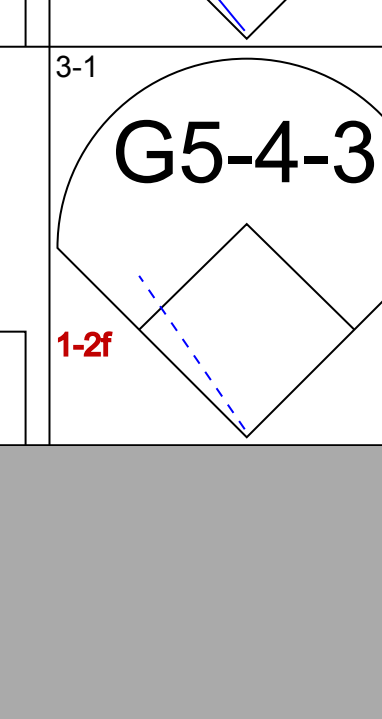
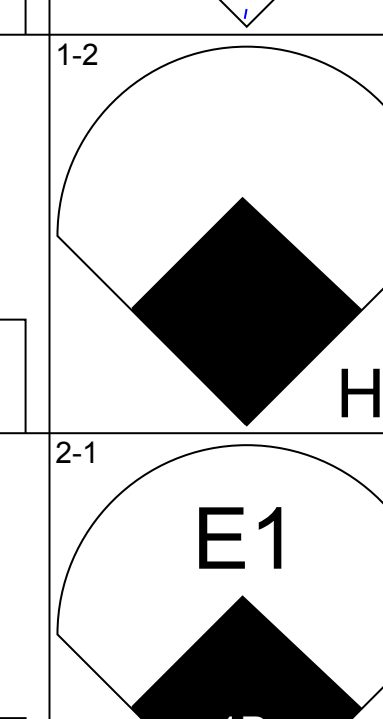
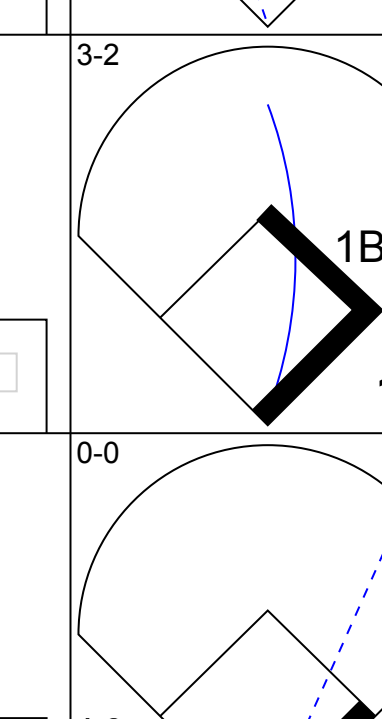
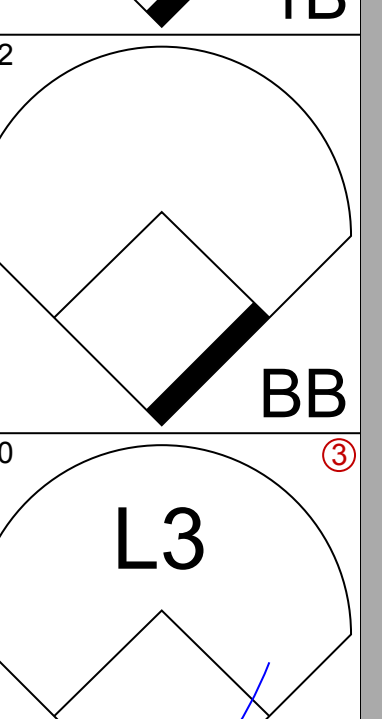
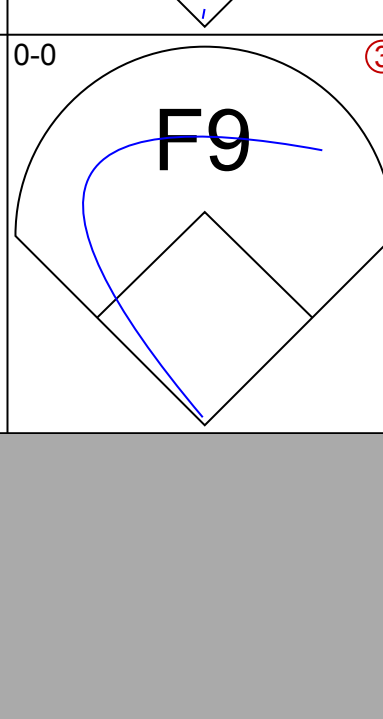
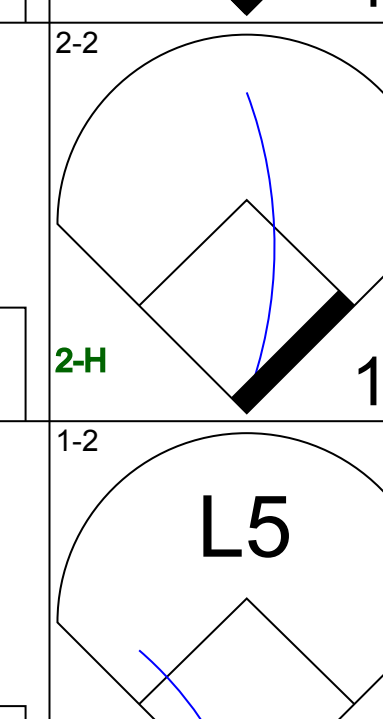
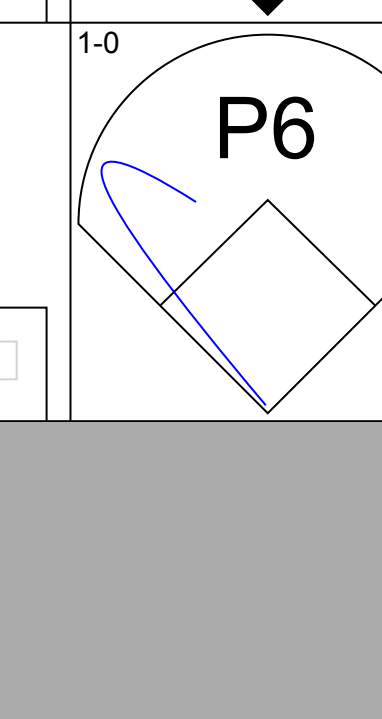
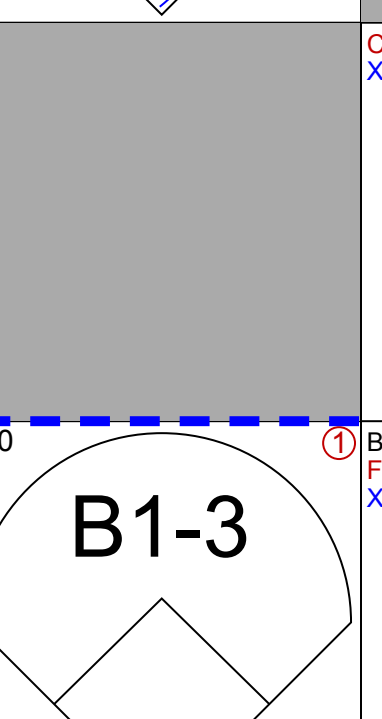

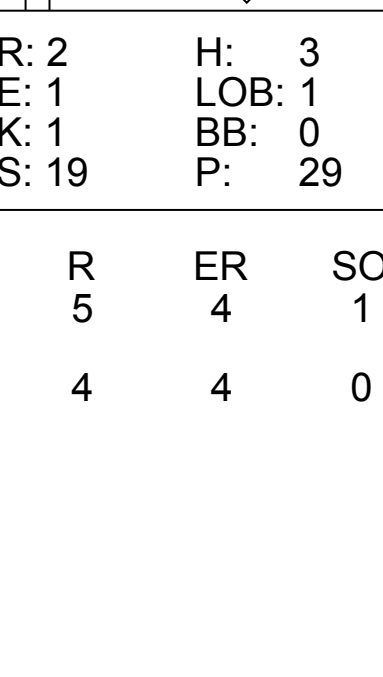
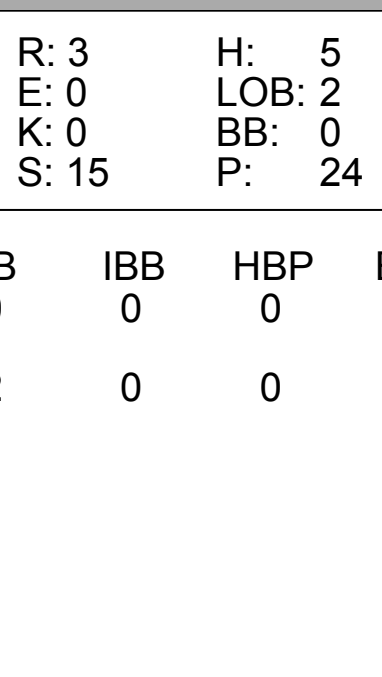
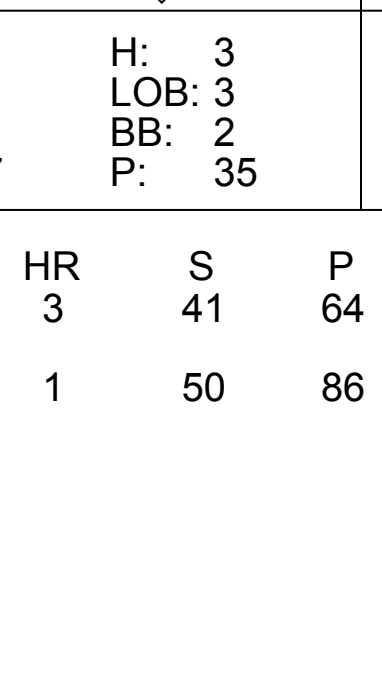
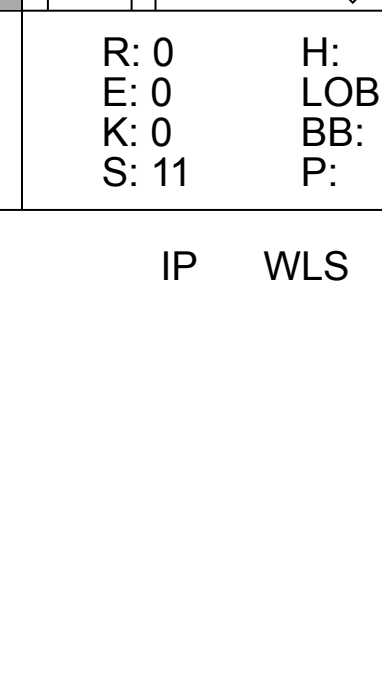
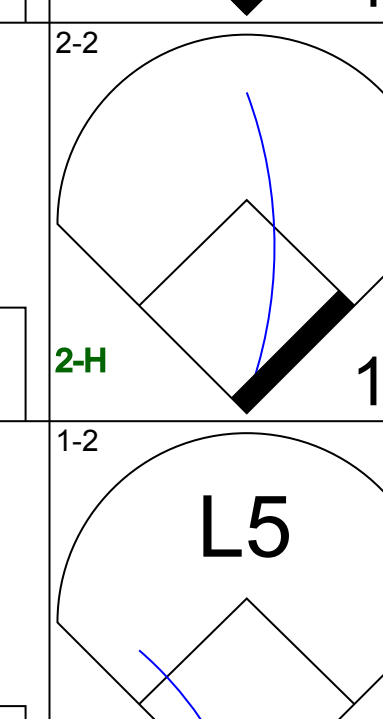
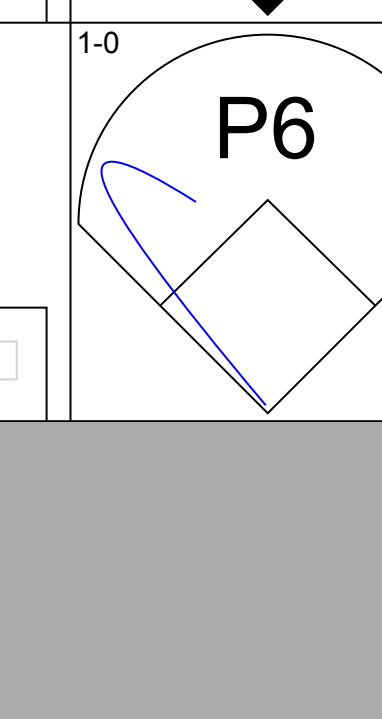
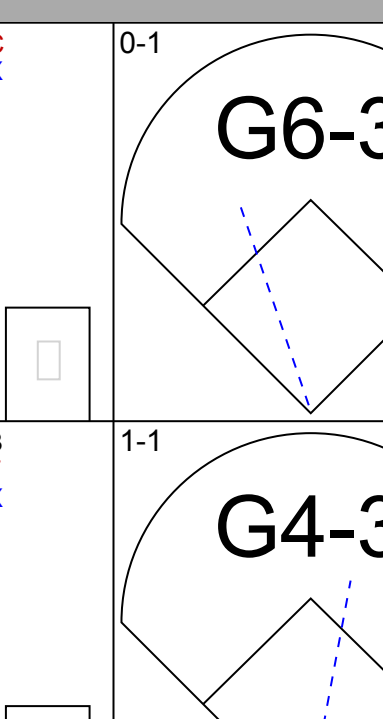
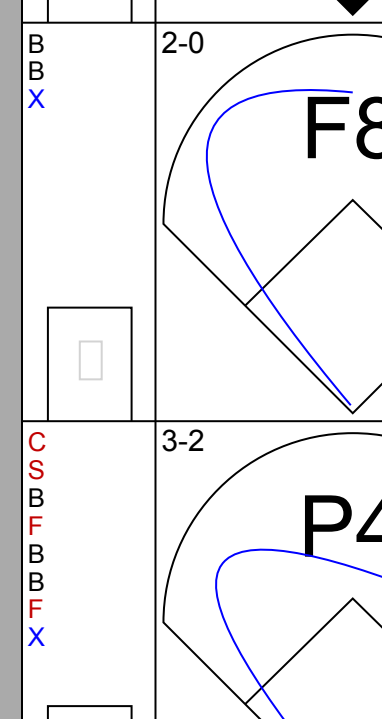
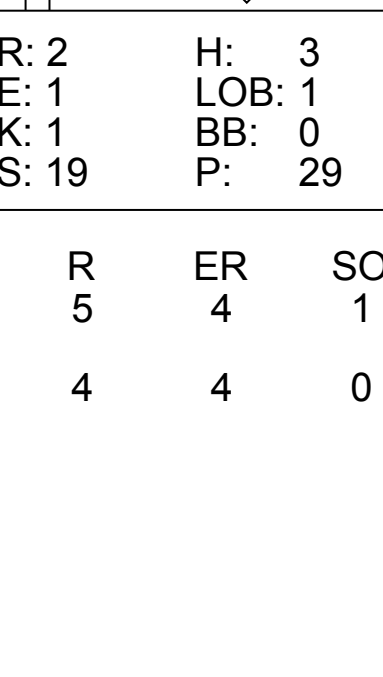
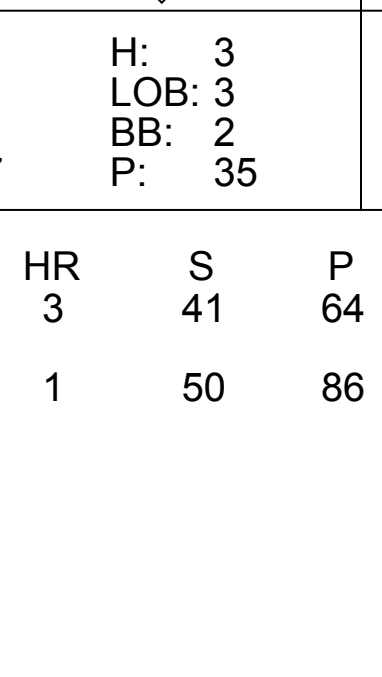
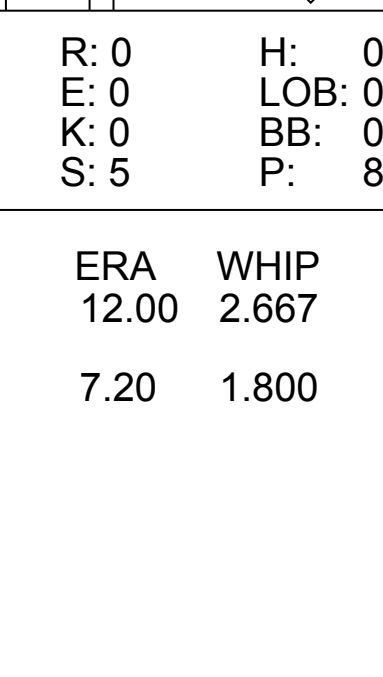
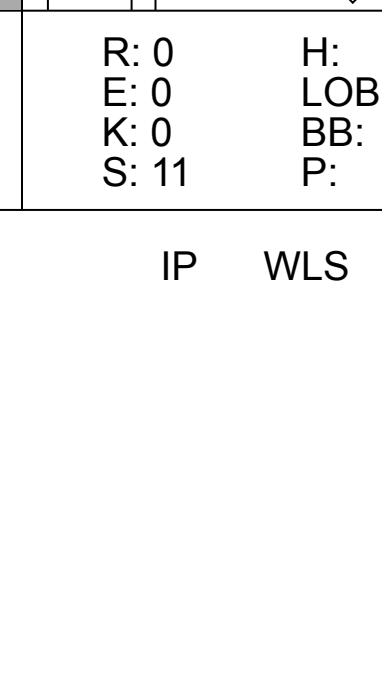


Batter	1	2	3	4	5	6	7	8	9	AB	R	H	RBI	BB	SO	LOB	TOP					
<b>Brady Anderson, L</b> OBP: 0.328, SLG: 0.385										4	1	0	0	1	1	4						
<b>Jeff Reboulet, R</b> OBP: 0.350, SLG: 0.343										3	0	0	1	2	0	0						
<b>Eric Davis, R</b> OBP: 0.389, SLG: 0.620										4	1	1	2	0	0	1						
<b>Rafael Palmeiro, L</b> OBP: 0.395, SLG: 0.598 <b>P.J. Forbes, R</b> OBP: 0.143, SLG: 0.143										3	0	1	0	0	1	0						
<b>Jeffrey Hammonds, R</b> OBP: 0.358, SLG: 0.427										4	1	0	0	1	1	4						
<b>B.J. Surhoff, L</b> OBP: 0.344, SLG: 0.478 <b>Lyle Mouton, R</b> OBP: 0.125, SLG: 0.125										3	0	1	0	0	0	2						
<b>Cal Ripken Jr., R</b> OBP: 0.335, SLG: 0.380 <b>23 Chris Hoiles, R</b> OBP: 0.347, SLG: 0.460										2	0	1	0	0	0	0						
<b>Lenny Webster, R</b> OBP: 0.303, SLG: 0.470 <b>Rich Becker, L</b> OBP: 0.346, SLG: 0.353										3	0	0	0	0	1	2						
<b>Mike Bordick, R</b> OBP: 0.316, SLG: 0.376										3	1	1	0	1	0	2						
<b>Inning Stats</b>	R: 0 E: 0 K: 1 S: 8	H: 0 LOB: 0 BB: 0 P: 10	R: 0 E: 0 K: 2 S: 9	H: 0 LOB: 0 BB: 0 P: 13	R: 0 E: 0 K: 0 S: 7	H: 1 LOB: 1 BB: 0 P: 12	R: 0 E: 0 K: 0 S: 12	H: 1 LOB: 2 BB: 1 P: 23	R: 0 E: 0 K: 0 S: 8	H: 1 LOB: 1 BB: 0 P: 15	R: 1 E: 0 K: 0 S: 13	H: 1 LOB: 0 BB: 0 P: 20	R: 0 E: 1 K: 2 S: 13	H: 1 LOB: 2 BB: 0 P: 18	R: 0 E: 0 K: 0 S: 8	H: 0 LOB: 0 BB: 0 P: 15	R: 5 E: 0 K: 0 S: 19	H: 2 LOB: 2 BB: 5 P: 46	1B: 5 2B: 0 3B: 0 HR: 2	SF: 1 SAC: 0 DP: 0 HBP: 0	WP: 1 PB: 0 SB: 0 CS: 0	PA: 41
<b>PITCHER</b>	IP	WLS	BF	H	R	ER	SO	BB	IBB	HBP	BLK	WP	HR	S	P	ERA	WHIP					
<b>50 José Rosado, L</b> ERA: 3.87	(1, 1)	7.0	W	28	5	1	1	5	1	0	0	0	0	1	70	111	1.29	0.857				
<b>Ricky Bones, R</b> ERA: 2.55	(8, 1)	1.0		3	0	0	0	0	0	0	0	0	0	0	8	15	0.00	0.000				
<b>Jim Pittsley, R</b> ERA: 7.46	(9, 1)	0.1		6	1	5	5	0	4	0	0	0	1	1	11	32	135.00	15.000				
<b>Scott Service, R</b> ERA: 3.38	(9, 1)	0.2		4	1	0	0	0	1	0	0	0	0	0	8	14	0.00	3.000				

**Baltimore Orioles @ Kansas City Royals**  
Kauffman Stadium, Kansas City, MO  
Fri Jul 31 1998, 7:05 PM CDT  
Att: 25,007 - Cloudy - 72 F


AB 34  
R 6  
H 7  
RBI 6  
BB 6  
SO 5  
LOB 17



Batter	1	2	3	4	5	6	7	8	9	AB	R	H	RBI	BB	SO	LOB	BOTTOM				
<b>Johnny Damon, L</b> OBP: 0.329, SLG: 0.413										5	1	1	1	0	0	1					
<b>Hal Morris, L</b> OBP: 0.397, SLG: 0.415										5	1	3	0	0	0	0					
<b>Jose Offerman, S</b> OBP: 0.395, SLG: 0.425 <b>Luis Rivera, R</b> OBP: 0.310, SLG: 0.296										4	3	2	1	0	0	1					
<b>Dean Palmer, R</b> OBP: 0.332, SLG: 0.531										4	2	2	4	1	1	1					
<b>Terry Pendleton, S</b> OBP: 0.326, SLG: 0.341 <b>Scott Leius, R</b> (7, 5)										4	0	1	1	0	0	0					
<b>Jeff King, R</b> OBP: 0.330, SLG: 0.457										3	1	2	1	1	0	0					
<b>Larry Sutton, L</b> OBP: 0.302, SLG: 0.338										4	1	3	0	0	0	3					
<b>Sal Fasano, R</b> OBP: 0.308, SLG: 0.331										4	0	1	1	0	0	3					
<b>Mendy López, R</b> OBP: 0.294, SLG: 0.338										4	0	0	0	0	0	2					
<b>Inning Stats</b>	R: 0 E: 0 K: 0 S: 7	H: 0 LOB: 0 BB: 0 P: 11	R: 2 E: 1 K: 1 S: 19	H: 3 LOB: 1 BB: 0 P: 29	R: 3 E: 0 K: 0 S: 15	H: 5 LOB: 2 BB: 0 P: 24	R: 2 E: 1 K: 0 S: 17	H: 3 LOB: 3 BB: 2 P: 35	R: 0 E: 0 K: 0 S: 5	H: 0 LOB: 0 BB: 0 P: 8	R: 2 E: 0 K: 0 S: 9	H: 2 LOB: 0 BB: 0 P: 11	R: 0 E: 0 K: 0 S: 11	H: 1 LOB: 1 BB: 0 P: 20	R: 0 E: 0 K: 0 S: 8	H: 1 LOB: 0 BB: 0 P: 12	1B: 10 2B: 1 3B: 0 HR: 4	SF: 0 SAC: 0 DP: 1 HBP: 0	WP: 0 PB: 0 SB: 0 CS: 0	PA: 40	
<b>PITCHER</b>	IP	WLS	BF	H	R	ER	SO	BB	IBB	HBP	BLK	WP	HR	S	P	ERA	WHIP				
<b>Scott Erickson, R</b> ERA: 3.96	(1, 1)	3.0	L	17	8	5	4	1	0	0	0	0	3	41	64	12.00	2.667				
<b>Doug Drabek, R</b> ERA: 7.07	(4, 1)	5.0		23	7	4	4	0	2	0	0	0	1	50	86	7.20	1.800				

**Baltimore Orioles @ Kansas City Royals**  
Kauffman Stadium, Kansas City, MO  
Fri Jul 31 1998, 7:05 PM CDT  
Att: 25,007 - Cloudy - 72 F

AB 38  
R 9  
H 15  
RBI 9  
BB 2  
SO 1  
LOB 12





Batter	1	2	3	4	5	6	7	8	9	AB	R	H	RBI	BB	SO	LOB	TOP										
<b>Brady Anderson, L</b> OBP: 0.332, SLG: 0.382	4-2 1B WP BB	4-2 BB BB		4-1 SH1-3 BB		0-0 F9		2-3 K		2	1	0	0	3	1	1											
<b>Jeff Reboulet, R</b> OBP: 0.355, SLG: 0.343	3-2 WP HBP 1B	4-2 BB BB		0-0 SH1-3			2-2 E6 1B		1-3 K	3	1	1	1	1	1	0											
<b>Rafael Palmeiro, L</b> OBP: 0.393, SLG: 0.593	2-3 K	2-1 G3-1		3-H G3			0-0 G6-4-3 1B		2-1 F8	5	0	1	0	0	1	5											
<b>Eric Davis, R</b> OBP: 0.390, SLG: 0.615	1-1 WP HBP		0-3 K	2-2 G6-3			2-2 G6-4-3 1B		2-2 G5-3	4	0	1	1	0	1	1											
<b>B.J. Surhoff, L</b> OBP: 0.343, SLG: 0.479	3-3 K		3-1 G3-1		0-1 FC2-5-3 2B		0-0 G6-4-3			4	0	1	0	0	1	5											
<b>Cal Ripken Jr., R</b> OBP: 0.334, SLG: 0.377	4-2 1-2 2-3 3-H BB		1-3 K		2-2 FC2-5-3 2-3		3-2 G5-3			3	0	0	0	1	1	2											
<b>Rich Becker, L</b> OBP: 0.316, SLG: 0.348				4-2 23 HR BB		1-3 K		3-2 P3		2	1	0	0	1	2	3											
<b>P.J. Forbes, R</b> OBP: 0.125, SLG: 0.125										1	0	0	0	0	0	0											
<b>23 Chris Hoiles, R</b> OBP: 0.350, SLG: 0.476		2-2 P7		3-2 HR		4-2 G1-6-3 BB		4-1 BB		2	1	1	2	2	0	0											
<b>Jeffrey Hammonds, R</b> OBP: 0.358, SLG: 0.427				1-H						0	0	0	0	0	0	0											
<b>Mike Bordick, R</b> OBP: 0.316, SLG: 0.373		0-0 G3		4-1 WP SH1-3 BB		0-0 G1-6-3 1-2		1-3 K		2	1	0	0	1	0	1											
<b>Lenny Webster, R</b> OBP: 0.302, SLG: 0.468										1	0	0	0	0	1	1											
<b>Inning Stats</b>	R: 1 E: 0 K: 3 S: 19	H: 1 LOB: 3 BB: 2 P: 37	R: 0 E: 0 K: 0 S: 10	H: 0 LOB: 2 BB: 2 P: 22	R: 0 E: 0 K: 2 S: 9	H: 0 LOB: 0 BB: 1 P: 13	R: 3 E: 0 K: 0 S: 13	H: 1 LOB: 1 BB: 3 P: 31	R: 0 E: 0 K: 1 S: 4	H: 0 LOB: 0 BB: 1 P: 8	R: 1 E: 1 K: 0 S: 12	H: 2 LOB: 1 BB: 0 P: 19	R: 0 E: 0 K: 2 S: 13	H: 0 LOB: 1 BB: 1 P: 23	R: 0 E: 0 K: 1 S: 8	H: 0 LOB: 0 BB: 0 P: 13	1B: 3 2B: 2 3B: 0 HR: 1	SF: 0 SAC: 1 DP: 3 HBP: 1	WP: 3 PB: 0 SB: 0 CS: 0	PA: 40							
<b>PITCHER</b>	IP	WLS	BF	H	R	ER	SO	BB	IBB	HBP	BLK	WP	HR	S	P	ERA	WHIP										
<b>Pat Rapp, R</b> ERA: 5.04	4.0		22	2	4	4	5	7	0	1	0	2	1	51	103	9.00	2.250										
<b>Chris Haney, L</b> ERA: 7.23	2.0	W	9	3	1	0	1	1	0	0	0	0	0	21	32	0.00	2.000										
<b>Matt Whisenant, L</b> ERA: 4.02	1.1		4	0	0	0	1	0	0	0	0	0	0	8	18	0.00	0.750										
<b>Scott Service, R</b> ERA: 3.34	0.2		2	0	0	0	2	0	0	0	0	0	0	9	12	0.00	0.000										
<b>Jeff Montgomery, R</b> ERA: 5.21	1.0		3	0	0	0	1	0	0	0	0	0	0	8	13	0.00	0.000										

Baltimore Orioles @ Kansas City Royals  
Kauffman Stadium, Kansas City, MO

AB 29  
R 5  
H 5  
RBI 4  
BB 9  
SO 9  
LOB 19



livebaseballscorecards.com

Sat Aug 01 1998, 7:05 PM CDT  
Att: 35,144 - Cloudy - 72 F

Batter	1	2	3	4	5	6	7	8	9	AB	R	H	RBI	BB	SO	LOB	BOTTOM										
<b>Johnny Damon, L</b> OBP: 0.334, SLG: 0.424	4-2 WP G5-3 BB		4-1 G4-3 HR BB		0-0 G6-3 1B	2-1 G4-3		1-0 HR		3	4	2	2	2	0	1											
<b>Hal Morris, L</b> OBP: 0.333, SLG: 0.410	1-0 P5		2-1 G4-3		0-0 G6-3		3-2 F8	0-2 G6-3		4	0	0	0	0	0	4											
<b>Jermaine Allensworth, R</b> OBP: 0.359, SLG: 0.392	1-2		1-2 2-3		2-3		4-2 FC4 SF8 BB	3-3 K		1	0	0	0	0	0	0											
<b>Jose Offerman, S</b> OBP: 0.398, SLG: 0.425	4-2 G5-3 2-1 BB		2-3 K		3-2 S 1B		4-2 FC4 SF8 BB	3-3 K		3	2	1	1	2	2	2											
<b>Dean Palmer, R</b> OBP: 0.333, SLG: 0.537	2-0 G5-3		0-0 HR		3-1 G6-3		4-0 SF8 FC4 IBB			3	1	1	4	1	0	2											
<b>Terry Pendleton, S</b> OBP: 0.324, SLG: 0.338	1-2 2-1 3-H	1-2 G3	1-2 K		0-0 1B		1-2 FC4			4	0	1	1	0	1	2											
<b>Jeff King, R</b> OBP: 0.330, SLG: 0.456				3-1 G4-3 S 1B	3-3 K		1-2 SF8			3	0	1	1	0	2	1											
<b>Larry Sutton, L</b> OBP: 0.301, SLG: 0.337		1-1 S 1B		2-2 G4-3		0-3 K		2-3 F8		4	0	1	0	0	1	3											
<b>Sal Fasano, R</b> OBP: 0.302, SLG: 0.324		3-3 K		0-3 K		1-3 K		1-3 K		4	0	0	0	0	4	2											
<b>Mendy López, R</b> OBP: 0.315, SLG: 0.349			0-1 G4-3 BB HR	1-2 L4		4-1 S BB		1-2 HR 1B		3	2	2	0	1	0	1											
<b>Inning Stats</b>	R: 1 E: 0 K: 0 S: 10	H: 0 LOB: 1 BB: 2 P: 22	R: 0 E: 0 K: 2 S: 14	H: 1 LOB: 0 BB: 0 P: 20	R: 3 E: 0 K: 2 S: 13	H: 2 LOB: 0 BB: 1 P: 24	R: 0 E: 0 K: 1 S: 11	H: 1 LOB: 1 BB: 0 P: 17	R: 2 E: 0 K: 1 S: 14	H: 3 LOB: 1 BB: 0 P: 22	R: 0 E: 0 K: 2 S: 10	H: 0 LOB: 2 BB: 1 P: 16	R: 1 E: 0 K: 0 S: 9	H: 0 LOB: 2 BB: 2 P: 23	R: 2 E: 0 K: 2 S: 16	H: 2 LOB: 0 BB: 0 P: 22	1B: 6 2B: 1 3B: 0 HR: 2	SF: 1 SAC: 0 DP: 0 HBP: 0	WP: 1 PB: 0 SB: 8 CS: 0	PA: 39							
<b>PITCHER</b>	IP	WLS	BF	H	R	ER	SO	BB	IBB	HBP	BLK	WP	HR	S	P	ERA	WHIP										
<b>Scott Kamieniecki, R</b> ERA: 7.2	4.0	L	20	5	5	5	5	3	0	0	0	1	1	49	84	11.25	2.000										
<b>Doug Johns, L</b> ERA: 4.57	0.1		2	1	0	0	0	0	0	0	0	0	0	6	9	0.00	3.000										
<b>Pete Smith, R</b> ERA: 5.28	1.2		7	1	1	1	3	1	0	0	0	0	0	17	28	5.40	1.200										
<b>Alan Mills, R</b> ERA: 4.08	2.0		11	2	3	3	2	1	1	0	0	0	1	25	45	13.50	1.500										

Baltimore Orioles @ Kansas City Royals  
Kauffman Stadium, Kansas City, MO

AB 32  
R 9  
H 9  
RBI 9  
BB 6  
SO 10  
LOB 18



livebaseballscorecards.com

Sat Aug 01 1998, 7:05 PM CDT  
Att: 35,144 - Cloudy - 72 F



Batter	1	2	3	4	5	6	7	8	9	AB	R	H	RBI	BB	SO	LOB	TOP				
<b>Brady Anderson, L</b> OBP: 0.329, SLG: 0.378 (1, 8)										6	2	1	0	0	2	3	<b>Baltimore Orioles @ Kansas City Royals</b> Kauffman Stadium, Kansas City, MO Sun Aug 02 1998, 3:33 AM CDT Att: 18,910 - Cloudy - 74 F				
<b>Jeffrey Hammonds, R</b> OBP: 0.370, SLG: 0.499 (1, 9) (7, 7)										4	3	3	2	1	0	0					
<b>Eric Davis, R</b> OBP: 0.387, SLG: 0.611 (1, 10)										5	0	1	2	0	3	3					
<b>Rafael Palmeiro, L</b> OBP: 0.394, SLG: 0.597 <b>Rich Becker, L</b> OBP: 0.346, SLG: 0.346 (7, PR) (7, 9)										4	1	2	2	0	0	1					
<b>Cal Ripken Jr., R</b> OBP: 0.304, SLG: 0.382 (1, 5)										5	1	3	1	0	0	0					
<b>Lyle Mouton, R</b> OBP: 0.273, SLG: 0.200 <b>B.J. Surhoff, L</b> OBP: 0.344, SLG: 0.481 (7, PH) (7, 3)										2	0	1	0	1	0	0					
<b>Lenny Webster, R</b> OBP: 0.304, SLG: 0.464 (1, 2)										4	0	1	1	1	0	4					
<b>Jeff Reboulet, R</b> OBP: 0.357, SLG: 0.345 (1, 4)										5	0	2	0	0	2	5					
<b>Mike Bordick, R</b> OBP: 0.314, SLG: 0.371 (1, 6)										5	1	1	0	0	1	7					
<b>Inning Stats</b>	R: 1 E: 0 K: 1 S: 12	H: 1 LOB: 0 BB: 0 P: 19	R: 0 E: 0 K: 1 S: 8	H: 0 LOB: 1 BB: 1 P: 15	R: 4 E: 0 K: 1 S: 17	H: 6 LOB: 0 BB: 0 P: 24	R: 2 E: 0 K: 0 S: 10	H: 2 LOB: 1 BB: 1 P: 20	R: 0 E: 0 K: 2 S: 10	H: 0 LOB: 0 BB: 0 P: 13	R: 1 E: 0 K: 1 S: 11	H: 3 LOB: 2 BB: 0 P: 15	R: 0 E: 0 K: 1 S: 8	H: 1 LOB: 1 BB: 0 P: 10	R: 1 E: 1 K: 1 S: 12	H: 2 LOB: 2 BB: 0 P: 17		1B: 8 2B: 7 3B: 0 HR: 1	SF: 0 SAC: 0 DP: 1 HBP: 0	WP: 0 PB: 0 SB: 0 CS: 0	PA: 46
<b>PITCHER</b>	IP	WLS	BF	H	R	ER	SO	BB	IBB	HBP	BLK	WP	HR	S	P	ERA	WHIP				
<b>Glendon Rusch, L</b> ERA: 6.04 (1, 1)	4.0	L	22	9	7	7	3	2	0	0	0	0	1	47	78	15.75	2.750				
<b>Jim Pittsley, R</b> ERA: 7.21 (5, 1)	3.0		14	4	1	1	3	1	0	0	0	0	0	27	42	3.00	1.667				
<b>Ricky Bones, R</b> ERA: 2.7 (8, 1)	2.0		10	3	1	1	2	0	0	0	0	0	0	20	27	4.50	1.500				

Batter	1	2	3	4	5	6	7	8	9	AB	R	H	RBI	BB	SO	LOB	BOTTOM					
<b>Johnny Damon, L</b> OBP: 0.333, SLG: 0.420 (1, 8)										4	0	0	0	1	1	2	<b>Baltimore Orioles @ Kansas City Royals</b> Kauffman Stadium, Kansas City, MO Sun Aug 02 1998, 3:33 AM CDT Att: 18,910 - Cloudy - 74 F					
<b>Hal Morris, L</b> OBP: 0.382, SLG: 0.408 (1, 7)										4	0	1	0	0	1	2						
<b>Jose Offerman, S</b> OBP: 0.398, SLG: 0.424 (1, 4)										3	1	1	0	1	1	1						
<b>Dean Palmer, R</b> OBP: 0.333, SLG: 0.534 (1, 10)										4	0	1	1	0	1	3						
<b>Larry Sutton, L</b> OBP: 0.304, SLG: 0.345 (1, 9)										4	0	2	1	0	1	0						
<b>Jeff King, R</b> OBP: 0.329, SLG: 0.454 (1, 3)										4	0	1	0	0	0	3						
<b>Scott Leius, R</b> OBP: 0.500, SLG: 0.333 (1, 5)										3	0	1	0	1	0	0						
<b>Sal Fasano, R</b> OBP: 0.296, SLG: 0.317 (1, 2)										4	0	0	0	0	1	3						
<b>Luis Rivera, R</b> OBP: 0.323, SLG: 0.298 (1, 6)										3	1	1	0	1	1	2						
<b>Inning Stats</b>	R: 0 E: 0 K: 1 S: 7	H: 0 LOB: 1 BB: 1 P: 13	R: 0 E: 0 K: 2 S: 13	H: 2 LOB: 2 BB: 0 P: 20	R: 0 E: 0 K: 0 S: 8	H: 2 LOB: 1 BB: 0 P: 13	R: 0 E: 0 K: 0 S: 7	H: 1 LOB: 1 BB: 1 P: 12	R: 2 E: 0 K: 1 S: 15	H: 3 LOB: 2 BB: 1 P: 27	R: 0 E: 0 K: 0 S: 13	H: 0 LOB: 0 BB: 1 P: 21	R: 0 E: 0 K: 2 S: 9	H: 0 LOB: 0 BB: 0 P: 16	R: 0 E: 0 K: 0 S: 6	H: 0 LOB: 0 BB: 0 P: 10		R: 0 E: 0 K: 1 S: 8	H: 0 LOB: 0 BB: 0 P: 14	1B: 7 2B: 1 3B: 0 HR: 0	SF: 0 SAC: 0 DP: 2 HBP: 0	WP: 2 PB: 0 SB: 0 CS: 0
<b>PITCHER</b>	IP	WLS	BF	H	R	ER	SO	BB	IBB	HBP	BLK	WP	HR	S	P	ERA	WHIP					
<b>Sidney Ponson, R</b> ERA: 5.7 (1, 1)	7.0	W	31	8	2	2	6	4	0	0	0	0	0	72	122	2.57	1.714					
<b>Armando Benitez, R</b> ERA: 3.35 (8, 1)	2.0		6	0	0	0	1	0	0	0	0	0	0	14	24	0.00	0.000					



Batter	1	2	3	4	5	6	7	8	9	AB	R	H	RBI	BB	SO	LOB	TOP								
<b>Johnny Damon, L</b> OBP: 0.333, SLG: 0.421	0-2 BB 1B								0-1 P6	6	2	2	0	0	0	5	<b>Kansas City Royals @ Minnesota Twins</b> Hubert H. Humphrey Metrodome, Minneapolis, MN Tue Aug 04 1998, 8:05 PM EDT Att: 11,014 - Dome - 72 F <a href="http://livebaseballscorecards.com">livebaseballscorecards.com</a>								
<b>Jermaine Allensworth, R</b> OBP: 0.360, SLG: 0.399	4-0 1B G6-3 BB		2-2 F9 1B	2-2 G5-3		1-2 F8 SF7 2B	0-2 G5-3	0-3 K	5	3	2	0	1	1	3										
<b>Jose Offerman, S</b> OBP: 0.354, SLG: 0.425	0-1 S G6-3		1-1 F9 1B	0-1 G3		2-1 F8		4-2 WP 2B BB	4	1	2	2	1	0	1										
<b>Luis Rivera, R</b> OBP: 0.317, SLG: 0.293	1-3 2-H 1B		1-2 3-H 1B			2-3		2-3 K	1	1	0	0	0	1	0										
<b>Dean Palmer, R</b> OBP: 0.333, SLG: 0.535	1-2 G6-3		3-0 F9 1B	0-0 2B		1-1 SF7		4-2 2B 1B BB	3	1	1	2	1	0	3										
<b>Jeff King, R</b> OBP: 0.330, SLG: 0.456	1-2 P2		0-0 2B 1B	1-2 F8		3-H P4		3-2 1B FC4-6 2B	5	2	2	3	0	0	2										
<b>Sal Fasano, R</b> OBP: 0.296, SLG: 0.317	2-3 K		2-H 3-H 1B			0-0 P4		1-3 2-H FC4-6 2B	0	0	0	0	0	0	0										
<b>Scott Leius, R</b> OBP: 0.444, SLG: 0.375	2-3 K		1-3 K			1-1 G6-3		1-2 E 29 1B	5	0	2	1	0	2	2										
<b>Hal Morris, L</b> OBP: 0.303, SLG: 0.412		3-2 G5-3	2-1 29 2B 1B			0-2 2B		2-3 3-H FC4-6	4	1	2	0	0	1	1										
<b>Larry Sutton, L</b> OBP: 0.303, SLG: 0.343		1-2 G1-3	1-1 1B 2B			0-3 K		1-1 1-2 3-H F8	1	0	0	1	0	0	1										
<b>29 Mike Sweeney, R</b> OBP: 0.321, SLG: 0.418		1-2 G1-3	1-1 1B 2B			0-3 K		1-1 F8	5	1	2	2	0	1	2										
<b>Mendy López, R</b> OBP: 0.319, SLG: 0.345	2-2 F9		2-2 3-H 1B			4-2 BB		1-2 P3	4	0	1	1	1	1	3										
<b>Inning Stats</b>	R: 2 E: 0 K: 1 S: 19	H: 2 LOB: 1 BB: 1 P: 27	R: 0 E: 0 K: 0 S: 13	H: 0 LOB: 0 BB: 0 P: 19	R: 6 E: 0 K: 1 S: 20	H: 7 LOB: 1 BB: 0 P: 34	R: 0 E: 0 K: 0 S: 9	H: 1 LOB: 1 BB: 0 P: 12	R: 0 E: 1 K: 1 S: 15	H: 1 LOB: 2 BB: 1 P: 20	R: 1 E: 0 K: 0 S: 9	H: 1 LOB: 0 BB: 0 P: 13	R: 0 E: 1 K: 2 S: 15	H: 2 LOB: 3 BB: 0 P: 21	R: 3 E: 0 K: 0 S: 22	H: 2 LOB: 1 BB: 2 P: 37	R: 0 E: 0 K: 2 S: 8	H: 0 LOB: 0 BB: 0 P: 10	1B: 10 2B: 6 3B: 0 HR: 0	SF: 1 SAC: 0 DP: 0 HBP: 0	WP: 1 PB: 0 SB: 1 CS: 0	PA: 48			
<b>PITCHER</b>	IP	WLS	BF	H	R	ER	SO	BB	IBB	HBP	BLK	WP	HR	S	P	ERA	WHIP								
<b>Eric Milton, L</b>	2.2	L	17	8	8	8	2	1	0	0	0	0	0	48	73	27.00	3.375								
<b>Travis Baptist, L</b>	3.1	A	4	1	1	1	1	1	0	0	0	0	0	37	52	2.70	1.500								
<b>Hector Carrasco, R</b>	1.0	6	2	0	0	2	0	0	0	0	0	0	0	15	21	0.00	2.000								
<b>Travis Miller, L</b>	1.0	7	2	3	3	0	2	0	0	0	0	1	0	22	37	27.00	4.000								
<b>Eddie Guardado, L</b>	1.0	3	0	0	0	2	0	0	0	0	0	0	0	8	10	0.00	0.000								

Batter	1	2	3	4	5	6	7	8	9	AB	R	H	RBI	BB	SO	LOB	BOTTOM								
<b>Otis Nixon, S</b> OBP: 0.335, SLG: 0.312	2-1 SF8 3B		1-2 FC5-4 1B						1-0 F7	3	2	2	0	0	0	0	<b>Kansas City Royals @ Minnesota Twins</b> Hubert H. Humphrey Metrodome, Minneapolis, MN Tue Aug 04 1998, 8:05 PM EDT Att: 11,014 - Dome - 72 F <a href="http://livebaseballscorecards.com">livebaseballscorecards.com</a>								
<b>Chris Latham, S</b> OBP: 0.222, SLG: 0.125			1-1 SAFE F8					4-0 G5-3 1B BB	3	0	0	1	1	0	2										
<b>Matt Lawton, L</b> OBP: 0.379, SLG: 0.476	1-1 SF8		1-0 FC5-4					1-0 1B	3	0	1	1	0	0	1										
<b>Paul Moltis, R</b> OBP: 0.322, SLG: 0.346	0-0 3-H		1-0 1-2 2B					1-2 1B	3	0	1	1	0	0	1										
<b>Brent Gates, S</b> OBP: 0.316, SLG: 0.306	G6-3 2B		1-2 1-2 2B					1-2 1B	1	0	1	0	0	0	0										
<b>David Ortiz, L</b> OBP: 0.372, SLG: 0.467	1-1 G6-3		0-0 L8					0-1 G5-3	5	0	0	0	0	0	4										
<b>Ron Coomer, R</b> OBP: 0.299, SLG: 0.414	1-2 G5-3							2-3 2B G6-3 1B	4	1	2	0	0	0	1										
<b>Todd Walker, L</b> OBP: 0.403, SLG: 0.522		1-1 G6-3						2-2 P8 1B 2B	4	1	2	0	0	0	1										
<b>Marty Cordova, R</b> OBP: 0.328, SLG: 0.389		0-1 G6-3						2-0 G6-3	4	0	0	1	0	2	3										
<b>Terry Steinbach, R</b> OBP: 0.335, SLG: 0.429		1-0						3-H 0-1	1	0	1	0	2	0	0										
<b>Javier Valentin, S</b> OBP: 0.269, SLG: 0.372								2-H 1B	1	0	1	1	0	0	0										
<b>Pat Meares, R</b> OBP: 0.294, SLG: 0.371		3-1 L4						0-0 G5-3	3	0	0	0	0	0	5										
<b>Denny Hocking, S</b> OBP: 0.286, SLG: 0.277								2-2 G4-3	1	0	0	0	0	0	1										
<b>Inning Stats</b>	R: 1 E: 0 K: 0 S: 10	H: 2 LOB: 1 BB: 0 P: 15	R: 0 E: 0 K: 0 S: 7	H: 1 LOB: 0 BB: 0 P: 12	R: 0 E: 0 K: 1 S: 7	H: 1 LOB: 1 BB: 0 P: 11	R: 0 E: 0 K: 1 S: 15	H: 1 LOB: 2 BB: 1 P: 26	R: 1 E: 1 K: 0 S: 9	H: 0 LOB: 0 BB: 0 P: 14	R: 0 E: 0 K: 1 S: 11	H: 1 LOB: 2 BB: 1 P: 19	R: 0 E: 0 K: 1 S: 9	H: 0 LOB: 0 BB: 0 P: 14	R: 2 E: 0 K: 0 S: 10	H: 3 LOB: 1 BB: 0 P: 15	R: 0 E: 0 K: 0 S: 4	H: 1 LOB: 1 BB: 1 P: 10	1B: 6 2B: 3 3B: 1 HR: 0	SF: 2 SAC: 0 DP: 1 HBP: 0	WP: 1 PB: 0 SB: 1 CS: 0	PA: 40			
<b>PITCHER</b>	IP	WLS	BF	H	R	ER	SO	BB	IBB	HBP	BLK	WP	HR	S	P	ERA	WHIP								
<b>Hipolito Pichardo, R</b>	7.1	W	33	8	4	3	3	2	0	0	0	0	0	8	16	0.00	1.800								
<b>Ricky Bones, R</b>	1.2	7	2	0	0	0	0	1	0	0	0	0	0	8	16	0.00	1.800								





Batter	1	2	3	4	5	6	7	8	9	AB	R	H	RBI	BB	SO	LOB	TOP	
<b>Johnny Damon, L</b> (1, 8) <small>OBP: 0.332, SLG: 0.422</small>	F7			F8		L5		2B		4	0	1	0	0	0	0	<b>Kansas City Royals @ Minnesota Twins</b> Hubert H. Humphrey Metrodome, Minneapolis, MN <small>Wed Aug 05 1998, 8:05 PM EDT</small> <small>Att: 9,545 - Dome - 72 F</small>	
<b>Hal Morris, L</b> (1, 7) <b>Jermaine Allensworth, R</b> (8, 8) <small>OBP: 0.360, SLG: 0.396</small>	K			G4-3		1B		F7		4	0	1	0	0	1	1		
<b>Jose Offerman, S</b> (1, 4) <small>OBP: 0.401, SLG: 0.433</small>	K			G3-1		1B				4	1	2	1	0	1	0		
<b>Dean Palmer, R</b> (1, 10) <small>OBP: 0.330, SLG: 0.530</small>		K			G6-3	K			HR	4	0	0	0	0	3	1		
<b>Terry Pendleton, S</b> (1, 5) <b>Luis Rivera, R</b> (9, PR) <small>OBP: 0.317, SLG: 0.293</small>	G4-3				L7				G5-4-3	4	0	1	0	0	1	0		
<b>Jeff King, R</b> (1, 3) <small>OBP: 0.329, SLG: 0.454</small>	P5				BB	HR			G5-4-3	4	1	1	0	0	0	1		
<b>Larry Sutton, L</b> (1, 9) <small>OBP: 0.303, SLG: 0.340</small>			G4-3		HR	BB				2	1	0	0	1	1	0		
<b>Sal Fasano, R</b> (1, 2) <small>OBP: 0.296, SLG: 0.333</small>			K		HR					3	1	1	3	0	2	0		
<b>Mendy López, R</b> (1, 6) <small>OBP: 0.309, SLG: 0.333</small>			F9					G4-3		3	0	0	0	0	1	0		
<b>Inning Stats</b>	R: 0 E: 0 K: 2 S: 10	H: 0 LOB: 0 BB: 0 P: 14	R: 0 E: 0 K: 1 S: 7	H: 0 LOB: 0 BB: 0 P: 11	R: 0 E: 0 K: 1 S: 9	H: 0 LOB: 0 BB: 0 P: 13	R: 3 E: 0 K: 1 S: 14	H: 2 LOB: 1 BB: 0 P: 26	R: 0 E: 0 K: 2 S: 10	H: 0 LOB: 0 BB: 0 P: 15	R: 0 E: 0 K: 1 S: 8	H: 1 LOB: 1 BB: 0 P: 12	R: 1 E: 0 K: 1 S: 11	H: 2 LOB: 1 BB: 0 P: 18	1B: 4 2B: 1 3B: 0 HR: 2	SF: 0 SAC: 0 DP: 1 HBP: 0		WP: 0 PB: 0 SB: 0 CS: 0
<b>PITCHER</b>	IP WLS BF H R ER SO BB IBB HBP BLK WP HR S P ERA WHIP																	
<b>Frankie Rodriguez, R</b> (1, 1) <small>ERA: 6.97</small>	7.2 L 28 5 3 3 9 1 0 0 0 0 0 1 78 122 3.52 0.783																	
<b>Eddie Guardado, L</b> (8, 1) <small>ERA: 3.3</small>	0.1 1 0 0 0 0 0 0 0 0 0 0 0 0 1 2 0.00 0.000																	
<b>Mike Trombley, R</b> (9, 1) <small>ERA: 3.21</small>	1.0 4 2 1 1 1 1 0 0 0 0 0 0 1 11 18 9.00 2.000																	

Batter	1	2	3	4	5	6	7	8	9	AB	R	H	RBI	BB	SO	LOB	BOTTOM			
<b>Chris Latham, S</b> (1, 8) <small>OBP: 0.244, SLG: 0.114</small>	L9-6 G3 BB			BB		K			F8	3	0	0	0	2	1	3	<b>Kansas City Royals @ Minnesota Twins</b> Hubert H. Humphrey Metrodome, Minneapolis, MN <small>Wed Aug 05 1998, 8:05 PM EDT</small> <small>Att: 9,545 - Dome - 72 F</small>			
<b>Brent Gates, S</b> (1, 4) <small>OBP: 0.315, SLG: 0.301</small>	G3			BB		F7			F9	3	0	0	0	1	0	1				
<b>Paul Moltor, R</b> (1, 10) <small>OBP: 0.319, SLG: 0.341</small>	L9-6			F7		G5-3			K	4	0	0	0	0	1	3				
<b>Matt Lawton, L</b> (1, 9) <small>OBP: 0.378, SLG: 0.472</small>				F7			P5		K	3	0	0	0	1	1	2				
<b>Ron Coomer, R</b> (1, 5) <small>OBP: 0.298, SLG: 0.412</small>	FC4-6 FC5 1B			CS		L6			E6 1B SF8	4	1	1	0	0	0	1				
<b>David Ortiz, L</b> (1, 3) <small>OBP: 0.374, SLG: 0.468</small>				K					BB	4	0	2	0	0	2	1				
<b>Denny Hocking, S</b> (9, PR) <small>OBP: 0.286, SLG: 0.277</small>				1B					1B	0	0	0	0	0	0	0				
<b>Alex Ochoa, R</b> (1, 7) <b>Todd Walker, L</b> (9, PH) <small>OBP: 0.402, SLG: 0.522</small>	FC5			E8 HR			G5-3		SF8	3	1	0	0	0	0	2				
<b>Terry Steinbach, R</b> (1, 2) <small>OBP: 0.338, SLG: 0.440</small>	G1-3					HR			K	4	1	2	2	0	1	3				
<b>Pat Meares, R</b> (1, 6) <small>OBP: 0.296, SLG: 0.371</small>				CS		F9			BB	3	0	1	0	1	1	1				
<b>Inning Stats</b>	R: 0 E: 0 K: 0 S: 6	H: 1 LOB: 2 BB: 1 P: 11	R: 0 E: 0 K: 0 S: 12	H: 1 LOB: 2 BB: 1 P: 20	R: 0 E: 0 K: 0 S: 10	H: 1 LOB: 2 BB: 2 P: 21	R: 2 E: 1 K: 1 S: 15	H: 2 LOB: 0 BB: 0 P: 22	R: 0 E: 0 K: 1 S: 6	H: 0 LOB: 0 BB: 0 P: 9	R: 0 E: 0 K: 1 S: 8	H: 1 LOB: 1 BB: 0 P: 13	R: 0 E: 0 K: 2 S: 9	H: 0 LOB: 0 BB: 0 P: 14	R: 1 E: 1 K: 1 S: 12	H: 1 LOB: 2 BB: 1 P: 22	1B: 5 2B: 2 3B: 0 HR: 1	SF: 1 SAC: 0 DP: 2 HBP: 0	WP: 1 PB: 0 SB: 0 CS: 2	PA: 37
<b>PITCHER</b>	IP WLS BF H R ER SO BB IBB HBP BLK WP HR S P ERA WHIP																			
<b>Tim Belcher, R</b> (1, 1) <small>ERA: 4.17</small>	7.0 W 28 5 2 0 4 4 0 0 0 0 0 0 9 64 107 0.00 1.286																			
<b>Scott Service, R</b> (8, 1) <small>ERA: 3.29</small>	1.0 3 0 0 0 2 0 0 0 0 0 0 0 9 14 0.00 0.000																			
<b>Jeff Montgomery, R</b> (9, 1) <small>ERA: 5.08</small>	1.0 S 6 1 1 0 1 1 0 0 0 0 0 0 12 22 0.00 2.000																			



Batter	1	2	3	4	5	6	7	8	9	AB	R	H	RBI	BB	SO	LOB	TOP			
<b>Johnny Damon, L</b> OBP: 0.329, SLG: 0.417 (1,9)	G4-3	L5		G3			F7	P6		5	0	0	0	0	0	3	<b>Kansas City Royals @ Minnesota Twins</b> Hubert H. Humphrey Metrodome, Minneapolis, MN Thu Aug 06 1998, 4:33 AM EDT Att: 14,332 - Dome - 72 F <a href="http://livebaseballscorecards.com">livebaseballscorecards.com</a>			
<b>Jermaine Allensworth, R</b> OBP: 0.359, SLG: 0.391 (1,8)	F7	P6			G5-3		BB 1B HBP	FC6-4		4	0	0	0	0	0	3				
<b>Jose Offerman, S</b> OBP: 0.401, SLG: 0.439 (1,4)	G4-3				K				G4-3	5	1	2	1	0	1	0				
<b>Dean Palmer, R</b> OBP: 0.336, SLG: 0.533 (1,10)					G3-1					3	2	2	0	2	0	0				
<b>Jeff King, R</b> OBP: 0.332, SLG: 0.467 (1,3)										5	2	3	3	0	1	4				
<b>Scott Leius, R</b> OBP: 0.429, SLG: 0.385 (1,5)										5	2	2	0	0	1	2				
<b>Hal Morris, L</b> OBP: 0.353, SLG: 0.408 <b>Larry Sutton, L</b> OBP: 0.303, SLG: 0.340 (7, PH)										4	1	1	0	1	0	2				
<b>29 Mike Sweeney, R</b> OBP: 0.325, SLG: 0.422 (1,2)										3	0	1	3	1	0	1				
<b>Luis Rivera, R</b> OBP: 0.308, SLG: 0.283 <b>Terry Pendleton, S</b> OBP: 0.318, SLG: 0.333 (7, PH)										2	0	0	0	0	0	1				
<b>Mendy López, R</b> OBP: 0.309, SLG: 0.333 (8,6)										1	0	0	1	0	0	0				
<b>29 Mike Sweeney, R</b> OBP: 0.325, SLG: 0.422 (1,2)										0	0	0	0	0	0	0				
<b>Inning Stats</b>	R: 0 E: 0 K: 0 S: 8	H: 0 LOB: 0 BB: 0 P: 11	R: 4 E: 0 K: 0 S: 12	H: 4 LOB: 1 BB: 24 P: 21	R: 1 E: 0 K: 0 S: 12	H: 2 LOB: 0 BB: 0 P: 18	R: 0 E: 0 K: 0 S: 6	H: 0 LOB: 0 BB: 0 P: 10	R: 0 E: 0 K: 1 S: 8	H: 1 LOB: 1 BB: 0 P: 11	R: 0 E: 0 K: 1 S: 21	H: 1 LOB: 3 BB: 1 P: 29	R: 1 E: 0 K: 0 S: 10	H: 2 LOB: 2 BB: 1 P: 19	R: 2 E: 0 K: 1 S: 12	H: 1 LOB: 0 BB: 1 P: 22		1B: 5 2B: 4 3B: 0 HR: 2	SF: 1 SAC: 0 DP: 0 HBP: 1	WP: 0 PB: 0 SB: 0 CS: 0
<b>PITCHER</b>	IP WLS BF H R ER SO BB IBB HBP BLK WP HR S P ERA WHIP																			
<b>Dan Serafini, L</b> ERA: 5.98 (1,1)	2.0	13	6	5	5	0	1	0	0	0	0	0	0	0	27	45	22.50	3.500		
<b>Hector Carrasco, R</b> ERA: 4.4 (3,1)	4.0	13	1	0	0	1	0	0	0	0	0	0	0	26	39	9.00	0.250			
<b>Mike Trombley, R</b> ERA: 3.3 (7,1)	1.0	9	3	1	1	1	2	0	1	0	0	0	0	4	7	0.00	0.000			
<b>Eddie Guardado, L</b> ERA: 3.25 (8,1)	0.2	2	0	0	0	0	0	0	0	0	0	0	0	1	13	13.50	1.500			
<b>Rick Aguilera, R</b> ERA: 4.47 (8,1)	1.1	L 6	1	2	2	1	1	0	0	0	0	1	13	24	13.50	1.500				

Batter	1	2	3	4	5	6	7	8	9	AB	R	H	RBI	BB	SO	LOB	BOTTOM						
<b>Pat Meares, R</b> OBP: 0.295, SLG: 0.369 (1,6)	L8	K		G1-3			P4			5	1	1	0	0	1	3	<b>Kansas City Royals @ Minnesota Twins</b> Hubert H. Humphrey Metrodome, Minneapolis, MN Thu Aug 06 1998, 4:33 AM EDT Att: 14,332 - Dome - 72 F <a href="http://livebaseballscorecards.com">livebaseballscorecards.com</a>						
<b>Brent Gates, S</b> OBP: 0.313, SLG: 0.299 (1,5)	G3									5	1	1	0	0	0	1							
<b>Paul Moltor, R</b> OBP: 0.320, SLG: 0.348 (1,10)	P6									5	2	2	1	0	0	0							
<b>Ron Coomer, R</b> OBP: 0.303, SLG: 0.422 <b>David Ortiz, L</b> OBP: 0.377, SLG: 0.468 (8, PH)										3	2	3	1	0	0	0							
<b>Marty Cordova, R</b> OBP: 0.337, SLG: 0.403 (1,7)										0	0	0	0	1	0	0							
<b>Todd Walker, L</b> OBP: 0.399, SLG: 0.517 <b>Chris Latham, S</b> OBP: 0.244, SLG: 0.114 (9,8)										2	1	2	3	3	0	0							
<b>Alex Ochoa, R</b> OBP: 0.283, SLG: 0.348 <b>Matt Lawton, L</b> OBP: 0.380, SLG: 0.471 (5, PH)										5	0	1	0	0	1	5							
<b>Javier Valentin, S</b> OBP: 0.258, SLG: 0.356 (1,2)										0	0	0	0	0	0	0							
<b>Denny Hocking, S</b> OBP: 0.285, SLG: 0.270 (9,4)										5	0	0	0	0	0	9							
<b>Terry Steinbach, R</b> OBP: 0.336, SLG: 0.439 (9, PH)										1	0	0	0	0	1	0							
<b>Inning Stats</b>	R: 0 E: 0 K: 0 S: 9	H: 0 LOB: 0 BB: 0 P: 11	R: 1 E: 0 K: 1 S: 12	H: 2 LOB: 2 BB: 23 P: 23	R: 3 E: 0 K: 1 S: 16	H: 4 LOB: 1 BB: 0 P: 29	R: 0 E: 0 K: 1 S: 10	H: 0 LOB: 0 BB: 0 P: 13	R: 1 E: 1 K: 0 S: 8	H: 1 LOB: 2 BB: 2 P: 20	R: 0 E: 0 K: 1 S: 11	H: 0 LOB: 0 BB: 0 P: 18	R: 0 E: 0 K: 0 S: 12	H: 2 LOB: 2 BB: 2 P: 28	R: 2 E: 1 K: 0 S: 17	H: 3 LOB: 2 BB: 1 P: 28		R: 0 E: 0 K: 1 S: 8	H: 0 LOB: 0 BB: 0 P: 13	1B: 8 2B: 2 3B: 1 HR: 1	SF: 1 SAC: 0 DP: 1 HBP: 0	WP: 1 PB: 0 SB: 1 CS: 0	PA: 45
<b>PITCHER</b>	IP WLS BF H R ER SO BB IBB HBP BLK WP HR S P ERA WHIP																						
<b>50 José Rosado, L</b> ERA: 4.03 (1,1)	2.0	24	7	5	4	3	3	0	0	0	0	0	0	19	40	0.00	1.000						
<b>Ricky Bones, R</b> ERA: 2.37 (5,1)	1.1	6	2	1	1	0	1	0	0	0	0	0	0	13	24	6.75	2.250						
<b>Scott Service, R</b> ERA: 3.41 (8,1)	0.1	W 4	2	1	1	0	1	0	0	0	0	0	9	16	27.00	9.000							
<b>Jeff Montgomery, R</b> ERA: 4.95 (9,1)	1.0	S 3	0	0	0	1	0	0	0	0	0	0	8	13	0.00	0.000							








Batter	1	2	3	4	5	6	7	8	9	AB	R	H	RBI	BB	SO	LOB	TOP			
<b>Johnny Damon, L</b> OBP: 0.331, SLG: 0.430	0-0 SH3 1B		3-2 2B 2B			1-3 K		0-2 G3-4-1 2-3		4	1	2	0	0	1	1				
<b>Jermaine Allensworth, R</b> OBP: 0.359, SLG: 0.393	1-0 SH3		0-1 2H 2B			1-1 P5		1-1 F7		3	0	1	1	0	0	1				
<b>Jose Offerman, S</b> OBP: 0.403, SLG: 0.447	1-3 K		2-1 G4-3			0-0 G6-3			0-1 G5-3 3B	4	1	1	0	0	1	2				
<b>Dean Palmer, R</b> OBP: 0.332, SLG: 0.525	1-2 P3			1-2 P4			3-3 K		1-1 F8	4	0	0	0	0	1	2				
<b>Jeff King, R</b> OBP: 0.328, SLG: 0.463		3-2 G6-3		1-0 P6		0-1 2B		1-0 G5-3	4	0	1	1	0	0	0					
<b>Scott Leius, R</b> OBP: 0.333, SLG: 0.294		1-0 G1-3		0-0 G1-3		0-0 G5-3		3-H G3	4	0	0	0	0	0	1					
<b>Hal Morris, L</b> OBP: 0.347, SLG: 0.400		1-2 G4-3			0-1 G1-3		1-1 G4-3			3	0	0	0	0	0	1				
<b>Sal Fasano, R</b> OBP: 0.292, SLG: 0.328			0-2 P3		0-1 G5-3			1-3 K	3	0	0	0	0	1	0					
<b>Luis Rivera, R</b> OBP: 0.309, SLG: 0.302			0-0 G6-3		2-2 F8			0-1 G3-4-1 2B	3	0	1	0	0	0	0					
<b>Inning Stats</b>	R: 0 E: 0 K: 1 S: 8	H: 1 LOB: 1 BB: 0 P: 11	R: 0 E: 0 K: 0 S: 7	H: 0 LOB: 0 BB: 12	R: 1 E: 0 K: 0 S: 16	H: 2 LOB: 1 BB: 0 P: 21	R: 0 E: 0 K: 0 S: 6	H: 0 LOB: 0 BB: 0 P: 8	R: 0 E: 0 K: 1 S: 10	H: 0 LOB: 0 BB: 0 P: 12	R: 0 E: 0 K: 1 S: 10	H: 1 LOB: 1 BB: 0 P: 14	R: 0 E: 0 K: 1 S: 10	H: 1 LOB: 0 BB: 0 P: 12	R: 1 E: 0 K: 0 S: 7	H: 1 LOB: 0 BB: 0 P: 9	1B: 1 2B: 4 3B: 1 HR: 0	SF: 0 SAC: 1 DP: 0 HBP: 0	WP: 0 PB: 0 SB: 0 CS: 0	PA: 33
<b>PITCHER</b> <b>David Wells, L</b> ERA: 3.48	IP: 9.0 WLS: W BF: 33	H: 6 R: 2 ER: 2 SO: 4	BB: 0 IBB: 0 HBP: 0 BLK: 0	WP: 0 HR: 0 S: 80 P: 107	ERA: 2.00 WHIP: 0.667	<b>PITCHER</b>					IP: 9.0 WLS: W BF: 33	H: 6 R: 2 ER: 2 SO: 4	BB: 0 IBB: 0 HBP: 0 BLK: 0	WP: 0 HR: 0 S: 80 P: 107	ERA: 2.00 WHIP: 0.667	<b>PITCHER</b>				

**Kansas City Royals @ New York Yankees**  
Yankee Stadium, Bronx, NY  
Fri Aug 07 1998, 7:05 PM EDT  
Att: 37,988 - Cloudy - 81 F

livebaseballscorecards.com

**AB 32**  
**R 2**  
**H 6**  
**RBI 2**  
**BB 0**  
**SO 4**  
**LOB 8**




Batter	1	2	3	4	5	6	7	8	9	AB	R	H	RBI	BB	SO	LOB	BOTTOM			
<b>Chuck Knoblauch, R</b> OBP: 0.356, SLG: 0.398	1-2 G5-3		2-1 HR	0-0 SF9	1-0 G1-3			4-0 FC1-6 BB		3	1	1	2	1	0	1				
<b>Derek Jeter, R</b> OBP: 0.376, SLG: 0.485	1-2 F8		2-1 G5-3	3-1 G4-3	0-3 K			0-2 FC1-6 1B E		5	1	0	0	0	1	3				
<b>Tim Lincecum, S</b> OBP: 0.400, SLG: 0.394	1-1 BB 1B		4-2 FC6-4 BB		2-1 HR 1B	1-0 G5-3		1-2 E SF9 1B		4	2	3	0	1	0	0				
<b>Bernie Williams, S</b> OBP: 0.448, SLG: 0.586	4-0 BB		3-2 FC6-4 FC6-4		1-0 HR 1B	3-2 G3-1		1-2 E5 20 E 1B		4	2	2	2	1	0	1				
<b>Chad Curtis, R</b> OBP: 0.370, SLG: 0.392	3-2 L9		0-0 FC6-4		2-1 F8	3-3 K		2-2 SF9		4	0	0	1	0	1	3				
<b>20 Jorge Posada, S</b> OBP: 0.369, SLG: 0.494		1-1 G5-4-3 1B		0-0 2B 1B	4-2 2B 3B BB		2-3 K	0-0 E4 1H HR 2B		4	3	3	1	1	1	0				
<b>Shane Spencer, R</b> OBP: 0.375, SLG: 0.773		2-0 G5-4-3 1B		1-2 1B SF9 2B	2-2 1B 3B 2B		1-0 HR	1-1 HR		5	4	5	3	0	0					
<b>Luis Sojo, R</b> OBP: 0.245, SLG: 0.263		1-2 G5-4-3		1-0 SF9 G1-3 1B	0-0 1B 3B		3-2 G4-6-3 1B	0-0 F8		5	1	3	3	0	2					
<b>Homer Bush, R</b> OBP: 0.368, SLG: 0.405		1-1 G6-3		0-0 G1-3	3-H G1-3 1B		0-1 G4-6-3			4	0	1	1	0	0	4				
<b>Inning Stats</b>	R: 0 E: 0 K: 0 S: 13	H: 1 LOB: 2 BB: 1 P: 23	R: 0 E: 0 K: 0 S: 8	H: 2 LOB: 1 BB: 0 P: 13	R: 1 E: 0 K: 0 S: 12	H: 1 LOB: 1 BB: 1 P: 23	R: 2 E: 0 K: 0 S: 10	H: 3 LOB: 1 BB: 0 P: 15	R: 5 E: 0 K: 1 S: 9	H: 5 LOB: 1 BB: 1 P: 34	R: 0 E: 0 K: 1 S: 9	H: 0 LOB: 0 BB: 0 P: 15	R: 1 E: 0 K: 1 S: 9	H: 2 LOB: 0 BB: 0 P: 15	R: 5 E: 2 K: 0 S: 16	H: 4 LOB: 0 BB: 1 P: 25	1B: 10 2B: 3 3B: 1 HR: 4	SF: 2 SAC: 0 DP: 2 HBP: 0	WP: 0 PB: 0 SB: 0 CS: 0	PA: 44
<b>PITCHER</b> <b>Chris Haney, L</b> ERA: 7.65	IP: 4.1 WLS: L	H: 10 R: 7 ER: 7 SO: 7	BB: 3 IBB: 0 HBP: 0 BLK: 0	WP: 0 HR: 2 S: 25 P: 95	ERA: 14.54 WHIP: 3.000	<b>PITCHER</b>					IP: 4.1 WLS: L	H: 10 R: 7 ER: 7 SO: 7	BB: 3 IBB: 0 HBP: 0 BLK: 0	WP: 0 HR: 2 S: 25 P: 95	ERA: 14.54 WHIP: 3.000	<b>PITCHER</b>				
<b>Ricky Bones, R</b> ERA: 2.53	IP: 1.2 WLS: W	H: 2 R: 1 ER: 1 SO: 2	BB: 0 IBB: 0 HBP: 0 BLK: 0	WP: 0 HR: 0 S: 19 P: 28	ERA: 5.40 WHIP: 1.200	<b>PITCHER</b>					IP: 1.2 WLS: W	H: 2 R: 1 ER: 1 SO: 2	BB: 0 IBB: 0 HBP: 0 BLK: 0	WP: 0 HR: 0 S: 19 P: 28	ERA: 5.40 WHIP: 1.200	<b>PITCHER</b>				
<b>Tim Byrdak, L</b> ERA: 5.4	IP: 1.0 WLS: W	H: 2 R: 1 ER: 1 SO: 1	BB: 0 IBB: 0 HBP: 0 BLK: 0	WP: 1 HR: 9 S: 15 P: 15	ERA: 9.00 WHIP: 2.000	<b>PITCHER</b>					IP: 1.0 WLS: W	H: 2 R: 1 ER: 1 SO: 1	BB: 0 IBB: 0 HBP: 0 BLK: 0	WP: 1 HR: 9 S: 15 P: 15	ERA: 9.00 WHIP: 2.000	<b>PITCHER</b>				
<b>Matt Whisenant, L</b> ERA: 5.06	IP: 1.0 WLS: W	H: 4 R: 5 ER: 5 SO: 0	BB: 1 IBB: 0 HBP: 0 BLK: 0	WP: 1 HR: 16 S: 25 P: 25	ERA: 45.00 WHIP: 5.000	<b>PITCHER</b>					IP: 1.0 WLS: W	H: 4 R: 5 ER: 5 SO: 0	BB: 1 IBB: 0 HBP: 0 BLK: 0	WP: 1 HR: 16 S: 25 P: 25	ERA: 45.00 WHIP: 5.000	<b>PITCHER</b>				

**Kansas City Royals @ New York Yankees**  
Yankee Stadium, Bronx, NY  
Fri Aug 07 1998, 7:05 PM EDT  
Att: 37,988 - Cloudy - 81 F

livebaseballscorecards.com

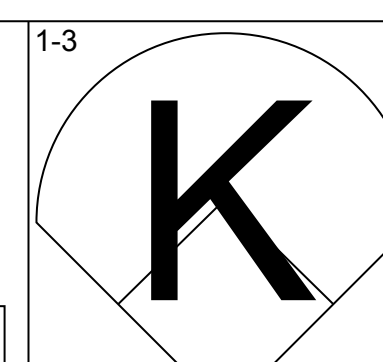
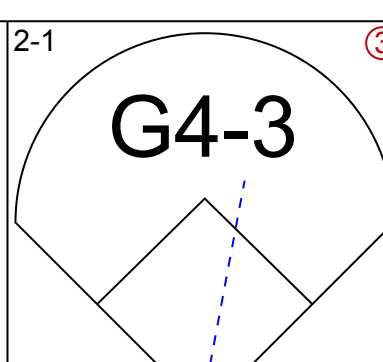
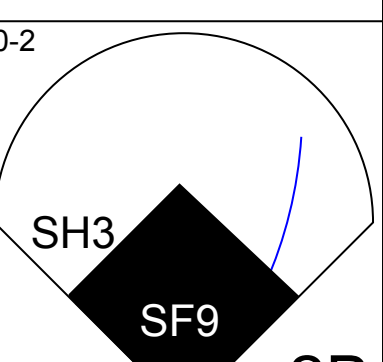
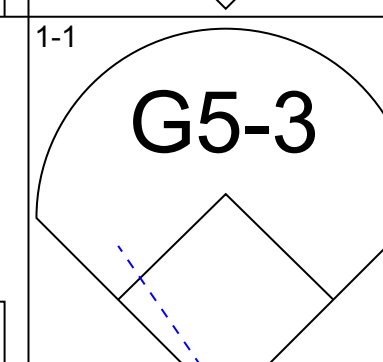
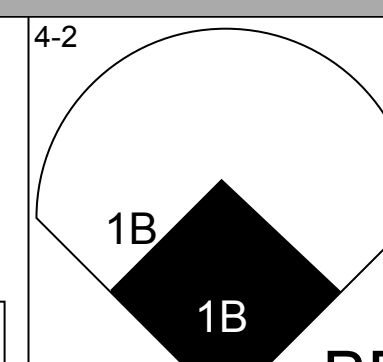
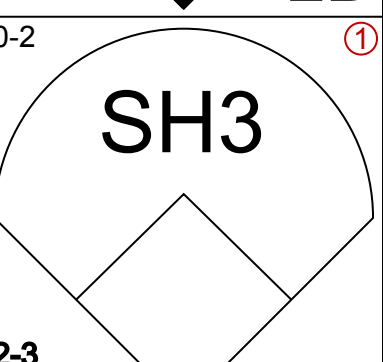
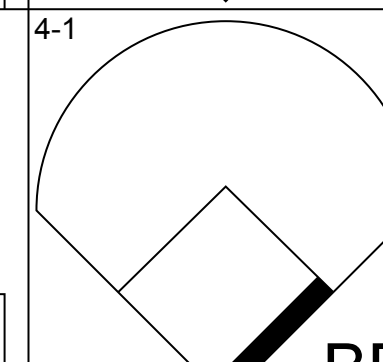
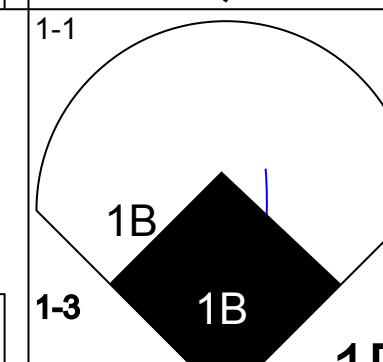
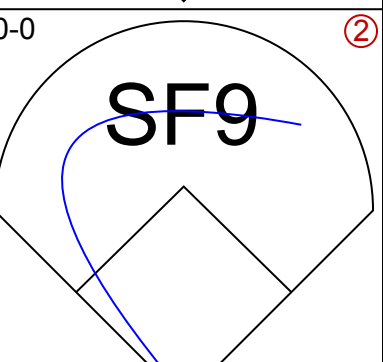
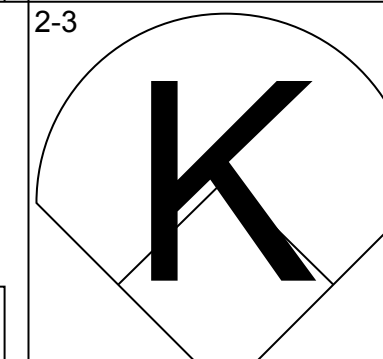
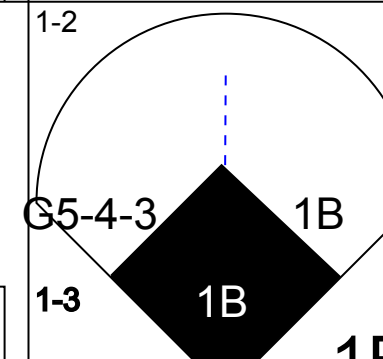
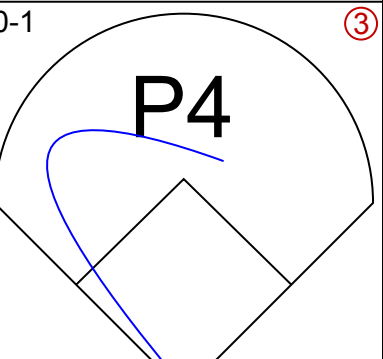
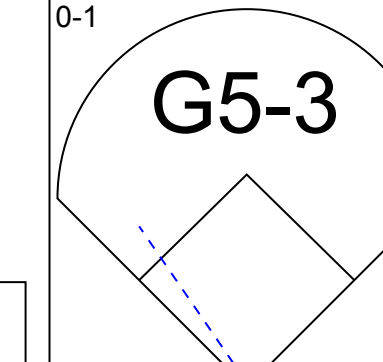
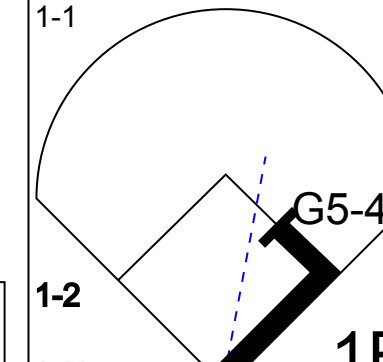
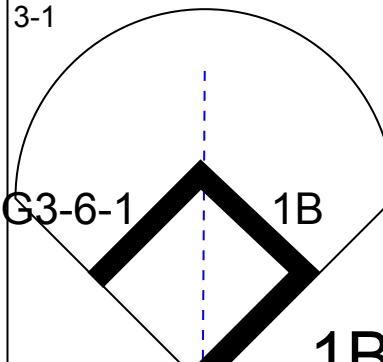
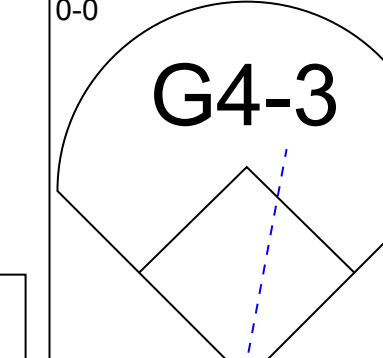
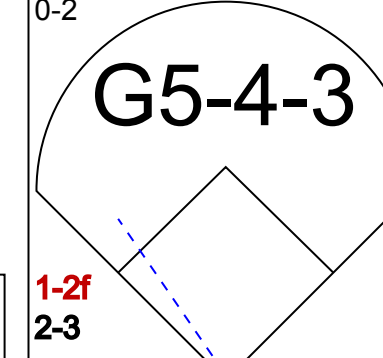
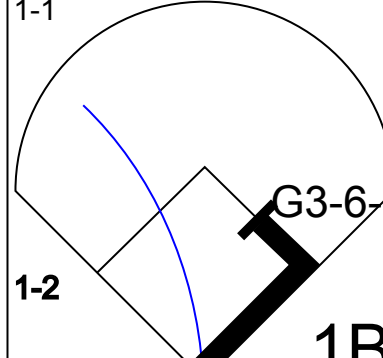
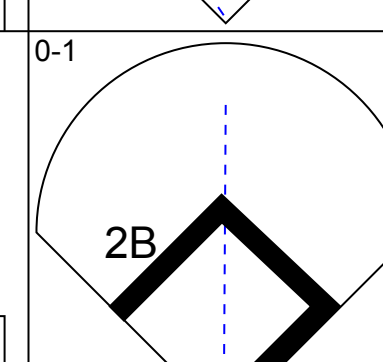
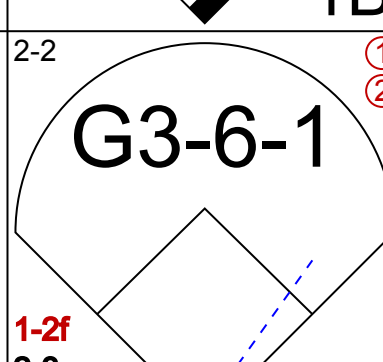
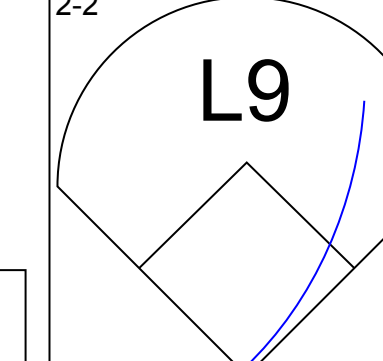
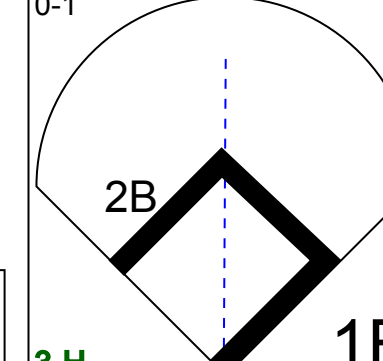
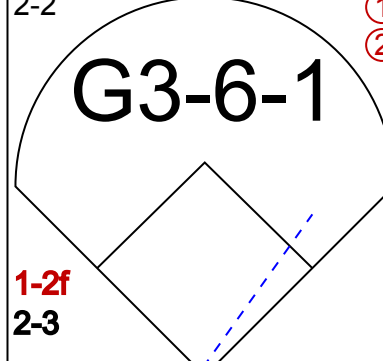
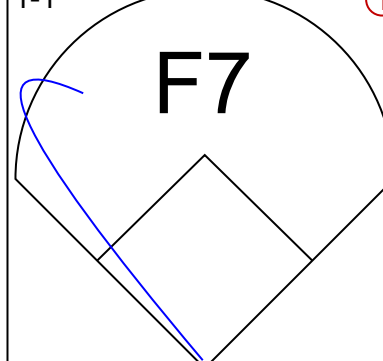
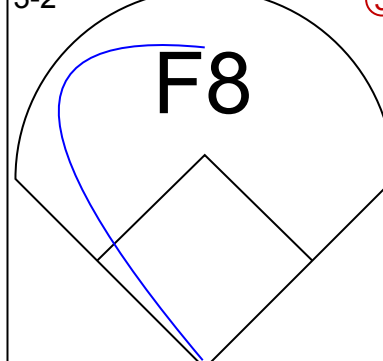
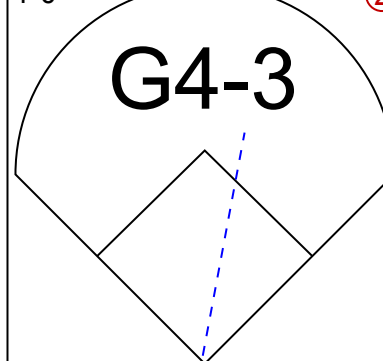
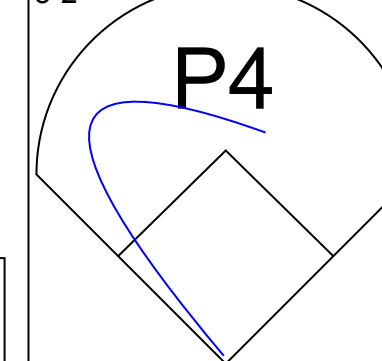
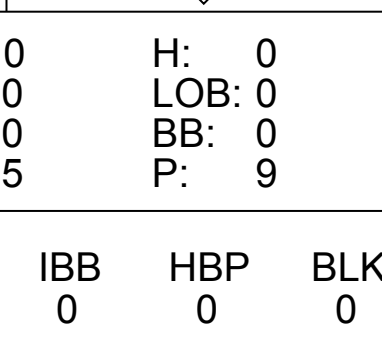
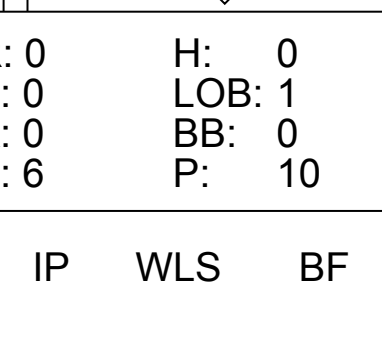
**AB 38**  
**R 14**  
**H 18**  
**RBI 13**  
**BB 4**  
**SO 3**  
**LOB 14**







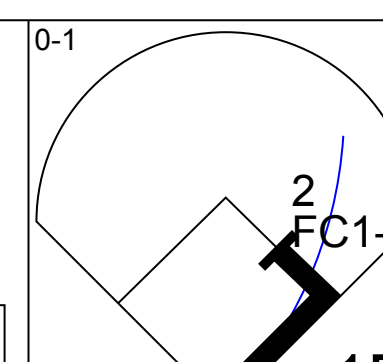
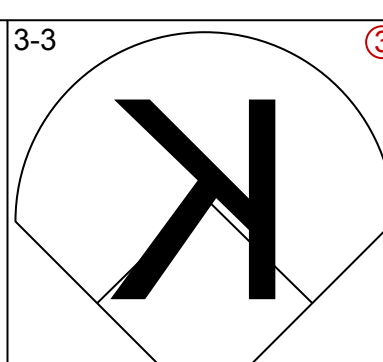
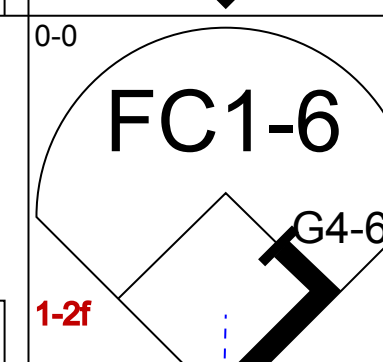
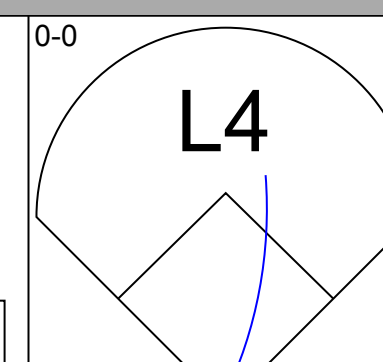
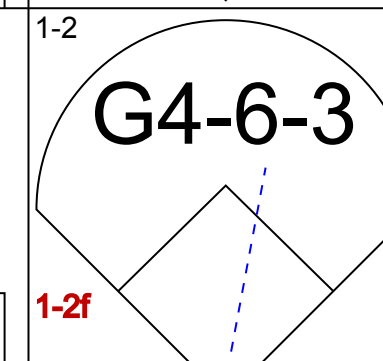
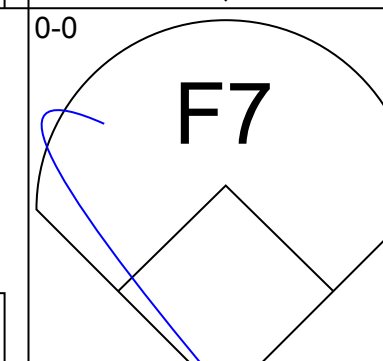
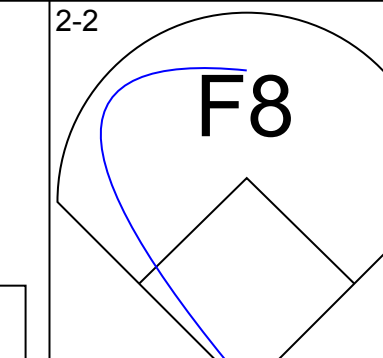
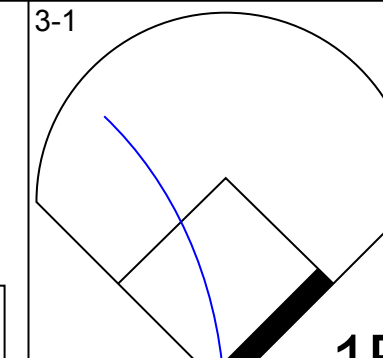

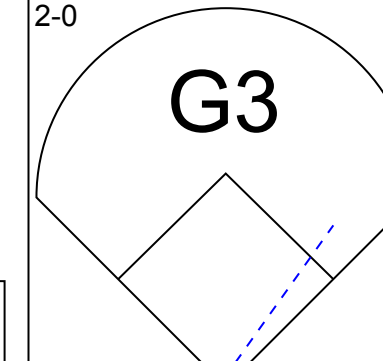
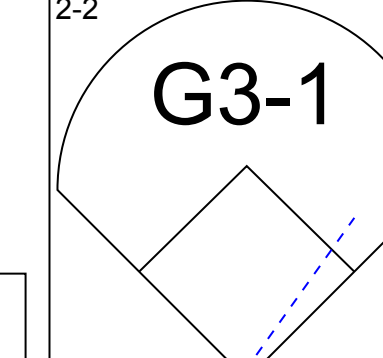

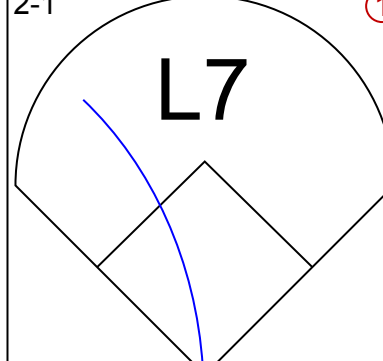
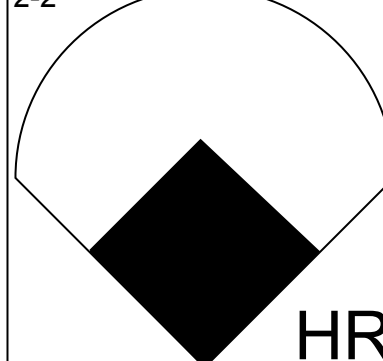
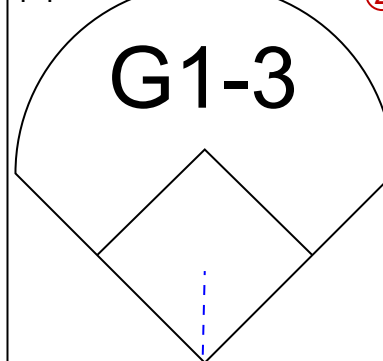
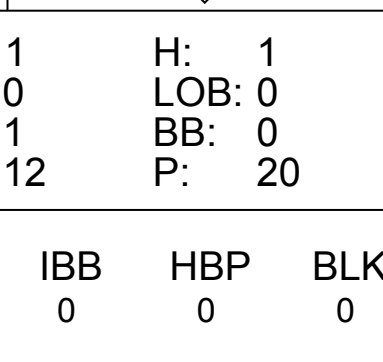


Batter	1	2	3	4	5	6	7	8	9	AB	R	H	RBI	BB	SO	LOB	TOP					
<b>Johnny Damon, L</b> (1, 9) OBP: 0.332, SLG: 0.431											4	1	1	0	0	1	0					
<b>Jermaine Allensworth, R</b> (1, 8) OBP: 0.360, SLG: 0.392											1	1	0	0	1	0	0					
<b>Jose Offerman, S</b> (1, 4) OBP: 0.402, SLG: 0.444											2	1	1	1	1	0	1					
<b>Dean Palmer, R</b> (1, 10) OBP: 0.328, SLG: 0.517											4	1	1	1	0	1	1					
<b>Jeff King, R</b> (1, 3) OBP: 0.328, SLG: 0.460											4	0	2	1	0	0	0					
<b>Scott Leius, R</b> (1, 5) OBP: 0.281, SLG: 0.227											2	0	0	0	0	2						
<b>Terry Pendleton, S</b> (4, 5) OBP: 0.312, SLG: 0.326											2	0	1	0	0	1	0					
<b>Hal Morris, L</b> (1, 7) OBP: 0.345, SLG: 0.397											4	0	1	1	0	0	2					
<b>Sal Fasano, R</b> (1, 2) OBP: 0.291, SLG: 0.332											4	0	1	0	0	1	1					
<b>Luis Rivera, R</b> (1, 6) OBP: 0.296, SLG: 0.288											3	0	0	0	0	2						
<b>Larry Sutton, L</b> (9, PH) OBP: 0.302, SLG: 0.333											1	0	0	0	0	0						
<b>Inning Stats</b>	R: 0 E: 0 K: 2 S: 9	H: 0 LOB: 1 BB: 1 P: 17	R: 0 E: 0 K: 0 S: 6	H: 0 LOB: 0 BB: 0 P: 8	R: 0 E: 0 K: 0 S: 5	H: 0 LOB: 0 BB: 0 P: 9	R: 3 E: 0 K: 0 S: 19	H: 5 LOB: 2 BB: 1 P: 29	R: 1 E: 0 K: 0 S: 9	H: 1 LOB: 0 BB: 0 P: 9	R: 0 E: 0 K: 0 S: 11	H: 2 LOB: 1 BB: 0 P: 20	R: 0 E: 0 K: 0 S: 6	H: 0 LOB: 1 BB: 0 P: 10	R: 0 E: 0 K: 1 S: 9	H: 0 LOB: 0 BB: 0 P: 11	R: 0 E: 0 K: 1 S: 8	H: 0 LOB: 0 BB: 0 P: 13	1B: 6 2B: 2 3B: 0 HR: 0	SF: 1 SAC: 1 DP: 2 HBP: 1	WP: 0 PB: 0 SB: 0 CS: 0	PA: 36
<b>PITCHER</b>	IP	WLS	BF	H	R	ER	SO	BB	IBB	HBP	BLK	WP	HR	S	P	ERA	WHIP					
<b>Andy Pettitte, L</b> (1, 1) ERA: 3.64	5.2		25	8	4	4	2	2	0	0	0	0	0	55	85	6.35	1.765					
<b>Ramiro Mendoza, R</b> (6, 1) ERA: 3.35	2.1	W	8	0	0	0	1	0	0	1	0	0	0	19	28	0.00	0.000					
<b>42 Mariano Rivera, R</b> (9, 1) ERA: 1.25	1.0	S	3	0	0	0	1	0	0	0	0	0	0	8	13	0.00	0.000					

**Kansas City Royals @ New York Yankees**  
**Yankee Stadium, Bronx, NY**  
 Sun Aug 09 1998, 3:33 AM EDT  
 Att: 55,911 - Sunny - 80 F

AB 31  
 R 4  
 H 8  
 RBI 4  
 BB 2  
 SO 4  
 LOB 9



Batter	1	2	3	4	5	6	7	8	9	AB	R	H	RBI	BB	SO	LOB	BOTTOM				
<b>Chuck Knoblauch, R</b> (1, 4) OBP: 0.358, SLG: 0.406											3	1	2	0	1	1	0				
<b>2 Derek Jeter, R</b> (1, 6) OBP: 0.377, SLG: 0.483											3	2	1	0	1	0	1				
<b>Paul O'Neill, L</b> (1, 9) OBP: 0.371, SLG: 0.506											3	1	1	2	1	0	1				
<b>Bernie Williams, S</b> (1, 8) OBP: 0.446, SLG: 0.583											3	0	2	2	0	0	0				
<b>Tino Martinez, L</b> (1, 3) OBP: 0.363, SLG: 0.491											4	0	0	0	0	2	3				
<b>Darryl Strawberry, L</b> (1, 10) OBP: 0.379, SLG: 0.602											2	0	0	0	0	0	0				
<b>Tim Raines, S</b> (7, PH) OBP: 0.404, SLG: 0.392											2	0	0	0	0	1	2				
<b>Chad Curtis, R</b> (1, 7) OBP: 0.369, SLG: 0.390											3	0	1	0	0	1	0				
<b>Scott Brosius, R</b> (1, 5) OBP: 0.365, SLG: 0.444											2	1	1	1	1	0	0				
<b>Joe Girardi, R</b> (1, 2) OBP: 0.303, SLG: 0.348											2	0	0	0	0	1	0				
<b>20 Jorge Posada, S</b> (7, PH) OBP: 0.371, SLG: 0.502											1	0	0	0	0	1	2				
<b>Inning Stats</b>	R: 0 E: 0 K: 0 S: 6	H: 1 LOB: 0 BB: 0 P: 7	R: 0 E: 0 K: 1 S: 9	H: 0 LOB: 0 BB: 0 P: 16	R: 1 E: 0 K: 1 S: 12	H: 1 LOB: 0 BB: 0 P: 20	R: 0 E: 0 K: 0 S: 5	H: 1 LOB: 1 BB: 0 P: 10	R: 0 E: 0 K: 1 S: 5	H: 0 LOB: 0 BB: 0 P: 9	R: 3 E: 0 K: 2 S: 16	H: 3 LOB: 0 BB: 0 P: 23	R: 0 E: 0 K: 2 S: 9	H: 1 LOB: 1 BB: 1 P: 20	R: 1 E: 0 K: 0 S: 9	H: 1 LOB: 2 BB: 3 P: 25	1B: 6 2B: 1 3B: 0 HR: 1	SF: 1 SAC: 0 DP: 1 HBP: 0	WP: 2 PB: 0 SB: 1 CS: 1	PA: 33	
<b>PITCHER</b>	IP	WLS	BF	H	R	ER	SO	BB	IBB	HBP	BLK	WP	HR	S	P	ERA	WHIP				
<b>Hipolito Pichardo, R</b> (1, 1) ERA: 5.35	5.1		21	4	4	4	4	0	0	0	0	0	0	47	75	6.75	1.125				
<b>Matt Whisenant, L</b> (6, 1) ERA: 4.95	1.0		4	1	0	0	2	0	0	0	0	1	0	11	19	0.00	1.000				
<b>Scott Service, R</b> (7, 1) ERA: 3.43	1.2	L	8	1	1	1	1	3	1	0	0	1	0	13	36	5.40	2.400				

**Kansas City Royals @ New York Yankees**  
**Yankee Stadium, Bronx, NY**  
 Sun Aug 09 1998, 3:33 AM EDT  
 Att: 55,911 - Sunny - 80 F

AB 28  
 R 5  
 H 8  
 RBI 5  
 BB 4  
 SO 7  
 LOB 9





Batter	1	2	3	4	5	6	7	8	9	10	AB	R	H	RBI	BB	SO	LOB	TOP									
Johnny Damon, L OBP: 0.333, SLG: 0.430	(1, 8) SH5-3 2B 1B		G3		F8		L4		S 1B 1B		5	1	2	0	0	0	2	<b>Kansas City Royals @ Boston Red Sox</b> Fenway Park, Boston, MA Tue Aug 11 1998, 7:05 PM EDT Att: 33,290 - Overcast - 84 F <a href="http://livebaseballscorecards.com">livebaseballscorecards.com</a>									
Hal Morris, L OBP: 0.346, SLG: 0.398	(1, 7) SH5-3 SAFE (8, 3)		BB 1B		G1-3		G1-3		F7 1-H 1B		4	1	2	1	0	0	2										
Jose Offerman, S OBP: 0.406, SLG: 0.447	(1, 4)		1B BB						F7 2-3 1B		2	1	1	0	3	0	1										
Dean Palmer, R OBP: 0.331, SLG: 0.517	(1, 5) FC6-4 BB		1B						K2-3		4	0	2	1	1	2	2										
Jeff King, R OBP: 0.327, SLG: 0.459	(1, 3) FC6-4		K								1	0	0	0	0	0	2										
Sal Fasano, R OBP: 0.290, SLG: 0.330	(3, PH)		K								1	0	0	1	0	1	2										
Jermaine Dye, R OBP: 0.257, SLG: 0.283	(8, PH)										2	1	0	0	0	1	2										
Terry Pendleton, S OBP: 0.308, SLG: 0.329	(1, 10)				F9						5	0	1	1	0	2	0										
Larry Sutton, L OBP: 0.308, SLG: 0.333	(1, 9)				G3						3	0	1	0	2	1	0										
29 Mike Sweeney, R OBP: 0.321, SLG: 0.408	(1, 2)		P3		G6-3						4	0	0	0	1	0	3										
Mendy López, R OBP: 0.280, SLG: 0.300	(1, 6)		G4-3								3	0	0	0	0	1	0										
<b>Inning Stats</b>	R: 0 E: 0 K: 11 S: 11	H: 2 LOB: 2 P: 19	R: 0 E: 0 K: 2 S: 8	H: 0 LOB: 0 BB: 0 P: 9	R: 1 E: 0 K: 1 S: 12	H: 2 LOB: 1 BB: 1 P: 22	R: 0 E: 0 K: 0 S: 7	H: 0 LOB: 0 BB: 0 P: 9	R: 0 E: 0 K: 1 S: 8	H: 0 LOB: 0 BB: 0 P: 12	R: 1 E: 0 K: 1 S: 10	H: 0 LOB: 0 BB: 1 P: 18	R: 0 E: 0 K: 0 S: 8	H: 0 LOB: 2 BB: 2 P: 18	R: 1 E: 0 K: 0 S: 6	H: 2 LOB: 2 BB: 2 P: 18	R: 1 E: 0 K: 1 S: 15	H: 2 LOB: 1 BB: 0 P: 21	R: 0 E: 0 K: 2 S: 11	H: 1 LOB: 1 BB: 0 P: 15	1B: 7 2B: 2 3B: 0 HR: 0	SF: 0 SAC: 3 DP: 1 HBP: 0	WP: 1 PB: 0 SB: 2 CS: 0	PA: 44			
<b>PITCHER</b>	IP WLS BF H R ER SO BB IBB HBP BLK WP HR S P ERA WHIP	6.0 0.1 2 0 0 0 0 1 0 0 0 0 0 0 3 8 3.00 1.333	7.1 0.1 2 0 0 0 0 1 0 0 0 0 0 0 3 8 0.00 3.000	7.1 0.2 3 0 1 1 0 1 0 0 0 0 0 0 5 10 13.50 1.500	8.1 0.2 4 2 0 0 0 0 1 0 0 0 0 0 4 10 0.00 3.000	8.1 2.1 W 10 3 1 1 3 0 0 0 0 0 0 27 39 3.86 1.286	<b>PITCHER</b>										IP WLS BF H R ER SO BB IBB HBP BLK WP HR S P ERA WHIP	6.0 0.1 2 0 0 0 0 1 0 0 0 0 0 0 3 8 3.00 1.333	7.1 0.1 2 0 0 0 0 1 0 0 0 0 0 0 3 8 0.00 3.000	7.1 0.2 3 0 1 1 0 1 0 0 0 0 0 0 5 10 13.50 1.500	8.1 0.2 4 2 0 0 0 0 1 0 0 0 0 0 4 10 0.00 3.000	8.1 2.1 W 10 3 1 1 3 0 0 0 0 0 0 27 39 3.86 1.286	6.0 0.1 2 0 0 0 0 1 0 0 0 0 0 0 3 8 3.00 1.333	7.1 0.1 2 0 0 0 0 1 0 0 0 0 0 0 3 8 0.00 3.000	7.1 0.2 3 0 1 1 0 1 0 0 0 0 0 0 5 10 13.50 1.500	8.1 0.2 4 2 0 0 0 0 1 0 0 0 0 0 4 10 0.00 3.000	8.1 2.1 W 10 3 1 1 3 0 0 0 0 0 0 27 39 3.86 1.286

Batter	1	2	3	4	5	6	7	8	9	10	AB	R	H	RBI	BB	SO	LOB	BOTTOM				
Darren Lewis, R OBP: 0.364, SLG: 0.374	(1, 8) 2B BB		G6-3		G6-3						4	1	1	0	1	1	2	<b>Kansas City Royals @ Boston Red Sox</b> Fenway Park, Boston, MA Tue Aug 11 1998, 7:05 PM EDT Att: 33,290 - Overcast - 84 F <a href="http://livebaseballscorecards.com">livebaseballscorecards.com</a>				
John Valentin, R OBP: 0.344, SLG: 0.443	(1, 5) F8		G1-3								5	0	0	0	0	0	3					
Mo Vaughn, L OBP: 0.397, SLG: 0.601	(1, 3) 1-H 2B				P6						5	1	3	0	0	0	0					
Nomar Garciaparra, R OBP: 0.399, SLG: 0.952	(1, 6) K				3B BB						4	3	2	4	1	1	2					
Troy O'Leary, L OBP: 0.311, SLG: 0.496	(1, 7)										4	1	2	1	0	2	0					
Mike Stanley, R OBP: 0.358, SLG: 0.469	(1, 10)										3	0	1	0	1	0	0					
Damon Buford, R OBP: 0.352, SLG: 0.509	(9, PR)										0	0	0	0	0	0	0					
Darren Bragg, L OBP: 0.371, SLG: 0.476	(1, 9)										4	1	2	0	0	1	2					
Scott Hatteberg, L OBP: 0.367, SLG: 0.459	(1, 2)										4	0	2	0	0	0	2					
Donnie Sadler, R OBP: 0.281, SLG: 0.483	(1, 4)										1	0	0	0	0	0	0					
Orlando Merced, S ERA: 4.84	(7, PH)										0	0	0	1	0	0	0					
Mike Benjamin, R OBP: 0.321, SLG: 0.384	(8, 4)										1	0	0	0	0	1	2					
<b>Inning Stats</b>	R: 0 E: 0 K: 1 S: 10	H: 1 LOB: 1 BB: 1 P: 20	R: 0 E: 0 K: 2 S: 9	H: 0 LOB: 0 BB: 0 P: 9	R: 0 E: 0 K: 0 S: 11	H: 1 LOB: 1 BB: 1 P: 19	R: 1 E: 0 K: 0 S: 11	H: 1 LOB: 1 BB: 0 P: 22	R: 0 E: 0 K: 0 S: 8	H: 0 LOB: 0 BB: 0 P: 14	R: 1 E: 0 K: 1 S: 9	H: 2 LOB: 1 BB: 1 P: 17	R: 0 E: 0 K: 0 S: 9	H: 1 LOB: 0 BB: 0 P: 15	R: 1 E: 0 K: 1 S: 10	H: 3 LOB: 2 BB: 0 P: 14	R: 3 E: 0 K: 0 S: 6	H: 3 LOB: 0 BB: 0 P: 10	1B: 9 2B: 2 3B: 1 HR: 2	SF: 1 SAC: 1 DP: 3 HBP: 0	WP: 0 PB: 0 SB: 0 CS: 0	PA: 40
<b>PITCHER</b>	IP WLS BF H R ER SO BB IBB HBP BLK WP HR S P ERA WHIP	7.0 1.0 3 1 0 0 0 0 0 0 0 0 0 0 9 15 0.00 1.000	8.1 1.1 L 9 6 4 4 1 0 0 0 0 0 0 1 16 27.00 4.500	6.0 0.1 2 0 0 0 0 1 0 0 0 0 0 0 3 8 3.00 1.333	7.1 0.1 2 0 0 0 0 1 0 0 0 0 0 0 3 8 0.00 3.000	7.1 0.2 3 0 1 1 0 1 0 0 0 0 0 0 5 10 13.50 1.500	8.1 0.2 4 2 0 0 0 0 1 0 0 0 0 0 4 10 0.00 3.000	8.1 2.1 W 10 3 1 1 3 0 0 0 0 0 0 27 39 3.86 1.286	6.0 0.1 2 0 0 0 0 1 0 0 0 0 0 0 3 8 3.00 1.333	7.1 0.1 2 0 0 0 0 1 0 0 0 0 0 0 3 8 0.00 3.000	7.1 0.2 3 0 1 1 0 1 0 0 0 0 0 0 5 10 13.50 1.500	8.1 0.2 4 2 0 0 0 0 1 0 0 0 0 0 4 10 0.00 3.000	8.1 2.1 W 10 3 1 1 3 0 0 0 0 0 0 27 39 3.86 1.286	6.0 0.1 2 0 0 0 0 1 0 0 0 0 0 0 3 8 3.00 1.333	7.1 0.1 2 0 0 0 0 1 0 0 0 0 0 0 3 8 0.00 3.000	7.1 0.2 3 0 1 1 0 1 0 0 0 0 0 0 5 10 13.50 1.500	8.1 0.2 4 2 0 0 0 0 1 0 0 0 0 0 4 10 0.00 3.000	8.1 2.1 W 10 3 1 1 3 0 0 0 0 0 0 27 39 3.86 1.286				



Batter	1	2	3	4	5	6	7	8	9	AB	R	H	RBI	BB	SO	LOB	TOP								
<b>Johnny Damon, L</b> OBP: 0.337, SLG: 0.431 (1, 8)	G3-1		1B		P4		2B WP	1B	2B	4	2	2	2	2	0	0	<b>Kansas City Royals @ Boston Red Sox</b> Fenway Park, Boston, MA Wed Aug 12, 1998, 7:05 PM EDT Att: 32,488 - Overcast - 64 F								
<b>Hal Morris, L</b> OBP: 0.354, SLG: 0.410 (1, 3)	K		1B		2B		WP	1B	1B	6	0	5	2	0	1	0									
<b>Jose Offerman, S</b> OBP: 0.409, SLG: 0.451 (1, 4)	G1-3		1B		2B		WP	K	1B	5	0	3	1	1	1	3									
<b>Dean Palmer, R</b> OBP: 0.331, SLG: 0.512 (1, 10)		F9	1B		K		1B	FC5-4	K	4	1	0	0	2	3	10									
<b>Terry Pendleton, S</b> OBP: 0.309, SLG: 0.329 (1, 5)		29 G6-3	1B		G1-3		G6-3			6	1	2	0	0	1	10									
<b>Larry Sutton, L</b> OBP: 0.302, SLG: 0.326 (1, 7)	F9				G4-3		K		F7	5	0	0	0	0	2	6									
<b>29 Mike Sweeney, R</b> OBP: 0.323, SLG: 0.413 (1, 2)	G6-3				G5-3		F9			5	2	2	1	0	0	1									
<b>Jemaine Dye, R</b> OBP: 0.268, SLG: 0.284 (1, 9)	G4-3						F9			3	1	1	0	2	0	1									
<b>Luis Rivera, R</b> OBP: 0.293, SLG: 0.286 (1, 6)			L4		G6-3		G6-3		SH3-4	4	1	1	1	0	0	1									
<b>Inning Stats</b>	R: 0 E: 0 K: 1 S: 13	H: 0 LOB: 0 BB: 0 P: 17	R: 1 E: 0 K: 0 S: 13	H: 1 LOB: 1 BB: 1 P: 24	R: 0 E: 0 K: 1 S: 15	H: 3 LOB: 3 BB: 0 P: 22	R: 0 E: 0 K: 0 S: 7	H: 0 LOB: 1 BB: 1 P: 13	R: 0 E: 0 K: 1 S: 10	H: 2 LOB: 2 BB: 0 P: 16	R: 0 E: 0 K: 1 S: 5	H: 0 LOB: 0 BB: 0 P: 8	R: 1 E: 0 K: 2 S: 15	H: 1 LOB: 3 BB: 3 P: 34	R: 1 E: 0 K: 1 S: 20	H: 3 LOB: 3 BB: 1 P: 30	R: 5 E: 0 K: 1 S: 23	H: 6 LOB: 2 BB: 1 P: 39	1B: 12 2B: 4 3B: 0 HR: 0	SF: 0 SAC: 1 DP: 0 HBP: 0	WP: 1 PB: 0 SB: 0 CS: 0	PA: 50			
<b>PITCHER</b>	IP	WLS	BF	H	R	ER	SO	BB	IBB	HBP	BLK	WP	HR	S	P	ERA	WHIP								
<b>Bret Saberhagen, R</b> ERA: 4.22 (1, 1)	6.0		26	6	1	1	4	2	0	0	0	0	0	63	100	1.50	1.333								
<b>Greg Swindell, L</b> ERA: 3.97 (7, 1)	0.1	L	4	1	1	1	0	1	1	0	0	0	0	7	17	27.00	6.000								
<b>Jim Corsi, R</b> ERA: 2.41 (7, 1)	0.2		3	0	0	0	2	1	0	0	0	1	0	8	17	0.00	1.500								
<b>Dennis Eckersley, R</b> ERA: 6.23 (8, 1)	1.0		7	3	1	1	1	0	1	0	0	0	0	20	30	9.00	3.000								
<b>Carlos Reyes, R</b> ERA: 3.61 (9, 1)	1.0		10	6	5	5	1	0	1	0	0	0	0	23	39	45.00	6.000								

AB 42  
R 8  
H 16  
RBI 7  
BB 7  
SO 8  
LOB 32



Batter	1	2	3	4	5	6	7	8	9	AB	R	H	RBI	BB	SO	LOB	BOTTOM								
<b>Darren Lewis, R</b> OBP: 0.368, SLG: 0.375 (1, 9)		FC6-4			1B			E3	FC6-4	2	1	1	0	3	0	2	<b>Kansas City Royals @ Boston Red Sox</b> Fenway Park, Boston, MA Wed Aug 12, 1998, 7:05 PM EDT Att: 32,488 - Overcast - 64 F								
<b>John Valentin, R</b> OBP: 0.343, SLG: 0.439 (1, 5)	P5		G6-4-3		F9		K	K	FC6-4	4	0	0	0	1	1	6									
<b>Mo Vaughn, L</b> OBP: 0.393, SLG: 0.597 (1, 3)	K		G6-4-3		G4-3		SF9			3	0	0	1	0	1	4									
<b>Nomar Garciaparra, R</b> OBP: 0.366, SLG: 0.576 (1, 6)	K		G5-3				P4	P6		4	0	0	0	0	1	1									
<b>Mike Stanley, R</b> OBP: 0.357, SLG: 0.469 (1, 10)		K			K		K		G4-3	4	1	1	0	0	3	0									
<b>Troy O'Leary, L</b> OBP: 0.310, SLG: 0.494 (1, 7)		2B			K		K		G4-3	3	1	0	0	0	2	1									
<b>Damon Buford, R</b> OBP: 0.349, SLG: 0.509 (1, 8)		HBP			K				P3	4	0	1	1	0	2	1									
<b>Jason Varitek, S</b> OBP: 0.318, SLG: 0.387 (1, 2)		2B			L9		G3-1		1B	3	1	1	1	1	0	0									
<b>Donnie Sadler, R</b> OBP: 0.294, SLG: 0.475 (1, 4)		F7			1B		K		BB	3	0	1	1	1	1	2									
<b>Inning Stats</b>	R: 0 E: 0 K: 2 S: 9	H: 0 LOB: 1 BB: 1 P: 18	R: 1 E: 0 K: 1 S: 14	H: 1 LOB: 2 BB: 1 P: 29	R: 0 E: 0 K: 0 S: 12	H: 0 LOB: 0 BB: 1 P: 20	R: 0 E: 0 K: 3 S: 11	H: 0 LOB: 0 BB: 0 P: 18	R: 0 E: 0 K: 0 S: 15	H: 1 LOB: 2 BB: 1 P: 25	R: 0 E: 0 K: 2 S: 9	H: 0 LOB: 0 BB: 0 P: 14	R: 0 E: 1 K: 1 S: 7	H: 0 LOB: 0 BB: 1 P: 15	R: 1 E: 0 K: 1 S: 18	H: 3 LOB: 2 BB: 1 P: 24	1B: 2 2B: 3 3B: 0 HR: 0	SF: 1 SAC: 0 DP: 1 HBP: 1	WP: 1 PB: 0 SB: 0 CS: 0	PA: 38					
<b>PITCHER</b>	IP	WLS	BF	H	R	ER	SO	BB	IBB	HBP	BLK	WP	HR	S	P	ERA	WHIP								
<b>50 José Rosado, L</b> ERA: 3.94 (1, 1)	5.0		21	2	1	1	6	4	0	0	0	0	0	61	110	1.80	1.200								
<b>Scott Service, R</b> ERA: 3.27 (6, 1)	3.0	W	10	0	1	0	5	1	0	0	0	1	0	25	44	0.00	0.333								
<b>Matt Whisenant, L</b> ERA: 5.12 (9, 1)	1.0		7	3	2	2	0	1	0	0	0	0	0	18	24	18.00	4.000								

AB 30  
R 4  
H 5  
RBI 4  
BB 6  
SO 11  
LOB 17










Batter	1	2	3	4	5	6	7	8	9	AB	R	H	RBI	BB	SO	LOB	TOP			
Randy Winn, S OBP: 0.380, SLG: 0.424	G4-3		P5		G6-3		HR		G6-3	5	2	2	2	0	0	2				
Aaron Ledesma, R OBP: 0.357, SLG: 0.391	G4-3			HR	L7		K		G6-3	5	1	1	1	0	1	2				
Bobby Smith, R OBP: 0.368, SLG: 0.468	K2-3			HR			HR		G5-3	4	2	2	2	1	1	0				
Fred McGriff, L OBP: 0.354, SLG: 0.411		L5		L9		G3	HR		HR	5	1	2	1	0	0	3				
Bubba Trammell, R OBP: 0.325, SLG: 0.537	K			HR		K	HR		G6-3	5	1	2	3	0	2	1				
Mike Kelly, R OBP: 0.297, SLG: 0.410																				
Quinton McCracken, S OBP: 0.321, SLG: 0.404	P3			P3		P6	F7			3	0	0	0	0	0	1				
Miguel Cairo, R OBP: 0.313, SLG: 0.379			P9	G5-3			HR		P3	3	1	0	0	1	0	0				
John Flaherty, R OBP: 0.260, SLG: 0.275			G4-3				L9		K	4	0	2	0	0	1	1				
Kevin Stocker, S OBP: 0.285, SLG: 0.320	G4-3			K			HR		K	4	1	1	0	0	2	2				
<b>Inning Stats</b>	R: 0 E: 0 K: 1 S: 9	H: 0 LOB: 0 BB: 0 P: 13	R: 0 E: 0 K: 1 S: 14	H: 0 LOB: 0 BB: 0 P: 21	R: 0 E: 0 K: 0 S: 10	H: 1 LOB: 1 BB: 0 P: 13	R: 3 E: 0 K: 0 S: 11	H: 2 LOB: 0 BB: 1 P: 21	R: 0 E: 0 K: 1 S: 10	H: 1 LOB: 1 BB: 0 P: 15	R: 4 E: 0 K: 1 S: 21	H: 5 LOB: 2 BB: 1 P: 37	R: 0 E: 0 K: 2 S: 10	H: 0 LOB: 0 BB: 0 P: 13	R: 2 E: 0 K: 0 S: 10	H: 2 LOB: 0 BB: 0 P: 18	1B: 5 2B: 2 3B: 2 HR: 3	SF: 0 SAC: 0 DP: 0 HBP: 0	WP: 0 PB: 0 CS: 0	PA: 41
<b>PITCHER</b>	IP	WLS	BF	H	R	ER	SO	BB	IBB	HBP	BLK	WP	HR	S	P	ERA	WHIP			
Chris Haney, L ERA: 7.41	6.0	W	24	5	3	3	4	1	0	0	0	0	1	62	93	4.50	1.000			
Jim Pittsley, R ERA: 7.59	0.2	6	3	4	4	1	1	0	0	0	0	0	0	15	27	54.00	6.000			
Tim Byrdak, L ERA: 5.4	0.0	2	2	0	0	0	0	0	0	0	0	0	0	5	7	∞	∞			
Scott Service, R ERA: 3.43	2.1	S	9	2	2	2	2	0	0	0	0	0	1	21	34	7.71	0.857			

**Tampa Bay Devil Rays @ Kansas City Royals**  
Kauffman Stadium, Kansas City, MO  
Fri Aug 14 1998, 7:05 PM CDT  
Att: 28,133 - Cloudy - 85 F

AB 39  
R 9  
H 12  
RBI 9  
BB 2  
SO 7  
LOB 14



Batter	1	2	3	4	5	6	7	8	9	AB	R	H	RBI	BB	SO	LOB	BOTTOM			
Johnny Damon, L OBP: 0.342, SLG: 0.443	B4-3		HR	HR		HR				3	2	2	2	0	0					
Hal Morris, L OBP: 0.383, SLG: 0.408										2	1	0	1	1	1	1				
Sal Fasano, R OBP: 0.289, SLG: 0.325	HR									1	0	0	0	0	2					
Jose Offerman, S OBP: 0.413, SLG: 0.452	S									5	2	3	1	0	1	0				
Dean Palmer, R OBP: 0.333, SLG: 0.525	SF7									4	2	3	4	0	0	0				
Terry Pendleton, S OBP: 0.305, SLG: 0.323	P7									5	0	1	2	0	1	2				
Larry Sutton, L OBP: 0.304, SLG: 0.332		G3-1								4	1	1	0	0	0	2				
Jermaine Dye, R OBP: 0.267, SLG: 0.302										4	1	1	0	0	1	1				
29 Mike Sweeney, R OBP: 0.324, SLG: 0.415										3	1	1	0	0	0	1				
Mendy López, R OBP: 0.279, SLG: 0.298										4	1	1	1	0	0	3				
<b>Inning Stats</b>	R: 1 E: 0 K: 0 S: 10	H: 1 LOB: 1 BB: 1 P: 17	R: 0 E: 0 K: 1 S: 5	H: 0 LOB: 0 BB: 0 P: 9	R: 3 E: 0 K: 2 S: 15	H: 3 LOB: 0 BB: 0 P: 22	R: 2 E: 0 K: 0 S: 12	H: 3 LOB: 1 BB: 0 P: 14	R: 0 E: 0 K: 0 S: 10	H: 1 LOB: 1 BB: 0 P: 17	R: 5 E: 0 K: 0 S: 14	H: 5 LOB: 1 BB: 1 P: 28	R: 0 E: 0 K: 0 S: 10	H: 0 LOB: 2 BB: 1 P: 22	R: 0 E: 0 K: 1 S: 6	H: 0 LOB: 0 BB: 0 P: 8	1B: 8 2B: 2 3B: 1 HR: 2	SF: 2 SAC: 0 DP: 0 HBP: 1	WP: 0 PB: 1 SB: 1 CS: 0	PA: 41
<b>PITCHER</b>	IP	WLS	BF	H	R	ER	SO	BB	IBB	HBP	BLK	WP	HR	S	P	ERA	WHIP			
Rolando Arrojo, R ERA: 3.55	3.2	L	19	7	6	6	3	1	0	0	0	0	0	24	42	18.00	2.500			
Rick White, R ERA: 4.24	0.2	4	1	0	0	0	0	0	0	1	0	0	0	9	17	0.00	1.500			
Dennis Springer, R ERA: 5.7	1.2	6	0	0	0	0	1	0	1	0	0	0	0	11	21	0.00	0.000			

**Tampa Bay Devil Rays @ Kansas City Royals**  
Kauffman Stadium, Kansas City, MO  
Fri Aug 14 1998, 7:05 PM CDT  
Att: 28,133 - Cloudy - 85 F

AB 35  
R 11  
H 13  
RBI 11  
BB 3  
SO 4  
LOB 12










Batter	1	2	3	4	5	6	7	8	9	AB	R	H	RBI	BB	SO	LOB	TOP					
Randy Winn, S OBP: 0.377, SLG: 0.418 (1, 8)	F7	G4-3		1B		G4-3		K		5	0	1	1	0	1	3						
Wade Boggs, L OBP: 0.354, SLG: 0.413 Miguel Cairo, R OBP: 0.313, SLG: 0.379 (1, 5)	G3-1	F8		1B		1B		G1-3		5	1	2	2	0	0	1						
Bobby Smith, R OBP: 0.376, SLG: 0.474 (1, 4)	BB			1B		1B		FC6-4		4	1	3	1	1	0	1						
Fred McGriff, L OBP: 0.356, SLG: 0.414 (1, 10)	F7			G6-3		K		E4		5	0	1	0	0	1	3						
Mike Kelly, R OBP: 0.298, SLG: 0.412 (1, 9)		BB		P3		CS		K		5	1	2	0	0	2	2						
Paul Sorrento, L OBP: 0.296, SLG: 0.397 (1, 3)	BB	BB		G3		F7		G6-3		4	1	0	0	1	0	3						
Quinton McCracken, S OBP: 0.321, SLG: 0.450 (1, 7)	FC6-4	BB		G4-3		G4-3		K		2	2	0	0	2	1	1						
John Flaherty, R OBP: 0.260, SLG: 0.275 (1, 2)	FC6-4	1B		G4-3		L5		F8		4	0	1	2	0	0	1						
Aaron Ledesma, R OBP: 0.366, SLG: 0.411 (1, 6)	FC6-4	G4-3		1B		1B		1B		4	2	3	1	0	0	2						
<b>Inning Stats</b>	R: 0 E: 0 K: 0 S: 10	H: 0 LOB: 1 BB: 1 P: 17	R: 3 E: 0 K: 0 S: 17	H: 2 LOB: 1 BB: 2 P: 29	R: 0 E: 1 K: 0 S: 8	H: 1 LOB: 1 BB: 0 P: 11	R: 3 E: 0 K: 1 S: 17	H: 4 LOB: 1 BB: 1 P: 27	R: 0 E: 0 K: 0 S: 11	H: 1 LOB: 0 BB: 0 P: 18	R: 1 E: 0 K: 0 S: 7	H: 2 LOB: 1 BB: 0 P: 9	R: 0 E: 0 K: 1 S: 7	H: 0 LOB: 0 BB: 0 P: 9	R: 0 E: 0 K: 2 S: 12	H: 1 LOB: 1 BB: 0 P: 17	R: 1 E: 1 K: 1 S: 11	H: 2 LOB: 1 BB: 0 P: 17	1B: 8 2B: 5 3B: 0 HR: 0	SF: 0 SAC: 0 DP: 0 HBP: 0	WP: 0 PB: 0 SB: 1 CS: 2	PA: 42
<b>PITCHER</b>	IP	WLS	BF	H	R	ER	SO	BB	IBB	HBP	BLK	WP	HR	S	P	ERA	WHIP					
Tim Belcher, R ERA: 4.37 (1, 1)	6.0	L	30	10	7	7	1	4	0	0	0	0	0	70	111	10.50	2.3333					
Jim Pittsley, R ERA: 7.43 (7, 1)	2.0		7	1	0	0	3	0	0	0	0	0	0	19	26	0.00	0.500					
33 Bart Evans, R ERA: (9, 1)	1.0		5	2	1	0	1	0	0	0	0	0	0	11	17	0.00	2.000					

Tampa Bay Devil Rays @ Kansas City Royals  
Kauffman Stadium, Kansas City, MO  
Sun Aug 16 1998, 3:33 AM CDT  
Att: 16,762 - Cloudy - 86 F


AB 38  
R 8  
H 13  
RBI 7  
BB 4  
SO 5  
LOB 17



Batter	1	2	3	4	5	6	7	8	9	AB	R	H	RBI	BB	SO	LOB	BOTTOM					
Johnny Damon, L OBP: 0.339, SLG: 0.439 (1, 8)	FC6-5	F7-4		P5		G4-3		L3		5	0	1	0	0	0	5						
Hal Morris, L OBP: 0.349, SLG: 0.402 (1, 3)	FC6-5	BB		F7		F7		FC3-6		5	1	1	0	0	0	4						
Jose Offerman, S OBP: 0.413, SLG: 0.449 (1, 4)	1B	BB		E		K		G3		2	0	0	0	3	1	1						
Dean Palmer, R OBP: 0.332, SLG: 0.518 (1, 5)	K			F9		K2-3		K		4	0	0	0	0	3	5						
Terry Pendleton, S OBP: 0.307, SLG: 0.325 (1, 10)	1B			K		K		K		4	0	1	1	0	3	1						
Larry Sutton, L OBP: 0.300, SLG: 0.324 (1, 7)	G4-3			G6-3		F8		G3-1		4	0	0	0	0	0	2						
Jermaine Dye, R OBP: 0.282, SLG: 0.354 (1, 9)		F7-4		2B		G5-3		G4-3		4	1	2	0	0	0	0						
Sal Fasano, R OBP: 0.297, SLG: 0.342 (1, 2)		BB		2B		G6-3		HR		2	1	1	1	1	0	0						
Mendy López, R OBP: 0.305, SLG: 0.315 (1, 6)	B2			1B		F9		FC3-6		3	0	1	1	1	0	2						
<b>Inning Stats</b>	R: 1 E: 0 K: 1 S: 14	H: 2 LOB: 2 BB: 1 P: 24	R: 0 E: 0 K: 0 S: 8	H: 1 LOB: 1 BB: 1 P: 15	R: 0 E: 0 K: 1 S: 10	H: 0 LOB: 1 BB: 1 P: 19	R: 0 E: 0 K: 0 S: 11	H: 2 LOB: 2 BB: 0 P: 16	R: 0 E: 0 K: 3 S: 9	H: 0 LOB: 0 BB: 0 P: 15	R: 0 E: 0 K: 0 S: 5	H: 0 LOB: 0 BB: 0 P: 9	R: 0 E: 0 K: 1 S: 8	H: 1 LOB: 2 BB: 1 P: 16	R: 0 E: 0 K: 1 S: 7	H: 0 LOB: 0 BB: 0 P: 10	R: 1 E: 0 K: 0 S: 10	H: 1 LOB: 1 BB: 1 P: 24	1B: 2 2B: 4 3B: 1 HR: 1	SF: 0 SAC: 0 DP: 1 HBP: 1	WP: 0 PB: 0 SB: 1 CS: 0	PA: 39
<b>PITCHER</b>	IP	WLS	BF	H	R	ER	SO	BB	IBB	HBP	BLK	WP	HR	S	P	ERA	WHIP					
Julio Santana, R ERA: 3.92 (1, 1)	7.0	W	31	6	2	2	6	4	0	1	0	0	0	65	114	2.57	1.429					
Esteban Yan, R ERA: 3.99 (8, 1)	1.0		5	1	1	1	1	1	0	0	0	0	1	10	20	9.00	2.000					
Scott Aldred, L ERA: 3.04 (9, 1)	1.0		3	0	0	0	0	0	0	0	0	0	0	7	14	0.00	0.000					

Tampa Bay Devil Rays @ Kansas City Royals  
Kauffman Stadium, Kansas City, MO  
Sun Aug 16 1998, 3:33 AM CDT  
Att: 16,762 - Cloudy - 86 F

AB 33  
R 3  
H 7  
RBI 3  
BB 5  
SO 7  
LOB 20





Batter	1	2	3	4	5	6	7	8	9	AB	R	H	RBI	BB	SO	LOB	TOP					
<b>Chuck Knoblauch R</b> (1, 4) OBP: 0.357, SLG: 0.406	F9		1B		P6		P9	1B		5	0	2	0	0	0	1	<b>New York Yankees @ Kansas City Royals</b> Kauffman Stadium, Kansas City, MO Mon Aug 17 1998, 7:05 PM CDT Att: 27,895 - Unknown - 91 F <a href="http://livebaseballscorecards.com">livebaseballscorecards.com</a>					
<b>2 Derek Jeter R</b> (1, 6) OBP: 0.382, SLG: 0.490	F8		L7		1B		BB	G1-3		3	1	0	0	2	0	3						
<b>Chili Davis S</b> (1, 10) OBP: 0.500, SLG: 0.250	K		K		1B		BB	G1-3		4	1	1	1	1	2	1						
<b>Bernie Williams S</b> (1, 8) OBP: 0.445, SLG: 0.610		HR			G6-3		L7	G4-3		5	2	2	2	0	0	2						
<b>Tino Martinez L</b> (1, 3) OBP: 0.371, SLG: 0.500	F8		G3		G3		G6-3	G5-3		5	1	1	3	0	0	2						
<b>Tim Lincecum S</b> (1, 7) OBP: 0.399, SLG: 0.396	L1		1B		P9			HR		4	1	2	1	0	0	0						
<b>Chad Curtis R</b> (1, 9) OBP: 0.359, SLG: 0.375		BB			G1-3		K	K		3	0	0	0	1	2	1						
<b>Scott Brosius R</b> (1, 5) OBP: 0.365, SLG: 0.453	F8				F8		L7	K		4	0	0	0	0	1	1						
<b>Joe Girardi R</b> (1, 2) OBP: 0.314, SLG: 0.368			F9		1B		G6-3	1B		4	1	2	0	0	0	0						
<b>Inning Stats</b>	R: 0 E: 0 K: 1 S: 9	H: 0 LOB: 0 BB: 0 P: 14	R: 1 E: 0 K: 0 S: 7	H: 1 LOB: 1 BB: 1 P: 16	R: 0 E: 0 K: 1 S: 9	H: 1 LOB: 1 BB: 0 P: 13	R: 0 E: 0 K: 0 S: 9	H: 1 LOB: 1 BB: 0 P: 12	R: 5 E: 0 K: 0 S: 18	H: 4 LOB: 0 BB: 1 P: 32	R: 0 E: 0 K: 1 S: 8	H: 0 LOB: 0 BB: 0 P: 15	R: 0 E: 0 K: 0 S: 7	H: 0 LOB: 2 BB: 2 P: 17	R: 1 E: 0 K: 2 S: 15	H: 3 LOB: 2 BB: 0 P: 24	R: 0 E: 0 K: 0 S: 4	H: 0 LOB: 0 BB: 0 P: 7	1B: 7 2B: 0 3B: 0 HR: 3	SF: 0 SAC: 0 DP: 0 HBP: 0	WP: 0 PB: 0 SB: 0 CS: 0	PA: 41
<b>PITCHER</b>	IP	WLS	BF	H	R	ER	SO	BB	IBB	HBP	BLK	WP	HR	S	P	ERA	WHIP					
<b>50 José Rosado L</b> (1, 1) ERA: 4.16	6.1	L	30	7	6	6	3	4	0	0	0	0	2	64	115	8.53	1.737					
<b>Ricky Bones R</b> (7, 1) ERA: 3.72	2.2		11	3	1	1	2	0	0	0	0	0	1	22	35	3.38	1.125					

Batter	1	2	3	4	5	6	7	8	9	AB	R	H	RBI	BB	SO	LOB	BOTTOM					
<b>Johnny Damon L</b> (1, 8) OBP: 0.338, SLG: 0.435	L9		1B		P2		P3		F8	4	0	0	0	1	0	1	<b>New York Yankees @ Kansas City Royals</b> Kauffman Stadium, Kansas City, MO Mon Aug 17 1998, 7:05 PM CDT Att: 27,895 - Unknown - 91 F <a href="http://livebaseballscorecards.com">livebaseballscorecards.com</a>					
<b>Hal Morris L</b> (1, 3) OBP: 0.383, SLG: 0.406	2B		F8		B5-3		2B			3	1	2	0	1	0	1						
<b>Jose Offerman S</b> (1, 4) OBP: 0.414, SLG: 0.451	2B		BB		B5-3		F8			4	0	2	0	0	0	2						
<b>Dean Palmer R</b> (1, 5) OBP: 0.331, SLG: 0.516	K		P4		1B		G4-3			4	0	1	1	0	1	4						
<b>Terry Pendleton S</b> (1, 10) OBP: 0.306, SLG: 0.320	G3		BB		G3		G6-3			3	0	0	0	1	0	3						
<b>Jermaine Dye R</b> (1, 9) OBP: 0.275, SLG: 0.346		K	F8				G5-3	K		4	0	0	0	0	2	3						
<b>Larry Sutton L</b> (1, 7) OBP: 0.300, SLG: 0.321					F7		K		K	2	0	0	0	1	1	0						
<b>Shane Halter R</b> (9, PH) OBP: 0.278, SLG: 0.335			FC4						K	1	0	0	0	0	1	0						
<b>29 Mike Sweeney R</b> (1, 2) OBP: 0.325, SLG: 0.427	F9		G6-3		G6-3		P5			4	0	1	0	0	0	1						
<b>Mendy López R</b> (1, 6) OBP: 0.295, SLG: 0.304	FC4		G6-3		G6-3		K		P3	4	0	0	0	0	1	2						
<b>Inning Stats</b>	R: 0 E: 0 K: 1 S: 13	H: 1 LOB: 2 BB: 1 P: 25	R: 0 E: 0 K: 1 S: 9	H: 0 LOB: 1 BB: 1 P: 15	R: 0 E: 0 K: 0 S: 11	H: 1 LOB: 3 BB: 2 P: 22	R: 0 E: 0 K: 0 S: 6	H: 0 LOB: 0 BB: 0 P: 9	R: 1 E: 0 K: 0 S: 6	H: 2 LOB: 1 BB: 0 P: 9	R: 0 E: 0 K: 1 S: 6	H: 0 LOB: 0 BB: 0 P: 6	R: 0 E: 0 K: 1 S: 11	H: 1 LOB: 1 BB: 0 P: 20	R: 0 E: 0 K: 1 S: 10	H: 0 LOB: 0 BB: 0 P: 15	R: 0 E: 0 K: 1 S: 8	H: 1 LOB: 1 BB: 0 P: 12	1B: 3 2B: 3 3B: 0 HR: 0	SF: 0 SAC: 0 DP: 0 HBP: 0	WP: 0 PB: 0 SB: 0 CS: 0	PA: 37
<b>PITCHER</b>	IP	WLS	BF	H	R	ER	SO	BB	IBB	HBP	BLK	WP	HR	S	P	ERA	WHIP					
<b>David Cone R</b> (1, 1) ERA: 3.37	7.0	W	30	5	1	1	4	4	0	0	0	0	0	62	106	1.29	1.286					
<b>Mike Stanton L</b> (8, 1) ERA: 5.46	2.0		7	1	0	0	2	0	0	0	0	0	0	18	27	0.00	0.500					



Batter	1	2	3	4	5	6	7	8	9	10	11	12	13	AB	R	H	RBI	BB	SO	LOB	TOP					
Chuck Knoblauch, R OBP: 0.357, SLG: 0.407	L6		G3				G5-3					G6-3		6	0	2	0	0	0	1						
2 Derek Jeter, R OBP: 0.363, SLG: 0.468	K						G5-3		F7					4	0	1	0	2	1	1						
Paul O'Neill, L OBP: 0.367, SLG: 0.497	G6-3		G6-4-3				G1-3		K			G4-3		6	0	0	0	0	2	5						
Bernie Williams, S OBP: 0.446, SLG: 0.619														6	2	3	1	0	0	0						
Tino Martinez, L OBP: 0.370, SLG: 0.496														5	1	1	0	1	1	2						
Chili Davis, S OBP: 0.556, SLG: 0.273														3	0	1	0	3	1	2						
Darryl Strawberry, L OBP: 0.376, SLG: 0.591														3	0	1	1	0	1	2						
Chad Curtis, R OBP: 0.359, SLG: 0.374														3	0	1	1	0	1	2						
20 Jorge Posada, S OBP: 0.366, SLG: 0.487														5	0	0	0	1	2	3						
Scott Brosius, R OBP: 0.362, SLG: 0.452														6	0	1	0	0	3	2						
<b>Inning Stats</b>	R: 0 E: 0 K: 1 S: 5	H: 0 LOB: 0 BB: 0 P: 10	R: 1 E: 0 K: 1 S: 11	H: 2 LOB: 1 BB: 0 P: 19	R: 0 E: 0 K: 1 S: 12	H: 1 LOB: 1 BB: 1 P: 19	R: 0 E: 0 K: 1 S: 8	H: 0 LOB: 1 BB: 1 P: 15	R: 0 E: 0 K: 2 S: 14	H: 1 LOB: 2 BB: 1 P: 22	R: 0 E: 0 K: 1 S: 6	H: 0 LOB: 0 BB: 0 P: 7	R: 0 E: 0 K: 2 S: 10	H: 1 LOB: 2 BB: 1 P: 19	R: 0 E: 0 K: 0 S: 5	H: 0 LOB: 0 BB: 0 P: 9	R: 0 E: 0 K: 0 S: 10	H: 1 LOB: 0 BB: 0 P: 16	R: 0 E: 0 K: 0 S: 5	H: 1 LOB: 0 BB: 0 P: 16	R: 0 E: 0 K: 2 S: 12	H: 2 LOB: 2 BB: 1 P: 20	1B: 7 2B: 3 3B: 0 HR: 1	SF: 0 SAC: 0 DP: 3 HBP: 0	W/P: 1 PB: 0 SB: 0 CS: 0	PA: 54
<b>PITCHER</b>	IP: 6.0 ERA: 5.23	WLS: 26 BF: 5	H: 5 R: 2 ER: 2 SO: 5	BB: 5 IBB: 0 HBP: 0 BLK: 0	WP: 0 HR: 1 S: 59 P: 104	ERA: 3.00 WHIP: 1.667	<b>PITCHER</b>	IP: 13.1 ERA: 3.69	WLS: 1 BF: 0	H: 0 R: 0 ER: 0 SO: 1	BB: 0 IBB: 0 HBP: 0 BLK: 0	WP: 0 HR: 0 S: 6 P: 6	ERA: 0.00 WHIP: 0.000													
Pat Rapp, R	Scott Service, R	Jeff Montgomery, R	33 Bart Evans, R	Matt Whisenant, L	Ricky Bones, R																					

New York Yankees @ Kansas City Royals  
Kauffman Stadium, Kansas City, MO  
Tue Aug 18 1998, 7:05 PM CDT  
Att. 26,259 - Unknown - 95 F

AB 47  
R 3  
H 11  
RBI 3  
BB 7  
SO 12  
LOB 20



Batter	1	2	3	4	5	6	7	8	9	10	11	12	13	AB	R	H	RBI	BB	SO	LOB	BOTTOM				
Johnny Damon, L OBP: 0.336, SLG: 0.433	F9													5	0	1	0	0	1	0					
Hal Morris, L OBP: 0.352, SLG: 0.405	G1-3													1	0	0	0	0	0	0					
Shane Halter, R OBP: 0.276, SLG: 0.331	G1-3													5	0	1	0	0	1	3					
Jose Offerman, S OBP: 0.413, SLG: 0.452	L7													6	0	2	0	0	0	2					
Dean Palmer, R OBP: 0.332, SLG: 0.516														2	0	1	0	0	1	1					
Luis Rivera, R OBP: 0.301, SLG: 0.286														3	1	0	0	1	0	1					
Terry Pendleton, S OBP: 0.303, SLG: 0.316	G4-6-3													5	0	1	0	0	0	1					
Larry Sutton, L OBP: 0.302, SLG: 0.332	F7													4	1	1	1	1	1	0					
29 Mike Sweeney, R OBP: 0.318, SLG: 0.419														4	0	0	1	0	1	0					
Jermaine Dye, R OBP: 0.268, SLG: 0.335														5	0	0	0	0	2	2					
Mendy López, R OBP: 0.291, SLG: 0.299														5	0	1	0	0	1	0					
<b>Inning Stats</b>	R: 0 E: 0 K: 0 S: 5	H: 0 LOB: 0 BB: 0 P: 8	R: 0 E: 0 K: 0 S: 5	H: 1 LOB: 0 BB: 0 P: 7	R: 0 E: 0 K: 1 S: 9	H: 0 LOB: 0 BB: 0 P: 12	R: 0 E: 0 K: 1 S: 7	H: 1 LOB: 1 BB: 0 P: 15	R: 0 E: 0 K: 1 S: 6	H: 0 LOB: 0 BB: 0 P: 9	R: 0 E: 0 K: 2 S: 12	H: 1 LOB: 2 BB: 0 P: 18	R: 0 E: 0 K: 0 S: 5	H: 0 LOB: 0 BB: 0 P: 9	R: 0 E: 0 K: 0 S: 8	H: 0 LOB: 0 BB: 0 P: 11	R: 0 E: 0 K: 0 S: 5	H: 0 LOB: 0 BB: 0 P: 9	R: 0 E: 0 K: 2 S: 8	H: 1 LOB: 1 BB: 0 P: 18	1B: 6 2B: 1 3B: 0 HR: 1	SF: 1 SAC: 0 DP: 1 HBP: 1	W/P: 0 PB: 1 SB: 1 CS: 0	PA: 49	
<b>PITCHER</b>	IP: 7.2 ERA: 2.72	WLS: 27 BF: 1	H: 5 R: 1 ER: 1 SO: 5	BB: 0 IBB: 0 HBP: 0 BLK: 0	WP: 0 HR: 1 S: 60 P: 86	ERA: 1.17 WHIP: 0.652	<b>PITCHER</b>	IP: 13.1 ERA: 3.69	WLS: 1 BF: 0	H: 0 R: 0 ER: 0 SO: 1	BB: 0 IBB: 0 HBP: 0 BLK: 0	WP: 0 HR: 0 S: 6 P: 6	ERA: 0.00 WHIP: 0.000												
Orlando Hernandez, R	Greene Lloyd, L	42 Mariano Rivera, R	Mike Stanton, L	Joe Borowski, R	Ricky Bones, R																				

New York Yankees @ Kansas City Royals  
Kauffman Stadium, Kansas City, MO  
Tue Aug 18 1998, 7:05 PM CDT  
Att. 26,259 - Unknown - 95 F

AB 45  
R 2  
H 8  
RBI 2  
BB 2  
SO 8  
LOB 10

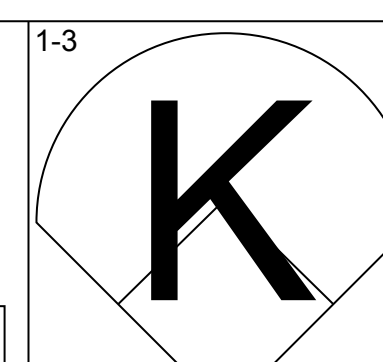
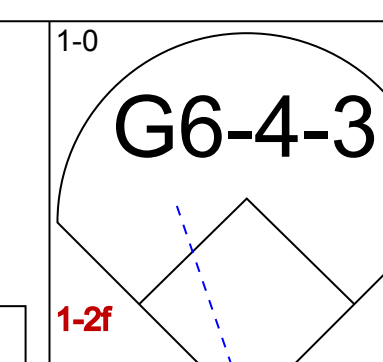
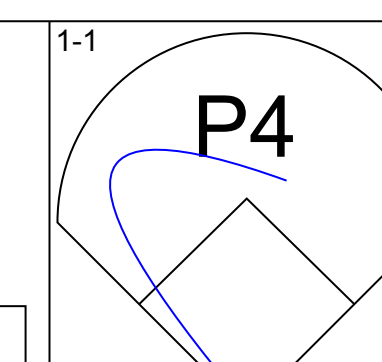
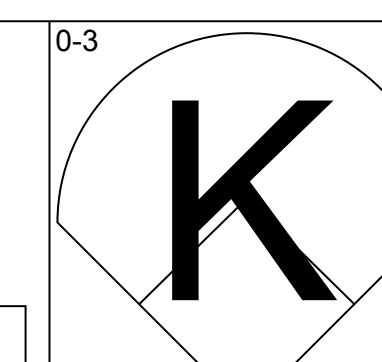
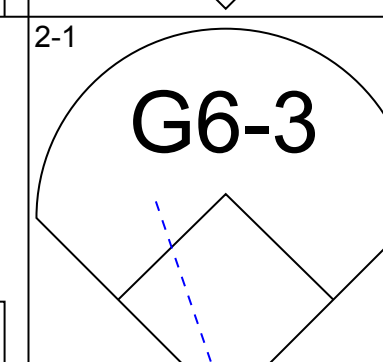
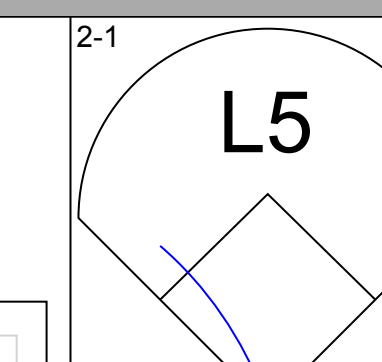
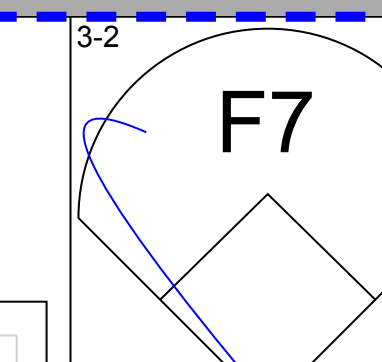
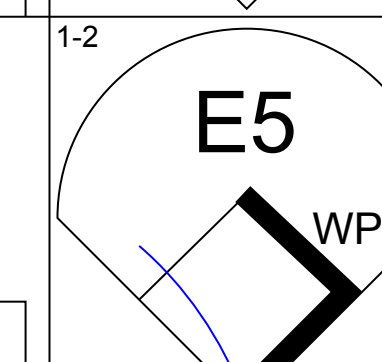
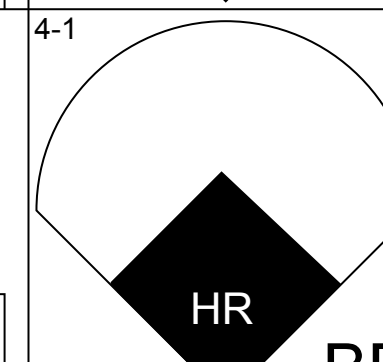
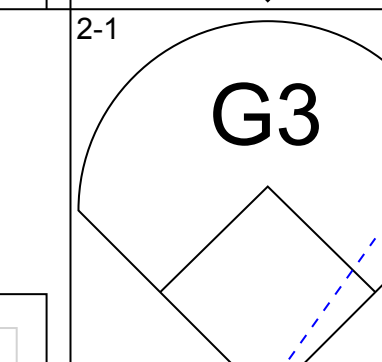
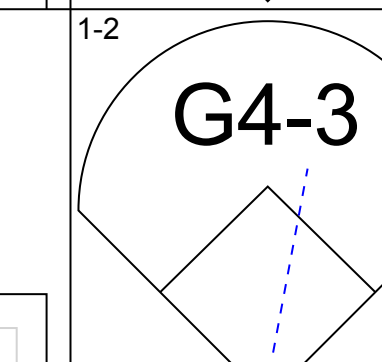
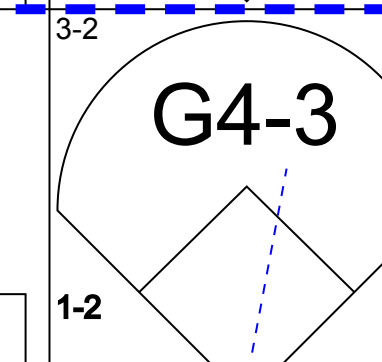
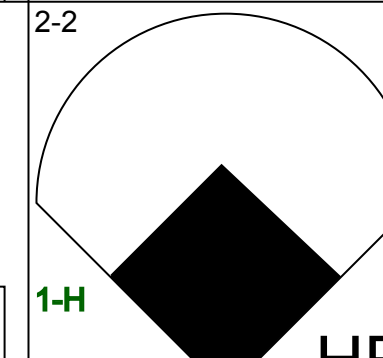
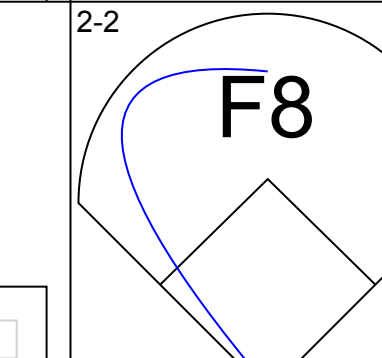
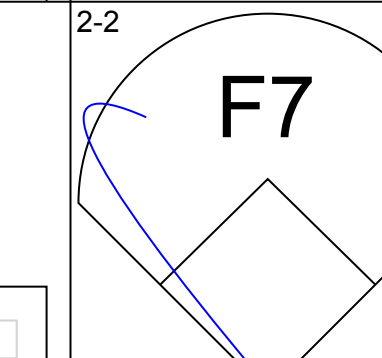
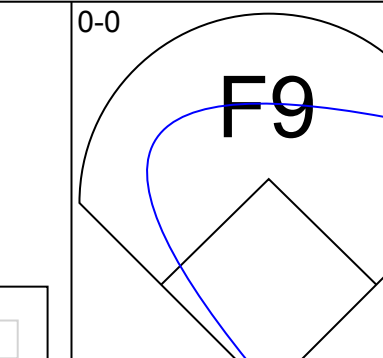
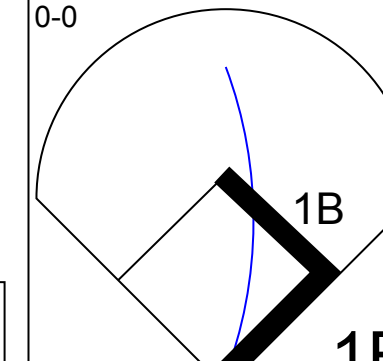
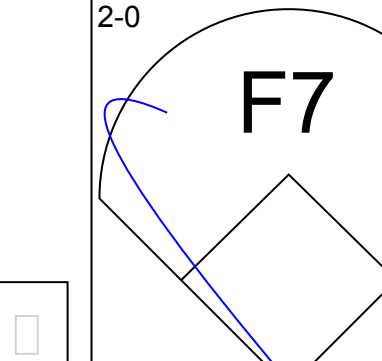
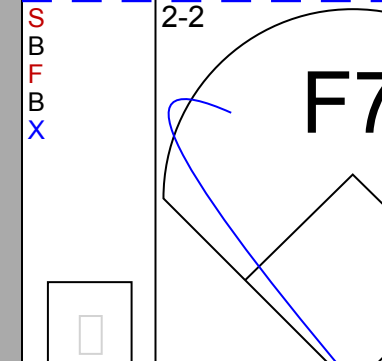
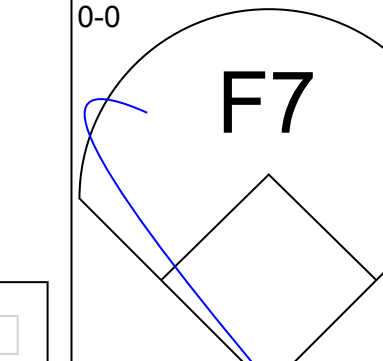
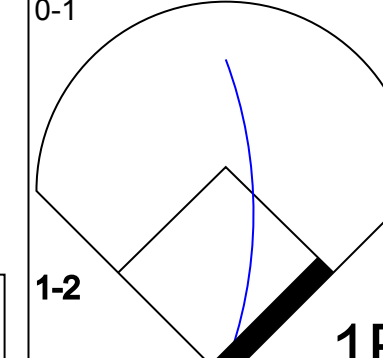
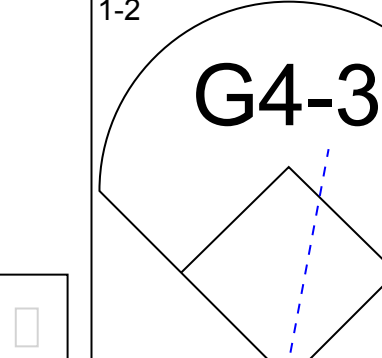
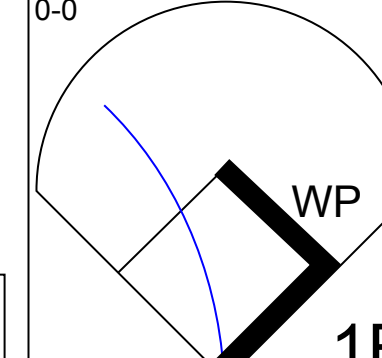
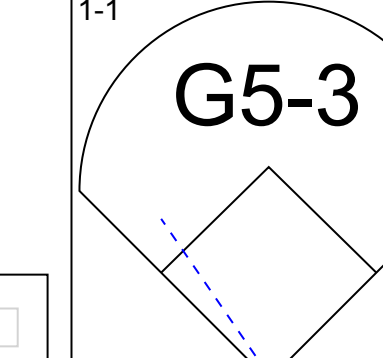
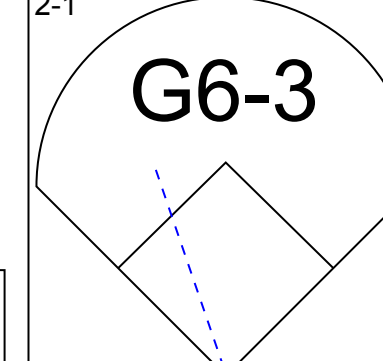
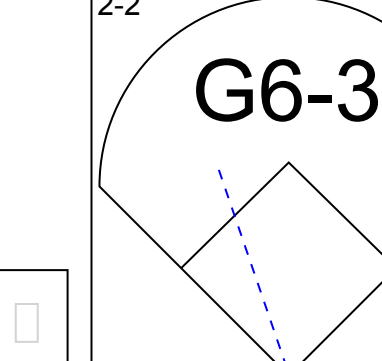
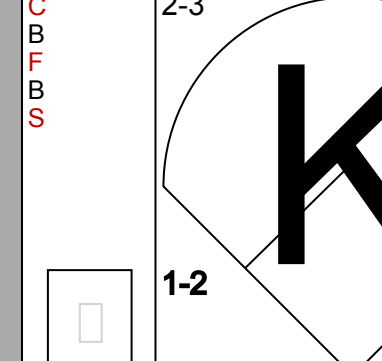
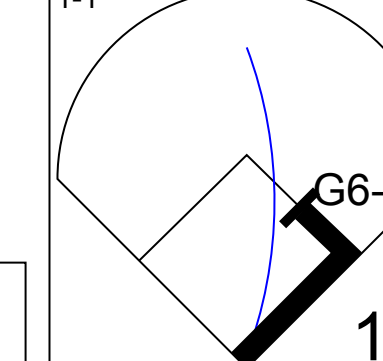
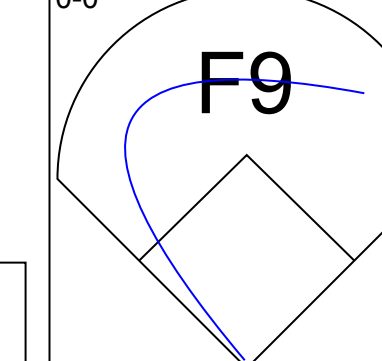
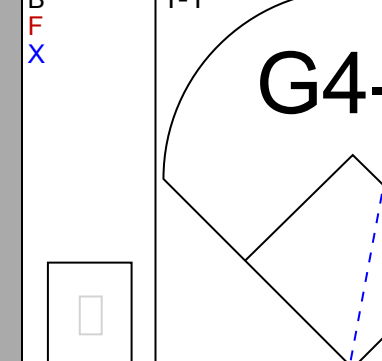
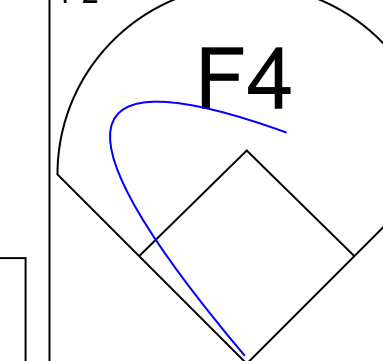
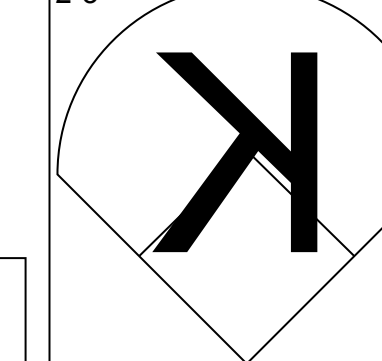
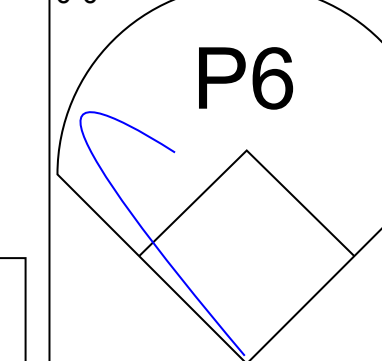


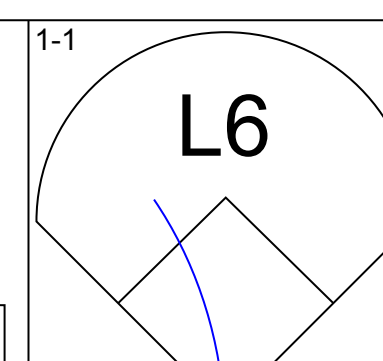
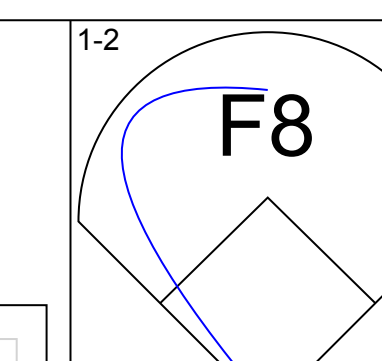
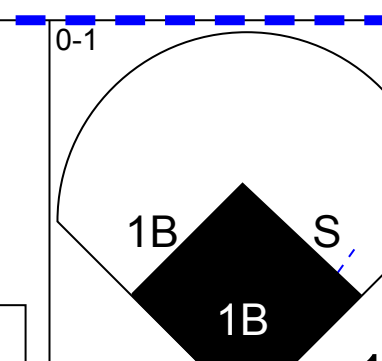
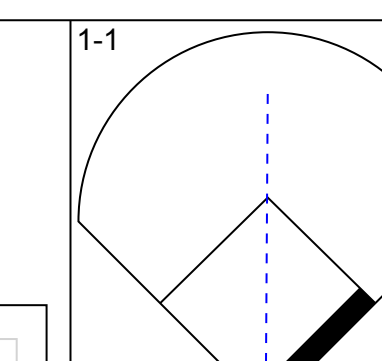
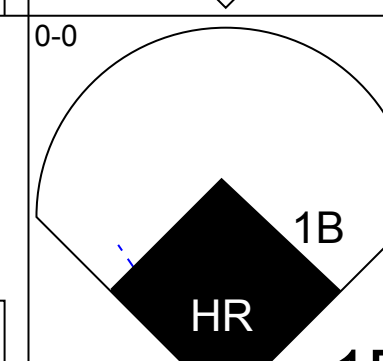
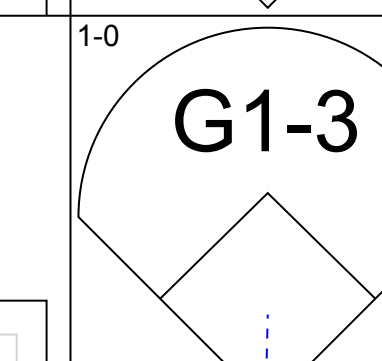
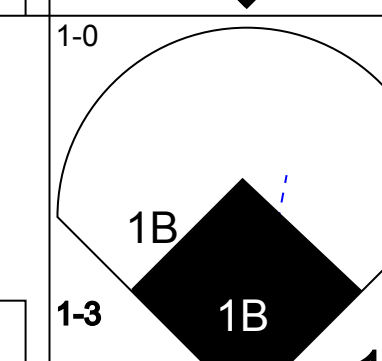
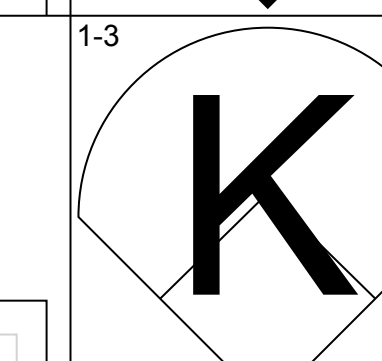
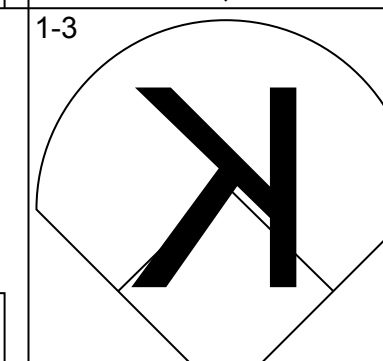
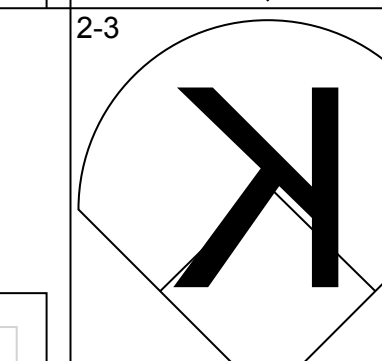
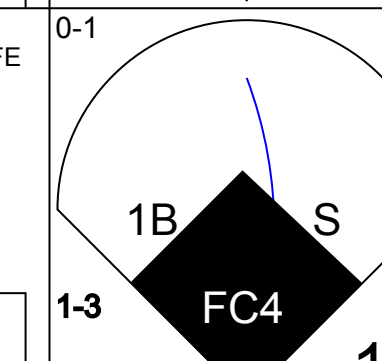
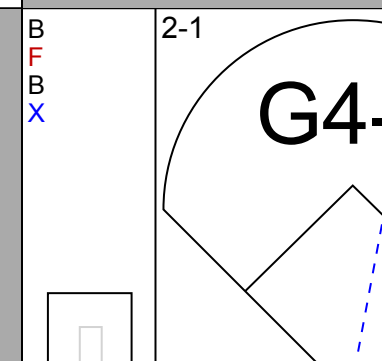
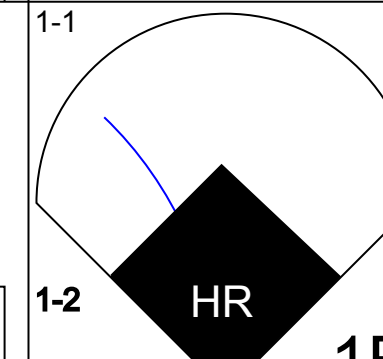
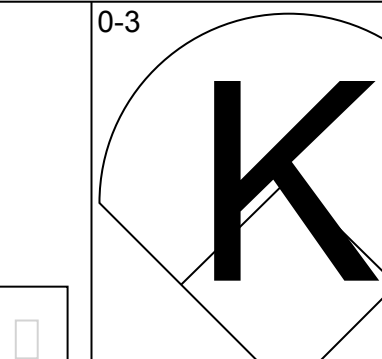
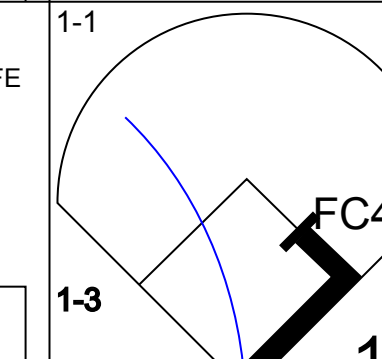
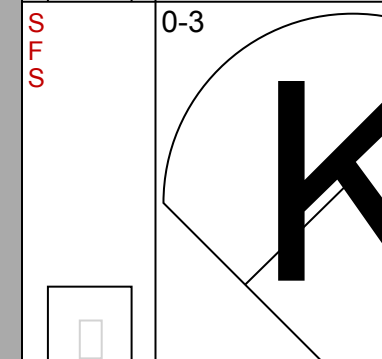
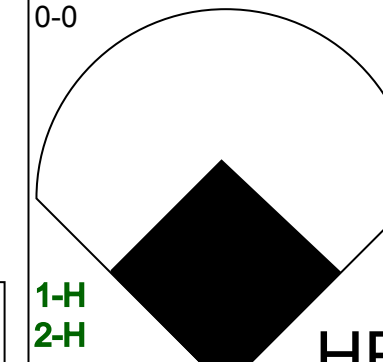
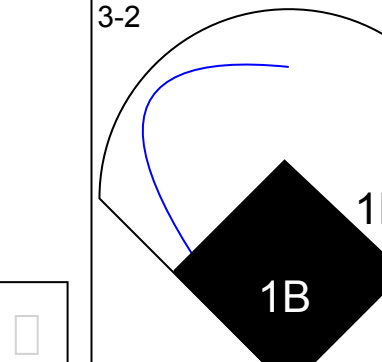
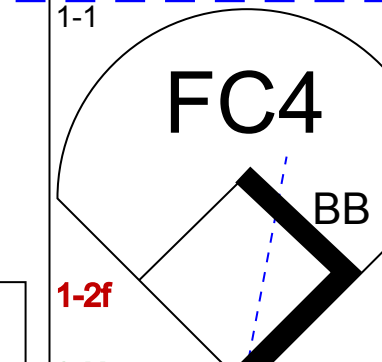
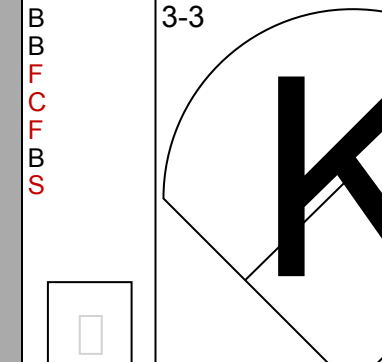
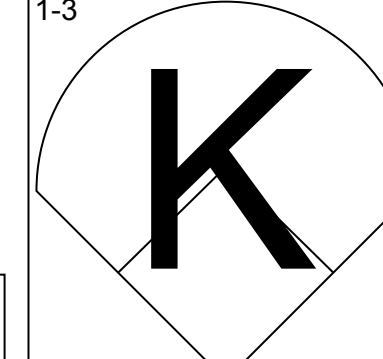
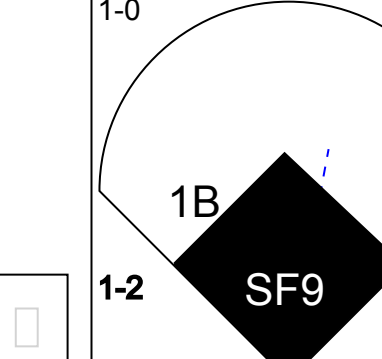
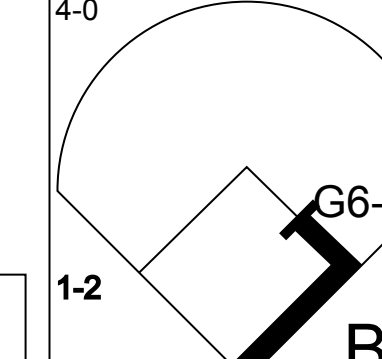
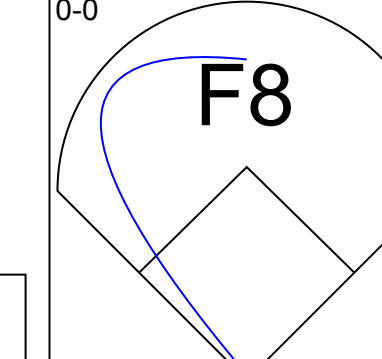
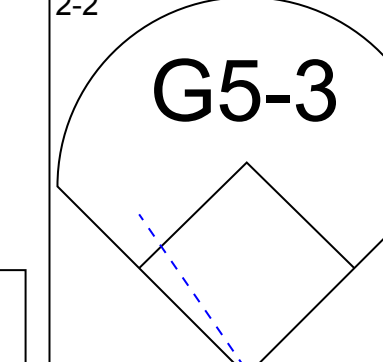
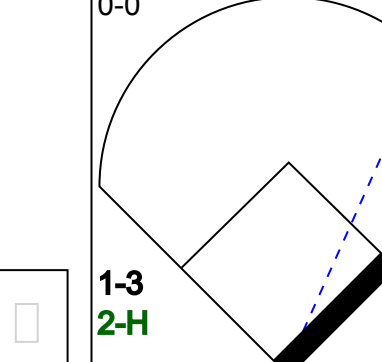
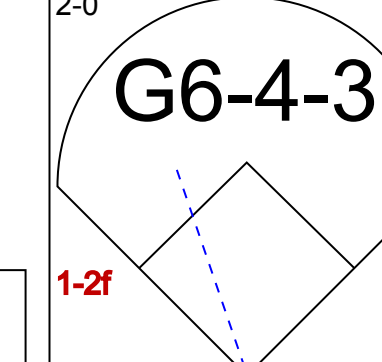
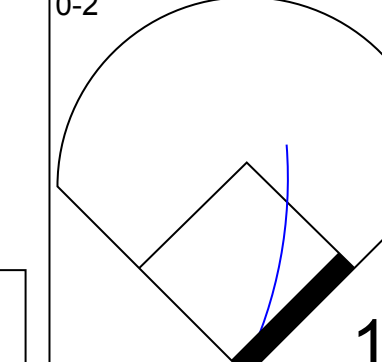
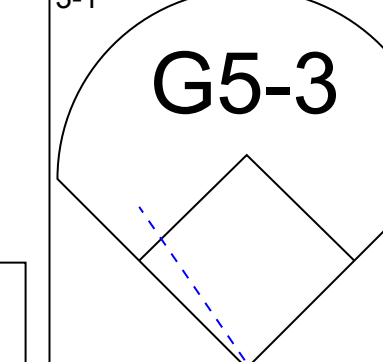
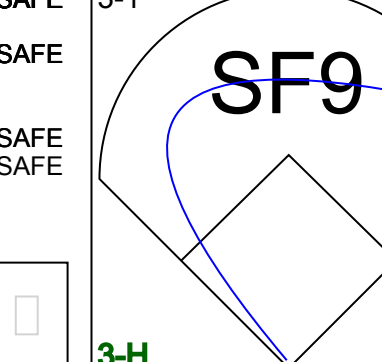
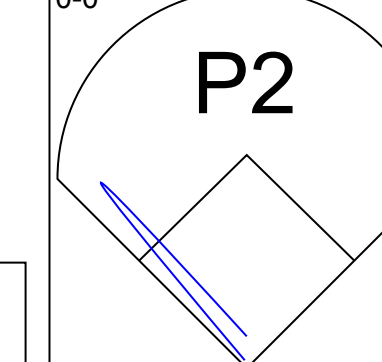
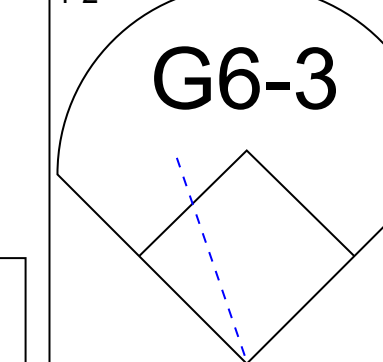
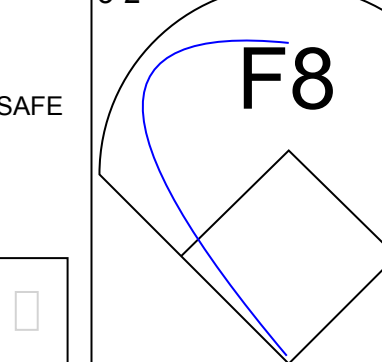
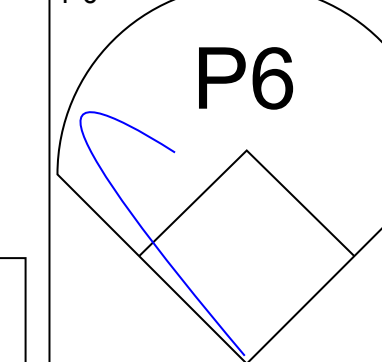


Batter	1	2	3	4	5	6	7	8	9	AB	R	H	RBI	BB	SO	LOB	TOP			
<b>Darren Lewis, R</b> OBP: 0.363, SLG: 0.373										4	2	1	0	1	0	1	<b>Boston Red Sox @ Kansas City Royals</b> Kauffman Stadium, Kansas City, MO Wed Aug 19 1998, 7:05 PM CDT Att: 14,017 - Unknown - 97 F			
<b>Orlando Merced, S</b> OBP: 0.339, SLG: 0.408										1	0	0	0	0	0	1				
<b>John Valentin, R</b> OBP: 0.347, SLG: 0.443										5	2	3	0	0	0	1				
<b>Donnie Sadler, R</b> OBP: 0.329, SLG: 0.500										0	0	0	0	0	0	0				
<b>Mo Vaughn, L</b> OBP: 0.392, SLG: 0.603										3	2	1	2	1	0	2				
<b>Nomar Garciaparra, R</b> OBP: 0.367, SLG: 0.580										4	2	1	0	1	0	3				
<b>Troy O'Leary, L</b> OBP: 0.310, SLG: 0.485										3	1	0	1	1	0	2				
<b>Mike Stanley, R</b> OBP: 0.362, SLG: 0.491										5	2	3	6	0	0	1				
<b>Damon Buford, R</b> OBP: 0.360, SLG: 0.533										4	0	3	2	1	0	0				
<b>Scott Hatteberg, L</b> OBP: 0.361, SLG: 0.454										5	0	1	0	0	0	5				
<b>Mike Benjamin, R</b> OBP: 0.319, SLG: 0.380										5	0	1	0	0	1	1				
<b>Inning Stats</b>	R: 4 E: 0 K: 0 S: 16	H: 3 LOB: 1 BB: 2 P: 28	R: 4 E: 0 K: 0 S: 19	H: 5 LOB: 2 BB: 1 P: 29	R: 0 E: 0 K: 1 S: 11	H: 0 LOB: 0 BB: 0 P: 17	R: 2 E: 0 K: 0 S: 14	H: 2 LOB: 1 BB: 1 P: 26	R: 0 E: 0 K: 0 S: 7	H: 1 LOB: 1 BB: 0 P: 10	R: 1 E: 0 K: 0 S: 12	H: 1 LOB: 1 BB: 0 P: 22	R: 0 E: 0 K: 0 S: 7	H: 0 LOB: 0 BB: 0 P: 12	R: 0 E: 0 K: 0 S: 7	H: 1 LOB: 1 BB: 0 P: 10	1B: 8 2B: 4 3B: 0 HR: 2	SF: 2 SAC: 0 DP: 0 HBP: 0	WP: 0 PB: 0 SB: 1 CS: 1	PA: 46
<b>PITCHER</b>	IP WLS BF H R ER SO BB IBB HBP BLK WP HR S P ERA WHIP																			
<b>Brian Barber, R</b> ERA: 43.2	(1, 1) 1.2 L 15 7 8 8 0 2 2 1 0 0 0 0 1 30 50 43.20 5.400																			
<b>Chris Haney, L</b> ERA: 7.35	(2, 1) 4.1 20 5 3 3 1 2 0 0 0 1 0 1 49 82 6.23 1.615																			
<b>Jim Pittsley, R</b> ERA: 7.07	(7, 1) 3.0 11 2 0 0 0 0 0 0 0 0 0 0 21 30 0.00 0.667																			


Batter	1	2	3	4	5	6	7	8	9	AB	R	H	RBI	BB	SO	LOB	BOTTOM					
<b>Johnny Damon, L</b> OBP: 0.341, SLG: 0.435										2	1	1	0	2	0	2	<b>Boston Red Sox @ Kansas City Royals</b> Kauffman Stadium, Kansas City, MO Wed Aug 19 1998, 7:05 PM CDT Att: 14,017 - Unknown - 97 F					
<b>Larry Sutton, L</b> OBP: 0.301, SLG: 0.331										4	0	1	1	0	0	2						
<b>Jose Offerman, S</b> OBP: 0.413, SLG: 0.450										2	0	0	0	1	0	0						
<b>Shane Halter, R</b> OBP: 0.275, SLG: 0.330										1	0	0	0	0	0	0						
<b>Dean Palmer, R</b> OBP: 0.332, SLG: 0.517										3	0	1	0	0	0	2						
<b>Luis Rivera, R</b> OBP: 0.296, SLG: 0.282										1	0	0	0	0	0	0						
<b>Terry Pendleton, S</b> OBP: 0.302, SLG: 0.315										4	0	1	0	0	0	3						
<b>Jeff Conine, R</b> OBP: 0.321, SLG: 0.453										2	0	0	0	2	0	1						
<b>29 Mike Sweeney, R</b> OBP: 0.313, SLG: 0.412										4	0	0	0	0	0	3						
<b>Jemaine Dye, R</b> OBP: 0.263, SLG: 0.329										3	0	0	0	0	0	1						
<b>Mendy López, R</b> OBP: 0.292, SLG: 0.300										3	0	1	0	0	0	0						
<b>Inning Stats</b>	R: 0 E: 0 K: 0 S: 7	H: 0 LOB: 0 BB: 1 P: 12	R: 0 E: 0 K: 0 S: 5	H: 1 LOB: 1 BB: 1 P: 11	R: 0 E: 0 K: 0 S: 10	H: 0 LOB: 0 BB: 1 P: 15	R: 0 E: 0 K: 0 S: 10	H: 0 LOB: 0 BB: 0 P: 12	R: 0 E: 0 K: 0 S: 8	H: 0 LOB: 0 BB: 0 P: 11	R: 1 E: 0 K: 0 S: 17	H: 2 LOB: 2 BB: 1 P: 27	R: 0 E: 0 K: 0 S: 10	H: 1 LOB: 2 BB: 1 P: 16	R: 0 E: 0 K: 0 S: 5	H: 0 LOB: 0 BB: 0 P: 5	R: 0 E: 0 K: 0 S: 5	H: 1 LOB: 0 BB: 0 P: 8	1B: 3 2B: 2 3B: 0 HR: 0	SF: 0 SAC: 0 DP: 3 HBP: 0	WP: 0 PB: 0 SB: 0 CS: 0	PA: 34
<b>PITCHER</b>	IP WLS BF H R ER SO BB IBB HBP BLK WP HR S P ERA WHIP																					
<b>49 Tim Wakefield, R</b> ERA: 4.28	(1, 1) 9.0 W 34 5 1 1 0 5 5 0 0 0 0 0 77 117 1.00 1.111																					



Batter	1	2	3	4	5	6	7	8	9	AB	R	H	RBI	BB	SO	LOB	TOP									
Darren Lewis, R OBP: 0.361, SLG: 0.370										4	0	0	0	0	2	1	<b>Boston Red Sox @ Kansas City Royals</b> Kauffman Stadium, Kansas City, MO Thu Aug 20 1998, 3:33 AM CDT Att: 14,278 - Sunny - 92 F									
John Valentin, R OBP: 0.344, SLG: 0.440										4	0	0	0	0	0	0										
Mo Vaughn, L OBP: 0.391, SLG: 0.600										3	1	0	0	1	0	1										
Mike Stanley, R OBP: 0.361, SLG: 0.496										4	1	1	2	0	0	0										
Troy O'Leary, L OBP: 0.305, SLG: 0.483										4	0	1	0	0	0	0										
Darren Bragg, L OBP: 0.365, SLG: 0.463										4	0	2	0	0	0	0										
Mike Benjamin, R OBP: 0.316, SLG: 0.375										3	0	0	0	0	1	3										
Jason Varitek, S OBP: 0.316, SLG: 0.395										3	0	1	0	0	0	1										
Donnie Sadler, R OBP: 0.318, SLG: 0.481										3	0	0	0	0	1	1										
<b>Inning Stats</b>	R: 2 E: 0 K: 1 S: 14	H: 3 LOB: 2 BB: 1 P: 25	R: 0 E: 0 K: 0 S: 6	H: 1 LOB: 0 BB: 0 P: 9	R: 0 E: 0 K: 0 S: 7	H: 0 LOB: 0 BB: 0 P: 13	R: 0 E: 0 K: 0 S: 7	H: 0 LOB: 0 BB: 0 P: 12	R: 0 E: 0 K: 1 S: 7	H: 0 LOB: 0 BB: 0 P: 10	R: 0 E: 0 K: 0 S: 11	H: 0 LOB: 1 BB: 0 P: 17	R: 0 E: 0 K: 1 S: 9	H: 1 LOB: 1 BB: 0 P: 14	R: 0 E: 1 K: 1 S: 13	H: 0 LOB: 1 BB: 0 P: 17	R: 0 E: 0 K: 0 S: 4	H: 0 LOB: 0 BB: 0 P: 5	1B: 4 2B: 0 3B: 0 HR: 1	SF: 0 SAC: 0 DP: 1 HBP: 0	WP: 2 PB: 2 SB: 0 CS: 0	PA: 33				
<b>PITCHER</b>	IP	WLS	BF	H	R	ER	SO	BB	IBB	HBP	BLK	WP	HR	S	P	ERA	WHIP									
Hipolito Pichardo, R ERA: 5.13	(1, 1)	5.0	W	19	4	2	2	2	1	0	0	0	0	1	41	69	3.60	1.000								
33 Bart Evans, R ERA: 6.1	(6, 1)	1.0		3	0	0	0	0	0	0	0	0	0	0	11	17	0.00	0.000								
Scott Service, R ERA: 3.25	(7, 1)	1.2		7	1	0	0	2	0	0	0	0	1	0	19	25	0.00	0.600								
Matt Whisenant, L ERA: 5.23	(8, 1)	1.1		4	0	0	0	0	0	0	0	0	1	0	7	11	0.00	0.000								

Batter	1	2	3	4	5	6	7	8	9	AB	R	H	RBI	BB	SO	LOB	BOTTOM									
Johnny Damon, L OBP: 0.342, SLG: 0.435										4	1	2	0	0	0	0	<b>Boston Red Sox @ Kansas City Royals</b> Kauffman Stadium, Kansas City, MO Thu Aug 20 1998, 3:33 AM CDT Att: 14,278 - Sunny - 92 F									
Shane Halter, R OBP: 0.276, SLG: 0.333										4	2	2	0	0	1	1										
Jose Offerman, S OBP: 0.412, SLG: 0.449										4	1	1	1	0	2	1										
Dean Palmer, R OBP: 0.333, SLG: 0.517										4	1	2	1	0	2	0										
Terry Pendleton, S OBP: 0.306, SLG: 0.335										4	2	2	4	0	1	1										
Jeff Conine, R OBP: 0.324, SLG: 0.451										3	1	1	0	1	1	0										
Jermaine Dye, R OBP: 0.266, SLG: 0.333										4	0	2	1	0	0	2										
Sal Fasano, R OBP: 0.292, SLG: 0.337										3	0	0	1	0	0	1										
Mendy López, R OBP: 0.284, SLG: 0.290										4	0	0	0	0	0	2										
<b>Inning Stats</b>	R: 3 E: 0 K: 2 S: 12	H: 3 LOB: 0 BB: 0 P: 16	R: 0 E: 0 K: 0 S: 8	H: 0 LOB: 0 BB: 0 P: 14	R: 0 E: 0 K: 1 S: 10	H: 0 LOB: 0 BB: 0 P: 14	R: 2 E: 0 K: 1 S: 16	H: 3 LOB: 1 BB: 0 P: 25	R: 3 E: 0 K: 1 S: 11	H: 4 LOB: 1 BB: 1 P: 19	R: 0 E: 0 K: 1 S: 8	H: 1 LOB: 0 BB: 0 P: 12	R: 0 E: 0 K: 2 S: 9	H: 0 LOB: 0 BB: 0 P: 14	R: 0 E: 0 K: 0 S: 6	H: 1 LOB: 1 BB: 0 P: 7	R: 0 E: 0 K: 0 S: 4	H: 0 LOB: 0 BB: 0 P: 5	1B: 11 2B: 0 3B: 0 HR: 1	SF: 1 SAC: 0 DP: 1 HBP: 0	WP: 0 PB: 0 SB: 0 CS: 0	PA: 36				
<b>PITCHER</b>	IP	WLS	BF	H	R	ER	SO	BB	IBB	HBP	BLK	WP	HR	S	P	ERA	WHIP									
Pete Schourek, L ERA: 4.78	(1, 1)	4.0	L	18	6	5	5	4	0	0	0	0	0	1	46	69	11.25	1.500								
Derek Lowe, R ERA: 4.24	(5, 1)	0.0		4	4	3	3	0	0	0	0	0	0	8	9	-	-									
Carlos Reyes, R ERA: 3.15	(5, 1)	3.0		10	1	0	0	3	1	0	0	0	0	20	36	0.00	0.667									
Dennis Eckersley, R ERA: 5.65	(8, 1)	1.0		4	1	0	0	0	0	0	0	0	0	6	7	0.00	1.000									

AB	32
R	2
H	5
RBI	2
BB	1
SO	4
LOB	7



WP	2	PA	33
PB	2		
SB	0		
CS	0		

AB	34
R	8
H	12
RBI	8
BB	1
SO	7
LOB	8



WP	0	PA	36
PB	0		
SB	0		
CS	0		



Batter	1	2	3	4	5	6	7	8	9	10	11	AB	R	H	RBI	BB	SO	LOB
Johnny Damon, L OBP: 0.342, SLG: 0.434	F8			F7		G4-3		FC3-6		E8		6	0	2	2	0	0	2
Hal Morris, L OBP: 0.351, SLG: 0.404	F7			K				L5		FC6-5	1B	4	0	1	1	1	1	2
Jose Offerman, S OBP: 0.409, SLG: 0.444	G5-3			K						FC6-5	F8	5	1	0	0	1	1	5
Dean Palmer, R OBP: 0.334, SLG: 0.522		G6-3				HR				K		5	2	2	1	0	2	3
Terry Pendleton, S OBP: 0.299, SLG: 0.326		F9				G3-1						5	0	0	0	0	0	5
Luis Rivera, R OBP: 0.298, SLG: 0.282								G4-3		G4-3		0	0	0	0	0	0	0
Jeff Conine, R OBP: 0.329, SLG: 0.457		F9				P2						4	1	2	1	1	0	0
29 Mike Sweeney, R OBP: 0.322, SLG: 0.415						F9				FC3-6	2B	3	1	2	0	2	0	0
Jermaine Dye, R OBP: 0.262, SLG: 0.324				G4-6-3				F9		P8	G3	5	1	0	1	0	0	7
Mendy Lopez, R OBP: 0.279, SLG: 0.286												2	0	0	0	0	1	0
Larry Sutton, L OBP: 0.300, SLG: 0.329				G6-3				K				1	0	0	0	0	0	2
Shane Halter, R OBP: 0.276, SLG: 0.330												2	0	0	0	0	1	4

Inning Stats	R	H	E	K	S	IP	WLS	BF	H	R	ER	SO	BB	IBB	HBP	BLK	WP	HR	S	P	ERA	WHIP
PITCHER	0	0	0	0	10	7.0	0	24	2	2	1	4	2	0	0	0	0	0	15	21	1.29	0.571
Julio Santana, R ERA: 3.75	0	0	0	0	10	7.0	0	24	2	2	1	4	2	0	0	0	0	0	15	21	1.29	0.571
Jim Mecir, R ERA: 2.71	0	0	0	0	10	1.0	5	1	0	0	0	0	0	0	0	0	0	0	15	21	0.00	1.000
Roberto Hernandez, R ERA: 4.58	0	0	0	0	10	1.0	7	2	2	2	1	1	1	0	0	0	0	0	18	29	18.00	3.000
Scott Aldred, L ERA: 3.04	0	0	0	0	10	0.0	2	1	0	0	0	0	1	0	0	0	0	0	5	9	=	=
Esteban Yan, R ERA: 4.07	0	0	0	0	10	2.0	L	10	3	2	2	1	0	0	0	0	1	0	21	31	9.00	1.500

**Kansas City Royals @ Tampa Bay Devil Rays**  
Tropicana Field, St. Petersburg, FL

Fri Aug 21 1998, 7:05 PM EDT  
Att: 25,368 - Dome - 72 F

livebaseballscores.com

AB	42
R	6
H	9
RBI	6
BB	5
SO	6
LOB	30



Batter	1	2	3	4	5	6	7	8	9	10	11	AB	R	H	RBI	BB	SO	LOB
Quinton McCracken, S OBP: 0.324, SLG: 0.400	G6-3	2B			G6-3					G6-3	F7	6	0	2	0	0	0	1
Wade Boggs, L OBP: 0.365, SLG: 0.411	F7	G4-3			G6-3					1B		4	0	0	0	1	0	3
Bobby Smith, R OBP: 0.381, SLG: 0.468	HR				F9					BB		5	1	3	0	0	0	0
Fred McGriff, L OBP: 0.357, SLG: 0.417	HR			G4-3						1B		5	1	2	2	0	1	3
Bubba Trammell, R OBP: 0.353, SLG: 0.593												4	1	1	0	0	2	2
Kevin Stocker, S OBP: 0.281, SLG: 0.312	1B	3B			K					G3-1		1	0	0	0	0	0	2
Paul Serrano, L OBP: 0.304, SLG: 0.403												3	1	2	2	0	0	1
Mike Kelly, R OBP: 0.294, SLG: 0.404					HR							2	0	0	0	0	1	1
Aaron Ledesma, R OBP: 0.360, SLG: 0.394												3	0	1	0	0	1	1
Randy Winn, S OBP: 0.365, SLG: 0.404	K				F8							2	1	1	0	0	1	0
John Flaherty, R OBP: 0.259, SLG: 0.275												5	0	1	0	0	0	2
Miguel Cairo, R OBP: 0.309, SLG: 0.375												5	0	1	1	0	2	2


Inning Stats	R	H	E	K	S	IP	WLS	BF	H	R	ER	SO	BB	IBB	HBP	BLK	WP	HR	S	P	ERA	WHIP
PITCHER	0	4	1	0	26	8.0	0	33	11	4	4	5	0	0	0	0	0	0	10	15	4.50	1.375
Tim Belcher, R ERA: 4.36	0	4	1	0	26	8.0	0	33	11	4	4	5	0	0	0	0	0	0	10	15	4.50	1.375
Scott Service, R ERA: 3.2	0	0	0	0	10	1.0	3	0	0	0	0	1	0	0	0	0	0	0	10	15	0.00	0.000
Matt Whisenant, L ERA: 5.13	0	0	0	0	10	1.0	W	5	1	0	0	1	1	0	0	0	0	0	13	20	0.00	2.000
Jeff Montgomery, R ERA: 5.36	0	0	0	0	10	1.0	S	5	2	1	1	1	0	0	0	0	0	0	14	18	9.00	2.000

**Kansas City Royals @ Tampa Bay Devil Rays**  
Tropicana Field, St. Petersburg, FL

Fri Aug 21 1998, 7:05 PM EDT  
Att: 25,368 - Dome - 72 F

livebaseballscores.com

AB	45
R	5
H	14
RBI	5
BB	1
SO	8
LOB	18





Batter	1	2	3	4	5	6	7	8	9	AB	R	H	RBI	BB	SO	LOB	TOP				
<b>Johnny Damon, L</b> (1, 8) OBP: 0.341, SLG: 0.433	0-2 P2		3-1 F7		3-2 G4-3			0-2 1B		4	0	1	0	0	0	2					
<b>Shane Halter, R</b> (1, 7) OBP: 0.271, SLG: 0.323	2-3 K		2-3 K		2-2 F7			1-1 F9		4	0	0	0	0	0	2					
<b>Jose Offerman, S</b> (1, 4) OBP: 0.408, SLG: 0.442	2-3 K			3-2 G4-3 F8 1B		3-2 L4		1-0 G5-3		4	1	1	0	0	1	0					
<b>Dean Palmer, R</b> (1, 5) OBP: 0.333, SLG: 0.526		1-1 G6-3		0-0 F8		0-3 K		2-1 HR		4	1	1	1	0	1	1					
<b>Jeff Conine, R</b> (1, 3) OBP: 0.324, SLG: 0.449		2-3 K		1-1 G4-3		2-3 K		0-3 K		4	0	0	0	0	3	1					
<b>Terry Pendleton, S</b> (1, 10) OBP: 0.296, SLG: 0.325		2-3 K		2-1 29 BB 1B			2-2 G6-3		3-2 F8	4	1	1	1	0	1	0					
<b>29 Mike Sweeney, R</b> (1, 2) OBP: 0.329, SLG: 0.416			3-2 1B	4-2 1B BB			4-2 BB		1-1 F9	2	0	1	0	2	0	0					
<b>Jermaine Dye, R</b> (1, 9) OBP: 0.268, SLG: 0.330			1-2 1B	1-1 1B			0-0 F9			3	0	2	1	0	0	1					
<b>Mendy López, R</b> (1, 6) OBP: 0.273, SLG: 0.279			0-0 B2		1-3 K		0-0 F7			3	0	0	0	0	1	3					
<b>Inning Stats</b>	R: 0 E: 0 K: 2 S: 10	H: 0 LOB: 0 BB: 0 P: 14	R: 0 E: 0 K: 2 S: 8	H: 0 LOB: 0 BB: 0 P: 13	R: 0 E: 0 K: 1 S: 13	H: 2 LOB: 2 BB: 0 P: 22	R: 2 E: 0 K: 0 S: 13	H: 3 LOB: 1 BB: 1 P: 24	R: 0 E: 0 K: 1 S: 9	H: 0 LOB: 0 BB: 0 P: 14	R: 0 E: 0 K: 0 S: 8	H: 0 LOB: 1 BB: 1 P: 14	R: 0 E: 0 K: 0 S: 6	H: 1 LOB: 0 BB: 0 P: 8	R: 1 E: 0 K: 1 S: 10	H: 1 LOB: 0 BB: 0 P: 16	1B: 6 2B: 0 3B: 0 HR: 1	SF: 0 SAC: 0 DP: 0 HBP: 0	WP: 0 PB: 0 CS: 0	PA: 34	
<b>PITCHER</b>	IP	WLS	BF	H	R	ER	SO	BB	IBB	HBP	BLK	WP	HR	S	P	ERA	WHIP				
<b>Wilson Alvarez, L</b> (1, 1) ERA: 5.2	7.0	L	27	5	2	2	8	2	0	0	0	0	0	71	117	2.57	1.000				
<b>Scott Aldred, L</b> (8, 1) ERA: 2.92	1.0		3	1	0	0	0	0	0	0	0	0	0	6	8	0.00	1.000				
<b>Esteban Yan, R</b> (9, 1) ERA: 4.14	1.0		4	1	1	1	1	0	0	0	0	0	1	10	16	9.00	1.000				

**Kansas City Royals @ Tampa Bay Devil Rays**  
Tropicana Field, St. Petersburg, FL  
Sat Aug 22 1998, 7:05 PM EDT  
Att: 27,346 - Dome - 72 F

AB 32  
R 3  
H 7  
RBI 3  
BB 2  
SO 9  
LOB 10



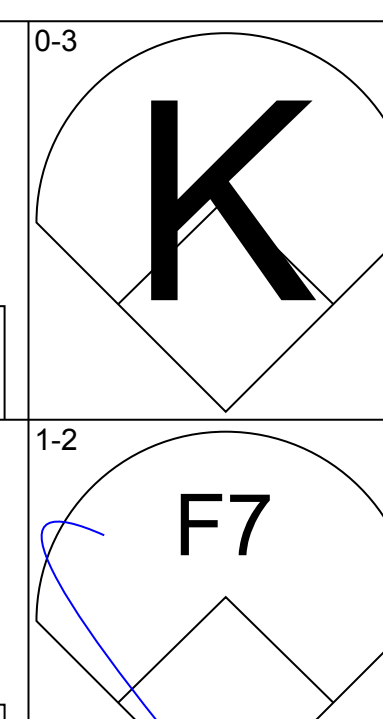
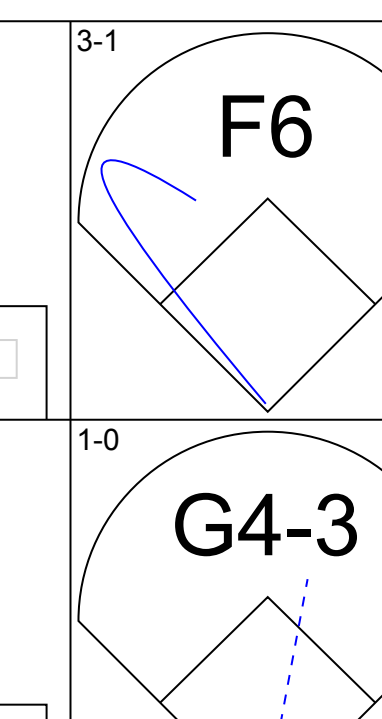
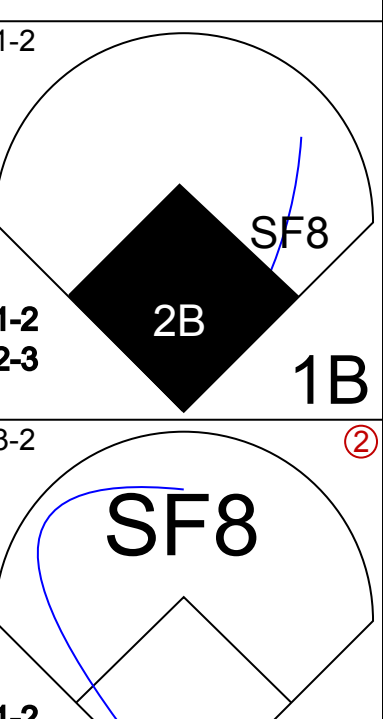
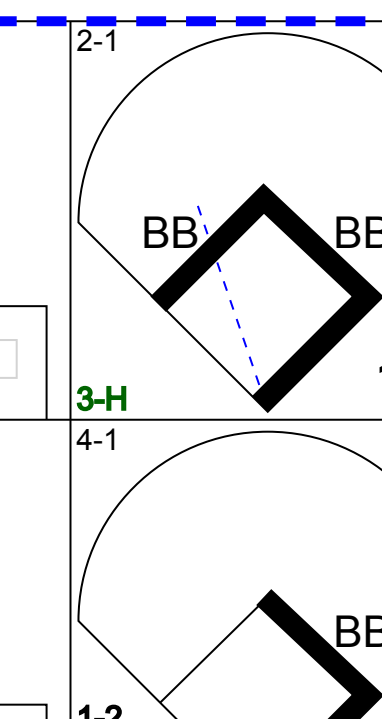
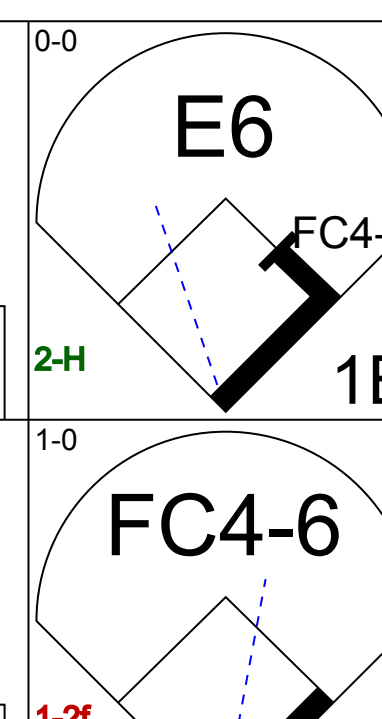
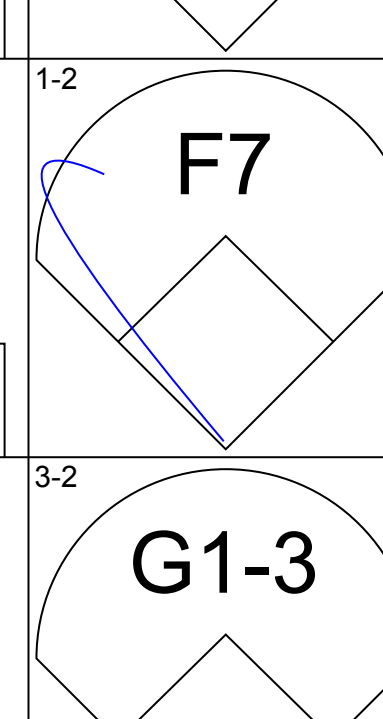
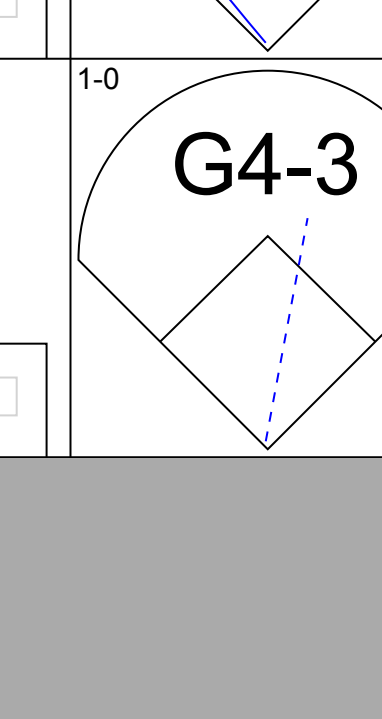
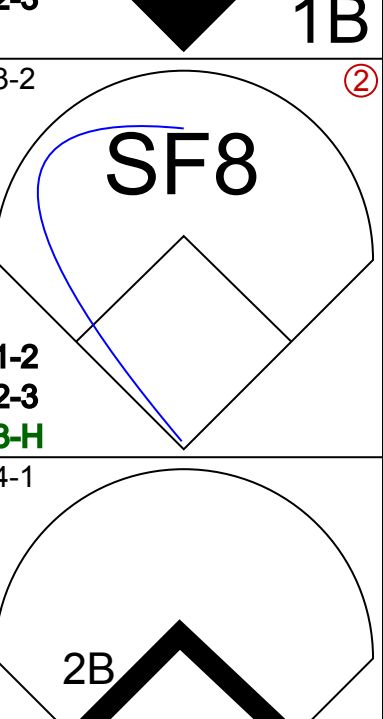
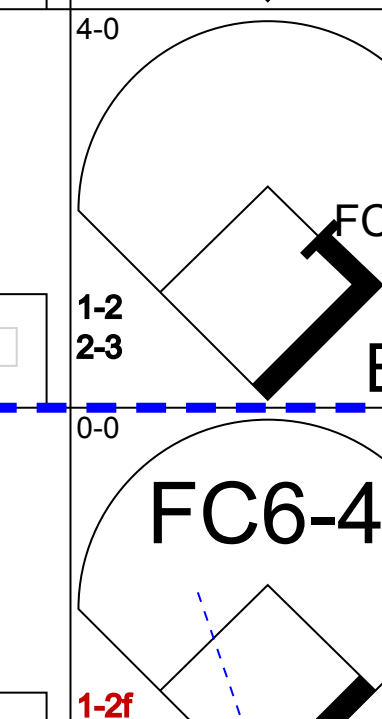
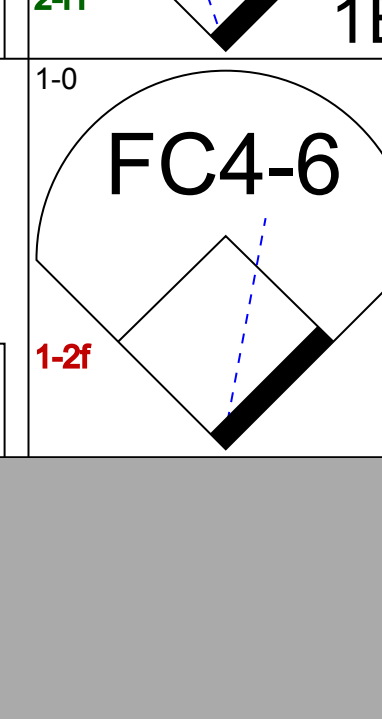
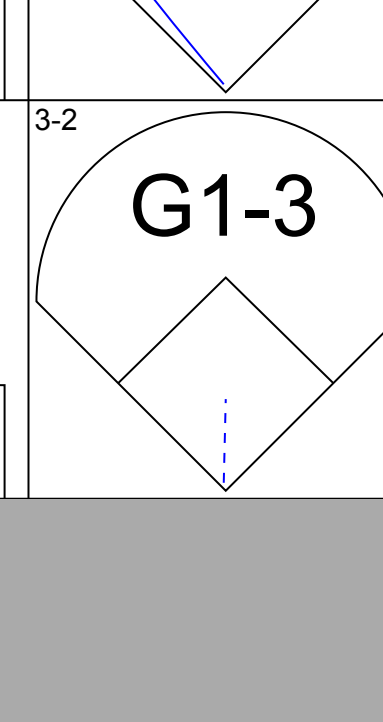
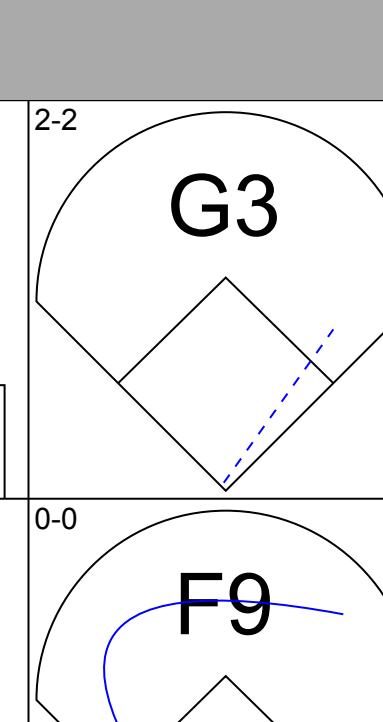
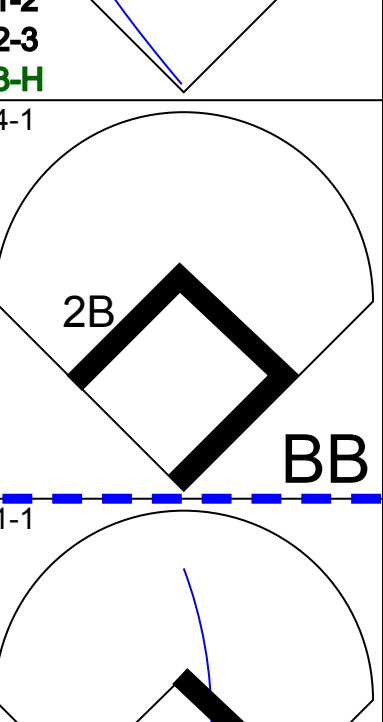
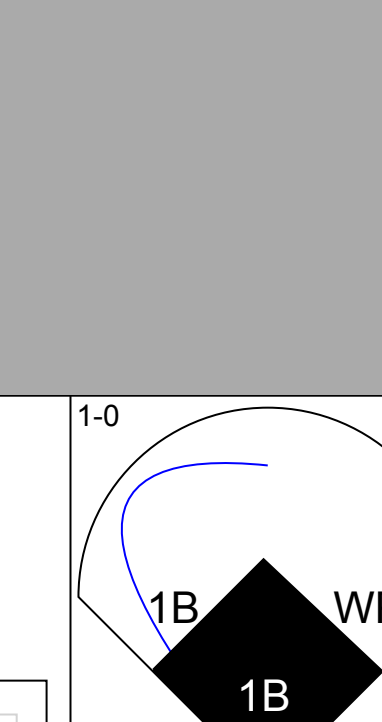
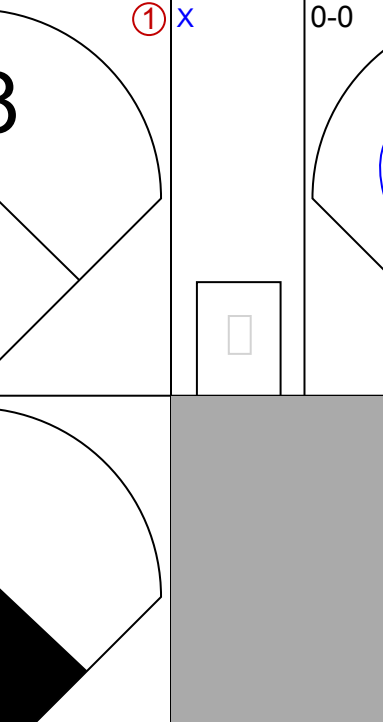
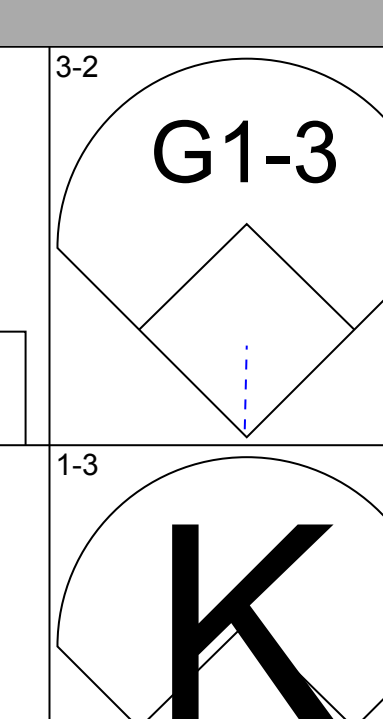
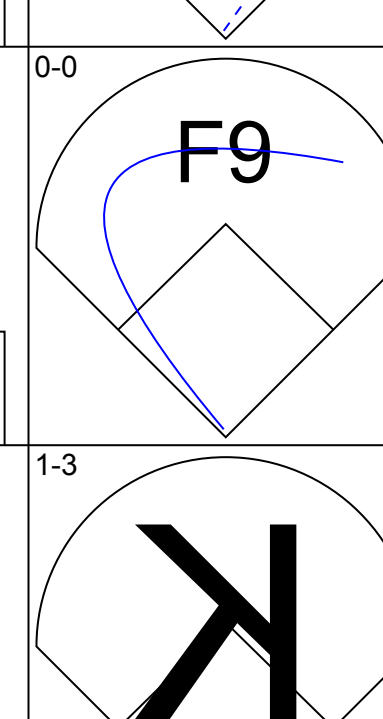
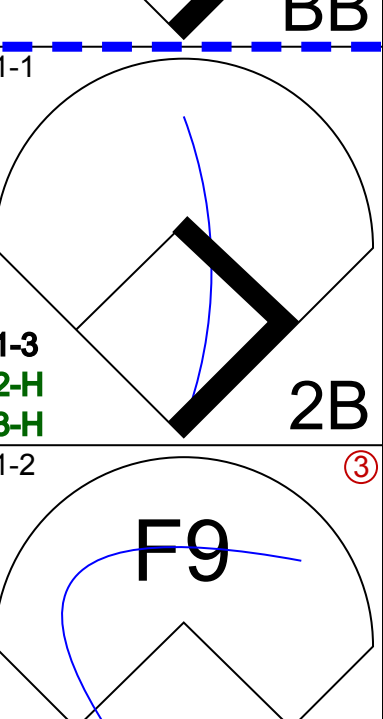
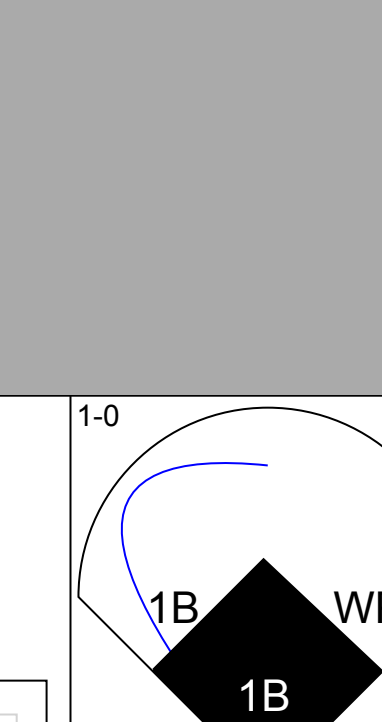
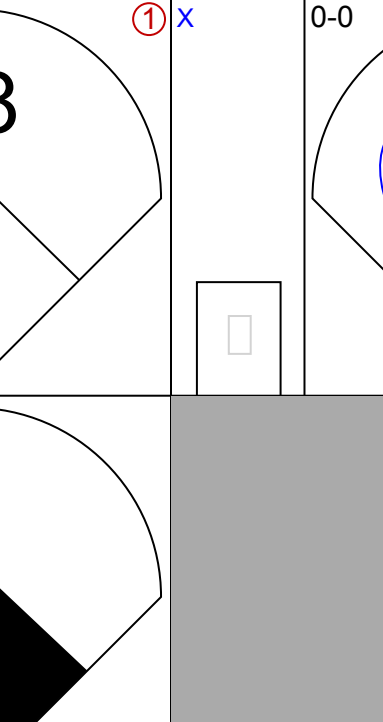

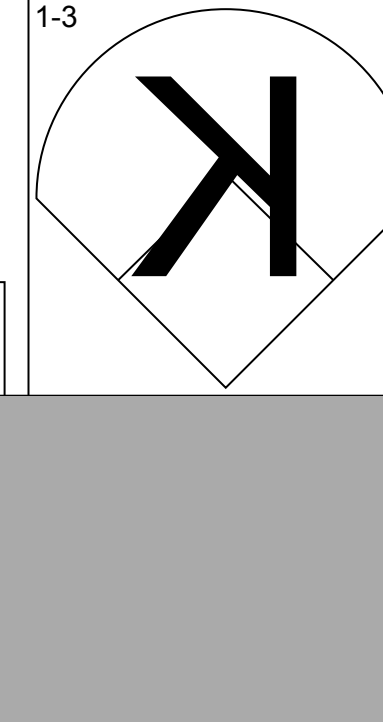
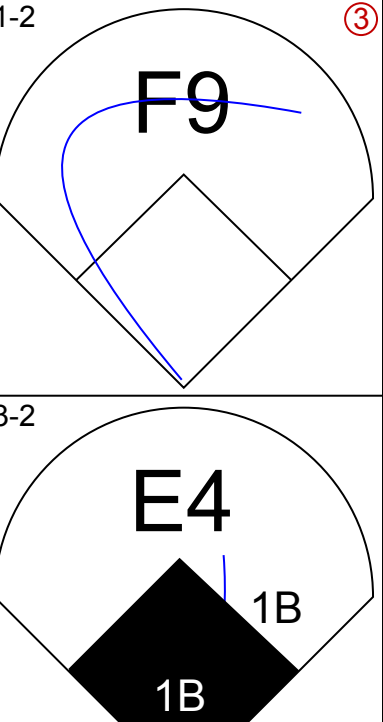
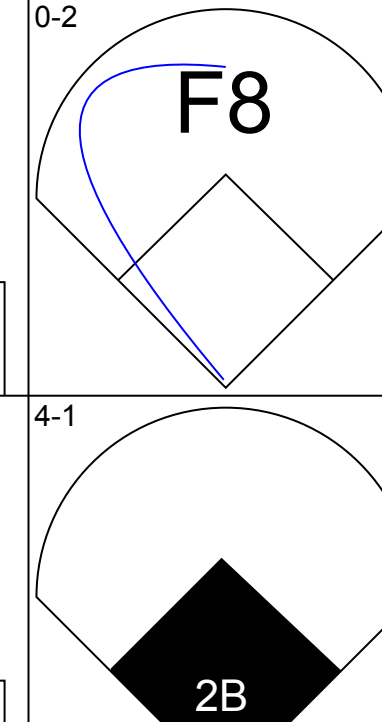
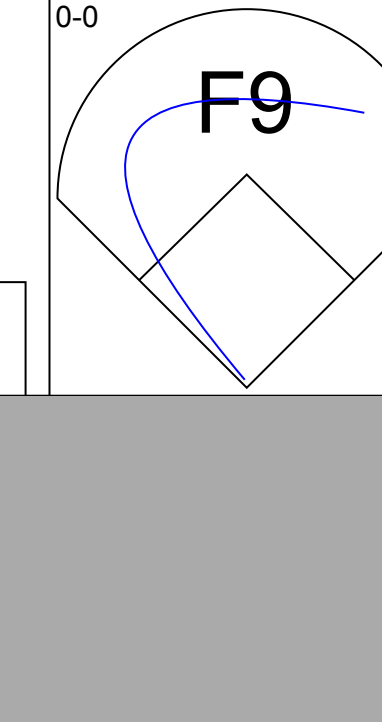

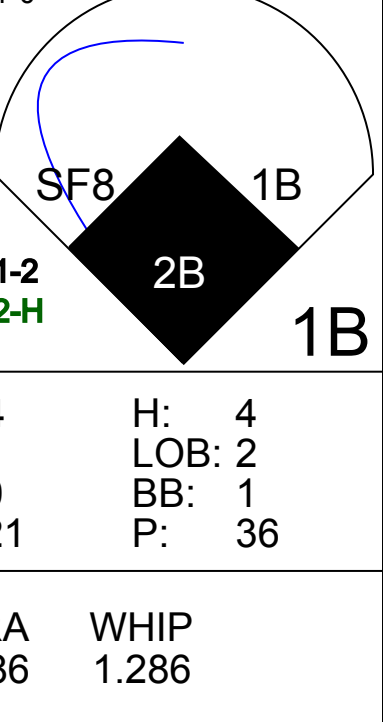
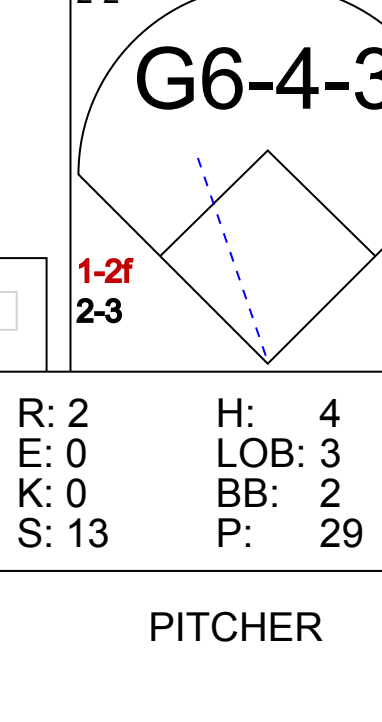
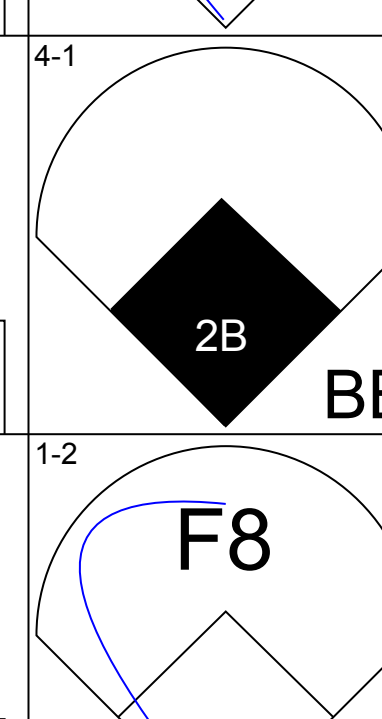

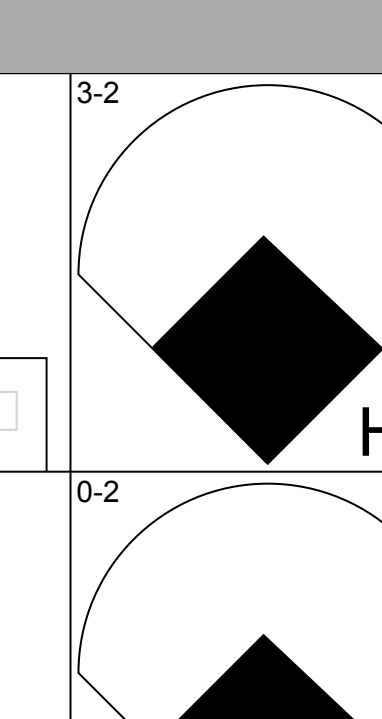
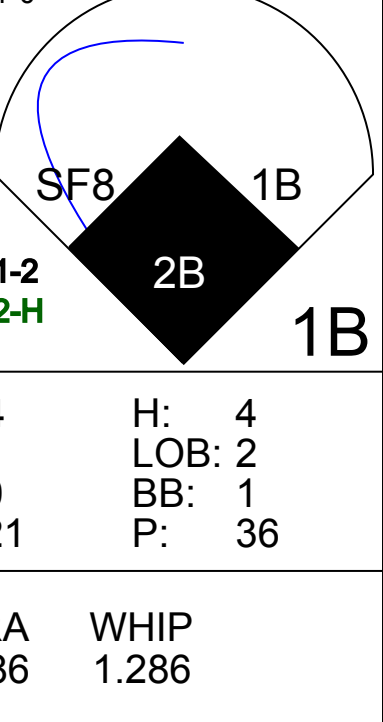
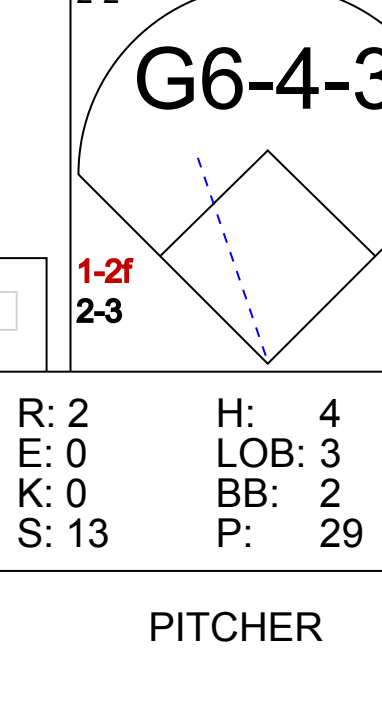
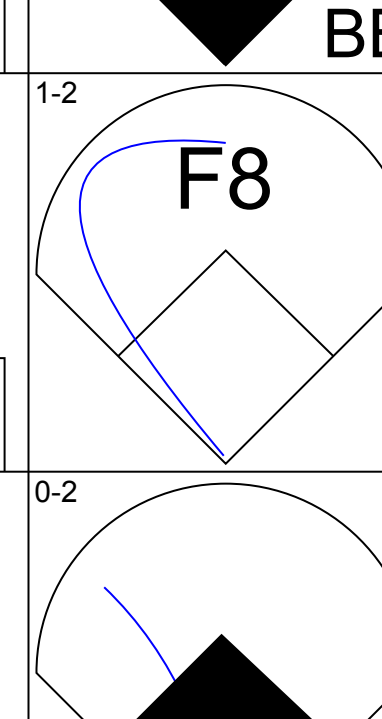

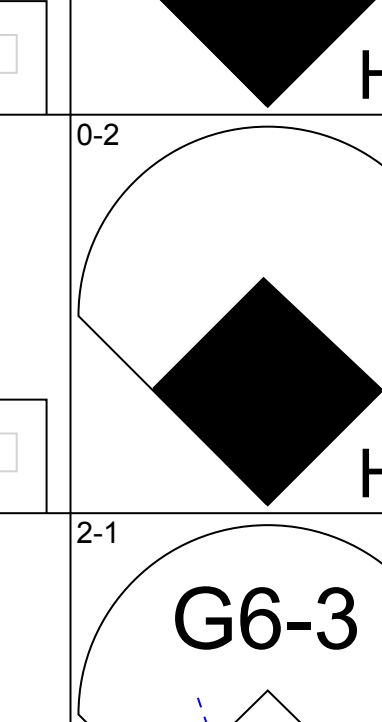
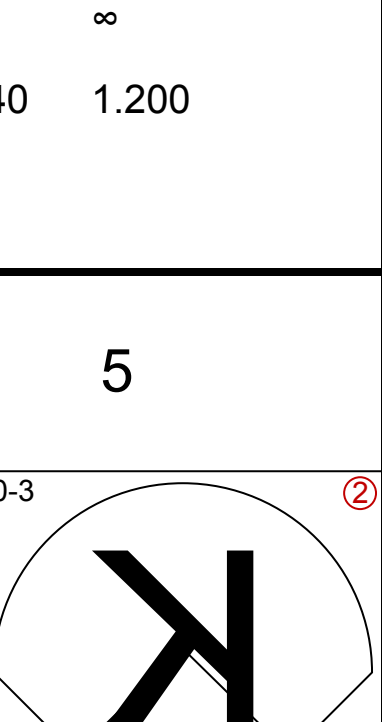
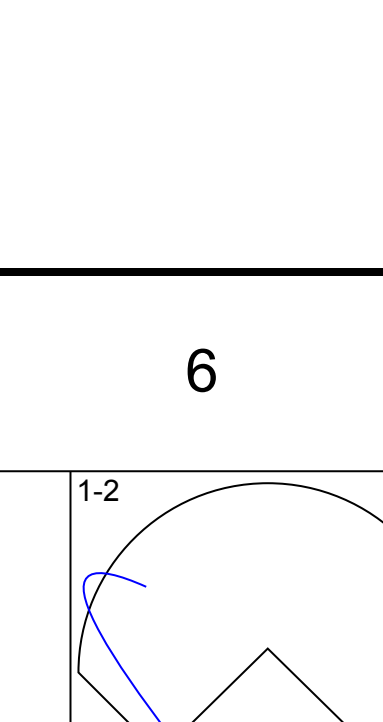
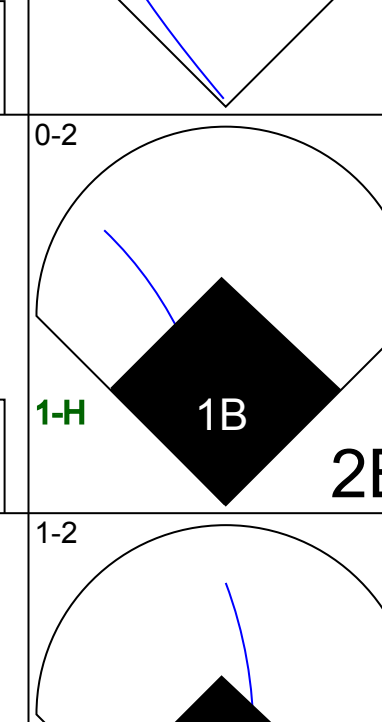

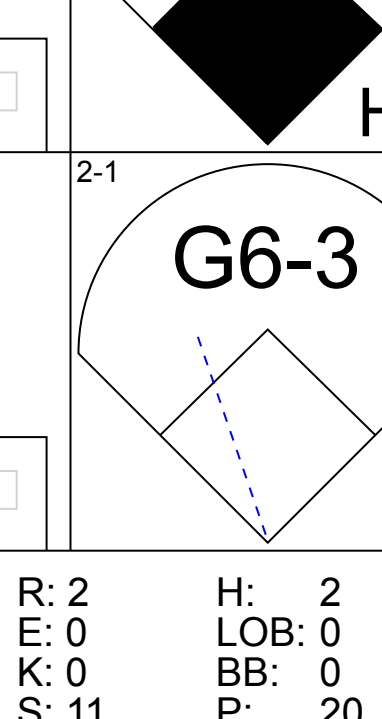
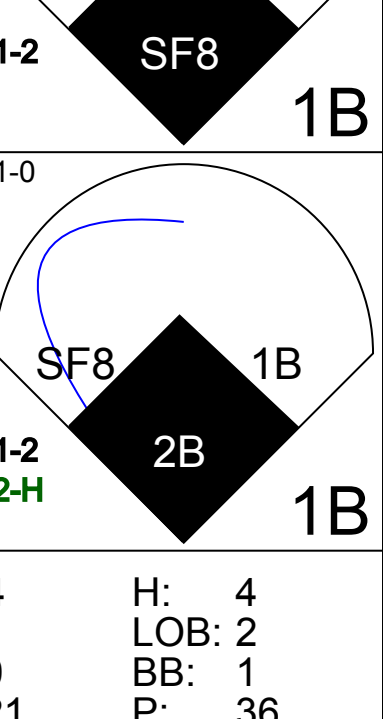
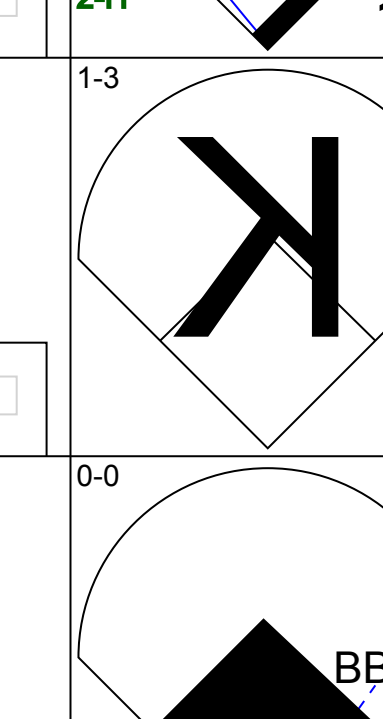
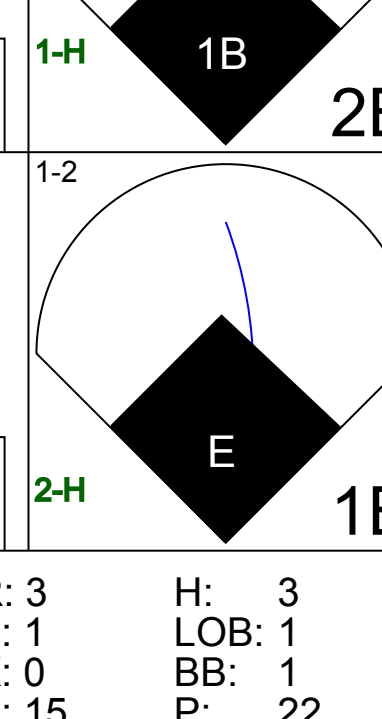

Batter	1	2	3	4	5	6	7	8	9	AB	R	H	RBI	BB	SO	LOB	BOTTOM					
<b>Randy Winn, S</b> (1, 8) OBP: 0.364, SLG: 0.399	4-1 G4-6-3 HBP BB		2-1 G6-3			2-2 G5-3		0-1 F8		3	0	0	0	1	0	2						
<b>Quinton McCracken, S</b> (1, 7) OBP: 0.325, SLG: 0.401	1-2 G4-6-3 HBP		2-2 2H 2B			0-0 F9			1-1 F9	3	0	1	1	0	0	0						
<b>Bobby Smith, R</b> (1, 5) OBP: 0.375, SLG: 0.460	2-2 G4-6-3		0-0 G3			0-1 G6-3			1-3 K	4	0	0	0	0	1	3						
<b>Fred McGriff, L</b> (1, 3) OBP: 0.356, SLG: 0.423	1-2 G4-3			2-3 K			1-0 G3		0-1 HR	4	1	1	1	0	1	1						
<b>Bubba Trammell, R</b> (1, 10) OBP: 0.346, SLG: 0.579		0-1 P6		2-1 F8			1-3 K		3-3 K	3	0	0	0	0	1	0						
<b>Wade Boggs, L</b> (9, PH) OBP: 0.354, SLG: 0.410										1	0	0	0	0	1	0						
<b>Aaron Ledesma, R</b> (1, 4) OBP: 0.354, SLG: 0.388		1-2 G6-3		0-0 G3-1			3-3 K			3	0	0	0	0	1	0						
<b>Mike Kelly, R</b> (1, 9) OBP: 0.294, SLG: 0.403		2-3 K			2-3 K			2-2 SH1-4 1B		3	0	1	0	0	2	0						
<b>John Flaherty, R</b> (1, 2) OBP: 0.257, SLG: 0.272			0-0 G1-3			2-1 F8		0-1 SH1-4		2	0	0	0	0	0	0						
<b>Kevin Stocker, S</b> (1, 6) OBP: 0.281, SLG: 0.315			1-1 WP 2B 2B			0-0 P3		2-3 K		3	1	1	0	0	1	1						
<b>Inning Stats</b>	R: 0 E: 0 K: 0 S: 9	H: 0 LOB: 1 BB: 1 P: 17	R: 0 E: 0 K: 1 S: 8	H: 0 LOB: 0 BB: 0 P: 11	R: 1 E: 0 K: 0 S: 10	H: 2 LOB: 1 BB: 0 P: 15	R: 0 E: 0 K: 1 S: 6	H: 0 LOB: 0 BB: 0 P: 10	R: 0 E: 0 K: 1 S: 7	H: 0 LOB: 0 BB: 0 P: 11	R: 0 E: 0 K: 0 S: 6	H: 0 LOB: 0 BB: 0 P: 8	R: 0 E: 0 K: 2 S: 8	H: 0 LOB: 0 BB: 0 P: 13	R: 0 E: 0 K: 1 S: 11	H: 1 LOB: 1 BB: 0 P: 15	R: 1 E: 0 K: 2 S: 10	H: 1 LOB: 0 BB: 0 P: 15	1B: 1 2B: 2 3B: 0 HR: 1	SF: 0 SAC: 1 DP: 1 HBP: 1	WP: 1 PB: 0 CS: 0	PA: 32
<b>PITCHER</b>	IP	WLS	BF	H	R	ER	SO	BB	IBB	HBP	BLK	WP	HR	S	P	ERA	WHIP					
<b>50 José Rosado, L</b> (1, 1) ERA: 3.99	8.0	W	28	3	1	1	6	1	0	1	0	0	0	65	100	1.12	0.500					
<b>Jeff Montgomery, R</b> (9, 1) ERA: 5.44	1.0	S	4	1	1	1	2	0	0	0	0	0	1	10	15	9.00	1.000					

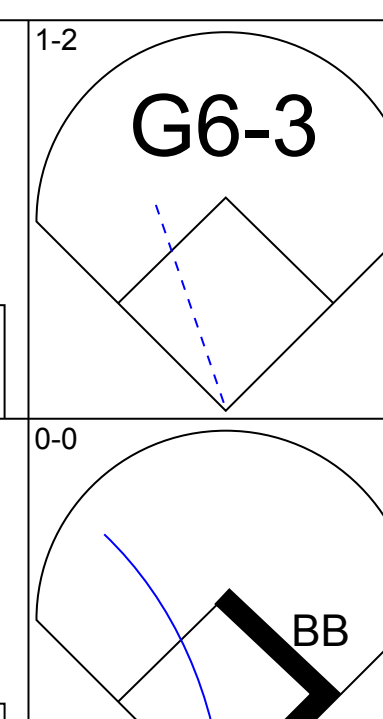
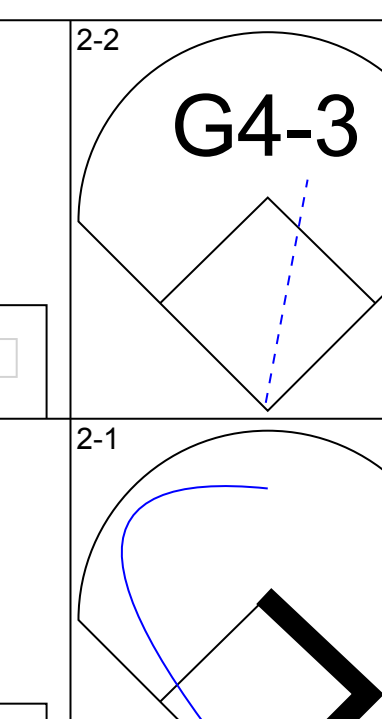
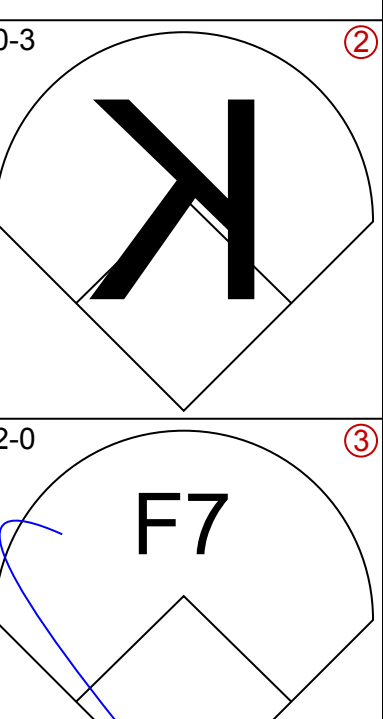
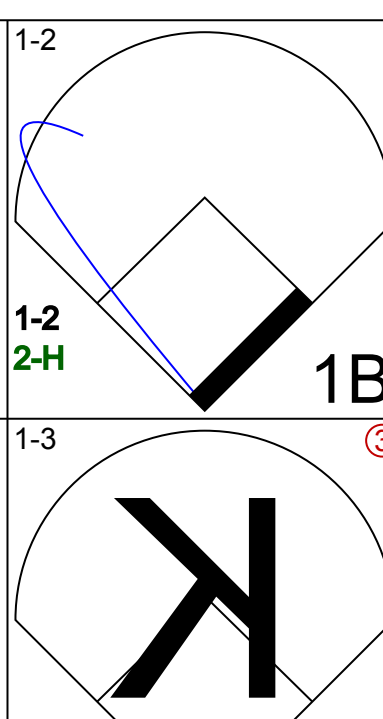
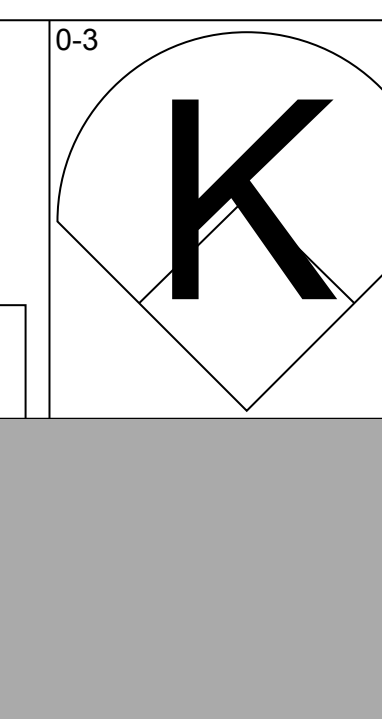
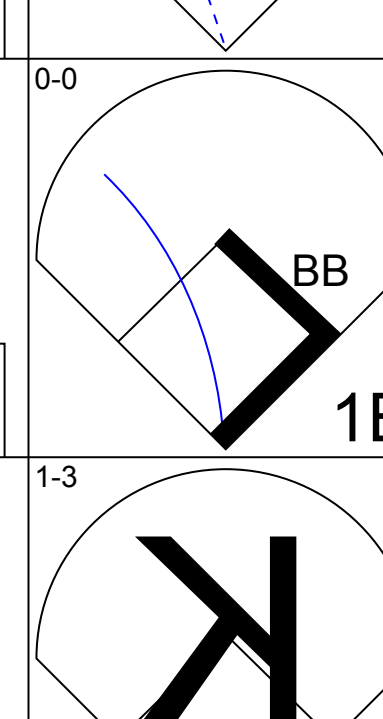
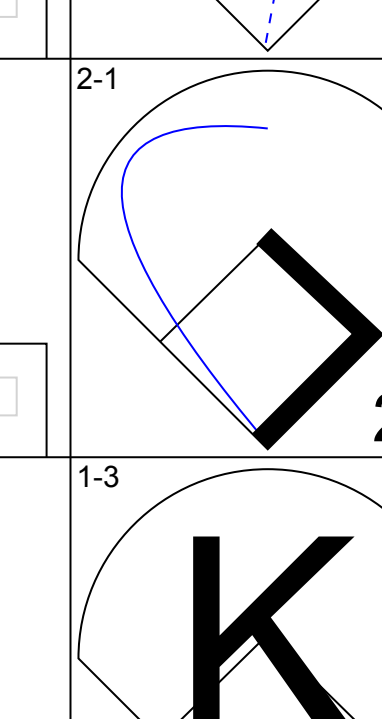
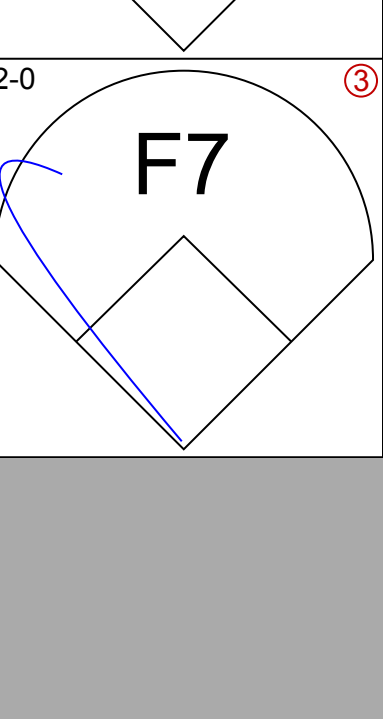
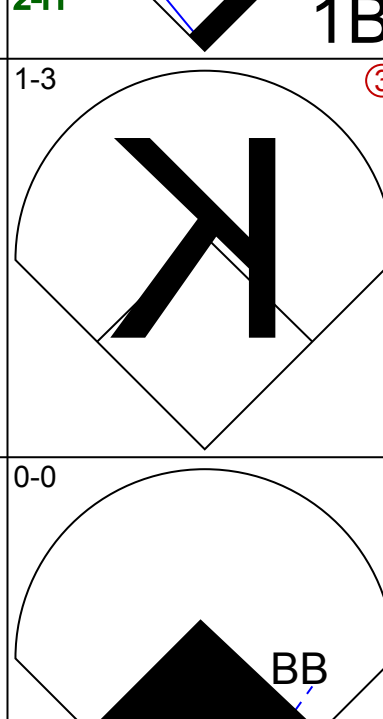

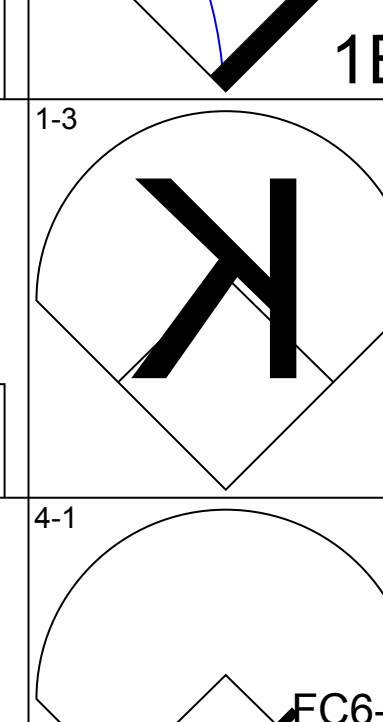
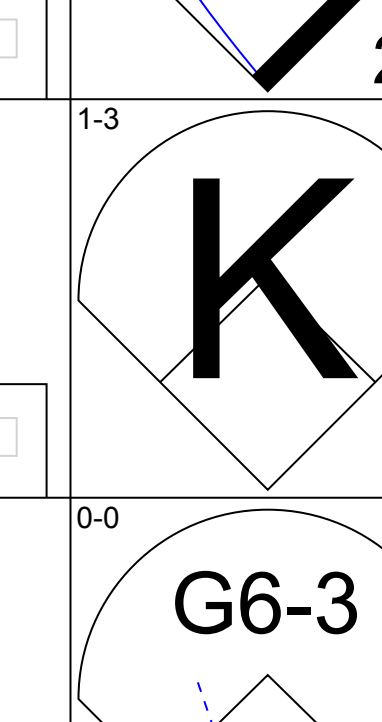

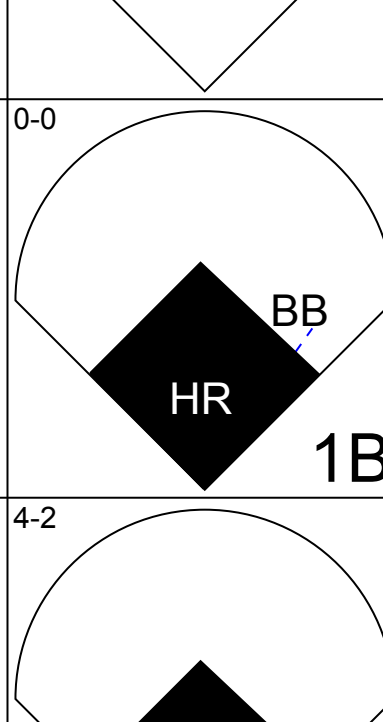

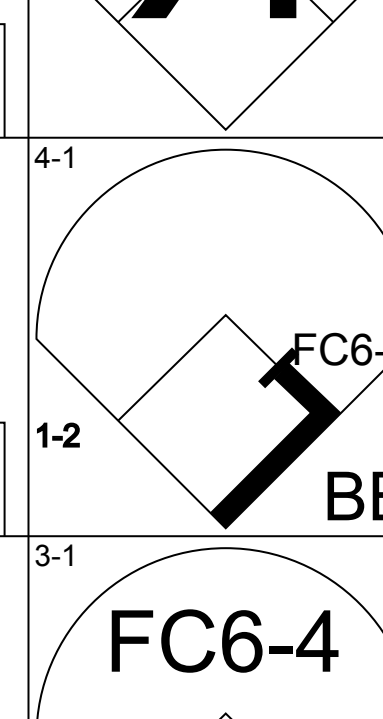
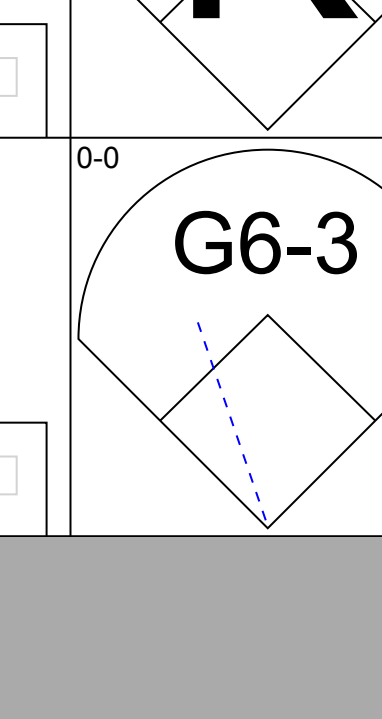

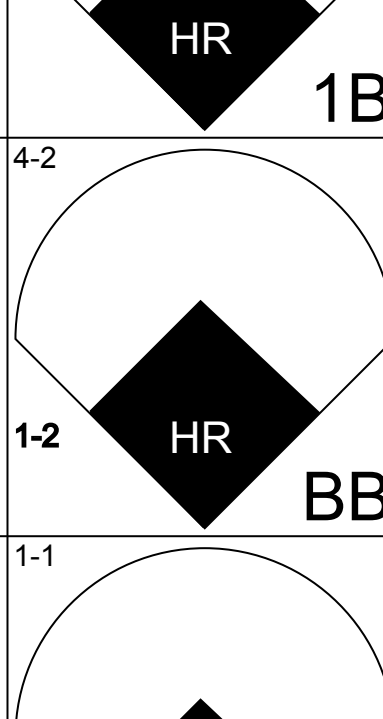

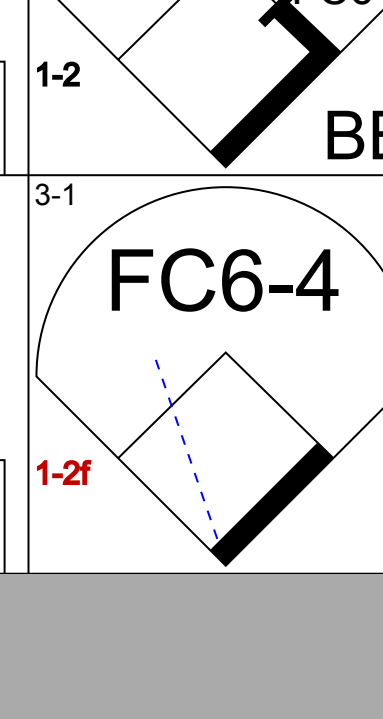
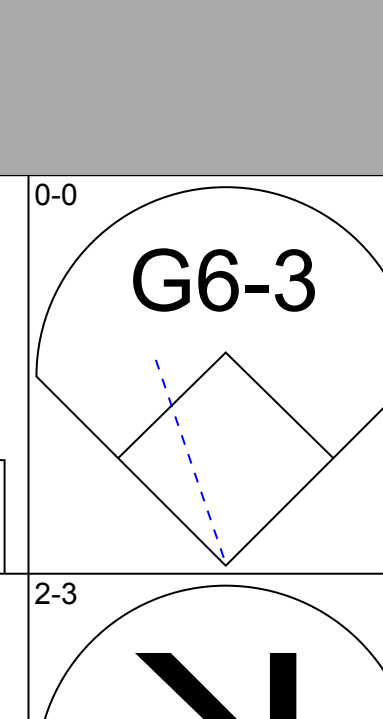

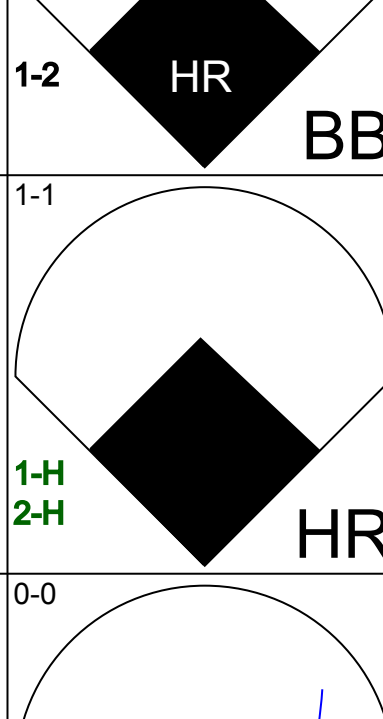

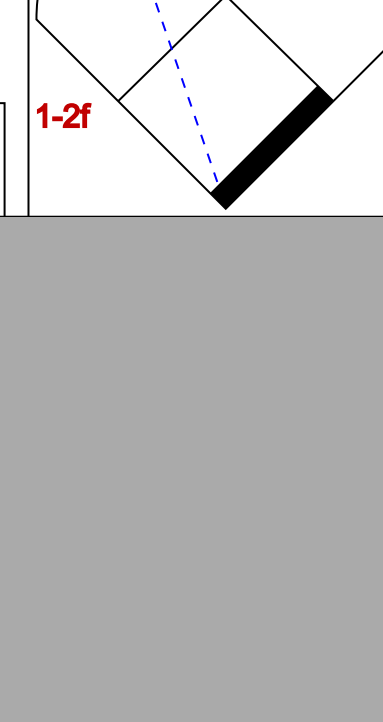


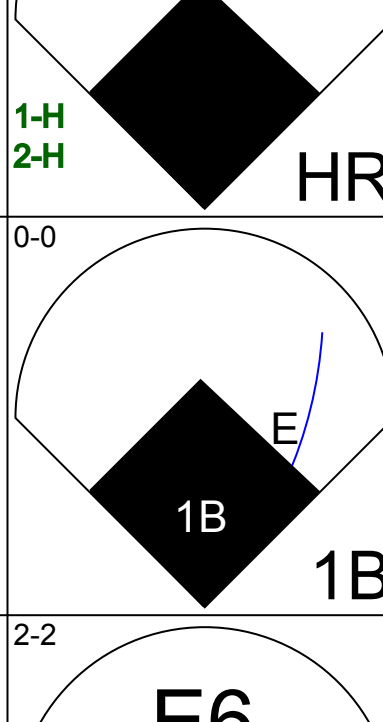
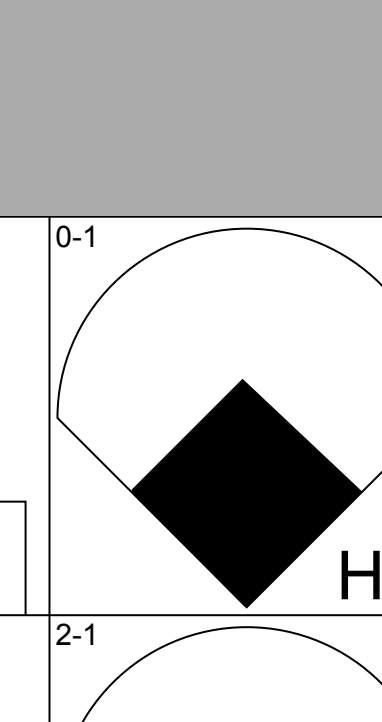



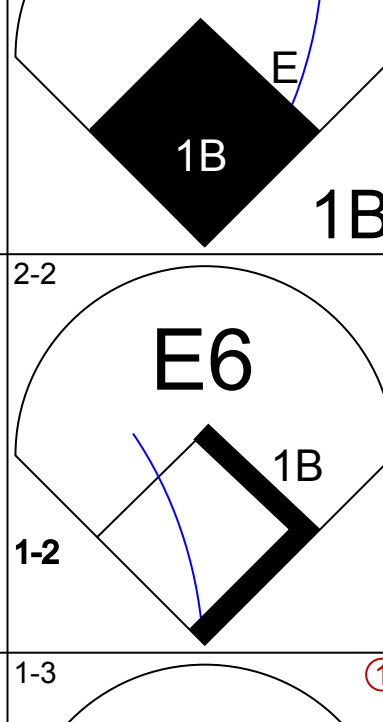
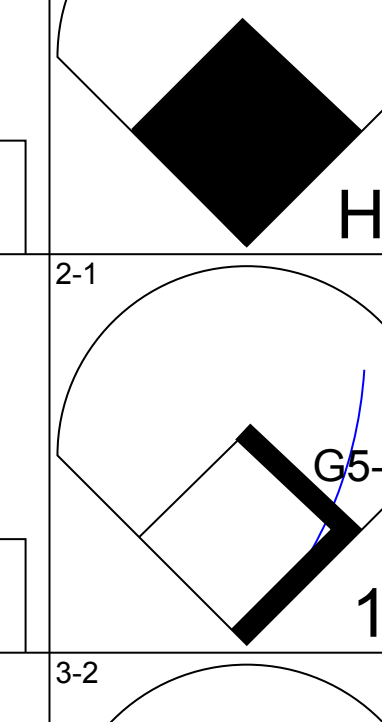



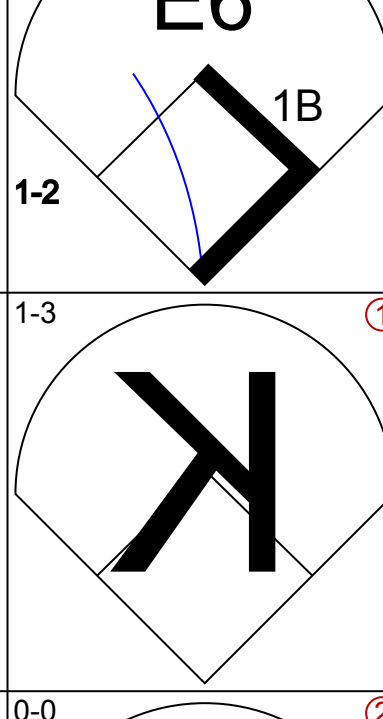
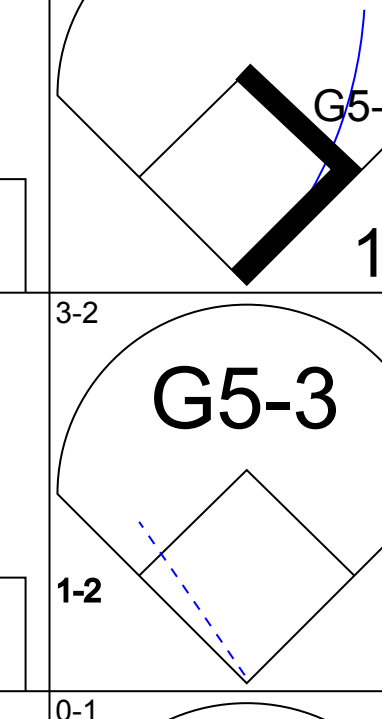


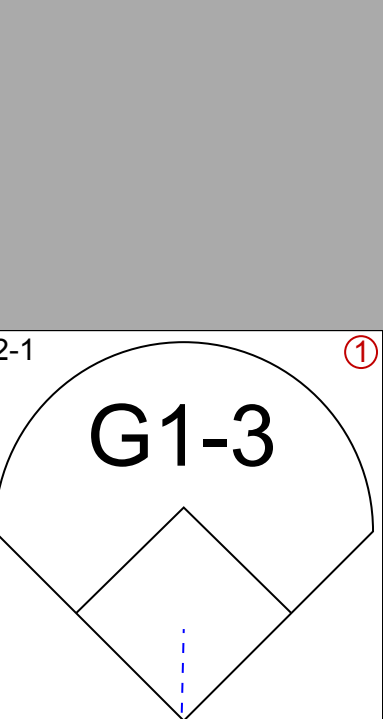
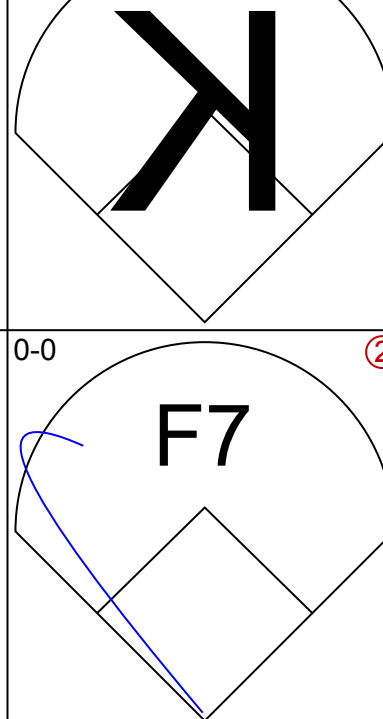
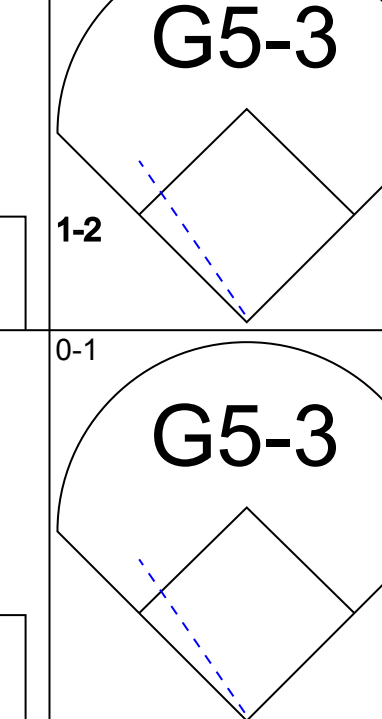
**Kansas City Royals @ Tampa Bay Devil Rays**  
Tropicana Field, St. Petersburg, FL  
Sat Aug 22 1998, 7:05 PM EDT  
Att: 27,346 - Dome - 72 F

AB 29  
R 2  
H 4  
RBI 2  
BB 1  
SO 8  
LOB 7





Batter	1	2	3	4	5	6	7	8	9	AB	R	H	RBI	BB	SO	LOB	TOP										
<b>Johnny Damon, L</b> OBP: 0.343, SLG: 0.434 (1, 8)										5	1	3	1	0	1	0	<b>Kansas City Royals @ Tampa Bay Devil Rays</b> Tropicana Field, St. Petersburg, FL Sun Aug 23 1998, 3:33 AM EDT Att: 33,123 - Dome - 72 F <a href="http://livebaseballscorecards.com">livebaseballscorecards.com</a>										
<b>Hal Morris, L</b> OBP: 0.350, SLG: 0.401 (1, 3)										3	0	0	1	1	0	1											
<b>Jose Offerman, S</b> OBP: 0.408, SLG: 0.440 <b>Shane Halter, R</b> OBP: 0.271, SLG: 0.323 (9, 4)										3	0	0	0	2	0	0											
<b>Dean Palmer, R</b> OBP: 0.332, SLG: 0.525 (1, 5)										5	0	1	2	0	0	3											
<b>Jeff Conine, R</b> OBP: 0.318, SLG: 0.439 (1, 10)										5	0	0	0	0	2	2											
<b>Larry Sutton, L</b> OBP: 0.302, SLG: 0.328 (1, 7)										4	3	1	0	1	1	0											
<b>Jermaine Dye, R</b> OBP: 0.271, SLG: 0.348 (1, 9)										5	2	2	1	0	0	2											
<b>Sal Fasano, R</b> OBP: 0.307, SLG: 0.369 (1, 2)										4	3	4	3	0	0	0											
<b>Luis Rivera, R</b> OBP: 0.303, SLG: 0.289 (1, 6)										5	2	2	2	0	0	3											
<b>Inning Stats</b>	R: 0 E: 0 K: 1 S: 10	H: 0 LOB: 0 BB: 0 P: 14	R: 0 E: 0 K: 2 S: 12	H: 0 LOB: 0 BB: 0 P: 18	R: 2 E: 0 K: 0 S: 11	H: 2 LOB: 0 BB: 0 P: 20	R: 0 E: 0 K: 1 S: 10	H: 0 LOB: 0 BB: 0 P: 13	R: 4 E: 1 K: 0 S: 21	H: 4 LOB: 2 BB: 1 P: 36	R: 2 E: 0 K: 0 S: 13	H: 4 LOB: 3 BB: 2 P: 29	R: 3 E: 1 K: 0 S: 15	H: 3 LOB: 1 BB: 1 P: 22	R: 0 E: 0 K: 0 S: 5	H: 0 LOB: 0 BB: 0 P: 8		R: 0 E: 0 K: 0 S: 8	H: 0 LOB: 0 BB: 0 P: 14	1B: 9 2B: 2 3B: 0 HR: 2	SF: 1 SAC: 0 DP: 1 HBP: 1	WP: 1 PB: 0 SB: 0 CS: 0	PA: 45				
<b>PITCHER</b>	IP	WLS	BF	H	R	ER	SO	BB	IBB	HBP	BLK	WP	HR	S	P	ERA	WHIP										
<b>Bryan Rekar, R</b> ERA: 4.73 (1, 1)	4.2	L	21	5	6	2	4	1	0	0	0	0	2	58	93	3.86	1.286										
<b>Rick White, R</b> ERA: 4.39 (5, 1)	1.0		6	4	2	2	0	0	0	0	0	1	0	15	23	18.00	4.000										
<b>52 Ramon Tatis, L</b> ERA: 16.76 (6, 1)	0.0		3	1	0	0	0	2	0	0	0	0	0	3	13	∞	∞										
<b>Dennis Springer, R</b> ERA: 5.69 (6, 1)	3.1		15	3	3	2	0	1	0	1	0	0	0	29	45	5.40	1.200										


Batter	1	2	3	4	5	6	7	8	9	AB	R	H	RBI	BB	SO	LOB	BOTTOM										
<b>Quinton McCracken, S</b> OBP: 0.324, SLG: 0.399 (1, 8)										5	0	1	1	0	2	1	<b>Kansas City Royals @ Tampa Bay Devil Rays</b> Tropicana Field, St. Petersburg, FL Sun Aug 23 1998, 3:33 AM EDT Att: 33,123 - Dome - 72 F <a href="http://livebaseballscorecards.com">livebaseballscorecards.com</a>										
<b>Wade Boggs, L</b> OBP: 0.355, SLG: 0.413 (1, 10)										5	0	2	0	0	1	2											
<b>Bobby Smith, R</b> OBP: 0.376, SLG: 0.459 (1, 5)										5	1	2	0	0	3	2											
<b>Fred McGriff, L</b> OBP: 0.356, SLG: 0.420 (1, 3)										3	1	0	0	2	1	2											
<b>Bubba Trammell, R</b> OBP: 0.340, SLG: 0.588 (1, 7)										5	1	1	3	0	2	3											
<b>Paul Sorrento, L</b> OBP: 0.306, SLG: 0.412 (1, 9)										4	2	2	1	0	2	0											
<b>Aaron Ledesma, R</b> OBP: 0.357, SLG: 0.390 (1, 6)										4	0	2	0	0	0	1											
<b>Mike DiFelice, R</b> OBP: 0.276, SLG: 0.340 (1, 2)										4	0	1	0	0	1	4											
<b>Miguel Cairo, R</b> OBP: 0.306, SLG: 0.371 (1, 4)										4	0	0	0	0	0	4											
<b>Inning Stats</b>	R: 0 E: 0 K: 1 S: 12	H: 1 LOB: 1 BB: 1 P: 21	R: 0 E: 0 K: 1 S: 10	H: 1 LOB: 0 BB: 0 P: 16	R: 0 E: 0 K: 1 S: 10	H: 1 LOB: 1 BB: 0 P: 15	R: 0 E: 0 K: 1 S: 11	H: 1 LOB: 0 BB: 0 P: 15	R: 0 E: 0 K: 2 S: 7	H: 0 LOB: 0 BB: 0 P: 9	R: 1 E: 0 K: 1 S: 12	H: 2 LOB: 1 BB: 0 P: 17	R: 0 E: 0 K: 2 S: 13	H: 1 LOB: 1 BB: 0 P: 17	1B: 7 2B: 2 3B: 0 HR: 2	SF: 0 SAC: 0 DP: 0 HBP: 0		WP: 0 PB: 0 SB: 0 CS: 0	PA: 41								
<b>PITCHER</b>	IP	WLS	BF	H	R	ER	SO	BB	IBB	HBP	BLK	WP	HR	S	P	ERA	WHIP										
<b>Pat Rapp, R</b> ERA: 5.2 (1, 1)	6.0	W	29	8	4	3	7	2	0	0	0	0	1	70	108	4.50	1.667										
<b>33 Bart Evans, R</b> ERA: 1.17 (7, 1)	2.0		8	2	1	1	3	0	0	0	0	0	1	19	26	4.50	1.000										
<b>Jose Santiago, R</b> ERA: (9, 1)	1.0		4	1	0	0	2	0	0	0	0	0	0	13	17	0.00	1.000										




Batter	1	2	3	4	5	6	7	8	9	AB	R	H	RBI	BB	SO	LOB	TOP								
<b>Johnny Damon, L</b> OBP: 0.344, SLG: 0.434 (1, 8)	F8		F8		FC6 2B		G4-3 1B	G6-3		5	2	2	0	0	0	2	<b>Kansas City Royals @ Toronto Blue Jays</b> SkyDome, Toronto, ON Mon Aug 24 1998, 7:05 PM EDT Att: 26,306 - Unknown - 77 F <a href="http://livebaseballscorecards.com">livebaseballscorecards.com</a>								
<b>Hal Morris, L</b> OBP: 0.348, SLG: 0.398 (1, 3)	G3		G1-3		FC6 2B		G4-3		1B	5	2	1	0	0	0	3									
<b>Jose Offerman, S</b> OBP: 0.411, SLG: 0.442 (1, 4)	E S BB		2B		K		FC4-6 1B		2B	4	1	3	2	1	1	2									
<b>Dean Palmer, R</b> OBP: 0.335, SLG: 0.529 (1, 5)	K		3-H 1B		1-H 2-H 2B		FC4-6 BB		F9	4	0	2	2	1	1	3									
<b>Larry Sutton, L</b> OBP: 0.333, SLG: 0.333 (1, 7)		FC4-6 1B	G4-3		L9		FC4-6		1-H 2-H 2B	5	0	2	2	0	0	5									
<b>Terry Pendleton, S</b> OBP: 0.290, SLG: 0.316 (1, 10)	FC4-6 1-2f FC5-4			G3-1	K		P2		P4	5	0	0	0	0	1	5									
<b>Jermaine Dye, R</b> OBP: 0.269, SLG: 0.344 (1, 9)	P5			G6-3		L4		S 1B	G5-3	5	0	1	0	0	0	2									
<b>Sal Fasano, R</b> OBP: 0.306, SLG: 0.382 (1, 2)	FC5-4 1-2f			HR		K		K		4	1	1	1	0	2	2									
<b>Luis Rivera, R</b> OBP: 0.301, SLG: 0.299 (1, 6)			F8 1B	P3		G6-3		K		4	1	1	0	0	1	1									
<b>Inning Stats</b>	R: 0 E: 0 K: 1 S: 11	H: 0 LOB: 1 BB: 1 P: 22	R: 0 E: 0 K: 0 S: 7	H: 1 LOB: 1 BB: 0 P: 10	R: 1 E: 0 K: 0 S: 13	H: 3 LOB: 2 BB: 0 P: 18	R: 1 E: 0 K: 0 S: 14	H: 1 LOB: 0 BB: 0 P: 17	R: 2 E: 0 K: 2 S: 12	H: 2 LOB: 1 BB: 0 P: 18	R: 0 E: 0 K: 1 S: 9	H: 0 LOB: 1 BB: 0 P: 15	R: 1 E: 0 K: 0 S: 15	H: 2 LOB: 2 BB: 1 P: 21	R: 0 E: 0 K: 2 S: 9	H: 1 LOB: 1 BB: 0 P: 12	R: 2 E: 0 K: 0 S: 9	H: 3 LOB: 1 BB: 0 P: 14	1B: 8 2B: 4 3B: 0 HR: 1	SF: 0 SAC: 0 DP: 0 HBP: 0	WP: 0 PB: 0 SB: 4 CS: 0	PA: 43			
<b>PITCHER</b>	IP	WLS	BF	H	R	ER	SO	BB	IBB	HBP	BLK	WP	HR	S	P	ERA	WHIP								
<b>Pat Hentgen, R</b> ERA: 5.03 (1, 1)	6.0	L	27	7	4	4	4	1	0	0	0	0	1	66	100	6.00	1.333								
<b>Dave Stieb, R</b> ERA: 4.32 (7, 1)	1.2		9	3	1	1	2	1	0	0	0	0	0	22	30	5.40	2.400								
<b>Steve Sinclair, L</b> ERA: 2.89 (8, 1)	0.1		2	1	1	1	0	0	0	0	0	0	0	4	6	27.00	3.000								
<b>Paul Quantrill, R</b> ERA: 2.44 (9, 1)	1.0		5	2	1	1	0	0	0	0	0	0	0	7	11	9.00	2.000								

Batter	1	2	3	4	5	6	7	8	9	AB	R	H	RBI	BB	SO	LOB	BOTTOM								
<b>Shannon Stewart, R</b> OBP: 0.373, SLG: 0.377 (1, 7)	G5-3		L6-3 1-2			L8		FC3-6 1B		4	0	1	0	0	0	1	<b>Kansas City Royals @ Toronto Blue Jays</b> SkyDome, Toronto, ON Mon Aug 24 1998, 7:05 PM EDT Att: 26,306 - Unknown - 77 F <a href="http://livebaseballscorecards.com">livebaseballscorecards.com</a>								
<b>Shawn Green, L</b> OBP: 0.332, SLG: 0.484 (1, 9)	HR		2B			P2		FC3-6 1B		4	2	2	1	0	0	1									
<b>Jose Canseco, R</b> OBP: 0.326, SLG: 0.517 (1, 10)	K		K			K		1B		4	0	1	1	0	3	1									
<b>Carlos Delgado, L</b> OBP: 0.387, SLG: 0.589 (1, 3)	BB			K		L9		L6		3	0	0	0	1	1	1									
<b>José Cruz Jr., S</b> OBP: 0.343, SLG: 0.402 (1, 8)	K		G4-3			G4-3		BB		3	0	1	0	1	1	1									
<b>Darin Fletcher, L</b> OBP: 0.330, SLG: 0.412 (1, 2)		P6		F7			F8		G3-6 1B	3	0	0	0	0	0	1									
<b>Mark Dalesandro, R</b> OBP: 0.299, SLG: 0.446 (8, FH)									G3-6 1-2f	1	0	0	0	0	0	1									
<b>Felipe Crespo, S</b> OBP: 0.329, SLG: 0.357 (1, 5)	K				P2		K		BB	3	0	0	0	1	2	1									
<b>Craig Grebeck, R</b> OBP: 0.343, SLG: 0.375 (1, 4)	K				F7			K		4	0	0	0	0	2	1									
<b>Alex Gonzalez, R</b> OBP: 0.292, SLG: 0.370 (1, 6)			L6-3 1B		K			1B		3	1	2	0	0	1	0									
<b>Inning Stats</b>	R: 1 E: 0 K: 2 S: 8	H: 1 LOB: 1 BB: 1 P: 18	R: 0 E: 0 K: 2 S: 10	H: 0 LOB: 0 BB: 0 P: 14	R: 0 E: 0 K: 1 S: 10	H: 2 LOB: 1 BB: 0 P: 18	R: 0 E: 0 K: 1 S: 7	H: 0 LOB: 0 BB: 0 P: 11	R: 0 E: 0 K: 1 S: 9	H: 0 LOB: 0 BB: 0 P: 16	R: 0 E: 0 K: 1 S: 11	H: 0 LOB: 1 BB: 1 P: 20	R: 2 E: 1 K: 1 S: 21	H: 3 LOB: 1 BB: 0 P: 31	R: 0 E: 0 K: 0 S: 6	H: 1 LOB: 1 BB: 1 P: 13	1B: 5 2B: 2 3B: 0 HR: 1	SF: 0 SAC: 0 DP: 2 HBP: 0	WP: 0 PB: 0 SB: 1 CS: 0	PA: 35					
<b>PITCHER</b>	IP	WLS	BF	H	R	ER	SO	BB	IBB	HBP	BLK	WP	HR	S	P	ERA	WHIP								
<b>Brian Barber, R</b> ERA: 10.13 (1, 1)	6.1	W	23	3	1	1	8	2	0	0	0	0	0	57	101	1.42	0.789								
<b>Scott Service, R</b> ERA: 3.27 (7, 1)	1.1		7	3	2	1	2	0	0	0	0	0	0	23	34	6.75	2.250								
<b>Matt Whisenant, L</b> ERA: 5.0 (8, 1)	1.1	S	5	1	0	0	0	1	0	0	0	0	0	9	17	0.00	1.500								

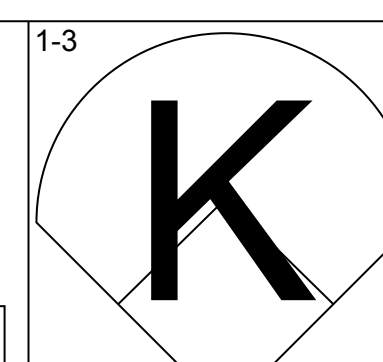
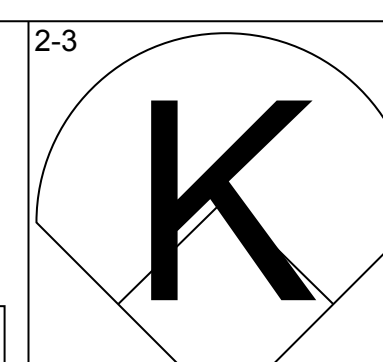
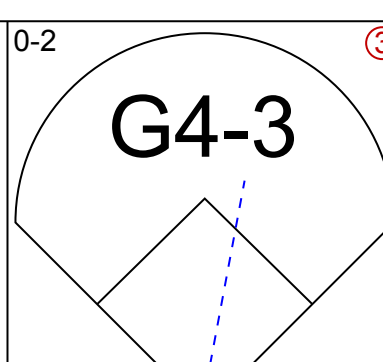
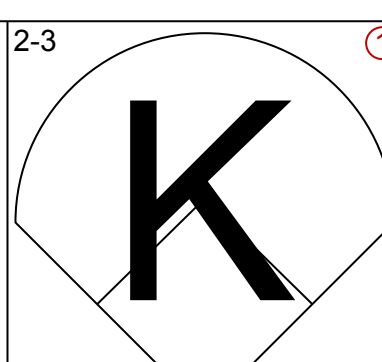
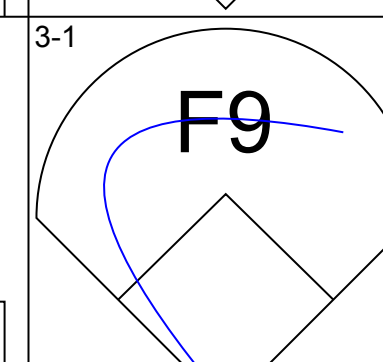
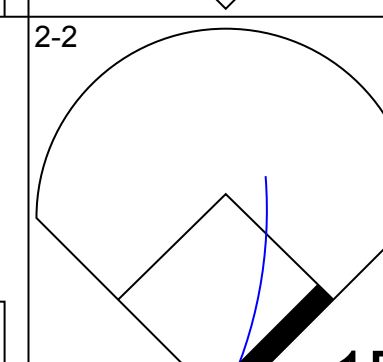
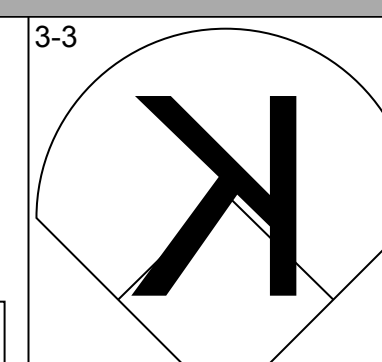
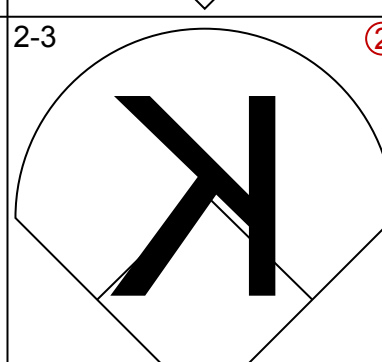
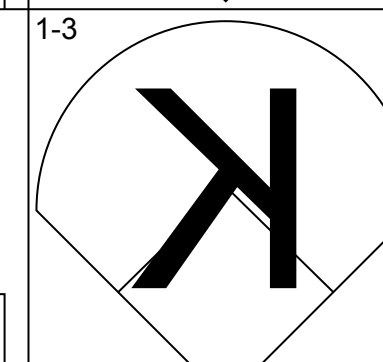
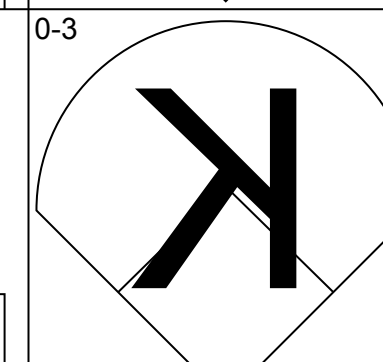
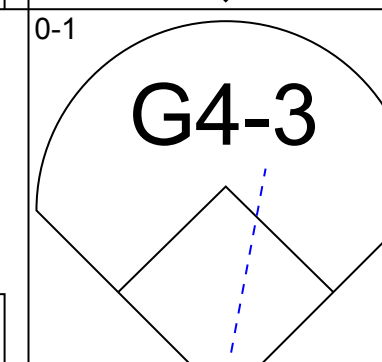
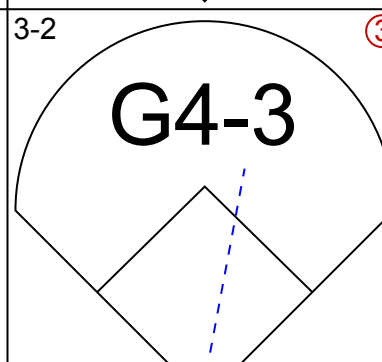
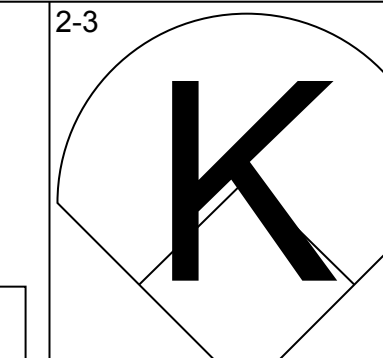
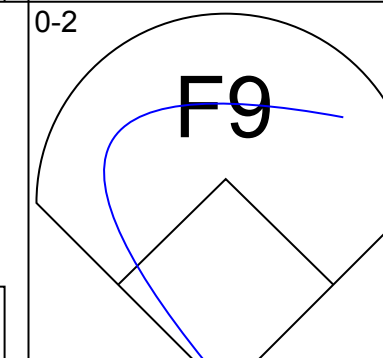
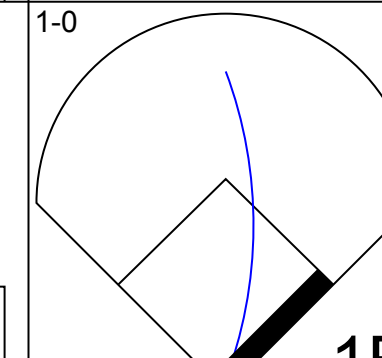
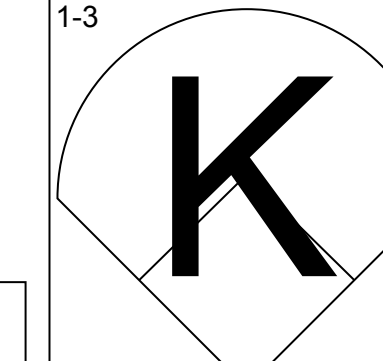
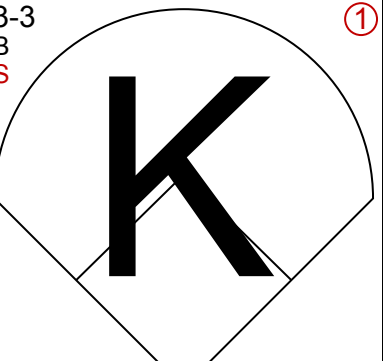
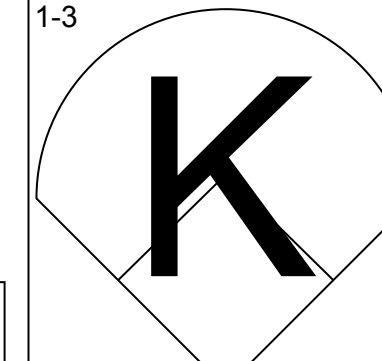
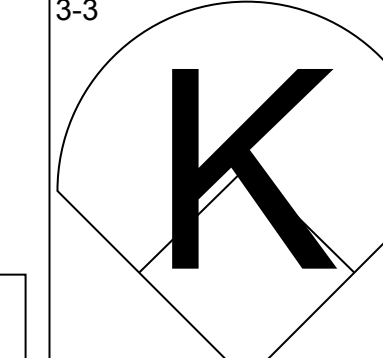
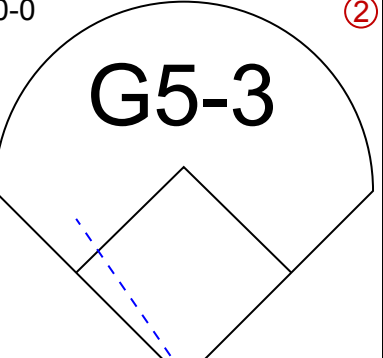
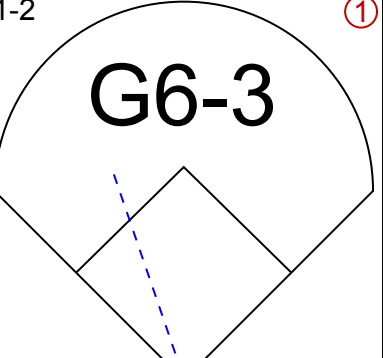
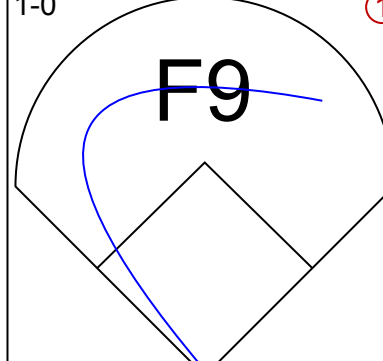
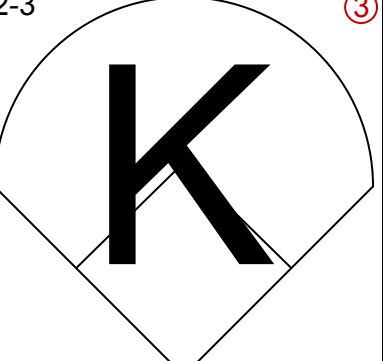
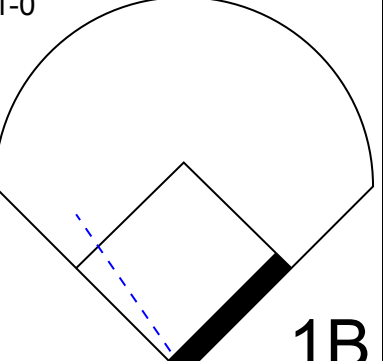
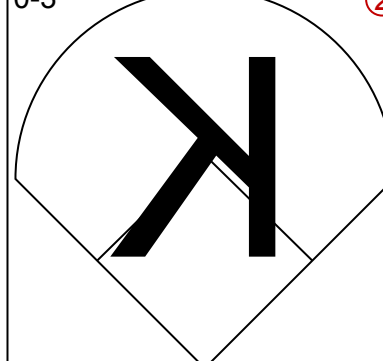
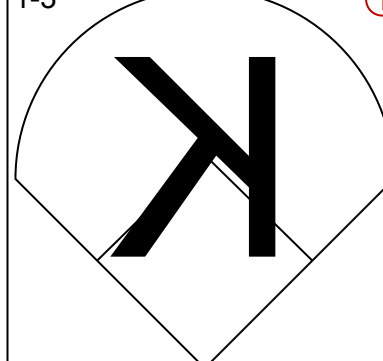
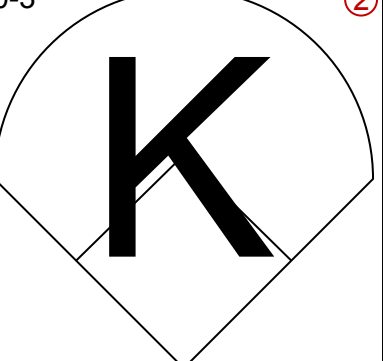
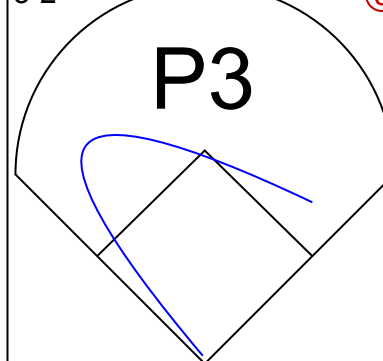
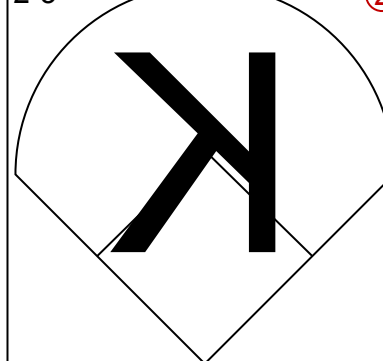
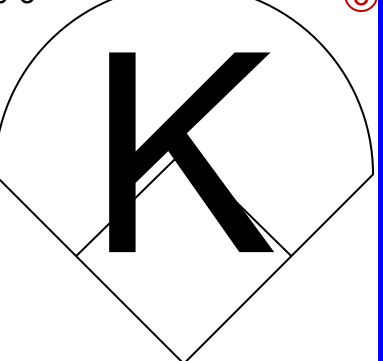
**AB** 41  
**R** 7  
**H** 13  
**RBI** 7  
**BB** 2  
**SO** 6  
**LOB** 25



**AB** 32  
**R** 3  
**H** 7  
**RBI** 2  
**BB** 3  
**SO** 10  
**LOB** 9



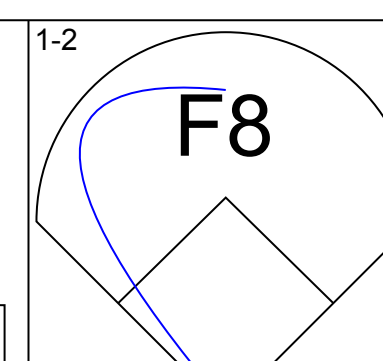
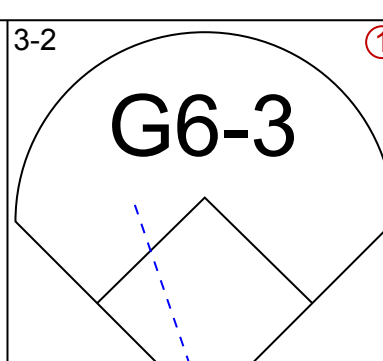
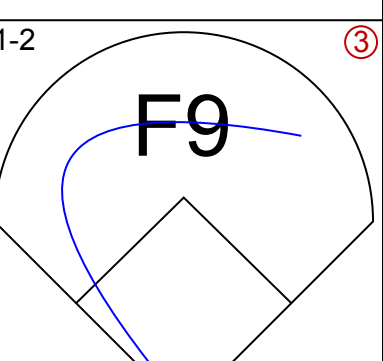
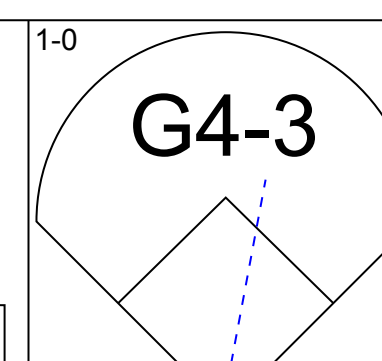
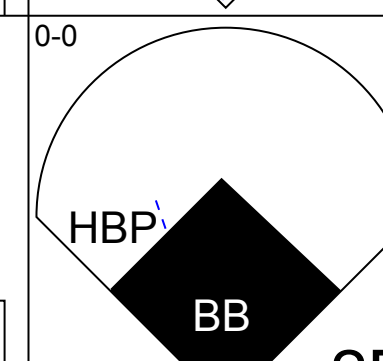
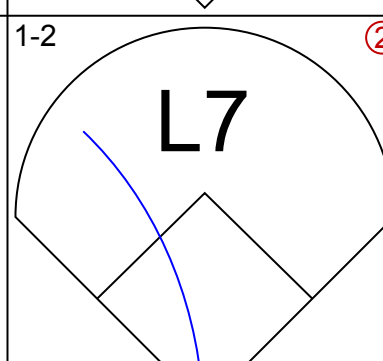
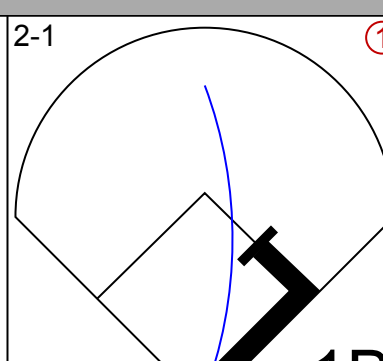
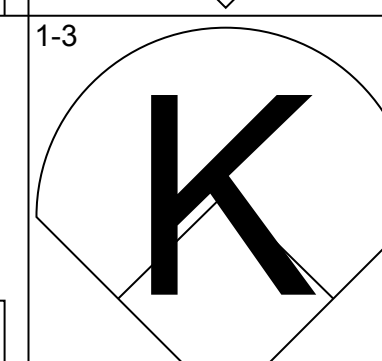
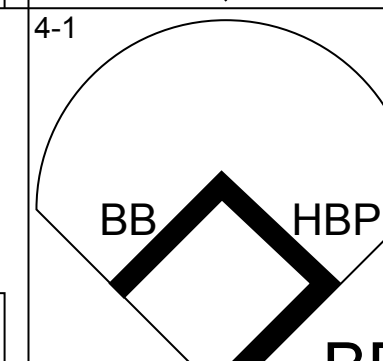
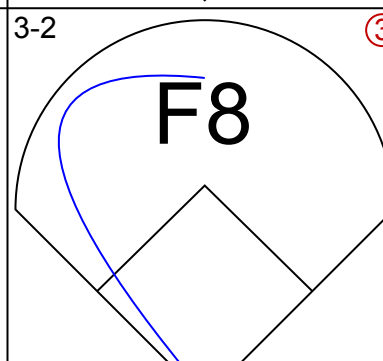
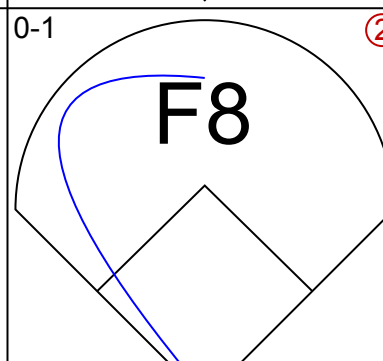
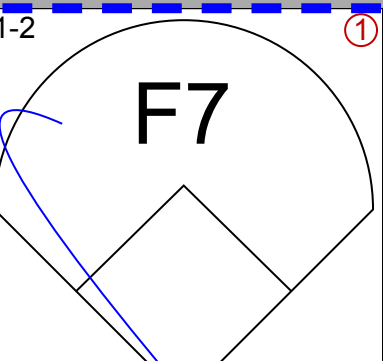
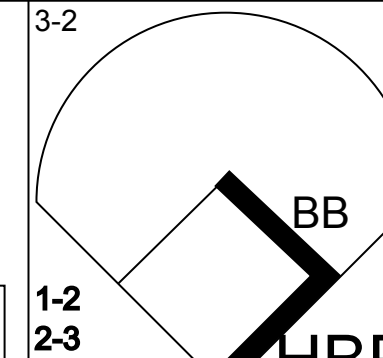
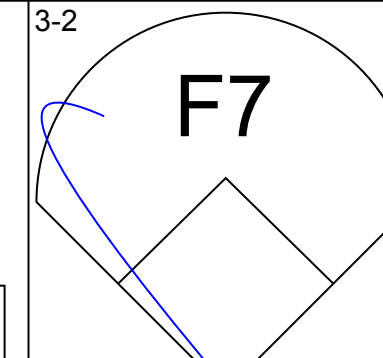
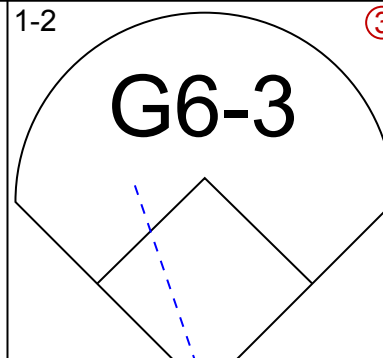
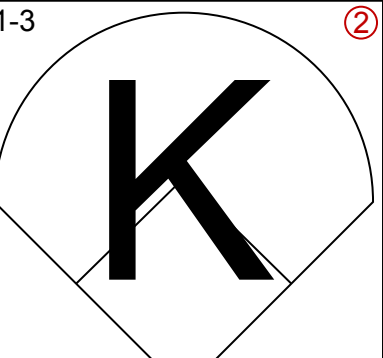
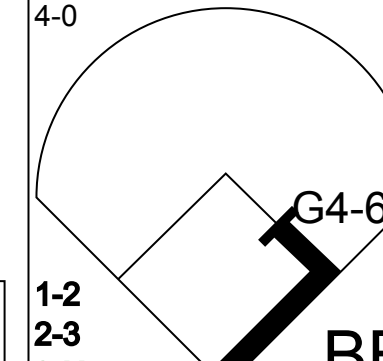
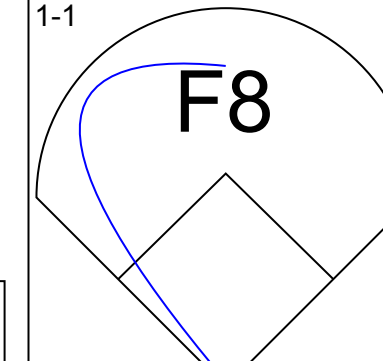
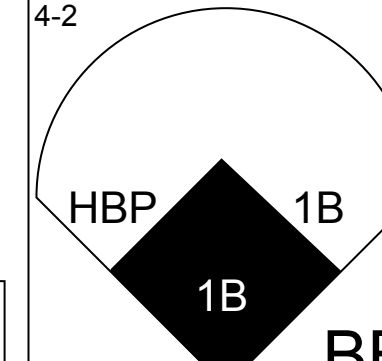
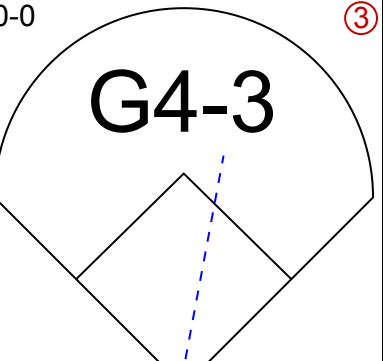
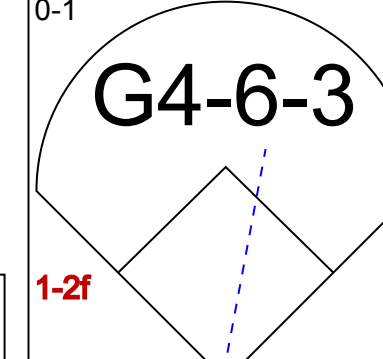
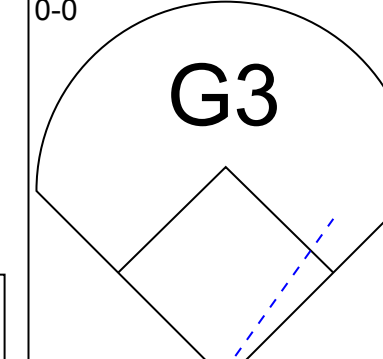
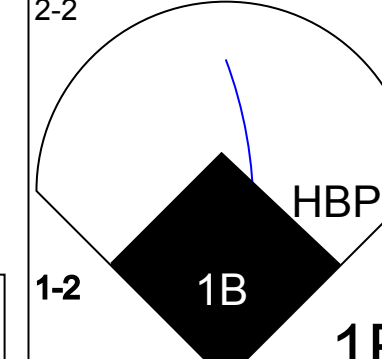

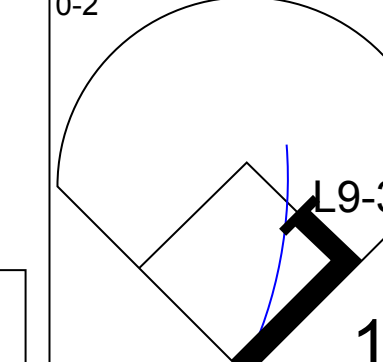
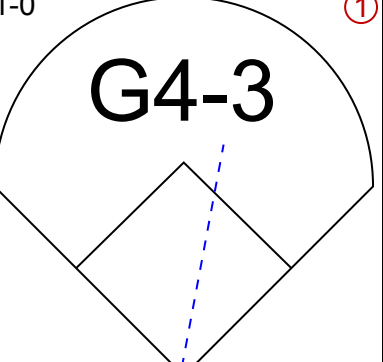
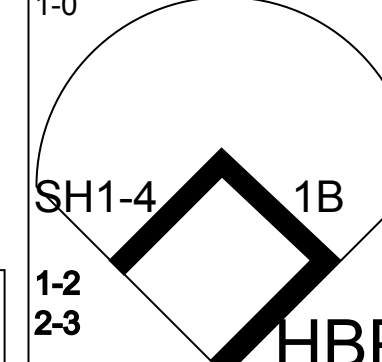
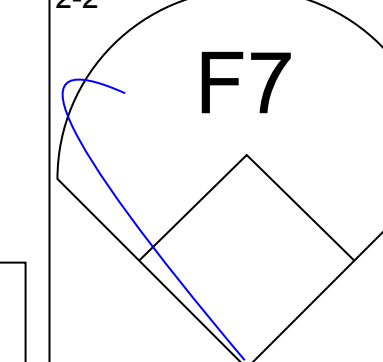
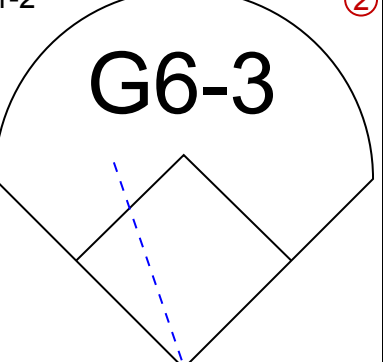
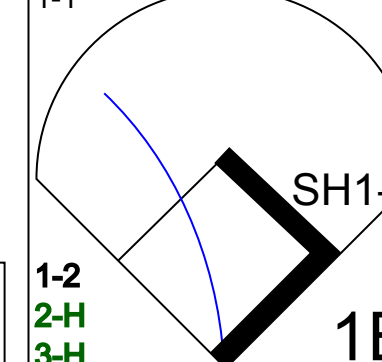
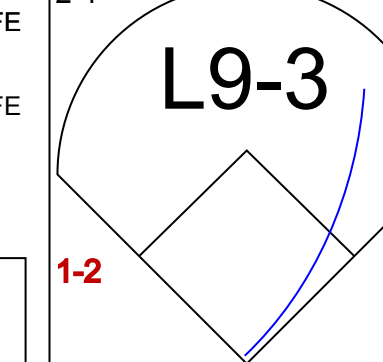
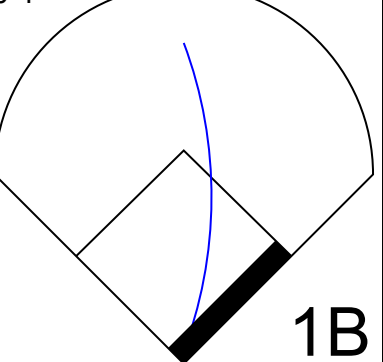
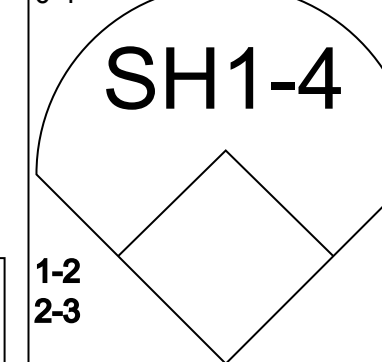


Batter	1	2	3	4	5	6	7	8	9	AB	R	H	RBI	BB	SO	LOB	TOP		
<b>Johnny Damon, L</b> (1, 8) OBP: 0.341, SLG: 0.431										4	0	0	0	0	3	0			
<b>Larry Sutton, L</b> (1, 7) OBP: 0.303, SLG: 0.332										4	0	1	0	0	2	0			
<b>Jose Offerman, S</b> (1, 4) OBP: 0.408, SLG: 0.439										4	0	0	0	0	2	1			
<b>Dean Palmer, R</b> (1, 5) OBP: 0.335, SLG: 0.528										3	0	1	0	0	1	1			
<b>Terry Pendleton, S</b> (1, 10) OBP: 0.286, SLG: 0.312										3	0	0	0	0	3	1			
<b>Jeff Conine, R</b> (1, 3) OBP: 0.315, SLG: 0.434										3	0	0	0	0	1	0			
<b>Jermaine Dye, R</b> (1, 9) OBP: 0.270, SLG: 0.344										3	0	1	0	0	1	0			
<b>Sal Fasano, R</b> (1, 2) OBP: 0.303, SLG: 0.376										3	0	0	0	0	3	1			
<b>Luis Rivera, R</b> (1, 6) OBP: 0.295, SLG: 0.292										2	0	0	0	0	1	0			
<b>Hal Morris, L</b> (8, PH) OBP: 0.347, SLG: 0.397										1	0	0	0	0	1	1			
<b>Shane Halter, R</b> (8, 6) OBP: 0.271, SLG: 0.323										0	0	0	0	0	0	0			
<b>Inning Stats</b>	R: 0 H: 0 E: 0 K: 2 S: 8	H: 0 LOB: 0 BB: 0 P: 13	R: 0 H: 0 E: 0 K: 3 S: 10	H: 0 LOB: 0 BB: 0 P: 16	R: 0 H: 0 E: 0 K: 1 S: 7	H: 0 LOB: 1 BB: 0 P: 11	R: 0 H: 1 E: 0 K: 2 S: 12	H: 0 LOB: 0 BB: 0 P: 17	R: 0 H: 0 E: 0 K: 2 S: 10	H: 0 LOB: 0 BB: 0 P: 13	R: 0 H: 1 E: 0 K: 2 S: 9	H: 1 LOB: 1 BB: 0 P: 14	R: 0 H: 1 E: 0 K: 2 S: 11	H: 1 LOB: 1 BB: 0 P: 13	R: 0 H: 0 E: 0 K: 2 S: 10	H: 0 LOB: 0 BB: 0 P: 17	1B: 3 2B: 0 3B: 0 HR: 0	SF: 0 SAC: 0 DP: 0 HBP: 0	WP: 0 PA: 30 PB: 0 SB: 0 CS: 0
<b>PITCHER</b> <b>Roger Clemens, R</b> (1, 1) ERA: 2.76	IP: 9.0 WLS: W BF: 30 H: 3 R: 0 ER: 0 SO: 18 BB: 0 IBB: 0 HBP: 0 BLK: 0 WP: 0 HR: 0 S: 89 P: 130 ERA: 0.00 WHIP: 0.333															<b>PITCHER</b>			

**Kansas City Royals @ Toronto Blue Jays**  
**SkyDome, Toronto, ON**  
 Tue Aug 25 1998, 7:05 PM EDT  
 Att: 26,173 - Cloudy - 88 F

**AB 30**  
**R 0**  
**H 3**  
**RBI 0**  
**BB 0**  
**SO 18**  
**LOB 5**



Batter	1	2	3	4	5	6	7	8	9	AB	R	H	RBI	BB	SO	LOB	BOTTOM		
<b>Shannon Stewart, R</b> (1, 7) OBP: 0.370, SLG: 0.373										4	0	0	0	0	0	3			
<b>Shawn Green, L</b> (1, 9) OBP: 0.333, SLG: 0.486										4	1	2	0	0	1	2			
<b>Jose Canseco, R</b> (1, 10) OBP: 0.325, SLG: 0.514										3	0	0	0	1	0	0			
<b>Carlos Delgado, L</b> (1, 3) OBP: 0.386, SLG: 0.585										3	0	0	0	0	1	0			
<b>José Cruz Jr., S</b> (1, 8) OBP: 0.345, SLG: 0.398										2	1	0	1	2	0	0			
<b>Tony Fernandez, S</b> (1, 5) OBP: 0.371, SLG: 0.431										3	1	1	0	0	0	3			
<b>Darrin Fletcher, L</b> (1, 2) OBP: 0.332, SLG: 0.413										2	0	1	0	0	0	0			
<b>Craig Grebeck, R</b> (1, 4) OBP: 0.342, SLG: 0.374										3	0	1	2	0	0	1			
<b>Alex Gonzalez, R</b> (1, 6) OBP: 0.293, SLG: 0.370										2	0	1	0	0	0	1			
<b>Inning Stats</b>	R: 1 H: 1 E: 0 K: 0 S: 9	H: 1 LOB: 2 BB: 2 P: 21	R: 0 H: 1 E: 0 K: 0 S: 8	H: 1 LOB: 0 BB: 0 P: 12	R: 0 H: 0 E: 0 K: 0 S: 9	H: 0 LOB: 0 BB: 0 P: 16	R: 0 H: 0 E: 0 K: 0 S: 7	H: 0 LOB: 0 BB: 0 P: 11	R: 0 H: 1 E: 0 K: 0 S: 10	H: 1 LOB: 1 BB: 0 P: 13	R: 0 H: 1 E: 0 K: 0 S: 7	H: 1 LOB: 0 BB: 0 P: 10	R: 2 H: 2 E: 0 K: 1 S: 16	H: 2 LOB: 2 BB: 1 P: 25	R: 0 H: 0 E: 0 K: 1 S: 9	H: 0 LOB: 0 BB: 0 P: 11	1B: 5 2B: 2 3B: 0 HR: 0	SF: 0 SAC: 1 DP: 2 HBP: 2	WP: 0 PA: 32 PB: 0 SB: 0 CS: 0
<b>PITCHER</b> <b>Chris Haney, L</b> (1, 1) ERA: 7.17	IP: 6.0 WLS: L BF: 25 H: 5 R: 3 ER: 3 SO: 3 BB: 3 IBB: 0 HBP: 0 BLK: 0 WP: 0 HR: 0 S: 58 P: 97 ERA: 4.50 WHIP: 1.333															<b>PITCHER</b>			
<b>Ricky Bones, R</b> (7, 1) ERA: 3.5	IP: 1.0 WLS: L BF: 4 H: 1 R: 0 ER: 0 SO: 1 BB: 0 IBB: 0 HBP: 0 BLK: 0 WP: 0 HR: 0 S: 8 P: 11 ERA: 0.00 WHIP: 1.000															<b>PITCHER</b>			
<b>33 Bart Evans, R</b> (8, 1) ERA: 1.04	IP: 1.0 WLS: L BF: 3 H: 0 R: 0 ER: 0 SO: 1 BB: 0 IBB: 0 HBP: 0 BLK: 0 WP: 0 HR: 0 S: 9 P: 11 ERA: 0.00 WHIP: 0.000															<b>PITCHER</b>			

**Kansas City Royals @ Toronto Blue Jays**  
**SkyDome, Toronto, ON**  
 Tue Aug 25 1998, 7:05 PM EDT  
 Att: 26,173 - Cloudy - 88 F

**AB 26**  
**R 3**  
**H 6**  
**RBI 3**  
**BB 3**  
**SO 2**  
**LOB 10**





Batter	1	2	3	4	5	6	7	8	9	AB	R	H	RBI	BB	SO	LOB	TOP					
<b>Johnny Damon, L</b> OBP: 0.340, SLG: 0.429	F9		P2		F7		G3		FC6-4 1B 1B	5	1	1	0	0	0	1	<b>Kansas City Royals @ Toronto Blue Jays</b> SkyDome, Toronto, ON Wed Aug 26 1998, 7:05 PM EDT Att: 25,557 - Unknown - 74 F <a href="http://livebaseballscorecards.com">livebaseballscorecards.com</a>					
<b>Larry Sutton, L</b> OBP: 0.308, SLG: 0.341	2B		1B HR 1B		1B		G6-3		FC6-2 1B FC6-4	5	1	3	1	0	0	3						
<b>Jose Offerman, S</b> OBP: 0.407, SLG: 0.436	2B		1B HR 1B		K				FC6-4 1B	5	1	1	1	0	2	4						
<b>Dean Palmer, R</b> OBP: 0.337, SLG: 0.535	K		1B HR		K				F8 1B	5	1	3	4	0	1	1						
<b>Terry Pendleton, S</b> OBP: 0.294, SLG: 0.324			1B		G3				F8 1B	5	1	3	0	0	0	4						
<b>Jeff Conine, R</b> OBP: 0.314, SLG: 0.431	F8		K						F8 1B	4	0	1	1	0	1	2						
<b>29 Mike Sweeney, R</b> OBP: 0.324, SLG: 0.409	FC6-4 1B		1B		F7				F7 1B	4	0	0	0	0	0	2						
<b>Jermaine Dye, R</b> OBP: 0.274, SLG: 0.347	CS		1B		K				1B FC6-2 1B	4	1	2	0	0	1	0						
<b>Shane Halter, R</b> OBP: 0.271, SLG: 0.321	G4-3		1B		F9				FC6-2 1B FC6-4 1B	4	1	1	0	0	1	1						
<b>Inning Stats</b>	R: 0 E: 0 K: 2 S: 10	H: 1 LOB: 1 BB: 0 P: 16	R: 0 E: 0 K: 0 S: 7	H: 1 LOB: 0 BB: 0 P: 7	R: 4 E: 0 K: 1 S: 17	H: 5 LOB: 1 BB: 0 P: 28	R: 0 E: 0 K: 1 S: 6	H: 0 LOB: 0 BB: 0 P: 9	R: 0 E: 0 K: 0 S: 7	H: 2 LOB: 2 BB: 0 P: 12	R: 0 E: 0 K: 1 S: 9	H: 0 LOB: 0 BB: 0 P: 16	R: 1 E: 0 K: 0 S: 22	H: 2 LOB: 1 BB: 0 P: 29	R: 2 E: 0 K: 0 S: 11	H: 4 LOB: 2 BB: 0 P: 18	1B: 12 2B: 2 3B: 0 HR: 1	SF: 0 SAC: 0 DP: 0 HBP: 0	WP: 1 PB: 0 CS: 1 SB: 1	PA: 42		
<b>PITCHER</b>	IP	WLS	BF	H	R	ER	SO	BB	IBB	HBP	BLK	WP	HR	S	P	ERA	WHIP					
<b>Chris Carpenter, R</b> ERA: 4.83	(1, 1)	8.0	L	34	11	5	5	6	0	0	0	0	1	1	85	126	5.62	1.375				
<b>Bill Riskey, R</b> ERA: 5.77	(9, 1)	0.0		2	2	2	2	0	0	0	0	0	0	2	2	∞	∞					
<b>Steve Sinclair, L</b> ERA: 2.7	(9, 1)	0.2		3	1	0	0	0	0	0	0	0	0	6	11	0.00	1.500					
<b>Carlos Almanzar, R</b> ERA: 6.06	(9, 1)	0.1		2	1	0	0	0	0	0	0	0	0	3	5	0.00	3.000					

Batter	1	2	3	4	5	6	7	8	9	AB	R	H	RBI	BB	SO	LOB	BOTTOM					
<b>Shannon Stewart, R</b> OBP: 0.367, SLG: 0.370	G6-3		F8		L6-3				G6-3	4	0	0	0	0	0	2	<b>Kansas City Royals @ Toronto Blue Jays</b> SkyDome, Toronto, ON Wed Aug 26 1998, 7:05 PM EDT Att: 25,557 - Unknown - 74 F <a href="http://livebaseballscorecards.com">livebaseballscorecards.com</a>					
<b>Shawn Green, L</b> OBP: 0.330, SLG: 0.483	G6-3		SF7						F9	3	0	0	1	0	0	0						
<b>Jose Canseco, R</b> OBP: 0.323, SLG: 0.510	P9		G4-3						F8	4	0	0	0	0	0	1						
<b>Carlos Delgado, L</b> OBP: 0.385, SLG: 0.585									P5	4	1	1	0	0	1	0						
<b>José Cruz Jr., S</b> OBP: 0.345, SLG: 0.395									F9	2	0	0	0	1	1	0						
<b>Tony Fernandez, S</b> OBP: 0.371, SLG: 0.429									F7	2	0	0	0	1	0	2						
<b>Darrin Fletcher, L</b> OBP: 0.330, SLG: 0.410									G3-1	2	0	0	1	0	0	1						
<b>Craig Grebeck, R</b> OBP: 0.342, SLG: 0.374									F7	3	1	1	0	0	0	0						
<b>Alex Gonzalez, R</b> OBP: 0.293, SLG: 0.370									F9	3	0	1	0	0	0	0						
<b>Inning Stats</b>	R: 0 E: 0 K: 0 S: 8	H: 0 LOB: 0 BB: 0 P: 10	R: 0 E: 0 K: 2 S: 7	H: 0 LOB: 1 BB: 1 P: 16	R: 1 E: 0 K: 0 S: 9	H: 2 LOB: 1 BB: 0 P: 13	R: 1 E: 1 K: 0 S: 7	H: 1 LOB: 0 BB: 1 P: 14	R: 0 E: 0 K: 0 S: 5	H: 0 LOB: 0 BB: 0 P: 10	R: 0 E: 0 K: 0 S: 7	H: 0 LOB: 0 BB: 0 P: 13	R: 0 E: 0 K: 0 S: 6	H: 0 LOB: 0 BB: 0 P: 9	R: 0 E: 0 K: 0 S: 6	H: 0 LOB: 0 BB: 0 P: 10	R: 0 E: 0 K: 0 S: 10	H: 0 LOB: 0 BB: 0 P: 14	1B: 2 2B: 2 3B: 0 HR: 0	SF: 2 SAC: 0 DP: 1 HBP: 0	WP: 0 PB: 0 CS: 0	PA: 31
<b>PITCHER</b>	IP	WLS	BF	H	R	ER	SO	BB	IBB	HBP	BLK	WP	HR	S	P	ERA	WHIP					
<b>Tim Belcher, R</b> ERA: 4.22	(1, 1)	9.0	W	31	3	2	1	2	2	0	0	0	0	0	65	109	1.00	0.556				



Batter	1	2	3	4	5	6	7	8	9	AB	R	H	RBI	BB	SO	LOB	TOP										
<b>Johnny Damon, L</b> OBP: 0.340, SLG: 0.427 (1, 8)										4	0	1	0	0	1	0	<b>Kansas City Royals @ Toronto Blue Jays</b> SkyDome, Toronto, ON Thu Aug 27 1998, 7:05 PM EDT Att: 25,524 - Unknown - 79 F										
<b>Larry Sutton, L</b> OBP: 0.307, SLG: 0.343 (1, 7)										4	0	1	0	0	2	2											
<b>Jose Offerman, S</b> OBP: 0.406, SLG: 0.436 <b>Shane Halter, R</b> OBP: 0.269, SLG: 0.320 (1, 4) (7, 4)										3	0	1	0	0	0	1											
<b>Dean Palmer, R</b> OBP: 0.335, SLG: 0.532 <b>Luis Rivera, R</b> OBP: 0.302, SLG: 0.292 (1, 5) (7, 5)										3	0	0	0	0	0	2											
<b>Terry Pendleton, S</b> OBP: 0.288, SLG: 0.317 (1, 10)										4	0	0	0	0	2	2											
<b>Jeff Conine, R</b> OBP: 0.320, SLG: 0.444 (1, 3)										4	1	3	0	0	0	0											
<b>29 Mike Sweeney, R</b> OBP: 0.319, SLG: 0.402 (1, 2)										4	0	0	0	0	1	4											
<b>Jermaine Dye, R</b> OBP: 0.271, SLG: 0.342 (1, 9)										3	0	0	1	0	1	0											
<b>Mendy López, R</b> OBP: 0.275, SLG: 0.280 (1, 6)										3	0	1	0	0	0	0											
<b>Inning Stats</b>	R: 0 E: 0 K: 1 S: 8	H: 0 LOB: 0 BB: 0 P: 11	R: 0 E: 0 K: 0 S: 9	H: 1 LOB: 1 BB: 0 P: 13	R: 0 E: 0 K: 0 S: 6	H: 0 LOB: 0 BB: 0 P: 10	R: 0 E: 0 K: 0 S: 8	H: 1 LOB: 1 BB: 0 P: 10	R: 0 E: 0 K: 1 S: 6	H: 0 LOB: 0 BB: 0 P: 10	R: 0 E: 0 K: 1 S: 8	H: 1 LOB: 0 BB: 0 P: 16	R: 1 E: 0 K: 1 S: 18	H: 3 LOB: 2 BB: 0 P: 28	R: 0 E: 0 K: 3 S: 16	H: 1 LOB: 2 BB: 1 P: 27	1B: 4 2B: 3 3B: 0 HR: 0	SF: 0 SAC: 0 DP: 1 HBP: 0	WP: 0 PB: 0 SB: 0 CS: 0	PA: 34							
<b>PITCHER</b>	IP	WLS	BF	H	R	ER	SO	BB	IBB	HBP	BLK	WP	HR	S	P	ERA	WHIP										
<b>Kelvin Escobar, R</b> ERA: 4.53 (1, 1)	8.2	W	33	7	1	1	7	1	0	0	0	0	0	84	135	1.04	0.923										
<b>Carlos Almanzar, R</b> ERA: 5.94 (9, 1)	0.1		1	0	0	0	1	0	0	0	0	0	0	3	4	0.00	0.000										

Batter	1	2	3	4	5	6	7	8	9	AB	R	H	RBI	BB	SO	LOB	BOTTOM										
<b>Shannon Stewart, R</b> OBP: 0.367, SLG: 0.367 (1, 7)										3	1	0	0	1	0	1	<b>Kansas City Royals @ Toronto Blue Jays</b> SkyDome, Toronto, ON Thu Aug 27 1998, 7:05 PM EDT Att: 25,524 - Unknown - 79 F										
<b>Shawn Green, L</b> OBP: 0.333, SLG: 0.485 (1, 9)										4	1	2	2	1	2	2											
<b>Jose Canseco, R</b> OBP: 0.326, SLG: 0.516 <b>Juan Samuel, R</b> OBP: 0.293, SLG: 0.280 (1, 10) (7, PH)										2	2	1	2	2	0	2											
<b>Carlos Delgado, L</b> OBP: 0.385, SLG: 0.582 (1, 3)										5	2	2	2	0	3	3											
<b>José Cruz Jr., S</b> OBP: 0.353, SLG: 0.401 (1, 8)										4	2	3	1	1	0	0											
<b>Tony Fernandez, S</b> OBP: 0.398, SLG: 0.424 <b>Mark Dalesandro, R</b> OBP: 0.309, SLG: 0.470 (1, 5) (8, 5)										4	0	0	0	0	1	4											
<b>Kevin Brown, R</b> OBP: 0.336, SLG: 0.417 (1, 2)										5	1	2	1	0	2	2											
<b>Craig Grebeck, R</b> OBP: 0.344, SLG: 0.374 (1, 4)										5	1	2	1	0	0	1											
<b>Alex Gonzalez, R</b> OBP: 0.295, SLG: 0.371 (1, 6)										4	1	2	0	0	0	4											
<b>Inning Stats</b>	R: 2 E: 0 K: 1 S: 9	H: 1 LOB: 0 BB: 1 P: 16	R: 2 E: 0 K: 0 S: 12	H: 3 LOB: 2 BB: 0 P: 19	R: 0 E: 0 K: 2 S: 11	H: 1 LOB: 1 BB: 0 P: 13	R: 0 E: 0 K: 1 S: 11	H: 2 LOB: 3 BB: 1 P: 16	R: 0 E: 0 K: 1 S: 10	H: 0 LOB: 1 BB: 1 P: 17	R: 5 E: 0 K: 2 S: 29	H: 5 LOB: 2 BB: 2 P: 45	R: 0 E: 0 K: 1 S: 11	H: 0 LOB: 0 BB: 0 P: 17	R: 2 E: 0 K: 0 S: 10	H: 3 LOB: 0 BB: 0 P: 15	1B: 12 2B: 2 3B: 0 HR: 1	SF: 0 SAC: 0 DP: 0 HBP: 1	WP: 1 PB: 0 SB: 2 CS: 0	PA: 44							
<b>PITCHER</b>	IP	WLS	BF	H	R	ER	SO	BB	IBB	HBP	BLK	WP	HR	S	P	ERA	WHIP										
<b>50 José Rosado, L</b> ERA: 4.34 (1, 1)	5.1	L	31	9	8	8	6	3	2	1	0	0	1	67	108	13.50	2.250										
<b>33 Bart Evans, R</b> ERA: 2.0 (6, 1)	0.1		3	2	0	0	1	0	0	0	0	0	0	6	7	0.00	6.000										
<b>Jim Pittsley, R</b> ERA: 6.93 (6, 1)	1.1		5	1	1	1	1	0	0	0	0	0	0	20	28	6.75	0.750										
<b>Jose Santiago, R</b> ERA: 9.0 (8, 1)	1.0		5	3	2	2	0	0	0	0	0	0	0	10	15	18.00	3.000										





Batter	1	2	3	4	5	6	7	8	9	AB	R	H	RBI	BB	SO	LOB	TOP								
<b>Johnny Damon, L</b> OBP: 0.340, SLG: 0.431 (1, 8)	P4		S 1B		L4		E9 3B		K	5	1	2	2	0	1	0									
<b>Larry Sutton, L</b> OBP: 0.395, SLG: 0.353 (1, 7)	F9		SF8 1B		HR		F8		L9	4	1	1	2	0	0	0									
<b>Jose Offerman, S</b> OBP: 0.407, SLG: 0.437 (1, 4)	G3		G6-4-3 BB		L3-1				2B	3	1	1	0	1	0	0									
<b>Dean Palmer, R</b> OBP: 0.333, SLG: 0.527 (1, 5)		F9	G6-4-3 1-2				K		G6-3	4	0	0	0	0	1	4									
<b>Jeff Conine, R</b> OBP: 0.319, SLG: 0.445 (1, 3)	F9				K		G5-3			4	0	1	1	0	1	0									
<b>Terry Pendleton, S</b> OBP: 0.286, SLG: 0.313 (1, 10)	G4-3				F8		G3			3	0	0	0	1	0	0									
<b>Jermaine Dye, R</b> OBP: 0.275, SLG: 0.345 (1, 9)			1B 1B 1B		FC5-4 1B				P3 K	4	1	2	0	0	1	2									
<b>Sal Fasano, R</b> OBP: 0.306, SLG: 0.379 (1, 2)			1B 1B 1B		FC5-4 1-2				G1-3	4	2	2	0	0	0	3									
<b>Mendy López, R</b> OBP: 0.274, SLG: 0.279 (1, 6)			SF8 1B 1B		F8		F9		L9	4	0	1	0	0	0	1									
<b>Inning Stats</b>	R: 0 E: 0 K: 0 S: 7	H: 0 LOB: 0 BB: 0 P: 8	R: 0 E: 0 K: 0 S: 4	H: 0 LOB: 0 BB: 0 P: 6	R: 2 E: 0 K: 0 S: 17	H: 4 LOB: 2 BB: 1 P: 25	R: 0 E: 0 K: 1 S: 11	H: 1 LOB: 1 BB: 0 P: 15	R: 1 E: 0 K: 0 S: 19	H: 1 LOB: 0 BB: 0 P: 24	R: 0 E: 0 K: 1 S: 8	H: 0 LOB: 0 BB: 0 P: 12	R: 2 E: 1 K: 0 S: 9	H: 2 LOB: 0 BB: 0 P: 13	R: 1 E: 0 K: 1 S: 10	H: 2 LOB: 2 BB: 1 P: 17	R: 0 E: 0 K: 1 S: 11	H: 0 LOB: 0 BB: 0 P: 16	1B: 6 2B: 2 3B: 1 HR: 1	SF: 1 SAC: 0 DP: 1 HBP: 0	WP: 0 PB: 0 SB: 1 CS: 0	PA: 38			
<b>PITCHER</b>	IP	WLS	BF	H	R	ER	SO	BB	IBB	HBP	BLK	WP	HR	S	P	ERA	WHIP								
<b>Sidney Ponson, R</b> ERA: 5.51 (1, 1)	6.2	L	28	8	5	4	2	1	0	0	0	0	1	72	99	5.40	1.350								
<b>Arthur Rhodes, L</b> ERA: 3.41 (7, 1)	0.1		2	1	1	1	0	0	0	0	0	0	0	4	5	27.00	3.000								
<b>Alan Mills, R</b> ERA: 3.65 (8, 1)	1.0		5	1	0	0	1	0	1	0	0	0	0	9	16	0.00	1.000								
<b>Jimmy Key, L</b> ERA: 3.88 (9, 1)	1.0		3	0	0	0	1	0	0	0	0	0	0	11	16	0.00	0.000								

**Kansas City Royals @ Baltimore Orioles**  
 Oriole Park at Camden Yards, Baltimore, MD  
 Fri Aug 28, 1998, 7:05 PM EDT  
 Att: 47,530 - Cloudy - 92 F

AB	35
R	6
H	10
RBI	5
BB	2
SO	4
LOB	10



Batter	1	2	3	4	5	6	7	8	9	AB	R	H	RBI	BB	SO	LOB	BOTTOM								
<b>Roberto Alomar, S</b> OBP: 0.364, SLG: 0.430 (1, 4)	G4-3		G6-3			G4-3		FC6-4		4	0	0	0	0	0	2									
<b>Brady Anderson, L</b> OBP: 0.395, SLG: 0.425 (1, 8)	F8		G3			G4-6-3 BB		G4-6-4-3		3	0	0	0	1	0	2									
<b>Jeff Reboulet, R</b> OBP: 0.366, SLG: 0.348 (9, 6)										0	0	0	0	0	0	0									
<b>Harold Baines, L</b> OBP: 0.381, SLG: 0.464 (1, 10)	HR BB		F7			G4-6-3 1-2			BB G3 1B	3	2	1	0	1	0	1									
<b>Rafael Palmeiro, L</b> OBP: 0.382, SLG: 0.594 (1, 3)	1-H HR				F8		F9		G3 BB 1B	4	2	2	2	0	0	0									
<b>Cal Ripken Jr., R</b> OBP: 0.344, SLG: 0.399 (1, 5)	G1-3				K		G1-4-3 1B		1B G3 BB	3	0	1	0	1	1	0									
<b>B.J. Surhoff, L</b> OBP: 0.326, SLG: 0.448 (1, 7)			G1-3		F8		G1-4-3		G3	4	0	0	1	0	0	3									
<b>Lenny Webster, R</b> OBP: 0.296, SLG: 0.427 (1, 2)			G4-6-3 1B			F8		K		4	0	2	1	0	1	1									
<b>Willie Greene, L</b> OBP: 0.375, SLG: 0.440 (1, 9)			G4-6-3 1-2			G6-4-3 BB		FC6-4 1B		2	0	1	0	2	0	1									
<b>Mike Bordick, R</b> OBP: 0.326, SLG: 0.390 (1, 6)						G6-4-3				2	1	1	1	0	0	1									
<b>Rich Becker, L</b> OBP: 0.353, SLG: 0.355 (8, PH)								FC6-4 1B		2	0	1	0	0	0	3									
<b>Inning Stats</b>	R: 2 E: 0 K: 0 S: 12	H: 1 LOB: 1 BB: 1 P: 25	R: 0 E: 0 K: 0 S: 5	H: 1 LOB: 0 BB: 0 P: 8	R: 1 E: 0 K: 0 S: 10	H: 1 LOB: 0 BB: 0 P: 18	R: 0 E: 0 K: 1 S: 6	H: 0 LOB: 0 BB: 0 P: 9	R: 0 E: 0 K: 0 S: 5	H: 0 LOB: 0 BB: 1 P: 10	R: 0 E: 0 K: 0 S: 7	H: 0 LOB: 0 BB: 1 P: 15	R: 0 E: 0 K: 1 S: 9	H: 1 LOB: 1 BB: 0 P: 14	R: 0 E: 0 K: 0 S: 9	H: 2 LOB: 1 BB: 0 P: 13	R: 2 E: 0 K: 0 S: 16	H: 3 LOB: 2 BB: 2 P: 28	1B: 7 2B: 0 3B: 0 HR: 2	SF: 0 SAC: 0 DP: 5 HBP: 0	WP: 0 PB: 0 SB: 0 CS: 0	PA: 36			
<b>PITCHER</b>	IP	WLS	BF	H	R	ER	SO	BB	IBB	HBP	BLK	WP	HR	S	P	ERA	WHIP								
<b>Pat Rapp, R</b> ERA: 5.16 (1, 1)	6.2	W	24	4	3	3	1	3	0	0	0	0	2	51	94	4.05	1.050								
<b>Scott Service, R</b> ERA: 3.24 (7, 1)	0.2		4	2	0	0	1	0	0	0	0	0	0	11	17	0.00	3.000								
<b>Matt Whisenant, L</b> ERA: 5.27 (8, 1)	0.2		3	2	2	2	0	0	0	0	0	0	0	5	6	27.00	3.000								
<b>Jeff Montgomery, R</b> ERA: 5.32 (9, 1)	1.0	S	5	1	0	0	0	2	0	0	0	0	0	12	23	0.00	3.000								

**Kansas City Royals @ Baltimore Orioles**  
 Oriole Park at Camden Yards, Baltimore, MD  
 Fri Aug 28, 1998, 7:05 PM EDT  
 Att: 47,530 - Cloudy - 92 F

AB	31
R	5
H	9
RBI	5
BB	5
SO	2
LOB	14





Batter	1	2	3	4	5	6	7	8	9	AB	R	H	RBI	BB	SO	LOB	TOP										
Johnny Damon, L (1, 8) OBP: 0.342, SLG: 0.432	G4-3		F9 2-H 2B		G4-6-3		BB		BB	3	0	1	1	2	0	2	<b>Kansas City Royals @ Baltimore Orioles</b> Oriole Park at Camden Yards, Baltimore, MD Sat Aug 29 1998, 7:05 PM EDT Att: 48,154 - Cloudy - 92 F										
Hal Morris, L (1, 10) OBP: 0.346, SLG: 0.396	G6-3		F8			G4-3 1B			L6	4	0	1	0	0	0	3											
Terry Pendleton, S (9, PH) OBP: 0.286, SLG: 0.311							G4-3			1	0	0	0	0	0	2											
Jose Offerman, S (1, 4) OBP: 0.404, SLG: 0.434	L3		F9 2-3			G4-3		F7		4	0	0	0	0	0	2											
Dean Palmer, R (1, 5) OBP: 0.332, SLG: 0.525		F9	G6-3			G6-3		1B		4	0	1	0	0	0	2											
Larry Sutton, L (1, 7) OBP: 0.308, SLG: 0.353		WP 1B		F9			IBB		F7	3	1	1	0	1	0	1											
Jeff Conine, R (1, 3) OBP: 0.318, SLG: 0.440		1B BB		G6-3		G3			L5	3	0	0	0	1	0	3											
Jermaine Dye, R (1, 9) OBP: 0.274, SLG: 0.343		CS 1B		G4-3					G6-3	4	0	1	1	0	1	0											
Sal Fasano, R (1, 2) OBP: 0.307, SLG: 0.384						FC2-6 2B			G3	2	0	1	0	0	1	2											
29 Mike Sweeney, R (5, PR) OBP: 0.320, SLG: 0.450							S BB			1	0	0	0	1	0	0											
Mendy López, R (1, 6) OBP: 0.280, SLG: 0.300		CS			FC2-6 2B					4	1	2	0	0	1	2											
<b>Inning Stats</b>	R: 0 E: 0 K: 0 S: 8	H: 0 LOB: 0 BB: 0 P: 12	R: 1 E: 0 K: 1 S: 13	H: 2 LOB: 1 BB: 1 P: 21	R: 1 E: 0 K: 0 S: 15	H: 2 LOB: 1 BB: 0 P: 22	R: 0 E: 0 K: 0 S: 4	H: 0 LOB: 0 BB: 0 P: 5	R: 0 E: 0 K: 0 S: 4	H: 1 LOB: 1 BB: 0 P: 6	R: 0 E: 0 K: 0 S: 12	H: 1 LOB: 2 BB: 1 P: 20	R: 0 E: 0 K: 2 S: 14	H: 0 LOB: 2 BB: 2 P: 27	R: 0 E: 0 K: 0 S: 9	H: 1 LOB: 1 BB: 0 P: 16	R: 0 E: 0 K: 0 S: 8	H: 1 LOB: 2 BB: 1 P: 14	1B: 4 2B: 4 3B: 0 HR: 0	SF: 0 SAC: 0 DP: 1 HBP: 0	WP: 1 PB: 0 CS: 1 SB: 1	PA: 39					
<b>PITCHER</b>	IP	WLS	BF	H	R	ER	SO	BB	IBB	HBP	BLK	WP	HR	S	P	ERA	WHIP										
35 Mike Mussina, R (1, 1) ERA: 3.51	6.0	L	24	6	2	2	1	1	1	0	0	1	0	56	86	3.00	1.167										
Arthur Rhodes, L (7, 1) ERA: 3.36	1.0		5	0	0	0	2	2	0	0	0	0	0	14	27	0.00	2.000										
Alan Mills, R (8, 1) ERA: 3.59	1.0		4	1	0	0	2	0	0	0	0	0	0	9	16	0.00	1.000										
Armando Benitez, R (9, 1) ERA: 3.5	0.2		4	1	0	0	0	1	0	0	0	0	0	7	13	0.00	3.000										
Jesse Orosco, L (9, 1) ERA: 2.81	0.1		1	0	0	0	0	0	0	0	0	0	0	1	1	0.00	0.000										

Batter	1	2	3	4	5	6	7	8	9	AB	R	H	RBI	BB	SO	LOB	BOTTOM										
Roberto Alomar, S (1, 4) OBP: 0.361, SLG: 0.426	P3			G6-3		F9		G4-3		4	0	0	1	0	0	3	<b>Kansas City Royals @ Baltimore Orioles</b> Oriole Park at Camden Yards, Baltimore, MD Sat Aug 29 1998, 7:05 PM EDT Att: 48,154 - Cloudy - 92 F										
Brady Anderson, L (1, 8) OBP: 0.352, SLG: 0.421	G4-3			G4-3		L7		G1-3		4	0	0	0	0	0	3											
Harold Baines, L (1, 10) OBP: 0.379, SLG: 0.458	P5				BB					3	0	0	0	1	0	0											
Rafael Palmeiro, L (1, 3) OBP: 0.379, SLG: 0.590		F9		G3			K		P2	4	0	0	0	0	1	1											
Cal Ripken Jr., R (1, 5) OBP: 0.343, SLG: 0.400		P4			F8		2B		P3	4	0	1	0	0	0	0											
B.J. Surhoff, L (1, 7) OBP: 0.327, SLG: 0.445		G4-3			F8		K			3	0	0	0	0	1	1											
23 Chris Hoiles, R (1, 2) OBP: 0.369, SLG: 0.471										3	0	1	0	0	0	0											
Danny Clyburn, R (8, PR) ERA: 9.9			P3							0	1	0	0	0	0	0											
Rich Becker, L (1, 9) OBP: 0.354, SLG: 0.353										1	0	0	0	1	0	0											
Lenny Webster, R (8, PH) OBP: 0.297, SLG: 0.429			G5-3			FC6-4 BB		G4-3 SH2-4 1B		1	0	1	0	0	0	0											
Mike Bordick, R (1, 6) OBP: 0.324, SLG: 0.388					F8			SH2-4		2	0	0	0	0	0	1											
<b>Inning Stats</b>	R: 0 E: 0 K: 0 S: 4	H: 0 LOB: 0 BB: 0 P: 4	R: 0 E: 0 K: 0 S: 4	H: 0 LOB: 0 BB: 0 P: 8	R: 0 E: 0 K: 0 S: 9	H: 0 LOB: 0 BB: 0 P: 13	R: 0 E: 0 K: 0 S: 3	H: 0 LOB: 1 BB: 1 P: 7	R: 0 E: 0 K: 0 S: 3	H: 0 LOB: 0 BB: 0 P: 4	R: 0 E: 0 K: 0 S: 5	H: 0 LOB: 1 BB: 1 P: 9	R: 0 E: 0 K: 2 S: 11	H: 1 LOB: 1 BB: 0 P: 17	R: 1 E: 0 K: 0 S: 8	H: 2 LOB: 2 BB: 0 P: 10	R: 0 E: 0 K: 0 S: 5	H: 0 LOB: 0 BB: 0 P: 8	1B: 2 2B: 1 3B: 0 HR: 0	SF: 0 SAC: 1 DP: 0 HBP: 0	WP: 0 PB: 0 CS: 0	PA: 32					
<b>PITCHER</b>	IP	WLS	BF	H	R	ER	SO	BB	IBB	HBP	BLK	WP	HR	S	P	ERA	WHIP										
Brian Barber, R (1, 1) ERA: 6.0	7.0	W	25	2	1	1	2	2	0	0	0	0	0	10	13	0.00	0.600										
Matt Whisenant, L (8, 1) ERA: 5.11	1.2		6	1	0	0	0	0	0	0	0	0	0	10	13	0.00	0.600										
Jeff Montgomery, R (9, 1) ERA: 5.29	0.1	S	1	0	0	0	0	0	0	0	0	0	0	1	3	0.00	0.000										





Batter	1	2	3	4	5	6	7	8	9	AB	R	H	RBI	BB	SO	LOB	TOP								
<b>Johnny Damon, L</b> OBP: 0.340, SLG: 0.429 (1, 8)	G4-3		G3		G6-3		G3			4	0	0	0	0	0	1	<b>Kansas City Royals @ Baltimore Orioles</b> Oriole Park at Camden Yards, Baltimore, MD Sun Aug 30 1998, 3:33 AM EDT Att: 47,838 - Sunny - 93 F  <b>AB 31</b> <b>R 3</b> <b>H 6</b> <b>RBI 3</b> <b>BB 4</b> <b>SO 10</b> <b>LOB 12</b>								
<b>Hal Morris, L</b> OBP: 0.345, SLG: 0.394 (1, 10)	F8			G6-3	G6-3	1B		F6		4	0	1	1	0	0	0									
<b>Jose Offerman, S</b> OBP: 0.405, SLG: 0.433 (1, 4)	CS			BB	P5			K		3	0	1	0	1	1	1									
<b>Dean Palmer, R</b> OBP: 0.331, SLG: 0.522 (1, 5)	CS		K		G4-6-3		F9	G6-3		3	0	0	0	1	1	0									
<b>Larry Sutton, L</b> OBP: 0.310, SLG: 0.352 (1, 7)				G4-6-3			1B		G4-3		3	0	1	0	1	0		2							
<b>Jeff Conine, R</b> OBP: 0.321, SLG: 0.442 (1, 3)				K						3	1	1	0	1	2	2									
<b>29 Mike Sweeney, R</b> OBP: 0.319, SLG: 0.397 (1, 2)						2B				4	1	1	0	0	2	3									
<b>Jemaine Dye, R</b> OBP: 0.270, SLG: 0.336 (1, 9)				K				G6-3		4	0	0	0	0	2	3									
<b>Mendy López, R</b> OBP: 0.281, SLG: 0.308 (1, 6)				K						3	1	1	2	0	2	0									
<b>Inning Stats</b>	R: 0 E: 0 K: 0 S: 9	H: 1 LOB: 0 BB: 0 P: 15	R: 0 E: 0 K: 2 S: 8	H: 0 LOB: 1 BB: 1 P: 14	R: 0 E: 0 K: 2 S: 8	H: 0 LOB: 0 BB: 0 P: 13	R: 0 E: 0 K: 0 S: 12	H: 0 LOB: 1 BB: 2 P: 22	R: 3 E: 0 K: 1 S: 15	H: 4 LOB: 1 BB: 0 P: 22	R: 0 E: 0 K: 2 S: 10	H: 1 LOB: 1 BB: 0 P: 13	R: 0 E: 0 K: 1 S: 8	H: 0 LOB: 0 BB: 0 P: 13	R: 0 E: 0 K: 1 S: 6	H: 0 LOB: 0 BB: 0 P: 7	R: 0 E: 0 K: 1 S: 7	H: 0 LOB: 1 BB: 1 P: 15	1B: 4 2B: 2 3B: 0 HR: 0	SF: 0 SAC: 0 DP: 1 HBP: 0	WP: 0 PB: 0 SB: 1 CS: 1	PA: 36			
<b>PITCHER</b>	IP	WLS	BF	H	R	ER	SO	BB	IBB	HBP	BLK	WP	HR	S	P	ERA	WHIP								
<b>Juan Guzman, R</b> ERA: 4.47 (1, 1)	7.0	L	28	6	3	3	8	3	0	0	0	0	0	70	112	3.86	1.286								
<b>Jimmy Key, L</b> ERA: 3.77 (8, 1)	2.0		7	0	0	0	2	1	0	0	0	0	0	13	22	0.00	0.500								

Batter	1	2	3	4	5	6	7	8	9	AB	R	H	RBI	BB	SO	LOB	BOTTOM								
<b>Roberto Alomar, S</b> OBP: 0.362, SLG: 0.428 (1, 4)	F8	G1-3			G4-6-3					3	0	1	0	1	0	0	<b>Kansas City Royals @ Baltimore Orioles</b> Oriole Park at Camden Yards, Baltimore, MD Sun Aug 30 1998, 3:33 AM EDT Att: 47,838 - Sunny - 93 F  <b>AB 30</b> <b>R 2</b> <b>H 6</b> <b>RBI 2</b> <b>BB 5</b> <b>SO 3</b> <b>LOB 10</b>								
<b>Mike Bordick, R</b> OBP: 0.326, SLG: 0.395 (1, 6)	F7				G4-6-3		G6-3			3	1	1	1	1	0	1									
<b>Eric Davis, R</b> OBP: 0.387, SLG: 0.595 (1, 10)	2B	BB	1B		G1-3		G4-6-3			4	1	1	0	0	1	2									
<b>Rafael Palmeiro, L</b> OBP: 0.379, SLG: 0.589 (1, 3)	BB	2B			P5		F8			4	0	1	0	0	0	1									
<b>Cal Ripken Jr., R</b> OBP: 0.343, SLG: 0.398 (1, 5)	BB	BB			G6-3		P3			3	0	0	0	1	0	0									
<b>B.J. Surhoff, L</b> OBP: 0.326, SLG: 0.442 (1, 7)	BB				G1-3		G5-3			3	0	0	1	1	0	0									
<b>Lenny Webster, R</b> OBP: 0.297, SLG: 0.427 (1, 2)	G5-3				G1-3		G1-3			4	0	1	0	0	0	3									
<b>Danny Clyburn, R</b> OBP: 0.500, SLG: 0.500 <b>Brady Anderson, L</b> ERA: 3.43 OBP: 0.353, SLG: 0.420 (7, PH) (8, 8)										2	0	1	0	0	1	0									
<b>Rich Becker, L</b> OBP: 0.349, SLG: 0.348 (1, 8) (8, 9)					G1-6-3		G4-3			3	0	0	0	0	1	3									
<b>Inning Stats</b>	R: 1 E: 0 K: 0 S: 15	H: 2 LOB: 3 BB: 2 P: 29	R: 0 E: 0 K: 2 S: 9	H: 0 LOB: 0 BB: 0 P: 13	R: 1 E: 0 K: 0 S: 9	H: 1 LOB: 0 BB: 0 P: 15	R: 0 E: 0 K: 0 S: 9	H: 2 LOB: 1 BB: 0 P: 13	R: 0 E: 0 K: 0 S: 4	H: 1 LOB: 1 BB: 1 P: 10	R: 0 E: 0 K: 0 S: 5	H: 0 LOB: 0 BB: 0 P: 6	R: 0 E: 0 K: 0 S: 11	H: 0 LOB: 2 BB: 2 P: 23	R: 0 E: 0 K: 1 S: 6	H: 0 LOB: 0 BB: 0 P: 9	R: 0 E: 0 K: 0 S: 7	H: 0 LOB: 0 BB: 0 P: 10	1B: 3 2B: 2 3B: 0 HR: 1	SF: 0 SAC: 0 DP: 3 HBP: 0	WP: 0 PB: 0 SB: 0 CS: 0	PA: 35			
<b>PITCHER</b>	IP	WLS	BF	H	R	ER	SO	BB	IBB	HBP	BLK	WP	HR	S	P	ERA	WHIP								
<b>Chris Haney, L</b> ERA: 6.98 (1, 1)	5.0	W	22	6	2	2	2	3	0	0	0	0	0	16	29	0.00	1.000								
<b>Ricky Bones, R</b> ERA: 3.43 (6, 1)	2.0		7	0	0	0	0	2	0	0	0	0	0	6	9	0.00	0.000								
<b>Scott Service, R</b> ERA: 3.19 (8, 1)	1.0	S	3	0	0	0	1	0	0	0	0	0	0	7	10	0.00	0.000								
<b>Jeff Montgomery, R</b> ERA: 5.18 (9, 1)	1.0	S	3	0	0	0	0	0	0	0	0	0	0	7	10	0.00	0.000								



Batter	1	2	3	4	5	6	7	8	9	AB	R	H	RBI	BB	SO	LOB	TOP					
<b>Shannon Stewart, R</b> (1, 7) OBP: 0.373, SLG: 0.389	2-2 HR	1-3 K		0-1 1B			2-0 G5-3		2-3 K	5	1	2	1	0	2	3						
<b>Shawn Green, L</b> (1, 9) OBP: 0.330, SLG: 0.498	0-3 K		1-0 L6	1-1 F9			0-0 G3		0-0 F7	5	0	0	0	0	1	2						
<b>Jose Canseco, R</b> (1, 10) OBP: 0.327, SLG: 0.520	4-2 G3-6-3 BB		0-0 G5-3		2-2 G6-3		1-0 1B			3	0	1	0	1	0	0						
<b>Carlos Delgado, L</b> (1, 3) OBP: 0.384, SLG: 0.578	2-1 G3-6-3		1-1 1B		1-0 F9		1-0 G4-3			4	0	1	0	0	0	2						
<b>José Cruz Jr., S</b> (1, 8) OBP: 0.359, SLG: 0.415		1-1 F8	4-2 1B		0-3 K			0-0 P4		3	0	0	0	1	1	0						
<b>Tony Fernandez, S</b> (1, 5) OBP: 0.371, SLG: 0.430		1-2 1B	0-0 G4-3			0-0 G1-3		0-0 G4-3		4	0	1	0	0	0	2						
<b>Darrin Fletcher, L</b> (1, 2) OBP: 0.328, SLG: 0.409		1-1 1B		2-2 1B		0-0 G4-3		0-2 1B		4	0	3	0	0	0	0						
<b>Craig Grebeck, R</b> (1, 4) OBP: 0.336, SLG: 0.365		0-1 1B		0-0 G5-3		2-1 F7		2-2 G4-3		4	0	1	0	0	0	2						
<b>Alex Gonzalez, R</b> (1, 6) OBP: 0.295, SLG: 0.377		2-0 P3		1-2 F9			2-2 HR		1-1 B5-3	4	1	1	1	0	0	4						
<b>Inning Stats</b>	R: 1 E: 0 K: 1 S: 12	H: 1 LOB: 0 BB: 1 P: 20	R: 0 E: 0 K: 1 S: 15	H: 3 LOB: 3 BB: 0 P: 21	R: 0 E: 0 K: 0 S: 9	H: 1 LOB: 2 BB: 1 P: 15	R: 0 E: 0 K: 0 S: 11	H: 2 LOB: 0 BB: 0 P: 15	R: 0 E: 0 K: 0 S: 7	H: 0 LOB: 0 BB: 0 P: 10	R: 0 E: 0 K: 0 S: 4	H: 0 LOB: 1 BB: 0 P: 6	R: 1 E: 0 K: 0 S: 8	H: 2 LOB: 1 BB: 0 P: 14	R: 0 E: 0 K: 0 S: 9	H: 1 LOB: 1 BB: 0 P: 11	R: 0 E: 0 K: 1 S: 6	H: 0 LOB: 0 BB: 0 P: 9	1B: 8 2B: 0 3B: 0 HR: 2	SF: 0 SAC: 0 DP: 1 HBP: 0	WP: 0 PB: 0 SB: 0 CS: 0	PA: 38
<b>PITCHER</b>	IP	WLS	BF	H	R	ER	SO	BB	IBB	HBP	BLK	WP	HR	S	P	ERA	WHIP					
<b>Tim Belcher, R</b> (1, 1) ERA: 4.14	8.0	L	35	10	2	2	3	2	0	0	0	0	2	75	112	2.25	1.500					
<b>Scott Service, R</b> (9, 1) ERA: 3.15	1.0		3	0	0	0	1	0	0	0	0	0	0	6	9	0.00	0.000					

Toronto Blue Jays @ Kansas City Royals  
Kauffman Stadium, Kansas City, MO

AB 36  
R 2  
H 10  
RBI 2  
BB 2  
SO 4  
LOB 15



WP: 0 PA: 38  
PB: 0  
SB: 0  
CS: 0

Tue Sep 01 1998, 7:05 PM CDT  
Att: 12,447 - Cloudy - 72 F

Batter	1	2	3	4	5	6	7	8	9	AB	R	H	RBI	BB	SO	LOB	BOTTOM					
<b>Johnny Damon, L</b> (1, 8) OBP: 0.341, SLG: 0.429	0-2 G3-1		1-1 CS		1-3 K			1-2 G6-4-3 1B		4	0	2	0	0	1	1						
<b>Jeremy Giambi, L</b> (1, 10) <b>Jeff King, R</b> (8, FH) OBP: 0.324, SLG: 0.457	0-2 F8		2-2 CS	1-2 P5		4-2 2B SF9 BB		0-2 G6-4-3 1-2		2	1	0	0	1	0	0						
<b>Jose Offerman, S</b> (1, 4) OBP: 0.407, SLG: 0.443	0-2 3B			3-2 2B		1-2 SF9 2B		3-3 K		4	0	3	0	0	1	0						
<b>Dean Palmer, R</b> (1, 5) OBP: 0.329, SLG: 0.518	2-2 F8			3-3 K		0-0 SF9			1-2 G6-3	3	0	0	1	0	1	2						
<b>Larry Sutton, L</b> (1, 7) OBP: 0.309, SLG: 0.349		2-1 F8		4-1 BB		2-3 3-H K		1-1 F7		3	0	0	0	1	1	1						
<b>Jeff Conine, R</b> (1, 9) OBP: 0.316, SLG: 0.436		2-3 K		1-3 K		2-2 F8		3-2 F9		4	0	0	0	0	2	3						
<b>Hal Morris, L</b> (1, 3) OBP: 0.343, SLG: 0.391		2-0 G4-3			0-1 G3		1-0 G6-3			3	0	0	0	0	0	0						
<b>29 Mike Sweeney, R</b> (1, 2) OBP: 0.316, SLG: 0.393			1-2 G5-3		0-0 F8		2-3 K			3	0	0	0	0	1	0						
<b>Mendy López, R</b> (1, 6) OBP: 0.282, SLG: 0.303			1-0 G6-3		4-2 BB		2-0 F7			2	0	0	0	1	0	0						
<b>Inning Stats</b>	R: 0 E: 0 K: 0 S: 13	H: 1 LOB: 1 BB: 0 P: 15	R: 0 E: 0 K: 1 S: 6	H: 0 LOB: 0 BB: 0 P: 12	R: 0 E: 0 K: 0 S: 8	H: 1 LOB: 0 BB: 0 P: 13	R: 0 E: 0 K: 2 S: 17	H: 1 LOB: 2 BB: 1 P: 29	R: 0 E: 0 K: 1 S: 8	H: 0 LOB: 1 BB: 1 P: 13	R: 1 E: 0 K: 1 S: 18	H: 1 LOB: 1 BB: 1 P: 28	R: 0 E: 0 K: 1 S: 6	H: 0 LOB: 0 BB: 0 P: 11	R: 0 E: 0 K: 1 S: 10	H: 1 LOB: 0 BB: 0 P: 14	R: 0 E: 0 K: 0 S: 10	H: 0 LOB: 0 BB: 0 P: 15	1B: 2 2B: 2 3B: 1 HR: 0	SF: 1 SAC: 0 DP: 1 HBP: 0	WP: 0 PB: 0 SB: 0 CS: 1	PA: 34
<b>PITCHER</b>	IP	WLS	BF	H	R	ER	SO	BB	IBB	HBP	BLK	WP	HR	S	P	ERA	WHIP					
<b>Chris Carpenter, R</b> (1, 1) ERA: 4.66	7.0	W	27	4	1	1	6	3	0	0	0	0	0	76	121	1.29	1.000					
<b>Dan Plesac, L</b> (8, 1) ERA: 3.68	1.0		3	1	0	0	1	0	0	0	0	0	0	10	14	0.00	1.000					
<b>Paul Quantrill, R</b> (9, 1) ERA: 2.35	1.0	S	3	0	0	0	0	0	0	0	0	0	0	10	15	0.00	0.000					

Toronto Blue Jays @ Kansas City Royals  
Kauffman Stadium, Kansas City, MO

AB 29  
R 1  
H 5  
RBI 1  
BB 3  
SO 7  
LOB 8



WP: 0 PA: 34  
PB: 0  
SB: 0  
CS: 1

Tue Sep 01 1998, 7:05 PM CDT  
Att: 12,447 - Cloudy - 72 F



Batter	1	2	3	4	5	6	7	8	9	AB	R	H	RBI	BB	SO	LOB	TOP								
Shannon Stewart, R (1, 7) OBP: 0.370, SLG: 0.385	G6-3		L1			G6-3		G5-4-3		4	0	0	0	0	0	2									
Shawn Green, L (1, 9) OBP: 0.332, SLG: 0.497	CS BB			K		P2			HBP 1B E	3	1	1	0	1	1	0									
José Canseco, R (1, 10) OBP: 0.326, SLG: 0.517	K			K		K			E HBP E 1B	4	1	1	0	0	3	1									
Carlos Delgado, L (1, 3) OBP: 0.383, SLG: 0.574		G5-3		F9			G4-3		E 1-2 3 SF9 HBP	3	1	0	0	0	0	0									
José Cruz Jr., S (1, 8) OBP: 0.358, SLG: 0.416	K				G3 SF8 2B	K			E3	4	1	1	0	0	2	1									
Tony Fernández, S (1, 5) OBP: 0.370, SLG: 0.428					G3	P3			G4-3	4	0	1	0	0	0	3									
Kevin Brown, R (1, 2) OBP: 0.325, SLG: 0.410		G2-3			SF8				SF9	2	0	0	2	0	1	1									
Craig Grebeck, R (1, 4) OBP: 0.335, SLG: 0.360			G6-3		F8				E BB	3	0	0	0	1	1	1									
Alex González, R (1, 6) OBP: 0.295, SLG: 0.383			K					E4 G5-4-3		3	1	1	1	0	1	1									
<b>Inning Stats</b>	R: 0 H: 0 E: 0 K: 1 S: 9	H: 0 LOB: 1 BB: 1 P: 18	R: 0 H: 1 E: 0 K: 1 S: 10	H: 1 LOB: 1 BB: 0 P: 15	R: 0 H: 0 E: 0 K: 1 S: 11	H: 0 LOB: 0 BB: 0 P: 16	R: 0 H: 0 E: 0 K: 2 S: 8	H: 0 LOB: 0 BB: 0 P: 13	R: 1 H: 1 E: 0 K: 0 S: 9	H: 1 LOB: 0 BB: 0 P: 14	R: 1 H: 1 E: 0 K: 1 S: 7	H: 1 LOB: 0 BB: 0 P: 10	R: 0 H: 0 E: 0 K: 1 S: 6	H: 0 LOB: 0 BB: 0 P: 8	R: 0 H: 0 E: 1 K: 1 S: 8	H: 0 LOB: 1 BB: 1 P: 16	R: 3 H: 2 E: 1 K: 1 S: 17	H: 2 LOB: 1 BB: 0 P: 24	1B: 3 2B: 2 3B: 0 HR: 1	SF: 2 SAC: 0 DP: 2 HBP: 1	WP: 0 PB: 0 SB: 0 CS: 1	PA: 35			
<b>PITCHER</b>	IP	WLS	BF	H	R	ER	SO	BB	IBB	HBP	BLK	WP	HR	S	P	ERA	WHIP								
50 José Rosado, L (1, 1) ERA: 4.23	8.0	L	28	3	2	2	8	2	0	0	0	0	1	68	110	2.25	0.625								
Matt Whisenant, L (9, 1) ERA: 5.11	0.0		3	2	3	0	0	0	0	1	0	0	0	7	9	∞	∞								
47 Brian Bevil, R (9, 1) ERA: 5.2	1.0		4	0	0	0	1	0	0	0	0	0	0	10	15	0.00	0.000								

Toronto Blue Jays @ Kansas City Royals  
Kauffman Stadium, Kansas City, MO

AB 30  
R 5  
H 5  
RBI 3  
BB 2  
SO 9  
LOB 10



Wed Sep 02 1998, 7:05 PM CDT  
Att: 12,541 - Cloudy - 83 F

Batter	1	2	3	4	5	6	7	8	9	AB	R	H	RBI	BB	SO	LOB	BOTTOM								
Johnny Damon, L (1, 8) OBP: 0.342, SLG: 0.429	G4-6-3 BB		P4			F7			1B 1-2 1B	3	0	1	0	1	0	1									
Jeremy Giambi, L (1, 7) OBP: 0.286, SLG: 0.333	G4-6-3			K					P6	4	0	1	0	0	1	3									
Jose Offerman, S (1, 4) OBP: 0.406, SLG: 0.442	K			K		F7			G3 1B 1-2 2-3	4	0	1	0	0	2	1									
Dean Palmer, R (1, 5) OBP: 0.327, SLG: 0.514		P3		K		G5-3			G3	4	0	0	0	0	1	4									
Jeff King, R (1, 10) OBP: 0.322, SLG: 0.454		G6-3			K		P3			3	0	0	0	0	1	1									
Jeff Conine, R (1, 9) OBP: 0.313, SLG: 0.431		G5-3			K				P5	3	0	0	0	0	1	0									
Hal Morris, L (1, 3) OBP: 0.341, SLG: 0.388			G4-3		P3				L3	3	0	0	0	0	0	0									
29 Mike Sweeney, R (1, 2) OBP: 0.312, SLG: 0.388			P2			P5			L9	3	0	0	0	0	0	0									
Mendy López, R (1, 6) OBP: 0.285, SLG: 0.306										2	0	1	0	0	1	0									
Terry Pendleton, S (9, PH) OBP: 0.289, SLG: 0.311						K			1B 1B BB	0	0	0	0	1	0	0									
<b>Inning Stats</b>	R: 0 H: 0 E: 0 K: 1 S: 6	H: 0 LOB: 0 BB: 0 P: 13	R: 0 H: 0 E: 0 K: 0 S: 7	H: 0 LOB: 0 BB: 0 P: 11	R: 0 H: 1 E: 0 K: 0 S: 8	H: 1 LOB: 1 BB: 0 P: 16	R: 0 H: 0 E: 0 K: 3 S: 10	H: 0 LOB: 0 BB: 0 P: 16	R: 0 H: 0 E: 0 K: 2 S: 10	H: 0 LOB: 0 BB: 0 P: 15	R: 0 H: 0 E: 0 K: 1 S: 6	H: 0 LOB: 0 BB: 0 P: 6	R: 0 H: 1 E: 0 K: 0 S: 15	H: 1 LOB: 1 BB: 0 P: 20	R: 0 H: 0 E: 0 K: 0 S: 4	H: 0 LOB: 0 BB: 0 P: 5	R: 0 H: 2 E: 0 K: 0 S: 8	H: 2 LOB: 2 BB: 1 P: 18	1B: 3 2B: 1 3B: 0 HR: 0	SF: 0 SAC: 0 DP: 2 HBP: 0	WP: 0 PB: 0 SB: 0 CS: 0	PA: 31			
<b>PITCHER</b>	IP	WLS	BF	H	R	ER	SO	BB	IBB	HBP	BLK	WP	HR	S	P	ERA	WHIP								
Kelvin Escobar, R (1, 1) ERA: 3.83	8.1	W	30	4	0	0	7	2	0	0	0	0	0	73	118	0.00	0.720								
Paul Quantrill, R (9, 1) ERA: 2.33	0.2	S	1	0	0	0	0	0	0	0	0	0	0	1	2	0.00	0.000								

Toronto Blue Jays @ Kansas City Royals  
Kauffman Stadium, Kansas City, MO

AB 29  
R 0  
H 4  
RBI 0  
BB 2  
SO 7  
LOB 10



Wed Sep 02 1998, 7:05 PM CDT  
Att: 12,541 - Cloudy - 83 F



Batter	1	2	3	4	5	6	7	8	9	AB	R	H	RBI	BB	SO	LOB	TOP										
Johnny Damon, L (1, 8) OBP: 0.343, SLG: 0.429	1-1 F7			2-2 2B	1-0 G6-3			1-0 E4	0-0 S	5	2	2	1	0	0	1	<b>Kansas City Royals @ Anaheim Angels</b> Edison International Field, Anaheim, CA Fri Sep 04 1998, 10:05 PM EDT Att: 33,832 - Cloudy - 75 F										
Jeremy Giambi, L (1, 10) OBP: 0.300, SLG: 0.444 Scott Leius, R (8, PH) OBP: 0.231, SLG: 0.200	1-0 P6			0-0 2B	1-2 G1-3			0-0 G5-3	3-3 K	3	1	1	0	0	0	1											
Jose Offerman, S (1, 4) OBP: 0.403, SLG: 0.438	3-3 K			3-3 K			2-3 K	1-1 F7	0-0 F9	5	0	0	0	0	3	6											
Dean Palmer, R (1, 5) OBP: 0.330, SLG: 0.517		4-2 CS BB		0-0 2B			1-0 F8	1-2 2H		3	0	2	3	1	0	0											
Jeff King, R (1, 3) OBP: 0.323, SLG: 0.452 Jeff Conine, R (5, 3) OBP: 0.311, SLG: 0.428	2-2 G4-3			4-1 2B			1-3 K	0-0 F8		1	0	0	0	1	0	1											
Hal Morris, L (1, 7) OBP: 0.342, SLG: 0.390	0-0 F7			2-3 K						4	1	2	0	0	1	2											
Larry Sutton, L (1, 9) OBP: 0.310, SLG: 0.348			1-0 CS 1B	1-2 F7			2-2 F9-6	1-2	1-0 SH1-4	3	0	1	0	0	0	3											
29 Mike Sweeney, R (1, 2) OBP: 0.319, SLG: 0.391			0-1 F9		0-0 G6-3 SH5-3 1B			4-0 BB	2-0 1B	3	1	2	0	1	0	1											
Mendy López, R (1, 6) OBP: 0.281, SLG: 0.302 Terry Pendleton, S (9, PH) OBP: 0.293, SLG: 0.315 Shane Halter, R (9, PR) OBP: 0.269, SLG: 0.320	0-2 F9			0-0 SH5-3			0-3 K	3-2 S 1B	1-2 3H 1B	2	0	0	0	0	1	2											
<b>Inning Stats</b>	R: 0 E: 0 K: 1 S: 7	H: 0 LOB: 0 BB: 0 P: 12	R: 0 E: 0 K: 0 S: 6	H: 0 LOB: 0 BB: 1 P: 12	R: 0 E: 0 K: 0 S: 6	H: 1 LOB: 0 BB: 0 P: 7	R: 2 E: 0 K: 2 S: 15	H: 3 LOB: 2 BB: 1 P: 27	R: 0 E: 0 K: 0 S: 6	H: 0 LOB: 0 BB: 0 P: 11	R: 0 E: 0 K: 1 S: 10	H: 1 LOB: 1 BB: 1 P: 16	R: 1 E: 1 K: 0 S: 10	H: 1 LOB: 1 BB: 0 P: 13	R: 2 E: 0 K: 1 S: 14	H: 4 LOB: 3 BB: 0 P: 25		1B: 9 2B: 3 3B: 0 HR: 0	SF: 0 SAC: 2 DP: 1 HBP: 0	WP: 0 PB: 0 SB: 2 CS: 2	PA: 39						
<b>PITCHER</b>	IP	WLS	BF	H	R	ER	SO	BB	IBB	HBP	BLK	WP	HR	S	P	ERA	WHIP										
Ken Hill, R (1, 1) ERA: 4.91	7.0		27	6	2	2	6	3	0	0	0	0	0	57	93	2.57	1.286										
Trevor Wilson, L (8, 1) ERA: 1.8	0.0		1	0	1	0	0	0	0	0	0	0	0	1	2	∞	∞										
Shigetoshi Hasegawa, R (8, 1) ERA: 2.82	1.0		4	1	0	0	0	0	0	0	0	0	0	9	11	0.00	1.000										
Mike Holtz, L (9, 1) ERA: 5.61	0.1	L	2	1	1	1	0	0	0	0	0	0	0	3	6	27.00	3.000										
Troy Percival, R (9, 1) ERA: 3.19	0.2		5	3	1	1	1	0	0	0	0	0	0	11	19	13.50	4.500										

Batter	1	2	3	4	5	6	7	8	9	AB	R	H	RBI	BB	SO	LOB	BOTTOM										
Jim Edmonds, L (1, 8) OBP: 0.368, SLG: 0.499	2-2 1B		4-2 1B BB		4-1 16 E BB		2-3 K		1-2 G5-4-3 1B	3	1	2	0	2	1	0	<b>Kansas City Royals @ Anaheim Angels</b> Edison International Field, Anaheim, CA Fri Sep 04 1998, 10:05 PM EDT Att: 33,832 - Cloudy - 75 F										
Randy Velarde, R (1, 4) OBP: 0.383, SLG: 0.415	2-0 F8		3-0 1B		4-1 16 E BB		4-0 1B BB		2-1 G5-4-3 1-2	3	1	1	0	2	0	2											
16 Garret Anderson, L (1, 9) OBP: 0.336, SLG: 0.472	1-3 K		0-3 K		2-1 E6		1-3 K		0-1 G4-3	5	0	0	0	0	3	5											
Tim Salmon, R (1, 10) OBP: 0.416, SLG: 0.556	2-3 K			4-0 G6-4-3 BB		2-1 F9		0-0 1B	2H 1B	3	0	1	1	1	1	3											
Gregg Jefferies, S (1, 7) OBP: 0.338, SLG: 0.411 Orlando Palmeiro, L (8, 7) OBP: 0.404, SLG: 0.403		1-0 G5-3		2-3 K		1-1 G3		0-0 1B		4	0	1	0	0	1	1											
Chris Pritchett, L (1, 3) OBP: 0.395, SLG: 0.556 Todd Greene, R (7, PH) OBP: 0.378, SLG: 0.419 Craig Shipley, R (8, 3) OBP: 0.331, SLG: 0.393		1-0 G4-1		2-2 G6-4-3		2-1 1B		1-2 1B	2-0 F7	3	0	1	0	0	0	1											
Troy Glaus, R (1, 5) OBP: 0.296, SLG: 0.314		1-1 F9			0-0 BB 16 E 1B		0-0 P3		2-3 K	4	1	1	0	0	1	1											
Charlie O'Brien, R (1, 2) OBP: 0.304, SLG: 0.389 Reggie Williams, S (8, PH) OBP: 0.485, SLG: 0.519 Matt Walbeck, S (9, 2) OBP: 0.314, SLG: 0.352			1-2 G4-3		1-2 F9		1-1 1B		2-3 K	3	0	1	0	0	0	1											
Gary Disarcina, R (1, 6) OBP: 0.326, SLG: 0.398			1-0 P3		1-1 F7		1-0 P4		1-2 L6	4	0	0	0	0	0	3											
<b>Inning Stats</b>	R: 0 E: 0 K: 2 S: 10	H: 1 LOB: 1 BB: 0 P: 17	R: 0 E: 0 K: 0 S: 4	H: 0 LOB: 0 BB: 0 P: 7	R: 0 E: 0 K: 1 S: 11	H: 1 LOB: 2 BB: 1 P: 20	R: 0 E: 0 K: 1 S: 7	H: 0 LOB: 0 BB: 1 P: 15	R: 2 E: 1 K: 0 S: 12	H: 1 LOB: 2 BB: 2 P: 26	R: 0 E: 0 K: 0 S: 8	H: 2 LOB: 2 BB: 0 P: 13	R: 1 E: 0 K: 2 S: 9	H: 2 LOB: 2 BB: 1 P: 18	R: 0 E: 0 K: 2 S: 10	H: 0 LOB: 0 BB: 0 P: 15		R: 0 E: 0 K: 0 S: 7	H: 1 LOB: 0 BB: 0 P: 10	1B: 8 2B: 0 3B: 0 HR: 0	SF: 0 SAC: 0 DP: 2 HBP: 0	WP: 0 PB: 0 SB: 0 CS: 0	PA: 39				
<b>PITCHER</b>	IP	WLS	BF	H	R	ER	SO	BB	IBB	HBP	BLK	WP	HR	S	P	ERA	WHIP										
Pat Rapp, R (1, 1) ERA: 4.98	6.0		27	5	2	0	4	4	0	0	0	0	0	6	13	13.50	1.500										
Chris Haney, L (7, 1) ERA: 7.03	0.2		3	0	1	1	2	1	0	0	0	0	0	6	13	13.50	1.500										
47 Brian Bevil, R (7, 1) ERA: 5.2	0.0		2	2	0	0	0	0	0	0	0	0	0	2	2	∞	∞										
Allen McDill, L (7, 1) ERA:	0.1		1	0	0	0	0	0	0	0	0	0	0	1	3	0.00	0.000										
Ricky Bones, R (8, 1) ERA: 3.35	1.0	W	3	0	0	0	2	0	0	0	0	0	0	10	15	0.00	0.000										

AB	34
R	5
H	11
RBI	5
BB	3
SO	7
LOB	21







Batter	1	2	3	4	5	6	7	8	9	AB	R	H	RBI	BB	SO	LOB	TOP										
<b>Johnny Damon, L</b> (1, 8) OBP: 0.340, SLG: 0.426	G4-3		F7			F9		L6		4	0	0	0	0	0	0	<b>Kansas City Royals @ Anaheim Angels</b> Edison International Field, Anaheim, CA Sat Sep 05 1998, 10:05 PM EDT Att: 37,217 - Cloudy - 76 F										
<b>Jeremy Giambi, L</b> (1, 10) OBP: 0.357, SLG: 0.417	G5-3 1B		K			P3		BB		3	0	1	0	1	1	0											
<b>Jose Offerman, S</b> (1, 4) OBP: 0.402, SLG: 0.436	G5-3							K		4	0	1	0	0	2	2											
<b>Dean Palmer, R</b> (1, 5) OBP: 0.329, SLG: 0.521	F8									4	1	1	1	0	1	2											
<b>Larry Sutton, L</b> (1, 7) OBP: 0.306, SLG: 0.344		G4-1								4	0	0	0	0	1	0											
<b>Jeff Conine, R</b> (1, 9) OBP: 0.314, SLG: 0.432										4	0	2	0	0	2	0											
<b>Hal Morris, L</b> (1, 3) OBP: 0.342, SLG: 0.389		G5-3								3	0	1	0	0	0	1											
<b>29 Mike Sweeney, R</b> (1, 2) OBP: 0.315, SLG: 0.386										3	0	0	0	0	0	3											
<b>Mendy López, R</b> (1, 6) OBP: 0.278, SLG: 0.298										2	0	0	0	0	1	0											
<b>Terry Pendleton, S</b> (8, PH) OBP: 0.291, SLG: 0.313										1	0	0	0	0	1	0											
<b>Shane Halter, R</b> (8, 6) OBP: 0.269, SLG: 0.320										0	0	0	0	0	0	0											
<b>Inning Stats</b>	R: 0 E: 0 K: 0 S: 13	H: 1 LOB: 1 BB: 0 P: 20	R: 0 E: 0 K: 0 S: 13	H: 1 LOB: 1 BB: 0 P: 20	R: 0 E: 0 K: 2 S: 10	H: 0 LOB: 0 BB: 0 P: 15	R: 0 E: 0 K: 1 S: 12	H: 1 LOB: 0 BB: 0 P: 15	R: 0 E: 0 K: 1 S: 5	H: 0 LOB: 0 BB: 0 P: 8	R: 0 E: 0 K: 0 S: 6	H: 0 LOB: 0 BB: 0 P: 11	R: 1 E: 0 K: 1 S: 16	H: 3 LOB: 2 BB: 0 P: 24	R: 0 E: 0 K: 2 S: 8	H: 0 LOB: 1 BB: 1 P: 14	R: 0 E: 0 K: 2 S: 9	H: 0 LOB: 0 BB: 0 P: 14	1B: 4 2B: 1 3B: 0 HR: 1	SF: 0 SAC: 0 DP: 0 HBP: 0	WP: 0 PB: 0 SB: 0 CS: 1	PA: 33					
<b>PITCHER</b>	IP	WLS	BF	H	R	ER	SO	BB	IBB	HBP	BLK	WP	HR	S	P	ERA	WHIP										
<b>Jack McDowell, R</b> (1, 1) ERA: 4.12	6.2	W	25	6	1	1	5	0	0	0	0	0	1	71	106	1.35	0.900										
<b>Pep Harris, R</b> (7, 1) ERA: 4.95	1.1		5	0	0	0	2	1	0	0	0	0	0	12	21	0.00	0.750										
<b>Rich DeLucia, R</b> (9, 1) ERA: 4.05	1.0	S	3	0	0	0	2	0	0	0	0	0	0	9	14	0.00	0.000										

Batter	1	2	3	4	5	6	7	8	9	AB	R	H	RBI	BB	SO	LOB	BOTTOM										
<b>Gregg Jefferies, S</b> (1, 7) OBP: 0.341, SLG: 0.414				G4-3						4	0	3	1	0	0	0	<b>Kansas City Royals @ Anaheim Angels</b> Edison International Field, Anaheim, CA Sat Sep 05 1998, 10:05 PM EDT Att: 37,217 - Cloudy - 76 F										
<b>Reggie Williams, S</b> (8, PR) OBP: 0.485, SLG: 0.519										0	0	0	0	0	0	0											
<b>Randy Velarde, R</b> (1, 4) OBP: 0.386, SLG: 0.413	FC5-4 1B									3	0	1	0	1	0	3											
<b>Jim Edmonds, L</b> (1, 8) OBP: 0.367, SLG: 0.499	FC5-4 1B									4	0	1	0	0	1	3											
<b>Tim Salmon, R</b> (1, 10) OBP: 0.414, SLG: 0.552		G5-3								3	0	0	0	1	2	2											
<b>16 Garret Anderson, L</b> (1, 9) OBP: 0.335, SLG: 0.471										4	0	1	0	0	2	5											
<b>Chris Pritchett, L</b> (1, 3) OBP: 0.390, SLG: 0.538										3	1	1	0	0	1	1											
<b>Todd Greene, R</b> (8, PH) OBP: 0.370, SLG: 0.409										1	0	0	0	0	1	3											
<b>Craig Shipley, R</b> (9, 3) OBP: 0.331, SLG: 0.393										0	0	0	0	0	0	0											
<b>Matt Walbeck, S</b> (1, 2) OBP: 0.314, SLG: 0.352										3	1	1	0	0	0	0											
<b>Troy Glaus, R</b> (1, 5) OBP: 0.290, SLG: 0.306										3	0	0	0	0	3	2											
<b>Gary Disarcina, R</b> (1, 6) OBP: 0.326, SLG: 0.397										3	0	1	1	0	0	0											
<b>Inning Stats</b>	R: 0 E: 0 K: 0 S: 10	H: 1 LOB: 0 BB: 0 P: 14	R: 0 E: 0 K: 1 S: 6	H: 0 LOB: 0 BB: 0 P: 8	R: 0 E: 0 K: 1 S: 7	H: 0 LOB: 0 BB: 0 P: 13	R: 0 E: 0 K: 2 S: 14	H: 2 LOB: 2 BB: 0 P: 21	R: 2 E: 0 K: 1 S: 12	H: 4 LOB: 1 BB: 0 P: 18	R: 0 E: 0 K: 1 S: 11	H: 1 LOB: 1 BB: 0 P: 18	R: 0 E: 0 K: 1 S: 7	H: 0 LOB: 0 BB: 0 P: 12	R: 0 E: 0 K: 3 S: 17	H: 1 LOB: 3 BB: 2 P: 31	1B: 8 2B: 1 3B: 0 HR: 0	SF: 0 SAC: 0 DP: 2 HBP: 0	WP: 0 PB: 0 SB: 0 CS: 0	PA: 33							
<b>PITCHER</b>	IP	WLS	BF	H	R	ER	SO	BB	IBB	HBP	BLK	WP	HR	S	P	ERA	WHIP										
<b>Brian Barber, R</b> (1, 1) ERA: 4.91	7.0	L	27	8	2	2	7	0	0	0	0	0	0	67	104	2.57	1.143										
<b>Scott Service, R</b> (8, 1) ERA: 3.15	0.0		2	1	0	0	0	1	0	0	0	0	0	6	12	∞	∞										
<b>Matt Whisenant, L</b> (8, 1) ERA: 5.02	1.0		4	0	0	0	3	1	0	0	0	0	0	11	19	0.00	1.000										

AB 32  
R 1  
H 6  
RBI 1  
BB 1  
SO 9  
LOB 8



AB 31  
R 2  
H 9  
RBI 2  
BB 2  
SO 10  
LOB 19









Batter	1	2	3	4	5	6	7	8	9	AB	R	H	RBI	BB	SO	LOB	TOP										
<b>Johnny Damon, L</b> OBP: 0.339, SLG: 0.422	3-2 G1-3	1-2 L4-3		2-2 G6-3		1-2 G3		2-3 K		5	0	0	0	0	1	3											
<b>Jeremy Giambi, L</b> OBP: 0.400, SLG: 0.667	0-0 1B 2B		1-0 CS 1B		0-1 F7	2-2 HR		2-0 P8		5	1	3	1	0	0	0											
<b>Jose Offerman, S</b> OBP: 0.401, SLG: 0.434	4-1 1B BB		3-3 K 1-2		3-2 BB 1B	0-0 F8		3-2 G6-4-3 1B 2B		4	2	2	0	1	1	1											
<b>Dean Palmer, R</b> OBP: 0.329, SLG: 0.518	1-0 F8		0-1 2B 1B		0-0 BB 2B 1B	3-3 K		0-1 G6-4-3 1B		5	1	3	0	0	1	2											
<b>Larry Sutton, L</b> OBP: 0.307, SLG: 0.348	3-1 1B		0-1 2B		1-3 K		3-2 G3-1		1-0 G6-4-3	5	0	2	0	0	1	4											
<b>Jeff Conine, R</b> OBP: 0.317, SLG: 0.434	0-1 F9		2-3 K		4-0 BB 2B		1-1 1B		3-1 2B	4	1	2	1	1	1	5											
<b>Hal Morris, L</b> OBP: 0.345, SLG: 0.386		4-2 29 1B BB		1-1 G6-3	4-1 29 2B BB		0-0 L6		4-0 IBB	2	1	0	1	3	0	1											
<b>29 Mike Sweeney, R</b> OBP: 0.323, SLG: 0.398		2-1 L4-3 1B		1-0 2B	0-1 2B		1-1 G6-3		1-0 L4	5	0	3	3	0	0	3											
<b>Mendy López, R</b> OBP: 0.271, SLG: 0.290		0-3 K		1-2 G6-3	1-0 G5-3			1-2 F9		4	0	0	0	0	1	4											
<b>Inning Stats</b>	R: 0 E: 0 K: 0 S: 11	H: 2 LOB: 3 BB: 1 P: 22	R: 0 E: 0 K: 2 S: 10	H: 1 LOB: 1 BB: 1 P: 17	R: 0 E: 0 K: 2 S: 11	H: 3 LOB: 2 BB: 0 P: 17	R: 0 E: 0 K: 0 S: 11	H: 1 LOB: 1 BB: 0 P: 16	R: 4 E: 0 K: 1 S: 15	H: 3 LOB: 1 BB: 2 P: 28	R: 1 E: 0 K: 0 S: 15	H: 1 LOB: 1 BB: 0 P: 21	R: 0 E: 0 K: 0 S: 8	H: 0 LOB: 0 BB: 0 P: 13	R: 1 E: 0 K: 1 S: 9	H: 3 LOB: 2 BB: 1 P: 21	1B: 9 2B: 7 3B: 0 HR: 1	SF: 0 SAC: 0 DP: 3 HBP: 0	WP: 0 PB: 0 SB: 0 CS: 1	PA: 44							
<b>PITCHER</b>	IP	WLS	BF	H	R	ER	SO	BB	IBB	HBP	BLK	WP	HR	S	P	ERA	WHIP										
<b>John Burkett, R</b> ERA: 6.08	(1, 1)	4.2	24	9	3	3	4	3	0	0	0	0	0	54	91	5.79	2.571										
<b>Greg Cadaret, L</b> ERA: 4.15	(5, 1)	0.0	1	0	0	0	0	1	0	0	0	0	0	1	5	∞	∞										
<b>Tim Crabtree, R</b> ERA: 4.05	(5, 1)	1.1	6	2	2	2	1	0	0	0	0	0	1	18	25	13.50	1.500										
<b>Eric Gunderson, L</b> ERA: 4.7	(7, 1)	2.0	8	2	1	1	1	0	0	0	0	0	0	19	32	4.50	1.000										
<b>Danny Patterson, R</b> ERA: 4.77	(9, 1)	1.0	W	5	2	0	0	0	1	0	0	0	0	6	15	0.00	2.000										

**Kansas City Royals @ Texas Rangers**  
The Ballpark at Arlington, Arlington, TX  
Tue Sep 08 1998, 8:05 PM EDT  
Att: 22,336 - Cloudy - 97 F

AB 39  
R 6  
H 15  
RBI 6  
BB 5  
SO 6  
LOB 23



Batter	1	2	3	4	5	6	7	8	9	AB	R	H	RBI	BB	SO	LOB	BOTTOM										
<b>Mark McLemore, S</b> OBP: 0.382, SLG: 0.336	3-2 G5-3	2-2 P4		0-1 FC6-4 1B		0-1 1B 2H 1B			4-2 29 2B BB	4	1	2	1	1	0	0											
<b>Roberto Kelly, R</b> OBP: 0.351, SLG: 0.555	1-0 F8		1-1 29 2B 3B		0-2 FC6-4		1-2 1B		2-1 29 2B 1B	4	1	2	0	0	0	2											
<b>Luis Alicea, S</b> OBP: 0.375, SLG: 0.432				1-2 29 2B 1B		3-2 G4-3		0-3 K	1-2 1B 2B	5	1	3	2	0	1	2											
<b>29 Rusty Greer, L</b> OBP: 0.395, SLG: 0.448	2-1 1B		1-2 G4-3 2B		3-2 G4-3		0-3 K		1-2 1B 2B	5	1	3	2	0	1	2											
<b>Juan Gonzalez, R</b> OBP: 0.362, SLG: 0.626	3-2 1B		0-2 P7		1-2 FC5-4 1B		1-1 F8		4-0 1B IBB	4	0	2	0	1	0	1											
<b>Will Clark, L</b> OBP: 0.384, SLG: 0.510	2-3 K		3-1 G4-3		1-3 K		2-1 G4-3		1-3 K	5	0	0	0	0	3	7											
<b>Ivan Rodriguez, R</b> OBP: 0.383, SLG: 0.514		0-1 G3-1-3		1-0 G4-3		2-1 FC5-4		1-0 F8	0-0 1B	5	0	1	2	0	0	2											
<b>Todd Zeile, R</b> OBP: 0.344, SLG: 0.428		2-2 HR 3B		0-0 F8		2-3 K		0-1 G5-3		4	1	1	0	0	1	0											
<b>Mike Simms, R</b> OBP: 0.377, SLG: 0.602	1-0 P9		1-2 G6-3		1-2 G6-3		1-0 1B 2B		1-0 G3	3	1	1	0	0	0	1											
<b>Lee Stevens, L</b> OBP: 0.313, SLG: 0.483										1	0	0	0	0	0	0											
<b>Royce Clayton, R</b> OBP: 0.307, SLG: 0.350	1-1 HR		4-0 1B BB		1-1 1B BB		3-3 K		1-2 G4-3	3	1	1	2	1	1	1											
<b>Inning Stats</b>	R: 0 E: 0 K: 1 S: 12	H: 2 LOB: 2 BB: 0 P: 23	R: 2 E: 0 K: 0 S: 12	H: 2 LOB: 0 BB: 0 P: 18	R: 1 E: 0 K: 0 S: 11	H: 2 LOB: 1 BB: 0 P: 17	R: 0 E: 0 K: 0 S: 9	H: 1 LOB: 2 BB: 1 P: 14	R: 0 E: 0 K: 1 S: 12	H: 1 LOB: 1 BB: 0 P: 19	R: 1 E: 0 K: 3 S: 16	H: 3 LOB: 2 BB: 0 P: 23	R: 0 E: 0 K: 0 S: 5	H: 0 LOB: 0 BB: 0 P: 9	R: 0 E: 0 K: 0 S: 6	H: 0 LOB: 0 BB: 0 P: 8	R: 3 E: 0 K: 1 S: 12	H: 3 LOB: 2 BB: 2 P: 24	1B: 8 2B: 3 3B: 2 HR: 1	SF: 0 SAC: 0 DP: 0 HBP: 0	WP: 0 PB: 0 SB: 0 CS: 0	PA: 42					
<b>PITCHER</b>	IP	WLS	BF	H	R	ER	SO	BB	IBB	HBP	BLK	WP	HR	S	P	ERA	WHIP										
<b>50 José Rosado, L</b> ERA: 4.31	(1, 1)	5.2	28	10	4	4	4	1	0	0	0	0	0	66	107	6.35	1.941										
<b>Scott Service, R</b> ERA: 3.05	(6, 1)	2.1	8	1	0	0	1	0	0	0	0	0	0	17	24	0.00	0.429										
<b>Jeff Montgomery, R</b> ERA: 5.58	(9, 1)	0.1	L	6	3	3	3	1	1	0	0	0	0	12	24	81.00	12.000										

**Kansas City Royals @ Texas Rangers**  
The Ballpark at Arlington, Arlington, TX  
Tue Sep 08 1998, 8:05 PM EDT  
Att: 22,336 - Cloudy - 97 F

AB 39  
R 7  
H 14  
RBI 7  
BB 3  
SO 6  
LOB 16





Batter	1	2	3	4	5	6	7	8	9	AB	R	H	RBI	BB	SO	LOB	TOP											
<b>Johnny Damon, L</b> OBP: 0.336, SLG: 0.419 (1, 8)										4	0	0	0	0	1	0												
<b>Jeremy Giambi, L</b> OBP: 0.375, SLG: 0.591 (1, 10)										4	0	1	0	0	0	0												
<b>Jose Offerman, S</b> OBP: 0.402, SLG: 0.434 (1, 4)										4	0	2	0	0	1	2												
<b>Dean Palmer, R</b> OBP: 0.327, SLG: 0.514 <b>Scott Leius, R</b> OBP: 0.200, SLG: 0.172 (8, 5)										4	0	0	0	0	0	3												
<b>Jeff King, R</b> OBP: 0.321, SLG: 0.448 (1, 3)										4	0	0	0	0	2	1												
<b>Hal Morris, L</b> OBP: 0.348, SLG: 0.387 (1, 7)										3	0	2	0	1	0	0												
<b>Jeff Conine, R</b> OBP: 0.313, SLG: 0.428 (1, 9)										4	0	0	0	0	2	2												
<b>29 Mike Sweeney, R</b> OBP: 0.323, SLG: 0.402 (1, 2)										3	0	1	0	0	1	1												
<b>Mendy López, R</b> OBP: 0.268, SLG: 0.287 <b>Chris Hatcher, R</b> (7, PH) <b>Shane Halter, R</b> OBP: 0.265, SLG: 0.315 (7, 6)										2	0	0	0	0	1	0												
<b>Inning Stats</b>	R: 0 E: 0 K: 2 S: 13	H: 1 LOB: 1 BB: 0 P: 19	R: 0 E: 0 K: 0 S: 8	H: 1 LOB: 1 BB: 1 P: 12	R: 0 E: 1 K: 1 S: 13	H: 0 LOB: 1 BB: 0 P: 20	R: 0 E: 0 K: 1 S: 13	H: 0 LOB: 0 BB: 1 P: 20	R: 0 E: 1 K: 1 S: 15	H: 1 LOB: 1 BB: 0 P: 24	R: 0 E: 0 K: 1 S: 7	H: 2 LOB: 1 BB: 0 P: 9	R: 0 E: 0 K: 0 S: 11	H: 1 LOB: 1 BB: 0 P: 16	R: 0 E: 0 K: 1 S: 8	H: 0 LOB: 0 BB: 0 P: 8	1B: 5 2B: 1 3B: 0 HR: 0	SF: 0 SAC: 0 DP: 0 HBP: 0	WP: 1 PB: 0 SB: 0 CS: 0	PA: 34								
<b>PITCHER</b>	IP	WLS	BF	H	R	ER	SO	BB	IBB	HBP	BLK	WP	HR	S	P	ERA	WHIP											
<b>Aaron Sele, R</b> ERA: 4.26 <b>Tony Fossas, L</b> ERA: 7.79 <b>Xavier Hernandez, R</b> ERA: 3.33 <b>Al Levine, R</b> ERA: 3.99	(1, 1)	7.0	W	27	5	0	0	7	1	0	0	0	1	0	81	122	0.00	0.857										
	(8, 1)	0.2		3	1	0	0	0	0	0	0	0	0	0	9	12	0.00	1.500										
	(8, 1)	0.1		1	0	0	0	0	0	0	0	0	0	0	2	4	0.00	0.000										
	(9, 1)	1.0		3	0	0	0	1	0	0	0	0	0	0	8	8	0.00	0.000										

**Kansas City Royals @ Texas Rangers**  
The Ballpark at Arlington, Arlington, TX  
Wed Sep 09 1998, 8:05 PM EDT  
Att: 28,441 - Unknown - 93 F

AB	33
R	0
H	6
RBI	0
BB	1
SO	8
LOB	10



Batter	1	2	3	4	5	6	7	8	9	AB	R	H	RBI	BB	SO	LOB	BOTTOM											
<b>Tom Goodwin, L</b> OBP: 0.378, SLG: 0.331 (1, 8)										5	0	2	2	0	1	1												
<b>Mark McLemore, S</b> OBP: 0.384, SLG: 0.340 (1, 4)										4	0	2	0	1	1	0												
<b>29 Rusty Greer, L</b> OBP: 0.394, SLG: 0.449 <b>Bill Haselman, R</b> OBP: 0.323, SLG: 0.560 (9, 2)										4	1	1	1	0	0	3												
<b>Juan Gonzalez, R</b> OBP: 0.366, SLG: 0.628 <b>Mike Simms, R</b> OBP: 0.377, SLG: 0.602 (9, 9)										4	1	3	0	1	1	2												
<b>Will Clark, L</b> OBP: 0.383, SLG: 0.510 (1, 3)										4	1	1	2	0	2	3												
<b>Ivan Rodriguez, R</b> OBP: 0.383, SLG: 0.512 <b>Warren Newson, L</b> OBP: 0.278, SLG: 0.294 (9, 7)										4	1	1	0	0	0	2												
<b>Lee Stevens, L</b> OBP: 0.315, SLG: 0.493 (1, 10)										4	2	2	3	0	0	1												
<b>Todd Zeile, R</b> OBP: 0.343, SLG: 0.428 (1, 5)										4	0	1	0	0	1	1												
<b>Royce Clayton, R</b> OBP: 0.308, SLG: 0.351 (1, 6)										4	2	2	0	0	1	1												
<b>Inning Stats</b>	R: 2 E: 0 K: 1 S: 15	H: 2 LOB: 1 BB: 1 P: 28	R: 2 E: 0 K: 1 S: 15	H: 4 LOB: 1 BB: 0 P: 21	R: 3 E: 1 K: 1 S: 16	H: 4 LOB: 1 BB: 0 P: 18	R: 0 E: 0 K: 1 S: 10	H: 1 LOB: 1 BB: 0 P: 15	R: 0 E: 0 K: 1 S: 10	H: 1 LOB: 1 BB: 0 P: 17	R: 0 E: 0 K: 1 S: 14	H: 1 LOB: 1 BB: 0 P: 20	R: 1 E: 0 K: 1 S: 15	H: 2 LOB: 2 BB: 1 P: 26	R: 0 E: 0 K: 1 S: 8	H: 0 LOB: 0 BB: 0 P: 8	1B: 7 2B: 7 3B: 0 HR: 1	SF: 1 SAC: 0 DP: 1 HBP: 0	WP: 0 PB: 0 SB: 0 CS: 0	PA: 40								
<b>PITCHER</b>	IP	WLS	BF	H	R	ER	SO	BB	IBB	HBP	BLK	WP	HR	S	P	ERA	WHIP											
<b>Pat Rapp, R</b> ERA: 5.27 <b>Jeff Suppan, R</b> ERA: 6.42 <b>Allen McDill, L</b> ERA: <b>47 Brian Bevil, R</b> ERA: 5.06 <b>Jim Pitsley, R</b> ERA: 6.99	(1, 1)	2.1	L	16	9	7	7	2	1	0	0	0	0	0	39	35	0.00	0.750										
	(6, 1)	1.0		4	1	0	0	1	0	0	0	0	0	0	10	17	0.00	1.000										
	(7, 1)	1.0		4	1	0	0	1	0	0	0	0	0	0	14	20	0.00	1.000										
	(8, 1)	1.0		6	2	1	1	1	1	0	0	0	0	0	15	26	9.00	3.000										

**Kansas City Royals @ Texas Rangers**  
The Ballpark at Arlington, Arlington, TX  
Wed Sep 09 1998, 8:05 PM EDT  
Att: 28,441 - Unknown - 93 F

AB	37
R	8
H	15
RBI	8
BB	2
SO	7
LOB	14





Batter	1	2	3	4	5	6	7	8	9	AB	R	H	RBI	BB	SO	LOB	TOP					
Carlos Guillen, S OBP: 0.353, SLG: 0.313 (1, 4)	F7		F9		G4-3		K		F8	5	0	0	0	0	1	2						
Alex Rodriguez, R OBP: 0.354, SLG: 0.556 (1, 6)	F9		G4-3			G4-3 WP 1B	F8		K	5	0	1	0	0	1	2						
Ken Griffey Jr., L OBP: 0.373, SLG: 0.615 (1, 10)	F8							L3		4	0	1	0	0	1	1						
David Segui, S OBP: 0.360, SLG: 0.484 (1, 3)		P4	P4			G4-3				4	1	1	1	0	0	2						
Russ Davis, R OBP: 0.310, SLG: 0.453 (1, 5)					G6-4-3 1B					3	1	1	0	1	1	1						
Raul Ibanez, L OBP: 0.311, SLG: 0.591 Charles Gipson, R OBP: 0.325, SLG: 0.257 (1, 7) (8, 8)										4	2	2	1	0	2	1						
Dan Wilson, R OBP: 0.309, SLG: 0.405 (1, 2)										0	0	0	0	0	0	0						
Shane Monahan, L OBP: 0.282, SLG: 0.376 (1, 8) (8, 7)										4	0	0	0	0	1	3						
Ryan Radmanovich, L OBP: 0.161, SLG: 0.233 (1, 9)										4	0	2	1	0	0	1						
<b>Inning Stats</b>	R: 0 E: 0 K: 0 S: 8	H: 0 LOB: 0 BB: 0 P: 13	R: 2 E: 0 K: 0 S: 11	H: 1 LOB: 1 BB: 2 P: 25	R: 0 E: 0 K: 0 S: 7	H: 1 LOB: 1 BB: 0 P: 7	R: 0 E: 0 K: 1 S: 8	H: 1 LOB: 0 BB: 0 P: 12	R: 0 E: 1 K: 0 S: 4	H: 0 LOB: 0 BB: 0 P: 7	R: 0 E: 0 K: 1 S: 9	H: 1 LOB: 1 BB: 0 P: 16	R: 2 E: 0 K: 2 S: 14	H: 3 LOB: 1 BB: 0 P: 22	R: 1 E: 0 K: 2 S: 10	H: 1 LOB: 0 BB: 0 P: 15	R: 1 E: 0 K: 1 S: 16	H: 2 LOB: 1 BB: 0 P: 27	1B: 6 2B: 1 3B: 1 HR: 2	SF: 0 SAC: 0 DP: 1 HBP: 0	WP: 3 PB: 0 SB: 1 CS: 0	PA: 38
<b>PITCHER</b>	IP	WLS	BF	H	R	ER	SO	BB	IBB	HBP	BLK	WP	HR	S	P	ERA	WHIP					
Brian Barber, R ERA: 4.97 (1, 1)	7.0	L	29	7	4	4	4	2	0	0	0	3	0	61	102	5.14	1.286					
Allen McDill, L ERA: 6.0 (8, 1)	1.2		8	3	2	2	2	0	0	0	0	0	2	22	35	10.80	1.800					
Scott Service, R ERA: 3.04 (9, 1)	0.1		1	0	0	0	1	0	0	0	0	0	0	4	7	0.00	0.000					

Seattle Mariners @ Kansas City Royals  
Kauffman Stadium, Kansas City, MO  
Fri Sep 11 1998, 3:33 AM CDT  
Unknown - 82 F

AB 36  
R 6  
H 10  
RBI 5  
BB 2  
SO 7  
LOB 14



Batter	1	2	3	4	5	6	7	8	9	AB	R	H	RBI	BB	SO	LOB	BOTTOM					
Johnny Damon, L OBP: 0.334, SLG: 0.417 (1, 8)	F7		P1			G3-1		F9		4	0	0	0	0	1							
Scott Leius, R OBP: 0.176, SLG: 0.152 (1, 5) (9, 6)	G6-3					G6-3		G5-3		4	0	0	0	0	1							
Jose Offerman, S OBP: 0.401, SLG: 0.433 (1, 4)	F8					G6-3				4	1	1	0	0	1	0						
Dean Palmer, R OBP: 0.326, SLG: 0.517 (1, 10)		P6				F9				4	1	1	2	0	1	0						
Jeff King, R OBP: 0.320, SLG: 0.453 (1, 3)		L8								4	1	1	1	0	0	0						
Jeff Conine, R OBP: 0.313, SLG: 0.425 (1, 9)										2	0	0	0	1	0	0						
Chris Hatcher, R OBP: 0.286, SLG: 0.167 (1, 7)										3	0	1	0	0	2	1						
29 Mike Sweeney, R OBP: 0.319, SLG: 0.397 (1, 2)										3	0	0	0	0	1							
Shane Halter, R OBP: 0.263, SLG: 0.312 Terry Pendleton, S OBP: 0.294, SLG: 0.321 (1, 6) (8, PH) (9, 5)										2	0	0	0	0	0	0						
										1	0	1	0	0	0	0						
<b>Inning Stats</b>	R: 0 E: 0 K: 0 S: 7	H: 0 LOB: 0 BB: 0 P: 12	R: 0 E: 0 K: 1 S: 10	H: 0 LOB: 1 BB: 1 P: 16	R: 0 E: 0 K: 0 S: 3	H: 0 LOB: 0 BB: 0 P: 6	R: 1 E: 0 K: 0 S: 9	H: 2 LOB: 0 BB: 0 P: 10	R: 0 E: 0 K: 0 S: 4	H: 0 LOB: 0 BB: 0 P: 6	R: 2 E: 0 K: 1 S: 13	H: 2 LOB: 0 BB: 0 P: 19	R: 0 E: 0 K: 0 S: 10	H: 1 LOB: 1 BB: 0 P: 16	R: 0 E: 0 K: 2 S: 11	H: 0 LOB: 0 BB: 0 P: 13	1B: 2 2B: 1 3B: 0 HR: 2	SF: 0 SAC: 0 DP: 1 HBP: 0	WP: 0 PB: 0 SB: 0 CS: 0	PA: 32		
<b>PITCHER</b>	IP	WLS	BF	H	R	ER	SO	BB	IBB	HBP	BLK	WP	HR	S	P	ERA	WHIP					
Jeff Fassero, L ERA: 4.17 (1, 1)	8.0	W	29	5	3	3	2	1	0	0	0	0	2	63	94	3.38	0.750					
Mike Timlin, R ERA: 3.07 (9, 1)	1.0	S	3	0	0	0	2	0	0	0	0	0	0	11	13	0.00	0.000					

Seattle Mariners @ Kansas City Royals  
Kauffman Stadium, Kansas City, MO  
Fri Sep 11 1998, 3:33 AM CDT  
Unknown - 82 F

AB 31  
R 3  
H 5  
RBI 3  
BB 1  
SO 4  
LOB 4





Batter	1	2	3	4	5	6	7	8	9	AB	R	H	RBI	BB	SO	LOB	TOP					
<b>Carlos Guillen, S</b> OBP: 0.391, SLG: 0.350 (1, 4)	1-2 G6-3 2B 1B	0-0 G5-4-3 1B				1-1 F9		1-0 P4		4	1	2	1	0	0	1						
<b>David Bell, R</b> OBP: 0.301, SLG: 0.411 (1, 5) (6, 7)	1-0 G6-3	2-1 G5-4-3				3-2 L8		1-2 G6-3		4	0	0	0	0	0	4						
<b>Ken Griffey Jr., L</b> OBP: 0.370, SLG: 0.610 (1, 8)	2-0 F8				2-2 G4-3			1-3 K		4	0	0	0	0	1	1						
<b>Alex Rodriguez, R</b> OBP: 0.355, SLG: 0.557 (1, 10)	1-2 HR 2B				0-3 K			0-2 P3		4	1	2	1	0	1	0						
<b>David Segui, S</b> OBP: 0.359, SLG: 0.488 (1, 3)	3-2 HR				0-0 G5-3			1-0 G5-3		4	1	1	2	0	0	1						
<b>Raul Ibanez, L</b> OBP: 0.298, SLG: 0.565 <b>Russ Davis, R</b> OBP: 0.309, SLG: 0.451 (1, 9) (6, 5)	1-2 F9				0-1 F7			0-0 G3		2	0	0	0	0	0	0						
<b>Shane Monahan, L</b> OBP: 0.279, SLG: 0.371 (6, 9)		1-2 G3			0-3 K			0-0 G5-3		2	0	0	0	0	1	0						
<b>Charles Gipson, R</b> OBP: 0.310, SLG: 0.243 (7, 7) (7, 9)					0-0 K				3-2 P3	2	0	0	0	0	0	0						
<b>John Marzano, R</b> OBP: 0.326, SLG: 0.402 (1, 2)		0-2 1B 1B			0-0 G5-3			3-2 HR		4	2	2	1	0	0	0						
<b>Giomar Guevara, S</b> OBP: 0.500, SLG: 0.250 (1, 6)		0-0 1B 1B			0-0 G1-3			4-1 BB		2	0	1	0	1	0	0						
<b>Inning Stats</b>	R: 3 E: 0 K: 0 S: 17	H: 3 LOB: 0 BB: 0 P: 26	R: 1 E: 0 K: 0 S: 10	H: 3 LOB: 1 BB: 0 P: 13	R: 0 E: 0 K: 1 S: 8	H: 0 LOB: 0 BB: 0 P: 10	R: 0 E: 0 K: 1 S: 6	H: 0 LOB: 0 BB: 0 P: 6	R: 0 E: 0 K: 0 S: 7	H: 1 LOB: 1 BB: 0 P: 14	R: 1 E: 0 K: 0 S: 10	H: 1 LOB: 1 BB: 1 P: 19	R: 0 E: 0 K: 1 S: 7	H: 0 LOB: 0 BB: 0 P: 9	R: 0 E: 0 K: 0 S: 10	H: 0 LOB: 0 BB: 0 P: 14	1B: 5 2B: 1 3B: 0 HR: 2	SF: 0 SAC: 0 DP: 1 HBP: 0	WP: 0 PB: 0 SB: 0 CS: 0	PA: 35		
<b>PITCHER</b>	IP	WLS	BF	H	R	ER	SO	BB	IBB	HBP	BLK	WP	HR	S	P	ERA	WHIP					
<b>Kevin Appier, R</b> ERA: 7.2	(1, 1)	5.0	W	20	6	4	4	2	0	0	0	0	0	1	48	66	7.20	1.200				
<b>Glendon Rusch, L</b> ERA: 6.14	(6, 1)	4.0	S	15	2	1	1	1	1	0	0	0	0	1	36	56	2.25	0.750				

Seattle Mariners @ Kansas City Royals  
Kauffman Stadium, Kansas City, MO  
Fri Sep 11 1998, 7:05 PM CDT  
Att: 18,874 - Unknown - 75 F

AB 34  
R 5  
H 8  
RBI 5  
BB 1  
SO 3  
LOB 8



Batter	1	2	3	4	5	6	7	8	9	AB	R	H	RBI	BB	SO	LOB	BOTTOM					
<b>Johnny Damon, L</b> OBP: 0.335, SLG: 0.415 (1, 8)	1-0 P6					0-1 G6-3		2-2 G4-3		4	1	1	0	1	0	0						
<b>Larry Sutton, L</b> OBP: 0.312, SLG: 0.350 (1, 9) (8, 7)	1-2 F7					0-0 BB 1B		4-1 1B BB		4	1	2	0	1	0	3						
<b>Jose Offerman, S</b> OBP: 0.402, SLG: 0.436 (1, 4)	3-2 2B				0-1 G4-3			0-0 G5-4-3 1B		5	1	3	1	0	1	1						
<b>Dean Palmer, R</b> OBP: 0.329, SLG: 0.523 (1, 5)	1-0 F8				4-0 HR G1-3 BB			1-1 G5-4-3		4	2	2	1	1	0	3						
<b>Jeremy Giambi, L</b> OBP: 0.357, SLG: 0.520 <b>Jeff Conine, R</b> OBP: 0.313, SLG: 0.425 (1, 7) (8, 9)		0-2 G4-3			1-0 G1-3			0-0 G5-3		3	0	0	1	1	0	2						
<b>Terry Pendleton, S</b> OBP: 0.294, SLG: 0.333 (1, 10)		3-2 G4-3			1-2 2-3 3-H 1B			1-2 2-3 BB		0	0	0	0	0	0	0						
<b>Hal Morris, L</b> OBP: 0.347, SLG: 0.386 (1, 3)		0-1 HR 1B			0-0 G3-1			2-2 G3-1		4	1	1	0	0	0	0						
<b>Tim Spehr, R</b> OBP: 0.288, SLG: 0.232 (1, 2)		3-1 HR			1-1 BB 1B			2-3 K		4	1	2	2	0	2	0						
<b>Mendy López, R</b> OBP: 0.267, SLG: 0.286 (1, 6)		2-2 G5-3			0-1 BB 1B			0-0 K		4	0	1	0	0	1	0						
<b>Inning Stats</b>	R: 0 E: 0 K: 0 S: 9	H: 1 LOB: 1 BB: 0 P: 15	R: 2 E: 0 K: 0 S: 15	H: 2 LOB: 0 BB: 0 P: 23	R: 5 E: 0 K: 0 S: 14	H: 6 LOB: 3 BB: 2 P: 28	R: 1 E: 0 K: 0 S: 8	H: 1 LOB: 0 BB: 0 P: 11	R: 0 E: 0 K: 2 S: 11	H: 0 LOB: 0 BB: 0 P: 15	R: 0 E: 0 K: 1 S: 14	H: 2 LOB: 3 BB: 1 P: 20	R: 0 E: 0 K: 1 S: 6	H: 0 LOB: 0 BB: 0 P: 10	R: 0 E: 0 K: 0 S: 7	H: 1 LOB: 1 BB: 1 P: 14	1B: 9 2B: 1 3B: 0 HR: 3	SF: 0 SAC: 0 DP: 1 HBP: 0	WP: 0 PB: 0 SB: 0 CS: 0	PA: 40		
<b>PITCHER</b>	IP	WLS	BF	H	R	ER	SO	BB	IBB	HBP	BLK	WP	HR	S	P	ERA	WHIP					
<b>27 Ken Cloude, R</b> ERA: 6.55	(1, 1)	1.2	L	10	6	5	5	0	1	0	0	0	0	1	17	29	45.00	7.000				
<b>26 Bill Swift, R</b> ERA: 5.85	(2, 1)	1.0	L	10	6	5	5	0	1	0	0	0	0	1	17	29	45.00	7.000				
<b>Paul Spoljaric, L</b> ERA: 5.81	(3, 1)	3.1		15	3	1	1	3	2	0	0	0	0	1	34	51	2.70	1.500				
<b>31 Bobby Ayala, R</b> ERA: 7.13	(7, 1)	2.0		7	1	0	0	1	1	0	0	0	0	0	13	24	0.00	1.000				

Seattle Mariners @ Kansas City Royals  
Kauffman Stadium, Kansas City, MO  
Fri Sep 11 1998, 7:05 PM CDT  
Att: 18,874 - Unknown - 75 F

AB 36  
R 8  
H 13  
RBI 8  
BB 4  
SO 4  
LOB 12





Batter	1	2	3	4	5	6	7	8	9	AB	R	H	RBI	BB	SO	LOB	TOP								
<b>Carlos Guillen, S</b> (1, 4) OBP: 0.400, SLG: 0.348	1-0 E 1B		0-3 K				4-1 1B BB		0-3 K								3 0 1 0 1 2 0								
<b>Alex Rodriguez, R</b> (1, 6) OBP: 0.356, SLG: 0.556	1-1 E5		1-1 P3				3-1 S 1B		0-0 FC3-6 1B								4 0 2 0 0 0 1								
<b>Ken Griffey Jr., L</b> (1, 8) OBP: 0.371, SLG: 0.614	0-0 P2		0-1 HR				4-2 1-2 BB		0-1 FC3-6 G1-6-3 1-2								3 1 1 1 1 0 3								
<b>Edgar Martinez, R</b> (1, 10) OBP: 0.414, SLG: 0.536	1-3 K		2-0 G6-3				0-0 L7		3-2 G1-6-3								4 0 0 0 0 1 6								
<b>David Segui, S</b> (1, 3) OBP: 0.357, SLG: 0.484	3-2 F9						0-0 G6-3		0-1 G6-3								4 0 0 0 0 0 3								
<b>Russ Davis, R</b> (1, 5) OBP: 0.307, SLG: 0.447		1-0 P3					0-2 G6-3		0-3 K								4 0 0 0 0 2 0								
<b>Raul Ibanez, L</b> (1, 7) OBP: 0.275, SLG: 0.520		2-1 G4-3					1-3 K		0-0 G4-3								4 0 0 0 0 1 0								
<b>Joe Oliver, R</b> (1, 2) OBP: 0.271, SLG: 0.339		2-2 HR					1-2 F8		3-3 K								4 1 1 1 0 1 0								
<b>Ryan Radmanovich, L</b> (9, PR) OBP: 0.161, SLG: 0.233																	0 0 0 0 0 0 0								
<b>Rob Ducey, L</b> (1, 9) OBP: 0.335, SLG: 0.405		0-1 F8					3-2 F7		1-1 G3								4 0 0 0 0 1 1								
<b>Inning Stats</b>	R: 0 E: 1 K: 1 S: 11	H: 1 LOB: 2 BB: 0 P: 17	R: 1 E: 0 K: 0 S: 10	H: 1 LOB: 0 BB: 0 P: 15	R: 1 E: 0 K: 1 S: 8	H: 1 LOB: 0 BB: 0 P: 11	R: 0 E: 0 K: 1 S: 7	H: 0 LOB: 0 BB: 0 P: 8	R: 0 E: 0 K: 0 S: 12	H: 1 LOB: 3 BB: 2 P: 27	R: 0 E: 0 K: 1 S: 6	H: 0 LOB: 0 BB: 0 P: 6	R: 0 E: 0 K: 2 S: 10	H: 0 LOB: 0 BB: 0 P: 14	R: 0 E: 0 K: 0 S: 11	H: 1 LOB: 1 BB: 0 P: 15	R: 0 E: 1 K: 12 S: 12	H: 0 LOB: 1 BB: 0 P: 15	1B: 3 2B: 0 3B: 0 HR: 2	SF: 0 SAC: 0 DP: 0 HBP: 0	WP: 0 PB: 0 SB: 2 CS: 0	PA: 36			
<b>PITCHER</b>	IP	WLS	BF	H	R	ER	SO	BB	IBB	HBP	BLK	WP	HR	S	P	ERA	WHIP								
<b>Tim Belcher, R</b> (1, 1) ERA: 3.92	8.0	W	32	5	2	2	6	2	0	0	0	0	2	75	112	2.25	0.875								
<b>Jeff Montgomery, R</b> (9, 1) ERA: 5.47	1.0	S	4	0	0	0	2	0	0	0	0	0	0	12	15	0.00	0.000								

Seattle Mariners @ Kansas City Royals  
Kauffman Stadium, Kansas City, MO  
Sat Sep 12 1998, 7:05 PM CDT  
Att: 28,091 - Unknown - 82 F

AB 34  
R 2  
H 5  
RBI 2  
BB 2  
SO 8  
LOB 14



Batter	1	2	3	4	5	6	7	8	9	AB	R	H	RBI	BB	SO	LOB	BOTTOM								
<b>Johnny Damon, L</b> (1, 8) OBP: 0.336, SLG: 0.420	1-1 HR	4-2 CS BB					2-2 FC4-2 FC6-4 2-H		1-3 K								3 1 1 1 1 1 1								
<b>Scott Leius, R</b> (1, 5) OBP: 0.184, SLG: 0.162	0-0 FC4-6 1B	1-0 CS	1-0 G6-3				0-0 FC6-4 1-2		2-2 G5-3								4 0 1 0 0 0 1								
<b>Jose Offerman, S</b> (1, 4) OBP: 0.401, SLG: 0.435	3-2 FC4-6 S 1-2 HR		3-2 F9				1-2 CS 1B		0-0 F8								4 1 1 0 0 0 1								
<b>Dean Palmer, R</b> (1, 10) OBP: 0.328, SLG: 0.521	2-1 F8		3-2 G6-3				2-2 1B G5-3 1B		3-3 K								4 1 1 0 0 1 1								
<b>Jeff King, R</b> (1, 3) OBP: 0.321, SLG: 0.460	2-2 HR						1-0 G5-3 BB 1-3 1B		0-0 F7								4 1 2 2 0 0 0								
<b>Jeff Conine, R</b> (1, 9) OBP: 0.314, SLG: 0.422	0-0 F8						2-3 K		4-1 G5-3 BB 1-2 BB								2 0 0 0 1 1 0								
<b>Chris Hatcher, R</b> (1, 7) OBP: 0.200, SLG: 0.111			0-3 K				1-3 K		0-0 G5-3								3 0 0 1 0 2 2								
<b>Tim Spehr, R</b> (1, 2) OBP: 0.290, SLG: 0.254			1-0 G5-3				2-0 FC4-2 2B		1-1 P4								3 0 1 0 0 0 2								
<b>Mendy López, R</b> (1, 6) OBP: 0.269, SLG: 0.305		1-2 HR					2-1 G6-3		0-0 G4-3								3 1 1 1 0 0 1								
<b>Inning Stats</b>	R: 3 E: 0 K: 0 S: 14	H: 3 LOB: 0 BB: 0 P: 22	R: 1 E: 0 K: 1 S: 9	H: 1 LOB: 1 BB: 1 P: 16	R: 0 E: 0 K: 0 S: 8	H: 0 LOB: 0 BB: 0 P: 15	R: 0 E: 0 K: 2 S: 11	H: 0 LOB: 0 BB: 0 P: 15	R: 0 E: 0 K: 0 S: 7	H: 3 LOB: 2 BB: 1 P: 20	R: 0 E: 0 K: 1 S: 7	H: 0 LOB: 0 BB: 0 P: 10	R: 0 E: 0 K: 1 S: 5	H: 0 LOB: 0 BB: 0 P: 8	R: 0 E: 0 K: 1 S: 12	H: 0 LOB: 1 BB: 0 P: 15	1B: 4 2B: 1 3B: 0 HR: 3	SF: 0 SAC: 0 DP: 0 HBP: 0	WP: 0 PB: 0 SB: 2 CS: 2	PA: 33					
<b>PITCHER</b>	IP	WLS	BF	H	R	ER	SO	BB	IBB	HBP	BLK	WP	HR	S	P	ERA	WHIP								
<b>Jamie Moyer, L</b> (1, 1) ERA: 3.61	7.0	L	29	5	5	4	4	2	0	0	0	0	3	67	111	6.43	1.429								
<b>Heathcliff Slocumb, R</b> (8, 1) ERA: 5.64	1.0		3	0	0	0	1	0	0	0	0	0	0	5	8	0.00	0.000								

Seattle Mariners @ Kansas City Royals  
Kauffman Stadium, Kansas City, MO  
Sat Sep 12 1998, 7:05 PM CDT  
Att: 28,091 - Unknown - 82 F

AB 30  
R 5  
H 8  
RBI 5  
BB 2  
SO 5  
LOB 9









Batter	1	2	3	4	5	6	7	8	9	AB	R	H	RBI	BB	SO	LOB	TOP			
Jason McDonald, S (1, 7) OBP: 0.362, SLG: 0.310	K		B5-3		L8		L8			4	0	0	0	0	1	2	<p>Oakland Athletics @ Kansas City Royals</p> <p>Kauffman Stadium, Kansas City, MO</p> <p>Tue Sep 15 1998, 3:33 AM CDT</p> <p>Att: 11,524 - Cloudy - 74 F</p> <p>livebaseballscores.com</p>			
Ryan Christenson, R (1, 8) OBP: 0.333, SLG: 0.276	F9		L6		K		G4-3			4	0	0	0	0	1	2				
Jason Giambi, L (1, 3) OBP: 0.383, SLG: 0.490					G4-3			K		3	0	1	0	1	1					
Matt Stairs, L (1, 10) OBP: 0.380, SLG: 0.525	K		G4-3			HR		F8		4	1	1	1	0	1	2				
Ben Grieve, L (1, 9) OBP: 0.385, SLG: 0.447					L8		G4-3			4	0	1	0	0	0	0				
Scott Spiezio, S (1, 4) OBP: 0.332, SLG: 0.389					L3		G6-3			4	0	0	0	0	0	1				
Eric Chavez, L (1, 5) OBP: 0.188, SLG: 0.250					G6-3		G6-3			4	0	1	0	0	0	0				
Miguel Tejada, R (1, 6) OBP: 0.307, SLG: 0.392							P6			4	1	1	1	0	1	1				
A.J. Hinch, R (1, 2) OBP: 0.301, SLG: 0.354						E6		K		3	1	1	1	1	1	0				
<b>Inning Stats</b>	R: 0 E: 0 K: 2 S: 10	H: 1 LOB: 1 BB: 0 P: 17	R: 0 E: 0 K: 0 S: 10	H: 1 LOB: 1 BB: 0 P: 16	R: 1 E: 0 K: 0 S: 10	H: 1 LOB: 1 BB: 1 P: 19	R: 0 E: 0 K: 0 S: 9	H: 0 LOB: 3 BB: 0 P: 13	R: 1 E: 1 K: 1 S: 13	H: 1 LOB: 1 BB: 0 P: 22	R: 1 E: 0 K: 0 S: 6	H: 1 LOB: 0 BB: 0 P: 9	R: 0 E: 0 K: 1 S: 8	H: 1 LOB: 1 BB: 0 P: 12	R: 0 E: 0 K: 2 S: 7	H: 0 LOB: 0 BB: 0 P: 9	1B: 3 2B: 0 3B: 0 HR: 3	SF: 0 SAC: 0 DP: 0 HBP: 0	WP: 0 PB: 0 SB: 0 CS: 0	PA: 36
<b>PITCHER</b>	IP WLS BF H R ER SO BB IBB HBP BLK WP HR S P ERA WHIP																			
Pat Rapp, R (1, 1) ERA: 5.24	6.0 W 25 5 3 3 3 1 0 0 0 0 0 3 58 96 4.50 1.000																			
47 Brian Bevil, L (7, 1) ERA: 4.93	1.0 4 0 0 0 0 1 0 0 0 0 0 0 8 16 0.00 1.000																			
Matt Whisenant, L (8, 1) ERA: 4.91	1.0 4 1 0 0 1 0 0 0 0 0 0 0 8 12 0.00 1.000																			
Jeff Montgomery, R (9, 1) ERA: 5.37	1.0 S 3 0 0 0 2 0 0 0 0 0 0 0 7 9 0.00 0.000																			

Batter	1	2	3	4	5	6	7	8	9	AB	R	H	RBI	BB	SO	LOB	BOTTOM			
Johnny Damon, L (1, 9) OBP: 0.338, SLG: 0.420	K			1B	G6-3	F8		K		5	1	1	0	0	2	1	<p>Oakland Athletics @ Kansas City Royals</p> <p>Kauffman Stadium, Kansas City, MO</p> <p>Tue Sep 15 1998, 3:33 AM CDT</p> <p>Att: 11,524 - Cloudy - 74 F</p> <p>livebaseballscores.com</p>			
Carlos Beltrán, S (1, 8) OBP: 0.987, SLG: 1.000	P8			F9	G1-3		SF7			3	2	1	0	1	0	1				
Jose Offerman, S (1, 4) OBP: 0.402, SLG: 0.436	G3			BB	BB	G1-3	SF7			3	2	2	1	0	0	0				
Dean Palmer, R (1, 10) OBP: 0.330, SLG: 0.522				BB	G1-3		BB			3	1	1	1	1	1	2				
Jeff King, R (1, 3) OBP: 0.323, SLG: 0.464	F8			BB	BB		L8			3	0	1	2	1	0	1				
Jeff Conine, R (1, 7) OBP: 0.312, SLG: 0.418	F9			BB						4	0	1	0	0	1	4				
Scott Leius, R (1, 5) OBP: 0.209, SLG: 0.190				G1-3		L4	P8			4	0	1	2	0	2					
Tim Spehr, R (1, 2) OBP: 0.288, SLG: 0.242				L8		G5-3		P6		3	0	0	0	1	0	0				
Mendy López, R (1, 6) OBP: 0.266, SLG: 0.306				P4	G1			P6		4	0	1	0	0	0	3				
<b>Inning Stats</b>	R: 0 E: 0 K: 1 S: 8	H: 0 LOB: 0 BB: 0 P: 11	R: 0 E: 0 K: 1 S: 6	H: 0 LOB: 0 BB: 0 P: 8	R: 0 E: 0 K: 0 S: 4	H: 0 LOB: 0 BB: 0 P: 6	R: 3 E: 0 K: 1 S: 18	H: 4 LOB: 3 BB: 2 P: 32	R: 2 E: 0 K: 0 S: 13	H: 2 LOB: 1 BB: 1 P: 22	R: 0 E: 0 K: 0 S: 8	H: 1 LOB: 0 BB: 0 P: 10	R: 1 E: 0 K: 0 S: 12	H: 2 LOB: 2 BB: 1 P: 18	R: 0 E: 0 K: 1 S: 6	H: 0 LOB: 0 BB: 0 P: 7	1B: 8 2B: 0 3B: 1 HR: 0	SF: 1 SAC: 0 DP: 0 HBP: 0	WP: 0 PB: 0 SB: 1 CS: 0	PA: 37
<b>PITCHER</b>	IP WLS BF H R ER SO BB IBB HBP BLK WP HR S P ERA WHIP																			
Kenny Rogers, L (1, 1) ERA: 3.16	5.0 L 24 6 5 5 3 3 0 0 0 0 0 0 49 79 9.00 1.800																			
Buddy Groom, L (6, 1) ERA: 4.5	1.0 4 1 0 0 0 0 0 0 0 0 0 0 8 10 0.00 1.000																			
T.J. Mathews, R (7, 1) ERA: 5.0	2.0 9 2 1 1 1 1 0 0 0 0 0 0 18 25 4.50 1.500																			






Batter	1	2	3	4	5	6	7	8	9	AB	R	H	RBI	BB	SO	LOB	TOP										
<b>Johnny Damon, L</b> (1, 9) OBP: 0.337, SLG: 0.424	1-2 HR		1-1 P4		0-1 F7		3-1 G1-3			4	1	1	1	0	0	1											
<b>Carlos Beltrán, S</b> (1, 8) OBP: 0.400, SLG: 0.500	2-2 G5-3			1-1 G6-3		0-0 G5-3		0-2 G6-3		4	0	0	0	0	0	0											
<b>Jose Offerman, S</b> (1, 4) OBP: 0.399, SLG: 0.433	0-1 G5-3			0-3 K		0-2 G4-3		0-2 F8		4	0	0	0	0	1	0											
<b>Dean Palmer, R</b> (1, 10) OBP: 0.331, SLG: 0.522	1-1 G6-3			0-1 1B		4-0 1B		3-3 K		3	2	1	0	1	1	0											
<b>Jeff King, R</b> (1, 3) OBP: 0.196, SLG: 0.465		0-0 P3		0-2 FC6-4		2-2 1B		1-2 F8		4	1	2	2	0	0	0											
<b>Jeff Conine, R</b> (1, 7) OBP: 0.312, SLG: 0.418	2-2 F9			0-1 FC6-4		0-0 1B		0-0 G4-3		3	0	1	1	0	0	1											
<b>Jeremy Giambi, L</b> (9, PH) OBP: 0.371, SLG: 0.464				1-2 FC6-4		2-H 1B				1	0	0	0	0	0	0											
<b>Scott Leius, R</b> (1, 5) OBP: 0.196, SLG: 0.178	0-1 G5-3					1-2 F9		0-0 G4-3		3	0	0	0	0	0	1											
<b>Terry Pendleton, S</b> (9, PH) OBP: 0.292, SLG: 0.332										1	0	0	0	0	1	0											
<b>29 Mike Sweeney, R</b> (1, 2) OBP: 0.324, SLG: 0.419			2-2 G6-3		0-0 F1		3-2 P4			3	0	0	0	0	0	0											
<b>Mendy López, R</b> (1, 6) OBP: 0.267, SLG: 0.307			1-1 G1-3		2-2 1B		0-1 P9			3	0	1	0	0	0	0											
<b>Inning Stats</b>	R: 1 E: 0 K: 0 S: 12	H: 1 LOB: 0 BB: 0 P: 16	R: 0 E: 0 K: 0 S: 7	H: 0 LOB: 0 BB: 0 P: 9	R: 0 E: 0 K: 0 S: 7	H: 0 LOB: 0 BB: 0 P: 11	R: 1 E: 0 K: 1 S: 12	H: 2 LOB: 1 BB: 0 P: 13	R: 0 E: 0 K: 0 S: 12	H: 1 LOB: 1 BB: 0 P: 15	R: 2 E: 0 K: 0 S: 10	H: 2 LOB: 1 BB: 1 P: 16	R: 0 E: 0 K: 1 S: 9	H: 0 LOB: 0 BB: 0 P: 15	R: 0 E: 0 K: 1 S: 10	H: 0 LOB: 0 BB: 0 P: 13	R: 0 E: 0 K: 1 S: 8	H: 0 LOB: 0 BB: 0 P: 9	1B: 4 2B: 1 3B: 0 HR: 1	SF: 0 SAC: 0 DP: 0 HBP: 0	WP: 0 PB: 0 SB: 1 CS: 0	PA: 34					
<b>PITCHER</b>	IP	WLS	BF	H	R	ER	SO	BB	IBB	HBP	BLK	WP	HR	S	P	ERA	WHIP										
<b>Jim Abbott, L</b> (1, 1) ERA: 4.35	7.0	W	28	6	4	4	1	1	0	0	0	0	1	69	95	5.14	1.000										
<b>41 Bill Simas, R</b> (8, 1) ERA: 3.29	2.0		6	0	0	0	2	0	0	0	0	0	0	18	22	0.00	0.000										

**Kansas City Royals @ Chicago White Sox**  
Comiskey Park, Chicago, IL  
Wed Sep 16 1998, 8:05 PM EDT  
Att: 12,894 - Cloudy - 72 F

livebaseballscorecards.com

AB 33  
R 4  
H 6  
RBI 4  
BB 1  
SO 3  
LOB 3



Batter	1	2	3	4	5	6	7	8	9	AB	R	H	RBI	BB	SO	LOB	BOTTOM										
<b>Ray Durham, S</b> (1, 4) OBP: 0.365, SLG: 0.461	1-1 2B		2-2 G6-3			1-2 FC5-4	4-2 HBP	3-2 F7		4	2	2	1	1	0	1											
<b>Mike Canuso, S</b> (1, 6) OBP: 0.333, SLG: 0.392	0-1 F8		0-0 G6-4-3			2-2 F9	0-0 1B			4	1	2	3	0	0	2											
<b>Frank Thomas, R</b> (1, 10) OBP: 0.381, SLG: 0.476	1-1 1B		1-0 G6-4-3			2-1 FC5-4	1-2 HBP			3	2	2	2	0	0	1											
<b>Albert Belle, R</b> (1, 7) OBP: 0.389, SLG: 0.647	0-0 P6			2-1 P6		2-0 FC5-4	0-0 HR			4	1	1	2	0	0	3											
<b>Robin Ventura, L</b> (1, 5) OBP: 0.343, SLG: 0.428	0-2 1B			3-2 G4-3		1-1 G4-3	0-1 G6-4-3			4	0	2	1	0	0	2											
<b>Greg Norton, S</b> (1, 3) OBP: 0.312, SLG: 0.426	3-2 F9			0-0 G3						4	1	1	0	0	0	2											
<b>Magglio Ordonez, R</b> (1, 9) OBP: 0.335, SLG: 0.429		1-1 G6-3				1-1 F7		1-1 G5-3		4	1	1	0	0	0	0											
<b>25 Jeff Abbott, R</b> (1, 8) OBP: 0.288, SLG: 0.472		1-0 F8				2-2 P4		3-2 SH		3	1	1	0	0	0	0											
<b>Robert Machado, R</b> (1, 2) OBP: 0.245, SLG: 0.297		0-0 L1				2-0 F8		1-1 P5		2	0	0	0	0	0	0											
<b>Wil Cordero, R</b> (7, PH) OBP: 0.307, SLG: 0.440								1-2 2B		1	0	0	0	0	0	3											
<b>Chad Kreuter, S</b> (8, 2) OBP: 0.344, SLG: 0.321										1	0	0	0	0	1	1											
<b>Inning Stats</b>	R: 2 E: 0 K: 0 S: 13	H: 3 LOB: 1 BB: 0 P: 18	R: 0 E: 0 K: 0 S: 4	H: 0 LOB: 0 BB: 0 P: 6	R: 0 E: 0 K: 0 S: 5	H: 1 LOB: 0 BB: 0 P: 8	R: 0 E: 0 K: 0 S: 6	H: 0 LOB: 0 BB: 0 P: 11	R: 0 E: 0 K: 0 S: 9	H: 0 LOB: 0 BB: 0 P: 14	R: 0 E: 0 K: 0 S: 10	H: 1 LOB: 2 BB: 0 P: 18	R: 7 E: 1 K: 0 S: 20	H: 6 LOB: 0 BB: 1 P: 29	R: 0 E: 0 K: 1 S: 20	H: 1 LOB: 1 BB: 0 P: 30	1B: 7 2B: 4 3B: 0 HR: 1	SF: 0 SAC: 1 DP: 2 HBP: 1	WP: 0 PB: 0 SB: 0 CS: 0	PA: 37							
<b>PITCHER</b>	IP	WLS	BF	H	R	ER	SO	BB	IBB	HBP	BLK	WP	HR	S	P	ERA	WHIP										
<b>Brian Barber, R</b> (1, 1) ERA: 4.67	5.2		22	5	2	2	0	0	0	0	0	0	0	45	72	3.18	0.882										
<b>Allen McDill, L</b> (6, 1) ERA: 5.4	0.1	1	0	0	0	0	0	0	0	0	0	0	0	2	3	0.00	0.000										
<b>47 Brian Bevil, R</b> (7, 1) ERA: 5.4	0.0	L	3	2	3	3	0	0	0	0	0	0	0	5	7	∞	∞										
<b>Scott Service, R</b> (7, 1) ERA: 3.39	0.1	5	3	4	3	0	1	0	0	0	0	0	1	9	15	81.00	12.000										
<b>Glendon Rusch, L</b> (7, 1) ERA: 6.12	0.2	2	1	0	0	0	0	0	0	0	0	0	0	6	7	0.00	1.500										

**Kansas City Royals @ Chicago White Sox**  
Comiskey Park, Chicago, IL  
Wed Sep 16 1998, 8:05 PM EDT  
Att: 12,894 - Cloudy - 72 F

livebaseballscorecards.com

AB 34  
R 9  
H 12  
RBI 9  
BB 1  
SO 1  
LOB 15





Batter	1	2	3	4	5	6	7	8	9	AB	R	H	RBI	BB	SO	LOB	TOP										
<b>Johnny Damon, L</b> (1, 9) <small>OBP: 0.338, SLG: 0.429</small> <b>Dee Brown, L</b> (8, 9) <small>(8, 9)</small>											3	2	1	4	1	0	4	<b>Kansas City Royals @ Chicago White Sox</b> Comiskey Park, Chicago, IL Thu Sep 17 1998, 8:05 PM EDT Att: 13,552 - Unknown - 74 F <a href="http://livebaseballscorecards.com">livebaseballscorecards.com</a>									
<b>Carlos Beltrán, S</b> (1, 8) <small>OBP: 0.313, SLG: 0.357</small>											6	1	1	0	0	1	2										
<b>Jose Offerman, S</b> (1, 4) <small>OBP: 0.404, SLG: 0.440</small> <b>Carlos Febles, R</b> (7, 4) <small>OBP: 0.500, SLG: 0.500</small>											4	4	4	2	1	0	0										
<b>Dean Palmer, R</b> (1, 5) <small>OBP: 0.332, SLG: 0.523</small> <b>Shane Halter, R</b> (8, 5) <small>OBP: 0.262, SLG: 0.310</small>											5	0	2	2	0	1	3										
<b>Jeff King, R</b> (1, 3) <small>OBP: 0.323, SLG: 0.462</small> <b>Héctor Ortiz, R</b> (9, 3)											3	1	0	1	1	1	3										
<b>Terry Pendleton, S</b> (1, 10) <small>OBP: 0.295, SLG: 0.333</small>											5	1	2	1	0	1	3										
<b>Hal Morris, L</b> (1, 7) <small>OBP: 0.389, SLG: 0.100</small> <b>Chris Hatcher, R</b> (7, 7)											4	2	3	1	0	0	1										
<b>Tim Spehr, R</b> (1, 2) <small>OBP: 0.308, SLG: 0.246</small>											3	1	1	0	1	0	3										
<b>Mendy López, R</b> (1, 6) <small>OBP: 0.277, SLG: 0.318</small>											3	1	2	2	0	1	1										
<b>Inning Stats</b>	R: 3 E: 0 K: 2 S: 23	H: 3 LOB: 1 BB: 1 P: 35	R: 0 E: 0 K: 0 S: 7	H: 0 LOB: 1 BB: 0 P: 13	R: 2 E: 0 K: 0 S: 14	H: 3 LOB: 3 BB: 1 P: 22	R: 1 E: 1 K: 0 S: 10	H: 1 LOB: 1 BB: 1 P: 19	R: 1 E: 0 K: 1 S: 8	H: 2 LOB: 1 BB: 0 P: 9	R: 6 E: 0 K: 1 S: 27	H: 5 LOB: 0 BB: 1 P: 41	R: 0 E: 0 K: 0 S: 11	H: 1 LOB: 1 BB: 0 P: 18	R: 0 E: 0 K: 1 S: 16	H: 1 LOB: 1 BB: 0 P: 10	R: 0 E: 0 K: 1 S: 7		H: 0 LOB: 0 BB: 0 P: 10	1B: 12 2B: 2 HR: 1	SF: 2 SAC: 1 HBP: 2	WP: 0 PB: 0 SB: 5 CS: 0	PA: 49				
<b>PITCHER</b>	IP WLS BF H R ER SO BB IBB HBP BLK WP HR S P ERA WHIP	IP WLS BF H R ER SO BB IBB HBP BLK WP HR S P ERA WHIP	IP WLS BF H R ER SO BB IBB HBP BLK WP HR S P ERA WHIP	IP WLS BF H R ER SO BB IBB HBP BLK WP HR S P ERA WHIP	IP WLS BF H R ER SO BB IBB HBP BLK WP HR S P ERA WHIP	IP WLS BF H R ER SO BB IBB HBP BLK WP HR S P ERA WHIP	IP WLS BF H R ER SO BB IBB HBP BLK WP HR S P ERA WHIP	IP WLS BF H R ER SO BB IBB HBP BLK WP HR S P ERA WHIP	IP WLS BF H R ER SO BB IBB HBP BLK WP HR S P ERA WHIP	IP WLS BF H R ER SO BB IBB HBP BLK WP HR S P ERA WHIP	IP WLS BF H R ER SO BB IBB HBP BLK WP HR S P ERA WHIP	IP WLS BF H R ER SO BB IBB HBP BLK WP HR S P ERA WHIP	IP WLS BF H R ER SO BB IBB HBP BLK WP HR S P ERA WHIP	IP WLS BF H R ER SO BB IBB HBP BLK WP HR S P ERA WHIP	IP WLS BF H R ER SO BB IBB HBP BLK WP HR S P ERA WHIP	IP WLS BF H R ER SO BB IBB HBP BLK WP HR S P ERA WHIP	IP WLS BF H R ER SO BB IBB HBP BLK WP HR S P ERA WHIP	IP WLS BF H R ER SO BB IBB HBP BLK WP HR S P ERA WHIP	IP WLS BF H R ER SO BB IBB HBP BLK WP HR S P ERA WHIP	IP WLS BF H R ER SO BB IBB HBP BLK WP HR S P ERA WHIP	IP WLS BF H R ER SO BB IBB HBP BLK WP HR S P ERA WHIP	IP WLS BF H R ER SO BB IBB HBP BLK WP HR S P ERA WHIP	IP WLS BF H R ER SO BB IBB HBP BLK WP HR S P ERA WHIP	IP WLS BF H R ER SO BB IBB HBP BLK WP HR S P ERA WHIP	IP WLS BF H R ER SO BB IBB HBP BLK WP HR S P ERA WHIP	IP WLS BF H R ER SO BB IBB HBP BLK WP HR S P ERA WHIP	IP WLS BF H R ER SO BB IBB HBP BLK WP HR S P ERA WHIP
<b>Ray Durham, S</b> (1, 4) <small>OBP: 0.365, SLG: 0.462</small>											5	1	2	1	0	1	2	<b>Kansas City Royals @ Chicago White Sox</b> Comiskey Park, Chicago, IL Thu Sep 17 1998, 8:05 PM EDT Att: 13,552 - Unknown - 74 F <a href="http://livebaseballscorecards.com">livebaseballscorecards.com</a>									
<b>Mike Caruso, S</b> (1, 6) <small>OBP: 0.332, SLG: 0.391</small>											4	0	1	0	0	2											
<b>Frank Thomas, R</b> (1, 10) <small>OBP: 0.382, SLG: 0.475</small>											3	1	1	0	1	0	2										
<b>Albert Belle, R</b> (1, 7) <small>OBP: 0.389, SLG: 0.650</small> <b>Mike Cameron, R</b> (8, 8) <small>OBP: 0.294, SLG: 0.325</small>											3	1	1	3	0	0	2										
<b>Robin Ventura, L</b> (1, 5) <small>OBP: 0.343, SLG: 0.427</small> <b>Craig Wilson, R</b> (7, 5) <small>OBP: 0.552, SLG: 0.962</small>											3	0	1	0	0	0	0										
<b>Greg Norton, S</b> (1, 3) <small>OBP: 0.311, SLG: 0.423</small>											4	0	1	0	0	0	2										
<b>Magglio Ordonez, R</b> (1, 9) <small>OBP: 0.334, SLG: 0.427</small>											4	0	1	0	0	0	1										
<b>25 Jeff Abbott, R</b> (1, 8) <small>OBP: 0.287, SLG: 0.472</small> (8, 7)											4	0	1	0	0	0	2										
<b>Chad Kreuter, S</b> (1, 2) <small>OBP: 0.345, SLG: 0.322</small> <b>Mark Johnson, L</b> (7, 2)											2	1	1	0	0	0	0										
<b>Inning Stats</b>	R: 0 E: 0 K: 0 S: 12	H: 2 LOB: 1 BB: 0 P: 18	R: 0 E: 0 K: 0 S: 9	H: 1 LOB: 1 BB: 0 P: 17	R: 4 E: 0 K: 0 S: 12	H: 3 LOB: 0 BB: 1 P: 19	R: 0 E: 0 K: 0 S: 11	H: 0 LOB: 0 BB: 0 P: 15	R: 0 E: 0 K: 0 S: 3	H: 1 LOB: 1 BB: 0 P: 4	R: 0 E: 0 K: 0 S: 6	H: 1 LOB: 1 BB: 0 P: 11	R: 0 E: 0 K: 0 S: 8	H: 1 LOB: 1 BB: 0 P: 12	R: 0 E: 0 K: 2 S: 12	H: 1 LOB: 1 BB: 0 P: 17	R: 0 E: 0 K: 2 S: 7		H: 1 LOB: 1 BB: 0 P: 10	1B: 7 2B: 3 HR: 1	SF: 0 SAC: 0 HBP: 0	WP: 0 PB: 0 SB: 0 CS: 0	PA: 37				
<b>PITCHER</b>	IP WLS BF H R ER SO BB IBB HBP BLK WP HR S P ERA WHIP	IP WLS BF H R ER SO BB IBB HBP BLK WP HR S P ERA WHIP	IP WLS BF H R ER SO BB IBB HBP BLK WP HR S P ERA WHIP	IP WLS BF H R ER SO BB IBB HBP BLK WP HR S P ERA WHIP	IP WLS BF H R ER SO BB IBB HBP BLK WP HR S P ERA WHIP	IP WLS BF H R ER SO BB IBB HBP BLK WP HR S P ERA WHIP	IP WLS BF H R ER SO BB IBB HBP BLK WP HR S P ERA WHIP	IP WLS BF H R ER SO BB IBB HBP BLK WP HR S P ERA WHIP	IP WLS BF H R ER SO BB IBB HBP BLK WP HR S P ERA WHIP	IP WLS BF H R ER SO BB IBB HBP BLK WP HR S P ERA WHIP	IP WLS BF H R ER SO BB IBB HBP BLK WP HR S P ERA WHIP	IP WLS BF H R ER SO BB IBB HBP BLK WP HR S P ERA WHIP	IP WLS BF H R ER SO BB IBB HBP BLK WP HR S P ERA WHIP	IP WLS BF H R ER SO BB IBB HBP BLK WP HR S P ERA WHIP	IP WLS BF H R ER SO BB IBB HBP BLK WP HR S P ERA WHIP	IP WLS BF H R ER SO BB IBB HBP BLK WP HR S P ERA WHIP	IP WLS BF H R ER SO BB IBB HBP BLK WP HR S P ERA WHIP	IP WLS BF H R ER SO BB IBB HBP BLK WP HR S P ERA WHIP	IP WLS BF H R ER SO BB IBB HBP BLK WP HR S P ERA WHIP	IP WLS BF H R ER SO BB IBB HBP BLK WP HR S P ERA WHIP	IP WLS BF H R ER SO BB IBB HBP BLK WP HR S P ERA WHIP	IP WLS BF H R ER SO BB IBB HBP BLK WP HR S P ERA WHIP	IP WLS BF H R ER SO BB IBB HBP BLK WP HR S P ERA WHIP	IP WLS BF H R ER SO BB IBB HBP BLK WP HR S P ERA WHIP	IP WLS BF H R ER SO BB IBB HBP BLK WP HR S P ERA WHIP	IP WLS BF H R ER SO BB IBB HBP BLK WP HR S P ERA WHIP	



Batter	1	2	3	4	5	6	7	8	9	AB	R	H	RBI	BB	SO	LOB	TOP									
<b>Johnny Damon, L</b> OBP: 0.338, SLG: 0.429	1-1 G6-3		4-0 FC4-6 BB	0-0 2B		2-0 P3		3-2 G4-3		4	0	1	1	1	0	2										
<b>Carlos Beltrán, S</b> OBP: 0.333, SLG: 0.389	2-2 G6-3 2B		2-0 FC4-6 BB	3-1 HBP		1-3 K		2-1 F9		4	0	1	0	0	1	2										
<b>Jose Offerman, S</b> OBP: 0.402, SLG: 0.437	1-0 G6-3		4-1 BB	1-3 K		1-0 G1-3		0-1 G3		4	0	0	0	1	1	5										
<b>Dean Palmer, R</b> OBP: 0.332, SLG: 0.520	4-2 FC6-4 BB		4-1 BB	0-1 P4			0-1 L7		2-3 K	3	0	0	0	2	1	3										
<b>Jeremy Giambi, L</b> OBP: 0.333, SLG: 0.406	0-0 FC6-4		0-3 K		0-2 L7		2-2 P5			4	0	0	0	0	1	5										
<b>Jeff King, R</b> OBP: 0.323, SLG: 0.460		1-1 F7	3-3 K		4-2 1B BB		3-2 L9			2	0	0	0	1	1	3										
<b>Jeff Conine, R</b> OBP: 0.311, SLG: 0.416										1	0	0	0	0	0	0										
<b>Hal Morris, L</b> OBP: 0.353, SLG: 0.389		1-3 K		4-2 BB 2B		3-2 G6-4-3 1B		0-3 K		3	1	1	0	1	2	0										
<b>Tim Spehr, R</b> OBP: 0.329, SLG: 0.269		3-1 1B 2B		4-2 2B BB		0-1 G6-4-3		4-2 FC4-6 BB		2	0	1	0	2	0	2										
<b>Mendy López, R</b> OBP: 0.284, SLG: 0.335		2-1 1B		0-1 F8		0-0 3B		1-0 FC4-6		3	0	2	0	0	0	2										
<b>Larry Sutton, L</b> OBP: 0.313, SLG: 0.354										1	0	0	0	0	0	1										
<b>Shane Halter, R</b> OBP: 0.262, SLG: 0.310										0	0	0	0	0	0	0										
<b>Inning Stats</b>	R: 0 E: 0 K: 0 S: 10	H: 1 LOB: 2 BB: 1 P: 18	R: 0 E: 0 K: 1 S: 9	H: 2 LOB: 2 BB: 0 P: 16	R: 0 E: 0 K: 2 S: 12	H: 0 LOB: 3 BB: 3 P: 29	R: 1 E: 0 K: 1 S: 14	H: 1 LOB: 3 BB: 2 P: 26	R: 0 E: 0 K: 0 S: 13	H: 1 LOB: 1 BB: 1 P: 20	R: 0 E: 0 K: 1 S: 6	H: 1 LOB: 1 BB: 0 P: 10	R: 0 E: 0 K: 0 S: 10	H: 0 LOB: 0 BB: 0 P: 15	R: 0 E: 0 K: 1 S: 10	H: 0 LOB: 1 BB: 1 P: 18	R: 0 E: 0 K: 1 S: 8	H: 0 LOB: 0 BB: 0 P: 12	1B: 2 2B: 3 3B: 1 HR: 0	SF: 0 SAC: 0 DP: 1 HBP: 1	WP: 0 PB: 0 SB: 0 CS: 0	PA: 40				
<b>PITCHER</b>	IP	WLS	BF	H	R	ER	SO	BB	IBB	HBP	BLK	WP	HR	S	P	ERA	WHIP									
<b>Jaret Wright, R</b> ERA: 4.8	(1, 1)	5.0	W	26	5	1	1	4	7	0	1	0	0	0	58	109	1.80	2.400								
<b>Chad Ogea, R</b> ERA: 5.72	(6, 1)	2.0		7	1	0	0	1	0	0	0	0	0	0	16	25	0.00	0.500								
<b>Paul Shuey, R</b> ERA: 2.83	(8, 1)	2.0	S	7	0	0	0	2	1	0	0	0	0	0	18	30	0.00	0.500								

**Kansas City Royals @ Cleveland Indians**  
Jacobs Field, Cleveland, OH  
Fri Sep 18 1998, 7:05 PM EDT  
Att: 43,260 - Unknown - 71 F

AB 31  
R 1  
H 6  
RBI 1  
BB 8  
SO 7  
LOB 25



Batter	1	2	3	4	5	6	7	8	9	AB	R	H	RBI	BB	SO	LOB	BOTTOM								
<b>Joey Cora, S</b> OBP: 0.363, SLG: 0.381	2-2 E 1B 2B	1-2 G6-3		3-2 G4-3		0-2 G5-3				4	1	1	0	0	0	2									
<b>Enrique Wilson, S</b> OBP: 0.324, SLG: 0.431	0-1 E 2B	0-2 P6		0-2 F8			2-1 F7			4	1	1	0	0	0	0									
<b>David Justice, L</b> OBP: 0.368, SLG: 0.466	3-0 L9	4-2 BB			4-1 G4-6-3 BB		0-2 G4-3			2	0	0	0	2	0	2									
<b>Manny Ramirez, R</b> OBP: 0.378, SLG: 0.603	2-1 2B 1B	4-2 BB			2-2 G4-6-3		0-0 G6-3			2	1	0	0	1	0	1									
<b>Jim Thome, L</b> OBP: 0.421, SLG: 0.618	1-1 1B 2B	2-3 K			3-1 L3			1-3 K		4	1	1	2	0	2	2									
<b>Mark Whiten, S</b> OBP: 0.385, SLG: 0.429	1-0 1B		1-3 K			1-2 G4-3		0-0 L7		4	0	1	2	0	1	0									
<b>Brian Giles, L</b> OBP: 0.405, SLG: 0.475	2H 3H F9		1-1 P4			2-2 E 1B		1-1 L7		4	0	1	0	0	0	1									
<b>Einar Diaz, R</b> OBP: 0.306, SLG: 0.375	1-2 1B		1-3 K			0-1 E5				3	0	1	0	0	1	1									
<b>Jeff Branson, L</b> OBP: 0.220, SLG: 0.295	0-0 G3			2-2 F6		1-3 K				3	0	0	0	0	1	4									
<b>Inning Stats</b>	R: 4 E: 1 K: 0 S: 16	H: 5 LOB: 2 BB: 0 P: 26	R: 0 E: 0 K: 1 S: 18	H: 0 LOB: 2 BB: 2 P: 29	R: 0 E: 0 K: 2 S: 9	H: 0 LOB: 0 BB: 0 P: 12	R: 0 E: 0 K: 0 S: 13	H: 0 LOB: 0 BB: 0 P: 18	R: 0 E: 1 K: 1 S: 15	H: 1 LOB: 2 BB: 0 P: 19	R: 0 E: 0 K: 0 S: 7	H: 0 LOB: 0 BB: 0 P: 9	R: 0 E: 0 K: 1 S: 6	H: 0 LOB: 0 BB: 0 P: 8	R: 0 E: 0 K: 1 S: 8	H: 0 LOB: 0 BB: 0 P: 8	1B: 5 2B: 1 3B: 0 HR: 0	SF: 0 SAC: 0 DP: 1 HBP: 1	WP: 0 PB: 0 SB: 0 CS: 0	PA: 34					
<b>PITCHER</b>	IP	WLS	BF	H	R	ER	SO	BB	IBB	HBP	BLK	WP	HR	S	P	ERA	WHIP								
<b>Kevin Appier, R</b> ERA: 7.2	(1, 1)	5.0	L	23	5	4	4	3	3	0	1	0	0	63	101	7.20	1.600								
<b>Glendon Rusch, L</b> ERA: 5.99	(6, 1)	3.0		11	1	0	0	2	0	0	0	0	0	28	36	0.00	0.333								

**Kansas City Royals @ Cleveland Indians**  
Jacobs Field, Cleveland, OH  
Fri Sep 18 1998, 7:05 PM EDT  
Att: 43,260 - Unknown - 71 F

AB 30  
R 4  
H 6  
RBI 4  
BB 3  
SO 5  
LOB 13





Batter	1	2	3	4	5	6	7	8	9	AB	R	H	RBI	BB	SO	LOB	TOP								
Johnny Damon, L (1, 9) OBP: 0.340, SLG: 0.437	G5-3		2B			P5	2B	2B		5	1	3	3	0	0	0	<b>Kansas City Royals @ Cleveland Indians</b> Jacobs Field, Cleveland, OH Sat Sep 19 1998, 3:33 AM EDT Att: 43,182 - Sunny - 78 F								
Carlos Beltrán, S (1, 8) OBP: 0.308, SLG: 0.391	F7		K			E4	2B	G6-3		5	1	1	1	0	1	4									
Jose Offerman, S (1, 4) OBP: 0.401, SLG: 0.435 Carlos Febles, R (6, 4) OBP: 0.500, SLG: 0.500	K			K		F8	G6-3		E S	3	0	0	0	0	2	1									
Dean Palmer, R (1, 5) OBP: 0.331, SLG: 0.516		P4		L8		1B	K		E S	4	0	0	0	1	2	2									
Jeremy Giambi, L (1, 7) OBP: 0.364, SLG: 0.459	L5			1B		1B			2B	5	1	3	2	0	0	0									
Terry Pendleton, S (1, 10) OBP: 0.297, SLG: 0.335	1B			G3		G3-1			1B	5	0	2	0	0	1	4									
Hal Morris, L (1, 3) OBP: 0.354, SLG: 0.389	G1-3					1B		F8	G4-3	5	1	2	0	0	0	3									
29 Mike Sweeney, R (1, 2) OBP: 0.323, SLG: 0.416			G6-3			FC6-4		1B		4	1	1	0	0	1	2									
Mendy López, R (1, 6) OBP: 0.284, SLG: 0.335 Jeff Conine, R (8, PH) OBP: 0.313, SLG: 0.418 Shane Halter, R (8, PR) OBP: 0.262, SLG: 0.310	G6-3		G6-3		G6-4-3		1B	1B		3	1	1	0	0	0	1									
<b>Inning Stats</b>	R: 0 E: 0 K: 1 S: 8	H: 0 LOB: 0 BB: 0 P: 13	R: 0 E: 0 K: 0 S: 8	H: 1 LOB: 1 BB: 0 P: 12	R: 0 E: 0 K: 1 S: 12	H: 1 LOB: 1 BB: 0 P: 20	R: 0 E: 0 K: 1 S: 8	H: 1 LOB: 1 BB: 0 P: 13	R: 0 E: 0 K: 0 S: 8	H: 1 LOB: 0 BB: 0 P: 12	R: 1 E: 1 K: 0 S: 9	H: 1 LOB: 2 BB: 1 P: 14	R: 3 E: 0 K: 2 S: 15	H: 4 LOB: 1 BB: 0 P: 25	R: 2 E: 0 K: 1 S: 16	H: 4 LOB: 3 BB: 0 P: 20	R: 1 E: 0 K: 1 S: 12	H: 2 LOB: 1 BB: 0 P: 20	1B: 10 2B: 4 3B: 1 HR: 0	SF: 0 SAC: 0 DP: 1 HBP: 0	WP: 0 PB: 0 SB: 1 CS: 0	PA: 43			
<b>PITCHER</b>	IP	WLS	BF	H	R	ER	SO	BB	IBB	HBP	BLK	WP	HR	S	P	ERA	WHIP								
Dwight Gooden, R (1, 1) ERA: 3.65	6.1		27	7	3	2	4	1	0	0	0	0	0	59	95	2.84	1.263								
Jim Poole, L (7, 1) ERA: 5.35	0.0		2	2	1	1	0	0	0	0	0	0	0	5	9	∞	∞								
Doug Jones, R (7, 1) ERA: 4.45	1.1		7	3	2	2	2	0	0	0	0	0	0	13	15	13.50	2.250								
Paul Assenmacher, L (8, 1) ERA: 3.4	0.1		2	1	0	0	0	0	0	0	0	0	0	7	10	0.00	3.000								
Paul Shuey, R (9, 1) ERA: 2.96	1.0	L	5	2	1	1	1	0	0	0	0	0	0	12	20	9.00	2.000								

Batter	1	2	3	4	5	6	7	8	9	AB	R	H	RBI	BB	SO	LOB	BOTTOM								
Kenny Lofton, L (1, 8) OBP: 0.370, SLG: 0.412 Alex Ramirez, R (6, 7)	1B		1B		G6-3		K		G4-3	2	2	1	0	1	0	0	<b>Kansas City Royals @ Cleveland Indians</b> Jacobs Field, Cleveland, OH Sat Sep 19 1998, 3:33 AM EDT Att: 43,182 - Sunny - 78 F								
Brian Giles, L (8, 7) OBP: 0.404, SLG: 0.474	1B		HR							1	0	0	0	0	1	1									
Enrique Wilson, S (1, 4) OBP: 0.333, SLG: 0.435	1B		BB		F9		G3-1			4	2	2	1	0	0	1									
Travis Fryman, R (1, 5) OBP: 0.340, SLG: 0.502	L5		1B		F7					4	0	0	0	0	0	3									
Manny Ramirez, R (1, 9) OBP: 0.382, SLG: 0.615	HR		HR			FC4-6		HBP		2	2	2	5	2	0	0									
Jim Thome, L (1, 10) OBP: 0.419, SLG: 0.614	K		G4-3		FC4-6		FC5-4		HBP	3	0	0	0	0	1	1									
Richie Sexson, R (1, 3) OBP: 0.361, SLG: 0.627	P4		G6-3		FC5-4			K		4	0	0	0	0	1	3									
Mark Whiten, S (1, 7) OBP: 0.378, SLG: 0.420		G6-3			F7		G5-3		K	4	0	0	0	0	1	3									
Sandy Alomar Jr., R (1, 2) OBP: 0.268, SLG: 0.348 Joey Coors, S (8, PH) OBP: 0.362, SLG: 0.380	F9				G6-3				F7	3	0	0	0	0	0	0									
Omar Vizquel, S (1, 6) OBP: 0.352, SLG: 0.363	F9				P4			1B	P4	4	0	1	0	0	0	0									
<b>Inning Stats</b>	R: 3 E: 0 K: 1 S: 16	H: 3 LOB: 0 BB: 0 P: 24	R: 0 E: 0 K: 0 S: 9	H: 0 LOB: 0 BB: 0 P: 14	R: 3 E: 0 K: 0 S: 10	H: 2 LOB: 0 BB: 1 P: 19	R: 0 E: 0 K: 0 S: 6	H: 0 LOB: 0 BB: 0 P: 6	R: 0 E: 0 K: 0 S: 5	H: 0 LOB: 0 BB: 0 P: 8	R: 0 E: 0 K: 0 S: 12	H: 0 LOB: 1 BB: 1 P: 19	R: 0 E: 0 K: 1 S: 9	H: 1 LOB: 1 BB: 0 P: 13	R: 0 E: 0 K: 2 S: 10	H: 0 LOB: 2 BB: 1 P: 20	R: 0 E: 0 K: 0 S: 6	H: 0 LOB: 0 BB: 0 P: 10	1B: 4 2B: 0 3B: 0 HR: 2	SF: 0 SAC: 0 DP: 0 HBP: 1	WP: 1 PB: 0 SB: 1 CS: 0	PA: 37			
<b>PITCHER</b>	IP	WLS	BF	H	R	ER	SO	BB	IBB	HBP	BLK	WP	HR	S	P	ERA	WHIP								
50 José Rosado, L (1, 1) ERA: 4.69	6.0		25	5	6	6	1	2	0	0	0	0	0	9	13	0.00	1.000								
Jim Pittsley, R (7, 1) ERA: 8.55	1.0		4	1	0	0	1	0	0	0	0	0	0	9	13	0.00	1.000								
Scott Service, R (8, 1) ERA: 3.35	1.0	W	5	0	0	0	2	1	0	1	0	0	0	10	20	0.00	1.000								
Jeff Montgomery, R (9, 1) ERA: 5.26	1.0	S	3	0	0	0	0	0	0	0	0	0	0	6	10	0.00	0.000								







Batter	1	2	3	4	5	6	7	8	9	AB	R	H	RBI	BB	SO	LOB	TOP										
Carlos Beltrán, S (1, 8) OBP: 0.290, SLG: 0.357	1-3 K		0-0 F7		0-0 L9		1-0 FC6-4 1B	2-1 P7		5	0	1	0	0	1	5	<b>Kansas City Royals @ Cleveland Indians</b> Jacobs Field, Cleveland, OH Sun Sep 20 1998, 3:33 AM EDT Att: 43,082 - Cloudy - 82 F										
Carlos Febles, R (1, 4) OBP: 0.333, SLG: 0.333	1-1 G1-3		0-0 1B		0-3 K		2-1 FC6-4 1B	3-1 FC6		5	1	1	0	0	1	5											
Johnny Damon, L (1, 9) OBP: 0.342, SLG: 0.438	2-2 G4-3		1-3 K		1-2 1B		1-0 1B		4-2 G4-6-3 BB	4	0	2	1	1	1	2											
Dean Palmer, R (1, 5) OBP: 0.332, SLG: 0.514		1-2 G3 1B		2-3 K	0-0 F8		1-3 K		1-0 G4-6-3 HBP	4	0	1	0	0	2	3											
Jeremy Giambi, L (1, 7) OBP: 0.367, SLG: 0.512		1-3 K		4-2 BB BB		1-0 HR	0-3 K		2-2 G4-6-3	4	1	1	1	1	2	4											
Terry Pendleton, S (1, 10) Dee Brown, L (8, PR)	0-0 G3		4-2 BB BB		0-0 2B		2-1 SH1-4 1B		2-0 G4-3	3	0	2	0	0	1	0											
Jose Offerman, S (8, PH) Hal Morris, L (1, 3) OBP: 0.353, SLG: 0.388	1-2 G3		0-3 K		0-2 F7		0-0 1B		1-2 SH1-4 1B	4	0	1	0	0	1	4											
29 Mike Sweeney, R (1, 2) OBP: 0.320, SLG: 0.412			2-0 G5-3	1-0 G5-3	1-0 G5-3		0-1 SH1-4 1B		1-2 2-3	3	0	0	0	0	0	3											
Mendy López, R (1, 6) Larry Sutton, L (8, PH) Shane Halter, R (8, 6) OBP: 0.262, SLG: 0.310	2-2 1B		0-0 1B		0-3 K		2-1 FC6 1B		2-3 3-H	3	0	2	0	0	1	1											
										1	0	1	1	0	0	0											
										0	0	0	0	0	0	0											
<b>Inning Stats</b>	R: 0 E: 0 K: 1 S: 9	H: 0 LOB: 0 BB: 0 P: 13	R: 0 E: 0 K: 1 S: 10	H: 1 LOB: 1 BB: 0 P: 12	R: 0 E: 0 K: 1 S: 10	H: 2 LOB: 2 BB: 0 P: 15	R: 0 E: 0 K: 2 S: 15	H: 0 LOB: 2 BB: 0 P: 26	R: 0 E: 0 K: 1 S: 10	H: 2 LOB: 1 BB: 0 P: 11	R: 1 E: 0 K: 1 S: 10	H: 2 LOB: 1 BB: 0 P: 12	R: 1 E: 0 K: 2 S: 12	H: 2 LOB: 1 BB: 0 P: 17	R: 1 E: 0 K: 0 S: 11	H: 3 LOB: 3 BB: 0 P: 20		R: 0 E: 0 K: 0 S: 8	H: 0 LOB: 1 BB: 1 P: 17	1B: 10 2B: 1 3B: 0 HR: 1	SF: 0 SAC: 1 DP: 1 HBP: 1	WP: 0 PB: 0 SB: 1 CS: 0	PA: 42				
<b>PITCHER</b>	IP	WLS	BF	H	R	ER	SO	BB	IBB	HBP	BLK	WP	HR	S	P	ERA	WHIP										
Bartolo Colon, R (1, 1) ERA: 3.86	7.0	W	32	9	2	1	9	2	0	0	0	0	1	76	106	1.29	1.571										
Steve Karsay, R (8, 1) ERA: 5.87	1.0		6	3	1	1	0	0	0	0	0	0	0	11	20	9.00	3.000										
Paul Assenmacher, L (8, 1) ERA: 3.4	0.0		1	0	0	0	0	1	0	0	0	0	0	2	6	∞	∞										
Michael Jackson, R (8, 1) ERA: 1.6	1.0	S	3	0	0	0	0	0	0	1	0	0	0	6	11	0.00	0.000										

Batter	1	2	3	4	5	6	7	8	9	AB	R	H	RBI	BB	SO	LOB	BOTTOM										
Joey Cora, S (1, 4) OBP: 0.362, SLG: 0.378	4-1 1B BB	1-2 F9		3-1 G5-3		0-1 L6				3	0	0	0	1	0	2	<b>Kansas City Royals @ Cleveland Indians</b> Jacobs Field, Cleveland, OH Sun Sep 20 1998, 3:33 AM EDT Att: 43,082 - Cloudy - 82 F										
Omar Vizquel, S (1, 6) OBP: 0.355, SLG: 0.366	1-2 G5-4-3 1B		1-1 E6 F9 1B		1-2 WP BB 1B		0-0 P8			4	1	3	0	0	0	0											
David Justice, L (1, 10) OBP: 0.365, SLG: 0.462	2-3 K		0-0 F9		1-3 K		0-2 F8			4	0	0	0	0	2	4											
Manny Ramirez, R (1, 9) OBP: 0.383, SLG: 0.614	2-0 G5-4-3		2-3 K		4-2 BB BB BB		2-2 1B			3	0	1	0	1	1	3											
Jim Thome, L (1, 3) OBP: 0.420, SLG: 0.612		2-1 BB WP FC3-6 1B	3-3 K		4-2 BB BB		2-3 K			3	1	1	0	1	2	1											
Travis Fryman, R (1, 5) OBP: 0.338, SLG: 0.506	3-2 G6-3		0-1 F7		2-3 K		0-0 HR			4	1	1	1	0	1	4											
Brian Giles, L (1, 7) OBP: 0.407, SLG: 0.477	4-2 FC3-6 BB BB		1-1 G6-3 HR 2B		1-2 2-3 3-H BB		3-3 K			2	1	1	1	2	1	0											
Mark Whiten, S (1, 8) OBP: 0.376, SLG: 0.414	4-2 FC3-6 BB		2-2 G6-3		1-2 FC6-4		1-3 K			3	0	0	0	1	1	4											
Einar Díaz, R (1, 2) OBP: 0.300, SLG: 0.444	1-1 FC3-6		3-2 HR		1-0 F8		1-1 G6-3			4	1	1	3	0	0	2											
										1	0	1	1	0	0	0											
										0	0	0	0	0	0	0											
<b>Inning Stats</b>	R: 0 E: 0 K: 1 S: 8	H: 1 LOB: 1 BB: 1 P: 17	R: 1 E: 0 K: 0 S: 17	H: 1 LOB: 2 BB: 2 P: 32	R: 0 E: 1 K: 2 S: 10	H: 1 LOB: 1 BB: 0 P: 16	R: 2 E: 0 K: 0 S: 15	H: 2 LOB: 0 BB: 0 P: 24	R: 1 E: 0 K: 2 S: 18	H: 1 LOB: 3 BB: 3 P: 35	R: 0 E: 0 K: 0 S: 4	H: 0 LOB: 0 BB: 0 P: 5	R: 0 E: 0 K: 1 S: 9	H: 1 LOB: 0 BB: 0 P: 13	R: 1 E: 0 K: 2 S: 11	H: 1 LOB: 0 BB: 0 P: 16		R: 0 E: 0 K: 0 S: 8	H: 0 LOB: 1 BB: 1 P: 17	1B: 5 2B: 1 3B: 0 HR: 2	SF: 0 SAC: 0 DP: 1 HBP: 0	WP: 2 PB: 0 SB: 1 CS: 0	PA: 36				
<b>PITCHER</b>	IP	WLS	BF	H	R	ER	SO	BB	IBB	HBP	BLK	WP	HR	S	P	ERA	WHIP										
Pat Rapp, R (1, 1) ERA: 5.3	4.2	L	24	6	4	4	5	5	0	0	0	0	0	63	114	7.71	2.357										
Allen McDill, L (8, 1) ERA: 4.91	0.1		2	0	0	0	0	1	0	0	0	0	0	5	10	0.00	3.000										
Jeff Suppan, R (8, 1) ERA: 6.19	3.0		10	2	1	1	3	0	0	0	0	0	1	24	34	3.00	0.667										

**AB** 37  
**R** 3  
**H** 12  
**RBI** 3  
**BB** 3  
**SO** 9  
**LOB** 29



**AB** 30  
**R** 5  
**H** 8  
**RBI** 5  
**BB** 6  
**SO** 8  
**LOB** 20





Batter	1	2	3	4	5	6	7	8	9	AB	R	H	RBI	BB	SO	LOB	TOP										
<b>Brian Hunter, R</b> OBP: 0.299, SLG: 0.334 (1, 8)	F7		L7	F8				FC1-6-5		5	0	1	1	0	0	1											
<b>Bobby Higginson, L</b> OBP: 0.355, SLG: 0.480 (1, 10)	1B		HR			FC3-6		PO		4	1	3	1	1	0	2											
<b>Juan Encarnacion, R</b> OBP: 0.340, SLG: 0.511 (1, 7)	P6		K			L9		K		5	1	0	0	0	2	5											
<b>Tony Clark, S</b> OBP: 0.356, SLG: 0.519 (1, 3)	F8		2B			FC6-4		G5-3		4	1	2	1	1	0	1											
<b>Damon Easley, R</b> OBP: 0.333, SLG: 0.478 (1, 4)		F9 WP	HR			FC6-4		G5-3		4	1	2	1	1	0	2											
<b>Robert Fick, L</b> OBP: 0.444, SLG: 0.875 <b>Geronimo Berroa, R</b> OBP: 0.318, SLG: 0.298 <b>Paul Bako, L</b> OBP: 0.319, SLG: 0.348 (9, PH) (9, PH) (9, 2)		1B	2B			F8		G3		3	1	1	2	1	0	2											
<b>Joe Randa, R</b> OBP: 0.327, SLG: 0.369 (1, 5)		BB	HR			F8		G3		1	0	0	0	0	0	2											
<b>Gabe Kapler, R</b> OBP: 0.125, SLG: 0.125 (1, 9)		F8	F9			F9		G3		5	2	2	0	0	0	4											
<b>Jason Wood, R</b> OBP: 0.440, SLG: 0.591 <b>Luis Gonzalez, L</b> OBP: 0.341, SLG: 0.473 <b>Deivi Cruz, R</b> OBP: 0.283, SLG: 0.354 (8, PH) (8, 6) (8, 6)		BB	HR			F8		E6		2	0	0	0	1	1	2											
<b>Inning Stats</b>	R: 0 E: 0 K: 0 S: 7	H: 1 LOB: 1 BB: 0 P: 12	R: 0 E: 0 K: 1 S: 9	H: 1 LOB: 2 BB: 1 P: 17	R: 4 E: 0 K: 1 S: 14	H: 4 LOB: 0 BB: 0 P: 25	R: 0 E: 0 K: 1 S: 5	H: 0 LOB: 0 BB: 0 P: 9	R: 0 E: 0 K: 0 S: 7	H: 0 LOB: 2 BB: 2 P: 18	R: 1 E: 0 K: 1 S: 16	H: 2 LOB: 2 BB: 1 P: 22	R: 0 E: 0 K: 0 S: 7	H: 0 LOB: 0 BB: 0 P: 13	R: 1 E: 1 K: 0 S: 7	H: 1 LOB: 0 BB: 0 P: 12	R: 1 E: 0 K: 0 S: 12	H: 2 LOB: 2 BB: 1 P: 20	1B: 6 2B: 3 3B: 0 HR: 2	SF: 0 SAC: 0 DP: 0 HBP: 0	WP: 2 PB: 0 SB: 2 CS: 0	PA: 44					
<b>PITCHER</b>	IP	WLS	BF	H	R	ER	SO	BB	IBB	HBP	BLK	WP	HR	S	P	ERA	WHIP										
<b>Brian Barber, R</b> ERA: 5.08 (1, 1)	4.1		22	6	4	4	3	3	0	0	0	1	2	38	75	8.31	2.077										
<b>Ricky Bones, R</b> ERA: 3.09 (5, 1)	2.2		11	2	1	1	1	1	0	0	0	0	0	27	41	3.38	1.125										
<b>Scott Service, R</b> ERA: 3.32 (8, 1)	0.2	L	4	1	1	0	0	0	0	0	0	1	0	7	12	0.00	1.500										
<b>Matt Whisenant, L</b> ERA: 5.01 (8, 1)	0.2		4	2	1	1	0	0	1	0	0	0	0	5	11	13.50	3.000										
<b>47 Brian Bevil, R</b> ERA: 5.31 (9, 1)	0.2		2	0	0	0	0	0	0	0	0	0	0	7	9	0.00	0.000										
<b>Batter</b>	<b>1</b>	<b>2</b>	<b>3</b>	<b>4</b>	<b>5</b>	<b>6</b>	<b>7</b>	<b>8</b>	<b>9</b>	<b>AB</b>	<b>R</b>	<b>H</b>	<b>RBI</b>	<b>BB</b>	<b>SO</b>	<b>LOB</b>	<b>BOTTOM</b>										
<b>Johnny Damon, L</b> OBP: 0.343, SLG: 0.440 (1, 9)	L8		F9					B5		4	1	1	0	1	0	1											
<b>Carlos Beltrán, S</b> OBP: 0.306, SLG: 0.485 (1, 8)	F8		SF7			K		F7		5	2	2	2	0	1	2											
<b>Jose Offerman, S</b> OBP: 0.401, SLG: 0.435 (1, 10)	BB		SF7			G4-3		E S		3	0	2	2	1	0	1											
<b>Dean Palmer, R</b> OBP: 0.332, SLG: 0.512 (1, 5)	L8		K			BB		G3		3	0	0	0	2	1	3											
<b>Jeremy Giambi, L</b> OBP: 0.352, SLG: 0.467 (1, 7)		P8				L4		P6		4	0	0	0	1	1	4											
<b>Hal Morris, L</b> OBP: 0.351, SLG: 0.386 (1, 3)		1B				F8		L6		5	0	1	0	0	0	1											
<b>29 Mike Sweeney, R</b> ERA: 6.35 OBP: 0.322, SLG: 0.411 <b>Larry Sutton, L</b> OBP: 0.314, SLG: 0.355 (9, PH) (9, PH)		1B				BB		G4-3		3	0	1	0	1	1	0											
<b>Mendy López, R</b> OBP: 0.289, SLG: 0.339 (1, 6)		1B				K		G4-3		1	0	0	0	0	0	0											
<b>Carlos Febles, R</b> OBP: 0.462, SLG: 0.583 (1, 4)		P9				L8		L4		4	1	1	0	0	0	4											
<b>Inning Stats</b>	R: 0 E: 0 K: 0 S: 6	H: 0 LOB: 1 BB: 1 P: 15	R: 0 E: 0 K: 0 S: 11	H: 2 LOB: 2 BB: 0 P: 21	R: 1 E: 0 K: 1 S: 7	H: 1 LOB: 0 BB: 0 P: 11	R: 0 E: 0 K: 0 S: 10	H: 1 LOB: 2 BB: 2 P: 20	R: 0 E: 0 K: 1 S: 15	H: 1 LOB: 2 BB: 1 P: 25	R: 4 E: 0 K: 1 S: 20	H: 4 LOB: 2 BB: 2 P: 38	R: 0 E: 0 K: 0 S: 5	H: 0 LOB: 0 BB: 0 P: 11	R: 0 E: 0 K: 0 S: 12	H: 1 LOB: 2 BB: 1 P: 19	R: 0 E: 0 K: 1 S: 9	H: 0 LOB: 0 BB: 0 P: 16	1B: 6 2B: 0 3B: 4 HR: 0	SF: 1 SAC: 0 DP: 0 HBP: 0	WP: 0 PB: 0 SB: 1 CS: 0	PA: 43					
<b>PITCHER</b>	IP	WLS	BF	H	R	ER	SO	BB	IBB	HBP	BLK	WP	HR	S	P	ERA	WHIP										
<b>Brian Powell, R</b> ERA: 6.35 (1, 1)	5.0		23	5	1	1	2	4	0	0	0	0	0	15	26	54.00	6.000										
<b>Doug Bochtler, R</b> ERA: 6.41 (6, 1)	0.2		6	3	4	4	1	1	0	0	0	0	0	2	2	0.00	0.000										
<b>A.J. Sager, R</b> ERA: 6.41 (6, 1)	0.0		2	1	0	0	0	1	0	0	0	0	0	4	10	∞	∞										
<b>Will Brunson, L</b> ERA: 5.4 (6, 1)	0.2		2	0	0	0	0	0	0	0	0	0	0	3	7	0.00	0.000										
<b>Dean Crow, R</b> ERA: 3.94 (7, 1)	0.2	W	3	0	0	0	0	1	0	0	0	0	0	4	11	0.00	1.500										
<b>PITCHER</b>	IP	WLS	BF	H	R	ER	SO	BB	IBB	HBP	BLK	WP	HR	S	P	ERA	WHIP										
<b>44 Sean Runyan, L</b> ERA: 3.58 (8, 1)	0.2		1	0	0	0	0	0	0	0	0	0	0	9	12	0.00	1.500										
<b>Doug Brocail, R</b> ERA: 2.79 (8, 1)	0.1		1	0	0	0	0	0	0	0	0	0	0	2	2	0.00	0.000										
<b>Todd Jones, R</b> ERA: 5.07 (9, 1)	1.0	S	3	0	0	0	1	0	0	0	0	0	0	9	16	0.00	0.000										

**Detroit Tigers @ Kansas City Royals**  
Kauffman Stadium, Kansas City, MO  
Mon Sep 21 1998, 7:05 PM CDT  
Att: 10,990 - Cloudy - 59 F

AB 38  
R 7  
H 11  
RBI 6  
BB 5  
SO 4  
LOB 26



**Detroit Tigers @ Kansas City Royals**  
Kauffman Stadium, Kansas City, MO  
Mon Sep 21 1998, 7:05 PM CDT  
Att: 10,990 - Cloudy - 59 F

AB 35  
R 5  
H 10  
RBI 5  
BB 7  
SO 4  
LOB 18





Batter	1	2	3	4	5	6	7	8	9	AB	R	H	RBI	BB	SO	LOB	TOP
<b>Kimera Barteo, R</b> OBP: 0.245, SLG: 0.368 (1, 8)										6	1	0	0	0	3	5	<b>Detroit Tigers @ Kansas City Royals</b> Kauffman Stadium, Kansas City, MO Tue Sep 22 1998, 7:05 PM CDT Att: 11,871 - Unknown - 66 F
<b>Luis Gonzalez, L</b> OBP: 0.343, SLG: 0.479 (1, 10)										6	3	3	4	0	0	0	
<b>Juan Encarnacion, R</b> OBP: 0.353, SLG: 0.538 (1, 7)										6	2	4	1	0	0	2	
<b>Tony Clark, S</b> OBP: 0.359, SLG: 0.521 <b>Frank Catalanotto, L</b> OBP: 0.329, SLG: 0.446 (8, 3)										3	1	2	2	2	1	1	
<b>Damon Easley, R</b> OBP: 0.332, SLG: 0.475 (1, 4)										6	0	1	1	0	2	6	
<b>Robert Fick, L</b> OBP: 0.538, SLG: 1.091 <b>Paul Bako, L</b> OBP: 0.318, SLG: 0.347 (7, 2)										3	2	2	1	1	0	0	
<b>Joe Randa, R</b> OBP: 0.326, SLG: 0.366 (1, 5)										4	1	0	0	1	0	3	
<b>Gabe Kapler, R</b> OBP: 0.231, SLG: 0.385 (1, 9)										5	2	2	0	0	1	3	
<b>Deivi Cruz, R</b> OBP: 0.287, SLG: 0.358 (1, 6)										4	2	3	2	0	0	0	
<b>Inning Stats</b>	R: 0 H: 1 E: 0 K: 2 S: 11	H: 1 R: 0 E: 0 K: 0 S: 12	H: 1 R: 0 E: 0 K: 0 S: 12	H: 1 R: 0 E: 0 K: 0 S: 12	H: 4 R: 4 E: 0 K: 1 S: 18	H: 0 R: 0 E: 0 K: 1 S: 10	H: 1 R: 0 E: 0 K: 1 S: 12	H: 3 R: 1 E: 0 K: 1 S: 13	H: 3 R: 3 E: 1 K: 1 S: 17	H: 4 R: 4 E: 0 K: 0 S: 18	1B: 11 2B: 3 3B: 2 HR: 2	SF: 1 SAC: 0 DP: 0 HBP: 0	WP: 2 PB: 0 SB: 1 CS: 1	PA: 50			
<b>PITCHER</b>	IP WLS BF H R ER SO BB IBB HBP BLK WP HR S P ERA WHIP																
<b>Tim Lincecum, R</b> ERA: 4.09	6.0 L 29 8 6 6 5 3 0 0 0 0 1 2 75 119 9.00 1.833																
<b>47 Brian Bevil, R</b> ERA: 5.4	1.0 6 3 1 1 1 0 0 0 0 0 0 13 20 9.00 3.000																
<b>Jim Pittsley, R</b> ERA: 6.78	0.2 6 3 3 0 1 0 0 0 0 1 0 14 23 0.00 4.500																
<b>Allen McDill, L</b> ERA: 10.8	1.1 9 4 4 4 0 1 0 0 0 0 0 21 32 27.00 3.750																

Batter	1	2	3	4	5	6	7	8	9	AB	R	H	RBI	BB	SO	LOB	BOTTOM
<b>Johnny Damon, L</b> OBP: 0.342, SLG: 0.438 (1, 9)										4	1	1	0	0	0	1	<b>Detroit Tigers @ Kansas City Royals</b> Kauffman Stadium, Kansas City, MO Tue Sep 22 1998, 7:05 PM CDT Att: 11,871 - Unknown - 66 F
<b>Carlos Beltrán, S</b> OBP: 0.325, SLG: 0.514 (1, 8)										4	1	2	0	0	0	1	
<b>Jose Offerman, S</b> OBP: 0.402, SLG: 0.435 <b>Carlos Febles, R</b> OBP: 0.462, SLG: 0.583 (9, 4)										3	0	1	0	1	0	2	
<b>Dean Palmer, R</b> OBP: 0.332, SLG: 0.511 (1, 5)										3	0	1	3	0	1	2	
<b>Jeff King, R</b> OBP: 0.323, SLG: 0.458 (1, 3)										4	1	1	0	0	0	3	
<b>Terry Pendleton, S</b> OBP: 0.300, SLG: 0.339 <b>Dee Brown, L</b> (9, PH)										3	0	0	0	0	1	1	
<b>Jeff Conine, R</b> OBP: 0.313, SLG: 0.415 <b>Chris Hatcher, R</b> OBP: 0.167, SLG: 0.091 (9, PH)										2	0	0	1	0	1	0	
<b>Mendy López, R</b> OBP: 0.295, SLG: 0.337 <b>Shane Halter, R</b> OBP: 0.250, SLG: 0.308 (9, PH)										1	0	0	0	2	1	0	
<b>Tim Spehr, R</b> OBP: 0.333, SLG: 0.265 <b>Larry Sutton, L</b> OBP: 0.313, SLG: 0.354 <b>Héctor Ortiz, R</b> (8, 2)										1	1	0	0	1	0	1	
<b>Inning Stats</b>	R: 0 H: 1 E: 0 K: 0 S: 9	H: 1 R: 0 E: 0 K: 1 S: 10	H: 1 R: 0 E: 0 K: 0 S: 14	H: 2 R: 2 E: 0 K: 0 S: 14	H: 0 R: 0 E: 0 K: 0 S: 14	H: 2 R: 1 E: 1 K: 0 S: 8	H: 0 R: 0 E: 0 K: 2 S: 13	H: 0 R: 0 E: 0 K: 1 S: 10	H: 0 R: 0 E: 0 K: 2 S: 10	H: 0 R: 0 E: 0 K: 2 S: 9	1B: 5 2B: 2 3B: 0 HR: 0	SF: 2 SAC: 0 DP: 1 HBP: 0	WP: 1 PB: 0 SB: 1 CS: 1	PA: 36			
<b>PITCHER</b>	IP WLS BF H R ER SO BB IBB HBP BLK WP HR S P ERA WHIP																
<b>Justin Thompson, L</b> ERA: 4.1	5.0 W 23 6 4 4 1 4 0 0 0 0 0 44 65 0.00 0.000																
<b>Frank Castillo, R</b> ERA: 6.95	4.0 S 12 0 0 0 5 0 0 0 0 0 0 0 44 65 0.00 0.000																



Batter	1	2	3	4	5	6	7	8	9	AB	R	H	RBI	BB	SO	LOB	TOP										
Juan Encarnacion, R OBP: 0.354, SLG: 0.553	2-2 HR	0-1 CS 1B		1-0 F9		0-1 F8			3-2 F7	5	1	2	1	0	0	2											
Bobby Higginson, L OBP: 0.355, SLG: 0.481	1-2 1B 2B	1-0 F8		3-3 K		1-1 1B			3-0 G6-3	5	1	2	0	0	1	3											
Damion Easley, R OBP: 0.331, SLG: 0.478	3-1 P4		2-1 HR		0-1 F9	1-2 G3			1-2 G6-3	5	1	1	1	0	0	2											
Tony Clark, S OBP: 0.360, SLG: 0.522	4-0 BB 1B SF8 IBB		2-3 K		0-0 1B 2B					3	2	1	0	1	2	0											
Robert Fick, L OBP: 0.529, SLG: 0.933	0-0 SF8 BB 1-2 2H 1B		2-0 G4-3		3-2 WP 1B 2H 1B				3-3 K	4	0	2	2	0	1	0											
Gabe Kapler, R OBP: 0.294, SLG: 0.375	4-2 SF8 BB 1-2 2-3		0-1 G6-3		3-2 WP 1B 1-2				1-0 P4	3	0	1	0	1	0	0											
Joe Randa, R OBP: 0.323, SLG: 0.364	0-1 SF8 1-2 2-3 3-H		3-2 G6-3		3-3 K 1-2 2-3				1-0 G6-3	3	0	0	1	0	1	2											
Deivi Cruz, R OBP: 0.286, SLG: 0.357	1-3 K		1-2 1B		0-1 G6-3				1-2 G3	4	0	1	0	0	1	4											
Joe Siddall, L OBP: 0.269, SLG: 0.295		3-2 L4		2-0 1B 1-3		1-3 K			2-3 K	4	0	1	0	0	2	0											
<b>Inning Stats</b>	R: 3 H: 3 E: 0 K: 1 S: 16	H: 3 R: 5 ER: 5 LOB: 2 BB: 2 P: 31	R: 0 H: 1 E: 0 K: 0 S: 7	H: 1 R: 0 ER: 0 LOB: 0 BB: 0 P: 11	R: 1 H: 1 E: 0 K: 1 S: 8	H: 1 R: 0 ER: 0 LOB: 0 BB: 0 P: 14	R: 0 H: 2 E: 0 K: 1 S: 11	H: 2 R: 0 ER: 0 LOB: 2 BB: 0 P: 21	R: 1 H: 3 E: 0 K: 1 S: 19	H: 3 R: 0 ER: 0 LOB: 1 BB: 0 P: 28	R: 0 H: 1 E: 0 K: 2 S: 10	H: 1 R: 0 ER: 0 LOB: 0 BB: 0 P: 13	R: 0 H: 0 E: 0 K: 1 S: 7	H: 0 R: 0 ER: 0 LOB: 0 BB: 0 P: 11	R: 0 H: 0 E: 0 K: 1 S: 8	H: 0 R: 0 ER: 0 LOB: 0 BB: 0 P: 12	R: 0 H: 0 E: 0 K: 0 S: 7	H: 0 R: 0 ER: 0 LOB: 0 BB: 0 P: 14	1B: 7 2B: 2 3B: 0 HR: 2	SF: 1 SAC: 0 DP: 0 HBP: 0	WP: 1 PB: 0 SB: 0 CS: 1	PA: 39					
<b>PITCHER</b>	IP	WLS	BF	H	R	ER	SO	BB	IBB	HBP	BLK	WP	HR	S	P	ERA	WHIP										
Kevin Appier, R ERA: 7.8	(1, 1)	5.0	L	26	10	5	4	1	1	0	0	1	2	61	105	9.00	2.200										
Glendon Rusch, L ERA: 5.87	(6, 1)	3.0		10	1	0	4	0	0	0	0	0	0	25	36	0.00	0.333										
Jeff Montgomery, R ERA: 5.17	(9, 1)	1.0		3	0	0	0	0	0	0	0	0	0	7	14	0.00	0.000										

Detroit Tigers @ Kansas City Royals  
Kauffman Stadium, Kansas City, MO

AB 36  
R 5  
H 11  
RBI 5  
BB 2  
SO 8  
LOB 13



Wed Sep 23 1998, 7:05 PM CDT  
Att: 12,100 - Unknown - 72 F

Batter	1	2	3	4	5	6	7	8	9	AB	R	H	RBI	BB	SO	LOB	BOTTOM										
Carlos Beltrán, S OBP: 0.295, SLG: 0.463	3-2 G4-3		3-3 K			1-3 K			1-3 K	4	0	0	0	0	3	1											
Carlos Febles, R OBP: 0.412, SLG: 0.625	2-3 K			1-3 K		2-3 K			3-2 3B	4	0	1	0	0	3	0											
Johnny Damon, L OBP: 0.340, SLG: 0.436	2-3 K			3-3 K					1-1 F7	4	0	0	0	0	3	1											
Dean Palmer, R OBP: 0.333, SLG: 0.517		2-1 G5-3		1-0 HR					2-2 2-4 1B	3	1	2	1	0	0	0											
Jeremy Giambi, L OBP: 0.333, SLG: 0.438		2-2 G4-1		0-0 G6-3					0-0 L7	3	0	0	0	0	0	1											
Jeff King, R OBP: 0.321, SLG: 0.455		1-0 G4-3			2-1 F5				0-0 2-4 P4	3	0	0	0	0	0	0											
Hal Morris, L OBP: 0.349, SLG: 0.383			0-2 G6-3		1-2 G5-3				1-1 G4-1	3	0	0	0	0	0	0											
Mendy López, R OBP: 0.290, SLG: 0.332			1-3 K		1-2 G6-3				2-3 K	3	0	0	0	0	2	0											
Tim Spehr, R OBP: 0.337, SLG: 0.271			3-2 1B			2-1 G5-3			0-2 G4-3	2	0	1	0	0	0	0											
Larry Sutton, L OBP: 0.312, SLG: 0.353										1	0	0	0	0	0	0											
<b>Inning Stats</b>	R: 0 H: 0 E: 0 K: 2 S: 12	H: 0 R: 3 ER: 1 LOB: 0 BB: 0 P: 19	R: 0 H: 0 E: 0 K: 0 S: 7	H: 0 R: 1 ER: 0 LOB: 0 BB: 0 P: 12	R: 0 H: 1 E: 0 K: 2 S: 13	H: 1 R: 1 ER: 0 LOB: 1 BB: 0 P: 20	R: 0 H: 0 E: 0 K: 0 S: 8	H: 0 R: 0 ER: 0 LOB: 0 BB: 0 P: 12	R: 0 H: 0 E: 0 K: 2 S: 9	H: 0 R: 0 ER: 0 LOB: 1 BB: 0 P: 14	R: 0 H: 1 E: 0 K: 1 S: 7	H: 1 R: 0 ER: 0 LOB: 0 BB: 0 P: 11	R: 0 H: 0 E: 0 K: 1 S: 6	H: 0 R: 0 ER: 0 LOB: 0 BB: 0 P: 9	R: 0 H: 1 E: 0 K: 1 S: 12	H: 1 R: 0 ER: 0 LOB: 1 BB: 0 P: 17	R: 0 H: 0 E: 0 K: 1 S: 12	H: 0 R: 0 ER: 0 LOB: 0 BB: 0 P: 17	1B: 2 2B: 0 3B: 1 HR: 1	SF: 0 SAC: 0 DP: 0 HBP: 0	WP: 0 PB: 0 SB: 0 CS: 0	PA: 30					
<b>PITCHER</b>	IP	WLS	BF	H	R	ER	SO	BB	IBB	HBP	BLK	WP	HR	S	P	ERA	WHIP										
Bryce Florie, R ERA: 4.8	(1, 1)	7.0	W	24	3	1	9	0	0	0	0	0	0	64	101	1.29	0.429										
Doug Brocail, R ERA: 2.69	(8, 1)	2.0		7	1	0	2	0	0	0	0	0	0	18	26	0.00	0.500										

Detroit Tigers @ Kansas City Royals  
Kauffman Stadium, Kansas City, MO

AB 30  
R 1  
H 4  
RBI 1  
BB 0  
SO 11  
LOB 3



Wed Sep 23 1998, 7:05 PM CDT  
Att: 12,100 - Unknown - 72 F



Batter	1	2	3	4	5	6	7	8	9	AB	R	H	RBI	BB	SO	LOB	TOP								
Ray Durham, S OBP: 0.366, SLG: 0.459 (1, 4)			G3-1			G5-3				4	1	1	2	0	1	0	Chicago White Sox @ Kansas City Royals Kauffman Stadium, Kansas City, MO Thu Sep 24 1998, 7:05 PM CDT Att: 13,481 - Overcast - 68 F								
Craig Wilson, R OBP: 0.535, SLG: 0.850 (1, 6)			G5-3							4	1	2	1	0	1	0									
Frank Thomas, R OBP: 0.380, SLG: 0.479 (1, 10)	F9				P4		F9			3	0	0	0	0	0	1									
Albert Belle, R OBP: 0.395, SLG: 0.646 (1, 7)					G6-3		F9	F9		4	0	1	1	0	0	2									
Wil Cordero, R OBP: 0.307, SLG: 0.434 (1, 3)	G4-3									4	0	1	0	0	2	1									
Greg Norton, S OBP: 0.305, SLG: 0.403 (1, 5)						L6		F9	G4-3	4	0	0	0	0	1	1									
Magglio Ordonez, R OBP: 0.329, SLG: 0.418 (1, 9)						P6		P4	F8	4	0	0	0	0	1	1									
25 Jeff Abbott, R OBP: 0.298, SLG: 0.492 (1, 8)						F8			G6-3	4	1	1	0	0	1	1									
Robert Machado, R OBP: 0.263, SLG: 0.355 (1, 2)			G5-3			G6-3				3	1	1	0	0	0	0									
<b>Inning Stats</b>	R: 1 E: 0 K: 1 S: 17	H: 2 LOB: 1 BB: 0 P: 25	R: 0 E: 0 K: 3 S: 9	H: 0 LOB: 0 BB: 0 P: 15	R: 0 E: 0 K: 0 S: 9	H: 0 LOB: 0 BB: 0 P: 11	R: 0 E: 0 K: 1 S: 7	H: 0 LOB: 0 BB: 0 P: 11	R: 0 E: 0 K: 0 S: 5	H: 0 LOB: 0 BB: 0 P: 9	R: 0 E: 0 K: 1 S: 8	H: 0 LOB: 0 BB: 0 P: 10	R: 0 E: 0 K: 1 S: 8	H: 0 LOB: 0 BB: 0 P: 13	R: 3 E: 1 K: 0 S: 16	H: 4 LOB: 2 BB: 0 P: 27	R: 0 E: 0 K: 0 S: 6	H: 1 LOB: 1 BB: 0 P: 10	1B: 3 2B: 4 3B: 0 HR: 0	SF: 0 SAC: 0 DP: 0 HBP: 1	WP: 0 PB: 0 SB: 0 CS: 0	PA: 35			
<b>PITCHER</b>	IP	WLS	BF	H	R	ER	SO	BB	IBB	HBP	BLK	WP	HR	S	P	ERA	WHIP								
50 José Rosado, L ERA: 4.69 (1, 1)	7.2	W	29	6	4	4	7	0	0	0	0	0	0	76	114	4.70	0.783								
Scott Service, R ERA: 3.31 (8, 1)	0.1		2	0	0	0	0	0	0	1	0	0	0	3	7	0.00	0.000								
Jeff Montgomery, R ERA: 5.07 (9, 1)	1.0	S	4	1	0	0	0	0	0	0	0	0	0	6	10	0.00	1.000								

Batter	1	2	3	4	5	6	7	8	9	AB	R	H	RBI	BB	SO	LOB	BOTTOM								
Carlos Beltrán, S OBP: 0.306, SLG: 0.478 (1, 8)	F7							G4-6-3		5	1	2	1	0	1	3	Chicago White Sox @ Kansas City Royals Kauffman Stadium, Kansas City, MO Thu Sep 24 1998, 7:05 PM CDT Att: 13,481 - Overcast - 68 F								
Carlos Febles, R OBP: 0.429, SLG: 0.579 (1, 4)					E4					3	1	1	0	1	1	2									
Johnny Damon, L OBP: 0.341, SLG: 0.436 (1, 9)	G5-3		P3							4	1	2	3	0	0	2									
Dean Palmer, R OBP: 0.333, SLG: 0.515 (1, 5)					G5-3			P3		4	0	1	2	0	1	2									
Jeremy Giambi, L OBP: 0.328, SLG: 0.423 Jeff Conine, R OBP: 0.310, SLG: 0.415 (1, 7) (8, 7)						P5		F8		4	0	1	0	0	1	1									
Jeff King, R OBP: 0.320, SLG: 0.453 (1, 10)	F9					F8		P6		4	0	1	0	0	0	2									
Hal Morris, L OBP: 0.350, SLG: 0.384 (1, 3)			G3					L9		4	0	2	0	0	0	1									
Shane Halter, R OBP: 0.265, SLG: 0.309 (1, 6)								L7		3	2	1	0	1	0	2									
Tim Spehr, R OBP: 0.337, SLG: 0.264 (1, 2)			P9							2	1	0	0	0	0	2									
<b>Inning Stats</b>	R: 0 E: 0 K: 0 S: 7	H: 1 LOB: 0 BB: 0 P: 9	R: 0 E: 0 K: 1 S: 9	H: 2 LOB: 2 BB: 0 P: 14	R: 0 E: 0 K: 1 S: 9	H: 1 LOB: 1 BB: 0 P: 17	R: 0 E: 0 K: 1 S: 10	H: 1 LOB: 1 BB: 0 P: 17	R: 4 E: 1 K: 0 S: 13	H: 3 LOB: 1 BB: 1 P: 23	R: 2 E: 0 K: 1 S: 13	H: 3 LOB: 2 BB: 1 P: 24	R: 0 E: 0 K: 0 S: 4	H: 0 LOB: 0 BB: 0 P: 5	R: 0 E: 0 K: 0 S: 3	H: 0 LOB: 0 BB: 0 P: 6	1B: 10 2B: 1 3B: 0 HR: 0	SF: 0 SAC: 1 DP: 1 HBP: 1	WP: 0 PB: 1 SB: 2 CS: 1	PA: 37					
<b>PITCHER</b>	IP	WLS	BF	H	R	ER	SO	BB	IBB	HBP	BLK	WP	HR	S	P	ERA	WHIP								
Jaime Navarro, R ERA: 6.36 (1, 1)	5.0	L	24	3	2	2	1	1	0	0	0	0	0	20	35	6.00	1.333								
Carlos Castillo, R ERA: 4.98 (6, 1)	3.0		13	3	2	2	1	1	0	1	0	0	0	20	35	6.00	1.333								



Batter	1	2	3	4	5	6	7	8	9	AB	R	H	RBI	BB	SO	LOB	TOP					
Mike Caruso, S OBP: 0.331, SLG: 0.392 (1, 6)	F8		G5-3		G4-3			G6-3	G6-3	5	0	1	1	0	0	1						
Craig Wilson, R OBP: 0.311, SLG: 0.795 (7, 5)	L1-3			K		G4-3		B1-3	2-4-3	4	0	1	0	0	1	0						
Frank Thomas, R OBP: 0.379, SLG: 0.477 (1, 10)	L1-3			F7		G1-3				3	0	0	0	1	0	1						
Albert Belle, R OBP: 0.395, SLG: 0.645 (1, 7)		K		1B		K				3	0	1	0	1	2	0						
Robin Ventura, L OBP: 0.343, SLG: 0.423 Ray Durham, S OBP: 0.365, SLG: 0.459 (7, PR) (7, 4)	K			1B						3	0	2	0	0	1	0						
Brian Simmons, S OBP: 0.400, SLG: 0.400 (1, 8)				1B						4	1	1	0	0	0	3						
Wil Cordero, R OBP: 0.312, SLG: 0.439 (1, 3)	L8									3	1	2	1	1	0	1						
Mike Cameron, R OBP: 0.286, SLG: 0.337 (1, 9)			G4-3		G6-3					4	0	0	0	0	2	4						
Mark Johnson, L OBP: 0.100, SLG: 0.300 (1, 2)			K		K					4	1	1	1	0	3	3						
<b>Inning Stats</b>	R: 0 E: 0 K: 0 S: 8	H: 1 LOB: 0 BB: 0 P: 12	R: 0 E: 0 K: 2 S: 13	H: 1 LOB: 1 BB: 0 P: 19	R: 0 E: 0 K: 1 S: 8	H: 0 LOB: 0 BB: 0 P: 9	R: 0 E: 0 K: 1 S: 11	H: 2 LOB: 0 BB: 0 P: 16	R: 0 E: 0 K: 1 S: 12	H: 0 LOB: 1 BB: 1 P: 21	R: 0 E: 0 K: 1 S: 8	H: 0 LOB: 0 BB: 0 P: 15	R: 1 E: 0 K: 2 S: 16	H: 2 LOB: 0 BB: 0 P: 23	R: 0 E: 0 K: 0 S: 9	H: 0 LOB: 2 BB: 2 P: 20	R: 2 E: 0 K: 1 S: 9	H: 3 LOB: 1 BB: 0 P: 13	1B: 7 2B: 2 3B: 1 HR: 0	SF: 0 SAC: 0 DP: 1 HBP: 0	WP: 0 PB: 0 CS: 2	PA: 37
<b>PITCHER</b>	IP	WLS	BF	H	R	ER	SO	BB	IBB	HBP	BLK	WP	HR	S	P	ERA	WHIP					
Jeff Suppan, R ERA: 5.72 Ricky Bones, R ERA: 3.15 Scott Service, R ERA: 3.48 Matt Whisenant, L ERA: 4.98	6.0		22	4	0	0	6	1	0	0	0	0	0	60	92	0.00	0.833					

Chicago White Sox @ Kansas City Royals  
Kauffman Stadium, Kansas City, MO  
Fri Sep 25 1998, 7:05 PM CDT  
Att: 16,683 - Cloudy - 80 F

AB 34  
R 3  
H 9  
RBI 3  
BB 3  
SO 9  
LOB 15



Batter	1	2	3	4	5	6	7	8	9	AB	R	H	RBI	BB	SO	LOB	BOTTOM					
Carlos Beltrán, S OBP: 0.302, SLG: 0.460 (1, 8)	K		G5-4-3			F8			1B	4	0	1	0	0	1	2						
Carlos Febles, R OBP: 0.417, SLG: 0.591 Larry Sutton, L OBP: 0.311, SLG: 0.352 (9, PH)	K			K			G6-3		K	3	0	1	0	0	2	0						
Jose Offerman, S OBP: 0.400, SLG: 0.432 (1, 10)	G3			K			L3		B1-3	4	0	0	0	0	1	2						
Dean Palmer, R OBP: 0.333, SLG: 0.513 (1, 5)				L9			G6-3			2	0	0	0	1	0	1						
Jeff King, R OBP: 0.319, SLG: 0.451 (1, 3)	P9				K		P2			3	0	0	0	0	1	2						
Jeff Conine, R OBP: 0.311, SLG: 0.414 Johnny Damon, L OBP: 0.341, SLG: 0.436 (8, PR) (9, 9)	G6-4-3				G6-3					3	0	1	0	0	0	1						
Chris Hatcher, R OBP: 0.133, SLG: 0.071 (1, 7)			K		G5-3			F8		3	0	0	0	0	1	1						
Tim Spehr, R OBP: 0.341, SLG: 0.260 29 Mike Sweeney, R OBP: 0.321, SLG: 0.409 (8, PH) (9, 2)				1B		P5		G6-4-3		1	0	0	0	1	0	0						
Mendy López, R OBP: 0.292, SLG: 0.333 Terry Pendleton, S OBP: 0.299, SLG: 0.338 (8, PH)					G5-4-3				G6-3	2	0	1	0	0	0	0						
<b>Inning Stats</b>	R: 0 E: 0 K: 2 S: 8	H: 0 LOB: 0 BB: 0 P: 9	R: 0 E: 0 K: 0 S: 4	H: 0 LOB: 0 BB: 1 P: 11	R: 0 E: 0 K: 1 S: 9	H: 1 LOB: 1 BB: 1 P: 17	R: 0 E: 0 K: 2 S: 11	H: 0 LOB: 0 BB: 0 P: 14	R: 0 E: 0 K: 1 S: 11	H: 0 LOB: 0 BB: 0 P: 15	R: 0 E: 0 K: 0 S: 8	H: 0 LOB: 0 BB: 0 P: 11	R: 0 E: 0 K: 0 S: 9	H: 1 LOB: 1 BB: 0 P: 19	R: 0 E: 0 K: 0 S: 9	H: 1 LOB: 0 BB: 0 P: 11	R: 0 E: 0 K: 1 S: 9	H: 1 LOB: 1 BB: 0 P: 13	1B: 3 2B: 1 3B: 0 HR: 0	SF: 0 SAC: 0 DP: 3 HBP: 0	WP: 0 PB: 0 CS: 0	PA: 30
<b>PITCHER</b>	IP	WLS	BF	H	R	ER	SO	BB	IBB	HBP	BLK	WP	HR	S	P	ERA	WHIP					
Mike Siroka, L ERA: 5.06 Bob Howry, R ERA: 3.25	8.1		28	4	0	0	6	2	0	0	0	0	0	4	4	0.00	0.000					

Chicago White Sox @ Kansas City Royals  
Kauffman Stadium, Kansas City, MO  
Fri Sep 25 1998, 7:05 PM CDT  
Att: 16,683 - Cloudy - 80 F

AB 28  
R 0  
H 4  
RBI 0  
BB 2  
SO 7  
LOB 11






Batter	1	2	3	4	5	6	7	8	9	AB	R	H	RBI	BB	SO	LOB	TOP								
Ray Durham, S (1, 4) OBP: 0.363, SLG: 0.455 Craig Wilson, R (8, 4) OBP: 0.511, SLG: 0.795	P6	L1-3		K		K	P3			5	0	0	0	0	2	2									
Mike Caruso, S (1, 6) OBP: 0.330, SLG: 0.390	L5		P4	P5		G4-3		1B		5	0	1	0	0	0	0									
Frank Thomas, R (1, 10) OBP: 0.381, SLG: 0.482	G5-3		F7		HR		BB	1B		4	2	2	1	1	0	0									
Albert Belle, R (1, 7) OBP: 0.397, SLG: 0.650 Mike Cameron, R (8, PH) OBP: 0.295, SLG: 0.336		2B	SF8	L5	HR		WP	1B	L6	3	3	2	1	1	0	0									
Robin Ventura, L (1, 5) OBP: 0.347, SLG: 0.427		SF8	1B	2B	1B	25	2B	BB	FC1-6	4	3	3	1	1	0	2									
Wil Cordero, R (1, 3) OBP: 0.314, SLG: 0.446		SF8		25	2B	1B	F7		G6-3	4	2	2	3	0	0	1									
25 Jeff Abbott, R (1, 9) OBP: 0.300, SLG: 0.494		1B	1B	HR	2B	K	G4-3		F8	5	1	2	2	0	1	2									
Brian Simmons, S (1, 8) OBP: 0.467, SLG: 0.867		1B		HR	2B	FC1-6		HR	G3	5	2	3	5	0	0	1									
Robert Machado, R (1, 2) OBP: 0.254, SLG: 0.342	F8		G3			G4-3	G6-3			4	0	0	0	0	0	2									
<b>Inning Stats</b>	R: 0 E: 0 K: 0 S: 5	H: 0 LOB: 0 BB: 0 P: 8	R: 2 E: 0 K: 0 S: 16	H: 4 LOB: 2 BB: 0 P: 26	R: 0 E: 0 K: 0 S: 6	H: 0 LOB: 0 BB: 0 P: 10	R: 4 E: 0 K: 1 S: 10	H: 3 LOB: 0 BB: 1 P: 20	R: 2 E: 0 K: 1 S: 16	H: 3 LOB: 1 BB: 0 P: 20	R: 0 E: 0 K: 1 S: 5	H: 0 LOB: 0 BB: 0 P: 6	R: 5 E: 0 K: 0 S: 17	H: 3 LOB: 2 BB: 2 P: 34	R: 0 E: 0 K: 0 S: 10	H: 2 LOB: 1 BB: 0 P: 14	R: 0 E: 0 K: 0 S: 9	H: 0 LOB: 0 BB: 0 P: 11	1B: 8 2B: 2 3B: 1 HR: 4	SF: 1 SAC: 0 DP: 1 HBP: 0	WP: 1 PB: 0 SB: 0 CS: 0	PA: 44			
<b>PITCHER</b>	IP	WLS	BF	H	R	ER	SO	BB	IBB	HBP	BLK	WP	HR	S	P	ERA	WHIP								
Brian Barber, R (1, 1) ERA: 6.0	3.0	L	17	7	6	6	0	1	0	0	0	0	1	32	56	18.00	2.667								
Glendon Rusch, L (4, 1) ERA: 5.89	3.0		12	3	2	2	3	0	0	0	0	0	2	26	34	6.00	1.000								
47 Brian Bevil, R (7, 1) ERA: 6.3	0.0		4	2	4	4	0	2	0	0	0	1	0	7	18	∞	∞								
Allen McDill, L (7, 1) ERA: 10.5	1.0		4	1	1	1	0	0	0	0	0	0	1	10	16	9.00	1.000								
Jim Pittsley, R (8, 1) ERA: 6.59	2.0		7	2	0	0	0	0	0	0	0	0	0	19	25	0.00	1.000								

Chicago White Sox @ Kansas City Royals  
Kauffman Stadium, Kansas City, MO  
Sat Sep 26 1998, 7:05 PM CDT  
Att: 21,846 - Cloudy - 80 F

livebaseballscorecards.com

AB 40  
R 13  
H 15  
RBI 13  
BB 3  
SO 3  
LOB 12



Batter	1	2	3	4	5	6	7	8	9	AB	R	H	RBI	BB	SO	LOB	BOTTOM								
Johnny Damon, L (1, 9) OBP: 0.340, SLG: 0.436 Chris Hatcher, R (9, PH) OBP: 0.125, SLG: 0.067	1B	FC3-6		G3		G6-3			F8	4	1	1	0	0	0	2									
Carlos Beltrán, S (1, 8) OBP: 0.328, SLG: 0.463	SF8	1B			K		FC6-4	1B	G5-3	4	1	2	1	1	1	0									
Jose Offerman, S (1, 4) OBP: 0.402, SLG: 0.433 Carlos Febles, R (7, PR) OBP: 0.400, SLG: 0.565	SF8	BB					FC6-4	BB	G6-3	3	2	2	0	1	0	2									
Dean Palmer, R (1, 5) OBP: 0.333, SLG: 0.513 Scott Leius, R (7, PH) OBP: 0.191, SLG: 0.174	SF8			G1-6-3		K		P3		2	0	1	1	0	1	1									
Jeremy Giambi, L (1, 7) OBP: 0.338, SLG: 0.418	G5-4-3			G1-6-3		2B		FC6-4		3	0	1	2	1	0	3									
Jeff Conine, R (1, 10) OBP: 0.314, SLG: 0.420 Dee Brown, L (7, PH)	G5-4-3						BB		G1-3	3	0	2	1	0	0	1									
Hal Morris, L (1, 3) OBP: 0.352, SLG: 0.384				G1-3		G1-3			G6-4-3	3	0	1	0	1	0	3									
Héctor Ortiz, R (1, 2) OBP: 0.292, SLG: 0.332		FC6-4		G6-3		G4-3			P4	4	1	0	0	0	0	2									
Mendy López, R (1, 6) OBP: 0.292, SLG: 0.332		FC3-6		P3		G5-3			G6-4-3	4	0	1	0	0	0	1									
<b>Inning Stats</b>	R: 3 E: 0 K: 0 S: 15	H: 3 LOB: 0 BB: 1 P: 26	R: 1 E: 0 K: 0 S: 9	H: 3 LOB: 0 BB: 0 P: 15	R: 0 E: 0 K: 0 S: 7	H: 2 LOB: 1 BB: 0 P: 9	R: 0 E: 0 K: 0 S: 9	H: 0 LOB: 0 BB: 0 P: 16	R: 1 E: 0 K: 2 S: 15	H: 2 LOB: 2 BB: 1 P: 21	R: 0 E: 0 K: 0 S: 5	H: 0 LOB: 0 BB: 0 P: 7	R: 0 E: 0 K: 0 S: 8	H: 1 LOB: 2 BB: 1 P: 16	R: 0 E: 0 K: 0 S: 6	H: 0 LOB: 0 BB: 1 P: 11	R: 0 E: 0 K: 0 S: 7	H: 0 LOB: 0 BB: 0 P: 15	1B: 9 2B: 2 3B: 0 HR: 0	SF: 1 SAC: 0 DP: 3 HBP: 0	WP: 0 PB: 0 SB: 3 CS: 0	PA: 39			
<b>PITCHER</b>	IP	WLS	BF	H	R	ER	SO	BB	IBB	HBP	BLK	WP	HR	S	P	ERA	WHIP								
Jim Abbott, L (1, 1) ERA: 4.55	5.0	W	25	10	5	5	2	2	0	0	0	0	0	55	87	9.00	2.400								
Chad Bradford, R (6, 1) ERA: 3.29	2.0		8	1	0	0	0	1	0	0	0	0	0	13	23	0.00	1.000								
41 Bill Simas, R (8, 1) ERA: 3.57	1.0		3	0	0	0	0	1	0	0	0	0	0	6	11	0.00	1.000								
Bryan Ward, L (9, 1) ERA: 3.46	1.0		3	0	0	0	0	0	0	0	0	0	0	7	15	0.00	0.000								

Chicago White Sox @ Kansas City Royals  
Kauffman Stadium, Kansas City, MO  
Sat Sep 26 1998, 7:05 PM CDT  
Att: 21,846 - Cloudy - 80 F

livebaseballscorecards.com

AB 34  
R 5  
H 11  
RBI 5  
BB 4  
SO 2  
LOB 19

