

**Kansas City Royals - 1999**

Batter	1	2	3	4	5	6	7	8	9	AB R H RBI BB SO LOB	TOP											
Jose Offerman, S (1, 10) OBP: 0.800, SLG: 1.400	2-2 2B		0-0 HR		3-2 F9		1-2 1B		2-2 2B	5 2 4 0 0 0 0												
Darren Lewis, R (1, 8)	3-1 P8		2-1 G3		2-2 P4		2-2 G4-3		1-3 K	5 0 0 0 0 1 4												
John Valentin, R (1, 5) OBP: 0.400, SLG: 1.200	2-0 F7		1-1 HR		1-2 F7		3-1 G6-3		1-0 1B	5 1 2 3 0 0 2												
Nomar Garciaparra, R (1, 6) OBP: 0.400, SLG: 0.250	2-1 G5-3		0-0 G4-3		4-0 2B		1-1 G6-3		2-0 1B	4 1 1 0 1 0 2												
Troy O'Leary, L (1, 7) OBP: 0.600, SLG: 0.750					1-0 1B		0-1 1B		0-0 G4-6-3	4 1 2 0 1 0 2												
Mike Stanley, R (1, 3) OBP: 0.750, SLG: 0.667					1-0 G6-4-3		0-1 1B			3 0 2 1 0 0 1												
Scott Hatteberg, L (1, 2) OBP: 0.750, SLG: 0.500					4-0 BB		0-0 1B		4-1 1B	2 0 1 1 2 0 2												
Jeff Frye, R (1, 4) OBP: 0.250, SLG: 0.250					1-1 G1-3		2-0 G4-3		2-1 1B	4 0 1 0 0 0 4												
Trot Nixon, L (1, 9)					0-1 G3		2-0 F7		3-1 G4-6-3	4 0 0 0 0 1 5												
<b>Inning Stats</b>	R: 0 E: 0 K: 0 S: 8	H: 1 LOB: 1 BB: 0 P: 17	R: 0 E: 0 K: 1 S: 8	H: 1 LOB: 1 BB: 1 P: 16	R: 2 E: 0 K: 1 S: 9	H: 2 LOB: 0 BB: 0 P: 13	R: 0 E: 0 K: 0 S: 4	H: 1 LOB: 1 BB: 1 P: 11	R: 0 E: 0 K: 0 S: 10	H: 0 LOB: 0 BB: 0 P: 15	R: 2 E: 0 K: 0 S: 10	H: 3 LOB: 2 BB: 1 P: 19	R: 0 E: 0 K: 0 S: 10	H: 1 LOB: 1 BB: 0 P: 17	R: 0 E: 0 K: 0 S: 7	H: 1 LOB: 2 BB: 1 P: 18	R: 1 E: 0 K: 1 S: 10	H: 3 LOB: 1 BB: 0 P: 16	1B: 8 2B: 3 3B: 1 HR: 1	SF: 0 SAC: 0 DP: 4 HBP: 1	WP: 0 PB: 0 SB: 1 CS: 0	PA: 41
<b>PITCHER</b>	IP WLS BF H R ER SO BB IBB HBP BLK WP HR S P ERA WHIP																					
Kevin Appier, R (1, 1) ERA: 6.75	5.1 L 25 8 4 4 1 3 0 0 0 0 0 1 47 85 6.75 2.062																					
Don Wengert, R (6, 1) ERA:	1.2 6 1 0 0 0 0 0 0 0 0 0 0 12 23 0.00 0.600																					
Matt Whisenant, L (8, 1) ERA:	0.1 3 0 0 0 0 1 0 1 0 0 0 0 3 9 0.00 3.000																					
Scott Service, R (8, 1) ERA: 5.4	1.2 7 4 1 1 1 0 0 0 0 0 0 0 14 25 5.40 2.400																					

**Boston Red Sox @ Kansas City Royals**  
**Kauffman Stadium, Kansas City, MO**

AB	36
R	5
H	13
RBI	5
BB	4
SO	2
LOB	22



Mon Apr 05 1999, 12:35 PM CDT  
 Att. 40,257 - Overcast - 60 F

livebaseballscorecards.com

Batter	1	2	3	4	5	6	7	8	9	AB	R	H	RBI	BB	SO	LOB
Carlos Beltrán, S OBP: 0.250, SLG: 0.250 (1, 8)	2-3 K 1	0-0 P2 1			0-2 S 1B 1		0-0 G5-3 3-H 1			4	0	1	1	0	1	2
Joe Randa, R OBP: 0.250, SLG: 1.000 (1, 5)	3-2 HR 1		1-1 L8 1		3-3 K 1-2 1		2-1 F7 1			4	1	1	1	0	1	2
Johnny Damon, L OBP: 0.250, SLG: 0.250 (1, 7)	0-2 S 2B 1B 1		3-3 K 1		3-3 K 1			1-0 G1-3 1		4	1	1	0	0	2	1
Jeff King, R (1, 3)	1-3 K 1-2 1		4-2 S BB 1			1-0 F7 1		2-3 K 1		3	0	0	0	1	2	1
Larry Sutton, L OBP: 0.250, SLG: 0.500 (1, 10)	2-1 2B 1		3-3 K 1-2 1			2-3 K 1		1-1 G4-3 1		4	0	1	1	0	2	1
Jermaine Dye, R OBP: 0.250, SLG: 0.250 (1, 9)	3-2 F7 1			1-2 G4-6-3 1B 1		3-3 K 1			2-3 K 1	4	0	1	0	0	2	1
Chad Kreuter, S (1, 2)		2-2 P4 1		2-2 G4-6-3 1-2f 1			4-1 SH1-4 E G5-3 BB 1		1-1 F9 1	3	1	0	0	1	0	1
Rey Sanchez, R OBP: 0.250, SLG: 0.500 (1, 6)		1-2 F7 2B 1		0-3 K 1			1-0 E5 SH1-4 1-2 1		1-3 K 1	4	0	1	0	0	2	1
Carlos Febles, R (1, 4)		0-2 F7 2-3 1			3-2 F9 1		0-0 SH1-4 1-2 2-3 1			2	0	0	0	0	0	1

Inning Stats	R: 2	H: 3	E: 0	K: 2	S: 19	H: 3	LOB: 1	BB: 0	P: 30	R: 0	H: 1	E: 0	K: 0	S: 11	R: 0	H: 0	E: 0	K: 2	S: 15	R: 0	H: 1	E: 0	K: 1	S: 12	R: 0	H: 1	E: 0	K: 2	S: 14	R: 0	H: 0	E: 0	K: 2	S: 7	R: 1	H: 0	E: 1	K: 0	S: 6	R: 0	H: 0	E: 0	K: 1	S: 6	R: 0	H: 0	E: 0	K: 2	S: 8	1B: 3	2B: 2	3B: 0	HR: 1	SF: 0	SAC: 1	DP: 1	HBP: 0	WP: 0	PA: 35
--------------	------	------	------	------	-------	------	--------	-------	-------	------	------	------	------	-------	------	------	------	------	-------	------	------	------	------	-------	------	------	------	------	-------	------	------	------	------	------	------	------	------	------	------	------	------	------	------	------	------	------	------	------	------	-------	-------	-------	-------	-------	--------	-------	--------	-------	--------

PITCHER	IP	WLS	BF	H	R	ER	SO	BB	IBB	HBP	BLK	WP	HR	S	P	ERA	WHIP
Pedro Martinez, R ERA: 3.0 (1, 1)	6.0	W	24	6	2	2	9	1	0	0	0	0	1	78	121	3.00	1.167
Derek Lowe, R ERA: (7, 1)	2.0	H	8	0	1	0	1	1	0	0	0	0	0	12	23	0.00	0.500
Tom Gordon, R ERA: (9, 1)	1.0	S	3	0	0	0	2	0	0	0	0	0	0	8	12	0.00	0.000

**BOTTOM**

**Boston Red Sox @ Kansas City Royals**  
**Kauffman Stadium, Kansas City, MO**

Mon Apr 05 1999, 12:35 PM CDT  
 Att: 40,257 - Overcast - 60 F

livebaseballscorecards.com

AB	32
R	3
H	6
RBI	3
BB	2
SO	12
LOB	11



Batter	1	2	3	4	5	6	7	8	9	AB R H RBI BB SO LOB	TOP		
Jose Offerman, S (1, 10) OBP: 0.600, SLG: 1.000	1-1 F8		1-0 F9 1B 2B	1-2 CS	0-0 F9		2-1 SF8 1B	1-2 G4-3		5 2 2 0 0 0 0			
Darren Lewis, R (1, 9) OBP: 0.200, SLG: 0.200	3-2 F9		0-1 F9 2-3		0-1 F8		0-0 E1 1B 1B		2-1 FC5-4 1B 1B	5 2 2 0 0 0 1			
John Valentin, R (1, 5) OBP: 0.400, SLG: 0.889	2-3 K		0-1 E 1B		1-2 G4-3		0-1 SF8		1-0 FC5-4 1B	4 0 2 2 0 1 0			
Nomar Garciaparra, R (1, 6) OBP: 0.500, SLG: 0.286 Donnie Sadler, R (9, 6)		4-2 BB FC3-2 1B BB	1-1 E8 1-3 1B			2-2 P2	4-1 1B BB		0-1 FC5-4 2B	3 1 1 0 2 0 2 0 0 0 0 0 0 0			
Mike Stanley, R (1, 3) OBP: 0.667, SLG: 0.750	1-1 P4		2-1 G5-3		1-1 1B 1B	0-2 SAFE 1B	1-2 2-H 1B		0-0 G3-1 2B	5 0 3 3 0 0 3			
Troy O'Leary, L (1, 7) OBP: 0.400, SLG: 0.444	2-2 FC3-2 BB 1B		2-0 P6		0-3 K	0-0 F9		0-0 G3-1		5 0 1 0 0 1 6			
Damon Buford, R (1, 8) OBP: 0.400, SLG: 0.250	4-2 FC3-2 BB		1-2 2-3 G6-3		1-2 1B	2-2 1B	3-3 K		2-3 K	4 0 1 0 1 2 3			
Jason Varitek, S (1, 2)	2-1 FC3-2		0-1 F9		3-1 G1-3			0-1 F8		4 0 0 0 0 0 5			
Jeff Frye, R (1, 4) OBP: 0.375, SLG: 0.286	3-2 G5-3		1-0 CS 1B				4-2 1B 1B BB	2-2 G4-3		3 1 1 0 1 0 3			
<b>Inning Stats</b>	R: 0 E: 0 K: 1 S: 9 H: 0 LOB: 0 BB: 0 P: 15	R: 0 E: 0 K: 0 S: 16 H: 1 LOB: 3 BB: 2 P: 32	R: 1 E: 1 K: 0 S: 10 H: 3 LOB: 2 BB: 0 P: 16	R: 0 E: 0 K: 0 S: 8 H: 1 LOB: 0 BB: 0 P: 11	R: 0 E: 0 K: 0 S: 6 H: 0 LOB: 0 BB: 0 P: 7	R: 0 E: 0 K: 1 S: 18 H: 2 LOB: 2 BB: 0 P: 26	R: 3 E: 1 K: 1 S: 20 H: 3 LOB: 2 BB: 2 P: 33	R: 0 E: 0 K: 0 S: 8 H: 0 LOB: 0 BB: 0 P: 11	R: 2 E: 0 K: 1 S: 10 H: 3 LOB: 1 BB: 0 P: 15	1B: 11 2B: 2 3B: 0 HR: 0 SF: 1 SAC: 0 DP: 0 HBP: 0	WP: 0 PB: 0 SB: 0 CS: 1 PA: 44		
<b>PITCHER</b>	IP WLS BF H R ER SO BB IBB HBP BLK WP HR S P ERA WHIP											<b>PITCHER</b>	IP WLS BF H R ER SO BB IBB HBP BLK WP HR S P ERA WHIP
50 José Rosado, L (1, 1) ERA: 1.5	6.0 L 26 7 1 1 2 2 0 0 0 0 0 67 107 1.50 1.500												
Scott Service, R (7, 1) ERA: 18.0	0.1 6 3 3 3 0 2 0 0 0 0 0 0 12 22 81.00 15.000												
Jose Santiago, R (7, 1) ERA:	1.2 5 0 0 0 1 0 0 0 0 0 0 0 16 22 0.00 0.000												
Jeff Montgomery, R (9, 1) ERA: 18.0	1.0 6 3 2 2 1 0 0 0 0 0 0 0 10 15 18.00 3.000												

**Boston Red Sox @ Kansas City Royals**  
**Kauffman Stadium, Kansas City, MO**  
 Wed Apr 07 1999, 7:05 PM CDT  
 Att. 13,903 - Cloudy - 66 F

AB	38
R	6
H	13
RBI	5
BB	4
SO	4
LOB	23



[livebaseballscorecards.com](http://livebaseballscorecards.com)



Batter	1	2	3	4	5	6	7	8	9	AB R H RBI BB SO LOB	TOP
Jose Offerman, S (1, 10) OBP: 0.533, SLG: 0.933	2-1 WP SF8 2B		1-1 G5-3		0-0 FC4-6		1-1 2B		0-0 G4-3	5 1 2 1 0 0 2	<b>Boston Red Sox @ Kansas City Royals</b> Kauffman Stadium, Kansas City, MO Thu Apr 08 1999, 7:05 PM CDT Att. 13,356 - Unknown - 70 F
Darren Lewis, R (1, 8) OBP: 0.143, SLG: 0.143	1-2 P4		2-1 G6-3		1-1 P4		2-0 G4-3			4 0 0 0 0 0 4	
John Valentin, R (1, 5) OBP: 0.286, SLG: 0.667	3-1 SF8 2-H		0-0 G6-3		2-1 F8			2-1 P4		3 0 0 1 0 0 2	
Mike Stanley, R (1, 3) OBP: 0.615, SLG: 0.667	0-1 G6-3			0-0 L6		0-0 FC9-6 1B		1-1 G6-3 1B		4 0 2 0 0 0 0	
Troy O'Leary, L (1, 7) OBP: 0.357, SLG: 0.385				1-1 G4-3		0-3 K		0-0 G6-3 1-2f		4 0 1 0 0 1 2	
Jeff Frye, R (1, 4) OBP: 0.333, SLG: 0.273				1-0 F9		1-0 FC9-6 1-2f		1-2 L6		4 0 1 0 0 0 1	
Jason Varitek, S (1, 2) OBP: 0.125, SLG: 0.125					3-1 BB FC4-6 1B		2-1 G4-3		1-1 F8	4 1 1 0 0 0 3	
Donnie Sadler, R (1, 6) OBP: 0.500, SLG: 1.000					0-2 FC4-6 BB 1B		2-2 G1-3		0-1 HR 3B	4 1 2 0 0 0 2	
Trot Nixon, L (1, 9) OBP: 0.250, SLG: 0.571					4-1 FC4-6 BB		2-0 F8		3-1 HR	3 1 1 2 1 0 3	
<b>Inning Stats</b>	R: 1 H: 1 E: 0 LOB: 0 K: 0 BB: 0 S: 9 P: 15	R: 0 H: 2 E: 1 LOB: 2 K: 0 BB: 0 S: 10 P: 16	R: 0 H: 0 E: 0 LOB: 0 K: 0 BB: 0 S: 5 P: 8	R: 0 H: 0 E: 0 LOB: 0 K: 0 BB: 0 S: 4 P: 6	R: 1 H: 2 E: 0 LOB: 2 K: 0 BB: 1 S: 11 P: 21	R: 0 H: 1 E: 0 LOB: 1 K: 1 BB: 0 S: 7 P: 10	R: 0 H: 1 E: 0 LOB: 1 K: 0 BB: 0 S: 8 P: 15	R: 0 H: 1 E: 0 LOB: 0 K: 0 BB: 0 S: 5 P: 8	R: 2 H: 2 E: 0 LOB: 0 K: 0 BB: 0 S: 11 P: 16	1B: 6 SF: 1 2B: 2 SAC: 0 3B: 1 DP: 2 HR: 1 HBP: 0	WP: 1 PA: 37 PB: 0 SB: 0 CS: 0
<b>PITCHER</b> Jeff Suppan, R (1, 1) ERA: 3.0	IP WLS BF H R ER SO BB IBB HBP BLK WP HR S P ERA WHIP										
Don Wengert, R (7, 1) ERA: 3.86	3.0 12 4 2 2 0 0 0 0 0 0 0 1 24 39 6.00 1.333										

<b>AB</b>	35
<b>R</b>	4
<b>H</b>	10
<b>RBI</b>	4
<b>BB</b>	1
<b>SO</b>	1
<b>LOB</b>	19



livebaseballscorecards.com

Batter	1	2	3	4	5	6	7	8	9	AB	R	H	RBI	BB	SO	LOB
Carlos Beltrán, S OBP: 0.333, SLG: 0.417 (1, 8)	0-1 G4-3		1-1 F9		1-0 G3			0-3 K		4	0	0	0	0	1	1
Joe Randa, R OBP: 0.083, SLG: 0.333 (1, 5)	2-2 G5-3		0-1 G6-3			2-2 P2		0-1 L8		4	0	0	0	0	0	0
Johnny Damon, L OBP: 0.167, SLG: 0.091 (1, 7)	1-3 K			0-2 F7		1-1 F8		2-1 G4-3		4	0	0	0	0	1	0
Jeff King, R OBP: 0.333, SLG: 0.111 (1, 3)		4-0 29 1B 1B BB		4-1 S BB		2-1 F7		0-0 29 DI 1B		2	1	1	0	2	0	0
29 Mike Sweeney, R OBP: 0.500, SLG: 0.333 (1, 10)		0-0 L5-4 1B 1-2 1B		0-0 SAFE P3		2-0 G3		4-2 BB 1-2 BB		3	0	1	0	1	0	1
Jermaine Dye, R OBP: 0.167, SLG: 0.091 (1, 9)		2-3 K		2-3 SAFE K		4-1 1B BB		1-3 K		3	0	0	0	1	3	5
Rey Sanchez, R OBP: 0.273, SLG: 0.364 (1, 6)		1-0 1-2 2-H 1B		0-3 K2-3		0-0 1-2 1B		1-3 K		4	0	2	1	0	2	2
Tim Spehr, R (1, 2)		1-2 L5-4		1-0 F7		1-1 F7		2-3 K		2	0	0	0	0	0	2
Larry Sutton, L (7, PH) OBP: 0.286, SLG: 0.429 Chad Kreuter, S (8, 2)		2-3		4-2 S BB		0-1 G4-3				1	0	0	0	0	0	2
Carlos Febles, R (1, 4)			0-2 G6-3							2	0	0	0	1	0	2

Inning Stats	R: 0	H: 0	E: 0	K: 1	S: 8	H: 0	LOB: 0	BB: 0	P: 11	R: 1	H: 2	E: 0	K: 1	S: 9	H: 0	LOB: 1	BB: 1	P: 17	R: 0	H: 0	E: 0	K: 0	S: 7	H: 0	LOB: 0	BB: 0	P: 8	R: 0	H: 0	E: 0	K: 1	S: 8	H: 0	LOB: 1	BB: 1	P: 14	R: 0	H: 0	E: 0	K: 1	S: 8	H: 0	LOB: 1	BB: 1	P: 13	R: 0	H: 0	E: 0	K: 0	S: 7	H: 0	LOB: 0	BB: 0	P: 12	R: 0	H: 1	E: 0	K: 0	S: 7	H: 1	LOB: 2	BB: 1	P: 14	R: 0	H: 0	E: 0	K: 1	S: 7	H: 0	LOB: 0	BB: 0	P: 9	R: 0	H: 1	E: 0	K: 3	S: 17	H: 1	LOB: 2	BB: 1	P: 25	1B: 4	2B: 1	3B: 0	HR: 0	SF: 0	SAC: 0	DP: 1	HBP: 0	WP: 0	PB: 0	SB: 2	CS: 0	PA: 35
--------------	------	------	------	------	------	------	--------	-------	-------	------	------	------	------	------	------	--------	-------	-------	------	------	------	------	------	------	--------	-------	------	------	------	------	------	------	------	--------	-------	-------	------	------	------	------	------	------	--------	-------	-------	------	------	------	------	------	------	--------	-------	-------	------	------	------	------	------	------	--------	-------	-------	------	------	------	------	------	------	--------	-------	------	------	------	------	------	-------	------	--------	-------	-------	-------	-------	-------	-------	-------	--------	-------	--------	-------	-------	-------	-------	--------

PITCHER	IP	WLS	BF	H	R	ER	SO	BB	IBB	HBP	BLK	WP	HR	S	P	ERA	WHIP
49 Tim Wakefield, R ERA: 1.42 (1, 1)	6.1	W	25	3	1	1	4	4	0	0	0	0	0	50	84	1.42	1.105
Derek Lowe, R ERA: (7, 1)	1.2	H	5	0	0	0	1	0	0	0	0	0	0	11	14	0.00	0.000
Tom Gordon, R ERA: (9, 1)	1.0	S	5	1	0	0	3	1	0	0	0	0	0	17	25	0.00	2.000

BOTTOM


Boston Red Sox @ Kansas City Royals  
Kauffman Stadium, Kansas City, MO

Thu Apr 08 1999, 7:05 PM CDT  
Att: 13,356 - Unknown - 70 F

livebaseballscorecards.com

AB	30
R	1
H	4
RBI	1
BB	5
SO	8
LOB	17



Batter	1	2	3	4	5	6	7	8	9	AB R H RBI BB SO LOB	TOP	
<b>Carlos Beltrán, S</b> (1, 8) OBP: 0.294, SLG: 0.353	0-1 F9	1-0 FC5-4 1B		1-1 G1-3		3-3 K		0-3 K		5 0 1 0 0 2 2		
<b>Joe Randa, R</b> (1, 5) OBP: 0.176, SLG: 0.353	2-1 G4-6-3 1B	1-2 FC5-4			1-1 SF9 1B	0-3 K		1-2 G1-3		5 1 2 0 0 1 3		
<b>Johnny Damon, L</b> (1, 7) OBP: 0.118, SLG: 0.063	3-2 G4-6-3 1-2f		1-3 K		1 SAFE 1 SAFE 1-0 SF9 E 1-3	0-3 K		0-0 P2		5 1 0 0 0 2 3		
<b>Jeff King, R</b> (1, 3) OBP: 0.294, SLG: 0.083		4-1 29 2B BB	0-0 P4		0-1 SF9		0-2 L7		2-2 E5 29 2B	3 1 0 1 1 0 0		
<b>29 Mike Sweeney, R</b> (1, 2) OBP: 0.667, SLG: 1.286		1 SAFE 0-0 G4-3 1-H 2B	2-2 G4-3		2-3 3-H 4-0 E HR BB		1-2 HR		0-0 1-3 2B	4 3 3 2 1 0 0		
<b>Jermaine Dye, R</b> (1, 9) OBP: 0.235, SLG: 0.188		1-2 G4-3		0-1 E 1B 1B	1 SAFE 2-2 E1 HR		1-1 1B		1-3 K	5 2 2 1 0 1 4		
<b>Scott Leius, R</b> (1, 10) OBP: 0.250, SLG: 1.000 <b>Scott Pose, L</b> (9, PH)		0-3 K		2-0 F9	1-0 HR		2-1 F9		0-0 G3	4 1 1 3 0 1 3 1 0 0 0 0 0 2	<b>AB 41</b> <b>R 10</b> <b>H 13</b> <b>RBI 9</b> <b>BB 2</b> <b>SO 7</b> <b>LOB 21</b>	
<b>Rey Sanchez, R</b> (1, 6) OBP: 0.250, SLG: 0.375		0-1 2B 2B		0-0 F8	0-2 G4-3		1-1 P3		0-1 P4	5 1 1 1 0 0 4		
<b>Carlos Febles, R</b> (1, 4) OBP: 0.333, SLG: 0.455		1-1 1B 2B		0-0 E8 1-H 1B	0-1 G4-3			2-2 2B		4 0 3 1 0 0 0		
<b>Inning Stats</b>	R: 0 E: 0 K: 0 S: 8 H: 1 LOB: 0 BB: 0 P: 13	R: 3 E: 0 K: 1 S: 16 H: 4 LOB: 2 BB: 1 P: 24	R: 0 E: 0 K: 1 S: 7 H: 0 LOB: 0 BB: 0 P: 10	R: 1 E: 1 K: 0 S: 7 H: 2 LOB: 1 BB: 0 P: 10	R: 5 E: 2 K: 0 S: 14 H: 2 LOB: 0 BB: 1 P: 23	R: 0 E: 0 K: 3 S: 9 H: 0 LOB: 0 BB: 0 P: 12	R: 1 E: 0 K: 0 S: 13 H: 2 LOB: 1 BB: 0 P: 18	R: 0 E: 0 K: 1 S: 12 H: 1 LOB: 1 BB: 0 P: 15	R: 0 E: 1 K: 1 S: 11 H: 1 LOB: 2 BB: 0 P: 14	1B: 6 2B: 5 3B: 0 HR: 2 SF: 1 SAC: 0 DP: 1 HBP: 0	WP: 0 PB: 0 SB: 0 CS: 0 PA: 44	
<b>PITCHER</b>	IP WLS BF H R ER SO BB IBB HBP BLK WP HR S P ERA WHIP											
<b>Mike Sirotko, L</b> (1, 1) ERA: 5.4	5.0 L 27 9 9 3 2 2 0 0 0 0 0 1 52 80 5.40 2.200											
<b>David Lundquist, R</b> (6, 1) ERA: 3.0	2.0 8 2 1 1 3 0 0 0 0 0 0 1 22 30 4.50 1.000											
<b>Bryan Ward, L</b> (8, 1) ERA: 6.0	1.0 4 1 0 0 1 0 0 0 0 0 0 0 12 15 0.00 1.000											
<b>Keith Foulke, R</b> (9, 1) ERA:	1.0 5 1 0 0 1 0 0 0 0 0 0 0 11 14 0.00 1.000											

**Kansas City Royals @ Chicago White Sox**  
Comiskey Park, Chicago, IL  
Fri Apr 09 1999, 4:05 PM EDT  
Att. 26,243 - Overcast - 43 F

[livebaseballscorecards.com](http://livebaseballscorecards.com)



Batter	1	2	3	4	5	6	7	8	9	AB	R	H	RBI	BB	SO	LOB
Ray Durham, S OBP: 0.421, SLG: 0.722 (1, 4)	G6-3		L9-6 1-H 2B		L7	F7			G4-3	5	0	1	1	0	0	4
Mike Caruso, S OBP: 0.316, SLG: 0.235 (1, 6)	K		G6-3		L7				G3	4	0	0	0	0	1	3
Frank Thomas, R OBP: 0.667, SLG: 1.000 (1, 10)	HR				F8				G4-6-3 1B	3	1	2	1	1	0	2
14 Paul Konerko, R OBP: 0.231, SLG: 0.417 (1, 3)	G1-3		L9-6 2-3			BB 25 E 1B			G4-6-3 1-2f	4	1	1	0	0	0	3
Magglio Ordonez, R OBP: 0.333, SLG: 0.588 (1, 9)					F9	BB 25 E 1B			G6-3	4	2	2	1	0	0	0
Greg Norton, S OBP: 0.353, SLG: 0.154 (1, 5)			G6-3		G1-3	FC4-6 25 E BB			G4-3	3	0	0	0	1	0	0
25 Jeff Abbott, R OBP: 0.077, SLG: 0.308 (1, 7)			F7		G5-3	E6 FC4-6			G6-3	4	0	0	1	0	0	2
Brook Fordyce, R OBP: 0.308, SLG: 0.273 (1, 2)			G4-3			F8 1B				3	0	1	0	1	0	3
McKay Christensen, L OBP: 0.375, SLG: 0.500 (1, 8)						FC4-6 1B			G6-3 BB	4	1	2	1	0	0	3

Inning Stats	R: 1	H: 1	E: 0	LOB: 0	K: 1	S: 10	R: 1	H: 1	E: 0	LOB: 0	K: 0	S: 9	R: 1	H: 2	E: 0	LOB: 1	K: 0	S: 10	R: 0	H: 0	E: 0	LOB: 0	K: 0	S: 6	R: 0	H: 2	E: 0	LOB: 2	K: 0	S: 15	R: 2	H: 2	E: 1	LOB: 2	K: 0	S: 12	R: 0	H: 1	E: 0	LOB: 0	K: 0	S: 8	R: 0	H: 0	E: 0	LOB: 0	K: 0	S: 6	R: 0	H: 0	E: 0	LOB: 0	K: 0	S: 6	R: 0	H: 0	E: 0	LOB: 0	K: 0	S: 6	R: 0	H: 0	E: 0	LOB: 0	K: 0	S: 6	R: 0	H: 0	E: 0	LOB: 0	K: 0	S: 6	1B: 6	SF: 0	2B: 2	SAC: 0	3B: 0	DP: 3	HR: 2	HBP: 0	WP: 0	PA: 37
--------------	------	------	------	--------	------	-------	------	------	------	--------	------	------	------	------	------	--------	------	-------	------	------	------	--------	------	------	------	------	------	--------	------	-------	------	------	------	--------	------	-------	------	------	------	--------	------	------	------	------	------	--------	------	------	------	------	------	--------	------	------	------	------	------	--------	------	------	------	------	------	--------	------	------	------	------	------	--------	------	------	-------	-------	-------	--------	-------	-------	-------	--------	-------	--------

PITCHER	IP	WLS	BF	H	R	ER	SO	BB	IBB	HBP	BLK	WP	HR	S	P	ERA	WHIP
Brian Barber, R ERA: 5.4 (1, 1)	5.0		21	6	3	3	1	0	0	0	0	0	2	50	84	5.40	1.200
Jay Witasick, R ERA: 9.0 (6, 1)	1.0		7	2	2	1	0	1	0	0	0	0	0	12	23	9.00	3.000
Jose Santiago, R ERA: (7, 1)	2.0		6	1	0	0	0	0	0	0	0	0	0	14	19	0.00	0.500
Matt Whisenant, L ERA: (9, 1)	1.0		3	0	0	0	0	1	0	0	0	0	0	6	15	0.00	1.000

BOTTOM

**Kansas City Royals @ Chicago White Sox**  
Comiskey Park, Chicago, IL  
Fri Apr 09 1999, 4:05 PM EDT  
Att. 26,243 - Overcast - 43 F

livebaseballscorecards.com

AB	34
R	5
H	9
RBI	5
BB	3
SO	1
LOB	20



Batter	1	2	3	4	5	6	7	8	9	AB R H RBI BB SO LOB	TOP									
<b>Carlos Beltrán, S</b> OBP: 0.364, SLG: 0.619 (1, 8) BB F B C S X	3-2 F9 29 WP 2B	3-1 HR	0-0 SF4		3-2 G3-1			2-2 BB 1B		4 2 3 2 0 0 0										
<b>Joe Randa, R</b> OBP: 0.182, SLG: 0.286 (1, 5) F F X	1-2 F9 2-3	2-1 G4-3	2-3 K			2-2 E5 F7		4-2 BB 1-2		4 0 0 0 1 1 2										
<b>Johnny Damon, L</b> OBP: 0.182, SLG: 0.100 (1, 7) B B B C	4-1 29 WP 29 BB 1B	0-0 E S 1B		1-0 P6		3-1 F7 1-2		2-0 P4		4 1 1 0 1 0 3										
<b>Jeff King, R</b> OBP: 0.318, SLG: 0.125 (1, 3) 1 SAFE B B B	4-0 29 WP 29 BB 1B	3-1 G6-3		1-0 29 BB 1B		0-1 E5		0-1 P4		4 1 1 0 1 0 3										
<b>29 Mike Sweeney, R</b> OBP: 0.643, SLG: 1.000 (1, 10) B F S B B X	3-2 1B 1-H 2-H 3-H		1-1 SH2-3 1B 1B	1-2 1B	2-1 G5-3			3-2 G1-3		5 1 3 2 0 0 1										
<b>Jermaine Dye, R</b> OBP: 0.364, SLG: 0.333 (1, 9) B B X	2-0 FC6-4 1B		1-0 SH2-3 1B	2-1 P5		0-0 G4-6-3 1B		2-0 HR 1B		5 2 4 0 0 0 2										
<b>Chad Kreuter, S</b> (1, 2) B B X	2-0 F7		1-0 SH2-3	1-1 G4-3		0-0 G4-6-3 1-2f		1-0 F8		4 0 0 0 0 0 6										
<b>Rey Sanchez, R</b> OBP: 0.286, SLG: 0.524 (1, 6) C F X	0-2 FC6-4 1-2f		1-2 2B SF4 1B		1-1 F9		2-1 G6-3		0-0 HR 1-H	5 2 2 4 0 0 2										
<b>Carlos Febles, R</b> OBP: 0.294, SLG: 0.438 (1, 4) B F S B X		0-0 B2-3	2-2 2B		1-0 G4-3			1-0 F9	0-3 K	5 0 1 0 0 1 0										
<b>Inning Stats</b>	R: 3 E: 0 K: 0 S: 16	H: 3 LOB: 2 BB: 2 P: 35	R: 1 E: 0 K: 0 S: 8	H: 2 LOB: 1 BB: 0 P: 16	R: 3 E: 0 K: 1 S: 15	H: 4 LOB: 1 BB: 0 P: 23	R: 0 E: 0 K: 0 S: 8	H: 2 LOB: 2 BB: 0 P: 15	R: 0 E: 2 K: 0 S: 9	H: 0 LOB: 1 BB: 0 P: 15	R: 0 E: 0 K: 0 S: 4	H: 1 LOB: 0 BB: 0 P: 6	R: 0 E: 0 K: 0 S: 11	H: 1 LOB: 2 BB: 1 P: 20	R: 2 E: 0 K: 1 S: 14	H: 2 LOB: 0 BB: 0 P: 20	1B: 11 2B: 2 3B: 0 HR: 2	SF: 1 SAC: 1 DP: 1 HBP: 0	WP: 1 PA: 45 PB: 0 SB: 1 CS: 0	
<b>PITCHER</b>	IP WLS BF H R ER SO BB IBB HBP BLK WP HR S P ERA WHIP																			
<b>Jaime Navarro, R</b> ERA: 27.0 (1, 1)	2.1 L 17 8 7 7 0 2 0 0 0 0 1 1 32 63 27.00 4.286																			
<b>Sean Lowe, R</b> ERA: 2.35 (3, 1)	4.2 18 4 0 0 1 0 0 0 0 0 0 34 58 0.00 0.857																			
<b>41 Bill Simas, R</b> ERA: (8, 1)	1.0 5 1 0 0 0 1 0 0 0 0 0 0 11 20 0.00 2.000																			
<b>Bob Howry, R</b> ERA: 9.0 (9, 1)	1.0 5 2 2 2 1 0 0 0 0 0 0 1 14 20 18.00 2.000																			

**Kansas City Royals @ Chicago White Sox**  
Comiskey Park, Chicago, IL  
Sat Apr 10 1999, 2:05 PM EDT  
Att. 11,908 - Sunny - 60 F

AB	40
R	9
H	15
RBI	8
BB	3
SO	2
LOB	19



Batter	1	2	3	4	5	6	7	8	9	AB R H RBI BB SO LOB
Ray Durham, S (1, 4) OBP: 0.333, SLG: 0.565	1-2 G4-3		2-2 F7	0-1 F7			0-2 G1-3		1-3 K	5 0 0 0 0 1 4
Mike Caruso, S (1, 6) OBP: 0.348, SLG: 0.286	3-1 G6-3		3-2 G5-3		1-0 L6-3 1B		1-1	2-3 1B		4 0 2 0 0 0 1
Frank Thomas, R (1, 3) OBP: 0.636, SLG: 0.938	2-1 1B			4-2 14 1B BB	0-0 L6-3 1-2		2-0 SF9			2 1 1 1 1 0 1
14 Paul Konerko, R (1, 10) OBP: 0.235, SLG: 0.375	1-1 F7			0-2 1B 1-2 SF7 1B	1-1 P6		3-H 3-2 G4-3			4 1 1 0 0 0 2
Magglio Ordonez, R (1, 9) OBP: 0.318, SLG: 0.524		0-1 P4		2-2 25 FC4-6 1-3 2-H 1B		1-2 G6-3		2-3 K		4 0 1 1 0 1 0
Greg Norton, S (1, 5) OBP: 0.333, SLG: 0.133		3-1 L5		3-2 SF7		4-1 BB		2-3 K		2 0 0 1 1 1 0
25 Jeff Abbott, R (1, 7) OBP: 0.059, SLG: 0.235		2-0 G6-3		3-H 2-2 FC4-6 1-2f 1B BB		2-3 K		2-2 G6-3		4 1 0 0 0 1 2
Mark Johnson, L (1, 2) Chris Singleton, L (9, PH)			2-2 F9	4-1 1B 1-2 BB		1-3 K			2-1 P4	2 0 0 0 1 1 1 1 0 0 0 0 0 0
McKay Christensen, L (1, 8) OBP: 0.500, SLG: 0.545			4-1 BB	1-1 1-3 2-H 1B			1-1 1B SF9 G1-3 1B		2-2 P2	3 1 2 1 1 0 0

Inning Stats	R: 0 E: 0 K: 10 S: 10	H: 1 LOB: 1 BB: 0 P: 17	R: 0 E: 0 K: 5 S: 5	H: 0 LOB: 0 BB: 0 P: 10	R: 0 E: 0 K: 11 S: 11	H: 0 LOB: 1 BB: 1 P: 22	R: 3 E: 0 K: 0 S: 19	H: 3 LOB: 2 BB: 2 P: 35	R: 0 E: 0 K: 4 S: 4	H: 1 LOB: 0 BB: 0 P: 6	R: 0 E: 0 K: 2 S: 11	H: 0 LOB: 1 BB: 1 P: 19	R: 1 E: 0 K: 0 S: 12	H: 2 LOB: 1 BB: 0 P: 19	R: 0 E: 0 K: 2 S: 10	H: 0 LOB: 0 BB: 0 P: 16	R: 0 E: 0 K: 1 S: 9	H: 0 LOB: 0 BB: 0 P: 14	1B: 7 2B: 1 3B: 0 HR: 0	SF: 2 SAC: 0 DP: 1 HBP: 0
--------------	--------------------------------	----------------------------------	------------------------------	----------------------------------	--------------------------------	----------------------------------	-------------------------------	----------------------------------	------------------------------	---------------------------------	-------------------------------	----------------------------------	-------------------------------	----------------------------------	-------------------------------	----------------------------------	------------------------------	----------------------------------	----------------------------------	------------------------------------


PITCHER	IP	WLS	BF	H	R	ER	SO	BB	IBB	HBP	BLK	WP	HR	S	P	ERA	WHIP
Jim Pittsley, R (1, 1) ERA: 5.4	5.0	W	22	5	3	3	0	3	0	0	0	0	0	49	90	5.40	1.600
Don Wengert, R (6, 1) ERA: 4.05	2.0		9	2	1	1	2	1	0	0	0	0	0	23	38	4.50	1.500
Scott Service, R (8, 1) ERA: 9.0	2.0	S	6	0	0	0	3	0	0	0	0	0	0	19	30	0.00	0.000

**BOTTOM**

**Kansas City Royals @ Chicago White Sox**  
Comiskey Park, Chicago, IL

Sat Apr 10 1999, 2:05 PM EDT  
Att: 11,908 - Sunny - 60 F

AB	31
R	4
H	7
RBI	4
BB	4
SO	5
LOB	11



WP	PA	ERA	WHIP
0	37		

Batter	1	2	3	4	5	6	7	8	9	AB R H RBI BB SO LOB	TOP		
<b>Carlos Beltrán, S</b> <small>(1, 8)</small> <small>OBP: 0.370, SLG: 0.577</small>	0-0 <b>G4-3</b> 		1-2 		3-1 <b>G5-3</b> 		1-1 		2-2 <b>F7</b> 	5 0 2 0 0 0 1			
<b>Joe Randa, R</b> <small>(1, 5)</small> <small>OBP: 0.231, SLG: 0.417</small>	0-2 		2-1 <b>G4-3</b> 			3-1 <b>G6-3</b> 	4-2 			3 1 1 1 1 0 1			
<b>Johnny Damon, L</b> <small>(1, 7)</small> <small>OBP: 0.192, SLG: 0.167</small>	2-2 		1-2 <b>P5</b> 			1-0 <b>G3-1</b> 	1-3 <b>K</b> 			4 0 1 0 0 1 3			
<b>Jeff King, R</b> <small>(1, 3)</small> <small>OBP: 0.346, SLG: 0.316</small>	1-2 <b>G6-3</b> 			4-2 		0-0 		2-2 <b>F7</b> 		3 1 1 1 1 0 1			
<b>29 Mike Sweeney, R</b> <small>(1, 10)</small> <small>OBP: 0.556, SLG: 1.000</small>	0-0 <b>G6-3</b> 			0-0 <b>G6-4-3</b> 		2-2 		1-2 <b>F9</b> 		4 1 1 1 0 0 2			
<b>Jermaine Dye, R</b> <small>(1, 9)</small> <small>OBP: 0.385, SLG: 0.333</small>		3-1 		4-2 		0-0 <b>G6-3</b> 		3-2 <b>F9</b> 		3 0 1 0 1 0 0			
<b>Chad Kreuter, S</b> <small>(1, 2)</small>		2-1 <b>F7</b> 		1-3 <b>K</b> 			1-0 <b>G4-3</b> 		1-1 <b>G6-3</b> 	4 0 0 0 0 1 2			
<b>Rey Sanchez, R</b> <small>(1, 6)</small> <small>OBP: 0.240, SLG: 0.440</small>		1-3 <b>K</b> 			0-0 <b>L6</b> 		0-1 <b>B5-3</b> 		2-2 <b>P3</b> 	4 0 0 0 0 1 1			
<b>Carlos Febles, R</b> <small>(1, 4)</small> <small>OBP: 0.333, SLG: 0.421</small>		0-1 <b>L8</b> 			1-3 <b>K</b> 		0-0 		4-2 	3 0 1 0 1 1 1			
<b>Inning Stats</b>	R: 1 E: 0 K: 0 S: 12 H: 2 LOB: 1 BB: 0 P: 15	R: 0 E: 0 K: 1 S: 10 H: 1 LOB: 1 BB: 0 P: 15	R: 0 E: 0 K: 0 S: 9 H: 1 LOB: 0 BB: 0 P: 13	R: 0 E: 0 K: 1 S: 13 H: 0 LOB: 1 BB: 2 P: 22	R: 0 E: 0 K: 1 S: 6 H: 0 LOB: 0 BB: 0 P: 10	R: 2 E: 0 K: 0 S: 9 H: 2 LOB: 0 BB: 0 P: 15	R: 0 E: 0 K: 1 S: 11 H: 2 LOB: 3 BB: 1 P: 18	R: 0 E: 0 K: 0 S: 10 H: 0 LOB: 0 BB: 0 P: 16	R: 0 E: 0 K: 0 S: 11 H: 0 LOB: 1 BB: 1 P: 20	1B: 4 2B: 1 3B: 0 HR: 3 SF: 0 SAC: 0 DP: 1 HBP: 0	WP: 0 PB: 0 SB: 1 CS: 1 PA: 37		
<b>PITCHER</b> <b>James Baldwin, R</b> <small>(1, 1)</small> <small>ERA: 3.55</small>	IP: 6.2 WLS: L BF: 29 H: 8 R: 3 ER: 3 SO: 3 BB: 3 IBB: 0 HBP: 0 BLK: 0 WP: 0 HR: 3 S: 67 P: 104 ERA: 4.05 WHIP: 1.650					<b>PITCHER</b> <b>Bryan Ward, L</b> <small>(7, 1)</small> <small>ERA: 5.4</small>	IP: 0.1 WLS: 1 BF: 0 H: 0 R: 0 ER: 0 SO: 1 BB: 0 IBB: 0 HBP: 0 BLK: 0 WP: 0 HR: 0 S: 3 P: 4 ERA: 0.00 WHIP: 0.000					<b>PITCHER</b> <b>Keith Foulke, R</b> <small>(8, 1)</small> <small>ERA:</small>	IP: 2.0 WLS: 7 BF: 0 H: 0 R: 0 ER: 0 SO: 0 BB: 1 IBB: 0 HBP: 0 BLK: 0 WP: 0 HR: 0 S: 21 P: 36 ERA: 0.00 WHIP: 0.500

**Kansas City Royals @ Chicago White Sox**  
 Comiskey Park, Chicago, IL  
 Sun Apr 11 1999, 2:05 PM EDT  
 Att. 10,503 - Overcast - 50 F

AB	33
R	3
H	8
RBI	3
BB	4
SO	4
LOB	12



WP: 0	PA: 37
PB: 0	
SB: 1	
CS: 1	

ERA	WHIP

Batter	1	2	3	4	5	6	7	8	9	AB	R	H	RBI	BB	SO	LOB
Ray Durham, S OBP: 0.321, SLG: 0.500 (1, 4)	1-3 K		4-1 BB		0-2 G3-1			2-2 G6-3		3	0	0	0	1	1	0
Mike Caruso, S OBP: 0.296, SLG: 0.240 (1, 6)	1-1 G3		0-1 P4			1-1 F7		0-0 B3-4		4	0	0	0	0	0	1
Frank Thomas, R OBP: 0.692, SLG: 1.158 (1, 10)	2-1 1B			0-0 HR		4-2 BB			3-2 FC5 2B	3	1	3	1	1	0	0
Jeff Liefer, L OBP: 0.333, SLG: 0.250 (1, 3)	0-0 F8			1-3 K		2-3 SAFE K			0-0 G6-3	4	0	0	0	0	2	3
Magglio Ordonez, R OBP: 0.308, SLG: 0.458 (1, 9)		1-0 G5-3		1-0 G5-3		0-1 F9			4-0 BB	3	0	0	0	1	0	1
Chris Singleton, L OBP: 0.400, SLG: 0.400 (1, 7)		2-0 G3		3-2 1B			2-2 G5-4-3 1B		2-3 K	4	0	2	0	0	1	2
Darrin Jackson, R OBP: 0.529, SLG: 1.059 (1, 8)		2-1 F8		0-0 G4-3			2-2 SAFE L6		2-1 FC5	4	0	0	0	0	0	4
Craig Wilson, R (1, 5)			1-2 G4-3		1-1 P4		1-0 SAFE SAFE G5-4-3			3	0	0	0	0	0	1
Brook Fordyce, R OBP: 0.267, SLG: 0.231 (1, 2)			3-1 L7		3-3 K			1-3 K		2	0	0	0	0	1	0
McKay Christensen, L OBP: 0.462, SLG: 0.500 (8, PH)										1	0	0	0	0	1	0
Mark Johnson, L (9, 2)										0	0	0	0	0	0	0

Inning Stats	R: 0	H: 1	E: 0	K: 1	S: 10	LOB: 1	BB: 0	P: 14	R: 0	H: 0	E: 0	K: 0	S: 4	LOB: 0	BB: 0	P: 9	R: 0	H: 0	E: 0	K: 0	S: 8	LOB: 1	BB: 1	P: 16	R: 1	H: 2	E: 0	K: 1	S: 11	LOB: 1	BB: 0	P: 16	R: 0	H: 0	E: 0	K: 1	S: 10	LOB: 0	BB: 0	P: 14	R: 0	H: 0	E: 0	K: 1	S: 12	LOB: 1	BB: 1	P: 19	R: 0	H: 1	E: 0	K: 0	S: 10	LOB: 0	BB: 0	P: 15	R: 0	H: 0	E: 0	K: 1	S: 8	LOB: 0	BB: 0	P: 11	R: 0	H: 1	E: 0	K: 1	S: 10	LOB: 2	BB: 1	P: 21	1B: 3	SF: 0	2B: 1	SAC: 0	3B: 0	DP: 1	HR: 1	HBP: 0	WP: 0	PA: 34
PITCHER	IP	WLS	BF	H	R	ER	SO	BB	IBB	HBP	BLK	WP	HR	S	P	ERA	WHIP																																																																	
Kevin Appier, R ERA: 3.97 (1, 1)	6.0	W	24	4	1	1	4	2	0	0	0	0	0	60	95	1.50	1.000																																																																	
Jose Santiago, R ERA: (7, 1)	2.0	H	5	0	0	0	1	0	0	0	0	0	0	13	19	0.00	0.000																																																																	
Jeff Montgomery, R ERA: 9.0 (9, 1)	1.0	S	5	1	0	0	1	1	0	0	0	0	0	10	21	0.00	2.000																																																																	


**BOTTOM**


**Kansas City Royals @ Chicago White Sox**  
Comiskey Park, Chicago, IL

Sun Apr 11 1999, 2:05 PM EDT  
Att. 10,503 - Overcast - 50 F

livebaseballscorecards.com

AB	31
R	1
H	5
RBI	1
BB	3
SO	6
LOB	12



Batter	1	2	3	4	5	6	7	8	9	10	AB R H RBI BB SO LOB	TOP												
Carlos Beltrán, S OBP: 0.313, SLG: 0.484 (1, 8)	1-3 K		3-2 SAFE P6		0-0 F8		1-0 SAFE G1-6-3			0-0 G1-3	5 0 0 0 0 1 3	<p><b>Kansas City Royals @ Cleveland Indians</b>  <b>Jacobs Field, Cleveland, OH</b>            Mon Apr 12 1999, 1:05 PM EDT            Att: 42,798 - Cloudy - 42 F</p> <p>livebaseballscorecards.com</p> <p><b>AB 35</b>  <b>R 2</b>  <b>H 8</b>  <b>RBI 2</b>  <b>BB 2</b>  <b>SO 9</b>  <b>LOB 10</b></p> 												
Joe Randa, R OBP: 0.267, SLG: 0.500 (1, 5)	0-0 G4-3		2-0 SAFE 1B 1B		1-3 K			1-2 F8-2 3B			4 0 2 0 0 1 0													
Johnny Damon, L OBP: 0.233, SLG: 0.185 (1, 7)	4-2 BB		1-1 1B		1-1 G4-3			3-2 F8-2			3 0 1 1 1 0 1													
Jeff King, R OBP: 0.300, SLG: 0.261 (1, 3)	1-0 SAFE SAFE F7		3-2 3-H G1-3		1-1 G6-3			3-2 3-H G6-3			4 0 0 0 0 0 3													
29 Mike Sweeney, R OBP: 0.500, SLG: 0.850 (1, 10)		3-2 G4-3		1-2 L8		0-1 G5-4-3 1B			2-3 K		4 0 1 0 0 1 0													
Jermaine Dye, R OBP: 0.367, SLG: 0.429 (1, 9)		1-1 F8		2-0 HR		0-0 G5-4-3			1-3 K		4 1 1 1 0 1 1													
Chad Kreuter, S OBP: 0.150, SLG: 0.111 (1, 2)		1-3 K		1-3 K			2-1 1B 2B		0-2 G4-3		4 0 1 0 0 2 0													
Rey Sanchez, R OBP: 0.241, SLG: 0.414 (1, 6)			3-2 G6-3		2-0 1B		1-1 B1			0-3 K	4 0 1 0 0 1 1													
Carlos Febles, R OBP: 0.360, SLG: 0.409 (1, 4)			4-2 1B 1B BB		1-3 K		0-0 G1-6-3 1B			0-3 K	3 1 1 0 1 2 1													
<b>Inning Stats</b>	R: 0 E: 0 K: 1 S: 9	H: 0 LOB: 1 BB: 1 P: 15	R: 0 E: 0 K: 1 S: 9	H: 0 LOB: 0 BB: 0 P: 14	R: 1 E: 0 K: 0 S: 16	H: 2 LOB: 2 BB: 1 P: 32	R: 1 E: 0 K: 2 S: 11	H: 2 LOB: 1 BB: 0 P: 18	R: 0 E: 0 K: 1 S: 6	H: 0 LOB: 0 BB: 0 P: 8	R: 0 E: 0 K: 0 S: 5		H: 1 LOB: 0 BB: 0 P: 6	R: 0 E: 0 K: 0 S: 6	H: 2 LOB: 1 BB: 0 P: 10	R: 0 E: 0 K: 0 S: 10	H: 1 LOB: 0 BB: 0 P: 17	R: 0 E: 0 K: 2 S: 9	H: 0 LOB: 0 BB: 0 P: 12	R: 0 E: 0 K: 2 S: 7	H: 0 LOB: 0 BB: 0 P: 7	1B: 5 2B: 2 3B: 1 HR: 1	SF: 0 SAC: 0 DP: 3 HBP: 0	WP: 0 PB: 0 SB: 1 CS: 0
<b>PITCHER</b>	<b>IP</b>	<b>WLS</b>	<b>BF</b>	<b>H</b>	<b>R</b>	<b>ER</b>	<b>SO</b>	<b>BB</b>	<b>IBB</b>	<b>HBP</b>	<b>BLK</b>	<b>WP</b>	<b>HR</b>	<b>S</b>	<b>P</b>	<b>ERA</b>	<b>WHIP</b>							
Dave Burba, R ERA: 1.46 (1, 1)	6.1		27	7	2	2	5	2	0	0	0	0	1	61	101	2.84	1.421							
Mark Langston, L ERA: (7, 1)	1.1		3	1	0	0	0	0	0	0	0	0	0	7	12	0.00	0.750							
Paul Shuey, R ERA: (8, 1)	2.1	W	7	0	0	0	4	0	0	0	0	0	0	20	26	0.00	0.000							

BOTTOM

Kansas City Royals @ Cleveland Indians  
Jacobs Field, Cleveland, OH

Mon Apr 12 1999, 1:05 PM EDT  
Att. 42,798 - Cloudy - 42 F

livebaseballscorecards.com

AB	36
R	5
H	11
RBI	5
BB	7
SO	7
LOB	19



WP	0	PA	43
PB	0		
SB	0		
CS	0		

AB R H RBI BB SO LOB

2 1 0 0 3 1 1

4 1 1 2 1 0 2

4 0 1 0 1 1 3

5 0 1 0 0 1 1

4 1 1 0 1 1 2

4 1 2 0 1 1 2

5 1 3 3 0 1 4

4 0 1 0 0 1 1

4 0 1 0 0 0 3

1B	8	SF	0
2B	1	SAC	0
3B	0	DP	3
HR	2	HBP	0

Batter	1	2	3	4	5	6	7	8	9	10
<b>Kenny Lofton, L</b> OBP: 0.526, SLG: 0.750 (1, 8)										
<b>Enrique Wilson, S</b> OBP: 0.357, SLG: 0.538 (1, 6)										
<b>Roberto Alomar, S</b> OBP: 0.400, SLG: 0.444 (1, 4)										
<b>Manny Ramirez, R</b> OBP: 0.378, SLG: 0.486 (1, 9)										
<b>Jim Thome, L</b> OBP: 0.500, SLG: 0.667 (1, 3)										
<b>Wil Cordero, R</b> OBP: 0.457, SLG: 0.645 (1, 7)										
<b>Travis Fryman, R</b> OBP: 0.543, SLG: 0.690 (1, 5)										
<b>Richie Sexson, R</b> OBP: 0.333, SLG: 0.594 (1, 10)										
<b>Sandy Alomar Jr., R</b> OBP: 0.273, SLG: 0.400 (1, 2)										

Inning Stats	R: 0	H: 0	E: 0	K: 1	S: 9	R: 0	H: 1	E: 0	K: 1	S: 7	R: 0	H: 0	E: 0	K: 1	S: 7	R: 0	H: 2	E: 0	K: 0	S: 12	R: 0	H: 1	E: 0	K: 0	S: 7	R: 0	H: 0	E: 0	K: 2	S: 8	R: 0	H: 2	E: 0	K: 1	S: 13	R: 2	H: 2	E: 0	K: 1	S: 14	R: 0	H: 1	E: 0	K: 0	S: 11	R: 3	H: 2	E: 0	K: 0	S: 3	1B: 8	SF: 0	2B: 1	SAC: 0	3B: 0	DP: 3	HR: 2	HBP: 0	WP: 0	PA: 43
--------------	------	------	------	------	------	------	------	------	------	------	------	------	------	------	------	------	------	------	------	-------	------	------	------	------	------	------	------	------	------	------	------	------	------	------	-------	------	------	------	------	-------	------	------	------	------	-------	------	------	------	------	------	-------	-------	-------	--------	-------	-------	-------	--------	-------	--------

PITCHER	IP	WLS	BF	H	R	ER	SO	BB	IBB	HBP	BLK	WP	HR	S	P	ERA	WHIP
<b>50 José Rosado, L</b> ERA: 0.73 (1, 1)	6.1		26	6	0	0	6	2	0	0	0	0	0	59	101	0.00	1.263
<b>Scott Service, R</b> ERA: 10.8 (7, 1)	1.0	B	5	1	2	2	1	2	0	0	0	0	1	14	27	18.00	3.000
<b>Matt Whisenant, L</b> ERA: (8, 1)	0.0		1	1	0	0	0	0	0	0	0	0	0	3	5	∞	∞
<b>Jose Santiago, R</b> ERA: 3.52 (8, 1)	2.0	L	11	3	3	3	0	2	1	0	0	0	1	15	32	13.50	2.500

Batter	1	2	3	4	5	6	7	8	9	AB R H RBI BB SO LOB	TOP	
<b>Carlos Beltrán, S</b> (1, 8) <small>OBP: 0.306, SLG: 0.457</small>										4 0 1 0 0 1 1		
<b>Joe Randa, R</b> (1, 5) <small>OBP: 0.273, SLG: 0.516</small> <b>Scott Leius, R</b> (7, PH) <small>OBP: 0.200, SLG: 1.000</small> (7, 5)										3 0 1 0 0 2 1 0 0 0 1 0 0 0		
<b>Johnny Damon, L</b> (1, 7) <small>OBP: 0.212, SLG: 0.167</small> <b>Scott Pose, L</b> (7, 7)										3 0 0 0 0 0 2 1 0 0 0 0 0 0		
<b>Jeff King, R</b> (1, 3) <small>OBP: 0.273, SLG: 0.231</small> <b>29 Mike Sweeney, R</b> (7, 3) <small>OBP: 0.522, SLG: 0.857</small>										3 0 0 0 0 0 3 1 0 1 0 0 0 0		
<b>Larry Sutton, L</b> (1, 10) <small>OBP: 0.182, SLG: 0.273</small>										4 0 0 0 0 1 1		
<b>Jermaine Dye, R</b> (1, 9) <small>OBP: 0.353, SLG: 0.438</small>										4 0 1 0 0 2 0		
<b>Rey Sanchez, R</b> (1, 6) <small>OBP: 0.281, SLG: 0.419</small> <b>Steve Scarsone, R</b> (7, 6) <small>OBP: 0.667, SLG: 0.500</small>										2 1 1 0 1 1 1 1 0 1 0 0 0 0	<b>AB</b> 34 <b>R</b> 4 <b>H</b> 10 <b>RBI</b> 4 <b>BB</b> 1 <b>SO</b> 8 <b>LOB</b> 14	
<b>Tim Spehr, R</b> (1, 2) <small>OBP: 0.333, SLG: 0.500</small>										4 1 2 1 0 0 2		
<b>Carlos Febles, R</b> (1, 4) <small>OBP: 0.379, SLG: 0.577</small>										4 2 2 2 0 1 3		
<b>Inning Stats</b>	R: 0 H: 1 E: 0 LOB: 1 K: 1 BB: 0 S: 10 P: 14	R: 3 H: 2 E: 0 LOB: 0 K: 1 BB: 1 S: 18 P: 31	R: 0 H: 0 E: 1 LOB: 0 K: 1 BB: 0 S: 11 P: 17	R: 0 H: 2 E: 1 LOB: 2 K: 2 BB: 0 S: 15 P: 18	R: 0 H: 1 E: 0 LOB: 1 K: 0 BB: 0 S: 9 P: 16	R: 0 H: 1 E: 0 LOB: 1 K: 2 BB: 0 S: 13 P: 19	R: 1 H: 1 E: 1 LOB: 0 K: 1 BB: 0 S: 10 P: 16	R: 0 H: 1 E: 0 LOB: 0 K: 0 BB: 0 S: 7 P: 12	R: 0 H: 1 E: 0 LOB: 0 K: 0 BB: 0 S: 9 P: 15	1B: 5 SF: 1 2B: 4 SAC: 0 3B: 0 DP: 3 HR: 1 HBP: 0	WP: 0 PA: 36 PB: 0 SB: 1 CS: 0	
<b>PITCHER</b>	IP WLS BF H R ER SO BB IBB HBP BLK WP HR S P ERA WHIP											
<b>Bartolo Colon, R</b> (1, 1) <small>ERA: 3.27</small> <b>Steve Karsay, R</b> (7, 1) <small>ERA: 2.16</small> <b>Paul Assenmacher, L</b> (8, 1) <small>ERA: 3.38</small> <b>Michael Jackson, R</b> (9, 1) <small>ERA:</small>	6.0 W 26 7 3 3 7 1 0 0 0 0 0 0 76 115 4.50 1.333	1.0 4 1 1 0 1 0 0 0 0 0 0 0 10 16 0.00 1.000	1.0 3 1 0 0 0 0 0 0 0 0 0 0 7 12 0.00 1.000	1.0 3 1 0 0 0 0 0 0 0 0 0 0 9 15 0.00 1.000								

**Kansas City Royals @ Cleveland Indians**  
 Jacobs Field, Cleveland, OH  
 Wed Apr 14 1999, 7:05 PM EDT  
 Att. 42,926 - Unknown - 57 F

[livebaseballscorecards.com](http://livebaseballscorecards.com)



Batter	1	2	3	4	5	6	7	8	9	AB	R	H	RBI	BB	SO	LOB
<b>Kenny Lofton, L</b> OBP: 0.512, SLG: 0.686 (1, 8)	2-3 K			4-2 WP 2B BB	2-2 F8	0-1 F8	4-0 BB			3	1	0	0	2	1	2
<b>Enrique Wilson, S</b> OBP: 0.316, SLG: 0.444 (1, 6)	2-2 P7			0-2 P4	0-0 G4-6-3	0-0 1B HR 1B	0-2 G4-3			5	1	1	0	0	0	4
<b>Roberto Alomar, S</b> OBP: 0.436, SLG: 0.548 <b>Einar Diaz, R</b> OBP: 0.417, SLG: 0.727 (1, 4) (8, 2)	2-2 F7			2-1 1B 2B				2-1 P5		4	3	3	1	0	0	0
<b>Manny Ramirez, R</b> OBP: 0.381, SLG: 0.550 (1, 9)				0-0 P4				1-0 F8		5	2	2	3	0	0	1
<b>Jim Thome, L</b> OBP: 0.537, SLG: 0.655 (1, 3)				4-0 1B IBB				4-0 BB		2	1	1	1	3	0	0
<b>Wil Cordero, R</b> OBP: 0.450, SLG: 0.639 (1, 7)				1-1 1B				0-0 L9		5	0	2	1	0	0	3
<b>Travis Fryman, R</b> OBP: 0.513, SLG: 0.636 (1, 5)				1-2 2-H 1B						4	1	1	1	0	0	4
<b>Richie Sexson, R</b> OBP: 0.351, SLG: 0.611 (1, 10)				1-2 F7						4	1	2	2	0	1	0
<b>Sandy Alomar Jr., R</b> OBP: 0.320, SLG: 0.565 <b>Jolbert Cabrera, R</b> (7, PH) (8, 4)				2-3 K						3	1	2	2	0	0	0
				1-2 G6-3						1	0	0	0	0	0	0

Inning Stats	R: 0	H: 0	E: 0	K: 1	S: 10	LOB: 0	BB: 0	P: 16	R: 0	H: 0	E: 0	K: 0	S: 8	LOB: 0	BB: 0	P: 12	R: 0	H: 0	E: 0	K: 1	S: 9	LOB: 0	BB: 0	P: 12	R: 2	H: 2	E: 0	K: 0	S: 14	LOB: 2	BB: 2	P: 26	R: 0	H: 2	E: 0	K: 0	S: 9	LOB: 1	BB: 0	P: 13	R: 9	H: 10	E: 0	K: 0	S: 29	LOB: 2	BB: 1	P: 44	R: 0	H: 0	E: 0	K: 0	S: 7	LOB: 1	BB: 1	P: 12	R: 0	H: 0	E: 0	K: 0	S: 4	LOB: 1	BB: 1	P: 11
	1B: 8	SF: 0	2B: 4	SAC: 0	3B: 0	DP: 1	HR: 2	HBP: 0	WP: 2	PA: 42	WP: 0	PB: 0	SB: 1	CS: 0																																																		

PITCHER	IP	WLS	BF	H	R	ER	SO	BB	IBB	HBP	BLK	WP	HR	S	P	ERA	WHIP
<b>Jeff Suppan, R</b> ERA: 4.91 (1, 1)	5.0	L	22	6	4	4	2	1	1	0	0	1	0	55	85	7.20	1.400
<b>Don Wengert, R</b> ERA: 11.05 (6, 1)	0.2	B	8	6	4	4	0	0	0	0	0	0	1	16	22	54.00	9.000
<b>Jay Witasick, R</b> ERA: 5.4 (6, 1)	2.1		12	2	3	3	0	3	0	0	0	0	1	19	39	11.57	2.143

**BOTTOM**

**Kansas City Royals @ Cleveland Indians**  
Jacobs Field, Cleveland, OH

Wed Apr 14 1999, 7:05 PM EDT  
Att: 42,926 - Unknown - 57 F

<b>AB</b>	<b>37</b>
<b>R</b>	<b>11</b>
<b>H</b>	<b>14</b>
<b>RBI</b>	<b>11</b>
<b>BB</b>	<b>5</b>
<b>SO</b>	<b>2</b>
<b>LOB</b>	<b>14</b>



Batter	1	2	3	4	5	6	7	8	9	AB R H RBI BB SO LOB	TOP											
Ray Durham, S (1, 4) OBP: 0.349, SLG: 0.447	4-2 L9-6 BB		2-1 1B 2B		4-0 S BB		1-0 E 1B		4-0 S BB	2 1 2 0 3 0 0												
Mike Caruso, S (1, 6) OBP: 0.268, SLG: 0.231	0-0 F8		1-1 CS 1B		1-2 P7		0-0 E 1B		2-1 F9	5 0 2 1 0 0 3												
Frank Thomas, R (1, 10) OBP: 0.625, SLG: 0.897	4-2 1-2 BB		3-1 G5-3		4-2 1B 14 G6-4-3 BB		1-2 E6		0-0 F8	3 1 0 0 2 0 4												
Magglio Ordonez, R (1, 9) OBP: 0.316, SLG: 0.382	1-0 L9-6				1-2 F8		2-2 14 G6-4-3 1B		0-1 F9	4 0 1 0 0 0 5												
14 Paul Konerko, R (1, 3) OBP: 0.310, SLG: 0.429					1-2 G6-3		1-1 G6-4-3		1-1 F9	4 0 1 0 0 0 1												
Greg Norton, S (1, 5) OBP: 0.424, SLG: 0.292					2-2 25 FC5-4 1B		3-2 1B		4-2 BB	3 0 2 0 1 1 1												
25 Jeff Abbott, R (1, 7) OBP: 0.042, SLG: 0.167					0-1 FC5-4		1-2 G4-3		1-1 P4	4 0 0 0 0 1 4												
Mark Johnson, L (1, 2) Jeff Liefer, L (8, PH) Brook Fordyce, R (8, 2) OBP: 0.286, SLG: 0.167 OBP: 0.263, SLG: 0.235					1-0 G4-1		1-1 P5		0-0 G3-1	3 0 0 0 0 0 1 1 0 0 0 0 0 1 0 0 0 0 0 0 0												
McKay Christensen, L (1, 8) OBP: 0.360, SLG: 0.391					0-1 G4-3		1-3 K		0-0 CS 1B	4 0 1 0 0 1 0												
Inning Stats	R: 0 E: 0 K: 0 S: 7	H: 0 LOB: 1 BB: 2 P: 16	R: 0 E: 0 K: 2 S: 9	H: 1 LOB: 1 BB: 0 P: 15	R: 1 E: 0 K: 0 S: 8	H: 2 LOB: 0 BB: 0 P: 14	R: 0 E: 0 K: 0 S: 11	H: 1 LOB: 1 BB: 0 P: 15	R: 0 E: 0 K: 1 S: 8	H: 0 LOB: 1 BB: 1 P: 15	R: 1 E: 0 K: 0 S: 17	H: 2 LOB: 1 BB: 1 P: 28	R: 0 E: 1 K: 0 S: 11	H: 2 LOB: 3 BB: 0 P: 14	R: 0 E: 0 K: 0 S: 8	H: 0 LOB: 1 BB: 1 P: 14	R: 0 E: 0 K: 0 S: 4	H: 1 LOB: 1 BB: 1 P: 10	1B: 8 2B: 2 3B: 0 HR: 0	SF: 0 SAC: 0 DP: 2 HBP: 0	WP: 1 PB: 0 SB: 2 CS: 2	PA: 39
PITCHER	IP WLS BF H R ER SO BB IBB HBP BLK WP HR S P ERA WHIP																					
Kevin Appier, R (1, 1) ERA: 3.63	6.0 W 25 6 2 2 3 4 0 0 0 1 0 60 103 3.00 1.667																					
Jose Santiago, R (7, 1) ERA: 3.12	1.0 H 6 2 0 0 0 0 0 0 0 0 0 0 11 14 0.00 2.000																					
Scott Service, R (8, 1) ERA: 9.0	1.0 H 4 0 0 0 0 1 0 0 0 0 0 0 8 14 0.00 1.000																					
Jeff Montgomery, R (9, 1) ERA: 6.0	1.0 4 1 0 0 0 1 0 0 0 0 0 0 4 10 0.00 2.000																					

Chicago White Sox @ Kansas City Royals  
Kauffman Stadium, Kansas City, MO  
Fri Apr 16 1999, 7:05 PM CDT  
Att: 11,326 - Overcast - 38 F

AB	33
R	2
H	9
RBI	1
BB	6
SO	3
LOB	20



Batter	1	2	3	4	5	6	7	8	9
<b>Carlos Beltrán, S</b> OBP: 0.268, SLG: 0.400 (1, 8)	2-1 F8		1-3 K		3-3 K2-3		2-2 F7	3-2 G4-3	
<b>Joe Randa, R</b> OBP: 0.297, SLG: 0.500 (1, 5)	1-2 G4-3			1-2 HR 1B	0-1 G4-3		4-0 BB		
<b>Johnny Damon, L</b> OBP: 0.189, SLG: 0.147 (1, 7)	3-2 G5-3			0-3 K		1-1 B1-3	2-3 K		
<b>Jeff King, R</b> OBP: 0.297, SLG: 0.345 (1, 3)		3-2 F8		2-1 HR 1-H		4-1 WP 29 1B HR BB	3-2 G1-3		
<b>29 Mike Sweeney, R</b> OBP: 0.519, SLG: 0.792 (1, 10)		0-2 G6-3		4-0 BB		0-0 WP HR 1B	1-3 K		
<b>Jermaine Dye, R</b> OBP: 0.342, SLG: 0.500 (1, 9)		2-3 K		1-3 K		2-2 HR 1-H 2-H	2-1 P4		
<b>Chad Kreuter, S</b> OBP: 0.208, SLG: 0.190 (1, 2)			2-2 WP 2B	1-0 F8		1-0 F7	4-0 1B 3B BB		
<b>Rey Sanchez, R</b> OBP: 0.306, SLG: 0.412 (1, 6)			2-3 K		4-1 SH2-3 BB	1-3 K	1-2 3B 1B		
<b>Carlos Febles, R</b> OBP: 0.406, SLG: 0.655 (1, 4)			1-3 K		0-1 SH2-3		0-1 S 1B	1-1 1-H 2-H 3B	

Inning Stats	R: 0 E: 0 K: 0 S: 8	H: 0 LOB: 0 BB: 0 P: 14	R: 0 E: 0 K: 1 S: 9	H: 0 LOB: 0 BB: 0 P: 14	R: 0 E: 0 K: 3 S: 14	H: 1 LOB: 1 BB: 0 P: 20	R: 2 E: 0 K: 2 S: 12	H: 2 LOB: 1 BB: 1 P: 21	R: 0 E: 0 K: 1 S: 8	H: 0 LOB: 1 BB: 1 P: 15	R: 3 E: 0 K: 1 S: 11	H: 2 LOB: 0 BB: 1 P: 20	R: 0 E: 0 K: 1 S: 13	H: 1 LOB: 2 BB: 1 P: 24	R: 2 E: 0 K: 1 S: 15	H: 2 LOB: 1 BB: 1 P: 27
--------------	------------------------------	----------------------------------	------------------------------	----------------------------------	-------------------------------	----------------------------------	-------------------------------	----------------------------------	------------------------------	----------------------------------	-------------------------------	----------------------------------	-------------------------------	----------------------------------	-------------------------------	----------------------------------

PITCHER														PITCHER																			
IP	WLS	BF	H	R	ER	SO	BB	IBB	HBP	BLK	WP	HR	S	P	ERA	WHIP	IP	WLS	BF	H	R	ER	SO	BB	IBB	HBP	BLK	WP	HR	S	P	ERA	WHIP
Mike Sirotko, L ERA: 6.97 (1, 1)	5.1	L	24	5	5	5	7	3	0	0	0	2	2	58	98	8.44	1.500																
David Lundquist, R ERA: 6.23 (6, 1)	1.0		5	1	0	0	1	0	0	0	0	0	0	9	17	0.00	2.000																
Bryan Ward, L ERA: 5.79 (7, 1)	0.1		1	0	0	0	1	0	0	0	0	0	0	4	6	0.00	0.000																
Sean Lowe, R ERA: 2.25 (7, 1)	0.1		1	0	0	0	0	0	0	0	0	0	0	4	7	0.00	0.000																
41 Bill Simas, R ERA: 5.4 (8, 1)	1.0		6	2	2	2	1	1	0	0	0	0	0	15	27	18.00	3.000																


**BOTTOM**

AB	R	H	RBI	BB	SO	LOB
5	0	0	0	0	2	4
3	1	1	0	1	0	1
4	0	0	0	0	2	3
3	2	1	2	1	0	2
3	1	1	0	1	1	0
4	1	1	3	0	2	1
3	1	1	0	1	0	1
3	1	1	3	0	2	1
3	0	2	2	0	1	1

**Chicago White Sox @ Kansas City Royals**  
Kauffman Stadium, Kansas City, MO

**AB 31**  
**R 7**  
**H 8**  
**RBI 7**  
**BB 5**  
**SO 10**  
**LOB 14**

livebaseballscorecards.com



WP: 2 PA: 37  
PB: 0  
SB: 2  
CS: 0

Fri Apr 16 1999, 7:05 PM CDT  
Att. 11,326 - Overcast - 38 F

Batter	1	2	3	4	5	6	7	8	9	AB R H RBI BB SO LOB	TOP																												
Ray Durham, S (1, 4) OBP: 0.354, SLG: 0.415	2-3 K		4-1 BB		4-2 1B E BB		2-2 G6-3		0-3 K	3 1 0 0 2 2 1																													
Craig Wilson, R (1, 6) Mike Caruso, S (9, PH) OBP: 0.222, SLG: 0.125 OBP: 0.286, SLG: 0.250	0-0 F7		2-2 F8		1-2 FC6-4 1B		3-2 G5-3		3-1 BB 1B 1B	4 0 1 0 0 0 2 1 1 1 0 0 0 0																													
Frank Thomas, R (1, 3) OBP: 0.600, SLG: 0.818	1-0 F8			1-0 F9	0-0 FC6-4 1B		3-2 1B		4-0 1B E BB	4 1 1 1 1 0 1																													
Magglio Ordonez, R (1, 9) OBP: 0.349, SLG: 0.436		2-2 F9		0-0 G1-3 2B	1-2 1B		2-2 G1-3		0-0 E8 1B	5 0 3 2 0 0 1																													
14 Paul Konerko, R (1, 10) OBP: 0.265, SLG: 0.364		3-3 K		1-1 G1-3	3-2 G6-3			2-2 F8	3-0 L7	5 0 0 0 0 1 4																													
Greg Norton, S (1, 5) OBP: 0.378, SLG: 0.250		1-0 P3		2-1 L6		0-0 G6-3		1-0 F8		4 0 0 0 0 0 1																													
Darrin Jackson, R (1, 8) OBP: 0.476, SLG: 0.952			0-0 F8		1-0 2B 2B	1-1 F9		1-3 K		4 1 1 0 0 1 0																													
25 Jeff Abbott, R (1, 7) Jeff Liefer, L (4, 7) OBP: 0.080, SLG: 0.200 OBP: 0.353, SLG: 0.333			1-0 BB 1B		0-3 K	2-2 2B			1-0 BB 1B 1B	1 0 1 0 0 0 0 3 1 2 0 0 1 1																													
Brook Fordyce, R (1, 2) Chris Singleton, L (9, PH) Mark Johnson, L (9, 2) OBP: 0.273, SLG: 0.300 OBP: 0.333, SLG: 0.333			0-1 L6		2-0 1B FC6-4 2B	2-1 G6-3			3-0 F7	3 1 1 1 0 0 2 1 0 0 0 0 0 1 0 0 0 0 0 0 0																													
<b>Inning Stats</b>	R: 0 E: 0 K: 1 S: 6	H: 0 LOB: 0 BB: 0 P: 9	R: 0 E: 0 K: 1 S: 7	H: 0 LOB: 0 BB: 0 P: 13	R: 0 E: 0 K: 0 S: 11	H: 1 LOB: 2 BB: 1 P: 18	R: 0 E: 0 K: 0 S: 6	H: 1 LOB: 1 BB: 0 P: 10	R: 3 E: 1 K: 1 S: 18	H: 4 LOB: 2 BB: 1 P: 30	R: 0 E: 0 K: 0 S: 8	H: 1 LOB: 1 BB: 0 P: 13	R: 0 E: 0 K: 0 S: 14	H: 1 LOB: 1 BB: 0 P: 24	R: 0 E: 0 K: 1 S: 7	H: 0 LOB: 0 BB: 0 P: 11	R: 3 E: 1 K: 1 S: 9	H: 3 LOB: 1 BB: 1 P: 23	1B: 7 2B: 4 3B: 0 HR: 0	SF: 0 SAC: 0 DP: 0 HBP: 0	WP: 0 PB: 0 SB: 0 CS: 0	PA: 41																	
<b>PITCHER</b>	IP WLS BF H R ER SO BB IBB HBP BLK WP HR S P ERA WHIP																					<b>PITCHER</b>	IP WLS BF H R ER SO BB IBB HBP BLK WP HR S P ERA WHIP																
50 José Rosado, L (1, 1) ERA: 2.08	5.0		23	6	3	3	3	2	0	0	0	0	0	0	48	80	5.40	1.600																					
Don Wengert, R (6, 1) ERA: 8.68	2.0	H	8	2	0	0	0	0	0	0	0	0	0	22	37	0.00	1.000																						
Scott Service, R (8, 1) ERA: 7.71	1.0	H	3	0	0	0	1	0	0	0	0	0	0	7	11	0.00	0.000																						
Jeff Montgomery, R (9, 1) ERA: 9.0	1.0	L	7	3	3	2	1	1	0	0	0	0	0	9	23	18.00	4.000																						

Chicago White Sox @ Kansas City Royals  
Kauffman Stadium, Kansas City, MO  
Sat Apr 17 1999, 1:05 PM CDT  
Att. 11,766 - Cloudy - 42 F

AB	38
R	6
H	11
RBI	4
BB	3
SO	5
LOB	14



livebaseballscorecards.com

Batter	1	2	3	4	5	6	7	8	9	AB	R	H	RBI	BB	SO	LOB
<b>Carlos Beltrán, S</b> OBP: 0.283, SLG: 0.386 (1, 8)	1-1 S E 1B	1-0 F8 1-2		1-1 G3-1 1-3			2-1 L9		4-1 G4-3 HBP BB	4	1	1	0	1	0	2
<b>Joe Randa, R</b> OBP: 0.310, SLG: 0.459 (1, 5)	1-3 K		4-1 29 1B BB FC5 BB	2-0 F7			1-1 G5-3		3-1 G4-3 HBP 1-2	3	1	0	0	1	1	2
<b>Johnny Damon, L</b> OBP: 0.238, SLG: 0.237 (1, 7)	3-2 E7 1B 2B		0-0 F8		2-1 29 G5-3 2B		4-1 2B BB		0-2 G4-3 1-2 2-3	4	2	2	1	1	0	3
<b>Jeff King, R</b> OBP: 0.357, SLG: 0.406 (1, 3)	2-1 29 G4-6-3 1B		4-1 FC5 29 1B BB	1-2 HBP	1-0 29 G5-3		1-1 1-H 2B		1-3 K	3	0	2	2	1	1	2
<b>29 Mike Sweeney, R</b> OBP: 0.484, SLG: 0.714 (1, 10)	1-2 G4-6-3 1-2f		2-2 E 1-2 2-3 1B	1-2 G5-3 1-2 2-3f	1-2 G6-3		0-1 G4-3			4	0	1	0	0	0	4
<b>Jermaine Dye, R</b> OBP: 0.333, SLG: 0.550 (1, 9)		2-1 HR	1-1 FC5 FC6-4	1-3 2-3f 3-H	1-2 G6-3		1-1 F8			4	1	1	2	0	0	3
<b>Steve Scarosone, R</b> OBP: 0.333, SLG: 0.200 <b>Rey Sanchez, R</b> OBP: 0.297, SLG: 0.400 (1, 6) (8, 6)		2-2 F9	0-2 FC6-4 1-2f			0-0 P4		0-1 G1-3		3	0	0	0	0	0	2
<b>Tim Spehr, R</b> OBP: 0.300, SLG: 0.333 (1, 2)		1-1 S HBP		1-0 F9		3-2 L8		2-3 K		1	0	0	0	0	1	0
<b>Carlos Febles, R</b> OBP: 0.400, SLG: 0.613 <b>Scott Pose, L</b> (9, PH)		0-1 F9		4-1 G3-1 WP BB		0-1 G5-3			2-2 G6-3	2	0	0	0	1	0	1

Inning Stats	R: 2	H: 3	E: 1	K: 1	S: 13	H: 3	LOB: 0	BB: 0	P: 21	R: 1	H: 1	E: 0	K: 0	S: 9	H: 1	LOB: 1	BB: 0	P: 15	R: 1	H: 1	E: 1	K: 0	S: 11	H: 1	LOB: 2	BB: 2	P: 22	R: 0	H: 0	E: 0	K: 0	S: 5	H: 1	LOB: 1	BB: 0	P: 13	R: 0	H: 0	E: 0	K: 0	S: 6	H: 0	LOB: 0	BB: 0	P: 9	R: 1	H: 1	E: 0	K: 0	S: 9	H: 1	LOB: 1	BB: 1	P: 17	R: 0	H: 0	E: 0	K: 1	S: 7	H: 0	LOB: 0	BB: 0	P: 10	R: 0	H: 0	E: 0	K: 1	S: 12	H: 0	LOB: 2	BB: 1	P: 22	1B: 3	SF: 0	2B: 3	SAC: 0	3B: 0	DP: 2	HR: 1	HBP: 3
--------------	------	------	------	------	-------	------	--------	-------	-------	------	------	------	------	------	------	--------	-------	-------	------	------	------	------	-------	------	--------	-------	-------	------	------	------	------	------	------	--------	-------	-------	------	------	------	------	------	------	--------	-------	------	------	------	------	------	------	------	--------	-------	-------	------	------	------	------	------	------	--------	-------	-------	------	------	------	------	-------	------	--------	-------	-------	-------	-------	-------	--------	-------	-------	-------	--------

PITCHER	IP	WLS	BF	H	R	ER	SO	BB	IBB	HBP	BLK	WP	HR	S	P	ERA	WHIP
<b>Jaime Navarro, R</b> ERA: 13.5 (1, 1)	5.0		24	6	4	4	1	3	0	2	0	1	1	46	84	7.20	1.800
<b>Sean Lowe, R</b> ERA: 2.45 (6, 1)	3.0	W	11	1	1	1	1	1	0	0	0	0	0	22	36	3.00	0.667
<b>Bob Howry, R</b> ERA: 4.5 (9, 1)	1.0	S	5	0	0	0	1	1	0	1	0	0	0	12	22	0.00	1.000

**BOTTOM**

**Chicago White Sox @ Kansas City Royals**  
Kauffman Stadium, Kansas City, MO

Sat Apr 17 1999, 1:05 PM CDT  
Att: 11,766 - Cloudy - 42 F

livebaseballscorecards.com

<b>AB</b>	<b>32</b>
<b>R</b>	<b>5</b>
<b>H</b>	<b>7</b>
<b>RBI</b>	<b>5</b>
<b>BB</b>	<b>5</b>
<b>SO</b>	<b>3</b>
<b>LOB</b>	<b>19</b>



WP: 1 PA: 40  
PB: 0  
SB: 2  
CS: 0

Batter	1	2	3	4	5	6	7	8	9	AB R H RBI BB SO LOB	TOP											
Ray Durham, S (1, 4) OBP: 0.377, SLG: 0.457	2-0 HR 2B	1-1 G6-3		1-2 1B 1B		3-3 SAFE 1B			0-1 1B 1B	5 2 3 0 0 1 2	<b>Chicago White Sox @ Kansas City Royals</b> Kauffman Stadium, Kansas City, MO Sun Apr 18 1999, 1:05 PM CDT Att. 18,529 - Unknown - 62 F <a href="http://livebaseballscorecards.com">livebaseballscorecards.com</a>											
Mike Caruso, S (1, 6) OBP: 0.277, SLG: 0.244	0-2 G6-3	1-0 L7		1-1 FC6-4 1B		0-2 G5-3			0-0 G5-3	5 0 1 0 0 0 4												
Frank Thomas, R (1, 10) OBP: 0.580, SLG: 0.750	4-1 HR BB		1-1 P4	1-2 FC6-4 1-2f 1B			2-1 G5-3		4-0 1B IBB	3 1 0 0 2 0 2												
Magglio Ordonez, R (1, 9) OBP: 0.375, SLG: 0.512	3-1 HR 1-H 2-H		3-0 G5-3		4-0 14 G5-4-3 BB		2-2 G5-3		2-1 1B 1-2 2-H	4 1 2 4 1 0 0												
14 Paul Konerko, R (1, 3) OBP: 0.263, SLG: 0.333 Craig Wilson, R (7, 5) OBP: 0.200, SLG: 0.111	1-0 P4		1-0 E 1B 2B HBP		0-2 G5-4-3 1-2f		1-1 F8		0-0 G5-3	3 1 0 0 0 0 1 1 0 0 0 0 0 2												
Jeff Liefer, L (1, 7) OBP: 0.350, SLG: 0.333 McKay Christensen, L (7, 8) OBP: 0.346, SLG: 0.375	0-3 K		0-0 E9 2B 1B		3-2 F7			1-0 G5-3		3 0 1 0 0 1 0 1 0 0 0 0 0 0												
Greg Norton, S (1, 5) OBP: 0.439, SLG: 0.387		3-1 G4-3 2B 2B	1-0 1-H 3-H 2B		4-0 2B BB		2-0 L5-3 1B			3 2 3 1 1 0 0												
Chris Singleton, L (1, 8) OBP: 0.333, SLG: 0.444 Darrin Jackson, R (8, PH) OBP: 0.455, SLG: 0.909		0-1 G4-3		3-1 G4-3		0-0 G4-3 1-H 2B		1-1 L5-3		3 0 1 1 0 0 1 1 0 0 0 0 0 1												
Brook Fordyce, R (1, 2) OBP: 0.269, SLG: 0.333		1-2 2B 3-H		0-0 L9		1-2 G4-3		1-1 G4-3		4 0 1 1 0 0 1												
<b>Inning Stats</b>	R: 3 E: 0 K: 1 S: 11	H: 2 LOB: 0 BB: 1 P: 21	R: 1 E: 0 K: 0 S: 10	H: 2 LOB: 1 BB: 0 P: 16	R: 1 E: 1 K: 0 S: 5	H: 2 LOB: 2 BB: 0 P: 11	R: 0 E: 0 K: 0 S: 12	H: 2 LOB: 2 BB: 0 P: 18	R: 0 E: 0 K: 0 S: 8	H: 0 LOB: 0 BB: 1 P: 15		R: 1 E: 0 K: 1 S: 10	H: 1 LOB: 1 BB: 1 P: 18	R: 0 E: 0 K: 0 S: 8	H: 0 LOB: 0 BB: 0 P: 13	R: 0 E: 0 K: 0 S: 4	H: 1 LOB: 0 BB: 0 P: 8	R: 1 E: 0 K: 0 S: 8	H: 2 LOB: 2 BB: 1 P: 15	1B: 6 2B: 6 3B: 0 HR: 1	SF: 0 SAC: 0 DP: 2 HBP: 1	WP: 0 PB: 0 SB: 0 CS: 0
<b>PITCHER</b>	IP WLS BF H R ER SO BB IBB HBP BLK WP HR S P ERA WHIP											<b>PITCHER</b>	IP WLS BF H R ER SO BB IBB HBP BLK WP HR S P ERA WHIP									
Brian Barber, R (1, 1) ERA: 9.0	3.0 L 16 6 5 5 1 1 0 1 0 0 1 26 48 15.00 2.333																					
Jay Witasick, R (4, 1) ERA: 5.06	2.0 10 3 1 1 0 2 0 0 0 0 0 0 21 38 4.50 2.500																					
Jose Santiago, R (6, 1) ERA: 2.53	2.0 6 0 0 0 0 1 0 0 0 0 0 0 17 26 0.00 0.000																					
Matt Whisenant, L (8, 1) ERA: 3.0	1.2 7 2 1 1 0 0 0 1 0 0 0 0 9 18 5.40 1.200																					
Scott Service, R (9, 1) ERA: 7.36	0.1 2 1 0 0 0 0 0 0 0 0 0 0 3 5 0.00 3.000																					



Batter	1	2	3	4	5	6	7	8	9	AB	R	H	RBI	BB	SO	LOB
Scott Pose, L (1, 8) OBP: 0.375, SLG: 0.286	1-0 2B 1B	4-2 BB		1-2 G3-1 1B	3-1 P5 1-2			0-0 E5 FC1-5 1B		4	0	2	0	1	0	1
Joe Randa, R (1, 5) OBP: 0.340, SLG: 0.488	0-2 2B 1-3	0-1 F8		2-1 BB 1B			0-1 F8	4-2 FC1-5 29 1B BB		4	1	2	0	1	0	2
Johnny Damon, L (1, 7) OBP: 0.255, SLG: 0.238	1-1 P5		0-0 G6-3	4-0 BB 1-2			1-1 1B	1-0 FC1-5 29 1B FC3-2		4	0	1	0	1	0	4
Jeff King, R (1, 10) OBP: 0.386, SLG: 0.424 29 Mike Sweeney, R (4, PH) OBP: 0.471, SLG: 0.677 Carlos Beltrán, S (8, PR) OBP: 0.263, SLG: 0.386	1-0 HBP		0-0 BB HR 1B	1-1 F9			0-0 F8	1-1 FC3-2 1-3 2-H		1	1	1	0	0	0	0
Larry Sutton, L (1, 3) OBP: 0.188, SLG: 0.200	0-1 F9		4-0 BB HR BB	1-2 G3			1-0 F8	1-1 FC3-2 1-2 3-H		4	1	0	0	1	0	8
Jermaine Dye, R (1, 9) OBP: 0.340, SLG: 0.591	3-1 G5-3		0-0 1-H 2-H HR		4-0 E SF8 BB		1-3 K	1-2 P4		4	2	1	3	1	1	5
Chad Kreuter, S (1, 2) OBP: 0.241, SLG: 0.269		1-0 G3-1 2B	2-0		1-0 P6		2-2 1B		2-3 K	5	0	2	0	0	1	1
Rey Sanchez, R (1, 6) OBP: 0.262, SLG: 0.350		1-3 K	1-0 L7		1-0 E5 S		0-0 F7	0-0 F9		5	0	0	0	0	1	3
Carlos Febles, R (1, 4) OBP: 0.375, SLG: 0.600		0-0 2B	0-0 G4-3		0-0 SF8 3-H		2-3 K	2-1 P3		4	0	1	1	0	1	2

Inning Stats	R: 0	H: 2	E: 0	K: 10	S: 10	LOB: 3	BB: 0	P: 16	R: 0	H: 1	E: 0	K: 1	S: 9	LOB: 2	BB: 1	P: 15	R: 3	H: 3	E: 0	K: 0	S: 6	LOB: 1	BB: 1	P: 13	R: 0	H: 1	E: 0	K: 0	S: 11	LOB: 2	BB: 1	P: 20	R: 1	H: 0	E: 1	K: 0	S: 5	LOB: 1	BB: 1	P: 14	R: 0	H: 1	E: 0	K: 2	S: 11	LOB: 1	BB: 0	P: 8	R: 0	H: 1	E: 0	K: 2	S: 11	LOB: 1	BB: 0	P: 16	R: 1	H: 2	E: 1	K: 0	S: 16	LOB: 2	BB: 1	P: 24	R: 0	H: 0	E: 0	K: 1	S: 8	LOB: 0	BB: 0	P: 12	R: 0	H: 0	E: 0	K: 1	S: 8	LOB: 0	BB: 0	P: 12	1B: 7	SF: 1	2B: 3	SAC: 0	3B: 0	DP: 0	HR: 1	HBP: 1	WP: 0	PA: 45
--------------	------	------	------	-------	-------	--------	-------	-------	------	------	------	------	------	--------	-------	-------	------	------	------	------	------	--------	-------	-------	------	------	------	------	-------	--------	-------	-------	------	------	------	------	------	--------	-------	-------	------	------	------	------	-------	--------	-------	------	------	------	------	------	-------	--------	-------	-------	------	------	------	------	-------	--------	-------	-------	------	------	------	------	------	--------	-------	-------	------	------	------	------	------	--------	-------	-------	-------	-------	-------	--------	-------	-------	-------	--------	-------	--------

PITCHER	IP	WLS	BF	H	R	ER	SO	BB	IBB	HBP	BLK	WP	HR	S	P	ERA	WHIP
James Baldwin, R (1, 1) ERA: 4.08	5.0	W	28	7	4	3	1	4	0	0	0	0	1	41	78	5.40	2.200
Keith Foulke, R (6, 1) ERA: 1.0	2.0	H	10	3	1	1	2	1	0	0	0	0	0	23	34	4.50	2.000
Bryan Ward, L (8, 1) ERA: 5.4	0.1	H	1	0	0	0	0	0	0	0	0	0	0	1	2	0.00	0.000
41 Bill Simas, R (8, 1) ERA: 4.5	0.2	H	3	1	0	0	0	0	0	0	0	0	0	9	12	0.00	1.500
Bob Howry, R (9, 1) ERA: 3.6	1.0	S	3	0	0	0	1	0	0	0	0	0	0	8	12	0.00	0.000

**BOTTOM**

**Chicago White Sox @ Kansas City Royals**  
Kauffman Stadium, Kansas City, MO

Sun Apr 18 1999, 1:05 PM CDT  
Att: 18,529 - Unknown - 62 F

livebaseballscores.com

AB	38
R	5
H	11
RBI	5
BB	5
SO	4
LOB	29



Batter	1	2	3	4	5	6	7	8	9	AB R H RBI BB SO LOB	TOP		
<b>Torii Hunter, R</b> (1, 8) OBP: 0.294, SLG: 0.340 <b>Corey Koskie, L</b> (7, PH) OBP: 0.455, SLG: 0.789 <b>Chris Latham, S</b> (7, PR) OBP: 0.111, SLG: 0.111 (7, 8)	1-1 		1-0 		1-0 		3-2 	3-2 		3 0 0 0 0 0 1 0 1 1 0 0 1 1 0 0 0 1	<b>Minnesota Twins @ Kansas City Royals</b> Kauffman Stadium, Kansas City, MO Mon Apr 19 1999, 7:05 PM CDT Att. 11,919 - Unknown - 64 F		
<b>Matt Lawton, L</b> (1, 9) OBP: 0.352, SLG: 0.460	1-1 		1-2 		1-1 		1-0 		2-1 	5 1 3 1 0 0			
<b>Marty Cordova, R</b> (1, 10) OBP: 0.465, SLG: 0.514	0-1 			4-1 	2-1 		0-0 		1-1 	4 2 1 3 1 0 2			
<b>Todd Walker, L</b> (1, 4) OBP: 0.271, SLG: 0.357 <b>Brent Gates, S</b> (7, 4) OBP: 0.381, SLG: 0.500		3-2 		1-2 		0-1 	0-0 		0-1 	4 0 0 0 0 0 2 1 0 0 0 0 0 0			
<b>Ron Coomer, R</b> (1, 5) OBP: 0.293, SLG: 0.359		0-1 		0-1 		1-0 	0-1 			4 0 2 0 0 0 0			
<b>Doug Mientkiewicz, L</b> (1, 3) OBP: 0.383, SLG: 0.475		3-0 		1-1 		1-0 	2-3 			4 0 2 1 0 1 1			
<b>Chad Allen, R</b> (1, 7) OBP: 0.304, SLG: 0.407		1-0 		1-0 			4-0 	0-1 		3 1 2 0 1 0 0			
<b>Terry Steinbach, R</b> (1, 2) OBP: 0.333, SLG: 0.357		3-0 		0-1 		3-2 	2-1 		4 1 0 0 0 0 6				
<b>Cristian Guzman, S</b> (1, 6) OBP: 0.206, SLG: 0.212 <b>Denny Hocking, S</b> (7, PH) OBP: 0.355, SLG: 0.467 (7, 6)			2-2 		0-2 		1-3 	1-1 		2 0 0 0 0 0 0 2 0 0 0 0 1 3			
<b>Inning Stats</b>	R: 0 H: 1 E: 0 LOB: 0 K: 0 BB: 0 S: 6 P: 8	R: 0 H: 2 E: 0 LOB: 2 K: 0 BB: 0 S: 8 P: 18	R: 0 H: 0 E: 0 LOB: 0 K: 0 BB: 0 S: 7 P: 11	R: 1 H: 3 E: 0 LOB: 2 K: 0 BB: 1 S: 11 P: 18	R: 0 H: 1 E: 0 LOB: 1 K: 0 BB: 0 S: 9 P: 13	R: 0 H: 0 E: 0 LOB: 0 K: 0 BB: 0 S: 4 P: 6	R: 5 H: 4 E: 1 LOB: 1 K: 2 BB: 1 S: 23 P: 37	R: 0 H: 0 E: 1 LOB: 1 K: 0 BB: 0 S: 10 P: 16	R: 0 H: 0 E: 0 LOB: 0 K: 0 BB: 0 S: 6 P: 9	1B: 10 SF: 0 2B: 0 SAC: 0 3B: 0 DP: 2 HR: 1 HBP: 0		WP: 0 PA: 40 PB: 0 SB: 0 CS: 0	
<b>PITCHER</b>	IP WLS BF H R ER SO BB IBB HBP BLK WP HR S P ERA WHIP											<b>PITCHER</b>	IP WLS BF H R ER SO BB IBB HBP BLK WP HR S P ERA WHIP
<b>Jeff Suppan, R</b> (1, 1) ERA: 4.67	6.1 L 28 8 4 4 1 2 0 0 0 0 0 0 60 100 5.68 1.579												
<b>Don Wengert, R</b> (7, 1) ERA: 9.0	1.2 B 9 3 2 1 1 0 0 0 0 0 0 1 18 27 5.40 1.800												
<b>Matt Whisenant, L</b> (9, 1) ERA: 2.25	1.0 3 0 0 0 0 0 0 0 0 0 0 0 6 9 0.00 0.000												

livebaseballscores.com

<b>AB</b>	<b>38</b>
<b>R</b>	<b>6</b>
<b>H</b>	<b>11</b>
<b>RBI</b>	<b>6</b>
<b>BB</b>	<b>2</b>
<b>SO</b>	<b>2</b>
<b>LOB</b>	<b>15</b>





Batter	1	2	3	4	5	6	7	8	9	AB	R	H	RBI	BB	SO	LOB
Carlos Beltrán, S OBP: 0.275, SLG: 0.367 (1, 8)	2-1 G4-3		2-0 G3-1	0-2 G4-3					0-1 G6-3	5	0	1	1	0	0	2
Joe Randa, R OBP: 0.314, SLG: 0.444 (1, 5)	2-2 F7		0-1 L9		1-1 L7				0-1 P6	4	0	0	0	0	0	1
Johnny Damon, L OBP: 0.235, SLG: 0.217 (1, 7)	1-0 G6-3		3-2 L6		2-2 G1-3				3-1 F7	4	0	0	0	0	0	1
29 Mike Sweeney, R OBP: 0.474, SLG: 0.657 (1, 10)		3-1 G1-3		1-2 1B SF8 1B	2-2 G4-3			1-1 1B		4	1	2	0	0	0	0
Jermaine Dye, R OBP: 0.333, SLG: 0.553 (1, 9)		4-2 1B 2B BB		0-0 P3		1-1 G6-3		3-3 K		3	1	0	0	1	1	2
Scott Leius, R OBP: 0.333, SLG: 0.750 (1, 3)		1-0 2B 1-2 1B		0-1 1B E 1B		1-1 L6		3-2 F8		4	1	2	0	0	0	1
Chad Kreuter, S OBP: 0.242, SLG: 0.310 (1, 2)		1-0 1-3 2-H 2B		2-1 SF8 3-H		2-3 K		0-1 G4-3		3	0	1	2	0	1	1
Rey Sanchez, R OBP: 0.283, SLG: 0.386 (1, 6)		0-1 P3		1-2 E 1B		1-2 G4-3 1B 2B			0-1 P3	4	1	2	0	0	0	2
Carlos Febles, R OBP: 0.341, SLG: 0.538 (1, 4)		1-2 G5-3		2-1 E4 1-3 2-H		1-1 G4-3			0-0 G6-3	4	0	0	0	0	0	4

Inning Stats	R: 0	H: 0	E: 0	K: 0	S: 6	LOB: 0	BB: 0	P: 11	R: 1	H: 2	E: 0	K: 0	S: 11	LOB: 2	BB: 1	P: 21	R: 0	H: 0	E: 0	K: 0	S: 8	LOB: 0	BB: 0	P: 13	R: 2	H: 3	E: 1	K: 0	S: 15	LOB: 2	BB: 0	P: 22	R: 0	H: 0	E: 0	K: 1	S: 7	LOB: 0	BB: 0	P: 11	R: 1	H: 2	E: 0	K: 0	S: 11	LOB: 1	BB: 0	P: 19	R: 0	H: 1	E: 0	K: 1	S: 12	LOB: 1	BB: 0	P: 19	R: 0	H: 0	E: 0	K: 0	S: 5	LOB: 0	BB: 0	P: 5	1B: 6	SF: 1	2B: 2	SAC: 0	3B: 0	DP: 0	HR: 0	HBP: 0	WP: 0	PA: 37
--------------	------	------	------	------	------	--------	-------	-------	------	------	------	------	-------	--------	-------	-------	------	------	------	------	------	--------	-------	-------	------	------	------	------	-------	--------	-------	-------	------	------	------	------	------	--------	-------	-------	------	------	------	------	-------	--------	-------	-------	------	------	------	------	-------	--------	-------	-------	------	------	------	------	------	--------	-------	------	-------	-------	-------	--------	-------	-------	-------	--------	-------	--------

PITCHER	IP	WLS	BF	H	R	ER	SO	BB	IBB	HBP	BLK	WP	HR	S	P	ERA	WHIP
LaTroy Hawkins, R ERA: 9.82 (1, 1)	6.0	W	25	5	3	2	1	1	0	0	0	0	0	57	93	3.00	1.000
Bob Wells, R ERA: 8.0 (7, 1)	0.2	H	4	2	1	1	0	0	0	0	0	0	0	9	14	13.50	3.000
Eddie Guardado, L ERA: 2.57 (7, 1)	0.1	H	1	0	0	0	0	0	0	0	0	0	0	2	5	0.00	0.000
Mike Trombley, R ERA: (8, 1)	1.0	H	4	1	0	0	1	0	0	0	0	0	0	12	19	0.00	1.000
Rick Aguilera, R ERA: 1.13 (9, 1)	1.0	S	3	0	0	0	0	0	0	0	0	0	0	5	5	0.00	0.000

BOTTOM

Minnesota Twins @ Kansas City Royals  
Kauffman Stadium, Kansas City, MO  
Mon Apr 19 1999, 7:05 PM CDT  
Att. 11,919 - Unknown - 64 F

livebaseballscorecards.com

AB	35
R	4
H	8
RBI	3
BB	1
SO	2
LOB	14



Batter	1	2	3	4	5	6	7	8	9	10	11	12	13	AB R H RBI BB SO LOB	TOP																
Torii Hunter, R OBP: 0.296, SLG: 0.327 Corey Koskie, L OBP: 0.478, SLG: 0.800 Chris Latham, S OBP: 0.083, SLG: 0.091	4-2 1B E BB		3-1 P4		1-1 P4		0-0 2B 1B	3-3 K		0-0 G1-3		0-0 SF7	2 1 0 0 1 0 0 1 1 1 0 0 0 0 2 0 0 1 0 1 2																		
Matt Lawton, L OBP: 0.361, SLG: 0.474	0-0 E 1B		2-0 G6-4-3 1B		0-0 G6-3 2B		0-1 F7	0-0 G4-3		0-0 G3		0-0 F7	7 0 3 0 0 0 5																		
Marty Cordova, R OBP: 0.429, SLG: 0.488	0-0 E1 G3-6-3		0-0 G6-4-3		1-1 G6-3		1-0 BLK 1-H 2B		1-0 G6-3		0-0 F8		6 0 1 2 0 0 3																		
Todd Walker, L OBP: 0.246, SLG: 0.323	1-3 K			0-0 F8	0-1 G1-3		2-2 G6-3		1-2 F8		0-0 G6-3		6 0 0 0 0 1 4																		
Brent Gates, S OBP: 0.407, SLG: 0.478	1-0 G3-6-3			2-1 HR 1B		4-0 1B FC4-6 BB		1-1 2B 1B		0-2 G4-3		0-0 G4-3	5 3 2 0 1 0 2																		
Doug Mientkiewicz, L OBP: 0.415, SLG: 0.511		1-2 G4-3		0-0 P6		0-1 FC4-6 1B		1-1 E 2B		0-0 L1-3 1B		4-0 2B SF7 BB	5 2 3 0 1 0 1																		
Chad Allen, R OBP: 0.306, SLG: 0.450		2-0 G1-3		1-2 HR		0-0 FC4-6 CS		0-0 E5 F9 1B		0-0 F8		0-0 P3	6 1 2 4 0 0 3																		
Javier Valentin, S OBP: 0.259, SLG: 0.208		4-0 BB		1-2 FC4-6 1B		1-0 F8		3-2 F9		0-0 L1-3		0-0 2B	5 0 2 0 1 0 3																		
Cristian Guzman, S OBP: 0.194, SLG: 0.200 Denny Hocking, S OBP: 0.371, SLG: 0.438		1-2 L7		1-2 FC4-6		2-2 G6-3		4-2 BB		0-0 L7		4-0 IBB	2 0 0 0 0 0 2 2 0 0 0 2 0 0																		
<b>Inning Stats</b>	R: 1 E: 1 K: 1 S: 8	H: 1 LOB: 1 BB: 1 P: 14	R: 0 E: 0 K: 0 S: 7	H: 0 LOB: 1 BB: 1 P: 15	R: 0 E: 0 K: 0 S: 4	H: 1 LOB: 0 BB: 0 P: 9	R: 2 E: 0 K: 0 S: 15	H: 3 LOB: 1 BB: 0 P: 20	R: 0 E: 0 K: 0 S: 7	H: 1 LOB: 1 BB: 0 P: 9	R: 1 E: 0 K: 0 S: 4	H: 1 LOB: 0 BB: 1 P: 9	R: 1 E: 1 K: 1 S: 15	H: 2 LOB: 1 BB: 1 P: 27	R: 0 E: 0 K: 0 S: 7	H: 0 LOB: 0 BB: 0 P: 9	R: 0 E: 0 K: 0 S: 3	H: 1 LOB: 0 BB: 0 P: 3	R: 0 E: 0 K: 0 S: 3	H: 0 LOB: 0 BB: 0 P: 3	R: 0 E: 0 K: 0 S: 3	H: 0 LOB: 0 BB: 0 P: 3	R: 1 E: 0 K: 0 S: 4	H: 1 LOB: 2 BB: 2 P: 12	1B: 9 2B: 5 3B: 0 HR: 1	SF: 1 SAC: 0 DP: 3 HBP: 0	WP: 0 PB: 0 SB: 0 CS: 1	PA: 56			
<b>PITCHER</b>																															
Jim Pittsley, R ERA: 6.3	(1, 1)	IP: 5.0	WLS: 24	BF: 7	H: 7	R: 4	ER: 4	SO: 1	BB: 3	IBB: 0	HBP: 0	BLK: 0	WP: 0	HR: 1	S: 43	P: 73	ERA: 7.20	WHIP: 2.000													
Jose Santiago, R ERA: 2.84	(6, 1)	2.0	B	7	2	1	1	0	0	0	0	1	0	0	15	21	4.50	1.000													
Scott Service, R ERA: 9.39	(8, 1)	0.1	B	4	3	2	2	0	0	0	0	0	0	0	9	14	54.00	9.000													
Matt Whisenant, L ERA: 1.93	(8, 1)	0.2		3	0	0	0	1	1	0	0	0	0	0	6	13	0.00	1.500													
Jeff Montgomery, R ERA: 5.14	(9, 1)	3.0		9	1	0	0	0	0	0	0	0	0	0	13	15	0.00	0.333													
Jay Witasick, R ERA: 4.91	(12, 1)	IP: 2.0	WLS: L	BF: 9	H: 1	R: 1	ER: 1	SO: 0	BB: 1	IBB: 1	HBP: 0	BLK: 0	WP: 0	HR: 0	S: 7	P: 15	4.50	1.000													

Minnesota Twins @ Kansas City Royals  
Kauffman Stadium, Kansas City, MO

Tue Apr 20 1999, 7:05 PM CDT  
Att: 11,217 - Cloudy - 68 F

livebaseballscorecards.com

AB	49
R	8
H	14
RBI	7
BB	6
SO	2
LOB	25



Batter	1	2	3	4	5	6	7	8	9	10	11	12	13
Carlos Beltrán, S OBP: 0.316, SLG: 0.400	0-0 FC6-5-4-1 BLK 1B		0-2 F8		0-0 CS 1B		0-0 1B E 1B		3-1 1B			0-0 P4	
Joe Randa, R OBP: 0.316, SLG: 0.451	1-2 SAFE F7		2-2 1B 2B		1-1 SAFE P4		1-1 1B E9		2-3 1B K			0-3 K	
Johnny Damon, L OBP: 0.281, SLG: 0.240	0-1 SAFE FC6-5-4-1		0-0 29 BB HR 1B		1-2 G6-3		1-2 29 BB G1-6-3 1B			0-0 SH1-3 1B		4-0 BB	
29 Mike Sweeney, R OBP: 0.452, SLG: 0.605	2-1 F8		4-0 HR BB				1-2 G4-3			0-0 SH1-3		0-3 K	
Tim Spehr, R OBP: 0.273, SLG: 0.300													
Jermaine Dye, R OBP: 0.351, SLG: 0.588		4-1 CS BB	2-1 HR				4-0 BB		3-3 K		0-3 K		0-0 G4-3
Scott Leius, R OBP: 0.200, SLG: 0.429		1-0 SAFE L9	3-2 P9				0-1 P2		1-0 P6		0-0 P6		0-0 G3-1
Steve Scarfone, R OBP: 0.250, SLG: 0.182		3-3 SAFE K					3-3 K		0-0 G6-3				0-0 G5-3
Rey Sanchez, R OBP: 0.255, SLG: 0.347			0-2 F7		0-1 P6		1-0 F8		3-1 G1-3		0-0 G5-3		
Carlos Febles, R OBP: 0.347, SLG: 0.523			1-0 2B 1B		0-1 G6-4-3		0-1 1B 1B		1-3 K		0-3 K		

Inning Stats	R: 0	H: 1	R: 0	H: 0	R: 5	H: 4	R: 0	H: 1	R: 0	H: 0	R: 2	H: 3	R: 0	H: 0	R: 0	H: 1	R: 0	H: 0	R: 0	H: 0	R: 0	H: 0	R: 0	H: 0	R: 0	H: 0	R: 0	H: 0	R: 0	H: 0	R: 0	H: 0	R: 0	H: 0	
E: 0	LOB: 1	E: 0	LOB: 1	E: 0	LOB: 0	E: 0	LOB: 0	E: 0	LOB: 0	E: 0	LOB: 0	E: 1	LOB: 1	E: 0	LOB: 1	E: 0	LOB: 1	E: 0	LOB: 0	E: 0	LOB: 0	E: 0	LOB: 0	E: 0	LOB: 0	E: 0	LOB: 0	E: 0	LOB: 0	E: 0	LOB: 0	E: 0	LOB: 0	E: 0	LOB: 0
K: 0	BB: 0	K: 1	BB: 1	K: 0	BB: 1	K: 0	BB: 0	K: 1	BB: 1	K: 1	BB: 1	K: 0	BB: 1	K: 2	BB: 0	K: 1	BB: 0	K: 1	BB: 0	K: 2	BB: 0	K: 1	BB: 0	K: 1	BB: 0	K: 2	BB: 1	K: 0	BB: 0	K: 0	BB: 0	K: 0	BB: 0	K: 0	BB: 0
S: 8	P: 11	S: 6	P: 14	S: 19	P: 31	S: 5	P: 5	S: 7	P: 8	S: 6	P: 13	S: 10	P: 17	S: 5	P: 9	S: 11	P: 20	S: 6	P: 6	S: 5	P: 5	S: 7	P: 11	S: 3	P: 3	S: 7	P: 11	S: 3	P: 3	S: 7	P: 11	S: 3	P: 3	S: 7	P: 11

PITCHER	IP	WLS	BF	H	R	ER	SO	BB	IBB	HBP	BLK	WP	HR	S	P	ERA	WHIP
23 Benj Sampson, L ERA: 15.0	(1, 1)	3.0	15	5	5	5	1	2	0	0	1	0	1	33	56	15.00	2.333
Joe Mays, R ERA: 4.86	(4, 1)	4.0	16	5	2	1	1	1	1	0	0	0	0	28	43	2.25	1.500
Mike Trombley, R ERA:	(8, 1)	3.0	11	2	0	0	4	0	0	0	0	0	0	22	35	0.00	0.667
Rick Aguilera, R ERA: 0.82	(11, 1)	3.0	W 10	0	0	0	3	1	0	0	0	0	0	15	19	0.00	0.333

AB	R	H	RBI	BB	SO	LOB
6	1	4	0	0	0	1
6	1	2	2	0	2	3
4	1	2	1	2	0	2
3	1	0	0	1	0	3
1	0	0	0	0	1	1
4	1	1	3	2	2	1
6	0	0	0	0	0	3
6	0	1	0	0	2	2
5	0	0	0	0	0	1
5	2	2	0	0	2	1

AB	R	H	RBI	BB	SO	LOB
46	7	12	6	5	9	18

**Minnesota Twins @ Kansas City Royals**  
**Kauffman Stadium, Kansas City, MO**  
 Tue Apr 20 1999, 7:05 PM CDT  
 Att. 11,217 - Cloudy - 68 F

livebaseballscorecards.com



WP	PA
0	52

Batter	1	2	3	4	5	6	7	8	9	10	AB R H RBI BB SO LOB	TOP															
Todd Walker, L (1, 4) OBP: 0.271, SLG: 0.343	2-2 1B G6-3 G4-3 1B		0-1 P3 1B			0-0 P5		0-1 G6-3 S 1B		0-0 G5-3	5 1 3 0 0 0 0	<b>Minnesota Twins @ Kansas City Royals</b> Kauffman Stadium, Kansas City, MO Wed Apr 21 1999, 7:05 PM CDT Att. 10,826 - Overcast - 70 F															
Torii Hunter, R (1, 8) OBP: 0.293, SLG: 0.377	0-1 G6-3		1-2 P3 1-1f			0-1 HR		2-2 G6-3			4 1 1 1 0 0 3																
Matt Lawton, L (1, 9) OBP: 0.385, SLG: 0.483	3-2 G4-3 S 1B			0-0 G3		0-0 S 1B		4-0 S IBB			3 0 2 0 1 0 0																
Marty Cordova, R (1, 10) OBP: 0.415, SLG: 0.455	1-2 G4-3			2-1 F8		4-2 G6-4-3 BB		2-3 K			3 0 0 1 1 1 3																
Doug Mientkiewicz, L (1, 3) OBP: 0.404, SLG: 0.479	0-2 P5			4-0 BB		0-1 G6-4-3 1-2f		1-1 F8			3 0 0 0 1 0 3																
Chad Allen, R (1, 7) OBP: 0.288, SLG: 0.422		0-1 G3-1		3-1 F9			2-2 F8		1-3 K		4 0 0 0 0 1 1																
Corey Koskie, L (1, 5) OBP: 0.407, SLG: 0.667		0-0 L8			2-1 L8		0-2 G3-1		3-3 K		4 0 0 0 0 1 0																
Terry Steinbach, R (1, 2) OBP: 0.324, SLG: 0.344		1-1 G1-3			0-1 G4-6-3 1B		2-2 L5			0-3 K	4 0 1 0 0 1 0																
Cristian Guzman, S (1, 6) OBP: 0.179, SLG: 0.184 Denny Hocking, S (10, PH) OBP: 0.361, SLG: 0.424			1-0 B5-3		0-0 G4-6-3 1-2f			2-3 K		0-0 G1-3	3 0 0 0 0 1 1 1 0 0 0 0 0 0																
<b>Inning Stats</b>	R: 1 E: 0 K: 0 S: 15	H: 2 LOB: 1 BB: 0 P: 21	R: 0 E: 0 K: 0 S: 5	H: 0 LOB: 0 BB: 0 P: 6	R: 0 E: 0 K: 0 S: 6	H: 1 LOB: 0 BB: 0 P: 8	R: 0 E: 0 K: 0 S: 5	H: 0 LOB: 1 BB: 1 P: 14	R: 0 E: 0 K: 0 S: 5	H: 1 LOB: 0 BB: 0 P: 7	R: 1 E: 0 K: 0 S: 8		H: 2 LOB: 1 BB: 1 P: 12	R: 0 E: 0 K: 0 S: 11	H: 0 LOB: 0 BB: 0 P: 15	R: 0 E: 0 K: 2 S: 14	H: 1 LOB: 2 BB: 1 P: 24	R: 0 E: 0 K: 2 S: 8	H: 0 LOB: 0 BB: 0 P: 13	R: 0 E: 0 K: 1 S: 5	H: 0 LOB: 0 BB: 0 P: 5	1B: 6 2B: 1 3B: 0 HR: 1	SF: 0 SAC: 0 DP: 3 HBP: 0	WP: 0 PB: 0 SB: 4 CS: 0	PA: 37		
<b>PITCHER</b>	IP WLS BF H R ER SO BB IBB HBP BLK WP HR S P ERA WHIP																										
Kevin Appier, R (1, 1) ERA: 3.2	8.0	31	7	2	2	2	2	1	0	0	0	0	0	0	0	0	0	0	0	0	0	0	0	0	0	2.25	1.125
Terry Mathews, R (9, 1) ERA:	2.0	6	0	0	0	3	0	0	0	0	0	0	0	0	0	0	0	0	0	0	0	0	0	0	0	0.00	0.000

livebaseballscores.com

AB	34
R	2
H	7
RBI	2
BB	3
SO	5
LOB	11



Minnesota Twins @ Kansas City Royals  
Kauffman Stadium, Kansas City, MO

Wed Apr 21 1999, 7:05 PM CDT  
Att. 10,826 - Overcast - 70 F

livebaseballscorecards.com

AB	35
R	3
H	9
RBI	3
BB	1
SO	7
LOB	14



WP:	0	PA:	37
PB:	0		
SB:	2		
CS:	0		

AB	R	H	RBI	BB	SO	LOB
4	0	0	1	0	1	1

4	0	1	0	0	0	1
---	---	---	---	---	---	---

4	0	1	0	0	0	2
---	---	---	---	---	---	---

4	1	2	0	0	0	2
---	---	---	---	---	---	---

4	1	1	1	0	1	2
---	---	---	---	---	---	---

3	0	1	0	1	0	1
---	---	---	---	---	---	---

4	0	1	1	0	3	2
---	---	---	---	---	---	---

4	0	0	0	0	1	3
---	---	---	---	---	---	---

4	1	2	0	0	1	0
---	---	---	---	---	---	---

1B:	6	SF:	1
2B:	2	SAC:	0
3B:	2	DP:	1
HR:	0	HBP:	0

Batter	1	2	3	4	5	6	7	8	9	10
Carlos Beltrán, S OBP: 0.290, SLG: 0.373 (1, 8)	G4-3		G1-3		F8		K			SF8
Carlos Febles, R OBP: 0.340, SLG: 0.500 (1, 4)	1B			F9	F8			B3		
Joe Randa, R OBP: 0.311, SLG: 0.436 (1, 5)	P3		G6-3	G6-3	P8			1B		
29 Mike Sweeney, R OBP: 0.457, SLG: 0.595 (1, 10)	F9			3B		G4-3		F7		
Jermaine Dye, R OBP: 0.344, SLG: 0.600 (1, 9)			K		1B		P4	G5-3		
Johnny Damon, L OBP: 0.295, SLG: 0.264 (1, 7)			G1-3		1B	G4-3			F8-4-2	2B
Steve Scarsone, R OBP: 0.250, SLG: 0.200 (1, 3)			K		1B		K		K	
Chad Kreuter, S OBP: 0.216, SLG: 0.273 (1, 2)			G4-3		L5		K		F8-4-2	
Rey Sanchez, R OBP: 0.273, SLG: 0.396 (1, 6)			K				G4-3			SF8

Inning Stats	R: 0	H: 1	R: 0	H: 0	R: 0	H: 0	R: 2	H: 3	R: 0	H: 1	R: 0	H: 0	R: 0	H: 1	R: 0	H: 1	R: 0	H: 1	R: 1	H: 1
	E: 0	LOB: 1	E: 0	LOB: 0	E: 0	LOB: 0	E: 0	LOB: 2	E: 0	LOB: 1	E: 0	LOB: 0	E: 0	LOB: 1	E: 0	LOB: 0	E: 0	LOB: 1	E: 0	LOB: 0
	K: 0	BB: 0	K: 2	BB: 0	K: 1	BB: 0	K: 0	BB: 1	K: 0	BB: 0	K: 1	BB: 0	K: 0	BB: 0	K: 1	BB: 0	K: 0	BB: 0	K: 0	BB: 0
	S: 11	P: 18	S: 7	P: 12	S: 8	P: 12	S: 16	P: 27	S: 10	P: 13	S: 7	P: 8	S: 8	P: 11	S: 6	P: 8	S: 7	P: 10	S: 2	P: 2

PITCHER	IP	WLS	BF	H	R	ER	SO	BB	IBB	HBP	BLK	WP	HR	S	P	ERA	WHIP
Brad Radke, R ERA: 5.66 (1, 1)	8.0		32	7	2	2	6	1	0	0	0	0	0	73	109	2.25	1.000
Eddie Guardado, L ERA: 3.24 (9, 1)	1.1	L	5	2	1	1	1	0	0	0	0	0	0	9	12	6.75	1.500

PITCHER	IP	WLS	BF	H	R	ER	SO	BB	IBB	HBP	BLK	WP	HR	S	P	ERA	WHIP
---------	----	-----	----	---	---	----	----	----	-----	-----	-----	----	----	---	---	-----	------



Batter	1	2	3	4	5	6	7	8	9	AB R H RBI BB SO LOB
Carlos Beltrán, S (1, 8) OBP: 0.288, SLG: 0.365	0-3 K		1-0 FC4 1-2f			2-1 2B 29 1B		2-3 K		4 1 1 0 0 2 1
Carlos Febles, R (1, 4) OBP: 0.351, SLG: 0.490	0-3 K			1-0 29 F8 S 1B		1-1 F8		4-1 FC3-8 BB		3 0 1 0 0 1 1 1
Joe Randa, R (1, 5) OBP: 0.308, SLG: 0.441	3-2 G4-3			1-3 1 SAFE 1 SAFE K		1-1 29 1B 2B		0-0 FC3-6 1-2f		4 1 1 0 0 1 2
29 Mike Sweeney, R (1, 10) OBP: 0.440, SLG: 0.565		1-2 G4-3		2-2 F8 2-3		1-1 S 1B		0-0 G1-3		4 0 1 2 0 0 2
Jermaine Dye, R (1, 9) OBP: 0.323, SLG: 0.559		2-3 K		1-2 G1-3		2-3 K			1-3 K	4 0 0 0 0 3 2
Johnny Damon, L (1, 7) OBP: 0.277, SLG: 0.246		0-0 G4-3			1-2 F8	1-2 G3			1-2 L7	4 0 0 0 0 0 1
Chad Kreuter, S (1, 2) OBP: 0.200, SLG: 0.250			1-1 G6-3		1-0 G4-3		3-3 K		0-1 L8	3 0 0 0 0 1 0 1 0 0 0 0 0 0
Scott Pose, L (9, PH) OBP: 0.333, SLG: 0.250										
Steve Scarsone, R (1, 3) OBP: 0.316, SLG: 0.188			3-2 G4-3		4-0 BB		4-1 G6-3 BB			1 0 0 0 2 0 0
Rey Sanchez, R (1, 6) OBP: 0.276, SLG: 0.382			4-1 FC4 BB		0-0 L6		0-0 G6-3 1-2f			2 0 0 0 1 0 2

**BOTTOM**

Anaheim Angels @ Kansas City Royals  
Kauffman Stadium, Kansas City, MO

livebaseballscorecards.com

AB	30
R	2
H	4
RBI	2
BB	4
SO	8
LOB	11



WP: 0	PA: 34
PB: 0	
SB: 2	
CS: 0	

PITCHER	IP	WLS	BF	H	R	ER	SO	BB	IBB	HBP	BLK	WP	HR	S	P	ERA	WHIP
Ken Hill, R (1, 1) ERA: 4.76	7.1		29	4	2	2	7	4	0	0	0	0	0	63	110	2.46	1.091
Shigetoshi Hasegawa, R (8, 1) ERA: 5.19	0.2	W	2	0	0	0	0	0	0	0	0	0	0	2	2	0.00	0.000
Troy Percival, R (9, 1) ERA: 1.5	1.0	S	3	0	0	0	1	0	0	0	0	0	0	8	10	0.00	0.000

Fri Apr 23 1999, 7:05 PM CDT  
Att. 13,209 - Overcast - 54 F

Anaheim Angels @ Kansas City Royals  
Kauffman Stadium, Kansas City, MO

Sat Apr 24 1999, 1:05 PM CDT  
Att. 15,664 - Cloudy - 51 F

AB	33
R	3
H	6
RBI	3
BB	2
SO	4
LOB	8



WP:	0	PA:	35
PB:	0		
SB:	0		
CS:	0		

Batter	1	2	3	4	5	6	7	8	9	AB	R	H	RBI	BB	SO	LOB
Darin Erstad, L (1, 3) OBP: 0.337, SLG: 0.352	1-1 G4-3		X 0-0 P4		2-2 F9			0-3 K		4	0	0	0	0	1	1
Matt Walbeck, S (1, 2) OBP: 0.326, SLG: 0.364	1-0 G4-3			2-1 G4-3		0-1 G3		2-1 1B		4	0	1	0	0	0	0
Mo Vaughn, L (1, 10) OBP: 0.286, SLG: 0.462	0-1 G3-1			0-2 HR 1B		0-0 F8		2-1 F8		4	1	1	0	0	0	1
Tim Salmon, R (1, 9) OBP: 0.481, SLG: 0.716		3-2 F7		1-0 HR 1-H		2-1 HR		2-0 P4		4	2	2	3	0	0	1
16 Garret Anderson, L (1, 8) OBP: 0.313, SLG: 0.459		2-1 P9		4-2 BB		0-3 K2-3			0-3 K	3	0	0	0	1	2	0
Troy Glaus, R (1, 5) OBP: 0.440, SLG: 0.682		0-0 F9		0-0 P4			2-0 F9		0-3 K	4	0	0	0	0	1	1
Randy Velarde, R (1, 4) OBP: 0.358, SLG: 0.390			2-2 G5-3	1 SAFE 3-2 G5-3			2-2 1B		0-1 1B	4	0	2	0	0	0	1
Orlando Palmeiro, L (1, 7) OBP: 0.309, SLG: 0.359			3-2 G4-3		1-2 L7		1 SAFE 1 SAFE 1 SAFE 1 SAFE X	0-1 F7	0-1 F7	4	0	0	0	0	0	2
Andy Sheets, R (1, 6) OBP: 0.292, SLG: 0.361			4-0 BB		1-2 P4		X	0-0 L6		2	0	0	0	1	0	1

livebaseballscorecards.com

Inning Stats	R: 0 E: 0 K: 0 S: 5	H: 0 LOB: 0 BB: 0 P: 7	R: 0 E: 0 K: 0 S: 6	H: 0 LOB: 0 BB: 0 P: 11	R: 0 E: 0 K: 0 S: 7	H: 0 LOB: 1 BB: 1 P: 16	R: 2 E: 0 K: 0 S: 13	H: 2 LOB: 1 BB: 1 P: 23	R: 0 E: 0 K: 0 S: 10	H: 0 LOB: 0 BB: 0 P: 14	R: 1 E: 0 K: 1 S: 8	H: 1 LOB: 0 BB: 0 P: 10	R: 0 E: 0 K: 0 S: 7	H: 1 LOB: 1 BB: 0 P: 11	R: 0 E: 0 K: 1 S: 8	H: 1 LOB: 1 BB: 0 P: 14	R: 0 E: 0 K: 2 S: 10	H: 1 LOB: 1 BB: 0 P: 10	1B: 4 2B: 0 3B: 0 HR: 2	SF: 0 SAC: 0 DP: 0 HBP: 0
--------------	------------------------------	---------------------------------	------------------------------	----------------------------------	------------------------------	----------------------------------	-------------------------------	----------------------------------	-------------------------------	----------------------------------	------------------------------	----------------------------------	------------------------------	----------------------------------	------------------------------	----------------------------------	-------------------------------	----------------------------------	----------------------------------	------------------------------------

PITCHER	IP	WLS	BF	H	R	ER	SO	BB	IBB	HBP	BLK	WP	HR	S	P	ERA	WHIP
Jeff Suppan, R (1, 1) ERA: 4.44	7.0		27	4	3	3	1	2	0	0	0	0	2	56	92	3.86	0.857
Alvin Morman, L (8, 1) ERA:	0.2		3	1	0	0	1	0	0	0	0	0	0	7	11	0.00	1.500
Jose Santiago, R (8, 1) ERA: 2.57	1.1	W	5	1	0	0	2	0	0	0	0	0	0	11	13	0.00	0.750



Batter	1	2	3	4	5	6	7	8	9
<b>Carlos Beltrán, S</b> OBP: 0.310, SLG: 0.373 (1, 8)	3-3 K SH2-3		0-2 1B		2-1 F8	4-2 BB		1-1 29 FC6 SH3-4 1B	
<b>Carlos Febles, R</b> OBP: 0.350, SLG: 0.472 (1, 4)	0-0 SH2-3		2-1 G5-3		4-2 29 E 1B BB	1-3 K		1-0 SH3-4	
<b>Joe Randa, R</b> OBP: 0.314, SLG: 0.429 (1, 5)	2-3 K			2-0 G6-3	1-0 29 E 1B		1-3 K	4-0 29 FC6 IBB	
<b>29 Mike Sweeney, R</b> OBP: 0.418, SLG: 0.549 (1, 10)	1-3 K			1-1 E6 WP 1B	0-0 E3		3-2 WP SF9 2B	2-2 FC6	
<b>Jermaine Dye, R</b> OBP: 0.314, SLG: 0.524 (1, 9)		0-0 F9		3-1 P4	0-0 F8		4-2 BB BB	2-2 G5-3	
<b>Johnny Damon, L</b> OBP: 0.290, SLG: 0.237 (1, 7)		3-2 G6-3		4-2 1B BB	1-2 F9		4-2 BB		
<b>Larry Sutton, L</b> OBP: 0.211, SLG: 0.222 (1, 3)		1-2 L7		1-1 1B		1-0 G4-3	0-2 SF9		
<b>Scott Leius, R</b> OBP: 0.188, SLG: 0.429 (7, PH)				1-3 3-H 1B		2-2 F8	0-3 K		
<b>Steve Scarsone, R</b> OBP: 0.316, SLG: 0.188 (9, 3)				2-3 K	1-0 1B				
<b>Tim Spehr, R</b> OBP: 0.267, SLG: 0.286 (1, 2)			2-3 K	1-0 1B		2-2 F8	0-3 K		
<b>Rey Sanchez, R</b> OBP: 0.290, SLG: 0.390 (1, 6)			0-0 L3	1-0 F9		0-0 S 1B	0-1 SH3-4 29 FC6 1B		

Inning Stats	R: 0	H: 0	E: 0	K: 3	S: 11	R: 0	H: 0	E: 0	K: 0	S: 9	R: 0	H: 1	E: 0	K: 1	S: 9	R: 2	H: 2	E: 1	K: 0	S: 11	R: 0	H: 1	E: 1	K: 0	S: 11	R: 0	H: 1	E: 0	K: 1	S: 13	R: 1	H: 1	E: 0	K: 2	S: 17	R: 1	H: 2	E: 0	K: 0	S: 12
	0	0	0	3	11	0	0	0	0	9	0	1	0	1	9	2	2	1	0	11	0	1	1	0	11	0	1	0	0	13	1	1	0	2	17	1	2	0	0	12
	0	0	0	3	11	0	0	0	0	9	0	1	0	1	9	2	2	1	0	11	0	1	1	0	11	0	1	0	13	1	1	0	2	17	1	2	0	0	12	

PITCHER	IP	WLS	BF	H	R	ER	SO	BB	IBB	HBP	BLK	WP	HR	S	P	ERA	WHIP
<b>Steve Sparks, R</b> ERA: 6.75 (1, 1)	5.2		28	5	2	0	4	3	0	0	0	2	0	61	103	0.00	1.412
<b>Al Levine, R</b> ERA: 1.54 (6, 1)	0.2	H	4	1	1	1	2	1	0	0	0	1	0	12	21	13.50	3.000
<b>Mike Holtz, L</b> ERA: (7, 1)	0.0		1	0	0	0	0	1	0	0	0	0	0	2	6	∞	∞
<b>Shigetoshi Hasegawa, R</b> ERA: 5.23 (7, 1)	1.2	L	8	2	1	1	1	0	1	0	0	0	0	18	28	5.40	1.200

**BOTTOM**

AB R H RBI BB SO LOB


4	0	2	0	1	1	0
2	0	0	0	1	1	3
4	0	1	0	1	2	1
5	2	1	1	0	1	5
4	0	0	0	1	0	6
2	1	0	0	2	0	3
3	0	1	1	0	0	0
0	0	0	1	0	0	0
0	0	0	0	0	0	0
4	0	1	1	0	2	2
4	1	2	0	0	0	2

**AB 32**  
**R 4**  
**H 8**  
**RBI 4**  
**BB 6**  
**SO 7**  
**LOB 22**

**WP: 3** **PA: 41**  
**PB: 1**  
**SB: 1**  
**CS: 0**

**ANAHEIM ANGELS @ KANSAS CITY ROYALS**  
Kauffman Stadium, Kansas City, MO

Sat Apr 24 1999, 1:05 PM CDT  
Att: 15,664 - Cloudy - 51 F



PITCHER	IP	WLS	BF	H	R	ER	SO	BB	IBB	HBP	BLK	WP	HR	S	P	ERA	WHIP
<b>Steve Sparks, R</b> ERA: 6.75 (1, 1)	5.2		28	5	2	0	4	3	0	0	0	2	0	61	103	0.00	1.412
<b>Al Levine, R</b> ERA: 1.54 (6, 1)	0.2	H	4	1	1	1	2	1	0	0	0	1	0	12	21	13.50	3.000
<b>Mike Holtz, L</b> ERA: (7, 1)	0.0		1	0	0	0	0	1	0	0	0	0	0	2	6	∞	∞
<b>Shigetoshi Hasegawa, R</b> ERA: 5.23 (7, 1)	1.2	L	8	2	1	1	1	0	1	0	0	0	0	18	28	5.40	1.200

Batter	1	2	3	4	5	6	7	8	9	AB R H RBI BB SO LOB	TOP											
<b>Carlos Beltrán, S</b> (1, 8) OBP: 0.303, SLG: 0.375	0-3 K		0-1 FC6-4 FC1-8 1-2f		0-2 F7			0-1 1B 2B	0-1 F7	5 1 1 0 0 1 3												
<b>Carlos Febles, R</b> (1, 4) OBP: 0.338, SLG: 0.439	1-3 K2-3		0-0 FC1-6 1-2f		1-1 CS 1-2	0-1 G3-1		4-2 29 1B 1B FC6-4 BB	1-0 L6	4 1 0 0 1 1 2												
<b>Joe Randa, R</b> (1, 5) OBP: 0.320, SLG: 0.418	1-2 G6-3		1-1 F8			2-2 L8		0-0 FC6-4 29 1B SF7 1B 1-2 2-H	4-0 29 FC6-4 BB 1-2	4 1 1 1 1 0 1												
<b>29 Mike Sweeney, R</b> (1, 10) OBP: 0.400, SLG: 0.518		1-2 G3		1-2 G5-3		0-2 F9		2-2 FC6-4 1B 1-2 2-3	2-1 FC6-4	5 0 1 0 0 0 2												
<b>Larry Sutton, L</b> (1, 3) OBP: 0.273, SLG: 0.250 <b>Scott Leius, R</b> (8, PH) OBP: 0.176, SLG: 0.400 (8, 3)		2-2 WP 1B		4-2 BB			1-0 P6	0-1 FC6-4 E 1-2f 2-3 3-H		2 0 1 0 1 0 0 1 0 0 1 0 0 2												
<b>Johnny Damon, L</b> (1, 7) OBP: 0.301, SLG: 0.295		4-2 BB 1-2		2-3 K			1-2 HR	0-0 SF7 3-H		2 1 1 2 1 1 1												
<b>Jermaine Dye, R</b> (1, 9) OBP: 0.311, SLG: 0.522		2-3 K 1-2		2-0 F9			0-0 1B 2B	0-1 E5 1-3		4 0 1 0 0 1 4												
<b>Chad Kreuter, S</b> (1, 2) OBP: 0.205, SLG: 0.250		1-1 G6-3		2-0 P4			1-1 G4-6-3 1B 2-3	2-2 L4		4 0 1 0 0 0 4												
<b>Rey Sanchez, R</b> (1, 6) OBP: 0.308, SLG: 0.403 <b>Scott Pose, L</b> (9, PH) OBP: 0.400, SLG: 0.333			1-1 FC6-4 1B		0-2 CS 1B		0-0 G4-6-3 1-2f	1-2 DI 1B		3 0 2 0 0 0 2 1 0 1 0 0 0 0												
<b>Inning Stats</b>	R: 0 E: 0 K: 2 S: 9	H: 0 LOB: 0 BB: 0 P: 11	R: 0 E: 0 K: 1 S: 14	H: 1 LOB: 2 BB: 1 P: 24	R: 0 E: 0 K: 0 S: 7	H: 1 LOB: 1 BB: 0 P: 9	R: 0 E: 0 K: 1 S: 9	H: 0 LOB: 1 BB: 1 P: 18	R: 0 E: 0 K: 0 S: 8	H: 1 LOB: 0 BB: 0 P: 11	R: 0 E: 0 K: 0 S: 8	H: 0 LOB: 0 BB: 0 P: 10	R: 1 E: 0 K: 0 S: 8	H: 3 LOB: 1 BB: 0 P: 11	R: 3 E: 1 K: 0 S: 18	H: 3 LOB: 2 BB: 1 P: 26	R: 0 E: 0 K: 0 S: 8	H: 1 LOB: 2 BB: 1 P: 16	1B: 7 2B: 2 3B: 0 HR: 1	SF: 1 SAC: 0 DP: 1 HBP: 0	WP: 1 PB: 0 SB: 0 CS: 1	PA: 41
<b>PITCHER</b>	IP WLS BF H R ER SO BB IBB HBP BLK WP HR S P ERA WHIP												<b>PITCHER</b>	IP WLS BF H R ER SO BB IBB HBP BLK WP HR S P ERA WHIP								
<b>35 Mike Mussina, R</b> (1, 1) ERA: 5.9	7.0 W 31 9 4 4 4 3 0 0 0 1 1 73 110 5.14 1.714																					
<b>Jesse Orosco, L</b> (8, 1) ERA: 9.82	0.2 H 2 0 0 0 0 0 0 0 0 0 0 3 3 0.00 0.000																					
<b>Mike Timlin, R</b> (8, 1) ERA: 4.7	1.1 S 7 1 0 0 0 1 0 0 0 0 0 13 23 0.00 1.500																					

**Kansas City Royals @ Baltimore Orioles**  
 Oriole Park at Camden Yards, Baltimore, MD  
 Tue Apr 27 1999, 7:05 PM EDT  
 Att. 36,682 - Cloudy - 69 F

AB	35
R	4
H	10
RBI	4
BB	4
SO	4
LOB	21



Batter	1	2	3	4	5	6	7	8	9
Brady Anderson, L (1, 8) OBP: 0.388, SLG: 0.403	2-3 K		4-0 HR BB	0-3 K		4-0 BB		1-0 1B 1B	
Mike Bordick, R (1, 6) OBP: 0.352, SLG: 0.354	0-1 G6-3		2-1 G5-3 1-2	0-0 P3		1-1 G6-3		0-3 K	
B.J. Surhoff, L (1, 7) OBP: 0.390, SLG: 0.532	1-1 WP 1B		0-2 HR 2-H	1-1 2B		0-2 1B 2B		3-2 1B 1-H	
Albert Belle, R (1, 9) OBP: 0.437, SLG: 0.493	3-2 G6-3 1-2		0-0 1B S 1B	0-0 G6-3		3-3 K			
Harold Baines, L (1, 10) OBP: 0.368, SLG: 0.388		1-2 F9	0-0 2B S 1B		0-0 G4-3		4-0 1B IBB		
Jeff Conine, R (1, 3) OBP: 0.311, SLG: 0.278		3-1 F9	4-2 2B BB		2-0 G5-3		1-1 1B 1-3 2-H		
Willis Otanez, R (1, 5) OBP: 0.340, SLG: 0.500		4-2 BB	0-1 2B 1-H 2-H		1-1 P4		1-3 K		
Delino DeShields, L (1, 4) OBP: 0.265, SLG: 0.186		1-3 K	2-1 F9			1-1 CS 1B	1-1 P2		
Charles Johnson, R (1, 2) OBP: 0.229, SLG: 0.250			0-0 F9	1-2 HR		2-3 K 1-2		1-0 P5	

Inning Stats	R: 0	H: 1	E: 0	K: 1	S: 10	LOB: 1	BB: 0	P: 16
	R: 0	H: 0	E: 0	K: 1	S: 12	LOB: 1	BB: 1	P: 21
	R: 5	H: 4	E: 0	K: 0	S: 16	LOB: 1	BB: 2	P: 27
	R: 1	H: 2	E: 0	K: 1	S: 10	LOB: 1	BB: 0	P: 12
	R: 0	H: 0	E: 0	K: 0	S: 4	LOB: 0	BB: 0	P: 7
	R: 0	H: 1	E: 0	K: 1	S: 8	LOB: 1	BB: 1	P: 16
	R: 1	H: 2	E: 0	K: 2	S: 15	LOB: 2	BB: 1	P: 25
	R: 1	H: 2	E: 0	K: 1	S: 8	LOB: 1	BB: 0	P: 13

PITCHER	IP	WLS	BF	H	R	ER	SO	BB	IBB	HBP	BLK	WP	HR	S	P	ERA	WHIP
Kevin Appier, R (1, 1) ERA: 4.6	4.0	L	22	7	6	6	3	3	0	0	0	1	2	48	76	13.50	2.500
Don Wengert, R (5, 1) ERA: 7.62	2.0		7	1	0	0	1	1	0	0	0	0	0	12	23	0.00	1.000
Scott Service, R (7, 1) ERA: 9.35	1.0		6	2	1	1	2	0	1	0	0	0	0	15	25	9.00	2.000
Jeff Montgomery, R (8, 1) ERA: 7.0	1.0		4	2	1	1	1	0	0	0	0	0	0	8	13	9.00	2.000

**BOTTOM**

AB R H RBI BB SO LOB

3 2 1 0 2 2 0

5 0 0 0 0 1 3

5 2 5 3 0 0 0

4 1 1 0 0 1 3

3 1 1 0 1 0 0

3 1 1 1 1 0 0

3 0 1 2 1 1 2

4 0 1 0 0 1 4

4 1 1 1 0 1 1

1B: 7 SF: 0  
2B: 4 SAC: 0  
3B: 0 DP: 1  
HR: 2 HBP: 0

WP: 1 PA: 39  
PB: 0  
SB: 3  
CS: 1

**Kansas City Royals @ Baltimore Orioles**  
Oriole Park at Camden Yards, Baltimore, MD

livebaseballscorecards.com

**AB 34**  
**R 8**  
**H 12**  
**RBI 7**  
**BB 5**  
**SO 7**  
**LOB 13**



Tue Apr 27 1999, 7:05 PM EDT  
Att: 36,682 - Cloudy - 69 F

Batter	1	2	3	4	5	6	7	8	9	AB R H RBI BB SO LOB	TOP											
Carlos Beltrán, S OBP: 0.333, SLG: 0.455 (1, 8)	0-1 1B S 1B	1-0 G4-6-3 1-2f		1-1 2-H HR		1-1 F8 E 1-3 2-H CS 1B			1-0 2B	5 2 4 3 0 0 1												
Carlos Febles, R OBP: 0.314, SLG: 0.403 (1, 4)	1-3 K 1-2	0-0 F8		2-1 G6-3		0-0 FC5			2-2 F7	5 0 0 0 0 1 3												
Joe Randa, R OBP: 0.325, SLG: 0.408 (1, 5)	2-2 1B BLK 1B			0-0 F9		3-2 F8			3-2 G6-3 HBP	4 1 1 0 0 1 2 0 0 0 0 0 0 0												
Steve Scarsone, R OBP: 0.316, SLG: 0.188 (9, PR)																						
Johnny Damon, L OBP: 0.308, SLG: 0.303 (1, 7)	1-1 G5-3 BLK 1B			1-1 2B 1B		0-1 CS			1-1 G6-3 1-2f	5 2 2 1 0 0 2												
Jermaine Dye, R OBP: 0.308, SLG: 0.521 (1, 9)	1-2 G5-3 1-3 3-H			0-0 1-H 2B		1-1 G5-3			1-0 G6-3	4 0 1 1 0 0 1												
Larry Sutton, L OBP: 0.269, SLG: 0.250 (1, 3)	0-0 WP S 1B			3-3 K 2		1-3 K			0-0 G6-3	4 0 1 1 0 2 1												
Chad Kreuter, S OBP: 0.229, SLG: 0.238 (1, 2)	4-2 WP 1-3 BB			2-3 K 3					0-2 G4-3	2 0 0 0 2 1 1												
Scott Pose, L OBP: 0.357, SLG: 0.308 (1, 10)	2-1 G4-3 1-2			1-1 S HR 1B		2-2 FC6-4 1B BB			0-0 F7	4 2 1 0 0 0 3												
Rey Sanchez, R OBP: 0.304, SLG: 0.385 (1, 6)				1-3 K 1-2		4-0 1B E BB			2-1 F7	3 1 0 0 1 1 1												
<b>Inning Stats</b>	R: 3 E: 0 K: 1 S: 20	H: 4 LOB: 2 BB: 1 P: 31	R: 0 E: 1 K: 0 S: 4	H: 0 LOB: 0 BB: 0 P: 7	R: 1 E: 0 K: 3 S: 15	H: 2 LOB: 1 BB: 0 P: 22	R: 2 E: 0 K: 1 S: 10	H: 2 LOB: 0 BB: 0 P: 15	R: 0 E: 0 K: 1 S: 7	H: 0 LOB: 0 BB: 0 P: 12	R: 2 E: 1 K: 0 S: 15	H: 1 LOB: 1 BB: 2 P: 28	R: 0 E: 0 K: 0 S: 3	H: 0 LOB: 0 BB: 0 P: 4	R: 0 E: 0 K: 0 S: 6	H: 0 LOB: 0 BB: 0 P: 8	R: 0 E: 0 K: 0 S: 9	H: 1 LOB: 2 BB: 0 P: 16	1B: 7 2B: 2 3B: 0 HR: 1	SF: 0 SAC: 0 DP: 2 HBP: 1	WP: 2 PB: 0 SB: 3 CS: 1	PA: 41
<b>PITCHER</b>	IP WLS BF H R ER SO BB IBB HBP BLK WP HR S P ERA WHIP																					
Juan Guzman, R ERA: 8.1 (1, 1)	3.1 L 19 8 6 6 5 1 0 0 0 1 2 1 46 70 16.20 2.700																					
Doug Linton, R ERA: 6.48 (4, 1)	2.0 9 1 2 1 1 2 0 0 0 0 0 0 20 37 4.50 1.500																					
Mike Fetters, R ERA: 4.63 (6, 1)	2.2 8 0 0 0 0 0 0 0 0 0 0 0 14 20 0.00 0.000																					
Heathcliff Slocumb, R ERA: 5.87 (9, 1)	1.0 4 1 0 0 0 0 0 0 1 0 0 0 9 16 0.00 1.000																					

**Kansas City Royals @ Baltimore Orioles**  
**Oriole Park at Camden Yards, Baltimore, MD**

Wed Apr 28 1999, 7:05 PM EDT  
 Att. 35,175 - Cloudy - 66 F

livebaseballscorecards.com

AB	36
R	8
H	10
RBI	6
BB	3
SO	6
LOB	15



Batter	1	2	3	4	5	6	7	8	9	AB	R	H	RBI	BB	SO	LOB
Brady Anderson, L (1, 8) OBP: 0.382, SLG: 0.387	4-2 FC4 BB		1-3 K		1-3 K		0-1 E5 1-2 2-3			3	0	0	0	1	2	3
Mike Bordick, R (1, 6) OBP: 0.337, SLG: 0.337	0-1 FC4 1-2f		0-2 P6		0-3 K		0-3 K			4	0	0	0	0	2	5
B.J. Surhoff, L (1, 7) OBP: 0.372, SLG: 0.506	2-2 L5			0-1 G5-3		0-1 P5		3-2 G6-3		4	0	0	0	0	0	1
Albert Belle, R (1, 9) OBP: 0.418, SLG: 0.465	0-0 L6			1-2 G5-3		3-3 K		0-0 F9		4	0	0	0	0	1	1
Jeff Conine, R (1, 3) OBP: 0.306, SLG: 0.256		1-1 G5-3		4-2 HR BB		1-1 F9		0-0 F8		3	1	0	0	1	0	0
Harold Baines, L (1, 10) OBP: 0.377, SLG: 0.453		1-3 K		0-0 HR		1-0 E 1B 1B		0-1 E1 BB		4	1	2	2	0	1	0
Willis Otanez, R (1, 5) OBP: 0.333, SLG: 0.478		2-2 FC4-6 1B		3-2 L8		1-1 P4		0-0 F9		4	0	1	0	0	0	2
Lenny Webster, R (1, 2) OBP: 0.324, SLG: 0.241		0-0 FC4-6 1-2f		0-3 K		2-1 E 1B		4-2 G6-4-3 BB		3	0	1	0	1	1	1
Jeff Reboulet, R (1, 4) OBP: 0.400, SLG: 0.263		1-2 L9		3-1 2B		2-1 P3		0-1 G6-4-3 1-2f		4	0	1	0	0	0	4

Inning Stats	R: 0	H: 0	E: 0	K: 8	S: 8	R: 0	H: 1	E: 0	K: 1	S: 10	R: 0	H: 0	E: 0	K: 1	S: 11	R: 2	H: 1	E: 0	K: 0	S: 13	R: 0	H: 1	E: 0	K: 3	S: 11	R: 0	H: 0	E: 0	K: 1	S: 7	R: 0	H: 2	E: 1	K: 1	S: 13	R: 0	H: 0	E: 0	K: 0	S: 5	R: 0	H: 0	E: 1	K: 0	S: 8	R: 0	H: 0	E: 1	K: 0	S: 8
	0	0	0	14	14	0	1	0	1	14	0	0	0	0	14	2	1	0	0	21	0	0	0	0	0	15	0	0	0	0	11	0	2	1	0	19	0	0	0	8	0	0	0	8	0	0	0	0	4	
PITCHER	IP	WLS	BF	H	R	ER	SO	BB	IBB	HBP	BLK	WP	HR	S	P	ERA	WHIP																																	
50 José Rosado, L (1, 1) ERA: 1.72	7.0	W	29	5	2	2	7	2	0	0	0	0	1	73	107	2.57	1.000																																	
Terry Mathews, R (8, 1) ERA:	1.0		3	0	0	0	0	0	0	0	0	0	0	5	8	0.00	0.000																																	
Matt Whisenant, L (9, 1) ERA: 2.7	1.0		4	0	0	0	0	1	0	0	0	0	0	8	12	0.00	1.000																																	

BOTTOM

Kansas City Royals @ Baltimore Orioles  
 Oriole Park at Camden Yards, Baltimore, MD

livebaseballscores.com

AB	33
R	2
H	5
RBI	2
BB	3
SO	7
LOB	17



WP: 0	PA: 36
PB: 0	
SB: 0	
CS: 0	

Wed Apr 28 1999, 7:05 PM EDT  
 Att: 35,175 - Cloudy - 66 F

Batter	1	2	3	4	5	6	7	8	9	AB	R	H	RBI	BB	SO	LOB	TOP										
Carlos Beltrán, S OBP: 0.322, SLG: 0.434 (1, 8)	0-2 G6-3		1-0 G6-3		1-0 G6-3	0-3 K		0-2 FC6 1B	0-3 K	6	0	1	2	0	2	3											
Carlos Febles, R OBP: 0.316, SLG: 0.433 (1, 4)	0-1 G4-3		1-1 G5-3		4-0 CS BB		2-1 F9	2-2 FC6 1-2f	0-0 HR	5	1	1	1	1	0	2											
Joe Randa, R OBP: 0.337, SLG: 0.408 Scott Leius, R OBP: 0.176, SLG: 0.400 (1, 5) (9, 5)	3-2 G6-3			3-1 G3-1 1B	3-1 CS 1-2	3-1 P4	4-2 G6-3 BB		K	5	1	2	0	1	1	0											
Johnny Damon, L OBP: 0.321, SLG: 0.310 (1, 7)		1-1 3B 1B		3-1 G3-1		4-2 1B 2B BB	0-1 G6-3		K	5	3	2	0	1	0	3											
Larry Sutton, L OBP: 0.290, SLG: 0.250 (1, 3)		2-3 K		1-0 G4-3		1-0 2B 1B		2-0 E3 BB 1B	4-1 1B BB	4	3	1	0	1	1	2											
Jermaine Dye, R OBP: 0.337, SLG: 0.573 (1, 9)		0-0 SF7 3B		1-1 1B 1B		2-2 F9 1B 2B		0-3 K	4-1 1B BB	4	3	3	4	1	1	1											
Scott Pose, L OBP: 0.474, SLG: 0.400 (1, 10)		3-1 SF7		1-0 1B		4-0 1B IBB		4-1 1B BB	3-2 1B HR 1B	2	2	2	3	2	0	0											
Steve Scarsone, R OBP: 0.261, SLG: 0.150 Rey Sanchez, R OBP: 0.314, SLG: 0.394 (1, 6) (8, 6)		2-2 G6-3		3-2 G6-3		1-0 F9		3-1 L6	1-0 HR 1B	4	0	0	0	0	0	6											
Tim Spehr, R OBP: 0.400, SLG: 0.529 (1, 2)			4-2 G6-3 BB		0-0 B1	1-0 1B		4-0 1B BB	1-0 HR	3	1	2	4	2	0	0											
<b>Inning Stats</b>	R: 0 E: 0 K: 0 S: 9	H: 0 LOB: 0 BB: 0 P: 12	R: 2 E: 0 K: 1 S: 12	H: 2 LOB: 0 BB: 0 P: 20	R: 0 E: 0 K: 0 S: 5	H: 0 LOB: 0 BB: 1 P: 11	R: 1 E: 0 K: 0 S: 12	H: 3 LOB: 2 BB: 0 P: 24	R: 0 E: 0 K: 0 S: 3	H: 0 LOB: 0 BB: 1 P: 11	R: 3 E: 0 K: 1 S: 13	H: 3 LOB: 2 BB: 2 P: 29	R: 0 E: 0 K: 0 S: 6	H: 0 LOB: 0 BB: 1 P: 12	R: 2 E: 1 K: 1 S: 14	H: 1 LOB: 2 BB: 2 P: 29	R: 7 E: 0 K: 2 S: 25	H: 6 LOB: 1 BB: 2 P: 47	1B: 11 2B: 1 3B: 1 HR: 2	SF: 1 SAC: 0 DP: 2 HBP: 0	WP: 0 PB: 0 SB: 2 CS: 1	PA: 50					
<b>PITCHER</b>	IP	WLS	BF	H	R	ER	SO	BB	IBB	HBP	BLK	WP	HR	S	P	ERA	WHIP										
Scott Erickson, R ERA: 9.36 (1, 1)	5.2	L	27	8	6	6	1	3	1	0	0	0	0	51	104	9.53	1.941										
Jesse Orosco, L ERA: 9.39 (6, 1)	0.1		1	0	0	0	1	0	0	0	0	0	0	3	3	0.00	0.000										
Mike Fetters, R ERA: 4.26 (7, 1)	1.0		3	0	0	0	0	1	0	0	0	0	0	6	12	0.00	1.000										
Arthur Rhodes, L ERA: 4.91 (8, 1)	1.0		7	1	2	0	1	2	0	0	0	0	0	14	29	0.00	3.000										
Heathcliff Slocumb, R ERA: 12.46 (9, 1)	1.0		11	6	7	7	2	2	0	0	0	0	2	25	47	63.00	8.000										

**Kansas City Royals @ Baltimore Orioles**  
**Oriole Park at Camden Yards, Baltimore, MD**

Thu Apr 29 1999, 7:05 PM EDT  
 Att. 34,347 - Unknown - 66 F

livebaseballscorecards.com

AB	39
R	15
H	15
RBI	15
BB	9
SO	5
LOB	17



Batter	1	2	3	4	5	6	7	8	9	AB R H RBI BB SO LOB
Brady Anderson, L (1, 8) OBP: 0.394, SLG: 0.443	2-1 HR		3-2 2B		4-2 FC4-6 BB		1-1 G1-3		0-0 P5	4 1 2 1 1 0 0
Mike Bordick, R (1, 6) OBP: 0.333, SLG: 0.337	0-1 G3		0-2 SF9		1-0 E6 FC4-6			1-0 FC5-4 1B		3 1 1 1 0 0 2
B.J. Surhoff, L (1, 7) OBP: 0.378, SLG: 0.500	1-1 G1-3		4-1 BB		1-1 FC4-6			0-0 E8 1B		3 1 1 1 1 0 2
Albert Belle, R (1, 9) OBP: 0.411, SLG: 0.446	2-1 G5-3		0-0 P9		2-3 K			4-1 FC5-4 BB		3 0 0 0 1 1 4
Harold Baines, L (1, 10) OBP: 0.385, SLG: 0.456		2-1 G4-3		1-0 G6-4-3 1B		1-2 G5-4-3 1B		1-3 K		4 0 2 0 0 1 3
Jeff Conine, R (1, 3) OBP: 0.283, SLG: 0.233		2-3 K		2-1 G6-4-3		1-0 P6		0-0 FC5-4		4 0 0 1 0 1 3
Rich Amaral, R (8, PR) OBP: 0.333, SLG: 0.067				1-2f				1-2f 2-H 3-H		0 0 0 0 0 0 0
Willis Otanez, R (1, 5) OBP: 0.309, SLG: 0.440		1-0 G5-3		1-1 G4-3		1-1 G5-4-3		2-3 K		4 0 0 0 0 1 2
Delino DeShields, L (1, 4) OBP: 0.264, SLG: 0.191			0-0 G6-3		2-1 E S FC4-6 1B		0-3 K		0-0 G4-3	4 1 1 0 0 1 0
Charles Johnson, R (1, 2) OBP: 0.231, SLG: 0.234			4-2 2B SF9 BB		0-0 F7		0-0 G5-3		1-2 G5-3	3 1 0 0 1 0 1

Inning Stats	R: 1	H: 1	E: 0	K: 0	S: 8	R: 0	H: 0	E: 0	K: 1	S: 6	R: 0	H: 0	E: 0	K: 0	S: 11	R: 1	H: 1	E: 0	K: 0	S: 11	R: 0	H: 1	E: 0	K: 0	S: 5	R: 1	H: 1	E: 1	K: 1	S: 12	R: 0	H: 1	E: 0	K: 0	S: 6	R: 0	H: 0	E: 0	K: 1	S: 6	R: 2	H: 2	E: 2	K: 2	S: 10	R: 0	H: 0	E: 0	K: 0	S: 5	R: 0	H: 0	E: 0	K: 0	S: 6	1B: 5	SF: 1	2B: 1	SAC: 0	3B: 0	DP: 2	HR: 1	HBP: 0
--------------	------	------	------	------	------	------	------	------	------	------	------	------	------	------	-------	------	------	------	------	-------	------	------	------	------	------	------	------	------	------	-------	------	------	------	------	------	------	------	------	------	------	------	------	------	------	-------	------	------	------	------	------	------	------	------	------	------	-------	-------	-------	--------	-------	-------	-------	--------

PITCHER	IP	WLS	BF	H	R	ER	SO	BB	IBB	HBP	BLK	WP	HR	S	P	ERA	WHIP
Jeff Suppan, R (1, 1) ERA: 4.02	7.0	W	28	5	3	2	3	3	0	0	0	0	1	54	93	2.57	1.143
Terry Mathews, R (8, 1) ERA: 3.0	0.0		3	2	2	1	0	1	0	0	0	0	0	3	8	∞	∞
Matt Whisenant, L (8, 1) ERA: 2.57	0.1	H	1	0	0	0	1	0	0	0	0	0	0	3	4	0.00	0.000
Jose Santiago, R (8, 1) ERA: 2.3	1.2	S	5	0	0	0	1	0	0	0	0	0	0	9	12	0.00	0.000

BOTTOM

Kansas City Royals @ Baltimore Orioles  
 Oriole Park at Camden Yards, Baltimore, MD

livebaseballscorecards.com

AB	32
R	5
H	7
RBI	4
BB	4
SO	5
LOB	17



WP	HR	S	P	ERA	WHIP
0	0	0	0	0	0

Thu Apr 29 1999, 7:05 PM EDT  
 Att: 34,347 - Unknown - 66 F

# New York Yankees @ Kansas City Royals

## Kauffman Stadium, Kansas City, MO

Fri Apr 30 1999, 7:05 PM CDT  
Att. 29,054 - Unknown - 70 F

[livebaseballscorecards.com](http://livebaseballscorecards.com)



WP: 0 PA: 47  
PB: 0  
SB: 1  
CS: 0

AB 37  
R 6  
H 12  
RBI 6  
BB 8  
SO 3  
LOB 21

AB R H RBI BB SO LOB

5	1	3	3	0	0	2
5	0	0	0	1	0	4
4	0	3	1	0	0	1
5	0	1	0	0	1	3
3	1	1	0	1	0	2
1	0	0	0	0	0	0
4	1	1	0	1	1	3
3	1	0	0	2	1	1
2	1	0	0	3	0	2
5	1	3	2	0	0	3

Batter 1 2 3 4 5 6 7 8 9

<p>Chuck Knoblauch, R (1, 4) OBP: 0.475, SLG: 0.525</p>	<p>2 Derek Jeter, R (1, 6) OBP: 0.485, SLG: 0.732</p>	<p>Paul O'Neill, L (1, 9) OBP: 0.398, SLG: 0.554</p>	<p>Bernie Williams, S (1, 8) OBP: 0.322, SLG: 0.372</p>	<p>Tino Martinez, L (1, 3) Luis Sojo, R (7, 3) OBP: 0.356, SLG: 0.446 OBP: 0.276, SLG: 0.310</p>	<p>Chili Davis, S (1, 10) OBP: 0.461, SLG: 0.630</p>	<p>20 Jorge Posada, S (1, 2) OBP: 0.300, SLG: 0.293</p>	<p>Chad Curtis, R (1, 7) OBP: 0.271, SLG: 0.415</p>	<p>Scott Brosius, R (1, 5) OBP: 0.176, SLG: 0.375</p>
---	---	--	---	--	--	---	---	---

R: 0 H: 2 E: 0 LOB: 2 K: 0 BB: 0 S: 9 P: 13	R: 2 H: 4 E: 0 LOB: 2 K: 0 BB: 1 S: 10 P: 18	R: 0 H: 0 E: 1 LOB: 3 K: 1 BB: 3 S: 15 P: 29	R: 0 H: 1 E: 0 LOB: 1 K: 0 BB: 0 S: 5 P: 7	R: 1 H: 2 E: 0 LOB: 2 K: 1 BB: 1 S: 14 P: 25	R: 0 H: 1 E: 0 LOB: 2 K: 1 BB: 1 S: 13 P: 23	R: 3 H: 2 E: 0 LOB: 1 K: 0 BB: 2 S: 11 P: 24	R: 0 H: 0 E: 0 LOB: 0 K: 0 BB: 0 S: 9 P: 13	R: 0 H: 0 E: 0 LOB: 1 K: 0 BB: 0 S: 7 P: 9
---	--	--	--	--	--	--	---	--

PITCHER	IP	WLS	BF	H	R	ER	SO	BB	IBB	HBP	BLK	WP	HR	S	P	ERA	WHIP
Jay Witasick, R (1, 1) ERA: 5.25	4.2		27	9	3	3	2	5	0	0	0	0	0	50	88	5.79	3.000
Scott Service, R (5, 1) ERA: 10.45	1.2		10	3	3	3	1	2	0	0	0	0	0	24	43	16.20	3.000
Alvin Morman, L (7, 1) ERA:	1.2	W	6	0	0	0	0	1	0	0	0	0	0	12	21	0.00	0.600
Jeff Montgomery, R (9, 1) ERA: 6.3	1.0		4	0	0	0	0	0	0	1	0	0	0	7	9	0.00	0.000

Inning Stats



Batter	1	2	3	4	5	6	7	8	9	AB	R	H	RBI	BB	SO	LOB
Carlos Beltrán, S OBP: 0.315, SLG: 0.455 (1, 8)	G5-3		HR	K2-3		F7	F8			5	1	1	2	0	1	0
Carlos Febles, R OBP: 0.333, SLG: 0.479 (1, 4)	G3-1		G1-3	1B		HR	HBP			4	1	2	1	0	0	0
Joe Randa, R OBP: 0.330, SLG: 0.432 (1, 5)	G6-3		G6-3	P8		HR	P2			5	1	1	1	0	0	2
29 Mike Sweeney, R OBP: 0.406, SLG: 0.500 (1, 10)		FC4-6 BB	G1-3		P2	1B BB		F7		2	1	0	0	2	0	0
Scott Pose, L OBP: 0.450, SLG: 0.375 (8, PH)										1	0	0	0	0	0	0
Jermaine Dye, R OBP: 0.352, SLG: 0.608 (1, 9)		K		G4-3	HR	1B SF7 1B		HBP BB		4	2	2	1	1	1	1
Johnny Damon, L OBP: 0.326, SLG: 0.307 (1, 7)		FC4-6 1B		E 1B 3B BB	G4-3	1B	1B	P6		4	2	1	1	1	0	2
Scott Leius, R OBP: 0.318, SLG: 0.500 (1, 3)		1B		E3 3B 1B	1B	1B	SF7	HBP		3	2	3	1	0	0	0
Rey Sanchez, R OBP: 0.333, SLG: 0.437 (1, 6)		CS 1B		HR 3B	1B	1B	F7	K		5	1	3	4	0	1	3
Tim Spehr, R OBP: 0.417, SLG: 0.667 (1, 2)		CS	HR	HR	K		P3			4	2	2	2	0	1	1

Inning Stats	R: 0	H: 0	E: 0	K: 0	S: 7	LOB: 0	BB: 0	P: 11	R: 1	H: 2	E: 0	K: 1	S: 12	LOB: 1	BB: 1	P: 18	R: 2	H: 2	E: 0	K: 0	S: 7	LOB: 0	BB: 0	P: 10	R: 4	H: 4	E: 1	K: 1	S: 17	LOB: 1	BB: 1	P: 26	R: 2	H: 3	E: 0	K: 1	S: 18	LOB: 1	BB: 0	P: 29	R: 4	H: 4	E: 0	K: 0	S: 17	LOB: 1	BB: 1	P: 28	R: 0	H: 0	E: 0	K: 0	S: 6	LOB: 1	BB: 0	P: 12	R: 0	H: 0	E: 0	K: 1	S: 9	LOB: 2	BB: 1	P: 18
--------------	------	------	------	------	------	--------	-------	-------	------	------	------	------	-------	--------	-------	-------	------	------	------	------	------	--------	-------	-------	------	------	------	------	-------	--------	-------	-------	------	------	------	------	-------	--------	-------	-------	------	------	------	------	-------	--------	-------	-------	------	------	------	------	------	--------	-------	-------	------	------	------	------	------	--------	-------	-------

PITCHER	IP	WLS	BF	H	R	ER	SO	BB	IBB	HBP	BLK	WP	HR	S	P	ERA	WHIP
Andy Pettitte, L ERA: 5.51 (1, 1)	3.1	L	18	7	7	7	1	2	0	0	0	0	2	36	57	18.90	2.700
Jason Grimsley, R ERA: 5.14 (4, 1)	1.2		9	4	2	2	2	0	0	0	0	0	1	25	37	10.80	2.400
Dan Naulty, R ERA: 4.35 (6, 1)	3.0		17	4	4	4	1	2	0	2	0	0	2	32	58	12.00	2.000


**BOTTOM**

**New York Yankees @ Kansas City Royals**  
Kauffman Stadium, Kansas City, MO

Fri Apr 30 1999, 7:05 PM CDT  
Att: 29,054 - Unknown - 70 F

livebaseballscorecards.com

AB	37
R	13
H	15
RBI	13
BB	4
SO	4
LOB	9



WP: 0	PA: 45
PB: 0	
SB: 2	
CS: 1	

Batter	1	2	3	4	5	6	7	8	9	AB R H RBI BB SO LOB	TOP		
<b>Chuck Knoblauch, R</b> (1, 4) OBP: 0.490, SLG: 0.536	1-1 	4-1 		0-0 		1-0 		1-2 		4 2 3 1 1 0 0			
<b>2 Derek Jeter, R</b> (1, 6) OBP: 0.481, SLG: 0.709	1-2 	1-0 		2-2 		4-0 		0-3 		4 0 1 1 1 1 4			
<b>Paul O'Neill, L</b> (1, 9) OBP: 0.398, SLG: 0.544	2-1 		2-2 	0-0 		0-0 		1-2 		5 1 2 2 0 0 2			
<b>Bernie Williams, S</b> (1, 8) OBP: 0.326, SLG: 0.367		1-2 	1-0 		2-1 	0-1 		2-3 		4 1 1 0 0 1 3			
<b>Tino Martinez, L</b> (1, 3) OBP: 0.348, SLG: 0.423		4-2 	2-1 		1-0 		0-1 		1-3 	4 1 0 0 1 1 2			
<b>Chili Davis, S</b> (1, 10) OBP: 0.457, SLG: 0.615		3-2 	0-0 		3-1 		0-0 		1-1 	5 1 2 1 0 0 3			
<b>Scott Brosius, R</b> (1, 5) OBP: 0.184, SLG: 0.361		2-2 		1-2 		1-2 		0-0 		4 0 1 0 0 0 1			
<b>Ricky Ledee, L</b> (1, 7) OBP: 0.273, SLG: 0.200		4-1 	2-2 		1-1 	3-2 				3 2 2 0 1 0 1			
<b>Joe Girardi, R</b> (1, 2) OBP: 0.270, SLG: 0.371		2-0 	3-1 		0-0 	1-3 				4 0 1 0 0 1 4			
<b>Inning Stats</b>	R: 0 H: 0 E: 0 LOB: 0 K: 0 BB: 0 S: 9 P: 13	R: 2 H: 0 E: 1 LOB: 3 K: 0 BB: 3 S: 16 P: 37	R: 1 H: 2 E: 0 LOB: 1 K: 0 BB: 0 S: 8 P: 13	R: 2 H: 4 E: 0 LOB: 1 K: 0 BB: 0 S: 14 P: 22	R: 0 H: 1 E: 0 LOB: 0 K: 0 BB: 0 S: 5 P: 11	R: 2 H: 3 E: 0 LOB: 2 K: 0 BB: 1 S: 10 P: 17	R: 1 H: 2 E: 1 LOB: 1 K: 1 BB: 0 S: 10 P: 14	R: 0 H: 1 E: 0 LOB: 0 K: 1 BB: 0 S: 9 P: 11	R: 0 H: 0 E: 0 LOB: 0 K: 2 BB: 0 S: 9 P: 13	1B: 13 SF: 0 2B: 0 SAC: 0 3B: 0 DP: 2 HR: 0 HBP: 1	WP: 0 PA: 42 PB: 0 SB: 1 CS: 1		
<b>PITCHER</b>	<b>IP WLS BF H R ER SO BB IBB HBP BLK WP HR S P ERA WHIP</b>											<b>PITCHER</b>	<b>IP WLS BF H R ER SO BB IBB HBP BLK WP HR S P ERA WHIP</b>
<b>Jim Pittsley, R</b> (1, 1) ERA: 6.59	3.2 L 20 6 5 3 0 3 0 0 1 0 0 0 46 84 7.36 2.455												
<b>Don Wengert, R</b> (4, 1) ERA: 6.75	4.1 19 7 3 2 2 1 0 0 0 0 0 0 35 54 4.15 1.846												
<b>Matt Whisenant, L</b> (9, 1) ERA: 2.25	1.0 3 0 0 0 0 2 0 0 0 0 0 0 9 13 0.00 0.000												

**New York Yankees @ Kansas City Royals**  
 Kauffman Stadium, Kansas City, MO  
 Sat May 01 1999, 7:05 PM CDT  
 Att. 29,692 - Unknown - 66 F

AB	37
R	8
H	13
RBI	5
BB	4
SO	4
LOB	20



Batter	1	2	3	4	5	6	7	8	9	AB R H RBI BB SO LOB
<b>Carlos Beltrán, S</b> (1, 8) OBP: 0.330, SLG: 0.467	0-0 F7		4-2 S BB		2-3 K			0-0 29 1B 1B HR 1B	1-0 2B	4 1 2 0 1 1 2
<b>Joe Randa, R</b> (1, 5) OBP: 0.313, SLG: 0.407	3-1 P9		3-3 SAFE 1-2		0-1 F7			0-0 F9	1-0 G5-3	5 0 0 0 0 1 5
<b>Johnny Damon, L</b> (1, 7) OBP: 0.323, SLG: 0.304	3-2 G4-3		2-0 F9		1-2 G4-3			1-0 29 1B 1B HR		4 1 1 0 0 0 3
<b>29 Mike Sweeney, R</b> (1, 10) OBP: 0.412, SLG: 0.516		0-0 L9		3-1 2B		1-3 K		0-1 1B HR		4 1 2 0 0 1 0
<b>Larry Sutton, L</b> (1, 3) OBP: 0.286, SLG: 0.344		2-2 G1-3		0-3 2B		1-1 G3		3-2 1B HR		4 1 1 4 0 1 1
<b>Jermaine Dye, R</b> (1, 9) OBP: 0.348, SLG: 0.585		4-2 HBP BB		0-1 F7		3-3 K		1-3 K		3 0 0 0 1 2 1
<b>Chad Kreuter, S</b> (1, 2) OBP: 0.231, SLG: 0.222		1-1 SAFE 1-2 HBP		1-2 G5-3			0-0 G6-3	2-2 G4-3		3 0 0 0 0 0 1
<b>Carlos Febles, R</b> (1, 4) OBP: 0.329, SLG: 0.459		3-3 K		4-2 1B BB		2-3 K			3-2 F9	3 0 0 0 1 2 2
<b>Rey Sanchez, R</b> (1, 6) OBP: 0.333, SLG: 0.432			1-2 L3		0-0 1B		0-0 L5		2-2 G6-3	3 0 1 0 0 0 0
<b>Steve Scarson, R</b> (9, 6) OBP: 0.250, SLG: 0.143										1 0 0 0 0 0 0

**BOTTOM**

**New York Yankees @ Kansas City Royals**  
Kauffman Stadium, Kansas City, MO

Sat May 01 1999, 7:05 PM CDT  
Att: 29,692 - Unknown - 66 F

[livebaseballscorecards.com](http://livebaseballscorecards.com)

<b>AB</b>	<b>34</b>
<b>R</b>	<b>4</b>
<b>H</b>	<b>7</b>
<b>RBI</b>	<b>4</b>
<b>BB</b>	<b>3</b>
<b>SO</b>	<b>8</b>
<b>LOB</b>	<b>15</b>



Inning Stats	R: 0	H: 0	E: 0	K: 0	S: 6	R: 0	H: 0	E: 0	K: 1	S: 11	R: 0	H: 0	E: 0	K: 1	S: 11	R: 0	H: 1	E: 0	K: 1	S: 10	R: 0	H: 1	E: 0	K: 1	S: 12	R: 0	H: 0	E: 0	K: 2	S: 9	R: 0	H: 0	E: 0	K: 1	S: 5	R: 4	H: 4	E: 0	K: 1	S: 15	R: 0	H: 1	E: 0	K: 0	S: 9	1B: 4	2B: 2	3B: 0	HR: 1	SF: 0	SAC: 0	DP: 0	HBP: 1	WP: 0	PB: 0	SB: 1	CS: 0	PA: 38
--------------	------	------	------	------	------	------	------	------	------	-------	------	------	------	------	-------	------	------	------	------	-------	------	------	------	------	-------	------	------	------	------	------	------	------	------	------	------	------	------	------	------	-------	------	------	------	------	------	-------	-------	-------	-------	-------	--------	-------	--------	-------	-------	-------	-------	--------

PITCHER	IP	WLS	BF	H	R	ER	SO	BB	IBB	HBP	BLK	WP	HR	S	P	ERA	WHIP
<b>David Cone, R</b> (1, 1) ERA: 0.82	7.0	W	27	2	0	0	7	3	0	1	0	0	0	64	108	0.00	0.714
<b>Tony Fossas, L</b> (8, 1) ERA: 108.0	0.1		5	4	4	4	0	0	0	0	0	0	1	9	13	108.00	12.000
<b>Jason Grimsley, R</b> (8, 1) ERA: 4.15	1.2		6	1	0	0	1	0	0	0	0	0	0	15	25	0.00	0.600



**New York Yankees @ Kansas City Royals**  
 Kauffman Stadium, Kansas City, MO

Sun May 02 1999, 1:05 PM CDT  
 Att. 24,666 - Cloudy - 64 F

livebaseballscorecards.com

AB	40
R	8
H	14
RBI	8
BB	5
SO	4
LOB	19



WP:	0	PA:	45
PB:	0		
SB:	2		
CS:	0		

Batter	1	2	3	4	5	6	7	8	9	AB	R	H	RBI	BB	SO	LOB						
<b>Carlos Beltrán, S</b> OBP: 0.333, SLG: 0.458 (1, 8) BB X	2-0 F8 ① BB X	2-0 F7 ③		3-2 1B SAFE 1-2 2-H		4-2 BB SAFE SAFE		2-1 G1-3 ① BB X		4	0	1	1	1	0	1						
<b>Joe Randa, R</b> OBP: 0.317, SLG: 0.433 (1, 5) C B X	1-1 F9 ②		3-2 HR SAFE SAFE	2-2 F9 ③		4-1 BB SAFE SAFE		0-0 F9 ② X		4	1	1	1	1	0	1						
<b>Johnny Damon, L</b> OBP: 0.337, SLG: 0.349 (1, 7) B B X C F X F B X	3-2 1B 29 1B		0-2 L7 ① SAFE SAFE		1-0 HR SAFE SAFE	1-2 BB SAFE SAFE		4-0 BB BB B B		4	1	2	1	1	0	2						
<b>29 Mike Sweeney, R</b> OBP: 0.411, SLG: 0.500 (1, 10) X	0-0 1B 1-2		2-1 G5-3 ②		2-1 G5-3 ① BB B B B B		4-1 BB 1B BB	0-1 G1-3 ③ C X		4	1	1	0	1	0	1						
<b>Larry Sutton, L</b> OBP: 0.300, SLG: 0.432 (1, 3) B X	1-0 G3 ③		3-2 F8 ③		0-1 HR SAFE SAFE		2-1 BB 1B 1B		1-1 F7 ① SAFE SAFE	5	1	2	1	0	0	2						
<b>Jermaine Dye, R</b> OBP: 0.351, SLG: 0.575 (1, 9) C X		0-2 G4-3 1B E		1-1 1B SAFE SAFE	2-2 L9 ② SAFE SAFE		1-1 P3 ① SAFE SAFE		0-0 G6-3 ② X	5	2	2	0	0	0	2						
<b>Chad Kreuter, S</b> OBP: 0.263, SLG: 0.245 (1, 2) <b>Scott Pose, L</b> OBP: 0.450, SLG: 0.375 (9, PR)		0-1 E7 SAFE SAFE		1-0 1B SAFE SAFE	1-3 K2-3 ③ SAFE SAFE		0-3 K ② SAFE SAFE		4-1 BB DI BB	4	0	2	0	1	2	2						
<b>Carlos Febles, R</b> OBP: 0.344, SLG: 0.468 (1, 4) X		0-0 F9 ①		0-2 1B SAFE SAFE		1-3 K ① SAFE SAFE	2-1 BB 1B	1-2 BB 1B	1-2 BB 1B	5	1	3	3	0	1	2						
<b>Rey Sanchez, R</b> OBP: 0.313, SLG: 0.405 (1, 6) B B X		3-1 G4-3 ② SAFE SAFE		1-0 FC1-5 ① SAFE SAFE		3-3 K ② SAFE SAFE	3-2 BB G5-3 ③ SAFE SAFE	1-2 BB G1-3 ③ SAFE SAFE		5	0	0	1	0	1	6						
<b>Inning Stats</b>	R: 0 E: 0 K: 0 S: 9	H: 2 LOB: 2 BB: 0 P: 16	R: 1 E: 1 K: 0 S: 9	H: 2 LOB: 1 BB: 0 P: 14	R: 1 E: 0 K: 0 S: 11	H: 1 LOB: 0 BB: 0 P: 19	R: 2 E: 0 K: 0 S: 13	H: 4 LOB: 1 BB: 0 P: 21	R: 2 E: 0 K: 1 S: 11	H: 2 LOB: 0 BB: 0 P: 17	R: 0 E: 0 K: 2 S: 12	H: 0 LOB: 2 BB: 2 P: 25	R: 1 E: 0 K: 1 S: 17	H: 2 LOB: 2 BB: 1 P: 29	R: 0 E: 0 K: 0 S: 5	H: 0 LOB: 1 BB: 1 P: 11	R: 1 E: 0 K: 0 S: 10	H: 1 LOB: 1 BB: 1 P: 17	1B: 11 2B: 0 3B: 0 HR: 3	SF: 0 SAC: 0 DP: 0 HBP: 0	WP: 0 PB: 0 SB: 2 CS: 0	PA: 45

PITCHER	IP	WLS	BF	H	R	ER	SO	BB	IBB	HBP	BLK	WP	HR	S	P	ERA	WHIP
<b>Hideki Irabu, R</b> ERA: 7.24 (1, 1)	4.1		23	11	6	5	0	0	0	0	0	0	0	47	78	10.38	2.538
<b>Dan Naulty, R</b> ERA: 4.09 (5, 1)	0.2		2	0	0	0	1	0	0	0	0	0	0	6	9	0.00	0.000
<b>Jeff Nelson, R</b> ERA: 6.1 (6, 1)	1.0	H	7	1	1	1	2	3	0	0	0	0	0	15	34	9.00	4.000
<b>Jason Grimsley, R</b> ERA: 3.38 (7, 1)	2.0	W	8	1	0	0	1	1	0	0	0	0	0	19	31	0.00	1.000
<b>42 Mariano Rivera, R</b> ERA: 3.18 (9, 1)	1.0	S	5	1	1	1	0	1	0	0	0	0	0	10	17	9.00	2.000

**New York Yankees @ Kansas City Royals**  
**Kauffman Stadium, Kansas City, MO**

Mon May 03 1999, 7:05 PM CDT  
 Att. 18,021 - Unknown - 72 F

[livebaseballscorecards.com](http://livebaseballscorecards.com)



WP: 0 PA: 39  
 PB: 0  
 SB: 1  
 CS: 0

AB R H RBI BB SO LOB

4	0	1	0	1	0	1
3	0	0	0	1	0	1
3	0	1	1	1	1	2
3	0	1	0	1	0	2
3	0	0	0	1	0	5
4	1	1	0	0	1	2
4	0	1	0	0	1	0
4	1	1	1	0	2	2
1	0	0	0	0	1	0
2	1	1	1	0	0	0

1B: 5 SF: 2  
 2B: 1 SAC: 0  
 3B: 0 DP: 1  
 HR: 1 HBP: 1

PITCHER	IP	WLS	BF	H	R	ER	SO	BB	IBB	HBP	BLK	WP	HR	S	P	ERA	WHIP
50 José Rosado, L (1, 1) ERA: 1.56	3.1		13	2	0	0	3	1	0	0	0	0	0	26	44	0.00	0.900
Scott Service, R (4, 1) ERA: 9.24	2.1	W	10	2	1	1	1	2	0	0	0	0	0	19	34	3.86	1.714
Alvin Morman, L (6, 1) ERA: 4.15	0.2	H	5	3	2	2	1	0	0	0	0	0	1	11	14	27.00	4.500
Jose Santiago, R (7, 1) ERA: 2.95	0.2		4	0	0	0	0	2	0	0	0	0	0	10	21	0.00	3.000
Matt Whisenant, L (8, 1) ERA: 2.0	1.0		3	0	0	0	1	0	0	0	0	0	0	6	10	0.00	0.000

Batter	1	2	3	4	5	6	7	8	9
Chuck Knoblauch, R (1, 4) OBP: 0.482, SLG: 0.505	4-2 FC6-4 BB		0-0 P4		0-0 FC6 1-2f		0-1 SF9 2 BB 1B		1-2 L8
2 Derek Jeter, R (1, 6) OBP: 0.474, SLG: 0.688	1-0 FC6-4 1-2f			1-0 G5-3		0-1 G6-3	4-2 BB BB		2-2 HBP
Chad Curtis, R (1, 9) OBP: 0.283, SLG: 0.409	1-3 K			1-2 1B 1B		4-2 S BB	1-1 SF9 2-3 3-H		1-0 F7
Bernie Williams, S (1, 8) OBP: 0.337, SLG: 0.398	2-0 G4-3			0-0 G4-6-3 1B		1-0 F9	4-1 BB BB BB BB		
Chili Davis, S (1, 10) OBP: 0.456, SLG: 0.595			1-0 F9		0-0 G4-6-3 1-2f		1 SAFE 1 SAFE 1 SAFE 1 SAFE BB BB BB BB		2-2 G3-1
Tino Martinez, L (1, 3) OBP: 0.356, SLG: 0.483			0-1 L6			3-2 20 1B SF9 2B	0-3 K		0-0 G1-3
20 Jorge Posada, S (1, 2) OBP: 0.305, SLG: 0.300						1-0 FC6 1B	0-0 G5-3		2-3 K
Scott Brosius, R (1, 5) OBP: 0.217, SLG: 0.432			3-3 K			2-3 K	0-1 HR		2-1 G4-3
Clay Bellinger, R (1, 7) OBP: 0.158, SLG: 0.211			3-3 K			0-1 SF9	3-2 2 BB 1B SF9 1B		0-0 F8
Ricky Ledee, L (5, PH) OBP: 0.250, SLG: 0.194									

Inning Stats	R: 0	H: 0	E: 0	K: 1	S: 7	R: 0	H: 0	E: 0	K: 0	S: 5	R: 0	H: 0	E: 0	K: 2	S: 8	R: 0	H: 2	E: 0	K: 0	S: 7	R: 1	H: 2	E: 0	K: 1	S: 11	R: 0	H: 0	E: 0	K: 1	S: 10	R: 2	H: 3	E: 0	K: 0	S: 18	R: 0	H: 0	E: 0	K: 1	S: 6	R: 0	H: 0	E: 0	K: 0	S: 8	R: 0	H: 0	E: 0	K: 0	S: 8
	LOB: 1	BB: 1	P: 15	LOB: 0	BB: 0	P: 7	LOB: 0	BB: 0	P: 14	LOB: 1	BB: 0	P: 9	LOB: 1	BB: 0	P: 17	LOB: 2	BB: 2	P: 19	LOB: 3	BB: 2	P: 32	LOB: 0	BB: 0	P: 10	LOB: 1	BB: 1	P: 12	1B: 5	SF: 2	2B: 1	SAC: 0	3B: 0	DP: 1	HR: 1	HBP: 1	WP: 0	PA: 39													

PITCHER	IP	WLS	BF	H	R	ER	SO	BB	IBB	HBP	BLK	WP	HR	S	P	ERA	WHIP
50 José Rosado, L (1, 1) ERA: 1.56	3.1		13	2	0	0	3	1	0	0	0	0	0	26	44	0.00	0.900
Scott Service, R (4, 1) ERA: 9.24	2.1	W	10	2	1	1	1	2	0	0	0	0	0	19	34	3.86	1.714
Alvin Morman, L (6, 1) ERA: 4.15	0.2	H	5	3	2	2	1	0	0	0	0	0	1	11	14	27.00	4.500
Jose Santiago, R (7, 1) ERA: 2.95	0.2		4	0	0	0	0	2	0	0	0	0	0	10	21	0.00	3.000
Matt Whisenant, L (8, 1) ERA: 2.0	1.0		3	0	0	0	1	0	0	0	0	0	0	6	10	0.00	0.000

PITCHER	IP	WLS	BF	H	R	ER	SO	BB	IBB	HBP	BLK	WP	HR	S	P	ERA	WHIP
Jeff Montgomery, R (9, 1) ERA: 5.73	1.0		4	0	0	0	0	0	0	1	0	0	0	8	12	0.00	0.000

Batter	1	2	3	4	5	6	7	8	9
<b>Carlos Beltrán, S</b> OBP: 0.327, SLG: 0.446 (1, 8)	3-2 1B 2B 1B	2-1 P5			2-3 K	0-1 FC3-2 29 WP BB		1-0 F7	
<b>Joe Randa, R</b> OBP: 0.311, SLG: 0.415 (1, 5)	1-1 F9	1-2 F8			0-2 E5 29 BB	4-2 29 WP 29 HR BB		1-3 K	
<b>Johnny Damon, L</b> OBP: 0.343, SLG: 0.349 (1, 7)	1-1 2B 1B				2-1 F7	4-0 29 WP 29 HR BB			
<b>29 Mike Sweeney, R</b> OBP: 0.416, SLG: 0.536 (1, 10)	0-3 K				4-2 BB	2-0 HR			
<b>Larry Sutton, L</b> OBP: 0.318, SLG: 0.463 (1, 3)	0-1 2B				2-3 K	0-0 G4-3			
<b>Jermaine Dye, R</b> OBP: 0.347, SLG: 0.556 (1, 9)	4-2 BB				1-0 F7	0-1 F7	0-1 P3		
<b>Chad Kreuter, S</b> OBP: 0.262, SLG: 0.245 (1, 2)	2-2 G1-3				1-0 F8	1-1 E7 1B FC3-2 1B	2-1 F9		
<b>Carlos Febles, R</b> OBP: 0.351, SLG: 0.500 (1, 4)					0-3 K	4-2 FC3-2 1B BB	2-1 P9		
<b>Rey Sanchez, R</b> OBP: 0.310, SLG: 0.398 (1, 6)					0-3 K	0-0 BB FC3-2 1B	1-2 P6		

AB	R	H	RBI	BB	SO	LOB
5	2	1	0	0	1	3
4	1	0	1	1	1	1
3	2	1	1	1	0	1
3	1	1	3	1	1	2
4	0	2	2	0	1	2
3	0	0	0	1	0	1
4	0	1	0	0	0	2
3	2	1	1	1	1	0
4	1	1	0	0	1	0

BOTTOM	
<b>AB</b>	<b>33</b>
<b>R</b>	<b>9</b>
<b>H</b>	<b>8</b>
<b>RBI</b>	<b>8</b>
<b>BB</b>	<b>5</b>
<b>SO</b>	<b>6</b>
<b>LOB</b>	<b>12</b>
<b>WP: 1</b>	<b>PA: 38</b>
<b>PB: 0</b>	
<b>SB: 0</b>	
<b>CS: 0</b>	

**New York Yankees @ Kansas City Royals**  
**Kauffman Stadium, Kansas City, MO**  
 Mon May 03 1999, 7:05 PM CDT  
 Att: 18,021 - Unknown - 72 F

Inning Stats		R	H	E	K	S	IP	WLS	BF	H	R	ER	SO	BB	IBB	HBP	BLK	WP	HR	S	P	ERA	WHIP
Pitcher		2	3	0	20	30	5.2	L	29	7	7	7	5	4	0	0	0	0	1	72	113	11.12	1.941
Orlando Hernandez, R		0	0	0	1	0	0.0		1	0	0	0	0	1	0	0	0	0	0	4		∞	∞
Mike Stanton, L		1	2	0	5	14	1.1		1	2	2	0	0	0	0	0	0	1	8	14	13.50	0.750	
Dan Naulty, R		0	0	0	3	10	1.0		0	0	0	1	0	0	0	0	0	0	7	10	0.00	0.000	
Jay Tessmer, R																							

WP	HR	S	P	ERA	WHIP
1	0	10	38		

Batter	1	2	3	4	5	6	7	8	9	AB R H RBI BB SO LOB	TOP	
<b>Carlos Beltrán, S</b> (1, 8) OBP: 0.330, SLG: 0.457	0-3 		1-0 F7		1-1 CS 1-2	1-3 		3-2 HBP	0-2 1B 3B	4 1 1 3 0 2 1	<b>Kansas City Royals @ Tampa Bay Devil Rays</b> Tropicana Field, St. Petersburg, FL Tue May 04 1999, 7:05 PM EDT Att. 12,862 - Dome - 72 F	
<b>Joe Randa, R</b> (1, 5) OBP: 0.315, SLG: 0.402	4-2 		1-1 F8			2-1 F8		2-3 	4-0 1B BB	3 0 0 0 2 1 3		
<b>Johnny Damon, L</b> (1, 7) OBP: 0.346, SLG: 0.352	1-2 F8 1-2			2-1 29 CS 1B		0-1 G3		2-1 L4	0-1 1B	5 0 2 1 0 0 3		
<b>29 Mike Sweeney, R</b> (1, 10) OBP: 0.415, SLG: 0.521		0-1 G1-3		4-2 BB 1-2		2-1 E4 FC1-6			BB 1B SF7 1B	4 1 1 0 1 0 2		
<b>Jermaine Dye, R</b> (1, 9) OBP: 0.343, SLG: 0.543		2-3 K		1-3 		3-2 F9		0-1 G5-3 BB 3B 1B	4-1 BB	4 1 1 0 0 2 2		
<b>Scott Leius, R</b> (1, 3) OBP: 0.320, SLG: 0.450 <b>Scott Pose, L</b> (9, PH) OBP: 0.476, SLG: 0.375 <b>Chad Kreuter, S</b> (9, 2) OBP: 0.262, SLG: 0.245		4-2 		2-3 K		0-0 FC1-6 1-2f		4-2 G5-3 BB 3B BB	1-2 2-3	2 0 0 0 1 1 2 0 1 0 0 1 0 0 0 0 0 0 0 0 0		
<b>Tim Spehr, R</b> (1, 2) OBP: 0.407, SLG: 0.625 <b>Larry Sutton, L</b> (9, PH) OBP: 0.311, SLG: 0.463 (9, 3)		2-2 P3			0-0 FC6 1B		1-2 F8		3-2 SF7	3 0 1 0 0 0 2 0 0 0 1 0 0 0		
<b>Carlos Febles, R</b> (1, 4) OBP: 0.347, SLG: 0.482			1-3 K		2-3 		4-1 FC6-4 BB	0-0 G5-3 1-2 2-3	4-1 BB	3 0 0 0 1 2 3		
<b>Rey Sanchez, R</b> (1, 6) OBP: 0.319, SLG: 0.395			1-0 		0-1 FC6 CS 1-2f		0-0 FC6-4 HBP 1-2f	4-1 3B BB	3 1 1 0 1 0 2			
<b>Inning Stats</b>	R: 0 H: 0 E: 0 LOB: 0 K: 1 BB: 1 S: 9 P: 14	R: 0 H: 0 E: 0 LOB: 1 K: 1 BB: 1 S: 11 P: 19	R: 0 H: 1 E: 0 LOB: 1 K: 1 BB: 0 S: 7 P: 11	R: 0 H: 1 E: 0 LOB: 1 K: 2 BB: 1 S: 14 P: 23	R: 0 H: 1 E: 0 LOB: 0 K: 1 BB: 0 S: 8 P: 11	R: 0 H: 0 E: 0 LOB: 0 K: 1 BB: 0 S: 7 P: 10	R: 0 H: 0 E: 1 LOB: 1 K: 0 BB: 0 S: 9 P: 15	R: 0 H: 0 E: 0 LOB: 2 K: 1 BB: 1 S: 10 P: 21	R: 5 H: 4 E: 0 LOB: 2 K: 0 BB: 3 S: 19 P: 36	1B: 6 SF: 1 2B: 0 SAC: 0 3B: 1 DP: 0 HR: 0 HBP: 1		WP: 0 PA: 41 PB: 0 SB: 0 CS: 3
<b>PITCHER</b>	IP WLS BF H R ER SO BB IBB HBP BLK WP HR S P ERA WHIP <b>Wilson Alvarez, L</b> (1, 1) ERA: 3.54 <b>Jim Mecir, R</b> (8, 1) ERA: 2.12 <b>Roberto Hernandez, R</b> (8, 1) ERA: 4.7 <b>Scott Aldred, L</b> (9, 1) ERA: <b>Eddie Gaillard, R</b> (9, 1) ERA:											<b>PITCHER</b> IP WLS BF H R ER SO BB IBB HBP BLK WP HR S P ERA WHIP

livebaseballscorecards.com

AB	31
R	5
H	7
RBI	5
BB	7
SO	8
LOB	20







Batter	1	2	3	4	5	6	7	8	9	AB R H RBI BB SO LOB	TOP																																		
<b>Carlos Beltrán, S</b> (1, 8) OBP: 0.325, SLG: 0.455 	2-1 		0-1 		1-2 		3-2 	1-3 		5 1 1 0 0 1 1	<b>Kansas City Royals @ Tampa Bay Devil Rays</b> Tropicana Field, St. Petersburg, FL Wed May 05 1999, 7:05 PM EDT Att. 14,545 - Dome - 72 F <a href="http://livebaseballscorecards.com">livebaseballscorecards.com</a>																																		
<b>Joe Randa, R</b> (1, 5) OBP: 0.319, SLG: 0.402 	3-1 		1-1 		1-0 		0-1 	3-2 		5 0 2 1 0 0 0																																			
<b>Johnny Damon, L</b> (1, 7) OBP: 0.339, SLG: 0.375 	1-3 		2-2 		2-0 		2-1 	0-0 		5 1 1 2 0 1 2																																			
<b>29 Mike Sweeney, R</b> (1, 10) OBP: 0.414, SLG: 0.590 		3-2 		0-2 	1-2 		3-1 		0-3 	5 2 2 2 0 1 1																																			
<b>Larry Sutton, L</b> (1, 3) OBP: 0.360, SLG: 0.452 		4-2 		4-1 	4-2 		4-2 		0-3 	1 1 0 0 4 1 0																																			
<b>Jermaine Dye, R</b> (1, 9) OBP: 0.336, SLG: 0.520 		0-3 		0-0 	2-2 		4-1 		3-3 	4 0 0 0 1 2 3																																			
<b>Chad Kreuter, S</b> (1, 2) OBP: 0.292, SLG: 0.321 		3-1 		0-0 		2-1 	2-3 			3 1 2 2 0 1 3																																			
<b>Steve Scarsone, R</b> (1, 6) OBP: 0.250, SLG: 0.125 		4-2 		3-3 		0-3 		1-3 		3 0 0 0 1 3 1																																			
<b>Carlos Febles, R</b> (1, 4) OBP: 0.343, SLG: 0.494 	2-1 		1-3 		0-1 		0-1 	1-0 		4 1 1 0 0 1 4																																			
<b>Inning Stats</b>	R: 0 H: 0 E: 0 LOB: 0 K: 1 BB: 0 S: 7 P: 13	R: 0 H: 0 E: 0 LOB: 3 K: 1 BB: 2 S: 15 P: 31	R: 0 H: 0 E: 0 LOB: 0 K: 0 BB: 0 S: 9 P: 12	R: 3 H: 2 E: 0 LOB: 0 K: 2 BB: 1 S: 14 P: 22	R: 2 H: 2 E: 0 LOB: 1 K: 0 BB: 1 S: 15 P: 26	R: 0 H: 1 E: 0 LOB: 0 K: 1 BB: 0 S: 7 P: 9	R: 1 H: 2 E: 0 LOB: 3 K: 1 BB: 2 S: 15 P: 33	R: 1 H: 2 E: 0 LOB: 1 K: 2 BB: 0 S: 12 P: 18	R: 0 H: 0 E: 0 LOB: 0 K: 3 BB: 0 S: 9 P: 12	1B: 3 SF: 0 2B: 1 SAC: 0 3B: 1 DP: 1 HR: 4 HBP: 1	WP: 0 PA: 42 PB: 0 SB: 0 CS: 0																																		
<b>PITCHER</b>	IP WLS BF H R ER SO BB IBB HBP BLK WP HR S P ERA WHIP											<b>PITCHER</b>	IP WLS BF H R ER SO BB IBB HBP BLK WP HR S P ERA WHIP																																
<b>Ryan Rupe, R</b> (1, 1) ERA: 9.64	4.2		23	4	5	5	4	4	0	1	0	0	4	57	99	9.64	1.714											<b>Ryan Rupe, R</b> (1, 1) ERA: 9.64	4.2		23	4	5	5	4	4	0	1	0	0	4	57	99	9.64	1.714
<b>Rick White, R</b> (5, 1) ERA: 2.33	1.1	W	6	3	1	1	1	0	0	0	0	0	0	15	22	6.75	2.250											<b>Rick White, R</b> (5, 1) ERA: 2.33	1.1	W	6	3	1	1	1	0	0	0	0	15	22	6.75	2.250		
<b>Scott Aldred, L</b> (7, 1) ERA:	0.1		1	0	0	0	0	0	0	0	0	0	0	2	4	0.00	0.000											<b>Scott Aldred, L</b> (7, 1) ERA:	0.1		1	0	0	0	0	0	0	0	0	2	4	0.00	0.000		
<b>Jim Mecir, R</b> (7, 1) ERA: 2.41	1.2		9	2	1	1	3	2	0	0	0	0	0	20	39	5.40	2.400											<b>Jim Mecir, R</b> (7, 1) ERA: 2.41	1.2		9	2	1	1	3	2	0	0	0	20	39	5.40	2.400		
<b>Roberto Hernandez, R</b> (9, 1) ERA: 4.41	1.0	S	3	0	0	0	3	0	0	0	0	0	0	9	12	0.00	0.000											<b>Roberto Hernandez, R</b> (9, 1) ERA: 4.41	1.0	S	3	0	0	0	3	0	0	0	0	9	12	0.00	0.000		



Batter	1	2	3	4	5	6	7	8	9	AB	R	H	RBI	BB	SO	LOB
Quinton McCracken, S (1, 8) OBP: 0.330, SLG: 0.370	G4-3		L7	2B	SF9		BB			3	0	1	2	1	0	0
Dave Martinez, L (1, 9) OBP: 0.389, SLG: 0.457	F7		1B	HR	CS	FC6-4	BB			4	2	3	0	1	0	0
Jose Canseco, R (1, 10) OBP: 0.358, SLG: 0.625 Danny Clyburn, R (3, PR) OBP: 0.279, SLG: 0.345	G5-3		HR	1B	G5-3		F8			2	0	1	0	0	0	0
Fred McGriff, L (1, 3) OBP: 0.383, SLG: 0.642			HR				FC6-4			5	2	3	4	0	1	3
John Flaherty, R (1, 2) OBP: 0.317, SLG: 0.456			G5-3		F8	FC6-4				5	1	1	1	0	0	3
Wade Boggs, L (1, 5) OBP: 0.309, SLG: 0.316 David Lamb, S (3, 4) OBP: 0.297, SLG: 0.324	G4-3		G6-3		HR					1	0	0	0	0	0	0
Paul Sorrento, L (1, 7) OBP: 0.400, SLG: 0.464 Randy Winn, S (8, PH) (9, 8) OBP: 0.317, SLG: 0.408					G3	G1-3				3	2	2	2	1	0	2
Bobby Smith, R (1, 4) (3, 5) OBP: 0.269, SLG: 0.261					G1-3					1	0	1	0	0	0	0
Kevin Stocker, S (1, 6) OBP: 0.400, SLG: 0.417	G4-3				G3					4	0	1	0	0	1	3

Inning Stats	R: 0	H: 0	E: 0	K: 8	S: 8	R: 1	H: 2	E: 0	K: 0	S: 7	R: 3	H: 3	E: 0	K: 0	S: 8	R: 1	H: 3	E: 0	K: 0	S: 9	R: 4	H: 5	E: 0	K: 0	S: 18	R: 1	H: 2	E: 0	K: 2	S: 12	R: 0	H: 1	E: 0	K: 1	S: 10			
	LOB: 0	BB: 0	P: 12			LOB: 2	BB: 1	P: 17			LOB: 1	BB: 0	P: 14			LOB: 2	BB: 0	P: 14			LOB: 0	BB: 0	P: 34			LOB: 2	BB: 1	P: 27			LOB: 3	BB: 2	P: 24			LOB: 1	BB: 0	P: 15

PITCHER	IP	WLS	BF	H	R	ER	SO	BB	IBB	HBP	BLK	WP	HR	S	P	ERA	WHIP
Jay Witasick, R (1, 1) ERA: 7.31	4.0	L	22	9	6	6	0	1	0	0	0	0	1	34	62	13.50	2.500
Don Wengert, R (5, 1) ERA: 7.91	2.0		12	6	4	4	0	1	0	0	0	0	1	32	56	18.00	3.500
Scott Service, R (7, 1) ERA: 8.78	0.2		5	1	0	0	1	2	0	0	0	0	0	9	19	0.00	4.500
Matt Whisenant, L (7, 1) ERA: 1.74	1.1		5	1	0	0	2	0	0	0	0	0	0	13	20	0.00	0.750

**BOTTOM**

**Kansas City Royals @ Tampa Bay Devil Rays**  
Tropicana Field, St. Petersburg, FL

Wed May 05 1999, 7:05 PM EDT  
Att. 14,545 - Dome - 72 F

AB	39
R	10
H	17
RBI	10
BB	4
SO	3
LOB	17

WP: 0 PA: 45  
PB: 0 SB: 0  
CS: 1



PITCHER	IP	WLS	BF	H	R	ER	SO	BB	IBB	HBP	BLK	WP	HR	S	P	ERA	WHIP
Jay Witasick, R (1, 1) ERA: 7.31	4.0	L	22	9	6	6	0	1	0	0	0	0	1	34	62	13.50	2.500
Don Wengert, R (5, 1) ERA: 7.91	2.0		12	6	4	4	0	1	0	0	0	0	1	32	56	18.00	3.500
Scott Service, R (7, 1) ERA: 8.78	0.2		5	1	0	0	1	2	0	0	0	0	0	9	19	0.00	4.500
Matt Whisenant, L (7, 1) ERA: 1.74	1.1		5	1	0	0	2	0	0	0	0	0	0	13	20	0.00	0.750

Batter	1	2	3	4	5	6	7	8	9	AB R H RBI BB SO LOB	TOP																	
<b>Scott Pose, L</b> (1, 7) OBP: 0.385, SLG: 0.286 	2-2 <b>F8</b> 	1-1 <b>G3-1</b> 		2-2 <b>F7</b> 		0-1 <b>FC4-6</b> 1B 1-2f 2-3 		0-1 <b>F7</b> 		5 0 0 0 0 0 6	<b>Kansas City Royals @ Tampa Bay Devil Rays</b> Tropicana Field, St. Petersburg, FL Thu May 06 1999, 12:35 PM EDT Att. 13,732 - Dome - 72 F  <b>livebaseballscorecards.com</b>																	
<b>Joe Randa, R</b> (1, 5) OBP: 0.322, SLG: 0.402 	1-0 <b>P4</b> 		0-3 <b>K</b> 		0-0 <b>F9</b> 	1-2 		3-1 		5 0 2 1 0 1 0																		
<b>Johnny Damon, L</b> (1, 8) OBP: 0.333, SLG: 0.366 	2-1 		0-0 <b>G4-3</b> 		1-1 <b>L4</b> 	2-3 <b>K</b> 		1-0 <b>F7</b> 		5 0 1 0 0 1 3																		
<b>29 Mike Sweeney, R</b> (1, 2) OBP: 0.411, SLG: 0.593 <b>Tim Spehr, R</b> (6, 2) OBP: 0.429, SLG: 0.640 <b>Scott Leius, R</b> (9, PH) OBP: 0.308, SLG: 0.429 	3-3 <b>K</b> 1-2 		0-0 <b>G5-3</b> 		1-1 		0-2 <b>1B</b> <b>BB</b> <b>G1-4-6-3</b> <b>1B</b> 	1-2 <b>F9</b> 		3 0 1 0 0 1 1 1 1 1 0 0 0 0 1 0 0 0 0 0 0																		
<b>Larry Sutton, L</b> (1, 3) OBP: 0.364, SLG: 0.422 		0-0 <b>F8</b> 		3-2 <b>F7</b> 	4-0 		4-2 	1-3 <b>K</b> 		3 0 0 0 2 1 0																		
<b>Jermaine Dye, R</b> (1, 9) OBP: 0.339, SLG: 0.524 		2-1 		2-3 <b>K</b> 	0-0 <b>F9</b> 		0-0 	2-1 <b>G5-3</b> 		5 1 2 0 0 1 2																		
<b>Chad Kreuter, S</b> (1, 10) OBP: 0.304, SLG: 0.310 		4-2 		4-2 		2-3 <b>K</b> 	1-1 <b>G1-4-6-3</b> 			2 1 0 0 2 1 2																		
<b>Carlos Febles, R</b> (1, 4) OBP: 0.358, SLG: 0.500 		1-1 		1-0 		2-2 <b>FC4-6</b> <b>1B</b> <b>1B</b> <b>HBP</b> 	2-3 			3 1 2 1 0 1 1																		
<b>Rey Sanchez, R</b> (1, 6) OBP: 0.326, SLG: 0.400 		2-3 <b>K</b> 		2-2 		0-1 		1-0 <b>G4-3</b> 		4 0 2 1 0 1 2																		
<b>Inning Stats</b>	R: 0 H: 1 E: 0 LOB: 1 K: 1 BB: 0 S: 9 P: 17	R: 1 H: 2 E: 0 LOB: 2 K: 1 BB: 1 S: 12 P: 22	R: 0 H: 0 E: 0 LOB: 0 K: 1 BB: 0 S: 5 P: 5	R: 1 H: 2 E: 0 LOB: 2 K: 1 BB: 1 S: 17 P: 31	R: 0 H: 1 E: 0 LOB: 2 K: 0 BB: 1 S: 6 P: 12	R: 1 H: 2 E: 0 LOB: 2 K: 2 BB: 0 S: 16 P: 23	R: 1 H: 2 E: 0 LOB: 1 K: 1 BB: 1 S: 13 P: 20	R: 0 H: 1 E: 0 LOB: 1 K: 0 BB: 0 S: 6 P: 11	R: 0 H: 0 E: 0 LOB: 0 K: 1 BB: 0 S: 8 P: 12	1B: 9 SF: 0 2B: 2 SAC: 0 3B: 0 DP: 1 HR: 0 HBP: 1	WP: 0 PA: 42 PB: 0 SB: 1 CS: 0																	
<b>PITCHER</b>	IP WLS BF H R ER SO BB IBB HBP BLK WP HR S P ERA WHIP											<b>PITCHER</b>	IP WLS BF H R ER SO BB IBB HBP BLK WP HR S P ERA WHIP															
<b>Rolando Arrojo, R</b> (1, 1) ERA: 5.91	7.0		35	10	4	4	7	4	0	1	0	0	0	78	130	5.14	2.000											
<b>Albie Lopez, R</b> ERA: 7.47	0.2		3	1	0	0	0	0	0	0	0	0	0	5	9	0.00	1.500											
<b>Scott Aldred, L</b> ERA:	0.1	W	1	0	0	0	0	0	0	0	0	0	0	1	2	0.00	0.000											
<b>Roberto Hernandez, R</b> ERA: 4.15	1.0	S	3	0	0	0	1	0	0	0	0	0	0	8	12	0.00	0.000											



Batter	1	2	3	4	5	6	7	8	9	AB	R	H	RBI	BB	SO	LOB
Randy Winn, S OBP: 0.315, SLG: 0.396 (1, 8)	G6-3 1-2		FC1-5 2-0				P6 0-2			3	1	0	0	1	0	2
Dave Martinez, L OBP: 0.384, SLG: 0.442 (1, 9)	F7 0-0		G1-3 3-1				P5 4-2			3	0	0	0	1	0	4
Quinton McCracken, S OBP: 0.317, SLG: 0.354 (1, 7)	F7 1-0			G4-3 1-1			K 0-3			4	0	0	0	0	1	3
Fred McGriff, L OBP: 0.396, SLG: 0.684 (1, 10)								K 0-3		3	2	2	1	1	1	0
Herbert Perry, R OBP: 0.500, SLG: 0.500 Kevin Stocker, S OBP: 0.400, SLG: 0.417 (8, PR) (9, 6)		G5-3 0-1								4	0	2	0	0	0	1
Paul Sorrento, L OBP: 0.410, SLG: 0.500 (1, 3)										0	1	0	0	0	0	0
Bobby Smith, R OBP: 0.256, SLG: 0.247 (9, 5)										4	0	2	1	0	1	2
Mike DiFelice, R OBP: 0.304, SLG: 0.609 (1, 2)										4	0	2	0	0	0	4
David Lamb, S OBP: 0.325, SLG: 0.333 (9, 4)										4	0	1	0	0	0	3
										2	1	1	0	1	1	0

Inning Stats	R: 0	H: 0	E: 0	K: 0	S: 5	R: 1	H: 1	E: 0	K: 1	S: 12	R: 0	H: 1	E: 0	K: 0	S: 7	R: 1	H: 3	E: 0	K: 0	S: 10	R: 2	H: 1	E: 1	K: 1	S: 13	R: 0	H: 0	E: 0	K: 0	S: 7	R: 1	H: 2	E: 0	K: 1	S: 16
	LOB: 0	BB: 0	P: 7	LOB: 0	BB: 0	LOB: 0	BB: 0	P: 15	LOB: 1	BB: 1	LOB: 1	BB: 1	P: 17	LOB: 2	BB: 0	P: 14	LOB: 2	BB: 2	P: 23	LOB: 0	BB: 0	LOB: 0	BB: 0	P: 7	LOB: 0	BB: 0	LOB: 0	BB: 1	P: 12	LOB: 2	BB: 0	LOB: 2	BB: 0	P: 22	

PITCHER	IP	WLS	BF	H	R	ER	SO	BB	IBB	HBP	BLK	WP	HR	S	P	ERA	WHIP
Jim Pittsley, R ERA: 5.89 (1, 1)	4.2		23	6	4	2	2	3	0	0	0	1	1	44	71	3.86	1.929
Alvin Morman, L ERA: 3.86 (5, 1)	2.2	L	10	2	1	1	2	1	0	0	0	0	0	24	35	3.38	1.125
Jose Santiago, R ERA: 2.84 (8, 1)	0.2		2	0	0	0	0	0	0	0	0	1	0	7	11	0.00	0.000

**BOTTOM**

**Kansas City Royals @ Tampa Bay Devil Rays**  
Tropicana Field, St. Petersburg, FL

Thu May 06 1999, 12:35 PM EDT  
Att: 13,732 - Dome - 72 F

AB	31
R	5
H	8
RBI	2
BB	4
SO	4
LOB	19

WP: 2 PA: 35  
PB: 0  
SB: 0  
CS: 1



1B	2B	3B	HR	SF	SAC	DP	HBP
4	3	0	1	0	1	0	0



Batter	1	2	3	4	5	6	7	8	9	AB	R	H	RBI	BB	SO	LOB
Todd Walker, L (1, 4) OBP: 0.312, SLG: 0.333 Marty Cordova, R (7, PH) OBP: 0.409, SLG: 0.456 (8, 7)	0-0 F9		1-2 G6-3		0-2 G4-3		1-0 F9			3	0	0	0	0	0	0
Denny Hocking, S (1, 7) OBP: 0.313, SLG: 0.328 (8, 6)	3-1 F7		3-2 G4-3		0-0 L3			2-1 L6		4	0	0	0	0	0	0
Matt Lawton, L (1, 9) OBP: 0.339, SLG: 0.444 (8, 5)	3-2 G6-3		0-0 2B		1-2 G3-1			2-1 G4-3		4	0	1	0	0	0	0
Ron Coomer, R (1, 3) OBP: 0.395, SLG: 0.549 (8, 5)		1-2 G3-1 SF9 2B	1-3 K		1-0 G6-3 1B			1-1 G4-3		4	1	2	0	0	1	1
Brent Gates, S (1, 5) OBP: 0.310, SLG: 0.314 (8, 4)		1-2 G3-1 2B		2-2 E 1B		0-0 G6-3 1-2f			1-3 K	4	0	1	0	0	1	2
Terry Steinbach, R (1, 2) OBP: 0.380, SLG: 0.382		0-1 SF9 3-H		2-1 L4 1-3			2-1 FC5-4 1B		2-1 G5-3	3	0	1	1	0	0	1
Corey Koskie, L (1, 10) OBP: 0.364, SLG: 0.469		1-2 2B HBP		2-3 K			1-2 FC5-4 1B 1-2f		1-2 G4-3	3	0	0	0	0	1	2
Torii Hunter, R (1, 8) OBP: 0.304, SLG: 0.382		0-1 1-3 2B		1-1 G6-3			3-3 K			3	0	1	0	0	1	2
Cristian Guzman, S (1, 6) OBP: 0.200, SLG: 0.215 Doug Mientkiewicz, L (7, PH) OBP: 0.382, SLG: 0.414 (8, 3)		0-1 F8			1-0 G3			2-0 1-3 1B		2	0	0	0	0	0	2
										1	0	1	0	0	0	0

Inning Stats	R: 0	H: 0	E: 0	K: 0	S: 6	LOB: 0	BB: 0	P: 12	R: 1	H: 2	E: 0	K: 0	S: 15	LOB: 2	BB: 0	P: 18	R: 0	H: 1	E: 0	K: 1	S: 13	LOB: 1	BB: 0	P: 18	R: 0	H: 1	E: 1	K: 1	S: 11	LOB: 1	BB: 0	P: 18	R: 0	H: 0	E: 0	K: 0	S: 6	LOB: 0	BB: 0	P: 7	R: 0	H: 1	E: 0	K: 0	S: 5	LOB: 0	BB: 0	P: 7	R: 0	H: 2	E: 0	K: 1	S: 10	LOB: 2	BB: 0	P: 19	R: 0	H: 0	E: 0	K: 0	S: 6	LOB: 0	BB: 0	P: 11	R: 0	H: 0	E: 0	K: 1	S: 9	LOB: 0	BB: 0	P: 13	1B: 4	SF: 1	2B: 3	SAC: 0	3B: 0	DP: 1	HR: 0	HBP: 1	WP: 0	PA: 34
--------------	------	------	------	------	------	--------	-------	-------	------	------	------	------	-------	--------	-------	-------	------	------	------	------	-------	--------	-------	-------	------	------	------	------	-------	--------	-------	-------	------	------	------	------	------	--------	-------	------	------	------	------	------	------	--------	-------	------	------	------	------	------	-------	--------	-------	-------	------	------	------	------	------	--------	-------	-------	------	------	------	------	------	--------	-------	-------	-------	-------	-------	--------	-------	-------	-------	--------	-------	--------

PITCHER	IP	WLS	BF	H	R	ER	SO	BB	IBB	HBP	BLK	WP	HR	S	P	ERA	WHIP
Kevin Appier, R (1, 1) ERA: 5.05	6.2	W	27	7	1	1	3	0	0	0	0	0	0	65	97	1.35	1.050
Matt Whisenant, L (7, 1) ERA: 1.54	1.1	H	4	0	0	0	0	0	0	0	0	0	0	7	13	0.00	0.000
Scott Service, R (9, 1) ERA: 8.16	1.0		3	0	0	0	1	0	0	0	0	0	0	9	13	0.00	0.000


**BOTTOM**

**Kansas City Royals @ Minnesota Twins**  
 Hubert H. Humphrey Metrodome, Minneapolis, MN

Fri May 07 1999, 8:05 PM EDT  
 Att: 16,417 - Dome - 72 F

livebaseballscorecards.com

AB	32
R	1
H	7
RBI	1
BB	0
SO	4
LOB	12



Batter	1	2	3	4	5	6	7	8	9	AB R H RBI BB SO LOB	TOP											
<b>Carlos Beltrán, S</b> OBP: 0.323, SLG: 0.471 (1, 8)	2-2 G4-3	0-1 G1-3		1-0 G4-3		0-0 F9		2-3 K		5 0 0 0 0 1 3												
<b>Carlos Febles, R</b> OBP: 0.357, SLG: 0.480 (1, 4)	0-0 CS 1B		0-1 F9	1-2 WP 1B		1-3 K		1-1 G6-3	5 1 2 0 0 1 0													
<b>Joe Randa, R</b> OBP: 0.336, SLG: 0.409 (1, 5)	4-1 BB 1B		2-1 F8 1B	4-1 WP 1B		1-1 F8		0-0 G4-3	3 3 1 0 2 0 0													
<b>Johnny Damon, L</b> OBP: 0.349, SLG: 0.385 (1, 7)	4-1 1B BB		1-1 2B 1B	2-0 1B		1-0 F7		0-0 G4-3	4 1 2 2 1 0 0													
<b>Scott Leius, R</b> OBP: 0.265, SLG: 0.345 (1, 10)	0-0 1B		2-1 F8	2-2 G6-3		2-1 L6			4 0 1 1 0 0 3													
<b>Larry Sutton, L</b> OBP: 0.356, SLG: 0.429 (1, 3)	2-0 F7		1-2 PO 2B		1-3 K		2-2 G4-3		4 0 1 2 0 1 2													
<b>Chad Kreuter, S</b> OBP: 0.315, SLG: 0.311 (1, 2)		2-1 G5-4-3 1B	3-2 HBP		2-1 F9		1-3 K		3 0 1 0 0 1 0													
<b>Scott Pose, L</b> OBP: 0.438, SLG: 0.385 (1, 9)		0-0 G5-4-3 1B	2 SAFE PO	0-0 FC6-4 1B	4-1 BB		1-3 K		3 0 2 0 1 1 0													
<b>Rey Sanchez, R</b> OBP: 0.330, SLG: 0.408 (1, 6)		0-1 G5-4-3		0-0 FC6-4 1B	2-3 K		0-0 BLK 1B		4 1 1 0 0 1 4													
<b>Inning Stats</b>	R: 1 E: 0 K: 0 S: 9	H: 2 LOB: 2 BB: 2 P: 21	R: 0 E: 0 K: 0 S: 7	H: 2 LOB: 1 BB: 0 P: 9	R: 2 E: 0 K: 0 S: 15	H: 3 LOB: 1 BB: 0 P: 24	R: 3 E: 0 K: 0 S: 11	H: 3 LOB: 1 BB: 1 P: 21	R: 0 E: 0 K: 1 S: 6	H: 0 LOB: 1 BB: 1 P: 18	R: 0 E: 0 K: 1 S: 6	H: 0 LOB: 0 BB: 0 P: 8	R: 0 E: 0 K: 0 S: 6	H: 0 LOB: 0 BB: 0 P: 11	R: 0 E: 0 K: 3 S: 10	H: 1 LOB: 1 BB: 0 P: 14	R: 0 E: 0 K: 0 S: 4	H: 0 LOB: 0 BB: 0 P: 5	1B: 10 2B: 1 3B: 0 HR: 0	SF: 0 SAC: 0 DP: 1 HBP: 1	WP: 1 PB: 0 SB: 0 CS: 1	PA: 41
<b>PITCHER</b>	IP WLS BF H R ER SO BB IBB HBP BLK WP HR S P ERA WHIP																					
<b>Dan Perkins, R</b> ERA: 8.55 (1, 1)	3.2 L 22 10 6 6 0 3 0 0 1 0 1 0 39 70 14.73 3.545																					
<b>23 Benj Sampson, L</b> ERA: 8.38 (4, 1)	4.1 15 1 0 0 6 1 0 0 0 1 0 0 34 56 0.00 0.462																					
<b>Bob Wells, R</b> ERA: 5.28 (9, 1)	1.0 3 0 0 0 0 0 0 0 0 0 0 0 4 5 0.00 0.000																					

**Kansas City Royals @ Minnesota Twins**  
Hubert H. Humphrey Metrodome, Minneapolis, MN

Sat May 08 1999, 8:05 PM EDT  
Att. 17,052 - Dome - 72 F

<b>AB</b>	35
<b>R</b>	6
<b>H</b>	11
<b>RBI</b>	5
<b>BB</b>	4
<b>SO</b>	6
<b>LOB</b>	12





Batter	1	2	3	4	5	6	7	8	9	AB	R	H	RBI	BB	SO	LOB							
<b>Denny Hocking, S</b> OBP: 0.310, SLG: 0.323 (1, 4) (8, 6) C F X	0-2 G6-3 ①		1-0 G6-3 ②		3-2 G6-3 ③			2-2 G4-3 G5-3 1B		4	0	1	0	0	0	0							
<b>Brent Gates, S</b> OBP: 0.290, SLG: 0.291 (1, 5) (8, 4) B B C X	2-1 G6-3 ②		1-1 L3 ③			1-1 G5-3 ①		0-1 G5-3 ① 1-2		4	0	0	0	0	0	1							
<b>Matt Lawton, L</b> OBP: 0.336, SLG: 0.432 (1, 9) B B B B	4-0 BB			1-0 G4-3 ①		3-0 G1-3 ②		1-0 G4-3 ② 2-3		3	0	0	0	1	0	1							
<b>Ron Coomer, R</b> OBP: 0.389, SLG: 0.570 (1, 3) (8, 5) B B C S 1 SAFE S	3-3 K ③			1-2 HR		1-1 G4-3 ③		1-0 L8 ③		4	1	1	1	0	1	2							
<b>Marty Cordova, R</b> OBP: 0.402, SLG: 0.439 (1, 10) S B B B B S		2-3 K ①		1-3 K ②			4-1 2B SF7 BB		X 0-0 G6-3 ①	3	1	0	0	1	2	0							
<b>Chad Allen, R</b> OBP: 0.298, SLG: 0.371 (1, 7) X		0-0 G6-3 ②		2-1 2B			3-2 2B		X 0-0 G6-3 ②	4	0	2	0	0	0	0							
<b>Torii Hunter, R</b> OBP: 0.310, SLG: 0.381 (1, 8) C F B B B B B		4-2 BB		0-0 F9 ③			0-0 L4 ①		B C B B X	3	0	1	0	1	0	3							
<b>Javier Valentin, S</b> OBP: 0.244, SLG: 0.250 (1, 2) F B 1 SAFE X		1-1 G4-3 ③				2-2 G5-3 ①		X 0-0 SF7 ②	S B C S	3	0	0	1	0	1	2							
<b>Cristian Guzman, S</b> OBP: 0.195, SLG: 0.210 <b>Doug Mientkiewicz, L</b> OBP: 0.379, SLG: 0.409 (7, PH) (8, 3) C S B B X			2-2 G4-3 ①		0-3 K ②		0-1 F9 ③			2	0	0	0	0	1	0							
										1	0	0	0	0	0	1							
<b>Inning Stats</b>	R: 0 E: 0 K: 1 S: 8	H: 0 LOB: 1 BB: 1 P: 17	R: 0 E: 0 K: 1 S: 8	H: 0 LOB: 1 BB: 1 P: 15	R: 0 E: 0 K: 0 S: 6	H: 0 LOB: 0 BB: 0 P: 10	R: 1 E: 0 K: 1 S: 10	H: 2 LOB: 1 BB: 0 P: 15	R: 0 E: 0 K: 1 S: 10	H: 0 LOB: 0 BB: 0 P: 15	R: 0 E: 0 K: 0 S: 5	H: 0 LOB: 0 BB: 0 P: 10	R: 1 E: 0 K: 0 S: 10	H: 1 LOB: 1 BB: 1 P: 17	R: 0 E: 0 K: 0 S: 7	H: 1 LOB: 1 BB: 0 P: 11	R: 0 E: 0 K: 1 S: 7	H: 1 LOB: 1 BB: 0 P: 10	1B: 2 2B: 2 3B: 0 HR: 1	SF: 1 SAC: 0 DP: 0 HBP: 0	WP: 0 PB: 0 SB: 0 CS: 0	PA: 35	
<b>PITCHER</b> <b>50 José Rosado, L</b> ERA: 1.77 <b>Jose Santiago, R</b> ERA: 2.45	IP 6.0 3.0	WLS W S	BF 24 11	H 3 2	R 2 0	ER 2 0	SO 4 1	BB 3 0	IBB 0 0	HBP 0 0	BLK 0 0	WP 0 0	HR 1 0	S 53 18	P 95 25	ERA 3.00 0.00	WHIP 1.000 0.667					ERA 3.00 0.00	WHIP 1.000 0.667

**BOTTOM**

**Kansas City Royals @ Minnesota Twins**  
Hubert H. Humphrey Metrodome, Minneapolis, MN

Sat May 08 1999, 8:05 PM EDT  
Att. 17,052 - Dome - 72 F

[livebaseballscores.com](http://livebaseballscores.com)

<b>AB</b>	<b>31</b>
<b>R</b>	<b>2</b>
<b>H</b>	<b>5</b>
<b>RBI</b>	<b>2</b>
<b>BB</b>	<b>3</b>
<b>SO</b>	<b>5</b>
<b>LOB</b>	<b>10</b>



Batter	1	2	3	4	5	6	7	8	9	AB R H RBI BB SO LOB	TOP											
Carlos Beltrán, S OBP: 0.318, SLG: 0.460 (1, 8)	2-0 BB HR 1B	2-0 F7		0-0 G3		1-3 K		0-0 G3 1-2 2-3		5 1 1 0 0 1 5												
Carlos Febles, R OBP: 0.375, SLG: 0.495 (1, 4)	4-2 SAFE 1-2 HR BB		1-0 2B		2-2 FC6-4 1B		4-2 2B BB	1-2 G5-3		3 2 2 0 2 0 2												
Johnny Damon, L OBP: 0.351, SLG: 0.421 (1, 7)	1-1 1-H 2-H HR		1-1 P2		0-0 F8		1-2 SAFE 29 G4-3 1-H 2B	0-3 K		5 1 2 4 0 1 4												
Jeff King, R OBP: 0.347, SLG: 0.368 (1, 3)	0-0 P3		0-1 G5-3		3-1 P3		1-2 P3		0-0 G5-3	5 0 0 0 0 0 3												
29 Mike Sweeney, R OBP: 0.389, SLG: 0.558 (1, 10)	0-1 G5-3		0-0 G6-3		2-0 FC6-4 1-2f		2-0 G4-3		1-2 F8	5 0 0 0 0 0 3												
Scott Leius, R OBP: 0.256, SLG: 0.303 (1, 5)	0-1 G6-3			0-0 G6-3		4-1 SH1-3 2B BB		0-3 K	2-2 F8	4 1 0 0 1 1 1												
Scott Pose, L OBP: 0.429, SLG: 0.414 (1, 9)		2-1 G3		2-2 G6-3		0-0 SH1-3 1-2		2-2 1B 2B		3 1 1 0 0 0 0												
Tim Spehr, R OBP: 0.417, SLG: 0.533 (1, 2)			4-1 FC1-6 BB		4-2 3B BB		3-3 K	2-0 G3 1B HBP		1 1 0 0 2 1 1												
Rey Sanchez, R OBP: 0.346, SLG: 0.451 (1, 6)		1-1 FC1-6 1-2f		0-2 1-H 3B		0-0 2-H 2B		2-2 1-2 2-H G3 1B		4 0 3 3 0 0 1												
<b>Inning Stats</b>	R: 3 E: 0 K: 0 S: 11	H: 2 LOB: 0 BB: 1 P: 18	R: 0 E: 0 K: 0 S: 6	H: 0 LOB: 1 BB: 1 P: 15	R: 0 E: 0 K: 0 S: 6	H: 1 LOB: 1 BB: 0 P: 8	R: 1 E: 0 K: 0 S: 14	H: 1 LOB: 1 BB: 1 P: 20	R: 0 E: 0 K: 0 S: 7	H: 1 LOB: 1 BB: 0 P: 14	R: 1 E: 0 K: 2 S: 10	H: 1 LOB: 1 BB: 1 P: 18	R: 1 E: 0 K: 1 S: 12	H: 1 LOB: 1 BB: 1 P: 20	R: 1 E: 0 K: 1 S: 17	H: 2 LOB: 2 BB: 0 P: 24	R: 0 E: 0 K: 0 S: 7	H: 0 LOB: 0 BB: 0 P: 10	1B: 3 2B: 4 3B: 1 HR: 1	SF: 0 SAC: 1 DP: 0 HBP: 1	WP: 0 PB: 0 SB: 0 CS: 0	PA: 42
<b>PITCHER</b>	IP WLS BF H R ER SO BB IBB HBP BLK WP HR S P ERA WHIP																					
Mike Lincoln, R ERA: 5.05 (1, 1)	5.1 L 25 5 5 5 0 4 0 0 0 0 0 1 46 81 8.44 1.688																					
Bob Wells, R ERA: 5.29 (6, 1)	1.2 8 2 1 1 3 1 0 0 0 0 0 0 20 32 5.40 1.800																					
Eddie Guardado, L ERA: 5.84 (8, 1)	0.0 3 2 1 1 0 0 0 0 1 0 0 0 10 16 ∞ ∞																					
Mike Trombley, R ERA: 1.66 (8, 1)	1.0 3 0 0 0 0 1 0 0 0 0 0 0 7 8 0.00 0.000																					
Rick Aguilera, R ERA: 1.47 (9, 1)	1.0 3 0 0 0 0 0 0 0 0 0 0 0 7 10 0.00 0.000																					

**Kansas City Royals @ Minnesota Twins**  
 Hubert H. Humphrey Metrodome, Minneapolis, MN  
 Sun May 09 1999, 2:05 PM EDT  
 Att. 11,581 - Dome - 72 F

AB	35
R	7
H	9
RBI	7
BB	5
SO	4
LOB	20



Batter	1	2	3	4	5	6	7	8	9	AB	R	H	RBI	BB	SO	LOB
<b>Chad Allen, R</b> OBP: 0.315, SLG: 0.406 (1, 7)	2-2 1B 2B		1-0 G3-6-3 1B		0-3 K			1-1 2B		4	1	3	0	0	1	1
<b>Cristian Guzman, S</b> OBP: 0.188, SLG: 0.202 (1, 6)	0-0 G6-3		3-1 G3-6-3 1-2f			0-3 K		3-1 P6		3	0	0	0	0	1	2
<b>Denny Hocking, S</b> OBP: 0.306, SLG: 0.318 (8, PH) (9, 6)										1	0	0	0	0	0	1
<b>Todd Walker, L</b> OBP: 0.310, SLG: 0.339 (1, 4)	2-3 K		3-2 L6			3-2 2B		2-2 G6-3		4	0	1	0	0	1	2
<b>Ron Coomer, R</b> OBP: 0.383, SLG: 0.556 (1, 5)	2-2 1B			1-1 F8		1-1 F7		2-2 G5-3		4	0	1	1	0	0	1
<b>Matt Lawton, L</b> OBP: 0.325, SLG: 0.417 (1, 9)	2-1 G3			2-1 P5		1-1 G4-3		0-0 F9		4	0	0	0	0	0	2
<b>Terry Steinbach, R</b> OBP: 0.373, SLG: 0.375 (1, 2)		2-2 G5-3		1-1 F9			1-2 G1-3		0-0 BB 1B	4	0	1	0	0	0	0
<b>Doug Mientkiewicz, L</b> OBP: 0.383, SLG: 0.407 (1, 3)		2-1 1B SF9-3-6 1B		2-3 K			2-0 G4-3		4-0 BB 1B	3	1	1	0	1	1	0
<b>Marty Cordova, R</b> OBP: 0.396, SLG: 0.430 (1, 10)		1-1 SAFE 1-3 1B		2-1 G4-3			0-2 G6-3		2-3 K	4	0	1	0	0	1	2
<b>Torii Hunter, R</b> OBP: 0.311, SLG: 0.383 (1, 8)		1-1 SF9-3-6 1-2 3-H		2-1 1B				1-0 G6-3		2	0	1	1	0	0	0

Inning Stats	R: 1	H: 2	E: 0	K: 1	S: 14	R: 1	H: 2	E: 0	K: 0	S: 9	R: 0	H: 1	E: 0	K: 0	S: 6	R: 0	H: 0	E: 0	K: 0	S: 6	R: 0	H: 1	E: 0	K: 2	S: 12	R: 0	H: 1	E: 0	K: 1	S: 10	R: 0	H: 0	E: 0	K: 0	S: 7	R: 0	H: 1	E: 0	K: 0	S: 8	R: 0	H: 1	E: 0	K: 1	S: 8	1B: 6	SF: 1	2B: 4	SAC: 0	3B: 0	DP: 2	HR: 0	HBP: 0	WP: 0	PA: 35
<b>Jeff Suppan, R</b> ERA: 3.57 (1, 1)	IP	WLS	BF	H	R	ER	SO	BB	IBB	HBP	BLK	WP	HR	S	P	ERA	WHIP																																						
<b>Terry Mathews, R</b> ERA: 3.18 (8, 1)	1.0		4	1	0	0	0	0	0	0	0	0	0	8	15	0.00	1.000																																						
<b>Jeff Montgomery, R</b> ERA: 4.85 (9, 1)	1.0		5	1	0	0	1	1	0	0	0	0	0	8	16	0.00	2.000																																						

**BOTTOM**

**Kansas City Royals @ Minnesota Twins**  
Hubert H. Humphrey Metrodome, Minneapolis, MN

Sun May 09 1999, 2:05 PM EDT  
Att. 11,581 - Dome - 72 F

livebaseballscores.com

<b>AB</b>	<b>33</b>
<b>R</b>	<b>2</b>
<b>H</b>	<b>9</b>
<b>RBI</b>	<b>2</b>
<b>BB</b>	<b>1</b>
<b>SO</b>	<b>5</b>
<b>LOB</b>	<b>11</b>



Batter	1	2	3	4	5	6	7	8	9	AB R H RBI BB SO LOB	TOP	
<b>Carlos Beltrán, S</b> (1, 8) OBP: 0.328, SLG: 0.473	0-3 		0-0 <b>FC3-6</b> 		3-1 <b>FC5-4</b> 		2-2 <b>FC6-5</b> 	2-0 		5 1 3 1 0 1 1	<b>Kansas City Royals @ Minnesota Twins</b> Hubert H. Humphrey Metrodome, Minneapolis, MN Mon May 10 1999, 8:05 PM EDT Att. 9,636 - Dome - 72 F	
<b>Joe Randa, R</b> (1, 5) OBP: 0.331, SLG: 0.395	2-2 <b>F8</b> 		4-0 <b>FC5-4</b> 		1-2 <b>FC5-4</b> 		0-0 <b>FC6-5</b> 	0-3 		4 3 0 0 1 1 4		
<b>Johnny Damon, L</b> (1, 7) OBP: 0.368, SLG: 0.462	0-1 <b>FC6-4</b> 		2-2 		1-1 		1-1 	0-0 <b>P4</b> 		5 2 4 3 0 0 0		
<b>Jeff King, R</b> (1, 3) OBP: 0.352, SLG: 0.395	0-1 <b>FC6-4</b> 		1-2 <b>P4</b> 		1-0 		0-1 	0-0 <b>G6-3</b> 		5 0 2 2 0 0 2		
<b>29 Mike Sweeney, R</b> (1, 10) OBP: 0.380, SLG: 0.538		3-2 		1-0 <b>G6-3</b> 	3-2 <b>F9</b> 		3-3 <b>K</b> 	1-1 <b>P9</b> 		5 0 1 0 0 1 2		
<b>Larry Sutton, L</b> (1, 9) <b>Jermaine Dye, R</b> (8, 9) OBP: 0.349, SLG: 0.434 OBP: 0.333, SLG: 0.514		0-0 <b>L5-3</b> 		0-1 <b>F8</b> 		3-2 <b>P6</b> 	1-2 <b>G4-3</b> 			4 1 1 0 0 0 1 0 0 0 0 0 0 0		
<b>Chad Kreuter, S</b> (1, 2) OBP: 0.299, SLG: 0.292		0-0 <b>F7</b> 		1-2 <b>F8</b> 		2-0 <b>F7</b> 	0-0 <b>G4-3</b> 			4 0 0 0 0 0 1		
<b>Carlos Febles, R</b> (1, 4) OBP: 0.363, SLG: 0.477			1-0 <b>G5-3</b> 		1-0 <b>G4-3</b> 	1-0 <b>G4-3</b> 	3-3 			4 0 0 0 0 1 1		
<b>Rey Sanchez, R</b> (1, 6) OBP: 0.360, SLG: 0.462			1-1 <b>FC3-6</b> 		0-0 		0-0 <b>P9</b> 	2-1 		4 1 3 1 0 0 0		
<b>Inning Stats</b>	R: 0 H: 1 E: 0 LOB: 1 K: 1 BB: 0 S: 12 P: 14	R: 0 H: 1 E: 0 LOB: 0 K: 0 BB: 0 S: 5 P: 8	R: 2 H: 2 E: 0 LOB: 1 K: 0 BB: 1 S: 12 P: 21	R: 0 H: 0 E: 0 LOB: 0 K: 0 BB: 0 S: 6 P: 8	R: 3 H: 4 E: 0 LOB: 1 K: 0 BB: 0 S: 15 P: 25	R: 0 H: 0 E: 0 LOB: 0 K: 0 BB: 0 S: 5 P: 11	R: 2 H: 3 E: 0 LOB: 1 K: 1 BB: 0 S: 17 P: 23	R: 1 H: 3 E: 0 LOB: 2 K: 2 BB: 0 S: 14 P: 22	R: 0 H: 0 E: 0 LOB: 0 K: 0 BB: 0 S: 4 P: 5	1B: 10 SF: 0 2B: 4 SAC: 0 3B: 0 DP: 1 HR: 1 HBP: 0		WP: 0 PA: 41 PB: 0 SB: 3 CS: 0
<b>PITCHER</b> <b>LaTroy Hawkins, R</b> (1, 1) ERA: 9.49 <b>Joe Mays, R</b> (7, 1) ERA: 4.7	IP WLS BF H R ER SO BB IBB HBP BLK WP HR S P ERA WHIP 6.2 L 30 10 7 7 1 1 0 0 0 0 0 1 62 97 9.45 1.650 2.1 11 4 1 1 3 0 0 0 0 0 0 0 28 40 3.86 1.714											<b>PITCHER</b> IP WLS BF H R ER SO BB IBB HBP BLK WP HR S P ERA WHIP

livebaseballscores.com

AB	40
R	8
H	14
RBI	7
BB	1
SO	4
LOB	12



Batter	1	2	3	4	5	6	7	8	9	AB	R	H	RBI	BB	SO	LOB				
<b>Chad Allen, R</b> OBP: 0.304, SLG: 0.390 (1, 7) C C B X	1-2 G6-3 ①		0-1 G3 ②			2-2 G6-4-3 ① ② 1-2f		1-1 G6-3 ②		4	0	0	0	0	0	1				
<b>Todd Walker, L</b> OBP: 0.308, SLG: 0.336 (1, 4) C B S S X	2-2 G3 ②		0-0 F8 ③			1-0 G3 ③		0-0 2B 1B		4	0	1	0	0	0	0				
<b>Ron Coomer, R</b> OBP: 0.388, SLG: 0.574 (1, 5) C B S B X	3-2 2B				1-2 G5-3 ①		1-0 F7 ①	1-1 2B		4	0	2	0	0	0	0				
<b>Matt Lawton, L</b> OBP: 0.323, SLG: 0.420 (1, 9) B B C S B X	3-2 F8 ③				2-2 G4-3 ②		0-0 HR 2B	0-2 G4-3 ③		4	1	1	0	0	0	3				
<b>Marty Cordova, R</b> OBP: 0.400, SLG: 0.461 (1, 10) X		0-0 G5-3 ①			0-3 K ③		2-0 HR 2H		4-1 G4-3 1B BB	3	2	1	2	1	1	0				
<b>Doug Mientkiewicz, L</b> OBP: 0.378, SLG: 0.394 (1, 3) B B T B T C F X		4-2 BB			0-2 P7 ①		0-2 F7 ②		0-0 G4-3 ① 1-2	3	0	0	0	0	1	0				
<b>Terry Steinbach, R</b> OBP: 0.379, SLG: 0.421 (1, 2) B X		1-0 F8 ②			0-0 F8 ②		2-0 HR		2-0 FC6-4 1B 2-H	4	1	2	2	0	0	1				
<b>Torii Hunter, R</b> OBP: 0.303, SLG: 0.373 (1, 8) <b>Brent Gates, S</b> OBP: 0.286, SLG: 0.286 (9, PH) B SAFE B SAFE T F T SAFE X		2-2 G5-3 ③			1-3 K ③		0-3 K ③		1-1 FC6-4 1-2f	3	0	0	0	0	2	1				
<b>Cristian Guzman, S</b> OBP: 0.195, SLG: 0.209 (1, 6) <b>Denny Hocking, S</b> OBP: 0.297, SLG: 0.309 (8, PH) (9, 6) B SAFE C F T SAFE X			1-3 K ①			1-0 G6-4-3 1B		2-1 F8 ①	0-1 G3-1 ③	2	0	1	0	0	1	0				
<b>Inning Stats</b>	R: 0 E: 0 K: 0 S: 12	H: 1 LOB: 1 BB: 0 P: 21	R: 0 E: 0 K: 0 S: 8	H: 0 LOB: 1 BB: 1 P: 15	R: 0 E: 0 K: 1 S: 6	H: 0 LOB: 0 BB: 0 P: 7	R: 0 E: 0 K: 1 S: 9	H: 0 LOB: 0 BB: 0 P: 9	R: 0 E: 0 K: 0 S: 5	H: 1 LOB: 0 BB: 0 P: 9	R: 3 E: 0 K: 1 S: 10	H: 3 LOB: 0 BB: 0 P: 15	R: 0 E: 0 K: 0 S: 11	H: 2 LOB: 2 BB: 0 P: 15	R: 1 E: 0 K: 0 S: 7	H: 1 LOB: 1 BB: 1 P: 14	1B: 3 2B: 3 3B: 0 HR: 2	SF: 0 SAC: 0 DP: 1 HBP: 0	WP: 0 PB: 0 SB: 0 CS: 0	PA: 36

**BOTTOM**

**Kansas City Royals @ Minnesota Twins**  
Hubert H. Humphrey Metrodome, Minneapolis, MN

Mon May 10 1999, 8:05 PM EDT  
Att. 9,636 - Dome - 72 F

livebaseballscorecards.com

<b>AB</b>	<b>34</b>
<b>R</b>	<b>4</b>
<b>H</b>	<b>8</b>
<b>RBI</b>	<b>4</b>
<b>BB</b>	<b>2</b>
<b>SO</b>	<b>4</b>
<b>LOB</b>	<b>9</b>



PITCHER	IP	WLS	BF	H	R	ER	SO	BB	IBB	HBP	BLK	WP	HR	S	P	ERA	WHIP
<b>Jay Witasick, R</b> ERA: 6.35 (1, 1)	6.2	W	25	5	3	3	3	1	0	0	0	0	2	55	85	4.05	0.900
<b>Scott Service, R</b> ERA: 7.63 (7, 1)	1.0		5	2	0	0	1	0	0	0	0	0	0	10	14	0.00	2.000
<b>Matt Whisenant, L</b> ERA: 1.5 (8, 1)	0.1		1	0	0	0	0	0	0	0	0	0	0	4	4	0.00	0.000
<b>Jose Santiago, R</b> ERA: 2.74 (9, 1)	1.0		5	1	1	1	0	1	0	0	0	0	0	7	14	9.00	2.000

Batter	1	2	3	4	5	6	7	8	9	AB R H RBI BB SO LOB	TOP											
Shannon Stewart, R (1, 7) OBP: 0.408, SLG: 0.489	2-1 G4-3 2B 1B	0-3 K		1-1 G6-3		1-0 1B 2B		0-3 K		5 2 2 1 0 2 2												
Alex Gonzalez, R (1, 6) OBP: 0.383, SLG: 0.445	0-1 G4-3 1B 2B	4-1 1B BB		0-3 K		0-1 1B 1B		1-2 F8		4 1 2 0 1 1 0												
Shawn Green, L (1, 9) OBP: 0.380, SLG: 0.618	2-2 G4-3 2-3 3-H 1B	1-2 1B		3-1 F8		1-0 G6-4-3 1B		4-2 BB		4 0 2 4 1 0 1												
Carlos Delgado, L (1, 3) OBP: 0.376, SLG: 0.535	1-1 F8-4 1B 3-H	0-1 G3			0-1 F8	1-2 G6-4-3 1B		2-0 F8		5 0 1 1 0 0 5												
Tony Fernandez, S (1, 5) OBP: 0.473, SLG: 0.532	1-1 1B		4-2 WP 1B BB		1-1 F8		1-2 F8		2-0 L7	4 0 1 0 1 0 0												
Mark Dalesandro, R (1, 10) OBP: 0.417, SLG: 0.364	2-2 F8-4 2-3		0-1 WP 1B		1-1 G5-3		2-1 2B SF8 HBP		0-0 1B	4 1 2 0 0 0 2												
José Cruz Jr., S (1, 8) OBP: 0.382, SLG: 0.413		1-3 K	2-1 G4-3 1-2 2-3			1-2 1B G4-3 2B	2-0 SF8 2B	1-3 K	5 1 2 0 0 2 3		AB 38											
Pat Kelly, R (1, 4) OBP: 0.361, SLG: 0.636		4-2 BB 1B BB	1-3 K			0-0 2B G4-3 1B	0-2 SF8	2-3 K	3 2 1 1 1 2 3		R 8											
Mike Matheny, R (1, 2) OBP: 0.316, SLG: 0.426		0-0 BB 1B	1-1 F9			1-1 G4-3 1-2 3-H	1-2 G1-3		4 1 1 1 0 0 4		H 14											
<b>Inning Stats</b>	R: 2 E: 0 K: 0 S: 14	H: 4 LOB: 1 BB: 0 P: 22	R: 2 E: 0 K: 2 S: 17	H: 2 LOB: 2 BB: 2 P: 27	R: 0 E: 0 K: 1 S: 14	H: 1 LOB: 2 BB: 1 P: 22	R: 0 E: 0 K: 1 S: 7	H: 0 LOB: 0 BB: 0 P: 11	R: 0 E: 0 K: 0 S: 6	H: 0 LOB: 0 BB: 0 P: 8	R: 3 E: 0 K: 0 S: 15	H: 5 LOB: 1 BB: 0 P: 20	R: 1 E: 0 K: 0 S: 12	H: 1 LOB: 1 BB: 0 P: 18	R: 0 E: 0 K: 1 S: 12	H: 0 LOB: 1 BB: 1 P: 19	R: 0 E: 0 K: 2 S: 8	H: 1 LOB: 1 BB: 0 P: 13	1B: 10 2B: 5 3B: 0 HR: 0	SF: 1 SAC: 0 DP: 2 HBP: 1	WP: 1 PB: 0 SB: 0 CS: 0	PA: 44
<b>PITCHER</b>	IP WLS BF H R ER SO BB IBB HBP BLK WP HR S P ERA WHIP																					
Jim Pittsley, R (1, 1) ERA: 6.94	5.0 L 26 9 6 6 4 3 0 0 0 1 0 64 97 10.80 2.400																					
Alvin Morman, L (6, 1) ERA: 5.0	2.0 10 4 2 2 0 0 0 0 1 0 0 0 21 31 9.00 2.000																					
Terry Mathews, R (8, 1) ERA: 2.35	2.0 8 1 0 0 3 1 0 0 0 0 0 0 20 32 0.00 1.000																					

Toronto Blue Jays @ Kansas City Royals  
Kauffman Stadium, Kansas City, MO  
Tue May 11 1999, 7:05 PM CDT  
Att. 12,141 - Cloudy - 66 F

AB	38
R	8
H	14
RBI	8
BB	4
SO	7
LOB	20



Batter	1	2	3	4	5	6	7	8	9	AB R H RBI BB SO LOB
<b>Carlos Beltrán, S</b> OBP: 0.331, SLG: 0.470 (1, 8)	1-0 E 1B SF7	1-3 K			0-2 F8 S 1B		1-0 P5		0-0 L9	5 1 2 0 0 1 2
<b>Joe Randa, R</b> OBP: 0.336, SLG: 0.398 (1, 5)	2-1 E 1B		1-1 P3		2-2 F8 1-3		2-0 2B 1B 2-H			4 0 2 1 0 0 1
<b>Johnny Damon, L</b> OBP: 0.379, SLG: 0.475 (1, 7)	0-2 P4		2-2 1B		4-2 S BB		0-2 1-3 2B			3 0 2 0 1 0 2
<b>Jeff King, R</b> OBP: 0.345, SLG: 0.370 (1, 3)	4-1 FC6-4 1-2 2-3 BB		1-1 F9		3-2 P4 1-2		3-1 F8			3 0 0 0 1 0 5
<b>Larry Sutton, L</b> OBP: 0.333, SLG: 0.418 <b>Steve Scarsone, R</b> OBP: 0.212, SLG: 0.107 (8, PH)	2-0 SF7		1 SAFE 1-2 F9			0-1 F7		1-3 K		2 0 0 1 0 0 1 1 0 0 0 0 1 0
<b>Jermaine Dye, R</b> OBP: 0.331, SLG: 0.505 (1, 9)	0-1 FC6-4 1-2f			0-3 K		0-0 P4		0-0 G6-4-3 1B		4 0 1 0 0 1 2
<b>Chad Kreuter, S</b> OBP: 0.284, SLG: 0.275 (1, 2)		2-1 L9		3-1 F8		1-0 P8		1-1 G6-4-3 1B 1-2f		4 0 0 0 0 0 1
<b>Carlos Febles, R</b> OBP: 0.375, SLG: 0.495 (1, 4)		2-1 G6-3 2B		2-0 F7			2-1 G5-3 1B		0-2 G5-4-3 1B	4 1 3 0 0 0 0
<b>Rey Sanchez, R</b> OBP: 0.348, SLG: 0.445 (1, 6)		0-0 G6-3			0-2 F8		0-0 G5-3		0-0 G5-4-3	4 0 0 0 0 0 3

Inning Stats	R: 1 E: 1 K: 0 S: 10	H: 2 LOB: 2 BB: 1 P: 19	R: 0 E: 0 K: 1 S: 8	H: 1 LOB: 1 BB: 0 P: 13	R: 0 E: 0 K: 0 S: 10	H: 1 LOB: 1 BB: 0 P: 15	R: 0 E: 0 K: 1 S: 6	H: 0 LOB: 0 BB: 0 P: 11	R: 0 E: 0 K: 0 S: 18	H: 1 LOB: 2 BB: 1 P: 27	R: 0 E: 0 K: 0 S: 4	H: 0 LOB: 0 BB: 0 P: 5	R: 1 E: 0 K: 0 S: 10	H: 3 LOB: 2 BB: 0 P: 18	R: 0 E: 0 K: 1 S: 6	H: 1 LOB: 0 BB: 0 P: 8	R: 0 E: 0 K: 0 S: 9	H: 1 LOB: 0 BB: 0 P: 9	1B: 8 2B: 2 3B: 0 HR: 0	SF: 1 SAC: 0 DP: 2 HBP: 0
--------------	-------------------------------	----------------------------------	------------------------------	----------------------------------	-------------------------------	----------------------------------	------------------------------	----------------------------------	-------------------------------	----------------------------------	------------------------------	---------------------------------	-------------------------------	----------------------------------	------------------------------	---------------------------------	------------------------------	---------------------------------	----------------------------------	------------------------------------

PITCHER	IP	WLS	BF	H	R	ER	SO	BB	IBB	HBP	BLK	WP	HR	S	P	ERA	WHIP
<b>Kelvim Escobar, R</b> ERA: 5.23 (1, 1)	7.0	W	31	8	2	2	2	2	2	0	0	0	0	66	108	2.57	1.429
<b>Graeme Lloyd, L</b> ERA: 1.59 (8, 1)	2.0		6	2	0	0	1	0	0	0	0	0	0	15	17	0.00	1.000

**BOTTOM**

**Toronto Blue Jays @ Kansas City Royals**  
Kauffman Stadium, Kansas City, MO  
Tue May 11 1999, 7:05 PM CDT  
Att. 12,141 - Cloudy - 66 F

livebaseballscorecards.com

<b>AB</b>	<b>34</b>
<b>R</b>	<b>2</b>
<b>H</b>	<b>10</b>
<b>RBI</b>	<b>2</b>
<b>BB</b>	<b>2</b>
<b>SO</b>	<b>3</b>
<b>LOB</b>	<b>17</b>



<b>WP: 0</b>	<b>PA: 37</b>
<b>PB: 0</b>	<b>ERA</b>
<b>SB: 2</b>	<b>WHIP</b>
<b>CS: 0</b>	

Batter	1	2	3	4	5	6	7	8	9	AB R H RBI BB SO LOB	TOP
Shannon Stewart, R (1, 7) OBP: 0.398, SLG: 0.476	0-0 F9		0-2 G5-3			2-3 K		1-2 F9		4 0 0 0 0 1 0	
Alex Gonzalez, R (1, 6) OBP: 0.373, SLG: 0.433	0-0 F8			1-0 F7		3-2 L7		0-1 G5-3		4 0 0 0 0 0 0	
Shawn Green, L (1, 9) OBP: 0.389, SLG: 0.642	1-0 1B			1-0 HR		2-1 FC6-4 1B		2-1 F7		4 1 3 1 0 0 0	
Carlos Delgado, L (1, 3) OBP: 0.366, SLG: 0.519	3-3 K			0-0 F9		2-0 FC6-4 1-2f		0-3 K		4 0 0 0 0 2 2	
Tony Fernandez, S (1, 5) OBP: 0.470, SLG: 0.522		1-2 G6-3		4-2 BB		0-3 K				2 0 0 0 1 1 0	
Mark Dalesandro, R (1, 10) OBP: 0.333, SLG: 0.286		0-1 G5-3		2-2 F7		0-1 L9				3 0 0 0 0 0 1	
José Cruz Jr., S (1, 8) OBP: 0.375, SLG: 0.403		2-3 K			1-2 P2		0-0 F9			3 0 0 0 0 1 0	
Pat Kelly, R (1, 4) OBP: 0.349, SLG: 0.613		0-2 G5-3		2-0 L5			0-0 F7			3 0 0 0 0 0 0	
Mike Matheny, R (1, 2) OBP: 0.300, SLG: 0.404		0-2 G3-1		1-1 G5-3			1-1 G6-3			3 0 0 0 0 0 0	
<b>Inning Stats</b>	R: 0 E: 0 K: 1 S: 7 H: 1 LOB: 1 BB: 0 P: 11	R: 0 E: 0 K: 1 S: 9 H: 0 LOB: 0 BB: 0 P: 12	R: 0 E: 0 K: 0 S: 9 H: 0 LOB: 0 BB: 0 P: 9	R: 1 E: 0 K: 0 S: 11 H: 1 LOB: 1 BB: 1 P: 19	R: 0 E: 0 K: 0 S: 6 H: 0 LOB: 0 BB: 0 P: 10	R: 0 E: 0 K: 1 S: 9 H: 1 LOB: 1 BB: 0 P: 18	R: 0 E: 0 K: 1 S: 6 H: 0 LOB: 0 BB: 0 P: 6	R: 0 E: 0 K: 0 S: 6 H: 0 LOB: 0 BB: 0 P: 8	R: 0 E: 0 K: 1 S: 7 H: 0 LOB: 0 BB: 0 P: 9	1B: 2 2B: 0 3B: 0 HR: 1 SF: 0 SAC: 0 DP: 0 HBP: 0	WP: 0 PB: 0 SB: 0 CS: 0 PA: 31
<b>PITCHER</b> Kevin Appier, R (1, 1) ERA: 4.32	IP: 9.0 WLS: W BF: 31 H: 3 R: 1 ER: 1 SO: 5 BB: 1 IBB: 0 HBP: 0 BLK: 0 WP: 0 HR: 1 S: 70 P: 102 ERA: 1.00 WHIP: 0.444										

Toronto Blue Jays @ Kansas City Royals  
Kauffman Stadium, Kansas City, MO

Wed May 12 1999, 7:05 PM CDT  
Att. 13,073 - Unknown - 65 F

livebaseballscorecards.com

AB	30
R	1
H	3
RBI	1
BB	1
SO	5
LOB	3





Batter	1	2	3	4	5	6	7	8	9
<b>Carlos Beltrán, S</b> OBP: 0.333, SLG: 0.475 (1, 8)	0-1 G6-3		0-0 G3	0-0 2B E 1-3 1B	0-3 K			0-1 G4-3 2B	
<b>Joe Randa, R</b> OBP: 0.338, SLG: 0.406 (1, 5)	2-2 G6-3		0-0 BB 1B	1-1 E 1-3 2B		1-1 G1-3		2-1 G4-3 2-3	
<b>Johnny Damon, L</b> OBP: 0.379, SLG: 0.484 (1, 7)	0-0 F9		4-1 BB	2-1 E1 2-H 3-H		3-1 3B		1-3 K	
<b>Jeff King, R</b> OBP: 0.349, SLG: 0.347 (1, 3)		1-1 1B HBP	0-2 P6	4-2 BB		2-3 K		1-2 G6-3	
<b>29 Mike Sweeney, R</b> OBP: 0.375, SLG: 0.526 (1, 10)		0-0 L9		FC6-4 1B K		1-2 L7			
<b>Jermaine Dye, R</b> OBP: 0.344, SLG: 0.549 (1, 9)		1-1 1B		0-0 FC6-4 HR 1-2f	1-2 E 2B		2-1 HR		
<b>Tim Spehr, R</b> OBP: 0.400, SLG: 0.588 (1, 2)		1-3 K		1-1 SAFE HR 1-H	0-0 E5 G4-3 2-H		3-2 P5		
<b>Carlos Febles, R</b> OBP: 0.371, SLG: 0.487 (1, 4)		1-1 G4-3		1-1 1B 2B 1B	0-0 G4-3		2-2 G6-3		
<b>Rey Sanchez, R</b> OBP: 0.336, SLG: 0.430 (1, 6)			1-0 G3-1	0-3 K	0-1 G6-3		1-0 F9		

Inning Stats	R: 0	H: 0	E: 0	K: 0	S: 6	R: 0	H: 1	E: 0	K: 1	S: 9	R: 0	H: 1	E: 0	K: 0	S: 8	R: 5	H: 5	E: 1	K: 2	S: 21	R: 1	H: 1	E: 1	K: 1	S: 10	R: 0	H: 1	E: 0	K: 1	S: 10	R: 1	H: 1	E: 0	K: 0	S: 10	R: 0	H: 1	E: 0	K: 1	S: 10	
	0	0	0	0	8	0	1	0	1	9	0	1	0	0	8	1	5	1	2	1	17	1	1	1	1	10	0	1	0	0	18	1	1	0	0	18	0	1	0	0	14

PITCHER	IP	WLS	BF	H	R	ER	SO	BB	IBB	HBP	BLK	WP	HR	S	P	ERA	WHIP
<b>Chris Carpenter, R</b> ERA: 2.96 (1, 1)	6.0	L	32	9	6	3	5	2	0	1	0	0	1	64	95	4.50	1.833
<b>Paul Spoljaric, L</b> ERA: 12.56 (7, 1)	1.0		4	1	1	1	0	0	0	0	0	0	1	10	18	9.00	1.000
<b>Billy Koch, R</b> ERA: (8, 1)	1.0		4	1	0	0	1	0	0	0	0	0	0	10	14	0.00	1.000

AB R H RBI BB SO LOB

5	1	2	0	0	1	1
5	1	2	1	0	0	1
4	0	1	0	1	1	1
3	0	0	0	1	1	4
4	0	1	0	0	1	4
4	3	3	1	0	0	1
4	1	1	2	0	1	2
4	1	1	0	0	0	3
4	0	0	0	0	1	2

1B: 5	SF: 0	WP: 0	PA: 40
2B: 3	SAC: 0	PB: 0	
3B: 1	DP: 0	SB: 0	
HR: 2	HBP: 1	CS: 0	

**Toronto Blue Jays @ Kansas City Royals**  
Kauffman Stadium, Kansas City, MO  
Wed May 12 1999, 7:05 PM CDT  
Att: 13,073 - Unknown - 65 F

livebaseballscorecards.com

AB	37
R	7
H	11
RBI	4
BB	2
SO	6
LOB	19



Batter	1	2	3	4	5	6	7	8	9	AB R H RBI BB SO LOB	TOP											
Shannon Stewart, R (1, 7) OBP: 0.398, SLG: 0.469	1-2 G5-3	2-0 BB 1B 1B		0-0 G5-3		4-2 S 1B BB		1-3 K		4 1 1 1 1 1 0												
Alex Gonzalez, R (1, 6) OBP: 0.374, SLG: 0.432	3-2 G5-3	0-0 BB 1B 1B		0-0 G5-3		0-1 1B		2-3 K		5 1 2 0 0 1 0												
Shawn Green, L (1, 9) OBP: 0.395, SLG: 0.645	2-0 P4	4-0 1B BB			0-0 1B SF7 1B		1-3 K		1-1 1B 2B	4 2 2 0 1 1 2												
Carlos Delgado, L (1, 3) OBP: 0.380, SLG: 0.537									2-0 G5-4-3 1B 2-H	5 1 4 3 0 0 1												
Tony Fernandez, S (1, 5) OBP: 0.482, SLG: 0.530									0-0 G5-4-3 1B	4 1 3 0 1 0 2												
Mark Dalesandro, R (1, 10) OBP: 0.250, SLG: 0.222									0-2 G5-4-3 1-2 2-3	4 1 0 1 0 0 6												
Jacob Brumfield, R (1, 8) OBP: 0.261, SLG: 0.318									0-0 P3	4 1 0 1 1 0 4												
Pat Kelly, R (1, 4) OBP: 0.344, SLG: 0.595										4 0 1 1 0 2 2												
Mike Matheny, R (1, 2) OBP: 0.281, SLG: 0.377										4 0 0 0 0 0 2												
<b>Inning Stats</b>	R: 0 E: 0 K: 0 S: 8	H: 0 LOB: 0 BB: 0 P: 14	R: 6 E: 1 K: 0 S: 21	H: 6 LOB: 2 BB: 2 P: 37	R: 0 E: 0 K: 0 S: 5	H: 0 LOB: 0 BB: 0 P: 6	R: 0 E: 0 K: 0 S: 3	H: 0 LOB: 0 BB: 0 P: 5	R: 1 E: 0 K: 0 S: 8	H: 2 LOB: 1 BB: 0 P: 11	R: 0 E: 0 K: 2 S: 15	H: 1 LOB: 2 BB: 1 P: 23	R: 0 E: 0 K: 1 S: 8	H: 1 LOB: 2 BB: 1 P: 16	R: 0 E: 0 K: 2 S: 8	H: 0 LOB: 0 BB: 0 P: 11	R: 1 E: 0 K: 0 S: 8	H: 3 LOB: 1 BB: 0 P: 11	1B: 11 2B: 2 3B: 0 HR: 0	SF: 1 SAC: 0 DP: 2 HBP: 0	WP: 0 PB: 0 SB: 1 CS: 0	PA: 43
<b>PITCHER</b>	IP WLS BF H R ER SO BB IBB HBP BLK WP HR S P ERA WHIP																					
50 José Rosado, L (1, 1) ERA: 1.93	6.0 L 30 9 7 2 2 3 0 0 0 0 0 0 60 96 3.00 2.000																					
Terry Mathews, R (7, 1) ERA: 2.08	1.0 5 1 0 0 1 1 0 0 0 0 0 0 8 16 0.00 2.000																					
Scott Service, R (8, 1) ERA: 7.16	1.0 3 0 0 0 2 0 0 0 0 0 0 0 8 11 0.00 0.000																					
Jeff Montgomery, R (9, 1) ERA: 5.14	1.0 5 3 1 1 0 0 0 0 0 0 0 0 8 11 9.00 3.000																					

Toronto Blue Jays @ Kansas City Royals  
Kauffman Stadium, Kansas City, MO

Thu May 13 1999, 1:05 PM CDT  
Att. 19,573 - Sunny - 69 F

livebaseballscorecards.com

AB	38
R	8
H	13
RBI	7
BB	4
SO	5
LOB	19



Batter	1	2	3	4	5	6	7	8	9	AB	R	H	RBI	BB	SO	LOB
<b>Carlos Beltrán, S</b> OBP: 0.329, SLG: 0.465 (1, 8)	0-3 K	2-1 G3-1			0-3 K		1-3 K		2-2 1B	5	0	1	0	0	3	4
<b>Joe Randa, R</b> OBP: 0.340, SLG: 0.406 (1, 5)	2-1 FC5-4 1B		0-1 L8			0-0 L8	0-2 F7		2-1 1B	5	0	2	0	0	0	3
<b>Johnny Damon, L</b> OBP: 0.367, SLG: 0.466 (1, 7)	0-1 FC5-4 29 2B		0-0 G4-3			0-2 F9		3-2 P2	2-2 P4	5	1	0	0	0	0	3
<b>29 Mike Sweeney, R</b> OBP: 0.380, SLG: 0.545 (1, 10)	1-0 1B		1-0 F9			3-1 G5-3		2-1 1B		4	0	2	1	0	0	0
<b>Larry Sutton, L</b> OBP: 0.348, SLG: 0.421 (1, 3)	4-1 BB			0-2 P7			2-2 1B	0-1 F7		2	1	1	0	1	0	0
<b>Scott Leius, R</b> OBP: 0.256, SLG: 0.303 (8, PH)										0	0	0	0	0	0	0
<b>Scott Pose, L</b> OBP: 0.417, SLG: 0.400 (8, PH)										1	0	0	0	0	0	1
<b>Steve Scarsone, R</b> OBP: 0.212, SLG: 0.107 (9, 3)										0	0	0	0	0	0	0
<b>Jermaine Dye, R</b> OBP: 0.341, SLG: 0.538 (1, 9)	2-2 P3		0-3 K			0-1 P4		0-0 1B		4	0	1	0	0	1	3
<b>Tim Spehr, R</b> OBP: 0.390, SLG: 0.571 (1, 2)		1-3 K		2-1 G3			2-2 1B	2-1 P6		1	0	0	0	0	1	0
<b>Chad Kreuter, S</b> OBP: 0.286, SLG: 0.278 (3, 2)							1-3 1B			3	0	1	0	0	0	2
<b>Carlos Febles, R</b> OBP: 0.375, SLG: 0.483 (1, 4)		4-1 G6-3 BB		1-2 G1-3		3-2 1B		0-0 G1-3		3	0	1	1	1	0	0
<b>Rey Sanchez, R</b> OBP: 0.333, SLG: 0.424 (1, 6)		1-1 G6-3		0-0 L9		0-0 1B		2-3 K		4	0	1	0	0	1	1

Inning Stats	R: 1	H: 2	E: 0	K: 1	S: 12	H: 2	LOB: 2	BB: 1	P: 21	R: 0	H: 0	E: 0	K: 1	S: 8	H: 0	LOB: 1	BB: 1	P: 16	R: 0	H: 0	E: 0	K: 0	S: 4	H: 0	LOB: 0	BB: 0	P: 5	R: 0	H: 0	E: 0	K: 1	S: 8	H: 0	LOB: 0	BB: 0	P: 10	R: 0	H: 0	E: 0	K: 1	S: 7	H: 0	LOB: 0	BB: 0	P: 8	R: 0	H: 0	E: 0	K: 0	S: 6	H: 0	LOB: 0	BB: 0	P: 9	R: 1	H: 4	E: 0	K: 1	S: 19	H: 4	LOB: 3	BB: 0	P: 27	R: 0	H: 2	E: 0	K: 0	S: 10	H: 2	LOB: 2	BB: 0	P: 17	R: 0	H: 2	E: 0	K: 1	S: 13	H: 2	LOB: 2	BB: 0	P: 21	1B: 8	2B: 2	3B: 0	HR: 0	SF: 0	SAC: 0	DP: 0	HBP: 0	WP: 0	PA: 39
--------------	------	------	------	------	-------	------	--------	-------	-------	------	------	------	------	------	------	--------	-------	-------	------	------	------	------	------	------	--------	-------	------	------	------	------	------	------	------	--------	-------	-------	------	------	------	------	------	------	--------	-------	------	------	------	------	------	------	------	--------	-------	------	------	------	------	------	-------	------	--------	-------	-------	------	------	------	------	-------	------	--------	-------	-------	------	------	------	------	-------	------	--------	-------	-------	-------	-------	-------	-------	-------	--------	-------	--------	-------	--------


PITCHER	IP	WLS	BF	H	R	ER	SO	BB	IBB	HBP	BLK	WP	HR	S	P	ERA	WHIP
<b>Pat Hentgen, R</b> ERA: 4.3 (1, 1)	6.1	W	27	6	2	2	4	2	0	0	0	0	0	58	89	2.84	1.263
<b>Dan Plesac, L</b> ERA: 7.2 (7, 1)	1.0	H	4	1	0	0	1	0	0	0	0	0	0	11	17	0.00	1.000
<b>Pete Munro, R</b> ERA: 3.86 (8, 1)	1.2		8	3	0	0	1	0	0	0	0	0	0	18	28	0.00	1.800

**BOTTOM**

**Toronto Blue Jays @ Kansas City Royals**  
Kauffman Stadium, Kansas City, MO

Thu May 13 1999, 1:05 PM CDT  
Att. 19,573 - Sunny - 69 F

<b>AB</b>	<b>37</b>
<b>R</b>	<b>2</b>
<b>H</b>	<b>10</b>
<b>RBI</b>	<b>2</b>
<b>BB</b>	<b>2</b>
<b>SO</b>	<b>6</b>
<b>LOB</b>	<b>17</b>



WP	PA	ERA	WHIP
0	39		

Batter	1	2	3	4	5	6	7	8	9	AB R H RBI BB SO LOB	TOP		
<b>Carlos Beltrán, S</b> (1, 8) OBP: 0.348, SLG: 0.497 F C B B B B B	4-2 G4-6-3 BB		0-1 G4-3 2-H 2B		0-0 1B 29 HR 2B	2-1 G4-3	2-2 S 1B		1-0 WP 1-H 2B	5 2 4 3 1 0 0	<b>Kansas City Royals @ Seattle Mariners</b> The Kingdome, Seattle, WA Fri May 14 1999, 10:05 PM EDT Att. 25,445 - Dome - 72 F  livebaseballscorecards.com		
<b>Joe Randa, R</b> (1, 5) OBP: 0.353, SLG: 0.409 1 SAFE C B B X	1-1 G4-6-3 1-2f		4-2 G4-3 BB		1-1 G1 29 HR 1B	0-0 2B 1B	4-1 BB		2-3 2B	4 2 2 0 2 1 2			
<b>Johnny Damon, L</b> (1, 7) OBP: 0.359, SLG: 0.460 C F B B B X	2-2 E4 CS		2-1 G4-3 1-2 2-3		2-1 G1 1-2	3-2 G3-1 1-H 2B	2-1 F8		1-1 G4-3	6 0 1 1 0 0 7			
<b>Jeff King, R</b> (1, 3) OBP: 0.348, SLG: 0.333 B B	2-0 CS 1-2	1-1 F9	0-0 F9		4-0 29 HR 1B	3-2 G3-1 2-3		1-0 BB 1B	1-3 K 29 FC6-4	5 1 1 0 1 1 3			
<b>29 Mike Sweeney, R</b> (1, 10) OBP: 0.377, SLG: 0.562 C B F B B B X		2-2 L4		0-2 G4-6-3 1B	0-0 HR 1-H 2-H 3-H	2-1 P9		1-3 K	1-0 FC6-4 1-2f	6 1 2 4 0 1 3			
<b>Jermaine Dye, R</b> (1, 9) OBP: 0.343, SLG: 0.529 C B C B B B X		2-3 K2-3		2-1 G4-6-3 1-2f	0-0 L7-2 1B		4-2 BB		1-0 FC6-4	4 0 1 0 1 1 1			
<b>Chad Kreuter, S</b> (1, 2) OBP: 0.303, SLG: 0.329 B B B B F C B X			3-2 HR	4-1 2B BB	1-2 1B 1-2 1B	2-3 K	0-3 K		4-2 BB	4 2 2 1 1 2 2			
<b>Carlos Febles, R</b> (1, 4) OBP: 0.390, SLG: 0.512 B X			1-0 2B 2B	3-2 1-H 2B	1-1 1-2 2-3 1B	2-1 2B 1B	0-1 G4-3		0-0 G4-3	5 2 4 1 0 0 2			
<b>Rey Sanchez, R</b> (1, 6) OBP: 0.336, SLG: 0.431 F C B X			0-2 G1-3	0-1 G4-3	1-1 L7-2 3-H	0-0 1B 2B		3-2 2B 1B	0-0 2B 1B	5 2 2 1 0 0 5			
<b>Inning Stats</b>	R: 0 H: 0 E: 1 LOB: 0 K: 0 BB: 1 S: 8 P: 17	R: 0 H: 0 E: 0 LOB: 0 K: 1 BB: 0 S: 8 P: 13	R: 2 H: 3 E: 0 LOB: 2 K: 0 BB: 1 S: 14 P: 24	R: 1 H: 2 E: 0 LOB: 1 K: 0 BB: 1 S: 14 P: 23	R: 4 H: 6 E: 0 LOB: 2 K: 0 BB: 1 S: 16 P: 26	R: 1 H: 2 E: 0 LOB: 1 K: 0 BB: 0 S: 11 P: 21	R: 2 H: 3 E: 0 LOB: 2 K: 1 BB: 1 S: 14 P: 29	R: 0 H: 1 E: 0 LOB: 2 K: 2 BB: 1 S: 16 P: 22	R: 2 H: 2 E: 0 LOB: 1 K: 2 BB: 0 S: 14 P: 23	1B: 10 SF: 0 2B: 8 SAC: 0 3B: 0 DP: 3 HR: 2 HBP: 0	WP: 2 PA: 51 PB: 0 SB: 1 CS: 1		
<b>PITCHER</b>	IP WLS BF H R ER SO BB IBB HBP BLK WP HR S P ERA WHIP	IP WLS BF H R ER SO BB IBB HBP BLK WP HR S P ERA WHIP											IP WLS BF H R ER SO BB IBB HBP BLK WP HR S P ERA WHIP
<b>Jeff Fassero, L</b> (1, 1) ERA: 7.59	4.1 L 26 11 7 7 1 3 1 0 0 0 2 58 100 14.54 3.231	2.2 13 5 3 3 1 1 0 0 0 0 0 27 53 10.12 2.250											2.0 11 3 2 2 4 1 0 0 0 2 0 30 45 9.00 2.000
<b>Brett Hinchliffe, R</b> (5, 1) ERA: 11.29												2.0 11 3 2 2 4 1 0 0 0 2 0 30 45 9.00 2.000	
<b>Eric Weaver, R</b> (8, 1) ERA: 10.61												2.0 11 3 2 2 4 1 0 0 0 2 0 30 45 9.00 2.000	

Batter	1	2	3	4	5	6	7	8	9	AB	R	H	RBI	BB	SO	LOB
Brian Hunter, R OBP: 0.320, SLG: 0.336 (1, 7)	K		G6-3		L7	FC1-2 BB		G1-3		4	0	0	0	1	1	0
Alex Rodriguez, R OBP: 0.333, SLG: 0.500 (1, 6)	HR		CS BB 1B		HR BB	E5 HBP S		G5-3		4	2	2	1	1	0	1
Ken Griffey Jr., L OBP: 0.382, SLG: 0.577 (1, 8)	P7		BB 1-2		HR	FC1-2 HBP		BB		3	1	1	2	2	0	2
Edgar Martinez, R OBP: 0.414, SLG: 0.405 (1, 10)	E5 S		K 2-3		G3-1 2B 1B	HBP		K		4	1	1	0	0	2	3
David Segui, S OBP: 0.291, SLG: 0.440 (1, 3)	G4-3				K 1-2	G3-1 2B		G6-3		5	1	1	0	0	1	5
Jay Buhner, R OBP: 0.406, SLG: 0.527 (1, 9)					G6-3	E 2B		K		4	1	2	2	1	1	0
Russ Davis, R OBP: 0.291, SLG: 0.508 (1, 5)					F8 1B	E5 FC6-4		F7		5	0	1	0	0	1	2
Dan Wilson, R OBP: 0.297, SLG: 0.340 (1, 2)					F8	FC6-4		F8 1B		5	0	1	0	0	0	4
David Bell, R OBP: 0.322, SLG: 0.564 (1, 4)					F8	HR		G6-3 F7		5	1	1	1	0	1	3

Inning Stats	R: 1	H: 1	E: 1	K: 1	S: 11	H: 1	LOB: 1	BB: 0	P: 21	R: 0	H: 0	E: 0	K: 1	S: 9	H: 0	LOB: 1	BB: 1	P: 18	R: 0	H: 1	E: 0	K: 1	S: 13	H: 1	LOB: 2	BB: 1	P: 24	R: 0	H: 1	E: 0	K: 1	S: 8	H: 1	LOB: 1	BB: 0	P: 12	R: 5	H: 4	E: 1	K: 0	S: 18	H: 0	LOB: 3	BB: 1	P: 28	R: 0	H: 1	E: 0	K: 1	S: 14	H: 0	LOB: 1	BB: 0	P: 23	R: 0	H: 0	E: 0	K: 1	S: 12	H: 2	LOB: 1	BB: 0	P: 17	1B: 5	2B: 3	3B: 0	HR: 3	SF: 0	SAC: 0	DP: 1	HBP: 1	WP: 0	PA: 45
--------------	------	------	------	------	-------	------	--------	-------	-------	------	------	------	------	------	------	--------	-------	-------	------	------	------	------	-------	------	--------	-------	-------	------	------	------	------	------	------	--------	-------	-------	------	------	------	------	-------	------	--------	-------	-------	------	------	------	------	-------	------	--------	-------	-------	------	------	------	------	-------	------	--------	-------	-------	-------	-------	-------	-------	-------	--------	-------	--------	-------	--------

PITCHER	IP	WLS	BF	H	R	ER	SO	BB	IBB	HBP	BLK	WP	HR	S	P	ERA	WHIP
Jeff Suppan, R ERA: 4.14 (1, 1)	4.2		24	7	6	5	4	3	0	0	0	0	3	53	101	9.64	2.143
Jose Santiago, R ERA: 2.66 (5, 1)	0.2		5	0	0	0	0	1	0	0	0	0	0	17	24	0.00	1.500
Alvin Morman, L ERA: 4.82 (6, 1)	0.1	H	1	0	0	0	0	0	0	0	0	0	0	3	6	0.00	0.000
Scott Service, R ERA: 6.27 (6, 1)	2.1	W	10	1	0	0	2	1	0	1	0	0	0	29	50	0.00	0.857
Jeff Montgomery, R ERA: 5.4 (9, 1)	1.0		5	2	1	1	1	0	0	0	0	0	0	11	17	9.00	2.000

BOTTOM

Kansas City Royals @ Seattle Mariners  
The Kingdom, Seattle, WA

livebaseballscorecards.com

AB	39
R	7
H	10
RBI	6
BB	5
SO	7
LOB	20



PITCHER	IP	WLS	BF	H	R	ER	SO	BB	IBB	HBP	BLK	WP	HR	S	P	ERA	WHIP
---------	----	-----	----	---	---	----	----	----	-----	-----	-----	----	----	---	---	-----	------

Fri May 14 1999, 10:05 PM EDT  
Att. 25,445 - Dome - 72 F

Batter	1	2	3	4	5	6	7	8	9	AB R H RBI BB SO LOB	TOP																									
<b>Carlos Beltrán, S</b> (1, 8) OBP: 0.344, SLG: 0.506	2-3 K	0-0 P4		3-2 F7		3-3 K		0-0 HR		5 1 1 3 0 2 4																										
<b>Joe Randa, R</b> (1, 5) OBP: 0.348, SLG: 0.401	1-2 F8		1-1 F7		1-1 P3	3-1 1B		3-3 K		5 0 1 1 0 1 1																										
<b>Johnny Damon, L</b> (1, 7) OBP: 0.360, SLG: 0.486	3-2 L4		2-0 F8		2-2 2B	1-0 F9		2-2 HR		5 2 2 1 0 0 1																										
<b>Jeff King, R</b> (1, 3) OBP: 0.365, SLG: 0.345		1-2 1B	4-0 BB		2-2 G5-3		2-3 K	1-2 1B		4 0 2 0 1 1 1																										
<b>29 Mike Sweeney, R</b> (1, 10) OBP: 0.370, SLG: 0.545		0-1 G6-4-3	2-3 K		2-2 1B		0-1 G5-3	2-0 G4-3		5 0 1 1 0 1 4																										
<b>Jermaine Dye, R</b> (1, 9) OBP: 0.345, SLG: 0.524		2-0 1B		0-0 1B	0-1 L5		2-3 K	2-1 F9		5 2 2 0 0 1 1																										
<b>Chad Kreuter, S</b> (1, 2) OBP: 0.323, SLG: 0.350		0-0 1B		2-1 F8		0-1 F8		1-0 SH5-3	2-0 P9	4 1 3 0 0 0 0	<b>AB</b> 41																									
<b>Scott Pose, L</b> (8, PR) OBP: 0.417, SLG: 0.400		1-2 1B		1-3 1B				BB HR		0 1 0 0 0 0 0	<b>R</b> 11																									
<b>Tim Spehr, R</b> (8, 2) OBP: 0.381, SLG: 0.556		1-2 1B		1-3 1B				1B		1 0 0 0 0 0 0	<b>H</b> 17																									
<b>Carlos Febles, R</b> (1, 4) OBP: 0.404, SLG: 0.551		0-0 1B		1-2 CS		0-1 HR		4-0 SH5-3	1-0 G4-3	4 3 3 3 1 0 0	<b>RBI</b> 11																									
<b>Rey Sanchez, R</b> (1, 6) OBP: 0.344, SLG: 0.444		0-2 1B		1-2 1B		1-2 HR		1-2 HR		3 1 2 2 0 0 2	<b>BB</b> 2																									
		2-3 1B		0-0 F8		1-2 1B		0-0 SH5-3			<b>SO</b> 6																									
		2-3 1B		2-3 F8		2-3 2B		1-2 2-3			<b>LOB</b> 14																									
<b>Inning Stats</b>	R: 0 E: 0 K: 1 S: 10	H: 0 LOB: 0 BB: 0 P: 16	R: 3 E: 0 K: 0 S: 14	H: 5 LOB: 1 BB: 0 P: 17	R: 0 E: 0 K: 1 S: 6	H: 0 LOB: 1 BB: 1 P: 15	R: 1 E: 0 K: 0 S: 11	H: 3 LOB: 1 BB: 0 P: 17	R: 1 E: 0 K: 0 S: 13	H: 2 LOB: 1 BB: 0 P: 20	R: 2 E: 0 K: 1 S: 14	H: 3 LOB: 1 BB: 0 P: 22	R: 0 E: 0 K: 2 S: 11	H: 0 LOB: 0 BB: 0 P: 15	R: 4 E: 0 K: 1 S: 16	H: 4 LOB: 2 BB: 1 P: 29	R: 0 E: 0 K: 0 S: 4	H: 0 LOB: 0 BB: 0 P: 9	1B: 11 2B: 3 HR: 3	SF: 0 SAC: 1 HBP: 0	WP: 0 PB: 0 SB: 0 CS: 1	PA: 44														
<b>PITCHER</b>	IP WLS BF H R ER SO BB IBB HBP BLK WP HR S P ERA WHIP																																			
<b>28 Ken Cloude, R</b> (1, 1) ERA: 5.92	5.0		24	10	5	5	2	1	0	0	0	0	0	54	85	9.00	2.200																			
<b>Ryan Franklin, R</b> (6, 1) ERA: 27.0	0.2	H	5	3	2	2	1	0	0	0	0	0	1	13	20	27.00	4.500																			
<b>Jose Paniagua, R</b> (6, 1) ERA: 3.18	2.0	L	10	3	4	4	3	1	0	0	0	0	2	24	39	18.00	2.000																			
<b>Jose Mesa, R</b> (8, 1) ERA: 9.77	1.1		5	1	0	0	0	0	0	0	0	0	0	8	16	0.00	0.750																			

**Kansas City Royals @ Seattle Mariners**  
The Kingdome, Seattle, WA  
Sat May 15 1999, 9:05 PM EDT  
Att. 38,215 - Dome - 72 F

livebaseballscorecards.com



Batter	1	2	3	4	5	6	7	8	9	AB	R	H	RBI	BB	SO	LOB
<b>Brian Hunter, R</b> (1, 7) OBP: 0.308, SLG: 0.323 <b>Butch Huskey, R</b> (9, PH) OBP: 0.380, SLG: 0.581	2-2 G5-3	0-1 P3	1-0 G6-3		0-1 G6-3		1-0 F8		2-2 F7	5	0	0	1	0	0	4
<b>Alex Rodriguez, R</b> (1, 6)	1-0 G1-3	4-1 BB		2-1 P4	1-1 F8			3-3 K		4	0	0	0	1	1	2
<b>Ken Griffey Jr., L</b> (1, 8) OBP: 0.389, SLG: 0.597	1-0 HR	1-0 G4-3		2-1 1B		1-2 G4-3		1-0 1B G4-3 HBP		4	2	2	1	0	0	2
<b>Edgar Martinez, R</b> (1, 10) OBP: 0.420, SLG: 0.403	4-2 HR BB		2-3 K	2-3 K		4-2 BB		3-2 G4-3 HBP 1B		3	1	1	0	2	2	1
<b>David Segui, S</b> (1, 3) OBP: 0.301, SLG: 0.460	1-0 HR		4-2 WP BB G3 BB	0-0 G1-3		2-3 K		1-0 G4-3 HBP		3	2	1	2	1	1	2
<b>Jay Buhner, R</b> (1, 9) OBP: 0.400, SLG: 0.506 <b>John Mabry, L</b> (8, 9) OBP: 0.283, SLG: 0.506 <b>Matt Mieske, R</b> (8, PH) OBP: 0.388, SLG: 0.667 <b>Raul Ibanez, L</b> (8, PH) OBP: 0.412, SLG: 0.438	3-2 F9		4-1 G3 WP 3B BB		2-3 K	0-0 F7		2-2 G4-3		3	1	0	0	1	1	1
<b>Tom Lampkin, L</b> (1, 2) OBP: 0.380, SLG: 0.511		4-0 G1-3 2B BB	3-0 G3		1-1 E3 BB G6-3		1-2 G3-1	3-2 G6-3		4	2	0	1	1	0	3
<b>Russ Davis, R</b> (1, 5) OBP: 0.303, SLG: 0.548		0-1 G1-3	1-1 2B 3B		4-0 G6-3 BB		3-2 HR		2-1 G6-3	4	2	2	2	1	0	1
<b>David Bell, R</b> (1, 4) OBP: 0.331, SLG: 0.577		2-0 2B	0-2 2B		4-1 G6-3 BB		2-0 G5-3		0-3 K	4	0	2	2	1	1	0

Inning Stats	R: 3	H: 2	E: 0	K: 0	S: 11	H: 2	LOB: 0	BB: 1	P: 23	R: 1	H: 1	E: 0	K: 0	S: 7	R: 3	H: 2	E: 0	K: 1	S: 17	R: 0	H: 1	E: 0	K: 1	S: 8	R: 1	H: 0	E: 1	K: 1	S: 10	R: 0	H: 0	E: 0	K: 1	S: 11	R: 1	H: 1	E: 0	K: 0	S: 10	R: 1	H: 1	E: 0	K: 1	S: 14	R: 0	H: 0	E: 0	K: 1	S: 8	R: 0	H: 0	E: 0	K: 1	S: 8	1B: 2	2B: 2	3B: 1	HR: 3	SF: 0	SAC: 0	DP: 0	HBP: 2
--------------	------	------	------	------	-------	------	--------	-------	-------	------	------	------	------	------	------	------	------	------	-------	------	------	------	------	------	------	------	------	------	-------	------	------	------	------	-------	------	------	------	------	-------	------	------	------	------	-------	------	------	------	------	------	------	------	------	------	------	-------	-------	-------	-------	-------	--------	-------	--------

PITCHER	IP	WLS	BF	H	R	ER	SO	BB	IBB	HBP	BLK	WP	HR	S	P	ERA	WHIP
<b>Jay Witasick, R</b> (1, 1) ERA: 7.92	2.1		15	3	6	6	1	5	0	0	0	0	0	28	61	23.14	3.429
<b>Terry Mathews, R</b> (3, 1) ERA: 2.38	2.2		14	3	2	1	2	2	0	0	0	1	0	25	48	3.38	1.875
<b>Alvin Morman, L</b> (6, 1) ERA: 5.06	1.1		6	1	1	1	1	1	0	0	0	0	1	19	30	6.75	1.500
<b>Jose Santiago, R</b> (7, 1) ERA: 2.55	1.0	W	3	0	0	0	1	0	0	0	0	0	0	6	12	0.00	0.000
<b>Matt Whisenant, L</b> (8, 1) ERA: 2.25	0.0		3	1	0	0	0	0	0	2	0	0	0	4	9	∞	∞


**BOTTOM**

**Kansas City Royals @ Seattle Mariners**  
The Kingdom, Seattle, WA

Sat May 15 1999, 9:05 PM EDT  
Att. 38,215 - Dome - 72 F

livebaseballscorecards.com

<b>AB</b>	<b>36</b>
<b>R</b>	<b>10</b>
<b>H</b>	<b>8</b>
<b>RBI</b>	<b>10</b>
<b>BB</b>	<b>8</b>
<b>SO</b>	<b>6</b>
<b>LOB</b>	<b>18</b>



WP: 1 PA: 46  
PB: 0  
SB: 0  
CS: 0

Batter	1	2	3	4	5	6	7	8	9	AB R H RBI BB SO LOB	TOP											
Carlos Beltrán, S (1, 8) OBP: 0.347, SLG: 0.506	1-3 K		0-0 1B		0-0 P6			1-2 1B		4 0 2 0 0 1 1												
Carlos Febles, R (1, 4) OBP: 0.400, SLG: 0.542	2-3 K		1-3 K			2-1 1B		2-2 F8		4 0 1 0 0 2 4												
Johnny Damon, L (1, 7) OBP: 0.358, SLG: 0.479	0-2 F8		0-2 P6			2-3 K		1-2 1B		4 0 1 0 0 1 4												
Jeff King, R (1, 3) OBP: 0.359, SLG: 0.339		0-1 1B		1-1 G5-3		1-2 P2		2-1 P2		4 0 1 0 0 0 3												
29 Mike Sweeney, R (1, 10) OBP: 0.374, SLG: 0.540		0-0 P3		1-0 1B		4-0 BB		2-2 F7		3 0 1 0 1 0 3												
Jermaine Dye, R (1, 9) OBP: 0.343, SLG: 0.523		0-0 G4-3-6		2-2 G1-4-3		2-2 P5			0-1 G1-6-3 G4-3 2B	4 1 1 0 0 0 4												
Scott Leius, R (1, 5) OBP: 0.282, SLG: 0.306			1-2 G5-3		2-1 1B		1-0 G6-3		3-1 G1-6-3	3 0 1 0 0 0 0												
Scott Pose, L (9, PH) OBP: 0.405, SLG: 0.387									2-3	1 0 0 0 0 0 1	AB 34											
Tim Spehr, R (1, 2) OBP: 0.378, SLG: 0.526			4-2 1B		2-3 K		0-0 F9		3-1 G4-3	2 0 0 0 1 1 1	R 1											
Chad Kreuter, S (9, PH) OBP: 0.319, SLG: 0.346									3-H	1 0 0 1 0 0 0	H 9											
Rey Sanchez, R (1, 6) OBP: 0.343, SLG: 0.442			0-0 1B		1-1 G5-3		1-1 G6-3		1-0 F9	3 0 1 0 0 0 1	RBI 1											
Larry Sutton, L (9, PH) OBP: 0.343, SLG: 0.414										1 0 0 0 0 0 0	BB 2											
											SO 5											
											LOB 22											
<b>Inning Stats</b>	R: 0 E: 0 K: 2 S: 9	H: 0 LOB: 0 BB: 0 P: 12	R: 0 E: 0 K: 0 S: 4	H: 1 LOB: 0 BB: 0 P: 4	R: 0 E: 0 K: 1 S: 15	H: 2 LOB: 3 BB: 1 P: 21	R: 0 E: 0 K: 0 S: 6	H: 1 LOB: 0 BB: 0 P: 10	R: 0 E: 0 K: 1 S: 8	H: 1 LOB: 1 BB: 0 P: 13	R: 0 E: 0 K: 1 S: 11	H: 1 LOB: 2 BB: 1 P: 22	R: 0 E: 0 K: 0 S: 4	H: 0 LOB: 0 BB: 0 P: 6	R: 0 E: 0 K: 0 S: 16	H: 2 LOB: 2 BB: 0 P: 24	R: 1 E: 0 K: 0 S: 7	H: 1 LOB: 0 BB: 0 P: 14	1B: 8 2B: 1 3B: 0 HR: 0	SF: 0 SAC: 0 DP: 2 HBP: 0	WP: 0 PB: 0 SB: 0 CS: 0	PA: 36
<b>PITCHER</b>	IP WLS BF H R ER SO BB IBB HBP BLK WP HR S P ERA WHIP																					
Jamie Moyer, L (1, 1) ERA: 6.18	8.0 W 32 8 0 0 5 2 0 0 0 0 0 0 0 73 112 0.00 1.250																					
Jose Mesa, R (9, 1) ERA: 9.72	1.0 4 1 1 1 0 0 0 0 0 0 0 0 0 7 14 9.00 1.000																					

**Kansas City Royals @ Seattle Mariners**  
The Kingdom, Seattle, WA  
Sun May 16 1999, 4:35 PM EDT  
Att. 36,637 - Dome - 72 F

[livebaseballscorecards.com](http://livebaseballscorecards.com)





Batter	1	2	3	4	5	6	7	8	9	AB R H RBI BB SO LOB
<b>Brian Hunter, R</b> OBP: 0.307, SLG: 0.320 (1, 7) X	0-0 E 2B 1B		2-2 G6-3 1		2-2 K 1		3-2 L7 1			4 1 1 0 0 1 0
<b>Alex Rodriguez, R</b> OBP: 0.381, SLG: 0.529 (1, 6) 1 SAFE 1 BB 1 SAFE 1 SAFE 1 F 1 X	2-2 1B SF8 1-H 2B		2-1 1B 2B		4-2 1B BB		0-1 G5-3 2			3 2 2 1 1 0 0
<b>Ken Griffey Jr., L</b> OBP: 0.398, SLG: 0.623 (1, 8) B X	1-0 F7 1		0-0 BB 1B 2-H		2-0 FC6-4 1B 1-2		2-2 HR			4 2 3 2 0 0 1
<b>David Segui, S</b> OBP: 0.307, SLG: 0.457 (1, 3) C B X	1-1 2-3 1B		4-0 1B 1B BB 1-2		1-0 F8 2		1-2 F7 3			3 0 1 0 1 0 2
<b>Butch Huskey, R</b> OBP: 0.373, SLG: 0.566 (1, 10) B X	1-0 SF8 3-H 2		2-3 K 2		1-2 FC6-4 1-2f 3		4-1 FC4-8 BB			2 0 0 1 1 1 4
<b>John Mabry, L</b> OBP: 0.281, SLG: 0.495 (1, 9) C B X	1-2 F7 3		0-2 1B 1-H 2-H 3		2-0 F7 1		2-3 K 1			4 0 1 1 0 1 2
<b>Russ Davis, R</b> OBP: 0.301, SLG: 0.535 (1, 5) B X		1-0 F7 1		4-2 L6-3 BB		0-2 G6-3 2		3-2 FC4-6 1-2f 2		3 0 0 0 1 0 1
<b>David Bell, R</b> OBP: 0.329, SLG: 0.567 (1, 4) X		0-0 L7 2		1-0 L6-3 1-2 1		1-1 1B 2		2-3 K 3		4 0 1 0 0 1 2
<b>Dan Wilson, R</b> OBP: 0.288, SLG: 0.330 (1, 2) S B X		2-1 G6-3 3		2-2 G1-4-3 3		0-3 K 1 SAFE 3				3 0 0 0 0 1 1

Inning Stats	R: 2 E: 1 K: 0 S: 11	H: 3 LOB: 1 BB: 0 P: 17	R: 0 E: 0 K: 0 S: 4	H: 0 LOB: 0 BB: 0 P: 7	R: 2 E: 0 K: 1 S: 12	H: 3 LOB: 2 BB: 1 P: 22	R: 0 E: 0 K: 0 S: 6	H: 0 LOB: 0 BB: 1 P: 13	R: 0 E: 0 K: 1 S: 11	H: 1 LOB: 2 BB: 1 P: 21	R: 0 E: 0 K: 1 S: 9	H: 1 LOB: 1 BB: 0 P: 12	R: 1 E: 0 K: 0 S: 15	H: 1 LOB: 0 BB: 0 P: 21	R: 0 E: 0 K: 2 S: 13	H: 0 LOB: 1 BB: 1 P: 24	1B: 6 2B: 3 3B: 0 HR: 1	SF: 1 SAC: 0 DP: 1 HBP: 0	WP: 0 PB: 0 SB: 0 CS: 0	PA: 35
--------------	-------------------------------	----------------------------------	------------------------------	---------------------------------	-------------------------------	----------------------------------	------------------------------	----------------------------------	-------------------------------	----------------------------------	------------------------------	----------------------------------	-------------------------------	----------------------------------	-------------------------------	----------------------------------	----------------------------------	------------------------------------	----------------------------------	--------

PITCHER	IP	WLS	BF	H	R	ER	SO	BB	IBB	HBP	BLK	WP	HR	S	P	ERA	WHIP
<b>49 Chris Fussell, R</b> ERA: 6.0 (1, 1)	6.0	L	27	8	4	4	3	3	0	0	0	0	0	53	92	6.00	1.833
<b>Scott Service, R</b> ERA: 6.41 (7, 1)	1.0		4	1	1	1	0	0	0	0	0	0	1	15	21	9.00	1.000
<b>Matt Whisenant, L</b> ERA: 2.08 (8, 1)	1.0		4	0	0	0	2	1	0	0	0	0	0	13	24	0.00	1.000

**BOTTOM**

**Kansas City Royals @ Seattle Mariners**  
The Kingdome, Seattle, WA  
Sun May 16 1999, 4:35 PM EDT  
Att. 36,637 - Dome - 72 F

livebaseballscores.com

<b>AB</b>	<b>30</b>
<b>R</b>	<b>5</b>
<b>H</b>	<b>9</b>
<b>RBI</b>	<b>5</b>
<b>BB</b>	<b>4</b>
<b>SO</b>	<b>5</b>
<b>LOB</b>	<b>13</b>



Batter	1	2	3	4	5	6	7	8	9	AB R H RBI BB SO LOB	TOP																
Tony Phillips, S OBP: 0.389, SLG: 0.537 (1, 4) BB F C B X	3-2 F7 ①		3-2 G3 ②		4-1 BB ③		3-2 L8 ②			3 0 0 0 1 0 0																	
Jason McDonald, S OBP: 0.304, SLG: 0.261 (1, 8) B F C X	2-1 G3 ②		2-3 K ③		0-0 F8 ③		1-3 K ③			4 0 0 0 0 2 1																	
Jason Giambi, L OBP: 0.371, SLG: 0.523 (1, 3) B B X	2-0 1B 2B			0-1 G4-3 ①		4-2 F8 1B G3 BB		2-1 G6-3 ①		3 2 1 0 1 0 0																	
John Jaha, R OBP: 0.436, SLG: 0.667 (1, 10) B C B X	2-1 1B 2-H			2-2 G6-3 ②		0-1 WP G3 1B		1-1 G4-3 2B		4 0 3 1 0 0 0																	
Matt Stairs, L OBP: 0.358, SLG: 0.517 (1, 9) B C C X	1-3 K ③			0-0 1B		0-0 F8 ①		1-0 G4-3 ②		4 0 1 0 0 1 4																	
Ben Grieve, L OBP: 0.214, SLG: 0.255 (1, 7) C B C X		2-2 L7 ①		2-3 K ③		0-0 G3 ②		1-1 G6-3 ③		4 0 0 1 0 1 3																	
Mike Macfarlane, R OBP: 0.255, SLG: 0.255 (1, 2) B C X		1-1 G5-3 ②			1-2 G3 ①	1-3 K ③		1-1 G6-3 ①		4 0 0 0 0 1 1																	
3 Eric Chavez, L OBP: 0.318, SLG: 0.367 (1, 5) B C B X		3-2 G4-3 ③			0-1 F9 ②	1-1 F7 ③		0-0 E3 G4-6-3		4 0 0 0 0 0 2																	
Miguel Tejada, R OBP: 0.295, SLG: 0.416 (1, 6) B C F X			2-2 L5 ①		2-0 HR		1-2 G6-3 ①		0-2 G4-6-3 ② ③ 1-2f	4 1 1 1 0 0 1																	
Inning Stats	R: 1 E: 0 K: 1 S: 12	H: 2 LOB: 1 BB: 0 P: 22	R: 0 E: 0 K: 0 S: 9	H: 0 LOB: 0 BB: 0 P: 15	R: 0 E: 0 K: 1 S: 11	H: 0 LOB: 0 BB: 0 P: 18	R: 0 E: 0 K: 1 S: 9	H: 1 LOB: 1 BB: 0 P: 13	R: 1 E: 0 K: 0 S: 8	H: 1 LOB: 1 BB: 1 P: 15	R: 1 E: 0 K: 1 S: 12	H: 1 LOB: 2 BB: 1 P: 18	R: 0 E: 0 K: 1 S: 12	H: 0 LOB: 0 BB: 0 P: 17	R: 0 E: 0 K: 0 S: 7	H: 1 LOB: 1 BB: 0 P: 12	R: 0 E: 1 K: 0 S: 6	H: 0 LOB: 0 BB: 0 P: 7	1B: 3 2B: 2 3B: 0 HR: 1	SF: 0 SAC: 0 DP: 1 HBP: 0	WP: 1 PB: 0 SB: 0 CS: 0	PA: 36					
PITCHER	IP	WLS	BF	H	R	ER	SO	BB	IBB	HBP	BLK	WP	HR	S	P	ERA	WHIP										
Kevin Appier, R ERA: 4.34 (1, 1)	6.0	W	26	5	3	3	4	2	0	0	0	1	1	61	101	4.50	1.167										
Jose Santiago, R ERA: 2.36 (7, 1)	2.0	H	7	1	0	0	1	0	0	0	0	0	0	19	29	0.00	0.500										
Scott Service, R ERA: 6.1 (9, 1)	1.0		3	0	0	0	0	0	0	0	0	0	0	6	7	0.00	0.000										

Oakland Athletics @ Kansas City Royals  
Kauffman Stadium, Kansas City, MO

Tue May 18 1999, 7:05 PM CDT  
Att. 14,212 - Unknown - 78 F

livebaseballscorecards.com

AB	34
R	3
H	6
RBI	3
BB	2
SO	5
LOB	12



Batter	1	2	3	4	5	6	7	8	9	AB	R	H	RBI	BB	SO	LOB
<b>Carlos Beltrán, S</b> OBP: 0.355, SLG: 0.528 (1, 8)	2-1 G3		2-1 SAFE 1 SAFE 3B 1B		0-0 F8		1-1 1B 1B	1-2 HR		5	3	3	2	0	0	0
<b>Joe Randa, R</b> OBP: 0.349, SLG: 0.415 (1, 5)	2-1 G6-3		0-0 1-H 3-H 3B		1-1 G5-3		0-0 1B 1B	0-2 G4-3		5	1	2	3	0	0	0
<b>Johnny Damon, L</b> OBP: 0.353, SLG: 0.470 (1, 7)	1-0 G6-3		0-0 FC1-5-2-6 3-3		1-0 F9		1-0 1B 29 2B 1B	1-0 F7		5	1	1	1	0	0	1
<b>Jeff King, R</b> OBP: 0.361, SLG: 0.388 <b>Scott Leius, R</b> OBP: 0.262, SLG: 0.306 (1, 3) (9, 3)		3-3 K	0-0 L8		0-0 P6		3-2 29 2B 2B 1B	1-1 HR		5	2	2	2	0	1	1
<b>29 Mike Sweeney, R</b> OBP: 0.383, SLG: 0.573 (1, 10)		2-1 G3		0-0 G6-3		1-2 FC6-4 HBP	1-2 2B 2B	0-1 HR		4	2	2	2	0	0	0
<b>Jermaine Dye, R</b> OBP: 0.351, SLG: 0.545 (1, 9)		2-3 K		0-1 HR		1-0 FC6-4 1-2f	4-0 2B IBB	1-0 1B		4	1	2	1	1	1	1
<b>Chad Kreuter, S</b> OBP: 0.333, SLG: 0.384 (1, 2)			3-2 SH2-3 1B 2B		0-0 G2-3		1-1 FC6 1-3 2-H 3-H 2B	0-0 1B		5	1	3	2	0	0	1
<b>Carlos Febles, R</b> OBP: 0.403, SLG: 0.556 (1, 4)			0-0 SH2-3 2-3 1B 3B		3-1 3B		1-1 1B 1B FC6	2-2 G4-3		4	1	2	0	0	0	4
<b>Rey Sanchez, R</b> OBP: 0.341, SLG: 0.432 <b>Steve Scarsons, R</b> OBP: 0.212, SLG: 0.107 (1, 6) (8, 6)			2-2 1B 3B HBP		0-0 G6-3		1 SAFE P8 G5-3			3	1	0	0	0	0	4

Inning Stats	R: 0	H: 0	E: 0	K: 5	S: 5	LOB: 0	BB: 10	P: 10	R: 0	H: 0	E: 0	K: 2	S: 11	LOB: 0	BB: 0	P: 18	R: 3	H: 3	E: 0	K: 0	S: 12	LOB: 1	BB: 0	P: 19	R: 1	H: 2	E: 0	K: 0	S: 7	LOB: 1	BB: 0	P: 10	R: 0	H: 0	E: 0	K: 0	S: 4	LOB: 0	BB: 0	P: 6	R: 0	H: 0	E: 0	K: 0	S: 5	LOB: 1	BB: 0	P: 7	R: 6	H: 7	E: 0	K: 0	S: 17	LOB: 2	BB: 1	P: 31	R: 3	H: 5	E: 0	K: 0	S: 17	LOB: 2	BB: 0	P: 23	1B: 8	SF: 0	2B: 3	SAC: 1	3B: 2	DP: 0	HR: 4	HBP: 2
--------------	------	------	------	------	------	--------	--------	-------	------	------	------	------	-------	--------	-------	-------	------	------	------	------	-------	--------	-------	-------	------	------	------	------	------	--------	-------	-------	------	------	------	------	------	--------	-------	------	------	------	------	------	------	--------	-------	------	------	------	------	------	-------	--------	-------	-------	------	------	------	------	-------	--------	-------	-------	-------	-------	-------	--------	-------	-------	-------	--------

PITCHER	IP	WLS	BF	H	R	ER	SO	BB	IBB	HBP	BLK	WP	HR	S	P	ERA	WHIP
<b>Gil Heredia, R</b> ERA: 4.53 (1, 1)	6.1	L	29	8	7	7	2	0	0	0	0	0	1	50	80	9.95	1.263
<b>Buddy Groom, L</b> ERA: 6.0 (7, 1)	0.0		1	1	0	0	0	0	0	0	0	0	0	1	2	∞	∞
<b>Tim Worrell, R</b> ERA: 6.04 (7, 1)	1.1		13	8	6	6	0	0	1	0	0	0	3	24	37	40.50	6.000
<b>Brad Rigby, R</b> ERA: 4.08 (8, 1)	0.1		1	0	0	0	0	0	0	0	0	0	0	3	5	0.00	0.000


**BOTTOM**

**Oakland Athletics @ Kansas City Royals**  
Kauffman Stadium, Kansas City, MO

Tue May 18 1999, 7:05 PM CDT  
Att: 14,212 - Unknown - 78 F

AB	40
R	13
H	17
RBI	13
BB	1
SO	2
LOB	12

WP: 0 PA: 44  
PB: 0  
SB: 0  
CS: 0



PITCHER	IP	WLS	BF	H	R	ER	SO	BB	IBB	HBP	BLK	WP	HR	S	P	ERA	WHIP
---------	----	-----	----	---	---	----	----	----	-----	-----	-----	----	----	---	---	-----	------

Batter	1	2	3	4	5	6	7	8	9	AB R H RBI BB SO LOB	TOP	
Tony Phillips, S (1, 8) OBP: 0.391, SLG: 0.550 Ben Grieve, L (9, PH) OBP: 0.212, SLG: 0.252	3-2 G4-3 3B		0-1 F7		1-2 G4-3		0-1 1B		2-2 G3-1	4 1 2 0 0 0 1 1 0 0 0 0 0 0		
Tim Raines, S (1, 7) OBP: 0.387, SLG: 0.328	0-1 G4-3		0-1 F7		4-2 BB		2-1 1B			3 0 1 1 1 0 0		
Jason Giambi, L (1, 3) OBP: 0.368, SLG: 0.513	3-H 4-2 WP 1B BB		2-1 F7		0-1 L8		3-3 K			3 1 0 0 1 1 4		
John Jaha, R (1, 10) OBP: 0.421, SLG: 0.641	3-2 L7			1-2 F9		1-1 P4		2-1 FC6-4		4 0 0 0 0 0 3		
Matt Stairs, L (1, 9) OBP: 0.370, SLG: 0.546	3-2 FC6-4 1B			4-2 FC6-4 BB		0-0 HR		0-1 G4-3		3 1 2 2 1 0 0		
Olmedo Saenz, R (1, 5) OBP: 0.405, SLG: 0.484	3-2 FC6-4			0-0 F8		0-1 1B		1-1 P4		4 0 1 0 0 0 2		
Scott Spiezio, S (1, 4) OBP: 0.297, SLG: 0.330				0-1 FC6-4		3-1 F7		0-1 G6-3		4 0 0 0 0 1 2		
Miguel Tejada, R (1, 6) OBP: 0.289, SLG: 0.407 Jorge Velandia, R (9, PH) OBP: 0.333, SLG: 0.444				1-3 K		3-3 K		0-0 P8		3 0 0 0 0 2 1 1 0 0 0 0 0 0		
A.J. Hinch, R (1, 2) OBP: 0.244, SLG: 0.278 3 Eric Chavez, L (9, PH) OBP: 0.315, SLG: 0.364				0-0 P3		4-2 G4-3 BB		3-2 G6-3		2 0 0 0 1 0 0 1 0 0 0 0 0 0		
<b>Inning Stats</b>	R: 2 H: 2 E: 0 LOB: 1 K: 0 BB: 1 S: 18 P: 34	R: 0 H: 0 E: 0 LOB: 0 K: 2 BB: 0 S: 8 P: 10	R: 0 H: 0 E: 0 LOB: 0 K: 2 BB: 0 S: 6 P: 8	R: 0 H: 0 E: 0 LOB: 1 K: 0 BB: 1 S: 11 P: 16	R: 0 H: 0 E: 0 LOB: 2 K: 1 BB: 2 S: 13 P: 25	R: 1 H: 2 E: 0 LOB: 1 K: 0 BB: 0 S: 8 P: 13	R: 0 H: 2 E: 0 LOB: 2 K: 1 BB: 0 S: 12 P: 22	R: 0 H: 0 E: 0 LOB: 0 K: 0 BB: 0 S: 6 P: 7	R: 0 H: 0 E: 0 LOB: 0 K: 0 BB: 0 S: 7 P: 11	1B: 4 SF: 0 2B: 0 SAC: 0 3B: 1 DP: 0 HR: 1 HBP: 0	WP: 1 PA: 37 PB: 0 SB: 0 CS: 0	
<b>PITCHER</b> 50 José Rosado, L (1, 1) ERA: 2.22 Terry Mathews, R (7, 1) ERA: 1.88	IP WLS BF H R ER SO BB IBB HBP BLK WP HR S P ERA WHIP	6.0 W 26 4 3 3 3 4 0 0 0 1 1 64 106 4.50 1.333	3.0 S 11 2 0 0 1 0 0 0 0 0 0 0 25 40 0.00 0.667	<b>PITCHER</b> IP WLS BF H R ER SO BB IBB HBP BLK WP HR S P ERA WHIP								

Oakland Athletics @ Kansas City Royals  
Kauffman Stadium, Kansas City, MO  
Wed May 19 1999, 7:05 PM CDT  
Att. 13,727 - Unknown - 77 F

livebaseballscorecards.com

AB	33
R	3
H	6
RBI	3
BB	4
SO	4
LOB	13



Batter	1	2	3	4	5	6	7	8	9
<b>Carlos Beltrán, S</b> (1, 8) OBP: 0.348, SLG: 0.515	1-3 K		0-3 K	1-3 K		3-2 G4-3 1B	2-1 G6-3	1-0 L7	
<b>Joe Randa, R</b> (1, 5) OBP: 0.345, SLG: 0.408	0-2 F8		0-0 1B	2-2 G6-3		1-3 K	0-0 G4-3		
<b>Johnny Damon, L</b> (1, 7) OBP: 0.360, SLG: 0.471	4-1 WP BB		1-0 P4		1-1 29 HBP WP BB	0-0 G4-3	0-2 1B		
<b>Jeff King, R</b> (1, 3) OBP: 0.391, SLG: 0.397 <b>Larry Sutton, L</b> (7, PH) OBP: 0.338, SLG: 0.407	4-1 WP BB		2-2 PB 1B		4-2 BB 29 HBP 1B	4-2 1B 29 HBP BB	2-1 G4-3		
<b>29 Mike Sweeney, R</b> (1, 10) OBP: 0.394, SLG: 0.568 <b>Scott Pose, L</b> (8, PH) OBP: 0.421, SLG: 0.387	2-3 K2-3		4-0 1B		2-2 1B BB	4-2 1B BB		4-1 1B HR	
<b>Jermaine Dye, R</b> (1, 9) OBP: 0.366, SLG: 0.551		2-2 CS 1B	2-1 E8 2B 1B		4-0 1B BB	0-0 1B E 1B		2-3 K	
<b>Chad Kreuter, S</b> (1, 2) OBP: 0.365, SLG: 0.422		4-1 1B	0-0 2B		0-0 G1-6-3 1B	1-3 2-H 3-H 1B		3-2 1B HR	
<b>Carlos Febles, R</b> (1, 4) OBP: 0.392, SLG: 0.540 <b>Steve Scarsone, R</b> (8, PH) OBP: 0.206, SLG: 0.103		0-0 B2	2-3 K		3-2 G1-6-3 1B	2-1 E5		1-3 K	
<b>Rey Sanchez, R</b> (1, 6) OBP: 0.336, SLG: 0.445 <b>Scott Leius, R</b> (9, 4) OBP: 0.262, SLG: 0.306		0-0 P4		0-0 G5-3		2-2 F8	1-2 F8	0-1 HR	

Inning Stats	R: 0	H: 0	E: 0	K: 2	S: 12	L: 2	BB: 2	P: 22	R: 0	H: 1	E: 0	K: 0	S: 7	L: 1	LOB: 1	BB: 1	P: 13	R: 4	H: 4	E: 1	K: 2	S: 14	L: 1	LOB: 1	BB: 1	P: 25	R: 0	H: 0	E: 0	K: 1	S: 8	L: 0	LOB: 0	BB: 0	P: 11	R: 3	H: 2	E: 0	K: 0	S: 16	L: 2	LOB: 1	BB: 2	P: 32	R: 4	H: 3	E: 1	K: 1	S: 21	L: 3	LOB: 2	BB: 1	P: 37	R: 0	H: 1	E: 0	K: 0	S: 8	L: 1	LOB: 1	BB: 0	P: 12	R: 3	H: 2	E: 0	K: 2	S: 13	L: 2	LOB: 0	BB: 1	P: 24
--------------	------	------	------	------	-------	------	-------	-------	------	------	------	------	------	------	--------	-------	-------	------	------	------	------	-------	------	--------	-------	-------	------	------	------	------	------	------	--------	-------	-------	------	------	------	------	-------	------	--------	-------	-------	------	------	------	------	-------	------	--------	-------	-------	------	------	------	------	------	------	--------	-------	-------	------	------	------	------	-------	------	--------	-------	-------

PITCHER															PITCHER																		
IP	WLS	BF	H	R	ER	SO	BB	IBB	HBP	BLK	WP	HR	S	P	ERA	WHIP	IP	WLS	BF	H	R	ER	SO	BB	IBB	HBP	BLK	WP	HR	S	P	ERA	WHIP
<b>Tom Candiotti, R</b> (1, 1) ERA: 6.9	4.0	L	24	6	7	7	5	6	0	0	2	0	49	90	15.75	3.000	<b>Tom Candiotti, R</b> (1, 1) ERA: 6.9	4.0	L	24	6	7	7	5	6	0	0	2	0	49	90	15.75	3.000
<b>Brad Rigby, R</b> (5, 1) ERA: 4.7	2.0		12	4	4	3	1	1	0	1	0	0	29	50	13.50	2.500	<b>Brad Rigby, R</b> (5, 1) ERA: 4.7	2.0		12	4	4	3	1	1	0	1	0	29	50	13.50	2.500	
<b>Doug Jones, R</b> (7, 1) ERA: 2.22	1.0		4	1	0	0	0	0	0	0	0	0	8	12	0.00	1.000	<b>Doug Jones, R</b> (7, 1) ERA: 2.22	1.0		4	1	0	0	0	0	0	0	8	12	0.00	1.000		
<b>T.J. Mathews, R</b> (8, 1) ERA: 2.55	1.0		6	2	3	3	2	1	0	0	0	1	13	24	27.00	3.000	<b>T.J. Mathews, R</b> (8, 1) ERA: 2.55	1.0		6	2	3	3	2	1	0	0	1	13	24	27.00	3.000	

**BOTTOM**


**Oakland Athletics @ Kansas City Royals**  
Kauffman Stadium, Kansas City, MO

Wed May 19 1999, 7:05 PM CDT  
Att: 13,727 - Unknown - 77 F

AB	R	H	RBI	BB	SO	LOB
6	1	1	0	0	3	0
5	1	1	0	0	1	1
4	1	2	0	1	0	2
1	3	1	1	3	0	0
1	0	0	0	0	0	1
1	3	0	0	1	1	2
0	1	0	0	1	0	0
4	2	3	3	1	1	1
4	1	4	5	1	0	0
4	0	0	0	0	1	5
1	0	0	0	0	1	2
5	1	1	3	0	0	4
0	0	0	0	0	0	0

1B:	11	SF:	0
2B:	1	SAC:	0
3B:	0	DP:	1
HR:	1	HBP:	2
WP:	2	PA:	46
PB:	1		
SB:	1		
CS:	1		

livebaseballscorecards.com



Batter	1	2	3	4	5	6	7	8	9	AB R H RBI BB SO LOB	TOP											
<b>Tony Phillips, S</b> (1, 4) OBP: 0.388, SLG: 0.548	2-3 K		2-2 F7			1-0 P6			2-2 1B 2B	4 1 1 0 0 1 0	<b>Oakland Athletics @ Kansas City Royals</b> Kauffman Stadium, Kansas City, MO Thu May 20 1999, 7:05 PM CDT Att. 15,172 - Unknown - 77 F <a href="http://livebaseballscorecards.com">livebaseballscorecards.com</a>											
<b>Ben Grieve, L</b> (1, 9) OBP: 0.221, SLG: 0.261	3-2 P9			0-1 BB 1B		0-1 F9			1-1 G6-3 1B 2-H	4 0 2 1 0 0 0												
<b>Jason Giambi, L</b> (1, 3) OBP: 0.371, SLG: 0.510	3-2 G4-3			4-1 FC4-6 1-2 BB		1-2 F8			0-0 G6-3 1B 1-2	3 0 1 0 1 0 0												
<b>Matt Stairs, L</b> (1, 10) OBP: 0.366, SLG: 0.545		1-0 2B		2-1 P8		1-0 F8			0-0 G6-3 1-2f 2-3	4 0 1 0 0 0 4												
<b>Tim Raines, S</b> (1, 7) OBP: 0.367, SLG: 0.306		0-1 B1		1-0 L7		0-1 F8			0-0 G3-1	4 0 0 0 0 0 4												
<b>Mike Macfarlane, R</b> (1, 2) OBP: 0.241, SLG: 0.241		3-1 L8		0-2 FC4-6 1-2f		0-0 F9				3 0 0 0 0 0 3												
<b>3 Eric Chavez, L</b> (1, 5) OBP: 0.307, SLG: 0.353		2-1 P3 SAFE			0-0 G4-3				2-1 G3-1	3 0 0 0 0 0 1												
<b>Miguel Tejada, R</b> (1, 6) OBP: 0.283, SLG: 0.399			0-3 K		0-1 G5-3				0-0 G5-3	3 0 0 0 0 1 0												
<b>Jason McDonald, S</b> (1, 8) OBP: 0.297, SLG: 0.254			1-1 G5-3		3-2 P4				0-2 G4-3	3 0 0 0 0 0 0												
<b>Inning Stats</b>	R: 0 E: 0 K: 1 S: 11	H: 0 LOB: 0 BB: 0 P: 19	R: 0 E: 0 K: 0 S: 7	H: 1 LOB: 1 BB: 0 P: 13	R: 0 E: 0 K: 1 S: 8	H: 0 LOB: 0 BB: 0 P: 11	R: 0 E: 0 K: 0 S: 9	H: 1 LOB: 2 BB: 1 P: 16	R: 0 E: 0 K: 0 S: 7	H: 0 LOB: 0 BB: 0 P: 10	R: 0 E: 0 K: 0 S: 7	H: 0 LOB: 0 BB: 0 P: 9	R: 0 E: 0 K: 0 S: 4	H: 0 LOB: 0 BB: 0 P: 5	R: 0 E: 0 K: 0 S: 7	H: 0 LOB: 0 BB: 0 P: 9	R: 1 E: 0 K: 0 S: 10	H: 3 LOB: 1 BB: 0 P: 13	1B: 3 2B: 2 3B: 0 HR: 0	SF: 0 SAC: 0 DP: 1 HBP: 0	WP: 0 PB: 0 SB: 0 CS: 0	PA: 32
<b>PITCHER</b> <b>Jeff Suppan, R</b> (1, 1) ERA: 3.66	IP: 9.0 WLS: W BF: 32 H: 5 R: 1 ER: 1 SO: 2 BB: 1 IBB: 0 HBP: 0 BLK: 0 WP: 0 HR: 0 S: 70 P: 105 ERA: 1.00 WHIP: 0.667											<b>PITCHER</b> IP: WLS: BF: H: R: ER: SO: BB: IBB: HBP: BLK: WP: HR: S: P: ERA: WHIP:										



Batter	1	2	3	4	5	6	7	8	9	AB R H RBI BB SO LOB
<b>Carlos Beltrán, S</b> OBP: 0.341, SLG: 0.506 (1, 8) B X	1-0 L7		1 SAFE 3-3 K		3-3 K	1-1 SF8				3 0 0 1 0 2 1
<b>Joe Randa, R</b> OBP: 0.343, SLG: 0.410 (1, 5) C X	0-1 F8		1-3 K		2-2 2B	0-0 G4-3				4 0 1 0 0 1 1
<b>Johnny Damon, L</b> OBP: 0.352, SLG: 0.459 (1, 7) B C X	1-3 K		1-2 G1-3		0-2 F7					4 0 0 0 0 2 2
<b>29 Mike Sweeney, R</b> OBP: 0.404, SLG: 0.570 (1, 10) C B B B		4-1 FC4 BB		0-1 HR 1B		3-1 1B 1B		2-2 F9		3 2 2 0 1 0 0
<b>Jermaine Dye, R</b> OBP: 0.376, SLG: 0.574 (1, 9) B X		1-0 F9		0-0 HR		0-1 1B 2B		4-2 BB		3 2 2 2 1 0 1
<b>Larry Sutton, L</b> OBP: 0.333, SLG: 0.397 (1, 3) C X		0-1 FC4 BB		2-3 K		0-2 2B 3B 1B		2-2 G4-3		4 1 1 1 0 1 2
<b>Chad Kreuter, S</b> OBP: 0.370, SLG: 0.430 (1, 2) C B B 1 SAFE		4-2 BB		0-0 G3		0-1 3B 2B		1-3 K		3 1 1 1 1 1 0
<b>Carlos Febles, R</b> OBP: 0.389, SLG: 0.545 (1, 4) C C C		2-3 K		2-2 L9		0-1 SF8 3B		0-1 F9		4 1 1 2 0 1 2
<b>Rey Sanchez, R</b> OBP: 0.333, SLG: 0.440 (1, 6) C X			0-1 WP 1B		1-2 G6-3	0-0 P4		1-0 L4		4 0 1 0 0 0 1

Inning Stats	R: 0 E: 0 K: 1 S: 6	H: 0 LOB: 0 BB: 0 P: 8	R: 0 E: 0 K: 1 S: 10	H: 0 LOB: 2 BB: 2 P: 21	R: 0 E: 0 K: 2 S: 13	H: 1 LOB: 1 BB: 0 P: 18	R: 2 E: 0 K: 1 S: 11	H: 2 LOB: 0 BB: 0 P: 15	R: 0 E: 0 K: 1 S: 15	H: 1 LOB: 1 BB: 0 P: 21	R: 5 E: 0 K: 0 S: 15	H: 5 LOB: 0 BB: 0 P: 19	R: 0 E: 0 K: 1 S: 12	H: 0 LOB: 1 BB: 1 P: 20	R: 0 E: 0 K: 1 S: 6	H: 0 LOB: 0 BB: 0 P: 8	1B: 5 2B: 2 3B: 1 HR: 1	SF: 1 SAC: 0 DP: 0 HBP: 0	WP: 1 PB: 0 SB: 0 CS: 0	PA: 36
--------------	------------------------------	---------------------------------	-------------------------------	----------------------------------	-------------------------------	----------------------------------	-------------------------------	----------------------------------	-------------------------------	----------------------------------	-------------------------------	----------------------------------	-------------------------------	----------------------------------	------------------------------	---------------------------------	----------------------------------	------------------------------------	----------------------------------	--------

PITCHER	IP	WLS	BF	H	R	ER	SO	BB	IBB	HBP	BLK	WP	HR	S	P	ERA	WHIP
<b>Mike Oquist, R</b> ERA: 4.57 (1, 1)	5.0	L	25	8	6	6	6	2	0	0	0	1	1	64	95	10.80	2.000
<b>Doug Jones, R</b> ERA: 2.37 (6, 1)	2.0		8	1	1	1	1	1	0	0	0	0	0	18	27	4.50	1.000
<b>Billy Taylor, R</b> ERA: 2.08 (8, 1)	1.0		3	0	0	0	1	0	0	0	0	0	0	6	8	0.00	0.000

**BOTTOM**

**Oakland Athletics @ Kansas City Royals**  
Kauffman Stadium, Kansas City, MO  
Thu May 20 1999, 7:05 PM CDT  
Att: 15,172 - Unknown - 77 F

[livebaseballscores.com](http://livebaseballscores.com)

<b>AB</b>	<b>32</b>
<b>R</b>	<b>7</b>
<b>H</b>	<b>9</b>
<b>RBI</b>	<b>7</b>
<b>BB</b>	<b>3</b>
<b>SO</b>	<b>8</b>
<b>LOB</b>	<b>10</b>



Batter	1	2	3	4	5	6	7	8	9	AB R H RBI BB SO LOB	TOP											
David Bell, R OBP: 0.322, SLG: 0.535 (1, 4)	0-0 G5-3		2-1 G1-3		2-1 P4	1-0 F7		2-2 FC5-4 2-H 1B		5 0 1 1 0 0 1												
Alex Rodriguez, R OBP: 0.385, SLG: 0.688 (1, 6)	1-3 K		2-2 F8		4-1 1B FC5-2 BB		2-2 L5	3-1 FC5-4 1-2f		4 0 0 0 1 1 1												
Ken Griffey Jr., L OBP: 0.408, SLG: 0.656 Brian Hunter, R OBP: 0.307, SLG: 0.320 (1, 8) (9, 7)	3-1 G4-3			4-0 1B S 1B BB	0-1 BLK FC5-2 1-3 1B		0-0 S 2B		1-3 K 0 0 0 0 0 0 0	4 1 2 0 1 1 0												
Edgar Martinez, R OBP: 0.432, SLG: 0.522 (1, 10)		0-3 K		3-2 1B 1-3 1B	3-2 FC5-2 1-2 BLK		1-2 F8 2-3		0-0 L9	5 0 1 0 0 1 3												
David Segui, S OBP: 0.314, SLG: 0.459 (1, 3)		1-1 1B 1B 1B		2-3 K 1-2 2-3	1-0 G5-3 1-2 2-3		4-1 BB		3-1 G6-3	4 1 1 0 1 1 4												
Butch Huskey, R OBP: 0.406, SLG: 0.620 Charles Gipson, R OBP: 0.400, SLG: 0.400 (1, 7) (7, 7) (9, 8)		0-1 1B 1-3 1B		0-0 1B 1-3 1B		1-0 G6-3	3-1 P3			4 1 2 1 0 0 2												
John Mabry, L OBP: 0.303, SLG: 0.485 (1, 9)		0-2 1B 1-2 1B		3-1 1B 2-3 1B		4-2 2B BB		0-0 SH1-4 1B 1B		3 2 3 1 1 0 0												
Russ Davis, R OBP: 0.299, SLG: 0.522 (1, 5)		G6-4-3 1-2 1B		2-2 SAFE 1-3 1B		0-1 1-H 2B		0-1 SH1-4		3 0 2 2 0 0 2												
Dan Wilson, R OBP: 0.286, SLG: 0.324 (1, 2)			1-1 L8	1-3 K		2-2 F9		0-3 K		4 0 0 0 0 2 4												
<b>Inning Stats</b>	R: 0 E: 0 K: 1 S: 6	H: 0 LOB: 0 BB: 0 P: 10	R: 1 E: 0 K: 1 S: 12	H: 3 LOB: 1 BB: 0 P: 16	R: 0 E: 0 K: 0 S: 7	H: 0 LOB: 0 BB: 0 P: 12	R: 2 E: 0 K: 2 S: 20	H: 4 LOB: 2 BB: 1 P: 35	R: 0 E: 0 K: 0 S: 9	H: 1 LOB: 2 BB: 1 P: 19	R: 1 E: 0 K: 0 S: 9	H: 1 LOB: 1 BB: 1 P: 17	R: 0 E: 0 K: 0 S: 10	H: 1 LOB: 2 BB: 1 P: 20	R: 1 E: 0 K: 1 S: 13	H: 2 LOB: 1 BB: 0 P: 18	R: 0 E: 0 K: 1 S: 7	H: 0 LOB: 0 BB: 0 P: 11	1B: 10 2B: 2 3B: 0 HR: 0	SF: 0 SAC: 1 DP: 1 HBP: 0	WP: 0 PB: 0 SB: 2 CS: 0	PA: 41
<b>PITCHER</b>	IP WLS BF H R ER SO BB IBB HBP BLK WP HR S P ERA WHIP																					
Jay Witasick, R ERA: 7.5 (1, 1)	5.0 L 23 8 3 3 4 2 0 0 0 0 0 0 54 92 5.40 2.000																					
Scott Service, R ERA: 6.14 (6, 1)	1.1 6 1 1 1 0 1 0 0 0 0 0 0 12 22 6.75 1.500																					
Alvin Morman, L ERA: 4.76 (7, 1)	0.2 4 1 0 0 0 1 0 0 0 0 0 0 7 15 0.00 3.000																					
Jeff Montgomery, R ERA: 5.09 (8, 1)	1.0 5 2 1 1 1 0 0 0 0 0 0 0 13 18 9.00 2.000																					
Matt Whisenant, L ERA: 1.93 (9, 1)	1.0 3 0 0 0 0 1 0 0 0 0 0 0 7 11 0.00 0.000																					

Seattle Mariners @ Kansas City Royals  
Kauffman Stadium, Kansas City, MO  
Fri May 21 1999, 7:05 PM CDT  
Att. 29,547 - Unknown - 74 F

livebaseballscorecards.com

AB	36
R	5
H	12
RBI	5
BB	4
SO	6
LOB	17





BOTTOM

Seattle Mariners @ Kansas City Royals  
Kauffman Stadium, Kansas City, MO

livebaseballscorecards.com

AB	37
R	2
H	11
RBI	2
BB	1
SO	6
LOB	16



WP:	0	PA:	39
PB:	0		
SB:	0		
CS:	0		

Fri May 21 1999, 7:05 PM CDT  
Att: 29,547 - Unknown - 74 F

AB R H RBI BB SO LOB

5	0	1	1	0	0	4
5	0	0	0	0	0	5
4	0	0	0	0	1	1
4	1	1	0	0	3	0
4	0	1	0	0	1	1
4	0	2	0	0	0	1
3	0	1	0	0	0	3
1	0	0	0	0	1	0
4	1	4	1	0	0	0
3	0	1	0	0	0	1
0	0	0	0	1	0	0

1B:	11	SF:	0
2B:	0	SAC:	0
3B:	0	DP:	1
HR:	0	HBP:	0

IP	WLS	BF	H	R	ER	SO	BB	IBB	HBP	BLK	WP	HR	S	P	ERA	WHIP
6.0	W	25	7	1	1	4	0	0	0	0	0	0	15	23	0.00	1.000
2.0	H	7	2	0	0	1	0	0	0	0	0	0	11	22	9.00	3.000
1.0		6	2	1	1	1	1	0	0	0	0	0				

Batter	1	2	3	4	5	6	7	8	9
Carlos Beltrán, S (1, 8) OBP: 0.337, SLG: 0.497	0-0 F7		1-1 FC4-6 FC5-4		2-1 G4-3		1-0 G4-6-3		0-0 E9 1B
Joe Randa, R (1, 5) OBP: 0.333, SLG: 0.398	1-2 F9		1-1 FC5-4		2-0 G1-3		2-1 L9		1-0 F8
Johnny Damon, L (1, 7) OBP: 0.344, SLG: 0.448	2-1 F9		0-1 G4-3			2-3 K		2-2 G1-3	
Jeff King, R (1, 3) OBP: 0.385, SLG: 0.389		0-0 1B 1B		1-3 K		3-3 K		1-3 K	
29 Mike Sweeney, R (1, 10) OBP: 0.400, SLG: 0.560		3-1 F8		1-3 K		2-2 1B 1B		1-1 P4	
Jermaine Dye, R (1, 9) OBP: 0.379, SLG: 0.572		2-1 F8		2-1 1B		1-0 1B		2-1 F8	
Tim Spehr, R (1, 2) OBP: 0.375, SLG: 0.512		0-1 1B 1B		3-1 F8		2-2 F9		1-3 K	
Scott Pose, L (9, PH) OBP: 0.410, SLG: 0.375		1-2 1B 1B							
Carlos Febles, R (1, 4) OBP: 0.404, SLG: 0.558		0-0 PO 1B			2-0 G4-3 F7 1B		0-1 G4-6-3 1B 1B		3-2 DI E 1B
Rey Sanchez, R (1, 6) OBP: 0.333, SLG: 0.438		0-2 PO	1-1 E6 FC4-6		1-2 F7		1-1 G4-6-3 1B		4-1 E BB
Larry Sutton, L (9, PH) OBP: 0.342, SLG: 0.397		1-2 PO							

Inning Stats	R: 0 E: 0 K: 0 S: 6	H: 0 LOB: 0 BB: 0 P: 9	R: 1 E: 0 K: 0 S: 10	H: 3 LOB: 1 BB: 0 P: 15	R: 0 E: 1 K: 0 S: 8	H: 0 LOB: 1 BB: 0 P: 11	R: 0 E: 0 K: 2 S: 11	H: 1 LOB: 1 BB: 0 P: 18	R: 0 E: 0 K: 0 S: 8	H: 1 LOB: 1 BB: 0 P: 15	R: 0 E: 0 K: 2 S: 15	H: 2 LOB: 2 BB: 0 P: 25	R: 0 E: 0 K: 0 S: 7	H: 2 LOB: 1 BB: 0 P: 11	R: 0 E: 0 K: 1 S: 8	H: 0 LOB: 0 BB: 0 P: 12	R: 1 E: 1 K: 1 S: 11	H: 2 LOB: 2 BB: 1 P: 22	1B: 11 2B: 0 3B: 0 HR: 0	SF: 0 SAC: 0 DP: 1 HBP: 0
--------------	------------------------------	---------------------------------	-------------------------------	----------------------------------	------------------------------	----------------------------------	-------------------------------	----------------------------------	------------------------------	----------------------------------	-------------------------------	----------------------------------	------------------------------	----------------------------------	------------------------------	----------------------------------	-------------------------------	----------------------------------	-----------------------------------	------------------------------------

PITCHER	IP	WLS	BF	H	R	ER	SO	BB	IBB	HBP	BLK	WP	HR	S	P	ERA	WHIP
Jamie Moyer, L (1, 1) ERA: 5.76	6.0	W	25	7	1	1	4	0	0	0	0	0	0	15	23	0.00	1.000
Jose Paniagua, R (7, 1) ERA: 2.81	2.0	H	7	2	0	0	1	0	0	0	0	0	0	11	22	9.00	3.000
Jose Mesa, R (9, 1) ERA: 9.68	1.0		6	2	1	1	1	1	0	0	0	0	0				

Batter	1	2	3	4	5	6	7	8	9	AB R H RBI BB SO LOB	TOP											
David Bell, R (1, 4) OBP: 0.324, SLG: 0.530	3-2 1B WP 1B	0-0 B5-3 1-2f			1-0 G5-3		0-0 1B 1B		2-1 P5	5 2 2 0 0 0 1												
Alex Rodriguez, R (1, 6) OBP: 0.364, SLG: 0.622	1-2 BB 1B 1-3		2-2 F8		3-1 P9		1-1 SAFE F8		3-2 G6-3	5 0 1 0 0 0 1												
Ken Griffey Jr., L (1, 10) OBP: 0.413, SLG: 0.652	2-1 BB 1B 1-2 3-H		4-1 2B G6-3 BB		2-1 F9		0-0 1B E 1B 1-3		0-0 G3	4 2 2 1 1 0 0												
David Segui, S (1, 3) OBP: 0.324, SLG: 0.469	4-2 L1-3 1-2 2-3 BB		1 SAFE 1-0 WP 1-3 2B		0-0 G4-3		0-0 E8 1B 1-H 3-H			3 0 2 1 1 0 0												
Butch Huskey, R (1, 7) OBP: 0.400, SLG: 0.604	1-0 P7		0-2 G6-3		3-2 G1-3 HR 1B		0-2 G5-3			4 1 1 1 0 0 5												
Brian Hunter, R (7, 7) OBP: 0.307, SLG: 0.320			3-H G4-3		0-1 G1-3 1-2					0 0 0 0 0 0 0												
John Mabry, L (1, 9) OBP: 0.292, SLG: 0.467	0-0 L1-3 1-2		3-1 G4-3		0-1 G1-3		0-2 L8			4 0 0 0 0 0 5												
Russ Davis, R (1, 5) OBP: 0.305, SLG: 0.542		2-1 1B FC6-4 1B		1-3 K		2-2 HR		1-1 G5-3		4 2 2 2 0 1 0												
Dan Wilson, R (1, 2) OBP: 0.293, SLG: 0.330		3-2 SAFE FC6-4 1B 1-3		1-1 G6-3		0-0 G4-3		1-0 1B		4 0 2 0 0 0 0												
Charles Gipson, R (1, 8) OBP: 0.222, SLG: 0.222		0-0 FC6-4 B5-3 1-2f 3-H		0-1 G6-3			3-2 G5-3		1-0 F9	4 0 0 1 0 0 2												
<b>Inning Stats</b>	R: 1 E: 0 K: 0 S: 13	H: 3 LOB: 2 BB: 1 P: 24	R: 1 E: 0 K: 0 S: 8	H: 2 LOB: 0 BB: 0 P: 13	R: 1 E: 0 K: 0 S: 10	H: 1 LOB: 1 BB: 1 P: 20	R: 0 E: 0 K: 1 S: 7	H: 0 LOB: 0 BB: 0 P: 9	R: 0 E: 0 K: 0 S: 5	H: 0 LOB: 0 BB: 0 P: 11	R: 2 E: 0 K: 0 S: 12	H: 2 LOB: 0 BB: 0 P: 17	R: 2 E: 1 K: 0 S: 14	H: 3 LOB: 1 BB: 0 P: 18	R: 0 E: 0 K: 0 S: 7	H: 1 LOB: 1 BB: 0 P: 10	R: 0 E: 0 K: 0 S: 6	H: 0 LOB: 0 BB: 0 P: 11	1B: 10 2B: 3 3B: 0 HR: 1	SF: 0 SAC: 0 DP: 2 HBP: 0	WP: 2 PB: 0 SB: 0 CS: 0	PA: 39
<b>PITCHER</b>	IP WLS BF H R ER SO BB IBB HBP BLK WP HR S P ERA WHIP																					
49 Chris Fussell, R (1, 1) ERA: 6.35	5.1 L 23 7 4 4 1 2 0 0 0 0 2 0 47 84 6.75 1.688																					
Jose Santiago, R (6, 1) ERA: 2.86	1.2 9 4 3 2 0 0 0 0 0 0 0 1 22 28 10.80 2.400																					
Terry Mathews, R (8, 1) ERA: 1.65	2.0 7 1 0 0 0 0 0 0 0 0 0 0 13 21 0.00 0.500																					

Seattle Mariners @ Kansas City Royals  
Kauffman Stadium, Kansas City, MO  
Sat May 22 1999, 7:05 PM CDT  
Att. 36,224 - Unknown - 77 F

AB	37
R	7
H	12
RBI	6
BB	2
SO	1
LOB	14




1B	10	SF	0
2B	3	SAC	0
3B	0	DP	2
HR	1	HBP	0

Batter	1	2	3	4	5	6	7	8	9	AB	R	H	RBI	BB	SO	LOB	BOTTOM								
<b>Carlos Beltrán, S</b> (1, 8) OBP: 0.333, SLG: 0.489	0-1 P3		0-0 B1-3		2-2 FC	0-1 F8			0-2 1B WP	5	0	1	1	0	0	1	<b>Seattle Mariners @ Kansas City Royals</b> Kauffman Stadium, Kansas City, MO Sat May 22 1999, 7:05 PM CDT Att: 36,224 - Unknown - 77 F								
<b>Joe Randa, R</b> (1, 5) OBP: 0.335, SLG: 0.398	0-0 F9		0-2 3B 1B		0-0 1B 1B			1-1 P2	3-2 G6-3	5	1	2	0	0	0	1									
<b>Johnny Damon, L</b> (1, 7) OBP: 0.351, SLG: 0.464	2-2 G3		2-2 1-H 3B		1-2 1B 1B			3-2 P2	3-2 29 G4-6-3 1B	5	0	3	1	0	0	0									
<b>29 Mike Sweeney, R</b> (1, 10) OBP: 0.400, SLG: 0.562		2-2 F8 WP 2B	1-1 F8		1-2 P3			0-2 BB 1B	1-1 G4-6-3	5	1	2	0	0	0	6									
<b>Larry Sutton, L</b> (1, 3) OBP: 0.338, SLG: 0.379		0-0 F8		2-0 G3-1	3-2 G6-3			4-2 BB		3	0	0	0	1	0	4									
<b>Jermaine Dye, R</b> (1, 9) OBP: 0.382, SLG: 0.570		1-0 L6		0-1 G6-4-3 1B		1-0 SH2-4 1B SF4 1B		1-2 G4-1		4	1	2	0	0	0	3									
<b>Chad Kreuter, S</b> (1, 2) OBP: 0.375, SLG: 0.427		4-1 BB		0-0 G6-4-3 1-2f		0-0 SF4 SH2-4 1B		0-1 F9		3	0	1	0	1	0	1									
<b>Carlos Febles, R</b> (1, 4) OBP: 0.402, SLG: 0.550		2-2 F8			4-2 G4-3 S FC BB	1-1 SH2-4		1-1 G1-3		2	1	0	0	1	0	1									
<b>Rey Sanchez, R</b> (1, 6) OBP: 0.325, SLG: 0.429			0-0 G4-3		2-2 G4-3	0-0 SF4		0-0 F9		3	0	0	1	0	0	1									
<b>Inning Stats</b>	R: 0 E: 0 K: 0 S: 6	H: 0 LOB: 0 BB: 0 P: 8	R: 1 E: 0 K: 0 S: 9	H: 1 LOB: 1 BB: 1 P: 18	R: 1 E: 0 K: 0 S: 11	H: 2 LOB: 1 BB: 0 P: 14	R: 0 E: 0 K: 0 S: 4	H: 1 LOB: 0 BB: 0 P: 6	R: 1 E: 0 K: 0 S: 16	H: 2 LOB: 3 BB: 1 P: 29	R: 1 E: 0 K: 0 S: 7	H: 2 LOB: 1 BB: 0 P: 9	R: 0 E: 0 K: 0 S: 16	H: 1 LOB: 2 BB: 1 P: 25	R: 0 E: 0 K: 0 S: 5	H: 0 LOB: 0 BB: 0 P: 6	R: 0 E: 0 K: 0 S: 11	H: 2 LOB: 1 BB: 0 P: 18	1B: 9 2B: 1 3B: 1 HR: 0	SF: 1 SAC: 1 DP: 2 HBP: 0	WP: 2 PB: 0 SB: 1 CS: 0	PA: 40			
<b>PITCHER</b>	IP	WLS	BF	H	R	ER	SO	BB	IBB	HBP	BLK	WP	HR	S	P	ERA	WHIP								
<b>28 Ken Cloude, R</b> (1, 1) ERA: 5.97	4.1		20	5	3	3	0	2	0	0	0	1	0	39	63	6.23	1.615								
<b>46 Jordan Zimmerman, L</b> (5, 1) ERA:	0.0		1	1	0	0	0	0	0	0	0	0	0	3	4	∞	∞								
<b>Rafael Carmona, R</b> (5, 1) ERA: 2.08	2.1	W	11	3	1	1	0	1	0	0	0	0	0	23	37	3.86	1.714								
<b>Jose Paniagua, R</b> (7, 1) ERA: 2.67	1.1	H	4	0	0	0	0	0	0	0	0	0	0	9	11	0.00	0.000								
<b>Jose Mesa, R</b> (9, 1) ERA: 9.16	1.0	S	4	2	0	0	0	0	0	0	0	1	0	11	18	0.00	2.000								

livebaseballscorecards.com

AB	35
R	4
H	11
RBI	3
BB	3
SO	0
LOB	18



Batter	1	2	3	4	5	6	7	8	9	AB R H RBI BB SO LOB	TOP																
David Bell, R (1, 4) OBP: 0.323, SLG: 0.542	2-2 G1-3			3-2 G5-3		0-2 G5-3		2-2 HR		4 1 1 2 0 0 1																	
Alex Rodriguez, R (1, 6) OBP: 0.375, SLG: 0.634	0-3 K			1-0 G4-3			2-1 1B G6-3	1-1 1B 2B		4 2 2 0 0 1 0																	
Ken Griffey Jr., L (1, 8) OBP: 0.410, SLG: 0.642	0-0 G5-3			1-0 P2			2-2 L7	1-0 FC6-4 1B		4 0 1 1 0 0 1																	
David Segui, S (1, 3) OBP: 0.328, SLG: 0.470		2-1 F8			1-0 CS 1B		2-1 1B	1-0 FC6-4		4 0 2 0 0 0 1																	
Butch Huskey, R (1, 10) OBP: 0.385, SLG: 0.580		1-2 F9			0-0 F9		2-2 G6-3	1-2 F9		4 0 0 1 0 0 2																	
John Mabry, L (1, 9) Charles Gipson, R (9, PR) OBP: 0.291, SLG: 0.459 OBP: 0.222, SLG: 0.222		1-1 L9			3-3 SAFE K 1-2		3-3 SAFE K	0-1 CS 1B		4 0 1 0 0 2 2 0 0 0 0 0 0 0																	
Russ Davis, R (1, 5) OBP: 0.303, SLG: 0.531			0-1 G1-3			4-2 G6-4-3 BB		1-3 SAFE K	2-3 SAFE K	3 0 0 0 1 2 1	AB 32 R 4 H 9 RBI 4 BB 1 SO 6 LOB 10																
Tom Lampkin, L (1, 2) OBP: 0.377, SLG: 0.489			1-0 CS HBP			1-2 G6-4-3 1-2f		0-0 G4-3		2 0 0 0 0 0 1																	
Matt Mieske, R (1, 7) OBP: 0.423, SLG: 0.625			3-3 SAFE K 1-2			1-2 1B		0-2 HR 1B		3 1 2 0 0 1 1																	
<b>Inning Stats</b>	R: 0 E: 0 K: 1 S: 7	H: 0 LOB: 0 BB: 0 P: 9	R: 0 E: 0 K: 0 S: 7	H: 0 LOB: 0 BB: 0 P: 11	R: 0 E: 0 K: 1 S: 5	H: 0 LOB: 1 BB: 0 P: 9	R: 0 E: 0 K: 0 S: 5	H: 0 LOB: 0 BB: 0 P: 10	R: 0 E: 0 K: 1 S: 8	H: 1 LOB: 1 BB: 0 P: 12	R: 0 E: 0 K: 0 S: 14	H: 1 LOB: 1 BB: 1 P: 20	R: 1 E: 0 K: 1 S: 13	H: 2 LOB: 1 BB: 0 P: 22	R: 3 E: 0 K: 1 S: 15	H: 4 LOB: 1 BB: 0 P: 21	R: 0 E: 0 K: 1 S: 9	H: 1 LOB: 1 BB: 0 P: 12	1B: 7 2B: 3 3B: 0 HR: 1	SF: 0 SAC: 0 DP: 3 HBP: 1	WP: 0 PB: 0 SB: 0 CS: 3	PA: 34					
<b>PITCHER</b>	IP WLS BF H R ER SO BB IBB HBP BLK WP HR S P ERA WHIP																										
Kevin Appier, R (1, 1) ERA: 4.0	7.0		24	4	1	1	4	1	0	1	0	0	0	59	93	1.29	0.714										
Scott Service, R (8, 1) ERA: 7.15	0.2	B	5	3	3	3	1	0	0	0	0	0	1	13	17	40.50	4.500										
Matt Whisenant, L (8, 1) ERA: 1.88	0.1	W	2	1	0	0	0	0	0	0	0	0	0	2	4	0.00	3.000										
Jeff Montgomery, R (9, 1) ERA: 4.82	1.0	S	3	1	0	0	1	0	0	0	0	0	0	9	12	0.00	1.000										

Seattle Mariners @ Kansas City Royals  
Kauffman Stadium, Kansas City, MO  
Sun May 23 1999, 1:05 PM CDT  
Att. 21,373 - Cloudy - 72 F

livebaseballscorecards.com

Batter	1	2	3	4	5	6	7	8	9	AB	R	H	RBI	BB	SO	LOB
Carlos Beltrán, S OBP: 0.330, SLG: 0.481 (1, 8)	0-0 G4-3 2B 1B	0-2 G4-3 1-2			0-3 K		0-1 G4-3	2-2 G4-3		5	1	1	0	0	1	4
Joe Randa, R OBP: 0.339, SLG: 0.406 (1, 5)	1-1 G4-3 1-3 2B 1B		3-2 G5-3		3-2 1B		0-0 F9			4	1	2	0	0	0	0
Johnny Damon, L OBP: 0.344, SLG: 0.453 (1, 7)	2-0 G4-3 2-3 3-H		1-2 G3-1		0-0 L7		0-0 L3			4	0	0	1	0	0	2
29 Mike Sweeney, R OBP: 0.409, SLG: 0.561 (1, 10)	3-2 G6-4-3 1B		4-1 FC4-6 BB		1-0 G5-3			4-1 G3-1 1B BB		2	1	1	1	2	0	1
Larry Sutton, L OBP: 0.333, SLG: 0.371 (1, 3)	0-0 G6-4-3 1-2f		2-2 FC4-6		1-1 3B 1B		1-0 SAFE G3-1	1-2		4	1	1	0	0	0	3
Jermaine Dye, R OBP: 0.396, SLG: 0.608 (1, 9)		3-2 FC5-4 2B		0-0 2B		2-2 1-H FC4-2 3B		0-0 1B 1B		4	1	4	1	0	0	0
Chad Kreuter, S OBP: 0.362, SLG: 0.410 (1, 2)		1-3 K		2-1 P6		3-3 K		0-1 P6		4	0	0	0	0	2	5
Carlos Febles, R OBP: 0.405, SLG: 0.546 (1, 4)		4-2 FC5-4 BB		3-1 F9		1-1 FC4-2		1-1 1B 1-3 2-H 1B		3	0	1	1	1	0	2
Rey Sanchez, R OBP: 0.323, SLG: 0.424 (1, 6)		3-2 FC5-4 1-2f 2-3		2-3 K		1-0 SAFE 2-0 G1-3		1-0 1-3 3-H 1B		4	0	1	1	0	1	4

Inning Stats	R: 2	H: 3	E: 0	K: 8	S: 8	LOB: 0	BB: 0	P: 14	R: 0	H: 1	E: 0	K: 1	S: 17	LOB: 2	BB: 1	P: 28	R: 0	H: 0	E: 0	K: 0	S: 12	LOB: 1	BB: 1	P: 22	R: 0	H: 1	E: 0	K: 1	S: 8	LOB: 1	BB: 0	P: 12	R: 1	H: 2	E: 0	K: 1	S: 11	LOB: 1	BB: 0	P: 20	R: 0	H: 0	E: 0	K: 0	S: 4	LOB: 0	BB: 0	P: 4	R: 2	H: 3	E: 0	K: 0	S: 11	LOB: 2	BB: 1	P: 20
--------------	------	------	------	------	------	--------	-------	-------	------	------	------	------	-------	--------	-------	-------	------	------	------	------	-------	--------	-------	-------	------	------	------	------	------	--------	-------	-------	------	------	------	------	-------	--------	-------	-------	------	------	------	------	------	--------	-------	------	------	------	------	------	-------	--------	-------	-------

PITCHER	IP	WLS	BF	H	R	ER	SO	BB	IBB	HBP	BLK	WP	HR	S	P	ERA	WHIP
Freddy Garcia, R ERA: 4.5 (1, 1)	6.0		27	8	3	3	4	2	0	0	0	0	0	64	111	4.50	1.667
Mac Suzuki, R ERA: 7.68 (7, 1)	1.0		4	0	1	1	0	1	0	0	0	0	0	5	9	9.00	1.000
Jose Paniagua, R ERA: 2.89 (8, 1)	1.0	L	6	3	1	1	0	0	0	0	0	0	0	10	15	9.00	3.000

BOTTOM

Seattle Mariners @ Kansas City Royals  
Kauffman Stadium, Kansas City, MO

Sun May 23 1999, 1:05 PM CDT  
Att. 21,373 - Cloudy - 72 F

livebaseballscores.com

AB	34
R	5
H	11
RBI	5
BB	3
SO	4
LOB	21



WP: 0	PA: 37
PB: 0	SB: 1
CS: 0	

Batter	1	2	3	4	5	6	7	8	9	AB R H RBI BB SO LOB	TOP	
<b>Carlos Beltrán, S</b> (1, 8) OBP: 0.328, SLG: 0.474 C B B B B	4-2  G6-4-3 BB			0-0  F8		0-0  FC4-6 1-2f 3-H		1-3  K		3 0 0 1 1 1 1		
<b>Joe Randa, R</b> (1, 5) OBP: 0.332, SLG: 0.397 B C X	1-1  G6-4-3 1-2f			3-1  G5-3		0-0  G6-3		1-1  P9		4 0 0 0 0 0 2		
<b>Johnny Damon, L</b> (1, 7) OBP: 0.342, SLG: 0.455 C S B F X	1-2  G6-3			2-2  G4-3			1-2  G6-3		0-0  29 WP 29 G4-3 2B	4 1 1 0 0 0 0		
<b>29 Mike Sweeney, R</b> (1, 10) OBP: 0.405, SLG: 0.548 S B B B B C C C C X		4-2  G4-6-3 BB		2-1  F8			3-1  F8		3-1  G4-3 2-H	3 0 0 1 1 0 0		
<b>Larry Sutton, L</b> (1, 3) OBP: 0.330, SLG: 0.365 X		0-0  G4-6-3 1-2f		0-0  G4-3			2-2  1B 1B 1B		1-2  F9	4 1 1 0 0 0 1		
<b>Jermaine Dye, R</b> (1, 9) OBP: 0.393, SLG: 0.599 S B B B B X		3-1  G6-3		1-3  K			0-1  1B 1B 1B		2-1  G3	4 0 1 0 0 1 0		
<b>Chad Kreuter, S</b> (1, 2) OBP: 0.370, SLG: 0.412 B X				1-0  F8			1-1  FC6-4			2 1 1 1 1 0 0		
<b>Carlos Febles, R</b> (1, 4) OBP: 0.403, SLG: 0.542 B B X				2-0  G4-3			1-3  FC1-4 BB FC4-6 1B		1-3  FC6-4 3-H	3 0 1 0 0 0 2		
<b>Rey Sanchez, R</b> (1, 6) OBP: 0.319, SLG: 0.418 <b>Steve Scarsone, R</b> (7, 6) OBP: 0.200, SLG: 0.100 C T C C B B X				2-3  K			0-0  FC1-4 FC4-6 1-2f 2-3		2-0  P4	2 0 0 0 0 1 2 1 0 0 0 0 0 0		
<b>Inning Stats</b>	R: 0 H: 0 E: 0 LOB: 0 K: 0 BB: 1 S: 8 P: 14	R: 0 H: 0 E: 0 LOB: 0 K: 0 BB: 1 S: 6 P: 13	R: 0 H: 0 E: 0 LOB: 0 K: 1 BB: 0 S: 5 P: 10	R: 0 H: 0 E: 0 LOB: 0 K: 0 BB: 0 S: 7 P: 12	R: 0 H: 0 E: 0 LOB: 0 K: 1 BB: 0 S: 6 P: 9	R: 1 H: 1 E: 0 LOB: 1 K: 0 BB: 1 S: 9 P: 13	R: 1 H: 3 E: 0 LOB: 2 K: 0 BB: 0 S: 15 P: 24	R: 0 H: 0 E: 0 LOB: 0 K: 1 BB: 0 S: 6 P: 10	R: 1 H: 1 E: 0 LOB: 0 K: 0 BB: 0 S: 8 P: 14	1B: 4 SF: 0 2B: 1 SAC: 0 3B: 0 DP: 2 HR: 0 HBP: 0	WP: 1 PA: 33 PB: 0 SB: 0 CS: 0	
<b>PITCHER</b>	IP WLS BF H R ER SO BB IBB HBP BLK WP HR S P ERA WHIP											
<b>Mike Oquist, R</b> (1, 1) ERA: 4.31 <b>T.J. Mathews, R</b> (7, 1) ERA: 2.14 <b>Doug Jones, R</b> (8, 1) ERA: 2.57	6.2 W 23 2 2 2 2 3 0 0 0 0 0 0 49 85 2.70 0.750											

**Kansas City Royals @ Oakland Athletics**  
 Network Associates Coliseum, Oakland, CA  
 Tue May 25 1999, 10:05 PM EDT  
 Att. 6,839 - Unknown - 61 F

<b>AB</b>	<b>30</b>
<b>R</b>	<b>3</b>
<b>H</b>	<b>5</b>
<b>RBI</b>	<b>3</b>
<b>BB</b>	<b>3</b>
<b>SO</b>	<b>3</b>
<b>LOB</b>	<b>8</b>



Batter	1	2	3	4	5	6	7	8	9	AB	R	H	RBI	BB	SO	LOB
<b>Tony Phillips, S</b> OBP: 0.371, SLG: 0.509 (1, 10) X	0-0 P3		4-1 BB 2B BB		2-2 F8		2-2 G6-3	0-0 F9		4	1	0	0	1	0	0
<b>Tim Raines, S</b> OBP: 0.344, SLG: 0.329 (1, 7) B C X	1-1 G6-3		3-1 F8		1-2 G4-3 E 1B		0-1 HR			4	2	2	1	0	0	2
<b>Jason Giambi, L</b> OBP: 0.384, SLG: 0.500 (1, 3) C B B X	2-1 F9		4-0 2B 1-2 BB		2-1 G4-3		0-0 E E 2B			3	1	1	0	1	0	1
<b>Matt Stairs, L</b> OBP: 0.354, SLG: 0.563 (1, 9) B C X		0-3 K	2-2 1-3 2-H 3-H 2B		2-2 E3		2-2 E1			4	0	1	2	0	1	1
<b>Olmedo Saenz, R</b> OBP: 0.363, SLG: 0.421 (1, 5) X C B B B	2-1 F8		1-1 P2		0-3 K		1-0 E5			4	0	0	0	0	1	5
<b>Jorge Velandia, R</b> OBP: 0.214, SLG: 0.286 (7, PR) (8, 4) C B B X							1-2 2-3 E			0	0	0	0	0	0	0
<b>Scott Spiezio, S</b> OBP: 0.301, SLG: 0.337 (1, 4) (8, 5) B B F X	3-2 2B			3-2 F9		2-1 F9	0-0 E3			4	0	1	0	0	0	2
<b>Mike Macfarlane, R</b> OBP: 0.261, SLG: 0.292 (1, 2) C B B B X	2-3 K			0-0 P7		3-2 1B	1-2 G6-4-3			4	0	1	0	0	1	4
<b>Miguel Tejada, R</b> OBP: 0.293, SLG: 0.394 (1, 6) C B X			1-1 F8 BB 2B 1B	4-1 BB		3-2 F7		0-1 P5		3	1	1	0	1	0	1
<b>Ryan Christenson, R</b> OBP: 0.240, SLG: 0.318 (1, 8) C C C X			2-2 P9	3-2 F8		0-2 G3		0-1 G5-3		4	0	0	0	0	0	3

Inning Stats	R: 0	H: 0	E: 0	K: 5	S: 5	R: 0	H: 1	E: 0	K: 2	S: 11	R: 2	H: 2	E: 0	K: 0	S: 15	R: 0	H: 0	E: 0	K: 0	S: 11	R: 1	H: 1	E: 1	K: 1	S: 21	R: 0	H: 1	E: 0	K: 0	S: 12	R: 2	H: 2	E: 3	K: 0	S: 14	R: 0	H: 0	E: 0	K: 0	S: 5
	0	0	0	8		0	1	0	2	11	2	2	0	0	15	0	0	0	0	0	11	1	1	1	0	21	0	1	0	0	20	2	2	3	0	20	0	0	0	5

PITCHER	IP	WLS	BF	H	R	ER	SO	BB	IBB	HBP	BLK	WP	HR	S	P	ERA	WHIP
<b>50 José Rosado, L</b> ERA: 2.33 (1, 1)	5.1	L	25	5	3	2	3	3	0	0	0	0	0	68	117	3.38	1.500
<b>Terry Mathews, R</b> ERA: 2.08 (6, 1)	1.0		4	1	1	1	0	0	0	0	0	0	1	12	17	9.00	1.000
<b>Alvin Morman, L</b> ERA: 4.76 (7, 1)	0.0		2	1	0	0	0	0	0	0	0	0	0	4	6	∞	∞
<b>Jose Santiago, R</b> ERA: 2.79 (7, 1)	0.2		3	0	1	0	0	0	0	0	0	0	0	5	7	0.00	0.000
<b>Orber Moreno, R</b> ERA: (8, 1)	1.0		3	0	0	0	0	0	0	0	0	0	0	5	5	0.00	0.000


**BOTTOM**

**Kansas City Royals @ Oakland Athletics**  
Network Associates Coliseum, Oakland, CA

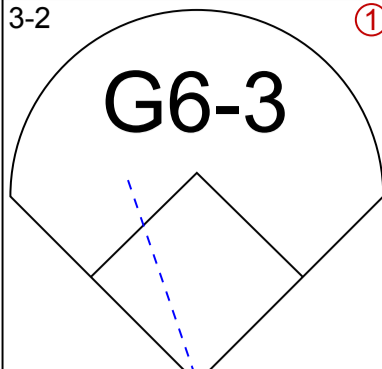
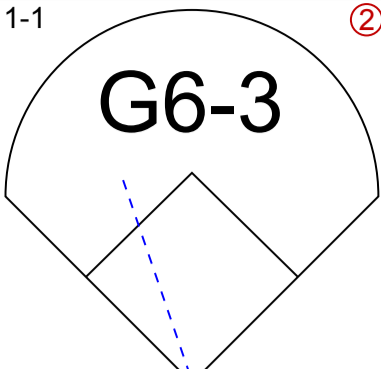
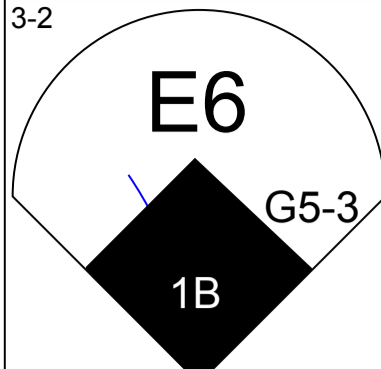
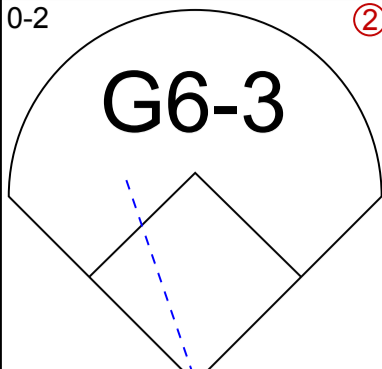
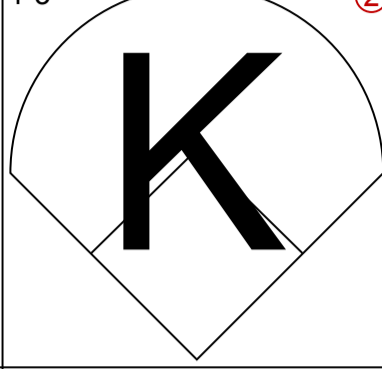
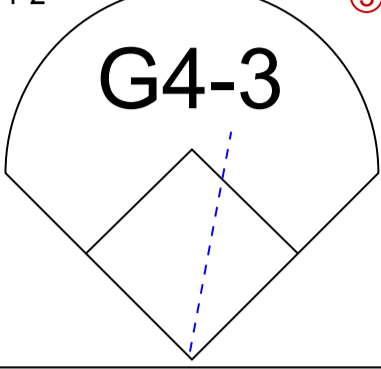
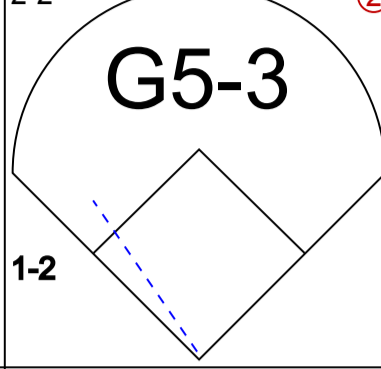
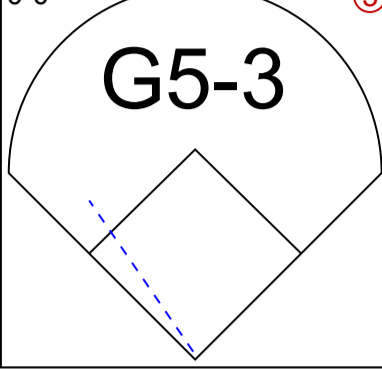
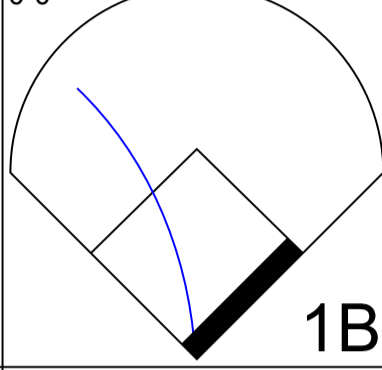
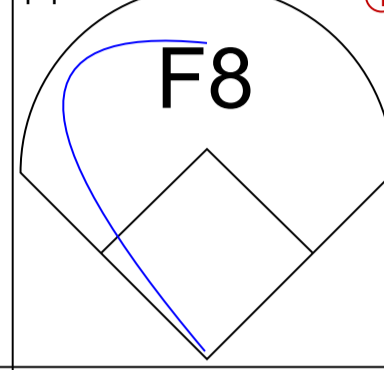
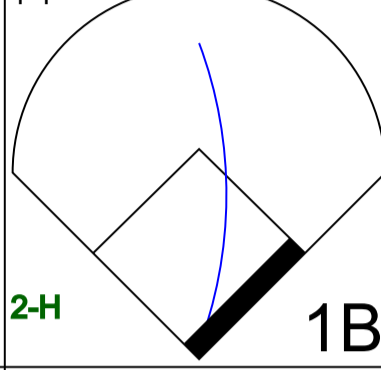
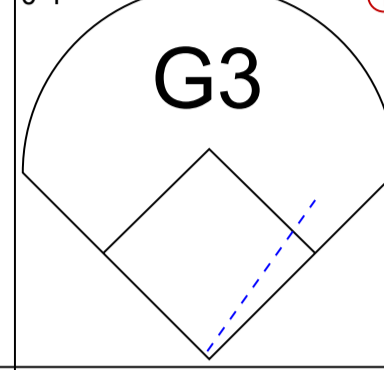

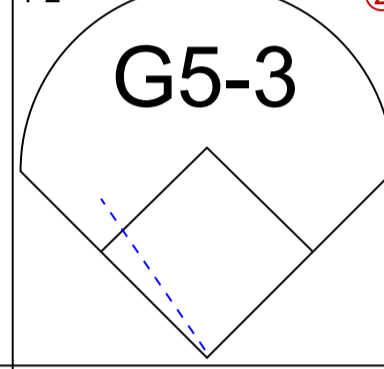
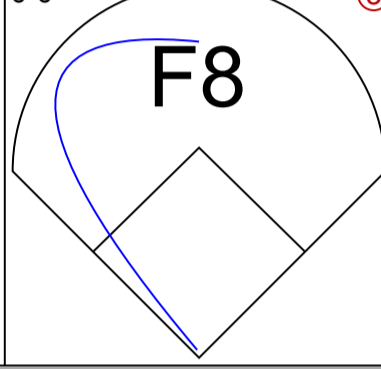
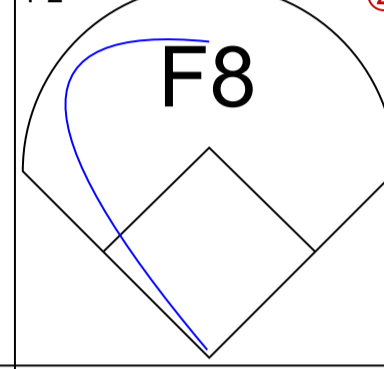
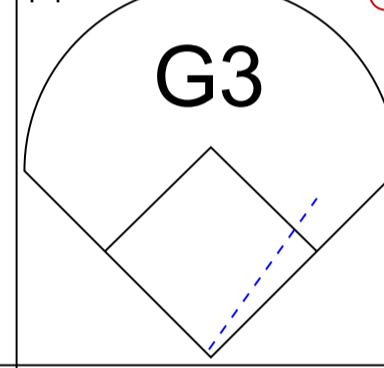
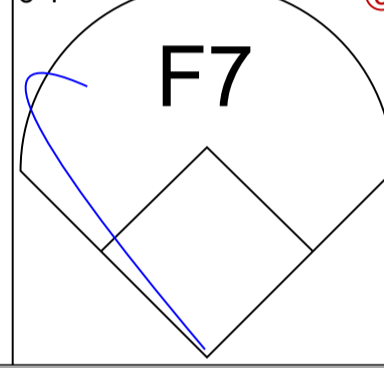
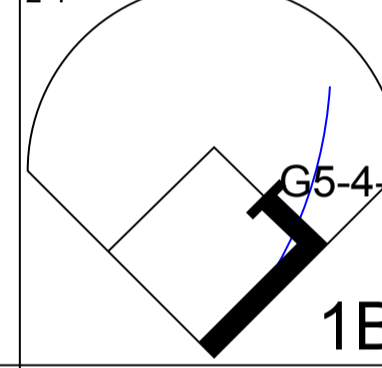
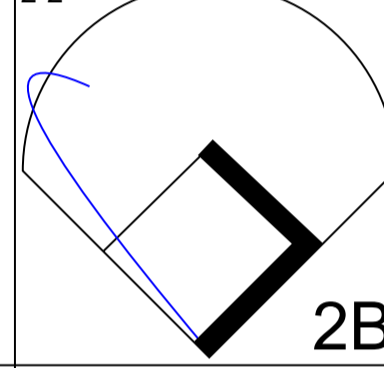
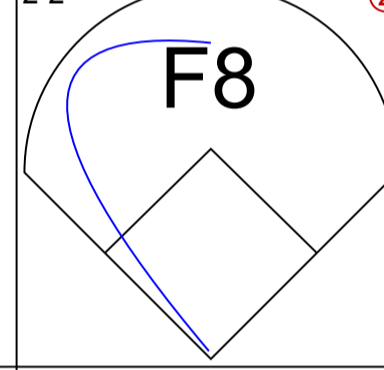
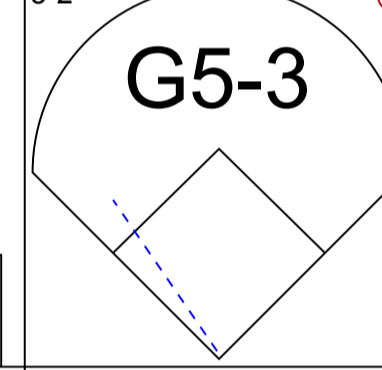
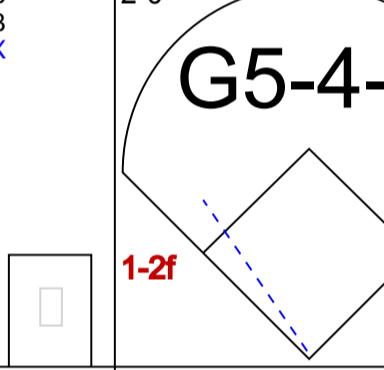
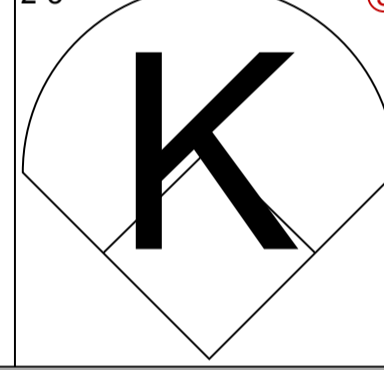
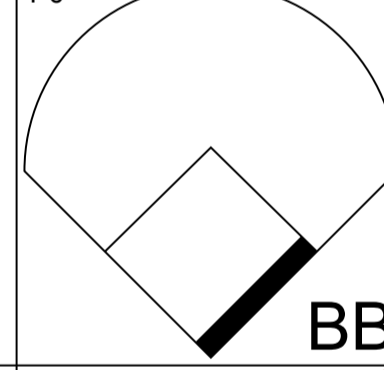
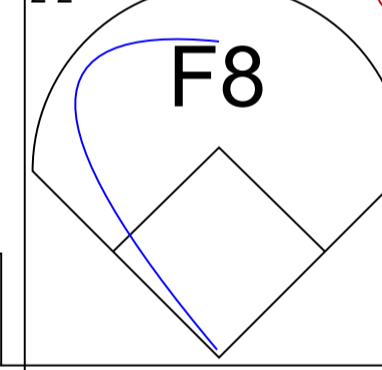
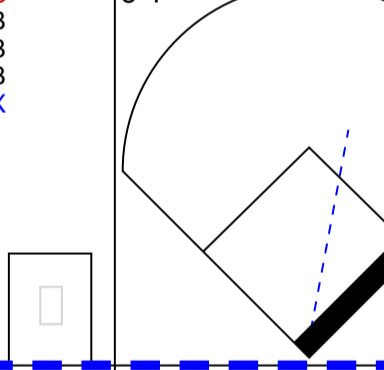
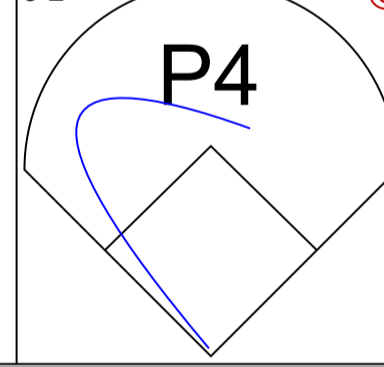
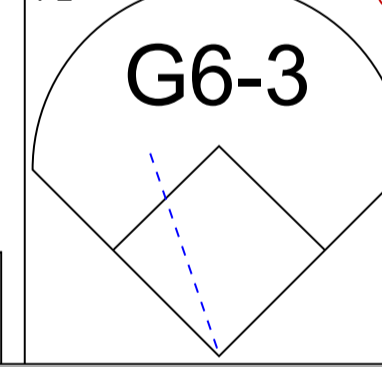
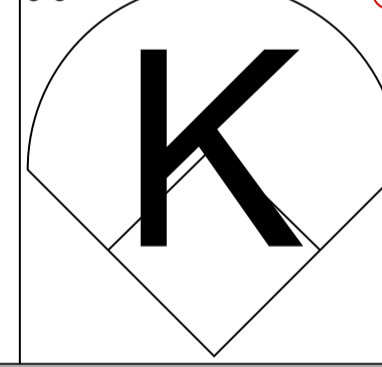
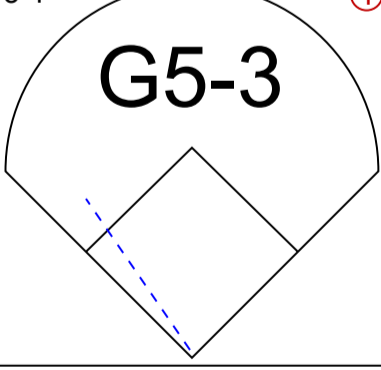
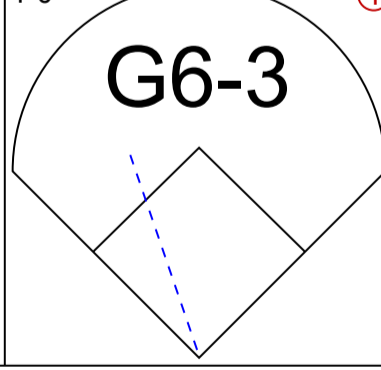
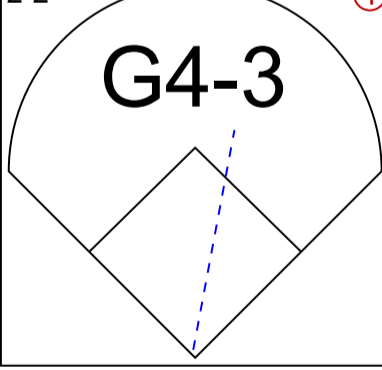
Tue May 25 1999, 10:05 PM EDT  
Att. 6,839 - Unknown - 61 F

livebaseballscorecards.com

<b>AB</b>	<b>34</b>
<b>R</b>	<b>5</b>
<b>H</b>	<b>7</b>
<b>RBI</b>	<b>3</b>
<b>BB</b>	<b>3</b>
<b>SO</b>	<b>3</b>
<b>LOB</b>	<b>19</b>



<b>1B:</b> 3	<b>SF:</b> 0	<b>WP:</b> 0	<b>PA:</b> 37
<b>2B:</b> 3	<b>SAC:</b> 0	<b>PB:</b> 0	
<b>3B:</b> 0	<b>DP:</b> 1	<b>SB:</b> 0	
<b>HR:</b> 1	<b>HBP:</b> 0	<b>CS:</b> 0	

Batter	1	2	3	4	5	6	7	8	9	AB R H RBI BB SO LOB	TOP
<b>Carlos Beltrán, S</b> (1, 8) OBP: 0.322, SLG: 0.464 F B S B X	3-2 G6-3 		1-1 G6-3 			3-2 E6 G5-3 1B 		0-2 G6-3 		4 1 0 0 0 0 0	
<b>Joe Randa, R</b> (1, 5) OBP: 0.325, SLG: 0.388 C F B S	1-3 K 		1-2 G4-3 			2-2 G5-3 1-2 		0-0 G5-3 		4 0 0 0 0 1 1	
<b>Johnny Damon, L</b> (1, 7) OBP: 0.345, SLG: 0.456 X	0-0  1B			1-1 F8 		1-1  2-H 1B		0-1 G3 		4 0 2 1 0 0 0	
<b>29 Mike Sweeney, R</b> (1, 10) OBP: 0.395, SLG: 0.532 1 SAFE 1 SAFE C F B S	1-3 K 			1-2 G5-3 		0-0 F8 		1-2 F8 		4 0 0 0 0 1 2	
<b>Larry Sutton, L</b> (1, 3) OBP: 0.337, SLG: 0.385 C B X		1-1 G3 		3-1 F7 		2-1 G5-4-3 1B 		2-2  2B		4 0 2 0 0 0 0	
<b>Jermaine Dye, R</b> (1, 9) OBP: 0.384, SLG: 0.584 B B T C C S X T B T C C S		2-2 F8 		3-2 G5-3 		2-0 G5-4-3 1-2f 		2-3 K 		4 0 0 0 0 1 2	
<b>Chad Kreuter, S</b> (1, 2) OBP: 0.377, SLG: 0.413 B B		4-0  BB		2-2 F8 		3-1  1B				2 0 1 0 1 0 0	
<b>Carlos Febles, R</b> (1, 4) OBP: 0.397, SLG: 0.532 X T C C C B B X T C C C B B		3-2 P4 		1-2 G6-3 		3-3 K 				3 0 0 0 0 1 2	
<b>Rey Sanchez, R</b> (1, 6) OBP: 0.313, SLG: 0.410 C B B B X			3-1 G5-3 			1-0 G6-3 		2-2 G4-3 		3 0 0 0 0 0 0	
<b>Inning Stats</b>	R: 0 H: 1 E: 0 LOB: 1 K: 2 BB: 0 S: 11 P: 16	R: 0 H: 0 E: 0 LOB: 1 K: 0 BB: 1 S: 11 P: 21	R: 0 H: 0 E: 0 LOB: 0 K: 0 BB: 0 S: 7 P: 12	R: 0 H: 0 E: 0 LOB: 0 K: 0 BB: 0 S: 7 P: 12	R: 0 H: 0 E: 0 LOB: 0 K: 0 BB: 0 S: 12 P: 18	R: 1 H: 1 E: 1 LOB: 1 K: 0 BB: 0 S: 10 P: 17	R: 0 H: 2 E: 0 LOB: 1 K: 1 BB: 0 S: 10 P: 20	R: 0 H: 0 E: 0 LOB: 0 K: 0 BB: 0 S: 10 P: 12	R: 0 H: 1 E: 0 LOB: 1 K: 1 BB: 0 S: 11 P: 16	1B: 4 SF: 0 2B: 1 SAC: 0 3B: 0 DP: 1 HR: 0 HBP: 0	WP: 0 PA: 33 PB: 0 SB: 0 CS: 0
<b>PITCHER</b> <b>Jimmy Haynes, R</b> (1, 1) ERA: 4.76 <b>Tim Worrell, R</b> (7, 1) ERA: 4.88 <b>Billy Taylor, R</b> (9, 1) ERA: 1.83	IP WLS BF H R ER SO BB IBB HBP BLK WP HR S P ERA WHIP 6.2 W 25 4 1 0 2 1 0 0 0 0 0 0 63 108 0.00 0.750 1.1 H 4 0 0 0 1 0 0 0 0 0 0 0 15 20 0.00 0.000 1.0 S 4 1 0 0 1 0 0 0 0 0 0 0 11 16 0.00 1.000	<b>PITCHER</b> IP WLS BF H R ER SO BB IBB HBP BLK WP HR S P ERA WHIP									

**Kansas City Royals @ Oakland Athletics**  
 Network Associates Coliseum, Oakland, CA

Wed May 26 1999, 10:05 PM EDT  
 Att: 9,216 - Unknown - 60 F

<b>AB</b>	<b>32</b>
<b>R</b>	<b>1</b>
<b>H</b>	<b>5</b>
<b>RBI</b>	<b>1</b>
<b>BB</b>	<b>1</b>
<b>SO</b>	<b>4</b>
<b>LOB</b>	<b>7</b>



WP: 0 PA: 33  
 PB: 0  
 SB: 0  
 CS: 0



Batter	1	2	3	4	5	6	7	8	9
<b>Tony Phillips, S</b> (1, 4) OBP: 0.364, SLG: 0.497 (8, 7)	1-3 <b>K</b>		0-0 <b>F9</b>	1-3 <b>K</b>			2-1 <b>F7</b>		
<b>Tim Raines, S</b> (1, 7) OBP: 0.340, SLG: 0.316 (8, 4)	1-2 <b>P5</b>		0-0 <b>P5</b>		0-2 <b>G1-3</b>		4-2 <b>S BB</b>		
<b>Jason Giambi, L</b> (1, 3) OBP: 0.386, SLG: 0.497	2-2 <b>G3</b>		4-1 <b>BB</b>		2-2 <b>BB 1B</b>		3-3 <b>K</b>		
<b>Matt Stairs, L</b> (1, 9) OBP: 0.352, SLG: 0.552		4-1 <b>3E G3 1B BB</b>	2-3 <b>K</b>		2-1 <b>F7</b>		0-0 <b>G4-3</b>		
<b>Ben Grieve, L</b> (1, 10) OBP: 0.239, SLG: 0.279		2-1 <b>G3</b>		1-0 <b>3B 1B</b>		4-2 <b>BB</b>		3-3 <b>K</b>	
<b>Eric Chavez, L</b> (1, 5) OBP: 0.315, SLG: 0.339		1-2 <b>E4 F9 1B</b>		2-1 <b>P8</b>		1-0 <b>F8</b>		4-2 <b>BB</b>	
<b>Miguel Tejada, R</b> (1, 6) OBP: 0.298, SLG: 0.409		1-2 <b>FC6-4 1B</b>		0-0 <b>1B 3B</b>		1-2 <b>G4-3</b>		1-2 <b>P6</b>	
<b>Ryan Christenson, R</b> (1, 8) OBP: 0.207, SLG: 0.269		3-1 <b>F9</b>		2-1 <b>G6-3</b>		2-1 <b>G6-3</b>		0-3 <b>K</b>	
<b>A.J. Hinch, R</b> (1, 2) OBP: 0.245, SLG: 0.276		1-1 <b>FC6-4</b>		0-0 <b>S 1B</b>		3-2 <b>P4</b>			

Inning Stats	R: 0	H: 0	E: 0	K: 1	S: 10	R: 1	H: 1	E: 1	K: 0	S: 14	R: 0	H: 0	E: 0	K: 1	S: 7	R: 2	H: 3	E: 0	K: 1	S: 11	R: 0	H: 1	E: 0	K: 0	S: 14	R: 0	H: 0	E: 0	K: 1	S: 8	R: 0	H: 0	E: 0	K: 2	S: 11
<b>LOB: 0</b>	<b>LOB: 2</b>	<b>LOB: 1</b>	<b>LOB: 1</b>	<b>LOB: 0</b>	<b>LOB: 1</b>	<b>LOB: 2</b>	<b>LOB: 0</b>	<b>LOB: 0</b>	<b>LOB: 1</b>	<b>LOB: 0</b>	<b>LOB: 1</b>	<b>LOB: 0</b>	<b>LOB: 1</b>	<b>LOB: 0</b>	<b>LOB: 0</b>	<b>LOB: 0</b>	<b>LOB: 1</b>	<b>LOB: 0</b>	<b>LOB: 0</b>	<b>LOB: 0</b>	<b>LOB: 0</b>	<b>LOB: 0</b>	<b>LOB: 1</b>	<b>LOB: 0</b>	<b>LOB: 0</b>	<b>LOB: 0</b>	<b>LOB: 0</b>	<b>LOB: 1</b>	<b>LOB: 0</b>	<b>LOB: 1</b>	<b>LOB: 0</b>	<b>LOB: 0</b>	<b>LOB: 1</b>		
<b>BB: 0</b>	<b>BB: 1</b>	<b>BB: 1</b>	<b>BB: 0</b>	<b>BB: 0</b>	<b>BB: 1</b>	<b>BB: 0</b>	<b>BB: 0</b>	<b>BB: 0</b>	<b>BB: 0</b>	<b>BB: 0</b>	<b>BB: 0</b>	<b>BB: 0</b>	<b>BB: 0</b>	<b>BB: 0</b>	<b>BB: 0</b>	<b>BB: 0</b>	<b>BB: 0</b>	<b>BB: 0</b>	<b>BB: 0</b>	<b>BB: 0</b>	<b>BB: 0</b>	<b>BB: 0</b>	<b>BB: 1</b>	<b>BB: 0</b>	<b>BB: 0</b>	<b>BB: 0</b>	<b>BB: 0</b>	<b>BB: 1</b>	<b>BB: 1</b>	<b>BB: 0</b>	<b>BB: 0</b>	<b>BB: 0</b>	<b>BB: 1</b>		
<b>P: 14</b>	<b>P: 26</b>	<b>P: 13</b>	<b>P: 17</b>	<b>P: 23</b>	<b>P: 16</b>	<b>P: 17</b>	<b>P: 17</b>	<b>P: 16</b>	<b>P: 17</b>	<b>P: 19</b>	<b>P: 17</b>	<b>P: 17</b>	<b>P: 17</b>	<b>P: 17</b>	<b>P: 17</b>	<b>P: 17</b>	<b>P: 17</b>	<b>P: 17</b>	<b>P: 17</b>	<b>P: 17</b>	<b>P: 17</b>	<b>P: 17</b>	<b>P: 17</b>	<b>P: 17</b>	<b>P: 17</b>	<b>P: 17</b>	<b>P: 17</b>	<b>P: 17</b>	<b>P: 17</b>	<b>P: 17</b>	<b>P: 17</b>	<b>P: 17</b>	<b>P: 17</b>		


**BOTTOM**

AB	R	H	RBI	BB	SO	LOB
4	0	0	0	0	2	1
3	0	0	0	1	0	0
0	0	0	0	0	0	0
3	0	1	0	1	1	1
3	1	0	0	1	1	3
3	1	1	0	1	1	1
3	0	0	0	1	0	4
4	1	2	2	0	0	1
4	0	0	0	0	1	4
3	0	1	1	0	0	2

**Kansas City Royals @ Oakland Athletics**  
**Network Associates Coliseum, Oakland, CA**  
 Wed May 26 1999, 10:05 PM EDT  
 Att. 9,216 - Unknown - 60 F

<b>AB</b>	<b>30</b>
<b>R</b>	<b>3</b>
<b>H</b>	<b>5</b>
<b>RBI</b>	<b>3</b>
<b>BB</b>	<b>5</b>
<b>SO</b>	<b>6</b>
<b>LOB</b>	<b>17</b>

[livebaseballscorecards.com](http://livebaseballscorecards.com)



WP: 0	PA: 35
PB: 0	
SB: 2	
CS: 0	

Batter	1	2	3	4	5	6	7	8	9	AB R H RBI BB SO LOB	TOP	
Carlos Febles, R (1, 4) OBP: 0.393, SLG: 0.525	0-2 G1-6-3 1B			1-1 G1-3		2-1 G1-3		1-1 FC6-4 1-2f		4 0 1 0 0 0 1		
Carlos Beltrán, S (1, 8) OBP: 0.321, SLG: 0.460	0-0 G1-6-3 1-2f			2-2 G6-3 1B		3-1 G5-3			1-3 K	4 0 1 0 0 1 1		
Johnny Damon, L (1, 7) OBP: 0.343, SLG: 0.451	1-2 F7			1-2 G6-3 1-2f		0-3 K			2-2 1B	4 0 1 0 0 1 1		
29 Mike Sweeney, R (1, 10) OBP: 0.398, SLG: 0.528		0-0 G4-3			3-1 1B SF9 1B		4-0 L5-3 BB		1-3 K	3 1 1 0 1 1 1		
Jermaine Dye, R (1, 9) OBP: 0.376, SLG: 0.570		1-0 G5-3			0-0 F8		1-1 L5-3 1-2		0-0 F9	4 0 0 0 0 0 3		
Scott Leius, R (1, 3) OBP: 0.267, SLG: 0.308		1-0 G1-3			1 SAFE 1 SAFE 1-3 1B 1B		1-1 G4-3			3 0 1 0 0 0 0		
Joe Randa, R (1, 5) OBP: 0.320, SLG: 0.383			2-1 F9		1-1 SF9		1-2 G5-3			2 0 0 1 0 0 0		
Steve Scarsone, R (1, 6) OBP: 0.211, SLG: 0.121			0-0 G1-3		3-H 1-1 FC6-4 1B		2-0 F8			3 0 1 0 0 0 0		
Tim Spehr, R (1, 2) OBP: 0.353, SLG: 0.477			3-1 F7		2-0 FC6-4 1-2f		1-0 E6 FC6-4			3 0 0 0 0 0 2		
<b>Inning Stats</b>	R: 0 E: 0 K: 0 S: 7 H: 1 LOB: 0 BB: 0 P: 8	R: 0 E: 0 K: 0 S: 3 H: 0 LOB: 0 BB: 0 P: 5	R: 0 E: 0 K: 0 S: 5 H: 0 LOB: 0 BB: 0 P: 10	R: 0 E: 0 K: 0 S: 8 H: 1 LOB: 0 BB: 0 P: 12	R: 1 E: 0 K: 0 S: 10 H: 3 LOB: 2 BB: 0 P: 17	R: 0 E: 0 K: 1 S: 7 H: 0 LOB: 0 BB: 0 P: 12	R: 0 E: 0 K: 0 S: 4 H: 0 LOB: 0 BB: 1 P: 10	R: 0 E: 1 K: 0 S: 7 H: 0 LOB: 1 BB: 0 P: 12	R: 0 E: 0 K: 2 S: 12 H: 1 LOB: 1 BB: 0 P: 16	1B: 6 2B: 1 3B: 0 HR: 0 SF: 1 SAC: 0 DP: 3 HBP: 0	WP: 0 PB: 0 SB: 0 CS: 0 PA: 32	
<b>PITCHER</b> Kenny Rogers, L (1, 1) ERA: 3.44	IP WLS BF H R ER SO BB IBB HBP BLK WP HR S P ERA WHIP	9.0 W 32 6 1 1 3 1 0 0 0 0 0 0 63 102 1.00 0.778										

Kansas City Royals @ Oakland Athletics  
Network Associates Coliseum, Oakland, CA

AB	30
R	1
H	6
RBI	1
BB	1
SO	3
LOB	9



Thu May 27 1999, 3:15 PM EDT  
Att. 13,180 - Overcast - 55 F

livebaseballscorecards.com

BOTTOM

Kansas City Royals @ Oakland Athletics  
Network Associates Coliseum, Oakland, CA

Thu May 27 1999, 3:15 PM EDT  
Att. 13,180 - Overcast - 55 F

livebaseballscorecards.com

AB	28
R	6
H	8
RBI	6
BB	4
SO	4
LOB	8



WP:	0	PA:	34
PB:	0		
SB:	0		
CS:	0		

AB	R	H	RBI	BB	SO	LOB
3	1	0	0	1	0	1
4	1	1	0	0	1	1
0	0	0	0	0	0	0
2	1	1	2	2	0	0
4	0	1	1	0	1	2
3	0	1	0	1	1	0
3	1	1	0	0	0	3
4	1	1	2	0	1	1
3	0	1	0	0	0	0
2	1	1	1	0	0	0
1B:	5	SF:	0			
2B:	2	SAC:	1			
3B:	0	DP:	3			
HR:	2	HBP:	1			

Batter	1	2	3	4	5	6	7	8	9
Ryan Christenson, R OBP: 0.212, SLG: 0.241 (1, 8)	F7 1-1 ①		P4 3-2 ②		2B 1B BB 4-2		L1 0-1 ①		
Scott Spiezio, S OBP: 0.299, SLG: 0.343 Jorge Velandia, R OBP: 0.214, SLG: 0.286 (1, 4) (8, 4)	K 0-3 ②		F9 0-0 ③		1B 2B 1-3		G6-3 1-0 ②		
Jason Giambi, L OBP: 0.393, SLG: 0.497 (1, 3)	BB 4-0			G4-3 0-1 ①	1B 1B 2-H 3-H		BB 4-2		
Matt Stairs, L OBP: 0.349, SLG: 0.544 (1, 9)	K 1-3 ③			L4 0-2 ②	1B 1B L6-4 1-H 3-2		G3 2-1 ③		
Ben Grieve, L OBP: 0.246, SLG: 0.280 (1, 7)		G4-3 1-2 ①		K 1-3 ③	1B 1-2		G4-6-3 BB 4-1		
Olmedo Saenz, R OBP: 0.368, SLG: 0.418 (1, 10)		G4-6-3 1B 3 2-1			HR L6-4		G4-6-3 1-2f 1-0 ① ②		
Eric Chavez, L OBP: 0.313, SLG: 0.363 (1, 5)		G4-6-3 1-2f 1-1 SAFE ② ③			HR 0-0 1-H	G1-3 2-2 ①	K 2-3 ③		
Miguel Tejada, R OBP: 0.299, SLG: 0.407 (1, 6)			SH3-4 1B 1-2		F9 2-1 ①	F7 0-1 ②			
A.J. Hinch, R OBP: 0.250, SLG: 0.315 (1, 2)			SH3-4 1-2 SAFE ①		HR 1-0 B	P8 1-2 ③			

Inning Stats	R	H	E	K	S	H	LOB	BB	P	R	H	E	K	S	H	LOB	BB	P
	0	0	0	2	10	1	1	0	16	0	0	0	0	7	0	0	0	12
	0	0	0	0	7	1	0	0	11	0	0	0	0	12	0	0	0	24
	0	0	0	0	16	0	0	0	12	0	0	0	0	12	0	0	0	31
	0	0	0	0	9	0	0	0	12	0	0	0	0	12	0	0	0	12
	0	0	0	0	16	0	0	0	16	0	0	0	0	16	0	0	0	16
	0	0	0	0	12	0	0	0	12	0	0	0	0	12	0	0	0	12

PITCHER	IP	WLS	BF	H	R	ER	SO	BB	IBB	HBP	BLK	WP	HR	S	P	ERA	WHIP
Jay Witasick, R ERA: 8.13 (1, 1)	4.1	L	21	6	6	6	3	2	0	1	0	0	2	42	67	12.46	1.846
Terry Mathews, R ERA: 2.0 (5, 1)	0.2		3	2	0	0	0	0	0	0	0	0	0	7	12	0.00	3.000
Orber Moreno, R ERA: (6, 1)	1.2		5	0	0	0	0	0	0	0	0	0	0	12	16	0.00	0.000
Matt Whisenant, L ERA: 1.72 (7, 1)	1.1		5	0	0	0	1	2	0	0	0	0	0	11	24	0.00	1.500

Batter	1	2	3	4	5	6	7	8	9	AB R H RBI BB SO LOB	TOP		
Carlos Febles, R (1, 4) OBP: 0.388, SLG: 0.521	3-3 		3-3 		1-1 E9 1B 2B	2-1 G6-3		3-2 G5-3		5 1 1 0 0 2 0	<b>Kansas City Royals @ Anaheim Angels</b> Edison International Field, Anaheim, CA Fri May 28 1999, 10:05 PM EDT Att. 30,946 - Cloudy - 64 F		
Carlos Beltrán, S (1, 8) OBP: 0.322, SLG: 0.470	1-2 			2-3 K	4-1 1B HR BB		1-0 P4	0-1 F7		4 2 1 1 1 1 0			
Johnny Damon, L (1, 7) OBP: 0.351, SLG: 0.468 Scott Pose, L (7, 7) OBP: 0.400, SLG: 0.364	2-2 G3			1-0 29 1B G3-1 1B	2-1 1-2 HR 1B		0-1 29 1B 3B		2-1 G6-3	4 3 3 1 0 0 0 1 0 0 0 0 0 0			
29 Mike Sweeney, R (1, 10) OBP: 0.398, SLG: 0.524	3-2 G6-3			2-1 1 SAFE 1 SAFE 1 SAFE G3-1 1B	1-1 F7		1-0 E 1B SF8 1B		1-2 G1-3	5 2 2 1 0 0 2			
Jermaine Dye, R (1, 9) OBP: 0.376, SLG: 0.582		1-3 K		2-0 G3-1	0-1 HR		3-1 E8 1B 1B		2-2 G6-3	5 1 2 4 0 1 1			
Chad Kreuter, S (1, 2) OBP: 0.373, SLG: 0.406		2-3 K		4-2 1B BB	1-1 G5-3		1-0 SF8			2 1 0 1 1 1 0			
Joe Randa, R (1, 5) OBP: 0.324, SLG: 0.386		2-3 K2-3		1-2 1B E 1B	2-1 F9		0-2 FC5-4 1B			4 1 2 1 0 1 0			
Scott Leius, R (1, 3) OBP: 0.265, SLG: 0.302			1-3 K	0-0 E6 1B		1-1 F8	2-2 FC5-4			4 0 1 1 0 1 2			
Rey Sanchez, R (1, 6) OBP: 0.305, SLG: 0.400			3-3 K	2-2 G4-3		1-0 G3-1		1-3 K		4 0 0 0 0 2 1			
<b>Inning Stats</b>	R: 1 H: 1 E: 0 LOB: 0 K: 1 BB: 0 S: 12 P: 21	R: 0 H: 0 E: 0 LOB: 0 K: 3 BB: 0 S: 9 P: 14	R: 0 H: 0 E: 0 LOB: 0 K: 3 BB: 0 S: 13 P: 20	R: 4 H: 4 E: 1 LOB: 1 K: 1 BB: 1 S: 17 P: 31	R: 4 H: 3 E: 1 LOB: 0 K: 0 BB: 1 S: 13 P: 24	R: 0 H: 0 E: 0 LOB: 0 K: 0 BB: 0 S: 5 P: 9	R: 2 H: 4 E: 1 LOB: 2 K: 0 BB: 0 S: 13 P: 21	R: 0 H: 0 E: 0 LOB: 0 K: 1 BB: 0 S: 8 P: 12	R: 0 H: 0 E: 0 LOB: 0 K: 0 BB: 0 S: 8 P: 13	1B: 8 SF: 1 2B: 1 SAC: 0 3B: 1 DP: 0 HR: 2 HBP: 0		WP: 0 PA: 41 PB: 0 SB: 0 CS: 0	
<b>PITCHER</b>	IP WLS BF H R ER SO BB IBB HBP BLK WP HR S P ERA WHIP											<b>PITCHER</b>	IP WLS BF H R ER SO BB IBB HBP BLK WP HR S P ERA WHIP
Chuck Finley, L (1, 1) ERA: 5.15	4.0 L 21 7 8 7 8 2 0 0 0 0 0 1 56 98 15.75 2.250												
Al Levine, R (5, 1) ERA: 2.53	3.0 14 5 3 2 0 0 0 0 0 0 0 1 26 42 6.00 1.667												
Mark Petkovsek, R (8, 1) ERA: 1.8	1.0 3 0 0 0 1 0 0 0 0 0 0 0 8 12 0.00 0.000												
Mike Magnante, L (9, 1) ERA: 4.05	1.0 3 0 0 0 0 0 0 0 0 0 0 0 8 13 0.00 0.000												

livebaseballscorecards.com

AB	38
R	11
H	12
RBI	10
BB	2
SO	9
LOB	6



Batter	1	2	3	4	5	6	7	8	9	AB	R	H	RBI	BB	SO	LOB
Darin Erstad, L (1, 7) OBP: 0.297, SLG: 0.350	0-1 G3-1	SAFE 3-2 1B		3-1 F7		2-1 G3-1		0-0 G1-3		5	0	1	0	0	0	1
Randy Velarde, R (1, 4) OBP: 0.393, SLG: 0.418	4-2 1B BB	SAFE 1-2 1B		2-2 E5			0-1 G6-3	2-3 K		4	1	1	1	1	1	1
Mo Vaughn, L (1, 10) OBP: 0.394, SLG: 0.635 Steve Decker, R (9, PH) OBP: 0.500, SLG: 0.571	0-1 1B	SAFE 2-3 K		0-1 L3			2-2 HR		4-2 G6-4-3 BB	4	1	2	1	0	1	3
16 Garret Anderson, L (1, 8) OBP: 0.319, SLG: 0.538	0-0 1B		0-0 F9		2-2 F8		0-0 F8		1-2 F9	5	0	1	1	0	0	1
Todd Greene, R (1, 9) OBP: 0.307, SLG: 0.516	2-3 K		2-0 G5-3		0-3 K		4-2 1B BB		1-0 G6-4-3	4	0	0	0	1	2	3
Chris Pritchett, L (1, 3) OBP: 0.235, SLG: 0.344	1-0 P5		1-1 1B		3-1 HR		2-1 1B			4	1	3	1	0	0	2
Jeff Huson, L (1, 5) OBP: 0.278, SLG: 0.255		0-1 1B 1B	1-1 1B	1-2 1B	2-1 F8		0-0 L6			4	1	2	0	0	0	2
Andy Sheets, R (1, 6) OBP: 0.276, SLG: 0.358		SAFE 1-2 P4	SAFE 1-2 F7		2-1 L7			4-1 G3-1 WP BB		3	0	0	0	1	0	3
Charlie O'Brien, R (1, 2) OBP: 0.130, SLG: 0.080 Matt Walbeck, S (8, PH) OBP: 0.294, SLG: 0.316 (9, 2)		0-0 P3		2-2 G5-3		0-0 P5		1-1 G3-1		3	0	0	0	0	0	1
										1	0	0	0	0	0	1

Inning Stats	R: 1	H: 2	E: 0	K: 1	S: 11	H: 2	LOB: 2	BB: 1	P: 18	R: 1	H: 3	E: 0	K: 1	S: 16	H: 3	LOB: 2	BB: 0	P: 23	R: 0	H: 2	E: 0	K: 0	S: 9	H: 0	LOB: 1	BB: 0	P: 17	R: 1	H: 1	E: 0	K: 1	S: 13	H: 0	LOB: 0	BB: 0	P: 20	R: 0	H: 0	E: 0	K: 0	S: 5	H: 0	LOB: 0	BB: 0	P: 9	R: 1	H: 2	E: 0	K: 0	S: 12	H: 2	LOB: 2	BB: 1	P: 20	R: 0	H: 0	E: 0	K: 1	S: 7	H: 0	LOB: 1	BB: 1	P: 14	R: 0	H: 0	E: 0	K: 0	S: 7	H: 0	LOB: 0	BB: 1	P: 13	1B: 8	SF: 0	2B: 0	SAC: 0	3B: 0	DP: 1	HR: 2	HBP: 0	WP: 1	PA: 41
--------------	------	------	------	------	-------	------	--------	-------	-------	------	------	------	------	-------	------	--------	-------	-------	------	------	------	------	------	------	--------	-------	-------	------	------	------	------	-------	------	--------	-------	-------	------	------	------	------	------	------	--------	-------	------	------	------	------	------	-------	------	--------	-------	-------	------	------	------	------	------	------	--------	-------	-------	------	------	------	------	------	------	--------	-------	-------	-------	-------	-------	--------	-------	-------	-------	--------	-------	--------

PITCHER	IP	WLS	BF	H	R	ER	SO	BB	IBB	HBP	BLK	WP	HR	S	P	ERA	WHIP
Kevin Appier, R (1, 1) ERA: 4.04	6.0		28	8	3	3	3	1	0	0	0	0	1	64	101	4.50	1.500
Jose Santiago, R (7, 1) ERA: 2.9	2.0		10	2	1	1	1	2	0	0	0	1	1	19	34	4.50	2.000
Jeff Montgomery, R (9, 1) ERA: 4.58	1.0		3	0	0	0	0	1	0	0	0	0	0	7	13	0.00	1.000

BOTTOM

Kansas City Royals @ Anaheim Angels  
Edison International Field, Anaheim, CA

Fri May 28 1999, 10:05 PM EDT  
Att. 30,946 - Cloudy - 64 F

livebaseballscorecards.com

AB	37
R	4
H	10
RBI	4
BB	4
SO	4
LOB	18



Batter	1	2	3	4	5	6	7	8	9	AB R H RBI BB SO LOB	TOP											
<b>Carlos Febles, R</b> (1, 4) <small>OBP: 0.387, SLG: 0.524</small> <b>Steve Scarsone, R</b> (8, PH) <small>OBP: 0.225, SLG: 0.118</small> (8, 4)	2-1 F9		1-2 F9			1-0 2B		4-1 2B BB	1-3 K	3 0 1 0 0 0 0 1 0 0 0 1 1 1												
<b>Carlos Beltrán, S</b> (1, 8) <small>OBP: 0.320, SLG: 0.461</small>	1-1 G4-3		1-0 G4-3			4-2 BB		3-1 F9	0-2 F7	4 0 0 0 1 0 2												
<b>Johnny Damon, L</b> (1, 7) <small>OBP: 0.354, SLG: 0.471</small>	4-0 FC5 29 S BB			2-3 K		0-0 F7		1-2 2B		3 0 1 0 1 1 2												
<b>29 Mike Sweeney, R</b> (1, 10) <small>OBP: 0.394, SLG: 0.513</small>	4-1 BB			1-3 K		0-0 G1-3		0-2 G1-3		3 0 0 0 1 1 4												
<b>Jermaine Dye, R</b> (1, 9) <small>OBP: 0.368, SLG: 0.569</small>	0-2 FC5 2-3f			0-0 G5-3			2-2 P3		0-1 P8	4 0 0 0 0 0 2												
<b>Chad Kreuter, S</b> (1, 2) <small>OBP: 0.377, SLG: 0.427</small>		3-1 F8			3-2 G4-3		0-0 2B		0-1 1B 2B 2B	4 1 2 0 0 0 0												
<b>Joe Randa, R</b> (1, 5) <small>OBP: 0.322, SLG: 0.383</small>		3-2 F9			2-2 F8		0-0 G1-3		1-1 2B PB 1B	4 1 1 0 0 0 1												
<b>Larry Sutton, L</b> (1, 3) <small>OBP: 0.333, SLG: 0.370</small>		3-1 F8			0-0 F7		2-0 F8		4-2 2B BB	3 1 0 0 1 0 1												
<b>Rey Sanchez, R</b> (1, 6) <small>OBP: 0.300, SLG: 0.393</small> <b>Scott Pose, L</b> (9, PH) <small>OBP: 0.415, SLG: 0.412</small>			3-3 K			0-2 G6-3		0-0 G6-3	1-H 2-H 3-H 2B	3 0 0 0 0 1 0 1 0 1 3 0 0 0												
<b>Inning Stats</b>	R: 0 E: 0 K: 0 S: 8	H: 0 LOB: 2 BB: 2 P: 19	R: 0 E: 0 K: 0 S: 7	H: 0 LOB: 0 BB: 0 P: 16	R: 0 E: 0 K: 1 S: 8	H: 0 LOB: 0 BB: 0 P: 13	R: 0 E: 0 K: 2 S: 8	H: 0 LOB: 0 BB: 0 P: 11	R: 0 E: 0 K: 0 S: 7	H: 0 LOB: 0 BB: 0 P: 12	R: 0 E: 0 K: 0 S: 8	H: 1 LOB: 2 BB: 1 P: 13	R: 0 E: 0 K: 0 S: 6	H: 1 LOB: 1 BB: 0 P: 10	R: 0 E: 0 K: 0 S: 10	H: 1 LOB: 2 BB: 1 P: 18	R: 3 E: 0 K: 1 S: 16	H: 3 LOB: 1 BB: 1 P: 22	1B: 1 2B: 5 3B: 0 HR: 0	SF: 0 SAC: 0 DP: 0 HBP: 0	WP: 0 PB: 1 SB: 1 CS: 0	PA: 38
<b>PITCHER</b>	IP WLS BF H R ER SO BB IBB HBP BLK WP HR S P ERA WHIP																					
<b>Steve Sparks, R</b> (1, 1) <small>ERA: 5.63</small> <b>Troy Percival, R</b> (9, 1) <small>ERA: 2.75</small>	8.1 W 35 5 3 3 3 5 0 0 0 0 0 0 70 125 3.24 1.200																					

**Kansas City Royals @ Anaheim Angels**  
 Edison International Field, Anaheim, CA

AB	33
R	3
H	6
RBI	3
BB	5
SO	4
LOB	13



Sat May 29 1999, 10:05 PM EDT  
 Att. 29,749 - Cloudy - 64 F

livebaseballscorecards.com

Batter	1	2	3	4	5	6	7	8	9	AB	R	H	RBI	BB	SO	LOB	BOTTOM									
Darin Erstad, L OBP: 0.296, SLG: 0.345 (1, 7) BB CS BB	4-1 CS BB		0-0 F9 BB CS	2-2 FC6-4 1-2f		1-1 G3 CS				3	0	0	0	1	0	3	<b>Kansas City Royals @ Anaheim Angels</b> Edison International Field, Anaheim, CA Sat May 29 1999, 10:05 PM EDT Att. 29,749 - Cloudy - 64 F									
Randy Velarde, R OBP: 0.400, SLG: 0.423 (1, 4) CS BB S 1B	1-1 S 1-2 1B		4-1 G4-6-3 BB		2-3 K		1-1 CS 1B			3	0	2	0	1	1	0										
Mo Vaughn, L OBP: 0.384, SLG: 0.615 (1, 10) BB S SAFE K	3-3 K 1-2		1-0 G4-6-3 1-2f		0-0 G3		3-3 SAFE K			4	0	0	0	0	2	3										
16 Garret Anderson, L OBP: 0.318, SLG: 0.530 (1, 8) BB IBB	4-0 IBB			0-2 F8	1-3 K		1-2 L6			3	0	0	0	1	1	0										
Todd Greene, R OBP: 0.305, SLG: 0.530 (1, 2) CS BB S K	2-3 K			2-0 HR		2-0 G5-3		0-1 G6-3		4	1	1	1	0	1	2										
Chris Pritchett, L OBP: 0.237, SLG: 0.314 (1, 3) BB BB BB		4-0 BB		3-1 F7		0-0 P5		1-3 K		3	0	0	0	1	1	0										
Jeff Huson, L OBP: 0.293, SLG: 0.309 (1, 6) CS BB X F9 S 1B 1B		2-2 F9 S 1B		2-1 S 1B		1-0 E1 HR		2-1 K 3B		4	2	2	0	0	0	1										
Troy Glaus, R OBP: 0.307, SLG: 0.425 (1, 5) CS BB BB BB K		2-3 K		4-1 1B 1-2 BB		2-1 K HR		2-2 F9		3	1	1	2	1	1	2										
Orlando Palmeiro, L OBP: 0.364, SLG: 0.326 (1, 9) CS BB BB BB BB K		2-3 K		2-2 FC6-4 1-3 2-H 1B		4-1 BB				2	0	1	1	1	1	1										
<b>Inning Stats</b>	R: 0 E: 0 K: 2 S: 10	H: 1 LOB: 2 BB: 2 P: 24	R: 0 E: 0 K: 2 S: 10	H: 0 LOB: 1 BB: 1 P: 20	R: 0 E: 0 K: 0 S: 3	H: 0 LOB: 0 BB: 1 P: 8	R: 2 E: 0 K: 0 S: 16	H: 3 LOB: 2 BB: 1 P: 31	R: 0 E: 0 K: 2 S: 7	H: 0 LOB: 0 BB: 0 P: 10	R: 2 E: 1 K: 0 S: 9	H: 1 LOB: 1 BB: 1 P: 18	R: 0 E: 0 K: 1 S: 9	H: 1 LOB: 0 BB: 0 P: 14	R: 0 E: 0 K: 1 S: 10	H: 1 LOB: 1 BB: 0 P: 15		1B: 4 2B: 0 3B: 1 HR: 2	SF: 0 SAC: 0 DP: 1 HBP: 0	WP: 0 PB: 0 SB: 2 CS: 2	PA: 35					
<b>PITCHER</b>	IP WLS L	WLS L	IP WLS L	IP WLS L	IP WLS L	IP WLS L	IP WLS L	IP WLS L	IP WLS L	IP WLS L	IP WLS L	IP WLS L	IP WLS L	IP WLS L	IP WLS L	IP WLS L	BP	ERA	WHIP							
49 Chris Fussell, R ERA: 5.29 (1, 1)	5.2	26	5	4	2	6	4	1	0	0	0	0	0	0	0	0	0	3.18	1.588							
Alvin Morman, L ERA: 3.86 (6, 1)	1.1	5	1	0	0	1	1	0	0	0	0	0	0	0	0	0	0	0.00	1.500							
Orber Moreno, R ERA: (8, 1)	1.0	4	1	0	0	1	0	0	0	0	0	0	0	0	0	0	0	0.00	1.000							

**Kansas City Royals @ Anaheim Angels**  
Edison International Field, Anaheim, CA

livebaseballscorecards.com

**AB 29**  
**R 4**  
**H 7**  
**RBI 4**  
**BB 6**  
**SO 8**  
**LOB 12**



Batter	1	2	3	4	5	6	7	8	9	AB R H RBI BB SO LOB	TOP
<b>Carlos Beltrán, S</b> (1, 8) OBP: 0.327, SLG: 0.462 CBBB	4-1 		0-0 		4-0 		2-2 			2 1 1 0 2 0 0	<b>Kansas City Royals @ Anaheim Angels</b> Edison International Field, Anaheim, CA Sun May 30 1999, 8:05 PM EDT Att. 31,429 - Cloudy - 68 F
<b>Joe Randa, R</b> (1, 5) OBP: 0.316, SLG: 0.375 CBBCC	2-3 		0-0 		1-3 		2-0 			4 0 0 0 0 2 4	
<b>Johnny Damon, L</b> (1, 7) OBP: 0.352, SLG: 0.464 BBX	2-0 		1-0 		4-0 			0-1 		3 0 0 0 1 0 1	
<b>29 Mike Sweeney, R</b> (1, 10) OBP: 0.402, SLG: 0.519 BXX		1-0 		1-1 	1-0 			1-1 		4 0 3 2 0 0 0	
<b>Jermaine Dye, R</b> (1, 9) OBP: 0.366, SLG: 0.579 CBB		0-3 		1-3 	0-0 			0-2 		4 1 1 1 0 2 4	
<b>Larry Sutton, L</b> (1, 3) OBP: 0.320, SLG: 0.353 CXX		0-1 		1-0 		0-1 		3-2 		4 0 0 0 0 0 2	
<b>Steve Scarsone, R</b> (1, 4) OBP: 0.233, SLG: 0.135 <b>Scott Pose, L</b> (9, PH) OBP: 0.405, SLG: 0.400 BBBC		3-1 		0-0 		1-2 			0-1 	3 0 1 0 0 0 1	
<b>Tim Spehr, R</b> (1, 2) OBP: 0.352, SLG: 0.457 <b>Chad Kreuter, S</b> (9, PH) OBP: 0.374, SLG: 0.423 X		0-0 			4-2 	2-1 			0-0 	2 0 0 0 1 0 2	
<b>Rey Sanchez, R</b> (1, 6) OBP: 0.293, SLG: 0.383 CXX			0-2 		0-0 		0-1 		3-2 	4 1 0 0 0 0 1	
<b>Inning Stats</b>	R: 0 H: 0 E: 0 LOB: 0 K: 1 BB: 1 S: 5 P: 13	R: 0 H: 2 E: 0 LOB: 2 K: 1 BB: 0 S: 9 P: 13	R: 0 H: 1 E: 0 LOB: 1 K: 0 BB: 0 S: 6 P: 7	R: 0 H: 1 E: 0 LOB: 1 K: 1 BB: 0 S: 7 P: 10	R: 2 H: 1 E: 0 LOB: 2 K: 1 BB: 3 S: 8 P: 22	R: 0 H: 0 E: 0 LOB: 0 K: 0 BB: 0 S: 8 P: 11	R: 0 H: 0 E: 0 LOB: 0 K: 0 BB: 0 S: 6 P: 10	R: 1 H: 1 E: 0 LOB: 0 K: 0 BB: 0 S: 11 P: 15	R: 0 H: 0 E: 0 LOB: 0 K: 0 BB: 0 S: 8 P: 11	1B: 5 SF: 0 2B: 0 SAC: 0 3B: 0 DP: 0 HR: 1 HBP: 0	WP: 0 PA: 36 PB: 0 SB: 0 CS: 1
<b>PITCHER</b> <b>Omar Olivares, R</b> (1, 1) ERA: 3.06 <b>Troy Percival, R</b> (9, 1) ERA: 2.61	IP WLS BF H R ER SO BB IBB HBP BLK WP HR S P ERA WHIP 8.0 W 33 6 3 3 4 4 0 0 0 0 0 1 60 101 3.38 1.250 1.0 S 3 0 0 0 0 0 0 0 0 0 0 0 8 11 0.00 0.000	<b>PITCHER</b> IP WLS BF H R ER SO BB IBB HBP BLK WP HR S P ERA WHIP									

livebaseballscorecards.com

AB	32
R	3
H	6
RBI	3
BB	4
SO	4
LOB	15





Batter	1	2	3	4	5	6	7	8	9	AB	R	H	RBI	BB	SO	LOB
<b>Darin Erstad, L</b> (1, 7) OBP: 0.295, SLG: 0.357	2-2 X HR		1-1 P6		2-0 P6		0-1 G4-3			4	1	1	1	0	0	1
<b>Randy Velarde, R</b> (1, 4) OBP: 0.407, SLG: 0.430	1-2 1B		3-2 1B		1-2 HR 1B			1-0 F9		4	1	3	0	0	0	0
<b>Mo Vaughn, L</b> (1, 10) OBP: 0.387, SLG: 0.634	3-1 F8		3-1 1B		0-1 HR			2-0 G4-3		4	1	2	3	0	0	1
<b>Steve Decker, R</b> (1, 3) OBP: 0.364, SLG: 0.400	2-1 F9		2-2 F8		1-2 F7			2-0 F9		3	0	0	0	0	0	3
<b>Chris Pritchett, L</b> (8, 3) OBP: 0.231, SLG: 0.306										1	0	0	0	0	0	0
<b>16 Garret Anderson, L</b> (1, 8) OBP: 0.313, SLG: 0.522	2-2 G4-3			0-0 L9				1-1 G3-1		3	0	0	0	0	0	1
<b>Tim Unroe, R</b> (1, 9) OBP: 0.319, SLG: 0.386		0-3 K		0-0 P4				0-1 P4		3	0	0	0	0	1	0
<b>Orlando Palmeiro, L</b> (7, 9) OBP: 0.364, SLG: 0.326										0	0	0	0	0	0	0
<b>Troy Glaus, R</b> (1, 5) OBP: 0.302, SLG: 0.418		0-3 K		3-2 F9				0-1 G6-3		3	0	0	0	0	1	0
<b>Matt Walbeck, S</b> (1, 2) OBP: 0.295, SLG: 0.316		1-0 P3					0-1 HR 1B 1B			3	1	1	0	0	0	0
<b>Andy Sheets, R</b> (1, 6) OBP: 0.271, SLG: 0.351			0-1 F9				3-2 P4			3	0	0	0	0	0	1
<b>Inning Stats</b>	R: 1 E: 0 K: 0 S: 19	H: 2 LOB: 1 BB: 0 P: 29	R: 0 E: 0 K: 2 S: 7	H: 0 LOB: 0 BB: 0 P: 8	R: 0 E: 0 K: 3 S: 13	H: 0 LOB: 0 BB: 0 P: 22	R: 0 E: 0 K: 0 S: 5	H: 0 LOB: 0 BB: 0 P: 8	R: 3 E: 0 K: 0 S: 16	H: 3 LOB: 0 BB: 0 P: 23	R: 0 E: 0 K: 0 S: 6	H: 0 LOB: 0 BB: 0 P: 7	R: 0 E: 0 K: 0 S: 10	H: 0 LOB: 0 BB: 0 P: 14	R: 0 E: 0 K: 0 S: 3	H: 0 LOB: 0 BB: 0 P: 8

**BOTTOM**

**Kansas City Royals @ Anaheim Angels**  
Edison International Field, Anaheim, CA

Sun May 30 1999, 8:05 PM EDT  
Att: 31,429 - Cloudy - 68 F

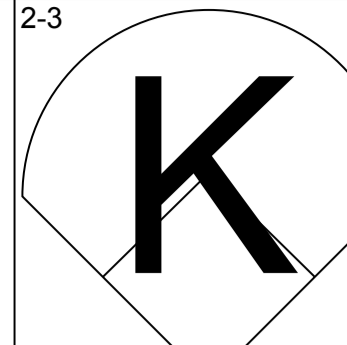
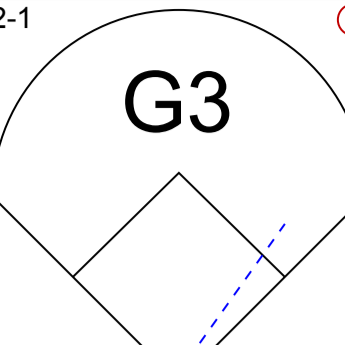
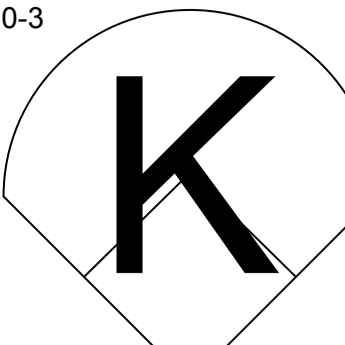
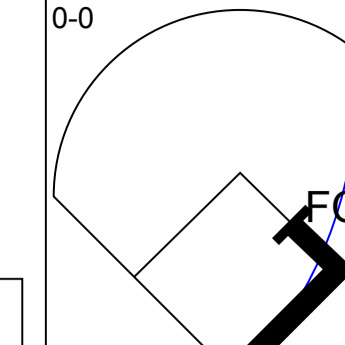
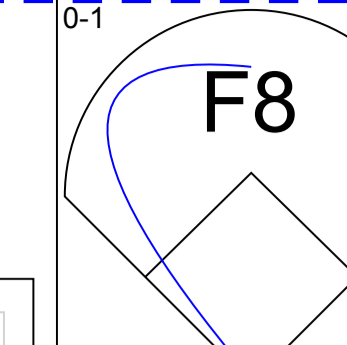
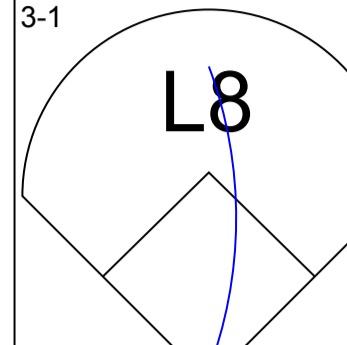
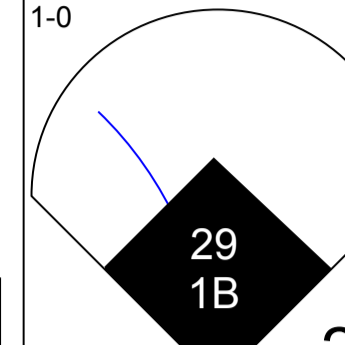
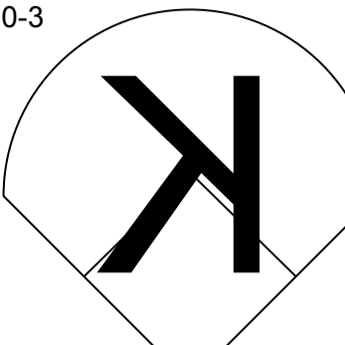
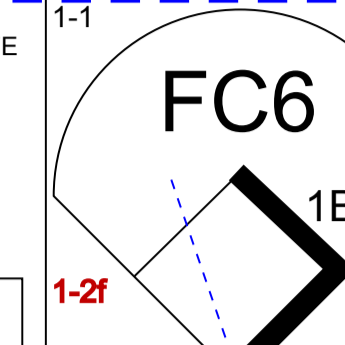
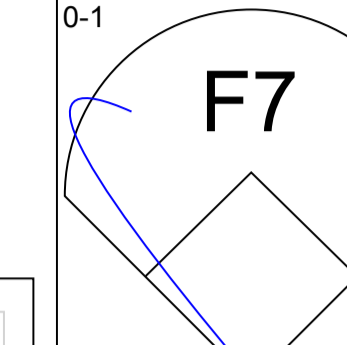
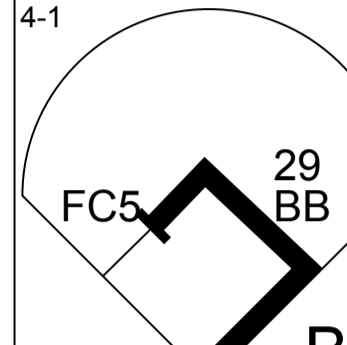
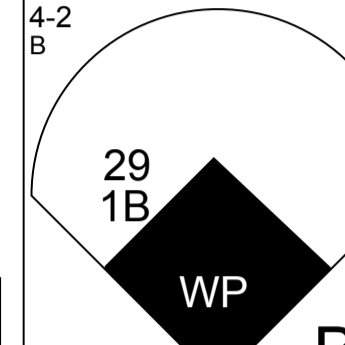
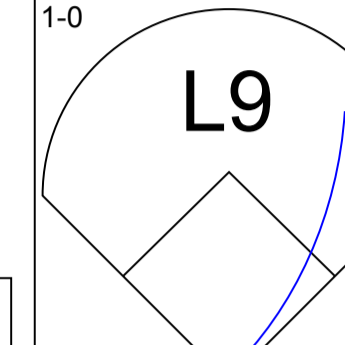
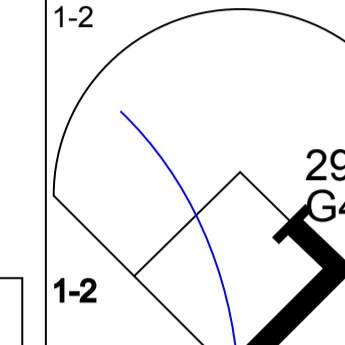
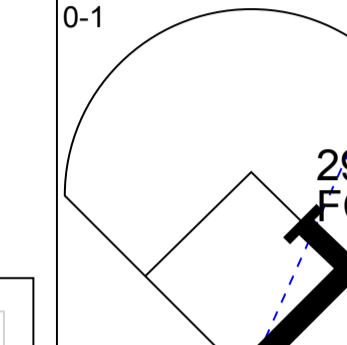
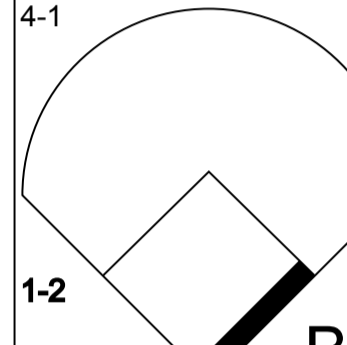
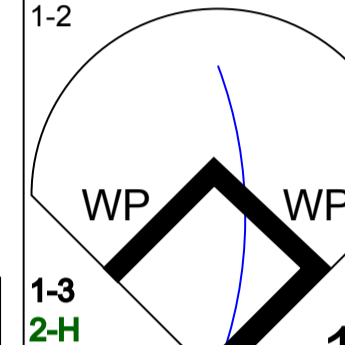
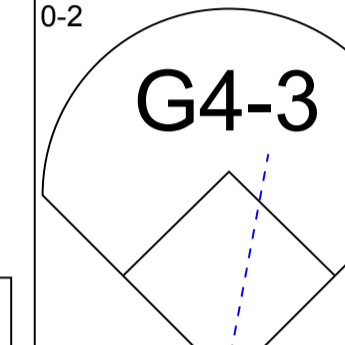
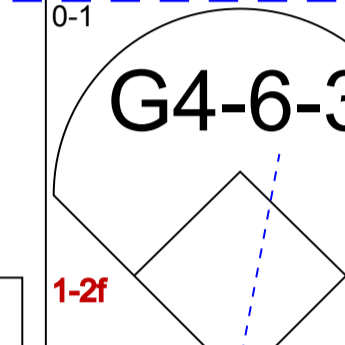
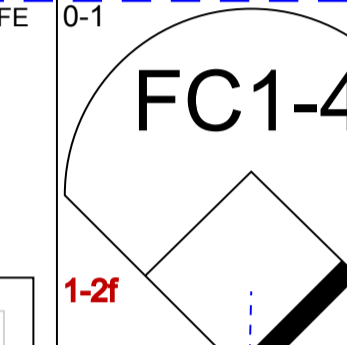
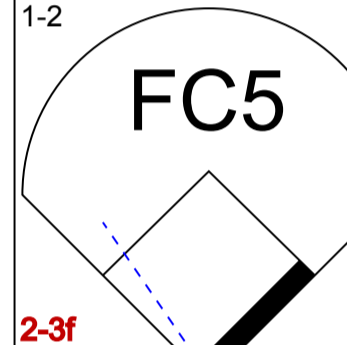
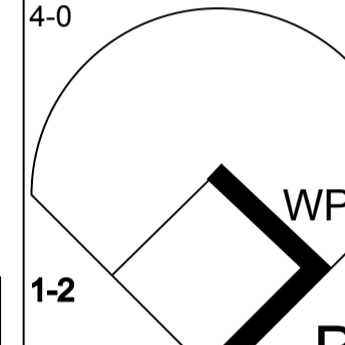
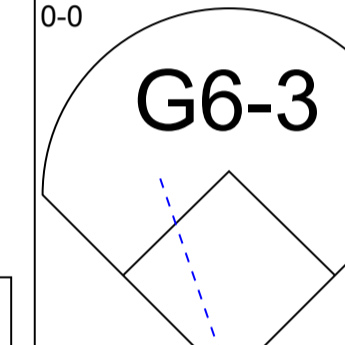
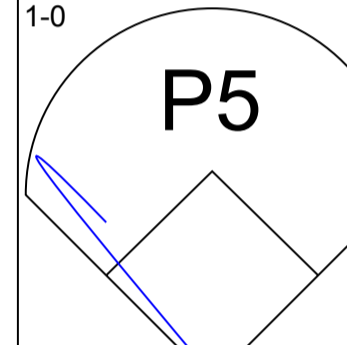
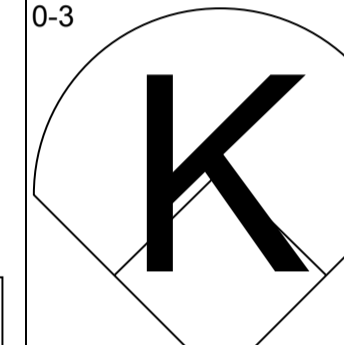
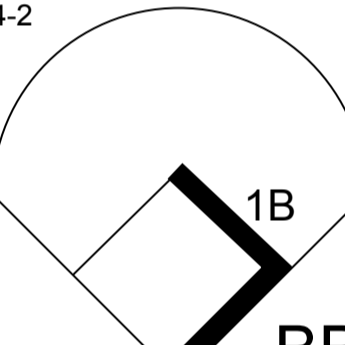
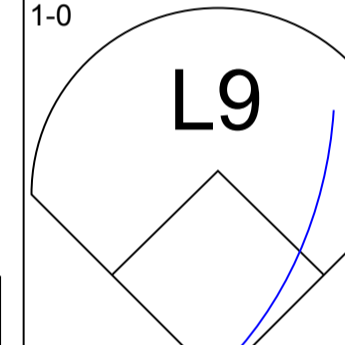
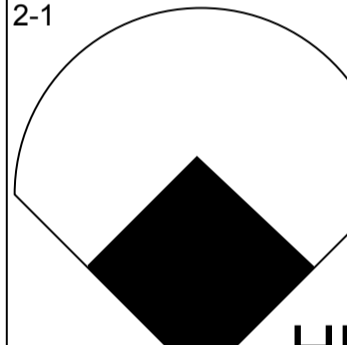
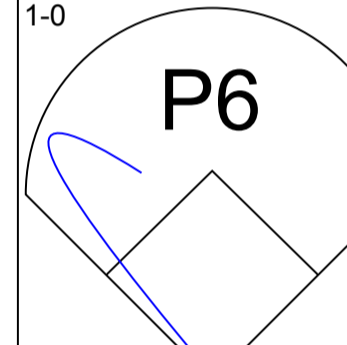
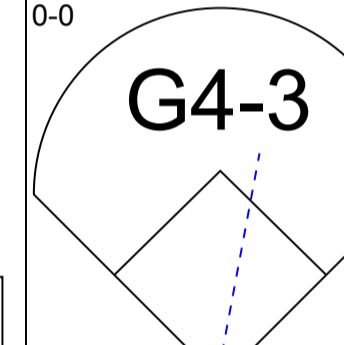
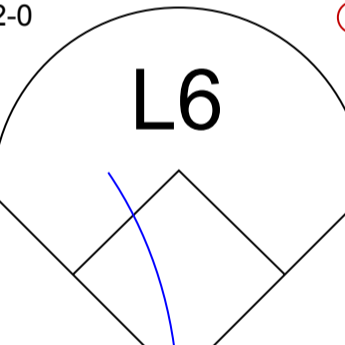
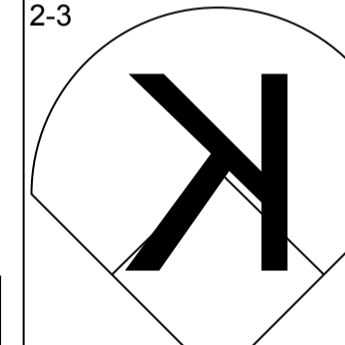
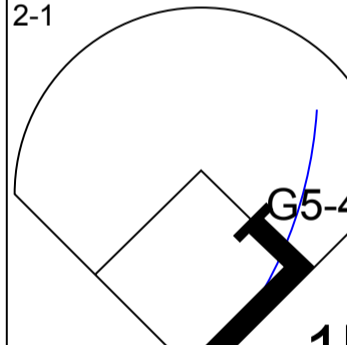
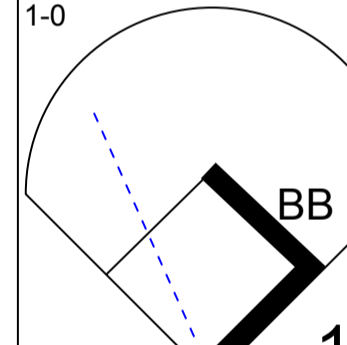
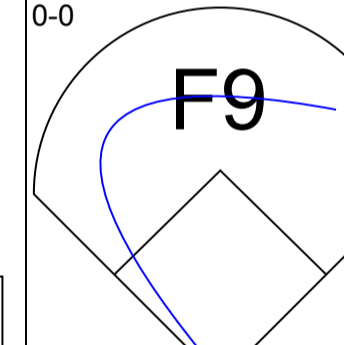
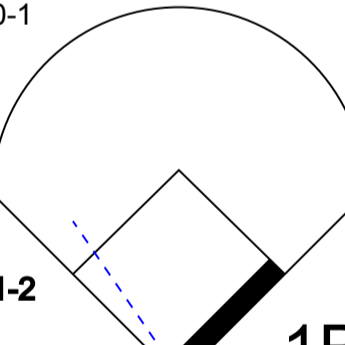
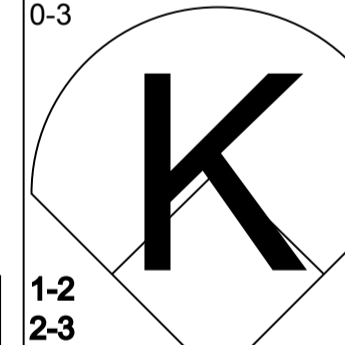
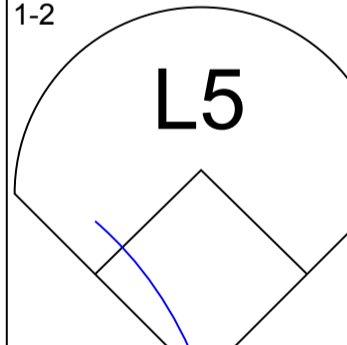
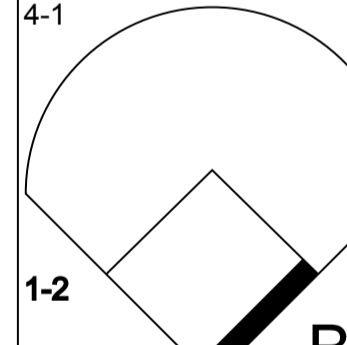
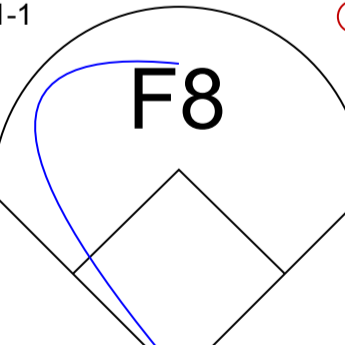
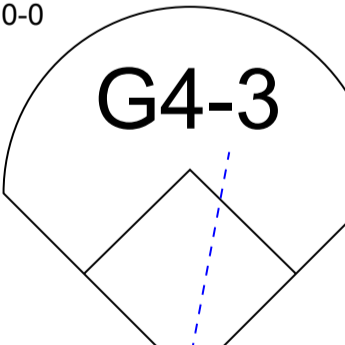
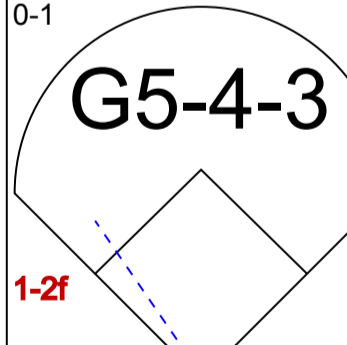
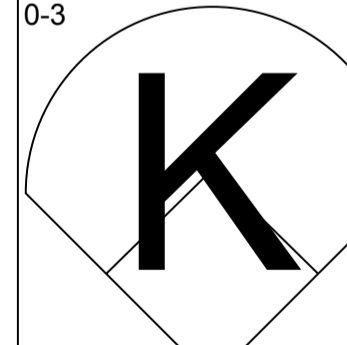
[livebaseballscorecards.com](http://livebaseballscorecards.com)

<b>AB</b>	<b>31</b>
<b>R</b>	<b>4</b>
<b>H</b>	<b>7</b>
<b>RBI</b>	<b>4</b>
<b>BB</b>	<b>0</b>
<b>SO</b>	<b>2</b>
<b>LOB</b>	<b>7</b>



PITCHER	IP	WLS	BF	H	R	ER	SO	BB	IBB	HBP	BLK	WP	HR	S	P	ERA	WHIP
<b>50 José Rosado, L</b> (1, 1) ERA: 2.59	8.0	L	31	7	4	4	2	0	0	0	0	0	2	79	119	4.50	0.875

WP: 0	PA: 31
PB: 0	SB: 0
CS: 0	

Batter	1	2	3	4	5	6	7	8	9	10	AB R H RBI BB SO LOB	TOP												
<b>Carlos Beltrán, S</b> (1, 8) <small>OBP: 0.325, SLG: 0.455</small>											5 0 1 0 0 2 2	<b>Kansas City Royals @ Texas Rangers</b> <b>The Ballpark at Arlington, Arlington, TX</b> <small>Mon May 31 1999, 8:35 PM EDT</small> <small>Att: 28,962 - Cloudy - 84 F</small>												
<b>Larry Sutton, L</b> (1, 3) <small>OBP: 0.314, SLG: 0.356</small>											5 1 1 0 0 1 1													
<b>Johnny Damon, L</b> (1, 7) <small>OBP: 0.362, SLG: 0.467</small>											3 1 2 0 2 0 0													
<b>29 Mike Sweeney, R</b> (1, 10) <small>OBP: 0.402, SLG: 0.513</small>											4 0 1 1 1 0 3													
<b>Jermaine Dye, R</b> (1, 9) <small>OBP: 0.362, SLG: 0.566</small>											4 0 0 0 1 1 2													
<b>Chad Kreuter, S</b> (1, 2) <small>OBP: 0.375, SLG: 0.443</small>											4 1 1 1 1 0 2													
<b>Joe Randa, R</b> (1, 5) <small>OBP: 0.318, SLG: 0.376</small>											5 0 2 0 0 1 3													
<b>Steve Scarsone, R</b> (1, 4) <small>OBP: 0.255, SLG: 0.150</small>											3 0 1 0 1 1 3													
<b>Rey Sanchez, R</b> (1, 6) <small>OBP: 0.287, SLG: 0.374</small>											4 0 0 0 0 1 5													
<b>Inning Stats</b>	R: 0 E: 0 K: 1 S: 10	H: 0 LOB: 2 BB: 2 P: 24	R: 0 E: 0 K: 0 S: 11	H: 1 LOB: 2 BB: 1 P: 20	R: 2 E: 0 K: 2 S: 20	H: 2 LOB: 2 BB: 2 P: 33	R: 0 E: 0 K: 2 S: 8	H: 0 LOB: 0 BB: 0 P: 8	R: 0 E: 0 K: 0 S: 5	H: 0 LOB: 0 BB: 0 P: 6	R: 1 E: 0 K: 0 S: 9		H: 2 LOB: 0 BB: 0 P: 14	R: 0 E: 0 K: 0 S: 8	H: 2 LOB: 1 BB: 0 P: 10	R: 0 E: 0 K: 1 S: 7	H: 1 LOB: 2 BB: 1 P: 14	R: 0 E: 0 K: 0 S: 8	H: 1 LOB: 1 BB: 0 P: 8	R: 0 E: 0 K: 1 S: 5	H: 0 LOB: 0 BB: 0 P: 5	1B: 7 2B: 1 3B: 0 HR: 1	SF: 0 SAC: 0 DP: 2 HBP: 0	WP: 2 PB: 0 SB: 0 CS: 0
<b>PITCHER</b>	IP WLS BF H R ER SO BB IBB HBP BLK WP HR S P ERA WHIP																							
<b>Ryan Glynn, R</b> (1, 1) <small>ERA: 5.93</small>	6.0		6	3	3	5	0	0	0	0	2	1	64	106	4.50	1.833								
<b>Mike Venafro, L</b> (7, 1) <small>ERA: 2.53</small>	0.1	2	1	0	0	0	0	0	0	0	0	0	5	7	0.00	3.000								
<b>Danny Patterson, R</b> (7, 1) <small>ERA: 6.16</small>	1.2	6	1	0	0	1	1	0	0	0	0	0	9	16	0.00	1.200								
<b>Mike Munoz, L</b> (9, 1) <small>ERA: 4.79</small>	0.2	3	1	0	0	0	0	0	0	0	0	0	6	6	0.00	1.500								
<b>Tim Crabtree, R</b> (9, 1) <small>ERA: 2.37</small>	1.1	W 4	0	0	0	1	0	0	0	0	0	0	7	7	0.00	0.000								

livebaseballscorecards.com

<b>AB</b>	37
<b>R</b>	3
<b>H</b>	9
<b>RBI</b>	2
<b>BB</b>	6
<b>SO</b>	7
<b>LOB</b>	21





Batter	1	2	3	4	5	6	7	8	9	AB R H RBI BB SO LOB	TOP
<b>Carlos Beltrán, S</b> (1, 8) OBP: 0.323, SLG: 0.449 BB	4-2 		0-2 P5 			2-2 P6 		0-3 K 		3 0 0 0 1 1 0	
<b>Joe Randa, R</b> (1, 5) OBP: 0.312, SLG: 0.368 K	1-3 K 			1-0 G1-3 		1-2 F8 		0-0 F9 		4 0 0 0 0 1 1	
<b>Johnny Damon, L</b> (1, 7) OBP: 0.356, SLG: 0.458 F7	1-0 F7 			3-2 F9 		1-1 P6 		1-0 P3 		4 0 0 0 0 0 1	
<b>29 Mike Sweeney, R</b> (1, 10) OBP: 0.393, SLG: 0.500 F7	2-2 F7 			2-1 G4-3 		2-2 P2 		0-1 F8 		4 0 0 0 0 0 1	
<b>Jermaine Dye, R</b> (1, 9) OBP: 0.356, SLG: 0.557 K		1-3 K 			1-2 G6-3 		0-2 G6-3 			3 0 0 0 0 1 0	
<b>Chad Kreuter, S</b> (1, 2) OBP: 0.388, SLG: 0.448 G4-6-3 BB		4-2 G4-6-3 BB 			4-2 2B 		0-2 1B 			1 1 1 0 2 0 0	
<b>Larry Sutton, L</b> (1, 3) OBP: 0.306, SLG: 0.344 G4-6-3		2-0 G4-6-3 			1-1 F7 		3-1 G4-3 			3 0 0 0 0 0 3	
<b>Steve Scarsone, R</b> (1, 4) OBP: 0.260, SLG: 0.186 F7			3-1 F7 		3-2 1 SAFE 2B 		1-3 K 			3 0 1 1 0 1 0	
<b>Rey Sanchez, R</b> (1, 6) OBP: 0.287, SLG: 0.374 1B			0-2 1B 		2-0 L8 		3-2 G6-3 			3 0 1 0 0 0 1	
<b>Inning Stats</b>	R: 0 H: 0 E: 0 LOB: 1 K: 1 BB: 1 S: 12 P: 20	R: 0 H: 0 E: 0 LOB: 0 K: 1 BB: 1 S: 8 P: 15	R: 0 H: 1 E: 0 LOB: 0 K: 0 BB: 0 S: 8 P: 11	R: 0 H: 0 E: 0 LOB: 0 K: 0 BB: 0 S: 6 P: 12	R: 1 H: 1 E: 0 LOB: 1 K: 0 BB: 1 S: 11 P: 22	R: 0 H: 0 E: 0 LOB: 0 K: 0 BB: 0 S: 8 P: 12	R: 0 H: 1 E: 0 LOB: 1 K: 0 BB: 0 S: 13 P: 18	R: 0 H: 0 E: 0 LOB: 0 K: 2 BB: 0 S: 9 P: 13	R: 0 H: 0 E: 0 LOB: 0 K: 0 BB: 0 S: 4 P: 5	1B: 2 SF: 0 2B: 1 SAC: 0 3B: 0 DP: 1 HR: 0 HBP: 0	WP: 0 PA: 31 PB: 0 SB: 1 CS: 0
<b>PITCHER</b> <b>Rick Helling, R</b> (1, 1) ERA: 4.99 <b>59 Jeff Zimmerman, R</b> (8, 1) ERA: 1.29 <b>John Wetteland, R</b> (9, 1) ERA: 3.74	IP WLS BF H R ER SO BB IBB HBP BLK WP HR S P ERA WHIP 7.0 0 25 3 1 1 2 3 0 0 0 0 0 66 110 1.29 0.857 1.0 W 3 0 0 0 2 0 0 0 0 0 0 0 9 13 0.00 0.000 1.0 S 3 0 0 0 0 0 0 0 0 0 0 0 4 5 0.00 0.000	<b>PITCHER</b> IP WLS BF H R ER SO BB IBB HBP BLK WP HR S P ERA WHIP									

**Kansas City Royals @ Texas Rangers**  
 The Ballpark at Arlington, Arlington, TX  
 Tue Jun 01 1999, 8:35 PM EDT  
 Att. 25,184 - Cloudy - 86 F

[livebaseballscorecards.com](http://livebaseballscorecards.com)

AB	28
R	1
H	3
RBI	1
BB	3
SO	4
LOB	7



Batter	1	2	3	4	5	6	7	8	9
Tom Goodwin, L (1, 8) OBP: 0.328, SLG: 0.322 Roberto Kelly, R (8, PH) OBP: 0.398, SLG: 0.531 (9, 8)	0-1 FC4-6 1B		4-0 29 CS BB			2-1 BB 1B		1-0 1B HBP	
Mark McLemore, S (1, 4) OBP: 0.396, SLG: 0.448	1-0 FC4-6 29 G3 29 WP 1-2f		2-0 F8			4-0 1-2 BB		2-2 29 1B 1-3 2-H 3-H	
29 Rusty Greer, L (1, 7) OBP: 0.386, SLG: 0.505	3-2 G3 1-3		1-0 CS 1-2	0-3 K		0-3 K		2-0 BB 1B 2-H	
Juan Gonzalez, R (1, 9) OBP: 0.358, SLG: 0.605	3-2 G6-3			0-2 L4		1-1 F7		1-3 K	
Rafael Palmeiro, L (1, 10) OBP: 0.444, SLG: 0.642		1-0 F7		1-1 F7			1-3 K	4-1 BB	
Ivan Rodriguez, R (1, 2) OBP: 0.354, SLG: 0.547		2-1 CS 1B			4-0 G4-6-3 BB		3-2 G6-3	2-3 K	
Todd Zeile, R (1, 5) OBP: 0.343, SLG: 0.503 (9, 3)		3-2 1B 1-3			2-1 F8		2-1 F7		
Lee Stevens, L (1, 3) OBP: 0.404, SLG: 0.574 Luis Alicea, S (8, PR) OBP: 0.292, SLG: 0.200 (9, 5)		2-3 K			1-1 G4-6-3 1-2f			4-2 HBP 1B HBP BB	
Jon Shave, R (1, 6) OBP: 0.333, SLG: 0.333			3-2 F8			0-3 K		1-0 HBP 1B HBP	

AB	R	H	RBI	BB	SO	LOB
2	0	2	0	1	0	0
0	0	0	0	0	0	0
3	1	1	2	1	0	2
4	0	1	1	0	2	3
4	0	0	0	0	1	4
3	0	0	0	1	1	0
3	0	1	0	1	1	2
3	0	1	0	0	0	1
2	0	0	0	1	1	2
0	1	0	0	0	0	0
2	1	0	0	0	1	0

AB	R	H	RBI	BB	SO	LOB
26	3	6	3	5	7	14

Inning Stats	R: 0	H: 1	E: 0	K: 0	S: 10	H: 2	LOB: 1	BB: 0	P: 17	R: 0	H: 0	E: 0	K: 1	S: 12	R: 0	H: 0	E: 0	K: 0	S: 5	R: 0	H: 0	E: 0	K: 1	S: 8	R: 0	H: 0	E: 0	K: 0	S: 4	R: 0	H: 1	E: 0	K: 2	S: 13	R: 0	H: 0	E: 0	K: 1	S: 9	R: 3	H: 2	E: 0	K: 2	S: 14	R: 0	H: 2	E: 0	K: 2	S: 31
	0	1	0	0	10	2	1	0	17	0	0	0	1	12	0	0	0	0	5	0	0	0	0	1	8	0	1	0	0	0	1	0	2	13	0	0	0	1	9	3	2	0	2	14	0	2	0	2	31


PITCHER	IP	WLS	BF	H	R	ER	SO	BB	IBB	HBP	BLK	WP	HR	S	P	ERA	WHIP
Jay Witasick, R (1, 1) ERA: 6.92	6.0		22	4	0	0	4	3	0	0	0	1	0	52	91	0.00	1.167
Scott Service, R (7, 1) ERA: 6.66	1.0	H	3	0	0	0	1	0	0	0	0	0	0	9	15	0.00	0.000
Matt Whisenant, L (8, 1) ERA: 2.81	0.0	L	3	0	3	3	0	1	0	2	0	0	0	3	9	∞	∞
Terry Mathews, R (8, 1) ERA: 2.37	1.0	B	5	2	0	0	2	1	0	0	0	0	0	11	22	0.00	3.000

PITCHER	IP	WLS	BF	H	R	ER	SO	BB	IBB	HBP	BLK	WP	HR	S	P	ERA	WHIP

**Kansas City Royals @ Texas Rangers**  
The Ballpark at Arlington, Arlington, TX

Tue Jun 01 1999, 8:35 PM EDT  
Att. 25,184 - Cloudy - 86 F

[livebaseballscorecards.com](http://livebaseballscorecards.com)



Batter	1	2	3	4	5	6	7	8	9	AB R H RBI BB SO LOB	TOP											
<b>Carlos Beltrán, S</b> (1, 8) OBP: 0.321, SLG: 0.443	1-1 G4-3 SH5-3 1B		1-2 P6	3-3 K			0-0 F7		0-2 G4-3	5 0 1 0 0 1 3												
<b>Rey Sanchez, R</b> (1, 6) OBP: 0.283, SLG: 0.367	0-0 SH5-3 1-2		2-1 G4-3 1-2			0-2 F7	1-2 G1-3			3 0 0 0 0 0 2												
<b>Johnny Damon, L</b> (1, 7) OBP: 0.362, SLG: 0.466	0-2 G4-3 2-3		4-2 29 FC6-4 BB			1-1 CS 1B		1-1 29 2B SF9 2B		3 1 2 0 1 0 1												
<b>29 Mike Sweeney, R</b> (1, 10) OBP: 0.396, SLG: 0.503	2-1 FC6-4 HBP		2-1 FC6-4 1-2f			2-1 F7		1-2 SF9 2B 2B		3 1 1 0 0 0 3												
<b>Jermaine Dye, R</b> (1, 9) OBP: 0.354, SLG: 0.553	2-1 FC6-4 1-2f			3-2 FC4-6 1B		1-0 CS 1-2	2-3 K	1-0 SF9 2-3 3-H		3 0 1 1 0 1 2												
<b>Joe Randa, R</b> (1, 5) OBP: 0.311, SLG: 0.366		2-0 F9		0-1 FC4-6 1B			2-1 G4-3	0-0 G4-6-3 1B		4 1 1 1 0 0 1												
<b>Scott Leius, R</b> (1, 3) OBP: 0.245, SLG: 0.277		1-2 G4-3		1-2 G5-3 1-2			0-3 K	1-1 G4-6-3 1-2f		4 0 0 0 0 0 1 2												
<b>Steve Scarsone, R</b> (1, 4) OBP: 0.278, SLG: 0.234		0-1 G5-3		1-1 2B 1B			1-2 2B		0-2 G1-3	4 1 2 1 0 0 0												
<b>Tim Spehr, R</b> (1, 2) OBP: 0.368, SLG: 0.490 <b>Scott Pose, L</b> (9, PH) OBP: 0.395, SLG: 0.389			2-2 G4-3 1B	1-1 2B			2-3 K	2-3 K		3 0 2 1 0 1 1 1 0 0 0 0 1 0												
<b>Inning Stats</b>	R: 0 E: 0 K: 0 S: 9	H: 1 LOB: 2 BB: 0 P: 14	R: 0 E: 0 K: 0 S: 6	H: 0 LOB: 0 BB: 0 P: 9	R: 0 E: 0 K: 0 S: 13	H: 1 LOB: 2 BB: 1 P: 24	R: 2 E: 0 K: 1 S: 17	H: 3 LOB: 1 BB: 0 P: 26	R: 0 E: 0 K: 0 S: 7	H: 1 LOB: 0 BB: 0 P: 11	R: 0 E: 0 K: 2 S: 9	H: 0 LOB: 0 BB: 0 P: 13	R: 0 E: 0 K: 1 S: 12	H: 1 LOB: 1 BB: 0 P: 16	R: 2 E: 0 K: 0 S: 9	H: 3 LOB: 0 BB: 0 P: 13	R: 0 E: 0 K: 1 S: 10	H: 0 LOB: 0 BB: 0 P: 12	1B: 6 2B: 4 3B: 0 HR: 0	SF: 1 SAC: 1 DP: 1 HBP: 1	WP: 0 PB: 0 SB: 1 CS: 1	PA: 38
<b>PITCHER</b>	IP WLS BF H R ER SO BB IBB HBP BLK WP HR S P ERA WHIP																					
<b>Aaron Sele, R</b> (1, 1) ERA: 5.58	7.0 W 29 7 2 2 4 1 0 1 0 0 0 0 73 113 2.57 1.143																					
<b>Tim Crabtree, R</b> (8, 1) ERA: 3.15	1.0 5 3 2 2 0 0 0 0 0 0 0 0 9 13 18.00 3.000																					
<b>John Wetteland, R</b> (9, 1) ERA: 3.57	1.0 S 3 0 0 0 1 0 0 0 0 0 0 0 10 12 0.00 0.000																					

**Kansas City Royals @ Texas Rangers**  
The Ballpark at Arlington, Arlington, TX  
Wed Jun 02 1999, 2:35 PM EDT  
Att. 32,598 - Sunny - 89 F

[livebaseballscorecards.com](http://livebaseballscorecards.com)

AB	33
R	4
H	10
RBI	4
BB	1
SO	5
LOB	15





Batter	1	2	3	4	5	6	7	8	9	AB R H RBI BB SO LOB	TOP													
<b>Pokey Reese, R</b> OBP: 0.330, SLG: 0.429 (1, 4) (8, 6)	1-1 E7 1B		0-1 E HR 1B	0-0 B5	1-0 P9			0-0 B3	1-2 F7	6 1 2 0 0 0 6														
<b>Mike Cameron, R</b> OBP: 0.346, SLG: 0.422 (1, 8) (8, 6)	1-1 CS 1B		1-0 E5 HR 1-2	2-3 K	2-0 FC5-4 1-2f			4-2 HR BB		4 2 1 0 1 1 5														
<b>Sean Casey, L</b> OBP: 0.420, SLG: 0.684 (1, 3) (8, 9)	0-3 K		0-2 HR 1-H 2-H	1-3 K			1-2 F8	2-0 HR		5 2 2 5 0 2 4														
<b>Greg Vaughn, R</b> OBP: 0.323, SLG: 0.462 <b>Michael Tucker, L</b> OBP: 0.324, SLG: 0.417 (1, 7) (8, 9)	2-3 K 1-2		1-2 G5-3		4-2 BB HR BB		2-0 G6-3	3-1 F9		4 1 0 0 1 1 2 0 0 0 0 0 0 0														
<b>Barry Larkin, R</b> OBP: 0.352, SLG: 0.410 <b>Chris Stynes, R</b> OBP: 0.214, SLG: 0.043 (1, 6) (8, 4)		1-1 2B 1B	0-1 G6-3		2-3 K		1-1 G5-3	2-1 G4-3		5 0 1 0 0 1 1 0 0 0 0 0 0 0														
<b>Dmitri Young, S</b> OBP: 0.286, SLG: 0.327 (1, 10)		0-0 G5-3 1-H 2B	0-0 F8		4-1 HR BB		1-0 G5-3	0-1 G3-1		4 1 1 0 1 0 0														
<b>Jeffrey Hammonds, R</b> OBP: 0.289, SLG: 0.500 (1, 9) (8, 7)		0-0 G5-3 2-3		0-0 HR	1-0 HR		4-1 CS BB	1-2 F9		4 2 2 4 1 0 1														
<b>Brian Johnson, R</b> OBP: 0.303, SLG: 0.479 (1, 2)		4-0 BB		0-0 1B 1B	0-0 HBP 1B		4-2 FC5-4 BB	4-1 2B BB		2 0 2 0 3 0 0														
<b>Aaron Boone, R</b> OBP: 0.261, SLG: 0.321 (1, 5)		1-2 G4-3		0-0 1B	4-2 FC5-4 HBP		0-0 FC5-4	0-1 2B		4 0 2 0 0 0 3														
<b>Inning Stats</b>	R: 0 E: 1 K: 2 S: 10	H: 2 LOB: 1 BB: 0 P: 14	R: 0 E: 0 K: 0 S: 7	H: 2 LOB: 2 BB: 1 P: 13	R: 3 E: 1 K: 0 S: 12	H: 2 LOB: 0 BB: 0 P: 14	R: 1 E: 0 K: 2 S: 10	H: 3 LOB: 2 BB: 0 P: 13	R: 3 E: 0 K: 1 S: 12	H: 2 LOB: 2 BB: 2 P: 30	R: 0 E: 0 K: 0 S: 6	H: 0 LOB: 0 BB: 0 P: 10	R: 0 E: 0 K: 0 S: 5	H: 0 LOB: 1 BB: 2 P: 14	R: 2 E: 0 K: 0 S: 10	H: 1 LOB: 0 BB: 1 P: 21	R: 0 E: 0 K: 0 S: 11	H: 1 LOB: 2 BB: 1 P: 17	1B: 7 2B: 2 3B: 0 HR: 4	SF: 0 SAC: 0 DP: 0 HBP: 1	WP: 0 PB: 0 SB: 0 CS: 2	PA: 46		
<b>PITCHER</b> 50 José Rosado, L ERA: 3.07 Jose Santiago, R ERA: 3.18 Scott Service, R ERA: 6.75 Jeff Montgomery, R ERA: 5.4	IP 4.1 2.2 1.0 1.0	WLS L	BF 24 12 5 5	H 9 2 1 1	R 6 1 2 0	ER 5 1 2 0	SO 5 0 0 0	BB 3 2 1 1	IBB 0 0 0 0	HBP 0 1 0 0	BLK 0 0 0 0	WP 0 0 0 0	HR 2 1 1 0	S 45 17 10 11	P 70 38 21 17	ERA 10.38 3.38 18.00 0.00	WHIP 2.769 1.500 2.000 2.000							

Cincinnati Reds @ Kansas City Royals  
Kauffman Stadium, Kansas City, MO  
Sat Jun 05 1999, 4:05 PM CDT  
Cloudy - 88 F

livebaseballscorecards.com

AB	38
R	9
H	13
RBI	9
BB	7
SO	5
LOB	22





Batter	1	2	3	4	5	6	7	8	9	AB R H RBI BB SO LOB
Carlos Febles, R OBP: 0.379, SLG: 0.511 (1, 4)	0-1 G5-3		0-0 SH1-3	1-3 K			0-3 K		1-3 K	4 0 0 0 0 3 4
Carlos Beltrán, S OBP: 0.324, SLG: 0.471 (1, 8)	1-0 HR		1-1 HR	2-0 F9			0-2 P5			4 2 2 3 0 0 2
Johnny Damon, L OBP: 0.365, SLG: 0.466 (1, 7)	1-3 K		1-2 29 G5-3 1B		1-1 G6-4-3 1B			0-0 F8		4 1 2 0 0 1 0
29 Mike Sweeney, R OBP: 0.393, SLG: 0.497 (1, 10)	1-1 1B		1-0 G5-3		2-0 F8			2-2 G4-3		4 0 1 0 0 0 2
Jermaine Dye, R OBP: 0.352, SLG: 0.547 (1, 9)	0-3 K		0-0 1B		2-2 G6-4-3			2-2 G6-3		4 0 1 1 0 1 2
Chad Kreuter, S OBP: 0.378, SLG: 0.433 (1, 2)		1-0 F8	1-2 G1-3			1-0 G4-3			2-2 F8	4 0 0 0 0 0 1
Joe Randa, R OBP: 0.310, SLG: 0.361 (1, 5)		2-3 K		1-1 P4		2-2 G6-3			4-0 1B BB	3 0 0 0 1 1 0
Larry Sutton, L OBP: 0.304, SLG: 0.340 (1, 3)		0-0 G3-1		1-1 BB 1B		1-3 K			1-3 K	4 0 1 0 0 2 1
Rey Sanchez, R OBP: 0.289, SLG: 0.374 Scott Pose, L OBP: 0.409, SLG: 0.405 (9, PH)			3-2 SH1-3 HR 2B		4-1 BB		0-0 G5-3		3-2 WP 1B	2 1 1 0 1 0 0 1 0 1 0 0 0 0

Inning Stats	R: 1	H: 2	E: 0	K: 2	S: 12	LOB: 1	BB: 0	P: 15	R: 0	H: 0	E: 0	K: 1	S: 8	LOB: 0	BB: 0	P: 11	R: 3	H: 4	E: 0	K: 0	S: 15	LOB: 1	BB: 0	P: 22	R: 0	H: 1	E: 0	K: 1	S: 10	LOB: 2	BB: 1	P: 19	R: 0	H: 1	E: 0	K: 0	S: 6	LOB: 0	BB: 0	P: 11	R: 0	H: 0	E: 0	K: 1	S: 7	LOB: 0	BB: 0	P: 11	R: 0	H: 0	E: 0	K: 1	S: 7	LOB: 0	BB: 0	P: 7	R: 0	H: 0	E: 0	K: 0	S: 8	LOB: 0	BB: 0	P: 12	R: 0	H: 1	E: 0	K: 2	S: 12	LOB: 2	BB: 1	P: 23	1B: 6	SF: 0	2B: 1	SAC: 1	3B: 0	DP: 1	HR: 2	HBP: 0	WP: 1	PA: 37
--------------	------	------	------	------	-------	--------	-------	-------	------	------	------	------	------	--------	-------	-------	------	------	------	------	-------	--------	-------	-------	------	------	------	------	-------	--------	-------	-------	------	------	------	------	------	--------	-------	-------	------	------	------	------	------	--------	-------	-------	------	------	------	------	------	--------	-------	------	------	------	------	------	------	--------	-------	-------	------	------	------	------	-------	--------	-------	-------	-------	-------	-------	--------	-------	-------	-------	--------	-------	--------

PITCHER	IP	WLS	BF	H	R	ER	SO	BB	IBB	HBP	BLK	WP	HR	S	P	ERA	WHIP
Steve Parris, R ERA: 4.25 (1, 1)	9.0	W	37	9	4	4	8	2	0	0	0	1	2	85	131	4.00	1.222

**BOTTOM**

**Cincinnati Reds @ Kansas City Royals**  
**Kauffman Stadium, Kansas City, MO**

Sat Jun 05 1999, 4:05 PM CDT  
 Cloudy - 88 F

[livebaseballscorecards.com](http://livebaseballscorecards.com)

AB	34
R	4
H	9
RBI	4
BB	2
SO	8
LOB	12



Batter	1	2	3	4	5	6	7	8	9	10	AB R H RBI BB SO LOB
Pokey Reese, R (1, 4) OBP: 0.327, SLG: 0.429	0-0 G6-3		2-3 K		1-2 E8 1-H 2-H 2B		2-2 F7		0-0 F8		5 0 1 2 0 1 2
Hal Morris, L (1, 3) OBP: 0.383, SLG: 0.366	0-3 K			2-2 G1-6-3	1-0 G1-3			1-3 K		0-3 K	5 0 0 0 0 3 1
Sean Casey, L (1, 10) OBP: 0.425, SLG: 0.682	2-1 F9			2-2 G5-4-3 1B		1-0 BB 1B		1-3 K		0-0 1B HR 1B	5 1 3 0 0 1 0
Greg Vaughn, R (1, 7) OBP: 0.325, SLG: 0.479		2-3 K		3-2 G5-4-3 1-2f		3-2 F7		1-2 HR		0-0 1-2 HR 1B	5 2 2 1 0 1 2
Barry Larkin, R (1, 6) OBP: 0.358, SLG: 0.430		0-2 S 1B			3-1 1B 1B 1B	0-1 P4		1-0 F8		0-0 1-2 HR	5 2 3 3 0 0 1
Michael Tucker, L (1, 9) OBP: 0.336, SLG: 0.414		1 SAFE 3-2 F9			0-3 K	4-0 1-2 BB			4-1 BB BB	0-0 1B 1B	3 0 1 0 2 1 2
Mike Cameron, R (1, 8) OBP: 0.338, SLG: 0.411		1 SAFE 3-3 K			2-2 F9	2-2 G3			3-2 F8	0-0 F8	5 0 0 0 0 1 6
Eddie Taubensee, L (1, 2) OBP: 0.375, SLG: 0.439			3-3 K		0-0 1-3 E 1B		0-1 G3-1		1 SAFE 4-2 1 SAFE 1 SAFE 1 SAFE 1 SAFE 1 B 1 SAFE	0-0 1-2 BB 1B	4 1 2 0 1 1 0
Mark Lewis, R (1, 5) OBP: 0.276, SLG: 0.440			0-0 G6-3		1-0 1-2 E 3-H 1B		2-2 F9		0-3 K	0-0 G1-3	5 1 1 1 0 1 4

**Cincinnati Reds @ Kansas City Royals**  
Kauffman Stadium, Kansas City, MO

Sat Jun 05 1999, 7:05 PM CDT  
Att: 27,228 - Cloudy - 85 F

AB	42
R	7
H	13
RBI	7
BB	3
SO	10
LOB	18

Inning Stats	R: 0	H: 0	E: 0	K: 1	S: 7	P: 9	R: 0	H: 1	E: 0	K: 2	S: 12	R: 0	H: 1	E: 0	K: 0	S: 8	R: 0	H: 1	E: 0	K: 0	S: 11	R: 3	H: 4	E: 1	K: 1	S: 15	R: 0	H: 1	E: 0	K: 0	S: 16	R: 0	H: 0	E: 0	K: 0	S: 8	R: 1	H: 1	E: 0	K: 2	S: 11	R: 0	H: 0	E: 0	K: 1	S: 10	R: 3	H: 5	E: 0	K: 1	S: 10	1B: 10	2B: 1	3B: 0	HR: 2	SF: 0	SAC: 0	DP: 1	HBP: 0	WP: 0	PB: 0	SB: 1	CS: 0	PA: 45
PITCHER	IP	WLS	BF	H	R	ER	SO	BB	IBB	HBP	BLK	WP	HR	S	P	ERA	WHIP																																															
Jeff Suppan, R (1, 1) ERA: 3.32	6.0		25	7	3	3	6	1	0	0	0	0	0	69	109	4.50	1.333																																															
Terry Mathews, R (7, 1) ERA: 2.21	1.1	H	4	0	0	0	1	0	0	0	0	0	0	12	17	0.00	0.000																																															
Matt Whisenant, L (8, 1) ERA: 2.76	0.1	H	1	0	0	0	1	0	0	0	0	0	0	3	4	0.00	0.000																																															
Orber Moreno, R (8, 1) ERA: 1.5	1.1	B	7	1	1	1	1	2	0	0	0	0	1	14	27	6.75	2.250																																															
Jeff Montgomery, R (10, 1) ERA: 6.35	1.0	L	8	5	3	3	1	0	0	0	0	0	1	10	10	27.00	5.000																																															

BOTTOM

Cincinnati Reds @ Kansas City Royals  
Kauffman Stadium, Kansas City, MO

Sat Jun 05 1999, 7:05 PM CDT  
Att. 27,228 - Cloudy - 85 F

livebaseballscorecards.com

AB	37
R	4
H	7
RBI	4
BB	7
SO	8
LOB	23



WP	2	PA	45
PB	0		
SB	2		
CS	0		

AB R H RBI BB SO LOB

3 1 0 0 1 2 1

5 0 1 2 0 0 2

4 0 0 0 1 0 1

5 0 1 0 0 0 3

3 0 0 0 2 2 2

4 1 2 0 1 0 2

4 1 2 0 1 1 2

1 0 0 0 0 1 2

4 0 0 0 1 1 5


5 1 2 1 0 1 3

1B:	4	SF:	0
2B:	3	SAC:	0
3B:	0	DP:	1
HR:	0	HBP:	1

Batter	1	2	3	4	5	6	7	8	9	10
Carlos Febles, R OBP: 0.380, SLG: 0.503 (1, 4)										
Carlos Beltrán, S OBP: 0.321, SLG: 0.470 (1, 8)										
Johnny Damon, L OBP: 0.361, SLG: 0.458 (1, 7)										
29 Mike Sweeney, R OBP: 0.388, SLG: 0.489 (1, 3)										
Jermaine Dye, R OBP: 0.353, SLG: 0.538 (1, 9)										
Scott Leius, R OBP: 0.276, SLG: 0.314 (1, 5)										
Tim Spehr, R OBP: 0.377, SLG: 0.500 (1, 2)										
Chad Kreuter, S OBP: 0.375, SLG: 0.430 (10, PH)										
Rey Sanchez, R OBP: 0.286, SLG: 0.366 (1, 6)										
Scott Pose, L OBP: 0.408, SLG: 0.405 (1, 10)										

Inning Stats	R: 0	H: 0	E: 0	K: 1	S: 10	R: 0	H: 0	E: 0	K: 0	S: 7	R: 0	H: 0	E: 0	K: 0	S: 7	R: 4	H: 3	E: 0	K: 0	S: 14	R: 0	H: 1	E: 0	K: 2	S: 13	R: 0	H: 0	E: 0	K: 1	S: 7	R: 0	H: 2	E: 0	K: 3	S: 11
	0	0	0	1	14	0	0	0	0	7	0	0	0	0	7	4	3	0	0	14	0	1	0	2	13	0	0	0	0	7	0	2	0	11	

PITCHER	IP	WLS	BF	H	R	ER	SO	BB	IBB	HBP	BLK	WP	HR	S	P	ERA	WHIP
Jason Bere, R ERA: 6.02 (1, 1)	3.2		20	3	4	4	1	5	0	1	0	2	0	33	72	9.82	2.182
Scott Sullivan, R ERA: 1.54 (4, 1)	1.1		6	1	0	0	2	1	0	0	0	0	0	19	29	0.00	1.500
Brett Tomko, R ERA: 5.76 (6, 1)	3.0		10	1	0	0	2	0	0	0	0	0	0	32	44	0.00	0.333
Scott Williamson, R ERA: 1.51 (9, 1)	2.0	W	9	2	0	0	3	1	0	0	0	0	0	16	22	0.00	1.500

Batter	1	2	3	4	5	6	7	8	9	AB R H RBI BB SO LOB	TOP											
<b>Pokey Reese, R</b> OBP: 0.332, SLG: 0.433 (1, 4) (7, 6)	2-1 B5-3		1-0 1B BB		1-2 G5-3		0-0 G4-6-3 1B		0-0 1B 2B	5 2 2 0 1 0 3												
<b>Michael Tucker, L</b> OBP: 0.345, SLG: 0.417 (1, 9)	1-2 1B 1B		1-1 1B HR 1B		3-2 G4-3		0-1 G4-6-3 1-2f		3-1 SF7	4 2 2 1 1 0 2												
<b>Sean Casey, L</b> OBP: 0.436, SLG: 0.692 (1, 3)	0-1 1B 1B		1-2 1B HR 1B		0-1 1B			1-0 1B 2B	1-1 1B SF8 1B	6 3 5 2 0 0 3												
<b>Greg Vaughn, R</b> OBP: 0.325, SLG: 0.491 (1, 10)	0-0 P3		1-2 HR		0-0 P5			2-2 P9	0-2 1B	6 1 2 4 0 0 7												
<b>Barry Larkin, R</b> OBP: 0.369, SLG: 0.442 <b>Chris Stynes, R</b> OBP: 0.200, SLG: 0.042 (1, 6) (7, 4)	1-0 1B 1B		1-1 2B 1B 1B	3-1 FC4-6 1B		2-0 G6-3 WP 1B		2-1 G5-3	0-0 SF8	4 1 4 1 0 0 0 1 0 0 1 0 0 1												
<b>Eddie Taubensee, L</b> OBP: 0.373, SLG: 0.442 (1, 2)	3-2 P5		1-0 1B 2B	0-3 K		2-1 G6-3		0-1 2B 1B	1-2 P5	6 2 2 1 0 1 5												
<b>Jeffrey Hammonds, R</b> OBP: 0.286, SLG: 0.507 (1, 7)			0-3 K	0-1 1B 1B	0-3 K	0-1 P5		0-1 FC5 1B 2B		5 1 2 2 0 2 2	AB 46 R 14 H 22 RBI 14 BB 2 SO 5 LOB 26											
<b>Mike Cameron, R</b> OBP: 0.335, SLG: 0.406 (1, 8)			0-0 B3	2-2 F9 HBP 1B	2-2 FC4-6	0-3 K		1-0 FC5		5 0 1 2 0 1 3												
<b>Aaron Boone, R</b> OBP: 0.278, SLG: 0.341 (1, 5)			1-1 F7	2-2 BB HBP		2-2 G4-3 1B 2B		2-3 K	0-2 2B SF7 1B	4 2 2 0 0 1 0												
<b>Inning Stats</b>	R: 1 E: 0 K: 0 S: 13	H: 3 LOB: 2 BB: 0 P: 20	R: 0 E: 0 K: 1 S: 7	H: 0 LOB: 0 BB: 0 P: 8	R: 7 E: 0 K: 0 S: 27	H: 7 LOB: 3 BB: 2 P: 48	R: 0 E: 0 K: 2 S: 12	H: 1 LOB: 1 BB: 0 P: 17	R: 1 E: 0 K: 0 S: 12	H: 2 LOB: 1 BB: 0 P: 18	R: 0 E: 0 K: 1 S: 8	H: 1 LOB: 1 BB: 0 P: 12	R: 0 E: 0 K: 1 S: 8	H: 1 LOB: 0 BB: 0 P: 10	R: 2 E: 0 K: 0 S: 11	H: 3 LOB: 1 BB: 0 P: 17	R: 3 E: 0 K: 0 S: 16	H: 4 LOB: 1 BB: 0 P: 21	1B: 16 2B: 5 3B: 0 HR: 1	SF: 2 SAC: 0 DP: 1 HBP: 1	WP: 1 PB: 0 SB: 0 CS: 0	PA: 51
<b>PITCHER</b>	IP WLS BF H R ER SO BB IBB HBP BLK WP HR S P ERA WHIP																					
<b>Jay Witasick, R</b> ERA: 8.29 (1, 1)	2.0 L 17 10 8 8 1 1 0 0 0 0 1 36 55 36.00 5.500																					
<b>Alvin Morman, L</b> ERA: 4.08 (3, 1)	2.2 13 3 1 1 2 1 0 1 0 0 0 34 55 3.38 1.500																					
<b>Scott Service, R</b> ERA: 6.21 (5, 1)	2.1 8 2 0 0 2 0 0 0 0 1 0 17 23 0.00 0.857																					
<b>Matt Whisenant, L</b> ERA: 3.63 (8, 1)	1.0 6 3 2 2 0 0 0 0 0 0 0 11 17 18.00 3.000																					
<b>Terry Mathews, R</b> ERA: 3.38 (9, 1)	1.0 7 4 3 3 0 0 0 0 0 0 0 16 21 27.00 4.000																					

**Cincinnati Reds @ Kansas City Royals**  
Kauffman Stadium, Kansas City, MO  
Sun Jun 06 1999, 1:05 PM CDT  
Att. 25,600 - Overcast - 68 F

livebaseballscorecards.com

Batter	1	2	3	4	5	6	7	8	9	AB R H RBI BB SO LOB
Carlos Febles, R (1, 4) OBP: 0.380, SLG: 0.497	0-2 F7 S G3 1B	4-2 BB		2-3 K		1-2 FC6-4 FC6-4 1-2f 2-3		2-2 P2	4 1 1 1 1 1 3	
Carlos Beltrán, S (1, 8) OBP: 0.315, SLG: 0.460	3-1 F7 1-3	0-0 F8			2-3 K	0-0 FC6-4 1-2f		0-0 F8	5 0 0 0 0 1 6	
Johnny Damon, L (1, 7) OBP: 0.364, SLG: 0.460 Scott Pose, L (9, 7) OBP: 0.420, SLG: 0.419	0-0 G3		4-2 S BB		0-0 29 G6-3 2B		0-0 G4-3	0-1 1B	3 0 1 1 1 0 0 1 0 1 0 0 0 0	
29 Mike Sweeney, R (1, 3) OBP: 0.378, SLG: 0.475	0-2 G4-3		0-0 P2		2-0 G6-3		0-0 G5-3	0-2 L6	5 0 0 0 0 0 3	
Jeremy Giambi, L (1, 10)		1-2 G6-3	2-3 K		1-3 K		0-3 K		4 0 0 0 0 3 2	
Jermaine Dye, R (1, 9) OBP: 0.352, SLG: 0.538		3-1 F7	1-1 F8			0-1 1B FC6-4 2B		2-3 K	4 1 1 0 0 1 1	
Chad Kreuter, S (1, 2) OBP: 0.378, SLG: 0.432 Scott Leius, R (9, 3) OBP: 0.276, SLG: 0.314		3-1 BB 1B BB		1-2 G3		3-2 FC6-4 1B		0-0 P6	4 1 2 0 0 0 0 0 0 0 0 0 0 0	
Joe Randa, R (1, 5) OBP: 0.318, SLG: 0.373		1-0 BB BB 1B		2-1 1B		0-0 FC6-4 FC6-4 BB 1-2f 3-H		1-1 2B	4 0 3 1 0 0 1	
Steve Scarosone, R (1, 6) OBP: 0.293, SLG: 0.224		4-2 BB BB		1-3 K		4-1 FC6-4 BB 1-2		2-3 K	2 0 0 0 2 2 2	

Inning Stats	R: 1 E: 0 K: 0 S: 10	H: 1 LOB: 0 BB: 0 P: 13	R: 1 E: 0 K: 0 S: 15	H: 2 LOB: 3 BB: 2 P: 31	R: 0 E: 0 K: 1 S: 9	H: 0 LOB: 1 BB: 1 P: 16	R: 0 E: 0 K: 2 S: 11	H: 1 LOB: 1 BB: 0 P: 17	R: 0 E: 0 K: 2 S: 9	H: 1 LOB: 1 BB: 0 P: 14	R: 1 E: 0 K: 0 S: 11	H: 2 LOB: 2 BB: 1 P: 19	R: 0 E: 0 K: 1 S: 5	H: 0 LOB: 0 BB: 0 P: 5	R: 0 E: 0 K: 2 S: 9	H: 1 LOB: 1 BB: 0 P: 14	R: 0 E: 0 K: 0 S: 10	H: 1 LOB: 1 BB: 0 P: 12	1B: 6 2B: 3 3B: 0 HR: 0	SF: 0 SAC: 0 DP: 0 HBP: 0
--------------	-------------------------------	----------------------------------	-------------------------------	----------------------------------	------------------------------	----------------------------------	-------------------------------	----------------------------------	------------------------------	----------------------------------	-------------------------------	----------------------------------	------------------------------	---------------------------------	------------------------------	----------------------------------	-------------------------------	----------------------------------	----------------------------------	------------------------------------

**BOTTOM**

**Cincinnati Reds @ Kansas City Royals**  
Kauffman Stadium, Kansas City, MO

Sun Jun 06 1999, 1:05 PM CDT  
Att. 25,600 - Overcast - 68 F

<b>AB</b>	<b>36</b>
<b>R</b>	<b>3</b>
<b>H</b>	<b>9</b>
<b>RBI</b>	<b>3</b>
<b>BB</b>	<b>4</b>
<b>SO</b>	<b>8</b>
<b>LOB</b>	<b>18</b>



WP: 0	PA: 40
PB: 0	
SB: 2	
CS: 0	

livebaseballscorecards.com

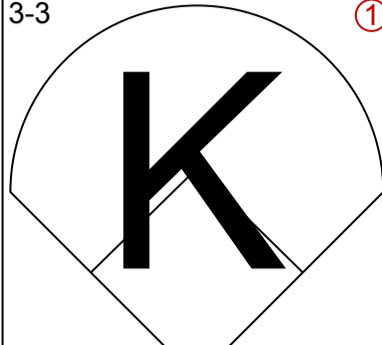
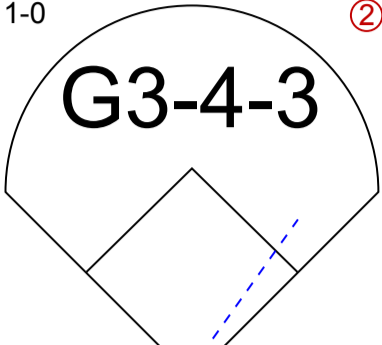
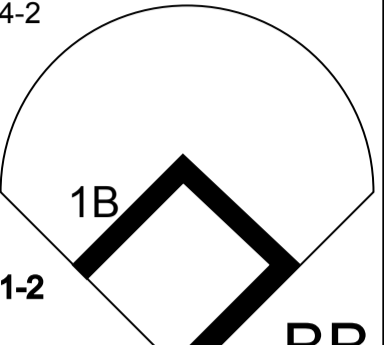
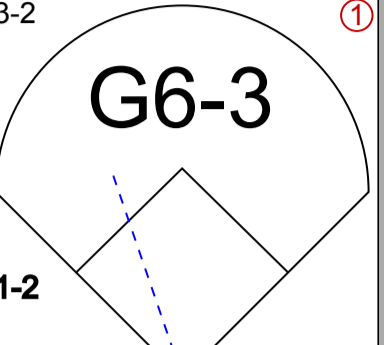
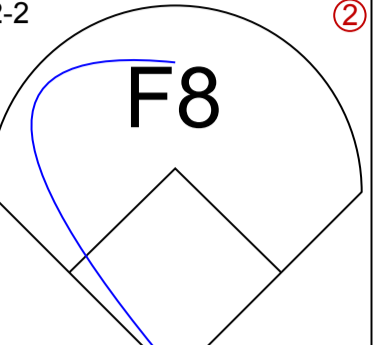
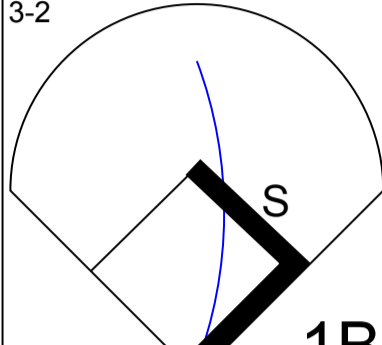
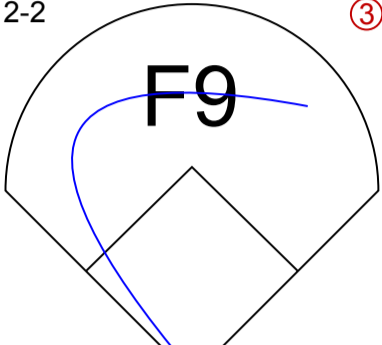
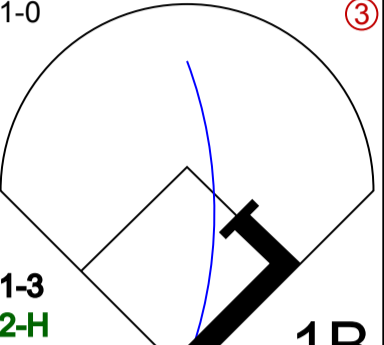
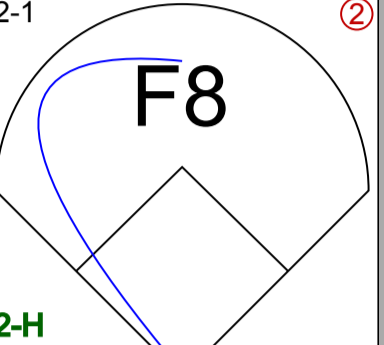
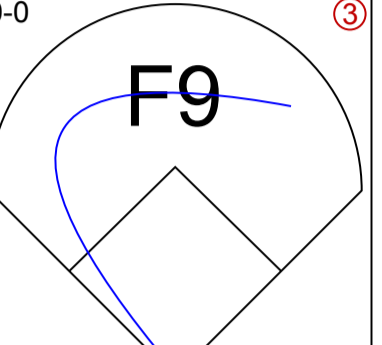
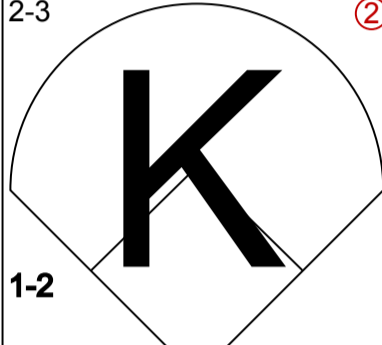
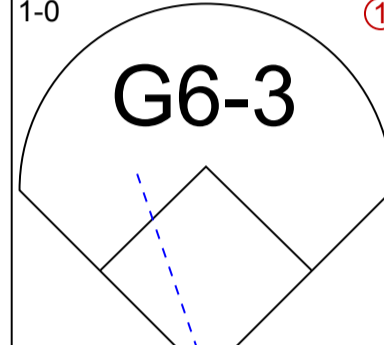
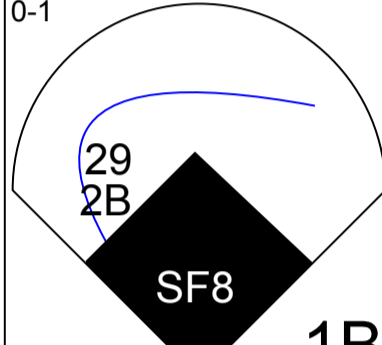
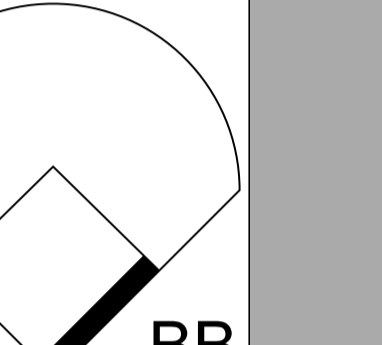
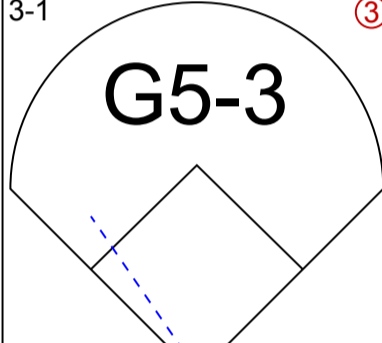
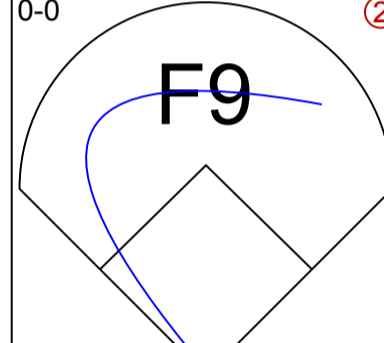
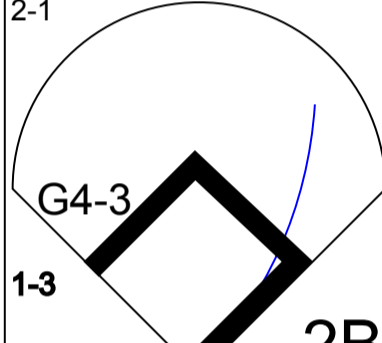
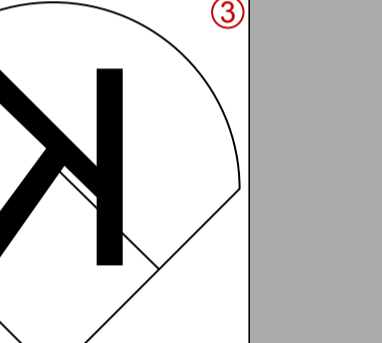
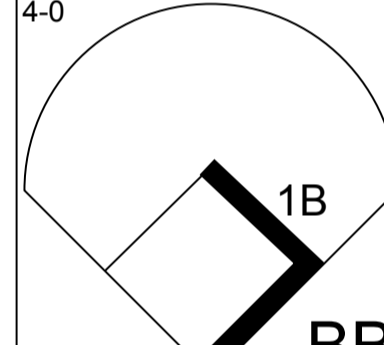
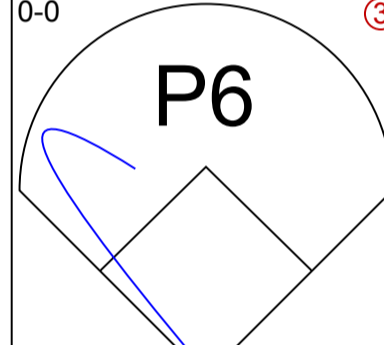
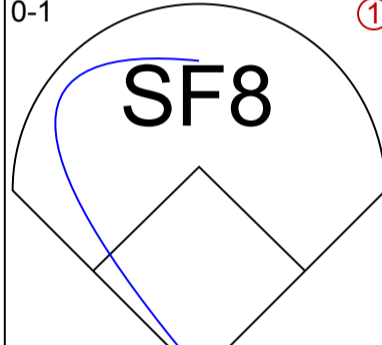
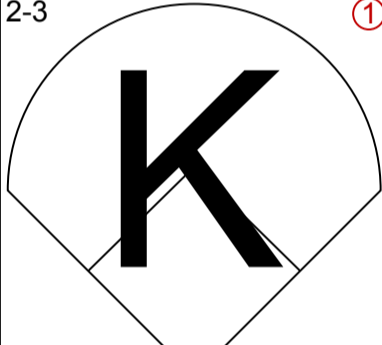
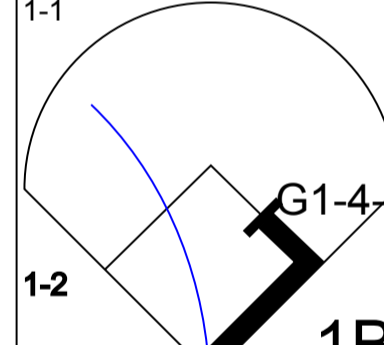
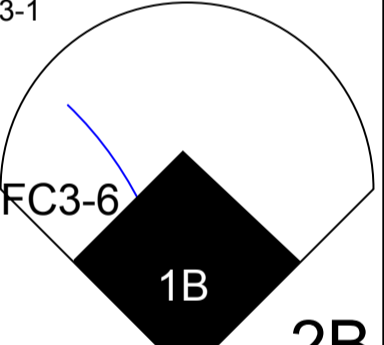
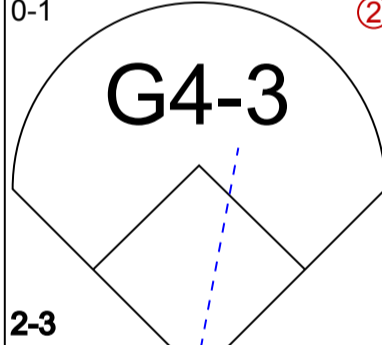
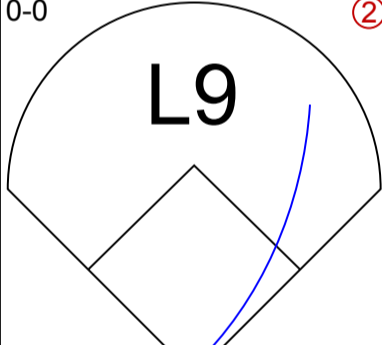
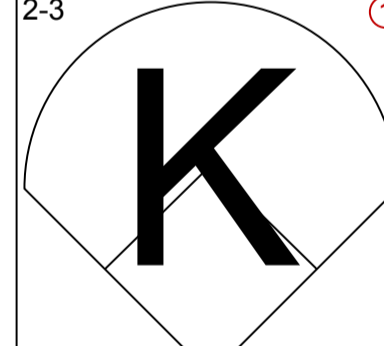
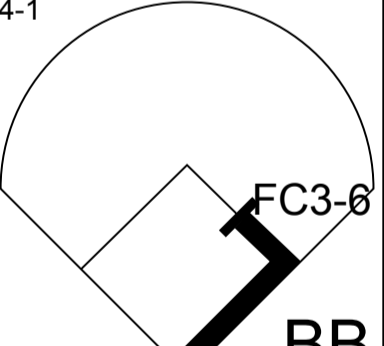
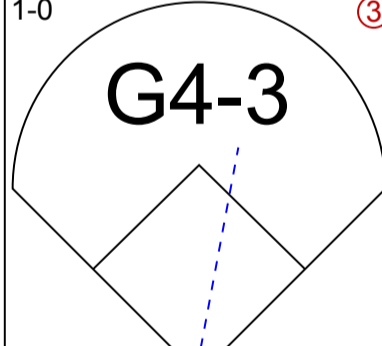
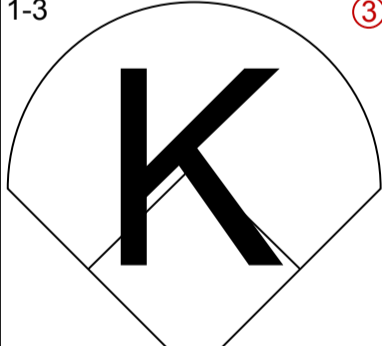
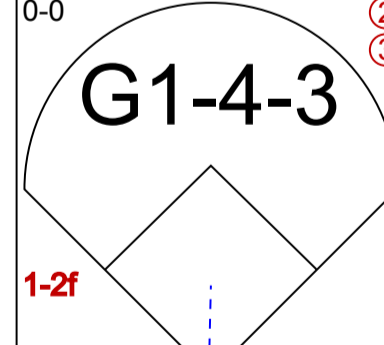
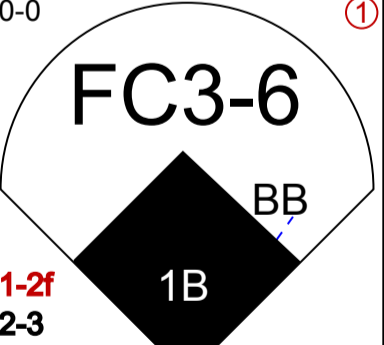
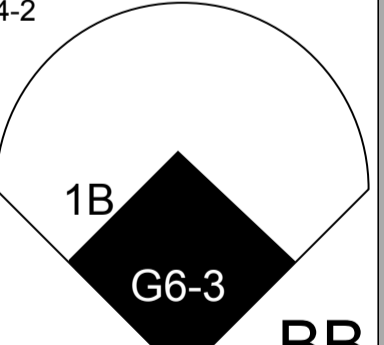
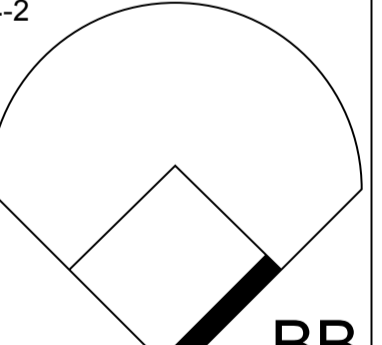
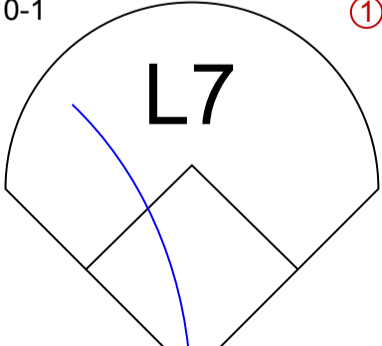
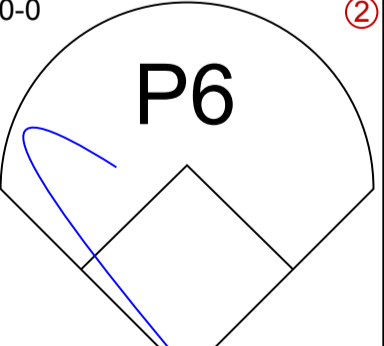
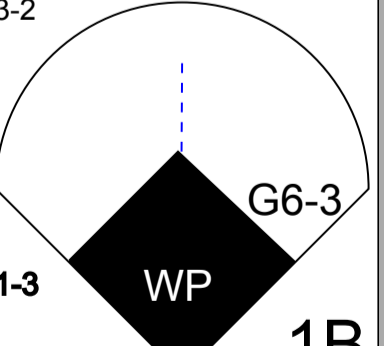
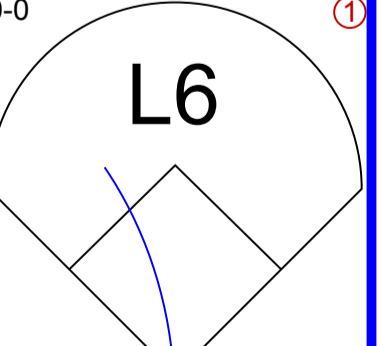
PITCHER	IP	WLS	BF	H	R	ER	SO	BB	IBB	HBP	BLK	WP	HR	S	P	ERA	WHIP
Pete Harnisch, R (1, 1) ERA: 3.33	1.2		8	3	2	2	0	0	0	0	0	0	0	19	30	10.80	1.800
Scott Sullivan, R (2, 1) ERA: 1.42	3.1	W	15	2	0	0	5	3	0	0	0	0	0	35	61	0.00	1.500
Dennys Reyes, L (6, 1) ERA: 1.93	2.0		9	2	1	1	1	1	0	0	0	0	0	16	24	4.50	1.500
Gabe White, L (8, 1) ERA: 5.55	2.0		8	2	0	0	2	0	0	0	0	0	0	19	26	0.00	1.000

Batter	1	2	3	4	5	6	7	8	9	AB R H RBI BB SO LOB	TOP									
Joe McEwing, R (1, 8) OBP: 0.364, SLG: 0.426	1-2 G6-3		3-2 F8		1-2 L4		1 SAFE 2-1 G6-3		1-3 K	5 0 0 0 0 1 3	<b>St. Louis Cardinals @ Kansas City Royals</b> Kauffman Stadium, Kansas City, MO Mon Jun 07 1999, 7:05 PM CDT Att. 37,248 - Cloudy - 91 F									
Edgar Renteria, R (1, 6) OBP: 0.333, SLG: 0.393	2-3 K		1-2 G5-3		1-2 L7		1-2 S 1B	2-1 G1-6-3 1B	5 0 2 1 0 1 1											
Ray Lankford, L (1, 7) Alberto Castillo, R (7, 2) OBP: 0.282, SLG: 0.313	2-2 L9			3-1 G4-3		2-2 CS 1B	2-1 L4	0-0 G1-6-3 1-2f	4 0 1 0 0 0 1 1 0 0 0 0 0 2											
Eric Davis, R (1, 10) OBP: 0.372, SLG: 0.434		2-3 K		1-1 G4-3		2-3 K 1-2		4-0 2B BB	3 1 0 0 1 2 1											
Fernando Tatis, R (1, 5) OBP: 0.415, SLG: 0.574		1-0 S 1B 1B		2-2 HR 2B		2-3 K		1-1 G3 1-H 2B	4 2 3 1 0 1 0											
Shawon Dunston, R (1, 3) Willie McGee, S (7, 7) OBP: 0.330, SLG: 0.284		2-3 K		1-2 HR			1-2 1B SF9 2B	0-3 K	3 2 2 2 0 1 1 1 0 0 0 0 1 1											
Darren Bragg, L (1, 9) OBP: 0.388, SLG: 0.366		1-1 FC5-4 1B		0-3 K			1-0 1B SF9 1B	1-2 G3	4 1 2 1 0 1 1											
Eli Marrero, R (1, 2) OBP: 0.273, SLG: 0.370		0-0 FC5-4			2-2 SH1-3 1B		0-0 SF9	1-3 K	3 0 1 1 0 1 2											
Placido Polanco, R (1, 4) OBP: 0.347, SLG: 0.362			0-1 G5-3		0-0 SH1-3		0-0 G6-3 1B	0-0 E6 1B	3 1 1 1 0 0 0											
<b>Inning Stats</b>	R: 0 E: 0 K: 1 S: 9	H: 0 LOB: 0 BB: 0 P: 14	R: 1 E: 0 K: 2 S: 11	H: 2 LOB: 1 BB: 0 P: 17	R: 0 E: 0 K: 0 S: 12	H: 0 LOB: 0 BB: 0 P: 16	R: 2 E: 0 K: 1 S: 13	H: 2 LOB: 0 BB: 0 P: 20	R: 0 E: 0 K: 2 S: 9	H: 1 LOB: 1 BB: 0 P: 15		R: 3 E: 0 K: 0 S: 13	H: 4 LOB: 1 BB: 0 P: 20	R: 1 E: 0 K: 2 S: 11	H: 1 LOB: 1 BB: 1 P: 18	R: 0 E: 1 K: 1 S: 9	H: 1 LOB: 1 BB: 0 P: 10	1B: 8 2B: 3 3B: 0 HR: 1	SF: 1 SAC: 1 DP: 1 HBP: 0	WP: 0 PB: 0 SB: 2 CS: 1
<b>PITCHER</b>	IP WLS BF H R ER SO BB IBB HBP BLK WP HR S P ERA WHIP																			
Kevin Appier, R (1, 1) ERA: 4.39	6.1 L 27 9 6 6 6 0 0 0 0 0 0 1 70 104 8.53 1.421																			
Jose Santiago, R (7, 1) ERA: 3.15	0.1 2 1 0 0 0 0 0 0 0 0 0 0 5 8 0.00 3.000																			
Matt Whisenant, L (7, 1) ERA: 3.57	0.1 1 0 0 0 0 0 0 0 0 0 0 0 2 4 0.00 0.000																			
Orber Moreno, R (8, 1) ERA: 2.57	1.0 5 1 1 1 2 1 0 0 0 0 0 0 11 18 9.00 2.000																			
Jeff Montgomery, R (9, 1) ERA: 6.08	1.0 4 1 0 0 1 0 0 0 0 0 0 0 9 10 0.00 1.000																			

livebaseballscorecards.com

AB	36
R	7
H	12
RBI	7
BB	1
SO	9
LOB	13



Batter	1	2	3	4	5	6	7	8	9	AB R H RBI BB SO LOB
<b>Carlos Febles, R</b> OBP: 0.376, SLG: 0.486 (1, 4)	3-3 		1-0 		4-2 		3-2 		2-2 	4 0 0 1 1 1 2
<b>Carlos Beltrán, S</b> OBP: 0.316, SLG: 0.458 (1, 8)	3-2 		2-2 		1-0 		2-1 		0-0 	5 0 2 2 0 0 1
<b>Johnny Damon, L</b> OBP: 0.366, SLG: 0.459 (1, 7)	2-3 			1-0 		0-1 		4-0 		3 1 1 0 1 1 1
<b>29 Mike Sweeney, R</b> OBP: 0.376, SLG: 0.475 (1, 10)	3-1 			0-0 		2-1 		2-3 		4 0 1 0 0 1 2
<b>Jermaine Dye, R</b> OBP: 0.350, SLG: 0.532 (1, 9)		4-0 		0-0 		0-1 		2-3 		2 0 0 1 1 1 0
<b>Jeremy Giambi, L</b> OBP: 0.250, SLG: 0.375 (1, 3)		1-1 			3-1 		0-1 		0-0 	4 1 2 0 0 0 1
<b>Chad Kreuter, S</b> OBP: 0.375, SLG: 0.422 (1, 2)		2-3 			4-1 		1-0 		1-3 	3 0 0 0 1 2 3
<b>Joe Randa, R</b> OBP: 0.321, SLG: 0.369 (1, 5)		0-0 			0-0 		4-2 		4-2 	2 2 0 0 2 0 4
<b>Rey Sanchez, R</b> OBP: 0.287, SLG: 0.366 (1, 6)			0-1 		0-0 		3-2 		0-0 	3 1 1 0 0 0 2
<b>Scott Pose, L</b> OBP: 0.420, SLG: 0.419 (9, PH)										0 0 0 0 0 0 0
<b>Scott Leius, R</b> OBP: 0.271, SLG: 0.308 (9, PH)										1 0 0 0 0 0 1

Inning Stats	R: 0 E: 0 K: 2 S: 15	H: 1 LOB: 1 BB: 0 P: 26	R: 0 E: 0 K: 1 S: 6	H: 1 LOB: 1 BB: 1 P: 13	R: 0 E: 0 K: 0 S: 6	H: 0 LOB: 0 BB: 0 P: 9	R: 0 E: 0 K: 0 S: 3	H: 0 LOB: 0 BB: 0 P: 4	R: 2 E: 0 K: 0 S: 8	H: 2 LOB: 2 BB: 2 P: 20	R: 1 E: 0 K: 1 S: 9	H: 2 LOB: 1 BB: 0 P: 12	R: 2 E: 0 K: 1 S: 13	H: 1 LOB: 1 BB: 2 P: 31	R: 0 E: 0 K: 2 S: 7	H: 0 LOB: 0 BB: 0 P: 10	R: 0 E: 0 K: 0 S: 7	H: 0 LOB: 1 BB: 1 P: 13	1B: 5 2B: 2 3B: 0 HR: 0	SF: 1 SAC: 0 DP: 1 HBP: 0	WP: 2 PB: 0 SB: 1 CS: 0	PA: 38
--------------	-------------------------------	----------------------------------	------------------------------	----------------------------------	------------------------------	---------------------------------	------------------------------	---------------------------------	------------------------------	----------------------------------	------------------------------	----------------------------------	-------------------------------	----------------------------------	------------------------------	----------------------------------	------------------------------	----------------------------------	----------------------------------	------------------------------------	----------------------------------	--------


PITCHER	IP	WLS	BF	H	R	ER	SO	BB	IBB	HBP	BLK	WP	HR	S	P	ERA	WHIP
<b>Lance Painter, L</b> ERA: 6.16 (1, 1)	5.0		20	4	2	2	3	3	0	0	0	0	0	38	72	3.60	1.400
<b>Heathcliff Slocumb, R</b> ERA: 9.18 (6, 1)	1.0	W	5	2	1	1	0	0	0	0	0	0	0	9	12	9.00	2.000
<b>Rick Croushore, R</b> ERA: 2.5 (7, 1)	0.2	H	5	1	2	2	0	2	0	0	0	1	0	10	26	27.00	4.500
<b>Manny Aybar, R</b> ERA: 3.79 (7, 1)	1.1	H	5	0	0	0	3	1	0	0	0	0	0	12	21	0.00	0.750
<b>Scott Radinsky, L</b> ERA: 4.86 (9, 1)	0.1	H	1	0	0	0	0	0	0	0	0	0	0	1	1	0.00	0.000

**BOTTOM**

**St. Louis Cardinals @ Kansas City Royals**  
Kauffman Stadium, Kansas City, MO

Mon Jun 07 1999, 7:05 PM CDT  
Att: 37,248 - Cloudy - 91 F

<b>AB</b>	<b>31</b>
<b>R</b>	<b>5</b>
<b>H</b>	<b>7</b>
<b>RBI</b>	<b>4</b>
<b>BB</b>	<b>6</b>
<b>SO</b>	<b>6</b>
<b>LOB</b>	<b>17</b>



Batter	1	2	3	4	5	6	7	8	9	AB R H RBI BB SO LOB	TOP																	
Joe McEwing, R OBP: 0.364, SLG: 0.425 (1, 8) (8, 4)	2-2 G5-3		3-2 WP 2-H 1B		1 SAFE 2-1 1-3 FC5-4 1B	0-3 K		0-0 G5-3		5 0 2 1 0 1 1																		
Edgar Renteria, R OBP: 0.335, SLG: 0.405 (1, 6)	2-3 K		2-1 G6-3		0-2 FC5-4 1-2f 2B 3-H		1-2 HR		4-1 HR BB	4 3 1 2 1 1 2																		
Mark McGwire, R OBP: 0.418, SLG: 0.610 (1, 3)	1-3 K			1-0 F8	1-1 P2		0-2 G6-3		1-1 HR 1-H	5 1 1 2 0 1 1																		
Ray Lankford, L OBP: 0.381, SLG: 0.646 (1, 7)		0-0 G4-3		4-2 WP 1B BB	1-1 1-H 1B 2B		0-2 G4-3		1-0 L8	4 2 1 1 1 0 0																		
Fernando Tatis, R OBP: 0.415, SLG: 0.567 (1, 5)		2-2 G4-3		3-2 1B 1-2 1B HBP	3-2 S 2-H 1B		0-0 F9		1-0 F8	4 1 1 1 0 0 0																		
Eric Davis, R OBP: 0.384, SLG: 0.442 (1, 10)		3-0 F8		1-2 1B 1-2 2-H 1B	4-1 1-3 BB			1-1 G6-3 E 1B	1-1 1B	4 1 3 1 1 0 0																		
Darren Bragg, L OBP: 0.388, SLG: 0.367 (1, 9)			3-2 E5 1B 1B	1-0 G4-6-3 1-2 2-H 1B	1-0 F9			0-2 G6-3	0-0 G4-3	5 0 2 1 0 0 4																		
Alberto Castillo, R OBP: 0.284, SLG: 0.313 Thomas Howard, S OBP: 0.444, SLG: 0.429 Eli Marrero, R OBP: 0.273, SLG: 0.370 (1, 2) (8, PH) (8, 2)			3-2 FC5-4 2-H 1B	0-0 G4-6-3		0-1 G6-3		0-0 E4 G4-3 2-H 1B		3 0 1 0 0 0 2 1 0 1 0 0 0 0 0 0 0 0 0 0 0																		
Placido Polanco, R OBP: 0.347, SLG: 0.361 Willie McGee, S OBP: 0.327, SLG: 0.281 (1, 4) (8, PH) (8, 8)			0-0 FC5-4 1-2f 1B		3-1 1B E FC5-4 1B	1-0 F9		3-2 G4-3		3 2 1 0 0 0 1 1 0 0 0 0 0 1																		
<b>Inning Stats</b>	R: 0 E: 0 K: 2 S: 10	H: 0 LOB: 0 BB: 0 P: 15	R: 0 E: 0 K: 0 S: 5	H: 0 LOB: 0 BB: 0 P: 10	R: 1 E: 2 K: 0 S: 15	H: 3 LOB: 1 BB: 0 P: 26	R: 2 E: 0 K: 0 S: 12	H: 2 LOB: 1 BB: 1 P: 22	R: 3 E: 1 K: 0 S: 16	H: 4 LOB: 2 BB: 1 P: 31	R: 0 E: 0 K: 1 S: 7	H: 0 LOB: 0 BB: 0 P: 8	R: 1 E: 0 K: 0 S: 12	H: 1 LOB: 0 BB: 0 P: 13	R: 1 E: 1 K: 0 S: 12	H: 2 LOB: 1 BB: 0 P: 16	R: 2 E: 0 K: 0 S: 8	H: 2 LOB: 1 BB: 1 P: 16	1B: 11 2B: 1 3B: 0 HR: 2	SF: 0 SAC: 0 DP: 1 HBP: 1	WP: 2 PB: 0 SB: 2 CS: 0	PA: 43						
<b>PITCHER</b>	IP WLS BF H R ER SO BB IBB HBP BLK WP HR S P ERA WHIP												<b>PITCHER</b>	IP WLS BF H R ER SO BB IBB HBP BLK WP HR S P ERA WHIP														
49 Chris Fussell, R ERA: 6.23 (1, 1)	4.2		22	8	6	5	2	1	0	1	0	2	0	53	91	9.64	1.929											
Scott Service, R ERA: 6.03 (5, 1)	2.1	W	10	2	1	1	1	1	0	0	0	0	1	24	34	3.86	1.286											
Jose Santiago, R ERA: 3.31 (8, 1)	1.0	H	5	2	1	1	0	0	0	0	0	0	0	12	16	9.00	2.000											
Jeff Montgomery, R ERA: 6.57 (9, 1)	1.0	S	6	2	2	2	0	1	0	0	0	0	1	8	16	18.00	3.000											

St. Louis Cardinals @ Kansas City Royals  
Kauffman Stadium, Kansas City, MO  
Tue Jun 08 1999, 7:05 PM CDT  
Att. 37,297 - Unknown - 86 F

AB	39
R	10
H	14
RBI	9
BB	3
SO	3
LOB	12





Batter	1	2	3	4	5	6	7	8	9	AB	R	H	RBI	BB	SO	LOB
Carlos Febles, R (1, 4) OBP: 0.374, SLG: 0.479	2-2 G4-3		1-0 P6			3-1 P3	0-1 SH2-3	4-2 BB		3	0	0	0	1	0	1
Carlos Beltrán, S (1, 8) OBP: 0.322, SLG: 0.459	0-1 G5-3		1-0 1B			3-0 1B 29 2B HBP	1-1 29 F9 1B	0-2 G4-3		4	2	2	1	0	0	1
Johnny Damon, L (1, 7) OBP: 0.371, SLG: 0.462	1-2 F7		0-0 L3			0-0 29 2B 1B	1-1 1B 1B	0-0 WP 29 1B 1B		5	2	3	1	0	0	1
29 Mike Sweeney, R (1, 10) OBP: 0.376, SLG: 0.479										5	1	2	1	0	0	2
Jermaine Dye, R (1, 9) OBP: 0.351, SLG: 0.527										4	0	1	1	1	2	2
Jeremy Giambi, L (1, 3) OBP: 0.462, SLG: 0.455										3	1	2	1	2	1	3
Steve Scarsone, R (8, PR) OBP: 0.293, SLG: 0.224										0	0	0	0	0	0	0
Chad Kreuter, S (1, 2) OBP: 0.369, SLG: 0.436										5	1	1	2	0	2	9
Joe Randa, R (1, 5) OBP: 0.326, SLG: 0.393										5	2	3	2	0	0	0
Rey Sanchez, R (1, 6) OBP: 0.290, SLG: 0.363										4	2	1	2	1	0	2

Inning Stats	R: 0	H: 0	E: 0	K: 0	S: 9	LOB: 0	BB: 0	P: 12	R: 0	H: 1	E: 0	K: 0	S: 12	LOB: 1	BB: 0	P: 21	R: 1	H: 2	E: 0	K: 0	S: 6	LOB: 1	BB: 0	P: 10	R: 2	H: 1	E: 0	K: 1	S: 8	LOB: 0	BB: 1	P: 18	R: 2	H: 2	E: 0	K: 1	S: 15	LOB: 3	BB: 2	P: 35	R: 4	H: 6	E: 0	K: 1	S: 20	LOB: 2	BB: 0	P: 28	R: 0	H: 0	E: 0	K: 0	S: 7	LOB: 1	BB: 1	P: 14	R: 2	H: 3	E: 0	K: 2	S: 12	LOB: 2	BB: 1	P: 24
--------------	------	------	------	------	------	--------	-------	-------	------	------	------	------	-------	--------	-------	-------	------	------	------	------	------	--------	-------	-------	------	------	------	------	------	--------	-------	-------	------	------	------	------	-------	--------	-------	-------	------	------	------	------	-------	--------	-------	-------	------	------	------	------	------	--------	-------	-------	------	------	------	------	-------	--------	-------	-------

PITCHER	IP	WLS	BF	H	R	ER	SO	BB	IBB	HBP	BLK	WP	HR	S	P	ERA	WHIP
Darren Oliver, L (1, 1) ERA: 4.16	5.0	L	27	8	7	7	2	2	2	1	0	0	0	0	104	12.60	2.000
Mike Mohler, L (6, 1) ERA: 5.13	0.1		3	2	0	0	0	0	0	0	0	0	0	6	8	0.00	6.000
Heathcliff Slocumb, R (6, 1) ERA: 8.83	0.2		4	2	2	2	1	0	0	0	0	0	0	8	12	27.00	3.000
Kent Mercker, L (7, 1) ERA: 8.04	1.0		5	1	1	1	0	1	0	0	0	0	0	8	15	9.00	2.000
Rick Croushore, R (8, 1) ERA: 2.84	1.0		6	2	1	1	2	0	1	0	0	1	0	11	23	9.00	2.000


**BOTTOM**

**St. Louis Cardinals @ Kansas City Royals**  
Kauffman Stadium, Kansas City, MO

Tue Jun 08 1999, 7:05 PM CDT  
Att: 37,297 - Unknown - 86 F

AB	38
R	11
H	15
RBI	11
BB	5
SO	5
LOB	21

WP: 1 PA: 45  
PB: 0  
SB: 0  
CS: 0



PITCHER	IP	WLS	BF	H	R	ER	SO	BB	IBB	HBP	BLK	WP	HR	S	P	ERA	WHIP
Darren Oliver, L (1, 1) ERA: 4.16	5.0	L	27	8	7	7	2	2	2	1	0	0	0	0	104	12.60	2.000
Mike Mohler, L (6, 1) ERA: 5.13	0.1		3	2	0	0	0	0	0	0	0	0	0	6	8	0.00	6.000
Heathcliff Slocumb, R (6, 1) ERA: 8.83	0.2		4	2	2	2	1	0	0	0	0	0	0	8	12	27.00	3.000
Kent Mercker, L (7, 1) ERA: 8.04	1.0		5	1	1	1	0	1	0	0	0	0	0	8	15	9.00	2.000
Rick Croushore, R (8, 1) ERA: 2.84	1.0		6	2	1	1	2	0	1	0	0	1	0	11	23	9.00	2.000

Batter	1	2	3	4	5	6	7	8	9	AB	R	H	RBI	BB	SO	LOB	TOP								
Shawon Dunston, R (1, 10) OBP: 0.373, SLG: 0.566	0-1 1B SF7 1B		2-2 G4-3		2-3 K	0-2 FC5-4 1B		0-3 K	0-0 1B 2B	6	2	3	1	0	2	2									
Edgar Renteria, R (1, 6) OBP: 0.344, SLG: 0.407	1-0 PO S 1B		4-0 BB		4-1 HR BB	1-2 FC5-4		0-1 BB 1B	0-1 G6-3	4	2	2	2	2	0	3									
Mark McGwire, R (1, 3) OBP: 0.420, SLG: 0.620	0-1 P6		1-0 L5		1-1 HR			4-0 1B BB	0-1 HBP 1B	5	1	2	3	1	1	3									
Ray Lankford, L (1, 7) OBP: 0.386, SLG: 0.644	3-0 SF7				0-1 G4-3	1-0 1B		2-2 G3	1-2 HBP 1B	5	0	3	3	0	0	0									
Fernando Tatis, R (1, 5) OBP: 0.417, SLG: 0.583	0-1 PO 1-3	2-0 F9			0-1 1B 2B	0-1 G5-3		2-2 HR	1-0 F9	5	2	2	1	0	0	3									
Eric Davis, R (1, 9) OBP: 0.377, SLG: 0.432			1-3 K		3-2 CS 1B	2-0 L6		2-3 K		6	0	1	1	0	3	3									
Darren Bragg, L (1, 8) OBP: 0.399, SLG: 0.373			1-1		3-2 1B	1-1 G1-3		4-1 FC5-4 BB	4-0 HR BB	3	1	2	0	2	0	0									
Eli Marrero, R (1, 2) OBP: 0.277, SLG: 0.384			0-2 F7		3-1 F8	4-2 1B BB		1-2 FC5-4 1B	1-1 HR	4	3	1	2	1	0	3									
Joe McEwing, R (1, 4) OBP: 0.364, SLG: 0.423			2-3 K		0-2 L7	1-0 1B		4-2 BB 1B	2-1 2B G6-3 1B	3	0	1	0	0	1	0									
Thomas Howard, S (8, PH) OBP: 0.464, SLG: 0.429										0	1	0	0	1	0	0									
Placido Polanco, R (8, 4) OBP: 0.352, SLG: 0.367										1	1	1	0	0	0	0									
<b>Inning Stats</b>	R: 1 E: 0 K: 0 S: 7	H: 2 LOB: 0 BB: 0 P: 11	R: 0 E: 0 K: 1 S: 10	H: 1 LOB: 1 BB: 0 P: 14	R: 0 E: 0 K: 1 S: 8	H: 0 LOB: 1 BB: 1 P: 17	R: 1 E: 0 K: 0 S: 14	H: 3 LOB: 1 BB: 0 P: 23	R: 2 E: 0 K: 2 S: 13	H: 2 LOB: 1 BB: 1 P: 21	R: 1 E: 0 K: 0 S: 17	H: 2 LOB: 2 BB: 1 P: 26	R: 1 E: 0 K: 2 S: 12	H: 1 LOB: 0 BB: 0 P: 21	R: 3 E: 0 K: 1 S: 17	H: 2 LOB: 2 BB: 3 P: 32	R: 4 E: 0 K: 1 S: 17	H: 5 LOB: 3 BB: 1 P: 29	1B: 13 2B: 2 3B: 0 HR: 3	SF: 1 SAC: 0 DP: 0 HBP: 1	WP: 0 PB: 0 SB: 2 CS: 1	PA: 52			
<b>PITCHER</b>	IP	WLS	BF	H	R	ER	SO	BB	IBB	HBP	BLK	WP	HR	S	P	ERA	WHIP								
Terry Mathews, R (1, 1) ERA: 4.15	4.2		21	7	4	4	3	2	0	0	0	0	1	49	82	7.71	1.929								
Alvin Morman, L (5, 1) ERA: 4.58	2.0		11	4	2	2	1	1	0	0	0	0	1	29	46	9.00	2.500								
Orber Moreno, R (7, 1) ERA: 5.63	1.0		7	1	3	3	2	3	0	0	0	0	0	16	31	27.00	4.000								
Matt Whisenant, L (8, 1) ERA: 5.4	0.2	W	7	4	4	4	1	1	0	0	0	0	1	12	24	54.00	7.500								
Jose Santiago, R (9, 1) ERA: 3.25	0.2		5	2	0	0	0	0	0	1	0	0	0	9	11	0.00	3.000								

St. Louis Cardinals @ Kansas City Royals  
Kauffman Stadium, Kansas City, MO  
Wed Jun 09 1999, 7:05 PM CDT  
Att. 37,484 - Cloudy - 88 F

AB	42
R	13
H	18
RBI	13
BB	7
SO	7
LOB	17



Batter	1	2	3	4	5	6	7	8	9	AB	R	H	RBI	BB	SO	LOB
Carlos Febles, R OBP: 0.373, SLG: 0.474 (1, 4)	F8		G5-3	G6-3		SF8		1B		4	1	1	3	1	0	1
Carlos Beltrán, S OBP: 0.326, SLG: 0.464 (1, 8)	G3		3B	L7		2B		WP		6	3	3	3	0	0	3
Johnny Damon, L OBP: 0.374, SLG: 0.474 (1, 7)	P5		29 2B			F8		G4-3		5	2	2	2	1	0	0
Scott Pose, L OBP: 0.420, SLG: 0.419 (9, 7)			3B			29 PB				0	0	0	0	0	0	0
29 Mike Sweeney, R OBP: 0.380, SLG: 0.490 (1, 3)		G6-3				L7				6	1	3	3	0	0	1
Steve Scarso, R OBP: 0.293, SLG: 0.224 (9, 3)			2B			P2				0	0	0	0	0	0	0
Jeremy Giambi, L OBP: 0.579, SLG: 0.571 (1, 10)		G5-3				L7				3	2	2	0	3	0	0
		1B				2B										
Jermaine Dye, R OBP: 0.346, SLG: 0.517 (1, 9)		G5-3				F7				6	1	1	1	0	0	6
		1B				F7										
Joe Randa, R OBP: 0.340, SLG: 0.415 (1, 5)										5	4	5	2	0	0	0
Scott Leius, R OBP: 0.271, SLG: 0.308 (9, 5)						SH1-4				0	0	0	0	0	0	0
		1B				G6-3										
Tim Spehr, R OBP: 0.379, SLG: 0.500 (1, 2)		G5-3								4	2	1	2	1	1	3
						G6-3										
Rey Sanchez, R OBP: 0.294, SLG: 0.363 (1, 6)						SH1-4				3	1	1	0	1	0	2

Inning Stats	R: 0	H: 0	E: 0	K: 0	S: 6	LOB: 0	BB: 0	P: 10	R: 1	H: 2	E: 0	K: 0	S: 15	LLOB: 1	BB: 0	P: 25	R: 2	H: 3	E: 0	K: 0	S: 13	LLOB: 2	BB: 1	P: 27	R: 1	H: 1	E: 0	K: 0	S: 5	LLOB: 1	BB: 1	P: 11	R: 0	H: 1	E: 0	K: 0	S: 5	LLOB: 1	BB: 0	P: 10	R: 3	H: 4	E: 0	K: 1	S: 14	LLOB: 1	BB: 0	P: 17	R: 2	H: 3	E: 0	K: 0	S: 15	LLOB: 2	BB: 1	P: 25	R: 8	H: 5	E: 0	K: 0	S: 22	LLOB: 2	BB: 4	P: 42
--------------	------	------	------	------	------	--------	-------	-------	------	------	------	------	-------	---------	-------	-------	------	------	------	------	-------	---------	-------	-------	------	------	------	------	------	---------	-------	-------	------	------	------	------	------	---------	-------	-------	------	------	------	------	-------	---------	-------	-------	------	------	------	------	-------	---------	-------	-------	------	------	------	------	-------	---------	-------	-------

PITCHER	IP	WLS	BF	H	R	ER	SO	BB	IBB	HBP	BLK	WP	HR	S	P	ERA	WHIP
Jose Jimenez, R ERA: 6.92 (1, 1)	5.0		25	8	5	5	0	2	0	0	0	0	0	46	85	9.00	2.000
Manny Aybar, R ERA: 4.5 (6, 1)	1.2	B	12	6	4	4	1	1	0	0	0	0	0	24	35	21.60	4.200
Scott Radinsky, L ERA: 5.71 (7, 1)	0.2	L	4	1	2	2	0	1	0	0	0	0	0	9	18	27.00	3.000
Ricky Bottalico, R ERA: 3.86 (8, 1)	0.1		8	4	6	6	0	2	0	0	0	1	0	11	20	162.00	18.000
Mike Mohler, L ERA: 5.06 (8, 1)	0.1		2	0	0	0	0	1	0	0	0	0	0	5	9	0.00	3.000

**BOTTOM**

**St. Louis Cardinals @ Kansas City Royals**  
**Kauffman Stadium, Kansas City, MO**


Wed Jun 09 1999, 7:05 PM CDT  
 Att: 37,484 - Cloudy - 88 F

livebaseballscorecards.com

AB	42
R	17
H	19
RBI	16
BB	7
SO	1
LOB	16

1B: 10    SF: 1  
 2B: 8    SAC: 1  
 3B: 1    DP: 0  
 HR: 0    HBP: 0

WP: 1    PA: 51  
 PB: 1  
 SB: 0  
 CS: 0



**Kansas City Royals @ Pittsburgh Pirates**  
 Three Rivers Stadium, Pittsburgh, PA

Fri Jun 11 1999, 7:05 PM EDT  
 Att. 31,052 - Unknown - 89 F

AB	35
R	10
H	9
RBI	10
BB	5
SO	9
LOB	8



Batter	1	2	3	4	5	6	7	8	9	AB	R	H	RBI	BB	SO	LOB
Carlos Febles, R (1, 4) OBP: 0.373, SLG: 0.467	G1-3	F9			K		2B 1B BB		HR BB	3	2	0	0	2	1	1
Carlos Beltrán, S (1, 8) OBP: 0.327, SLG: 0.475	F8		P5		3B 1B		K		HR	5	2	2	2	0	1	1
Johnny Damon, L (1, 7) OBP: 0.374, SLG: 0.485	G4-3		G3-1		2B 3B		1B 2B		P2	5	2	2	1	0	0	0
Jermaine Dye, R (1, 9) OBP: 0.347, SLG: 0.519		L3	P3		2B		1B		K	5	0	2	3	0	1	0
Jeremy Giambi, L (1, 3) OBP: 0.500, SLG: 0.444		HR BB		P6	F8		G3		K	4	1	0	0	1	1	2
Chad Kreuter, S (1, 2) OBP: 0.366, SLG: 0.426		HR BB		K		G5-3		G4-3		3	1	0	0	1	1	0
Joe Randa, R (1, 5) OBP: 0.351, SLG: 0.454		HR		HR		G4-6-3 BB		2B		3	2	3	4	1	0	0
Rey Sanchez, R (1, 6) OBP: 0.293, SLG: 0.357		HBP		P8		G4-6-3		K		3	0	0	0	0	1	2
50 José Rosado, L (1, 1) Steve Scarsone, R (8, PH) Scott Service, R (8, 1)		K		F8			K	K		3	0	0	0	0	2	1
										1	0	0	0	0	1	1
										0	0	0	0	0	0	0

Inning Stats	R: 0	H: 0	E: 0	K: 0	S: 7	P: 8	R: 3	H: 1	E: 0	K: 1	S: 21	P: 35	R: 0	H: 0	E: 0	K: 0	S: 5	P: 7	R: 1	H: 1	E: 0	K: 1	S: 10	P: 14	R: 2	H: 3	E: 0	K: 1	S: 13	P: 16	R: 0	H: 0	E: 0	K: 0	S: 6	P: 13	R: 2	H: 2	E: 0	K: 2	S: 12	P: 20	R: 0	H: 1	E: 0	K: 2	S: 13	P: 22	R: 2	H: 1	E: 0	K: 2	S: 14	P: 21	1B: 2	SF: 0	2B: 3	SAC: 0	3B: 1	DP: 1	HR: 3	HBP: 1	WP: 0	PA: 41
--------------	------	------	------	------	------	------	------	------	------	------	-------	-------	------	------	------	------	------	------	------	------	------	------	-------	-------	------	------	------	------	-------	-------	------	------	------	------	------	-------	------	------	------	------	-------	-------	------	------	------	------	-------	-------	------	------	------	------	-------	-------	-------	-------	-------	--------	-------	-------	-------	--------	-------	--------

PITCHER	IP	WLS	BF	H	R	ER	SO	BB	IBB	HBP	BLK	WP	HR	S	P	ERA	WHIP
Kris Benson, R (1, 1) ERA: 4.84	4.2	L	22	5	6	6	3	2	0	1	0	0	2	55	79	11.57	1.500
Scott Sauerbeck, L (5, 1) ERA: 1.55	1.1		4	0	0	0	0	1	0	0	0	0	0	7	14	0.00	0.750
Pete Schourek, L (7, 1) ERA: 5.05	1.0		6	2	2	2	2	1	0	0	0	0	0	12	20	18.00	3.000
Jeff Wallace, L (8, 1) ERA: 1.91	1.0		4	1	0	0	2	0	0	0	0	0	0	13	22	0.00	1.000
Greg Hansell, R (9, 1) ERA: 18.0	1.0		5	1	2	2	2	1	0	0	0	0	1	14	21	18.00	2.000

Batter	1	2	3	4	5	6	7	8	9	AB	R	H	RBI	BB	SO	LOB
Abraham Nunez, S OBP: 0.282, SLG: 0.266 (1, 6)	G6-3			G4-3		F7	G5-3			4	0	0	0	0	0	2
Ed Sprague, R OBP: 0.407, SLG: 0.527 (1, 5)	G1-6-3 BB			L7		G4-3 1B		P5		3	0	1	0	1	0	0
Brian Giles, L OBP: 0.402, SLG: 0.571 Greg Hansell, R (9, 1)	G1-6-3 1-2f			FC6-4 1B		G4-3 1-2 2-3		P4		4	0	1	0	0	0	3
Kevin Young, R OBP: 0.436, SLG: 0.516 (1, 3)				FC6-4 1-2f		G1-3		HR		4	1	1	1	0	1	3
18 Jason Kendall, R OBP: 0.448, SLG: 0.522 (1, 2)						FC6-4 1B		HR		3	1	2	1	1	0	0
Freddy Garcia, R OBP: 0.256, SLG: 0.361 (1, 7)						P6		BB		4	1	1	0	0	1	2
Jose Guillen, R OBP: 0.324, SLG: 0.356 (1, 9)						P6 E		P6		4	1	1	0	0	1	2
Mike Benjamin, R OBP: 0.281, SLG: 0.308 (1, 4)						G1-4-3 1B				4	0	1	0	0	0	1
Kris Benson, R OBP: 0.086, SLG: 0.100 Scott Sauerbeck, R (5, 1)						F8		G5-3		4	0	1	0	0	0	1
Adrian Brown, S OBP: 0.302, SLG: 0.196 Pete Schourek, L (7, 1)						FC6-4 1-2f		F7		4	0	0	0	0	1	3
Keith Osik, R OBP: 0.300, SLG: 0.357 Jeff Wallace, L (8, 1)								F9		4	0	0	0	0	0	1
Brant Brown, L OBP: 0.287, SLG: 0.418 (9, 8)								G1-4-3		1	0	0	0	0	0	1
						G4-3 1B		F9		1	0	0	0	0	0	0

Inning Stats		R: 0	H: 0	E: 0	LOB: 0	K: 0	BB: 1	S: 6	R: 0	H: 0	E: 0	LOB: 0	K: 2	BB: 0	S: 11	R: 0	H: 0	E: 0	LOB: 0	K: 2	BB: 0	S: 9	R: 0	H: 1	E: 0	LOB: 1	K: 0	BB: 0	S: 10	R: 0	H: 1	E: 0	LOB: 1	K: 0	BB: 0	S: 8	R: 0	H: 2	E: 0	LOB: 2	K: 0	BB: 0	S: 15	R: 2	H: 3	E: 1	LOB: 1	K: 0	BB: 0	S: 15	R: 1	H: 1	E: 0	LOB: 1	K: 0	BB: 1	S: 5	R: 0	H: 0	E: 0	LOB: 0	K: 0	BB: 0	S: 3	1B: 6	SF: 0	2B: 0	SAC: 0	3B: 0	DP: 1	HR: 2	HBP: 0
PITCHER	IP	WLS	BF	H	R	ER	SO	BB	IBB	HBP	BLK	WP	HR	S	P	ERA	WHIP																			PITCHER	IP	WLS	BF	H	R	ER	SO	BB	IBB	HBP	BLK	WP	HR	S	P	ERA	WHIP																			
50 José Rosado, L ERA: 2.91 (1, 1)	7.0	W	28	7	2	1	4	1	0	0	0	0	1	74	107	1.29	1.143																			50 José Rosado, L ERA: 2.91 (1, 1)	7.0	W	28	7	2	1	4	1	0	0	0	1	74	107	1.29	1.143																				
Scott Service, R ERA: 5.94 (8, 1)	2.0		8	1	1	1	0	1	0	0	0	0	1	8	15	4.50	1.000																			Scott Service, R ERA: 5.94 (8, 1)	2.0		8	1	1	1	0	1	0	0	0	1	8	15	4.50	1.000																				

**BOTTOM**

**Kansas City Royals @ Pittsburgh Pirates**  
Three Rivers Stadium, Pittsburgh, PA

Fri Jun 11 1999, 7:05 PM EDT  
Att: 31,052 - Unknown - 89 F

AB	34
R	3
H	8
RBI	3
BB	2
SO	4
LOB	15



WP: 0	PA: 36
PB: 0	
SB: 0	
CS: 0	

livebaseballscorecards.com



BOTTOM

Kansas City Royals @ Pittsburgh Pirates  
Three Rivers Stadium, Pittsburgh, PA

Sat Jun 12 1999, 7:05 PM EDT  
Att: 29,569 - Unknown - 88 F

livebaseballscorecards.com

AB	41
R	9
H	17
RBI	9
BB	5
SO	4
LOB	24



WP:	0	PA:	47
PB:	0		
SB:	2		
CS:	0		

AB R H RBI BB SO LOB

6	2	4	0	0	0	1
6	1	3	3	0	0	2
3	1	2	0	2	0	0
0	0	0	0	0	0	0
4	2	2	3	1	2	4
5	2	2	2	0	1	4
5	0	1	0	0	1	5
4	0	2	1	1	0	3
5	0	0	0	0	0	4
1	0	0	0	0	0	0
0	0	0	0	0	0	0
0	0	0	0	0	0	0
1	0	0	0	0	0	1
0	0	0	0	0	0	0
0	0	0	0	0	0	0
1	1	1	0	1	0	0

1B:	9	SF:	0
2B:	5	SAC:	1
3B:	0	DP:	0
HR:	3	HBP:	0

Batter	1	2	3	4	5	6	7	8	9
Al Martin, L OBP: 0.337, SLG: 0.476 (1, 7)	2-2 S HR 1B	0-0 F7		3-2 L4		2-1 1B BB 2B	0-0 BB 1-2 1B		1-1 1B 1-3 1B
Ed Sprague, R OBP: 0.409, SLG: 0.542 (1, 5)	3-2 1-H HR		0-0 F7	2-2 G1-3		1-1 BB BB 1B 2-3	0-2 P9		0-2 1B 1-2 1B 3-H
Brian Giles, L OBP: 0.410, SLG: 0.573 Jason Christiansen, R (8, 1)	1-1 18 FC6-4 1B		0-0 F8		2-2 HR 1B	4-1 BB BB 1-2 BB	4-1 BB 1-2 2-3 BB		
Kevin Young, R OBP: 0.439, SLG: 0.533 (1, 3)	2-3 K		3-2 18 HR 2B		3-1 1-H HR	4-0 1-2 2-3 3-H BB	1-3 K		
18 Jason Kendall, R OBP: 0.447, SLG: 0.538 (1, 2)	1-2 FC6-4 S 1-2f 1B		2-1 2-H HR		3-1 F8 2B 2B	3-1 P4		0-3 K	
Warren Morris, L OBP: 0.358, SLG: 0.446 (1, 4)	2-1 P6 1-2		3-1 2B 1B		1-0 F8 2-3	1-3 K		2-1 G6-3	
Brant Brown, L OBP: 0.299, SLG: 0.437 (1, 9)		4-2 SH3-4 BB	0-0 1-3 2B		2-0 G4-3 3-H 2B	2-2 G4-3		1-2 P8	
Abraham Nunez, S OBP: 0.263, SLG: 0.246 (1, 6)		1-1 P3	0-0 B3		0-0 G4-3 2-3		2-2 G4-3		1-2 G4-3
Jose Silva, R OBP: 0.143, SLG: 0.143 Brad Clontz, R Scott Sauerbeck, R Jose Guillen, R OBP: 0.321, SLG: 0.353 Jeff Wallace, L Greg Hansell, R Adrian Brown, S OBP: 0.327, SLG: 0.213 (1, 1) (5, 1) (5, 1) (6, PH) (6, 1) (6, 1) (7, PH) (8, 8)		0-0 SH3-4		0-0 P9	1-0 P4		1-2 BB 1B 1B		4-0 1B 1B BB

Inning Stats	R: 2	H: 3	E: 0	LOB: 1	K: 1	P: 29	R: 0	H: 0	E: 0	LOB: 1	K: 0	P: 12	R: 2	H: 4	E: 0	LOB: 2	K: 0	P: 20	R: 0	H: 0	E: 0	LOB: 0	K: 0	P: 13	R: 3	H: 4	E: 0	LOB: 1	K: 0	P: 23	R: 1	H: 2	E: 0	LOB: 3	K: 1	P: 30	R: 0	H: 2	E: 0	LOB: 3	K: 1	P: 22	R: 0	H: 0	E: 0	LOB: 0	K: 1	P: 12	R: 1	H: 2	E: 0	LOB: 2	K: 0	P: 15
--------------	------	------	------	--------	------	-------	------	------	------	--------	------	-------	------	------	------	--------	------	-------	------	------	------	--------	------	-------	------	------	------	--------	------	-------	------	------	------	--------	------	-------	------	------	------	--------	------	-------	------	------	------	--------	------	-------	------	------	------	--------	------	-------

PITCHER	IP	WLS	BF	H	R	ER	SO	BB	IBB	HBP	BLK	WP	HR	S	P	ERA	WHIP
Jeff Suppan, R ERA: 3.59 (1, 1)	4.0		20	7	4	4	1	1	0	0	0	0	2	45	74	9.00	2.000
Jose Santiago, R ERA: 3.96 (5, 1)	0.1		5	4	3	3	0	0	0	0	0	0	1	9	20	81.00	12.000
Terry Mathews, R ERA: 4.39 (5, 1)	0.2		6	2	1	1	0	2	0	0	0	0	0	7	19	13.50	6.000
Scott Service, R ERA: 5.6 (6, 1)	2.0		9	2	0	0	2	1	0	0	0	0	0	22	36	0.00	1.500
Matt Whisenant, L ERA: 5.49 (8, 1)	1.1	L	6	1	1	1	1	1	0	0	0	0	0	15	24	6.75	1.500

PITCHER	IP	WLS	BF	H	R	ER	SO	BB	IBB	HBP	BLK	WP	HR	S	P	ERA	WHIP
Jeff Montgomery, R ERA: 6.57 (9, 1)	0.0		1	1	0	0	0	0	0	0	0	0	0	3	3	∞	∞

Batter	1	2	3	4	5	6	7	8	9	AB R H RBI BB SO LOB	TOP											
Carlos Febles, R (1, 4) OBP: 0.373, SLG: 0.473	1-2 G3		1-3 K		2-1 1B 3B		0-1 F8		2-1 G3	5 1 1 0 0 1 2												
Carlos Beltrán, S (1, 8) OBP: 0.332, SLG: 0.470	3-2 F7		0-0 1B E		1-2 1B G5-3		4-0 FC4-6 BB		1-3 K	4 2 2 1 1 1 2												
Johnny Damon, L (1, 7) OBP: 0.371, SLG: 0.479	2-3 K		1-2 E3 1B		1-0 1B E		1-1 FC4-6 FC5-4		2-2 G3	5 1 1 0 0 1 4												
Jermaine Dye, R (1, 9) OBP: 0.347, SLG: 0.520		2-2 G4-3	3-2 1B		3-1 G5-3		1-1 FC5-4			4 0 1 2 0 0 1												
Jeremy Giambi, L (1, 3) OBP: 0.464, SLG: 0.381		4-2 BB BB	1-3 K		0-2 G6-3			3-3 K		3 0 0 0 1 2 2												
Joe Randa, R (1, 5) OBP: 0.346, SLG: 0.445		1-1 P3		2-0 F7	1-0 G6-3			2-2 G3-6-1 1B		4 0 1 0 0 0 1												
Tim Spehr, R (1, 2) OBP: 0.391, SLG: 0.517		4-2 BB		3-1 F8 2B		2-2 K		2-1 G3-6-1		2 0 1 0 1 1 0												
Scott Pose, L (8, PH) OBP: 0.412, SLG: 0.409		1-2 BB		2-2 F8		2-3 K			0-1 G3 29 1B 1B	1 0 0 0 0 0 1												
Steve Scarsone, R (8, 6) OBP: 0.288, SLG: 0.220		1-3 K		2-3 F8		1-3 K			1-0 G3 1B	0 0 0 0 0 0 0												
Jed Hansen, R (1, 6) OBP: 0.377, SLG: 0.440			1-2 G1-3		2-3 K					3 0 0 0 0 2 3												
Chad Kreuter, S (8, 2) OBP: 0.377, SLG: 0.440										1 0 1 0 0 0 0												
Jay Witasick, R (1, 1)										3 0 0 0 0 2 1												
Matt Whisenant, R (7, 1)										0 0 0 0 0 0 0												
Scott Service, R (7, 1)										0 0 0 0 0 0 0												
Jeff Montgomery, R (8, 1)										0 0 0 0 0 0 0												
29 Mike Sweeney, R (9, PH) OBP: 0.387, SLG: 0.497										1 0 1 0 0 0 0												
<b>Inning Stats</b>	R: 0 E: 0 K: 1 S: 11	H: 0 LOB: 0 BB: 0 P: 17	R: 0 E: 0 K: 1 S: 13	H: 0 LOB: 2 BB: 2 P: 25	R: 1 E: 1 K: 2 S: 18	H: 2 LOB: 2 BB: 0 P: 25	R: 0 E: 0 K: 1 S: 9	H: 1 LOB: 1 BB: 0 P: 18	R: 3 E: 1 K: 0 S: 12	H: 3 LOB: 0 BB: 0 P: 20	R: 0 E: 0 K: 3 S: 12	H: 0 LOB: 0 BB: 0 P: 17	R: 0 E: 0 K: 0 S: 6	H: 0 LOB: 1 BB: 1 P: 12	R: 0 E: 0 K: 1 S: 10	H: 1 LOB: 0 BB: 0 P: 17	R: 0 E: 0 K: 1 S: 13	H: 2 LOB: 2 BB: 0 P: 19	1B: 7 2B: 1 3B: 1 HR: 0	SF: 0 SAC: 0 DP: 1 HBP: 0	WP: 0 PB: 0 SB: 0 CS: 0	PA: 39
<b>PITCHER</b>	IP WLS BF H R ER SO BB IBB HBP BLK WP HR S P ERA WHIP																					
Jason Schmidt, R (1, 1) ERA: 4.42	7.0 W 31 6 4 3 8 3 0 0 0 0 0 0 81 134 3.86 1.286																					
Mike Williams, R (8, 1) ERA: 2.64	2.0 S 8 3 0 0 2 0 0 0 0 0 0 0 23 36 0.00 1.500																					

Kansas City Royals @ Pittsburgh Pirates  
Three Rivers Stadium, Pittsburgh, PA

Sun Jun 13 1999, 1:35 PM EDT  
Att. 28,261 - Overcast - 86 F

AB	36
R	4
H	9
RBI	3
BB	3
SO	10
LOB	17





Batter	1	2	3	4	5	6	7	8	9	AB	R	H	RBI	BB	SO	LOB
<b>Al Martin, L</b> OBP: 0.335, SLG: 0.476 (1, 7)	1-0 F7			0-0 2B	2-1 F7		2-3 K			4	1	1	0	0	1	1
<b>Ed Sprague, R</b> OBP: 0.407, SLG: 0.544 (1, 5)	2-0 P2			0-0 18 FC4-6 2B		1-0 F9	0-1 SF8			3	0	1	2	0	0	0
<b>Brian Giles, L</b> OBP: 0.412, SLG: 0.567 (1, 8)	1-3 K			1-2 18 FC4-6 HBP		2-2 G4-1	4-1 BB			2	0	0	0	1	1	0
<b>Kevin Young, R</b> OBP: 0.432, SLG: 0.524 (1, 3)		0-1 L5		2-3 K		2-3 K	2-3 K			4	0	0	0	0	3	3
<b>18 Jason Kendall, R</b> OBP: 0.448, SLG: 0.537 (1, 2)		2-2 G5-3		2-2 FC4-6 S			1-2 BB 1B 2B	1-2 G4-3 S SH2-3 1B		4	2	2	0	0	0	2
<b>Warren Morris, L</b> OBP: 0.356, SLG: 0.441 (1, 4)		0-2 P5		1-3 K			2-0 BB 2B 1B	1-0 G4-3		4	1	1	0	0	1	3
<b>Brant Brown, L</b> OBP: 0.294, SLG: 0.430 (1, 9)			3-3 K		2-1 P5		4-0 2B 3B BB	0-1 SH2-3		2	0	0	0	0	1	0
<b>Adrian Brown, S</b> OBP: 0.339, SLG: 0.213 (7, PH)									0	1	0	1	1	0	0	
<b>Mike Benjamin, R</b> OBP: 0.287, SLG: 0.340 (1, 6)		2-2 G6-3		2-2 HR			1-2 3B 2B	1-2 G5-3		4	2	2	3	0	0	0
<b>Jason Schmidt, R</b> OBP: 0.100, SLG: 0.100 (1, 1)			1-3 K		1-3 K		1-2 3B SF8			2	0	0	0	0	2	0
<b>Keith Osik, R</b> OBP: 0.323, SLG: 0.448 (7, PH)									1	1	1	2	0	0	0	
<b>Mike Williams, R</b> (8, 1)									0	0	0	0	0	0	0	

Inning Stats	R: 0	H: 0	E: 0	K: 5	S: 5	R: 0	H: 0	E: 0	K: 8	S: 8	R: 0	H: 0	E: 0	K: 2	S: 11	R: 1	H: 2	E: 0	K: 2	S: 14	R: 1	H: 1	E: 0	K: 1	S: 9	R: 0	H: 0	E: 0	K: 1	S: 7	R: 5	H: 4	E: 0	K: 2	S: 25	R: 1	H: 1	E: 0	K: 0	S: 11	1B: 3	2B: 3	3B: 1	HR: 1	SF: 1	SAC: 1	DP: 0	HBP: 1	WP: 0	PB: 0	SB: 2	CS: 0	PA: 35
--------------	------	------	------	------	------	------	------	------	------	------	------	------	------	------	-------	------	------	------	------	-------	------	------	------	------	------	------	------	------	------	------	------	------	------	------	-------	------	------	------	------	-------	-------	-------	-------	-------	-------	--------	-------	--------	-------	-------	-------	-------	--------

PITCHER	IP	WLS	BF	H	R	ER	SO	BB	IBB	HBP	BLK	WP	HR	S	P	ERA	WHIP
<b>Jay Witasack, R</b> ERA: 8.01 (1, 1)	6.0		24	5	4	4	7	0	0	0	0	0	1	58	91	6.00	0.833
<b>Matt Whisenant, L</b> ERA: 6.41 (7, 1)	0.0	L	2	1	0	0	0	1	0	0	0	0	0	6	11	∞	∞
<b>Scott Service, R</b> ERA: 5.7 (7, 1)	1.0		5	1	3	3	2	1	0	0	0	0	0	15	24	27.00	2.000
<b>Jeff Montgomery, R</b> ERA: 6.66 (8, 1)	1.0		4	1	1	1	0	0	0	0	0	0	0	11	14	9.00	1.000

**BOTTOM**

**Kansas City Royals @ Pittsburgh Pirates**  
Three Rivers Stadium, Pittsburgh, PA

livebaseballscorecards.com

<b>AB</b>	<b>30</b>
<b>R</b>	<b>8</b>
<b>H</b>	<b>8</b>
<b>RBI</b>	<b>8</b>
<b>BB</b>	<b>2</b>
<b>SO</b>	<b>9</b>
<b>LOB</b>	<b>9</b>



Sun Jun 13 1999, 1:35 PM EDT  
Att. 28,261 - Overcast - 86 F

Batter	1	2	3	4	5	6	7	8	9	AB R H RBI BB SO LOB	TOP	
<b>Carlos Febles, R</b> (1, 4) <small>OBP: 0.369, SLG: 0.467</small>	1-1 		1-0 <b>G4-3</b> 		3-1 <b>G6-3</b> 		1-3 		0-2 <b>G5-3</b> 	5 0 1 0 0 1 5		
<b>Carlos Beltrán, S</b> (1, 8) <small>OBP: 0.330, SLG: 0.465</small>	0-0 		3-2 <b>G3-1</b> 		0-1 <b>G3</b> 		1-0 <b>G4-6-3</b> 		1-0 <b>G4-3</b> 	5 0 1 1 0 0 4		
<b>Johnny Damon, L</b> (1, 7) <small>OBP: 0.373, SLG: 0.478</small> <b>Scott Pose, L</b> (8, PR) <small>OBP: 0.412, SLG: 0.409</small>	2-1 <b>G4-6-3</b> 		1-0 		3-2 <b>G1-3</b> 			3-2 <b>G6-3</b> <b>HBP</b> 		3 0 1 0 0 0 3 0 0 0 0 0 0 0		
<b>29 Mike Sweeney, R</b> (1, 3) <small>OBP: 0.384, SLG: 0.493</small> <b>Scott Leius, R</b> (3, 3) <small>OBP: 0.258, SLG: 0.291</small>	2-1 <b>F8</b> 		3-3 <b>K</b> 		0-1 <b>G5-3</b> 			0-1 <b>G6-3</b> 		2 0 0 0 0 1 2 2 0 0 0 0 0 1		
<b>Jeremy Giambi, L</b> (1, 10) <small>OBP: 0.438, SLG: 0.333</small>		1-1 <b>G3</b> 		0-0 <b>F8</b> 		4-1 		0-1 <b>P6</b> 		3 0 0 0 1 0 2		
<b>Jermaine Dye, R</b> (1, 9) <small>OBP: 0.353, SLG: 0.520</small>		4-2 <b>FC6-4</b> <b>BB</b> 		2-2 <b>G1-3</b> 		1-0 <b>G5-4-3</b> <b>1B</b> 		4-2 		2 0 1 0 2 0 0		
<b>Chad Kreuter, S</b> (1, 2) <small>OBP: 0.374, SLG: 0.434</small>		2-1 <b>FC6-4</b> <b>1B</b> 		2-2 <b>G6-3</b> 		2-1 <b>G5-4-3</b> 		1-0 <b>F7</b> 		4 0 1 0 0 0 4		
<b>Joe Randa, R</b> (1, 5) <small>OBP: 0.348, SLG: 0.444</small>		0-1 <b>FC6-4</b> 		4-2 <b>G6-3</b> <b>1B</b> <b>G3</b> <b>BB</b> 		0-1 		3-1 <b>G6-3</b> 		3 1 1 0 1 0 2		
<b>Rey Sanchez, R</b> (1, 6) <small>OBP: 0.313, SLG: 0.369</small>		0-1 <b>G1-3</b> 		0-1 <b>G3</b> <b>G6-3</b> <b>1B</b> 		0-0 		0-0 <b>G5-3</b> 		4 0 3 0 0 0 2		
<b>Inning Stats</b>	R: 0 H: 2 E: 0 LOB: 1 K: 0 BB: 0 S: 7 P: 12	R: 0 H: 1 E: 0 LOB: 2 K: 0 BB: 1 S: 13 P: 20	R: 0 H: 1 E: 0 LOB: 1 K: 1 BB: 0 S: 8 P: 16	R: 0 H: 0 E: 0 LOB: 0 K: 0 BB: 0 S: 7 P: 11	R: 1 H: 1 E: 0 LOB: 1 K: 0 BB: 1 S: 14 P: 24	R: 0 H: 1 E: 0 LOB: 1 K: 0 BB: 1 S: 6 P: 13	R: 0 H: 2 E: 0 LOB: 1 K: 1 BB: 0 S: 7 P: 9	R: 0 H: 0 E: 0 LOB: 2 K: 0 BB: 1 S: 9 P: 17	R: 0 H: 1 E: 0 LOB: 1 K: 0 BB: 0 S: 8 P: 12	1B: 9 SF: 0 2B: 0 SAC: 0 3B: 0 DP: 3 HR: 0 HBP: 1	WP: 0 PA: 38 PB: 0 SB: 1 CS: 0	
<b>PITCHER</b> <b>Scott Erickson, R</b> (1, 1) <small>ERA: 6.17</small> <b>Mike Timlin, R</b> (9, 1) <small>ERA: 5.92</small>	IP WLS BF H R ER SO BB IBB HBP BLK WP HR S P ERA WHIP											<b>PITCHER</b> IP WLS BF H R ER SO BB IBB HBP BLK WP HR S P ERA WHIP

**Kansas City Royals @ Baltimore Orioles**  
 Oriole Park at Camden Yards, Baltimore, MD  
 Mon Jun 14 1999, 7:05 PM EDT  
 Att. 37,501 - Cloudy - 79 F

[livebaseballscorecards.com](http://livebaseballscorecards.com)

<b>AB</b>	<b>33</b>
<b>R</b>	<b>1</b>
<b>H</b>	<b>9</b>
<b>RBI</b>	<b>1</b>
<b>BB</b>	<b>4</b>
<b>SO</b>	<b>2</b>
<b>LOB</b>	<b>25</b>



Batter	1	2	3	4	5	6	7	8	9	AB	R	H	RBI	BB	SO	LOB
Brady Anderson, L (1, 8) OBP: 0.418, SLG: 0.509	2-2 F8	1-0 SF9		0-1 HR			2-1 G6-3			3	1	1	1	0	0	0
Mike Bordick, R (1, 6) OBP: 0.318, SLG: 0.387	2-1 F8	0-2 F7		1-0 HR			1-0 F8			4	1	1	3	0	0	1
B.J. Surhoff, L (1, 7) OBP: 0.378, SLG: 0.568	3-1 FC5-4			1-1 L6			0-1 F9			4	0	1	0	0	1	0
Albert Belle, R (1, 9) OBP: 0.387, SLG: 0.416	1-1 FC5-4									3	1	1	0	1	0	1
Harold Baines, L (1, 10) OBP: 0.410, SLG: 0.591										1	1	1	0	3	0	0
Rich Amaral, R (8, PR) OBP: 0.352, SLG: 0.361										0	0	0	0	0	0	0
Will Clark, L (1, 3) OBP: 0.380, SLG: 0.542										4	0	2	0	0	0	3
Cal Ripken Jr., R (1, 5) OBP: 0.361, SLG: 0.567										4	1	2	2	0	0	1
Jeff Reboulet, R (8, PR) OBP: 0.352, SLG: 0.236										0	0	0	0	0	0	0
Delino DeShields, L (1, 4) OBP: 0.345, SLG: 0.370										3	1	2	0	0	0	3
Mike Figga, R (1, 2) OBP: 0.273, SLG: 0.200										4	1	1	1	0	1	5

Inning Stats	R: 0	H: 1	E: 0	K: 0	S: 10	H: 1	LOB: 1	BB: 0	P: 18	R: 3	H: 3	E: 0	K: 0	S: 16	R: 0	H: 1	E: 0	K: 1	S: 15	R: 3	H: 3	E: 0	K: 0	S: 9	R: 0	H: 0	E: 0	K: 0	S: 2	R: 0	H: 1	E: 0	K: 1	S: 7	R: 0	H: 0	E: 0	K: 0	S: 5	R: 1	H: 3	E: 0	K: 0	S: 11	H: 3	LOB: 3	BB: 1	P: 20	1B: 11	SF: 1	2B: 0	SAC: 1	3B: 0	DP: 3	HR: 1	HBP: 0	WP: 0	PA: 36
--------------	------	------	------	------	-------	------	--------	-------	-------	------	------	------	------	-------	------	------	------	------	-------	------	------	------	------	------	------	------	------	------	------	------	------	------	------	------	------	------	------	------	------	------	------	------	------	-------	------	--------	-------	-------	--------	-------	-------	--------	-------	-------	-------	--------	-------	--------

PITCHER	IP	WLS	BF	H	R	ER	SO	BB	IBB	HBP	BLK	WP	HR	S	P	ERA	WHIP
Kevin Appier, R (1, 1) ERA: 4.71	6.0	L	27	9	6	6	2	3	0	0	0	0	1	59	101	9.00	2.000
Jose Santiago, R (7, 1) ERA: 3.99	2.0		9	3	1	1	0	1	0	0	0	0	0	16	28	4.50	2.000


**BOTTOM**

**Kansas City Royals @ Baltimore Orioles**  
 Oriole Park at Camden Yards, Baltimore, MD

Mon Jun 14 1999, 7:05 PM EDT  
 Att: 37,501 - Cloudy - 79 F

livebaseballscorecards.com

AB	30
R	7
H	12
RBI	7
BB	4
SO	2
LOB	14



Batter	1	2	3	4	5	6	7	8	9	10	AB R H RBI BB SO LOB	TOP					
<b>Scott Pose, L</b> (1, 10) OBP: 0.400, SLG: 0.383 <b>Scott Leius, R</b> (9, PH) OBP: 0.250, SLG: 0.281											3 1 0 0 1 2 0 2 0 0 0 0 0 1						
<b>Carlos Beltrán, S</b> (1, 8) OBP: 0.331, SLG: 0.464											5 1 2 0 0 1 0						
<b>Johnny Damon, L</b> (1, 7) OBP: 0.381, SLG: 0.480											3 1 2 1 2 0 0						
<b>Jermaine Dye, R</b> (1, 9) OBP: 0.358, SLG: 0.519											4 2 2 0 1 1 2						
<b>Jeremy Giambi, L</b> (1, 3) OBP: 0.405, SLG: 0.296											3 0 0 1 1 0 1						
<b>Chad Kreuter, S</b> (1, 2) OBP: 0.364, SLG: 0.420											5 0 0 1 0 1 5						
<b>Joe Randa, R</b> (1, 5) OBP: 0.361, SLG: 0.465											4 0 4 1 1 0 0						
<b>Carlos Febles, R</b> (1, 4) OBP: 0.374, SLG: 0.465											3 0 1 1 2 1 1						
<b>Rey Sanchez, R</b> (1, 6) OBP: 0.311, SLG: 0.362											4 0 0 0 0 0 6						
<b>Inning Stats</b>	R: 0 H: 0 E: 0 LOB: 0 K: 1 BB: 0 S: 9 P: 16	R: 1 H: 2 E: 0 LOB: 2 K: 0 BB: 1 S: 14 P: 20	R: 4 H: 3 E: 0 LOB: 2 K: 0 BB: 3 S: 25 P: 43	R: 0 H: 0 E: 0 LOB: 1 K: 1 BB: 1 S: 9 P: 17	R: 0 H: 1 E: 0 LOB: 0 K: 1 BB: 0 S: 6 P: 13	R: 0 H: 0 E: 0 LOB: 0 K: 1 BB: 0 S: 5 P: 7	R: 0 H: 1 E: 0 LOB: 0 K: 0 BB: 1 S: 5 P: 9	R: 0 H: 1 E: 0 LOB: 2 K: 0 BB: 1 S: 10 P: 21	R: 0 H: 2 E: 0 LOB: 3 K: 1 BB: 1 S: 13 P: 26	R: 0 H: 1 E: 0 LOB: 1 K: 1 BB: 0 S: 5 P: 6	1B: 9 SF: 1 2B: 1 SAC: 0 3B: 1 DP: 1 HR: 0 HBP: 1	WP: 1 PA: 47 PB: 0 SB: 2 CS: 1					
<b>PITCHER</b> <b>Jason Johnson, R</b> (1, 1) ERA: 8.84 <b>Scott Kamieniecki, R</b> (3, 1) ERA: 13.06 <b>Jesse Orosco, L</b> (8, 1) ERA: 6.46 <b>Ricky Bones, R</b> (8, 1) ERA: 3.98 <b>Arthur Rhodes, L</b> (9, 1) ERA: 4.67	IP	WLS	BF	H	R	ER	SO	BB	IBB	HBP	BLK	WP	HR	S	P	ERA	WHIP
<b>PITCHER</b> <b>Mike Timlin, R</b> (10, 1) ERA: 5.68	1.0	W	4	1	0	0	1	0	0	0	0	0	0	38	64	16.88	3.000

**Kansas City Royals @ Baltimore Orioles**  
 Oriole Park at Camden Yards, Baltimore, MD

Tue Jun 15 1999, 7:05 PM EDT  
 Att: 41,377 - Cloudy - 86 F

livebaseballscorecards.com

AB	36
R	5
H	11
RBI	5
BB	8
SO	6
LOB	16



Batter	1	2	3	4	5	6	7	8	9	10	AB R H RBI BB SO LOB
<b>Brady Anderson, L</b> OBP: 0.422, SLG: 0.507 (1, 8)	4-2 S 1B BB	1-0 G5-3		0-0 2-3 3-H 1B			2-2 P6		4-0 1-2 IBB		3 1 1 1 2 0 1
<b>Mike Bordick, R</b> OBP: 0.312, SLG: 0.381 (1, 6)	1-0 F8		0-1 L8	1-1 SF7			1-3 K		2-2 SAFE L9		4 0 0 1 0 1 3
<b>B.J. Surhoff, L</b> OBP: 0.375, SLG: 0.561 (1, 7)	SAFE F8	3-2 F8	2-2 E 1B	0-0 G4-3			0-1 F8		2-1 L8		5 0 1 0 0 0 4
<b>Albert Belle, R</b> OBP: 0.394, SLG: 0.437 (1, 9)	3-1 1-H 1B		1-2 E8 G1-6-3 1B		2-2 F8			0-0 HR		0-0 BB 1B 1B	5 2 4 2 0 0 0
<b>Harold Baines, L</b> OBP: 0.409, SLG: 0.583 (1, 10)	4-0 BB		1-1 G1-6-3		1-3 K		1-0 G4-3		0-0 F7		2 0 0 0 1 1 2 2 0 0 0 0 0 1
<b>Jeff Conine, R</b> OBP: 0.356, SLG: 0.473 (8, PH)			1-2 1-2f		2-3 K			0-0 F8		0-0 1B BB 1B	5 0 1 0 0 2 2
<b>Will Clark, L</b> OBP: 0.373, SLG: 0.527 (1, 3)	2-1 F9			0-3 K		2-3 K				0-0 1B BB 1B	5 0 1 0 0 2 2
<b>Cal Ripken Jr., R</b> OBP: 0.362, SLG: 0.582 (1, 5)		1-0 G6-3		1-0 HR		2-1 G1-6-3 1B		1-1 F9		0-3 K	5 1 2 1 0 1 2
<b>Delino DeShields, L</b> OBP: 0.356, SLG: 0.375 (1, 4)		0-0 CS 1B		4-1 2B 1B BB		0-1 B5			1-1 S 1B	4-0 1B BB	3 1 2 0 2 0 1
<b>Charles Johnson, R</b> OBP: 0.371, SLG: 0.530 (1, 2)		4-1 SAFE SAFE SAFE H 1-2 HBP		0-0 1B SF7 2B		0-2 G1-6-3			0-1 SAFE B1	0-0 1-2 2-3 3-H 1B	4 1 2 1 0 0 2

Inning Stats	R: 1 E: 0 K: 0 S: 11	H: 1 LOB: 2 BB: 2 P: 28	R: 0 E: 0 K: 0 S: 4	H: 1 LOB: 1 BB: 0 P: 10	R: 0 E: 1 K: 0 S: 10	H: 2 LOB: 1 BB: 0 P: 14	R: 3 E: 0 K: 1 S: 10	H: 3 LOB: 1 BB: 1 P: 16	R: 0 E: 0 K: 2 S: 11	H: 0 LOB: 0 BB: 0 P: 16	R: 0 E: 0 K: 0 S: 7	H: 1 LOB: 0 BB: 0 P: 9	R: 0 E: 0 K: 1 S: 8	H: 0 LOB: 0 BB: 0 P: 11	R: 1 E: 0 K: 0 S: 5	H: 1 LOB: 0 BB: 0 P: 7	R: 0 E: 0 K: 0 S: 11	H: 1 LOB: 2 BB: 1 P: 20	R: 1 E: 0 K: 1 S: 7	H: 3 LOB: 3 BB: 1 P: 11	1B: 10 2B: 1 3B: 0 HR: 2	SF: 1 SAC: 0 DP: 2 HBP: 1
--------------	-------------------------------	----------------------------------	------------------------------	----------------------------------	-------------------------------	----------------------------------	-------------------------------	----------------------------------	-------------------------------	----------------------------------	------------------------------	---------------------------------	------------------------------	----------------------------------	------------------------------	---------------------------------	-------------------------------	----------------------------------	------------------------------	----------------------------------	-----------------------------------	------------------------------------

PITCHER	IP	WLS	BF	H	R	ER	SO	BB	IBB	HBP	BLK	WP	HR	S	P	ERA	WHIP
<b>49 Chris Fussell, R</b> ERA: 6.18 (1, 1)	6.0		27	8	4	4	3	3	0	1	0	0	1	53	93	6.00	1.833
<b>Tim Byrdak, L</b> ERA: 9.0 (7, 1)	1.0	B	4	1	1	1	1	0	0	0	0	0	1	9	12	9.00	1.000
<b>Terry Mathews, R</b> ERA: 4.13 (8, 1)	1.2		7	1	0	0	0	0	1	0	0	0	0	13	22	0.00	0.600
<b>Matt Whisenant, L</b> ERA: 6.3 (9, 1)	0.1		1	0	0	0	0	0	0	0	0	0	0	2	4	0.00	0.000
<b>Scott Service, R</b> ERA: 5.84 (10, 1)	0.2	L	6	3	1	1	1	1	0	0	0	0	0	7	11	13.50	6.000

**BOTTOM**

**Kansas City Royals @ Baltimore Orioles**  
Oriole Park at Camden Yards, Baltimore, MD

Tue Jun 15 1999, 7:05 PM EDT  
Att. 41,377 - Cloudy - 86 F

AB	R	H	RBI	BB	SO	LOB
38	6	13	6	5	5	18

**WP: 0 PA: 45**  
**PB: 0**  
**SB: 2**  
**CS: 1**



**TOP**

**Kansas City Royals @ Baltimore Orioles**

**Oriole Park at Camden Yards, Baltimore, MD**

Wed Jun 16 1999, 3:05 PM EDT  
 Att. 41,913 - Cloudy - 79 F

**AB 34**  
**R 1**  
**H 9**  
**RBI 1**  
**BB 2**  
**SO 4**  
**LOB 16**



AB	R	H	RBI	BB	SO	LOB
5	1	2	0	0	0	2
3	0	2	0	1	0	1
3	0	1	0	1	0	2
4	0	1	1	0	1	5
4	0	1	0	0	1	3
4	0	0	0	0	0	3
3	0	0	0	0	0	0
1	0	0	0	0	0	0
4	0	1	0	0	0	0
0	0	0	0	0	0	0
2	0	0	0	0	2	0
1	0	1	0	0	0	0

WP: 1 PA: 37  
 PB: 0  
 SB: 0  
 CS: 1

Batter	1	2	3	4	5	6	7	8	9	
<b>Scott Pose, L</b> OBP: 0.400, SLG: 0.385 (1, 10) <i>(X)</i>	0-0  <b>1B</b>		1-2  <b>G6-3</b>		0-1  <b>1B</b>		0-1  <b>G6-3</b>		1-2  <b>G4-3</b>	
<b>Carlos Beltrán, S</b> OBP: 0.337, SLG: 0.469 (1, 8) <i>(SAFE)</i> <i>(F)</i> <i>(BB)</i> <i>(1)</i> <i>(SAFE)</i> <i>(F)</i> <i>(BB)</i> <i>(X)</i>	3-2  <b>1B</b>		2-2  <b>2B</b>		4-2  <b>1B</b>		3-2  <b>G1-3</b>			
<b>Johnny Damon, L</b> OBP: 0.382, SLG: 0.478 (1, 7) <i>(X)</i>	0-0  <b>P6</b>		4-1  <b>BB</b>		2-2  <b>1B</b>			0-0  <b>F8</b>		
<b>Jermaine Dye, R</b> OBP: 0.356, SLG: 0.519 (1, 9) <i>(B)</i> <i>(SAFE)</i> <i>(X)</i>	1-1  <b>G5-3</b>		1-3  <b>K</b>		1-1  <b>F8</b>			0-0  <b>2B</b>		
<b>Jeremy Giambi, L</b> OBP: 0.390, SLG: 0.290 (1, 3) <i>(F)</i> <i>(BB)</i> <i>(SAFE)</i> <i>(X)</i>	3-2  <b>1B</b>		2-3  <b>K</b>		1-0  <b>L7</b>			1-1  <b>F7</b>		
<b>Joe Randa, R</b> OBP: 0.355, SLG: 0.457 (1, 5) <i>(B)</i> <i>(SAFE)</i> <i>(X)</i>	1-0  <b>L3</b>				0-1  <b>G5-3</b>			1-2  <b>G5-3</b>		
<b>Tim Spehr, R</b> OBP: 0.375, SLG: 0.492 <b>Chad Kreuter, S</b> OBP: 0.362, SLG: 0.417 (9, PH)		0-2  <b>P9</b>			1-1  <b>F8</b>				1-0  <b>G4-3</b>	
<b>Carlos Febles, R</b> OBP: 0.372, SLG: 0.461 (1, 4)		1-1  <b>G6-3</b>			3-1  <b>G6-3</b>				1-2  <b>G6-3</b>	
<b>Rey Sanchez, R</b> OBP: 0.311, SLG: 0.362 <b>Steve Scarosone, R</b> OBP: 0.279, SLG: 0.212 <b>Scott Leius, R</b> OBP: 0.262, SLG: 0.293 (9, PH)		1-3  <b>K</b>			1-3  <b>K</b>				0-0  <b>SH5-4</b>	
<b>Inning Stats</b>	R: 1 H: 3 E: 0 LOB: 2 K: 0 BB: 0 S: 11 P: 19	R: 0 H: 0 E: 0 LOB: 0 K: 1 BB: 0 S: 8 P: 10	R: 0 H: 1 E: 0 LOB: 2 K: 2 BB: 1 S: 16 P: 26	R: 0 H: 0 E: 0 LOB: 0 K: 0 BB: 0 S: 6 P: 10	R: 0 H: 2 E: 0 LOB: 2 K: 1 BB: 1 S: 12 P: 20	R: 0 H: 0 E: 0 LOB: 0 K: 0 BB: 0 S: 6 P: 9	R: 0 H: 1 E: 0 LOB: 1 K: 0 BB: 0 S: 9 P: 12	R: 0 H: 1 E: 0 LOB: 1 K: 0 BB: 0 S: 8 P: 10	R: 0 H: 1 E: 0 LOB: 1 K: 0 BB: 0 S: 10 P: 13	
<b>PITCHER</b> <b>Sidney Ponson, R</b> ERA: 3.68 (1, 1)	IP WLS BF H R ER SO BB IBB HBP BLK WP HR S P ERA WHIP	9.0 W 37 9 1 1 4 2 0 0 0 0 1 0 86 129 1.00 1.222								<b>PITCHER</b> IP WLS BF H R ER SO BB IBB HBP BLK WP HR S P ERA WHIP

[livebaseballscorecards.com](http://livebaseballscorecards.com)

Batter	1	2	3	4	5	6	7	8	9	AB	R	H	RBI	BB	SO	LOB
<b>Rich Amaral, R</b> OBP: 0.360, SLG: 0.400 (1, 8) B C C C C B B B F F X	3-2 SF8 3B	0-1 P9			3-1 S 1B		1-2 F9			4	1	2	0	0	0	4
<b>Mike Bordick, R</b> OBP: 0.308, SLG: 0.376 (1, 6) X	0-0 SF8		1-1 F7		3-2 F7		2-2 F9			3	0	0	1	0	0	3
<b>B.J. Surhoff, L</b> OBP: 0.373, SLG: 0.556 (1, 7) C B B B C X	2-2 3-H 1B		0-0 G6-3			1-1 G3-1		1-2 G4-3		4	0	1	0	0	0	0
<b>Albert Belle, R</b> OBP: 0.389, SLG: 0.430 (1, 9) B C C B B B X	3-2 P4		1-2 G1-3			1-3 K		2-0 G4-3		4	0	0	0	0	1	1
<b>Jeff Conine, R</b> OBP: 0.349, SLG: 0.462 (1, 3) B C X	1-1 F7			2-2 L4		0-3 K		2-0 F8		4	0	0	0	0	1	1
<b>Harold Baines, L</b> OBP: 0.408, SLG: 0.585 (1, 10) C C B B B X		1-2 G3		2-3 K			0-0 SH 1B 2B			3	1	1	0	0	1	0
<b>Cal Ripken Jr., R</b> OBP: 0.364, SLG: 0.581 (1, 5) X		0-0 1B 1B		0-3 K			0-0 SH 1B 2-3			2	0	1	0	0	1	0
<b>Jeff Reboulet, R</b> OBP: 0.363, SLG: 0.253 (1, 4) B F 1 B X		2-1 SAFE 1-2 1B			1-1 G6-3		0-0 1-2 3-H 1B			3	0	2	1	0	0	0
<b>Charles Johnson, R</b> OBP: 0.365, SLG: 0.521 (1, 2) B B B B X		2-3 K			1-3 K		0-2 F9			3	0	0	0	0	2	4

<b>Inning Stats</b>	R: 1 E: 0 K: 0 S: 14	H: 2 LOB: 1 BB: 0 P: 23	R: 0 E: 0 K: 1 S: 11	H: 2 LOB: 2 BB: 0 P: 16	R: 0 E: 0 K: 0 S: 7	H: 0 LOB: 0 BB: 0 P: 9	R: 0 E: 0 K: 2 S: 11	H: 0 LOB: 0 BB: 0 P: 15	R: 0 E: 0 K: 1 S: 11	H: 1 LOB: 1 BB: 0 P: 19	R: 0 E: 0 K: 2 S: 9	H: 0 LOB: 0 BB: 0 P: 11	R: 1 E: 0 K: 0 S: 16	H: 2 LOB: 2 BB: 0 P: 19	R: 0 E: 0 K: 0 S: 5	H: 0 LOB: 0 BB: 0 P: 10
---------------------	-------------------------------	----------------------------------	-------------------------------	----------------------------------	------------------------------	---------------------------------	-------------------------------	----------------------------------	-------------------------------	----------------------------------	------------------------------	----------------------------------	-------------------------------	----------------------------------	------------------------------	----------------------------------

<b>PITCHER</b> 50 <b>José Rosado, L</b> ERA: 2.85 (1, 1)	IP 8.0	WLS L	BF 32	H 7	R 2	ER 2	SO 6	BB 0	IBB 0	HBP 0	BLK 0	WP 0	HR 0	S 84	P 122	ERA 2.25	WHIP 0.875
<b>PITCHER</b>	IP	WLS	BF	H	R	ER	SO	BB	IBB	HBP	BLK	WP	HR	S	P	ERA	WHIP

**BOTTOM**

**Kansas City Royals @ Baltimore Orioles**  
**Oriole Park at Camden Yards, Baltimore, MD**  
 Wed Jun 16 1999, 3:05 PM EDT  
 Att: 41,913 - Cloudy - 79 F

<b>AB</b>	<b>30</b>
<b>R</b>	<b>2</b>
<b>H</b>	<b>7</b>
<b>RBI</b>	<b>2</b>
<b>BB</b>	<b>0</b>
<b>SO</b>	<b>6</b>
<b>LOB</b>	<b>13</b>



WP: 0	PA: 32
PB: 0	SB: 1
CS: 0	

Batter	1	2	3	4	5	6	7	8	9	AB R H RBI BB SO LOB	TOP
Johnny Damon, L (1, 7) OBP: 0.377, SLG: 0.471	1-2 G3		0-0 G4-3			0-2 G4-3		1-1 F7		4 0 0 0 0 0 0	
Joe Randa, R (1, 5) OBP: 0.354, SLG: 0.454	0-1 1B 29 2B 1B		2-0 P4			1-2 F8		2-0 F7		4 1 1 0 0 0 0	
Carlos Beltrán, S (1, 8) OBP: 0.336, SLG: 0.466	0-1 1B 29 2B 1B		0-1 F7			0-0 G3		0-3 K		4 1 1 0 0 1 0	
29 Mike Sweeney, R (1, 10) OBP: 0.390, SLG: 0.502	3-2 1B 2B 1-H 2-H				1-2 G4-3		0-0 E 1B BB 1B		1-0 SH1-3 1B SF8 1B	4 2 3 2 0 0 0	
Jermaine Dye, R (1, 9) OBP: 0.362, SLG: 0.521	1-1 G6-3 2-3 1B		2-1 F9			4-2 1B HR BB		3-1 SH1-3 1B		3 1 2 0 1 0 0	
Chad Kreuter, S (1, 2) OBP: 0.361, SLG: 0.416	2-0 G6-3 1-2f		2-1 G4-3			2-2 HR 1B		0-0 SH1-3		3 0 1 1 0 0 2	
Jeremy Giambi, L (1, 3) OBP: 0.400, SLG: 0.382					0-0 L4		1-1 HR 1-2 3-H		4-0 IBB	3 1 1 2 1 0 0	
Carlos Febles, R (1, 4) OBP: 0.370, SLG: 0.459					3-1 P3		1-1 G4-3		2-1 SF8	3 0 1 1 0 0 0	
Rey Sanchez, R (1, 6) OBP: 0.305, SLG: 0.355					3-2 G6-3		1-2 G5-3		0-3 K	4 0 0 0 0 1 3	
<b>Inning Stats</b>	R: 2 H: 4 E: 0 LOB: 1 K: 0 BB: 0 S: 18 P: 25	R: 0 H: 1 E: 0 LOB: 0 K: 0 BB: 0 S: 10 P: 16	R: 0 H: 0 E: 0 LOB: 0 K: 0 BB: 0 S: 4 P: 6	R: 0 H: 0 E: 0 LOB: 0 K: 0 BB: 0 S: 9 P: 14	R: 0 H: 0 E: 0 LOB: 0 K: 0 BB: 0 S: 6 P: 12	R: 0 H: 0 E: 0 LOB: 0 K: 0 BB: 0 S: 7 P: 8	R: 3 H: 3 E: 1 LOB: 0 K: 0 BB: 1 S: 15 P: 24	R: 0 H: 0 E: 0 LOB: 0 K: 1 BB: 0 S: 6 P: 9	R: 1 H: 2 E: 0 LOB: 2 K: 1 BB: 1 S: 9 P: 19	1B: 8 SF: 1 2B: 1 SAC: 1 3B: 0 DP: 2 HR: 1 HBP: 0	WP: 0 PA: 36 PB: 0 SB: 0 CS: 0
<b>PITCHER</b>	IP WLS BF H R ER SO BB IBB HBP BLK WP HR S P ERA WHIP										
Pat Hentgen, R (1, 1) ERA: 5.42	6.1 L 25 8 5 5 0 1 0 0 0 0 0 1 63 97 7.11 1.421										
Paul Quantrill, R (7, 1) ERA:	1.2 5 0 0 0 1 0 0 0 0 0 0 0 12 17 0.00 0.000										
John Frascatore, R (9, 1) ERA: 4.11	1.0 6 2 1 1 1 0 1 0 0 0 0 0 9 19 9.00 2.000										

**Kansas City Royals @ Toronto Blue Jays**  
 SkyDome, Toronto, ON  
 Fri Jun 18 1999, 7:05 PM EDT  
 Att. 24,245 - Cloudy - 76 F

AB	32
R	6
H	10
RBI	6
BB	2
SO	2
LOB	5






Batter	1	2	3	4	5	6	7	8	9	AB R H RBI BB SO LOB
Shannon Stewart, R (1, 7) OBP: 0.375, SLG: 0.388	1-3 K		3-2 G5-3		1-0 G6-3		0-1 G1-3		0-1 G1-3 1B 1B	5 1 1 0 0 1 2
Tony Batista, R (1, 6) OBP: 0.341, SLG: 0.429	1-3 K		1-0 1B		2-0 P5		2-3 K		3-2 1B G1-3 1B 1-2 2-H	5 0 2 1 0 2 2
Shawn Green, L (1, 9) OBP: 0.381, SLG: 0.576	0-0 2B		0-0 F7		3-1 F9			2-3 K	0-1 G1-3 1-2 2-3	5 0 1 0 0 1 3
Carlos Delgado, L (1, 3) OBP: 0.374, SLG: 0.523	1-0 G3			2-0 G3		3-1 P4		0-1 G4-3	1-0 1B HBP	4 0 0 0 0 0 1
Tony Fernandez, S (1, 5)		2-2 G3-1		4-1 1B BB		0-1 G6-3		2-1 1B	1-2 1-2 2-3 3-H	4 0 2 1 1 0 0
Darrin Fletcher, L (1, 2) OBP: 0.361, SLG: 0.566		2-1 2B		0-2 BB 1-3 1B		1-3 K		3-2 G5-3	0-2 G1-3	5 1 2 0 0 1 4
Geronimo Berroa, R (1, 10) OBP: 0.405, SLG: 0.457		3-3 K		0-0 E5 1-2 1B			1-2 G1-3 BB 1B		0-1 BB G3 1B	4 2 2 0 0 1 2
José Cruz Jr., S (1, 8) OBP: 0.359, SLG: 0.437		3-2 P3		4-1 1B 1-2 2-3 BB			4-1 G1-3 BB		1-0 G3	2 0 0 0 2 0 2
Homer Bush, R (1, 4) OBP: 0.353, SLG: 0.383			0-1 P6	1-0 1-3 2-H 3-H 1B			2-3 K		0-2 2-H 1B 1B	4 1 2 3 0 1 2

Inning Stats	R: 0 E: 0 K: 2 S: 9	H: 1 LOB: 1 BB: 0 P: 12	R: 0 E: 0 K: 1 S: 13	H: 1 LOB: 1 BB: 0 P: 23	R: 0 E: 0 K: 0 S: 7	H: 1 LOB: 1 BB: 0 P: 11	R: 2 E: 1 K: 0 S: 8	H: 2 LOB: 2 BB: 2 P: 19	R: 0 E: 0 K: 0 S: 4	H: 0 LOB: 0 BB: 0 P: 10	R: 0 E: 0 K: 1 S: 7	H: 0 LOB: 0 BB: 0 P: 11	R: 0 E: 0 K: 2 S: 13	H: 1 LOB: 2 BB: 1 P: 22	R: 0 E: 0 K: 1 S: 11	H: 1 LOB: 1 BB: 0 P: 18	R: 3 E: 0 K: 0 S: 19	H: 5 LOB: 3 BB: 0 P: 25	1B: 10 2B: 2 3B: 0 HR: 0	SF: 0 SAC: 0 DP: 0 HBP: 1
--------------	------------------------------	----------------------------------	-------------------------------	----------------------------------	------------------------------	----------------------------------	------------------------------	----------------------------------	------------------------------	----------------------------------	------------------------------	----------------------------------	-------------------------------	----------------------------------	-------------------------------	----------------------------------	-------------------------------	----------------------------------	-----------------------------------	------------------------------------

**BOTTOM**

**Kansas City Royals @ Toronto Blue Jays**  
 SkyDome, Toronto, ON  
 Fri Jun 18 1999, 7:05 PM EDT  
 Att. 24,245 - Cloudy - 76 F

AB	38
R	5
H	12
RBI	5
BB	3
SO	7
LOB	18



PITCHER	IP	WLS	BF	H	R	ER	SO	BB	IBB	HBP	BLK	WP	HR	S	P	ERA	WHIP
Jay Witasick, R (1, 1) ERA: 7.12	6.0	W	26	6	2	0	4	3	0	0	0	0	0	52	95	0.00	1.500
Scott Service, R (7, 1) ERA: 5.68	1.0	H	3	0	0	0	2	0	0	0	0	0	0	9	13	0.00	0.000
Tim Byrdak, L (8, 1) ERA: 4.5	1.0	H	4	1	0	0	1	0	0	0	0	0	0	11	18	0.00	1.000
Jeff Montgomery, R (9, 1) ERA: 7.62	0.1		5	4	3	3	0	0	0	0	0	0	0	11	15	81.00	12.000
Matt Whisenant, L (9, 1) ERA: 6.1	0.2	S	4	1	0	0	0	0	0	1	0	0	0	8	10	0.00	1.500

Batter	1	2	3	4	5	6	7	8	9	AB	R	H	RBI	BB	SO	LOB	TOP								
Johnny Damon, L (1, 7) OBP: 0.372, SLG: 0.463	2-2 G4-3		3-2 L8			0-1 L4		0-3 K		4	0	0	0	0	1	1									
Joe Randa, R (1, 5) OBP: 0.356, SLG: 0.453	0-3 K		0-0 F9			4-2 G4-6-3 BB		1-2 1B		3	0	1	0	1	1	1									
Carlos Beltrán, S (1, 8) OBP: 0.338, SLG: 0.465	4-2 29 FC4-6 BB			0-0 29 FC1-6 1B		1-1 G4-6-3 1-2f		2-1 F9		3	0	1	0	1	0	2									
29 Mike Sweeney, R (1, 3) OBP: 0.384, SLG: 0.493	2-1 FC4-6 1-2f			0-1 FC1-6 BB 1-2f			0-3 K	3-2 G4-3		4	0	0	0	0	1	3									
Jermaine Dye, R (1, 9) OBP: 0.364, SLG: 0.519		0-2 P3		4-1 G3-6-1 BB 1-2			0-1 BB G3 1B		3-2 G6-3	3	0	1	0	1	0	0									
Chad Kreuter, S (1, 2) OBP: 0.359, SLG: 0.408		2-3 K		2-2 G3-6-1 1-2f			3-2 G3 1-2		4-2 BB	3	0	0	0	1	1	3									
Jeremy Giambi, L (1, 10) OBP: 0.388, SLG: 0.351		1-0 G4-3			0-1 F7		4-1 BB BB		0-2 L5	3	0	0	0	1	0	1									
Carlos Febles, R (1, 4) OBP: 0.372, SLG: 0.455			4-2 FC5-4 BB		2-2 G4-3		4-2 FC4-6 BB 1-2 2-3		0-1 G4-3	2	0	0	0	2	0	1									
Steve Scarson, R (1, 6) OBP: 0.270, SLG: 0.204			1-0 FC5-4		2-3 K		1-0 FC4-6 1-2f			2	0	0	0	0	1	1									
Scott Pose, L (7, PH) OBP: 0.400, SLG: 0.385										0	0	0	0	0	0	0									
Scott Leius, R (7, PH) OBP: 0.258, SLG: 0.288										1	0	0	0	0	0	3									
<b>Inning Stats</b>	R: 0 E: 0 K: 1 S: 11	H: 0 LOB: 1 BB: 1 P: 19	R: 0 E: 0 K: 1 S: 7	H: 0 LOB: 0 BB: 0 P: 10	R: 0 E: 0 K: 0 S: 9	H: 0 LOB: 1 BB: 1 P: 17	R: 0 E: 0 K: 0 S: 7	H: 1 LOB: 1 BB: 1 P: 13	R: 0 E: 0 K: 1 S: 8	H: 0 LOB: 0 BB: 0 P: 12	R: 0 E: 0 K: 0 S: 6	H: 0 LOB: 0 BB: 1 P: 11	R: 0 E: 0 K: 1 S: 15	H: 1 LOB: 3 BB: 2 P: 27	R: 0 E: 0 K: 1 S: 11	H: 1 LOB: 1 BB: 0 P: 17	R: 0 E: 0 K: 0 S: 12	H: 0 LOB: 1 BB: 1 P: 19	1B: 3 2B: 0 3B: 0 HR: 0	SF: 0 SAC: 0 DP: 2 HBP: 0	WP: 0 PB: 0 SB: 1 CS: 0	PA: 35			
<b>PITCHER</b>	IP	WLS	BF	H	R	ER	SO	BB	IBB	HBP	BLK	WP	HR	S	P	ERA	WHIP								
32 Roy Halladay, R (1, 1) ERA: 4.24	6.2	W	26	2	0	0	4	6	0	0	0	0	0	62	107	0.00	1.200								
Graeme Lloyd, L (7, 1) ERA: 2.94	1.0	H	4	1	0	0	1	0	0	0	0	0	0	9	13	0.00	1.000								
Paul Quantrill, R (8, 1) ERA:	1.1		5	0	0	0	0	1	0	0	0	0	0	15	25	0.00	0.750								

**Kansas City Royals @ Toronto Blue Jays**  
 SkyDome, Toronto, ON  
 Sat Jun 19 1999, 4:05 PM EDT  
 Att. 23,369 - Cloudy - 76 F

AB	28
R	0
H	3
RBI	0
BB	7
SO	5
LOB	16



Batter	1	2	3	4	5	6	7	8	9
Shannon Stewart, R (1, 7) OBP: 0.375, SLG: 0.392	1-1 F7		2-2 G5-3			1-2 1B	0-1 1B	1-1 P4	
Tony Batista, R (1, 6) OBP: 0.344, SLG: 0.427	2-0 1B		2-1 F8			2-1 G3	3-2 1B WP		
Shawn Green, L (1, 9) OBP: 0.382, SLG: 0.574	1-1 F9		3-2 G3			2-2 G4-3 1B	0-0 E 1B		
Carlos Delgado, L (1, 3) OBP: 0.369, SLG: 0.515	3-2 P8			1-1 P6		1-2 G4-3	3-3 K		
Tony Fernandez, S (1, 5) OBP: 0.483, SLG: 0.557		0-0 P6		0-1 L6		2-0 2B 1B	2-2 1B		
Darrin Fletcher, L (1, 2) OBP: 0.365, SLG: 0.568		4-0 HBP BB		1-0 F9		0-0 2B	0-0 G4-3		
Geronimo Berroa, R (1, 10) OBP: 0.391, SLG: 0.421		3-2 HBP			3-2 F7	2-3 K		1-3 K	
José Cruz Jr., S (1, 8) OBP: 0.354, SLG: 0.430		0-3 K			1-3 K		2-3 K	2-3 K	
Homer Bush, R (1, 4) OBP: 0.357, SLG: 0.394		1-0 F9			0-0 G4-3		0-2 2B 1B	1-0 2B	

Inning Stats	R: 0	H: 1	E: 0	K: 0	S: 8	R: 0	H: 0	E: 0	K: 1	S: 7	R: 0	H: 0	E: 0	K: 0	S: 9	R: 0	H: 0	E: 0	K: 1	S: 7	R: 3	H: 4	E: 0	K: 1	S: 17	R: 4	H: 4	E: 0	K: 2	S: 19	R: 0	H: 1	E: 0	K: 2	S: 9	1B: 7	2B: 3	3B: 0	HR: 0	SF: 0	SAC: 0	DP: 0	HBP: 2
--------------	------	------	------	------	------	------	------	------	------	------	------	------	------	------	------	------	------	------	------	------	------	------	------	------	-------	------	------	------	------	-------	------	------	------	------	------	-------	-------	-------	-------	-------	--------	-------	--------

PITCHER	IP	WLS	BF	H	R	ER	SO	BB	IBB	HBP	BLK	WP	HR	S	P	ERA	WHIP
Kevin Appier, R (1, 1) ERA: 4.97	6.1	L	29	7	6	6	4	1	0	2	0	0	0	63	105	8.53	1.263
Tim Byrdak, L (7, 1) ERA: 6.75	0.2		4	2	1	1	1	0	0	0	0	1	0	9	14	13.50	3.000
Jose Santiago, R (8, 1) ERA: 3.89	1.0		4	1	0	0	2	0	0	0	0	0	0	9	14	0.00	1.000

AB R H RBI BB SO LOB

5	2	2	0	0	0	1
3	1	1	0	0	0	1
4	2	2	3	0	0	1
4	0	0	0	0	1	3
4	1	2	2	0	0	0
3	0	1	1	1	0	1
3	0	0	0	0	2	1
4	0	0	0	0	4	2
4	1	2	0	0	0	2

AB	34
R	7
H	10
RBI	6
BB	1
SO	7
LOB	12



WP	PA
1	37

WP	HR	S	P	ERA	WHIP
1	0	14	1	3.89	1.000

Kansas City Royals @ Toronto Blue Jays  
 SkyDome, Toronto, ON  
 Sat Jun 19 1999, 4:05 PM EDT  
 Att. 23,369 - Cloudy - 76 F

livebaseballscorecards.com

Batter	1	2	3	4	5	6	7	8	9	AB R H RBI BB SO LOB	TOP											
<b>Johnny Damon, L</b> (1, 7) OBP: 0.370, SLG: 0.460	0-0 P5		3-2 G6-3			0-2 P7			0-0 CS 1B	4 0 1 0 0 0 1												
<b>Joe Randa, R</b> (1, 5) OBP: 0.354, SLG: 0.461	2-1 F9			2-0 G6-3			1-2 HR		1-1 SAFE F8	4 1 1 1 0 0 1												
<b>Carlos Beltrán, S</b> (1, 8) OBP: 0.333, SLG: 0.458	0-3 K			1-3 K			3-3 K		0-0 F8	4 0 0 0 0 3 0												
<b>29 Mike Sweeney, R</b> (1, 3) OBP: 0.379, SLG: 0.486		0-1 G5-3		0-1 G5-3			1-1 G3-1			3 0 0 0 0 0 0												
<b>Jermaine Dye, R</b> (1, 9) OBP: 0.360, SLG: 0.512		2-2 G6-3			0-3 K		3-1 G5-3			3 0 0 0 0 1 0												
<b>Scott Leius, R</b> (1, 10) OBP: 0.246, SLG: 0.274		1-0 P4			0-1 G4-3			1-3 K2-3		3 0 0 0 0 1 0												
<b>Tim Spehr, R</b> (1, 2) OBP: 0.360, SLG: 0.469			0-0 L8		3-2 P2			1-3 K		3 0 0 0 0 1 0												
<b>Carlos Febles, R</b> (1, 4) OBP: 0.375, SLG: 0.462			2-1 2B			0-0 G4-3		2-0 1B		3 0 2 0 0 0 0												
<b>Rey Sanchez, R</b> (1, 6) OBP: 0.301, SLG: 0.350			0-0 F9			1-3 K		2-1 SAFE SAFE G4-3		3 0 0 0 0 1 2												
<b>Inning Stats</b>	R: 0 E: 0 K: 1 S: 7	H: 0 LOB: 0 BB: 0 P: 9	R: 0 E: 0 K: 0 S: 6	H: 0 LOB: 0 BB: 0 P: 9	R: 0 E: 0 K: 0 S: 7	H: 1 LOB: 1 BB: 0 P: 12	R: 0 E: 0 K: 1 S: 6	H: 0 LOB: 0 BB: 0 P: 9	R: 0 E: 0 K: 1 S: 9	H: 0 LOB: 0 BB: 0 P: 12	R: 0 E: 0 K: 1 S: 7	H: 0 LOB: 0 BB: 0 P: 8	R: 1 E: 0 K: 1 S: 11	H: 1 LOB: 0 BB: 0 P: 19	R: 0 E: 0 K: 2 S: 9	H: 1 LOB: 1 BB: 0 P: 15	R: 0 E: 0 K: 0 S: 4	H: 1 LOB: 0 BB: 0 P: 5	1B: 2 2B: 1 3B: 0 HR: 1	SF: 0 SAC: 0 DP: 0 HBP: 0	WP: 0 PB: 0 SB: 0 CS: 1	PA: 30
<b>PITCHER</b> <b>David Wells, L</b> (1, 1) ERA: 4.94	IP 9.0 WLS W BF 30 H 4 R 1 ER 1 SO 7 BB 0 IBB 0 HBP 0 BLK 0 WP 0 HR 1 S 66 P 98 ERA 1.00 WHIP 0.444											<b>PITCHER</b>	IP WLS BF H R ER SO BB IBB HBP BLK WP HR S P ERA WHIP									

**Kansas City Royals @ Toronto Blue Jays**  
SkyDome, Toronto, ON  
Sun Jun 20 1999, 1:05 PM EDT  
Att. 24,211 - Unknown - 78 F

<b>AB</b>	30
<b>R</b>	1
<b>H</b>	4
<b>RBI</b>	1
<b>BB</b>	0
<b>SO</b>	7
<b>LOB</b>	4



Batter	1	2	3	4	5	6	7	8	9	AB R H RBI BB SO LOB
Shannon Stewart, R (1, 7) OBP: 0.377, SLG: 0.397	1-2 F8			0-0 CS 1B		1-0 L7			1-1 SH1-3 FC5-2 2B	4 0 2 0 0 0 0
Tony Batista, R (1, 6) OBP: 0.339, SLG: 0.419	0-0 F8			2-3 K			1-1 G5-3		0-0 SH1-3	3 0 0 0 0 1 1
Shawn Green, L (1, 9) OBP: 0.384, SLG: 0.571	1-3 K			2-1 G4-3			0-1 S 1B		4-0 FC5-2 IBB 1B IBB	3 1 1 0 1 1 0
Carlos Delgado, L (1, 3) OBP: 0.371, SLG: 0.511			2-0 L7		4-1 BB BB		1-3 K		4-0 1B FC5-2 IBB	2 0 0 0 2 1 1
Geronimo Berroa, R (1, 10) OBP: 0.380, SLG: 0.390			3-1 G4-3		4-2 G5-4-3 BB		2-1 F9		1-2 FC5-2 1B	3 0 0 0 1 0 4
Willis Otanez, R (1, 5) OBP: 0.279, SLG: 0.310 Willie Greene, L (8, PH) OBP: 0.263, SLG: 0.294 Tony Fernandez, S (9, 5) OBP: 0.485, SLG: 0.559			3-2 F7		1-2 F7			0-0 HR	2-1 1B	2 0 0 0 0 0 2 1 1 1 1 0 0 0 1 0 1 1 0 0 0
Jacob Brumfield, R (1, 8) OBP: 0.250, SLG: 0.283			0-0 P7		3-2 G5-4-3			2-3 K		3 0 0 0 0 1 2
Homer Bush, R (1, 4) OBP: 0.349, SLG: 0.385			0-2 L7				3-2 G5-3		2-3 K	3 0 0 0 0 1 0
Mike Matheny, R (1, 2) OBP: 0.262, SLG: 0.310			1-3 K				2-3 K		3-2 G6-3	3 0 0 0 0 2 0

Inning Stats	R: 0 E: 0 K: 1 S: 8	H: 0 LOB: 0 BB: 0 P: 10	R: 0 E: 0 K: 0 S: 7	H: 0 LOB: 0 BB: 0 P: 15	R: 0 E: 0 K: 1 S: 7	H: 0 LOB: 0 BB: 0 P: 8	R: 0 E: 0 K: 1 S: 6	H: 1 LOB: 0 BB: 0 P: 10	R: 0 E: 0 K: 0 S: 12	H: 0 LOB: 1 BB: 2 P: 24	R: 0 E: 0 K: 1 S: 7	H: 0 LOB: 0 BB: 0 P: 13	R: 0 E: 0 K: 1 S: 9	H: 1 LOB: 1 BB: 0 P: 13	R: 1 E: 0 K: 2 S: 11	H: 1 LOB: 0 BB: 0 P: 18	R: 1 E: 0 K: 0 S: 8	H: 2 LOB: 3 BB: 2 P: 20	1B: 3 2B: 1 3B: 0 HR: 1	SF: 0 SAC: 1 DP: 1 HBP: 0	
PITCHER	IP	WLS	BF	H	R	ER	SO	BB	IBB	HBP	BLK	WP	HR	S	P	ERA	WHIP	WP: 0 PB: 0 SB: 1 CS: 1	PA: 33	ERA	WHIP
Jeff Suppan, R (1, 1) ERA: 3.38	8.0		27	3	1	1	7	2	0	0	0	0	0	67	111	1.12	0.625				
Scott Service, R (9, 1) ERA: 5.82	0.2	L	6	2	1	1	0	0	2	0	0	0	0	8	20	13.50	3.000				

BOTTOM

# Kansas City Royals @ Toronto Blue Jays

SkyDome, Toronto, ON  
Sun Jun 20 1999, 1:05 PM EDT  
Att: 24,211 - Unknown - 78 F

AB	28
R	2
H	5
RBI	2
BB	4
SO	7
LOB	10



WP: 0	PA: 33
ERA	WHIP

livebaseballscorecards.com

Batter	1	2	3	4	5	6	7	8	9	AB R H RBI BB SO LOB	TOP											
Scott Pose, L OBP: 0.415, SLG: 0.404 (1, 7) X	0-0 2B 29 PB 1B	0-2 G4-3			2-0 G4-3	0-0 1-3 1B		2-2 2-3 1B		5 1 3 0 0 0 0												
Joe Randa, R OBP: 0.348, SLG: 0.452 (1, 5) C X	0-1 P6		1-0 F9		3-3 K	1-0 P6		0-2 G1-3		5 0 0 0 0 1 5												
Johnny Damon, L OBP: 0.374, SLG: 0.466 (1, 8) 1 B 1 SAFE 1 SAFE 1 SAFE 1 SAFE C X	1-2 29 PB 29 FC 2B		1-1 29 G3 1B		0-1 29 BB 1B	1-1 F8		2-0 G4-3		5 1 3 0 0 0 2												
29 Mike Sweeney, R OBP: 0.375, SLG: 0.477 (1, 3) C B F B B X	3-2 FC FC6-4 1B 2-H 3-H		0-1 G3		4-2 1 SAFE 1-2 BB		0-2 G1-3		2-2 G6-3	4 0 0 1 1 0 1												
Jermaine Dye, R OBP: 0.357, SLG: 0.506 (1, 9) F B B B X	3-1 FC6-4 1B		0-2 F8		1-2 F8		2-3 K		1-3 K	5 0 1 0 0 2 3												
Jeremy Giambi, L OBP: 0.377, SLG: 0.341 (1, 10) B X	1-0 FC6-4 1-2 2-3		3-2 F7		2-2 2B G1-3 1B		2-3 K			4 1 1 0 0 1 2												
Chad Kreuter, S OBP: 0.362, SLG: 0.416 (1, 2) C F C	0-3 K		0-2 1B		0-1 G1-3 1-3 1B 2B		2-1 F8			4 1 2 0 0 1 2												
Carlos Febles, R OBP: 0.374, SLG: 0.463 (1, 4) C C X		0-2 L4		2-3 K		0-0 G1-3		0-1 1B 2B		4 0 1 1 0 1 2												
Rey Sanchez, R OBP: 0.300, SLG: 0.349 (1, 6) C X		0-1 L1		0-2 F7		0-0 1B 3-H		0-0 G5-3		4 0 1 1 0 0 2												
<b>Inning Stats</b>	R: 2 E: 0 K: 1 S: 15	H: 3 LOB: 2 BB: 0 P: 23	R: 0 E: 0 K: 0 S: 9	H: 0 LOB: 0 BB: 0 P: 9	R: 0 E: 0 K: 0 S: 8	H: 1 LOB: 1 BB: 0 P: 10	R: 0 E: 0 K: 1 S: 15	H: 1 LOB: 1 BB: 0 P: 20	R: 0 E: 0 K: 1 S: 14	H: 1 LOB: 2 BB: 1 P: 24	R: 2 E: 0 K: 0 S: 17	H: 4 LOB: 2 BB: 0 P: 24	R: 0 E: 0 K: 2 S: 11	H: 0 LOB: 0 BB: 0 P: 15	R: 0 E: 0 K: 0 S: 12	H: 2 LOB: 2 BB: 0 P: 16	R: 0 E: 0 K: 1 S: 8	H: 0 LOB: 0 BB: 0 P: 13	1B: 9 2B: 3 3B: 0 HR: 0	SF: 0 SAC: 0 DP: 0 HBP: 0	WP: 0 PB: 1 SB: 0 CS: 0	PA: 41
<b>PITCHER</b>	IP WLS BF H R ER SO BB IBB HBP BLK WP HR S P ERA WHIP																					
Joey Hamilton, R ERA: 8.73 (1, 1)	5.1 W 27 9 4 4 3 1 0 0 0 0 0 0 74 104 6.75 1.875																					
John Frascatore, R ERA: 4.04 (6, 1)	0.2 H 3 1 0 0 0 0 0 0 0 0 0 0 4 6 0.00 1.500																					
Paul Quantrill, R ERA: (7, 1)	2.0 8 2 0 0 2 0 0 0 0 0 0 0 23 31 0.00 1.000																					
Billy Koch, R ERA: 1.52 (9, 1)	1.0 3 0 0 0 1 0 0 0 0 0 0 0 8 13 0.00 0.000																					

Kansas City Royals @ Toronto Blue Jays  
SkyDome, Toronto, ON  
Mon Jun 21 1999, 7:05 PM EDT  
Att. 20,394 - Unknown - 81 F

AB	40
R	4
H	12
RBI	3
BB	1
SO	6
LOB	19



WP: 0	PA: 41
-------	--------

Batter	1	2	3	4	5	6	7	8	9
Shannon Stewart, R (1, 7) OBP: 0.383, SLG: 0.404	0-1 1B		2-0 WP HR 1B	0-1 1B		0-2 1-H HR 1B		2-2 F9 2-3	
Tony Batista, R (1, 6) OBP: 0.345, SLG: 0.439	1 SAFE 1 SAFE 1 SAFE 1 SAFE 1 SAFE 1 SAFE		4-2 1 SAFE 1 SAFE 1 SAFE 1 SAFE 1 SAFE	2-1 BB 1B		2-3 1-2 K		0-0 HR	
Shawn Green, L (1, 9) OBP: 0.391, SLG: 0.602	3-3 K		0-0 1-H 3-H HR	4-1 1-2 BB		1-1 2-H HR		2-2 2B	
Carlos Delgado, L (1, 3) OBP: 0.365, SLG: 0.502	2-2 G1-3		2-1 P4	1-2 G6-3		0-0 G5-3		0-2 K	
Tony Fernandez, S (1, 5) OBP: 0.491, SLG: 0.573		4-2 F8 BB	3-2 HR		1-0 F8		2-1 CS 1B	4-1 BB	
Willis Oteñez, R (8, PR) OBP: 0.279, SLG: 0.310 (9, 5)		4-2 BB	1-3 K		0-0 L8		0-0 F7	0-2 L8	
Darrin Fletcher, L (1, 2) OBP: 0.359, SLG: 0.550		1-2 BB	1-3 K		3-1 F8		3-3 K		
Geronimo Berroa, R (1, 10) OBP: 0.352, SLG: 0.356		3-2 F8	1-0 P4		1-0 G3		2-2 G1-6-3	4-0 2B E BB	
José Cruz Jr., S (1, 8) OBP: 0.352, SLG: 0.424		1-0 G4-6-3		1-0 G3		2-2 G1-6-3		4-0 2B E BB	
Homer Bush, R (1, 4) OBP: 0.360, SLG: 0.420			1-1 HR	2-0 G6-3		4-2 S 1B BB		0-0 E7 F9 1-H HR 2B	

Inning Stats	R: 0	H: 1	E: 0	K: 2	S: 13	H: 0	LOB: 1	BB: 0	P: 20	R: 0	H: 0	E: 0	K: 0	S: 9	R: 5	H: 4	E: 0	K: 1	S: 15	R: 0	H: 2	E: 0	K: 0	S: 11	R: 0	H: 0	E: 0	K: 0	S: 4	R: 3	H: 2	E: 0	K: 1	S: 15	R: 0	H: 1	E: 0	K: 1	S: 7	R: 3	H: 3	E: 1	K: 1	S: 15	R: 3	H: 3	E: 1	K: 1	S: 15	


	PITCHER	IP	WLS	BF	H	R	ER	SO	BB	IBB	HBP	BLK	WP	HR	S	P	ERA	WHIP
49 Chris Fussell, R (1, 1) ERA: 7.2		2.1	L	14	5	5	5	2	3	0	0	0	1	3	33	64	19.29	3.429
Terry Mathews, R (3, 1) ERA: 3.77		2.2		11	2	0	0	1	1	0	0	0	0	0	19	34	0.00	1.125
Marc Pisciotto, R (6, 1) ERA: 27.0		0.2		4	1	2	2	1	1	0	0	0	0	0	12	20	27.00	3.000
Tim Byrdak, L (6, 1) ERA: 9.0		0.1		2	1	1	1	0	0	0	0	0	0	1	3	4	27.00	3.000
Jeff Montgomery, R (7, 1) ERA: 6.04		2.0		11	4	3	3	2	2	0	0	0	0	1	22	39	13.50	3.000

BOTTOM																					
AB	R	H	RBI	BB	SO	LOB								AB	R	H	RBI	BB	SO	LOB	
5	2	4	1	0	0	1								35	11	13	10	7	6	17	
4	2	2	2	1	2	2								10	7	6	17				
4	2	3	5	1	1	1								35	11	13	10	7	6	17	
5	0	0	0	0	1	5								10	7	6	17				
3	1	2	1	2	0	0								6	17						
0	0	0	0	0	0	0								17							
4	0	0	0	1	1	3															
4	0	0	0	0	1	3															
3	1	0	0	1	0	2															
3	3	2	1	1	0	0															

**Kansas City Royals @ Toronto Blue Jays**  
 SkyDome, Toronto, ON  
 Mon Jun 21 1999, 7:05 PM EDT  
 Att: 20,394 - Unknown - 81 F

**livebaseballscorecards.com**

**AB 35**  
**R 11**  
**H 13**  
**RBI 10**  
**BB 7**  
**SO 6**  
**LOB 17**



Batter	1	2	3	4	5	6	7	8	9	AB R H RBI BB SO LOB	TOP													
Luis Polonia, L (1, 10) OBP: 0.425, SLG: 0.622	0-1 G6-3		1-2 G5-4-3		3-2 G3		1-0 B1-3			4 0 0 0 0 0 1														
Brad Ausmus, R (1, 2) OBP: 0.364, SLG: 0.432	1-2 1B FC5-4 2B		4-1 BB		2-3 K		0-3 K			3 1 1 0 1 2 0														
Juan Encarnacion, R (1, 7) OBP: 0.308, SLG: 0.460	1-0 FC5-4 2-3 1B		0-3 K		2-3 K		2-1 F7			4 0 1 0 0 2 1														
Dean Palmer, R (1, 5) OBP: 0.358, SLG: 0.578	2-2 FC5-4 1-2f 3-H			1-2 G4-3 1B 2B		0-0 G6-3		2-2 P4		4 1 1 1 0 0 1														
Tony Clark, S (1, 3) OBP: 0.333, SLG: 0.408	1-0 FC5-4 1-2f			1-1 G4-3 2-3		2-2 2B 1B		1-3 K		4 0 1 0 0 1 2														
Damion Easley, R (1, 4) OBP: 0.360, SLG: 0.446		1-1 F9		0-2 FC6-4 1B 3-H 1B		2-2 2B		3-3 K		4 0 2 1 0 1 0														
Bobby Higginson, L (1, 9) OBP: 0.357, SLG: 0.402		3-2 G3-1		1-2 FC6-4 1B		3-2 G4-3		4-2 BB		3 0 1 0 1 0 1														
Gabe Kapler, R (1, 8) OBP: 0.315, SLG: 0.482		2-2 P6		0-1 FC6-4 1-2f 2-3			0-1 G3		3-2 G5-3	4 0 0 0 0 0 3														
Deivi Cruz, R (1, 6) OBP: 0.265, SLG: 0.337			1-1 G5-4-3 1B		0-1 F9		2-1 F9			3 0 1 0 0 0 2														
<b>Inning Stats</b>	R: 1 E: 0 K: 0 S: 11	H: 2 LOB: 1 BB: 0 P: 16	R: 0 E: 0 K: 0 S: 9	H: 0 LOB: 0 BB: 0 P: 15	R: 0 E: 0 K: 1 S: 11	H: 1 LOB: 1 BB: 1 P: 17	R: 1 E: 0 K: 0 S: 16	H: 3 LOB: 2 BB: 0 P: 19	R: 0 E: 0 K: 2 S: 12	H: 0 LOB: 0 BB: 0 P: 19	R: 0 E: 0 K: 0 S: 10	H: 2 LOB: 1 BB: 0 P: 17	R: 0 E: 0 K: 0 S: 5	H: 0 LOB: 0 BB: 0 P: 8	R: 0 E: 0 K: 1 S: 9	H: 0 LOB: 0 BB: 0 P: 13	R: 0 E: 0 K: 2 S: 11	H: 0 LOB: 1 BB: 1 P: 22	1B: 5 2B: 3 3B: 0 HR: 0	SF: 0 SAC: 0 DP: 1 HBP: 0	WP: 0 PB: 0 SB: 0 CS: 0	PA: 35		
<b>PITCHER</b> 50 José Rosado, L (1, 1) ERA: 2.8 Scott Service, R (9, 1) ERA: 5.67	IP WLS BF H R ER SO BB IBB HBP BLK WP HR S P ERA WHIP	8.0 W 31 8 2 2 4 1 0 0 0 0 0 83 124 2.25 1.125	1.0 S 4 0 0 0 2 1 0 0 0 0 0 0 11 22 0.00 1.000																					

**Detroit Tigers @ Kansas City Royals**  
 Kauffman Stadium, Kansas City, MO  
 Tue Jun 22 1999, 7:05 PM CDT  
 Att. 14,696 - Cloudy - 83 F

livebaseballscorecards.com

<b>AB</b>	33
<b>R</b>	2
<b>H</b>	8
<b>RBI</b>	2
<b>BB</b>	2
<b>SO</b>	6
<b>LOB</b>	11





Batter	1	2	3	4	5	6	7	8	9	AB	R	H	RBI	BB	SO	LOB
Scott Pose, L (1, 7) OBP: 0.406, SLG: 0.383	0-0 L9		0-0 G1-3		4-2 BB		3-3 K			3	0	0	0	1	1	2
Joe Randa, R (1, 5) OBP: 0.350, SLG: 0.453	2-1 FC5-4 1B		3-1 F8		0-0 L4-6			1-2 2B 29 FC6-2 1B		4	0	2	0	0	0	2
Johnny Damon, L (1, 8) OBP: 0.373, SLG: 0.467	0-1 FC5-4 1-2f		1-1 P4		0-0 L9			1-2 2B 29 FC6-2 1B		4	1	1	0	0	0	1
29 Mike Sweeney, R (1, 3) OBP: 0.373, SLG: 0.477	1-1 F9		1-1 G4-3 SF8 2B		0-0 F9			1-2 FC6-2 1B BB FC4-6		4	2	1	0	0	0	3
Jermaine Dye, R (1, 9) OBP: 0.359, SLG: 0.508		1-1 1B 2B	1-1 G4-3		3-2 F9			4-2 FC4-6 1B BB		3	1	1	0	1	0	1
Jeremy Giambi, L (1, 10) OBP: 0.386, SLG: 0.364		2-2 SH5-3 2-H 1B	2-2 SF8		2-0 G3-1			3-2 FC4-6 1B		3	0	2	3	0	0	0
Chad Kreuter, S (1, 2) OBP: 0.359, SLG: 0.409		2-3 K	2-2 F8		3-2 G3-1			1-2 FC4-6 1B		3	0	0	1	0	1	3
Carlos Febles, R (1, 4) OBP: 0.373, SLG: 0.461		0-0 SH5-3	1-2 F8		1-2 L4-6 S 1B			0-0 FC6-4 1B		3	0	1	0	0	0	3
Rey Sanchez, R (1, 6) OBP: 0.301, SLG: 0.348		1-1 G6-3	3-2 G1-3		0-1 G1-3			1-2 1B		3	0	1	0	0	0	2

Inning Stats	R: 0	H: 1	E: 0	LOB: 1	K: 0	BB: 0	S: 7	R: 1	H: 2	E: 0	LOB: 1	K: 1	BB: 0	S: 13	R: 0	H: 0	E: 0	LOB: 0	K: 0	BB: 0	S: 5	R: 1	H: 1	E: 0	LOB: 0	K: 0	BB: 0	S: 12	R: 0	H: 1	E: 0	LOB: 1	K: 0	BB: 1	S: 12	R: 0	H: 0	E: 0	LOB: 0	K: 0	BB: 0	S: 5	R: 0	H: 1	E: 0	LOB: 2	K: 1	BB: 0	S: 10	R: 2	H: 3	E: 0	LOB: 2	K: 0	BB: 1	S: 18	P: 29
--------------	------	------	------	--------	------	-------	------	------	------	------	--------	------	-------	-------	------	------	------	--------	------	-------	------	------	------	------	--------	------	-------	-------	------	------	------	--------	------	-------	-------	------	------	------	--------	------	-------	------	------	------	------	--------	------	-------	-------	------	------	------	--------	------	-------	-------	-------

PITCHER	IP	WLS	BF	H	R	ER	SO	BB	IBB	HBP	BLK	WP	HR	S	P	ERA	WHIP
Jeff Weaver, R (1, 1) ERA: 2.93	7.0		28	6	2	2	2	1	0	1	0	0	0	64	103	2.57	1.000
Bryce Florie, R (8, 1) ERA: 4.84	1.0	L	7	3	2	2	0	1	0	0	0	0	0	18	29	18.00	4.000


**BOTTOM**

**Detroit Tigers @ Kansas City Royals**  
Kauffman Stadium, Kansas City, MO

Tue Jun 22 1999, 7:05 PM CDT  
Att. 14,696 - Cloudy - 83 F

livebaseballscorecards.com

AB	30
R	4
H	9
RBI	4
BB	2
SO	2
LOB	17



WP: 0	PA: 35
PB: 0	
SB: 1	
CS: 0	

Batter	1	2	3	4	5	6	7	8	9	AB R H RBI BB SO LOB	TOP											
Luis Polonia, L (1, 10) OBP: 0.429, SLG: 0.616	2-2 CS 1B		0-2 F7			2-2 G4-6-3 1B		1-3 K		4 0 2 0 0 1 1												
Bobby Higginson, L (1, 9) OBP: 0.355, SLG: 0.398	0-0 L8		2-3 K			1-1 G4-6-3 1-2f			4-0 FC5-4 BB	3 0 0 0 1 1 3												
Juan Encarnacion, R (1, 7) OBP: 0.303, SLG: 0.452	2-3 K 1-2				1-1 G6-3				2-1 FC5-4 1-2f	4 0 0 0 0 1 2												
Dean Palmer, R (1, 5) OBP: 0.353, SLG: 0.569		0-0 F9			2-3 K				2-1 F8	4 0 0 0 0 2 1												
Tony Clark, S (1, 3) OBP: 0.327, SLG: 0.400		1-3 K			2-1 P7				0-2 P5	4 0 0 0 0 1 1												
Damion Easley, R (1, 4) OBP: 0.359, SLG: 0.442		1-0 HBP			1-1 F8				1-1 P5	2 0 0 0 0 0 0												
Gabe Kapler, R (1, 8) OBP: 0.321, SLG: 0.503		0-0 F7			2-1 FC6-4 1B				1-0 HR	3 1 2 1 0 0 1												
Bill Haselman, R (1, 2) OBP: 0.355, SLG: 0.493			1-0 SH1-4 1B		1-0 FC6-4 1-2f				2-1 G6-3	3 0 1 0 0 0 1												
Deivi Cruz, R (1, 6) OBP: 0.262, SLG: 0.333			0-0 SH1-4		0-0 P5				0-0 L6	2 0 0 0 0 0 1												
<b>Inning Stats</b>	R: 0 E: 0 K: 1 S: 8	H: 1 LOB: 0 BB: 0 P: 12	R: 0 E: 0 K: 1 S: 5	H: 0 LOB: 1 BB: 0 P: 7	R: 0 E: 0 K: 1 S: 8	H: 1 LOB: 1 BB: 0 P: 11	R: 0 E: 0 K: 1 S: 7	H: 0 LOB: 0 BB: 0 P: 12	R: 0 E: 0 K: 0 S: 6	H: 1 LOB: 1 BB: 0 P: 10	R: 0 E: 0 K: 0 S: 8	H: 1 LOB: 0 BB: 0 P: 13	R: 0 E: 0 K: 1 S: 8	H: 0 LOB: 0 BB: 0 P: 13	R: 1 E: 0 K: 1 S: 7	H: 1 LOB: 0 BB: 0 P: 11	R: 0 E: 0 K: 0 S: 7	H: 0 LOB: 1 BB: 1 P: 15	1B: 4 2B: 0 3B: 0 HR: 1	SF: 0 SAC: 1 DP: 1 HBP: 1	WP: 0 PB: 0 SB: 0 CS: 1	PA: 32
<b>PITCHER</b>	IP WLS BF H R ER SO BB IBB HBP BLK WP HR S P ERA WHIP																					
Jay Witasick, R (1, 1) ERA: 6.35	8.0 W 28 5 1 1 6 0 0 1 0 0 1 57 89 1.12 0.625																					
Marc Pisciotta, R (9, 1) ERA: 10.8	1.0 4 0 0 0 0 1 0 0 0 0 0 7 15 0.00 1.000																					

**Detroit Tigers @ Kansas City Royals**  
 Kauffman Stadium, Kansas City, MO  
 Wed Jun 23 1999, 7:05 PM CDT  
 Att. 19,021 - Overcast - 76 F

[livebaseballscorecards.com](http://livebaseballscorecards.com)

<b>AB</b>	29
<b>R</b>	1
<b>H</b>	5
<b>RBI</b>	1
<b>BB</b>	1
<b>SO</b>	6
<b>LOB</b>	11



Batter	1	2	3	4	5	6	7	8	9	AB	R	H	RBI	BB	SO	LOB
<b>Carlos Beltrán, S</b> (1, 8) OBP: 0.334, SLG: 0.468	2-1 G5-3		1-0 2B	0-3 K		2-2 SF7	0-1 G4-3			5	2	2	0	0	1	4
<b>Joe Randa, R</b> (1, 5) OBP: 0.346, SLG: 0.448 <b>Scott Leius, R</b> (8, PH) OBP: 0.243, SLG: 0.270	0-3 K		2-2 P4		2-2 L9	0-1 SF7		0-0 G6-3		3	0	0	1	0	1	1
<b>Johnny Damon, L</b> (1, 7) OBP: 0.379, SLG: 0.478	2-2 F9		2-1 29 1B 2B		0-2 29 2B 1B	3-1 2B		4-1 E 29 1B BB		4	3	3	1	1	0	0
<b>29 Mike Sweeney, R</b> (1, 3) OBP: 0.378, SLG: 0.484			1-0 WP 1B		1-1 1B 2B	1-2 P3		0-0 E 1B		5	2	3	1	0	0	1
<b>Jermaine Dye, R</b> (1, 9) OBP: 0.365, SLG: 0.510 <b>Scott Pose, L</b> (8, PH) OBP: 0.400, SLG: 0.377			3-2 G6-3		4-0 1B 1B IBB		0-0 1B FC1-2 1B	0-0 E6 E WP		3	1	2	0	1	0	1
<b>Jeremy Giambi, L</b> (1, 10) OBP: 0.387, SLG: 0.367			2-1 G4-3		0-1 E FC6-4 1B	1-2 2-3 3-H 1B	0-0 F8	1-0 E6 WP		5	1	2	2	0	0	3
<b>Chad Kreuter, S</b> (1, 2) OBP: 0.365, SLG: 0.411			4-1 BB		1-1 E5 FC6-4	1-2 2-3 3-H 1B	1-0 FC1-2 1B	1-3 K		4	0	2	2	1	1	2
<b>Carlos Febles, R</b> (1, 4) OBP: 0.370, SLG: 0.456 <b>Steve Scarsone, R</b> (9, 4) OBP: 0.270, SLG: 0.204			1-1 L9		0-1 FC6-4 FC4-6	1-2 2-3 3-H 1B	0-1 FC1-2 1B	0-3 K		5	0	1	1	0	1	6
<b>Rey Sanchez, R</b> (1, 6) OBP: 0.296, SLG: 0.342			1-1 G6-3		2-2 FC4-6		0-0 F9	0-0 FC1-2		0	0	0	0	0	0	4

Inning Stats	R: 0	H: 0	E: 0	K: 1	S: 8	R: 0	H: 1	E: 0	K: 0	S: 10	R: 2	H: 3	E: 0	K: 0	S: 12	R: 1	H: 1	E: 1	K: 1	S: 15	R: 3	H: 4	E: 0	K: 0	S: 13	R: 1	H: 2	E: 0	K: 0	S: 11	R: 0	H: 3	E: 2	K: 2	S: 12	R: 3	H: 1	E: 2	K: 2	S: 12
	LOB: 0	BB: 0	P: 12			LOB: 2	BB: 1	P: 23			LOB: 1	BB: 0	P: 22			LOB: 1	BB: 0	P: 20			LOB: 1	BB: 1	P: 20			LOB: 1	BB: 0	P: 19			LOB: 3	BB: 0	P: 9			LOB: 1	BB: 1	P: 18		

PITCHER	IP	WLS	BF	H	R	ER	SO	BB	IBB	HBP	BLK	WP	HR	S	P	ERA	WHIP
<b>Justin Thompson, L</b> (1, 1) ERA: 4.52	6.0	L	31	11	7	6	2	1	1	0	0	1	0	69	116	9.00	2.000
<b>Willie Blair, R</b> (7, 1) ERA: 7.99	2.0		13	4	3	0	2	1	0	0	0	1	0	20	27	0.00	2.500


**BOTTOM**

**Detroit Tigers @ Kansas City Royals**  
Kauffman Stadium, Kansas City, MO

Wed Jun 23 1999, 7:05 PM CDT  
Att: 19,021 - Overcast - 76 F

<b>AB</b>	<b>40</b>
<b>R</b>	<b>10</b>
<b>H</b>	<b>15</b>
<b>RBI</b>	<b>8</b>
<b>BB</b>	<b>3</b>
<b>SO</b>	<b>4</b>
<b>LOB</b>	<b>24</b>

livebaseballscorecards.com



<b>1B:</b> 10	<b>SF:</b> 1	<b>WP:</b> 2	<b>PA:</b> 44
<b>2B:</b> 4	<b>SAC:</b> 0	<b>PB:</b> 0	
<b>3B:</b> 1	<b>DP:</b> 1	<b>SB:</b> 0	
<b>HR:</b> 0	<b>HBP:</b> 0	<b>CS:</b> 0	

Batter	1	2	3	4	5	6	7	8	9	AB R H RBI BB SO LOB	TOP	
Luis Polonia, L (1, 7) OBP: 0.411, SLG: 0.589 Juan Encarnacion, R (7, 7) OBP: 0.306, SLG: 0.467	0-1 G6-3		0-0 G4-3		1-3 K		0-0 SAFE B3		0-0 HR	4 0 0 0 0 1 3 1 1 1 1 0 0 0		
Brad Ausmus, R (1, 2) OBP: 0.361, SLG: 0.436	0-3 K		2-2 P4		2-3 K		SAFE 2-1 1-H 3B		0-3 K	5 0 1 1 0 3 1		
Bobby Higginson, L (1, 9) OBP: 0.351, SLG: 0.391	1-1 P6		2-2 L8		0-1 F9		3-2 F7			4 0 0 0 0 0 1		
Dean Palmer, R (1, 5) OBP: 0.351, SLG: 0.563		1-0 G6-3		1-0 P4		1-1 1B 1B		1-1 F9		4 1 1 0 0 0 1		
Tony Clark, S (1, 10) OBP: 0.330, SLG: 0.407		2-3 K			1-2 HR 2B		1-0 1B 1B		1-1 G3-1	4 1 2 0 0 1 0		
Damion Easley, R (1, 4) OBP: 0.355, SLG: 0.435		2-0 G6-3			0-1 G5-3		2-3 K		2-1 F7	4 0 0 0 0 1 3		
Frank Catalanotto, L (1, 3) OBP: 0.311, SLG: 0.457			4-2 G5-4-3 BB		4-0 HR BB		0-1 1-2 3-H 1B		0-1 G4-3	2 1 1 1 2 0 0		
Gabe Kapler, R (1, 8) OBP: 0.319, SLG: 0.515			2-2 G5-4-3 1-2f		3-2 HR		0-1 P5		2-1 G3	4 1 1 3 0 0 3		
Deivi Cruz, R (1, 6) OBP: 0.267, SLG: 0.337			1-2 1B		0-1 E4		0-2 3B 1B		1-1 L7	4 1 2 0 0 0 0		
<b>Inning Stats</b>	R: 0 E: 0 K: 1 S: 8 H: 0 LOB: 0 BB: 0 P: 9	R: 0 E: 0 K: 1 S: 5 H: 0 LOB: 0 BB: 0 P: 10	R: 0 E: 0 K: 0 S: 14 H: 1 LOB: 1 BB: 1 P: 21	R: 0 E: 0 K: 0 S: 7 H: 0 LOB: 0 BB: 0 P: 12	R: 3 E: 1 K: 2 S: 18 H: 2 LOB: 1 BB: 1 P: 29	R: 1 E: 0 K: 1 S: 12 H: 3 LOB: 2 BB: 0 P: 16	R: 1 E: 0 K: 0 S: 12 H: 2 LOB: 1 BB: 0 P: 17	R: 0 E: 0 K: 0 S: 6 H: 0 LOB: 0 BB: 0 P: 9	R: 1 E: 0 K: 1 S: 8 H: 1 LOB: 0 BB: 0 P: 11	1B: 5 2B: 1 3B: 1 HR: 2 SF: 0 SAC: 0 DP: 1 HBP: 0	WP: 0 PB: 0 SB: 0 CS: 0 PA: 38	
<b>PITCHER</b> Kevin Appier, R (1, 1) ERA: 5.03 Terry Mathews, R (7, 1) ERA: 3.97	IP WLS BF H R ER SO BB IBB HBP BLK WP HR S P ERA WHIP	6.0 0 26 6 4 4 5 2 0 0 0 0 1 64 97 6.00 1.333	3.0 L 12 3 2 2 1 0 0 0 0 0 0 1 26 37 6.00 1.000	<b>PITCHER</b> IP WLS BF H R ER SO BB IBB HBP BLK WP HR S P ERA WHIP								

Detroit Tigers @ Kansas City Royals  
Kauffman Stadium, Kansas City, MO

Thu Jun 24 1999, 1:05 PM CDT  
Att. 22,506 - Cloudy - 80 F

livebaseballscorecards.com

AB	36
R	6
H	9
RBI	6
BB	2
SO	6
LOB	12



Batter	1	2	3	4	5	6	7	8	9	AB	R	H	RBI	BB	SO	LOB
<b>Carlos Beltrán, S</b> OBP: 0.332, SLG: 0.463 (1, 8)	1-0 G4-6-3 1B		1-0 L9	0-0 G4-3		1-3 K		1-1 G4-3		5	0	1	0	0	1	0
<b>Joe Randa, R</b> OBP: 0.352, SLG: 0.454 <b>Scott Leius, R</b> OBP: 0.236, SLG: 0.262 (1, 5) (5, 5)	1-0 G4-6-3 1B		2-0 29 2B 1B	0-1 29 1B 1B		1-2 G6-3		1-2 G3		3	2	3	0	0	0	0
<b>Johnny Damon, L</b> OBP: 0.380, SLG: 0.477 (1, 7)	1-1 G4-6-3 1-2f 2-3		0-1 F8	1-0 29 1B 1B		1-1 G3-1		0-2 29 G4-6-3 1B		5	0	2	0	0	0	3
<b>29 Mike Sweeney, R</b> OBP: 0.378, SLG: 0.487 (1, 10)	1-2 F9		0-1 1B 2B	2-0 1-3 2-H 1B		1-1 P6		1-2 G4-6-3 1-2f		5	1	2	1	0	0	2
<b>Jermaine Dye, R</b> OBP: 0.363, SLG: 0.506 (1, 9)		0-1 G1-3	0-0 2-H 3-H 1B	1-2 P4		1-0 G6-3				4	0	1	2	0	0	2
<b>Jeremy Giambi, L</b> OBP: 0.415, SLG: 0.392 <b>Steve Scarsone, R</b> OBP: 0.281, SLG: 0.236 (1, 3) (6, 3)		1-2 FC5 1B	0-0 1-2 1B		1-1 FC1-6 HBP		3-2 2B			2	0	2	0	0	0	0
<b>Tim Spehr, R</b> OBP: 0.342, SLG: 0.441 (1, 2)		3-3 K	0-0 P6		0-1 FC1-6 1-2f		1-3 K			4	0	0	0	0	2	5
<b>Carlos Febles, R</b> OBP: 0.372, SLG: 0.467 (1, 4)		4-2 HBP		0-1 HR		1-3 K		2-1 L9		3	1	1	1	0	1	1
<b>Rey Sanchez, R</b> OBP: 0.291, SLG: 0.336 (1, 6)		1-2 FC5 2-3f		3-3 K		1-1 B2		1-3 K		4	0	0	0	0	2	3

Inning Stats	R: 0	H: 2	E: 0	K: 0	S: 7	LOB: 1	BB: 0	P: 11	R: 0	H: 1	E: 1	K: 1	S: 14	LOB: 2	BB: 0	P: 23	R: 2	H: 4	E: 0	K: 0	S: 9	LOB: 2	BB: 0	P: 12	R: 2	H: 4	E: 0	K: 1	S: 14	LOB: 2	BB: 0	P: 21	R: 0	H: 0	E: 0	K: 1	S: 11	LOB: 1	BB: 0	P: 14	R: 0	H: 0	E: 0	K: 1	S: 9	LOB: 0	BB: 0	P: 12	R: 0	H: 1	E: 0	K: 1	S: 11	LOB: 1	BB: 0	P: 17	R: 0	H: 0	E: 0	K: 1	S: 7	LOB: 0	BB: 0	P: 11	R: 0	H: 1	E: 0	K: 0	S: 10	LOB: 0	BB: 0	P: 12	1B: 10	SF: 0	2B: 2	SAC: 0	3B: 0	DP: 2	HR: 1	HBP: 2	WP: 0	PA: 40
--------------	------	------	------	------	------	--------	-------	-------	------	------	------	------	-------	--------	-------	-------	------	------	------	------	------	--------	-------	-------	------	------	------	------	-------	--------	-------	-------	------	------	------	------	-------	--------	-------	-------	------	------	------	------	------	--------	-------	-------	------	------	------	------	-------	--------	-------	-------	------	------	------	------	------	--------	-------	-------	------	------	------	------	-------	--------	-------	-------	--------	-------	-------	--------	-------	-------	-------	--------	-------	--------

PITCHER	IP	WLS	BF	H	R	ER	SO	BB	IBB	HBP	BLK	WP	HR	S	P	ERA	WHIP
<b>Nelson Cruz, R</b> ERA: 6.48 (1, 1)	6.0	W	30	11	4	4	4	0	0	0	0	0	1	64	93	6.00	1.833
<b>Masao Kida, R</b> ERA: 5.4 (7, 1)	1.0	H	4	1	0	0	1	0	0	0	0	0	0	11	17	0.00	1.000
<b>Doug Brocail, R</b> ERA: 2.88 (8, 1)	1.0	H	3	0	0	0	1	0	0	0	0	0	0	7	11	0.00	0.000
<b>Todd Jones, R</b> ERA: 5.4 (9, 1)	1.0	S	3	1	0	0	0	0	0	0	0	0	0	10	12	0.00	1.000

**BOTTOM**

**Detroit Tigers @ Kansas City Royals**  
Kauffman Stadium, Kansas City, MO

Thu Jun 24 1999, 1:05 PM CDT  
Att: 22,506 - Cloudy - 80 F

livebaseballscorecards.com

<b>AB</b>	<b>38</b>
<b>R</b>	<b>4</b>
<b>H</b>	<b>13</b>
<b>RBI</b>	<b>4</b>
<b>BB</b>	<b>0</b>
<b>SO</b>	<b>6</b>
<b>LOB</b>	<b>16</b>



Batter	1	2	3	4	5	6	7	8	9	AB R H RBI BB SO LOB	TOP											
<b>Kenny Lofton, L</b> (1, 8) OBP: 0.437, SLG: 0.467	4-2 SH5-3 S BB	1-2 G3			2-2 G3-6 1-2f			0-0 G6-3		3 0 0 0 1 0 2												
<b>Omar Vizquel, S</b> (1, 6) OBP: 0.402, SLG: 0.445	2-1 SH5-3		3-2 F9			2-2 L6		2-1		3 0 1 0 0 0 0												
<b>Enrique Wilson, S</b> (8, 6) OBP: 0.348, SLG: 0.417	1-3							2B		0 0 0 0 0 0 0												
<b>Roberto Alomar, S</b> (1, 4) OBP: 0.427, SLG: 0.523	0-1 L1		0-1 G6-4-3 1B			2-2 P5		1-2 G5-3		4 0 1 0 0 0 2												
<b>David Justice, L</b> (1, 9) OBP: 0.373, SLG: 0.529	4-2 BB		2-2 G6-4-3 1-2f			2-1 HR				3 1 1 1 1 0 1												
<b>Richie Sexson, R</b> (1, 10) OBP: 0.316, SLG: 0.523	1-0 P3			2-3 K		0-0 P6			4-2 BB	3 0 0 0 1 1 2												
<b>Jim Thome, L</b> (1, 3) OBP: 0.413, SLG: 0.464			1-0 G3-1		3-2 F9		1-0 P6		1-3 K	4 0 0 0 0 1 1												
<b>Travis Fryman, R</b> (1, 5) OBP: 0.322, SLG: 0.445			1-2 G3 1B 1B		1-1 G5-3		0-0 F7		2-1 P3	4 1 1 0 0 0 1												
<b>Mark Whiten, S</b> (1, 7) OBP: 0.167, SLG: 0.182			2-1 G3		1-2 F7		2-2 G4-3			3 0 0 0 0 0 1												
<b>Einar Diaz, R</b> (1, 2) OBP: 0.299, SLG: 0.381			2-2 1B		0-0 G3-6 1B			2-1 F8		3 0 2 1 0 0 0												
<b>Inning Stats</b>	R: 0 E: 0 K: 0 S: 10	H: 0 LOB: 2 BB: 2 P: 21	R: 1 E: 0 K: 0 S: 12	H: 2 LOB: 1 BB: 0 P: 19	R: 0 E: 0 K: 0 S: 8	H: 1 LOB: 0 BB: 0 P: 13	R: 0 E: 0 K: 1 S: 8	H: 0 LOB: 0 BB: 0 P: 14	R: 0 E: 0 K: 0 S: 7	H: 1 LOB: 0 BB: 0 P: 10	R: 1 E: 0 K: 0 S: 10	H: 1 LOB: 0 BB: 0 P: 16	R: 0 E: 0 K: 0 S: 5	H: 0 LOB: 0 BB: 0 P: 8	R: 0 E: 0 K: 0 S: 8	H: 1 LOB: 1 BB: 0 P: 13	R: 0 E: 0 K: 1 S: 13	H: 0 LOB: 1 BB: 1 P: 23	1B: 4 2B: 1 3B: 0 HR: 1	SF: 0 SAC: 1 DP: 2 HBP: 0	WP: 0 PB: 0 SB: 1 CS: 0	PA: 34
<b>PITCHER</b>	IP WLS BF H R ER SO BB IBB HBP BLK WP HR S P ERA WHIP																					
<b>Jeff Suppan, R</b> (1, 1) ERA: 3.28	8.0 W 30 6 2 2 1 2 0 0 0 0 0 1 68 114 2.25 1.000																					
<b>Matt Whisenant, L</b> (9, 1) ERA: 5.82	1.0 4 0 0 0 1 1 0 0 0 0 0 0 13 23 0.00 1.000																					

**Cleveland Indians @ Kansas City Royals**  
**Kauffman Stadium, Kansas City, MO**  
 Fri Jun 25 1999, 7:05 PM CDT  
 Att. 32,147 - Cloudy - 86 F

AB	30
R	2
H	6
RBI	2
BB	3
SO	2
LOB	10



Batter	1	2	3	4	5	6	7	8	9
<b>Carlos Beltrán, S</b> OBP: 0.333, SLG: 0.470 (1, 8)	4-2 1B 3B BB	0-0 G4-3		1-2 HR	3-2 P5			2-0 F9	
<b>Carlos Febles, R</b> OBP: 0.376, SLG: 0.467 (1, 4)	0-0 3B 1B	1-1 1B		4-1 WP BB		0-1 G4-3		2-3 K	
<b>Johnny Damon, L</b> OBP: 0.380, SLG: 0.481 (1, 7)	0-2 29 G4-3 3B		4-2 G3 29 1B BB	1-2 F8		0-0 P6		1-0 F8	
<b>29 Mike Sweeney, R</b> OBP: 0.380, SLG: 0.485 (1, 3)	1-2 G4-3		0-0 G3 1B 1B	4-1 BB		0-1 G6-3			
<b>Jermaine Dye, R</b> OBP: 0.362, SLG: 0.502 (1, 9)	2-0 E1 2B		0-0 G3	1-1 G4-3			2-1 BB 1B		
<b>Jeremy Giambi, L</b> OBP: 0.449, SLG: 0.444 (1, 10)	0-0 1-H 2B		1-1 G3 1B		3-1 G6-3 1B		4-1 1B BB		
<b>Chad Kreuter, S</b> OBP: 0.358, SLG: 0.401 (1, 2)	0-3 K		2-1 G3		3-2 G6-3		0-2 F7		
<b>Scott Leius, R</b> OBP: 0.250, SLG: 0.275 (1, 5)	3-2 P3		2-3 K		2-2 1B 1B		0-2 G6-3 1B		
<b>Rey Sanchez, R</b> OBP: 0.290, SLG: 0.335 (1, 6)		1-2 P9		1-1 F8	0-0 1B		0-2 G6-3		

AB	R	H	RBI	BB	SO	LOB
4	2	1	1	1	0	2
4	1	2	0	1	1	0
4	2	1	2	1	0	1
3	1	1	1	1	0	0
4	2	1	0	0	0	4
3	0	3	3	1	0	0
4	0	0	0	0	1	5
4	0	2	1	0	1	2
4	0	1	0	0	0	2

AB	R	H	RBI	BB	SO	LOB
34	8	12	8	5	3	16

Inning Stats		R: 4	H: 3	E: 1	K: 1	S: 27	R: 0	H: 1	E: 0	K: 0	S: 6	R: 2	H: 2	E: 0	K: 1	S: 12	R: 1	H: 1	E: 0	K: 0	S: 13	R: 0	H: 3	E: 0	K: 0	S: 16	R: 0	H: 0	E: 0	K: 0	S: 5	R: 1	H: 2	E: 0	K: 0	S: 12	R: 0	H: 0	E: 0	K: 1	S: 5
PITCHER		IP	WLS	BF	H	R	ER	SO	BB	IBB	HBP	BLK	WP	HR	S	P	ERA	WHIP	PITCHER		IP	WLS	BF	H	R	ER	SO	BB	IBB	HBP	BLK	WP	HR	S	P	ERA	WHIP				
Jaret Wright, R	(1, 1)	3.0	L	17	6	6	5	2	2	0	0	0	0	0	45	66	15.00	2.667	Jaret Wright, R		3.0	L	17	6	6	5	2	2	0	0	0	0	45	66	15.00	2.667					
Mark Langston, L	(4, 1)	2.0		11	4	1	1	0	2	0	0	0	1	1	29	52	4.50	3.000	Mark Langston, L		2.0		11	4	1	1	0	2	0	0	0	1	1	29	52	4.50	3.000				
Paul Assenmacher, L	(6, 1)	1.0		3	0	0	0	0	0	0	0	0	0	0	5	5	0.00	0.000	Paul Assenmacher, L		1.0		3	0	0	0	0	0	0	0	0	5	5	0.00	0.000						
Steve Reed, R	(7, 1)	1.0		5	2	1	1	0	1	0	0	0	0	0	12	18	9.00	3.000	Steve Reed, R		1.0		5	2	1	1	0	1	0	0	0	12	18	9.00	3.000						
Ricardo Rincon, L	(8, 1)	1.0		3	0	0	0	1	0	0	0	0	0	0	5	10	0.00	0.000	Ricardo Rincon, L		1.0		3	0	0	0	1	0	0	0	0	5	10	0.00	0.000						

**BOTTOM**

**Cleveland Indians @ Kansas City Royals**  
Kauffman Stadium, Kansas City, MO

livebaseballscorecards.com

AB 34  
R 8  
H 12  
RBI 8  
BB 5  
SO 3  
LOB 16



WP: 1 PA: 39  
PB: 0  
SB: 0  
CS: 0

Fri Jun 25 1999, 7:05 PM CDT  
Att: 32,147 - Cloudy - 86 F

Batter	1	2	3	4	5	6	7	8	9	AB R H RBI BB SO LOB	TOP																
<b>Kenny Lofton, L</b> (1, 8) OBP: 0.440, SLG: 0.471	0-3 		4-2 	2-0 		2-2 			1-1 	4 1 2 0 1 1 0																	
<b>Omar Vizquel, S</b> (1, 6) OBP: 0.398, SLG: 0.438	0-3 		4-0 	0-1 		1-1 			1-1 	4 1 0 0 1 1 3																	
<b>Roberto Alomar, S</b> (1, 4) OBP: 0.429, SLG: 0.526 <b>Enrique Wilson, S</b> (6, 4) OBP: 0.343, SLG: 0.411	3-1 		2-1 		2-1 			0-0 	2-2 	2 0 1 2 0 0 0 2 0 0 0 0 0 0																	
<b>David Justice, L</b> (1, 9) OBP: 0.379, SLG: 0.527		4-2 	4-2 		4-0 			1-1 		1 2 0 0 3 0 0																	
<b>Richie Sexson, R</b> (1, 3) OBP: 0.320, SLG: 0.531		0-0 	2-0 		2-2 			4-2 		3 1 1 1 1 0 3																	
<b>Jim Thome, L</b> (1, 10) OBP: 0.415, SLG: 0.462		4-1 	0-2 		1-3 			3-1 		3 1 1 1 1 1 2																	
<b>Travis Fryman, R</b> (1, 5) OBP: 0.316, SLG: 0.437		0-0 	2-2 			0-0 			1-3 	4 0 0 0 0 1 3																	
<b>Mark Whiten, S</b> (1, 7) OBP: 0.250, SLG: 0.429		2-1 	1-0 			4-2 			3-1 	3 1 1 3 1 0 1																	
<b>Einar Diaz, R</b> (1, 2) OBP: 0.293, SLG: 0.372		2-2 		0-0 		2-1 			1-0 	4 0 0 0 0 0 1																	
<b>Inning Stats</b>	R: 0 E: 0 K: 2 S: 9 H: 0 LOB: 0 BB: 0 P: 12	R: 3 E: 0 K: 0 S: 11 H: 1 LOB: 0 BB: 2 P: 23	R: 4 E: 0 K: 0 S: 18 H: 3 LOB: 1 BB: 3 P: 37	R: 0 E: 0 K: 0 S: 4 H: 1 LOB: 0 BB: 0 P: 6	R: 0 E: 0 K: 1 S: 7 H: 0 LOB: 1 BB: 1 P: 16	R: 0 E: 0 K: 0 S: 11 H: 1 LOB: 2 BB: 1 P: 20	R: 0 E: 0 K: 0 S: 7 H: 0 LOB: 1 BB: 1 P: 15	R: 0 E: 0 K: 1 S: 8 H: 0 LOB: 0 BB: 0 P: 13	R: 0 E: 0 K: 0 S: 8 H: 0 LOB: 0 BB: 0 P: 12	1B: 2 2B: 2 3B: 1 HR: 1 SF: 0 SAC: 0 DP: 2 HBP: 1	WP: 0 PB: 0 SB: 1 CS: 0 PA: 39																
<b>PITCHER</b>	IP WLS BF H R ER SO BB IBB HBP BLK WP HR S P ERA WHIP											<b>PITCHER</b>	IP WLS BF H R ER SO BB IBB HBP BLK WP HR S P ERA WHIP														
<b>49 Chris Fussell, R</b> (1, 1) ERA: 8.44	2.0		13	2	7	7	2	5	0	0	0	0	1	26	55	31.50	3.500										
<b>Mac Suzuki, R</b> (3, 1) ERA: 9.0	3.0		11	3	0	0	1	1	0	1	0	0	0	23	39	0.00	1.333										
<b>Marc Pisciotta, R</b> (6, 1) ERA: 4.91	2.0		9	1	0	0	0	2	0	0	0	0	0	18	35	0.00	1.500										
<b>Jeff Montgomery, R</b> (8, 1) ERA: 7.76	1.0	W	3	0	0	0	1	0	0	0	0	0	0	8	13	0.00	0.000										
<b>Scott Service, R</b> (9, 1) ERA: 5.53	1.0		3	0	0	0	0	0	0	0	0	0	0	8	12	0.00	0.000										

**Cleveland Indians @ Kansas City Royals**  
Kauffman Stadium, Kansas City, MO

Sat Jun 26 1999, 7:05 PM CDT  
Att. 29,358 - Cloudy - 85 F

AB	30
R	7
H	6
RBI	7
BB	8
SO	4
LOB	13



WP: 0	PA: 39
PB: 0	
SB: 1	
CS: 0	

ERA	WHIP



Batter	1	2	3	4	5	6	7	8	9
<b>Carlos Beltrán, S</b> (1, 8) OBP: 0.334, SLG: 0.469 	2-3 			2-1 			0-0 		
<b>Carlos Febles, R</b> (1, 4) OBP: 0.374, SLG: 0.462 	2-3 			1-0 			1-1 		
<b>Johnny Damon, L</b> (1, 7) OBP: 0.362, SLG: 0.490 	1-3 			1-2 			3-2 		
<b>29 Mike Sweeney, R</b> (1, 3) OBP: 0.378, SLG: 0.481 		0-0 			1-1 		2-3 		
<b>Jermaine Dye, R</b> (1, 9) OBP: 0.364, SLG: 0.506 		1-0 			2-1 				
<b>Jeremy Giambi, L</b> (1, 10) OBP: 0.438, SLG: 0.421 		3-3 			2-1 				
<b>Chad Kreuter, S</b> (1, 2) OBP: 0.361, SLG: 0.409 			2-1 			0-0 			
<b>Scott Leius, R</b> (1, 5) OBP: 0.250, SLG: 0.264 			2-2 			1-0 			
<b>Rey Sanchez, R</b> (1, 6) <b>Jed Hansen, R</b> (8, 6) 			0-0 			2-1 			

Inning Stats	R: 0	H: 0	E: 0	K: 3	S: 12	LOB: 0	BB: 0	P: 17
	R: 0	H: 0	E: 0	K: 1	S: 5	LOB: 0	BB: 0	P: 9
	R: 0	H: 0	E: 0	K: 0	S: 8	LOB: 0	BB: 0	P: 12
	R: 0	H: 1	E: 0	K: 0	S: 6	LOB: 0	BB: 0	P: 10
	R: 0	H: 0	E: 0	K: 0	S: 6	LOB: 0	BB: 0	P: 11
	R: 0	H: 0	E: 0	K: 0	S: 4	LOB: 0	BB: 0	P: 7
	R: 1	H: 1	E: 0	K: 1	S: 12	LOB: 0	BB: 0	P: 18
	R: 10	H: 6	E: 0	K: 0	S: 34	LOB: 2	BB: 6	P: 71

PITCHER	IP	WLS	BF	H	R	ER	SO	BB	IBB	HBP	BLK	WP	HR	S	P	ERA	WHIP
<b>Bartolo Colon, R</b> (1, 1) ERA: 5.3	7.1		26	4	4	4	5	1	0	0	0	0	1	65	106	4.91	0.682
<b>Paul Shuey, R</b> (8, 1) ERA: 2.97	0.0		3	1	0	0	0	2	0	0	0	1	0	7	15	∞	∞
<b>Ricardo Rincon, L</b> (8, 1) ERA: 5.27	0.0	L	1	0	1	1	0	1	0	0	0	0	0	2	6	∞	∞
<b>Steve Karsay, R</b> (8, 1) ERA: 2.84	0.2	B	7	3	6	6	0	1	1	0	0	0	0	13	28	81.00	6.000

**BOTTOM**

**Cleveland Indians @ Kansas City Royals**  
 Kauffman Stadium, Kansas City, MO

Sat Jun 26 1999, 7:05 PM CDT  
 Att. 29,358 - Cloudy - 85 F

AB	R	H	RBI	BB	SO	LOB
5	1	2	1	0	1	2
3	1	0	1	1	1	1
3	2	1	2	1	1	0
4	1	1	1	0	1	0
4	2	2	2	0	0	0
3	1	0	0	1	1	1
4	1	2	3	0	0	0
3	1	0	0	1	0	1
2	0	0	0	0	0	0
0	1	0	0	2	0	0

AB	31
R	11
H	8
RBI	10
BB	6
SO	5
LOB	5

livebaseballscores.com

1B	5	SF	0
2B	2	SAC	0
3B	0	DP	1
HR	1	HBP	0
WP	1	PA	37
PB	0		
SB	0		
CS	0		

Batter	1	2	3	4	5	6	7	8	9	AB R H RBI BB SO LOB	TOP														
<b>Kenny Lofton, L</b> OBP: 0.439, SLG: 0.468 (1, 8)	2-2 BB 1B	1-0 G6-4-3 1-2f			0-3 K		4-2 1B SF4 BB	0-1 G4-3		4 2 1 0 1 1 1															
<b>Omar Vizquel, S</b> OBP: 0.398, SLG: 0.437 (1, 6)	1-3 K		1-1 G6-3		0-0 P6		1-1 SF4 3B 1B	0-0 SH5-3 1B		5 1 2 0 0 1 1															
<b>Roberto Alomar, S</b> OBP: 0.433, SLG: 0.526 (1, 4)	4-1 1B BB		2-1 G6-4-3 1B			1-2 G6-3	3-2 3B HBP	0-0 SH5-3		2 2 1 0 1 0 0 0 0 0 0 0 0 0															
<b>Einar Diaz, R</b> OBP: 0.293, SLG: 0.372 (7, 2)								1-2																	
<b>Manny Ramirez, R</b> OBP: 0.432, SLG: 0.636 (1, 9)	2-2 FC4-6 1B 1-2 2-H		1-2 G6-4-3			4-0 PB BB G5-3	0-2 SF4	4-0 IBB		2 1 1 2 2 0 1															
<b>Richie Sexson, R</b> OBP: 0.326, SLG: 0.540 (1, 3)	0-2 FC4-6 1B 1-2 2-H				0-2 G6-3	4-2 PB BB	1-1 SAFE 3B	0-0 F7		4 0 2 3 1 0 2															
<b>David Justice, L</b> OBP: 0.379, SLG: 0.522 (1, 10)	2-0 FC4-6 1-2f 2-3			2-2 1B		2-1 G5-3	4-0 IBB	2-1 G3-1		4 0 1 1 1 0 5															
<b>Travis Fryman, R</b> OBP: 0.315, SLG: 0.431 (1, 5)	2-1 P4			2-1 F8		4-2 BB	3-0 F8			3 0 0 0 1 0 5															
<b>Mark Whiten, S</b> OBP: 0.250, SLG: 0.389 (1, 7)		0-2 G6-4-3 1B		1-0 P5		1-3 K		2-1 G4-3		4 0 1 0 0 1 3															
<b>Chris Turner, R</b> OBP: 0.227, SLG: 0.190 (1, 2)								0-0 G4-3		2 0 0 0 0 2 1															
<b>Enrique Wilson, S</b> OBP: 0.338, SLG: 0.405 (7, PH) (7, 4)		1-3 K			0-3 K		3-2 G4-3	G4-3		2 0 0 0 0 0 0															
<b>Inning Stats</b>	R: 2 E: 0 K: 1 S: 17	H: 3 LOB: 2 BB: 1 P: 30	R: 0 E: 0 K: 1 S: 7	H: 1 LOB: 0 BB: 0 P: 9	R: 0 E: 0 K: 0 S: 7	H: 1 LOB: 1 BB: 0 P: 11	R: 0 E: 0 K: 0 S: 12	H: 1 LOB: 1 BB: 0 P: 17	R: 0 E: 0 K: 2 S: 7	H: 0 LOB: 0 BB: 0 P: 7	R: 1 E: 0 K: 1 S: 13	H: 0 LOB: 2 BB: 3 P: 29	R: 3 E: 0 K: 0 S: 17	H: 2 LOB: 2 BB: 2 P: 36	R: 0 E: 0 K: 0 S: 5	H: 0 LOB: 0 BB: 0 P: 7	R: 0 E: 0 K: 0 S: 5	H: 1 LOB: 2 BB: 1 P: 11	1B: 8 2B: 0 3B: 1 HR: 0	SF: 1 SAC: 1 DP: 2 HBP: 1	WP: 0 PB: 1 SB: 0 CS: 0	PA: 42			
<b>PITCHER</b>	IP WLS BF H R ER SO BB IBB HBP BLK WP HR S P ERA WHIP																								
<b>50 José Rosado, L</b> ERA: 2.83 (1, 1)	5.1		22	6	3	2	4	2	0	0	0	0	0	54	83	3.38	1.500								
<b>Terry Mathews, R</b> ERA: 3.89 (6, 1)	0.2	H	4	0	0	0	1	2	0	0	0	0	0	9	20	0.00	3.000								
<b>Tim Byrdak, L</b> ERA: 16.2 (7, 1)	0.1	L	4	1	3	3	0	1	0	1	0	0	0	11	22	81.00	6.000								
<b>Jeff Montgomery, R</b> ERA: 7.34 (7, 1)	1.2	B	7	1	0	0	0	0	1	0	0	0	0	11	21	0.00	0.600								
<b>Scott Service, R</b> ERA: 5.4 (9, 1)	1.0		5	1	0	0	0	0	1	0	0	0	0	5	11	0.00	1.000								

**Cleveland Indians @ Kansas City Royals**  
Kauffman Stadium, Kansas City, MO

Sun Jun 27 1999, 1:05 PM CDT  
Att. 17,094 - Overcast - 78 F

AB	32
R	6
H	9
RBI	6
BB	7
SO	5
LOB	19



WP: 0	PA: 42
-------	--------

Batter	1	2	3	4	5	6	7	8	9	AB	R	H	RBI	BB	SO	LOB
<b>Carlos Beltrán, S</b> OBP: 0.332, SLG: 0.463 (1, 8)										4	1	0	0	1	1	4
<b>Joe Randa, R</b> OBP: 0.353, SLG: 0.453 (1, 5)										5	1	2	0	0	0	0
<b>Johnny Damon, L</b> OBP: 0.362, SLG: 0.491 (1, 7)										5	1	2	1	0	0	1
<b>29 Mike Sweeney, R</b> OBP: 0.386, SLG: 0.488 (1, 10)										5	1	4	2	0	0	0
<b>Jermaine Dye, R</b> OBP: 0.361, SLG: 0.500 (1, 9)										5	0	1	0	0	0	3
<b>Jeremy Giambi, L</b> OBP: 0.436, SLG: 0.419 (1, 3)										5	1	2	0	0	2	2
<b>Tim Spehr, R</b> OBP: 0.341, SLG: 0.429 (8, PH) <b>Chad Kreuter, S</b> OBP: 0.359, SLG: 0.407 (9, 2)										2	0	0	0	0	1	1
<b>Carlos Febles, R</b> OBP: 0.376, SLG: 0.466 (1, 4)										4	0	2	2	0	2	0
<b>Rey Sanchez, R</b> OBP: 0.285, SLG: 0.328 (8, PH) <b>Scott Pose, L</b> OBP: 0.408, SLG: 0.377 (9, 6) <b>Jed Hansen, R</b> (9, 6)										3	0	0	0	0	0	2

Inning Stats	R: 5	H: 5	E: 0	K: 0	S: 18	H: 5	LOB: 2	BB: 1	P: 31	R: 0	H: 2	E: 0	K: 0	S: 7	R: 0	H: 0	E: 0	K: 2	S: 10	R: 0	H: 1	E: 0	K: 1	S: 8	R: 0	H: 1	E: 0	K: 1	S: 7	R: 0	H: 0	E: 0	K: 2	S: 7	R: 0	H: 1	E: 0	K: 0	S: 9	R: 0	H: 0	E: 0	K: 1	S: 7	R: 0	H: 1	E: 0	K: 0	S: 9	R: 0	H: 1	E: 0	K: 1	S: 12	R: 0	H: 2	E: 0	K: 1	S: 11	1B: 11	SF: 0	2B: 2	SAC: 0	3B: 0	DP: 0	HR: 0	HBP: 1	WP: 1	PA: 42
<b>PITCHER</b>	IP	WLS	BF	H	R	ER	SO	BB	IBB	HBP	BLK	WP	HR	S	P	ERA	WHIP																																																				
<b>Dwight Gooden, R</b> ERA: 5.91 (1, 1)	0.1		8	5	5	5	0	1	0	1	0	0	0	15	28	135.00	18.000																																																				
<b>Mark Langston, L</b> ERA: 4.23 (1, 1)	4.2		17	4	0	0	3	0	0	0	0	0	0	35	44	0.00	0.857																																																				
<b>Steve Reed, R</b> ERA: 2.93 (6, 1)	1.2	W	6	1	0	0	2	0	0	0	0	0	0	15	24	0.00	0.600																																																				
<b>Paul Shuey, R</b> ERA: 2.87 (7, 1)	1.1	H	6	1	0	0	1	1	0	0	0	1	0	13	27	0.00	1.500																																																				
<b>Michael Jackson, R</b> ERA: 4.76 (9, 1)	1.0	S	5	2	0	0	1	0	0	0	0	0	0	11	17	0.00	2.000																																																				

**BOTTOM**

**Cleveland Indians @ Kansas City Royals**  
Kauffman Stadium, Kansas City, MO

Sun Jun 27 1999, 1:05 PM CDT  
Att. 17,094 - Overcast - 78 F

livebaseballscorecards.com

<b>AB</b>	<b>39</b>
<b>R</b>	<b>5</b>
<b>H</b>	<b>13</b>
<b>RBI</b>	<b>5</b>
<b>BB</b>	<b>2</b>
<b>SO</b>	<b>7</b>
<b>LOB</b>	<b>13</b>

Batter	1	2	3	4	5	6	7	8	9	AB R H RBI BB SO LOB	TOP											
<b>Kenny Lofton, L</b> (1, 8) OBP: 0.436, SLG: 0.463	1-0 L8	2-2 1B 2-H 3-H		1-2 G4-3	0-1 L7			0-1 G6-3		5 0 1 2 0 0 1												
<b>Omar Vizquel, S</b> (1, 6) OBP: 0.394, SLG: 0.432	2-2 F7	0-1 1B		1-2 F7		1-1 F7		2-0 G4-3		5 0 1 0 0 0 0												
<b>David Justice, L</b> (1, 7) OBP: 0.387, SLG: 0.524	0-3 K	4-2 1B		0-1 1B		3-2 1B		4-1 BB FC6-4		3 0 2 0 2 1 0												
<b>Manny Ramirez, R</b> (1, 9) OBP: 0.428, SLG: 0.627		1-2 BB K		0-2 G4-3		2-0 F7		0-0 FC6-4		5 1 1 0 0 1 6												
<b>Jim Thome, L</b> (1, 3) OBP: 0.421, SLG: 0.465		4-1 1B G6-3 BB	4-2 WP 1B BB		2-1 HR 1B	4-2 BB 1B		3-2 P6		1 2 1 0 2 0 0 1 0 0 0 1 0 0												
<b>Jeff Manto, R</b> (6, PH) OBP: 0.444, SLG: 0.320		1-2 BB		1-0 HR		1-2 BB		0-3 K		5 1 1 2 0 1 5												
<b>Richie Sexson, R</b> (1, 10) OBP: 0.323, SLG: 0.546	0-2 G6-3	1-2 2-3	2-1 G5-3		1-0 HR	2-1 F8		0-1 P4		4 0 2 1 1 0 0												
<b>Travis Fryman, R</b> (1, 5) OBP: 0.321, SLG: 0.432	0-0 1B 1B	4-1 1B BB		2-1 1B		1-1 G1-3		0-1 P4		4 1 1 1 0 0 3												
<b>Enrique Wilson, S</b> (1, 4) OBP: 0.336, SLG: 0.400	1-1 1B 1B	1-2 1B	1-2 L8		1-0 L9	1-2 F9		2-2 F9		4 1 2 0 0 0 1												
<b>Einar Diaz, R</b> (1, 2) OBP: 0.297, SLG: 0.375	1-1 1B 1B	1-2 1B	0-1 1B		0-1 F7																	
<b>Inning Stats</b>	R: 0 E: 0 K: 1 S: 7	H: 0 LOB: 0 BB: 0 P: 10	R: 4 E: 0 K: 1 S: 24	H: 6 LOB: 3 BB: 2 P: 36	R: 0 E: 0 K: 0 S: 11	H: 1 LOB: 2 BB: 2 P: 22	R: 0 E: 0 K: 0 S: 11	H: 1 LOB: 1 BB: 0 P: 13	R: 2 E: 0 K: 0 S: 10	H: 3 LOB: 1 BB: 0 P: 16	R: 0 E: 0 K: 0 S: 10	H: 1 LOB: 2 BB: 1 P: 22	R: 0 E: 0 K: 0 S: 9	H: 0 LOB: 0 BB: 0 P: 13	R: 0 E: 0 K: 0 S: 5	H: 0 LOB: 1 BB: 1 P: 11	R: 0 E: 0 K: 1 S: 8	H: 0 LOB: 0 BB: 0 P: 11	1B: 11 2B: 0 3B: 0 HR: 1	SF: 0 SAC: 0 DP: 0 HBP: 0	WP: 1 PB: 0 SB: 1 CS: 0	PA: 43
<b>PITCHER</b>	IP WLS BF H R ER SO BB IBB HBP BLK WP HR S P ERA WHIP																					
<b>Jay Witasick, R</b> (1, 1) ERA: 6.78	4.0 L 25 11 6 6 2 4 0 0 0 1 1 58 91 13.50 3.750																					
<b>Alvin Morman, L</b> (5, 1) ERA: 3.97	3.0 11 1 0 0 0 1 0 0 0 0 0 24 41 0.00 0.667																					
<b>Tim Byrdak, L</b> (8, 1) ERA: 12.46	1.0 4 0 0 0 0 1 0 0 0 0 0 5 11 0.00 1.000																					
<b>Marc Pisciotta, R</b> (9, 1) ERA: 3.86	1.0 3 0 0 0 0 1 0 0 0 0 0 8 11 0.00 0.000																					

**Cleveland Indians @ Kansas City Royals**  
**Kauffman Stadium, Kansas City, MO**  
 Mon Jun 28 1999, 7:05 PM CDT  
 Att. 23,429 - Cloudy - 76 F

AB	37
R	6
H	12
RBI	6
BB	6
SO	3
LOB	16



Batter	1	2	3	4	5	6	7	8	9	AB	R	H	RBI	BB	SO	LOB
Carlos Beltrán, S OBP: 0.331, SLG: 0.460 (1, 8)	1-1 P4		2-3 K		1-1 1B			3-3 K		4	0	1	0	0	2	1
Joe Randa, R OBP: 0.352, SLG: 0.450 (1, 5)	0-1 G4-3		2-3 K		3-1 L3			2-0 1B		4	0	1	0	0	1	2
Johnny Damon, L OBP: 0.380, SLG: 0.488 (1, 7)	2-2 F8		1-3 K				2-2 L6	0-1 1B		4	0	1	0	0	1	1
29 Mike Sweeney, R OBP: 0.387, SLG: 0.498 (1, 3)		1-2 G5-3		0-0 HR		1-0 HBP		1-0 P4		3	1	1	1	0	0	2
Jermaine Dye, R OBP: 0.359, SLG: 0.496 (1, 9)		3-2 2B		1-0 G3-1		3-2 F8		1-3 K		4	0	1	0	0	1	3
Jeremy Giambi, L OBP: 0.415, SLG: 0.394 (1, 10)		0-0 L9		3-2 G4-3		0-1 G3			2-3 K	4	0	0	0	0	1	2
Chad Kreuter, S OBP: 0.362, SLG: 0.411 (1, 2)		3-1 2B		0-1 G1-3			3-1 G3		4-2 G1-3	3	0	1	0	1	0	0
Carlos Febles, R OBP: 0.371, SLG: 0.459 (1, 4)		2-2 G6-3			1-2 P4		0-2 G1-3		0-1 G1-3	4	0	0	0	0	0	3
Rey Sanchez, R OBP: 0.285, SLG: 0.332 Scott Pose, L (9, PH) OBP: 0.403, SLG: 0.371 (1, 6)			1-0 2B		0-0 F9		1-2 G5-3		1-3 K	3	0	1	0	0	0	0
										1	0	0	0	0	1	1

Inning Stats	R: 0	H: 0	E: 0	K: 0	S: 7	R: 0	H: 2	E: 0	K: 0	S: 14	R: 0	H: 1	E: 0	K: 3	S: 10	R: 1	H: 1	E: 0	K: 0	S: 7	R: 0	H: 1	E: 0	K: 0	S: 8	R: 0	H: 0	E: 0	K: 0	S: 10	R: 0	H: 0	E: 0	K: 0	S: 8	R: 0	H: 2	E: 0	K: 2	S: 12	R: 0	H: 0	E: 0	K: 2	S: 12	R: 0	H: 0	E: 0	K: 2	S: 12	1B: 4	2B: 2	3B: 0	HR: 1	SF: 0	SAC: 0	DP: 0	HBP: 1	WP: 0	PA: 36
PITCHER	IP	WLS	BF	H	R	ER	SO	BB	IBB	HBP	BLK	WP	HR	S	P	ERA	WHIP																																											
Charles Nagy, R ERA: 3.99 Steve Karsay, R ERA: 2.73	(1, 1)	7.0	27	5	1	1	3	0	0	1	0	0	0	64	101	1.29	0.714																																											
	(8, 1)	2.0	9	2	0	0	4	1	0	0	0	0	0	24	38	0.00	1.500																																											

BOTTOM

Cleveland Indians @ Kansas City Royals  
Kauffman Stadium, Kansas City, MO

Mon Jun 28 1999, 7:05 PM CDT  
Att. 23,429 - Cloudy - 76 F

livebaseballscorecards.com

AB	34
R	1
H	7
RBI	1
BB	1
SO	7
LOB	15



Batter	1	2	3	4	5	6	7	8	9	AB R H RBI BB SO LOB	TOP		
Ray Durham, S (1, 4) OBP: 0.376, SLG: 0.483	1-2 G6-3		1-3 K		4-2 FC6-4 BB		2-2 FC4-6 G4-3 S 1-2f 2-3		3-2 G4-3	4 0 0 0 1 1 3	<b>Chicago White Sox @ Kansas City Royals</b> Kauffman Stadium, Kansas City, MO Tue Jun 29 1999, 7:05 PM CDT Att. 15,027 - Cloudy - 71 F		
Mike Caruso, S (1, 6) OBP: 0.287, SLG: 0.314	1-0 G6-3			1-1 P6	0-0 FC6-4 1-2f		2-2 G4-3		2-2 G4-3	5 0 0 1 0 0 3			
Frank Thomas, R (1, 3) OBP: 0.424, SLG: 0.531	2-1 P6			0-0 HR		2-2 F9	3-2 F7			4 1 1 1 0 0 1			
Magglio Ordonez, R (1, 9) OBP: 0.377, SLG: 0.561		0-0 P4		1-0 HR		0-0 L6		2-2 F8		4 1 1 1 0 0 0			
Chris Singleton, L (1, 8) OBP: 0.330, SLG: 0.500		0-0 G6-4-3 1B		3-2 F8		0-0 1B 1B		0-1 S G4-3 1B		4 1 3 0 0 0 0			
Jeff Liefer, L (1, 7) OBP: 0.273, SLG: 0.280		0-1 G6-4-3 1-2f		2-3 K		1-1 SAFE 1-2 1B		0-0 G4-3 S 1-2 1B		4 0 2 0 0 1 1			
Greg Norton, S (1, 10) OBP: 0.369, SLG: 0.438			2-1 P6		2-2 S 1B	2-1 P7		3-2 G4-3 1-3 2-H		4 0 1 1 0 0 3			
Craig Wilson, R (1, 5) OBP: 0.319, SLG: 0.328			0-1 G5-3		3-3 SAFE K 1-2		2-2 FC4-6 BB G4-3 1B	1-1 P4		4 1 1 0 0 1 2			
Mark Johnson, L (1, 2) OBP: 0.327, SLG: 0.341			2-0 2B		3-2 P6		4-1 FC4-6 BB 1-2		0-3 K	3 0 1 0 1 1 1			
<b>Inning Stats</b>	R: 0 E: 0 K: 0 S: 6 H: 0 LOB: 0 BB: 0 P: 10	R: 0 E: 0 K: 0 S: 4 H: 1 LOB: 0 BB: 0 P: 4	R: 0 E: 0 K: 1 S: 8 H: 1 LOB: 1 BB: 0 P: 13	R: 2 E: 0 K: 1 S: 11 H: 2 LOB: 0 BB: 0 P: 18	R: 0 E: 0 K: 1 S: 16 H: 1 LOB: 2 BB: 1 P: 28	R: 0 E: 0 K: 0 S: 9 H: 2 LOB: 2 BB: 0 P: 14	R: 1 E: 0 K: 0 S: 15 H: 1 LOB: 1 BB: 1 P: 28	R: 1 E: 0 K: 0 S: 11 H: 2 LOB: 1 BB: 0 P: 17	R: 0 E: 0 K: 1 S: 9 H: 0 LOB: 0 BB: 0 P: 14	1B: 7 2B: 1 3B: 0 HR: 2 SF: 0 SAC: 0 DP: 1 HBP: 0		WP: 0 PB: 0 SB: 4 CS: 0 PA: 38	
<b>PITCHER</b>	IP WLS BF H R ER SO BB IBB HBP BLK WP HR S P ERA WHIP											<b>PITCHER</b>	IP WLS BF H R ER SO BB IBB HBP BLK WP HR S P ERA WHIP
Kevin Appier, R (1, 1) ERA: 5.0	6.0 W 27 8 3 3 3 2 0 0 0 0 0 2 58 97 4.50 1.667												
Jeff Montgomery, R (7, 1) ERA: 7.16	2.0 H 8 2 1 1 0 0 0 0 0 0 0 0 22 35 4.50 1.000												
Scott Service, R (9, 1) ERA: 5.27	1.0 S 3 0 0 0 1 0 0 0 0 0 0 0 9 14 0.00 0.000												

AB	36
R	4
H	10
RBI	4
BB	2
SO	4
LOB	14



Batter	1	2	3	4	5	6	7	8	9
<b>Carlos Beltrán, S</b> OBP: 0.338, SLG: 0.466 (1, 8)	2-1 2B 1B	2-1 E 1B	1-0 E9 1B		1-0 L8			0-0 F9 G4-3 1B	
<b>Joe Randa, R</b> OBP: 0.349, SLG: 0.449 (1, 5)	0-2 29 WP SF9 2B	0-0 1B 29 FC6-4	0-0 G4-3			2-3 K		2-2 G4-3	
<b>Johnny Damon, L</b> OBP: 0.378, SLG: 0.483 (1, 7)	1-0 B3	0-0 29 FC6-4 1B		3-2 G6-3		3-2 F8		1-2 F9	
<b>29 Mike Sweeney, R</b> OBP: 0.388, SLG: 0.494 (1, 10)	2-1 BB HBP	1-1 FC6-4 FC5-4		1-1 BB 1B		1-3 K		3-3 K	
<b>Jermaine Dye, R</b> OBP: 0.358, SLG: 0.493 (1, 9)	0-1 SF9	0-1 FC5-4		4-1 BB		1-0 G6-3			
<b>Jeremy Giambi, L</b> OBP: 0.407, SLG: 0.377 (1, 3)	4-2 BB		3-3 K	1-0 F7		2-2 P6			
<b>Chad Kreuter, S</b> OBP: 0.364, SLG: 0.410 (1, 2)	2-2 L9		4-1 1B E BB	1-0 F9		3-1 FC5-4 1B			
<b>Carlos Febles, R</b> OBP: 0.366, SLG: 0.452 (1, 4)		2-1 G4-3	2-3 K		1-0 P4		2-1 FC5-4		
<b>Rey Sanchez, R</b> OBP: 0.292, SLG: 0.343 (1, 6)		1-2 1B E 1B	0-0 E 1B		1-0 G6-3		0-2 1B G4-3 2B		

AB	R	H	RBI	BB	SO	LOB
5	2	4	1	0	0	0
5	2	1	3	0	1	4
5	0	1	1	0	0	2
4	0	1	1	0	2	2
2	0	0	1	1	0	1
3	0	0	0	1	1	2
3	1	1	0	1	0	4
4	0	0	0	0	1	2
4	2	3	0	0	0	0

AB	35
R	7
H	11
RBI	7
BB	3
SO	5
LOB	17

Inning Stats	R: 2	H: 2	E: 0	LOB: 2	K: 0	BB: 1	S: 15	R: 3	H: 3	E: 1	LOB: 1	K: 0	BB: 0	S: 13	R: 1	H: 2	E: 1	LOB: 2	K: 2	BB: 1	S: 10	R: 0	H: 1	E: 0	LOB: 2	K: 0	BB: 1	S: 9	R: 0	H: 0	E: 0	LOB: 0	K: 2	BB: 0	S: 10	R: 0	H: 1	E: 0	LOB: 0	K: 0	BB: 0	S: 3	R: 0	H: 0	E: 0	LOB: 0	K: 2	BB: 0	S: 16	R: 0	H: 1	E: 0	LOB: 1	K: 0	BB: 0	S: 9	R: 1	H: 2	E: 0	LOB: 1	K: 1	BB: 0	S: 15	1B: 9	SF: 1	2B: 2	SAC: 0	3B: 0	DP: 0	HR: 0	HBP: 1	WP: 1	PA: 40
<b>Jaime Navarro, R</b> ERA: 5.16 (1, 1)	6.0	WLS L	BF 31	H 8	R 6	ER 4	SO 4	BB 3	IBB 0	HBP 1	BLK 0	WP 1	HR 0	S 60	P 106	ERA 6.00	WHIP 1.833																																																								
<b>Sean Lowe, R</b> ERA: 2.83 (7, 1)	1.0		4	1	0	0	0	0	0	0	0	0	0	0	0	0.00	1.000																																																								
<b>Keith Foulke, R</b> ERA: 2.85 (8, 1)	1.0		5	2	1	1	1	0	0	0	0	0	0	0	0	9.00	2.000																																																								

**Chicago White Sox @ Kansas City Royals**  
**Kauffman Stadium, Kansas City, MO**  
 Tue Jun 29 1999, 7:05 PM CDT  
 Att: 15,027 - Cloudy - 71 F

livebaseballscorecards.com



Batter	1	2	3	4	5	6	7	8	9	10	AB R H RBI BB SO LOB	TOP													
Ray Durham, S OBP: 0.372, SLG: 0.485 (1, 4)	1-3 K	1-0 E6		0-1 B2		2-1 G4-3		2-0 1B 3B		0-0 SF8	5 1 1 2 0 1 4	<b>Chicago White Sox @ Kansas City Royals</b> Kauffman Stadium, Kansas City, MO Wed Jun 30 1999, 7:05 PM CDT Att: 14,026 - Cloudy - 74 F													
Chris Singleton, L OBP: 0.340, SLG: 0.505 (1, 8)	1-2 HR BB 1B	1-2 G3		2-2 G6-4-3 1B			0-1 L9	0-2 S 1B		0-0 1B	6 1 4 1 0 0 2														
Frank Thomas, R OBP: 0.425, SLG: 0.525 (1, 10)	4-0 HR BB		1-1 G6-3	0-0 G6-4-3			3-1 G6-4-3 HBP	4-0 1-2 IBB		0-0 F8	3 1 0 0 2 0 4														
Magglio Ordonez, R OBP: 0.377, SLG: 0.568 (1, 9)	1-0 HR		1-1 2B 1B		1-0 G6-3		0-1 G6-4-3	1-1 P9			5 2 2 3 0 0 3														
Carlos Lee, R OBP: 0.321, SLG: 0.411 Darrin Jackson, R OBP: 0.297, SLG: 0.427 (1, 7) (10, 7)	3-2 P3		0-2 WP G3 2B		0-2 G1-3			1-2 1B 2B 1B		K	5 2 2 1 0 1 0 0 0 0 0 0 0 0														
Greg Norton, S OBP: 0.366, SLG: 0.433 (1, 3)	2-2 F8		3-2 G3		1-0 G4-3			0-1 2B 14 G6-3 1B		1-2 G6-3	5 1 1 1 0 0 0														
Brook Fordyce, R OBP: 0.362, SLG: 0.484 (1, 2)		X	0-0 G6-3	1-0 G1-4-3		2-1 55 G6-3 1B		2-0 L4		0-3 K	5 0 1 0 0 1 2														
Craig Wilson, R OBP: 0.324, SLG: 0.348 (1, 5)		B	1-0 G1-3		2-2 E5 1B 55 1B		0-2 55 G6-3 1B		X	0-0 P4	5 1 2 1 0 0 0														
55 Liu Rodriguez, S OBP: 0.200, SLG: 0.143 14 Paul Konerko, R OBP: 0.295, SLG: 0.430 Mike Caruso, S OBP: 0.289, SLG: 0.324 (1, 6) (8, PH) (8, 6)		X	1-2 E 1B		0-1 1B		0-1 G6-3	2-0 3B 2B		0-0 SF8 3B	3 0 2 0 0 0 2 1 0 0 1 0 0 1 1 1 1 0 0 0 0														
<b>Inning Stats</b>	R: 3 E: 0 K: 1 S: 14	H: 2 LOB: 0 BB: 1 P: 26	R: 0 E: 1 K: 0 S: 9	H: 1 LOB: 2 BB: 0 P: 13	R: 2 E: 0 K: 0 S: 13	H: 2 LOB: 0 BB: 0 P: 19	R: 0 E: 1 K: 0 S: 11	H: 2 LOB: 2 BB: 0 P: 15	R: 0 E: 0 K: 0 S: 5	H: 0 LOB: 0 BB: 0 P: 7	R: 0 E: 0 K: 0 S: 5		H: 0 LOB: 0 BB: 0 P: 8	R: 4 E: 0 K: 0 S: 15	H: 5 LOB: 2 BB: 1 P: 27	R: 0 E: 0 K: 2 S: 10	H: 0 LOB: 0 BB: 0 P: 11	R: 1 E: 0 K: 0 S: 5	H: 2 LOB: 1 BB: 0 P: 5	1B: 11 2B: 2 3B: 2 HR: 1	SF: 1 SAC: 0 DP: 3 HBP: 1	WP: 1 PB: 0 SB: 1 CS: 0	PA: 48		
<b>PITCHER</b>	IP WLS BF H R ER SO BB IBB HBP BLK WP HR S P ERA WHIP	IP WLS BF H R ER SO BB IBB HBP BLK WP HR S P ERA WHIP	IP WLS BF H R ER SO BB IBB HBP BLK WP HR S P ERA WHIP	IP WLS BF H R ER SO BB IBB HBP BLK WP HR S P ERA WHIP	IP WLS BF H R ER SO BB IBB HBP BLK WP HR S P ERA WHIP	IP WLS BF H R ER SO BB IBB HBP BLK WP HR S P ERA WHIP	IP WLS BF H R ER SO BB IBB HBP BLK WP HR S P ERA WHIP	IP WLS BF H R ER SO BB IBB HBP BLK WP HR S P ERA WHIP	IP WLS BF H R ER SO BB IBB HBP BLK WP HR S P ERA WHIP	IP WLS BF H R ER SO BB IBB HBP BLK WP HR S P ERA WHIP	IP WLS BF H R ER SO BB IBB HBP BLK WP HR S P ERA WHIP	IP WLS BF H R ER SO BB IBB HBP BLK WP HR S P ERA WHIP	IP WLS BF H R ER SO BB IBB HBP BLK WP HR S P ERA WHIP	IP WLS BF H R ER SO BB IBB HBP BLK WP HR S P ERA WHIP	IP WLS BF H R ER SO BB IBB HBP BLK WP HR S P ERA WHIP	IP WLS BF H R ER SO BB IBB HBP BLK WP HR S P ERA WHIP	IP WLS BF H R ER SO BB IBB HBP BLK WP HR S P ERA WHIP	IP WLS BF H R ER SO BB IBB HBP BLK WP HR S P ERA WHIP	IP WLS BF H R ER SO BB IBB HBP BLK WP HR S P ERA WHIP	IP WLS BF H R ER SO BB IBB HBP BLK WP HR S P ERA WHIP	IP WLS BF H R ER SO BB IBB HBP BLK WP HR S P ERA WHIP	IP WLS BF H R ER SO BB IBB HBP BLK WP HR S P ERA WHIP	IP WLS BF H R ER SO BB IBB HBP BLK WP HR S P ERA WHIP		
Jeff Suppan, R ERA: 3.53 (1, 1)	6.0																								
Terry Mathews, R ERA: 4.5 (7, 1)	1.1	H	7	3	3	3	0	0	0	0	0	0	0	0	0	0	0	0	0	0	0	0	0	0	0
Matt Whisenant, L ERA: 6.14 (8, 1)	0.1	B	3	2	1	1	0	0	0	0	0	0	0	0	0	0	0	0	0	0	0	0	0	0	0
Scott Service, R ERA: 5.2 (8, 1)	2.1	L	10	2	1	1	2	0	1	0	0	0	0	0	0	0	0	0	0	0	0	0	0	0	0

AB	44
R	10
H	16
RBI	10
BB	2
SO	3
LOB	18





BOTTOM

Chicago White Sox @ Kansas City Royals  
Kauffman Stadium, Kansas City, MO

Wed Jun 30 1999, 7:05 PM CDT  
Att. 14,026 - Cloudy - 74 F

livebaseballscorecards.com

AB 40  
R 9  
H 14  
RBI 8  
BB 5  
SO 9  
LOB 19



WP: 0 PA: 47  
PB: 0  
SB: 1  
CS: 0

AB R H RBI BB SO LOB

5 2 2 0 1 0 1

5 0 0 0 0 2 3

5 1 3 2 0 0 2

4 1 2 3 1 0 1

5 1 1 0 0 2 4

3 1 2 0 2 0 0

3 0 0 1 0 2 4

1 0 0 0 0 1 1

4 2 3 0 1 1 0

2 1 1 2 0 0 2

3 0 0 0 0 1 1

1B: 9 SF: 1  
2B: 2 SAC: 0  
3B: 2 DP: 3  
HR: 1 HBP: 1

Batter	1	2	3	4	5	6	7	8	9	10
Carlos Beltrán, S OBP: 0.341, SLG: 0.471 (1, 8)	F8	1-3 2B 1B		1-2 29 1B 3B	G5-4-3			F8		4-0 BB
Joe Randa, R OBP: 0.346, SLG: 0.442 (1, 5)	F9	K		29 1B HBP		K		L9		F8
Johnny Damon, L OBP: 0.381, SLG: 0.489 (1, 7)	1-1 1B	1-1 29 HR 2B		P6		29 BB 1B		G4-3		
29 Mike Sweeney, R OBP: 0.391, SLG: 0.506 (1, 10)	F8	2-H HR		BB 1B		G4-3 BB			P2	
Jermaine Dye, R OBP: 0.356, SLG: 0.488 (1, 9)		L6-3		K		G4-3		K		
Jeremy Giambi, L OBP: 0.429, SLG: 0.389 (1, 3)	2B 1B	1-3 1B	1-0 BB 1B	1-2 BB		L6		BB		
Tim Spehr, R OBP: 0.326, SLG: 0.411 (1, 2)	SF7	K	1-3 K	K		P3		K		
Chad Kreuter, S OBP: 0.363, SLG: 0.408 (9, PH) (10, 2)										
Carlos Febles, R OBP: 0.373, SLG: 0.468 (1, 4)	1B 2B	1-3 2B	4-2 G6-4-3 BB	1-2 BB	FC5-4 1B	E4 3B		K		
Rey Sanchez, R OBP: 0.294, SLG: 0.344 (1, 6)	1B 2B	1-2 1B 2B	1-0 G6-4-3	1-0 FC5-4	FC5-4	K		L7		
Jed Hansen, R (4, 6)										

Inning Stats	R: 0	H: 1	E: 0	K: 0	S: 8	WLS	BF	H	R	ER	SO	BB	IBB	HBP	BLK	WP	HR	S	P	ERA	WHIP
1	0	1	0	0	8		14	8	7	7	1	0	0	0	0	0	1	33	46	31.50	4.000
2	7	7	0	1	25		34	7	0	0	3	2	0	1	0	0	0	23	42	4.50	2.500
3	0	1	0	1	7		14	1	0	0	1	0	0	0	0	0	0	13	25	0.00	1.500
4	0	0	0	0	7		14	0	0	0	1	0	0	0	0	0	0	17	28	0.00	0.500
5	0	0	0	0	8	W	8	0	0	0	3	2	0	0	0	0	0	15	26	0.00	1.000

PITCHER	IP	WLS	BF	H	R	ER	SO	BB	IBB	HBP	BLK	WP	HR	S	P	ERA	WHIP
John Snyder, R ERA: 5.81 (1, 1)	2.0		14	8	7	7	1	0	0	0	0	0	1	33	46	31.50	4.000
Sean Lowe, R ERA: 2.9 (3, 1)	2.0		11	3	1	1	3	2	0	1	0	0	0	23	42	4.50	2.500
Bryan Ward, L ERA: 6.09 (5, 1)	2.0		7	2	0	0	1	1	0	0	0	0	0	13	25	0.00	1.500
41 Bill Simas, R ERA: 4.46 (7, 1)	2.0		7	1	1	0	1	0	0	0	0	0	0	17	28	0.00	0.500
Bob Howry, R ERA: 4.02 (9, 1)	2.0	W	8	0	0	0	3	2	0	0	0	0	0	15	26	0.00	1.000

PITCHER	IP	WLS	BF	H	R	ER	SO	BB	IBB	HBP	BLK	WP	HR	S	P	ERA	WHIP
1	2.0		14	8	7	7	1	0	0	0	0	0	1	33	46	31.50	4.000
2	2.0		11	3	1	1	3	2	0	1	0	0	0	23	42	4.50	2.500
3	2.0		7	2	0	0	1	1	0	0	0	0	0	13	25	0.00	1.500
4	2.0		7	1	1	0	1	0	0	0	0	0	0	17	28	0.00	0.500
5	2.0	W	8	0	0	0	3	2	0	0	0	0	0	15	26	0.00	1.000

**Chicago White Sox @ Kansas City Royals**  
 Kauffman Stadium, Kansas City, MO

Thu Jul 01 1999, 7:05 PM CDT  
 Att. 18,697 - Cloudy - 83 F



WP: 2 PA: 38  
 PB: 0  
 SB: 1  
 CS: 1

Batter	1	2	3	4	5	6	7	8	9	AB R H RBI BB SO LOB
Ray Durham, S (1, 4) OBP: 0.370, SLG: 0.479	1-2 P6		1-0 F8		1-0 G6-3		4-2 2B BB		2-0 F9	4 1 0 0 1 0 1
Chris Singleton, L (1, 8) OBP: 0.336, SLG: 0.502	1-2 F9			1-1 L3		0-0 L9	0-1 2B		1-2 G1-3	5 0 1 3 0 0 1
Frank Thomas, R (1, 3) OBP: 0.420, SLG: 0.518	1-1 G5-3			1-0 F9		0-2 G6-3	2-2 P3			4 0 0 0 0 0 1
Magglio Ordonez, R (1, 9) OBP: 0.376, SLG: 0.567		3-2 G6-3		0-0 BB WP 2B		0-0 L6		1-0 G5-3		4 1 1 0 0 0 0
Carlos Lee, R (1, 7) Darrin Jackson, R (8, PR) OBP: 0.330, SLG: 0.416 OBP: 0.297, SLG: 0.427		0-0 F8		4-1 WP BB		1-0 1B	3-1 1B			3 0 2 0 1 0 0 0 0 0 0 0 0 0
Jeff Liefer, L (1, 10) OBP: 0.282, SLG: 0.292		0-0 F8		4-2 FC6-4 BB		0-0 1B 2B	1-1 L7			3 1 1 0 1 0 1
Brook Fordyce, R (1, 2) OBP: 0.354, SLG: 0.473			2-2 G6-3	1-1 FC6-4		1-3 K	2-2 G5-3			4 0 0 0 0 1 4
Craig Wilson, R (1, 5) OBP: 0.333, SLG: 0.357			2-2 55 CS 1B		1-1 G4-3		2-1 BB 55 BLK 2B 1B		1-1 G6-3	4 1 2 1 0 0 0
55 Liu Rodriguez, S (1, 6) OBP: 0.316, SLG: 0.375			3-1 HR		2-0 L8		4-1 BB 2B BB		4-1 BB	2 2 1 1 2 0 0

Inning Stats	R: 0	H: 0	E: 0	K: 0	S: 9	R: 0	H: 0	E: 0	K: 0	S: 6	R: 1	H: 2	E: 0	K: 0	S: 9	R: 1	H: 1	E: 0	K: 0	S: 9	R: 0	H: 0	E: 0	K: 0	S: 4	R: 0	H: 0	E: 0	K: 0	S: 5	R: 4	H: 4	E: 0	K: 1	S: 19	R: 0	H: 1	E: 0	K: 0	S: 9	R: 0	H: 0	E: 0	K: 0	S: 8	1B: 4	2B: 3	3B: 0	HR: 1	SF: 0	SAC: 0	DP: 0	HBP: 0	WP: 2	PA: 38
--------------	------	------	------	------	------	------	------	------	------	------	------	------	------	------	------	------	------	------	------	------	------	------	------	------	------	------	------	------	------	------	------	------	------	------	-------	------	------	------	------	------	------	------	------	------	------	-------	-------	-------	-------	-------	--------	-------	--------	-------	--------

PITCHER	IP	WLS	BF	H	R	ER	SO	BB	IBB	HBP	BLK	WP	HR	S	P	ERA	WHIP
Mac Suzuki, R (1, 1) ERA: 8.29	6.0		22	3	2	2	0	2	0	0	0	1	1	42	71	3.00	0.833
Marc Pisciotta, R (7, 1) ERA: 10.13	0.2	L	6	3	4	4	1	2	0	0	1	0	0	12	24	54.00	7.500
Jeff Montgomery, R (7, 1) ERA: 6.88	1.1		6	2	0	0	0	0	0	0	0	0	0	16	25	0.00	1.500
Tim Byrdak, L (9, 1) ERA: 10.13	1.0		4	0	0	0	0	1	0	0	0	0	0	8	16	0.00	1.000

PITCHER	IP	WLS	BF	H	R	ER	SO	BB	IBB	HBP	BLK	WP	HR	S	P	ERA	WHIP
---------	----	-----	----	---	---	----	----	----	-----	-----	-----	----	----	---	---	-----	------

Batter	1	2	3	4	5	6	7	8	9	AB R H RBI BB SO LOB
Carlos Beltrán, S OBP: 0.337, SLG: 0.465 (1, 8)	1-3 K ①		0-1 G4-3 ③		1-3 K ③			0-1 P5 ①		4 0 0 0 0 2 0
Joe Randa, R OBP: 0.345, SLG: 0.439 (1, 5)	0-1 L8 ②			1-3 K ①		1-1 F9 ①		1-0 1B ②		4 0 1 0 0 1 0
Johnny Damon, L OBP: 0.376, SLG: 0.482 (1, 7)	0-1 G4-3 ③			0-1 P5 ②		2-1 L8 ②		3-1 P2 ②		4 0 0 0 0 0 1
29 Mike Sweeney, R OBP: 0.393, SLG: 0.518 (1, 10)		1-2 L6 ①		0-0 1B 1B		0-1 HR		1-0 G5-3 ③		4 1 2 1 0 0 1
Jermaine Dye, R OBP: 0.354, SLG: 0.484 (1, 9)		3-3 K ②		2-1 1B		0-1 F8 ③		1-3 K ①		4 0 1 0 0 2 0
Jeremy Giambi, L OBP: 0.421, SLG: 0.382 (1, 3)		1-0 1B		1-1 L3 ③		0-3 K ①		3-3 K ②		4 0 1 0 0 2 2
Chad Kreuter, S OBP: 0.361, SLG: 0.404 (1, 2)		3-2 L7 ③			0-0 B5 ①		1-1 1B		0-0 F9 ③	4 0 1 0 0 0 1
Carlos Febles, R OBP: 0.369, SLG: 0.462 (1, 4)			3-2 F9 ①		3-2 L6 ②		0-1 F9 ②			3 0 0 0 0 0 1
Jed Hansen, R OBP: 0.250, SLG: 0.400 (1, 6)			2-3 K ②		1-0 HR		2-3 K ③			3 1 1 1 0 2 1

Inning Stats	R: 0	H: 0	E: 0	K: 1	S: 7	LOB: 0	BB: 0	P: 8	R: 0	H: 1	E: 0	K: 1	S: 10	LOB: 1	BB: 0	P: 18	R: 0	H: 0	E: 0	K: 1	S: 9	LOB: 0	BB: 0	P: 14	R: 0	H: 2	E: 0	K: 1	S: 10	LOB: 2	BB: 0	P: 14	R: 1	H: 1	E: 0	K: 1	S: 8	LOB: 0	BB: 0	P: 13	R: 1	H: 1	E: 0	K: 0	S: 8	LOB: 0	BB: 0	P: 11	R: 0	H: 1	E: 0	K: 2	S: 10	LOB: 1	BB: 0	P: 13	R: 0	H: 1	E: 0	K: 0	S: 6	LOB: 1	BB: 0	P: 11	R: 0	H: 0	E: 0	K: 2	S: 7	LOB: 0	BB: 0	P: 11	1B: 5	SF: 0	2B: 0	SAC: 0	3B: 0	DP: 0	HR: 2	HBP: 0	WP: 0	PA: 34
PITCHER	IP	WLS	BF	H	R	ER	SO	BB	IBB	HBP	BLK	WP	HR	S	P	ERA	WHIP																																																																	
James Baldwin, R ERA: 6.14 (1, 1)	8.0	W	31	7	2	2	7	0	0	0	0	0	0	68	102	2.25	0.875																																																																	
Keith Foulke, R ERA: 2.79 (9, 1)	1.0		3	0	0	0	2	0	0	0	0	0	0	7	11	0.00	0.000																																																																	

**BOTTOM**


**Chicago White Sox @ Kansas City Royals**  
Kauffman Stadium, Kansas City, MO

Thu Jul 01 1999, 7:05 PM CDT  
Att: 18,697 - Cloudy - 83 F

livebaseballscorecards.com

AB	34
R	2
H	7
RBI	2
BB	0
SO	9
LOB	7



Batter	1	2	3	4	5	6	7	8	9	10	AB R H RBI BB SO LOB	TOP														
Carlos Beltrán, S OBP: 0.343, SLG: 0.473 (1, 8) X	0-0 P7		0-0 2B		3-3 K		4-1 1B F8 SF9 BB		0-0 1B FC5-4	0-0 2B	5 1 3 3 1 1 0	<b>Kansas City Royals @ Cleveland Indians</b> <b>Jacobs Field, Cleveland, OH</b> Fri Jul 02 1999, 7:05 PM EDT Att: 43,172 - Cloudy - 80 F  livebaseballscorecards.com  <b>AB 37</b> <b>R 9</b> <b>H 12</b> <b>RBI 9</b> <b>BB 9</b> <b>SO 4</b> <b>LOB 20</b>  														
Joe Randa, R OBP: 0.344, SLG: 0.437 (1, 5) C B S B X	2-2 L9		0-0 G5-3		1-2 CS 1B		2-2 F8		0-0 SF8	4-0 BB	4 0 1 2 1 0 2															
Johnny Damon, L OBP: 0.379, SLG: 0.484 (1, 7) C X	0-1 S 2B		4-2 29 G5-4-3 BB		3-1 P6 1-2		0-0 1B		1-1 FC5-4	0-0 G3	5 0 2 0 1 0 4															
29 Mike Sweeney, R OBP: 0.393, SLG: 0.515 (1, 10) B B C B	4-1 S BB		0-0 G5-4-3 1-2f		1-2 HR 1B		0-1 SF9		1-1 L6		3 1 1 1 1 0 3															
Jermaine Dye, R OBP: 0.355, SLG: 0.503 (1, 9) C F B X	2-2 G5-3 1-2 2-3			1-0 HR		2-2 1-H HR 1B		3-1 P4		0-0 G6-3	5 2 2 3 0 0 3															
Jeremy Giambi, L OBP: 0.430, SLG: 0.400 Scott Leius, R OBP: 0.250, SLG: 0.264 (10, PR) (10, 3)		4-1 G4-6-3 BB		3-0 P5		0-1 1B		3-3 K		0-0 BB 2B	4 0 2 0 1 1 0 0 1 0 0 0 0 0															
Chad Kreuter, S OBP: 0.362, SLG: 0.398 (1, 2) B X		1-0 G4-6-3 1-2f		4-1 1B BB		1-1 L8		2-2 P7		4-0 BB 2B IBB	3 1 0 0 2 0 2															
Carlos Febles, R OBP: 0.363, SLG: 0.454 (1, 4) C X		0-1 G4-3		1 SAFE 1-3 K		0-1 F9		2-1 F9		0-3 K	5 0 0 0 0 2 4															
Rey Sanchez, R OBP: 0.294, SLG: 0.344 Scott Pose, L OBP: 0.411, SLG: 0.371 Jed Hansen, R OBP: 0.308, SLG: 0.400 (1, 6) (9, PH) (9, 6)			0-0 2B G5-3 1B		0-0 B1-3		0-0 P2		4-1 1B SF8 BB	4-0 2B	3 1 1 0 0 0 2 0 1 0 0 1 0 0 0 1 0 0 1 0 0															
<b>Inning Stats</b>	R: 0 E: 0 K: 0 S: 10	H: 1 LOB: 2 BB: 1 P: 18	R: 0 E: 0 K: 0 S: 4	H: 0 LOB: 0 BB: 1 P: 9	R: 1 E: 0 K: 0 S: 6	H: 2 LOB: 1 BB: 1 P: 10	R: 1 E: 0 K: 1 S: 8	H: 1 LOB: 1 BB: 1 P: 17	R: 0 E: 0 K: 1 S: 9	H: 1 LOB: 0 BB: 0 P: 16	R: 2 E: 0 K: 0 S: 13		H: 3 LOB: 1 BB: 0 P: 17	R: 1 E: 0 K: 0 S: 12	H: 1 LOB: 1 BB: 1 P: 18	R: 0 E: 0 K: 1 S: 11	H: 0 LOB: 0 BB: 0 P: 18	R: 1 E: 0 K: 0 S: 7	H: 1 LOB: 1 BB: 1 P: 13	R: 3 E: 0 K: 1 S: 7	H: 2 LOB: 2 BB: 3 P: 19	1B: 6 2B: 4 3B: 0 HR: 2	SF: 2 SAC: 0 DP: 2 HBP: 0	WP: 0 PB: 0 SB: 2 CS: 1	PA: 48	
<b>PITCHER</b>	IP WLS BF H R ER SO BB IBB HBP BLK WP HR S P ERA WHIP																									
Dwight Gooden, R ERA: 6.01 (1, 1)	6.1		8	5	5	2	5	0	0	0	0		0	0	2	56	97	7.11	2.053							
Ricardo Rincon, L ERA: 5.65 (7, 1)	0.0		1	0	0	0	0	0	0	0	0		0	0	1	1	∞	∞								
Steve Reed, R ERA: 2.67 (7, 1)	1.2	5	0	0	0	1	0	0	0	0	0		0	0	16	25	0.00	0.000								
Michael Jackson, R ERA: 4.75 (9, 1)	1.0	B 5	1	1	1	0	1	0	0	0	0		0	0	7	13	9.00	2.000								
Paul Shuey, R ERA: 3.54 (10, 1)	1.0	L 8	2	3	3	1	2	1	0	0	0		0	0	7	19	27.00	4.000								

BOTTOM

Kansas City Royals @ Cleveland Indians  
Jacobs Field, Cleveland, OH  
Fri Jul 02 1999, 7:05 PM EDT  
Att. 43,172 - Cloudy - 80 F

livebaseballscorecards.com

AB 36  
R 7  
H 8  
RBI 7  
BB 8  
SO 9  
LOB 25



WP: 0 PA: 46  
PB: 0  
SB: 0  
CS: 1

AB R H RBI BB SO LOB

5 1 0 0 1 1 4

4 1 1 0 1 1 0

4 2 2 1 0 2 1

3 1 0 0 1 2 3

3 2 2 2 2 0 1

5 0 0 0 0 2 7

2 0 1 2 3 0 1

5 0 2 2 0 0 2

4 0 0 0 0 1 4

1 0 0 0 0 0 2

1B: 6 SF: 0  
2B: 1 2B: 1 SAC: 1  
3B: 0 DP: 0  
HR: 1 HBP: 1

Batter	1	2	3	4	5	6	7	8	9	10
<b>Kenny Lofton, L</b> OBP: 0.426, SLG: 0.445 (1, 8)	4-2 SH1-3 BB 1B BB	1-2 F8			3-2 F8		1-3 K		1-0 G1-3	0-0 FC6-4
<b>Omar Vizquel, S</b> OBP: 0.397, SLG: 0.428 (1, 6)	4-2 SH1-3 BB 1B BB		0-1 G6-3			0-1 F8		0-3 K	1-2	
<b>Roberto Alomar, S</b> OBP: 0.432, SLG: 0.530 (1, 4)	0-0 SH1-3		1-3 K			0-1 HR		1-2 BB BB 1B 1B	0-3 K	
<b>Manny Ramirez, R</b> OBP: 0.423, SLG: 0.613 (1, 9)	0-3 K		2-1 P6			2-2 FC6-4 HBP		4-0 BB BB 1B BB	1-3 K	
<b>David Justice, L</b> OBP: 0.391, SLG: 0.510 (1, 7)	0-2			4-2 CS BB		1-2 FC6-4		4-0 1B BB 2B BB		0-0 BB 1B 1B
<b>Richie Sexson, R</b> OBP: 0.305, SLG: 0.518 (1, 3)	1-1 G1-3		2-3 K			2-1 G6-3		2-3 K		0-0 F9
<b>Jim Thome, L</b> OBP: 0.432, SLG: 0.491 (1, 10)		4-2 BB		3-1 F8			4-2 G4-3 G1-3 BB	2-1 2B 1B		4-0 FC4-6 1B BB
<b>Travis Fryman, R</b> OBP: 0.322, SLG: 0.430 (1, 5)		3-1 P5			0-0 P4		3-2 G1-3	0-1 1-3 2-H 3-H 2B		0-0 FC4-6 1B
<b>Einar Diaz, R</b> OBP: 0.296, SLG: 0.368 (1, 2)		2-1 L7			0-3 K		2-2 G4-3	1-2 G5-3		0-0 FC4-6 FC6-4
<b>Mark Whiten, S</b> OBP: 0.208, SLG: 0.318 (10, PH)										

Inning Stats R: 2 H: 1 E: 0 K: 1 S: 15 H: 1 LOB: 1 BB: 2 P: 24 R: 0 H: 0 E: 0 K: 1 S: 9 R: 0 H: 0 E: 0 K: 1 S: 8 R: 0 H: 0 E: 0 K: 1 S: 11 R: 0 H: 0 E: 0 K: 1 S: 7 R: 1 H: 1 E: 1 K: 0 S: 11 R: 0 H: 0 E: 0 K: 1 S: 13 R: 3 H: 3 E: 0 K: 2 S: 18 R: 0 H: 1 E: 0 K: 2 S: 10 R: 1 H: 2 E: 0 K: 0 S: 5

PITCHER	IP	WLS	BF	H	R	ER	SO	BB	IBB	HBP	BLK	WP	HR	S	P	ERA	WHIP
<b>50 José Rosado, L</b> ERA: 2.9 (1, 1)	7.0		28	2	3	3	5	5	0	1	0	0	1	74	123	3.86	1.000
<b>Scott Service, R</b> ERA: 5.67 (8, 1)	1.0	B	8	3	3	3	2	2	0	0	0	0	0	18	32	27.00	5.000
<b>Matt Whisenant, L</b> ERA: 6.0 (9, 1)	2.0	W	10	3	1	1	2	1	0	0	0	0	0	15	22	4.50	2.000

# Kansas City Royals @ Cleveland Indians

## Jacobs Field, Cleveland, OH

Sat Jul 03 1999, 1:05 PM EDT  
Att. 43,086 - Cloudy - 89 F

[livebaseballscorecards.com](http://livebaseballscorecards.com)

<b>AB</b>	<b>36</b>
<b>R</b>	<b>8</b>
<b>H</b>	<b>10</b>
<b>RBI</b>	<b>5</b>
<b>BB</b>	<b>3</b>
<b>SO</b>	<b>9</b>
<b>LOB</b>	<b>10</b>



<b>WP:</b> 0	<b>PA:</b> 40
<b>PB:</b> 2	
<b>SB:</b> 1	
<b>CS:</b> 0	

AB R H RBI BB SO LOB

4	1	0	0	1	2	1
5	2	3	1	0	1	1
4	1	0	0	1	2	2
5	1	1	2	0	2	2
4	1	2	2	0	1	0
3	0	0	0	1	0	1
4	1	1	0	0	1	1
4	1	3	0	0	0	0
2	0	0	0	0	0	1
0	0	0	0	0	0	0
1	0	0	0	0	0	1

TOP

Batter	1	2	3	4	5	6	7	8	9							
<b>Carlos Beltrán, S</b> OBP: 0.341, SLG: 0.467 (1, 8) <i>B X</i>	1-0 F9 BB	4-2 2B 29 PB BB	2-3 K			0-3 K			0-0 B1-3							
<b>Joe Randa, R</b> OBP: 0.348, SLG: 0.443 (1, 5) <i>B X</i>	1-1 29 HR 1B	1-0 29 PB 2B				2-3 K			0-1 1B							
<b>Johnny Damon, L</b> OBP: 0.376, SLG: 0.478 (1, 7) <i>F B B F F 1 S SAFE</i>	2-3 K	4-1 29 HR BB				2-0 F9			0-3 K							
<b>29 Mike Sweeney, R</b> OBP: 0.390, SLG: 0.521 (1, 10) <i>C B F B X</i>	2-2 1-H HR	1-3 K				2-2 P5			2-3 K							
<b>Jermaine Dye, R</b> OBP: 0.357, SLG: 0.514 (1, 9) <i>F B X</i>	2-1 FC4-6 1B	0-1 HR				1-3 K			1-1 G6-3							
<b>Jeremy Giambi, L</b> OBP: 0.423, SLG: 0.386 (1, 3) <i>B B X</i>	3-0 FC4-6 1-2f	4-0 BB				0-1 L6			0-1 G1-3							
<b>Chad Kreuter, S</b> OBP: 0.360, SLG: 0.400 (1, 2) <i>L 19 E</i>						3-1 G4-3			3-3 K							
<b>Carlos Febles, R</b> OBP: 0.368, SLG: 0.462 (1, 4) <i>X C L</i>		0-2 E 2B							2-2 SH1-4 PB 1B							
<b>Jed Hansen, R</b> OBP: 0.267, SLG: 0.333 (1, 6) <b>Scott Pose, L</b> OBP: 0.411, SLG: 0.371 (8, PH) <b>Scott Leius, R</b> OBP: 0.247, SLG: 0.260 (8, PH)		2-2 G5-3							1-0 G5-3							
<b>Inning Stats</b>	R: 2 E: 0 K: 1 S: 13 H: 3 LOB: 1 BB: 0 P: 24	R: 6 E: 1 K: 1 S: 17 H: 4 LOB: 1 BB: 3 P: 34	R: 0 E: 0 K: 1 S: 7 H: 0 LOB: 0 BB: 0 P: 12	R: 0 E: 0 K: 0 S: 6 H: 0 LOB: 0 BB: 0 P: 11	R: 0 E: 0 K: 1 S: 7 H: 0 LOB: 0 BB: 0 P: 11	R: 0 E: 0 K: 2 S: 9 H: 1 LOB: 1 BB: 0 P: 13	R: 0 E: 0 K: 0 S: 7 H: 0 LOB: 0 BB: 0 P: 9	R: 0 E: 0 K: 1 S: 10 H: 1 LOB: 1 BB: 0 P: 16	R: 0 E: 0 K: 2 S: 10 H: 1 LOB: 1 BB: 0 P: 12							
<b>PITCHER</b>	IP WLS BF H R ER SO BB IBB HBP BLK WP HR S P ERA WHIP															
<b>Charles Nagy, R</b> ERA: 4.66 (1, 1)	2.0		7	8	8	2	3	0	0	0	0	2	30	58	36.00	5.000
<b>Tom Candiotti, R</b> ERA: 5.78 (3, 1)	5.2	W	19	2	0	0	5	0	0	0	0	0	45	70	0.00	0.353
<b>Ricardo Rincon, L</b> ERA: 5.52 (8, 1)	0.1	H	1	0	0	0	0	0	0	0	0	0	1	2	0.00	0.000
<b>Michael Jackson, R</b> ERA: 4.62 (9, 1)	1.0	S	4	1	0	0	2	0	0	0	0	0	10	12	0.00	1.000

Batter	1	2	3	4	5	6	7	8	9
<b>Kenny Lofton, L</b> OBP: 0.420, SLG: 0.439 (1, 8)	1-2 G3	1-0 SF9			1-1 F8	2-2 FC4-6 1B		2-2 L5	
<b>Omar Vizquel, S</b> OBP: 0.394, SLG: 0.424 (1, 6)	1-2 P6	2-1 F9			2-1 F7	0-1 FC6-4 1B		1-2 G3	
<b>Roberto Alomar, S</b> OBP: 0.432, SLG: 0.524 (1, 4)	3-2 F8					1-1 FC6-4 1B		4-1 BB	
<b>Manny Ramirez, R</b> OBP: 0.422, SLG: 0.608 (1, 9)		2-1 G6-3 1B				3-1 G3-1 HBP		0-1 P4	
<b>David Justice, L</b> OBP: 0.396, SLG: 0.530 (1, 10)		2-0 PB 1B				0-0 G3-1 1B		1-0 HR	
<b>Richie Sexson, R</b> OBP: 0.308, SLG: 0.516 (1, 7)		2-0 G6-3				1-1 G3-1 1B		4-2 WP 1B	
<b>Jim Thome, L</b> OBP: 0.433, SLG: 0.491 (1, 3)		2-2 1B WP SF9 1B				3-2 G3-1		0-0 WP 1B	
<b>Travis Fryman, R</b> OBP: 0.325, SLG: 0.438 (1, 5)		4-1 SF9 1B				3-1 1B		3-1 L7	
<b>Pat Borders, R</b> OBP: 0.500, SLG: 0.500 (1, 2)		1-2 1B				2-0 G5-3		2-0 G5-3	
<b>Einar Diaz, R</b> OBP: 0.296, SLG: 0.368 (9, 2)		1-2 1B							

AB	R	H	RBI	BB	SO	LOB
4	0	0	1	0	0	1
5	0	1	0	0	0	2
3	1	0	0	2	0	2
4	2	1	0	0	1	1
4	3	3	2	0	0	0
3	1	1	1	1	0	1
4	1	2	2	0	1	2
3	1	1	2	1	0	2
4	0	2	1	0	0	2
0	0	0	0	0	0	0

BOTTOM	
<b>Kansas City Royals @ Cleveland Indians</b> Jacobs Field, Cleveland, OH Sat Jul 03 1999, 1:05 PM EDT Att: 43,086 - Cloudy - 89 F	
<b>AB</b> 34 <b>R</b> 9 <b>H</b> 11 <b>RBI</b> 9 <b>BB</b> 4 <b>SO</b> 2 <b>LOB</b> 13	

Inning Stats		R: 0	H: 0	E: 0	K: 0	S: 11	R: 3	H: 4	E: 0	K: 0	S: 15	R: 0	H: 0	E: 0	K: 1	S: 6	R: 0	H: 0	E: 0	K: 1	S: 7	R: 0	H: 0	E: 0	K: 0	S: 5	R: 5	H: 5	E: 0	K: 0	S: 18	R: 1	H: 2	E: 0	K: 0	S: 9	R: 0	H: 0	E: 0	K: 0	S: 9
<b>IP</b> 5.0 <b>WLS</b> 0 <b>BF</b> 24 <b>H</b> 6 <b>R</b> 7 <b>ER</b> 7 <b>SO</b> 2 <b>BB</b> 2 <b>IBB</b> 0 <b>HBP</b> 1 <b>BLK</b> 0 <b>WP</b> 1 <b>HR</b> 0 <b>S</b> 49 <b>P</b> 93 <b>ERA</b> 12.60 <b>WHIP</b> 1.600		<b>IP</b> 1.0 <b>WLS</b> B <b>BF</b> 6 <b>H</b> 3 <b>R</b> 1 <b>ER</b> 1 <b>SO</b> 0 <b>BB</b> 0 <b>IBB</b> 0 <b>HBP</b> 0 <b>BLK</b> 0 <b>WP</b> 0 <b>HR</b> 0 <b>S</b> 13 <b>P</b> 23 <b>ERA</b> 9.00 <b>WHIP</b> 3.000		<b>IP</b> 1.0 <b>WLS</b> L <b>BF</b> 6 <b>H</b> 2 <b>R</b> 1 <b>ER</b> 1 <b>SO</b> 0 <b>BB</b> 1 <b>IBB</b> 0 <b>HBP</b> 0 <b>BLK</b> 0 <b>WP</b> 1 <b>HR</b> 1 <b>S</b> 9 <b>P</b> 22 <b>ERA</b> 9.00 <b>WHIP</b> 3.000		<b>IP</b> 1.0 <b>WLS</b> L <b>BF</b> 4 <b>H</b> 0 <b>R</b> 0 <b>ER</b> 0 <b>SO</b> 0 <b>BB</b> 1 <b>IBB</b> 0 <b>HBP</b> 0 <b>BLK</b> 0 <b>WP</b> 0 <b>HR</b> 0 <b>S</b> 9 <b>P</b> 16 <b>ERA</b> 0.00 <b>WHIP</b> 1.000		<b>IP</b> 2.0 <b>WLS</b> L <b>BF</b> 6 <b>H</b> 3 <b>R</b> 1 <b>ER</b> 1 <b>SO</b> 2 <b>BB</b> 1 <b>IBB</b> 0 <b>HBP</b> 0 <b>BLK</b> 0 <b>WP</b> 0 <b>HR</b> 0 <b>S</b> 36 <b>P</b> 36 <b>ERA</b> 9.00 <b>WHIP</b> 3.000		<b>IP</b> 2.0 <b>WLS</b> L <b>BF</b> 6 <b>H</b> 2 <b>R</b> 1 <b>ER</b> 1 <b>SO</b> 1 <b>BB</b> 1 <b>IBB</b> 0 <b>HBP</b> 1 <b>BLK</b> 0 <b>WP</b> 0 <b>HR</b> 0 <b>S</b> 22 <b>P</b> 22 <b>ERA</b> 9.00 <b>WHIP</b> 3.000		<b>IP</b> 2.0 <b>WLS</b> L <b>BF</b> 6 <b>H</b> 2 <b>R</b> 1 <b>ER</b> 1 <b>SO</b> 1 <b>BB</b> 1 <b>IBB</b> 0 <b>HBP</b> 1 <b>BLK</b> 0 <b>WP</b> 0 <b>HR</b> 0 <b>S</b> 16 <b>P</b> 16 <b>ERA</b> 9.00 <b>WHIP</b> 3.000		<b>IP</b> 2.0 <b>WLS</b> L <b>BF</b> 6 <b>H</b> 2 <b>R</b> 1 <b>ER</b> 1 <b>SO</b> 1 <b>BB</b> 1 <b>IBB</b> 0 <b>HBP</b> 1 <b>BLK</b> 0 <b>WP</b> 0 <b>HR</b> 0 <b>S</b> 16 <b>P</b> 16 <b>ERA</b> 9.00 <b>WHIP</b> 3.000																											

Batter	1	2	3	4	5	6	7	8	9	AB	R	H	RBI	BB	SO	LOB									
Carlos Beltrán, S (1, 8) OBP: 0.341, SLG: 0.465	4-2 BB 29 1B BB	0-0 F9			0-0 G6-4-3 1-3 1B		0-3 K		1-0 F7	4	1	1	0	1	1	2									
Joe Randa, R (1, 5) OBP: 0.352, SLG: 0.445	0-0 BB 29 1B 1B		1-3 K		0-1 G6-4-3 1-2f 3-H			2-1 29 1B FC6-4 HBP 1B	2-0 1B	5	2	3	0	0	1	1									
Johnny Damon, L (1, 7) OBP: 0.379, SLG: 0.477	4-2 G6-3 29 1B 1-2 2-3 BB		1-3 K		1-2 F8			2-2 FC6-4 29 1B 1-2 HBP 1B	1-1 1B	3	0	1	0	1	1	0									
29 Mike Sweeney, R (1, 10) OBP: 0.393, SLG: 0.520	0-0 G6-3 1-2 2-H 3-H 1B		4-2 BB		2-2 P3			0-1 FC6-4 1-2 2-3 1B	0-0 P7	4	0	2	2	1	0	3									
Jermaine Dye, R (1, 9) OBP: 0.355, SLG: 0.517	1-1 G6-3 1-2f 2-3		0-3 K		0-0 G4-3 3B			0-0 FC6-4 G1-3 1-2f 2-3 3-H 2-2		4	1	1	1	0	1	5									
Scott Leius, R (1, 3) OBP: 0.244, SLG: 0.257	1-1 L7			0-1 G5-3		2-2 G4-3		2-2 G1-3		1	0	0	0	0	0	1									
Jeremy Giambi, L (2, 3) OBP: 0.411, SLG: 0.372								1-2 G1-3		3	0	0	1	0	0	2									
Carlos Febles, R (1, 4) OBP: 0.364, SLG: 0.455		3-3 K		0-0 G6-3		0-1 G3		3-3 K		4	0	0	0	0	2	2									
Tim Spehr, R (1, 2) OBP: 0.322, SLG: 0.395		3-3 K		3-1 L7			2-0 P6		4-2 1B 1B BB	3	0	0	0	1	1	0									
Rey Sanchez, R (1, 6) OBP: 0.297, SLG: 0.346		2-2 1B		0-0 1B G6-4-3 1B		0-1 G4-3		0-0 L9		4	1	2	0	0	0	1									
<b>Inning Stats</b>	R: 2 E: 0 K: 0 S: 11	H: 2 LOB: 1 BB: 2 P: 21	R: 0 E: 0 K: 2 S: 11	H: 1 LOB: 1 BB: 0 P: 19	R: 0 E: 0 K: 3 S: 11	H: 0 LOB: 1 BB: 1 P: 17	R: 0 E: 0 K: 0 S: 5	H: 0 LOB: 0 BB: 0 P: 8	R: 1 E: 0 K: 0 S: 7	H: 2 LOB: 0 BB: 0 P: 8	R: 1 E: 0 K: 0 S: 10	H: 1 LOB: 0 BB: 0 P: 14	R: 0 E: 0 K: 1 S: 6	H: 0 LOB: 0 BB: 0 P: 8	R: 1 E: 0 K: 1 S: 14	H: 2 LOB: 2 BB: 0 P: 23	R: 0 E: 0 K: 0 S: 11	H: 2 LOB: 3 BB: 1 P: 19	1B: 9 2B: 0 3B: 1 HR: 0	SF: 0 SAC: 0 DP: 2 HBP: 1	WP: 0 PB: 0 SB: 0 CS: 0	PA: 40			
<b>PITCHER</b>	IP	WLS	BF	H	R	ER	SO	BB	IBB	HBP	BLK	WP	HR	S	P	ERA	WHIP								
Mark Langston, L (1, 1) ERA: 4.41	7.0	W	28	6	4	4	6	3	0	0	0	0	0	61	95	5.14	1.286								
Steve Reed, R (8, 1) ERA: 2.91	0.1		4	2	1	1	0	0	0	1	0	0	0	8	12	27.00	6.000								
Ricardo Rincon, L (8, 1) ERA: 5.06	1.1	H	7	2	0	0	1	1	0	0	0	0	0	16	29	0.00	2.250								
Michael Jackson, R (9, 1) ERA: 4.58	0.1	S	1	0	0	0	0	0	0	0	0	0	0	1	1	0.00	0.000								

**Kansas City Royals @ Cleveland Indians**  
**Jacobs Field, Cleveland, OH**  
 Sat Jul 03 1999, 7:05 PM EDT  
 Att. 40,707 - Cloudy - 87 F

AB	35
R	5
H	10
RBI	4
BB	4
SO	7
LOB	17



WP: 0	PA: 40
PB: 0	
SB: 0	
CS: 0	

livebaseballscorecards.com



Batter	1	2	3	4	5	6	7	8	9	AB R H RBI BB SO LOB
--------	---	---	---	---	---	---	---	---	---	----------------------

<b>Roberto Alomar, S</b> <small>OBP: 0.433, SLG: 0.534</small> (1, 4)	3-2 	1-0 		0-2 			2-2 			4 2 2 2 0 0 0
<b>Enrique Wilson, S</b> <small>OBP: 0.346, SLG: 0.417</small> (1, 6) (7, 5)	3-2 	1-2 		2-3 			2-0 			4 1 3 1 0 1 0
<b>David Justice, L</b> <small>OBP: 0.390, SLG: 0.522</small> (1, 7)	2-1 	2-1 		2-2 			1-3 			4 1 0 1 0 1 2
<b>Manny Ramirez, R</b> <small>OBP: 0.423, SLG: 0.616</small> (1, 9)	2-1 	0-0 			3-3 		4-1 			3 1 1 2 1 1 1
<b>Jim Thome, L</b> <small>OBP: 0.430, SLG: 0.500</small> (1, 10)					2-1 		0-2 			4 1 1 1 0 1 2
<b>Richie Sexson, R</b> <small>OBP: 0.311, SLG: 0.513</small> (1, 3)					1-3 		4-2 			3 0 1 0 1 1 0
<b>Travis Fryman, R</b> <small>OBP: 0.321, SLG: 0.432</small> <b>Omar Vizquel, S</b> <small>OBP: 0.393, SLG: 0.422</small> (1, 5) (7, 6)		1-1 	1-1 			2-1 		2-1 		3 1 0 0 0 0 1 1 0 0 0 0 0 1
<b>Mark Whiten, S</b> <small>OBP: 0.250, SLG: 0.320</small> <b>Kenny Lofton, L</b> <small>OBP: 0.420, SLG: 0.439</small> (1, 8) (9, 8)		1-2 	1-1 			4-0 		1-0 		3 1 1 0 1 0 1 0 0 0 0 0 0 0
<b>Einar Diaz, R</b> <small>OBP: 0.297, SLG: 0.368</small> (1, 2)		1-0 	1-1 			1-1 				3 1 1 1 0 0 1

Inning Stats	R: 0	H: 1	E: 0	LOB: 1	K: 0	P: 22	R: 8	H: 7	E: 1	LOB: 0	K: 1	P: 33	R: 0	H: 0	E: 0	LOB: 0	K: 0	P: 9	R: 0	H: 0	E: 0	LOB: 0	K: 2	P: 18	R: 0	H: 0	E: 0	LOB: 0	K: 0	P: 11	R: 1	H: 2	E: 0	LOB: 1	K: 1	P: 20	R: 0	H: 0	E: 0	LOB: 0	K: 0	P: 13	1B: 6	SF: 0	2B: 1	SAC: 0	3B: 0	DP: 3	HR: 3	HBP: 0	WP: 0	PA: 35
--------------	------	------	------	--------	------	-------	------	------	------	--------	------	-------	------	------	------	--------	------	------	------	------	------	--------	------	-------	------	------	------	--------	------	-------	------	------	------	--------	------	-------	------	------	------	--------	------	-------	-------	-------	-------	--------	-------	-------	-------	--------	-------	--------

PITCHER	IP	WLS	BF	H	R	ER	SO	BB	IBB	HBP	BLK	WP	HR	S	P	ERA	WHIP
<b>Don Wengert, R</b> <small>ERA: 9.25</small>	(1, 1)	5.0	L	24	8	8	8	4	0	0	0	0	2	60	95	14.40	1.600
<b>Marc Pisciotta, R</b> <small>ERA: 8.59</small>	(6, 1)	1.0		3	0	0	0	1	0	0	0	0	0	4	11	0.00	1.000
<b>Tim Byrdak, L</b> <small>ERA: 8.59</small>	(7, 1)	1.0		5	2	1	1	1	0	0	0	0	1	11	20	9.00	3.000
<b>Jeff Montgomery, R</b> <small>ERA: 6.69</small>	(8, 1)	1.0		3	0	0	0	1	0	0	0	0	0	6	13	0.00	1.000

**BOTTOM**

**Kansas City Royals @ Cleveland Indians**  
 Jacobs Field, Cleveland, OH  
 Sat Jul 03 1999, 7:05 PM EDT  
 Att: 40,707 - Cloudy - 87 F

livebaseballscores.com

<b>AB</b>	<b>32</b>
<b>R</b>	<b>9</b>
<b>H</b>	<b>10</b>
<b>RBI</b>	<b>8</b>
<b>BB</b>	<b>3</b>
<b>SO</b>	<b>5</b>
<b>LOB</b>	<b>9</b>



Batter	1	2	3	4	5	6	7	8	9	AB R H RBI BB SO LOB	TOP
<b>Carlos Beltrán, S</b> (1, 8) <small>OBP: 0.342, SLG: 0.467</small>	1-0 	1-2 F8			1-0 B2		0-0 G3		0-0 29 BB SH1-4 SF9 1B	5 2 2 0 0 0 0	
<b>Joe Randa, R</b> (1, 5) <small>OBP: 0.354, SLG: 0.444</small>	1-0 F9		3-2 F9		4-1 29 2B BB		3-2 FC6-4 1B		0-1 SH1-4	3 1 1 0 1 0 1	
<b>Johnny Damon, L</b> (1, 7) <small>OBP: 0.379, SLG: 0.474</small>	1-1 1B 29 HBP 1B		1-2 F8		2-2 L7		2-1 FC6-4		4-0 29 BB 2B IBB	4 1 1 0 1 0 2	
<b>29 Mike Sweeney, R</b> (1, 10) <small>OBP: 0.400, SLG: 0.529</small>	1-1 1B 1-2 HBP		1-2 HR 2B		2-0 1B 2B		1-1 F9		4-2 2B BB	3 3 2 2 1 0 1	
<b>Jermaine Dye, R</b> (1, 9) <small>OBP: 0.362, SLG: 0.543</small>	2-0 1B 1-2 2-3 3-H		3-2 HR		3-2 1B			0-0 HR	1-2 SF9	4 2 4 6 0 0 0	
<b>Jeremy Giambi, L</b> (1, 3) <small>OBP: 0.405, SLG: 0.367</small> <b>Steve Scarsone, R</b> (8, PR) <small>OBP: 0.292, SLG: 0.268</small> (8, 3)	1-3 K		1-0 F8		0-1 L3			3-2 G1-6-3 1B	1-2 2B	4 0 1 0 0 1 4 1 0 1 2 0 0 0	
<b>Chad Kreuter, S</b> (1, 2) <small>OBP: 0.352, SLG: 0.390</small>	1-3 K			0-3 K		0-0 F9		0-0 G1-6-3	2-3 K	5 0 0 0 0 3 5	
<b>Jed Hansen, R</b> (1, 4) <small>OBP: 0.211, SLG: 0.250</small>		3-2 L9		0-1 P6		1-3 K		0-0 F7		4 0 0 0 0 1 1	
<b>Rey Sanchez, R</b> (1, 6) <small>OBP: 0.297, SLG: 0.345</small>		1-0 G6-3		1-1 P3		1-0 P6			0-1 SH1-4 29 BB 1B	4 1 1 0 0 0 0	
<b>Inning Stats</b>	R: 1 H: 3 E: 0 LOB: 3 K: 2 BB: 0 S: 13 P: 21	R: 0 H: 0 E: 0 LOB: 0 K: 0 BB: 0 S: 7 P: 12	R: 2 H: 2 E: 0 LOB: 0 K: 0 BB: 0 S: 16 P: 25	R: 0 H: 0 E: 0 LOB: 0 K: 1 BB: 0 S: 7 P: 8	R: 2 H: 2 E: 0 LOB: 1 K: 0 BB: 1 S: 13 P: 25	R: 0 H: 0 E: 0 LOB: 0 K: 1 BB: 0 S: 5 P: 7	R: 0 H: 1 E: 0 LOB: 1 K: 0 BB: 0 S: 8 P: 14	R: 1 H: 2 E: 0 LOB: 1 K: 0 BB: 0 S: 7 P: 10	R: 4 H: 3 E: 0 LOB: 1 K: 1 BB: 2 S: 16 P: 28	1B: 7 SF: 1 2B: 4 SAC: 1 3B: 0 DP: 1 HR: 2 HBP: 1	WP: 0 PA: 43 PB: 0 SB: 0 CS: 0
<b>PITCHER</b> <b>Dave Burba, R</b> (1, 1) <small>ERA: 4.61</small> <b>Jeff Tam, R</b> (9, 1) <small>ERA: 81.0</small> <b>Steve Reed, R</b> (9, 1) <small>ERA: 3.12</small>	IP WLS BF H R ER SO BB IBB HBP BLK WP HR S P ERA WHIP 8.0 L 35 10 6 6 4 1 0 1 0 0 2 76 122 6.75 1.375 0.1 4 2 3 3 0 0 1 0 0 0 0 5 9 81.00 6.000 0.2 4 1 1 1 1 1 1 0 0 0 0 0 11 19 13.50 3.000	<b>PITCHER</b> IP WLS BF H R ER SO BB IBB HBP BLK WP HR S P ERA WHIP									

**Kansas City Royals @ Cleveland Indians**  
 Jacobs Field, Cleveland, OH  
 Sun Jul 04 1999, 1:05 PM EDT  
 Att. 43,018 - Sunny - 88 F

livebaseballscorecards.com



Batter	1	2	3	4	5	6	7	8	9	AB R H RBI BB SO LOB
<b>Kenny Lofton, L</b> OBP: 0.422, SLG: 0.443 (1, 8)	1-0 G5-3 SH2-3 HBP		2-1 2B		2-2 G3		2-2 G3		0-2 2B 1B	4 2 2 0 0 0 0
<b>Omar Vizquel, S</b> OBP: 0.394, SLG: 0.431 (1, 6)	0-0 SH2-3		3-2 2B			1-2 1B E 2B		2-1 P5	1-2 F9	4 1 2 1 0 0 2
<b>Roberto Alomar, S</b> OBP: 0.435, SLG: 0.539 (1, 4)	2-1 G5-3		1-2 P6			0-1 E 1B		2-1 2B 1B	1-1 HR 2B	5 2 3 2 0 0 2
<b>Manny Ramirez, R</b> OBP: 0.420, SLG: 0.619 (1, 9)	1-0 P2			2-3 K		1-1 L4		1-3 K	3-2 HR	5 1 1 2 0 2 4
<b>David Justice, L</b> OBP: 0.391, SLG: 0.522 (1, 7)		4-2 L4-3 BB		2-2 P4		3-2 E3 BB		0-0 1B 2B	2-1 G3	4 1 1 2 1 0 1
<b>Jim Thome, L</b> OBP: 0.435, SLG: 0.515 (1, 10)		1-1 F7		2-2 HR		4-2 G6-3 BB		2-0 1B		3 1 2 2 1 0 1
<b>Richie Sexson, R</b> OBP: 0.306, SLG: 0.504 (1, 3)		0-0 L4-3		2-3 K		2-2 G6-3		0-1 F9		4 0 0 0 0 1 5
<b>Enrique Wilson, S</b> OBP: 0.338, SLG: 0.406 (1, 5)			0-3 K		2-0 G6-3		0-0 F7		1-0 F8	4 0 0 0 0 1 0
<b>Pat Borders, R</b> OBP: 0.286, SLG: 0.286 (1, 2) <b>John McDonald, R</b> OBP: 1.000, SLG: 1.000 (9, PH)			0-0 G6-3		1-3 K		0-2 P5		1-0 1B 2B 1B	3 0 0 0 0 1 0 1 1 1 0 0 0 0

Inning Stats	R: 0 E: 0 K: 4 S: 4	H: 0 LOB: 1 BB: 0 P: 8	R: 0 E: 0 K: 5 S: 5	H: 0 LOB: 0 BB: 1 P: 10	R: 1 E: 0 K: 1 S: 14	H: 2 LOB: 1 BB: 0 P: 20	R: 1 E: 0 K: 2 S: 17	H: 1 LOB: 0 BB: 0 P: 25	R: 0 E: 0 K: 1 S: 7	H: 0 LOB: 0 BB: 0 P: 12	R: 1 E: 1 K: 0 S: 17	H: 2 LOB: 2 BB: 1 P: 28	R: 0 E: 0 K: 0 S: 9	H: 0 LOB: 0 BB: 0 P: 11	R: 2 E: 0 K: 1 S: 11	H: 3 LOB: 1 BB: 0 P: 18	R: 4 E: 0 K: 0 S: 16	H: 4 LOB: 0 BB: 0 P: 25	1B: 5 2B: 6 3B: 0 HR: 2	SF: 0 SAC: 1 DP: 2 HBP: 1
--------------	------------------------------	---------------------------------	------------------------------	----------------------------------	-------------------------------	----------------------------------	-------------------------------	----------------------------------	------------------------------	----------------------------------	-------------------------------	----------------------------------	------------------------------	----------------------------------	-------------------------------	----------------------------------	-------------------------------	----------------------------------	----------------------------------	------------------------------------

PITCHER	IP	WLS	BF	H	R	ER	SO	BB	IBB	HBP	BLK	WP	HR	S	P	ERA	WHIP
<b>Kevin Appier, R</b> ERA: 5.06 (1, 1)	7.2	W	32	7	5	5	5	2	0	0	0	0	1	81	127	5.87	1.174
<b>Matt Whisenant, L</b> ERA: 6.0 (8, 1)	0.0		1	1	0	0	0	0	0	0	0	0	0	1	3	∞	∞
<b>Scott Service, R</b> ERA: 6.32 (8, 1)	1.0	H	7	4	4	4	0	0	0	0	0	0	1	16	23	36.00	4.000
<b>Tim Byrdak, L</b> ERA: 8.22 (9, 1)	0.1	S	1	0	0	0	0	0	0	0	0	0	0	2	4	0.00	0.000

**BOTTOM**

**Kansas City Royals @ Cleveland Indians**  
Jacobs Field, Cleveland, OH  
Sun Jul 04 1999, 1:05 PM EDT  
Att. 43,018 - Sunny - 88 F

livebaseballscorecards.com

<b>AB</b>	<b>37</b>
<b>R</b>	<b>9</b>
<b>H</b>	<b>12</b>
<b>RBI</b>	<b>9</b>
<b>BB</b>	<b>2</b>
<b>SO</b>	<b>5</b>
<b>LOB</b>	<b>15</b>



<b>WP: 0</b>	<b>PA: 41</b>
<b>PB: 0</b>	
<b>SB: 1</b>	
<b>CS: 0</b>	

Batter	1	2	3	4	5	6	7	8	9	10	AB R H RBI BB SO LOB	TOP														
Carlos Beltrán, S OBP: 0.339, SLG: 0.462 (1, 8)	2-0 P6	0-0 G3		3-3 K		0-1 G4-3		0-0 G4-3		0-0 1B	6 0 1 1 0 1 4	<b>Kansas City Royals @ Chicago White Sox</b> Comiskey Park, Chicago, IL Tue Jul 06 1999, 8:05 PM EDT Att: 11,251 - Unknown - 83 F <a href="http://livebaseballscorecards.com">livebaseballscorecards.com</a>														
Joe Randa, R OBP: 0.356, SLG: 0.467 (1, 5)	2-1 WP 2B		2-0 HR		1-0 F9		1-1 HR		2-1 F9	0-0 F8	6 2 3 2 0 0 2															
Johnny Damon, L OBP: 0.382, SLG: 0.482 (1, 7)	4-2 29 G4-6-3 BB		3-1 HR		0-3 K		4-1 29 G4-3 BB		0-0 G3-1		3 1 1 1 2 1 0															
29 Mike Sweeney, R OBP: 0.397, SLG: 0.527 (1, 3)	0-0 G4-6-3 1-2f		1-1 F8		1-0 F7		0-1 G4-3		0-0 2B		5 0 1 0 0 0 3															
Jermaine Dye, R OBP: 0.360, SLG: 0.547 (1, 9)		0-1 HR	0-3 K		2-1 G5-3		2-2 P3		1-3 K		5 1 1 1 0 2 2															
Jeremy Giambi, L OBP: 0.405, SLG: 0.362 (1, 10)		0-0 G1-3 1B G4-3 1B	2-3 K2-3		4-1 1B 3B BB		1-0 P6		0-0 L9		4 2 1 0 1 1 1															
Chad Kreuter, S OBP: 0.353, SLG: 0.387 (1, 2)		1-0 G4-3 G1-3 1B		4-2 G3 BB		0-1 L9		1-3 K		0-0 G4-3	4 0 1 0 1 1 1															
Carlos Febles, R OBP: 0.367, SLG: 0.461 (1, 4)		1-2 G1-3		0-0 B2		2-2 3B 1B		2-1 FC6-5 2B		0-0 1B 1B	5 2 3 0 0 0 3															
Rey Sanchez, R OBP: 0.299, SLG: 0.354 (1, 6)		0-1 G4-3		1-0 G3		3-2 3B		2-2 FC6-5		0-0 1B	5 0 2 3 0 0 3															
<b>Inning Stats</b>	R: 0 E: 0 K: 0 S: 6	H: 1 LOB: 1 BB: 1 P: 14	R: 2 E: 0 K: 0 S: 10	H: 3 LOB: 1 BB: 0 P: 12	R: 2 E: 0 K: 2 S: 11	H: 2 LOB: 0 BB: 0 P: 19	R: 0 E: 0 K: 1 S: 8	H: 0 LOB: 1 BB: 1 P: 16	R: 0 E: 0 K: 1 S: 5	H: 0 LOB: 0 BB: 0 P: 7	R: 2 E: 0 K: 0 S: 15		H: 2 LOB: 1 BB: 1 P: 26	R: 1 E: 0 K: 0 S: 9	H: 1 LOB: 1 BB: 1 P: 17	R: 0 E: 0 K: 1 S: 9	H: 1 LOB: 1 BB: 0 P: 14	R: 0 E: 0 K: 1 S: 7	H: 1 LOB: 1 BB: 0 P: 10	R: 1 E: 0 K: 0 S: 6	H: 3 LOB: 2 BB: 0 P: 6	1B: 6 2B: 3 3B: 1 HR: 4	SF: 0 SAC: 0 DP: 1 HBP: 0	WP: 1 PB: 0 SB: 0 CS: 0	PA: 47	
<b>PITCHER</b>	IP WLS BF H R ER SO BB IBB HBP BLK WP HR S P ERA WHIP																									
James Baldwin, R ERA: 6.32 (1, 1)	6.0		8	6	6	4	3	0	0	0	1	55	94	9.00	1.833											
Sean Lowe, R ERA: 2.85 (7, 1)	2.0		9	2	1	1	1	0	0	0	0	18	31	4.50	1.500											
41 Bill Simas, R ERA: 4.25 (9, 1)	1.0	L	4	1	0	0	1	0	0	0	0	7	10	0.00	1.000											
Keith Foulke, R ERA: 2.92 (10, 1)	1.0	L	6	3	1	1	0	0	0	0	0	6	6	9.00	3.000											

AB	43
R	8
H	14
RBI	8
BB	4
SO	6
LOB	19



Batter	1	2	3	4	5	6	7	8	9	10	AB	R	H	RBI	BB	SO	LOB
<b>Ray Durham, S</b> OBP: 0.373, SLG: 0.474 (1, 4)	F7		CS	3B HBP	2B BB		G6-3		1B BB	G4-3	3	3	0	0	2	0	1
<b>Chris Singleton, L</b> OBP: 0.348, SLG: 0.536 (1, 8)	G6-4-3 1B			G4-3 3B	2B		HR		1B 1B	F8	6	3	5	4	0	0	1
<b>Frank Thomas, R</b> OBP: 0.413, SLG: 0.507 <b>Darrin Jackson, R</b> OBP: 0.297, SLG: 0.427 (9, PR) <b>55 Liu Rodriguez, S</b> OBP: 0.273, SLG: 0.316 (10, 6)	G6-4-3			G4-3	G6-3		2B 1B		14 1B 1B		5	0	2	2	0	0	2
<b>Magglio Ordonez, R</b> OBP: 0.376, SLG: 0.573 (1, 9)		P1		14 1B	G6-3		2B		F9		5	0	2	0	0	0	3
<b>Carlos Lee, R</b> OBP: 0.325, SLG: 0.413 (1, 7)		L6		14 1B			G4-3		14 1B		5	0	2	1	0	1	2
<b>14 Paul Konerko, R</b> OBP: 0.303, SLG: 0.450 (1, 10)		G6-3		G5-3			FC3-6 1B		14 1B		5	0	2	0	0	1	2
<b>Greg Norton, S</b> OBP: 0.356, SLG: 0.416 (1, 5) (10, 3)			E4	F7			FC3-6		K	K	5	0	0	0	0	2	5
<b>Brook Fordyce, R</b> OBP: 0.354, SLG: 0.472 (1, 2)		P4			F9		K		E8	G4-3 SH1-4 1B	5	0	2	0	0	1	2
<b>Mike Caruso, S</b> OBP: 0.286, SLG: 0.320 <b>Jeff Liefer, L</b> OBP: 0.279, SLG: 0.289 (8, PH) <b>Craig Wilson, R</b> OBP: 0.333, SLG: 0.354 (10, 5)			FC6-4		CS		2B 1B		G6-3	G6-3	3	1	1	0	0	0	1
										SH1-4	1	0	0	0	0	0	1
											0	0	0	0	0	0	0

Inning Stats	R: 0	H: 1	R: 0	H: 0	R: 0	H: 0	R: 2	H: 3	R: 2	H: 2	R: 0	H: 1	R: 1	H: 3	R: 0	H: 1	R: 2	H: 4	R: 0	H: 1	1B: 12	SF: 0	WP: 0	PA: 48
	E: 0	LOB: 0	E: 0	LOB: 0	E: 1	LOB: 0	E: 0	LOB: 2	E: 0	LOB: 1	E: 0	LOB: 1	E: 1	LOB: 2	E: 1	LOB: 1	E: 0	LOB: 2	E: 0	LOB: 1	2B: 2	SAC: 1	PB: 0	
	K: 0	BB: 0	K: 0	BB: 0	K: 0	BB: 0	K: 0	BB: 0	K: 2	BB: 1	K: 2	BB: 0	K: 0	BB: 0	K: 2	BB: 0	K: 1	BB: 1	K: 0	BB: 0	3B: 1	DP: 1	SB: 1	
	S: 5	P: 8	S: 7	P: 10	S: 5	P: 9	S: 15	P: 23	S: 11	P: 19	S: 12	P: 17	S: 9	P: 16	S: 13	P: 20	S: 12	P: 21	S: 4	P: 4	HR: 1	HBP: 1	CS: 1	

PITCHER	IP	WLS	BF	H	R	ER	SO	BB	IBB	HBP	BLK	WP	HR	S	P	ERA	WHIP
<b>Jeff Suppan, R</b> ERA: 3.71 (1, 1)	7.0		32	10	5	5	2	1	0	1	0	0	1	64	102	6.43	1.571
<b>Jeff Montgomery, R</b> ERA: 6.87 (8, 1)	1.2	B	10	5	2	2	2	1	0	0	0	0	0	21	36	10.80	3.600
<b>Matt Whisenant, L</b> ERA: 5.88 (9, 1)	1.1	W	5	1	0	0	1	0	0	0	0	0	0	8	9	0.00	0.750


**BOTTOM**

**Kansas City Royals @ Chicago White Sox**  
Comiskey Park, Chicago, IL

Tue Jul 06 1999, 8:05 PM EDT  
Att. 11,251 - Unknown - 83 F

livebaseballscorecards.com

<b>AB</b>	43
<b>R</b>	7
<b>H</b>	16
<b>RBI</b>	7
<b>BB</b>	2
<b>SO</b>	5
<b>LOB</b>	20



Batter	1	2	3	4	5	6	7	8	9	AB R H RBI BB SO LOB	TOP											
<b>Carlos Beltrán, S</b> (1, 8) OBP: 0.338, SLG: 0.458	0-0 F9		3-3 K2-3		0-0 F8		1-1 G6-3		0-0 1B	5 0 1 0 0 1 0	<b>Kansas City Royals @ Chicago White Sox</b> Comiskey Park, Chicago, IL Wed Jul 07 1999, 8:05 PM EDT Att. 11,963 - Unknown - 79 F											
<b>Joe Randa, R</b> (1, 5) OBP: 0.362, SLG: 0.475	2-0 1B		3-2 2B		2-1 G4-3		2-2 1B		2-2 1B	5 0 4 0 0 0 0												
<b>Johnny Damon, L</b> (1, 7) OBP: 0.380, SLG: 0.478	1-2 1B		1-2 G1-3		0-1 E5		1-2 F7		0-1 G3	5 0 1 0 0 0 4												
<b>29 Mike Sweeney, R</b> (1, 10) OBP: 0.395, SLG: 0.523	1-2 L5			0-0 E	2-3 K				3-2 P3	4 0 1 0 0 1 3												
<b>Jermaine Dye, R</b> (1, 9) OBP: 0.361, SLG: 0.546	1-1 F9			1-0 E4		2-0 1B		1-1 FC4-6		4 1 2 0 0 0 3												
<b>Chad Kreuter, S</b> (1, 2) OBP: 0.351, SLG: 0.385		1-1 G5-3		0-1 L5		0-0 1B		0-1 FC4-6		4 0 1 0 0 0 3												
<b>Carlos Febles, R</b> (1, 4) OBP: 0.366, SLG: 0.456		2-3 K		4-0 BB		2-1 G4-6-3		0-0 L9		3 0 0 0 1 1 2												
<b>Steve Scarsone, R</b> (1, 3) OBP: 0.279, SLG: 0.254		3-3 K		0-2 P1		2-1 L5			1-3 K	3 0 0 0 0 1 3												
<b>Scott Pose, L</b> (9, PH) OBP: 0.405, SLG: 0.365										1 0 0 0 0 1 0												
<b>Rey Sanchez, R</b> (1, 6) OBP: 0.294, SLG: 0.348			2-0 L9		1-2 F8		2-2 F8		3-2 F9	4 0 0 0 0 0 3												
<b>Inning Stats</b>	R: 0 E: 0 K: 0 S: 11	H: 2 LOB: 2 BB: 0 P: 16	R: 0 E: 0 K: 2 S: 8	H: 0 LOB: 0 BB: 0 P: 14	R: 0 E: 0 K: 1 S: 12	H: 1 LOB: 1 BB: 0 P: 21	R: 0 E: 1 K: 0 S: 10	H: 1 LOB: 3 BB: 1 P: 16	R: 0 E: 1 K: 1 S: 8	H: 0 LOB: 1 BB: 0 P: 12	R: 1 E: 0 K: 0 S: 6	H: 2 LOB: 0 BB: 0 P: 12	R: 0 E: 0 K: 0 S: 11	H: 1 LOB: 1 BB: 0 P: 17	R: 0 E: 0 K: 0 S: 8	H: 1 LOB: 1 BB: 0 P: 12	R: 0 E: 0 K: 1 S: 18	H: 2 LOB: 2 BB: 0 P: 24	1B: 9 2B: 1 3B: 0 HR: 0	SF: 0 SAC: 0 DP: 1 HBP: 0	WP: 0 PB: 0 SB: 1 CS: 0	PA: 39
<b>PITCHER</b>	IP WLS BF H R ER SO BB IBB HBP BLK WP HR S P ERA WHIP																					
<b>Jim Parque, L</b> (1, 1) ERA: 3.97	7.0 W 30 7 1 1 4 1 0 0 0 0 0 0 66 108 1.29 1.143																					
<b>41 Bill Simas, R</b> (8, 1) ERA: 4.14	1.0 4 1 0 0 0 0 0 0 0 0 0 0 8 12 0.00 1.000																					
<b>Bob Howry, R</b> (9, 1) ERA: 3.78	1.0 5 2 0 0 0 1 0 0 0 0 0 0 18 24 0.00 2.000																					

livebaseballscorecards.com

<b>AB</b>	<b>38</b>
<b>R</b>	<b>1</b>
<b>H</b>	<b>10</b>
<b>RBI</b>	<b>0</b>
<b>BB</b>	<b>1</b>
<b>SO</b>	<b>5</b>
<b>LOB</b>	<b>21</b>



Batter	1	2	3	4	5	6	7	8	9
Ray Durham, S OBP: 0.371, SLG: 0.474 (1, 4)	2-1 G4-3 G5-3 2B		0-2 F8		0-0 G4-3		1-1 F7		
Chris Singleton, L OBP: 0.342, SLG: 0.527 (1, 8)	0-0 G4-3 2-3		3-2 F8		2-1 G3		0-0 G4-3		
Frank Thomas, R OBP: 0.417, SLG: 0.513 (1, 3)	1-1 G5-3		1-1 2B		2-1 WP 1B 1B		3-1 E1 G6-3 1B 1B		
Magglio Ordonez, R OBP: 0.372, SLG: 0.566 (1, 9)	1-0 P4		0-0 F9		1-0 L6 1-2		1-2 G6-3 2-3		
Carlos Lee, R OBP: 0.333, SLG: 0.420 (1, 7)		1-2 14 G4-3 HR 1B		2-2 P6		3-1 14 E 14 S 1B 2-H		0-1 BB 14 BB 1B 3-H	
14 Paul Konerko, R OBP: 0.311, SLG: 0.466 (1, 10)		1-2 G4-3 1-2		2-1 HR		2-0 FC4-6 1B 1-H		4-0 BB BB	
Greg Norton, S OBP: 0.351, SLG: 0.409 (1, 5)		0-1 L6		0-2 G3-1		1-1 FC4-6 1-2f		3-2 F8	
Mark Johnson, L OBP: 0.330, SLG: 0.368 (1, 2)		1-1 HR 2-H		1-1 G3		3-2 G3 SAFE		4-2 BB 1-2 2-3	
Mike Caruso, S OBP: 0.282, SLG: 0.315 (1, 6)		0-1 G4-3			0-1 G3		0-0 G3-1		2-2 F8

Inning Stats	R: 1	H: 1	E: 0	K: 0	S: 6	LOB: 0	BB: 0	P: 10	R: 2	H: 2	E: 0	K: 0	S: 20	LOB: 0	BB: 0	P: 23	R: 0	H: 1	E: 0	K: 0	S: 10	LOB: 1	BB: 0	P: 14	R: 1	H: 1	E: 0	K: 0	S: 10	LOB: 0	BB: 0	P: 15	R: 0	H: 0	E: 0	K: 0	S: 5	LOB: 0	BB: 0	P: 7	R: 2	H: 3	E: 0	K: 0	S: 11	LOB: 1	BB: 0	P: 23	R: 0	H: 0	E: 0	K: 0	S: 4	LOB: 0	BB: 0	P: 5	R: 1	H: 2	E: 1	K: 0	S: 17	LOB: 3	BB: 2	P: 34
--------------	------	------	------	------	------	--------	-------	-------	------	------	------	------	-------	--------	-------	-------	------	------	------	------	-------	--------	-------	-------	------	------	------	------	-------	--------	-------	-------	------	------	------	------	------	--------	-------	------	------	------	------	------	-------	--------	-------	-------	------	------	------	------	------	--------	-------	------	------	------	------	------	-------	--------	-------	-------

PITCHER	IP	WLS	BF	H	R	ER	SO	BB	IBB	HBP	BLK	WP	HR	S	P	ERA	WHIP
Mac Suzuki, R ERA: 8.47 (1, 1)	5.1	L	24	8	6	6	0	0	0	0	0	1	2	57	83	10.12	1.500
Alvin Morman, L ERA: 3.91 (6, 1)	1.2		5	0	0	0	0	0	0	0	0	0	0	9	14	0.00	0.000
Marc Pisciotta, R ERA: 8.64 (8, 1)	1.0		7	2	1	1	0	2	0	0	0	0	0	17	34	9.00	4.000

AB R H RBI BB SO LOB

4	1	1	0	0	0	0
4	0	0	0	0	0	1
4	2	3	1	0	0	0
4	0	0	0	0	0	3
4	2	3	2	0	0	0
3	1	2	2	1	0	1
4	0	0	0	0	0	4
3	1	1	2	1	0	1
4	0	0	0	0	0	3

AB	R	H	RBI	BB	SO	LOB
34	7	10	7	2	0	13



**Kansas City Royals @ Chicago White Sox**  
 Comiskey Park, Chicago, IL  
 Wed Jul 07 1999, 8:05 PM EDT  
 Att: 11,963 - Unknown - 79 F

livebaseballscorecards.com

AB	R	H	RBI	BB	SO	LOB
34	7	10	7	2	0	13

WP	PA
1	36





Batter	1	2	3	4	5	6	7	8	9	AB	R	H	RBI	BB	SO	LOB
Ray Durham, S OBP: 0.370, SLG: 0.470 (1, 4)	1-3 K		1-0 P9		0-2 L6		4-2 FC6-4 BB		1-0 SH BB 2B	3	1	0	0	1	1	1
Darrin Jackson, R OBP: 0.292, SLG: 0.415 (1, 8) (9, 7)	1-0 G6-3		1-1 1B		0-2 F7		0-2 FC6-4		0-0 P4	5	0	1	0	0	0	5
Frank Thomas, R OBP: 0.416, SLG: 0.520 (1, 3)	1-0 F8		1-2 G6-3			0-0 HR	1-0 P3		4-1 2B BB	4	1	1	1	1	0	3
Magglio Ordonez, R OBP: 0.372, SLG: 0.566 (1, 9)		0-1 G4-3		3-2 F9		0-0 1B		0-0 P6	3-1 2B	5	0	2	2	2	0	0
Carlos Lee, R OBP: 0.336, SLG: 0.436 (1, 7) Chris Singleton, L OBP: 0.342, SLG: 0.527 (9, 8)		3-2 HR 1B		1-3 K		1-2 G5-4-3		1-2 HR		4	2	2	1	0	1	1
14 Paul Konerko, R OBP: 0.318, SLG: 0.469 (1, 10) Mike Caruso, S OBP: 0.282, SLG: 0.315 (8, PR)		2-2 P6		2-2 1B		4-2 FC6-4 BB		1-2 1B		3	0	2	0	1	0	1
Brook Fordyce, R OBP: 0.352, SLG: 0.483 (1, 2)		1-0 HR		0-3 K		0-1 FC6-4		2-1 F8		4	1	1	2	0	1	3
Craig Wilson, R OBP: 0.330, SLG: 0.349 (1, 5)		3-2 P6			0-1 G6-3		0-2 FC5-6 1B		0-1 G6-3	4	0	1	0	0	0	1
55 Liu Rodriguez, S OBP: 0.308, SLG: 0.286 (1, 6)			0-0 F8		4-1 BB		0-1 FC5-6 BB		4-1 BB SH 2B BB	2	1	0	0	2	0	1

Inning Stats	R: 0	H: 0	E: 0	K: 1	S: 6	R: 2	H: 2	E: 0	K: 0	S: 13	R: 0	H: 1	E: 0	K: 0	S: 7	R: 0	H: 1	E: 0	K: 2	S: 14	R: 0	H: 0	E: 0	K: 0	S: 10	R: 1	H: 2	E: 0	K: 0	S: 11	R: 0	H: 1	E: 0	K: 0	S: 11	R: 1	H: 2	E: 0	K: 0	S: 14	R: 2	H: 1	E: 1	K: 0	S: 6	1B: 6	SF: 0	2B: 1	SAC: 1	3B: 0	DP: 1	HR: 3	HBP: 0	WP: 0	PA: 40
PITCHER	IP	WLS	BF	H	R	ER	SO	BB	IBB	HBP	BLK	WP	HR	S	P	ERA	WHIP																																						
50 José Rosado, L (1, 1) ERA: 3.01	8.0		35	9	4	4	3	3	0	0	0	0	3	86	125	4.50	1.500																																						
Tim Byrdak, L (9, 1) ERA: 9.0	0.1	L	3	0	2	1	0	1	0	0	0	0	0	3	8	27.00	3.000																																						
Don Wengert, R (9, 1) ERA: 9.25	0.0	B	2	1	0	0	0	1	0	0	0	0	0	3	10	∞	∞																																						

BOTTOM

Kansas City Royals @ Chicago White Sox  
Comiskey Park, Chicago, IL  
Thu Jul 08 1999, 2:05 PM EDT  
Att. 14,738 - Sunny - 81 F

livebaseballscorecards.com

AB	34
R	6
H	10
RBI	6
BB	5
SO	3
LOB	16



# Houston Astros @ Kansas City Royals

## Kauffman Stadium, Kansas City, MO

Fri Jul 09 1999, 7:05 PM CDT  
Att. 22,652 - Overcast - 75 F

[livebaseballscorecards.com](http://livebaseballscorecards.com)

AB	34
R	6
H	9
RBI	6
BB	9
SO	7
LOB	30



WP:	0	PA:	44
PB:	0		
SB:	3		
CS:	1		

AB R H RBI BB SO LOB

3	2	1	0	1	2	2
5	0	0	0	0	1	5
2	3	1	2	3	0	0
5	1	2	1	0	1	4
3	0	2	1	2	0	0
2	0	1	0	2	0	0
1	0	1	2	0	0	0
4	0	0	0	0	1	6
1	0	0	0	0	0	2
4	0	1	0	1	1	5
4	0	0	0	0	1	6

Batter	1	2	3	4	5	6	7	8	9
<b>Craig Biggio, R</b> (1, 4) OBP: 0.376, SLG: 0.468	0-3 K		3-2 5 HR 1B		2-0 G6-3 HBP		0-3 K		4-0 G6-3 S 2B BB
<b>Derek Bell, R</b> (1, 9) OBP: 0.297, SLG: 0.370	0-2 G6-3		1-3 K		1-0 G6-3 1-2f		0-0 F9		1-1 G6-3 1-3
<b>5 Jeff Bagwell, R</b> (1, 3) OBP: 0.457, SLG: 0.648	0-1 G6-3		3-0 1-H HR			4-1 S 2B BB	4-2 1-2 2-3 BB		4-0 2B 1B IBB
<b>Bill Spiers, L</b> (1, 5) OBP: 0.355, SLG: 0.421		0-1 BB 1B	0-0 P6		2-3 K 1-2		2-2 G3		0-0 1B 2B 1-3 3-H
<b>Richard Hidalgo, R</b> (1, 8) OBP: 0.330, SLG: 0.477 (8, 7)		4-0 BB 1-2 BB	2-2 G6-3		0-0 L5-4 2-H 2B			2-2 CS 1B	4-0 FC6 1B BB
<b>Jack Howell, L</b> (1, 10) OBP: 0.406, SLG: 0.320		4-2 1-2 2-3 BB		1-2 G1-3		4-2 BB		2-2 BB 1B	0-1 FC6 1B
<b>Carl Everett, S</b> (9, PH) OBP: 0.371, SLG: 0.500									
<b>Matt Mieske, R</b> (1, 7) OBP: 0.365, SLG: 0.603		2-3 K		2-2 F8		1-2 L5-4 2-3		1-2 P6	3-2 FC6 S 1-2f 2-3
<b>Glen Barker, S</b> (8, 8) OBP: 0.364, SLG: 0.350									
<b>Paul Bako, L</b> (1, 2) OBP: 0.385, SLG: 0.407		1-3 K		1-1 F8			1-0 5 BB E 1B	4-2 BB	1-0 G1 1-2
<b>Tim Bogar, R</b> (1, 6) OBP: 0.337, SLG: 0.369		1-3 K			0-0 G6-3			2-0 G5-3	

Inning Stats	R: 0	H: 0	E: 0	K: 1	S: 9	P: 9	R: 0	H: 1	E: 0	K: 3	S: 17	P: 29	R: 2	H: 2	E: 0	K: 1	S: 12	P: 21	R: 0	H: 0	E: 0	K: 0	S: 12	P: 16	R: 0	H: 0	E: 0	K: 0	S: 2	P: 5	R: 1	H: 1	E: 0	K: 1	S: 13	P: 24	R: 0	H: 1	E: 1	K: 1	S: 13	P: 20	R: 0	H: 2	E: 0	K: 0	S: 15	P: 25	R: 3	H: 2	E: 0	K: 0	S: 9	P: 26	1B: 6	SF: 0	2B: 3	SAC: 0	3B: 0	DP: 2	HR: 1	HBP: 1	WP: 0	PA: 44
--------------	------	------	------	------	------	------	------	------	------	------	-------	-------	------	------	------	------	-------	-------	------	------	------	------	-------	-------	------	------	------	------	------	------	------	------	------	------	-------	-------	------	------	------	------	-------	-------	------	------	------	------	-------	-------	------	------	------	------	------	-------	-------	-------	-------	--------	-------	-------	-------	--------	-------	--------

PITCHER	IP	WLS	BF	H	R	ER	SO	BB	IBB	HBP	BLK	WP	HR	S	P	ERA	WHIP
<b>Jay Witasick, R</b> (1, 1) ERA: 6.98	6.0		25	4	3	3	6	4	0	1	0	0	1	65	104	4.50	1.333
<b>Scott Service, R</b> (7, 1) ERA: 6.06	2.0		11	3	0	0	1	2	0	0	0	0	0	28	45	0.00	2.500
<b>Jeff Montgomery, R</b> (9, 1) ERA: 7.54	0.1	L	5	1	3	3	0	2	1	0	0	0	0	3	16	81.00	9.000
<b>Matt Whisenant, L</b> (9, 1) ERA: 5.54	0.2		3	1	0	0	0	0	0	0	0	0	0	6	10	0.00	1.500

PITCHER	IP	WLS	BF	H	R	ER	SO	BB	IBB	HBP	BLK	WP	HR	S	P	ERA	WHIP
---------	----	-----	----	---	---	----	----	----	-----	-----	-----	----	----	---	---	-----	------

BOTTOM

Houston Astros @ Kansas City Royals  
Kauffman Stadium, Kansas City, MO

Fri Jul 09 1999, 7:05 PM CDT  
Att. 22,652 - Overcast - 75 F

livebaseballscorecards.com

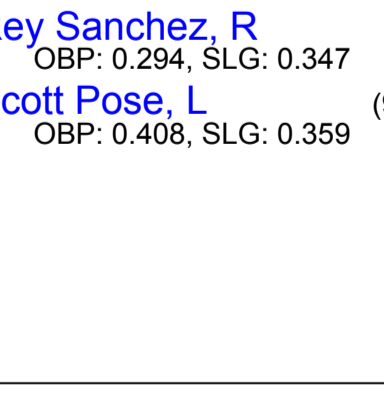
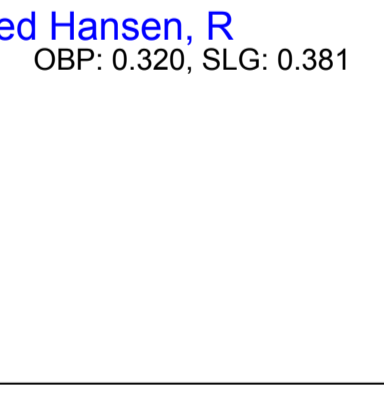
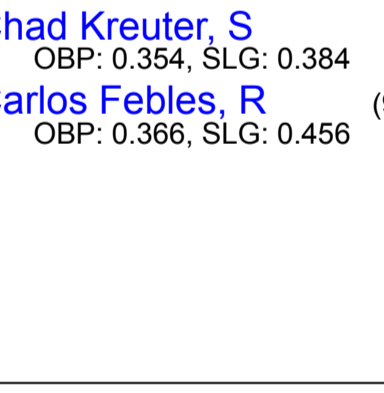
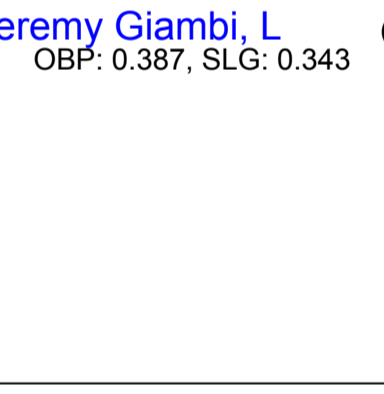
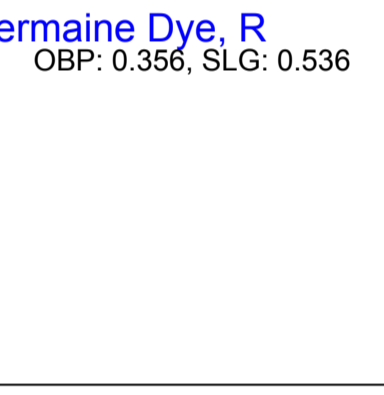
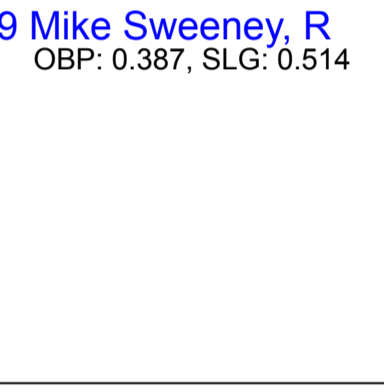
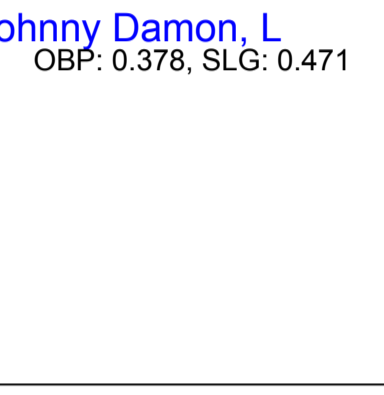
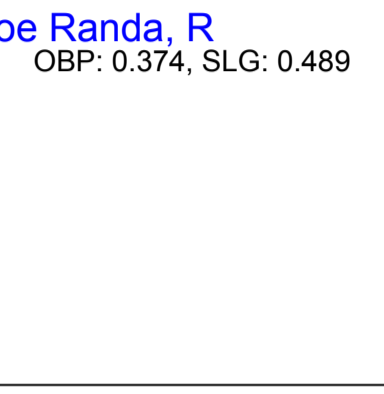
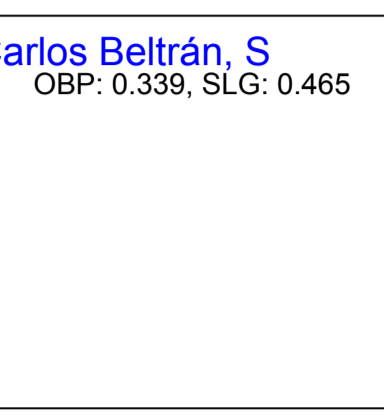



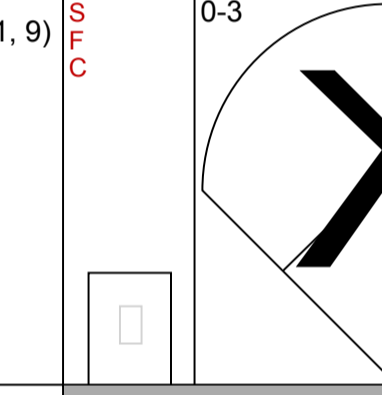
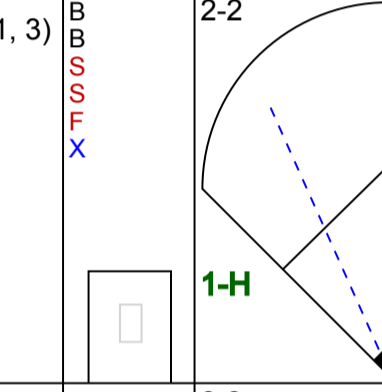
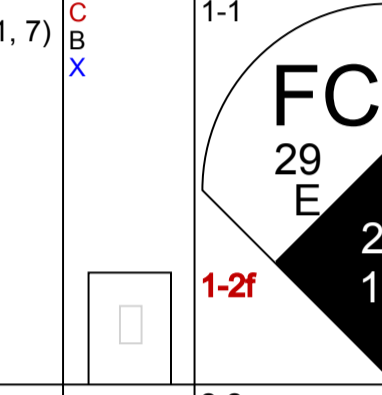
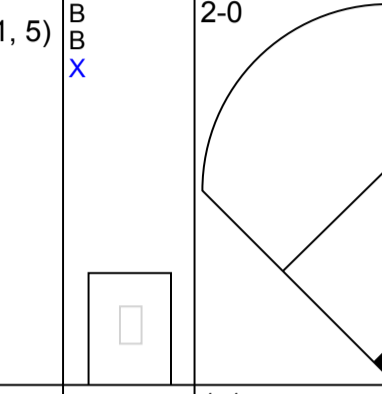
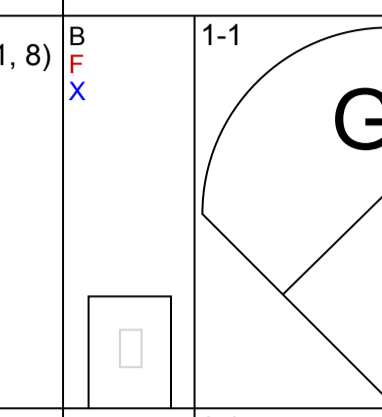

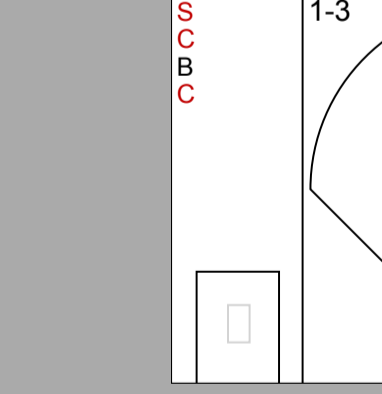
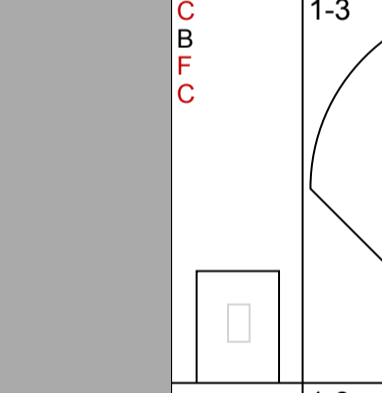
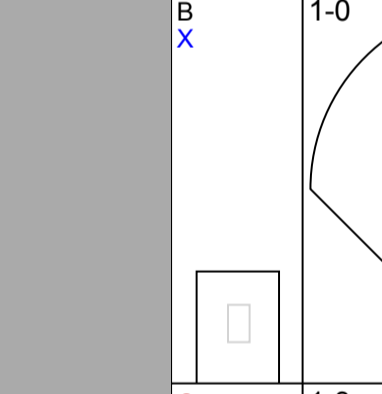
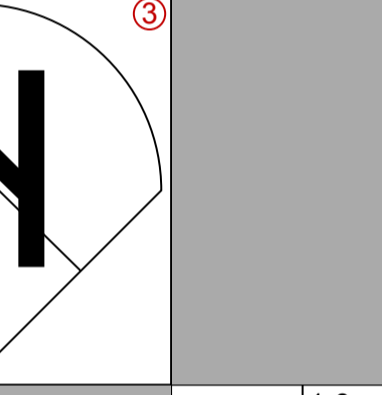
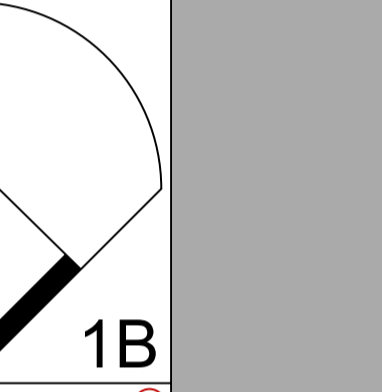
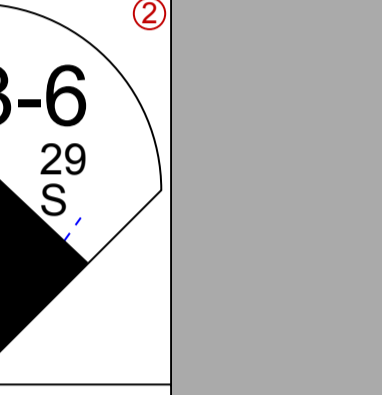
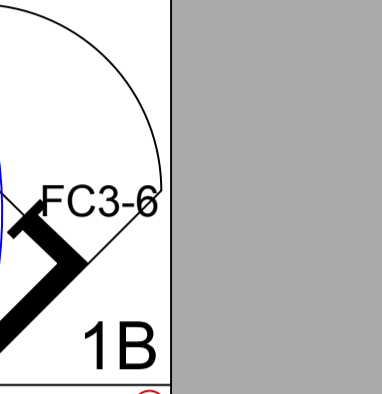
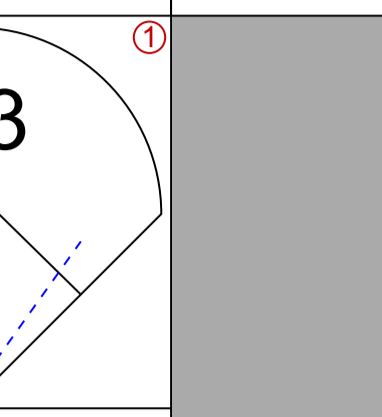
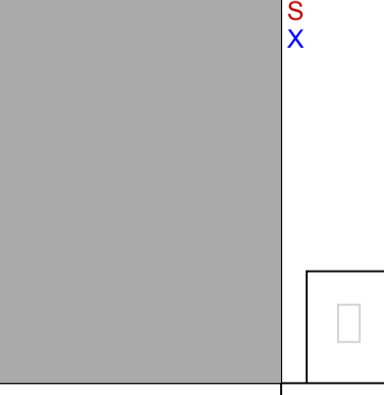
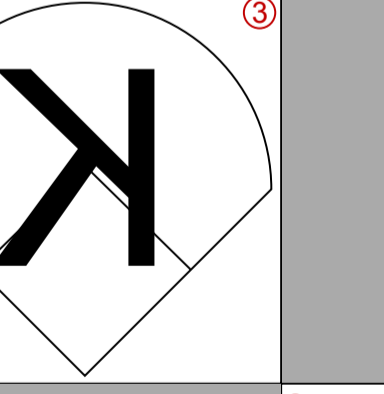
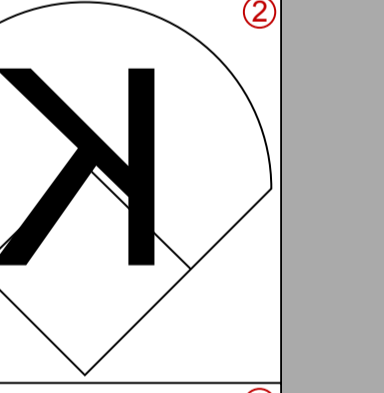
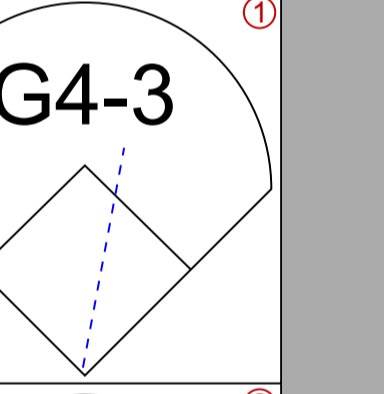

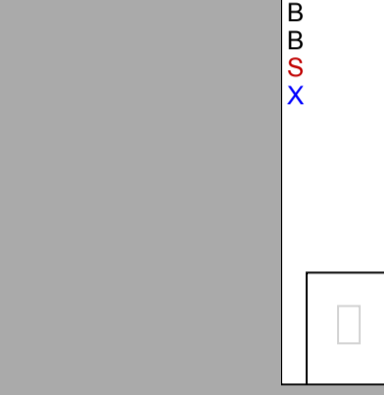
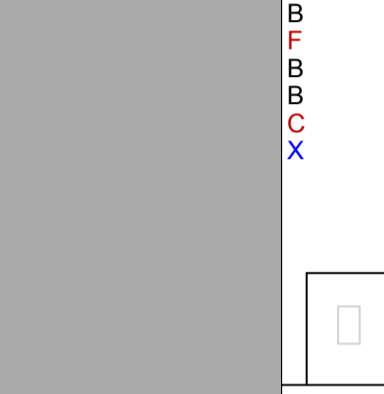
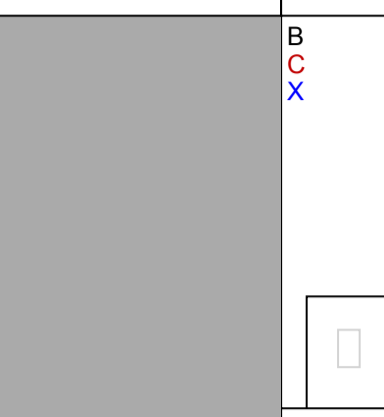
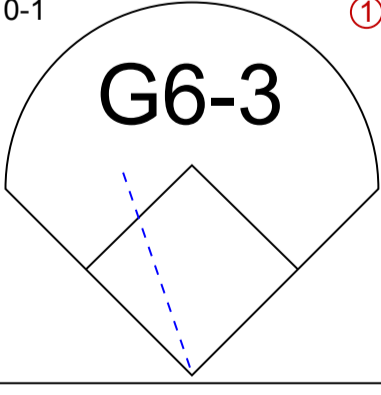

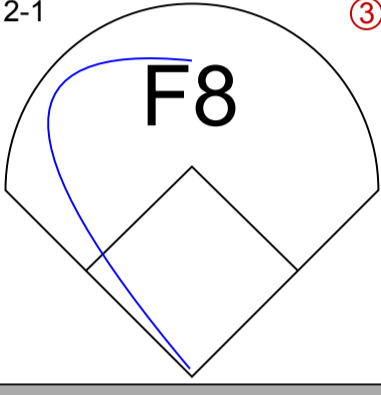
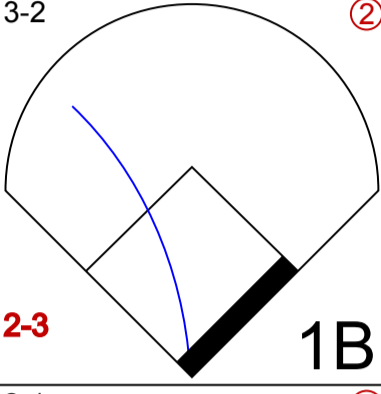
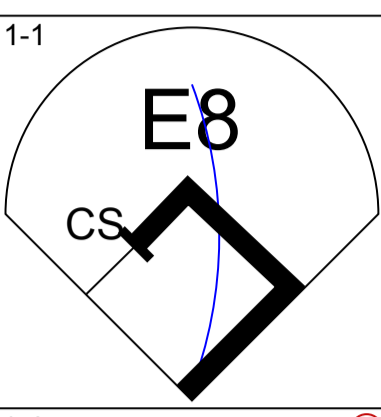

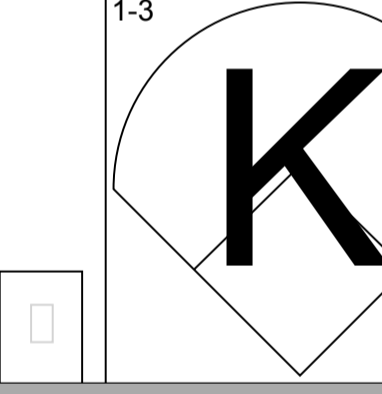
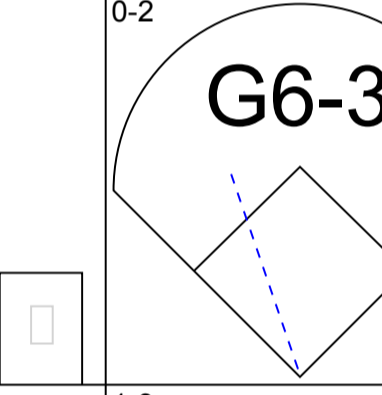
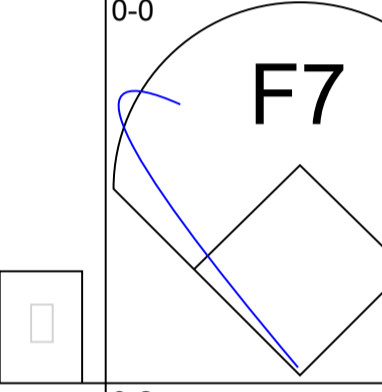

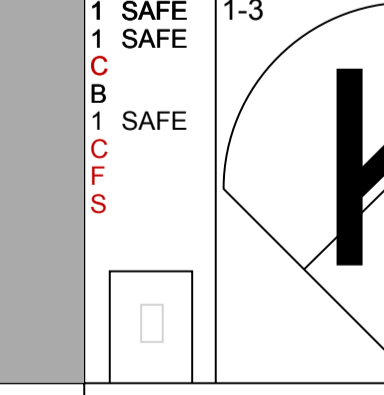
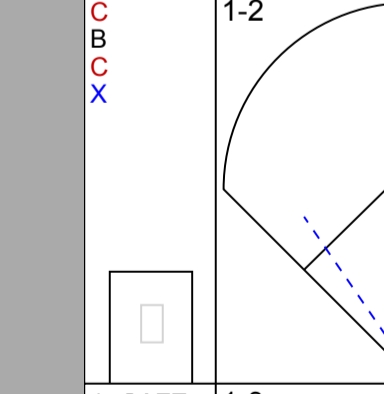
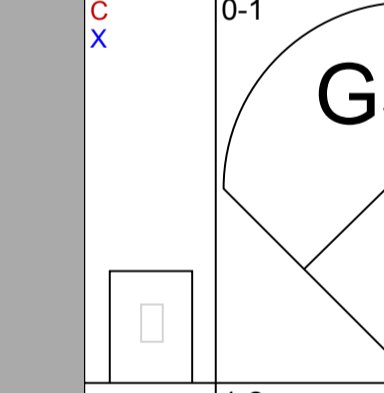
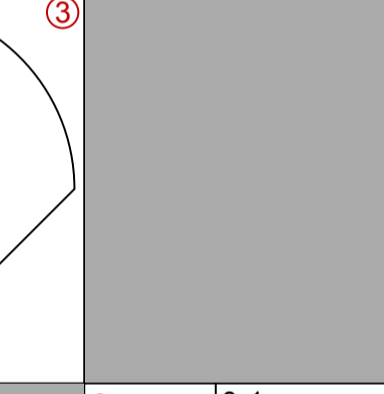
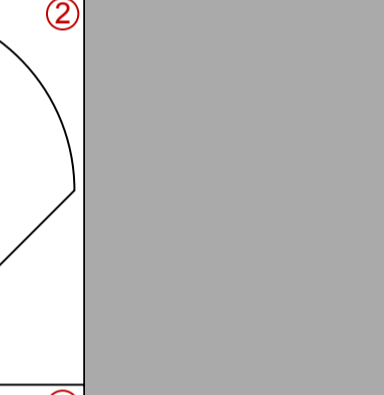
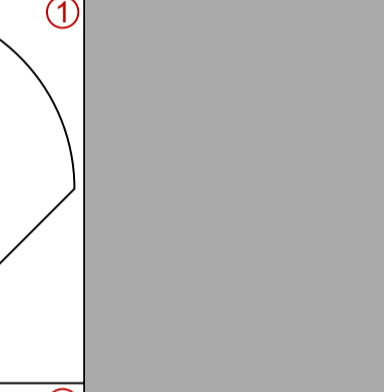
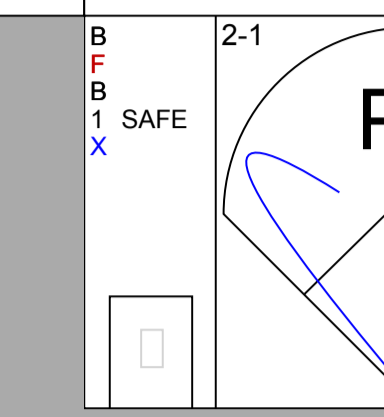
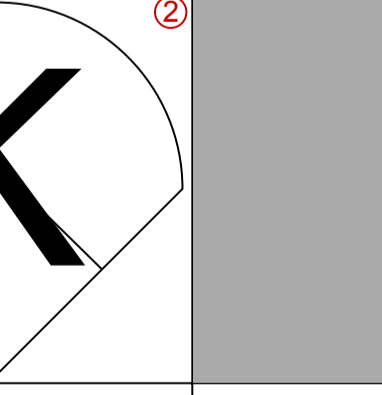
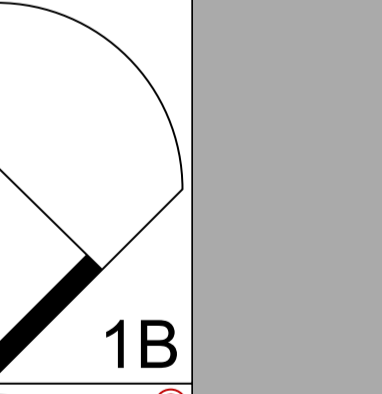
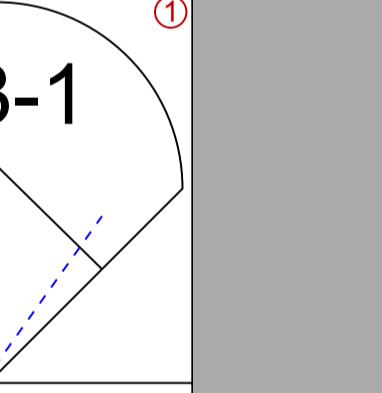
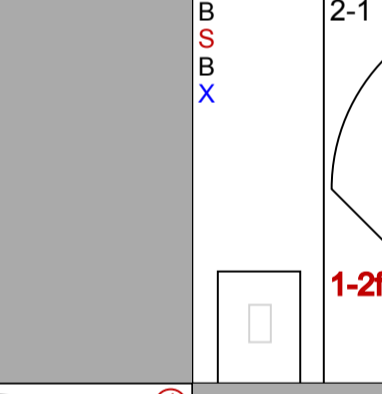
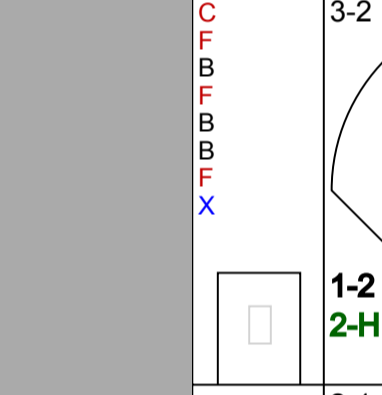
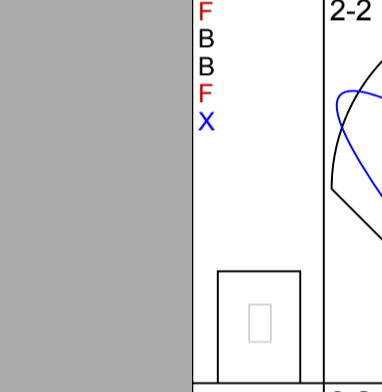
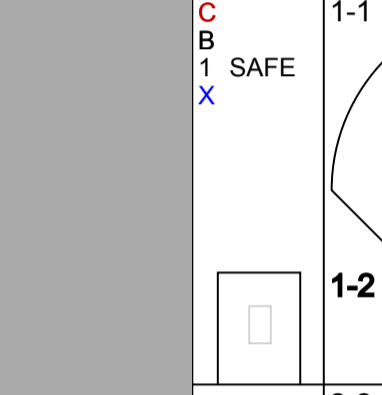
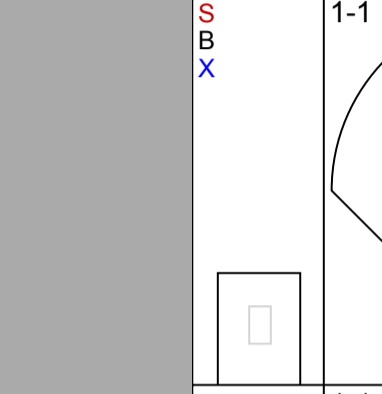
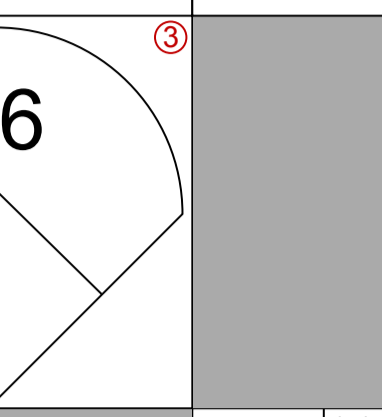



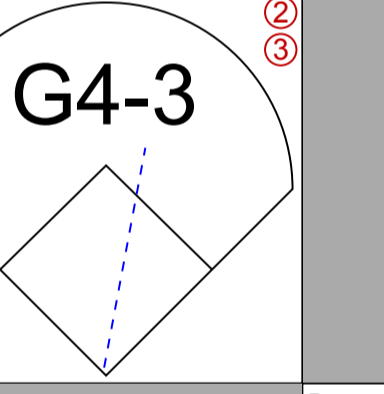
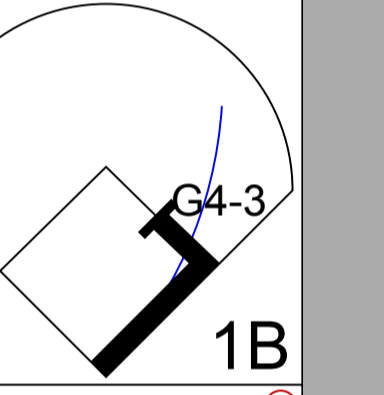
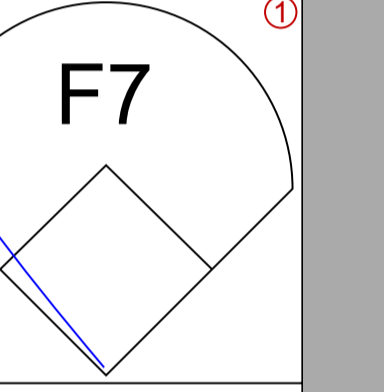
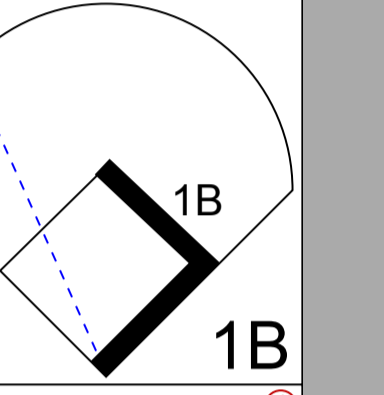
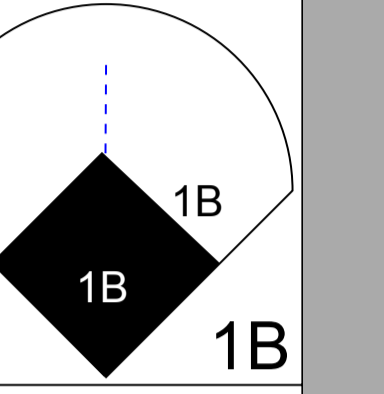

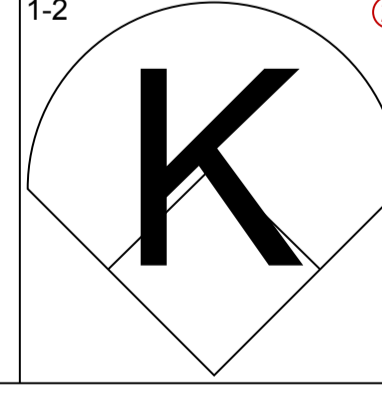
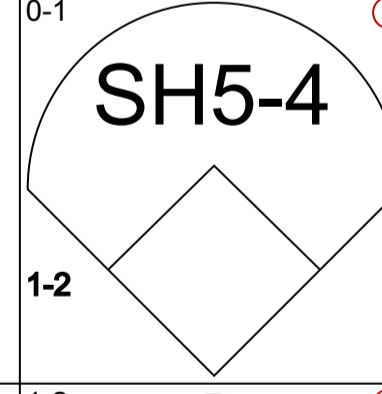
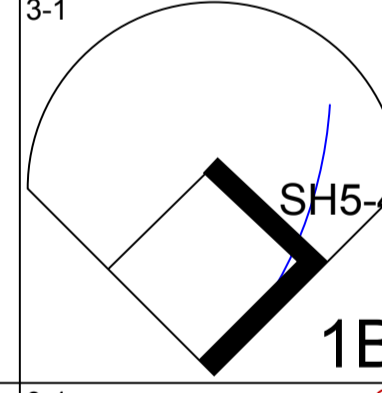

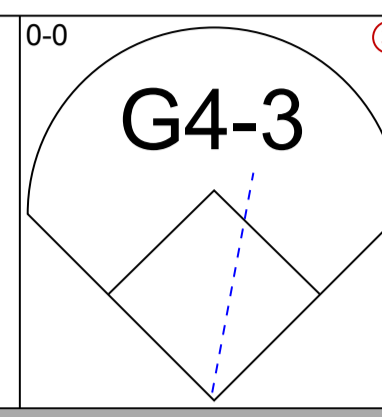
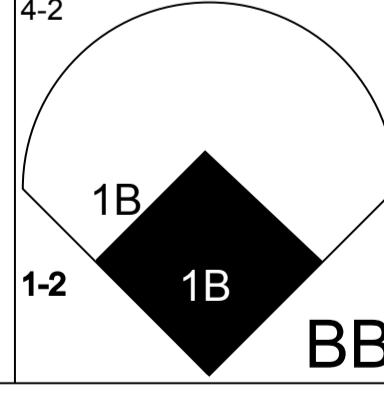
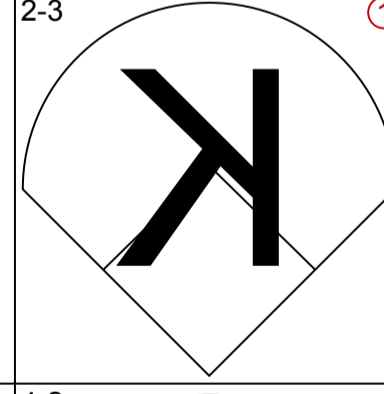
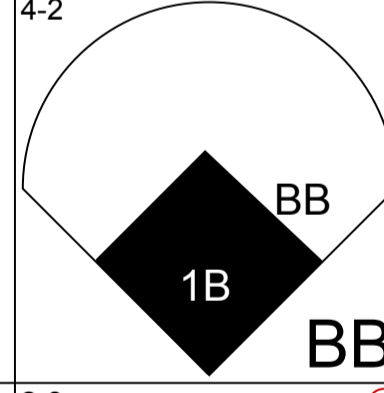
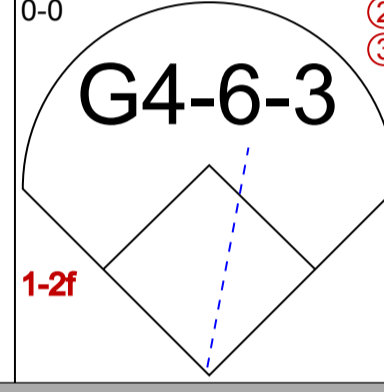
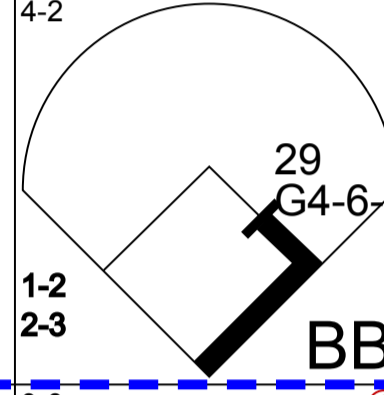
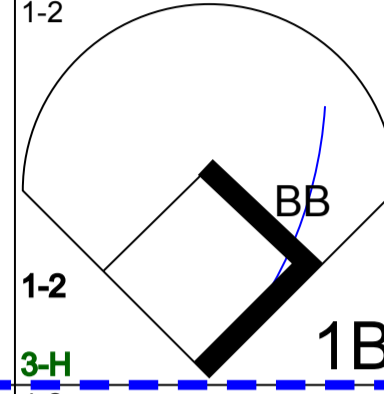
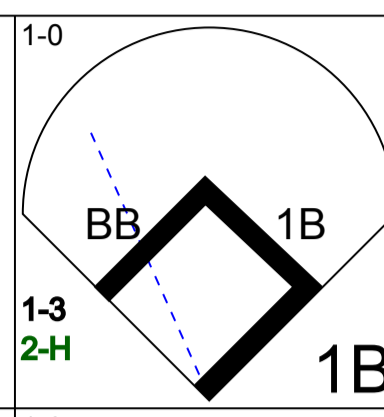
AB	35
R	5
H	12
RBI	5
BB	3
SO	8
LOB	17



WP:	0	PA:	40
PB:	0		
SB:	1		
CS:	1		

AB R H RBI BB SO LOB

5	0	1	1	0	0	2
5	2	5	1	0	0	0
4	1	2	0	1	0	2
4	0	1	2	0	0	5
4	0	1	1	0	1	2
4	0	0	0	0	2	3
3	0	1	0	1	1	0
0	1	0	0	0	0	0
3	0	1	0	0	2	1
3	0	0	0	0	2	2
0	1	0	0	1	0	0



Inning Stats

Batter	1	2	3	4	5	6	7	8	9
Carlos Beltrán, S (1, 8) OBP: 0.339, SLG: 0.465	G3		E8		P6		G4-3		BB 1B
Joe Randa, R (1, 5) OBP: 0.374, SLG: 0.489	FC3-6 1B		FC3-6 1B			1B 1B		29 SF8 3B	BB 1B
Johnny Damon, L (1, 7) OBP: 0.378, SLG: 0.471	FC3-6 29 E 29 S 1B 1-2f		F8			1B 1B		1B 1B	29 G4-6-3 BB
29 Mike Sweeney, R (1, 3) OBP: 0.387, SLG: 0.514	1B				F7		F7	SF8	G4-6-3
Jermaine Dye, R (1, 9) OBP: 0.356, SLG: 0.536	K				G6-3		G4-3 1B	L8	
Jeremy Giambi, L (1, 10) OBP: 0.387, SLG: 0.343			G4-3		K		G4-3	K	
Chad Kreuter, S (1, 2) OBP: 0.354, SLG: 0.384 Carlos Febles, R (9, PR) OBP: 0.366, SLG: 0.456		K			G3-1		SH5-4 1B	BB 1B BB	
Jed Hansen, R (1, 4) OBP: 0.320, SLG: 0.381		K					SH5-4 1B	K	
Rey Sanchez, R (1, 6) OBP: 0.294, SLG: 0.347 Scott Pose, L (9, PH) OBP: 0.408, SLG: 0.359			G6-3		K		K	1B 1B BB	

PITCHER	IP	WLS	BF	H	R	ER	SO	BB	IBB	HBP	BLK	WP	HR	S	P	ERA	WHIP
Shane Reynolds, R (1, 1) ERA: 3.62	7.0		30	10	3	3	6	0	0	0	0	0	0	79	116	3.86	1.429
Jose Cabrera, R (8, 1) ERA: 4.05	1.0	W	3	0	0	0	1	0	0	0	0	0	0	8	12	0.00	0.000
Jay Powell, R (9, 1) ERA: 3.86	0.1	H	5	2	2	2	1	2	0	0	0	0	0	11	23	54.00	12.000
Trever Miller, L (9, 1) ERA: 6.39	0.0		1	0	0	0	0	1	0	0	0	0	0	2	6	∞	∞
Chris Holt, R (9, 1) ERA: 5.23	0.2	S	1	0	0	0	0	0	0	0	0	0	0	1	1	0.00	0.000

# Houston Astros @ Kansas City Royals

## Kauffman Stadium, Kansas City, MO

Sat Jul 10 1999, 7:05 PM CDT  
Att. 30,033 - Unknown - 73 F

AB	33
R	3
H	10
RBI	3
BB	4
SO	7
LOB	17



Batter	1	2	3	4	5	6	7	8	9	AB R H RBI BB SO LOB
<b>Craig Biggio, R</b> (1, 4) OBP: 0.376, SLG: 0.467	0-1 CS 1B		0-0 L7		1-0 G5-3	1-3 K			3-1 G6-4-3 1B	5 0 2 0 0 1 4
<b>Derek Bell, R</b> (1, 9) OBP: 0.296, SLG: 0.367	3-3 SAFE SAFE SAFE SAFE 1-2 K		2-2 5 BB 1-2 2-H 1B		1-3 K			1-3 K	0-1 G6-4-3 1-2f	5 0 1 1 0 3 2
<b>5 Jeff Bagwell, R</b> (1, 10) OBP: 0.460, SLG: 0.646	3-3 K		4-1 1-2 2-3 BB		4-0 S 1B BB			1-1 CS HBP		1 1 0 0 2 1 0
<b>Bill Spiers, L</b> (1, 5) OBP: 0.357, SLG: 0.423		0-1 FC6-4 1B	1-0 G3-1		1-1 1-H 1B			2-2 G4-3 1-2		4 0 2 1 0 0 4
<b>Richard Hidalgo, R</b> (1, 8) (8, 7) OBP: 0.327, SLG: 0.470	1-1 FC6-4 1-2f			0-1 G5-3	3-1 P4			3-2 G6-3		4 0 0 0 0 0 2
<b>Jack Howell, L</b> (1, 3) OBP: 0.417, SLG: 0.429	1-0 F7			0-0 HR		1-0 P3		4-0 FC1-6 BB		3 1 1 1 1 0 0
<b>Matt Mieske, R</b> (1, 7) OBP: 0.373, SLG: 0.597			3-2 G4-3	2-1 1B		1-0 1B 1B		0-2 FC1-6 1-2f		4 0 2 0 0 0 1
<b>Glen Barker, S</b> (8, PR) (8, 8) OBP: 0.364, SLG: 0.350								2-0 F9		0 0 0 0 0 0 0
<b>Paul Bako, L</b> (1, 2) OBP: 0.380, SLG: 0.400			1-1 BB 1B 1B	0-3 K		2-3 K				4 1 1 0 0 2 3
<b>Tim Bogar, R</b> (1, 6) OBP: 0.340, SLG: 0.369			4-2 5 BB 1B BB	0-0 L8		2-1 1B			0-1 F9	3 0 1 0 1 0 1

Inning Stats	R: 0 E: 0 K: 2 S: 11	H: 1 LOB: 0 BB: 0 P: 17	R: 0 E: 0 K: 0 S: 5	H: 1 LOB: 0 BB: 0 P: 7	R: 1 E: 0 K: 0 S: 14	H: 2 LOB: 3 BB: 2 P: 29	R: 1 E: 0 K: 1 S: 9	H: 2 LOB: 1 BB: 0 P: 11	R: 1 E: 0 K: 1 S: 8	H: 1 LOB: 1 BB: 1 P: 18	R: 0 E: 0 K: 2 S: 10	H: 2 LOB: 2 BB: 0 P: 17	R: 0 E: 0 K: 1 S: 7	H: 0 LOB: 0 BB: 0 P: 11	R: 0 E: 0 K: 0 S: 9	H: 0 LOB: 1 BB: 1 P: 18	R: 0 E: 0 K: 0 S: 6	H: 1 LOB: 0 BB: 0 P: 9	1B: 9 2B: 1 3B: 0 HR: 1	SF: 0 SAC: 0 DP: 2 HBP: 1	WP: 0 PB: 0 SB: 1 CS: 2	PA: 38
--------------	-------------------------------	----------------------------------	------------------------------	---------------------------------	-------------------------------	----------------------------------	------------------------------	----------------------------------	------------------------------	----------------------------------	-------------------------------	----------------------------------	------------------------------	----------------------------------	------------------------------	----------------------------------	------------------------------	---------------------------------	----------------------------------	------------------------------------	----------------------------------	--------

PITCHER	IP	WLS	BF	H	R	ER	SO	BB	IBB	HBP	BLK	WP	HR	S	P	ERA	WHIP
<b>Kevin Appier, R</b> (1, 1) ERA: 4.95	8.0	L	35	9	3	3	7	4	0	1	0	0	1	73	128	3.38	1.625
<b>Ken Ray, R</b> (9, 1) ERA:	1.0		3	1	0	0	0	0	0	0	0	0	0	6	9	0.00	1.000

PITCHER	IP	WLS	BF	H	R	ER	SO	BB	IBB	HBP	BLK	WP	HR	S	P	ERA	WHIP
---------	----	-----	----	---	---	----	----	----	-----	-----	-----	----	----	---	---	-----	------

Batter	1	2	3	4	5	6	7	8	9	AB	R	H	RBI	BB	SO	LOB
Carlos Beltrán, S OBP: 0.343, SLG: 0.469 (1, 8) B X	1-0 L6 ①		2-1 CS 1B B S X			1-0 2B 1-3 B X		0-2 1B 1-2 2-3 F F F X	0-3 K ③ C C S	5	0	3	0	0	1	2
Joe Randa, R OBP: 0.373, SLG: 0.487 (1, 5) C C X	0-2 FC4-6 1B		2-2 L7 ② B S S X			3-2 FC5-2 G4-6-3 F B B F F X		0-1 F7 ① C X		4	0	1	0	0	0	6
Johnny Damon, L OBP: 0.377, SLG: 0.468 (1, 7) B X	1-0 FC4-6 1-2f ②		2-1 CS 1-2 ③ B B X	2-0 P4 ①		0-2 G4-6-3 1-2f ② C C X		2-2 29 F7 1B ② B S B C C X		4	0	1	2	0	0	3
29 Mike Sweeney, R OBP: 0.382, SLG: 0.507 (1, 3) C B B F X	3-2 G5-3 1 SAFE ③			0-2 L8 ② F B B X			2-0 G5-3 ① C X	0-1 F7 1-2 ②		4	0	0	0	0	0	3
Jermaine Dye, R OBP: 0.358, SLG: 0.534 (1, 9)		2-1 G1-6-3 1B ① C B B X		1-3 K ③ C B B X			4-1 FC6-4 BB ② F B B B B B	0-1 F7 ③ C X		3	0	1	0	1	1	2
Chad Kreuter, S OBP: 0.352, SLG: 0.381 (1, 2)		1-1 G1-6-3 1-2f ② B B X			2-2 G6-4-3 1B ① C B B X		3-2 FC6-4 1-2f ② B B B C C B		2-3 K ① F B B S	4	0	1	0	0	1	2
Jeremy Giambi, L OBP: 0.391, SLG: 0.343 Scott Pose, L OBP: 0.408, SLG: 0.359 (1, 10) (9, PR) F B B C X		2-2 FC6-4 1B ② F B B C X		0-2 G6-4-3 1-2f ② F B B C X			1-3 K ③ C B B C X		4-2 FC6-4 BB ② B B F F B B	3	0	1	0	1	1	2
Jed Hansen, R OBP: 0.345, SLG: 0.348 (1, 4)		3-1 FC6-4 1-2f ③ C B B X			3-3 K ③ B B S B B F C			4-1 1B 1B 1B ② B S B B B	4-1 FC6-4 BB ② B B B C B	2	1	0	0	2	1	1
Rey Sanchez, R OBP: 0.297, SLG: 0.349 (1, 6)			0-1 G5-3 ① C X			1-0 2B FC5-2 1B ① B X		2-1 1B 1B ② F B B X	1-2 FC6-4 1-2f ② C F F X	4	1	2	0	0	0	2

Inning Stats	R: 0	H: 1	E: 0	K: 0	S: 9	H: 2	LOB: 1	BB: 0	P: 14	R: 0	H: 1	E: 0	K: 0	S: 8	H: 0	LOB: 0	BB: 0	P: 14	R: 0	H: 1	E: 0	K: 1	S: 12	H: 2	LOB: 1	BB: 0	P: 14	R: 0	H: 0	E: 1	K: 1	S: 8	H: 3	LOB: 2	BB: 1	P: 26	R: 0	H: 0	E: 0	K: 2	S: 13	H: 0	LOB: 2	BB: 2	P: 24	1B: 9	SF: 0	2B: 1	SAC: 0	3B: 0	DP: 3	HR: 0	HBP: 0	WP: 0	PA: 38
--------------	------	------	------	------	------	------	--------	-------	-------	------	------	------	------	------	------	--------	-------	-------	------	------	------	------	-------	------	--------	-------	-------	------	------	------	------	------	------	--------	-------	-------	------	------	------	------	-------	------	--------	-------	-------	-------	-------	-------	--------	-------	-------	-------	--------	-------	--------

PITCHER	IP	WLS	BF	H	R	ER	SO	BB	IBB	HBP	BLK	WP	HR	S	P	ERA	WHIP
Mike Hampton, L ERA: 3.02 (1, 1)	7.0	W	28	9	2	2	3	2	0	0	0	0	0	70	118	2.57	1.571
Jose Cabrera, R ERA: 3.52 (8, 1)	1.0	H	4	1	0	0	0	0	0	0	0	0	0	11	13	0.00	1.000
Billy Wagner, L ERA: 2.2 (9, 1)	1.0	S	5	0	0	0	2	2	0	0	0	0	0	13	24	0.00	2.000

BOTTOM

Houston Astros @ Kansas City Royals  
Kauffman Stadium, Kansas City, MO  
Sat Jul 10 1999, 7:05 PM CDT  
Att: 30,033 - Unknown - 73 F

livebaseballscorecards.com

AB	33
R	2
H	10
RBI	2
BB	4
SO	5
LOB	23



Batter	1	2	3	4	5	6	7	8	9	AB R H RBI BB SO LOB	TOP		
<b>Craig Biggio, R</b> (1, 4) OBP: 0.374, SLG: 0.466	1-2 G6-3			0-0 1B 5 1B 2B	2-1 F8			2-2 G4-3	0-1 P5	5 1 1 0 0 0 1			
<b>Derek Bell, R</b> (1, 9) OBP: 0.297, SLG: 0.366	0-0 L7			1-1 5 1B 1B			0-0 G6-3	4-1 5 1B 1B BB	1-2 F8	4 2 1 0 1 0 0			
<b>5 Jeff Bagwell, R</b> (1, 3) OBP: 0.463, SLG: 0.646	3-3 K			0-0 1B FC5-2 1B			4-1 BB	0-0 BB 1B 2B 1B		3 1 2 2 1 1 0			
<b>Bill Spiers, L</b> (1, 5) OBP: 0.360, SLG: 0.424		0-2 K		0-2 FC5-2 1B			0-1 F9	0-1 BB 2B 1B		4 1 2 2 0 1 1			
<b>Richard Hidalgo, R</b> (1, 8) OBP: 0.326, SLG: 0.466 (8, 7)		2-2 P6		2-2 FC5-2 1B			2-2 SAFE G5-3	4-2 2B SF8 BB		3 1 0 0 1 0 3			
<b>Jack Howell, L</b> (1, 10) OBP: 0.365, SLG: 0.387		3-1 F7		2-2 F8			1-2 G6-3	1-2 2B		3 0 0 0 0 0 2			
<b>Carl Everett, S</b> (8, PH) OBP: 0.373, SLG: 0.505								1-3 2-H 3-H 2B		1 0 1 2 0 0 0			
<b>Matt Mieske, R</b> (1, 7) OBP: 0.352, SLG: 0.569			3-2 F8	0-0 P7			2-0 F7	3-2 SF8		3 0 0 1 0 0 2			
<b>Glen Barker, S</b> (8, 8) OBP: 0.364, SLG: 0.350										0 0 0 0 0 0 0			
<b>Randy Knorr, R</b> (1, 2) OBP: 0.154, SLG: 0.083			0-2 L5		4-1 G4-6-3 BB		0-0 G5-3	3-3 K		3 0 0 0 1 1 1			
<b>Tim Bogar, R</b> (1, 6) OBP: 0.338, SLG: 0.366			1-3 K		0-0 SAFE G4-6-3			0-0 E6 G4-3 5 1B 1B	2-2 P5	4 1 1 0 0 1 1			
<b>Inning Stats</b>	R: 0 E: 0 K: 1 S: 11 H: 0 LOB: 0 BB: 0 P: 15	R: 0 E: 0 K: 1 S: 8 H: 0 LOB: 0 BB: 0 P: 13	R: 0 E: 0 K: 1 S: 10 H: 0 LOB: 0 BB: 0 P: 14	R: 2 E: 0 K: 0 S: 15 H: 4 LOB: 2 BB: 0 P: 20	R: 0 E: 0 K: 0 S: 4 H: 0 LOB: 0 BB: 1 P: 10	R: 0 E: 0 K: 0 S: 7 H: 0 LOB: 1 BB: 1 P: 13	R: 0 E: 0 K: 0 S: 5 H: 0 LOB: 0 BB: 0 P: 8	R: 5 E: 1 K: 1 S: 26 H: 4 LOB: 1 BB: 2 P: 43	R: 0 E: 0 K: 0 S: 8 H: 0 LOB: 0 BB: 0 P: 11	1B: 6 2B: 2 3B: 0 HR: 0 SF: 1 SAC: 0 DP: 1 HBP: 0	WP: 0 PB: 0 SB: 0 CS: 0 PA: 38		
<b>PITCHER</b>	IP WLS BF H R ER SO BB IBB HBP BLK WP HR S P ERA WHIP											<b>PITCHER</b>	IP WLS BF H R ER SO BB IBB HBP BLK WP HR S P ERA WHIP
<b>Jeff Suppan, R</b> (1, 1) ERA: 3.86	7.1 L 30 6 5 5 3 3 0 0 0 0 0 0 66 105 6.14 1.227												
<b>Tim Byrdak, L</b> (8, 1) ERA: 11.25	0.0 2 1 0 0 0 1 0 0 0 0 0 0 7 11 ∞ ∞												
<b>Scott Service, R</b> (8, 1) ERA: 5.98	0.2 3 1 2 2 1 0 0 0 0 0 0 0 13 20 27.00 1.500												
<b>Ken Ray, R</b> (9, 1) ERA:	1.0 3 0 0 0 0 0 0 0 0 0 0 0 8 11 0.00 0.000												

**Houston Astros @ Kansas City Royals**  
**Kauffman Stadium, Kansas City, MO**  
 Sun Jul 11 1999, 1:05 PM CDT  
 Att. 19,506 - Cloudy - 78 F

AB	33
R	7
H	8
RBI	7
BB	4
SO	4
LOB	11



Batter	1	2	3	4	5	6	7	8	9	AB	R	H	RBI	BB	SO	LOB
Carlos Beltrán, S (1, 8) OBP: 0.342, SLG: 0.469	F8		G1-6-3			L3		F8 1B 2B		4	1	1	1	0	0	1
Joe Randa, R (1, 5) OBP: 0.372, SLG: 0.484	G1-3			G6-3			2B 1B 29 HBP	F8		4	1	1	0	0	0	1
Johnny Damon, L (1, 7) OBP: 0.375, SLG: 0.466	P4			G3			P2	1B 29 3-H		4	0	1	1	0	0	1
29 Mike Sweeney, R (1, 10) OBP: 0.384, SLG: 0.505		L5		F8			2B HBP	1B		3	0	1	0	0	0	0
Jermaine Dye, R (1, 9) OBP: 0.356, SLG: 0.534		G5-3			F9		2B 1-3 2-H	K		4	0	1	1	0	1	2
Jeremy Giambi, L (1, 3) OBP: 0.386, SLG: 0.339		E6 1B		G5-3			K		L6	4	0	1	0	0	1	2
Jed Hansen, R (1, 4) OBP: 0.333, SLG: 0.333		1B 2-H		K			K		K	4	0	1	0	0	3	2
Tim Spehr, R (1, 2) OBP: 0.309, SLG: 0.375			K						F8	2	0	0	0	0	2	0
Scott Pose, L (8, PH) OBP: 0.403, SLG: 0.354									F8	1	0	0	0	0	0	0
Chad Kreuter, S (9, 2) OBP: 0.351, SLG: 0.380										1	0	0	0	0	0	0
Rey Sanchez, R (1, 6) OBP: 0.301, SLG: 0.359			G1-6-3 1B			G6-3		2B 3B		3	1	2	0	0	0	0

Inning Stats	R: 0	H: 0	E: 0	K: 0	S: 6	R: 0	H: 2	E: 1	K: 0	S: 10	R: 0	H: 1	E: 0	K: 1	S: 9	R: 0	H: 0	E: 0	K: 1	S: 9	R: 0	H: 0	E: 0	K: 1	S: 9	R: 1	H: 2	E: 0	K: 2	S: 14	R: 2	H: 4	E: 0	K: 1	S: 22	R: 0	H: 0	E: 0	K: 1	S: 6	R: 0	H: 0	E: 0	K: 1	S: 6	1B: 6	SF: 0	2B: 2	SAC: 0	3B: 1	DP: 1	HR: 0	HBP: 1	WP: 0	PA: 35
--------------	------	------	------	------	------	------	------	------	------	-------	------	------	------	------	------	------	------	------	------	------	------	------	------	------	------	------	------	------	------	-------	------	------	------	------	-------	------	------	------	------	------	------	------	------	------	------	-------	-------	-------	--------	-------	-------	-------	--------	-------	--------

PITCHER	IP	WLS	BF	H	R	ER	SO	BB	IBB	HBP	BLK	WP	HR	S	P	ERA	WHIP
Jose Lima, R (1, 1) ERA: 3.23	7.2	W	31	9	3	3	5	0	0	1	0	0	0	80	116	3.52	1.174
Jay Powell, R (8, 1) ERA: 3.72	1.1	S	4	0	0	0	2	0	0	0	0	0	0	11	16	0.00	0.000


**BOTTOM**

**Houston Astros @ Kansas City Royals**  
Kauffman Stadium, Kansas City, MO

Sun Jul 11 1999, 1:05 PM CDT  
Att: 19,506 - Cloudy - 78 F

livebaseballscorecards.com

AB	34
R	3
H	9
RBI	3
BB	0
SO	7
LOB	9



Batter	1	2	3	4	5	6	7	8	9	AB R H RBI BB SO LOB	TOP
Johnny Damon, L (1, 7) OBP: 0.372, SLG: 0.461	1-3 K			0-1 B1-3		2-3 K			0-1 G6-3	4 0 0 0 0 2 0	<b>Kansas City Royals @ Milwaukee Brewers</b> <b>Milwaukee County Stadium, Milwaukee, WI</b> Fri Jul 16 1999, 5:05 PM EDT Unknown - 93 F <a href="http://livebaseballscorecards.com">livebaseballscorecards.com</a>
Joe Randa, R (1, 5) OBP: 0.373, SLG: 0.484	1-2 P4			3-2 1B			0-2 G1-3	0-0 1B	4 0 2 0 0 0 0		
Carlos Beltrán, S (1, 8) OBP: 0.338, SLG: 0.465	1-3 K			0-3 K			1-0 F9	0-0 G3	4 0 0 0 0 2 2		
29 Mike Sweeney, R (1, 3) OBP: 0.383, SLG: 0.507		1-2 E4 G6-4-3		0-1 L6			2-2 2B		3 0 1 0 0 0 1		
Jermaine Dye, R (1, 9) OBP: 0.356, SLG: 0.532		0-1 G6-4-3 1-2f			2-1 G4-6-3 1B		1-1 G1-3		3 0 1 0 0 0 2		
Chad Kreuter, S (1, 2) OBP: 0.346, SLG: 0.374		2-0 G6-3			1 SAFE 0-0 F7			1-3 K	3 0 0 0 0 1 1		
Carlos Febles, R (1, 4) OBP: 0.363, SLG: 0.452				0-2 G1-3		0-1 G4-6-3 1-2f		1-2 P6	3 0 0 0 0 0 1		
Rey Sanchez, R (1, 6) OBP: 0.298, SLG: 0.356				0-1 G6-3			1-0 G6-3	0-0 L7	3 0 0 0 0 0 0		
Kevin Appier, R (1, 1)				1-3 K			1-0 G1-3		2 0 0 0 0 1 0		
Alvin Morman, L (7, 1)									0 0 0 0 0 0 0		
Ken Ray, R (8, 1)									0 0 0 0 0 0 0		
Jeremy Giambi, L (9, PH) OBP: 0.383, SLG: 0.336									1 0 0 0 0 0 0		
<b>Inning Stats</b>	R: 0 H: 0 E: 0 LOB: 0 K: 2 BB: 0 S: 10 P: 13	R: 0 H: 0 E: 1 LOB: 0 K: 0 BB: 0 S: 6 P: 9	R: 0 H: 0 E: 0 LOB: 0 K: 1 BB: 0 S: 8 P: 9	R: 0 H: 1 E: 0 LOB: 1 K: 1 BB: 0 S: 11 P: 14	R: 0 H: 1 E: 0 LOB: 0 K: 0 BB: 0 S: 5 P: 7	R: 0 H: 0 E: 0 LOB: 0 K: 1 BB: 0 S: 5 P: 9	R: 0 H: 1 E: 0 LOB: 1 K: 0 BB: 0 S: 10 P: 14	R: 0 H: 0 E: 0 LOB: 0 K: 1 BB: 0 S: 8 P: 10	R: 0 H: 1 E: 0 LOB: 1 K: 0 BB: 0 S: 8 P: 10	1B: 3 SF: 0 2B: 1 SAC: 0 3B: 0 DP: 2 HR: 0 HBP: 0	WP: 0 PA: 30 PB: 0 SB: 0 CS: 0
<b>PITCHER</b>	IP WLS BF H R ER SO BB IBB HBP BLK WP HR S P ERA WHIP										
Steve Woodard, R (1, 1) ERA: 4.1	8.0 W 26 3 0 0 6 0 0 0 0 0 0 0 63 85 0.00 0.375										
Bob Wickman, R (9, 1) ERA: 3.02	1.0 S 4 1 0 0 0 0 0 0 0 0 0 0 8 10 0.00 1.000										





Batter	1	2	3	4	5	6	7	8	9	AB R H RBI BB SO LOB
Mark Loretta, R OBP: 0.361, SLG: 0.405 (1, 3)	0-2 G6-3		2-0 1B G1-2-3 1B		2-0 FC6-2-5		1-1 G4-3 2B			4 0 2 1 0 0 1
Ronnie Belliard, R OBP: 0.420, SLG: 0.466 (1, 4)	2-1 G6-3		0-0 1B 1-2 1B		0-0 F7		1-0 G4-3			4 0 1 0 0 0 2
Jeff Cirillo, R OBP: 0.394, SLG: 0.444 (1, 5)	0-2 1B		1-0 1B 1-2 2-3			0-1 F9	1-1 G1-3			4 0 2 0 0 0 1
Jeremy Burnitz, L OBP: 0.385, SLG: 0.601 (1, 9)	3-2 F9		0-0 G1-2-3			0-3 K 1B FC3-6	2-1 L8			4 1 0 0 0 1 5
Dave Nilsson, L OBP: 0.387, SLG: 0.600 (1, 2)		2-2 F8		0-0 CS 1B		1-1 FC3-6 1B 1-2		2-1 L9		4 0 2 0 0 0 0
Geoff Jenkins, L OBP: 0.378, SLG: 0.571 (1, 7)		1-1 L7		2-1 F8		1-2 FC3-6 1B 1-2 2-3	0-1 G1-6-3 1B			4 0 2 0 0 0 1
Rich Becker, L OBP: 0.380, SLG: 0.402 (1, 8)		0-2 G5-3		3-2 P6		3-2 FC3-6 BB	2-2 G1-6-3			3 0 0 1 0 0 3
Marquis Grissom, R OBP: 0.332, SLG: 0.413 (8, PH)				1-2						1 0 0 0 0 0 1
Jose Valentin, S OBP: 0.421, SLG: 0.575 (1, 6)			4-1 SH2-4 1B BB		4-2 WP G1-3 BB	4-0 BB				0 1 0 0 3 0 0
Steve Woodard, L OBP: 0.268, SLG: 0.194 (1, 1)			0-0 SH2-4		0-0 G1-3	0-3 K				2 0 0 0 0 1 4
Bob Wickman, R (9, 1)			1-2		1-2					0 0 0 0 0 0 0

Inning Stats	R: 0	H: 1	E: 0	K: 0	S: 18	R: 0	H: 0	E: 0	K: 0	S: 9	R: 1	H: 3	E: 0	K: 0	S: 6	R: 0	H: 1	E: 0	K: 0	S: 7	R: 0	H: 0	E: 0	K: 0	S: 5	R: 1	H: 2	E: 0	K: 2	S: 17	R: 0	H: 1	E: 0	K: 0	S: 7	R: 0	H: 1	E: 0	K: 0	S: 7
	LOB: 1	BB: 0	P: 23	LOB: 0	BB: 0	P: 12	LOB: 2	BB: 1	P: 13	LOB: 0	BB: 0	P: 12	LOB: 1	BB: 1	P: 11	LOB: 3	BB: 1	P: 26	LOB: 1	BB: 0	P: 12	LOB: 0	BB: 0	P: 11	LOB: 3	BB: 1	P: 12	LOB: 1	BB: 0	P: 11	LOB: 0	BB: 0	P: 11	LOB: 0	BB: 0	P: 11	LOB: 0	BB: 0	P: 11	


PITCHER	IP	WLS	BF	H	R	ER	SO	BB	IBB	HBP	BLK	WP	HR	S	P	ERA	WHIP
Kevin Appier, R ERA: 4.83 (1, 1)	6.2	L	30	8	2	2	2	3	0	0	0	2	0	67	105	2.70	1.650
Alvin Morman, L ERA: 3.81 (7, 1)	0.2		3	1	0	0	0	0	0	0	0	0	0	6	10	0.00	1.500
Ken Ray, R ERA: (8, 1)	0.2		1	0	0	0	0	0	0	0	0	0	0	3	5	0.00	0.000

**BOTTOM**

**Kansas City Royals @ Milwaukee Brewers**  
Milwaukee County Stadium, Milwaukee, WI

livebaseballscorecards.com

<b>AB</b>	<b>30</b>
<b>R</b>	<b>2</b>
<b>H</b>	<b>9</b>
<b>RBI</b>	<b>2</b>
<b>BB</b>	<b>3</b>
<b>SO</b>	<b>2</b>
<b>LOB</b>	<b>18</b>



WP	HR	S	P	ERA	WHIP
2	0	11	34		

Fri Jul 16 1999, 5:05 PM EDT  
Unknown - 93 F

**Kansas City Royals @ Milwaukee Brewers**  
 Milwaukee County Stadium, Milwaukee, WI

Fri Jul 16 1999 8:05 PM EDT  
 Att. 27,254 - Cloudy - 91 F

[livebaseballscorecards.com](http://livebaseballscorecards.com)

AB	45
R	12
H	15
RBI	9
BB	3
SO	5
LOB	26



WP:	0	PA:	49
PB:	1		
SB:	1		
CS:	0		

AB R H RBI BB SO LOB

6	1	2	0	0	0	1
6	0	1	1	0	1	5
5	2	1	1	1	0	3
6	2	2	2	0	1	6
5	1	3	1	0	1	1
5	1	2	1	0	0	2
5	1	1	0	0	0	4
4	2	2	3	1	1	2
1	0	0	0	0	0	1
1	0	0	0	0	0	0
1	0	0	0	0	0	0
0	0	0	0	0	0	0
0	0	0	0	0	0	0
0	0	0	0	0	0	0
0	0	0	0	0	0	0
1	1	1	0	0	0	0
0	0	0	0	0	0	0

1B:	11	SF:	0
2B:	2	SAC:	1
3B:	0	DP:	1
HR:	2	HBP:	0

Batter	1	2	3	4	5	6	7	8	9
<b>Johnny Damon, L</b> (1, 7) OBP: 0.371, SLG: 0.459	2-1 G4-3		2-2 F9	3-2 F7	0-1 G4-3		2-2 E		2-1 E
<b>Carlos Febles, R</b> (1, 4) OBP: 0.359, SLG: 0.446	1-0 G1-3		1-3 K	0-1 G1-4-3		1-2 29 S	1-0 E6		0-0 F9
<b>Carlos Beltrán, S</b> (1, 8) OBP: 0.338, SLG: 0.461	4-2 29 FC6-4 BB		0-1 E6 29 1B		1-2 29 HR	0-0 F8	2-2 E3 29 G6-4-3		2-2 E5 29 FC6-4
<b>29 Mike Sweeney, R</b> (1, 3) OBP: 0.382, SLG: 0.513	2-2 FC6-4		2-2 1B		2-2 HR	2-3 K	2-2 G6-4-3		2-2 FC6-4
<b>Jermaine Dye, R</b> (1, 9) OBP: 0.359, SLG: 0.536		2-2 E	1-0 1B		3-2 1B HR	3-1 G4-3		2-3 K	
<b>Joe Randa, R</b> (1, 5) OBP: 0.373, SLG: 0.486		2-2 SAFE F7	2-2 1B		3-2 F9		1-1 F9 PB	0-2 P4	
<b>Rey Sanchez, R</b> (1, 6) OBP: 0.296, SLG: 0.353		0-2 E4	1-1 G5-3		0-0 HR		1-1 F9	0-1 G6-3	
<b>Tim Spehr, R</b> (1, 2) OBP: 0.323, SLG: 0.417		1-3 K		1-1 SH1-4 1B	2-1 HR		4-0 1B BB E BB	1-2 F9	
<b>Dan Reicher, R</b> <b>Brian Barber, R</b> <b>Steve Scarsone, R</b> <b>Mac Suzuki, R</b> <b>Ken Ray, R</b> <b>Scott Rippe, L</b> <b>Tim Byrdak, L</b> <b>Jed Hansen, R</b> <b>Scott Service, R</b>		2-2 K		3-2 SH1-4	0-0 F8		4-2 E 1B BB	1-2 F9 1B E 1B	

Inning Stats	R: 0	H: 0	E: 0	K: 0	S: 8	P: 17	R: 0	H: 1	E: 1	K: 2	S: 16	P: 23	R: 2	H: 3	E: 1	K: 1	S: 19	P: 28	R: 0	H: 1	E: 0	K: 0	S: 10	P: 17	R: 5	H: 5	E: 0	K: 0	S: 24	P: 35	R: 0	H: 1	E: 0	K: 1	S: 10	P: 16	R: 4	H: 2	E: 2	K: 0	S: 18	P: 35	R: 0	H: 0	E: 0	K: 1	S: 8	P: 10	R: 1	H: 2	E: 1	K: 0	S: 15	P: 23	1B: 11	SF: 0	2B: 2	SAC: 1	3B: 0	DP: 1	HR: 2	HBP: 0	WP: 0	PA: 49
--------------	------	------	------	------	------	-------	------	------	------	------	-------	-------	------	------	------	------	-------	-------	------	------	------	------	-------	-------	------	------	------	------	-------	-------	------	------	------	------	-------	-------	------	------	------	------	-------	-------	------	------	------	------	------	-------	------	------	------	------	-------	-------	--------	-------	-------	--------	-------	-------	-------	--------	-------	--------

PITCHER	IP	WLS	BF	H	R	ER	SO	BB	IBB	HBP	BLK	WP	HR	S	P	ERA	WHIP
<b>Scott Karl, L</b> (1, 1) ERA: 5.05	4.1		26	10	7	5	3	1	0	0	0	0	2	74	117	10.38	2.538
<b>David Weathers, R</b> (5, 1) ERA: 3.97	1.2		6	1	0	0	1	0	0	0	0	0	0	13	19	0.00	0.600
<b>Jim Pittsley, R</b> (7, 1) ERA: 5.79	0.1	L	6	2	4	3	0	2	0	0	0	0	0	11	24	81.00	12.000
<b>Eric Plunk, R</b> (7, 1) ERA: 3.02	1.2	B	5	0	0	0	1	0	0	0	0	0	0	15	21	0.00	0.000
<b>52 Rafael Roque, L</b> (9, 1) ERA: 5.69	1.0		6	2	1	0	0	0	0	0	0	0	0	15	23	0.00	2.000

BOTTOM

Kansas City Royals @ Milwaukee Brewers  
Milwaukee County Stadium, Milwaukee, WI

Fri Jul 16 1999, 8:05 PM EDT  
Att. 27,254 - Cloudy - 91 F

livebaseballscorecards.com

AB	37
R	10
H	13
RBI	10
BB	9
SO	4
LOB	18



WP:	0	PA:	49
PB:	0		
SB:	2		
CS:	1		

AB R H RBI BB SO LOB

5	1	1	1	1	2	1
5	1	1	1	1	0	2
5	2	2	2	1	0	4
3	1	0	0	2	0	2
5	2	2	3	0	1	2
3	1	3	1	2	0	0
4	0	2	2	0	0	2
1	0	0	0	0	0	0
3	1	1	0	1	0	2
0	0	0	0	0	0	0
1	1	0	0	1	0	3
0	0	0	0	0	0	0
1	0	1	0	0	0	0
0	0	0	0	0	0	0
0	0	0	0	0	0	0
1	0	0	0	0	1	0
0	0	0	0	0	0	0

Batter	1	2	3	4	5	6	7	8	9
Jose Valentin, S OBP: 0.416, SLG: 0.565 (1, 6)	1-1 P6	4-1 1B BB	3-3 K		2-3 K	0-0 2B			2-2 L9
Ronnie Belliard, R OBP: 0.417, SLG: 0.459 (1, 4)	3-2 P9	3-1 F9 1B BB	4-2 BB		3-2 F8	1-2 G6-3			1-2 G4-3
Jeff Cirillo, R OBP: 0.396, SLG: 0.443 (1, 5)	4-1 BB BB	0-0 3B 1B	0-1 P3		3-2 BB 1B	1-1 F8-2			0-2 F8
Jeromy Burnitz, L OBP: 0.385, SLG: 0.596 (1, 9)	4-1 BB	1-0 F9		1-1 G3-1	4-2 S 1B BB			1-1 L6	
Geoff Jenkins, L OBP: 0.379, SLG: 0.576 (1, 7)	0-3 K	1-0 E 3B		1-2 L4	1-1 BB 1B			0-2 G2-3	
Marquis Grissom, R OBP: 0.342, SLG: 0.419 (1, 8)				4-2 1B BB	4-2 1B BB			1-0 CS 1B	
Brian Banks, S OBP: 0.343, SLG: 0.387 (1, 2)				0-0 BB	0-0 1B			2-1 CS	1-2 F9
Mark Loretta, R OBP: 0.360, SLG: 0.404 (8, PH)				1-3 BB 1B	1-2 1B				
Sean Berry, R OBP: 0.297, SLG: 0.324 (1, 3)				4-2 BB	1-1 G6-3				0-1 G4-3
Bobby Hughes, R OBP: 0.289, SLG: 0.391 (9, 2)				1-2 BB					
Scott Karl, L OBP: 0.250, SLG: 0.388 (1, 1)				1-2 G3					2-3 K
David Weathers, R OBP: 0.286, SLG: 0.167 (5, 1)									
Rich Becker, L OBP: 0.355, SLG: 0.409 (6, PH)									
Jim Pitsley, R OBP: 0.385, SLG: 0.409 (7, 1)									
Eric Plunk, R OBP: 0.443, SLG: 0.541 (7, 1)									
Alex Ochoa, R OBP: 0.188, SLG: 0.071 (8, PH)									
52 Rafael Roque, L OBP: 0.188, SLG: 0.071 (9, 1)									

Inning Stats	R: 0 H: 0 E: 0 K: 10 S: 10	R: 7 H: 5 E: 1 K: 0 S: 15	R: 0 H: 1 E: 0 K: 1 S: 16	R: 0 H: 1 E: 0 K: 0 S: 15	R: 3 H: 3 E: 0 K: 1 S: 20	R: 0 H: 2 E: 0 K: 0 S: 9	R: 0 H: 1 E: 0 K: 0 S: 7	R: 0 H: 0 E: 0 K: 1 S: 8	R: 0 H: 0 E: 0 K: 0 S: 11	R: 0 H: 0 E: 0 K: 0 S: 11	1B: 11 2B: 2 3B: 1 HR: 0 SF: 0 SAC: 1 DP: 1 HBP: 1	WP: 0 PB: 0 SB: 2 CS: 1	PA: 49
--------------	----------------------------	---------------------------	---------------------------	---------------------------	---------------------------	--------------------------	--------------------------	--------------------------	---------------------------	---------------------------	--	-------------------------	--------

PITCHER	IP	WLS	BF	H	R	ER	SO	BB	IBB	HBP	BLK	WP	HR	S	P	ERA	WHIP
Dan Reichert, R ERA: 37.8 (1, 1)	1.2		15	5	7	7	1	4	0	1	0	0	0	22	52	37.80	5.400
Brian Barber, R ERA: 6.97 (2, 1)	2.1		12	2	0	0	1	3	0	0	0	0	0	34	57	0.00	2.143
Mac Suzuki, R ERA: 8.79 (5, 1)	1.0		8	3	3	3	1	2	0	0	0	0	0	20	38	27.00	5.000
Ken Ray, R ERA: (6, 1)	1.0	W	4	2	0	0	0	0	0	0	0	0	0	9	14	0.00	2.000
Tim Byrdak, L ERA: 9.0 (7, 1)	2.0	H	6	1	0	0	1	0	0	0	0	0	0	15	22	0.00	0.500

PITCHER	IP	WLS	BF	H	R	ER	SO	BB	IBB	HBP	BLK	WP	HR	S	P	ERA	WHIP
Scott Service, R ERA: 5.86 (9, 1)	1.0		3	0	0	0	0	0	0	0	0	0	0	11	14	0.00	0.000

Batter	1	2	3	4	5	6	7	8	9	AB R H RBI BB SO LOB	TOP	
<b>Johnny Damon, L</b> (1, 7) <small>OBP: 0.375, SLG: 0.471</small>	1-0 HR		0-2 G3-1		4-2 BB		0-1 2B		3 1 2 1 1 0 0	<b>Kansas City Royals @ Milwaukee Brewers</b> Milwaukee County Stadium, Milwaukee, WI Sat Jul 17 1999, 8:05 PM EDT Att. 29,273 - Cloudy - 70 F		
<b>Carlos Febles, R</b> (1, 4) <small>OBP: 0.355, SLG: 0.440</small>	0-1 P6		1-1 F9		1-3 K		2-0 G4-3	4 0 0 0 0 1 2				
<b>Carlos Beltrán, S</b> (1, 8) <small>OBP: 0.340, SLG: 0.462</small>	0-3 K			0-1 F8 1B		0-1 HR 1B	0-0 F8	4 1 2 0 0 1 0				
<b>29 Mike Sweeney, R</b> (1, 3) <small>OBP: 0.378, SLG: 0.506</small>	2-2 F8			1-1 P5		0-0 F9	0-1 F8	4 0 0 0 0 0 2				
<b>Jermaine Dye, R</b> (1, 9) <small>OBP: 0.359, SLG: 0.543</small> <b>Scott Pose, L</b> (8, PH) <small>OBP: 0.405, SLG: 0.348</small> (8, 9)		0-0 F9		2-0 E3		1-1 HR	0-0 G4-3	3 1 1 2 0 0 1 1 0 0 0 0 0 0				
<b>Joe Randa, R</b> (1, 5) <small>OBP: 0.373, SLG: 0.484</small> <b>Steve Scarsone, R</b> (8, 5) <small>OBP: 0.271, SLG: 0.246</small>		1-1 FC6-4 1B		1-0 F8		0-3 K	2-2 G6-3	3 0 1 0 0 1 2 1 0 0 0 0 0 0				
<b>Chad Kreuter, S</b> (1, 2) <small>OBP: 0.341, SLG: 0.368</small>		0-0 F7		2-3 K		0-3 K	2-1 G4-3	4 0 0 0 0 2 3				
<b>Jed Hansen, R</b> (1, 6) <small>OBP: 0.342, SLG: 0.344</small>		2-0 FC6-4		0-0 P3		1-2 G5-3	1-2 1B	4 0 1 0 0 0 1				
<b>50 José Rosado, L</b> (1, 1) <b>Alvin Morman, L</b> (5, 1) <b>Jeremy Giambi, L</b> (7, PH) <small>OBP: 0.351, SLG: 0.333</small> <b>Mac Suzuki, R</b> (7, 1) <b>Matt Whisenant, R</b> (8, 1) <b>Tim Spehr, R</b> (8, PH) <small>OBP: 0.320, SLG: 0.412</small>			1-3 K		1-3 K		1-2 F8	2 0 0 0 0 2 0 0 0 0 0 0 0 0 1 0 1 0 0 0 0 0 1				
<b>Inning Stats</b>	R: 1 H: 1 E: 0 LOB: 0 K: 1 BB: 0 S: 10 P: 13	R: 0 H: 1 E: 0 LOB: 1 K: 0 BB: 0 S: 5 P: 8	R: 0 H: 0 E: 0 LOB: 0 K: 1 BB: 0 S: 8 P: 10	R: 0 H: 1 E: 1 LOB: 2 K: 1 BB: 0 S: 10 P: 16	R: 0 H: 0 E: 0 LOB: 1 K: 2 BB: 1 S: 9 P: 15	R: 2 H: 2 E: 0 LOB: 0 K: 2 BB: 0 S: 12 P: 13	R: 0 H: 1 E: 0 LOB: 1 K: 0 BB: 0 S: 10 P: 14	R: 0 H: 0 E: 0 LOB: 0 K: 0 BB: 0 S: 4 P: 4	R: 0 H: 1 E: 0 LOB: 1 K: 0 BB: 0 S: 11 P: 17	1B: 4 SF: 0 2B: 1 SAC: 0 3B: 0 DP: 0 HR: 2 HBP: 0	WP: 0 PA: 36 PB: 0 SB: 2 CS: 0	
<b>PITCHER</b> <b>Hideo Nomo, R</b> (1, 1) <small>ERA: 3.94</small> <b>Jim Abbott, L</b> (8, 1) <small>ERA: 6.67</small>	IP WLS BF H R ER SO BB IBB HBP BLK WP HR S P ERA WHIP 7.0 W 29 6 3 3 7 1 0 0 0 0 2 64 89 3.86 1.000											IP WLS BF H R ER SO BB IBB HBP BLK WP HR S P ERA WHIP

livebaseballscorecards.com

AB	35
R	3
H	7
RBI	3
BB	1
SO	7
LOB	12



Batter	1	2	3	4	5	6	7	8	9
<b>Mark Loretta, R</b> (1, 3) OBP: 0.368, SLG: 0.423 									
<b>Ronnie Belliard, R</b> (1, 4) OBP: 0.428, SLG: 0.482 									
<b>Jeff Cirillo, R</b> (1, 5) <b>Lou Collier, R</b> (7, PH) OBP: 0.344, SLG: 0.407 									
<b>Jeremy Burnitz, L</b> (1, 9) <b>Geoff Jenkins, L</b> (6, 7) OBP: 0.385, SLG: 0.592 OBP: 0.380, SLG: 0.579 									
<b>Dave Nilsson, L</b> (1, 2) <b>Jim Abbott, L</b> (8, 1) OBP: 0.387, SLG: 0.596 OBP: 0.095, SLG: 0.095 									
<b>Marquis Grissom, R</b> (1, 8) OBP: 0.340, SLG: 0.415 									
<b>Alex Ochoa, R</b> (1, 7) OBP: 0.441, SLG: 0.588 									
<b>Jose Valentin, S</b> (1, 6) OBP: 0.424, SLG: 0.567 									
<b>Hideo Nomo, R</b> (1, 1) <b>Bobby Hughes, R</b> (8, 2) OBP: 0.296, SLG: 0.407 OBP: 0.297, SLG: 0.391 									

Inning Stats	R: 0	H: 0	E: 0	K: 1	S: 13	L: 0	LOB: 1	BB: 1	P: 21	R: 2	H: 4	E: 0	K: 1	S: 14	L: 0	LOB: 2	BB: 0	P: 19	R: 0	H: 1	E: 0	K: 2	S: 17	R: 3	H: 3	E: 0	K: 0	S: 18	R: 4	H: 4	E: 0	K: 0	S: 15	R: 1	H: 3	E: 0	K: 0	S: 17	R: 1	H: 1	E: 0	K: 0	S: 13	R: 0	H: 1	E: 0	K: 0	S: 13	L: 0	LOB: 3	BB: 2	P: 27
1B: 10	2B: 3	3B: 0	HR: 4	SF: 1	SAC: 2	DP: 0	HBP: 1	WP: 2	PA: 48																																											

PITCHER	IP	WLS	BF	H	R	ER	SO	BB	IBB	HBP	BLK	WP	HR	S	P	ERA	WHIP
<b>50 José Rosado, L</b> (1, 1) ERA: 3.57	4.2	L	29	12	9	9	4	3	0	1	0	2	3	76	122	17.36	3.214
<b>Alvin Morman, L</b> (5, 1) ERA: 3.95	1.1		7	3	1	1	0	0	0	0	0	0	0	18	30	6.75	2.250
<b>Mac Suzuki, R</b> (7, 1) ERA: 8.79	1.0		6	1	1	1	0	2	0	0	0	0	1	13	24	9.00	3.000
<b>Matt Whisenant, L</b> (8, 1) ERA: 5.33	1.0		6	1	0	0	0	2	0	0	0	0	0	13	27	0.00	3.000

**BOTTOM**

**Kansas City Royals @ Milwaukee Brewers**  
 Milwaukee County Stadium, Milwaukee, WI

Sat Jul 17 1999, 8:05 PM EDT  
 Att: 29,273 - Cloudy - 70 F

AB 37  
 R 11  
 H 17  
 RBI 11  
 BB 7  
 SO 4  
 LOB 21

Batter	1	2	3	4	5	6	7	8	9	AB R H RBI BB SO LOB	TOP	
Johnny Damon, L (1, 7) OBP: 0.371, SLG: 0.466	2-2 F7		1-0 G6-3		1-0 P6		0-1 L9			4 0 0 0 0 0 2		
Carlos Febles, R (1, 4) OBP: 0.354, SLG: 0.436	2-0 E S 29 2B HBP		1-0 G6-3		1-0 G5-3		2-3 K			3 1 0 0 0 1 2		
Carlos Beltrán, S (1, 8) OBP: 0.339, SLG: 0.459	3-2 F9			2-3 K		2-3 K		0-2 F9 S 1B		4 0 1 0 0 2 1		
29 Mike Sweeney, R (1, 3) OBP: 0.379, SLG: 0.513	0-1 2B			0-0 G6-3		3-2 HR 2B		1-0 L7		4 1 2 1 0 0 1		
Jermaine Dye, R (1, 9) OBP: 0.355, SLG: 0.536	1-1 F8			0-1 G4-3		0-1 G6-3		2-1 F9		4 0 0 0 0 0 3		
Joe Randa, R (1, 5) OBP: 0.374, SLG: 0.483		0-1 G1-3			1-0 1B 1B	4-0 HR IBB		1-2 F7		3 1 1 0 1 0 1		
Tim Spehr, R (1, 2) OBP: 0.327, SLG: 0.449		3-3 K			0-0 1B 1B	1-2 HR		2-3 K		4 2 2 3 0 2 0		
Rey Sanchez, R (1, 6) OBP: 0.295, SLG: 0.352		0-1 L8			0-0 1B 1B	2-1 G6-3		2-2 F7		4 0 1 0 0 0 0		
Jeff Suppan, R (1, 1) OBP: 0.200, SLG: 0.200			2-1 G6-3		0-0 1B		3-2 G4-3		0-2 F9	3 0 1 1 0 0 0		
Ken Ray, R (7, 1)										0 0 0 0 0 0 0		
Jeremy Giambi, L (9, PH) OBP: 0.378, SLG: 0.330										1 0 0 0 0 0 0		
Scott Service, R (9, 1)										0 0 0 0 0 0 0		
<b>Inning Stats</b>	R: 1 H: 1 E: 0 LOB: 1 K: 0 BB: 0 S: 10 P: 18	R: 0 H: 0 E: 0 LOB: 0 K: 1 BB: 0 S: 13 P: 16	R: 0 H: 0 E: 0 LOB: 0 K: 0 BB: 0 S: 4 P: 8	R: 0 H: 0 E: 0 LOB: 0 K: 1 BB: 0 S: 7 P: 9	R: 1 H: 4 E: 0 LOB: 2 K: 0 BB: 0 S: 6 P: 9	R: 3 H: 2 E: 0 LOB: 0 K: 1 BB: 1 S: 15 P: 27	R: 0 H: 0 E: 0 LOB: 0 K: 1 BB: 0 S: 8 P: 13	R: 0 H: 1 E: 0 LOB: 1 K: 0 BB: 0 S: 9 P: 13	R: 0 H: 0 E: 0 LOB: 0 K: 1 BB: 0 S: 10 P: 14	1B: 5 SF: 0 2B: 2 SAC: 0 3B: 0 DP: 0 HR: 1 HBP: 1	WP: 0 PA: 36 PB: 0 SB: 2 CS: 0	
<b>PITCHER</b>	IP WLS BF H R ER SO BB IBB HBP BLK WP HR S P ERA WHIP											
Kevin Tapani, R (1, 1) ERA: 4.2	7.0 L 29 7 5 5 4 0 1 1 0 0 0 1 63 100 6.43 1.000											
Scott Sanders, R (8, 1) ERA: 5.05	1.2 6 1 0 0 1 0 0 0 0 0 0 0 15 23 0.00 0.600											
Felix Heredia, L (9, 1) ERA: 4.76	0.1 1 0 0 0 0 0 0 0 0 0 0 0 4 4 0.00 0.000											

**Kansas City Royals @ Chicago Cubs**  
 Wrigley Field, Chicago, IL  
 Sun Jul 18 1999, 1:20 PM CDT  
 Att. 38,655 - Cloudy - 76 F

livebaseballscorecards.com

AB	34
R	5
H	8
RBI	5
BB	1
SO	5
LOB	10



Batter	1	2	3	4	5	6	7	8	9	AB	R	H	RBI	BB	SO	LOB
Mickey Morandini, L (1, 4) OBP: 0.339, SLG: 0.363	0-2 1B 1B	2-2 SAFE SAFE SAFE F9			1-1 F8		2-0 1-2 2-3 1B		2-2 1-H 3-H 2B	5	1	3	2	0	0	1
José Hernández, R (1, 6) OBP: 0.358, SLG: 0.446	2-2 G6-4-3 1-3 1B 1B		2-2 F9			0-1 G6-3	0-0 F9		2-3 K	5	0	1	0	0	1	4
Mark Grace, L (1, 3) OBP: 0.405, SLG: 0.485	2-0 G6-4-3 1-2 3-H 1B		2-0 F9			0-1 F8		3-2 L9		4	0	1	1	0	0	0
Sammy Sosa, R (1, 9) OBP: 0.357, SLG: 0.635	2-2 G6-4-3 1-2f 2-3		2-0 G6-3			3-1 F9		1-1 G4-6-3 1B		4	0	1	0	0	0	2
Henry Rodríguez, L (1, 7) OBP: 0.421, SLG: 0.611	4-2 BB			3-2 L9			3-0 HR	1-0 G4-6-3		3	1	1	1	1	0	1
Tyler Houston, L (1, 5) OBP: 0.330, SLG: 0.460	3-2 G4-3		0-0 F7			1-1 G5-3		1-1 P4		4	0	0	0	0	0	2
Jeff Reed, L (1, 2) OBP: 0.352, SLG: 0.361		2-2 L9		1-3 K		1-1 G5-3		0-0 2B 3B		4	1	1	0	0	1	0
Curtis Goodwin, L (1, 8) OBP: 0.339, SLG: 0.369		1-1 1B		1-2 G6-3		0-2 1B 1B 1B		0-0 F9		4	0	2	0	0	0	1
Kevin Tapani, R (1, 1) OBP: 0.125, SLG: 0.069		1-3 K		2-3 K		1-0 1B		4-1 2B BB		2	0	0	0	0	2	1
Gary Gaetti, R (7, PH) OBP: 0.264, SLG: 0.351										1	0	1	0	0	0	0
Scott Sanders, R (8, 1) OBP: 0.154, SLG: 0.231										0	0	0	0	0	0	0
Felix Heredia, L (9, 1) OBP: 0.500, SLG: 0.500										0	0	0	0	0	0	0
Jeff Blauser, R (9, PH) OBP: 0.391, SLG: 0.505										0	1	0	0	1	0	0

Inning Stats	R: 1	H: 3	E: 0	LOB: 2	K: 0	S: 16	R: 0	H: 1	E: 0	LOB: 1	K: 1	S: 11	R: 0	H: 0	E: 0	LOB: 0	K: 0	S: 8	R: 0	H: 0	E: 0	LOB: 0	K: 1	S: 7	R: 0	H: 0	E: 0	LOB: 0	K: 1	S: 8	R: 0	H: 0	E: 0	LOB: 0	K: 1	S: 9	R: 1	H: 4	E: 0	LOB: 3	K: 0	S: 11	R: 0	H: 1	E: 0	LOB: 0	K: 0	S: 6	R: 2	H: 2	E: 0	LOB: 1	K: 1	S: 12	1B: 8	SF: 0	2B: 1	SAC: 0	3B: 1	DP: 2	HR: 1	HBP: 0	WP: 0	PA: 38
--------------	------	------	------	--------	------	-------	------	------	------	--------	------	-------	------	------	------	--------	------	------	------	------	------	--------	------	------	------	------	------	--------	------	------	------	------	------	--------	------	------	------	------	------	--------	------	-------	------	------	------	--------	------	------	------	------	------	--------	------	-------	-------	-------	-------	--------	-------	-------	-------	--------	-------	--------

PITCHER	IP	WLS	BF	H	R	ER	SO	BB	IBB	HBP	BLK	WP	HR	S	P	ERA	WHIP
Jeff Suppan, R (1, 1) ERA: 3.8	6.2	W	28	8	2	2	3	1	0	0	0	0	1	66	110	2.70	1.350
Ken Ray, R (7, 1) ERA:	1.1	H	4	1	0	0	0	0	0	0	0	0	0	7	12	0.00	0.750
Scott Service, R (9, 1) ERA: 6.1	1.0	S	6	2	2	2	1	1	0	0	0	0	0	12	21	18.00	3.000

BOTTOM

Kansas City Royals @ Chicago Cubs  
Wrigley Field, Chicago, IL  
Sun Jul 18 1999, 1:20 PM CDT  
Att: 38,655 - Cloudy - 76 F

livebaseballscorecards.com

AB	36
R	4
H	11
RBI	4
BB	2
SO	4
LOB	12



Batter	1	2	3	4	5	6	7	8	9	AB R H RBI BB SO LOB	TOP																
<b>Johnny Damon, L</b> (1, 7) <small>OBP: 0.372, SLG: 0.465</small> <b>Scott Pose, L</b> (8, PH) <small>OBP: 0.400, SLG: 0.343</small> (8, 7)	2-2 	0-1 <b>P3</b> <small>(3)</small>			1-2 <b>P4</b> <small>(2)</small>		4-0 	1-2 <b>G6-3</b> <small>(2)</small>		3 2 1 0 1 0 0 1 0 0 0 0 0 0																	
<b>Carlos Febles, R</b> (1, 4) <small>OBP: 0.352, SLG: 0.433</small>	0-0 		2-3 <b>K</b> <small>(1)</small>		1-0 <b>F7</b> <small>(3)</small>		3-1 <b>SH</b> 	0-0 <b>G4-3</b> <small>(3)</small>		4 2 1 0 0 1 0																	
<b>Carlos Beltrán, S</b> (1, 8) <small>OBP: 0.340, SLG: 0.464</small> <b>Mac Suzuki, R</b> (9, 1)	3-1 		0-0 <b>G3</b> <small>(2)</small>			2-0 <b>G6-3</b> <small>(1)</small>	2-2 		0-0 <b>P5</b> <small>(1)</small>	5 1 2 3 0 0 0 0 0 0 0 0 0 0																	
<b>29 Mike Sweeney, R</b> (1, 3) <small>OBP: 0.385, SLG: 0.517</small>	2-2 		2-1 <b>G6-3</b> <small>(3)</small>			0-0 	1-0 		2-1 	5 3 4 3 0 0 0																	
<b>Jermaine Dye, R</b> (1, 9) <small>OBP: 0.359, SLG: 0.543</small>	1-2 			2-2 <b>G4-3</b> <small>(1)</small>		3-2 <b>F8</b> <small>(2)</small>	0-1 		0-0 	5 0 3 1 0 0 1																	
<b>Joe Randa, R</b> (1, 5) <small>OBP: 0.377, SLG: 0.492</small>	2-2 <b>L5</b> <small>(1)</small>			2-1 		4-0 	4-2 		1-1 <b>SF9</b> <small>(2)</small>	2 1 1 2 2 0 2																	
<b>Tim Spehr, R</b> (1, 2) <small>OBP: 0.321, SLG: 0.435</small>	0-1 <b>SF7</b> <small>(2)</small>			3-3 <b>K</b> <small>(2)</small>		4-0 	3-1 <b>P6</b> <small>(2)</small>		1-1 <b>SF9</b> <small>(2)</small>	3 0 0 1 1 2 3																	
<b>Rey Sanchez, R</b> (1, 6) <small>OBP: 0.292, SLG: 0.347</small> <b>Steve Scarsone, R</b> (9, 6) <small>OBP: 0.271, SLG: 0.246</small>	0-1 <b>CS</b> <small>(3)</small>	1-1 <b>P3</b> <small>(1)</small>		2-3 <b>K</b> <small>(3)</small>		2-2 <b>L9</b> <small>(3)</small>	2-1 <b>G4-3</b> <small>(3)</small>			4 0 0 0 0 1 5 0 0 0 0 0 0 0																	
<b>Jay Witasick, R</b> (1, 1) <b>Tim Byrdak, L</b> (6, 1) <small>OBP: 0.500, SLG: 1.000</small> <b>Jed Hansen, R</b> (9, 8) <small>OBP: 0.342, SLG: 0.344</small>		1-3 <b>K</b> <small>(2)</small>			1-3 <b>K</b> <small>(1)</small>		3-2 	1-2 <b>G4-3</b> <small>(1)</small>		2 0 0 0 0 2 0 2 1 1 0 0 0 0 0 0 0 0 0 0 0																	
<b>Inning Stats</b>	R: 4 H: 5 E: 0 LOB: 0 K: 0 BB: 0 S: 19 P: 29		R: 0 H: 0 E: 0 LOB: 0 K: 1 BB: 0 S: 7 P: 9		R: 0 H: 0 E: 0 LOB: 0 K: 1 BB: 0 S: 7 P: 10		R: 1 H: 1 E: 0 LOB: 0 K: 2 BB: 0 S: 12 P: 21		R: 0 H: 0 E: 0 LOB: 0 K: 1 BB: 0 S: 7 P: 10		R: 0 H: 1 E: 0 LOB: 3 K: 0 BB: 2 S: 10 P: 25		R: 4 H: 4 E: 1 LOB: 2 K: 0 BB: 2 S: 17 P: 39		R: 0 H: 0 E: 0 LOB: 0 K: 0 BB: 0 S: 8 P: 10		R: 1 H: 2 E: 0 LOB: 1 K: 1 BB: 0 S: 9 P: 14		1B: 8 SF: 2 2B: 3 SAC: 1 3B: 1 DP: 0 HR: 1 HBP: 0	WP: 0 PA: 44 PB: 0 SB: 1 CS: 1							
<b>PITCHER</b>	IP	WLS	BF	H	R	ER	SO	BB	IBB	HBP	BLK	WP	HR	S	P	ERA	WHIP										
<b>Steve Trachsel, R</b> (1, 1) <small>ERA: 6.73</small>	6.0	L	27	8	6	6	5	1	1	0	0	0	1	65	110	9.00	1.500										
<b>Steve Rain, R</b> (7, 1) <small>ERA: 13.5</small>	0.1		5	3	3	2	0	1	0	0	0	0	0	8	18	54.00	12.000										
<b>Ray King, L</b> (7, 1) <small>ERA: 9.95</small>	1.2		6	0	0	0	0	1	0	0	0	0	0	14	25	0.00	0.600										
<b>Rick Aguilera, R</b> (9, 1) <small>ERA: 4.19</small>	1.0		5	2	1	1	1	0	0	0	0	0	0	9	14	9.00	2.000										

**Kansas City Royals @ Chicago Cubs**  
 Wrigley Field, Chicago, IL  
 Mon Jul 19 1999, 7:05 PM CDT  
 Att. 38,725 - Cloudy - 75 F

[livebaseballscorecards.com](http://livebaseballscorecards.com)

<b>AB</b>	<b>36</b>
<b>R</b>	<b>10</b>
<b>H</b>	<b>13</b>
<b>RBI</b>	<b>10</b>
<b>BB</b>	<b>4</b>
<b>SO</b>	<b>6</b>
<b>LOB</b>	<b>11</b>





Batter	1	2	3	4	5	6	7	8	9	AB	R	H	RBI	BB	SO	LOB
Mickey Morandini, L OBP: 0.341, SLG: 0.363 (1, 4)	1-2 SF8 1B		2-1 L8			4-2 FC6-4 BB		2-2 G4-1		3	1	1	0	1	0	0
José Hernández, R OBP: 0.353, SLG: 0.440 (1, 6) (8, 8)	2-3 K		2-0 G4-3			1-1 FC6-4 1B 1-2f		1-2 G5-3		4	0	0	0	0	1	2
Mark Grace, L OBP: 0.404, SLG: 0.482 (1, 3)	2-2 E3 1-3		3-1 F8			3-2 BB 1B			1-2 G4-3	4	0	1	0	0	0	1
Sammy Sosa, R OBP: 0.361, SLG: 0.637 (1, 9)	2-2 SF8			2-1 G4-6-3 1B		4-2 L4-3 BB			2-1 2B 1B	2	1	2	1	1	0	0
Henry Rodríguez, L OBP: 0.419, SLG: 0.610 (1, 7)	3-H 1-2 F7			0-0 P8		1-1 L4-3			1-0 WP 1-H 2B	4	0	1	1	0	0	5
Tyler Houston, L OBP: 0.327, SLG: 0.455 Gary Gaetti, R OBP: 0.262, SLG: 0.347 (7, PH) (8, 5)		X 0-0 L7		0-0 G4-6-3 1-2f			3-3 K		1-3 K	2	0	0	0	0	0	1
Jeff Reed, L OBP: 0.356, SLG: 0.360 (1, 2)		B B C X 2-1 1B			F B B X 2-1 F7		1-0 G3		4-0 WP BB	3	0	1	0	1	0	0
Curtis Goodwin, L OBP: 0.333, SLG: 0.362 Manny Alexander, R OBP: 0.336, SLG: 0.364 (7, PH) (8, 6)		X 0-0 L6			C X 0-1 P8		1-2 L9		1-2 G6-3	2	0	0	0	0	0	1
Steve Trachsel, R OBP: 0.121, SLG: 0.125 Steve Rain, R Ray King, L Jeff Blauser, R OBP: 0.388, SLG: 0.500 Rick Aguilera, R (8, PH) (9, 1)		S C S X 0-3 K			B X 1-0 G6-3			1-1 F8		1-2 2-3	2	0	0	0	0	1

Inning Stats	R: 1	H: 1	LOB: 1	K: 1	S: 22	P: 30	R: 0	H: 1	LOB: 1	K: 1	S: 7	R: 0	H: 0	LOB: 0	K: 0	S: 5	R: 0	H: 1	LOB: 0	K: 0	S: 4	R: 0	H: 0	LOB: 0	K: 0	S: 5	R: 0	H: 1	LOB: 2	K: 1	S: 12	R: 0	H: 0	LOB: 0	K: 1	S: 7	R: 0	H: 0	LOB: 0	K: 0	S: 8	R: 1	H: 2	LOB: 2	K: 1	S: 13	1B: 5	SF: 1	2B: 2	SAC: 0	3B: 0	DP: 2	HR: 0	HBP: 0
--------------	------	------	--------	------	-------	-------	------	------	--------	------	------	------	------	--------	------	------	------	------	--------	------	------	------	------	--------	------	------	------	------	--------	------	-------	------	------	--------	------	------	------	------	--------	------	------	------	------	--------	------	-------	-------	-------	-------	--------	-------	-------	-------	--------

PITCHER	IP	WLS	BF	H	R	ER	SO	BB	IBB	HBP	BLK	WP	HR	S	P	ERA	WHIP
Jay Witasick, R ERA: 6.53 (1, 1)	5.1	W	22	4	1	0	2	2	0	0	0	0	0	53	87	0.00	1.125
Tim Byrdak, L ERA: 7.11 (6, 1)	2.2	H	7	0	0	0	1	0	0	0	0	0	0	17	27	0.00	0.000
Mac Suzuki, R ERA: 8.8 (9, 1)	1.0		6	2	1	1	1	1	0	0	0	1	0	13	23	9.00	3.000

BOTTOM

Kansas City Royals @ Chicago Cubs  
Wrigley Field, Chicago, IL  
Mon Jul 19 1999, 7:05 PM CDT  
Att: 38,725 - Cloudy - 75 F

livebaseballscorecards.com

AB	31
R	2
H	6
RBI	2
BB	3
SO	4
LOB	14



WP: 1	PA: 35
PB: 0	
SB: 0	
CS: 0	

Batter	1	2	3	4	5	6	7	8	9	AB R H RBI BB SO LOB	TOP											
Johnny Damon, L (1, 7) OBP: 0.370, SLG: 0.469	2-2 L5		2-2 HR	0-1 G5-3	1-0 G3			3-3 K		5 1 1 1 0 1 3												
Carlos Febles, R (1, 4) OBP: 0.353, SLG: 0.433	1-0 G6-3		2-1 1B E	2-1 1B 29 1B		0-1 F8		1-0 F8		5 2 2 1 0 0 0												
Carlos Beltrán, S (1, 8) OBP: 0.345, SLG: 0.475	1-2 29 FC5-4 1B		2-1 E7 29 G6-3 1B	0-0 29 1B 1B		0-0 P4		2-2 HR		5 2 4 1 0 0 0												
29 Mike Sweeney, R (1, 3) OBP: 0.383, SLG: 0.512	1-0 FC5-4 1-2f		1-0 G6-3	2-1 1B 1-2 2-H		3-2 F7		1-0 F9		5 0 1 2 0 0 1												
Jermaine Dye, R (1, 9) OBP: 0.357, SLG: 0.537		2-1 F7	1-1 F9	0-3 K		1-0 F9		4-0 G6-4-3 BB		4 0 0 0 1 1 2												
Jed Hansen, R (9, PR) OBP: 0.342, SLG: 0.344										0 0 0 0 0 0 0												
Joe Randa, R (1, 5) OBP: 0.383, SLG: 0.506		0-1 G4-3 2B	0-0 1B		4-0 G1-6-3 BB		2-1 HR		1-2 G6-4-3 1-2f	4 1 3 1 1 0 1												
Chad Kreuter, S (1, 2) OBP: 0.336, SLG: 0.361		0-0 G4-3	2-1 F7		0-1 G1-6-3 1-2f		1-1 F8			4 0 0 0 0 0 3												
Rey Sanchez, R (1, 6) OBP: 0.297, SLG: 0.350		4-2 BB		3-1 SH1-3 1B	0-0 1B		0-0 G4-3			3 1 2 0 1 0 0												
Mac Suzuki, R (7, 1)										0 0 0 0 0 0 0												
Matt Whisenant, R (8, 1)										0 0 0 0 0 0 0												
Dan Reichert, R (1, 1) OBP: 0.333, SLG: 0.333		0-3 K		1-0 SH1-3	1-1 1B			1-3 K		2 0 1 0 0 1 2												
Brian Barber, R (5, 1)										0 0 0 0 0 0 0												
Alvin Morman, L (5, 1)										0 0 0 0 0 0 0												
Steve Scarsons, R (7, 6) OBP: 0.268, SLG: 0.242				1-2 1B						1 0 0 0 0 1 0												
<b>Inning Stats</b>	R: 0 E: 0 K: 0 S: 8	H: 1 LOB: 1 BB: 0 P: 13	R: 0 E: 0 K: 1 S: 11	H: 1 LOB: 2 BB: 1 P: 17	R: 3 E: 1 K: 0 S: 13	H: 4 LOB: 1 BB: 0 P: 23	R: 2 E: 0 K: 1 S: 13	H: 4 LOB: 2 BB: 0 P: 21	R: 0 E: 0 K: 0 S: 6	H: 2 LOB: 2 BB: 1 P: 12	R: 0 E: 0 K: 0 S: 7	H: 0 LOB: 0 BB: 0 P: 10	R: 1 E: 0 K: 0 S: 6	H: 1 LOB: 0 BB: 0 P: 10	R: 0 E: 0 K: 2 S: 8	H: 0 LOB: 0 BB: 0 P: 13	R: 1 E: 0 K: 0 S: 8	H: 1 LOB: 1 BB: 1 P: 16	1B: 10 2B: 1 3B: 0 HR: 3	SF: 0 SAC: 1 DP: 2 HBP: 0	WP: 0 PB: 0 SB: 0 CS: 0	PA: 42
<b>PITCHER</b>	IP WLS BF H R ER SO BB IBB HBP BLK WP HR S P ERA WHIP																					
Dan Serafini, L (1, 1) ERA: 7.0	3.2		22	10	5	4	1	1	0	0	0	0	1	42	71	9.82	3.000					
Scott Sanders, R (4, 1) ERA: 4.88	4.1	W	16	3	1	1	3	1	0	0	0	0	1	30	48	2.08	0.923					
Terry Adams, R (9, 1) ERA: 3.64	1.0	S	4	1	1	1	0	1	0	0	0	0	1	8	16	9.00	2.000					

**Kansas City Royals @ Chicago Cubs**  
Wrigley Field, Chicago, IL  
Tue Jul 20 1999, 1:20 PM CDT  
Att. 39,081 - Sunny - 75 F

livebaseballscorecards.com

AB	38
R	7
H	14
RBI	6
BB	3
SO	4
LOB	12



Batter	1	2	3	4	5	6	7	8	9	AB	R	H	RBI	BB	SO	LOB
Mickey Morandini, L (1, 4) OBP: 0.342, SLG: 0.361	4-1 BB BB	0-0 P6		3-1 F7	1-0 HBP 1B		2-1 F8			4	0	1	1	1	0	2
Jeff Blauser, R (1, 5) OBP: 0.403, SLG: 0.509	4-1 BB		1-0 2B		3B BB		0-0 F9			2	2	1	0	2	0	0
Mark Grace, L (1, 3) OBP: 0.404, SLG: 0.482	2-2 F8		3-2 G4-3 2B		2B BB		3-3 K			4	1	1	1	1	1	5
Sammy Sosa, R (1, 9) OBP: 0.361, SLG: 0.636	1-2 F8		2-3 K		1-1 F9	3-2 PB 3B 2B		1-0 FC4-6 1B		5	1	2	0	0	1	5
Henry Rodriguez, L (1, 7) OBP: 0.415, SLG: 0.606	2-3 K		1-1 G4-3		3-2 2B	2-1 P5		1-2 F8		5	1	1	2	0	1	5
Manny Alexander, R (1, 6) OBP: 0.347, SLG: 0.402		1-1 1B	2-3 K		1-1 G6-3 1B 2B	3-0 FC5-2 3B		0-2 FC4-6 1B		5	2	3	2	0	1	2
Terry Adams, R (9, 1)								1-2 1B		0	0	0	0	0	0	0
Benito Santiago, R (1, 2) OBP: 0.287, SLG: 0.347		3-2 1B			3-3 K	0-2 G6-3	0-2 FC5-2 1B	0-1 1B		5	0	2	1	0	1	2
Curtis Goodwin, L (1, 8) OBP: 0.347, SLG: 0.370		1-1 B2			0-1 G5-3 1B	4-0 1B 1B	1-1 1B	1-2 1B		3	1	2	0	1	0	1
Dan Serafini, S (1, 1) OBP: 0.182, SLG: 0.100		1-3 K			1-2 G5-3	0-1 HBP 1B	0-0 1B			1	0	0	0	0	1	1
Scott Sanders, R (4, 1) OBP: 0.250, SLG: 0.313										3	0	2	1	0	0	1
José Hernández, R (9, 6) OBP: 0.353, SLG: 0.440										0	0	0	0	0	0	0


Inning Stats	R: 0	H: 0	E: 0	K: 14	S: 14	R: 1	H: 2	E: 0	K: 11	S: 11	R: 1	H: 2	E: 0	K: 12	S: 12	R: 5	H: 4	E: 0	K: 18	S: 18	R: 1	H: 4	E: 0	K: 12	S: 12	R: 0	H: 0	E: 0	K: 10	S: 7	R: 0	H: 2	E: 0	K: 10	S: 10	
	LOB: 2	BB: 27				LOB: 1	BB: 0				LOB: 1	BB: 0				LOB: 3	BB: 3				LOB: 2	BB: 0					LOB: 0	BB: 0				LOB: 2	BB: 0			

PITCHER	IP	WLS	BF	H	R	ER	SO	BB	IBB	HBP	BLK	WP	HR	S	P	ERA	WHIP
Dan Reichert, R (1, 1) ERA: 18.0	4.1		23	6	5	5	5	4	0	0	0	0	0	53	100	10.38	2.308
Brian Barber, R (5, 1) ERA: 8.44	0.1	L	6	3	2	2	0	0	1	1	0	0	0	10	19	54.00	9.000
Alvin Morman, L (5, 1) ERA: 4.08	1.1		7	4	1	1	0	0	0	0	0	0	0	14	24	6.75	3.000
Mac Suzuki, R (7, 1) ERA: 8.65	1.0		4	1	0	0	1	0	0	0	0	0	0	8	14	0.00	1.000
Matt Whisenant, L (8, 1) ERA: 5.14	1.0		3	1	0	0	0	0	0	0	0	0	0	9	10	0.00	1.000

**BOTTOM**

**Kansas City Royals @ Chicago Cubs**  
Wrigley Field, Chicago, IL  
Tue Jul 20 1999, 1:20 PM CDT  
Att: 39,081 - Sunny - 75 F

AB	37
R	8
H	15
RBI	8
BB	5
SO	6
LOB	24



WP	PA	ERA	WHIP
0	43		

Batter	1	2	3	4	5	6	7	8	9	AB R H RBI BB SO LOB	TOP											
Johnny Damon, L (1, 7) OBP: 0.373, SLG: 0.478	1-1 F8		3-2 1B		0-0 2B		1-0 SF7		2-1 2B	4 0 3 1 0 0 0												
Carlos Febles, R (1, 4) OBP: 0.351, SLG: 0.438	1-3 K		2-2 G5-3		2-2 G6-3		3-2 HR		3-2 L7	5 1 1 2 0 1 5												
Carlos Beltrán, S (1, 8) OBP: 0.344, SLG: 0.473	1-1 F9			2-2 1B		1-3 K	1-1 G6-3			4 0 1 0 0 1 0												
29 Mike Sweeney, R (1, 10) OBP: 0.384, SLG: 0.531		1-2 P3		0-1 P6		2-2 HR		1-2 HR		4 2 2 2 0 0 1												
Jermaine Dye, R (1, 9) OBP: 0.353, SLG: 0.531		2-2 G4-3		2-2 P4		2-3 K		1-2 G3		4 0 0 0 0 1 1												
Joe Randa, R (1, 5) OBP: 0.381, SLG: 0.505		1-1 E8 2B		1-2 L7		0-1 G6-3		0-0 F8		4 0 1 0 0 0 1												
Jeremy Giambi, L (1, 3) OBP: 0.367, SLG: 0.319		1-3 K				1-3 K		2-3 K		4 0 0 0 0 4 1												
Tim Spehr, R (1, 2) OBP: 0.330, SLG: 0.436			1-1 P7		4-2 FC6-4 BB		0-1 1B SF7 1B		3-2 L8	2 1 1 0 1 0 0												
Scott Pose, L (9, PH) OBP: 0.395, SLG: 0.338									1-1 L8	1 0 0 0 0 0 0												
Rey Sanchez, R (1, 6) OBP: 0.300, SLG: 0.352			1-0 G5-3 1B		1-0 FC6-4 2B		3-2 HR 1B			4 1 2 0 0 0 1												
<b>Inning Stats</b>	R: 0 E: 0 K: 1 S: 7	H: 0 LOB: 0 BB: 0 P: 10	R: 0 E: 1 K: 1 S: 12	H: 1 LOB: 1 BB: 0 P: 17	R: 0 E: 0 K: 0 S: 9	H: 2 LOB: 1 BB: 0 P: 16	R: 0 E: 0 K: 0 S: 13	H: 1 LOB: 1 BB: 0 P: 18	R: 0 E: 0 K: 1 S: 10	H: 1 LOB: 2 BB: 1 P: 18	R: 1 E: 0 K: 2 S: 13	H: 1 LOB: 0 BB: 0 P: 18	R: 3 E: 0 K: 1 S: 19	H: 3 LOB: 0 BB: 0 P: 27	R: 1 E: 0 K: 1 S: 14	H: 1 LOB: 0 BB: 0 P: 18	R: 0 E: 0 K: 0 S: 16	H: 1 LOB: 1 BB: 0 P: 25	1B: 5 2B: 3 3B: 0 HR: 3	SF: 1 SAC: 0 DP: 1 HBP: 0	WP: 0 PB: 0 SB: 0 CS: 0	PA: 38
<b>PITCHER</b>	IP WLS BF H R ER SO BB IBB HBP BLK WP HR S P ERA WHIP																					
Justin Thompson, L (1, 1) ERA: 4.42	7.0 W 30 9 4 4 6 1 0 0 0 0 0 2 83 124 5.14 1.429																					
Doug Brocail, R (8, 1) ERA: 3.0	1.0 H 4 1 1 1 1 0 0 0 0 0 0 1 14 18 9.00 1.000																					
Nelson Cruz, R (9, 1) ERA: 6.05	1.0 4 1 0 0 0 0 0 0 0 0 0 0 16 25 0.00 1.000																					

**Kansas City Royals @ Detroit Tigers**  
 Tiger Stadium, Detroit, MI  
 Wed Jul 21 1999, 7:05 PM EDT  
 Att. 19,064 - Cloudy - 82 F

[livebaseballscorecards.com](http://livebaseballscorecards.com)

AB	36
R	5
H	11
RBI	5
BB	1
SO	7
LOB	10



Batter	1	2	3	4	5	6	7	8	9
Luis Polonia, L (1, 7) OBP: 0.379, SLG: 0.555 Brad Ausmus, R (8, 2) OBP: 0.361, SLG: 0.452	1-1 P5		1-0 L8		1-1 FC5-4 S 1B		0-0 SH1-3 HR 1B	2-1 HR 3B	
Deivi Cruz, R (1, 6) OBP: 0.287, SLG: 0.379	1-1 G1-3 1B		0-2 2B		0-0 F9		0-1 SH1-3	2-0 HR	
Bobby Higginson, L (1, 9) OBP: 0.355, SLG: 0.375	0-1 G1-3		1-0 E 1B 2B		4-0 FC5-4 BB		4-0 HR IBB	2-3 K	
Dean Palmer, R (1, 5) OBP: 0.335, SLG: 0.536	2-2 F9		1-1 E1 1B		2-2 FC5-4		2-3 K	1-0 L6	
Tony Clark, S (1, 10) OBP: 0.326, SLG: 0.432		1-2 G3	2-1 FC4 1B		2-2 G4-3		1-1 HR		
Damion Easley, R (1, 4) OBP: 0.349, SLG: 0.444		1-0 G5-3	1-1 FC4			3-0 G5-3	0-0 2B		
Frank Catalanotto, L (1, 3) OBP: 0.317, SLG: 0.454		2-3 K		0-0 F7		1-3 K	3-2 G3		
Juan Encarnacion, R (1, 8) OBP: 0.295, SLG: 0.453 (8, 7)			1-0 L8 2B	2-2 G5-3		1-2 G6-3		2-2 P4	
Bill Haselman, R (1, 2) OBP: 0.343, SLG: 0.463 Gabe Kapler, R (7, PR) OBP: 0.308, SLG: 0.443 (8, 8)			2-0 G6-3	0-0 P2			1-2 E6 1B SH1-3 1B	4-0 3B BB	

AB	R	H	RBI	BB	SO	LOB
4	1	2	0	0	0	1
1	1	1	1	0	0	0
4	2	3	4	0	0	1
3	2	1	1	2	1	1
5	0	0	0	0	1	6
4	1	2	4	0	0	2
4	0	1	0	0	0	2
4	0	0	0	0	2	1
4	1	1	0	0	0	0
3	0	1	0	0	0	1
0	2	0	0	1	0	0
1B: 5	SF: 0					
2B: 4	SAC: 1					
3B: 1	DP: 0					
HR: 2	HBP: 0					

**BOTTOM**

**Kansas City Royals @ Detroit Tigers**  
Tiger Stadium, Detroit, MI  
Wed Jul 21 1999, 7:05 PM EDT  
Att: 19,064 - Cloudy - 82 F

livebaseballscorecards.com

AB	36
R	10
H	12
RBI	10
BB	3
SO	4
LOB	15



WP: 0	PA: 40
PB: 0	
SB: 2	
CS: 0	

Inning Stats		R: 0	H: 1	R: 0	H: 0	R: 3	H: 4	R: 0	H: 1	R: 0	H: 0	R: 4	H: 4	R: 3	H: 2
E: 0	LOB: 1	E: 0	LOB: 0	E: 1	LOB: 2	E: 0	LOB: 2	E: 0	LOB: 0	E: 0	LOB: 0	E: 1	LOB: 1	E: 0	LOB: 0
K: 0	BB: 0	K: 1	BB: 0	K: 0	BB: 0	K: 0	BB: 1	K: 1	BB: 0	K: 1	BB: 0	K: 1	BB: 1	K: 1	BB: 1
S: 9	P: 13	S: 9	P: 13	S: 13	P: 22	S: 5	P: 7	S: 10	P: 12	S: 7	P: 12	S: 15	P: 26	S: 10	P: 23

PITCHER		IP	WLS	BF	H	R	ER	SO	BB	IBB	HBP	BLK	WP	HR	S	P	ERA	WHIP
Kevin Appier, R (1, 1) ERA: 5.0	6.2	L	32	9	7	6	3	3	1	0	0	0	0	1	64	105	8.10	1.500
Ken Ray, R (7, 1) ERA: 4.76	0.2		6	3	3	3	0	0	1	0	0	0	0	1	10	23	40.50	6.000
Matt Whisenant, L (8, 1) ERA: 5.02	0.2		2	0	0	0	1	0	0	0	0	0	0	4	7	0.00	0.000	

Batter	1	2	3	4	5	6	7	8	9	AB R H RBI BB SO LOB	TOP																									
<b>Johnny Damon, L</b> (1, 10) OBP: 0.377, SLG: 0.492	4-1 FC6-4 BB		1-0 1B 29 1B 2B	3-2 G6-3		1-0 1B 2B		1-1 1-H 3-H HR	1-2 P5	5 3 3 4 1 0 4																										
<b>Carlos Febles, R</b> (1, 4) OBP: 0.352, SLG: 0.434	3-2 L9		4-1 29 1B 1B SF9 BB	2-2 F8		4-2 1B BB		2-2 G1-3		3 1 0 0 2 0 2																										
<b>Carlos Beltrán, S</b> (1, 8) OBP: 0.347, SLG: 0.475	0-1 FC6-4 1-2f		3-2 SF9 29 1B 1B		1-0 29 G1-6-3 1B	0-1 29 FC6-4 1B		0-0 F7		5 0 3 1 0 0 1																										
<b>29 Mike Sweeney, R</b> (1, 3) OBP: 0.384, SLG: 0.529	0-1 1-3 1B		0-0 1-2 2-3 3-H 1B		0-2 G1-6-3 1-2f	0-0 FC6-4 1-2f		2-1 G3-1		5 0 2 1 0 0 3																										
<b>Jermaine Dye, R</b> (1, 9) OBP: 0.351, SLG: 0.528 <b>Jed Hansen, R</b> (9, PR) OBP: 0.342, SLG: 0.344	0-1 P4		0-0 SF9 2-3 3-H		1-2 P3		3-2 G4-3		2-2 BB 1B 1B	4 0 1 1 0 0 2 0 0 0 0 0 0 0																										
<b>Joe Randa, R</b> (1, 5) OBP: 0.379, SLG: 0.500			3-2 F8 2-0			4-2 G4-3 1B BB G4-3		2-2 G4-3		4 1 0 0 1 1 3																										
<b>Chad Kreuter, S</b> (1, 2) OBP: 0.341, SLG: 0.366			2-1 G5-3 1B			0-0 G4-3 1-2 2B 1B		1-0 G5-3		5 1 3 0 0 0 2																										
<b>Scott Pose, L</b> (1, 7) OBP: 0.395, SLG: 0.333			3-2 G5-3 1-2			1-2 G4-3 1-2 2-3		0-1 1B HR 1B		4 1 1 0 1 0 3																										
<b>Rey Sanchez, R</b> (1, 6) OBP: 0.302, SLG: 0.354 <b>Jeremy Giambi, L</b> (9, PH) OBP: 0.364, SLG: 0.316			1-1 G4-3			0-0 G4-3 2-3 3-H		0-2 G4-3 1-3 HR 1B		4 1 2 1 0 0 2 1 0 0 0 0 1 3																										
<b>Inning Stats</b>	R: 0 E: 0 K: 0 S: 10	H: 1 LOB: 2 BB: 1 P: 17	R: 0 E: 0 K: 0 S: 10	H: 1 LOB: 1 BB: 0 P: 19	R: 2 E: 0 K: 0 S: 9	H: 3 LOB: 2 BB: 1 P: 21	R: 0 E: 0 K: 0 S: 10	H: 1 LOB: 1 BB: 0 P: 16	R: 0 E: 0 K: 0 S: 7	H: 1 LOB: 0 BB: 0 P: 9	R: 3 E: 0 K: 0 S: 13	H: 3 LOB: 2 BB: 2 P: 23	R: 0 E: 0 K: 0 S: 7	H: 0 LOB: 0 BB: 0 P: 13	R: 3 E: 0 K: 0 S: 13	H: 3 LOB: 0 BB: 0 P: 18	R: 0 E: 0 K: 2 S: 16	H: 2 LOB: 3 BB: 1 P: 30	1B: 12 2B: 2 3B: 0 HR: 1	SF: 1 SAC: 0 DP: 1 HBP: 0	WP: 0 PB: 0 SB: 0 CS: 0	PA: 46														
<b>PITCHER</b>	IP WLS BF H R ER SO BB IBB HBP BLK WP HR S P ERA WHIP																																			
<b>Dave Borkowski, R</b> (1, 1) ERA: 4.85	5.2		29	9	5	5	0	4	0	0	0	0	0	56	102	7.94	2.294																			
<b>Bryce Florie, R</b> (6, 1) ERA: 4.75	1.1	W	8	4	3	3	0	0	0	0	0	0	1	17	24	20.25	3.000																			
<b>Doug Brocail, R</b> (8, 1) ERA: 2.94	1.0	H	3	0	0	0	0	0	0	0	0	0	0	6	10	0.00	0.000																			
<b>Todd Jones, R</b> (9, 1) ERA: 4.65	1.0	S	6	2	0	0	2	1	0	0	0	0	0	16	30	0.00	3.000																			

**Kansas City Royals @ Detroit Tigers**  
Tiger Stadium, Detroit, MI  
Thu Jul 22 1999, 7:05 PM EDT  
Att. 29,322 - Cloudy - 81 F

[livebaseballscorecards.com](http://livebaseballscorecards.com)

<b>AB</b>	<b>40</b>
<b>R</b>	<b>8</b>
<b>H</b>	<b>15</b>
<b>RBI</b>	<b>8</b>
<b>BB</b>	<b>5</b>
<b>SO</b>	<b>2</b>
<b>LOB</b>	<b>25</b>





Oakland Athletics @ Kansas City Royals  
Kauffman Stadium, Kansas City, MO

Fri Jul 23 1999, 7:05 PM CDT  
Att. 21,325 - Cloudy - 83 F

livebaseballscorecards.com

AB	36
R	7
H	10
RBI	7
BB	3
SO	7
LOB	11



WP	2	PA	40
PB	0		
SB	1		
CS	0		

AB R H RBI BB SO LOB

5	1	1	0	0	1	3
0	0	0	0	0	0	0
5	1	1	0	0	0	1
1	1	1	1	1	0	0
2	0	0	0	0	1	0
4	1	0	0	1	1	2
4	1	1	4	0	1	1
4	2	2	1	0	1	0
3	0	1	0	1	0	1
4	0	1	1	0	2	2
4	0	2	0	0	0	1
1B: 6	SF: 0					
2B: 2	SAC: 0					
3B: 0	DP: 1					
HR: 2	HBP: 1					

Batter	1	2	3	4	5	6	7	8	9
Tony Phillips, S (1, 4) OBP: 0.344, SLG: 0.431 Jorge Velandia, R (8, 4) OBP: 0.200, SLG: 0.225	1-1 G4-3		1B F9			2-3 K		1-2 F7	
Miguel Tejada, R (1, 6) OBP: 0.319, SLG: 0.398	2-2 1B S		0-1 F9	2-1 P3		1-1 P4		1-1 P6	
Ben Grieve, L (1, 7) OBP: 0.349, SLG: 0.451 Jason McDonald, S (4, 7) OBP: 0.300, SLG: 0.265	3-2 1B G5-3		4-1 1-2 WP HR BB	2-0 G5-4-3 HBP		2-3 K		1-0 F9	
John Jaha, R (1, 10) OBP: 0.409, SLG: 0.599	2-2 G5-3		4-0 1-2 2-3 HR BB	2-2 G5-4-3		0-0 F7		1-3 K	
Jason Giambi, L (1, 3) OBP: 0.387, SLG: 0.506	2-2 F7		0-0 HR		1-2 F7		3-3 K		
Matt Stairs, L (1, 9) OBP: 0.352, SLG: 0.495		3-3 K	0-0 2B 3		1-1 G6-3		2-2 HR		
Ramon Hernandez, R (1, 2) OBP: 0.380, SLG: 0.484		2-0 1B WP	2-1 G6-3		4-2 BB		3-2 G5-3		
3 Eric Chavez, L (1, 5) OBP: 0.330, SLG: 0.422		2-3 K	1-0 1B 2B 2-H		1-3 K		1-2 G6-3		
Ryan Christenson, R (1, 8) OBP: 0.308, SLG: 0.310		1 SAFE 2-2 F8	2-2 1B 2-3		2-2 F9		0-0 1B		

Inning Stats	R: 1	H: 2	E: 0	LOB: 1	K: 0	S: 16	P: 26	R: 0	H: 1	E: 0	LOB: 1	K: 2	BB: 0	S: 11	P: 20	R: 5	H: 5	E: 1	LOB: 2	K: 0	BB: 2	S: 17	P: 33	R: 0	H: 0	E: 0	LOB: 0	K: 0	BB: 0	S: 5	P: 11	R: 0	H: 0	E: 0	LOB: 1	K: 1	BB: 1	S: 10	P: 17	R: 0	H: 0	E: 0	LOB: 0	K: 1	BB: 0	S: 8	P: 13	R: 0	H: 0	E: 0	LOB: 0	K: 2	BB: 0	S: 8	P: 13	R: 1	H: 2	E: 0	LOB: 1	K: 0	BB: 0	S: 14	P: 21	R: 0	H: 0	E: 0	LOB: 0	K: 1	BB: 0	S: 6	P: 9	1B: 6	SF: 0	2B: 2	SAC: 0	3B: 0	DP: 1	HR: 2	HBP: 1	WP: 2	PA: 40
--------------	------	------	------	--------	------	-------	-------	------	------	------	--------	------	-------	-------	-------	------	------	------	--------	------	-------	-------	-------	------	------	------	--------	------	-------	------	-------	------	------	------	--------	------	-------	-------	-------	------	------	------	--------	------	-------	------	-------	------	------	------	--------	------	-------	------	-------	------	------	------	--------	------	-------	-------	-------	------	------	------	--------	------	-------	------	------	-------	-------	-------	--------	-------	-------	-------	--------	-------	--------

PITCHER	IP	WLS	BF	H	R	ER	SO	BB	IBB	HBP	BLK	WP	HR	S	P	ERA	WHIP
Mac Suzuki, R (1, 1) ERA: 9.14	2.2		18	8	6	6	2	2	0	0	0	2	1	42	76	20.25	3.750
Alvin Morman, L (3, 1) ERA: 3.66	3.1	W	11	0	0	0	2	1	0	1	0	0	0	25	44	0.00	0.300
Brian Barber, R (7, 1) ERA: 7.24	3.0	S	11	2	1	1	3	0	0	0	0	0	1	28	43	3.00	0.667



Batter	1	2	3	4	5	6	7	8	9	AB	R	H	RBI	BB	SO	LOB
<b>Johnny Damon, L</b> (1, 7) OBP: 0.377, SLG: 0.497	F8		F9	SF8	P6		HR			4	2	1	1	1	0	3
<b>Carlos Febles, R</b> (1, 4) OBP: 0.355, SLG: 0.433	K		1B	2B	BB		K			3	2	1	0	2	2	0
<b>Carlos Beltrán, S</b> (1, 8) OBP: 0.345, SLG: 0.472	E1		2B	SF8	G4-3		F7			4	1	1	2	0	0	3
<b>29 Mike Sweeney, R</b> (1, 3) OBP: 0.390, SLG: 0.530 <b>Steve Scarsone, R</b> (9, 3) OBP: 0.268, SLG: 0.242	K		2B	BB	BB		BB			3	2	2	1	2	1	1
<b>Jermaine Dye, R</b> (1, 9) OBP: 0.357, SLG: 0.541		SF8	1B	2B	2B		K			4	2	3	3	1	1	1
<b>Joe Randa, R</b> (1, 5) OBP: 0.379, SLG: 0.499		SF8	G3	F7		FC3-6				3	1	1	2	1	0	3
<b>Chad Kreuter, S</b> (1, 2) OBP: 0.342, SLG: 0.367		G1-6-3	G3		L4		FC4-6			5	0	2	1	0	0	2
<b>Jeremy Giambi, L</b> (1, 10) OBP: 0.366, SLG: 0.328		G1-6-3	1B	2B	E1		G3			5	1	2	1	0	0	4
<b>Rey Sanchez, R</b> (1, 6) OBP: 0.308, SLG: 0.357 <b>Jed Hansen, R</b> (8, PH) OBP: 0.333, SLG: 0.333			1B	2B	BB		G6-3			3	1	2	1	1	0	2
			1B	1B	BB					1	0	0	0	0	0	1

Inning Stats	R: 0 E: 1 K: 2 S: 11	H: 0 LOB: 1 BB: 0 P: 17	R: 1 E: 0 K: 0 S: 6	H: 2 LOB: 0 BB: 0 P: 11	R: 7 E: 0 K: 0 S: 22	H: 7 LOB: 0 BB: 1 P: 36	R: 2 E: 0 K: 0 S: 14	H: 2 LOB: 1 BB: 2 P: 26	R: 0 E: 1 K: 0 S: 7	H: 1 LOB: 3 BB: 2 P: 22	R: 1 E: 0 K: 2 S: 9	H: 2 LOB: 2 BB: 1 P: 18	R: 1 E: 0 K: 2 S: 12	H: 1 LOB: 1 BB: 1 P: 22	R: 0 E: 0 K: 0 S: 16	H: 0 LOB: 1 BB: 1 P: 29	1B: 10 2B: 3 3B: 1 HR: 1	SF: 2 SAC: 0 DP: 1 HBP: 0
--------------	-------------------------------	----------------------------------	------------------------------	----------------------------------	-------------------------------	----------------------------------	-------------------------------	----------------------------------	------------------------------	----------------------------------	------------------------------	----------------------------------	-------------------------------	----------------------------------	-------------------------------	----------------------------------	-----------------------------------	------------------------------------

PITCHER	IP	WLS	BF	H	R	ER	SO	BB	IBB	HBP	BLK	WP	HR	S	P	ERA	WHIP
<b>Jimmy Haynes, R</b> (1, 1) ERA: 5.03	2.2	L	17	8	8	8	2	1	0	0	0	0	0	36	59	27.00	3.375
<b>Brad Rigby, R</b> (3, 1) ERA: 4.45	2.0		12	4	2	2	0	4	0	0	0	0	0	23	52	9.00	4.000
<b>Luis Vizcaino, R</b> (5, 1) ERA: 5.4	3.1		16	3	2	2	2	3	0	0	0	1	1	38	70	5.40	1.800

**BOTTOM**

**Oakland Athletics @ Kansas City Royals**  
 Kauffman Stadium, Kansas City, MO

Fri Jul 23 1999, 7:05 PM CDT  
 Att. 21,325 - Cloudy - 83 F

livebaseballscorecards.com

AB	35
R	12
H	15
RBI	12
BB	8
SO	4
LOB	20

WP: 1	PA: 46
PB: 0	
SB: 2	
CS: 1	

Batter	1	2	3	4	5	6	7	8	9	AB R H RBI BB SO LOB	TOP											
Tony Phillips, S (1, 4) OBP: 0.343, SLG: 0.426 Miguel Tejada, R (8, 6) OBP: 0.319, SLG: 0.398	4-2 BB G4-6-3		2-1 G3-4-1		2-3 K	1-0 FC6-4		2-1 F9		4 0 0 0 1 1 2 0 0 0 0 0 0 0												
Ryan Christenson, R (1, 8) OBP: 0.308, SLG: 0.327	1-1 BB G4-6-3		0-0 B5-3			1-0 HR	4-1 BB FC4-6	2-1 G6-3		4 1 1 1 1 0 1												
Ben Grieve, L (1, 7) OBP: 0.347, SLG: 0.446 Jason McDonald, S (7, PR) OBP: 0.305, SLG: 0.265	0-3 K		1-3 K			4-2 BB HR	0-1 WP HR		4-0 BB HR	3 1 0 0 1 2 1 0 2 0 0 1 0 0												
John Jaha, R (1, 10) OBP: 0.415, SLG: 0.597		4-1 BB 3 1B HBP		2-3 K		4-1 HR BB	4-1 HR BB	4-1 HR BB		1 4 0 0 3 1 0												
Jason Giambi, L (1, 3) OBP: 0.391, SLG: 0.525 Olmedo Saenz, R (9, PH) OBP: 0.360, SLG: 0.442		4-1 BB 3 1B BB		1-2 G4-3		3-2 HR	0-0 HR	0-3 K		3 3 2 6 1 0 0 1 0 0 0 0 1 2												
Matt Stairs, L (1, 9) OBP: 0.355, SLG: 0.505		0-0 G3		3-2 1B		4-0 BB G6-4-3	0-3 K	2-1 HR		4 1 2 3 1 1 3												
Mike Macfarlane, R (1, 2) OBP: 0.305, SLG: 0.357		0-3 K		1-2 F8		0-0 G6-4-3	3-2 1B FC6-4	3-2 F9		5 0 1 0 0 1 4												
Eric Chavez, L (1, 5) OBP: 0.335, SLG: 0.423		0-1 1B			3-3 K	2-0 1B	1-1 FC6-4	4-2 BB		4 0 2 2 1 1 1												
Jorge Velandia, R (1, 6) OBP: 0.200, SLG: 0.222		1-0 G5-3			1-3 K	0-0 1B FC6-4		1-2 F9	2-1 P6	5 0 1 0 0 1 2												
<b>Inning Stats</b>	R: 0 E: 0 K: 1 S: 7	H: 0 LOB: 0 BB: 1 P: 12	R: 2 E: 0 K: 1 S: 9	H: 1 LOB: 1 BB: 1 P: 18	R: 0 E: 0 K: 1 S: 6	H: 0 LOB: 0 BB: 0 P: 9	R: 0 E: 0 K: 1 S: 13	H: 1 LOB: 1 BB: 0 P: 20	R: 0 E: 0 K: 3 S: 12	H: 0 LOB: 0 BB: 0 P: 18	R: 4 E: 0 K: 0 S: 13	H: 4 LOB: 2 BB: 3 P: 32	R: 3 E: 0 K: 1 S: 14	H: 2 LOB: 1 BB: 2 P: 26	R: 0 E: 0 K: 0 S: 7	H: 0 LOB: 0 BB: 0 P: 12	R: 3 E: 0 K: 1 S: 14	H: 1 LOB: 1 BB: 3 P: 33	1B: 5 2B: 0 3B: 0 HR: 4	SF: 0 SAC: 0 DP: 2 HBP: 1	WP: 1 PB: 0 SB: 0 CS: 0	PA: 45
<b>PITCHER</b>	IP WLS BF H R ER SO BB IBB HBP BLK WP HR S P ERA WHIP												<b>PITCHER</b>	IP WLS BF H R ER SO BB IBB HBP BLK WP HR S P ERA WHIP								
Jay Witasick, R (1, 1) ERA: 6.67	5.0 L 22 3 5 5 7 4 0 1 0 0 1 51 90 9.00 1.400																					
Tim Byrdak, L (6, 1) ERA: 8.59	2.0 13 5 4 4 1 3 0 0 0 1 2 23 45 18.00 4.000																					
Ken Ray, R (8, 1) ERA: 4.91	1.0 3 0 0 0 0 0 0 0 0 0 0 7 12 0.00 0.000																					
Matt Whisenant, L (9, 1) ERA: 5.76	1.0 7 1 3 3 1 3 0 0 0 0 1 14 33 27.00 4.000																					

Oakland Athletics @ Kansas City Royals  
Kauffman Stadium, Kansas City, MO  
Sat Jul 24 1999, 7:05 PM CDT  
Att. 29,739 - Unknown - 97 F

AB	34
R	12
H	9
RBI	12
BB	10
SO	9
LOB	16



Batter	1	2	3	4	5	6	7	8	9	AB	R	H	RBI	BB	SO	LOB
<b>Johnny Damon, L</b> (1, 7) OBP: 0.376, SLG: 0.497 <b>Jed Hansen, R</b> (9, PH) OBP: 0.325, SLG: 0.324	F7		F9		SH1-3 2B		G5-3		K	4	0	1	0	0	0	1
<b>Carlos Febles, R</b> (1, 4) OBP: 0.352, SLG: 0.429	G6-3		G6-3		SH1-3			F9		3	0	0	0	0	0	1
<b>Carlos Beltrán, S</b> (1, 8) OBP: 0.342, SLG: 0.468	G6-3		G6-3		P6			P4		4	0	0	0	0	0	2
<b>29 Mike Sweeney, R</b> (1, 3) OBP: 0.388, SLG: 0.527		G6-3		P3	P3			WP BB 1B		4	0	1	0	0	0	1
<b>Jermaine Dye, R</b> (1, 9) OBP: 0.360, SLG: 0.542		1B		1B	1B		F9	WP BB		3	1	2	0	1	0	0
<b>Joe Randa, R</b> (1, 5) OBP: 0.380, SLG: 0.499		1B		1B	1B		L7	F7		4	0	2	0	0	0	2
<b>Chad Kreuter, S</b> (1, 2) OBP: 0.342, SLG: 0.367 <b>Scott Pose, L</b> (9, PH) OBP: 0.391, SLG: 0.329		K		FC6-4 1B		G4-3		G3		3	0	1	1	0	1	1
<b>Jeremy Giambi, L</b> (1, 10) OBP: 0.369, SLG: 0.349			1B 3B	P4			G1-6-3 1B	P2		4	1	2	0	0	0	2
<b>Rey Sanchez, R</b> (1, 6) OBP: 0.308, SLG: 0.357 <b>Steve Scarson, R</b> (9, PH) OBP: 0.278, SLG: 0.270		G6-3 F9 1B		FC6-4 1-2f			G1-6-3 1-2f		2B	3	0	1	1	0	0	3
										1	0	1	0	0	0	0

Inning Stats		R: 0	H: 0	E: 0	K: 0	S: 9	R: 0	H: 2	E: 0	K: 1	S: 13	R: 1	H: 2	E: 0	K: 0	S: 8	R: 0	H: 3	E: 0	K: 0	S: 10	R: 0	H: 1	E: 0	K: 0	S: 6	R: 0	H: 0	E: 0	K: 0	S: 5	R: 0	H: 1	E: 0	K: 0	S: 8	R: 0	H: 1	E: 0	K: 0	S: 9	R: 0	H: 1	E: 0	K: 1	S: 10	1B: 8	SF: 0	2B: 2	SAC: 1	3B: 1	DP: 1	HR: 0	HBP: 0
PITCHER	IP	WLS	BF	H	R	ER	SO	BB	IBB	HBP	BLK	WP	HR	S	P	ERA	WHIP																																					
Mike Oquist, R (1, 1)	7.0		28	9	2	2	1	0	0	0	0	0	0	59	93	2.57	1.286																																					
T.J. Mathews, R (8, 1)	1.0		5	1	0	0	0	1	0	0	0	1	0	9	18	0.00	2.000																																					
Chad Harville, R (9, 1)	1.0		4	1	0	0	1	0	0	0	0	0	0	10	16	0.00	1.000																																					

**BOTTOM**

**Oakland Athletics @ Kansas City Royals**  
 Kauffman Stadium, Kansas City, MO

Sat Jul 24 1999, 7:05 PM CDT  
 Att: 29,739 - Unknown - 97 F

livebaseballscorecards.com

AB	35
R	2
H	11
RBI	2
BB	1
SO	2
LOB	14

WP: 1 PA: 37  
 PB: 0  
 SB: 0  
 CS: 0



Batter	1	2	3	4	5	6	7	8	9	10	AB R H RBI BB SO LOB	TOP												
Ryan Christenson, R OBP: 0.309, SLG: 0.319	G5-3		SH1-4 E BB	HR BB	P9		G6-4-3 1-2f			K	4 2 0 0 2 1 3	<b>Oakland Athletics @ Kansas City Royals</b> Kauffman Stadium, Kansas City, MO Sun Jul 25 1999, 12:05 PM CDT Att. 20,454 - Unknown - 95 F												
Miguel Tejada, R OBP: 0.315, SLG: 0.393	G6-3		SH1-4	SF9	F7			L7	K	4 0 0 1 0 1 1														
Ben Grieve, L OBP: 0.348, SLG: 0.442	G3		HBP 2B BB	HR BB		G6-3		K		3 2 0 0 2 1 0 0 0 0 0 0 0 0														
Jason McDonald, S OBP: 0.305, SLG: 0.265			2-H 3-H	HR BB				K		4 3 3 5 0 1 0														
John Jaha, R OBP: 0.421, SLG: 0.622		1B 1B	2B HBP	HR		HR				4 1 2 0 1 1 2														
Jason Giambi, L OBP: 0.393, SLG: 0.525		1B G6-4-3 1B	K	FC5-4 1B		G6-3 BB		F8		5 0 2 2 0 0 2														
Matt Stairs, L OBP: 0.356, SLG: 0.506		G6-4-3 1B	2B	F7		G6-3		F7		5 0 1 0 0 0 4 0 0 0 0 0 0 0														
Ramon Hernandez, R OBP: 0.368, SLG: 0.463		G6-4-3	F8	FC5-4		G6-3		1B		2 1 1 0 1 0 0 1 0 1 0 0 0 0 1 0 0 0 0 1 1														
Chad Harville, R		G4-3		SF9 BB	PB 2B			K		1 2 0 0 2 0 1 1 0 0 0 0 0 0														
3 Eric Chavez, L OBP: 0.330, SLG: 0.428 Olmedo Saenz, R OBP: 0.363, SLG: 0.451 Tony Phillips, S OBP: 0.342, SLG: 0.425				SF9 BB																				
Jorge Velandia, R OBP: 0.245, SLG: 0.217			SH1-4 WP BB	SF9 HR BB	F9																			
Mike Macfarlane, R OBP: 0.303, SLG: 0.354						HBP																		
<b>Inning Stats</b>	R: 0 E: 0 K: 0 S: 7	H: 0 LOB: 0 BB: 0 P: 12	R: 2 E: 0 K: 0 S: 9	H: 3 LOB: 0 BB: 0 P: 13	R: 3 E: 0 K: 1 S: 15	H: 1 LOB: 2 BB: 3 P: 37	R: 5 E: 0 K: 0 S: 17	H: 2 LOB: 1 BB: 4 P: 38	R: 0 E: 0 K: 0 S: 10	H: 1 LOB: 1 BB: 0 P: 16	R: 1 E: 0 K: 0 S: 8	H: 1 LOB: 0 BB: 1 P: 18	R: 0 E: 0 K: 0 S: 7	H: 1 LOB: 1 BB: 0 P: 11	R: 0 E: 0 K: 2 S: 8	H: 0 LOB: 0 BB: 0 P: 12	R: 0 E: 0 K: 1 S: 11	H: 1 LOB: 1 BB: 0 P: 18	R: 0 E: 0 K: 2 S: 7	H: 0 LOB: 0 BB: 0 P: 7	1B: 5 2B: 3 3B: 0 HR: 2	SF: 1 SAC: 1 DP: 3 HBP: 2	WP: 1 PB: 2 SB: 0 CS: 0	PA: 47
<b>PITCHER</b>	IP WLS BF H R ER SO BB IBB HBP BLK WP HR S P ERA WHIP																							
Dan Reichert, R ERA: 20.0	(1, 1) 3.0																							
Brian Barber, R ERA: 7.47	(4, 1) 2.0																							
Matt Whisenant, L ERA: 5.68	(6, 1) 2.0																							
Scott Service, R ERA: 5.66	(8, 1) 3.0	W	10	1	0	0	5	0	0	0	0	0	0	0	26	37	0.00	0.333						

livebaseballscorecards.com



Oakland Athletics @ Kansas City Royals  
Kauffman Stadium, Kansas City, MO

Sun Jul 25 1999, 12:05 PM CDT  
Att. 20,454 - Unknown - 95 F

livebaseballscorecards.com

AB	41
R	13
H	19
RBI	11
BB	8
SO	6
LOB	20



WP	1	PA	50
PB	0		
SB	2		
CS	0		

Batter	1	2	3	4	5	6	7	8	9	10	AB	R	H	RBI	BB	SO	LOB
Johnny Damon, L OBP: 0.382, SLG: 0.500 (1, 7) (6, 8)	G6-3 WP BB	0-0 3-H 2B	4-2 FC4-6 BB			4-2 1B 1B E BB	3-1 G4-6-3 1-2f		4-0 1B IBB		2	2	1	1	4	0	2
Carlos Febles, R OBP: 0.352, SLG: 0.428 (1, 4)	G6-3 1-3	L4-5 3-H	FC4-6 1-2f			1-2 E 29 2B 1B		2-1 29 G6-4-3 1B	1-3 K		6	1	2	0	0	1	9
Carlos Beltrán, S OBP: 0.340, SLG: 0.465 Scott Pose, L OBP: 0.400, SLG: 0.342 (1, 8) (6, 7)	K		G4-3	K		E4 29 2B 1B		P5	1-2 1B		3	0	0	0	0	2	1
29 Mike Sweeney, R OBP: 0.393, SLG: 0.534 (1, 3)	WP BB		1B HR 2B	P6		0-1 S 2B		G6-4-3 1-2f		0-0 HR 1B	5	2	3	2	1	0	1
Jermaine Dye, R OBP: 0.365, SLG: 0.554 (1, 9)	1-2 3-H BB		HR 1B	G5-3		G6-3			3-2 HR 2B	0-0 1-H HR	5	3	3	2	1	0	1
Joe Randa, R OBP: 0.381, SLG: 0.513 (1, 5)	K		1-H 3-H HR			G6-3		G5-3	2-2 HR		5	2	2	5	0	1	3
Jeremy Giambi, L OBP: 0.377, SLG: 0.359 Jed Hansen, R OBP: 0.325, SLG: 0.324 (1, 10) (9, PR)		K	1-2 BB BB 1B			G3		1-2 1B 1B	2-0 SH1-4 1B 1B		5	0	3	0	0	1	0
Tim Spehr, R OBP: 0.333, SLG: 0.429 Steve Scarosone, R OBP: 0.278, SLG: 0.270 Chad Kreuter, S OBP: 0.342, SLG: 0.367 (1, 2) (9, PR) (10, 2)		1B 2B BB	K			F7		F7	0-0 SH1-4 1B 1B		4	1	1	0	1	1	2
Rey Sanchez, R OBP: 0.313, SLG: 0.360 (1, 6)		2B L4-5 1B	1-2 BB BB			F8		1-0 F8 1B	2-1 G4-6-3 1B	1-1 SH1-4	3	0	2	0	1	0	0

Inning Stats	R: 1	H: 0	E: 0	K: 2	S: 16	H: 0	LOB: 2	BB: 3	P: 35	R: 1	H: 2	E: 0	K: 1	S: 12	R: 3	H: 4	E: 0	K: 1	S: 22	R: 0	H: 0	E: 0	K: 1	S: 7	R: 0	H: 0	E: 0	K: 0	S: 7	R: 3	H: 3	E: 1	K: 0	S: 15	R: 0	H: 2	E: 0	K: 0	S: 9	R: 0	H: 1	E: 0	K: 0	S: 6	R: 3	H: 5	E: 0	K: 1	S: 16	R: 2	H: 2	E: 0	K: 0	S: 2	1B: 12	2B: 5	3B: 0	HR: 3	SF: 0	SAC: 1	DP: 3	HBP: 0	WP: 1	PA: 50
--------------	------	------	------	------	-------	------	--------	-------	-------	------	------	------	------	-------	------	------	------	------	-------	------	------	------	------	------	------	------	------	------	------	------	------	------	------	-------	------	------	------	------	------	------	------	------	------	------	------	------	------	------	-------	------	------	------	------	------	--------	-------	-------	-------	-------	--------	-------	--------	-------	--------

PITCHER	IP	WLS	BF	H	R	ER	SO	BB	IBB	HBP	BLK	WP	HR	S	P	ERA	WHIP
Blake Stein, R ERA: 16.88 (1, 1)	2.2		18	6	5	5	4	5	0	0	0	1	1	44	81	16.88	4.125
Tim Kubinski, L ERA: 10.13 (3, 1)	2.2		13	3	3	3	1	2	0	0	0	0	0	30	50	10.12	1.875
Doug Jones, R ERA: 3.31 (6, 1)	2.2	H	9	3	0	0	0	0	0	0	0	0	0	20	30	0.00	1.125
Billy Taylor, R ERA: 3.89 (9, 1)	1.0	B	8	5	3	3	1	0	1	0	0	0	1	16	30	27.00	5.000
Chad Harville, R ERA: 5.23 (10, 1)	0.0	L	2	2	2	2	0	0	0	0	0	0	1	2	2	∞	∞

Batter	1	2	3	4	5	6	7	8	9	AB R H RBI BB SO LOB	TOP											
<b>Brian Hunter, R</b> (1, 7) OBP: 0.312, SLG: 0.363	2-1 G1-4-3		4-0 G4-3 BB		0-1 HR	0-1 F9		2-1 G6-3	2-0 FC5-4	5 1 1 1 1 0 4												
<b>David Bell, R</b> (1, 4) OBP: 0.340, SLG: 0.458	2-2 G5-3		1-1 G4-3		0-0 1B 1B		0-0 G6-3		3-2 HR 1B	5 1 2 0 0 0 1												
<b>Ken Griffey Jr., L</b> (1, 8) OBP: 0.400, SLG: 0.621	3-2 F9		4-2 BB		1-3 K		1-1 3B 2B		2-1 HR	4 2 2 2 1 1 1												
<b>Edgar Martinez, R</b> (1, 10) OBP: 0.435, SLG: 0.524		1-2 F8 2B	0-3 K		1-1 1B		0-3 K		2-1 1B 1B 1B	5 0 3 0 0 2 3												
<b>David Segui, S</b> (1, 3) OBP: 0.352, SLG: 0.452		1-2 P5	2-1 F7		2-0 F9		1-1 3B		1-1 1B 1B 2B 1B	5 1 2 1 0 0 5												
<b>Jay Buhner, R</b> (1, 9) OBP: 0.383, SLG: 0.475		4-1 E BB		1-1 G6-3		3-1 G5-3		3-3 K	2-0 2B E 1B	4 1 1 0 1 1 1												
<b>Dan Wilson, R</b> (1, 2) OBP: 0.333, SLG: 0.401		1-1 F8		0-1 G6-3		2-1 FC6-4 1B 1B		4-1 G1-6-3 BB	0-1 E 2B	4 1 2 1 1 0 2												
<b>John Mabry, L</b> (1, 5) OBP: 0.235, SLG: 0.397		4-0 IBB		1-2 P2		2-2 FC6-4 1B		2-2 G1-6-3	1-1 E3 FC5-4	4 0 1 1 1 0 1												
<b>Rafael Bourrigal, R</b> (1, 6) OBP: 0.349, SLG: 0.482		1-1 P4		2-2 F7		1-2 FC6-4		0-1 2B	0-0 F9	4 0 1 0 0 0 5												
<b>Raul Ibanez, L</b> (9, PH) OBP: 0.338, SLG: 0.382										1 0 0 0 0 0 1												
<b>Inning Stats</b>	R: 0 E: 0 K: 0 S: 8	H: 0 LOB: 0 BB: 0 P: 15	R: 0 E: 1 K: 0 S: 12	H: 1 LOB: 3 BB: 2 P: 24	R: 0 E: 0 K: 1 S: 11	H: 0 LOB: 2 BB: 2 P: 22	R: 0 E: 0 K: 0 S: 7	H: 0 LOB: 0 BB: 0 P: 9	R: 1 E: 0 K: 1 S: 13	H: 3 LOB: 2 BB: 0 P: 19	R: 0 E: 0 K: 0 S: 12	H: 2 LOB: 2 BB: 0 P: 20	R: 1 E: 0 K: 2 S: 13	H: 2 LOB: 1 BB: 0 P: 18	R: 0 E: 0 K: 0 S: 9	H: 1 LOB: 1 BB: 1 P: 17	R: 5 E: 1 K: 0 S: 16	H: 6 LOB: 1 BB: 0 P: 29	1B: 8 2B: 4 3B: 1 HR: 2	SF: 0 SAC: 0 DP: 1 HBP: 0	WP: 0 PB: 0 SB: 0 CS: 0	PA: 46
<b>PITCHER</b>	IP WLS BF H R ER SO BB IBB HBP BLK WP HR S P ERA WHIP																					
<b>Kevin Appier, R</b> (1, 1) ERA: 4.87	7.0 W 33 8 2 2 4 3 1 0 0 0 1 76 127 2.57 1.571																					
<b>Ken Ray, R</b> (8, 1) ERA: 8.31	1.1 10 7 5 4 0 1 0 0 0 0 1 21 39 27.00 6.000																					
<b>Scott Service, R</b> (9, 1) ERA: 5.59	0.2 S 3 0 0 0 0 0 0 0 0 0 0 4 7 0.00 0.000																					

**Seattle Mariners @ Kansas City Royals**  
**Kauffman Stadium, Kansas City, MO**  
 Tue Jul 27 1999, 7:05 PM CDT  
 Att. 18,232 - Cloudy - 98 F

AB	41
R	7
H	15
RBI	6
BB	5
SO	4
LOB	24



Batter	1	2	3	4	5	6	7	8	9	AB	R	H	RBI	BB	SO	LOB
<b>Johnny Damon, L</b> (1, 7) OBP: 0.382, SLG: 0.498	1-2 HBP		1-2 G4-3	2-1 1B	0-0 P6		0-1 P7			4	0	1	1	0	0	3
<b>Carlos Febles, R</b> (1, 4) OBP: 0.350, SLG: 0.424	1-0 F9		2-0 G4-3	0-0 F8		1-3 K		0-2 HR 1B		5	1	1	0	0	1	3
<b>Carlos Beltrán, S</b> (1, 8) OBP: 0.341, SLG: 0.471	3-1 F8			1-1 G6-3	3-1 G6-3	0-0 F9 29 S 1B		0-0 HR 1B		5	1	2	2	0	0	1
<b>29 Mike Sweeney, R</b> (1, 3) OBP: 0.395, SLG: 0.536	0-1 SAFE G4-3			0-0 G6-3 WP 2B	2-2 3B 1B	4-0 BB		3-1 G6-3		4	2	2	0	1	0	1
<b>Jermaine Dye, R</b> (1, 9) OBP: 0.365, SLG: 0.560		1-2 G5-3		1-1 G6-3	0-0 1B 3B	3-1 F9		1-2 2B		5	1	2	1	0	0	3
<b>Scott Pose, L</b> (8, PR) OBP: 0.400, SLG: 0.342				2-3	1-H					0	0	0	0	0	0	0
<b>Joe Randa, R</b> (1, 5) OBP: 0.381, SLG: 0.512		3-1 1B		3-1 1B 1B	1-0 G3	0-0 FC5-6-4		1-0 P2		5	1	2	0	0	0	4
<b>Jed Hansen, R</b> (9, 5) OBP: 0.325, SLG: 0.324				3-H	1-2	1-2f				0	0	0	0	0	0	0
<b>Chad Kreuter, S</b> (1, 2) OBP: 0.343, SLG: 0.365		1-2 SAFE L8		1-2 1B 1B	4-0 1B E BB		1-1 P5	0-0 F8		4	2	1	0	1	0	2
<b>Jeremy Giambi, L</b> (1, 10) OBP: 0.386, SLG: 0.366		0-3 K		2-0 1B 1B	3-2 E8 1B 1B		4-0 BB			3	1	2	2	1	1	1
<b>Rey Sanchez, R</b> (1, 6) OBP: 0.316, SLG: 0.361				1-3 2-H	1-H 3-H											
<b>Ray Holbert, R</b> (9, 6)			2-1 G6-3	0-0 1B	2-0 1B		2-0 F8			4	0	2	1	0	0	1
				1-2 3-H						0	0	0	0	0	0	0

Inning Stats	R: 0	H: 0	E: 0	K: 0	S: 7	R: 0	H: 1	E: 0	K: 1	S: 11	R: 0	H: 0	E: 0	K: 0	S: 6	R: 4	H: 6	E: 0	K: 0	S: 15	R: 3	H: 4	E: 1	K: 0	S: 12	R: 0	H: 1	E: 0	K: 1	S: 7	R: 0	H: 0	E: 0	K: 0	S: 5	R: 2	H: 3	E: 0	K: 0	S: 11	1B: 11	SF: 0	2B: 2	SAC: 0	3B: 1	DP: 0	HR: 1	HBP: 1	WP: 1	PA: 43
<b>Jeff Fassero, L</b> (1, 1) ERA: 7.06	IP	WLS	BF	H	R	ER	SO	BB	IBB	HBP	BLK	WP	HR	S	P	ERA	WHIP																																	
<b>28 Ken Cloude, R</b> (5, 1) ERA: 7.84	3.0	L	18	6	3	3	1	3	0	0	0	0	1	27	56	9.00	3.000																																	
<b>Ryan Franklin, R</b> (8, 1) ERA: 4.76	0.2		2	0	0	0	0	0	0	0	0	0	0	2	3	0.00	0.000																																	

**BOTTOM**

**Seattle Mariners @ Kansas City Royals**  
**Kauffman Stadium, Kansas City, MO**  
 Tue Jul 27 1999, 7:05 PM CDT  
 Att. 18,232 - Cloudy - 98 F

livebaseballscorecards.com

<b>AB</b>	<b>39</b>
<b>R</b>	<b>9</b>
<b>H</b>	<b>15</b>
<b>RBI</b>	<b>7</b>
<b>BB</b>	<b>3</b>
<b>SO</b>	<b>2</b>
<b>LOB</b>	<b>19</b>



Batter	1	2	3	4	5	6	7	8	9	AB R H RBI BB SO LOB	TOP											
<b>Brian Hunter, R</b> (1, 7) OBP: 0.308, SLG: 0.358	0-1 G4-3	0-1 F8		0-0 P6			2-2 G6-3		0-3 K	5 0 0 0 0 1 2												
<b>Alex Rodriguez, R</b> (1, 6) OBP: 0.389, SLG: 0.635	4-2 1B BB	4-1 CS BB			2-3 K		0-3 K		1-2 F8	3 0 0 0 2 2 1												
<b>Ken Griffey Jr., L</b> (1, 8) OBP: 0.399, SLG: 0.617	0-0 1-3 1B BB	0-2 1-2 CS	3-0 F7		1-3 K		1-1 P4			4 0 1 0 0 1 0												
<b>Edgar Martinez, R</b> (1, 10) OBP: 0.433, SLG: 0.519	4-1 1-2 BB		2-1 F7		2-2 G5-3			1-0 F8		3 0 0 0 1 0 0												
<b>Jay Buhner, R</b> (1, 9) OBP: 0.392, SLG: 0.504	2-3 K		3-2 HR			4-0 1B BB		0-1 L9-6 1B		3 1 2 1 1 1 3												
<b>Russ Davis, R</b> (1, 5) OBP: 0.286, SLG: 0.450	3-2 G6-3		1-2 G3			1-3 K		2-0 1-2 1B		4 0 1 0 0 1 4												
<b>David Bell, R</b> (1, 4) OBP: 0.344, SLG: 0.460		4-2 HR BB		0-2 G5-3 1B		2-1 1-2 FC6-4 1B		2-2 L9-6		3 1 2 0 1 0 2												
<b>Raul Ibanez, L</b> (1, 3) OBP: 0.333, SLG: 0.413		0-2 1-H HR		2-3 K		3-2 P5		2-3 K		4 1 1 2 0 2 3												
<b>Dan Wilson, R</b> (1, 2) OBP: 0.332, SLG: 0.399		0-3 K		0-0 1-2 G5-3		2-2 1-2f FC6-4		2-1 1B		4 0 1 0 0 1 3												
<b>Inning Stats</b>	R: 0 E: 0 K: 1 S: 12	H: 1 LOB: 3 BB: 2 P: 25	R: 2 E: 0 K: 1 S: 14	H: 1 LOB: 0 BB: 2 P: 22	R: 1 E: 0 K: 0 S: 10	H: 1 LOB: 0 BB: 0 P: 19	R: 0 E: 0 K: 1 S: 10	H: 1 LOB: 1 BB: 0 P: 12	R: 0 E: 0 K: 2 S: 10	H: 0 LOB: 0 BB: 0 P: 15	R: 0 E: 0 K: 1 S: 14	H: 1 LOB: 2 BB: 1 P: 26	R: 0 E: 0 K: 1 S: 12	H: 0 LOB: 0 BB: 0 P: 15	R: 0 E: 0 K: 0 S: 7	H: 2 LOB: 1 BB: 0 P: 12	R: 0 E: 0 K: 2 S: 12	H: 1 LOB: 1 BB: 0 P: 17	1B: 6 2B: 1 3B: 0 HR: 2	SF: 0 SAC: 0 DP: 1 HBP: 0	WP: 0 PB: 0 SB: 0 CS: 1	PA: 39
<b>PITCHER</b>	IP WLS BF H R ER SO BB IBB HBP BLK WP HR S P ERA WHIP																					
<b>50 José Rosado, L</b> (1, 1) ERA: 3.69	7.0 W 30 5 3 3 7 5 0 0 0 0 0 2 82 134 3.86 1.429																					
<b>Brian Barber, R</b> (8, 1) ERA: 7.02	1.0 H 4 2 0 0 0 0 0 0 0 0 0 0 7 12 0.00 2.000																					
<b>Scott Service, R</b> (9, 1) ERA: 5.49	1.0 S 4 1 0 0 2 0 0 0 0 0 0 0 0 12 17 0.00 1.000																					

**Seattle Mariners @ Kansas City Royals**  
**Kauffman Stadium, Kansas City, MO**  
 Wed Jul 28 1999, 7:05 PM CDT  
 Att. 17,476 - Unknown - 100 F

AB	33
R	3
H	8
RBI	3
BB	5
SO	9
LOB	18





Batter	1	2	3	4	5	6	7	8	9
<b>Johnny Damon, L</b> OBP: 0.381, SLG: 0.494 (1, 7)	1-0 P4		2-2 L8				1-2 L3		
<b>Carlos Febles, R</b> OBP: 0.351, SLG: 0.424 (1, 4)	3-1 G1-6-3 1B			2-1 G6-3			4-2 S HR BB		
<b>Carlos Beltrán, S</b> OBP: 0.342, SLG: 0.478 (1, 8)	0-0 G1-6-3 1-2f			1-2 1B 2B 1B			1-1 1-H HR		
<b>29 Mike Sweeney, R</b> OBP: 0.394, SLG: 0.536 <b>Jed Hansen, R</b> OBP: 0.325, SLG: 0.324 (1, 3) (9, 3)		3-1 G5-3		3-2 G5-3			2-0 2B		1-1 G6-3
<b>Jermaine Dye, R</b> OBP: 0.364, SLG: 0.556 (1, 9)		3-2 G5-3		1-0 2B E 1B			3-3 K		1-1 G6-3
<b>Joe Randa, R</b> OBP: 0.382, SLG: 0.514 (1, 5)		2-3 K		1-0 E4 1-H 3-H 2B			3-2 F9		0-0 WP 1B
<b>Jeremy Giambi, L</b> OBP: 0.377, SLG: 0.355 (1, 10)			2-1 F8		1-3 K		2-2 F8		2-0 G6-3
<b>Chad Kreuter, S</b> OBP: 0.343, SLG: 0.377 (1, 2)			2-2 G4-1				3-1 L7		
<b>Rey Sanchez, R</b> OBP: 0.316, SLG: 0.361 (1, 6)			2-1 1B				0-3 K		1-1 G6-3

Inning Stats	R: 0	H: 1	E: 0	LOB: 0	K: 0	S: 4	P: 8	R: 0	H: 0	E: 0	LOB: 0	K: 1	S: 8	R: 0	H: 1	E: 0	LOB: 1	K: 0	S: 10	R: 2	H: 3	E: 1	LOB: 1	K: 1	S: 15	R: 3	H: 3	E: 0	LOB: 1	K: 2	S: 19	R: 0	H: 0	E: 0	LOB: 0	K: 0	S: 8	R: 0	H: 0	E: 0	LOB: 1	K: 1	S: 8	R: 0	H: 1	E: 0	LOB: 1	K: 0	S: 6
--------------	------	------	------	--------	------	------	------	------	------	------	--------	------	------	------	------	------	--------	------	-------	------	------	------	--------	------	-------	------	------	------	--------	------	-------	------	------	------	--------	------	------	------	------	------	--------	------	------	------	------	------	--------	------	------

PITCHER	IP	WLS	BF	H	R	ER	SO	BB	IBB	HBP	BLK	WP	HR	S	P	ERA	WHIP
<b>Freddy Garcia, R</b> ERA: 4.96 (1, 1)	5.0	L	23	8	5	4	4	1	0	0	0	1	2	56	99	7.20	1.800
<b>Frankie Rodriguez, R</b> ERA: 6.56 (6, 1)	2.0		7	0	0	0	1	1	0	0	0	0	0	16	32	0.00	0.500
<b>Jose Paniagua, R</b> ERA: 3.86 (8, 1)	1.0		4	1	0	0	0	0	0	0	0	1	0	6	10	0.00	1.000

**BOTTOM**


AB	R	H	RBI	BB	SO	LOB
3	0	0	0	1	0	1
3	1	1	0	1	1	1
4	2	2	2	0	0	2
4	0	1	0	0	0	1
0	0	0	0	0	0	0
4	1	1	0	0	1	1
4	0	2	1	0	1	0
4	0	0	0	0	1	2
3	1	1	1	0	0	0
3	0	1	0	0	1	0

**AB 32**  
**R 5**  
**H 9**  
**RBI 4**  
**BB 2**  
**SO 5**  
**LOB 8**

**WP: 2** **PA: 34**  
**PB: 0**  
**SB: 2**  
**CS: 0**

**Seattle Mariners @ Kansas City Royals**  
**Kauffman Stadium, Kansas City, MO**

Wed Jul 28 1999, 7:05 PM CDT  
Att. 17,476 - Unknown - 100 F



PITCHER	IP	WLS	BF	H	R	ER	SO	BB	IBB	HBP	BLK	WP	HR	S	P	ERA	WHIP
---------	----	-----	----	---	---	----	----	----	-----	-----	-----	----	----	---	---	-----	------

# Seattle Mariners @ Kansas City Royals

## Kauffman Stadium, Kansas City, MO

Thu Jul 29 1999, 1:05 PM CDT  
Att. 20,147 - Sunny - 98 F

[livebaseballscorecards.com](http://livebaseballscorecards.com)



WP: 0 PA: 46  
PB: 0  
SB: 3  
CS: 0

AB R H RBI BB SO LOB

6 1 3 1 0 0 0

4 0 1 0 1 1 3

3 1 1 0 2 0 3

5 1 2 3 0 2 5

5 0 1 0 0 2 3

3 1 0 0 2 0 2

4 1 1 0 0 1 2

0 0 0 0 0 0 0

1 1 1 1 0 0 0

0 0 0 0 0 0 0

5 1 3 0 0 1 1

5 1 2 3 0 2 3

1B: 10 SF: 0  
2B: 2 SAC: 0  
3B: 0 DP: 1  
HR: 3 HBP: 0

Batter	1	2	3	4	5	6	7	8	9										
<b>Brian Hunter, R</b> OBP: 0.311, SLG: 0.360 (1, 8) (8, 7)	1-0 G1-3	0-0 B2		1-0 BB 1-2 3-H 1B		1-1 S 2B 1B	1-0 BB 1-2 1B		3-1 P4										
<b>David Bell, R</b> OBP: 0.344, SLG: 0.458 (1, 4) (8, 7)	2-2 1B 1B		0-0 P5	1-0 F9		2-3 K 1-2	4-2 BB												
<b>Ken Griffey Jr., L</b> OBP: 0.401, SLG: 0.615 (1, 10) (8, 8)	1-2 1B		1-1 F8	4-0 FC6-4 BB		4-0 S 2B IBB	0-2 G3-1												
<b>Alex Rodriguez, R</b> OBP: 0.390, SLG: 0.646 (1, 6)	1-3 K		0-0 HR	2-1 FC6-4		1-2 1-H 2-H 2B		1-3 K											
<b>Raul Ibanez, L</b> OBP: 0.326, SLG: 0.400 (1, 9)	2-0 G4-3		0-3 K		0-3 K	0-2 L9		2-2 G6-4-3 1B											
<b>Tom Lampkin, L</b> OBP: 0.358, SLG: 0.536 (1, 2)				4-0 2B 1B BB	4-1 1B BB	1-1 F7		3-2 G6-4-3 1-2f											
<b>Ozzie Timmons, R</b> OBP: 0.273, SLG: 0.500 <b>Paul Abbott, R</b> (8, 1) <b>Edgar Martinez, R</b> OBP: 0.434, SLG: 0.530 <b>Jose Mesa, R</b> (9, 1)		0-1 G1-3 HR 1B		2-2 F7	0-3 K		1-0 G4-3	0-0 HR											
<b>John Mabry, L</b> OBP: 0.302, SLG: 0.406 (1, 3)		1-0 G1-3		1-0 1B 2B	3-2 K 1B		0-0 BB 1B 1B	0-3 K											
<b>Russ Davis, R</b> OBP: 0.288, SLG: 0.459 (1, 5)		2-0 HR		0-0 BB 1B 2-3 3-H	1-3 K		2-3 SAFE SAFE K	0-0 P4											
<b>Inning Stats</b>	R: 0 E: 0 K: 1 S: 11	H: 2 LOB: 2 BB: 0 P: 18	R: 2 E: 0 K: 0 S: 10	H: 2 LOB: 0 BB: 0 P: 14	R: 1 E: 0 K: 1 S: 7	H: 1 LOB: 0 BB: 0 P: 8	R: 2 E: 0 K: 0 S: 10	H: 3 LOB: 3 BB: 2 P: 25	R: 0 E: 0 K: 3 S: 17	H: 1 LOB: 2 BB: 1 P: 25	R: 2 E: 0 K: 1 S: 15	H: 2 LOB: 1 BB: 1 P: 24	R: 0 E: 0 K: 1 S: 15	H: 2 LOB: 3 BB: 1 P: 23	R: 0 E: 0 K: 1 S: 10	H: 1 LOB: 0 BB: 0 P: 16	R: 1 E: 0 K: 1 S: 7	H: 1 LOB: 0 BB: 0 P: 10	
<b>PITCHER</b>	IP WLS BF H R ER SO BB IBB HBP BLK WP HR S P ERA WHIP																		
<b>Jeff Suppan, R</b> ERA: 4.12 <b>Alvin Morman, L</b> ERA: 3.48 <b>Matt Whisenant, L</b> ERA: 5.51 <b>Glendon Rusch, L</b> ERA: 9.0	(1, 1) 5.1 L 31 11 7 7 6 3 1 0 0 0 2 65 108 11.81 2.625	(6, 1) 1.2 8 2 0 0 1 1 0 0 0 0 0 20 29 0.00 1.800	(8, 1) 1.0 3 1 0 0 1 0 0 0 0 0 0 10 16 0.00 1.000	(9, 1) 1.0 4 1 1 1 1 0 0 0 0 0 1 7 10 9.00 1.000															

AB 41  
R 8  
H 15  
RBI 8  
BB 5  
SO 9  
LOB 22

Batter	1	2	3	4	5	6	7	8	9	AB	R	H	RBI	BB	SO	LOB
Johnny Damon, L (1, 7) OBP: 0.382, SLG: 0.494	2-3 K		2-0 G4-3 1B		3-1 G6-4-3 1B			0-3 K		4	0	2	0	0	2	0
Carlos Febles, R (1, 4) OBP: 0.350, SLG: 0.427	1-1 G6-3		2-1 G4-3 1-2f		2-2 G6-4-3 1-2f			1-2 3B		4	0	1	0	0	0	2
Carlos Beltrán, S (1, 8) OBP: 0.339, SLG: 0.474	2-3 K		0-0 G6-3					1-0 L9		4	0	0	0	0	1	1
29 Mike Sweeney, R (1, 3) OBP: 0.397, SLG: 0.544		4-1 1B 2B BB		2-2 HR				3-1 G4-3		2	2	1	1	2	0	0
Jermaine Dye, R (1, 9) OBP: 0.363, SLG: 0.561		0-0 F8		1-1 HR				3-2 P7		4	1	1	1	0	0	2
Joe Randa, R (1, 5) OBP: 0.381, SLG: 0.511		2-0 2B 1B		0-0 G6-3				0-1 F9		4	1	1	0	0	0	1
Jeremy Giambi, L (1, 10) OBP: 0.380, SLG: 0.366		2-2 L5-4 1-H 2-H 2B		3-2 G4-3				2-3 K		4	0	2	2	0	1	0
Tim Spehr, R (1, 2) OBP: 0.333, SLG: 0.420 Scott Pose, L (9, PH) OBP: 0.396, SLG: 0.338		4-0 BB		0-0 G1-3				3-2 F8		2	0	0	0	1	0	0
Rey Sanchez, R (1, 6) OBP: 0.313, SLG: 0.358		1-2 L5-4 2-3						0-1 G6-3		1	0	0	0	0	0	2

Inning Stats	R: 0	H: 0	E: 0	K: 2	S: 8	LOB: 0	BB: 0	P: 13	R: 2	H: 2	E: 0	K: 0	S: 12	LOB: 1	BB: 2	P: 25	R: 0	H: 1	E: 0	K: 0	S: 4	LOB: 0	BB: 0	P: 8	R: 2	H: 2	E: 0	K: 0	S: 10	LOB: 0	BB: 0	P: 16	R: 0	H: 0	E: 0	K: 0	S: 8	LOB: 0	BB: 0	P: 17	R: 0	H: 0	E: 0	K: 1	S: 9	LOB: 0	BB: 0	P: 14	R: 0	H: 1	E: 0	K: 1	S: 12	LOB: 1	BB: 0	P: 16	R: 0	H: 1	E: 0	K: 0	S: 10	LOB: 2	BB: 1	P: 22	1B: 4	SF: 0	2B: 2	SAC: 0	3B: 1	DP: 3	HR: 2	HBP: 0	WP: 1	PA: 35
--------------	------	------	------	------	------	--------	-------	-------	------	------	------	------	-------	--------	-------	-------	------	------	------	------	------	--------	-------	------	------	------	------	------	-------	--------	-------	-------	------	------	------	------	------	--------	-------	-------	------	------	------	------	------	--------	-------	-------	------	------	------	------	-------	--------	-------	-------	------	------	------	------	-------	--------	-------	-------	-------	-------	-------	--------	-------	-------	-------	--------	-------	--------

PITCHER	IP	WLS	BF	H	R	ER	SO	BB	IBB	HBP	BLK	WP	HR	S	P	ERA	WHIP
John Halama, L (1, 1) ERA: 3.65	5.0	W	20	6	4	4	2	2	0	0	0	0	0	42	75	7.20	1.600
Paul Abbott, R (6, 1) ERA: 3.38	3.0	H	10	1	0	0	2	0	0	0	0	0	0	29	47	0.00	0.333
Paul Abbott, R (8, 1) ERA: 3.38	3.0	H	10	1	0	0	2	0	0	0	0	0	0	29	47	0.00	0.333
Jose Mesa, R (9, 1) ERA: 6.48	1.0		5	1	0	0	0	1	0	0	0	1	0	10	22	0.00	2.000

BOTTOM

Seattle Mariners @ Kansas City Royals  
Kauffman Stadium, Kansas City, MO

Thu Jul 29 1999, 1:05 PM CDT  
Att. 20,147 - Sunny - 98 F

livebaseballscorecards.com

AB	32
R	4
H	8
RBI	4
BB	3
SO	4
LOB	10



Batter	1	2	3	4	5	6	7	8	9	AB R H RBI BB SO LOB	TOP	
<b>Johnny Damon, L</b> (1, 7) <small>OBP: 0.383, SLG: 0.493</small>	1-1 		4-0 		1 SAFE 1 SAFE 0-2 			1-1 		3 0 1 0 1 0 1	<b>Kansas City Royals @ Texas Rangers</b> The Ballpark at Arlington, Arlington, TX Fri Jul 30 1999, 8:35 PM EDT Att. 39,611 - Unknown - 96 F	
<b>Carlos Febles, R</b> (1, 4) <small>OBP: 0.347, SLG: 0.422</small>	2-2 		1-3 		0-1 		2-2 		4 0 0 0 0 1 4			
<b>Carlos Beltrán, S</b> (1, 8) <small>OBP: 0.336, SLG: 0.469</small>	1-1 		2-3 		0-0 		1-3 		4 0 0 0 0 2 2			
<b>29 Mike Sweeney, R</b> (1, 3) <small>OBP: 0.398, SLG: 0.560</small>		3-2 		1-2 		2-2 		0-0 	4 2 2 2 0 0 0			
<b>Jermaine Dye, R</b> (1, 9) <small>OBP: 0.362, SLG: 0.558</small>		0-1 		1-1 		0-0 		2-2 	4 0 1 0 0 1 0			
<b>Joe Randa, R</b> (1, 5) <small>OBP: 0.384, SLG: 0.516</small>		2-0 		2-1 		2-2 		2-1 	4 0 3 0 0 0 0			
<b>Jeremy Giambi, L</b> (1, 10) <small>OBP: 0.376, SLG: 0.359</small>		1-1 		1-2 		0-3 		4-2 	3 0 0 0 1 1 3			
<b>Chad Kreuter, S</b> (1, 2) <small>OBP: 0.341, SLG: 0.375</small>		3-2 		2-2 		1-2 		0-2 	4 0 1 0 0 0 5			
<b>Rey Sanchez, R</b> (1, 6) <small>OBP: 0.313, SLG: 0.358</small>			1-1 		0-0 		0-0 		3 0 1 0 0 0 2			
<b>Inning Stats</b>	R: 0 E: 0 K: 0 S: 9 H: 0 LOB: 0 BB: 0 P: 13	R: 1 E: 0 K: 0 S: 8 H: 1 LOB: 0 BB: 0 P: 14	R: 0 E: 0 K: 2 S: 14 H: 1 LOB: 2 BB: 1 P: 25	R: 1 E: 0 K: 0 S: 19 H: 3 LOB: 1 BB: 0 P: 26	R: 0 E: 0 K: 0 S: 6 H: 1 LOB: 0 BB: 0 P: 6	R: 0 E: 0 K: 0 S: 5 H: 0 LOB: 0 BB: 0 P: 7	R: 0 E: 0 K: 1 S: 11 H: 1 LOB: 1 BB: 0 P: 14	R: 0 E: 0 K: 1 S: 12 H: 1 LOB: 0 BB: 0 P: 16	R: 0 E: 0 K: 1 S: 11 H: 1 LOB: 2 BB: 1 P: 19	1B: 6 2B: 2 3B: 0 HR: 2 SF: 0 SAC: 0 DP: 3 HBP: 0	WP: 0 PB: 0 SB: 0 CS: 0 PA: 35	
<b>PITCHER</b>	IP WLS BF H R ER SO BB IBB HBP BLK WP HR S P ERA WHIP											IP WLS BF H R ER SO BB IBB HBP BLK WP HR S P ERA WHIP
<b>Esteban Loaiza, R</b> (1, 1) <small>ERA: 6.45</small>	6.0 W 23 6 2 2 2 1 0 0 0 0 0 2 61 91 3.00 1.167											
<b>Tim Crabtree, R</b> (7, 1) <small>ERA: 3.52</small>	2.0 7 2 0 0 2 0 0 0 0 0 0 0 23 30 0.00 1.000											
<b>Danny Patterson, R</b> (9, 1) <small>ERA: 4.79</small>	1.0 5 1 0 0 1 1 0 0 0 0 0 0 11 19 0.00 2.000											

livebaseballscorecards.com

AB	33
R	2
H	9
RBI	2
BB	2
SO	5
LOB	17



Batter	1	2	3	4	5	6	7	8	9
<b>Mark McLemore, S</b> OBP: 0.371, SLG: 0.371	4-0 G3 BB BB		1-0 G5-4-3 1B		2-2 29 1B 1B	2-1 P2 BB	4-2 29 G3 1B BB		
<b>Ivan Rodriguez, R</b> OBP: 0.341, SLG: 0.511	0-0 L6		2-2 G5-4-3 1-2f		1 SAFE 2-2 29 1B 1B	1-0 E8 BB 1B	0-0 29 G3 1B		
<b>29 Rusty Greer, L</b> OBP: 0.394, SLG: 0.443	4-2 G3 BB 1-2		4-1 BB		1-0 1B SF9 1B	2-2 BB 1B HBP	0-0 G3		
<b>Rafael Palmeiro, L</b> OBP: 0.433, SLG: 0.597	1-2 G3 1-2 2-3		2-3 K		1-1 1B 1-3 2-H	4-2 1B BB	1-0 F8		
<b>Todd Zeile, R</b> OBP: 0.388, SLG: 0.508	2-3 K			3-2 G6-3	2-0 SF9	3-2 1B	3-1 BB 1B		
<b>Lee Stevens, L</b> OBP: 0.355, SLG: 0.494		1-1 P6		2-2 P5	0-0 G5-3	0-0 P3	1-3 K		
<b>Roberto Kelly, R</b> OBP: 0.383, SLG: 0.456		2-1 F9		0-0 1B		0-0 1B 1B	4-2 BB 1B 1B HBP		
<b>Ruben Mateo, R</b> OBP: 0.255, SLG: 0.447		2-2 1B		1-0 G3		0-1 P3	1-2 F8	0-3 K	
<b>Royce Clayton, R</b> OBP: 0.305, SLG: 0.375		0-3 K			0-0 G4-3	1-0 1B 1B E	0-1 BB 1B 1B	3-1 G3-1	

AB	R	H	RBI	BB	SO	LOB
3	1	2	0	2	0	2
5	2	3	3	0	0	2
2	2	1	1	2	0	2
4	0	1	1	1	1	5
4	0	2	3	0	1	2
5	0	0	0	0	1	4
3	2	2	0	1	0	0
5	0	1	0	0	1	5
5	2	2	0	0	1	3

**Kansas City Royals @ Texas Rangers**  
The Ballpark at Arlington, Arlington, TX

Fri Jul 30 1999, 8:35 PM EDT  
Att: 39,611 - Unknown - 96 F

AB	36
R	9
H	14
RBI	8
BB	6
SO	5
LOB	25



1B: 14	SF: 1	WP: 0	PA: 45
2B: 0	SAC: 0	PB: 0	
3B: 0	DP: 1	SB: 0	
HR: 0	HBP: 2	CS: 0	

Inning Stats										Pitcher																					
R	H	E	K	S	R	H	E	K	S	R	H	E	K	S	IP	WLS	BF	H	R	ER	SO	BB	IBB	HBP	BLK	WP	HR	S	P	ERA	WHIP
0	0	0	9	27	0	5	0	5	13	3	5	0	5	13	5.1	L	27	9	5	5	3	3	0	0	0	0	0	58	98	8.44	2.250
0	0	0	1	2	0	2	0	1	17	0.2	6	2	2	0	0.2		6	2	2	0	1	0	0	0	0	0	14	26	27.00	4.500	
0	0	0	1	2	0	2	0	1	19	0.2	6	2	2	0	0.2		6	2	2	0	1	0	1	0	0	0	11	19	27.00	4.500	
0	0	0	1	2	0	0	0	2	25	1.1	6	1	0	2	1.1		6	1	0	0	2	1	0	0	0	0	13	25	0.00	1.500	

Batter	1	2	3	4	5	6	7	8	9	AB	R	H	RBI	BB	SO	LOB	TOP								
<b>Johnny Damon, L</b> (1, 8) <small>OBP: 0.387, SLG: 0.496</small>										5	2	3	1	1	0	2									
<b>Carlos Febles, R</b> (1, 4) <small>OBP: 0.353, SLG: 0.425</small> <b>Jed Hansen, R</b> (7, 4) <small>OBP: 0.317, SLG: 0.314</small>										3	2	2	2	1	0	0									
<b>Carlos Beltrán, S</b> (1, 10) <small>OBP: 0.338, SLG: 0.470</small>										4	1	2	2	1	1	6									
<b>29 Mike Sweeney, R</b> (1, 3) <small>OBP: 0.400, SLG: 0.564</small>										5	2	2	0	1	1	6									
<b>Jermaine Dye, R</b> (1, 9) <small>OBP: 0.362, SLG: 0.557</small>										6	0	2	5	0	1	2									
<b>Joe Randa, R</b> (1, 5) <small>OBP: 0.381, SLG: 0.514</small>										6	1	1	0	0	2	4									
<b>Chad Kreuter, S</b> (1, 2) <small>OBP: 0.345, SLG: 0.375</small>										5	1	2	1	1	1	2									
<b>Scott Pose, L</b> (1, 7) <small>OBP: 0.417, SLG: 0.358</small>										4	2	3	0	1	0	2									
<b>Rey Sanchez, R</b> (1, 6) <small>OBP: 0.315, SLG: 0.362</small> <b>Ray Holbert, R</b> (8, PH) <small>(8, 6)</small>										4	1	2	1	0	0	2									
										1	0	0	0	0	1	2									
<b>Inning Stats</b>	R: 0 E: 1 K: 0 S: 5	H: 0 LOB: 1 BB: 1 P: 11	R: 0 E: 0 K: 0 S: 5	H: 0 LOB: 0 BB: 0 P: 6	R: 1 E: 0 K: 1 S: 21	H: 3 LOB: 2 BB: 1 P: 35	R: 2 E: 0 K: 0 S: 16	H: 3 LOB: 3 BB: 2 P: 37	R: 1 E: 0 K: 1 S: 9	H: 1 LOB: 0 BB: 0 P: 15	R: 5 E: 0 K: 0 S: 15	H: 5 LOB: 2 BB: 2 P: 30	R: 3 E: 0 K: 1 S: 14	H: 3 LOB: 1 BB: 0 P: 21	R: 0 E: 0 K: 2 S: 9	H: 2 LOB: 2 BB: 0 P: 14	R: 0 E: 0 K: 3 S: 13	H: 2 LOB: 2 BB: 0 P: 18	1B: 14 2B: 4 3B: 1 HR: 0	SF: 1 SAC: 0 DP: 1 HBP: 1	WP: 1 PB: 0 SB: 2 CS: 1	PA: 52			
<b>PITCHER</b>	IP	WLS	BF	H	R	ER	SO	BB	IBB	HBP	BLK	WP	HR	S	P	ERA	WHIP								
<b>Rick Helling, R</b> (1, 1) <small>ERA: 4.36</small>	5.0		25	7	4	3	2	4	0	0	0	1	0	56	104	5.40	2.200								
<b>Mike Munoz, L</b> (6, 1) <small>ERA: 4.06</small>	0.0	L	3	3	3	3	0	0	0	0	0	0	0	4	7	∞	∞								
<b>Jonathan Johnson, R</b> (6, 1) <small>ERA: 15.0</small>	3.0		21	9	5	5	3	2	0	1	0	0	0	38	62	15.00	3.667								
<b>Tim Crabtree, R</b> (9, 1) <small>ERA: 3.43</small>	1.0		3	0	0	0	3	0	0	0	0	0	0	9	14	0.00	0.000								

**Kansas City Royals @ Texas Rangers**  
 The Ballpark at Arlington, Arlington, TX  
 Sat Jul 31 1999, 8:35 PM EDT  
 Att: 46,549 - Cloudy - 101 F

livebaseballscorecards.com

<b>AB</b>	44
<b>R</b>	12
<b>H</b>	19
<b>RBI</b>	12
<b>BB</b>	6
<b>SO</b>	8
<b>LOB</b>	30





Batter	1	2	3	4	5	6	7	8	9	AB R H RBI BB SO LOB	TOP
<b>Johnny Damon, L</b> (1, 7) OBP: 0.387, SLG: 0.495	0-3 		0-0 G3 2-3 3-H 2-1		3-2 HR 1B		0-0 F7		1-1 2-3 1B	5 1 2 1 0 1 1	
<b>Carlos Febles, R</b> (1, 4) OBP: 0.348, SLG: 0.419	3-2 F8		G6-3		3-3 		1-3 		1-1 G5-3	5 0 0 0 0 2 5	
<b>Carlos Beltrán, S</b> (1, 8) OBP: 0.340, SLG: 0.479	1-3 			3-2 G6-4-3 2B	1-1 HR		0-1 G3			4 1 2 3 0 1 0	
<b>29 Mike Sweeney, R</b> (1, 3) OBP: 0.401, SLG: 0.562		0-0 1B		1-0 HBP	0-0 P4			3-2 G5-3		3 0 1 0 0 0 0	
<b>Jermaine Dye, R</b> (1, 9) OBP: 0.358, SLG: 0.551		1-3 		0-0 G6-4-3		0-1 G1-3		3-3 		4 0 0 0 0 2 3	
<b>Joe Randa, R</b> (1, 5) OBP: 0.378, SLG: 0.509		2-3 1-2		1-1 G4-3		2-2 G1-3		1-0 F7		4 0 0 0 0 1 2	
<b>Scott Pose, L</b> (1, 10) OBP: 0.410, SLG: 0.353			1-1 G5-3		0-1 G1-3	1-2 BB 1B		0-0 F8		4 0 1 0 0 0 0	
<b>Tim Spehr, R</b> (1, 2) OBP: 0.350, SLG: 0.436 <b>Jeremy Giambi, L</b> (9, PH) OBP: 0.380, SLG: 0.363			4-2 2B G3 HBP		0-1 1B 2B	4-2 FC6-4 BB		1-0 FC3-6 1B		1 2 1 0 1 0 0 1 0 1 0 0 0 0	
<b>Rey Sanchez, R</b> (1, 6) OBP: 0.318, SLG: 0.368 <b>Chad Kreuter, S</b> (9, PH) OBP: 0.344, SLG: 0.374			1-2 G3 2B		1-2 1B 1B	1-2 FC6-4		1-1 FC3-6 1B		3 1 2 1 0 0 2 1 0 0 0 0 0 1	
<b>Inning Stats</b>	R: 0 H: 0 E: 0 LOB: 0 K: 2 BB: 0 S: 9 P: 13	R: 0 H: 1 E: 0 LOB: 0 K: 2 BB: 0 S: 7 P: 10	R: 1 H: 1 E: 0 LOB: 1 K: 0 BB: 0 S: 11 P: 19	R: 0 H: 1 E: 0 LOB: 1 K: 0 BB: 0 S: 6 P: 11	R: 4 H: 4 E: 0 LOB: 0 K: 1 BB: 0 S: 17 P: 25	R: 0 H: 1 E: 0 LOB: 2 K: 0 BB: 1 S: 16 P: 24	R: 0 H: 0 E: 0 LOB: 0 K: 1 BB: 0 S: 6 P: 7	R: 0 H: 0 E: 0 LOB: 0 K: 1 BB: 0 S: 8 P: 15	R: 0 H: 2 E: 1 LOB: 2 K: 0 BB: 0 S: 8 P: 12	1B: 6 SF: 0 2B: 3 SAC: 0 3B: 0 DP: 1 HR: 1 HBP: 2	WP: 0 PA: 38 PB: 0 SB: 0 CS: 0
<b>PITCHER</b> <b>Aaron Sele, R</b> (1, 1) ERA: 5.65 <b>Danny Patterson, R</b> (9, 1) ERA: 4.68	IP WLS BF H R ER SO BB IBB HBP BLK WP HR S P ERA WHIP 8.0 W 33 8 5 5 7 1 0 2 0 0 1 80 124 5.62 1.125 1.0 5 2 0 0 0 0 0 0 0 0 0 8 12 0.00 2.000										

**Kansas City Royals @ Texas Rangers**  
 The Ballpark at Arlington, Arlington, TX  
 Sun Aug 01 1999, 8:05 PM EDT  
 Att. 31,698 - Cloudy - 96 F

[livebaseballscorecards.com](http://livebaseballscorecards.com)

AB	35
R	5
H	10
RBI	5
BB	1
SO	7
LOB	14





Batter	1	2	3	4	5	6	7	8	9	AB	R	H	RBI	BB	SO	LOB
<b>Mark McLemore, S</b> OBP: 0.373, SLG: 0.374 (1, 4)										5	3	3	0	1	0	2
<b>Ivan Rodriguez, R</b> OBP: 0.353, SLG: 0.527 (1, 2)										6	1	5	4	0	0	0
<b>29 Rusty Greer, L</b> OBP: 0.396, SLG: 0.438 (1, 7)										3	1	0	0	3	0	3
<b>Juan Gonzalez, R</b> OBP: 0.353, SLG: 0.567 (1, 9)										5	1	1	1	0	1	4
<b>Rafael Palmeiro, L</b> OBP: 0.444, SLG: 0.610 (1, 3)										2	3	2	0	3	0	0
<b>Todd Zeile, R</b> OBP: 0.371, SLG: 0.508 (1, 5)										4	1	2	2	1	0	4
<b>Lee Stevens, L</b> OBP: 0.356, SLG: 0.500 (1, 10)										4	1	1	2	0	1	5
<b>Ruben Mateo, R</b> OBP: 0.267, SLG: 0.441 (1, 8)										4	1	1	1	0	1	3
<b>Royce Clayton, R</b> OBP: 0.301, SLG: 0.372 (1, 6)										5	0	1	1	0	2	4

Inning Stats	R: 0	H: 1	E: 0	LOB: 0	K: 0	BB: 0	S: 8	R: 1	H: 1	E: 0	LOB: 2	K: 1	BB: 2	S: 11	R: 8	H: 6	E: 0	LOB: 2	K: 1	BB: 3	S: 21	R: 1	H: 2	E: 0	LOB: 2	K: 1	BB: 1	S: 17	R: 0	H: 0	E: 0	LOB: 0	K: 1	BB: 0	S: 6	R: 0	H: 1	E: 0	LOB: 1	K: 0	BB: 0	S: 10	R: 1	H: 2	E: 0	LOB: 3	K: 0	BB: 2	S: 10	R: 1	H: 3	E: 0	LOB: 2	K: 1	BB: 0	S: 14	R: 0	H: 0	E: 0	LOB: 0	K: 1	BB: 0	S: 9
--------------	------	------	------	--------	------	-------	------	------	------	------	--------	------	-------	-------	------	------	------	--------	------	-------	-------	------	------	------	--------	------	-------	-------	------	------	------	--------	------	-------	------	------	------	------	--------	------	-------	-------	------	------	------	--------	------	-------	-------	------	------	------	--------	------	-------	-------	------	------	------	--------	------	-------	------

PITCHER	IP	WLS	BF	H	R	ER	SO	BB	IBB	HBP	BLK	WP	HR	S	P	ERA	WHIP
<b>Brian Barber, R</b> ERA: 9.64 (1, 1)	2.0	L	15	7	7	7	1	3	0	0	0	0	1	28	53	31.50	5.000
<b>Blake Stein, R</b> ERA: 12.71 (3, 1)	3.0		16	3	3	3	3	3	0	1	0	1	0	35	62	9.00	2.000
<b>Mac Suzuki, R</b> ERA: 9.0 (6, 1)	2.0		11	3	1	1	0	1	1	0	0	0	0	20	35	4.50	2.000
<b>Brad Rigby, R</b> ERA: 4.41 (8, 1)	1.0		6	3	1	1	1	0	0	0	0	0	1	14	19	9.00	3.000

**BOTTOM**

**Kansas City Royals @ Texas Rangers**  
The Ballpark at Arlington, Arlington, TX

Sun Aug 01 1999, 8:05 PM EDT  
Att: 31,698 - Cloudy - 96 F

<b>AB</b>	<b>38</b>
<b>R</b>	<b>12</b>
<b>H</b>	<b>16</b>
<b>RBI</b>	<b>11</b>
<b>BB</b>	<b>8</b>
<b>SO</b>	<b>5</b>
<b>LOB</b>	<b>25</b>



1B: 11	SF: 1	WP: 1	PA: 48
2B: 3	SAC: 0	PB: 0	
3B: 0	DP: 1	SB: 0	
HR: 2	HBP: 1	CS: 0	

PITCHER	IP	WLS	BF	H	R	ER	SO	BB	IBB	HBP	BLK	WP	HR	S	P	ERA	WHIP
---------	----	-----	----	---	---	----	----	----	-----	-----	-----	----	----	---	---	-----	------

Batter	1	2	3	4	5	6	7	8	9	AB R H RBI BB SO LOB	TOP
<b>Johnny Damon, L</b> (1, 7) OBP: 0.386, SLG: 0.493 <b>Scott Pose, L</b> (7, PH) OBP: 0.422, SLG: 0.368 (7, 7)										4 1 1 0 0 0 3 2 0 2 1 0 0 0	
<b>Carlos Febles, R</b> (1, 4) OBP: 0.350, SLG: 0.427										5 2 2 1 0 0 4	
<b>Carlos Beltrán, S</b> (1, 8) OBP: 0.342, SLG: 0.479										4 3 2 1 1 0 1	
<b>29 Mike Sweeney, R</b> (1, 3) OBP: 0.401, SLG: 0.558										4 0 1 0 0 0 2	
<b>Jermaine Dye, R</b> (1, 9) OBP: 0.361, SLG: 0.558										4 3 2 4 1 1 2	
<b>Joe Randa, R</b> (1, 5) OBP: 0.380, SLG: 0.519 <b>Jed Hansen, R</b> (9, PR) OBP: 0.317, SLG: 0.314 (9, 5)										5 2 3 3 0 0 2 0 1 0 0 0 0 0	
<b>Jeremy Giambi, L</b> (1, 10) OBP: 0.375, SLG: 0.353										4 0 0 0 1 0 3	
<b>Chad Kreuter, S</b> (1, 2) OBP: 0.344, SLG: 0.374										5 0 2 1 0 1 1	
<b>Rey Sanchez, R</b> (1, 6) OBP: 0.321, SLG: 0.371 <b>Ray Holbert, R</b> (7, PH) (7, 6)										3 0 2 0 0 0 0 2 0 0 0 0 0 3	
<b>Inning Stats</b>	R: 5 H: 5 E: 2 LOB: 2 K: 0 BB: 1 S: 22 P: 34	R: 2 H: 1 E: 0 LOB: 0 K: 0 BB: 1 S: 8 P: 14	R: 0 H: 1 E: 0 LOB: 1 K: 0 BB: 0 S: 8 P: 13	R: 2 H: 4 E: 0 LOB: 1 K: 0 BB: 0 S: 13 P: 19	R: 0 H: 0 E: 0 LOB: 0 K: 1 BB: 0 S: 5 P: 9	R: 0 H: 0 E: 0 LOB: 0 K: 0 BB: 0 S: 6 P: 8	R: 2 H: 3 E: 0 LOB: 2 K: 0 BB: 1 S: 11 P: 20	R: 0 H: 0 E: 0 LOB: 0 K: 1 BB: 0 S: 8 P: 10	R: 1 H: 3 E: 0 LOB: 2 K: 0 BB: 0 S: 13 P: 18	1B: 13 SF: 0 2B: 1 SAC: 0 3B: 0 DP: 2 HR: 3 HBP: 2	WP: 0 PA: 47 PB: 0 SB: 0 CS: 0
<b>PITCHER</b> <b>Jack McDowell, R</b> (1, 1) ERA: 7.2 <b>Al Levine, R</b> (4, 1) ERA: 3.44 <b>Shigetoshi Hasegawa, R</b> (8, 1) ERA: 4.91 <b>Mike Holtz, L</b> (9, 1) ERA: 7.82	IP WLS BF H R ER SO BB IBB HBP BLK WP HR S P ERA WHIP 3.0 L 22 10 9 9 0 2 0 1 0 0 2 46 72 27.00 4.000 4.0 16 4 2 2 1 1 0 1 0 0 1 27 45 4.50 1.250 1.0 3 0 0 0 1 0 0 0 0 0 0 8 10 0.00 0.000 1.0 6 3 1 1 0 0 0 0 0 0 0 13 18 9.00 3.000	<b>PITCHER</b> IP WLS BF H R ER SO BB IBB HBP BLK WP HR S P ERA WHIP									

**Kansas City Royals @ Anaheim Angels**  
 Edison International Field, Anaheim, CA  
 Mon Aug 02 1999, 10:05 PM EDT  
 Att. 17,029 - Cloudy - 80 F

AB	42
R	12
H	17
RBI	11
BB	3
SO	2
LOB	21



Batter	1	2	3	4	5	6	7	8	9	AB	R	H	RBI	BB	SO	LOB
Darin Erstad, L (1, 8) OBP: 0.310, SLG: 0.371	0-1 G1-3		1-3 K		1-1 F7		1-3 K		2-1 FC7-5	5	0	0	0	0	2	7
Gary Disarcina, R (1, 6) OBP: 0.260, SLG: 0.237	1-3 K		0-0 B2-3			0-2 G5-3	1-0 FC5-4		1-0 FC1-4-6	5	0	0	0	0	1	5
Tim Salmon, R (1, 9) OBP: 0.384, SLG: 0.500	2-1 F8				1-1 G6-3 1B	2-2 F7		3-2 G4-6-3 1B	2-2 F8	5	0	2	0	0	0	2
Mo Vaughn, L (1, 3) OBP: 0.355, SLG: 0.467		0-1 G3		0-0 G6-3		3-2 F8		0-1 G4-6-3		2	0	0	0	0	0	1
Steve Decker, R (6, 3) OBP: 0.394, SLG: 0.308										2	0	0	0	0	0	1
Todd Greene, R (1, 7) OBP: 0.277, SLG: 0.442		2-1 F8		0-0 P3			1-2 1B 2B 1B	2-0 2B 1B		4	2	2	0	0	0	0
Jim Edmonds, L (1, 10) OBP: 0.500, SLG: 0.750		1-0 G4-3			0-2 G4-3		0-0 2B 1B	0-0 1-H 2B		4	1	2	1	0	0	0
Troy Glaus, R (1, 5) OBP: 0.316, SLG: 0.449			0-0 2B		1-3 K		3-1 1B FC4-6 2B	1-2 G3-1		4	1	2	2	0	1	1
Matt Walbeck, S (1, 2) OBP: 0.305, SLG: 0.321			2-3 K		1-0 E6 WP 1B		1-2 FC4-6 1B		4-2 FC7-5 1B BB	3	0	1	0	1	1	1
Andy Sheets, R (1, 4) OBP: 0.247, SLG: 0.301			4-2 BB		1-1 WP 1B		1-1 FC4-6 FC5-4		0-0 FC1-4-6 FC7-5 1B	3	0	2	1	1	0	1

BOTTOM

Kansas City Royals @ Anaheim Angels  
Edison International Field, Anaheim, CA  
Mon Aug 02 1999, 10:05 PM EDT  
Att. 17,029 - Cloudy - 80 F

livebaseballscorecards.com

AB	37
R	4
H	11
RBI	4
BB	2
SO	5
LOB	19



Inning Stats	R: 0	H: 0	E: 0	LOB: 0	K: 1	S: 7	R: 0	H: 0	E: 0	LOB: 0	K: 0	S: 5	R: 0	H: 1	E: 0	LOB: 2	K: 2	S: 12	R: 0	H: 1	E: 0	LOB: 0	K: 0	S: 4	R: 0	H: 1	E: 1	LOB: 2	K: 1	S: 12	R: 0	H: 0	E: 0	LOB: 0	K: 0	S: 11	R: 3	H: 4	E: 0	LOB: 1	K: 1	S: 15	R: 1	H: 3	E: 0	LOB: 1	K: 0	S: 10	R: 0	H: 1	E: 0	LOB: 2	K: 0	S: 9	1B: 8	2B: 3	3B: 0	HR: 0	SF: 0	SAC: 0	DP: 2	HBP: 0	WP: 1	PA: 39	PB: 0	SB: 0	CS: 0	ERA	WHIP
50 José Rosado, L (1, 1) ERA: 3.7	7.0	WLS	W	29	7	3	ER	3	SO	5	BB	1	IBB	0	HBP	0	BLK	0	WP	1	HR	0	S	66	P	97	ERA	3.86	WHIP	1.143																																							
Ken Ray, R (8, 1) ERA: 8.74	2.0	WLS		10	4	1	ER	1	SO	0	BB	1	IBB	0	HBP	0	BLK	0	WP	0	HR	0	S	19	P	34	ERA	4.50	WHIP	2.500																																							

Batter	1	2	3	4	5	6	7	8	9	AB R H RBI BB SO LOB	TOP	
Johnny Damon, L (1, 7) OBP: 0.384, SLG: 0.490	1-0 F9 S G3 1B		1-1 F9 1B		1-1 P7		2-1 P9		1-1 FC4-6 1B 29 2B 1-2f	5 2 1 0 0 0 2	<p><b>Kansas City Royals @ Anaheim Angels</b> Edison International Field, Anaheim, CA</p> <p>Tue Aug 03 1999, 10:05 PM EDT Att. 18,454 - Unknown - 81 F</p> <p>livebaseballscorecards.com</p>	
Carlos Febles, R (1, 4) OBP: 0.351, SLG: 0.425	2-2 F9 1-3		4-0 BB		1-1 G5-3		2-0 29 WP 2-H 1B	1-3 K 1-2	4 0 1 1 1 1 2			
Carlos Beltrán, S (1, 8) OBP: 0.343, SLG: 0.477	0-0 G3 3-H		0-0 F7		1-1 G3		1-1 29 WP HBP	0-2 29 2B 1B	4 1 1 1 0 0 1			
29 Mike Sweeney, R (1, 3) OBP: 0.399, SLG: 0.556	1-2 F9		2-1 F8			0-0 F7	3-1 G1-3	1-2 E 2B 1-H 3-H	5 1 1 2 0 0 3			
Jermaine Dye, R (1, 9) OBP: 0.359, SLG: 0.556		3-3 K		2-1 G4-3 1B 2B		0-0 F9		3-1 G6-3 2B 2-3	1-1 E6 2B	5 1 1 0 0 1 1		
Joe Randa, R (1, 5) OBP: 0.380, SLG: 0.519 Ray Holbert, R (9, PR) (9, 5)		2-2 G3		2-2 G4-3 2-3		4-1 BB		1-3 K 1-3 3-H	0-1 2B 2B	4 0 1 1 1 1 1 0 0 0 0 0 0 0		
Jeremy Giambi, L (1, 10) OBP: 0.381, SLG: 0.353		4-1 1B BB		3-2 1B 3-H		2-0 L7		2-3 K 4-2		3 0 1 1 2 1 1		
Tim Spehr, R (1, 2) OBP: 0.352, SLG: 0.462		2-2 SAFE 1B		1-3 K			1-0 E5 SH1-3 1B			5 2 2 1 0 2 4		
Rey Sanchez, R (1, 6) OBP: 0.321, SLG: 0.370		2-1 L3		0-1 P8			0-0 SH1-3			3 0 1 0 0 0 3		
<b>Inning Stats</b>	R: 1 E: 0 K: 0 S: 8 H: 1 LOB: 0 BB: 0 P: 12	R: 0 E: 0 K: 1 S: 17 H: 1 LOB: 2 BB: 1 P: 30	R: 0 E: 0 K: 1 S: 5 H: 0 LOB: 1 BB: 1 P: 12	R: 1 E: 0 K: 1 S: 16 H: 2 LOB: 1 BB: 0 P: 24	R: 0 E: 0 K: 0 S: 6 H: 0 LOB: 0 BB: 0 P: 9	R: 0 E: 0 K: 0 S: 4 H: 0 LOB: 1 BB: 1 P: 10	R: 1 E: 1 K: 0 S: 8 H: 1 LOB: 2 BB: 0 P: 17	R: 0 E: 0 K: 2 S: 8 H: 0 LOB: 0 BB: 0 P: 14	R: 4 E: 1 K: 2 S: 25 H: 5 LOB: 3 BB: 1 P: 36	1B: 6 2B: 3 3B: 0 HR: 1 SF: 0 SAC: 1 DP: 0 HBP: 1		WP: 2 PB: 0 SB: 1 CS: 0 PA: 44
<b>PITCHER</b>	IP WLS BF H R ER SO BB IBB HBP BLK WP HR S P ERA WHIP											
Mike Fyhrie, R (1, 1) ERA: 5.0	6.0 L 25 4 2 2 2 3 0 0 0 0 0 0 56 97 3.00 1.167											
Mark Petkovsek, R (7, 1) ERA: 2.4	2.2 17 6 5 3 3 0 0 1 0 2 1 35 55 10.12 2.250											
Mike Magnante, L (9, 1) ERA: 3.94	0.1 2 0 0 0 0 1 1 0 0 0 0 6 12 0.00 3.000											

AB	38
R	7
H	10
RBI	7
BB	4
SO	6
LOB	18



Batter	1	2	3	4	5	6	7	8	9	AB R H RBI BB SO LOB
<b>Jim Edmonds, L</b> OBP: 0.250, SLG: 0.375 (1, 10) S B C	1-3 K		2-3 K2-3			1-0 P6			1-3 K	4 0 0 0 0 3 1
<b>Gary Disarcina, R</b> OBP: 0.252, SLG: 0.229 (1, 6) F B X	2-1 G6-3			0-1 G4-3		1-1 P4			0-1 F8	4 0 0 0 0 0 0
<b>Mo Vaughn, L</b> OBP: 0.352, SLG: 0.462 (1, 3) B X	1-0 F7			1-2 L9			3-2 G4-3		1-0 G3	4 0 0 0 0 0 0
<b>Tim Salmon, R</b> OBP: 0.383, SLG: 0.497 (1, 9) B C X		3-1 F7		3-1 L6			0-1 1B			3 0 1 0 0 0 0
<b>16 Garret Anderson, L</b> OBP: 0.327, SLG: 0.479 (1, 8) C F B X		1-3 K			1-1 G6-3 1B		3-1 F9			3 0 1 0 0 1 1
<b>Darin Erstad, L</b> OBP: 0.308, SLG: 0.369 (1, 7) B C X		2-1 P6			1-0 P9		3-2 G1-3			3 0 0 0 0 0 2
<b>Troy Glaus, R</b> OBP: 0.318, SLG: 0.451 (1, 5) B B F X			2-1 G4-6-3 1B		2-2 G6-3			2-0 G6-3 1B		3 0 2 0 0 0 1
<b>Jeff Huson, L</b> OBP: 0.281, SLG: 0.291 (1, 4) B B C SAFE 1 B X			3-1 G4-6-3 1-2f		1-1 G4-3			0-0 G6-3 1-2f		3 0 0 0 0 0 3
<b>Matt Walbeck, S</b> OBP: 0.306, SLG: 0.321 (1, 2) B B X			2-0 1B			1-1 G4-3		0-1 G3		3 0 1 0 0 0 0

Inning Stats	R: 0 E: 0 K: 1 S: 6	H: 0 LOB: 0 BB: 0 P: 10	R: 0 E: 0 K: 1 S: 7	H: 0 LOB: 0 BB: 0 P: 13	R: 0 E: 0 K: 1 S: 8	H: 2 LOB: 1 BB: 0 P: 17	R: 0 E: 0 K: 0 S: 7	H: 0 LOB: 0 BB: 0 P: 11	R: 0 E: 0 K: 0 S: 8	H: 1 LOB: 1 BB: 0 P: 13	R: 0 E: 0 K: 0 S: 5	H: 0 LOB: 0 BB: 0 P: 8	R: 0 E: 0 K: 0 S: 10	H: 1 LOB: 1 BB: 0 P: 19	R: 0 E: 0 K: 0 S: 4	H: 1 LOB: 0 BB: 0 P: 6	R: 0 E: 0 K: 1 S: 7	H: 0 LOB: 0 BB: 0 P: 9	1B: 5 2B: 0 3B: 0 HR: 0	SF: 0 SAC: 0 DP: 2 HBP: 0	WP: 0 PB: 0 SB: 1 CS: 0	PA: 30
<b>PITCHER</b> <b>Jeff Suppan, R</b> ERA: 3.86 (1, 1)	IP: 9.0 WLS: W BF: 30 H: 5 R: 0 ER: 0 SO: 4 BB: 0 IBB: 0 HBP: 0 BLK: 0 WP: 0 HR: 0 S: 62 P: 106 ERA: 0.00 WHIP: 0.556																					

**BOTTOM**

**Kansas City Royals @ Anaheim Angels**  
Edison International Field, Anaheim, CA

Tue Aug 03 1999, 10:05 PM EDT  
Att: 18,454 - Unknown - 81 F

livebaseballscorecards.com

<b>AB</b>	<b>30</b>
<b>R</b>	<b>0</b>
<b>H</b>	<b>5</b>
<b>RBI</b>	<b>0</b>
<b>BB</b>	<b>0</b>
<b>SO</b>	<b>4</b>
<b>LOB</b>	<b>8</b>



Batter	1	2	3	4	5	6	7	8	9	AB R H RBI BB SO LOB	TOP		
<b>Johnny Damon, L</b> (1, 7) OBP: 0.383, SLG: 0.491 F B B X	3-1 F9			0-0 G5-3 29 1B 2B	1-0 SF8		1-1 G3 1 SAFE 1 SAFE B C C X			3 1 1 1 0 0 1	<b>Kansas City Royals @ Anaheim Angels</b> Edison International Field, Anaheim, CA Wed Aug 04 1999, 10:35 PM EDT Att. 18,216 - Unknown - 75 F livebaseballscorecards.com		
<b>Carlos Febles, R</b> (1, 4) OBP: 0.348, SLG: 0.420 C F F B B X	2-2 F9			2-2 G5-3	0-0 G3-6-3			1-1 G6-3		4 0 0 0 0 0 3			
<b>Carlos Beltrán, S</b> (1, 8) OBP: 0.340, SLG: 0.473 F B X	1-1 G6-3			1-3 K		3-2 G5-3		1-2 G3-1		4 0 0 0 0 1 1			
<b>29 Mike Sweeney, R</b> (1, 3) OBP: 0.397, SLG: 0.553 C B C B			1-3 K	0-1 BB 1B 3-H		1-2 G5-3		0-2 G1-3		4 0 1 1 0 1 0			
<b>Jermaine Dye, R</b> (1, 9) OBP: 0.358, SLG: 0.552 X			0-0 F8	4-2 B 1-2 BB		1-0 G3-1		1-2 G1-3		3 0 0 0 1 0 0			
<b>Joe Randa, R</b> (1, 5) OBP: 0.379, SLG: 0.519 B B B X			2-0 G4-3	1-3 K			1-1 1B 2B		0-2 L6	4 1 1 0 0 1 2			
<b>Jeremy Giambi, L</b> (1, 10) OBP: 0.384, SLG: 0.363 <b>Jed Hansen, R</b> (9, PR) OBP: 0.317, SLG: 0.314 B B C B X			3-1 F7		2-2 E WP SF8 1B		0-0 L7		0-0 2B	4 1 2 0 0 0 1 0 0 0 0 0 0 0			
<b>Chad Kreuter, S</b> (1, 2) OBP: 0.347, SLG: 0.371 B B C B			4-1 G6-4-3 BB	4-2 SF8 E BB		2-0 F8		1-2 F8		2 0 0 0 2 0 2			
<b>Rey Sanchez, R</b> (1, 6) OBP: 0.321, SLG: 0.370 F X			0-1 G6-4-3	0-1 E5 G3-6-3		0-0 1B				3 0 1 1 0 0 3			
<b>Inning Stats</b>	R: 0 H: 0 E: 0 LOB: 0 K: 0 BB: 0 S: 8 P: 14	R: 0 H: 0 E: 0 LOB: 0 K: 1 BB: 0 S: 5 P: 8	R: 0 H: 0 E: 0 LOB: 0 K: 0 BB: 1 S: 5 P: 12	R: 1 H: 2 E: 0 LOB: 2 K: 2 BB: 1 S: 17 P: 25	R: 1 H: 1 E: 1 LOB: 1 K: 0 BB: 1 S: 11 P: 18	R: 0 H: 0 E: 0 LOB: 0 K: 0 BB: 0 S: 8 P: 13	R: 1 H: 2 E: 0 LOB: 1 K: 0 BB: 0 S: 7 P: 11	R: 0 H: 0 E: 0 LOB: 0 K: 0 BB: 0 S: 8 P: 10	R: 0 H: 1 E: 0 LOB: 1 K: 0 BB: 0 S: 13 P: 15	1B: 3 SF: 1 2B: 3 SAC: 0 3B: 0 DP: 2 HR: 0 HBP: 0		WP: 1 PA: 35 PB: 0 SB: 0 CS: 0	
<b>PITCHER</b>	IP WLS BF H R ER SO BB IBB HBP BLK WP HR S P ERA WHIP											<b>PITCHER</b>	IP WLS BF H R ER SO BB IBB HBP BLK WP HR S P ERA WHIP
<b>Ken Hill, R</b> (1, 1) ERA: 4.96	6.2 W 27 5 3 2 3 3 0 0 0 1 0 59 98 2.70 1.200												
<b>Mike Holtz, L</b> (7, 1) ERA: 7.62	0.1 H 1 0 0 0 0 0 0 0 0 0 0 2 3 0.00 0.000												
<b>Shigetoshi Hasegawa, R</b> (8, 1) ERA: 4.82	1.0 H 3 0 0 0 0 0 0 0 0 0 0 8 10 0.00 0.000												
<b>Troy Percival, R</b> (9, 1) ERA: 1.99	1.0 S 4 1 0 0 0 0 0 0 0 0 0 0 13 15 0.00 1.000												

Batter	1	2	3	4	5	6	7	8	9
<b>Orlando Palmeiro, L</b> (1, 7) OBP: 0.363, SLG: 0.327	0-3 K	0-1 SF7		0-1 FC1-5 16 1B	2-0 G4-3			0-2 F7	
<b>Gary Disarcina, R</b> (1, 6) OBP: 0.252, SLG: 0.223	4-2 16 1B BB	1-2 F9		1-0 L8		1-2 G4-3			
<b>16 Garret Anderson, L</b> (1, 8) OBP: 0.329, SLG: 0.479	1-2 1B		1-2 G6-3	1-1 FC5-4 1B		1-2 G6-3			
<b>Tim Salmon, R</b> (1, 9) OBP: 0.380, SLG: 0.487	0-0 F9		4-1 FC4-6 BB	2-2 FC5-4		1-0 F9			
<b>Jim Edmonds, L</b> (1, 10) OBP: 0.167, SLG: 0.250	2-2 F7		1-2 FC4-6		1-1 P7		0-0 P5		
<b>Darin Erstad, L</b> (1, 3) OBP: 0.308, SLG: 0.367		1-2 1B 2B 1B	1-3 K		0-3 K		2-2 G4-3		
<b>Troy Glas, R</b> (1, 5) OBP: 0.320, SLG: 0.450		2-2 F7		4-0 1B 1B BB	3-2 1B 1B		3-2 L5		
<b>Jeff Huson, L</b> (1, 4) OBP: 0.295, SLG: 0.305		0-2 2B SF7 1B		0-0 FC1-5 1B	1-1 1B		0-3 K		
<b>Bengie Molina, R</b> (1, 2) OBP: 0.750, SLG: 1.000		2-1 1B		0-1 L8 16 1B FC1-5	0-0 1B		2-0 L6		

Inning Stats	R: 0 E: 0 K: 1 S: 19	H: 1 LOB: 2 BB: 1 P: 26	R: 2 E: 0 K: 0 S: 16	H: 3 LOB: 1 BB: 0 P: 22	R: 0 E: 0 K: 1 S: 10	H: 0 LOB: 1 BB: 1 P: 17	R: 2 E: 0 K: 0 S: 11	H: 3 LOB: 2 BB: 1 P: 19	R: 0 E: 0 K: 0 S: 12	H: 3 LOB: 3 BB: 0 P: 19	R: 0 E: 0 K: 0 S: 8	H: 0 LOB: 0 BB: 0 P: 11	R: 0 E: 0 K: 0 S: 8	H: 0 LOB: 0 BB: 0 P: 13	R: 0 E: 0 K: 1 S: 7	H: 0 LOB: 0 BB: 0 P: 9
--------------	-------------------------------	----------------------------------	-------------------------------	----------------------------------	-------------------------------	----------------------------------	-------------------------------	----------------------------------	-------------------------------	----------------------------------	------------------------------	----------------------------------	------------------------------	----------------------------------	------------------------------	---------------------------------

PITCHER	IP	WLS	BF	H	R	ER	SO	BB	IBB	HBP	BLK	WP	HR	S	P	ERA	WHIP
<b>Jay Witasick, R</b> (1, 1) ERA: 6.75	3.0	L	18	6	4	2	2	3	0	0	0	0	0	48	72	6.00	3.000
<b>Mac Suzuki, R</b> (4, 1) ERA: 8.73	2.0		10	4	0	0	1	0	0	0	0	0	0	20	31	0.00	2.000
<b>Brad Rigby, R</b> (6, 1) ERA: 4.21	3.0		9	0	0	0	1	0	0	0	0	0	0	23	33	0.00	0.000

AB R H RBI BB SO LOB

4	0	0	1	0	1	5
3	0	0	0	1	0	3
4	0	2	1	0	0	0
3	0	0	0	1	0	4
4	0	0	0	0	0	3
4	1	1	0	0	2	1
3	1	1	0	1	0	1
4	1	3	0	0	1	0
4	1	3	2	0	0	0

WP	PA	ERA	WHIP
0	37		
0			
0			
0			

**Kansas City Royals @ Anaheim Angels**  
Edison International Field, Anaheim, CA

livebaseballscorecards.com

<b>AB</b>	<b>33</b>
<b>R</b>	<b>4</b>
<b>H</b>	<b>10</b>
<b>RBI</b>	<b>4</b>
<b>BB</b>	<b>3</b>
<b>SO</b>	<b>4</b>
<b>LOB</b>	<b>17</b>



Wed Aug 04 1999, 10:35 PM EDT  
Att: 18,216 - Unknown - 75 F

Batter	1	2	3	4	5	6	7	8	9	AB R H RBI BB SO LOB	TOP
<b>Jacque Jones, L</b> (1, 8) OBP: 0.332, SLG: 0.433 <b>Torii Hunter, R</b> (6, PH) OBP: 0.302, SLG: 0.375 (6, 8)	3-3 		2-3 		1-1 	0-2 		0-1 	0-1 	3 0 0 0 0 2 1 3 1 1 0 0 0 2	
<b>Cristian Guzman, S</b> (1, 6) OBP: 0.285, SLG: 0.305	0-1 		0-0 		1-2 		2-2 	3-1 		5 2 3 0 0 0 1	
<b>Todd Walker, L</b> (1, 4) OBP: 0.351, SLG: 0.446 <b>Brent Gates, S</b> (8, 4) OBP: 0.359, SLG: 0.370	4-0 		1-0 		3-1 	0-0 	0-0 	1-3 		4 1 2 0 1 1 3 0 0 0 0 0 0 0	
<b>Ron Coomer, R</b> (1, 10) OBP: 0.312, SLG: 0.445	1-1 		0-1 		0-0 	2-2 	2-2 	0-1 		5 3 3 3 0 0 3	
<b>Corey Koskie, L</b> (1, 5) OBP: 0.370, SLG: 0.463	0-0 			1-0 		1-1 	3-1 	0-0 		4 1 3 2 0 0 0	
<b>Chad Allen, R</b> (1, 7) OBP: 0.335, SLG: 0.396	1-3 			1-2 		1-0 	1-0 	3-2 		5 1 3 1 0 1 2	
<b>Matt Lawton, L</b> (1, 9) OBP: 0.361, SLG: 0.382		4-0 		0-0 		4-0 	0-0 	3-2 		3 0 1 1 2 0 2	
<b>Terry Steinbach, R</b> (1, 2) OBP: 0.383, SLG: 0.415		2-2 			4-0 	2-0 	1-1 		0-0 	4 0 1 1 1 0 3	
<b>Doug Mientkiewicz, L</b> (1, 3) OBP: 0.326, SLG: 0.319 <b>Marty Cordova, R</b> (6, PH) OBP: 0.377, SLG: 0.464 <b>Denny Hocking, S</b> (6, 3) OBP: 0.326, SLG: 0.390		0-2 			3-3 	1-0 		0-0 	2-0 	2 0 0 0 0 1 2 1 0 0 1 0 0 2 2 0 0 0 0 0 0	
<b>Inning Stats</b>	R: 1 H: 2 E: 0 LOB: 2 K: 2 BB: 1 S: 12 P: 21	R: 0 H: 0 E: 0 LOB: 0 K: 0 BB: 1 S: 6 P: 12	R: 0 H: 1 E: 0 LOB: 1 K: 1 BB: 0 S: 8 P: 11	R: 0 H: 0 E: 0 LOB: 0 K: 0 BB: 0 S: 5 P: 7	R: 0 H: 0 E: 0 LOB: 1 K: 1 BB: 1 S: 9 P: 18	R: 3 H: 4 E: 0 LOB: 2 K: 0 BB: 1 S: 11 P: 23	R: 2 H: 5 E: 0 LOB: 2 K: 0 BB: 0 S: 17 P: 26	R: 3 H: 5 E: 0 LOB: 2 K: 1 BB: 0 S: 20 P: 30	R: 0 H: 0 E: 0 LOB: 0 K: 0 BB: 0 S: 4 P: 6	1B: 15 SF: 1 2B: 1 SAC: 0 3B: 0 DP: 2 HR: 1 HBP: 0	WP: 1 PA: 46 PB: 0 SB: 1 CS: 0
<b>PITCHER</b>	<b>Dan Reichert, R</b> (1, 1) ERA: 13.5	<b>Alvin Morman, L</b> (6, 1) ERA: 3.68	<b>Ken Ray, R</b> (7, 1) ERA: 8.74	<b>Matt Whisenant, L</b> (7, 1) ERA: 6.25	<b>Scott Service, R</b> (8, 1) ERA: 5.4	<b>PITCHER</b>	<b>IP WLS BF H R ER SO BB IBB HBP BLK WP HR S P ERA WHIP</b>	<b>IP WLS BF H R ER SO BB IBB HBP BLK WP HR S P ERA WHIP</b>			
	5.1 0 24 6 4 4 4 3 0 0 0 0 0 0 46 80 6.75 1.688	1.1 0 8 4 2 2 0 1 0 0 0 1 1 18 32 13.50 3.750	0.0 0 1 1 0 0 0 0 0 0 0 0 0 0 1 2 ∞ ∞	1.0 H 6 3 2 2 1 0 0 0 0 0 0 0 11 16 18.00 3.000	1.1 L 7 3 1 1 0 0 0 0 0 0 0 0 0 16 24 6.75 2.250						

**Minnesota Twins @ Kansas City Royals**  
 Kauffman Stadium, Kansas City, MO  
 Fri Aug 06 1999, 7:05 PM CDT  
 Att. 23,471 - Cloudy - 87 F

[livebaseballscorecards.com](http://livebaseballscorecards.com)

AB	41
R	9
H	17
RBI	9
BB	4
SO	5
LOB	21







Batter	1	2	3	4	5	6	7	8	9	AB R H RBI BB SO LOB	TOP														
Denny Hocking, S OBP: 0.324, SLG: 0.383 (1, 4) (8, 6)	1-2 G6-3		0-3 K			1-1 F7		4-1 SF7 HR BB	2-3 K	4 1 0 0 1 2 2															
Cristian Guzman, S OBP: 0.286, SLG: 0.305 Matt Lawton, L OBP: 0.358, SLG: 0.381 (1, 6) (8, PH) (8, 9)	2-3 K			0-2 E S E 1B		0-3 K		0-0 SF7	0-3 K	3 1 1 0 0 2 0 1 0 0 1 0 1 2															
Marty Cordova, R OBP: 0.376, SLG: 0.471 Doug Mientkiewicz, L OBP: 0.326, SLG: 0.319 (1, 9) (8, 3)	2-2 L7			3-3 K		0-0 G6-3		1-1 HR		4 1 1 3 0 1 1 0 0 0 0 0 0 0															
Ron Coomer, R OBP: 0.311, SLG: 0.445 (1, 3) (8, 5)		0-1 2B		1-1 E6		0-0 G6-3		0-1 G6-3		4 1 1 1 0 0 0															
Chad Allen, R OBP: 0.340, SLG: 0.402 (1, 7)		0-0 FC1-5 2B		1-0 L4		4-0 BB		3-1 1B		3 0 2 1 1 0 1															
Todd Walker, L OBP: 0.348, SLG: 0.441 (1, 10)		2-0 FC1-5 2B		1-0 L4		3-1 F7		0-0 G3-1		4 0 0 0 0 0 4															
Terry Steinbach, R OBP: 0.381, SLG: 0.412 (1, 2)		3-3 K			2-1 G6-3		2-2 G5-3		1-2 WP SH5-4 1B	4 0 1 0 0 1 2	AB 32 R 6 H 8 RBI 6 BB 4 SO 7 LOB 12														
Brent Gates, S OBP: 0.363, SLG: 0.374 (1, 5) (8, 4)			1-1 1B		1-2 G6-3		2-1 BB SF7 1B		1-0 SH5-4	3 1 2 0 0 0 0															
Torii Hunter, R OBP: 0.305, SLG: 0.372 (1, 8)			0-1 F7		0-0 G6-3		4-1 SF7 BB HR BB		4-2 BB	2 1 0 0 2 0 0															
<b>Inning Stats</b>	R: 0 E: 0 K: 1 S: 10	H: 0 LOB: 0 BB: 0 P: 15	R: 1 E: 0 K: 1 S: 7	H: 2 LOB: 1 BB: 0 P: 12	R: 0 E: 0 K: 1 S: 7	H: 1 LOB: 0 BB: 0 P: 8	R: 1 E: 2 K: 1 S: 10	H: 1 LOB: 1 BB: 0 P: 16	R: 0 E: 0 K: 0 S: 6	H: 0 LOB: 0 BB: 0 P: 9	R: 0 E: 0 K: 1 S: 6	H: 0 LOB: 0 BB: 0 P: 7	R: 0 E: 0 K: 0 S: 6	H: 0 LOB: 1 BB: 1 P: 15	R: 4 E: 0 K: 0 S: 12	H: 3 LOB: 1 BB: 2 P: 26	R: 0 E: 0 K: 2 S: 15	H: 1 LOB: 2 BB: 1 P: 22	1B: 5 2B: 2 3B: 0 HR: 1	SF: 1 SAC: 1 DP: 0 HBP: 0	WP: 1 PB: 0 SB: 2 CS: 0	PA: 38			
<b>PITCHER</b>	IP WLS BF H R ER SO BB IBB HBP BLK WP HR S P ERA WHIP																								
50 José Rosado, L ERA: 3.68 Mac Suzuki, R ERA: 8.49 Brad Rigby, R ERA: 4.41 Scott Service, R ERA: 5.31	(1, 1) (4, 1) (8, 1) (9, 1)	3.0 4.0 1.0 1.0	10 17 6 5	3 2 2 1	1 3 2 0	1 2 2 0	3 2 0 2	0 2 1 1	0 0 0 0	0 0 0 0	0 0 1 1	0 0 9 15	24 31 17 22	35 56 18.00 0.00	1.000 1.000 3.000 2.000										

Minnesota Twins @ Kansas City Royals  
Kauffman Stadium, Kansas City, MO

Sat Aug 07 1999, 7:05 PM CDT  
Att. 38,391 - Unknown - 85 F

livebaseballscorecards.com



Batter	1	2	3	4	5	6	7	8	9	AB R H RBI BB SO LOB
Johnny Damon, L (1, 7) OBP: 0.382, SLG: 0.485	1-3 K	0-0 F9		0-2 G6-3		4-0 G4-6-3 IBB			1-3 K	4 0 0 0 1 2 0
Rey Sanchez, R (1, 6) OBP: 0.324, SLG: 0.372	3-1 29 WP 29 BB 2B 1B		0-0 29 F9 1B		1-0 G6-3	1-0 G4-6-3 1-2f			2-1 P8	5 2 2 0 0 0 3
Carlos Beltrán, S (1, 8) OBP: 0.341, SLG: 0.481	4-0 29 WP 2B BB		4-1 1B BB		2-1 HR		2-3 K		0-1 F7	3 2 1 1 2 1 0
29 Mike Sweeney, R (1, 3) OBP: 0.403, SLG: 0.558	1-2 1-H 2-H 2B		1-1 F9		2-2 1B		1-1 F8			4 0 2 2 0 0 2
Jermaine Dye, R (1, 9) OBP: 0.358, SLG: 0.545	1-3 K		0-1 P4		2-1 F7		2-2 F8			4 0 0 0 0 1 4
Joe Randa, R (1, 5) OBP: 0.378, SLG: 0.520	1-0 P5		1-1 FC6-4 1B		2-2 F8			0-0 G1-3		4 0 1 1 0 0 2
Jeremy Giambi, L (1, 10) OBP: 0.392, SLG: 0.392		2-2 HR	0-0 FC6-4 1B		2-2 SH5-4 1B			3-3 K		4 1 2 1 0 1 2
Tim Spehr, R (1, 2) OBP: 0.356, SLG: 0.459		2-1 G4-3		1-2 P5		1-1 SH5-4 1B		4-1 BB		3 0 1 0 1 0 0
Ray Holbert, R (8, PR)										0 0 0 0 0 0 0
Chad Kreuter, S (9, 2) OBP: 0.342, SLG: 0.366										0 0 0 0 0 0 0
Jed Hansen, R (1, 4) OBP: 0.298, SLG: 0.275		2-3 K		3-2 G6-3		1-0 SH5-4		2-1 G5-3		3 0 0 0 0 1 1

Inning Stats	R: 2	H: 2	E: 0	K: 2	S: 12	LOB: 1	BB: 1	P: 23	R: 1	H: 1	E: 0	K: 1	S: 9	LOB: 0	BB: 0	P: 15	R: 1	H: 2	E: 0	K: 0	S: 9	LOB: 0	BB: 0	P: 13	R: 1	H: 2	E: 0	K: 0	S: 13	LOB: 1	BB: 0	P: 22	R: 0	H: 2	E: 0	K: 0	S: 7	LOB: 2	BB: 1	P: 16	R: 0	H: 0	E: 0	K: 1	S: 9	LOB: 0	BB: 0	P: 14	R: 0	H: 0	E: 0	K: 1	S: 7	LOB: 1	BB: 1	P: 16	R: 0	H: 0	E: 0	K: 1	S: 7	LOB: 0	BB: 0	P: 10	1B: 6	SF: 0	2B: 1	SAC: 1	3B: 0	DP: 1	HR: 2	HBP: 0	WP: 1	PA: 39
--------------	------	------	------	------	-------	--------	-------	-------	------	------	------	------	------	--------	-------	-------	------	------	------	------	------	--------	-------	-------	------	------	------	------	-------	--------	-------	-------	------	------	------	------	------	--------	-------	-------	------	------	------	------	------	--------	-------	-------	------	------	------	------	------	--------	-------	-------	------	------	------	------	------	--------	-------	-------	-------	-------	-------	--------	-------	-------	-------	--------	-------	--------

PITCHER	IP	WLS	BF	H	R	ER	SO	BB	IBB	HBP	BLK	WP	HR	S	P	ERA	WHIP
Joe Mays, R (1, 1) ERA: 3.92	2.0		12	4	4	4	3	2	0	0	0	1	1	23	44	18.00	3.000
23 Benj Sampson, L (3, 1) ERA: 7.43	2.2		11	3	1	1	0	0	0	0	0	0	1	26	39	3.38	1.125
Bob Wells, R (5, 1) ERA: 3.94	2.1	W	9	2	0	0	1	0	1	0	0	0	0	19	35	0.00	0.857
Travis Miller, L (8, 1) ERA: 2.15	1.1	H	5	0	0	0	2	1	0	0	0	0	0	10	20	0.00	0.750
Mike Trombley, R (9, 1) ERA: 3.78	0.2	S	2	0	0	0	0	0	0	0	0	0	0	4	6	0.00	0.000

BOTTOM

Minnesota Twins @ Kansas City Royals  
Kauffman Stadium, Kansas City, MO  
Sat Aug 07 1999, 7:05 PM CDT  
Att: 38,391 - Unknown - 85 F

livebaseballscores.com

AB	34
R	5
H	9
RBI	5
BB	4
SO	6
LOB	14



Batter	1	2	3	4	5	6	7	8	9	AB R H RBI BB SO LOB	TOP																										
Todd Walker, L (1, 10) OBP: 0.348, SLG: 0.439	0-0 G4-3		0-1 F8			4-0 L9-6 G4-3 BB	1-1 F9 1B	0-0 G4-3		4 0 1 1 1 0 1																											
Brent Gates, S (1, 4) OBP: 0.356, SLG: 0.368 (7, 5)	0-3 K			2-2 G4-3		2-1 G4-3	1-0 SF7		0-1 F8	4 0 0 1 0 1 1																											
Matt Lawton, L (1, 9) OBP: 0.362, SLG: 0.395	3-2 F7			2-2 G3-1		4-0 BB	1-0 FC5-4 1B		2-1 HR	4 1 2 2 1 0 0																											
Ron Coomer, R (1, 3) OBP: 0.312, SLG: 0.442		4-2 FC1-6 BB		1-0 F8		0-0 L9-6 2-3	1-2 F9		4-2 G6-4-3 BB	3 0 0 0 2 0 4																											
Corey Koskie, L (1, 5) OBP: 0.370, SLG: 0.459 Marty Cordova, R (7, PH) OBP: 0.375, SLG: 0.469 Denny Hocking, S (7, 4) OBP: 0.322, SLG: 0.382		0-0 F7			3-0 F9		HR BB FC5-4		0-2 G6-4-3 1-2f	2 1 0 0 1 0 1 1 0 0 0 0 0 2 1 0 0 0 0 0 1																											
Chad Allen, R (1, 7) OBP: 0.341, SLG: 0.412		2-2 FC1-6 1-2f		1-1 F7		2-0 HR	2-2 1B E 1B			4 2 2 2 0 0 1																											
Jacque Jones, L (1, 8) OBP: 0.340, SLG: 0.440		1-0 F9		0-2 1B 1B		0-0 1B 1B 1B	0-0 FC6-4 1B			4 1 3 0 0 0 1																											
Javier Valentin, S (1, 2) OBP: 0.330, SLG: 0.432		4-2 G3-6 BB		1-1 1B		0-0 1B SF7 1B	3-2 FC6-4 FC4-6 1-2f 2-H			3 1 2 0 1 0 1																											
Cristian Guzman, S (1, 6) OBP: 0.285, SLG: 0.304		1-1 G3-6 1-2f		2-3 K		0-0 SF7 1B 1B	0-0 FC4-6 1-2f			4 1 1 0 0 1 4																											
<b>Inning Stats</b>	R: 0 E: 0 K: 1 S: 9	H: 0 LOB: 0 BB: 0 P: 12	R: 0 E: 0 K: 0 S: 7	H: 0 LOB: 1 BB: 1 P: 14	R: 0 E: 0 K: 0 S: 6	H: 0 LOB: 0 BB: 1 P: 11	R: 0 E: 0 K: 0 S: 8	H: 0 LOB: 0 BB: 0 P: 13	R: 0 E: 0 K: 1 S: 11	H: 2 LOB: 2 BB: 0 P: 18	R: 0 E: 0 K: 0 S: 3	H: 0 LOB: 1 BB: 2 P: 13	R: 5 E: 0 K: 0 S: 15	H: 6 LOB: 2 BB: 1 P: 25	R: 1 E: 1 K: 0 S: 11	H: 2 LOB: 1 BB: 0 P: 16	R: 1 E: 0 K: 0 S: 9	H: 1 LOB: 0 BB: 1 P: 15	1B: 9 2B: 1 3B: 0 HR: 2	SF: 1 SAC: 0 DP: 3 HBP: 0	WP: 0 PB: 0 SB: 0 CS: 0	PA: 41															
<b>PITCHER</b>	IP WLS BF H R ER SO BB IBB HBP BLK WP HR S P ERA WHIP																																				
Blake Stein, R (1, 1) ERA: 7.71	6.0		24	3	2	2	2	5	0	0	0	0	0	1	48	91	3.00	1.333																			
Brad Rigby, R (7, 1) ERA: 4.76	0.2	L	7	5	3	3	0	0	0	0	0	0	0	0	10	14	40.50	7.500																			
Alvin Morman, L (7, 1) ERA: 3.79	1.1		6	2	1	1	0	0	0	0	0	0	0	0	12	17	6.75	1.500																			
Matt Whisenant, L (9, 1) ERA: 6.32	1.0		4	1	1	1	0	1	0	0	0	0	0	1	9	15	9.00	2.000																			

Minnesota Twins @ Kansas City Royals  
Kauffman Stadium, Kansas City, MO  
Sun Aug 08 1999, 1:05 PM CDT  
Att. 15,595 - Cloudy - 90 F

livebaseballscorecards.com

AB	34
R	7
H	11
RBI	6
BB	6
SO	2
LOB	17





Batter	1	2	3	4	5	6	7	8	9	AB R H RBI BB SO LOB	TOP
Jose Offerman, S (1, 4) OBP: 0.372, SLG: 0.416	1-1 G4-3		2-1 F8			4-2 G3 BB		0-0 F8		3 0 0 0 1 0 0	
Darren Lewis, R (1, 8) OBP: 0.319, SLG: 0.316	1-1 G6-3		1-1 G3-1			0-0 G3		4-2 BB		3 0 0 0 1 0 1	
Brian Daubach, L (1, 3) OBP: 0.381, SLG: 0.626	1-1 3B				3-2 G3		0-0 L7		0-1 G5-3	4 0 1 0 0 0 2	
Nomar Garciaparra, R (1, 6) OBP: 0.408, SLG: 0.603	1-0 F8				4-0 G4-6-3 BB		0-0 G4-3		1-2 G1-3	3 0 0 0 1 0 2	
Troy O'Leary, L (1, 7) OBP: 0.347, SLG: 0.538					1-2 G4-6-3 SAFE 1-2f		2-1 HR		2-3 K	4 1 1 1 0 1 1	
18 Reggie Jefferson, S (1, 10) OBP: 0.355, SLG: 0.454						1-2 3B		1-0 G3-1	0-0 G3	4 0 1 0 0 1 0	
Jason Varitek, S (1, 2) OBP: 0.325, SLG: 0.465						0-0 G3		2-1 G4-3		3 0 0 0 0 0 1	
Donnie Sadler, R (1, 5) OBP: 0.302, SLG: 0.380						3-2 G1-3		0-0 L4		3 0 0 0 0 0 1	
Trot Nixon, L (1, 9) OBP: 0.347, SLG: 0.446						3-2 F8		3-3 K		3 1 1 1 0 1 1	
<b>Inning Stats</b>	R: 0 E: 0 K: 0 S: 7 H: 1 LOB: 1 BB: 0 P: 11	R: 0 E: 0 K: 1 S: 6 H: 0 LOB: 0 BB: 0 P: 9	R: 1 E: 0 K: 0 S: 11 H: 1 LOB: 0 BB: 0 P: 17	R: 0 E: 0 K: 0 S: 6 H: 0 LOB: 0 BB: 1 P: 14	R: 0 E: 0 K: 0 S: 12 H: 1 LOB: 1 BB: 0 P: 19	R: 0 E: 0 K: 0 S: 5 H: 0 LOB: 1 BB: 1 P: 9	R: 1 E: 0 K: 0 S: 6 H: 1 LOB: 0 BB: 0 P: 11	R: 0 E: 0 K: 1 S: 8 H: 0 LOB: 1 BB: 1 P: 15	R: 0 E: 0 K: 1 S: 7 H: 0 LOB: 0 BB: 0 P: 10	1B: 0 2B: 0 3B: 2 HR: 2 SF: 0 SAC: 0 DP: 1 HBP: 0	WP: 0 PB: 0 SB: 0 CS: 0 PA: 33
PITCHER Jeff Suppan, R (1, 1) ERA: 3.74	IP: 9.0 WLS: W BF: 33 H: 4 R: 2 ER: 2 SO: 3 BB: 3 IBB: 0 HBP: 0 BLK: 0 WP: 0 HR: 2 S: 68 P: 115 ERA: 2.00 WHIP: 0.778										

**Boston Red Sox @ Kansas City Royals**  
**Kauffman Stadium, Kansas City, MO**

AB 30  
R 2  
H 4  
RBI 2  
BB 3  
SO 3  
LOB 9



Mon Aug 09 1999, 7:05 PM CDT  
Att. 18,248 - Unknown - 87 F

livebaseballscorecards.com

Batter	1	2	3	4	5	6	7	8	9	AB	R	H	RBI	BB	SO	LOB
<b>Johnny Damon, L</b> OBP: 0.382, SLG: 0.490 (1, 7)	1-0 E 29 FC5-4 2B	1-1 2-H 3B			0-0 G4-3		2-0 1-2 FC1-4-6 1B			4	1	3	1	0	0	0
<b>Carlos Febles, R</b> OBP: 0.349, SLG: 0.425 (1, 4)	4-2 29 FC5-4 1B BB	1-1 G1-3			1-1 P4		1-3 K			3	1	0	0	1	1	3
<b>Carlos Beltrán, S</b> OBP: 0.337, SLG: 0.475 (1, 8)	1-1 E3 29 FC5-4 1-2 2-3		2-2 G3-1		1-2 G1-3		2-0 FC1-4-6 1-2f			4	0	0	0	0	0	4
<b>29 Mike Sweeney, R</b> OBP: 0.402, SLG: 0.555 (1, 3)	2-2 FC5-4 L8-6 1B 1-2f 2-3 3-H		1-2 G4-3		0-2 P2		2-2 PB 1B			4	0	1	1	0	0	2
<b>Jermaine Dye, R</b> OBP: 0.360, SLG: 0.563 (1, 9)	1-0 1-2 3-H 1B		2-2 HR		0-0 HR		3-1 G6-3 1-2			4	2	3	3	0	0	1
<b>Joe Randa, R</b> OBP: 0.374, SLG: 0.513 (1, 5)	0-1 L8-6 2-3		0-0 G6-3		1-1 L6		0-0 G6-3			4	0	0	0	0	0	3
<b>Jeremy Giambi, L</b> OBP: 0.396, SLG: 0.392 (1, 10)		1-0 3B 2B		2-2 G1-3		0-0 G6-3		4-0 IBB		3	1	1	0	1	0	0
<b>Tim Spehr, R</b> OBP: 0.353, SLG: 0.451 (1, 2)		1-2 F8		0-2 L7		0-2 1B 1B		2-0 F8		4	0	1	0	0	0	3
<b>Ray Holbert, R</b> OBP: 0.111, SLG: 0.111 (1, 6)		0-3 K		3-1 P4		2-1 SAFE SAFE F8				3	0	0	0	0	1	2

Inning Stats	R: 2	H: 2	E: 1	LOB: 1	K: 0	BB: 20	S: 11	R: 1	H: 2	E: 0	LOB: 1	K: 1	BB: 0	S: 11	R: 1	H: 1	E: 0	LOB: 0	K: 0	BB: 0	S: 11	R: 0	H: 0	E: 0	LOB: 0	K: 0	BB: 0	S: 9	R: 0	H: 0	E: 0	LOB: 0	K: 0	BB: 0	S: 7	R: 1	H: 1	E: 0	LOB: 0	K: 0	BB: 0	S: 7	R: 0	H: 2	E: 0	LOB: 2	K: 1	BB: 0	S: 10	R: 0	H: 1	E: 0	LOB: 2	K: 0	BB: 1	S: 7	P: 18
<b>PITCHER</b>	IP	WLS	BF	H	R	ER	SO	BB	IBB	HBP	BLK	WP	HR	S	P	ERA	WHIP																																								
<b>Mark Portugal, R</b> ERA: 5.29 (1, 1)	6.0	L	26	7	5	4	1	1	0	0	0	0	0	59	85	6.00	1.333																																								
<b>Bryce Florie, R</b> ERA: 4.63 (7, 1)	2.0		9	2	0	0	1	0	1	0	0	0	0	14	32	0.00	1.000																																								

**BOTTOM**

**Boston Red Sox @ Kansas City Royals**  
Kauffman Stadium, Kansas City, MO

Mon Aug 09 1999, 7:05 PM CDT  
Att: 18,248 - Unknown - 87 F

AB	33
R	5
H	9
RBI	5
BB	2
SO	2
LOB	18

livebaseballscores.com



WP: 0	PA: 35
PB: 1	SB: 0
CS: 0	

Batter	1	2	3	4	5	6	7	8	9	10	AB R H RBI BB SO LOB	TOP												
Jose Offerman, S OBP: 0.371, SLG: 0.415 (1, 4)	1-2 BB BB 1B		2-2 G4-3	0-0 F8		0-1 G3		1-0 F9		0-0 2B 1B	6 1 2 1 0 0 3	<p><b>Boston Red Sox @ Kansas City Royals</b> Kauffman Stadium, Kansas City, MO</p> <p>Tue Aug 10 1999, 7:05 PM CDT Att. 15,906 - Unknown - 90 F</p>												
John Valentin, R OBP: 0.323, SLG: 0.426 (1, 5)	1-2 SAFE BB 1B		2-2 1B 1B	2-1 P6			2-3 K		1-0 HR	0-0 F8	5 1 2 1 1 1 4													
Brian Daubach, L OBP: 0.387, SLG: 0.641 (1, 3)	0-3 K		1-1 1B 1B		4-0 G4-6-3 BB		0-1 HR		0-0 G1-3	0-0 CS 2B	5 1 3 3 1 1 2													
Nomar Garciaparra, R OBP: 0.403, SLG: 0.595 (1, 6)	1-3 K		1-1 F8		0-2 P4		0-1 F7		1-1 L8	0-0 CS	5 0 0 0 0 1 5													
Troy O'Leary, L OBP: 0.350, SLG: 0.545 (1, 7)	4-1 BB 1B		0-0 1B		0-2 G4-6-3		3-1 HR		2-1 F9		4 1 2 1 1 0 1													
18 Reggie Jefferson, S Butch Huskey, R Donnie Sadler, R OBP: 0.365, SLG: 0.461 OBP: 0.355, SLG: 0.507 OBP: 0.302, SLG: 0.380 (1, 10) (10, PH) (10, PR)	1-3 K		2-0 2B 1B HBP		2-1 F8 2B		4-0 BB		0-0 1B 1B	0-0 1B 1B	2 1 1 0 1 1 3 1 0 1 0 0 0 0 0 1 0 0 0 0 0													
Jason Varitek, S OBP: 0.326, SLG: 0.467 (1, 2)		0-0 F8	2-2 1B SF8 2B		0-0 F8		2-2 F8		0-0 FC4-6 1B 1B	0-0 FC4-6 1B 1B	5 2 2 0 0 0 2													
Darren Lewis, R OBP: 0.322, SLG: 0.320 (1, 8)		1-2 G4-3	0-0 1B		2-2 P2		0-1 CS 1B		0-0 FC4-6 1B	1-2 2-H	5 0 3 2 0 0 1													
Trot Nixon, L OBP: 0.344, SLG: 0.441 (1, 9)		2-2 G4-3	3-2 SF8		4-2 BB		1-3 K		0-0 FC4-6 1B 2B	0-0 1B 2B	3 1 0 1 1 1 3													
<b>Inning Stats</b>	R: 0 E: 0 K: 3 S: 16	H: 1 LOB: 3 BB: 2 P: 27	R: 0 E: 0 K: 0 S: 7	H: 0 LOB: 0 BB: 0 P: 10	R: 0 E: 0 K: 0 S: 11	H: 3 LOB: 2 BB: 0 P: 17	R: 2 E: 0 K: 0 S: 11	H: 2 LOB: 1 BB: 0 P: 20	R: 0 E: 0 K: 0 S: 12	H: 1 LOB: 2 BB: 1 P: 20	R: 2 E: 0 K: 1 S: 12		H: 2 LOB: 1 BB: 1 P: 23	R: 0 E: 0 K: 1 S: 6	H: 1 LOB: 0 BB: 0 P: 8	R: 1 E: 0 K: 0 S: 6	H: 1 LOB: 0 BB: 0 P: 10	R: 4 E: 0 K: 0 S: 7	H: 5 LOB: 1 BB: 0 P: 7	1B: 10 2B: 3 3B: 0 HR: 3	SF: 1 SAC: 0 DP: 1 HBP: 1	WP: 0 PB: 0 SB: 0 CS: 2	PA: 49	
<b>PITCHER</b>	IP WLS BF H R ER SO BB IBB HBP BLK WP HR S P ERA WHIP																							
Jay Witasick, R ERA: 6.53 (1, 1)	6.0																							
Scott Service, R ERA: 5.52 (7, 1)	1.0	B	6	2	2	2	1	1	0	0	0	0	2	12	23	18.00	3.000							
Jeff Montgomery, R ERA: 7.51 (8, 1)	1.1		5	2	1	1	1	0	0	0	0	0	1	8	11	6.75	1.500							
Matt Whisenant, L ERA: 6.69 (9, 1)	0.2	L	4	2	2	2	0	0	0	0	0	0	0	6	9	27.00	3.000							
Mac Suzuki, R ERA: 8.63 (10, 1)	1.0		5	3	2	2	0	0	0	0	0	0	0	5	5	18.00	3.000							

AB	41
R	9
H	16
RBI	9
BB	5
SO	5
LOB	24





BOTTOM

Boston Red Sox @ Kansas City Royals  
Kauffman Stadium, Kansas City, MO

Tue Aug 10 1999, 7:05 PM CDT  
Att. 15,906 - Unknown - 90 F

livebaseballscorecards.com

AB	45
R	6
H	13
RBI	6
BB	0
SO	13
LOB	23



WP:	1	PA:	45
PB:	3		
SB:	2		
CS:	0		

AB R H RBI BB SO LOB

5 2 3 1 0 1 2

5 1 1 2 0 3 6

5 0 0 0 0 1 4

5 0 2 1 0 1 1

5 1 1 0 0 1 2

5 1 1 0 0 1 2

5 1 2 1 0 2 1

3 0 1 0 0 1 2

1 0 0 0 0 1 0

1 0 0 0 0 1 2

1B:	7	SF:	0
2B:	4	SAC:	0
3B:	1	DP:	0
HR:	1	HBP:	0

Batter	1	2	3	4	5	6	7	8	9	10
Johnny Damon, L (1, 7) OBP: 0.384, SLG: 0.493	0-1 F9 29 2B 1B	2-2 FC4-2 2B		1-0 P4			3-2 G6-3 1B		3-3 K PB HR	
Carlos Febles, R (1, 4) OBP: 0.347, SLG: 0.430	3-3 K	0-0 FC4-2		1-3 K			1-3 K		1-2 HR	
Carlos Beltrán, S (1, 8) OBP: 0.334, SLG: 0.470	1-1 F9	2-2 P3			2-0 G4-3		3-0 G6-3		2-3 K	
29 Mike Sweeney, R (1, 3) OBP: 0.402, SLG: 0.555	0-1 2B		0-2 F9		0-0 WP 1B		0-3 K			0-0 L8
Jermaine Dye, R (1, 9) OBP: 0.359, SLG: 0.561	2-0 L7		0-0 P3		3-3 K			1-2 G6-3		0-0 2B 2B
Joe Randa, R (1, 5)		1-1 1B 3B	0-0 L8		0-0 F8			2-2 P2		0-3 K
Jeremy Giambi, L (1, 10) OBP: 0.396, SLG: 0.398		2-2 P2		2-2 FC1-5 1B 1B		2-2 G4-3		1-1 G6-3		0-0 PB 2B
Chad Kreuter, S (1, 2) OBP: 0.339, SLG: 0.361		1-2 1B 2B 1B		0-0 FC1-5 1B		0-1 G3-1		0-3 K		0-3 K
Ray Holbert, R (1, 6) OBP: 0.167, SLG: 0.167 Scott Pose, L (9, PH) OBP: 0.419, SLG: 0.360 Jed Hansen, R (10, 6) OBP: 0.292, SLG: 0.268		1-1 2B 1B		0-1 FC1-5		0-3 K		0-3 K		0-3 K

Inning Stats	R: 1	H: 2	E: 0	LOB: 1	K: 1	S: 10	P: 16	R: 2	H: 4	E: 0	LOB: 2	K: 0	BB: 0	S: 20	P: 29	R: 0	H: 0	E: 0	LOB: 0	K: 0	BB: 0	S: 5	P: 5	R: 0	H: 2	E: 0	LOB: 2	K: 1	BB: 0	S: 12	P: 16	R: 0	H: 1	E: 0	LOB: 1	K: 1	BB: 0	S: 7	P: 12	R: 0	H: 0	E: 0	LOB: 0	K: 1	BB: 0	S: 8	P: 10	R: 0	H: 1	E: 0	LOB: 1	K: 2	BB: 0	S: 11	P: 17	R: 0	H: 0	E: 0	LOB: 0	K: 0	BB: 0	S: 12	P: 16	R: 2	H: 1	E: 0	LOB: 0	K: 4	BB: 0	S: 15	P: 21	R: 1	H: 2	E: 0	LOB: 2	K: 3	BB: 0	S: 12	P: 12	1B: 7	SF: 0	2B: 4	SAC: 0	3B: 1	DP: 0	HR: 1	HBP: 0	WP: 1	PA: 45
--------------	------	------	------	--------	------	-------	-------	------	------	------	--------	------	-------	-------	-------	------	------	------	--------	------	-------	------	------	------	------	------	--------	------	-------	-------	-------	------	------	------	--------	------	-------	------	-------	------	------	------	--------	------	-------	------	-------	------	------	------	--------	------	-------	-------	-------	------	------	------	--------	------	-------	-------	-------	------	------	------	--------	------	-------	-------	-------	------	------	------	--------	------	-------	-------	-------	-------	-------	-------	--------	-------	-------	-------	--------	-------	--------

PITCHER	IP	WLS	BF	H	R	ER	SO	BB	IBB	HBP	BLK	WP	HR	S	P	ERA	WHIP
Brian Rose, R (1, 1) ERA: 4.52	3.1		18	8	3	3	1	0	0	0	0	0	0	43	60	8.10	2.400
John Wasdin, R (4, 1) ERA: 4.24	2.2		9	1	0	0	3	0	0	0	0	1	0	19	28	0.00	0.375
Derek Lowe, R (7, 1) ERA: 3.13	2.0	H	7	1	0	0	2	0	0	0	0	0	0	23	33	0.00	0.500
49 Tim Wakefield, R (9, 1) ERA: 5.06	1.2	W	10	3	3	1	6	0	0	0	0	0	1	24	30	5.40	1.800
Rich Garcés, R (10, 1) ERA: 1.65	0.1	S	1	0	0	0	1	0	0	0	0	0	0	3	3	0.00	0.000

Batter	1	2	3	4	5	6	7	8	9	AB R H RBI BB SO LOB	TOP		
Jose Offerman, S (1, 4) X OBP: 0.373, SLG: 0.419	0-0 G6-3		3-2 G6-4-3 1B	1-0 2B		2-1 F8		0-2 E 1B		5 1 3 2 0 0 0			
John Valentin, R (1, 5) S OBP: 0.324, SLG: 0.424	2-2 G6-3		1-2 G6-4-3 1-2f	4-1 IBB		3-2 1B		1-2 E5 1B		4 0 1 0 1 0 2			
Brian Daubach, L (1, 10) X	0-0 F7			BB 1B BB		3-1 F8		1-2 P6		4 1 0 0 1 0 6			
Mike Stanley, R (1, 3) C OBP: 0.387, SLG: 0.468		0-1 HR 1B		4-2 1B BB 1-2 BB		2-1 P6		1-3 K		4 3 2 1 1 1 2			
Butch Huskey, R (1, 9) S OBP: 0.362, SLG: 0.519		1-1 HR		4-0 BB 1B 1-2 2-3 BB		2-2 G4-3		1-2 G4-6-3 BB 1-2 1B		3 2 2 3 2 0 0			
Troy O'Leary, L (1, 7) B OBP: 0.350, SLG: 0.542		2-2 G4-3		0-0 BB 2B 1-2 2-3 3-H 1B		4-1 1B BB		0-0 G4-6-3 F9		4 1 1 1 1 0 3			
Donnie Sadler, R (1, 6) X OBP: 0.310, SLG: 0.382		0-0 B1-3		0-0 P4		1-0 1B		0-0 1B		5 0 2 0 0 0 3			
Lenny Webster, R (1, 2) B OBP: 0.305, SLG: 0.149		3-2 G5-3		4-0 2B BB 1-2 2-3 3-H BB		1-0 F8		0-0 P4		4 0 0 1 1 0 3			
Darren Lewis, R (1, 8) C OBP: 0.321, SLG: 0.318			0-2 P4	2-3 K		2-1 G1-6-3		2-1 E 1B		5 1 1 0 0 1 3			
<b>Inning Stats</b>	R: 0 E: 0 K: 0 S: 5 H: 0 LOB: 0 BB: 0 P: 7	R: 2 E: 0 K: 0 S: 11 H: 2 LOB: 0 BB: 0 P: 17	R: 0 E: 0 K: 0 S: 11 H: 1 LOB: 0 BB: 0 P: 15	R: 4 E: 0 K: 1 S: 14 H: 2 LOB: 3 BB: 5 P: 37	R: 0 E: 0 K: 0 S: 8 H: 1 LOB: 2 BB: 1 P: 18	R: 0 E: 0 K: 0 S: 12 H: 1 LOB: 1 BB: 0 P: 22	R: 1 E: 0 K: 0 S: 5 H: 2 LOB: 1 BB: 1 P: 12	R: 2 E: 1 K: 1 S: 19 H: 3 LOB: 2 BB: 0 P: 25	R: 0 E: 0 K: 0 S: 6 H: 0 LOB: 0 BB: 0 P: 9	1B: 9 2B: 1 3B: 0 HR: 2 SF: 0 SAC: 0 DP: 2 HBP: 0	WP: 0 PB: 0 SB: 0 CS: 0 PA: 45		
<b>PITCHER</b>	IP WLS BF H R ER SO BB IBB HBP BLK WP HR S P ERA WHIP											<b>PITCHER</b>	IP WLS BF H R ER SO BB IBB HBP BLK WP HR S P ERA WHIP
50 José Rosado, L (1, 1) ERA: 3.95	4.0 L 21 5 6 6 1 4 1 0 0 0 1 41 76 13.50 2.250												
Terry Mathews, R (5, 1) ERA: 4.38	3.0 14 4 1 1 0 2 0 0 0 0 1 25 52 3.00 2.000												
Brad Rigby, R (8, 1) ERA: 4.7	1.0 7 3 2 0 1 0 0 0 0 0 0 19 25 0.00 3.000												
Matt Whisenant, L (9, 1) ERA: 6.52	1.0 3 0 0 0 0 0 0 0 0 0 0 6 9 0.00 0.000												

**Boston Red Sox @ Kansas City Royals**  
**Kauffman Stadium, Kansas City, MO**

Wed Aug 11 1999, 1:05 PM CDT  
 Att. 15,157 - Cloudy - 81 F



livebaseballscorecards.com

Batter	1	2	3	4	5	6	7	8	9	AB	R	H	RBI	BB	SO	LOB
<b>Johnny Damon, L</b> (1, 7) <small>OBP: 0.382, SLG: 0.489</small>	1-1 <b>F8</b>		0-0 <b>G4-3</b>			0-1 <b>F8</b>			1-0 <b>G4-3</b>	4	0	0	0	0	0	0
<b>Rey Sanchez, R</b> (1, 6) <small>OBP: 0.325, SLG: 0.373</small>	0-1 <b>G4-3</b>			0-0 <b>F8</b> <b>29</b> <b>G5-3</b> <b>2B</b>		1-0 <b>L4</b>			0-0 <b>G6-3</b>	4	1	1	0	0	0	0
<b>Carlos Beltrán, S</b> (1, 8) <small>OBP: 0.335, SLG: 0.470</small>	1-2 <b>P3</b>			0-0 <b>F8</b> <b>2-3</b>			3-1 <b>G5-4-3</b> <b>1B</b>		0-0 <b>1B</b>	4	0	2	0	0	0	1
<b>29 Mike Sweeney, R</b> (1, 3) <small>OBP: 0.401, SLG: 0.560</small>		1-0 <b>HR</b>		1-0 <b>G5-3</b>			2-2 <b>P2</b>		0-2 <b>P6</b>	4	1	1	2	0	0	2
<b>Jermaine Dye, R</b> (1, 9) <small>OBP: 0.356, SLG: 0.558</small>		1-1 <b>F8</b>		0-1 <b>P6</b>			2-2 <b>G5-4-3</b> <b>1-2f</b>			3	0	0	0	0	0	1
<b>Joe Randa, R</b> (1, 5) <small>OBP: 0.370, SLG: 0.510</small>		1-1 <b>L6</b>			0-0 <b>F9</b>			1-1 <b>F7</b>		3	0	0	0	0	0	0
<b>Jeremy Giambi, L</b> (1, 10) <small>OBP: 0.390, SLG: 0.391</small>		0-1 <b>G3</b>			1-0 <b>F8</b>			1-3 <b>K</b>		3	0	0	0	0	1	0
<b>Tim Spehr, R</b> (1, 2) <small>OBP: 0.353, SLG: 0.474</small>			3-3 <b>K</b>		0-3 <b>K</b>			0-0 <b>HR</b>		3	1	1	1	0	2	0
<b>Carlos Febles, R</b> (1, 4) <small>OBP: 0.345, SLG: 0.427</small>			0-1 <b>P4</b>			2-2 <b>G4-3</b>		1-0 <b>G6-3</b>		3	0	0	0	0	0	0

Inning Stats	R: 0	H: 0	E: 0	K: 0	S: 8	R: 1	H: 1	E: 0	K: 0	S: 7	R: 0	H: 0	E: 0	K: 1	S: 6	R: 1	H: 1	E: 0	K: 0	S: 5	R: 0	H: 0	E: 0	K: 1	S: 5	R: 0	H: 0	E: 0	K: 0	S: 6	R: 0	H: 1	E: 0	K: 0	S: 9	R: 1	H: 1	E: 0	K: 1	S: 7	R: 0	H: 1	E: 0	K: 0	S: 6	R: 0	H: 1	E: 0	K: 0	S: 7	1B: 2	SF: 0	2B: 1	SAC: 0	3B: 0	DP: 1	HR: 2	HBP: 0	WP: 0	PA: 31
<b>PITCHER</b> <b>Bret Saberhagen, R</b> (1, 1) <small>ERA: 3.15</small> <b>Rheal Cormier, L</b> (9, 1) <small>ERA: 3.49</small>	IP	WLS	BF	H	R	ER	SO	BB	IBB	HBP	BLK	WP	HR	S	P	ERA	WHIP																																											

**BOTTOM**

**Boston Red Sox @ Kansas City Royals**  
**Kauffman Stadium, Kansas City, MO**

Wed Aug 11 1999, 1:05 PM CDT  
 Att: 15,157 - Cloudy - 81 F

<b>AB</b>	<b>31</b>
<b>R</b>	<b>3</b>
<b>H</b>	<b>5</b>
<b>RBI</b>	<b>3</b>
<b>BB</b>	<b>0</b>
<b>SO</b>	<b>3</b>
<b>LOB</b>	<b>4</b>

livebaseballscorecards.com

Batter	1	2	3	4	5	6	7	8	9	AB	R	H	RBI	BB	SO	LOB	TOP								
Miguel Cairo, R OBP: 0.342, SLG: 0.390 (1, 4)	4-0 PB 1B BB	0-0 G6-4-3 1-2f		3-2 L7		1-2 G4-3		0-0 E 1B		4	1	1	1	1	0	2									
Wade Boggs, L OBP: 0.375, SLG: 0.374 (1, 5)	4-0 1B 1-2 BB		1-2 G6-3		2-0 E4 G4-6-3		3-2 G4-3	1-2 E3 1-2 2-3		4	0	0	0	1	0	2									
Terrell Lowery, R OBP: 0.400, SLG: 0.521 (1, 7)	1-2 F8		1-2 G3 1B		1-3 K		3-2 K 2B	3-3 K		5	0	2	0	0	2	6									
Fred McGriff, L OBP: 0.415, SLG: 0.590 (1, 10)	3-3 K		1-2 G3 1-2		1-1 G4-6-3 1-2f		2-2 P4	3-2 F7		5	0	0	0	0	1	5									
John Flaherty, R OBP: 0.322, SLG: 0.401 (1, 2)	0-0 1-3 2-H 1B		1-0 G6-3		0-0 G6-3		0-0 G4-3	0-0 G5-3		5	0	1	1	0	0	2									
Dave Martinez, L OBP: 0.354, SLG: 0.396 (1, 8)	2-2 P5			4-0 1B 1B BB		1-1 G6-3 E HR 1B		3-1 G4-3	1-0 G4-3	4	2	1	0	1	0	2									
Jose Guillen, R OBP: 0.325, SLG: 0.345 (1, 9)		3-2 1B 1B		2-2 1B 1-2 G6-3 1B		2-2 E4 HR		2-0 P9		4	2	2	0	0	0	1	AB 39								
Paul Sorrento, L OBP: 0.358, SLG: 0.445 (1, 3)		1-1 G6-4-3 1-2 1B		0-0 G6-3 1-3 2-H 1B		3-2 HR 1-H 2-H		3-1 1B 1B		4	2	4	4	0	0	0	R 7								
Aaron Ledesma, R OBP: 0.291, SLG: 0.305 (1, 6)		2-2 P6		0-1 G6-3 1-2f 3-H		1-0 F9		1-1 E 1B 1-3 1B		4	0	1	0	0	0	3	H 12								
<b>Inning Stats</b>	R: 1 E: 0 K: 1 S: 13	H: 1 LOB: 2 BB: 2 P: 27	R: 0 E: 0 K: 0 S: 9	H: 2 LOB: 1 BB: 0 P: 15	R: 0 E: 0 K: 0 S: 10	H: 1 LOB: 1 BB: 0 P: 14	R: 2 E: 0 K: 0 S: 10	H: 2 LOB: 0 BB: 1 P: 19	R: 0 E: 1 K: 1 S: 6	H: 0 LOB: 0 BB: 0 P: 10	R: 3 E: 1 K: 0 S: 13	H: 2 LOB: 0 BB: 0 P: 21	R: 0 E: 0 K: 0 S: 11	H: 1 LOB: 1 BB: 0 P: 19	R: 1 E: 1 K: 1 S: 14	H: 3 LOB: 3 BB: 0 P: 27	R: 0 E: 0 K: 0 S: 8	H: 0 LOB: 0 BB: 0 P: 12	1B: 10 2B: 1 3B: 0 HR: 1	SF: 0 SAC: 0 DP: 3 HBP: 0	WP: 0 PB: 1 SB: 0 CS: 0	PA: 42			
<b>PITCHER</b>	IP	WLS	BF	H	R	ER	SO	BB	IBB	HBP	BLK	WP	HR	S	P	ERA	WHIP								
Dan Reichert, R ERA: 12.08 (1, 1)	6.0	L	28	8	6	5	2	3	0	0	0	0	1	61	106	7.50	1.833								
Alvin Morman, L ERA: 3.86 (7, 1)	1.2		10	4	1	1	0	0	0	0	0	0	0	22	40	5.40	2.400								
Jeff Montgomery, R ERA: 7.45 (8, 1)	0.1		1	0	0	0	1	0	0	0	0	0	0	3	6	0.00	0.000								
Matt Whisenant, L ERA: 6.35 (9, 1)	1.0		3	0	0	0	0	0	0	0	0	0	0	8	12	0.00	0.000								

Tampa Bay Devil Rays @ Kansas City Royals  
Kauffman Stadium, Kansas City, MO

Thu Aug 12 1999, 7:05 PM CDT  
Att. 16,201 - Cloudy - 91 F

AB	39
R	7
H	12
RBI	6
BB	3
SO	3
LOB	23



Batter	1	2	3	4	5	6	7	8	9	AB	R	H	RBI	BB	SO	LOB
Johnny Damon, L (1, 7) OBP: 0.380, SLG: 0.486	F7		F7		F9		P3	G4-3		5	0	1	1	0	0	2
Rey Sanchez, R (1, 6) OBP: 0.323, SLG: 0.372	G6-4-3		SF8		FC6-4		G6-3		G1-3	4	1	1	1	0	0	1
Carlos Beltrán, S (1, 8) OBP: 0.334, SLG: 0.467	G6-4-3		F8		F8		G3		G6-3	5	0	1	0	0	0	2
29 Mike Sweeney, R (1, 3) OBP: 0.401, SLG: 0.557		F7		G4-3		G4-3		G5-3		4	0	1	1	1	0	0
Jed Hansen, R (9, PR) OBP: 0.292, SLG: 0.268										0	0	0	0	0	0	0
Jermaine Dye, R (1, 9) OBP: 0.355, SLG: 0.554		G4-3		P4		F7		E	K	5	1	1	0	0	1	3
Joe Randa, R (1, 5) OBP: 0.373, SLG: 0.512		F9		1B		1B		E		4	1	3	0	0	0	0
Jeremy Giambi, L (1, 10) OBP: 0.397, SLG: 0.396			BB	1B		1B		E		3	2	2	0	1	0	1
Chad Kreuter, S (1, 2) OBP: 0.334, SLG: 0.356			BB	1B		1B		E		4	0	0	0	0	1	6
Carlos Febles, R (1, 4) OBP: 0.349, SLG: 0.432			BB	1B		BB		E		2	1	1	2	2	0	1

Inning Stats	R: 0	H: 1	E: 0	LOB: 0	K: 0	S: 8	P: 12	R: 0	H: 0	E: 0	LOB: 0	K: 0	S: 5	R: 2	H: 1	E: 0	LOB: 1	K: 0	S: 12	R: 0	H: 2	E: 0	LOB: 2	K: 0	S: 12	R: 1	H: 2	E: 0	LOB: 2	K: 0	S: 12	R: 0	H: 2	E: 0	LOB: 1	K: 1	S: 10	R: 0	H: 0	E: 0	LOB: 0	K: 0	S: 6	R: 3	H: 3	E: 1	LOB: 1	K: 0	S: 13	R: 0	H: 0	E: 0	LOB: 1	K: 1	S: 7	1B: 10	2B: 0	3B: 1	HR: 0	SF: 1	SAC: 0	DP: 1	HBP: 0	WP: 0	PA: 41
--------------	------	------	------	--------	------	------	-------	------	------	------	--------	------	------	------	------	------	--------	------	-------	------	------	------	--------	------	-------	------	------	------	--------	------	-------	------	------	------	--------	------	-------	------	------	------	--------	------	------	------	------	------	--------	------	-------	------	------	------	--------	------	------	--------	-------	-------	-------	-------	--------	-------	--------	-------	--------

PITCHER	IP	WLS	BF	H	R	ER	SO	BB	IBB	HBP	BLK	WP	HR	S	P	ERA	WHIP
Bobby Witt, R (1, 1) ERA: 5.68	6.0	W	27	8	3	3	1	3	0	0	0	0	0	59	100	4.50	1.833
Albie Lopez, R (7, 1) ERA: 6.52	1.1	H	6	2	2	0	0	0	0	0	0	0	0	13	16	0.00	1.500
Norm Charlton, L (8, 1) ERA: 3.31	0.2	H	4	1	1	0	0	0	0	0	0	0	0	6	9	0.00	1.500
Roberto Hernandez, R (9, 1) ERA: 3.45	1.0	S	4	0	0	0	1	1	0	0	0	0	0	7	14	0.00	1.000

**BOTTOM**

**Tampa Bay Devil Rays @ Kansas City Royals**  
Kauffman Stadium, Kansas City, MO

Thu Aug 12 1999, 7:05 PM CDT  
Att: 16,201 - Cloudy - 91 F

AB	36
R	6
H	11
RBI	5
BB	4
SO	2
LOB	16



PITCHER	IP	WLS	BF	H	R	ER	SO	BB	IBB	HBP	BLK	WP	HR	S	P	ERA	WHIP
---------	----	-----	----	---	---	----	----	----	-----	-----	-----	----	----	---	---	-----	------

Batter	1	2	3	4	5	6	7	8	9	AB R H RBI BB SO LOB	TOP						
Miguel Cairo, R (1, 4) OBP: 0.344, SLG: 0.390	1-1 P4		1-1 1B HBP		2-1 1B			0-1 P3		3 0 1 0 0 0 0							
Dave Martinez, L (1, 8) OBP: 0.355, SLG: 0.397	1-0 E 1B		0-2 1B		2-1 P6			3-2 F9		4 0 2 0 0 0 1							
Terrell Lowery, R (1, 7) OBP: 0.394, SLG: 0.505	1-1 F7		1-3 K					1-3 K		3 0 0 0 1 2 2							
Fred McGriff, L (1, 10) David Lamb, S (9, PR) OBP: 0.416, SLG: 0.589 OBP: 0.287, SLG: 0.302	2-1 E4				4-2 BB			3-1 G4-6-3 BB		3 0 1 0 1 0 2 0 1 0 0 0 0 0							
Jose Guillen, R (1, 9) OBP: 0.316, SLG: 0.336	1-3 K				0-0 F8			3-3 K		4 0 0 0 0 3 4							
Paul Sorrento, L (1, 3) OBP: 0.357, SLG: 0.446			1-3 K		3-3 K			3-2 L7		4 0 1 0 0 2 1							
Tony Graffanino, R (1, 6) OBP: 0.314, SLG: 0.449			3-2 G6-3		3-3 K			1-1 SH5-3 HBP		3 0 1 1 0 1 1							
Bobby Smith, R (1, 5) Wade Boggs, L (9, PH) OBP: 0.250, SLG: 0.232 OBP: 0.374, SLG: 0.372			2-2 F9					0-1 SH5-3		2 0 0 0 0 1 0 1 0 0 0 0 0 2							
Mike DiFelice, R (1, 2) OBP: 0.319, SLG: 0.495			2-2 G5-3					1-2 L6		1 0 0 0 0 0 2							
					2-2 F8			2-1 L9		4 0 0 0 0 0 3							
<b>Inning Stats</b>	R: 0 H: 1 E: 1 LOB: 2 K: 1 BB: 0 S: 11 P: 17	R: 0 H: 0 E: 0 LOB: 0 K: 1 BB: 0 S: 11 P: 17	R: 0 H: 1 E: 0 LOB: 1 K: 1 BB: 0 S: 13 P: 17	R: 0 H: 0 E: 0 LOB: 1 K: 2 BB: 1 S: 10 P: 20	R: 0 H: 1 E: 0 LOB: 1 K: 1 BB: 0 S: 11 P: 19	R: 0 H: 0 E: 0 LOB: 0 K: 1 BB: 1 S: 8 P: 18	R: 0 H: 0 E: 0 LOB: 1 K: 0 BB: 0 S: 8 P: 14	R: 0 H: 0 E: 0 LOB: 0 K: 1 BB: 0 S: 11 P: 15	R: 1 H: 3 E: 0 LOB: 2 K: 1 BB: 0 S: 18 P: 25	1B: 5 SF: 0 2B: 1 SAC: 1 3B: 0 DP: 1 HR: 0 HBP: 2	WP: 0 PA: 36 PB: 0 SB: 0 CS: 0						
<b>PITCHER</b>	IP WLS BF H R ER SO BB IBB HBP BLK WP HR S P ERA WHIP																
Blake Stein, R (1, 1) ERA: 4.82	7.0	27	3	0	0	7	2	0	2	0	0	0	0	72	122	0.00	0.714
Scott Service, R (8, 1) ERA: 5.48	2.0	W	9	3	1	1	2	0	0	0	0	0	0	29	40	4.50	1.500

Tampa Bay Devil Rays @ Kansas City Royals  
Kauffman Stadium, Kansas City, MO

Fri Aug 13 1999, 7:05 PM CDT  
Att. 23,835 - Overcast - 68 F

AB	31
R	1
H	6
RBI	1
BB	2
SO	9
LOB	16



Batter	1	2	3	4	5	6	7	8	9	AB	R	H	RBI	BB	SO	LOB
<b>Johnny Damon, L</b> (1, 7) <small>OBP: 0.377, SLG: 0.482</small>	3-2 		0-0 			0-1 		1-2 		4	0	0	0	0	0	1
<b>Rey Sanchez, R</b> (1, 6) <small>OBP: 0.322, SLG: 0.370</small>	3-2 		0-0 			0-0 			2-2 	4	0	1	0	0	0	0
<b>Carlos Beltrán, S</b> (1, 8) <small>OBP: 0.333, SLG: 0.466</small>	1-3 		0-3 			1-1 			3-2 	4	1	1	0	0	2	1
<b>29 Mike Sweeney, R</b> (1, 3) <small>OBP: 0.402, SLG: 0.556</small>		0-1 			1-2 		0-0 		0-0 	4	1	2	0	0	0	0
<b>Jermaine Dye, R</b> (1, 9) <small>OBP: 0.358, SLG: 0.553</small>		0-2 			2-2 		4-0 		4-0 	2	0	1	0	2	0	0
<b>Joe Randa, R</b> (1, 5) <small>OBP: 0.374, SLG: 0.512</small>		3-1 			2-3 		1-0 		0-2 	4	0	2	1	0	1	2
<b>Jeremy Giambi, L</b> (1, 10) <small>OBP: 0.401, SLG: 0.400</small>		1-0 			1-2 		2-2 			3	0	2	1	0	0	2
<b>Tim Spehr, R</b> (1, 2) <small>OBP: 0.345, SLG: 0.462</small>		3-3 			0-0 			0-2 		3	0	0	0	0	1	2
<b>Carlos Febles, R</b> (1, 4) <small>OBP: 0.348, SLG: 0.432</small>			0-0 			1-1 		0-2 		3	0	1	0	0	0	1

Inning Stats	R: 0	H: 0	E: 0	K: 1	S: 9	P: 16	R: 1	H: 3	E: 0	K: 1	S: 12	P: 19	R: 0	H: 2	E: 0	K: 1	S: 6	R: 0	H: 0	E: 0	K: 1	S: 9	P: 14	R: 0	H: 1	E: 0	K: 0	S: 7	P: 9	R: 0	H: 0	E: 0	K: 0	S: 5	P: 6	R: 0	H: 1	E: 0	K: 0	S: 5	P: 12	R: 0	H: 0	E: 0	K: 0	S: 10	P: 11	R: 1	H: 3	E: 0	K: 0	S: 11	P: 20	1B: 10	SF: 0	2B: 0	SAC: 0	3B: 0	DP: 4	HR: 0	HBP: 0	WP: 0	PA: 33
--------------	------	------	------	------	------	-------	------	------	------	------	-------	-------	------	------	------	------	------	------	------	------	------	------	-------	------	------	------	------	------	------	------	------	------	------	------	------	------	------	------	------	------	-------	------	------	------	------	-------	-------	------	------	------	------	-------	-------	--------	-------	-------	--------	-------	-------	-------	--------	-------	--------

PITCHER	IP	WLS	BF	H	R	ER	SO	BB	IBB	HBP	BLK	WP	HR	S	P	ERA	WHIP
<b>Wilson Alvarez, L</b> (1, 1) <small>ERA: 4.32</small>	8.0		28	7	1	1	4	1	0	0	0	0	0	63	93	1.12	1.000
<b>Esteban Yan, R</b> (9, 1) <small>ERA: 5.62</small>	0.1	L	5	3	1	1	0	0	1	0	0	0	0	11	20	27.00	9.000

**BOTTOM**

**Tampa Bay Devil Rays @ Kansas City Royals**  
 Kauffman Stadium, Kansas City, MO

Fri Aug 13 1999, 7:05 PM CDT  
 Att. 23,835 - Overcast - 68 F

AB	31
R	2
H	10
RBI	2
BB	2
SO	4
LOB	9



WP: 0	PA: 33
PB: 0	SB: 0
CS: 0	

livebaseballscores.com

Batter	1	2	3	4	5	6	7	8	9	AB R H RBI BB SO LOB	TOP	
Miguel Cairo, R (1, 4) OBP: 0.345, SLG: 0.391	1-1 G3		3-2 G4-3		1-2 G6-3 HR 1B	2-2 1B 1-2 1B		0-0 SF7		4 1 2 1 0 0 1		
Dave Martinez, L (1, 8) OBP: 0.356, SLG: 0.397	1-1 F8			3-2 G4-3 1B	0-2 G6-3	2-2 1B 1-3 2-H		3-H 0-1 L7		5 0 2 1 0 0 2		
Bubba Trammell, R (1, 7) OBP: 0.385, SLG: 0.509	0-0 F9			1-0 G4-3 1-2	1-1 HR 2-H	1-2 G5-3		3-2 G5-3		5 1 1 2 0 0 4		
Fred McGriff, L (1, 10) OBP: 0.412, SLG: 0.581		3-2 G3		2-1 FC1-6-5-6 2B 2-2	3-3 K		3-1 F7		0-0 G4-3	5 1 0 0 0 1 1		
John Flaherty, R (1, 2) OBP: 0.324, SLG: 0.413		1-3 K		0-1 2B 1-3	1-3 K		0-2 G4-3		0-1 HR	5 2 2 1 0 2 0		
Paul Sorrento, L (1, 3) OBP: 0.357, SLG: 0.440		2-3 K		4-0 2B IBB		4-1 FC5-4 1B FC6-4 BB		0-3 K	3-1 G4-3	3 2 0 0 2 2 0		
Jose Guillen, R (1, 9) OBP: 0.325, SLG: 0.347			0-1 G6-3	2-1 2B 1-3 2-H 3-H		0-0 FC5-4 1B		1-2 1B E HBP	2-2 L9	4 2 2 2 0 0 0		
Bobby Smith, R (1, 5) OBP: 0.257, SLG: 0.248			3-1 F9	0-0 2B		2-0 FC5-4 FC6-4		0-0 E SF7 1B		4 1 2 2 0 0 2		
Aaron Ledesma, R (1, 6) OBP: 0.296, SLG: 0.309			1-1 1B	1-1 G1-3		1-2 FC6-4 1B		0-0 E1 1B		4 1 2 1 0 0 2		
<b>Inning Stats</b>	R: 0 E: 0 K: 0 S: 5 H: 0 LOB: 0 P: 7	R: 0 E: 0 K: 2 S: 16 H: 0 LOB: 0 P: 22	R: 0 E: 0 K: 0 S: 12 H: 1 LOB: 1 P: 19	R: 4 E: 0 K: 0 S: 15 H: 4 LOB: 1 P: 28	R: 2 E: 0 K: 2 S: 16 H: 2 LOB: 0 P: 22	R: 2 E: 0 K: 0 S: 16 H: 3 LOB: 2 P: 28	R: 0 E: 0 K: 1 S: 9 H: 0 LOB: 0 P: 12	R: 2 E: 1 K: 0 S: 11 H: 2 LOB: 1 P: 15	R: 1 E: 0 K: 0 S: 8 H: 1 LOB: 0 P: 13	1B: 8 2B: 3 3B: 0 HR: 2 SF: 1 SAC: 0 DP: 0 HBP: 1	WP: 0 PB: 0 SB: 0 CS: 0 PA: 43	
<b>PITCHER</b>	IP WLS BF H R ER SO BB IBB HBP BLK WP HR S P ERA WHIP											
Jeff Suppan, R (1, 1) ERA: 3.97	5.0 L 23 7 6 6 4 0 1 0 0 0 0 1 64 98 10.80 1.400											
49 Chris Fussell, R (6, 1) ERA: 8.65	2.1 14 5 4 3 1 1 0 1 0 0 0 0 30 46 11.57 2.571											
Brad Rigby, R (8, 1) ERA: 4.71	1.2 6 1 1 1 0 0 0 0 0 0 0 1 14 22 5.40 0.600											

Tampa Bay Devil Rays @ Kansas City Royals  
Kauffman Stadium, Kansas City, MO

Sat Aug 14 1999, 7:05 PM CDT  
Att. 20,684 - Unknown - 82 F

AB 39  
R 11  
H 13  
RBI 10  
BB 2  
SO 5  
LOB 12





Batter	1	2	3	4	5	6	7	8	9	AB	R	H	RBI	BB	SO	LOB
<b>Johnny Damon, L</b> OBP: 0.373, SLG: 0.477 (1, 7) C F B B F X	2-2 G4-3		0-0 G6-3		1-1 G1-3		2-2 FC4		1-1 G5-3	5	0	0	2	0	0	3
<b>Rey Sanchez, R</b> OBP: 0.327, SLG: 0.374 (1, 6) C X	0-1 1B		0-1 1B		0-1 1B		1-0 L4			4	0	3	0	0	0	1
<b>Carlos Beltrán, S</b> OBP: 0.331, SLG: 0.462 (1, 8) B 1 SAFE X	1-0 F8		0-0 L7			2-2 G5-3		1-1 F8		4	0	0	0	0	0	2
<b>29 Mike Sweeney, R</b> OBP: 0.398, SLG: 0.551 (1, 3) C 1 SAFE B X	1-1 L5			2-1 G6-3		1-1 G5-3		1-0 F9		4	0	0	0	0	0	1
<b>Jermaine Dye, R</b> OBP: 0.357, SLG: 0.553 (1, 9) X		0-0 F7 2B		2-3 K		0-0 G4-3		1-0 G5-3		4	0	1	0	0	1	0
<b>Joe Randa, R</b> OBP: 0.375, SLG: 0.511 (1, 5) C B B F C X		2-3 K		0-3 K			4-2 1B FC4 1B BB		2-1 2B 1B	3	2	1	0	1	2	1
<b>Jeremy Giambi, L</b> OBP: 0.403, SLG: 0.407 (1, 10) X		0-0 F7 2-3			2-1 L7		2-0 1B E 1B		2-1 2B	4	1	2	1	0	0	1
<b>Tim Spehr, R</b> OBP: 0.345, SLG: 0.455 (1, 2) <b>Scott Pose, L</b> OBP: 0.415, SLG: 0.356 (9, PH) C B B B B F S X		3-2 G3			4-2 2B G1-3 HBP		2-3 K		1-3 K	2	1	0	0	0	1	3
<b>Carlos Febles, R</b> OBP: 0.350, SLG: 0.435 (1, 4) B C C B X			2-2 L7		3-1 1B 2B		1-1 FC4 1B		2-1 F8	1	0	0	0	0	0	1

Inning Stats	R: 0	H: 1	E: 0	LOB: 1	K: 0	BB: 0	S: 9	R: 0	H: 1	E: 0	LOB: 1	K: 1	BB: 0	S: 9	R: 0	H: 1	E: 0	LOB: 0	K: 2	BB: 0	S: 8	R: 1	H: 2	E: 0	LOB: 2	K: 0	BB: 0	S: 10	R: 0	H: 0	E: 0	LOB: 0	K: 0	BB: 0	S: 7	R: 2	H: 2	E: 1	LOB: 1	K: 1	BB: 1	S: 13	R: 0	H: 0	E: 0	LOB: 0	K: 0	BB: 0	S: 4	R: 1	H: 2	E: 0	LOB: 1	K: 1	BB: 0	S: 12	1B: 6	SF: 0	2B: 3	SAC: 0	3B: 0	DP: 0	HR: 0	HBP: 1	WP: 0	PA: 37
--------------	------	------	------	--------	------	-------	------	------	------	------	--------	------	-------	------	------	------	------	--------	------	-------	------	------	------	------	--------	------	-------	-------	------	------	------	--------	------	-------	------	------	------	------	--------	------	-------	-------	------	------	------	--------	------	-------	------	------	------	------	--------	------	-------	-------	-------	-------	-------	--------	-------	-------	-------	--------	-------	--------

PITCHER	IP	WLS	BF	H	R	ER	SO	BB	IBB	HBP	BLK	WP	HR	S	P	ERA	WHIP
<b>Ryan Rupe, R</b> ERA: 4.74 (1, 1)	6.2	W	28	7	3	2	4	1	0	1	0	0	0	62	101	2.70	1.200
<b>Rick White, R</b> ERA: 4.01 (7, 1)	1.1		4	0	0	0	0	0	0	0	0	0	0	5	9	0.00	0.000
<b>Albie Lopez, R</b> ERA: 6.58 (9, 1)	1.0		5	2	1	1	1	0	0	0	0	0	0	12	20	9.00	2.000

**BOTTOM**

**Tampa Bay Devil Rays @ Kansas City Royals**  
Kauffman Stadium, Kansas City, MO

AB	35
R	4
H	9
RBI	3
BB	1
SO	5
LOB	14



PITCHER	IP	WLS	BF	H	R	ER	SO	BB	IBB	HBP	BLK	WP	HR	S	P	ERA	WHIP
---------	----	-----	----	---	---	----	----	----	-----	-----	-----	----	----	---	---	-----	------

Sat Aug 14 1999, 7:05 PM CDT  
Att: 20,684 - Unknown - 82 F

livebaseballscores.com



Batter	1	2	3	4	5	6	7	8	9	AB	R	H	RBI	BB	SO	LOB
<b>Johnny Damon, L</b> OBP: 0.374, SLG: 0.476 (1, 7) C B C X	1-2 G4-3 ①		1-1 L8 ③			3-2 2B 1B		4-2 BB		3	1	1	0	1	0	0
<b>Rey Sanchez, R</b> OBP: 0.326, SLG: 0.376 (1, 6) B X	1-0 F9 ②			1-0 G5-3 ①		0-0 29 HR 2B 1-H		3-2 F8 ①		4	1	1	1	0	0	1
<b>Carlos Beltrán, S</b> OBP: 0.328, SLG: 0.458 (1, 8) C F X	0-2 G1-3 ③			2-1 G4-3 ②		1-3 K ②		0-3 K ②		4	0	0	0	0	2	2
<b>29 Mike Sweeney, R</b> OBP: 0.397, SLG: 0.555 (1, 3) B T B X		1-2 G4-3 ①		3-3 K ③		2-0 HR 2-H		3-2 F7 ③		4	1	1	2	0	1	1
<b>Jermaine Dye, R</b> OBP: 0.356, SLG: 0.549 (1, 9) C B C B B		2-2 E6 E S			1-1 G5-3 ①	4-1 BB			1-3 K ①	3	0	0	0	1	1	0
<b>Joe Randa, R</b> OBP: 0.374, SLG: 0.509 (1, 5) B T B C B		1-3 K ②			1-0 G1-3 ②	1-0 F7 ③			1-0 1B	4	0	1	0	0	1	2
<b>Scott Pose, L</b> OBP: 0.409, SLG: 0.351 (1, 10) C B T B C B C		3-2 F7 ③			0-1 S 1B		1-1 G5-3 ①		1-2 F8 ②	4	0	1	0	0	0	2
<b>Chad Kreuter, S</b> OBP: 0.330, SLG: 0.351 (1, 2) B X			1-0 G4-3 ①		1-0 F7 ③		1-0 G6-3 ②		1-2 F7 ③	4	0	0	0	0	0	2
<b>Carlos Febles, R</b> OBP: 0.347, SLG: 0.431 (1, 4) C B C S B			2-3 K ②			2-3 K ①		3-1 G4-3 ③		3	0	0	0	0	2	0

**BOTTOM**

**Tampa Bay Devil Rays @ Kansas City Royals**  
Kauffman Stadium, Kansas City, MO

livebaseballscorecards.com

<b>AB</b>	<b>33</b>
<b>R</b>	<b>3</b>
<b>H</b>	<b>5</b>
<b>RBI</b>	<b>3</b>
<b>BB</b>	<b>2</b>
<b>SO</b>	<b>7</b>
<b>LOB</b>	<b>10</b>



WP: 0	PA: 35
PB: 0	
SB: 2	
CS: 0	

PITCHER	IP	WLS	BF	H	R	ER	SO	BB	IBB	HBP	BLK	WP	HR	S	P	ERA	WHIP
<b>Dave Eiland, R</b> ERA: 5.97 (1, 1)	6.0	W	24	4	3	3	5	1	0	0	0	0	1	53	88	4.50	0.833
<b>Norm Charlton, L</b> ERA: 3.13 (7, 1)	2.0	H	7	0	0	0	1	1	0	0	0	0	0	16	31	0.00	0.500
<b>Roberto Hernandez, R</b> ERA: 3.39 (9, 1)	1.0	S	4	1	0	0	1	0	0	0	0	0	0	14	18	0.00	1.000

Sun Aug 15 1999, 1:05 PM CDT  
Att: 19,162 - Unknown - 85 F

Batter	1	2	3	4	5	6	7	8	9	AB R H RBI BB SO LOB	TOP											
Johnny Damon, L (1, 7) OBP: 0.375, SLG: 0.478	0-2 P3		0-0 P3			2-2 2B		0-1 G6-3 29 1B		4 1 2 1 0 0 0	<b>Kansas City Royals @ New York Yankees</b> Yankee Stadium, Bronx, NY Tue Aug 17 1999, 7:30 PM EDT Att. 31,631 - Cloudy - 85 F											
Rey Sanchez, R (1, 6) OBP: 0.323, SLG: 0.372	2-3 K			1-0 G6-3		0-0 B2		2-2 F7		4 0 0 0 0 1 2												
Carlos Beltrán, S (1, 8) OBP: 0.330, SLG: 0.458	0-1 G3			0-1 E 1B		4-2 BB		3-2 G6-3		3 0 1 0 1 0 1												
29 Mike Sweeney, R (1, 3) OBP: 0.398, SLG: 0.557		2-2 F9 2B		3-2 K		1-1 F9		0-0 1B		4 0 2 1 0 1 3												
Jermaine Dye, R (1, 9) OBP: 0.353, SLG: 0.544		1-1 F9		3-3 K		3-2 P4		2-2 F8		4 0 0 0 0 1 5												
Joe Randa, R (1, 5) OBP: 0.371, SLG: 0.504		2-2 G1-3			2-0 F9		3-2 F7		2-0 G4-3	4 0 0 0 0 0 1												
Scott Pose, L (1, 10) OBP: 0.404, SLG: 0.347		1-2 P6			2-1 E S 1B		1-2 G1-3		0-0 G1	4 0 1 0 0 0 1												
Chad Kreuter, S (1, 2) OBP: 0.326, SLG: 0.346			1-3 K		0-3 K		0-0 G4-3		0-1 G5-3	4 0 0 0 0 2 1												
Carlos Febles, R (1, 4) OBP: 0.347, SLG: 0.436			3-3 K		0-2 G4-3			0-1 1B 3B		3 1 1 0 0 1 1												
<b>Inning Stats</b>	R: 0 E: 0 K: 1 S: 8	H: 0 LOB: 0 BB: 0 P: 10	R: 0 E: 0 K: 0 S: 13	H: 1 LOB: 1 BB: 0 P: 19	R: 0 E: 0 K: 2 S: 9	H: 0 LOB: 0 BB: 0 P: 13	R: 0 E: 1 K: 2 S: 9	H: 1 LOB: 1 BB: 0 P: 16	R: 0 E: 0 K: 1 S: 9	H: 1 LOB: 1 BB: 0 P: 13	R: 0 E: 0 K: 0 S: 11	H: 1 LOB: 2 BB: 1 P: 21	R: 0 E: 0 K: 0 S: 11	H: 0 LOB: 0 BB: 0 P: 15	R: 2 E: 0 K: 0 S: 14	H: 3 LOB: 1 BB: 0 P: 21	R: 0 E: 0 K: 0 S: 4	H: 0 LOB: 0 BB: 0 P: 6	1B: 4 2B: 2 3B: 1 HR: 0	SF: 0 SAC: 0 DP: 0 HBP: 0	WP: 0 PB: 0 SB: 2 CS: 0	PA: 35
<b>PITCHER</b>	IP WLS BF H R ER SO BB IBB HBP BLK WP HR S P ERA WHIP																					
Orlando Hernandez, R (1, 1) ERA: 4.34	7.0 W 28 6 2 2 6 1 0 0 0 0 0 0 74 111 2.57 1.000																					
Jeff Nelson, R (8, 1) ERA: 5.6	1.0 H 4 1 0 0 0 0 0 0 0 0 0 0 10 17 0.00 1.000																					
42 Mariano Rivera, R (9, 1) ERA: 2.64	1.0 S 3 0 0 0 0 0 0 0 0 0 0 0 4 6 0.00 0.000																					

livebaseballscorecards.com

AB	34
R	2
H	7
RBI	2
BB	1
SO	6
LOB	15



Batter	1	2	3	4	5	6	7	8	9	AB	R	H	RBI	BB	SO	LOB
Chuck Knoblauch, R (1, 4) OBP: 0.388, SLG: 0.448	1-1 P6		4-2 F1 SAFE 1-2 BB		2-2 G6-3		0-1 2B 1B			3	1	1	2	1	0	0
2 Derek Jeter, R (1, 6) OBP: 0.431, SLG: 0.577	0-0 F8		3-3 B S K			2-2 G2-3	1-1 2-H 3-H 1B			4	0	1	1	0	1	2
Paul O'Neill, L (1, 9) OBP: 0.360, SLG: 0.465	0-3 K			2-0 G4-3		1-3 K	0-1 1 SAFE 1 SAFE G4-3			4	0	0	0	0	2	1
Chili Davis, S (1, 10) OBP: 0.374, SLG: 0.461		0-0 G5-3		2-2 F8		3-2 L6		2-0 L9		4	0	0	0	0	0	0
Jim Leyritz, R (1, 3) OBP: 0.349, SLG: 0.477		2-0 F9		1-1 2B			1-0 20 1B 3B	2-0 HR		3	1	2	0	0	0	0
Tino Martinez, L (8, 3) OBP: 0.344, SLG: 0.441										1	1	1	1	0	0	0
20 Jorge Posada, S (1, 2) OBP: 0.331, SLG: 0.411		1-2 G1-3		4-0 BB			2-1 2B 1B 3-H	0-0 G3		3	1	1	1	1	0	0
Shane Spencer, R (1, 7) OBP: 0.308, SLG: 0.382			1-3 K	0-0 F7			3-2 1B 2B	1-1 F8		4	1	1	0	0	1	2
Chad Curtis, R (1, 8) OBP: 0.379, SLG: 0.360		0-0 F9			3-3 K		1-2 P3			3	0	0	0	0	1	2
Scott Brosius, R (1, 5) OBP: 0.317, SLG: 0.429			4-2 BB BB		2-1 F7		0-3 K			2	0	0	0	1	1	2

Inning Stats	R: 0	H: 0	E: 0	K: 1	S: 6	R: 0	H: 0	E: 0	K: 0	S: 6	R: 0	H: 0	E: 0	K: 2	S: 21	R: 0	H: 1	E: 0	K: 0	S: 8	R: 0	H: 0	E: 0	K: 1	S: 8	R: 0	H: 0	E: 0	K: 1	S: 11	R: 4	H: 5	E: 0	K: 1	S: 18	R: 1	H: 1	E: 0	K: 0	S: 5	
	LOB: 0	BB: 0				LOB: 0	BB: 0				LOB: 2	BB: 2		LOB: 2	BB: 0	LOB: 0	BB: 0		LOB: 0	BB: 0	LOB: 0	BB: 0	LOB: 1	BB: 0	LOB: 1	BB: 0	LOB: 1	BB: 0	LOB: 0	BB: 0	LOB: 0	BB: 0	LOB: 0	BB: 0	LOB: 0	BB: 0	LOB: 0	BB: 0	LOB: 0	BB: 0	LOB: 0

PITCHER	IP	WLS	BF	H	R	ER	SO	BB	IBB	HBP	BLK	WP	HR	S	P	ERA	WHIP
50 José Rosado, L (1, 1) ERA: 3.98	6.0	L	25	4	3	3	5	3	0	0	0	0	0	66	110	4.50	1.167
Scott Service, R (7, 1) ERA: 5.62	0.2		4	2	1	1	1	0	0	0	0	0	0	10	12	13.50	3.000
Alvin Morman, L (7, 1) ERA: 3.98	0.2		3	1	1	1	0	0	0	0	0	0	1	4	8	13.50	1.500
Derek Wallace, R (8, 1) ERA:	0.2		2	0	0	0	0	0	0	0	0	0	0	3	4	0.00	0.000

**BOTTOM**

**Kansas City Royals @ New York Yankees**  
Yankee Stadium, Bronx, NY

Tue Aug 17 1999, 7:30 PM EDT  
Att: 31,631 - Cloudy - 85 F

livebaseballscores.com

AB	31
R	5
H	7
RBI	5
BB	3
SO	6
LOB	9



WP: 0	PA: 34
PB: 0	
SB: 0	
CS: 0	

Batter	1	2	3	4	5	6	7	8	9	AB R H RBI BB SO LOB	TOP											
Johnny Damon, L (1, 7) OBP: 0.374, SLG: 0.476	1-1 F8		1-1 G1-3		0-2 1B			2-1 G3-1	0-0 SF7	4 0 1 1 0 0 1	<b>Kansas City Royals @ New York Yankees</b> Yankee Stadium, Bronx, NY Wed Aug 18 1999, 7:30 PM EDT Att. 38,947 - Unknown - 85 F											
Rey Sanchez, R (1, 6) OBP: 0.324, SLG: 0.372	1-2 F8		2-1 F8		0-0 1B			2-1 BB 29 E 1B	3-2 G5-3	5 1 2 0 0 0 2												
Carlos Beltrán, S (1, 8) OBP: 0.331, SLG: 0.456	3-3 K			4-1 F9 29 1B BB	3-3 K			4-0 1 SAFE 1 SAFE 1B 1-2 29 FC3-8 BB		2 0 0 0 2 2 2												
29 Mike Sweeney, R (1, 3) OBP: 0.397, SLG: 0.554		0-3 K		0-0 1B		0-0 G1-3		0-1 FC3-6		4 0 1 0 0 1 1												
Jermaine Dye, R (1, 9) OBP: 0.355, SLG: 0.544		0-0 1B		3-2 F9		3-2 G6-3 1B		3-2 F9		4 0 2 0 0 0 3												
Joe Randa, R (1, 5) OBP: 0.370, SLG: 0.501		1-1 F8		3-2 K		0-0 G6-3			4-1 SH5-3 BB 1B	3 1 0 0 1 1 4												
Tim Spehr, R (1, 2) OBP: 0.342, SLG: 0.444		2-1 F9		2-3 K			0-3 K		4-1 1B SH5-3 SF7 BB	3 1 0 0 1 2 3												
Jeremy Giambi, L (1, 10) OBP: 0.397, SLG: 0.401			1-1 G4-3		1-3 K		2-2 G4-3		0-1 SH5-3	3 0 0 0 0 1 0												
Carlos Febles, R (1, 4) OBP: 0.349, SLG: 0.436			3-2 E1 1B		0-1 G3		1-0 G6-3		1-2 SF7 1B	4 0 2 1 0 0 0												
<b>Inning Stats</b>	R: 0 E: 0 K: 1 S: 12	H: 0 LOB: 0 BB: 0 P: 17	R: 0 E: 0 K: 1 S: 8	H: 1 LOB: 1 BB: 0 P: 11	R: 0 E: 1 K: 0 S: 11	H: 1 LOB: 1 BB: 0 P: 18	R: 0 E: 0 K: 2 S: 16	H: 1 LOB: 2 BB: 1 P: 28	R: 0 E: 0 K: 2 S: 12	H: 2 LOB: 2 BB: 0 P: 16		R: 0 E: 0 K: 0 S: 5	H: 1 LOB: 0 BB: 0 P: 8	R: 0 E: 0 K: 1 S: 7	H: 0 LOB: 0 BB: 0 P: 10	R: 1 E: 1 K: 0 S: 10	H: 1 LOB: 1 BB: 1 P: 21	R: 2 E: 0 K: 0 S: 11	H: 1 LOB: 1 BB: 2 P: 23	1B: 8 2B: 0 3B: 0 HR: 0	SF: 1 SAC: 1 DP: 1 HBP: 0	WP: 0 PB: 0 SB: 1 CS: 0
<b>PITCHER</b>	IP WLS BF H R ER SO BB IBB HBP BLK WP HR S P ERA WHIP																					
Andy Pettitte, L (1, 1) ERA: 4.52	8.0 L 32 7 1 0 7 2 0 0 0 0 0 0 81 129 0.00 1.125																					
Ramiro Mendoza, R (9, 1) ERA: 4.55	0.0 2 0 2 2 0 2 0 0 0 0 0 0 2 10 ∞ ∞																					
Mike Stanton, L (9, 1) ERA: 3.83	1.0 4 1 0 0 0 0 0 0 0 0 0 0 9 13 0.00 1.000																					

livebaseballscorecards.com

AB	32
R	3
H	8
RBI	2
BB	4
SO	7
LOB	16



Batter	1	2	3	4	5	6	7	8	9	AB	R	H	RBI	BB	SO	LOB
Chuck Knoblauch, R (1, 4) OBP: 0.387, SLG: 0.445	4-1 G6-4-3 2 1B BB		2-2 G5-3			0-1 G5-3		2-3 K		3	0	0	0	1	1	2
2 Derek Jeter, R (1, 6) OBP: 0.429, SLG: 0.575	2-1 G6-4-3 1-2 1B			2-0 G5-3		3-2 G4-3		2-3 K		4	0	1	0	0	1	2
Paul O'Neill, L (1, 9) OBP: 0.362, SLG: 0.466	1-2 G6-4-3 1-2f 2-3			1-2 1B		3-2 G4-3 G1-4-3 1B		1-2 G1-4-3		4	0	2	0	0	0	2
Chili Davis, S (1, 10) OBP: 0.373, SLG: 0.458	1-2 G6-3			1-1 F7		0-0 G1-4-3 1-2		4-2 1B BB		3	0	0	0	1	0	3
Tino Martinez, L (1, 3) OBP: 0.341, SLG: 0.437		3-3 K		1-3 K		2-1 G4-3 2-3		1-2 L8		4	0	0	0	0	2	3
Ricky Ledee, L (1, 8) OBP: 0.343, SLG: 0.477		1-2 F9		2-0 G1-4-3 1B		0-1 F9		1-1 FC6-4 1B		4	0	2	0	0	0	1
Shane Spencer, R (1, 7) OBP: 0.308, SLG: 0.381		1-2 G6-3		2-2 F7		0-1 20 BB 1B		2-1 FC6-4		3	0	1	0	0	0	1
Chad Curtis, R (8, PR) OBP: 0.379, SLG: 0.360								1-2f		0	0	0	0	0	0	0
Bernie Williams, S (9, PH) OBP: 0.436, SLG: 0.559								1-2f		1	0	0	0	0	0	2
Scott Brosius, R (1, 5) OBP: 0.315, SLG: 0.426			3-2 L5		0-0 G1-4-3 1-2f		1-2 F8			3	0	0	0	0	0	2
Joe Girardi, R (1, 2) OBP: 0.235, SLG: 0.291			0-2 G6-3			2-3 K		4-1 BB		2	0	0	0	0	1	0
20 Jorge Posada, S (8, PH) OBP: 0.333, SLG: 0.411								1-2 BB		0	0	0	0	1	0	0

**BOTTOM**

**Kansas City Royals @ New York Yankees**  
 Yankee Stadium, Bronx, NY  
 Wed Aug 18 1999, 7:30 PM EDT  
 Att: 38,947 - Unknown - 85 F

livebaseballscores.com

<b>AB</b>	<b>31</b>
<b>R</b>	<b>0</b>
<b>H</b>	<b>6</b>
<b>RBI</b>	<b>0</b>
<b>BB</b>	<b>3</b>
<b>SO</b>	<b>5</b>
<b>LOB</b>	<b>18</b>



Inning Stats	R: 0	H: 1	E: 0	K: 0	S: 9	H: 0	LOB: 1	BB: 1	P: 17	R: 0	H: 0	E: 0	K: 1	S: 11	H: 0	LOB: 0	BB: 0	P: 16	R: 0	H: 1	E: 0	K: 1	S: 11	H: 1	LOB: 1	BB: 1	P: 16	R: 0	H: 1	E: 0	K: 0	S: 5	H: 0	LOB: 0	BB: 0	P: 9	R: 0	H: 0	E: 0	K: 1	S: 8	H: 0	LOB: 0	BB: 0	P: 13	R: 0	H: 1	E: 0	K: 0	S: 8	H: 1	LOB: 1	BB: 0	P: 13	R: 0	H: 1	E: 0	K: 2	S: 12	H: 1	LOB: 2	BB: 1	P: 21	R: 0	H: 1	E: 0	K: 0	S: 13	H: 1	LOB: 2	BB: 1	P: 22	1B: 6	2B: 0	3B: 0	HR: 0	SF: 0	SAC: 0	DP: 2	HBP: 0	WP: 0	PB: 0	SB: 0	CS: 0	PA: 34	ERA	WHIP
--------------	------	------	------	------	------	------	--------	-------	-------	------	------	------	------	-------	------	--------	-------	-------	------	------	------	------	-------	------	--------	-------	-------	------	------	------	------	------	------	--------	-------	------	------	------	------	------	------	------	--------	-------	-------	------	------	------	------	------	------	--------	-------	-------	------	------	------	------	-------	------	--------	-------	-------	------	------	------	------	-------	------	--------	-------	-------	-------	-------	-------	-------	-------	--------	-------	--------	-------	-------	-------	-------	--------	-----	------

PITCHER	IP	WLS	BF	H	R	ER	SO	BB	IBB	HBP	BLK	WP	HR	S	P	ERA	WHIP
Dan Reichert, R (1, 1) ERA: 9.46	7.0	W	24	4	0	0	3	1	0	0	0	0	0	61	98	0.00	2.000
Derek Wallace, R (8, 1) ERA:	1.0	H	5	1	0	0	2	1	0	0	0	0	0	12	21	0.00	2.000
Jeff Montgomery, R (9, 1) ERA: 7.08	1.0	S	5	1	0	0	0	1	0	0	0	0	0	13	22	0.00	2.000

Batter	1	2	3	4	5	6	7	8	9	10	11	AB R H RBI BB SO LOB	TOP	
<b>Johnny Damon, L</b> (1, 7) OBP: 0.373, SLG: 0.474												4 1 1 0 0 0 0	<b>Kansas City Royals @ New York Yankees</b> Yankee Stadium, Bronx, NY Thu Aug 19 1999, 12:00 PM EDT Att: 42,325 - Sunny - 73 F	
<b>Rey Sanchez, R</b> (1, 6) OBP: 0.328, SLG: 0.374												3 0 2 0 1 0 0		
<b>Carlos Beltrán, S</b> (1, 8) OBP: 0.330, SLG: 0.453												3 1 0 1 1 2 2		
<b>29 Mike Sweeney, R</b> (1, 3) OBP: 0.392, SLG: 0.548												5 1 0 0 0 0 4		
<b>Jermaine Dye, R</b> (1, 9) OBP: 0.353, SLG: 0.539												4 0 0 1 1 3 0		
<b>Joe Randa, R</b> (1, 5) OBP: 0.371, SLG: 0.500												3 0 1 1 1 2 0		
<b>Jeremy Giambi, L</b> (1, 10) OBP: 0.393, SLG: 0.396												5 0 1 0 0 1 2		
<b>Chad Kreuter, S</b> (1, 2) OBP: 0.322, SLG: 0.341												4 0 0 0 0 2 3		
<b>Carlos Febles, R</b> (1, 4) OBP: 0.348, SLG: 0.437												4 1 1 0 0 1 0		
<b>Inning Stats</b>	R: 0 H: 1 E: 0 LOB: 1 K: 1 BB: 0 S: 9 P: 17	R: 0 H: 0 E: 0 LOB: 1 K: 1 BB: 1 S: 8 P: 17	R: 1 H: 1 E: 0 LOB: 1 K: 0 BB: 1 S: 9 P: 16	R: 0 H: 2 E: 0 LOB: 1 K: 0 BB: 0 S: 15 P: 20	R: 0 H: 1 E: 0 LOB: 1 K: 0 BB: 0 S: 8 P: 12	R: 0 H: 0 E: 0 LOB: 0 K: 2 BB: 0 S: 12 P: 16	R: 0 H: 0 E: 0 LOB: 0 K: 2 BB: 0 S: 13 P: 18	R: 0 H: 0 E: 0 LOB: 0 K: 1 BB: 0 S: 9 P: 13	R: 0 H: 0 E: 0 LOB: 0 K: 2 BB: 0 S: 10 P: 13	R: 0 H: 0 E: 0 LOB: 0 K: 2 BB: 0 S: 7 P: 7	R: 3 H: 1 E: 2 LOB: 1 K: 0 BB: 2 S: 5 P: 13	1B: 5 SF: 2 2B: 1 SAC: 2 3B: 0 DP: 1 HR: 0 HBP: 0		WP: 0 PA: 43 PB: 0 SB: 2 CS: 0
<b>PITCHER</b>	IP WLS BF H R ER SO BB IBB HBP BLK WP HR S P ERA WHIP													
<b>David Cone, R</b> (1, 1) ERA: 2.73	7.0 27 5 1 1 6 2 0 0 0 0 0 0 74 116 1.29 1.000													
<b>Mike Stanton, L</b> (8, 1) ERA: 3.74	1.0 3 0 0 0 1 0 0 0 0 0 0 0 9 13 0.00 0.000													
<b>42 Mariano Rivera, R</b> (9, 1) ERA: 2.54	2.0 6 0 0 0 4 0 0 0 0 0 0 0 17 20 0.00 0.000													
<b>Jason Grimsley, R</b> (11, 1) ERA: 4.18	1.0 L 7 1 3 0 0 1 1 0 0 0 0 0 5 13 0.00 2.000													

livebaseballscores.com


AB	35
R	4
H	6
RBI	3
BB	4
SO	11
LOB	11





Batter	1	2	3	4	5	6	7	8	9	10	11	AB R H RBI BB SO LOB
Scott Brosius, R (1, 5) OBP: 0.313, SLG: 0.423	1-2 G6-3	0-1 G6-4-3		2-2 F8			0-1 F9			0-0 SH5-4		5 0 1 0 0 0 2
2 Derek Jeter, R (1, 6) OBP: 0.426, SLG: 0.570	2-2 F9		1-3 K		1-1 G1-3		0-0 G6-3			0-0 SH5-4		4 0 0 0 0 1 0
Paul O'Neill, L (1, 9) OBP: 0.364, SLG: 0.463	4-2 BB		4-0 BB S		1-0 F8			3-2 F7		4-0 IBB		2 0 0 0 3 0 0
Tino Martinez, L (1, 3) OBP: 0.340, SLG: 0.433	4-2 BB		2-1 F8		0-1 G4-3			0-1 F8		0-3 K		4 0 0 0 1 1 3
Jim Leyritz, R (1, 10) Bernie Williams, S (10, PH) OBP: 0.346, SLG: 0.468 OBP: 0.435, SLG: 0.558	2-1 P6		4-2 BB		0-0 G6-3			1-3 K		0-0 L5		3 0 0 0 1 1 2 1 0 0 0 0 0 2
Ricky Ledee, L (1, 8) OBP: 0.351, SLG: 0.500		0-1 1B	4-2 BB		2-1 L7			0-0 F7		0-0 2B		4 1 2 0 1 0 0
20 Jorge Posada, S (1, 2) OBP: 0.334, SLG: 0.409		3-3 K	1-3 K		1-0 FC6-4			4-1 BB		0-0 F8		4 0 1 0 1 2 5
Shane Spencer, R (1, 7) OBP: 0.305, SLG: 0.371		1-0 1B		1-2 L6		1-0 FC6-4		1-0 F7		0-3 K		4 0 0 0 0 1 3
Luis Sojo, R (1, 4) Chili Davis, S (11, PH) OBP: 0.301, SLG: 0.389 OBP: 0.372, SLG: 0.456		1-0 G6-4-3		2-3 K			0-0 F7			0-0 G4-3		4 0 1 1 0 1 1 1 0 0 0 0 0 1

Inning Stats	R: 0	H: 0	E: 0	K: 0	S: 13	P: 26	R: 1	H: 2	E: 0	K: 1	S: 9	P: 14	R: 0	H: 0	E: 0	K: 2	S: 13	P: 29	R: 0	H: 0	E: 0	K: 0	S: 5	P: 7	R: 0	H: 1	E: 0	K: 0	S: 5	P: 9	R: 0	H: 0	E: 0	K: 0	S: 4	P: 4	R: 0	H: 0	E: 0	K: 1	S: 11	P: 15	R: 0	H: 0	E: 0	K: 0	S: 4	P: 11	R: 0	H: 1	E: 0	K: 1	S: 6	P: 10	R: 0	H: 1	E: 0	K: 1	S: 6	P: 6
	0	0	0	0	13	26	1	2	0	1	9	14	0	0	0	2	13	29	0	0	0	0	5	7	0	1	0	0	0	0	4	4	0	0	0	0	0	0	0	1	15	15	0	0	0	0	0	1	10	10	0	1	6	6						

BOTTOM	
<p>Kansas City Royals @ New York Yankees            Yankee Stadium, Bronx, NY            Thu Aug 19 1999, 12:00 PM EDT            Att. 42,325 - Sunny - 73 F</p>	
<p>AB 36            R 1            H 5            RBI 1            BB 7            SO 7            LOB 19</p>	

PITCHER	IP	WLS	BF	H	R	ER	SO	BB	IBB	HBP	BLK	WP	HR	S	P	ERA	WHIP
Blake Stein, R (1, 1) ERA: 3.71	8.0		32	3	1	1	5	5	0	1	0	0	0	70	119	1.12	1.000
Derek Wallace, R (9, 1) ERA:	1.0		4	0	0	0	0	1	0	0	0	0	0	4	11	0.00	1.000
Scott Service, R (10, 1) ERA: 5.59	0.1		3	1	0	0	0	0	1	0	0	0	0	2	6	0.00	3.000
Alvin Morman, L (10, 1) ERA: 3.95	0.1		1	0	0	0	1	0	0	0	0	0	0	3	3	0.00	0.000
Brad Rigby, R (10, 1) ERA: 4.69	0.1	W	1	0	0	0	0	0	0	0	0	0	0	1	1	0.00	0.000

PITCHER	IP	WLS	BF	H	R	ER	SO	BB	IBB	HBP	BLK	WP	HR	S	P	ERA	WHIP
Jeff Montgomery, R (11, 1) ERA: 6.91	1.0		4	1	0	0	1	0	0	0	0	0	0	6	6	0.00	1.000

WP: 0	PA: 45
PB: 0	
SB: 2	
CS: 0	
1B: 3	SF: 0
2B: 1	SAC: 1
3B: 1	DP: 1
HR: 0	HBP: 1

Batter	1	2	3	4	5	6	7	8	9	AB R H RBI BB SO LOB	TOP																									
Johnny Damon, L (1, 8) OBP: 0.373, SLG: 0.473	4-1 1B 29 S BB		1-1 L4		2-1 G4-3		1-2 1B 29 FC1-5-2 1B		1-0 F7 1-3	4 1 1 1 1 0 1	<b>Kansas City Royals @ Tampa Bay Devil Rays</b> Tropicana Field, St. Petersburg, FL Fri Aug 20 1999, 7:05 PM EDT Att: 16,616 - Dome - 72 F <a href="http://livebaseballscores.com">livebaseballscores.com</a>																									
Rey Sanchez, R (1, 6) OBP: 0.326, SLG: 0.372	0-0 F8		0-0 F8		1-3 K		1-0 1B 29 FC1-5-2 1B	2-1 F8	5 0 1 1 0 1 1																											
29 Mike Sweeney, R (1, 3) OBP: 0.393, SLG: 0.545	1-1 P4		4-1 S BB			4-1 1B SF9 BB	0-1 FC1-5-2	1-3 1B	2 1 0 0 2 0 3																											
Jermaine Dye, R (1, 9) OBP: 0.354, SLG: 0.539	1-0 1B 2-H 1B		3-2 G5-3			0-1 1B	0-0 G6-3		4 0 2 1 0 0 3																											
Jeremy Giambi, L (1, 10) OBP: 0.391, SLG: 0.395	0-0 1B			1-3 K		2-2 SF9		0-0 F8	3 0 1 1 0 1 0																											
Joe Randa, R (1, 5) OBP: 0.370, SLG: 0.498	2-0 F7			2-1 G3-1 1B		3-H P5		2-3 K	4 0 1 0 0 1 2																											
Scott Pose, L (1, 7) OBP: 0.407, SLG: 0.347		0-0 G6-3		0-0 G3-1			4-2 1B S 1B BB	2-1 1B	3 1 1 0 1 0 1																											
Tim Spehr, R (1, 2) OBP: 0.333, SLG: 0.430		0-1 F8		2-3 K			1-2 L3	1-3 K	4 0 0 0 0 2 3																											
Carlos Febles, R (1, 4) OBP: 0.349, SLG: 0.436		2-1 G4-3			1-0 G4-3		2-2 1B 1B	4-2 F7 S BB	3 1 1 0 1 0 0 0 0 0 0 0 0 0																											
Jed Hansen, R (9, 4) OBP: 0.292, SLG: 0.268																																				
<b>Inning Stats</b>	R: 1 E: 0 K: 0 S: 7	H: 2 LOB: 2 BB: 1 P: 15	R: 0 E: 0 K: 0 S: 5	H: 0 LOB: 0 BB: 0 P: 7	R: 0 E: 0 K: 0 S: 7	H: 1 LOB: 1 BB: 0 P: 14	R: 0 E: 0 K: 1 S: 7	H: 0 LOB: 0 BB: 0 P: 11	R: 1 E: 0 K: 0 S: 9	H: 1 LOB: 0 BB: 1 P: 16	R: 2 E: 0 K: 0 S: 16	H: 3 LOB: 2 BB: 1 P: 25	R: 0 E: 0 K: 2 S: 9	H: 1 LOB: 1 BB: 0 P: 14	R: 0 E: 0 K: 0 S: 5	H: 0 LOB: 0 BB: 1 P: 12	1B: 8 2B: 0 3B: 0 HR: 0	SF: 1 SAC: 0 DP: 0 HBP: 0	WP: 0 PB: 0 SB: 4 CS: 0	PA: 38																
<b>PITCHER</b>	IP WLS BF H R ER SO BB IBB HBP BLK WP HR S P ERA WHIP																																			
Ryan Rupe, R (1, 1) ERA: 4.79	6.1		29	7	4	4	3	4	0	0	0	0	0	57	100	5.68	1.737																			
Esteban Yan, R (7, 1) ERA: 5.54	0.2		2	0	0	0	0	0	0	0	0	0	0	3	3	0.00	0.000																			
Norm Charlton, L (8, 1) ERA: 3.05	1.0		4	1	0	0	2	0	0	0	0	0	0	9	14	0.00	1.000																			
Roberto Hernandez, R (9, 1) ERA: 3.34	1.0	W	3	0	0	0	0	1	0	0	0	0	0	5	12	0.00	1.000																			



Batter	1	2	3	4	5	6	7	8	9	AB	R	H	RBI	BB	SO	LOB
Miguel Cairo, R OBP: 0.331, SLG: 0.377 (1, 4)	2-1 G1-3		1-2 G5-3		1-1 F7		0-1 SF9 1B 2B	2-2 F9		5	1	1	0	0	0	1
Dave Martinez, L OBP: 0.356, SLG: 0.393 (1, 8)	0-1 F7		4-1 BB BB		1-0 B1-3		2-2 SF9 2-3 3-H		4-2 BB HBP BB	2	1	0	1	2	0	0
Jose Canseco, R OBP: 0.363, SLG: 0.618 (1, 10)	1-0 1B HBP		4-2 1-2 BB			2-2 G6-3	3-3 K		4-1 HBP BB BB	2	0	0	0	2	1	1
Fred McGriff, L OBP: 0.414, SLG: 0.582 (1, 3)	1-1 1-2 1B		0-0 F7			0-1 HR 1B	0-1 1B		4-0 HBP BB	4	1	3	1	1	0	2
John Flaherty, R OBP: 0.330, SLG: 0.429 (1, 2)	0-0 P4		2-3 K			2-1 HR	1-2 1B		1-1 1-2 3-H HBP	4	1	2	3	0	1	4
Terrell Lowery, R OBP: 0.382, SLG: 0.500 (1, 7)		0-0 G4-3		2-0 F9		2-1 F9	1-3 K			4	0	0	0	0	1	2
Jose Guillen, R OBP: 0.322, SLG: 0.333 (1, 9)		4-1 FC5-4 BB		0-0 G5-3		1-0 E3		0-1 1B		3	0	1	0	1	0	0
Bobby Smith, R OBP: 0.245, SLG: 0.236 (1, 5)		1-3 K		0-0 G6-3		0-0 G4-3		0-0 B3		4	0	0	0	0	1	3
Aaron Ledesma, R OBP: 0.307, SLG: 0.327 (1, 6)		1-2 FC5-4 1-2f		0-2 P3			0-1 2B SF9 1B	1-0 F7		4	1	1	0	0	0	2

Inning Stats	R: 0	H: 1	E: 0	K: 0	S: 7	H: 1	LOB: 2	BB: 0	P: 11	R: 0	H: 0	E: 0	K: 1	S: 8	H: 0	LOB: 1	BB: 1	P: 14	R: 0	H: 0	E: 0	K: 1	S: 17	H: 0	LOB: 2	BB: 2	P: 28	R: 0	H: 0	E: 0	K: 0	S: 3	R: 0	H: 0	E: 0	K: 0	S: 3	R: 2	H: 2	E: 1	K: 0	S: 12	H: 2	LOB: 1	BB: 0	P: 19	R: 2	H: 4	E: 0	K: 2	S: 22	H: 4	LOB: 2	BB: 0	P: 29	R: 0	H: 1	E: 0	K: 0	S: 7	H: 1	LOB: 1	BB: 0	P: 10	R: 1	H: 0	E: 0	K: 0	S: 5	H: 0	LOB: 3	BB: 3	P: 18	1B: 6	SF: 1	3B: 0	HR: 1
--------------	------	------	------	------	------	------	--------	-------	-------	------	------	------	------	------	------	--------	-------	-------	------	------	------	------	-------	------	--------	-------	-------	------	------	------	------	------	------	------	------	------	------	------	------	------	------	-------	------	--------	-------	-------	------	------	------	------	-------	------	--------	-------	-------	------	------	------	------	------	------	--------	-------	-------	------	------	------	------	------	------	--------	-------	-------	-------	-------	-------	-------

PITCHER	IP	WLS	BF	H	R	ER	SO	BB	IBB	HBP	BLK	WP	HR	S	P	ERA	WHIP
Jeff Suppan, R ERA: 4.03 (1, 1)	6.2		30	5	4	4	3	3	0	1	0	0	1	66	103	5.40	1.200
Alvin Morman, L ERA: 3.95 (7, 1)	0.0	B	1	1	0	0	0	0	0	0	0	0	0	2	2	∞	∞
Brad Rigby, R ERA: 4.6 (7, 1)	1.1		6	2	0	0	1	0	0	0	0	0	0	14	19	0.00	1.500
Scott Service, R ERA: 5.73 (9, 1)	0.0	L	4	0	1	1	0	3	0	1	0	0	0	5	18	∞	∞

**BOTTOM**

**Kansas City Royals @ Tampa Bay Devil Rays**  
Tropicana Field, St. Petersburg, FL

Fri Aug 20 1999, 7:05 PM EDT  
Att. 16,616 - Dome - 72 F

AB	32
R	5
H	8
RBI	5
BB	6
SO	4
LOB	15



WP	HR	S	P	ERA	WHIP
0	0	0	0	0	0

Batter	1	2	3	4	5	6	7	8	9	AB R H RBI BB SO LOB	TOP											
Johnny Damon, L (1, 10) OBP: 0.372, SLG: 0.471	0-2 F8		1-0 1B			1-1 G1-3		1-2 L6		4 0 1 0 0 0 0	<b>Kansas City Royals @ Tampa Bay Devil Rays</b> Tropicana Field, St. Petersburg, FL Sat Aug 21 1999, 6:35 PM EDT Att: 33,800 - Dome - 72 F <a href="http://livebaseballscorecards.com">livebaseballscorecards.com</a>											
Rey Sanchez, R (1, 6) OBP: 0.328, SLG: 0.373	2-2 G5-3		0-1 P4			0-0 2B 1B		1-1 L4-6 29 1B		4 1 2 0 0 0 1												
29 Mike Sweeney, R (1, 3) OBP: 0.394, SLG: 0.545	3-2 F8		0-0 G4-3			1-2 2B 1B		2-1 1B		4 1 2 0 0 0 1												
Jermaine Dye, R (1, 9) OBP: 0.353, SLG: 0.538		2-0 G5-3		1-1 G5-3		2-2 G4-3 2B		0-0 L4-6		4 0 1 1 0 0 2												
Carlos Beltrán, S (1, 8) OBP: 0.327, SLG: 0.450		0-1 P2		0-3 K		0-0 G4-3		1-0 P6		4 0 0 1 0 1 1												
Joe Randa, R (1, 5) OBP: 0.369, SLG: 0.496		2-1 BB 1B		0-2 G5-3		2-1 L5		1-0 F9		4 0 1 0 0 0 1												
Jeremy Giambi, L (1, 7) OBP: 0.392, SLG: 0.399		4-1 1-2 BB		1-0 G1-3		2-3 K		1-0 2B		3 0 1 0 1 1 0												
Chad Kreuter, S (1, 2) OBP: 0.318, SLG: 0.337		0-2 G4-3		0-0 G4-3		1-2 P5		1-1 G1-6-3		4 0 0 0 0 0 3												
Jed Hansen, R (1, 4) OBP: 0.275, SLG: 0.250			0-2 G5-3		1-2 G6-3		1-0 F9			3 0 0 0 0 0 0												
<b>Inning Stats</b>	R: 0 E: 0 K: 0 S: 11	H: 0 LOB: 0 BB: 0 P: 16	R: 0 E: 0 K: 0 S: 9	H: 1 LOB: 2 BB: 1 P: 17	R: 0 E: 0 K: 0 S: 7	H: 1 LOB: 1 BB: 0 P: 8	R: 0 E: 0 K: 1 S: 8	H: 0 LOB: 0 BB: 0 P: 9	R: 0 E: 0 K: 0 S: 5	H: 0 LOB: 0 BB: 0 P: 7	R: 2 E: 0 K: 0 S: 12	H: 3 LOB: 1 BB: 0 P: 18	R: 0 E: 0 K: 1 S: 8	H: 0 LOB: 0 BB: 0 P: 12	R: 0 E: 0 K: 0 S: 10	H: 2 LOB: 1 BB: 0 P: 14	R: 0 E: 0 K: 0 S: 5	H: 1 LOB: 1 BB: 0 P: 9	1B: 6 2B: 3 3B: 0 HR: 0	SF: 0 SAC: 0 DP: 1 HBP: 0	WP: 0 PB: 0 SB: 0 CS: 0	PA: 35
<b>PITCHER</b>	IP WLS BF H R ER SO BB IBB HBP BLK WP HR S P ERA WHIP																					
Dave Eiland, R (1, 1) ERA: 5.7	6.0 W 24 5 2 2 1 1 0 0 0 0 0 0 52 75 3.00 1.000																					
Rick White, R (7, 1) ERA: 3.92	2.0 7 2 0 0 1 0 0 0 0 0 0 0 18 26 0.00 1.000																					
Albie Lopez, R (9, 1) ERA: 5.98	1.0 4 1 0 0 0 0 0 0 0 0 0 0 5 9 0.00 1.000																					



Batter	1	2	3	4	5	6	7	8	9
<b>Miguel Cairo, R</b> OBP: 0.329, SLG: 0.374 (1, 4)	2-2 FC5-2 1B	1-0 F8		2-1 FC4-6 1B	1-0 F9			0-3 K	
<b>Dave Martinez, L</b> OBP: 0.354, SLG: 0.389 (1, 8)	2-0 L9	4-0 BB HR BB		0-0 F8		3-2 F7		0-0 F8	
<b>Jose Canseco, R</b> OBP: 0.366, SLG: 0.617 (1, 10)	1-0 FC5-2 1B	4-2 HR BB		3-1 BB 1B		1-3 K		2-1 F9	
<b>Fred McGriff, L</b> OBP: 0.415, SLG: 0.587 (1, 3)	0-1 E1 FC5-2 1B	0-2 HR		4-1 BB		1-2 F8			
<b>John Flaherty, R</b> OBP: 0.329, SLG: 0.429 (1, 2)	2-2 FC5-2 1B	1-0 F7		0-0 P5			1-0 1B 2B		
<b>Paul Sorrento, L</b> OBP: 0.359, SLG: 0.438 (1, 7)	0-1 1B		1-0 F9		4-2 G5-4-3 1B BB		0-3 K		
<b>Terrell Lowery, R</b> OBP: 0.382, SLG: 0.500 (8, 7)	1-3 2-H 3-H 1B								
<b>Jose Guillen, R</b> OBP: 0.326, SLG: 0.337 (1, 9)	1-2 1B		1-1 P4		0-0 G5-4-3 1B		1-1 G6-3		
<b>Bobby Smith, R</b> OBP: 0.245, SLG: 0.236 (1, 5)	1-2 3-H 1B		2-1 G5-3		1-1 G5-4-3		3-1 1B		
<b>Aaron Ledesma, R</b> OBP: 0.311, SLG: 0.327 (1, 6)		0-3 K		2-0 FC4-6 HBP	2-1 1B		0-0 P4		

Inning Stats	R: 3 E: 1 K: 0 S: 18	H: 4 LOB: 2 BB: 0 P: 27	R: 3 E: 0 K: 1 S: 10	H: 1 LOB: 0 BB: 2 P: 20	R: 0 E: 0 K: 0 S: 5	H: 0 LOB: 0 BB: 0 P: 9	R: 0 E: 0 K: 0 S: 7	H: 1 LOB: 3 BB: 1 P: 18	R: 1 E: 0 K: 0 S: 10	H: 2 LOB: 1 BB: 1 P: 18	R: 0 E: 0 K: 1 S: 10	H: 0 LOB: 0 BB: 0 P: 15	R: 1 E: 0 K: 1 S: 9	H: 2 LOB: 1 BB: 0 P: 14	R: 0 E: 0 K: 1 S: 8	H: 0 LOB: 0 BB: 0 P: 10
--------------	-------------------------------	----------------------------------	-------------------------------	----------------------------------	------------------------------	---------------------------------	------------------------------	----------------------------------	-------------------------------	----------------------------------	-------------------------------	----------------------------------	------------------------------	----------------------------------	------------------------------	----------------------------------

PITCHER	IP	WLS	BF	H	R	ER	SO	BB	IBB	HBP	BLK	WP	HR	S	P	ERA	WHIP
<b>Jay Witasick, R</b> ERA: 6.65 (1, 1)	2.0	L	14	5	6	3	1	2	0	0	0	0	1	28	47	13.50	3.500
<b>49 Chris Fussell, R</b> ERA: 7.98 (3, 1)	4.0		17	3	1	1	1	2	0	1	0	0	0	32	60	2.25	1.250
<b>Mac Suzuki, R</b> ERA: 8.37 (7, 1)	2.0		8	2	1	1	2	0	0	0	0	0	0	17	24	4.50	1.000

**BOTTOM**

**Kansas City Royals @ Tampa Bay Devil Rays**  
Tropicana Field, St. Petersburg, FL

Sat Aug 21 1999, 6:35 PM EDT  
Att: 33,800 - Dome - 72 F

AB	R	H	RBI	BB	SO	LOB
5	0	1	0	0	1	2
4	1	0	0	1	0	2
4	2	2	0	1	1	0
3	2	1	3	1	0	2
4	2	1	0	0	0	6
3	1	1	2	1	1	1
0	0	0	0	0	0	0
4	0	2	1	0	0	1
4	0	1	1	0	0	4
3	0	1	1	0	1	1

AB	34
R	8
H	10
RBI	8
BB	4
SO	4
LOB	19

WP: 0 PA: 39  
PB: 0  
SB: 0  
CS: 0



PITCHER	IP	WLS	BF	H	R	ER	SO	BB	IBB	HBP	BLK	WP	HR	S	P	ERA	WHIP
---------	----	-----	----	---	---	----	----	----	-----	-----	-----	----	----	---	---	-----	------

Batter	1	2	3	4	5	6	7	8	9	AB R H RBI BB SO LOB	TOP											
Johnny Damon, L (1, 9) OBP: 0.371, SLG: 0.471	1-0 G4-3			1-2 F7		0-0 SH5-3 2B		1-2 P4		4 0 1 0 0 0 0	<b>Kansas City Royals @ Tampa Bay Devil Rays</b> Tropicana Field, St. Petersburg, FL Sun Aug 22 1999, 1:35 PM EDT Att. 25,083 - Dome - 72 F <a href="http://livebaseballscorecards.com">livebaseballscorecards.com</a>											
Rey Sanchez, R (1, 6) OBP: 0.328, SLG: 0.372	1-3 K			4-1 29 CS BB		0-0 SH5-3		2-2 G6-3		2 0 0 0 1 1 0												
29 Mike Sweeney, R (1, 3) OBP: 0.391, SLG: 0.540	2-1 P3			1-2 F8		0-1 L4			1-0 P5	4 0 0 0 0 0 2												
Jermaine Dye, R (1, 10) OBP: 0.351, SLG: 0.534			1-3 K		3-2 L1				1-1 P2	4 0 0 0 0 2 1												
Carlos Beltrán, S (1, 8) OBP: 0.327, SLG: 0.448			1-0 G4-3		0-0 1B		0-0 G4-3		2-1 G3-1	4 1 1 0 0 0 0												
Joe Randa, R (1, 5) OBP: 0.369, SLG: 0.495			0-1 G6-3		0-0 P4		2-2 2B 1B			3 0 1 0 0 0 1												
Jeremy Giambi, L (1, 7) OBP: 0.396, SLG: 0.403			1-0 G4-3 1B		2-1 PB 1B		0-3 K			3 0 2 1 0 1 1												
Tim Spehr, R (1, 2) OBP: 0.340, SLG: 0.438			1-2 G4-3		3-1 HBP		0-0 2B			2 0 1 0 0 0 1												
Jed Hansen, R (1, 4) OBP: 0.259, SLG: 0.234			0-0 F9		0-2 P3			2-3 K		3 0 0 0 0 1 2												
<b>Inning Stats</b>	R: 0 E: 0 K: 1 S: 6	H: 0 LOB: 0 BB: 0 P: 10	R: 0 E: 0 K: 1 S: 6	H: 0 LOB: 0 BB: 0 P: 8	R: 0 E: 0 K: 0 S: 5	H: 1 LOB: 0 BB: 0 P: 7	R: 0 E: 0 K: 0 S: 8	H: 0 LOB: 0 BB: 1 P: 14	R: 1 E: 0 K: 0 S: 12	H: 2 LOB: 2 BB: 0 P: 20	R: 0 E: 0 K: 1 S: 7	H: 1 LOB: 1 BB: 0 P: 9	R: 0 E: 0 K: 1 S: 8	H: 2 LOB: 2 BB: 0 P: 10	R: 0 E: 0 K: 1 S: 10	H: 0 LOB: 0 BB: 0 P: 15	R: 0 E: 0 K: 0 S: 5	H: 0 LOB: 0 BB: 0 P: 9	1B: 4 2B: 2 3B: 0 HR: 0	SF: 0 SAC: 1 DP: 1 HBP: 1	WP: 0 PB: 1 SB: 1 CS: 1	PA: 32
<b>PITCHER</b> Rolando Arrojo, R (1, 1) ERA: 4.99	IP: 9.0 WLS: W BF: 32 H: 6 R: 1 ER: 1 SO: 5 BB: 1 IBB: 0 HBP: 1 BLK: 0 WP: 0 HR: 0 S: 67 P: 102 ERA: 1.00 WHIP: 0.778											<b>PITCHER</b>	IP: 9.0 WLS: W BF: 32 H: 6 R: 1 ER: 1 SO: 5 BB: 1 IBB: 0 HBP: 1 BLK: 0 WP: 0 HR: 0 S: 67 P: 102 ERA: 1.00 WHIP: 0.778									



Batter	1	2	3	4	5	6	7	8	9
Terrell Lowery, R OBP: 0.370, SLG: 0.482 (1, 8)	2-2 G6-3		2-3 K			0-0 G3-1		2-1 P3	
Tony Graffano, R OBP: 0.344, SLG: 0.534 (1, 4)	4-2 BB		0-0 P4			1-1 G3-1			
Bubba Trammell, R OBP: 0.382, SLG: 0.500 (1, 7)	0-3 K			1-3 K			1-2 G6-3		
Fred McGriff, L OBP: 0.412, SLG: 0.583 (1, 3)	2-3 K			0-0 P5			2-2 G4-3		
Jose Guillen, R OBP: 0.321, SLG: 0.331 (1, 9)		2-3 K		0-1 G4-3			3-2 P4		
Wade Boggs, L OBP: 0.371, SLG: 0.369 (1, 10)		3-1 G6-3			2-2 G6-3			0-0 G1-4-3 SH3-4 2B 1B	
Miguel Cairo, R OBP: 0.329, SLG: 0.374 (8, PR)									
Bobby Smith, R OBP: 0.242, SLG: 0.233 (1, 5)		0-3 K			2-3 K			0-0 SH3-4	
Aaron Ledesma, R OBP: 0.307, SLG: 0.322 (1, 6)			1-3 K		0-0 F9			1-1 G1-4-3	
Mike DiFelice, R OBP: 0.339, SLG: 0.525 (1, 2)			2-1 HR			0-1 F9		1-1 3-H 2B	

Inning Stats	R: 0	H: 0	E: 0	K: 2	S: 12	R: 0	H: 0	E: 0	K: 2	S: 8	R: 1	H: 1	E: 0	K: 2	S: 10	R: 0	H: 0	E: 0	K: 1	S: 6	R: 0	H: 0	E: 0	K: 1	S: 8	R: 0	H: 0	E: 0	K: 0	S: 5	R: 0	H: 0	E: 0	K: 0	S: 13	R: 1	H: 2	E: 0	K: 0	S: 8	R: 0	H: 0	E: 0	K: 0	S: 8		
	LOB: 1	BB: 1	LOB: 0	BB: 0		LOB: 0	BB: 0	LOB: 0	BB: 0		LOB: 0	BB: 0	LOB: 0	BB: 0		LOB: 0	BB: 0	LOB: 0	BB: 0		LOB: 0	BB: 0	LOB: 2	BB: 0	LOB: 2	BB: 0	LOB: 0	BB: 0	LOB: 0	BB: 0	LOB: 0	BB: 0	LOB: 0	BB: 0	LOB: 0	BB: 0	LOB: 0	BB: 0	LOB: 0	BB: 0	LOB: 0	BB: 0	LOB: 0	BB: 0	LOB: 0	BB: 0	LOB: 0

PITCHER	IP	WLS	BF	H	R	ER	SO	BB	IBB	HBP	BLK	WP	HR	S	P	ERA	WHIP
50 José Rosado, L ERA: 3.89 (1, 1)	8.0	L	28	3	2	2	8	1	0	0	0	0	1	70	104	2.25	0.500

**BOTTOM**


**Kansas City Royals @ Tampa Bay Devil Rays**  
Tropicana Field, St. Petersburg, FL

Sun Aug 22 1999, 1:35 PM EDT  
Att. 25,083 - Dome - 72 F

AB	26
R	2
H	3
RBI	2
BB	1
SO	8
LOB	6



WP	PA	1B	SF	PB	SAC	SB	DP	CS	HR	HBP
0	28	1	0	0	1	0	0	0	1	0

Batter	1	2	3	4	5	6	7	8	9	AB R H RBI BB SO LOB	TOP									
<b>Brady Anderson, L</b> (1, 8) OBP: 0.417, SLG: 0.483	1-0 F7	3-2 1B 1-2 2-3 3-H		2-2 G6-3 1-2f			3-2 CS 1B		2-3 K	5 0 2 1 0 1 1										
<b>Mike Bordick, R</b> (1, 6) OBP: 0.327, SLG: 0.385	2-2 F9	0-3 K			2-1 1B 1B		0-0 F8			4 0 1 0 0 1 4										
<b>B.J. Surhoff, L</b> (1, 7) OBP: 0.360, SLG: 0.528	2-1 1B	1-2 1B 1-2 2-H 3-H			2-2 L7		1-2 CS 1-2	2-0 F7		4 0 2 1 0 0 1										
<b>Albert Belle, R</b> (1, 9) OBP: 0.394, SLG: 0.502	2-2 F8			4-0 S 1B BB		0-0 G4-6-3 1B 1-2		0-0 1B		3 0 2 0 1 0 1										
<b>Harold Baines, L</b> (1, 10) OBP: 0.402, SLG: 0.595		4-1 BB 1B BB BB		2-2 P5 1-2		2-0 G4-6-3 1-2f		2-0 F8		3 1 0 0 1 0 4										
<b>Jeff Conine, R</b> (1, 3) OBP: 0.356, SLG: 0.514		1-2 BB 1B 1B		1-0 G6-3		1-0 G5-3		0-0 F8		4 1 1 0 0 0 2										
<b>Delino DeShields, L</b> (1, 4) OBP: 0.343, SLG: 0.378		4-0 1B 1B BB 1-2 2-3		1-2 1B 2-H		3-3 K			0-0 SH1-3 E SF8 1B	3 2 2 0 1 1 0	AB 30 R 4 H 10 RBI 4 BB 5 SO 7 LOB 17									
<b>Charles Johnson, R</b> (1, 2) OBP: 0.338, SLG: 0.424		4-2 1B 1B BB 1-2 2-3 3-H		4-2 G6-3 BB		3-3 K			0-0 SH1-3 1-3	1 0 0 1 2 1 0										
<b>Ryan Minor, R</b> (1, 5) OBP: 0.271, SLG: 0.369 <b>Derrick May, L</b> (9, PH) OBP: 0.333, SLG: 0.500 <b>Jeff Reboulet, R</b> (9, 5) OBP: 0.315, SLG: 0.194		1-3 K		0-3 K		0-3 K			2-2 SF8 3-H	3 0 0 0 0 3 4 0 0 0 1 0 0 0 0 0 0 0 0 0 0										
<b>Inning Stats</b>	R: 0 E: 0 K: 0 S: 10	H: 1 LOB: 1 BB: 0 P: 17	R: 3 E: 0 K: 0 S: 20	H: 3 LOB: 2 BB: 3 P: 38	R: 0 E: 0 K: 0 S: 7	H: 1 LOB: 2 BB: 1 P: 15	R: 0 E: 0 K: 1 S: 9	H: 0 LOB: 0 BB: 1 P: 15	R: 0 E: 0 K: 2 S: 7	H: 2 LOB: 1 BB: 0 P: 13	R: 0 E: 0 K: 1 S: 9	H: 1 LOB: 0 BB: 0 P: 13	R: 0 E: 0 K: 1 S: 4	H: 1 LOB: 1 BB: 0 P: 8	R: 1 E: 1 K: 1 S: 8	H: 1 LOB: 0 BB: 0 P: 12	1B: 10 2B: 0 3B: 0 HR: 0	SF: 1 SAC: 1 DP: 2 HBP: 0	WP: 0 PB: 0 SB: 1 CS: 1	PA: 38
<b>PITCHER</b>	IP WLS BF H R ER SO BB IBB HBP BLK WP HR S P ERA WHIP																			
<b>Dan Reichert, R</b> (1, 1) ERA: 9.08	4.1 L 22 7 3 3 3 5 0 0 0 0 0 0 52 95 6.23 2.769																			
<b>Mac Suzuki, R</b> (5, 1) ERA: 8.12	2.1 7 1 0 0 3 0 0 0 0 0 0 0 15 27 0.00 0.429																			
<b>Alvin Morman, L</b> (7, 1) ERA: 3.86	1.0 3 1 0 0 0 0 0 0 0 0 0 0 5 10 0.00 1.000																			
<b>Derek Wallace, R</b> (8, 1) ERA:	1.1 5 1 1 0 1 0 0 0 0 0 0 0 9 13 0.00 0.750																			

**Baltimore Orioles @ Kansas City Royals**  
**Kauffman Stadium, Kansas City, MO**  
 Mon Aug 23 1999, 7:05 PM CDT  
 Att. 14,222 - Cloudy - 82 F

[livebaseballscorecards.com](http://livebaseballscorecards.com)



Batter	1	2	3	4	5	6	7	8	9	AB	R	H	RBI	BB	SO	LOB
<b>Johnny Damon, L</b> (1, 7) OBP: 0.374, SLG: 0.472 BB 										3	0	2	0	1	0	1
<b>Rey Sanchez, R</b> (1, 6) OBP: 0.327, SLG: 0.370 SAFE 										4	0	1	0	0	0	3
<b>29 Mike Sweeney, R</b> (1, 3) OBP: 0.368, SLG: 0.535 										4	0	0	0	0	0	4
<b>Jermaine Dye, R</b> (1, 9) OBP: 0.348, SLG: 0.529 										4	0	0	0	0	0	1
<b>Carlos Beltrán, S</b> (1, 8) OBP: 0.328, SLG: 0.448 										4	1	2	0	0	1	0
<b>Joe Randa, R</b> (1, 5) OBP: 0.368, SLG: 0.499 										4	1	1	2	0	0	1
<b>Jeremy Giambi, L</b> (1, 10) OBP: 0.398, SLG: 0.402 										3	0	1	0	0	0	0
<b>Chad Kreuter, S</b> (1, 2) OBP: 0.315, SLG: 0.332 										4	0	0	0	0	1	3
<b>Ray Holbert, R</b> (1, 4) OBP: 0.200, SLG: 0.200 										3	0	1	0	0	0	0

Inning Stats	R: 0	H: 0	E: 0	K: 0	S: 11	LOB: 1	BB: 1	P: 20	R: 0	H: 0	E: 0	K: 1	S: 9	LOB: 1	BB: 0	P: 16	R: 0	H: 1	E: 0	K: 0	S: 8	LOB: 1	BB: 0	P: 10	R: 2	H: 2	E: 0	K: 0	S: 10	LOB: 0	BB: 0	P: 17	R: 0	H: 2	E: 0	K: 0	S: 10	LOB: 1	BB: 0	P: 14	R: 0	H: 2	E: 0	K: 0	S: 8	LOB: 2	BB: 0	P: 9	R: 0	H: 1	E: 0	K: 0	S: 11	LOB: 0	BB: 0	P: 14	R: 0	H: 0	E: 0	K: 0	S: 5	LOB: 0	BB: 0	P: 9	R: 0	H: 0	E: 0	K: 1	S: 11	LOB: 0	BB: 0	P: 15	1B: 7	SF: 0	2B: 1	SAC: 0	3B: 0	DP: 1	HR: 1	HBP: 1	WP: 0	PA: 35
--------------	------	------	------	------	-------	--------	-------	-------	------	------	------	------	------	--------	-------	-------	------	------	------	------	------	--------	-------	-------	------	------	------	------	-------	--------	-------	-------	------	------	------	------	-------	--------	-------	-------	------	------	------	------	------	--------	-------	------	------	------	------	------	-------	--------	-------	-------	------	------	------	------	------	--------	-------	------	------	------	------	------	-------	--------	-------	-------	-------	-------	-------	--------	-------	-------	-------	--------	-------	--------

PITCHER	IP	WLS	BF	H	R	ER	SO	BB	IBB	HBP	BLK	WP	HR	S	P	ERA	WHIP
<b>Scott Erickson, R</b> (1, 1) ERA: 5.31	8.0	W	32	8	2	2	1	1	0	1	0	0	1	72	109	2.25	1.125
<b>Mike Timlin, R</b> (9, 1) ERA: 4.18	1.0	S	3	0	0	0	1	0	0	0	0	0	0	11	15	0.00	0.000

**BOTTOM**

**Baltimore Orioles @ Kansas City Royals**  
 Kauffman Stadium, Kansas City, MO

Mon Aug 23 1999, 7:05 PM CDT  
 Att: 14,222 - Cloudy - 82 F

livebaseballscorecards.com

<b>AB</b>	<b>33</b>
<b>R</b>	<b>2</b>
<b>H</b>	<b>8</b>
<b>RBI</b>	<b>2</b>
<b>BB</b>	<b>1</b>
<b>SO</b>	<b>2</b>
<b>LOB</b>	<b>13</b>

Batter	1	2	3	4	5	6	7	8	9	10	AB	R	H	RBI	BB	SO	LOB	TOP							
Brady Anderson, L OBP: 0.419, SLG: 0.497	2-3 K		3-2 HR			0-1 HR	3-3 K		4-0 BB		4	2	2	2	1	2	2								
Mike Bordick, R OBP: 0.328, SLG: 0.387	0-1 2B		3-1 P6			2-2 FC6-4 1B		1-1 F9	0-0 F8		5	0	2	0	0	0	3								
B.J. Surhoff, L OBP: 0.359, SLG: 0.525	2-2 F7		2-2 G3			1-1 F8		0-1 G4-3		0-0 HR 1B	5	1	1	0	0	0	2								
Albert Belle, R OBP: 0.392, SLG: 0.505	1-3 K				0-1 P2	1-1 FC6-4 1-2f		3-2 L8		0-0 HR 1B	5	1	1	2	0	1	2								
Harold Baines, L OBP: 0.401, SLG: 0.591 Rich Amaral, R OBP: 0.361, SLG: 0.376		3-2 G3			1-0 F9	0-1 G4-3		0-0 G6-3	0-0 1B 1B	4-0 CS BB	4	0	1	0	0	0	1								
Jeff Conine, R OBP: 0.351, SLG: 0.506		2-2 P4			0-0 G4-3		1-1 G6-3		0-0 L9	0-0 F9	5	0	0	0	0	0	2								
Delino DeShields, L OBP: 0.344, SLG: 0.376		4-1 BB				2-1 G6-3	2-3 K		2-0 1B 1-2 1B	0-3 K 1-2	4	0	1	0	1	2	1								
Charles Johnson, R OBP: 0.337, SLG: 0.422		1-1 F8			3-0 P5		1-0 BB 1B		2-1 L7		4	0	1	0	0	0	3								
Ryan Minor, R OBP: 0.274, SLG: 0.358 Derrick May, L OBP: 0.500, SLG: 0.667 Jeff Reboulet, R OBP: 0.315, SLG: 0.194			2-2 G4-3			1-2 G6-3		4-1 BB 1B	0-2 BB 1B		2	0	0	0	1	0	0								
											1	0	1	1	0	0	0								
											0	0	0	0	0	0	0								
<b>Inning Stats</b>	R: 0 E: 0 K: 2 S: 16	H: 1 LOB: 1 BB: 0 P: 21	R: 0 E: 0 K: 0 S: 9	H: 0 LOB: 1 BB: 1 P: 19	R: 1 E: 0 K: 0 S: 13	H: 1 LOB: 0 BB: 0 P: 23	R: 0 E: 0 K: 0 S: 4	H: 0 LOB: 0 BB: 0 P: 5	R: 0 E: 0 K: 0 S: 7	H: 0 LOB: 0 BB: 0 P: 13	R: 1 E: 0 K: 0 S: 13	H: 2 LOB: 1 BB: 0 P: 17	R: 0 E: 0 K: 2 S: 10	H: 1 LOB: 2 BB: 1 P: 21	R: 0 E: 0 K: 0 S: 7	H: 0 LOB: 0 BB: 0 P: 11	R: 1 E: 0 K: 0 S: 9	H: 3 LOB: 3 BB: 1 P: 17	R: 2 E: 0 K: 1 S: 6	H: 2 LOB: 0 BB: 1 P: 10	1B: 6 2B: 1 3B: 0 HR: 3	SF: 0 SAC: 0 DP: 0 HBP: 0	WP: 0 PB: 0 SB: 0 CS: 1	PA: 43	
<b>PITCHER</b>	IP	WLS	BF	H	R	ER	SO	BB	IBB	HBP	BLK	WP	HR	S	P	ERA	WHIP								
Blake Stein, R ERA: 3.51	(1.1)	6.2	27	5	2	2	3	2	0	0	0	0	2	69	113	2.70	1.050								
Alvin Morman, L ERA: 3.83	(7.1)	0.1	1	0	0	0	1	0	0	0	0	0	0	3	6	0.00	0.000								
Brad Rigby, R ERA: 4.54	(8.1)	1.0	3	0	0	0	0	0	0	0	0	0	0	7	11	0.00	0.000								
Jeff Montgomery, R ERA: 6.96	(9.1)	1.0	7	3	1	1	0	1	0	0	0	0	0	9	17	9.00	4.000								
Derek Wallace, R ERA: 3.6	(10.1)	1.0	5	2	2	2	1	1	0	0	0	0	1	6	10	18.00	3.000								

Baltimore Orioles @ Kansas City Royals  
Kauffman Stadium, Kansas City, MO

Tue Aug 24 1999, 7:05 PM CDT  
Att: 12,171 - Cloudy - 79 F

livebaseballscorecards.com

AB 39  
R 5  
H 10  
RBI 5  
BB 4  
SO 5  
LOB 16



BOTTOM

Baltimore Orioles @ Kansas City Royals  
Kauffman Stadium, Kansas City, MO

Tue Aug 24 1999, 7:05 PM CDT  
Att. 12,171 - Cloudy - 79 F

livebaseballscorecards.com

AB	34
R	3
H	7
RBI	3
BB	5
SO	3
LOB	18



WP:	0	PA:	41
PB:	1		
SB:	1		
CS:	0		

AB R H RBI BB SO LOB

3 1 1 0 2 1 1

5 0 0 0 0 0 6

5 1 2 2 0 0 0

5 0 0 0 0 0 1

5 1 1 0 0 0 0

3 0 0 0 1 1 5

2 0 0 0 1 0 3

1 0 1 0 0 0 0

0 0 0 0 0 0 0

2 0 0 1 0 1 2

1B:	6	SF:	1
2B:	1	SAC:	1
3B:	0	DP:	2
HR:	1	HBP:	0

Batter	1	2	3	4	5	6	7	8	9	10
Johnny Damon, L OBP: 0.376, SLG: 0.471 (1, 7)	L9-3 1B	4-1 BB			4-2 HR BB		P6		0-3 K	
Rey Sanchez, R OBP: 0.323, SLG: 0.366 (1, 6)	L9-3 1-2	G6-3			1-1 P5		G6-3		2-1 G1-3	
Carlos Beltrán, S OBP: 0.329, SLG: 0.454 (1, 8)	3-1 29 S 1B				1-0 P6		G3			0-0 L7
29 Mike Sweeney, R OBP: 0.384, SLG: 0.529 (1, 3)	3-0 G4-3 1-2				3-1 F8			2-2 F9		0-0 F9
Jermaine Dye, R OBP: 0.347, SLG: 0.526 (1, 9)		3-1 E4 PB 1B SF8			1-1 L8		3-2 BB 1B		0-1 G6-3	0-0 G6-3
Joe Randa, R OBP: 0.371, SLG: 0.500 (1, 5)		3-1 BB PB 1B			1-1 G4-3		4-1 BB		3-1 1B	
Jeremy Giambi, L OBP: 0.395, SLG: 0.396 (1, 10)		0-3 K			4-1 G6-4-3 BB		2-1 F7		0-0 L4	
Tim Spehr, R OBP: 0.340, SLG: 0.432 (1, 2)		4-0 BB			1-2 G6-4-3		1-0 F7		0-0 SH1-4 1B	
Scott Pose, L OBP: 0.412, SLG: 0.353 (9, PH)		1-2 2-3 BB								
Chad Kreuter, S OBP: 0.315, SLG: 0.332 (10, 2)										
Ray Holbert, R OBP: 0.167, SLG: 0.176 (1, 4)		0-0 SF8			1-1 F9		1-3 K		0-0 SH1-4	

Inning Stats	R:	H:	E:	K:	S:	WLS:	BF:	H:	R:	ER:	SO:	BB:	IBB:	HBP:	BLK:	WP:	HR:	S:	P:	ERA:	WHIP:
	0	2	0	0	6		24	1	0	0	13	0	0	0	0	0	1	42	89	3.60	2.000
	0	1	0	0	6		6	0	0	0	1	0	0	0	0	0	0	13	21	0.00	0.000
	0	0	0	0	6		2	0	0	0	0	0	0	0	0	0	0	13	18	0.00	1.500
	0	0	0	0	1		1	0	0	0	1	0	0	0	0	0	0	3	3	0.00	0.000
	0	0	0	0	1		W	0	0	0	0	0	0	0	0	0	0	2	4	0.00	0.000

PITCHER	IP	WLS	BF	H	R	ER	SO	BB	IBB	HBP	BLK	WP	HR	S	P	ERA	WHIP
Jason Johnson, R ERA: 6.27 (1, 1)	5.0		24	5	3	2	1	5	0	0	0	0	1	42	89	3.60	2.000
Al Reyes, R ERA: 3.29 (6, 1)	2.0		6	0	0	0	1	0	0	0	0	0	0	13	21	0.00	0.000
Jim Corsi, R ERA: 4.4 (8, 1)	1.1		6	2	0	0	0	0	0	0	0	0	0	13	18	0.00	1.500
Jesse Orosco, L ERA: 6.04 (9, 1)	0.1		1	0	0	0	1	0	0	0	0	0	0	3	3	0.00	0.000
Scott Kamieniecki, R ERA: 6.38 (9, 1)	0.1	W	1	0	0	0	0	0	0	0	0	0	0	2	4	0.00	0.000

PITCHER	IP	WLS	BF	H	R	ER	SO	BB	IBB	HBP	BLK	WP	HR	S	P	ERA	WHIP
Mike Timlin, R ERA: 4.1 (10, 1)	1.0		3	0	0	0	0	0	0	0	0	0	0	3	3	0.00	0.000

Batter	1	2	3	4	5	6	7	8	9	AB R H RBI BB SO LOB	TOP											
Brady Anderson, L (1, 8) OBP: 0.419, SLG: 0.496	0-1 G6-4-3 1B		2-2 K		2-2 G1-3			0-0 G3 BB E 1B	1-0 F8	5 1 2 0 0 1 0												
Mike Bordick, R (1, 6) OBP: 0.330, SLG: 0.388	0-1 G6-4-3 1-2f		1-1 G5-3		1-1 1B			4-2 E G3 BB 1B	2-1 1B	4 1 2 0 1 0 1												
B.J. Surhoff, L (1, 7) OBP: 0.359, SLG: 0.524	1-1 FC5-4 1B		1-2 G3			2-1 P5		1-1 G3 1-2 2-3	2-1 1B	5 0 2 0 0 0 2												
Albert Belle, R (1, 9) OBP: 0.392, SLG: 0.502	1-1 FC5-4 1-2f			2-2 L6		4-2 G6-3 BB		4-2 BB E FC5-4 BB	0-1 G6-3	3 1 0 0 2 0 3												
Harold Baines, L (1, 10) OBP: 0.399, SLG: 0.589		1-1 F7		0-1 1B 2B		1-1 G6-3 1-2f		0-0 E4 BB E		4 2 1 1 0 0 3												
Jeff Conine, R (1, 3) OBP: 0.353, SLG: 0.505		2-0 G6-3		2-0 FC4-6 2-H 1B			1-0 G6-3	4-1 FC5-4 BB		3 0 1 2 1 0 0												
Delino DeShields, L (1, 4) OBP: 0.343, SLG: 0.375		2-0 1B 1B		1-1 FC4-6 1-2f FC6-4			2-3 K	0-1 FC5-4 CS		4 0 1 1 0 1 2												
Charles Johnson, R (1, 2) OBP: 0.339, SLG: 0.422		2-2 1B		1-0 FC6-4 1-2f			4-2 BB	2-2 CS	0-0 HR	2 0 1 0 1 0 1												
Mike Figga, R (7, 2) OBP: 0.216, SLG: 0.320		1-2 1B						1-2 CS		1 1 1 1 0 0 0												
Ryan Minor, R (1, 5) OBP: 0.263, SLG: 0.343		2-1 F7			1-1 G6-3				1-0 G6-3	3 0 0 0 0 1 3												
Derrick May, L (9, PH) OBP: 0.500, SLG: 0.667										0 0 0 0 0 0 0												
Rich Amaral, R (9, PH) OBP: 0.358, SLG: 0.373										1 0 0 0 0 0 0												
<b>Inning Stats</b>	R: 0 E: 0 K: 0 S: 8	H: 2 LOB: 1 BB: 0 P: 10	R: 0 E: 0 K: 0 S: 9	H: 2 LOB: 2 BB: 0 P: 18	R: 0 E: 0 K: 1 S: 8	H: 0 LOB: 0 BB: 0 P: 12	R: 1 E: 0 K: 0 S: 10	H: 2 LOB: 1 BB: 0 P: 16	R: 0 E: 0 K: 0 S: 8	H: 1 LOB: 1 BB: 0 P: 12	R: 0 E: 0 K: 0 S: 6	H: 0 LOB: 0 BB: 1 P: 13	R: 0 E: 0 K: 2 S: 10	H: 0 LOB: 1 BB: 1 P: 18	R: 4 E: 2 K: 0 S: 16	H: 1 LOB: 0 BB: 3 P: 31	R: 1 E: 0 K: 0 S: 9	H: 3 LOB: 2 BB: 0 P: 15	1B: 9 2B: 1 3B: 0 HR: 1	SF: 0 SAC: 0 DP: 2 HBP: 0	WP: 0 PB: 0 SB: 0 CS: 1	PA: 41
<b>PITCHER</b>	IP WLS BF H R ER SO BB IBB HBP BLK WP HR S P ERA WHIP																					
Jeff Suppan, R (1, 1) ERA: 3.96	7.1 W 31 8 4 2 3 4 0 0 0 0 0 0 69 118 2.46 1.636																					
Alvin Morman, L (8, 1) ERA: 3.83	0.0 2 0 0 0 0 1 0 0 0 0 0 0 2 6 ∞ ∞																					
Brad Rigby, R (8, 1) ERA: 4.62	0.2 H 2 1 2 1 0 0 0 0 0 0 0 1 5 7 13.50 1.500																					
Tim Byrdak, L (9, 1) ERA: 8.22	0.2 H 2 0 0 0 0 0 0 0 0 0 0 0 2 4 0.00 0.000																					
Jeff Montgomery, R (9, 1) ERA: 6.91	0.1 S 3 2 0 0 0 0 0 0 0 0 0 0 6 10 0.00 6.000																					

Baltimore Orioles @ Kansas City Royals  
Kauffman Stadium, Kansas City, MO  
Wed Aug 25 1999, 7:05 PM CDT  
Att. 12,033 - Unknown - 81 F

livebaseballscorecards.com

AB	35
R	6
H	11
RBI	5
BB	5
SO	3
LOB	15



Batter	1	2	3	4	5	6	7	8	9
<b>Johnny Damon, L</b> OBP: 0.376, SLG: 0.478 (1, 7) C S X	0-2 F7 ①		2-2 IHR ③		0-0 SH1-4 1B 2B	1-1 G6-3 ② ③ 1-2f		1-1 G3 ② 1-2 2-3	
<b>Ray Holbert, R</b> OBP: 0.227, SLG: 0.238 (1, 6) (9, 4) X	0-0 1B		1-3 K ③		1-0 SH1-4 2-3		0-0 L8 ① X	1-0 1B 2-3 3-H	
<b>Carlos Beltrán, S</b> OBP: 0.328, SLG: 0.451 (1, 8) B S SAFE X	2-1 F9 ②			1-0 F7 ① B C X	1-1 F8 29 1B 1B 3-H		1-0 F9 ② X	0-0 P4 ③	
<b>29 Mike Sweeney, R</b> OBP: 0.387, SLG: 0.530 (1, 3) C X	0-1 F9 ③			4-0 1B HR BB	0-1 1B 1B 1-2		1-0 WP 1B		
<b>Jermaine Dye, R</b> OBP: 0.348, SLG: 0.526 (1, 9) C X T C		0-2 G6-3 1B		1-0 HR 1B 1-2	1-1 F8 ② 2-3		1-1 P4 ③ 1-2		
<b>Joe Randa, R</b> OBP: 0.373, SLG: 0.507 (1, 5) B X		1-0 G6-3 ① ② 1-2f		2-1 HR 1-H 2-H	1-0 1B 1-2 3-H		4-2 FC1-6 BB		
<b>Jeremy Giambi, L</b> OBP: 0.389, SLG: 0.389 (1, 10) <b>Jed Hansen, R</b> OBP: 0.259, SLG: 0.234 (8, PR)		1-2 F7 ③		2-2 G1-6-3 ② X C B F X	0-0 P6 ③		0-0 FC1-6 ① 1B 1-2f		
<b>Tim Spehr, R</b> OBP: 0.344, SLG: 0.430 (1, 2) C B C X			2-2 G1-6-3 ① B B C C B B X	4-2 1B BB	1-3 K ① B C F S		2-2 G3 1B 1B 1-3		
<b>Steve Scarsone, R</b> OBP: 0.293, SLG: 0.277 (1, 4) <b>Scott Pose, L</b> OBP: 0.417, SLG: 0.359 (8, PH) <b>Rey Sanchez, R</b> OBP: 0.323, SLG: 0.366 (9, 6) C B X			1-1 G6-3 ② F X	0-1 1B 1-3	4-2 G6-3 BB		0-0 1B G3 1B 1-2 3-H		

Inning Stats	R: 0	H: 1	E: 0	LOB: 1	K: 0	BB: 0	S: 8	P: 10
	R: 0	H: 1	E: 0	LOB: 0	K: 0	BB: 0	S: 9	P: 11
	R: 1	H: 1	E: 0	LOB: 0	K: 1	BB: 0	S: 11	P: 17
	R: 3	H: 3	E: 0	LOB: 2	K: 0	BB: 2	S: 11	P: 25
	R: 2	H: 4	E: 0	LOB: 2	K: 0	BB: 0	S: 10	P: 14
	R: 0	H: 0	E: 0	LOB: 0	K: 1	BB: 1	S: 9	P: 15
	R: 0	H: 1	E: 0	LOB: 1	K: 0	BB: 0	S: 5	P: 8
	R: 2	H: 3	E: 0	LOB: 2	K: 0	BB: 1	S: 11	P: 19
	R: 0	H: 0	E: 0	LOB: 0	K: 0	BB: 0	S: 0	P: 0
	R: 2	H: 3	E: 0	LOB: 2	K: 0	BB: 1	S: 11	P: 19
	R: 0	H: 1	E: 0	LOB: 1	K: 0	BB: 0	S: 5	P: 8
	R: 2	H: 3	E: 0	LOB: 2	K: 0	BB: 1	S: 11	P: 19

PITCHER	IP	WLS	BF	H	R	ER	SO	BB	IBB	HBP	BLK	WP	HR	S	P	ERA	WHIP
<b>Doug Linton, R</b> ERA: 6.62 (1, 1)	4.2	L	24	10	6	6	1	2	0	0	0	0	1	48	76	11.57	2.571
<b>Doug Johns, L</b> ERA: 5.01 (5, 1)	2.1		8	1	0	0	1	1	0	0	0	1	0	15	24	0.00	0.857
<b>Jesse Orosco, L</b> ERA: 6.31 (8, 1)	0.1		2	0	1	1	0	1	0	0	0	0	0	3	7	27.00	3.000
<b>Scott Kamieniecki, R</b> ERA: 6.51 (8, 1)	0.2		5	3	1	1	0	0	0	0	0	0	0	8	12	13.50	4.500

**BOTTOM**


**Baltimore Orioles @ Kansas City Royals**  
Kauffman Stadium, Kansas City, MO

Wed Aug 25 1999, 7:05 PM CDT  
Att: 12,033 - Unknown - 81 F

AB	R	H	RBI	BB	SO	LOB
5	2	2	1	0	0	3
4	0	2	1	0	1	0
5	1	1	1	0	0	3
3	1	2	0	1	0	1
4	1	2	0	0	0	3
3	1	2	4	1	0	1
4	0	0	0	0	0	3
0	1	0	0	0	0	0
3	1	1	0	1	1	0
2	0	1	0	1	0	0
1	0	1	1	0	0	0
0	0	0	0	0	0	0

AB	34
R	8
H	14
RBI	8
BB	4
SO	2
LOB	14

livebaseballscorecards.com



WP	PA
1	39
PB: 0	
SB: 0	
CS: 0	

Batter	1	2	3	4	5	6	7	8	9	AB R H RBI BB SO LOB	TOP											
Brady Anderson, L (1, 8) OBP: 0.418, SLG: 0.492	0-1 G6-3		1-3 K		4-2 S BB		1-2 G3-1			3 0 0 0 1 1 0												
Mike Bordick, R (1, 6) OBP: 0.330, SLG: 0.387	3-2 P3		1-2 F8		0-1 F8			1-2 G6-4-3 1B		4 0 1 0 0 0 1												
B.J. Surhoff, L (1, 7) OBP: 0.360, SLG: 0.522	4-2 1B BB		2-3 K		4-0 1-2 BB			1-2 F8		2 0 0 0 2 1 1												
Albert Belle, R (1, 9) OBP: 0.391, SLG: 0.500	3-0 1-2 1B			1-2 F9	0-0 G1-3			2-2 G6-4-3 1-2f		4 0 1 0 0 0 3												
Harold Baines, L (1, 10) OBP: 0.395, SLG: 0.583	0-1 F8			2-3 K		1-1 L8			0-0 G4-3	4 0 0 0 0 1 2												
Jeff Conine, R (1, 3) OBP: 0.352, SLG: 0.502		3-1 P6		1-1 1B 1B		1-0 P3			1-1 F9	4 0 1 0 0 0 0												
Delino DeShields, L (1, 4) OBP: 0.345, SLG: 0.374		4-2 FC6-4 BB		2-2 SAFE 1-2 1B		0-1 G6-3			3-2 L7	3 0 1 0 1 0 0												
Charles Johnson, R (1, 2) OBP: 0.337, SLG: 0.418		1-0 SAFE F7		2-0 SAFE P3			3-2 F9			3 0 0 0 0 0 3												
Ryan Minor, R (1, 5) OBP: 0.253, SLG: 0.329		1-2 SAFE FC6-4 1-2f		0-1 G6-3			1-3 K			3 0 0 0 0 1 1												
<b>Inning Stats</b>	R: 0 E: 0 K: 0 S: 12	H: 1 LOB: 2 BB: 1 P: 22	R: 0 E: 0 K: 0 S: 9	H: 0 LOB: 1 BB: 1 P: 18	R: 0 E: 0 K: 2 S: 10	H: 0 LOB: 0 BB: 0 P: 14	R: 0 E: 0 K: 1 S: 12	H: 2 LOB: 2 BB: 0 P: 20	R: 0 E: 0 K: 0 S: 7	H: 0 LOB: 2 BB: 2 P: 15	R: 0 E: 0 K: 0 S: 5	H: 0 LOB: 0 BB: 0 P: 7	R: 0 E: 0 K: 1 S: 9	H: 0 LOB: 0 BB: 0 P: 14	R: 0 E: 0 K: 0 S: 12	H: 1 LOB: 0 BB: 0 P: 16	R: 0 E: 0 K: 0 S: 7	H: 0 LOB: 0 BB: 0 P: 11	1B: 4 2B: 0 3B: 0 HR: 0	SF: 0 SAC: 0 DP: 1 HBP: 0	WP: 0 PB: 0 SB: 1 CS: 0	PA: 34
<b>PITCHER</b> Jay Witasick, R (1, 1) ERA: 6.14	IP: 9.0 WLS: W BF: 34 H: 4 R: 0 ER: 0 SO: 4 BB: 4 IBB: 0 HBP: 0 BLK: 0 WP: 0 HR: 0 S: 83 P: 137 ERA: 0.00 WHIP: 0.889											<b>PITCHER</b>	IP: 9.0 WLS: W BF: 34 H: 4 R: 0 ER: 0 SO: 4 BB: 4 IBB: 0 HBP: 0 BLK: 0 WP: 0 HR: 0 S: 83 P: 137 ERA: 0.00 WHIP: 0.889									

**Baltimore Orioles @ Kansas City Royals**  
**Kauffman Stadium, Kansas City, MO**  
 Thu Aug 26 1999, 7:05 PM CDT  
 Att. 13,246 - Cloudy - 74 F

[livebaseballscorecards.com](http://livebaseballscorecards.com)

AB	30
R	0
H	4
RBI	0
BB	4
SO	4
LOB	11





Batter	1	2	3	4	5	6	7	8	9	AB R H RBI BB SO LOB	TOP		
<b>Johnny Damon, L</b> (1, 7) <small>OBP: 0.375, SLG: 0.476</small>										4 0 2 0 0 1 0	<b>Kansas City Royals @ Minnesota Twins</b> Hubert H. Humphrey Metrodome, Minneapolis, MN Fri Aug 27 1999, 8:05 PM EDT Att. 11,176 - Dome - 72 F <a href="http://livebaseballscorecards.com">livebaseballscorecards.com</a>		
<b>Ray Holbert, R</b> (1, 6) <small>OBP: 0.300, SLG: 0.310</small>									4 1 3 0 0 1 0				
<b>Carlos Beltrán, S</b> (1, 8) <small>OBP: 0.328, SLG: 0.456</small>									4 0 1 0 0 3 5				
<b>29 Mike Sweeney, R</b> (1, 3) <small>OBP: 0.385, SLG: 0.527</small>									4 0 0 1 0 0 6				
<b>Jermaine Dye, R</b> (1, 9) <small>OBP: 0.346, SLG: 0.524</small>									4 0 0 0 0 0 1				
<b>Joe Randa, R</b> (1, 5) <small>OBP: 0.375, SLG: 0.504</small>									3 0 0 0 1 1 0				
<b>Jeremy Giambi, L</b> (1, 10) <small>OBP: 0.381, SLG: 0.378</small>									4 0 0 0 0 2 2				
<b>Tim Spehr, R</b> (1, 2) <small>OBP: 0.337, SLG: 0.420</small>									3 0 0 0 0 1 0				
<b>Jed Hansen, R</b> (1, 4) <small>OBP: 0.295, SLG: 0.333</small>									3 0 1 0 0 2 0				
<b>Inning Stats</b>	R: 0 H: 0 E: 0 LOB: 0 K: 3 BB: 0 S: 11 P: 15	R: 0 H: 0 E: 0 LOB: 0 K: 0 BB: 0 S: 12 P: 18	R: 0 H: 0 E: 0 LOB: 0 K: 1 BB: 0 S: 9 P: 12	R: 0 H: 2 E: 0 LOB: 1 K: 1 BB: 0 S: 18 P: 25	R: 0 H: 0 E: 0 LOB: 0 K: 2 BB: 0 S: 9 P: 13	R: 0 H: 3 E: 0 LOB: 3 K: 1 BB: 0 S: 14 P: 18	R: 0 H: 0 E: 0 LOB: 0 K: 1 BB: 0 S: 12 P: 16	R: 0 H: 0 E: 0 LOB: 0 K: 2 BB: 0 S: 8 P: 11	R: 1 H: 2 E: 0 LOB: 2 K: 0 BB: 1 S: 15 P: 22	1B: 7 SF: 0 2B: 0 SAC: 0 3B: 0 DP: 1 HR: 0 HBP: 0		WP: 0 PA: 34 PB: 0 SB: 0 CS: 0	
<b>PITCHER</b>	IP WLS BF H R ER SO BB IBB HBP BLK WP HR S P ERA WHIP											<b>PITCHER</b>	IP WLS BF H R ER SO BB IBB HBP BLK WP HR S P ERA WHIP
<b>Eric Milton, L</b> (1, 1) <small>ERA: 4.61</small>	8.0 W 28 5 0 0 11 0 0 0 0 0 0 0 0 93 128 0.00 0.625												
<b>Bob Wells, R</b> (9, 1) <small>ERA: 3.75</small>	0.1 3 2 1 1 0 0 0 0 0 0 0 0 0 8 10 27.00 6.000												
<b>Mike Trombley, R</b> (9, 1) <small>ERA: 3.91</small>	0.2 S 3 0 0 0 0 0 1 0 0 0 0 0 0 7 12 0.00 1.500												

**Kansas City Royals @ Minnesota Twins**  
 Hubert H. Humphrey Metrodome, Minneapolis, MN  
 Fri Aug 27 1999, 8:05 PM EDT  
 Att. 11,176 - Dome - 72 F

AB	33
R	1
H	7
RBI	1
BB	1
SO	11
LOB	14





Batter	1	2	3	4	5	6	7	8	9	AB	R	H	RBI	BB	SO	LOB
Denny Hocking, S (1, 4) OBP: 0.322, SLG: 0.382	1-2 FC5-4 1B	0-2 1-3 3-H 1B			4-0 CS HBP		2-1 1-3 1B			3	0	3	1	0	0	0
Cristian Guzman, S (1, 6) OBP: 0.285, SLG: 0.303	1-1 FC5-4 1-2f	1-1 G5-3			1-1 2B		0-2 G1-3			4	0	1	0	0	0	5
Marty Cordova, R (1, 9) OBP: 0.373, SLG: 0.467	0-0 G4-6-3 1-2f		0-0 G6-3		1-2 F7			1-1 HR		4	1	1	1	0	0	2
Ron Coomer, R (1, 3) OBP: 0.308, SLG: 0.440		0-2 2B 1B	1-3 K		2-0 F9			1-3 K		4	1	1	0	0	2	0
Chad Allen, R (1, 7) OBP: 0.325, SLG: 0.393		1-1 F9	1-0 P9		2-1 P3			2-2 G6-3		4	0	0	0	0	0	1
Terry Steinbach, R (1, 2) OBP: 0.371, SLG: 0.414		1-0 1B FC6-4 2B		0-2 G6-3	1-2 G1-6-3			1-3 K		4	1	1	0	0	1	0
Matt Lawton, L (1, 10) OBP: 0.349, SLG: 0.368		4-0 FC6-4 1B BB		0-1 F7			3-1 L4-3 1B			2	1	1	0	1	0	0
Brent Gates, S (1, 5) OBP: 0.338, SLG: 0.345		2-1 FC6-4 1B		1-1 F7			0-0 L4-3			3	0	1	1	0	0	1
Torii Hunter, R (1, 8) OBP: 0.311, SLG: 0.365		1-0 FC6-4 1B			2-2 G4-3		1-1 1B S			3	0	1	1	0	0	2

Inning Stats	R: 0	H: 1	E: 0	LOB: 0	K: 0	BB: 0	S: 6	P: 8	R: 3	H: 4	E: 0	LOB: 2	K: 0	BB: 1	S: 15	P: 25	R: 0	H: 0	E: 0	LOB: 0	K: 1	BB: 0	S: 5	P: 7	R: 0	H: 0	E: 0	LOB: 0	K: 0	BB: 0	S: 7	P: 8	R: 0	H: 1	E: 0	LOB: 1	K: 0	BB: 0	S: 8	P: 16	R: 0	H: 0	E: 0	LOB: 0	K: 0	BB: 0	S: 6	P: 11	R: 0	H: 3	E: 0	LOB: 2	K: 0	BB: 0	S: 10	P: 16	R: 1	H: 1	E: 0	LOB: 0	K: 2	BB: 0	S: 12	P: 17
--------------	------	------	------	--------	------	-------	------	------	------	------	------	--------	------	-------	-------	-------	------	------	------	--------	------	-------	------	------	------	------	------	--------	------	-------	------	------	------	------	------	--------	------	-------	------	-------	------	------	------	--------	------	-------	------	-------	------	------	------	--------	------	-------	-------	-------	------	------	------	--------	------	-------	-------	-------

PITCHER	IP	WLS	BF	H	R	ER	SO	BB	IBB	HBP	BLK	WP	HR	S	P	ERA	WHIP
50 José Rosado, L (1, 1) ERA: 3.89	7.0	L	29	9	3	3	1	1	0	1	0	0	0	57	91	3.86	1.429
Scott Service, R (8, 1) ERA: 5.78	1.0		4	1	1	1	2	0	0	0	0	0	1	12	17	9.00	1.000

**BOTTOM**

**Kansas City Royals @ Minnesota Twins**  
 Hubert H. Humphrey Metrodome, Minneapolis, MN

livebaseballscores.com

<b>AB</b>	<b>31</b>
<b>R</b>	<b>4</b>
<b>H</b>	<b>10</b>
<b>RBI</b>	<b>4</b>
<b>BB</b>	<b>1</b>
<b>SO</b>	<b>3</b>
<b>LOB</b>	<b>11</b>



WP	HR	S	P	ERA	WHIP
0	0	0	0	0	0

Fri Aug 27 1999, 8:05 PM EDT  
 Att. 11,176 - Dome - 72 F



BOTTOM

Kansas City Royals @ Minnesota Twins  
Hubert H. Humphrey Metrodome, Minneapolis, MN

Sat Aug 28 1999, 8:05 PM EDT  
Att. 14,136 - Dome - 72 F

livebaseballscores.com

AB	35
R	4
H	10
RBI	4
BB	5
SO	5
LOB	17



WP:	0	PA:	41
PB:	0		
SB:	3		
CS:	0		

AB R H RBI BB SO LOB

5 0 0 0 0 1 4

5 0 0 0 0 1 4

4 2 1 0 1 1 0

4 1 3 2 1 0 1

5 0 1 1 0 0 3

2 1 1 0 2 1 0

4 0 2 0 0 1 4

4 0 1 0 0 0 1

2 0 1 1 1 0 0

1B: 7 SF: 0  
2B: 1 SAC: 1  
3B: 1 DP: 2  
HR: 1 HBP: 0

Batter	1	2	3	4	5	6	7	8	9	10
Jacque Jones, L OBP: 0.319, SLG: 0.434 (1, 8)	F8			K	FC1-2		F7		F8	
Brent Gates, S OBP: 0.332, SLG: 0.338 (1, 5)	G3-1			G6-3	G6-3		K		P7	
Matt Lawton, L OBP: 0.350, SLG: 0.367 (1, 9)	G3			HR 1B		G1-3		K		1B BB
Marty Cordova, R OBP: 0.378, SLG: 0.487 (1, 10)		G6-4-3 BB		HR 1H		3B		S 2B		F9
Ron Coomer, R OBP: 0.306, SLG: 0.437 (1, 3)		G6-4-3 1-2f		P4		G3		G5-3		1B
Todd Walker, L OBP: 0.342, SLG: 0.412 (1, 4)				K		1B SH4-3 1B		S IBB		
Chad Allen, R OBP: 0.326, SLG: 0.394 (1, 7)				G5-4-3 1B		SH4-3 1B FC1-2 1B		G5-3		
Terry Steinbach, R OBP: 0.369, SLG: 0.412 (1, 2)				G5-4-3 1-2f		FC1-2 SH4-3 1B		F7		G4-3
Cristian Guzman, S OBP: 0.288, SLG: 0.304 (1, 6)				L6		SH4-3 1-2 2-3 3-H		S BB		E 1B

Inning Stats	R: 0	H: 0	E: 0	K: 0	S: 9	R: 0	H: 0	E: 0	K: 1	S: 8	R: 0	H: 0	E: 0	K: 0	S: 4	R: 2	H: 2	E: 0	K: 1	S: 12	R: 1	H: 3	E: 0	K: 0	S: 14	R: 0	H: 1	E: 0	K: 1	S: 10	R: 0	H: 0	E: 0	K: 1	S: 10	R: 0	H: 1	E: 0	K: 2	S: 10	R: 0	H: 1	E: 1	K: 0	S: 10	R: 1	H: 1	E: 0	K: 0	S: 2																				
	0	0	0	0	11	0	0	0	1	14	0	0	0	0	9	2	2	0	1	20	1	3	0	0	21	0	1	0	1	19	0	0	0	1	19	0	0	0	0	10	0	1	0	0	23	0	1	1	0	13	0	1	1	0	6	7	0	1	1	0	1	1	0	1	0	1	1	0	1	0

PITCHER	IP	WLS	BF	H	R	ER	SO	BB	IBB	HBP	BLK	WP	HR	S	P	ERA	WHIP
Mac Suzuki, R ERA: 8.02 (1, 1)	4.1		18	6	3	3	2	1	0	0	0	0	1	39	62	6.23	1.615
Tim Byrdak, L ERA: 7.71 (5, 1)	1.0		3	0	0	0	0	0	0	0	0	0	0	9	15	0.00	0.000
49 Chris Fussell, R ERA: 7.46 (6, 1)	2.2		13	2	0	0	3	2	1	0	0	0	0	28	59	0.00	1.500
Brad Rigby, R ERA: 4.56 (9, 1)	1.0		4	1	0	0	0	0	0	0	0	0	0	10	13	0.00	1.000
Alvin Morman, L ERA: 4.04 (10, 1)	0.0	L	1	0	1	1	0	1	0	0	0	0	0	4	4	∞	∞

PITCHER	IP	WLS	BF	H	R	ER	SO	BB	IBB	HBP	BLK	WP	HR	S	P	ERA	WHIP
Derek Wallace, R ERA: 3.38 (10, 1)	0.1		2	1	0	0	0	0	0	0	0	0	0	2	2	0.00	3.000

Batter	1	2	3	4	5	6	7	8	9	AB R H RBI BB SO LOB	TOP
<b>Johnny Damon, L</b> (1, 8) <small>OBP: 0.375, SLG: 0.476</small>	2-2 		1-2 			2-1 		1-1 		4 0 2 0 0 0 0	<b>Kansas City Royals @ Minnesota Twins</b> Hubert H. Humphrey Metrodome, Minneapolis, MN Sun Aug 29 1999, 2:05 PM EDT Att: 11,585 - Dome - 72 F
<b>Ray Holbert, R</b> (1, 6) <small>OBP: 0.316, SLG: 0.306</small>	0-2 			1-0 		1-0 		0-1 		4 1 2 1 0 0 2	
<b>29 Mike Sweeney, R</b> (1, 10) <small>OBP: 0.386, SLG: 0.529</small>	3-2 			1-0 		0-1 		2-3 		4 0 2 1 0 0 2	
<b>Jermaine Dye, R</b> (1, 9) <small>OBP: 0.345, SLG: 0.522</small>	1-1 			3-1 			1-0 		0-1 	4 0 1 0 0 0 3	
<b>Jeremy Giambi, L</b> (1, 3) <small>OBP: 0.369, SLG: 0.365</small>		1-0 		0-0 			0-1 		1-2 	4 0 0 0 0 0 2	
<b>Joe Randa, R</b> (1, 5) <small>OBP: 0.373, SLG: 0.506</small>		1-1 		3-3 			1-3 		1-2 	4 0 0 0 0 2 2	
<b>Scott Pose, L</b> (1, 7) <small>OBP: 0.403, SLG: 0.346</small>		1-1 			3-3 		0-1 			3 0 0 0 0 1 1	
<b>Tim Spehr, R</b> (1, 2) <small>OBP: 0.331, SLG: 0.411</small>			0-0 		2-2 			1-0 		3 0 0 0 0 0 0	
<b>Steve Scarsone, R</b> (1, 4) <small>OBP: 0.295, SLG: 0.279</small>			1-3 		0-3 			3-2 		3 1 1 0 0 2 0	
<b>Inning Stats</b>	R: 0 H: 2 E: 0 LOB: 1 K: 0 BB: 0 S: 13 P: 19	R: 0 H: 0 E: 0 LOB: 0 K: 0 BB: 0 S: 5 P: 8	R: 0 H: 0 E: 0 LOB: 0 K: 1 BB: 0 S: 7 P: 9	R: 1 H: 2 E: 0 LOB: 1 K: 1 BB: 0 S: 8 P: 16	R: 0 H: 0 E: 0 LOB: 0 K: 2 BB: 0 S: 12 P: 17	R: 0 H: 1 E: 0 LOB: 0 K: 0 BB: 0 S: 5 P: 8	R: 0 H: 1 E: 0 LOB: 1 K: 1 BB: 0 S: 8 P: 10	R: 1 H: 2 E: 0 LOB: 1 K: 0 BB: 0 S: 12 P: 19	R: 0 H: 0 E: 0 LOB: 0 K: 0 BB: 0 S: 9 P: 11	1B: 5 SF: 0 2B: 3 SAC: 0 3B: 0 DP: 2 HR: 0 HBP: 0	WP: 1 PA: 33 PB: 0 SB: 0 CS: 0
<b>PITCHER</b> <b>LaTroy Hawkins, R</b> (1, 1) <small>ERA: 6.44</small> <b>Eddie Guardado, L</b> (8, 1) <small>ERA: 4.3</small> <b>Bob Wells, R</b> (8, 1) <small>ERA: 3.63</small>	IP WLS BF H R ER SO BB IBB HBP BLK WP HR S P ERA WHIP 7.1 W 27 7 2 2 5 0 0 0 0 1 0 64 97 2.46 0.955 0.0 1 1 0 0 0 0 0 0 0 0 0 2 3 ∞ ∞ 1.2 S 5 0 0 0 0 0 0 0 0 0 0 0 13 17 0.00 0.000	<b>PITCHER</b> IP WLS BF H R ER SO BB IBB HBP BLK WP HR S P ERA WHIP									

livebaseballscorecards.com

AB	33
R	2
H	8
RBI	2
BB	0
SO	5
LOB	12



Batter	1	2	3	4	5	6	7	8	9	AB	R	H	RBI	BB	SO	LOB
Jacque Jones, L OBP: 0.316, SLG: 0.431 (1, 8)										4	0	1	1	0	2	2
Cristian Guzman, S OBP: 0.285, SLG: 0.301 (1, 6)										4	0	0	0	0	1	1
Matt Lawton, L OBP: 0.352, SLG: 0.367 (1, 9)										3	0	1	1	1	0	1
Marty Cordova, R OBP: 0.375, SLG: 0.482 (1, 10)										4	0	0	0	0	2	3
Todd Walker, L OBP: 0.345, SLG: 0.411 (1, 4)										1	1	0	0	3	0	0
Chad Allen, R OBP: 0.326, SLG: 0.391 (1, 7)										3	2	0	0	1	1	4
Corey Koskie, L OBP: 0.377, SLG: 0.468 (1, 5)										3	2	3	4	1	0	0
Javier Valentin, S OBP: 0.322, SLG: 0.421 (1, 2)										4	0	0	0	0	2	4
Doug Mientkiewicz, L OBP: 0.317, SLG: 0.322 (1, 3)										4	1	2	0	0	0	3

Inning Stats	R: 0	H: 0	E: 0	K: 2	S: 9	LOB: 0	BB: 0	P: 15	R: 2	H: 1	E: 0	K: 0	S: 10	LOB: 0	BB: 1	P: 21	R: 1	H: 2	E: 0	K: 0	S: 10	LOB: 1	BB: 0	P: 14	R: 1	H: 1	E: 0	K: 1	S: 9	LOB: 1	BB: 1	P: 17	R: 0	H: 0	E: 0	K: 1	S: 9	LOB: 1	BB: 1	P: 15	R: 1	H: 1	E: 0	K: 2	S: 19	LOB: 2	BB: 1	P: 33	R: 0	H: 1	E: 0	K: 2	S: 9	LOB: 2	BB: 1	P: 19	R: 1	H: 1	E: 0	K: 0	S: 9	LOB: 1	BB: 1	P: 18
1B: 4	SF: 1	2B: 2	SAC: 1	3B: 0	DP: 0	HR: 1	HBP: 0	WP: 0	PA: 38																																																							

PITCHER	IP	WLS	BF	H	R	ER	SO	BB	IBB	HBP	BLK	WP	HR	S	P	ERA	WHIP
Blake Stein, R ERA: 4.23 (1, 1)	5.0	L	25	5	5	5	4	4	0	0	0	0	1	55	97	9.00	1.800
Scott Service, R ERA: 5.61 (6, 1)	2.0		8	1	0	0	4	0	1	0	0	0	0	20	37	0.00	0.500
Jeff Montgomery, R ERA: 6.95 (8, 1)	1.0		5	1	1	1	0	1	0	0	0	0	0	9	18	9.00	2.000

**BOTTOM**

**Kansas City Royals @ Minnesota Twins**  
**Hubert H. Humphrey Metrodome, Minneapolis, MN**

Sun Aug 29 1999, 2:05 PM EDT  
 Att. 11,585 - Dome - 72 F

[livebaseballscorecards.com](http://livebaseballscorecards.com)

<b>AB</b>	<b>30</b>
<b>R</b>	<b>6</b>
<b>H</b>	<b>7</b>
<b>RBI</b>	<b>6</b>
<b>BB</b>	<b>6</b>
<b>SO</b>	<b>8</b>
<b>LOB</b>	<b>18</b>



Batter	1	2	3	4	5	6	7	8	9	AB R H RBI BB SO LOB	TOP									
Johnny Damon, L (1, 10) OBP: 0.375, SLG: 0.474	2-2 G1-3		4-1 BB		2-2 P6			1-1 G1-3		3 0 0 0 1 0 0	<b>Kansas City Royals @ Boston Red Sox</b> Fenway Park, Boston, MA Mon Aug 30 1999, 7:05 PM EDT Att. 32,705 - Unknown - 70 F									
Ray Holbert, R (1, 6) OBP: 0.286, SLG: 0.275	2-3 K		2-3 K			2-3 K		0-1 G6-3		4 0 0 0 0 3 1										
Carlos Beltrán, S (1, 8) OBP: 0.328, SLG: 0.453	2-2 G3-1		0-0 F9			1-0 1B		1-0 FC6-4 1B		4 0 2 0 0 0 1										
Jermaine Dye, R (1, 9) OBP: 0.344, SLG: 0.522		2-2 29 1B WP 2B		3-3 K		0-0 F8		1-3 K		4 1 1 0 0 2 2										
29 Mike Sweeney, R (1, 3) OBP: 0.385, SLG: 0.526		0-1 WP 2-3 1B		0-2 F8		3-2 G5-3		2-3 K		4 0 1 0 0 1 2										
Joe Randa, R (1, 5) OBP: 0.373, SLG: 0.504		3-3 SAFE K		0-0 1B		3-3 K		2-2 FC6-4 1-2f		4 0 1 0 0 2 3										
Jeremy Giambi, L (1, 7) OBP: 0.365, SLG: 0.361		1-3 K		2-3 K		1-2 G4-3				3 0 0 0 0 2 2										
Tim Spehr, R (1, 2) OBP: 0.326, SLG: 0.403		3-H 1-3 K		2-3 K		1-0 P4				3 0 0 0 0 2 1										
Jed Hansen, R (1, 4) OBP: 0.294, SLG: 0.305			0-3 K		0-3 K		3-3 K			3 0 0 0 0 3 0										
<b>Inning Stats</b>	R: 0 E: 0 K: 1 S: 11	H: 0 LOB: 0 BB: 0 P: 17	R: 1 E: 0 K: 3 S: 14	H: 2 LOB: 1 BB: 0 P: 21	R: 0 E: 0 K: 2 S: 10	H: 0 LOB: 1 BB: 1 P: 15	R: 0 E: 0 K: 2 S: 11	H: 1 LOB: 1 BB: 0 P: 16	R: 0 E: 0 K: 1 S: 13	H: 0 LOB: 0 BB: 0 P: 17	R: 0 E: 0 K: 1 S: 7	H: 0 LOB: 0 BB: 0 P: 12	R: 0 E: 0 K: 1 S: 8	H: 0 LOB: 0 BB: 0 P: 12	R: 0 E: 0 K: 2 S: 10	H: 1 LOB: 1 BB: 0 P: 16	1B: 4 2B: 1 3B: 0 HR: 0	SF: 0 SAC: 0 DP: 0 HBP: 0	WP: 1 PB: 0 SB: 1 CS: 0	PA: 33
<b>PITCHER</b>	IP WLS BF H R ER SO BB IBB HBP BLK WP HR S P ERA WHIP																			
Pedro Martinez, R (1, 1) ERA: 2.36	6.0 W 23 4 1 1 11 1 0 0 0 1 0 70 103 1.50 0.833																			
John Wasdin, R (7, 1) ERA: 4.55	2.0 6 0 0 0 2 0 0 0 0 0 0 15 24 0.00 0.000																			
Mark Guthrie, L (9, 1) ERA: 5.83	1.0 4 1 0 0 2 0 0 0 0 0 0 10 16 0.00 1.000																			

AB	32
R	1
H	5
RBI	0
BB	1
SO	15
LOB	12



Batter	1	2	3	4	5	6	7	8	9
<b>Jose Offerman, S</b> (1, 4) OBP: 0.386, SLG: 0.435	1-1 2B	2-2 2-H 1B			1-0 SH S 2B	2-2 BB 1B 1B	4-2 BB		
<b>John Valentin, R</b> (1, 5) OBP: 0.311, SLG: 0.396 <b>Donnie Sadler, R</b> (5, 5) OBP: 0.313, SLG: 0.367	1-2 P3	1-1 G5-3			1-0 SH S 1B	0-0 BB 1B 1B	0-0 F9-2		
<b>Brian Daubach, L</b> (1, 3) OBP: 0.376, SLG: 0.598	1-3 K		0-1 F9		4-2 18 G3-1 1B BB	0-2 F8		0-2 L4	
<b>Nomar Garciaparra, R</b> (1, 6) OBP: 0.407, SLG: 0.575	4-1 BB		0-0 G5-3		1-1 18 G3-1 1B 1B	4-1 1B BB		1-2 G5-3	
<b>18 Reggie Jefferson, S</b> (1, 10) OBP: 0.351, SLG: 0.448 <b>Mike Stanley, R</b> (6, PH) OBP: 0.386, SLG: 0.463	1-3 K		2-2 G3-1		0-1 G3-1	1-1 G6-4-3 1B		3-2 1B 1B	
<b>Butch Huskey, R</b> (1, 7) OBP: 0.356, SLG: 0.506		3-2 1B G6-3 1B		4-2 E BB	1-2 E 1B	2-2 G6-4-3		2-2 1B 1B	
<b>Jason Varitek, S</b> (1, 2) OBP: 0.333, SLG: 0.456		1-1 G6-3 1B 1B		0-3 K	1-1 E1		3-1 G4-3	0-1 1B	
<b>Darren Lewis, R</b> (1, 8) OBP: 0.333, SLG: 0.340		3-0 G6-3		1-1 SAFE G5-3	4-1 BB		4-1 2B F9-2 BB	0-0 P3	
<b>Trot Nixon, L</b> (1, 9) OBP: 0.347, SLG: 0.465		0-2 G5-3		1-0 F9	1-0 F8		2-1 2B		

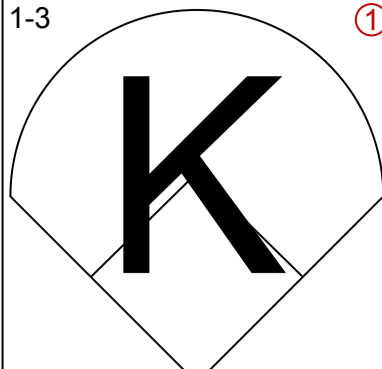
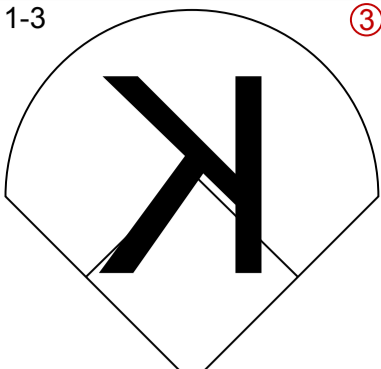
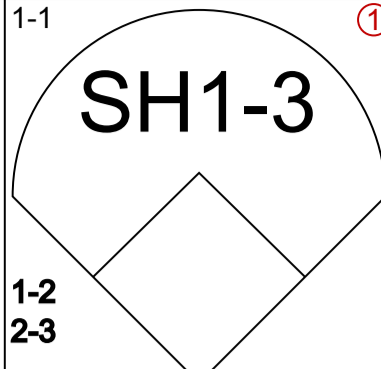
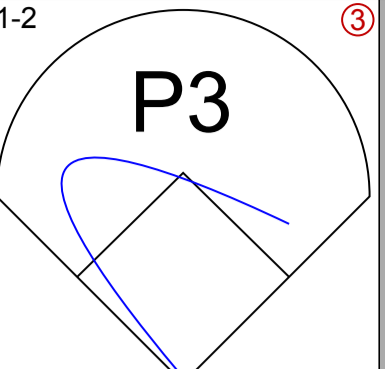
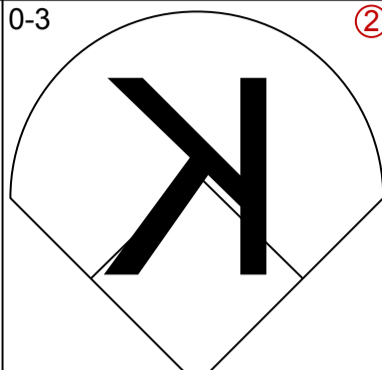
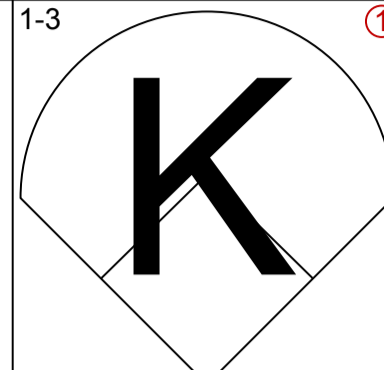
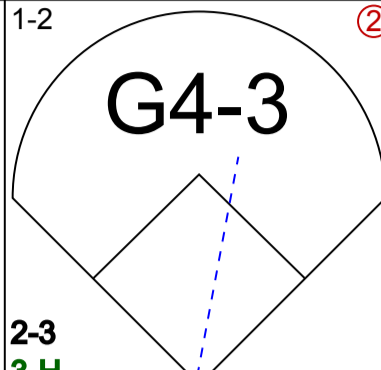
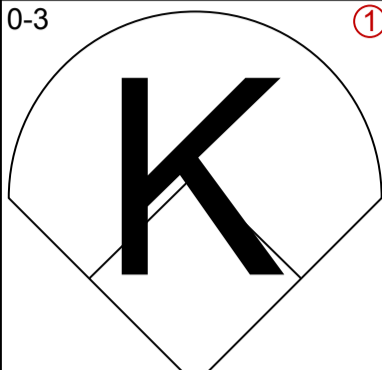
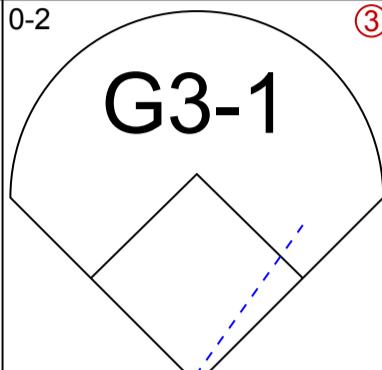
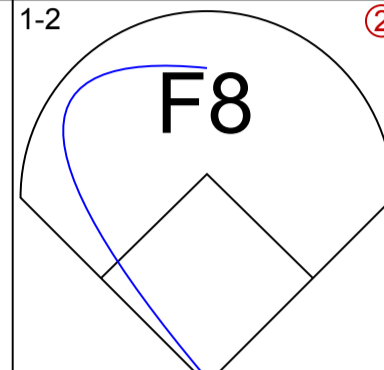
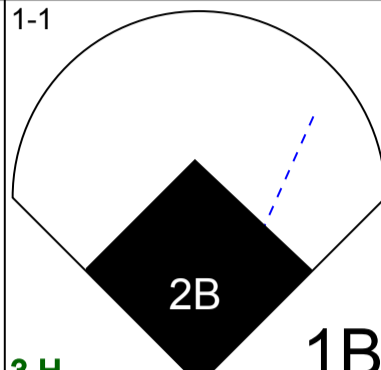
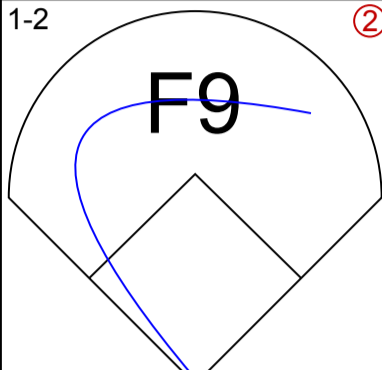
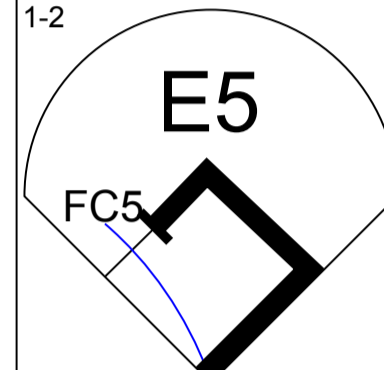
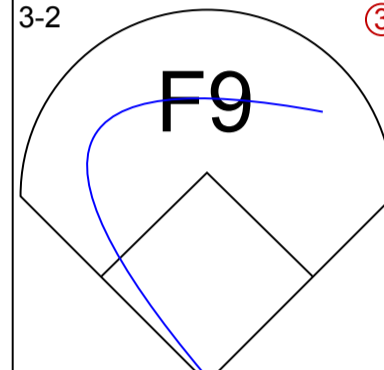
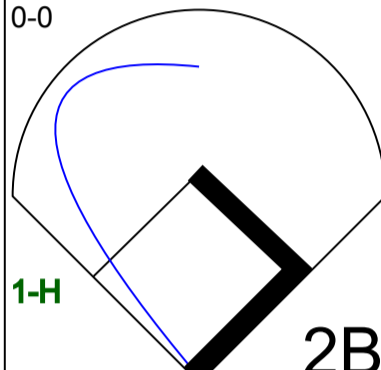
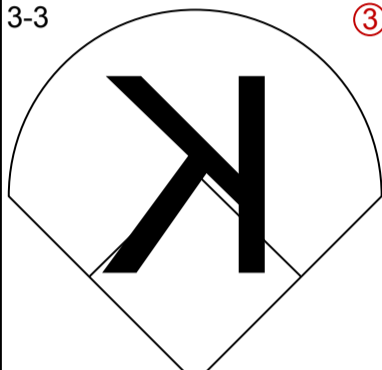
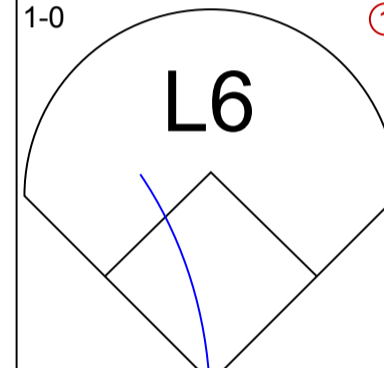
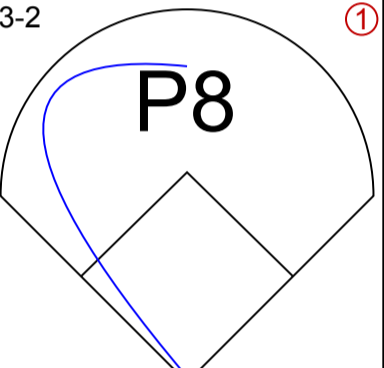
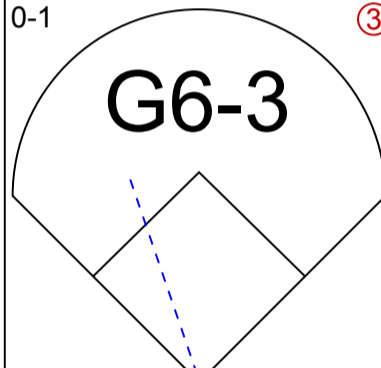
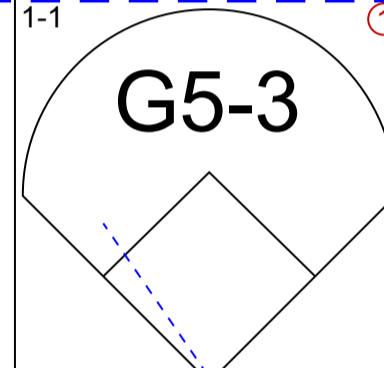
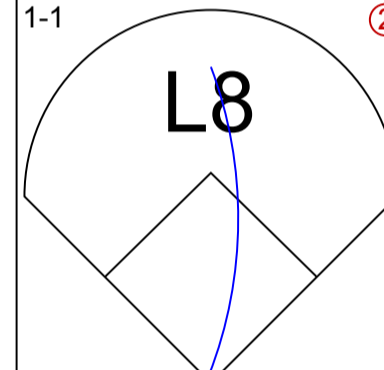
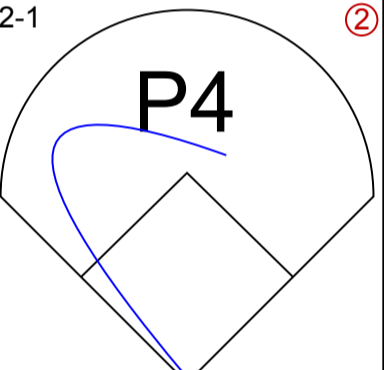
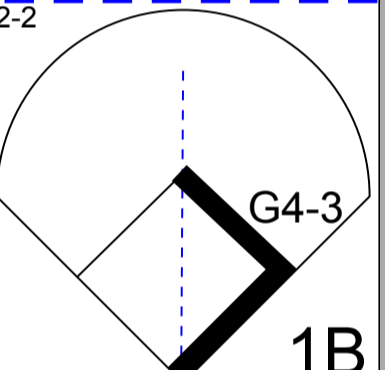
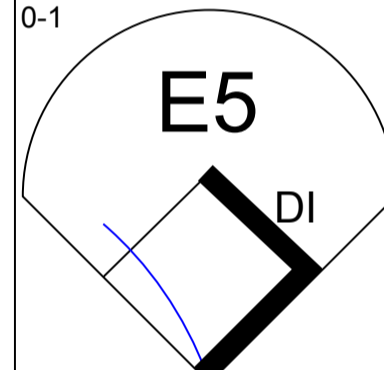
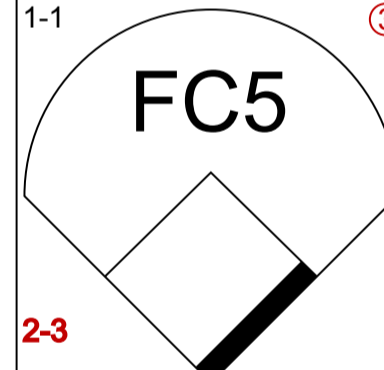
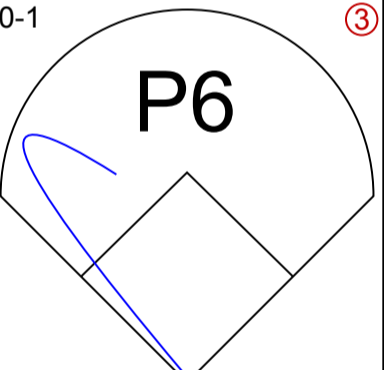
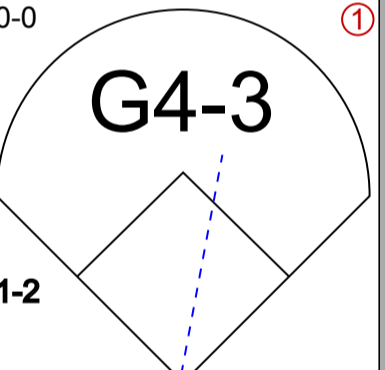
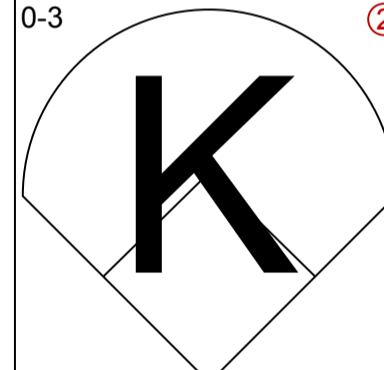
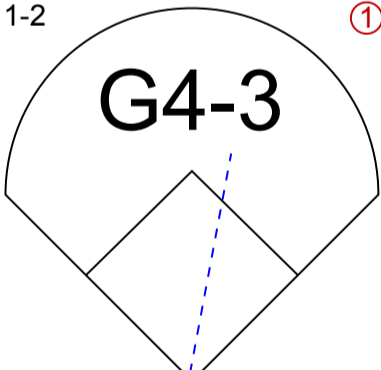
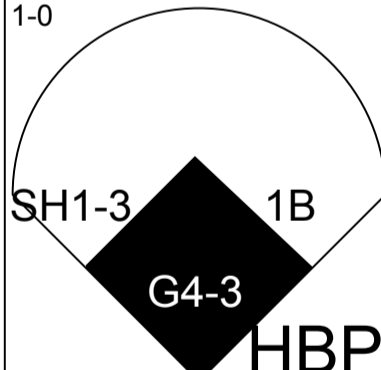
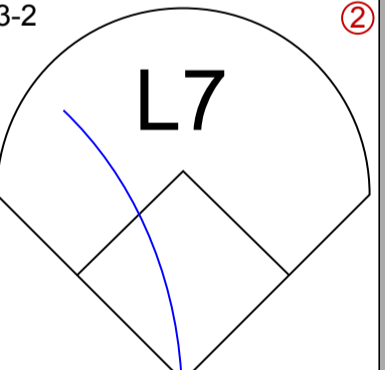
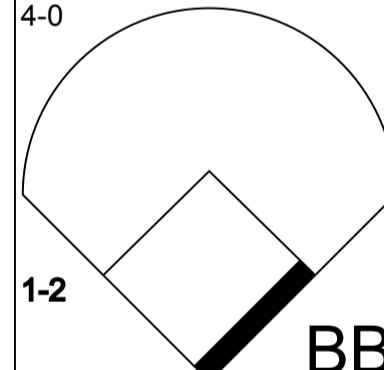
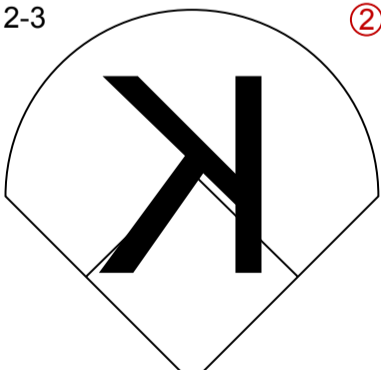
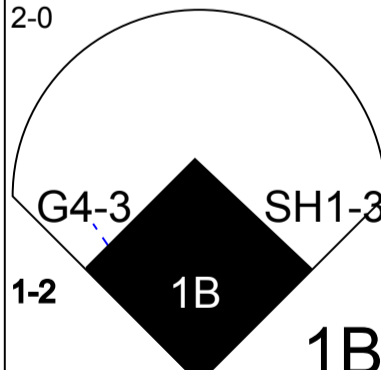
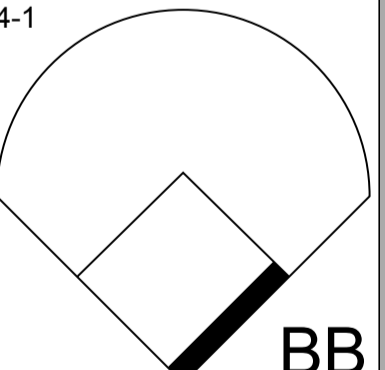
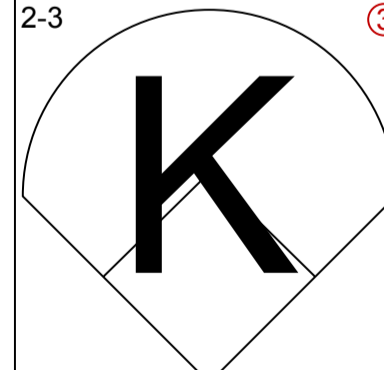
AB	R	H	RBI	BB	SO	LOB
4	2	4	1	1	0	0
2	0	0	0	0	0	2
2	2	1	0	0	0	3
4	1	0	0	1	1	3
3	1	1	1	2	0	0
3	0	0	0	0	1	4
2	1	2	2	0	0	0
4	1	3	2	1	0	2
5	1	2	1	0	1	2
3	0	0	1	2	0	4
4	0	1	0	0	0	4

BOTTOM	
<b>AB</b>	<b>36</b>
<b>R</b>	<b>9</b>
<b>H</b>	<b>14</b>
<b>RBI</b>	<b>8</b>
<b>BB</b>	<b>7</b>
<b>SO</b>	<b>3</b>
<b>LOB</b>	<b>24</b>
	
1B: 11	SF: 0
2B: 4	SAC: 1
3B: 0	DP: 2
HR: 0	HBP: 0
WP: 0	PA: 44
PB: 0	
SB: 2	
CS: 0	

**Kansas City Royals @ Boston Red Sox**  
**Fenway Park, Boston, MA**  
 Mon Aug 30 1999, 7:05 PM EDT  
 Att: 32,705 - Unknown - 70 F

Inning Stats		R: 0	H: 1	E: 0	K: 2	S: 13	H: 3	LOB: 2	BB: 1	P: 21	R: 2	H: 3	E: 0	K: 0	S: 17	R: 0	H: 0	E: 0	K: 0	S: 6	R: 0	H: 0	E: 1	K: 1	S: 13	R: 4	H: 3	E: 2	K: 0	S: 17	R: 2	H: 3	E: 0	K: 0	S: 13	R: 0	H: 1	E: 0	K: 0	S: 8	R: 1	H: 3	E: 0	K: 0	S: 18
<b>PITCHER</b>	<b>IP</b>	<b>WLS</b>	<b>BF</b>	<b>H</b>	<b>R</b>	<b>ER</b>	<b>SO</b>	<b>BB</b>	<b>IBB</b>	<b>HBP</b>	<b>BLK</b>	<b>WP</b>	<b>HR</b>	<b>S</b>	<b>P</b>	<b>ERA</b>	<b>WHIP</b>																												
<b>Jeff Suppan, R</b> (1, 1) ERA: 4.13	4.1	L	24	7	6	5	3	3	0	0	0	0	0	62	96	10.38	2.308																												
<b>Brad Rigby, R</b> (5, 1) ERA: 4.52	0.2		3	0	0	0	0	1	0	0	0	0	0	4	10	0.00	1.500																												
<b>Tim Byrdak, L</b> (6, 1) ERA: 8.64	0.1		5	3	2	2	0	1	0	0	0	0	0	10	17	54.00	12.000																												
<b>Derek Wallace, R</b> (6, 1) ERA: 2.57	1.2		6	1	0	0	0	2	0	0	0	0	0	11	26	0.00	1.800																												
<b>Alvin Morman, L</b> (8, 1) ERA: 4.15	1.0		6	3	1	1	0	0	0	0	0	0	0	18	24	9.00	3.000																												

WP	HR	S	P	ERA	WHIP
0	0	0	0	0.00	1.500
0	0	0	0	54.00	12.000
0	0	0	0	0.00	1.800
0	0	0	0	9.00	3.000

Batter	1	2	3	4	5	6	7	8	9	AB R H RBI BB SO LOB	TOP											
<b>Johnny Damon, L</b> (1, 10) <small>OBP: 0.373, SLG: 0.471</small>										3 0 0 0 0 2 2	<b>Kansas City Royals @ Boston Red Sox</b> Fenway Park, Boston, MA Tue Aug 31 1999, 7:05 PM EDT Att. 32,177 - Unknown - 68 F											
<b>Ray Holbert, R</b> (1, 6) <small>OBP: 0.261, SLG: 0.250</small>										4 0 0 1 0 3 1												
<b>Carlos Beltrán, S</b> (1, 8) <small>OBP: 0.328, SLG: 0.451</small>										4 1 1 1 0 0 0												
<b>Jermaine Dye, R</b> (1, 9) <small>OBP: 0.344, SLG: 0.522</small>										4 0 1 1 0 1 0												
<b>29 Mike Sweeney, R</b> (1, 3) <small>OBP: 0.362, SLG: 0.522</small>										4 0 0 0 0 0 2												
<b>Joe Randa, R</b> (1, 5) <small>OBP: 0.372, SLG: 0.502</small>										4 0 1 0 0 0 1												
<b>Scott Pose, L</b> (1, 7) <small>OBP: 0.391, SLG: 0.333</small>										4 0 0 0 0 1 3												
<b>Chad Kreuter, S</b> (1, 2) <small>OBP: 0.313, SLG: 0.323</small>										2 1 0 0 1 0 1												
<b>Jed Hansen, R</b> (1, 4) <small>OBP: 0.310, SLG: 0.311</small> <b>Jeremy Giambi, L</b> (9, PH) <small>OBP: 0.364, SLG: 0.359</small>										2 1 1 0 1 1 0 1 0 0 0 0 1 2												
<b>Inning Stats</b>	R: 0 E: 0 K: 2 S: 9	H: 0 LOB: 0 BB: 0 P: 10	R: 0 E: 1 K: 0 S: 8	H: 0 LOB: 1 BB: 0 P: 12	R: 0 E: 0 K: 2 S: 9	H: 0 LOB: 0 BB: 0 P: 13	R: 0 E: 0 K: 1 S: 10	H: 0 LOB: 0 BB: 0 P: 15	R: 0 E: 0 K: 0 S: 7	H: 0 LOB: 0 BB: 0 P: 12	R: 3 E: 0 K: 0 S: 12	H: 3 LOB: 1 BB: 0 P: 18	R: 0 E: 0 K: 0 S: 14	H: 1 LOB: 2 BB: 1 P: 24	R: 0 E: 0 K: 2 S: 10	H: 0 LOB: 0 BB: 0 P: 14	R: 0 E: 1 K: 2 S: 10	H: 0 LOB: 2 BB: 1 P: 17	1B: 3 2B: 1 3B: 0 HR: 0	SF: 0 SAC: 1 DP: 0 HBP: 1	WP: 0 PB: 0 SB: 0 CS: 0	PA: 36
<b>PITCHER</b>	IP WLS BF H R ER SO BB IBB HBP BLK WP HR S P ERA WHIP																					
<b>Mark Portugal, R</b> (1, 1) <small>ERA: 5.23</small>	6.0		23	3	3	3	5	0	0	1	0	0	0	55	80	4.50	0.500					
<b>Rich Garces, R</b> (7, 1) <small>ERA: 1.71</small>	2.0	W	8	1	0	0	2	1	0	0	0	0	0	24	38	0.00	1.000					
<b>Derek Lowe, R</b> (9, 1) <small>ERA: 2.76</small>	1.0	S	5	0	0	0	2	1	0	0	0	0	0	10	17	0.00	1.000					

livebaseballscorecards.com

AB	32
R	3
H	4
RBI	3
BB	2
SO	9
LOB	12





Batter	1	2	3	4	5	6	7	8	9
Jose Offerman, S OBP: 0.386, SLG: 0.437 (1, 4)	2-2 FC6-4 1B		1 SAFE 0-2 F9	0-0 P5			2-1 SH5-4 SF8 2B	0-3 K	
Darren Lewis, R OBP: 0.329, SLG: 0.337 (1, 8) (9, 9)	1 SAFE 2-2 FC6-4 1-2f		1 SAFE 1-2 G4-3		2-2 G4-3		0-0 SH5-4 2-3	1-1 P2	
Brian Daubach, L OBP: 0.376, SLG: 0.599 Mike Stanley, R OBP: 0.384, SLG: 0.461 (1, 3) (7, PH) (8, 3)	2-3 K			1-2 F8 1B 2B	0-3 K		2-1 SF8 3-H	0-2 G5-3	
Nomar Garciaparra, R OBP: 0.407, SLG: 0.573 (1, 6)	0-0 F8			1-1 F8 2-3	2-2 HBP		1-0 2B 1B		
Troy O'Leary, L OBP: 0.339, SLG: 0.514 (1, 7)		0-3 K		4-1 1B E BB	1-3 K		1 SAFE 1-1 2B 1-H		
Butch Huskey, R OBP: 0.358, SLG: 0.509 (1, 10)		2-0 G5-3		0-0 BB E 1B		3-0 G4-3 WP 2B	2-0 L8		
Jason Varitek, S OBP: 0.332, SLG: 0.454 (1, 2)		0-0 G4-3		1-3 K		0-0 G4-3 2-3	0-0 1B PB 1B		
Donnie Sadler, R OBP: 0.322, SLG: 0.373 (1, 5)			2-2 BLK 1B	0-0 E4 BB		1-0 F7 3-H	2-1 1B 1B		
Trot Nixon, L OBP: 0.347, SLG: 0.462 Damon Buford, R OBP: 0.298, SLG: 0.378 (1, 9) (8, PH) (9, 8)			1 SAFE 1-0 P6	4-2 BB		1-0 F8	0-2 1B		

Inning Stats	R: 0 E: 0 K: 1 S: 11	H: 1 LOB: 1 BB: 0 P: 17	R: 0 E: 0 K: 1 S: 5	H: 0 LOB: 0 BB: 0 P: 7	R: 0 E: 0 K: 0 S: 12	H: 1 LOB: 1 BB: 0 P: 16	R: 2 E: 1 K: 1 S: 15	H: 2 LOB: 3 BB: 2 P: 26	R: 0 E: 0 K: 2 S: 12	H: 0 LOB: 1 BB: 0 P: 17	R: 1 E: 0 K: 0 S: 4	H: 1 LOB: 0 BB: 0 P: 9	R: 2 E: 0 K: 0 S: 9	H: 3 LOB: 1 BB: 0 P: 17	R: 1 E: 0 K: 1 S: 14	H: 3 LOB: 2 BB: 0 P: 17
--------------	-------------------------------	----------------------------------	------------------------------	---------------------------------	-------------------------------	----------------------------------	-------------------------------	----------------------------------	-------------------------------	----------------------------------	------------------------------	---------------------------------	------------------------------	----------------------------------	-------------------------------	----------------------------------

PITCHER	IP	WLS	BF	H	R	ER	SO	BB	IBB	HBP	BLK	WP	HR	S	P	ERA	WHIP
Jay Witasick, R ERA: 6.04 (1, 1)	6.1	L	29	6	4	3	5	2	0	1	1	1	0	62	97	4.26	1.263
Alvin Morman, L ERA: 4.33 (7, 1)	0.1		3	2	1	1	0	0	0	0	0	0	0	5	9	27.00	6.000
Brad Rigby, R ERA: 4.5 (7, 1)	0.1		3	2	1	0	0	0	0	0	0	0	0	4	8	0.00	6.000
Tim Byrdak, L ERA: 8.15 (8, 1)	1.0		4	1	0	0	1	0	0	0	0	0	0	11	12	0.00	1.000

AB R H RBI BB SO LOB

5	1	2	0	0	1	6
4	0	0	0	0	0	4
3	1	1	0	0	2	1
1	0	0	1	0	0	2
3	1	1	0	0	0	2
3	1	1	1	1	2	1
4	1	2	1	0	0	1
4	1	1	0	0	1	3
4	0	2	0	0	0	1
2	0	0	0	1	0	1
1	0	1	1	0	0	0

AB	34
R	6
H	11
RBI	4
BB	2
SO	6
LOB	22



WP	PA
1	39

**Kansas City Royals @ Boston Red Sox**  
 Fenway Park, Boston, MA  
 Tue Aug 31 1999, 7:05 PM EDT  
 Att: 32,177 - Unknown - 68 F

livebaseballscorecards.com

Batter	1	2	3	4	5	6	7	8	9	AB R H RBI BB SO LOB	TOP		
Johnny Damon, L (1, 7) OBP: 0.373, SLG: 0.469	4-2 G5-4-3 BB		0-0 1B			0-0 B3	1-1 E4 SH2-4		0-2 G4-3	4 0 1 1 1 0 1	<b>Kansas City Royals @ Boston Red Sox</b> Fenway Park, Boston, MA Wed Sep 01 1999, 7:05 PM EDT Att. 31,743 - Unknown - 78 F		
Ray Holbert, R (1, 6) OBP: 0.265, SLG: 0.255 Jeremy Giambi, L (9, PH) OBP: 0.363, SLG: 0.357	0-0 G5-4-3 1-2f			3-2 G1-3		1-2 E 1B	0-0 SH2-4	3-3 K	3 0 1 0 0 0 1 1 0 0 0 0 1 0				
Carlos Beltrán, S (1, 8) OBP: 0.326, SLG: 0.448	3-3 K			2-3 K		1-0 E1 29 FC6-4	1-3 K		4 0 0 0 0 3 3				
Jermaine Dye, R (1, 9) OBP: 0.345, SLG: 0.520		0-3 K		4-2 29 BB BB		0-2 F9	4-1 BB		2 0 0 0 2 1 2				
29 Mike Sweeney, R (1, 10) OBP: 0.381, SLG: 0.519		0-0 F9		4-0 SAFE 1-2 BB		0-0 FC6-4 1-2f	0-1 L5		3 0 0 0 1 0 5				
Joe Randa, R (1, 5) OBP: 0.373, SLG: 0.500		4-1 BB		0-0 F7			4-2 E 1B BB	0-0 F9	2 1 0 0 2 0 2				
Joe Vitiello, R (1, 3)		2-0 SAFE SAFE SAFE SAFE L8			2-1 F7		1-1 E6 1B BB E	1-0 F8	4 1 0 0 0 0 2				
Sal Fasano, R (1, 2)			1-2 G6-3		0-2 G5-3		4-1 E 1B BB	2-1 P4	3 1 0 0 1 0 0				
Jed Hansen, R (1, 4) OBP: 0.311, SLG: 0.313 Scott Pose, L (9, PH) OBP: 0.388, SLG: 0.330			2-3 K		3-3 K		0-0 SH2-4 E 1B	1-0 F8	3 0 1 1 0 2 0 1 0 0 0 0 0 0				
<b>Inning Stats</b>	R: 0 H: 0 E: 0 LOB: 0 K: 1 BB: 1 S: 9 P: 16	R: 0 H: 0 E: 0 LOB: 1 K: 1 BB: 1 S: 6 P: 12	R: 0 H: 1 E: 0 LOB: 1 K: 1 BB: 0 S: 7 P: 10	R: 0 H: 0 E: 0 LOB: 2 K: 1 BB: 2 S: 12 P: 25	R: 0 H: 0 E: 0 LOB: 0 K: 1 BB: 0 S: 8 P: 13	R: 0 H: 1 E: 1 LOB: 2 K: 0 BB: 0 S: 9 P: 11	R: 3 H: 1 E: 2 LOB: 3 K: 1 BB: 3 S: 15 P: 30	R: 0 H: 0 E: 0 LOB: 0 K: 0 BB: 0 S: 4 P: 7	R: 0 H: 0 E: 0 LOB: 0 K: 1 BB: 0 S: 7 P: 11	1B: 3 SF: 0 2B: 0 SAC: 1 3B: 0 DP: 1 HR: 0 HBP: 0		WP: 0 PA: 38 PB: 0 SB: 0 CS: 0	
<b>PITCHER</b>	IP WLS BF H R ER SO BB IBB HBP BLK WP HR S P ERA WHIP											<b>PITCHER</b>	IP WLS BF H R ER SO BB IBB HBP BLK WP HR S P ERA WHIP
Kent Mercker, L (1, 1) ERA: 4.9	6.0 W 26 2 3 1 5 6 0 0 0 0 0 0 56 101 1.50 1.333												
Rheal Cormier, L (7, 1) ERA: 3.74	0.2 H 5 1 0 0 1 1 0 0 0 0 0 0 8 14 0.00 3.000												
John Wasdin, R (7, 1) ERA: 4.45	1.1 H 4 0 0 0 0 0 0 0 0 0 0 0 6 9 0.00 0.000												
Rod Beck, R (9, 1) ERA: 7.55	1.0 S 3 0 0 0 1 0 0 0 0 0 0 0 7 11 0.00 0.000												

livebaseballscorecards.com

AB	30
R	3
H	3
RBI	2
BB	7
SO	7
LOB	16



Batter	1	2	3	4	5	6	7	8	9
<b>Jose Offerman, S</b> (1, 4) <small>OBP: 0.387, SLG: 0.437</small> <b>Jeff Frye, R</b> (6, 4) <small>OBP: 0.355, SLG: 0.314</small>	1-2  1B G6-3 HBP		1-2  1B G5-3	2-2  F9			0-0  P3		
<b>Darren Lewis, R</b> (1, 9) <small>OBP: 0.329, SLG: 0.336</small>	2-2  1-3 1B		0-1  1-2 G5-3	1-1  L8			1-2  F9		
<b>Nomar Garciaparra, R</b> (1, 6) <small>OBP: 0.406, SLG: 0.570</small>	1-2  3-H G6-3		1-2  2-H 1B		1-2  G5-4-3 E1			0-2  G4-3	
<b>Mike Stanley, R</b> (1, 3) <small>OBP: 0.380, SLG: 0.456</small>	0-0  G5-3		2-3  K		2-2  L7			3-3  K	
<b>Butch Huskey, R</b> (1, 10) <small>OBP: 0.354, SLG: 0.503</small>	3-2  G1-3		1-2  P2		0-0  1-2f G5-4-3			1-2  F9	
<b>Troy O'Leary, L</b> (1, 7) <small>OBP: 0.339, SLG: 0.513</small>			2-3  K		1-0  SH1-4 BB 38 1B 1B			1-0  L9	
<b>Damon Buford, R</b> (1, 8) <small>OBP: 0.298, SLG: 0.374</small>			1-2  P5		4-1  SH1-4 BB 38 E			0-3  K	
<b>Jason Varitek, S</b> (1, 2) <small>OBP: 0.333, SLG: 0.456</small>			1-2  2B		0-0  SH1-4 1-2 2-3			0-0  P2	
<b>38 Wilton Veras, R</b> (1, 5) <small>OBP: 0.326, SLG: 0.465</small>			2-3  K		0-0  2-H 3-H E7 1B			0-3  K	

Inning Stats	R: 1	H: 1	E: 0	LOB: 1	K: 0	BB: 0	S: 12	R: 0	H: 1	E: 0	LOB: 1	K: 2	BB: 0	S: 13	R: 1	H: 2	E: 0	LOB: 1	K: 1	BB: 0	S: 14	R: 2	H: 2	E: 1	LOB: 1	K: 0	BB: 1	S: 9	R: 0	H: 0	E: 1	LOB: 0	K: 0	BB: 0	S: 8	R: 0	H: 0	E: 0	LOB: 0	K: 1	BB: 0	S: 5	R: 0	H: 0	E: 0	LOB: 0	K: 1	BB: 0	S: 11	R: 0	H: 0	E: 0	LOB: 0	K: 1	BB: 0	S: 9	R: 0	H: 0	E: 0	LOB: 0	K: 1	BB: 0	S: 13
--------------	------	------	------	--------	------	-------	-------	------	------	------	--------	------	-------	-------	------	------	------	--------	------	-------	-------	------	------	------	--------	------	-------	------	------	------	------	--------	------	-------	------	------	------	------	--------	------	-------	------	------	------	------	--------	------	-------	-------	------	------	------	--------	------	-------	------	------	------	------	--------	------	-------	-------

PITCHER	IP	WLS	BF	H	R	ER	SO	BB	IBB	HBP	BLK	WP	HR	S	P	ERA	WHIP
<b>50 José Rosado, L</b> (1, 1) <small>ERA: 3.92</small>	8.0	L	32	6	4	4	6	1	0	1	0	0	0	81	116	4.50	0.875

**BOTTOM**

**Kansas City Royals @ Boston Red Sox**  
 Fenway Park, Boston, MA  
 Wed Sep 01 1999, 7:05 PM EDT  
 Att: 31,743 - Unknown - 78 F

AB	R	H	RBI	BB	SO	LOB
2	2	1	0	0	0	1
1	0	0	0	0	0	0
4	0	1	0	0	0	2
4	0	1	2	0	0	1
4	0	0	0	0	2	3
4	0	0	0	0	0	3
3	1	1	0	0	1	0
2	1	0	0	1	1	0
2	0	1	0	0	0	0
3	0	1	1	0	2	1

AB	29
R	4
H	6
RBI	3
BB	1
SO	6
LOB	11

WP	PA
0	32
PB	0
SB	0
CS	0

Batter	1	2	3	4	5	6	7	8	9	AB R H RBI BB SO LOB	
Johnny Damon, L (1, 7) OBP: 0.373, SLG: 0.468	0-1 L7	2-3 K		2-2 1B		0-1 G6-3		4-1 E S BB		4 0 1 0 1 1 3	
Ray Holbert, R (1, 6) OBP: 0.296, SLG: 0.260	1-0 L7		0-0 S 2B 1B	1-3 K		4-2 1B BB		4-1 S BB		3 1 1 0 2 1 2	
Carlos Beltrán, S (1, 8) OBP: 0.328, SLG: 0.448	1-3 K		0-0 F9	1-1 1B		0-0 1B		4-2 BB BB		4 0 2 0 1 1 1	
Jermaine Dye, R (1, 9) OBP: 0.345, SLG: 0.520		2-2 BB HBP 1B	2-2 1-H 2B	1-2 P4		2-3 K		1-0 P6		5 1 2 1 0 1 8	
Dee Brown, L (1, 10)		4-0 HBP BB 1-2 BB	2-3 K	0-1 F8		0-0 P3		0-1 F7		4 0 0 0 1 1 9	
Joe Randa, R (1, 5) OBP: 0.373, SLG: 0.498		4-1 HBP BB 1-2 2-3	1-0 G6-3		0-3 K		2-2 P6		0-1 S 1B	4 0 1 0 1 1 1	
Joe Vitiello, R (1, 3)		1-1 1-2 2-3 3-H HBP		2-0 E5 HR		2-1 F8		1-0 G5-3		0-0 P4	4 1 0 1 0 0 1
Sal Fasano, R (1, 2) OBP: 0.333, SLG: 0.571		0-2 K		2-2 1-H HR		4-0 BB		1-3 K		0-2 F7	4 1 1 2 1 2 4
Jed Hansen, R (1, 4) OBP: 0.304, SLG: 0.304		0-1 P3		2-0 1B 1B		3-3 K		0-0 F7		1-2 P5	5 0 1 0 0 1 5

Inning Stats	R: 0	H: 0	E: 0	K: 1	S: 6	P: 8	R: 1	H: 1	E: 0	K: 2	S: 13	P: 26	R: 1	H: 2	E: 0	K: 1	S: 9	P: 14	R: 2	H: 4	E: 1	K: 1	S: 22	P: 32	R: 0	H: 0	E: 0	K: 2	S: 8	P: 17	R: 0	H: 1	E: 0	K: 1	S: 9	P: 15	R: 0	H: 0	E: 0	K: 1	S: 9	P: 13	R: 0	H: 0	E: 0	K: 0	S: 8	P: 21	R: 0	H: 1	E: 0	K: 0	S: 11	P: 12	1B: 7	2B: 1	3B: 0	HR: 1	SF: 0	SAC: 0	DP: 0	HBP: 1	WP: 0	PA: 45
--------------	------	------	------	------	------	------	------	------	------	------	-------	-------	------	------	------	------	------	-------	------	------	------	------	-------	-------	------	------	------	------	------	-------	------	------	------	------	------	-------	------	------	------	------	------	-------	------	------	------	------	------	-------	------	------	------	------	-------	-------	-------	-------	-------	-------	-------	--------	-------	--------	-------	--------

PITCHER	IP	WLS	BF	H	R	ER	SO	BB	IBB	HBP	BLK	WP	HR	S	P	ERA	WHIP
Ramon Martinez, R (1, 1) ERA: 9.00	3.0	L	18	5	4	3	4	2	0	1	0	0	1	34	60	9.00	2.333
49 Tim Wakefield, R (4, 1) ERA: 4.99	6.0		27	4	0	0	5	5	0	0	0	0	0	61	98	0.00	1.500


**TOP**

**Kansas City Royals @ Boston Red Sox**

Fenway Park, Boston, MA

Thu Sep 02 1999, 1:05 PM EDT  
Att. 31,387 - Sunny - 84 F

AB	37
R	4
H	9
RBI	4
BB	7
SO	9
LOB	34



[livebaseballscorecards.com](http://livebaseballscorecards.com)

Batter	1	2	3	4	5	6	7	8	9	AB	R	H	RBI	BB	SO	LOB
Jose Offerman, S OBP: 0.386, SLG: 0.434 (1, 4)	F7		K			BB 1B	G5-3			3	1	0	0	1	1	2
Damon Buford, R OBP: 0.298, SLG: 0.370 (1, 8)	F8		K			G3-1 1B BB			K	3	0	0	0	1	2	1
Brian Daubach, L OBP: 0.377, SLG: 0.596 (1, 3)	BB		P7			L7		G6-4-3 1B		3	0	1	0	1	0	3
Nomar Garciaparra, R OBP: 0.405, SLG: 0.568 (1, 6)	K			G4-3		G3-1 1B		G6-4-3		4	0	1	1	0	1	2
Troy O'Leary, L OBP: 0.339, SLG: 0.510 (1, 7)		G3		G4-6-3 18 BB		G3-1			K	3	0	0	0	1	1	2
18 Reggie Jefferson, S OBP: 0.352, SLG: 0.449 Mike Stanley, R OBP: 0.381, SLG: 0.456 (6, PH)		G3-1 1B		G4-6-3		F9			WP 1B	2	0	1	0	0	0	1
Scott Hatteberg, L OBP: 0.377, SLG: 0.225 (1, 2)		G3-1				F8			P6	4	0	1	0	0	0	2
38 Wilton Veras, R OBP: 0.313, SLG: 0.444 Jon Nunnally, L (7, PH)		P4				K			WP 1B	2	0	0	0	0	1	1
Donnie Sadler, R OBP: 0.322, SLG: 0.373 Jason Varitek, S OBP: 0.334, SLG: 0.458 Jeff Frye, R OBP: 0.355, SLG: 0.314 (9, PR)						K			K	1	0	0	0	0	0	0
Trot Nixon, L OBP: 0.346, SLG: 0.462 (1, 9)			WP 2B			G6-3			K	4	0	1	0	0	2	2

Inning Stats	R: 0	H: 0	E: 0	K: 1	S: 9	R: 0	H: 1	E: 0	K: 0	S: 10	R: 0	H: 1	E: 0	K: 2	S: 11	R: 0	H: 0	E: 0	K: 0	S: 4	R: 0	H: 0	E: 0	K: 1	S: 7	R: 1	H: 1	E: 0	K: 0	S: 5	R: 0	H: 1	E: 0	K: 2	S: 13	R: 0	H: 1	E: 0	K: 1	S: 7	R: 1	H: 2	E: 0	K: 2	S: 15	1B: 6	2B: 1	3B: 0	HR: 0	SF: 0	SAC: 0	DP: 2	HBP: 0	WP: 2	PB: 0	SB: 0	CS: 0	PA: 36
PITCHER	IP	WLS	BF	H	R	ER	SO	BB	IBB	HBP	BLK	WP	HR	S	P	ERA	WHIP																																									
Mac Suzuki, R ERA: 7.64 (1, 1)	5.1	W	22	3	1	1	4	4	0	0	0	1	0	44	78	1.69	1.312																																									
Tim Byrdak, L ERA: 8.0 (6, 1)	0.1	H	1	0	0	0	0	0	0	0	0	0	0	1	2	0.00	0.000																																									
49 Chris Fussell, R ERA: 7.11 (6, 1)	3.1	S	13	4	1	1	5	0	0	0	0	1	0	36	60	2.70	1.200																																									

BOTTOM

Kansas City Royals @ Boston Red Sox  
Fenway Park, Boston, MA  
Thu Sep 02 1999, 1:05 PM EDT  
Att. 31,387 - Sunny - 84 F

livebaseballscorecards.com

AB	32
R	2
H	7
RBI	1
BB	4
SO	9
LOB	19





Batter	1	2	3	4	5	6	7	8	9	AB	R	H	RBI	BB	SO	LOB
Johnny Damon, L (1, 7) OBP: 0.377, SLG: 0.470	1-2 G4-3		4-2 S BB BB		0-0 G5-3 SH1-4 1B		1-0 FC4-6 1B		2-2 1B SF8-3 1B	4	1	3	0	1	0	0
Ray Holbert, R (1, 6) OBP: 0.298, SLG: 0.250 Jeremy Giambi, L (9, PH) OBP: 0.365, SLG: 0.360 Mendy López, R (9, PR)	0-1 G1-3		4-0 S 1-2 BB		1-0 SH1-4		1-0 FC4-6 G5-3 2B		2-1 SF8-3 1B 1-3 2-H	2	1	0	0	1	0	1
Carlos Beltrán, S (1, 8) OBP: 0.327, SLG: 0.446	3-3 K		3-3 K		4-2 G5-3 BB		0-0 G5-3 1-2		2-1 SF8-3 1-2 3-H	3	0	0	1	1	2	3
Jermaine Dye, R (1, 9) OBP: 0.346, SLG: 0.521		0-0 L8	1-1 F8		3-1 G5-3 1-2 2-3f		2-2 2B 2-H		0-0 1B	5	0	2	1	0	0	5
29 Mike Sweeney, R (1, 10) OBP: 0.379, SLG: 0.515		2-0 G4-3		1-2 1B 1B		1-2 G4-3		2-3 K	2-3 K	5	0	1	0	0	2	2
Joe Randa, R (1, 5) OBP: 0.374, SLG: 0.498		1-2 1B		0-1 F7		0-0 FC3-6 1B		1-3 K		4	0	2	0	0	1	1
Joe Vitiello, R (1, 3) OBP: 0.231, SLG: 0.167		1-1 F9		1-0 G4-6-3 1B		0-0 FC3-6 1B		1-2 G6-3		4	0	2	0	0	0	1
Chad Kreuter, S (1, 2) OBP: 0.311, SLG: 0.321 Dee Brown, L (6, PH) Sal Fasano, R (7, 2) OBP: 0.300, SLG: 0.500			2-3 K		2-2 G4-6-3 1-2f		3-0 FC3-6 FC6-4 1-2f 2-3		2-2 G1-3	2	0	0	0	0	1	2
Jed Hansen, R (1, 4) OBP: 0.317, SLG: 0.361 Scott Pose, L (9, PH) OBP: 0.392, SLG: 0.336			0-0 HR		3-2 SH1-4 1B		1-0 FC6-4 1-2f		1-0 1B 1B	3	1	2	1	0	0	2

Inning Stats	R: 0	H: 0	E: 0	K: 1	S: 8	H: 0	LOB: 0	BB: 0	P: 12	R: 0	H: 1	E: 0	K: 0	S: 8	H: 1	LOB: 1	BB: 0	P: 12	R: 1	H: 1	E: 0	K: 2	S: 14	H: 2	LOB: 2	BB: 2	P: 28	R: 0	H: 2	E: 0	K: 0	S: 10	H: 2	LOB: 2	BB: 1	P: 21	R: 0	H: 2	E: 0	K: 0	S: 7	H: 2	LOB: 1	BB: 0	P: 12	R: 1	H: 2	E: 0	K: 1	S: 9	H: 2	LOB: 1	BB: 0	P: 15	R: 0	H: 0	E: 0	K: 1	S: 10	H: 0	LOB: 0	BB: 0	P: 14	R: 2	H: 4	E: 0	K: 1	S: 12	H: 4	LOB: 1	BB: 0	P: 21	1B: 12	SF: 1	2B: 2	SAC: 1	3B: 0	DP: 3	HR: 1	HBP: 0	WP: 0	PA: 41
--------------	------	------	------	------	------	------	--------	-------	-------	------	------	------	------	------	------	--------	-------	-------	------	------	------	------	-------	------	--------	-------	-------	------	------	------	------	-------	------	--------	-------	-------	------	------	------	------	------	------	--------	-------	-------	------	------	------	------	------	------	--------	-------	-------	------	------	------	------	-------	------	--------	-------	-------	------	------	------	------	-------	------	--------	-------	-------	--------	-------	-------	--------	-------	-------	-------	--------	-------	--------

PITCHER	IP	WLS	BF	H	R	ER	SO	BB	IBB	HBP	BLK	WP	HR	S	P	ERA	WHIP
32 Roy Halladay, R (1, 1) ERA: 4.22	6.0		27	8	1	1	3	3	0	0	0	0	0	58	100	1.50	1.833
Graeme Lloyd, L (7, 1) ERA: 3.14	0.2	H	3	1	1	1	0	0	0	0	0	0	0	3	5	13.50	1.500
Paul Quantrill, R (7, 1) ERA: 2.45	1.1	W	5	1	0	0	2	0	0	0	0	0	0	16	24	0.00	0.750
Billy Koch, R (9, 1) ERA: 2.55	1.0	S	6	4	2	2	1	0	0	0	0	0	0	12	21	18.00	4.000

BOTTOM

Toronto Blue Jays @ Kansas City Royals  
Kauffman Stadium, Kansas City, MO

livebaseballscorecards.com

AB	36
R	4
H	14
RBI	4
BB	3
SO	6
LOB	19



Fri Sep 03 1999, 7:05 PM CDT  
Att: 13,857 - Unknown - 87 F

Batter	1	2	3	4	5	6	7	8	9	AB R H RBI BB SO LOB	TOP											
Shannon Stewart, R (1, 7) OBP: 0.378, SLG: 0.422	2-3 K	0-0 1-3 3-H 2B		1-0 G6-3		1 SAFE 1 SAFE 1 SAFE 1 SAFE 1 B 1 B X		1-1 P3		5 0 2 1 0 1 0												
10 Vernon Wells, R (1, 8) OBP: 0.200, SLG: 0.208	2-1 G5-3	4-2 BB		2-0 F8		2-0 G3 1-3 1B		1-2 F8		4 0 1 1 1 0 0												
Shawn Green, L (1, 9) OBP: 0.382, SLG: 0.589	4-2 BB	0-0 G4-3		2-3 K		1-0 G3 1-2 2-3		2-2 P5		4 0 0 0 1 1 5												
David Segui, S (1, 10) OBP: 0.356, SLG: 0.456 Brian McRae, S (6, PH) OBP: 0.318, SLG: 0.355	0-0 F7		2-2 HR		1-3 K	3-3 K		0-0 G2-3		3 1 1 1 0 1 1 2 0 0 0 0 1 2												
Carlos Delgado, L (1, 3) OBP: 0.374, SLG: 0.574		2-1 1B 1B	0-1 HR		0-0 1B		2-2 CS HBP	0-2 1B		4 2 4 1 0 0 0												
Tony Fernandez, S (1, 5) OBP: 0.432, SLG: 0.465		2-2 P5	4-1 1B L5 BB		1-2 F8		3-3 SAFE K	0-0 L8		4 0 0 0 1 1 4												
Darrin Fletcher, L (1, 2) OBP: 0.341, SLG: 0.490		1-3 K	0-0 1-3 1B		2-0 F9		4-2 BB			3 0 1 0 1 1 2												
Tony Batista, R (1, 6) OBP: 0.336, SLG: 0.521		1-1 1B 2B 1B	0-3 K			0-0 F7	2-3 K			4 1 1 0 0 2 3												
Homer Bush, R (1, 4) OBP: 0.343, SLG: 0.414		1-0 2B 1B	1-2 L5			0-2 1B S 1B		2-2 HR		4 2 3 2 0 0 2												
<b>Inning Stats</b>	R: 0 E: 0 K: 1 S: 9	H: 0 LOB: 1 BB: 1 P: 17	R: 2 E: 0 K: 1 S: 16	H: 4 LOB: 3 BB: 1 P: 27	R: 2 E: 0 K: 1 S: 16	H: 3 LOB: 1 BB: 1 P: 23	R: 0 E: 0 K: 1 S: 5	H: 0 LOB: 0 BB: 0 P: 10	R: 0 E: 0 K: 1 S: 8	H: 1 LOB: 1 BB: 0 P: 12	R: 1 E: 0 K: 1 S: 13	H: 3 LOB: 2 BB: 0 P: 21	R: 0 E: 0 K: 2 S: 13	H: 0 LOB: 1 BB: 1 P: 24	R: 1 E: 0 K: 0 S: 11	H: 1 LOB: 0 BB: 0 P: 17	R: 0 E: 0 K: 0 S: 5	H: 1 LOB: 1 BB: 0 P: 5	1B: 9 2B: 3 3B: 0 HR: 3	SF: 0 SAC: 0 DP: 2 HBP: 1	WP: 0 PB: 0 SB: 1 CS: 1	PA: 42
<b>PITCHER</b>	IP WLS BF H R ER SO BB IBB HBP BLK WP HR S P ERA WHIP																					
Jeff Suppan, R (1, 1) ERA: 4.26	5.1 L 29 11 5 5 5 3 0 0 0 0 0 2 61 100 8.44 2.625																					
Alvin Morman, L (6, 1) ERA: 4.37	1.1 5 0 0 0 2 1 0 1 0 0 0 0 14 27 0.00 0.750																					
Derek Wallace, R (7, 1) ERA: 3.24	1.1 5 1 1 1 1 0 0 0 0 0 1 16 24 6.75 0.750																					
Jeff Montgomery, R (9, 1) ERA: 6.85	0.2 3 1 0 0 0 0 0 0 0 0 0 0 5 5 0.00 1.500																					

Toronto Blue Jays @ Kansas City Royals  
Kauffman Stadium, Kansas City, MO

Sat Sep 04 1999, 7:05 PM CDT  
Att. 15,243 - Overcast - 66 F

AB	37
R	6
H	13
RBI	6
BB	4
SO	8
LOB	19



livebaseballscorecards.com



Batter	1	2	3	4	5	6	7	8	9
<b>Johnny Damon, L</b> (1, 7) OBP: 0.376, SLG: 0.474	1-2 G5-3		1-1 G3-1			2-1 HR	0-1 G1-3		
<b>Ray Holbert, R</b> (1, 6) OBP: 0.279, SLG: 0.232	0-0 L9		2-3 K			2-1 B5-3		3-2 E6 HBP 1B	
<b>Carlos Beltrán, S</b> (1, 8) OBP: 0.330, SLG: 0.446	1-1 HBP 1B			0-0 G3-1		4-2 29 WP S BB		2-2 WP 1B HBP	
<b>Jermaine Dye, R</b> (1, 9) OBP: 0.347, SLG: 0.520	1-2 29 FC4-6 HBP			1-1 1B		2-3 K		1-0 F7	
<b>29 Mike Sweeney, R</b> (1, 10) OBP: 0.376, SLG: 0.511	2-2 FC4-6 1-2f			2-1 F8		3-3 K		1-1 P3	
<b>Joe Randa, R</b> (1, 5) OBP: 0.373, SLG: 0.496		1-2 G5-3		2-1 F8			1-0 G6-3	0-1 WP 1B	
<b>Jeremy Giambi, L</b> (1, 3) OBP: 0.363, SLG: 0.356		2-3 K			0-0 F8		4-2 E SF8 BB	2-3 K	
<b>Tim Spehr, R</b> (1, 2) OBP: 0.322, SLG: 0.397		1-2 G5-3			3-3 K		0-2 E3 SF8		
<b>Dee Brown, L</b> (7, PH)									
<b>Sal Fasano, R</b> (8, 2) OBP: 0.300, SLG: 0.500									
<b>Jed Hansen, R</b> (1, 4) OBP: 0.306, SLG: 0.351			1-1 F7			1-3 K	0-1 SF8		

Inning Stats	R: 0	H: 1	E: 0	K: 0	S: 12	LOB: 2	BB: 0	P: 17
	R: 0	H: 0	E: 0	K: 1	S: 9 <td>LOB: 0</td> <td>BB: 0</td> <td>P: 13 </td>	LOB: 0	BB: 0	P: 13
	R: 0	H: 0	E: 0	K: 1	S: 7 <td>LOB: 0</td> <td>BB: 0</td> <td>P: 11 </td>	LOB: 0	BB: 0	P: 11
	R: 0	H: 1	E: 0	K: 0	S: 7 <td>LOB: 1</td> <td>BB: 0</td> <td>P: 12 </td>	LOB: 1	BB: 0	P: 12
	R: 0	H: 0	E: 0	K: 2	S: 7 <td>LOB: 0</td> <td>BB: 0</td> <td>P: 11 </td>	LOB: 0	BB: 0	P: 11
	R: 1	H: 1	E: 0	K: 2	S: 13 <td>LOB: 1</td> <td>BB: 1</td> <td>P: 26 </td>	LOB: 1	BB: 1	P: 26
	R: 1	H: 0	E: 1	K: 0	S: 12 <td>LOB: 1</td> <td>BB: 1</td> <td>P: 17 </td>	LOB: 1	BB: 1	P: 17
	R: 1	H: 1	E: 1	K: 1	S: 13 <td>LOB: 2</td> <td>BB: 0</td> <td>P: 22 </td>	LOB: 2	BB: 0	P: 22

PITCHER	IP	WLS	BF	H	R	ER	SO	BB	IBB	HBP	BLK	WP	HR	S	P	ERA	WHIP
<b>Pat Hentgen, R</b> (1, 1) ERA: 4.9	6.2	W	27	3	2	1	6	2	0	1	0	1	1	65	105	1.35	0.750
<b>Graeme Lloyd, L</b> (7, 1) ERA: 3.13	0.1	H	3	0	1	0	0	0	0	1	0	0	0	7	12	0.00	0.000
<b>John Frascatore, R</b> (8, 1) ERA: 3.79	1.0	S	4	1	0	0	1	0	0	0	0	1	0	8	12	0.00	1.000

**BOTTOM**

**Toronto Blue Jays @ Kansas City Royals**  
Kauffman Stadium, Kansas City, MO

Sat Sep 04 1999, 7:05 PM CDT  
Att. 15,243 - Overcast - 66 F

AB	R	H	RBI	BB	SO	LOB
4	1	1	1	0	0	1
4	1	0	0	0	1	0
2	0	1	0	1	0	0
3	0	1	0	0	1	3
4	0	0	0	0	1	6
4	0	1	1	0	0	1
3	1	0	0	1	2	2
2	0	0	0	0	1	0
1	0	0	0	0	0	1
0	0	0	0	0	0	0
2	0	0	1	0	1	0

AB	29
R	3
H	4
RBI	3
BB	2
SO	7
LOB	14

livebaseballscorecards.com



WP	PA
2	34

Batter	1	2	3	4	5	6	7	8	9	AB R H RBI BB SO LOB	TOP											
Shannon Stewart, R (1, 7) OBP: 0.376, SLG: 0.419	0-1 G4-3		1-2 F8	1-3 K			1-0 F9		4-2 G6-4-3 BB	4 0 0 0 1 1 2												
10 Vernon Wells, R (1, 8) OBP: 0.167, SLG: 0.172	0-2 F7		2-1 F8			1-0 F8	3-2 G5-3		0-0 G6-4-3	5 0 0 0 0 0 3												
Shawn Green, L (1, 9) OBP: 0.385, SLG: 0.596	3-2 HR		4-2 BB BB			2-1 1B		0-0 PB BB 1B	3-2 F8	4 1 3 1 1 0 2												
David Segui, S (1, 10) OBP: 0.355, SLG: 0.453	1-1 G4-3		4-0 BB			0-0 F7		1-2 F7		3 0 0 0 1 0 2												
Carlos Delgado, L (1, 3) OBP: 0.371, SLG: 0.569		2-3 K	0-2 P5			2-2 F7		1-0 P6		4 0 0 0 0 1 5												
Tony Fernandez, S (1, 5) OBP: 0.437, SLG: 0.471		0-0 1B		1-2 1B SF8 1B		0-0 FC6-5 2B		4-1 PB BB		3 1 3 0 1 0 0												
Tony Batista, R (1, 6) OBP: 0.333, SLG: 0.516		0-0 F9		1-1 P4		0-1 FC6-5 L4-3		1-2 G6-3		4 0 0 0 0 0 5												
Mike Matheny, R (1, 2) OBP: 0.279, SLG: 0.316		0-1 G5-3		1-0 1B		1-0 L4-3			0-0 HR	3 0 1 0 0 0 2												
Willie Greene, L (9, PH) OBP: 0.272, SLG: 0.406				1-3 1B		1-2				1 1 1 1 0 0 0												
Homer Bush, R (1, 4) OBP: 0.343, SLG: 0.415			3-2 10 F8 10 S 1B		3-1 SF8		2-0 G6-3		4-1 10 G6-4-3 BB BB	2 0 1 1 0 0 0												
Brian McRae, S (9, PH) OBP: 0.320, SLG: 0.355										0 0 0 0 1 0 0												
Chris Woodward, R (9, PR) OBP: 0.296, SLG: 0.292										0 0 0 0 0 0 0												
<b>Inning Stats</b>	R: 1 E: 0 K: 0 S: 10	H: 1 LOB: 0 BB: 0 P: 14	R: 0 E: 0 K: 1 S: 7	H: 1 LOB: 1 BB: 0 P: 9	R: 0 E: 0 K: 0 S: 13	H: 1 LOB: 3 BB: 2 P: 27	R: 1 E: 0 K: 1 S: 11	H: 2 LOB: 1 BB: 0 P: 18	R: 0 E: 0 K: 0 S: 8	H: 1 LOB: 1 BB: 0 P: 13	R: 0 E: 0 K: 0 S: 4	H: 1 LOB: 0 BB: 0 P: 5	R: 0 E: 0 K: 0 S: 6	H: 0 LOB: 0 BB: 0 P: 12	R: 0 E: 0 K: 0 S: 10	H: 1 LOB: 2 BB: 1 P: 17	R: 1 E: 0 K: 0 S: 15	H: 1 LOB: 2 BB: 2 P: 26	1B: 6 2B: 2 3B: 0 HR: 2	SF: 1 SAC: 0 DP: 2 HBP: 0	WP: 0 PB: 1 SB: 1 CS: 0	PA: 39
<b>PITCHER</b>	IP WLS BF H R ER SO BB IBB HBP BLK WP HR S P ERA WHIP																					
Jay Witasick, R (1, 1) ERA: 5.88	8.0 W 36 9 3 3 2 4 0 0 0 0 2 71 121 3.38 1.625																					
49 Chris Fussell, R (9, 1) ERA: 6.95	1.0 S 3 0 0 0 0 1 0 0 0 0 0 0 13 20 0.00 1.000																					

Toronto Blue Jays @ Kansas City Royals  
Kauffman Stadium, Kansas City, MO

Sun Sep 05 1999, 1:05 PM CDT  
Att. 15,315 - Overcast - 78 F

AB	33
R	3
H	9
RBI	3
BB	5
SO	2
LOB	21



Batter	1	2	3	4	5	6	7	8	9
<b>Johnny Damon, L</b> (1, 7) OBP: 0.373, SLG: 0.470	0-2 G4-3		2-3 K		1-0 G3		2-3 K		
<b>Ray Holbert, R</b> (1, 6) OBP: 0.323, SLG: 0.283	1-1 G4-6-3 1B			1-0 1B S 1B	0-1 WP S SF9 1B			1-0 CS 1B	
<b>Carlos Beltrán, S</b> (1, 8) OBP: 0.329, SLG: 0.446	1-0 G4-6-3 1-2f			0-1 P6	2-2 SF9			3-2 2B 1B	
<b>Jermaine Dye, R</b> (1, 9) OBP: 0.346, SLG: 0.520		0-1 F8		2-1 G5-3	2-3 K			0-2 29 G3 1-H 2B	
<b>Dee Brown, L</b> (1, 10) OBP: 0.200, SLG: 0.111 <b>29 Mike Sweeney, R</b> (8, PH) OBP: 0.376, SLG: 0.510		3-3 K		0-0 1B 2B 1B		0-0 F8		1-2 G3	
<b>Joe Randa, R</b> (1, 5) OBP: 0.374, SLG: 0.496		1-0 1B		2-0 2B 1B		2-3 K		0-1 F7	
<b>Joe Vitiello, R</b> (1, 3) OBP: 0.250, SLG: 0.267		1-1 P4		1-2 1-H 2-H E 2B		1-3 K			
<b>Sal Fasano, R</b> (1, 2) OBP: 0.308, SLG: 0.455			1-0 F8	0-2 E2 2-H 1B		0-3 K			
<b>Mendy López, R</b> (1, 4)			0-3 K	3-2 L5		3-2 G6-3			

Inning Stats	R: 0 E: 0 K: 0 S: 6	H: 1 LOB: 0 BB: 0 P: 8	R: 0 E: 0 K: 1 S: 10	H: 1 LOB: 1 BB: 0 P: 15	R: 0 E: 0 K: 2 S: 7	H: 0 LOB: 0 BB: 0 P: 10	R: 4 E: 1 K: 0 S: 16	H: 5 LOB: 1 BB: 0 P: 25	R: 1 E: 0 K: 1 S: 9	H: 1 LOB: 0 BB: 0 P: 14	R: 0 E: 0 K: 2 S: 9	H: 0 LOB: 0 BB: 0 P: 12	R: 0 E: 0 K: 2 S: 10	H: 0 LOB: 0 BB: 0 P: 15	R: 1 E: 0 K: 0 S: 17	H: 3 LOB: 1 BB: 0 P: 22
--------------	------------------------------	---------------------------------	-------------------------------	----------------------------------	------------------------------	----------------------------------	-------------------------------	----------------------------------	------------------------------	----------------------------------	------------------------------	----------------------------------	-------------------------------	----------------------------------	-------------------------------	----------------------------------

PITCHER	IP	WLS	BF	H	R	ER	SO	BB	IBB	HBP	BLK	WP	HR	S	P	ERA	WHIP
<b>Kelvim Escobar, R</b> (1, 1) ERA: 5.74	4.0	L	18	7	4	4	3	0	0	0	0	0	0	39	58	9.00	1.750
<b>Pete Munro, R</b> (5, 1) ERA: 4.76	3.0		10	1	1	1	5	0	0	0	0	1	0	28	41	3.00	0.333
<b>John Hudek, R</b> (8, 1) ERA: 8.0	0.1		3	3	1	1	0	0	0	0	0	0	0	10	14	27.00	9.000
<b>Paul Spoljaric, L</b> (8, 1) ERA: 5.22	0.1		1	0	0	0	0	0	0	0	0	0	0	5	6	0.00	0.000
<b>Mike Romano, R</b> (8, 1) ERA:	0.1		1	0	0	0	0	0	0	0	0	0	0	2	2	0.00	0.000

AB R H RBI BB SO LOB

4	0	0	0	0	2	0
4	2	4	0	0	0	0
3	1	1	1	0	0	2
4	0	1	1	0	1	1
3	1	1	0	0	1	0
1	0	0	0	0	0	1
4	1	2	1	0	1	1
3	1	1	2	0	1	1
3	0	1	1	0	1	0
3	0	0	0	0	1	1

AB	32
R	6
H	11
RBI	6
BB	0
SO	8
LOB	7

PITCHER	IP	WLS	BF	H	R	ER	SO	BB	IBB	HBP	BLK	WP	HR	S	P	ERA	WHIP
<b>WP: 1</b>																	
<b>PA: 33</b>																	

**Toronto Blue Jays @ Kansas City Royals**  
**Kauffman Stadium, Kansas City, MO**  
 Sun Sep 05 1999, 1:05 PM CDT  
 Att. 15,315 - Overcast - 78 F

livebaseballscorecards.com



**New York Yankees @ Kansas City Royals**  
 Kauffman Stadium, Kansas City, MO

Tue Sep 07 1999, 7:05 PM CDT  
 Att. 14,207 - Overcast - 70 F

AB	39
R	3
H	13
RBI	3
BB	5
SO	9
LOB	29



Batter	1	2	3	4	5	6	7	8	9	AB R H RBI BB SO LOB
<b>Chuck Knoblauch, R</b> (1, 4) OBP: 0.392, SLG: 0.452	0-2 G5-3		0-2 F7		0-3 K		1-1 F9	0-1 FC5		5 0 0 0 0 1 6
<b>2 Derek Jeter, R</b> (1, 6) OBP: 0.429, SLG: 0.563	1-3 K		3-3 K		0-0 BB 1B		2-2 F8		4-2 2B BB	4 1 1 1 1 2 1
<b>Bernie Williams, S</b> (1, 8) OBP: 0.434, SLG: 0.538	4-2 BB		2-2 SAFE G6-3		4-0 BB 1B		2-2 1B		1-0 F8 20 1B 2B	3 1 2 1 2 0 1
<b>Chili Davis, S</b> (1, 10) OBP: 0.369, SLG: 0.445	1-1 F9			2-3 K	2-2 F8		0-0 F9		4-0 G4-3 20 1B BB	4 0 0 0 1 1 5
<b>Tino Martinez, L</b> (1, 3) OBP: 0.345, SLG: 0.456		1-0 G3-1		3-2 20 G4-6-3 1B		2-3 K		2-1 G4-3	2-2 F8	5 0 1 0 0 1 2
<b>20 Jorge Posada, S</b> (1, 2) OBP: 0.346, SLG: 0.418		0-2 1B		0-0 G4-6-3 1-2f		3-2 1B 1B		1-0 1B 1B 1B	2-0 G4-3 1B	5 0 4 1 0 0 1
<b>Shane Spencer, R</b> (1, 9) OBP: 0.300, SLG: 0.379 <b>Paul O'Neill, L</b> (9, PH) OBP: 0.360, SLG: 0.454		2-3 K			1-2 1B 2 1B 1B	0-1 1-2 1B		2-3 K	3-2 G4-3	4 1 2 0 0 2 2 1 0 0 0 0 0 2
<b>Chad Curtis, R</b> (1, 7) OBP: 0.378, SLG: 0.367 <b>Ricky Ledee, L</b> (9, PH) OBP: 0.365, SLG: 0.497		1-3 K			1-0 BB 2 1B 1B	1-3 K		3-2 FC5 1B 1B	2-2 G4-3	4 0 2 0 0 2 3 1 0 0 0 0 0 2
<b>Scott Brosius, R</b> (1, 5) OBP: 0.309, SLG: 0.417 <b>Darryl Strawberry, L</b> (8, PH) OBP: 0.688, SLG: 0.900 <b>Luis Sojo, R</b> (8, 5) OBP: 0.289, SLG: 0.364			4-2 2 WP BB		0-1 P3	1-0 P6		0-2 1-2 2-3 1B		2 0 0 0 1 0 4 1 0 1 0 0 0 0 0 0 0 0 0 0 0

Inning Stats	R: 0 H: 0 E: 0 K: 1 S: 11	H: 0 LOB: 1 BB: 1 P: 17	R: 0 H: 1 E: 0 K: 2 S: 13	H: 1 LOB: 1 BB: 0 P: 17	R: 0 H: 0 E: 0 K: 1 S: 16	H: 0 LOB: 1 BB: 1 P: 25	R: 0 H: 1 E: 0 K: 1 S: 7	H: 1 LOB: 0 BB: 0 P: 12	R: 1 H: 3 E: 0 K: 1 S: 14	H: 3 LOB: 3 BB: 1 P: 22	R: 0 H: 2 E: 0 K: 2 S: 14	H: 2 LOB: 2 BB: 0 P: 21	R: 0 H: 1 E: 0 K: 0 S: 13	H: 1 LOB: 1 BB: 0 P: 18	R: 0 H: 3 E: 0 K: 1 S: 15	H: 3 LOB: 3 BB: 0 P: 23	R: 2 H: 2 E: 0 K: 0 S: 18	H: 2 LOB: 2 BB: 2 P: 36	1B: 12 SF: 0 2B: 1 SAC: 0 3B: 0 DP: 1 HR: 0 HBP: 0	WP: 1 PA: 44 PB: 0 SB: 0 CS: 0
--------------	---------------------------	-------------------------	---------------------------	-------------------------	---------------------------	-------------------------	--------------------------	-------------------------	---------------------------	-------------------------	---------------------------	-------------------------	---------------------------	-------------------------	---------------------------	-------------------------	---------------------------	-------------------------	---	---

PITCHER	IP	WLS	BF	H	R	ER	SO	BB	IBB	HBP	BLK	WP	HR	S	P	ERA	WHIP
<b>50 José Rosado, L</b> (1, 1) ERA: 3.81	7.0	W	31	8	1	1	8	3	0	0	0	1	0	88	132	1.29	1.571
<b>Alvin Morman, L</b> (8, 1) ERA: 4.3	0.2		4	2	0	0	1	0	0	0	0	0	0	9	17	0.00	3.000
<b>Brad Rigby, R</b> (8, 1) ERA: 4.44	0.1	H	2	1	0	0	0	0	0	0	0	0	0	6	6	0.00	3.000
<b>49 Chris Fussell, R</b> (9, 1) ERA: 7.35	0.0		3	1	2	2	0	2	0	0	0	0	0	5	14	∞	∞
<b>Tim Byrdak, L</b> (9, 1) ERA: 8.68	0.1	H	2	1	0	0	0	0	0	0	0	0	0	5	9	0.00	3.000

PITCHER	IP	WLS	BF	H	R	ER	SO	BB	IBB	HBP	BLK	WP	HR	S	P	ERA	WHIP
<b>Jeff Montgomery, R</b> (9, 1) ERA: 6.75	0.2	S	2	0	0	0	0	0	0	0	0	0	0	8	13	0.00	0.000

Batter	1	2	3	4	5	6	7	8	9
<b>Johnny Damon, L</b> (1, 7) <small>OBP: 0.377, SLG: 0.475</small>	4-2 	4-1 		0-0 		0-1 		0-0 	
<b>Ray Holbert, R</b> (1, 6) <small>OBP: 0.319, SLG: 0.281</small>	1-1 	1-2 			2-1 	3-3 		0-0 	
<b>Carlos Beltrán, S</b> (1, 8) <small>OBP: 0.331, SLG: 0.446</small>	1-2 		1-2 		4-1 	0-0 		1-0 	
<b>Jermaine Dye, R</b> (1, 9) <small>OBP: 0.348, SLG: 0.522</small>	4-2 		3-2 		2-0 	2-3 		0-0 	
<b>29 Mike Sweeney, R</b> (1, 3) <small>OBP: 0.375, SLG: 0.507</small>	2-3 		0-0 		4-1 	2-1 			
<b>Joe Randa, R</b> (1, 5) <small>OBP: 0.371, SLG: 0.493</small>		2-1 	0-0 		1-1 		0-1 		
<b>Joe Vitiello, R</b> (1, 10) <small>OBP: 0.250, SLG: 0.222</small>		0-1 	2-3 		4-2 		2-1 		
<b>Sal Fasano, R</b> (1, 2) <small>OBP: 0.294, SLG: 0.400</small>		0-1 		1-3 	0-3 		2-3 		
<b>Mendy López, R</b> (1, 4) <small>OBP: 0.286, SLG: 0.286</small>		3-2 		2-2 		0-2 		2-2 	

AB	R	H	RBI	BB	SO	LOB
3	3	2	0	2	0	0
4	0	1	1	0	1	5
4	2	2	2	1	0	2
4	0	2	2	1	1	2
3	0	0	0	1	1	3
4	0	0	0	0	0	3
3	0	0	0	1	1	1
4	0	1	0	0	3	3
4	1	2	0	0	0	0

BOTTOM	
<b>AB</b> 33 <b>R</b> 6 <b>H</b> 10 <b>RBI</b> 5 <b>BB</b> 6 <b>SO</b> 7 <b>LOB</b> 19	

WP	PA
1	40

WP	HR	S	P	ERA	WHIP
1	0	2	4	9.00	2.000

**New York Yankees @ Kansas City Royals**  
 Kauffman Stadium, Kansas City, MO  
 Tue Sep 07 1999, 7:05 PM CDT  
 Att. 14,207 - Overcast - 70 F

Inning Stats	R	H	E	K	S	R	H	E	K	S	R	H	E	K	S	R	H	E	K	S	R	H	E	K	S
<b>David Cone, R</b> (1, 1) <small>ERA: 3.1</small>	5	3	0	1	26	3	2	0	0	4	6	0	0	0	106	5.40	2.200								
<b>Ramiro Mendoza, R</b> (6, 1) <small>ERA: 4.51</small>	3	2	0	0	9	2	3	0	0	3	0	0	0	26	9.00	1.500									
<b>Jason Grimsley, R</b> (8, 1) <small>ERA: 3.99</small>	1	1	0	0	5	1	0	0	0	0	1	0	0	7	9.00	2.000									

1B	2B	3B	SF	SAC	DP	HBP
8	1	1	0	1	0	0

**New York Yankees @ Kansas City Royals**  
**Kauffman Stadium, Kansas City, MO**

Wed Sep 08 1999, 7:05 PM CDT  
 Att. 15,247 - Unknown - 72 F

[livebaseballscorecards.com](http://livebaseballscorecards.com)



AB	34
R	9
H	11
RBI	8
BB	10
SO	6
LOB	23

WP	2	PA	47
PB	0		
SB	1		
CS	0		

Batter	1	2	3	4	5	6	7	8	9	AB	R	H	RBI	BB	SO	LOB	TOP					
<b>Ricky Ledee, L</b> OBP: 0.364, SLG: 0.487 (1, 8)	2-2 F7	3-3 K			4-1 1B BB	1-2 P6	0-1 G4-3		4-2 BB	4	1	0	0	2	1	3						
<b>2 Derek Jeter, R</b> OBP: 0.432, SLG: 0.563 (1, 6)	4-2 G4-3 S BB	2-2 2-H 1B			3-2 1B 1B	4-2 BB	2-3 K		0-0 G5-3	4	1	2	0	2	1	5						
<b>Paul O'Neill, L</b> OBP: 0.359, SLG: 0.451 (1, 9)	2-1 G4-3		0-0 L7		2-3 SAFE K	2-3 SAFE K		2-2 F7 1B		5	0	1	0	0	2	4						
<b>Tino Martinez, L</b> OBP: 0.344, SLG: 0.454 (1, 3)	1-2 G4-3		2-1 F7		3-2 1B 1B	0-1 G3		0-0 L4		5	1	1	1	0	0	3						
<b>Darryl Strawberry, L</b> OBP: 0.714, SLG: 0.923 (1, 10)		4-2 2B BB	4-2 FC6-4 BB		1-1 2B 1B		2-2 2B 2B	3-1 F7		3	3	2	0	2	0	1						
<b>20 Jorge Posada, S</b> OBP: 0.349, SLG: 0.419 (1, 2)		1 SAFE 2B BB	3-1 FC6-4		3-2 WP 1B		0-1 2B 1B	2-0 F7		4	2	2	1	1	0	2						
<b>Shane Spencer, R</b> OBP: 0.307, SLG: 0.384 (1, 7)		4-2 2B BB		2-3 K	4-2 BB		2-0 SH5-3 2B		1-1 L8	3	1	1	2	2	1	0						
<b>Scott Brosius, R</b> OBP: 0.309, SLG: 0.415 (1, 5)		0-1 P2		2-2 G5-3	1-0 SF7		2-1 SH5-3 HBP		4-2 BB 1B BB	2	0	0	1	1	0	3						
<b>Luis Sojo, R</b> OBP: 0.297, SLG: 0.377 (1, 4)		0-1 2B		2-2 K	2-2 L8		1-1 SH5-3		1-1 G5-3 BB 1B	4	0	2	3	0	1	2						
<b>Inning Stats</b>	R: 0 E: 0 K: 0 S: 14	H: 0 LOB: 1 BB: 1 P: 23	R: 3 E: 0 K: 1 S: 16	H: 2 LOB: 2 BB: 3 P: 33	R: 0 E: 0 K: 0 S: 7	H: 0 LOB: 1 BB: 1 P: 16	R: 0 E: 0 K: 2 S: 9	H: 0 LOB: 0 BB: 0 P: 15	R: 4 E: 1 K: 1 S: 23	H: 4 LOB: 2 BB: 2 P: 46	R: 0 E: 0 K: 1 S: 13	H: 0 LOB: 1 BB: 1 P: 20	R: 2 E: 0 K: 1 S: 14	H: 3 LOB: 2 BB: 0 P: 23	R: 0 E: 0 K: 0 S: 7	H: 1 LOB: 1 BB: 0 P: 14	R: 0 E: 0 K: 0 S: 9	H: 1 LOB: 2 BB: 2 P: 19	1B: 8 2B: 3 3B: 0 HR: 0	SF: 1 SAC: 1 DP: 1 HBP: 1	WP: 2 PB: 0 SB: 1 CS: 0	PA: 47
<b>PITCHER</b>	IP	WLS	BF	H	R	ER	SO	BB	IBB	HBP	BLK	WP	HR	S	P	ERA	WHIP					
<b>Mac Suzuki, R</b> ERA: 7.77 (1, 1)	2.0		11	2	3	3	1	4	0	0	0	0	0	30	56	13.50	3.000					
<b>Glendon Rusch, L</b> ERA: 15.75 (3, 1)	2.1	L	13	4	4	4	3	2	0	0	0	0	0	31	62	15.43	2.571					
<b>Scott Service, R</b> ERA: 5.48 (5, 1)	1.0		5	0	0	0	0	2	0	0	0	1	0	15	27	0.00	2.000					
<b>Tim Byrdak, L</b> ERA: 8.84 (6, 1)	0.2		3	1	1	1	1	0	0	0	0	0	0	9	13	13.50	1.500					
<b>Brad Rigby, R</b> ERA: 4.44 (7, 1)	2.0		10	3	1	1	1	0	0	1	0	1	0	18	32	4.50	1.500					
<b>PITCHER</b>	IP	WLS	BF	H	R	ER	SO	BB	IBB	HBP	BLK	WP	HR	S	P	ERA	WHIP					
<b>49 Chris Fussell, R</b> ERA: 7.19 (9, 1)	1.0		5	1	0	0	0	2	0	0	0	0	0	9	19	0.00	3.000					

Batter	1	2	3	4	5	6	7	8	9	AB	R	H	RBI	BB	SO	LOB
<b>Johnny Damon, L</b> (1, 9) <small>OBP: 0.379, SLG: 0.476</small>	1-1 	0-0 		1-2 		1-1 		0-2 		5	0	3	0	0	0	2
<b>Ray Holbert, R</b> (1, 6) <small>OBP: 0.329, SLG: 0.299</small> <b>Scott Pose, L</b> (8, PH) <small>OBP: 0.389, SLG: 0.333</small> <b>Steve Scarsone, R</b> (9, 4) <small>OBP: 0.295, SLG: 0.279</small>	3-2 	1-0 		0-1 		4-2 		0-0 		3	1	1	0	1	0	3
<b>Carlos Beltrán, S</b> (1, 8) <small>OBP: 0.332, SLG: 0.446</small>	0-0 		0-0 		0-0 	1-1 			1-2 	5	1	2	1	0	0	2
<b>29 Mike Sweeney, R</b> (1, 10) <small>OBP: 0.373, SLG: 0.510</small>	1-1 		1-3 		3-2 		2-0 		0-2 	5	1	1	2	0	1	1
<b>Jeremy Giambi, L</b> (1, 3) <small>OBP: 0.371, SLG: 0.381</small>	0-2 		3-2 		3-2 		3-2 		3-2 	5	2	4	1	0	0	0
<b>Joe Randa, R</b> (1, 5) <small>OBP: 0.370, SLG: 0.492</small>	1-3 		2-3 		2-1 		1-2 		0-0 	5	0	1	1	0	2	3
<b>Dee Brown, L</b> (1, 7) <small>OBP: 0.143, SLG: 0.077</small>			1-3 		1-1 		0-0 			4	0	0	0	0	2	3
<b>Chad Kreuter, S</b> (1, 2) <small>OBP: 0.313, SLG: 0.323</small>		0-2 		1-1 		0-0 		2-1 		4	0	2	0	0	0	0
<b>Mendy López, R</b> (1, 4) <small>OBP: 0.273, SLG: 0.273</small>		0-3 		1-2 		1-3 		2-2 		4	0	1	0	0	2	1

Inning Stats	R: 3	H: 3	E: 0	K: 1	S: 16	LOB: 0	BB: 0	P: 22	R: 0	H: 2	E: 0	K: 2	S: 11	LOB: 2	BB: 0	P: 12	R: 0	H: 2	E: 0	K: 3	S: 13	LOB: 2	BB: 0	P: 20	R: 0	H: 1	E: 0	K: 0	S: 11	LOB: 1	BB: 0	P: 14	R: 1	H: 2	E: 0	K: 0	S: 11	LOB: 1	BB: 0	P: 20	R: 0	H: 1	E: 0	K: 1	S: 13	LOB: 2	BB: 1	P: 20	R: 1	H: 1	E: 0	K: 0	S: 10	LOB: 0	BB: 0	P: 16	R: 0	H: 2	E: 0	K: 0	S: 9	LOB: 1	BB: 0	P: 13	R: 0	H: 1	E: 0	K: 0	S: 14	LOB: 1	BB: 0	P: 18	1B: 10	SF: 0	2B: 3	SAC: 0	3B: 0	DP: 1	HR: 2	HBP: 0	WP: 0	PA: 42
--------------	------	------	------	------	-------	--------	-------	-------	------	------	------	------	-------	--------	-------	-------	------	------	------	------	-------	--------	-------	-------	------	------	------	------	-------	--------	-------	-------	------	------	------	------	-------	--------	-------	-------	------	------	------	------	-------	--------	-------	-------	------	------	------	------	-------	--------	-------	-------	------	------	------	------	------	--------	-------	-------	------	------	------	------	-------	--------	-------	-------	--------	-------	-------	--------	-------	-------	-------	--------	-------	--------

PITCHER	IP	WLS	BF	H	R	ER	SO	BB	IBB	HBP	BLK	WP	HR	S	P	ERA	WHIP
<b>Orlando Hernandez, R</b> (1, 1) <small>ERA: 4.15</small>	7.0	W	34	12	5	5	7	1	0	0	0	0	2	85	124	6.43	1.857
<b>Mike Stanton, L</b> (8, 1) <small>ERA: 3.95</small>	0.1		3	2	0	0	0	0	0	0	0	0	0	8	12	0.00	6.000
<b>42 Mariano Rivera, R</b> (8, 1) <small>ERA: 2.18</small>	1.2	S	5	1	0	0	0	0	0	0	0	0	0	15	19	0.00	0.600

**BOTTOM**

**New York Yankees @ Kansas City Royals**  
**Kauffman Stadium, Kansas City, MO**  
 Wed Sep 08 1999, 7:05 PM CDT  
 Att: 15,247 - Unknown - 72 F

livebaseballscorecards.com

<b>AB</b>	<b>41</b>
<b>R</b>	<b>5</b>
<b>H</b>	<b>15</b>
<b>RBI</b>	<b>5</b>
<b>BB</b>	<b>1</b>
<b>SO</b>	<b>7</b>
<b>LOB</b>	<b>17</b>



Batter	1	2	3	4	5	6	7	8	9	AB R H RBI BB SO LOB	TOP		
<b>Mark McLemore, S</b> (1, 4) OBP: 0.359, SLG: 0.369 <b>Roberto Kelly, R</b> (9, PH) OBP: 0.376, SLG: 0.451	3-2 		1-1 		2-2 		2-1 		0-1 	4 0 1 1 0 0 3 1 0 0 0 0 0 2			
<b>Ivan Rodriguez, R</b> (1, 2) OBP: 0.352, SLG: 0.558	1-0 		0-2 		2-2 			0-0 	0-0 	5 0 1 0 0 0 4			
<b>29 Rusty Greer, L</b> (1, 7) OBP: 0.407, SLG: 0.491	1-2 			2-3 		0-1 		2-2 		4 1 1 0 0 1 1			
<b>Juan Gonzalez, R</b> (1, 9) OBP: 0.366, SLG: 0.573	1-3 			0-1 		2-2 		1-1 	1-2 	4 1 2 0 0 1 1			
<b>Rafael Palmeiro, L</b> (1, 10) OBP: 0.428, SLG: 0.649		1-1 		3-1 		0-2 		1-3 		4 0 1 0 0 1 3			
<b>Todd Zeile, R</b> (1, 5) OBP: 0.361, SLG: 0.501		2-0 		2-2 		3-2 		0-0 		4 0 1 2 0 0 2			
<b>Lee Stevens, L</b> (1, 3) OBP: 0.352, SLG: 0.498		1-3 			3-2 		1-2 	2-2 		4 0 0 0 0 1 1			
<b>Royce Clayton, R</b> (1, 6) OBP: 0.337, SLG: 0.407			4-2 		1-2 		2-1 		2-2 	3 1 3 0 1 0 0			
<b>Tom Goodwin, L</b> (1, 8) OBP: 0.309, SLG: 0.325 <b>Luis Alicea, S</b> (9, PH) OBP: 0.322, SLG: 0.323			3-2 		2-2 		0-0 		4-2 	3 0 1 0 0 0 2 0 0 0 0 1 0 0			
<b>Inning Stats</b>	R: 0 H: 1 E: 0 LOB: 1 K: 1 BB: 0 S: 13 P: 19	R: 0 H: 0 E: 0 LOB: 0 K: 1 BB: 0 S: 7 P: 11	R: 0 H: 0 E: 0 LOB: 1 K: 0 BB: 1 S: 11 P: 19	R: 0 H: 1 E: 0 LOB: 1 K: 1 BB: 0 S: 14 P: 21	R: 1 H: 2 E: 1 LOB: 1 K: 0 BB: 0 S: 20 P: 30	R: 0 H: 1 E: 0 LOB: 1 K: 0 BB: 0 S: 14 P: 19	R: 0 H: 2 E: 0 LOB: 1 K: 0 BB: 0 S: 9 P: 14	R: 2 H: 3 E: 0 LOB: 1 K: 1 BB: 0 S: 13 P: 19	R: 0 H: 1 E: 0 LOB: 1 K: 0 BB: 1 S: 14 P: 20	1B: 9 SF: 0 2B: 2 SAC: 0 3B: 0 DP: 2 HR: 0 HBP: 0	WP: 1 PA: 38 PB: 0 SB: 0 CS: 0		
<b>PITCHER</b>	IP WLS BF H R ER SO BB IBB HBP BLK WP HR S P ERA WHIP											<b>PITCHER</b>	IP WLS BF H R ER SO BB IBB HBP BLK WP HR S P ERA WHIP
<b>Blake Stein, R</b> (1, 1) ERA: 3.44	7.0 W 28 7 1 0 3 1 0 0 0 0 1 0 88 133 0.00 1.143												
<b>Scott Service, R</b> (8, 1) ERA: 5.7	0.1 3 2 2 2 0 0 0 0 0 0 0 0 6 9 54.00 6.000												
<b>Tim Byrdak, L</b> (8, 1) ERA: 8.55	0.2 H 5 2 0 0 1 1 0 0 0 0 0 0 18 27 0.00 4.500												
<b>Jeff Montgomery, R</b> (9, 1) ERA: 6.6	1.0 S 2 0 0 0 0 0 0 0 0 0 0 0 3 3 0.00 0.000												

**Texas Rangers @ Kansas City Royals**  
 Kauffman Stadium, Kansas City, MO  
 Fri Sep 10 1999, 7:05 PM CDT  
 Att. 14,234 - Cloudy - 70 F

livebaseballscorecards.com

AB	36
R	3
H	11
RBI	3
BB	2
SO	4
LOB	19





Batter	1	2	3	4	5	6	7	8	9
<b>Johnny Damon, L</b> (1, 7) <small>OBP: 0.377, SLG: 0.473</small>	1-0 G3	0-1 F7		0-1 1B		0-1 G1-6-3		2-3 K	
<b>Ray Holbert, R</b> (1, 6) <small>OBP: 0.325, SLG: 0.296</small>	2-2 P3	3-2 FC4-6 1B		2-3 K			2-2 G1-3		
<b>Carlos Beltrán, S</b> (1, 8) <small>OBP: 0.330, SLG: 0.443</small>	0-0 F9	0-1 FC4-6		1-0 G5-3			0-0 F8		
<b>Jermaine Dye, R</b> (1, 9) <small>OBP: 0.349, SLG: 0.521</small>		2B 1B		0-0 29 G6-3 1B			2-3 K		
<b>29 Mike Sweeney, R</b> (1, 10) <small>OBP: 0.374, SLG: 0.511</small>		4-1 1B 1B 1B BB		0-2 G4-3 2B		3-2 G6-3		0-1 F7	
<b>Joe Randa, R</b> (1, 5) <small>OBP: 0.372, SLG: 0.494</small>		2-2 1B 1B		0-0 G4-3		4-1 G6-4-3 BB		1-1 G6-3 1B 2B	
<b>Jeremy Giambi, L</b> (1, 3) <small>OBP: 0.373, SLG: 0.381</small>		0-1 1B 1B		3-2 P6		0-1 G6-4-3		4-0 G6-3 1B IBB	
<b>Sal Fasano, R</b> (1, 2) <small>OBP: 0.300, SLG: 0.389</small> <b>Dee Brown, L</b> (8, PH) <small>OBP: 0.143, SLG: 0.077</small> <b>Joe Vitiello, R</b> (8, PH) <small>OBP: 0.238, SLG: 0.211</small> <b>Tim Spehr, R</b> (9, 2) <small>OBP: 0.322, SLG: 0.397</small>		1-2 1B 1B FC4-6 1B		1-1 F8		1-1 G6-3		1-1 G6-3	
<b>Mendy López, R</b> (1, 4) <small>OBP: 0.400, SLG: 0.400</small>		1-2 FC4-6 1B		0-3 K		0-1 G1-6-3 1B		1-0 1B	

Inning Stats	R: 0	H: 0	E: 0	K: 0	S: 5	P: 8	R: 5	H: 6	E: 0	K: 0	S: 25	R: 0	H: 1	E: 0	K: 0	S: 9	R: 0	H: 1	E: 0	K: 2	S: 9	R: 0	H: 1	E: 0	K: 0	S: 7	R: 0	H: 1	E: 0	K: 1	S: 8	R: 2	H: 2	E: 0	K: 1	S: 10	
	LOB: 0	BB: 0		LOB: 2	BB: 1	P: 38	LOB: 1	BB: 0		LOB: 1	BB: 0	LOB: 0	BB: 1		LOB: 1	BB: 1	LOB: 0	BB: 0		LOB: 0	BB: 0	LOB: 0	BB: 1		LOB: 0	BB: 0		LOB: 0	BB: 0	LOB: 1	BB: 1		LOB: 1	BB: 1		LOB: 0	BB: 0

AB	R	H	RBI	BB	SO	LOB
5	0	1	0	0	1	4
4	0	1	0	0	1	1
4	0	0	1	0	0	3
4	1	2	0	0	1	2
3	1	1	0	1	0	1
3	2	2	1	1	0	1
3	2	1	0	1	0	3
3	1	1	2	0	0	1
0	0	0	0	0	0	0
1	0	0	0	0	0	2
0	0	0	0	0	0	0
4	0	3	3	0	1	0

**BOTTOM**

**Texas Rangers @ Kansas City Royals**  
Kauffman Stadium, Kansas City, MO

Fri Sep 10 1999, 7:05 PM CDT  
Att. 14,234 - Cloudy - 70 F

livebaseballscorecards.com

AB	34
R	7
H	12
RBI	7
BB	3
SO	4
LOB	18



PITCHER	IP	WLS	BF	H	R	ER	SO	BB	IBB	HBP	BLK	WP	HR	S	P	ERA	WHIP
<b>Esteban Loaiza, R</b> (1, 1) <small>ERA: 4.99</small>	1.0	L	9	5	5	5	0	1	0	0	0	0	0	20	31	45.00	6.000
<b>Mike Morgan, R</b> (2, 1) <small>ERA: 6.03</small>	4.1		18	5	0	0	2	1	0	0	0	0	0	39	59	0.00	1.385
<b>Mike Munoz, L</b> (6, 1) <small>ERA: 3.65</small>	0.2		1	0	0	0	0	0	0	0	0	0	0	2	2	0.00	0.000
<b>Danny Patterson, R</b> (7, 1) <small>ERA: 5.54</small>	1.1		6	1	2	2	1	0	1	0	0	0	0	12	21	13.50	0.750
<b>Mike Venafro, L</b> (8, 1) <small>ERA: 3.38</small>	0.2		3	1	0	0	1	0	0	0	0	0	0	6	10	0.00	1.500

Batter	1	2	3	4	5	6	7	8	9	AB R H RBI BB SO LOB	TOP											
Mark McLemore, S (1, 4) OBP: 0.361, SLG: 0.375	1-1 G5-3			4-2 WP BLK 3B BB	1-2 1B 3B	0-1 1-3 2-H 1B		1-1 G6-4-3		4 2 2 1 1 0 2												
Ivan Rodriguez, R (1, 2) OBP: 0.352, SLG: 0.561	0-1 F9			3-2 1-H 29 2B 3B	0-1 29 2B 1B	2-3 K			0-2 L7	5 2 2 2 0 1 2												
29 Rusty Greer, L (1, 7) OBP: 0.407, SLG: 0.494	1-3 K			2-2 1B 2B	1-0 1-H 2B		2-1 P5		1-1 E3 1B	5 1 2 2 0 1 0												
Juan Gonzalez, R (1, 9) OBP: 0.362, SLG: 0.567		0-0 P4		1-3 K	0-0 F9		1-3 K		0-2 P3	5 0 0 0 0 2 3												
Rafael Palmeiro, L (1, 10) OBP: 0.428, SLG: 0.647 Scarborough Green, S (9, PR) OBP: 0.600, SLG: 0.500		1-0 L4		0-0 F7	1-1 G6-3		3-2 1B		0-0 1B	5 0 2 0 0 0 2 0 0 0 0 0 0 0												
Todd Zeile, R (1, 5) OBP: 0.361, SLG: 0.500		1-1 F7		2-1 1B 1B		2-2 1B 1B	3-3 K		1-3 K	5 1 2 1 0 2 3												
Lee Stevens, L (1, 3) OBP: 0.352, SLG: 0.496			1-3 K	3-1 1-2 FC6 1B		1-0 F7		2-1 F7		4 0 1 0 0 1 1	AB 41 R 6 H 14 RBI 6 BB 1 SO 8 LOB 17											
Royce Clayton, R (1, 6) OBP: 0.339, SLG: 0.408			3-3 K	0-0 FC6		0-2 1B 1B		0-1 1B 1B		4 0 2 0 0 1 2												
Tom Goodwin, L (1, 8) OBP: 0.308, SLG: 0.324			1-0 F7		1-0 G4-3	0-0 F7		0-0 G6-4-3 1B		4 0 1 0 0 0 2												
<b>Inning Stats</b>	R: 0 E: 0 K: 1 S: 7	H: 0 LOB: 0 BB: 0 P: 9	R: 0 E: 0 K: 0 S: 4	H: 0 LOB: 0 BB: 0 P: 6	R: 0 E: 0 K: 2 S: 10	H: 0 LOB: 0 BB: 0 P: 15	R: 3 E: 0 K: 1 S: 19	H: 4 LOB: 2 BB: 1 P: 34	R: 2 E: 0 K: 0 S: 10	H: 3 LOB: 1 BB: 0 P: 14	R: 1 E: 0 K: 1 S: 13	H: 3 LOB: 2 BB: 0 P: 18	R: 0 E: 0 K: 2 S: 14	H: 1 LOB: 1 BB: 0 P: 23	R: 0 E: 0 K: 0 S: 7	H: 2 LOB: 1 BB: 0 P: 10	R: 0 E: 1 K: 1 S: 13	H: 1 LOB: 2 BB: 0 P: 15	1B: 10 2B: 2 3B: 2 HR: 0	SF: 0 SAC: 0 DP: 1 HBP: 0	WP: 1 PB: 0 SB: 0 CS: 0	PA: 42
<b>PITCHER</b>	IP WLS BF H R ER SO BB IBB HBP BLK WP HR S P ERA WHIP												<b>PITCHER</b>	IP WLS BF H R ER SO BB IBB HBP BLK WP HR S P ERA WHIP								
Jeff Suppan, R (1, 1) ERA: 4.42	5.2 W 28 10 6 6 4 1 0 0 1 1 0 60 91 9.53 1.941																					
49 Chris Fussell, R (6, 1) ERA: 6.84	2.1 H 9 3 0 0 3 0 0 0 0 0 0 24 38 0.00 1.286																					
Jeff Montgomery, R (9, 1) ERA: 6.46	1.0 S 5 1 0 0 1 0 0 0 0 0 0 0 13 15 0.00 1.000																					

Texas Rangers @ Kansas City Royals  
Kauffman Stadium, Kansas City, MO

Sat Sep 11 1999, 7:05 PM CDT  
Att. 24,683 - Unknown - 77 F

livebaseballscorecards.com



Batter	1	2	3	4	5	6	7	8	9	AB	R	H	RBI	BB	SO	LOB
Johnny Damon, L (1, 7) OBP: 0.379, SLG: 0.478	1-1 F9		0-1 1B	3-1 SH1-3 2B	1-0 E4		0-0 FC1-6 1B			5	2	3	2	0	0	0
Rey Sanchez, R (1, 6) OBP: 0.323, SLG: 0.365	0-0 G5-3		1-1 F8 1B	2-1 SH1-3	0-0 G4-3		1-2 FC1-6 1B			4	1	1	1	0	0	3
Carlos Beltrán, S (1, 8) OBP: 0.332, SLG: 0.444	4-2 BB		4-2 BB F8 1B	0-0 BB 2B		1-1 F9	2-3 K			3	0	1	1	2	1	2
Jermaine Dye, R (1, 9) OBP: 0.346, SLG: 0.517	1-2 L9		0-0 F8	0-3 K		0-0 G6-3		0-0 G5-3		5	0	0	0	0	1	4
29 Mike Sweeney, R (1, 3) OBP: 0.376, SLG: 0.512		3-2 P3	4-1 BB 1B	2-2 P5		4-0 BB		3-2 G6-3 2B		3	0	1	0	2	0	1
Joe Randa, R (1, 5) OBP: 0.371, SLG: 0.494		0-0 HR 2B	0-1 P4		1-0 G5-3	0-1 G6-3		1-0 G6-3		5	1	1	0	0	0	5
Jeremy Giambi, L (1, 10) OBP: 0.380, SLG: 0.388		2-3 K	4-0 BB		0-2 HR 1B		0-0 1B 2B	4-1 BB		3	2	2	1	2	1	1
Scott Pose, L (8, PR) OBP: 0.389, SLG: 0.333		1-2 BB	1-2 BB							0	0	0	0	0	0	0
Sal Fasano, R (1, 2) OBP: 0.320, SLG: 0.652		2-0 HR	1-0 F7		1-1 HR		1-2 P4	1-0 G5-3		5	2	2	4	0	0	6
Mendy López, R (1, 4) OBP: 0.421, SLG: 0.526		1-3 K		1-1 1B 3B			0-2 FC1-6 1B			4	1	2	0	0	1	0

Inning Stats	R: 0	H: 0	E: 0	K: 8	S: 8	L: 14	R: 2	H: 2	E: 0	K: 2	S: 11	R: 2	H: 2	E: 0	K: 2	S: 19	R: 2	H: 2	E: 0	K: 0	S: 14	R: 2	H: 3	E: 1	K: 0	S: 12	R: 0	H: 0	E: 0	K: 5	S: 10	R: 1	H: 3	E: 0	K: 1	S: 15	R: 0	H: 1	E: 0	K: 7	S: 16
	0	0	0	8	8	14	2	2	0	2	19	2	2	0	0	14	2	3	1	0	14	2	3	0	0	12	0	0	0	10	1	3	0	15	0	1	0	7	16		

PITCHER	IP	WLS	BF	H	R	ER	SO	BB	IBB	HBP	BLK	WP	HR	S	P	ERA	WHIP
Rick Helling, R (1, 1) ERA: 4.63	4.1	L	26	9	8	8	3	4	0	0	0	0	2	52	90	16.61	3.000
Dan Kolb, R (5, 1) ERA: 4.39	2.0		10	2	1	1	0	1	0	0	0	0	0	19	29	4.50	1.500
Mike Munoz, L (7, 1) ERA: 3.65	0.0		1	1	0	0	0	0	0	0	0	0	0	1	1	∞	∞
Danny Patterson, R (7, 1) ERA: 5.37	1.2		7	1	0	0	1	1	0	0	0	0	0	13	26	0.00	1.200

**BOTTOM**

**Texas Rangers @ Kansas City Royals**  
Kauffman Stadium, Kansas City, MO

Sat Sep 11 1999, 7:05 PM CDT  
Att: 24,683 - Unknown - 77 F

livebaseballscorecards.com

AB	37
R	9
H	13
RBI	9
BB	6
SO	4
LOB	22



WP	HR	S	P	ERA	WHIP
0	2	1	44		

Batter	1	2	3	4	5	6	7	8	9	AB R H RBI BB SO LOB	TOP									
Tom Goodwin, L (1, 8) OBP: 0.308, SLG: 0.326	0-1 F7		0-0 L4		2-2 G6-3		3-1 SAFE 1-H 2B			4 0 1 0 0 0 0										
Mark McLemore, S (1, 4) OBP: 0.358, SLG: 0.372	2-3 K		1-2 F7		2-1 G4-3			2-1 G5-3		4 0 0 0 0 1 0										
29 Rusty Greer, L (1, 7) OBP: 0.408, SLG: 0.494	2-0 1B		1-1 HR 1B		2-1 F8			1-3 K		4 1 2 0 0 1 0										
Juan Gonzalez, R (1, 9) OBP: 0.363, SLG: 0.573	3-2 F7		1-0 1-H HR		0-0 G4-3 1B			2-1 G1-3		4 1 2 2 0 0 1										
Rafael Palmeiro, L (1, 10) OBP: 0.428, SLG: 0.651		2-0 HR	1-0 1B		3-3 K			3-2 P6		4 1 2 1 0 1 1										
Todd Zeile, R (1, 5) OBP: 0.360, SLG: 0.498		2-2 FC6-4 1B	1-1 G4-3		1 SAFE 1-2f G4-3			1-3 K		4 0 1 0 0 1 2										
Lee Stevens, L (1, 3) OBP: 0.350, SLG: 0.492		2-3 K		2-1 P5			3-1 F8		2-2 F9	3 0 0 0 0 1 1										
Luis Aicea, S (9, PH) OBP: 0.321, SLG: 0.321										1 0 0 0 0 0 0										
Royce Clayton, R (1, 6) OBP: 0.336, SLG: 0.405		2-2 FC6-4 1-2f		0-0 F8			1-3 K			3 0 0 0 0 1 1										
Gregg Zaun, S (1, 2) OBP: 0.316, SLG: 0.326		0-0 F9		0-0 F9			1-0 2B 1B			3 0 1 0 0 0 1										
<b>Inning Stats</b>	R: 0 E: 0 K: 1 S: 9	H: 1 LOB: 1 BB: 0 P: 16	R: 1 E: 0 K: 1 S: 11	H: 2 LOB: 1 BB: 0 P: 19	R: 2 E: 0 K: 0 S: 10	H: 3 LOB: 1 BB: 0 P: 15	R: 0 E: 0 K: 0 S: 4	H: 0 LOB: 0 BB: 0 P: 6	R: 0 E: 0 K: 1 S: 5	H: 1 LOB: 0 BB: 0 P: 9	R: 0 E: 0 K: 1 S: 8	H: 2 LOB: 2 BB: 0 P: 16	R: 0 E: 0 K: 1 S: 7	H: 0 LOB: 0 BB: 0 P: 12	R: 0 E: 0 K: 1 S: 10	H: 0 LOB: 0 BB: 0 P: 16	1B: 6 2B: 1 3B: 0 HR: 2	SF: 0 SAC: 0 DP: 1 HBP: 0	WP: 0 PB: 0 SB: 0 CS: 0	PA: 34
<b>PITCHER</b>	IP WLS BF H R ER SO BB IBB HBP BLK WP HR S P ERA WHIP																			
Jay Witasick, R (1, 1) ERA: 5.78	7.0 W 28 9 3 3 4 0 0 0 0 0 2 54 94 3.86 1.286																			
Alvin Morman, L (8, 1) ERA: 4.13	2.0 S 6 0 0 0 2 0 0 0 0 0 0 0 17 28 0.00 0.000																			

Texas Rangers @ Kansas City Royals  
Kauffman Stadium, Kansas City, MO

Sun Sep 12 1999, 1:05 PM CDT  
Att. 12,590 - Overcast - 68 F

livebaseballscorecards.com

AB	34
R	3
H	9
RBI	3
BB	0
SO	6
LOB	7



Batter	1	2	3	4	5	6	7	8	9
<b>Johnny Damon, L</b> (1, 9) OBP: 0.380, SLG: 0.477 (8, 7)	4-1 		0-0 G1-3		2-2 G1-3		1-2 	1-1 CS	
<b>Rey Sanchez, R</b> (1, 6) OBP: 0.324, SLG: 0.365	0-1 FC4-6 29 S 1-2f			0-1 		0-0 G5-3	4-2 		
<b>Carlos Beltrán, S</b> (1, 8) OBP: 0.331, SLG: 0.446	0-3 			1-1 E1 1-2		1-2 	0-1 FC4-6 29 WP 29 S 1-2f 1B		
<b>29 Mike Sweeney, R</b> (1, 10) OBP: 0.377, SLG: 0.517	1-3 			0-0 F7		2-2 	4-2 		
<b>Jeremy Giambi, L</b> (1, 7) OBP: 0.382, SLG: 0.390 <b>Jermaine Dye, R</b> (8, 9) OBP: 0.346, SLG: 0.517		2-3 		3-2 		0-0 	0-0 		
<b>Joe Randa, R</b> (1, 5) OBP: 0.372, SLG: 0.495		0-1 		2-3 		1-1 	0-1 		
<b>Joe Vitiello, R</b> (1, 3) OBP: 0.200, SLG: 0.174		2-0 G6-4-3 1-2f			1-1 G6-3	1-1 G6-3		1-3 	
<b>Sal Fasano, R</b> (1, 2) OBP: 0.345, SLG: 0.654			1-2 P5		0-0 G5-3	1-1 	2-1 		
<b>Mendy López, R</b> (1, 4) OBP: 0.429, SLG: 0.500 <b>Felix Martinez, S</b> (5, PR) (6, 4)			0-0 G1-3		1-2 	2-2 G4-3	2-1 		

Inning Stats	R: 0	H: 0	E: 0	K: 2	S: 9	H: 0	LOB: 1	BB: 1	P: 14	R: 0	H: 1	E: 0	K: 1	S: 6	H: 1	LOB: 0	BB: 0	P: 10	R: 0	H: 0	E: 0	K: 0	S: 5	R: 0	H: 1	E: 1	K: 2	S: 11	H: 1	LOB: 2	BB: 0	P: 17	R: 0	H: 0	E: 0	K: 0	S: 9	R: 4	H: 5	E: 1	K: 0	S: 18	H: 5	LOB: 1	BB: 0	P: 26	R: 2	H: 2	E: 1	K: 0	S: 16	H: 2	LOB: 1	BB: 2	P: 25	R: 0	H: 0	E: 0	K: 1	S: 7	H: 0	LOB: 0	BB: 0	P: 13
1B: 5	SF: 0	2B: 2	SAC: 0	3B: 1	DP: 1	HR: 1	HBP: 2				WP: 1	PA: 37																																																				

PITCHER	IP	WLS	BF	H	R	ER	SO	BB	IBB	HBP	BLK	WP	HR	S	P	ERA	WHIP
<b>Aaron Sele, R</b> (1, 1) ERA: 4.96	6.0	L	27	7	4	4	5	1	0	1	0	0	1	58	86	6.00	1.333
<b>Tim Crabtree, R</b> (7, 1) ERA: 3.3	1.0		6	2	2	1	0	2	0	0	0	1	0	16	25	9.00	4.000
<b>59 Jeff Zimmerman, R</b> (8, 1) ERA: 1.99	1.0		3	0	0	0	1	0	0	1	0	0	0	7	13	0.00	0.000

**BOTTOM**

**Texas Rangers @ Kansas City Royals**  
 Kauffman Stadium, Kansas City, MO

Sun Sep 12 1999, 1:05 PM CDT  
 Att. 12,590 - Overcast - 68 F

livebaseballscorecards.com

AB	31
R	6
H	9
RBI	5
BB	3
SO	6
LOB	17

Batter	1	2	3	4	5	6	7	8	9	10	AB R H RBI BB SO LOB	TOP												
Luis Alicea, S OBP: 0.323, SLG: 0.329 Mark McLemore, S OBP: 0.360, SLG: 0.372	(1, 4) C B X 1-1 2B 2B		X 0-0 G4-3		X 0-0 SH5-3		C C B X 1-2 1B		B F B B B 4-1 BB BB	2-0 G4-3	2 1 1 0 0 0 0 2 0 1 0 1 0 1													
Ivan Rodriguez, R OBP: 0.352, SLG: 0.567	(1, 2) B X 1-0 F9 2-H 2B		B 1-2 G5-3		C 0-1 HR		F F S 0-3 K		B 1-1 F9		5 1 2 3 0 1 3													
Rafael Palmeiro, L OBP: 0.426, SLG: 0.646	(1, 10) B B B B 4-1 BB		S 2-3 K		B 3-1 F7		F 1-1 P4		X 0-0 G6-3		4 0 0 0 1 1 1													
Juan Gonzalez, R OBP: 0.364, SLG: 0.573	(1, 9) S C S 0-3 K		F 0-1 SF7 2B		F 2-2 1B		B 1-0 P3		X 0-0 E3 1B		5 2 2 0 0 1 2													
Todd Zeile, R OBP: 0.359, SLG: 0.495	(1, 5) C F X 1-2 F9 2-3		B 3-2 F8		C 0-1 P4		F 2-3 K		X 0-0 E 1B		5 1 1 0 0 1 4													
Roberto Kelly, R OBP: 0.373, SLG: 0.447	(1, 7) B C S S 1-3 K		F 1-1 SF7		S 2-3 K		C 0-3 K		X 0-0 E WP 1B		4 1 1 2 0 3 2													
Lee Stevens, L OBP: 0.348, SLG: 0.491	(1, 3) F S B B B 3-3 K		B 1-2 2B		B 2-2 G3		B 1-1 F7		X 0-0 E5 G6-3 WP 1B		5 1 1 0 0 1 1													
Royce Clayton, R OBP: 0.335, SLG: 0.401	(1, 6) B B B X 2-2 L7		B 3-1 F8		B 1-2 G4-3		B 4-0 BLK BB		B 1-0 G6-3		4 0 0 0 1 0 2													
Tom Goodwin, L OBP: 0.309, SLG: 0.328	(1, 8) X 0-0 G6-3		B 1-0 SH5-3 HR 1B		X 0-0 B3		C 1 SAFE C B SAFE S 2-3 K		X 0-0 WP S 1B		5 1 2 1 0 1 1													
<b>Inning Stats</b>	R: 1 E: 0 K: 2 S: 13	H: 2 LOB: 2 BB: 1 P: 21	R: 0 E: 0 K: 1 S: 7	H: 0 LOB: 0 BB: 0 P: 12	R: 0 E: 0 K: 1 S: 11	H: 0 LOB: 1 BB: 0 P: 14	R: 1 E: 0 K: 0 S: 12	H: 2 LOB: 1 BB: 0 P: 20	R: 2 E: 0 K: 0 S: 12	H: 3 LOB: 1 BB: 0 P: 18	R: 0 E: 0 K: 1 S: 9	H: 0 LOB: 0 BB: 0 P: 14	R: 0 E: 0 K: 1 S: 9	H: 1 LOB: 1 BB: 0 P: 11	R: 0 E: 0 K: 2 S: 8	H: 0 LOB: 0 BB: 0 P: 11	R: 0 E: 0 K: 1 S: 8	H: 0 LOB: 2 BB: 2 P: 20	R: 4 E: 2 K: 0 S: 8	H: 3 LOB: 1 BB: 0 P: 11	1B: 6 2B: 4 3B: 0 HR: 1	SF: 1 SAC: 1 DP: 0 HBP: 0	WP: 2 PB: 0 SB: 1 CS: 0	PA: 46
<b>PITCHER</b>	IP WLS BF H R ER SO BB IBB HBP BLK WP HR S P ERA WHIP	IP WLS BF H R ER SO BB IBB HBP BLK WP HR S P ERA WHIP											IP WLS BF H R ER SO BB IBB HBP BLK WP HR S P ERA WHIP											
50 José Rosado, L ERA: 3.86	(1, 1) 7.0												Brad Rigby, R ERA: 4.41	(10, 1) 0.2										
Scott Service, R ERA: 5.63	(8, 1) 1.0																							
Tim Byrdak, L ERA: 8.27	(9, 1) 0.2																							
Jose Santiago, R ERA: 3.83	(9, 1) 0.2	L																						
Alvin Morman, L ERA: 4.13	(10, 1) 0.0																							

Texas Rangers @ Kansas City Royals  
Kauffman Stadium, Kansas City, MO  
Mon Sep 13 1999, 7:05 PM CDT  
Att: 11,643 - Unknown - 68 F

AB	41
R	8
H	11
RBI	6
BB	3
SO	9
LOB	17



BOTTOM

Texas Rangers @ Kansas City Royals  
Kauffman Stadium, Kansas City, MO

Mon Sep 13 1999, 7:05 PM CDT  
Att. 11,643 - Unknown - 68 F

livebaseballscorecards.com

AB	37
R	4
H	9
RBI	4
BB	4
SO	6
LOB	15



WP	2	PA	42
PB	0		
SB	0		
CS	0		

AB R H RBI BB SO LOB

5 0 1 1 0 0 3

4 1 1 2 1 0 1

4 0 1 0 1 0 1

5 0 2 1 0 1 3

4 0 1 0 1 1 1

4 1 1 0 0 1 1

2 0 1 0 1 1 1

0 1 0 0 0 0 0

1 0 0 0 0 1 0

3 1 1 0 0 1 1

1B	5	SF	0
2B	4	SAC	1
3B	0	DP	1
HR	0	HBP	0

Batter	1	2	3	4	5	6	7	8	9	10
Johnny Damon, L OBP: 0.378, SLG: 0.477 (1, 7)	P8		G4-3		L3		G4-3		2B	
Rey Sanchez, R OBP: 0.325, SLG: 0.363 (1, 6)	2B BB		P4		G4-3		BB 1B		G3	
Carlos Beltrán, S OBP: 0.332, SLG: 0.444 (1, 8)	P6		1B		F8		BB		G4-3	
Jermaine Dye, R OBP: 0.347, SLG: 0.519 (1, 9)	2B		P2		G6-3		K		2B	
29 Mike Sweeney, R OBP: 0.377, SLG: 0.515 (1, 3)	G6-3		BB		K		P3		G6-3 1B	
Joe Randa, R OBP: 0.369, SLG: 0.491 (1, 5)			G4-3		FC5-4 G1-3		G6-3		F8	
Jeremy Giambi, L OBP: 0.380, SLG: 0.388 (1, 10)			F9		G1-3		SH5-4 WP G4-3 1B		K	
Sal Fasano, R OBP: 0.375, SLG: 0.643 (1, 2)			1B		K		G4-3 SH5-4 1B BB		K	
Jed Hansen, R OBP: 0.306, SLG: 0.351 (7, PR)										
Chad Kreuter, S OBP: 0.312, SLG: 0.322 (8, 2)										
Ray Holbert, R OBP: 0.325, SLG: 0.311 (1, 4)			L7		WP G4-3 2B		SH5-4		K	

Inning Stats	R: 1	H: 1	E: 0	K: 0	S: 11	R: 0	H: 1	E: 0	K: 0	S: 11	R: 0	H: 1	E: 0	K: 0	S: 12	R: 0	H: 0	E: 0	K: 1	S: 9	R: 1	H: 1	E: 0	K: 0	S: 8	R: 0	H: 0	E: 0	K: 1	S: 6	R: 2	H: 2	E: 0	K: 1	S: 17	R: 0	H: 0	E: 0	K: 1	S: 7	R: 0	H: 1	E: 0	K: 2	S: 12	R: 0	H: 2	E: 0	K: 0	S: 4	1B: 5	2B: 4	3B: 0	HR: 0	SF: 0	SAC: 1	DP: 1	HBP: 0	WP: 2	PA: 42
--------------	------	------	------	------	-------	------	------	------	------	-------	------	------	------	------	-------	------	------	------	------	------	------	------	------	------	------	------	------	------	------	------	------	------	------	------	-------	------	------	------	------	------	------	------	------	------	-------	------	------	------	------	------	-------	-------	-------	-------	-------	--------	-------	--------	-------	--------

PITCHER	IP	WLS	BF	H	R	ER	SO	BB	IBB	HBP	BLK	WP	HR	S	P	ERA	WHIP
John Burkett, R ERA: 5.8 (1, 1)	6.1		27	5	4	4	2	3	0	0	0	2	0	66	109	5.68	1.263
Mike Venafro, L ERA: 3.36 (7, 1)	0.1	H	1	0	0	0	0	0	0	0	0	0	0	2	3	0.00	0.000
59 Jeff Zimmerman, R ERA: 1.96 (7, 1)	1.1	B	6	1	0	0	2	1	0	0	0	0	0	13	24	0.00	1.500
John Wetteland, R ERA: 3.69 (9, 1)	2.0	W	8	3	0	0	2	0	0	0	0	0	0	16	21	0.00	1.500

PITCHER IP WLS BF H R ER SO BB IBB HBP BLK WP HR S P ERA WHIP

Anaheim Angels @ Kansas City Royals  
 Kauffman Stadium, Kansas City, MO  
 Tue Sep 14 1999, 4:05 PM CDT  
 Overcast - 65 F

livebaseballscorecards.com

AB	39
R	8
H	12
RBI	6
BB	3
SO	10
LOB	13



AB R H RBI BB SO LOB

TOP

Batter	1	2	3	4	5	6	7	8	9
Darin Erstad, L (1, 3) OBP: 0.301, SLG: 0.346	2-3 K2-3		2-1 F7		1-1 F8		2-3 K		0-1 1B HR
Jim Edmonds, L (1, 8) OBP: 0.353, SLG: 0.471	2-2 1B		2-1 HR			0-1 G4-3	4-1 E BB		1-2 1B HR
Tim Salmon, R (1, 9) OBP: 0.383, SLG: 0.503	1-0 F9		0-3 K			3-2 G4-3	2-2 E6		0-1 HR
Mo Vaughn, L (1, 10) OBP: 0.350, SLG: 0.482	1-1 F7			2-3 K		3-1 WP 1B	1-3 K		3-2 G6-3
Troy Glaus, R (1, 5) OBP: 0.321, SLG: 0.456		1-2 K		1-3 K		4-2 BB		0-0 G5-3	0-2 F7
16 Garret Anderson, L (1, 7) OBP: 0.332, SLG: 0.468		0-0 G4-3		0-1 G3-1		1-2 G4-3		2-3 K HR	1-0 CS 1B
Jeff Huson, L (1, 4) OBP: 0.317, SLG: 0.318		2-0 S 1B			4-2 1B BB		1-0 FC5-4 1B	1-0 HR	1-1 CS
Todd Greene, R (8, PH) OBP: 0.275, SLG: 0.442									
Matt Luke, L (8, PH) OBP: 0.435, SLG: 0.810									
Trent Durrington, R (8, 4) OBP: 0.260, SLG: 0.235									
Bengie Molina, R (1, 2) OBP: 0.291, SLG: 0.313		3-2 F9			1-1 F9		1-0 FC5-4 E	0-3 K	
Matt Walbeck, S (8, PH) OBP: 0.306, SLG: 0.317									
Gary Disarcina, R (1, 6) OBP: 0.268, SLG: 0.258			2-3 K		0-0 1B		1-0 BB E	2-1 F7	

Inning Stats	R: 0	H: 1	R: 0	H: 1	R: 1	H: 1	R: 0	H: 1	R: 0	H: 1	R: 2	H: 2	R: 2	H: 1	R: 3	H: 4
	E: 0	LOB: 1	E: 0	LOB: 1	E: 0	LOB: 0	E: 0	LOB: 2	E: 1	LOB: 2	E: 0	LOB: 2	E: 0	LOB: 0	E: 0	LOB: 0
	K: 1	BB: 0	K: 1	BB: 0	K: 2	BB: 0	K: 0	BB: 1	K: 2	BB: 1	K: 2	BB: 1	K: 2	BB: 0	K: 0	BB: 0
	S: 10	P: 16	S: 8	P: 14	S: 10	P: 16	S: 9	P: 12	S: 7	P: 13	S: 14	P: 26	S: 10	P: 15	S: 18	P: 24

PITCHER	IP	WLS	BF	H	R	ER	SO	BB	IBB	HBP	BLK	WP	HR	S	P	ERA	WHIP
Mac Suzuki, R (1, 1) ERA: 7.36	6.1		27	7	3	1	6	2	0	0	0	1	1	60	101	1.42	1.421
Tim Byrdak, L (7, 1) ERA: 8.31	1.0		6	0	1	1	3	1	0	0	0	1	0	15	26	9.00	1.000
Scott Service, R (8, 1) ERA: 5.7	0.2	H	3	1	1	1	1	0	0	0	0	0	1	6	9	13.50	1.500
Alvin Morman, L (9, 1) ERA: 4.5	0.0	L	2	2	2	2	0	0	0	0	0	0	0	8	9	∞	∞
Jeff Montgomery, R (9, 1) ERA: 6.52	1.0	B	4	2	1	1	0	0	0	0	0	0	1	10	15	9.00	2.000

WP: 2	PA: 43
PB: 0	
SB: 1	
CS: 1	



Batter	1	2	3	4	5	6	7	8	9	AB	R	H	RBI	BB	SO	LOB
<b>Johnny Damon, L</b> (1, 7) OBP: 0.379, SLG: 0.477 <b>Scott Pose, L</b> (8, PH) OBP: 0.386, SLG: 0.330 (9, 7)	3-2 F7	0-0 G3	0-1 1B			1 SAFE 3-2 FC6 1B		0-3 K2-3		4	0	2	1	0	0	1
<b>Rey Sanchez, R</b> (1, 6) OBP: 0.326, SLG: 0.366	0-1 1B	2-2 G6-3			3-2 G4-6-3 1B	0-0 F9		1-2 G2-3		5	1	2	0	0	0	2
<b>Carlos Beltrán, S</b> (1, 8) OBP: 0.332, SLG: 0.446	2-2 HR 1B	1-0 2B			1 SAFE 0-0 G4-6-3 1-2f	0-0 FC6 1-2f		0-1 E4 FC4-6		5	1	2	2	0	0	2
<b>Jermaine Dye, R</b> (1, 9) OBP: 0.349, SLG: 0.530	1 SAFE 1 SAFE 1-1 HR 1-H				0-2 HR		2-1 G5-3		1-2 F7	4	2	2	3	1	0	1
<b>29 Mike Sweeney, R</b> (1, 10) OBP: 0.377, SLG: 0.514	3-2 1B 1B	2-2 P6			2-2 G6-3		2-1 G3 1B 1B		0-0 FC4-6 1-2f	5	0	2	0	0	0	3
<b>Joe Randa, R</b> (1, 5) OBP: 0.371, SLG: 0.492	0-0 1-2 1B		2-1 BB FC5-2 1B		1-0 G6-3		1 SAFE 1 SAFE 2-1 G3 1-2 1B		1-0 L5	5	0	3	0	0	0	1
<b>Jeremy Giambi, L</b> (1, 3) OBP: 0.378, SLG: 0.383 <b>Joe Vitiello, R</b> (9, 3) OBP: 0.200, SLG: 0.174	2-3 K		4-2 FC5-2 1B BB		0-0 G4-3		0-0 G3 1-2 2-3			3	1	0	0	1	1	4
<b>Sal Fasano, R</b> (1, 2) OBP: 0.361, SLG: 0.581	1-2 F8		4-1 1B FC5-2 1-2 2-3 BB		3-2 F7		2-3 K			3	0	0	0	1	1	4
<b>Ray Holbert, R</b> (1, 4) OBP: 0.333, SLG: 0.333		2-2 G3 2B 2B	3-2 FC5-2 1B				3-2 CS 1B		1-1 G6-3	4	1	2	0	0	0	3

Inning Stats	R: 3	H: 5	E: 0	K: 1	S: 22	R: 1	H: 2	E: 0	K: 0	S: 13	R: 1	H: 2	E: 0	K: 0	S: 12	R: 1	H: 2	E: 0	K: 0	S: 10	R: 0	H: 0	E: 0	K: 0	S: 5	R: 0	H: 2	E: 0	K: 1	S: 10	R: 0	H: 2	E: 0	K: 1	S: 8	R: 0	H: 0	E: 1	K: 0	S: 8	R: 0	H: 0	E: 0	K: 0	S: 8	1B: 10	2B: 3	3B: 0	HR: 2	SF: 0	SAC: 0	DP: 1	HBP: 0	WP: 0	PB: 0	SB: 0	CS: 1	PA: 42
--------------	------	------	------	------	-------	------	------	------	------	-------	------	------	------	------	-------	------	------	------	------	-------	------	------	------	------	------	------	------	------	------	-------	------	------	------	------	------	------	------	------	------	------	------	------	------	------	------	--------	-------	-------	-------	-------	--------	-------	--------	-------	-------	-------	-------	--------

PITCHER	IP	WLS	BF	H	R	ER	SO	BB	IBB	HBP	BLK	WP	HR	S	P	ERA	WHIP
<b>Tim Belcher, R</b> (1, 1) ERA: 6.73	2.0		16	8	5	5	1	2	0	0	0	0	1	41	70	22.50	5.000
<b>Al Levine, R</b> (3, 1) ERA: 3.33	4.0		14	5	1	1	0	1	0	0	0	0	1	31	53	2.25	1.500
<b>Lou Pote, R</b> (7, 1) ERA: 2.29	2.0	W	8	2	0	0	2	0	0	0	0	0	0	18	28	0.00	1.000
<b>Shigetoshi Hasegawa, R</b> (9, 1) ERA: 4.5	1.0	S	4	0	0	0	0	0	0	0	0	0	0	8	10	0.00	0.000

**BOTTOM**

**Anaheim Angels @ Kansas City Royals**  
 Kauffman Stadium, Kansas City, MO  
 Tue Sep 14 1999, 4:05 PM CDT  
 Overcast - 65 F

livebaseballscorecards.com

<b>AB</b>	<b>39</b>
<b>R</b>	<b>6</b>
<b>H</b>	<b>15</b>
<b>RBI</b>	<b>6</b>
<b>BB</b>	<b>3</b>
<b>SO</b>	<b>3</b>
<b>LOB</b>	<b>21</b>



Batter	1	2	3	4	5	6	7	8	9	AB R H RBI BB SO LOB
<b>Darin Erstad, L</b> (1, 7) OBP: 0.303, SLG: 0.347	4-2 BB G3 BB		3-2 G4-3		2-1 16 1B		1-0 F8		3-2 G5-4-3 1B	4 1 2 1 1 0 0
<b>16 Garret Anderson, L</b> (1, 8) OBP: 0.332, SLG: 0.467	1-1 SAFE SAFE G4-3		1-1 1B		0-1 1B		0-0 G3-1		2-2 F7	5 0 2 1 0 0 4
<b>Tim Salmon, R</b> (1, 9) OBP: 0.377, SLG: 0.495	1-0 G3		0-0 G5-3		0-1 F8			2-1 L8	2-0 G5-4-3 1-2f	5 0 0 1 0 0 6
<b>Mo Vaughn, L</b> (1, 3) OBP: 0.349, SLG: 0.487	0-0 F7			1-3 K		0-0 HR		1-1 G3		4 1 1 1 0 1 0
<b>Troy Glaus, R</b> (1, 5) OBP: 0.321, SLG: 0.461		0-0 HR		2-3 K		0-0 F7		3-2 G4-3		4 1 1 1 0 1 0
<b>Todd Greene, R</b> (1, 10) OBP: 0.278, SLG: 0.443		1-2 G2-3		0-1 F7		1-0 G6-3 1B			2-2 BB 1B	4 0 2 0 0 0 0 0 1 0 0 0 0 0
<b>Jeff DaVanon, S</b> (9, PR)										
<b>Bret Hemphill, S</b> (1, 2) OBP: 0.308, SLG: 0.250		1-0 G3-1			4-2 1B SH1-4 BB		0-0 G6-3		4-0 BB 1B BB	2 1 0 0 1 0 1 0 1 0 0 1 0 0 0 0 0 0 0 0 0
<b>Jim Edmonds, L</b> (9, PH) OBP: 0.357, SLG: 0.471							1-2		1-2 BB BB	
<b>Matt Walbeck, S</b> (9, 2) OBP: 0.306, SLG: 0.317										
<b>Trent Durrington, R</b> (1, 4) OBP: 0.262, SLG: 0.238		2-3 K			2-1 SH1-4		1-1 P4		0-1 1B BB 1B	3 0 1 1 0 1 1
<b>Andy Sheets, R</b> (1, 6) OBP: 0.237, SLG: 0.278			0-0 F9		2-3 K		0-0 F9		4-2 SAFE 1B BB	3 0 0 0 1 1 1

**Anaheim Angels @ Kansas City Royals**  
Kauffman Stadium, Kansas City, MO  
Tue Sep 14 1999, 7:05 PM CDT  
Att. 11,290 - Unknown - 67 F

AB	34
R	6
H	9
RBI	6
BB	4
SO	4
LOB	13



Inning Stats	R: 1	H: 0	E: 1	K: 0	S: 7	P: 13	R: 1	H: 1	E: 0	K: 1	S: 9	P: 13	R: 0	H: 1	E: 0	K: 0	S: 7	P: 11	R: 0	H: 0	E: 0	K: 2	S: 8	P: 11	R: 1	H: 2	E: 0	K: 1	S: 13	P: 23	R: 1	H: 2	E: 0	K: 0	S: 6	P: 8	R: 0	H: 0	E: 0	K: 0	S: 3	P: 4	R: 0	H: 0	E: 0	K: 0	S: 7	P: 13	R: 2	H: 3	E: 0	K: 0	S: 17	P: 34	1B: 7	2B: 0	3B: 0	HR: 2	SF: 0	SAC: 1	DP: 1	HBP: 0	WP: 0	PB: 0	SB: 0	CS: 0	PA: 39
--------------	------	------	------	------	------	-------	------	------	------	------	------	-------	------	------	------	------	------	-------	------	------	------	------	------	-------	------	------	------	------	-------	-------	------	------	------	------	------	------	------	------	------	------	------	------	------	------	------	------	------	-------	------	------	------	------	-------	-------	-------	-------	-------	-------	-------	--------	-------	--------	-------	-------	-------	-------	--------

PITCHER	IP	WLS	BF	H	R	ER	SO	BB	IBB	HBP	BLK	WP	HR	S	P	ERA	WHIP
<b>49 Chris Fussell, R</b> (1, 1) ERA: 6.59	6.0		26	6	4	3	4	2	0	0	0	0	2	50	79	4.50	1.333
<b>Dan Murray, R</b> (7, 1) ERA: 9.0	2.0		7	1	1	1	0	0	0	0	0	0	0	15	24	4.50	0.500
<b>Tim Byrdak, L</b> (9, 1) ERA: 8.59	0.1	L	5	2	1	1	0	2	0	0	0	0	0	11	24	27.00	12.000
<b>Jose Santiago, R</b> (9, 1) ERA: 3.76	0.2		1	0	0	0	0	0	0	0	0	0	0	1	3	0.00	0.000

PITCHER	IP	WLS	BF	H	R	ER	SO	BB	IBB	HBP	BLK	WP	HR	S	P	ERA	WHIP
---------	----	-----	----	---	---	----	----	----	-----	-----	-----	----	----	---	---	-----	------

Batter	1	2	3	4	5	6	7	8	9	AB R H RBI BB SO LOB
Ray Holbert, R (1, 6) OBP: 0.341, SLG: 0.333 Jeremy Giambi, L (9, PH) OBP: 0.380, SLG: 0.383 Felix Martinez, S (9, PR)	2-2 G5-3		0-0 G3-1 G4-3 1-2 1B		2-2 F9		4-2 BB		4-2 BB	3 0 1 0 1 0 0 0 0 0 0 1 0 0 0 0 0 0 0 0 0
Dee Brown, L (1, 7) OBP: 0.105, SLG: 0.056	0-0 F8		1-2 G4-3 1-2 2-3		3-3 K		2-0 G4-3		1-3 K	5 0 0 0 0 2 4
Carlos Beltrán, S (1, 8) OBP: 0.332, SLG: 0.444	4-2 BB		1-0 G3-1 2-3 3-H		3-3 K		0-0 F9			3 0 0 1 1 1 1
Jermaine Dye, R (1, 9) OBP: 0.351, SLG: 0.530	4-1 BB		2-2 G6-3		0-0 HR 1B		4-1 HR BB			2 2 1 0 2 0 1
Mark Quinn, R (1, 10) OBP: 0.750, SLG: 2.500	3-1 P5		1-0 2B		3-2 HR 1-H		0-0 HR 1-H			4 2 3 4 0 0 2
Joe Randa, R (1, 5)		3-2 E6 G6-4-3	2-2 F9		3-1 F9		2-0 F7			4 0 0 0 0 0 1
Joe Vitiello, R (1, 3)		2-0 G6-4-3 1-2f	1-2 P5		1-1 F9		1-1 F7			4 0 0 0 0 0 2
Tim Spehr, R (1, 2) OBP: 0.318, SLG: 0.392 Scott Pose, L (7, PH) OBP: 0.383, SLG: 0.328 Chad Kreuter, S (8, 2)		2-0 F8	3-2 F9		1-2 G1-3		0-1 P4			2 0 0 0 0 0 1 1 0 0 0 0 0 0 1 0 0 0 0 0 0
Jed Hansen, R (1, 4) OBP: 0.295, SLG: 0.338 29 Mike Sweeney, R (9, PH) OBP: 0.377, SLG: 0.513			0-0 E4 G4-3 G3-1 1B		1-2 F9		3-2 L6		3-2 F9	3 1 0 0 0 0 0 1 0 0 0 0 0 0

Inning Stats	R: 0	H: 0	E: 0	K: 0	S: 11	LOB: 2	BB: 2	P: 24	R: 0	H: 0	E: 1	K: 0	S: 6	LOB: 0	BB: 0	P: 13	R: 1	H: 1	E: 1	K: 0	S: 10	LOB: 1	BB: 0	P: 14	R: 0	H: 1	E: 0	K: 0	S: 11	LOB: 0	BB: 0	P: 15	R: 2	H: 2	E: 0	K: 1	S: 13	LOB: 0	BB: 0	P: 23	R: 0	H: 0	E: 0	K: 0	S: 12	LOB: 1	BB: 1	P: 22	R: 2	H: 1	E: 0	K: 0	S: 6	LOB: 0	BB: 1	P: 13	R: 0	H: 0	E: 0	K: 1	S: 13	LOB: 1	BB: 1	P: 21	1B: 2	SF: 0	2B: 1	SAC: 0	3B: 0	DP: 1	HR: 2	HBP: 0	WP: 0	PA: 38
--------------	------	------	------	------	-------	--------	-------	-------	------	------	------	------	------	--------	-------	-------	------	------	------	------	-------	--------	-------	-------	------	------	------	------	-------	--------	-------	-------	------	------	------	------	-------	--------	-------	-------	------	------	------	------	-------	--------	-------	-------	------	------	------	------	------	--------	-------	-------	------	------	------	------	-------	--------	-------	-------	-------	-------	-------	--------	-------	-------	-------	--------	-------	--------

PITCHER	IP	WLS	BF	H	R	ER	SO	BB	IBB	HBP	BLK	WP	HR	S	P	ERA	WHIP
Mike Fyhrie, R (1, 1) ERA: 5.15	6.0		25	4	3	2	2	2	0	0	0	0	1	60	107	3.00	1.000
Mark Petkovsek, R (7, 1) ERA: 3.42	1.0	H	4	0	0	0	0	1	0	0	0	0	0	12	22	0.00	1.000
Shigetoshi Hasegawa, R (8, 1) ERA: 4.7	1.0	W	5	1	2	2	0	1	0	0	0	0	1	6	13	18.00	2.000
Troy Percival, R (9, 1) ERA: 3.44	1.0	S	4	0	0	0	1	1	0	0	0	0	0	13	21	0.00	1.000

BOTTOM

Anaheim Angels @ Kansas City Royals  
Kauffman Stadium, Kansas City, MO

Tue Sep 14 1999, 7:05 PM CDT  
Att. 11,290 - Unknown - 67 F

livebaseballscorecards.com

AB	33
R	5
H	5
RBI	5
BB	5
SO	3
LOB	12



Batter	1	2	3	4	5	6	7	8	9	AB R H RBI BB SO LOB	TOP															
<b>Darin Erstad, L</b> (1, 7) OBP: 0.304, SLG: 0.352	0-2 P5		4-1 1B BB		1-3 K		1-1 P6		0-0 HR	4 1 1 1 1 1 2																
<b>Jim Edmonds, L</b> (1, 8) OBP: 0.346, SLG: 0.455	1-3 K		3-2 L7		0-0 G1-3		3-1 F8		3-2 G1-3	5 0 0 0 0 1 3																
<b>Tim Salmon, R</b> (1, 9) OBP: 0.379, SLG: 0.493	4-2 BB		0-1 G4-6-3 1B		0-1 G5-3			1-2 F9		3 0 1 0 1 0 1																
<b>Mo Vaughn, L</b> (1, 3) OBP: 0.346, SLG: 0.483	0-0 F7		0-1 G4-6-3 1-2f			2-3 K		3-3 K		4 0 0 0 0 2 3																
<b>Troy Glaus, R</b> (1, 5) OBP: 0.320, SLG: 0.458		1-1 F7		2-2 P3		3-2 F8		4-1 16 1B BB		3 0 0 0 1 0 0																
<b>16 Garret Anderson, L</b> (1, 10) OBP: 0.335, SLG: 0.470		1-1 F8		1-0 2B		4-1 BB		3-2 1 SAFE 1B		3 0 2 0 1 0 0																
<b>Jeff Huson, L</b> (1, 4) OBP: 0.316, SLG: 0.317		3-1 1B 1B		1-2 L5		1-3 K		0-0 P5		4 0 1 0 0 1 4																
<b>Bengie Molina, R</b> (1, 2) OBP: 0.299, SLG: 0.313		1-1 1 SAFE 1B		1-3 K		4-1 FC3-6 BB			0-1 G6-3	3 0 1 0 1 1 1																
<b>Gary Disarcina, R</b> (1, 6) OBP: 0.268, SLG: 0.258		1-2 F9			0-0 G1-3 1B		1 SAFE 0-0 FC3-6 1-2f		3-2 F8	4 0 1 0 0 0 3																
<b>Inning Stats</b>	R: 0 E: 0 K: 1 S: 12	H: 0 LOB: 1 BB: 1 P: 17	R: 0 E: 0 K: 0 S: 11	H: 2 LOB: 2 BB: 0 P: 18	R: 0 E: 0 K: 0 S: 9	H: 1 LOB: 1 BB: 1 P: 16	R: 0 E: 0 K: 1 S: 13	H: 1 LOB: 1 BB: 0 P: 18	R: 0 E: 0 K: 1 S: 9	H: 1 LOB: 1 BB: 0 P: 10	R: 0 E: 0 K: 2 S: 10	H: 0 LOB: 1 BB: 1 P: 20	R: 0 E: 0 K: 0 S: 6	H: 0 LOB: 1 BB: 1 P: 14	R: 0 E: 0 K: 1 S: 11	H: 1 LOB: 2 BB: 1 P: 22	R: 1 E: 0 K: 0 S: 10	H: 1 LOB: 0 BB: 0 P: 16	1B: 5 2B: 1 3B: 0 HR: 1	SF: 0 SAC: 0 DP: 1 HBP: 0	WP: 0 PB: 0 SB: 0 CS: 0	PA: 38				
<b>PITCHER</b>	IP WLS BF H R ER SO BB IBB HBP BLK WP HR S P ERA WHIP																									
<b>Blake Stein, R</b> (1, 1) ERA: 2.98	8.0	34	6	0	0	6	5	0	0	0	0	0	81	135	0.00	1.375										
<b>Lance Carter, R</b> (9, 1) ERA: 9.0	1.0	L	4	1	1	1	0	0	0	0	0	1	10	16	9.00	1.000										

**Anaheim Angels @ Kansas City Royals**  
**Kauffman Stadium, Kansas City, MO**  
 Wed Sep 15 1999, 7:05 PM CDT  
 Att. 10,781 - Unknown - 65 F

<b>AB</b>	<b>33</b>
<b>R</b>	<b>1</b>
<b>H</b>	<b>7</b>
<b>RBI</b>	<b>1</b>
<b>BB</b>	<b>5</b>
<b>SO</b>	<b>6</b>
<b>LOB</b>	<b>17</b>



# Anaheim Angels @ Kansas City Royals

Kauffman Stadium, Kansas City, MO

Wed Sep 15 1999, 7:05 PM CDT  
Att. 10,781 - Unknown - 65 F

[livebaseballscorecards.com](http://livebaseballscorecards.com)

<b>AB</b>	<b>28</b>
<b>R</b>	<b>0</b>
<b>H</b>	<b>3</b>
<b>RBI</b>	<b>0</b>
<b>BB</b>	<b>3</b>
<b>SO</b>	<b>9</b>
<b>LOB</b>	<b>12</b>



WP:	1	PA:	32
PB:	0	SB:	0
CS:	0		

1B:	3	SF:	0
2B:	1	SAC:	0
3B:	0	DP:	2
HR:	0	HBP:	1

WP:	1	PA:	32
ERA:	0.00	WHIP:	0.625
S:	63	P:	109
HR:	0	P:	11

IP:	8.0	WLS:	W	BF:	28	H:	2	R:	0	ER:	0	SO:	8	BB:	3	IBB:	0	HBP:	1	BLK:	0	WP:	1	HR:	0	S:	63	P:	109	ERA:	0.00	WHIP:	0.625
-----	-----	------	---	-----	----	----	---	----	---	-----	---	-----	---	-----	---	------	---	------	---	------	---	-----	---	-----	---	----	----	----	-----	------	------	-------	-------

IP:	1.0	WLS:	S	BF:	4	H:	1	R:	0	ER:	0	SO:	1	BB:	0	IBB:	0	HBP:	0	BLK:	0	WP:	0	HR:	0	S:	10	P:	11	ERA:	3.38	WHIP:	1.000
-----	-----	------	---	-----	---	----	---	----	---	-----	---	-----	---	-----	---	------	---	------	---	------	---	-----	---	-----	---	----	----	----	----	------	------	-------	-------

Batter	1	2	3	4	5	6	7	8	9	AB	R	H	RBI	BB	SO	LOB	BOTTOM
Ray Holbert, R OBP: 0.326, SLG: 0.318 (1, 4) BCSBX	2-2 L8		2-3 K			1-0 F9		1-2 SAFE 1-2f G6-4-3		4	0	0	0	0	1	1	
Joe Randa, R OBP: 0.367, SLG: 0.486 (1, 5) X	0-0 F9			4-2 F8 WP BB		1-3 K		0-1 F9		3	0	0	0	1	1	0	
Carlos Beltrán, S OBP: 0.333, SLG: 0.443 (1, 8) BCBX	2-1 G5-3			4-1 SAFE F7-2-4 F8 1-2 BB		3-3 K		1-2 1B		3	0	1	0	1	1	0	
Jermaine Dye, R OBP: 0.349, SLG: 0.526 (1, 9)		2-2 F9		1-0 F8 1-2 2-3		0-0 L8		0-3 K		4	0	0	0	0	1	3	
29 Mike Sweeney, R OBP: 0.378, SLG: 0.512 (1, 10) X		0-0 F8		4-1 BB		1-0 1B		0-1 L8		3	0	1	0	1	0	1	
Mark Quinn, R OBP: 0.571, SLG: 1.571 (1, 7)		2-2 1B		0-0 F7-2-4 2-3		2-3 K				3	0	1	0	0	1	4	
Joe Vitiello, R OBP: 0.156, SLG: 0.133 (1, 3) CCBB1SAFE		3-3 K		0-3 K		1-0 G5-3				3	0	0	0	0	2	2	
Sal Fasano, R OBP: 0.359, SLG: 0.545 Jed Hansen, R (8, PR) OBP: 0.295, SLG: 0.338 Chad Kreuter, S (9, 2) OBP: 0.311, SLG: 0.321			1-3 K		3-1 P4			3-2 G6-4-3 HBP		2	0	0	0	0	1	0	
Rey Sanchez, R OBP: 0.324, SLG: 0.364 (1, 6) CCCBX			1-2 L9		1-0 F9			1-3 SAFE K		3	0	0	0	0	1	1	
<b>Inning Stats</b>	R: 0 H: 0 E: 0 LOB: 0 K: 0 BB: 0 S: 6 P: 10	R: 0 H: 1 E: 0 LOB: 1 K: 1 BB: 0 S: 12 P: 19	R: 0 H: 0 E: 0 LOB: 0 K: 2 BB: 0 S: 9 P: 13	R: 0 H: 0 E: 0 LOB: 2 K: 0 BB: 3 S: 7 P: 20	R: 0 H: 0 E: 0 LOB: 0 K: 1 BB: 0 S: 6 P: 10	R: 0 H: 0 E: 0 LOB: 0 K: 2 BB: 0 S: 8 P: 13	R: 0 H: 1 E: 0 LOB: 1 K: 1 BB: 0 S: 6 P: 10	R: 0 H: 0 E: 0 LOB: 1 K: 1 BB: 0 S: 9 P: 14	R: 0 H: 1 E: 0 LOB: 1 K: 1 BB: 0 S: 10 P: 11	1B: 3 SF: 0 2B: 1 SAC: 0 3B: 0 DP: 2 HR: 0 HBP: 1	WP: 1 PA: 32 PB: 0 SB: 0 CS: 0						
<b>PITCHER</b>	IP WLS BF H R ER SO BB IBB HBP BLK WP HR S P ERA WHIP																
Chuck Finley, L ERA: 4.45 Troy Percival, R ERA: 3.38	(1, 1) 8.0 W 28 2 0 0 8 3 0 1 0 1 0 63 109 0.00 0.625																
	(9, 1) 1.0 S 4 1 0 0 1 0 0 0 0 0 0 10 11 0.00 1.000																

Batter	1	2	3	4	5	6	7	8	9	AB R H RBI BB SO LOB	TOP
Jeff DaVanon, S (1, 7) F B B S	2-3 K		2-2 G4-3		1-0 G5-3			0-0 G6-3		4 0 0 1 0 1 1	<b>Anaheim Angels @ Kansas City Royals</b> Kauffman Stadium, Kansas City, MO Thu Sep 16 1999, 1:05 PM CDT Att. 11,602 - Sunny - 67 F
Jim Edmonds, L (1, 8) OBP: 0.349, SLG: 0.452 X	0-0 CS 1B		1-0 G4-3		1-1 F7		4-1 BB		3 0 1 0 1 0 0		
Tim Salmon, R (1, 9) OBP: 0.375, SLG: 0.487 B B F 1 F S SAFE	2-3 K		1-0 G4-3		1-0 L5		0-3 K		4 0 0 0 0 2 2		
Mo Vaughn, L (1, 10) OBP: 0.345, SLG: 0.481 X		0-0 E3 G6-3		2-2 F8		0-2 1B	1-2 L9		4 0 1 0 0 0 1		
Troy Glaus, R (1, 5) OBP: 0.320, SLG: 0.456 B S B X	2-1 G6-3		0-0 1B		2-3 K		0-1 P4		4 0 1 0 0 1 2		
Matt Luke, L (1, 3) OBP: 0.407, SLG: 0.720 B C C C	1-3 K		0-1 G6-3		1-0 G4-3 1B		0-0 G4-3		4 0 1 0 0 1 2		
Jeff Huson, L (1, 4) OBP: 0.310, SLG: 0.310 X	0-0 G3		0-2 P4		1-0 G4-3		1-2 G3-1		4 0 0 0 0 0 2		
Bengie Molina, R (1, 2) OBP: 0.312, SLG: 0.337 Matt Walbeck, S (5, PR) OBP: 0.305, SLG: 0.315 (5, 2)			1-0 SH1-3 G4-3 2B		2-1 1B		0-0 G5-3		2 1 2 0 0 0 0 1 0 0 0 0 0 1		
Gary Disarcina, R (1, 6) OBP: 0.266, SLG: 0.256 X			0-0 SH1-3		0-1 F9		0-0 G6-3		2 0 0 0 0 0 2		
<b>Inning Stats</b>	R: 0 H: 1 E: 0 LOB: 0 K: 2 BB: 0 S: 7 P: 11	R: 0 H: 0 E: 1 LOB: 1 K: 1 BB: 0 S: 7 P: 10	R: 1 H: 1 E: 0 LOB: 0 K: 0 BB: 0 S: 6 P: 10	R: 0 H: 1 E: 0 LOB: 1 K: 0 BB: 0 S: 7 P: 10	R: 0 H: 1 E: 0 LOB: 1 K: 0 BB: 0 S: 12 P: 15	R: 0 H: 1 E: 0 LOB: 1 K: 1 BB: 0 S: 9 P: 13	R: 0 H: 1 E: 0 LOB: 1 K: 0 BB: 0 S: 4 P: 6	R: 0 H: 0 E: 0 LOB: 1 K: 1 BB: 1 S: 8 P: 13	R: 0 H: 0 E: 0 LOB: 0 K: 0 BB: 0 S: 6 P: 7	1B: 5 SF: 0 2B: 1 SAC: 1 3B: 0 DP: 0 HR: 0 HBP: 0	
<b>PITCHER</b> Jeff Suppan, R (1, 1) ERA: 4.26	IP WLS BF H R ER SO BB IBB HBP BLK WP HR S P ERA WHIP										

AB	32
R	1
H	6
RBI	1
BB	1
SO	5
LOB	13



Batter	1	2	3	4	5	6	7	8	9	AB	R	H	RBI	BB	SO	LOB
Scott Pose, L OBP: 0.380, SLG: 0.319 (1, 10)	1-3 K	4-2 CS BB		1-2 G4-6-3 1-2f		3-2 G4-3				3	0	0	0	1	1	2
Rey Sanchez, R OBP: 0.325, SLG: 0.363 (1, 6)	4-2 HR BB	1-1 CS 1-2	1-3 K		1-1 F9		0-0 G1-6-3 1B			3	1	1	0	1	1	0
Carlos Beltrán, S OBP: 0.332, SLG: 0.447 (1, 8)	3-1 HR 1-H		2-2 G1-3		0-0 F9		3-2 F8 SAFE			4	1	1	2	0	0	1
Jermaine Dye, R OBP: 0.350, SLG: 0.527 (1, 9)	4-0 29 2B BB		0-3 K		0-0 1B 2B		0-1 G1-6-3 1-2f			3	1	1	0	1	1	1
29 Mike Sweeney, R OBP: 0.382, SLG: 0.516 (1, 3)	1-1 CS 1-H 2B			0-0 2B 1B		4-0 1B BB		1-0 2B 1B		3	2	3	1	1	0	0
Joe Randa, R OBP: 0.370, SLG: 0.490 (1, 5)	0-0 1B 2-3			1-0 1B PB 2B		3-2 1B 1-2 2-H		0-3 K		4	1	3	0	0	1	1
Mark Quinn, R OBP: 0.545, SLG: 1.273 (1, 7)	3-1 G5-3			1-0 PB 1B 2-3 3-H		2-2 L9		1-0 1-H 2B		4	0	2	2	0	0	1
Tim Spehr, R OBP: 0.328, SLG: 0.413 (1, 2)		1-3 K		4-0 G4-6-3 BB 1-2 3-H		1-1 HR		4-0 G6-3 BB		2	1	1	1	2	1	0
Ray Holbert, R OBP: 0.313, SLG: 0.303 (1, 4)		2-2 F9		1-0 F7		1-1 P2		0-0 G6-3 1-2f		4	0	0	0	0	0	4

Inning Stats	R: 3	H: 3	E: 0	K: 1	S: 12	LOB: 1	BB: 2	P: 28	R: 0	H: 0	E: 0	K: 1	S: 10	LOB: 0	BB: 1	P: 18	R: 0	H: 0	E: 0	K: 2	S: 9	LOB: 0	BB: 0	P: 12	R: 2	H: 3	E: 0	K: 0	S: 8	LOB: 1	BB: 1	P: 16	R: 0	H: 2	E: 0	K: 0	S: 8	LOB: 2	BB: 1	P: 16	R: 1	H: 1	E: 0	K: 0	S: 12	LOB: 0	BB: 0	P: 19	R: 0	H: 1	E: 0	K: 0	S: 6	LOB: 0	BB: 0	P: 9	R: 1	H: 2	E: 0	K: 1	S: 6	LOB: 1	BB: 1	P: 12
--------------	------	------	------	------	-------	--------	-------	-------	------	------	------	------	-------	--------	-------	-------	------	------	------	------	------	--------	-------	-------	------	------	------	------	------	--------	-------	-------	------	------	------	------	------	--------	-------	-------	------	------	------	------	-------	--------	-------	-------	------	------	------	------	------	--------	-------	------	------	------	------	------	------	--------	-------	-------

PITCHER	IP	WLS	BF	H	R	ER	SO	BB	IBB	HBP	BLK	WP	HR	S	P	ERA	WHIP
Ramon Ortiz, R ERA: 6.68 (1, 1)	3.0	L	17	6	5	5	4	4	0	0	0	0	1	34	67	15.00	3.333
Steve Mintz, R ERA: 4.5 (4, 1)	3.0		12	4	1	1	0	1	0	0	0	0	1	26	43	3.00	1.667
Lou Pote, R ERA: 2.49 (7, 1)	2.0		7	2	1	1	1	1	0	0	0	0	0	11	20	4.50	1.500

**BOTTOM**

**AB R H RBI BB SO LOB**

**3 0 0 0 1 1 2**

**3 1 1 0 1 1 0**

**4 1 1 2 0 0 1**

**3 1 1 0 1 1 1**

**3 2 3 1 1 0 0**

**4 1 3 0 0 1 1**

**4 0 2 2 0 0 1**

**2 1 1 1 2 1 0**

**4 0 0 0 0 0 4**

**AB 30**

**R 7**

**H 12**

**RBI 6**

**BB 6**

**SO 5**

**LOB 10**

**WP: 0 PA: 37**

**PB: 1**

**SB: 0**

**CS: 2**

**SF: 0**

**SAC: 0**

**DP: 3**

**HBP: 0**

**1B: 6**

**2B: 4**

**3B: 0**

**HR: 2**


**livebaseballscorecards.com**

**Anaheim Angels @ Kansas City Royals**

**Kauffman Stadium, Kansas City, MO**

**Thu Sep 16 1999, 1:05 PM CDT**

**Att: 11,602 - Sunny - 67 F**



Batter	1	2	3	4	5	6	7	8	9	AB R H RBI BB SO LOB	TOP															
Felix Martinez, S OBP: 0.143, SLG: 0.143 (1, 6)	2-2 G1-3	0-0 G4-3			2-2 E6 1B	0-1 G6-4-3 1-2f		0-2 G1-3		5 1 1 0 0 0 1																
Ray Holbert, R OBP: 0.327, SLG: 0.312 (1, 4)	0-0 S E 1B		0-3 K		4-2 1B 2B BB		0-1 G5-3	3-2 CS 1B		4 2 2 0 1 1 0																
Carlos Beltrán, S OBP: 0.335, SLG: 0.452 Jed Hansen, R OBP: 0.292, SLG: 0.333 (1, 8) (7, 8)	2-3 SAFE SAFE SAFE SAFE K		2-0 2B 1B		0-1 2B 1B		0-0 1B 3B	3-3 K 1-2		4 3 3 1 0 1 1 1 0 0 0 0 1 1																
Jermaine Dye, R OBP: 0.352, SLG: 0.531 (1, 9)	3-2 SAFE SAFE E5 1B		3-2 SAFE SAFE FC6-5 1H 2B		1-0 P3-5 1H 2H 2B		0-2 2B FC3-2 1B		2-1 F7	5 1 3 4 0 0 0																
29 Mike Sweeney, R OBP: 0.385, SLG: 0.520 (1, 10)	4-2 1B BB		1-1 FC6-5 2-3		2-0 FC6-4 1B		0-1 FC3-2 1B 2B		1-0 BB 1B	4 1 3 0 1 0 1																
Joe Randa, R OBP: 0.372, SLG: 0.489 (1, 5)	2-1 1-2 2H 1B		3-1 L6		3-1 P3-5 2-3f		4-0 FC3-2 1B IBB		4-0 1-2 BB	3 1 1 1 2 0 3																
Mark Quinn, R OBP: 0.375, SLG: 0.875 (1, 7)	1-0 P2			1-1 G5-3	3-0 FC6-4 1-2f		2-2 FC3-2 1B		1-0 F7	5 0 0 0 0 0 8																
Jeremy Giambi, L OBP: 0.381, SLG: 0.383 (1, 3)		1-1 F7		2-0 G4-3		0-0 G6-4-3 1B		0-0 1-2 2H 3H 1B		5 0 2 2 0 0 2																
Sal Fasano, R OBP: 0.326, SLG: 0.486 (1, 2)		2-3 K		3-2 P4		0-2 K		2-3 K		4 0 0 0 0 3 3																
<b>Inning Stats</b>	R: 2 E: 1 K: 1 S: 17	H: 2 LOB: 2 BB: 1 P: 31	R: 0 E: 0 K: 1 S: 6	H: 0 LOB: 0 BB: 0 P: 9	R: 1 E: 0 K: 1 S: 13	H: 2 LOB: 1 BB: 0 P: 21	R: 0 E: 0 K: 0 S: 6	H: 0 LOB: 0 BB: 0 P: 12	R: 3 E: 1 K: 0 S: 12	H: 4 LOB: 1 BB: 1 P: 27	R: 0 E: 0 K: 1 S: 6	H: 1 LOB: 0 BB: 0 P: 6	R: 3 E: 0 K: 1 S: 16	H: 4 LOB: 2 BB: 1 P: 24	R: 0 E: 0 K: 1 S: 12	H: 1 LOB: 1 BB: 0 P: 18	R: 0 E: 0 K: 0 S: 7	H: 1 LOB: 2 BB: 1 P: 18	1B: 11 2B: 5 3B: 1 HR: 0	SF: 0 SAC: 0 DP: 3 HBP: 0	WP: 0 PB: 0 SB: 1 CS: 1	PA: 44				
<b>PITCHER</b>	<b>IP</b> <b>WLS</b> <b>BF</b> <b>H</b> <b>R</b> <b>ER</b> <b>SO</b> <b>BB</b> <b>IBB</b> <b>HBP</b> <b>BLK</b> <b>WP</b> <b>HR</b> <b>S</b> <b>P</b> <b>ERA</b> <b>WHIP</b>	<b>IP</b> <b>WLS</b> <b>BF</b> <b>H</b> <b>R</b> <b>ER</b> <b>SO</b> <b>BB</b> <b>IBB</b> <b>HBP</b> <b>BLK</b> <b>WP</b> <b>HR</b> <b>S</b> <b>P</b> <b>ERA</b> <b>WHIP</b>																								
Tim Hudson, R ERA: 3.25 (1, 1)	4.0 L	22	7	6	4	3	2	0	0	0	0	0	50	88	9.00	2.250										
Tim Worrell, R ERA: 3.92 (5, 1)	2.0	6	2	0	0	1	0	0	0	0	0	0	10	18	0.00	1.000										
Tim Kubinski, L ERA: 4.7 (7, 1)	0.1	2	1	1	1	0	0	0	0	0	0	0	3	3	27.00	3.000										
T.J. Mathews, R ERA: 3.86 (7, 1)	0.2	6	3	2	2	1	0	1	0	0	0	0	13	21	27.00	4.500										
Buddy Groom, L ERA: 4.7 (8, 1)	1.0	3	1	0	0	1	0	0	0	0	0	0	12	18	0.00	1.000										
<b>PITCHER</b>	<b>IP</b> <b>WLS</b> <b>BF</b> <b>H</b> <b>R</b> <b>ER</b> <b>SO</b> <b>BB</b> <b>IBB</b> <b>HBP</b> <b>BLK</b> <b>WP</b> <b>HR</b> <b>S</b> <b>P</b> <b>ERA</b> <b>WHIP</b>	<b>IP</b> <b>WLS</b> <b>BF</b> <b>H</b> <b>R</b> <b>ER</b> <b>SO</b> <b>BB</b> <b>IBB</b> <b>HBP</b> <b>BLK</b> <b>WP</b> <b>HR</b> <b>S</b> <b>P</b> <b>ERA</b> <b>WHIP</b>																								
Doug Jones, R ERA: 3.75 (9, 1)	1.0	5	1	0	0	0	1	0	0	0	0	0	7	18	0.00	2.000										

Kansas City Royals @ Oakland Athletics  
Network Associates Coliseum, Oakland, CA

AB	40
R	9
H	15
RBI	8
BB	4
SO	6
LOB	20



livebaseballscorecards.com



Batter	1	2	3	4	5	6	7	8	9	AB R H RBI BB SO LOB
<b>Rich Becker, L</b> OBP: 0.415, SLG: 0.405 (1, 8) (8, 9) (9, 7)	1-3  ①		0-0  X		3-1  BBB X		2-2  1-2 2-H 1B		0-2  X	5 1 3 2 0 1 0
<b>Randy Velarde, R</b> OBP: 0.383, SLG: 0.444 (1, 4) F B F B X	2-2  1B		1-3  ①		1-3  ② SAFE		4-0  1-2 2-3 BB		2-3  ②	4 0 1 0 1 3 1
<b>Jason Giambi, L</b> OBP: 0.419, SLG: 0.564 (1, 3) C C SAFE	1-3  ②		1-3  ②		0-1  ③ X		0-1  1-2 2-3 3-H 1B		0-3  ③	5 0 1 1 0 3 2
<b>Matt Stairs, L</b> OBP: 0.365, SLG: 0.530 <b>Jason McDonald, S</b> OBP: 0.298, SLG: 0.261 (1, 9) (8, 8) (9, 9) C B F C B B X	3-2  ③		2-3  ③		2-2  ① B B F X		2-3  ②			4 0 0 0 0 2 4 0 0 0 0 0 0 0
<b>John Jaha, R</b> OBP: 0.409, SLG: 0.560 (1, 10)		4-2  BB BB		4-0  BB		2-2  ② B B C X	1-1  ③			2 0 0 0 2 0 3
<b>Scott Spiezio, S</b> OBP: 0.324, SLG: 0.442 (1, 5)		2-3  ①		0-1  ① C X		1-2  ③ S B C X		1-3  ①		4 0 0 0 0 2 2
<b>Ben Grieve, L</b> OBP: 0.359, SLG: 0.462 <b>Ryan Christenson, R</b> OBP: 0.308, SLG: 0.308 (1, 7) (8, PH) (9, 8)		4-1  BB BB		2-0  ② BB X		2-3  ① S B B F X	3-3  ②			2 0 0 0 1 1 1 1 0 0 0 0 1 0
<b>Ramon Hernandez, R</b> OBP: 0.366, SLG: 0.430 (1, 2)		1-3  ②		3-3  ③ C B B S		4-0  BB BB	1-0  X			3 1 1 0 1 2 3
<b>Miguel Tejada, R</b> OBP: 0.315, SLG: 0.409 (1, 6)		2-2  ③ C B B X		0-1  ① C X		3-1  BB BB	2-2  ③ B B F T			4 1 1 0 0 1 3

Inning Stats	R: 0	H: 1	LOB: 1	K: 2	S: 14	P: 21	R: 0	H: 0	LOB: 2	K: 2	S: 12	P: 25	R: 1	H: 1	LOB: 0	K: 3	S: 10	P: 14	R: 0	H: 0	LOB: 1	K: 1	S: 7	P: 16	R: 0	H: 0	LOB: 0	K: 0	S: 9	P: 14	R: 2	H: 3	LOB: 3	K: 2	S: 17	P: 35	R: 0	H: 1	LOB: 1	K: 3	S: 12	P: 19	R: 0	H: 0	LOB: 0	K: 2	S: 9	P: 11	1B: 5	2B: 1	3B: 0	HR: 1	SF: 0	SAC: 0	DP: 0	HBP: 0	WP: 0	PA: 39
--------------	------	------	--------	------	-------	-------	------	------	--------	------	-------	-------	------	------	--------	------	-------	-------	------	------	--------	------	------	-------	------	------	--------	------	------	-------	------	------	--------	------	-------	-------	------	------	--------	------	-------	-------	------	------	--------	------	------	-------	-------	-------	-------	-------	-------	--------	-------	--------	-------	--------

PITCHER	IP	WLS	BF	H	R	ER	SO	BB	IBB	HBP	BLK	WP	HR	S	P	ERA	WHIP
<b>Jay Witasick, R</b> ERA: 5.71 (1, 1)	6.1	W	29	5	3	3	10	5	0	0	0	0	1	71	128	4.26	1.579
<b>Alvin Morman, L</b> ERA: 4.35 (7, 1)	1.2		7	2	0	0	4	0	0	0	0	0	0	19	29	0.00	1.200
<b>Scott Service, R</b> ERA: 5.62 (9, 1)	1.0		3	0	0	0	2	0	0	0	0	0	0	9	11	0.00	0.000

**BOTTOM**

**Kansas City Royals @ Oakland Athletics**  
Network Associates Coliseum, Oakland, CA

livebaseballscorecards.com

<b>AB</b>	<b>34</b>
<b>R</b>	<b>3</b>
<b>H</b>	<b>7</b>
<b>RBI</b>	<b>3</b>
<b>BB</b>	<b>5</b>
<b>SO</b>	<b>16</b>
<b>LOB</b>	<b>19</b>



WP	PA	ERA	WHIP
0	39		

Fri Sep 17 1999, 10:35 PM EDT  
Att. 9,492 - Cloudy - 58 F

Batter	1	2	3	4	5	6	7	8	9	AB R H RBI BB SO LOB	TOP											
Carlos Febles, R (1, 4) OBP: 0.345, SLG: 0.431	1-1 G6-3		2-3 K		0-0 G5-3		0-1 G5-3		0-2 G4-3	5 0 0 0 0 1 0												
Rey Sanchez, R (1, 6) OBP: 0.325, SLG: 0.362	0-0 F8		0-2 F9			1-2 2B 2B 1B		1-3 K		4 1 1 0 0 1 0												
Carlos Beltrán, S (1, 8) OBP: 0.336, SLG: 0.457	1-1 G1-3			2-0 G3		2-2 2B 29 G6-3 2B		1-2 1B 3B		4 2 2 0 0 0 0												
Jermaine Dye, R (1, 9) OBP: 0.353, SLG: 0.532		4-0 29 1B BB		0-0 G6-3		1-1 G5-3 2B		2-1 P3		3 0 1 1 1 0 1												
29 Mike Sweeney, R (1, 3) OBP: 0.388, SLG: 0.521		2-0 1B		0-1 FC5-4 1B		3-2 G6-3		4-0 1B BB		3 0 2 1 1 0 1												
Joe Randa, R (1, 5) OBP: 0.371, SLG: 0.487		0-1 P9		1-2 FC5-4 1-2f		1-0 G5-3		1-0 1B		4 0 1 1 0 0 4												
Mark Quinn, R (1, 7) OBP: 0.350, SLG: 0.900		1-0 P4			0-0 HR	0-0 L4		1-1 F8		4 1 1 1 0 0 5												
Jeremy Giambi, L (1, 10) OBP: 0.376, SLG: 0.378		0-0 F9			2-2 G6-3		3-2 F9		0-0 G4-3	4 0 0 0 0 0 2												
Chad Kreuter, S (1, 2) OBP: 0.309, SLG: 0.319			0-1 G3		3-3 K		0-0 G4-3		2-2 F8	2 0 0 0 0 1 0												
Dee Brown, L (7, PH) OBP: 0.100, SLG: 0.053										1 0 0 0 0 0 0												
Tim Spehr, R (7, 2) OBP: 0.328, SLG: 0.413										0 0 0 0 0 0 0												
Larry Sutton, L (9, PH) OBP: 0.301, SLG: 0.337										1 0 0 0 0 0 0												
<b>Inning Stats</b>	R: 0 E: 0 K: 0 S: 5	H: 0 LOB: 0 BB: 0 P: 7	R: 0 E: 0 K: 0 S: 5	H: 1 LOB: 2 BB: 1 P: 12	R: 0 E: 0 K: 1 S: 8	H: 0 LOB: 0 BB: 0 P: 10	R: 0 E: 0 K: 0 S: 8	H: 1 LOB: 1 BB: 0 P: 11	R: 1 E: 0 K: 1 S: 8	H: 1 LOB: 0 BB: 0 P: 13	R: 2 E: 0 K: 0 S: 13	H: 3 LOB: 1 BB: 0 P: 21	R: 0 E: 0 K: 0 S: 6	H: 0 LOB: 0 BB: 0 P: 9	R: 1 E: 0 K: 1 S: 12	H: 2 LOB: 2 BB: 1 P: 22	R: 0 E: 0 K: 0 S: 7	H: 0 LOB: 0 BB: 0 P: 9	1B: 4 2B: 2 3B: 1 HR: 1	SF: 0 SAC: 0 DP: 0 HBP: 0	WP: 0 PB: 0 SB: 0 CS: 0	PA: 37
<b>PITCHER</b>	IP WLS BF H R ER SO BB IBB HBP BLK WP HR S P ERA WHIP																					
Omar Olivares, R (1, 1) ERA: 4.07	7.2 W 33 8 4 4 3 2 0 0 0 0 0 1 63 102 4.70 1.304																					
Jason Isringhausen, R (8, 1) ERA: 4.98	1.1 S 4 0 0 0 0 0 0 0 0 0 0 0 9 12 0.00 0.000																					

Kansas City Royals @ Oakland Athletics  
Network Associates Coliseum, Oakland, CA

Sat Sep 18 1999, 4:05 PM EDT  
Att. 13,651 - Cloudy - 61 F

AB	35
R	4
H	8
RBI	4
BB	2
SO	3
LOB	13



Batter	1	2	3	4	5	6	7	8	9	AB	R	H	RBI	BB	SO	LOB							
Ryan Christenson, R OBP: 0.306, SLG: 0.306 (1, 8)	2-2 HBP BB 1B	1-2 FC 1B	1-2 F9				1-3 K		2-0 F9							5	1	1	1	0	1	3	
Randy Velarde, R OBP: 0.385, SLG: 0.449 (1, 4)	4-2 HBP BB 1B	0-1 P3	2-0 HR				3-1 G4-6-3 1B		1-0 G6-3								4	2	2	2	1	0	1
Jason Giambi, L OBP: 0.422, SLG: 0.565 (1, 3)	1-0 FC5-4 1B 1-2 2-3 HBP	0-0	0-2 1B				0-0 G4-6-3 1-2f		4-2 1B BB								3	0	2	0	1	0	2
John Jaha, R OBP: 0.407, SLG: 0.556 (1, 10)	2-2 FC5-4 1B 1-2 2-H 3-H	1-3 K	3-3 K				3-2 G5-3		1-3 K								5	0	1	2	0	3	4
Matt Stairs, L OBP: 0.365, SLG: 0.531 (1, 9)	2-1 F9		2-2 1B 2B		0-0 F8		1-0 G6-3		1-2 FC6-4 1B								5	1	2	0	0	0	2
Olmedo Saenz, R OBP: 0.369, SLG: 0.498 (1, 5)	0-2 FC5-4 1-2f 2-3		1-1 1B 2-H		1-1 G6-3		1-1 F7		1-0 FC6-4 1-2f								5	0	1	1	0	0	4
Ramon Hernandez, R OBP: 0.370, SLG: 0.422 (1, 2)	3-2 G5-3		4-2 WP HR BB		4-1 FC6-4 BB				1-2 F9								2	1	0	0	2	0	2
Miguel Tejada, R OBP: 0.318, SLG: 0.419 (1, 6)			0-2 SH5-3 FC 2B		2-2 1-H HR		1-1 FC6-4 1-2f		1-0 G6-3 1B								4	2	3	2	0	0	1
Jason McDonald, S OBP: 0.304, SLG: 0.264 (1, 7)			0-1 SH5-3 2-3		2-0 HR 1B		2-1 1B HBP		2-1 G6-3								2	1	1	0	0	0	1

Inning Stats	R: 2	H: 2	E: 0	LOB: 2	K: 0	BB: 1	S: 18	R: 1	H: 2	E: 0	LOB: 2	K: 1	BB: 0	S: 16	R: 5	H: 6	E: 0	LOB: 1	K: 1	BB: 1	S: 24	R: 0	H: 0	E: 0	LOB: 1	K: 0	BB: 1	S: 6	R: 0	H: 1	E: 0	LOB: 1	K: 1	BB: 0	S: 7	R: 0	H: 0	E: 0	LOB: 0	K: 0	BB: 0	S: 7	R: 0	H: 1	E: 0	LOB: 1	K: 0	BB: 0	S: 7	R: 0	H: 1	E: 0	LOB: 2	K: 1	BB: 1	S: 12	R: 0	H: 1	E: 0	LOB: 1	K: 0	BB: 0	S: 7	R: 0	H: 1	E: 0	LOB: 2	K: 1	BB: 1	S: 20
1B: 9	SF: 0	2B: 2	SAC: 1	3B: 0	DP: 1	HR: 2	HBP: 2	WP: 1	PA: 42	PB: 0	SB: 0	CS: 0																																																										

PITCHER	IP	WLS	BF	H	R	ER	SO	BB	IBB	HBP	BLK	WP	HR	S	P	ERA	WHIP
50 José Rosado, L ERA: 4.1	2.1	L	17	7	6	6	1	2	0	0	0	1	1	45	70	23.14	3.857
Dan Murray, R ERA: 8.1	3.1		13	4	2	2	2	1	0	1	0	0	1	26	46	6.75	1.875
Brad Rigby, R ERA: 4.35	6.1		3	0	0	0	0	0	0	0	0	0	0	7	12	0.00	0.000
Lance Carter, R ERA: 4.5	7.1		4	1	0	0	0	0	0	0	0	0	0	7	13	0.00	1.000
Tim Byrdak, L ERA: 8.22	8.1		5	1	0	0	1	1	0	0	0	0	0	12	20	0.00	2.000


**BOTTOM**

**Kansas City Royals @ Oakland Athletics**  
Network Associates Coliseum, Oakland, CA

Sat Sep 18 1999, 4:05 PM EDT  
Att. 13,651 - Cloudy - 61 F

AB	35
R	8
H	13
RBI	8
BB	4
SO	4
LOB	20

livebaseballscorecards.com



Batter	1	2	3	4	5	6	7	8	9	AB R H RBI BB SO LOB	TOP									
<b>Carlos Febles, R</b> (1, 4) OBP: 0.343, SLG: 0.428 <b>Mark Quinn, R</b> (7, PH) OBP: 0.333, SLG: 0.857 <b>Ray Holbert, R</b> (7, 4) OBP: 0.327, SLG: 0.312	0-1 G4-3		2-3 K		1-1 G6-3		2-3 K			3 0 0 0 0 1 0 1 0 0 0 0 1 2 0 0 0 0 0 0 0	<b>Kansas City Royals @ Oakland Athletics</b> Network Associates Coliseum, Oakland, CA Sun Sep 19 1999, 4:05 PM EDT Att. 13,914 - Cloudy - 68 F <a href="http://livebaseballscorecards.com">livebaseballscorecards.com</a>									
<b>Dee Brown, L</b> (1, 7) OBP: 0.125, SLG: 0.087	1-3 K		0-0 1B		2-0 L1			0-0 F9		4 0 1 0 0 1 0										
<b>Carlos Beltrán, S</b> (1, 8) OBP: 0.335, SLG: 0.456	3-2 P6		1-0 SAFE 1-3 S 1B		1-1 F9			3-3 K		4 0 1 0 0 1 0										
<b>Jermaine Dye, R</b> (1, 9) OBP: 0.351, SLG: 0.528		2-3 K	1-0 SAFE 1-3 S 1B		1-1 G1-6-3			1-2 F7		4 0 0 0 0 1 2										
<b>29 Mike Sweeney, R</b> (1, 3) OBP: 0.387, SLG: 0.524		0-0 G6-3		2-1 HR		1-1 G6-3			2-2 G4-3	4 1 1 1 0 0 0										
<b>Joe Randa, R</b> (1, 5) OBP: 0.370, SLG: 0.485		0-1 G4-3		1-1 F7			1-2 BB 1B		1-2 F9	4 0 1 0 0 0 0										
<b>Jeremy Giambi, L</b> (1, 10) OBP: 0.374, SLG: 0.376			2-2 HR 1B	2-3 K			2-3 K		1-1 P5	4 1 1 0 0 2 1										
<b>Sal Fasano, R</b> (1, 2) OBP: 0.348, SLG: 0.564			1-2 HR	1-0 F7			4-1 BB			2 1 1 2 1 0 0										
<b>Rey Sanchez, R</b> (1, 6) OBP: 0.323, SLG: 0.360			0-0 G6-3		1-2 G5-3		2-3 K			3 0 0 0 0 1 2										
<b>Inning Stats</b>	R: 0 E: 0 K: 1 S: 8	H: 0 LOB: 0 BB: 0 P: 12	R: 0 E: 0 K: 1 S: 6	H: 0 LOB: 0 BB: 0 P: 8	R: 2 E: 0 K: 1 S: 16	H: 4 LOB: 2 BB: 0 P: 25	R: 1 E: 0 K: 1 S: 8	H: 1 LOB: 0 BB: 0 P: 14	R: 0 E: 0 K: 0 S: 6	H: 0 LOB: 0 BB: 0 P: 9	R: 0 E: 0 K: 3 S: 14	H: 1 LOB: 2 BB: 1 P: 25	R: 0 E: 0 K: 1 S: 8	H: 0 LOB: 0 BB: 0 P: 12	R: 0 E: 0 K: 0 S: 9	H: 0 LOB: 0 BB: 0 P: 13	1B: 4 2B: 0 3B: 0 HR: 2	SF: 0 SAC: 0 DP: 0 HBP: 0	WP: 0 PB: 0 SB: 1 CS: 0	PA: 34
<b>PITCHER</b>	IP WLS BF H R ER SO BB IBB HBP BLK WP HR S P ERA WHIP																			
<b>Gil Heredia, R</b> (1, 1) ERA: 4.63 <b>Tim Worrell, R</b> (7, 1) ERA: 3.82 <b>Greg McMichael, R</b> (9, 1) ERA: 5.34	6.1 W 25 6 3 3 5 0 0 0 0 0 0 2 57 88 4.26 0.947																			

**Kansas City Royals @ Oakland Athletics**  
 Network Associates Coliseum, Oakland, CA  
 Sun Sep 19 1999, 4:05 PM EDT  
 Att. 13,914 - Cloudy - 68 F

<b>AB</b>	33
<b>R</b>	3
<b>H</b>	6
<b>RBI</b>	3
<b>BB</b>	1
<b>SO</b>	8
<b>LOB</b>	7



Batter	1	2	3	4	5	6	7	8	9	AB	R	H	RBI	BB	SO	LOB
<b>Rich Becker, L</b> OBP: 0.415, SLG: 0.400 (1, 8) (8, 7) (9, 9)	1-3 		2-1 G4-3 		1-1 E BB HBP 	2-2 F7 	4-2 1B BB 			3	0	0	0	1	1	0
<b>Randy Velarde, R</b> OBP: 0.388, SLG: 0.451 (1, 4)	1-3 K 		3-2 S HR HBP 		4-0 E BB 		1B 2B 			3	2	2	1	1	1	0
<b>Jason Giambi, L</b> OBP: 0.422, SLG: 0.571 (1, 3)	0-2 G4-3 		3-2 1-H HR 		0-0 P6 		1B 2B F9 			5	2	2	3	0	0	4
<b>Matt Stairs, L</b> OBP: 0.367, SLG: 0.530 <b>Jason McDonald, S</b> OBP: 0.304, SLG: 0.264 (1, 9) (8, PR) (9, 7)		2-0 G3 	0-0 1B 		3-2 P5 		4-0 HBP 3 1B 1B IBB 	4-2 HR BB 		3	1	1	0	2	0	2
<b>Olmedo Saenz, R</b> OBP: 0.366, SLG: 0.492 (1, 10)		0-3 K 	0-2 G5-3 		2-0 E5 		3-2 HBP 3 1B 1B 	0-3 K 		5	1	1	1	0	2	4
<b>Ben Grieve, L</b> OBP: 0.360, SLG: 0.465 <b>Ryan Christenson, R</b> OBP: 0.305, SLG: 0.305 (1, 7) (8, 8)		1-1 1B 2B 		1-2 3 G4-3 G5-3 1B 	3-3 K 		3-3 K 	1-3 K 		4	1	2	0	0	2	5
<b>Miguel Tejada, R</b> OBP: 0.322, SLG: 0.429 (1, 6)		0-2 3 WP 2-H 1B 		1-0 G5-3 		2-2 3 G3 SF9 2B 	1-2 3 1B SF7 HBP 	2-2 1-H HR 		4	3	3	3	0	0	1
<b>3 Eric Chavez, L</b> OBP: 0.346, SLG: 0.455 <b>Scott Spiezio, S</b> OBP: 0.324, SLG: 0.442 (1, 5) (9, 5)		2-1 G1-4-3 		2-1 G4-3 		2-1 G3 	1-1 SF7 1B 	2-2 G4-3 		5	1	1	2	0	0	4
<b>Mike Macfarlane, R</b> OBP: 0.267, SLG: 0.335 (1, 2)			1-0 G6-3 		2-3 K 	1-1 SF9 3-H 	0-0 SF7 			0	0	0	2	0	1	1

Inning Stats	R: 0	H: 0	E: 0	K: 2	S: 10	LOB: 0	BB: 0	P: 12
	R: 1	H: 2	E: 0	K: 1	S: 11	LOB: 1	BB: 0	P: 16
	R: 2	H: 2	E: 0	K: 0	S: 12	LOB: 1	BB: 0	P: 21
	R: 0	H: 1	E: 0	K: 1	S: 10	LOB: 1	BB: 0	P: 16
	R: 0	H: 0	E: 1	K: 1	S: 9	LOB: 3	BB: 1	P: 22
	R: 1	H: 1	E: 0	K: 0	S: 12	LOB: 0	BB: 0	P: 19
	R: 6	H: 5	E: 0	K: 1	S: 28	LOB: 2	BB: 2	P: 49
	R: 2	H: 1	E: 0	K: 2	S: 16	LOB: 1	BB: 1	P: 25

PITCHER	IP	WLS	BF	H	R	ER	SO	BB	IBB	HBP	BLK	WP	HR	S	P	ERA	WHIP
<b>Mac Suzuki, R</b> ERA: 7.26 (1, 1)	5.0		24	5	3	3	5	1	0	0	0	1	1	52	87	5.40	1.200
<b>49 Chris Fussell, R</b> ERA: 7.39 (6, 1)	1.1	L	10	4	6	6	1	0	1	1	0	0	0	31	54	40.50	3.000
<b>Scott Service, R</b> ERA: 5.69 (7, 1)	0.2		5	2	1	1	0	1	0	0	0	0	0	9	14	13.50	4.500
<b>Lance Carter, R</b> ERA: 9.0 (8, 1)	1.0		5	1	2	2	2	1	0	0	0	0	1	16	25	18.00	2.000

**BOTTOM**

**Kansas City Royals @ Oakland Athletics**  
Network Associates Coliseum, Oakland, CA

Sun Sep 19 1999, 4:05 PM EDT  
Att: 13,914 - Cloudy - 68 F

AB	35
R	12
H	12
RBI	12
BB	4
SO	8
LOB	22

livebaseballscores.com

1B	2B	3B	HR	SF	SAC	DP	HBP	WP	HR	S	P	ERA	WHIP
7	3	0	2	2	0	0	3	1	0	0	0	9.0	1.200
0	0	0	0	0	0	0	0	0	0	0	0	0.0	0.000
0	0	0	0	0	0	0	0	0	0	0	0	0.0	0.000
2	0	0	2	0	1	1	0	0	0	0	0	9.0	1.200



BOTTOM

Kansas City Royals @ Seattle Mariners  
Safeco Field, Seattle, WA  
Mon Sep 20 1999, 7:05 PM PDT  
Att: 33,254 - Unknown - 76 F

livebaseballscorecards.com

AB 36  
R 9  
H 9  
RBI 9  
BB 7  
SO 6  
LOB 23



WP: 0 PA: 45  
PB: 0  
SB: 1  
CS: 0

AB R H RBI BB SO LOB

4 1 0 0 1 1 1

4 2 2 1 1 0 0

5 3 3 4 0 0 2

4 1 1 0 1 0 2

3 0 1 0 1 0 4  
1 0 0 0 0 1 0

3 0 0 0 1 2 3

4 1 2 2 1 1 2

4 0 0 1 0 0 6

2 1 0 0 1 1 2  
1 0 0 1 0 0 1  
0 0 0 0 0 0 0  
1 0 0 0 0 0 0

1B: 7 SF: 1  
2B: 1 SAC: 0  
3B: 0 DP: 1  
HR: 1 HBP: 1

Main table with columns for batter (1-9) and rows for individual players (David Bell, Alex Rodriguez, Ken Griffey Jr., Edgar Martinez, Raul Ibanez, Mike Blowers, Jay Buhner, Dan Wilson, Ryan Jackson, Charles Gipson, Tom Lampkin, Rafael Bourrigal, Shane Monahan). Each cell contains a baseball diamond diagram with play details and a small box with 'B' or 'X'.

Inning Stats table with columns for R, H, E, K, S, LOB, BB, P, and rows for each of the 9 batters.

Pitcher stats table with columns for IP, WLS, BF, H, R, ER, SO, BB, IBB, HBP, BLK, WP, HR, S, P, ERA, WHIP, and rows for Blake Stein, Jose Santiago, Scott Service, Tim Byrdak, and Jeff Montgomery.

Batter	1	2	3	4	5	6	7	8	9	AB R H RBI BB SO LOB	TOP		
Ray Holbert, R (1, 4) OBP: 0.340, SLG: 0.320	F7		29 WP S 1B	FC6 BB		E6 G5-4-3		FC6-4 1B		4 0 2 0 1 0 0			
Rey Sanchez, R (1, 6) OBP: 0.326, SLG: 0.366	F8		3-3 SAFE 1B	FC6 1-2f		G5-4-3 1-2f		FC6-4 1-2f		5 0 0 0 0 1 7			
Carlos Beltrán, S (1, 8) OBP: 0.338, SLG: 0.463 Jed Hansen, R (9, PR) OBP: 0.292, SLG: 0.333	K FC5-4		F7		3-2 29 G4-6-3 1B		2-2 1B		1-1 1B 2B	5 1 3 0 0 1 1 0 1 0 0 0 0 0			
Jermaine Dye, R (1, 9) OBP: 0.351, SLG: 0.526 Scott Pose, L (9, PH) OBP: 0.377, SLG: 0.317	FC5-4 1-2f		4-0 29 WP BB		0-1 29 G4-6-3 1B		1-0 F7		0-1 P6	3 0 1 0 1 0 2 1 0 0 0 0 0 1			
29 Mike Sweeney, R (1, 10) OBP: 0.386, SLG: 0.520 Larry Sutton, L (9, PH) OBP: 0.307, SLG: 0.343		1-0 G4-3	3-3 1-2 2-3		1-0 G4-6-3 1-2f 2-3		1-2 F8		3-2 1B 2-3 1B	4 0 0 0 0 1 5 1 0 1 0 0 0 0			
Joe Randa, R (1, 5) OBP: 0.371, SLG: 0.486 Felix Martinez, S (9, PR) OBP: 0.143, SLG: 0.143		0-0 1B		3-2 WP 2B	2-2 BB 1B		0-2 P4		0-1 1-3 3-H 1B	5 0 4 2 0 0 1 0 0 0 0 0 0 0			
Mark Quinn, R (1, 7) OBP: 0.355, SLG: 0.933		1-3 K		3-3 K	4-2 1-2 BB			2-3 K	0-2 F8	4 0 0 0 1 3 4	AB 39 R 3 H 13 RBI 3 BB 4 SO 7 LOB 27		
Jeremy Giambi, L (1, 3) OBP: 0.376, SLG: 0.375		1-2 SAFE P5		4-1 WP BB	1-1 F8			0-1 FC4-6 1B		3 0 1 0 1 0 3			
Tim Spehr, R (1, 2) OBP: 0.328, SLG: 0.431 Dee Brown, L (8, PH) OBP: 0.120, SLG: 0.083 Chad Kreuter, S (8, 2) OBP: 0.309, SLG: 0.319			2-1 HR		2-3 K		1-1 L6	2-2 FC4-6 1B 1-2f		3 1 1 1 0 1 2 1 0 0 0 0 0 1 0 0 0 0 0 0 0			
<b>Inning Stats</b>	R: 0 H: 0 E: 0 LOB: 1 K: 1 BB: 0 S: 8 P: 11	R: 0 H: 1 E: 0 LOB: 1 K: 1 BB: 0 S: 10 P: 13	R: 1 H: 2 E: 0 LOB: 2 K: 2 BB: 1 S: 10 P: 23	R: 0 H: 1 E: 0 LOB: 3 K: 2 BB: 2 S: 17 P: 35	R: 1 H: 3 E: 0 LOB: 2 K: 0 BB: 1 S: 14 P: 25	R: 0 H: 0 E: 1 LOB: 0 K: 0 BB: 0 S: 9 P: 15	R: 0 H: 1 E: 0 LOB: 1 K: 0 BB: 0 S: 10 P: 14	R: 0 H: 2 E: 0 LOB: 2 K: 1 BB: 0 S: 17 P: 23	R: 1 H: 3 E: 0 LOB: 2 K: 0 BB: 0 S: 13 P: 17	1B: 10 SF: 0 2B: 2 SAC: 0 3B: 0 DP: 2 HR: 1 HBP: 0	WP: 3 PA: 43 PB: 0 SB: 1 CS: 0		
<b>PITCHER</b>	IP WLS BF H R ER SO BB IBB HBP BLK WP HR S P ERA WHIP											<b>PITCHER</b>	IP WLS BF H R ER SO BB IBB HBP BLK WP HR S P ERA WHIP
Freddy Garcia, R (1, 1) ERA: 4.17	5.0 W 26 7 2 2 6 4 0 0 0 3 1 59 107 3.60 2.200												
Frankie Rodriguez, R (6, 1) ERA: 5.87	4.0 S 17 6 1 1 1 0 0 0 0 0 0 49 69 2.25 1.500												

**Kansas City Royals @ Seattle Mariners**  
 Safeco Field, Seattle, WA  
 Tue Sep 21 1999, 7:05 PM PDT  
 Att. 34,179 - Unknown - 77 F

livebaseballscorecards.com





Batter	1	2	3	4	5	6	7	8	9	AB	R	H	RBI	BB	SO	LOB
David Bell, R OBP: 0.325, SLG: 0.423 (1, 4)	1-3 SAFE 1-3	1-2 SAFE 1-3		0-0 E 1B		0-1 F9 1B	3-3 K			5	1	1	0	0	2	2
Alex Rodriguez, R OBP: 0.359, SLG: 0.606 Rafael Bourimigal, R OBP: 0.299, SLG: 0.389 (1, 6) (9, 6)	2-2 HR HBP		0-2 G6-3	0-1 E6 1B 1-2 2B		3-2 HR		2-1 HR		4	4	2	2	0	0	1
Ken Griffey Jr., L OBP: 0.385, SLG: 0.588 Shane Monahan, L (1, 8) (9, 9)	2-1 HR		1-0 G1-3	1-0 2B 1B 1-2 2-H		4-1 BB		2-0 P5		4	2	2	3	1	0	0
Edgar Martinez, R OBP: 0.451, SLG: 0.568 Ozzie Timmons, R OBP: 0.158, SLG: 0.250 (1, 10) (8, PR)	0-1 FC6-4 1B		2-0 HR 1B	0-0 L4-6 2B 1-H 2-H		3-1 F9		2-2 HBP HR 1B		5	1	4	2	0	0	1
Tom Lampkin, L OBP: 0.351, SLG: 0.503 (1, 2)	2-2 FC6-4 1-2f		3-1 HR 1B	1-1 L4-6 2B 2-3		0-3 K		2-3 K		5	1	1	2	0	2	4
Jay Buhner, R OBP: 0.387, SLG: 0.445 Charles Gipson, R OBP: 0.320, SLG: 0.333 (1, 9) (7, PR) (8, 9) (9, 8)	2-3 K		4-2 1B BB		4-2 G3-1 BB		4-1 1B FC6-4 BB	1-0 HR HBP		1	0	0	0	3	1	1
Mike Blowers, R OBP: 0.464, SLG: 0.680 (1, 5)		3-3 K	1-1 1B		3-3 K		2-2 FC6-4 1B	3-1 HR		5	1	3	3	0	2	1
Ryan Jackson, L OBP: 0.279, SLG: 0.279 (1, 3)		1-1 G5-3	2-0 G4-3		3-2 G3-1		1-0 FC6-4	0-0 G3		5	0	0	1	0	0	5
Brian Hunter, R OBP: 0.285, SLG: 0.304 (1, 7)		2-2 E S 1B		2-2 1B		3-3 K				4	0	2	0	0	2	2

Inning Stats	R: 2	H: 2	E: 0	K: 2	S: 15	LOB: 1	BB: 0	P: 24	R: 0	H: 1	E: 0	K: 1	S: 11	LOB: 1	BB: 0	P: 18	R: 2	H: 3	E: 0	K: 0	S: 12	LOB: 2	BB: 1	P: 25	R: 3	H: 4	E: 1	K: 0	S: 10	LOB: 0	BB: 0	P: 14	R: 0	H: 0	E: 0	K: 2	S: 14	LOB: 1	BB: 1	P: 27	R: 1	H: 1	E: 0	K: 1	S: 11	LOB: 1	BB: 1	P: 21	R: 1	H: 1	E: 0	K: 2	S: 11	LOB: 1	BB: 1	P: 22	R: 4	H: 3	E: 0	K: 1	S: 13	LOB: 1	BB: 0	P: 25
--------------	------	------	------	------	-------	--------	-------	-------	------	------	------	------	-------	--------	-------	-------	------	------	------	------	-------	--------	-------	-------	------	------	------	------	-------	--------	-------	-------	------	------	------	------	-------	--------	-------	-------	------	------	------	------	-------	--------	-------	-------	------	------	------	------	-------	--------	-------	-------	------	------	------	------	-------	--------	-------	-------

PITCHER	IP	WLS	BF	H	R	ER	SO	BB	IBB	HBP	BLK	WP	HR	S	P	ERA	WHIP
Jeff Suppan, R ERA: 4.45 (1, 1)	4.0	L	23	10	7	6	3	1	0	0	0	0	2	48	81	13.50	2.750
Dan Murray, R ERA: 7.27 (5, 1)	2.0		9	1	1	1	3	2	0	0	0	0	1	25	48	4.50	1.500
Brad Rigby, R ERA: 4.79 (7, 1)	2.0		12	4	5	5	3	1	0	1	0	0	2	24	47	22.50	2.500


**BOTTOM**

**Kansas City Royals @ Seattle Mariners**  
**Safeco Field, Seattle, WA**  
 Tue Sep 21 1999, 7:05 PM PDT  
 Att: 34,179 - Unknown - 77 F

AB	38
R	13
H	15
RBI	13
BB	4
SO	9
LOB	17



WP	HR	S	P	ERA	WHIP
0	0	0	0	0	0

Batter	1	2	3	4	5	6	7	8	9	AB R H RBI BB SO LOB	TOP																																																																																																															
Carlos Febles, R (1, 4) OBP: 0.344, SLG: 0.425	0-1 L3		1-3 K		0-0 BB 1B 1B	1-1 G4-3 1B	3-2 WP 1B		0-2 G5-3	6 1 3 2 0 1 2																																																																																																																
Rey Sanchez, R (1, 6) OBP: 0.328, SLG: 0.366	1-1 G6-3 1B		0-0 B2-3		0-0 BB 1B	1-2 G4-3 1-2f	4-2 BB		0-0 F9	5 1 2 0 1 0 3																																																																																																																
Carlos Beltrán, S (1, 8) OBP: 0.338, SLG: 0.461	2-1 G6-3 1-2f			2-1 HR 1B	4-2 E 1B BB	2-2 G3	0-2 F9			4 2 1 0 1 0 4																																																																																																																
Jermaine Dye, R (1, 9) OBP: 0.353, SLG: 0.532 Scott Pose, L (7, 7) OBP: 0.374, SLG: 0.314		1-2 G4-3		1-1 HR	2-0 E 1B		4-0 FC6-4 2B BB	3-3 K		3 3 2 4 1 0 0 1 0 0 0 0 1 0																																																																																																																
29 Mike Sweeney, R (1, 3) OBP: 0.386, SLG: 0.525 Larry Sutton, L (8, 3) OBP: 0.307, SLG: 0.343		3-2 L3		2-1 SF9 3B	1-2 F7		2-2 FC6-4 1B 2B	0-3 K		5 2 2 0 0 1 2 0 0 0 0 0 0 0																																																																																																																
Joe Randa, R (1, 5) OBP: 0.370, SLG: 0.484 Jed Hansen, R (7, 5) OBP: 0.289, SLG: 0.329		0-0 L7		0-1 SF9	0-1 E5 BB 1B		4-1 FC6-4 BB	3-3 K		2 0 0 1 1 0 1 1 0 0 0 0 1 0																																																																																																																
Mark Quinn, R (1, 7) OBP: 0.361, SLG: 0.857 (7, 9)			2-0 HR 1B	0-0 P3	3-2 BB 1B		0-0 FC6-4 1B HBP		0-2 L9	5 2 2 2 0 0 2	AB 39 R 12 H 14 RBI 11 BB 5 SO 7 LOB 21																																																																																																															
Joe Vitiello, R (1, 10) OBP: 0.238, SLG: 0.263			2-3 K	1-3 K	4-1 BB		3-1 WP 1B HBP		0-1 G5-3 HBP 1B	3 0 1 0 1 2 1																																																																																																																
Sal Fasano, R (1, 2) OBP: 0.382, SLG: 0.600			0-1 HR		0-1 P4		1-3 K		1-0 G5-3 HBP	4 1 1 2 0 1 6																																																																																																																
Inning Stats	R: 0 H: 1 E: 0 LOB: 0 K: 0 BB: 0 S: 6 P: 9	R: 0 H: 0 E: 0 LOB: 0 K: 0 BB: 0 S: 7 P: 11	R: 2 H: 2 E: 0 LOB: 0 K: 2 BB: 0 S: 10 P: 15	R: 3 H: 3 E: 0 LOB: 0 K: 1 BB: 0 S: 12 P: 18	R: 4 H: 4 E: 1 LOB: 3 K: 0 BB: 2 S: 21 P: 37	R: 0 H: 1 E: 0 LOB: 0 K: 0 BB: 0 S: 9 P: 13	R: 3 H: 2 E: 0 LOB: 3 K: 1 BB: 3 S: 20 P: 41	R: 0 H: 0 E: 0 LOB: 0 K: 3 BB: 0 S: 9 P: 15	R: 0 H: 1 E: 0 LOB: 2 K: 0 BB: 0 S: 9 P: 10	1B: 10 SF: 1 2B: 1 SAC: 0 3B: 1 DP: 2 HR: 2 HBP: 2	WP: 1 PA: 47 PB: 0 SB: 0 CS: 0																																																																																																															
PITCHER	IP WLS BF H R ER SO BB IBB HBP BLK WP HR S P ERA WHIP	<table border="0"> <tr> <td>John Halama, L (1, 1) ERA: 4.08</td> <td>4.0</td> <td>L</td> <td>17</td> <td>6</td> <td>5</td> <td>5</td> <td>3</td> <td>0</td> <td>0</td> <td>0</td> <td>0</td> <td>0</td> <td>2</td> <td>35</td> <td>53</td> <td>11.25</td> <td>1.500</td> </tr> <tr> <td>28 Ken Cloude, R (5, 1) ERA: 7.79</td> <td>0.2</td> <td></td> <td>8</td> <td>4</td> <td>4</td> <td>2</td> <td>0</td> <td>1</td> <td>0</td> <td>0</td> <td>0</td> <td>0</td> <td>0</td> <td>18</td> <td>29</td> <td>27.00</td> <td>7.500</td> </tr> <tr> <td>Denny Stark, R (5, 1) ERA: 27.0</td> <td>1.1</td> <td></td> <td>8</td> <td>2</td> <td>3</td> <td>3</td> <td>0</td> <td>3</td> <td>0</td> <td>0</td> <td>0</td> <td>0</td> <td>0</td> <td>17</td> <td>36</td> <td>20.25</td> <td>3.750</td> </tr> <tr> <td>Jose Paniagua, R (7, 1) ERA: 4.06</td> <td>0.2</td> <td></td> <td>5</td> <td>1</td> <td>0</td> <td>0</td> <td>1</td> <td>1</td> <td>0</td> <td>1</td> <td>0</td> <td>1</td> <td>0</td> <td>12</td> <td>23</td> <td>0.00</td> <td>3.000</td> </tr> <tr> <td>Steve Sinclair, L (7, 1) ERA: 7.31</td> <td>1.1</td> <td></td> <td>4</td> <td>0</td> <td>0</td> <td>0</td> <td>3</td> <td>0</td> <td>0</td> <td>0</td> <td>0</td> <td>0</td> <td>0</td> <td>12</td> <td>18</td> <td>0.00</td> <td>0.000</td> </tr> </table>										John Halama, L (1, 1) ERA: 4.08	4.0	L	17	6	5	5	3	0	0	0	0	0	2	35	53	11.25	1.500	28 Ken Cloude, R (5, 1) ERA: 7.79	0.2		8	4	4	2	0	1	0	0	0	0	0	18	29	27.00	7.500	Denny Stark, R (5, 1) ERA: 27.0	1.1		8	2	3	3	0	3	0	0	0	0	0	17	36	20.25	3.750	Jose Paniagua, R (7, 1) ERA: 4.06	0.2		5	1	0	0	1	1	0	1	0	1	0	12	23	0.00	3.000	Steve Sinclair, L (7, 1) ERA: 7.31	1.1		4	0	0	0	3	0	0	0	0	0	0	12	18	0.00	0.000	<table border="0"> <tr> <td>PITCHER</td> <td>IP WLS BF H R ER SO BB IBB HBP BLK WP HR S P ERA WHIP</td> </tr> <tr> <td>Jose Mesa, R (9, 1) ERA: 5.12</td> <td>1.0</td> <td></td> <td>5</td> <td>1</td> <td>0</td> <td>0</td> <td>0</td> <td>0</td> <td>0</td> <td>0</td> <td>0</td> <td>0</td> <td>0</td> <td>9</td> <td>10</td> <td>0.00</td> <td>1.000</td> </tr> </table>	PITCHER	IP WLS BF H R ER SO BB IBB HBP BLK WP HR S P ERA WHIP	Jose Mesa, R (9, 1) ERA: 5.12	1.0		5	1	0	0	0	0	0	0	0	0	0	9	10	0.00	1.000
John Halama, L (1, 1) ERA: 4.08	4.0	L	17	6	5	5	3	0	0	0	0	0	2	35	53	11.25	1.500																																																																																																									
28 Ken Cloude, R (5, 1) ERA: 7.79	0.2		8	4	4	2	0	1	0	0	0	0	0	18	29	27.00	7.500																																																																																																									
Denny Stark, R (5, 1) ERA: 27.0	1.1		8	2	3	3	0	3	0	0	0	0	0	17	36	20.25	3.750																																																																																																									
Jose Paniagua, R (7, 1) ERA: 4.06	0.2		5	1	0	0	1	1	0	1	0	1	0	12	23	0.00	3.000																																																																																																									
Steve Sinclair, L (7, 1) ERA: 7.31	1.1		4	0	0	0	3	0	0	0	0	0	0	12	18	0.00	0.000																																																																																																									
PITCHER	IP WLS BF H R ER SO BB IBB HBP BLK WP HR S P ERA WHIP																																																																																																																									
Jose Mesa, R (9, 1) ERA: 5.12	1.0		5	1	0	0	0	0	0	0	0	0	0	9	10	0.00	1.000																																																																																																									

**Kansas City Royals @ Seattle Mariners**  
**Safeco Field, Seattle, WA**  
 Wed Sep 22 1999, 7:35 PM PDT  
 Att. 38,016 - Unknown - 73 F

[livebaseballscorecards.com](http://livebaseballscorecards.com)



Batter	1	2	3	4	5	6	7	8	9
David Bell, R (1, 4) Rafael Bournival, R (8, 4) OBP: 0.328, SLG: 0.428 OBP: 0.306, SLG: 0.396	2-0 1B 1B		0-0 1B 2B	3-3 K 1-3			0-0 HR 1B	0-0 1B 1B	
Alex Rodriguez, R (1, 6) Charles Gipson, R (8, 6) OBP: 0.358, SLG: 0.605 OBP: 0.333, SLG: 0.348	0-2 1B 1-2		1-3 K	1-3 K			2-2 SF8 3-H	1-1 1B 1B	
Ken Griffey Jr., L (1, 8) Ryan Jackson, L (8, 3) OBP: 0.386, SLG: 0.592 OBP: 0.275, SLG: 0.274	2-1 P6		3-2 F7		4-1 BB G6-4-3		1-0 HR 1-H	0-3 K	
Edgar Martinez, R (1, 10) Ozzie Timmons, R (7, PH) OBP: 0.450, SLG: 0.565 OBP: 0.175, SLG: 0.263	2-3 K		4-2 BB 1B BB		0-0 G6-4-3 1-2f		0-1 F8	0-0 1B	
Raul Ibanez, L (1, 3) (8, 9) OBP: 0.305, SLG: 0.383	0-3 K		2-2 BB 1B		0-2 P6		4-2 1B BB	1-2 P6	
Jay Buhner, R (1, 9) Shane Monahan, L (7, 9) (8, 7) OBP: 0.387, SLG: 0.442 OBP: 0.111, SLG: 0.111		2-3 K	4-2 BB 1-2 2-3			1-1 P4	0-0 1B	0-0 G4-3	
Mike Blowers, R (1, 5) OBP: 0.424, SLG: 0.586		1-3 K	0-1 F9			2-3 K	2-3 K	4-1 BB	
Dan Wilson, R (1, 2) OBP: 0.318, SLG: 0.377		0-0 1B		1-2 F7		1-3 K		1-0 1B 2B	2-1 F9
Brian Hunter, R (1, 7) (8, 8) OBP: 0.285, SLG: 0.305		1-0 P3		2-2 E5			2-1 1B SF8 2B	1-3 K	0-3 K

Inning Stats	R: 0 E: 0 K: 2 S: 12	H: 2 LOB: 2 BB: 0 P: 18	R: 0 E: 0 K: 2 S: 9	H: 1 LOB: 1 BB: 0 P: 13	R: 1 E: 0 K: 1 S: 18	H: 2 LOB: 3 BB: 2 P: 32	R: 0 E: 1 K: 2 S: 15	H: 0 LOB: 1 BB: 0 P: 22	R: 0 E: 0 K: 0 S: 5	H: 0 LOB: 0 BB: 1 P: 9	R: 0 E: 0 K: 2 S: 9	H: 0 LOB: 0 BB: 0 P: 13	R: 3 E: 0 K: 1 S: 17	H: 4 LOB: 2 BB: 1 P: 28	R: 2 E: 0 K: 2 S: 14	H: 4 LOB: 2 BB: 0 P: 18	R: 0 E: 0 K: 1 S: 7	H: 0 LOB: 1 BB: 1 P: 13	1B: 9 2B: 3 3B: 0 HR: 1	SF: 1 SAC: 0 DP: 1 HBP: 0
--------------	-------------------------------	----------------------------------	------------------------------	----------------------------------	-------------------------------	----------------------------------	-------------------------------	----------------------------------	------------------------------	---------------------------------	------------------------------	----------------------------------	-------------------------------	----------------------------------	-------------------------------	----------------------------------	------------------------------	----------------------------------	----------------------------------	------------------------------------

PITCHER	IP	WLS	BF	H	R	ER	SO	BB	IBB	HBP	BLK	WP	HR	S	P	ERA	WHIP
Jay Witasick, R (1, 1) ERA: 5.71	6.1		30	8	4	4	9	3	0	0	0	0	1	76	120	5.68	1.737
Alvin Morman, L (7, 1) ERA: 4.29	0.2		4	1	0	0	1	1	0	0	0	0	0	9	15	0.00	3.000
Scott Service, R (8, 1) ERA: 6.12	0.1		4	3	2	2	1	0	0	0	0	0	0	7	10	54.00	9.000
Tim Byrdak, L (8, 1) ERA: 7.88	0.2		3	1	0	0	1	0	0	0	0	0	0	7	8	0.00	1.500
Lance Carter, R (9, 1) ERA: 6.75	1.0		4	0	0	0	1	1	0	0	0	0	0	7	13	0.00	1.000

**BOTTOM**

**Kansas City Royals @ Seattle Mariners**  
Safeco Field, Seattle, WA

Wed Sep 22 1999, 7:35 PM PDT  
Att: 38,016 - Unknown - 73 F

AB	39
R	6
H	13
RBI	6
BB	5
SO	13
LOB	24

WP: 0 PA: 45  
PB: 0  
SB: 2  
CS: 0



PITCHER	IP	WLS	BF	H	R	ER	SO	BB	IBB	HBP	BLK	WP	HR	S	P	ERA	WHIP
---------	----	-----	----	---	---	----	----	----	-----	-----	-----	----	----	---	---	-----	------

Batter	1	2	3	4	5	6	7	8	9	AB R H RBI BB SO LOB	TOP											
Carlos Febles, R (1, 4) OBP: 0.342, SLG: 0.425	3-1 B2-3			1-0 G6-3		0-1 G6-3		2-0 2B	2-2 L9	5 1 1 0 0 0 1												
Rey Sanchez, R (1, 6) OBP: 0.328, SLG: 0.368	0-0 G3-1			2-2 P6		0-1 L6		1-1 2B		4 0 1 1 0 0 0												
Carlos Beltrán, S (1, 8) OBP: 0.338, SLG: 0.459	1-1 G4-3			0-2 P6		1-0 P2		4-1 BB		3 0 0 0 1 0 0												
Jermaine Dye, R (1, 9) OBP: 0.354, SLG: 0.531		1-2 G6-3 1B		4-1 F8 29 1B 3B BB		1-2 P6		2-2 G5-4-3 1-2f		3 1 1 0 1 0 2												
29 Mike Sweeney, R (1, 10) OBP: 0.389, SLG: 0.525		1-3 K SAFE		0-2 3B 1B		4-0 2B 1B BB		4-0 1B E BB		2 3 1 0 2 1 1												
Joe Randa, R (1, 5) OBP: 0.371, SLG: 0.486		2-2 G6-3 1-2f		0-0 F8		1-1 1B 2B		1-1 E SF7 1B		4 2 2 0 0 0 3												
Mark Quinn, R (1, 7) OBP: 0.375, SLG: 0.872			0-0 G5-3		1-2 1-H 3-H 3B		0-0 G1-6-3 1B		1-3 K	4 0 2 4 0 1 2												
Jeremy Giambi, L (1, 3) OBP: 0.377, SLG: 0.375			0-0 L7		4-0 G6-4-3 BB		0-0 G1-6-3 1-2f		3-2 E7	3 0 1 1 1 0 1												
Larry Sutton, L (9, 3) OBP: 0.307, SLG: 0.343									1-3 2-H 1B	0 0 0 0 0 0 0												
Sal Fasano, R (1, 2) OBP: 0.356, SLG: 0.563			2-0 P3		0-0 G6-4-3 1-2f			1-2 F8	2-2 SF7	3 0 0 1 0 0 2												
<b>Inning Stats</b>	R: 0 E: 0 K: 0 S: 5	H: 0 LOB: 0 BB: 0 P: 9	R: 0 E: 0 K: 1 S: 12	H: 1 LOB: 0 BB: 0 P: 16	R: 0 E: 0 K: 0 S: 3	H: 0 LOB: 0 BB: 0 P: 5	R: 0 E: 0 K: 0 S: 7	H: 0 LOB: 0 BB: 0 P: 10	R: 2 E: 0 K: 0 S: 10	H: 2 LOB: 1 BB: 2 P: 19	R: 0 E: 0 K: 0 S: 5	H: 0 LOB: 0 BB: 0 P: 6	R: 2 E: 0 K: 0 S: 7	H: 2 LOB: 0 BB: 1 P: 13	R: 1 E: 0 K: 0 S: 10	H: 2 LOB: 1 BB: 1 P: 20	R: 2 E: 1 K: 1 S: 18	H: 2 LOB: 1 BB: 1 P: 31	1B: 5 2B: 3 3B: 1 HR: 0	SF: 1 SAC: 0 DP: 4 HBP: 0	WP: 0 PB: 0 SB: 0 CS: 0	PA: 37
<b>PITCHER</b>	IP WLS BF H R ER SO BB IBB HBP BLK WP HR S P ERA WHIP																					
Dave Micki, R (1, 1) ERA: 4.78	7.1 L 28 6 5 5 1 3 0 0 0 0 0 0 53 85 6.14 1.227																					
Erik Hiljus, R (8, 1) ERA: 5.14	1.0 7 3 2 2 1 2 0 0 0 0 0 0 17 33 18.00 5.000																					
Nelson Cruz, R (9, 1) ERA: 5.82	0.2 2 0 0 0 0 0 0 0 0 0 0 0 7 11 0.00 0.000																					

**Kansas City Royals @ Detroit Tigers**  
 Tiger Stadium, Detroit, MI  
 Fri Sep 24 1999, 7:05 PM EDT  
 Att. 39,030 - Cloudy - 70 F

[livebaseballscorecards.com](http://livebaseballscorecards.com)

AB	31
R	7
H	9
RBI	7
BB	5
SO	2
LOB	12



Batter	1	2	3	4	5	6	7	8	9
<b>Kimera Barteo, R</b> OBP: 0.300, SLG: 0.311 (1, 8)	1-2 F8		2-2 G4-3			0-1 F9	0-2 F9		
<b>Brad Ausmus, R</b> OBP: 0.363, SLG: 0.406 (1, 2)	0-2 1B		0-0 F8			4-2 1B		2-2 F8	
<b>Tony Clark, S</b> OBP: 0.364, SLG: 0.501 (1, 3)	0-2 L9			0-0 F9		0-2 1B		1-3 K	
<b>Dean Palmer, R</b> OBP: 0.333, SLG: 0.501 (1, 5)	1-0 1B			4-2 G6-4-3		1-0 P4		1-3 K	
<b>Damion Easley, R</b> OBP: 0.351, SLG: 0.443 (1, 4)	0-0 G1-3			3-2 G6-4-3		0-3 K		1-2 HR	
<b>Juan Encarnacion, R</b> OBP: 0.286, SLG: 0.446 (1, 7)		0-3 K			0-3 K		0-1 P4	0-1 G6-3	
<b>Gabe Kapler, R</b> OBP: 0.307, SLG: 0.435 (1, 9)		3-2 F8			2-2 F8		1-2 G6-3	1-2 G4-3	
<b>Gabe Alvarez, R</b> OBP: 0.250, SLG: 0.378 <b>Frank Catalanotto, L</b> OBP: 0.319, SLG: 0.438 (1, 10) (9, PH)		3-2 L7			1-2 WP		4-2 1B	1-1 G4-3	
<b>Deivi Cruz, R</b> OBP: 0.298, SLG: 0.423 (1, 6)			0-2 G6-3		1-2 F8		1-2 1B	1-1 G6-3	

Inning Stats	R: 0	H: 2	E: 0	LOB: 2	K: 0	S: 14	R: 0	H: 0	E: 0	LOB: 0	K: 1	S: 12	R: 0	H: 0	E: 0	LOB: 0	K: 0	S: 7	R: 0	H: 0	E: 0	LOB: 0	K: 0	S: 7	R: 0	H: 1	E: 0	LOB: 1	K: 1	S: 14	R: 1	H: 1	E: 1	LOB: 1	K: 1	S: 13	R: 1	H: 1	E: 0	LOB: 1	K: 0	S: 14	R: 0	H: 0	E: 0	LOB: 0	K: 2	S: 11	R: 1	H: 2	E: 0	LOB: 1	K: 0	S: 12	1B: 6	SF: 0	2B: 0	SAC: 0	3B: 0	DP: 1	HR: 1	HBP: 0
--------------	------	------	------	--------	------	-------	------	------	------	--------	------	-------	------	------	------	--------	------	------	------	------	------	--------	------	------	------	------	------	--------	------	-------	------	------	------	--------	------	-------	------	------	------	--------	------	-------	------	------	------	--------	------	-------	------	------	------	--------	------	-------	-------	-------	-------	--------	-------	-------	-------	--------

PITCHER	IP	WLS	BF	H	R	ER	SO	BB	IBB	HBP	BLK	WP	HR	S	P	ERA	WHIP
<b>50 José Rosado, L</b> ERA: 3.98 (1, 1)	8.0	W	31	5	2	1	5	3	0	0	0	2	0	92	128	1.12	1.000
<b>Jose Santiago, R</b> ERA: 3.63 (9, 1)	1.0		5	2	1	1	0	0	0	0	0	0	1	12	16	9.00	2.000

**BOTTOM**

AB	R	H	RBI	BB	SO	LOB
4	0	0	0	0	0	1
3	1	1	0	1	0	0
4	0	1	0	0	1	1
3	0	1	0	1	1	1
4	1	1	1	0	1	4
4	0	0	0	0	2	0
4	0	1	0	0	0	0
2	1	1	0	1	0	0
1	0	0	0	0	0	1
4	0	1	1	0	0	2

**Kansas City Royals @ Detroit Tigers**  
Tiger Stadium, Detroit, MI  
Fri Sep 24 1999, 7:05 PM EDT  
Att: 39,030 - Cloudy - 70 F

AB	33
R	3
H	7
RBI	2
BB	3
SO	5
LOB	10



WP	PA
2	36

Batter	1	2	3	4	5	6	7	8	9	AB R H RBI BB SO LOB	TOP												
<b>Carlos Febles, R</b> (1, 4) OBP: 0.343, SLG: 0.424 <b>Dee Brown, L</b> (9, PH) OBP: 0.115, SLG: 0.080	1-3 		0-3 		X 0-0 		4-2 		0-1 	3 0 1 0 1 2 1 1 0 0 0 0 0 0													
<b>Rey Sanchez, R</b> (1, 6) OBP: 0.331, SLG: 0.371 <b>Jeremy Giambi, L</b> (9, PH) OBP: 0.376, SLG: 0.374	0-3 		1-0 		X 0-0 		3-2 		0-3 	4 0 3 1 0 1 0 1 0 0 0 0 1 0													
<b>Carlos Beltrán, S</b> (1, 8) OBP: 0.336, SLG: 0.457	2-0 		1-3 		X 1-0 		3-1 			3 0 0 1 0 1 4													
<b>Jermaine Dye, R</b> (1, 9) OBP: 0.353, SLG: 0.528		4-2 	3-3 		X 1-0 			2-3 		3 0 0 0 1 2 4													
<b>29 Mike Sweeney, R</b> (1, 10) OBP: 0.388, SLG: 0.524		0-0 		B 2-1 		X 1-1 		B 2-1 		4 0 1 0 0 0 1													
<b>Joe Randa, R</b> (1, 5) OBP: 0.370, SLG: 0.484		1-1 		F 1-1 		X 2-3 		F 3-2 		4 1 1 0 0 1 1													
<b>Mark Quinn, R</b> (1, 7) OBP: 0.386, SLG: 0.833		4-0 		F 2-3 		X 2-3 		C 3-2 		3 0 1 1 1 2 0													
<b>Joe Vitiello, R</b> (1, 3) OBP: 0.222, SLG: 0.244 <b>Larry Sutton, L</b> (8, PH) OBP: 0.304, SLG: 0.340 (8, 3)		2-3 		B 2-3 		X 2-3 		B 3-2 		3 0 0 0 0 2 2 1 0 0 0 0 0 1													
<b>Sal Fasano, R</b> (1, 2) OBP: 0.387, SLG: 0.571 <b>Scott Pose, L</b> (9, PH) OBP: 0.371, SLG: 0.311			2-2 		H 1-0 		B 2-1 		0-3 	1 2 1 0 0 0 0 1 0 0 0 0 1 0													
<b>Inning Stats</b>	R: 0 E: 0 K: 2 S: 7	H: 0 LOB: 0 BB: 0 P: 10	R: 0 E: 0 K: 1 S: 9	H: 1 LOB: 2 BB: 2 P: 20	R: 0 E: 1 K: 3 S: 16	H: 2 LOB: 2 BB: 0 P: 23	R: 0 E: 0 K: 1 S: 7	H: 0 LOB: 0 BB: 0 P: 12	R: 1 E: 0 K: 1 S: 7	H: 2 LOB: 2 BB: 0 P: 11	R: 0 E: 0 K: 2 S: 8	H: 0 LOB: 0 BB: 0 P: 13	R: 1 E: 0 K: 0 S: 14	H: 1 LOB: 1 BB: 1 P: 29	R: 1 E: 0 K: 1 S: 17	H: 2 LOB: 1 BB: 0 P: 30	R: 0 E: 0 K: 2 S: 8	H: 0 LOB: 0 BB: 0 P: 8	1B: 7 2B: 2 3B: 0 HR: 0	SF: 1 SAC: 0 DP: 2 HBP: 2	WP: 0 PB: 0 SB: 0 CS: 0	PA: 38	
<b>PITCHER</b>	IP WLS BF H R ER SO BB IBB HBP BLK WP HR S P ERA WHIP																						
<b>C.J. Nitkowski, L</b> (1, 1) ERA: 4.5 <b>Francisco Cordero, R</b> (7, 1) ERA: 3.57 <b>Matt Anderson, R</b> (9, 1) ERA: 5.8	6.1 W 28 5 2 2 10 3 0 2 0 0 0 61 105 2.84 1.263	1.2 7 3 1 1 1 0 0 0 0 0 0 24 43 5.40 1.800	1.0 3 0 0 0 2 0 0 0 0 0 0 8 8 0.00 0.000																				

**Kansas City Royals @ Detroit Tigers**  
 Tiger Stadium, Detroit, MI  
 Sat Sep 25 1999, 5:05 PM EDT  
 Att. 41,164 - Unknown - 68 F

[livebaseballscorecards.com](http://livebaseballscorecards.com)

<b>AB</b>	32
<b>R</b>	3
<b>H</b>	8
<b>RBI</b>	3
<b>BB</b>	3
<b>SO</b>	13
<b>LOB</b>	14



Batter	1	2	3	4	5	6	7	8	9
Luis Polonia, L (1, 7) OBP: 0.347, SLG: 0.495 Kimera Barteo, R (9, 8) OBP: 0.300, SLG: 0.311	4-1 CS BB		2-1 G6-3			4-0 1B E BB	1-2 HR 1B	1-0 3B	
Brad Ausmus, R (1, 2) OBP: 0.368, SLG: 0.419	4-0 WP BB		3-2 2B			1-0 E S 1B	2-1 HR	3-1 G6-3	
Tony Clark, S (1, 3) OBP: 0.360, SLG: 0.496	1-3 K		0-2 G5-3			2-1 P6 1-2	1-0 P5	1-3 K	
Dean Palmer, R (1, 5) OBP: 0.333, SLG: 0.498	3-3 K2-3			1-0 F7		4-0 E HR BB	0-3 K		
Damion Easley, R (1, 4) OBP: 0.350, SLG: 0.442		1-3 K		0-1 G4-6-3 1B		1-3 K	1-3 K		
Karim Garcia, L (1, 9) OBP: 0.284, SLG: 0.426		0-0 G6-3		1-0 G4-6-3		2-0 E8 HR		0-0 FC1-6 1B	
Juan Encarnacion, R (1, 8) OBP: 0.286, SLG: 0.451		3-2 F7			1-2 G5-3	1-1 HR		0-1 FC1-6 BB 1B 3B	
Robert Fick, L (1, 10) OBP: 0.179, SLG: 0.370			3-2 G6-3 SH1-4 2B 1B		3-1 F8	4-2 BB		0-1 BB 3B 1B	
Deivi Cruz, R (1, 6) OBP: 0.298, SLG: 0.421			0-1 SH1-4		0-0 G4-3	0-1 G5-3		4-0 3B BB	

Inning Stats	R: 0	H: 0	E: 0	K: 2	S: 10	R: 0	H: 0	E: 0	K: 1	S: 9	R: 1	H: 2	E: 0	K: 0	S: 13	R: 0	H: 1	E: 0	K: 0	S: 4	R: 0	H: 0	E: 0	K: 0	S: 6	R: 5	H: 2	E: 1	K: 1	S: 16	R: 2	H: 2	E: 0	K: 2	S: 15	R: 3	H: 3	E: 0	K: 1	S: 11
	LOB: 1	BB: 2	LOB: 0	BB: 0	P: 22	LOB: 0	BB: 0	LOB: 0	BB: 0	P: 13	LOB: 1	BB: 0	LOB: 0	BB: 0	P: 10	LOB: 1	BB: 3	LOB: 0	BB: 0	P: 10	LOB: 0	BB: 0	LOB: 0	BB: 0	P: 20	LOB: 1	BB: 3	LOB: 0	BB: 0	P: 20	LOB: 1	BB: 1	LOB: 1	BB: 1	P: 20	LOB: 1	BB: 1	P: 20		

PITCHER	IP	WLS	BF	H	R	ER	SO	BB	IBB	HBP	BLK	WP	HR	S	P	ERA	WHIP
Mac Suzuki, R (1, 1) ERA: 6.98	5.1	L	22	4	4	1	3	4	0	0	0	1	0	45	86	1.69	1.500
Dan Murray, R (6, 1) ERA: 7.84	1.2		10	3	4	2	3	1	0	0	0	0	2	28	41	10.80	2.400
Brad Rigby, R (8, 1) ERA: 5.06	1.0		7	3	3	3	1	1	0	0	0	0	0	11	20	27.00	4.000

**BOTTOM**

AB	R	H	RBI	BB	SO	LOB
3	2	2	3	2	0	1
0	0	0	0	0	0	0
4	2	3	3	1	0	1
5	0	0	0	0	2	5
3	1	0	0	1	2	1
4	0	1	0	0	3	3
4	1	1	0	0	0	2
4	2	1	3	0	0	1
3	2	2	0	1	0	0
2	1	0	0	1	0	1

**AB 32**  
**R 11**  
**H 10**  
**RBI 9**  
**BB 6**  
**SO 7**  
**LOB 15**



**Kansas City Royals @ Detroit Tigers**  
Tiger Stadium, Detroit, MI  
Sat Sep 25 1999, 5:05 PM EDT  
Att: 41,164 - Unknown - 68 F

livebaseballscorecards.com

WP	PA
1	39

Batter	1	2	3	4	5	6	7	8	9	AB R H RBI BB SO LOB	TOP												
<b>Carlos Febles, R</b> (1, 4) OBP: 0.343, SLG: 0.422 B C B X	2-2 G6-3			2-3 K		1-2 G5-4-3 1B 1-2 2-H		1-3 K		4 0 1 1 0 2 2													
<b>Ray Holbert, R</b> (1, 6) <b>Larry Sutton, L</b> (8, PH) <b>Felix Martinez, S</b> (8, 6) OBP: 0.143, SLG: 0.143	1-0 F9			1-0 B2-3		0-0 G5-4-3 1-2f		2-3 K		3 0 0 0 0 0 2 1 0 0 0 0 1 2 0 0 0 0 0 0 0													
<b>Carlos Beltrán, S</b> (1, 8) OBP: 0.334, SLG: 0.454 B X	1-0 G6-3			0-0 G4-3			0-0 P6		2-2 G4-3	4 0 0 0 0 0 0													
<b>Jermaine Dye, R</b> (1, 9) OBP: 0.351, SLG: 0.525 S F C		0-3 K		0-2 P4			0-0 L8		2-3 K	4 0 0 0 0 2 0													
<b>29 Mike Sweeney, R</b> (1, 3) OBP: 0.388, SLG: 0.524 F C		0-1 L8		0-1 G4-6-3 1B			0-1 1B		1-1 G4-3	4 0 2 0 0 0 0													
<b>Joe Randa, R</b> (1, 5) OBP: 0.368, SLG: 0.482 F X		0-1 L6		0-0 G4-6-3 1-2f			1-2 F9			3 0 0 0 0 0 2													
<b>Mark Quinn, R</b> (1, 7) OBP: 0.383, SLG: 0.795 F X			0-1 F7				1-1 BB 1B HBP		1-2 G1-3	2 1 0 0 0 0 0													
<b>Jeremy Giambi, L</b> (1, 10) OBP: 0.379, SLG: 0.375 S F B B S			1-3 K				4-1 SAFE 1B BB		2-2 BB 1B	2 0 1 0 1 1 0													
<b>Tim Spehr, R</b> (1, 2) <b>Dee Brown, L</b> (8, PH) <b>Sal Fasano, R</b> (8, 2) OBP: 0.387, SLG: 0.571 C F B B S			2-2 P5				3-3 K		4-2 BB	2 0 0 0 0 1 2 0 0 0 0 1 0 0 0 0 0 0 0 0 0													
<b>Inning Stats</b>	R: 0 E: 0 K: 0 S: 5	H: 0 LOB: 0 BB: 0 P: 9	R: 0 E: 0 K: 1 S: 7	H: 0 LOB: 0 BB: 0 P: 7	R: 0 E: 0 K: 1 S: 9	H: 0 LOB: 0 BB: 0 P: 12	R: 0 E: 0 K: 1 S: 7	H: 0 LOB: 0 BB: 0 P: 10	R: 0 E: 0 K: 0 S: 6	H: 1 LOB: 0 BB: 0 P: 6	R: 1 E: 0 K: 1 S: 10	H: 1 LOB: 1 BB: 1 P: 19	R: 0 E: 0 K: 0 S: 7	H: 1 LOB: 1 BB: 0 P: 8	R: 0 E: 0 K: 2 S: 16	H: 1 LOB: 2 BB: 1 P: 26	R: 0 E: 0 K: 1 S: 9	H: 0 LOB: 0 BB: 0 P: 14	1B: 4 2B: 0 3B: 0 HR: 0	SF: 0 SAC: 0 DP: 2 HBP: 1	WP: 0 PB: 0 SB: 0 CS: 0	PA: 32	
<b>DAVE BORKOWSKI, R</b> (1, 1) ERA: 5.8 <b>JEFF WEAVER, R</b> (9, 1) ERA: 5.62	IP WLS BF H R ER SO BB IBB HBP BLK WP HR S P ERA WHIP	8.0 W 29 4 1 1 6 2 0 1 0 0 0 0 9 97 1.12 0.750	1.0 3 0 0 0 1 0 0 0 0 0 0 0 9 14 0.00 0.000																				

**Kansas City Royals @ Detroit Tigers**  
 Tiger Stadium, Detroit, MI  
 Sun Sep 26 1999, 1:05 PM EDT  
 Att. 41,586 - Unknown - 76 F

[livebaseballscorecards.com](http://livebaseballscorecards.com)

<b>AB</b>	29
<b>R</b>	1
<b>H</b>	4
<b>RBI</b>	1
<b>BB</b>	2
<b>SO</b>	7
<b>LOB</b>	10







Batter	1	2	3	4	5	6	7	8	9	AB R H RBI BB SO LOB	TOP			
<b>Carlos Febles, R</b> (1, 4) OBP: 0.342, SLG: 0.421 <b>Scott Pose, L</b> (9, PH) OBP: 0.369, SLG: 0.309	0-0 	1-1 		1-2 		2-3 			1-3 	4 0 1 0 0 1 1 1 0 0 0 0 1 0				
<b>Rey Sanchez, R</b> (1, 6) OBP: 0.332, SLG: 0.371	2-2 	0-2 		0-0 			0-0 		0-0 	5 0 2 0 0 0 1				
<b>Carlos Beltrán, S</b> (1, 8) OBP: 0.337, SLG: 0.458	0-1 		2-2 		0-1 		4-2 		2-3 	4 1 3 0 1 1 0				
<b>Jermaine Dye, R</b> (1, 9) OBP: 0.352, SLG: 0.524	4-1 		1-1 		1-1 		1-3 			3 0 1 0 1 1 3				
<b>29 Mike Sweeney, R</b> (1, 3) OBP: 0.388, SLG: 0.522	3-3 		0-1 		1-3 		1-1 			4 0 1 0 0 2 6				
<b>Joe Randa, R</b> (1, 5) OBP: 0.368, SLG: 0.480	0-0 		1-1 		3-2 		0-2 			4 0 1 1 0 0 7				
<b>Mark Quinn, R</b> (1, 7) OBP: 0.392, SLG: 0.830		2-2 	4-2 		0-2 			1-1 		3 1 1 1 1 0 0				
<b>Jeremy Giambi, L</b> (1, 10) OBP: 0.374, SLG: 0.369		3-3 	1-1 		2-3 			1-3 		4 0 0 0 0 3 2				
<b>Chad Kreuter, S</b> (1, 2) OBP: 0.309, SLG: 0.318		3-1 		0-2 		0-1 		2-3 		4 0 1 0 0 1 0				
<b>Inning Stats</b>	R: 0 H: 2 E: 0 LOB: 3 K: 1 BB: 1 S: 11 P: 20	R: 1 H: 2 E: 0 LOB: 1 K: 1 BB: 0 S: 16 P: 25	R: 1 H: 3 E: 0 LOB: 2 K: 0 BB: 1 S: 15 P: 24	R: 0 H: 0 E: 0 LOB: 0 K: 0 BB: 0 S: 9 P: 10	R: 0 H: 1 E: 0 LOB: 1 K: 1 BB: 0 S: 11 P: 16	R: 0 H: 1 E: 0 LOB: 1 K: 2 BB: 0 S: 11 P: 15	R: 0 H: 2 E: 0 LOB: 2 K: 1 BB: 1 S: 13 P: 19	R: 0 H: 0 E: 0 LOB: 0 K: 2 BB: 0 S: 8 P: 12	R: 0 H: 0 E: 0 LOB: 0 K: 2 BB: 0 S: 7 P: 10	1B: 9 SF: 0 2B: 1 SAC: 0 3B: 0 DP: 2 HR: 1 HBP: 0	WP: 0 PA: 39 PB: 0 SB: 0 CS: 0			
<b>PITCHER</b>	IP WLS BF H R ER SO BB IBB HBP BLK WP HR S P ERA WHIP												<b>PITCHER</b>	IP WLS BF H R ER SO BB IBB HBP BLK WP HR S P ERA WHIP
<b>Brian Moehler, R</b> (1, 1) ERA: 5.04	6.0 W 28 9 2 2 5 2 0 0 0 0 0 1 73 110 3.00 1.833													
<b>Francisco Cordero, R</b> (7, 1) ERA: 3.5	0.1 H 4 2 0 0 1 1 0 0 0 0 0 0 10 16 0.00 9.000													
<b>Doug Brocail, R</b> (7, 1) ERA: 2.63	1.2 H 4 0 0 0 2 0 0 0 0 0 0 0 11 15 0.00 0.000													
<b>Todd Jones, R</b> (9, 1) ERA: 3.9	1.0 3 0 0 0 2 0 0 0 0 0 0 0 7 10 0.00 0.000													

**Kansas City Royals @ Detroit Tigers**  
 Tiger Stadium, Detroit, MI  
 Mon Sep 27 1999, 4:05 PM EDT  
 Att. 43,356 - Cloudy - 84 F

<b>AB</b>	36
<b>R</b>	2
<b>H</b>	11
<b>RBI</b>	2
<b>BB</b>	3
<b>SO</b>	10
<b>LOB</b>	20



Batter	1	2	3	4	5	6	7	8	9
Luis Polonia, L (1, 7) OBP: 0.349, SLG: 0.502 Gregg Jefferies, S (7, PH) OBP: 0.256, SLG: 0.327 Kimera Barteo, R (8, 8) OBP: 0.288, SLG: 0.297	1-2 HR		1-0 1B		0-0 G3		0-0 G6-3	1-2 G6-3	
Brad Ausmus, R (1, 2) OBP: 0.369, SLG: 0.418	1-2 G6-3 1B		2-3 K		0-0 F8		4-0 BB		
Tony Clark, S (1, 3) OBP: 0.359, SLG: 0.490	1-1 G6-3 1-2f		3-1 F7		3-2 G3-1		3-2 F9		
Dean Palmer, R (1, 5) OBP: 0.335, SLG: 0.505	4-2 CS BB		0-0 F8		1-0 SH2-4 HR 1B		1-1 FC1-2 2B		
Damion Easley, R (1, 4) OBP: 0.353, SLG: 0.444	2-2 CS 1-2	1-1 G3 SF9 2B		1-1 FC3-6 1B		2-1 SH2-4		2-2 E9 FC1-2 HR 1B	
Karim Garcia, L (1, 9) OBP: 0.286, SLG: 0.433 (8, 7)		0-1 G3		1-2 FC3-6 FC6-4 1-2f		1-1 HR 2-H		4-0 FC1-2 HR IBB	
Gabe Kapler, R (1, 8) OBP: 0.311, SLG: 0.442 (8, 9)		4-2 S BB		2-1 FC6-4 BB 1-2f		2-1 L9-3 1B		2-0 FC1-2 HR 1-2 2-3 3-Hf	
Robert Fick, L (1, 10) OBP: 0.276, SLG: 0.500		1-2 SF9		4-1 SAFE 1-2 BB		0-2 L9-3		0-0 HR 1-H 2-H 3-H	
Deivi Cruz, R (1, 6) OBP: 0.298, SLG: 0.425		2-0 G6-3		0-0 F8			1-1 G5-3	0-0 G5-3	

AB	R	H	RBI	BB	SO	LOB
3	1	2	1	0	0	0
1	0	0	0	0	0	0
1	0	0	0	0	0	0

3	0	1	0	1	1	1
---	---	---	---	---	---	---

4	0	0	0	0	0	3
---	---	---	---	---	---	---

3	1	2	0	1	0	1
---	---	---	---	---	---	---

3	2	3	0	0	0	0
---	---	---	---	---	---	---

3	2	1	2	1	0	2
---	---	---	---	---	---	---

3	1	1	0	1	0	4
---	---	---	---	---	---	---

2	1	1	5	1	0	1
---	---	---	---	---	---	---

4	0	0	0	0	0	3
---	---	---	---	---	---	---

1B: 6	SF: 1
2B: 3	SAC: 1
3B: 0	DP: 2
HR: 3	HBP: 0

**BOTTOM**

**Kansas City Royals @ Detroit Tigers**  
Tiger Stadium, Detroit, MI  
Mon Sep 27 1999, 4:05 PM EDT  
Att: 43,356 - Cloudy - 84 F

livebaseballscores.com

<b>AB</b>	<b>30</b>
<b>R</b>	<b>8</b>
<b>H</b>	<b>11</b>
<b>RBI</b>	<b>8</b>
<b>BB</b>	<b>5</b>
<b>SO</b>	<b>1</b>
<b>LOB</b>	<b>15</b>



Inning Stats	R: 1	H: 2	E: 0	K: 0	S: 13	H: 2	LOB: 0	BB: 1	P: 22	R: 1	H: 1	E: 0	K: 0	S: 10	R: 0	H: 1	E: 0	K: 1	S: 7	R: 0	H: 1	E: 0	K: 0	S: 10	R: 0	H: 0	E: 0	K: 0	S: 5	R: 2	H: 3	E: 0	K: 0	S: 10	R: 0	H: 0	E: 0	K: 0	S: 8	R: 4	H: 3	E: 1	K: 0	S: 11
--------------	------	------	------	------	-------	------	--------	-------	-------	------	------	------	------	-------	------	------	------	------	------	------	------	------	------	-------	------	------	------	------	------	------	------	------	------	-------	------	------	------	------	------	------	------	------	------	-------

PITCHER	IP	WLS	BF	H	R	ER	SO	BB	IBB	HBP	BLK	WP	HR	S	P	ERA	WHIP
Jeff Suppan, R (1, 1) ERA: 4.51	5.1	L	25	8	4	4	1	3	0	0	0	0	2	52	92	6.75	2.062
Alvin Morman, L (6, 1) ERA: 4.1	1.2		5	0	0	0	0	1	0	0	0	0	11	19	0.00	0.600	
Jeff Montgomery, R (8, 1) ERA: 6.93	1.0		7	3	4	4	0	0	1	0	0	0	11	21	36.00	3.000	

Batter	1	2	3	4	5	6	7	8	9	AB R H RBI BB SO LOB	TOP											
<b>Kenny Lofton, L</b> OBP: 0.409, SLG: 0.437 (1, 8) B C C B B X	2-2 P6		4-2 G6-4-3 BB		2-3 K		2-2 L7		0-2 G6-3	4 0 0 0 1 1 3												
<b>Omar Vizquel, S</b> OBP: 0.397, SLG: 0.431 (1, 6) X	0-0 BB 1B		1-2 F7		1-1 L8			2-2 E9 1B 2B		4 1 2 0 0 0 2												
<b>Roberto Alomar, S</b> OBP: 0.427, SLG: 0.542 (1, 4) C B L 1 SAFE SAFE F B X	2-2 F8		0-0 G6-4-3		1-2 G6-3			1-2 FC6-4 BB FC6-4 1B		4 1 1 1 0 0 2												
<b>Manny Ramirez, R</b> OBP: 0.447, SLG: 0.667 (1, 9) 1 SAFE SAFE B 1 SAFE F B X	2-1 BB 1B			3-3 K		1-0 G4-6-3 1B		4-2 FC6-4 BB		3 0 2 0 1 1 0												
<b>Jim Thome, L</b> OBP: 0.432, SLG: 0.553 (1, 3) C B B F B B	4-2 BB			0-1 BB 1B		0-0 G4-6-3		0-0 FC6-4 FC6-4		3 0 1 0 1 0 3												
<b>Harold Baines, L</b> OBP: 0.387, SLG: 0.539 (1, 10) B B F B B X	3-2 F8			4-0 BB 1B			0-1 BB 1B	0-0 FC6-4		2 0 1 0 1 0 3												
<b>Richie Sexson, R</b> OBP: 0.306, SLG: 0.512 (8, PH) B B F B B X				1-2 G4-6-3 BB				1-2f 3-H FC6-4		1 0 0 1 0 0 1												
<b>David Justice, L</b> OBP: 0.410, SLG: 0.473 (1, 7) F B B X				0-0 G4-6-3			4-1 BB	0-2 G4-3		3 0 0 0 1 0 3												
<b>Travis Fryman, R</b> OBP: 0.304, SLG: 0.399 (1, 5) B B X				1-2f		2-2 1B	0-3 K		2-2 P2	4 0 1 0 0 1 2												
<b>Sandy Alomar Jr., R</b> OBP: 0.313, SLG: 0.540 (1, 2) C C C						2-3 K	0-1 L5		0-1 F8	4 0 0 0 0 2 3												
<b>Inning Stats</b>	R: 0 E: 0 K: 0 S: 15	H: 2 LOB: 3 BB: 1 P: 28	R: 0 E: 0 K: 1 S: 7	H: 0 LOB: 0 BB: 0 P: 9	R: 0 E: 0 K: 0 S: 9	H: 0 LOB: 0 BB: 1 P: 14	R: 0 E: 0 K: 1 S: 6	H: 1 LOB: 1 BB: 1 P: 13	R: 0 E: 0 K: 2 S: 12	H: 1 LOB: 1 BB: 0 P: 19	R: 0 E: 0 K: 0 S: 5	H: 1 LOB: 0 BB: 0 P: 7	R: 0 E: 0 K: 1 S: 11	H: 1 LOB: 2 BB: 1 P: 17	R: 2 E: 1 K: 0 S: 16	H: 2 LOB: 1 BB: 1 P: 23	R: 0 E: 0 K: 0 S: 8	H: 0 LOB: 0 BB: 0 P: 10	1B: 7 2B: 1 3B: 0 HR: 0	SF: 0 SAC: 0 DP: 3 HBP: 0	WP: 0 PB: 0 SB: 0 CS: 0	PA: 37
<b>PITCHER</b>	IP WLS BF H R ER SO BB IBB HBP BLK WP HR S P ERA WHIP																					
<b>Jay Witasick, R</b> ERA: 5.57 (1, 1)	7.0 L 31 8 2 2 5 5 0 0 0 0 0 0 76 125 2.57 1.857																					
<b>Alvin Morman, L</b> ERA: 4.08 (8, 1)	0.1 1 0 0 0 0 0 0 0 0 0 0 0 1 1 0.00 0.000																					
<b>Jose Santiago, R</b> ERA: 3.5 (8, 1)	1.2 5 0 0 0 0 0 0 0 0 0 0 0 0 12 14 0.00 0.000																					

**Cleveland Indians @ Kansas City Royals**  
**Kauffman Stadium, Kansas City, MO**  
 Tue Sep 28 1999, 7:05 PM CDT  
 Att: 11,009 - Overcast - 50 F

AB	32
R	2
H	8
RBI	2
BB	5
SO	5
LOB	22



livebaseballscorecards.com

Batter	1	2	3	4	5	6	7	8	9	AB	R	H	RBI	BB	SO	LOB
Scott Pose, L OBP: 0.372, SLG: 0.315 (1, 10)										4	0	2	0	0	1	1
Rey Sanchez, R OBP: 0.330, SLG: 0.369 Larry Sutton, L OBP: 0.302, SLG: 0.337 (1, 6)										3	0	0	0	0	0	0
Carlos Beltrán, S OBP: 0.337, SLG: 0.456 (1, 8)										4	1	1	0	0	1	1
Jermaine Dye, R OBP: 0.352, SLG: 0.522 (1, 9)										2	0	0	1	1	2	1
29 Mike Sweeney, R OBP: 0.386, SLG: 0.520 (1, 3)										3	0	0	0	0	0	1
Joe Randa, R OBP: 0.366, SLG: 0.478 (1, 5)										3	0	0	0	0	0	1
Mark Quinn, R OBP: 0.370, SLG: 0.780 (1, 7)										3	0	0	0	0	1	0
Sal Fasano, R OBP: 0.385, SLG: 0.549 Felix Martinez, S OBP: 0.143, SLG: 0.143 Tim Spehr, R OBP: 0.324, SLG: 0.426 (1, 2)										2	0	0	0	1	1	0
Carlos Febles, R OBP: 0.342, SLG: 0.419 (1, 4)										0	0	0	0	0	0	0
										2	0	0	0	0	2	1

Inning Stats	R: 0	H: 0	E: 0	K: 2	S: 8	H: 0	LOB: 0	BB: 0	P: 11	R: 0	H: 0	E: 0	K: 0	S: 6	H: 0	LOB: 0	BB: 1	P: 14	R: 0	H: 0	E: 0	K: 1	S: 6	R: 1	H: 1	E: 0	K: 0	S: 10	R: 0	H: 0	E: 0	K: 0	S: 4	R: 0	H: 1	E: 0	K: 1	S: 10	R: 0	H: 0	E: 0	K: 1	S: 8	R: 0	H: 0	E: 0	K: 2	S: 9	R: 0	H: 1	E: 0	K: 1	S: 7	1B: 3	SF: 1	2B: 0	SAC: 1	3B: 0	DP: 1	HR: 0	HBP: 1
--------------	------	------	------	------	------	------	--------	-------	-------	------	------	------	------	------	------	--------	-------	-------	------	------	------	------	------	------	------	------	------	-------	------	------	------	------	------	------	------	------	------	-------	------	------	------	------	------	------	------	------	------	------	------	------	------	------	------	-------	-------	-------	--------	-------	-------	-------	--------

PITCHER	IP	WLS	BF	H	R	ER	SO	BB	IBB	HBP	BLK	WP	HR	S	P	ERA	WHIP
Jaret Wright, R ERA: 5.76 (1, 1)	5.0		17	1	1	0	3	1	0	1	0	0	0	34	62	0.00	0.400
Jim Brower, R ERA: 4.91 (6, 1)	2.0	W	6	1	0	0	2	0	0	0	0	0	0	18	30	0.00	0.500
Steve Karsay, R ERA: 2.81 (8, 1)	1.0	H	4	0	0	0	2	1	0	0	0	0	0	9	17	0.00	1.000
Michael Jackson, R ERA: 4.01 (9, 1)	1.0	S	4	1	0	0	1	0	0	0	0	0	0	7	11	0.00	1.000

**BOTTOM**

**Cleveland Indians @ Kansas City Royals**  
Kauffman Stadium, Kansas City, MO

livebaseballscorecards.com

<b>AB</b>	<b>26</b>
<b>R</b>	<b>1</b>
<b>H</b>	<b>3</b>
<b>RBI</b>	<b>1</b>
<b>BB</b>	<b>2</b>
<b>SO</b>	<b>8</b>
<b>LOB</b>	<b>6</b>



WP: 0	PA: 31
PB: 0	
SB: 2	
CS: 0	

Tue Sep 28 1999, 7:05 PM CDT  
Att: 11,009 - Overcast - 50 F

Batter	1	2	3	4	5	6	7	8	9	AB R H RBI BB SO LOB	TOP
<b>Kenny Lofton, L</b> (1, 8) OBP: 0.406, SLG: 0.434 <b>Dave Roberts, L</b> (6, 8) OBP: 0.282, SLG: 0.314 <b>Jolbert Cabrera, R</b> (8, PH) OBP: 0.237, SLG: 0.222 (8, 8)	3-2 F8 1		3-2 F8 2			1-3 K 1		0-0 G6-4-3 1-2f 2 3		3 0 0 0 0 1 0 0 0 0 0 0 0 0 1 0 0 0 0 0 1	<b>Cleveland Indians @ Kansas City Royals</b> <b>Kauffman Stadium, Kansas City, MO</b> Wed Sep 29 1999, 7:05 PM CDT Att. 11,814 - Unknown - 62 F <a href="http://livebaseballscorecards.com">livebaseballscorecards.com</a>
<b>Enrique Wilson, S</b> (1, 6) OBP: 0.313, SLG: 0.356	1-2 G5-3 1B		1-1 G4-3 3			0-0 HR		1-2 F8 1	4 2 2 1 0 0 0		
<b>Roberto Alomar, S</b> (1, 4) OBP: 0.428, SLG: 0.541	0-1 E1 G5-3 1-3 1B			4-1 BB		0-2 F7 2		3-1 G4-3 2	3 0 1 0 1 0 0		
<b>Manny Ramirez, R</b> (1, 9) OBP: 0.444, SLG: 0.661	1-2 G5-3 2-3 3-H 2			0-0 F8 1		0-0 F8 3		1-2 G6-3 3	4 0 0 1 0 0 2		
<b>Richie Sexson, R</b> (1, 3) OBP: 0.304, SLG: 0.509	0-2 G6-3 3			2-3 K 2			1-0 G5-3 1		3 0 0 0 0 1 2		
<b>Wil Cordero, R</b> (1, 7) OBP: 0.356, SLG: 0.478		1-1 L8 1		3-3 K 3			2-0 P3 2		3 0 0 0 0 1 1		
<b>Alex Ramirez, R</b> (1, 10) OBP: 0.316, SLG: 0.426		1-1 P4 2			1-3 K 1		2-2 G6-3 3		3 0 0 0 0 1 0		
<b>Travis Fryman, R</b> (1, 5) OBP: 0.304, SLG: 0.399		1-0 P3 3			1-2 G6-3 2			2-2 G6-4-3 1B	3 0 1 0 0 0 0		
<b>Sandy Alomar Jr., R</b> (1, 2) OBP: 0.306, SLG: 0.527			0-1 P4 1		2-3 K 3			1-2 L4 1	3 0 0 0 0 1 1		
<b>Inning Stats</b>	R: 1 H: 2 E: 1 LOB: 1 K: 0 BB: 0 S: 16 P: 21	R: 0 H: 0 E: 0 LOB: 0 K: 0 BB: 0 S: 5 P: 8	R: 0 H: 0 E: 0 LOB: 0 K: 0 BB: 0 S: 7 P: 11	R: 0 H: 0 E: 0 LOB: 1 K: 2 BB: 1 S: 8 P: 17	R: 0 H: 0 E: 0 LOB: 0 K: 2 BB: 0 S: 11 P: 15	R: 1 H: 1 E: 0 LOB: 0 K: 1 BB: 0 S: 9 P: 10	R: 0 H: 0 E: 0 LOB: 0 K: 0 BB: 0 S: 5 P: 10	R: 0 H: 1 E: 0 LOB: 0 K: 0 BB: 0 S: 8 P: 11	R: 0 H: 0 E: 0 LOB: 0 K: 0 BB: 0 S: 8 P: 13	1B: 3 SF: 0 2B: 0 SAC: 0 3B: 0 DP: 1 HR: 1 HBP: 0	WP: 0 PA: 31 PB: 0 SB: 0 CS: 0
<b>PITCHER</b> <b>50 José Rosado, L</b> (1, 1) ERA: 3.85	IP WLS BF H R ER SO BB IBB HBP BLK WP HR S P ERA WHIP 9.0 W 31 4 2 1 5 1 0 0 0 0 1 77 116 1.00 0.556										

**Cleveland Indians @ Kansas City Royals**  
**Kauffman Stadium, Kansas City, MO**  
 Wed Sep 29 1999, 7:05 PM CDT  
 Att. 11,814 - Unknown - 62 F

<b>AB</b>	30
<b>R</b>	2
<b>H</b>	4
<b>RBI</b>	2
<b>BB</b>	1
<b>SO</b>	5
<b>LOB</b>	7



Batter	1	2	3	4	5	6	7	8	9	AB	R	H	RBI	BB	SO	LOB
Scott Pose, L (1, 10) OBP: 0.369, SLG: 0.313	2-0 F7			0-0 1B 1B	0-2 F7		2-1 G4-3			4	1	1	0	0	0	0
Rey Sanchez, R (1, 6) OBP: 0.329, SLG: 0.368	1-2 G6-3			0-0 F9 1B 1B		0-0 G6-3		1-3 K		4	1	1	0	0	1	0
Carlos Beltrán, S (1, 8) OBP: 0.338, SLG: 0.457	0-3 K			0-1 29 1B F9 1B		1-0 G4-3		2-2 29 G3-1 BB 1B		4	1	2	1	0	1	0
Jermaine Dye, R (1, 9) OBP: 0.352, SLG: 0.526		2-1 L9		0-1 F9 1B		3-2 HR		4-1 29 G3-1 BB 1B		3	1	1	1	1	0	2
29 Mike Sweeney, R (1, 3) OBP: 0.386, SLG: 0.521		0-0 G6-3		1-0 1B 1B		2-2 1B 2B		1-0 G3-1		4	1	2	1	0	0	2
Larry Sutton, L (9, 3) OBP: 0.302, SLG: 0.337				2-3 3-H				1-2 2-3		0	0	0	0	0	0	0
Joe Randa, R (1, 5) OBP: 0.367, SLG: 0.478		1-1 F7		1-1 1B		0-0 1B		1-1 G6-3		4	0	2	2	0	0	2
Mark Quinn, R (1, 7) OBP: 0.351, SLG: 0.736			0-0 F8	1-1 G1-6-4-3		1-3 K				3	0	0	0	0	1	3
Sal Fasano, R (1, 2) OBP: 0.368, SLG: 0.519			1-3 K		3-2 G4-3		0-1 F9			3	0	0	0	0	1	0
Carlos Febles, R (1, 4) OBP: 0.340, SLG: 0.416			2-1 G1-3		2-2 L8		3-2 G6-3			3	0	0	0	0	0	0

Inning Stats	R: 0	H: 0	E: 0	LOB: 0	K: 1	S: 7	P: 10	R: 0	H: 0	E: 0	LOB: 0	K: 0	S: 5	P: 8	R: 0	H: 0	E: 0	LOB: 0	K: 1	S: 8	P: 11	R: 3	H: 5	E: 0	LOB: 1	K: 0	S: 11	P: 14	R: 0	H: 0	E: 0	LOB: 0	K: 0	S: 10	P: 15	R: 2	H: 3	E: 0	LOB: 1	K: 1	S: 13	P: 20	R: 0	H: 0	E: 0	LOB: 0	K: 0	S: 7	P: 12	R: 0	H: 1	E: 0	LOB: 2	K: 1	S: 10	P: 19
PITCHER	IP	WLS	BF	H	R	ER	SO	BB	IBB	HBP	BLK	WP	HR	S	P	ERA	WHIP																																							
Charles Nagy, R (1, 1) ERA: 4.84	7.0	L	28	8	5	5	3	0	0	0	0	0	0	61	90	6.43	1.143																																							
Paul Shuey, R (8, 1) ERA: 3.59	1.0		5	1	0	0	1	1	0	0	0	0	0	10	19	0.00	2.000																																							
PITCHER	IP	WLS	BF	H	R	ER	SO	BB	IBB	HBP	BLK	WP	HR	S	P	ERA	WHIP																																							


**BOTTOM**

**Cleveland Indians @ Kansas City Royals**  
**Kauffman Stadium, Kansas City, MO**

Wed Sep 29 1999, 7:05 PM CDT  
Att. 11,814 - Unknown - 62 F

livebaseballscorecards.com

AB	32
R	5
H	9
RBI	5
BB	1
SO	4
LOB	9



WP: 0	PA: 33
PB: 0	
SB: 0	
CS: 0	

Batter	1	2	3	4	5	6	7	8	9	AB R H RBI BB SO LOB	TOP																
Kimera Barteo, R (1, 8) OBP: 0.280, SLG: 0.288	1-3 K	1-2 HBP 1B		0-2 F9		2-2 F9			2-1 G3-6-3 1B	5 0 2 0 0 1 1																	
Frank Catalanotto, L (1, 5) OBP: 0.327, SLG: 0.458	2-2 HR 2B	1-2 HBP		1-0 G3			0-0 F8		1-2 G3-6-3 1-2f	4 1 1 0 0 0 1																	
Tony Clark, S (1, 3) OBP: 0.359, SLG: 0.503	0-2 HR 2-H	2-0 P6			0-0 HR		2-1 G5-3		2-2 L1	5 2 2 3 0 0 3																	
Damion Easley, R (1, 4) OBP: 0.348, SLG: 0.438	1-3 K	0-0 F9			0-0 G4-6-3 1B		1-0 L7			4 0 1 0 0 1 3																	
Robert Fick, L (1, 2) OBP: 0.289, SLG: 0.436	0-1 F8				0-2 G4-6-3 1-2f			2-1 F7		4 0 1 0 0 0 1																	
Gabe Kapler, R (1, 9)					2-2 FC6-4 CS 1-2f			1-1 1B 1B		4 0 1 0 0 2 1																	
Karim Garcia, L (1, 7) OBP: 0.292, SLG: 0.447					1 SAFE 1 SAFE 1 SAFE 1 SAFE 1 SAFE 1 SAFE 1-2		0-0 F9 2B	0-0 1B 1-2 1B	4 1 4 0 0 0 0																		
Gabe Alvarez, R (1, 10) OBP: 0.236, SLG: 0.365					1-0 F9		1-2 F9	0-0 P4		4 1 1 1 0 0 4																	
Jason Wood, R (1, 6) OBP: 0.196, SLG: 0.250					1-1 1B 2-H 2B		1-0 F9 2-3	0-0 G3-1		4 0 1 1 0 0 3																	
<b>Inning Stats</b>	R: 2 E: 0 K: 2 S: 18	H: 2 LOB: 0 BB: 0 P: 22	R: 2 E: 0 K: 1 S: 16	H: 4 LOB: 3 BB: 0 P: 22	R: 0 E: 0 K: 1 S: 13	H: 2 LOB: 1 BB: 0 P: 19	R: 0 E: 0 K: 0 S: 6	H: 0 LOB: 0 BB: 0 P: 10	R: 1 E: 0 K: 1 S: 10	H: 2 LOB: 0 BB: 0 P: 13	R: 0 E: 0 K: 0 S: 8	H: 1 LOB: 1 BB: 0 P: 12	R: 0 E: 0 K: 0 S: 4	H: 0 LOB: 0 BB: 0 P: 7	R: 0 E: 0 K: 0 S: 7	H: 2 LOB: 2 BB: 0 P: 10	R: 0 E: 0 K: 0 S: 9	H: 1 LOB: 0 BB: 0 P: 14	1B: 7 2B: 5 3B: 0 HR: 2	SF: 0 SAC: 0 DP: 2 HBP: 1	WP: 0 PB: 0 SB: 0 CS: 1	PA: 39					
<b>PITCHER</b>	IP WLS BF H R ER SO BB IBB HBP BLK WP HR S P ERA WHIP																										
Blake Stein, R (1, 1) ERA: 4.56	5.0		24	10	5	5	4	0	0	1	0	0	2	63	86	9.00	2.000										
Mac Suzuki, R (6, 1) ERA: 6.79	3.0	W	13	4	0	0	0	0	0	0	0	0	0	21	33	0.00	1.333										
Jose Santiago, R (9, 1) ERA: 3.42	1.0		2	0	0	0	0	0	0	0	0	0	0	7	10	0.00	0.000										

Detroit Tigers @ Kansas City Royals  
Kauffman Stadium, Kansas City, MO

Fri Oct 01 1999, 7:05 PM CDT  
Att. 13,382 - Unknown - 60 F

livebaseballscorecards.com

AB	38
R	5
H	14
RBI	5
BB	0
SO	4
LOB	17





Batter	1	2	3	4	5	6	7	8	9
<b>Scott Pose, L</b> (1, 10) <small>OBP: 0.370, SLG: 0.311</small>	2-2 <b>G1-3</b>		4-2 <b>G4-3</b> <b>E</b> <b>1B</b> <b>BB</b>		1-3 <b>K</b>	0-1 <b>3B</b> <b>1B</b>		0-0 <b>G3-1</b>	
<b>Rey Sanchez, R</b> (1, 6) <small>OBP: 0.331, SLG: 0.372</small>	1-1 <b>G6-3</b>		2-3 <b>K</b> <b>1-2</b>		1-1 <b>2B</b> <b>HBP</b>	0-0 <b>SF8</b> <b>3B</b>			
<b>Carlos Beltrán, S</b> (1, 8) <small>OBP: 0.337, SLG: 0.455</small>	1-3 <b>K</b>		1-1 <b>G4-3</b> <b>2-3</b>		4-0 <b>2B</b> <b>BB</b>	0-0 <b>SF8</b>			
<b>Jermaine Dye, R</b> (1, 9) <small>OBP: 0.353, SLG: 0.527</small>		1-3 <b>K</b>	0-0 <b>1B</b>		0-0 <b>2B</b>	2-2 <b>G5-3</b>			
<b>29 Mike Sweeney, R</b> (1, 3) <small>OBP: 0.386, SLG: 0.521</small> <b>Larry Sutton, L</b> (9, 3) <small>OBP: 0.302, SLG: 0.337</small>	<b>2B</b>	1-1 <b>K</b>	2-3 <b>K</b>		1-0 <b>F9</b>		0-0 <b>G5-3</b>		
<b>Joe Randa, R</b> (1, 5) <small>OBP: 0.365, SLG: 0.475</small>	<b>E6</b> <b>G6-3</b> <b>2B</b>			0-2 <b>G4-3</b>	0-0 <b>F7</b>		1-2 <b>G5-3</b>		
<b>Mark Quinn, R</b> (1, 7) <small>OBP: 0.377, SLG: 0.754</small>	<b>2B</b>	0-1 <b>2B</b>		0-0 <b>FC6</b> <b>1B</b>		1-1 <b>2B</b> <b>1B</b>	3-2 <b>G5-3</b>		
<b>Sal Fasano, R</b> (1, 2) <small>OBP: 0.375, SLG: 0.526</small>	<b>G6-3</b>			0-0 <b>F9</b>		1-1 <b>1B</b> <b>3B</b> <b>2B</b>	4-2 <b>G6-4-3</b> <b>HBP</b>		
<b>Carlos Febles, R</b> (1, 4) <small>OBP: 0.337, SLG: 0.412</small>	<b>G4-3</b>			0-0 <b>FC6</b>		1-2 <b>G3</b>	1-1 <b>G6-4-3</b>		

Inning Stats	R: 0	H: 0	E: 0	K: 1	S: 10	R: 2	H: 2	E: 1	K: 1	S: 13	R: 1	H: 1	E: 1	K: 2	S: 11	R: 0	H: 1	E: 0	K: 0	S: 6	R: 2	H: 1	E: 0	K: 1	S: 7	R: 4	H: 4	E: 0	K: 0	S: 16	R: 0	H: 0	E: 0	K: 0	S: 7	R: 0	H: 0	E: 0	K: 0	S: 6	R: 0	H: 0	E: 0	K: 0	S: 6					

PITCHER	IP	WLS	BF	H	R	ER	SO	BB	IBB	HBP	BLK	WP	HR	S	P	ERA	WHIP
<b>Dave Borkowski, R</b> (1, 1) <small>ERA: 6.1</small>	5.1	L	28	8	8	6	5	2	0	0	0	0	0	56	84	10.12	1.875
<b>Erik Hijus, R</b> (6, 1) <small>ERA: 5.19</small>	1.2		6	1	1	1	0	0	0	0	0	0	0	14	20	5.40	0.600
<b>Masao Kida, R</b> (8, 1) <small>ERA: 6.26</small>	1.0		3	0	0	0	0	0	0	1	0	0	0	6	11	0.00	0.000

**BOTTOM**


**AB R H RBI BB SO LOB**

4	2	1	1	1	1	0
3	2	1	2	0	1	1
2	1	0	1	1	1	1
4	0	2	3	0	1	0
4	1	1	0	0	1	2
0	0	0	0	0	0	0
4	1	0	0	0	0	2
4	1	3	1	0	0	0
3	1	1	1	0	0	2
4	0	0	0	0	0	5

**AB 32**  
**R 9**  
**H 9**  
**RBI 9**  
**BB 2**  
**SO 5**  
**LOB 13**

**WP: 0 PA: 37**  
**PB: 0**  
**SB: 0**  
**CS: 0**

**livebaseballscorecards.com**



**Detroit Tigers @ Kansas City Royals**  
**Kauffman Stadium, Kansas City, MO**  
 Fri Oct 01 1999, 7:05 PM CDT  
 Att: 13,382 - Unknown - 60 F

Batter	1	2	3	4	5	6	7	8	9	AB R H RBI BB SO LOB	TOP	
Luis Polonia, L (1, 10) OBP: 0.357, SLG: 0.526 Gabe Alvarez, R (9, PH) OBP: 0.250, SLG: 0.377	3-2 HR		1-0 E5 SH5-4 HR 1B		3-1 1B		1-0 SH5-3 1-2		1-1 SH3 1B	3 2 3 1 0 0 0 1 0 1 0 0 0 0		
Deivi Cruz, R (1, 6) OBP: 0.302, SLG: 0.427	0-2 G5-4-3 1B		0-1 SH5-4		1-3 K		0-1 2B		0-1 SH3	3 0 2 1 0 1 1		
Tony Clark, S (1, 3) OBP: 0.361, SLG: 0.507	2-2 G5-4-3 1-2f		2-2 HR		0-3 K		4-0 IBB		4-0 FC6-4 IBB	3 1 1 2 2 1 2		
Dean Palmer, R (1, 5) OBP: 0.339, SLG: 0.518	2-1 3B		2-2 G5-3		1-1 F9		2-3 K		0-3 K	5 0 1 0 0 2 4		
Damion Easley, R (1, 4) OBP: 0.346, SLG: 0.434	2-1 G5-3		0-0 G6-3		1-3 K		1-3 K		1-2 FC6-4 1-2f	5 0 0 0 0 2 5		
Karim Garcia, L (1, 7) OBP: 0.288, SLG: 0.441		2-1 G1-3		2-2 G4-3		3-2 E3		1-3 K		4 0 0 0 0 1 0		
Robert Fick, L (1, 2) OBP: 0.327, SLG: 0.439		4-2 BB		2-2 F7		4-0 BB		0-1 BB 1B		2 0 1 0 2 0 0		
Gabe Kapler, R (1, 9) OBP: 0.315, SLG: 0.447		1-0 L7		2-0 F8		1-0 F8		4-0 G6-3 BB		3 0 0 0 1 0 3		
Kimera Bartee, R (1, 8) OBP: 0.279, SLG: 0.286		0-0 L9		0-0 B5-3		3-2 SH5-3 2B 1B		2-2 G6-3 1-2f		4 1 1 0 0 0 3		
<b>Inning Stats</b>	R: 1 H: 3 E: 0 LOB: 1 K: 0 BB: 0 S: 16 P: 25	R: 0 H: 0 E: 0 LOB: 1 K: 0 BB: 1 S: 6 P: 13	R: 2 H: 2 E: 1 LOB: 0 K: 0 BB: 0 S: 11 P: 16	R: 0 H: 0 E: 0 LOB: 0 K: 0 BB: 0 S: 8 P: 14	R: 0 H: 1 E: 0 LOB: 1 K: 2 BB: 0 S: 9 P: 13	R: 0 H: 0 E: 1 LOB: 2 K: 1 BB: 1 S: 9 P: 19	R: 1 H: 2 E: 0 LOB: 2 K: 2 BB: 1 S: 13 P: 24	R: 0 H: 1 E: 0 LOB: 1 K: 1 BB: 1 S: 9 P: 16	R: 0 H: 1 E: 0 LOB: 2 K: 1 BB: 1 S: 10 P: 16	1B: 6 SF: 0 2B: 1 SAC: 3 3B: 1 DP: 2 HR: 2 HBP: 0	WP: 0 PA: 41 PB: 0 SB: 0 CS: 0	
<b>PITCHER</b>	IP WLS BF H R ER SO BB IBB HBP BLK WP HR S P ERA WHIP											
Jeff Suppan, R (1, 1) ERA: 4.53	7.0 L 32 8 4 4 5 2 1 0 0 0 0 2 72 124 5.14 1.429											
Alvin Morman, L (8, 1) ERA: 4.05	0.1 2 1 0 0 1 0 0 0 0 0 0 0 5 6 0.00 3.000											
Lance Carter, R (8, 1) ERA: 5.06	0.2 2 0 0 0 0 1 0 0 0 0 0 0 4 10 0.00 1.500											
Tim Byrdak, L (9, 1) ERA: 7.66	0.1 3 1 0 0 0 0 0 1 0 0 0 0 4 9 0.00 3.000											
Jeff Montgomery, R (9, 1) ERA: 6.84	0.2 2 0 0 0 0 1 0 0 0 0 0 0 6 7 0.00 0.000											

Detroit Tigers @ Kansas City Royals  
Kauffman Stadium, Kansas City, MO

Sat Oct 02 1999, 7:05 PM CDT  
Att. 17,204 - Overcast - 57 F

livebaseballscorecards.com

AB	33
R	4
H	10
RBI	4
BB	5
SO	7
LOB	18




Batter	1	2	3	4	5	6	7	8	9	AB R H RBI BB SO LOB
Scott Pose, L (1, 10) OBP: 0.377, SLG: 0.307	0-3 K			2-3 K	4-2 K		4-1 SH1-4		4-2 1B SH5-4	2 0 0 1 3 2 0
Rey Sanchez, R (1, 6) OBP: 0.329, SLG: 0.370	1-0 G5-3			0-0 F9	1-3 K		0-0 SH1-4		0-0 SH5-4	3 0 0 0 0 1 3
Carlos Beltrán, S (1, 8) OBP: 0.337, SLG: 0.454	0-0 G4-3			4-1 E 1B	0-2 G6-4-3		3-3 K		0-1 29 S	4 0 1 1 1 1 4
Jermaine Dye, R (1, 9) OBP: 0.354, SLG: 0.526			0-2 F8	0-0 E9		0-2 29 1B	2-3 K		2-3 K	5 1 2 0 0 2 3
29 Mike Sweeney, R (1, 3) OBP: 0.387, SLG: 0.520			3-3 K	4-1 1B		2-0 FC1-6		0-0 P4	4-2 1B	3 0 1 0 2 1 0
Joe Randa, R (1, 5) OBP: 0.363, SLG: 0.473			2-2 G6-3	0-0 F7		0-1 FC1-6		1-1 F8	0-3 K	5 0 1 1 0 1 6
Mark Quinn, R (1, 7) OBP: 0.385, SLG: 0.733			1-1 F8		4-2 SH 1B	2-2 FC1-6		0-0 1B		3 1 1 0 1 0 2
Sal Fasano, R (1, 2) OBP: 0.373, SLG: 0.517			2-2 P3		1-2 BB SH	2-3 K		1-0 L7		3 0 1 0 0 1 2
Jeremy Giambi, L (8, PH) OBP: 0.373, SLG: 0.368					1-2 1B					1 0 0 0 0 0 1
Chad Kreuter, S (9, 2) OBP: 0.309, SLG: 0.318										0 0 0 0 0 0 0
Carlos Febles, R (1, 4) OBP: 0.336, SLG: 0.411			3-2 L4		1-1 SH	1-3 K			1-2 SH5-4	2 0 0 0 0 1 2
Larry Sutton, L (9, PH) OBP: 0.308, SLG: 0.343					1-2 BB				1B	1 0 1 0 0 0 0
Johnny Damon, L (9, PR) OBP: 0.379, SLG: 0.477									1B	0 1 0 0 0 0 0

Inning Stats	R: 0	H: 0	E: 0	K: 1	S: 5	WLS	BF	H	R	ER	SO	BB	IBB	HBP	BLK	WP	HR	S	P	ERA	WHIP
	0	0	0	1	5		24	5	2	2	4	4	0	0	0	0	0	68	103	3.60	1.800
	0	0	0	0	6		6	0	0	0	3	1	0	0	0	0	0	16	28	0.00	0.600
	0	0	0	0	6		5	1	0	0	1	0	0	0	0	0	0	8	12	0.00	0.750
	0	0	0	0	6		7	2	1	1	2	2	0	0	0	0	0	21	32	9.00	4.000


PITCHER	IP	WLS	BF	H	R	ER	SO	BB	IBB	HBP	BLK	WP	HR	S	P	ERA	WHIP
Jeff Weaver, R (1, 1) ERA: 5.55	5.0	W	24	5	2	2	4	4	0	0	0	0	0	68	103	3.60	1.800
Nelson Cruz, R (6, 1) ERA: 5.67	1.2	H	6	0	0	0	3	1	0	0	0	0	0	16	28	0.00	0.600
Doug Brocail, R (7, 1) ERA: 2.52	1.1	H	5	1	0	0	1	0	0	0	0	0	0	8	12	0.00	0.750
Todd Jones, R (9, 1) ERA: 3.8	1.0	S	7	2	1	1	2	2	0	0	0	0	0	21	32	9.00	4.000

**DETROIT TIGERS @ KANSAS CITY ROYALS**  
**Kauffman Stadium, Kansas City, MO**  
 Sat Oct 02 1999, 7:05 PM CDT  
 Att: 17,204 - Overcast - 57 F


AB	32
R	3
H	8
RBI	3
BB	7
SO	10
LOB	23



WP	PA	ERA	WHIP
0	42		
1			
2			
0			

Batter	1	2	3	4	5	6	7	8	9	AB R H RBI BB SO LOB	TOP																															
												<p style="text-align: center;"><b>Detroit Tigers @ Kansas City Royals</b>            Kauffman Stadium, Kansas City, MO            Sun Oct 03 1999, 1:05 PM CDT</p> <p style="text-align: right;"><a href="http://livebaseballscorecards.com">livebaseballscorecards.com</a></p> <table style="width: 100%; border-collapse: collapse;"> <tr><td style="width: 50%;"><b>AB</b></td><td style="width: 50%; text-align: right;"><b>0</b></td></tr> <tr><td><b>R</b></td><td style="text-align: right;"><b>0</b></td></tr> <tr><td><b>H</b></td><td style="text-align: right;"><b>0</b></td></tr> <tr><td><b>RBI</b></td><td style="text-align: right;"><b>0</b></td></tr> <tr><td><b>BB</b></td><td style="text-align: right;"><b>0</b></td></tr> <tr><td><b>SO</b></td><td style="text-align: right;"><b>0</b></td></tr> <tr><td><b>LOB</b></td><td style="text-align: right;"><b>0</b></td></tr> </table> <div style="text-align: center; margin-top: 10px;">  </div> <table style="width: 100%; border-collapse: collapse; margin-top: 10px;"> <tr> <td style="width: 50%;">1B: 0</td> <td style="width: 50%;">SF: 0</td> <td style="width: 50%;">WP: 0</td> <td style="width: 50%;">PA: 0</td> </tr> <tr> <td>2B: 0</td> <td>SAC: 0</td> <td>PB: 0</td> <td></td> </tr> <tr> <td>3B: 0</td> <td>DP: 0</td> <td>SB: 0</td> <td></td> </tr> <tr> <td>HR: 0</td> <td>HBP: 0</td> <td>CS: 0</td> <td></td> </tr> </table>	<b>AB</b>	<b>0</b>	<b>R</b>	<b>0</b>	<b>H</b>	<b>0</b>	<b>RBI</b>	<b>0</b>	<b>BB</b>	<b>0</b>	<b>SO</b>	<b>0</b>	<b>LOB</b>	<b>0</b>	1B: 0	SF: 0	WP: 0	PA: 0	2B: 0	SAC: 0	PB: 0		3B: 0	DP: 0	SB: 0		HR: 0	HBP: 0	CS: 0	
<b>AB</b>											<b>0</b>																															
<b>R</b>											<b>0</b>																															
<b>H</b>											<b>0</b>																															
<b>RBI</b>											<b>0</b>																															
<b>BB</b>											<b>0</b>																															
<b>SO</b>											<b>0</b>																															
<b>LOB</b>											<b>0</b>																															
1B: 0											SF: 0		WP: 0	PA: 0																												
2B: 0	SAC: 0	PB: 0																																								
3B: 0	DP: 0	SB: 0																																								
HR: 0	HBP: 0	CS: 0																																								
Inning Stats																																										
PITCHER	IP	WLS	BF	H	R	ER	SO	BB	IBB	HBP	BLK	WP	HR	S	P	ERA	WHIP	PITCHER	IP	WLS	BF	H	R	ER	SO	BB	IBB	HBP	BLK	WP	HR	S	P	ERA	WHIP							

Batter	1	2	3	4	5	6	7	8	9	AB R H RBI BB SO LOB	BOTTOM
--------	---	---	---	---	---	---	---	---	---	----------------------	--------

												<p><b>Detroit Tigers @ Kansas City Royals</b>  Kauffman Stadium, Kansas City, MO  Sun Oct 03 1999, 1:05 PM CDT</p> <p><a href="http://livebaseballscorecards.com">livebaseballscorecards.com</a></p> <p><b>AB 0</b>  <b>R 0</b>  <b>H 0</b>  <b>RBI 0</b>  <b>BB 0</b>  <b>SO 0</b>  <b>LOB 0</b></p> 
<b>Inning Stats</b>											1B: 0 SF: 0 2B: 0 SAC: 0 3B: 0 DP: 0 HR: 0 HBP: 0 WP: 0 PA: 0 PB: 0 SB: 0 CS: 0	

PITCHER	IP	WLS	BF	H	R	ER	SO	BB	IBB	HBP	BLK	WP	HR	S	P	ERA	WHIP
---------	----	-----	----	---	---	----	----	----	-----	-----	-----	----	----	---	---	-----	------

PITCHER	IP	WLS	BF	H	R	ER	SO	BB	IBB	HBP	BLK	WP	HR	S	P	ERA	WHIP
---------	----	-----	----	---	---	----	----	----	-----	-----	-----	----	----	---	---	-----	------