

Kansas City Royals - 1999

Batter	1	2	3	4	5	6	7	8	9	AB	R	H	RBI	BB	SO	LOB	TOP								
Jose Offerman, S OBP: 0.800, SLG: 1.400 (1, 10)										5	2	4	0	0	0	0	Boston Red Sox @ Kansas City Royals Kauffman Stadium, Kansas City, MO Mon Apr 05 1999, 12:35 PM CDT Att: 40,257 - Overcast - 60 F								
Darren Lewis, R (1, 8)										5	0	0	0	0	1	4									
John Valentin, R OBP: 0.400, SLG: 1.200 (1, 5)										5	1	2	3	0	0	2									
Nomar Garciaparra, R OBP: 0.400, SLG: 0.250 (1, 6)										4	1	1	0	1	0	2									
Troy O'Leary, L OBP: 0.600, SLG: 0.750 (1, 7)										4	1	2	0	1	0	2									
Mike Stanley, R OBP: 0.750, SLG: 0.667 (1, 3)										3	0	2	1	0	0	1									
Scott Hatteberg, L OBP: 0.750, SLG: 0.500 (1, 2)										2	0	1	1	2	0	2									
Jeff Frye, R OBP: 0.250, SLG: 0.250 (1, 4)										4	0	1	0	0	0	4									
Trot Nixon, L (1, 9)										4	0	0	0	0	1	5									
Inning Stats	R: 0 E: 0 K: 0 S: 8	H: 1 LOB: 1 BB: 0 P: 17	R: 0 E: 0 K: 0 S: 8	H: 1 LOB: 1 BB: 1 P: 16	R: 2 E: 0 K: 1 S: 9	H: 2 LOB: 0 BB: 0 P: 13	R: 0 E: 0 K: 0 S: 4	H: 1 LOB: 1 BB: 1 P: 11	R: 0 E: 0 K: 0 S: 10	H: 0 LOB: 0 BB: 0 P: 15	R: 2 E: 0 K: 0 S: 10	H: 3 LOB: 2 BB: 1 P: 19	R: 0 E: 0 K: 0 S: 10	H: 1 LOB: 2 BB: 1 P: 17	R: 0 E: 0 K: 0 S: 7	H: 1 LOB: 2 BB: 1 P: 18	R: 1 E: 0 K: 1 S: 10	H: 3 LOB: 1 BB: 0 P: 16	1B: 8 2B: 3 3B: 1 HR: 1	SF: 0 SAC: 0 DP: 4 HBP: 1	WP: 0 PB: 0 SB: 1 CS: 0	PA: 41			
PITCHER	IP	WLS	BF	H	R	ER	SO	BB	IBB	HBP	BLK	WP	HR	S	P	ERA	WHIP								
Kevin Appier, R ERA: 6.75 (1, 1)	5.1	L	25	8	4	4	1	3	0	0	0	0	1	47	85	6.75	2.062								
Don Wengert, R ERA: (6, 1)	1.2		6	1	0	0	0	0	0	0	0	0	0	12	23	0.00	0.600								
Matt Whisenant, L ERA: (8, 1)	0.1		3	0	0	0	0	1	0	1	0	0	0	3	9	0.00	3.000								
Scott Service, R ERA: 5.4 (8, 1)	1.2		7	4	1	1	1	0	0	0	0	0	0	14	25	5.40	2.400								

Batter	1	2	3	4	5	6	7	8	9	AB	R	H	RBI	BB	SO	LOB	BOTTOM								
Carlos Beltrán, S OBP: 0.250, SLG: 0.250 (1, 8)										4	0	1	1	0	1	2	Boston Red Sox @ Kansas City Royals Kauffman Stadium, Kansas City, MO Mon Apr 05 1999, 12:35 PM CDT Att: 40,257 - Overcast - 60 F								
Joe Randa, R OBP: 0.250, SLG: 1.000 (1, 5)										4	1	1	1	0	1	2									
Johnny Damon, L OBP: 0.250, SLG: 0.250 (1, 7)										4	1	1	0	0	2	1									
Jeff King, R (1, 3)										3	0	0	0	1	2	1									
Larry Sutton, L OBP: 0.250, SLG: 0.500 (1, 10)										4	0	1	1	0	2	1									
Jermaine Dye, R OBP: 0.250, SLG: 0.250 (1, 9)										4	0	1	0	0	2	1									
Chad Kreuter, S (1, 2)										3	1	0	0	1	0	1									
Rey Sanchez, R OBP: 0.250, SLG: 0.500 (1, 6)										4	0	1	0	0	2	1									
Carlos Febles, R (1, 4)										2	0	0	0	0	0	1									
Inning Stats	R: 2 E: 0 K: 2 S: 19	H: 3 LOB: 1 BB: 0 P: 30	R: 0 E: 0 K: 0 S: 11	H: 1 LOB: 1 BB: 0 P: 14	R: 0 E: 0 K: 2 S: 15	H: 0 LOB: 1 BB: 1 P: 26	R: 0 E: 0 K: 1 S: 12	H: 1 LOB: 0 BB: 0 P: 15	R: 0 E: 0 K: 2 S: 14	H: 1 LOB: 1 BB: 0 P: 23	R: 0 E: 0 K: 2 S: 7	H: 0 LOB: 0 BB: 0 P: 13	R: 1 E: 1 K: 0 S: 6	H: 0 LOB: 1 BB: 1 P: 13	R: 0 E: 0 K: 1 S: 6	H: 0 LOB: 0 BB: 0 P: 10	R: 0 E: 0 K: 2 S: 8	H: 0 LOB: 0 BB: 0 P: 12	1B: 3 2B: 2 3B: 0 HR: 1	SF: 0 SAC: 1 DP: 1 HBP: 0	WP: 0 PB: 0 SB: 3 CS: 0	PA: 35			
PITCHER	IP	WLS	BF	H	R	ER	SO	BB	IBB	HBP	BLK	WP	HR	S	P	ERA	WHIP								
Pedro Martinez, R ERA: 3.0 (1, 1)	6.0	W	24	6	2	2	9	1	0	0	0	0	0	12	21	3.00	1.167								
Derek Lowe, R ERA: (7, 1)	2.0	H	8	0	1	0	1	1	0	0	0	0	0	12	23	0.00	0.500								
Tom Gordon, R ERA: (9, 1)	1.0	S	3	0	0	0	2	0	0	0	0	0	0	8	12	0.00	0.000								

AB	36
R	5
H	13
RBI	5
BB	4
SO	2
LOB	22



AB	32
R	3
H	6
RBI	3
BB	2
SO	12
LOB	11



Batter	1	2	3	4	5	6	7	8	9	AB	R	H	RBI	BB	SO	LOB	TOP		
Jose Offerman, S OBP: 0.600, SLG: 1.000	F8		F9 1B	CS	F9		SF8 1B	G4-3		5	2	2	0	0	0	0			
Darren Lewis, R OBP: 0.200, SLG: 0.200	F9		F9		F8		E1 1B		FC5-4 1B	5	2	2	0	0	0	1			
John Valentin, R OBP: 0.400, SLG: 0.889	K		E		G4-3		SF8		FC5-4 1B	4	0	2	2	0	1	0			
Nomar Garciaparra, R Donnie Sadler, R		BB FC3-2 BB	E8 1B			P2			FC5-4 2B	3	1	1	0	2	0	2			
Mike Stanley, R OBP: 0.667, SLG: 0.750	P4		G5-3			1B			G3-1 2B	5	0	3	3	0	0	3			
Troy O'Leary, L OBP: 0.400, SLG: 0.444	FC3-2 BB 1B		P6			K			G3-1	5	0	1	0	0	1	6			
Damon Buford, R OBP: 0.400, SLG: 0.250	FC3-2 BB			G6-3		1B			K	4	0	1	0	1	2	3			
Jason Varitek, S	FC3-2			F9		G1-3			F8	4	0	0	0	0	0	5			
Jeff Frye, R OBP: 0.375, SLG: 0.286	G5-3								G4-3	3	1	1	0	1	0	3			
Inning Stats	R: 0 E: 0 K: 1 S: 9	H: 0 LOB: 0 BB: 0 P: 15	R: 0 E: 0 K: 0 S: 16	H: 1 LOB: 3 BB: 2 P: 32	R: 1 E: 1 K: 0 S: 10	H: 3 LOB: 2 BB: 0 P: 16	R: 0 E: 0 K: 0 S: 8	H: 1 LOB: 0 BB: 0 P: 11	R: 0 E: 0 K: 0 S: 6	H: 2 LOB: 2 BB: 0 P: 26	R: 3 E: 1 K: 1 S: 20	H: 3 LOB: 2 BB: 2 P: 33	R: 0 E: 0 K: 0 S: 8	H: 0 LOB: 0 BB: 0 P: 11	R: 2 E: 0 K: 1 S: 10	H: 3 LOB: 1 BB: 0 P: 15	1B: 11 2B: 2 3B: 0 HR: 0	SF: 1 SAC: 0 DP: 0 HBP: 0	WP: 0 PA: 44 PB: 0 SB: 0 CS: 1
PITCHER	IP	WLS	BF	H	R	ER	SO	BB	IBB	HBP	BLK	WP	HR	S	P	ERA	WHIP		
50 José Rosado, L ERA: 1.5	6.0	L	26	7	1	1	2	2	0	0	0	0	0	67	107	1.50	1.500		
Scott Service, R ERA: 18.0	0.1		6	3	3	3	0	2	0	0	0	0	0	12	22	81.00	15.000		
Jose Santiago, R ERA: 18.0	1.2		5	0	0	0	1	0	0	0	0	0	0	16	22	0.00	0.000		
Jeff Montgomery, R ERA: 18.0	1.0		6	3	2	2	1	0	0	0	0	0	0	10	15	18.00	3.000		

Boston Red Sox @ Kansas City Royals
Kauffman Stadium, Kansas City, MO
Wed Apr 07 1999, 7:05 PM CDT
Att: 13,903 - Cloudy - 66 F

AB 38
R 6
H 13
RBI 5
BB 4
SO 4
LOB 23





Batter	1	2	3	4	5	6	7	8	9	AB	R	H	RBI	BB	SO	LOB	BOTTOM		
Carlos Beltrán, S OBP: 0.500, SLG: 0.625	CS 1B			K					F8 2B	4	0	3	0	0	1	0			
Joe Randa, R OBP: 0.125, SLG: 0.500	P4			K					F8	4	0	0	0	0	1	3			
Johnny Damon, L OBP: 0.250, SLG: 0.143	L8			G3					BB BB	3	0	0	0	1	1	0			
Jeff King, R		F8			F8		P2		L9	4	0	0	0	0	0	2			
Larry Sutton, L OBP: 0.333, SLG: 0.500 Steve Scarfone, R (7, PH)		K				FC6-4 1B			BB	2	0	1	0	0	1	0			
Jermaine Dye, R OBP: 0.125, SLG: 0.125	G5-3				FC6-4				F7	4	0	0	0	0	1	4			
Chad Kreuter, S			K						FC4-6 BB	2	0	0	0	1	1	1			
Rey Sanchez, R OBP: 0.143, SLG: 0.286				G1-3					FC4-6	3	0	0	0	0	0	1			
Carlos Febles, R				G5-3					G3	3	0	0	0	0	0	1			
Inning Stats	R: 0 E: 0 K: 0 S: 6	H: 1 LOB: 0 BB: 0 P: 8	R: 0 E: 0 K: 1 S: 9	H: 0 LOB: 0 BB: 0 P: 12	R: 0 E: 0 K: 1 S: 10	H: 0 LOB: 0 BB: 0 P: 16	R: 0 E: 0 K: 2 S: 8	H: 0 LOB: 0 BB: 0 P: 10	R: 0 E: 0 K: 0 S: 6	H: 1 LOB: 1 BB: 0 P: 10	R: 0 E: 0 K: 2 S: 10	H: 0 LOB: 0 BB: 0 P: 16	R: 0 E: 0 K: 1 S: 6	H: 0 LOB: 1 BB: 1 P: 12	R: 0 E: 0 K: 0 S: 8	H: 1 LOB: 3 BB: 2 P: 19	1B: 3 2B: 1 3B: 0 HR: 0	SF: 0 SAC: 0 DP: 0 HBP: 0	WP: 0 PA: 33 PB: 0 SB: 0 CS: 1
PITCHER	IP	WLS	BF	H	R	ER	SO	BB	IBB	HBP	BLK	WP	HR	S	P	ERA	WHIP		
Bret Saberhagen, R ERA: 0.500	6.0	W	20	3	0	0	4	0	0	0	0	0	0	47	68	0.00	0.500		
Mark Guthrie, L ERA: 0.000	1.0		3	0	0	0	2	0	0	0	0	0	0	10	16	0.00	0.000		
Jim Corsi, R ERA: 2.400	1.2		9	1	0	0	1	3	0	0	0	0	0	13	30	0.00	2.400		
Tom Gordon, R ERA: 0.000	0.1		1	0	0	0	0	0	0	0	0	0	0	1	1	0.00	0.000		

Boston Red Sox @ Kansas City Royals
Kauffman Stadium, Kansas City, MO
Wed Apr 07 1999, 7:05 PM CDT
Att: 13,903 - Cloudy - 66 F

AB 30
R 0
H 4
RBI 0
BB 3
SO 7
LOB 12



Batter	1	2	3	4	5	6	7	8	9	AB	R	H	RBI	BB	SO	LOB	TOP					
Jose Offerman, S (1, 10) OBP: 0.533, SLG: 0.933	2-1 WP SF8 2B		1-1 G5-3		0-0 FC4-6		1-1		0-0 G4-3	5	1	2	1	0	0	2	Boston Red Sox @ Kansas City Royals Kauffman Stadium, Kansas City, MO Thu Apr 08 1999, 7:05 PM CDT Att: 13,356 - Unknown - 70 F AB 35 R 4 H 10 RBI 4 BB 1 SO 1 LOB 19 					
Darren Lewis, R (1, 8) OBP: 0.143, SLG: 0.143	1-2 P4		2-1 G6-3		1-1 P4		2-0 G4-3			4	0	0	0	0	0	4						
John Valentin, R (1, 5) OBP: 0.286, SLG: 0.667	3-1 SF8 2H		0-0 G6-3		2-1 F8			2-1 P4		3	0	0	1	0	0	2						
Mike Stanley, R (1, 3) OBP: 0.615, SLG: 0.667	0-1 G6-3			0-0 L6		0-0 FC9-6 1B		1-1	1-1 G6-3 1B	4	0	2	0	0	0	0						
Troy O'Leary, L (1, 7) OBP: 0.357, SLG: 0.385		1-0 E G3-2-3 1B		1-1 G4-3		0-3 K		0-0	1-2 G6-3	4	0	1	0	0	1	2						
Jeff Fyfe, R (1, 4) OBP: 0.333, SLG: 0.273		1-1 E 1B		1-0 F9		1-0 FC9-6 1B			1-2 L6	4	0	1	0	0	0	1						
Jason Varitek, S (1, 2) OBP: 0.125, SLG: 0.125		2-2 P5			3-1 BB FC4-6 1B		2-1 G4-3		1-1 F8	4	1	1	0	0	0	3						
Donnie Sadler, R (1, 6) OBP: 0.500, SLG: 1.000		1-0 E9			0-2 FC4-6 BB 1B		2-2 G1-3		0-1 HR 3B	4	1	2	0	0	0	2						
Trot Nixon, L (1, 9) OBP: 0.250, SLG: 0.571		1-2 G3-2-3 3H			4-1 FC4-6 BB		2-0 F8		3-1 HR	3	1	1	2	1	0	3						
Inning Stats	R: 1 E: 0 K: 0 S: 9	H: 1 LOB: 0 BB: 0 P: 15	R: 0 E: 1 K: 0 S: 10	H: 2 LOB: 2 BB: 0 P: 16	R: 0 E: 0 K: 0 S: 5	H: 0 LOB: 0 BB: 0 P: 8	R: 0 E: 0 K: 0 S: 4	H: 0 LOB: 0 BB: 0 P: 6	R: 1 E: 0 K: 0 S: 11	H: 2 LOB: 2 BB: 1 P: 21	R: 0 E: 0 K: 0 S: 7	H: 1 LOB: 1 BB: 0 P: 10	R: 0 E: 0 K: 0 S: 8	H: 1 LOB: 1 BB: 0 P: 15	R: 0 E: 0 K: 0 S: 5	H: 1 LOB: 0 BB: 0 P: 8		R: 2 E: 0 K: 0 S: 11	H: 2 LOB: 0 BB: 0 P: 16	1B: 6 2B: 2 3B: 1 HR: 1	SF: 1 SAC: 0 DP: 2 HBP: 0	WP: 1 PB: 0 SB: 0 CS: 0
PITCHER	IP WLS BF H R ER SO BB IBB HBP BLK WP HR S P ERA WHIP																					
Jeff Suppan, R (1, 1) ERA: 3.0	6.0 L 25 6 2 2 1 1 0 0 0 0 1 0 46 76 3.00 1.167																					
Don Wengert, R (7, 1) ERA: 3.95	3.0 12 4 2 2 0 0 0 0 0 0 0 1 24 39 6.00 1.333																					
Batter	1	2	3	4	5	6	7	8	9	AB	R	H	RBI	BB	SO	LOB	BOTTOM					
Carlos Beltrán, S (1, 8) OBP: 0.333, SLG: 0.417	0-1 G4-3		1-1 F9		1-0 G3			0-3 K		4	0	0	0	0	1	1	Boston Red Sox @ Kansas City Royals Kauffman Stadium, Kansas City, MO Thu Apr 08 1999, 7:05 PM CDT Att: 13,356 - Unknown - 70 F AB 30 R 1 H 4 RBI 1 BB 5 SO 8 LOB 17 					
Joe Randa, R (1, 5) OBP: 0.083, SLG: 0.333	2-2 G5-3		0-1 G6-3			2-2 P2		0-1 L8		4	0	0	0	0	0	0						
Johnny Damon, L (1, 7) OBP: 0.167, SLG: 0.091	1-3 K			0-2 F7		1-1 F8		2-1 G4-3		4	0	0	0	0	1	0						
Jeff King, R (1, 3) OBP: 0.333, SLG: 0.111		4-0 29 1B BB		4-1 S BB		2-1 F7			0-0 29 DI 1B	2	1	1	0	2	0	0						
29 Mike Sweeney, R (1, 10) OBP: 0.500, SLG: 0.333		0-0 L5-4 1B		0-0 P3			2-0 G3		4-2 BB BB	3	0	1	0	1	0	1						
Jermaine Dye, R (1, 9) OBP: 0.167, SLG: 0.091		2-3 K		2-3 K			4-1 1B BB		1-3 K	3	0	0	0	1	3	5						
Rey Sanchez, R (1, 6) OBP: 0.273, SLG: 0.364		1-0 1-2 2H 1B		1-0 K2-3			0-0 1-2 1B		1-3 K	4	0	2	1	0	2	2						
Tim Spehr, R (1, 2) Lary Sutton, L (7, PH) Chad Kreuter, S (8, 2)		1-2 L5-4 2-3		1-0 F7			1-1 F7		2-3 K	2	0	0	0	0	0	2						
Carlos Febles, R (1, 4) OBP: 0.286, SLG: 0.429			0-2 G6-3		4-2 S BB		0-1 G4-3			1	0	0	0	0	1	2						
Inning Stats	R: 0 E: 0 K: 1 S: 8	H: 0 LOB: 0 BB: 0 P: 11	R: 1 E: 0 K: 1 S: 9	H: 2 LOB: 1 BB: 1 P: 17	R: 0 E: 0 K: 0 S: 7	H: 0 LOB: 0 BB: 0 P: 8	R: 0 E: 0 K: 1 S: 8	H: 0 LOB: 1 BB: 1 P: 14	R: 0 E: 0 K: 1 S: 8	H: 0 LOB: 0 BB: 0 P: 12	R: 0 E: 0 K: 0 S: 7	H: 1 LOB: 2 BB: 1 P: 14	R: 0 E: 0 K: 1 S: 7	H: 0 LOB: 0 BB: 0 P: 9	R: 0 E: 0 K: 3 S: 17	H: 1 LOB: 2 BB: 1 P: 25		1B: 4 2B: 1 3B: 0 HR: 0	SF: 0 SAC: 0 DP: 1 HBP: 0	WP: 0 PB: 0 SB: 0 CS: 0	PA: 35	
PITCHER	IP WLS BF H R ER SO BB IBB HBP BLK WP HR S P ERA WHIP																					
49 Tim Wakefield, R (1, 1) ERA: 1.42	6.1 W 25 3 0 0 1 0 0 0 0 0 0 0 11 14 0.00 0.000																					
Derek Lowe, R (7, 1) ERA: 1.42	1.2 H 5 0 0 0 1 0 0 0 0 0 0 0 11 14 0.00 0.000																					
Tom Gordon, R (9, 1) ERA: 1.42	1.0 S 5 1 0 0 3 1 0 0 0 0 0 0 17 25 0.00 2.000																					

Batter	1	2	3	4	5	6	7	8	9	AB	R	H	RBI	BB	SO	LOB	TOP								
Carlos Beltrán, S OBP: 0.294, SLG: 0.353	F9	FC5-4 1B		G1-3		K		K		5	0	1	0	0	2	2	Kansas City Royals @ Chicago White Sox Comiskey Park, Chicago, IL Fri Apr 09 1999, 4:05 PM EDT Att: 26,243 - Overcast - 43 F								
Joe Randa, R OBP: 0.176, SLG: 0.353	G4-6-3 1B	FC5-4 1-2			SF9 1B	K		G1-3		5	1	2	0	0	1	3									
Johnny Damon, L OBP: 0.118, SLG: 0.063	G4-6-3 1-2				E1 SF9 E	K		P2		5	1	0	0	0	2	3									
Jeff King, R OBP: 0.294, SLG: 0.083		2B BB		P4	SF9			L7		3	1	0	1	1	0	0									
29 Mike Sweeney R OBP: 0.667, SLG: 1.286		BB		G4-3	E HR					4	3	3	2	1	0	0									
Jermaine Dye, R OBP: 0.235, SLG: 0.188		2B			E HR			HR		5	2	2	1	0	1	4									
Scott Leius, R Scott Pose, L	K			F9	HR			F9		4	1	1	3	0	1	3									
Rey Sanchez, R	2B			F8	G4-3			P3		5	1	1	1	0	0	4									
Carlos Febles, R	1B			E8	G4-3					4	0	3	1	0	0	0									
Inning Stats	R: 0 E: 0 K: 0 S: 8	H: 1 LOB: 0 BB: 0 P: 13	R: 3 E: 0 K: 1 S: 16	H: 4 LOB: 2 BB: 1 P: 24	R: 0 E: 0 K: 1 S: 7	H: 0 LOB: 0 BB: 0 P: 10	R: 1 E: 1 K: 0 S: 7	H: 2 LOB: 1 BB: 0 P: 10	R: 5 E: 2 K: 0 S: 14	H: 2 LOB: 0 BB: 1 P: 23	R: 0 E: 0 K: 3 S: 9	H: 0 LOB: 0 BB: 0 P: 12	R: 1 E: 0 K: 0 S: 13	H: 2 LOB: 1 BB: 0 P: 18	R: 0 E: 0 K: 1 S: 12	H: 1 LOB: 1 BB: 0 P: 15	R: 0 E: 1 K: 1 S: 11	H: 1 LOB: 2 BB: 0 P: 14	1B: 6 2B: 5 3B: 0 HR: 2	SF: 1 SAC: 0 DP: 1 HBP: 0	WP: 0 PB: 0 SB: 0 CS: 0	PA: 44			
PITCHER	IP	WLS	BF	H	R	ER	SO	BB	IBB	HBP	BLK	WP	HR	S	P	ERA	WHIP								
Mike Siroka, L ERA: 5.4	5.0	L	27	9	9	3	2	2	0	0	0	0	1	52	80	5.40	2.200								
David Lundquist, R ERA: 3.0	2.0		8	2	1	1	3	0	0	0	0	0	1	22	30	4.50	1.000								
Bryan Ward, L ERA: 6.0	1.0		4	1	0	0	1	0	0	0	0	0	0	12	15	0.00	1.000								
Keith Foulke, R ERA:	1.0		5	1	0	0	1	0	0	0	0	0	0	11	14	0.00	1.000								

Batter	1	2	3	4	5	6	7	8	9	AB	R	H	RBI	BB	SO	LOB	BOTTOM									
Ray Durham, S OBP: 0.421, SLG: 0.724	G6-3		L9-6 1B		L7	F7			G4-3	5	0	1	1	0	0	4	Kansas City Royals @ Chicago White Sox Comiskey Park, Chicago, IL Fri Apr 09 1999, 4:05 PM EDT Att: 26,243 - Overcast - 43 F									
Mike Caruso, S OBP: 0.316, SLG: 0.235	K		G6-3		L7			G3		4	0	0	0	0	1	3										
Frank Thomas, R	HR		IBB		F8			G4-6-3 1B		3	1	2	1	1	0	2										
14 Paul Konerko, R OBP: 0.231, SLG: 0.417	G1-3		L9-6			BB E 1B		G4-6-3		4	1	1	0	0	0	3										
Magglio Ordonez, R OBP: 0.333, SLG: 0.588		HR			F9	BB E FC4-6 1B		G6-3		4	2	2	1	0	0	0										
Greg Norton, S OBP: 0.353, SLG: 0.154	G6-3				G1-3	FC4-6 BB E		G4-3		3	0	0	0	1	0	0										
25 Jeff Abbott, R OBP: 0.077, SLG: 0.308	F7				G5-3	E6 FC4-6		G6-3		4	0	0	1	0	0	2										
Brook Fordyce, R OBP: 0.308, SLG: 0.273	G4-3				1B	F8		G6-3 BB		3	0	1	0	1	0	3										
McKay Christensen, L OBP: 0.375, SLG: 0.500			2B		1B	FC4-6		G6-3		4	1	2	1	0	0	3										
Inning Stats	R: 1 E: 0 K: 1 S: 10	H: 1 LOB: 0 BB: 0 P: 19	R: 1 E: 0 K: 0 S: 9	H: 1 LOB: 0 BB: 0 P: 13	R: 1 E: 0 K: 0 S: 10	H: 2 LOB: 1 BB: 1 P: 22	R: 0 E: 0 K: 0 S: 6	H: 0 LOB: 0 BB: 0 P: 9	R: 0 E: 1 K: 0 S: 15	H: 2 LOB: 2 BB: 1 P: 21	R: 2 E: 1 K: 0 S: 12	H: 2 LOB: 0 BB: 1 P: 23	R: 0 E: 0 K: 0 S: 8	H: 1 LOB: 0 BB: 0 P: 13	R: 0 E: 0 K: 0 S: 6	H: 0 LOB: 0 BB: 0 P: 6	R: 0 E: 0 K: 0 S: 6	H: 0 LOB: 0 BB: 1 P: 15	1B: 6 2B: 2 3B: 0 HR: 2	SF: 0 SAC: 0 DP: 3 HBP: 0	WP: 0 PB: 0 SB: 1 CS: 0	PA: 37				
PITCHER	IP	WLS	BF	H	R	ER	SO	BB	IBB	HBP	BLK	WP	HR	S	P	ERA	WHIP									
Brian Barber, R ERA: 5.4	5.0	W	21	6	3	3	1	0	1	0	0	0	0	2	50	84	5.40	1.200								
Jay Witasick, R ERA: 9.0	1.0		7	2	2	1	0	1	0	0	0	0	0	12	23	9.00	3.000									
Jose Santiago, R ERA:	2.0		6	1	0	0	0	0	0	0	0	0	0	14	19	0.00	0.500									
Matt Whisenant, L ERA:	1.0		3	0	0	0	0	1	0	0	0	0	0	6	15	0.00	1.000									

Batter	1	2	3	4	5	6	7	8	9	AB	R	H	RBI	BB	SO	LOB	TOP					
Carlos Beltrán, S OBP: 0.364, SLG: 0.619 (1, 8)										4	2	3	2	0	0	0	Kansas City Royals @ Chicago White Sox Comiskey Park, Chicago, IL Sat Apr 10 1999, 2:05 PM EDT Att: 11,908 - Sunny - 60 F					
Joe Randa, R OBP: 0.182, SLG: 0.286 (1, 5)										4	0	0	0	1	1	2						
Johnny Damon, L OBP: 0.182, SLG: 0.100 (1, 7)										4	1	1	0	1	0	3						
Jeff King, R OBP: 0.318, SLG: 0.125 (1, 3)										4	1	1	0	1	0	3						
29 Mike Sweeney, R OBP: 0.643, SLG: 1.000 (1, 10)										5	1	3	2	0	0	1						
Jemaine Dye, R OBP: 0.364, SLG: 0.333 (1, 9)										5	2	4	0	0	0	2						
Chad Kreuter, S (1, 2)										4	0	0	0	0	0	6						
Rey Sanchez, R OBP: 0.286, SLG: 0.524 (1, 6)											5	2	2	4	0	0		2				
Carlos Febles, R OBP: 0.294, SLG: 0.438 (1, 4)										5	0	1	0	0	1	0						
Inning Stats	R: 3 E: 0 K: 0 S: 16	H: 3 LOB: 2 BB: 2 P: 35	R: 1 E: 0 K: 0 S: 8	H: 2 LOB: 1 BB: 0 P: 16	R: 3 E: 0 K: 1 S: 15	H: 4 LOB: 1 BB: 0 P: 23	R: 0 E: 0 K: 0 S: 8	H: 2 LOB: 2 BB: 0 P: 15	R: 0 E: 0 K: 0 S: 9	H: 0 LOB: 0 BB: 0 P: 11	R: 0 E: 2 K: 0 S: 4	H: 1 LOB: 0 BB: 0 P: 6	R: 0 E: 0 K: 0 S: 11	H: 1 LOB: 2 BB: 1 P: 20	R: 2 E: 0 K: 1 S: 14	H: 2 LOB: 0 BB: 0 P: 20	1B: 11 2B: 2 3B: 0 HR: 2	SF: 1 SAC: 1 DP: 1 HBP: 0	WP: 1 PB: 0 SB: 1 CS: 0	PA: 45		
PITCHER	IP WLS BF H R ER SO BB IBB HBP BLK WP HR S P ERA WHIP																PITCHER	IP WLS BF H R ER SO BB IBB HBP BLK WP HR S P ERA WHIP				
Jaime Navarro, R ERA: 27.0 (1, 1)	2.1 L 17 8 7 7 0 2 0 0 0 0 1 1 32 63 27.00 4.286																					
Sean Lowe, R ERA: 2.35 (3, 1)	4.2 18 4 0 0 1 0 0 0 0 0 0 0 34 58 0.00 0.857																					
41 Bill Simas, R ERA: (8, 1)	1.0 5 1 0 0 0 1 0 0 0 0 0 0 11 20 0.00 2.000																					
Bob Howry, R ERA: 9.0 (9, 1)	1.0 5 2 2 2 1 0 0 0 0 0 0 1 14 20 18.00 2.000																					
Batter	1	2	3	4	5	6	7	8	9	AB	R	H	RBI	BB	SO	LOB	BOTTOM					
Ray Durham, S OBP: 0.333, SLG: 0.565 (1, 4)										5	0	0	0	0	1	4	Kansas City Royals @ Chicago White Sox Comiskey Park, Chicago, IL Sat Apr 10 1999, 2:05 PM EDT Att: 11,908 - Sunny - 60 F					
Mike Canuso, S OBP: 0.346, SLG: 0.286 (1, 6)										4	0	2	0	0	0	1						
Frank Thomas, R OBP: 0.636, SLG: 0.938 (1, 3)										2	1	1	1	1	0	1						
14 Paul Konerko, R OBP: 0.235, SLG: 0.375 (1, 10)										4	1	1	0	0	0	2						
Magglio Ordonez, R OBP: 0.318, SLG: 0.524 (1, 9)										4	0	1	1	0	1	0						
Greg Norton, S OBP: 0.333, SLG: 0.133 (1, 5)										2	0	0	1	1	1	0						
25 Jeff Abbott, R OBP: 0.059, SLG: 0.235 (1, 7)										4	1	0	0	0	1	2						
Mark Johnson, L (1, 2)										2	0	0	0	1	1	1						
Chris Singleton, L (9, PH)										1	0	0	0	0	0	0						
McKay Christensen, L OBP: 0.500, SLG: 0.545 (1, 8)										3	1	2	1	1	0	0						
Inning Stats	R: 0 E: 0 K: 0 S: 10	H: 1 LOB: 1 BB: 0 P: 17	R: 0 E: 0 K: 0 S: 5	H: 0 LOB: 0 BB: 0 P: 10	R: 0 E: 0 K: 0 S: 11	H: 0 LOB: 1 BB: 1 P: 22	R: 3 E: 0 K: 0 S: 19	H: 3 LOB: 2 BB: 2 P: 35	R: 0 E: 0 K: 2 S: 4	H: 0 LOB: 0 BB: 1 P: 6	R: 0 E: 0 K: 2 S: 11	H: 0 LOB: 1 BB: 1 P: 19	R: 1 E: 0 K: 0 S: 12	H: 2 LOB: 1 BB: 0 P: 19	R: 0 E: 0 K: 2 S: 10	H: 0 LOB: 0 BB: 0 P: 16	R: 0 E: 0 K: 1 S: 9	H: 0 LOB: 0 BB: 0 P: 14	1B: 7 2B: 1 3B: 0 HR: 0	SF: 2 SAC: 0 DP: 1 HBP: 0	WP: 0 PB: 0 SB: 0 CS: 0	PA: 37
PITCHER	IP WLS BF H R ER SO BB IBB HBP BLK WP HR S P ERA WHIP																PITCHER	IP WLS BF H R ER SO BB IBB HBP BLK WP HR S P ERA WHIP				
Jim Pittsley, R ERA: 5.4 (1, 1)	5.0 W 22 5 3 3 0 3 0 0 0 0 0 0 49 90 5.40 1.600																					
Don Wengert, R ERA: 4.05 (6, 1)	2.0 9 2 1 1 2 1 0 0 0 0 0 0 23 38 4.50 1.500																					
Scott Service, R ERA: 9.0 (8, 1)	2.0 S 6 0 0 0 3 0 0 0 0 0 0 0 19 30 0.00 0.000																					

Batter	1	2	3	4	5	6	7	8	9	AB	R	H	RBI	BB	SO	LOB	TOP					
Carlos Beltrán, S OBP: 0.370, SLG: 0.577 (1, 8)	G4-3 ①		1-2 CS 1B ⑤		3-1 G5-3 ③		1-1 BB 1B ①		1 SAFE 2-2 F7 ③	5	0	2	0	0	0	1						
Joe Randa, R OBP: 0.231, SLG: 0.417 (1, 5)	HR		2-1 G4-3 ①		3-1 G6-3 ①		4-2 BB ①			3	1	1	1	1	0	1						
Johnny Damon, L OBP: 0.192, SLG: 0.167 (1, 7)	2B		1-2 P5 ③		1-0 G3-1 ②		1-3 K ③			4	0	1	0	0	1	3						
Jeff King, R OBP: 0.346, SLG: 0.316 (1, 3)	G6-3 ②			4-2 29 G6-4-3 BB ①		0-0 HR		2-2 F7 ①		3	1	1	1	1	0	1						
29 Mike Sweeney, R OBP: 0.556, SLG: 1.000 (1, 10)	G6-3 ③		0-0 G6-4-3 ①		2-2 HR		1-2 F9 ②			4	1	1	1	0	0	2						
Jermaine Dye, R OBP: 0.385, SLG: 0.333 (1, 9)		3-1 1B ①		4-2 BB ①		0-0 G6-3 ③		3-2 F9 ③		3	0	1	0	1	0	0						
Chad Kreuter, S (1, 2)		2-1 F7 ①		1-3 K ③		1-0 G4-3 ①		1-1 G6-3 ①		4	0	0	0	0	1	2						
Rey Sanchez, R OBP: 0.240, SLG: 0.440 (1, 6)		1-3 K ②		0-0 L6 ①		0-1 B5-3 ②		2-2 P3 ②		4	0	0	0	0	1	1						
Carlos Febles, R OBP: 0.333, SLG: 0.421 (1, 4)		0-1 L8 ③		1-3 K ②		0-0 BB 1B 1B ①		4-2 S BB ①		3	0	1	0	1	1	1						
Inning Stats	R: 1 E: 0 K: 0 S: 12	H: 2 LOB: 1 BB: 0 P: 15	R: 0 E: 0 K: 1 S: 10	H: 1 LOB: 1 BB: 0 P: 15	R: 0 E: 0 K: 0 S: 9	H: 1 LOB: 0 BB: 2 P: 13	R: 0 E: 0 K: 1 S: 13	H: 0 LOB: 1 BB: 2 P: 22	R: 0 E: 0 K: 1 S: 6	H: 0 LOB: 0 BB: 0 P: 10	R: 2 E: 0 K: 0 S: 9	H: 2 LOB: 3 BB: 1 P: 15	R: 0 E: 0 K: 1 S: 11	H: 2 LOB: 3 BB: 1 P: 18	R: 0 E: 0 K: 0 S: 10	H: 0 LOB: 0 BB: 0 P: 16	R: 0 E: 0 K: 0 S: 11	H: 0 LOB: 1 BB: 1 P: 20	1B: 4 2B: 1 3B: 0 HR: 3	SF: 0 SAC: 0 DP: 1 HBP: 0	WP: 0 PB: 0 SB: 1 CS: 1	PA: 37
PITCHER	IP WLS BF H R ER SO BB IBB HBP BLK WP HR S P ERA WHIP	IP WLS BF H R ER SO BB IBB HBP BLK WP HR S P ERA WHIP															IP WLS BF H R ER SO BB IBB HBP BLK WP HR S P ERA WHIP					
James Baldwin, R ERA: 3.55 (1, 1)	6.2 L 29 8 3 3 3 3 0 0 0 0 0 3 67 104 4.05 1.650	0.1 1 0 0 0 1 0 0 0 0 0 0 0 3 4 0.00 0.000															2.0 7 0 0 0 0 1 0 0 0 0 0 0 21 36 0.00 0.500					

Kansas City Royals @ Chicago White Sox
Comiskey Park, Chicago, IL
Sun Apr 11 1999, 2:05 PM EDT
Att: 10,503 - Overcast - 50 F

AB	33
R	3
H	8
RBI	3
BB	4
SO	4
LOB	12



Batter	1	2	3	4	5	6	7	8	9	AB	R	H	RBI	BB	SO	LOB	BOTTOM					
Ray Durham, S OBP: 0.321, SLG: 0.500 (1, 4)	K ①		4-1 BB ③		0-2 G3-1 ③			2-2 G6-3 ②		3	0	0	0	1	1	0						
Mike Canuso, S OBP: 0.296, SLG: 0.240 (1, 6)	G3 ②		0-1 P4 ③			1-1 F7 ①		0-0 B3-4 ③		4	0	0	0	0	0	1						
Frank Thomas, R OBP: 0.692, SLG: 1.158 (1, 10)	1B ③			0-0 HR ①		4-2 BB ②		3-2 FC5 2B ①		3	1	3	1	1	0	0						
Jeff Liefer, L OBP: 0.333, SLG: 0.250 (1, 3)	F8 ③			1-3 K ①		2-3 K ②		0-0 G6-3 ①		4	0	0	0	0	2	3						
Magglio Ordonez, R OBP: 0.308, SLG: 0.458 (1, 9)		1-0 G5-3 ①		1-0 G5-3 ②		0-1 F9 ③		4-0 BB ①		3	0	0	0	1	0	1						
Chris Singleton, L OBP: 0.400, SLG: 0.400 (1, 7)		2-0 G3 ②		3-2 1B ①			2-2 G5-4-3 1B ①		2-3 K ②	4	0	2	0	0	1	2						
Darrin Jackson, R OBP: 0.529, SLG: 1.059 (1, 8)		2-1 F8 ③		0-0 G4-3 ③			2-2 L6 ①		2-1 FC5 ③	4	0	0	0	0	0	4						
Craig Wilson, R (1, 5)			1-2 G4-3 ①		1-1 P4 ①		1-0 G5-4-3 ②			3	0	0	0	0	0	1						
Brook Fordyce, R OBP: 0.287, SLG: 0.231 McKay Christensen, L OBP: 0.462, SLG: 0.950 Mark Johnson, L (8, PH) (9, 2)			3-1 L7 ②		3-3 K ②			1-3 K ①		2	0	0	0	0	1	0						
Inning Stats	R: 0 E: 0 K: 1 S: 10	H: 1 LOB: 0 BB: 0 P: 14	R: 0 E: 0 K: 0 S: 4	H: 0 LOB: 0 BB: 0 P: 9	R: 0 E: 0 K: 0 S: 8	H: 0 LOB: 1 BB: 1 P: 16	R: 1 E: 0 K: 1 S: 11	H: 2 LOB: 1 BB: 0 P: 16	R: 0 E: 0 K: 1 S: 10	H: 0 LOB: 0 BB: 0 P: 14	R: 0 E: 0 K: 1 S: 12	H: 0 LOB: 1 BB: 1 P: 19	R: 0 E: 0 K: 0 S: 10	H: 1 LOB: 0 BB: 0 P: 15	R: 0 E: 0 K: 1 S: 8	H: 0 LOB: 0 BB: 0 P: 11	R: 0 E: 0 K: 1 S: 10	H: 1 LOB: 2 BB: 1 P: 21	1B: 3 2B: 1 3B: 0 HR: 1	SF: 0 SAC: 0 DP: 1 HBP: 0	WP: 0 PB: 0 SB: 0 CS: 0	PA: 34
PITCHER	IP WLS BF H R ER SO BB IBB HBP BLK WP HR S P ERA WHIP	IP WLS BF H R ER SO BB IBB HBP BLK WP HR S P ERA WHIP															IP WLS BF H R ER SO BB IBB HBP BLK WP HR S P ERA WHIP					
Kevin Appier, R ERA: 3.97 (1, 1)	6.0 W 24 4 1 1 4 2 0 0 0 0 0 0 13 19 0.00 0.000	2.0 H 5 0 0 0 1 0 0 0 0 0 0 0 13 19 0.00 0.000															1.0 S 5 1 0 0 1 1 0 0 0 0 0 0 10 21 0.00 2.000					

Kansas City Royals @ Chicago White Sox
Comiskey Park, Chicago, IL
Sun Apr 11 1999, 2:05 PM EDT
Att: 10,503 - Overcast - 50 F

AB	31
R	1
H	5
RBI	1
BB	3
SO	6
LOB	12



Batter	1	2	3	4	5	6	7	8	9	10	AB	R	H	RBI	BB	SO	LOB	TOP				
Carlos Beltrán, S OBP: 0.313, SLG: 0.484	(1, 8) 1-3 K		(1, 3) 3-2 P6		(1, 0) 0-0 F8		(1, 0) 1-0 G1-6-3			(1, 0) 0-0 G1-3	5	0	0	0	0	1	3					
Joe Randa, R OBP: 0.267, SLG: 0.500	(1, 5) 0-0 G4-3		(1, 3) 2-0 1B		(1, 3) 1-3 K			(1, 2) 1-2 F8-2			4	0	2	0	0	1	0					
Johnny Damon, L OBP: 0.233, SLG: 0.185	(1, 7) 4-2		(1, 1) 1-1 BB		(1, 1) 1-1 G4-3			(1, 2) 3-2 F8-2			3	0	1	1	1	0	1					
Jeff King, R OBP: 0.300, SLG: 0.261	(1, 3) 1-0 F7		(1, 3) 3-2 G1-3			(1, 1) 1-1 G6-3			(1, 2) 3-2 G6-3		4	0	0	0	0	0	3					
29 Mike Sweeney, R OBP: 0.300, SLG: 0.850		(1, 10) 3-2 G4-3		(1, 2) 1-2 L8		(1, 1) 0-1 G5-4-3					4	0	1	0	0	1	0					
Jermaine Dye, R OBP: 0.267, SLG: 0.429	(1, 9) 1-1 F8		(1, 2) 2-0 HR		(1, 0) 0-0 G5-4-3						4	1	1	1	0	1	1					
Chad Kreuter, S OBP: 0.150, SLG: 0.111	(1, 2) 1-3 K		(1, 3) 1-3 K								4	0	1	0	0	2	0					
Rey Sanchez, R OBP: 0.241, SLG: 0.414	(1, 6) 3-2 G6-3		(1, 2) 2-0 1B		(1, 1) 1-1 B1						4	0	1	0	0	1	1					
Carlos Febles, R OBP: 0.360, SLG: 0.409	(1, 4) 4-2 1B		(1, 3) 1-3 K		(1, 0) 0-0 G1-6-3						3	1	1	0	1	2	1					
Inning Stats	R: 0 E: 0 K: 1 S: 9	H: 0 LOB: 1 BB: 1 P: 15	R: 0 E: 0 K: 1 S: 9	H: 0 LOB: 0 BB: 0 P: 14	R: 1 E: 0 K: 0 S: 16	H: 2 LOB: 2 BB: 1 P: 32	R: 1 E: 0 K: 2 S: 11	H: 2 LOB: 1 BB: 0 P: 18	R: 0 E: 0 K: 1 S: 6	H: 0 LOB: 0 BB: 0 P: 8	R: 0 E: 0 K: 0 S: 5	H: 1 LOB: 0 BB: 0 P: 6	R: 0 E: 0 K: 0 S: 10	H: 2 LOB: 1 BB: 0 P: 10	R: 0 E: 0 K: 2 S: 9	H: 0 LOB: 0 BB: 0 P: 12	R: 0 E: 0 K: 2 S: 7	H: 0 LOB: 0 BB: 0 P: 7	1B: 5 2B: 2 3B: 1 HR: 1	SF: 0 SAC: 0 DP: 3 HBP: 0	WP: 0 PB: 0 SB: 1 CS: 0	PA: 37
PITCHER	IP	WLS	BF	H	R	ER	SO	BB	IBB	HBP	BLK	WP	HR	S	P	ERA	WHIP					
Dave Burba, R ERA: 1.46	(1, 1) 6.1		27	7	2	2	5	2	0	0	0	0	1	61	101	2.84	1.421					
Mark Langston, L ERA:	(7, 1) 1.1		3	1	0	0	0	0	0	0	0	0	0	7	12	0.00	0.750					
Paul Shuey, R ERA:	(8, 1) 2.1	W	7	0	0	0	4	0	0	0	0	0	0	20	26	0.00	0.000					

Kansas City Royals @ Cleveland Indians
Jacobs Field, Cleveland, OH

Mon Apr 12 1999, 1:05 PM EDT
Att. 42,798 - Cloudy - 42 F

AB 35
R 2
H 8
RBI 2
BB 2
SO 9
LOB 10



Batter	1	2	3	4	5	6	7	8	9	10	AB	R	H	RBI	BB	SO	LOB	BOTTOM						
Kenny Lofton, L OBP: 0.526, SLG: 0.750	(1, 8) 2-3 K		(1, 4) 4-1 BB		(1, 2) 1-2 B1-3			(1, 4) 4-1 HR		(1, 0) 4-0 BB	2	1	0	0	3	1	1							
Enrique Wilson, S OBP: 0.357, SLG: 0.538	(1, 6) 1-1 G4-3		(1, 1) 0-1 P6		(1, 2) 2-0 P5			(1, 3) 3-2 HR		(1, 2) 2-3 BB	4	1	1	2	1	0	2							
Roberto Alomar, S OBP: 0.400, SLG: 0.444	(1, 4) 1-2 L8			(1, 2) 2-1 F7		(1, 3) 1-3 K		(1, 2) 4-2 1B		(1, 2) 2-2 G4-3	4	0	1	0	1	1	3							
Manny Ramirez, R OBP: 0.378, SLG: 0.486		(1, 9) 2-1 G5-3		(1, 2) 1-2 G5-3		(1, 1) 2-1 G5-3		(1, 0) 0-3 K		(1, 0) 0-0 G5-3	5	0	1	0	0	1	1							
Jim Thome, L OBP: 0.500, SLG: 0.667	(1, 3) 1-0 F8		(1, 1) 0-1 P6		(1, 2) 2-2 F7			(1, 2) 2-2 K		(1, 4) 4-0 BB	4	1	1	0	1	1	2							
Wil Cordero, R OBP: 0.457, SLG: 0.645	(1, 7) 2-0 2B			(1, 2) 4-2 F7		(1, 3) 2-3 K		(1, 2) 1-2 G5-3		(1, 0) 0-0 BB	4	1	2	0	1	1	2							
Travis Fryman, R OBP: 0.543, SLG: 0.690	(1, 5) 2-3 K			(1, 2) 1-2 BB				(1, 2) 1-2 K		(1, 2) 1-2 HR	4	1	2	0	1	1	2							
Richie Sexson, R OBP: 0.333, SLG: 0.594	(1, 10) 3-3 K				(1, 1) 1-1 P4			(1, 2) 1-2 K		(1, 0) 0-0 BB	5	1	3	3	0	1	4							
Sandy Alomar Jr., R OBP: 0.273, SLG: 0.400	(1, 2) 0-0 G5-3				(1, 2) 2-2 B1-3			(1, 2) 1-2 K		(1, 0) 0-0 HR	4	0	1	0	0	0	3							
Inning Stats	R: 0 E: 0 K: 1 S: 9	H: 0 LOB: 0 BB: 0 P: 13	R: 0 E: 0 K: 1 S: 7	H: 1 LOB: 1 BB: 0 P: 14	R: 0 E: 0 K: 1 S: 7	H: 0 LOB: 1 BB: 1 P: 14	R: 0 E: 0 K: 0 S: 12	H: 2 LOB: 2 BB: 1 P: 21	R: 0 E: 0 K: 0 S: 7	H: 1 LOB: 1 BB: 0 P: 12	R: 0 E: 0 K: 2 S: 8	H: 0 LOB: 0 BB: 0 P: 13	R: 0 E: 0 K: 1 S: 13	H: 2 LOB: 1 BB: 2 P: 20	R: 2 E: 0 K: 1 S: 14	H: 2 LOB: 1 BB: 2 P: 28	R: 0 E: 0 K: 0 S: 11	H: 1 LOB: 3 BB: 2 P: 23	R: 3 E: 0 K: 0 S: 3	H: 2 LOB: 0 BB: 1 P: 7	1B: 8 2B: 1 3B: 0 HR: 2	SF: 0 SAC: 0 DP: 3 HBP: 0	WP: 0 PB: 0 SB: 0 CS: 0	PA: 43
PITCHER	IP	WLS	BF	H	R	ER	SO	BB	IBB	HBP	BLK	WP	HR	S	P	ERA	WHIP							
50 José Rosado, L ERA: 0.73	(1, 1) 6.1		6	0	0	6	6	2	0	0	0	0	0	59	101	0.00	1.263							
Scott Service, R ERA: 10.8	(7, 1) 1.0	B	5	1	2	2	1	2	0	0	0	0	1	14	27	18.00	3.000							
Matt Whisenant, L ERA:	(8, 1) 0.0		1	1	0	0	0	0	0	0	0	0	0	3	5	∞	∞							
Jose Santiago, R ERA: 3.52	(8, 1) 2.0	L	11	3	3	3	0	2	1	0	0	0	1	15	32	13.50	2.500							

Kansas City Royals @ Cleveland Indians
Jacobs Field, Cleveland, OH

Mon Apr 12 1999, 1:05 PM EDT
Att. 42,798 - Cloudy - 42 F

AB 36
R 5
H 11
RBI 5
BB 7
SO 7
LOB 19



Batter	1	2	3	4	5	6	7	8	9	AB	R	H	RBI	BB	SO	LOB	TOP	
Carlos Beltrán, S (1, 8) <small>OBP: 0.306, SLG: 0.457</small>										4	0	1	0	0	1	1	Kansas City Royals @ Cleveland Indians Jacobs Field, Cleveland, OH Wed Apr 14 1999, 7:05 PM EDT Att: 42,926 - Unknown - 57 F	
Joe Randa, R (1, 5) <small>OBP: 0.273, SLG: 0.516</small> Scott Leius, R (7, PH) <small>OBP: 0.200, SLG: 1.000</small>										3	0	1	0	0	2	1		
Johnny Damon, L (1, 7) <small>OBP: 0.212, SLG: 0.167</small> Scott Pose, L (7, PH) <small>OBP: 0.000, SLG: 0.000</small>										3	0	0	0	0	0	2		
Jeff King, R (1, 3) <small>OBP: 0.273, SLG: 0.231</small> 29 Mike Sweeney, R (7, 3) <small>OBP: 0.522, SLG: 0.857</small>										3	0	0	0	0	0	3		
Larry Sutton, L (1, 10) <small>OBP: 0.182, SLG: 0.273</small>										4	0	0	0	0	1	1		
Jermaine Dye, R (1, 9) <small>OBP: 0.353, SLG: 0.438</small>										4	0	1	0	0	2	0		
Rey Sanchez, R (1, 6) <small>OBP: 0.419, SLG: 0.419</small> Steve Scaros, R (7, 6) <small>OBP: 0.667, SLG: 0.500</small>										2	1	1	0	1	1	1		
Tim Spehr, R (1, 2) <small>OBP: 0.333, SLG: 0.500</small>										4	1	2	1	0	0	2		
Carlos Febles, R (1, 4) <small>OBP: 0.379, SLG: 0.577</small>										4	2	2	2	0	1	3		
Inning Stats	R: 0 H: 1 E: 0 LOB: 1 K: 1 BB: 0 S: 10 P: 14	R: 3 H: 2 E: 0 LOB: 0 K: 1 BB: 1 S: 18 P: 31	R: 0 H: 0 E: 1 LOB: 0 K: 1 BB: 0 S: 11 P: 17	R: 0 H: 2 E: 1 LOB: 2 K: 2 BB: 0 S: 15 P: 18	R: 0 H: 1 E: 0 LOB: 1 K: 0 BB: 0 S: 9 P: 16	R: 0 H: 1 E: 0 LOB: 1 K: 2 BB: 0 S: 13 P: 19	R: 1 H: 1 E: 1 LOB: 0 K: 1 BB: 0 S: 10 P: 16	R: 0 H: 1 E: 0 LOB: 0 K: 0 BB: 0 S: 7 P: 12	R: 0 H: 1 E: 0 LOB: 0 K: 0 BB: 0 S: 9 P: 15	1B: 5 SF: 1 2B: 4 SAC: 0 3B: 0 DP: 3 HR: 1 HBP: 0	WP: 0 PA: 36 PB: 0 SB: 1 CS: 0							
PITCHER	IP WLS BF H R ER SO BB IBB HBP BLK WP HR S P ERA WHIP	IP WLS BF H R ER SO BB IBB HBP BLK WP HR S P ERA WHIP																
Bartolo Colon, R (1, 1) <small>ERA: 3.27</small>	6.0 W 26 7 3 3 7 1 0 0 0 0 0 0 76 115 4.50 1.333																	
Steve Karsay, R (7, 1) <small>ERA: 2.16</small>	1.0 4 1 1 0 1 0 0 0 0 0 0 0 10 16 0.00 1.000																	
Paul Assenmacher, L (8, 1) <small>ERA: 3.38</small>	1.0 3 1 0 0 0 0 0 0 0 0 0 0 7 12 0.00 1.000																	
Michael Jackson, R (9, 1) <small>ERA:</small>	1.0 3 1 0 0 0 0 0 0 0 0 0 0 9 15 0.00 1.000																	

Batter	1	2	3	4	5	6	7	8	9	AB	R	H	RBI	BB	SO	LOB	BOTTOM	
Kenny Lofton, L (1, 8) <small>OBP: 0.512, SLG: 0.686</small>										3	1	0	0	2	1	2	Kansas City Royals @ Cleveland Indians Jacobs Field, Cleveland, OH Wed Apr 14 1999, 7:05 PM EDT Att: 42,926 - Unknown - 57 F	
Enrique Wilson, S (1, 6) <small>OBP: 0.316, SLG: 0.444</small>										5	1	1	0	0	0	4		
Roberto Alomar, S (1, 4) <small>OBP: 0.436, SLG: 0.548</small> Einar Diaz, R (8, 2) <small>OBP: 0.417, SLG: 0.727</small>										4	3	3	1	0	0	0		
Manny Ramirez, R (1, 9) <small>OBP: 0.381, SLG: 0.550</small>										5	2	2	3	0	0	1		
Jim Thome, L (1, 3) <small>OBP: 0.537, SLG: 0.655</small>										2	1	1	1	3	0	0		
Wil Cordero, R (1, 7) <small>OBP: 0.450, SLG: 0.639</small>										5	0	2	1	0	0	3		
Travis Fryman, R (1, 5) <small>OBP: 0.513, SLG: 0.636</small>										4	1	1	1	0	0	4		
Richie Sexson, R (1, 10) <small>OBP: 0.351, SLG: 0.611</small>										4	1	2	2	0	1	0		
Sandy Alomar Jr., R (1, 2) <small>OBP: 0.320, SLG: 0.565</small> Jolbert Cabrera, R (7, PH) <small>OBP: 0.000, SLG: 0.000</small>										3	1	2	2	0	0	0		
Inning Stats	R: 0 H: 0 E: 0 LOB: 0 K: 1 BB: 0 S: 10 P: 16	R: 0 H: 0 E: 0 LOB: 0 K: 0 BB: 0 S: 8 P: 12	R: 0 H: 0 E: 0 LOB: 0 K: 1 BB: 0 S: 9 P: 12	R: 2 H: 2 E: 0 LOB: 2 K: 0 BB: 2 S: 14 P: 26	R: 0 H: 2 E: 0 LOB: 1 K: 0 BB: 0 S: 9 P: 13	R: 9 H: 10 E: 0 LOB: 2 K: 0 BB: 1 S: 29 P: 44	R: 0 H: 0 E: 0 LOB: 1 K: 0 BB: 1 S: 7 P: 12	R: 0 H: 0 E: 0 LOB: 1 K: 0 BB: 1 S: 4 P: 11	R: 0 H: 0 E: 0 LOB: 1 K: 0 BB: 1 S: 4 P: 11	1B: 8 SF: 0 2B: 4 SAC: 0 3B: 0 DP: 1 HR: 2 HBP: 0	WP: 2 PA: 42 PB: 0 SB: 1 CS: 0							
PITCHER	IP WLS BF H R ER SO BB IBB HBP BLK WP HR S P ERA WHIP	IP WLS BF H R ER SO BB IBB HBP BLK WP HR S P ERA WHIP																
Jeff Suppan, R (1, 1) <small>ERA: 4.91</small>	5.0 L 22 6 4 4 2 1 0 0 0 0 0 1 16 22 54.00 9.000																	
Don Wengert, R (6, 1) <small>ERA: 11.05</small>	0.2 B 8 6 4 4 0 0 0 0 0 0 0 1 16 22 54.00 9.000																	
Jay Witasick, R (6, 1) <small>ERA: 5.4</small>	2.1 12 2 3 3 0 3 0 0 0 0 0 1 19 39 11.57 2.143																	

Batter	1	2	3	4	5	6	7	8	9	AB	R	H	RBI	BB	SO	LOB	TOP																	
Ray Durham, S (1,4) OBP: 0.354, SLG: 0.415										3	1	0	0	2	2	1	Chicago White Sox @ Kansas City Royals Kauffman Stadium, Kansas City, MO Sat Apr 17 1999, 1:05 PM CDT Att: 11,766 - Cloudy - 42 F																	
Craig Wilson, R (1,6) Mike Caruso, S (9,PH) OBP: 0.286, SLG: 0.250										4	0	1	0	0	0	2																		
Frank Thomas, R (1,3) OBP: 0.600, SLG: 0.818										4	1	1	1	1	0	1																		
Magglio Ordonez, R (1,9) OBP: 0.349, SLG: 0.436										5	0	3	2	0	0	1																		
14 Paul Konerko, R (1,10) OBP: 0.265, SLG: 0.364										5	0	0	0	0	1	4																		
Greg Norton, S (1,5) OBP: 0.378, SLG: 0.250										4	0	0	0	0	0	1																		
Darrin Jackson, R (1,8) OBP: 0.476, SLG: 0.952										4	1	1	0	0	1	0																		
25 Jeff Abbott, R (1,7) Jeff Liefer, L (4,7) OBP: 0.353, SLG: 0.333										1	0	1	0	0	0	0																		
Brook Fordyce, R (1,2) Chris Singleton, L (9,PH) Mark Johnson, L (9,2) OBP: 0.333, SLG: 0.333										3	1	1	1	0	0	2																		
										1	0	0	0	0	0	1																		
										0	0	0	0	0	0	0																		
Inning Stats	R: 0 E: 0 K: 1 S: 6	H: 0 LOB: 0 BB: 0 P: 9	R: 0 E: 0 K: 1 S: 7	H: 0 LOB: 0 BB: 13 P: 13	R: 0 E: 0 K: 0 S: 11	H: 1 LOB: 2 BB: 1 P: 18	R: 0 E: 0 K: 0 S: 6	H: 1 LOB: 1 BB: 0 P: 10	R: 3 E: 1 K: 1 S: 18	H: 4 LOB: 2 BB: 1 P: 30	R: 0 E: 0 K: 0 S: 8	H: 1 LOB: 1 BB: 0 P: 13	R: 0 E: 0 K: 0 S: 14	H: 1 LOB: 0 BB: 0 P: 24	R: 0 E: 0 K: 1 S: 7	H: 0 LOB: 0 BB: 0 P: 11	R: 3 E: 1 K: 1 S: 9	H: 3 LOB: 1 BB: 1 P: 23	1B: 7 2B: 4 3B: 0 HR: 0	SF: 0 SAC: 0 DP: 0 HBP: 0	WP: 0 PB: 0 CS: 0	PA: 41												
PITCHER	IP WLS BF H R ER SO BB IBB HBP BLK WP HR S P ERA WHIP																																	
50 José Rosado, L (1,1) ERA: 2.08	5.0	23	6	3	3	3	2	0	0	0	0	0	0	0	48	80	5.40	1.600																
Don Wengert, R (6,1) ERA: 8.69	2.0	8	2	0	0	0	0	0	0	0	0	0	0	22	37	0.00	1.000																	
Scott Service, R (8,1) ERA: 7.71	1.0	3	0	0	0	1	0	0	0	0	0	0	0	7	11	0.00	0.000																	
Jeff Montgomery, R (9,1) ERA: 9.0	1.0	7	3	3	2	1	1	0	0	0	0	0	0	9	23	18.00	4.000																	

Batter	1	2	3	4	5	6	7	8	9	AB	R	H	RBI	BB	SO	LOB	BOTTOM																
Carlos Beltrán, S (1,8) OBP: 0.283, SLG: 0.386										4	1	1	0	1	0	2	Chicago White Sox @ Kansas City Royals Kauffman Stadium, Kansas City, MO Sat Apr 17 1999, 1:05 PM CDT Att: 11,766 - Cloudy - 42 F																
Joe Randa, R (1,5) OBP: 0.310, SLG: 0.459										3	1	0	0	1	1	2																	
Johnny Damon, L (1,7) OBP: 0.238, SLG: 0.237										4	2	2	1	1	0	3																	
Jeff King, R (1,3) OBP: 0.357, SLG: 0.406										3	0	2	2	1	1	2																	
29 Mike Sweeney, R (1,10) OBP: 0.484, SLG: 0.714										4	0	1	0	0	0	4																	
Jermaine Dye, R (1,9) OBP: 0.333, SLG: 0.550										4	1	1	2	0	0	3																	
Steve Scarosne, R (1,6) OBP: 0.333, SLG: 0.290										3	0	0	0	0	0	2																	
Rey Sanchez, R (8,6) OBP: 0.297, SLG: 0.400										1	0	0	0	0	0	0																	
Tim Spehr, R (1,2) OBP: 0.300, SLG: 0.333										3	0	0	0	0	1	0																	
Carlos Febles, R (1,4) Scott Pose, L (9,PH)										2	0	0	0	1	0	1																	
										1	0	0	0	0	0	0																	
Inning Stats	R: 2 E: 1 K: 1 S: 13	H: 3 LOB: 0 BB: 0 P: 21	R: 1 E: 0 K: 0 S: 9	H: 1 LOB: 1 BB: 0 P: 15	R: 1 E: 1 K: 0 S: 11	H: 1 LOB: 2 BB: 2 P: 22	R: 0 E: 0 K: 0 S: 5	H: 0 LOB: 1 BB: 1 P: 13	R: 0 E: 0 K: 0 S: 8	H: 1 LOB: 1 BB: 0 P: 13	R: 0 E: 0 K: 0 S: 6	H: 0 LOB: 0 BB: 0 P: 9	R: 1 E: 0 K: 0 S: 9	H: 1 LOB: 1 BB: 1 P: 17	R: 0 E: 0 K: 1 S: 7	H: 0 LOB: 0 BB: 0 P: 10	R: 0 E: 0 K: 1 S: 12	H: 0 LOB: 2 BB: 1 P: 22	1B: 3 2B: 3 3B: 0 HR: 1	SF: 0 SAC: 0 DP: 2 HBP: 3	WP: 1 PB: 0 CS: 0	PA: 40											
PITCHER	IP WLS BF H R ER SO BB IBB HBP BLK WP HR S P ERA WHIP																																
Jaime Navarro, R (1,1) ERA: 13.5	5.0	24	6	4	4	1	3	0	0	0	0	0	0	46	84	7.20	1.800																
Sean Lowe, R (6,1) ERA: 2.45	3.0	11	1	1	1	1	1	0	0	0	0	0	0	22	36	3.00	0.667																
Bob Howry, R (9,1) ERA: 4.5	1.0	5	0	0	0	1	1	0	1	0	0	0	0	12	22	0.00	1.000																



Batter	1	2	3	4	5	6	7	8	9	AB	R	H	RBI	BB	SO	LOB	TOP						
Ray Durham, S OBP: 0.377, SLG: 0.457										5	2	3	0	0	1	2	Chicago White Sox @ Kansas City Royals Kauffman Stadium, Kansas City, MO Sun Apr 18 1999, 1:05 PM CDT Att: 18,529 - Unknown - 62 F						
Mike Caruso, S OBP: 0.277, SLG: 0.244										5	0	1	0	0	0	4							
Frank Thomas, R OBP: 0.580, SLG: 0.750										3	1	0	0	2	0	2							
Magglio Ordonez, R OBP: 0.375, SLG: 0.512										4	1	2	4	1	0	0							
14 Paul Konerko, R OBP: 0.263, SLG: 0.333 Craig Wilson, R OBP: 0.200, SLG: 0.111										3	1	0	0	0	0	1							
Jeff Liefer, L OBP: 0.350, SLG: 0.333 McKay Christensen, L OBP: 0.340, SLG: 0.375										3	0	1	0	0	1	0							
Greg Norton, S OBP: 0.439, SLG: 0.387										3	2	3	1	1	0	0							
Chris Singleton, L OBP: 0.333, SLG: 0.444										3	0	1	1	0	0	1							
Darrin Jackson, R OBP: 0.455, SLG: 0.909										1	0	0	0	0	0	1							
Brook Fordyce, R OBP: 0.269, SLG: 0.333										4	0	1	1	0	0	1							
Inning Stats	R: 3 E: 0 K: 1 S: 11	H: 2 LOB: 0 BB: 1 P: 21	R: 1 E: 0 K: 0 S: 10	H: 2 LOB: 1 BB: 0 P: 16	R: 1 E: 1 K: 0 S: 5	H: 2 LOB: 2 BB: 0 P: 11	R: 0 E: 0 K: 0 S: 12	H: 2 LOB: 2 BB: 0 P: 18	R: 0 E: 0 K: 0 S: 8	H: 0 LOB: 0 BB: 1 P: 15	R: 1 E: 0 K: 1 S: 10	H: 1 LOB: 1 BB: 1 P: 18	R: 0 E: 0 K: 0 S: 8	H: 0 LOB: 0 BB: 0 P: 13	R: 0 E: 0 K: 0 S: 4	H: 1 LOB: 2 BB: 0 P: 8		R: 1 E: 0 K: 0 S: 8	H: 2 LOB: 2 BB: 1 P: 15	1B: 6 2B: 6 3B: 0 HR: 1	SF: 0 SAC: 0 DP: 2 HBP: 1	WP: 0 PB: 0 CS: 0	PA: 41
PITCHER	IP WLS BF H R ER SO BB IBB HBP BLK WP HR S P ERA WHIP																						
Brian Barber, R ERA: 9.0	(1, 1) 3.0 L 16 6 5 5 1 1 0 1 0 0 0 0 0 1 26 48 15.00 2.333																						
Jay Witasick, R ERA: 5.09	(4, 1) 2.0 10 3 1 1 1 0 2 0 0 0 0 0 0 0 21 38 4.50 2.500																						
Jose Santiago, R ERA: 2.53	(6, 1) 2.0 6 0 0 0 0 1 0 0 0 0 0 0 0 0 17 26 0.00 0.000																						
Matt Whisenant, L ERA: 3.0	(8, 1) 1.2 7 2 1 1 0 0 0 1 0 0 0 0 0 9 18 5.40 1.200																						
Scott Service, R ERA: 7.35	(9, 1) 0.1 2 1 0 0 0 0 0 0 0 0 0 0 0 0 3 5 0.00 3.000																						

Batter	1	2	3	4	5	6	7	8	9	AB	R	H	RBI	BB	SO	LOB	BOTTOM				
Scott Pose, L OBP: 0.375, SLG: 0.286										4	0	2	0	1	0	1	Chicago White Sox @ Kansas City Royals Kauffman Stadium, Kansas City, MO Sun Apr 18 1999, 1:05 PM CDT Att: 18,529 - Unknown - 62 F				
Joe Randa, R OBP: 0.340, SLG: 0.488										4	1	2	0	1	0	2					
Johnny Damon, L OBP: 0.255, SLG: 0.238										4	0	1	0	1	0	4					
Jeff King, R OBP: 0.386, SLG: 0.424 29 Mike Sweeney, R OBP: 0.471, SLG: 0.677 Carlos Beltrán, S OBP: 0.283, SLG: 0.386										1	1	1	0	0	0	0					
Larry Sutton, L OBP: 0.188, SLG: 0.200										3	0	1	1	0	0	3					
Jermaine Dye, R OBP: 0.340, SLG: 0.591										0	0	0	0	0	0	0					
Chad Kreuter, S OBP: 0.241, SLG: 0.269										5	0	2	0	0	1	1					
Rey Sanchez, R OBP: 0.262, SLG: 0.350										5	0	0	0	0	1	3					
Carlos Febles, R OBP: 0.375, SLG: 0.600										4	0	1	1	0	1	2					
Inning Stats	R: 0 E: 0 K: 0 S: 10	H: 2 LOB: 3 BB: 0 P: 16	R: 0 E: 0 K: 1 S: 9	H: 1 LOB: 2 BB: 1 P: 15	R: 3 E: 0 K: 0 S: 6	H: 3 LOB: 1 BB: 1 P: 13	R: 0 E: 0 K: 0 S: 11	H: 1 LOB: 2 BB: 1 P: 20	R: 1 E: 1 K: 0 S: 5	H: 0 LOB: 1 BB: 1 P: 14	R: 0 E: 0 K: 2 S: 11	H: 1 LOB: 1 BB: 0 P: 16	R: 0 E: 1 K: 0 S: 16	H: 2 LOB: 2 BB: 1 P: 24	R: 0 E: 0 K: 1 S: 8	H: 0 LOB: 0 BB: 0 P: 12		1B: 7 2B: 3 3B: 0 HR: 1	SF: 1 SAC: 0 DP: 0 HBP: 1	WP: 0 PB: 0 CS: 0	PA: 45
PITCHER	IP WLS BF H R ER SO BB IBB HBP BLK WP HR S P ERA WHIP																				
James Baldwin, R ERA: 4.08	(1, 1) 5.0 W 28 7 4 3 1 4 0 1 0 0 0 0 0 1 41 78 5.40 2.200																				
Keith Foulke, R ERA: 1.0	(6, 1) 2.0 H 10 3 1 1 2 1 0 0 0 0 0 0 0 23 34 4.50 2.000																				
Bryan Ward, L ERA: 5.4	(8, 1) 0.1 H 1 0 0 0 0 0 0 0 0 0 0 0 0 1 2 0.00 0.000																				
41 Bill Simas, R ERA: 4.5	(8, 1) 0.2 H 3 1 0 0 0 0 0 0 0 0 0 0 0 9 12 0.00 1.500																				
Bob Howry, R ERA: 3.6	(9, 1) 1.0 S 3 0 0 0 1 0 0 0 0 0 0 0 0 8 12 0.00 0.000																				

Batter	1	2	3	4	5	6	7	8	9	AB	R	H	RBI	BB	SO	LOB	TOP					
Tori Hunter, R OBP: 0.294, SLG: 0.340 Corey Koskie, L OBP: 0.455, SLG: 0.789 Chris Latham, S OBP: 0.111, SLG: 0.111	F8		G5-3		G5-3		1B HR	F7		3	0	0	0	0	0	0						
Matt Lawton, L OBP: 0.352, SLG: 0.460	G5-4-3		F9				1B HR		G6-3	5	1	3	1	0	0	0						
Marty Cordova, R OBP: 0.465, SLG: 0.514	G5-4-3			1B BB	P5				F9	4	2	1	3	1	0	2						
Todd Walker, L OBP: 0.271, SLG: 0.357 Brent Gates, S OBP: 0.391, SLG: 0.500		L6		F7					G6-3	4	0	0	0	0	0	2						
Ron Coomer, R OBP: 0.293, SLG: 0.359		G4-3		1B 1B						4	0	2	0	0	0	0						
Doug Mientkiewicz, L OBP: 0.393, SLG: 0.475		1B		1B						4	0	2	1	0	1	1						
Chad Allen, R OBP: 0.304, SLG: 0.407		1B		1B						3	1	2	0	1	0	0						
Terry Steinbach, R OBP: 0.333, SLG: 0.357		G5-3		G6-4-3						4	1	0	0	0	0	6						
Crstian Guzman, S OBP: 0.206, SLG: 0.212 Denny Hocking, S OBP: 0.355, SLG: 0.467			G3-1		G4-3					2	0	0	0	0	0	0						
Inning Stats	R: 0 E: 0 K: 0 S: 6	H: 1 LOB: 0 BB: 0 P: 8	R: 0 E: 0 K: 0 S: 8	H: 2 LOB: 2 BB: 0 P: 18	R: 0 E: 0 K: 0 S: 7	H: 0 LOB: 0 BB: 0 P: 11	R: 1 E: 0 K: 0 S: 11	H: 3 LOB: 2 BB: 1 P: 18	R: 0 E: 0 K: 0 S: 9	H: 1 LOB: 1 BB: 0 P: 13	R: 0 E: 0 K: 0 S: 4	H: 0 LOB: 0 BB: 0 P: 6	R: 5 E: 1 K: 2 S: 23	H: 4 LOB: 1 BB: 1 P: 37	R: 0 E: 1 K: 0 S: 10	H: 0 LOB: 1 BB: 0 P: 16	R: 0 E: 0 K: 0 S: 6	H: 0 LOB: 0 BB: 0 P: 9	1B: 10 2B: 0 3B: 0 HR: 1	SF: 0 SAC: 0 DP: 2 HBP: 0	WP: 0 PB: 0 SB: 0 CS: 0	PA: 40
PITCHER	IP	WLS	BF	H	R	ER	SO	BB	IBB	HBP	BLK	WP	HR	S	P	ERA	WHIP					
Jeff Suppan, R ERA: 4.67	6.1	L	28	8	4	4	1	2	0	0	0	0	0	60	100	5.68	1.579					
Don Wengert, R ERA: 9.0	1.2	B	9	3	2	1	1	0	0	0	0	0	1	18	27	5.40	1.800					
Matt Whisenant, L ERA: 2.25	1.0		3	0	0	0	0	0	0	0	0	0	0	6	9	0.00	0.000					

Minnesota Twins @ Kansas City Royals
Kauffman Stadium, Kansas City, MO

AB 38
R 6
H 11
RBI 6
BB 2
SO 2
LOB 15



Mon Apr 19 1999, 7:05 PM CDT
Att: 11,919 - Unknown - 64 F

Batter	1	2	3	4	5	6	7	8	9	AB	R	H	RBI	BB	SO	LOB	BOTTOM				
Carlos Beltrán, S OBP: 0.275, SLG: 0.367	G4-3		G3-1		G4-3				G6-3	5	0	1	1	0	0	2					
Joe Randa, R OBP: 0.314, SLG: 0.444	F7		L9		L7		1B			4	0	0	0	0	0	1					
Johnny Damon, L OBP: 0.235, SLG: 0.217	G6-3		L6		G1-3		F7			4	0	0	0	0	0	1					
29 Mike Sweeney, R OBP: 0.474, SLG: 0.657		G1-3		1B SF8	G4-3					4	1	2	0	0	0	0					
Jermaine Dye, R OBP: 0.333, SLG: 0.553		1B BB		P3			G6-3			3	1	0	0	1	1	2					
Scott Leius, R OBP: 0.333, SLG: 0.750		2B 1B		1B			L6			4	1	2	0	0	0	1					
Chad Kreuter, S OBP: 0.242, SLG: 0.310		2B		SF8			K			3	0	1	2	0	1	1					
Rey Sanchez, R OBP: 0.283, SLG: 0.386		P3		E			G4-3			4	1	2	0	0	0	2					
Carlos Febles, R OBP: 0.341, SLG: 0.538		G5-3		E4			G4-3			4	0	0	0	0	0	4					
Inning Stats	R: 0 E: 0 K: 0 S: 6	H: 0 LOB: 0 BB: 0 P: 11	R: 1 E: 0 K: 0 S: 11	H: 2 LOB: 2 BB: 1 P: 21	R: 0 E: 0 K: 0 S: 8	H: 0 LOB: 0 BB: 0 P: 13	R: 2 E: 1 K: 0 S: 15	H: 3 LOB: 2 BB: 0 P: 22	R: 0 E: 0 K: 1 S: 7	H: 0 LOB: 0 BB: 0 P: 11	R: 0 E: 0 K: 1 S: 12	H: 1 LOB: 1 BB: 0 P: 19	R: 0 E: 0 K: 0 S: 5	H: 0 LOB: 0 BB: 0 P: 5	1B: 6 2B: 2 3B: 0 HR: 0	SF: 1 SAC: 0 DP: 0 HBP: 0	WP: 0 PB: 0 SB: 0 CS: 0	PA: 37			
PITCHER	IP	WLS	BF	H	R	ER	SO	BB	IBB	HBP	BLK	WP	HR	S	P	ERA	WHIP				
LaTroy Hawkins, R ERA: 9.82	6.0	W	25	5	3	2	1	0	0	0	0	0	0	9	14	13.50	3.000				
Bob Wells, R ERA: 8.0	0.2	H	4	2	1	1	0	0	0	0	0	0	0	2	5	0.00	0.000				
Eddie Guardado, L ERA: 2.57	0.1	H	1	0	0	0	0	0	0	0	0	0	0	12	19	0.00	1.000				
Mike Trombley, R ERA: 1.13	1.0	S	3	0	0	0	0	0	0	0	0	0	0	5	5	0.00	0.000				

Minnesota Twins @ Kansas City Royals
Kauffman Stadium, Kansas City, MO

AB 35
R 4
H 8
RBI 3
BB 1
SO 2
LOB 14



Mon Apr 19 1999, 7:05 PM CDT
Att: 11,919 - Unknown - 64 F

Batter	1	2	3	4	5	6	7	8	9	10	11	12	13	AB	R	H	RBI	BB	SO	LOB	TOP									
Tori Hunter, R OBP: 0.298, SLG: 0.327 Corey Koskie, L OBP: 0.478, SLG: 0.800 Chris Latham, S OBP: 0.083, SLG: 0.091															2	1	0	0	1	0	0									
Matt Lawton, L OBP: 0.361, SLG: 0.474															7	0	3	0	0	0	5									
Marty Cordova, R OBP: 0.429, SLG: 0.488															6	0	1	2	0	0	3									
Todd Walker, L OBP: 0.246, SLG: 0.323															6	0	0	0	0	1	4									
Brent Gates, S OBP: 0.407, SLG: 0.478															5	3	2	0	1	0	2									
Doug Mientkewicz, L OBP: 0.415, SLG: 0.511															5	2	3	0	1	0	1									
Chad Allen, R OBP: 0.306, SLG: 0.450															6	1	2	4	0	0	3									
Javier Valentin, S OBP: 0.259, SLG: 0.208															5	0	2	0	1	0	3									
Cristian Guzman, S OBP: 0.194, SLG: 0.200 Denny Hocking, S OBP: 0.371, SLG: 0.438															2	0	0	0	0	0	2									
Inning Stats	R: 1 E: 1 K: 1 S: 8	H: 1 LOB: 1 BB: 1 P: 14	R: 0 E: 0 K: 0 S: 7	H: 0 LOB: 1 BB: 1 P: 15	R: 0 E: 0 K: 0 S: 4	H: 1 LOB: 0 BB: 0 P: 9	R: 2 E: 0 K: 0 S: 15	H: 3 LOB: 1 BB: 0 P: 20	R: 0 E: 0 K: 0 S: 4	H: 1 LOB: 0 BB: 1 P: 9	R: 1 E: 0 K: 0 S: 4	H: 2 LOB: 1 BB: 0 P: 18	R: 2 E: 1 K: 1 S: 15	H: 3 LOB: 2 BB: 1 P: 27	R: 0 E: 0 K: 0 S: 7	H: 0 LOB: 0 BB: 0 P: 9	R: 0 E: 0 K: 0 S: 3	H: 1 LOB: 0 BB: 0 P: 3	R: 0 E: 0 K: 0 S: 3	H: 0 LOB: 0 BB: 0 P: 3	R: 0 E: 0 K: 0 S: 3	H: 0 LOB: 0 BB: 0 P: 3	R: 0 E: 0 K: 0 S: 4	H: 1 LOB: 2 BB: 2 P: 12	1B: 9 2B: 5 3B: 0 HR: 1	SF: 1 SAC: 0 DP: 3 HBP: 0	WIP: 0 PB: 0 SB: 0 CS: 1	PA: 56		
PITCHER	IP WLS BF H R ER SO BB IBB HBP BLK WP HR S P ERA WHIP	5.0 2.0 24 7 4 4 1 3 0 0 0 0 0 0 7.20 2.000	2.0 0 7 2 1 1 0 0 0 0 0 0 0 0 4.50 1.000	0.1 0 4 3 2 2 0 0 0 0 0 0 0 0 54.00 9.000	0.2 0 3 0 0 0 1 1 0 0 0 0 0 0 0.00 1.500	3.0 0 9 1 0 0 0 0 0 0 0 0 0 0 0.00 0.333	12.1 2.0 99 18 11 11 0 1 0 0 0 0 0 15 4.91 1.000	12.1 2.0 99 18 11 11 0 1 0 0 0 0 0 0 15 4.91 1.000																						

Minnesota Twins @ Kansas City Royals
Kauffman Stadium, Kansas City, MO
Tue Apr 20 1999, 7:05 PM CDT
Att: 11,217 - Cloudy - 68 F

AB 49
R 8
H 14
RBI 7
BB 6
SO 2
LOB 25



Batter	1	2	3	4	5	6	7	8	9	10	11	12	13	AB	R	H	RBI	BB	SO	LOB	BOTTOM								
Carlos Beltrán, S OBP: 0.316, SLG: 0.400														6	1	4	0	0	0	1									
Joe Randa, R OBP: 0.316, SLG: 0.451														6	1	2	2	0	2	3									
Johnny Damon, L OBP: 0.281, SLG: 0.240														4	1	2	1	2	0	2									
29 Mike Sweeney, R OBP: 0.452, SLG: 0.805 Tim Spehr, R OBP: 0.273, SLG: 0.300														3	1	0	0	1	0	3									
29 Mike Sweeney, R OBP: 0.452, SLG: 0.805 Tim Spehr, R OBP: 0.273, SLG: 0.300														1	0	0	0	0	1	1									
Jermaine Dye, R OBP: 0.351, SLG: 0.588														4	1	1	3	2	2	1									
Scott Leius, R OBP: 0.200, SLG: 0.429														6	0	0	0	0	0	3									
Steve Scarsone, R OBP: 0.250, SLG: 0.182														6	0	1	0	0	2	2									
Rey Sanchez, R OBP: 0.255, SLG: 0.347														5	0	0	0	0	0	1									
Carlos Febles, R OBP: 0.347, SLG: 0.523														5	2	2	0	0	2	1									
Inning Stats	R: 0 E: 0 K: 0 S: 8	H: 1 LOB: 1 BB: 0 P: 11	R: 0 E: 0 K: 1 S: 6	H: 0 LOB: 1 BB: 1 P: 14	R: 5 E: 0 K: 0 S: 19	H: 4 LOB: 0 BB: 1 P: 31	R: 0 E: 0 K: 0 S: 5	H: 1 LOB: 0 BB: 0 P: 5	R: 0 E: 0 K: 0 S: 6	H: 0 LOB: 1 BB: 1 P: 13	R: 2 E: 1 K: 0 S: 10	H: 3 LOB: 1 BB: 1 P: 17	R: 0 E: 0 K: 1 S: 5	H: 0 LOB: 0 BB: 0 P: 9	R: 0 E: 0 K: 1 S: 6	H: 1 LOB: 1 BB: 0 P: 6	R: 0 E: 0 K: 1 S: 5	H: 0 LOB: 0 BB: 0 P: 5	R: 0 E: 0 K: 2 S: 7	H: 0 LOB: 1 BB: 1 P: 11	R: 0 E: 0 K: 0 S: 3	H: 0 LOB: 0 BB: 0 P: 3	1B: 10 2B: 2 3B: 0 HR: 1	SF: 0 SAC: 1 DP: 3 HBP: 0	WIP: 0 PB: 0 SB: 0 CS: 2	PA: 52			
PITCHER	IP WLS BF H R ER SO BB IBB HBP BLK WP HR S P ERA WHIP	3.0 3.0 15 5 5 5 1 2 0 0 0 0 0 0 15.00 2.333	4.0 16 5 2 1 1 1 1 0 0 0 0 0 0 28 4.3 2.25 1.500	3.0 11 2 0 0 4 0 0 0 0 0 0 0 0 22 35 0.00 0.667	3.0 10 0 0 0 3 1 0 0 0 0 0 0 0 15 19 0.00 0.333																								

Minnesota Twins @ Kansas City Royals
Kauffman Stadium, Kansas City, MO
Tue Apr 20 1999, 7:05 PM CDT
Att: 11,217 - Cloudy - 68 F

AB 46
R 7
H 12
RBI 6
BB 5
SO 9
LOB 18



Batter	1	2	3	4	5	6	7	8	9	10	AB	R	H	RBI	BB	SO	LOB	TOP			
Todd Walker, L OBP: 0.271, SLG: 0.343 (1, 4)											5	1	3	0	0	0	0				
Torii Hunter, R OBP: 0.293, SLG: 0.377 (1, 8)											4	1	1	1	0	0	3				
Matt Lawton, L OBP: 0.385, SLG: 0.483 (1, 9)											3	0	2	0	1	0	0				
Marty Cordova, R OBP: 0.415, SLG: 0.455 (1, 10)											3	0	0	1	1	1	3				
Doug Mientkewicz, L OBP: 0.494, SLG: 0.475 (1, 3)												3	0	0	0	1	0	3			
Chad Allen, R OBP: 0.288, SLG: 0.422 (1, 7)												4	0	0	0	1	1				
Corey Koskie, L OBP: 0.407, SLG: 0.667 (1, 5)												4	0	0	0	1	0				
Terry Steinbach, R OBP: 0.324, SLG: 0.344 (1, 2)												4	0	1	0	0	1	0			
Cristian Guzman, S OBP: 0.179, SLG: 0.184 Denny Hocking, S OBP: 0.351, SLG: 0.424 (10, PH) (10, 6)												3	0	0	0	0	1	1			
Inning Stats	R: 1 E: 0 K: 0 S: 15	H: 2 LOB: 1 BB: 0 P: 21	R: 0 E: 0 K: 0 S: 5	H: 0 LOB: 0 BB: 0 P: 6	R: 0 E: 0 K: 0 S: 6	H: 1 LOB: 0 BB: 0 P: 8	R: 0 E: 0 K: 0 S: 5	H: 0 LOB: 1 BB: 1 P: 14	R: 0 E: 0 K: 0 S: 8	H: 2 LOB: 1 BB: 1 P: 12	R: 0 E: 0 K: 2 S: 11	H: 0 LOB: 0 BB: 0 P: 15	R: 0 E: 0 K: 2 S: 14	H: 1 LOB: 2 BB: 1 P: 24	R: 0 E: 0 K: 1 S: 5	H: 0 LOB: 0 BB: 0 P: 5	1B: 6 2B: 1 3B: 0 HR: 1	SF: 0 SAC: 0 DP: 3 HBP: 0	WP: 0 PB: 0 SB: 4 CS: 0	PA: 37	
PITCHER	IP 8.0	WLS 31	H 7	R 2	ER 2	SO 2	BB 2	IBB 1	HBP 0	BLK 0	WP 0	HR 1	S 69	P 107	ERA 2.25	WHIP 1.125					
PITCHER	IP 2.0	WLS 6	H 0	R 0	ER 0	SO 3	BB 0	IBB 0	HBP 0	BLK 0	WP 0	HR 0	S 13	P 18	ERA 0.00	WHIP 0.000					

Minnesota Twins @ Kansas City Royals
Kauffman Stadium, Kansas City, MO
Wed Apr 21 1999, 7:05 PM CDT
Att: 10,826 - Overcast - 70 F

AB 34
R 2
H 7
RBI 2
BB 3
SO 5
LOB 11



Batter	1	2	3	4	5	6	7	8	9	10	AB	R	H	RBI	BB	SO	LOB	BOTTOM				
Carlos Beltrán, S OBP: 0.290, SLG: 0.373 (1, 8)											4	0	0	1	0	1	1					
Carlos Febles, R OBP: 0.340, SLG: 0.500 (1, 4)											4	0	1	0	0	0	1					
Joe Randa, R OBP: 0.311, SLG: 0.436 (1, 5)											4	0	1	0	0	0	2					
29 Mike Sweeney, R OBP: 0.457, SLG: 0.595 (1, 10)											4	1	2	0	0	0	2					
Jermaine Dye, R OBP: 0.344, SLG: 0.600 (1, 9)											4	1	1	1	0	1	2					
Johnny Damon, L OBP: 0.295, SLG: 0.264 (1, 7)											3	0	1	0	1	0	1					
Steve Scarsone, R OBP: 0.250, SLG: 0.200 (1, 3)											4	0	1	1	0	3	2					
Chad Kreuter, S OBP: 0.216, SLG: 0.273 (1, 2)											4	0	0	0	0	1	3					
Rey Sanchez, R OBP: 0.273, SLG: 0.396 (1, 6)											4	1	2	0	0	1	0					
Inning Stats	R: 0 E: 0 K: 0 S: 11	H: 1 LOB: 1 BB: 0 P: 18	R: 0 E: 0 K: 2 S: 7	H: 0 LOB: 0 BB: 0 P: 12	R: 0 E: 0 K: 1 S: 8	H: 0 LOB: 0 BB: 0 P: 12	R: 2 E: 0 K: 0 S: 16	H: 3 LOB: 2 BB: 1 P: 27	R: 0 E: 0 K: 0 S: 10	H: 1 LOB: 1 BB: 0 P: 13	R: 0 E: 0 K: 2 S: 7	H: 0 LOB: 0 BB: 0 P: 11	R: 0 E: 0 K: 0 S: 6	H: 1 LOB: 1 BB: 0 P: 8	R: 0 E: 0 K: 1 S: 7	H: 1 LOB: 0 BB: 0 P: 10	R: 1 E: 0 K: 0 S: 2	H: 1 LOB: 0 BB: 0 P: 2	1B: 6 2B: 2 3B: 2 HR: 0	SF: 1 SAC: 0 DP: 1 HBP: 0	WP: 0 PB: 0 SB: 2 CS: 0	PA: 37
PITCHER	IP 8.0	WLS 32	H 7	R 2	ER 2	SO 6	BB 1	IBB 0	HBP 0	BLK 0	WP 0	HR 0	S 73	P 109	ERA 2.25	WHIP 1.000						
PITCHER	IP 1.1	WLS 5	H 2	R 1	ER 1	SO 1	BB 0	IBB 0	HBP 0	BLK 0	WP 0	HR 0	S 9	P 12	ERA 6.75	WHIP 1.500						

Minnesota Twins @ Kansas City Royals
Kauffman Stadium, Kansas City, MO
Wed Apr 21 1999, 7:05 PM CDT
Att: 10,826 - Overcast - 70 F

AB 35
R 3
H 9
RBI 3
BB 1
SO 7
LOB 14



Batter	1	2	3	4	5	6	7	8	9	AB	R	H	RBI	BB	SO	LOB	TOP																
Darin Erstad, L (1, 3) OBP: 0.354, SLG: 0.373			G4-3		G4-3			G4-3		4	0	1	0	0	0	0	Anaheim Angels @ Kansas City Royals Kauffman Stadium, Kansas City, MO Fri Apr 23 1999, 7:05 PM CDT Att: 13,209 - Overcast - 54 F																
Matt Walbeck, S (1, 2) OBP: 0.333, SLG: 0.375			F7					G5-3		4	0	1	0	0	1	0																	
Mo Vaughn, L (1, 10) OBP: 0.293, SLG: 0.556 Tim Lincecum, R (9, PR) OBP: 0.333, SLG: 0.333					G1-3					3	0	1	0	1	0	2																	
Tim Salmon, R (1, 9) OBP: 0.481, SLG: 0.635										2	1	0	0	2	0	2																	
Troy Glaus, R (1, 5) OBP: 0.465, SLG: 0.726										4	1	1	0	0	2	6																	
16 Garrett Anderson, L (1, 8) OBP: 0.316, SLG: 0.479										4	1	0	0	0	1	5																	
Todd Greene, R (1, 7) Orlando Palmeiro, L (8, 7) OBP: 0.299, SLG: 0.500 OBP: 0.328, SLG: 0.383										3	0	0	0	0	1	2																	
Randy Velarde, R (1, 4) OBP: 0.351, SLG: 0.384										4	0	1	1	0	0	0																	
Andy Sheets, R (1, 6) OBP: 0.290, SLG: 0.373										4	0	0	0	0	3	2																	
Inning Stats	R: 0 H: 2 E: 0 K: 1 S: 10	H: 0 R: 0 ER: 0 LOB: 0 BB: 0 P: 11	R: 0 H: 0 E: 0 K: 1 S: 7	H: 0 R: 0 ER: 0 LOB: 0 BB: 0 P: 8	R: 0 H: 0 E: 0 K: 0 S: 9	H: 1 R: 0 ER: 0 LOB: 2 BB: 1 P: 14	R: 0 H: 0 E: 0 K: 2 S: 13	H: 0 R: 0 ER: 0 LOB: 0 BB: 0 P: 11	R: 0 H: 0 E: 0 K: 1 S: 8	H: 0 R: 0 ER: 0 LOB: 0 BB: 0 P: 9	R: 1 H: 1 E: 0 K: 0 S: 7	H: 1 R: 0 ER: 0 LOB: 0 BB: 0 P: 11	R: 0 H: 0 E: 0 K: 1 S: 12	H: 0 R: 0 ER: 0 LOB: 0 BB: 0 P: 17	R: 3 H: 2 E: 1 K: 1 S: 13	H: 2 R: 0 ER: 2 LOB: 2 BB: 2 P: 26		1B: 5 2B: 1 3B: 0 HR: 0	SF: 0 SAC: 0 DP: 0 HBP: 0	WP: 2 PA: 36 PB: 1 CS: 0													
PITCHER	IP WLS BF H R ER SO BB IBB HBP BLK WP HR S P ERA WHIP																																
50 José Rosado, L (1, 1) ERA: 1.48	7.0	26	4	1	0	6	1	0	0	0	0	1	0	61	89	0.00	0.714																
Matt Whisenant, L (8, 1) ERA: 3.19	1.0	H 4	0	1	1	1	1	0	0	0	0	0	0	12	21	9.00	1.000																
Jeff Montgomery, R (9, 1) ERA: 6.75	1.0	L 6	2	2	2	1	1	0	0	0	1	0	13	22	18.00	3.000																	

Batter	1	2	3	4	5	6	7	8	9	AB	R	H	RBI	BB	SO	LOB	BOTTOM																
Carlos Beltrán, S (1, 8) OBP: 0.288, SLG: 0.365			FC4							4	1	1	0	0	2	1	Anaheim Angels @ Kansas City Royals Kauffman Stadium, Kansas City, MO Fri Apr 23 1999, 7:05 PM CDT Att: 13,209 - Overcast - 54 F																
Carlos Febles, R (1, 4) OBP: 0.351, SLG: 0.490										3	0	1	0	1	1	1																	
Joe Randa, R (1, 5) OBP: 0.308, SLG: 0.441										4	1	1	0	0	1	2																	
29 Mike Sweeney, R (1, 10) OBP: 0.440, SLG: 0.565										4	0	1	2	0	0	2																	
Jermaine Dye, R (1, 9) OBP: 0.323, SLG: 0.559										4	0	0	0	0	3	2																	
Johnny Damon, L (1, 7) OBP: 0.277, SLG: 0.246										4	0	0	0	0	0	1																	
Chad Kreuter, S (1, 2) ERA: 4.76 Scott Pose, L (9, PH) OBP: 0.333, SLG: 0.250										3	0	0	0	0	1	0																	
Steve Scarson, R (1, 3) OBP: 0.316, SLG: 0.188										1	0	0	0	2	0	0																	
Rey Sanchez, R (1, 6) OBP: 0.276, SLG: 0.382										2	0	0	0	1	0	2																	
Inning Stats	R: 0 H: 0 E: 0 K: 2 S: 11	H: 0 R: 0 ER: 0 LOB: 0 BB: 0 P: 14	R: 0 H: 0 E: 0 K: 1 S: 7	H: 0 R: 0 ER: 0 LOB: 1 BB: 1 P: 16	R: 0 H: 1 E: 0 K: 1 S: 10	H: 0 R: 0 ER: 0 LOB: 1 BB: 1 P: 15	R: 0 H: 0 E: 0 K: 0 S: 5	H: 3 R: 0 ER: 0 LOB: 1 BB: 0 P: 22	R: 0 H: 0 E: 0 K: 1 S: 6	H: 0 R: 0 ER: 0 LOB: 1 BB: 1 P: 12	R: 0 H: 0 E: 0 K: 1 S: 8	H: 0 R: 0 ER: 0 LOB: 0 BB: 0 P: 10	1B: 3 2B: 1 3B: 0 HR: 0	SF: 0 SAC: 0 DP: 1 HBP: 0	WP: 0 PA: 34 PB: 0 CS: 0																		
PITCHER	IP WLS BF H R ER SO BB IBB HBP BLK WP HR S P ERA WHIP																																
Ken Hill, R (1, 1) ERA: 4.76	7.1	29	4	2	2	7	4	0	0	0	0	0	0	63	110	2.46	1.091																
Shigetoshi Hasegawa, R (8, 1) ERA: 5.19	0.2	W 2	0	0	0	0	0	0	0	0	0	0	2	2	0.00	0.000																	
Troy Percival, R (9, 1) ERA: 1.5	1.0	S 3	0	0	0	1	0	0	0	0	0	0	8	10	0.00	0.000																	

AB	33
R	4
H	6
RBI	2
BB	3
SO	8
LOB	19



AB	30
R	2
H	4
RBI	2
BB	4
SO	8
LOB	11



Batter	1	2	3	4	5	6	7	8	9	AB	R	H	RBI	BB	SO	LOB	TOP										
Darin Erstad, L (1, 3) OBP: 0.337, SLG: 0.352	1-1 G4-3		0-0 P4		2-2 F9			0-3 K		4	0	0	0	0	1	1											
Matt Walbeck, S (1, 2) OBP: 0.326, SLG: 0.364	1-0 G4-3			2-1 G4-3		0-1 G3		2-1 1B		4	0	1	0	0	0	0											
Mo Vaughn, L (1, 10) OBP: 0.286, SLG: 0.462	0-1 G3-1			0-2 HR		0-0 F8		2-1 F8		4	1	1	0	0	0	1											
Tim Salmon, R (1, 9) OBP: 0.481, SLG: 0.716		3-2 F7		1-0 HR		2-1 HR		2-0 P4		4	2	2	3	0	0	1											
16 Garret Anderson, L (1, 8) OBP: 0.313, SLG: 0.459		2-1 P9		4-2 BB		0-3 K2-3		0-3 K		3	0	0	0	1	2	0											
Troy Glas, R (1, 5) OBP: 0.440, SLG: 0.682		0-0 F9		0-0 P4				2-0 F9		4	0	0	0	0	1	1											
Randy Velarde, R (1, 4) OBP: 0.358, SLG: 0.390			2-2 G5-3	3-2 G5-3		2-2 1B		0-1 1B		4	0	2	0	0	0	1											
Orlando Palmeiro, L (1, 7) OBP: 0.309, SLG: 0.359			3-2 G4-3		1-2 L7		0-1 F7	0-1 F7		4	0	0	0	0	0	2											
Andy Sheets, R (1, 6) OBP: 0.292, SLG: 0.361			4-0 BB		1-2 P4		0-0 L6			2	0	0	0	1	0	1											
Inning Stats	R: 0 E: 0 K: 0 S: 5	H: 0 LOB: 0 BB: 0 P: 7	R: 0 E: 0 K: 0 S: 6	H: 0 LOB: 0 BB: 0 P: 11	R: 0 E: 0 K: 0 S: 7	H: 0 LOB: 1 BB: 1 P: 16	R: 2 E: 0 K: 0 S: 13	H: 2 LOB: 1 BB: 1 P: 23	R: 0 E: 0 K: 1 S: 10	H: 0 LOB: 0 BB: 0 P: 14	R: 1 E: 0 K: 1 S: 8	H: 1 LOB: 1 BB: 0 P: 10	R: 0 E: 0 K: 0 S: 7	H: 1 LOB: 1 BB: 0 P: 11	R: 0 E: 0 K: 1 S: 8	H: 1 LOB: 1 BB: 0 P: 14	R: 0 E: 0 K: 2 S: 10	H: 1 LOB: 1 BB: 0 P: 10	1B: 4 2B: 0 3B: 0 HR: 2	SF: 0 SAC: 0 DP: 0 HBP: 0	WP: 0 PB: 0 SB: 0 CS: 0	PA: 35					
PITCHER	IP	WLS	BF	H	R	ER	SO	BB	IBB	HBP	BLK	WP	HR	S	P	ERA	WHIP										
Jeff Suppan, R (1, 1) ERA: 4.44	7.0		27	4	3	3	1	2	0	0	0	0	2	56	92	3.86	0.857										
Avin Morman, L (8, 1) ERA:	0.2		3	1	0	0	1	0	0	0	0	0	0	7	11	0.00	1.500										
Jose Santiago, R (8, 1) ERA: 2.57	1.1	W	5	1	0	0	2	0	0	0	0	0	0	11	13	0.00	0.750										

Anaheim Angels @ Kansas City Royals
Kauffman Stadium, Kansas City, MO

Sat Apr 24 1999, 1:05 PM CDT
Att: 15,664 - Cloudy - 51 F



AB 33
R 3
H 6
RBI 3
BB 2
SO 4
LOB 8

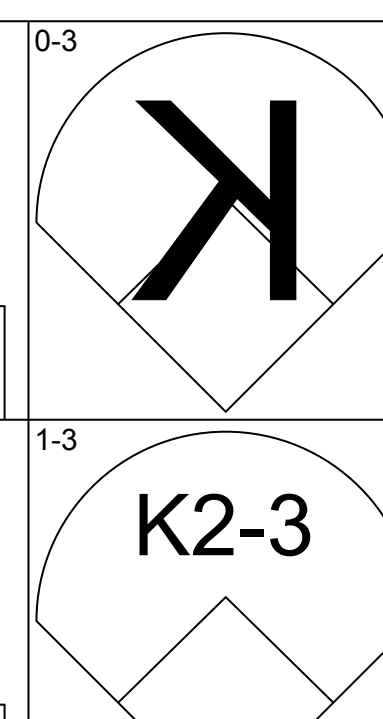
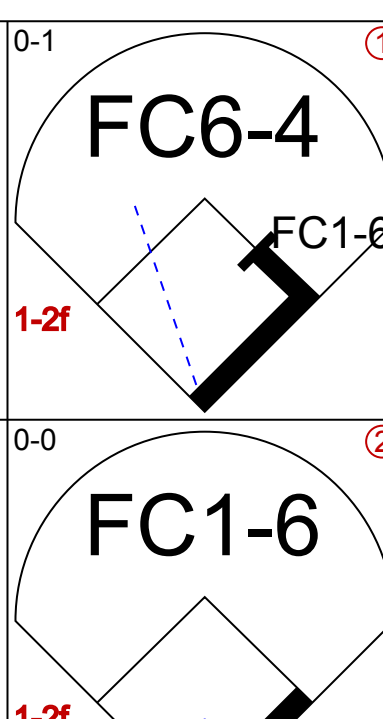
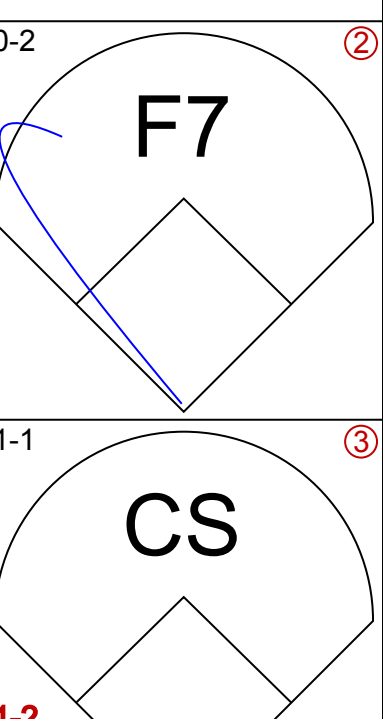
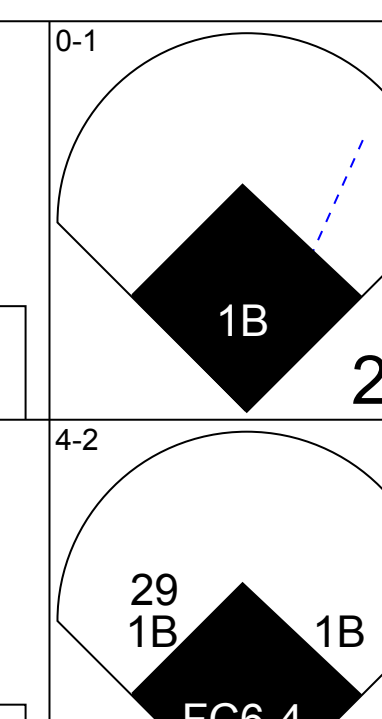
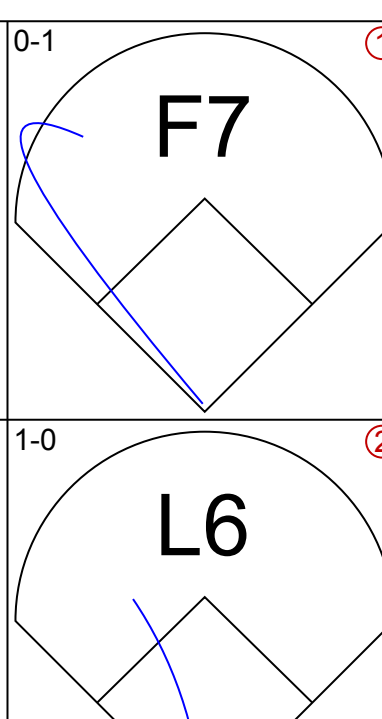
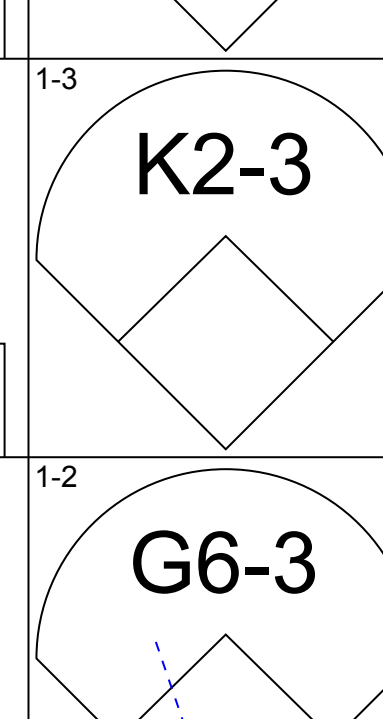
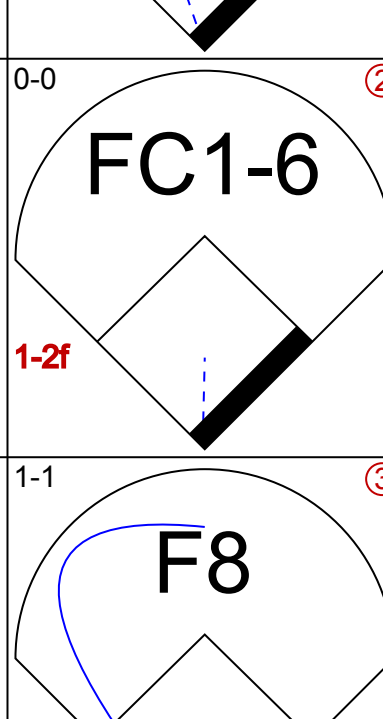
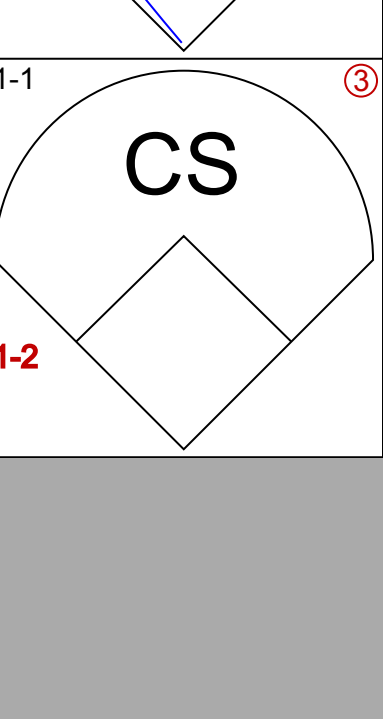
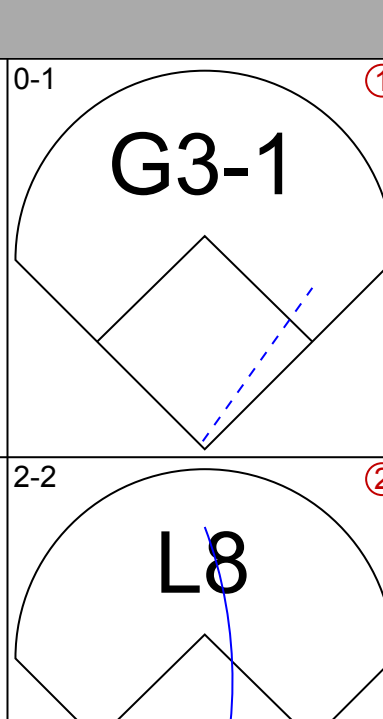
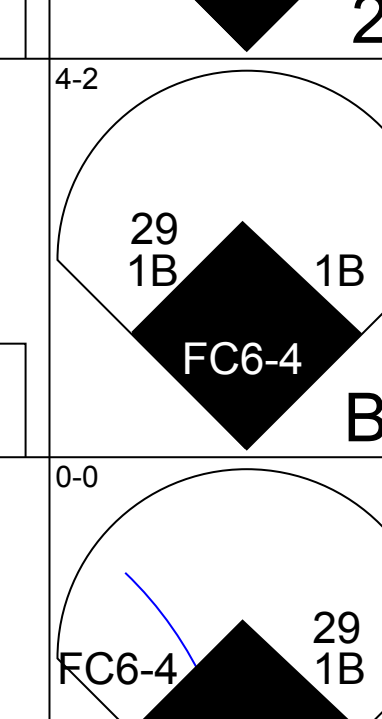
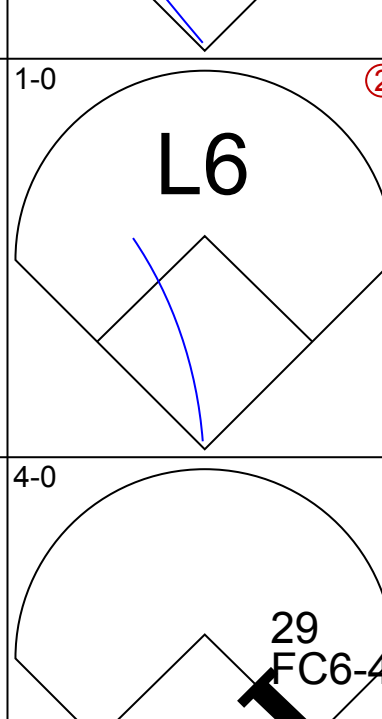
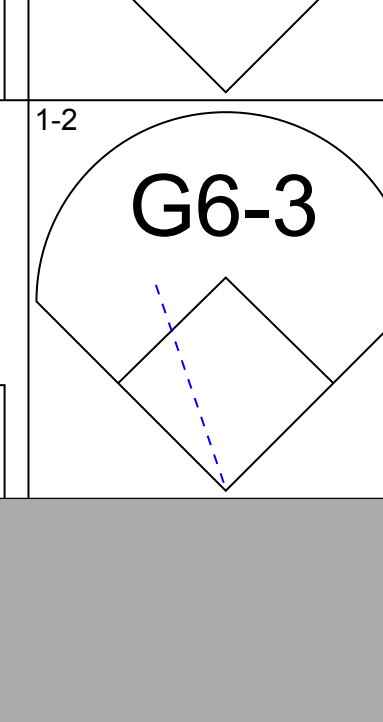
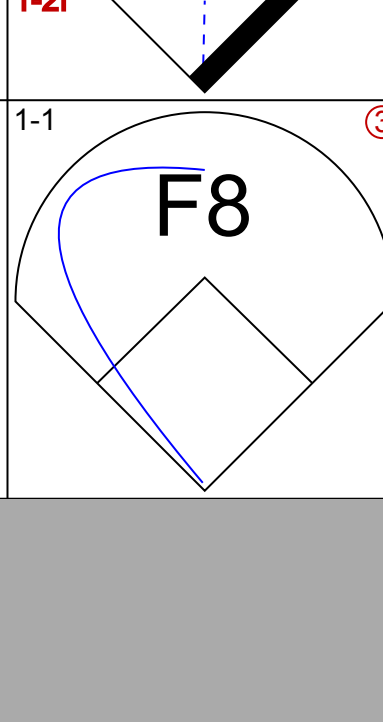
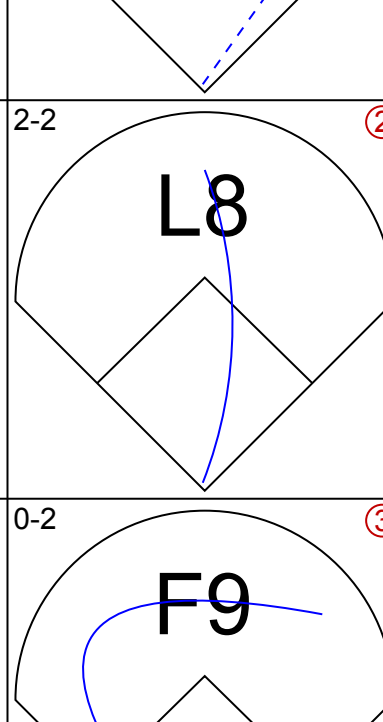
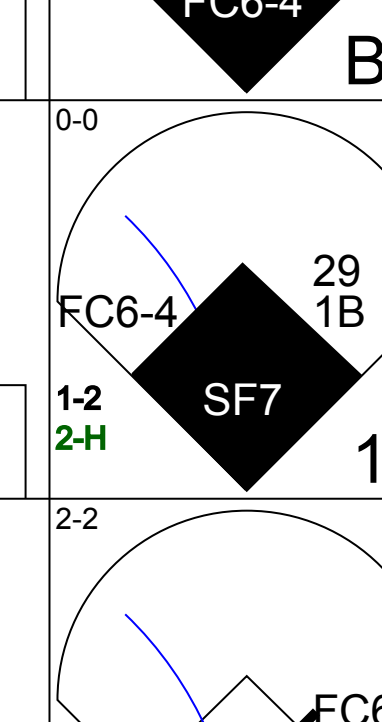
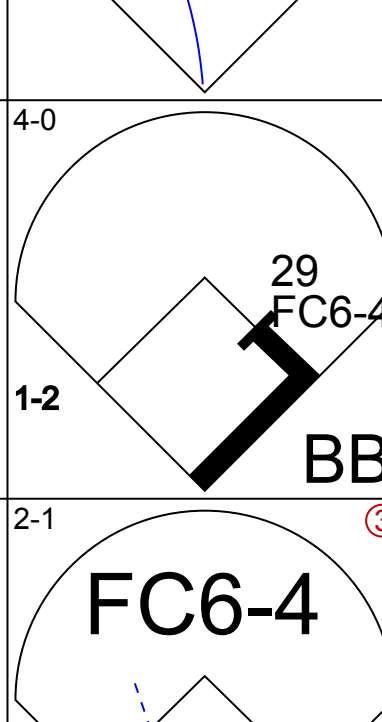
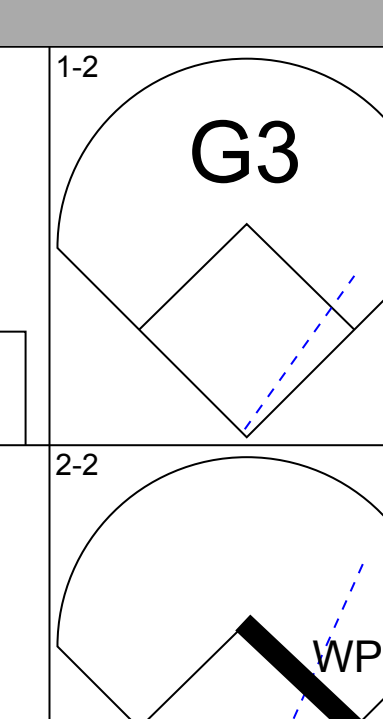
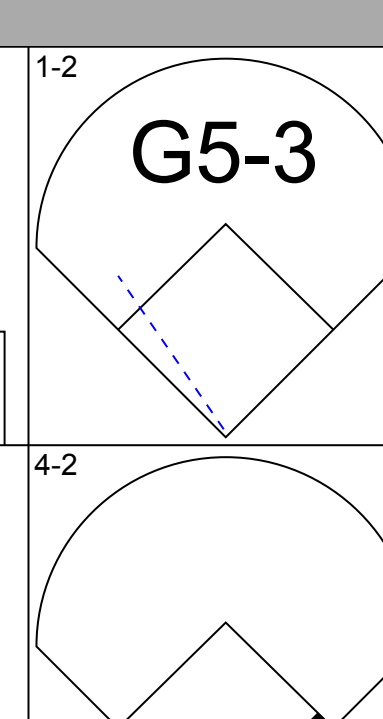
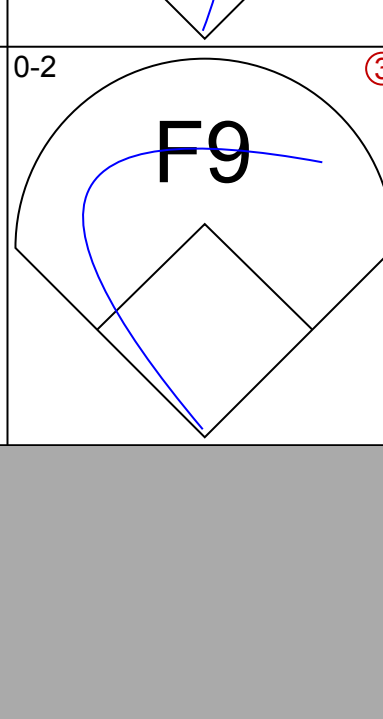
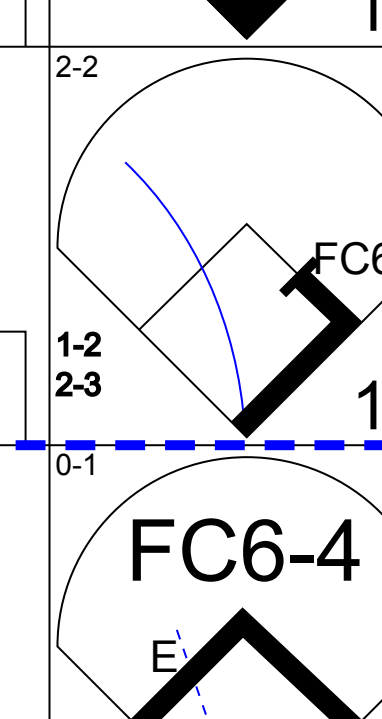
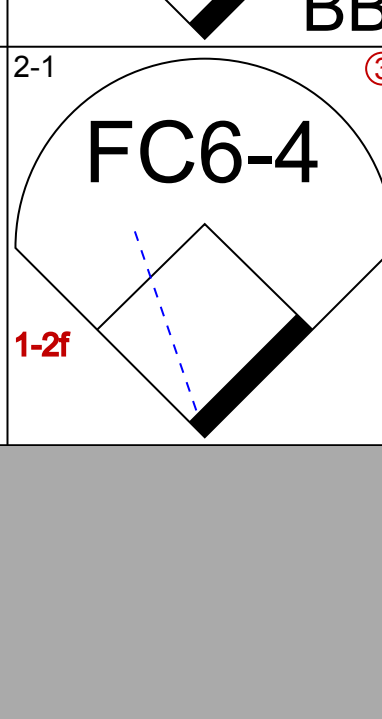
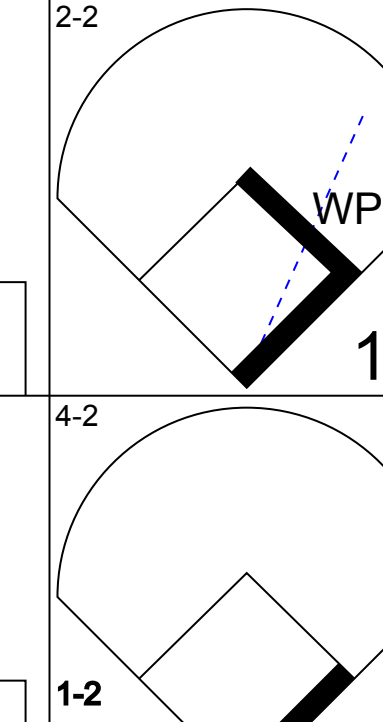
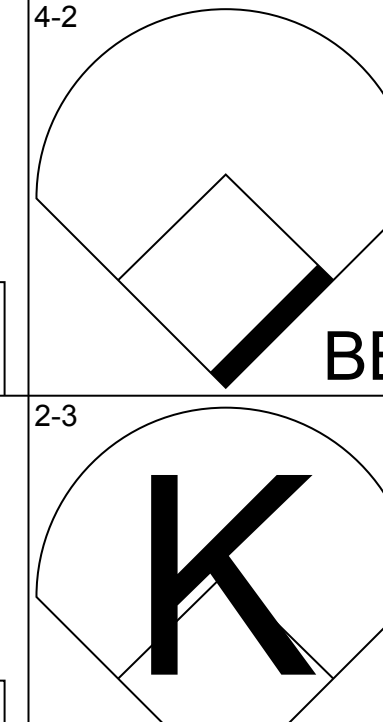
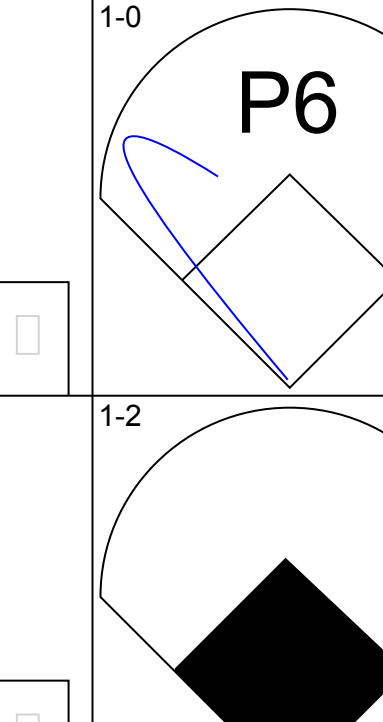
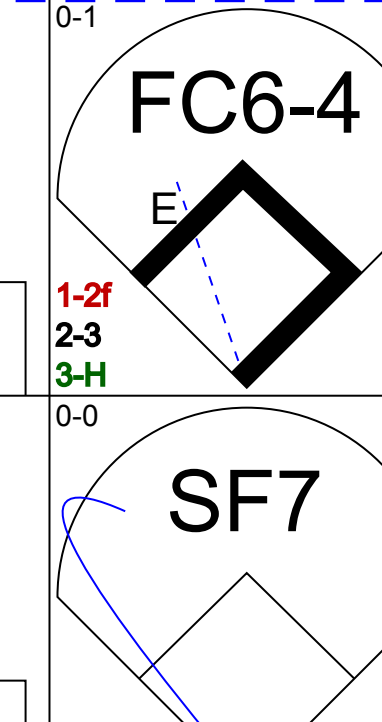
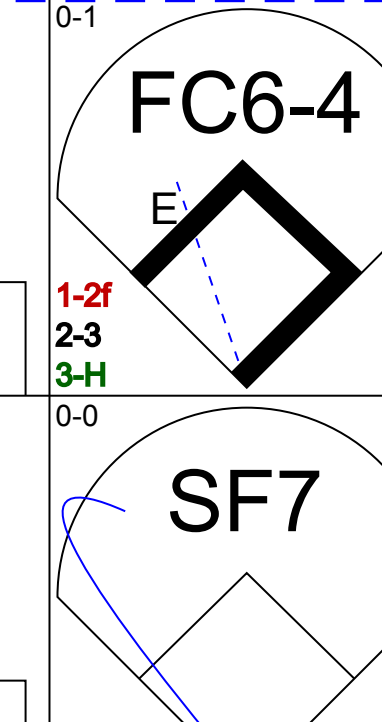
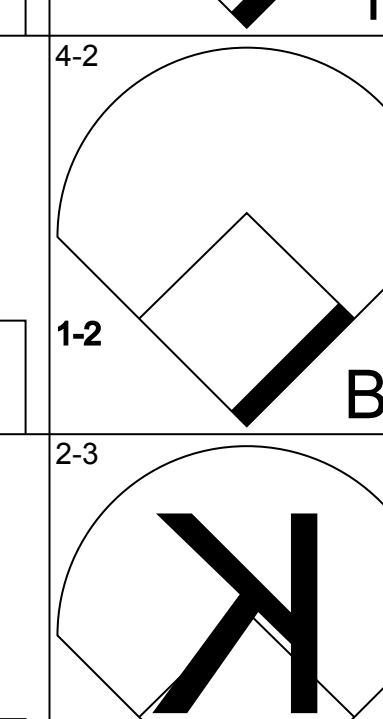
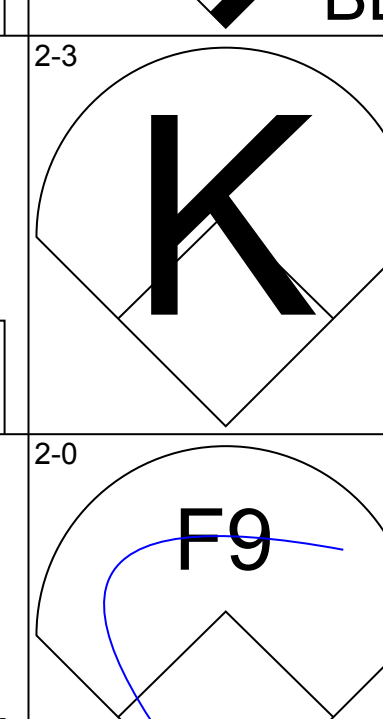
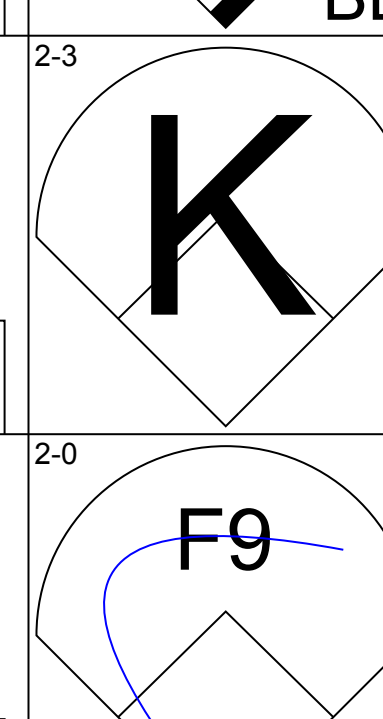
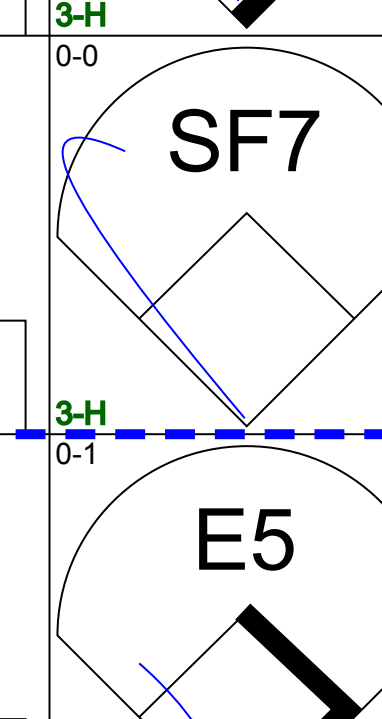
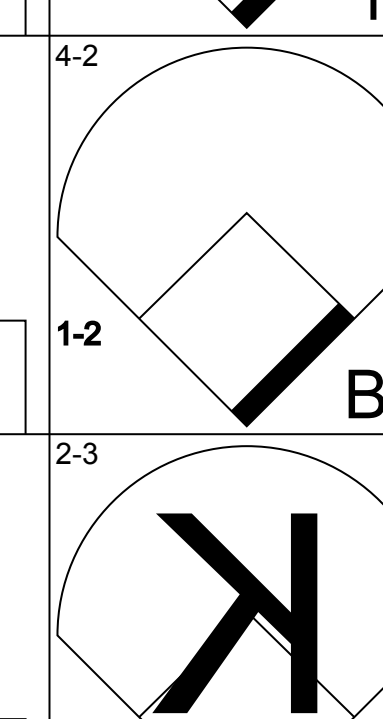
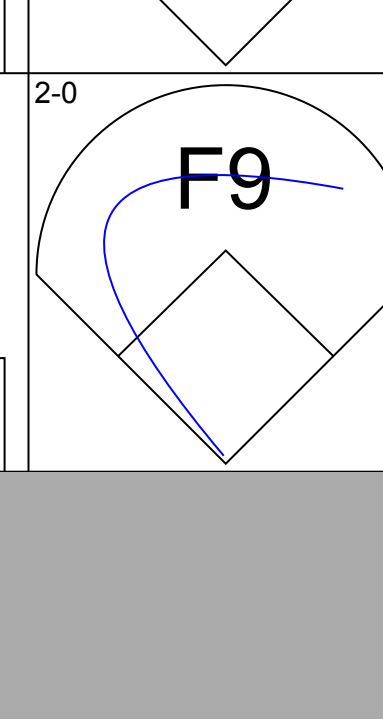
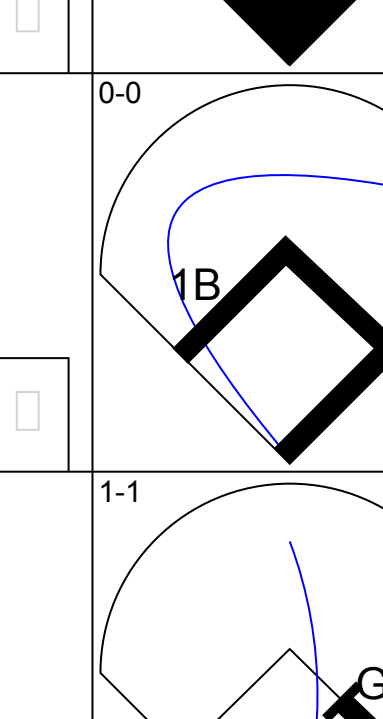
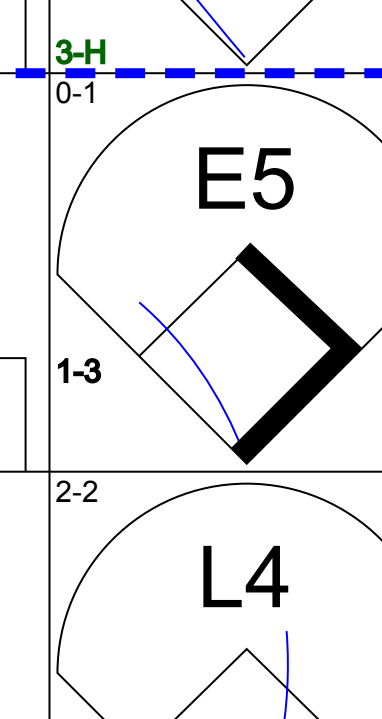
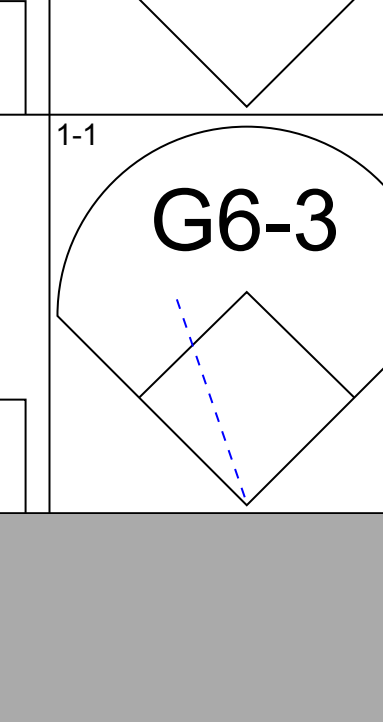
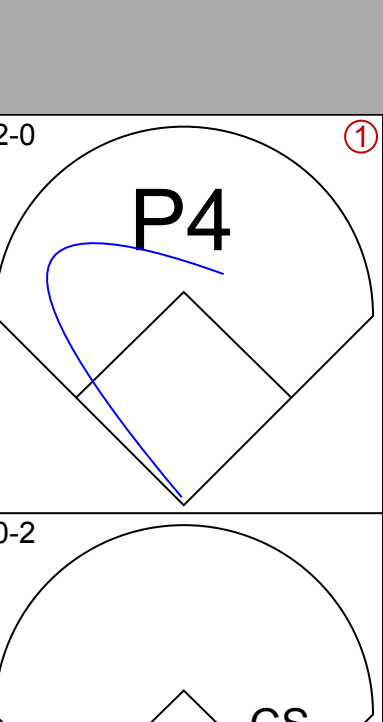
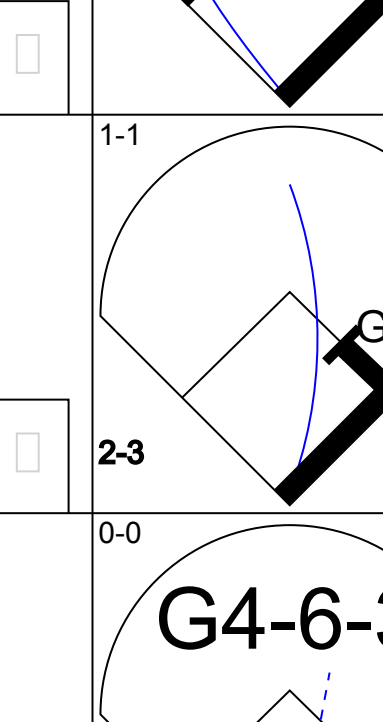
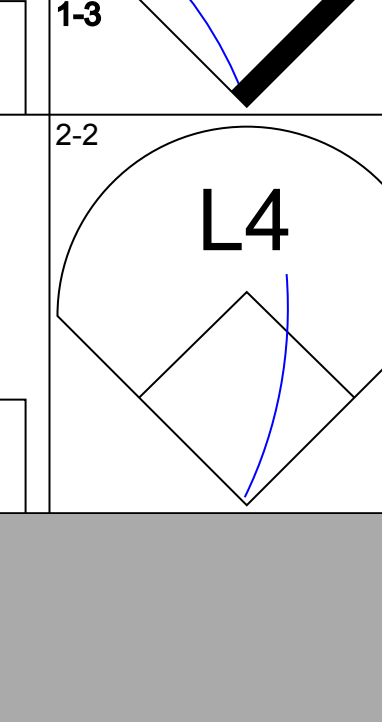
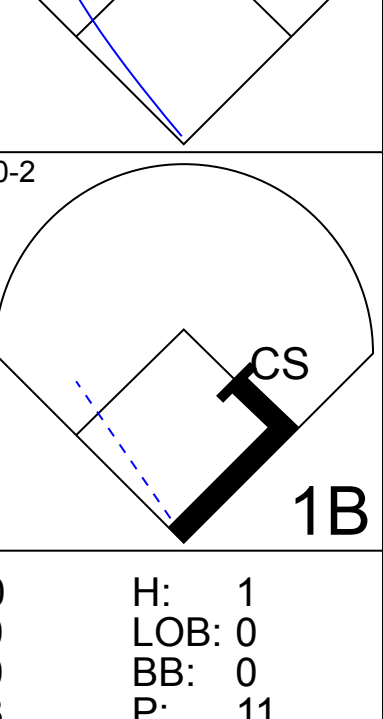
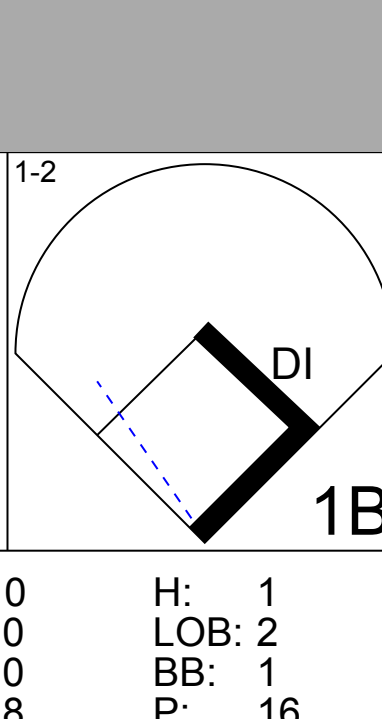
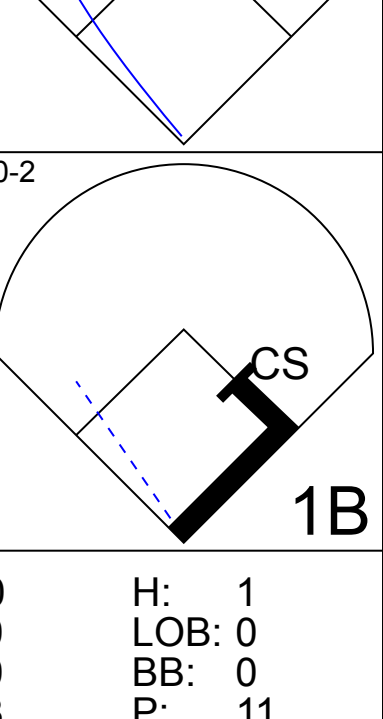
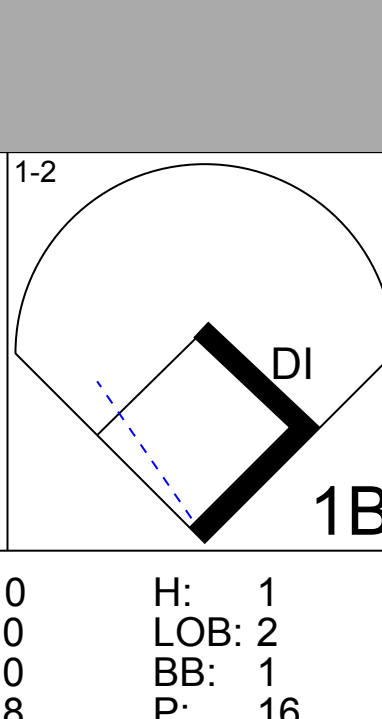
Batter	1	2	3	4	5	6	7	8	9	AB	R	H	RBI	BB	SO	LOB	BOTTOM										
Carlos Beltrán, S (1, 8) OBP: 0.310, SLG: 0.373	3-3 K SH2-3		0-2 1B		2-1 F8	4-2 BB		1-1 FC6 SH3-4 1B		4	0	2	0	1	1	0											
Carlos Febles, R (1, 4) OBP: 0.350, SLG: 0.472	0-0 SH2-3		1 SAFE 2-1 G5-3		4-2 29 E 1B BB	1-3 K		1-0 SH3-4		2	0	0	0	1	1	3											
Joe Randa, R (1, 5) OBP: 0.314, SLG: 0.429	2-3 K			2-0 G6-3	1-0 29 E 1B		1-3 K	4-0 29 FC6 1B		4	0	1	0	1	2	1											
29 Mike Sweeney, R (1, 10) OBP: 0.418, SLG: 0.549	1-3 K			1-1 E6 WP 1B	0-0 E3		3-2 WP SF9 2B	2-2 FC6		5	2	1	1	0	1	5											
Jermaine Dye, R (1, 9) OBP: 0.314, SLG: 0.524		0-0 F9		3-1 P4	0-0 F8		4-2 BB	2-2 G5-3		4	0	0	0	1	0	6											
Johnny Damon, L (1, 7) OBP: 0.290, SLG: 0.237		3-2 G6-3		4-2 1B BB	1-2 F9		4-2 BB			2	1	0	0	2	0	3											
Larry Sutton, L (1, 3) ERA: 6.75		1-2 L7		1-1 1B		1-0 G4-3		0-2 SF9		3	0	1	1	0	0	0											
Scott Leius, R (7, PH) OBP: 0.188, SLG: 0.429				E: 1 LOB: 2 S: 11						0	0	0	1	0	0	0											
Steve Scarsone, R (9, 3) OBP: 0.316, SLG: 0.188				1-3 3-H 1B						0	0	0	0	0	0	0											
Tim Spehr, R (1, 2) OBP: 0.267, SLG: 0.286			2-3 K	1-0 1B	1-2 1B		2-2 F8	0-3 K		4	0	1	1	0	2	2											
Rey Sanchez, R (1, 6) OBP: 0.290, SLG: 0.390			0-0 L3		0-0 F9		0-0 1B	0-1 SH3-4 29 FC6 1B		4	1	2	0	0	0	2											
Inning Stats	R: 0 E: 0 K: 3 S: 11	H: 0 LOB: 1 BB: 0 P: 17	R: 0 E: 0 K: 0 S: 9	H: 0 LOB: 0 BB: 0 P: 13	R: 0 E: 0 K: 1 S: 9	H: 1 LOB: 1 BB: 0 P: 13	R: 2 E: 1 K: 0 S: 11	H: 2 LOB: 2 BB: 1 P: 24	R: 0 E: 0 K: 1 S: 13	H: 1 LOB: 3 BB: 1 P: 19	R: 1 E: 0 K: 2 S: 17	H: 1 LOB: 2 BB: 2 P: 29	R: 1 E: 0 K: 0 S: 12	H: 2 LOB: 2 BB: 1 P: 22	R: 1 E: 0 K: 2 S: 10	H: 2 LOB: 2 BB: 1 P: 22	1B: 7 2B: 1 3B: 0 HR: 0	SF: 1 SAC: 2 DP: 0 HBP: 0	WP: 3 PB: 1 SB: 1 CS: 0	PA: 41							
PITCHER	IP	WLS	BF	H	R	ER	SO	BB	IBB	HBP	BLK	WP	HR	S	P	ERA	WHIP										
Steve Sparks, R (1, 1) ERA: 6.75	5.2		28	5	2	0	4	3	0	0	0	1	0	12	21	13.50	3.000										
Al Levine, R (8, 1) ERA: 1.54	0.2	H	4	1	1	1	2	1	0	0	0	0	0	2	6	∞	∞										
Mike Holtz, L (7, 1) ERA:	0.0		1	0	0	0	0	1	0	0	0	0	0	2	6	∞	∞										
Shigetoshi Hasegawa, R (7, 1) ERA: 5.23	1.2	L	8	2	1	1	1	0	1	0	0	0	0	18	28	5.40	1.200										

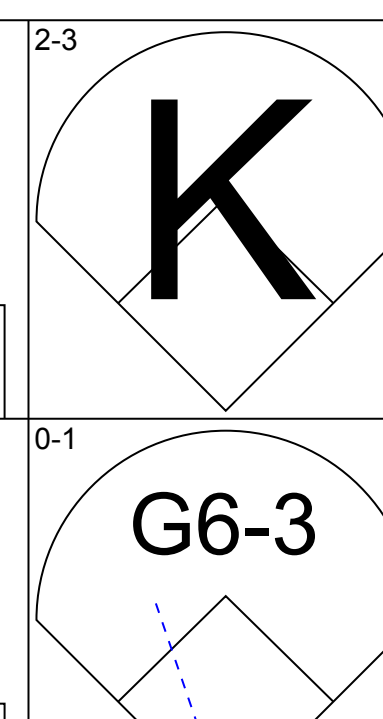
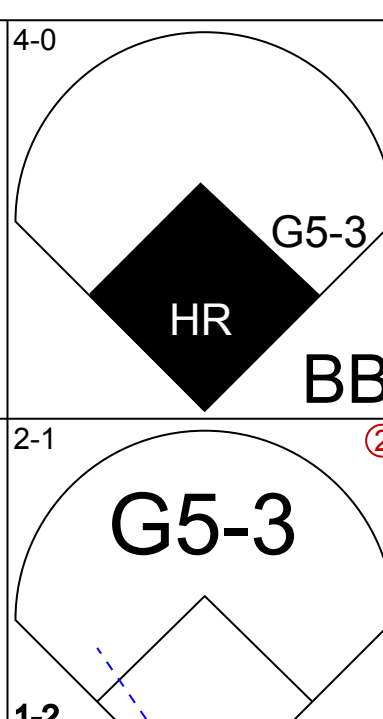
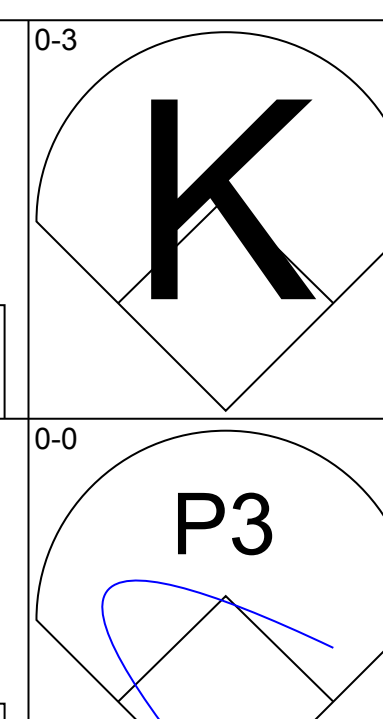
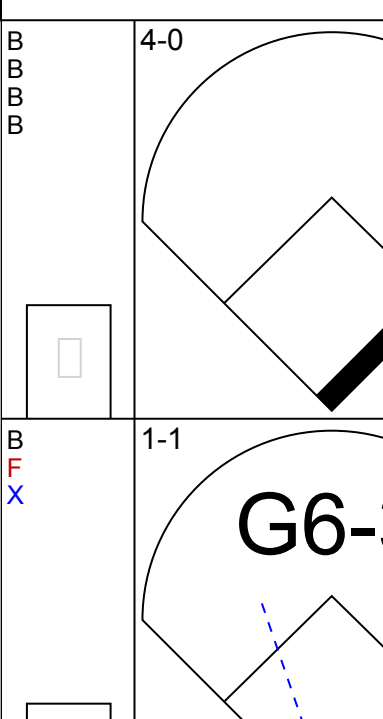
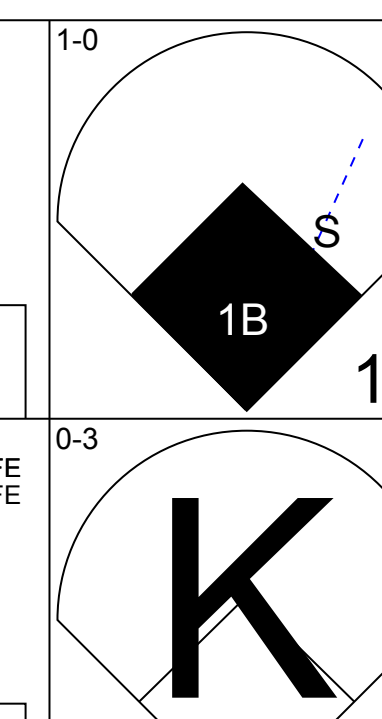
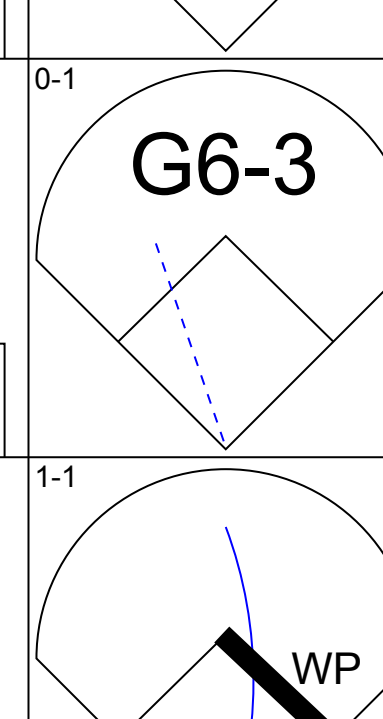
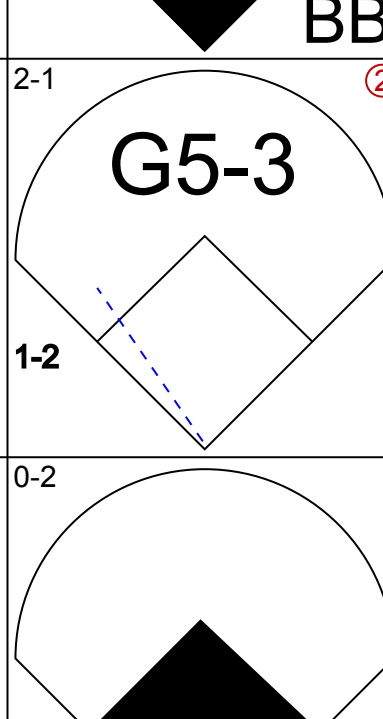
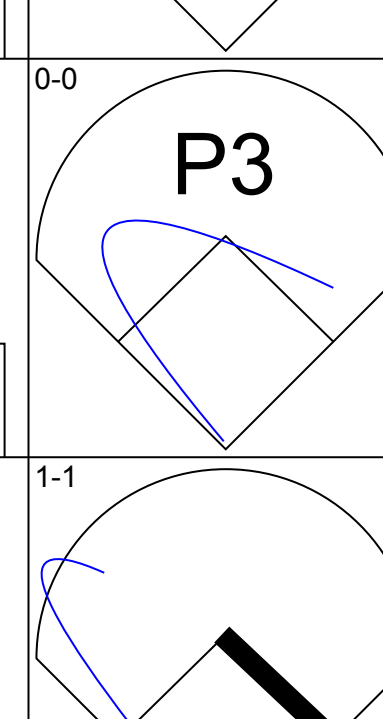
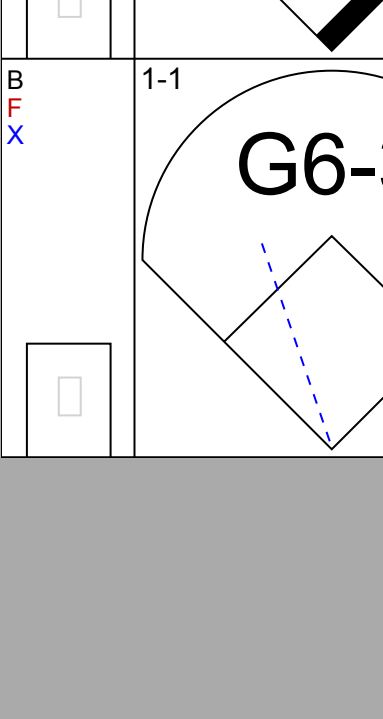
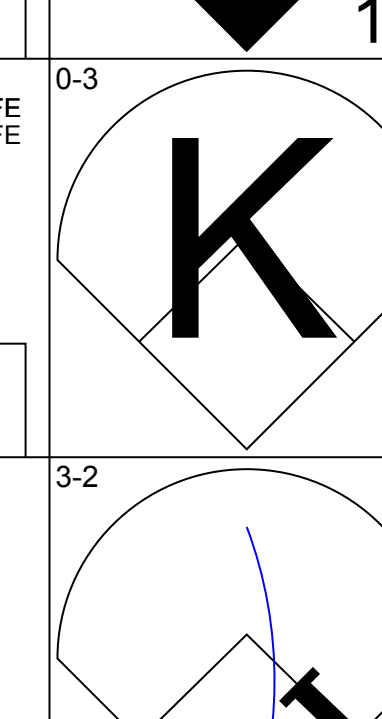
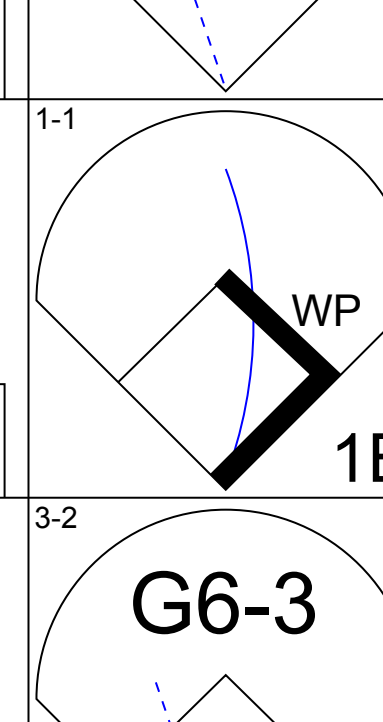
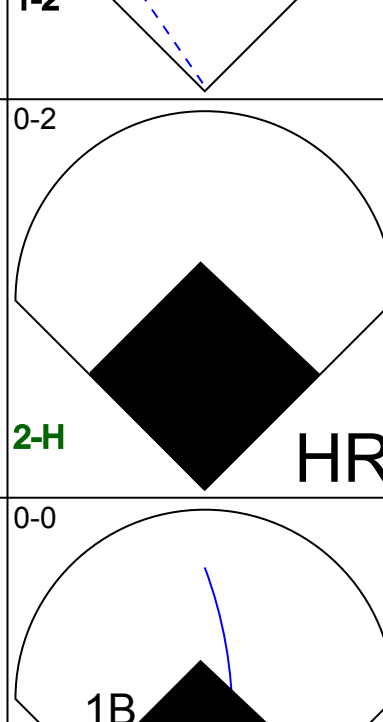
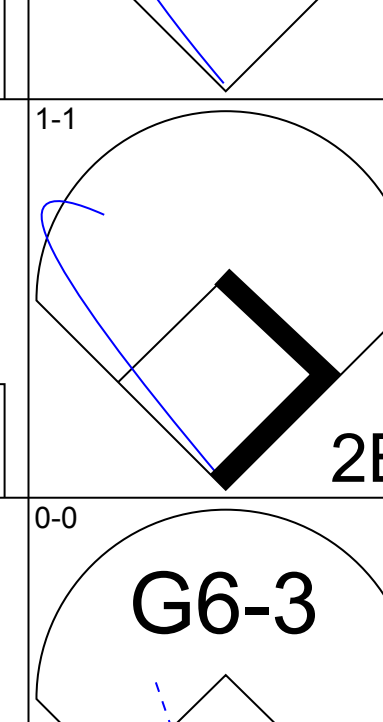
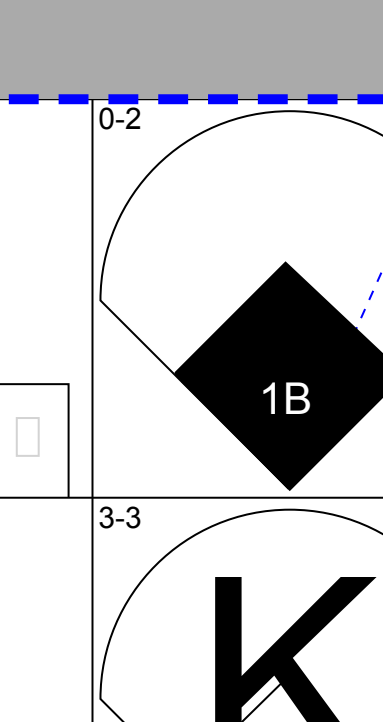
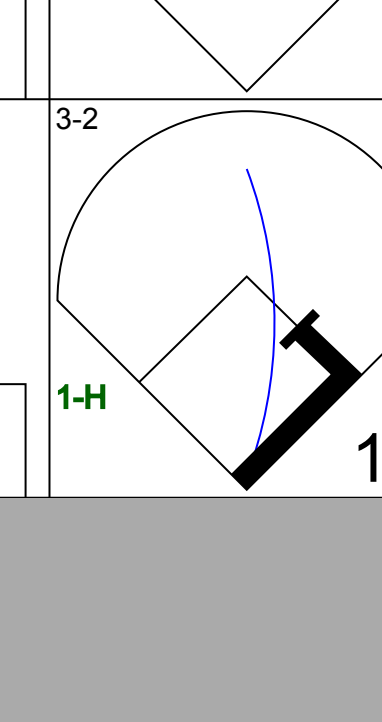
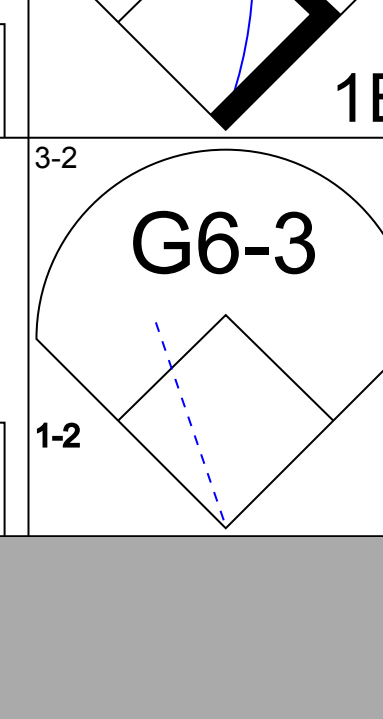
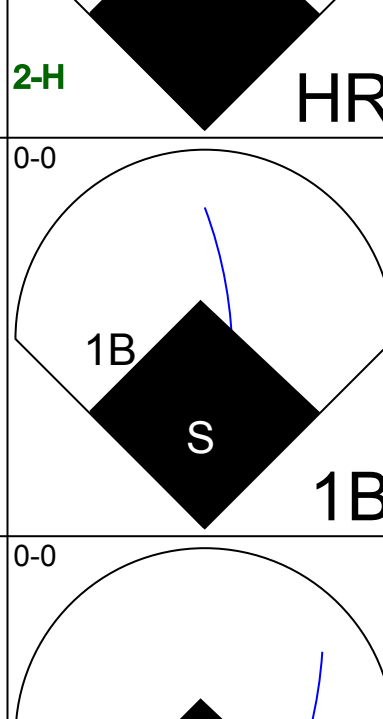
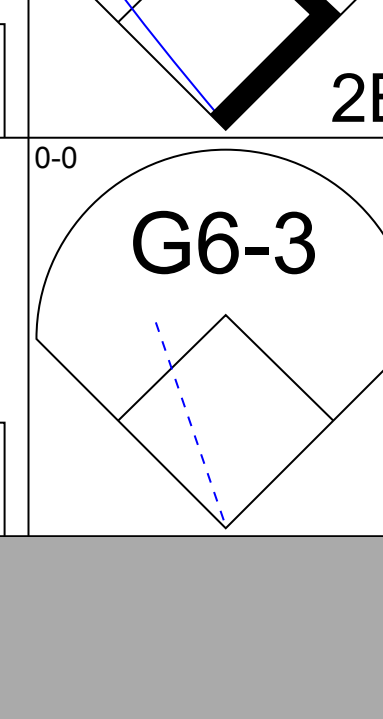
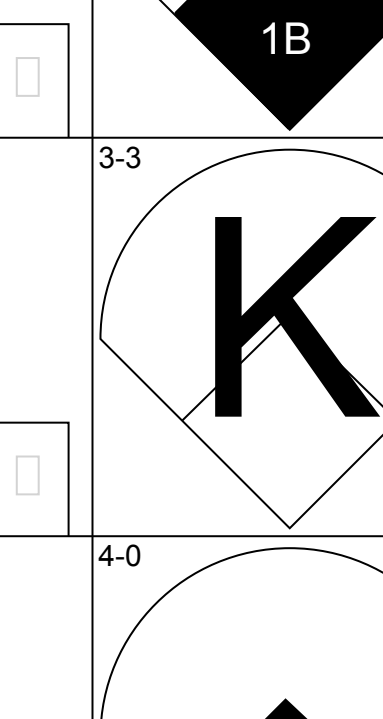

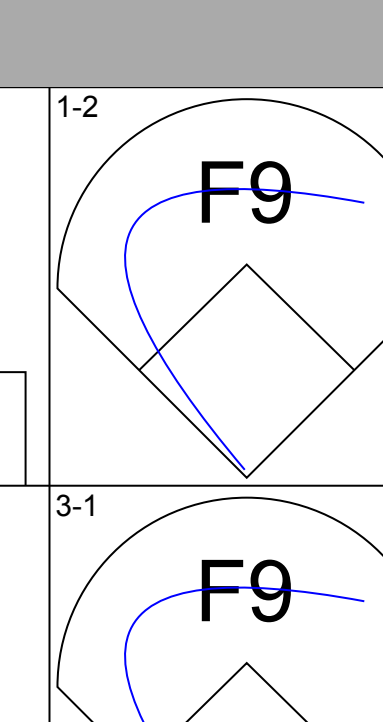
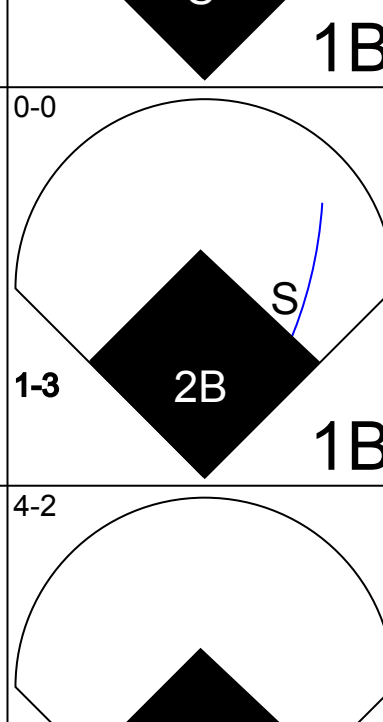
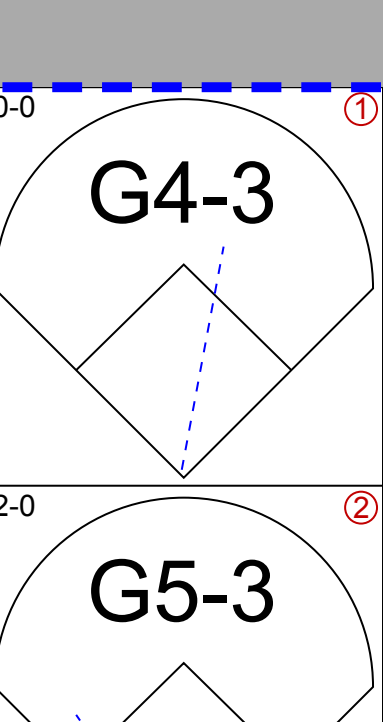
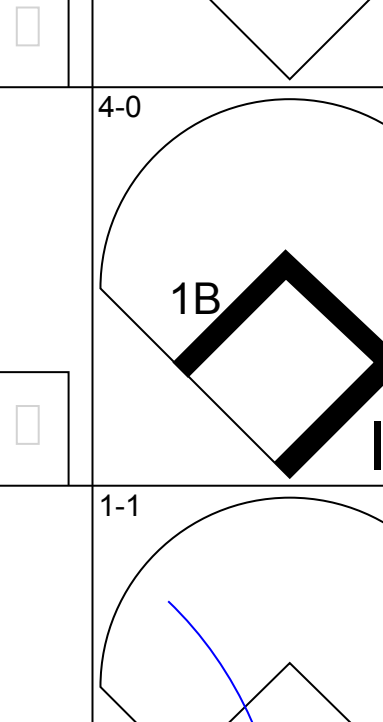

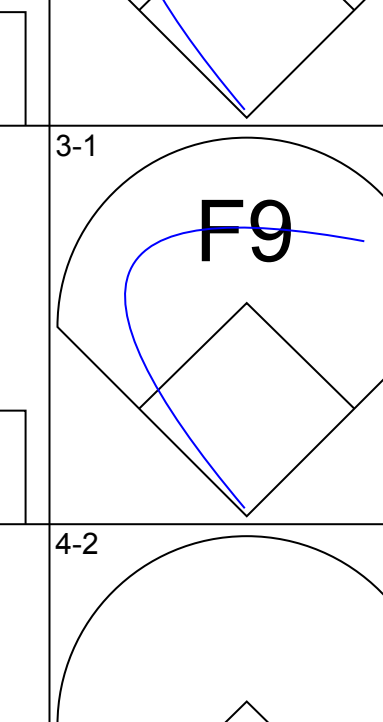
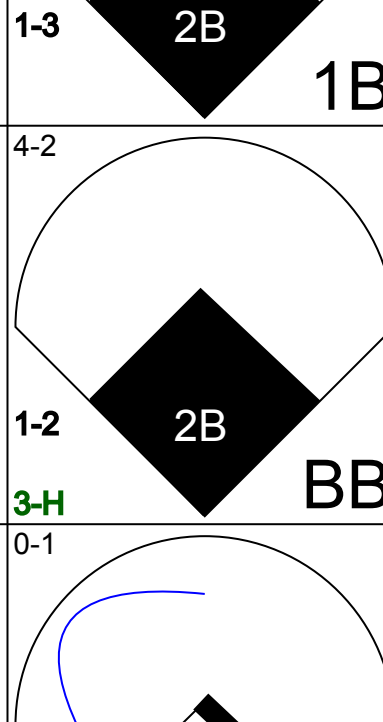

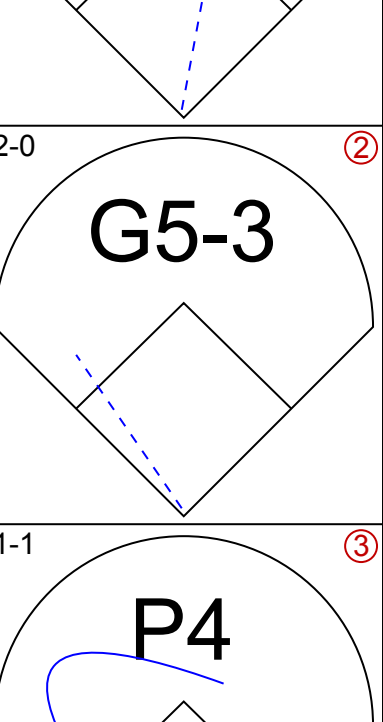
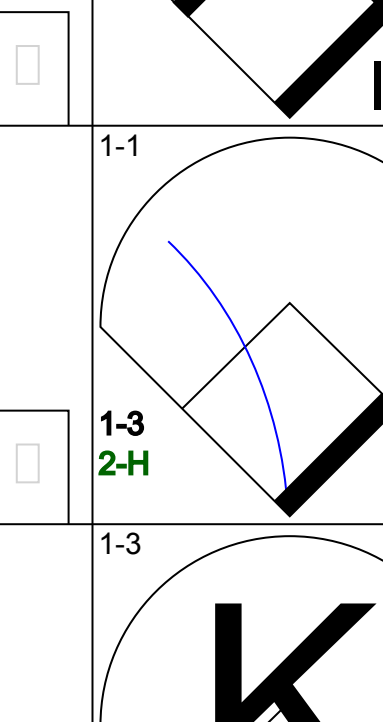
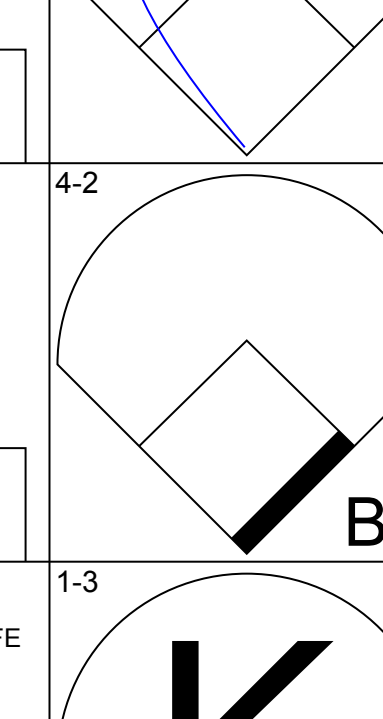
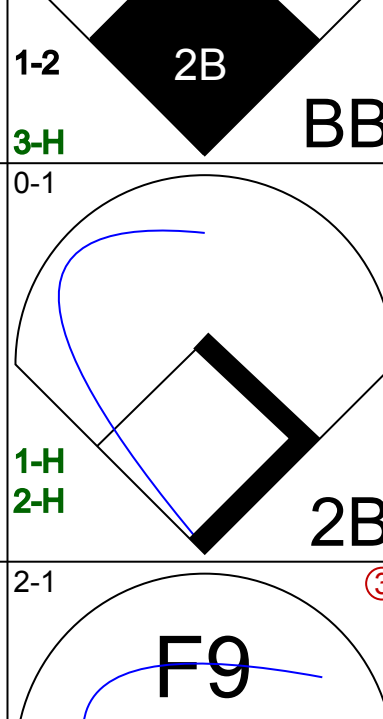

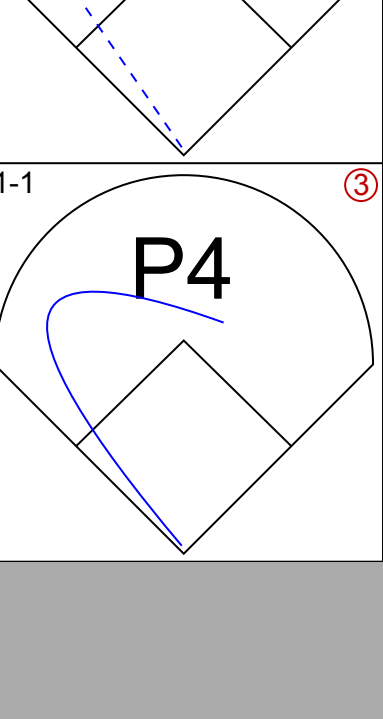
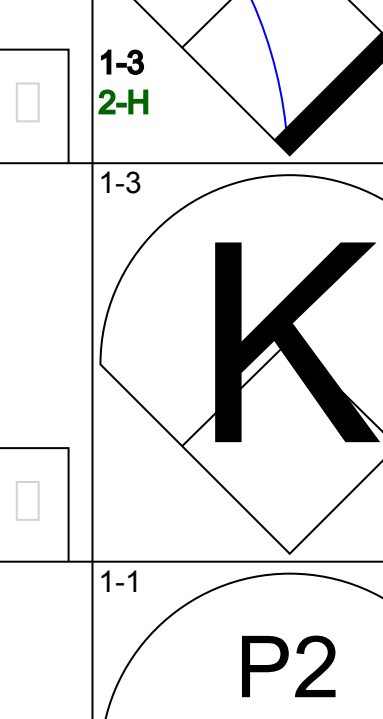

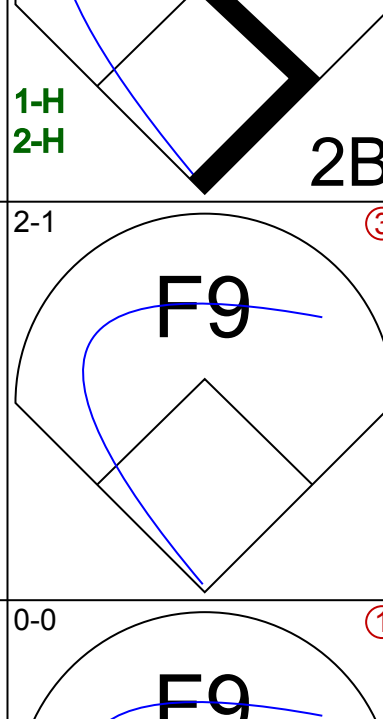
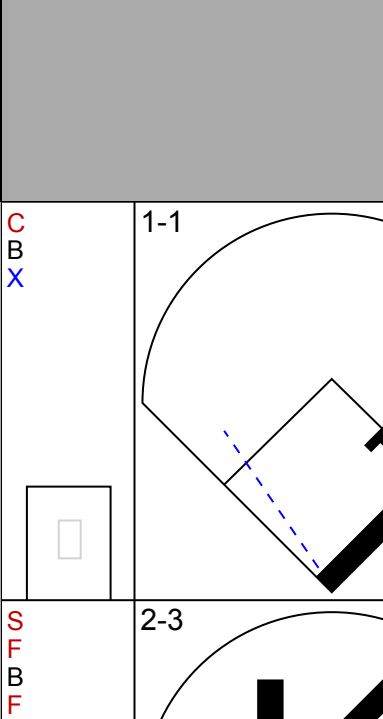
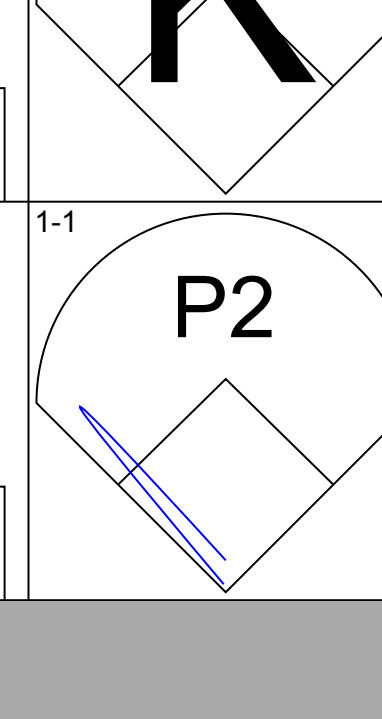
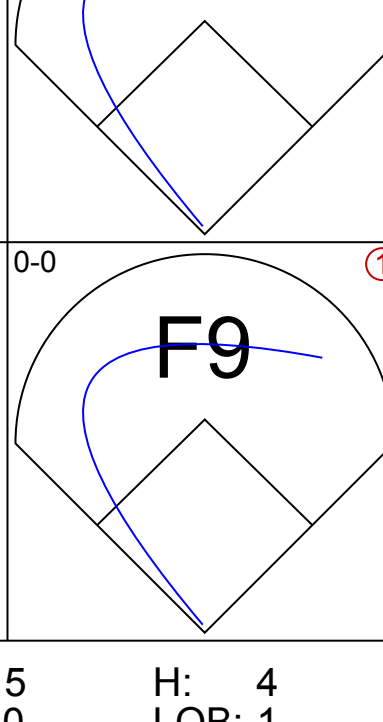
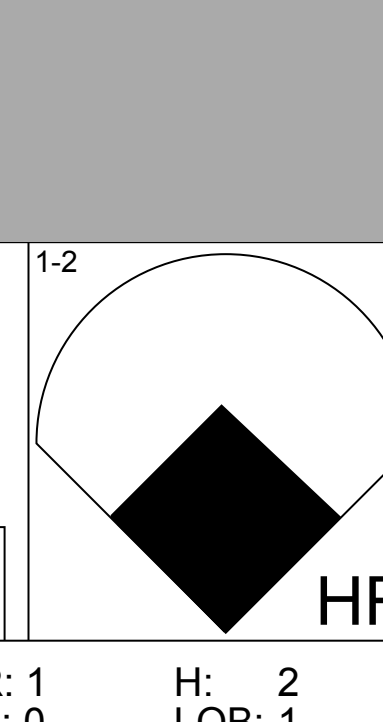
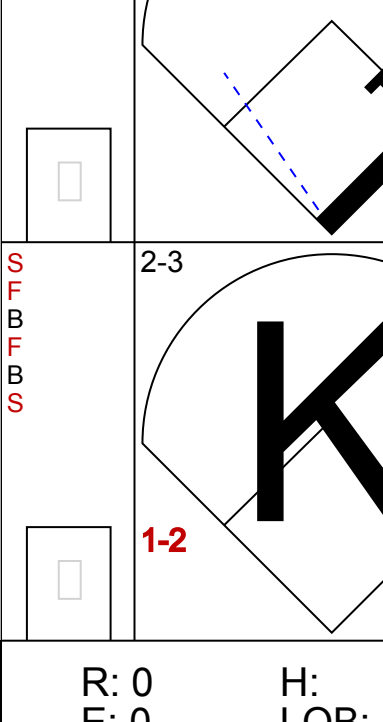
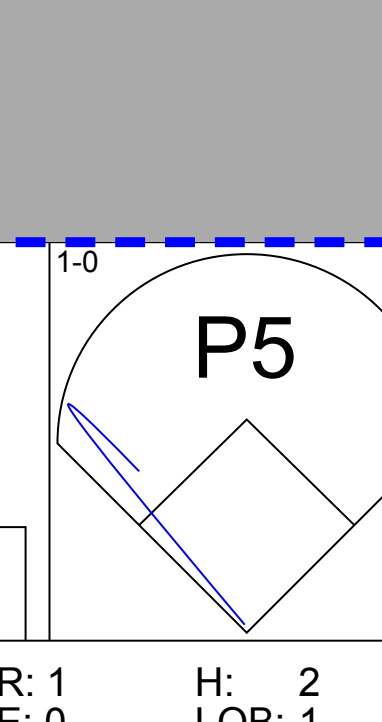
Anaheim Angels @ Kansas City Royals
Kauffman Stadium, Kansas City, MO

Sat Apr 24 1999, 1:05 PM CDT
Att: 15,664 - Cloudy - 51 F



AB 32
R 4
H 8
RBI 4
BB 6
SO 7
LOB 22

Batter	1	2	3	4	5	6	7	8	9	AB	R	H	RBI	BB	SO	LOB	TOP			
Carlos Beltrán, S OBP: 0.303, SLG: 0.375 (1, 8)			 FC1-6							5	1	1	0	0	1	3	Kansas City Royals @ Baltimore Orioles Oriole Park at Camden Yards, Baltimore, MD Tue Apr 27 1999, 7:05 PM EDT Att: 36,682 - Cloudy - 69 F			
Carlos Febles, R OBP: 0.338, SLG: 0.439 (1, 4)										4	1	0	0	1	1	2				
Joe Randa, R OBP: 0.320, SLG: 0.418 (1, 5)										4	1	1	1	1	0	1				
29 Mike Sweeney, R OBP: 0.400, SLG: 0.518 (1, 10)										5	0	1	0	0	0	2				
Larry Sutton, L OBP: 0.273, SLG: 0.250 (1, 3)										2	0	1	0	1	0	0				
Scott Leius, R OBP: 0.176, SLG: 0.400 (8, 3)										1	0	0	1	0	0	2				
Johnny Damon, L OBP: 0.301, SLG: 0.295 (1, 7)										2	1	1	2	1	1	1				
Jermaine Dye, R OBP: 0.311, SLG: 0.522 (1, 9)										4	0	1	0	0	1	4				
Chad Kreuter, S OBP: 0.205, SLG: 0.250 (1, 2)										4	0	1	0	0	0	4				
Rey Sanchez, R OBP: 0.308, SLG: 0.403 (1, 6)										3	0	2	0	0	0	2				
Scott Pose, L OBP: 0.400, SLG: 0.333 (9, PH)										1	0	1	0	0	0	0				
Inning Stats	R: 0 E: 0 K: 2 S: 9	H: 0 LOB: 0 BB: 0 P: 11	R: 0 E: 0 K: 1 S: 14	H: 1 LOB: 2 BB: 1 P: 24	R: 0 E: 0 K: 0 S: 7	H: 1 LOB: 0 BB: 0 P: 9	R: 0 E: 0 K: 1 S: 9	H: 0 LOB: 1 BB: 1 P: 18	R: 0 E: 0 K: 0 S: 8	H: 0 LOB: 0 BB: 0 P: 10	R: 1 E: 0 K: 0 S: 8	H: 3 LOB: 1 BB: 0 P: 11	R: 3 E: 1 K: 0 S: 18	H: 3 LOB: 2 BB: 1 P: 26	R: 0 E: 0 K: 0 S: 8	H: 1 LOB: 2 BB: 1 P: 16	1B: 7 2B: 2 3B: 0 HR: 1	SF: 1 SAC: 0 DP: 1 HBP: 0	WP: 1 PB: 0 SB: 0 CS: 1	PA: 41
PITCHER	IP	WLS	BF	H	R	ER	SO	BB	IBB	HBP	BLK	WP	HR	S	P	ERA	WHIP			
35 Mike Mussina, R ERA: 5.9	7.0	W	31	9	4	4	4	3	0	0	0	1	1	73	110	5.14	1.714			
Jesse Orosco, L ERA: 9.92	0.2	H	2	0	0	0	0	0	0	0	0	0	0	3	3	0.00	0.000			
Mike Timlin, R ERA: 4.7	1.1	S	7	1	0	0	0	1	0	0	0	0	0	13	23	0.00	1.500			

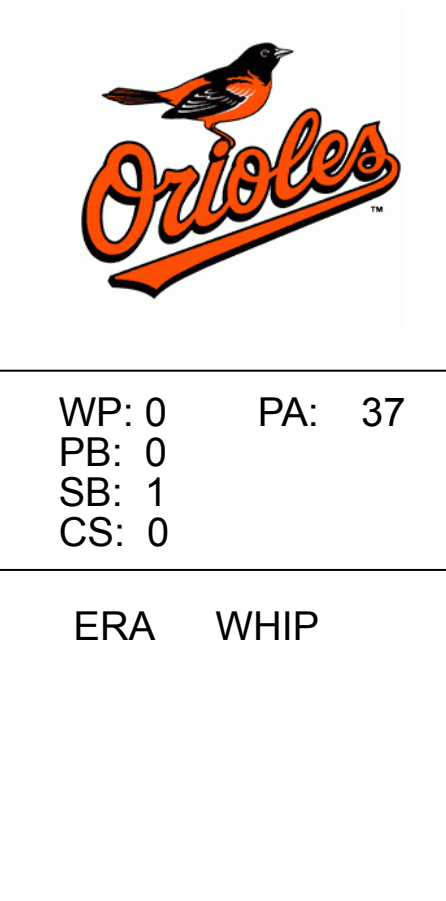
Batter	1	2	3	4	5	6	7	8	9	AB	R	H	RBI	BB	SO	LOB	BOTTOM			
Brady Anderson, L OBP: 0.388, SLG: 0.403 (1, 8)										3	2	1	0	2	2	0	Kansas City Royals @ Baltimore Orioles Oriole Park at Camden Yards, Baltimore, MD Tue Apr 27 1999, 7:05 PM EDT Att: 36,682 - Cloudy - 69 F			
Mike Bordick, R OBP: 0.352, SLG: 0.354 (1, 6)										5	0	0	0	0	1	3				
B.J. Surhoff, L OBP: 0.390, SLG: 0.532 (1, 7)										5	2	5	3	0	0	0				
Albert Belle, R OBP: 0.437, SLG: 0.493 (1, 9)										4	1	1	0	0	1	3				
Harold Baines, L OBP: 0.368, SLG: 0.388 (1, 10)										3	1	1	0	1	0	0				
Jeff Conine, R OBP: 0.311, SLG: 0.278 (1, 3)										3	1	1	1	1	0	0				
Willis Otañez, R OBP: 0.340, SLG: 0.500 (1, 5)										3	0	1	2	1	1	2				
Delino DeShields, L OBP: 0.265, SLG: 0.186 (1, 4)										4	0	1	0	0	1	4				
Charles Johnson, R OBP: 0.229, SLG: 0.250 (1, 2)										4	1	1	1	0	1	1				
Inning Stats	R: 0 E: 0 K: 1 S: 10	H: 1 LOB: 1 BB: 0 P: 16	R: 0 E: 0 K: 1 S: 12	H: 0 LOB: 1 BB: 1 P: 21	R: 5 E: 0 K: 0 S: 16	H: 4 LOB: 1 BB: 2 P: 27	R: 1 E: 0 K: 1 S: 10	H: 2 LOB: 1 BB: 0 P: 12	R: 0 E: 0 K: 0 S: 4	H: 0 LOB: 0 BB: 0 P: 7	R: 0 E: 0 K: 1 S: 8	H: 1 LOB: 1 BB: 1 P: 16	R: 1 E: 0 K: 2 S: 15	H: 2 LOB: 2 BB: 1 P: 25	R: 1 E: 0 K: 1 S: 8	H: 2 LOB: 1 BB: 0 P: 13		1B: 7 2B: 4 3B: 0 HR: 2	SF: 0 SAC: 0 DP: 1 HBP: 0	WP: 1 PB: 0 SB: 3 CS: 1
PITCHER	IP	WLS	BF	H	R	ER	SO	BB	IBB	HBP	BLK	WP	HR	S	P	ERA	WHIP			
Kevin Appier, R ERA: 4.6	4.0	L	22	7	6	6	3	3	0	0	0	0	0	12	23	0.00	1.000			
Don Wengert, R ERA: 7.52	2.0		7	1	0	0	1	1	0	0	0	0	0	15	25	9.00	2.000			
Scott Service, R ERA: 9.35	1.0		6	2	1	1	2	0	1	0	0	0	0	8	13	9.00	2.000			
Jeff Montgomery, R ERA: 7.0	1.0		4	2	1	1	1	0	0	0	0	0	0	8	13	9.00	2.000			

Batter	1	2	3	4	5	6	7	8	9	AB	R	H	RBI	BB	SO	LOB	TOP								
Carlos Beltrán, S OBP: 0.322, SLG: 0.434 (1, 8)	G6-3		G6-3		G6-3	K			K	6	0	1	2	0	2	3	Kansas City Royals @ Baltimore Orioles Oriole Park at Camden Yards, Baltimore, MD Thu Apr 29 1999, 7:05 PM EDT Att: 34,347 - Unknown - 66 F								
Carlos Febles, R OBP: 0.316, SLG: 0.433 (1, 4)	G4-3		G5-3				F9	FC6		5	1	1	1	1	0	2									
Joe Randa, R OBP: 0.337, SLG: 0.408 Scott Leius, R OBP: 0.176, SLG: 0.400 (1, 5) (9, 5)	G6-3			G3-1 1B	CS	P4			K	5	1	2	0	1	1	0									
Johnny Damon, L OBP: 0.321, SLG: 0.310 (1, 7)				G3-1			G6-3			5	3	2	0	1	0	3									
Larry Sutton, L OBP: 0.290, SLG: 0.250 (1, 3)		K		G4-3				E3 1B		4	3	1	0	1	1	2									
Jermaine Dye, R OBP: 0.337, SLG: 0.573 (1, 9)						F9 1B		K		4	3	3	4	1	1	1									
Scott Pose, L OBP: 0.474, SLG: 0.400 (1, 10)		SF7 3B								2	2	2	3	2	0	0									
Steve Scarosone, R OBP: 0.261, SLG: 0.150 Rey Sanchez, R OBP: 0.314, SLG: 0.394 (1, 6) (8, 6)		G6-3		G6-3		F9		L6		4	0	0	0	0	0	6									
Tim Spehr, R OBP: 0.400, SLG: 0.529 (1, 2)					B1					3	1	2	4	2	0	0									
Inning Stats	R: 0 E: 0 K: 0 S: 9	H: 0 LOB: 0 BB: 0 P: 12	R: 2 E: 0 K: 1 S: 12	H: 2 LOB: 0 BB: 0 P: 20	R: 0 E: 0 K: 0 S: 5	H: 0 LOB: 0 BB: 1 P: 11	R: 1 E: 0 K: 0 S: 12	H: 3 LOB: 2 BB: 0 P: 24	R: 0 E: 0 K: 0 S: 3	H: 0 LOB: 0 BB: 1 P: 11	R: 3 E: 0 K: 1 S: 13	H: 3 LOB: 2 BB: 2 P: 29	R: 0 E: 0 K: 0 S: 6	H: 0 LOB: 0 BB: 1 P: 12	R: 2 E: 1 K: 1 S: 14	H: 1 LOB: 2 BB: 2 P: 29		R: 7 E: 0 K: 2 S: 25	H: 6 LOB: 1 BB: 2 P: 47	1B: 11 2B: 1 3B: 1 HR: 2	SF: 1 SAC: 0 DP: 2 HBP: 0	WP: 0 PB: 0 SB: 2 CS: 1	PA: 50		
PITCHER	IP	WLS	BF	H	R	ER	SO	BB	IBB	HBP	BLK	WP	HR	S	P	ERA	WHIP								
Scott Erickson, R ERA: 9.38 Jesse Orosco, L ERA: 9.39 Mike Fetters, R ERA: 4.26 Arthur Rhodes, L ERA: 4.91 Heathcliff Stocumb, R ERA: 12.46 (1, 1) (6, 1) (7, 1) (8, 1) (9, 1)	5.2	L	27	8	6	6	1	3	1	0	0	0	0	51	104	9.53	1.941								

Batter	1	2	3	4	5	6	7	8	9	AB	R	H	RBI	BB	SO	LOB	BOTTOM								
Brady Anderson, L OBP: 0.394, SLG: 0.443 (1, 8)							G1-3		P5	4	1	2	1	1	0	0	Kansas City Royals @ Baltimore Orioles Oriole Park at Camden Yards, Baltimore, MD Thu Apr 29 1999, 7:05 PM EDT Att: 34,347 - Unknown - 66 F								
Mike Bordick, R OBP: 0.333, SLG: 0.337 (1, 6)	G3		SF9 2B		E6 BB					3	1	1	1	0	0	2									
B.J. Surhoff, L OBP: 0.376, SLG: 0.500 (1, 7)	G1-3				FC4-6 BB					3	1	1	1	1	0	2									
Albert Belle, R OBP: 0.411, SLG: 0.446 (1, 9)	G5-3		P9							3	0	0	0	1	1	4									
Harold Baines, L OBP: 0.385, SLG: 0.456 (1, 10)		G4-3			G6-4-3 1B					4	0	2	0	0	1	3									
Jeff Conine, R OBP: 0.283, SLG: 0.233 Rich Amaral, R OBP: 0.333, SLG: 0.067 (1, 3) (8, FR) (9, 3)					G6-4-3		P6		FC5-4	4	0	0	1	0	1	3									
Willis Otanez, R OBP: 0.309, SLG: 0.440 (1, 5)					G4-3					4	0	0	0	0	1	2									
Delino DeShields, L OBP: 0.264, SLG: 0.191 (1, 4)			G6-3							4	1	1	0	0	1	0									
Charles Johnson, R OBP: 0.231, SLG: 0.234 (1, 2)										3	1	0	0	1	0	1									
Inning Stats	R: 1 E: 0 K: 0 S: 8	H: 1 LOB: 0 BB: 0 P: 13	R: 0 E: 0 K: 1 S: 6	H: 0 LOB: 0 BB: 0 P: 11	R: 1 E: 0 K: 0 S: 11	H: 1 LOB: 2 BB: 2 P: 22	R: 0 E: 0 K: 0 S: 5	H: 1 LOB: 0 BB: 0 P: 9	R: 1 E: 1 K: 1 S: 12	H: 1 LOB: 2 BB: 1 P: 22	R: 0 E: 0 K: 0 S: 6	H: 1 LOB: 0 BB: 0 P: 9	R: 0 E: 0 K: 1 S: 6	H: 0 LOB: 0 BB: 0 P: 7	R: 2 E: 2 K: 2 S: 10	H: 2 LOB: 1 BB: 1 P: 18		R: 0 E: 0 K: 0 S: 5	H: 0 LOB: 0 BB: 0 P: 6	1B: 5 2B: 1 3B: 0 HR: 1	SF: 1 SAC: 0 DP: 2 HBP: 0	WP: 0 PB: 0 SB: 1 CS: 0	PA: 37		
PITCHER	IP	WLS	BF	H	R	ER	SO	BB	IBB	HBP	BLK	WP	HR	S	P	ERA	WHIP								
Jeff Suppan, R ERA: 4.02 Terry Mathews, R ERA: 3.0 Matt Whisenant, L ERA: 2.57 Jose Santiago, R ERA: 2.3 (1, 1) (8, 1) (8, 1) (8, 1)	7.0		28	5	3	2	3	3	0	0	0	0	0	3	8	2.57	1.143								

AB	39
R	15
H	15
RBI	15
BB	9
SO	5
LOB	17


AB	32
R	5
H	7
RBI	4
BB	4
SO	5
LOB	17



Batter	1	2	3	4	5	6	7	8	9	AB	R	H	RBI	BB	SO	LOB	TOP								
Chuck Knoblauch, R OBP: 0.475, SLG: 0.525 (1,4)	G1-3	1-1 1B			0-0 FC5-4 1B		1-2 F9		1-0 SF8 3B		2-0 HBP	5	1	3	3	0	0	2							
2 Derek Jeter, R OBP: 0.465, SLG: 0.732 (1,6)	F9	F8			2-0 FC5-4 1-2 1B		3-1 F7		4-1 BB		0-2 L8	5	0	0	0	1	0	4							
Paul O'Neill, L OBP: 0.398, SLG: 0.554 (1,9)	1-2 1B	0-0 1B			0-1 F7		1-1 FC4-6 1B		1-0 SF8			4	0	3	1	0	0	1							
Bernie Williams, S OBP: 0.322, SLG: 0.372 (1,8)	1-1 1B				0-0 F7		0-2 FC4-6 1B		0-0 F8			5	0	1	0	0	1	3							
Tino Martinez, L OBP: 0.356, SLG: 0.446 (1,3)	F9				2-1 BB 1B		4-2 BB		2-2 G1-4-3			3	1	1	0	1	0	2							
Luis Sojo, R OBP: 0.276, SLG: 0.310 (7,3)												1	0	0	0	0	0	0							
Chili Davis, S OBP: 0.461, SLG: 0.630 (1,10)		1-1 20 BB 1B			4-1 BB 20 E BB		2-2 F7		0-1 G5-3			4	1	1	0	1	1	3							
20 Jorge Posada, S OBP: 0.300, SLG: 0.293 (1,2)		4-1 1B BB			4-2 BB		0-3 K		2-2 F8		2-2 G4-3	3	1	0	0	2	1	1							
Chad Curtis, R OBP: 0.271, SLG: 0.415 (1,7)					4-1 1B BB		4-1 1B BB		4-1 1B 3B BB		0-1 G6-3	2	1	0	0	3	0	2							
Scott Brosius, R OBP: 0.176, SLG: 0.375 (1,5)	1-0 1B 1B				0-1 G3		2-1 1-2 2-H 1B		1-2 3B 1B		0-1 G5-3	5	1	3	2	0	0	3							
Inning Stats	R: 0 E: 0 K: 0 S: 9	H: 2 LOB: 2 BB: 0 P: 13	R: 2 E: 0 K: 0 S: 10	H: 4 LOB: 2 BB: 1 P: 18	R: 0 E: 1 K: 1 S: 15	H: 0 LOB: 3 BB: 3 P: 29	R: 0 E: 0 K: 0 S: 5	H: 1 LOB: 1 BB: 0 P: 7	R: 1 E: 0 K: 1 S: 14	H: 2 LOB: 2 BB: 1 P: 25	R: 0 E: 0 K: 0 S: 13	H: 1 LOB: 2 BB: 1 P: 23	R: 3 E: 0 K: 0 S: 11	H: 2 LOB: 1 BB: 2 P: 24	R: 0 E: 0 K: 0 S: 9	H: 0 LOB: 0 BB: 0 P: 13	R: 0 E: 0 K: 0 S: 7	H: 0 LOB: 1 BB: 0 P: 9	1B: 11 2B: 0 3B: 1 HR: 0	SF: 1 SAC: 0 DP: 0 HBP: 1	WP: 0 PB: 0 SB: 1 CS: 1	PA: 47			
PITCHER	IP	WLS	BF	H	R	ER	SO	BB	IBB	HBP	BLK	WP	HR	S	P	ERA	WHIP								
Jay Witasick, R ERA: 5.25 (1,1)	4.2		27	9	3	3	2	5	0	0	0	0	0	50	88	5.79	3.000								
Scott Service, R ERA: 10.45 (5,1)	1.2		10	3	3	3	1	2	0	0	0	0	0	24	43	16.20	3.000								
Alvin Morman, L ERA: (7,1)	1.2	W	6	0	0	0	0	1	0	0	0	0	0	12	21	0.00	0.600								
Jeff Montgomery, R ERA: 6.3 (9,1)	1.0		4	0	0	0	0	0	0	1	0	0	0	7	9	0.00	0.000								

New York Yankees @ Kansas City Royals
Kauffman Stadium, Kansas City, MO

AB 37
R 6
H 12
RBI 6
BB 8
SO 3
LOB 21



WP: 0 PA: 47
PB: 0
SB: 1
CS: 1

New York Yankees @ Kansas City Royals
Kauffman Stadium, Kansas City, MO

AB 37
R 13
H 15
RBI 13
BB 4
SO 4
LOB 9



Batter	1	2	3	4	5	6	7	8	9	AB	R	H	RBI	BB	SO	LOB	BOTTOM									
Carlos Beltrán, S OBP: 0.315, SLG: 0.455 (1,8)	G5-3			0-3 K2-3 HR		2-1 F7	0-0 F8			5	1	1	2	0	1	0										
Carlos Febles, R OBP: 0.333, SLG: 0.479 (1,4)	G3-1			0-1 E S 1B		1-0 HR	3-1 HBP			4	1	2	1	0	0	0										
Joe Randa, R OBP: 0.330, SLG: 0.432 (1,5)	G6-3			1-0 P8		0-2 HR	2-2 P2			5	1	1	1	0	0	2										
29 Mike Sweeney, R OBP: 0.406, SLG: 0.500 (1,10)						1-0 P2	4-0 1B BB		1-0 F7	2	1	0	0	2	0	0										
Scott Pose, L OBP: 0.450, SLG: 0.375 (8,PH)										1	0	0	0	0	0	0										
Jermaine Dye, R OBP: 0.352, SLG: 0.608 (1,9)		0-3 K				0-0 G4-3	3-2 HR	1-2 1B SF7 1B	4-2 HBP BB	4	2	2	1	1	1	1										
Johnny Damon, L OBP: 0.326, SLG: 0.307 (1,7)		1-1 FC4-6 1B			4-2 E 3B BB	3-1 G4-3	0-0 1-3 2-H 1B		1-1 P6	4	2	1	1	1	0	2										
Scott Leius, R OBP: 0.318, SLG: 0.500 (1,3)		0-1 1B			1-0 E3 3B 1B	1-1 1B 1B	3-2 SF7		1-0 HBP	3	2	3	1	0	0	0										
Rey Sanchez, R OBP: 0.333, SLG: 0.437 (1,6)		1-1 CS 1B			1-0 1-1 HR 3B	2-1 1-1 1B	3-H F7		2-3 K	5	1	3	4	0	1	3										
Tim Spehr, R OBP: 0.417, SLG: 0.667 (1,2)		0-2 CS			0-1 1-1 HR 1B	1-3 K		1-0 P3		4	2	2	2	0	1	1										
Inning Stats	R: 0 E: 0 K: 0 S: 7	H: 0 LOB: 0 BB: 0 P: 11	R: 1 E: 0 K: 1 S: 12	H: 2 LOB: 1 BB: 1 P: 18	R: 2 E: 0 K: 0 S: 7	H: 2 LOB: 0 BB: 0 P: 10	R: 4 E: 1 K: 1 S: 17	H: 4 LOB: 1 BB: 1 P: 26	R: 2 E: 0 K: 0 S: 18	H: 3 LOB: 1 BB: 0 P: 29	R: 4 E: 0 K: 0 S: 17	H: 4 LOB: 1 BB: 1 P: 28	R: 0 E: 0 K: 0 S: 6	H: 0 LOB: 1 BB: 0 P: 12	R: 0 E: 0 K: 1 S: 9	H: 0 LOB: 2 BB: 1 P: 18	1B: 9 2B: 0 3B: 1 HR: 5	SF: 1 SAC: 0 DP: 0 HBP: 2	WP: 0 PB: 0 SB: 2 CS: 1	PA: 45						
PITCHER	IP	WLS	BF	H	R	ER	SO	BB	IBB	HBP	BLK	WP	HR	S	P	ERA	WHIP									
Andy Pettitte, L ERA: 5.51 (1,1)	3.1	L	18	7	7	7	1	2	0	0	0	0	0	2	36	57	18.90	2.700								
Jason Grimsley, R ERA: 5.14 (4,1)	1.2		9	4	2	2	2	0	0	0	0	0	1	25	37	10.80	2.400									
Dan Naulty, R ERA: 4.35 (6,1)	3.0		17	4	4	4	1	2	0	2	0	0	2	32	58	12.00	2.000									

AB 37
R 13
H 15
RBI 13
BB 4
SO 4
LOB 9

WP: 0 PA: 45
PB: 0
SB: 2
CS: 1

Batter	1	2	3	4	5	6	7	8	9	AB	R	H	RBI	BB	SO	LOB	TOP					
Chuck Knoblauch, R (1, 4) OBP: 0.490, SLG: 0.536	G1-3																					
2 Derek Jeter, R (1, 6) OBP: 0.461, SLG: 0.709	G5-3	P4																				
Paul O'Neill, L (1, 9) OBP: 0.398, SLG: 0.544	G6-3																					
Bernie Williams, S (1, 8) OBP: 0.326, SLG: 0.367																						
Tino Martinez, L (1, 3) OBP: 0.348, SLG: 0.423																						
Chili Davis, S (1, 10) OBP: 0.457, SLG: 0.615																						
Scott Brosius, R (1, 5) OBP: 0.184, SLG: 0.361																						
Ricky Ledee, L (1, 7) OBP: 0.273, SLG: 0.200																						
Joe Girardi, R (1, 2) OBP: 0.270, SLG: 0.371																						
Inning Stats	R: 0 E: 0 K: 0 S: 9	H: 0 LOB: 0 BB: 0 P: 13	R: 2 E: 1 K: 0 S: 16	H: 0 LOB: 3 BB: 3 P: 37	R: 1 E: 0 K: 0 S: 8	H: 2 LOB: 1 BB: 0 P: 13	R: 2 E: 0 K: 0 S: 14	H: 4 LOB: 1 BB: 0 P: 22	R: 0 E: 0 K: 0 S: 5	H: 1 LOB: 0 BB: 0 P: 11	R: 2 E: 0 K: 0 S: 10	H: 3 LOB: 2 BB: 1 P: 17	R: 1 E: 1 K: 1 S: 10	H: 2 LOB: 1 BB: 0 P: 14	R: 0 E: 0 K: 2 S: 9	H: 1 LOB: 0 BB: 0 P: 11	R: 0 E: 0 K: 2 S: 9	H: 0 LOB: 0 BB: 0 P: 13	1B: 13 2B: 0 3B: 0 HR: 0	SF: 0 SAC: 0 DP: 2 HBP: 1	WP: 0 PB: 0 SB: 1 CS: 1	PA: 42
PITCHER	IP	WLS	BF	H	R	ER	SO	BB	IBB	HBP	BLK	WP	HR	S	P	ERA	WHIP					
Jim Pittsley, R (1, 1) ERA: 6.59	3.2	L	20	6	5	3	0	3	0	1	0	0	0	46	84	7.36	2.455					
Don Wengert, R (4, 1) ERA: 6.75	4.1		19	7	3	2	2	1	0	0	0	0	0	35	54	4.15	1.846					
Matt Whisenant, L (9, 1) ERA: 2.25	1.0		3	0	0	0	2	0	0	0	0	0	0	9	13	0.00	0.000					
Batter	1	2	3	4	5	6	7	8	9	AB	R	H	RBI	BB	SO	LOB	BOTTOM					
Carlos Beltrán, S (1, 8) OBP: 0.330, SLG: 0.467	F7																					
Joe Randa, R (1, 5) OBP: 0.313, SLG: 0.407	P9																					
Johnny Damon, L (1, 7) OBP: 0.323, SLG: 0.304	G4-3																					
29 Mike Sweeney, R (1, 10) OBP: 0.412, SLG: 0.516																						
Larry Sutton, L (1, 3) OBP: 0.286, SLG: 0.344																						
Jermaine Dye, R (1, 9) OBP: 0.348, SLG: 0.585																						
Chad Kreuter, S (1, 2) OBP: 0.231, SLG: 0.222																						
Carlos Febles, R (1, 4) OBP: 0.329, SLG: 0.459																						
Rey Sanchez, R (1, 6) OBP: 0.333, SLG: 0.432																						
Steve Scaros, R (9, 6) OBP: 0.250, SLG: 0.143																						
Inning Stats	R: 0 E: 0 K: 0 S: 6	H: 0 LOB: 0 BB: 0 P: 12	R: 0 E: 0 K: 1 S: 11	H: 0 LOB: 2 BB: 1 P: 21	R: 0 E: 0 K: 1 S: 11	H: 0 LOB: 1 BB: 1 P: 21	R: 0 E: 0 K: 1 S: 10	H: 1 LOB: 0 BB: 0 P: 14	R: 0 E: 0 K: 2 S: 9	H: 0 LOB: 0 BB: 0 P: 14	R: 0 E: 0 K: 1 S: 5	H: 0 LOB: 0 BB: 0 P: 7	R: 4 E: 0 K: 1 S: 15	H: 4 LOB: 0 BB: 0 P: 22	R: 0 E: 0 K: 0 S: 9	H: 1 LOB: 1 BB: 0 P: 16	1B: 4 2B: 2 3B: 0 HR: 1	SF: 0 SAC: 0 DP: 0 HBP: 1	WP: 0 PB: 0 SB: 1 CS: 0	PA: 38		
PITCHER	IP	WLS	BF	H	R	ER	SO	BB	IBB	HBP	BLK	WP	HR	S	P	ERA	WHIP					
David Cone, R (1, 1) ERA: 0.82	7.0	W	27	4	0	0	7	3	0	1	0	0	0	64	108	0.00	0.714					
Tony Fossas, L (8, 1) ERA: 108.0	0.1		5	4	4	4	0	0	0	0	0	0	1	9	13	108.00	12.000					
Jason Grimsley, R (8, 1) ERA: 4.15	1.2		6	1	0	0	1	0	0	0	0	0	0	15	25	0.00	0.600					

New York Yankees @ Kansas City Royals
Kauffman Stadium, Kansas City, MO

AB 37
R 8
H 13
RBI 5
BB 4
SO 4
LOB 20



Sat May 01 1999, 7:05 PM CDT
Att: 29,692 - Unknown - 66 F

New York Yankees @ Kansas City Royals
Kauffman Stadium, Kansas City, MO

AB 34
R 4
H 7
RBI 4
BB 3
SO 8
LOB 15



Sat May 01 1999, 7:05 PM CDT
Att: 29,692 - Unknown - 66 F

Batter	1	2	3	4	5	6	7	8	9	AB	R	H	RBI	BB	SO	LOB	TOP								
Chuck Knoblauch, R OBP: 0.486, SLG: 0.517 (1, 4)	F8	G5-3				BB		F9		3	0	0	1	1	0	2	New York Yankees @ Kansas City Royals Kauffman Stadium, Kansas City, MO Sun May 02 1999, 1:05 PM CDT Att: 24,666 - Cloudy - 64 F								
2 Derek Jeter, R OBP: 0.477, SLG: 0.711 (1, 6)					G6-3	SF9		FC6-4		4	0	2	1	0	0	2									
Paul O'Neill, L OBP: 0.398, SLG: 0.560 (9, PR)																									
Chad Curtis, R OBP: 0.271, SLG: 0.415 (9, 9)	K				FC3-6																				
Bernie Williams, S OBP: 0.330, SLG: 0.400 (1, 8)	G4-3				G4-6-3																				
Tino Martinez, L OBP: 0.361, SLG: 0.482 (1, 3)																									
Chili Davis, S OBP: 0.465, SLG: 0.617 (1, 10)																									
20 Jorge Posada, S OBP: 0.309, SLG: 0.304 (1, 2)																									
Scott Brosius, R OBP: 0.214, SLG: 0.375 (1, 5)																									
Ricky Ledee, L OBP: 0.243, SLG: 0.176 (1, 7)																									
Inning Stats	R: 0 E: 0 K: 1 S: 7	H: 1 LOB: 1 BB: 0 P: 9	R: 2 E: 0 K: 0 S: 15	H: 3 LOB: 1 BB: 0 P: 24	R: 0 E: 0 K: 0 S: 5	H: 1 LOB: 0 BB: 0 P: 6	R: 0 E: 0 K: 1 S: 6	H: 0 LOB: 1 BB: 0 P: 10	R: 0 E: 0 K: 0 S: 7	H: 0 LOB: 1 BB: 1 P: 13	R: 5 E: 0 K: 0 S: 18	H: 5 LOB: 2 BB: 1 P: 31	R: 0 E: 0 K: 0 S: 5	H: 1 LOB: 1 BB: 1 P: 13	R: 0 E: 0 K: 0 S: 8	H: 1 LOB: 1 BB: 0 P: 10	R: 2 E: 0 K: 2 S: 12	H: 2 LOB: 1 BB: 0 P: 20	1B: 8 2B: 3 3B: 1 HR: 2	SF: 1 SAC: 0 DP: 1 HBP: 1	WP: 0 PB: 0 SB: 0 CS: 1	PA: 43			
PITCHER	IP	WLS	BF	H	R	ER	SO	BB	IBB	HBP	BLK	WP	HR	S	P	ERA	WHIP								
Kevin Appier, R ERA: 5.77 (1, 1)	5.0		25	9	7	7	2	2	0	0	0	0	1	48	77	12.60	2.200								
Terry Mathews, R ERA: 2.45 (6, 1)	0.2	B	4	1	0	0	0	0	0	1	0	0	0	8	14	0.00	1.500								
Alvin Morman, L ERA: (6, 1)	1.1		5	1	0	0	0	1	0	0	0	0	0	7	15	0.00	1.500								
Jose Santiago, R ERA: 3.06 (8, 1)	2.0	L	9	3	2	2	2	0	0	0	0	0	1	20	30	9.00	1.500								

AB	38
R	9
H	14
RBI	9
BB	3
SO	4
LOB	20





Batter	1	2	3	4	5	6	7	8	9	AB	R	H	RBI	BB	SO	LOB	BOTTOM								
Carlos Beltrán, S OBP: 0.333, SLG: 0.458 (1, 8)	F8	F7						G1-3		4	0	1	1	1	0	1	New York Yankees @ Kansas City Royals Kauffman Stadium, Kansas City, MO Sun May 02 1999, 1:05 PM CDT Att: 24,666 - Cloudy - 64 F								
Joe Randa, R OBP: 0.317, SLG: 0.433 (1, 5)	F9							F9		4	1	1	1	1	0	1									
Johnny Damon, L OBP: 0.337, SLG: 0.349 (1, 7)										4	1	2	1	1	0	2									
29 Mike Sweeney, R OBP: 0.411, SLG: 0.500 (1, 10)										4	1	1	0	1	0	1									
Larry Sutton, L OBP: 0.300, SLG: 0.432 (1, 3)	G3									5	1	2	1	0	0	2									
Jermaine Dye, R OBP: 0.351, SLG: 0.575 (1, 9)										5	2	2	0	0	0	2									
Chad Kreuter, S OBP: 0.253, SLG: 0.245 (1, 2)										4	0	2	0	1	2	2									
Scott Pose, L OBP: 0.450, SLG: 0.375 (9, PR)										0	1	0	0	0	0	0									
Carlos Febles, R OBP: 0.344, SLG: 0.468 (1, 4)										5	1	3	3	0	1	2									
Rey Sanchez, R OBP: 0.313, SLG: 0.405 (1, 6)										5	0	0	1	0	1	6									
Inning Stats	R: 0 E: 0 K: 0 S: 9	H: 2 LOB: 2 BB: 0 P: 16	R: 1 E: 1 K: 0 S: 9	H: 2 LOB: 1 BB: 0 P: 14	R: 1 E: 0 K: 0 S: 11	H: 1 LOB: 0 BB: 0 P: 19	R: 2 E: 0 K: 0 S: 13	H: 4 LOB: 1 BB: 0 P: 21	R: 2 E: 0 K: 1 S: 11	H: 2 LOB: 0 BB: 0 P: 17	R: 0 E: 0 K: 2 S: 12	H: 0 LOB: 2 BB: 2 P: 25	R: 1 E: 0 K: 1 S: 17	H: 2 LOB: 2 BB: 1 P: 29	R: 0 E: 0 K: 0 S: 5	H: 0 LOB: 1 BB: 1 P: 11	R: 1 E: 0 K: 0 S: 10	H: 1 LOB: 1 BB: 1 P: 17	1B: 11 2B: 0 3B: 0 HR: 3	SF: 0 SAC: 0 DP: 0 HBP: 0	WP: 0 PB: 0 SB: 0 CS: 0	PA: 45			
PITCHER	IP	WLS	BF	H	R	ER	SO	BB	IBB	HBP	BLK	WP	HR	S	P	ERA	WHIP								
Hideki Irabu, R ERA: 7.24 (1, 1)	4.1		23	11	6	5	0	0	0	0	0	0	0	3	47	10.38	2.538								
Dan Neely, R ERA: 4.09 (5, 1)	0.2		2	0	0	0	1	0	0	0	0	0	0	6	9	0.00	0.000								
Jeff Nelson, R ERA: 6.1 (6, 1)	1.0	H	7	1	1	1	2	3	0	0	0	0	0	15	34	9.00	4.000								
Jason Grimsley, R ERA: 3.38 (7, 1)	2.0	W	8	1	0	0	1	1	0	0	0	0	0	19	31	0.00	1.000								
42 Mariano Rivera, R ERA: 3.18 (9, 1)	1.0	S	5	1	1	1	0	1	0	0	0	0	0	10	17	9.00	2.000								


AB	40
R	8
H	14
RBI	8
BB	5
SO	4
LOB	19




Batter	1	2	3	4	5	6	7	8	9	AB	R	H	RBI	BB	SO	LOB	TOP		
Chuck Knoblauch, R OBP: 0.482, SLG: 0.505 (1, 4)										4	0	1	0	1	0	1	New York Yankees @ Kansas City Royals Kauffman Stadium, Kansas City, MO Mon May 03 1999, 7:05 PM CDT Att: 18,021 - Unknown - 72 F livebaseballscorecards.com		
2 Derek Jeter, R OBP: 0.474, SLG: 0.688 (1, 6)										3	0	0	0	1	0	1			
Chad Curtis, R OBP: 0.283, SLG: 0.409 (1, 9)										3	0	1	1	1	1	2			
Bernie Williams, S OBP: 0.337, SLG: 0.398 (1, 8)										3	0	1	0	1	0	2			
Chili Davis, S OBP: 0.456, SLG: 0.595 (1, 10)										3	0	0	0	1	0	5			
Tino Martinez, L OBP: 0.356, SLG: 0.483 (1, 3)										4	1	1	0	0	1	2			
20 Jorge Posada, S OBP: 0.305, SLG: 0.300 (1, 2)										4	0	1	0	0	1	0			
Scott Brosius, R OBP: 0.217, SLG: 0.432 (1, 5)										4	1	1	1	0	2	2			
Clay Bellinger, R OBP: 0.158, SLG: 0.211 Ricky Ledee, L OBP: 0.250, SLG: 0.194 (5, PH) (5, 7)										1	0	0	0	0	1	0			
Inning Stats	R: 0 E: 0 K: 1 S: 7	H: 0 LOB: 1 BB: 1 P: 15	R: 0 E: 0 K: 0 S: 5	H: 0 LOB: 0 BB: 0 P: 7	R: 0 E: 0 K: 2 S: 8	H: 2 LOB: 1 BB: 0 P: 14	R: 0 E: 0 K: 0 S: 7	H: 2 LOB: 1 BB: 0 P: 9	R: 0 E: 0 K: 1 S: 11	H: 0 LOB: 2 BB: 2 P: 19	R: 2 E: 0 K: 0 S: 18	H: 3 LOB: 3 BB: 2 P: 32	R: 0 E: 0 K: 1 S: 6	H: 0 LOB: 1 BB: 0 P: 10	R: 0 E: 0 K: 0 S: 8	H: 0 LOB: 1 BB: 0 P: 12			1B: 5 2B: 1 3B: 0 HR: 1
PITCHER 50 José Rosado, L ERA: 1.56 Scott Service, R ERA: 9.24 Alvin Morman, L ERA: 4.15 Jose Santiago, R ERA: 2.95 Matt Whisenant, L ERA: 2.0	IP: 3.1 WLS: 2 BF: 13 H: 2 R: 0 ER: 0 SO: 3 BB: 1 IBB: 0 HBP: 0 BLK: 0 WP: 0 HR: 0 S: 26 P: 44 ERA: 0.00 WHIP: 0.900	IP: 4.1 WLS: 1 BF: 10 H: 2 R: 1 ER: 1 SO: 1 BB: 2 IBB: 0 HBP: 0 BLK: 0 WP: 0 HR: 1 S: 19 P: 34 ERA: 3.86 WHIP: 1.714	IP: 6.1 WLS: 5 BF: 3 H: 2 R: 2 ER: 1 SO: 1 BB: 0 IBB: 0 HBP: 0 BLK: 0 WP: 1 HR: 1 S: 11 P: 44 ERA: 27.00 WHIP: 4.500	IP: 7.1 WLS: 4 BF: 0 H: 0 R: 0 ER: 0 SO: 0 BB: 2 IBB: 0 HBP: 0 BLK: 0 WP: 0 HR: 10 S: 21 P: 21 ERA: 0.00 WHIP: 3.000	IP: 8.1 WLS: 3 BF: 0 H: 0 R: 0 ER: 0 SO: 1 BB: 0 IBB: 0 HBP: 0 BLK: 0 WP: 0 HR: 6 S: 10 P: 10 ERA: 0.00 WHIP: 0.000	PITCHER Jeff Montgomery, R ERA: 5.73	IP: 1.0 WLS: 4 BF: 4 H: 0 R: 0 ER: 0 SO: 0 BB: 0 IBB: 0 HBP: 1 BLK: 0 WP: 0 HR: 0 S: 8 P: 12 ERA: 0.00 WHIP: 0.000												
Batter	1	2	3	4	5	6	7	8	9	AB	R	H	RBI	BB	SO	LOB	BOTTOM		
Carlos Beltrán, S OBP: 0.327, SLG: 0.446 (1, 8)										5	2	1	0	0	1	3	New York Yankees @ Kansas City Royals Kauffman Stadium, Kansas City, MO Mon May 03 1999, 7:05 PM CDT Att: 18,021 - Unknown - 72 F livebaseballscorecards.com		
Joe Randa, R OBP: 0.311, SLG: 0.415 (1, 5)										4	1	0	1	1	1	1			
Johnny Damon, L OBP: 0.343, SLG: 0.349 (1, 7)										3	2	1	1	1	0	1			
29 Mike Sweeney, R OBP: 0.416, SLG: 0.536 (1, 10)										3	1	1	3	1	1	2			
Larry Sutton, L OBP: 0.318, SLG: 0.463 (1, 3)										4	0	2	2	0	1	2			
Jermaine Dye, R OBP: 0.347, SLG: 0.556 (1, 9)										3	0	0	0	1	0	1			
Chad Kreuter, S OBP: 0.262, SLG: 0.245 (1, 2)										4	0	1	0	0	0	2			
Carlos Febles, R OBP: 0.351, SLG: 0.500 (1, 4)										3	2	1	1	1	1	0			
Rey Sanchez, R OBP: 0.310, SLG: 0.398 (1, 6)										4	1	1	0	0	1	0			
Inning Stats	R: 2 E: 0 K: 1 S: 20	H: 3 LOB: 2 BB: 1 P: 30	R: 1 E: 0 K: 0 S: 8	H: 1 LOB: 0 BB: 0 P: 14	R: 0 E: 0 K: 2 S: 7	H: 0 LOB: 0 BB: 0 P: 8	R: 0 E: 1 K: 2 S: 14	H: 0 LOB: 2 BB: 1 P: 24	R: 6 E: 1 K: 0 S: 16	H: 3 LOB: 0 BB: 3 P: 31	R: 0 E: 0 K: 0 S: 6	H: 0 LOB: 0 BB: 0 P: 10	R: 0 E: 0 K: 1 S: 7	H: 0 LOB: 0 BB: 0 P: 10	R: 0 E: 0 K: 0 S: 8	H: 0 LOB: 0 BB: 0 P: 12			1B: 5 2B: 1 3B: 0 HR: 2
PITCHER Orlando Hernandez, R ERA: 5.4 Mike Stanton, L ERA: 15.19 Dan Naulty, R ERA: 4.38 Jay Tessmer, R ERA:	IP: 5.2 WLS: L BF: 29 H: 7 R: 7 ER: 7 SO: 7 BB: 4 IBB: 0 HBP: 0 BLK: 0 WP: 0 HR: 1 S: 72 P: 113 ERA: 11.12 WHIP: 1.941	IP: 6.1 WLS: 1 BF: 0 H: 0 R: 0 ER: 0 SO: 0 BB: 1 IBB: 0 HBP: 0 BLK: 0 WP: 0 HR: 1 S: 8 P: 14 ERA: 13.50 WHIP: 0.750	IP: 8.1 WLS: 3 BF: 0 H: 0 R: 0 ER: 0 SO: 1 BB: 0 IBB: 0 HBP: 0 BLK: 0 WP: 0 HR: 7 S: 10 P: 10 ERA: 0.00 WHIP: 0.000	PITCHER	IP: 1.0 WLS: 4 BF: 4 H: 0 R: 0 ER: 0 SO: 0 BB: 0 IBB: 0 HBP: 1 BLK: 0 WP: 0 HR: 0 S: 8 P: 12 ERA: 0.00 WHIP: 0.000														

Batter	1	2	3	4	5	6	7	8	9	AB	R	H	RBI	BB	SO	LOB	TOP																
Carlos Beltrán, S OBP: 0.330, SLG: 0.457 (1, 8)	0-3 F7		1-0 F7		1-1 CS	1-3 K		3-2 HBP	0-2 1B 3B	4	1	1	3	0	2	1	Kansas City Royals @ Tampa Bay Devil Rays Tropicana Field, St. Petersburg, FL Tue May 04 1999, 7:05 PM EDT Att: 12,862 - Dome - 72 F 																
Joe Randa, R OBP: 0.315, SLG: 0.402 (1, 5)	4-2 CS BB		1-1 F8			2-1 F8		2-3 K	4-0 1B BB	3	0	0	0	2	1	3																	
Johnny Damon, L OBP: 0.346, SLG: 0.352 (1, 7)	1-2 F8			2-1 CS 1B		0-1 G3		2-1 L4	0-1 1B	5	0	2	1	0	0	3																	
29 Mike Sweeney, R OBP: 0.415, SLG: 0.521 (1, 10)		0-1 G1-3		4-2 BB		2-1 E4 FC1-6			BB 1B F7	4	1	1	0	1	0	2																	
Jermaine Dye, R OBP: 0.343, SLG: 0.543 (1, 9)		2-3 K		1-3 K		3-2 F9		0-1 G5-3 BB 1B		4	1	1	0	0	2	2																	
Scott Leius, R OBP: 0.320, SLG: 0.450 (1, 3)		4-2 BB		2-3 K		0-0 FC1-6		4-2 G5-3 BB		2	0	0	0	1	1	2																	
Scott Pose, L OBP: 0.476, SLG: 0.375 (9, PH)						1-2 F8		1-2 3B BB		0	1	0	0	1	0	0																	
Chad Kreuter, S OBP: 0.262, SLG: 0.245 (9, 2)								1-2 2-3 BB		0	0	0	0	0	0	0																	
Tim Spehr, R OBP: 0.407, SLG: 0.625 (9, PH)		2-2 P3				0-0 FC6 1B			3-2 SF7	3	0	1	0	0	0	2																	
Larry Sutton, L OBP: 0.311, SLG: 0.463 (9, 3)									3-2 1B BB	0	0	0	1	0	0	0																	
Carlos Febles, R OBP: 0.347, SLG: 0.482 (1, 4)			1-3 K		2-3 K			4-1 FC6-4 BB	0-0 G5-3	3	0	0	0	1	2	3																	
Rey Sanchez, R OBP: 0.319, SLG: 0.395 (1, 6)			1-0 1B		0-1 FC6 CS			0-0 FC6-4 HBP	4-1 BB	3	1	1	0	1	0	2																	
Inning Stats	R: 0 E: 0 K: 1 S: 9	H: 0 LOB: 0 BB: 1 P: 14	R: 0 E: 0 K: 1 S: 11	H: 0 LOB: 1 BB: 1 P: 19	R: 0 E: 0 K: 1 S: 7	H: 1 LOB: 1 BB: 0 P: 11	R: 0 E: 0 K: 2 S: 14	H: 1 LOB: 1 BB: 0 P: 23	R: 0 E: 0 K: 1 S: 8	H: 0 LOB: 0 BB: 0 P: 11	R: 0 E: 1 K: 0 S: 9	H: 0 LOB: 1 BB: 0 P: 15	R: 0 E: 0 K: 1 S: 10	H: 0 LOB: 2 BB: 3 P: 21	R: 5 E: 0 K: 0 S: 19	H: 4 LOB: 2 BB: 3 P: 36	1B: 6 2B: 0 3B: 1 HR: 0	SF: 1 SAC: 0 DP: 0 HBP: 1	WP: 0 PB: 0 SB: 0 CS: 3	PA: 41													
PITCHER	IP WLS BF H R ER SO BB IBB HBP BLK WP HR S P ERA WHIP																	PITCHER	IP WLS BF H R ER SO BB IBB HBP BLK WP HR S P ERA WHIP														
Wilson Alvarez, L ERA: 3.54 (1, 1)	7.0	25	3	0	0	7	3	0	0	0	0	0	65	103	0.00	0.857																	
Jim Medir, R ERA: 2.12 (8, 1)	0.2	H	4	0	0	1	1	0	1	0	0	0	0	8	17	0.00	1.500																
Roberto Hernandez, R ERA: 4.7 (8, 1)	1.0	L	9	3	5	5	0	3	0	0	0	0	0	17	34	45.00	6.000																
Scott Aldred, L ERA: (9, 1)	0.0		1	1	0	0	0	0	0	0	0	0	0	2	2	=	=																
Eddie Gaillard, R ERA: (9, 1)	0.1		1	0	0	0	0	0	0	0	0	0	0	2	4	0.00	0.000																

Batter	1	2	3	4	5	6	7	8	9	AB	R	H	RBI	BB	SO	LOB	BOTTOM																
Quinton McCracken, S OBP: 0.326, SLG: 0.371 (1, 8)	2-1 1B 1B		4-0 FC4-6 BB		0-3 K			1-1 B3		3	1	1	0	1	1	0	Kansas City Royals @ Tampa Bay Devil Rays Tropicana Field, St. Petersburg, FL Tue May 04 1999, 7:05 PM EDT Att: 12,862 - Dome - 72 F 																
Dave Martinez, L OBP: 0.369, SLG: 0.432 (1, 9)	2-2 1B 1B		2-2 FC4-6 G6-4-3		3-3 K		0-1 G3			4	0	1	0	0	1	2																	
Jose Canseco, R OBP: 0.356, SLG: 0.627 (1, 10)	1-1 G3 1B		2-0 G6-4-3		0-0 G4-6-3 1B		4-0 2B BB			3	1	2	1	1	0	2																	
Fred McGriff, L OBP: 0.373, SLG: 0.578 (1, 3)	0-0 G3			1-1 HR		2-0 G4-6-3		2-2 1B 2B		4	1	2	2	0	0	2																	
John Flaherty, R OBP: 0.323, SLG: 0.435 (1, 2)	2-2 G3			1-2 FC4-6 1B		0-0 1B		1-0 F8		4	0	2	0	0	0	2																	
Wade Boggs, L OBP: 0.313, SLG: 0.320 (1, 5)		2-2 F8		2-1 F9		1-1 F7			0-3 K	3	0	0	0	0	0	2																	
David Lamb, S OBP: 0.273, SLG: 0.300 (8, 4)										1	0	0	0	0	1	0																	
Paul Sorrento, L OBP: 0.355, SLG: 0.320 (1, 7)		2-2 G4-6-3 1B		2-0 FC4-6		1-3 K		0-1 G4-3		3	0	1	0	0	1	1																	
Randy Winn, S OBP: 0.311, SLG: 0.402 (8, 8)				1-2 G4-6-3		2-0 F9				4	0	1	0	0	0	2																	
Bobby Smith, R OBP: 0.260, SLG: 0.250 (8, 5)					2-0 F9				1-2 G6-3	3	0	1	0	0	0	2																	
Kevin Stoker, S OBP: 0.407, SLG: 0.425 (1, 6)			2-2 FC4-6 S 1B		1-2 G4-3			3-1 F7		3	0	1	0	0	0	1																	
Inning Stats	R: 1 E: 0 K: 0 S: 12	H: 3 LOB: 1 BB: 0 P: 19	R: 0 E: 0 K: 0 S: 9	H: 1 LOB: 0 BB: 0 P: 14	R: 0 E: 0 K: 0 S: 7	H: 1 LOB: 1 BB: 1 P: 17	R: 1 E: 0 K: 0 S: 10	H: 2 LOB: 1 BB: 0 P: 18	R: 0 E: 0 K: 2 S: 13	H: 0 LOB: 0 BB: 0 P: 17	R: 0 E: 0 K: 0 S: 5	H: 2 LOB: 1 BB: 0 P: 8	R: 0 E: 0 K: 1 S: 6	H: 1 LOB: 0 BB: 0 P: 10	R: 1 E: 0 K: 0 S: 8	H: 1 LOB: 1 BB: 1 P: 16	R: 0 E: 0 K: 1 S: 8	H: 0 LOB: 0 BB: 0 P: 9	1B: 9 2B: 1 3B: 0 HR: 1	SF: 0 SAC: 0 DP: 3 HBP: 0	WP: 0 PB: 0 SB: 1 CS: 1	PA: 35											
PITCHER	IP WLS BF H R ER SO BB IBB HBP BLK WP HR S P ERA WHIP																	PITCHER	IP WLS BF H R ER SO BB IBB HBP BLK WP HR S P ERA WHIP														
Jeff Suppan, R ERA: 3.76 (1, 1)	7.0		27	10	2	2	3	1	0	0	0	0	0	62	103	2.57	1.571																
Terry Mathews, R ERA: 3.86 (8, 1)	1.0	W	5	1	1	1	0	1	0	0	0	0	0	8	16	9.00	2.000																
Jeff Montgomery, R ERA: 5.25 (9, 1)	1.0	S	3	0	0	0	1	0	0	0	0	0	0	8	9	0.00	0.000																

Batter	1	2	3	4	5	6	7	8	9	AB	R	H	RBI	BB	SO	LOB	TOP									
Carlos Beltrán, S OBP: 0.325, SLG: 0.455 (1, 8)	F8		G6-3		F8		G4-3	K		5	1	1	0	0	1	1	Kansas City Royals @ Tampa Bay Devil Rays Tropicana Field, St. Petersburg, FL Wed May 05 1999, 7:05 PM EDT Att: 14,545 - Dome - 72 F AB 35 R 7 H 9 RBI 7 BB 6 SO 11 LOB 15 									
Joe Randa, R OBP: 0.319, SLG: 0.402 (1, 5)	G4-3		F9		G4-3		BB G4-3	BB		5	0	2	1	0	0	0										
Johnny Damon, L OBP: 0.339, SLG: 0.375 (1, 7)	K		F8				G4-3	G1-3		5	1	1	2	0	1	2										
29 Mike Sweeney, R OBP: 0.414, SLG: 0.590 (1, 10)		F8					P3			5	2	2	2	0	1	1										
Larry Sutton, L OBP: 0.360, SLG: 0.452 (1, 3)		BB HBP BB					BB			1	1	0	0	4	1	0										
Jermaine Dye, R OBP: 0.336, SLG: 0.520 (1, 9)		K					F9	F9		4	0	0	0	1	2	3										
Chad Kreuter, S OBP: 0.292, SLG: 0.321 (1, 2)		BB HBP					G6-3 1B	K		3	1	2	2	0	1	3										
Steve Scarson, R OBP: 0.250, SLG: 0.125 (1, 6)							K	K		3	0	0	0	1	3	1										
Carlos Febles, R OBP: 0.343, SLG: 0.494 (1, 4)	F8						G6-3	1B 3B		4	1	1	0	0	1	4										
Inning Stats	R: 0 E: 0 K: 1 S: 7	H: 0 LOB: 0 BB: 0 P: 13	R: 0 E: 0 K: 1 S: 15	H: 0 LOB: 3 BB: 2 P: 31	R: 0 E: 0 K: 0 S: 9	H: 0 LOB: 0 BB: 0 P: 12	R: 3 E: 0 K: 2 S: 14	H: 2 LOB: 1 BB: 1 P: 22	R: 2 E: 0 K: 0 S: 15	H: 2 LOB: 1 BB: 0 P: 26	R: 0 E: 0 K: 1 S: 7	H: 1 LOB: 0 BB: 0 P: 9	R: 1 E: 0 K: 1 S: 15	H: 2 LOB: 2 BB: 2 P: 33	R: 1 E: 0 K: 2 S: 12	H: 2 LOB: 1 BB: 0 P: 18	R: 0 E: 0 K: 3 S: 9	H: 0 LOB: 0 BB: 0 P: 12	1B: 3 2B: 1 3B: 1 HR: 4	SF: 0 SAC: 0 DP: 1 HBP: 1	WP: 0 PB: 0 SB: 0 CS: 0	PA: 42				
PITCHER	IP	WLS	BF	H	R	ER	SO	BB	IBB	HBP	BLK	WP	HR	S	P	ERA	WHIP									
Ryan Rupe, R ERA: 9.64 (1, 1)	4.2		23	4	5	5	4	4	0	1	0	0	4	57	99	9.64	1.714									
Rick White, R ERA: 2.33 (5, 1)	1.1	W	6	3	1	1	1	0	0	0	0	0	0	15	22	6.75	2.250									
Scott Aldred, L ERA: (7, 1)	0.1		1	0	0	0	0	0	0	0	0	0	0	2	4	0.00	0.000									
Jim Mecir, R ERA: 2.41 (7, 1)	1.2		9	2	1	1	3	2	0	0	0	0	0	20	39	5.40	2.400									
Roberto Hernandez, R ERA: 4.41 (9, 1)	1.0	S	3	0	0	0	3	0	0	0	0	0	0	9	12	0.00	0.000									

Batter	1	2	3	4	5	6	7	8	9	AB	R	H	RBI	BB	SO	LOB	BOTTOM									
Quinton McCracken, S OBP: 0.330, SLG: 0.370 (1, 8) (9, 7)	G4-3		L7		SF9		BB 1B			3	0	1	2	1	0	0	Kansas City Royals @ Tampa Bay Devil Rays Tropicana Field, St. Petersburg, FL Wed May 05 1999, 7:05 PM EDT Att: 14,545 - Dome - 72 F AB 39 R 10 H 17 RBI 10 BB 4 SO 3 LOB 17 									
Dave Martinez, L OBP: 0.389, SLG: 0.457 (1, 9)	F7		1B HR		CS		BB			4	2	3	0	1	0	0										
Jose Canseco, R OBP: 0.359, SLG: 0.625 Danny Cleburn, R OBP: 0.279, SLG: 0.345 (1, 10) (3, PR)	G5-3		1B HR		G5-3		F8			2	0	1	0	0	0	0										
Fred McGriff, L OBP: 0.383, SLG: 0.642 (1, 3)	F8		1B HR				FC6-4 1B			5	2	3	4	0	1	3										
John Flaherty, R OBP: 0.317, SLG: 0.456 (1, 2)		HR	G5-3		F8		FC6-4 1B			5	1	1	1	0	0	3										
Wade Boggs, L OBP: 0.308, SLG: 0.316 David Lamb, S OBP: 0.297, SLG: 0.324 (1, 5) (3, 4)	G4-3		G6-3				HR			1	0	0	0	0	0	0										
Paul Sorrento, L OBP: 0.400, SLG: 0.464 Randy Winn, S OBP: 0.317, SLG: 0.408 (1, 7) (6, PH) (9, 8)					G3 1B		G1-3 1B			3	2	2	2	1	0	2										
Bobby Smith, R OBP: 0.269, SLG: 0.261 (1, 4) (3, 5)					G1-3		1B			5	1	2	0	0	0	2										
Kevin Stocker, S OBP: 0.400, SLG: 0.417 (1, 6)	G4-3				G3		CS			4	0	1	0	0	1	3										
Inning Stats	R: 0 E: 0 K: 0 S: 8	H: 2 LOB: 2 BB: 1 P: 17	R: 1 E: 0 K: 0 S: 7	H: 2 LOB: 1 BB: 1 P: 17	R: 3 E: 0 K: 0 S: 8	H: 3 LOB: 1 BB: 0 P: 14	R: 1 E: 0 K: 0 S: 9	H: 3 LOB: 2 BB: 0 P: 14	R: 4 E: 0 K: 0 S: 18	H: 5 LOB: 0 BB: 0 P: 34	R: 1 E: 0 K: 2 S: 16	H: 2 LOB: 2 BB: 1 P: 27	R: 0 E: 0 K: 2 S: 12	H: 1 LOB: 3 BB: 2 P: 24	R: 0 E: 0 K: 1 S: 10	H: 1 LOB: 1 BB: 0 P: 15	1B: 12 2B: 1 3B: 0 HR: 4	SF: 1 SAC: 0 DP: 0 HBP: 0	WP: 0 PB: 0 SB: 0 CS: 1	PA: 45						
PITCHER	IP	WLS	BF	H	R	ER	SO	BB	IBB	HBP	BLK	WP	HR	S	P	ERA	WHIP									
Jay Witasick, R ERA: 7.31 (1, 1)	4.0	L	22	9	6	6	0	1	0	0	0	0	1	32	56	13.50	2.500									
Don Wengert, R ERA: 7.91 (5, 1)	2.0		12	6	4	4	0	1	0	0	0	0	1	32	56	18.00	3.500									
Scott Service, R ERA: 8.78 (7, 1)	0.2		5	1	0	0	1	2	0	0	0	0	0	9	19	0.00	4.500									
Matt Whisenant, L ERA: 1.74 (7, 1)	1.1		5	1	0	0	2	0	0	0	0	0	0	13	20	0.00	0.750									

Batter	1	2	3	4	5	6	7	8	9	AB	R	H	RBI	BB	SO	LOB	TOP										
Scott Pose, L (1, 7) OBP: 0.385, SLG: 0.286	F8	G3-1		F7		FC4-6 1B		F7		5	0	0	0	0	0	6	Kansas City Royals @ Tampa Bay Devil Rays Tropicana Field, St. Petersburg, FL Thu May 06 1999, 12:35 PM EDT Att: 13,732 - Dome - 72 F livebaseballscorecards.com										
Joe Randa, R (1, 5) OBP: 0.322, SLG: 0.402	P4		K		F9					5	0	2	1	0	1	0											
Johnny Damon, L (1, 8) OBP: 0.333, SLG: 0.366			G4-3		L4					5	0	1	0	0	1	3											
29 Mike Sweeney, R (1, 2) OBP: 0.411, SLG: 0.593										3	0	1	0	0	1	1											
Tim Spehr, R (6, 2) OBP: 0.429, SLG: 0.640	K		G5-3							1	1	1	0	0	0	0											
Scott Leius, R (9, FH) OBP: 0.308, SLG: 0.429										1	0	0	0	0	0	0											
Larry Sutton, L (1, 3) OBP: 0.364, SLG: 0.422										3	0	0	0	2	1	0											
Jermaine Dye, R (1, 9) OBP: 0.335, SLG: 0.524										5	1	2	0	0	1	2											
Chad Kreuter, S (1, 10) OBP: 0.304, SLG: 0.310										2	1	0	0	2	1	2											
Carlos Febles, R (1, 4) OBP: 0.356, SLG: 0.500										3	1	2	1	0	1	1											
Rey Sanchez, R (1, 6) OBP: 0.326, SLG: 0.400										4	0	2	1	0	1	2											
Inning Stats	R: 0 E: 0 K: 1 S: 9	H: 1 LOB: 1 P: 17	R: 1 E: 0 K: 1 S: 12	H: 2 LOB: 2 BB: 1 P: 22	R: 0 E: 0 K: 1 S: 5	H: 0 LOB: 0 BB: 0 P: 5	R: 1 E: 0 K: 1 S: 17	H: 2 LOB: 2 BB: 1 P: 31	R: 0 E: 0 K: 0 S: 6	H: 1 LOB: 2 BB: 1 P: 12	R: 1 E: 0 K: 1 S: 16	H: 2 LOB: 1 BB: 1 P: 23	R: 1 E: 0 K: 1 S: 13	H: 2 LOB: 1 BB: 1 P: 20	R: 0 E: 0 K: 0 S: 6	H: 1 LOB: 1 BB: 0 P: 11	R: 0 E: 0 K: 1 S: 8	H: 0 LOB: 0 BB: 0 P: 12	1B: 9 2B: 2 3B: 0 HR: 0	SF: 0 SAC: 0 DP: 1 HBP: 1	WP: 0 PB: 0 SB: 1 CS: 1	PA: 42					
PITCHER	IP	WLS	BF	H	R	ER	SO	BB	IBB	HBP	BLK	WP	HR	S	P	ERA	WHIP										
Rolando Arjojo, R (1, 1) ERA: 5.91	7.0		35	10	4	4	7	4	0	1	0	0	0	78	130	5.14	2.000										
Abbie Lopez, R (8, 1) ERA: 7.47	0.2		3	1	0	0	0	0	0	0	0	0	0	5	9	0.00	1.500										
Scott Aldred, L (8, 1) ERA: 4.15	0.1	W	1	0	0	0	0	0	0	0	0	0	0	1	2	0.00	0.000										
Roberto Hernandez, R (9, 1) ERA: 4.15	1.0	S	3	0	0	0	1	0	0	0	0	0	0	8	12	0.00	0.000										


Batter	1	2	3	4	5	6	7	8	9	AB	R	H	RBI	BB	SO	LOB	BOTTOM										
Randy Winn, S (1, 8) OBP: 0.315, SLG: 0.396	G6-3		FC1-5							3	1	0	0	1	0	2	Kansas City Royals @ Tampa Bay Devil Rays Tropicana Field, St. Petersburg, FL Thu May 06 1999, 12:35 PM EDT Att: 13,732 - Dome - 72 F livebaseballscorecards.com										
Dave Martinez, L (1, 9) OBP: 0.384, SLG: 0.442	F7		G1-3							3	0	0	0	1	0	4											
Quinton McCracken, S (1, 7) OBP: 0.317, SLG: 0.354	F7				G4-3					4	0	0	0	0	1	3											
Fred McGriff, L (1, 10) OBP: 0.396, SLG: 0.684										3	2	2	1	1	1	0											
Herbert Perry, R (1, 5) OBP: 0.500, SLG: 0.500										4	0	2	0	0	0	1											
Kevin Stocker, S (8, PR) OBP: 0.400, SLG: 0.417										0	1	0	0	0	0	0											
Paul Sorrento, L (1, 3) OBP: 0.410, SLG: 0.500										4	0	2	1	0	1	2											
Bobby Smith, R (1, 4) OBP: 0.256, SLG: 0.247										4	0	0	0	0	0	4											
Mike DiFelice, R (1, 2) OBP: 0.304, SLG: 0.609										4	0	1	0	0	0	3											
David Lamb, S (1, 6) OBP: 0.325, SLG: 0.333										2	1	1	0	1	1	0											
Inning Stats	R: 0 E: 0 K: 0 S: 5	H: 0 LOB: 0 BB: 0 P: 7	R: 1 E: 0 K: 1 S: 12	H: 1 LOB: 0 BB: 0 P: 15	R: 0 E: 0 K: 0 S: 7	H: 1 LOB: 1 BB: 1 P: 17	R: 1 E: 0 K: 0 S: 10	H: 3 LOB: 2 BB: 0 P: 14	R: 2 E: 1 K: 1 S: 13	H: 1 LOB: 2 BB: 2 P: 23	R: 0 E: 0 K: 1 S: 5	H: 0 LOB: 0 BB: 0 P: 7	R: 0 E: 0 K: 0 S: 7	H: 0 LOB: 0 BB: 1 P: 12	R: 1 E: 0 K: 1 S: 16	H: 2 LOB: 2 BB: 0 P: 22	R: 1 E: 0 K: 1 S: 8	H: 0 LOB: 0 BB: 0 P: 12	1B: 4 2B: 3 3B: 0 HR: 1	SF: 0 SAC: 0 DP: 1 HBP: 0	WP: 2 PB: 0 SB: 0 CS: 1	PA: 35					
PITCHER	IP	WLS	BF	H	R	ER	SO	BB	IBB	HBP	BLK	WP	HR	S	P	ERA	WHIP										
Jim Pittsley, R (1, 1) ERA: 5.89	4.2		23	6	4	2	2	3	0	0	0	0	0	44	71	3.86	1.929										
Alvin Morman, L (5, 1) ERA: 3.99	2.2	L	10	2	1	1	2	1	0	0	0	0	0	24	35	3.38	1.125										
Jose Santiago, R (8, 1) ERA: 2.84	0.2		2	0	0	0	0	0	0	0	0	1	0	7	11	0.00	0.000										

Batter	1	2	3	4	5	6	7	8	9	AB	R	H	RBI	BB	SO	LOB	TOP											
Carlos Beltrán, S OBP: 0.336, SLG: 0.491 (1, 8)	G5-3		HR		1B 2B BB		2B		G3	4	2	3	1	0	1		Kansas City Royals @ Minnesota Twins Hubert H. Humphrey Metrodome, Minneapolis, MN Fri May 07 1999, 8:05 PM EDT Att: 16,417 - Dome - 72 F											
Joe Randa, R OBP: 0.325, SLG: 0.411 (1, 5)	2B		F8		2B 1B		F9		K	5	0	2	0	0	1	2												
Johnny Damon, L OBP: 0.339, SLG: 0.381 (1, 7)	F9		1B		2B		F8			4	0	2	1	0	0	2												
Jemaine Dye, R OBP: 0.333, SLG: 0.514 Scott Pose, L OBP: 0.393, SLG: 0.348 (3, 9)	K		K		L4				G6-3 SF9 2B	2	0	0	0	0	2	2												
Scott Leius, R OBP: 0.267, SLG: 0.360 (1, 10)		G5-3	K		G6-3				G6-3	4	0	0	0	0	1	4												
Steve Scarsone, R OBP: 0.218, SLG: 0.111 (1, 3)	F8				G6-3		P7		SF9	3	0	0	1	0	0	0												
Tim Spehr, R OBP: 0.375, SLG: 0.552 (1, 2)	P3				F9		G6-3		P1	4	0	0	0	0	0	0												
Carlos Febles, R OBP: 0.355, SLG: 0.484 (1, 4)			2B HR BB		P3		F8		G4-3	3	1	0	0	1	0	0												
Rey Sanchez, R OBP: 0.333, SLG: 0.415 (1, 6)			HR 2B		F8		F9		G3 1B	4	1	2	0	0	0	0												
Inning Stats	R: 0 E: 0 K: 1 S: 11	H: 1 LOB: 1 BB: 0 P: 13	R: 0 E: 0 K: 0 S: 9	H: 0 LOB: 0 BB: 0 P: 14	R: 3 E: 0 K: 2 S: 19	H: 3 LOB: 1 BB: 1 P: 30	R: 0 E: 0 K: 0 S: 9	H: 0 LOB: 0 BB: 0 P: 13	R: 1 E: 0 K: 0 S: 14	H: 2 LOB: 2 BB: 1 P: 21	R: 0 E: 0 K: 0 S: 9	H: 0 LOB: 0 BB: 0 P: 13	R: 0 E: 0 K: 0 S: 8	H: 1 LOB: 1 BB: 0 P: 12	R: 1 E: 0 K: 0 S: 10	H: 1 LOB: 0 BB: 0 P: 15		R: 0 E: 0 K: 1 S: 9	H: 1 LOB: 1 BB: 0 P: 13	1B: 3 2B: 5 HR: 1	SF: 1 SAC: 0 DP: 0 HBP: 0	WP: 0 PB: 0 SB: 1 CS: 0	PA: 38					
PITCHER	IP	WLS	BF	H	R	ER	SO	BB	IBB	HBP	BLK	WP	HR	S	P	ERA	WHIP											
Eric Milton, L ERA: 6.13 Joe Mays, R ERA: 4.76	(1, 1)	6.1	L	28	7	4	4	3	2	0	0	0	0	1	74	108	5.68	1.421										
Joe Mays, R ERA: 4.76	(7, 1)	2.2		10	2	1	1	1	0	0	0	0	0	0	24	36	3.38	0.750										

Batter	1	2	3	4	5	6	7	8	9	AB	R	H	RBI	BB	SO	LOB	BOTTOM											
Todd Walker, L OBP: 0.312, SLG: 0.333 Marty Cordova, R OBP: 0.409, SLG: 0.456 (8, 7)	F9		G6-3		G4-3		F9			3	0	0	0	0	0	0	Kansas City Royals @ Minnesota Twins Hubert H. Humphrey Metrodome, Minneapolis, MN Fri May 07 1999, 8:05 PM EDT Att: 16,417 - Dome - 72 F											
Denny Hocking, S OBP: 0.313, SLG: 0.328 (8, 6)	F7		G4-3		L3				L6	4	0	0	0	0	0	0												
Matt Lawton, L OBP: 0.339, SLG: 0.444 (1, 9)	G6-3		2B				G3-1		G4-3	4	0	1	0	0	0	0												
Ron Coomer, R OBP: 0.395, SLG: 0.549 (8, 5)		G3-1 SF9 2B	K				G6-3 1B		G4-3	4	1	2	0	0	1	1												
Brent Gates, S OBP: 0.310, SLG: 0.314 (8, 4)		G3-1			E 1B		G6-3		K	4	0	1	0	0	1	2												
Terry Steinbach, R OBP: 0.380, SLG: 0.382 (1, 2)	SF9				L4				G5-3	3	0	1	1	0	0	1												
Corey Koskie, L OBP: 0.364, SLG: 0.469 (1, 10)	2B HBP		K		K		FC5-4 1B		G4-3	3	0	0	0	0	1	2												
Tori Hunter, R OBP: 0.304, SLG: 0.382 (1, 8)	2B		G6-3		G6-3		K		K	3	0	1	0	0	1	2												
Cristian Guzman, S OBP: 0.200, SLG: 0.215 Doug Mientkiewicz, L OBP: 0.382, SLG: 0.414 (8, 3)	F8				G3					2	0	0	0	0	0	2												
Inning Stats	R: 0 E: 0 K: 0 S: 6	H: 0 LOB: 0 BB: 0 P: 12	R: 1 E: 0 K: 0 S: 15	H: 2 LOB: 2 BB: 0 P: 18	R: 0 E: 0 K: 1 S: 13	H: 1 LOB: 1 BB: 0 P: 18	R: 0 E: 1 K: 1 S: 11	H: 1 LOB: 1 BB: 0 P: 18	R: 0 E: 0 K: 0 S: 6	H: 0 LOB: 0 BB: 0 P: 7	R: 0 E: 0 K: 0 S: 5	H: 1 LOB: 0 BB: 0 P: 7	R: 0 E: 0 K: 1 S: 10	H: 2 LOB: 2 BB: 0 P: 19	R: 0 E: 0 K: 0 S: 6	H: 0 LOB: 0 BB: 0 P: 11		R: 0 E: 0 K: 1 S: 9	H: 0 LOB: 0 BB: 0 P: 13	1B: 4 2B: 3 HR: 0	SF: 1 SAC: 0 DP: 1 HBP: 1	WP: 0 PB: 0 SB: 0 CS: 0	PA: 34					
PITCHER	IP	WLS	BF	H	R	ER	SO	BB	IBB	HBP	BLK	WP	HR	S	P	ERA	WHIP											
Kevin Appier, R ERA: 5.05 Matt Whisenant, L ERA: 1.54 Scott Service, R ERA: 8.16	(1, 1)	6.2	W	27	7	1	1	3	0	0	0	0	0	0	65	97	1.35	1.050										
Matt Whisenant, L ERA: 1.54	(7, 1)	1.1	H	4	0	0	0	0	0	0	0	0	0	7	13	0.00	0.000											
Scott Service, R ERA: 8.16	(9, 1)	1.0		3	0	0	0	1	0	0	0	0	0	9	13	0.00	0.000											


livebaseballscorecards.com

AB 35
R 5
H 9
RBI 5
BB 2
SO 4
LOB 13



livebaseballscorecards.com

AB 32
R 1
H 7
RBI 1
BB 0
SO 4
LOB 12



Batter	1	2	3	4	5	6	7	8	9	AB	R	H	RBI	BB	SO	LOB	TOP				
Carlos Beltrán, S OBP: 0.323, SLG: 0.471 (1, 8)	G4-3	G1-3		G4-3		F9		K		5	0	0	0	0	1	3					
Carlos Febles, R OBP: 0.357, SLG: 0.480 (1, 4)	1B		F9	1B		K			G6-3	5	1	2	0	0	1	0					
Joe Randa, R OBP: 0.336, SLG: 0.409 (1, 5)	1B		F8	1B		F8			G4-3	3	3	1	0	2	0	0					
Johnny Damon, L OBP: 0.349, SLG: 0.385 (1, 7)	1B		2B	1B					G4-3	4	1	2	2	1	0	0					
Scott Leius, R OBP: 0.265, SLG: 0.345 (1, 10)	1B		F8	1B		G6-3			L6	4	0	1	1	0	0	3					
Larry Sutton, L OBP: 0.356, SLG: 0.429 (1, 3)	F7		2B						G4-3	4	0	1	2	0	1	2					
Chad Kreuter, S OBP: 0.315, SLG: 0.311 (1, 2)		G5-4-3	1B			F9			K	3	0	1	0	0	1	0					
Scott Pose, L OBP: 0.436, SLG: 0.385 (1, 9)		G5-4-3	1B		PO				K	3	0	2	0	1	1	0					
Rey Sanchez, R OBP: 0.330, SLG: 0.408 (1, 6)	G5-4-3			FC6-4					BLK	4	1	1	0	0	1	4					
Inning Stats	R: 1 E: 0 K: 0 S: 9	H: 2 LOB: 2 BB: 2 P: 21	R: 0 E: 0 K: 0 S: 7	H: 2 LOB: 1 BB: 0 P: 9	R: 2 E: 0 K: 0 S: 15	H: 3 LOB: 1 BB: 0 P: 24	R: 3 E: 0 K: 0 S: 11	H: 3 LOB: 1 BB: 1 P: 21	R: 0 E: 0 K: 1 S: 6	H: 0 LOB: 0 BB: 0 P: 8	R: 0 E: 0 K: 0 S: 6	H: 0 LOB: 0 BB: 0 P: 11	R: 0 E: 0 K: 3 S: 10	H: 1 LOB: 1 BB: 0 P: 14	R: 0 E: 0 K: 0 S: 4	H: 0 LOB: 0 BB: 0 P: 5	1B: 10 2B: 1 3B: 0 HR: 0	SF: 0 SAC: 0 DP: 1 HBP: 1	WP: 1 PB: 0 SB: 0 CS: 1	PA: 41	
PITCHER	IP	WLS	BF	H	R	ER	SO	BB	IBB	HBP	BLK	WP	HR	S	P	ERA	WHIP				
Dan Perkins, R ERA: 8.55 (1, 1)	3.2	L	22	10	6	6	0	3	0	1	0	1	0	39	70	14.73	3.545				
23 Benj Sampson, L ERA: 8.38 (4, 1)	4.1		15	1	0	0	6	1	0	0	1	0	0	34	56	0.00	0.462				
Bob Wells, R ERA: 5.28 (9, 1)	1.0		3	0	0	0	0	0	0	0	0	0	0	4	5	0.00	0.000				

Kansas City Royals @ Minnesota Twins
Hubert H. Humphrey Metrodome, Minneapolis, MN

AB 35
R 6
H 11
RBI 5
BB 4
SO 6
LOB 12



WP: 1 PA: 41
PB: 0 SB: 0 CS: 1

Sat May 08 1999, 8:05 PM EDT
Att: 17,052 - Dome - 72 F

Batter	1	2	3	4	5	6	7	8	9	AB	R	H	RBI	BB	SO	LOB	BOTTOM				
Denny Hocking, S OBP: 0.310, SLG: 0.323 (1, 4)	G6-3		G6-3		G6-3			G4-3		4	0	1	0	0	0	0					
Brent Gates, S OBP: 0.290, SLG: 0.291 (1, 5)	G6-3		L3				G5-3	G5-3		4	0	0	0	0	0	1					
Matt Lawton, L OBP: 0.336, SLG: 0.432 (1, 9)				G4-3		G1-3		G4-3		3	0	0	0	1	0	1					
Ron Coomer, R OBP: 0.389, SLG: 0.570 (1, 3)	K			HR		G4-3		L8		4	1	1	1	0	1	2					
Marty Cordova, R OBP: 0.402, SLG: 0.439 (1, 10)			K		K		2B		G6-3	3	1	0	0	1	2	0					
Chad Allen, R OBP: 0.298, SLG: 0.371 (1, 7)	G6-3								G6-3	4	0	2	0	0	0	0					
Tori Hunter, R OBP: 0.310, SLG: 0.381 (1, 8)					F9		L4			3	0	1	0	1	0	3					
Javier Valentin, S OBP: 0.244, SLG: 0.250 (1, 2)	G4-3									3	0	0	1	0	1	2					
Cristian Guzman, S OBP: 0.195, SLG: 0.210 Doug Mientkiewicz, L OBP: 0.379, SLG: 0.469 (7, PH)	G4-3		G4-3							2	0	0	0	0	1	0					
Inning Stats	R: 0 E: 0 K: 1 S: 8	H: 0 LOB: 1 BB: 1 P: 17	R: 0 E: 0 K: 1 S: 8	H: 0 LOB: 1 BB: 1 P: 15	R: 0 E: 0 K: 0 S: 6	H: 0 LOB: 0 BB: 0 P: 10	R: 1 E: 0 K: 1 S: 10	H: 2 LOB: 1 BB: 0 P: 15	R: 0 E: 0 K: 0 S: 5	H: 0 LOB: 0 BB: 0 P: 10	R: 1 E: 0 K: 0 S: 10	H: 1 LOB: 1 BB: 1 P: 17	R: 0 E: 0 K: 0 S: 7	H: 1 LOB: 1 BB: 0 P: 11	R: 0 E: 0 K: 1 S: 7	H: 1 LOB: 1 BB: 0 P: 10	1B: 2 2B: 2 3B: 0 HR: 1	SF: 1 SAC: 0 DP: 0 HBP: 0	WP: 0 PB: 0 SB: 0 CS: 0	PA: 35	
PITCHER	IP	WLS	BF	H	R	ER	SO	BB	IBB	HBP	BLK	WP	HR	S	P	ERA	WHIP				
50 José Rosado, L ERA: 1.77 (1, 1)	6.0	W	24	3	2	2	4	3	0	0	0	0	0	53	95	3.00	1.000				
Jose Santiago, R ERA: 2.45 (7, 1)	3.0	S	11	2	0	0	1	0	0	0	0	0	0	18	25	0.00	0.667				

Kansas City Royals @ Minnesota Twins
Hubert H. Humphrey Metrodome, Minneapolis, MN

AB 31
R 2
H 5
RBI 2
BB 3
SO 5
LOB 10



WP: 0 PA: 35
PB: 0 SB: 0 CS: 0

Sat May 08 1999, 8:05 PM EDT
Att: 17,052 - Dome - 72 F

Batter	1	2	3	4	5	6	7	8	9	AB	R	H	RBI	BB	SO	LOB	TOP											
Carlos Beltrán, S OBP: 0.318, SLG: 0.460										5	1	1	0	0	1	5	Kansas City Royals @ Minnesota Twins Hubert H. Humphrey Metrodome, Minneapolis, MN Sun May 09, 1999, 2:05 PM EDT Att: 11,581 - Dome - 72 F livebaseballscorecards.com											
Carlos Febles, R OBP: 0.375, SLG: 0.495										3	2	2	0	2	0	2												
Johnny Damon, L OBP: 0.351, SLG: 0.421										5	1	2	4	0	1	4												
Jeff King, R OBP: 0.347, SLG: 0.368										5	0	0	0	0	0	3												
29 Mike Sweeney, R OBP: 0.389, SLG: 0.558										5	0	0	0	0	0	3												
Scott Leius, R OBP: 0.256, SLG: 0.303										4	1	0	0	1	1													
Scott Pose, L OBP: 0.429, SLG: 0.414										3	1	1	0	0	0	0												
Tim Spehr, R OBP: 0.417, SLG: 0.533										1	1	0	0	2	1	1												
Rey Sanchez, R OBP: 0.346, SLG: 0.451										4	0	3	3	0	0	1												
Inning Stats	R: 3 E: 0 K: 0 S: 11	H: 2 LOB: 0 BB: 1 P: 18	R: 0 E: 0 K: 0 S: 6	H: 0 LOB: 1 BB: 1 P: 15	R: 0 E: 0 K: 0 S: 6	H: 1 LOB: 1 BB: 0 P: 8	R: 1 E: 0 K: 0 S: 14	H: 1 LOB: 1 BB: 1 P: 20	R: 0 E: 0 K: 2 S: 7	H: 1 LOB: 1 BB: 0 P: 14	R: 1 E: 0 K: 1 S: 12	H: 1 LOB: 1 BB: 1 P: 20	R: 1 E: 0 K: 1 S: 17	H: 2 LOB: 2 BB: 0 P: 24	R: 0 E: 0 K: 0 S: 7	H: 0 LOB: 0 BB: 0 P: 10	1B: 3 2B: 4 3B: 1 HR: 1	SF: 0 SAC: 1 DP: 0 HBP: 1	WP: 0 PB: 0 SB: 0 CS: 0	PA: 42								
PITCHER	IP	WLS	BF	H	R	ER	SO	BB	IBB	HBP	BLK	WP	HR	S	P	ERA	WHIP											
Mike Lincoln, R ERA: 5.05	(1, 1)	5.1	L	25	5	5	5	0	4	0	0	0	0	1	46	81	8.44	1.688										
Bob Wells, R ERA: 5.29	(6, 1)	1.2		8	2	1	1	3	1	0	0	0	0	0	20	32	5.40	1.800										
Eddie Guardado, L ERA: 5.84	(8, 1)	0.0		3	2	1	1	0	0	0	1	0	0	0	10	16	∞	∞										
Mike Trombley, R ERA: 1.86	(8, 1)	1.0		3	0	0	0	1	0	0	0	0	0	7	8	0.00	0.000											
Rick Aquilera, R ERA: 1.47	(9, 1)	1.0		3	0	0	0	0	0	0	0	0	0	7	10	0.00	0.000											

Batter	1	2	3	4	5	6	7	8	9	AB	R	H	RBI	BB	SO	LOB	BOTTOM											
Chad Allen, R OBP: 0.315, SLG: 0.406										4	1	3	0	0	1	1	Kansas City Royals @ Minnesota Twins Hubert H. Humphrey Metrodome, Minneapolis, MN Sun May 09, 1999, 2:05 PM EDT Att: 11,581 - Dome - 72 F livebaseballscorecards.com											
Cristian Guzman, S OBP: 0.188, SLG: 0.202										3	0	0	0	0	1	2												
Denny Hocking, S OBP: 0.306, SLG: 0.318										1	0	0	0	0	0	1												
Todd Walker, L OBP: 0.310, SLG: 0.339										4	0	1	0	0	1	2												
Ron Coomer, R OBP: 0.383, SLG: 0.556										4	0	1	1	0	0	1												
Matt Lawton, L OBP: 0.325, SLG: 0.417										4	0	0	0	0	0	2												
Terry Steinbach, R OBP: 0.373, SLG: 0.375										4	0	1	0	0	0	0												
Doug Mientkiewicz, L OBP: 0.383, SLG: 0.407										3	1	1	0	1	1	0												
Marty Cordova, R OBP: 0.396, SLG: 0.430										4	0	1	0	0	1	2												
Tori Hunter, R OBP: 0.311, SLG: 0.383										2	0	1	1	0	0	0												
Inning Stats	R: 1 E: 0 K: 1 S: 14	H: 2 LOB: 1 BB: 0 P: 22	R: 1 E: 0 K: 0 S: 9	H: 2 LOB: 0 BB: 0 P: 15	R: 0 E: 0 K: 0 S: 6	H: 1 LOB: 0 BB: 0 P: 13	R: 0 E: 0 K: 0 S: 6	H: 0 LOB: 0 BB: 0 P: 10	R: 0 E: 0 K: 2 S: 12	H: 1 LOB: 1 BB: 0 P: 18	R: 0 E: 0 K: 1 S: 10	H: 1 LOB: 1 BB: 0 P: 15	R: 0 E: 0 K: 0 S: 7	H: 0 LOB: 0 BB: 0 P: 10	R: 0 E: 0 K: 0 S: 8	H: 1 LOB: 1 BB: 0 P: 15	R: 0 E: 0 K: 1 S: 8	H: 1 LOB: 2 BB: 1 P: 16	1B: 6 2B: 4 3B: 0 HR: 0	SF: 1 SAC: 0 DP: 2 HBP: 0	WP: 0 PB: 0 SB: 0 CS: 0	PA: 35						
PITCHER	IP	WLS	BF	H	R	ER	SO	BB	IBB	HBP	BLK	WP	HR	S	P	ERA	WHIP											
Jeff Suppan, R ERA: 3.57	(1, 1)	7.0	W	26	7	2	2	4	0	0	0	0	0	0	64	103	2.57	1.000										
Terry Mathews, R ERA: 3.19	(8, 1)	1.0		4	1	0	0	0	0	0	0	0	0	8	15	0.00	1.000											
Jeff Montgomery, R ERA: 4.85	(9, 1)	1.0		5	1	0	0	1	1	0	0	0	0	8	16	0.00	2.000											

Batter	1	2	3	4	5	6	7	8	9	AB	R	H	RBI	BB	SO	LOB	TOP								
Shannon Stewart, R (1, 7) OBP: 0.408, SLG: 0.489	2-1 G4-3 1B	0-3 K		1-1 G6-3		1-0 1B 2B		0-3 K		5	2	2	1	0	2	2	Toronto Blue Jays @ Kansas City Royals Kauffman Stadium, Kansas City, MO Tue May 11 1999, 7:05 PM CDT Att: 12,141 - Cloudy - 66 F								
Alex Gonzalez, R (1, 6) OBP: 0.383, SLG: 0.445	0-1 G4-3 1B	4-1 1B BB		0-3 K		0-1 1B		1-2 F8		4	1	2	0	1	1	0									
Shawn Green, L (1, 9) OBP: 0.380, SLG: 0.618	2-2 G4-3	1-2 1B		3-1 F8		1-0 1B		4-2 BB		4	0	2	4	1	0	1									
Carlos Delgado, L (1, 3) OBP: 0.376, SLG: 0.535	1-1 F8-4 1B	0-1 G3			0-1 F8			2-0 F8		5	0	1	1	0	0	5									
Tony Fernandez, S (1, 5) OBP: 0.473, SLG: 0.532	1-1 1B		4-2 WP 1B BB		1-1 F8		1-2 F8		2-0 L7	4	0	1	0	1	0	0									
Mark Dalesandro, R (1, 10) OBP: 0.417, SLG: 0.364	2-2 F8-4		0-1 WP 1B		1-1 G5-3		2-1 2B SF8 HBP		0-0 1B	4	1	2	0	0	0	2									
José Cruz Jr., S (1, 8) OBP: 0.382, SLG: 0.413		1-3 K	2-1 G4-3			1-2 1B G4-3 2B		2-0 SF8 2B	1-3 K	5	1	2	0	0	2	3									
Pat Kelly, R (1, 4) OBP: 0.361, SLG: 0.636		4-2 BB 1B BB	1-3 K			0-0 2B G4-3 1B		0-2 SF8	2-3 K	3	2	1	1	1	2	3									
Mike Matheny, R (1, 2) OBP: 0.316, SLG: 0.426		0-0 1B BB	1-1 F9			1-1 G4-3		1-2 G1-3		4	1	1	1	0	0	4									
Inning Stats	R: 2 E: 0 K: 0 S: 14	H: 4 LOB: 1 BB: 0 P: 22	R: 2 E: 0 K: 2 S: 17	H: 2 LOB: 2 BB: 2 P: 27	R: 0 E: 0 K: 1 S: 14	H: 1 LOB: 2 BB: 1 P: 22	R: 0 E: 0 K: 1 S: 7	H: 0 LOB: 0 BB: 0 P: 11	R: 0 E: 0 K: 0 S: 6	H: 0 LOB: 0 BB: 0 P: 8	R: 3 E: 0 K: 0 S: 15	H: 5 LOB: 1 BB: 0 P: 20	R: 1 E: 0 K: 0 S: 12	H: 1 LOB: 1 BB: 0 P: 18	R: 0 E: 0 K: 1 S: 12	H: 0 LOB: 1 BB: 1 P: 19	R: 0 E: 0 K: 2 S: 8	H: 1 LOB: 1 BB: 0 P: 13	1B: 10 2B: 5 3B: 0 HR: 0	SF: 1 SAC: 0 DP: 2 HBP: 1	WP: 1 PB: 0 SB: 0 CS: 0	PA: 44			
PITCHER	IP	WLS	BF	H	R	ER	SO	BB	IBB	HBP	BLK	WP	HR	S	P	ERA	WHIP								
Jim Pittsley, R (1, 1) ERA: 6.94	5.0	L	26	9	6	6	4	3	0	0	0	1	0	64	97	10.80	2.400								
Avlin Morman, L (6, 1) ERA: 5.0	2.0		10	4	2	2	0	0	0	1	0	0	0	21	31	9.00	2.000								
Terry Mathews, R (8, 1) ERA: 2.35	2.0		8	1	0	0	3	1	0	0	0	0	0	20	32	0.00	1.000								

AB	38
R	8
H	14
RBI	8
BB	4
SO	7
LOB	20



Batter	1	2	3	4	5	6	7	8	9	AB	R	H	RBI	BB	SO	LOB	BOTTOM								
Carlos Beltrán, S (1, 8) OBP: 0.331, SLG: 0.470	1-0 E SF7 1B	1-3 K			0-2 F8 S 1B		1-0 P5		0-0 L9	5	1	2	0	0	1	2	Toronto Blue Jays @ Kansas City Royals Kauffman Stadium, Kansas City, MO Tue May 11 1999, 7:05 PM CDT Att: 12,141 - Cloudy - 66 F								
Joe Randa, R (1, 5) OBP: 0.336, SLG: 0.398	2-1 E 1B		1-1 P3		2-2 F8		2-0 2B 1B			4	0	2	1	0	0	1									
Johnny Damon, L (1, 7) OBP: 0.379, SLG: 0.475	0-2 P4		2-2 1B		4-2 S BB		0-2 2B		1-3 2B	3	0	2	0	1	0	2									
Jeff King, R (1, 3) OBP: 0.345, SLG: 0.370	4-1 FC6-4 BB		1-1 F9		3-2 P4		3-1 F8			3	0	0	0	1	0	5									
Larry Sutton, L (1, 10) OBP: 0.333, SLG: 0.418	2-0 SF7		1-2 F9			0-1 F7		1-3 K		2	0	0	1	0	0	1									
Steve Scarosone, R (8, PH) OBP: 0.212, SLG: 0.107										1	0	0	0	0	1	0									
Jermaine Dye, R (1, 9) OBP: 0.331, SLG: 0.505	0-1 FC6-4			0-3 K		0-0 P4		0-0 G6-4-3 1B		4	0	1	0	0	1	2									
Chad Kreuter, S (1, 2) OBP: 0.284, SLG: 0.275		2-1 L9		3-1 F8		1-0 P8		1-1 G6-4-3		4	0	0	0	0	0	1									
Carlos Febles, R (1, 4) OBP: 0.375, SLG: 0.495		2-1 G6-3 2B		2-0 F7		2-1 G5-3 1B			0-2 G5-4-3 1B	4	1	3	0	0	0	0									
Rey Sanchez, R (1, 6) OBP: 0.348, SLG: 0.445		0-0 G6-3			0-2 F8		0-0 G5-3		0-0 G5-4-3	4	0	0	0	0	0	3									
Inning Stats	R: 1 E: 1 K: 0 S: 10	H: 2 LOB: 2 BB: 1 P: 19	R: 0 E: 0 K: 1 S: 8	H: 1 LOB: 1 BB: 0 P: 13	R: 0 E: 0 K: 1 S: 10	H: 1 LOB: 1 BB: 0 P: 15	R: 0 E: 0 K: 1 S: 6	H: 0 LOB: 0 BB: 0 P: 11	R: 0 E: 0 K: 0 S: 18	H: 1 LOB: 2 BB: 1 P: 27	R: 0 E: 0 K: 0 S: 4	H: 0 LOB: 0 BB: 0 P: 5	R: 1 E: 0 K: 0 S: 10	H: 3 LOB: 2 BB: 0 P: 18	R: 0 E: 0 K: 1 S: 6	H: 1 LOB: 0 BB: 0 P: 8	R: 0 E: 0 K: 0 S: 9	H: 1 LOB: 0 BB: 0 P: 9	1B: 8 2B: 2 3B: 0 HR: 0	SF: 1 SAC: 0 DP: 2 HBP: 0	WP: 0 PB: 0 SB: 0 CS: 0	PA: 37			
PITCHER	IP	WLS	BF	H	R	ER	SO	BB	IBB	HBP	BLK	WP	HR	S	P	ERA	WHIP								
Kelvin Escobar, R (1, 1) ERA: 5.23	7.0	W	31	8	2	2	2	2	0	0	0	0	0	66	108	2.57	1.429								
Graeme Lloyd, L (8, 1) ERA: 1.59	2.0		6	2	0	0	1	0	0	0	0	0	0	15	17	0.00	1.000								



Batter	1	2	3	4	5	6	7	8	9	AB	R	H	RBI	BB	SO	LOB	TOP			
Shannon Stewart, R OBP: 0.398, SLG: 0.476 (1, 7)	F9		G5-3			K		F9		4	0	0	0	0	1	0				
Alex Gonzalez, R OBP: 0.373, SLG: 0.433 (1, 6)	F8			F7		L7		G5-3		4	0	0	0	0	0	0				
Shawn Green, L OBP: 0.389, SLG: 0.642 (1, 9)	1B			HR		FC6-4		F7		4	1	3	1	0	0	0				
Carlos Delgado, L OBP: 0.366, SLG: 0.519 (1, 3)	K			F9		FC6-4		K		4	0	0	0	0	2	2				
Tony Fernandez, S OBP: 0.470, SLG: 0.522 (1, 5)		G6-3								2	0	0	0	1	1	0				
Mark Dalesandro, R OBP: 0.333, SLG: 0.286 (1, 10)		G5-3		F7				L9		3	0	0	0	0	0	1				
José Cruz Jr., S OBP: 0.375, SLG: 0.403 (1, 8)						P2		F9		3	0	0	0	0	1	0				
Pat Kelly, R OBP: 0.349, SLG: 0.613 (1, 4)			G5-3			L5		F7		3	0	0	0	0	0	0				
Mike Matheny, R OBP: 0.300, SLG: 0.404 (1, 2)			G3-1			G5-3		G6-3		3	0	0	0	0	0	0				
Inning Stats	R: 0 E: 0 K: 1 S: 7	H: 1 LOB: 1 BB: 0 P: 11	R: 0 E: 0 K: 1 S: 9	H: 0 LOB: 0 BB: 0 P: 12	R: 0 E: 0 K: 0 S: 9	H: 0 LOB: 0 BB: 0 P: 9	R: 1 E: 0 K: 0 S: 11	H: 1 LOB: 1 BB: 1 P: 19	R: 0 E: 0 K: 1 S: 6	H: 0 LOB: 0 BB: 0 P: 10	R: 0 E: 0 K: 1 S: 9	H: 1 LOB: 1 BB: 0 P: 18	R: 0 E: 0 K: 1 S: 6	H: 0 LOB: 0 BB: 0 P: 6	R: 0 E: 0 K: 1 S: 7	H: 0 LOB: 0 BB: 0 P: 9	1B: 2 2B: 0 3B: 0 HR: 1	SF: 0 SAC: 0 DP: 0 HBP: 0	WP: 0 PB: 0 SB: 0 CS: 0	PA: 31
PITCHER Kevin Appier, R ERA: 4.32 (1, 1)	IP: 9.0 WLS: W BF: 31 H: 3 R: 1 ER: 1 SO: 5 BB: 1 IBB: 0 HBP: 0 BLK: 0 WP: 0 HR: 1 S: 70 P: 102 ERA: 1.00 WHIP: 0.444																			

Toronto Blue Jays @ Kansas City Royals
Kauffman Stadium, Kansas City, MO
Wed May 12 1999, 7:05 PM CDT
Att: 13,073 - Unknown - 65 F

AB 30
R 1
H 3
RBI 1
BB 1
SO 5
LOB 3



Batter	1	2	3	4	5	6	7	8	9	AB	R	H	RBI	BB	SO	LOB	BOTTOM			
Carlos Beltrán, S OBP: 0.333, SLG: 0.475 (1, 8)	G6-3		G3	2B	K			G4-3		5	1	2	0	0	1	1				
Joe Randa, R OBP: 0.338, SLG: 0.406 (1, 5)	G6-3		BB	1B		G1-3		G4-3		5	1	2	1	0	0	1				
Johnny Damon, L OBP: 0.379, SLG: 0.484 (1, 7)	F9		1B	E1				K		4	0	1	0	1	1	1				
Jeff King, R OBP: 0.349, SLG: 0.347 (1, 3)		1B	P6			K		G6-3		3	0	0	0	1	1	4				
29 Mike Sweeney, R OBP: 0.375, SLG: 0.526 (1, 10)		L9				L7				4	0	1	0	0	1	4				
Jermaine Dye, R OBP: 0.344, SLG: 0.549 (1, 9)				FC6-4				HR		4	3	3	1	0	0	1				
Tim Spehr, R OBP: 0.400, SLG: 0.588 (1, 2)		K		HR		E5		P5		4	1	1	2	0	1	2				
Carlos Febles, R OBP: 0.371, SLG: 0.487 (1, 4)		G4-3		1B		G4-3		G6-3		4	1	1	0	0	0	3				
Rey Sanchez, R OBP: 0.336, SLG: 0.430 (1, 6)			G3-1	K		G6-3		F9		4	0	0	0	0	1	2				
Inning Stats	R: 0 E: 0 K: 0 S: 6	H: 0 LOB: 0 BB: 0 P: 8	R: 0 E: 0 K: 1 S: 9	H: 1 LOB: 2 BB: 0 P: 13	R: 0 E: 0 K: 0 S: 8	H: 1 LOB: 2 BB: 1 P: 13	R: 5 E: 1 K: 2 S: 21	H: 5 LOB: 2 BB: 1 P: 33	R: 1 E: 1 K: 1 S: 10	H: 1 LOB: 1 BB: 0 P: 11	R: 0 E: 0 K: 1 S: 10	H: 1 LOB: 1 BB: 0 P: 17	R: 1 E: 0 K: 0 S: 10	H: 1 LOB: 0 BB: 0 P: 18	R: 0 E: 0 K: 1 S: 10	H: 1 LOB: 1 BB: 0 P: 14	1B: 5 2B: 3 3B: 1 HR: 2	SF: 0 SAC: 0 DP: 0 HBP: 1	WP: 0 PB: 0 SB: 0 CS: 0	PA: 40
PITCHER Chris Carpenter, R ERA: 2.96 Paul Spoljarc, L ERA: 12.96 Billy Koch, R ERA: (1, 1) (7, 1) (8, 1)	IP: 6.0 WLS: L BF: 32 H: 6 R: 3 ER: 3 SO: 5 BB: 2 IBB: 0 HBP: 1 BLK: 0 WP: 0 HR: 1 S: 64 P: 95 ERA: 4.50 WHIP: 1.833																			

Toronto Blue Jays @ Kansas City Royals
Kauffman Stadium, Kansas City, MO
Wed May 12 1999, 7:05 PM CDT
Att: 13,073 - Unknown - 65 F

AB 37
R 7
H 11
RBI 4
BB 2
SO 6
LOB 19



Batter	1	2	3	4	5	6	7	8	9	AB	R	H	RBI	BB	SO	LOB	TOP										
Shannon Stewart, R (1, 7) OBP: 0.398, SLG: 0.469	1-2 G5-3	2-0 BB 1B 1B		0-0 G5-3		4-2 S 1B BB		1-3 K		4	1	1	1	1	1	0	Toronto Blue Jays @ Kansas City Royals Kauffman Stadium, Kansas City, MO Thu May 13 1999, 1:05 PM CDT Att: 19,573 - Sunny - 69 F										
Alex Gonzalez, R (1, 6) OBP: 0.374, SLG: 0.432	3-2 G5-3	0-0 BB 1B 1B		0-0 G5-3		0-1 1B		2-3 K		5	1	2	0	0	1	0											
Shawn Green, L (1, 9) OBP: 0.395, SLG: 0.645	2-0 P4	4-0 1B BB			0-0 1B SF7 1B	1-3 K			1-1 1B 2B	4	2	2	0	1	1	2											
Carlos Delgado, L (1, 3) OBP: 0.380, SLG: 0.537					1-0 F8		1-0 2B		2-0 G5-4-3 1B 2H	5	1	4	3	0	0	1											
Tony Fernandez, S (1, 5) OBP: 0.482, SLG: 0.530					0-0 SF7 1B		4-1 BB		0-0 G5-4-3 1B	4	1	3	0	1	0	2											
Mark Dalesandro, R (1, 10) OBP: 0.250, SLG: 0.222		0-0 E3 1B BB G6-4-3	0-0 G3		0-0 SF7		1-0 P6		0-2 G5-4-3	4	1	0	1	0	0	6											
Jacob Brumfield, R (1, 8) OBP: 0.261, SLG: 0.318		4-2 G6-4-3 1B BB	0-2 P6		1-2 3H 2-2 G6-3		0-1 P6		0-0 P3	4	1	0	1	1	0	4											
Pat Kelly, R (1, 4) OBP: 0.344, SLG: 0.595		0-0 G6-4-3 1B	1-0 F8			2-3 K	2-3 K			4	0	1	1	0	2	2											
Mike Matheny, R (1, 2) OBP: 0.281, SLG: 0.377		1-2 2-3 3-H G6-4-3		2-0 F7		1-2 L8		0-0 G5-3		4	0	0	0	0	0	2											
Inning Stats	R: 0 E: 0 K: 0 S: 8	H: 0 LOB: 0 BB: 0 P: 14	R: 6 E: 1 K: 0 S: 21	H: 6 LOB: 2 BB: 2 P: 37	R: 0 E: 0 K: 0 S: 5	H: 0 LOB: 0 BB: 0 P: 6	R: 0 E: 0 K: 0 S: 3	H: 0 LOB: 0 BB: 0 P: 5	R: 1 E: 0 K: 0 S: 8	H: 2 LOB: 1 BB: 0 P: 11	R: 0 E: 0 K: 2 S: 15	H: 1 LOB: 2 BB: 1 P: 23	R: 0 E: 0 K: 1 S: 8	H: 1 LOB: 2 BB: 1 P: 16	R: 0 E: 0 K: 2 S: 8	H: 0 LOB: 0 BB: 0 P: 11	R: 1 E: 0 K: 0 S: 8	H: 3 LOB: 1 BB: 0 P: 11	1B: 11 2B: 2 3B: 0 HR: 0	SF: 1 SAC: 0 DP: 2 HBP: 0	WP: 0 PB: 0 SB: 1 CS: 0	PA: 43					
PITCHER	IP	WLS	BF	H	R	ER	SO	BB	IBB	HBP	BLK	WP	HR	S	P	ERA	WHIP										
50 José Rosado, L (1, 1) ERA: 1.93	6.0	L	30	9	7	2	2	3	0	0	0	0	0	60	96	3.00	2.000										
Tery Mathews, R (7, 1) ERA: 2.09	1.0		5	1	0	0	1	1	0	0	0	0	0	8	16	0.00	2.000										
Scott Service, R (8, 1) ERA: 7.16	1.0		3	0	0	0	2	0	0	0	0	0	0	8	11	0.00	0.000										
Jeff Montgomery, R (9, 1) ERA: 5.14	1.0		5	3	1	1	0	0	0	0	0	0	0	8	11	9.00	3.000										

Batter	1	2	3	4	5	6	7	8	9	AB	R	H	RBI	BB	SO	LOB	BOTTOM										
Carlos Beltrán, S (1, 8) OBP: 0.329, SLG: 0.465	0-3 K	2-1 G3-1			0-3 K		1-3 K		2-2 1B	5	0	1	0	0	3	4	Toronto Blue Jays @ Kansas City Royals Kauffman Stadium, Kansas City, MO Thu May 13 1999, 1:05 PM CDT Att: 19,573 - Sunny - 69 F										
Joe Randa, R (1, 5) OBP: 0.340, SLG: 0.406	2-1 FC5-4 1B		0-1 L8			0-0 L8	0-2 F7		2-1 1B	5	0	2	0	0	0	3											
Johnny Damon, L (1, 7) OBP: 0.367, SLG: 0.466	0-1 FC5-4 2B		0-0 G4-3			0-2 F9		3-2 P2	2-2 P4	5	1	0	0	0	0	3											
29 Mike Sweeney, R (1, 10) OBP: 0.380, SLG: 0.545	1-0 1H 2B		1-0 F9			3-1 G5-3		2-1 1B 2B		4	0	2	1	0	0	0											
Larry Sutton, L (1, 3) OBP: 0.348, SLG: 0.421	4-1 P7			0-2 P7			2-2 1B 1B		0-1 F7	2	1	1	0	1	0	0											
Scott Leius, R (8, PH) OBP: 0.256, SLG: 0.303										0	0	0	0	0	0	0											
Scott Pose, L (8, PH) OBP: 0.417, SLG: 0.400										1	0	0	0	0	0	1											
Steve Scarson, R (9, 3) OBP: 0.212, SLG: 0.107										0	0	0	0	0	0	0											
Jermaine Dye, R (1, 9) OBP: 0.341, SLG: 0.538	2-2 P3			0-3 K			0-1 P4		0-0 1B	4	0	1	0	0	1	3											
Tim Spehr, R (1, 2) OBP: 0.390, SLG: 0.571			1-3 K		2-1 G3		2-2 1B 1B		2-1 P6	1	0	0	0	0	1	0											
Chad Kreuter, S (3, 2) OBP: 0.286, SLG: 0.278							1-3 1B 1B			3	0	1	0	0	0	2											
Carlos Febles, R (1, 4) OBP: 0.375, SLG: 0.483		4-1 G6-3 S BB			1-2 G1-3		3-2 1B 1B		0-0 G1-3	3	0	1	1	1	0	0											
Rey Sanchez, R (1, 6) OBP: 0.333, SLG: 0.424		1-1 G6-3			0-0 L9		1-2 3H 0-0 1B		2-3 K	4	0	1	0	0	1	1											
Inning Stats	R: 1 E: 0 K: 1 S: 12	H: 2 LOB: 2 BB: 1 P: 21	R: 0 E: 0 K: 1 S: 8	H: 0 LOB: 1 BB: 1 P: 16	R: 0 E: 0 K: 0 S: 4	H: 0 LOB: 0 BB: 0 P: 5	R: 0 E: 0 K: 1 S: 8	H: 0 LOB: 0 BB: 0 P: 10	R: 0 E: 0 K: 1 S: 7	H: 0 LOB: 0 BB: 0 P: 8	R: 0 E: 0 K: 0 S: 6	H: 0 LOB: 0 BB: 0 P: 9	R: 1 E: 0 K: 1 S: 19	H: 4 LOB: 3 BB: 0 P: 27	R: 0 E: 0 K: 0 S: 10	H: 2 LOB: 2 BB: 0 P: 17	R: 0 E: 0 K: 1 S: 13	H: 2 LOB: 2 BB: 0 P: 21	1B: 8 2B: 2 3B: 0 HR: 0	SF: 0 SAC: 0 DP: 0 HBP: 0	WP: 0 PB: 0 SB: 1 CS: 0	PA: 39					
PITCHER	IP	WLS	BF	H	R	ER	SO	BB	IBB	HBP	BLK	WP	HR	S	P	ERA	WHIP										
Pat Hentgen, R (1, 1) ERA: 4.3	6.1	W	27	6	2	2	4	2	0	0	0	0	0	11	17	0.00	1.000										
Dan Plesac, L (7, 1) ERA: 7.2	1.0	H	4	1	0	0	1	0	0	0	0	0	0	11	17	0.00	1.000										
Pete Munro, R (8, 1) ERA: 3.86	1.2		8	3	0	0	1	0	0	0	0	0	0	18	28	0.00	1.800										

AB 38
R 8
H 13
RBI 7
BB 4
SO 5
LOB 19




AB 37
R 2
H 10
RBI 2
BB 2
SO 6
LOB 17



Batter	1	2	3	4	5	6	7	8	9	AB	R	H	RBI	BB	SO	LOB	TOP										
Carlos Beltrán, S (1, 8) OBP: 0.347, SLG: 0.506	1-3 K		0-0 1B		0-0 P6			1-2 1B		4	0	2	0	0	1	1	Kansas City Royals @ Seattle Mariners The Kingdome, Seattle, WA Sun May 16 1999, 4:35 PM EDT Att: 36,637 - Dome - 72 F										
Carlos Febles, R (1, 4) OBP: 0.400, SLG: 0.542	2-3 K		1-3 K			2-1 1B		2-2 F8		4	0	1	0	0	2	4											
Johnny Damon, L (1, 7) OBP: 0.358, SLG: 0.479	0-2 F8		0-2 P6			2-3 K		1-2 1B		4	0	1	0	0	1	4											
Jeff King, R (1, 3) OBP: 0.359, SLG: 0.339		0-1 1B		1-1 G5-3		1-2 P2		2-1 P2		4	0	1	0	0	0	3											
29 Mike Sweeney, R (1, 10) OBP: 0.374, SLG: 0.540		0-0 P3		1-0 1B		1-2 BB		2-2 F7		3	0	1	0	1	0	3											
Jermaine Dye, R (1, 9) OBP: 0.343, SLG: 0.523		0-0 G4-3-6		2-2 G1-4-3		2-2 P5		0-1 G1-6-3		4	1	1	0	0	0	4											
Scott Leius, R (1, 5) OBP: 0.262, SLG: 0.306			1-2 G5-3		2-1 G5-3		1-0 G6-3		3-1 G1-6-3	3	0	1	0	0	0	0											
Scott Pose, L (9, PH) OBP: 0.405, SLG: 0.387								2-3 G4-3		1	0	0	0	0	0	1											
Tim Spehr, R (1, 2) OBP: 0.378, SLG: 0.526			4-2 1B		2-3 K		0-0 F9		3-1 G4-3	2	0	0	0	1	1	1											
Chad Kreuter, S (9, PH) OBP: 0.319, SLG: 0.346								3-H F9		1	0	0	1	0	0	0											
Rey Sanchez, R (1, 6) OBP: 0.343, SLG: 0.442			0-0 1B		1-1 G5-3		1-1 G6-3		1-0 F9	3	0	1	0	0	0	1											
Larry Sutton, L (9, PH) OBP: 0.343, SLG: 0.414			1-2 1B		1-2 1B					1	0	0	0	0	0	0											
Inning Stats	R: 0 E: 0 K: 2 S: 9	H: 0 LOB: 0 BB: 0 P: 12	R: 0 E: 0 K: 0 S: 4	H: 1 LOB: 0 BB: 0 P: 4	R: 0 E: 0 K: 1 S: 15	H: 2 LOB: 3 BB: 1 P: 21	R: 0 E: 0 K: 0 S: 6	H: 1 LOB: 0 BB: 0 P: 10	R: 0 E: 0 K: 1 S: 8	H: 1 LOB: 2 BB: 1 P: 13	R: 0 E: 0 K: 0 S: 4	H: 0 LOB: 0 BB: 0 P: 6	R: 0 E: 0 K: 0 S: 16	H: 2 LOB: 2 BB: 0 P: 24	R: 1 E: 0 K: 0 S: 7	H: 1 LOB: 0 BB: 0 P: 14	1B: 8 2B: 1 3B: 0 HR: 0	SF: 0 SAC: 0 DP: 2 HBP: 0	WP: 0 PB: 0 SB: 0 CS: 0	PA: 36							
PITCHER	IP	WLS	BF	H	R	ER	SO	BB	IBB	HBP	BLK	WP	HR	S	P	ERA	WHIP										
Jamie Moyer, L (1, 1) ERA: 6.18	8.0	W	32	8	0	0	5	2	0	0	0	0	0	73	112	0.00	1.250										
Jose Mesa, R (9, 1) ERA: 9.72	1.0		4	1	1	1	0	0	0	0	0	0	0	7	14	9.00	1.000										

Batter	1	2	3	4	5	6	7	8	9	AB	R	H	RBI	BB	SO	LOB	BOTTOM										
Brian Hunter, R (1, 7) OBP: 0.307, SLG: 0.320	0-0 2B		2-2 G6-3		2-2 K		3-2 L7			4	1	1	0	0	1	0	Kansas City Royals @ Seattle Mariners The Kingdome, Seattle, WA Sun May 16 1999, 4:35 PM EDT Att: 36,637 - Dome - 72 F										
Alex Rodriguez, R (1, 6) OBP: 0.381, SLG: 0.529	2-2 1B		2-1 1B		4-2 BB		0-1 G5-3			3	2	2	1	1	0	0											
Ken Griffey Jr., L (1, 8) OBP: 0.398, SLG: 0.623	1-0 F7		0-0 1B		2-0 FC6-4		2-2 HR			4	2	3	2	0	0	1											
David Segui, S (1, 3) OBP: 0.307, SLG: 0.457	1-1 1B		4-0 1B		1-0 F8		1-2 F7			3	0	1	0	1	0	2											
Butch Huskey, R (1, 10) OBP: 0.373, SLG: 0.566	2-3 SF8		1-2 1B		1-2 FC6-4			4-1 FC4-6		2	0	0	1	1	1	4											
John Mabry, L (1, 9) OBP: 0.281, SLG: 0.495	3-H F7		0-2 1B		2-0 F7		2-3 K			4	0	1	1	0	1	2											
Russ Davis, R (1, 5) OBP: 0.301, SLG: 0.535		1-0 F7		4-2 BB		0-2 G6-3		3-2 FC4-6		3	0	0	0	1	0	1											
David Bell, R (1, 4) OBP: 0.329, SLG: 0.567		0-0 L7		1-0 L6-3		1-1 1B		2-3 K		4	0	1	0	0	1	2											
Dan Wilson, R (1, 2) OBP: 0.288, SLG: 0.330		2-1 G6-3		2-2 G1-4-3		0-3 K				3	0	0	0	0	1	1											
Inning Stats	R: 2 E: 1 K: 0 S: 11	H: 3 LOB: 1 BB: 0 P: 17	R: 0 E: 0 K: 0 S: 4	H: 0 LOB: 0 BB: 0 P: 7	R: 2 E: 0 K: 1 S: 12	H: 3 LOB: 2 BB: 1 P: 22	R: 0 E: 0 K: 0 S: 6	H: 0 LOB: 0 BB: 1 P: 13	R: 0 E: 0 K: 1 S: 11	H: 1 LOB: 2 BB: 1 P: 21	R: 0 E: 0 K: 1 S: 9	H: 1 LOB: 0 BB: 0 P: 12	R: 1 E: 0 K: 0 S: 15	H: 1 LOB: 0 BB: 0 P: 21	R: 0 E: 0 K: 2 S: 13	H: 0 LOB: 1 BB: 1 P: 24		1B: 6 2B: 3 3B: 0 HR: 1	SF: 1 SAC: 0 DP: 1 HBP: 0	WP: 0 PB: 0 SB: 0 CS: 0	PA: 35						
PITCHER	IP	WLS	BF	H	R	ER	SO	BB	IBB	HBP	BLK	WP	HR	S	P	ERA	WHIP										
49 Chris Fussell, R (1, 1) ERA: 6.0	6.0	L	27	8	4	4	3	3	0	0	0	0	0	53	92	6.00	1.833										
Scott Service, R (7, 1) ERA: 6.41	1.0		4	1	1	1	0	0	0	0	0	0	1	15	21	9.00	1.000										
Matt Whisenant, L (8, 1) ERA: 2.08	1.0		4	0	0	0	2	1	0	0	0	0	0	13	24	0.00	1.000										

AB 34
R 1
H 9
RBI 1
BB 2
SO 5
LOB 22



AB 30
R 5
H 9
RBI 5
BB 4
SO 5
LOB 13



Batter	1	2	3	4	5	6	7	8	9	AB	R	H	RBI	BB	SO	LOB	TOP										
Tony Phillips, S OBP: 0.389, SLG: 0.537 (1, 4)	F7		G3				L8			3	0	0	0	1	0	0	Oakland Athletics @ Kansas City Royals Kauffman Stadium, Kansas City, MO Tue May 18 1999, 7:05 PM CDT Att: 14,212 - Unknown - 78 F livebaseballscorecards.com										
Jason McDonald, S OBP: 0.304, SLG: 0.261 (1, 8)	G3		K			F8	K			4	0	0	0	0	2	1											
Jason Giambi, L OBP: 0.371, SLG: 0.523 (1, 3)	1B 2B			G4-3		F8 1B G3 BB		G6-3		3	2	1	0	1	0	0											
John Jaha, R OBP: 0.436, SLG: 0.667 (1, 10)	2H 1B			G6-3		WP G3 1B		G4-3 2B		4	0	3	1	0	0	0											
Matt Stairs, L OBP: 0.358, SLG: 0.517 (1, 9)	K			1B		F8		G4-3		4	0	1	0	0	1	4											
Ben Griewe, L OBP: 0.214, SLG: 0.255 (1, 7)		L7		K		G3		G6-3		4	0	0	1	0	1	3											
Mike Macfarlane, R OBP: 0.295, SLG: 0.255 (1, 2)		G5-3			G3	K		G6-3		4	0	0	0	0	1	1											
3 Eric Chavez, L OBP: 0.318, SLG: 0.367 (1, 5)		G4-3			F9	F7		E3		4	0	0	0	0	0	2											
Miguel Tejada, R OBP: 0.295, SLG: 0.416 (1, 6)			L5			HR		G4-6-3		4	1	1	1	0	0	1											
Inning Stats	R: 1 E: 0 K: 1 S: 12	H: 2 LOB: 1 BB: 0 P: 22	R: 0 E: 0 K: 0 S: 9	H: 0 LOB: 0 BB: 0 P: 15	R: 0 E: 0 K: 1 S: 11	H: 0 LOB: 0 BB: 0 P: 18	R: 0 E: 0 K: 1 S: 9	H: 1 LOB: 1 BB: 0 P: 13	R: 1 E: 0 K: 0 S: 8	H: 1 LOB: 1 BB: 1 P: 15	R: 0 E: 0 K: 1 S: 12	H: 0 LOB: 0 BB: 0 P: 17	R: 0 E: 0 K: 0 S: 7	H: 1 LOB: 1 BB: 0 P: 12	R: 0 E: 1 K: 0 S: 6	H: 0 LOB: 0 BB: 0 P: 7	1B: 3 2B: 2 3B: 0 HR: 1	SF: 0 SAC: 0 DP: 1 HBP: 0	WP: 1 PB: 0 SB: 0 CS: 0	PA: 36							
PITCHER	IP	WLS	BF	H	R	ER	SO	BB	IBB	HBP	BLK	WP	HR	S	P	ERA	WHIP										
Kevin Appier, R ERA: 4.34 (1, 1)	6.0	W	26	5	3	3	4	2	0	0	0	1	1	61	101	4.50	1.167										
Jose Santiago, R ERA: 2.35 (7, 1)	2.0	H	7	1	0	0	1	0	0	0	0	0	0	19	29	0.00	0.500										
Scott Service, R ERA: 6.1 (9, 1)	1.0		3	0	0	0	0	0	0	0	0	0	0	6	7	0.00	0.000										

Batter	1	2	3	4	5	6	7	8	9	AB	R	H	RBI	BB	SO	LOB	BOTTOM										
Carlos Beltrán, S OBP: 0.355, SLG: 0.528 (1, 8)	G3		1 SAFE 1 SAFE 3B 1B		F8		1B 1B	HR		5	3	3	2	0	0	0	Oakland Athletics @ Kansas City Royals Kauffman Stadium, Kansas City, MO Tue May 18 1999, 7:05 PM CDT Att: 14,212 - Unknown - 78 F livebaseballscorecards.com										
Joe Randa, R OBP: 0.349, SLG: 0.415 (1, 5)	G6-3		1H FC1-5-5 3B		G5-3		1B 1B	G4-3		5	1	2	3	0	0	0											
Johnny Damon, L OBP: 0.353, SLG: 0.470 (1, 7)	G6-3		FC1-5-2-6		F9		1B 29 2B 1B	F7		5	1	1	1	0	0	1											
Jeff King, R OBP: 0.361, SLG: 0.388 Scott Leius, R OBP: 0.292, SLG: 0.306 (9, 3)		K	L8			P6	29 2B 2B 1B	HR		5	2	2	2	0	1	1											
29 Mike Sweeney, R OBP: 0.383, SLG: 0.573 (1, 10)	G3			G6-3		FC6-4 HBP	2B 2B 1B	HR		4	2	2	2	0	0	0											
Jermaine Dye, R OBP: 0.351, SLG: 0.545 (1, 9)	K			HR		FC6-4	2B IBB 1B	1B		4	1	2	1	1	1	1											
Chad Kreuter, S OBP: 0.333, SLG: 0.384 (1, 2)			SH2-3 1B 2B		G2-3		G1-3	FC6 2B 1B		5	1	3	2	0	0	1											
Carlos Febles, R OBP: 0.403, SLG: 0.556 (1, 4)			SH2-3		3B		FC6 1B G5-3	G4-3		4	1	2	0	0	0	4											
Rey Sanchez, R OBP: 0.341, SLG: 0.432 Steve Scarosone, R OBP: 0.212, SLG: 0.107 (8, 6)			1B 3B HBP		G6-3					3	1	0	0	0	0	4											
Inning Stats	R: 0 E: 0 K: 0 S: 5	H: 0 LOB: 0 BB: 0 P: 10	R: 0 E: 0 K: 2 S: 11	H: 0 LOB: 0 BB: 0 P: 18	R: 3 E: 0 K: 0 S: 12	H: 3 LOB: 1 BB: 0 P: 19	R: 1 E: 0 K: 0 S: 7	H: 2 LOB: 1 BB: 0 P: 10	R: 0 E: 0 K: 0 S: 4	H: 0 LOB: 0 BB: 0 P: 6	R: 0 E: 0 K: 0 S: 5	H: 0 LOB: 1 BB: 0 P: 7	R: 6 E: 0 K: 0 S: 17	H: 7 LOB: 2 BB: 1 P: 31	R: 3 E: 0 K: 0 S: 17	H: 5 LOB: 2 BB: 0 P: 23	1B: 8 2B: 3 3B: 2 HR: 4	SF: 0 SAC: 1 DP: 0 HBP: 2	WP: 0 PB: 0 SB: 0 CS: 0	PA: 44							
PITCHER	IP	WLS	BF	H	R	ER	SO	BB	IBB	HBP	BLK	WP	HR	S	P	ERA	WHIP										
Gil Heredia, R ERA: 4.53 (1, 1)	6.1	L	29	8	7	7	2	0	0	0	0	0	0	1	2	9.95	1.263										
Buddy Groom, L ERA: 6.0 (7, 1)	0.0		1	1	0	0	0	0	0	0	0	0	0	1	2	∞	∞										
Tim Worrell, R ERA: 6.04 (7, 1)	1.1		13	8	6	6	0	0	1	0	0	0	3	24	37	40.50	6.000										
Brad Rigby, R ERA: 4.08 (8, 1)	0.1		1	0	0	0	0	0	0	0	0	0	0	3	5	0.00	0.000										

Batter	1	2	3	4	5	6	7	8	9	AB	R	H	RBI	BB	SO	LOB	TOP										
Tony Phillips, S OBP: 0.391, SLG: 0.550 Ben Grieve, L OBP: 0.212, SLG: 0.252										4	1	2	0	0	0	1											
Tim Raines, S OBP: 0.387, SLG: 0.328										3	0	1	1	1	0	0											
Jason Giambi, L OBP: 0.368, SLG: 0.513										3	1	0	0	1	1	4											
John Jaha, R OBP: 0.421, SLG: 0.641										4	0	0	0	0	0	3											
Matt Stairs, L OBP: 0.370, SLG: 0.546										3	1	2	2	1	0	0											
Olmedo Saenz, R OBP: 0.405, SLG: 0.484										4	0	1	0	0	0	2											
Scott Spiezio, S OBP: 0.297, SLG: 0.330										4	0	0	0	0	1	2											
Miguel Tejada, R OBP: 0.289, SLG: 0.407 Jorge Velandía, R OBP: 0.333, SLG: 0.444										3	0	0	0	0	2	1											
A.J. Hinch, R OBP: 0.244, SLG: 0.278 3 Eric Chavez, L OBP: 0.315, SLG: 0.364										2	0	0	0	1	0	0											
Inning Stats	R: 2 E: 0 K: 0 S: 18	H: 2 LOB: 1 BB: 1 P: 34	R: 0 E: 0 K: 2 S: 8	H: 0 LOB: 0 BB: 0 P: 10	R: 0 E: 0 K: 0 S: 6	H: 0 LOB: 1 BB: 0 P: 8	R: 0 E: 0 K: 0 S: 11	H: 0 LOB: 1 BB: 1 P: 16	R: 0 E: 0 K: 1 S: 13	H: 2 LOB: 1 BB: 0 P: 13	R: 0 E: 0 K: 1 S: 12	H: 2 LOB: 2 BB: 0 P: 22	R: 0 E: 0 K: 0 S: 6	H: 0 LOB: 0 BB: 0 P: 7	R: 0 E: 0 K: 0 S: 7	H: 0 LOB: 0 BB: 0 P: 11	1B: 4 2B: 0 3B: 1 HR: 1	SF: 0 SAC: 0 DP: 0 HBP: 0	WP: 1 PB: 0 SB: 0 CS: 0	PA: 37							
PITCHER	IP	WLS	BF	H	R	ER	SO	BB	IBB	HBP	BLK	WP	HR	S	P	ERA	WHIP										
50 José Rosado, L ERA: 2.22 Terry Mathews, R ERA: 1.85	6.0	W	26	4	3	3	3	4	0	0	0	1	1	64	106	4.50	1.333										
	3.0	S	11	2	0	0	1	0	0	0	0	0	0	25	40	0.00	0.667										

Oakland Athletics @ Kansas City Royals
Kauffman Stadium, Kansas City, MO
Wed May 19 1999, 7:05 PM CDT
Att: 13,727 - Unknown - 77 F

AB 33
R 3
H 6
RBI 3
BB 4
SO 4
LOB 13



Batter	1	2	3	4	5	6	7	8	9	AB	R	H	RBI	BB	SO	LOB	BOTTOM										
Carlos Beltrán, S OBP: 0.348, SLG: 0.515										6	1	1	0	0	3	0											
Joe Randa, R OBP: 0.345, SLG: 0.408										5	1	1	0	0	1	1											
Johnny Damon, L OBP: 0.360, SLG: 0.471										4	1	2	0	1	0	2											
Jeff King, R OBP: 0.391, SLG: 0.397 Larry Sutton, L OBP: 0.336, SLG: 0.407										1	3	1	1	3	0	0											
29 Mike Sweeney, R OBP: 0.394, SLG: 0.568 Scott Pose, L OBP: 0.421, SLG: 0.387										1	3	0	0	1	1	2											
Jermaine Dye, R OBP: 0.366, SLG: 0.551										4	2	3	3	1	1	1											
Chad Kreuter, S OBP: 0.365, SLG: 0.422										4	1	4	5	1	0	0											
Carlos Febles, R OBP: 0.392, SLG: 0.540 Steve Scarsone, R OBP: 0.236, SLG: 0.103										4	0	0	0	0	1	5											
Rey Sanchez, R OBP: 0.336, SLG: 0.445 Scott Leius, R OBP: 0.262, SLG: 0.306										5	1	1	3	0	0	4											
Inning Stats	R: 0 E: 0 K: 2 S: 12	H: 0 LOB: 2 BB: 2 P: 22	R: 0 E: 0 K: 0 S: 7	H: 1 LOB: 1 BB: 1 P: 13	R: 4 E: 1 K: 2 S: 14	H: 4 LOB: 1 BB: 1 P: 25	R: 0 E: 0 K: 1 S: 8	H: 0 LOB: 0 BB: 0 P: 11	R: 3 E: 0 K: 0 S: 16	H: 2 LOB: 1 BB: 2 P: 32	R: 4 E: 1 K: 1 S: 21	H: 3 LOB: 2 BB: 1 P: 37	R: 0 E: 0 K: 0 S: 8	H: 1 LOB: 1 BB: 0 P: 12	R: 3 E: 0 K: 2 S: 13	H: 2 LOB: 0 BB: 1 P: 24	1B: 11 2B: 1 3B: 0 HR: 1	SF: 0 SAC: 0 DP: 1 HBP: 2	WP: 2 PB: 1 SB: 1 CS: 1	PA: 46							
PITCHER	IP	WLS	BF	H	R	ER	SO	BB	IBB	HBP	BLK	WP	HR	S	P	ERA	WHIP										
Tom Candiotti, R ERA: 6.9 Brad Rigby, R ERA: 4.7 Doug Jones, R ERA: 2.22 T.J. Mathews, R ERA: 2.55	4.0	L	24	6	7	7	5	6	0	1	0	0	0	29	50	13.50	2.500										
	2.0		12	4	4	3	1	1	0	1	0	0	0	8	12	0.00	1.000										
	1.0		4	1	0	0	0	0	0	0	0	0	0	1	13	27.00	3.000										
	1.0		6	2	3	3	2	1	0	0	0	0	1	13	24	27.00	3.000										

Oakland Athletics @ Kansas City Royals
Kauffman Stadium, Kansas City, MO
Wed May 19 1999, 7:05 PM CDT
Att: 13,727 - Unknown - 77 F

AB 36
R 14
H 13
RBI 12
BB 8
SO 8
LOB 18



Batter	1	2	3	4	5	6	7	8	9	AB	R	H	RBI	BB	SO	LOB	TOP					
Tony Phillips, S OBP: 0.388, SLG: 0.548 (1, 4)										4	1	1	0	0	1	0						
Ben Griewe, L OBP: 0.221, SLG: 0.261 (1, 9)										4	0	2	1	0	0	0						
Jason Giambi, L OBP: 0.371, SLG: 0.510 (1, 3)										3	0	1	0	1	0	0						
Matt Stairs, L OBP: 0.366, SLG: 0.545 (1, 10)										4	0	1	0	0	0	4						
Tim Raines, S OBP: 0.367, SLG: 0.306 (1, 7)										4	0	0	0	0	0	4						
Mike Macfarlane, R OBP: 0.241, SLG: 0.241 (1, 2)										3	0	0	0	0	0	3						
3 Eric Chavez, L OBP: 0.307, SLG: 0.353 (1, 5)										3	0	0	0	0	0	1						
Miguel Tejada, R OBP: 0.283, SLG: 0.399 (1, 6)										3	0	0	0	0	1	0						
Jason McDonald, S OBP: 0.297, SLG: 0.254 (1, 8)										3	0	0	0	0	0	0						
Inning Stats	R: 0 H: 0 E: 0 K: 1 S: 11	H: 0 LOB: 0 BB: 0 P: 19	R: 0 H: 1 E: 0 K: 0 S: 7	H: 1 LOB: 1 BB: 0 P: 13	R: 0 H: 0 E: 0 K: 1 S: 8	H: 0 LOB: 0 BB: 0 P: 11	R: 0 H: 1 E: 0 K: 0 S: 9	H: 1 LOB: 2 BB: 1 P: 16	R: 0 H: 0 E: 0 K: 0 S: 7	H: 0 LOB: 0 BB: 0 P: 10	R: 0 H: 0 E: 0 K: 0 S: 7	H: 0 LOB: 0 BB: 0 P: 9	R: 0 H: 0 E: 0 K: 0 S: 4	H: 0 LOB: 0 BB: 0 P: 5	R: 0 H: 0 E: 0 K: 0 S: 7	H: 0 LOB: 0 BB: 0 P: 9	R: 1 H: 3 E: 0 K: 0 S: 10	H: 3 LOB: 1 BB: 0 P: 13	1B: 3 2B: 2 3B: 0 HR: 0	SF: 0 SAC: 0 DP: 1 HBP: 0	WP: 0 PB: 0 SB: 0 CS: 0	PA: 32
PITCHER Jeff Suppan, R ERA: 3.66 (1, 1)	IP: 9.0 WLS: W BF: 32 H: 5 R: 1 ER: 1 SO: 2 BB: 1 IBB: 0 HBP: 0 BLK: 0 WP: 0 HR: 0 S: 70 P: 105 ERA: 1.00 WHIP: 0.667															PITCHER	IP: 9.0 WLS: W BF: 32 H: 5 R: 1 ER: 1 SO: 2 BB: 1 IBB: 0 HBP: 0 BLK: 0 WP: 0 HR: 0 S: 70 P: 105 ERA: 1.00 WHIP: 0.667					

Oakland Athletics @ Kansas City Royals
Kauffman Stadium, Kansas City, MO
Thu May 20 1999, 7:05 PM CDT
Att: 15,172 - Unknown - 77 F

AB 31
R 1
H 5
RBI 1
BB 1
SO 2
LOB 12

Batter	1	2	3	4	5	6	7	8	9	AB	R	H	RBI	BB	SO	LOB	BOTTOM					
Carlos Beltrán, S OBP: 0.341, SLG: 0.506 (1, 8)										3	0	0	1	0	2	1						
Joe Randa, R OBP: 0.343, SLG: 0.410 (1, 5)										4	0	1	0	0	1	1						
Johnny Damon, L OBP: 0.352, SLG: 0.459 (1, 7)										4	0	0	0	0	2	2						
29 Mike Sweeney, R OBP: 0.404, SLG: 0.570 (1, 10)										3	2	2	0	1	0	0						
Jermaine Dye, R OBP: 0.376, SLG: 0.574 (1, 9)										3	2	2	2	1	0	1						
Larry Sutton, L OBP: 0.333, SLG: 0.397 (1, 3)										4	1	1	1	0	1	2						
Chad Kreuter, S OBP: 0.370, SLG: 0.430 (1, 2)										3	1	1	1	1	1	0						
Carlos Febles, R OBP: 0.389, SLG: 0.545 (1, 4)										4	1	1	2	0	1	2						
Rey Sanchez, R OBP: 0.333, SLG: 0.440 (1, 6)										4	0	1	0	0	0	1						
Inning Stats	R: 0 H: 0 E: 0 K: 1 S: 6	H: 0 LOB: 0 BB: 2 P: 8	R: 0 H: 0 E: 0 K: 1 S: 10	H: 0 LOB: 2 BB: 2 P: 21	R: 0 H: 1 E: 0 K: 2 S: 13	H: 1 LOB: 1 BB: 0 P: 18	R: 2 H: 2 E: 0 K: 1 S: 11	H: 2 LOB: 0 BB: 0 P: 15	R: 0 H: 1 E: 0 K: 1 S: 15	H: 1 LOB: 1 BB: 0 P: 21	R: 5 H: 5 E: 0 K: 0 S: 15	H: 5 LOB: 0 BB: 0 P: 19	R: 0 H: 0 E: 0 K: 1 S: 12	H: 0 LOB: 1 BB: 1 P: 20	R: 0 H: 0 E: 0 K: 1 S: 6	H: 0 LOB: 0 BB: 0 P: 8	R: 1 H: 7 E: 0 K: 1 S: 10	H: 7 LOB: 0 BB: 3 P: 8	1B: 5 2B: 2 3B: 1 HR: 1	SF: 1 SAC: 0 DP: 0 HBP: 0	WP: 1 PB: 0 SB: 0 CS: 0	PA: 36
PITCHER Mike Oquist, R ERA: 4.57 Doug Jones, R ERA: 2.37 Billy Taylor, R ERA: 2.08	IP: 5.0 WLS: L BF: 25 H: 8 R: 6 ER: 6 SO: 6 BB: 2 IBB: 0 HBP: 0 BLK: 0 WP: 1 HR: 1 S: 64 P: 95 ERA: 10.80 WHIP: 2.000															PITCHER	IP: 5.0 WLS: L BF: 25 H: 8 R: 6 ER: 6 SO: 6 BB: 2 IBB: 0 HBP: 0 BLK: 0 WP: 1 HR: 1 S: 64 P: 95 ERA: 10.80 WHIP: 2.000					

Oakland Athletics @ Kansas City Royals
Kauffman Stadium, Kansas City, MO
Thu May 20 1999, 7:05 PM CDT
Att: 15,172 - Unknown - 77 F

AB 32
R 7
H 9
RBI 7
BB 3
SO 8
LOB 10

Batter	1	2	3	4	5	6	7	8	9	AB	R	H	RBI	BB	SO	LOB	TOP					
David Bell, R OBP: 0.324, SLG: 0.530										5	2	2	0	0	0	1	Seattle Mariners @ Kansas City Royals Kauffman Stadium, Kansas City, MO Sat May 22 1999, 7:05 PM CDT Att: 36,224 - Unknown - 77 F					
Alex Rodriguez, R OBP: 0.364, SLG: 0.622										5	0	1	0	0	0	1						
Ken Griffey Jr., L OBP: 0.413, SLG: 0.652										4	2	2	1	1	0	0						
David Segui, S OBP: 0.324, SLG: 0.469										3	0	2	1	1	0	0						
Butch Huskey, R OBP: 0.400, SLG: 0.604										4	1	1	1	0	0	5						
Brian Hunter, R OBP: 0.307, SLG: 0.320										0	0	0	0	0	0	0						
John Mabry, L OBP: 0.292, SLG: 0.467										4	0	0	0	0	0	5						
Russ Davis, R OBP: 0.305, SLG: 0.542										4	2	2	2	0	1	0						
Dan Wilson, R OBP: 0.293, SLG: 0.330										4	0	2	0	0	0	0						
Charles Gipson, R OBP: 0.222, SLG: 0.222										4	0	0	1	0	0	2						
Inning Stats	R: 1 E: 0 K: 0 S: 13	H: 3 LOB: 2 BB: 1 P: 24	R: 1 E: 0 K: 0 S: 8	H: 2 LOB: 0 BB: 0 P: 13	R: 1 E: 0 K: 0 S: 10	H: 1 LOB: 1 BB: 1 P: 20	R: 0 E: 0 K: 1 S: 7	H: 0 LOB: 0 BB: 0 P: 9	R: 0 E: 0 K: 0 S: 5	H: 0 LOB: 0 BB: 0 P: 11	R: 2 E: 0 K: 0 S: 12	H: 2 LOB: 0 BB: 0 P: 17	R: 2 E: 1 K: 0 S: 14	H: 3 LOB: 1 BB: 0 P: 18	R: 0 E: 0 K: 0 S: 7	H: 1 LOB: 1 BB: 0 P: 10	R: 0 E: 0 K: 0 S: 6	H: 0 LOB: 0 BB: 0 P: 11	1B: 10 2B: 3 3B: 0 HR: 1	SF: 0 SAC: 0 DP: 2 HBP: 0	WP: 2 PB: 0 SB: 0 CS: 0	PA: 39
PITCHER	IP WLS BF H R ER SO BB IBB HBP BLK WP HR S P ERA WHIP	5.1 L 23 7 4 4 1 2 0 0 0 0 0 1 22 28 6.75 1.688	6.1 9 4 3 2 0 0 0 0 0 0 0 1 22 28 10.80 2.400	8.1 7 1 0 0 0 0 0 0 0 0 0 0 13 21 0.00 0.500																		

Batter	1	2	3	4	5	6	7	8	9	AB	R	H	RBI	BB	SO	LOB	BOTTOM					
Carlos Beltrán, S OBP: 0.333, SLG: 0.489										5	0	1	1	0	0	1	Seattle Mariners @ Kansas City Royals Kauffman Stadium, Kansas City, MO Sat May 22 1999, 7:05 PM CDT Att: 36,224 - Unknown - 77 F					
Joe Randa, R OBP: 0.335, SLG: 0.398										5	1	2	0	0	0	1						
Johnny Damon, L OBP: 0.351, SLG: 0.464										5	0	3	1	0	0	0						
29 Mike Sweeney, R OBP: 0.400, SLG: 0.562										5	1	2	0	0	0	6						
Larry Sutton, L OBP: 0.338, SLG: 0.379										3	0	0	0	1	0	4						
Jermaine Dye, R OBP: 0.382, SLG: 0.570										4	1	2	0	0	0	3						
Chad Kreuter, S OBP: 0.375, SLG: 0.427										3	0	1	0	1	0	1						
Carlos Febles, R OBP: 0.402, SLG: 0.550										2	1	0	0	1	0	1						
Rey Sanchez, R OBP: 0.325, SLG: 0.429										3	0	0	1	0	0	1						
Inning Stats	R: 0 E: 0 K: 0 S: 6	H: 0 LOB: 0 BB: 0 P: 8	R: 1 E: 0 K: 0 S: 9	H: 1 LOB: 1 BB: 1 P: 18	R: 1 E: 0 K: 0 S: 11	H: 2 LOB: 0 BB: 0 P: 14	R: 0 E: 0 K: 0 S: 4	H: 1 LOB: 0 BB: 0 P: 6	R: 1 E: 0 K: 0 S: 16	H: 2 LOB: 3 BB: 1 P: 29	R: 1 E: 0 K: 0 S: 7	H: 2 LOB: 1 BB: 0 P: 9	R: 0 E: 0 K: 0 S: 16	H: 1 LOB: 2 BB: 1 P: 25	R: 0 E: 0 K: 0 S: 5	H: 0 LOB: 0 BB: 0 P: 6	R: 0 E: 0 K: 0 S: 11	H: 2 LOB: 1 BB: 0 P: 18	1B: 9 2B: 1 3B: 1 HR: 0	SF: 1 SAC: 1 DP: 2 HBP: 0	WP: 2 PB: 0 SB: 1 CS: 0	PA: 40
PITCHER	IP WLS BF H R ER SO BB IBB HBP BLK WP HR S P ERA WHIP	0.0 1 1 0 0 0 0 0 0 0 0 0 0 3 4 - - -	2.1 W 11 3 1 1 0 1 0 0 0 0 0 0 23 37 3.86 1.714	1.1 H 4 0 0 0 0 0 0 0 0 0 0 0 9 11 0.00 0.000	2.2 S 4 2 0 0 0 0 0 0 0 0 1 0 11 18 0.00 2.000																	

AB	37
R	7
H	12
RBI	6
BB	2
SO	1
LOB	14



AB	35
R	4
H	11
RBI	3
BB	3
SO	0
LOB	18



Batter	1	2	3	4	5	6	7	8	9	AB	R	H	RBI	BB	SO	LOB	TOP										
David Bell, R OBP: 0.323, SLG: 0.542	G1-3			G5-3		G5-3		HR		4	1	1	2	0	0	1	Seattle Mariners @ Kansas City Royals Kauffman Stadium, Kansas City, MO Sun May 23 1999, 1:05 PM CDT Att: 21,373 - Cloudy - 72 F										
Alex Rodriguez, R OBP: 0.375, SLG: 0.634	K			G4-3			1B	2B		4	2	2	0	0	1	0											
Ken Griffey Jr., L OBP: 0.410, SLG: 0.642	G5-3			P2			L7	FC6-4		4	0	1	1	0	0	1											
David Segui, S OBP: 0.328, SLG: 0.470		F8			1B			FC6-4		4	0	2	0	0	0	1											
Butch Huskey, R OBP: 0.385, SLG: 0.580		F9					G6-3			4	0	0	1	0	0	2											
John Mabry, L OBP: 0.291, SLG: 0.459 Charles Gipson, R (9, PR) OBP: 0.222, SLG: 0.222		L9			K		K			4	0	1	0	0	0	2											
Russ Davis, R OBP: 0.303, SLG: 0.531				G1-3				K		3	0	0	0	1	2	1											
Tom Lampkin, L OBP: 0.377, SLG: 0.489						G6-4-3		G4-3		2	0	0	0	0	0	1											
Matt Mieske, R OBP: 0.423, SLG: 0.625										3	1	2	0	0	1	1											
Inning Stats	R: 0 E: 0 K: 1 S: 7	H: 0 LOB: 0 BB: 0 P: 9	R: 0 E: 0 K: 0 S: 7	H: 0 LOB: 0 BB: 0 P: 11	R: 0 E: 0 K: 1 S: 5	H: 0 LOB: 1 BB: 0 P: 9	R: 0 E: 0 K: 0 S: 5	H: 0 LOB: 0 BB: 0 P: 10	R: 0 E: 0 K: 1 S: 8	H: 1 LOB: 1 BB: 0 P: 12	R: 0 E: 0 K: 0 S: 14	H: 1 LOB: 1 BB: 1 P: 20	R: 1 E: 0 K: 0 S: 13	H: 2 LOB: 1 BB: 0 P: 22	R: 3 E: 0 K: 1 S: 15	H: 4 LOB: 1 BB: 0 P: 21		R: 0 E: 0 K: 1 S: 9	H: 1 LOB: 1 BB: 0 P: 12	1B: 7 2B: 3 3B: 0 HR: 1	SF: 0 SAC: 0 DP: 3 HBP: 1	WP: 0 PB: 0 SB: 0 CS: 3	PA: 34				
PITCHER	IP	WLS	BF	H	R	ER	SO	BB	IBB	HBP	BLK	WP	HR	S	P	ERA	WHIP										
Kevin Appier, R ERA: 4.0	(1, 1)	7.0	24	4	1	1	4	1	0	0	0	0	0	59	93	1.29	0.714										
Scott Service, R ERA: 7.15	(8, 1)	0.2	5	3	3	3	1	0	0	0	0	0	1	13	17	40.50	4.500										
Matt Whisenant, L ERA: 1.88	(8, 1)	0.1	W	2	1	0	0	0	0	0	0	0	0	2	4	0.00	3.000										
Jeff Montgomery, R ERA: 4.82	(9, 1)	1.0	S	3	1	0	0	0	0	0	0	0	0	9	12	0.00	1.000										

Batter	1	2	3	4	5	6	7	8	9	AB	R	H	RBI	BB	SO	LOB	BOTTOM										
Carlos Beltrán, S OBP: 0.330, SLG: 0.481	G4-3						G4-3	G4-3		5	1	1	0	0	1	4	Seattle Mariners @ Kansas City Royals Kauffman Stadium, Kansas City, MO Sun May 23 1999, 1:05 PM CDT Att: 21,373 - Cloudy - 72 F										
Joe Randa, R OBP: 0.339, SLG: 0.406	G4-3			G5-3			F9			4	1	2	0	0	0	0											
Johnny Damon, L OBP: 0.344, SLG: 0.453	G4-3			G3-1			L7	L3		4	0	0	1	0	0	2											
29 Mike Sweeney, R OBP: 0.409, SLG: 0.561	G6-4-3					G5-3		G3-1		2	1	1	1	2	0	1											
Larry Sutton, L OBP: 0.333, SLG: 0.371	G6-4-3			FC4-6				G3-1		4	1	1	0	0	0	3											
Jermaine Dye, R OBP: 0.396, SLG: 0.608		FC5-4						1B		4	1	4	1	0	0	0											
Chad Kreuter, S OBP: 0.362, SLG: 0.410				P6			K	P6		4	0	0	0	0	2	5											
Carlos Febles, R OBP: 0.405, SLG: 0.546				F9			FC4-2	1B		3	0	1	1	1	0	2											
Rey Sanchez, R OBP: 0.323, SLG: 0.424		FC5-4					G1-3			4	0	1	1	0	1	4											
Inning Stats	R: 2 E: 0 K: 0 S: 8	H: 3 LOB: 0 BB: 0 P: 14	R: 0 E: 0 K: 1 S: 17	H: 1 LOB: 2 BB: 1 P: 28	R: 0 E: 0 K: 0 S: 12	H: 0 LOB: 1 BB: 1 P: 22	R: 0 E: 0 K: 1 S: 8	H: 1 LOB: 0 BB: 0 P: 15	R: 0 E: 0 K: 1 S: 8	H: 1 LOB: 1 BB: 0 P: 12	R: 1 E: 0 K: 0 S: 11	H: 2 LOB: 1 BB: 0 P: 20	R: 0 E: 0 K: 0 S: 4	H: 0 LOB: 0 BB: 0 P: 4	R: 2 E: 0 K: 0 S: 11	H: 3 LOB: 2 BB: 1 P: 20		1B: 7 2B: 3 3B: 1 HR: 0	SF: 0 SAC: 0 DP: 1 HBP: 0	WP: 0 PB: 0 SB: 1 CS: 0	PA: 37						
PITCHER	IP	WLS	BF	H	R	ER	SO	BB	IBB	HBP	BLK	WP	HR	S	P	ERA	WHIP										
Freddy Garcia, R ERA: 4.5	(1, 1)	6.0	27	8	3	3	4	2	0	0	0	0	0	64	111	4.50	1.667										
Mac Suzuki, R ERA: 7.69	(7, 1)	1.0	4	0	1	1	0	1	0	0	0	0	0	5	9	9.00	1.000										
Jose Paniagua, R ERA: 2.89	(8, 1)	1.0	L	6	3	1	0	0	0	0	0	0	0	10	15	9.00	3.000										



Batter	1	2	3	4	5	6	7	8	9	AB	R	H	RBI	BB	SO	LOB	TOP								
Carlos Beltrán, S OBP: 0.328, SLG: 0.474 (1, 8)										3	0	0	1	1	1	1	Kansas City Royals @ Oakland Athletics Network Associates Coliseum, Oakland, CA Tue May 25 1999, 10:05 PM EDT Att. 6,839 - Unknown - 61 F AB 30 R 3 H 5 RBI 3 BB 3 SO 3 LOB 8 								
Joe Randa, R OBP: 0.332, SLG: 0.397 (1, 5)										4	0	0	0	0	0	2									
Johnny Damon, L OBP: 0.342, SLG: 0.455 (1, 7)										4	1	1	0	0	0	0									
29 Mike Sweeney, R OBP: 0.405, SLG: 0.548 (1, 10)										3	0	0	1	1	0	0									
Larry Sutton, L OBP: 0.330, SLG: 0.365 (1, 3)										4	1	1	0	0	0	1									
Jermaine Dye, R OBP: 0.393, SLG: 0.599 (1, 9)										4	0	1	0	0	1	0									
Chad Kreuter, S OBP: 0.370, SLG: 0.412 (1, 2)										2	1	1	1	1	0	0									
Carlos Febles, R OBP: 0.403, SLG: 0.542 (1, 4)										3	0	1	0	0	0	2									
Rey Sanchez, R OBP: 0.319, SLG: 0.418 Steve Scarfone, R OBP: 0.200, SLG: 0.100 (1, 6) (7, 6)										2	0	0	0	0	1	2									
1										1	0	0	0	0	0	0									
Inning Stats	R: 0 H: 0 E: 0 K: 0 S: 8	H: 0 LOB: 0 BB: 1 P: 14	R: 0 H: 0 E: 0 K: 0 S: 6	H: 0 LOB: 0 BB: 1 P: 13	R: 0 H: 0 E: 0 K: 1 S: 5	H: 0 LOB: 0 BB: 0 P: 10	R: 0 H: 0 E: 0 K: 0 S: 7	H: 0 LOB: 0 BB: 0 P: 12	R: 0 H: 0 E: 0 K: 1 S: 6	H: 0 LOB: 0 BB: 0 P: 9	R: 1 H: 1 E: 0 K: 0 S: 9	H: 1 LOB: 1 BB: 1 P: 13	R: 1 H: 3 E: 0 K: 0 S: 15	H: 3 LOB: 2 BB: 0 P: 24	R: 0 H: 0 E: 0 K: 1 S: 6	H: 0 LOB: 0 BB: 0 P: 10	R: 1 H: 1 E: 0 K: 0 S: 8	H: 1 LOB: 0 BB: 0 P: 14	1B: 4 2B: 1 3B: 0 HR: 0	SF: 0 SAC: 0 DP: 2 HBP: 0	WP: 1 PB: 0 SB: 0 CS: 0	PA: 33			
PITCHER	IP	WLS	BF	H	R	ER	SO	BB	IBB	HBP	BLK	WP	HR	S	P	ERA	WHIP								
Mike Oquist, R ERA: 4.31 T.J. Mathews, R ERA: 2.14 Doug Jones, R ERA: 2.57	(1, 1) (7, 1) (8, 1)	6.2 0.1 2.0	W H S	23 3 7	2 2 1	2 0 1	2 0 1	3 0 0	0 0 0	0 0 0	0 0 0	0 0 1	0 0 0	49 7 14	85 10 24	2.70 0.00 4.50	0.750 6.000 0.500								

Batter	1	2	3	4	5	6	7	8	9	AB	R	H	RBI	BB	SO	LOB	BOTTOM								
Tony Phillips, S OBP: 0.371, SLG: 0.509 (1, 10)										4	1	0	0	1	0	0	Kansas City Royals @ Oakland Athletics Network Associates Coliseum, Oakland, CA Tue May 25 1999, 10:05 PM EDT Att. 6,839 - Unknown - 61 F AB 34 R 5 H 7 RBI 3 BB 3 SO 3 LOB 19 								
Tim Lincecum, S OBP: 0.344, SLG: 0.329 (1, 7)										4	2	2	1	0	0	2									
Jason Giambi, L OBP: 0.384, SLG: 0.500 (1, 3)										3	1	1	0	1	0	1									
Matt Stairs, L OBP: 0.354, SLG: 0.563 (1, 9)										4	0	1	2	0	1	1									
Olmedo Saenz, R OBP: 0.363, SLG: 0.421 Jorge Velandía, R OBP: 0.214, SLG: 0.286 (1, 5) (7, PR) (8, 4)										4	0	0	0	0	1	5									
Scott Spiezio, S OBP: 0.301, SLG: 0.337 (1, 4) (8, 5)										4	0	1	0	0	0	2									
Mike MacFarlane, R OBP: 0.281, SLG: 0.292 (1, 2)										4	0	1	0	0	1	4									
Miguel Tejada, R OBP: 0.293, SLG: 0.394 (1, 6)										3	1	1	0	1	0	1									
Ryan Christenson, R OBP: 0.240, SLG: 0.318 (1, 8)										4	0	0	0	0	0	3									
Inning Stats	R: 0 H: 0 E: 0 K: 0 S: 5	H: 1 LOB: 1 BB: 0 P: 8	R: 0 H: 1 E: 0 K: 2 S: 11	H: 1 LOB: 0 BB: 0 P: 18	R: 2 H: 2 E: 0 K: 0 S: 15	H: 2 LOB: 2 BB: 2 P: 32	R: 0 H: 0 E: 0 K: 0 S: 11	H: 0 LOB: 1 BB: 1 P: 21	R: 1 H: 1 E: 1 K: 1 S: 21	H: 1 LOB: 1 BB: 0 P: 28	R: 0 H: 1 E: 0 K: 0 S: 12	H: 1 LOB: 1 BB: 0 P: 20	R: 2 H: 2 E: 3 K: 0 S: 14	H: 2 LOB: 3 BB: 0 P: 20	R: 0 H: 0 E: 0 K: 0 S: 5	H: 0 LOB: 0 BB: 0 P: 5	R: 0 H: 0 E: 0 K: 0 S: 8	H: 0 LOB: 0 BB: 0 P: 14	1B: 3 2B: 3 3B: 0 HR: 1	SF: 0 SAC: 0 DP: 1 HBP: 0	WP: 0 PB: 0 SB: 0 CS: 0	PA: 37			
PITCHER	IP	WLS	BF	H	R	ER	SO	BB	IBB	HBP	BLK	WP	HR	S	P	ERA	WHIP								
50 José Rosado, L ERA: 2.33 Terry Mathews, R ERA: 2.09 Alvin Morman, L ERA: 4.76 Jose Santiago, R ERA: 2.79 Orber Moreno, R ERA:	(1, 1) (6, 1) (7, 1) (7, 1) (8, 1)	5.1 1.0 0.0 0.2 1.0	L L L L L	25 4 2 3 3	3 1 1 0 0	3 1 0 0 0	3 0 0 0 0	3 0 0 0 0	0 0 0 0 0	0 0 0 0 0	0 0 0 0 0	0 0 0 0 0	0 0 0 0 0	12 4 5 7 5	17 6 7 7 5	9.00 ∞ ∞ 0.00 0.00	1.000 ∞ ∞ 0.000 0.000								

Batter	1	2	3	4	5	6	7	8	9	AB	R	H	RBI	BB	SO	LOB	TOP		
Carlos Beltrán, S OBP: 0.322, SLG: 0.464 (1, 8)	G6-3		G6-3			E6 G5-3 1B		G6-3		4	1	0	0	0	0	0	Kansas City Royals @ Oakland Athletics Network Associates Coliseum, Oakland, CA Wed May 26 1999, 10:05 PM EDT Alt. 9:2:16 - Unknown - 60 F livebaseballscorecards.com		
Joe Randa, R OBP: 0.325, SLG: 0.388 (1, 5)	K		G4-3			G5-3		G5-3		4	0	0	0	0	1	1			
Johnny Damon, L OBP: 0.345, SLG: 0.456 (1, 7)	1B				F8				G3	4	0	2	1	0	0	0			
29 Mike Sweeney, R OBP: 0.395, SLG: 0.532 (1, 10)	K				G5-3				F8	4	0	0	0	0	1	2			
Larry Sutton, L OBP: 0.337, SLG: 0.385 (1, 3)		G3			F7					4	0	2	0	0	0	0			
Jermaine Dye, R OBP: 0.384, SLG: 0.584 (1, 9)		F8				G5-3				4	0	0	0	0	1	2			
Chad Kreuter, S OBP: 0.377, SLG: 0.413 (1, 2)						F8				2	0	1	0	1	0	0			
Carlos Febles, R OBP: 0.397, SLG: 0.532 (1, 4)						G6-3				3	0	0	0	0	1	2			
Rey Sanchez, R OBP: 0.313, SLG: 0.410 (1, 6)					G5-3					3	0	0	0	0	0	0			
Inning Stats	R: 0 E: 0 K: 2 S: 11	H: 1 LOB: 1 BB: 0 P: 16	R: 0 E: 0 K: 0 S: 11	H: 0 LOB: 1 BB: 1 P: 21	R: 0 E: 0 K: 0 S: 7	H: 0 LOB: 0 BB: 0 P: 12	R: 0 E: 0 K: 0 S: 7	H: 0 LOB: 0 BB: 0 P: 12	R: 0 E: 0 K: 1 S: 10	H: 2 LOB: 1 BB: 0 P: 20	R: 0 E: 0 K: 1 S: 10	H: 0 LOB: 0 BB: 0 P: 12	R: 0 E: 0 K: 1 S: 11	H: 1 LOB: 1 BB: 0 P: 16	1B: 4 2B: 1 3B: 0 HR: 0	SF: 0 SAC: 0 DP: 1 HBP: 0	WP: 0 PB: 0 SB: 0 CS: 0	PA: 33	
PITCHER	IP	WLS	BF	H	R	ER	SO	BB	IBB	HBP	BLK	WP	HR	S	P	ERA	WHIP		
Jimmy Haynes, R ERA: 4.76 (1, 1)	6.2	W	25	4	1	0	2	1	0	0	0	0	0	63	108	0.00	0.750		
Tim Worrell, R ERA: 4.88 (7, 1)	1.1	H	4	0	0	0	1	0	0	0	0	0	0	15	20	0.00	0.000		
Billy Taylor, R ERA: 1.83 (9, 1)	1.0	S	4	1	0	0	1	0	0	0	0	0	0	11	16	0.00	1.000		

Batter	1	2	3	4	5	6	7	8	9	AB	R	H	RBI	BB	SO	LOB	BOTTOM			
Tony Phillips, S OBP: 0.364, SLG: 0.497 (1, 4) (8, 7)	K		F9				F7			4	0	0	0	0	2	1	Kansas City Royals @ Oakland Athletics Network Associates Coliseum, Oakland, CA Wed May 26 1999, 10:05 PM EDT Alt. 9:2:16 - Unknown - 60 F livebaseballscorecards.com			
Tim Raines, S OBP: 0.340, SLG: 0.316 (1, 7)	P5		P5			G1-3				3	0	0	0	1	0	0				
Jorge Velandía, R OBP: 0.214, SLG: 0.286 (8, 4)							S BB			0	0	0	0	0	0	0				
Jason Giambi, L OBP: 0.386, SLG: 0.497 (1, 3)	G3						BB			3	0	1	0	1	1	1				
Matt Stairs, L OBP: 0.352, SLG: 0.552 (1, 9)										3	1	0	0	1	1	3				
Ben Grieve, L OBP: 0.239, SLG: 0.279 (1, 10)	G3									3	1	1	0	1	1	1				
3 Enci Chavez, L OBP: 0.315, SLG: 0.339 (1, 5)	E4 F9 1B									3	0	0	0	1	0	4				
Miguel Tejada, R OBP: 0.298, SLG: 0.409 (1, 6)										4	1	2	2	0	0	1				
Ryan Christenson, R OBP: 0.207, SLG: 0.269 (1, 8)	F9									4	0	0	0	0	1	4				
A.J. Hinch, R OBP: 0.245, SLG: 0.276 (1, 2)	FC6-4									3	0	1	1	0	0	2				
Inning Stats	R: 0 E: 0 K: 1 S: 10	H: 0 LOB: 0 BB: 0 P: 14	R: 1 E: 1 K: 0 S: 14	H: 1 LOB: 2 BB: 1 P: 26	R: 0 E: 0 K: 1 S: 7	H: 0 LOB: 1 BB: 1 P: 13	R: 2 E: 0 K: 1 S: 11	H: 3 LOB: 1 BB: 0 P: 17	R: 0 E: 0 K: 0 S: 14	H: 1 LOB: 2 BB: 1 P: 23	R: 0 E: 0 K: 0 S: 10	H: 0 LOB: 0 BB: 0 P: 16	R: 0 E: 0 K: 1 S: 8	H: 0 LOB: 1 BB: 1 P: 17	R: 0 E: 0 K: 2 S: 11	H: 0 LOB: 1 BB: 1 P: 19	1B: 4 2B: 0 3B: 1 HR: 0	SF: 0 SAC: 0 DP: 0 HBP: 0	WP: 0 PB: 0 SB: 2 CS: 0	PA: 35
PITCHER	IP	WLS	BF	H	R	ER	SO	BB	IBB	HBP	BLK	WP	HR	S	P	ERA	WHIP			
Jeff Suppan, R ERA: 3.6 (1, 1)	6.0	L	27	5	3	2	3	3	0	0	0	0	0	66	109	3.00	1.333			
Alvin Morman, L ERA: 4.29 (7, 1)	1.1		6	0	0	0	2	2	0	0	0	0	0	13	29	0.00	1.500			
Scott Service, R ERA: 6.94 (8, 1)	0.2		2	0	0	0	1	0	0	0	0	0	0	6	7	0.00	0.000			

Batter	1	2	3	4	5	6	7	8	9	AB	R	H	RBI	BB	SO	LOB	TOP			
Carlos Febles, R OBP: 0.393, SLG: 0.525 (1, 4)										4	0	1	0	0	0	1				
Carlos Beltrán, S OBP: 0.321, SLG: 0.460 (1, 8)										4	0	1	0	0	1	1				
Johnny Damon, L OBP: 0.343, SLG: 0.451 (1, 7)										4	0	1	0	0	1	1				
29 Mike Sweeney, R OBP: 0.398, SLG: 0.528 (1, 10)										3	1	1	0	1	1	1				
Jermaine Dye, R OBP: 0.376, SLG: 0.570 (1, 9)										4	0	0	0	0	0	3				
Scott Leius, R OBP: 0.287, SLG: 0.308 (1, 3)										3	0	1	0	0	0	0				
Joe Randa, R OBP: 0.320, SLG: 0.383 (1, 5)										2	0	0	1	0	0	0				
Steve Scarosone, R OBP: 0.211, SLG: 0.121 (1, 6)										3	0	1	0	0	0	0				
Tim Spehr, R OBP: 0.353, SLG: 0.477 (1, 2)										3	0	0	0	0	0	2				
Inning Stats	R: 0 E: 0 K: 0 S: 7	H: 1 LOB: 0 BB: 0 P: 8	R: 0 E: 0 K: 0 S: 3	H: 0 LOB: 0 BB: 0 P: 5	R: 0 E: 0 K: 0 S: 5	H: 0 LOB: 0 BB: 0 P: 10	R: 0 E: 0 K: 0 S: 8	H: 1 LOB: 0 BB: 0 P: 12	R: 1 E: 0 K: 0 S: 10	H: 3 LOB: 2 BB: 0 P: 17	R: 0 E: 0 K: 0 S: 7	H: 0 LOB: 0 BB: 1 P: 10	R: 0 E: 1 K: 0 S: 7	H: 0 LOB: 1 BB: 0 P: 12	R: 0 E: 0 K: 0 S: 12	H: 1 LOB: 1 BB: 0 P: 16	1B: 6 2B: 1 3B: 0 HR: 0	SF: 1 SAC: 0 DP: 3 HBP: 0	WP: 0 PB: 0 SB: 0 CS: 0	PA: 32
PITCHER Kenny Rogers, L ERA: 3.44 (1, 1)	IP: 9.0 WLS: W BF: 32 H: 6 R: 1 ER: 1 SO: 3 BB: 1 IBB: 0 HBP: 0 BLK: 0 WP: 0 HR: 0 S: 63 P: 102 ERA: 1.00 WHIP: 0.778															PITCHER	IP: WLS: BF: H: R: ER: SO: BB: IBB: HBP: BLK: WP: HR: S: P: ERA: WHIP:			

Kansas City Royals @ Oakland Athletics
Network Associates Coliseum, Oakland, CA
Thu May 27 1999, 3:15 PM EDT
Att: 13,180 - Overcast - 55 F

AB	30
R	1
H	6
RBI	1
BB	1
SO	3
LOB	9



Batter	1	2	3	4	5	6	7	8	9	AB	R	H	RBI	BB	SO	LOB	BOTTOM			
Ryan Christenson, R OBP: 0.212, SLG: 0.241 (1, 8)										3	1	0	0	1	0	1				
Scott Spiezio, S OBP: 0.299, SLG: 0.343 (1, 4)										4	1	1	0	0	1	1				
Jorge Velandia, R OBP: 0.214, SLG: 0.286 (8, 4)										0	0	0	0	0	0	0				
Jason Giambi, L OBP: 0.393, SLG: 0.497 (1, 3)										2	1	1	2	2	0	0				
Matt Stairs, L OBP: 0.349, SLG: 0.544 (1, 9)										4	0	1	1	0	1	2				
Ben Grieve, L OBP: 0.246, SLG: 0.280 (1, 7)										3	0	1	0	1	1	0				
Olmedo Saenz, R OBP: 0.388, SLG: 0.418 (1, 10)										3	1	1	0	0	0	3				
3 Eric Chavez, L OBP: 0.313, SLG: 0.363 (1, 5)										4	1	1	2	0	1	1				
Miguel Tejada, R OBP: 0.299, SLG: 0.407 (1, 6)										3	0	1	0	0	0	0				
A.J. Hinch, R OBP: 0.250, SLG: 0.315 (1, 2)										2	1	1	1	0	0	0				
Inning Stats	R: 0 E: 0 K: 2 S: 10	H: 0 LOB: 1 BB: 1 P: 16	R: 0 E: 0 K: 0 S: 7	H: 1 LOB: 0 BB: 0 P: 11	R: 0 E: 0 K: 0 S: 8	H: 1 LOB: 1 BB: 0 P: 12	R: 0 E: 0 K: 1 S: 8	H: 0 LOB: 0 BB: 0 P: 9	R: 6 E: 0 K: 0 S: 16	H: 6 LOB: 1 BB: 1 P: 31	R: 0 E: 0 K: 0 S: 9	H: 0 LOB: 0 BB: 0 P: 12	R: 0 E: 0 K: 0 S: 9	H: 0 LOB: 1 BB: 1 P: 16	R: 0 E: 0 K: 1 S: 5	H: 0 LOB: 0 BB: 1 P: 12	1B: 5 2B: 2 3B: 0 HR: 2	SF: 0 SAC: 1 DP: 3 HBP: 1	WP: 0 PB: 0 SB: 0 CS: 0	PA: 34
PITCHER Jay Witasick, R ERA: 8.13 (1, 1)	IP: 4.1 WLS: L BF: 21 H: 6 R: 6 ER: 6 SO: 3 BB: 2 IBB: 0 HBP: 0 BLK: 0 WP: 0 HR: 2 S: 42 P: 67 ERA: 12.46 WHIP: 1.846															PITCHER	IP: WLS: BF: H: R: ER: SO: BB: IBB: HBP: BLK: WP: HR: S: P: ERA: WHIP:			
Terry Mathews, R ERA: 2.0 (6, 1)	0.2	3	2	0	0	0	0	0	0	0	0	7	12	0.00	3.000					
Orber Moreno, R ERA: (6, 1)	1.2	5	0	0	0	0	0	0	0	0	0	12	16	0.00	0.000					
Matt Whisenant, L ERA: 1.72 (7, 1)	1.1	5	0	0	0	1	2	0	0	0	0	11	24	0.00	1.500					

Kansas City Royals @ Oakland Athletics
Network Associates Coliseum, Oakland, CA
Thu May 27 1999, 3:15 PM EDT
Att: 13,180 - Overcast - 55 F

AB	28
R	6
H	8
RBI	6
BB	4
SO	4
LOB	8



Batter	1	2	3	4	5	6	7	8	9	AB	R	H	RBI	BB	SO	LOB	TOP								
Carlos Febles, R OBP: 0.388, SLG: 0.521 (1,4)											5	1	1	0	0	2	0								
Carlos Beltrán, S OBP: 0.322, SLG: 0.470 (1,8)										4	2	1	1	1	1	1	0								
Johnny Damon, L OBP: 0.351, SLG: 0.468 (1,7)										4	3	3	1	0	0	0	0								
Scott Pose, L OBP: 0.400, SLG: 0.364 (7,7)										1	0	0	0	0	0	0	0								
29 Mike Sweeney, R OBP: 0.398, SLG: 0.524 (1,10)										5	2	2	1	0	0	2									
Jermaine Dye, R OBP: 0.376, SLG: 0.582 (1,9)										5	1	2	4	0	1	1									
Chad Kreuter, S OBP: 0.373, SLG: 0.406 (1,2)										2	1	0	1	1	1	0									
Joe Randa, R OBP: 0.324, SLG: 0.386 (1,5)										4	1	2	1	0	1	0									
Scott Leius, R OBP: 0.265, SLG: 0.302 (1,3)										4	0	1	1	0	1	2									
Rey Sanchez, R OBP: 0.305, SLG: 0.400 (1,6)										4	0	0	0	0	2	1									
Inning Stats	R: 1 E: 0 K: 1 S: 12	H: 1 LOB: 0 BB: 0 P: 21	R: 0 E: 0 K: 3 S: 9	H: 0 LOB: 0 BB: 0 P: 14	R: 0 E: 0 K: 3 S: 13	H: 0 LOB: 0 BB: 0 P: 20	R: 4 E: 1 K: 1 S: 17	H: 4 LOB: 1 BB: 1 P: 31	R: 4 E: 1 K: 0 S: 13	H: 3 LOB: 0 BB: 1 P: 24	R: 0 E: 0 K: 0 S: 5	H: 0 LOB: 0 BB: 0 P: 9	R: 2 E: 1 K: 0 S: 13	H: 4 LOB: 2 BB: 0 P: 21	R: 0 E: 0 K: 1 S: 8	H: 0 LOB: 0 BB: 0 P: 12	R: 0 E: 0 K: 0 S: 8	H: 0 LOB: 0 BB: 0 P: 13	1B: 8 2B: 1 3B: 1 HR: 2	SF: 1 SAC: 0 DP: 0 HBP: 0	WP: 0 PB: 0 SB: 0 CS: 0	PA: 41			
PITCHER	IP	WLS	BF	H	R	ER	SO	BB	IBB	HBP	BLK	WP	HR	S	P	ERA	WHIP								
Chuck Finley, L ERA: 5.15 (1,1)	4.0	L	21	7	8	7	8	2	0	0	0	0	1	56	98	15.75	2.250								
Al Levine, R ERA: 2.53 (5,1)	3.0		14	5	3	2	0	0	0	0	0	0	1	26	42	6.00	1.667								
Mark Petkovsek, R ERA: 1.8 (8,1)	1.0		3	0	0	0	1	0	0	0	0	0	0	8	12	0.00	0.000								
Mike Magnante, L ERA: 4.05 (9,1)	1.0		3	0	0	0	0	0	0	0	0	0	0	8	13	0.00	0.000								

Kansas City Royals @ Anaheim Angels
Edison International Field, Anaheim, CA

AB 38
R 11
H 12
RBI 10
BB 2
SO 9
LOB 6



WP: 0 PA: 41
PB: 0
SB: 0
CS: 0

Batter	1	2	3	4	5	6	7	8	9	AB	R	H	RBI	BB	SO	LOB	BOTTOM								
Darin Erstad, L OBP: 0.297, SLG: 0.350 (1,7)										5	0	1	0	0	0	1									
Randy Velarde, R OBP: 0.393, SLG: 0.418 (1,4)										4	1	1	1	1	1	1									
Mo Vaughn, L OBP: 0.394, SLG: 0.635 (1,10)										4	1	2	1	0	1	3									
Steve Decker, R OBP: 0.500, SLG: 0.571 (9,PH)										0	0	0	0	0	1	0	0								
16 Garret Anderson, L OBP: 0.319, SLG: 0.538 (1,8)										5	0	1	1	0	0	1									
Todd Greene, R OBP: 0.307, SLG: 0.516 (1,9)										4	0	0	0	1	2	3									
Chris Pritchett, L OBP: 0.235, SLG: 0.344 (1,3)										4	1	3	1	0	0	2									
Jeff Huson, L OBP: 0.278, SLG: 0.255 (1,5)										4	1	2	0	0	0	2									
Andy Sheets, R OBP: 0.276, SLG: 0.358 (1,6)										3	0	0	0	1	0	3									
Charlie O'Brien, R OBP: 0.130, SLG: 0.080 (1,2)										3	0	0	0	0	0	1									
Matt Walbeck, S OBP: 0.294, SLG: 0.316 (8,PH)										1	0	0	0	0	0	1									
Inning Stats	R: 1 E: 0 K: 1 S: 11	H: 2 LOB: 2 BB: 1 P: 18	R: 1 E: 0 K: 1 S: 16	H: 3 LOB: 2 BB: 0 P: 23	R: 0 E: 0 K: 0 S: 9	H: 2 LOB: 2 BB: 0 P: 14	R: 0 E: 1 K: 0 S: 10	H: 0 LOB: 1 BB: 0 P: 17	R: 1 E: 0 K: 0 S: 13	H: 1 LOB: 0 BB: 0 P: 20	R: 0 E: 0 K: 0 S: 5	H: 0 LOB: 0 BB: 0 P: 9	R: 1 E: 0 K: 0 S: 12	H: 2 LOB: 2 BB: 1 P: 20	R: 0 E: 0 K: 1 S: 7	H: 0 LOB: 1 BB: 1 P: 14	R: 0 E: 0 K: 0 S: 7	H: 0 LOB: 0 BB: 1 P: 13	1B: 8 2B: 0 3B: 0 HR: 2	SF: 0 SAC: 0 DP: 1 HBP: 0	WP: 1 PB: 0 SB: 0 CS: 0	PA: 41			
PITCHER	IP	WLS	BF	H	R	ER	SO	BB	IBB	HBP	BLK	WP	HR	S	P	ERA	WHIP								
Kevin Appier, R ERA: 4.04 (1,1)	6.0	W	28	8	3	3	3	1	0	0	0	0	1	64	101	4.50	1.500								
Jose Santiago, R ERA: 2.5 (7,1)	2.0		10	2	1	1	1	2	0	0	0	1	1	19	34	4.50	2.000								
Jeff Montgomery, R ERA: 4.58 (9,1)	1.0		3	0	0	0	0	1	0	0	0	0	0	7	13	0.00	1.000								

Kansas City Royals @ Anaheim Angels
Edison International Field, Anaheim, CA


AB 37
R 4
H 10
RBI 4
BB 4
SO 4
LOB 18



WP: 1 PA: 41
PB: 0
SB: 0
CS: 0


Batter	1	2	3	4	5	6	7	8	9	AB	R	H	RBI	BB	SO	LOB	TOP
Carlos Febles, R (1,4) OBP: 0.387, SLG: 0.524 Steve Scarosone, R (8,PH) OBP: 0.225, SLG: 0.118	2-1 F9		1-2 F9			1-0 2B		4-1 2B BB	1-3 K	3	0	1	0	0	0	0	Kansas City Royals @ Anaheim Angels Edison International Field, Anaheim, CA Sat May 29 1999, 10:05 PM EDT Att: 29,749 - Cloudy - 64 F
Carlos Beltrán, S (1,8) OBP: 0.320, SLG: 0.461	1-1 G4-3		1-0 G4-3			4-2 2B BB		3-1 F9	0-2 F7	4	0	0	0	1	0	2	
Johnny Damon, L (1,7) OBP: 0.354, SLG: 0.471	4-0 FC5 29 S BB			2-3 K		0-0 F7		1-2 2B		3	0	1	0	1	1	2	
29 Mike Sweeney, R (1,10) OBP: 0.394, SLG: 0.513	4-1 BB			1-3 K		0-0 G1-3		0-2 G1-3		3	0	0	0	1	1	4	
Jermaine Dye, R (1,9) OBP: 0.368, SLG: 0.569	0-2 FC5 2-3f			0-0 G5-3			2-2 P3		0-1 P8	4	0	0	0	0	0	2	
Chad Kreuter, S (1,2) OBP: 0.377, SLG: 0.427		3-1 F8			3-2 G4-3		0-0 2B		0-1 1B 2B	4	1	2	0	0	0	0	
Joe Randa, R (1,5) OBP: 0.322, SLG: 0.383		3-2 F9			2-2 F8		0-0 G1-3		1-1 2B 1B	4	1	1	0	0	0	1	
Larry Sutton, L (1,3) OBP: 0.333, SLG: 0.370		3-1 F8			0-0 F7		2-0 F8		4-2 2B BB	3	1	0	0	1	0	1	
Rey Sanchez, R (1,6) OBP: 0.300, SLG: 0.393 Scott Pose, L (9,PH) OBP: 0.415, SLG: 0.412			3-3 K			0-2 G6-3		0-0 G6-3	0-0 1-H 2-H 3-H 2B	3	0	0	0	0	1	0	
Inning Stats	R: 0 H: 0 E: 0 LOB: 2 K: 0 BB: 2 S: 8 P: 19	R: 0 H: 0 E: 0 LOB: 0 K: 0 BB: 0 S: 7 P: 16	R: 0 H: 0 E: 0 LOB: 0 K: 1 BB: 0 S: 8 P: 13	R: 0 H: 0 E: 0 LOB: 0 K: 2 BB: 0 S: 8 P: 11	R: 0 H: 0 E: 0 LOB: 0 K: 0 BB: 0 S: 7 P: 12	R: 0 H: 1 E: 0 LOB: 2 K: 0 BB: 1 S: 8 P: 13	R: 0 H: 1 E: 0 LOB: 1 K: 0 BB: 0 S: 6 P: 10	R: 0 H: 1 E: 0 LOB: 2 K: 1 BB: 1 S: 10 P: 18	R: 3 H: 3 E: 0 LOB: 1 K: 1 BB: 1 S: 16 P: 22	1B: 1 SF: 0 2B: 5 SAC: 0 3B: 0 DP: 0 HR: 0 HBP: 0	WP: 0 PA: 38 PB: 1 SB: 1 CS: 0						
PITCHER	IP WLS BF H R ER SO BB IBB HBP BLK WP HR S P ERA WHIP	IP WLS BF H R ER SO BB IBB HBP BLK WP HR S P ERA WHIP	IP WLS BF H R ER SO BB IBB HBP BLK WP HR S P ERA WHIP	IP WLS BF H R ER SO BB IBB HBP BLK WP HR S P ERA WHIP	IP WLS BF H R ER SO BB IBB HBP BLK WP HR S P ERA WHIP	IP WLS BF H R ER SO BB IBB HBP BLK WP HR S P ERA WHIP	IP WLS BF H R ER SO BB IBB HBP BLK WP HR S P ERA WHIP	IP WLS BF H R ER SO BB IBB HBP BLK WP HR S P ERA WHIP	IP WLS BF H R ER SO BB IBB HBP BLK WP HR S P ERA WHIP	IP WLS BF H R ER SO BB IBB HBP BLK WP HR S P ERA WHIP	IP WLS BF H R ER SO BB IBB HBP BLK WP HR S P ERA WHIP						
Steve Sparks, R (1,1) ERA: 5.63	8.1 W 35 5 3 3 3 5 0 0 0 0 0 0 70 125 3.24 1.200	0.2 S 3 1 0 0 1 0 0 0 0 0 0 0 8 9 0.00 1.500															
Troy Percival, R (9,1) ERA: 2.75																	

AB	33
R	3
H	6
RBI	3
BB	5
SO	4
LOB	13



Batter	1	2	3	4	5	6	7	8	9	AB	R	H	RBI	BB	SO	LOB	BOTTOM
Darin Erstad, L (1,7) OBP: 0.296, SLG: 0.345	4-1 CS BB		0-0 F9	2-2 FC6-4 1-2f		1-1 G3				3	0	0	0	1	0	3	Kansas City Royals @ Anaheim Angels Edison International Field, Anaheim, CA Sat May 29 1999, 10:05 PM EDT Att: 29,749 - Cloudy - 64 F
Randy Velarde, R (1,4) OBP: 0.400, SLG: 0.423	1-1 S 1B		4-1 G4-6-3 BB		2-3 K		1-1 CS 1B			3	0	2	0	1	1	0	
Mo Vaughn, L (1,10) OBP: 0.384, SLG: 0.615	3-3 K		1-0 G4-6-3 1-2f		0-0 G3		3-3 K 1-2			4	0	0	0	0	2	3	
16 Garret Anderson, L (1,8) OBP: 0.318, SLG: 0.530	4-0 IBB			0-2 F8	1-3 K		1-2 L6			3	0	0	0	1	1	0	
Todd Greene, R (1,2) OBP: 0.305, SLG: 0.530	2-3 K			2-0 HR		2-0 G5-3		0-1 G6-3		4	1	1	1	0	1	2	
Chris Pritchett, L (1,3) OBP: 0.237, SLG: 0.314		4-0 BB		3-1 F7		0-0 P5		1-3 K		3	0	0	0	1	1	0	
Jeff Huson, L (1,6) OBP: 0.293, SLG: 0.309		2-2 F9		2-1 S 1B		1-0 E1 HR		2-1 3B		4	2	2	0	0	0	1	
Troy Glaus, R (1,5) OBP: 0.307, SLG: 0.425		2-3 K		4-1 1B		2-1 1-H HR		2-2 F9		3	1	1	2	1	1	2	
Orlando Palmeiro, L (1,9) OBP: 0.364, SLG: 0.326		2-3 K		2-2 FC6-4 1-3 2-H 1B		4-1 BB				2	0	1	1	1	1	1	
Inning Stats	R: 0 H: 1 E: 0 LOB: 2 K: 2 BB: 2 S: 10 P: 24	R: 0 H: 0 E: 0 LOB: 1 K: 2 BB: 1 S: 10 P: 20	R: 0 H: 0 E: 0 LOB: 0 K: 0 BB: 1 S: 3 P: 8	R: 2 H: 3 E: 0 LOB: 2 K: 0 BB: 1 S: 16 P: 31	R: 0 H: 0 E: 0 LOB: 0 K: 2 BB: 0 S: 7 P: 10	R: 2 H: 1 E: 1 LOB: 1 K: 0 BB: 1 S: 9 P: 18	R: 0 H: 1 E: 0 LOB: 0 K: 1 BB: 0 S: 9 P: 14	R: 0 H: 1 E: 0 LOB: 1 K: 1 BB: 0 S: 10 P: 15	1B: 4 SF: 0 2B: 0 SAC: 0 3B: 1 DP: 1 HR: 2 HBP: 0	WP: 0 PA: 35 PB: 0 SB: 2 CS: 2							
PITCHER	IP WLS BF H R ER SO BB IBB HBP BLK WP HR S P ERA WHIP	IP WLS BF H R ER SO BB IBB HBP BLK WP HR S P ERA WHIP	IP WLS BF H R ER SO BB IBB HBP BLK WP HR S P ERA WHIP	IP WLS BF H R ER SO BB IBB HBP BLK WP HR S P ERA WHIP	IP WLS BF H R ER SO BB IBB HBP BLK WP HR S P ERA WHIP	IP WLS BF H R ER SO BB IBB HBP BLK WP HR S P ERA WHIP	IP WLS BF H R ER SO BB IBB HBP BLK WP HR S P ERA WHIP	IP WLS BF H R ER SO BB IBB HBP BLK WP HR S P ERA WHIP	IP WLS BF H R ER SO BB IBB HBP BLK WP HR S P ERA WHIP	IP WLS BF H R ER SO BB IBB HBP BLK WP HR S P ERA WHIP	IP WLS BF H R ER SO BB IBB HBP BLK WP HR S P ERA WHIP						
49 Chris Fussell, R (1,1) ERA: 5.29	5.2 L 26 5 4 2 6 4 1 0 0 0 0 0 12 22 0.00 1.500	1.1 5 1 0 0 1 1 0 0 0 0 0 0 10 15 0.00 1.000															
Alvin Morman, L (6,1) ERA: 3.69																	
Orber Moreno, R (8,1) ERA:																	

AB	29
R	4
H	7
RBI	4
BB	6
SO	8
LOB	12



Batter	1	2	3	4	5	6	7	8	9	AB	R	H	RBI	BB	SO	LOB	TOP					
Carlos Beltrán, S (1, 8) OBP: 0.327, SLG: 0.462	4-1 CS BB		X 0-0 1B			BB 4-0 1-2 1B BB		2-2 G1-3		2	1	1	0	2	0	0	Kansas City Royals @ Anaheim Angels Edison International Field, Anaheim, CA Sun May 30 1999, 8:05 PM EDT Att: 31,429 - Cloudy - 68 F					
Joe Randa, R (1, 5) OBP: 0.316, SLG: 0.375	2-3 1-2 K		X 0-0 F8			1-3 K		2-0 F8		3	4	0	0	0	2	4						
Johnny Damon, L (1, 7) OBP: 0.352, SLG: 0.464	2-0 P6		X 1-0 F8			4-0 1-2 2-3 BB		0-1 F7		1	3	0	0	0	1	0						
29 Mike Sweeney, R (1, 10) OBP: 0.402, SLG: 0.519																						
Jermaine Dye, R (1, 9) OBP: 0.366, SLG: 0.579																						
Larry Sutton, L (1, 3) OBP: 0.320, SLG: 0.353																						
Steve Scarso, R (1, 4) OBP: 0.233, SLG: 0.135 Scott Pose, L (9, PH) OBP: 0.405, SLG: 0.400																						
Tim Spehr, R (1, 2) OBP: 0.352, SLG: 0.457 Chad Kreuter, S (9, PH) OBP: 0.374, SLG: 0.423																						
Rey Sanchez, R (1, 6) OBP: 0.293, SLG: 0.383																						
Inning Stats	R: 0 E: 0 K: 1 S: 5	H: 0 LOB: 0 BB: 1 P: 13	R: 0 E: 0 K: 1 S: 9	H: 2 LOB: 2 BB: 0 P: 13	R: 0 E: 0 K: 0 S: 6	H: 1 LOB: 1 BB: 0 P: 7	R: 0 E: 0 K: 1 S: 7	H: 1 LOB: 1 BB: 0 P: 10	R: 2 E: 0 K: 1 S: 8	H: 1 LOB: 2 BB: 3 P: 22	R: 0 E: 0 K: 0 S: 8	H: 0 LOB: 0 BB: 0 P: 11	R: 0 E: 0 K: 0 S: 6	H: 0 LOB: 0 BB: 0 P: 10	R: 1 E: 0 K: 0 S: 11	H: 1 LOB: 0 BB: 0 P: 15		R: 0 E: 0 K: 0 S: 8	H: 0 LOB: 0 BB: 0 P: 11	1B: 5 2B: 0 3B: 0 HR: 1	SF: 0 SAC: 0 DP: 0 HBP: 0	WP: 0 PB: 0 SB: 0 CS: 1
PITCHER	IP	WLS	BF	H	R	ER	SO	BB	IBB	HBP	BLK	WP	HR	S	P	ERA	WHIP					
Omar Olivares, R (1, 1) ERA: 3.06	8.0	W	33	6	3	3	4	4	0	0	0	0	1	60	101	3.38	1.250					
Troy Percival, R (9, 1) ERA: 2.61	1.0	S	3	0	0	0	0	0	0	0	0	0	0	8	11	0.00	0.000					

AB	32
R	3
H	6
RBI	3
BB	4
SO	4
LOB	15



Batter	1	2	3	4	5	6	7	8	9	AB	R	H	RBI	BB	SO	LOB	BOTTOM				
Darin Erstad, L (1, 7) OBP: 0.295, SLG: 0.357	2-2 X HR		X 1-1 P6			BB 2-0 X P6		C 0-1 X G4-3		3	4	1	1	1	0	0	Kansas City Royals @ Anaheim Angels Edison International Field, Anaheim, CA Sun May 30 1999, 8:05 PM EDT Att: 31,429 - Cloudy - 68 F				
Randy Velarde, R (1, 4) OBP: 0.407, SLG: 0.430	1-2 1B		3-2 1B			1-2 HR 1B		B 1-0 X F9		1	4	1	3	0	0	0					
Mo Vaughn, L (1, 10) OBP: 0.387, SLG: 0.634	3-1 F8		3-1 1B			0-1 1H 2H HR 1B		B 2-0 X G4-3		2	4	1	2	3	0	0					
Steve Decker, R (1, 3) OBP: 0.364, SLG: 0.400 Chris Pritchett, L (8, 3) OBP: 0.231, SLG: 0.306	2-1 F9		2-2 F8			1-2 F7		2-0 F9		3	3	0	0	0	0	0					
16 Garret Anderson, L (1, 8) OBP: 0.313, SLG: 0.522	2-2 G4-3																				
Tim Lincecum, R (1, 9) OBP: 0.319, SLG: 0.386 Orlando Palmeiro, L (7, 9) OBP: 0.364, SLG: 0.326																					
Troy Glaus, R (1, 5) OBP: 0.302, SLG: 0.418																					
Matt Walbeck, S (1, 2) OBP: 0.295, SLG: 0.316																					
Andy Sheets, R (1, 6) OBP: 0.271, SLG: 0.351																					
Inning Stats	R: 1 E: 0 K: 0 S: 19	H: 2 LOB: 1 BB: 0 P: 29	R: 0 E: 0 K: 2 S: 7	H: 0 LOB: 0 BB: 0 P: 8	R: 0 E: 0 K: 0 S: 13	H: 2 LOB: 2 BB: 0 P: 22	R: 0 E: 0 K: 0 S: 5	H: 0 LOB: 0 BB: 0 P: 8	R: 0 E: 0 K: 0 S: 6	H: 0 LOB: 0 BB: 0 P: 7	R: 0 E: 0 K: 0 S: 10	H: 0 LOB: 0 BB: 0 P: 14	R: 0 E: 0 K: 0 S: 3	H: 0 LOB: 0 BB: 0 P: 8	R: 0 E: 0 K: 0 S: 3	H: 0 LOB: 0 BB: 0 P: 8		1B: 5 2B: 0 3B: 0 HR: 2	SF: 0 SAC: 0 DP: 0 HBP: 0	WP: 0 PB: 0 SB: 0 CS: 0	PA: 31
PITCHER	IP	WLS	BF	H	R	ER	SO	BB	IBB	HBP	BLK	WP	HR	S	P	ERA	WHIP				
50 José Rosado, L (1, 1) ERA: 2.59	8.0	L	31	7	4	4	2	0	0	0	0	0	2	79	119	4.50	0.875				

AB	31
R	4
H	7
RBI	4
BB	0
SO	2
LOB	7



Batter	1	2	3	4	5	6	7	8	9	AB	R	H	RBI	BB	SO	LOB	TOP					
Carlos Beltrán, S OBP: 0.323, SLG: 0.449 (1, 8)										3	0	0	0	1	1	0						
Joe Randa, R OBP: 0.312, SLG: 0.368 (1, 5)										4	0	0	0	0	1	1						
Johnny Damon, L OBP: 0.356, SLG: 0.458 (1, 7)										4	0	0	0	0	0	1						
29 Mike Sweeney, R OBP: 0.393, SLG: 0.500 (1, 10)										4	0	0	0	0	0	1						
Jermaine Dye, R OBP: 0.356, SLG: 0.557 (1, 9)										3	0	0	0	0	1	0						
Chad Kreuter, S OBP: 0.386, SLG: 0.448 (1, 2)										1	1	1	0	2	0	0						
Larry Sutton, L OBP: 0.306, SLG: 0.344 (1, 3)										3	0	0	0	0	0	3						
Steve Scarson, R OBP: 0.260, SLG: 0.186 (1, 4)										3	0	1	1	0	1	0						
Rey Sanchez, R OBP: 0.287, SLG: 0.374 (1, 6)										3	0	1	0	0	0	1						
Inning Stats	R: 0 E: 0 K: 1 S: 12	H: 0 LOB: 1 BB: 1 P: 20	R: 0 E: 0 K: 1 S: 8	H: 0 LOB: 0 BB: 1 P: 15	R: 0 E: 0 K: 0 S: 8	H: 1 LOB: 0 BB: 0 P: 11	R: 0 E: 0 K: 0 S: 6	H: 0 LOB: 0 BB: 0 P: 12	R: 1 E: 0 K: 0 S: 11	H: 1 LOB: 1 BB: 1 P: 22	R: 0 E: 0 K: 0 S: 8	H: 0 LOB: 1 BB: 0 P: 12	R: 0 E: 0 K: 0 S: 13	H: 1 LOB: 1 BB: 0 P: 18	R: 0 E: 0 K: 2 S: 9	H: 0 LOB: 0 BB: 0 P: 13	R: 0 E: 0 K: 0 S: 4	H: 0 LOB: 0 BB: 0 P: 5	1B: 2 2B: 1 3B: 0 HR: 0	SF: 0 SAC: 0 DP: 1 HBP: 0	WP: 0 PB: 0 SB: 1 CS: 0	PA: 31
PITCHER	IP	WLS	BF	H	R	ER	SO	BB	IBB	HBP	BLK	WP	HR	S	P	ERA	WHIP					
Rick Helling, R ERA: 4.99 (1, 1)	7.0		25	3	1	1	2	3	0	0	0	0	0	66	110	1.29	0.857					
59 Jeff Zimmerman, R ERA: 1.29 (8, 1)	1.0	W	3	0	0	0	2	0	0	0	0	0	0	9	13	0.00	0.000					
John Wetteland, R ERA: 3.74 (9, 1)	1.0	S	3	0	0	0	0	0	0	0	0	0	0	4	5	0.00	0.000					

Kansas City Royals @ Texas Rangers
The Ballpark at Arlington, Arlington, TX
Tue Jun 01 1999, 8:35 PM EDT
Att: 25,184 - Cloudy - 86 F

AB	28
R	1
H	3
RBI	1
BB	3
SO	4
LOB	7



Batter	1	2	3	4	5	6	7	8	9	AB	R	H	RBI	BB	SO	LOB	BOTTOM				
Tom Goodwin, L OBP: 0.328, SLG: 0.322 (1, 8)										2	0	2	0	1	0	0					
Roberto Kelly, R OBP: 0.398, SLG: 0.531 (8, FH) (9, 8)										0	0	0	0	0	0	0					
Mark McLemore, S OBP: 0.396, SLG: 0.448 (1, 4)										3	1	1	2	1	0	2					
29 Rusty Greer, L OBP: 0.386, SLG: 0.505 (1, 7)											4	0	1	1	0	2	3				
Juan Gonzalez, R OBP: 0.358, SLG: 0.605 (1, 9)										4	0	0	0	0	1	4					
Rafael Palmeiro, L OBP: 0.444, SLG: 0.642 (1, 10)										3	0	0	0	1	1	0					
Ivan Rodriguez, R OBP: 0.354, SLG: 0.547 (1, 2)										3	0	1	0	1	1	2					
Todd Zeile, R OBP: 0.343, SLG: 0.503 (1, 5) (9, 3)										3	0	1	0	0	0	1					
Lee Stevens, L OBP: 0.404, SLG: 0.574 (8, PR) (9, 5)										2	0	0	0	1	1	2					
Jon Shave, R OBP: 0.333, SLG: 0.333 (1, 6)										2	1	0	0	0	1	0					
Inning Stats	R: 0 E: 0 K: 0 S: 10	H: 1 LOB: 1 BB: 0 P: 17	R: 0 E: 0 K: 1 S: 12	H: 2 LOB: 1 BB: 0 P: 20	R: 0 E: 0 K: 0 S: 5	H: 0 LOB: 0 BB: 1 P: 14	R: 0 E: 0 K: 1 S: 8	H: 0 LOB: 0 BB: 0 P: 9	R: 0 E: 0 K: 2 S: 13	H: 1 LOB: 2 BB: 1 P: 20	R: 0 E: 0 K: 1 S: 9	H: 0 LOB: 0 BB: 0 P: 15	R: 3 E: 0 K: 2 S: 14	H: 2 LOB: 2 BB: 2 P: 31	R: 0 E: 0 K: 0 S: 4	H: 0 LOB: 0 BB: 0 P: 5	1B: 6 2B: 0 3B: 0 HR: 0	SF: 0 SAC: 0 DP: 1 HBP: 2	WP: 1 PB: 0 SB: 1 CS: 2	PA: 34	
PITCHER	IP	WLS	BF	H	R	ER	SO	BB	IBB	HBP	BLK	WP	HR	S	P	ERA	WHIP				
Jay Witasick, R ERA: 6.92 (1, 1)	6.0		22	4	0	0	4	3	0	0	0	0	0	52	91	0.00	1.167				
Scott Service, R ERA: 6.66 (7, 1)	1.0	H	3	0	0	0	1	0	0	0	0	0	0	9	15	0.00	0.000				
Matt Whisenant, L ERA: 2.81 (8, 1)	0.0	L	3	0	3	3	0	1	0	2	0	0	0	3	9	∞	∞				
Terry Mathews, R ERA: 2.37 (8, 1)	1.0	B	5	2	0	0	2	1	0	0	0	0	0	11	22	0.00	3.000				

Kansas City Royals @ Texas Rangers
The Ballpark at Arlington, Arlington, TX
Tue Jun 01 1999, 8:35 PM EDT
Att: 25,184 - Cloudy - 86 F

AB	26
R	3
H	6
RBI	3
BB	5
SO	7
LOB	14



Batter	1	2	3	4	5	6	7	8	9	AB	R	H	RBI	BB	SO	LOB	TOP				
Pokey Reese, R OBP: 0.330, SLG: 0.429 (1, 4)	E7 1B		E HR	B5	P9			B3	F7	6	1	2	0	0	0	6	Cincinnati Reds @ Kansas City Royals Kauffman Stadium, Kansas City, MO Sat Jun 05 1999, 4:05 PM CDT Cloudy - 88 F livebaseballscorecards.com				
Mike Cameron, R OBP: 0.346, SLG: 0.422 (1, 8)	CS 1B		E5 HR	K	FC5-4			HR BB		4	2	1	0	1	1	5					
Sean Casey, L OBP: 0.420, SLG: 0.684 (1, 3)	K		HR	K				HR		5	2	2	5	0	2	4					
Greg Vaughn, R OBP: 0.323, SLG: 0.462 Michael Tucker, L OBP: 0.324, SLG: 0.417 (8, 9)	K		G5-3		BB HR			F9		4	1	0	0	1	1	2					
Barry Larkin, R OBP: 0.352, SLG: 0.410 Chris Stynes, R OBP: 0.214, SLG: 0.043 (8, 4)		2B 1B	G6-3	K				G4-3		5	0	1	0	0	1	1					
Dmitri Young, S OBP: 0.286, SLG: 0.327 (1, 10)	G5-3 1H		F8		HR BB			G3-1		4	1	1	0	1	0	0					
Jeffrey Hammonds, R OBP: 0.289, SLG: 0.590 (8, 7)	G5-3			HR	HR			F9		4	2	2	4	1	0	1					
Brian Johnson, R OBP: 0.303, SLG: 0.479 (1, 2)				1B	1B			BB		2	0	2	0	3	0	0					
Aaron Boone, R OBP: 0.261, SLG: 0.321 (1, 5)	G4-3			1B	HBP			2B		4	0	2	0	0	0	3					
Inning Stats	R: 0 E: 1 K: 2 S: 10	H: 2 LOB: 1 BB: 0 P: 14	R: 0 E: 0 K: 0 S: 7	H: 2 LOB: 2 BB: 1 P: 13	R: 3 E: 1 K: 0 S: 12	H: 2 LOB: 0 BB: 0 P: 14	R: 1 E: 0 K: 2 S: 10	H: 3 LOB: 2 BB: 0 P: 13	R: 3 E: 0 K: 1 S: 12	H: 2 LOB: 0 BB: 0 P: 10	R: 0 E: 0 K: 0 S: 5	H: 0 LOB: 1 BB: 2 P: 14	R: 2 E: 0 K: 0 S: 10	H: 1 LOB: 0 BB: 1 P: 21	R: 0 E: 0 K: 0 S: 11	H: 1 LOB: 2 BB: 1 P: 17		1B: 7 2B: 2 3B: 0 HR: 4	SF: 0 SAC: 0 DP: 0 HBP: 1	WP: 0 PB: 0 SB: 0 CS: 2	PA: 46
PITCHER	IP	WLS	BF	H	R	ER	SO	BB	IBB	HBP	BLK	WP	HR	S	P	ERA	WHIP				
50 José Rosado, L ERA: 3.07 (1, 1)	4.1	L	24	9	6	5	5	3	0	0	0	0	2	45	70	10.38	2.769				
Jose Santiago, R ERA: 3.19 (8, 1)	2.2		12	2	1	1	0	2	0	1	0	0	1	17	38	3.38	1.500				
Scott Service, R ERA: 6.75 (9, 1)	1.0		5	1	2	2	0	1	0	0	0	0	1	10	21	18.00	2.000				
Jeff Montgomery, R ERA: 5.4 (8, 1)	1.0		5	1	0	0	0	1	0	0	0	0	0	11	17	0.00	2.000				

Batter	1	2	3	4	5	6	7	8	9	AB	R	H	RBI	BB	SO	LOB	BOTTOM				
Carlos Febles, R OBP: 0.379, SLG: 0.511 (1, 4)	G5-3		SH1-3	K					K	4	0	0	0	0	3	4	Cincinnati Reds @ Kansas City Royals Kauffman Stadium, Kansas City, MO Sat Jun 05 1999, 4:05 PM CDT Cloudy - 88 F livebaseballscorecards.com				
Carlos Beltrán, S OBP: 0.324, SLG: 0.471 (1, 8)	HR		HR	F9				P5		4	2	2	3	0	0	2					
Johnny Damon, L OBP: 0.365, SLG: 0.466 (1, 7)	K		2B G5-3	1B				F8		4	1	2	0	0	1	0					
29 Mike Sweeney, R OBP: 0.393, SLG: 0.497 (1, 10)	1B		G5-3		F8			G4-3		4	0	1	0	0	0	2					
Jermaine Dye, R OBP: 0.352, SLG: 0.547 (1, 9)	K			G6-4-3				G6-3		4	0	1	1	0	1	2					
Chad Kreuter, S OBP: 0.376, SLG: 0.433 (1, 2)	F8		G1-3					G4-3		4	0	0	0	0	0	1					
Joe Randa, R OBP: 0.310, SLG: 0.361 (1, 5)	K			P4				G6-3		3	0	0	0	1	1	0					
Larry Sutton, L OBP: 0.304, SLG: 0.340 (1, 3)	G3-1			BB 1B				K		4	0	1	0	0	2	1					
Rey Sanchez, R OBP: 0.289, SLG: 0.374 Scott Pose, L OBP: 0.409, SLG: 0.405 (9, PH)			SH1-3 HR					G5-3		2	1	1	0	1	0	0					
Inning Stats	R: 1 E: 0 K: 2 S: 12	H: 2 LOB: 1 BB: 0 P: 15	R: 0 E: 0 K: 1 S: 8	H: 0 LOB: 0 BB: 0 P: 11	R: 3 E: 0 K: 0 S: 15	H: 4 LOB: 1 BB: 0 P: 22	R: 0 E: 0 K: 1 S: 10	H: 1 LOB: 2 BB: 1 P: 19	R: 0 E: 0 K: 1 S: 6	H: 0 LOB: 0 BB: 0 P: 11	R: 0 E: 0 K: 1 S: 7	H: 0 LOB: 0 BB: 0 P: 7	R: 0 E: 0 K: 0 S: 8	H: 0 LOB: 0 BB: 0 P: 12	R: 0 E: 0 K: 2 S: 12	H: 1 LOB: 2 BB: 1 P: 23		1B: 6 2B: 1 3B: 0 HR: 2	SF: 0 SAC: 1 DP: 1 HBP: 0	WP: 1 PB: 0 SB: 0 CS: 0	PA: 37
PITCHER	IP	WLS	BF	H	R	ER	SO	BB	IBB	HBP	BLK	WP	HR	S	P	ERA	WHIP				
Steve Parris, R ERA: 4.25 (1, 1)	9.0	W	37	9	4	4	8	2	0	0	0	1	2	85	131	4.00	1.222				

Batter	1	2	3	4	5	6	7	8	9	AB	R	H	RBI	BB	SO	LOB	TOP										
Pokey Reese, R OBP: 0.332, SLG: 0.433 (1, 4)	B5-3				G5-3		G4-6-3			5	2	2	0	1	0	3	Cincinnati Reds @ Kansas City Royals Kauffman Stadium, Kansas City, MO Sun Jun 06 1999, 1:05 PM CDT Att: 25,600 - Overcast - 68 F										
Michael Tucker, L OBP: 0.345, SLG: 0.417 (1, 9)	1B				G4-3		G4-6-3		SF7	4	2	2	1	1	0	2											
Sean Casey, L OBP: 0.436, SLG: 0.692 (1, 3)	1B									6	3	5	2	0	0	3											
Greg Vaughn, R OBP: 0.325, SLG: 0.491 (1, 10)	P3				P5					6	1	2	4	0	0	7											
Barry Larkin, R OBP: 0.369, SLG: 0.442 Chris Stynes, R OBP: 0.200, SLG: 0.042 (1, 6) (7, 4)	1B								SF8	4	1	4	1	0	0	0											
Eddie Taubensee, L OBP: 0.373, SLG: 0.442 (1, 2)	P5				K				P5	6	2	2	1	0	1	5											
Jeffrey Hammonds, R OBP: 0.290, SLG: 0.507 (1, 7)										5	1	2	2	0	2	2											
Mike Cameron, R OBP: 0.335, SLG: 0.406 (1, 8)	B3				FC4-6				FC5	5	0	1	2	0	1	3											
Aaron Boone, R OBP: 0.278, SLG: 0.341 (1, 5)	F7									4	2	2	0	0	1	0											
Inning Stats	R: 1 E: 0 K: 0 S: 13	H: 3 LOB: 2 BB: 0 P: 20	R: 0 E: 0 K: 1 S: 7	H: 0 LOB: 0 BB: 0 P: 8	R: 7 E: 0 K: 0 S: 27	H: 7 LOB: 3 BB: 2 P: 48	R: 0 E: 0 K: 2 S: 12	H: 1 LOB: 1 BB: 0 P: 17	R: 1 E: 0 K: 1 S: 12	H: 2 LOB: 1 BB: 0 P: 18	R: 0 E: 0 K: 1 S: 8	H: 1 LOB: 0 BB: 0 P: 10	R: 2 E: 0 K: 0 S: 11	H: 3 LOB: 1 BB: 0 P: 17	R: 3 E: 0 K: 0 S: 16	H: 4 LOB: 1 BB: 0 P: 21	1B: 16 2B: 5 3B: 0 HR: 1	SF: 2 SAC: 0 DP: 1 HBP: 1	WP: 1 PA: 51 PB: 0 SB: 0 CS: 0								
PITCHER	IP	WLS	BF	H	R	ER	SO	BB	IBB	HBP	BLK	WP	HR	S	P	ERA	WHIP										
Jay Witasick, R ERA: 8.29 (1, 1)	2.0	L	17	10	8	8	1	1	0	0	0	0	1	36	55	36.00	5.500										
Alvin Morman, L ERA: 4.09 (3, 1)	2.2		13	3	1	1	2	1	0	1	0	0	0	34	55	3.38	1.500										
Scott Service, R ERA: 6.21 (5, 1)	2.1		8	2	0	0	2	0	0	0	0	1	0	17	23	0.00	0.857										
Matt Whisenant, L ERA: 3.63 (8, 1)	1.0		6	3	2	2	0	0	0	0	0	0	0	11	17	18.00	3.000										
Terry Mathews, R ERA: 3.39 (9, 1)	1.0		7	4	3	3	0	0	0	0	0	0	0	16	21	27.00	4.000										
Carlos Febles, R OBP: 0.380, SLG: 0.497 (1, 4)	F7																Cincinnati Reds @ Kansas City Royals Kauffman Stadium, Kansas City, MO Sun Jun 06 1999, 1:05 PM CDT Att: 25,600 - Overcast - 68 F										
Carlos Beltrán, S OBP: 0.315, SLG: 0.460 (1, 8)	F7																										
Johnny Damon, L OBP: 0.364, SLG: 0.460 Scott Pose, L OBP: 0.420, SLG: 0.419 (1, 7) (9, 7)	G3																										
29 Mike Sweeney, R OBP: 0.378, SLG: 0.475 (1, 3) (9, 2)	G4-3																										
Jeremy Giambi, L (1, 10)																											
Jermaine Dye, R OBP: 0.352, SLG: 0.538 (1, 9)																											
Chad Kreuter, S OBP: 0.378, SLG: 0.432 Scott Leius, R OBP: 0.276, SLG: 0.314 (1, 2) (9, 3)																											
Joe Randa, R OBP: 0.318, SLG: 0.373 (1, 5)																											
Steve Scarsone, R OBP: 0.293, SLG: 0.224 (1, 6)																											
Inning Stats	R: 1 E: 0 K: 0 S: 10	H: 1 LOB: 0 BB: 0 P: 13	R: 1 E: 0 K: 0 S: 15	H: 2 LOB: 2 BB: 2 P: 31	R: 0 E: 0 K: 1 S: 9	H: 0 LOB: 1 BB: 1 P: 16	R: 0 E: 0 K: 2 S: 11	H: 1 LOB: 1 BB: 0 P: 17	R: 0 E: 0 K: 2 S: 9	H: 1 LOB: 1 BB: 0 P: 14	R: 1 E: 0 K: 0 S: 11	H: 2 LOB: 2 BB: 1 P: 19	R: 0 E: 0 K: 1 S: 5	H: 0 LOB: 0 BB: 0 P: 5	R: 0 E: 0 K: 2 S: 9	H: 1 LOB: 1 BB: 0 P: 14	R: 0 E: 0 K: 0 S: 10	H: 1 LOB: 1 BB: 0 P: 12	1B: 6 2B: 3 3B: 0 HR: 0	SF: 0 SAC: 0 DP: 0 HBP: 0	WP: 0 PA: 40 PB: 0 SB: 2 CS: 0						
PITCHER	IP	WLS	BF	H	R	ER	SO	BB	IBB	HBP	BLK	WP	HR	S	P	ERA	WHIP										
Pete Harnisch, R ERA: 3.33 (1, 1)	1.2	W	15	2	0	0	5	3	0	0	0	0	0	35	61	0.00	1.500										
Scott Sullivan, R ERA: 1.42 (2, 1)	3.1																										
Dennys Reyes, L ERA: 1.93 (6, 1)	2.0																										
Gabe White, L ERA: 5.55 (8, 1)	2.0																										
AB											36																
R											3																
H											9																
RBI											3																
BB											4																
SO											8																
LOB											18																

Batter	1	2	3	4	5	6	7	8	9	AB	R	H	RBI	BB	SO	LOB	TOP										
Joe McEwing, R OBP: 0.364, SLG: 0.426	1-2 G6-3		3-2 F8		1-2 L4		1-2 G6-3		1-3 K	5	0	0	0	0	1	3	St. Louis Cardinals @ Kansas City Royals Kauffman Stadium, Kansas City, MO Mon Jun 07 1999, 7:05 PM CDT Att: 37,248 - Cloudy - 91 F										
Edgar Renteria, R OBP: 0.333, SLG: 0.393	2-3 K		1-2 G5-3		1-2 L7		1-2 S 1B		2-1 G1-6-3 1B	5	0	2	1	0	1	1											
Ray Lankford, L OBP: 0.391, SLG: 0.650 Alberto Castillo, R OBP: 0.282, SLG: 0.313	2-2 L9			3-1 G4-3		2-2 CS 1B		2-1 L4		0-0 G1-6-3 1-2	4	0	1	0	0	0		1									
Eric Davis, R OBP: 0.372, SLG: 0.434		2-3 K		1-1 G4-3		2-3 K		4-0 2B BB			3	1	0	0	1	2											
Fernando Tatis, R OBP: 0.415, SLG: 0.574		1-0 S 1B		2-2 HR 2B		2-3 K		1-1 G3 1-H 2B			4	2	3	1	0	1											
Shawon Dunston, R OBP: 0.366, SLG: 0.561 Willie McGee, S OBP: 0.330, SLG: 0.284		2-3 K		1-2 HR		1-2 S 2B		0-3 K			3	2	2	2	0	1											
Darren Bragg, L OBP: 0.368, SLG: 0.366		1-1 FC5-4 1B		0-3 K		1-0 S 1B		1-2 G3			4	1	2	1	0	1											
Eli Marrero, R OBP: 0.273, SLG: 0.370		0-0 FC5-4		2-2 SH1-3 1B		0-0 SF9		1-3 K			3	0	1	1	0	1											
Placido Polanco, R OBP: 0.347, SLG: 0.362			0-1 G5-3		0-0 SH1-3		2-H G6-3 1B		0-0 E6 1B	3	1	1	1	0	0	0											
Inning Stats	R: 0 E: 0 K: 1 S: 9	H: 0 LOB: 0 BB: 0 P: 14	R: 1 E: 0 K: 2 S: 11	H: 2 LOB: 1 BB: 0 P: 17	R: 0 E: 0 K: 0 S: 12	H: 0 LOB: 0 BB: 0 P: 16	R: 2 E: 0 K: 1 S: 13	H: 2 LOB: 0 BB: 0 P: 20	R: 0 E: 0 K: 2 S: 10	H: 1 LOB: 1 BB: 0 P: 14	R: 0 E: 0 K: 2 S: 9	H: 1 LOB: 0 BB: 0 P: 15	R: 3 E: 0 K: 0 S: 13	H: 4 LOB: 1 BB: 0 P: 20	R: 1 E: 0 K: 2 S: 11	H: 1 LOB: 1 BB: 1 P: 18		R: 0 E: 1 K: 1 S: 9	H: 1 LOB: 1 BB: 0 P: 10	1B: 8 2B: 3 3B: 0 HR: 1	SF: 1 SAC: 1 DP: 1 HBP: 0	WP: 0 PB: 0 SB: 2 CS: 1	PA: 39				
PITCHER	IP	WLS	BF	H	R	ER	SO	BB	IBB	HBP	BLK	WP	HR	S	P	ERA	WHIP										
Kevin Appier, R ERA: 4.39	(1, 1)	6.1	L	27	9	6	6	0	0	0	0	0	1	70	104	8.53	1.421										
Jose Santiago, R ERA: 3.15	(7, 1)	0.1		2	1	0	0	0	0	0	0	0	0	5	8	0.00	3.000										
Matt Whisenant, L ERA: 3.57	(7, 1)	0.1		1	0	0	0	0	0	0	0	0	0	2	4	0.00	0.000										
Orber Moreno, R ERA: 2.57	(8, 1)	1.0		5	1	1	2	1	0	0	0	0	0	11	18	9.00	2.000										
Jeff Montgomery, R ERA: 6.09	(9, 1)	1.0		4	1	0	1	0	0	0	0	0	0	9	10	0.00	1.000										

Batter	1	2	3	4	5	6	7	8	9	AB	R	H	RBI	BB	SO	LOB	BOTTOM										
Carlos Febles, R OBP: 0.376, SLG: 0.486	3-3 K		1-0 G3-4-3		4-2 1B BB		3-2 G6-3		2-2 F8	4	0	0	1	1	1	2	St. Louis Cardinals @ Kansas City Royals Kauffman Stadium, Kansas City, MO Mon Jun 07 1999, 7:05 PM CDT Att: 37,248 - Cloudy - 91 F										
Carlos Beltrán, S OBP: 0.316, SLG: 0.458	3-2 S 1B		2-2 F9		1-0 1-3 2-H 3-H 1B		2-1 F8		0-0 F9	5	0	2	2	0	0	1											
Johnny Damon, L OBP: 0.366, SLG: 0.459	2-3 K			1-0 G6-3		0-1 29 2B SF8 1B		4-0 BB			3	1	1	0	1	1											
29 Mike Sweeney, R OBP: 0.376, SLG: 0.475	3-1 G5-3			0-0 F9		2-1 G4-3 1-3 2B		2-3 K			4	0	1	0	0	1											
Jermaine Dye, R OBP: 0.350, SLG: 0.532		4-0 1B BB		0-0 P6		0-1 SF8		2-3 K			2	0	0	1	1	0											
Jeremy Giambi, L OBP: 0.250, SLG: 0.375		1-1 G1-4-3 1B		3-1 FC3-6 2B		0-1 G4-3		0-0 L9			4	1	2	0	0	0											
Chad Kreuter, S OBP: 0.375, SLG: 0.422		2-3 K		4-1 FC3-6 BB		1-0 G4-3		1-3 K			3	0	0	0	1	3											
Joe Randa, R OBP: 0.321, SLG: 0.369		0-0 G1-4-3		0-0 FC3-6 1B		4-2 1B G6-3 BB		4-2 BB			2	2	0	0	2	0											
Rey Sanchez, R OBP: 0.287, SLG: 0.366 Scott Pose, L OBP: 0.420, SLG: 0.419 Scott Leius, R OBP: 0.271, SLG: 0.308			0-1 L7		0-0 P6		3-2 G6-3 WP 1B		0-0 L6	3	1	1	0	0	0	2											
Inning Stats	R: 0 E: 0 K: 2 S: 15	H: 1 LOB: 1 BB: 0 P: 26	R: 0 E: 0 K: 1 S: 6	H: 1 LOB: 1 BB: 1 P: 13	R: 0 E: 0 K: 0 S: 6	H: 0 LOB: 0 BB: 0 P: 9	R: 0 E: 0 K: 0 S: 3	H: 0 LOB: 0 BB: 0 P: 4	R: 2 E: 0 K: 0 S: 8	H: 2 LOB: 2 BB: 2 P: 20	R: 1 E: 0 K: 0 S: 9	H: 2 LOB: 1 BB: 0 P: 12	R: 2 E: 0 K: 1 S: 13	H: 1 LOB: 1 BB: 2 P: 31	R: 0 E: 0 K: 2 S: 7	H: 0 LOB: 0 BB: 0 P: 10		R: 0 E: 0 K: 0 S: 7	H: 0 LOB: 1 BB: 1 P: 13	1B: 5 2B: 2 3B: 0 HR: 0	SF: 1 SAC: 0 DP: 1 HBP: 0	WP: 2 PB: 0 SB: 1 CS: 0	PA: 38				
PITCHER	IP	WLS	BF	H	R	ER	SO	BB	IBB	HBP	BLK	WP	HR	S	P	ERA	WHIP										
Lance Painter, L ERA: 6.18	(1, 1)	5.0		20	4	2	2	3	0	0	0	0	0	38	72	3.60	1.400										
Heathcliff Slocumb, R ERA: 9.18	(6, 1)	1.0	W	5	2	1	1	0	0	0	0	0	0	9	12	9.00	2.000										
Rick Croushore, R ERA: 2.5	(7, 1)	0.2	H	5	1	2	2	0	2	0	0	1	0	10	26	27.00	4.500										
Manny Aybar, R ERA: 3.79	(7, 1)	1.1	H	5	0	0	0	3	1	0	0	0	0	12	21	0.00	0.750										
Scott Radinsky, L ERA: 4.86	(9, 1)	0.1	H	1	0	0	0	0	0	0	0	0	0	1	1	0.00	0.000										

AB 36
R 7
H 12
RBI 7
BB 1
SO 9
LOB 13



AB 31
R 5
H 7
RBI 4
BB 6
SO 6
LOB 17



Batter	1	2	3	4	5	6	7	8	9	AB	R	H	RBI	BB	SO	LOB	TOP					
Carlos Febles, R (1, 4) OBP: 0.373, SLG: 0.467	G1-3	F9			K		2B 1B BB		HR BB	3	2	0	0	2	1	1	Kansas City Royals @ Pittsburgh Pirates Three Rivers Stadium, Pittsburgh, PA Fri Jun 11 1999, 7:05 PM EDT Att: 31,052 - Unknown - 89 F livebaseballscorecards.com					
Carlos Beltrán, S (1, 8) OBP: 0.327, SLG: 0.475	F8		P5		3B 1B		K		HR	5	2	2	2	0	1	1						
Johnny Damon, L (1, 7) OBP: 0.374, SLG: 0.485	G4-3		G3-1		2B 3B		1B		P2	5	2	2	1	0	0	0						
Jermaine Dye, R (1, 9) OBP: 0.347, SLG: 0.519		L3	P3		2B		1B		K	5	0	2	3	0	1	0						
Jeremy Giambi, L (1, 3) OBP: 0.500, SLG: 0.444		HR BB		P6	F8		G3		K	4	1	0	0	1	1	2						
Chad Kreuter, S (1, 2) OBP: 0.396, SLG: 0.426		HR BB		K		G5-3		G4-3		3	1	0	0	1	1	0						
Joe Randa, R (1, 5) OBP: 0.351, SLG: 0.454		HR		HR		G4-6-3 BB		2B		3	2	3	4	1	0	0						
Rey Sanchez, R (1, 6) OBP: 0.293, SLG: 0.357		HBP		P8		G4-6-3		K		3	0	0	0	0	1	2						
50 José Rosado, L (1, 1) Steve Scarosone, R (8, PH) Scott Service, R (8, 1)	K			F8		K		K		3	0	0	0	0	2	1						
Inning Stats	R: 0 E: 0 K: 0 S: 7	H: 0 LOB: 0 BB: 0 P: 8	R: 3 E: 0 K: 1 S: 21	H: 1 LOB: 1 BB: 2 P: 35	R: 0 E: 0 K: 0 S: 5	H: 0 LOB: 0 BB: 0 P: 7	R: 1 E: 0 K: 1 S: 10	H: 1 LOB: 0 BB: 0 P: 14	R: 2 E: 0 K: 1 S: 13	H: 3 LOB: 1 BB: 0 P: 16	R: 0 E: 0 K: 0 S: 6	H: 0 LOB: 0 BB: 1 P: 13	R: 2 E: 0 K: 2 S: 12	H: 2 LOB: 1 BB: 1 P: 20	R: 0 E: 0 K: 2 S: 13	H: 1 LOB: 1 BB: 0 P: 22		R: 2 E: 0 K: 2 S: 14	H: 1 LOB: 0 BB: 1 P: 21	1B: 2 2B: 3 3B: 1 HR: 3	SF: 0 SAC: 0 DP: 1 HBP: 1	WP: 0 PB: 0 SB: 0 CS: 0
PITCHER	IP WLS BF H R ER SO BB IBB HBP BLK WP HR S P ERA WHIP																					
Kris Benson, R (1, 1) ERA: 4.84	4.2 L 22 5 6 6 3 2 0 0 0 0 0 2 55 79 11.57 1.500																					
Scott Sauerbeck, L (5, 1) ERA: 1.55	1.1 4 0 0 0 0 1 0 0 0 0 0 0 7 14 0.00 0.750																					
Pete Schourek, L (7, 1) ERA: 5.05	1.0 6 2 2 2 2 1 0 0 0 0 0 0 12 20 18.00 3.000																					
Jeff Wallace, L (8, 1) ERA: 1.91	1.0 4 1 0 0 2 0 0 0 0 0 0 0 13 22 0.00 1.000																					
Greg Hansell, R (9, 1) ERA: 18.0	1.0 5 1 2 2 2 1 0 0 0 0 0 1 14 21 18.00 2.000																					

Batter	1	2	3	4	5	6	7	8	9	AB	R	H	RBI	BB	SO	LOB	BOTTOM					
Abraham Nunez, S (1, 6) OBP: 0.282, SLG: 0.266	G6-3			G4-3		F7	G5-3			4	0	0	0	0	0	2	Kansas City Royals @ Pittsburgh Pirates Three Rivers Stadium, Pittsburgh, PA Fri Jun 11 1999, 7:05 PM EDT Att: 31,052 - Unknown - 89 F livebaseballscorecards.com					
Ed Sprague, R (1, 5) OBP: 0.407, SLG: 0.527	G1-6-3 BB			L7		G4-3 1B		P5		3	0	1	0	1	0	0						
Brian Giles, L (1, 8) Greg Hansell, R (9, 1)	G1-6-3			FC6-4 1B		G4-3		P4		4	0	1	0	0	0	3						
Kevin Young, R (1, 3) OBP: 0.436, SLG: 0.516			K	FC6-4 1B		G1-3		HR		4	1	1	1	0	1	3						
1B Jason Kendall, R (1, 2) OBP: 0.448, SLG: 0.522	F7					FC6-4 1B		HR		3	1	2	1	1	0	0						
Freddy Garcia, R (1, 7) OBP: 0.296, SLG: 0.361	K			P6		P6		P6		4	1	1	0	0	1	2						
Jose Guillen, R (1, 9) OBP: 0.324, SLG: 0.356				P4		F8		E7 G1-4-3 1B		4	0	1	0	0	0	1						
Mike Benjamin, R (1, 4) OBP: 0.281, SLG: 0.308				K		FC6-4		F9		4	0	0	0	0	1	3						
Kris Benson, R (1, 1) Scott Sauerbeck, R (5, 1) Adrian Brown, S (6, PH) Pete Schourek, L (7, 1) Keith Osek, R (7, PH) Jeff Wallace, L (8, 1) Brant Brown, L (9, 8)				K		G4-3 1B		G1-4-3		1	0	0	0	0	1	0						
Inning Stats	R: 0 E: 0 K: 0 S: 6	H: 0 LOB: 0 BB: 1 P: 12	R: 0 E: 0 K: 2 S: 11	H: 0 LOB: 0 BB: 0 P: 17	R: 0 E: 0 K: 2 S: 9	H: 0 LOB: 0 BB: 0 P: 12	R: 0 E: 0 K: 0 S: 10	H: 1 LOB: 1 BB: 0 P: 17	R: 0 E: 0 K: 0 S: 8	H: 1 LOB: 1 BB: 0 P: 9	R: 0 E: 0 K: 0 S: 15	H: 2 LOB: 2 BB: 0 P: 20	R: 2 E: 1 K: 0 S: 15	H: 3 LOB: 1 BB: 0 P: 20	R: 1 E: 0 K: 0 S: 5	H: 1 LOB: 1 BB: 1 P: 10		R: 0 E: 0 K: 0 S: 3	H: 0 LOB: 0 BB: 0 P: 5	1B: 6 2B: 0 3B: 0 HR: 2	SF: 0 SAC: 0 DP: 1 HBP: 0	WP: 0 PB: 0 SB: 0 CS: 0
PITCHER	IP WLS BF H R ER SO BB IBB HBP BLK WP HR S P ERA WHIP																					
50 José Rosado, L (1, 1) ERA: 2.91	7.0 W 28 7 2 1 4 1 0 0 0 0 0 1 74 107 4.50 1.143																					
Scott Service, R (8, 1) ERA: 5.94	2.0 8 1 1 1 0 1 0 0 0 0 0 1 8 15 4.50 1.000																					

Batter	1	2	3	4	5	6	7	8	9	AB	R	H	RBI	BB	SO	LOB	TOP									
Johnny Damon, L OBP: 0.377, SLG: 0.471	1-2 G3		0-0 G4-3			0-2 G4-3		1-1 F7		4	0	0	0	0	0	0	Kansas City Royals @ Toronto Blue Jays SkyDome, Toronto, ON Fri Jun 18 1999, 7:05 PM EDT Att: 24,245 - Cloudy - 76 F									
Joe Randa, R OBP: 0.354, SLG: 0.454	0-1 2B 1B		2-0 P4			1-2 F8		2-0 F7		4	1	1	0	0	0	0										
Carlos Beltrán, S OBP: 0.336, SLG: 0.466	0-1 2B 1B		0-1 F7			0-0 G3		0-3 K		4	1	1	0	0	1	0										
29 Mike Sweeney, R OBP: 0.390, SLG: 0.502	3-2 1B 2B			1-2 G4-3			0-0 E 1B	1-0 SH1-3 1B		4	2	3	2	0	0	0										
Jermaine Dye, R OBP: 0.362, SLG: 0.521	1-1 G6-3 1B			2-1 F9		4-2 1B HR	3-1 SH1-3	1-2 1B		3	1	2	0	1	0	0										
Chad Kreuter, S OBP: 0.361, SLG: 0.416	2-0 G6-3 1-2			2-1 G4-3		1 SAFE 1-3 2-H	2-2 HR	0-0 SH1-3		3	0	1	1	0	0	2										
Jeremy Giambi, L OBP: 0.400, SLG: 0.382		2-2 F9			0-0 L4		1-1 1-2 HR	4-0 IBB		3	1	1	2	1	0	0										
Carlos Febles, R OBP: 0.370, SLG: 0.459		2-1 G4-6-3 1B			3-1 P3		3-H 1-1 G4-3	2-1 SF8		3	0	1	1	0	0	0										
Rey Sanchez, R OBP: 0.305, SLG: 0.355		2-2 G4-6-3 1-2			3-2 G6-3		1-2 G5-3	0-3 K		4	0	0	0	0	1	3										
Inning Stats	R: 2 E: 0 K: 0 S: 18	H: 4 LOB: 1 BB: 0 P: 25	R: 0 E: 0 K: 0 S: 10	H: 1 LOB: 0 BB: 0 P: 16	R: 0 E: 0 K: 0 S: 4	H: 0 LOB: 0 BB: 0 P: 6	R: 0 E: 0 K: 0 S: 9	H: 0 LOB: 0 BB: 0 P: 14	R: 0 E: 0 K: 0 S: 6	H: 0 LOB: 0 BB: 0 P: 12	R: 0 E: 0 K: 0 S: 7	H: 0 LOB: 0 BB: 0 P: 8	R: 3 E: 1 K: 0 S: 15	H: 3 LOB: 0 BB: 1 P: 24	R: 0 E: 0 K: 1 S: 6	H: 0 LOB: 0 BB: 0 P: 9	R: 1 E: 0 K: 1 S: 9	H: 2 LOB: 2 BB: 1 P: 19	1B: 8 2B: 1 3B: 0 HR: 1	SF: 1 SAC: 1 DP: 2 HBP: 0	WP: 0 PB: 0 SB: 0 CS: 0	PA: 36				
PITCHER	IP	WLS	BF	H	R	ER	SO	BB	IBB	HBP	BLK	WP	HR	S	P	ERA	WHIP									
Pat Hentgen, R ERA: 5.42	(1, 1)	6.1	L	25	8	5	5	0	1	0	0	0	0	1	63	97	7.11	1.421								
Paul Quantrill, R ERA	(7, 1)	1.2		5	0	0	0	1	0	0	0	0	0	0	12	17	0.00	0.000								
John Frascatore, R ERA: 4.11	(9, 1)	1.0		6	2	1	1	1	0	1	0	0	0	0	9	19	9.00	2.000								

Batter	1	2	3	4	5	6	7	8	9	AB	R	H	RBI	BB	SO	LOB	BOTTOM									
Shannon Stewart, R OBP: 0.375, SLG: 0.388	1-3 K		3-2 G5-3		1-0 G6-3		0-1 G1-3		0-1 G1-3 1B	5	1	1	0	0	1	2	Kansas City Royals @ Toronto Blue Jays SkyDome, Toronto, ON Fri Jun 18 1999, 7:05 PM EDT Att: 24,245 - Cloudy - 76 F									
Tony Batista, R OBP: 0.341, SLG: 0.429	1-3 K		1-0 1B		2-0 P5		2-3 K		3-2 1B G1-3	5	0	2	1	0	2	2										
Shawn Green, L OBP: 0.381, SLG: 0.576	0-0 2B		0-0 F7		3-1 F9			2-3 K	0-1 G1-3	5	0	1	0	0	1	3										
Carlos Delgado, L OBP: 0.374, SLG: 0.523	1-0 G3			2-0 G3		3-1 P4		0-1 G4-3	1-0 1B HBP	4	0	0	0	0	0	1										
Tony Fernandez, S OBP: 0.483, SLG: 0.558		2-2 G3-1		4-1 1B BB		0-1 G6-3		2-1 1B	1-2 1B	4	0	2	1	1	0	0										
Darin Fletcher, L OBP: 0.361, SLG: 0.566		2-1 2B		0-2 BB 1B		1-3 BB 1B		3-2 G5-3	0-2 G1-3	5	1	2	0	0	1	4										
Geronimo Berroa, R OBP: 0.405, SLG: 0.457		3-3 K		0-0 E5 1B			1-2 G1-3 BB	0-1 G3 1B		4	2	2	0	0	1	2										
José Cruz Jr., S OBP: 0.359, SLG: 0.437		3-2 P3		4-1 1B BB			4-1 G1-3	1-0 G3		2	0	0	0	2	0	2										
Homer Bush, R OBP: 0.353, SLG: 0.383			0-1 P6		1-0 1-3 2-H		2-3 K	0-2 1B 1B		4	1	2	3	0	1	2										
Inning Stats	R: 0 E: 0 K: 2 S: 9	H: 1 LOB: 1 BB: 0 P: 12	R: 0 E: 0 K: 1 S: 13	H: 1 LOB: 1 BB: 0 P: 23	R: 0 E: 0 K: 0 S: 7	H: 1 LOB: 1 BB: 0 P: 11	R: 2 E: 1 K: 0 S: 8	H: 2 LOB: 2 BB: 2 P: 19	R: 0 E: 0 K: 0 S: 4	H: 0 LOB: 0 BB: 0 P: 10	R: 0 E: 0 K: 1 S: 7	H: 0 LOB: 0 BB: 0 P: 11	R: 0 E: 0 K: 2 S: 13	H: 1 LOB: 2 BB: 1 P: 22	R: 0 E: 0 K: 1 S: 11	H: 1 LOB: 1 BB: 0 P: 18	R: 3 E: 0 K: 0 S: 19	H: 5 LOB: 3 BB: 0 P: 25	1B: 10 2B: 2 3B: 0 HR: 0	SF: 0 SAC: 0 DP: 0 HBP: 1	WP: 0 PB: 0 SB: 0 CS: 0	PA: 42				
PITCHER	IP	WLS	BF	H	R	ER	SO	BB	IBB	HBP	BLK	WP	HR	S	P	ERA	WHIP									
Jay Witasick, R ERA: 7.12	(1, 1)	6.0	W	26	6	2	0	4	3	0	0	0	0	0	9	13	0.00	1.500								
Scott Service, R ERA: 5.88	(7, 1)	1.0	H	3	0	0	0	2	0	0	0	0	0	0	9	13	0.00	0.000								
Tim Byrdak, L ERA: 4.5	(8, 1)	1.0	H	4	1	0	0	1	0	0	0	0	0	0	11	18	0.00	1.000								
Jeff Montgomery, R ERA: 7.82	(9, 1)	0.1		5	4	3	3	0	0	0	0	0	0	0	11	15	81.00	12.000								
Matt Whisenant, L ERA: 6.1	(9, 1)	0.2	S	4	1	0	0	0	0	0	1	0	0	0	8	10	0.00	1.500								

Batter	1	2	3	4	5	6	7	8	9	AB	R	H	RBI	BB	SO	LOB	TOP										
Johnny Damon, L (1, 7) OBP: 0.372, SLG: 0.463	G4-3		L8			L4		K		4	0	0	0	0	1	1	Kansas City Royals @ Toronto Blue Jays SkyDome, Toronto, ON Sat Jun 19 1999, 4:05 PM EDT Att: 23,369 - Cloudy - 76 F										
Joe Randa, R (1, 5) OBP: 0.356, SLG: 0.453	K		F9			G4-6-3 BB		1B		3	0	1	0	1	1	1											
Carlos Beltrán, S (1, 8) OBP: 0.338, SLG: 0.465	FC4-6 BB					G4-6-3 1-2		F9		3	0	1	0	1	0	2											
29 Mike Sweeney, R (1, 3) OBP: 0.384, SLG: 0.493	FC4-6 1-2							G4-3		4	0	0	0	0	1	3											
Jermaine Dye, R (1, 9) OBP: 0.364, SLG: 0.519		P3				G3-6-1 BB		G6-3		3	0	1	0	1	0	0											
Chad Kreuter, S (1, 2) OBP: 0.355, SLG: 0.408	K					G3-6-1 1-2		G3		3	0	0	0	1	1	3											
Jeremy Giambi, L (1, 10) OBP: 0.388, SLG: 0.351	G4-3					F7		L5		3	0	0	0	1	0	1											
Carlos Febles, R (1, 4) OBP: 0.372, SLG: 0.455			FC5-4 BB			G4-3		G4-3		2	0	0	0	2	0	1											
Steve Scarson, R (1, 6) OBP: 0.270, SLG: 0.204			FC5-4 1-2			K		FC4-6 1-2		2	0	0	0	0	1	1											
Scott Pose, L (7, PH) OBP: 0.400, SLG: 0.385										0	0	0	0	0	0	0											
Scott Leius, R (7, PH) OBP: 0.258, SLG: 0.288										1	0	0	0	0	0	3											
Inning Stats	R: 0 E: 0 K: 1 S: 11	H: 0 LOB: 1 BB: 1 P: 19	R: 0 E: 0 K: 1 S: 7	H: 0 LOB: 0 BB: 0 P: 10	R: 0 E: 0 K: 0 S: 9	H: 0 LOB: 1 BB: 1 P: 17	R: 0 E: 0 K: 0 S: 7	H: 1 LOB: 1 BB: 1 P: 13	R: 0 E: 0 K: 1 S: 8	H: 0 LOB: 0 BB: 0 P: 12	R: 0 E: 0 K: 0 S: 6	H: 0 LOB: 0 BB: 1 P: 11	R: 0 E: 0 K: 1 S: 15	H: 1 LOB: 2 BB: 2 P: 27	R: 0 E: 0 K: 1 S: 11	H: 1 LOB: 1 BB: 0 P: 17	R: 0 E: 0 K: 0 S: 12	H: 0 LOB: 1 BB: 1 P: 19	1B: 3 2B: 0 3B: 0 HR: 0	SF: 0 SAC: 0 DP: 2 HBP: 0	WP: 0 PB: 0 SB: 1 CS: 0	PA: 35					
PITCHER	IP	WLS	BF	H	R	ER	SO	BB	IBB	HBP	BLK	WP	HR	S	P	ERA	WHIP										
32 Roy Halladay, R (1, 1) ERA: 4.24	6.2	W	26	2	0	0	4	6	0	0	0	0	0	62	107	0.00	1.200										
Graeme Lloyd, L (7, 1) ERA: 2.94	1.0	H	4	1	0	0	1	0	0	0	0	0	0	9	13	0.00	1.000										
Paul Quantrill, R (8, 1) ERA:	1.1		5	0	0	0	0	1	0	0	0	0	0	15	25	0.00	0.750										

Batter	1	2	3	4	5	6	7	8	9	AB	R	H	RBI	BB	SO	LOB	BOTTOM										
Shannon Stewart, R (1, 7) OBP: 0.375, SLG: 0.392	F7		G5-3			G3-6-1 1B		P4		5	2	2	0	0	0	1	Kansas City Royals @ Toronto Blue Jays SkyDome, Toronto, ON Sat Jun 19 1999, 4:05 PM EDT Att: 23,369 - Cloudy - 76 F										
Tony Batista, R (1, 6) OBP: 0.344, SLG: 0.427	1B		F8			G3		1B WP HBP		3	1	1	0	0	0	1											
Shawn Green, L (1, 9) OBP: 0.382, SLG: 0.574	F9		G3			G4-3 1B		E 1B		4	2	2	3	0	0	1											
Carlos Delgado, L (1, 3) OBP: 0.369, SLG: 0.515	P8					G4-3		K		4	0	0	0	0	1	3											
Tony Fernandez, S (1, 5) OBP: 0.483, SLG: 0.557		P6				L6		2B 1B		4	1	2	2	0	0	0											
Darin Fletcher, L (1, 2) OBP: 0.365, SLG: 0.568		HBP BB				F9		G4-3		3	0	1	1	1	0	1											
Geronimo Berroa, R (1, 10) OBP: 0.391, SLG: 0.421		HBP				F7		K		3	0	0	0	0	2	1											
José Cruz Jr., S (1, 8) OBP: 0.354, SLG: 0.430	K					K		K		4	0	0	0	0	4	2											
Homer Bush, R (1, 4) OBP: 0.357, SLG: 0.394	F9					G4-3		2B 1B		4	1	2	0	0	0	2											
Inning Stats	R: 0 E: 0 K: 0 S: 8	H: 1 LOB: 1 BB: 0 P: 15	R: 0 E: 0 K: 1 S: 7	H: 0 LOB: 2 BB: 1 P: 15	R: 0 E: 0 K: 0 S: 9	H: 0 LOB: 0 BB: 0 P: 16	R: 0 E: 0 K: 0 S: 5	H: 0 LOB: 0 BB: 0 P: 7	R: 0 E: 0 K: 1 S: 7	H: 0 LOB: 0 BB: 0 P: 11	R: 3 E: 0 K: 1 S: 17	H: 4 LOB: 1 BB: 0 P: 26	R: 4 E: 0 K: 2 S: 19	H: 4 LOB: 1 BB: 0 P: 29	R: 0 E: 0 K: 2 S: 9	H: 1 LOB: 1 BB: 0 P: 14	1B: 7 2B: 3 3B: 0 HR: 0	SF: 0 SAC: 0 DP: 0 HBP: 2	WP: 1 PB: 0 SB: 2 CS: 0	PA: 37							
PITCHER	IP	WLS	BF	H	R	ER	SO	BB	IBB	HBP	BLK	WP	HR	S	P	ERA	WHIP										
Kevin Appier, R (1, 1) ERA: 4.97	6.1	L	29	7	6	6	4	1	0	2	0	0	0	63	105	8.53	1.263										
Tim Lincecum, L (7, 1) ERA: 6.75	0.2		4	2	1	1	1	0	0	0	0	1	0	9	14	13.50	3.000										
Jose Santiago, R (8, 1) ERA: 3.89	1.0		4	1	0	0	2	0	0	0	0	0	0	9	14	0.00	1.000										

AB	28
R	0
H	3
RBI	0
BB	7
SO	5
LOB	16



AB	34
R	7
H	10
RBI	6
BB	1
SO	7
LOB	12



Batter	1	2	3	4	5	6	7	8	9	AB	R	H	RBI	BB	SO	LOB	TOP			
Johnny Damon, L (1, 7) OBP: 0.370, SLG: 0.460	P5		G6-3			P7			CS 1B	4	0	1	0	0	0	1				
Joe Randa, R (1, 5) OBP: 0.354, SLG: 0.461	F9			G6-3			HR		F8	4	1	1	1	0	0	1				
Carlos Beltrán, S (1, 8) OBP: 0.333, SLG: 0.458	K			K			K		F8	4	0	0	0	0	3	0				
29 Mike Sweeney, R (1, 3) OBP: 0.379, SLG: 0.486		G5-3		G5-3			G3-1			3	0	0	0	0	0	0				
Jermaine Dye, R (1, 9) OBP: 0.360, SLG: 0.512		G6-3			K		G5-3			3	0	0	0	0	1	0				
Scott Leius, R (1, 10) OBP: 0.246, SLG: 0.274		P4			G4-3				K2-3	3	0	0	0	0	1	0				
Tim Spehr, R (1, 2) OBP: 0.360, SLG: 0.469			L8		P2				K	3	0	0	0	0	1	0				
Carlos Febles, R (1, 4) OBP: 0.375, SLG: 0.462						G4-3				3	0	2	0	0	0	0				
Rey Sanchez, R (1, 6) OBP: 0.301, SLG: 0.350									G4-3	3	0	0	0	0	1	2				
Inning Stats	R: 0 E: 0 K: 1 S: 7	H: 0 LOB: 0 BB: 0 P: 9	R: 0 E: 0 K: 0 S: 6	H: 0 LOB: 0 BB: 0 P: 9	R: 0 E: 0 K: 0 S: 7	H: 1 LOB: 1 BB: 0 P: 12	R: 0 E: 0 K: 1 S: 6	H: 0 LOB: 0 BB: 0 P: 9	R: 0 E: 0 K: 1 S: 9	H: 0 LOB: 0 BB: 0 P: 12	R: 1 E: 0 K: 1 S: 11	H: 1 LOB: 0 BB: 0 P: 19	R: 0 E: 0 K: 2 S: 9	H: 1 LOB: 1 BB: 0 P: 15	R: 0 E: 0 K: 0 S: 4	H: 1 LOB: 0 BB: 0 P: 5	1B: 2 2B: 1 3B: 0 HR: 1	SF: 0 SAC: 0 DP: 0 HBP: 0	WP: 0 PB: 0 SB: 1 CS: 0	PA: 30
PITCHER David Wells, L (1, 1) ERA: 4.94	IP: 9.0 WLS: W BF: 30 H: 4 R: 1 ER: 1 SO: 7 BB: 0 IBB: 0 HBP: 0 BLK: 0 WP: 0 HR: 1 S: 66 P: 98 ERA: 1.00 WHIP: 0.444															PITCHER				

Kansas City Royals @ Toronto Blue Jays
SkyDome, Toronto, ON
 Sun Jun 20 1999, 1:05 PM EDT
 Att: 24,211 - Unknown - 78 F

AB	30
R	1
H	4
RBI	1
BB	0
SO	7
LOB	4



Batter	1	2	3	4	5	6	7	8	9	AB	R	H	RBI	BB	SO	LOB	BOTTOM			
Shannon Stewart, R (1, 7) OBP: 0.377, SLG: 0.397	F8					L7			SH1-3 FC5-2 2B	4	0	2	0	0	0	0				
Tony Batiata, R (1, 6) OBP: 0.339, SLG: 0.419	F8			K			G5-3		SH1-3	3	0	0	0	0	1	1				
Shawn Green, L (1, 9) OBP: 0.384, SLG: 0.571	K			G4-3					FC5-2 IBB 1B	3	1	1	0	1	1	0				
Carlos Delgado, L (1, 3) OBP: 0.371, SLG: 0.511		L7			BB				1B FC5-2 IBB	2	0	0	0	2	1	1				
Geronimo Berroa, R (1, 10) OBP: 0.380, SLG: 0.390		G4-3					F9		FC5-2 1B	3	0	0	0	1	0	4				
Willis Olavez, R (1, 5) OBP: 0.276, SLG: 0.310										2	0	0	0	0	0	2				
Willie Greene, L (8, FH) OBP: 0.263, SLG: 0.294										1	1	1	1	0	0	0				
Tony Fernandez, S (9, 5) OBP: 0.495, SLG: 0.559										1	0	1	1	0	0	0				
Jacob Brunfield, R (1, 8) OBP: 0.250, SLG: 0.283						P7				3	0	0	0	0	1	2				
Homer Bush, R (1, 4) OBP: 0.349, SLG: 0.385						L7				3	0	0	0	0	1	0				
Mike Matheny, R (1, 2) OBP: 0.262, SLG: 0.310						K				3	0	0	0	0	2	0				
Inning Stats	R: 0 E: 0 K: 1 S: 8	H: 0 LOB: 0 BB: 0 P: 10	R: 0 E: 0 K: 0 S: 7	H: 0 LOB: 0 BB: 0 P: 15	R: 0 E: 0 K: 1 S: 7	H: 0 LOB: 0 BB: 0 P: 8	R: 0 E: 0 K: 1 S: 6	H: 1 LOB: 0 BB: 0 P: 10	R: 0 E: 0 K: 0 S: 12	H: 0 LOB: 1 BB: 2 P: 24	R: 0 E: 0 K: 1 S: 7	H: 0 LOB: 0 BB: 0 P: 13	R: 0 E: 0 K: 2 S: 11	H: 1 LOB: 1 BB: 0 P: 13	R: 1 E: 0 K: 0 S: 8	H: 2 LOB: 3 BB: 2 P: 20	1B: 3 2B: 1 3B: 0 HR: 1	SF: 0 SAC: 1 DP: 1 HBP: 0	WP: 0 PB: 0 SB: 1 CS: 1	PA: 33
PITCHER Jeff Suppan, R (1, 1) ERA: 3.38	IP: 8.0 WLS: L BF: 27 H: 3 R: 1 ER: 1 SO: 7 BB: 2 IBB: 0 HBP: 0 BLK: 0 WP: 0 HR: 1 S: 67 P: 111 ERA: 1.12 WHIP: 0.625															PITCHER				
Scott Service, R (9, 1) ERA: 5.82	IP: 0.2 WLS: L BF: 6 H: 2 R: 1 ER: 1 SO: 0 BB: 0 IBB: 0 HBP: 0 BLK: 0 WP: 0 HR: 0 S: 8 P: 20 ERA: 13.50 WHIP: 3.000															PITCHER				

Kansas City Royals @ Toronto Blue Jays
SkyDome, Toronto, ON
 Sun Jun 20 1999, 1:05 PM EDT
 Att: 24,211 - Unknown - 78 F

AB	28
R	2
H	5
RBI	2
BB	4
SO	7
LOB	10



Batter	1	2	3	4	5	6	7	8	9	AB	R	H	RBI	BB	SO	LOB	TOP			
Scott Pose, L OBP: 0.415, SLG: 0.404										5	1	3	0	0	0	0				
Joe Randa, R OBP: 0.348, SLG: 0.452										5	0	0	0	0	1	5				
Johnny Damon, L OBP: 0.374, SLG: 0.466										5	1	3	0	0	0	2				
29 Mike Sweeney, R OBP: 0.375, SLG: 0.477										4	0	0	1	1	0	1				
Jermaine Dye, R OBP: 0.357, SLG: 0.506										5	0	1	0	0	2	3				
Jeremy Giambi, L OBP: 0.377, SLG: 0.341										4	1	1	0	0	1	2				
Chad Kreuter, S OBP: 0.362, SLG: 0.416										4	1	2	0	0	1	2				
Carlos Febles, R OBP: 0.374, SLG: 0.463										4	0	1	1	0	1	2				
Rey Sanchez, R OBP: 0.300, SLG: 0.349										4	0	1	1	0	0	2				
Inning Stats	R: 2 E: 0 K: 1 S: 15	H: 3 LOB: 2 BB: 0 P: 23	R: 0 E: 0 K: 0 S: 9	H: 0 LOB: 0 BB: 0 P: 9	R: 0 E: 0 K: 0 S: 8	H: 1 LOB: 1 BB: 0 P: 10	R: 0 E: 0 K: 1 S: 15	H: 1 LOB: 1 BB: 0 P: 20	R: 0 E: 0 K: 0 S: 14	H: 1 LOB: 2 BB: 1 P: 24	R: 0 E: 0 K: 2 S: 11	H: 0 LOB: 0 BB: 0 P: 15	R: 0 E: 0 K: 0 S: 12	H: 2 LOB: 2 BB: 0 P: 16	R: 0 E: 0 K: 1 S: 8	H: 0 LOB: 0 BB: 0 P: 13	1B: 9 2B: 3 3B: 0 HR: 0	SF: 0 SAC: 0 DP: 0 HBP: 0	WP: 0 PB: 1 SB: 0 CS: 0	PA: 41
PITCHER	IP WLS BF H R ER SO BB IBB HBP BLK WP HR S P ERA WHIP																			
Joey Hamilton, R ERA: 8.73	(1, 1) 5.1 W 27 9 4 4 3 1 0 0 0 0 0 0 74 104 6.75 1.875																			
John Frascatore, R ERA: 4.04	(6, 1) 0.2 H 3 1 0 0 0 0 0 0 0 0 0 0 4 6 0.00 1.500																			
Paul Quantrill, R ERA: 1.52	(7, 1) 2.0 8 2 0 0 2 0 0 0 0 0 0 0 23 31 0.00 1.000																			
Billy Koch, R ERA: 1.52	(9, 1) 1.0 3 0 0 0 1 0 0 0 0 0 0 0 8 13 0.00 0.000																			
Batter	1	2	3	4	5	6	7	8	9	AB	R	H	RBI	BB	SO	LOB	BOTTOM			
Shannon Stewart, R OBP: 0.383, SLG: 0.404										5	2	4	1	0	0	1				
Tony Batieta, R OBP: 0.345, SLG: 0.439										4	2	2	2	1	2	2				
Shawn Green, L OBP: 0.391, SLG: 0.602										4	2	3	5	1	1	1				
Carlos Delgado, L OBP: 0.365, SLG: 0.502										5	0	0	0	0	1	5				
Tony Fernandez, S OBP: 0.491, SLG: 0.573										3	1	2	1	2	0	0				
Willis Olaner, R OBP: 0.279, SLG: 0.310										0	0	0	0	0	0	0				
Darin Fletcher, L OBP: 0.359, SLG: 0.550										4	0	0	0	1	1	3				
Geronimo Berroa, R OBP: 0.352, SLG: 0.356										4	0	0	0	0	1	3				
José Cruz Jr., S OBP: 0.352, SLG: 0.424										3	1	0	0	1	0	2				
Homer Bush, R OBP: 0.360, SLG: 0.420										3	3	2	1	1	0	0				
Inning Stats	R: 0 E: 0 K: 2 S: 13	H: 1 LOB: 1 BB: 0 P: 20	R: 0 E: 0 K: 0 S: 9	H: 0 LOB: 2 BB: 2 P: 21	R: 5 E: 0 K: 1 S: 15	H: 4 LOB: 0 BB: 1 P: 29	R: 0 E: 0 K: 0 S: 11	H: 2 LOB: 3 BB: 1 P: 20	R: 0 E: 0 K: 1 S: 4	H: 0 LOB: 0 BB: 0 P: 8	R: 3 E: 0 K: 1 S: 15	H: 2 LOB: 0 BB: 1 P: 24	R: 0 E: 0 K: 1 S: 7	H: 1 LOB: 1 BB: 0 P: 12	R: 3 E: 1 K: 1 S: 15	H: 3 LOB: 2 BB: 2 P: 27	1B: 6 2B: 3 3B: 0 HR: 5	SF: 0 SAC: 0 DP: 2 HBP: 0	WP: 1 PB: 0 SB: 5 CS: 1	PA: 42
PITCHER	IP WLS BF H R ER SO BB IBB HBP BLK WP HR S P ERA WHIP																			
49 Chris Fussell, R ERA: 7.2	(1, 1) 2.1 L 14 5 5 0 0 1 1 0 0 0 0 0 19 34 0.00 1.125																			
Tery Mathews, R ERA: 3.77	(3, 1) 2.2 11 2 0 0 1 1 0 0 0 0 0 0 12 20 27.00 3.000																			
Marc Pisciotta, R ERA: 27.0	(6, 1) 0.2 4 1 2 2 1 1 0 0 0 0 0 1 3 4 27.00 3.000																			
Tim Byrdak, L ERA: 9.0	(6, 1) 0.1 2 1 1 1 0 0 0 0 0 0 0 1 3 4 27.00 3.000																			
Jeff Montgomery, R ERA: 8.04	(7, 1) 2.0 11 4 3 3 2 2 0 0 0 0 0 1 22 39 13.50 3.000																			

Kansas City Royals @ Toronto Blue Jays
SkyDome, Toronto, ON
Mon Jun 21 1999, 7:05 PM EDT
Att: 20,394 - Unknown - 81 F

AB	40
R	4
H	12
RBI	3
BB	1
SO	6
LOB	19



Kansas City Royals @ Toronto Blue Jays
SkyDome, Toronto, ON
Mon Jun 21 1999, 7:05 PM EDT
Att: 20,394 - Unknown - 81 F

AB	35
R	11
H	13
RBI	10
BB	7
SO	6
LOB	17



Batter	1	2	3	4	5	6	7	8	9	AB	R	H	RBI	BB	SO	LOB	TOP										
Luis Polonia, L (1, 10) OBP: 0.425, SLG: 0.622	G6-3		G5-4-3		G3		B1-3			4	0	0	0	0	0	1	Detroit Tigers @ Kansas City Royals Kauffman Stadium, Kansas City, MO Tue Jun 22 1999, 7:05 PM CDT Att: 14,696 - Cloudy - 83 F										
Brad Ausmus, R (1, 2) OBP: 0.384, SLG: 0.432	1B FC5-4 2B				K			K	3	1	1	0	1	2	0												
Juan Encarnacion, R (1, 7) OBP: 0.369, SLG: 0.460	FC5-4 1B		K		K			F7	4	0	1	0	0	2	1												
Dean Palmer, R (1, 5) OBP: 0.358, SLG: 0.578	FC5-4 1-2 3-H			G4-3 1B 2B		G6-3		P4	4	1	1	1	0	0	1												
Tony Clark, S (1, 3) OBP: 0.333, SLG: 0.408	FC5-4			G4-3		G4-3 2B 1B			4	0	1	0	0	1	2												
Damon Easley, R (1, 4) OBP: 0.380, SLG: 0.446		F9		FC6-4 1B		FC6-4 1B		K	4	0	2	1	0	1	0												
Bobby Higginson, L (1, 9) OBP: 0.357, SLG: 0.402		G3-1		FC6-4 1B		G4-3		K	3	0	1	0	1	0	1												
Gabe Kapler, R (1, 8) OBP: 0.315, SLG: 0.482		P6		FC6-4			G3	G5-3	4	0	0	0	0	0	3												
Deivi Cruz, R (1, 6) OBP: 0.265, SLG: 0.337			G5-4-3 1B		F9		F9		3	0	1	0	0	0	2												
Inning Stats	R: 1 E: 0 K: 0 S: 11	H: 2 LOB: 1 BB: 0 P: 16	R: 0 E: 0 K: 0 S: 9	H: 0 LOB: 0 BB: 0 P: 15	R: 0 E: 0 K: 1 S: 11	H: 1 LOB: 1 BB: 1 P: 17	R: 1 E: 0 K: 0 S: 16	H: 3 LOB: 2 BB: 0 P: 19	R: 0 E: 0 K: 0 S: 10	H: 2 LOB: 1 BB: 0 P: 17	R: 0 E: 0 K: 0 S: 5	H: 0 LOB: 0 BB: 0 P: 8	R: 0 E: 0 K: 2 S: 9	H: 0 LOB: 1 BB: 1 P: 22	R: 0 E: 0 K: 2 S: 11	H: 0 LOB: 1 BB: 1 P: 22	1B: 5 2B: 3 3B: 0 HR: 0	SF: 0 SAC: 0 DP: 1 HBP: 0	WP: 0 PB: 0 SB: 0 CS: 0	PA: 35							
PITCHER	IP	WLS	BF	H	R	ER	SO	BB	IBB	HBP	BLK	WP	HR	S	P	ERA	WHIP										
50 José Rosado, L (1, 1) ERA: 2.8	8.0	W	31	8	2	2	4	1	0	0	0	0	0	83	124	2.25	1.125										
Scott Service, R (9, 1) ERA: 5.67	1.0	S	4	0	0	0	2	1	0	0	0	0	0	11	22	0.00	1.000										

Batter	1	2	3	4	5	6	7	8	9	AB	R	H	RBI	BB	SO	LOB	BOTTOM										
Scott Pose, L (1, 7) OBP: 0.406, SLG: 0.383	L9		G1-3				K			3	0	0	0	1	1	2	Detroit Tigers @ Kansas City Royals Kauffman Stadium, Kansas City, MO Tue Jun 22 1999, 7:05 PM CDT Att: 14,696 - Cloudy - 83 F										
Joe Randa, R (1, 5) OBP: 0.350, SLG: 0.453	FC5-4 1B		F8		L4-6			2B 29 FC6-2 1B	4	0	2	0	0	0	2												
Johnny Damon, L (1, 8) OBP: 0.373, SLG: 0.467	FC5-4 1-2		P4		L9			FC6-2 1B 2B	4	1	1	0	0	0	1												
29 Mike Sweeney, R (1, 3) OBP: 0.373, SLG: 0.477	F9			G4-3 SF8 2B		F9		FC6-2 1B BB FC4-6	4	2	1	0	0	0	3												
Jermaine Dye, R (1, 9) OBP: 0.359, SLG: 0.508		1-1 1B 2B		G4-3		F9		FC4-6 1B BB	3	1	1	0	1	0	1												
Jeremy Giambi, L (1, 10) OBP: 0.386, SLG: 0.364		2-2 SH5-3 1B		SF8			G3-1	FC4-6 1B	3	0	2	3	0	0	0												
Chad Kreuter, S (1, 2) OBP: 0.359, SLG: 0.409		2-3 K		F8			FC6-4 HBP	FC4-6 1-2 2-3 3-H	3	0	0	1	0	1	3												
Carlos Febles, R (1, 4) OBP: 0.373, SLG: 0.461		SH5-3			L4-6 1B		FC6-4 1B	G6-3	3	0	1	0	0	0	3												
Rey Sanchez, R (1, 6) OBP: 0.301, SLG: 0.348		G6-3			G1-3				3	0	1	0	0	0	2												
Inning Stats	R: 0 E: 0 K: 0 S: 7	H: 1 LOB: 1 BB: 0 P: 10	R: 1 E: 0 K: 1 S: 13	H: 2 LOB: 0 BB: 0 P: 19	R: 0 E: 0 K: 0 S: 5	H: 0 LOB: 0 BB: 0 P: 9	R: 1 E: 0 K: 0 S: 12	H: 1 LOB: 1 BB: 1 P: 18	R: 0 E: 0 K: 0 S: 12	H: 0 LOB: 0 BB: 0 P: 20	R: 0 E: 0 K: 0 S: 5	H: 0 LOB: 0 BB: 0 P: 8	R: 0 E: 0 K: 1 S: 10	H: 1 LOB: 2 BB: 0 P: 19	R: 2 E: 0 K: 0 S: 18	H: 3 LOB: 2 BB: 1 P: 29	R: 0 E: 0 K: 0 S: 11	H: 0 LOB: 1 BB: 1 P: 22	1B: 6 2B: 4 3B: 0 HR: 0	SF: 1 SAC: 1 DP: 1 HBP: 1	WP: 0 PB: 0 SB: 1 CS: 0	PA: 35					
PITCHER	IP	WLS	BF	H	R	ER	SO	BB	IBB	HBP	BLK	WP	HR	S	P	ERA	WHIP										
Jeff Weaver, R (1, 1) ERA: 2.93	7.0		28	6	2	2	2	1	0	1	0	0	0	64	103	2.57	1.000										
Bryce Florie, R (8, 1) ERA: 4.84	1.0	L	7	3	2	2	0	1	0	0	0	0	0	18	29	18.00	4.000										

Batter	1	2	3	4	5	6	7	8	9	AB	R	H	RBI	BB	SO	LOB	TOP								
Luis Polonia, L OBP: 0.428, SLG: 0.616 (1, 10)										4	0	2	0	0	1	1	<p>Detroit Tigers @ Kansas City Royals Kauffman Stadium, Kansas City, MO Wed Jun 23 1999, 7:05 PM CDT Att: 19,021 - Overcast - 76 F</p>								
Bobby Higginson, L OBP: 0.395, SLG: 0.398 (1, 9)										3	0	0	0	1	1	3									
Juan Encarnacion, R OBP: 0.363, SLG: 0.452 (1, 7)										4	0	0	0	0	1	2									
Dean Palmer, R OBP: 0.353, SLG: 0.569 (1, 5)										4	0	0	0	0	2	1									
Tony Clark, S OBP: 0.327, SLG: 0.400 (1, 3)										4	0	0	0	0	1	1									
Damon Easley, R OBP: 0.358, SLG: 0.442 (1, 4)										2	0	0	0	0	0	0									
Gabe Kapler, R OBP: 0.321, SLG: 0.503 (1, 8)										3	1	2	1	0	0	1									
Bill Haselman, R OBP: 0.355, SLG: 0.493 (1, 2)										3	0	1	0	0	0	1									
Deivi Cruz, R OBP: 0.262, SLG: 0.333 (1, 6)										2	0	0	0	0	0	1									
Inning Stats	R: 0 E: 0 K: 1 S: 8	H: 1 LOB: 0 BB: 0 P: 12	R: 0 E: 0 K: 1 S: 5	H: 0 LOB: 1 BB: 0 P: 7	R: 0 E: 0 K: 1 S: 8	H: 1 LOB: 1 BB: 0 P: 11	R: 0 E: 0 K: 1 S: 7	H: 0 LOB: 0 BB: 0 P: 12	R: 0 E: 0 K: 0 S: 6	H: 1 LOB: 1 BB: 0 P: 10	R: 0 E: 0 K: 0 S: 8	H: 1 LOB: 0 BB: 0 P: 13	R: 0 E: 0 K: 1 S: 8	H: 0 LOB: 0 BB: 0 P: 13	R: 1 E: 0 K: 1 S: 7	H: 1 LOB: 0 BB: 0 P: 11	R: 0 E: 0 K: 0 S: 7	H: 0 LOB: 1 BB: 1 P: 15	1B: 4 2B: 0 3B: 0 HR: 1	SF: 0 SAC: 1 DP: 1 HBP: 1	WP: 0 PB: 0 SB: 0 CS: 1	PA: 32			
PITCHER	IP	WLS	BF	H	R	ER	SO	BB	IBB	HBP	BLK	WP	HR	S	P	ERA	WHIP								
Jay Witasick, R ERA: 6.35 (1, 1)	8.0	W	28	5	1	1	6	0	0	1	0	0	1	57	89	1.12	0.625								
Marc Pisciotto, R ERA: 10.8 (9, 1)	1.0		4	0	0	0	0	1	0	0	0	0	0	7	15	0.00	1.000								

Batter	1	2	3	4	5	6	7	8	9	AB	R	H	RBI	BB	SO	LOB	BOTTOM								
Carlos Beltrán, S OBP: 0.334, SLG: 0.468 (1, 8)										5	2	2	0	0	1	4	<p>Detroit Tigers @ Kansas City Royals Kauffman Stadium, Kansas City, MO Wed Jun 23 1999, 7:05 PM CDT Att: 19,021 - Overcast - 76 F</p>								
Joe Randa, R OBP: 0.346, SLG: 0.448 (1, 5)										3	0	0	1	0	1	1									
Scott Leius, R OBP: 0.243, SLG: 0.270 (8, PH) (9, 5)										1	0	0	0	0	0	0									
Johnny Damon, L OBP: 0.379, SLG: 0.478 (1, 7)										4	3	3	1	1	0	0									
29 Mike Sweeney, R OBP: 0.378, SLG: 0.484 (1, 3)										5	2	3	1	0	0	1									
Jermaine Dye, R OBP: 0.365, SLG: 0.510 (8, PH) (9, 9)										3	1	2	0	1	0	1									
Scott Pose, L OBP: 0.400, SLG: 0.377 (8, PH) (9, 9)										1	1	0	0	0	0	2									
Jeremy Giambi, L OBP: 0.387, SLG: 0.367 (1, 10)										5	1	2	2	0	0	3									
Chad Kreuter, S OBP: 0.365, SLG: 0.411 (1, 2)										4	0	2	2	1	1	2									
Carlos Febles, R OBP: 0.370, SLG: 0.456 (8, PH) (9, 4)										5	0	1	1	0	1	6									
Steve Scarsone, R OBP: 0.270, SLG: 0.204 (8, PH) (9, 4)										0	0	0	0	0	0	0									
Rey Sanchez, R OBP: 0.296, SLG: 0.342 (1, 6)										4	0	0	0	0	0	4									
Inning Stats	R: 0 E: 0 K: 1 S: 8	H: 0 LOB: 0 BB: 0 P: 12	R: 0 E: 0 K: 0 S: 10	H: 1 LOB: 2 BB: 1 P: 23	R: 2 E: 0 K: 0 S: 12	H: 3 LOB: 1 BB: 0 P: 22	R: 1 E: 1 K: 1 S: 15	H: 1 LOB: 1 BB: 0 P: 20	R: 3 E: 0 K: 0 S: 13	H: 4 LOB: 1 BB: 1 P: 20	R: 1 E: 0 K: 0 S: 11	H: 2 LOB: 1 BB: 0 P: 19	R: 0 E: 0 K: 0 S: 8	H: 3 LOB: 3 BB: 0 P: 9	R: 3 E: 2 K: 2 S: 12	H: 1 LOB: 1 BB: 1 P: 18	1B: 10 2B: 4 3B: 1 HR: 0	SF: 1 SAC: 0 DP: 1 HBP: 0	WP: 2 PB: 0 SB: 0 CS: 0	PA: 44					
PITCHER	IP	WLS	BF	H	R	ER	SO	BB	IBB	HBP	BLK	WP	HR	S	P	ERA	WHIP								
Justin Thompson, L ERA: 4.52 (7, 1)	2.0	L	13	4	3	0	2	1	0	0	0	1	0	20	27	0.00	2.500								

AB	29
R	1
H	5
RBI	1
BB	1
SO	6
LOB	11

AB	40
R	10
H	15
RBI	8
BB	3
SO	4
LOB	24

Batter	1	2	3	4	5	6	7	8	9	AB	R	H	RBI	BB	SO	LOB	TOP								
Luis Polonia, L OBP: 0.411, SLG: 0.589 Juan Encarnacion, R OBP: 0.369, SLG: 0.467	0-1 G6-3		0-0 G4-3		1-3 K		0-0 B3		0-0 HR	4	0	0	0	0	1	3									
Brad Ausmus, R OBP: 0.381, SLG: 0.436	0-3 K			2-2 P4	2-3 K		2-1 3B		0-3 K	5	0	1	1	0	3	1									
Bobby Higginson, L OBP: 0.351, SLG: 0.391	1-1 P6			2-2 L8		0-1 F9	3-2 F7			4	0	0	0	0	0	1									
Dean Palmer, R OBP: 0.351, SLG: 0.563		1-0 G6-3		1-0 P4		1-1 1B	1-1 F9			4	1	1	0	0	0	1									
Tony Clark, S OBP: 0.330, SLG: 0.407		2-3 K			1-2 HR	1-0 1B		1-1 G3-1		4	1	2	0	0	1	0									
Damon Easley, R OBP: 0.355, SLG: 0.435		2-0 G6-3			0-1 G5-3	2-3 K		2-1 F7		4	0	0	0	0	1	3									
Frank Catalanotto, L OBP: 0.311, SLG: 0.457			4-2 BB		4-0 HR	0-1 1B		0-1 G4-3		2	1	1	1	2	0	0									
Gabe Kapler, R OBP: 0.319, SLG: 0.515		2-2 G5-4-3		3-2 HR	0-1 P5		2-1 G3			4	1	1	3	0	0	3									
Deivi Cruz, R OBP: 0.267, SLG: 0.337		1-2 1B		0-1 E4		0-2 3B		1-1 L7		4	1	2	0	0	0	0									
Inning Stats	R: 0 E: 0 K: 1 S: 8	H: 0 LOB: 0 BB: 0 P: 9	R: 0 E: 0 K: 1 S: 5	H: 0 LOB: 0 BB: 0 P: 10	R: 0 E: 0 K: 0 S: 14	H: 1 LOB: 1 BB: 1 P: 21	R: 0 E: 0 K: 0 S: 7	H: 0 LOB: 0 BB: 0 P: 12	R: 3 E: 1 K: 2 S: 18	H: 2 LOB: 1 BB: 1 P: 29	R: 1 E: 0 K: 1 S: 12	H: 3 LOB: 2 BB: 0 P: 16	R: 1 E: 0 K: 0 S: 12	H: 2 LOB: 1 BB: 0 P: 17	R: 0 E: 0 K: 0 S: 6	H: 0 LOB: 0 BB: 0 P: 9	R: 1 E: 0 K: 1 S: 8	H: 1 LOB: 0 BB: 0 P: 11	1B: 5 2B: 1 3B: 1 HR: 2	SF: 0 SAC: 0 DP: 1 HBP: 0	WP: 0 PB: 0 SB: 0 CS: 0	PA: 38			
PITCHER	IP	WLS	BF	H	R	ER	SO	BB	IBB	HBP	BLK	WP	HR	S	P	ERA	WHIP								
Kevin Appier, R ERA: 5.03	6.0		26	6	4	4	5	2	0	0	0	0	1	64	97	6.00	1.333								
Terry Mathews, R ERA: 3.97	3.0	L	12	3	2	2	1	0	0	0	0	0	1	26	37	6.00	1.000								

Detroit Tigers @ Kansas City Royals
 Kauffman Stadium, Kansas City, MO
 Thu Jun 24 1999, 1:05 PM CDT
 Att: 22,506 - Cloudy - 80 F

AB	36
R	6
H	9
RBI	6
BB	2
SO	6
LOB	12



Batter	1	2	3	4	5	6	7	8	9	AB	R	H	RBI	BB	SO	LOB	BOTTOM								
Carlos Beltrán, S OBP: 0.332, SLG: 0.463	1-0 G4-6-3 1B		1-0 L9	0-0 G4-3		1-3 K		1-1 G4-3		5	0	1	0	0	1	0									
Joe Randa, R OBP: 0.352, SLG: 0.454 Scott Leius, R OBP: 0.236, SLG: 0.262	1-0 G4-6-3 1B		2-0 2B	0-1 1B	0-1 1B	1-2 G6-3		1-2 G3		3	2	3	0	0	0	0									
Johnny Damon, L OBP: 0.380, SLG: 0.477	1-1 G4-6-3		0-1 F8	1-0 2B	1-2 1B	1-1 G3-1		0-2 2B		5	0	2	0	0	0	3									
29 Mike Sweeney, R OBP: 0.378, SLG: 0.487	1-2 F9		0-1 1B	2-0 1B	1-3 2B	1-1 P6		1-2 G4-6-3		5	1	2	1	0	0	2									
Jermaine Dye, R OBP: 0.363, SLG: 0.506		0-1 G1-3	0-0 1B	1-2 P4		1-0 G6-3				4	0	1	2	0	0	2									
Jeremy Giambi, L OBP: 0.415, SLG: 0.392 Steve Scarson, R OBP: 0.281, SLG: 0.236		1-2 FC5	0-0 1B	1-2 1B		3-2 HBP				2	0	2	0	0	0	0									
Tim Spehr, R OBP: 0.342, SLG: 0.441		3-3 K	0-0 P6		0-1 FC1-6	1-3 K				4	0	0	0	0	2	5									
Carlos Febles, R OBP: 0.372, SLG: 0.467		4-2 HBP		0-1 HR		1-3 K		2-1 L9		3	1	1	1	0	1	1									
Rey Sanchez, R OBP: 0.291, SLG: 0.336		1-2 FC5		3-3 K	1-1 B2			1-3 K		4	0	0	0	0	2	3									
Inning Stats	R: 0 E: 0 K: 0 S: 7	H: 2 LOB: 1 BB: 0 P: 11	R: 0 E: 1 K: 1 S: 14	H: 1 LOB: 2 BB: 0 P: 23	R: 2 E: 0 K: 0 S: 9	H: 4 LOB: 2 BB: 0 P: 12	R: 2 E: 0 K: 1 S: 14	H: 4 LOB: 2 BB: 0 P: 21	R: 0 E: 0 K: 1 S: 11	H: 0 LOB: 1 BB: 0 P: 14	R: 0 E: 0 K: 1 S: 9	H: 0 LOB: 0 BB: 0 P: 12	R: 0 E: 0 K: 1 S: 11	H: 1 LOB: 1 BB: 0 P: 17	R: 0 E: 0 K: 1 S: 7	H: 0 LOB: 0 BB: 0 P: 11	R: 0 E: 0 K: 0 S: 10	H: 1 LOB: 0 BB: 0 P: 12	1B: 10 2B: 2 3B: 0 HR: 1	SF: 0 SAC: 0 DP: 2 HBP: 2	WP: 0 PB: 0 SB: 0 CS: 0	PA: 40			
PITCHER	IP	WLS	BF	H	R	ER	SO	BB	IBB	HBP	BLK	WP	HR	S	P	ERA	WHIP								
Nelson Cruz, R ERA: 6.48	6.0		30	11	4	4	4	0	0	2	0	0	0	11	17	6.00	1.833								
Masao Kida, R ERA: 5.4	1.0	H	4	1	0	0	1	0	0	0	0	0	0	7	11	0.00	0.000								
Doug Brocail, R ERA: 2.88	1.0	S	3	1	0	0	0	0	0	0	0	0	0	10	12	0.00	1.000								
Todd Jones, R ERA: 5.4	1.0	S	3	1	0	0	0	0	0	0	0	0	0	10	12	0.00	1.000								

Detroit Tigers @ Kansas City Royals
 Kauffman Stadium, Kansas City, MO
 Thu Jun 24 1999, 1:05 PM CDT
 Att: 22,506 - Cloudy - 80 F

AB	38
R	4
H	13
RBI	4
BB	0
SO	6
LOB	16



Batter	1	2	3	4	5	6	7	8	9	AB	R	H	RBI	BB	SO	LOB	TOP								
Kenny Lofton, L OBP: 0.437, SLG: 0.467 (1, 8)	4-2 SH5-3 BB	1-2 G3			2-2 G3-6 1-2			0-0 G6-3		3	0	0	0	1	0	2									
Omar Vizquel, S OBP: 0.402, SLG: 0.445 Enrique Wilson, S OBP: 0.348, SLG: 0.417 (1, 6) (8, 6)	2-1 SH5-3		3-2 F9		2-2 L6			2-1 2B		3	0	1	0	0	0	0									
Roberto Alomar, S OBP: 0.427, SLG: 0.523 (1, 4)	0-1 L1		0-1 G6-4-3 1B		2-2 P5			1-2 G5-3		4	0	1	0	0	0	2									
David Justice, L OBP: 0.373, SLG: 0.529 (1, 9)	4-2 BB		2-2 G6-4-3 1-2		2-1 HR			3-2 G4-3		3	1	1	1	1	0	1									
Richie Sexson, R OBP: 0.316, SLG: 0.523 (1, 10)	1-0 P3			2-3 K				0-0 P6		3	0	0	0	1	1	2									
Jim Thome, L OBP: 0.413, SLG: 0.464 (1, 3)		1-0 G3-1		3-2 F9				1-0 P6		4	0	0	0	0	1	1									
Travis Fryman, R OBP: 0.322, SLG: 0.445 (1, 5)		1-2 G3 1B		1-1 G5-3				0-0 F7		4	1	1	0	0	0	1									
Mark Whiten, S OBP: 0.167, SLG: 0.182 (1, 7)		2-1 G3			1-2 F7			2-2 G4-3		3	0	0	0	0	0	1									
Einar Diaz, R OBP: 0.299, SLG: 0.381 (1, 2)		2-2 2H 1B			0-0 G3-6 1B			2-1 F8		3	0	2	1	0	0	0									
Inning Stats	R: 0 E: 0 K: 0 S: 10	H: 0 LOB: 2 BB: 2 P: 21	R: 1 E: 0 K: 0 S: 12	H: 2 LOB: 1 BB: 0 P: 19	R: 0 E: 0 K: 1 S: 8	H: 1 LOB: 0 BB: 0 P: 13	R: 0 E: 0 K: 1 S: 8	H: 0 LOB: 0 BB: 0 P: 14	R: 0 E: 0 K: 0 S: 7	H: 1 LOB: 0 BB: 0 P: 10	R: 1 E: 0 K: 0 S: 10	H: 1 LOB: 0 BB: 0 P: 16	R: 0 E: 0 K: 0 S: 5	H: 0 LOB: 0 BB: 0 P: 8	R: 0 E: 0 K: 0 S: 8	H: 1 LOB: 1 BB: 1 P: 13	R: 0 E: 0 K: 1 S: 13	H: 0 LOB: 1 BB: 1 P: 23	1B: 4 2B: 1 3B: 0 HR: 1	SF: 0 SAC: 1 DP: 2 HBP: 0	WP: 0 PB: 0 SB: 1 CS: 1	PA: 34			
PITCHER	IP	WLS	BF	H	R	ER	SO	BB	IBB	HBP	BLK	WP	HR	S	P	ERA	WHIP								
Jeff Suppan, R ERA: 3.28 (1, 1)	8.0	W	30	6	2	2	1	2	0	0	0	0	1	68	114	2.25	1.000								
Matt Whisenant, L ERA: 5.82 (9, 1)	1.0		4	0	0	0	1	1	0	0	0	0	0	13	23	0.00	1.000								

Cleveland Indians @ Kansas City Royals
Kauffman Stadium, Kansas City, MO
Fri Jun 25 1999, 7:05 PM CDT
Att: 32,147 - Cloudy - 86 F

AB 30
R 2
H 6
RBI 2
BB 3
SO 2
LOB 10



Batter	1	2	3	4	5	6	7	8	9	AB	R	H	RBI	BB	SO	LOB	BOTTOM									
Carlos Beltrán, S OBP: 0.333, SLG: 0.470 (1, 8)	4-2 1B 3B BB	0-0 G4-3		1-2 HR	3-2 P5			2-0 F9		4	2	1	1	1	0	2										
Carlos Febles, R OBP: 0.376, SLG: 0.467 (1, 4)	0-0 3B 1B	1-1 1B		4-1 WP BB				2-3 K		4	1	2	0	1	1	0										
Johnny Damon, L OBP: 0.380, SLG: 0.481 (1, 7)	0-2 29 G4-3 3B		4-2 G3 29 1B BB	1-2 F8				0-0 P6		4	2	1	2	1	0	1										
29 Mike Sweeney, R OBP: 0.380, SLG: 0.485 (1, 3)	1-2 G4-3		0-0 G3 1B	4-1 BB				0-1 G6-3		3	1	1	1	1	0	0										
Jermaine Dye, R OBP: 0.362, SLG: 0.502 (1, 9)	2-0 E1 2B		0-0 G3	1-1 G4-3				2-1 BB 1B		4	2	1	0	0	0	4										
Jeremy Giambi, L OBP: 0.449, SLG: 0.444 (1, 10)	0-0 1H 2B		1-1 G3 1B		3-1 G6-3 1B			4-1 1B BB		3	0	3	3	1	0	0										
Chad Kreuter, S OBP: 0.358, SLG: 0.401 (1, 2)	0-3 K		1-2 G3		3-2 G6-3 1-2			0-2 F7		4	0	0	0	0	1	5										
Scott Leius, R OBP: 0.250, SLG: 0.275 (1, 5)	3-2 P3		2-3 K		2-2 1B 1B			0-2 G6-3 1B		4	0	2	1	0	1	2										
Rey Sanchez, R OBP: 0.290, SLG: 0.335 (1, 6)		1-2 P9		1-1 F8				0-2 G6-3		4	0	1	0	0	0	2										
Inning Stats	R: 4 E: 1 K: 1 S: 27	H: 3 LOB: 1 BB: 1 P: 37	R: 0 E: 0 K: 0 S: 6	H: 1 LOB: 0 BB: 0 P: 8	R: 2 E: 0 K: 1 S: 12	H: 2 LOB: 1 BB: 1 P: 21	R: 1 E: 0 K: 0 S: 13	H: 1 LOB: 2 BB: 2 P: 25	R: 0 E: 0 K: 0 S: 16	H: 3 LOB: 2 BB: 0 P: 27	R: 0 E: 0 K: 0 S: 5	H: 0 LOB: 0 BB: 0 P: 5	R: 1 E: 0 K: 0 S: 12	H: 2 LOB: 1 BB: 1 P: 18	R: 0 E: 0 K: 1 S: 5	H: 0 LOB: 0 BB: 0 P: 10	1B: 9 2B: 1 3B: 1 HR: 1	SF: 0 SAC: 0 DP: 2 HBP: 0	WP: 1 PB: 0 SB: 0 CS: 0	PA: 39						
PITCHER	IP	WLS	BF	H	R	ER	SO	BB	IBB	HBP	BLK	WP	HR	S	P	ERA	WHIP									
Jaret Wright, R ERA: 6.86 (1, 1)	3.0	L	17	6	6	5	2	2	0	0	0	0	1	1	29	52	4.50	3.000								
Mark Langston, L ERA: 5.09 (4, 1)	2.0		11	4	1	1	0	2	0	0	0	0	0	5	5	0.00	0.000									
Paul Assenmacher, L ERA: 4.5 (6, 1)	1.0		3	0	0	0	0	0	0	0	0	0	0	5	8	0.00	0.000									
Steve Reed, R ERA: 3.1 (7, 1)	1.0		5	2	1	1	0	1	0	0	0	0	0	12	18	9.00	3.000									
Ricardo Rincon, L ERA: 4.61 (8, 1)	1.0		3	0	0	0	1	0	0	0	0	0	0	5	10	0.00	0.000									

Cleveland Indians @ Kansas City Royals
Kauffman Stadium, Kansas City, MO
Fri Jun 25 1999, 7:05 PM CDT
Att: 32,147 - Cloudy - 86 F


AB 34
R 8
H 12
RBI 8
BB 5
SO 3
LOB 16



Batter	1	2	3	4	5	6	7	8	9	AB	R	H	RBI	BB	SO	LOB	TOP											
Kenny Lofton, L OBP: 0.440, SLG: 0.471	0-3		4-2 2B	2-0 1B		2-2 1-3 2B			1-1	4	1	2	0	1	1	0	Cleveland Indians @ Kansas City Royals Kauffman Stadium, Kansas City, MO Sat Jun 26 1999, 7:05 PM CDT Att: 29,358 - Cloudy - 85 F											
Omar Vizquel, S OBP: 0.398, SLG: 0.438	0-3		4-0 2B	0-1 1-2		1-1			1-1	4	1	0	0	1	1	3												
Roberto Alomar, S OBP: 0.429, SLG: 0.526	3-1		2-1 3B		2-1 HBP				2-2	2	0	1	2	0	0	0												
Enrique Wilson, S OBP: 0.343, SLG: 0.411	3-1		2-1 1-H 2-H		4-0 BB				2-2	2	0	0	0	0	0	0												
David Justice, L OBP: 0.379, SLG: 0.527		4-2 HR	4-2 3B		1-2 BB				1-1	1	2	0	0	3	0	0												
Richie Sexson, R OBP: 0.320, SLG: 0.531		0-0	2-0 1B		2-2				4-2	3	1	1	1	1	0	3												
Jim Thome, L OBP: 0.415, SLG: 0.462		4-1 BB	0-2 1B		1-2 2-3				3-1	3	1	1	1	1	1	2												
Travis Fryman, R OBP: 0.316, SLG: 0.437		0-0	2-2			0-0			1-3	4	0	0	0	0	1	3												
Mark Whiten, S OBP: 0.250, SLG: 0.429		2-1 1-H 2-H	1-0			4-2 BB			3-1	3	1	1	3	1	0	1												
Einar Diaz, R OBP: 0.293, SLG: 0.372		2-2			0-0	2-1			1-0	4	0	0	0	0	0	1												
Inning Stats	R: 0 E: 0 K: 2 S: 9	H: 0 LOB: 0 BB: 0 P: 12	R: 3 E: 0 K: 0 S: 11	H: 1 LOB: 0 BB: 2 P: 23	R: 4 E: 0 K: 0 S: 18	H: 3 LOB: 1 BB: 3 P: 37	R: 0 E: 0 K: 0 S: 4	H: 1 LOB: 0 BB: 0 P: 6	R: 0 E: 0 K: 1 S: 7	H: 0 LOB: 1 BB: 1 P: 16	R: 0 E: 0 K: 0 S: 11	H: 1 LOB: 2 BB: 1 P: 20	R: 0 E: 0 K: 0 S: 7	H: 0 LOB: 1 BB: 1 P: 15	R: 0 E: 0 K: 1 S: 8	H: 0 LOB: 0 BB: 0 P: 13	R: 0 E: 0 K: 0 S: 8	H: 0 LOB: 0 BB: 0 P: 12	1B: 2 2B: 2 3B: 1 HR: 1	SF: 0 SAC: 0 DP: 2 HBP: 1	WP: 0 PB: 0 CS: 1	PA: 39						
PITCHER	IP	WLS	BF	H	R	ER	SO	BB	IBB	HBP	BLK	WP	HR	S	P	ERA	WHIP											
49 Chris Fussell, R ERA: 8.44	2.0		13	2	7	7	2	5	0	0	0	0	0	1	26	55	31.50	3.500										
Mac Suzuki, R ERA: 9.0	3.0		11	3	0	0	1	1	0	1	0	0	0	23	39	0.00	1.333											
Marc Pisciotta, R ERA: 4.91	2.0		9	1	0	0	0	2	0	0	0	0	0	18	35	0.00	1.500											
Jeff Montgomery, R ERA: 7.76	1.0	W	3	0	0	0	1	0	0	0	0	0	0	8	13	0.00	0.000											
Scott Service, R ERA: 5.53	1.0		3	0	0	0	0	0	0	0	0	0	0	8	12	0.00	0.000											

Batter	1	2	3	4	5	6	7	8	9	AB	R	H	RBI	BB	SO	LOB	BOTTOM										
Carlos Beltrán, S OBP: 0.334, SLG: 0.469	2-3			2-1 1B			0-0	2-2 BB		5	1	2	1	0	1	2	Cleveland Indians @ Kansas City Royals Kauffman Stadium, Kansas City, MO Sat Jun 26 1999, 7:05 PM CDT Att: 29,358 - Cloudy - 85 F										
Carlos Febles, R OBP: 0.374, SLG: 0.462	2-3			1-0 1-2		1-1	4-1 2B	1-2 2-3 3-H		3	1	0	1	1	1	1											
Johnny Damon, L OBP: 0.382, SLG: 0.490	1-3			1-2			3-2	4-2 2B	1-2 2-3 3-H	3	2	1	2	1	1	0											
29 Mike Sweeney, R OBP: 0.378, SLG: 0.481		0-0			1-1		2-3	1-0 2B	1-2 2-3 3-H	4	1	1	1	0	1	0											
Jermaine Dye, R OBP: 0.364, SLG: 0.506		1-0			2-1			4-2 BB	1-2 2-3 3-H	4	2	2	2	0	0	0											
Jeremy Giambi, L OBP: 0.438, SLG: 0.421		3-3			2-1			3-2	1-0 BB	3	1	0	0	1	1	1											
Chad Kreuter, S OBP: 0.361, SLG: 0.409			2-1			0-0		4-2 BB	1-2 2-3 3-H	4	1	2	3	0	0	0											
Scott Leius, R OBP: 0.250, SLG: 0.264			2-2			1-0		4-2 BB	1-2 2-3 3-H	3	1	0	0	1	0	1											
Rey Sanchez, R OBP: 0.288, SLG: 0.332			0-0			2-1		4-2 BB	1-2 2-3 3-H	2	0	0	0	0	0	0											
Jed Hansen, R ERA: 2.84						2-1		4-2 BB	1-2 2-3 3-H	0	1	0	0	2	0	0											
Inning Stats	R: 0 E: 0 K: 3 S: 12	H: 0 LOB: 0 BB: 0 P: 17	R: 0 E: 0 K: 1 S: 5	H: 0 LOB: 0 BB: 0 P: 9	R: 0 E: 0 K: 0 S: 8	H: 0 LOB: 0 BB: 0 P: 12	R: 0 E: 0 K: 0 S: 6	H: 1 LOB: 0 BB: 0 P: 10	R: 0 E: 0 K: 0 S: 6	H: 0 LOB: 0 BB: 0 P: 11	R: 0 E: 0 K: 0 S: 4	H: 0 LOB: 0 BB: 0 P: 7	R: 1 E: 0 K: 1 S: 12	H: 1 LOB: 0 BB: 0 P: 18	R: 10 E: 0 K: 0 S: 34	H: 6 LOB: 2 BB: 6 P: 71	R: 0 E: 0 K: 0 S: 0	H: 0 LOB: 0 BB: 0 P: 0	1B: 5 2B: 2 3B: 0 HR: 1	SF: 0 SAC: 0 DP: 1 HBP: 0	WP: 1 PB: 0 CS: 0	PA: 37					
PITCHER	IP	WLS	BF	H	R	ER	SO	BB	IBB	HBP	BLK	WP	HR	S	P	ERA	WHIP										
Bartolo Colon, R ERA: 5.3	7.1		26	4	4	4	5	1	0	0	0	0	1	65	106	4.91	0.682										
Paul Shuey, R ERA: 2.97	0.0		3	1	0	0	0	2	0	0	0	1	0	7	15	∞	∞										
Ricardo Rincon, L ERA: 5.27	0.0	L	1	0	1	1	0	1	0	0	0	0	0	2	6	∞	∞										
Steve Karsay, R ERA: 2.84	0.2	B	7	3	6	6	0	1	1	0	0	0	0	13	28	81.00	6.000										

AB	30
R	7
H	6
RBI	7
BB	8
SO	4
LOB	13



AB	31
R	11
H	8
RBI	10
BB	6
SO	5
LOB	5



Batter	1	2	3	4	5	6	7	8	9	AB	R	H	RBI	BB	SO	LOB	TOP										
Kenny Lofton, L OBP: 0.439, SLG: 0.468	2-2 BB 1B	1-0 G6-4-3			0-3 K		4-2 1B SF4 BB	0-1 G4-3		4	2	1	0	1	1	1	Cleveland Indians @ Kansas City Royals Kauffman Stadium, Kansas City, MO Sun Jun 27 1999, 1:05 PM CDT Att: 17,094 - Overcast - 78 F										
Omar Vizquel, S OBP: 0.398, SLG: 0.437	1-3 K		1-1 G6-3		0-0 P6		1-1 SF4 3B 1B	0-0 SH5-3 1B	5	1	2	0	0	1	1												
Roberto Alomar, S OBP: 0.433, SLG: 0.526 Einar Diaz, R OBP: 0.293, SLG: 0.372	4-1 1B BB		2-1 G6-4-3 1B			1-2 G6-3	3-2 3B HBP	0-0 SH5-3 1B	2	2	1	0	1	0	0												
Manny Ramirez, R OBP: 0.432, SLG: 0.636	2-2 FC4-6 1B 2H 2H		1-2 G6-4-3			4-0 PB BB G5-3	0-2 SF4	4-0 IBB	2	1	1	2	2	0	1												
Richie Sexson, R OBP: 0.326, SLG: 0.540	0-2 FC4-6 1B 1-2 2H				0-2 G6-3		4-2 PB BB	1-1 3B 3H	4	0	2	3	1	0	2												
David Justice, L OBP: 0.379, SLG: 0.522	2-0 FC4-6 1B 1-2 2-3				2-2 1B		2-1 G5-3	4-0 IBB	4	0	1	1	1	0	5												
Travis Fryman, R OBP: 0.315, SLG: 0.431	2-1 P4				2-1 F8		4-2 BB	3-0 F8	3	0	0	0	1	0	5												
Mark Whiten, S OBP: 0.250, SLG: 0.389		0-2 G6-4-3 1B			1-0 P5		1-3 K	2-1 G4-3	4	0	1	0	0	1	3												
Chris Turner, R OBP: 0.227, SLG: 0.190 Enrique Wilson, S OBP: 0.338, SLG: 0.405		1-3 K					0-3 K	3-2 G4-3 G4-3	2	0	0	0	0	2	1	C											
Inning Stats	R: 2 E: 0 K: 1 S: 17	H: 3 LOB: 2 BB: 1 P: 30	R: 0 E: 0 K: 1 S: 7	H: 1 LOB: 0 BB: 0 P: 9	R: 0 E: 0 K: 0 S: 7	H: 1 LOB: 0 BB: 0 P: 11	R: 0 E: 0 K: 0 S: 12	H: 1 LOB: 1 BB: 0 P: 17	R: 0 E: 0 K: 1 S: 7	H: 0 LOB: 0 BB: 0 P: 7	R: 1 E: 0 K: 1 S: 13	H: 0 LOB: 2 BB: 3 P: 29	R: 3 E: 0 K: 0 S: 17	H: 2 LOB: 2 BB: 2 P: 36	R: 0 E: 0 K: 0 S: 5		H: 0 LOB: 0 BB: 0 P: 7	R: 0 E: 0 K: 0 S: 5	H: 1 LOB: 2 BB: 1 P: 11	1B: 8 2B: 0 3B: 1 HR: 0	SF: 1 SAC: 1 DP: 2 HBP: 1	WP: 0 PB: 1 CS: 0	PA: 42				
PITCHER	IP	WLS	BF	H	R	ER	SO	BB	IBB	HBP	BLK	WP	HR	S	P	ERA	WHIP										
50 José Rosado, L ERA: 2.83	5.1		22	6	3	2	4	2	0	0	0	0	0	54	83	3.38	1.500										
Tery Mathews, R ERA: 3.99	0.2	H	4	0	0	0	1	2	0	0	0	0	0	9	20	0.00	3.000										
Tim Byrdak, L ERA: 16.2	0.1	L	4	1	3	3	0	1	0	1	0	0	0	11	22	81.00	6.000										
Jeff Montgomery, R ERA: 7.34	1.2	B	7	1	0	0	0	0	1	0	0	0	0	11	21	0.00	0.600										
Scott Service, R ERA: 5.4	1.0		5	1	0	0	0	0	1	0	0	0	0	5	11	0.00	1.000										

Batter	1	2	3	4	5	6	7	8	9	AB	R	H	RBI	BB	SO	LOB	BOTTOM										
Carlos Beltrán, S OBP: 0.332, SLG: 0.463				0-1 G4-3		1-3 K		0-2 G3		4	1	0	0	1	1	4	Cleveland Indians @ Kansas City Royals Kauffman Stadium, Kansas City, MO Sun Jun 27 1999, 1:05 PM CDT Att: 17,094 - Overcast - 78 F										
Joe Randa, R OBP: 0.353, SLG: 0.453	1-2 2B 1B	1-1 L5		2-0 1B			2-1 G4-3	0-1 G6-3	5	1	2	0	0	0	0												
Johnny Damon, L OBP: 0.382, SLG: 0.491	1-2 2B 1B	0-0 29 CS		0-0 G3			2-2 F9	2-1 G3	5	1	2	1	0	0	1												
29 Mike Sweeney, R OBP: 0.386, SLG: 0.488	2-0 1B 2B	0-2 FC6-4 1B			0-0 G3-1		3-1 WP 1B	2-1 1B	5	1	4	2	0	0	0												
Jermaine Dye, R OBP: 0.361, SLG: 0.500	0-0 F8	1-0 FC6-4 1B			0-0 G3-1		2-0 G1-3	1-1 1B	5	0	1	0	0	0	3												
Jeremy Giambi, L OBP: 0.436, SLG: 0.419	3-1 HBP 2B 1B		1-3 K		0-1 1B			3-1 G6-3	1-3 K	5	1	2	0	0	2												
Tim Spehr, R OBP: 0.341, SLG: 0.429 Chad Kreuter, S OBP: 0.359, SLG: 0.407	2-2 2B HBP		2-2 L6		0-3 K			2-3 K		2	0	0	0	0	1	1											
Carlos Febles, R OBP: 0.376, SLG: 0.466	0-1 2B		1-3 K			1-3 K		3-0 BB 1B	4	0	2	2	0	2	0												
Rey Sanchez, R OBP: 0.285, SLG: 0.328 Scott Pose, L OBP: 0.408, SLG: 0.377 Jed Hansen, R	0-1 F9			1-2 G6-3			0-0 G1-3	4-2 BB	3	0	0	0	0	0	2												
Inning Stats	R: 5 E: 0 K: 0 S: 18	H: 5 LOB: 2 BB: 1 P: 31	R: 0 E: 0 K: 0 S: 7	H: 2 LOB: 1 BB: 0 P: 9	R: 0 E: 0 K: 2 S: 10	H: 0 LOB: 0 BB: 0 P: 14	R: 0 E: 0 K: 0 S: 8	H: 1 LOB: 1 BB: 0 P: 11	R: 0 E: 0 K: 1 S: 7	H: 1 LOB: 0 BB: 0 P: 7	R: 0 E: 0 K: 2 S: 7	H: 0 LOB: 0 BB: 0 P: 9	R: 0 E: 0 K: 0 S: 9	H: 1 LOB: 1 BB: 0 P: 18	R: 0 E: 0 K: 1 S: 12	H: 1 LOB: 2 BB: 1 P: 24	R: 0 E: 0 K: 1 S: 11	H: 2 LOB: 2 BB: 0 P: 17	1B: 11 2B: 2 3B: 0 HR: 0	SF: 0 SAC: 0 DP: 0 HBP: 1	WP: 1 PB: 0 CS: 1	PA: 42					
PITCHER	IP	WLS	BF	H	R	ER	SO	BB	IBB	HBP	BLK	WP	HR	S	P	ERA	WHIP										
Dwight Gooden, R ERA: 5.91	0.1		8	5	5	5	0	1	0	0	0	0	0	15	28	0.00	0.857										
Mark Langston, L ERA: 4.23	4.2		17	4	0	0	3	0	0	0	0	0	0	35	44	0.00	0.857										
Steve Reed, R ERA: 2.93	1.2	W	6	1	0	0	2	0	0	0	0	0	0	15	24	0.00	0.600										
Paul Shuey, R ERA: 2.87	1.1	H	6	1	0	0	1	1	0	0	0	1	0	13	27	0.00	1.500										
Michael Jackson, R ERA: 4.76	1.0	S	5	2	0	0	1	0	0	0	0	0	0	11	17	0.00	2.000										

Batter	1	2	3	4	5	6	7	8	9	AB	R	H	RBI	BB	SO	LOB	TOP											
Kenny Lofton, L OBP: 0.436, SLG: 0.463	1-0 L8	2-2 1B		1-2 G4-3	0-1 L7			0-1 G6-3		5	0	1	2	0	0	1	Cleveland Indians @ Kansas City Royals Kauffman Stadium, Kansas City, MO Mon Jun 28 1999, 7:05 PM CDT Att: 23,429 - Cloudy - 76 F											
Omar Vizquel, S OBP: 0.394, SLG: 0.432	2-2 F7	0-1 1B		1-2 F7		1-1 F7		2-0 G4-3		5	0	1	0	0	0	0												
David Justice, L OBP: 0.387, SLG: 0.524	0-3 K	4-2 1B		0-1 1B		3-2 1B		4-1 FC6-4 BB		3	0	2	0	2	1	0												
Manny Ramirez, R OBP: 0.428, SLG: 0.627		0-3 1B		0-2 G4-3		2-0 F7		0-0 FC6-4 BB		5	1	1	0	0	1	6												
Jim Thome, L OBP: 0.421, SLG: 0.465		4-1 1B	4-2 WP		2-1 HR		4-2 1B		3-2 P6	1	2	1	0	2	0	0												
Jeff Manto, R OBP: 0.444, SLG: 0.320		1-2 1B	1B		1-2 BB		1-2 BB		1-2 BB	1	0	0	0	1	0	0												
Richie Sexson, R OBP: 0.323, SLG: 0.546		0-2 G6-3	2-1 SAFE	2-1 G5-3		1-0 HR	2-1 F8		0-3 K	5	1	1	2	0	1	5												
Travis Fryman, R OBP: 0.321, SLG: 0.432		0-0 1B	4-1 1B		2-1 1B		1-1 G1-3		0-1 P4	4	0	2	1	1	0	0												
Enrique Wilson, S OBP: 0.336, SLG: 0.400		1-1 1B	1-2 L8		1-0 L9		1-2 F9			4	1	1	1	0	0	3												
Einar Diaz, R OBP: 0.297, SLG: 0.375		1-1 1B	0-1 F7		0-1 F7		2-2 F9			4	1	2	0	0	0	1												
Inning Stats	R: 0 E: 0 K: 1 S: 7	H: 0 LOB: 0 BB: 0 P: 10	R: 4 E: 0 K: 1 S: 24	H: 6 LOB: 3 BB: 2 P: 36	R: 0 E: 0 K: 0 S: 11	H: 1 LOB: 2 BB: 0 P: 22	R: 0 E: 0 K: 0 S: 11	H: 1 LOB: 1 BB: 0 P: 13	R: 2 E: 0 K: 0 S: 10	H: 3 LOB: 1 BB: 0 P: 16	R: 0 E: 0 K: 0 S: 10	H: 1 LOB: 2 BB: 1 P: 22	R: 0 E: 0 K: 0 S: 9	H: 0 LOB: 0 BB: 0 P: 13	R: 0 E: 0 K: 0 S: 5	H: 0 LOB: 1 BB: 1 P: 11	R: 0 E: 0 K: 1 S: 8	H: 0 LOB: 0 BB: 0 P: 11	1B: 11 2B: 0 3B: 0 HR: 1	SF: 0 SAC: 0 DP: 0 HBP: 0	WP: 1 PB: 0 SB: 0 CS: 1	PA: 43						
PITCHER	IP	WLS	BF	H	R	ER	SO	BB	IBB	HBP	BLK	WP	HR	S	P	ERA	WHIP											
Jay Witasick, R ERA: 6.78	(1, 1)	4.0	L	25	11	6	6	2	4	0	0	0	1	1	58	91	13.50	3.750										
Alvin Morman, L ERA: 3.97	(5, 1)	3.0		11	1	0	0	0	1	0	0	0	0	0	24	41	0.00	0.667										
Tim Byrdak, L ERA: 12.46	(8, 1)	1.0		4	0	0	0	0	1	0	0	0	0	0	5	11	0.00	1.000										
Marc Pisciotta, R ERA: 3.86	(9, 1)	1.0		3	0	0	0	1	0	0	0	0	0	0	8	11	0.00	0.000										
Batter	1	2	3	4	5	6	7	8	9	AB	R	H	RBI	BB	SO	LOB	BOTTOM											
Carlos Beltrán, S OBP: 0.331, SLG: 0.460	1-1 P4		2-3 K		1-1 1B			3-3 K		4	0	1	0	0	2	1	Cleveland Indians @ Kansas City Royals Kauffman Stadium, Kansas City, MO Mon Jun 28 1999, 7:05 PM CDT Att: 23,429 - Cloudy - 76 F											
Joe Randa, R OBP: 0.352, SLG: 0.450	0-1 G4-3		2-3 K		3-1 L3			2-0 1B		4	0	1	0	0	1	2												
Johnny Damon, L OBP: 0.380, SLG: 0.488	2-2 F8		1-3 K			2-2 L6		0-1 1B		4	0	1	0	0	1	1												
29 Mike Sweeney, R OBP: 0.387, SLG: 0.498		1-2 G5-3		0-0 HR		1-0 HBP		1-0 P4		3	1	1	1	0	0	2												
Jermaine Dye, R OBP: 0.359, SLG: 0.496		3-2 2B		1-0 G3-1		3-2 F8		1-3 K		4	0	1	0	0	1	3												
Jeremy Giambi, L OBP: 0.415, SLG: 0.394		0-0 L9		3-2 G4-3		1 SAFE G3			2-3 K	4	0	0	0	0	1	2												
Chad Kreuter, S OBP: 0.362, SLG: 0.411		3-1 2B		0-1 G1-3			3-1 G3		4-2 G1-3 BB	3	0	1	0	1	0	0												
Carlos Febles, R OBP: 0.371, SLG: 0.459		2-2 G6-3		1-2 P4			0-2 G1-3		0-1 G1-3	4	0	0	0	0	0	3												
Rey Sanchez, R OBP: 0.285, SLG: 0.332			1-0 2B		0-0 F9		1-2 G5-3		1-3 K	3	0	1	0	0	0	0												
Scott Pose, L OBP: 0.403, SLG: 0.371										1	0	0	0	0	1	1												
Inning Stats	R: 0 E: 0 K: 0 S: 7	H: 0 LOB: 0 BB: 0 P: 10	R: 0 E: 0 K: 0 S: 14	H: 2 LOB: 2 BB: 0 P: 23	R: 0 E: 0 K: 3 S: 10	H: 1 LOB: 1 BB: 0 P: 16	R: 1 E: 0 K: 0 S: 7	H: 1 LOB: 1 BB: 0 P: 11	R: 0 E: 0 K: 0 S: 8	H: 1 LOB: 1 BB: 0 P: 13	R: 0 E: 0 K: 0 S: 10	H: 0 LOB: 1 BB: 0 P: 16	R: 0 E: 0 K: 0 S: 8	H: 0 LOB: 0 BB: 0 P: 12	R: 0 E: 0 K: 2 S: 12	H: 2 LOB: 2 BB: 0 P: 19	R: 0 E: 0 K: 2 S: 12	H: 0 LOB: 1 BB: 1 P: 19	1B: 4 2B: 2 3B: 0 HR: 1	SF: 0 SAC: 0 DP: 0 HBP: 1	WP: 0 PB: 0 SB: 0 CS: 0	PA: 36						
PITCHER	IP	WLS	BF	H	R	ER	SO	BB	IBB	HBP	BLK	WP	HR	S	P	ERA	WHIP											
Charles Nagy, R ERA: 3.99	(1, 1)	7.0	W	27	5	1	1	3	0	0	1	0	0	64	101	1.29	0.714											
Steve Karsay, R ERA: 2.73	(8, 1)	2.0		9	2	0	0	4	1	0	0	0	0	0	24	38	0.00	1.500										



Batter	1	2	3	4	5	6	7	8	9	AB	R	H	RBI	BB	SO	LOB	TOP					
Ray Durham, S OBP: 0.376, SLG: 0.483	G6-3		K				FC4-6		G4-3	4	0	0	0	1	1	3						
Mike Caruso, S OBP: 0.297, SLG: 0.314	G6-3				P6		FC6-4		G4-3	5	0	0	1	0	0	3						
Frank Thomas, R OBP: 0.424, SLG: 0.531	P6								F9	4	1	1	1	0	0	1						
Magglio Ordonez, R OBP: 0.377, SLG: 0.561									L6	4	1	1	1	0	0	0						
Chris Singleton, L OBP: 0.330, SLG: 0.500									F8	4	1	3	0	0	0	0						
Jeff Liefer, L OBP: 0.273, SLG: 0.280									G6-4-3	4	0	2	0	0	1	1						
Greg Norton, S OBP: 0.369, SLG: 0.438									P4	4	0	1	1	0	0	3						
Craig Wilson, R OBP: 0.319, SLG: 0.328									P6	4	1	1	0	0	1	2						
Mark Johnson, L OBP: 0.327, SLG: 0.341									G5-3	3	0	1	0	1	1	1						
Inning Stats	R: 0 E: 0 K: 0 S: 6	H: 0 LOB: 0 BB: 0 P: 10	R: 0 E: 0 K: 0 S: 4	H: 1 LOB: 0 BB: 0 P: 4	R: 0 E: 0 K: 1 S: 8	H: 1 LOB: 1 BB: 0 P: 13	R: 2 E: 0 K: 1 S: 11	H: 2 LOB: 0 BB: 0 P: 18	R: 0 E: 0 K: 1 S: 16	H: 1 LOB: 2 BB: 1 P: 28	R: 0 E: 0 K: 0 S: 9	H: 2 LOB: 2 BB: 0 P: 14	R: 1 E: 0 K: 0 S: 15	H: 1 LOB: 1 BB: 1 P: 28	R: 1 E: 0 K: 0 S: 11	H: 2 LOB: 1 BB: 0 P: 17	R: 0 E: 0 K: 1 S: 9	H: 0 LOB: 0 BB: 0 P: 14	1B: 7 2B: 1 3B: 0 HR: 2	SF: 0 SAC: 0 DP: 1 HBP: 0	WP: 0 PB: 0 SB: 4 CS: 0	PA: 38
PITCHER	IP	WLS	BF	H	R	ER	SO	BB	IBB	HBP	BLK	WP	HR	S	P	ERA	WHIP					
Kevin Appier, R ERA: 5.0	6.0	W	27	8	3	3	3	2	0	0	0	0	2	58	97	4.50	1.667					
Jeff Montgomery, R ERA: 7.16	2.0	H	8	2	1	1	0	0	0	0	0	0	0	22	35	4.50	1.000					
Scott Service, R ERA: 5.27	1.0	S	3	0	0	0	1	0	0	0	0	0	0	9	14	0.00	0.000					

Chicago White Sox @ Kansas City Royals
Kauffman Stadium, Kansas City, MO

Tue Jun 29 1999, 7:05 PM CDT
Att: 15,027 - Cloudy - 71 F



AB 36
R 4
H 10
RBI 4
BB 2
SO 4
LOB 14

Batter	1	2	3	4	5	6	7	8	9	AB	R	H	RBI	BB	SO	LOB	BOTTOM							
Carlos Beltrán, S OBP: 0.338, SLG: 0.466	2B		E9							5	2	4	1	0	0	0								
Joe Randa, R OBP: 0.349, SLG: 0.449	SF9		G4-3							5	2	1	3	0	1	4								
Johnny Damon, L OBP: 0.378, SLG: 0.483	B3									5	0	1	1	0	0	2								
29 Mike Sweeney, R OBP: 0.388, SLG: 0.494	HBP		G4-3							4	0	1	1	0	2	2								
Jermaine Dye, R OBP: 0.358, SLG: 0.493	SF9		FC5-4							2	0	0	1	1	0	1								
Jeremy Giambi, L OBP: 0.407, SLG: 0.377	BB		K							3	0	0	0	1	1	2								
Chad Kreuter, S OBP: 0.364, SLG: 0.410	L9									3	1	1	0	1	0	4								
Carlos Febles, R OBP: 0.366, SLG: 0.452			K							4	0	0	0	0	1	2								
Rey Sanchez, R OBP: 0.292, SLG: 0.343	1B									4	2	3	0	0	0	0								
Inning Stats	R: 2 E: 0 K: 0 S: 15	H: 2 LOB: 2 BB: 1 P: 26	R: 3 E: 1 K: 0 S: 13	H: 3 LOB: 1 BB: 0 P: 19	R: 1 E: 1 K: 2 S: 10	H: 2 LOB: 2 BB: 1 P: 20	R: 0 E: 0 K: 0 S: 9	H: 1 LOB: 2 BB: 1 P: 19	R: 0 E: 0 K: 2 S: 10	H: 0 LOB: 0 BB: 0 P: 16	R: 0 E: 0 K: 0 S: 9	H: 1 LOB: 1 BB: 0 P: 17	R: 1 E: 0 K: 1 S: 15	H: 2 LOB: 1 BB: 0 P: 21	R: 0 E: 0 K: 0 S: 10	H: 0 LOB: 0 BB: 0 P: 16	R: 0 E: 0 K: 0 S: 9	H: 1 LOB: 1 BB: 0 P: 17	R: 1 E: 0 K: 1 S: 15	H: 2 LOB: 1 BB: 0 P: 21	1B: 9 2B: 2 3B: 0 HR: 0	SF: 1 SAC: 0 DP: 0 HBP: 1	WP: 1 PB: 0 SB: 0 CS: 0	PA: 40
PITCHER	IP	WLS	BF	H	R	ER	SO	BB	IBB	HBP	BLK	WP	HR	S	P	ERA	WHIP							
Jaime Navarro, R ERA: 5.16	6.0	L	31	8	6	4	0	3	0	0	0	0	0	60	106	6.00	1.833							
Sean Lowe, R ERA: 2.53	1.0		4	1	0	0	0	0	0	0	0	0	0	9	17	0.00	1.000							
Keith Foulke, R ERA: 2.85	1.0		5	2	1	1	1	0	0	0	0	0	0	15	21	9.00	2.000							

Chicago White Sox @ Kansas City Royals
Kauffman Stadium, Kansas City, MO

Tue Jun 29 1999, 7:05 PM CDT
Att: 15,027 - Cloudy - 71 F



AB 35
R 7
H 11
RBI 7
BB 3
SO 5
LOB 17

Batter	1	2	3	4	5	6	7	8	9	10	AB	R	H	RBI	BB	SO	LOB								
Ray Durham, S OBP: 0.372, SLG: 0.485 (1, 4)	K	E6		B2		G4-3		1B 3B		SF8	5	1	1	2	0	1	4								
Chris Singleton, L OBP: 0.340, SLG: 0.505 (1, 8)	HR 1B	G3		G6-4-3 1B		L9		1B		1B	6	1	4	1	0	0	2								
Frank Thomas, R OBP: 0.425, SLG: 0.525 (1, 10)	HR BB		G6-3	G6-4-3 1-2 2-3		G6-4-3 HBP		1B IBB		F8	3	1	0	0	2	0	4								
Magglio Ordonez, R OBP: 0.377, SLG: 0.568 (1, 9)	HR		2B 1B		G6-3	G6-4-3 1-2		P9			5	2	2	3	0	0	3								
Carlos Lee, R OBP: 0.321, SLG: 0.411 (1, 7)	P3		WP G3 2B		G1-3			1B 2B 1B		K	5	2	2	1	0	1	0								
Darrin Jackson, R OBP: 0.297, SLG: 0.427 (10, 7)											0	0	0	0	0	0	0								
Greg Norton, S OBP: 0.266, SLG: 0.433 (1, 3)	F8		G3		G4-3			2B 14 G6-3 1B		G6-3	5	1	1	1	0	0	0								
Brook Fordyce, R OBP: 0.362, SLG: 0.484 (1, 2)		G6-3	G1-4-3			55 G6-3 1B		L4		K	5	0	1	0	0	1	2								
Craig Wilson, R OBP: 0.324, SLG: 0.348 (1, 5)		G1-3		E5 1B 55 1B		55 G6-3 1B				P4	5	1	2	1	0	0	0								
55 Liu Rodriguez, S OBP: 0.200, SLG: 0.143 (1, 6)								1-3 2-H 3B 2B			3	0	2	0	0	0	2								
14 Paul Konerko, R OBP: 0.256, SLG: 0.430 (8, PH)											1	0	0	1	0	0	1								
Mike Caruso, S OBP: 0.289, SLG: 0.324 (8, 6)										SF8 3B	1	1	1	0	0	0	0								
Inning Stats	R: 3 E: 0 K: 1 S: 14	H: 2 LOB: 0 BB: 1 P: 26	R: 0 E: 1 K: 0 S: 9	H: 1 LOB: 2 BB: 0 P: 13	R: 2 E: 0 K: 0 S: 13	H: 2 LOB: 0 BB: 0 P: 19	R: 0 E: 1 K: 0 S: 11	H: 2 LOB: 2 BB: 0 P: 15	R: 0 E: 0 K: 0 S: 5	H: 0 LOB: 0 BB: 0 P: 7	R: 0 E: 0 K: 0 S: 9	H: 2 LOB: 1 BB: 0 P: 13	R: 0 E: 0 K: 0 S: 5	H: 0 LOB: 0 BB: 0 P: 8	R: 4 E: 0 K: 0 S: 15	H: 5 LOB: 2 BB: 1 P: 27	R: 0 E: 0 K: 2 S: 10	H: 0 LOB: 0 BB: 0 P: 11	R: 1 E: 0 K: 0 S: 5	H: 2 LOB: 1 BB: 0 P: 5	1B: 11 2B: 2 3B: 2 HR: 1	SF: 1 SAC: 0 DP: 3 HBP: 1	WP: 1 PB: 0 SB: 1 CS: 0	PA: 48	
PITCHER	IP	WLS	BF	H	R	ER	SO	BB	IBB	HBP	BLK	WP	HR	S	P	ERA	WHIP								
Jeff Suppan, R ERA: 3.53 (1, 1)	6.0		28	9	5	5	1	1	0	0	0	0	1	61	93	7.50	1.667								
Terry Mathews, R ERA: 4.5 (7, 1)	1.1	H	7	3	3	0	0	0	0	1	0	0	0	13	19	20.25	2.250								
Matt Wisenandt, L ERA: 6.14 (8, 1)	0.1	B	3	2	1	1	0	0	0	0	0	0	0	5	9	27.00	6.000								
Scott Service, R ERA: 5.2 (8, 1)	2.1	L	10	2	1	1	2	0	1	0	0	0	0	17	23	3.86	0.857								

TOP

Chicago White Sox @ Kansas City Royals
Kauffman Stadium, Kansas City, MO

Wed Jun 30 1999, 7:05 PM CDT
Att. 14,026 - Cloudy - 74 F

AB	44
R	10
H	16
RBI	10
BB	2
SO	3
LOB	18

Batter	1	2	3	4	5	6	7	8	9	10	AB	R	H	RBI	BB	SO	LOB								
Carlos Beltrán, S OBP: 0.341, SLG: 0.471 (1, 8)	F8	2B 1B		29 1B 3B	G5-4-3 1-2			F8			5	2	2	0	1	0	1								
Joe Randa, R OBP: 0.346, SLG: 0.442 (1, 5)	F9	K		29 1B HBP			K	L9		F8	5	0	0	0	0	2	3								
Johnny Damon, L OBP: 0.361, SLG: 0.469 (1, 7)	1B	2B HR		P6			29 BB 1B	G4-3			5	1	3	2	0	0	2								
29 Mike Sweeney, R OBP: 0.391, SLG: 0.506 (1, 10)	F8	HR		BB 1B			G4-3 BB			P2	4	1	2	3	1	0	1								
Jermaine Dye, R OBP: 0.355, SLG: 0.466 (1, 9)				K			G4-3			K	5	1	1	0	0	2	4								
Jeremy Giambi, L OBP: 0.429, SLG: 0.389 (1, 3)		2B 1B		BB 1B			L6			BB	3	1	2	0	2	0	0								
Tim Spehr, R OBP: 0.326, SLG: 0.411 (1, 2)	SF7			BB 1B			P3			K	3	0	0	1	0	2	4								
Chad Kreuter, S OBP: 0.363, SLG: 0.408 (10, 2)				K						K	1	0	0	0	0	1	1								
Carlos Febles, R OBP: 0.373, SLG: 0.468 (1, 4)	1B 2B			G6-4-3 BB			E4 3B			K	4	2	3	0	1	1	0								
Rey Sanchez, R OBP: 0.294, SLG: 0.344 (1, 6)	1B 2B			G6-4-3			FC5-4 1B			L7	2	1	1	2	0	0	2								
Jed Hansen, R (4, 6)				1-2 2B 1B			FC5-4 G5-4-3				3	0	0	0	0	1	1								
Inning Stats	R: 0 E: 0 K: 0 S: 8	H: 1 LOB: 1 BB: 0 P: 12	R: 7 E: 0 K: 1 S: 25	H: 7 LOB: 0 BB: 34	R: 0 E: 0 K: 1 S: 7	H: 1 LOB: 1 BB: 1 P: 14	R: 1 E: 0 K: 2 S: 16	H: 2 LOB: 3 BB: 1 P: 28	R: 0 E: 0 K: 0 S: 6	H: 1 LOB: 0 BB: 0 P: 9	R: 0 E: 0 K: 0 S: 5	H: 1 LOB: 0 BB: 0 P: 16	R: 1 E: 1 K: 1 S: 9	H: 1 LOB: 0 BB: 0 P: 14	R: 0 E: 0 K: 0 S: 8	H: 0 LOB: 0 BB: 0 P: 14	R: 0 E: 0 K: 2 S: 10	H: 0 LOB: 1 BB: 0 P: 17	R: 0 E: 0 K: 1 S: 5	H: 0 LOB: 1 BB: 1 P: 9	1B: 9 2B: 2 3B: 2 HR: 1	SF: 1 SAC: 0 DP: 3 HBP: 1	WP: 0 PB: 0 SB: 1 CS: 0	PA: 47	
PITCHER	IP	WLS	BF	H	R	ER	SO	BB	IBB	HBP	BLK	WP	HR	S	P	ERA	WHIP								
John Snyder, R ERA: 5.81 (1, 1)	2.0		14	8	7	7	1	1	0	0	0	0	1	33	46	31.50	4.000								
Sean Lowe, R ERA: 2.9 (3, 1)	2.0		11	3	1	1	3	2	0	1	0	0	0	23	42	4.50	2.500								
Bryan Ward, L ERA: 6.09 (5, 1)	2.0		7	2	0	0	1	1	0	0	0	0	0	13	25	0.00	1.500								
41 Bill Simas, R ERA: 4.46 (7, 1)	2.0		7	1	1	0	1	0	0	0	0	0	0	17	28	0.00	0.500								
Bob Howry, R ERA: 4.02 (9, 1)	2.0	W	8	0	0	0	3	2	0	0	0	0	0	15	26	0.00	1.000								

BOTTOM

Chicago White Sox @ Kansas City Royals
Kauffman Stadium, Kansas City, MO

Wed Jun 30 1999, 7:05 PM CDT
Att. 14,026 - Cloudy - 74 F

AB	40
R	9
H	14
RBI	8
BB	5
SO	9
LOB	19


Batter	1	2	3	4	5	6	7	8	9	10	AB	R	H	RBI	BB	SO	LOB							
Carlos Beltrán, S OBP: 0.343, SLG: 0.473	P7		SAFE 0-0 1-3		3-3		1B 29 SF9 F8 BB		FC5-4 1B		5	1	3	3	1	1	0							
Joe Randa, R OBP: 0.344, SLG: 0.437	L9		G5-3		1-2		F8		SF8		4	0	1	2	1	0	2							
Johnny Damon, L OBP: 0.379, SLG: 0.484	S 2B		3-H 4-2 29 G5-4-3 BB		3-1		P6		FC5-4 1-2		5	0	2	0	1	0	4							
29 Mike Sweeney, R OBP: 0.393, SLG: 0.515	S BB		G5-4-3		1-2		HR		SF9		3	1	1	1	1	0	3							
Jermaine Dye, R OBP: 0.355, SLG: 0.503	G5-3		1-2 2-3		1-0		HR		P4		5	2	2	3	0	0	3							
Jeremy Giambi, L OBP: 0.430, SLG: 0.400		4-1			3-0		P5				4	0	2	0	1	1	0							
Scott Leius, R OBP: 0.250, SLG: 0.264											0	1	0	0	0	0	0							
Chad Kreuter, S OBP: 0.362, SLG: 0.398		1-0			4-1		L8		P7		3	1	0	0	2	0	2							
Carlos Febles, R OBP: 0.363, SLG: 0.454		0-1			1-3		K		F9		5	0	0	0	0	2	4							
Rey Sanchez, R OBP: 0.294, SLG: 0.344		0-0			0-0		B1-3		P2		3	1	1	0	0	0	2							
Scott Pose, L OBP: 0.411, SLG: 0.371											0	1	0	0	1	0	0							
Jed Hansen, R OBP: 0.308, SLG: 0.400											0	1	0	0	1	0	0							
Inning Stats	R: 0 E: 0 K: 0 S: 10	H: 1 LOB: 2 BB: 1 P: 18	R: 0 E: 0 K: 0 S: 4	H: 0 LOB: 0 BB: 1 P: 9	R: 1 E: 0 K: 0 S: 8	H: 2 LOB: 1 BB: 1 P: 10	R: 1 E: 0 K: 1 S: 8	H: 1 LOB: 0 BB: 1 P: 17	R: 0 E: 0 K: 1 S: 9	H: 1 LOB: 0 BB: 0 P: 16	R: 2 E: 0 K: 0 S: 13	H: 3 LOB: 1 BB: 0 P: 17	R: 1 E: 0 K: 0 S: 12	H: 1 LOB: 1 BB: 1 P: 18	R: 0 E: 0 K: 1 S: 11	H: 0 LOB: 0 BB: 0 P: 18	R: 1 E: 0 K: 0 S: 7	H: 1 LOB: 1 BB: 1 P: 13	R: 3 E: 0 K: 1 S: 7	H: 2 LOB: 2 BB: 3 P: 19	1B: 6 2B: 4 3B: 0 HR: 2	SF: 2 SAC: 0 DP: 2 HBP: 0	WP: 0 PB: 0 SB: 2 CS: 1	PA: 48
PITCHER	IP WLS BF H R ER SO	IP WLS BF H R ER SO	IP WLS BF H R ER SO	IP WLS BF H R ER SO	IP WLS BF H R ER SO	IP WLS BF H R ER SO	IP WLS BF H R ER SO	IP WLS BF H R ER SO	IP WLS BF H R ER SO	IP WLS BF H R ER SO	IP WLS BF H R ER SO	IP WLS BF H R ER SO	IP WLS BF H R ER SO	IP WLS BF H R ER SO	IP WLS BF H R ER SO	IP WLS BF H R ER SO	IP WLS BF H R ER SO	IP WLS BF H R ER SO	IP WLS BF H R ER SO	IP WLS BF H R ER SO	ERA WHIP	ERA WHIP		
Dwight Gooden, R ERA: 6.01	6.1	6.1	6.1	6.1	6.1	6.1	6.1	6.1	6.1	6.1	7.11	2.053												
Ricardo Rincon, L ERA: 5.65	7.1	7.1	7.1	7.1	7.1	7.1	7.1	7.1	7.1	7.1	9.00	2.000												
Steve Reed, R ERA: 2.67	7.1	7.1	7.1	7.1	7.1	7.1	7.1	7.1	7.1	7.1	9.00	2.000												
Michael Jackson, R ERA: 4.75	9.1	9.1	9.1	9.1	9.1	9.1	9.1	9.1	9.1	9.1	27.00	4.000												
Paul Shuey, R ERA: 3.54	10.1	10.1	10.1	10.1	10.1	10.1	10.1	10.1	10.1	10.1														

TOP

Kansas City Royals @ Cleveland Indians
Jacobs Field, Cleveland, OH

Fri Jul 02 1999, 7:05 PM EDT
Att: 43,172 - Cloudy - 80 F

AB	37
R	9
H	12
RBI	9
BB	9
SO	4
LOB	20




Batter	1	2	3	4	5	6	7	8	9	10	AB	R	H	RBI	BB	SO	LOB							
Kenny Lofton, L OBP: 0.426, SLG: 0.445	SH1-3 BB 1B BB		F8		3-2		F8		G1-3		5	1	0	0	1	1	4							
Omar Vizquel, S OBP: 0.397, SLG: 0.428	SH1-3 BB 1B BB		G6-3		0-1		F8		K		4	1	1	0	1	1	0							
Roberto Alomar, S OBP: 0.432, SLG: 0.530	SH1-3		K		0-1		HR		BB BB 1B 1B		4	2	2	1	0	2	1							
Manny Ramirez, R OBP: 0.423, SLG: 0.613	K		P6		2-2		FC6-4 HBP		BB BB 1B BB		3	1	0	0	1	2	3							
David Justice, L OBP: 0.391, SLG: 0.510	CS 1B		CS BB		4-2		FC6-4		BB BB 1B 2B BB		3	2	2	2	2	0	1							
Richie Sexson, R OBP: 0.305, SLG: 0.518	G1-3		K		2-3		G6-3		K		5	0	0	0	0	2	7							
Jim Thome, L OBP: 0.432, SLG: 0.491		4-2			3-1		F8		G4-3 G1-3 BB		2	0	1	2	3	0	1							
Travis Fryman, R OBP: 0.322, SLG: 0.430	P5				0-0		P4		G1-3		5	0	2	2	0	0	2							
Einar Diaz, R OBP: 0.296, SLG: 0.368	L7				0-3		K		G4-3		4	0	0	0	0	1	4							
Mark Whiten, S OBP: 0.208, SLG: 0.318									G5-3		1	0	0	0	0	0	2							
Inning Stats	R: 2 E: 0 K: 1 S: 15	H: 1 LOB: 1 BB: 2 P: 24	R: 0 E: 0 K: 0 S: 9	H: 0 LOB: 1 BB: 1 P: 19	R: 0 E: 0 K: 1 S: 8	H: 0 LOB: 0 BB: 0 P: 11	R: 0 E: 0 K: 1 S: 11	H: 0 LOB: 0 BB: 1 P: 20	R: 0 E: 0 K: 1 S: 7	H: 0 LOB: 0 BB: 0 P: 10	R: 1 E: 1 K: 0 S: 11	H: 1 LOB: 1 BB: 0 P: 16	R: 0 E: 0 K: 2 S: 10	H: 0 LOB: 1 BB: 1 P: 13	R: 3 E: 0 K: 2 S: 18	H: 3 LOB: 2 BB: 2 P: 32	R: 0 E: 0 K: 2 S: 10	H: 1 LOB: 1 BB: 0 P: 13	R: 1 E: 0 K: 0 S: 5	H: 2 LOB: 2 BB: 1 P: 9	1B: 6 2B: 1 3B: 0 HR: 1	SF: 0 SAC: 1 DP: 0 HBP: 1	WP: 0 PB: 0 SB: 0 CS: 1	PA: 46
PITCHER	IP WLS BF H R ER SO	IP WLS BF H R ER SO	IP WLS BF H R ER SO	IP WLS BF H R ER SO	IP WLS BF H R ER SO	IP WLS BF H R ER SO	IP WLS BF H R ER SO	IP WLS BF H R ER SO	IP WLS BF H R ER SO	IP WLS BF H R ER SO	IP WLS BF H R ER SO	IP WLS BF H R ER SO	IP WLS BF H R ER SO	IP WLS BF H R ER SO	IP WLS BF H R ER SO	IP WLS BF H R ER SO	IP WLS BF H R ER SO	IP WLS BF H R ER SO	IP WLS BF H R ER SO	IP WLS BF H R ER SO	ERA WHIP	ERA WHIP		
50 José Rosado, L ERA: 2.9	7.0	7.0	7.0	7.0	7.0	7.0	7.0	7.0	7.0	7.0	3.86	1.000												
Scott Service, R ERA: 5.67	8.1	8.1	8.1	8.1	8.1	8.1	8.1	8.1	8.1	8.1	27.00	5.000												
Matt Whisenant, L ERA: 6.0	9.1	9.1	9.1	9.1	9.1	9.1	9.1	9.1	9.1	9.1	4.50	2.000												

BOTTOM

Kansas City Royals @ Cleveland Indians
Jacobs Field, Cleveland, OH

Fri Jul 02 1999, 7:05 PM EDT
Att: 43,172 - Cloudy - 80 F

AB	36
R	7
H	8
RBI	7
BB	8
SO	9
LOB	25



Batter	1	2	3	4	5	6	7	8	9	AB	R	H	RBI	BB	SO	LOB	TOP					
Carlos Beltrán, S OBP: 0.341, SLG: 0.465	4-2 BB 29 1B BB	0-0 F9			0-0 G6-4-3 1B		0-3 K		1-0 F7	4	1	1	0	1	1	2						
Joe Randa, R OBP: 0.352, SLG: 0.445	0-0 BB 29 1B 1B		1-3 K		0-1 G6-4-3 1B			2-1 FC6-4 1B	2-0 1B	5	2	3	0	0	1	1						
Johnny Damon, L OBP: 0.379, SLG: 0.477	4-2 G6-3 29 1B BB		1-3 K		1-2 F8			2-2 FC6-4 29 1B HBP	1-1 1B	3	0	1	0	1	1	0						
29 Mike Sweeney, R OBP: 0.393, SLG: 0.520	0-0 G6-3 1B		4-2 BB			2-2 P3		0-1 FC6-4 1B	0-0 P7	4	0	2	2	1	0	3						
Jermaine Dye, R OBP: 0.355, SLG: 0.517	1-1 G6-3 1B		0-3 K			0-0 G4-3 3B		0-0 FC6-4 G1-3		4	1	1	1	0	1	5						
Scott Leius, R OBP: 0.244, SLG: 0.257	1-1 L7			0-1 G5-3		2-2 G4-3		2-2 G1-3		1	0	0	0	0	0	1						
Jeremy Giambi, L OBP: 0.411, SLG: 0.372						3-H G3		2-2 G1-3		3	0	0	1	0	0	2						
Carlos Febles, R OBP: 0.364, SLG: 0.455		3-3 K		0-0 G6-3		0-1 G3		3-3 K		4	0	0	0	0	2	2						
Tim Spehr, R OBP: 0.322, SLG: 0.395		3-3 K		3-1 L7			2-0 P6		4-2 1B 1B BB	3	0	0	0	1	1	0						
Rey Sanchez, R OBP: 0.297, SLG: 0.346		2-2 1B			0-0 G6-4-3 1B		0-1 G4-3		0-0 L9	4	1	2	0	0	0	1						
Inning Stats	R: 2 E: 0 K: 0 S: 11	H: 2 LOB: 1 BB: 2 P: 21	R: 0 E: 0 K: 2 S: 11	H: 1 LOB: 1 BB: 0 P: 19	R: 0 E: 0 K: 3 S: 11	H: 0 LOB: 1 BB: 1 P: 17	R: 0 E: 0 K: 0 S: 5	H: 0 LOB: 0 BB: 0 P: 8	R: 1 E: 0 K: 0 S: 7	H: 2 LOB: 0 BB: 0 P: 8	R: 1 E: 0 K: 1 S: 10	H: 2 LOB: 2 BB: 0 P: 14	R: 0 E: 0 K: 1 S: 6	H: 0 LOB: 0 BB: 0 P: 8	R: 1 E: 0 K: 1 S: 14	H: 2 LOB: 2 BB: 0 P: 23	R: 0 E: 0 K: 0 S: 11	H: 2 LOB: 3 BB: 1 P: 19	1B: 9 2B: 0 3B: 1 HR: 0	SF: 0 SAC: 0 DP: 2 HBP: 1	WP: 0 PB: 0 SB: 0 CS: 0	PA: 40
PITCHER	IP	WLS	BF	H	R	ER	SO	BB	IBB	HBP	BLK	WP	HR	S	P	ERA	WHIP					
Mark Langston, L ERA: 4.41	7.0	W	28	6	4	4	6	3	0	0	0	0	0	61	95	5.14	1.286					
Steve Reed, R ERA: 2.91	0.1		4	2	1	1	0	0	0	1	0	0	0	8	12	27.00	6.000					
Ricardo Rincon, L ERA: 5.06	1.1	H	7	2	0	0	1	1	0	0	0	0	0	16	29	0.00	2.250					
Michael Jackson, R ERA: 4.88	0.1	S	1	0	0	0	0	0	0	0	0	0	0	1	1	0.00	0.000					

Kansas City Royals @ Cleveland Indians
Jacobs Field, Cleveland, OH
Sat Jul 03 1999, 7:05 PM EDT
Att: 40,707 - Cloudy - 87 F

AB 35
R 5
H 10
RBI 4
BB 4
SO 7
LOB 17



Batter	1	2	3	4	5	6	7	8	9	AB	R	H	RBI	BB	SO	LOB	BOTTOM				
Roberto Alomar, S OBP: 0.433, SLG: 0.534	3-2 G5-3	1-0 1B		0-2 L9			2-2 HR			4	2	2	2	0	0	0					
Enrique Wilson, S OBP: 0.346, SLG: 0.417	3-2 F9 2B	1-2 E8 FC 1B		2-3 K			2-0 BB 1B			4	1	3	1	0	1	0					
David Justice, L OBP: 0.390, SLG: 0.522	2-1 F9	2-1 FC HR		2-2 L7			1-3 K			4	1	0	1	0	1	2					
Manny Ramirez, R OBP: 0.423, SLG: 0.616	2-1 G6-3	0-0 HR			3-3 K		4-1 G1-6-3 BB			3	1	1	2	1	1	1					
Jim Thome, L OBP: 0.430, SLG: 0.500		HR			2-1 F7		0-2 G1-6-3			4	1	1	1	0	1	2					
Richie Sexson, R OBP: 0.311, SLG: 0.513		FC 1B			1-3 K2-3			4-2 FC3-6 BB		3	0	1	0	1	1	0					
Travis Fryman, R OBP: 0.321, SLG: 0.432		1-1 FC6-4 1B		1-1 G5-3			2-1 G5-3		2-1 FC3-6	3	1	0	0	0	0	1					
Omar Vizquel, S OBP: 0.393, SLG: 0.422		1-2 FC6-4 1B						1-2 FC3-6		1	0	0	0	0	0	1					
Mark Whiten, S OBP: 0.250, SLG: 0.320		1-2 1B		1-1 G6-3			4-0 G5-4-3 BB		1-0 G4-6-3	3	1	1	0	1	0	1					
Kenny Lofton, L OBP: 0.420, SLG: 0.439		1-3 1B 1B						1-2 G4-6-3		0	0	0	0	0	0	0					
Einar Diaz, R OBP: 0.297, SLG: 0.368		1-0 1B		1-1 G5-3			1-1 G5-4-3			3	1	1	1	0	0	1					
Inning Stats	R: 0 E: 0 K: 0 S: 12	H: 1 LOB: 1 BB: 0 P: 22	R: 8 E: 1 K: 1 S: 21	H: 7 LOB: 0 BB: 0 P: 33	R: 0 E: 0 K: 0 S: 6	H: 0 LOB: 0 BB: 0 P: 9	R: 0 E: 0 K: 1 S: 9	H: 0 LOB: 0 BB: 0 P: 13	R: 0 E: 0 K: 2 S: 12	H: 0 LOB: 0 BB: 0 P: 18	R: 0 E: 0 K: 0 S: 4	H: 0 LOB: 1 BB: 1 P: 11	R: 1 E: 0 K: 1 S: 11	H: 2 LOB: 1 BB: 1 P: 20	R: 0 E: 0 K: 0 S: 6	H: 0 LOB: 0 BB: 1 P: 13	1B: 6 2B: 1 3B: 0 HR: 3	SF: 0 SAC: 0 DP: 3 HBP: 0	WP: 0 PB: 0 SB: 0 CS: 0	PA: 35	
PITCHER	IP	WLS	BF	H	R	ER	SO	BB	IBB	HBP	BLK	WP	HR	S	P	ERA	WHIP				
Don Wengert, R ERA: 9.25	5.0	L	24	8	8	8	4	1	0	0	0	0	0	4	11	0.00	1.000				
Marc Pisciotta, R ERA: 8.59	1.0		3	0	0	0	0	1	0	0	0	0	0	4	11	0.00	1.000				
Tim Byrdak, L ERA: 8.59	1.0		5	2	1	1	1	1	0	0	0	0	1	11	20	9.00	3.000				
Jeff Montgomery, R ERA: 6.89	1.0		3	0	0	0	0	1	0	0	0	0	0	6	13	0.00	1.000				

Kansas City Royals @ Cleveland Indians
Jacobs Field, Cleveland, OH
Sat Jul 03 1999, 7:05 PM EDT
Att: 40,707 - Cloudy - 87 F

AB 32
R 9
H 10
RBI 8
BB 3
SO 5
LOB 9



Batter	1	2	3	4	5	6	7	8	9	AB	R	H	RBI	BB	SO	LOB	TOP			
Carlos Beltrán, S (1, 8) OBP: 0.342, SLG: 0.467										5	2	2	0	0	0	0	Kansas City Royals @ Cleveland Indians Jacobs Field, Cleveland, OH Sun Jul 04 1999, 1:05 PM EDT Att: 43,018 - Sunny - 88 F			
Joe Randa, R (1, 5) OBP: 0.354, SLG: 0.444										3	1	1	0	1	0	1				
Johnny Damon, L (1, 7) OBP: 0.379, SLG: 0.474										4	1	1	0	1	0	2				
29 Mike Sweeney, R (1, 10) OBP: 0.400, SLG: 0.529										3	3	2	2	1	0	1				
Jermaine Dye, R (1, 9) OBP: 0.362, SLG: 0.543										4	2	4	6	0	0	0				
Jeremy Giambi, L (1, 3) OBP: 0.405, SLG: 0.367										4	0	1	0	0	1	4				
Steve Scarso, R (8, PR) OBP: 0.292, SLG: 0.268										1	0	1	2	0	0	0				
Chad Kreuter, S (1, 2) OBP: 0.352, SLG: 0.390										5	0	0	0	0	3	5				
Jed Hansen, R (1, 4) OBP: 0.211, SLG: 0.250										4	0	0	0	0	1	1				
Rey Sanchez, R (1, 6) OBP: 0.297, SLG: 0.345										4	1	1	0	0	0	0				
Inning Stats	R: 1 E: 0 K: 2 S: 13	H: 3 LOB: 3 BB: 0 P: 21	R: 0 E: 0 K: 0 S: 7	H: 0 LOB: 0 BB: 0 P: 12	R: 2 E: 0 K: 0 S: 16	H: 2 LOB: 0 BB: 0 P: 25	R: 0 E: 0 K: 1 S: 7	H: 0 LOB: 0 BB: 0 P: 8	R: 2 E: 0 K: 0 S: 13	H: 2 LOB: 1 BB: 1 P: 25	R: 0 E: 0 K: 0 S: 8	H: 1 LOB: 1 BB: 0 P: 14	R: 1 E: 0 K: 0 S: 7	H: 2 LOB: 1 BB: 0 P: 10	R: 4 E: 0 K: 1 S: 16	H: 3 LOB: 1 BB: 2 P: 28	1B: 7 2B: 4 3B: 0 HR: 2	SF: 1 SAC: 1 DP: 1 HBP: 1	WP: 0 PB: 0 SB: 1 CS: 0	PA: 43
PITCHER	IP WLS BF H R ER SO BB IBB HBP BLK WP HR S P ERA WHIP																			
Dave Burba, R (1, 1) ERA: 4.61	8.0 L 35 10 6 6 4 1 0 0 0 0 2 76 122 6.75 1.375																			
Jeff Tam, R (9, 1) ERA: 81.0	0.1 4 2 3 3 0 0 1 0 0 0 0 5 9 81.00 6.000																			
Steve Reed, R (9, 1) ERA: 3.12	0.2 4 1 1 1 1 1 0 0 0 0 0 0 11 19 13.50 3.000																			

Batter	1	2	3	4	5	6	7	8	9	AB	R	H	RBI	BB	SO	LOB	BOTTOM					
Kenny Lofton, L (1, 8) OBP: 0.422, SLG: 0.443										4	2	2	0	0	0	0	Kansas City Royals @ Cleveland Indians Jacobs Field, Cleveland, OH Sun Jul 04 1999, 1:05 PM EDT Att: 43,018 - Sunny - 88 F					
Omar Vizquel, S (1, 6) OBP: 0.394, SLG: 0.431										4	1	2	1	0	2							
Roberto Alomar, S (1, 4) OBP: 0.435, SLG: 0.539										5	2	3	2	0	2							
Manny Ramirez, R (1, 9) OBP: 0.420, SLG: 0.619										5	1	1	2	0	2	4						
David Justice, L (1, 7) OBP: 0.391, SLG: 0.522										4	1	1	2	1	0	1						
Jim Thome, L (1, 10) OBP: 0.435, SLG: 0.515										3	1	2	2	1	0	1						
Richie Sexson, R (1, 3) OBP: 0.306, SLG: 0.504										4	0	0	0	0	1	5						
Enrique Wilson, S (1, 5) OBP: 0.338, SLG: 0.406										4	0	0	0	0	1	0						
Pat Borders, R (1, 2) OBP: 0.286, SLG: 0.286										3	0	0	0	0	1	0						
John McDonald, R (9, PH) OBP: 1.000, SLG: 1.000										1	1	1	0	0	0	0						
Inning Stats	R: 0 E: 0 K: 0 S: 4	H: 0 LOB: 1 BB: 0 P: 8	R: 0 E: 0 K: 0 S: 5	H: 0 LOB: 0 BB: 1 P: 10	R: 1 E: 0 K: 1 S: 14	H: 2 LOB: 1 BB: 0 P: 20	R: 1 E: 0 K: 2 S: 17	H: 1 LOB: 0 BB: 0 P: 25	R: 0 E: 0 K: 1 S: 7	H: 0 LOB: 0 BB: 0 P: 12	R: 1 E: 1 K: 0 S: 17	H: 2 LOB: 2 BB: 1 P: 28	R: 0 E: 0 K: 0 S: 9	H: 0 LOB: 0 BB: 0 P: 11	R: 2 E: 0 K: 1 S: 11	H: 3 LOB: 1 BB: 0 P: 18	R: 4 E: 0 K: 0 S: 16	H: 4 LOB: 0 BB: 0 P: 25	1B: 5 2B: 6 3B: 0 HR: 2	SF: 0 SAC: 1 DP: 2 HBP: 1	WP: 0 PB: 0 SB: 1 CS: 0	PA: 41
PITCHER	IP WLS BF H R ER SO BB IBB HBP BLK WP HR S P ERA WHIP																					
Kevin Appier, R (1, 1) ERA: 5.06	7.2 W 32 7 5 5 5 2 0 0 0 0 0 81 127 5.87 1.174																					
Matt Whisenant, L (8, 1) ERA: 6.0	0.0 1 1 0 0 0 0 0 0 0 0 0 1 3 ∞ ∞																					
Scott Service, R (8, 1) ERA: 6.32	1.0 H 7 4 4 4 0 0 0 0 0 0 1 16 23 36.00 4.000																					
Tim Byrdak, L (9, 1) ERA: 8.22	0.1 S 1 0 0 0 0 0 0 0 0 0 0 0 2 4 0.00 0.000																					



Batter	1	2	3	4	5	6	7	8	9	10	AB	R	H	RBI	BB	SO	LOB	TOP				
Carlos Beltrán, S OBP: 0.339, SLG: 0.462	(1, 8) P6	(1, 0) G3		(3, 3) K		(0, 1) G4-3		(0, 0) G4-3		(0, 0) 1B	6	0	1	1	0	1	4					
Joe Randa, R OBP: 0.356, SLG: 0.467	(1, 5) WP 2B		(2, 0) HR		(1, 0) F9		(1, 1) HR		(2, 1) F9	(0, 0) F8	6	2	3	2	0	0	2					
Johnny Damon, L OBP: 0.382, SLG: 0.482	(1, 7) 2B		(3, 1) HR		(0, 3) K		(4, 1) 2B		(0, 0) G3-1		3	1	1	1	2	1	0					
29 Mike Sweeney, R OBP: 0.397, SLG: 0.527	(1, 3) G4-6-3		(1, 1) F8		(1, 0) F7		(0, 1) G4-3		(0, 0) 2B		5	0	1	0	0	0	3					
Jermaine Dye, R OBP: 0.382, SLG: 0.547		(0, 1) HR	(0, 3) K		(2, 1) G5-3		(2, 2) P3		(1, 3) K		5	1	1	1	0	2	2					
Jeremy Giambi, L OBP: 0.405, SLG: 0.362		(0, 0) G1-3 1B	(2, 3) K2-3		(4, 1) 1B		(1, 0) P6			(0, 0) L9	4	2	1	0	1	1	1					
Chad Kreuter, S OBP: 0.353, SLG: 0.387	(1, 2) G4-3 1B			(4, 2) G3		(0, 1) L9		(1, 3) K		(0, 0) G4-3	4	0	1	0	1	1	1					
Carlos Febles, R OBP: 0.367, SLG: 0.461	(1, 4) G1-3			(0, 0) B2		(2, 2) 3B		(2, 1) FC6-5		(0, 0) 1B	5	2	3	0	0	0	3					
Rey Sanchez, R OBP: 0.299, SLG: 0.354	(1, 6) G4-3			(1, 0) G3		(3, 2) 3B		(2, 2) FC6-5		(0, 0) 1B	5	0	2	3	0	0	3					
Inning Stats	R: 0 E: 0 K: 0 S: 6	H: 1 LOB: 1 BB: 1 P: 14	R: 2 E: 0 K: 0 S: 10	H: 3 LOB: 0 BB: 0 P: 12	R: 2 E: 0 K: 2 S: 11	H: 2 LOB: 0 BB: 0 P: 19	R: 0 E: 0 K: 1 S: 5	H: 0 LOB: 1 BB: 1 P: 7	R: 2 E: 0 K: 0 S: 15	H: 2 LOB: 1 BB: 1 P: 26	R: 1 E: 0 K: 0 S: 9	H: 1 LOB: 1 BB: 0 P: 17	R: 0 E: 0 K: 1 S: 9	H: 1 LOB: 1 BB: 0 P: 14	R: 0 E: 0 K: 1 S: 7	H: 1 LOB: 0 BB: 0 P: 10	R: 1 E: 0 K: 0 S: 6	H: 3 LOB: 2 BB: 0 P: 6	1B: 6 2B: 3 3B: 1 HR: 4	SF: 0 SAC: 0 DP: 1 HBP: 0	WP: 1 PB: 0 SB: 0 CS: 0	PA: 47
PITCHER	IP	WLS	BF	H	R	ER	SO	BB	IBB	HBP	BLK	WP	HR	S	P	ERA	WHIP					
James Baldwin, R ERA: 6.32	(1, 1) 6.0		28	8	6	6	4	3	0	0	0	1	3	55	94	9.00	1.833					
Sean Lowe, R ERA: 2.85	(7, 1) 2.0		9	2	1	1	1	1	0	0	0	0	1	18	31	4.50	1.500					
41 Bill Simas, R ERA: 4.25	(9, 1) 1.0		4	1	0	0	1	0	0	0	0	0	0	7	10	0.00	1.000					
Keith Foulke, R ERA: 2.92	(10, 1) 1.0	L	6	3	1	1	0	0	0	0	0	0	0	6	6	9.00	3.000					

Kansas City Royals @ Chicago White Sox
Comiskey Park, Chicago, IL
Tue Jul 06 1999, 8:05 PM EDT
Att: 11,251 - Unknown - 83 F

AB	43
R	8
H	14
RBI	8
BB	4
SO	6
LOB	19



Batter	1	2	3	4	5	6	7	8	9	10	AB	R	H	RBI	BB	SO	LOB	BOTTOM						
Ray Durham, S OBP: 0.373, SLG: 0.474	(1, 4) F7		(1, 1) CS	(1, 2) 3B	(4, 2) 2B		(3, 1) G6-3		(4, 2) 1B	(0, 0) G4-3	3	3	0	0	2	0	1							
Chris Singleton, L OBP: 0.348, SLG: 0.536	(1, 8) G6-4-3 1B			(0, 0) G4-3 3B	(1, 0) 2B		(1, 0) HR		(0, 1) 1B	(0, 0) F8	6	3	5	4	0	0	1							
Frank Thomas, R OBP: 0.413, SLG: 0.507	(1, 3) G6-4-3			(2, 1) G4-3	(0, 1) G6-3		(1, 0) 2B		(1, 0) 1B		5	0	2	2	0	0	2							
Darrin Jackson, R OBP: 0.297, SLG: 0.427	(9, PR)										0	0	0	0	0	0	0							
55 Liu Rodriguez, S OBP: 0.273, SLG: 0.316	(10, 6) 1-2										0	0	0	0	0	0	0							
Magglio Ordonez, R OBP: 0.376, SLG: 0.573		(0, 2) P1		(1, 2) 14 G5-3 1B	(2, 1) G6-3		(1, 0) 2B		(2, 0) F9		5	0	2	0	0	0	3							
Carlos Lee, R OBP: 0.325, SLG: 0.413	(1, 7) L6			(0, 0) 14 G5-3 1B		(0, 3) K	(1, 0) G4-3		(0, 0) 14 1B		5	0	2	1	0	1	2							
14 Paul Konerko, R OBP: 0.303, SLG: 0.450	(1, 10) G6-3			(2, 2) G5-3		(2, 1) FC3-6 1B		(3, 3) K	(1, 0) 1-2 2H 1B		5	0	2	0	0	1	2							
Greg Norton, S OBP: 0.356, SLG: 0.416	(1, 5) E4		(1, 0) F7		(2, 1) F7		(1, 1) FC3-6		(1, 3) K	(1, 3) K	5	0	0	0	0	2	5							
Brook Fordyce, R OBP: 0.354, SLG: 0.472	(1, 2) P4				(0, 0) F9		(2, 3) K		(3, 2) E8		5	0	2	0	0	1	2							
Mike Caruso, S OBP: 0.286, SLG: 0.320	(1, 6) FC6-4				(0, 0) FC6-4					(0, 0) SH1-4 1B	3	1	1	0	0	0	1							
Jeff Liefer, L OBP: 0.279, SLG: 0.289	(8, PH)										1	0	0	0	0	0	1							
Craig Wilson, R OBP: 0.333, SLG: 0.354	(10, 5) CS				(1, 2) 2B						0	0	0	0	0	0	0							
Inning Stats	R: 0 E: 0 K: 0 S: 5	H: 1 LOB: 0 BB: 8	R: 0 E: 0 K: 0 S: 7	H: 0 LOB: 0 BB: 0 P: 10	R: 0 E: 1 K: 0 S: 5	H: 0 LOB: 0 BB: 0 P: 9	R: 2 E: 0 K: 0 S: 15	H: 3 LOB: 2 BB: 0 P: 23	R: 2 E: 0 K: 0 S: 11	H: 2 LOB: 1 BB: 1 P: 19	R: 0 E: 0 K: 2 S: 12	H: 1 LOB: 1 BB: 0 P: 17	R: 1 E: 0 K: 0 S: 9	H: 3 LOB: 2 BB: 0 P: 16	R: 0 E: 1 K: 2 S: 13	H: 1 LOB: 1 BB: 0 P: 20	R: 2 E: 0 K: 1 S: 12	H: 4 LOB: 2 BB: 0 P: 21	R: 0 E: 0 K: 0 S: 4	H: 1 LOB: 1 BB: 0 P: 4	1B: 12 2B: 2 3B: 1 HR: 1	SF: 0 SAC: 1 DP: 1 HBP: 1	WP: 0 PB: 0 SB: 1 CS: 1	PA: 48
PITCHER	IP	WLS	BF	H	R	ER	SO	BB	IBB	HBP	BLK	WP	HR	S	P	ERA	WHIP							
Jeff Suppan, R ERA: 3.71	(1, 1) 7.0		32	10	5	5	2	1	0	0	0	0	1	64	102	6.43	1.571							
Jeff Montgomery, R ERA: 0.87	(8, 1) 1.2	B	10	5	2	2	2	1	0	0	0	0	0	21	36	10.80	3.600							
Matt Wisenandt, L ERA: 5.68	(9, 1) 1.1	W	5	1	0	0	1	0	0	0	0	0	0	8	9	0.00	0.750							

Kansas City Royals @ Chicago White Sox
Comiskey Park, Chicago, IL
Tue Jul 06 1999, 8:05 PM EDT
Att: 11,251 - Unknown - 83 F

AB	43
R	7
H	16
RBI	7
BB	2
SO	5
LOB	20




Batter	1	2	3	4	5	6	7	8	9	AB	R	H	RBI	BB	SO	LOB	TOP					
Carlos Beltrán, S (1, 8) OBP: 0.338, SLG: 0.458	F9		K2-3		F8		G6-3		1B	5	0	1	0	0	1	0	Kansas City Royals @ Chicago White Sox Comiskey Park, Chicago, IL Wed Jul 07 1999, 8:05 PM EDT Att: 11,963 - Unknown - 79 F					
Joe Randa, R (1, 5) OBP: 0.382, SLG: 0.475	1B		2B		G4-3		1B		1B	5	0	4	0	0	0							
Johnny Damon, L (1, 7) OBP: 0.380, SLG: 0.478	1B		G1-3		E5		F7		G3	5	0	1	0	0	0	4						
29 Mike Sweeney, R (1, 10) OBP: 0.395, SLG: 0.523	L5				K				P3	4	0	1	0	0	1	3						
Jermaine Dye, R (1, 9) OBP: 0.361, SLG: 0.546	F9				E4		G4-6-3		1B	4	1	2	0	0	0	3						
Chad Kreuter, S (1, 2)		G5-3			L5		G4-6-3		1B	4	0	1	0	0	0	3						
Carlos Febles, R (1, 4) OBP: 0.366, SLG: 0.456		K			BB		G4-6-3		L9	3	0	0	0	1	1	2						
Steve Scarosone, R (1, 3) OBP: 0.279, SLG: 0.254		K			P1		L5		K	3	0	0	0	0	1	3						
Scott Pose, L (9, PH) OBP: 0.405, SLG: 0.365										1	0	0	0	0	1	0						
Rey Sanchez, R (1, 6) OBP: 0.294, SLG: 0.348			L9		F8		F8		F9	4	0	0	0	0	0	3						
Inning Stats	R: 0 E: 0 K: 0 S: 11	H: 2 LOB: 2 BB: 0 P: 16	R: 0 E: 0 K: 2 S: 8	H: 0 LOB: 0 BB: 0 P: 14	R: 0 E: 0 K: 1 S: 12	H: 1 LOB: 1 BB: 0 P: 21	R: 0 E: 1 K: 0 S: 10	H: 1 LOB: 3 BB: 1 P: 16	R: 0 E: 1 K: 1 S: 8	H: 0 LOB: 1 BB: 0 P: 12	R: 1 E: 0 K: 0 S: 6	H: 2 LOB: 0 BB: 0 P: 12	R: 0 E: 0 K: 0 S: 11	H: 1 LOB: 1 BB: 0 P: 17	R: 0 E: 0 K: 0 S: 8	H: 1 LOB: 1 BB: 0 P: 12	R: 0 E: 0 K: 1 S: 18	H: 2 LOB: 2 BB: 0 P: 24	1B: 9 2B: 1 3B: 0 HR: 0	SF: 0 SAC: 0 DP: 1 HBP: 0	WP: 0 PB: 0 SB: 1 CS: 1	PA: 39
PITCHER	IP	WLS	BF	H	R	ER	SO	BB	IBB	HBP	BLK	WP	HR	S	P	ERA	WHIP					
Jim Parque, L (1, 1) ERA: 3.97	7.0	W	30	7	1	1	4	1	0	0	0	0	0	66	108	1.29	1.143					
41 Bill Simas, R (8, 1) ERA: 4.14	1.0		4	1	0	0	0	0	0	0	0	0	0	8	12	0.00	1.000					
Bob Howry, R (9, 1) ERA: 3.78	1.0		5	2	0	0	1	0	0	0	0	0	0	18	24	0.00	2.000					

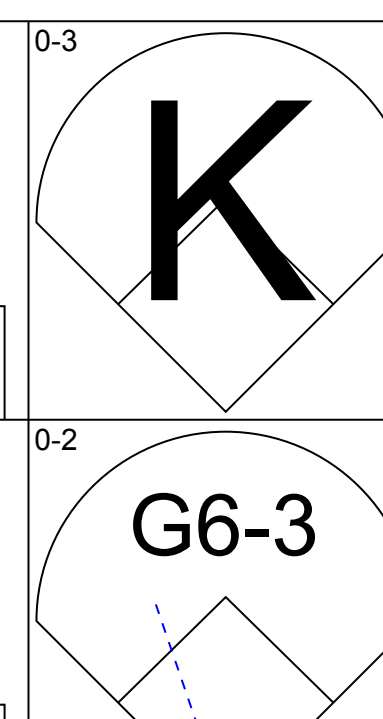
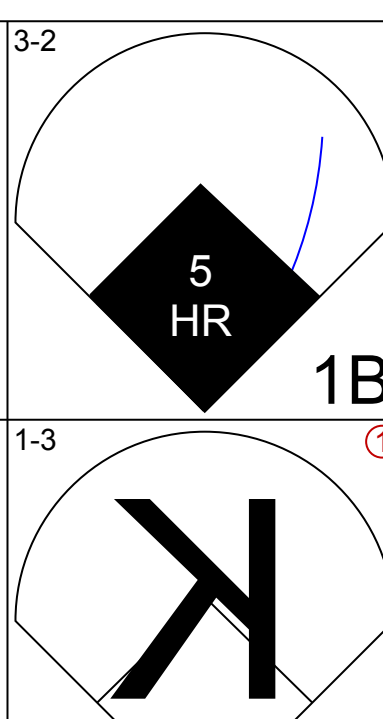
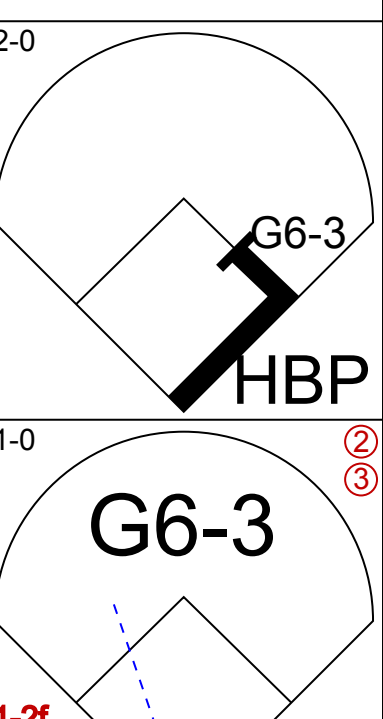
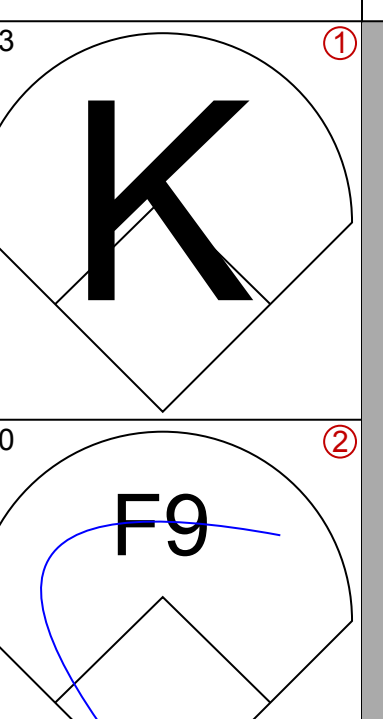
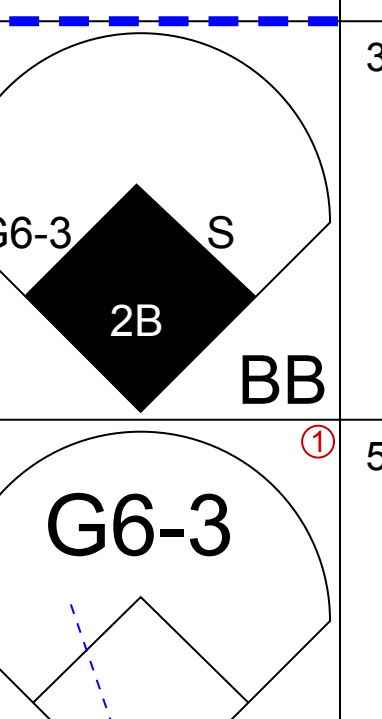
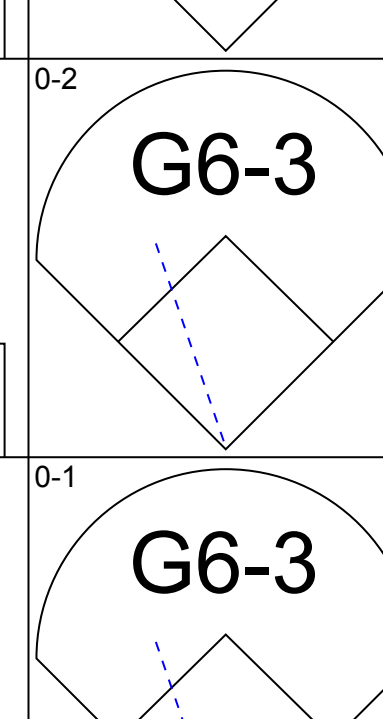
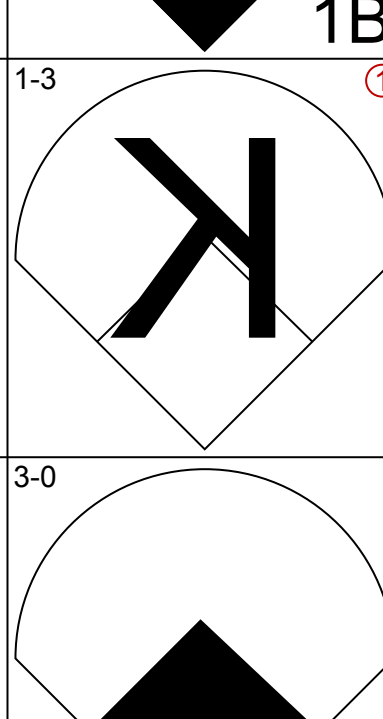
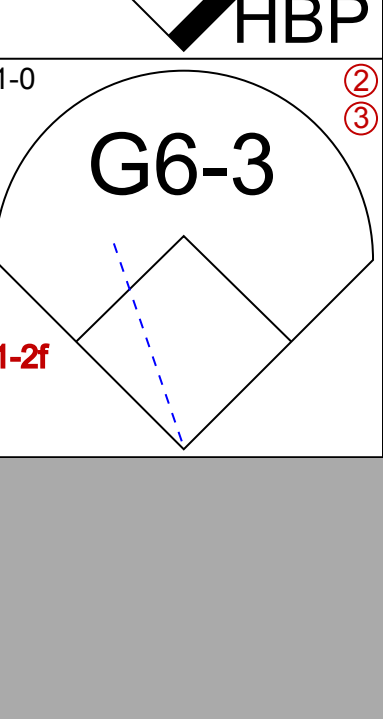
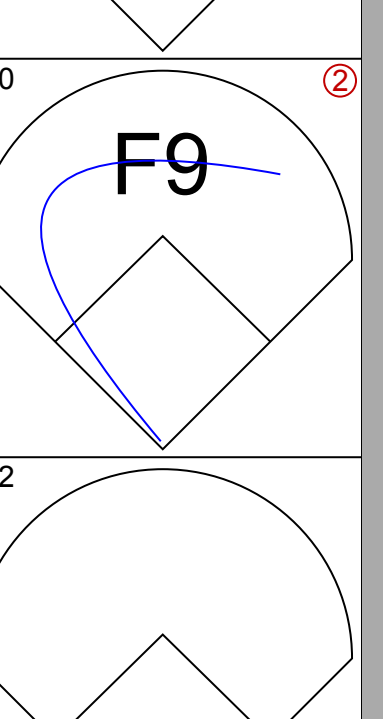
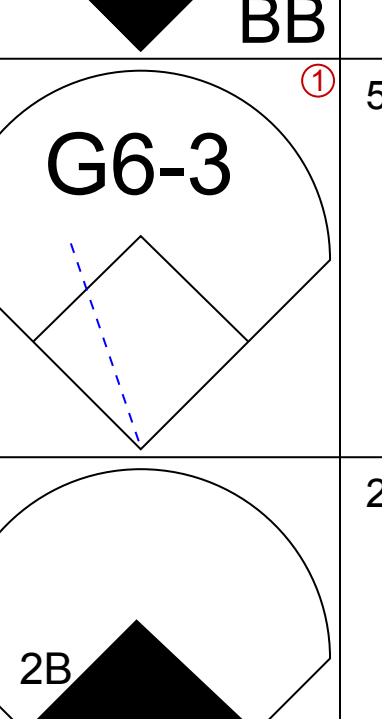
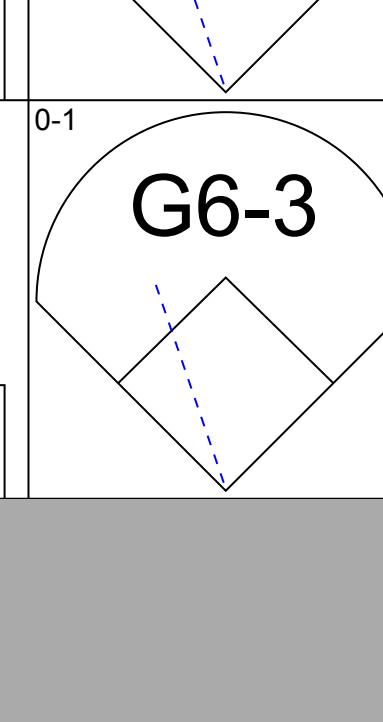
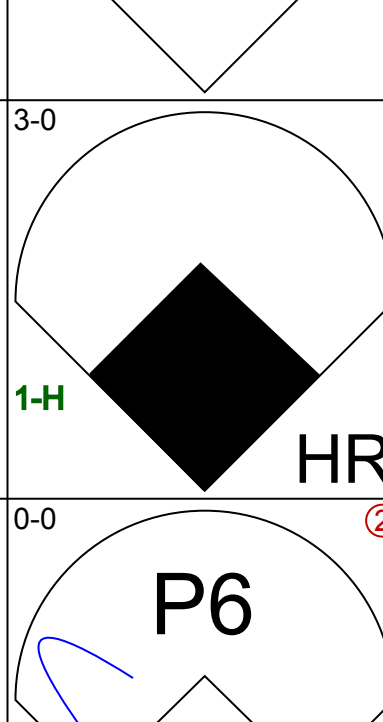
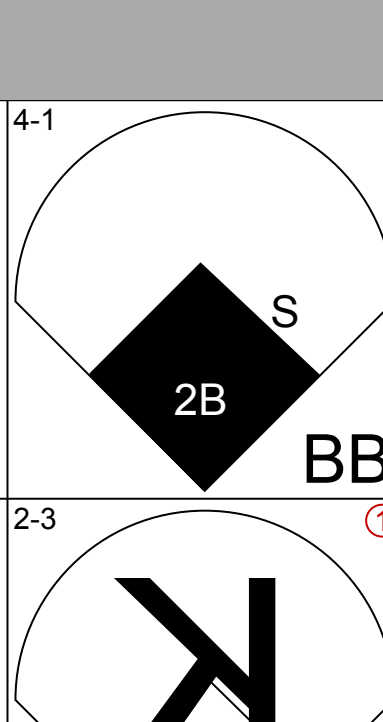
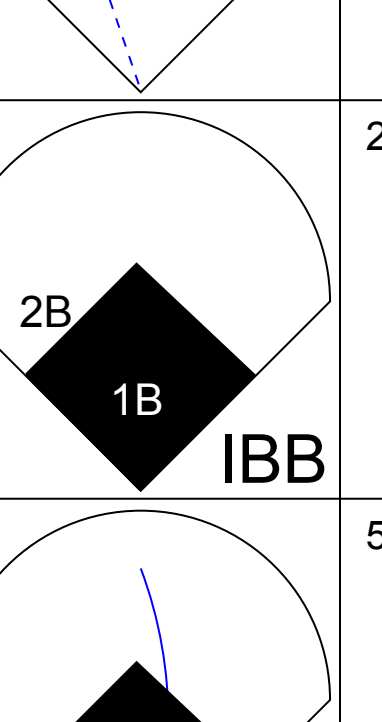
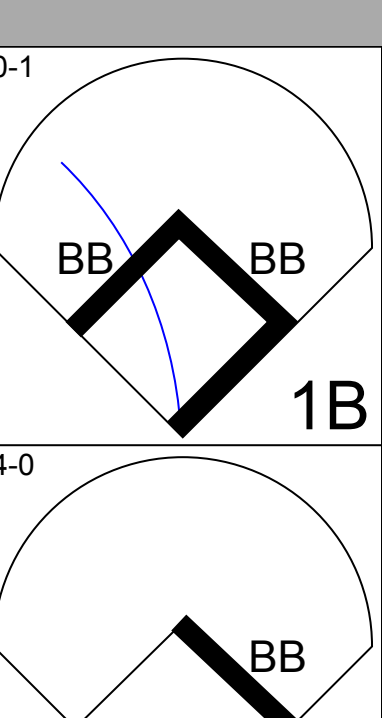
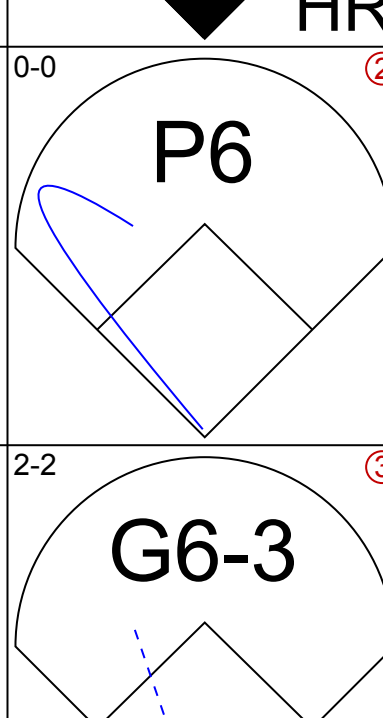
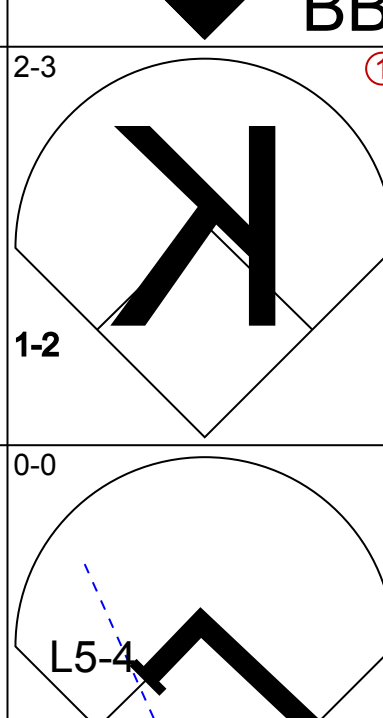
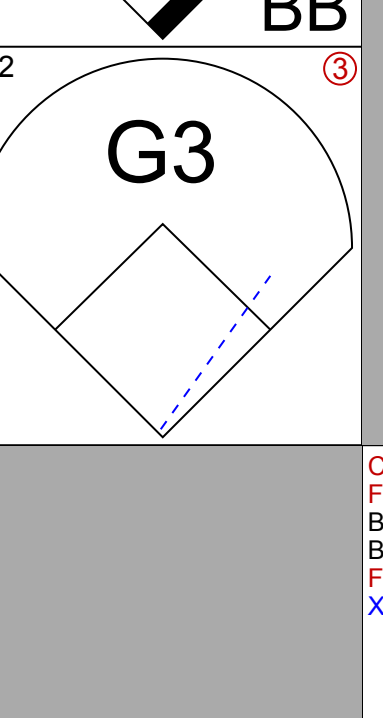
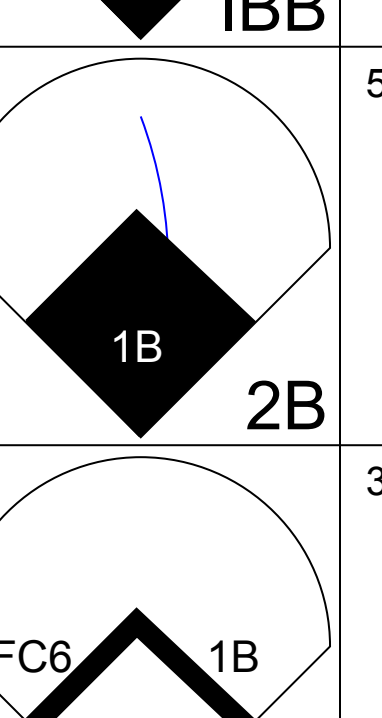
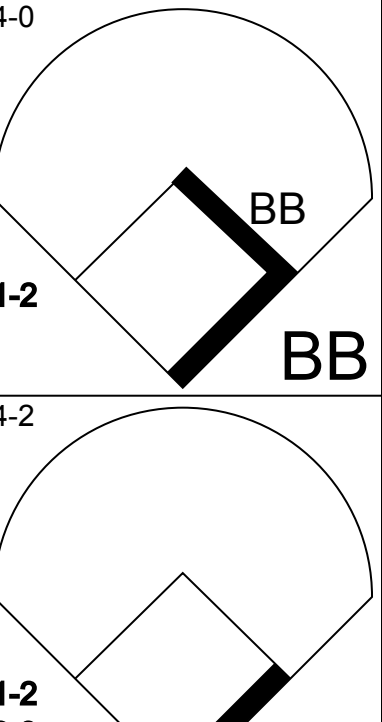
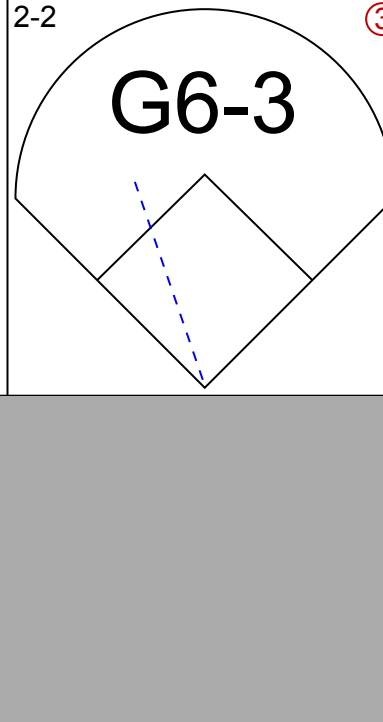
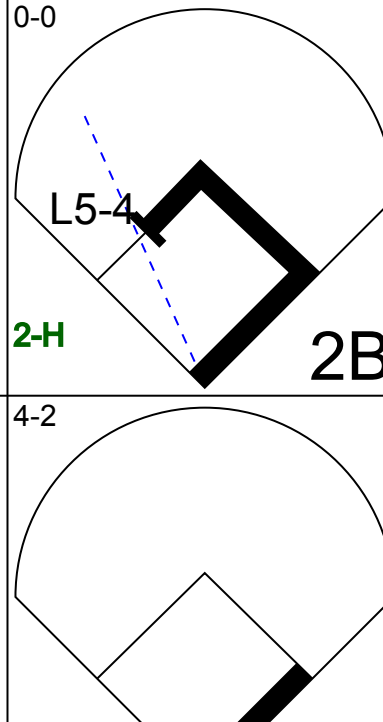
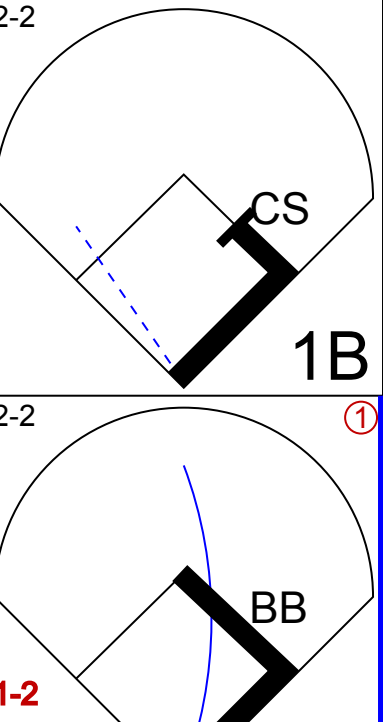
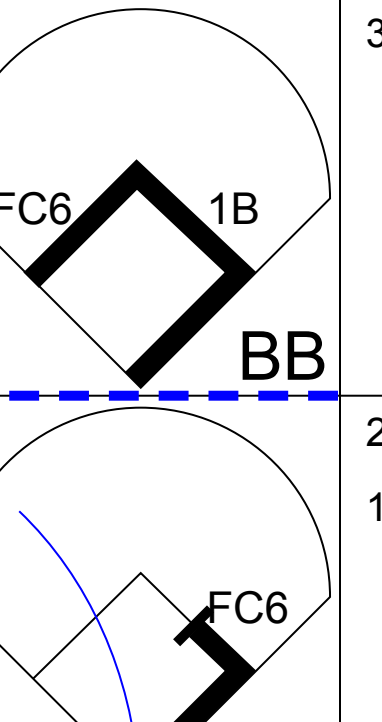
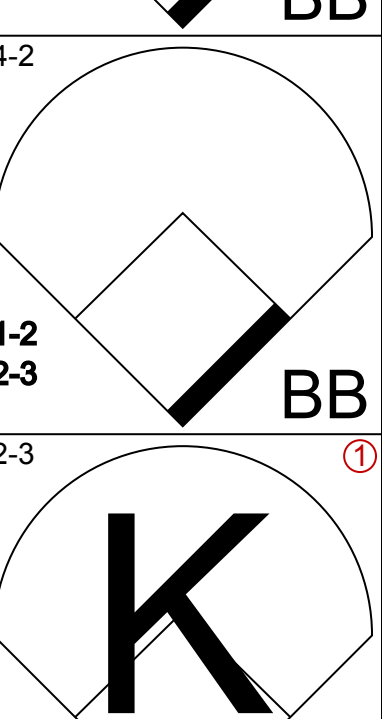
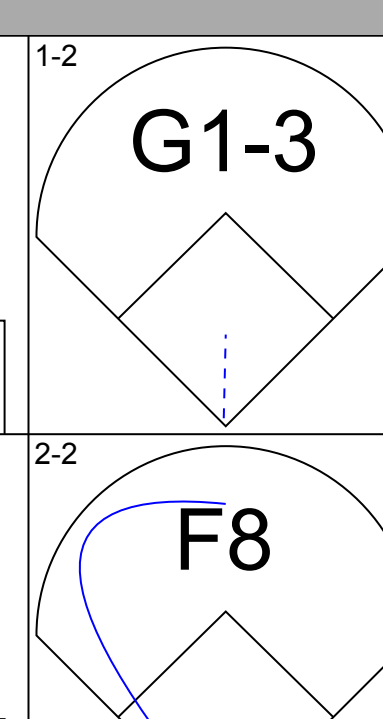
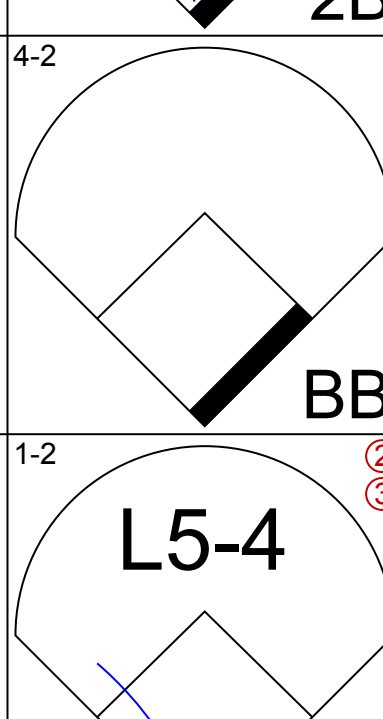
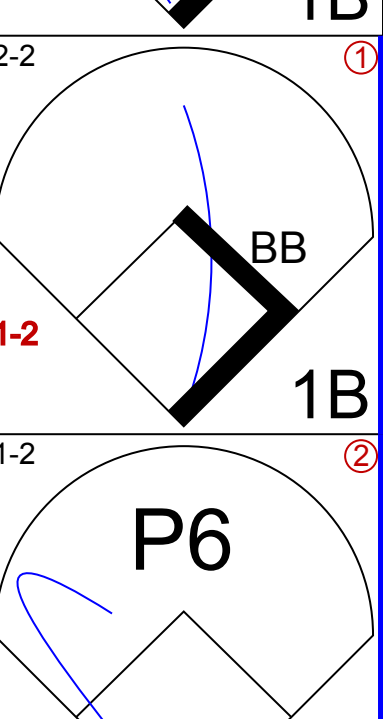
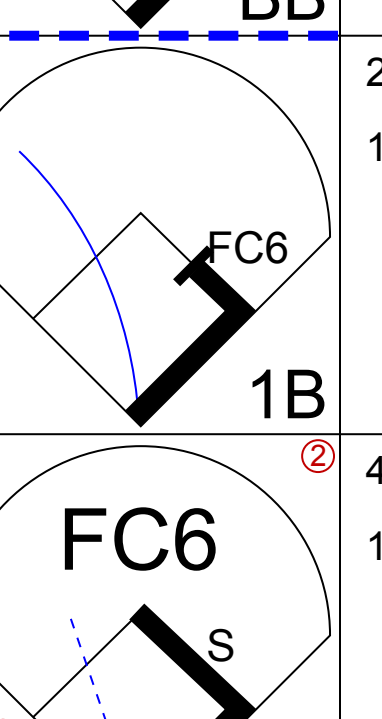
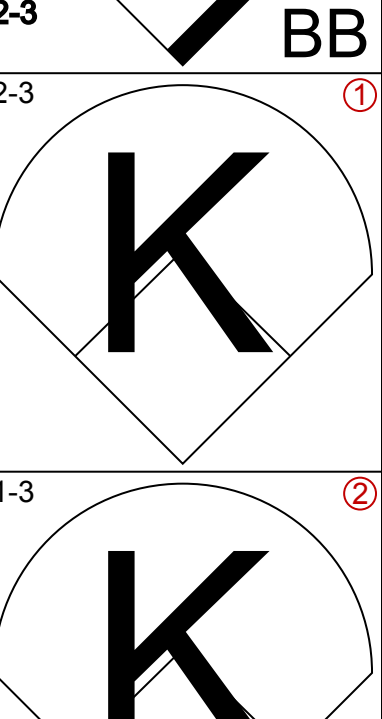
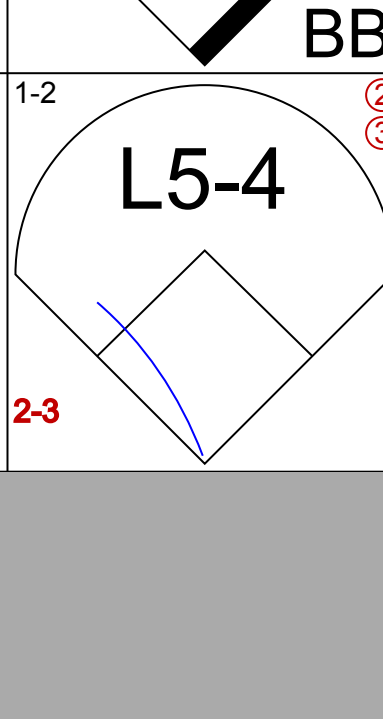
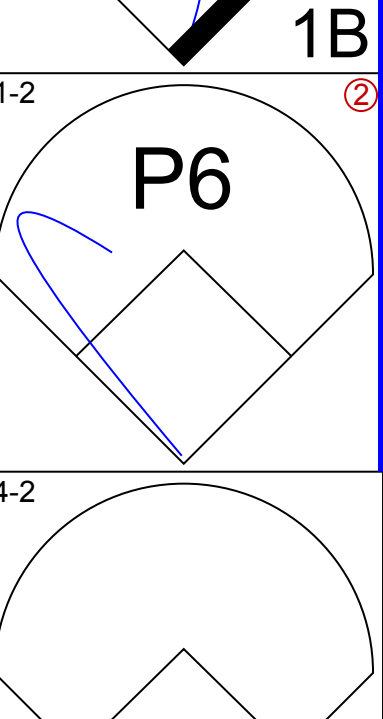
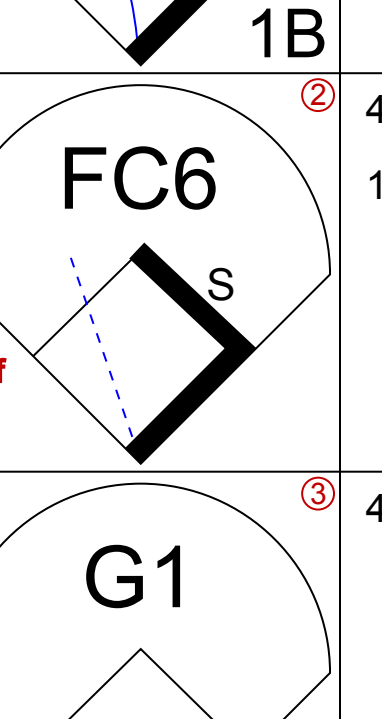
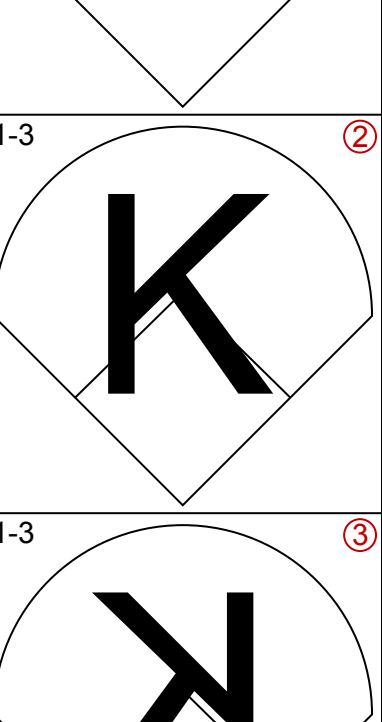
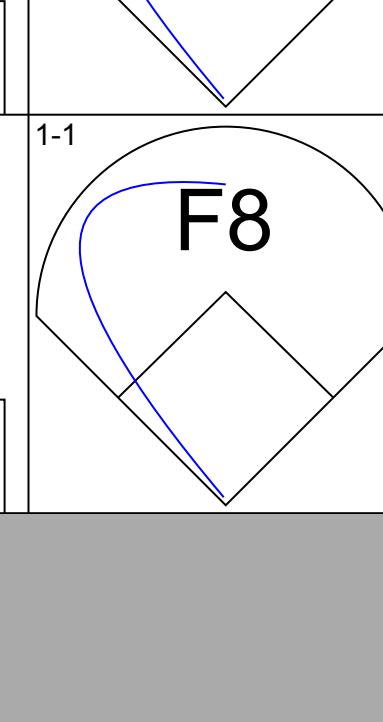

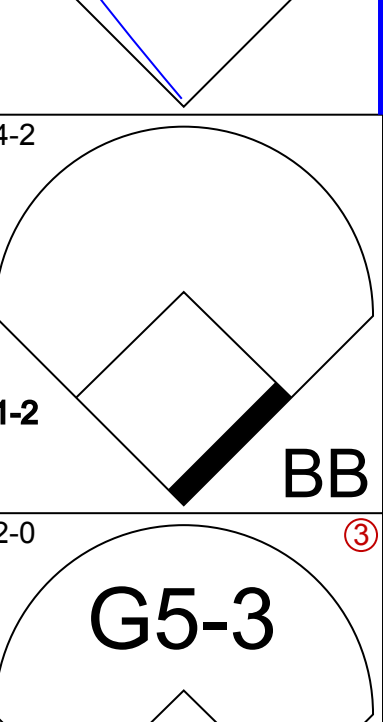
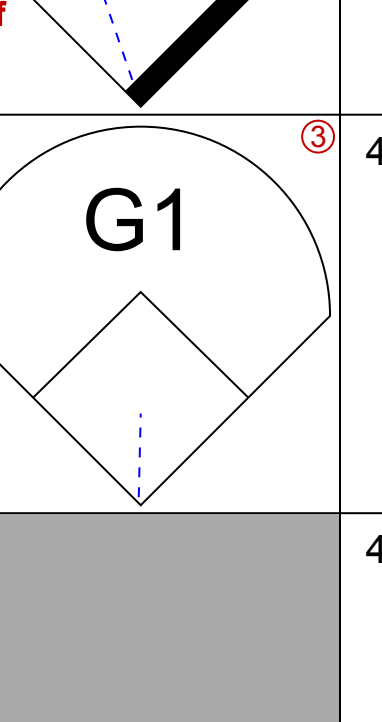
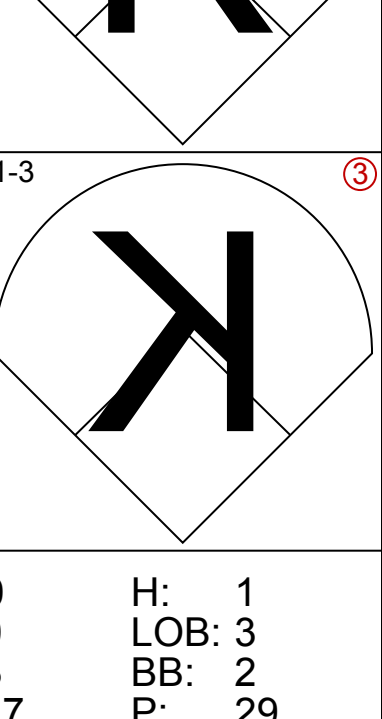

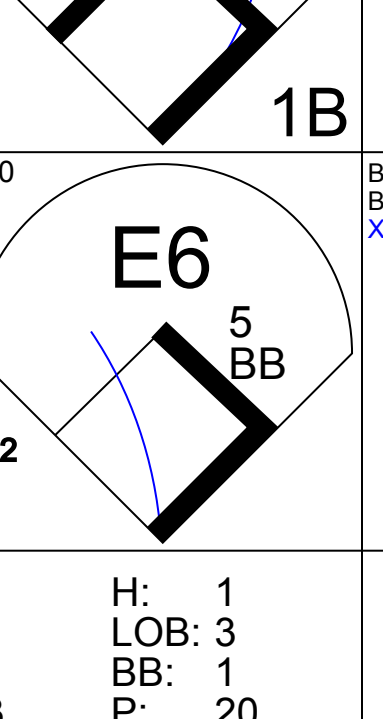

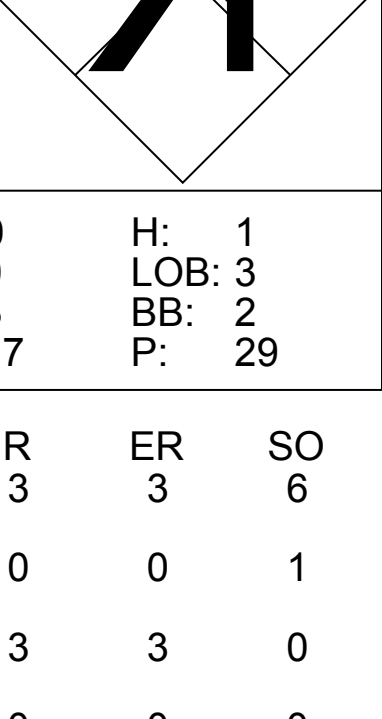
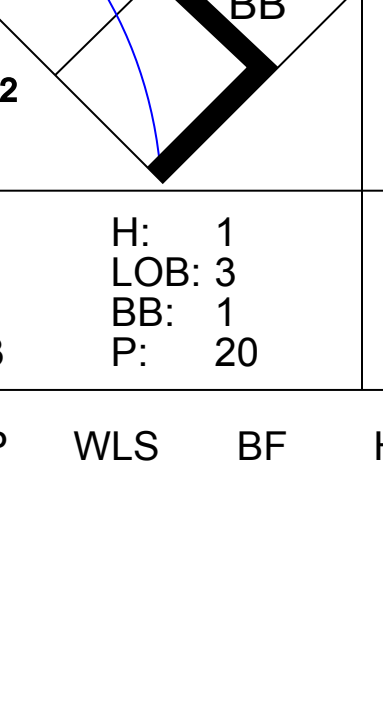
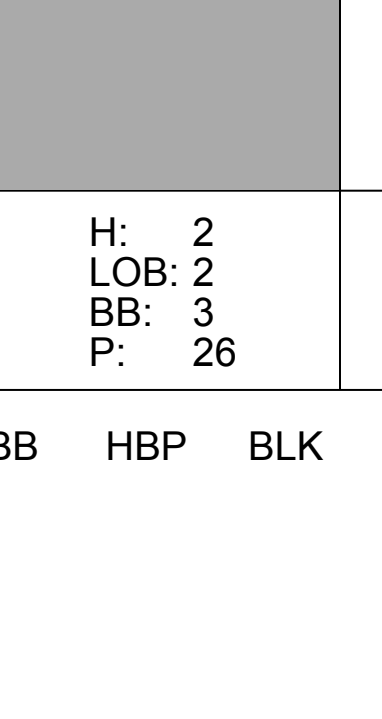
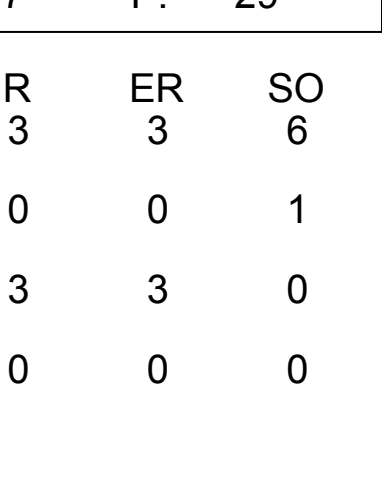
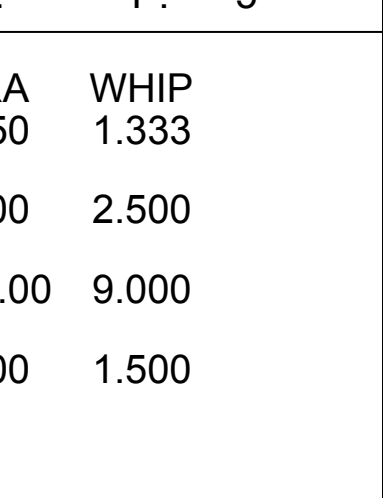


Batter	1	2	3	4	5	6	7	8	9	AB	R	H	RBI	BB	SO	LOB	BOTTOM				
Ray Durham, S (1, 4) OBP: 0.371, SLG: 0.474	G4-3		F8		G4-3		F7			4	1	1	0	0	0	0	Kansas City Royals @ Chicago White Sox Comiskey Park, Chicago, IL Wed Jul 07 1999, 8:05 PM EDT Att: 11,963 - Unknown - 79 F				
Chris Singleton, L (1, 8) OBP: 0.342, SLG: 0.527	G4-3		F8		G3		G4-3			4	0	0	0	0	1						
Frank Thomas, R (1, 3) OBP: 0.417, SLG: 0.513	G5-3		2B				WP		E1	4	2	3	1	0	0	0					
Magglio Ordonez, R (1, 9) OBP: 0.372, SLG: 0.566	P4		F9				L6		G6-3	4	0	0	0	0	3						
Carlos Lee, R (1, 7) OBP: 0.333, SLG: 0.420		14 HR			P6		14 E		14 BB	4	2	3	2	0	0	0					
14 Paul Konerko, R (1, 10) OBP: 0.311, SLG: 0.466	G4-3				HR		FC4-6		BB	3	1	2	2	1	0	1					
Greg Norton, S (1, 5) OBP: 0.351, SLG: 0.409	L6				G3-1		FC4-6		F8	4	0	0	0	0	4						
Mark Johnson, L (1, 2) OBP: 0.330, SLG: 0.368		2H			G3		G3		BB	3	1	1	2	1	0	1					
Mike Caruso, S (1, 6) OBP: 0.282, SLG: 0.315	G4-3						G3-1		F8	4	0	0	0	0	3						
Inning Stats	R: 1 E: 0 K: 0 S: 6	H: 1 LOB: 0 BB: 0 P: 10	R: 2 E: 0 K: 0 S: 20	H: 2 LOB: 0 BB: 0 P: 23	R: 0 E: 0 K: 0 S: 10	H: 1 LOB: 0 BB: 0 P: 14	R: 1 E: 0 K: 0 S: 10	H: 1 LOB: 0 BB: 0 P: 15	R: 0 E: 0 K: 0 S: 5	H: 0 LOB: 0 BB: 0 P: 7	R: 2 E: 0 K: 0 S: 11	H: 3 LOB: 1 BB: 0 P: 23	R: 0 E: 0 K: 0 S: 4	H: 0 LOB: 0 BB: 0 P: 5	R: 1 E: 1 K: 0 S: 17	H: 2 LOB: 2 BB: 2 P: 34		1B: 6 2B: 2 3B: 0 HR: 2	SF: 0 SAC: 0 DP: 0 HBP: 0	WP: 1 PB: 0 SB: 1 CS: 0	PA: 36
PITCHER	IP	WLS	BF	H	R	ER	SO	BB	IBB	HBP	BLK	WP	HR	S	P	ERA	WHIP				
Mac Suzuki, R (1, 1) ERA: 8.47	5.1	L	24	8	6	6	0	0	0	0	0	0	0	9	14	0.00	0.000				
Avrin Morman, L (6, 1) ERA: 3.91	1.2		5	0	0	0	0	0	0	0	0	0	0	9	14	0.00	0.000				
Marc Pisciotta, R (8, 1) ERA: 8.64	1.0		7	2	1	1	0	2	0	0	0	0	0	17	34	9.00	4.000				

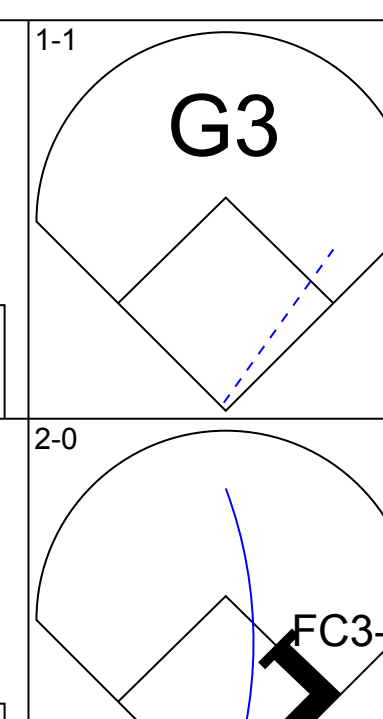
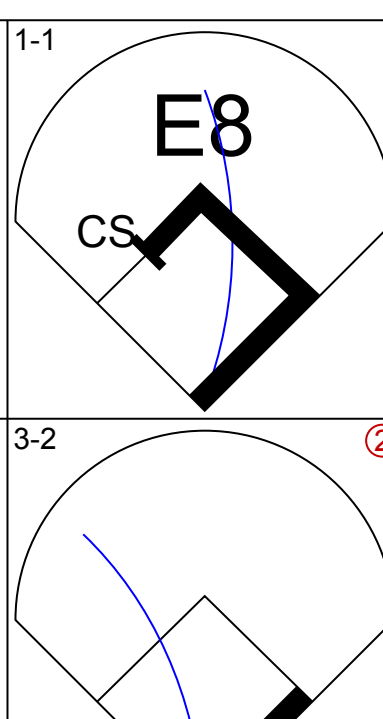
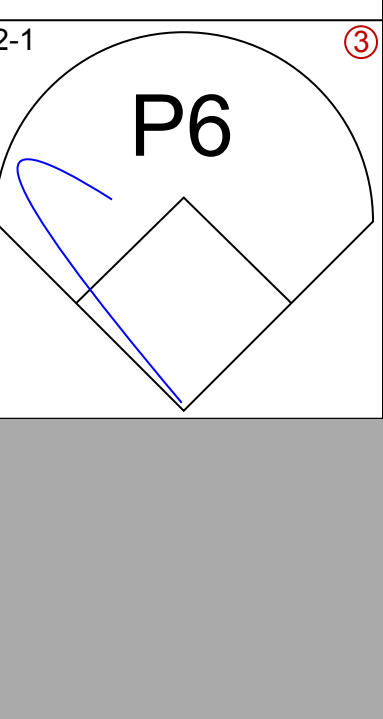
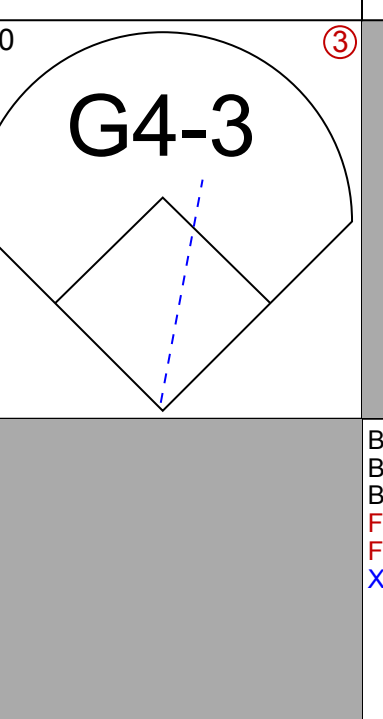
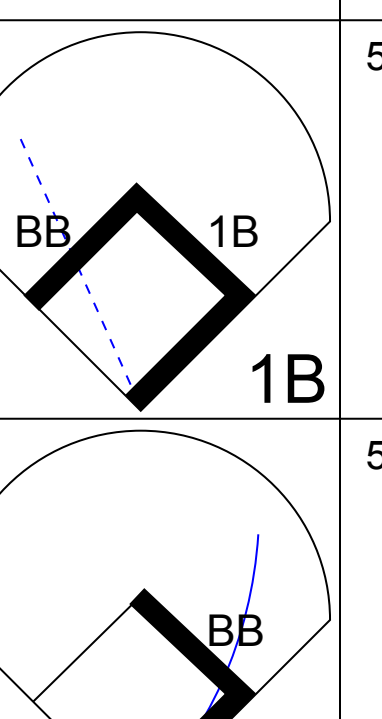
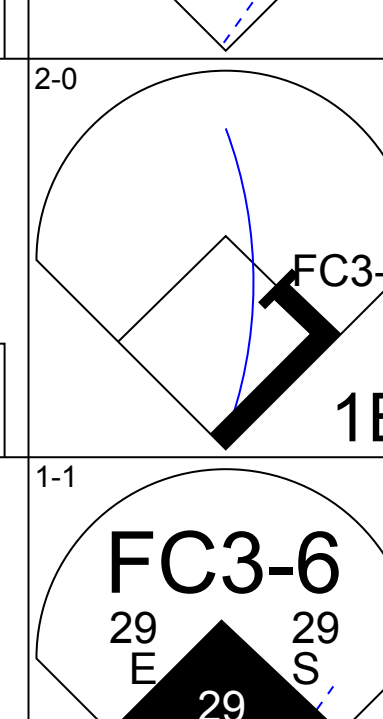
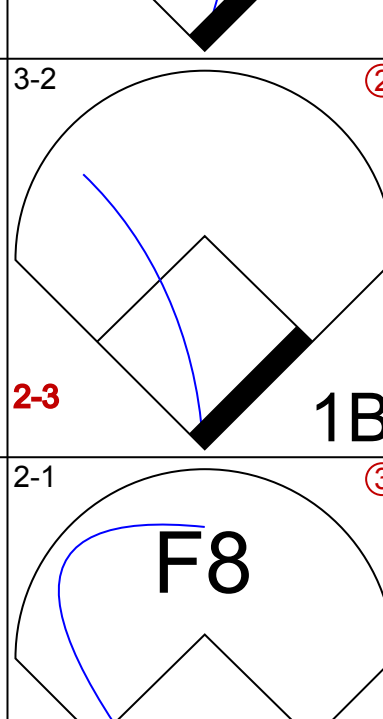
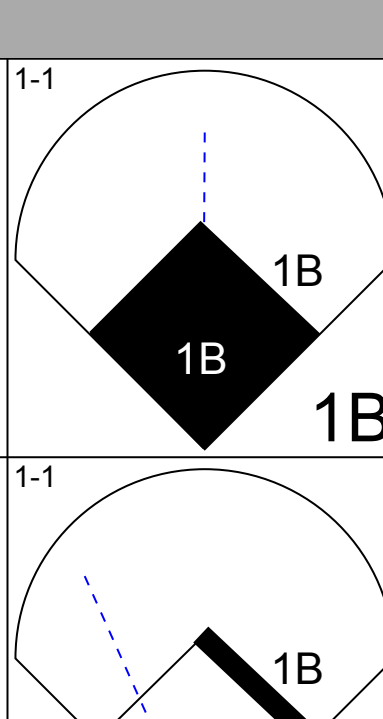
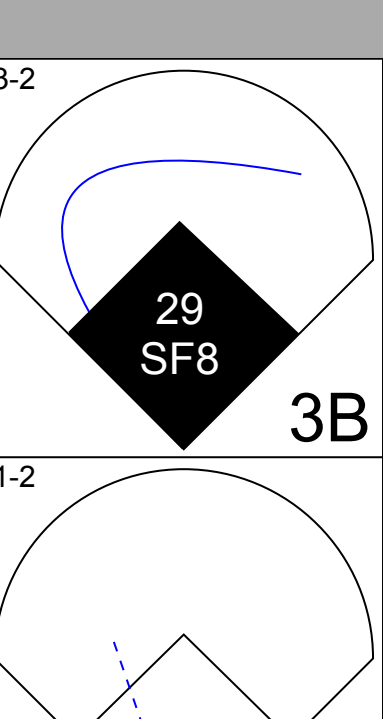
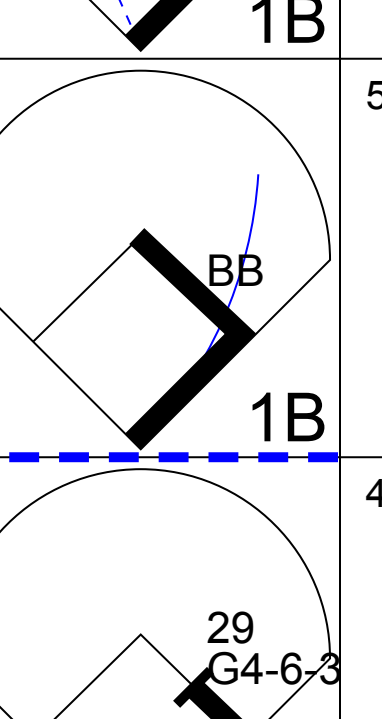
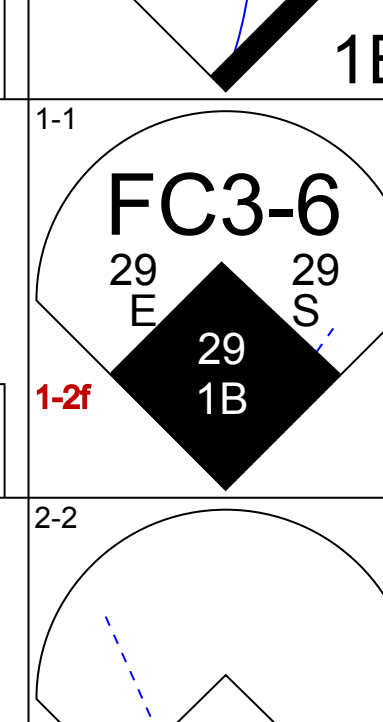
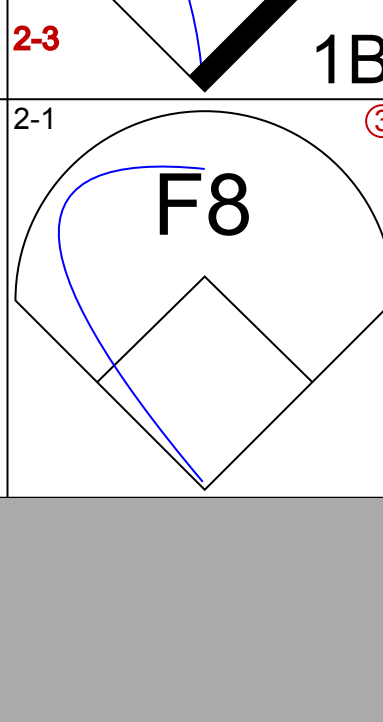
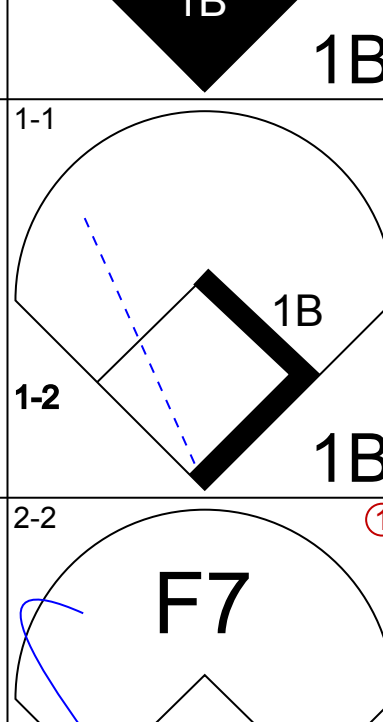
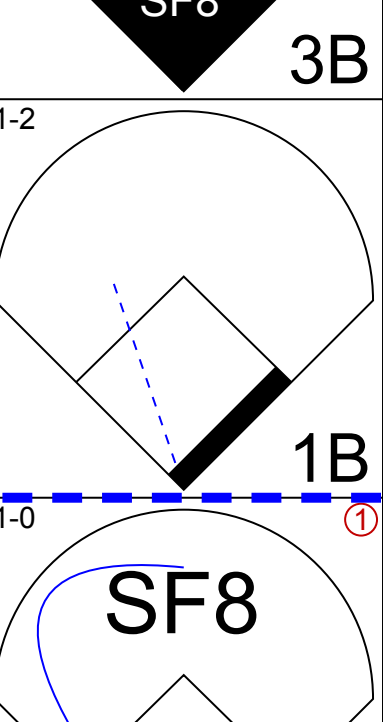
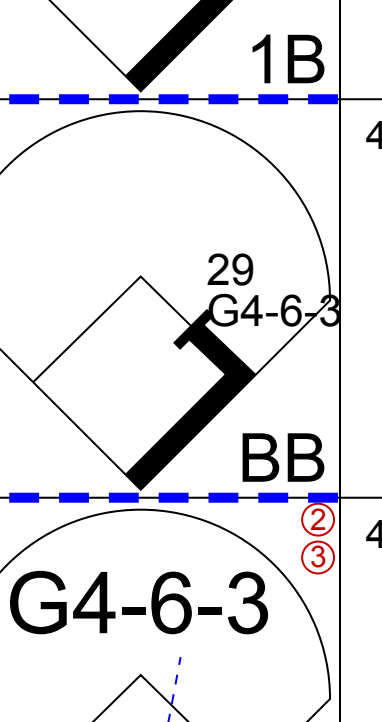
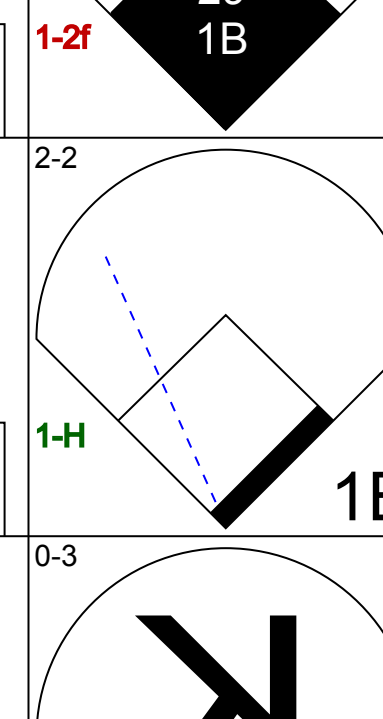
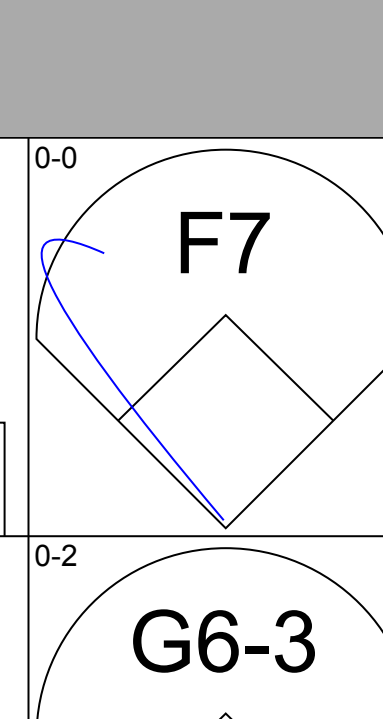
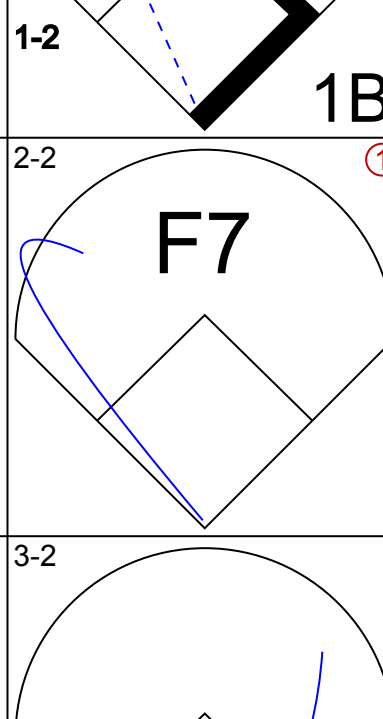
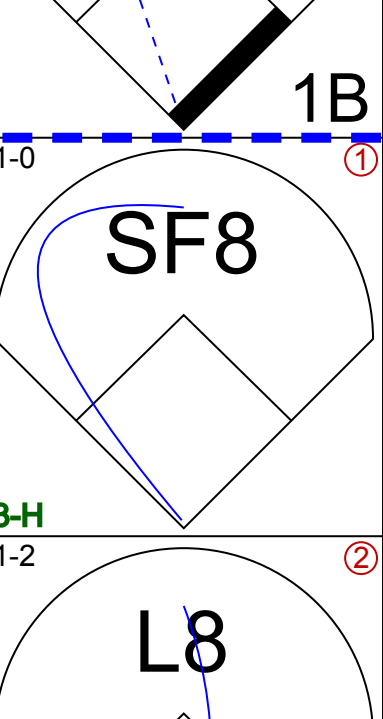
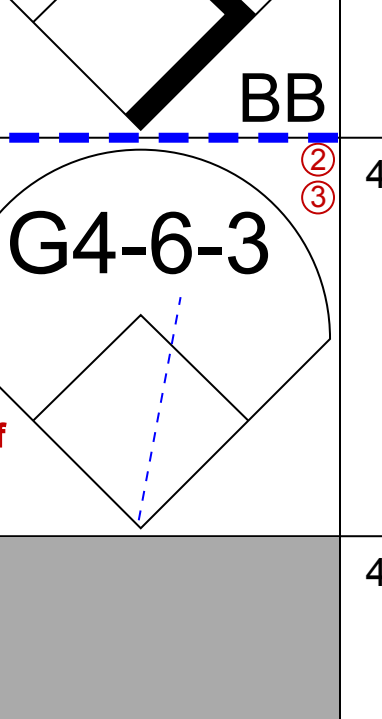
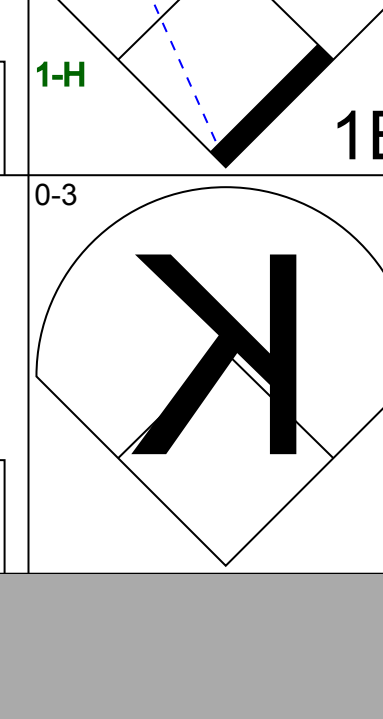
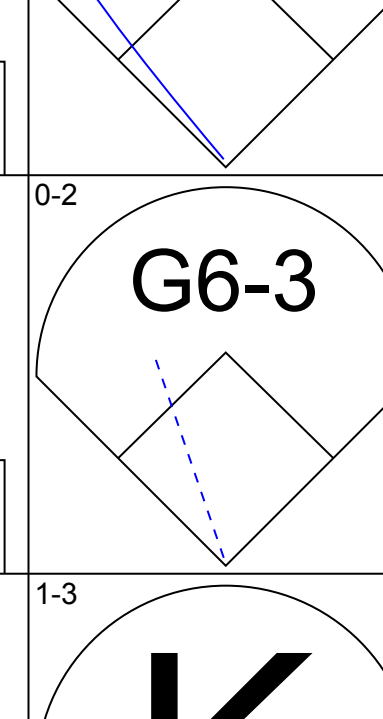
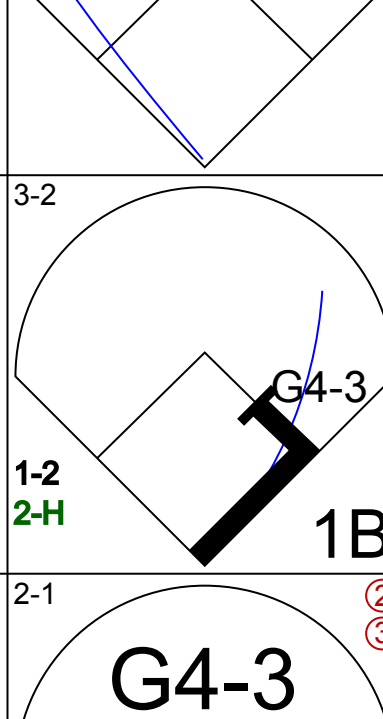
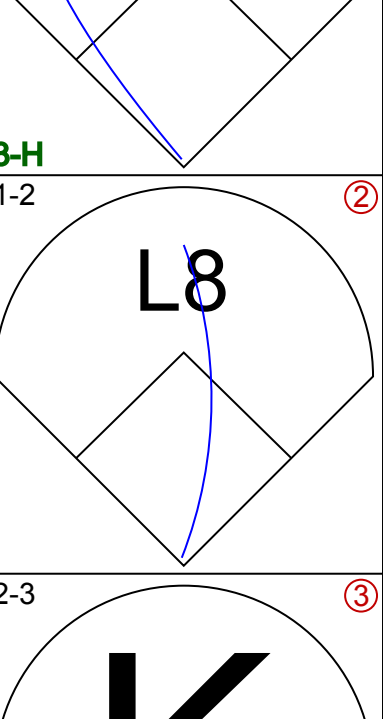
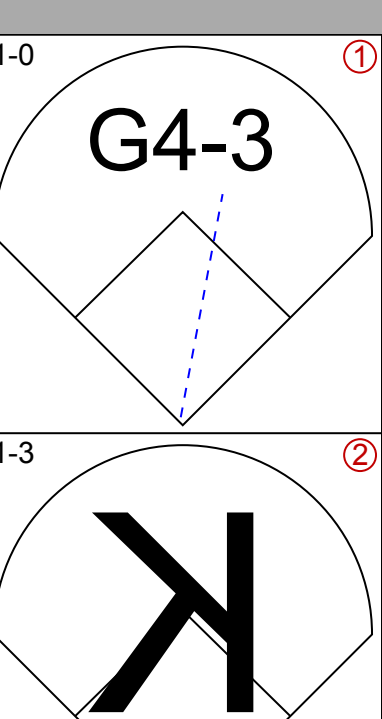
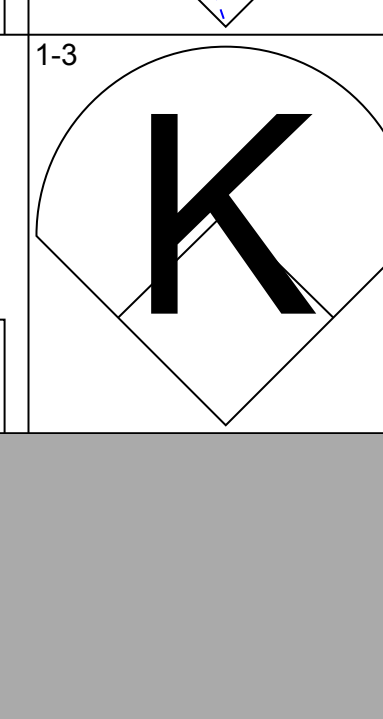
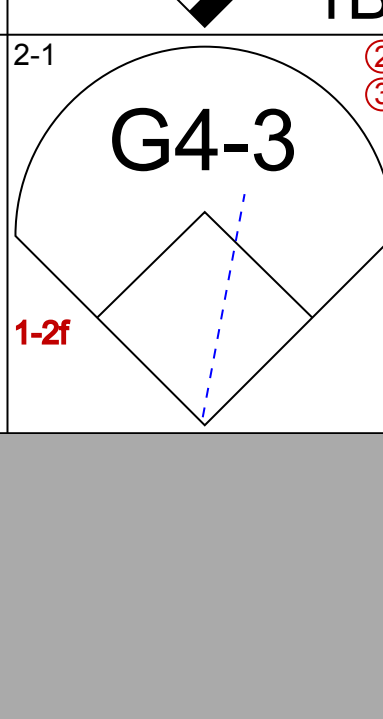
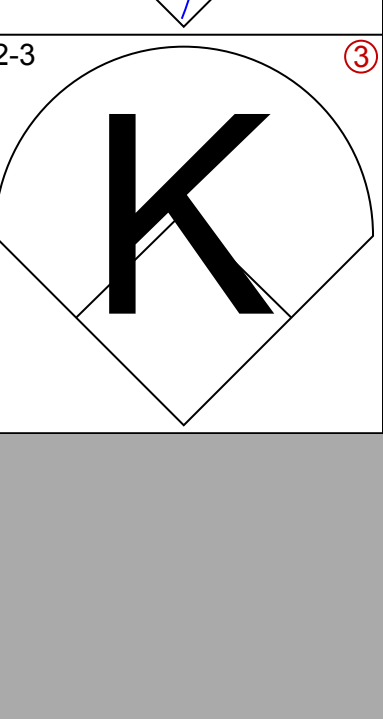
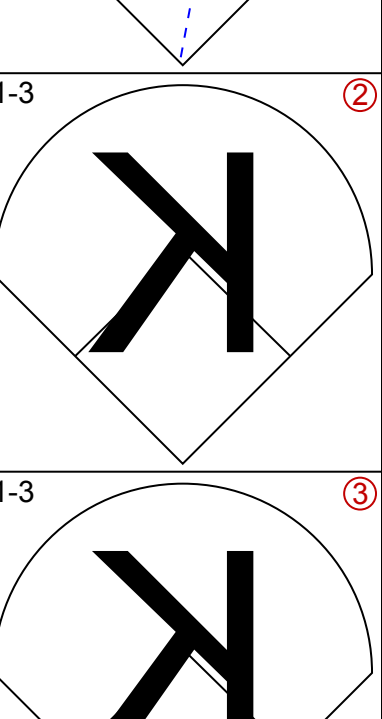
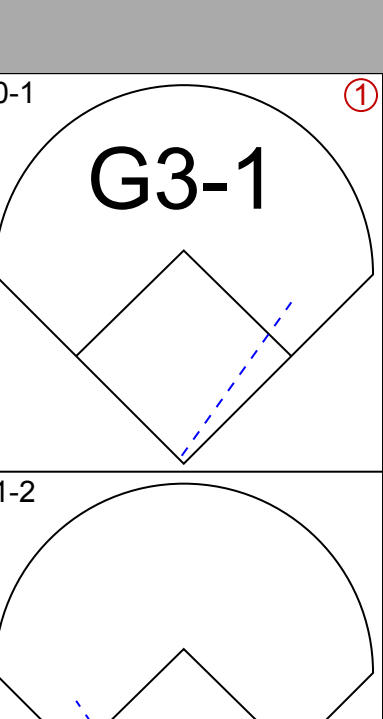
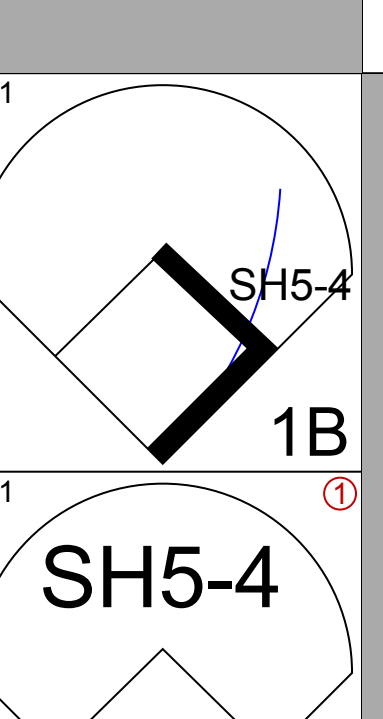
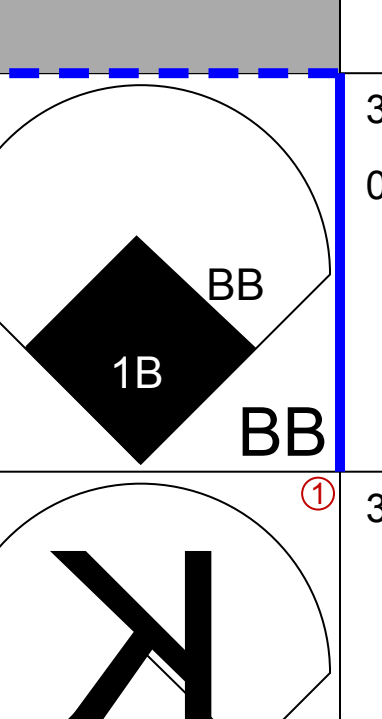
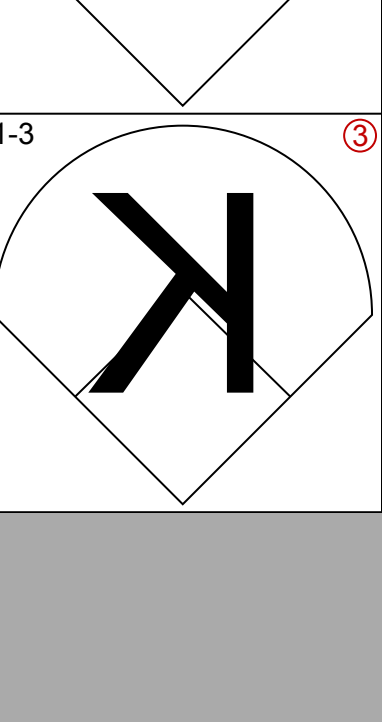
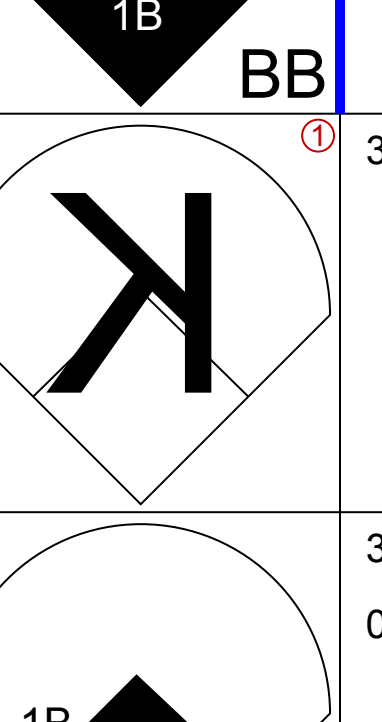

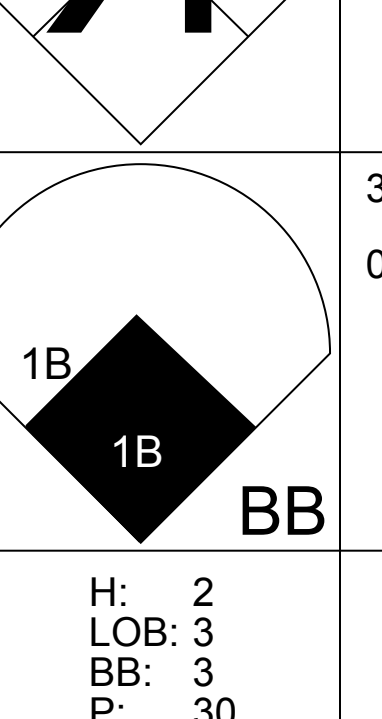
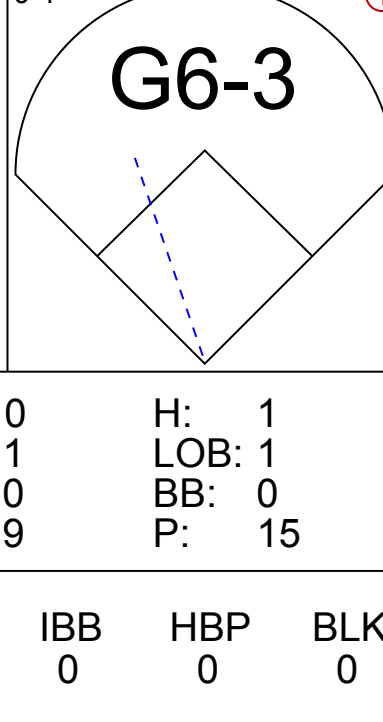
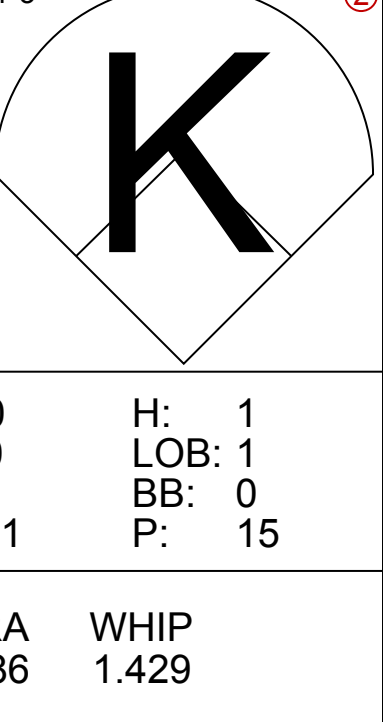
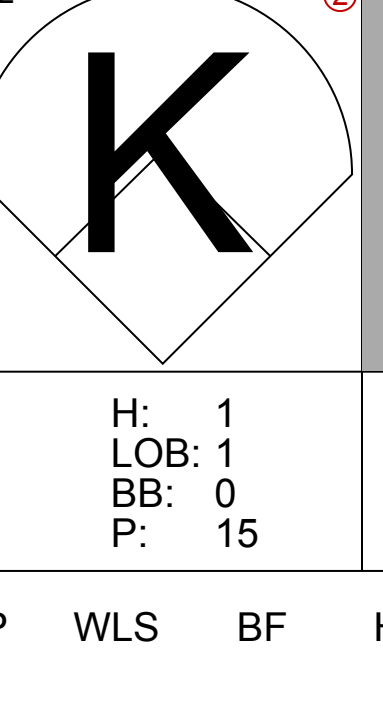
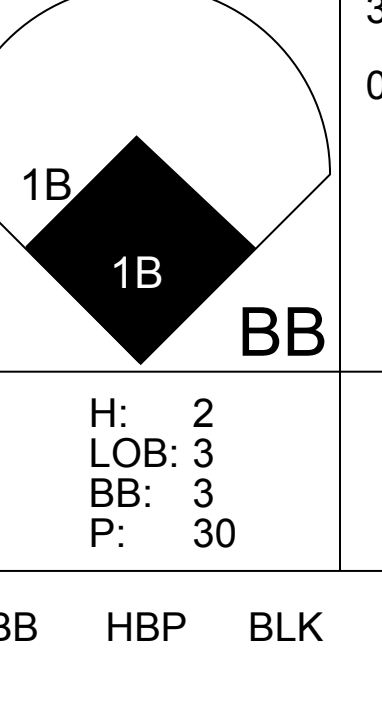
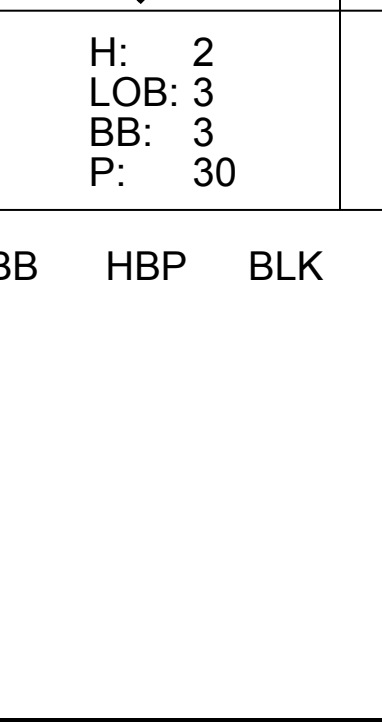
AB	38
R	1
H	10
RBI	0
BB	1
SO	5
LOB	21



AB	34
R	7
H	10
RBI	7
BB	2
SO	0
LOB	13



Batter	1	2	3	4	5	6	7	8	9	AB	R	H	RBI	BB	SO	LOB	TOP						
Craig Biggio, R OBP: 0.376, SLG: 0.468										3	2	1	0	1	2	2	Houston Astros @ Kansas City Royals Kauffman Stadium, Kansas City, MO Fri Jul 09 1999, 7:05 PM CDT Att: 22,652 - Overcast - 75 F						
Derek Bell, R OBP: 0.297, SLG: 0.370										5	0	0	0	0	1	5							
5 Jeff Bagwell, R OBP: 0.457, SLG: 0.648										2	3	1	2	3	0	0							
Bill Spiers, L OBP: 0.355, SLG: 0.421										5	1	2	1	0	1	4							
Richard Hidalgo, R OBP: 0.330, SLG: 0.477										3	0	2	1	2	0	0							
Jack Howell, L OBP: 0.406, SLG: 0.320										2	0	1	0	2	0	0							
Carl Everett, S OBP: 0.371, SLG: 0.500										1	0	1	2	0	0	0							
Matt Mieske, R OBP: 0.365, SLG: 0.603										4	0	0	0	0	1	6							
Glen Barker, S OBP: 0.364, SLG: 0.350										1	0	0	0	0	0	2							
Paul Bako, L OBP: 0.385, SLG: 0.407										4	0	1	0	1	1	5							
Tim Bogar, R OBP: 0.337, SLG: 0.369										4	0	0	0	0	1	6							
Inning Stats	R: 0 E: 0 K: 1 S: 9	H: 0 LOB: 0 BB: 0 P: 9	R: 0 E: 0 K: 3 S: 17	H: 1 LOB: 3 BB: 2 P: 29	R: 2 E: 0 K: 1 S: 12	H: 2 LOB: 0 BB: 0 P: 21	R: 0 E: 0 K: 0 S: 12	H: 0 LOB: 0 BB: 0 P: 16	R: 0 E: 0 K: 0 S: 2	H: 0 LOB: 0 BB: 0 P: 5	R: 1 E: 0 K: 1 S: 13	H: 1 LOB: 1 BB: 2 P: 24	R: 0 E: 1 K: 1 S: 13	H: 1 LOB: 3 BB: 1 P: 20	R: 0 E: 0 K: 0 S: 15	H: 2 LOB: 2 BB: 1 P: 25	R: 3 E: 0 K: 0 S: 9	H: 2 LOB: 2 BB: 3 P: 26	1B: 6 2B: 3 3B: 0 HR: 1	SF: 0 SAC: 0 DP: 2 HBP: 1	WP: 0 PB: 0 SB: 3 CS: 1	PA: 44	
PITCHER	IP	WLS	BF	H	R	ER	SO	BB	IBB	HBP	BLK	WP	HR	S	P	ERA	WHIP						
Jay Witasick, R ERA: 6.98	(1, 1)	6.0		25	4	3	3	6	4	0	1	0	0	0	1	65	104	4.50	1.333				
Scott Service, R ERA: 6.09	(7, 1)	2.0		11	3	0	0	1	2	0	0	0	0	0	28	45	0.00	2.500					
Jeff Montgomery, R ERA: 7.54	(9, 1)	0.1	L	5	1	3	0	0	2	1	0	0	0	0	3	16	81.00	9.000					
Matt Whisenant, L ERA: 5.54	(9, 1)	0.2		3	1	0	0	0	0	0	0	0	0	0	6	10	0.00	1.500					

Batter	1	2	3	4	5	6	7	8	9	AB	R	H	RBI	BB	SO	LOB	BOTTOM					
Carlos Beltrán, S OBP: 0.339, SLG: 0.465										5	0	1	1	0	0	2	Houston Astros @ Kansas City Royals Kauffman Stadium, Kansas City, MO Fri Jul 09 1999, 7:05 PM CDT Att: 22,652 - Overcast - 75 F					
Joe Randa, R OBP: 0.374, SLG: 0.489										5	2	5	1	0	0	0						
Johnny Damon, L OBP: 0.378, SLG: 0.471										4	1	2	0	1	0	2						
29 Mike Sweeney, R OBP: 0.387, SLG: 0.514											4	0	1	2	0	5						
Jermaine Dye, R OBP: 0.356, SLG: 0.536											4	0	1	1	0	1		2				
Jeremy Giambi, L OBP: 0.387, SLG: 0.343										4	0	0	0	0	2	3						
Chad Kreuter, S OBP: 0.354, SLG: 0.384										3	0	1	0	1	1	0						
Carlos Febles, R OBP: 0.366, SLG: 0.456										0	1	0	0	0	0	0						
Jed Hansen, R OBP: 0.320, SLG: 0.381										3	0	1	0	0	2	1						
Rey Sanchez, R OBP: 0.294, SLG: 0.347										3	0	0	0	0	2	2						
Scott Pose, L OBP: 0.408, SLG: 0.359										0	1	0	0	1	0	0						
Inning Stats	R: 1 E: 0 K: 1 S: 12	H: 2 LOB: 1 BB: 0 P: 18	R: 0 E: 0 K: 2 S: 7	H: 0 LOB: 0 BB: 0 P: 10	R: 0 E: 1 K: 0 S: 9	H: 1 LOB: 1 BB: 0 P: 15	R: 0 E: 0 K: 1 S: 9	H: 0 LOB: 0 BB: 0 P: 10	R: 0 E: 0 K: 0 S: 11	H: 1 LOB: 1 BB: 0 P: 15	R: 1 E: 0 K: 0 S: 14	H: 3 LOB: 1 BB: 0 P: 23	R: 0 E: 0 K: 1 S: 11	H: 1 LOB: 1 BB: 0 P: 15	R: 1 E: 0 K: 1 S: 14	H: 2 LOB: 1 BB: 0 P: 22	R: 2 E: 0 K: 1 S: 14	H: 2 LOB: 3 BB: 3 P: 30	1B: 11 2B: 0 3B: 1 HR: 0	SF: 1 SAC: 1 DP: 2 HBP: 0	WP: 0 PB: 0 SB: 1 CS: 1	PA: 40
PITCHER	IP	WLS	BF	H	R	ER	SO	BB	IBB	HBP	BLK	WP	HR	S	P	ERA	WHIP					
Shane Reynolds, R ERA: 3.62	(1, 1)	7.0		30	10	3	3	6	0	0	0	0	0	0	79	116	3.86	1.429				
Jose Cabrera, R ERA: 4.05	(8, 1)	1.0	W	3	0	0	0	1	0	0	0	0	0	8	12	0.00	0.000					
Jay Powell, R ERA: 3.86	(9, 1)	0.1	H	5	2	2	2	1	2	0	0	0	0	11	23	54.00	12.000					
Trever Miller, L ERA: 6.39	(9, 1)	0.0		1	0	0	0	0	1	0	0	0	0	2	6	∞	∞					
Chris Holt, R ERA: 5.23	(9, 1)	0.2	S	1	0	0	0	0	0	0	0	0	0	1	1	0.00	0.000					

AB	34
R	6
H	9
RBI	6
BB	9
SO	7
LOB	30



AB	35
R	5
H	12
RBI	5
BB	3
SO	8
LOB	17



Batter	1	2	3	4	5	6	7	8	9	AB	R	H	RBI	BB	SO	LOB	TOP										
Craig Biggio, R OBP: 0.376, SLG: 0.467 (1, 4)										5	0	2	0	0	1	4	Houston Astros @ Kansas City Royals Kauffman Stadium, Kansas City, MO Sat Jul 10 1999, 7:05 PM CDT Att: 30,033 - Unknown - 73 F livebaseballscorecards.com										
Derek Bell, R OBP: 0.296, SLG: 0.367 (1, 9)										5	0	1	1	0	3	2											
Jeff Bagwell, R OBP: 0.460, SLG: 0.646 (1, 10)										1	1	0	0	2	1	0											
Bill Spiers, L OBP: 0.357, SLG: 0.423 (1, 5)										4	0	2	1	0	0	4											
Richard Hidalgo, R OBP: 0.327, SLG: 0.470 (1, 8)										4	0	0	0	0	0	2											
Jack Howell, L OBP: 0.417, SLG: 0.429 (1, 3)										3	1	1	1	1	0	0											
Matt Mieske, R OBP: 0.373, SLG: 0.597 (8, PR)										4	0	2	0	0	0	1											
Glen Barker, S OBP: 0.364, SLG: 0.350 (8, 8)										4	1	1	0	0	2	3											
Paul Bako, L OBP: 0.380, SLG: 0.400 (1, 2)										3	0	1	0	1	0	1											
Tim Bogar, R OBP: 0.340, SLG: 0.369 (1, 6)																											
Inning Stats	R: 0 E: 0 K: 2 S: 11	H: 1 LOB: 0 BB: 0 P: 17	R: 0 E: 0 K: 0 S: 5	H: 1 LOB: 0 BB: 7	R: 1 E: 0 K: 0 S: 14	H: 2 LOB: 3 BB: 2 P: 29	R: 1 E: 0 K: 1 S: 9	H: 2 LOB: 1 BB: 0 P: 11	R: 1 E: 0 K: 1 S: 8	H: 1 LOB: 1 BB: 1 P: 18	R: 0 E: 0 K: 2 S: 10	H: 2 LOB: 2 BB: 0 P: 17	R: 0 E: 0 K: 1 S: 7	H: 0 LOB: 0 BB: 0 P: 11	R: 0 E: 0 K: 0 S: 9	H: 0 LOB: 1 BB: 1 P: 18	R: 0 E: 0 K: 0 S: 6	H: 1 LOB: 0 BB: 0 P: 9	1B: 9 2B: 1 3B: 0 HR: 1	SF: 0 SAC: 0 DP: 2 HBP: 1	WP: 0 PB: 0 SB: 1 CS: 2	PA: 38					
PITCHER	IP	WLS	BF	H	R	ER	SO	BB	IBB	HBP	BLK	WP	HR	S	P	ERA	WHIP										
Kevin Appier, R ERA: 4.95 (1, 1)	8.0	L	35	9	3	3	7	4	0	1	0	0	1	73	128	3.38	1.625										
Ken Ray, R ERA: (9, 1)	1.0		3	1	0	0	0	0	0	0	0	0	0	6	9	0.00	1.000										

Batter	1	2	3	4	5	6	7	8	9	AB	R	H	RBI	BB	SO	LOB	BOTTOM										
Carlos Beltrán, S OBP: 0.343, SLG: 0.469 (1, 8)										5	0	3	0	0	1	2	Houston Astros @ Kansas City Royals Kauffman Stadium, Kansas City, MO Sat Jul 10 1999, 7:05 PM CDT Att: 30,033 - Unknown - 73 F livebaseballscorecards.com										
Joe Randa, R OBP: 0.373, SLG: 0.487 (1, 5)										4	0	1	0	0	0	6											
Johnny Damon, L OBP: 0.377, SLG: 0.468 (1, 7)										4	0	1	2	0	0	3											
29 Mike Sweeney, R OBP: 0.382, SLG: 0.507 (1, 3)										4	0	0	0	0	0	3											
Jermaine Dye, R OBP: 0.358, SLG: 0.534 (1, 9)										3	0	1	0	1	1	2											
Chad Kreuter, S OBP: 0.352, SLG: 0.381 (1, 2)										4	0	1	0	0	1	2											
Jeremy Giambi, L OBP: 0.391, SLG: 0.343 (1, 10)										3	0	1	0	1	1	2											
Scott Pose, L OBP: 0.408, SLG: 0.359 (9, PR)										2	1	0	0	2	1	1											
Jed Hansen, R OBP: 0.345, SLG: 0.348 (1, 4)										4	1	2	0	0	0	2											
Rey Sanchez, R OBP: 0.297, SLG: 0.349 (1, 6)																											
Inning Stats	R: 0 E: 0 K: 0 S: 9	H: 1 LOB: 1 BB: 0 P: 14	R: 0 E: 0 K: 0 S: 10	H: 2 LOB: 1 BB: 0 P: 18	R: 0 E: 0 K: 1 S: 7	H: 0 LOB: 0 BB: 0 P: 10	R: 0 E: 0 K: 1 S: 12	H: 1 LOB: 0 BB: 0 P: 17	R: 0 E: 0 K: 0 S: 9	H: 2 LOB: 1 BB: 0 P: 14	R: 0 E: 0 K: 1 S: 8	H: 0 LOB: 1 BB: 1 P: 18	R: 2 E: 0 K: 0 S: 18	H: 3 LOB: 2 BB: 1 P: 26	R: 0 E: 0 K: 2 S: 13	H: 0 LOB: 2 BB: 2 P: 24	1B: 9 2B: 1 3B: 0 HR: 0	SF: 0 SAC: 0 DP: 3 HBP: 0	WP: 0 PB: 0 SB: 0 CS: 1	PA: 38							
PITCHER	IP	WLS	BF	H	R	ER	SO	BB	IBB	HBP	BLK	WP	HR	S	P	ERA	WHIP										
Mike Hampton, L ERA: 3.02 (1, 1)	7.0		28	9	2	2	3	2	0	0	0	0	0	70	118	2.57	1.571										
Jose Cabrera, R ERA: 3.52 (8, 1)	1.0	H	4	1	0	0	0	0	0	0	0	0	0	11	13	0.00	1.000										
Billy Wagner, L ERA: 2.2 (9, 1)	1.0	S	5	0	0	0	2	2	0	0	0	0	0	13	24	0.00	2.000										

Batter	1	2	3	4	5	6	7	8	9	AB	R	H	RBI	BB	SO	LOB	TOP		
Craig Biggio, R OBP: 0.374, SLG: 0.466 (1, 4)	G6-3			1B 5 1B 2B	F8			G4-3	P5	5	1	1	0	0	0	1	Houston Astros @ Kansas City Royals Kauffman Stadium, Kansas City, MO Sun Jul 11 1999, 1:05 PM CDT Att: 19,506 - Cloudy - 78 F		
Derek Bell, R OBP: 0.297, SLG: 0.366 (1, 9)	L7			5 1B 2-3 1B			G6-3	5 1B BB	F8	4	2	1	0	1	0	0			
5 Jeff Bagwell, R OBP: 0.463, SLG: 0.646 (1, 3)	K			1B FC5-2 1B				BB 1B		3	1	2	2	1	1	0			
Bill Spiers, L OBP: 0.360, SLG: 0.424 (1, 5)		K		1B FC5-2 1B			F9	BB 2B 1B		4	1	2	2	0	1	1			
Richard Hidalgo, R OBP: 0.326, SLG: 0.466 (1, 8) (8, 7)	P6			1B FC5-2 1B			G5-3	2B SF8 BB		3	1	0	0	1	0	3			
Jack Howell, L OBP: 0.385, SLG: 0.387 Carl Everett, S OBP: 0.373, SLG: 0.505 (1, 10) (8, PH)	F7			1-3 3-H 2-2 F8				1-2 2-3 BB		3	0	0	0	0	0	2			
Matt Mieske, R Glen Barker, S OBP: 0.364, SLG: 0.350 (1, 7) (8, 8)			F8	P7			F7	SF8		3	0	0	1	0	0	2			
Randy Knorr, R OBP: 0.154, SLG: 0.083 (1, 2)			L5				G5-3	K		3	0	0	0	1	1	1			
Tim Bogar, R OBP: 0.338, SLG: 0.366 (1, 6)			K				G4-6-3	E6 G4-3 5 1B 1B	P5	4	1	1	0	0	1	1			
Inning Stats	R: 0 H: 0 E: 0 K: 1 S: 11	H: 0 LOB: 0 BB: 0 P: 15	R: 0 H: 0 E: 0 K: 1 S: 8	H: 0 LOB: 0 BB: 0 P: 13	R: 0 H: 0 E: 0 K: 1 S: 10	H: 0 LOB: 0 BB: 0 P: 14	R: 2 H: 4 E: 0 K: 0 S: 15	H: 0 LOB: 0 BB: 0 P: 20	R: 0 H: 0 E: 0 K: 0 S: 4	H: 0 LOB: 1 BB: 1 P: 10	R: 0 H: 0 E: 0 K: 0 S: 5	H: 0 LOB: 0 BB: 0 P: 8	R: 5 H: 4 E: 1 K: 1 S: 26	H: 4 LOB: 1 BB: 2 P: 43	R: 0 H: 0 E: 0 K: 0 S: 8	H: 0 LOB: 0 BB: 0 P: 11		1B: 6 2B: 2 3B: 0 HR: 0	SF: 1 SAC: 0 DP: 1 HBP: 0
PITCHER	IP	WLS	BF	H	R	ER	SO	BB	IBB	HBP	BLK	WP	HR	S	P	ERA	WHIP		
Jeff Suppan, R ERA: 3.86 (1, 1)	7.1	L	30	6	5	5	3	3	0	0	0	0	0	66	105	6.14	1.227		
Tim Byrdak, L ERA: 11.25 (8, 1)	0.0		2	1	0	0	0	1	0	0	0	0	0	7	11	∞	∞		
Scott Service, R ERA: 5.98 (8, 1)	0.2		3	1	2	2	1	0	0	0	0	0	0	13	20	27.00	1.500		
Ken Ray, R ERA: (9, 1)	1.0		3	0	0	0	0	0	0	0	0	0	0	8	11	0.00	0.000		

AB 33
R 7
H 8
RBI 7
BB 4
SO 4
LOB 11



Batter	1	2	3	4	5	6	7	8	9	AB	R	H	RBI	BB	SO	LOB	BOTTOM		
Carlos Beltrán, S OBP: 0.342, SLG: 0.469 (1, 8)	F8		G1-6-3			L3		F8 1B 2B		4	1	1	1	0	0	1	Houston Astros @ Kansas City Royals Kauffman Stadium, Kansas City, MO Sun Jul 11 1999, 1:05 PM CDT Att: 19,506 - Cloudy - 78 F		
Joe Randa, R OBP: 0.372, SLG: 0.484 (1, 5)	G1-3			G6-3			29 HBP 2B 1B	F8		4	1	1	0	0	0	1			
Johnny Damon, L OBP: 0.375, SLG: 0.466 (1, 7)	P4			G3			P2	29 1B 1B		4	0	1	1	0	0	1			
29 Mike Sweeney, R OBP: 0.384, SLG: 0.505 (1, 10)		L5		F8			2B HBP	1B		3	0	1	0	0	0	0			
Jermaine Dye, R OBP: 0.356, SLG: 0.534 (1, 9)		G5-3		F9			1-3 2-H 2B	K		4	0	1	1	0	1	2			
Jeremy Giambi, L OBP: 0.386, SLG: 0.339 (1, 3)		E6 1B 1B		G5-3			K		L6	4	0	1	0	0	1	2			
Jed Hansen, R OBP: 0.333, SLG: 0.333 (1, 4)		2H 1B		K			K		K	4	0	1	0	0	3	2			
Tim Spehr, R OBP: 0.309, SLG: 0.375 Scott Pose, L OBP: 0.403, SLG: 0.354 Chad Kreuter, S OBP: 0.351, SLG: 0.380 (1, 2) (8, PH) (9, 2)			K			K		F8	F8	2	0	0	0	0	2	0			
Rey Sanchez, R OBP: 0.301, SLG: 0.359 (1, 6)			G1-6-3 1B			G6-3		2B 3B		3	1	2	0	0	0	0			
Inning Stats	R: 0 H: 0 E: 0 K: 0 S: 6	H: 2 LOB: 2 BB: 0 P: 11	R: 0 H: 1 E: 0 K: 1 S: 9	H: 0 LOB: 0 BB: 0 P: 12	R: 0 H: 0 E: 0 K: 0 S: 9	H: 0 LOB: 0 BB: 0 P: 12	R: 0 H: 0 E: 0 K: 1 S: 6	H: 0 LOB: 0 BB: 0 P: 8	R: 1 H: 2 E: 0 K: 2 S: 14	H: 2 LOB: 2 BB: 0 P: 24	R: 2 H: 4 E: 0 K: 1 S: 22	H: 4 LOB: 2 BB: 0 P: 30	R: 0 H: 0 E: 0 K: 1 S: 6	H: 0 LOB: 0 BB: 0 P: 9	1B: 6 2B: 2 3B: 1 HR: 0	SF: 0 SAC: 0 DP: 1 HBP: 1		WP: 0 PA: 35 PB: 0 SB: 0 CS: 0	
PITCHER	IP	WLS	BF	H	R	ER	SO	BB	IBB	HBP	BLK	WP	HR	S	P	ERA	WHIP		
Jose Lima, R ERA: 3.23 (1, 1)	7.2		31	9	3	3	5	0	0	1	0	0	0	80	116	3.52	1.174		
Jay Powell, R ERA: 3.72 (8, 1)	1.1	S	4	0	0	0	2	0	0	0	0	0	0	11	16	0.00	0.000		

AB 34
R 3
H 9
RBI 3
BB 0
SO 7
LOB 9




Batter	1	2	3	4	5	6	7	8	9	AB	R	H	RBI	BB	SO	LOB	TOP					
Johnny Damon, L OBP: 0.371, SLG: 0.459	G4-3		F9	F7	G4-3		E		E	6	1	2	0	0	0	1	Kansas City Royals @ Milwaukee Brewers Milwaukee County Stadium, Milwaukee, WI Fri Jul 16 1999, 8:05 PM EDT Att: 27,254 - Cloudy - 91 F					
Carlos Febles, R OBP: 0.359, SLG: 0.446	G1-3		K	G1-4-3			E6		F9	6	0	1	1	0	1	5						
Carlos Beltrán, S OBP: 0.338, SLG: 0.461	FC6-4		E6				E3		E5	5	2	1	1	1	0	3						
29 Mike Sweeney, R OBP: 0.382, SLG: 0.513	FC6-4		1B	1B			G6-4-3		FC6-4	6	2	2	2	0	1	6						
Jermaine Dye, R OBP: 0.359, SLG: 0.536		E	1B	1B			G4-3		K	5	1	3	1	0	1	1						
Joe Randa, R OBP: 0.373, SLG: 0.486		F7	1B	1B			F9		P4	5	1	2	1	0	0	2						
Rey Sanchez, R OBP: 0.296, SLG: 0.353		E4	G5-3				F9		G6-3	5	1	1	0	0	0	4						
Tim Spehr, R OBP: 0.323, SLG: 0.417		K		SH1-4			1B		F9	4	2	2	3	1	1	2						
Dan Reichert, R Brian Barber, R Mac Suzuki, R Ken Ray, R Scott Service, R Tim Byrdak, L Alex Ochoa, R 52 Rafael Roque, L		K		SH1-4			F8		F9	1	0	0	0	0	0	0						
Inning Stats	R: 0 E: 0 K: 0 S: 8	H: 0 LOB: 1 BB: 1 P: 17	R: 0 E: 1 K: 2 S: 16	H: 1 LOB: 2 BB: 0 P: 23	R: 2 E: 1 K: 1 S: 19	H: 3 LOB: 2 BB: 0 P: 28	R: 0 E: 0 K: 0 S: 10	H: 1 LOB: 1 BB: 0 P: 17	R: 5 E: 0 K: 0 S: 24	H: 5 LOB: 0 BB: 0 P: 35	R: 0 E: 0 K: 1 S: 10	H: 1 LOB: 1 BB: 0 P: 16	R: 4 E: 2 K: 0 S: 18	H: 2 LOB: 1 BB: 2 P: 35	R: 0 E: 0 K: 1 S: 8	H: 0 LOB: 0 BB: 0 P: 10		R: 1 E: 1 K: 0 S: 15	H: 2 LOB: 2 BB: 0 P: 23	1B: 11 2B: 2 3B: 0 HR: 2	SF: 0 SAC: 1 DP: 1 HBP: 0	WP: 0 PB: 1 SB: 1 CS: 0
PITCHER	IP	WLS	BF	H	R	ER	SO	BB	IBB	HBP	BLK	WP	HR	S	P	ERA	WHIP					
Scott Karl, L ERA: 5.05	4.1		26	10	7	5	3	1	0	0	0	0	2	74	117	10.38	2.538					
David Weathers, R ERA: 3.97	1.2	L	6	1	0	0	1	0	0	0	0	0	0	13	19	0.00	0.600					
Jim Pittsley, R ERA: 5.79	0.1		6	2	4	3	0	2	0	0	0	0	0	11	24	81.00	12.000					
Eric Plunk, R ERA: 3.02	1.2	B	5	0	0	0	1	0	0	0	0	0	0	15	21	0.00	0.000					
52 Rafael Roque, L ERA: 5.69	1.0		6	2	1	0	0	0	0	0	0	0	0	15	23	0.00	2.000					

AB	45
R	12
H	15
RBI	9
BB	3
SO	5
LOB	26



Batter	1	2	3	4	5	6	7	8	9	AB	R	H	RBI	BB	SO	LOB	BOTTOM					
Jose Valentin, S OBP: 0.416, SLG: 0.565	P6	1B	K		K				L9	5	1	1	1	1	2	1	Kansas City Royals @ Milwaukee Brewers Milwaukee County Stadium, Milwaukee, WI Fri Jul 16 1999, 8:05 PM EDT Att: 27,254 - Cloudy - 91 F					
Ronnie Belliard, R OBP: 0.417, SLG: 0.459	P9	3B			F8		G6-3		G4-3	5	1	1	1	1	0	2						
Jeff Cirillo, R OBP: 0.396, SLG: 0.443	BB	3B	P3		BB		F8-2		F8	5	2	2	2	1	0	4						
Jeremy Burnitz, L OBP: 0.385, SLG: 0.596	BB	F9		G3-1	S		L6			3	1	0	0	2	0	2						
Geoff Jenkins, L OBP: 0.379, SLG: 0.576	K	E		L4	1B		G2-3			5	2	2	3	0	1	2						
Marquis Grissom, R OBP: 0.342, SLG: 0.419		BB		1B	1B		CS		1B	3	1	3	1	2	0	0						
Brian Banks, S OBP: 0.201, SLG: 0.387	L9									4	0	2	2	0	0	2						
Mark Loretta, R OBP: 0.360, SLG: 0.404	L9								F9	1	0	0	0	0	0	0						
Sean Berry, R OBP: 0.297, SLG: 0.324		BB							G4-3	3	1	1	0	1	0	2						
Bobby Hughes, R OBP: 0.259, SLG: 0.391		BB		SH1-4			G6-3			0	0	0	0	0	0	0						
Scott Karl, L ERA: 5.05	4.1		15	7	7	1	0	1	3	4	0	0	0	0	0	0						
Brian Barber, R ERA: 6.97	2.1		12	2	0	0	1	3	0	0	0	0	0	0	0	0						
Mac Suzuki, R ERA: 8.79	1.0		8	3	3	3	1	2	0	0	0	0	0	0	0	0						
Ken Ray, R ERA: 9.0	1.0	W	4	2	0	0	0	0	0	0	0	0	0	0	0	0						
Tim Byrdak, L ERA: 9.0	2.0	H	6	1	0	0	1	0	0	0	0	0	0	0	0	0						
Inning Stats	R: 0 E: 0 K: 1 S: 10	H: 0 LOB: 2 BB: 2 P: 22	R: 7 E: 1 K: 0 S: 15	H: 5 LOB: 1 BB: 2 P: 35	R: 0 E: 0 K: 1 S: 16	H: 1 LOB: 3 BB: 1 P: 26	R: 0 E: 0 K: 0 S: 15	H: 1 LOB: 2 BB: 2 P: 26	R: 3 E: 0 K: 1 S: 20	H: 3 LOB: 3 BB: 2 P: 38	R: 0 E: 0 K: 0 S: 9	H: 2 LOB: 1 BB: 0 P: 14	R: 0 E: 0 K: 0 S: 7	H: 1 LOB: 0 BB: 0 P: 11	R: 0 E: 0 K: 1 S: 8	H: 0 LOB: 0 BB: 0 P: 11	R: 0 E: 0 K: 0 S: 11	H: 0 LOB: 0 BB: 0 P: 14	1B: 11 2B: 2 3B: 1 HR: 0	SF: 0 SAC: 1 DP: 1 HBP: 1	WP: 0 PB: 0 SB: 2 CS: 1	PA: 49
PITCHER	IP	WLS	BF	H	R	ER	SO	BB	IBB	HBP	BLK	WP	HR	S	P	ERA	WHIP					
Dan Reichert, R ERA: 37.8	1.2		15	7	7	1	0	1	3	0	0	0	0	34	57	0.00	2.143					
Scott Service, R ERA: 5.86	1.0		6	2	1	0	0	0	0	0	0	0	0	15	22	0.00	0.500					

AB	37
R	10
H	13
RBI	10
BB	9
SO	4
LOB	18



Batter	1	2	3	4	5	6	7	8	9	AB	R	H	RBI	BB	SO	LOB	TOP			
Johnny Damon, L OBP: 0.375, SLG: 0.471 (1, 7)	1-0 HR		0-2 G3-1		4-2 BB		0-1 2B			3	1	2	1	1	0	0	Kansas City Royals @ Milwaukee Brewers Milwaukee County Stadium, Milwaukee, WI Sat Jul 17 1999, 8:05 PM EDT Att: 29,273 - Cloudy - 70 F			
Carlos Febles, R OBP: 0.355, SLG: 0.440 (1, 4)	0-1 P6		1-1 F9		1-3 K		2-0 G4-3			4	0	0	0	0	1	2				
Carlos Beltrán, S OBP: 0.340, SLG: 0.462 (1, 8)	0-3 K			0-1 F8 1B		0-1 HR 1B		0-0 F8		4	1	2	0	0	1	0				
29 Mike Sweeney, R OBP: 0.378, SLG: 0.506 (1, 3)	2-2 F8			1-1 P5 1-2		0-0 F9		0-1 F8		4	0	0	0	0	0	2				
Jermaine Dye, R OBP: 0.359, SLG: 0.543 Scott Pose, L OBP: 0.405, SLG: 0.348 (8, 9)		0-0 F9		2-0 E3		1-1 HR		0-0 G4-3		3	1	1	2	0	0	1				
Joe Randa, R OBP: 0.373, SLG: 0.484 Steve Scarsone, R OBP: 0.271, SLG: 0.246 (8, 5)		1-1 FC6-4 1B		1-0 F8		0-3 K		2-2 G6-3		3	0	1	0	0	1	2				
Chad Kreuter, S OBP: 0.341, SLG: 0.368 (1, 2)		0-0 F7		2-3 K		0-3 K		2-1 G4-3		4	0	0	0	0	2	3				
Jed Hansen, R OBP: 0.342, SLG: 0.344 (1, 6)		2-0 FC6-4		0-0 P3		1-2 G5-3		1-2 1B		4	0	1	0	0	0	1				
50 José Rosado, L Alvin Morman, L Jeremy Giambi, L Mac Suzuki, R Matt Whisenant, R Tim Spehr, R OBP: 0.320, SLG: 0.412 (1, 1)			1-3 K		1-3 K		1-2 F8		1-2 G4-3	2	0	0	0	0	0	2				
Inning Stats	R: 1 E: 0 K: 1 S: 10	H: 1 LOB: 0 BB: 0 P: 13	R: 0 E: 0 K: 0 S: 5	H: 1 LOB: 1 BB: 0 P: 8	R: 0 E: 0 K: 1 S: 8	H: 0 LOB: 0 BB: 0 P: 10	R: 0 E: 0 K: 2 S: 9	H: 0 LOB: 1 BB: 1 P: 15	R: 2 E: 0 K: 2 S: 12	H: 2 LOB: 0 BB: 0 P: 13	R: 0 E: 0 K: 0 S: 10	H: 1 LOB: 1 BB: 0 P: 14	R: 0 E: 0 K: 0 S: 4	H: 0 LOB: 0 BB: 0 P: 4	R: 0 E: 0 K: 0 S: 11	H: 1 LOB: 1 BB: 0 P: 17		1B: 4 2B: 1 3B: 0 HR: 2	SF: 0 SAC: 0 DP: 0 HBP: 0	WP: 0 PB: 0 SB: 2 CS: 0
PITCHER	IP WLS BF H R ER SO BB IBB HBP BLK WP HR S P ERA WHIP	IP WLS BF H R ER SO BB IBB HBP BLK WP HR S P ERA WHIP																		
Hideo Nomo, R ERA: 3.94 Jim Abbott, L ERA: 6.67	(1, 1) 7.0 W 29 6 3 3 7 1 0 0 0 0 2 64 89 3.86 1.000	(8, 1) 2.0 7 1 0 0 0 0 0 0 0 0 0 0 15 21 0.00 0.500																		

AB	35
R	3
H	7
RBI	3
BB	1
SO	7
LOB	12



Batter	1	2	3	4	5	6	7	8	9	AB	R	H	RBI	BB	SO	LOB	BOTTOM			
Mark Loretta, R OBP: 0.368, SLG: 0.423 (1, 3)	2-2 P9	2-2 1-H 2B		2-1 WP 2B 1B	0-1 HR 1B		2-0 HR	2-2 BB 1B		6	3	5	4	0	0	0	Kansas City Royals @ Milwaukee Brewers Milwaukee County Stadium, Milwaukee, WI Sat Jul 17 1999, 8:05 PM EDT Att: 29,273 - Cloudy - 70 F			
Ronnie Belliard, R OBP: 0.428, SLG: 0.482 (1, 4)	4-2 BB		2-2 G5-3	3-1 HBP 2B 1-H	1-2 HR		4-2 G6-3 BB	4-2 BB 1B		3	1	2	3	3	0	0				
Jeff Cirillo, R OBP: 0.442 Lou Collier, R OBP: 0.344, SLG: 0.407 (7, 5)	1-3 K		3-2 1B	4-2 HBP BB	1-0 F8		4-0 G6-3 BB	3-2 G4-3		3	0	1	0	1	1	1				
Jeromy Burnitz, L OBP: 0.385, SLG: 0.592 Geoff Jenkins, L OBP: 0.350, SLG: 0.579 (6, 7)	1-1 G6-3		0-3 K	2-1 HBP	1-2 HBP		2-2 1B SF8 2B	0-0 F9		2	0	0	0	0	1	2				
Dave Nilsson, L OBP: 0.397, SLG: 0.596 Jim Abbott, L OBP: 0.095, SLG: 0.095 (8, 1)		0-2 G4-3 WP HR 1B	1-3 K	0-0 P6		1-2 FC5 1B	0-2 G6-3			5	1	2	0	0	1	6				
Marquis Grissom, R OBP: 0.340, SLG: 0.415 (1, 8)		1-2 G4-3		4-2 SH3 1B BB	1-1 G6-3		2-2 SF8	1-2 F8		3	1	0	1	1	0	3				
Alex Ochoa, R OBP: 0.441, SLG: 0.588 (6, 9)		0-0 HR		1-2 F8	3-1 HR		3-2 F9	1-2 G6-3		5	2	2	3	0	0	2				
Jose Valentin, S OBP: 0.424, SLG: 0.567 (1, 6)		1-3 K		2-1 SH3 1B	2-2 SH2-4 1B		3-1 1B	0-0 F9		5	2	3	0	0	1	0				
Hideo Nomo, R OBP: 0.296, SLG: 0.407 Bobby Hughes, R OBP: 0.297, SLG: 0.391 (8, 2)		1-0 2B 1B		0-1 SH3	2-1 SH2-4 1B		0-0 FC5	4-0 BB 1B		2	0	1	0	0	0	2				
Inning Stats	R: 0 E: 0 K: 1 S: 13	H: 0 LOB: 1 BB: 1 P: 21	R: 2 E: 0 K: 1 S: 14	H: 4 LOB: 2 BB: 0 P: 19	R: 0 E: 0 K: 2 S: 17	H: 1 LOB: 1 BB: 0 P: 23	R: 3 E: 0 K: 0 S: 18	H: 3 LOB: 3 BB: 2 P: 36	R: 4 E: 0 K: 0 S: 15	H: 4 LOB: 0 BB: 0 P: 25	R: 1 E: 0 K: 0 S: 17	H: 3 LOB: 2 BB: 0 P: 28	R: 1 E: 0 K: 0 S: 13	H: 1 LOB: 3 BB: 2 P: 24	R: 0 E: 0 K: 0 S: 13	H: 1 LOB: 3 BB: 2 P: 27		1B: 10 2B: 3 3B: 0 HR: 4	SF: 1 SAC: 2 DP: 0 HBP: 1	WP: 2 PB: 0 SB: 0 CS: 0
PITCHER	IP WLS BF H R ER SO BB IBB HBP BLK WP HR S P ERA WHIP	IP WLS BF H R ER SO BB IBB HBP BLK WP HR S P ERA WHIP																		
50 José Rosado, L ERA: 3.57 Alvin Morman, L ERA: 3.95 Mac Suzuki, R ERA: 8.79 Matt Whisenant, L ERA: 5.33	(1, 1) 4.2 L 29 12 9 9 4 3 0 0 0 0 0 18 30 6.75 2.250	(5, 1) 1.1 7 3 1 1 0 0 0 0 0 0 0 0 1 13 24 9.00 3.000	(7, 1) 1.0 6 1 1 1 0 2 0 0 0 0 0 1 13 24 9.00 3.000	(8, 1) 1.0 6 1 0 0 0 2 0 0 0 0 0 0 13 27 0.00 3.000																




Batter	1	2	3	4	5	6	7	8	9	AB	R	H	RBI	BB	SO	LOB	TOP								
Johnny Damon, L (1, 7) OBP: 0.371, SLG: 0.466	2-2 F7		1-0 G6-3		1-0 P6		0-1 L9			4	0	0	0	0	0	2									
Carlos Febles, R (1, 4) OBP: 0.354, SLG: 0.436	2-0 F S 29 2B HBP		1-0 G6-3		1-0 G5-3		2-3 K			3	1	0	0	0	1	2									
Carlos Beltrán, S (1, 8) OBP: 0.339, SLG: 0.459	3-2 F9			2-3 K		2-3 K		0-2 F9 S 1B		4	0	1	0	0	2	1									
29 Mike Sweeney, R (1, 3) OBP: 0.379, SLG: 0.513	0-1 2B			0-0 G6-3		3-2 HR 2B		1-0 L7		4	1	2	1	0	0	1									
Jermaine Dye, R (1, 9) OBP: 0.355, SLG: 0.536	1-1 F8			0-1 G4-3		0-1 G6-3		2-1 F9		4	0	0	0	0	0	3									
Joe Randa, R (1, 5) OBP: 0.374, SLG: 0.483		0-1 G1-3			1-0 1B 1B	4-0 HR IBB		1-2 F7		3	1	1	0	1	0	1									
Tim Spehr, R (1, 2) OBP: 0.327, SLG: 0.449		3-3 K			0-0 1B 1B	1-2 1B HR		2-3 K		4	2	2	3	0	2	0									
Rey Sanchez, R (1, 6) OBP: 0.295, SLG: 0.352		0-1 L8			0-0 1B 2H	2-1 G6-3		2-2 F7		4	0	1	0	0	0	0									
Jeff Suppan, R (1, 1) OBP: 0.200, SLG: 0.200				2-1 G6-3				0-2 F9		3	0	1	1	0	0	0									
Ken Ray, R (7, 1)										0	0	0	0	0	0	0									
Jeremy Giambi, L (9, PH) OBP: 0.378, SLG: 0.330										1	0	0	0	0	0	0									
Scott Service, R (9, 1)										0	0	0	0	0	0	0									
Inning Stats	R: 1 E: 0 K: 0 S: 10	H: 1 LOB: 1 BB: 0 P: 18	R: 0 E: 0 K: 1 S: 13	H: 0 LOB: 0 BB: 0 P: 16	R: 0 E: 0 K: 0 S: 4	H: 0 LOB: 0 BB: 0 P: 8	R: 0 E: 0 K: 1 S: 7	H: 0 LOB: 0 BB: 0 P: 9	R: 1 E: 0 K: 0 S: 6	H: 4 LOB: 2 BB: 0 P: 9	R: 3 E: 0 K: 1 S: 15	H: 2 LOB: 0 BB: 1 P: 27	R: 0 E: 0 K: 1 S: 8	H: 0 LOB: 1 BB: 0 P: 13	R: 0 E: 0 K: 0 S: 9	H: 1 LOB: 1 BB: 0 P: 13	R: 0 E: 0 K: 1 S: 10	H: 0 LOB: 0 BB: 0 P: 14	1B: 5 2B: 2 3B: 0 HR: 1	SF: 0 SAC: 0 DP: 0 HBP: 1	WP: 0 PB: 0 SB: 2 CS: 0	PA: 36			
PITCHER	IP	WLS	BF	H	R	ER	SO	BB	IBB	HBP	BLK	WP	HR	S	P	ERA	WHIP								
Kevin Tapani, R (1, 1) ERA: 4.2	7.0	L	29	7	5	5	4	0	1	1	0	0	1	63	100	6.43	1.000								
Scott Sanders, R (8, 1) ERA: 5.05	1.2		6	1	0	0	1	0	0	0	0	0	0	15	23	0.00	0.600								
Felix Heredia, L (9, 1) ERA: 4.76	0.1		1	0	0	0	0	0	0	0	0	0	0	4	4	0.00	0.000								

Kansas City Royals @ Chicago Cubs
Wrigley Field, Chicago, IL
Sun Jul 18 1999, 1:20 PM CDT
Att: 38,655 - Cloudy - 76 F

livebaseballscorecards.com

AB 34
R 5
H 8
RBI 5
BB 1
SO 5
LOB 10




Batter	1	2	3	4	5	6	7	8	9	AB	R	H	RBI	BB	SO	LOB	BOTTOM								
Mickey Morandini, L (1, 4) OBP: 0.339, SLG: 0.363	0-2 1B 1B	2-2 F9			1-1 F8		2-0 1B		2-2 2B	5	1	3	2	0	0	1									
José Hernández, R (1, 6) OBP: 0.358, SLG: 0.446	2-2 G6-4-3 1B 1B		2-2 F9		0-1 G6-3		0-0 F9		2-3 K	5	0	1	0	0	1	4									
Mark Grace, L (1, 3) OBP: 0.405, SLG: 0.485	2-0 G6-4-3 1B		2-0 F9		0-1 F8		3-2 L9			4	0	1	1	0	0	0									
Sammy Sosa, R (1, 9) OBP: 0.357, SLG: 0.635	2-2 G6-4-3		2-0 G6-3		3-1 F9		1-1 G4-6-3 1B			4	0	1	0	0	0	2									
Henry Rodríguez, L (1, 7) OBP: 0.421, SLG: 0.611	4-2 BB			3-2 L9		3-0 HR		1-0 G4-6-3		3	1	1	1	1	0	1									
Tyler Houston, L (1, 5) OBP: 0.330, SLG: 0.460	3-2 G4-3			0-0 F7		1-1 G5-3		1-1 P4		4	0	0	0	0	0	2									
Jeff Reed, L (1, 2) OBP: 0.352, SLG: 0.361		2-2 L9		1-3 K		1-1 G5-3		0-0 2B 3B		4	1	1	0	0	1	0									
Curtis Goodwin, L (1, 8) OBP: 0.339, SLG: 0.369		1-1 1B			1-2 G6-3		0-2 1B 1B		0-0 F9	4	0	2	0	0	0	1									
Kevin Tapani, R (1, 1) OBP: 0.125, SLG: 0.069		1-3 K			2-3 K		1-0 1B		4-1 2B BB	2	0	0	0	0	2	1									
Gary Gaetti, R (7, PH) OBP: 0.264, SLG: 0.351										1	0	1	0	0	0	0									
Scott Sanders, R (8, 1) OBP: 0.154, SLG: 0.231										0	0	0	0	0	0	0									
Felix Heredia, L (9, 1) OBP: 0.500, SLG: 0.500										0	0	0	0	0	0	0									
Jeff Blauser, R (9, PH) OBP: 0.391, SLG: 0.505										0	1	0	0	1	0	0									
Inning Stats	R: 1 E: 0 K: 0 S: 16	H: 3 LOB: 2 BB: 1 P: 29	R: 0 E: 0 K: 1 S: 11	H: 1 LOB: 1 BB: 0 P: 17	R: 0 E: 0 K: 0 S: 8	H: 0 LOB: 0 BB: 0 P: 14	R: 0 E: 0 K: 1 S: 7	H: 0 LOB: 0 BB: 0 P: 11	R: 0 E: 0 K: 0 S: 8	H: 0 LOB: 0 BB: 0 P: 12	R: 0 E: 0 K: 0 S: 6	H: 0 LOB: 0 BB: 0 P: 9	R: 1 E: 0 K: 0 S: 11	H: 4 LOB: 3 BB: 0 P: 19	R: 0 E: 0 K: 0 S: 6	H: 1 LOB: 0 BB: 0 P: 11	R: 2 E: 0 K: 1 S: 12	H: 2 LOB: 1 BB: 1 P: 21	1B: 8 2B: 1 3B: 1 HR: 1	SF: 0 SAC: 0 DP: 2 HBP: 0	WP: 0 PB: 0 SB: 0 CS: 0	PA: 38			
PITCHER	IP	WLS	BF	H	R	ER	SO	BB	IBB	HBP	BLK	WP	HR	S	P	ERA	WHIP								
Jeff Suppan, R (1, 1) ERA: 3.8	6.2	W	28	8	2	2	3	1	0	0	0	0	0	66	110	2.70	1.350								
Ken Ray, R (7, 1) ERA:	1.1	H	4	1	0	0	0	0	0	0	0	0	0	7	12	0.00	0.750								
Scott Service, R (9, 1) ERA: 6.1	1.0	S	6	2	2	2	1	1	0	0	0	0	0	12	21	18.00	3.000								

Kansas City Royals @ Chicago Cubs
Wrigley Field, Chicago, IL
Sun Jul 18 1999, 1:20 PM CDT
Att: 38,655 - Cloudy - 76 F

livebaseballscorecards.com


AB 36
R 4
H 11
RBI 4
BB 2
SO 4
LOB 12




Batter	1	2	3	4	5	6	7	8	9	AB	R	H	RBI	BB	SO	LOB	TOP			
Johnny Damon, L OBP: 0.370, SLG: 0.469	L5		HR	G5-3	G3			K		5	1	1	1	0	1	3	Kansas City Royals @ Chicago Cubs Wrigley Field, Chicago, IL Tue Jul 20 1999, 1:20 PM CDT Att: 39,081 - Sunny - 75 F			
Carlos Febles, R OBP: 0.355, SLG: 0.433	G6-3		1B	1B	1B	F8		F8		5	2	2	1	0	0	0				
Carlos Beltrán, S OBP: 0.345, SLG: 0.475	FC5-4		E7	1B	1B	P4		HR		5	2	4	1	0	0	0				
29 Mike Sweeney, R OBP: 0.383, SLG: 0.512	FC5-4		G6-3	1B	1B	F7		F9		5	0	1	2	0	0	1				
Jermaine Dye, R OBP: 0.357, SLG: 0.537		F7	F9	K			F9		4	0	0	0	0	1	1	2				
Jed Hansen, R OBP: 0.342, SLG: 0.344								G6-4-3	BB	0	0	0	0	0	0	0				
Joe Randa, R OBP: 0.383, SLG: 0.506		G4-3	1B		BB		HR		4	1	3	1	1	0	1					
Chad Kreuter, S OBP: 0.336, SLG: 0.361		G4-3	F7		G1-6-3		F8		4	0	0	0	0	0	0	3				
Rey Sanchez, R OBP: 0.297, SLG: 0.350							G4-3		3	1	2	0	1	0	0					
Mac Suzuki, R OBP: 0.353, SLG: 0.440				SH1-3	1B				0	0	0	0	0	0	0	0				
Matt Whisenant, R OBP: 0.353, SLG: 0.440				1B	1B				0	0	0	0	0	0	0	0				
Dan Reichert, R OBP: 0.333, SLG: 0.333				SH1-3				K	2	0	1	0	0	1	2					
Brian Barber, R OBP: 0.333, SLG: 0.333									0	0	0	0	0	0	0	0				
Alvin Morman, L OBP: 0.259, SLG: 0.313									0	0	0	0	0	0	0	0				
Steve Scarosone, R OBP: 0.268, SLG: 0.242									1	0	0	0	0	1	0					
Inning Stats	R: 0 E: 0 K: 0 S: 8	H: 1 LOB: 1 BB: 0 P: 13	R: 0 E: 0 K: 1 S: 11	H: 1 LOB: 2 BB: 1 P: 17	R: 3 E: 1 K: 0 S: 13	H: 4 LOB: 1 BB: 0 P: 23	R: 2 E: 0 K: 1 S: 13	H: 4 LOB: 2 BB: 1 P: 21	R: 0 E: 0 K: 0 S: 7	H: 0 LOB: 0 BB: 0 P: 10	R: 1 E: 0 K: 0 S: 6	H: 1 LOB: 0 BB: 0 P: 10	R: 0 E: 0 K: 2 S: 8	H: 0 LOB: 0 BB: 1 P: 13	R: 1 E: 0 K: 0 S: 8	H: 1 LOB: 1 BB: 1 P: 16	1B: 10 2B: 1 3B: 0 HR: 3	SF: 0 SAC: 1 DP: 2 HBP: 0	WP: 0 PB: 0 SB: 0 CS: 0	PA: 42
PITCHER	IP WLS BF H R ER SO BB IBB HBP BLK WP HR S P ERA WHIP																			
Dan Serafini, L ERA: 7.0	3.2		22	10	5	4	1	1	0	0	0	0	0	0	1	42	71	9.82	3.000	
Scott Sanders, R ERA: 4.89	4.1	W	16	3	1	1	3	1	0	0	0	0	0	0	1	30	48	2.08	0.923	
Terry Adams, R ERA: 3.64	1.0	S	4	1	1	1	0	1	0	0	0	0	0	0	1	8	16	9.00	2.000	

Batter	1	2	3	4	5	6	7	8	9	AB	R	H	RBI	BB	SO	LOB	BOTTOM			
Mickey Morandini, L OBP: 0.342, SLG: 0.361	BB	P6		F7	HBP		F8			4	0	1	1	1	0	2	Kansas City Royals @ Chicago Cubs Wrigley Field, Chicago, IL Tue Jul 20 1999, 1:20 PM CDT Att: 39,081 - Sunny - 75 F			
Jeff Blauser, R OBP: 0.403, SLG: 0.509			2B		BB		F9		2	2	1	0	2	0	0	0				
Mark Grace, L OBP: 0.404, SLG: 0.482	F8		G4-3				K		4	1	1	1	1	1	5					
Sammy Sosa, R OBP: 0.361, SLG: 0.636	F8		K		F9	PB		FC4-6	1B	5	1	2	0	0	1	5				
Henry Rodriguez, L OBP: 0.415, SLG: 0.606	K		G4-3		2B	P5		F8		5	1	1	2	0	1	5				
Manny Alexander, R OBP: 0.347, SLG: 0.402		S			G6-3		G6-3	FC4-6	1B	5	2	3	2	0	1	2				
Terry Adams, R ERA: 3.64		1B			1B		FC5-2	1B	0	0	0	0	0	0	0	0				
Benito Santiago, R OBP: 0.287, SLG: 0.347					G6-3		FC5-2		5	0	2	1	0	1	2					
Curtis Goodwin, L OBP: 0.347, SLG: 0.370		B2			G5-3				3	1	2	0	1	0	1					
Dan Serafini, S OBP: 0.182, SLG: 0.100					G5-3				1	0	0	0	0	1	1					
Scott Sanders, R ERA: 4.89									3	0	2	1	0	0	1					
José Hernández, R OBP: 0.353, SLG: 0.440									0	0	0	0	0	0	0	0				
Inning Stats	R: 0 E: 0 K: 1 S: 14	H: 0 LOB: 2 BB: 2 P: 27	R: 1 E: 0 K: 1 S: 11	H: 2 LOB: 1 BB: 0 P: 17	R: 1 E: 0 K: 2 S: 12	H: 2 LOB: 1 BB: 0 P: 21	R: 0 E: 0 K: 1 S: 10	H: 1 LOB: 1 BB: 0 P: 17	R: 5 E: 0 K: 0 S: 18	H: 4 LOB: 3 BB: 3 P: 40	R: 1 E: 0 K: 1 S: 12	H: 4 LOB: 2 BB: 0 P: 21	R: 0 E: 0 K: 1 S: 10	H: 2 LOB: 2 BB: 0 P: 12	R: 0 E: 0 K: 0 S: 10	H: 2 LOB: 2 BB: 0 P: 12	1B: 9 2B: 5 3B: 1 HR: 0	SF: 0 SAC: 0 DP: 0 HBP: 1	WP: 0 PB: 1 SB: 1 CS: 0	PA: 43
PITCHER	IP WLS BF H R ER SO BB IBB HBP BLK WP HR S P ERA WHIP																			
Dan Reichert, R ERA: 18.0	4.1	L	6	3	2	2	0	0	1	1	0	0	0	0	10	19	54.00	9.000		
Brian Barber, R ERA: 8.44	0.1																			
Alvin Morman, L ERA: 4.08	1.1		7	4	1	1	0	0	0	0	0	0	0	14	24	6.75	3.000			
Mac Suzuki, R ERA: 8.65	1.0		4	1	0	0	1	0	0	0	0	0	0	8	14	0.00	1.000			
Matt Whisenant, L ERA: 5.14	1.0		3	1	0	0	0	0	0	0	0	0	0	9	10	0.00	1.000			

AB 38
R 7
H 14
RBI 6
BB 3
SO 4
LOB 12



AB 37
R 8
H 15
RBI 8
BB 5
SO 6
LOB 24



Batter	1	2	3	4	5	6	7	8	9	AB	R	H	RBI	BB	SO	LOB	TOP										
Johnny Damon, L (1, 7) OBP: 0.373, SLG: 0.478	1-1 F8		3-2 1B		0-0 2B		1-0 SF7		2-1 2B	4	0	3	1	0	0	0	Kansas City Royals @ Detroit Tigers Tiger Stadium, Detroit, MI Wed Jul 21 1999, 7:05 PM EDT Att: 19,064 - Cloudy - 82 F										
Carlos Febles, R (1, 4) OBP: 0.351, SLG: 0.438	1-3 K		2-2 G5-3		2-2 G6-3		3-2 HR		3-2 L7	5	1	1	2	0	1	5											
Carlos Beltrán, S (1, 8) OBP: 0.344, SLG: 0.473	1-1 F9			2-2 1B		1-3 K	1-1 G6-3			4	0	1	0	0	1	0											
29 Mike Sweeney, R (1, 10) OBP: 0.384, SLG: 0.531		1-2 P3		0-1 P6		2-2 HR		1-2 HR		4	2	2	2	0	0	1											
Jermaine Dye, R (1, 9) OBP: 0.353, SLG: 0.531		2-2 G4-3		2-2 P4		2-3 K		1-2 G3		4	0	0	0	0	1	1											
Joe Randa, R (1, 5) OBP: 0.381, SLG: 0.505		1-1 E8 2B		1-2 L7		0-1 G6-3		0-0 F8		4	0	1	0	0	0	1											
Jeremy Giambi, L (1, 3) OBP: 0.367, SLG: 0.319			1-3 K		1-3 K		0-3 K	2-3 K		4	0	0	0	0	4	1											
Tim Spehr, R (1, 2) OBP: 0.330, SLG: 0.436			1-1 P7		4-2 FC6-4 BB		0-1 1B SF7 1B		3-2 L8	2	1	1	0	1	0	0											
Scott Pose, L (9, PH) OBP: 0.395, SLG: 0.338									1-1 L8	1	0	0	0	0	0	0											
Rey Sanchez, R (1, 6) OBP: 0.300, SLG: 0.352			1-0 G5-3 1B		1-0 FC6-4 2B		3-2 1B SF7 1B		1-1 L8	4	1	2	0	0	0	1											
Inning Stats	R: 0 E: 0 K: 1 S: 7	H: 0 LOB: 0 BB: 0 P: 10	R: 0 E: 1 K: 1 S: 12	H: 1 LOB: 1 BB: 0 P: 17	R: 0 E: 0 K: 0 S: 9	H: 2 LOB: 1 BB: 0 P: 16	R: 0 E: 0 K: 0 S: 13	H: 1 LOB: 1 BB: 0 P: 18	R: 0 E: 0 K: 1 S: 10	H: 1 LOB: 2 BB: 1 P: 18	R: 1 E: 0 K: 2 S: 13	H: 1 LOB: 0 BB: 0 P: 18	R: 3 E: 0 K: 1 S: 19	H: 3 LOB: 0 BB: 0 P: 27	R: 1 E: 0 K: 1 S: 14	H: 1 LOB: 0 BB: 0 P: 18	R: 0 E: 0 K: 0 S: 16	H: 1 LOB: 1 BB: 0 P: 25	1B: 5 2B: 3 3B: 0 HR: 3	SF: 1 SAC: 0 DP: 1 HBP: 0	WP: 0 PB: 0 SB: 0 CS: 0	PA: 38					
PITCHER	IP	WLS	BF	H	R	ER	SO	BB	IBB	HBP	BLK	WP	HR	S	P	ERA	WHIP										
Justin Thompson, L (1, 1) ERA: 4.42	7.0	W	30	9	4	4	6	1	0	0	0	0	2	83	124	5.14	1.429										
Doug Brocail, R (8, 1) ERA: 3.0	1.0	H	4	1	1	1	1	0	0	0	0	0	1	14	18	9.00	1.000										
Nelson Cruz, R (9, 1) ERA: 6.05	1.0		4	1	0	0	0	0	0	0	0	0	0	16	25	0.00	1.000										

Batter	1	2	3	4	5	6	7	8	9	AB	R	H	RBI	BB	SO	LOB	BOTTOM										
Luis Polonia, L (1, 7) OBP: 0.379, SLG: 0.555	1-1 P5		1-0 L8		1-1 FC5-4 S 1B		0-0 SH1-3 HR 1B	2-1 HR 3B		4	1	2	0	0	0	1	Kansas City Royals @ Detroit Tigers Tiger Stadium, Detroit, MI Wed Jul 21 1999, 7:05 PM EDT Att: 19,064 - Cloudy - 82 F										
Brad Ausmus, R (8, 2) OBP: 0.361, SLG: 0.452			2-3 L8		0-0 F9 1B		2-3 SH1-3 1B	1-1 HR 3B		4	2	3	4	0	0	1											
Deivi Cruz, R (1, 6) OBP: 0.287, SLG: 0.379	1-1 G1-3 1B		0-2 2B		0-0 F9 1B		0-1 SH1-3 1B	2-0 HR		3	2	1	1	2	1	1											
Bobby Higginson, L (1, 9) OBP: 0.395, SLG: 0.375	0-1 G1-3		3-H 2B		4-0 FC5-4 BB		1-2 HR IBB	3-H HR		5	0	0	0	0	1	6											
Dean Palmer, R (1, 5) OBP: 0.335, SLG: 0.536	2-2 F9		1-1 E1 1B		2-2 FC5-4 BB		2-3 K	1-0 L6		4	1	2	4	0	0	2											
Tony Clark, S (1, 10) OBP: 0.326, SLG: 0.432		1-2 G3	2-1 FC4 1B		2-2 G4-3		1-1 HR			4	1	2	4	0	0	2											
Damion Easley, R (1, 4) OBP: 0.348, SLG: 0.444		1-0 G5-3	1-1 FC4			3-0 G5-3	0-0 2B			4	0	1	0	0	0	2											
Frank Catalanotto, L (1, 3) OBP: 0.317, SLG: 0.454		2-3 K		0-0 F7		1-3 K	3-2 G3			4	0	0	0	0	2	1											
Juan Encarnacion, R (1, 8) OBP: 0.295, SLG: 0.453			1-0 L8 2B		2-2 G5-3		1-2 G6-3	2-2 P4		4	1	1	0	0	0	0											
Bill Haselman, R (1, 2) OBP: 0.343, SLG: 0.463			2-0 G6-3		0-0 P2		1-2 E6 1B SH1-3 1B	4-0 S 3B BB		3	0	1	0	0	0	1											
Gabe Kapler, R (7, PR) OBP: 0.308, SLG: 0.443										0	2	0	0	1	0	0											
Inning Stats	R: 0 E: 0 K: 0 S: 9	H: 1 LOB: 1 BB: 0 P: 13	R: 0 E: 0 K: 1 S: 9	H: 0 LOB: 0 BB: 0 P: 13	R: 3 E: 1 K: 0 S: 13	H: 4 LOB: 2 BB: 0 P: 22	R: 0 E: 0 K: 0 S: 5	H: 0 LOB: 0 BB: 0 P: 7	R: 0 E: 0 K: 1 S: 7	H: 0 LOB: 0 BB: 0 P: 12	R: 4 E: 1 K: 1 S: 15	H: 4 LOB: 1 BB: 1 P: 26	R: 3 E: 0 K: 1 S: 10	H: 2 LOB: 0 BB: 1 P: 23	R: 0 E: 0 K: 0 S: 9	H: 0 LOB: 0 BB: 0 P: 13	1B: 5 2B: 4 3B: 1 HR: 2	SF: 0 SAC: 1 DP: 0 HBP: 0	WP: 0 PB: 0 SB: 2 CS: 0	PA: 40							
PITCHER	IP	WLS	BF	H	R	ER	SO	BB	IBB	HBP	BLK	WP	HR	S	P	ERA	WHIP										
Kevin Appier, R (1, 1) ERA: 5.0	6.2	L	32	9	7	6	3	1	0	0	0	0	1	64	105	8.10	1.500										
Ken Ray, R (7, 1) ERA: 4.78	0.2		6	3	3	3	0	1	0	0	0	0	1	10	23	40.50	6.000										
Matt Whisenant, L (8, 1) ERA: 5.02	0.2		2	0	0	0	1	0	0	0	0	0	0	4	7	0.00	0.000										

AB	36
R	5
H	11
RBI	5
BB	1
SO	7
LOB	10



Batter	1	2	3	4	5	6	7	8	9	AB	R	H	RBI	BB	SO	LOB	TOP								
Johnny Damon, L OBP: 0.377, SLG: 0.492	4-1 FC6-4 BB		1-0 1B 2B	3-2 G6-3		1-0 1B 2B		1-1 HR	1-2 P5	5	3	4	1	0	4										
Carlos Febles, R OBP: 0.352, SLG: 0.434	3-2 L9		4-1 29 1B SF9	2-2 F8		4-2 1B BB		2-2 G1-3		3	1	0	0	2	0	2									
Carlos Beltrán, S OBP: 0.347, SLG: 0.475	0-1 FC6-4		3-2 SF9 29 1B		1-0 29 C1-6-3 1B	0-1 1B FC6-4		0-0 F7		5	0	3	1	0	0	1									
29 Mike Sweeney, R OBP: 0.384, SLG: 0.529	0-1 1B		0-0 1B	1-2 2-3 3-H	0-2 G1-6-3	0-0 FC6-4		2-1 G3-1		5	0	2	1	0	0	3									
Jermaine Dye, R OBP: 0.351, SLG: 0.528	0-1 P4		0-0 SF9		1-2 P3		3-2 G4-3		2-2 BB 1B	4	0	1	1	0	0	2									
Jed Hansen, R OBP: 0.342, SLG: 0.344			2-3 3-H						1-3 BB 1B	0	0	0	0	0	0	0									
Joe Randa, R OBP: 0.379, SLG: 0.500		3-2 F8	2-0 L4			4-2 G4-3 1B BB		2-2 G4-3		4	1	0	0	1	1	3									
Chad Kreuter, S OBP: 0.341, SLG: 0.366		2-1 G5-3 1B	2-0 G3			0-0 G4-3 2B 1B		1-0 G5-3		5	1	3	0	0	0	2									
Scott Pose, L OBP: 0.395, SLG: 0.333		3-2 G5-3		0-2 F7		1-2 G4-3		0-1 1B HR	4-0 1B BB	4	1	1	0	1	0	3									
Rey Sanchez, R OBP: 0.302, SLG: 0.354		1-1 G4-3		1-0 G6-3 1B		0-0 G4-3		0-2 1B HR	3-3 K	4	1	2	1	0	0	2									
Jeremy Giambi, L OBP: 0.364, SLG: 0.316						2-3 3-H		1-3 HR 1B		1	0	0	0	0	1	3									
Inning Stats	R: 0 E: 0 K: 0 S: 10	H: 1 LOB: 2 BB: 1 P: 17	R: 0 E: 0 K: 0 S: 10	H: 1 LOB: 1 BB: 0 P: 19	R: 2 E: 0 K: 0 S: 9	H: 3 LOB: 2 BB: 1 P: 21	R: 0 E: 0 K: 0 S: 10	H: 1 LOB: 1 BB: 0 P: 16	R: 0 E: 0 K: 0 S: 7	H: 1 LOB: 0 BB: 0 P: 9	R: 3 E: 0 K: 0 S: 13	H: 3 LOB: 2 BB: 2 P: 23	R: 0 E: 0 K: 0 S: 7	H: 0 LOB: 0 BB: 0 P: 13	R: 3 E: 0 K: 2 S: 13	H: 3 LOB: 3 BB: 1 P: 18	R: 0 E: 0 K: 2 S: 16	H: 2 LOB: 3 BB: 1 P: 30	1B: 12 2B: 2 3B: 0 HR: 1	SF: 1 SAC: 0 DP: 1 HBP: 0	WP: 0 PB: 0 SB: 0 CS: 0	PA: 46			
PITCHER	IP	WLS	BF	H	R	ER	SO	BB	IBB	HBP	BLK	WP	HR	S	P	ERA	WHIP								
Dave Borkowski, R ERA: 4.85	(1, 1)	5.2	29	9	5	5	0	4	0	0	0	0	0	56	102	7.94	2.294								
Bryce Florie, R ERA: 4.75	(6, 1)	1.1	W	8	4	3	3	0	0	0	0	0	1	17	24	20.25	3.000								
Doug Brocail, R ERA: 2.94	(8, 1)	1.0	H	3	0	0	0	0	0	0	0	0	0	6	10	0.00	0.000								
Todd Jones, R ERA: 4.65	(9, 1)	1.0	S	6	2	0	2	1	0	0	0	0	0	16	30	0.00	3.000								

Kansas City Royals @ Detroit Tigers
 Tiger Stadium, Detroit, MI
 Thu Jul 22, 1999, 7:05 PM EDT
 Att: 29,322 - Cloudy - 81 F

AB	40
R	8
H	15
RBI	8
BB	5
SO	2
LOB	25



Batter	1	2	3	4	5	6	7	8	9	AB	R	H	RBI	BB	SO	LOB	BOTTOM									
Gregg Jefferies, S OBP: 0.260, SLG: 0.315	0-2 G3		0-0 F7		2-2 SF7					4	0	0	1	0	0	3										
Brad Ausmus, R OBP: 0.381, SLG: 0.449	1-2 F8		1-0 G5-3		0-0 1B		4-1 E BB BB	0-3 K		4	1	1	0	1	1	1										
Bobby Higginson, L OBP: 0.358, SLG: 0.375	2-0 F8			2-0 E4 FC5-4	1-2 1B		4-1 E BB BB	1-2 S HBP		3	1	1	1	1	0	0										
Dean Palmer, R OBP: 0.334, SLG: 0.535		2-3 K		0-0 FC5-4 BB	0-0 F9		1-2 E5 F9 3B	3-1 F8		1	0	0	0	0	1	0										
Jason Wood, R OBP: 0.194, SLG: 0.167				4-2 FC5-4 BB	3-2 P6		1-2 3B 1B	1-2 IBB		4	1	0	0	0	0	6										
Tony Clark, S OBP: 0.330, SLG: 0.431		3-3 K		1-2 FC5-4 BB		3-2 P6	2-0 3B 1B	4-0 IBB		3	1	1	2	2	1	2										
Damion Easley, R OBP: 0.344, SLG: 0.438		2-1 G6-3		0-0 FC5-4		2-2 G6-3	3-2 F9	2-3 K		5	0	0	0	0	1	6										
Juan Encarnacion, R OBP: 0.297, SLG: 0.469			2-2 HR	2-3 K		1-3 K	0-0 1B 2B 3B			4	2	2	3	0	2	2										
Gabe Kapler, R OBP: 0.315, SLG: 0.463			1-0 F9		4-2 E SF7 BB	3-0 HR	1-1 2B			3	2	2	2	1	0	0										
Deivi Cruz, R OBP: 0.290, SLG: 0.379			0-1 1B		1-0 E6 1B	0-2 L7	3-H 2B			3	1	1	0	1	0	1										
Inning Stats	R: 0 E: 0 K: 0 S: 7	H: 0 LOB: 0 BB: 0 P: 10	R: 0 E: 0 K: 2 S: 9	H: 0 LOB: 0 BB: 0 P: 16	R: 1 E: 0 K: 0 S: 9	H: 2 LOB: 1 BB: 0 P: 13	R: 0 E: 1 K: 1 S: 12	H: 0 LOB: 2 BB: 1 P: 20	R: 2 E: 1 K: 0 S: 19	H: 2 LOB: 2 BB: 1 P: 30	R: 1 E: 0 K: 1 S: 13	H: 1 LOB: 0 BB: 0 P: 19	R: 5 E: 1 K: 0 S: 18	H: 3 LOB: 3 BB: 3 P: 38	R: 0 E: 0 K: 2 S: 11	H: 0 LOB: 2 BB: 1 P: 21	1B: 4 2B: 1 3B: 1 HR: 2	SF: 1 SAC: 0 DP: 0 HBP: 1	WP: 0 PB: 0 SB: 1 CS: 0	PA: 42						
PITCHER	IP	WLS	BF	H	R	ER	SO	BB	IBB	HBP	BLK	WP	HR	S	P	ERA	WHIP									
50 José Rosado, L ERA: 3.88	(1, 1)	6.1	L	30	5	6	5	4	0	0	0	0	0	73	120	7.11	1.421									
Tim Byrdak, L ERA: 7.11	(7, 1)	0.0	B	2	1	0	0	0	0	0	0	0	0	4	7	∞	∞									
Ken Ray, R ERA: 5.68	(7, 1)	0.2		5	2	3	0	0	1	0	0	0	0	10	19	0.00	4.500									
Scott Service, R ERA: 5.98	(8, 1)	1.0		5	0	0	0	2	0	1	1	0	0	0	11	21	0.00	0.000								

Kansas City Royals @ Detroit Tigers
 Tiger Stadium, Detroit, MI
 Thu Jul 22, 1999, 7:05 PM EDT
 Att: 29,322 - Cloudy - 81 F

AB	34
R	9
H	8
RBI	9
BB	6
SO	6
LOB	21



Batter	1	2	3	4	5	6	7	8	9	AB	R	H	RBI	BB	SO	LOB	TOP		
Tony Phillips, S OBP: 0.344, SLG: 0.431 Jorge Velandía, R OBP: 0.200, SLG: 0.225	1-1 G4-3		1-1 F9			2-3 K		1-2 F7		5	1	1	0	0	1	3			
Miguel Tejada, R OBP: 0.319, SLG: 0.398	2-2 1B		0-1 F9	2-1 P3		1-1 P4		1-1 P6		5	1	1	0	0	0	1			
Ben Griève, L OBP: 0.349, SLG: 0.451 Jason McDonald, S OBP: 0.300, SLG: 0.265	3-2 1B		4-1 WP	2-0 HBP			2-3 K	1-0 F9		1	1	1	1	1	0	0			
John Jaha, R OBP: 0.409, SLG: 0.599	2-2 G5-3		4-0 HR	2-2 G5-4-3			0-0 F7	1-3 K		4	1	0	0	1	1	2			
Jason Giambi, L OBP: 0.387, SLG: 0.506	2-2 F7		0-0 HR		1-2 F7		3-3 K			4	1	1	4	0	1	1			
Matt Stairs, L OBP: 0.352, SLG: 0.495		3-3 K	0-0 2B		1-1 G6-3			2-2 HR		4	2	2	1	0	1	0			
Ramon Hernandez, R OBP: 0.380, SLG: 0.484		2-0 1B	2-1 G6-3		4-2 BB			3-2 G5-3		3	0	1	0	1	0	1			
3 Eric Chavez, L OBP: 0.330, SLG: 0.422		2-3 K	1-0 1B		1-3 K			1-2 G6-3		4	0	1	1	0	2	2			
Ryan Christenson, R OBP: 0.306, SLG: 0.310	1-2 F8		2-2 1B		2-2 F9			0-0 1B		4	0	2	0	0	0	1			
Inning Stats	R: 1 E: 0 K: 0 S: 16	H: 2 LOB: 1 BB: 0 P: 26	R: 0 E: 0 K: 2 S: 11	H: 1 LOB: 1 BB: 0 P: 20	R: 5 E: 1 K: 0 S: 17	H: 5 LOB: 2 BB: 2 P: 33	R: 0 E: 0 K: 0 S: 5	H: 0 LOB: 0 BB: 0 P: 11	R: 0 E: 0 K: 1 S: 10	H: 0 LOB: 1 BB: 1 P: 17	R: 0 E: 0 K: 2 S: 8	H: 0 LOB: 0 BB: 0 P: 13	R: 0 E: 0 K: 1 S: 14	H: 2 LOB: 1 BB: 0 P: 21	R: 0 E: 0 K: 1 S: 6	H: 0 LOB: 0 BB: 0 P: 9	1B: 6 2B: 2 3B: 0 HR: 2	SF: 0 SAC: 0 DP: 1 HBP: 1	WP: 2 PA: 40 PB: 0 SB: 1 CS: 0
PITCHER	IP WLS BF H R ER SO BB IBB HBP BLK WP HR S P ERA WHIP	IP WLS BF H R ER SO BB IBB HBP BLK WP HR S P ERA WHIP	IP WLS BF H R ER SO BB IBB HBP BLK WP HR S P ERA WHIP	IP WLS BF H R ER SO BB IBB HBP BLK WP HR S P ERA WHIP	IP WLS BF H R ER SO BB IBB HBP BLK WP HR S P ERA WHIP	IP WLS BF H R ER SO BB IBB HBP BLK WP HR S P ERA WHIP	IP WLS BF H R ER SO BB IBB HBP BLK WP HR S P ERA WHIP	IP WLS BF H R ER SO BB IBB HBP BLK WP HR S P ERA WHIP	IP WLS BF H R ER SO BB IBB HBP BLK WP HR S P ERA WHIP	IP WLS BF H R ER SO BB IBB HBP BLK WP HR S P ERA WHIP	IP WLS BF H R ER SO BB IBB HBP BLK WP HR S P ERA WHIP	IP WLS BF H R ER SO BB IBB HBP BLK WP HR S P ERA WHIP	IP WLS BF H R ER SO BB IBB HBP BLK WP HR S P ERA WHIP	IP WLS BF H R ER SO BB IBB HBP BLK WP HR S P ERA WHIP	IP WLS BF H R ER SO BB IBB HBP BLK WP HR S P ERA WHIP	IP WLS BF H R ER SO BB IBB HBP BLK WP HR S P ERA WHIP	IP WLS BF H R ER SO BB IBB HBP BLK WP HR S P ERA WHIP	IP WLS BF H R ER SO BB IBB HBP BLK WP HR S P ERA WHIP	IP WLS BF H R ER SO BB IBB HBP BLK WP HR S P ERA WHIP

Oakland Athletics @ Kansas City Royals
Kauffman Stadium, Kansas City, MO
Fri Jul 23, 1999, 7:05 PM CDT
Att: 21,325 - Cloudy - 83 F

AB	36
R	7
H	10
RBI	7
BB	3
SO	7
LOB	11



Batter	1	2	3	4	5	6	7	8	9	AB	R	H	RBI	BB	SO	LOB	BOTTOM		
Johnny Damon, L OBP: 0.377, SLG: 0.497	1-2 F8		1-1 F9	4-2 SF8	2-2 P6		2-2 HR			4	2	1	1	1	0	3			
Carlos Febles, R OBP: 0.355, SLG: 0.433	3-3 K		2-1 1B	4-1 2B	4-0 BB		2-3 K			3	2	1	0	2	2	0			
Carlos Beltrán, S OBP: 0.345, SLG: 0.472	0-0 E1		0-0 2B	3-1 SF8	0-0 G4-3		0-1 F7			4	1	1	2	0	0	3			
29 Mike Sweeney, R OBP: 0.390, SLG: 0.530 Steve Scarsone, R OBP: 0.296, SLG: 0.242	2-3 K		4-2 2B	0-1 2B		0-0 FC3-6	4-1 BB			3	2	2	1	2	1	1			
Jermaine Dye, R OBP: 0.357, SLG: 0.541		2-0 SF8	0-1 1B	1-2 2B		4-1 FC3-6	2-3 K			4	2	3	3	1	1	1			
Joe Randa, R OBP: 0.379, SLG: 0.499		2-1 SF8	1-1 G3	0-0 F7		1-1 FC3-6		4-2 FC4-6		3	1	1	2	1	0	3			
Chad Kreuter, S OBP: 0.342, SLG: 0.367	1-1 G1-6-3		1-1 G3		3-1 L4	3-2 G4-3		3-2 FC4-6		5	0	2	1	0	0	2			
Jeremy Giambi, L OBP: 0.366, SLG: 0.328	0-0 G1-6-3		2-2 1B		2-0 E1	1-2 G4-3		3-2 G3		5	1	2	1	0	0	4			
Rey Sanchez, R OBP: 0.308, SLG: 0.357 Jed Hansen, R OBP: 0.333, SLG: 0.333			1-1 1B		4-0 BB		0-0 F8	3-2 G6-3		3	1	2	1	1	0	2			
Inning Stats	R: 0 E: 1 K: 2 S: 11	H: 2 LOB: 0 BB: 0 P: 17	R: 1 E: 0 K: 0 S: 6	H: 2 LOB: 0 BB: 0 P: 11	R: 7 E: 0 K: 0 S: 22	H: 7 LOB: 0 BB: 1 P: 36	R: 2 E: 0 K: 0 S: 14	H: 2 LOB: 1 BB: 2 P: 26	R: 0 E: 0 K: 0 S: 7	H: 1 LOB: 3 BB: 2 P: 22	R: 1 E: 0 K: 0 S: 9	H: 2 LOB: 2 BB: 1 P: 18	R: 1 E: 0 K: 2 S: 12	H: 1 LOB: 1 BB: 1 P: 22	R: 0 E: 0 K: 0 S: 16	H: 0 LOB: 1 BB: 1 P: 29	1B: 10 2B: 3 3B: 1 HR: 1	SF: 2 SAC: 0 DP: 1 HBP: 0	WP: 1 PA: 46 PB: 0 SB: 2 CS: 1
PITCHER	IP WLS BF H R ER SO BB IBB HBP BLK WP HR S P ERA WHIP	IP WLS BF H R ER SO BB IBB HBP BLK WP HR S P ERA WHIP	IP WLS BF H R ER SO BB IBB HBP BLK WP HR S P ERA WHIP	IP WLS BF H R ER SO BB IBB HBP BLK WP HR S P ERA WHIP	IP WLS BF H R ER SO BB IBB HBP BLK WP HR S P ERA WHIP	IP WLS BF H R ER SO BB IBB HBP BLK WP HR S P ERA WHIP	IP WLS BF H R ER SO BB IBB HBP BLK WP HR S P ERA WHIP	IP WLS BF H R ER SO BB IBB HBP BLK WP HR S P ERA WHIP	IP WLS BF H R ER SO BB IBB HBP BLK WP HR S P ERA WHIP	IP WLS BF H R ER SO BB IBB HBP BLK WP HR S P ERA WHIP	IP WLS BF H R ER SO BB IBB HBP BLK WP HR S P ERA WHIP	IP WLS BF H R ER SO BB IBB HBP BLK WP HR S P ERA WHIP	IP WLS BF H R ER SO BB IBB HBP BLK WP HR S P ERA WHIP	IP WLS BF H R ER SO BB IBB HBP BLK WP HR S P ERA WHIP	IP WLS BF H R ER SO BB IBB HBP BLK WP HR S P ERA WHIP	IP WLS BF H R ER SO BB IBB HBP BLK WP HR S P ERA WHIP	IP WLS BF H R ER SO BB IBB HBP BLK WP HR S P ERA WHIP	IP WLS BF H R ER SO BB IBB HBP BLK WP HR S P ERA WHIP	IP WLS BF H R ER SO BB IBB HBP BLK WP HR S P ERA WHIP

Oakland Athletics @ Kansas City Royals
Kauffman Stadium, Kansas City, MO
Fri Jul 23, 1999, 7:05 PM CDT
Att: 21,325 - Cloudy - 83 F

AB	35
R	12
H	15
RBI	12
BB	8
SO	4
LOB	20



Batter	1	2	3	4	5	6	7	8	9	AB	R	H	RBI	BB	SO	LOB	TOP					
Brian Hunter, R OBP: 0.312, SLG: 0.363 (1, 7)	G1-4-3		G4-3 BB			F9		G6-3	FC5-4	5	1	1	1	1	0	4						
David Bell, R OBP: 0.340, SLG: 0.458 (1, 4)	G5-3		G4-3			1B		G6-3	HR	5	1	2	0	0	0	1						
Ken Griffey Jr., L OBP: 0.400, SLG: 0.621 (1, 8)	F9					K		3B	2B	4	2	2	2	1	1	1						
Edgar Martinez, R OBP: 0.435, SLG: 0.524 (1, 10)		F8	K			1B		K		5	0	3	0	0	2	3						
David Segui, S OBP: 0.352, SLG: 0.452 (1, 3)		P5	F7			F9				5	1	2	1	0	0	5						
Jay Buhner, R OBP: 0.383, SLG: 0.475 (1, 9)		E				G6-3		G5-3		4	1	1	0	1	1	1						
Dan Wilson, R OBP: 0.333, SLG: 0.401 (1, 2)		F8				G6-3		FC6-4	1B	4	1	2	1	1	0	2						
John Mabry, L OBP: 0.295, SLG: 0.397 (1, 5)			P2			P2		G1-6-3	E3	4	0	1	1	1	0	1						
Rafael Bourimail, R OBP: 0.349, SLG: 0.482 Raul Ibanez, L OBP: 0.338, SLG: 0.382 (9, PH)		P4				F7		FC6-4	F9	4	0	1	0	0	0	5						
Inning Stats	R: 0 E: 0 K: 0 S: 8	H: 0 LOB: 0 BB: 0 P: 15	R: 0 E: 1 K: 0 S: 12	H: 1 LOB: 3 BB: 2 P: 24	R: 0 E: 0 K: 1 S: 11	H: 0 LOB: 2 BB: 2 P: 22	R: 0 E: 0 K: 0 S: 7	H: 0 LOB: 0 BB: 0 P: 9	R: 1 E: 0 K: 1 S: 13	H: 3 LOB: 2 BB: 0 P: 19	R: 0 E: 0 K: 0 S: 12	H: 2 LOB: 1 BB: 0 P: 20	R: 1 E: 0 K: 2 S: 13	H: 2 LOB: 1 BB: 0 P: 18	R: 0 E: 0 K: 0 S: 9	H: 1 LOB: 1 BB: 0 P: 17	R: 5 E: 1 K: 0 S: 16	H: 6 LOB: 1 BB: 0 P: 29	1B: 8 2B: 4 3B: 1 HR: 2	SF: 0 SAC: 0 DP: 1 HBP: 0	WP: 0 PB: 0 SB: 0 CS: 0	PA: 46
PITCHER	IP	WLS	BF	H	R	ER	SO	BB	IBB	HBP	BLK	WP	HR	S	P	ERA	WHIP					
Kevin Appier, R ERA: 4.87 (1, 1)	7.0	W	33	8	2	2	4	3	1	0	0	0	1	76	127	2.57	1.571					
Ken Ray, R ERA: 8.31 (8, 1)	1.1		10	7	5	4	0	1	0	0	0	0	1	21	39	27.00	6.000					
Scott Service, R ERA: 5.59 (9, 1)	0.2	S	3	0	0	0	0	0	0	0	0	0	0	4	7	0.00	0.000					

Seattle Mariners @ Kansas City Royals
Kauffman Stadium, Kansas City, MO
Tue Jul 27 1999, 7:05 PM CDT
Att: 18,232 - Cloudy - 98 F

AB 41
R 7
H 15
RBI 6
BB 5
SO 4
LOB 24



Batter	1	2	3	4	5	6	7	8	9	AB	R	H	RBI	BB	SO	LOB	BOTTOM					
Johnny Damon, L OBP: 0.382, SLG: 0.498 (1, 7)			G4-3	1-2 2H	P6		P7			4	0	1	1	0	0	3						
Carlos Febles, R OBP: 0.350, SLG: 0.424 (1, 4)	F9		G4-3	F8		K		HR		5	1	1	0	0	1	3						
Carlos Beltrán, S OBP: 0.341, SLG: 0.471 (1, 8)	F8			G6-3	G6-3	F9		HR		5	1	2	2	0	0	1						
29 Mike Sweeney, R OBP: 0.395, SLG: 0.536 (1, 3)	G4-3			WP	3B	1B		G6-3		4	2	2	0	1	0	1						
Jermaine Dye, R OBP: 0.365, SLG: 0.560 Scott Pose, L OBP: 0.400, SLG: 0.342 (8, PR) (9, 9)		G5-3		G6-3	1B	3B		F9		5	1	2	1	0	0	3						
Joe Randa, R OBP: 0.381, SLG: 0.512 Jed Hansen, R OBP: 0.325, SLG: 0.324 (9, 5)				1B	G3	FC5-6-4		P2		5	1	2	0	0	0	4						
Chad Kreuter, S OBP: 0.343, SLG: 0.365 (1, 2)	L8			1B	1B			F8		4	2	1	0	1	0	2						
Jeremy Giambi, L OBP: 0.386, SLG: 0.366 (1, 10)			K		1B	1B				3	1	2	2	1	1	1						
Rey Sanchez, R OBP: 0.316, SLG: 0.361 Ray Holbert, R (9, 6)			G6-3		1B			F8		4	0	2	1	0	0	1						
Inning Stats	R: 0 E: 0 K: 0 S: 7	H: 0 LOB: 1 BB: 0 P: 12	R: 0 E: 0 K: 1 S: 11	H: 1 LOB: 1 BB: 0 P: 16	R: 0 E: 0 K: 0 S: 6	H: 0 LOB: 0 BB: 0 P: 11	R: 4 E: 0 K: 0 S: 15	H: 6 LOB: 2 BB: 0 P: 25	R: 3 E: 1 K: 0 S: 12	H: 4 LOB: 2 BB: 1 P: 27	R: 0 E: 0 K: 1 S: 7	H: 1 LOB: 1 BB: 1 P: 15	R: 0 E: 0 K: 0 S: 5	H: 0 LOB: 1 BB: 1 P: 12	R: 2 E: 0 K: 0 S: 11	H: 3 LOB: 1 BB: 0 P: 16	1B: 11 2B: 2 3B: 1 HR: 1	SF: 0 SAC: 0 DP: 0 HBP: 1	WP: 1 PB: 0 SB: 1 CS: 0	PA: 43		
PITCHER	IP	WLS	BF	H	R	ER	SO	BB	IBB	HBP	BLK	WP	HR	S	P	ERA	WHIP					
Jeff Fassero, L ERA: 7.06 28 Ken Cloude, R ERA: 7.84 Ryan Franklin, R ERA: 4.76 (5, 1) (8, 1)	4.1	L	23	6	3	3	1	3	0	0	0	0	1	27	56	9.00	3.000					
	0.2		2	0	0	0	0	0	0	0	0	0	0	2	3	0.00	0.000					

Seattle Mariners @ Kansas City Royals
Kauffman Stadium, Kansas City, MO
Tue Jul 27 1999, 7:05 PM CDT
Att: 18,232 - Cloudy - 98 F

AB 39
R 9
H 15
RBI 7
BB 3
SO 2
LOB 19



Batter	1	2	3	4	5	6	7	8	9	AB	R	H	RBI	BB	SO	LOB	TOP										
Brian Hunter, R OBP: 0.308, SLG: 0.358 (1, 7)	G4-3	F8		P6			G6-3		K	5	0	0	0	0	1	2											
Alex Rodriguez, R OBP: 0.389, SLG: 0.635 (1, 6)	1B	CS					K		F8	3	0	0	0	2	2	1											
Ken Griffey Jr., L OBP: 0.399, SLG: 0.617 (1, 8)	1B	CS		F7			K		P4	4	0	1	0	0	1	0											
Edgar Martinez, R OBP: 0.433, SLG: 0.519 (1, 10)	1B			F7			G5-3		F8	3	0	0	0	1	0	0											
Jay Buhner, R OBP: 0.392, SLG: 0.504 (1, 9)	K			HR			1B		L9-6	3	1	2	1	1	1	3											
Russ Davis, R OBP: 0.286, SLG: 0.450 (1, 5)	G6-3			G3			K		1B	4	0	1	0	0	1	4											
David Bell, R OBP: 0.344, SLG: 0.460 (1, 4)		HR		G5-3			FC6-4		L9-6	3	1	2	0	1	0	2											
Raul Ibanez, L OBP: 0.333, SLG: 0.413 (1, 3)		HR		K			P5		K	4	1	1	2	0	2	3											
Dan Wilson, R OBP: 0.332, SLG: 0.399 (1, 2)		K		G5-3			FC6-4		1B	4	0	1	0	0	1	3											
Inning Stats	R: 0 E: 0 K: 1 S: 12	H: 1 LOB: 3 BB: 2 P: 25	R: 2 E: 0 K: 1 S: 14	H: 1 LOB: 0 BB: 2 P: 22	R: 1 E: 0 K: 0 S: 10	H: 1 LOB: 0 BB: 0 P: 19	R: 0 E: 0 K: 1 S: 10	H: 1 LOB: 1 BB: 0 P: 12	R: 0 E: 0 K: 2 S: 10	H: 0 LOB: 0 BB: 0 P: 15	R: 0 E: 0 K: 1 S: 14	H: 1 LOB: 2 BB: 1 P: 26	R: 0 E: 0 K: 1 S: 12	H: 0 LOB: 0 BB: 0 P: 15	R: 0 E: 0 K: 0 S: 7	H: 2 LOB: 1 BB: 0 P: 12	R: 0 E: 0 K: 2 S: 12	H: 1 LOB: 1 BB: 0 P: 17	1B: 6 2B: 1 3B: 0 HR: 2	SF: 0 SAC: 0 DP: 1 HBP: 0	WP: 0 PB: 0 SB: 0 CS: 1	PA: 39					
PITCHER	IP	WLS	BF	H	R	ER	SO	BB	IBB	HBP	BLK	WP	HR	S	P	ERA	WHIP										
50 José Rosado, L ERA: 3.69 (1, 1)	7.0	W	30	5	3	3	7	5	0	0	0	0	2	82	134	3.86	1.429										
Brian Barber, R ERA: 7.02 (8, 1)	1.0	H	4	2	0	0	0	0	0	0	0	0	0	7	12	0.00	2.000										
Scott Service, R ERA: 5.49 (9, 1)	1.0	S	4	1	0	0	2	0	0	0	0	0	0	12	17	0.00	1.000										

Seattle Mariners @ Kansas City Royals
Kauffman Stadium, Kansas City, MO
Wed Jul 28 1999, 7:05 PM CDT
Att: 17,476 - Unknown - 100 F

AB 33
R 3
H 8
RBI 3
BB 5
SO 9
LOB 18



Batter	1	2	3	4	5	6	7	8	9	AB	R	H	RBI	BB	SO	LOB	BOTTOM										
Johnny Damon, L OBP: 0.381, SLG: 0.494 (1, 7)	P4		L8		L3		S			3	0	0	0	1	0	1											
Carlos Febles, R OBP: 0.351, SLG: 0.424 (1, 4)	G1-6-3			G6-3	HR		K		K	3	1	1	0	1	1	1											
Carlos Beltrán, S OBP: 0.342, SLG: 0.478 (1, 8)	G1-6-3			1B	2B		F7			4	2	2	2	0	0	2											
29 Mike Sweeney, R OBP: 0.394, SLG: 0.536 (1, 3)		G5-3		G5-3	2B		G6-3			4	0	1	0	0	0	1											
Jed Hansen, R OBP: 0.325, SLG: 0.324 (9, 3)		G5-3		G5-3	2B		G6-3			0	0	0	0	0	0	0											
Jermaine Dye, R OBP: 0.364, SLG: 0.556 (1, 9)		G5-3		2B	K		G6-3			4	1	1	0	0	1	1											
Joe Randa, R OBP: 0.382, SLG: 0.514 (1, 5)		K		E4	2B		F9		WP	4	0	2	1	0	1	0											
Jeremy Giambi, L OBP: 0.377, SLG: 0.355 (1, 10)			F8	K			F8		G6-3	4	0	0	0	0	1	2											
Chad Kreuter, S OBP: 0.343, SLG: 0.377 (1, 2)			G4-1		HR		L7			3	1	1	1	0	0	0											
Rey Sanchez, R OBP: 0.316, SLG: 0.361 (1, 6)			1B		K		G6-3			3	0	1	0	0	1	0											
Inning Stats	R: 0 E: 0 K: 0 S: 4	H: 1 LOB: 0 BB: 0 P: 8	R: 0 E: 0 K: 1 S: 8	H: 0 LOB: 0 BB: 0 P: 16	R: 0 E: 0 K: 0 S: 10	H: 1 LOB: 1 BB: 0 P: 18	R: 2 E: 1 K: 1 S: 15	H: 3 LOB: 1 BB: 0 P: 24	R: 3 E: 0 K: 2 S: 19	H: 3 LOB: 1 BB: 1 P: 33	R: 0 E: 0 K: 0 S: 8	H: 0 LOB: 0 BB: 0 P: 16	R: 0 E: 0 K: 1 S: 8	H: 0 LOB: 1 BB: 1 P: 16	R: 0 E: 0 K: 0 S: 6	H: 1 LOB: 1 BB: 0 P: 10	1B: 5 2B: 2 3B: 0 HR: 2	SF: 0 SAC: 0 DP: 1 HBP: 0	WP: 2 PB: 0 SB: 0 CS: 0	PA: 34							
PITCHER	IP	WLS	BF	H	R	ER	SO	BB	IBB	HBP	BLK	WP	HR	S	P	ERA	WHIP										
Freddy García, R ERA: 4.96 (1, 1)	5.0	L	23	8	5	4	4	1	0	0	0	0	2	56	99	7.20	1.800										
Frankie Rodriguez, R ERA: 6.56 (6, 1)	2.0		7	0	0	0	1	1	0	0	0	0	0	16	32	0.00	0.500										
Jose Paniagua, R ERA: 3.88 (8, 1)	1.0		4	1	0	0	0	0	0	0	0	1	0	6	10	0.00	1.000										

Seattle Mariners @ Kansas City Royals
Kauffman Stadium, Kansas City, MO
Wed Jul 28 1999, 7:05 PM CDT
Att: 17,476 - Unknown - 100 F

AB 32
R 5
H 9
RBI 4
BB 2
SO 5
LOB 8



Batter	1	2	3	4	5	6	7	8	9	AB	R	H	RBI	BB	SO	LOB	TOP					
Brian Hunter, R OBP: 0.311, SLG: 0.360 (1, 8)	G1-3	B2		BB 1B		S 2B 1B	BB 1B		P4	6	1	3	1	0	0	0						
David Bell, R OBP: 0.344, SLG: 0.458 (1, 4)	1B		P5	F9		K	BB			4	0	1	0	1	1	3						
Ken Griffey Jr., L OBP: 0.401, SLG: 0.615 (1, 10)	1B		F8	FC6-4 BB		S 2B IBB	G3-1			3	1	1	0	2	0	3						
Alex Rodriguez, R OBP: 0.390, SLG: 0.646 (1, 6)	K		HR	FC6-4		S 2B			K	5	1	2	3	0	2	5						
Raul Ibanez, L OBP: 0.326, SLG: 0.400 (1, 9)	G4-3		K		K	L9			G6-4-3 1B	5	0	1	0	0	2	3						
Tom Lampkin, L OBP: 0.358, SLG: 0.536 (1, 2)		G3-1		2B 1B BB	1B BB	F7			G6-4-3 1B	3	1	0	0	2	0	2						
Ozzie Timmons, R OBP: 0.273, SLG: 0.500 Paul Abbott, R (8, 1)		G1-3 HR 1B		F7		K			G4-3	4	1	1	0	0	1	2	AB 41					
Edgar Martinez, R OBP: 0.434, SLG: 0.530 Jose Mesa, R (9, 1)									HR	1	1	1	1	0	0	0	R 8					
John Mabry, L OBP: 0.302, SLG: 0.406 (1, 3)		G1-3		1B 1B 2B	1B	1B			K	5	1	3	0	0	1	1	H 15					
Russ Davis, R OBP: 0.288, SLG: 0.459 (1, 5)		2H HR		BB 1B		K			P4	0	0	0	0	0	0	0	RBI 8					
Inning Stats	R: 0 E: 0 K: 1 S: 11	H: 2 LOB: 2 BB: 0 P: 18	R: 2 E: 0 K: 0 S: 10	H: 2 LOB: 0 BB: 0 P: 14	R: 1 E: 0 K: 1 S: 7	H: 1 LOB: 0 BB: 0 P: 8	R: 2 E: 0 K: 0 S: 10	H: 3 LOB: 3 BB: 2 P: 25	R: 0 E: 0 K: 3 S: 15	H: 1 LOB: 2 BB: 1 P: 25	R: 2 E: 0 K: 1 S: 15	H: 2 LOB: 1 BB: 1 P: 24	R: 0 E: 0 K: 1 S: 15	H: 2 LOB: 3 BB: 1 P: 23	R: 0 E: 0 K: 1 S: 10	H: 1 LOB: 0 BB: 0 P: 16	R: 1 E: 0 K: 1 S: 7	H: 1 LOB: 0 BB: 0 P: 10	1B: 10 2B: 2 3B: 0 HR: 3	SF: 0 SAC: 0 DP: 1 HBP: 0	WP: 0 PB: 0 SB: 3 CS: 0	PA: 46
PITCHER	IP	WLS	BF	H	R	ER	SO	BB	IBB	HBP	BLK	WP	HR	S	P	ERA	WHIP					
Jeff Suppan, R ERA: 4.12 Alvin Moman, L ERA: 3.49 Matt Whisenant, L ERA: 5.51 Glendon Rusch, L ERA: 9.0	(1, 1)	5.1	L	31	11	7	6	3	1	0	0	0	2	65	108	11.81	2.625					

Seattle Mariners @ Kansas City Royals
Kauffman Stadium, Kansas City, MO
Thu Jul 29 1999, 1:05 PM CDT
Att: 20,147 - Sunny - 98 F

AB	41
R	8
H	15
RBI	8
BB	5
SO	9
LOB	22



Batter	1	2	3	4	5	6	7	8	9	AB	R	H	RBI	BB	SO	LOB	BOTTOM				
Johnny Damon, L OBP: 0.382, SLG: 0.494 (1, 7)	K		G4-3 1B		G6-4-3 1B			K		4	0	2	0	0	2	0					
Carlos Febles, R OBP: 0.350, SLG: 0.427 (1, 4)	G6-3		G4-3		G6-4-3			3B		4	0	1	0	0	0	2					
Carlos Beltrán, S OBP: 0.339, SLG: 0.474 (1, 8)	K		G6-3			G6-3		L9		4	0	0	0	0	1	1					
29 Mike Sweeney, R OBP: 0.397, SLG: 0.544 (1, 3)		1B 2B BB		HR		G4-3		WP 1B BB		2	2	1	1	2	0	0					
Jermaine Dye, R OBP: 0.363, SLG: 0.561 (1, 9)		F8		HR		P7		F9		4	1	1	1	0	0	2					
Joe Randa, R OBP: 0.381, SLG: 0.511 (1, 5)		2B 1B		G6-3			F9	F9		4	1	1	0	0	0	1					
Jeremy Giambi, L OBP: 0.380, SLG: 0.366 (1, 10)		L5-4 1H 2H		G4-3		K		WP 1B		4	0	2	2	0	1	0	AB 32				
Tim Spehr, R OBP: 0.333, SLG: 0.420 Scott Pose, L OBP: 0.396, SLG: 0.338 (9, PH)				G1-3		F8		G1-3		2	0	0	0	1	0	0	R 4				
Rey Sanchez, R OBP: 0.313, SLG: 0.358 (1, 6)		L5-4				G6-3		G6-3		3	0	0	0	0	0	2	H 8				
Inning Stats	R: 0 E: 0 K: 2 S: 8	H: 0 LOB: 0 BB: 0 P: 13	R: 2 E: 0 K: 0 S: 12	H: 2 LOB: 1 BB: 2 P: 25	R: 0 E: 0 K: 0 S: 4	H: 1 LOB: 0 BB: 0 P: 8	R: 2 E: 0 K: 0 S: 10	H: 2 LOB: 0 BB: 0 P: 16	R: 0 E: 0 K: 0 S: 8	H: 0 LOB: 0 BB: 0 P: 13	R: 0 E: 0 K: 1 S: 9	H: 0 LOB: 0 BB: 0 P: 14	R: 0 E: 0 K: 1 S: 12	H: 1 LOB: 1 BB: 0 P: 16	R: 0 E: 0 K: 0 S: 10	H: 1 LOB: 2 BB: 1 P: 22	1B: 4 2B: 2 3B: 1 HR: 2	SF: 0 SAC: 0 DP: 3 HBP: 0	WP: 1 PB: 0 SB: 0 CS: 0	PA: 35	
PITCHER	IP	WLS	BF	H	R	ER	SO	BB	IBB	HBP	BLK	WP	HR	S	P	ERA	WHIP				
John Halama, L ERA: 3.65 Paul Abbott, R ERA: 3.38 Paul Abbott, R ERA: 3.38 Jose Mesa, R ERA: 6.48	(1, 1)	3.0	H	10	1	0	2	0	0	0	0	0	0	29	47	0.00	0.333				

Seattle Mariners @ Kansas City Royals
Kauffman Stadium, Kansas City, MO
Thu Jul 29 1999, 1:05 PM CDT
Att: 20,147 - Sunny - 98 F

AB	32
R	4
H	8
RBI	4
BB	3
SO	4
LOB	10



Batter	1	2	3	4	5	6	7	8	9	AB	R	H	RBI	BB	SO	LOB	TOP				
Johnny Damon, L OBP: 0.383, SLG: 0.493	1-1 P3		4-0 BB		0-2 L4			1-1 L3 1B		3	0	1	0	1	0	1					
Carlos Febles, R OBP: 0.347, SLG: 0.422	2-2 G4-3		1-3 K		0-1 G5-4-3			2-2 L3		4	0	0	0	0	1	4					
Carlos Beltrán, S OBP: 0.336, SLG: 0.469	1-1 L9		2-3 K			0-0 B1-3		1-3 K		4	0	0	0	0	2	2					
29 Mike Sweeney, R OBP: 0.398, SLG: 0.560		3-2 HR		1-2 HR		2-2 G4-3		0-0 G5-3		4	2	2	2	0	0	0					
Jermaine Dye, R OBP: 0.362, SLG: 0.558	0-1 P9		1-1 1B FC3-5-3		0-0 G4-3			2-2 K		4	0	1	0	0	1	0					
Joe Randa, R OBP: 0.384, SLG: 0.516	2-0 L3		2-1 1B FC3-5-3			2-2 G4-1 1B		2-1 2B		4	0	3	0	0	0	0					
Jeremy Giambi, L OBP: 0.376, SLG: 0.359	1-1 B2-3		1-2 FC3-2-5-3 G6-4-3			0-3 K		4-2 BB		3	0	0	0	1	1	3					
Chad Kreuter, S OBP: 0.341, SLG: 0.375			3-2 BB 1B		2-2 G6-4-3		1-2 G4-1		0-2 G3		4	0	1	0	0	5					
Rey Sanchez, R OBP: 0.313, SLG: 0.358	1-1 F9				0-0 G5-4-3 1B		0-0 G4-3			3	0	1	0	0	0	2					
Inning Stats	R: 0 E: 0 K: 0 S: 9	H: 0 LOB: 0 BB: 0 P: 13	R: 1 E: 0 K: 0 S: 8	H: 1 LOB: 0 BB: 0 P: 14	R: 0 E: 0 K: 2 S: 14	H: 1 LOB: 2 BB: 1 P: 25	R: 1 E: 0 K: 0 S: 19	H: 3 LOB: 1 BB: 0 P: 26	R: 0 E: 0 K: 0 S: 6	H: 0 LOB: 0 BB: 0 P: 7	R: 0 E: 0 K: 1 S: 11	H: 1 LOB: 1 BB: 0 P: 14	R: 0 E: 0 K: 1 S: 12	H: 1 LOB: 0 BB: 1 P: 16	R: 0 E: 0 K: 1 S: 11	H: 1 LOB: 2 BB: 1 P: 19	1B: 6 2B: 2 3B: 0 HR: 2	SF: 0 SAC: 0 DP: 3 HBP: 0	WP: 0 PB: 0 SB: 0 CS: 0	PA: 35	
PITCHER	IP	WLS	BF	H	R	ER	SO	BB	IBB	HBP	BLK	WP	HR	S	P	ERA	WHIP				
Esteban Loaiza, R ERA: 6.45	6.0	W	23	6	2	2	2	1	0	0	0	0	2	61	91	3.00	1.167				
Tim Lincecum, R ERA: 3.52	2.0		7	2	0	0	2	0	0	0	0	0	0	23	30	0.00	1.000				
Danny Patterson, R ERA: 4.79	1.0		5	1	0	0	1	1	0	0	0	0	0	11	19	0.00	2.000				

Kansas City Royals @ Texas Rangers
The Ballpark at Arlington, Arlington, TX
Fri Jul 30 1999, 8:35 PM EDT
Att: 39,611 - Unknown - 96 F

AB 33
R 2
H 9
RBI 2
BB 2
SO 5
LOB 17



Batter	1	2	3	4	5	6	7	8	9	AB	R	H	RBI	BB	SO	LOB	BOTTOM				
Mark McLemore, S OBP: 0.371, SLG: 0.371	4-0 G3 29 BB		1-0 G5-4-3 1B		2-2 29 1B	2-1 P2	4-2 29 G3 1B			3	1	2	0	2	0	2					
Ivan Rodriguez, R OBP: 0.341, SLG: 0.511	0-0 L6		2-2 G5-4-3		1-2 1B	1-0 E8 BB 1B	0-0 29 G3 1B			5	2	3	3	0	0	2					
29 Rusty Greer, L OBP: 0.394, SLG: 0.443	4-2 G3 1B		4-1 BB		1-0 1B	2-2 1B HBP	0-0 G3			2	2	1	1	1	2	0					
Rafael Palmeiro, L OBP: 0.433, SLG: 0.597	1-2 G3		2-3 K		1-1 1B	4-2 1B BB	1-0 F8			4	0	1	1	1	1	5					
Todd Zeile, R OBP: 0.368, SLG: 0.508	2-3 K				3-2 G6-3	2-0 SF9	3-2 BB 1B			4	0	2	3	0	1	2					
Lee Stevens, L OBP: 0.395, SLG: 0.494		1-1 P6		2-2 P5	0-0 G5-3	0-0 P3	1-3 2H 1B			5	0	0	0	0	1	4					
Roberto Kelly, R OBP: 0.383, SLG: 0.456		2-1 F9		0-0 1B		0-0 1B 1B	4-2 BB 1B HBP			3	2	2	0	1	0	0					
Ruben Mateo, R OBP: 0.255, SLG: 0.447		2-2 1B		1-0 G3		1-2 P3	1-2 F8			5	0	1	0	0	1	5					
Royce Clayton, R OBP: 0.305, SLG: 0.375					0-0 G4-3	1-0 1B	3-1 G3-1			5	2	2	0	0	1	3					
Inning Stats	R: 0 E: 0 K: 1 S: 9	H: 0 LOB: 2 BB: 2 P: 20	R: 0 E: 0 K: 1 S: 12	H: 1 LOB: 0 BB: 0 P: 17	R: 0 E: 0 K: 1 S: 13	H: 1 LOB: 1 BB: 0 P: 19	R: 3 E: 0 K: 0 S: 12	H: 4 LOB: 1 BB: 0 P: 20	R: 4 E: 1 K: 0 S: 18	H: 4 LOB: 2 BB: 1 P: 31	R: 2 E: 0 K: 0 S: 12	H: 2 LOB: 2 BB: 1 P: 21	R: 0 E: 0 K: 2 S: 12	H: 1 LOB: 2 BB: 1 P: 23	1B: 14 2B: 0 3B: 0 HR: 0	SF: 1 SAC: 0 DP: 1 HBP: 2	WP: 0 PB: 0 SB: 0 CS: 0	PA: 45			
PITCHER	IP	WLS	BF	H	R	ER	SO	BB	IBB	HBP	BLK	WP	HR	S	P	ERA	WHIP				
Jay Witasick, R ERA: 6.77	5.1	L	27	5	5	5	3	3	0	0	0	0	0	58	98	8.44	2.250				
Glendon Rusch, L ERA: 16.2	0.2		6	2	2	2	0	1	0	1	0	0	0	14	26	27.00	4.500				
Ken Ray, R ERA: 9.64	0.2		6	2	2	2	0	1	0	1	0	0	0	11	19	27.00	4.500				
Matt Whisenant, L ERA: 5.29	1.1		6	1	0	0	2	1	0	0	0	0	0	13	25	0.00	1.500				

Kansas City Royals @ Texas Rangers
The Ballpark at Arlington, Arlington, TX
Fri Jul 30 1999, 8:35 PM EDT
Att: 39,611 - Unknown - 96 F

AB 36
R 9
H 14
RBI 8
BB 6
SO 5
LOB 25



Batter	1	2	3	4	5	6	7	8	9	AB	R	H	RBI	BB	SO	LOB	TOP								
Johnny Damon, L OBP: 0.387, SLG: 0.496	L4		BB	1B		SF7	1B	FC3-6		5	2	3	1	1	0	2									
Carlos Febles, R OBP: 0.353, SLG: 0.425	E3		BB	BB		2B	1B			3	2	2	2	1	0	0									
Jed Hansen, R OBP: 0.317, SLG: 0.314			BB	BB		2B	1B			1	0	0	0	0	1	2									
Carlos Beltrán, S OBP: 0.338, SLG: 0.470		BB				SF7				4	1	2	2	1	1	6									
29 Mike Sweeney, R OBP: 0.400, SLG: 0.564	F8		G6-4-3			2B	1B			5	2	2	0	1	1	6									
Jermaine Dye, R OBP: 0.362, SLG: 0.557		F7		G5-3	G5-3	G3				6	0	2	5	0	1	2									
Joe Randa, R OBP: 0.381, SLG: 0.514		G5-3		1B	2B	K	G3	F9		6	1	1	0	0	2	4									
Chad Kreuter, S OBP: 0.345, SLG: 0.375		P6		BB	1B			FC3-6		5	1	2	1	1	1	2									
Scott Pose, L OBP: 0.417, SLG: 0.358			WP	1B	BB			FC3-6		4	2	3	0	1	0	2									
Rey Sanchez, R OBP: 0.315, SLG: 0.362			2B	1B	BB					4	1	2	1	0	0	2									
Ray Holbert, R			1B	2B		2B	1B	K		1	0	0	0	0	1	2									
Inning Stats	R: 0 E: 1 K: 0 S: 5	H: 0 LOB: 1 BB: 1 P: 11	R: 0 E: 0 K: 0 S: 5	H: 0 LOB: 0 BB: 6	R: 1 E: 0 K: 1 S: 21	H: 3 LOB: 2 BB: 1 P: 35	R: 2 E: 0 K: 0 S: 16	H: 3 LOB: 3 BB: 2 P: 37	R: 1 E: 0 K: 1 S: 9	H: 1 LOB: 0 BB: 0 P: 15	R: 5 E: 0 K: 0 S: 15	H: 5 LOB: 2 BB: 2 P: 30	R: 3 E: 0 K: 1 S: 14	H: 3 LOB: 1 BB: 0 P: 21	R: 0 E: 0 K: 2 S: 9	H: 2 LOB: 2 BB: 0 P: 14	R: 0 E: 0 K: 3 S: 13	H: 2 LOB: 2 BB: 0 P: 18	1B: 14 2B: 4 3B: 1 HR: 0	SF: 1 SAC: 0 DP: 1 HBP: 1	WP: 1 PB: 0 SB: 2 CS: 1	PA: 52			
PITCHER	IP	WLS	BF	H	R	ER	SO	BB	IBB	HBP	BLK	WP	HR	S	P	ERA	WHIP								
Rick Helling, R ERA: 4.38	(1, 1)	5.0	25	7	4	3	2	4	0	0	0	1	0	56	104	5.40	2.200								
Mike Munoz, L ERA: 4.06	(6, 1)	0.0	L	3	3	3	0	0	0	0	0	0	0	4	7	∞	∞								
Jonathan Johnson, R ERA: 15.0	(6, 1)	3.0		21	9	5	3	2	0	1	0	0	0	38	62	15.00	3.667								
Tim Crabtree, R ERA: 3.43	(9, 1)	1.0		3	0	0	3	0	0	0	0	0	0	9	14	0.00	0.000								

Kansas City Royals @ Texas Rangers
The Ballpark at Arlington, Arlington, TX
Sat Jul 31 1999, 8:35 PM EDT
Att. 46,549 - Cloudy - 101 F

livebaseballscorecards.com

AB 44
R 12
H 19
RBI 12
BB 6
SO 8
LOB 30



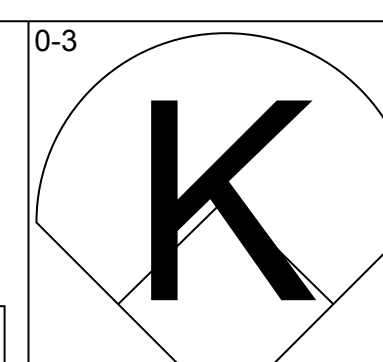
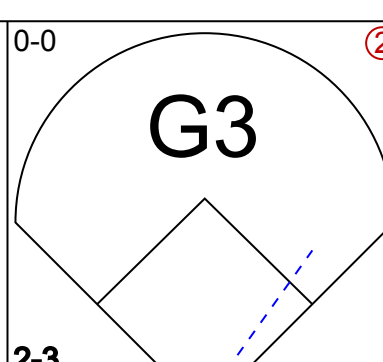
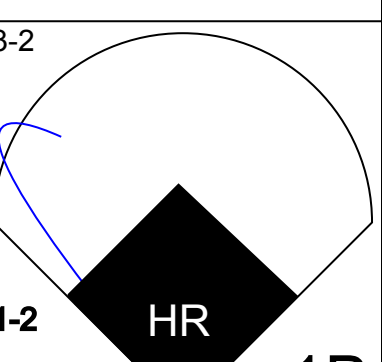
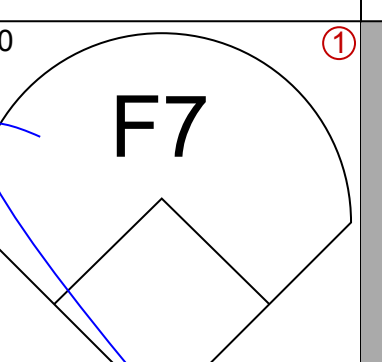
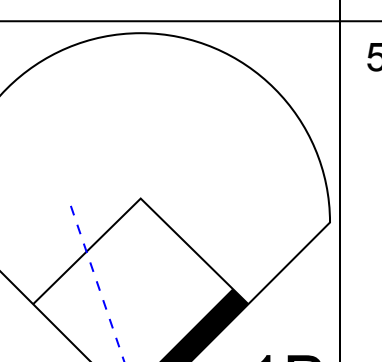
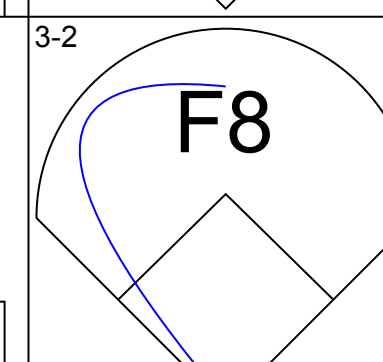
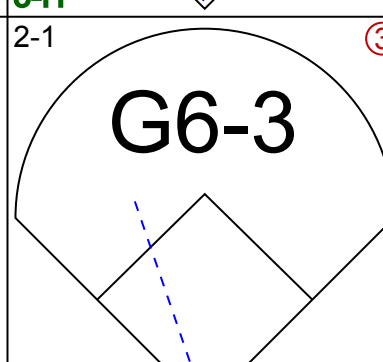
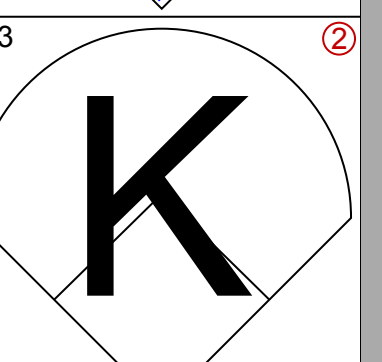
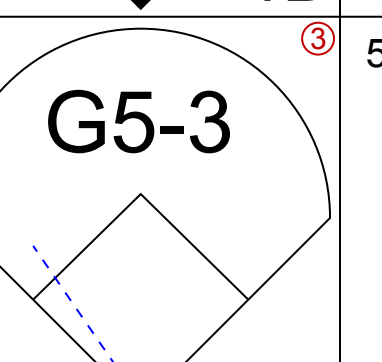
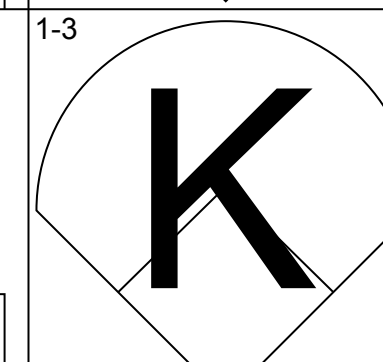
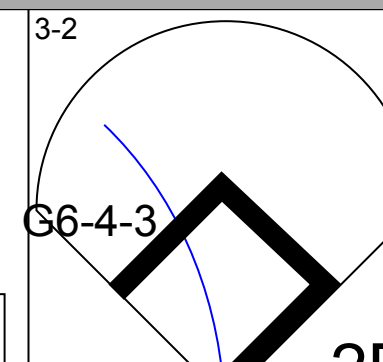
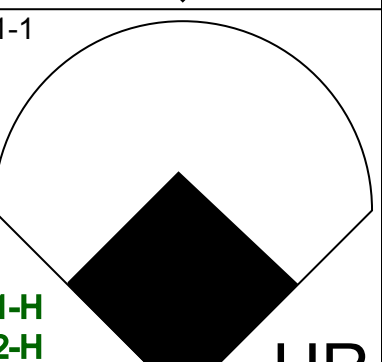
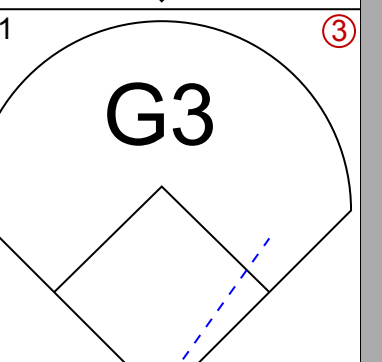
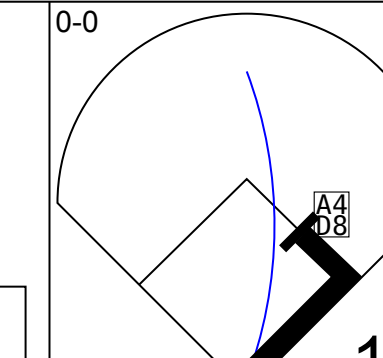
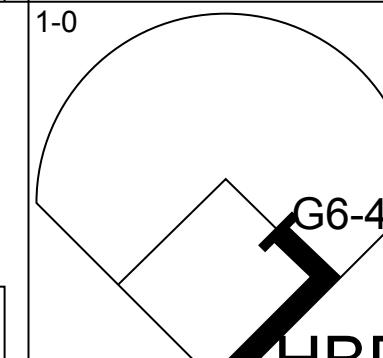
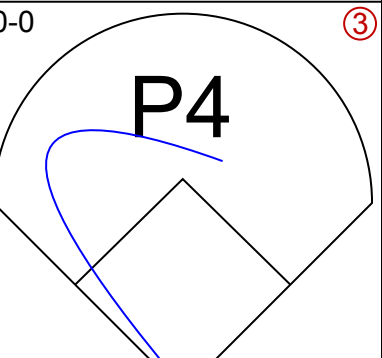
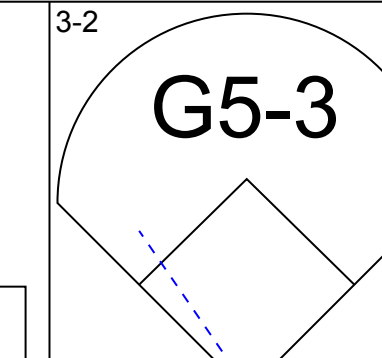
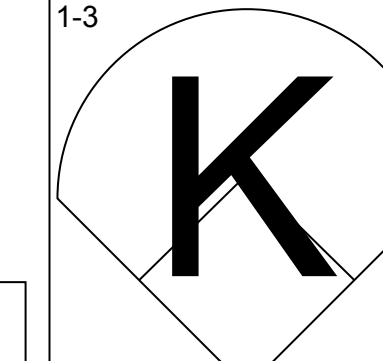
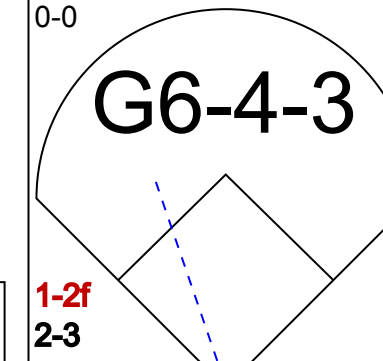
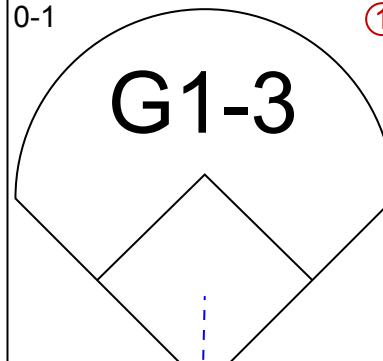
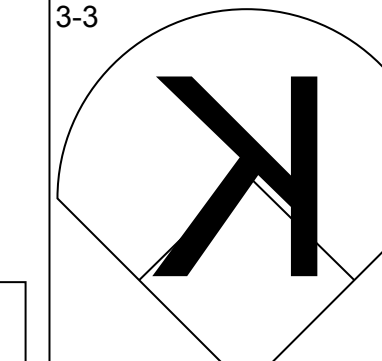
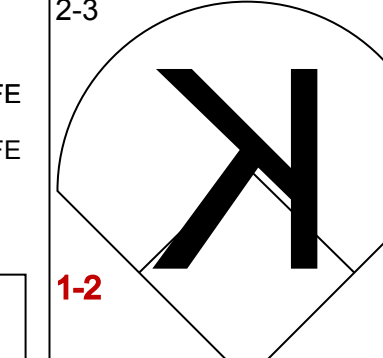
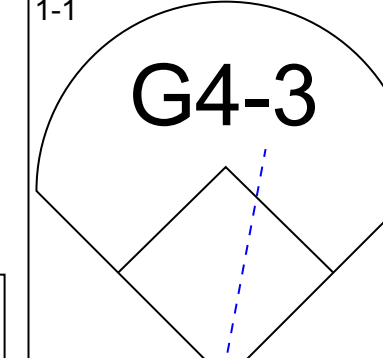
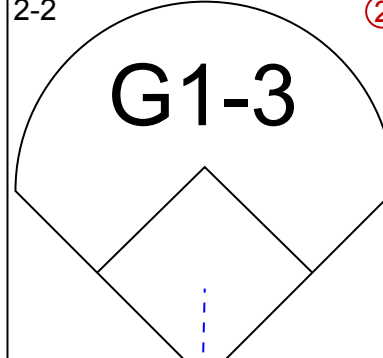
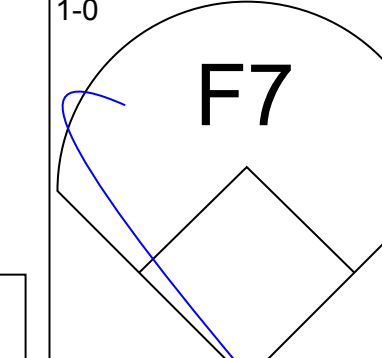
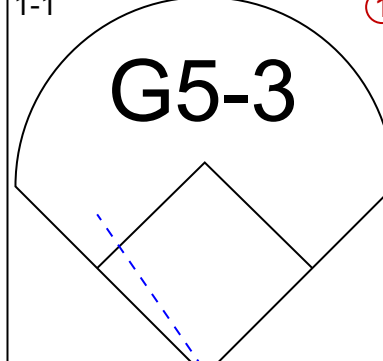
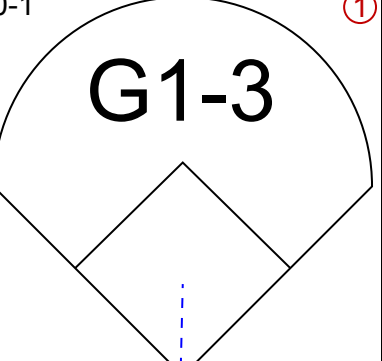
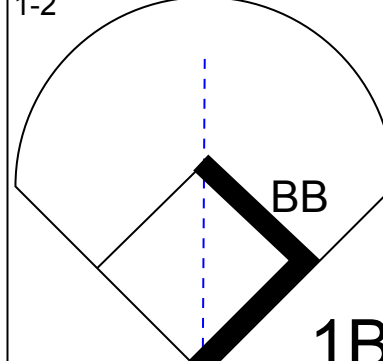
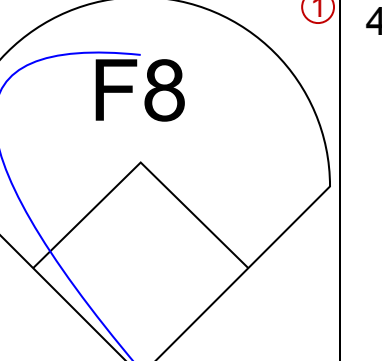
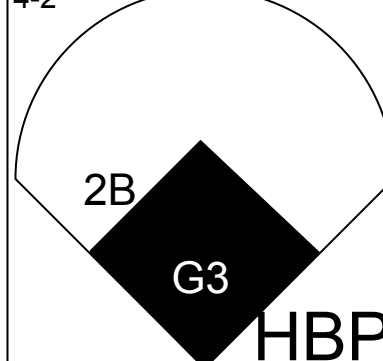
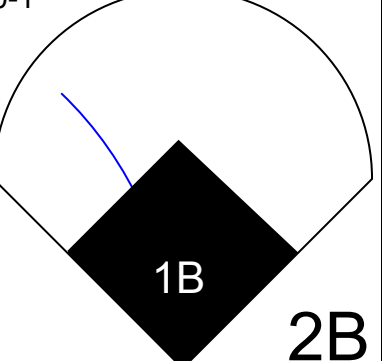
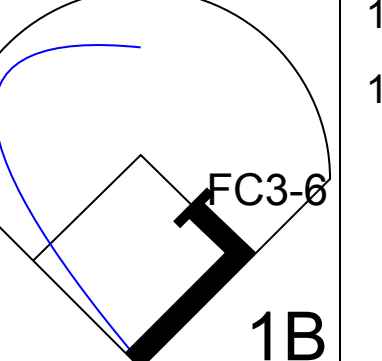
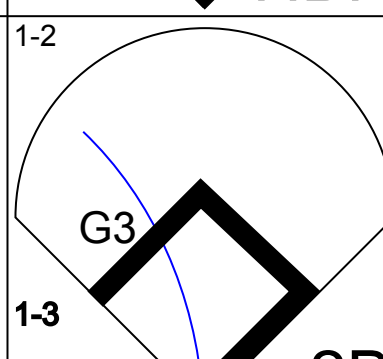
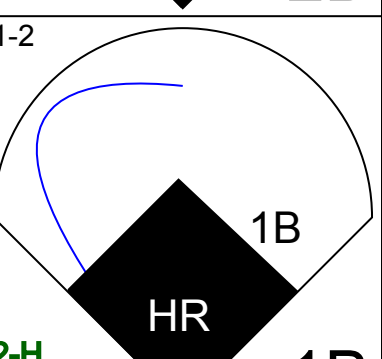
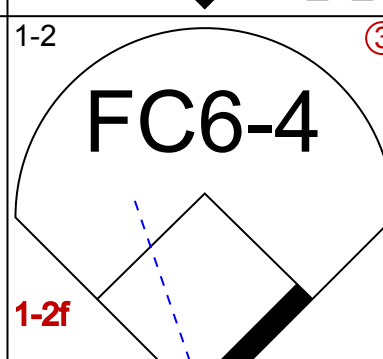
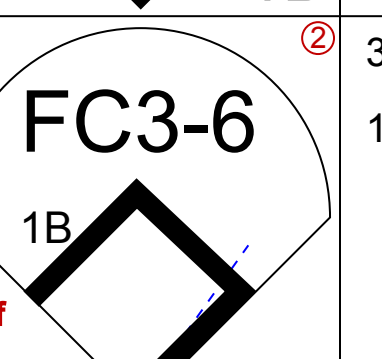
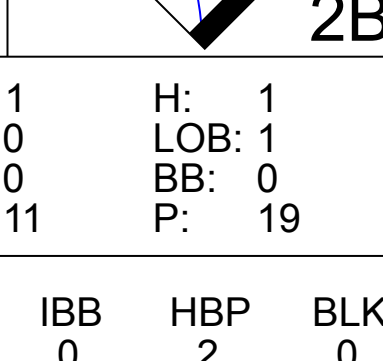
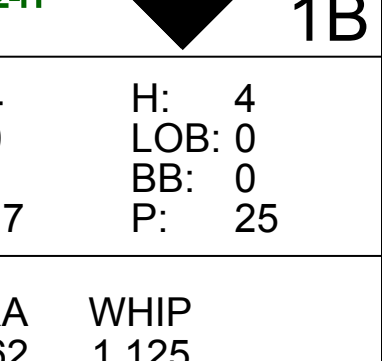
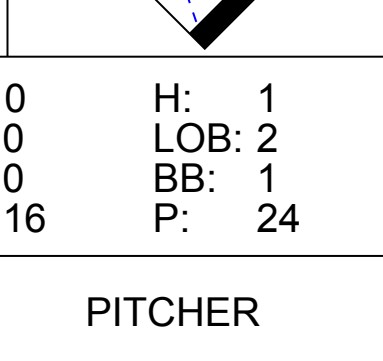
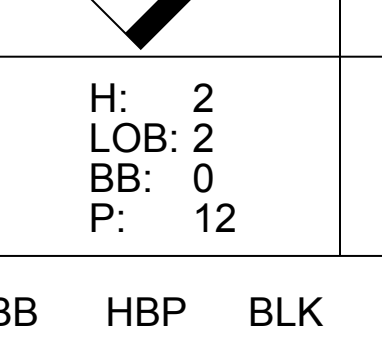




Batter	1	2	3	4	5	6	7	8	9	AB	R	H	RBI	BB	SO	LOB	BOTTOM								
Mark McLemore, S OBP: 0.368, SLG: 0.370	G4-3	G4-3		G3-1	G4-3			F8	G3	6	1	1	0	0	0	2									
Ivan Rodriguez, R OBP: 0.345, SLG: 0.514								F8	F7	4	1	3	1	0	0	0									
Luis Alicaia, S OBP: 0.299, SLG: 0.250										2	0	0	0	0	0	1									
29 Rusty Greer, L OBP: 0.395, SLG: 0.442										3	1	1	0	1	0	1									
Gregg Zaun, S OBP: 0.299, SLG: 0.275										1	1	1	0	1	0	0									
Juan Gonzalez, R OBP: 0.355, SLG: 0.572										5	1	1	1	1	1	4									
Rafael Palmeiro, L OBP: 0.437, SLG: 0.605										2	2	1	3	3	0	0									
Todd Zeile, R OBP: 0.369, SLG: 0.505										2	0	0	0	2	0	5									
Jon Shave, R OBP: 0.297, SLG: 0.259										1	0	1	2	0	0	0									
Lee Stevens, L OBP: 0.358, SLG: 0.494										4	0	2	1	1	1	1									
Ruben Mateo, R OBP: 0.261, SLG: 0.439										4	0	1	0	1	0	3									
Royce Clayton, R OBP: 0.303, SLG: 0.375										5	1	1	0	0	2	6									
Inning Stats	R: 3 E: 0 K: 0 S: 13	H: 3 LOB: 3 BB: 3 P: 27	R: 2 E: 0 K: 0 S: 15	H: 3 LOB: 2 BB: 1 P: 22	R: 0 E: 0 K: 0 S: 7	H: 0 LOB: 0 BB: 0 P: 10	R: 0 E: 0 K: 0 S: 13	H: 2 LOB: 3 BB: 1 P: 26	R: 0 E: 0 K: 1 S: 8	H: 0 LOB: 1 BB: 1 P: 14	R: 0 E: 0 K: 0 S: 7	H: 0 LOB: 0 BB: 0 P: 11	R: 0 E: 0 K: 2 S: 14	H: 1 LOB: 2 BB: 1 P: 22	R: 3 E: 0 K: 1 S: 13	H: 3 LOB: 3 BB: 3 P: 37	R: 0 E: 0 K: 0 S: 7	H: 1 LOB: 1 BB: 0 P: 8	1B: 10 2B: 2 3B: 0 HR: 1	SF: 0 SAC: 0 DP: 0 HBP: 0	WP: 0 PB: 0 SB: 0 CS: 1	PA: 49			
PITCHER	IP	WLS	BF	H	R	ER	SO	BB	IBB	HBP	BLK	WP	HR	S	P	ERA	WHIP								
Dan Reichert, R ERA: 16.07	(1, 1)	5.0	W	28	8	5	1	5	1	0	0	0	1	56	99	9.00	2.600								
Alvin Morman, L ERA: 3.31	(6, 1)	1.2		7	1	0	1	1	0	0	0	0	0	18	28	0.00	1.200								
Matt Whisenant, L ERA: 5.91	(7, 1)	1.0		8	3	3	2	2	0	0	0	0	0	12	33	27.00	5.000								
Ken Ray, R ERA: 9.64	(8, 1)	0.0		1	0	0	0	1	0	0	0	0	0	2	6	∞	∞								
Scott Service, R ERA: 5.37	(8, 1)	1.1	S	5	1	0	0	0	0	0	0	0	0	9	11	0.00	0.750								

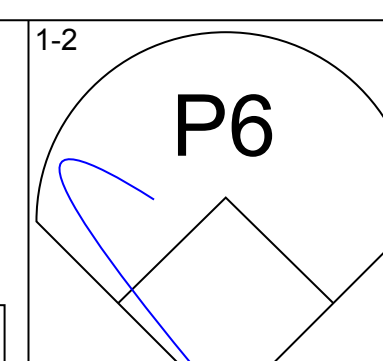
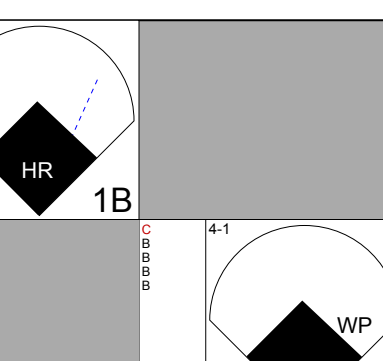
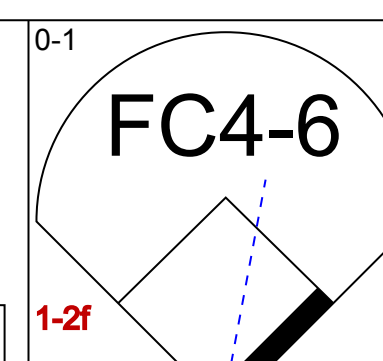
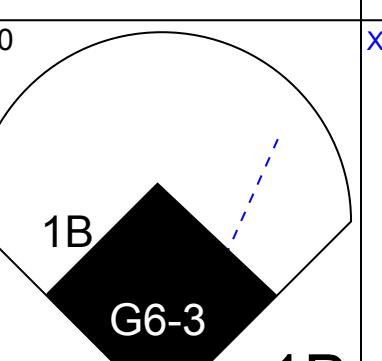

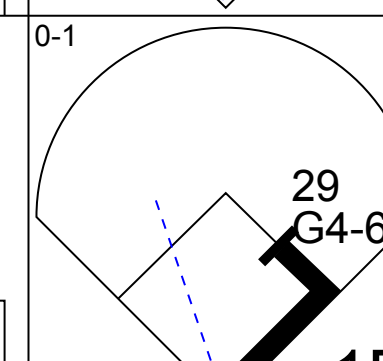
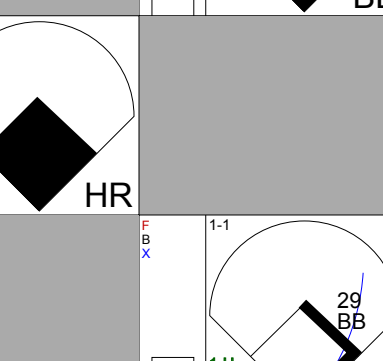

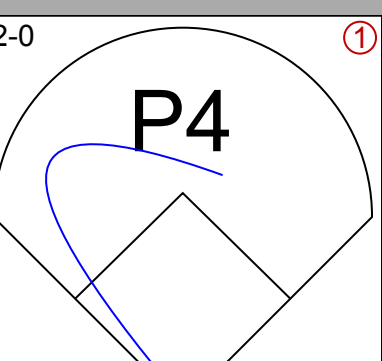
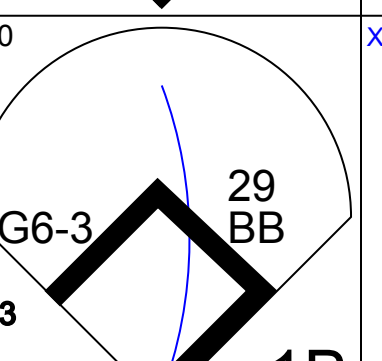

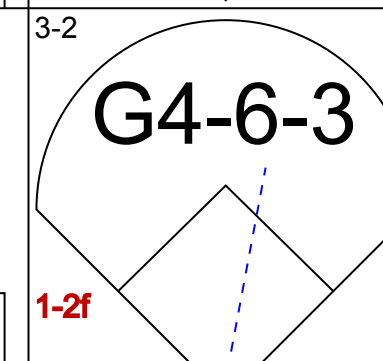
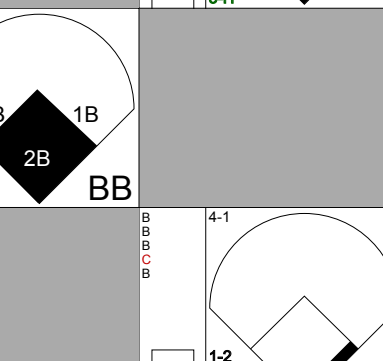

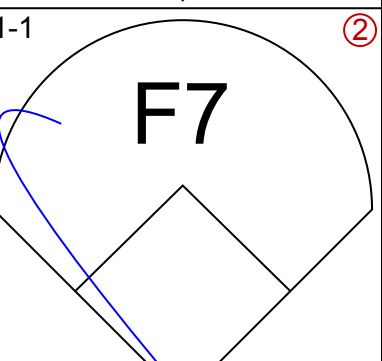
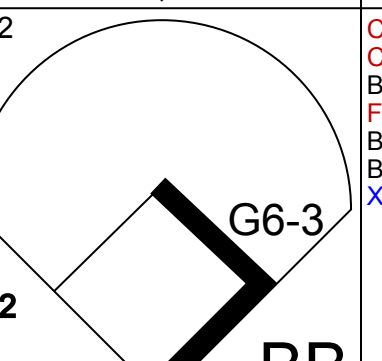

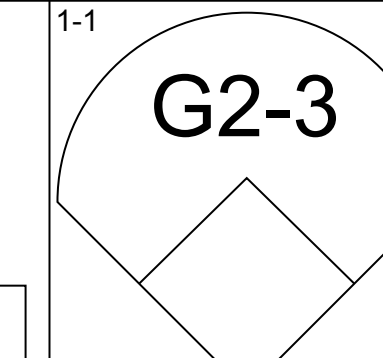
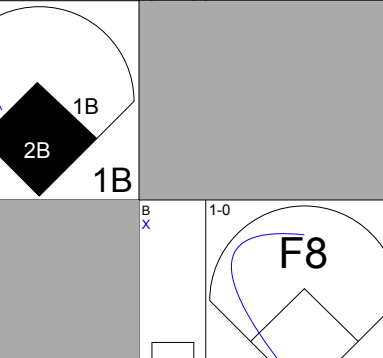

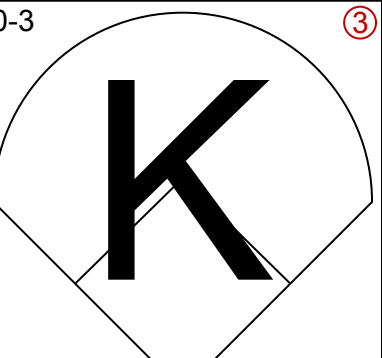
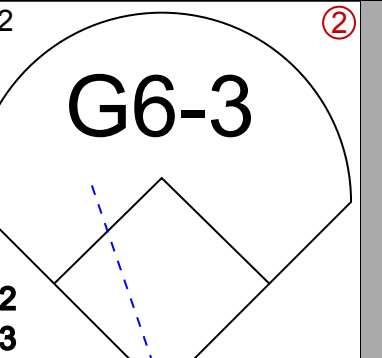
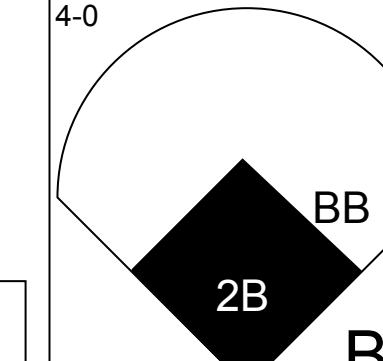
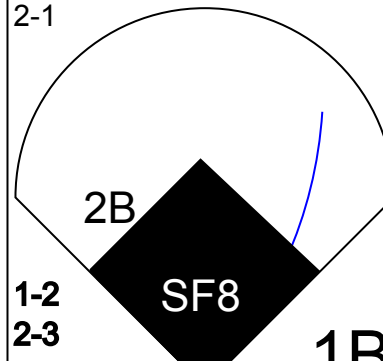
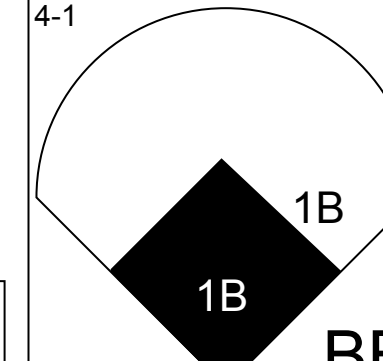

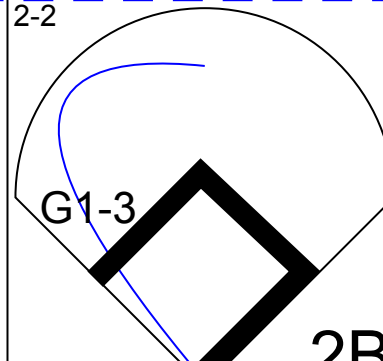

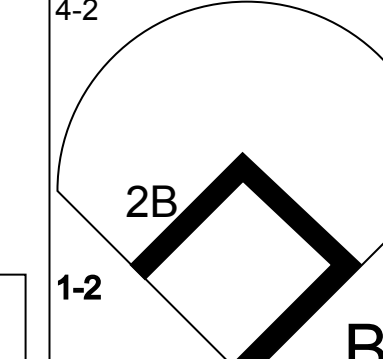
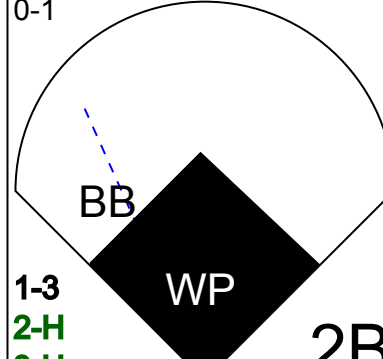
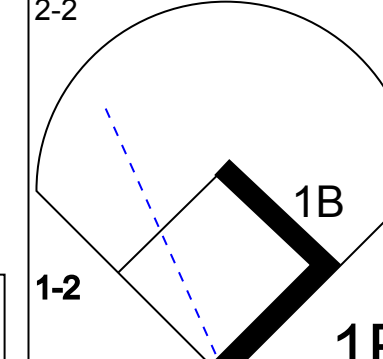

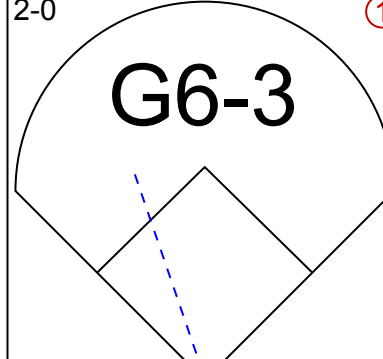

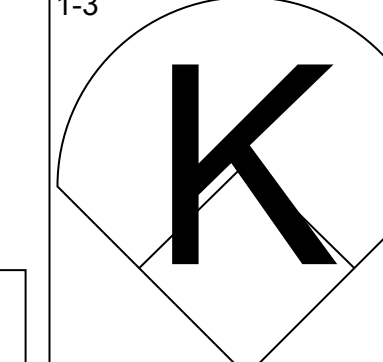
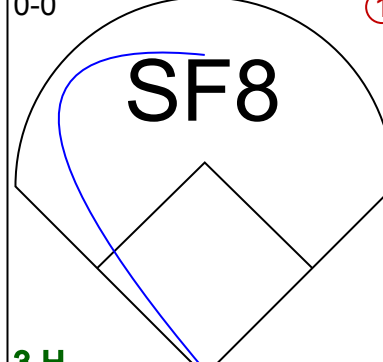
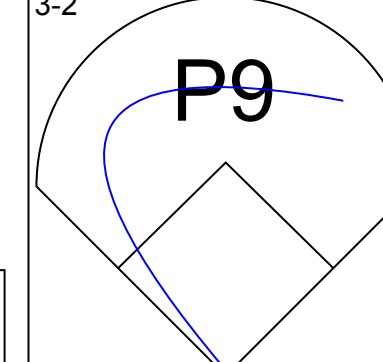
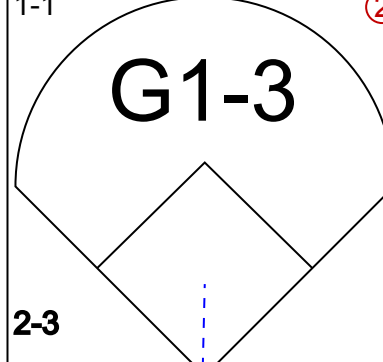

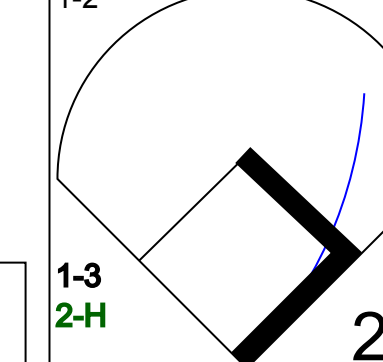
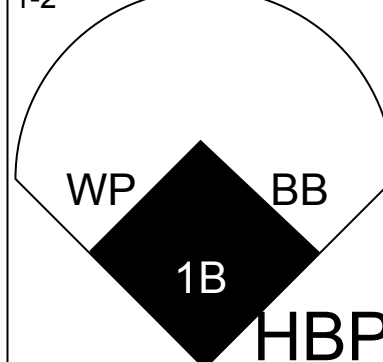
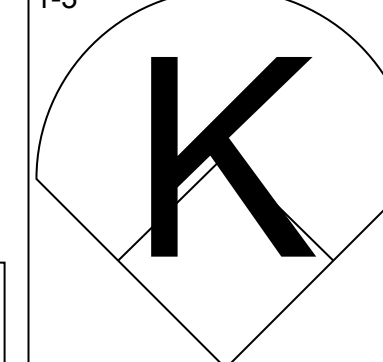

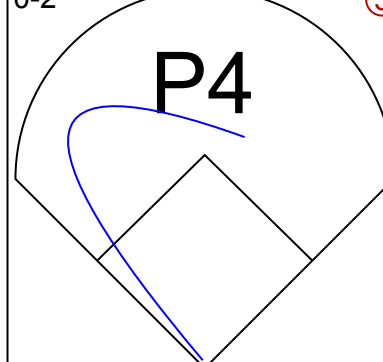
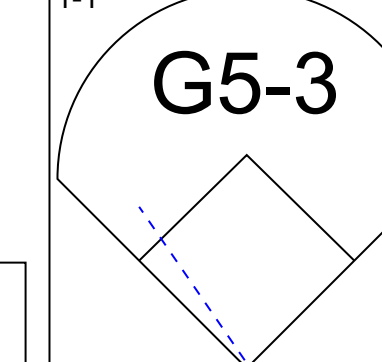

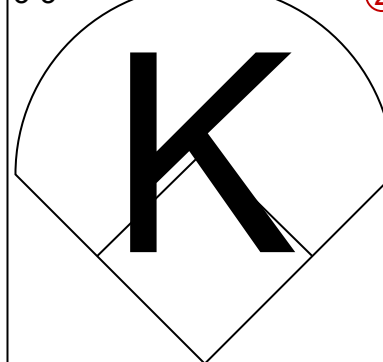
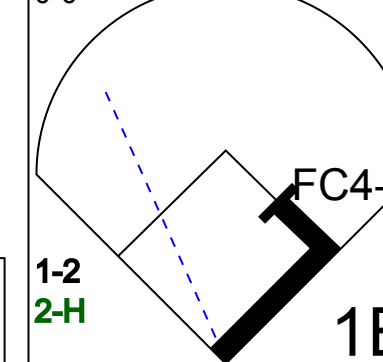

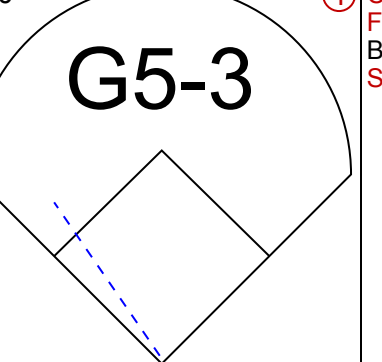

Kansas City Royals @ Texas Rangers
The Ballpark at Arlington, Arlington, TX
Sat Jul 31 1999, 8:35 PM EDT
Att. 46,549 - Cloudy - 101 F

livebaseballscorecards.com

AB 39
R 8
H 13
RBI 8
BB 10
SO 4
LOB 23



Batter	1	2	3	4	5	6	7	8	9	AB	R	H	RBI	BB	SO	LOB	TOP			
Johnny Damon, L OBP: 0.387, SLG: 0.495										5	1	2	1	0	1	1	Kansas City Royals @ Texas Rangers The Ballpark at Arlington, Arlington, TX Sun Aug 01 1999, 8:05 PM EDT Att: 31,698 - Cloudy - 96 F			
Carlos Febles, R OBP: 0.348, SLG: 0.419										5	0	0	0	0	2	5				
Carlos Beltrán, S OBP: 0.340, SLG: 0.479										4	1	2	3	0	1	0				
29 Mike Sweeney, R OBP: 0.401, SLG: 0.562										3	0	1	0	0	0	0				
Jermaine Dye, R OBP: 0.358, SLG: 0.551										4	0	0	0	0	2	3				
Joe Randa, R OBP: 0.378, SLG: 0.509										4	0	0	0	0	1	2				
Scott Pose, L OBP: 0.410, SLG: 0.353										4	0	1	0	0	0	0				
Tim Spehr, R OBP: 0.350, SLG: 0.436										1	2	1	0	1	0	0				
Jeremy Giambi, L OBP: 0.380, SLG: 0.363										1	0	1	0	0	0	0				
Rey Sanchez, R OBP: 0.318, SLG: 0.368										3	1	2	1	0	0	2				
Chad Kreuter, S OBP: 0.344, SLG: 0.374										1	0	0	0	0	0	1				
Inning Stats	R: 0 E: 0 K: 2 S: 9	H: 0 LOB: 0 BB: 0 P: 13	R: 0 E: 0 K: 2 S: 7	H: 1 LOB: 0 BB: 0 P: 10	R: 1 E: 0 K: 0 S: 11	H: 1 LOB: 0 BB: 0 P: 19	R: 0 E: 0 K: 0 S: 6	H: 1 LOB: 1 BB: 0 P: 11	R: 4 E: 0 K: 1 S: 17	H: 4 LOB: 0 BB: 1 P: 25	R: 0 E: 0 K: 0 S: 16	H: 1 LOB: 2 BB: 1 P: 24	R: 0 E: 0 K: 1 S: 8	H: 0 LOB: 0 BB: 0 P: 15	R: 0 E: 1 K: 0 S: 8	H: 2 LOB: 2 BB: 0 P: 12	1B: 6 2B: 3 3B: 0 HR: 1	SF: 0 SAC: 0 DP: 1 HBP: 2	WP: 0 PB: 0 SB: 0 CS: 0	PA: 38
PITCHER	IP	WLS	BF	H	R	ER	SO	BB	IBB	HBP	BLK	WP	HR	S	P	ERA	WHIP			
Aaron Sele, R ERA: 5.65	8.0	W	33	8	5	5	7	1	0	2	0	0	1	80	124	5.62	1.125			
Danny Patterson, R ERA: 4.88	1.0		5	2	0	0	0	0	0	0	0	0	0	8	12	0.00	2.000			

Batter	1	2	3	4	5	6	7	8	9	AB	R	H	RBI	BB	SO	LOB	BOTTOM			
Mark McLemore, S OBP: 0.373, SLG: 0.374										5	3	3	0	1	0	2	Kansas City Royals @ Texas Rangers The Ballpark at Arlington, Arlington, TX Sun Aug 01 1999, 8:05 PM EDT Att: 31,698 - Cloudy - 96 F			
Ivan Rodriguez, R OBP: 0.383, SLG: 0.527										6	1	5	4	0	0	0				
29 Rusty Greer, L OBP: 0.396, SLG: 0.438										3	1	0	0	3	0	3				
Juan Gonzalez, R OBP: 0.353, SLG: 0.567										5	1	1	1	0	1	4				
Rafael Palmeiro, L OBP: 0.444, SLG: 0.610										2	3	2	0	3	0	0				
Todd Zeile, R OBP: 0.371, SLG: 0.508										4	1	2	2	1	0	4				
Lee Stevens, L OBP: 0.356, SLG: 0.500										4	1	1	2	0	1	5				
Ruben Mateo, R OBP: 0.267, SLG: 0.441										4	1	1	1	0	1	3				
Royce Clayton, R OBP: 0.301, SLG: 0.372										5	0	1	1	0	2	4				
Inning Stats	R: 0 E: 0 K: 0 S: 8	H: 1 LOB: 0 BB: 0 P: 12	R: 1 E: 0 K: 1 S: 11	H: 1 LOB: 2 BB: 2 P: 25	R: 8 E: 0 K: 1 S: 21	H: 6 LOB: 3 BB: 3 P: 42	R: 1 E: 0 K: 1 S: 17	H: 2 LOB: 2 BB: 1 P: 27	R: 0 E: 0 K: 1 S: 6	H: 0 LOB: 0 BB: 0 P: 9	R: 0 E: 0 K: 0 S: 10	H: 1 LOB: 1 BB: 0 P: 15	R: 1 E: 0 K: 0 S: 10	H: 2 LOB: 3 BB: 2 P: 20	R: 1 E: 0 K: 1 S: 14	H: 3 LOB: 2 BB: 0 P: 19		1B: 11 2B: 3 3B: 0 HR: 2	SF: 1 SAC: 0 DP: 1 HBP: 1	WP: 1 PB: 0 SB: 0 CS: 0
PITCHER	IP	WLS	BF	H	R	ER	SO	BB	IBB	HBP	BLK	WP	HR	S	P	ERA	WHIP			
Brian Barber, R ERA: 9.64	2.0	L	15	7	7	7	1	3	0	0	0	0	1	28	53	31.50	5.000			
Blake Stein, R ERA: 12.71	3.0		16	3	3	3	3	3	0	1	0	1	0	35	62	9.00	2.000			
Mac Suzuki, R ERA: 9.0	2.0		11	3	1	1	0	1	1	0	0	0	0	20	35	4.50	2.000			
Brad Rigby, R ERA: 4.41	1.0		6	3	1	1	1	0	0	0	0	0	1	14	19	9.00	3.000			

Batter	1	2	3	4	5	6	7	8	9	AB R H RBI BB SO LOB	TOP											
Johnny Damon, L (1, 7) OBP: 0.384, SLG: 0.490	1-0 F9 G3 1B		1-1 F9		1-1 P7		2-1 P9		1-1 FC4-6 1B 29 2B WP	5 2 1 0 0 0 2	Kansas City Royals @ Anaheim Angels Edison International Field, Anaheim, CA Tue Aug 03 1999, 10:05 PM EDT Att: 18,454 - Unknown - 81 F											
Carlos Febles, R (1, 4) OBP: 0.351, SLG: 0.425	2-2 F9		4-0		1-1 G5-3		2-0 29 WP 2H 1B		1-3 K	4 0 1 1 1 1 2												
Carlos Beltrán, S (1, 8) OBP: 0.343, SLG: 0.477	0-0 G3		0-0 F7		1-1 G3		1-1 29 WP HBP		0-2 29 2B 1B	4 1 1 1 0 0 1												
29 Mike Sweeney, R (1, 3) OBP: 0.399, SLG: 0.556	1-2 F9		2-1 F8			0-0 F7		3-1 G1-3	1-2 2B 1B	5 1 1 2 0 0 3												
Jermaine Dye, R (1, 9) OBP: 0.359, SLG: 0.556		3-3 K		2-1 G4-3 1B 2B		0-0 F9		3-1 G6-3	1-1 E6 2B	5 1 1 0 0 1 1												
Joe Randa, R (1, 5) OBP: 0.380, SLG: 0.519 Ray Holbert, R (9, 5)	2-2 G3		2-2 G4-3		4-1			1-3 K	0-1 2B	4 0 1 1 1 1 1 0 0 0 0 0 0 0												
Jeremy Giambi, L (1, 10) OBP: 0.381, SLG: 0.353	4-1 1B BB		3-2 1B		2-0 L7			2-3 K	4-2 BB	3 0 1 1 2 1 1												
Tim Spehr, R (1, 2) OBP: 0.352, SLG: 0.462	2-2 1B		1-3 K				1-0 E5 SH1-3 1B		K	5 2 2 1 0 2 4												
Rey Sanchez, R (1, 6) OBP: 0.321, SLG: 0.370	2-1 L3		0-1 P8				0-0 SH1-3		FC4-6 1B	3 0 1 0 0 0 3												
Inning Stats	R: 1 E: 0 K: 0 S: 8	H: 1 LOB: 0 BB: 0 P: 12	R: 0 E: 0 K: 1 S: 17	H: 1 LOB: 2 BB: 1 P: 30	R: 0 E: 0 K: 0 S: 5	H: 0 LOB: 1 BB: 1 P: 12	R: 1 E: 0 K: 1 S: 16	H: 2 LOB: 0 BB: 0 P: 24	R: 0 E: 0 K: 0 S: 6	H: 0 LOB: 0 BB: 0 P: 9		R: 0 E: 0 K: 0 S: 4	H: 0 LOB: 1 BB: 0 P: 10	R: 1 E: 1 K: 0 S: 8	H: 1 LOB: 2 BB: 0 P: 17	R: 0 E: 0 K: 2 S: 8	H: 0 LOB: 0 BB: 0 P: 14	R: 4 E: 1 K: 2 S: 25	H: 5 LOB: 3 BB: 1 P: 36	1B: 6 2B: 3 3B: 0 HR: 1	SF: 0 SAC: 1 DP: 0 HBP: 1	WP: 2 PB: 0 SB: 1 CS: 0
PITCHER	IP WLS BF H R ER SO BB IBB HBP BLK WP HR S P ERA WHIP											PITCHER	IP WLS BF H R ER SO BB IBB HBP BLK WP HR S P ERA WHIP									
Mike Fyhrle, R (1, 1) ERA: 5.0	6.0 L 25 4 2 2 2 3 0 0 0 0 0 0 56 97 3.00 1.167																					
Mark Petkovsek, R (7, 1) ERA: 2.5	2.2 17 6 5 3 3 0 0 1 0 2 1 35 55 10.12 2.250																					
Mike Magnante, L (9, 1) ERA: 3.94	0.1 2 0 0 0 0 1 1 0 0 0 0 0 6 12 0.00 3.000																					

AB 38
R 7
H 10
RBI 7
BB 4
SO 6
LOB 18



Batter	1	2	3	4	5	6	7	8	9	AB R H RBI BB SO LOB	BOTTOM									
Jim Edmonds, L (1, 10) OBP: 0.250, SLG: 0.375	1-3 K		2-3 K2-3			1-0 P6			1-3 K	4 0 0 0 0 3 1	Kansas City Royals @ Anaheim Angels Edison International Field, Anaheim, CA Tue Aug 03 1999, 10:05 PM EDT Att: 18,454 - Unknown - 81 F									
Gary Disarcina, R (1, 6) OBP: 0.252, SLG: 0.229	2-1 G6-3				0-1 G4-3				0-1 F8	4 0 0 0 0 0 0										
Mo Vaughn, L (1, 3) OBP: 0.352, SLG: 0.462	1-0 F7				1-2 L9				1-0 G3	4 0 0 0 0 0 0										
Tim Salmon, R (1, 9) OBP: 0.383, SLG: 0.497		3-1 F7			3-1 L6					3 0 1 0 0 0 0										
16 Garret Anderson, L (1, 8) OBP: 0.327, SLG: 0.479		1-3 K			1-1 G6-3 1B				3-1 F9	3 0 1 0 0 1 1										
Darin Erstad, L (1, 7) OBP: 0.308, SLG: 0.369		2-1 P6			1-0 P9				3-2 G1-3	3 0 0 0 0 0 2										
Troy Glaus, R (1, 5) OBP: 0.318, SLG: 0.451					2-2 G6-3				2-0 G6-3 1B	3 0 2 0 0 0 1										
Jeff Huson, L (1, 4) OBP: 0.281, SLG: 0.291			3-1 G4-6-3 1B		1-1 G4-3				0-0 G6-3	3 0 0 0 0 0 3										
Matt Walbeck, S (1, 2) OBP: 0.306, SLG: 0.321			2-0 1B			1-1 G4-3			0-1 G3	3 0 1 0 0 0 0										
Inning Stats	R: 0 E: 0 K: 1 S: 6	H: 0 LOB: 0 BB: 0 P: 10	R: 0 E: 0 K: 1 S: 7	H: 0 LOB: 0 BB: 0 P: 13	R: 0 E: 0 K: 1 S: 8	H: 2 LOB: 1 BB: 0 P: 17	R: 0 E: 0 K: 0 S: 7	H: 0 LOB: 0 BB: 0 P: 11	R: 0 E: 0 K: 0 S: 5	H: 1 LOB: 0 BB: 0 P: 13		R: 0 E: 0 K: 0 S: 10	H: 1 LOB: 1 BB: 0 P: 19	R: 0 E: 0 K: 0 S: 4	H: 1 LOB: 0 BB: 0 P: 6	R: 0 E: 0 K: 1 S: 7	H: 0 LOB: 0 BB: 0 P: 9	1B: 5 2B: 0 3B: 0 HR: 0	SF: 0 SAC: 0 DP: 2 HBP: 0	WP: 0 PB: 0 SB: 1 CS: 0
PITCHER	IP WLS BF H R ER SO BB IBB HBP BLK WP HR S P ERA WHIP											PITCHER	IP WLS BF H R ER SO BB IBB HBP BLK WP HR S P ERA WHIP							
Jeff Suppan, R (1, 1) ERA: 3.86	9.0 W 30 5 0 0 4 0 0 0 0 0 0 62 106 0.00 0.556																			

AB 30
R 0
H 5
RBI 0
BB 0
SO 4
LOB 8



Batter	1	2	3	4	5	6	7	8	9	AB	R	H	RBI	BB	SO	LOB	TOP								
Johnny Damon, L (1, 7) OBP: 0.383, SLG: 0.491	F9			G5-3 29 1B	SF8		G3			3	1	1	1	0	0	1	Kansas City Royals @ Anaheim Angels Edison International Field, Anaheim, CA Wed Aug 04 1999, 10:35 PM EDT Att: 18,216 - Unknown - 75 F livebaseballscorecards.com								
Carlos Febles, R (1, 4) OBP: 0.346, SLG: 0.420	F9			G5-3	G3-6-3			G6-3		4	0	0	0	0	0	3									
Carlos Beltrán, S (1, 8) OBP: 0.340, SLG: 0.473	G6-3			K				G3-1		4	0	0	0	0	1	1									
29 Mike Sweeney, R (1, 3) OBP: 0.397, SLG: 0.553				K				G5-3		4	0	1	1	0	1	0									
Jermaine Dye, R (1, 9) OBP: 0.358, SLG: 0.552	F8							G3-1		3	0	0	0	1	0	0									
Joe Randa, R (1, 5) OBP: 0.379, SLG: 0.519	G4-3			K						4	1	1	0	0	1	2									
Jeremy Giambi, L (1, 10) OBP: 0.384, SLG: 0.363 (9, PR)				F7				L7		4	1	2	0	0	0	1									
Jed Hansen, R (9, PR) OBP: 0.317, SLG: 0.314										0	0	0	0	0	0	0									
Chad Kreuter, S (1, 2) OBP: 0.347, SLG: 0.371								F8		2	0	0	0	2	0	2									
Rey Sanchez, R (1, 6) OBP: 0.321, SLG: 0.370				G6-4-3						3	0	1	1	0	0	3									
Inning Stats	R: 0 E: 0 K: 0 S: 8	H: 0 LOB: 0 BB: 0 P: 14	R: 0 E: 0 K: 1 S: 5	H: 0 LOB: 0 BB: 0 P: 8	R: 0 E: 0 K: 0 S: 5	H: 0 LOB: 0 BB: 1 P: 12	R: 1 E: 0 K: 2 S: 17	H: 2 LOB: 2 BB: 1 P: 25	R: 1 E: 1 K: 0 S: 11	H: 1 LOB: 1 BB: 1 P: 18	R: 0 E: 0 K: 0 S: 8	H: 0 LOB: 0 BB: 0 P: 13	R: 1 E: 0 K: 0 S: 7	H: 2 LOB: 1 BB: 0 P: 11	R: 0 E: 0 K: 0 S: 8	H: 0 LOB: 0 BB: 0 P: 10	R: 0 E: 0 K: 0 S: 13	H: 1 LOB: 1 BB: 0 P: 15	1B: 3 2B: 3 3B: 0 HR: 0	SF: 1 SAC: 0 DP: 2 HBP: 0	WP: 1 PB: 0 SB: 0 CS: 0	PA: 35			
PITCHER	IP	WLS	BF	H	R	ER	SO	BB	IBB	HBP	BLK	WP	HR	S	P	ERA	WHIP								
Ken Hill, R (1, 1) ERA: 4.86	6.2	W	27	5	3	2	3	3	0	0	0	1	0	59	98	2.70	1.200								
Mike Holtz, L (7, 1) ERA: 7.62	0.1	H	1	0	0	0	0	0	0	0	0	0	0	2	3	0.00	0.000								
Shigetoshi Hasegawa, R (8, 1) ERA: 4.82	1.0	H	3	0	0	0	0	0	0	0	0	0	0	8	10	0.00	0.000								
Troy Percival, R (9, 1) ERA: 1.99	1.0	S	4	1	0	0	0	0	0	0	0	0	0	13	15	0.00	1.000								

Batter	1	2	3	4	5	6	7	8	9	AB	R	H	RBI	BB	SO	LOB	BOTTOM								
Orlando Palmeiro, L (1, 7) OBP: 0.363, SLG: 0.327	K	SF7		FC1-5 16 1B	G4-3			F7		4	0	0	1	0	1	5	Kansas City Royals @ Anaheim Angels Edison International Field, Anaheim, CA Wed Aug 04 1999, 10:35 PM EDT Att: 18,216 - Unknown - 75 F livebaseballscorecards.com								
Gary Disarcina, R (1, 6) OBP: 0.252, SLG: 0.223		F9		L8				G4-3		3	0	0	0	1	0	3									
16 Garret Anderson, L (1, 8) OBP: 0.329, SLG: 0.479				G6-3				G6-3		4	0	2	1	0	0	0									
Tim Salmon, R (1, 9) OBP: 0.380, SLG: 0.487	F9			FC5-4				F9		3	0	0	0	1	0	4									
Jim Edmonds, L (1, 10) OBP: 0.167, SLG: 0.250	F7			FC4-6				P7		4	0	0	0	0	0	3									
Darin Erstad, L (1, 3) OBP: 0.308, SLG: 0.367				K				G4-3		4	1	1	0	0	2	1									
Troy Glaus, R (1, 5) OBP: 0.320, SLG: 0.450								L5		3	1	1	0	1	0	1									
Jeff Huson, L (1, 4) OBP: 0.295, SLG: 0.305										4	1	3	0	0	1	0									
Bengie Molina, R (1, 2) OBP: 0.750, SLG: 1.000								L6		4	1	3	2	0	0	0									
Inning Stats	R: 0 E: 0 K: 1 S: 19	H: 1 LOB: 2 BB: 1 P: 26	R: 2 E: 0 K: 0 S: 16	H: 3 LOB: 1 BB: 0 P: 22	R: 0 E: 0 K: 1 S: 10	H: 0 LOB: 1 BB: 1 P: 17	R: 2 E: 0 K: 0 S: 11	H: 3 LOB: 2 BB: 1 P: 19	R: 0 E: 0 K: 1 S: 12	H: 3 LOB: 3 BB: 0 P: 19	R: 0 E: 0 K: 0 S: 8	H: 0 LOB: 0 BB: 0 P: 11	R: 0 E: 0 K: 0 S: 8	H: 0 LOB: 0 BB: 0 P: 13	R: 0 E: 0 K: 1 S: 7	H: 0 LOB: 0 BB: 0 P: 9		1B: 9 2B: 1 3B: 0 HR: 0	SF: 1 SAC: 0 DP: 0 HBP: 0	WP: 0 PB: 0 SB: 1 CS: 0	PA: 37				
PITCHER	IP	WLS	BF	H	R	ER	SO	BB	IBB	HBP	BLK	WP	HR	S	P	ERA	WHIP								
Jay Witasick, R (1, 1) ERA: 6.75	3.0	L	18	6	4	2	2	3	0	0	0	0	0	48	72	6.00	3.000								
Mae Suzuki, R (4, 1) ERA: 8.73	2.0		10	4	0	0	1	0	0	0	0	0	0	20	31	0.00	2.000								
Brad Rigby, R (6, 1) ERA: 4.21	3.0		9	0	0	0	1	0	0	0	0	0	0	23	33	0.00	0.000								

Batter	1	2	3	4	5	6	7	8	9	AB	R	H	RBI	BB	SO	LOB	TOP																
Jacque Jones, L (1.8) OBP: 0.332, SLG: 0.433 Tori Hunter, R (6.8) OBP: 0.302, SLG: 0.375	K		K			G3		G6-3		1B		F8					3 0 0 0 0 2 1 3 1 1 0 0 0 2																
Cristian Guzman, S (1.6) OBP: 0.285, SLG: 0.305	F7 BB 1B		G4-3			F9		G6-4-3		1B		1B					5 2 3 0 0 0 1																
Todd Walker, L (1.4) OBP: 0.351, SLG: 0.446 Brent Gates, S (8.4) OBP: 0.359, SLG: 0.370	1B BB		FC5-4			1B		G6-4-3		1B		K					4 1 2 0 1 1 3 0 0 0 0 0 0 0																
Ron Coomer, R (1.10) OBP: 0.312, SLG: 0.445	F7		FC5-4			1B		1B		1B		1B					5 3 3 3 0 0 3																
Corey Koskie, L (1.5) OBP: 0.370, SLG: 0.463						G3-1		SF8		1B		1B					4 1 3 2 0 0 0																
Chad Allen, R (1.7) OBP: 0.335, SLG: 0.396						P4		1B WP		1B		1B					5 1 3 1 0 1 2																
Matt Lawton, L (1.9) OBP: 0.361, SLG: 0.382						G6-3		G4-3		1B		1B					3 0 1 1 2 0 2																
Terry Steinbach, R (1.2) OBP: 0.383, SLG: 0.415						G3		G4-3		F8		L7					4 0 1 1 1 0 3																
Doug Mientkiewicz, L (1.3) OBP: 0.326, SLG: 0.319 Marty Cordova, R (6.8) OBP: 0.377, SLG: 0.454 Denny Hocking, S (6.3) OBP: 0.326, SLG: 0.390						G6-3		K		G4-3		L7					2 0 0 0 0 1 2 1 0 0 1 0 0 2 2 0 0 0 0 0 0																
Inning Stats	R: 1 E: 0 K: 2 S: 12	H: 2 LOB: 2 BB: 1 P: 21	R: 0 E: 0 K: 0 S: 6	H: 0 LOB: 0 BB: 1 P: 12	R: 0 E: 0 K: 1 S: 8	H: 1 LOB: 1 BB: 0 P: 11	R: 0 E: 0 K: 0 S: 5	H: 0 LOB: 0 BB: 0 P: 7	R: 0 E: 0 K: 1 S: 9	H: 0 LOB: 1 BB: 1 P: 18	R: 3 E: 0 K: 0 S: 11	H: 4 LOB: 2 BB: 1 P: 23	R: 2 E: 0 K: 0 S: 17	H: 5 LOB: 2 BB: 0 P: 26	R: 3 E: 0 K: 1 S: 20	H: 5 LOB: 2 BB: 0 P: 30	R: 0 E: 0 K: 0 S: 4	H: 0 LOB: 0 BB: 0 P: 6	1B: 15 SF: 1 2B: 1 SAC: 0 3B: 0 DP: 2 HR: 1 HBP: 0	WP: 1 PA: 46 PB: 0 SB: 1 CS: 0													
PITCHER	IP WLS BF H R ER SO BB IBB HBP BLK WP HR S P ERA WHIP																																
Dan Reichert, R (1.1) ERA: 13.5	5.1	24	6	4	4	4	3	0	0	0	0	0	0	46	80	6.75	1.688																
Alvin Morman, L (6.1) ERA: 3.69	1.1	8	4	2	2	0	1	0	0	0	1	1	18	32	13.50	3.750																	
Ken Ray, R (7.1) ERA: 8.74	0.0	1	1	0	0	0	0	0	0	0	0	0	1	2	∞	∞																	
Matt Whisenant, L (7.1) ERA: 6.25	1.0	H	6	3	2	2	1	0	0	0	0	0	11	16	18.00	3.000																	
Scott Service, R (8.1) ERA: 5.4	1.1	L	7	3	1	1	0	0	0	0	0	0	16	24	6.75	2.250																	

Minnesota Twins @ Kansas City Royals
Kauffman Stadium, Kansas City, MO
Fri Aug 06 1999, 7:05 PM CDT
Att: 23,471 - Cloudy - 87 F

AB 41
R 9
H 17
RBI 9
BB 4
SO 5
LOB 21



Batter	1	2	3	4	5	6	7	8	9	AB	R	H	RBI	BB	SO	LOB	BOTTOM															
Johnny Damon, L (1.7) OBP: 0.384, SLG: 0.490	HR		G5-3			G6-4-3		FC4-6				BB					5 1 2 1 1 0 4															
Carlos Febles, R (1.4) OBP: 0.350, SLG: 0.429 Jed Hansen, R (5.4) OBP: 0.318, SLG: 0.297	HR		P4			FC6 S		L3				IBB					2 1 1 2 0 0 1 2 0 0 0 1 1 1															
Carlos Beltrán, S (1.8) OBP: 0.338, SLG: 0.475						L3		G5-3				K					6 1 1 1 0 3 4															
29 Mike Sweeney, R (1.3) OBP: 0.402, SLG: 0.556						2B		G6-3									3 2 2 0 2 0 0															
Jermaine Dye, R (1.9) OBP: 0.361, SLG: 0.551	P3					FC6		2B				FC6-4					3 1 1 1 2 0 3															
Joe Randa, R (1.5) OBP: 0.380, SLG: 0.522	K					F8		FC6-4									5 1 2 1 0 1 4															
Chad Kreuter, S (1.2) OBP: 0.342, SLG: 0.366 Scott Pose, L (9.8) OBP: 0.427, SLG: 0.368						G4-3		G6-3				BB					4 0 0 0 0 1 4 0 0 0 0 1 0 0															
Jeremy Giambi, L (1.10) OBP: 0.389, SLG: 0.370						K		1B				K					5 0 3 1 0 2 1															
Rey Sanchez, R (1.6) OBP: 0.322, SLG: 0.371	E1					SF9		G6-4-3				FC5-4					4 1 2 1 0 0 2															
Inning Stats	R: 2 E: 0 K: 2 S: 15	H: 2 LOB: 1 BB: 1 P: 23	R: 1 E: 1 K: 2 S: 10	H: 2 LOB: 0 BB: 0 P: 14	R: 4 E: 0 K: 0 S: 14	H: 4 LOB: 1 BB: 1 P: 22	R: 0 E: 0 K: 0 S: 8	H: 0 LOB: 2 BB: 1 P: 16	R: 0 E: 0 K: 0 S: 8	H: 2 LOB: 1 BB: 0 P: 12	R: 1 E: 0 K: 1 S: 19	H: 3 LOB: 1 BB: 0 P: 33	R: 0 E: 0 K: 1 S: 7	H: 1 LOB: 1 BB: 0 P: 13	R: 0 E: 0 K: 1 S: 20	H: 0 LOB: 1 BB: 1 P: 11	R: 0 E: 0 K: 2 S: 13	H: 0 LOB: 3 BB: 3 P: 33	1B: 9 SF: 1 2B: 3 SAC: 0 3B: 0 DP: 1 HR: 2 HBP: 1	WP: 0 PA: 48 PB: 0 SB: 3 CS: 0												
PITCHER	IP WLS BF H R ER SO BB IBB HBP BLK WP HR S P ERA WHIP																															
Eric Milton, L (1.1) ERA: 5.26	2.0	15	7	7	6	4	2	0	0	0	0	0	13	24	0.00	1.000																
Dan Perkins, R (3.1) ERA: 6.9	2.0	9	1	0	0	0	1	0	1	0	0	0	27	45	4.50	2.500																
23 Benj Sampson, L (5.1) ERA: 7.59	2.0	10	5	1	1	1	0	0	0	0	0	0	6	13	0.00	1.000																
Travis Miller, L (7.1) ERA: 2.25	1.0	W	4	1	0	0	0	0	0	0	0	0	7	11	0.00	1.000																
Hector Carrasco, R (8.1) ERA: 8.24	1.0	H	4	0	0	0	1	1	0	0	0	0	7	11	0.00	1.000																

Minnesota Twins @ Kansas City Royals
Kauffman Stadium, Kansas City, MO
Fri Aug 06 1999, 7:05 PM CDT
Att: 23,471 - Cloudy - 87 F

AB 39
R 8
H 14
RBI 8
BB 7
SO 8
LOB 24



Batter	1	2	3	4	5	6	7	8	9	AB	R	H	RBI	BB	SO	LOB	TOP								
Denny Hocking, S OBP: 0.324, SLG: 0.383 (1, 4)	G6-3		K			F7		SF7 HR BB	K	4	1	0	0	1	2	2	Minnesota Twins @ Kansas City Royals Kauffman Stadium, Kansas City, MO Sat Aug 07 1999, 7:05 PM CDT Att: 38,391 - Unknown - 85 F								
Cristian Guzman, S OBP: 0.286, SLG: 0.305 Matt Lawton, L OBP: 0.358, SLG: 0.381 (1, 6)	K			F S E 1B		K		SF7	K	3	1	1	0	0	2	0									
Marty Cordova, R OBP: 0.378, SLG: 0.471 Doug Mientkiewicz, L OBP: 0.326, SLG: 0.319 (1, 9)	L7			K		G6-3				4	1	1	3	0	1	1									
Ron Coomer, R OBP: 0.311, SLG: 0.445 (8, 5)		2B		E6				G6-3	G6-3	4	1	1	1	0	0	0									
Chad Allen, R OBP: 0.340, SLG: 0.402 (1, 7)		2B		L4						3	0	2	1	1	0	1									
Todd Walker, L OBP: 0.348, SLG: 0.441 (1, 10)		2B		L4						4	0	0	0	0	0	4									
Terry Steinbach, R OBP: 0.381, SLG: 0.412 (1, 2)						G6-3				4	0	1	0	0	1	2									
Brent Gates, S OBP: 0.363, SLG: 0.374 (8, 4)						G6-3				3	1	2	0	0	0	0									
Tori Hunter, R OBP: 0.305, SLG: 0.372 (1, 8)						G6-3				2	1	0	0	2	0	0									
Inning Stats	R: 0 E: 0 K: 1 S: 10	H: 0 LOB: 0 BB: 0 P: 15	R: 1 E: 0 K: 1 S: 7	H: 2 LOB: 1 BB: 0 P: 12	R: 0 E: 0 K: 1 S: 7	H: 1 LOB: 0 BB: 0 P: 8	R: 1 E: 2 K: 1 S: 10	H: 1 LOB: 1 BB: 0 P: 16	R: 0 E: 0 K: 0 S: 6	H: 0 LOB: 0 BB: 0 P: 9	R: 0 E: 0 K: 0 S: 6	H: 0 LOB: 1 BB: 1 P: 7	R: 0 E: 0 K: 0 S: 6	H: 0 LOB: 1 BB: 1 P: 15	R: 4 E: 0 K: 0 S: 12	H: 3 LOB: 1 BB: 2 P: 26		R: 0 E: 0 K: 2 S: 15	H: 1 LOB: 2 BB: 1 P: 22	1B: 5 2B: 2 3B: 0 HR: 1	SF: 1 SAC: 1 DP: 0 HBP: 0	WP: 1 PB: 0 SB: 2 CS: 0	PA: 38		
PITCHER	IP	WLS	BF	H	R	ER	SO	BB	IBB	HBP	BLK	WP	HR	S	P	ERA	WHIP								
50 José Rosado, L ERA: 3.68 Mac Suzuki, R ERA: 8.49 Brad Rigby, R ERA: 4.41 Scott Service, R ERA: 5.31	3.0		10	3	1	1	3	0	0	0	0	0	0	24	35	3.00	1.000								
4.0		17	2	3	2	2	2	2	0	0	0	0	0	31	56	4.50	1.000								
1.0	L	6	2	2	2	0	1	0	0	0	0	0	1	9	17	18.00	3.000								
1.0		5	1	0	0	2	1	0	0	0	0	1	0	15	22	0.00	2.000								

Batter	1	2	3	4	5	6	7	8	9	AB	R	H	RBI	BB	SO	LOB	BOTTOM								
Johnny Damon, L OBP: 0.382, SLG: 0.485 (1, 7)	K			G6-3					K	4	0	0	0	1	2	0	Minnesota Twins @ Kansas City Royals Kauffman Stadium, Kansas City, MO Sat Aug 07 1999, 7:05 PM CDT Att: 38,391 - Unknown - 85 F								
Rey Sanchez, R OBP: 0.324, SLG: 0.372 (1, 6)	29 WP 29 2B		29 F9 1B		G6-3	G4-6-3 IBB			P8	5	2	2	0	0	0	3									
Carlos Beltrán, S OBP: 0.341, SLG: 0.481 (1, 8)	29 WP 29 2B		1B						F7	3	2	1	1	2	1	0									
29 Mike Sweeney, R OBP: 0.403, SLG: 0.558 (1, 3)										4	0	2	2	0	0	2									
Jermaine Dye, R OBP: 0.358, SLG: 0.545 (1, 9)										4	0	0	0	0	1	4									
Joe Randa, R OBP: 0.378, SLG: 0.520 (1, 5)										4	0	1	1	0	0	2									
Jeremy Giambi, L OBP: 0.392, SLG: 0.392 (1, 10)										4	1	2	1	0	1	2									
Tim Spehr, R OBP: 0.356, SLG: 0.459 Ray Holbert, R OBP: 0.342, SLG: 0.366 (1, 2)										3	0	1	0	1	0	0									
Chad Kreuter, S OBP: 0.342, SLG: 0.366 (9, 2)										0	0	0	0	0	0	0									
Jed Hansen, R OBP: 0.298, SLG: 0.275 (1, 4)										3	0	0	0	0	1	1									
Inning Stats	R: 2 E: 0 K: 2 S: 12	H: 2 LOB: 1 BB: 1 P: 23	R: 1 E: 0 K: 1 S: 9	H: 1 LOB: 0 BB: 0 P: 15	R: 1 E: 0 K: 0 S: 9	H: 2 LOB: 2 BB: 1 P: 15	R: 0 E: 0 K: 0 S: 9	H: 0 LOB: 0 BB: 0 P: 13	R: 1 E: 0 K: 0 S: 13	H: 2 LOB: 1 BB: 0 P: 22	R: 0 E: 0 K: 0 S: 7	H: 2 LOB: 2 BB: 1 P: 16	R: 0 E: 0 K: 1 S: 9	H: 0 LOB: 0 BB: 0 P: 14	R: 0 E: 0 K: 1 S: 7	H: 0 LOB: 1 BB: 1 P: 16	R: 0 E: 0 K: 1 S: 7	H: 0 LOB: 0 BB: 0 P: 10	1B: 6 2B: 1 3B: 0 HR: 2	SF: 0 SAC: 1 DP: 1 HBP: 0	WP: 1 PB: 0 SB: 1 CS: 0	PA: 39			
PITCHER	IP	WLS	BF	H	R	ER	SO	BB	IBB	HBP	BLK	WP	HR	S	P	ERA	WHIP								
Joe Mays, R ERA: 3.92 23 Bert Sampson, L ERA: 7.43 Bob Wells, R ERA: 3.94 Travis Miller, L ERA: 2.15 Mike Trombley, R ERA: 3.78	2.0		12	4	4	4	3	2	0	0	0	0	1	23	39	3.38	1.125								
2.1	W	9	2	0	0	1	0	1	0	0	0	0	0	19	35	0.00	0.857								
1.1	H	5	0	0	0	2	1	0	0	0	0	0	0	10	20	0.00	0.750								
0.2	S	2	0	0	0	0	0	0	0	0	0	0	0	4	6	0.00	0.000								

AB	32
R	6
H	8
RBI	6
BB	4
SO	7
LOB	12

AB	34
R	5
H	9
RBI	5
BB	4
SO	6
LOB	14

Batter	1	2	3	4	5	6	7	8	9	AB	R	H	RBI	BB	SO	LOB	TOP					
Todd Walker, L (1, 10) OBP: 0.348, SLG: 0.439	G4-3		F8			L9-6 G4-3 BB	F9 1B	G4-3		4	0	1	1	1	0	1	Minnesota Twins @ Kansas City Royals Kauffman Stadium, Kansas City, MO Sun Aug 08 1999, 1:05 PM CDT Att: 15,595 - Cloudy - 90 F					
Brent Gates, S (1, 4) OBP: 0.356, SLG: 0.368 (7, 5)	K			G4-3		G4-3	SF7		F8	4	0	0	1	0	1							
Matt Lawton, L (1, 9) OBP: 0.362, SLG: 0.395	F7			G3-1			FC5-4		HR	4	1	2	2	1	0	0						
Ron Coomer, R (1, 3) OBP: 0.312, SLG: 0.442		FC1-6 BB		F8		L9-6	F9		G6-4-3 BB	3	0	0	0	2	0	4						
Corey Koskie, L (1, 5) OBP: 0.370, SLG: 0.459	F7				F9		FC5-4		G6-4-3	2	1	0	0	1	0	1						
Marty Cordova, R (7, PH) OBP: 0.375, SLG: 0.469										1	0	0	0	0	0	2						
Denny Hocking, S (7, 4) OBP: 0.322, SLG: 0.382										1	0	0	0	0	0	1						
Chad Allen, R (1, 7) OBP: 0.341, SLG: 0.412	FC1-6				F7		HR		1B	4	2	2	2	0	0	1						
Jacque Jones, L (1, 8) OBP: 0.340, SLG: 0.440	F9				1B		1B		FC6-4	4	1	3	0	0	0	1						
Javier Valentin, S (1, 2) OBP: 0.330, SLG: 0.432			G3-6 BB		1B		1B		FC6-4	3	1	2	0	1	0	1						
Cristian Guzman, S (1, 6) OBP: 0.285, SLG: 0.304			G3-6		K		SF7		FC4-6	4	1	1	0	0	1	4						
Inning Stats	R: 0 E: 0 K: 1 S: 9	H: 0 LOB: 0 BB: 0 P: 12	R: 0 E: 0 K: 0 S: 7	H: 0 LOB: 1 BB: 1 P: 14	R: 0 E: 0 K: 0 S: 6	H: 0 LOB: 0 BB: 1 P: 11	R: 0 E: 0 K: 0 S: 8	H: 0 LOB: 0 BB: 0 P: 13	R: 0 E: 0 K: 1 S: 11	H: 2 LOB: 2 BB: 0 P: 18	R: 0 E: 0 K: 0 S: 3	H: 0 LOB: 1 BB: 2 P: 13	R: 5 E: 0 K: 0 S: 15	H: 6 LOB: 2 BB: 1 P: 25	R: 1 E: 1 K: 0 S: 11	H: 2 LOB: 1 BB: 0 P: 16	R: 1 E: 0 K: 0 S: 9	H: 1 LOB: 0 BB: 1 P: 15	1B: 9 2B: 1 3B: 0 HR: 2	SF: 1 SAC: 0 DP: 3 HBP: 0	WP: 0 PB: 0 SB: 0 CS: 0	PA: 41
PITCHER	IP WLS BF H R ER SO BB IBB HBP BLK WP HR S P ERA WHIP																					
Blake Stein, R (1, 1) ERA: 7.71	6.0		24	3	2	2	2	5	0	0	0	0	0	0	0	0	10	14	40.50	7.500		
Brad Rigby, R (7, 1) ERA: 4.75	0.2	L	7	5	3	3	0	0	0	0	0	0	0	0	0	0	12	17	6.75	1.500		
Alvin Morman, L (7, 1) ERA: 3.79	1.1		6	2	1	1	0	0	0	0	0	0	0	0	0	0	9	15	9.00	2.000		
Matt Whisenant, L (9, 1) ERA: 6.32	1.0		4	1	1	1	0	1	0	0	0	0	0	0	0	0	1	9	9.00	2.000		

AB	34
R	7
H	11
RBI	6
BB	6
SO	2
LOB	17



Batter	1	2	3	4	5	6	7	8	9	AB	R	H	RBI	BB	SO	LOB	BOTTOM					
Johnny Damon, L (1, 7) OBP: 0.379, SLG: 0.481	G3		G1-3		L6		K			4	0	0	0	0	1	3	Minnesota Twins @ Kansas City Royals Kauffman Stadium, Kansas City, MO Sun Aug 08 1999, 1:05 PM CDT Att: 15,595 - Cloudy - 90 F					
Rey Sanchez, R (1, 6) OBP: 0.325, SLG: 0.372	L9			F8	1B			3B BB	3	1	1	2	1	0	0							
Carlos Beltrán, S (1, 8) OBP: 0.340, SLG: 0.479	F8			2B 1B	L3			F8	4	0	1	0	0	0	2							
29 Mike Sweeney, R (1, 3) OBP: 0.404, SLG: 0.558		G4-6-3		1B		F9		F9	4	0	2	0	0	0	1							
Jermaine Dye, R (1, 9) OBP: 0.357, SLG: 0.547	G4-6-3			P3		F8		1B	4	0	1	1	0	0	3							
Joe Randa, R (1, 5) OBP: 0.377, SLG: 0.517	1B			P3		K		F8	4	0	1	0	0	1	3							
Jeremy Giambi, L (1, 10) OBP: 0.394, SLG: 0.387	F8				E 1B BB		FC5-4		F7	2	1	0	0	2	0	1						
Chad Kreuter, S (1, 2) OBP: 0.338, SLG: 0.360			F7		K		F9		G3-1	4	0	0	0	0	1	2						
Ray Holbert, R (1, 4) OBP: 0.167, SLG: 0.167			G6-3		E9		FC5-4		G3	3	1	1	0	0	0	1						
Scott Pose, L (9, PH) OBP: 0.423, SLG: 0.364					1B					1	0	0	0	0	0	0						
Inning Stats	R: 0 E: 0 K: 0 S: 12	H: 2 LOB: 1 BB: 0 P: 18	R: 0 E: 0 K: 0 S: 9	H: 2 LOB: 1 BB: 0 P: 11	R: 0 E: 0 K: 0 S: 5	H: 0 LOB: 0 BB: 0 P: 8	R: 0 E: 0 K: 0 S: 13	H: 2 LOB: 2 BB: 0 P: 15	R: 2 E: 1 K: 1 S: 21	H: 2 LOB: 1 BB: 1 P: 31	R: 0 E: 0 K: 1 S: 5	H: 0 LOB: 0 BB: 0 P: 10	R: 0 E: 0 K: 1 S: 11	H: 0 LOB: 1 BB: 1 P: 18	R: 1 E: 0 K: 0 S: 19	H: 1 LOB: 1 BB: 1 P: 28	R: 0 E: 0 K: 0 S: 9	H: 0 LOB: 0 BB: 0 P: 12	1B: 6 2B: 0 3B: 1 HR: 0	SF: 0 SAC: 0 DP: 1 HBP: 0	WP: 0 PB: 0 SB: 0 CS: 0	PA: 36
PITCHER	IP WLS BF H R ER SO BB IBB HBP BLK WP HR S P ERA WHIP																					
LaTroy Hawkins, R (1, 1) ERA: 6.51	6.0	W	24	6	2	1	2	1	0	0	0	0	0	0	0	0	28	44	5.40	1.800		
Eddie Guardado, L (7, 1) ERA: 4.97	1.2	H	8	1	1	1	1	2	0	0	0	0	0	0	0	0	11	14	0.00	0.000		
Hector Carrasco, R (8, 1) ERA: 7.71	1.1	S	4	0	0	0	0	0	0	0	0	0	0	0	0	0	11	14	0.00	0.000		

AB	33
R	3
H	7
RBI	3
BB	3
SO	3
LOB	16



Batter	1	2	3	4	5	6	7	8	9	AB	R	H	RBI	BB	SO	LOB	TOP			
Jose Offerman, S (1,4) OBP: 0.372, SLG: 0.416	1-1 G4-3		2-1 F8			4-2 G3 BB		0-0 F8		3	0	0	0	1	0	0	Boston Red Sox @ Kansas City Royals Kauffman Stadium, Kansas City, MO Mon Aug 09 1999, 7:05 PM CDT Att: 18,248 - Unknown - 87 F livebaseballscores.com			
Darren Lewis, R (1,8) OBP: 0.319, SLG: 0.316	1-1 G6-3		1-1 G3-1			0-0 G3		4-2 BB		3	0	0	0	1	0	1				
Brian Daubach, L (1,3) OBP: 0.381, SLG: 0.626	1-1 3B			3-2 G3		0-0 L7		0-1 G5-3		4	0	1	0	0	0	2				
Nomar Garciaparra, R (1,6) OBP: 0.408, SLG: 0.603	1-0 F8			4-0 G4-6-3 BB		0-0 G4-3			1-2 G1-3	3	0	0	0	1	0	2				
Troy O'Leary, L (1,7) OBP: 0.347, SLG: 0.538		0-0 G1-3		1-2 G4-6-3 BB 1-2F			2-1 HR		2-3 K	4	1	1	1	0	1	1				
18 Reggie Jefferson, S (1,10) OBP: 0.355, SLG: 0.454		2-3 K			1-2 3B		1-0 G3-1		0-0 G3	4	0	1	0	0	1	0				
Jason Varitek, S (1,2) OBP: 0.325, SLG: 0.465		1-0 F7			0-0 G3		2-1 G4-3			3	0	0	0	0	0	1				
Donnie Sadler, R (1,5) OBP: 0.302, SLG: 0.380			0-1 F7		3-2 G1-3		0-0 L4			3	0	0	0	0	0	1				
Trot Nixon, L (1,9) OBP: 0.347, SLG: 0.446			3-2 HR		3-2 F8			3-3 K		3	1	1	1	0	1	1				
Inning Stats	R: 0 E: 0 K: 0 S: 7	H: 1 LOB: 1 BB: 0 P: 11	R: 0 E: 0 K: 1 S: 6	H: 0 LOB: 0 BB: 0 P: 9	R: 1 E: 0 K: 0 S: 11	H: 1 LOB: 0 BB: 0 P: 17	R: 0 E: 0 K: 0 S: 6	H: 0 LOB: 0 BB: 1 P: 14	R: 0 E: 0 K: 0 S: 12	H: 1 LOB: 1 BB: 0 P: 19	R: 1 E: 0 K: 0 S: 6	H: 1 LOB: 0 BB: 0 P: 11	R: 0 E: 0 K: 1 S: 8	H: 0 LOB: 1 BB: 1 P: 15	R: 0 E: 0 K: 1 S: 7	H: 0 LOB: 0 BB: 0 P: 10		1B: 0 2B: 0 3B: 2 HR: 2	SF: 0 SAC: 0 DP: 1 HBP: 0	WP: 0 PB: 0 SB: 0 CS: 0
PITCHER Jeff Suppan, R (1,1) ERA: 3.74	IP: 9.0 WLS: W BF: 33	H: 4 R: 2 ER: 2 SO: 3	BB: 3 IBB: 0 HBP: 0 BLK: 0	WP: 0 HR: 2 S: 68 P: 115	ERA: 2.00 WHIP: 0.778	PITCHER										IP: 9.0 WLS: W BF: 33	H: 4 R: 2 ER: 2 SO: 3	BB: 3 IBB: 0 HBP: 0 BLK: 0	WP: 0 HR: 2 S: 68 P: 115	ERA: 2.00 WHIP: 0.778

Batter	1	2	3	4	5	6	7	8	9	AB	R	H	RBI	BB	SO	LOB	BOTTOM			
Johnny Damon, L (1,7) OBP: 0.382, SLG: 0.490	1-0 E 29 FC5-4 2B	1-1 3B			0-0 G4-3		2-0 1B			4	1	3	1	0	0	0	Boston Red Sox @ Kansas City Royals Kauffman Stadium, Kansas City, MO Mon Aug 09 1999, 7:05 PM CDT Att: 18,248 - Unknown - 87 F livebaseballscores.com			
Carlos Febles, R (1,4) OBP: 0.349, SLG: 0.425	4-2 29 FC5-4 1B BB	1-1 G1-3			1-1 P4		1-3 K			3	1	0	0	1	1	3				
Carlos Beltrán, S (1,8) OBP: 0.337, SLG: 0.475	1-1 E3 29 FC5-4		2-2 G3-1		1-2 G1-3		2-0 FC1-4-6			4	0	0	0	0	0	4				
29 Mike Sweeney, R (1,3) OBP: 0.402, SLG: 0.555	2-2 FC5-4 1B		1-2 G4-3			0-2 P2		2-2 PB 1B		4	0	1	1	0	0	2				
Jermaine Dye, R (1,9) OBP: 0.360, SLG: 0.563	1-0 1B		2-2 HR			0-0 HR		3-1 G6-3		4	2	3	3	0	0	1				
Joe Randa, R (1,5) OBP: 0.374, SLG: 0.513	0-1 L8-6		0-0 G6-3			1-1 L6		0-0 G6-3		4	0	0	0	0	0	3				
Jeremy Giambi, L (1,10) OBP: 0.396, SLG: 0.392		1-0 3B 2B		2-2 G1-3		0-0 G6-3		4-0 IBB		3	1	1	0	1	0	0				
Tim Spehr, R (1,2) OBP: 0.353, SLG: 0.451		1-2 F8		0-2 L7			0-2 1B 1B	2-0 F8		4	0	1	0	0	0	3				
Ray Holbert, R (1,6) OBP: 0.111, SLG: 0.111			0-3 K		3-1 P4		2-1 F8			3	0	0	0	0	1	2				
Inning Stats	R: 2 E: 1 K: 0 S: 11	H: 2 LOB: 1 BB: 1 P: 20	R: 1 E: 0 K: 1 S: 11	H: 2 LOB: 1 BB: 0 P: 15	R: 1 E: 0 K: 0 S: 11	H: 1 LOB: 0 BB: 0 P: 16	R: 0 E: 0 K: 0 S: 9	H: 0 LOB: 0 BB: 0 P: 14	R: 0 E: 0 K: 0 S: 7	H: 0 LOB: 0 BB: 0 P: 9	R: 1 E: 0 K: 0 S: 7	H: 1 LOB: 0 BB: 0 P: 8	R: 0 E: 0 K: 1 S: 10	H: 2 LOB: 2 BB: 0 P: 17	R: 0 E: 0 K: 0 S: 7	H: 1 LOB: 2 BB: 1 P: 18		1B: 4 2B: 3 3B: 1 HR: 2	SF: 0 SAC: 0 DP: 1 HBP: 0	WP: 0 PB: 1 SB: 0 CS: 0
PITCHER Mark Portugal, R (1,1) ERA: 5.29 Bryce Florie, R (7,1) ERA: 4.63	IP: 6.0 WLS: L BF: 26	H: 7 R: 5 ER: 4 SO: 1	BB: 1 IBB: 0 HBP: 0 BLK: 0	WP: 0 HR: 2 S: 59 P: 85	ERA: 6.00 WHIP: 1.333	PITCHER										IP: 7.0 WLS: L BF: 26	H: 7 R: 5 ER: 4 SO: 1	BB: 1 IBB: 0 HBP: 0 BLK: 0	WP: 0 HR: 2 S: 59 P: 85	ERA: 6.00 WHIP: 1.333

Batter	1	2	3	4	5	6	7	8	9	10	AB	R	H	RBI	BB	SO	LOB	TOP						
Jose Offerman, S OBP: 0.371, SLG: 0.415	1-2 BB BB 1B		G4-3	F8		G3		F9		2B 1B	6	1	2	1	0	0	3	Boston Red Sox @ Kansas City Royals Kauffman Stadium, Kansas City, MO Tue Aug 10 1999, 7:05 PM CDT Att: 15,906 - Unknown - 90 F						
John Valentin, R OBP: 0.323, SLG: 0.426	4-2 BB BB		1B 1B	P6			K		HR	F8	5	1	2	1	1	1	4							
Brian Daubach, L OBP: 0.387, SLG: 0.641	0-3 K		1B			G4-6-3 BB	HR		G1-3	CS 2B	5	1	3	3	1	1	2							
Nomar Garciaparra, R OBP: 0.493, SLG: 0.595	1-3 K		F8			P4	F7		L8	CS	5	0	0	0	0	1	5							
Troy O'Leary, L OBP: 0.347, SLG: 0.545	4-1 BB					G4-6-3			F9		4	1	2	1	1	0	1							
18 Reggie Jefferson, S OBP: 0.365, SLG: 0.461	1-3 K										2	1	1	0	1	1	3							
Butch Huskey, R OBP: 0.355, SLG: 0.507											1	0	1	0	0	0	0							
Donnie Sadler, R OBP: 0.302, SLG: 0.380											0	1	0	0	0	0	0							
Jason Varitek, S OBP: 0.326, SLG: 0.467											5	2	2	0	0	0	2							
Darren Lewis, R OBP: 0.322, SLG: 0.320											5	0	3	2	0	0	1							
Trot Nixon, L OBP: 0.344, SLG: 0.441											3	1	0	1	1	1	3							
Inning Stats	R: 0 E: 0 K: 3 S: 16	H: 1 LOB: 3 P: 27	R: 0 E: 0 K: 0 S: 7	H: 0 LOB: 0 P: 10	R: 0 E: 0 K: 0 S: 11	H: 3 LOB: 2 P: 17	R: 2 E: 0 K: 0 S: 11	H: 2 LOB: 1 P: 20	R: 0 E: 0 K: 0 S: 6	H: 0 LOB: 0 P: 10	R: 0 E: 0 K: 1 S: 12	H: 1 LOB: 1 P: 20	R: 2 E: 0 K: 1 S: 12	H: 2 LOB: 1 P: 23	R: 0 E: 0 K: 1 S: 6	H: 1 LOB: 0 P: 8	R: 1 E: 0 K: 0 S: 6	H: 1 LOB: 0 P: 10	R: 4 E: 0 K: 0 S: 7	H: 5 LOB: 1 P: 7	1B: 10 2B: 3 3B: 0 HR: 3	SF: 1 SAC: 0 DP: 1 HBP: 1	WP: 0 PB: 0 SB: 0 CS: 2	PA: 49
PITCHER	IP WLS BF H R ER SO BB IBB HBP BLK WP HR S P ERA WHIP	6.0 B 6 2 2 2 1 1 0 0 0 0 2 12 23 18.00 3.000	7.1 2 2 2 1 1 0 0 0 0 0 0 1 8 11 6.75 1.500	8.1 5 2 1 1 1 0 0 0 0 0 0 0 6 9 27.00 3.000	9.1 L 4 2 2 0 0 0 0 0 0 0 0 5 5 18.00 3.000	10.1 5 3 2 2 0 0 0 0 0 0 0 0 5 5 18.00 3.000	PITCHER														IP WLS BF H R ER SO BB IBB HBP BLK WP HR S P ERA WHIP			
Jay Witasick, R ERA: 6.53	6.0	B	6	2	2	2	1	1	0	0	0	0	0	0	2	12	23	18.00	3.000					
Scott Service, R ERA: 5.52	7.1		2	2	2	1	1	0	0	0	0	0	0	0	1	8	11	6.75	1.500					
Jeff Montgomery, R ERA: 7.51	8.1	L	4	2	2	0	0	0	0	0	0	0	0	0	0	6	9	27.00	3.000					
Matt Whisenant, L ERA: 6.69	9.1		2	2	0	0	0	0	0	0	0	0	0	0	5	5	18.00	3.000						
Mac Suzuki, R ERA: 9.63	10.1		5	3	2	2	0	0	0	0	0	0	0	0	5	5	18.00	3.000						
Inning Stats	R: 1 E: 0 K: 1 S: 10	H: 2 LOB: 1 BB: 0 P: 16	R: 2 E: 0 K: 0 S: 20	H: 4 LOB: 2 BB: 0 P: 29	R: 0 E: 0 K: 0 S: 5	H: 0 LOB: 0 BB: 0 P: 5	R: 0 E: 0 K: 1 S: 12	H: 2 LOB: 2 BB: 0 P: 16	R: 0 E: 0 K: 1 S: 7	H: 1 LOB: 1 BB: 0 P: 12	R: 0 E: 0 K: 2 S: 11	H: 0 LOB: 1 BB: 0 P: 17	R: 0 E: 0 K: 0 S: 12	H: 0 LOB: 0 BB: 0 P: 16	R: 2 E: 0 K: 4 S: 15	H: 1 LOB: 0 BB: 0 P: 21	R: 1 E: 0 K: 3 S: 12	H: 2 LOB: 2 BB: 0 P: 12	1B: 7 2B: 4 3B: 1 HR: 1	SF: 0 SAC: 0 DP: 0 HBP: 0	WP: 1 PB: 3 SB: 2 CS: 0	PA: 45		
PITCHER	IP WLS BF H R ER SO BB IBB HBP BLK WP HR S P ERA WHIP	3.1 8 18 3 3 3 1 0 0 0 0 0 0 43 60 8.10 2.400	4.1 9 18 1 0 0 3 0 0 0 0 1 0 19 28 0.00 0.375	7.1 H 7 1 0 0 2 0 0 0 0 0 0 23 33 0.00 0.500	8.1 W 10 3 3 1 6 0 0 0 0 0 1 24 30 5.40 1.800	10.1 S 1 0 0 0 1 0 0 0 0 0 0 3 3 0.00 0.000	PITCHER														IP WLS BF H R ER SO BB IBB HBP BLK WP HR S P ERA WHIP			
Brian Rose, R ERA: 4.52	3.1	8	18	3	3	3	1	0	0	0	0	0	0	0	43	60	8.10	2.400						
John Wasdin, R ERA: 4.24	4.1	9	18	1	0	0	3	0	0	0	0	0	1	0	19	28	0.00	0.375						
Derek Lowe, R ERA: 3.13	7.1	H	7	1	0	0	2	0	0	0	0	0	0	0	23	33	0.00	0.500						
49 Tim Wakefield, R ERA: 5.06	8.1	W	10	3	3	1	6	0	0	0	0	0	0	1	24	30	5.40	1.800						
Rich Garcia, R ERA: 1.65	10.1	S	1	0	0	0	1	0	0	0	0	0	0	0	3	3	0.00	0.000						
Inning Stats	R: 1 E: 0 K: 1 S: 10	H: 2 LOB: 1 BB: 0 P: 16	R: 2 E: 0 K: 0 S: 20	H: 4 LOB: 2 BB: 0 P: 29	R: 0 E: 0 K: 0 S: 5	H: 0 LOB: 0 BB: 0 P: 5	R: 0 E: 0 K: 1 S: 12	H: 2 LOB: 2 BB: 0 P: 16	R: 0 E: 0 K: 1 S: 7	H: 1 LOB: 1 BB: 0 P: 12	R: 0 E: 0 K: 2 S: 11	H: 0 LOB: 1 BB: 0 P: 17	R: 0 E: 0 K: 0 S: 12	H: 0 LOB: 0 BB: 0 P: 16	R: 2 E: 0 K: 4 S: 15	H: 1 LOB: 0 BB: 0 P: 21	R: 1 E: 0 K: 3 S: 12	H: 2 LOB: 2 BB: 0 P: 12	1B: 7 2B: 4 3B: 1 HR: 1	SF: 0 SAC: 0 DP: 0 HBP: 0	WP: 1 PB: 3 SB: 2 CS: 0	PA: 45		
PITCHER	IP WLS BF H R ER SO BB IBB HBP BLK WP HR S P ERA WHIP	3.1 8 18 3 3 3 1 0 0 0 0 0 0 43 60 8.10 2.400	4.1 9 18 1 0 0 3 0 0 0 0 1 0 19 28 0.00 0.375	7.1 H 7 1 0 0 2 0 0 0 0 0 0 23 33 0.00 0.500	8.1 W 10 3 3 1 6 0 0 0 0 0 1 24 30 5.40 1.800	10.1 S 1 0 0 0 1 0 0 0 0 0 0 3 3 0.00 0.000	PITCHER														IP WLS BF H R ER SO BB IBB HBP BLK WP HR S P ERA WHIP			

Boston Red Sox @ Kansas City Royals
 Kauffman Stadium, Kansas City, MO
 Tue Aug 10 1999, 7:05 PM CDT
 Att: 15,906 - Unknown - 90 F

AB	41
R	9
H	16
RBI	9
BB	5
SO	5
LOB	24



Boston Red Sox @ Kansas City Royals
 Kauffman Stadium, Kansas City, MO
 Tue Aug 10 1999, 7:05 PM CDT
 Att: 15,906 - Unknown - 90 F

AB	45
R	6
H	13
RBI	6
BB	0
SO	13
LOB	23



Batter	1	2	3	4	5	6	7	8	9	AB	R	H	RBI	BB	SO	LOB	TOP				
Jose Offerman, S OBP: 0.373, SLG: 0.419	G6-3		G6-4-3 1B	1-3 2-H 3-H 2B		F8		E 1B 1B		5	1	3	2	0	0	0					
John Valentin, R OBP: 0.324, SLG: 0.424	G6-3		G6-4-3 1-2 1-2	1-3 2-H 3-H 1B				E5 1B 1-3 2-H		4	0	1	0	1	0	2					
Brian Daubach, L OBP: 0.384, SLG: 0.632	F7			1B BB G4-3		F8		P6		4	1	0	0	1	0	6					
Mike Stanley, R OBP: 0.387, SLG: 0.468				1B HR		P6		K		4	3	2	1	1	1	2					
Butch Huskey, R OBP: 0.362, SLG: 0.519				1B HR		G4-3		1B		3	2	2	3	2	0	0					
Troy O'Leary, L OBP: 0.350, SLG: 0.542				1B BB		G4-6-3		F9		4	1	1	1	1	0	3					
Donnie Sadler, R OBP: 0.310, SLG: 0.382				1B BB		F8		F8		5	0	2	0	0	0	3					
Lenny Webster, R OBP: 0.305, SLG: 0.149				1B BB		F8		P4		4	0	0	1	1	0	3					
Darren Lewis, R OBP: 0.321, SLG: 0.318				1B BB		G1-6-3		G6-3		5	1	1	0	0	1	3					
Inning Stats	R: 0 E: 0 K: 0 S: 5	H: 0 LOB: 0 BB: 0 P: 7	R: 2 E: 0 K: 0 S: 11	H: 2 LOB: 0 BB: 0 P: 17	R: 0 E: 0 K: 0 S: 11	H: 1 LOB: 0 BB: 0 P: 15	R: 4 E: 0 K: 1 S: 14	H: 2 LOB: 3 BB: 5 P: 37	R: 0 E: 0 K: 0 S: 12	H: 1 LOB: 1 BB: 0 P: 22	R: 1 E: 0 K: 0 S: 5	H: 2 LOB: 1 BB: 1 P: 12	R: 2 E: 1 K: 1 S: 19	H: 3 LOB: 2 BB: 0 P: 25	R: 0 E: 0 K: 0 S: 6	H: 0 LOB: 0 BB: 0 P: 9	1B: 9 2B: 1 3B: 0 HR: 2	SF: 0 SAC: 0 DP: 2 HBP: 0	WP: 0 PB: 0 SB: 0 CS: 0	PA: 45	
PITCHER	IP	WLS	BF	H	R	ER	SO	BB	IBB	HBP	BLK	WP	HR	S	P	ERA	WHIP				
50 José Rosado, L ERA: 3.95	4.0	L	21	5	6	6	1	4	1	0	0	0	1	41	76	13.50	2.250				
Tery Mathews, R ERA: 4.35	3.0		14	4	1	1	0	2	0	0	0	0	1	25	52	3.00	2.000				
Brad Rigby, R ERA: 4.7	1.0		7	3	2	0	1	0	0	0	0	0	0	19	25	0.00	3.000				
Matt Whisenant, L ERA: 6.52	1.0		3	0	0	0	0	0	0	0	0	0	0	6	9	0.00	0.000				

Boston Red Sox @ Kansas City Royals
Kauffman Stadium, Kansas City, MO

Wed Aug 11, 1999, 1:05 PM CDT
Att: 15,157 - Cloudy - 81 F



AB 38
R 9
H 12
RBI 8
BB 7
SO 2
LOB 22

Batter	1	2	3	4	5	6	7	8	9	AB	R	H	RBI	BB	SO	LOB	BOTTOM					
Johnny Damon, L OBP: 0.382, SLG: 0.489	F8		G4-3			F8		G4-3		4	0	0	0	0	0	0						
Rey Sanchez, R OBP: 0.325, SLG: 0.373	G4-3			F8 29 G5-3 2B		L4		G6-3		4	1	1	0	0	0	0						
Carlos Beltrán, S OBP: 0.335, SLG: 0.470	P3			F8		G5-4-3 1B		1B		4	0	2	0	0	0	1						
29 Mike Sweeney, R OBP: 0.401, SLG: 0.560				G5-3		P2		P6		4	1	1	2	0	0	2						
Jermaine Dye, R OBP: 0.356, SLG: 0.558				P6		G5-4-3				3	0	0	0	0	0	1						
Joe Randa, R OBP: 0.370, SLG: 0.510				L6		F9		F7		3	0	0	0	0	0	0						
Jeremy Giambi, L OBP: 0.390, SLG: 0.391				G3		F8		K		3	0	0	0	0	1	0						
Tim Spehr, R OBP: 0.353, SLG: 0.474				K		K		HR		3	1	1	1	0	2	0						
Carlos Febles, R OBP: 0.345, SLG: 0.427				P4		G4-3		G6-3		3	0	0	0	0	0	0						
Inning Stats	R: 0 E: 0 K: 0 S: 8	H: 0 LOB: 0 BB: 0 P: 10	R: 1 E: 0 K: 0 S: 7	H: 1 LOB: 0 BB: 0 P: 10	R: 0 E: 0 K: 1 S: 6	H: 0 LOB: 0 BB: 0 P: 9	R: 1 E: 0 K: 0 S: 5	H: 1 LOB: 0 BB: 0 P: 6	R: 0 E: 0 K: 1 S: 5	H: 0 LOB: 0 BB: 0 P: 6	R: 0 E: 0 K: 0 S: 6	H: 0 LOB: 0 BB: 0 P: 9	R: 0 E: 0 K: 0 S: 9	H: 1 LOB: 0 BB: 0 P: 16	R: 1 E: 0 K: 1 S: 7	H: 1 LOB: 0 BB: 0 P: 10	R: 0 E: 0 K: 0 S: 6	H: 1 LOB: 1 BB: 0 P: 7	1B: 2 2B: 1 3B: 0 HR: 2	SF: 0 SAC: 0 DP: 1 HBP: 0	WP: 0 PB: 0 SB: 0 CS: 0	PA: 31
PITCHER	IP	WLS	BF	H	R	ER	SO	BB	IBB	HBP	BLK	WP	HR	S	P	ERA	WHIP					
Bret Saberhagen, R ERA: 3.15	8.0	W	27	4	3	3	3	0	0	0	0	0	0	53	76	3.38	0.500					
Rheal Cormier, L ERA: 3.49	1.0		4	1	0	0	0	0	0	0	0	0	0	6	7	0.00	1.000					

Boston Red Sox @ Kansas City Royals
Kauffman Stadium, Kansas City, MO

Wed Aug 11, 1999, 1:05 PM CDT
Att: 15,157 - Cloudy - 81 F



AB 31
R 3
H 5
RBI 3
BB 0
SO 3
LOB 4

Batter	1	2	3	4	5	6	7	8	9	AB	R	H	RBI	BB	SO	LOB	TOP					
Miguel Cairo, R OBP: 0.342, SLG: 0.390 (1, 4)										4	1	1	1	1	0	2	Tampa Bay Devil Rays @ Kansas City Royals Kauffman Stadium, Kansas City, MO Thu Aug 12 1999, 7:05 PM CDT Att: 16,201 - Cloudy - 91 F					
Wade Boggs, L OBP: 0.375, SLG: 0.374 (1, 5)										4	0	0	0	1	0	2						
Terrell Lowery, R OBP: 0.400, SLG: 0.521 (1, 7)										5	0	2	0	0	2	6						
Fred McGriff, L OBP: 0.415, SLG: 0.590 (1, 10)										5	0	0	0	0	1	5						
John Flaherty, R OBP: 0.322, SLG: 0.401 (1, 2)										5	0	1	1	0	0	2						
Dave Martinez, L OBP: 0.354, SLG: 0.396 (1, 8)										4	2	1	0	1	0	2						
Jose Guillen, R OBP: 0.325, SLG: 0.345 (1, 9)										4	2	2	0	0	0	1						
Paul Sorrento, L OBP: 0.358, SLG: 0.445 (1, 3)										4	2	4	4	0	0	0						
Aaron Ledesma, R OBP: 0.291, SLG: 0.305 (1, 6)										4	0	1	0	0	0	3						
Inning Stats	R: 1 E: 0 K: 1 S: 13	H: 1 LOB: 2 BB: 2 P: 27	R: 0 E: 0 K: 0 S: 9	H: 2 LOB: 1 BB: 0 P: 15	R: 0 E: 0 K: 0 S: 10	H: 1 LOB: 0 BB: 0 P: 14	R: 2 E: 0 K: 0 S: 10	H: 2 LOB: 0 BB: 1 P: 19	R: 0 E: 1 K: 1 S: 6	H: 0 LOB: 0 BB: 0 P: 10	R: 3 E: 1 K: 0 S: 13	H: 2 LOB: 0 BB: 0 P: 21	R: 0 E: 0 K: 0 S: 11	H: 1 LOB: 1 BB: 0 P: 19	R: 1 E: 1 K: 1 S: 14	H: 3 LOB: 3 BB: 0 P: 27	R: 0 E: 0 K: 0 S: 8	H: 0 LOB: 0 BB: 0 P: 12	1B: 10 2B: 1 3B: 0 HR: 1	SF: 0 SAC: 0 DP: 3 HBP: 0	WP: 0 PB: 1 SB: 0 CS: 0	PA: 42
PITCHER	IP WLS BF H R ER SO BB IBB HBP BLK WP HR S P ERA WHIP																					
Dan Reichert, R ERA: 12.08 (1, 1)	6.0 L 28 8 6 5 2 3 0 0 0 0 0 1 61 106 7.50 1.833																					
Alvin Morman, L ERA: 3.99 (7, 1)	1.2 10 4 1 1 0 0 0 0 0 0 0 0 22 40 5.40 2.400																					
Jeff Montgomery, R ERA: 7.45 (8, 1)	0.1 1 0 0 0 0 0 0 0 0 0 0 0 0 3 6 0.00 0.000																					
Matt Whisenant, L ERA: 6.35 (9, 1)	1.0 3 0 0 0 0 0 0 0 0 0 0 0 0 8 12 0.00 0.000																					

Batter	1	2	3	4	5	6	7	8	9	AB	R	H	RBI	BB	SO	LOB	BOTTOM					
Johnny Damon, L OBP: 0.380, SLG: 0.486 (1, 7)										5	0	1	1	0	0	2	Tampa Bay Devil Rays @ Kansas City Royals Kauffman Stadium, Kansas City, MO Thu Aug 12 1999, 7:05 PM CDT Att: 16,201 - Cloudy - 91 F					
Rey Sanchez, R OBP: 0.323, SLG: 0.372 (1, 6)										4	1	1	1	0	0	1						
Carlos Beltrán, S OBP: 0.334, SLG: 0.467 (1, 8)										5	0	1	0	0	0	2						
29 Mike Sweeney, R OBP: 0.401, SLG: 0.557 Jed Hansen, R OBP: 0.292, SLG: 0.268 (9, PR)										4	0	1	1	1	0	0						
Jermaine Dye, R OBP: 0.355, SLG: 0.554 (1, 9)										5	1	1	0	0	1	3						
Joe Randa, R OBP: 0.373, SLG: 0.512 (1, 5)										4	1	3	0	0	0	0						
Jeremy Giambi, L OBP: 0.397, SLG: 0.396 (1, 10)										3	2	2	0	1	0	1						
Chad Kreuter, S OBP: 0.334, SLG: 0.356 (1, 2)										4	0	0	0	0	1	6						
Carlos Febles, R OBP: 0.349, SLG: 0.432 (1, 4)										2	1	1	2	2	0	1						
Inning Stats	R: 0 E: 0 K: 0 S: 8	H: 1 LOB: 0 BB: 0 P: 12	R: 0 E: 0 K: 0 S: 5	H: 0 LOB: 0 BB: 0 P: 8	R: 2 E: 0 K: 0 S: 12	H: 1 LOB: 1 BB: 2 P: 24	R: 0 E: 0 K: 0 S: 12	H: 2 LOB: 2 BB: 0 P: 19	R: 1 E: 0 K: 0 S: 12	H: 2 LOB: 1 BB: 1 P: 20	R: 0 E: 0 K: 1 S: 10	H: 2 LOB: 0 BB: 0 P: 17	R: 0 E: 0 K: 0 S: 6	H: 0 LOB: 0 BB: 0 P: 6	R: 3 E: 1 K: 0 S: 13	H: 3 LOB: 1 BB: 0 P: 19	R: 0 E: 0 K: 1 S: 7	H: 0 LOB: 1 BB: 1 P: 14	1B: 10 2B: 0 3B: 1 HR: 0	SF: 1 SAC: 0 DP: 1 HBP: 0	WP: 0 PB: 0 SB: 1 CS: 0	PA: 41
PITCHER	IP WLS BF H R ER SO BB IBB HBP BLK WP HR S P ERA WHIP																					
Bobby Witt, R ERA: 5.68 (1, 1)	6.0 W 27 8 3 3 1 3 0 0 0 0 0 0 0 59 100 4.50 1.833																					
Albie Lopez, R ERA: 6.52 (7, 1)	1.1 H 6 2 2 0 0 0 0 0 0 0 0 0 13 16 0.00 1.500																					
Norm Charlton, L ERA: 0.31 (8, 1)	0.2 H 4 1 1 0 0 0 0 0 0 0 0 0 6 9 0.00 1.500																					
Roberto Hernandez, R ERA: 3.45 (9, 1)	1.0 S 4 0 0 0 0 1 1 0 0 0 0 0 0 7 14 0.00 1.000																					

Batter	1	2	3	4	5	6	7	8	9	AB	R	H	RBI	BB	SO	LOB	TOP								
Miguel Cairo, R OBP: 0.344, SLG: 0.390 (1, 4)	P4		1B HBP		1B			P3		3	0	1	0	0	0	0	Tampa Bay Devil Rays @ Kansas City Royals Kauffman Stadium, Kansas City, MO Fri Aug 13 1999, 7:05 PM CDT Att: 23,835 - Overcast - 68 F livebaseballscorecards.com								
Dave Martinez, L OBP: 0.355, SLG: 0.397 (1, 8)	F		1B				P6	F9		4	0	2	0	0	0	1									
Terrell Lowery, R OBP: 0.394, SLG: 0.505 (1, 7)	F7		1B					K		3	0	0	0	1	2	2									
Fred McGriff, L OBP: 0.416, SLG: 0.589 David Lamb, S OBP: 0.297, SLG: 0.302 (1, 10)	E4									3	0	1	0	1	0	2									
Jose Guillen, R OBP: 0.316, SLG: 0.336 (1, 9)	K									0	1	0	0	0	0	0									
Paul Sorrento, L OBP: 0.357, SLG: 0.446 (1, 3)		K								4	0	0	0	0	3	4									
Tony Graffanino, R OBP: 0.314, SLG: 0.449 (1, 6)		G6-3								4	0	1	0	0	2	1									
Bobby Smith, R OBP: 0.250, SLG: 0.232 Wade Boggs, L OBP: 0.374, SLG: 0.372 (1, 5)		F9								3	0	1	1	0	1	1									
Mike DiFelice, R OBP: 0.319, SLG: 0.495 (1, 2)										2	0	0	0	0	1	0									
										1	0	0	0	0	0	2									
Inning Stats	R: 0 H: 1 E: 1 K: 1 S: 11	H: 0 LOB: 2 BB: 0 P: 17	R: 0 H: 0 E: 0 K: 1 S: 11	H: 0 LOB: 0 BB: 0 P: 17	R: 0 H: 1 E: 0 K: 1 S: 13	H: 1 LOB: 1 BB: 0 P: 17	R: 0 H: 0 E: 0 K: 2 S: 10	H: 0 LOB: 1 BB: 1 P: 20	R: 0 H: 1 E: 0 K: 1 S: 11	H: 1 LOB: 1 BB: 0 P: 19	R: 0 H: 0 E: 0 K: 1 S: 8	H: 0 LOB: 0 BB: 1 P: 18	R: 0 H: 0 E: 0 K: 1 S: 11	H: 0 LOB: 0 BB: 0 P: 15	R: 1 H: 3 E: 0 K: 1 S: 18	H: 3 LOB: 2 BB: 0 P: 25	1B: 5 2B: 1 3B: 0 HR: 0	SF: 0 SAC: 1 DP: 1 HBP: 2	WP: 0 PB: 0 SB: 0 CS: 0	PA: 36					
PITCHER	IP WLS BF H R ER SO BB IBB HBP BLK WP HR S P ERA WHIP																								
Blake Stein, R ERA: 4.82 Scott Service, R ERA: 5.49	(1, 1) (8, 1)	7.0 W 9 L 3	27 BF 3 R 0	0 ER 0 SO 7	2 BB 0 IBB 0	2 HBP 2 BLK 0	0 WP 0 HR 0	72 S 122 P 40	0.00 ERA 1.500 WHIP																

Batter	1	2	3	4	5	6	7	8	9	AB	R	H	RBI	BB	SO	LOB	BOTTOM								
Johnny Damon, L OBP: 0.377, SLG: 0.482 (1, 7)	G6-3		G6-4-3					G4-3		4	0	0	0	0	0	1	Tampa Bay Devil Rays @ Kansas City Royals Kauffman Stadium, Kansas City, MO Fri Aug 13 1999, 7:05 PM CDT Att: 23,835 - Overcast - 68 F livebaseballscorecards.com								
Rey Sanchez, R OBP: 0.322, SLG: 0.370 (1, 6)	G1-3		1B					L9		4	0	1	0	0	0	0									
Carlos Beltrán, S OBP: 0.333, SLG: 0.466 (1, 8)	K		K					L7		4	1	1	0	0	2	1									
29 Mike Sweeney, R OBP: 0.402, SLG: 0.556 (1, 3)										4	1	2	0	0	0	0									
Jermaine Dye, R OBP: 0.358, SLG: 0.553 (1, 9)										2	0	1	0	2	0	0									
Joe Randa, R OBP: 0.374, SLG: 0.512 (1, 5)										4	0	2	1	0	1	2									
Jeremy Giambi, L OBP: 0.401, SLG: 0.490 (1, 10)										3	0	2	1	0	0	2									
Tim Spehr, R OBP: 0.345, SLG: 0.462 (1, 2)										3	0	0	0	0	1	2									
Carlos Febles, R OBP: 0.348, SLG: 0.432 (1, 4)										3	0	1	0	0	0	1									
										3	0	2	1	0	0	2									
Inning Stats	R: 0 H: 0 E: 0 K: 1 S: 9	H: 3 LOB: 0 BB: 0 P: 16	R: 1 H: 3 E: 0 K: 1 S: 12	H: 3 LOB: 1 BB: 0 P: 19	R: 0 H: 2 E: 0 K: 1 S: 6	H: 2 LOB: 1 BB: 0 P: 6	R: 0 H: 0 E: 0 K: 1 S: 9	H: 0 LOB: 0 BB: 0 P: 14	R: 0 H: 1 E: 0 K: 0 S: 7	H: 1 LOB: 0 BB: 0 P: 9	R: 0 H: 0 E: 0 K: 0 S: 5	H: 0 LOB: 0 BB: 0 P: 6	R: 0 H: 1 E: 0 K: 0 S: 5	H: 1 LOB: 1 BB: 1 P: 12	R: 0 H: 0 E: 0 K: 0 S: 10	H: 0 LOB: 0 BB: 0 P: 11	R: 1 H: 3 E: 0 K: 0 S: 11	H: 3 LOB: 3 BB: 1 P: 20	1B: 10 2B: 0 3B: 0 HR: 0	SF: 0 SAC: 0 DP: 4 HBP: 0	WP: 0 PB: 0 SB: 0 CS: 0	PA: 33			
PITCHER	IP WLS BF H R ER SO BB IBB HBP BLK WP HR S P ERA WHIP																								
Wilson Alvarez, L ERA: 4.32 Esteban Yan, R ERA: 5.62	(1, 1) (9, 1)	8.0 L 5 W 3	28 BF 7 R 1	1 ER 1 SO 4	0 BB 0 IBB 0	0 HBP 0 BLK 0	0 WP 0 HR 0	11 S 20 P 20	27.00 ERA 9.000 WHIP																

Batter	1	2	3	4	5	6	7	8	9	AB	R	H	RBI	BB	SO	LOB	TOP					
Miguel Cairo, R OBP: 0.345, SLG: 0.391	1-1 G3		3-2 G4-3		1-2 G6-3 HR	2-2 1B		0-0 SF7		4	1	2	1	0	0	1	Tampa Bay Devil Rays @ Kansas City Royals Kauffman Stadium, Kansas City, MO Sat Aug 14 1999, 7:05 PM CDT Att: 20,684 - Unknown - 82 F livebaseballscorecards.com					
Dave Martinez, L OBP: 0.356, SLG: 0.397	1-1 F8			3-2 G4-3 1B	0-2 G6-3	2-2 1B		0-1 L7		5	0	2	1	0	0	2						
Bubba Trammell, R OBP: 0.385, SLG: 0.509	0-0 F9			1-0 G4-3	1-1 HR	1-2 G5-3		3-2 G5-3		5	1	1	2	0	0	4						
Fred McGriff, L OBP: 0.412, SLG: 0.581		3-2 G3		2-1 FC1-6-5-6 2B	3-3 K		3-1 F7		0-0 G4-3	5	1	0	0	0	1	1						
John Flaherty, R OBP: 0.324, SLG: 0.413		1-3 K		0-1 2B	1-3 K		0-2 G4-3		0-1 HR	5	2	2	1	0	2	0						
Paul Sorrento, L OBP: 0.357, SLG: 0.440		2-3 K		4-0 2B	4-1 FC5-4 1B FC6-4 BB		0-3 K		3-1 G4-3	3	2	0	0	2	2	0						
Jose Guillen, R OBP: 0.325, SLG: 0.347			0-1 G6-3	2-1 2B	0-0 FC5-4 1B		1-2 1B	2-2 L9		4	2	2	2	0	0	0						
Bobby Smith, R OBP: 0.257, SLG: 0.248			3-1 F9	0-0 2B	2-0 FC5-4 FC6-4		0-0 E			4	1	2	2	0	0	2						
Aaron Ledesma, R OBP: 0.296, SLG: 0.309			1-1 1B	1-1 G1-3	1-2 FC6-4 1B		0-0 E1			4	1	2	1	0	0	2						
Inning Stats	R: 0 E: 0 K: 0 S: 5	H: 0 LOB: 0 BB: 0 P: 7	R: 0 E: 0 K: 2 S: 16	H: 0 LOB: 0 BB: 0 P: 22	R: 0 E: 0 K: 0 S: 12	H: 1 LOB: 1 BB: 0 P: 19	R: 4 E: 0 K: 0 S: 15	H: 4 LOB: 1 BB: 0 P: 28	R: 2 E: 0 K: 2 S: 16	H: 2 LOB: 0 BB: 0 P: 22	R: 2 E: 0 K: 0 S: 16	H: 3 LOB: 2 BB: 1 P: 28	R: 0 E: 0 K: 1 S: 9	H: 0 LOB: 0 BB: 0 P: 12	R: 2 E: 1 K: 0 S: 11	H: 2 LOB: 1 BB: 0 P: 15	R: 1 E: 0 K: 0 S: 8	H: 1 LOB: 0 BB: 0 P: 13	1B: 8 2B: 3 3B: 0 HR: 2	SF: 1 SAC: 0 DP: 0 HBP: 1	WP: 0 PB: 0 SB: 0 CS: 0	PA: 43
PITCHER	IP	WLS	BF	H	R	ER	SO	BB	IBB	HBP	BLK	WP	HR	S	P	ERA	WHIP					
Jeff Suppan, R ERA: 3.97	(1, 1)	5.0	L	23	7	6	6	4	0	1	0	0	1	64	98	10.80	1.400					
49 Chris Fussell, R ERA: 8.65	(6, 1)	2.1		14	5	4	3	1	1	0	1	0	0	30	46	11.57	2.571					
Brad Rigby, R ERA: 4.71	(8, 1)	1.2		6	1	1	1	0	0	0	0	0	1	14	22	5.40	0.600					
Batter	1	2	3	4	5	6	7	8	9	AB	R	H	RBI	BB	SO	LOB	BOTTOM					
Johnny Damon, L OBP: 0.373, SLG: 0.477	2-2 G4-3		0-0 G6-3		1-1 G1-3		2-2 FC4		1-1 G5-3	5	0	0	2	0	0	3	Tampa Bay Devil Rays @ Kansas City Royals Kauffman Stadium, Kansas City, MO Sat Aug 14 1999, 7:05 PM CDT Att: 20,684 - Unknown - 82 F livebaseballscorecards.com					
Rey Sanchez, R OBP: 0.327, SLG: 0.374	0-1 1B		0-1 1B		3-H 0-1 1B		1-0 L4			4	0	3	0	0	0	1						
Carlos Beltrán, S OBP: 0.331, SLG: 0.462	1-0 F8		0-0 L7		2-2 G5-3		1-1 F8			4	0	0	0	0	0	2						
29 Mike Sweeney, R OBP: 0.398, SLG: 0.551	1-1 L5			2-1 G6-3		1-1 G5-3		1-0 F9		4	0	0	0	0	0	1						
Jermaine Dye, R OBP: 0.357, SLG: 0.553		0-0 F7 2B		2-3 K		0-0 G4-3		1-0 G5-3		4	0	1	0	0	1	0						
Joe Randa, R OBP: 0.375, SLG: 0.511		2-3 K		0-3 K		4-2 1B FC4 BB		2-1 2B 1B		3	2	1	0	1	2	1						
Jeremy Giambi, L OBP: 0.403, SLG: 0.407		0-0 F7			2-1 L7		2-0 E 1B		2-1 2B	4	1	2	1	0	0	1						
Tim Spehr, R OBP: 0.345, SLG: 0.455		3-2 G3			4-2 2B G1-3 HBP		2-3 K		1-3 K	2	1	0	0	0	1	3						
Scott Pose, L OBP: 0.415, SLG: 0.356										1	0	0	0	0	1	1						
Carlos Febles, R OBP: 0.350, SLG: 0.435			2-2 L7		3-1 1B 2B		1-1 FC4 1B		2-1 F8	4	0	2	0	0	0	1						
Inning Stats	R: 0 E: 0 K: 0 S: 9	H: 1 LOB: 1 BB: 0 P: 13	R: 0 E: 0 K: 1 S: 9	H: 1 LOB: 1 BB: 0 P: 14	R: 0 E: 0 K: 2 S: 7	H: 1 LOB: 1 BB: 0 P: 9	R: 0 E: 0 K: 2 S: 8	H: 0 LOB: 0 BB: 0 P: 12	R: 1 E: 0 K: 0 S: 10	H: 2 LOB: 2 BB: 0 P: 20	R: 0 E: 0 K: 0 S: 7	H: 0 LOB: 0 BB: 0 P: 10	R: 2 E: 1 K: 1 S: 13	H: 2 LOB: 1 BB: 1 P: 25	R: 0 E: 0 K: 0 S: 4	H: 0 LOB: 0 BB: 0 P: 7	R: 1 E: 0 K: 1 S: 12	H: 2 LOB: 1 BB: 0 P: 20	1B: 6 2B: 3 3B: 0 HR: 0	SF: 0 SAC: 0 DP: 0 HBP: 1	WP: 0 PB: 0 SB: 0 CS: 0	PA: 37
PITCHER	IP	WLS	BF	H	R	ER	SO	BB	IBB	HBP	BLK	WP	HR	S	P	ERA	WHIP					
Ryan Rupe, R ERA: 4.74	(1, 1)	6.2	W	28	7	3	2	4	1	0	1	0	0	62	101	2.70	1.200					
Rick White, R ERA: 4.01	(7, 1)	1.1		4	0	0	0	0	0	0	0	0	0	5	9	0.00	0.000					
Albie Lopez, R ERA: 6.58	(9, 1)	1.0		5	2	1	1	1	0	0	0	0	0	12	20	9.00	2.000					


Batter	1	2	3	4	5	6	7	8	9	AB	R	H	RBI	BB	SO	LOB	TOP			
Miguel Cairo, R OBP: 0.340, SLG: 0.385	1-2 P3	2-2 G4-3		0-2 G4-6-3		1-0 F9			0-0 P3	5	0	0	0	0	0	5				
Terrell Lowery, R OBP: 0.395, SLG: 0.500	2-2 1B 3B		0-1 G6-3		1-2 1B		1-1 F7		2-2 F9	5	1	2	0	0	0	0				
Dave Martinez, L OBP: 0.356, SLG: 0.397	1-8 1B 3B		2-1 P6		1-1 F8		0-0 G6-3		3-1 1B	5	1	2	0	0	0	1				
Bubba Trammell, R OBP: 0.388, SLG: 0.527	1-10 1B P6		1-0 F9		1-1 1B		0-1 HR			4	1	2	1	0	0	2				
Paul Sorrento, L OBP: 0.360, SLG: 0.454	1-3 1B 3B			0-0 1B 2B	2-3 K		1-3 K			4	1	2	2	0	2	2				
Jose Guillen, R OBP: 0.329, SLG: 0.351	0-1 G6-3		1-1 SH5-4 1B	1-2 P4			0-0 G5-4-3 1B			4	0	2	1	0	0	3				
Bobby Smith, R OBP: 0.257, SLG: 0.248		2-2 G4-3		0-0 SH5-4 1B		1-1 G1-6-3		1-2 G5-4-3		4	0	1	0	0	0	1	AB 37			
Tony Graffanino, R OBP: 0.315, SLG: 0.500		2-2 P4		0-1 SH5-4		1-0 F9		3-2 HR		3	1	1	1	0	0	0	R 5			
Mike DiFelice, R OBP: 0.333, SLG: 0.500		2-0 1B		4-1 G4-6-3 BB		0-0 1B		1-3 K		3	0	2	0	1	1	0	H 14			
Inning Stats	R: 2 E: 0 K: 0 S: 13	H: 3 LOB: 1 BB: 0 P: 20	R: 0 E: 0 K: 0 S: 11	H: 1 LOB: 1 BB: 0 P: 19	R: 0 E: 0 K: 0 S: 5	H: 0 LOB: 0 BB: 0 P: 8	R: 1 E: 0 K: 0 S: 10	H: 3 LOB: 2 BB: 1 P: 15	R: 0 E: 0 K: 1 S: 5	H: 1 LOB: 0 BB: 0 P: 8	R: 1 E: 0 K: 1 S: 8	H: 1 LOB: 0 BB: 0 P: 10	R: 1 E: 0 K: 1 S: 10	H: 2 LOB: 0 BB: 0 P: 15	R: 0 E: 0 K: 0 S: 6	H: 1 LOB: 1 BB: 0 P: 11	1B: 10 2B: 1 3B: 1 HR: 2	SF: 0 SAC: 1 DP: 2 HBP: 0	WP: 0 PB: 0 CS: 0	PA: 39
PITCHER	IP WLS BF H R ER SO BB IBB HBP BLK WP HR S P ERA WHIP																			
Jay Witasick, R ERA: 6.52	(1, 1) 4.1 22 9 3 3 0 1 0 0 0 0 0 0 46 72 6.23 2.308																			
Mac Suzuki, R ERA: 8.48	(5, 1) 2.1 L 9 2 1 1 1 0 0 0 0 0 0 1 16 23 3.86 0.857																			
Alvin Morman, L ERA: 3.83	(7, 1) 0.1 1 0 0 0 1 0 0 0 0 0 0 0 3 4 0.00 0.000																			
Scott Service, R ERA: 5.54	(8, 1) 1.0 4 2 1 1 1 0 0 0 0 0 0 1 10 15 9.00 2.000																			
Jeff Montgomery, R ERA: 7.25	(9, 1) 1.0 3 1 0 0 0 0 0 0 0 0 0 0 6 11 0.00 1.000																			

Tampa Bay Devil Rays @ Kansas City Royals
Kauffman Stadium, Kansas City, MO

Sun Aug 15, 1999, 1:05 PM CDT
Att: 19,162 - Unknown - 85 F

livebaseballscorecards.com

AB	37
R	5
H	14
RBI	5
BB	1
SO	3
LOB	14



Batter	1	2	3	4	5	6	7	8	9	AB	R	H	RBI	BB	SO	LOB	BOTTOM					
Johnny Damon, L OBP: 0.374, SLG: 0.476	1-2 G4-3		1-1 L8			3-2 2B 1B		4-2 BB		3	1	1	0	1	0	0						
Rey Sanchez, R OBP: 0.326, SLG: 0.376	1-0 F9			1-0 G5-3		0-0 1H 29 HR 2B		3-2 F8		4	1	1	1	0	0	1						
Carlos Beltrán, S OBP: 0.328, SLG: 0.458	0-2 G1-3			2-1 G4-3		1-3 K		0-3 K		4	0	0	0	0	2	2						
29 Mike Sweeney, R OBP: 0.397, SLG: 0.555		1-2 G4-3		3-3 K		2-0 2H HR		3-2 F7		4	1	1	2	0	1	1						
Jermaine Dye, R OBP: 0.356, SLG: 0.549		2-2 E6		1-1 G5-3		4-1 BB		1-3 K		3	0	0	0	1	1	0						
Joe Randa, R OBP: 0.374, SLG: 0.509		1-3 K		1-0 G1-3		1-0 F7		1-0 1B		4	0	1	0	0	1	2						
Scott Pose, L OBP: 0.409, SLG: 0.351		3-2 F7		0-1 1B			1-1 G5-3		1-2 F8	4	0	1	0	0	0	2	AB 33					
Chad Kreuter, S OBP: 0.330, SLG: 0.351			1-0 G4-3		1-0 F7		1-0 G6-3		1-2 F7	4	0	0	0	0	0	2	R 3					
Carlos Febles, R OBP: 0.347, SLG: 0.431			2-3 K			2-3 K		3-1 G4-3		3	0	0	0	0	2	0	H 5					
Inning Stats	R: 0 E: 0 K: 0 S: 7	H: 0 LOB: 0 BB: 0 P: 9	R: 0 E: 1 K: 1 S: 13	H: 0 LOB: 0 BB: 0 P: 20	R: 0 E: 0 K: 1 S: 6	H: 0 LOB: 0 BB: 0 P: 10	R: 0 E: 0 K: 1 S: 6	H: 0 LOB: 0 BB: 0 P: 12	R: 0 E: 0 K: 0 S: 6	H: 1 LOB: 1 BB: 0 P: 9	R: 3 E: 0 K: 2 S: 15	H: 3 LOB: 1 BB: 1 P: 28	R: 0 E: 0 K: 0 S: 5	H: 0 LOB: 0 BB: 0 P: 10	R: 0 E: 0 K: 1 S: 11	H: 0 LOB: 1 BB: 1 P: 21	R: 0 E: 0 K: 1 S: 14	H: 1 LOB: 0 BB: 0 P: 18	1B: 3 2B: 1 3B: 0 HR: 1	SF: 0 SAC: 0 DP: 0 HBP: 0	WP: 0 PB: 0 CS: 0	PA: 35
PITCHER	IP WLS BF H R ER SO BB IBB HBP BLK WP HR S P ERA WHIP																					
Dave Eiland, R ERA: 5.97	(1, 1) 6.0 W 24 4 3 3 5 1 0 0 0 0 0 0 16 31 4.50 0.833																					
Norm Charlton, L ERA: 3.13	(7, 1) 2.0 H 7 0 0 0 1 1 0 0 0 0 0 0 16 31 0.00 0.500																					
Roberto Hernandez, R ERA: 3.38	(9, 1) 1.0 S 4 1 0 0 1 0 0 0 0 0 0 0 14 18 0.00 1.000																					

Tampa Bay Devil Rays @ Kansas City Royals
Kauffman Stadium, Kansas City, MO

Sun Aug 15, 1999, 1:05 PM CDT
Att: 19,162 - Unknown - 85 F

livebaseballscorecards.com

AB	33
R	3
H	5
RBI	3
BB	2
SO	7
LOB	10



Batter	1	2	3	4	5	6	7	8	9	AB	R	H	RBI	BB	SO	LOB	TOP					
Johnny Damon, L (1, 7) OBP: 0.375, SLG: 0.478	P3		P3			2B		G6-3 29 1B		4	1	2	1	0	0	0						
Rey Sanchez, R (1, 6) OBP: 0.323, SLG: 0.372	K			G6-3		B2		F7		4	0	0	0	0	1	2						
Carlos Beltrán, S (1, 8) OBP: 0.330, SLG: 0.458	G3			E 1B		BB		G6-3		3	0	1	0	1	0	1						
29 Mike Sweeney, R (1, 3) OBP: 0.398, SLG: 0.557		F9 2B		K		F9		1B		4	0	2	1	0	1	3						
Jermaine Dye, R (1, 9) OBP: 0.353, SLG: 0.544	F9			K		P4		F8		4	0	0	0	0	1	5						
Joe Randa, R (1, 5) OBP: 0.371, SLG: 0.504		G1-3			F9		F7		G4-3	4	0	0	0	0	0	1						
Scott Pose, L (1, 10) OBP: 0.404, SLG: 0.347					E S 1B		G1-3		G1	4	0	1	0	0	0	1						
Chad Kreuter, S (1, 2) OBP: 0.326, SLG: 0.346			K		K		G4-3		G5-3	4	0	0	0	0	2	1						
Carlos Febles, R (1, 4) OBP: 0.347, SLG: 0.436			K		G4-3					3	1	1	0	0	1	1						
Inning Stats	R: 0 E: 0 K: 1 S: 8	H: 0 LOB: 0 BB: 0 P: 10	R: 0 E: 0 K: 0 S: 13	H: 1 LOB: 1 BB: 0 P: 19	R: 0 E: 0 K: 2 S: 9	H: 0 LOB: 0 BB: 0 P: 13	R: 0 E: 1 K: 2 S: 9	H: 1 LOB: 1 BB: 0 P: 16	R: 0 E: 0 K: 1 S: 9	H: 1 LOB: 1 BB: 0 P: 13	R: 0 E: 0 K: 0 S: 11	H: 1 LOB: 2 BB: 1 P: 21	R: 0 E: 0 K: 0 S: 11	H: 0 LOB: 0 BB: 0 P: 15	R: 2 E: 0 K: 0 S: 14	H: 3 LOB: 1 BB: 0 P: 21	R: 0 E: 0 K: 0 S: 4	H: 0 LOB: 0 BB: 0 P: 6	1B: 4 2B: 2 3B: 1 HR: 0	SF: 0 SAC: 0 DP: 0 HBP: 0	WP: 0 PB: 0 SB: 2 CS: 0	PA: 35
PITCHER	IP WLS BF H R ER SO BB IBB HBP BLK WP HR S P ERA WHIP																					
Orlando Hernandez, R (1, 1) ERA: 4.34	7.0 W 28 6 2 2 6 1 0 0 0 0 0 0 74 111 2.57 1.000																					
Jeff Nelson, R (8, 1) ERA: 5.6	1.0 H 4 1 0 0 0 0 0 0 0 0 0 0 10 17 0.00 1.000																					
42 Mariano Rivera, R (9, 1) ERA: 2.64	1.0 S 3 0 0 0 0 0 0 0 0 0 0 0 4 6 0.00 0.000																					

Kansas City Royals @ New York Yankees
 Yankee Stadium, Bronx, NY
 Tue Aug 17 1999, 7:30 PM EDT
 Att: 31,631 - Cloudy - 85 F

AB 34
 R 2
 H 7
 RBI 2
 BB 1
 SO 6
 LOB 15



Batter	1	2	3	4	5	6	7	8	9	AB	R	H	RBI	BB	SO	LOB	BOTTOM			
Chuck Knoblauch, R (1, 4) OBP: 0.388, SLG: 0.448	P6		BB		G6-3			2 1B		3	1	1	2	1	0	0				
2 Derek Jeter, R (1, 6) OBP: 0.431, SLG: 0.577	F8		K			G2-3		1B		4	0	1	1	0	1	2				
Paul O'Neill, L (1, 9) OBP: 0.360, SLG: 0.465	K			G4-3		K		G4-3		4	0	0	0	0	2	1				
Chili Davis, S (1, 10) OBP: 0.374, SLG: 0.461		G5-3		F8		L6		L9		4	0	0	0	0	0	0				
Jim Leyritz, R (1, 3) OBP: 0.349, SLG: 0.477		F9								3	1	2	0	0	0	0				
Tino Martinez, L (8, 3) OBP: 0.344, SLG: 0.441										1	1	1	1	0	0	0				
20 Jorge Posada, S (1, 2) OBP: 0.331, SLG: 0.411		G1-3			BB			G3		3	1	1	1	1	0	0				
Shane Spencer, R (1, 7) OBP: 0.308, SLG: 0.382			K		F7			F8		4	1	1	0	0	1	2				
Chad Curtis, R (1, 8) OBP: 0.379, SLG: 0.360			F9			K				3	0	0	0	0	1	2				
Scott Brosius, R (1, 5) OBP: 0.317, SLG: 0.429			BB BB		F7			K		2	0	0	0	1	1	2				
Inning Stats	R: 0 E: 0 K: 1 S: 6	H: 0 LOB: 0 BB: 0 P: 7	R: 0 E: 0 K: 0 S: 6	H: 0 LOB: 0 BB: 0 P: 9	R: 0 E: 0 K: 2 S: 21	H: 0 LOB: 2 BB: 2 P: 33	R: 0 E: 0 K: 0 S: 8	H: 1 LOB: 2 BB: 1 P: 17	R: 0 E: 0 K: 1 S: 8	H: 0 LOB: 0 BB: 0 P: 15	R: 0 E: 0 K: 1 S: 11	H: 0 LOB: 0 BB: 0 P: 17	R: 4 E: 0 K: 1 S: 18	H: 5 LOB: 1 BB: 0 P: 26	R: 1 E: 0 K: 0 S: 5	H: 1 LOB: 0 BB: 0 P: 10	1B: 3 2B: 2 3B: 1 HR: 1	SF: 0 SAC: 0 DP: 0 HBP: 0	WP: 0 PB: 0 SB: 0 CS: 0	PA: 34
PITCHER	IP WLS BF H R ER SO BB IBB HBP BLK WP HR S P ERA WHIP																			
50 José Rosado, L (1, 1) ERA: 3.98	6.0 L 25 4 3 3 5 3 0 0 0 0 0 0 66 110 4.50 1.167																			
Scott Service, R (7, 1) ERA: 5.62	0.2 4 2 1 1 1 0 0 0 0 0 0 10 12 13.50 3.000																			
Alvin Morman, L (7, 1) ERA: 3.98	0.2 3 1 1 1 0 0 0 0 0 0 1 4 8 13.50 1.500																			
Derek Wallace, R (8, 1) ERA:	0.2 2 0 0 0 0 0 0 0 0 0 0 3 4 0.00 0.000																			

Kansas City Royals @ New York Yankees
 Yankee Stadium, Bronx, NY
 Tue Aug 17 1999, 7:30 PM EDT
 Att: 31,631 - Cloudy - 85 F

AB 31
 R 5
 H 7
 RBI 5
 BB 3
 SO 6
 LOB 9



Batter	1	2	3	4	5	6	7	8	9	AB	R	H	RBI	BB	SO	LOB	TOP				
Johnny Damon, L (1, 7) OBP: 0.374, SLG: 0.476	1-1 F8		1-1 G1-3		0-2 1B			2-1 G3-1	0-0 SF7	4	0	1	1	0	0	1	Kansas City Royals @ New York Yankees Yankee Stadium, Bronx, NY Wed Aug 18 1999, 7:30 PM EDT Att: 38,947 - Unknown - 85 F livebaseballscorecards.com				
Rey Sanchez, R (1, 6) OBP: 0.324, SLG: 0.372	1-2 F8		2-1 F8		0-0 1B			2-1 BB 29 E 1B	3-2 G5-3	5	1	2	0	0	0	2					
Carlos Beltrán, S (1, 8) OBP: 0.331, SLG: 0.456	3-3 K			4-1 F9 29 1B BB				4-0 1 SAFE 1B BB 29 FC3-6 1B		2	0	0	0	2	2						
29 Mike Sweeney, R (1, 3) OBP: 0.397, SLG: 0.554		0-3 K		0-0 1B		0-0 G1-3		0-1 FC3-6		4	0	1	0	0	1	1					
Jermaine Dye, R (1, 9) OBP: 0.355, SLG: 0.544		0-0 1B		3-2 F9		3-2 G6-3		3-2 F9		4	0	2	0	0	0	3					
Joe Randa, R (1, 5) OBP: 0.370, SLG: 0.501		1-1 F8		1-1 K		0-0 G6-3				3	1	0	0	1	1	4					
Tim Spehr, R (1, 2) OBP: 0.342, SLG: 0.444		2-1 F9		2-3 K			0-3 K			3	1	0	0	1	2	3					
Jeremy Giambi, L (1, 10) OBP: 0.397, SLG: 0.401			1-1 G4-3		1-3 K		2-2 G4-3		0-1 SH5-3	3	0	0	0	0	1	0					
Carlos Febles, R (1, 4) OBP: 0.349, SLG: 0.436			3-2 E1 1B		0-1 G3		1-0 G6-3		1-2 SF7 1B	4	0	2	1	0	0	0					
Inning Stats	R: 0 E: 0 K: 1 S: 12	H: 0 LOB: 0 BB: 0 P: 17	R: 0 E: 0 K: 1 S: 8	H: 1 LOB: 1 BB: 0 P: 11	R: 0 E: 1 K: 0 S: 11	H: 1 LOB: 1 BB: 0 P: 18	R: 0 E: 0 K: 2 S: 16	H: 1 LOB: 2 BB: 0 P: 28	R: 0 E: 0 K: 0 S: 5	H: 0 LOB: 0 BB: 0 P: 8	R: 0 E: 0 K: 1 S: 7	H: 0 LOB: 0 BB: 0 P: 10	R: 1 E: 1 K: 0 S: 10	H: 1 LOB: 1 BB: 2 P: 21	R: 2 E: 0 K: 0 S: 11	H: 1 LOB: 1 BB: 2 P: 23		1B: 8 2B: 0 3B: 0 HR: 0	SF: 1 SAC: 1 DP: 1 HBP: 0	WP: 0 PB: 0 SB: 1 CS: 0	PA: 38
PITCHER	IP	WLS	BF	H	R	ER	SO	BB	IBB	HBP	BLK	WP	HR	S	P	ERA	WHIP				
Andy Pettitte, L (1, 1) ERA: 4.52	8.0	L	32	7	1	0	7	2	0	0	0	0	0	81	129	0.00	1.125				
Ramiro Mendoza, R (9, 1) ERA: 4.55	0.0		2	0	2	2	0	2	0	0	0	0	0	2	10	∞	∞				
Mike Stanton, L (9, 1) ERA: 3.83	1.0		4	1	0	0	0	0	0	0	0	0	0	9	13	0.00	1.000				

Batter	1	2	3	4	5	6	7	8	9	AB	R	H	RBI	BB	SO	LOB	BOTTOM				
Chuck Knoblauch, R (1, 4) OBP: 0.387, SLG: 0.445	4-1 G6-4-3 2 1B BB		2-2 G5-3			0-1 G5-3		2-3 K		3	0	0	0	1	1	2	Kansas City Royals @ New York Yankees Yankee Stadium, Bronx, NY Wed Aug 18 1999, 7:30 PM EDT Att: 38,947 - Unknown - 85 F livebaseballscorecards.com				
2 Derek Jeter, R (1, 6) OBP: 0.425, SLG: 0.575	2-1 G6-4-3 1B			2-0 G5-3		3-2 G4-3		2-3 K		4	0	1	0	0	1	2					
Paul O'Neill, L (1, 9) OBP: 0.362, SLG: 0.466	1-2 G6-4-3 1-2 2-3			1-2 1B		3-2 G4-3 G1-4-3 1B			1-2 G1-4-3	4	0	2	0	0	0	2					
Chili Davis, S (1, 10) OBP: 0.373, SLG: 0.458	1-2 G6-3			1-1 F7		0-0 G1-4-3			4-2 1B BB	3	0	0	0	1	0	3					
Tino Martinez, L (1, 3) OBP: 0.341, SLG: 0.437		3-3 K		1-3 K		2-1 G4-3			1-2 L8	4	0	0	0	0	2	3					
Ricky Ledee, L (1, 8) OBP: 0.343, SLG: 0.477	1-2 F9			2-0 G1-4-3 1B		0-1 F9			1-1 FC6-4 1B	4	0	2	0	0	0	1					
Shane Spencer, R (1, 7) OBP: 0.308, SLG: 0.381	1-2 G6-3			2-2 F7			0-1 20 BB 1B		2-1 FC6-4	3	0	1	0	0	0	1					
Chad Curtis, R (8, PR) OBP: 0.379, SLG: 0.360										0	0	0	0	0	0	0					
Bernie Williams, S (9, PH) OBP: 0.436, SLG: 0.559										1	0	0	0	0	0	2					
Scott Brosius, R (1, 5) OBP: 0.315, SLG: 0.426			3-2 L5		0-0 G1-4-3			1-2 F8		3	0	0	0	0	0	2					
Joe Girardi, R (1, 2) OBP: 0.235, SLG: 0.291			0-2 G6-3			2-3 K		4-1 BB		2	0	0	0	0	1	0					
20 Jorge Posada, S (8, PH) OBP: 0.333, SLG: 0.411									1-2 BB	0	0	0	0	1	0	0					
Inning Stats	R: 0 E: 0 K: 0 S: 9	H: 1 LOB: 1 BB: 1 P: 17	R: 0 E: 0 K: 1 S: 11	H: 0 LOB: 0 BB: 0 P: 16	R: 0 E: 0 K: 1 S: 11	H: 1 LOB: 1 BB: 0 P: 16	R: 0 E: 0 K: 1 S: 5	H: 0 LOB: 0 BB: 0 P: 9	R: 0 E: 0 K: 1 S: 8	H: 0 LOB: 0 BB: 0 P: 13	R: 0 E: 0 K: 0 S: 8	H: 1 LOB: 1 BB: 0 P: 13	R: 0 E: 0 K: 2 S: 12	H: 1 LOB: 2 BB: 1 P: 21	R: 0 E: 0 K: 0 S: 13	H: 1 LOB: 2 BB: 1 P: 22	1B: 6 2B: 0 3B: 0 HR: 0	SF: 0 SAC: 0 DP: 2 HBP: 0	WP: 0 PB: 0 SB: 0 CS: 0	PA: 34	
PITCHER	IP	WLS	BF	H	R	ER	SO	BB	IBB	HBP	BLK	WP	HR	S	P	ERA	WHIP				
Dan Reichert, R (1, 1) ERA: 9.46	7.0	W	24	4	0	0	3	1	0	0	0	0	0	61	98	0.00	0.714				
Derek Wallace, R (8, 1) ERA:	1.0	H	5	1	0	0	2	1	0	0	0	0	0	12	21	0.00	2.000				
Jeff Montgomery, R (9, 1) ERA: 7.08	1.0	S	5	1	0	0	0	1	0	0	0	0	0	13	22	0.00	2.000				

Batter	1	2	3	4	5	6	7	8	9	10	11	AB	R	H	RBI	BB	SO	LOB	TOP								
Johnny Damon, L OBP: 0.373, SLG: 0.474 (1, 7)	F9		SH3		P5			G4-3				4	1	1	0	0	0	0									
Rey Sanchez, R OBP: 0.328, SLG: 0.374 (1, 6)								G3			SH3-4	3	0	2	0	1	0	0									
Carlos Beltrán, S OBP: 0.330, SLG: 0.453 (1, 8)	K		SF9		G4-3			K				3	1	0	1	1	2	2									
29 Mike Sweeney, R OBP: 0.392, SLG: 0.548 (1, 3)	L7		G6-3									5	1	0	0	0	0	4									
Jermaine Dye, R OBP: 0.353, SLG: 0.539 (1, 9)		K			G6-3							4	0	0	1	1	3	0									
Joe Randa, R OBP: 0.371, SLG: 0.500 (1, 5)												3	0	1	1	1	2	0									
Jeremy Giambi, L OBP: 0.393, SLG: 0.396 (1, 10)		F8										5	0	1	0	0	1	2									
Chad Kreuter, S OBP: 0.322, SLG: 0.341 (1, 2)		G3										4	0	0	0	0	2	3									
Carlos Febles, R OBP: 0.348, SLG: 0.437 (1, 4)												4	1	1	0	0	1	0									
Inning Stats	R: 0 E: 0 K: 1 S: 9	H: 1 LOB: 1 BB: 0 P: 17	R: 0 E: 0 K: 1 S: 8	H: 0 LOB: 1 BB: 1 P: 17	R: 1 E: 0 K: 0 S: 9	H: 1 LOB: 1 BB: 1 P: 16	R: 0 E: 0 K: 0 S: 15	H: 2 LOB: 1 BB: 0 P: 20	R: 0 E: 0 K: 0 S: 8	H: 1 LOB: 1 BB: 0 P: 12	R: 0 E: 0 K: 2 S: 12	H: 0 LOB: 0 BB: 0 P: 16	R: 0 E: 0 K: 1 S: 9	H: 0 LOB: 0 BB: 0 P: 13	R: 0 E: 0 K: 2 S: 10	H: 0 LOB: 0 BB: 0 P: 13	R: 0 E: 0 K: 2 S: 7	H: 0 LOB: 0 BB: 0 P: 7	R: 0 E: 0 K: 2 S: 5	H: 1 LOB: 1 BB: 2 P: 13	1B: 5 2B: 1 3B: 0 HR: 0	SF: 2 SAC: 2 DP: 1 HBP: 0	WP: 0 PB: 0 SB: 2 CS: 0	PA: 43			
PITCHER	IP 7.0	WLS 3	BF 27	H 5	R 1	ER 1	SO 6	BB 2	IBB 0	HBP 0	BLK 0	WP 0	HR 0	S 74	P 116	ERA 0.00	WHIP 0.000										
David Cone, R ERA: 2.73 (1, 1)																											
Mike Stanton, L ERA: 3.74 (8, 1)																											
42 Mariano Rivera, R ERA: 2.54 (9, 1)																											
Jason Grimsley, R ERA: 4.18 (11, 1)																											

Kansas City Royals @ New York Yankees
 Yankee Stadium, Bronx, NY
 Thu Aug 19 1999, 12:00 PM EDT
 Att. 42,325 - Sunny - 73 F

AB 35
R 4
H 6
RBI 3
BB 4
SO 11
LOB 11



Batter	1	2	3	4	5	6	7	8	9	10	11	AB	R	H	RBI	BB	SO	LOB	BOTTOM						
Scott Brosius, R OBP: 0.313, SLG: 0.423 (1, 5)	G6-3				F8							5	0	1	0	0	0	2							
2 Derek Jeter, R OBP: 0.426, SLG: 0.570 (1, 6)	F9				G1-3						SH5-4	4	0	0	0	0	1	0							
Paul O'Neill, L OBP: 0.384, SLG: 0.483 (1, 9)					F8							2	0	0	0	3	0	0							
Tino Martinez, L OBP: 0.340, SLG: 0.433 (1, 3)			F8		G4-3						K	4	0	0	0	1	1	3							
Jim Leyritz, R OBP: 0.340, SLG: 0.468 (1, 10)												3	0	0	0	1	1	2							
Bernie Williams, S OBP: 0.435, SLG: 0.558 (10, PH)	P6											1	0	0	0	0	0	2							
Ricky Ledee, L OBP: 0.351, SLG: 0.500 (1, 8)												4	1	2	0	1	0	0							
20 Jorge Posada, S OBP: 0.334, SLG: 0.409 (1, 2)		K										4	0	1	0	1	2	5							
Shane Spencer, R OBP: 0.305, SLG: 0.371 (1, 7)												4	0	0	0	0	1	3							
Luis Sojo, R OBP: 0.301, SLG: 0.389 (1, 4)												4	0	1	1	0	1	1							
Chili Davis, S OBP: 0.372, SLG: 0.456 (11, PH)												1	0	0	0	0	0	1							
Inning Stats	R: 0 E: 0 K: 0 S: 13	H: 0 LOB: 2 BB: 2 P: 26	R: 1 E: 0 K: 1 S: 9	H: 2 LOB: 1 BB: 0 P: 14	R: 0 E: 0 K: 2 S: 13	H: 0 LOB: 3 BB: 3 P: 29	R: 0 E: 0 K: 1 S: 10	H: 0 LOB: 0 BB: 0 P: 15	R: 0 E: 0 K: 0 S: 5	H: 0 LOB: 0 BB: 0 P: 7	R: 0 E: 0 K: 0 S: 4	H: 0 LOB: 0 BB: 0 P: 4	R: 0 E: 0 K: 1 S: 11	H: 0 LOB: 0 BB: 0 P: 15	R: 0 E: 0 K: 0 S: 4	H: 0 LOB: 1 BB: 1 P: 11	R: 0 E: 0 K: 1 S: 6	H: 1 LOB: 2 BB: 1 P: 10	R: 0 E: 0 K: 1 S: 6	H: 1 LOB: 1 BB: 0 P: 6	1B: 3 2B: 1 3B: 1 HR: 0	SF: 0 SAC: 1 DP: 1 HBP: 1	WP: 0 PB: 0 SB: 2 CS: 0	PA: 45	
PITCHER	IP 8.0	WLS 4	BF 32	H 3	R 0	ER 0	SO 5	BB 5	IBB 0	HBP 1	BLK 0	WP 0	HR 0	S 70	P 119	ERA 1.12	WHIP 1.000								
Blake Stein, R ERA: 3.71 (1, 1)																									
Derek Wallace, R ERA: 5.59 (9, 1)																									
Scott Service, R ERA: 3.95 (10, 1)																									
Alvin Morman, L ERA: 4.59 (10, 1)																									
Brad Rigby, R ERA: 4.59 (10, 1)																									

Kansas City Royals @ New York Yankees
 Yankee Stadium, Bronx, NY
 Thu Aug 19 1999, 12:00 PM EDT
 Att. 42,325 - Sunny - 73 F

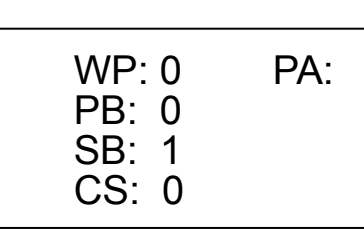
AB 36
R 1
H 5
RBI 1
BB 7
SO 7
LOB 19



Batter	1	2	3	4	5	6	7	8	9	AB	R	H	RBI	BB	SO	LOB	TOP									
Johnny Damon, L <small>OBP: 0.373, SLG: 0.473</small>										4	1	1	1	1	0	1	Kansas City Royals @ Tampa Bay Devil Rays Tropicana Field, St. Petersburg, FL Fri Aug 20 1999, 7:05 PM EDT Att: 16,616 - Dome - 72 F									
Rey Sanchez, R <small>OBP: 0.326, SLG: 0.372</small>										5	0	1	1	0	1	1										
29 Mike Sweeney, R <small>OBP: 0.393, SLG: 0.545</small>										2	1	0	0	2	0	3										
Jermaine Dye, R <small>OBP: 0.354, SLG: 0.539</small>										4	0	2	1	0	0	3										
Jeremy Giambi, L <small>OBP: 0.391, SLG: 0.395</small>										3	0	1	1	0	1	0										
Joe Randa, R <small>OBP: 0.370, SLG: 0.498</small>										4	0	1	0	0	1	2										
Scott Pose, L <small>OBP: 0.407, SLG: 0.347</small>										3	1	1	0	1	0	1										
Tim Spehr, R <small>OBP: 0.333, SLG: 0.430</small>										4	0	0	0	0	2	3										
Carlos Febles, R <small>OBP: 0.349, SLG: 0.436</small>										3	1	1	0	1	0	0										
Jed Hansen, R <small>OBP: 0.292, SLG: 0.268</small>										0	0	0	0	0	0	0										
Inning Stats	R: 1 E: 0 K: 0 S: 7	H: 2 LOB: 2 BB: 1 P: 15	R: 0 E: 0 K: 0 S: 5	H: 0 LOB: 0 BB: 0 P: 7	R: 0 E: 0 K: 0 S: 7	H: 0 LOB: 1 BB: 0 P: 15	R: 0 E: 0 K: 2 S: 9	H: 1 LOB: 1 BB: 0 P: 14	R: 0 E: 0 K: 1 S: 7	H: 0 LOB: 0 BB: 1 P: 11	R: 1 E: 0 K: 0 S: 9	H: 1 LOB: 0 BB: 1 P: 16	R: 2 E: 0 K: 0 S: 16	H: 3 LOB: 2 BB: 1 P: 25	R: 0 E: 0 K: 2 S: 9	H: 1 LOB: 1 BB: 0 P: 14	R: 0 E: 0 K: 0 S: 5	H: 0 LOB: 0 BB: 1 P: 12	1B: 8 2B: 0 3B: 0 HR: 0	SF: 1 SAC: 0 DP: 0 HBP: 0	WP: 0 PB: 0 SB: 4 CS: 0	PA: 38				
PITCHER	IP	WLS	BF	H	R	ER	SO	BB	IBB	HBP	BLK	WP	HR	S	P	ERA	WHIP									
Ryan Rupe, R <small>ERA: 4.79</small>	(1, 1)	6.1		29	7	4	4	3	4	0	0	0	0	0	57	100	5.68	1.737								
Esteban Yan, R <small>ERA: 5.54</small>	(7, 1)	0.2		2	0	0	0	0	0	0	0	0	0	0	3	3	0.00	0.000								
Norm Charlton, L <small>ERA: 3.05</small>	(8, 1)	1.0		4	1	0	2	0	0	0	0	0	0	9	14	0.00	1.000									
Roberto Hernandez, R <small>ERA: 3.34</small>	(9, 1)	1.0	W	3	0	0	0	0	1	0	0	0	0	5	12	0.00	1.000									

Batter	1	2	3	4	5	6	7	8	9	AB	R	H	RBI	BB	SO	LOB	BOTTOM								
Miguel Cairo, R <small>OBP: 0.331, SLG: 0.377</small>										5	1	1	0	0	0	1	Kansas City Royals @ Tampa Bay Devil Rays Tropicana Field, St. Petersburg, FL Fri Aug 20 1999, 7:05 PM EDT Att: 16,616 - Dome - 72 F								
Dave Martinez, L <small>OBP: 0.356, SLG: 0.393</small>										2	1	0	1	2	0	0									
Jose Canseco, R <small>OBP: 0.363, SLG: 0.618</small>										2	0	0	0	2	1	1									
Fred McGriff, L <small>OBP: 0.414, SLG: 0.582</small>										4	1	3	1	1	0	2									
John Flaherty, R <small>OBP: 0.330, SLG: 0.429</small>										4	1	2	3	0	1	4									
Terrell Lowery, R <small>OBP: 0.382, SLG: 0.500</small>										4	0	0	0	0	1	2									
Jose Guillen, R <small>OBP: 0.322, SLG: 0.333</small>										3	0	1	0	1	0	0									
Bobby Smith, R <small>OBP: 0.245, SLG: 0.236</small>										4	0	0	0	0	1	3									
Aaron Ledesma, R <small>OBP: 0.307, SLG: 0.327</small>										4	1	1	0	0	0	2									
Inning Stats	R: 0 E: 0 K: 0 S: 7	H: 1 LOB: 2 BB: 0 P: 11	R: 0 E: 0 K: 1 S: 8	H: 0 LOB: 1 BB: 1 P: 14	R: 0 E: 0 K: 1 S: 17	H: 0 LOB: 0 BB: 2 P: 28	R: 0 E: 0 K: 0 S: 3	H: 0 LOB: 0 BB: 0 P: 5	R: 0 E: 0 K: 0 S: 6	H: 0 LOB: 0 BB: 0 P: 8	R: 2 E: 1 K: 0 S: 12	H: 2 LOB: 1 BB: 0 P: 19	R: 2 E: 0 K: 2 S: 22	H: 4 LOB: 2 BB: 0 P: 29	R: 0 E: 0 K: 0 S: 7	H: 1 LOB: 1 BB: 0 P: 10	R: 1 E: 0 K: 0 S: 5	H: 0 LOB: 3 BB: 3 P: 18	1B: 6 2B: 1 3B: 0 HR: 1	SF: 1 SAC: 0 DP: 0 HBP: 2	WP: 0 PB: 0 SB: 1 CS: 0	PA: 41			
PITCHER	IP	WLS	BF	H	R	ER	SO	BB	IBB	HBP	BLK	WP	HR	S	P	ERA	WHIP								
Jeff Suppan, R <small>ERA: 4.03</small>	(1, 1)	6.2		30	5	4	4	3	3	0	1	0	0	1	66	103	5.40	1.200							
Alvin Morman, L <small>ERA: 3.95</small>	(7, 1)	0.0	B	1	1	0	0	0	0	0	0	0	0	2	2	∞	∞								
Brad Rigby, R <small>ERA: 4.6</small>	(7, 1)	1.1		6	2	0	1	0	0	0	0	0	0	14	19	0.00	1.500								
Scott Service, R <small>ERA: 5.73</small>	(9, 1)	0.0	L	4	0	1	1	0	3	0	1	0	0	5	18	∞	∞								

AB	32
R	4
H	8
RBI	4
BB	5
SO	5
LOB	14



Batter	1	2	3	4	5	6	7	8	9	AB	R	H	RBI	BB	SO	LOB
Johnny Damon, L (1,10) OBP: 0.372, SLG: 0.471	0-2 F8		1-0 1B			1-1 G1-3		1-2 L6		4	0	1	0	0	0	0
Rey Sanchez, R (1,6) OBP: 0.328, SLG: 0.373	2-2 G5-3		0-1 P4			0-0 2B 29 1B		1-1 L4-6 1B		4	1	2	0	0	0	1
29 Mike Sweeney, R (1,3) OBP: 0.394, SLG: 0.545	3-2 F8		0-0 G4-3			1-2 2B 1B G4-3		2-1 1B		4	1	2	0	0	0	1
Jermaine Dye, R (1,9) OBP: 0.353, SLG: 0.538		2-0 G5-3		1-1 G5-3		2-2 G4-3 1B 1-3 2H		0-0 L4-6		4	0	1	1	0	0	2
Carlos Beltrán, S (1,8) OBP: 0.327, SLG: 0.450		0-1 P2		0-3 K		0-0 G4-3			1-0 P6	4	0	0	1	0	1	1
Joe Randa, R (1,5) OBP: 0.369, SLG: 0.496		2-1 BB 1B		0-2 G5-3		2-3 3H 2-1 L5			1-0 F9	4	0	1	0	0	0	1
Jeremy Giambi, L (1,7) OBP: 0.392, SLG: 0.399		4-1 BB 1B			1-0 G1-3		2-3 K		1-0 2B	3	0	1	0	1	1	0
Chad Kreuter, S (1,2) OBP: 0.318, SLG: 0.337		0-2 G4-3			0-0 G4-3		1-2 P5		1-1 G1-6-3	4	0	0	0	0	0	3
Jed Hansen, R (1,4) OBP: 0.275, SLG: 0.250			0-2 G5-3		1-2 G6-3		1-0 F9			3	0	0	0	0	0	0

Inning Stats	R: 0 E: 0 K: 0 S: 11	H: 0 LOB: 0 BB: 0 P: 16	R: 0 E: 0 K: 0 S: 9	H: 1 LOB: 2 BB: 1 P: 17	R: 0 E: 0 K: 0 S: 7	H: 1 LOB: 1 BB: 0 P: 8	R: 0 E: 0 K: 1 S: 8	H: 0 LOB: 0 BB: 0 P: 9	R: 0 E: 0 K: 0 S: 5	H: 0 LOB: 0 BB: 0 P: 7	R: 2 E: 0 K: 0 S: 12	H: 3 LOB: 1 BB: 0 P: 18	R: 0 E: 0 K: 1 S: 8	H: 0 LOB: 0 BB: 0 P: 12	R: 0 E: 0 K: 0 S: 10	H: 2 LOB: 1 BB: 0 P: 14	R: 0 E: 0 K: 0 S: 5	H: 1 LOB: 1 BB: 0 P: 9	1B: 6 2B: 3 HR: 0	SF: 0 SAC: 0 DP: 1 HBP: 0
--------------	-------------------------------	----------------------------------	------------------------------	----------------------------------	------------------------------	---------------------------------	------------------------------	---------------------------------	------------------------------	---------------------------------	-------------------------------	----------------------------------	------------------------------	----------------------------------	-------------------------------	----------------------------------	------------------------------	---------------------------------	-------------------------	------------------------------------

Batter	1	2	3	4	5	6	7	8	9	AB	R	H	RBI	BB	SO	LOB
Miguel Cairo, R (1,4) OBP: 0.329, SLG: 0.374	2-2 E 1B FC5-2 1B	1-0 F8		2-1 FC4-6 1B 1-2	1-0 F9			0-3 K		5	0	1	0	0	1	2
Dave Martinez, L (1,8) OBP: 0.354, SLG: 0.389	2-0 L9	4-0 BB HR BB		0-0 F8		3-2 F7		0-0 F8		4	1	0	0	1	0	2
Jose Canseco, R (1,10) OBP: 0.366, SLG: 0.617	1-0 FC5-2 1B E	4-2 HR BB		3-1 BB 1B	1-3 BB 1B	1-3 K		2-1 F9		4	2	2	0	1	1	0
Fred McGriff, L (1,3) OBP: 0.415, SLG: 0.587	0-1 E1 1B FC5-2	0-2 HR		4-1 BB 1B	1-2 BB	1-2 F8				3	2	1	3	1	0	2
John Flaherty, R (1,2) OBP: 0.329, SLG: 0.429	2-2 FC5-2 1B	1-0 F7		0-0 P5			1-0 BB 2B			4	2	1	0	0	0	6
Paul Sorrento, L (1,7) OBP: 0.359, SLG: 0.438	0-1 1B		1-0 F9		4-2 G5-4-3 1B BB		0-3 K			3	1	1	2	1	1	1
Terrell Lowery, R (8,7) OBP: 0.382, SLG: 0.500	1-3 2H 3H 1B									0	0	0	0	0	0	0
Jose Guillen, R (1,9) OBP: 0.326, SLG: 0.337	1-2 1B		1-1 P4		0-0 G5-4-3 1B		1-1 G6-3			4	0	2	1	0	0	1
Bobby Smith, R (1,5) OBP: 0.245, SLG: 0.236	1-2 G4-3		2-1 G5-3		1-1 G5-4-3 1B		3-1 BB 1B			4	0	1	1	0	0	4
Aaron Ledesma, R (1,6) OBP: 0.311, SLG: 0.327		0-3 K		2-0 FC4-6 HBP	2-1 1B		0-0 P4			3	0	1	1	0	1	1

Inning Stats	R: 3 E: 1 K: 0 S: 18	H: 4 LOB: 2 BB: 0 P: 27	R: 3 E: 0 K: 1 S: 10	H: 1 LOB: 2 BB: 2 P: 20	R: 0 E: 0 K: 0 S: 5	H: 0 LOB: 0 BB: 0 P: 9	R: 0 E: 0 K: 0 S: 7	H: 1 LOB: 3 BB: 1 P: 18	R: 1 E: 0 K: 0 S: 10	H: 2 LOB: 1 BB: 1 P: 18	R: 0 E: 0 K: 1 S: 10	H: 0 LOB: 0 BB: 0 P: 15	R: 1 E: 0 K: 1 S: 9	H: 2 LOB: 1 BB: 0 P: 14	R: 0 E: 0 K: 1 S: 8	H: 0 LOB: 0 BB: 0 P: 10	1B: 8 2B: 1 3B: 0 HR: 1	SF: 0 SAC: 0 DP: 1 HBP: 1
--------------	-------------------------------	----------------------------------	-------------------------------	----------------------------------	------------------------------	---------------------------------	------------------------------	----------------------------------	-------------------------------	----------------------------------	-------------------------------	----------------------------------	------------------------------	----------------------------------	------------------------------	----------------------------------	----------------------------------	------------------------------------

PITCHER	IP	WLS	BF	H	R	ER	SO	BB	IBB	HBP	BLK	WP	HR	S	P	ERA	WHIP
Jay Witasick, R (1,1) ERA: 6.65	2.0	L	14	5	6	3	1	2	0	0	0	0	0	28	47	13.50	3.500
49 Chris Fussell, R (3,1) ERA: 7.98	4.0		17	3	1	1	1	2	0	1	0	0	0	32	60	2.25	1.250
Mac Suzuki, R (7,1) ERA: 8.37	2.0		8	2	1	1	2	0	0	0	0	0	0	17	24	4.50	1.000

AB 34
R 2
H 8
RBI 2
BB 1
SO 2
LOB 9



WP: 0 PA: 35
PB: 0
SB: 0
CS: 0

AB 34
R 8
H 10
RBI 8
BB 4
SO 4
LOB 19



WP: 0 PA: 39
PB: 0
SB: 0
CS: 0

Table with columns for Batter, Inning (1-9), and statistics (AB, R, H, RBI, BB, SO, LOB). Rows include batters like Johnny Damon, Rey Sanchez, and Mike Sweeney with their batting order and performance.

Kansas City Royals @ Tampa Bay Devil Rays
Tropicana Field, St. Petersburg, FL
Sun Aug 22 1999, 1:35 PM EDT
Att: 25,083 - Dome - 72 F



Inning Stats table with columns for R, H, ER, SO, BB, IBB, HBP, BLK, WP, HR, S, P, ERA, WHIP for both teams.

PITCHER information table with columns for IP, WLS, BF, H, R, ER, SO, BB, IBB, HBP, BLK, WP, HR, S, P, ERA, WHIP for Rolando Arrojo.

Main table for the bottom half of the game, showing batter names (Terrell Lowery, Tony Graffano, etc.), batting order, and performance statistics.

Kansas City Royals @ Tampa Bay Devil Rays
Tropicana Field, St. Petersburg, FL
Sun Aug 22 1999, 1:35 PM EDT
Att: 25,083 - Dome - 72 F



Inning Stats table for the bottom half, including R, H, ER, SO, BB, IBB, HBP, BLK, WP, HR, S, P, ERA, WHIP.

PITCHER information table for the bottom half, including IP, WLS, BF, H, R, ER, SO, BB, IBB, HBP, BLK, WP, HR, S, P, ERA, WHIP.

Batter	1	2	3	4	5	6	7	8	9	AB	R	H	RBI	BB	SO	LOB	TOP					
Brady Anderson, L (1,8) OBP: 0.417, SLG: 0.483	F7			G6-3					K	5	0	2	1	0	1	1						
Mike Bordick, R (1,6) OBP: 0.327, SLG: 0.385	F9	K					F8			4	0	1	0	0	1	4						
B.J. Surhoff, L (1,7) OBP: 0.360, SLG: 0.528					L7		CS	F7		4	0	2	1	0	0	1						
Albert Belle, R (1,9) OBP: 0.394, SLG: 0.502	F8									3	0	2	0	1	0	1						
Harold Baines, L (1,10) OBP: 0.402, SLG: 0.595										3	1	0	0	1	0	4						
Jeff Conine, R (1,3) OBP: 0.356, SLG: 0.514										4	1	1	0	0	0	2						
Delino DeShields, L (1,4) OBP: 0.343, SLG: 0.378										3	2	2	0	1	1	0						
Charles Johnson, R (1,2) OBP: 0.338, SLG: 0.424										1	0	0	1	2	1	0						
Ryan Minor, R (1,5) OBP: 0.271, SLG: 0.369										3	0	0	0	0	3	4						
Derrick May, L (9,PH) OBP: 0.333, SLG: 0.500										0	0	0	1	0	0	0						
Jeff Reboulet, R (9,5) OBP: 0.315, SLG: 0.194										0	0	0	0	0	0	0						
Inning Stats	R: 0 E: 0 K: 0 S: 10	H: 1 LOB: 1 BB: 0 P: 17	R: 3 E: 0 K: 2 S: 20	H: 3 LOB: 2 BB: 3 P: 38	R: 0 E: 0 K: 0 S: 7	H: 1 LOB: 0 BB: 1 P: 15	R: 0 E: 0 K: 1 S: 9	H: 0 LOB: 0 BB: 0 P: 15	R: 0 E: 0 K: 2 S: 7	H: 2 LOB: 1 BB: 0 P: 13	R: 0 E: 0 K: 2 S: 7	H: 0 LOB: 0 BB: 0 P: 14	R: 0 E: 0 K: 1 S: 9	H: 1 LOB: 0 BB: 0 P: 13	R: 0 E: 0 K: 0 S: 4	H: 1 LOB: 1 BB: 0 P: 8	R: 1 E: 1 K: 1 S: 8	H: 1 LOB: 0 BB: 0 P: 12	1B: 10 2B: 0 3B: 0 HR: 0	SF: 1 SAC: 1 DP: 2 HBP: 0	WP: 0 PB: 0 SB: 1 CS: 1	PA: 38
PITCHER	IP	WLS	BF	H	R	ER	SO	BB	IBB	HBP	BLK	WP	HR	S	P	ERA	WHIP					
Dan Reichert, R (1,1) ERA: 9.08	4.1	L	22	7	3	3	3	5	0	0	0	0	0	52	95	6.23	2.769					
Mac Suzuki, R (5,1) ERA: 8.12	2.1		7	1	0	0	3	0	0	0	0	0	0	15	27	0.00	0.429					
Alvin Morman, L (7,1) ERA: 3.86	1.0		3	1	0	0	0	0	0	0	0	0	0	5	10	0.00	1.000					
Derek Wallace, R (8,1) ERA:	1.1		5	1	1	0	1	0	0	0	0	0	0	9	13	0.00	0.750					

Baltimore Orioles @ Kansas City Royals
Kauffman Stadium, Kansas City, MO
Mon Aug 23 1999, 7:05 PM CDT
Att: 14,222 - Cloudy - 82 F

AB	30
R	4
H	10
RBI	4
BB	5
SO	7
LOB	17



Batter	1	2	3	4	5	6	7	8	9	AB	R	H	RBI	BB	SO	LOB	BOTTOM					
Johnny Damon, L (1,7) OBP: 0.374, SLG: 0.472							F8			3	0	2	0	1	0	1						
Rey Sanchez, R (1,6) OBP: 0.327, SLG: 0.370										4	0	1	0	0	0	3						
29 Mike Sweeney, R (1,3) OBP: 0.388, SLG: 0.535										4	0	0	0	0	0	4						
Jermaine Dye, R (1,9) OBP: 0.348, SLG: 0.529										4	0	0	0	0	0	1						
Carlos Beltrán, S (1,8) OBP: 0.328, SLG: 0.448										4	1	2	0	0	1	0						
Joe Randa, R (1,5) OBP: 0.368, SLG: 0.499										4	1	1	2	0	0	1						
Jeremy Giambi, L (1,10) OBP: 0.398, SLG: 0.402										3	0	1	0	0	0	0						
Chad Kreuter, S (1,2) OBP: 0.315, SLG: 0.332										4	0	0	0	0	1	3						
Ray Holbert, R (1,4) OBP: 0.200, SLG: 0.200										3	0	1	0	0	0	0						
Inning Stats	R: 0 E: 0 K: 0 S: 11	H: 0 LOB: 1 BB: 1 P: 20	R: 0 E: 0 K: 1 S: 9	H: 0 LOB: 1 BB: 0 P: 16	R: 0 E: 0 K: 0 S: 8	H: 1 LOB: 1 BB: 0 P: 10	R: 2 E: 0 K: 0 S: 10	H: 2 LOB: 0 BB: 0 P: 17	R: 0 E: 0 K: 0 S: 10	H: 2 LOB: 2 BB: 0 P: 14	R: 0 E: 0 K: 0 S: 8	H: 2 LOB: 0 BB: 0 P: 9	R: 0 E: 0 K: 0 S: 11	H: 1 LOB: 0 BB: 0 P: 14	R: 0 E: 0 K: 0 S: 5	H: 0 LOB: 0 BB: 0 P: 9	R: 0 E: 0 K: 1 S: 11	H: 0 LOB: 0 BB: 0 P: 15	1B: 7 2B: 1 3B: 0 HR: 1	SF: 0 SAC: 0 DP: 1 HBP: 1	WP: 0 PB: 0 SB: 0 CS: 1	PA: 35
PITCHER	IP	WLS	BF	H	R	ER	SO	BB	IBB	HBP	BLK	WP	HR	S	P	ERA	WHIP					
Scott Erickson, R (1,1) ERA: 5.31	8.0	W	32	8	2	2	1	1	0	1	0	0	0	72	109	2.25	1.125					
Mike Timlin, R (9,1) ERA: 4.18	1.0	S	3	0	0	0	1	0	0	0	0	0	0	11	15	0.00	0.000					

Baltimore Orioles @ Kansas City Royals
Kauffman Stadium, Kansas City, MO
Mon Aug 23 1999, 7:05 PM CDT
Att: 14,222 - Cloudy - 82 F

AB	33
R	2
H	8
RBI	2
BB	1
SO	2
LOB	13



Batter	1	2	3	4	5	6	7	8	9	10	AB	R	H	RBI	BB	SO	LOB									
Brady Anderson, L OBP: 0.419, SLG: 0.497 (1, 8)											4	2	2	2	1	2	2									
Mike Bordick, R OBP: 0.328, SLG: 0.387 (1, 6)											5	0	2	0	0	0	3									
B.J. Surhoff, L OBP: 0.359, SLG: 0.525 (1, 7)											5	1	1	0	0	0	2									
Albert Belle, R OBP: 0.392, SLG: 0.505 (1, 9)											5	1	1	2	0	1	2									
Harold Baines, L OBP: 0.401, SLG: 0.591 (9, PR)											4	0	1	0	0	0	1									
Rich Amaral, R OBP: 0.361, SLG: 0.376 (9, PR)											0	1	0	0	1	0	0									
Jeff Conine, R OBP: 0.351, SLG: 0.506 (1, 3)											5	0	0	0	0	0	2									
Delino DeShields, L OBP: 0.344, SLG: 0.376 (1, 4)											4	0	1	0	1	2	1									
Charles Johnson, R OBP: 0.337, SLG: 0.422 (1, 2)											4	0	1	0	0	0	3									
Ryan Minor, R OBP: 0.274, SLG: 0.358 (9, PH)											2	0	0	0	1	0	0									
Derrick May, L OBP: 0.500, SLG: 0.667 (9, PR)											1	0	1	1	0	0	0									
Jeff Rebutel, R OBP: 0.315, SLG: 0.194 (9, 5)											0	0	0	0	0	0	0									
Inning Stats	R: 0 E: 0 K: 2 S: 16	H: 1 LOB: 1 BB: 0 P: 21	R: 0 E: 0 K: 0 S: 9	H: 0 LOB: 1 BB: 1 P: 19	R: 1 E: 0 K: 0 S: 13	H: 1 LOB: 0 BB: 0 P: 23	R: 0 E: 0 K: 0 S: 4	H: 0 LOB: 0 BB: 0 P: 5	R: 0 E: 0 K: 0 S: 7	H: 2 LOB: 1 BB: 0 P: 17	R: 0 E: 0 K: 2 S: 10	H: 1 LOB: 2 BB: 1 P: 21	R: 0 E: 0 K: 0 S: 7	H: 0 LOB: 0 BB: 0 P: 11	R: 1 E: 0 K: 0 S: 9	H: 3 LOB: 3 BB: 1 P: 17	R: 2 E: 0 K: 1 S: 6	H: 2 LOB: 0 BB: 1 P: 10	1B: 6 2B: 1 3B: 0 HR: 3	SF: 0 SAC: 0 DP: 0 HBP: 0	WP: 0 PB: 0 SB: 0 CS: 1	PA: 43				
PITCHER	IP	WLS	BF	H	R	ER	SO	BB	IBB	HBP	BLK	WP	HR	S	P	ERA	WHIP									
Blake Stein, R ERA: 3.51 (1, 1)	6.2		27	5	2	2	3	2	0	0	0	0	2	69	113	2.70	1.050									
Alvin Morman, L ERA: 3.80 (7, 1)	0.1	H	1	0	0	0	1	0	0	0	0	0	0	3	6	0.00	0.000									
Brad Rigby, R ERA: 4.54 (8, 1)	1.0	H	3	0	0	0	0	0	0	0	0	0	0	7	11	0.00	0.000									
Jeff Montgomery, R ERA: 6.96 (9, 1)	1.0	B	7	3	1	1	0	1	0	0	0	0	0	9	17	9.00	4.000									
Derek Wallace, R ERA: 3.6 (10, 1)	1.0	L	5	2	2	2	1	1	0	0	0	0	1	6	10	18.00	3.000									

Baltimore Orioles @ Kansas City Royals
Kauffman Stadium, Kansas City, MO
Tue Aug 24 1999, 7:05 PM CDT
Att. 12,171 - Cloudy - 79 F

AB	R	H	RBI	BB	SO	LOB
39	5	10	5	4	5	16

WP: 0 PA: 43
SB: 0
CS: 1

Batter	1	2	3	4	5	6	7	8	9	10	AB	R	H	RBI	BB	SO	LOB									
Johnny Damon, L OBP: 0.376, SLG: 0.471 (1, 7)											3	1	1	0	2	1	1									
Rey Sanchez, R OBP: 0.323, SLG: 0.366 (1, 6)											5	0	0	0	0	0	6									
Carlos Beltrán, S OBP: 0.329, SLG: 0.454 (1, 8)											5	1	2	2	0	0	0									
29 Mike Sweeney, R OBP: 0.384, SLG: 0.529 (1, 3)											5	0	0	0	0	0	1									
Jermaine Dye, R OBP: 0.347, SLG: 0.526 (1, 9)											5	1	1	0	0	0	0									
Joe Randa, R OBP: 0.371, SLG: 0.500 (1, 5)											3	0	2	0	1	0	0									
Jeremy Giambi, L OBP: 0.395, SLG: 0.396 (1, 10)											3	0	0	0	1	1	5									
Tim Spehr, R OBP: 0.340, SLG: 0.432 (1, 2)											2	0	0	0	1	0	3									
Scott Pose, L OBP: 0.412, SLG: 0.353 (9, PH)											1	0	1	0	0	0	0									
Chad Kreuter, S OBP: 0.315, SLG: 0.332 (10, 2)											0	0	0	0	0	0	0									
Ray Holbert, R OBP: 0.167, SLG: 0.176 (1, 4)											2	0	0	1	0	1	2									
Inning Stats	R: 0 E: 0 K: 0 S: 6	H: 2 LOB: 1 BB: 0 P: 13	R: 1 E: 1 K: 1 S: 11	H: 1 LOB: 3 BB: 2 P: 26	R: 0 E: 0 K: 0 S: 5	H: 0 LOB: 0 BB: 0 P: 7	R: 0 E: 0 K: 0 S: 6	H: 0 LOB: 0 BB: 1 P: 12	R: 2 E: 0 K: 0 S: 9	H: 1 LOB: 0 BB: 1 P: 19	R: 0 E: 0 K: 1 S: 11	H: 1 LOB: 2 BB: 1 P: 22	R: 0 E: 0 K: 0 S: 7	H: 0 LOB: 0 BB: 0 P: 11	R: 0 E: 0 K: 0 S: 11	H: 1 LOB: 1 BB: 0 P: 16	R: 0 E: 0 K: 1 S: 7	H: 1 LOB: 1 BB: 0 P: 9	R: 0 E: 0 K: 0 S: 3	H: 0 LOB: 0 BB: 0 P: 3	1B: 6 2B: 1 3B: 0 HR: 1	SF: 1 SAC: 1 DP: 2 HBP: 0	WP: 0 PB: 1 SB: 1 CS: 0	PA: 41		
PITCHER	IP	WLS	BF	H	R	ER	SO	BB	IBB	HBP	BLK	WP	HR	S	P	ERA	WHIP									
Jason Johnson, R ERA: 6.27 (1, 1)	5.0		24	5	3	2	1	5	0	0	0	0	0	42	89	3.60	2.000									
Al Reyes, R ERA: 3.29 (8, 1)	2.0		6	0	0	0	1	0	0	0	0	0	0	13	21	0.00	0.000									
Jim Corsi, R ERA: 4.4 (8, 1)	1.1		6	2	0	0	0	0	0	0	0	0	0	13	18	0.00	1.500									
Jesse Orsoco, L ERA: 6.04 (8, 1)	0.1		1	0	0	0	1	0	0	0	0	0	0	3	3	0.00	0.000									
Scott Kameniecki, R ERA: 5.38 (8, 1)	0.1	W	1	0	0	0	0	0	0	0	0	0	0	2	4	0.00	0.000									

Baltimore Orioles @ Kansas City Royals
Kauffman Stadium, Kansas City, MO
Tue Aug 24 1999, 7:05 PM CDT
Att. 12,171 - Cloudy - 79 F

AB	R	H	RBI	BB	SO	LOB
34	3	7	3	5	3	18

WP: 0 PA: 41
SB: 1
CS: 0

Batter	1	2	3	4	5	6	7	8	9	AB	R	H	RBI	BB	SO	LOB	TOP					
Brady Anderson , L (1.8) OBP: 0.418, SLG: 0.492	0-1 G6-3		1-3 K		4-2 S BB		1-2 G3-1			3	0	0	0	1	1	0	Baltimore Orioles @ Kansas City Royals Kauffman Stadium, Kansas City, MO Thu Aug 26 1999, 7:05 PM CDT Att: 13,246 - Cloudy - 74 F					
Mike Bordick , R (1.6) OBP: 0.330, SLG: 0.387	3-2 P3		1-2 F8		0-1 F8		1-2 G6-4-3 1B			4	0	1	0	0	0	1						
B.J. Surhoff , L (1.7) OBP: 0.360, SLG: 0.522	4-2 1B BB		2-3 K		4-0 1-2 BB		1-2 F8			2	0	0	0	2	1	1						
Albert Belle , R (1.9) OBP: 0.391, SLG: 0.500	3-0 1-2 1B			1-2 F9	0-0 G1-3		2-2 G6-4-3 1-2			4	0	1	0	0	0	3						
Harold Baines , L (1.10) OBP: 0.395, SLG: 0.583	0-1 F8			2-3 K		1-1 L8		0-0 G4-3		4	0	0	0	0	1	2						
Jeff Conine , R (1.3) OBP: 0.352, SLG: 0.502		3-1 P6		1-1 1B 1B		1-0 P3		1-1 F9		4	0	1	0	0	0	0						
Delino DeShields , L (1.4) OBP: 0.345, SLG: 0.374		4-2 FC6-4 BB		2-2 1-2 1B		0-1 G6-3		3-2 L7		3	0	1	0	1	0	0						
Charles Johnson , R (1.2) OBP: 0.337, SLG: 0.418		1-0 F7		2-0 P3			3-2 F9			3	0	0	0	0	0	3						
Ryan Minor , R (1.5) OBP: 0.253, SLG: 0.329		1-2 FC6-4 1-2			0-1 G6-3		1-3 K			3	0	0	0	0	1	1						
Inning Stats	R: 0 E: 0 K: 0 S: 12	H: 1 LOB: 2 BB: 1 P: 22	R: 0 E: 0 K: 0 S: 9	H: 0 LOB: 1 BB: 1 P: 18	R: 0 E: 0 K: 2 S: 10	H: 0 LOB: 0 BB: 0 P: 14	R: 0 E: 0 K: 1 S: 12	H: 2 LOB: 2 BB: 0 P: 20	R: 0 E: 0 K: 0 S: 7	H: 0 LOB: 0 BB: 2 P: 15	R: 0 E: 0 K: 0 S: 5	H: 0 LOB: 0 BB: 0 P: 7	R: 0 E: 0 K: 1 S: 9	H: 0 LOB: 0 BB: 0 P: 14	R: 0 E: 0 K: 0 S: 12	H: 1 LOB: 0 BB: 0 P: 16	R: 0 E: 0 K: 0 S: 7	H: 0 LOB: 0 BB: 0 P: 11	1B: 4 2B: 0 3B: 0 HR: 0	SF: 0 SAC: 0 DP: 1 HBP: 0	WP: 0 PB: 0 SB: 1 CS: 0	PA: 34
PITCHER Jay Witasick , R (1.1) ERA: 6.14	IP: 9.0 WLS: W BF: 34 H: 4 R: 0 ER: 0 SO: 4 BB: 4 IBB: 0 HBP: 0 BLK: 0 WP: 0 HR: 0 S: 83 P: 137 ERA: 0.00 WHIP: 0.889																	PITCHER Jay Witasick , R (1.1) ERA: 6.14	IP: 9.0 WLS: W BF: 34 H: 4 R: 0 ER: 0 SO: 4 BB: 4 IBB: 0 HBP: 0 BLK: 0 WP: 0 HR: 0 S: 83 P: 137 ERA: 0.00 WHIP: 0.889			
Batter	1	2	3	4	5	6	7	8	9	AB	R	H	RBI	BB	SO	LOB	BOTTOM					
Johnny Damon , L (1.7) OBP: 0.375, SLG: 0.476	2-2 1B 29 1B	0-1 G4-3		3-1 L9 1-2			1-1 G4-3	1-0 FC6-4		5	1	1	0	0	0	4	Baltimore Orioles @ Kansas City Royals Kauffman Stadium, Kansas City, MO Thu Aug 26 1999, 7:05 PM CDT Att: 13,246 - Cloudy - 74 F					
Ray Helbert , R (1.6) OBP: 0.231, SLG: 0.240	0-1 F7	3-2 G6-3			1-3 K		2-2 HR 1B			4	1	1	0	0	1	1						
Carlos Beltrán , S (1.8) OBP: 0.329, SLG: 0.457	0-0 G6-3 29 1B		2-3 K		0-0 L7		0-1 HR			4	1	2	2	0	1	0						
29 Mike Sweeney , R (1.3) OBP: 0.388, SLG: 0.532	2-1 G6-3 1B		0-0 K		1-0 L6		1-2 G5-3			4	1	2	1	0	0	0						
Jermaine Dye , R (1.9) OBP: 0.349, SLG: 0.529	2-2 G6-3		0-0 F8		0-0 SF8 3B		4-0 1B G3 BB			3	1	1	0	1	0	3						
Joe Randa , R (1.5) OBP: 0.376, SLG: 0.507	4-1 FC6-4 BB		2-1 FC6		4-2 CS BB		2-2 G3			2	0	1	1	2	0	1						
Steve Scarosone , R (9.5) OBP: 0.293, SLG: 0.277			2-H 1B		1-2 SF8 BB		1-2 G3			0	0	0	0	0	0	0						
Jeremy Giambi , L (1.10) OBP: 0.387, SLG: 0.385	1-2 FC6-4		0-0 FC6		1-2 SF8		3-2 1B HBP			2	0	0	1	0	0	4						
Chad Kreuter , S (1.2) OBP: 0.311, SLG: 0.328		3-2 G6-3		2-1 G4-3		0-2 P5		0-0 F7		4	0	0	0	0	0	3						
Jed Hansen , R (1.4) OBP: 0.293, SLG: 0.333		0-0 HR		1-1 CS 1B		3-2 CS		2-3 K	1-1 FC6-4 1B	4	1	3	1	0	1	0						
Inning Stats	R: 1 E: 0 K: 0 S: 17	H: 3 LOB: 3 BB: 1 P: 28	R: 1 E: 0 K: 0 S: 9	H: 1 LOB: 0 BB: 0 P: 15	R: 1 E: 0 K: 1 S: 8	H: 2 LOB: 1 BB: 0 P: 12	R: 0 E: 0 K: 0 S: 6	H: 1 LOB: 0 BB: 0 P: 12	R: 0 E: 0 K: 1 S: 5	H: 0 LOB: 0 BB: 0 P: 7	R: 1 E: 0 K: 0 S: 15	H: 1 LOB: 1 BB: 1 P: 23	R: 2 E: 0 K: 1 S: 15	H: 2 LOB: 0 BB: 0 P: 21	R: 0 E: 0 K: 0 S: 9	H: 1 LOB: 3 BB: 1 P: 20	1B: 7 2B: 1 3B: 1 HR: 2	SF: 1 SAC: 0 DP: 0 HBP: 1	WP: 0 PB: 0 SB: 0 CS: 2	PA: 38		
PITCHER Sidney Ponson , R (1.1) ERA: 4.24	IP: 7.0 WLS: L BF: 31 H: 10 R: 6 ER: 6 SO: 3 BB: 2 IBB: 0 HBP: 0 BLK: 0 WP: 2 HR: 2 S: 75 P: 118 ERA: 7.71 WHIP: 1.714																	PITCHER Mike Timlin , R (8.1) ERA: 4.01	IP: 1.0 WLS: L BF: 6 H: 1 R: 0 ER: 0 SO: 0 BB: 1 IBB: 0 HBP: 1 BLK: 0 WP: 0 HR: 0 S: 9 P: 20 ERA: 0.00 WHIP: 2.000			

Batter	1	2	3	4	5	6	7	8	9	AB	R	H	RBI	BB	SO	LOB	TOP										
Johnny Damon, L (1, 7) OBP: 0.375, SLG: 0.476										4	0	2	0	0	1	0	Kansas City Royals @ Minnesota Twins Hubert H. Humphrey Metrodome, Minneapolis, MN Fri Aug 27 1999, 8:05 PM EDT Att: 11,176 - Dome - 72 F										
Ray Holbert, R (1, 6) OBP: 0.300, SLG: 0.310										4	1	3	0	0	1	0											
Carlos Beltrán, S (1, 8) OBP: 0.328, SLG: 0.456										4	0	1	0	0	3	5											
29 Mike Sweeney, R (1, 3) OBP: 0.385, SLG: 0.527										4	0	0	1	0	0	6											
Jermaine Dye, R (1, 9) OBP: 0.346, SLG: 0.524										4	0	0	0	0	0	1											
Joe Randa, R (1, 5) OBP: 0.375, SLG: 0.504										3	0	0	0	1	1	0											
Jeremy Giambi, L (1, 10) OBP: 0.381, SLG: 0.378										4	0	0	0	0	2	2											
Tim Spehr, R (1, 2) OBP: 0.337, SLG: 0.420										3	0	0	0	0	1	0											
Jed Hansen, R (1, 4) OBP: 0.295, SLG: 0.333										3	0	1	0	0	2	0											
Inning Stats	R: 0 H: 0 E: 0 K: 3 S: 11	H: 0 LOB: 0 BB: 0 P: 15	R: 0 H: 0 E: 0 K: 0 S: 12	H: 0 LOB: 0 BB: 0 P: 18	R: 0 H: 2 E: 0 K: 1 S: 18	H: 1 LOB: 1 BB: 0 P: 25	R: 0 H: 0 E: 0 K: 2 S: 9	H: 0 LOB: 0 BB: 0 P: 13	R: 0 H: 3 E: 0 K: 1 S: 14	H: 3 LOB: 3 BB: 0 P: 18	R: 0 H: 0 E: 0 K: 1 S: 12	H: 0 LOB: 0 BB: 0 P: 16	R: 0 H: 0 E: 0 K: 2 S: 8	H: 0 LOB: 0 BB: 0 P: 11	R: 1 H: 2 E: 0 K: 0 S: 15	H: 2 LOB: 2 BB: 1 P: 22	1B: 7 2B: 0 3B: 0 HR: 0	SF: 0 SAC: 0 DP: 1 HBP: 0	WP: 0 PA: 34 SB: 0 CS: 0								
PITCHER	IP	WLS	BF	H	R	ER	SO	BB	IBB	HBP	BLK	WP	HR	S	P	ERA	WHIP										
Eric Milton, L (1, 1) ERA: 4.61	8.0	W	28	5	0	0	11	0	0	0	0	0	0	93	128	0.00	0.625										
Bob Wells, R (9, 1) ERA: 3.75	0.1		3	2	1	1	0	0	0	0	0	0	0	8	10	27.00	6.000										
Mike Trombley, R (9, 1) ERA: 3.91	0.2	S	3	0	0	0	0	1	0	0	0	0	0	7	12	0.00	1.500										

Batter	1	2	3	4	5	6	7	8	9	AB	R	H	RBI	BB	SO	LOB	BOTTOM										
Denny Hocking, S (1, 4) OBP: 0.322, SLG: 0.382										3	0	3	1	0	0	0	Kansas City Royals @ Minnesota Twins Hubert H. Humphrey Metrodome, Minneapolis, MN Fri Aug 27 1999, 8:05 PM EDT Att: 11,176 - Dome - 72 F										
Cristian Guzman, S (1, 6) OBP: 0.285, SLG: 0.303										4	0	1	0	0	0	5											
Marty Cordova, R (1, 9) OBP: 0.373, SLG: 0.467										4	1	1	1	0	0	2											
Ron Coomer, R (1, 3) OBP: 0.308, SLG: 0.440										4	1	1	0	0	2	0											
Chad Allen, R (1, 7) OBP: 0.325, SLG: 0.393										4	0	0	0	0	0	1											
Terry Steinbach, R (1, 2) OBP: 0.371, SLG: 0.414										4	1	1	0	0	1	0											
Matt Lawton, L (1, 10) OBP: 0.349, SLG: 0.368										2	1	1	0	1	0	0											
Brent Gates, S (1, 5) OBP: 0.338, SLG: 0.345										3	0	1	1	0	0	1											
Torii Hunter, R (1, 8) OBP: 0.311, SLG: 0.365										3	0	1	1	0	0	2											
Inning Stats	R: 0 H: 1 E: 0 K: 0 S: 6	H: 4 LOB: 2 BB: 1 P: 8	R: 0 H: 0 E: 0 K: 1 S: 5	H: 0 LOB: 0 BB: 0 P: 7	R: 0 H: 0 E: 0 K: 0 S: 7	H: 1 LOB: 1 BB: 0 P: 16	R: 0 H: 0 E: 0 K: 0 S: 6	H: 0 LOB: 0 BB: 0 P: 11	R: 0 H: 3 E: 0 K: 0 S: 10	H: 3 LOB: 2 BB: 0 P: 16	R: 1 H: 1 E: 0 K: 2 S: 12	H: 1 LOB: 0 BB: 0 P: 17	R: 1 H: 1 E: 0 K: 0 S: 15	H: 1 LOB: 0 BB: 0 P: 22	1B: 7 2B: 3 3B: 0 HR: 1	SF: 0 SAC: 0 DP: 2 HBP: 1	WP: 0 PA: 33 SB: 1 CS: 1										
PITCHER	IP	WLS	BF	H	R	ER	SO	BB	IBB	HBP	BLK	WP	HR	S	P	ERA	WHIP										
50 José Rosado, L (1, 1) ERA: 3.89	7.0	L	29	9	3	3	1	0	0	0	0	0	0	57	91	3.86	1.429										
Scott Service, R (8, 1) ERA: 5.79	1.0		4	1	1	1	2	0	0	0	0	0	1	12	17	9.00	1.000										

AB 33
R 1
H 7
RBI 1
BB 1
SO 11
LOB 14



AB 31
R 4
H 10
RBI 4
BB 1
SO 3
LOB 11



1B: 7 SF: 0
2B: 3 SAC: 0
3B: 0 DP: 2
HR: 1 HBP: 1

Batter	1	2	3	4	5	6	7	8	9	AB	R	H	RBI	BB	SO	LOB	TOP					
Johnny Damon, L (1, 8) OBP: 0.375, SLG: 0.476										4	0	2	0	0	0	0	Kansas City Royals @ Minnesota Twins Hubert H. Humphrey Metrodome, Minneapolis, MN Sun Aug 29 1999, 2:05 PM EDT Att: 11,585 - Dome - 72 F					
Ray Holbert, R (1, 6) OBP: 0.316, SLG: 0.306										4	1	2	1	0	0	2						
29 Mike Sweeney, R (1, 10) OBP: 0.386, SLG: 0.529										4	0	2	1	0	0	2						
Jermaine Dye, R (1, 9) OBP: 0.345, SLG: 0.522										4	0	1	0	0	0	3						
Jeremy Giambi, L (1, 3)										4	0	0	0	0	0	2						
Joe Randa, R (1, 5) OBP: 0.373, SLG: 0.506										4	0	0	0	0	2	2						
Scott Pose, L (1, 7) OBP: 0.403, SLG: 0.346										3	0	0	0	0	1	1						
Tim Spehr, R (1, 2) OBP: 0.331, SLG: 0.411										3	0	0	0	0	0	0						
Steve Scarfone, R (1, 4) OBP: 0.295, SLG: 0.279										3	1	1	0	0	2	0						
Inning Stats	R: 0 E: 0 K: 0 S: 13	H: 2 LOB: 1 BB: 0 P: 19	R: 0 E: 0 K: 0 S: 5	H: 0 LOB: 0 BB: 0 P: 8	R: 0 E: 0 K: 1 S: 7	H: 0 LOB: 0 BB: 0 P: 9	R: 1 E: 0 K: 1 S: 8	H: 2 LOB: 1 BB: 0 P: 16	R: 0 E: 0 K: 2 S: 12	H: 0 LOB: 0 BB: 0 P: 17	R: 0 E: 0 K: 1 S: 5	H: 1 LOB: 0 BB: 0 P: 8	R: 0 E: 0 K: 1 S: 8	H: 1 LOB: 1 BB: 0 P: 10	R: 1 E: 0 K: 0 S: 12	H: 2 LOB: 1 BB: 0 P: 19	R: 0 E: 0 K: 0 S: 9	H: 0 LOB: 0 BB: 0 P: 11	1B: 5 2B: 3 3B: 0 HR: 0	SF: 0 SAC: 0 DP: 2 HBP: 0	WP: 1 PB: 0 SB: 0 CS: 0	PA: 33
PITCHER	IP WLS BF H R ER SO BB IBB HBP BLK WP HR S P ERA WHIP																					
LaTroy Hawkins, R (1, 1) ERA: 6.44	7.1 W 27 7 2 2 5 0 0 0 0 0 0 64 97 2.46 0.955																					
Eddie Guardado, L (8, 1) ERA: 4.3	0.0 1 1 0 0 0 0 0 0 0 0 0 2 3 ∞ ∞																					
Bob Wells, R (8, 1) ERA: 3.63	1.2 S 5 0 0 0 0 0 0 0 0 0 0 13 17 0.00 0.000																					

Batter	1	2	3	4	5	6	7	8	9	AB	R	H	RBI	BB	SO	LOB	BOTTOM					
Jacque Jones, L (1, 8) OBP: 0.316, SLG: 0.431										4	0	1	1	0	2	2	Kansas City Royals @ Minnesota Twins Hubert H. Humphrey Metrodome, Minneapolis, MN Sun Aug 29 1999, 2:05 PM EDT Att: 11,585 - Dome - 72 F					
Cristian Guzman, S (1, 6) OBP: 0.285, SLG: 0.301										4	0	0	0	0	1	1						
Matt Lawton, L (1, 9) OBP: 0.352, SLG: 0.367										3	0	1	1	1	0	1						
Marty Cordova, R (1, 10) OBP: 0.375, SLG: 0.482										4	0	0	0	0	2	3						
Todd Walker, L (1, 4) OBP: 0.345, SLG: 0.411										1	1	0	0	3	0	0						
Chad Allen, R (1, 7) OBP: 0.326, SLG: 0.391										3	2	0	0	1	1	4						
Corey Koskie, L (1, 5) OBP: 0.377, SLG: 0.468										3	2	3	4	1	0	0						
Javier Valentin, S (1, 2) OBP: 0.322, SLG: 0.421										4	0	0	0	0	2	4						
Doug Mientkiewicz, L (1, 3) OBP: 0.317, SLG: 0.322										4	1	2	0	0	0	3						
Inning Stats	R: 0 E: 0 K: 2 S: 9	H: 0 LOB: 0 BB: 0 P: 15	R: 2 E: 0 K: 0 S: 10	H: 1 LOB: 1 BB: 1 P: 21	R: 1 E: 0 K: 0 S: 10	H: 2 LOB: 1 BB: 0 P: 14	R: 1 E: 0 K: 1 S: 9	H: 1 LOB: 1 BB: 1 P: 17	R: 0 E: 0 K: 1 S: 9	H: 0 LOB: 0 BB: 1 P: 15	R: 1 E: 0 K: 2 S: 19	H: 1 LOB: 2 BB: 1 P: 33	R: 0 E: 0 K: 2 S: 9	H: 1 LOB: 2 BB: 1 P: 19	R: 1 E: 0 K: 0 S: 9	H: 1 LOB: 1 BB: 1 P: 18	R: 1 E: 0 K: 0 S: 9	H: 1 LOB: 1 BB: 1 P: 18	1B: 4 2B: 2 3B: 0 HR: 1	SF: 1 SAC: 1 DP: 0 HBP: 0	WP: 0 PB: 0 SB: 3 CS: 0	PA: 38
PITCHER	IP WLS BF H R ER SO BB IBB HBP BLK WP HR S P ERA WHIP																					
Blake Stein, R (1, 1) ERA: 4.23	5.0 L 25 5 5 5 4 4 0 0 0 0 0 55 97 9.00 1.800																					
Scott Service, R (6, 1) ERA: 5.61	2.0 8 1 0 0 4 0 1 0 0 0 0 20 37 0.00 0.500																					
Jeff Montgomery, R (8, 1) ERA: 6.95	1.0 5 1 1 1 0 1 0 0 0 0 0 9 18 9.00 2.000																					

AB 33
R 2
H 8
RBI 2
BB 0
SO 5
LOB 12



AB 30
R 6
H 7
RBI 6
BB 6
SO 8
LOB 18



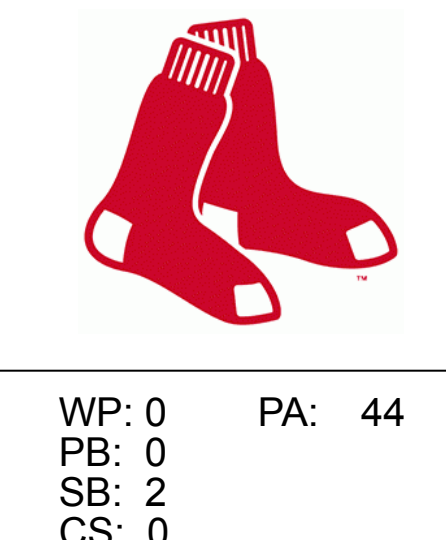
Batter	1	2	3	4	5	6	7	8	9	AB	R	H	RBI	BB	SO	LOB	TOP		
Johnny Damon, L (1, 10) OBP: 0.375, SLG: 0.474	G1-3		S BB		P6			G1-3		3	0	0	0	1	0	0	Kansas City Royals @ Boston Red Sox Fenway Park, Boston, MA Mon Aug 30 1999, 7:05 PM EDT Att: 32,705 - Unknown - 70 F		
Ray Holbert, R (1, 6) OBP: 0.286, SLG: 0.275	K		K					G6-3		4	0	0	0	0	3	1			
Carlos Beltrán, S (1, 8) OBP: 0.328, SLG: 0.453	G3-1		F9					FC6-4 1B		4	0	2	0	0	0	1			
Jemaine Dye, R (1, 9) OBP: 0.344, SLG: 0.522		29 1B WP						K		4	1	1	0	0	2	2			
29 Mike Sweeney, R (1, 3) OBP: 0.385, SLG: 0.526		WP 1B						K		4	0	1	0	0	1	2			
Joe Randa, R (1, 5) OBP: 0.373, SLG: 0.504								FC6-4 1-2		4	0	1	0	0	2	3			
Jeremy Giambi, L (1, 7) OBP: 0.365, SLG: 0.361								K		3	0	0	0	0	2	2			
Tim Spehr, R (1, 2) OBP: 0.326, SLG: 0.403								K		3	0	0	0	0	2	1			
Jed Hansen, R (1, 4) OBP: 0.294, SLG: 0.305								K		3	0	0	0	0	3	0			
Inning Stats	R: 0 E: 0 K: 1 S: 11	H: 0 LOB: 0 BB: 0 P: 17	R: 1 E: 0 K: 3 S: 14	H: 2 LOB: 1 BB: 0 P: 21	R: 0 E: 0 K: 2 S: 10	H: 0 LOB: 1 BB: 1 P: 15	R: 0 E: 0 K: 2 S: 11	H: 1 LOB: 1 BB: 0 P: 16	R: 0 E: 0 K: 1 S: 13	H: 0 LOB: 0 BB: 0 P: 17	R: 0 E: 0 K: 1 S: 7	H: 0 LOB: 0 BB: 0 P: 12	R: 0 E: 0 K: 1 S: 8	H: 0 LOB: 0 BB: 0 P: 12	R: 0 E: 0 K: 2 S: 10	H: 1 LOB: 1 BB: 0 P: 16		1B: 4 SF: 0 2B: 1 SAC: 0 3B: 0 DP: 0 HR: 0 HBP: 0	WP: 1 PA: 33 BB: 0 SB: 1 CS: 0
PITCHER	IP	WLS	BF	H	R	ER	SO	BB	IBB	HBP	BLK	WP	HR	S	P	ERA	WHIP		
Pedro Martínez, R (1, 1) ERA: 2.36	6.0	W	23	4	1	1	11	1	0	0	0	1	0	70	103	1.50	0.833		
John Wasdin, R (7, 1) ERA: 4.55	2.0		6	0	0	0	2	0	0	0	0	0	0	15	24	0.00	0.000		
Mark Guthrie, L (9, 1) ERA: 5.83	1.0		4	1	0	0	2	0	0	0	0	0	0	10	16	0.00	1.000		

Batter	1	2	3	4	5	6	7	8	9	AB	R	H	RBI	BB	SO	LOB	BOTTOM		
Jose Offerman, S (1, 4) OBP: 0.386, SLG: 0.435						SH S				4	2	4	1	1	0	0	Kansas City Royals @ Boston Red Sox Fenway Park, Boston, MA Mon Aug 30 1999, 7:05 PM EDT Att: 32,705 - Unknown - 70 F		
John Valentin, R (1, 5) OBP: 0.311, SLG: 0.396						SH S				2	0	0	0	0	0	2			
Donnie Sadler, R (5, 5) OBP: 0.313, SLG: 0.367	P3					SH S				2	2	1	0	0	0	3			
Brian Daubach, L (1, 3) OBP: 0.376, SLG: 0.598						SH S				4	1	0	0	1	1	3			
Nomar Garciaparra, R (1, 6) OBP: 0.407, SLG: 0.575						SH S				3	1	1	1	2	0	0			
18 Reggie Jefferson, S (1, 10) OBP: 0.351, SLG: 0.448						SH S				3	0	0	0	0	1	4			
Mike Stanley, R (6, PH) OBP: 0.360, SLG: 0.463						SH S				2	1	2	2	0	0	0			
Butch Huskey, R (1, 7) OBP: 0.356, SLG: 0.506						SH S				4	1	3	2	1	0	2			
Jason Varitek, S (1, 2) OBP: 0.333, SLG: 0.456						SH S				5	1	2	1	0	1	2			
Darren Lewis, R (1, 8) OBP: 0.333, SLG: 0.340						SH S				3	0	0	1	2	0	4			
Trot Nixon, L (1, 9) OBP: 0.347, SLG: 0.465						SH S				4	0	1	0	0	0	4			
Inning Stats	R: 0 E: 0 K: 2 S: 13	H: 1 LOB: 2 BB: 1 P: 21	R: 2 E: 0 K: 0 S: 17	H: 3 LOB: 1 BB: 0 P: 27	R: 0 E: 0 K: 0 S: 6	H: 0 LOB: 0 BB: 0 P: 8	R: 0 E: 1 K: 1 S: 13	H: 0 LOB: 1 BB: 1 P: 19	R: 4 E: 2 K: 0 S: 17	H: 3 LOB: 2 BB: 2 P: 31	R: 2 E: 0 K: 0 S: 13	H: 3 LOB: 1 BB: 1 P: 22	R: 0 E: 0 K: 0 S: 8	H: 1 LOB: 2 BB: 2 P: 21	R: 1 E: 0 K: 0 S: 18	H: 3 LOB: 2 BB: 0 P: 24	1B: 11 SF: 0 2B: 4 SAC: 1 3B: 0 DP: 2 HR: 0 HBP: 0	WP: 0 PA: 44 BB: 0 SB: 2 CS: 0	
PITCHER	IP	WLS	BF	H	R	ER	SO	BB	IBB	HBP	BLK	WP	HR	S	P	ERA	WHIP		
Jeff Suppan, R (1, 1) ERA: 4.13	4.1	L	24	7	6	5	3	3	0	0	0	0	0	4	10	0.00	1.500		
Brad Rigby, R (5, 1) ERA: 4.52	0.2		3	0	0	0	0	1	0	0	0	0	0	10	17	54.00	12.000		
Tim Byrdak, L (6, 1) ERA: 8.64	0.1		5	3	2	2	0	1	0	0	0	0	0	11	26	0.00	1.800		
Derek Wallace, R (6, 1) ERA: 2.57	1.2		6	1	0	0	0	2	0	0	0	0	0	11	26	0.00	1.800		
Alvin Morman, L (8, 1) ERA: 4.15	1.0		6	3	1	1	0	0	0	0	0	0	0	18	24	9.00	3.000		

AB	32
R	1
H	5
RBI	0
BB	1
SO	15
LOB	12



AB	36
R	9
H	14
RBI	8
BB	7
SO	3
LOB	24



Batter	1	2	3	4	5	6	7	8	9	AB	R	H	RBI	BB	SO	LOB	TOP
Johnny Damon, L (1, 10) OBP: 0.373, SLG: 0.471	1-3 K		1-3 K			1-1 SH1-3	1-2 P3			3	0	0	0	0	2	2	
Ray Holbert, R (1, 6) OBP: 0.261, SLG: 0.250	0-3 K			1-3 K		1-2 G4-3		0-3 K		4	0	0	1	0	3	1	
Carlos Beltrán, S (1, 8) OBP: 0.328, SLG: 0.451	0-2 G3-1			1-2 F8		2-3 3-H	1-1 2B	1-2 F9		4	1	1	1	0	0	0	
Jemaine Dye, R (1, 9) OBP: 0.344, SLG: 0.522		1-2 E5 FC5		3-2 F9		0-0 3-H	1-1 2B	3-3 K		4	0	1	1	0	1	0	
29 Mike Sweeney, R (1, 3) OBP: 0.382, SLG: 0.522		1-0 L6			3-2 P8	0-1 G6-3			1-1 G5-3	4	0	0	0	0	2		
Joe Randa, R (1, 5) OBP: 0.372, SLG: 0.502		1-1 L8			2-1 P4		2-2 G4-3		0-1 E5	4	0	1	0	0	0	1	
Scott Pose, L (1, 7) OBP: 0.391, SLG: 0.333		1-1 FC5			0-1 P6		1 SAFE G4-3		0-3 K	4	0	0	0	0	1	3	
Chad Kreuter, S (1, 2) OBP: 0.313, SLG: 0.323			1-2 G4-3			1-0 SH1-3	3-2 L7		4-0	2	1	0	0	1	0	1	
Jed Hansen, R (1, 4) OBP: 0.310, SLG: 0.311			2-3 K			2-0 G4-3	4-1		2-3 K	2	1	1	0	1	1	0	
Jeremy Giambi, L (9, PH) OBP: 0.364, SLG: 0.359						1-2 G4-3	1-1 1B			1	0	0	0	0	1	2	
Inning Stats	R: 0 H: 0 E: 0 K: 2 S: 9	H: 0 R: 0 ER: 1 LOB: 0 BB: 0 P: 10	R: 0 H: 0 E: 1 K: 0 S: 8	H: 0 R: 0 ER: 0 LOB: 1 BB: 0 P: 12	R: 0 H: 0 E: 0 K: 2 S: 10	H: 0 R: 0 ER: 0 LOB: 0 BB: 0 P: 15	R: 0 H: 0 E: 0 K: 0 S: 7	H: 0 R: 0 ER: 0 LOB: 0 BB: 0 P: 12	R: 3 H: 3 E: 0 K: 0 S: 12	H: 3 R: 0 ER: 0 LOB: 1 BB: 0 P: 18	R: 0 H: 1 E: 0 K: 0 S: 14	H: 1 R: 0 ER: 0 LOB: 2 BB: 1 P: 24	R: 0 H: 0 E: 0 K: 2 S: 10	H: 0 R: 0 ER: 1 LOB: 2 BB: 1 P: 17	1B: 3 2B: 1 3B: 0 HR: 0	SF: 0 SAC: 1 DP: 0 HBP: 1	WP: 0 PA: 36 PB: 0 SB: 0 CS: 0
PITCHER	IP WLS BF H R ER SO BB IBB HBP BLK WP HR S P ERA WHIP																
Mark Portugal, R (1, 1) ERA: 5.23	6.0	23	3	3	3	5	0	0	1	0	0	0	0	55	80	4.50	0.500
Rich Garcés, R (7, 1) ERA: 1.71	2.0	W 8	1	0	0	2	1	0	0	0	0	0	0	24	38	0.00	1.000
Derek Lowe, R (9, 1) ERA: 2.76	1.0	S 5	0	0	0	2	1	0	0	0	0	0	0	10	17	0.00	1.000

Kansas City Royals @ Boston Red Sox
Fenway Park, Boston, MA
Tue Aug 31 1999, 7:05 PM EDT
Att: 32,177 - Unknown - 68 F

AB	32
R	3
H	4
RBI	3
BB	2
SO	9
LOB	12



Batter	1	2	3	4	5	6	7	8	9	AB	R	H	RBI	BB	SO	LOB	BOTTOM
Jose Offerman, S (1, 4) OBP: 0.386, SLG: 0.437	2-2 FC6-4		1 SAFE 0-2 F9	0-0 P5			2-1 SH5-4	0-3 K		5	1	2	0	0	1	6	
Darren Lewis, R (1, 8) OBP: 0.329, SLG: 0.337	1 SAFE 2-2 FC6-4		1 SAFE 1-2 G4-3		2-2 G4-3		0-0 SH5-4	1-1 P2		4	0	0	0	0	4		
Brian Daubach, L (1, 3) OBP: 0.599	2-3 K		1-2 F8	1-1 F8			2-1 SF8	0-2 G5-3		3	1	1	0	0	2	1	
Mike Stanley, R (7, PH) OBP: 0.384, SLG: 0.461				1-2 F8			3-H 1-0			1	0	0	1	0	0	2	
Nomar Garciaparra, R (1, 6) OBP: 0.407, SLG: 0.573	0-0 F8			1-1 F8			1-0 2B			3	1	1	0	0	0	2	
Troy O'Leary, L (1, 7) OBP: 0.339, SLG: 0.514		0-3 K		4-1 1B			1-1 2B			3	1	1	1	1	2	1	
Butch Huskey, R (1, 10) OBP: 0.358, SLG: 0.509		2-0 G5-3		0-0 BB			1-H 2B			4	1	2	1	0	0	1	
Jason Varitek, S (1, 2) OBP: 0.332, SLG: 0.454		0-0 G4-3		1-3 3-H			3-0 G4-3			4	1	1	0	0	1	3	
Donnie Sadler, R (1, 5) OBP: 0.322, SLG: 0.373			2-2 BLK	0-0 E4			1-0 F7		2-1	4	0	2	0	0	0	1	
Trot Nixon, L (1, 9) OBP: 0.347, SLG: 0.462			1 SAFE 1-0 P6		1-2 BB		3-H 4-2		0-2	2	0	0	0	1	0	1	
Damon Buford, R (8, PH) OBP: 0.298, SLG: 0.378				1-2 2-3			1-2 F8		1-2	1	0	1	1	0	0	0	
Inning Stats	R: 0 H: 1 E: 0 K: 1 S: 11	H: 0 R: 0 ER: 0 LOB: 0 BB: 0 P: 7	R: 0 H: 1 E: 0 K: 0 S: 12	H: 1 R: 0 ER: 0 LOB: 1 BB: 0 P: 16	R: 2 H: 2 E: 1 K: 1 S: 15	H: 2 R: 0 ER: 0 LOB: 2 BB: 0 P: 17	R: 0 H: 0 E: 0 K: 2 S: 12	H: 0 R: 0 ER: 0 LOB: 1 BB: 0 P: 17	R: 1 H: 1 E: 0 K: 0 S: 4	H: 1 R: 0 ER: 0 LOB: 0 BB: 0 P: 9	R: 2 H: 3 E: 0 K: 0 S: 9	H: 3 R: 0 ER: 0 LOB: 1 BB: 0 P: 17	R: 1 H: 3 E: 0 K: 1 S: 14	H: 3 R: 0 ER: 0 LOB: 2 BB: 0 P: 17	1B: 7 2B: 4 3B: 0 HR: 0	SF: 1 SAC: 1 DP: 0 HBP: 1	WP: 1 PA: 39 PB: 1 SB: 1 CS: 0
PITCHER	IP WLS BF H R ER SO BB IBB HBP BLK WP HR S P ERA WHIP																
Jay Witasick, R (1, 1) ERA: 6.04	6.1	L 29	6	4	3	5	2	0	0	0	0	0	0	5	9	27.00	6.000
Alvin Morman, L (7, 1) ERA: 4.33	0.1	3	2	1	1	0	0	0	0	0	0	0	0	4	8	0.00	6.000
Brad Rigby, R (7, 1) ERA: 4.5	0.1	3	2	1	0	0	0	0	0	0	0	0	0	4	8	0.00	6.000
Tim Byrdak, L (8, 1) ERA: 8.15	1.0	4	1	0	0	1	0	0	0	0	0	0	0	11	12	0.00	1.000

Kansas City Royals @ Boston Red Sox
Fenway Park, Boston, MA
Tue Aug 31 1999, 7:05 PM EDT
Att: 32,177 - Unknown - 68 F

AB	34
R	6
H	11
RBI	4
BB	2
SO	6
LOB	22




Batter	1	2	3	4	5	6	7	8	9	AB	R	H	RBI	BB	SO	LOB	TOP										
Johnny Damon, L (1, 7) OBP: 0.373, SLG: 0.469	4-2 BB G5-4-3		0-0 1B			0-0 B3	1-1 E4 SH2-4		0-2 G4-3	4	0	1	1	1	0	1											
Ray Holbert, R (1, 6) OBP: 0.285, SLG: 0.255	0-0 G5-4-3			3-2 G1-3		1-2 E 1B	0-0 SH2-4		3-3 K	3	0	1	0	0	0	1											
Jeremy Giambi, L (9, PH) OBP: 0.363, SLG: 0.357										1	0	0	0	0	1	0											
Carlos Beltrán, S (1, 8) OBP: 0.326, SLG: 0.448	3-3 K			2-3 K		1-0 E1 29 FC6-4	1-3 K			4	0	0	0	0	3	3											
Jemaine Dye, R (1, 9) OBP: 0.345, SLG: 0.520		0-3 K		4-2 29 BB		0-2 F9	4-1 BB			2	0	0	0	2	1	2											
29 Mike Sweeney, R (1, 10) OBP: 0.381, SLG: 0.519	0-0 F9			4-0 BB		0-0 FC6-4	0-1 L5			3	0	0	0	1	0	5											
Joe Randa, R (1, 5) OBP: 0.373, SLG: 0.500	4-1 BB			0-0 BB						2	1	0	0	2	0	2											
Joe Vitiello, R (1, 3) SAFE	2-0 L8					2-1 F7	1-1 E6 1B BB E	1-0 F8		4	1	0	0	0	0	2											
Sal Fasano, R (1, 2)			1-2 G6-3			0-2 G5-3	4-1 E 1B BB	2-1 P4		3	1	0	0	1	0	0											
Jed Hansen, R (1, 4) OBP: 0.311, SLG: 0.313			2-3 K			3-3 K	0-0 SH2-4 E 1B		1-0 F8	3	0	1	1	0	2	0											
Scott Pose, L (9, PH) OBP: 0.388, SLG: 0.330										1	0	0	0	0	0	0											
Inning Stats	R: 0 E: 0 K: 1 S: 9	H: 0 LOB: 0 BB: 1 P: 16	R: 0 E: 0 K: 1 S: 6	H: 0 LOB: 1 BB: 1 P: 12	R: 0 E: 0 K: 1 S: 7	H: 1 LOB: 1 BB: 0 P: 10	R: 0 E: 0 K: 1 S: 12	H: 0 LOB: 2 BB: 2 P: 25	R: 0 E: 0 K: 1 S: 8	H: 0 LOB: 0 BB: 0 P: 13	R: 0 E: 1 K: 0 S: 9	H: 1 LOB: 2 BB: 0 P: 11	R: 3 E: 2 K: 1 S: 15	H: 1 LOB: 3 BB: 3 P: 30	R: 0 E: 0 K: 0 S: 4	H: 0 LOB: 0 BB: 0 P: 7	R: 0 E: 0 K: 1 S: 7	H: 0 LOB: 0 BB: 0 P: 11	1B: 3 2B: 0 3B: 0 HR: 0	SF: 0 SAC: 1 DP: 1 HBP: 0	WP: 0 PB: 0 SB: 0 CS: 0	PA: 38					
PITCHER	IP	WLS	BF	H	R	ER	SO	BB	IBB	HBP	BLK	WP	HR	S	P	ERA	WHIP										
Kent Mercker, L (1, 1) ERA: 4.9	6.0	W	26	2	3	1	5	6	0	0	0	0	0	56	101	1.50	1.333										
Rheal Cormier, L (7, 1) ERA: 3.74	0.2	H	5	1	0	0	1	1	0	0	0	0	0	8	14	0.00	3.000										
John Wasdin, R (7, 1) ERA: 4.45	1.1	H	4	0	0	0	0	0	0	0	0	0	0	6	9	0.00	0.000										
Rod Beck, R (9, 1) ERA: 7.55	1.0	S	3	0	0	0	1	0	0	0	0	0	0	7	11	0.00	0.000										

Kansas City Royals @ Boston Red Sox
Fenway Park, Boston, MA
Wed Sep 01 1999, 7:05 PM EDT
Att: 31,743 - Unknown - 78 F

livebaseballscorecards.com

AB 30
R 3
H 3
RBI 2
BB 7
SO 7
LOB 16




Batter	1	2	3	4	5	6	7	8	9	AB	R	H	RBI	BB	SO	LOB	BOTTOM										
Jose Offerman, S (1, 4) OBP: 0.387, SLG: 0.437	1-2 1B G6-3 HBP		1-2 1B G5-3	2-2 F9			0-0 P3			2	2	1	0	0	0	1											
Jeff Frye, R (6, 4) OBP: 0.355, SLG: 0.314										1	0	0	0	0	0	0											
Darren Lewis, R (1, 9) OBP: 0.329, SLG: 0.336	2-2 1B		0-1 G5-3	1-1 L8			1-2 F9			4	0	1	0	0	0	2											
Nomar Garciaparra, R (1, 6) OBP: 0.499, SLG: 0.570	1-2 G6-3		1-2 1B			1-2 E1 G5-4-3		0-2 G4-3		4	0	1	2	0	0	1											
Mike Stanley, R (1, 3) OBP: 0.380, SLG: 0.456	0-0 G5-3		2-3 K			2-2 L7		3-3 K		4	0	0	0	0	2	3											
Butch Huskey, R (1, 10) OBP: 0.354, SLG: 0.503	3-2 G1-3		1-2 P2			0-0 G5-4-3		1-2 F9		4	0	0	0	0	0	3											
Troy O'Leary, L (1, 7) OBP: 0.335, SLG: 0.513		2-3 K		1-0 SH1-4 38 1B			1-0 L9			3	1	1	0	0	1	0											
Damon Buford, R (1, 8) OBP: 0.298, SLG: 0.374	1-2 P5			4-1 SH1-4 38 E BB			0-3 K			2	1	0	0	1	1	0											
Jason Varitek, S (1, 2) OBP: 0.333, SLG: 0.456	1-2 2B			0-0 SH1-4			0-0 P2			2	0	1	0	0	0	0											
3B Wilton Veras, R (1, 5) OBP: 0.326, SLG: 0.465	2-3 K			1-2 2-3 E7			0-3 K			3	0	1	1	0	2	1											
Inning Stats	R: 1 E: 0 K: 0 S: 12	H: 1 LOB: 1 BB: 0 P: 19	R: 0 E: 0 K: 2 S: 13	H: 1 LOB: 0 BB: 0 P: 19	R: 1 E: 0 K: 1 S: 14	H: 2 LOB: 1 BB: 0 P: 19	R: 2 E: 1 K: 0 S: 9	H: 2 LOB: 1 BB: 1 P: 17	R: 0 E: 1 K: 0 S: 8	H: 0 LOB: 0 BB: 0 P: 11	R: 0 E: 0 K: 1 S: 5	H: 0 LOB: 0 BB: 0 P: 6	R: 0 E: 0 K: 1 S: 11	H: 0 LOB: 0 BB: 0 P: 12	R: 0 E: 0 K: 1 S: 9	H: 0 LOB: 0 BB: 0 P: 13	1B: 5 2B: 1 3B: 0 HR: 0	SF: 0 SAC: 1 DP: 1 HBP: 1	WP: 0 PB: 0 SB: 0 CS: 0	PA: 32							
PITCHER	IP	WLS	BF	H	R	ER	SO	BB	IBB	HBP	BLK	WP	HR	S	P	ERA	WHIP										
50 José Rosado, L (1, 1) ERA: 3.92	8.0	L	32	6	4	4	6	1	0	1	0	0	0	81	116	4.50	0.875										

Kansas City Royals @ Boston Red Sox
Fenway Park, Boston, MA
Wed Sep 01 1999, 7:05 PM EDT
Att: 31,743 - Unknown - 78 F

livebaseballscorecards.com

AB 29
R 4
H 6
RBI 3
BB 1
SO 6
LOB 11



Batter	1	2	3	4	5	6	7	8	9	AB	R	H	RBI	BB	SO	LOB	TOP								
Johnny Damon, L (1, 7) OBP: 0.373, SLG: 0.468	0-1 L7	2-3 K		2-2 1B		0-1 G6-3		4-1 E S BB		4	0	1	0	1	1	3									
Ray Holbert, R (1, 6) OBP: 0.296, SLG: 0.260	1-0 L7		0-0 S 2B	1-3 K		4-2 1B BB		4-1 S BB		3	1	1	0	2	1	2									
Carlos Beltrán, S (1, 8) OBP: 0.328, SLG: 0.448	1-3 K		0-0 F9	1-1 1B		0-0 1B		4-2 BB		4	0	2	0	1	1	1									
Jermaine Dye, R (1, 9) OBP: 0.345, SLG: 0.520		2-2 BB HBP 1B	2-2 1-H 2B	1-2 P4		2-3 K		1-0 P6		5	1	2	1	0	1	8									
Dee Brown, L (1, 10)		4-0 HBP BB 1B	2-3 K	0-1 F8		0-0 P3		0-1 F7		4	0	0	0	1	1	9									
Joe Randa, R (1, 5) OBP: 0.373, SLG: 0.498		4-1 HBP BB	1-0 G6-3		0-3 K		2-2 P6		0-1 S 1B	4	0	1	0	1	1	1									
Joe Vitiello, R (1, 3)		1-1 HBP		2-0 E5 HR	2-1 F8		1-0 G5-3		0-0 P4	4	1	0	1	0	0	1	AB 37								
Sal Fasano, R (1, 2) OBP: 0.333, SLG: 0.571		0-2 K		2-2 1-H HR	4-0 BB		1-3 K		0-2 F7	4	1	1	2	1	2	4	R 4								
Jed Hansen, R (1, 4) OBP: 0.304, SLG: 0.304		0-1 P3		2-0 1B 1B	3-3 K			0-0 F7	1-2 P5	5	0	1	0	0	1	5	H 9								
Inning Stats	R: 0 E: 0 K: 1 S: 6	H: 0 LOB: 0 BB: 0 P: 8	R: 1 E: 0 K: 2 S: 13	H: 1 LOB: 3 BB: 2 P: 26	R: 1 E: 0 K: 1 S: 9	H: 2 LOB: 1 BB: 0 P: 14	R: 2 E: 1 K: 1 S: 22	H: 4 LOB: 3 BB: 0 P: 32	R: 0 E: 0 K: 2 S: 8	H: 0 LOB: 1 BB: 1 P: 17	R: 0 E: 0 K: 1 S: 9	H: 1 LOB: 2 BB: 0 P: 15	R: 0 E: 0 K: 1 S: 9	H: 0 LOB: 0 BB: 0 P: 13	R: 0 E: 0 K: 0 S: 8	H: 0 LOB: 3 BB: 3 P: 21	R: 0 E: 0 K: 0 S: 11	H: 1 LOB: 1 BB: 0 P: 12	1B: 7 2B: 1 3B: 0 HR: 1	SF: 0 SAC: 0 DP: 0 HBP: 1	WP: 0 PB: 0 SB: 4 CS: 0	PA: 45			
PITCHER	IP	WLS	BF	H	R	ER	SO	BB	IBB	HBP	BLK	WP	HR	S	P	ERA	WHIP								
Ramon Martinez, R (1, 1) ERA: 9.0	3.0	L	18	5	4	3	4	2	0	1	0	0	1	34	60	9.00	2.333								
49 Tim Wakefield, R (4, 1) ERA: 4.99	6.0		27	4	0	0	5	5	0	0	0	0	0	61	98	0.00	1.500								

Kansas City Royals @ Boston Red Sox
Fenway Park, Boston, MA
Thu Sep 02 1999, 1:05 PM EDT
Att: 31,387 - Sunny - 84 F

AB 37
R 4
H 9
RBI 4
BB 7
SO 9
LOB 34



Batter	1	2	3	4	5	6	7	8	9	AB	R	H	RBI	BB	SO	LOB	BOTTOM								
Jose Offerman, S (1, 4) OBP: 0.386, SLG: 0.434	2-1 F7		2-3 K			4-0 BB 1B	2-0 G5-3			3	1	0	0	1	1	2									
Damon Buford, R (1, 8) OBP: 0.298, SLG: 0.370	0-1 F8		1-3 K			4-0 G3-1 1B BB		2-3 K		3	0	0	0	1	2	1									
Brian Daubach, L (1, 3) OBP: 0.377, SLG: 0.596	4-2 BB		1-1 P7			1-1 L7		2-2 G6-4-3 1B		3	0	1	0	1	0	3									
Nomar Garciaparra, R (1, 6) OBP: 0.405, SLG: 0.568	0-3 K			1-1 G4-3		0-0 G3-1 1B		0-0 G6-4-3	1-2 1B	4	0	1	1	0	1	2									
Troy O'Leary, L (1, 7) OBP: 0.339, SLG: 0.510		3-2 G3		4-1 18 G4-6-3 BB		1-0 G3-1		3-3 K		3	0	0	0	1	1	2									
18 Reggie Jefferson, S (1, 10) OBP: 0.352, SLG: 0.449		0-0		0-0 G4-6-3		1-0 F9		3-1 1B WP		2	0	1	0	0	0	1									
Mike Stanley, R (6, PH) OBP: 0.381, SLG: 0.456				1-2 1B				1B WP		2	1	1	0	0	0	2									
Scott Hatteberg, L (1, 2) OBP: 0.377, SLG: 0.225		3-2 G3-1			1-1 F8		3-1 1B	2-2 P6		4	0	1	0	0	0	2	AB 32								
38 Wilton Veras, R (1, 5) OBP: 0.313, SLG: 0.444		0-1 P4			1-3 K		2-3 K	0-1 WP		2	0	0	0	0	1	1	RBI 1								
Jon Nunnally, L (7, PH)								1B WP		1	0	0	0	0	1	1	BB 4								
Donnie Sadler, R (8, 5) OBP: 0.322, SLG: 0.373								1B WP		0	0	0	0	0	0	0	SO 9								
Jason Varitek, S (9, PH) OBP: 0.334, SLG: 0.458								1B		1	0	1	0	0	0	0	LOB 19								
Jeff Frye, R (9, PR) OBP: 0.355, SLG: 0.314								1-3 1B		0	0	0	0	0	0	0									
Trot Nixon, L (1, 9) OBP: 0.346, SLG: 0.462			1-1 WP		1-1 G6-3		2-3 K	2-3 K		4	0	1	0	0	2	2									
Inning Stats	R: 0 E: 0 K: 1 S: 9	H: 0 LOB: 1 BB: 1 P: 15	R: 0 E: 0 K: 0 S: 10	H: 1 LOB: 0 BB: 0 P: 16	R: 0 E: 0 K: 2 S: 11	H: 1 LOB: 1 BB: 0 P: 16	R: 0 E: 0 K: 0 S: 4	H: 0 LOB: 0 BB: 1 P: 9	R: 0 E: 0 K: 1 S: 7	H: 0 LOB: 0 BB: 0 P: 10	R: 1 E: 0 K: 0 S: 5	H: 1 LOB: 2 BB: 2 P: 16	R: 0 E: 0 K: 2 S: 13	H: 1 LOB: 1 BB: 0 P: 22	R: 0 E: 0 K: 1 S: 7	H: 1 LOB: 0 BB: 0 P: 11	R: 1 E: 0 K: 2 S: 15	H: 2 LOB: 2 BB: 0 P: 25	1B: 6 2B: 1 3B: 0 HR: 0	SF: 0 SAC: 0 DP: 2 HBP: 0	WP: 2 PB: 0 SB: 0 CS: 0	PA: 36			
PITCHER	IP	WLS	BF	H	R	ER	SO	BB	IBB	HBP	BLK	WP	HR	S	P	ERA	WHIP								
Mac Suzuki, R (1, 1) ERA: 7.64	5.1	W	22	3	1	1	4	4	0	0	0	0	0	44	78	1.69	1.312								
Tim Byrdak, L (6, 1) ERA: 8.0	0.1	H	1	0	0	0	0	0	0	0	0	0	0	1	2	0.00	0.000								
49 Chris Fussell, R (6, 1) ERA: 7.11	3.1	S	13	4	1	1	5	0	0	0	0	1	0	36	60	2.70	1.200								

Kansas City Royals @ Boston Red Sox
Fenway Park, Boston, MA
Thu Sep 02 1999, 1:05 PM EDT
Att: 31,387 - Sunny - 84 F

AB 32
R 2
H 7
RBI 1
BB 4
SO 9
LOB 19



Batter	1	2	3	4	5	6	7	8	9	AB	R	H	RBI	BB	SO	LOB	TOP
Shannon Stewart, R (1, 7) OBP: 0.377, SLG: 0.421	4-1 BB BB BB		2-2 G5-3		1-2 HR 1B		0-1 2B	4-0 BB 1-2 2-3 3-H BB		3	1	2	1	2	0	0	
10 Vernon Wells, R (1, 8) OBP: 0.150, SLG: 0.200	2-0 F8		1-3 K		3-2 P2		2-1 G5-3	1-3 K		5	0	0	0	0	2	6	
Shawn Green, L (1, 9) OBP: 0.383, SLG: 0.593	4-0 BB 1-2 BB		0-0 1B		1-2 HR		4-0 IBB	0-0 SH1-3 1B		3	2	3	2	2	0	0	
David Segui, S (1, 10) OBP: 0.357, SLG: 0.449	4-2 BB		2-2 P6		0-1 G4-3		3-2 F9	2-1 SH1-3 1B		3	0	0	0	1	0	3	
Brian McRae, S (9, PH) OBP: 0.320, SLG: 0.357	1-2 2-3 BB							1-2 SH1-3		0	0	0	0	0	0	0	
Carlos Delgado, L (1, 3) OBP: 0.369, SLG: 0.565	3-2 F7			4-2 1B BB		1-0 F8		4-0 1B BB FC3-2 BB	1-2 1B	3	1	1	1	2	0	3	
Tony Fernandez, S (1, 5) OBP: 0.435, SLG: 0.469	1-2 G3-1			0-0 L5		0-0 P5		1-0 F9	4-0 1B IBB	4	0	0	0	1	0	5	
Darrin Fletcher, L (1, 2) OBP: 0.399, SLG: 0.491		1-3 K		3-2 FC5-4 1B		0-1 G4-3		4-1 FC3-2 1B BB	2-2 G5-4-3 1B	3	0	1	0	1	1	0	
Jacob Brumfield, R (8, PR) OBP: 0.304, SLG: 0.375				1-3 1B				1-2 BB BB	1-3 2-H 1B	0	1	0	0	0	0	0	
Mike Matheny, R (8, 2) OBP: 0.278, SLG: 0.316								2-1 BB FC3-2 1B	2-1 G5-4-3	5	0	1	0	0	0	4	
Tony Batista, R (1, 6) OBP: 0.337, SLG: 0.523		0-0 G5-3		0-0 P2		3-2 F8		1-2 2-3 BB FC3-2 1B	1-2 1B	4	0	0	0	0	0	5	
Homer Bush, R (1, 4) OBP: 0.339, SLG: 0.403		2-2 F9		1-2 FC5-4				1-1 FC3-2 BB		4	0	0	0	0	0	5	
Inning Stats	R: 0 H: 0 E: 0 LOB: 3 K: 1 S: 11	R: 0 H: 0 E: 0 LOB: 0 K: 1 S: 8	R: 0 H: 1 E: 0 LOB: 1 K: 1 S: 15	R: 0 H: 1 E: 0 LOB: 2 K: 0 S: 13	R: 2 H: 2 E: 0 LOB: 0 K: 0 S: 16	R: 0 H: 0 E: 0 LOB: 0 K: 0 S: 7	R: 0 H: 1 E: 0 LOB: 2 K: 0 S: 8	R: 1 H: 1 E: 0 LOB: 3 K: 1 S: 10	R: 2 H: 3 E: 0 LOB: 1 K: 0 S: 11	1B: 7 SF: 0 2B: 1 SAC: 1 3B: 0 DP: 1 HR: 1 HBP: 0	WP: 0 PA: 44						
PITCHER	IP WLS BF H R ER SO BB IBB HBP BLK WP HR S P ERA WHIP																
Blake Stein, R (1, 1) ERA: 3.97	7.0 0 31 5 2 2 2 4 1 0 0 0 1 78 130 2.57 1.286																
Avin Morman, L (8, 1) ERA: 4.5	0.1 L 3 0 1 1 0 2 0 0 0 0 0 2 11 27.00 6.000																
Brad Rigby, R (8, 1) ERA: 4.46	0.2 4 1 0 0 1 1 0 0 0 0 0 8 16 0.00 3.000																
Tim Byrdak, L (9, 1) ERA: 8.84	0.1 4 2 2 2 0 0 1 0 0 0 0 6 13 54.00 6.000																
Scott Service, R (9, 1) ERA: 5.99	0.2 2 1 0 0 0 0 0 0 0 0 0 5 9 0.00 1.500																

Toronto Blue Jays @ Kansas City Royals
Kauffman Stadium, Kansas City, MO

AB 34
R 5
H 9
RBI 5
BB 9
SO 3
LOB 26



WP: 0 PA: 44
FB: 0
CS: 0

Fri Sep 03 1999, 7:05 PM CDT
Att: 13,857 - Unknown - 87 F

livebaseballscorecards.com

Batter	1	2	3	4	5	6	7	8	9	AB	R	H	RBI	BB	SO	LOB	BOTTOM
Johnny Damon, L (1, 7) OBP: 0.377, SLG: 0.470	1-2 G4-3		4-2 S BB BB		0-0 G5-3 SH1-4 1B		1-0 FC4-6 1B		2-2 1B SF8-3 1B	4	1	3	0	1	0	0	
Ray Holbert, R (1, 6) OBP: 0.298, SLG: 0.250	0-1 G1-3		4-0 S BB		1-0 SH1-4		1-0 FC4-6 G5-3 2B		2-1 SF8-3 1B	2	1	0	0	1	0	1	
Jeremy Giambi, L (9, PH) OBP: 0.365, SLG: 0.360			1-2 S BB		1-2 2-3		1-2 2-3		1-3 2-H 1B	1	0	1	1	0	0	0	
Mendy López, R (9, PR)										0	0	0	0	0	0	0	
Carlos Beltrán, S (1, 8) OBP: 0.327, SLG: 0.446	3-3 K		3-3 K		4-2 G5-3 BB		0-0 G5-3		2-1 SF8-3	3	0	0	1	1	2	3	
Jermaine Dye, R (1, 9) OBP: 0.346, SLG: 0.521		0-0 L8	1-1 F8		3-1 G5-3		2-2 2B		0-0 1B	5	0	2	1	0	0	5	
29 Mike Sweeney, R (1, 10) OBP: 0.379, SLG: 0.515		2-0 G4-3		1-2 1B 1B		1-2 G4-3		2-3 K	2-3 K	5	0	1	0	0	2	2	
Joe Randa, R (1, 5) OBP: 0.374, SLG: 0.498	1-2 1B			0-1 F7		0-0 FC3-6 1B		1-3 K		4	0	2	0	0	1	1	
Joe Vitiello, R (1, 3) OBP: 0.231, SLG: 0.167	1-1 F9			1-0 G4-6-3 1B		0-0 FC3-6 1B		1-2 G6-3		4	0	2	0	0	0	1	
Chad Kreuter, S (1, 2) OBP: 0.311, SLG: 0.321			2-3 K	2-2 G4-6-3		3-0 FC3-6		2-2 G1-3		2	0	0	0	0	1	2	
Dee Brown, L (6, PH)				1-2 1B		1-2 2-3				1	0	0	0	0	0	2	
Sal Fasano, R (7, 2) OBP: 0.300, SLG: 0.500				1-2 1B		1-2 2-3				1	0	0	0	0	0	0	
Jed Hansen, R (1, 4) OBP: 0.317, SLG: 0.361			0-0 HR		3-2 SH1-4 1B		1-0 FC6-4		1-0 1B	3	1	2	1	0	0	2	
Scott Pose, L (9, PH) OBP: 0.392, SLG: 0.336										1	1	1	0	0	0	0	
Inning Stats	R: 0 H: 0 E: 0 LOB: 0 K: 1 S: 8	R: 0 H: 1 E: 0 LOB: 1 K: 0 S: 8	R: 1 H: 1 E: 0 LOB: 2 K: 2 S: 14	R: 0 H: 2 E: 0 LOB: 1 K: 0 S: 11	R: 0 H: 2 E: 0 LOB: 2 K: 0 S: 10	R: 0 H: 0 E: 0 LOB: 0 K: 0 S: 7	R: 1 H: 2 E: 0 LOB: 1 K: 1 S: 9	R: 0 H: 0 E: 0 LOB: 0 K: 1 S: 10	R: 2 H: 4 E: 0 LOB: 1 K: 1 S: 12	1B: 12 SF: 1 2B: 2 SAC: 1 3B: 0 DP: 3 HR: 1 HBP: 0	WP: 0 PA: 41						
PITCHER	IP WLS BF H R ER SO BB IBB HBP BLK WP HR S P ERA WHIP																
32 Roy Halladay, R (1, 1) ERA: 4.22	6.0 0 27 8 1 1 3 0 3 0 0 0 0 0 3 5 13.50 1.833																
Graeme Lloyd, L (7, 1) ERA: 3.14	0.2 H 3 1 1 1 0 0 0 0 0 0 0 3 5 13.50 1.500																
Paul Quantrill, R (7, 1) ERA: 2.45	1.1 W 5 1 0 0 2 0 0 0 0 0 0 16 24 0.00 0.750																
Billy Koch, R (9, 1) ERA: 2.55	1.0 S 6 4 2 2 1 0 0 0 0 0 0 12 21 18.00 4.000																

Toronto Blue Jays @ Kansas City Royals
Kauffman Stadium, Kansas City, MO

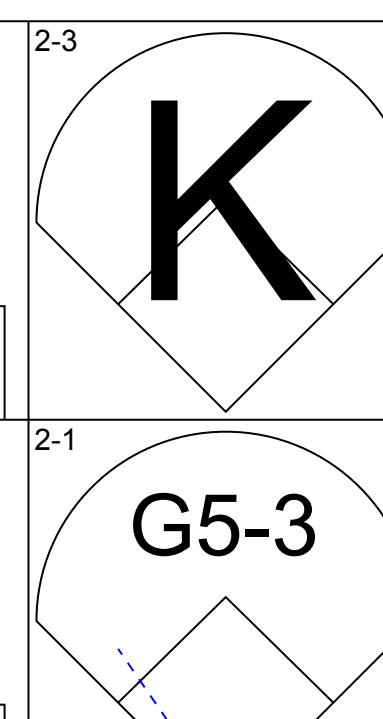
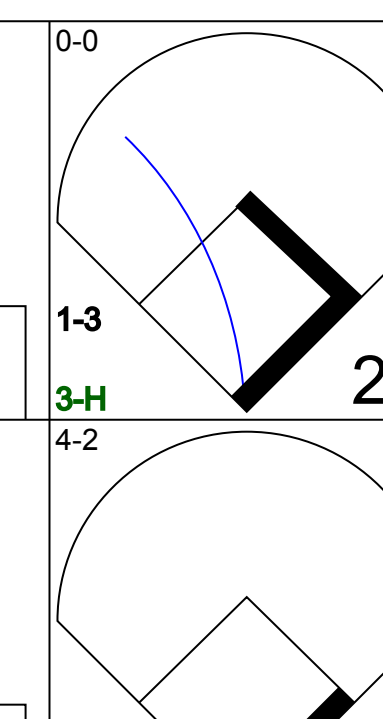
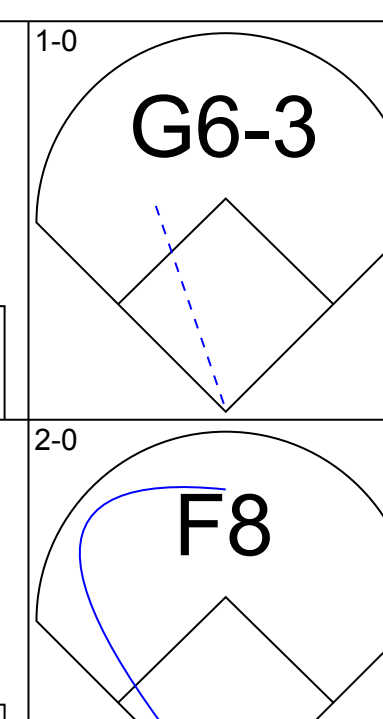
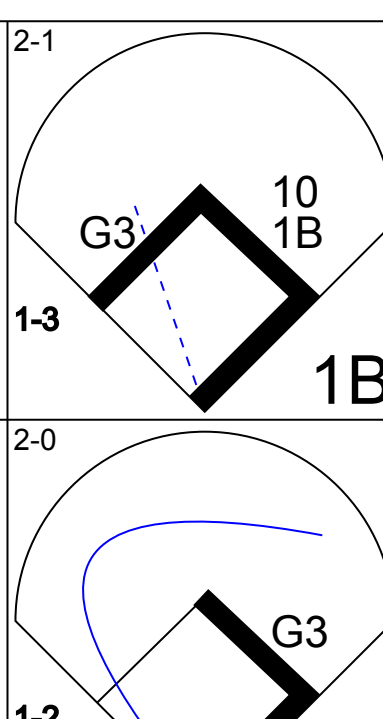
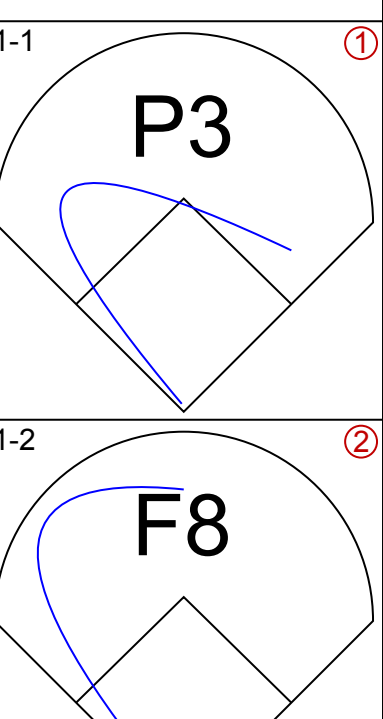
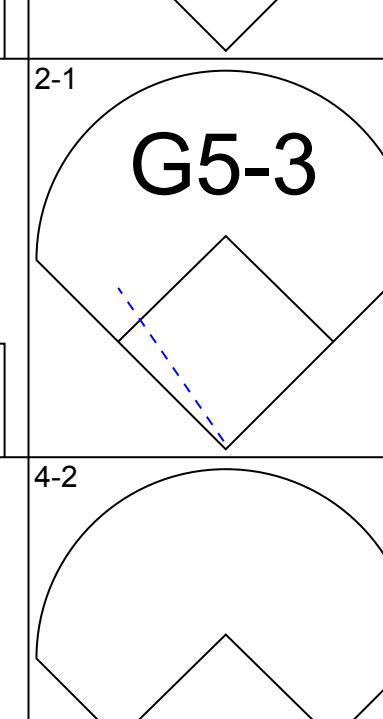
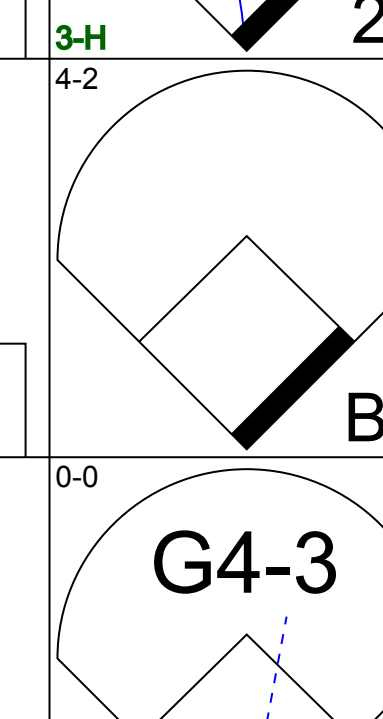
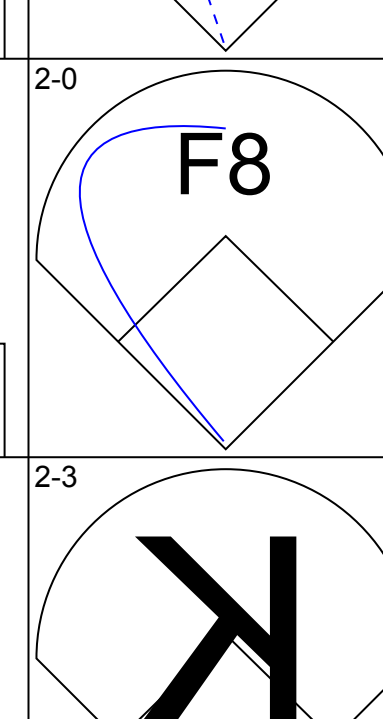
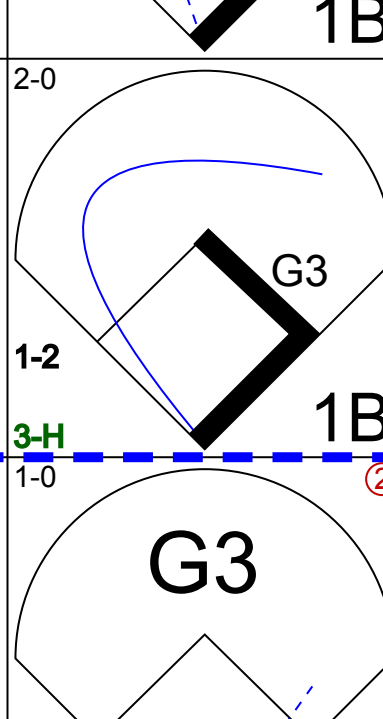
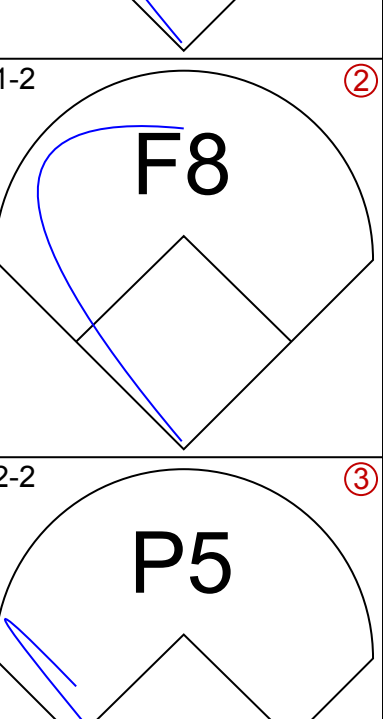
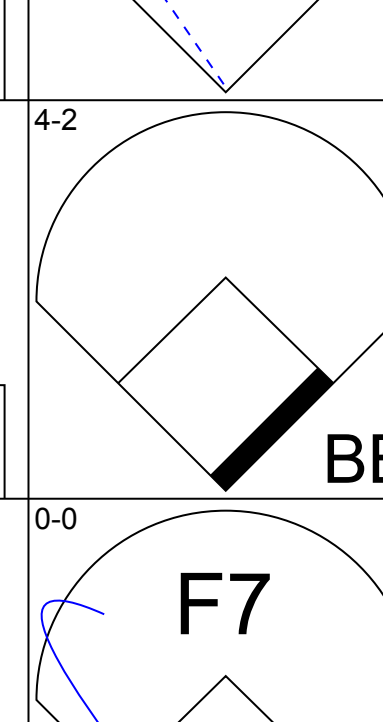
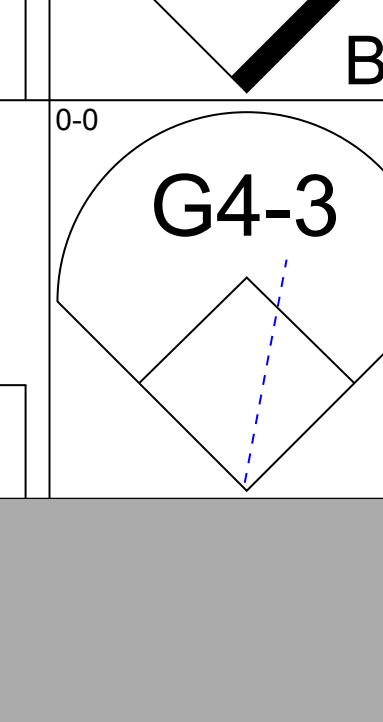
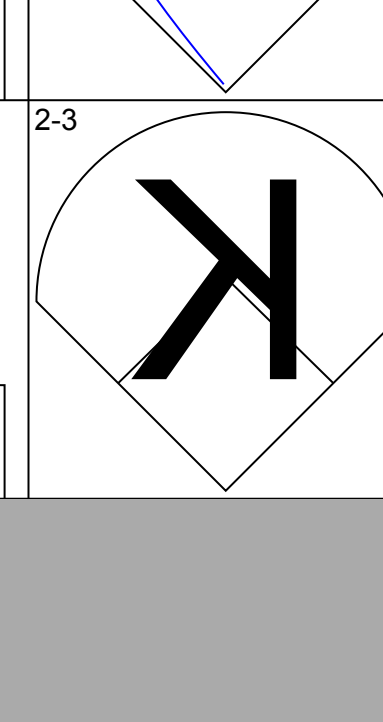
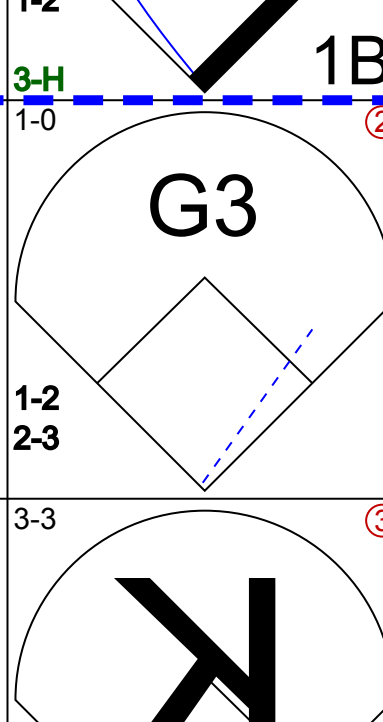
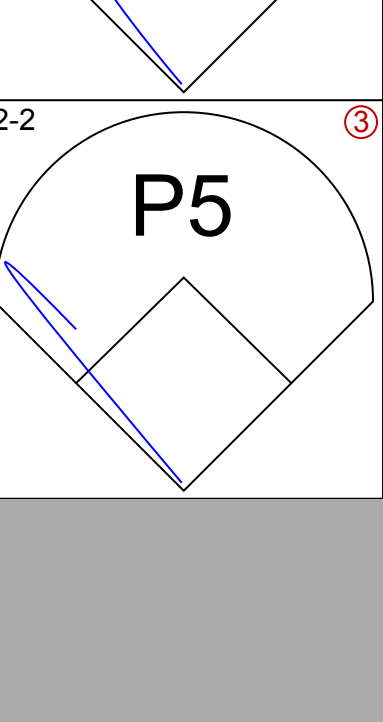
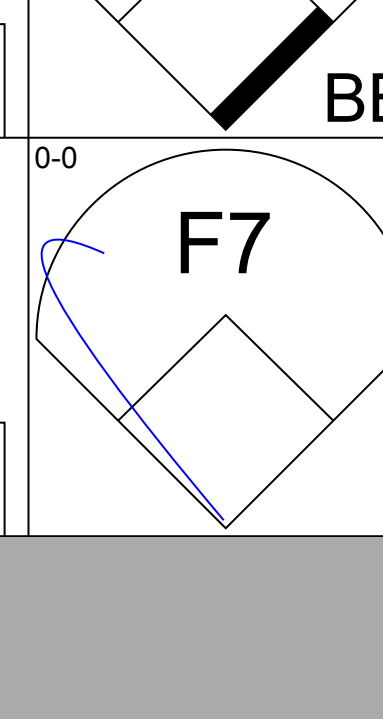
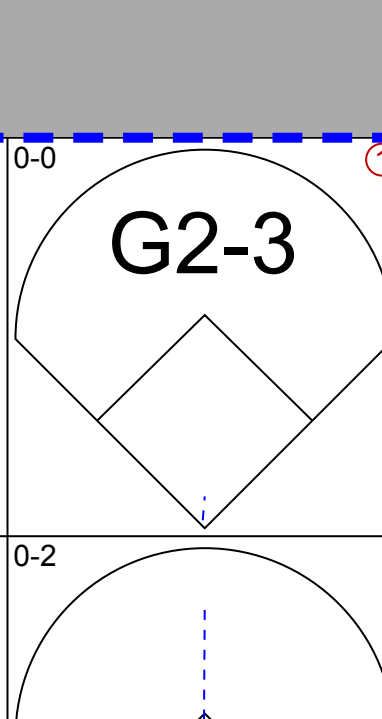
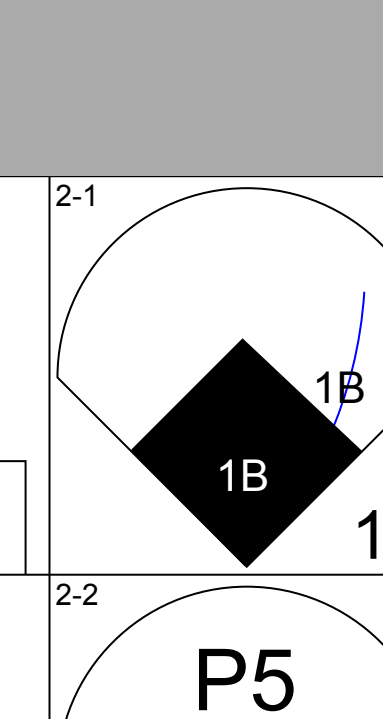



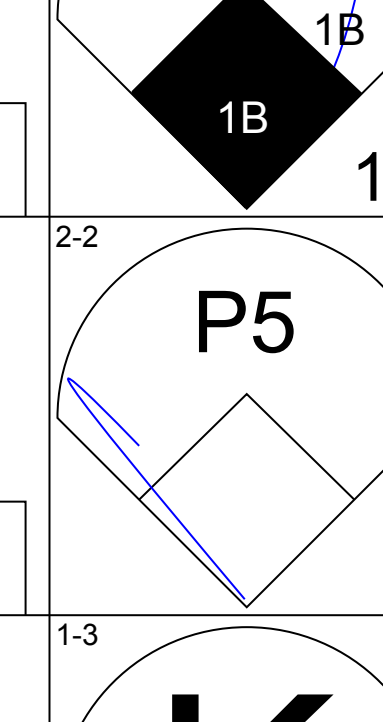



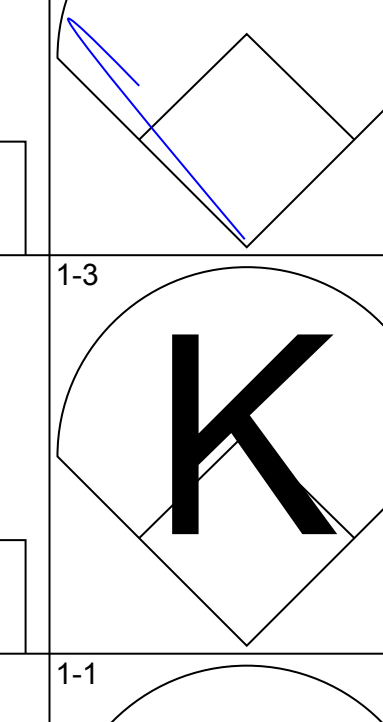



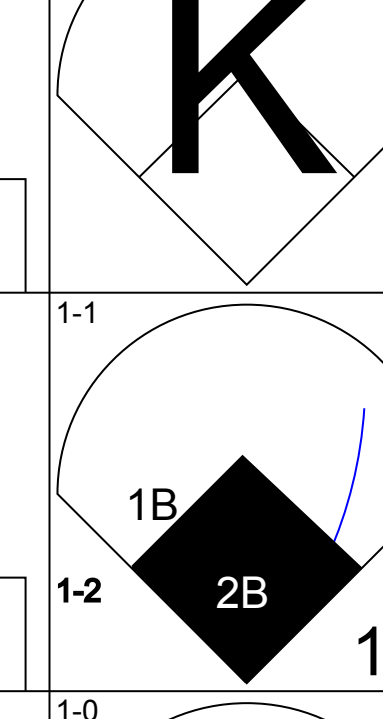

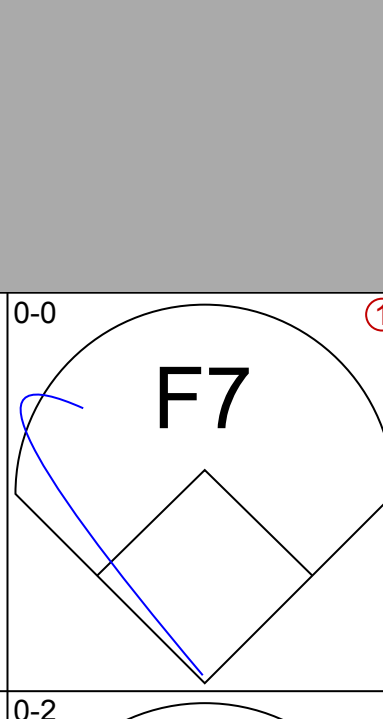

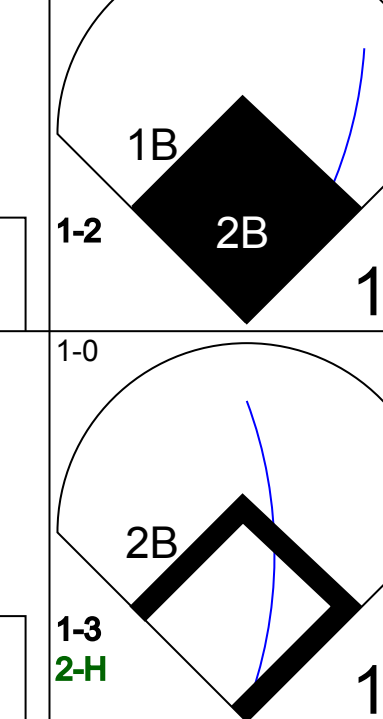

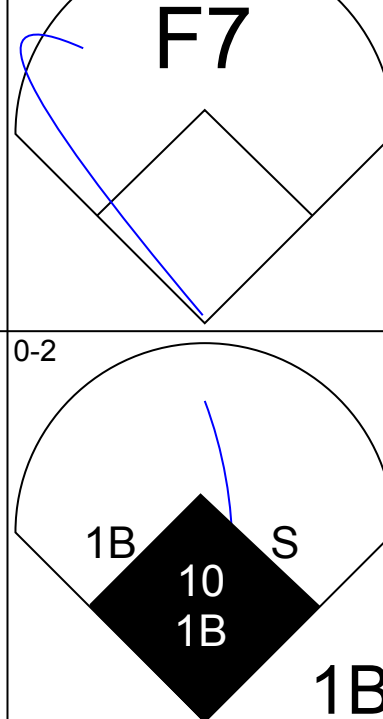
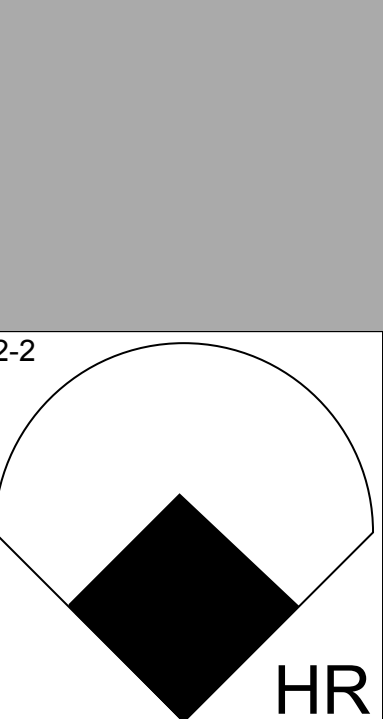
AB 36
R 4
H 14
RBI 4
BB 3
SO 6
LOB 19

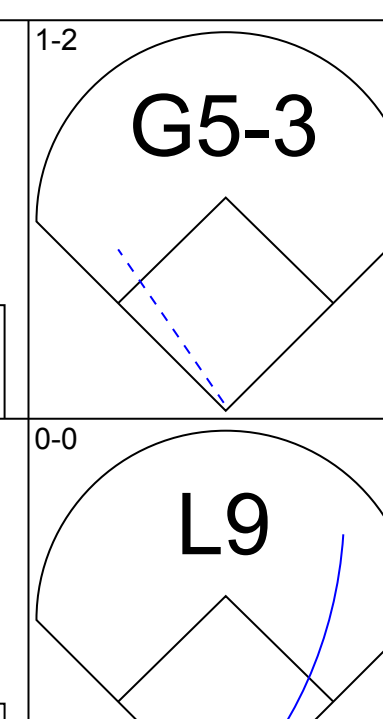
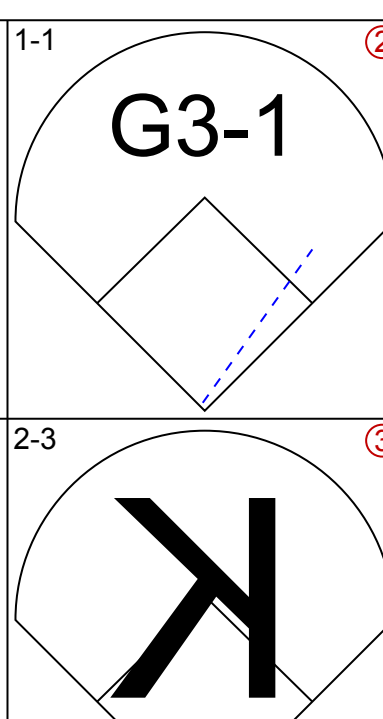
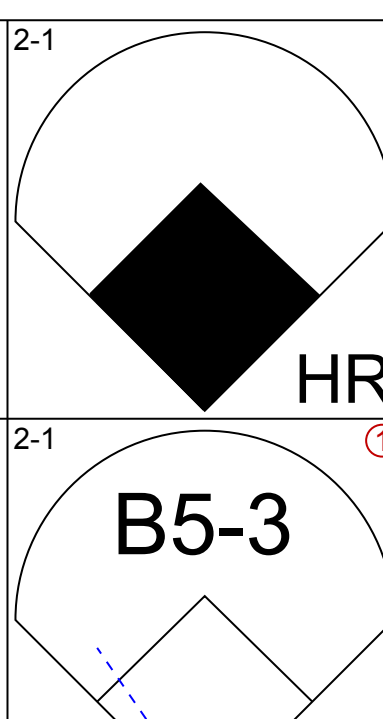
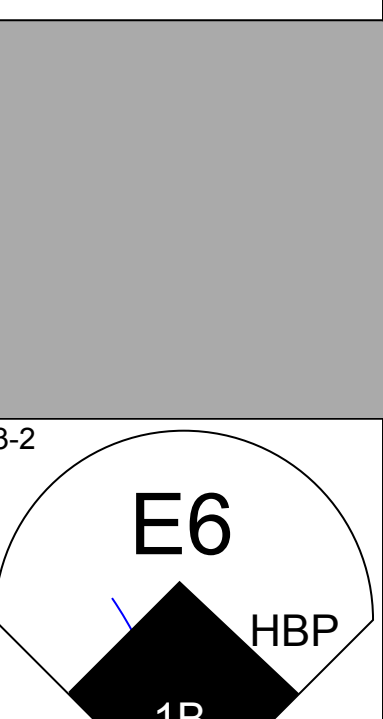
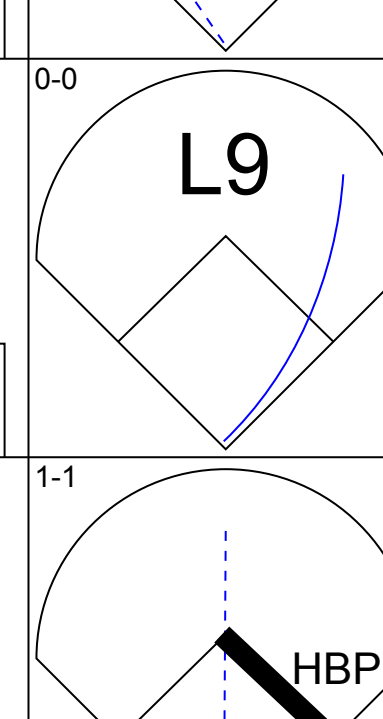

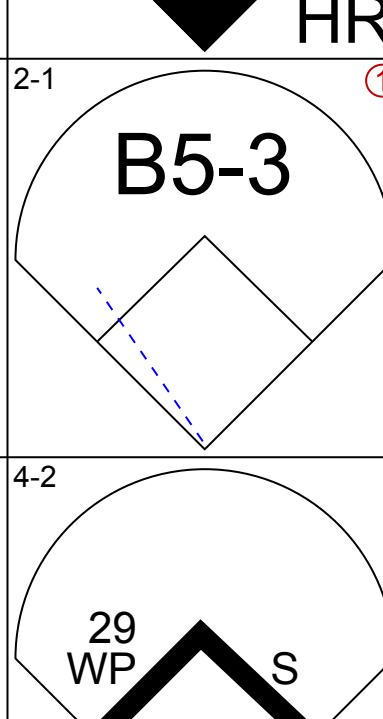
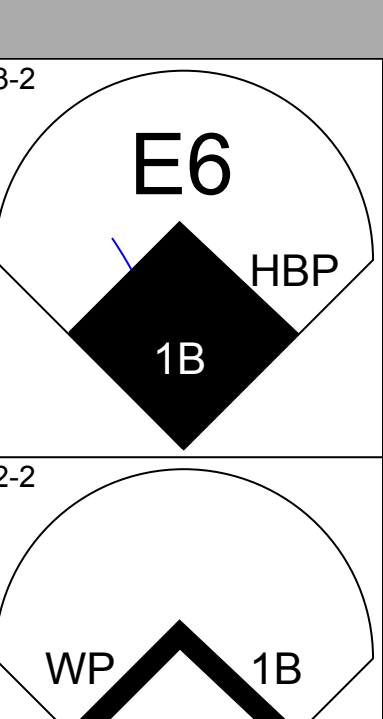
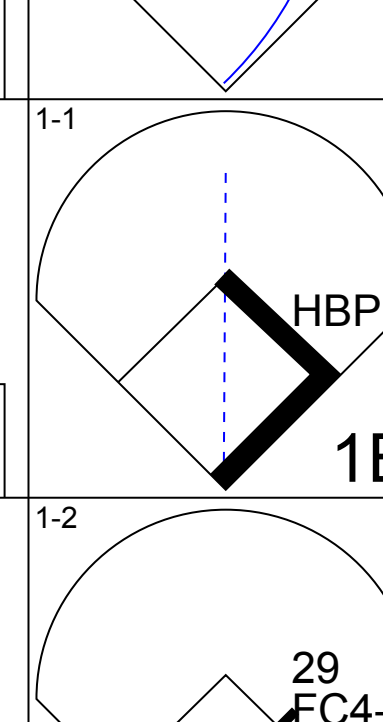
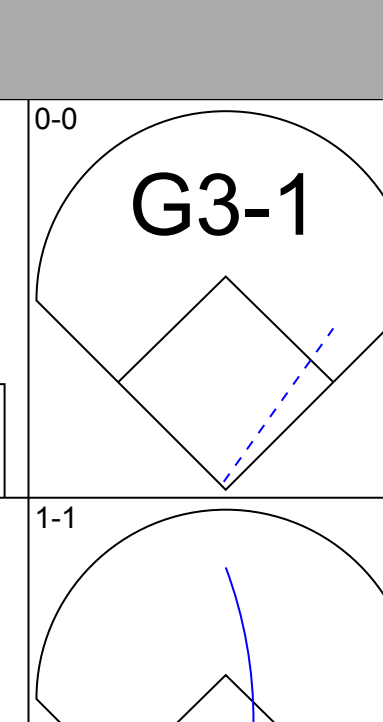
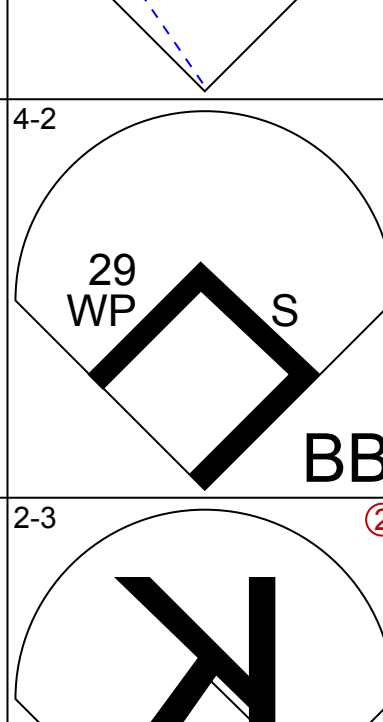
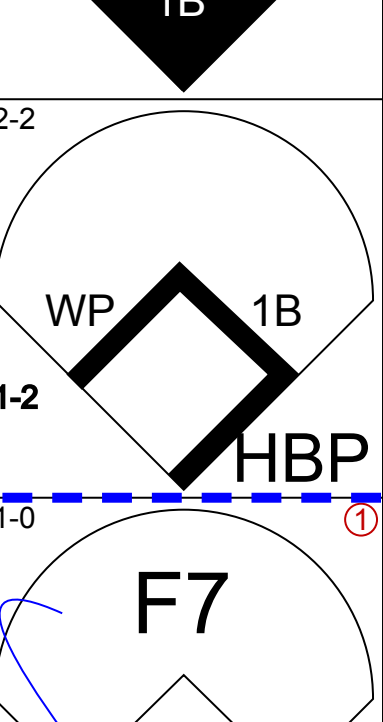
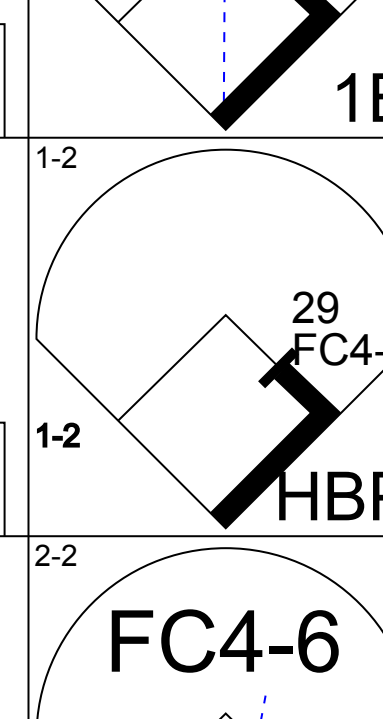
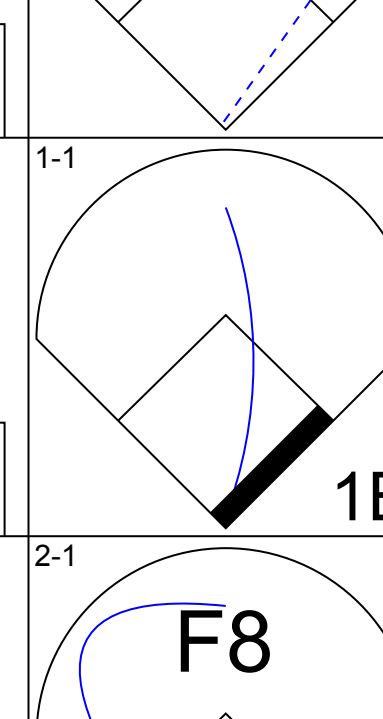
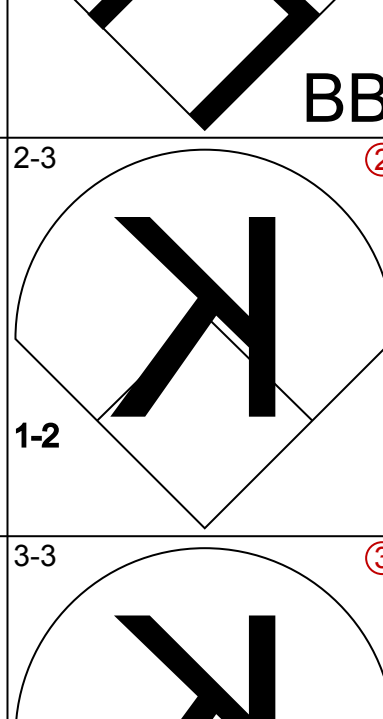
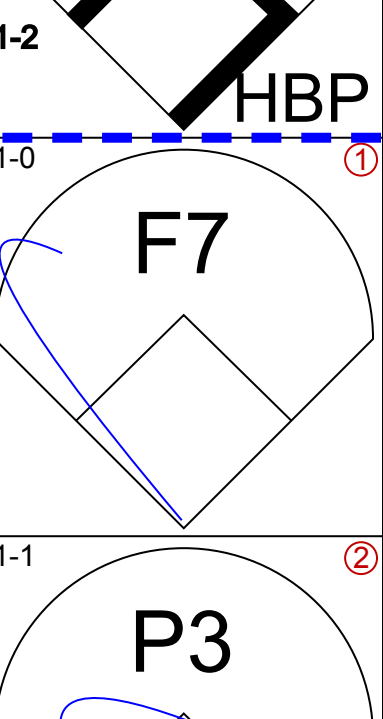
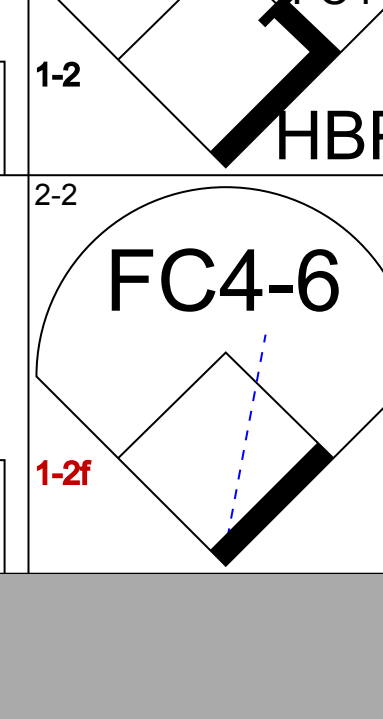
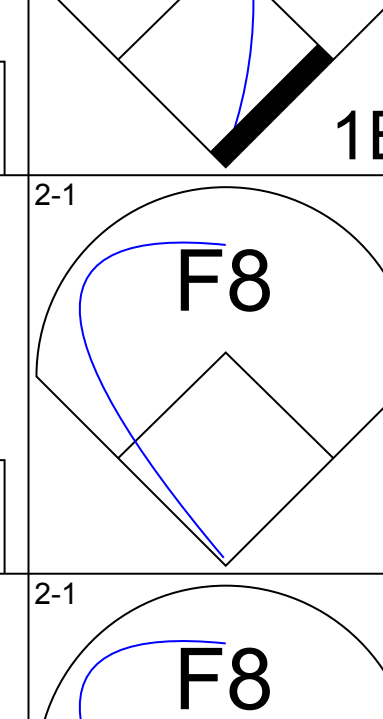
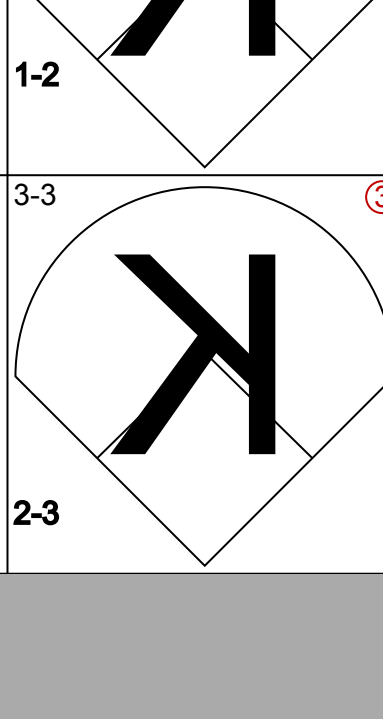
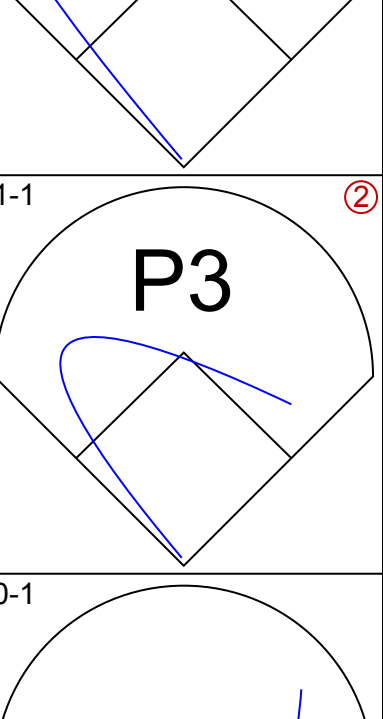
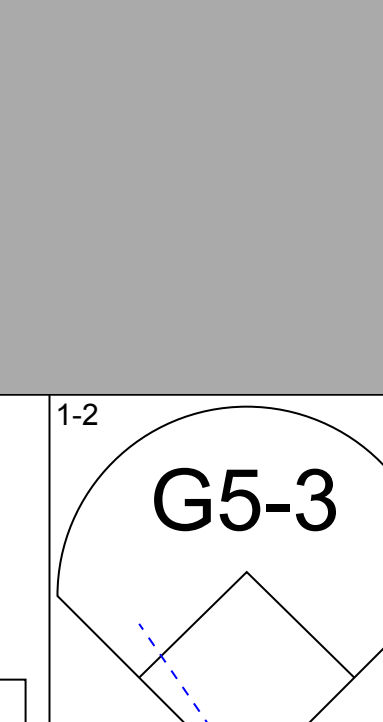
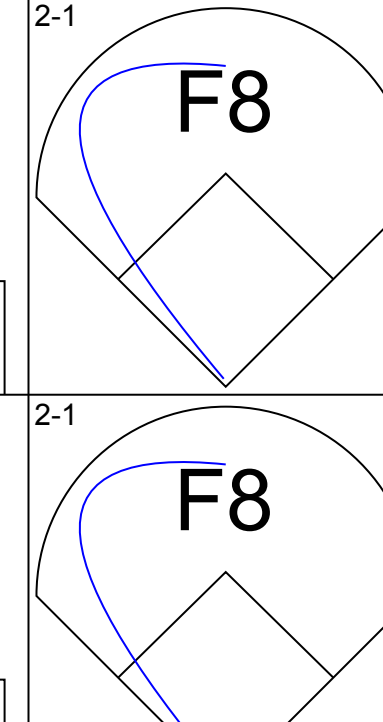
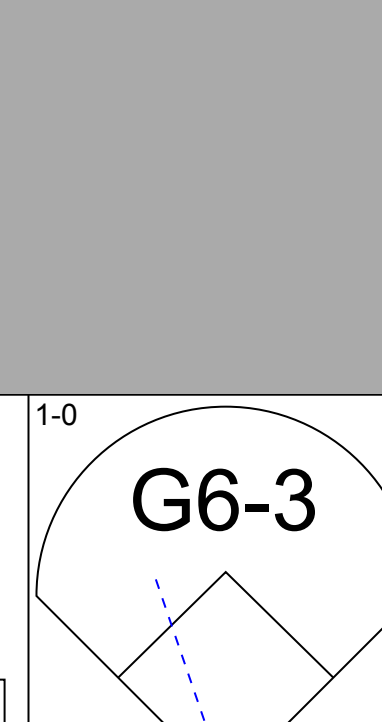
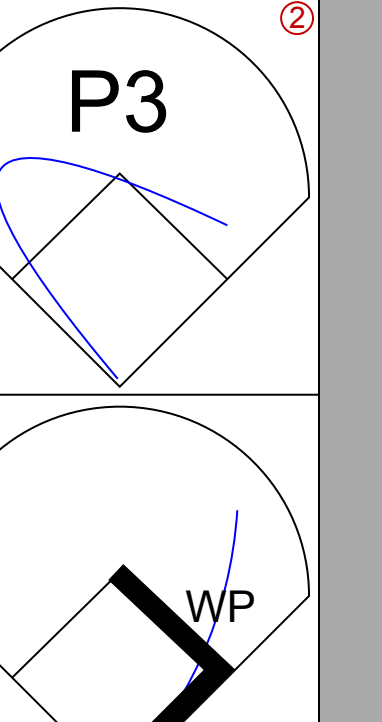
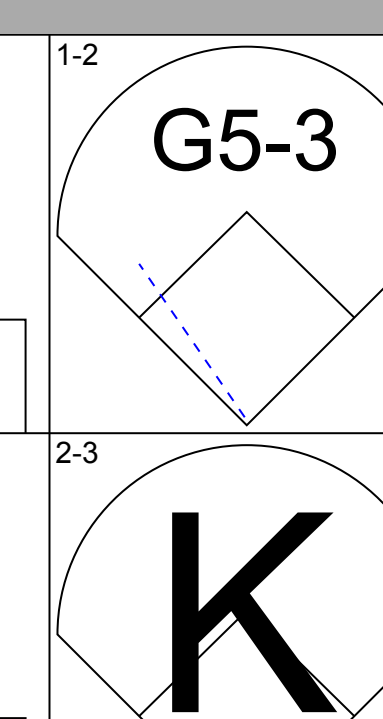
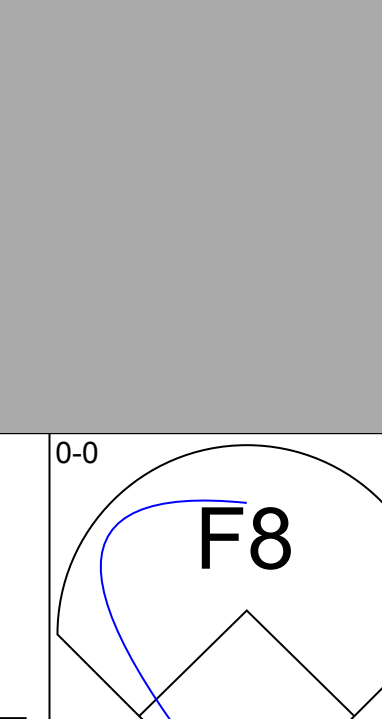
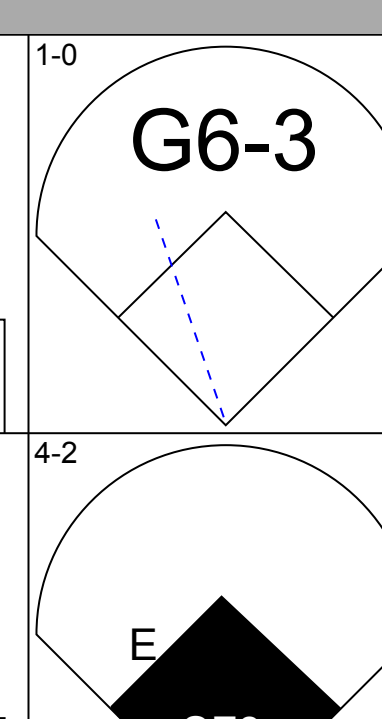
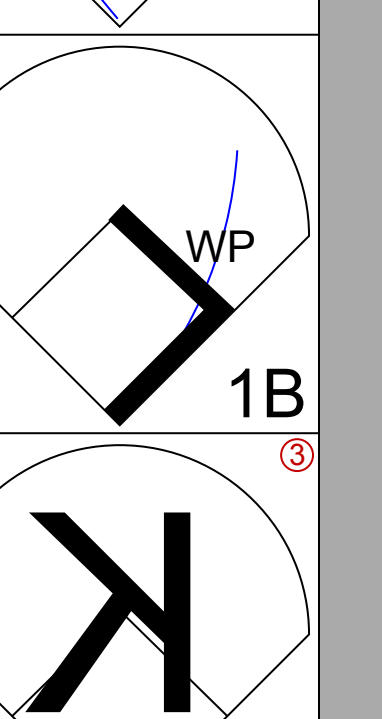
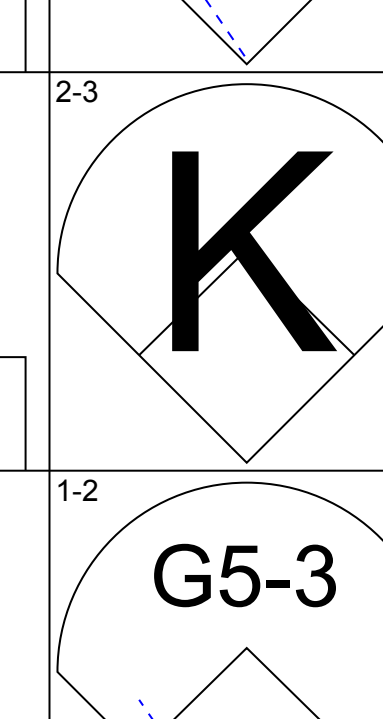
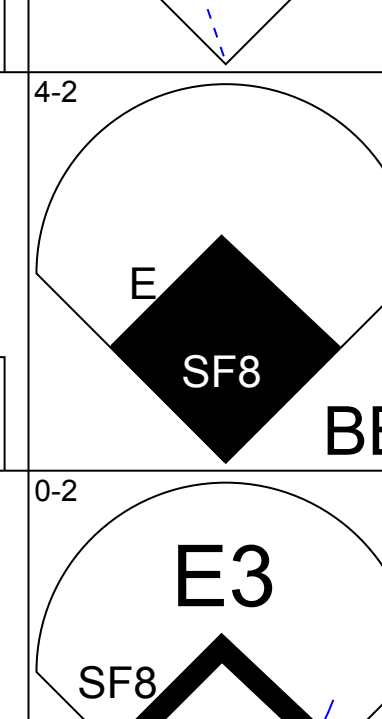

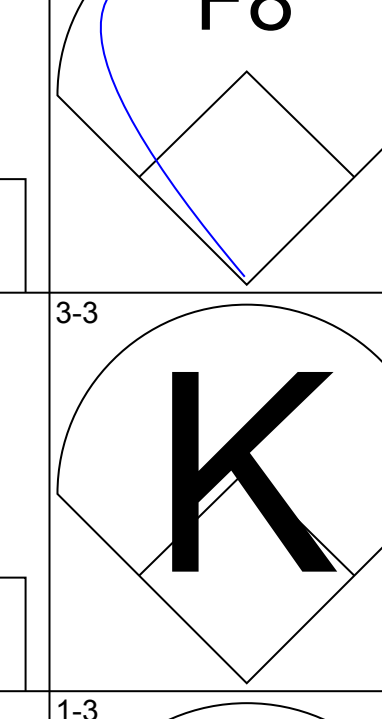
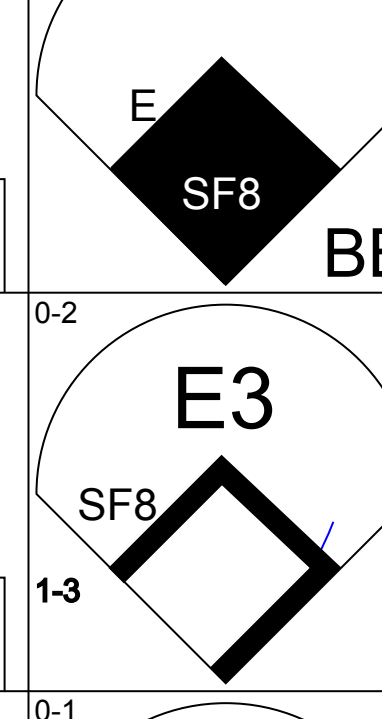


WP: 0 PA: 41
FB: 0
CS: 0

Fri Sep 03 1999, 7:05 PM CDT
Att: 13,857 - Unknown - 87 F

livebaseballscorecards.com

Batter	1	2	3	4	5	6	7	8	9	AB	R	H	RBI	BB	SO	LOB	TOP					
Shannon Stewart, R OBP: 0.378, SLG: 0.422										5	0	2	1	0	1	0	Toronto Blue Jays @ Kansas City Royals Kauffman Stadium, Kansas City, MO Sat Sep 04 1999, 7:05 PM CDT Att: 15,243 - Overcast - 66 F					
10 Vernon Wells, R OBP: 0.200, SLG: 0.208										4	0	1	1	1	0	0						
Shawn Green, L OBP: 0.382, SLG: 0.589										4	0	0	0	1	1	5						
David Segui, S OBP: 0.356, SLG: 0.456										3	1	1	1	0	1	1						
Brian McRae, S OBP: 0.318, SLG: 0.355										2	0	0	0	0	1	2						
Carlos Delgado, L OBP: 0.374, SLG: 0.574										4	2	4	1	0	0	0						
Tony Fernandez, S OBP: 0.342, SLG: 0.465										4	0	0	0	1	1	4						
Darrin Fletcher, L OBP: 0.341, SLG: 0.490										3	0	1	0	1	1	2						
Tony Batista, R OBP: 0.336, SLG: 0.521										4	1	1	0	0	2	3						
Homer Bush, R OBP: 0.343, SLG: 0.414										4	2	3	2	0	0	2						
Inning Stats	R: 0 E: 0 K: 1 S: 9	H: 0 LOB: 1 BB: 1 P: 17	R: 2 E: 0 K: 1 S: 16	H: 4 LOB: 3 BB: 1 P: 27	R: 2 E: 0 K: 1 S: 16	H: 3 LOB: 1 BB: 1 P: 23	R: 0 E: 0 K: 1 S: 5	H: 0 LOB: 0 BB: 0 P: 10	R: 0 E: 0 K: 1 S: 8	H: 1 LOB: 1 BB: 0 P: 12	R: 1 E: 0 K: 1 S: 13	H: 3 LOB: 2 BB: 0 P: 21	R: 0 E: 0 K: 2 S: 13	H: 0 LOB: 1 BB: 1 P: 24	R: 1 E: 0 K: 0 S: 11	H: 1 LOB: 0 BB: 0 P: 17	R: 0 E: 0 K: 0 S: 5	H: 1 LOB: 1 BB: 0 P: 5	1B: 9 2B: 3 3B: 0 HR: 3	SF: 0 SAC: 0 DP: 2 HBP: 1	WP: 0 PB: 0 SB: 1 CS: 1	PA: 42
PITCHER	IP	WLS	BF	H	R	ER	SO	BB	IBB	HBP	BLK	WP	HR	S	P	ERA	WHIP					
Jeff Suppan, R ERA: 4.26	(1, 1)	5.1	L	29	11	5	5	3	0	0	0	0	2	61	100	8.44	2.625					
Alvin Morman, L ERA: 4.37	(6, 1)	1.1		5	0	0	2	1	0	1	0	0	0	14	27	0.00	0.750					
Derek Wallace, R ERA: 3.24	(7, 1)	1.1		5	1	1	1	0	0	0	0	0	1	16	24	6.75	0.750					
Jeff Montgomery, R ERA: 6.85	(9, 1)	0.2		3	1	0	0	0	0	0	0	0	0	5	5	0.00	1.500					

Batter	1	2	3	4	5	6	7	8	9	AB	R	H	RBI	BB	SO	LOB	BOTTOM					
Johnny Damon, L OBP: 0.376, SLG: 0.474										4	1	1	1	0	0	1	Toronto Blue Jays @ Kansas City Royals Kauffman Stadium, Kansas City, MO Sat Sep 04 1999, 7:05 PM CDT Att: 15,243 - Overcast - 66 F					
Ray Holbert, R OBP: 0.279, SLG: 0.232										4	1	0	0	0	1	0						
Carlos Beltrán, S OBP: 0.330, SLG: 0.446										2	0	1	0	1	0	0						
Jermaine Dye, R OBP: 0.347, SLG: 0.520										3	0	1	0	0	1	3						
29 Mike Sweeney, R OBP: 0.376, SLG: 0.511										4	0	0	0	0	1	6						
Joe Randa, R OBP: 0.373, SLG: 0.496										4	0	1	1	0	0	1						
Jeremy Giambi, L OBP: 0.363, SLG: 0.356										3	1	0	0	1	2	2						
Tim Spehr, R OBP: 0.322, SLG: 0.397										2	0	0	0	0	1	0						
Dee Brown, L OBP: 0.300, SLG: 0.500										1	0	0	0	0	0	1						
Sal Fasano, R OBP: 0.300, SLG: 0.500										0	0	0	0	0	0	0						
Jed Hansen, R OBP: 0.306, SLG: 0.351										2	0	0	1	0	1	0						
Inning Stats	R: 0 E: 0 K: 0 S: 12	H: 1 LOB: 2 BB: 0 P: 17	R: 0 E: 0 K: 1 S: 9	H: 0 LOB: 0 BB: 0 P: 13	R: 0 E: 0 K: 1 S: 7	H: 0 LOB: 0 BB: 0 P: 11	R: 0 E: 0 K: 0 S: 7	H: 1 LOB: 1 BB: 0 P: 12	R: 0 E: 0 K: 2 S: 7	H: 0 LOB: 0 BB: 0 P: 11	R: 1 E: 0 K: 2 S: 13	H: 1 LOB: 1 BB: 1 P: 26	R: 1 E: 1 K: 0 S: 12	H: 0 LOB: 1 BB: 1 P: 17	R: 1 E: 1 K: 1 S: 13	H: 1 LOB: 2 BB: 0 P: 22	R: 0 E: 0 K: 0 S: 5	H: 1 LOB: 1 BB: 0 P: 5	1B: 3 2B: 0 3B: 0 HR: 1	SF: 1 SAC: 0 DP: 0 HBP: 2	WP: 2 PB: 0 SB: 1 CS: 0	PA: 34
PITCHER	IP	WLS	BF	H	R	ER	SO	BB	IBB	HBP	BLK	WP	HR	S	P	ERA	WHIP					
Pat Hentgen, R ERA: 4.9	(1, 1)	6.2	W	27	3	2	1	6	2	0	1	0	0	7	12	0.00	0.750					
Graeme Lloyd, L ERA: 3.13	(7, 1)	0.1	H	3	0	1	0	0	0	0	1	0	0	7	12	0.00	0.000					
John Frascatore, R ERA: 3.79	(8, 1)	1.0	S	4	1	0	0	1	0	0	0	0	1	0	8	12	0.00	1.000				

AB	37
R	6
H	13
RBI	6
BB	4
SO	8
LOB	19



AB	29
R	3
H	4
RBI	3
BB	2
SO	7
LOB	14



Batter	1	2	3	4	5	6	7	8	9	AB	R	H	RBI	BB	SO	LOB	TOP			
Shannon Stewart, R (1, 7) OBP: 0.376, SLG: 0.419	G4-3		F8	K			F9		G6-4-3	4	0	0	0	1	1	2				
10 Vernon Wells, R (1, 8) OBP: 0.167, SLG: 0.172	F7		F8		F8		G5-3		G6-4-3	5	0	0	0	0	0	3				
Shawn Green, L (1, 9) OBP: 0.385, SLG: 0.596	HR		BB	BB	1B			PB	F8	4	1	3	1	1	0	2				
David Segui, S (1, 10) OBP: 0.355, SLG: 0.453	G4-3		BB	BB	F7			F7		3	0	0	0	1	0	2				
Carlos Delgado, L (1, 3)		K	P5		F7			P6		4	0	0	0	0	1	5				
Tony Fernandez, S (1, 5) OBP: 0.437, SLG: 0.471		1B		1B		FC6-5		PB		3	1	3	0	1	0	0				
Tony Batista, R (1, 6) OBP: 0.333, SLG: 0.516	F9		P4		FC6-5		G6-3			4	0	0	0	0	0	5				
Mike Matheny, R (1, 2) OBP: 0.279, SLG: 0.316	G5-3				L4-3					3	0	1	0	0	0	2				
Willie Greene, L (9, PH) OBP: 0.272, SLG: 0.406					1B				HR	1	1	1	1	0	0	0				
Homer Bush, R (1, 4) OBP: 0.343, SLG: 0.415					SF8		G6-3			2	0	1	1	0	0	0				
Brian McRae, S (9, PH) OBP: 0.320, SLG: 0.355										0	0	0	0	1	0	0				
Chris Woodward, R (9, PR) OBP: 0.296, SLG: 0.292										0	0	0	0	0	0	0				
Inning Stats	R: 1 E: 0 K: 0 S: 10	H: 1 LOB: 0 BB: 0 P: 14	R: 0 E: 0 K: 1 S: 7	H: 1 LOB: 1 BB: 0 P: 9	R: 0 E: 0 K: 0 S: 13	H: 1 LOB: 3 BB: 2 P: 27	R: 1 E: 0 K: 1 S: 11	H: 2 LOB: 1 BB: 0 P: 18	R: 0 E: 0 K: 0 S: 8	H: 1 LOB: 1 BB: 0 P: 13	R: 0 E: 0 K: 0 S: 6	H: 0 LOB: 0 BB: 0 P: 12	R: 0 E: 0 K: 0 S: 10	H: 1 LOB: 2 BB: 1 P: 17	R: 1 E: 0 K: 0 S: 15	H: 1 LOB: 2 BB: 2 P: 26	1B: 6 2B: 2 3B: 0 HR: 2	SF: 1 SAC: 0 DP: 2 HBP: 0	WP: 0 PB: 1 SB: 1 CS: 1	PA: 39
PITCHER	IP WLS BF H R ER SO BB IBB HBP BLK WP HR S P ERA WHIP																			
Jay Witasick, R (1, 1) ERA: 5.88	8.0 W 36 9 3 3 2 4 0 0 0 0 2 71 121 3.38 1.625																			
49 Chris Fussell, R (9, 1) ERA: 6.95	1.0 S 3 0 0 0 0 1 0 0 0 0 0 0 13 20 0.00 1.000																			

Toronto Blue Jays @ Kansas City Royals
Kauffman Stadium, Kansas City, MO

AB 33
R 3
H 9
RBI 3
BB 5
SO 2
LOB 21



Sun Sep 05 1999, 1:05 PM CDT
Att: 15,315 - Overcast - 78 F

Batter	1	2	3	4	5	6	7	8	9	AB	R	H	RBI	BB	SO	LOB	BOTTOM			
Johnny Damon, L (1, 7) OBP: 0.373, SLG: 0.470	G4-3		K		G3		K			4	0	0	0	0	2	0				
Ray Holbert, R (1, 6) OBP: 0.323, SLG: 0.283	G4-6-3			1B	WP			CS		4	2	4	0	0	0	0				
Carlos Beltrán, S (1, 8) OBP: 0.329, SLG: 0.446	G4-6-3		P6		SF9			1B		3	1	1	1	0	0	2				
Jermaine Dye, R (1, 9) OBP: 0.346, SLG: 0.520		F8		G5-3			K			4	0	1	1	0	1	1				
Dee Brown, L (1, 10) OBP: 0.200, SLG: 0.111										3	1	1	0	0	1	0				
29 Mike Sweeney, R (8, PH) OBP: 0.376, SLG: 0.510										1	0	0	0	0	0	1				
Joe Randa, R (1, 5) OBP: 0.374, SLG: 0.496										4	1	2	1	0	1	1				
Joe Vitiello, R (1, 3) OBP: 0.250, SLG: 0.267										3	1	1	2	0	1	1				
Sal Fasano, R (1, 2) OBP: 0.308, SLG: 0.455										3	0	1	1	0	1	0				
Mendy López, R (1, 4) OBP: 0.376, SLG: 0.419										3	0	0	0	0	1	1				
Inning Stats	R: 0 E: 0 K: 0 S: 6	H: 1 LOB: 0 BB: 0 P: 8	R: 0 E: 0 K: 1 S: 10	H: 1 LOB: 1 BB: 0 P: 15	R: 0 E: 0 K: 2 S: 7	H: 0 LOB: 0 BB: 0 P: 10	R: 4 E: 1 K: 0 S: 16	H: 5 LOB: 1 BB: 0 P: 25	R: 1 E: 0 K: 1 S: 9	H: 1 LOB: 0 BB: 0 P: 14	R: 0 E: 0 K: 2 S: 9	H: 0 LOB: 0 BB: 0 P: 12	R: 0 E: 0 K: 2 S: 10	H: 0 LOB: 0 BB: 0 P: 15	R: 1 E: 0 K: 0 S: 17	H: 3 LOB: 1 BB: 0 P: 22	1B: 9 2B: 2 3B: 0 HR: 0	SF: 1 SAC: 0 DP: 1 HBP: 0	WP: 1 PB: 0 SB: 2 CS: 1	PA: 33
PITCHER	IP WLS BF H R ER SO BB IBB HBP BLK WP HR S P ERA WHIP																			
Kelvin Escobar, R (1, 1) ERA: 5.74	4.0 L 18 7 4 4 3 0 0 0 0 0 1 0 28 41 3.00 0.333																			
Pete Munro, R (5, 1) ERA: 4.78	3.0 10 1 1 1 5 0 0 0 0 0 0 0 10 14 27.00 9.000																			
John Hudek, R (8, 1) ERA: 8.0	0.1 3 3 1 1 0 0 0 0 0 0 0 0 5 6 0.00 0.000																			
Paul Spoljaric, L (8, 1) ERA: 5.22	0.1 1 0 0 0 0 0 0 0 0 0 0 0 2 2 0.00 0.000																			
Mike Romano, R (8, 1) ERA:	0.1 1 0 0 0 0 0 0 0 0 0 0 0 2 2 0.00 0.000																			

Toronto Blue Jays @ Kansas City Royals
Kauffman Stadium, Kansas City, MO

AB 32
R 6
H 11
RBI 6
BB 0
SO 8
LOB 7




Sun Sep 05 1999, 1:05 PM CDT
Att: 15,315 - Overcast - 78 F


Batter	1	2	3	4	5	6	7	8	9	AB	R	H	RBI	BB	SO	LOB	TOP					
Chuck Knoblauch R (1,4) OBP: 0.392, SLG: 0.452	G5-3		F7		K		F9	FC5		5	0	0	0	0	1	6	New York Yankees @ Kansas City Royals Kauffman Stadium, Kansas City, MO Tue Sep 07 1999, 7:05 PM CDT Att: 14,207 - Overcast - 70 F					
2 Derek Jeter R (1,6) OBP: 0.425, SLG: 0.563	K		K				F8		2B	4	1	1	1	1	2	1						
Bernie Williams S (1,8) OBP: 0.434, SLG: 0.538			G6-3							3	1	2	1	2	0	1						
Chili Davis S (1,10) OBP: 0.369, SLG: 0.445	F9				K		F8		2B	4	0	0	0	1	1	5						
Tino Martinez L (1,3) OBP: 0.345, SLG: 0.456		G3-1								5	0	1	0	0	1	2						
20 Jorge Posada S (1,2) OBP: 0.346, SLG: 0.418										5	0	4	1	0	0	1						
Shane Spencer R (1,9) Paul O'Neill L (9, PH) OBP: 0.360, SLG: 0.454		K								4	1	2	0	0	2	2						
Chad Curtis R (1,7) Ricky Ledee L (9, PH) OBP: 0.378, SLG: 0.367		K								1	0	0	0	0	0	2						
Scott Brosius R (1,5) Daryl Strawberry L (8, PH) Luis Sojo R (8,5) OBP: 0.309, SLG: 0.417										4	0	2	0	0	2	3						
										1	0	0	0	0	0	2						
Inning Stats	R: 0 E: 0 K: 1 S: 11	H: 0 LOB: 1 BB: 1 P: 17	R: 0 E: 0 K: 2 S: 13	H: 1 LOB: 1 BB: 0 P: 17	R: 0 E: 0 K: 1 S: 16	H: 0 LOB: 1 BB: 1 P: 25	R: 0 E: 0 K: 1 S: 7	H: 1 LOB: 0 BB: 0 P: 12	R: 1 E: 0 K: 1 S: 14	H: 3 LOB: 3 BB: 1 P: 22	R: 0 E: 0 K: 2 S: 14	H: 2 LOB: 2 BB: 0 P: 21	R: 0 E: 0 K: 0 S: 13	H: 1 LOB: 1 BB: 0 P: 18	R: 0 E: 0 K: 1 S: 15	H: 3 LOB: 3 BB: 0 P: 23	R: 2 E: 0 K: 0 S: 18	H: 2 LOB: 2 BB: 2 P: 36	1B: 12 2B: 1 3B: 0 HR: 0	SF: 0 SAC: 0 DP: 1 HBP: 0	WP: 1 PB: 0 SB: 0 CS: 0	PA: 44
PITCHER	IP	WLS	BF	H	R	ER	SO	BB	IBB	HBP	BLK	WP	HR	S	P	ERA	WHIP					
50 José Rosado L (1,1) ERA: 3.81	7.0	W	31	8	1	1	8	3	0	0	0	1	0	88	132	1.29	1.571					
Alvin Morman L (8,1) ERA: 4.3	0.2		4	2	0	0	1	0	0	0	0	0	0	9	17	0.00	3.000					
Brad Rigby R (8,1) ERA: 4.44	0.1	H	2	1	0	0	0	0	0	0	0	0	0	6	6	0.00	3.000					
49 Chris Fussell R (9,1) ERA: 7.35	0.0		3	1	2	2	0	2	0	0	0	0	0	5	14	∞	∞					
Tim Byrdak L (9,1) ERA: 8.69	0.1	H	2	1	0	0	0	0	0	0	0	0	0	5	9	0.00	3.000					



Batter	1	2	3	4	5	6	7	8	9	AB	R	H	RBI	BB	SO	LOB	BOTTOM				
Johnny Damon L (1,7) OBP: 0.377, SLG: 0.475	SH5-3 29 BLK									3	3	2	0	2	0	0	New York Yankees @ Kansas City Royals Kauffman Stadium, Kansas City, MO Tue Sep 07 1999, 7:05 PM CDT Att: 14,207 - Overcast - 70 F				
Ray Holbert R (1,6) OBP: 0.319, SLG: 0.281	SH5-3									4	0	1	1	0	1	5					
Carlos Beltrán S (1,8) OBP: 0.331, SLG: 0.446	G3									4	2	2	2	1	0	2					
Jemaine Dye R (1,9) OBP: 0.348, SLG: 0.522	29 BLK									4	0	2	2	1	1	2					
29 Mike Sweeney R (1,3) OBP: 0.375, SLG: 0.507	K									3	0	0	0	1	1	3					
Joe Randa R (1,5) OBP: 0.371, SLG: 0.493										4	0	0	0	0	0	3					
Joe Vitiello R (1,10) OBP: 0.250, SLG: 0.222										3	0	0	0	1	1	1					
Sal Fasano R (1,2) OBP: 0.294, SLG: 0.400										4	0	1	0	0	3	3					
Mendy López R (1,4) OBP: 0.286, SLG: 0.286										4	1	2	0	0	0	0					
										1B: 8 2B: 1 3B: 1 HR: 0	SF: 0 SAC: 1 DP: 0 HBP: 0	WP: 1 PB: 0 SB: 4 CS: 0	PA: 40								
PITCHER	IP	WLS	BF	H	R	ER	SO	BB	IBB	HBP	BLK	WP	HR	S	P	ERA	WHIP				
David Cone R (1,1) ERA: 3.1	5.0	L	26	5	3	3	4	6	0	0	1	0	0	58	106	5.40	2.200				
Ramiro Mendoza R (6,1) ERA: 4.51	2.0		9	3	2	2	3	0	0	0	0	0	0	26	37	9.00	1.500				
Jason Grimsley R (8,1) ERA: 3.99	1.0		5	2	1	1	0	0	0	0	0	1	0	7	10	9.00	2.000				



Batter	1	2	3	4	5	6	7	8	9	AB	R	H	RBI	BB	SO	LOB	TOP										
Ricky Ledee, L OBP: 0.364, SLG: 0.487 (1, 8)	F7	K				P6	G4-3			4	1	0	0	2	1	3	New York Yankees @ Kansas City Royals Kauffman Stadium, Kansas City, MO Wed Sep 08 1999, 7:05 PM CDT Att: 15,247 - Unknown - 72 F AB 34 R 9 H 11 RBI 8 BB 10 SO 6 LOB 23 										
2 Derek Jeter, R OBP: 0.432, SLG: 0.563 (1, 6)	G4-3									4	1	2	0	2	1	5											
Paul O'Neill, L OBP: 0.359, SLG: 0.451 (1, 9)	G4-3									5	0	1	0	0	2	4											
Tino Martinez, L OBP: 0.344, SLG: 0.454 (1, 3)	G4-3									5	1	1	1	0	0	3											
Darryl Strawberry, L OBP: 0.714, SLG: 0.923 (1, 10)										3	3	2	0	2	0	1											
20 Jorge Posada, S OBP: 0.349, SLG: 0.419 (1, 2)										4	2	2	1	1	0	2											
Shane Spencer, R OBP: 0.307, SLG: 0.384 (1, 7)										3	1	1	2	2	1	0											
Scott Brosius, R OBP: 0.309, SLG: 0.415 (1, 5)										2	0	0	1	1	0	3											
Luis Sojo, R OBP: 0.297, SLG: 0.377 (1, 4)										4	0	2	3	0	1	2											
Inning Stats	R: 0 E: 0 K: 0 S: 14	H: 0 LOB: 1 BB: 1 P: 23	R: 3 E: 0 K: 1 S: 16	H: 2 LOB: 2 BB: 3 P: 33	R: 0 E: 0 K: 0 S: 7	H: 0 LOB: 1 BB: 1 P: 16	R: 0 E: 0 K: 2 S: 9	H: 0 LOB: 1 BB: 0 P: 15	R: 4 E: 1 K: 1 S: 23	H: 4 LOB: 2 BB: 2 P: 46	R: 0 E: 0 K: 1 S: 13	H: 0 LOB: 1 BB: 1 P: 20	R: 2 E: 0 K: 1 S: 14	H: 3 LOB: 0 BB: 0 P: 23	R: 0 E: 0 K: 0 S: 7	H: 1 LOB: 1 BB: 2 P: 14	R: 0 E: 0 K: 0 S: 9	H: 1 LOB: 2 BB: 2 P: 19	1B: 8 2B: 3 3B: 0 HR: 0	SF: 1 SAC: 1 DP: 1 HBP: 1	WP: 2 PA: 47 PB: 0 SB: 1 CS: 0						
PITCHER	IP	WLS	BF	H	R	ER	SO	BB	IBB	HBP	BLK	WP	HR	S	P	ERA	WHIP										
Mac Suzuki, R ERA: 7.77 (1, 1)	2.0		11	2	3	3	1	4	0	0	0	0	0	30	56	13.50	3.000										
Glendon Rusch, L ERA: 15.75 (3, 1)	2.1	L	13	4	4	4	3	2	0	0	0	0	0	31	62	15.43	2.571										
Scott Service, R ERA: 5.48 (5, 1)	1.0		5	0	0	0	0	2	0	0	0	1	0	15	27	0.00	2.000										
Tim Byrdak, L ERA: 8.84 (6, 1)	0.2		3	1	1	1	1	0	0	0	0	0	0	9	13	13.50	1.500										
Brad Rigby, R ERA: 4.44 (7, 1)	2.0		10	3	1	1	1	0	0	1	0	1	0	18	32	4.50	1.500										
PITCHER	IP	WLS	BF	H	R	ER	SO	BB	IBB	HBP	BLK	WP	HR	S	P	ERA	WHIP										
49 Chris Fussell, R ERA: 7.19 (9, 1)	1.0		5	1	0	0	0	2	0	0	0	0	0	9	19	0.00	3.000										

Batter	1	2	3	4	5	6	7	8	9	AB	R	H	RBI	BB	SO	LOB	BOTTOM										
Johnny Damon, L OBP: 0.379, SLG: 0.476 (1, 9)	F8									5	0	3	0	0	0	2	New York Yankees @ Kansas City Royals Kauffman Stadium, Kansas City, MO Wed Sep 08 1999, 7:05 PM CDT Att: 15,247 - Unknown - 72 F AB 41 R 5 H 15 RBI 5 BB 1 SO 7 LOB 17 										
Ray Holbert, R OBP: 0.329, SLG: 0.299 (1, 6)										3	1	1	0	1	0	3											
Scott Pose, L OBP: 0.389, SLG: 0.333 (8, FH)										1	0	0	0	0	0	2											
Steve Scarsone, R OBP: 0.295, SLG: 0.279 (9, 4)										0	0	0	0	0	0	0											
Carlos Beltrán, S OBP: 0.332, SLG: 0.446 (1, 8)										5	1	2	1	0	0	2											
29 Mike Sweeney, R OBP: 0.373, SLG: 0.510 (1, 10)										5	1	1	2	0	1	1											
Jeremy Giambi, L OBP: 0.371, SLG: 0.381 (1, 3)										5	2	4	1	0	0	0											
Joe Randa, R OBP: 0.370, SLG: 0.492 (1, 5)										5	0	1	1	0	2	3											
Dee Brown, L OBP: 0.143, SLG: 0.077 (1, 7)										4	0	0	0	0	2	3											
Chad Kreuter, S OBP: 0.313, SLG: 0.323 (1, 2)										4	0	2	0	0	0	0											
Mendy López, R OBP: 0.273, SLG: 0.273 (9, 6)										4	0	1	0	0	2	1											
Inning Stats	R: 3 E: 0 K: 1 S: 16	H: 3 LOB: 0 BB: 0 P: 22	R: 0 E: 0 K: 2 S: 11	H: 2 LOB: 0 BB: 0 P: 12	R: 0 E: 0 K: 3 S: 13	H: 2 LOB: 2 BB: 0 P: 20	R: 0 E: 0 K: 0 S: 11	H: 1 LOB: 1 BB: 0 P: 14	R: 1 E: 0 K: 0 S: 11	H: 2 LOB: 1 BB: 0 P: 20	R: 0 E: 0 K: 1 S: 13	H: 1 LOB: 2 BB: 1 P: 20	R: 1 E: 0 K: 0 S: 10	H: 1 LOB: 0 BB: 0 P: 16	R: 0 E: 0 K: 0 S: 9	H: 2 LOB: 1 BB: 0 P: 13	R: 0 E: 0 K: 0 S: 14	H: 1 LOB: 1 BB: 0 P: 18	1B: 10 2B: 3 3B: 0 HR: 2	SF: 0 SAC: 0 DP: 1 HBP: 0	WP: 0 PA: 42 PB: 0 SB: 2 CS: 0						
PITCHER	IP	WLS	BF	H	R	ER	SO	BB	IBB	HBP	BLK	WP	HR	S	P	ERA	WHIP										
Orlando Hernandez, R ERA: 4.15 (1, 1)	7.0	W	34	12	5	5	7	1	0	0	0	0	0	85	124	6.43	1.857										
Mike Stanton, L ERA: 3.95 (8, 1)	0.1		3	2	0	0	0	0	0	0	0	0	0	8	12	0.00	6.000										
42 Mariano Rivera, R ERA: 2.16 (8, 1)	1.2	S	5	1	0	0	0	0	0	0	0	0	0	15	19	0.00	0.600										

Batter	1	2	3	4	5	6	7	8	9	AB	R	H	RBI	BB	SO	LOB	TOP					
Mark McLemore, S (1, 4) OBP: 0.359, SLG: 0.369 Roberto Kelly, R (9, PH) OBP: 0.376, SLG: 0.451										4	0	1	1	0	0	3						
Ivan Rodriguez, R (1, 2) OBP: 0.352, SLG: 0.558										5	0	1	0	0	0	4						
29 Rusty Greer, L (1, 7) OBP: 0.407, SLG: 0.491										4	1	1	0	0	1	1						
Juan Gonzalez, R (1, 9) OBP: 0.366, SLG: 0.573										4	1	2	0	0	1	1						
Rafael Palmeiro, L (1, 10) OBP: 0.428, SLG: 0.649										4	0	1	0	0	1	3						
Todd Zeile, R (1, 5) OBP: 0.381, SLG: 0.501										4	0	1	2	0	0	2						
Lee Stevens, L (1, 3) OBP: 0.352, SLG: 0.498										4	0	0	0	0	1	1						
Royce Clayton, R (1, 6) OBP: 0.337, SLG: 0.407										3	1	3	0	1	0	0						
Tom Goodwin, L (1, 8) OBP: 0.309, SLG: 0.325 Luis Alicea, S (9, PH) OBP: 0.322, SLG: 0.323										3	0	1	0	0	0	2						
Inning Stats	R: 0 E: 0 K: 1 S: 13	H: 1 LOB: 1 BB: 0 P: 19	R: 0 E: 0 K: 1 S: 7	H: 0 LOB: 0 BB: 0 P: 11	R: 0 E: 0 K: 0 S: 11	H: 0 LOB: 1 BB: 1 P: 19	R: 0 E: 0 K: 1 S: 14	H: 1 LOB: 1 BB: 0 P: 21	R: 1 E: 1 K: 0 S: 20	H: 2 LOB: 1 BB: 0 P: 30	R: 0 E: 0 K: 0 S: 14	H: 1 LOB: 1 BB: 0 P: 19	R: 0 E: 0 K: 1 S: 9	H: 2 LOB: 1 BB: 0 P: 14	R: 2 E: 0 K: 1 S: 13	H: 3 LOB: 1 BB: 0 P: 19	R: 0 E: 0 K: 0 S: 14	H: 1 LOB: 1 BB: 1 P: 20	1B: 9 2B: 2 3B: 0 HR: 0	SF: 0 SAC: 0 DP: 2 HBP: 0	WP: 1 PB: 0 SB: 0 CS: 0	PA: 38
PITCHER	IP	WLS	BF	H	R	ER	SO	BB	IBB	HBP	BLK	WP	HR	S	P	ERA	WHIP					
Blake Stein, R (1, 1) ERA: 3.44 Scott Service, R (8, 1) ERA: 5.7 Tim Byrdak, L (8, 1) ERA: 8.55 Jeff Montgomery, R (9, 1) ERA: 6.6	7.0	W	28	7	1	0	3	1	0	0	0	1	0	88	133	0.00	1.143					

Texas Rangers @ Kansas City Royals
 Kauffman Stadium, Kansas City, MO
 Fri Sep 10 1999, 7:05 PM CDT
 Att: 14,234 - Cloudy - 70 F

AB	36
R	3
H	11
RBI	3
BB	2
SO	4
LOB	19



Batter	1	2	3	4	5	6	7	8	9	AB	R	H	RBI	BB	SO	LOB	BOTTOM					
Johnny Damon, L (1, 7) OBP: 0.377, SLG: 0.473										5	0	1	0	0	1	4						
Ray Holbert, R (1, 6) OBP: 0.325, SLG: 0.296										4	0	1	0	0	1	1						
Carlos Beltrán, S (1, 8) OBP: 0.330, SLG: 0.443										4	0	0	1	0	0	3						
Jermaine Dye, R (1, 9) OBP: 0.349, SLG: 0.521										4	1	2	0	0	1	2						
29 Mike Sweeney, R (1, 10) OBP: 0.374, SLG: 0.511										3	1	1	0	1	0	1						
Joe Randa, R (1, 5) OBP: 0.372, SLG: 0.494										3	2	2	1	1	0	1						
Jeremy Giambi, L (1, 3) OBP: 0.373, SLG: 0.381										3	2	1	0	1	0	3						
Sal Fasano, R (1, 2) OBP: 0.300, SLG: 0.389 Dee Brown, L (8, PH) OBP: 0.143, SLG: 0.077 Joe Vitiello, R (8, PH) OBP: 0.238, SLG: 0.211 Tim Spehr, R (9, 2) OBP: 0.322, SLG: 0.397										3	1	1	2	0	0	1						
Mendy López, R (1, 4) OBP: 0.400, SLG: 0.400										4	0	3	3	0	1	0						
Inning Stats	R: 0 E: 0 K: 0 S: 5	H: 6 LOB: 2 BB: 1 P: 38	R: 0 E: 0 K: 0 S: 9	H: 1 LOB: 1 BB: 0 P: 13	R: 0 E: 0 K: 2 S: 9	H: 1 LOB: 1 BB: 0 P: 12	R: 0 E: 0 K: 0 S: 6	H: 1 LOB: 0 BB: 0 P: 7	R: 0 E: 0 K: 1 S: 8	H: 0 LOB: 0 BB: 0 P: 12	R: 2 E: 0 K: 1 S: 10	H: 2 LOB: 1 BB: 1 P: 19	R: 0 E: 0 K: 1 S: 6	H: 0 LOB: 0 BB: 0 P: 12	R: 2 E: 0 K: 1 S: 10	H: 2 LOB: 1 BB: 1 P: 19	1B: 10 2B: 2 3B: 0 HR: 0	SF: 0 SAC: 0 DP: 2 HBP: 0	WP: 0 PB: 0 SB: 1 CS: 0	PA: 37		
PITCHER	IP	WLS	BF	H	R	ER	SO	BB	IBB	HBP	BLK	WP	HR	S	P	ERA	WHIP					
Esteban Loaiza, R (1, 1) ERA: 4.99 Mike Morgan, R (2, 1) ERA: 6.03 Mike Munoz, L (6, 1) ERA: 3.65 Danny Patterson, R (7, 1) ERA: 5.54 Mike Venafro, L (8, 1) ERA: 3.38	4.1	L	18	5	0	0	2	1	0	0	0	0	0	39	59	0.00	1.385					

Texas Rangers @ Kansas City Royals
 Kauffman Stadium, Kansas City, MO
 Fri Sep 10 1999, 7:05 PM CDT
 Att: 14,234 - Cloudy - 70 F

AB	34
R	7
H	12
RBI	7
BB	3
SO	4
LOB	18



Batter	1	2	3	4	5	6	7	8	9	AB	R	H	RBI	BB	SO	LOB	TOP										
Tom Goodwin, L (1,8) OBP: 0.308, SLG: 0.326	F7		L4		G6-3		1-H 2B			4	0	1	0	0	0	0	Texas Rangers @ Kansas City Royals Kauffman Stadium, Kansas City, MO Sun Sep 12 1999, 1:05 PM CDT Att: 12,590 - Overcast - 68 F										
Mark McLemore, S (1,4) OBP: 0.358, SLG: 0.372	K		F7		G4-3			G5-3	4	0	0	0	0	1	0												
29 Rusty Greer, L (1,7) OBP: 0.408, SLG: 0.494	1B		HR		F8			K	4	1	2	0	0	1	0												
Juan Gonzalez, R (1,9) OBP: 0.363, SLG: 0.573	F7		HR		G4-3 1B			G1-3	4	1	2	2	0	0	1												
Rafael Palmeiro, L (1,10) OBP: 0.428, SLG: 0.651		HR	1B		K			P6	4	1	2	1	0	1	1												
Todd Zeile, R (1,5) OBP: 0.360, SLG: 0.498	FC6-4 1B		G4-3		G4-3 1-2f			K	4	0	1	0	0	1	2												
Lee Stevens, L (1,3) Luis Alica, S (0,PH) OBP: 0.350, SLG: 0.492 OBP: 0.321, SLG: 0.321	K				P5			F8	3	0	0	0	0	1	1												
Royce Clayton, R (1,6) OBP: 0.336, SLG: 0.405	FC6-4 1-2f		F8		F8			K	3	0	0	0	0	1	1												
Gregg Zaun, S (1,2) OBP: 0.316, SLG: 0.326	F9		F9		F9			2B 1B	3	0	1	0	0	0	1												
Inning Stats	R: 0 E: 0 K: 1 S: 9	H: 1 LOB: 1 BB: 0 P: 16	R: 1 E: 0 K: 1 S: 11	H: 2 LOB: 1 BB: 0 P: 19	R: 2 E: 0 K: 0 S: 10	H: 3 LOB: 1 BB: 0 P: 15	R: 0 E: 0 K: 0 S: 4	H: 0 LOB: 0 BB: 0 P: 6	R: 0 E: 0 K: 1 S: 5	H: 1 LOB: 0 BB: 0 P: 9	R: 0 E: 0 K: 1 S: 8	H: 2 LOB: 2 BB: 0 P: 16	R: 0 E: 0 K: 1 S: 7	H: 0 LOB: 0 BB: 0 P: 12	R: 0 E: 0 K: 1 S: 10	H: 0 LOB: 0 BB: 0 P: 16	1B: 6 2B: 1 3B: 0 HR: 2	SF: 0 SAC: 0 DP: 1 HBP: 0	WP: 0 PB: 0 SB: 0 CS: 0	PA: 34							
PITCHER	IP	WLS	BF	H	R	ER	SO	BB	IBB	HBP	BLK	WP	HR	S	P	ERA	WHIP										
Jay Witasick, R (1,1) ERA: 5.78	7.0	W	28	9	3	3	4	0	0	0	0	0	2	54	94	3.86	1.286										
Avlin Morman, L (8,1) ERA: 4.13	2.0	S	6	0	0	0	2	0	0	0	0	0	0	17	28	0.00	0.000										

AB 34
R 3
H 9
RBI 3
BB 0
SO 6
LOB 7



Batter	1	2	3	4	5	6	7	8	9	AB	R	H	RBI	BB	SO	LOB	BOTTOM										
Johnny Damon, L (1,9) OBP: 0.380, SLG: 0.477	FC4-6 BB		G1-3		G1-3		CS 1B	CS		3	0	1	0	1	0	1	Texas Rangers @ Kansas City Royals Kauffman Stadium, Kansas City, MO Sun Sep 12 1999, 1:05 PM CDT Att: 12,590 - Overcast - 68 F										
Rey Sanchez, R (1,6) OBP: 0.324, SLG: 0.365	FC4-6 1-2f				E 1B		G5-3 1-2	FC4-6 BB	3	0	1	0	1	0	1												
Carlos Beltrán, S (1,8) OBP: 0.331, SLG: 0.446	K				E1 1-2		29 HR 3B	FC4-6 29 WP 29 S 1B	4	2	1	0	0	1	3												
29 Mike Sweeney, R (1,10) OBP: 0.377, SLG: 0.517	K				F7		HR	E 1B	3	2	1	2	1	1	3												
Jeremy Giambi, L (1,7) Jemaine Dye, R (8,9) OBP: 0.382, SLG: 0.390 OBP: 0.346, SLG: 0.517	K				K		E 2B 1B	E9 1-H 3-H 1B	4	1	2	1	0	2	2												
Joe Randa, R (1,5) OBP: 0.372, SLG: 0.495	G6-4-3 1B				K		G6-3 1-H 2B 2B	F9	4	1	2	1	0	1	3												
Joe Vitiello, R (1,3) OBP: 0.200, SLG: 0.174	G6-4-3 1-2f				G6-3		G6-3	K	4	0	0	0	0	1	2												
Sal Fasano, R (1,2) OBP: 0.345, SLG: 0.654			P5		G5-3		E 2B	CS HBP	3	0	1	1	0	0	0												
Mendy López, R (1,4) Felix Martinez, S (5,PR) OBP: 0.429, SLG: 0.500 OBP: 0.344, SLG: 0.517	G1-3				G1-3		G4-3 HBP	F7	1	0	0	0	0	0	0												
Inning Stats	R: 0 E: 0 K: 2 S: 9	H: 0 LOB: 1 BB: 1 P: 14	R: 0 E: 0 K: 1 S: 6	H: 1 LOB: 0 BB: 0 P: 10	R: 0 E: 0 K: 0 S: 5	H: 0 LOB: 0 BB: 0 P: 6	R: 0 E: 1 K: 2 S: 11	H: 1 LOB: 2 BB: 0 P: 17	R: 0 E: 0 K: 0 S: 9	H: 0 LOB: 1 BB: 0 P: 13	R: 4 E: 1 K: 0 S: 18	H: 5 LOB: 1 BB: 0 P: 26	R: 2 E: 1 K: 0 S: 16	H: 2 LOB: 1 BB: 2 P: 25	R: 0 E: 0 K: 1 S: 7	H: 0 LOB: 0 BB: 0 P: 13	1B: 5 2B: 2 3B: 1 HR: 1	SF: 0 SAC: 0 DP: 1 HBP: 2	WP: 1 PB: 0 SB: 2 CS: 2	PA: 37							
PITCHER	IP	WLS	BF	H	R	ER	SO	BB	IBB	HBP	BLK	WP	HR	S	P	ERA	WHIP										
Aaron Sele, R (1,1) ERA: 4.96	6.0	L	27	7	4	4	5	1	0	0	0	0	1	58	86	6.00	1.333										
Tim Crabtree, R (7,1) ERA: 3.3	1.0		6	2	2	1	0	2	0	0	0	1	0	16	25	9.00	4.000										
59 Jeff Zimmerman, R (8,1) ERA: 1.99	1.0		3	0	0	0	1	0	0	1	0	0	0	7	13	0.00	0.000										


AB 31
R 6
H 9
RBI 5
BB 3
SO 6
LOB 17



Batter	1	2	3	4	5	6	7	8	9	10	AB	R	H	RBI	BB	SO	LOB	TOP			
Luis Alica, S OBP: 0.323, SLG: 0.329 Mark McLemore, S OBP: 0.350, SLG: 0.372	(1,4) 1-1 2B		G4-3		SH5-3		1-2 1B		4-1 BB	2-0 G4-3	2	1	1	0	0	0	0				
Ivan Rodriguez, R OBP: 0.352, SLG: 0.567	(1,2) 1-0 F9 2H 2B		G5-3		HR		0-3 K		1-1 F9	1-3	5	1	2	3	0	1	3				
Rafael Palmeiro, L OBP: 0.426, SLG: 0.646	(1,10) 4-1 BB		K		F7		1-1 P4		0-0 G6-3	0-0	4	0	0	0	1	1	1				
Juan Gonzalez, R OBP: 0.364, SLG: 0.573	(1,9) 0-3 K				F8 SF7 2B		2-2 1B		1-0 P3	0-0 E3 1B	5	2	2	0	0	1	2				
Todd Zeile, R OBP: 0.359, SLG: 0.495	(1,5) 1-2 F9 2-3				F8 P4		0-1 P4		2-3 K	0-0 E3 1B	5	1	1	0	0	1	4				
Roberto Kelly, R OBP: 0.373, SLG: 0.447	(1,7) 1-3 K				SF7		2-3 K		0-3 K	0-0 E3 1B	4	1	1	2	0	3	2				
Lee Stevens, L OBP: 0.348, SLG: 0.491	(1,3) 3-3 K				3H 1-2 2B		2-2 G3		1-1 F7	0-0 E5 G6-3 WP 1B	5	1	1	0	0	1	1	AB 41			
Royce Clayton, R OBP: 0.335, SLG: 0.401	(1,6) 2-2 L7				3-1 F8		1-2 G4-3		4-0 BLK BB	1-0 G6-3	4	0	0	0	1	0	2	R 8			
Tom Goodwin, L OBP: 0.309, SLG: 0.328	(1,8) 0-0 G6-3				1-0 SH5-3 HR 1B		0-0 B3		2-3 K	1-3 3H 0-0 WP S 1B	5	1	2	1	0	1	1	H 11			
Inning Stats	R: 1 E: 0 K: 2 S: 13	H: 2 LOB: 2 BB: 1 P: 21	R: 0 E: 0 K: 1 S: 7	H: 0 LOB: 0 BB: 0 P: 12	R: 0 E: 0 K: 1 S: 11	H: 0 LOB: 0 BB: 0 P: 14	R: 1 E: 0 K: 0 S: 12	H: 2 LOB: 1 BB: 0 P: 20	R: 2 E: 0 K: 1 S: 9	H: 3 LOB: 1 BB: 0 P: 18	R: 0 E: 0 K: 1 S: 9	H: 1 LOB: 1 BB: 0 P: 11	R: 0 E: 0 K: 2 S: 8	H: 0 LOB: 0 BB: 0 P: 11	R: 0 E: 0 K: 1 S: 8	H: 0 LOB: 2 BB: 2 P: 20	R: 4 E: 2 K: 0 S: 8	H: 3 LOB: 1 BB: 0 P: 11	1B: 6 2B: 4 3B: 0 HR: 1	SF: 1 SAC: 1 DP: 0 HBP: 0	WP: 2 PA: 46
PITCHER	IP WLS BF H R ER SO BB IBB HBP BLK WP HR S P ERA WHIP	IP WLS BF H R ER SO BB IBB HBP BLK WP HR S P ERA WHIP	IP WLS BF H R ER SO BB IBB HBP BLK WP HR S P ERA WHIP	IP WLS BF H R ER SO BB IBB HBP BLK WP HR S P ERA WHIP	IP WLS BF H R ER SO BB IBB HBP BLK WP HR S P ERA WHIP	IP WLS BF H R ER SO BB IBB HBP BLK WP HR S P ERA WHIP	IP WLS BF H R ER SO BB IBB HBP BLK WP HR S P ERA WHIP	IP WLS BF H R ER SO BB IBB HBP BLK WP HR S P ERA WHIP	IP WLS BF H R ER SO BB IBB HBP BLK WP HR S P ERA WHIP	IP WLS BF H R ER SO BB IBB HBP BLK WP HR S P ERA WHIP	IP WLS BF H R ER SO BB IBB HBP BLK WP HR S P ERA WHIP	IP WLS BF H R ER SO BB IBB HBP BLK WP HR S P ERA WHIP	IP WLS BF H R ER SO BB IBB HBP BLK WP HR S P ERA WHIP	IP WLS BF H R ER SO BB IBB HBP BLK WP HR S P ERA WHIP	IP WLS BF H R ER SO BB IBB HBP BLK WP HR S P ERA WHIP	IP WLS BF H R ER SO BB IBB HBP BLK WP HR S P ERA WHIP	IP WLS BF H R ER SO BB IBB HBP BLK WP HR S P ERA WHIP	IP WLS BF H R ER SO BB IBB HBP BLK WP HR S P ERA WHIP	IP WLS BF H R ER SO BB IBB HBP BLK WP HR S P ERA WHIP		
50 José Rosado, L ERA: 3.88 Scott Service, R ERA: 5.63 Tim Byrdak, L ERA: 8.27 Jose Santiago, R ERA: 3.83 Alvin Morman, L ERA: 4.13	(1,1) 7.0 30 8 4 4 6 1 0 0 0 0 1 73 110 5.14 1.286	(8,1) 1.0 3 0 0 0 2 0 0 0 0 0 0 8 11 0.00 0.000	(9,1) 0.2 4 0 0 0 1 2 0 0 1 0 0 6 17 0.00 3.000	(9,1) 0.2 L 5 2 3 0 0 0 0 0 0 0 6 7 0.00 3.000	(10,1) 0.0 1 0 0 0 0 0 0 0 0 0 0 1 1 ∞ ∞	(10,1) 0.2 3 1 1 0 0 0 0 0 0 0 1 1 4.41 1.500															

Texas Rangers @ Kansas City Royals
Kauffman Stadium, Kansas City, MO
Mon Sep 13 1999, 7:05 PM CDT
Att: 11,643 - Unknown - 68 F


AB	41
R	8
H	11
RBI	6
BB	3
SO	9
LOB	17



Batter	1	2	3	4	5	6	7	8	9	10	AB	R	H	RBI	BB	SO	LOB	BOTTOM					
Johnny Damon, L OBP: 0.378, SLG: 0.477	(1,7) 1-2 P8		G4-3		L3		1-1 G4-3		0-2 2B		5	0	1	1	0	0	3						
Rey Sanchez, R OBP: 0.325, SLG: 0.363	(1,6) 4-2 2B BB		P4		G4-3		2-3 3H 3-1 BB 1B		1-2 G3		4	1	1	2	1	0	1						
Carlos Beltrán, S OBP: 0.332, SLG: 0.444	(1,8) 1-1 P6		1-0 1B		F8		3-1 SAFE 4-1 BB		0-0 G4-3		4	0	1	0	1	0	1						
Jermaine Dye, R OBP: 0.347, SLG: 0.519	(1,9) 0-0 2B		2-2 P2		G6-3		0-0 G6-3		0-0 K		5	0	2	1	0	1	3						
29 Mike Sweeney, R OBP: 0.377, SLG: 0.515	(1,3) 2-1 G6-3				4-1 FC5-4 BB		2-3 K		0-1 P3		4	0	1	0	1	1	1						
Joe Randa, R OBP: 0.369, SLG: 0.491	(1,5) 0-1 G4-3				1-2 FC5-4 G1-3		0-1 G6-3		0-1 F8		5	0	0	0	0	0	3						
Jeremy Giambi, L OBP: 0.380, SLG: 0.388	(1,10) 2-2 F9				2-1 G1-3				3-2 SH5-4 WP G4-3 1B		4	1	1	0	0	1	1	AB 37					
Sal Fasano, R OBP: 0.375, SLG: 0.643 Jed Hansen, R OBP: 0.306, SLG: 0.351 Chad Kreuter, S OBP: 0.312, SLG: 0.322	(1,2) (7, PR) (8, 2) 1-1 1B				2-3 K				4-2 SAFE G4-3 SH5-4 1B BB		2	0	1	0	1	1	1	R 4					
Ray Holbert, R OBP: 0.325, SLG: 0.311	(1,4) 2-2 L7				1-2 K				2-3 K		0	1	0	0	0	0	0	H 9					
Inning Stats	R: 1 E: 0 K: 0 S: 11	H: 1 LOB: 1 BB: 1 P: 19	R: 0 E: 0 K: 0 S: 11	H: 1 LOB: 1 BB: 0 P: 16	R: 0 E: 0 K: 0 S: 12	H: 0 LOB: 1 BB: 1 P: 17	R: 0 E: 0 K: 1 S: 9	H: 0 LOB: 1 BB: 1 P: 18	R: 1 E: 0 K: 0 S: 8	H: 1 LOB: 0 BB: 0 P: 15	R: 0 E: 0 K: 1 S: 6	H: 0 LOB: 0 BB: 0 P: 8	R: 2 E: 0 K: 1 S: 17	H: 2 LOB: 2 BB: 2 P: 34	R: 0 E: 0 K: 1 S: 7	H: 0 LOB: 0 BB: 0 P: 9	R: 0 E: 0 K: 2 S: 12	H: 1 LOB: 1 BB: 1 P: 17	R: 0 E: 0 K: 0 S: 4	H: 2 LOB: 1 BB: 0 P: 4	1B: 5 2B: 4 3B: 0 HR: 0	SF: 0 SAC: 1 DP: 1 HBP: 0	WP: 2 PA: 42
PITCHER	IP WLS BF H R ER SO BB IBB HBP BLK WP HR S P ERA WHIP	IP WLS BF H R ER SO BB IBB HBP BLK WP HR S P ERA WHIP	IP WLS BF H R ER SO BB IBB HBP BLK WP HR S P ERA WHIP	IP WLS BF H R ER SO BB IBB HBP BLK WP HR S P ERA WHIP	IP WLS BF H R ER SO BB IBB HBP BLK WP HR S P ERA WHIP	IP WLS BF H R ER SO BB IBB HBP BLK WP HR S P ERA WHIP	IP WLS BF H R ER SO BB IBB HBP BLK WP HR S P ERA WHIP	IP WLS BF H R ER SO BB IBB HBP BLK WP HR S P ERA WHIP	IP WLS BF H R ER SO BB IBB HBP BLK WP HR S P ERA WHIP	IP WLS BF H R ER SO BB IBB HBP BLK WP HR S P ERA WHIP	IP WLS BF H R ER SO BB IBB HBP BLK WP HR S P ERA WHIP	IP WLS BF H R ER SO BB IBB HBP BLK WP HR S P ERA WHIP	IP WLS BF H R ER SO BB IBB HBP BLK WP HR S P ERA WHIP	IP WLS BF H R ER SO BB IBB HBP BLK WP HR S P ERA WHIP	IP WLS BF H R ER SO BB IBB HBP BLK WP HR S P ERA WHIP	IP WLS BF H R ER SO BB IBB HBP BLK WP HR S P ERA WHIP	IP WLS BF H R ER SO BB IBB HBP BLK WP HR S P ERA WHIP	IP WLS BF H R ER SO BB IBB HBP BLK WP HR S P ERA WHIP	IP WLS BF H R ER SO BB IBB HBP BLK WP HR S P ERA WHIP				
John Burkett, R ERA: 5.8 Mike Venafro, L ERA: 3.36 59 Jeff Zimmerman, R ERA: 1.96 John Wetteland, R ERA: 3.69	(1,1) 6.1 27 5 4 4 2 3 0 0 0 0 2 66 109 5.88 1.263	(7,1) 0.1 H 1 0 0 0 0 0 0 0 0 0 2 3 0.00 0.000	(7,1) 1.1 B 6 1 0 0 2 1 0 0 0 0 13 24 0.00 1.500	(9,1) 2.0 W 8 3 0 0 2 0 0 0 0 0 16 21 0.00 1.500																			

Texas Rangers @ Kansas City Royals
Kauffman Stadium, Kansas City, MO
Mon Sep 13 1999, 7:05 PM CDT
Att: 11,643 - Unknown - 68 F

AB	37
R	4
H	9
RBI	4
BB	4
SO	6
LOB	15



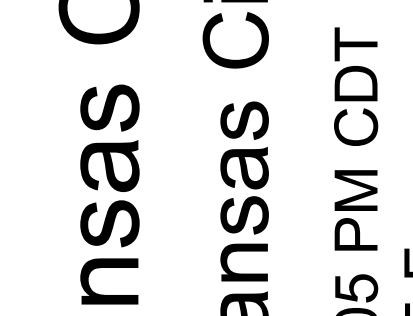
Batter	1	2	3	4	5	6	7	8	9	AB	R	H	RBI	BB	SO	LOB	TOP						
Darin Erstad, L (1, 3) OBP: 0.301, SLG: 0.346	K2-3		F7		F8		K		HR	5	1	1	0	0	2	3	Anaheim Angels @ Kansas City Royals Kauffman Stadium, Kansas City, MO Tue Sep 14 1999, 4:05 PM CDT Overcast - 65 F						
Jim Edmonds, L (1, 8) OBP: 0.353, SLG: 0.471	1B		HR			G4-3	BB		HR	4	2	3	1	1	0	0							
Tim Salmon, R (1, 9) OBP: 0.383, SLG: 0.503	F9		K			G4-3	E6		HR	5	1	1	3	0	1	2							
Mo Vaughn, L (1, 10) OBP: 0.350, SLG: 0.482	F7			K		WP	K		G6-3	5	0	1	0	0	2	3							
Troy Glaus, R (1, 5)		K		K				G5-3	F7	4	0	0	0	1	2	0							
16 Garret Anderson, L (1, 7) OBP: 0.332, SLG: 0.468	G4-3			G3-1		G4-3		K	CS	5	1	1	0	0	1	2							
Jeff Huson, L (1, 4) E: 0 LOB: 1 Todd Greene, R (8, PH) OBP: 0.275, SLG: 0.442 Matt Luke, L (8, PH) OBP: 0.435, SLG: 0.810 Trent Durrington, R (8, 4) OBP: 0.260, SLG: 0.235	S					1B	BB	FC5-4	HR	2	0	2	0	1	0	0							
Bengie Molina, R (1, 2) OBP: 0.291, SLG: 0.313 Matt Walbeck, S (8, PH) OBP: 0.306, SLG: 0.317	F9					F9		FC5-4	K	3	1	0	0	0	0	3							
Gary Disarcina, R (1, 6) OBP: 0.268, SLG: 0.258			K					BB	F7	4	1	2	0	0	1	0							
Inning Stats	R: 0 E: 0 K: 1 S: 10	H: 1 LOB: 1 BB: 0 P: 16	R: 0 E: 0 K: 1 S: 8	H: 1 LOB: 1 BB: 0 P: 14	R: 1 E: 0 K: 2 S: 10	H: 1 LOB: 0 BB: 0 P: 16	R: 0 E: 0 K: 2 S: 9	H: 0 LOB: 0 BB: 0 P: 12	R: 0 E: 0 K: 0 S: 7	H: 1 LOB: 1 BB: 1 P: 13	R: 0 E: 0 K: 0 S: 13	H: 1 LOB: 2 BB: 1 P: 24	R: 2 E: 1 K: 2 S: 14	H: 2 LOB: 2 BB: 1 P: 26	R: 2 E: 0 K: 2 S: 10	H: 1 LOB: 0 BB: 0 P: 15		R: 3 E: 0 K: 0 S: 18	H: 4 LOB: 0 BB: 0 P: 24	1B: 9 2B: 0 3B: 0 HR: 3	SF: 0 SAC: 0 DP: 0 HBP: 0	WP: 2 PB: 0 CS: 1 S: 1	PA: 43
PITCHER	IP	WLS	BF	H	R	ER	SO	BB	IBB	HBP	BLK	WP	HR	S	P	ERA		WHIP					
Mac Suzuki, R (1, 1) ERA: 7.36	6.1		27	7	3	1	6	2	0	0	0	1	1	60	101	1.42		1.421					
Tim Byrdak, L (7, 1) ERA: 8.31	1.0	6	0	1	1	1	3	1	0	0	0	1	0	15	26	9.00	1.000						
Scott Service, R (8, 1) ERA: 5.7	0.2	H	3	1	1	1	1	0	0	0	0	0	1	6	9	13.50	1.500						
Alvin Morman, L (9, 1) ERA: 4.5	0.0	L	2	2	2	2	0	0	0	0	0	0	0	8	9	∞	∞						
Jeff Montgomery, R (9, 1) ERA: 6.52	1.0	B	4	2	1	1	0	0	0	0	0	0	1	10	15	9.00	2.000						

Batter	1	2	3	4	5	6	7	8	9	AB	R	H	RBI	BB	SO	LOB	BOTTOM						
Johnny Damon, L (1, 7) OBP: 0.379, SLG: 0.477 Scott Pose, L (8, PH) OBP: 0.386, SLG: 0.330	F7	G3	1B			FC6	1B	K2-3		4	0	2	1	0	0	1	Anaheim Angels @ Kansas City Royals Kauffman Stadium, Kansas City, MO Tue Sep 14 1999, 4:05 PM CDT Overcast - 65 F						
Rey Sanchez, R (1, 6) OBP: 0.326, SLG: 0.366	1B	G6-3			G4-6-3	1B	F9	G2-3		5	1	2	0	0	0	2							
Carlos Beltrán, S (1, 8) OBP: 0.332, SLG: 0.446	HR	1B		G4-6-3		FC6		E4		5	1	2	2	0	0	2							
Jermaine Dye, R (1, 9) OBP: 0.349, SLG: 0.530	HR					G5-3		F7		4	2	2	3	1	0	1							
29 Mike Sweeney, R (1, 10) OBP: 0.377, SLG: 0.514	1B	P6		G6-3		G3	1B	FC4-6		5	0	2	0	0	0	3							
Joe Randa, R (1, 5) OBP: 0.371, SLG: 0.492	1B		BB		G6-3		G3	L5		5	0	3	0	0	0	1							
Jeremy Giambi, L (1, 3) ERA: 6.73 Joe Vitiello, R (9, 3) OBP: 0.200, SLG: 0.174	K		BB		G4-3		G3			3	1	0	0	1	1	4							
Sal Fasano, R (1, 2) OBP: 0.361, SLG: 0.581	F8		BB		G4-3		K			0	0	0	0	0	0	0							
Ray Holbert, R (1, 4) OBP: 0.333, SLG: 0.333	G3	2B		FC5-2		CS		G6-3		3	0	0	0	1	1	4							
Inning Stats	R: 3 E: 0 K: 1 S: 22	H: 5 LOB: 2 BB: 0 P: 34	R: 1 E: 0 K: 0 S: 13	H: 2 LOB: 2 BB: 1 P: 24	R: 1 E: 0 K: 0 S: 12	H: 2 LOB: 2 BB: 2 P: 25	R: 1 E: 0 K: 0 S: 10	H: 2 LOB: 0 BB: 0 P: 15	R: 0 E: 0 K: 0 S: 5	H: 0 LOB: 0 BB: 0 P: 9	R: 0 E: 0 K: 0 S: 10	H: 2 LOB: 1 BB: 0 P: 16	R: 0 E: 0 K: 1 S: 10	H: 2 LOB: 2 BB: 0 P: 18	R: 0 E: 0 K: 1 S: 8	H: 0 LOB: 0 BB: 0 P: 10		R: 0 E: 1 K: 0 S: 8	H: 0 LOB: 1 BB: 0 P: 10	1B: 10 2B: 3 3B: 0 HR: 2	SF: 0 SAC: 0 DP: 1 HBP: 0	WP: 0 PB: 0 SB: 0 CS: 1	PA: 42
PITCHER	IP	WLS	BF	H	R	ER	SO	BB	IBB	HBP	BLK	WP	HR	S	P	ERA		WHIP					
Tim Belcher, R (1, 1) ERA: 6.73	2.0		16	5	5	1	1	2	0	0	0	0	1	41	70	22.50		5.000					
Al Levine, R (3, 1) ERA: 3.33	4.0		14	5	1	1	0	1	0	0	0	0	1	31	53	2.25	1.500						
Lou Pote, R (7, 1) ERA: 2.25	2.0	W	8	2	0	0	2	0	0	0	0	0	0	18	28	0.00	1.000						
Shigetoshi Hasegawa, R (9, 1) ERA: 4.5	1.0	S	4	0	0	0	0	0	0	0	0	0	0	8	10	0.00	0.000						

AB 39
R 8
H 12
RBI 6
BB 3
SO 10
LOB 13



AB 39
R 6
H 15
RBI 6
BB 3
SO 3
LOB 21



Batter	1	2	3	4	5	6	7	8	9	AB	R	H	RBI	BB	SO	LOB	TOP																		
Darin Erstad, L (1, 7) OBP: 0.303, SLG: 0.347										4	1	2	1	1	0	0	Anaheim Angels @ Kansas City Royals Kauffman Stadium, Kansas City, MO Tue Sep 14 1999, 7:05 PM CDT Att: 11,290 - Unknown - 67 F																		
16 Garrett Anderson, L (1, 8) OBP: 0.332, SLG: 0.467										5	0	2	1	0	0	4																			
Tim Salmon, R (1, 9) OBP: 0.377, SLG: 0.495										5	0	0	1	0	0	6																			
Mo Vaughn, L (1, 3) OBP: 0.349, SLG: 0.487										4	1	1	1	0	1	0																			
Troy Glaus, R (1, 5) OBP: 0.321, SLG: 0.461										4	1	1	1	0	1	0																			
Todd Greene, R (1, 10) OBP: 0.278, SLG: 0.443 Jeff Davanon, S (9, PR)										4	0	2	0	0	0	0																			
Bret Hemphill, S (1, 2) Jim Edmonds, L (9, PH) Matt Walbeck, S (9, 2) OBP: 0.306, SLG: 0.317										2	1	0	0	1	0	1																			
Trent Durrington, R (1, 4) OBP: 0.262, SLG: 0.238										3	0	1	1	0	1	1																			
Andy Sheets, R (1, 6) OBP: 0.237, SLG: 0.278										3	0	0	0	1	1	1																			
Inning Stats	R: 1 E: 1 K: 0 S: 7	H: 0 LOB: 0 BB: 1 P: 13	R: 1 E: 0 K: 0 S: 9	H: 1 LOB: 0 BB: 0 P: 13	R: 0 E: 0 K: 0 S: 7	H: 1 LOB: 1 BB: 0 P: 11	R: 0 E: 0 K: 2 S: 8	H: 0 LOB: 0 BB: 0 P: 11	R: 1 E: 0 K: 1 S: 13	H: 2 LOB: 2 BB: 1 P: 23	R: 0 E: 0 K: 0 S: 6	H: 2 LOB: 1 BB: 0 P: 8	R: 0 E: 0 K: 0 S: 3	H: 0 LOB: 0 BB: 0 P: 4	R: 0 E: 0 K: 0 S: 7	H: 0 LOB: 0 BB: 0 P: 13		R: 2 E: 0 K: 0 S: 17	H: 3 LOB: 3 BB: 2 P: 34	1B: 7 2B: 0 3B: 0 HR: 2	SF: 0 SAC: 1 DP: 1 HBP: 0	WP: 0 PB: 0 SB: 0 CS: 0	PA: 39												
PITCHER	IP WLS BF H R ER SO BB IBB HBP BLK WP HR S P ERA WHIP																																		
49 Chris Fussell, R (1, 1) ERA: 6.59	6.0	26	6	4	3	4	2	0	0	0	0	0	0	0	2	50	79	4.50	1.333																
Dan Murray, R (7, 1) ERA: 9.0	2.0	7	1	1	1	0	0	0	0	0	0	0	0	0	0	15	24	4.50	0.500																
Tim Byrdak, L (9, 1) ERA: 8.59	0.1	L	5	2	1	1	0	2	0	0	0	0	0	0	0	11	24	27.00	12.000																
Jose Santiago, R (9, 1) ERA: 3.76	0.2	1	0	0	0	0	0	0	0	0	0	0	0	0	0	1	3	0.00	0.000																

Batter	1	2	3	4	5	6	7	8	9	AB	R	H	RBI	BB	SO	LOB	BOTTOM																		
Ray Holbert, R (1, 6) OBP: 0.341, SLG: 0.333 Jeremy Giambi, L (9, PH) Felix Martinez, S (9, PR)										3	0	1	0	1	0	0	Anaheim Angels @ Kansas City Royals Kauffman Stadium, Kansas City, MO Tue Sep 14 1999, 7:05 PM CDT Att: 11,290 - Unknown - 67 F																		
Dee Brown, L (1, 7) OBP: 0.105, SLG: 0.056										5	0	0	0	0	2	4																			
Carlos Beltrán, S (1, 8) OBP: 0.332, SLG: 0.444										3	0	0	1	1	1	1																			
Jermaine Dye, R (1, 9) OBP: 0.351, SLG: 0.530										2	2	1	0	2	0	1																			
Mark Quinn, R (1, 10) OBP: 0.750, SLG: 2.500										4	2	3	4	0	0	2																			
Joe Randa, R (1, 5) OBP: 0.368, SLG: 0.489										4	0	0	0	0	0	1																			
Joe Vitiello, R (1, 3) OBP: 0.172, SLG: 0.148										4	0	0	0	0	0	2																			
Tim Spehr, R (1, 2) OBP: 0.318, SLG: 0.392 Scott Pose, L (7, PH) Chad Kreuter, S (8, 2) OBP: 0.311, SLG: 0.321										2	0	0	0	0	0	1																			
Jed Hansen, R (1, 4) OBP: 0.295, SLG: 0.338 29 Mike Sweeney, R (9, PH)										3	1	0	0	0	0	0																			
Inning Stats	R: 0 E: 0 K: 0 S: 11	H: 0 LOB: 2 BB: 2 P: 24	R: 0 E: 1 K: 0 S: 6	H: 0 LOB: 0 BB: 0 P: 13	R: 1 E: 1 K: 0 S: 10	H: 1 LOB: 1 BB: 0 P: 14	R: 0 E: 0 K: 0 S: 11	H: 1 LOB: 1 BB: 0 P: 18	R: 0 E: 0 K: 1 S: 9	H: 0 LOB: 0 BB: 0 P: 15	R: 2 E: 0 K: 1 S: 13	H: 2 LOB: 0 BB: 0 P: 23	R: 0 E: 0 K: 0 S: 12	H: 0 LOB: 1 BB: 1 P: 22	R: 0 E: 0 K: 0 S: 6	H: 1 LOB: 0 BB: 0 P: 13		R: 0 E: 0 K: 1 S: 13	H: 0 LOB: 1 BB: 1 P: 21	1B: 2 2B: 1 3B: 0 HR: 2	SF: 0 SAC: 0 DP: 1 HBP: 0	WP: 0 PB: 0 SB: 1 CS: 0	PA: 38												
PITCHER	IP WLS BF H R ER SO BB IBB HBP BLK WP HR S P ERA WHIP																																		
Mike Fyhrie, R (1, 1) ERA: 5.15	6.0	25	4	3	2	2	2	0	0	0	0	0	0	0	12	22	0.00	1.000																	
Mark Pelkovsek, R (7, 1) ERA: 3.42	1.0	H	4	0	0	0	0	1	0	0	0	0	0	0	1	6	13	18.00	2.000																
Shigetoshi Hasegawa, R (8, 1) ERA: 4.7	1.0	W	5	1	2	2	0	1	0	0	0	0	0	0	0	13	21	0.00	1.000																
Troy Percival, R (9, 1) ERA: 3.44	1.0	S	4	0	0	0	1	1	0	0	0	0	0	0	0	13	21	0.00	1.000																

AB	34
R	6
H	9
RBI	6
BB	4
SO	4
LOB	13



Batter	1	2	3	4	5	6	7	8	9	AB	R	H	RBI	BB	SO	LOB	TOP																	
Darin Erstad, L (1, 7) OBP: 0.304, SLG: 0.352	P5		1B BB		K		P6		HR	4	1	1	1	1	1	2	Anaheim Angels @ Kansas City Royals Kauffman Stadium, Kansas City, MO Wed Sep 15 1999, 7:05 PM CDT Att: 10,781 - Unknown - 65 F																	
Jim Edmonds, L (1, 8) OBP: 0.346, SLG: 0.455	K		L7		G1-3		F8		G1-3	5	0	0	0	0	1	3																		
Tim Salmon, R (1, 9) OBP: 0.379, SLG: 0.493			G4-6-3		G5-3				F9	3	0	1	0	1	0	1																		
Mo Vaughn, L (1, 3) OBP: 0.346, SLG: 0.483	F7		G4-6-3				K		K	4	0	0	0	0	2	3																		
Troy Glaus, R (1, 5) OBP: 0.320, SLG: 0.458			F7		P3		F8		16 1B BB	3	0	0	0	1	0	0																		
16 Garret Anderson, L (1, 10) OBP: 0.335, SLG: 0.470			F8						BB	3	0	2	0	1	0	0																		
Jeff Huson, L (1, 4) OBP: 0.316, SLG: 0.317			1B		L5		BB		1B	4	0	1	0	0	1	4																		
Bengie Molina, R (1, 2) OBP: 0.299, SLG: 0.313			1B						G6-3	3	0	1	0	1	1	1																		
Gary Disarcina, R (1, 6) OBP: 0.268, SLG: 0.258			F9				FC3-6		F8	4	0	1	0	0	0	3																		
Inning Stats	R: 0 E: 0 K: 1 S: 12	H: 0 LOB: 1 BB: 1 P: 17	R: 0 E: 0 K: 0 S: 11	H: 2 LOB: 2 BB: 0 P: 18	R: 0 E: 0 K: 0 S: 9	H: 1 LOB: 1 BB: 1 P: 16	R: 0 E: 0 K: 1 S: 13	H: 1 LOB: 1 BB: 0 P: 18	R: 0 E: 0 K: 2 S: 10	H: 0 LOB: 1 BB: 1 P: 20	R: 0 E: 0 K: 0 S: 6	H: 0 LOB: 1 BB: 1 P: 14	R: 0 E: 0 K: 1 S: 11	H: 1 LOB: 2 BB: 1 P: 22	R: 1 E: 0 K: 0 S: 10	H: 1 LOB: 0 BB: 0 P: 16	1B: 5 2B: 1 3B: 0 HR: 1	SF: 0 SAC: 0 DP: 1 HBP: 0	WP: 0 PB: 0 SB: 0 CS: 0	PA: 38														
PITCHER	IP WLS BF H R ER SO BB IBB HBP BLK WP HR S P ERA WHIP																																	
Blake Stein, R (1, 1) ERA: 2.98	8.0	34	6	0	0	6	5	0	0	0	0	0	0	0	81	135	0.00	1.375																
Lance Carter, R (9, 1) ERA: 9.0	1.0	L 4	1	1	1	0	0	0	0	0	0	0	0	1	10	16	9.00	1.000																

Batter	1	2	3	4	5	6	7	8	9	AB	R	H	RBI	BB	SO	LOB	BOTTOM																	
Ray Holbert, R (1, 4) OBP: 0.326, SLG: 0.318	L8		K				F9		G6-4-3	4	0	0	0	0	1	1	Anaheim Angels @ Kansas City Royals Kauffman Stadium, Kansas City, MO Wed Sep 15 1999, 7:05 PM CDT Att: 10,781 - Unknown - 65 F																	
Joe Randa, R (1, 5) OBP: 0.397, SLG: 0.486	F9				F8 WP BB		K		F9	3	0	0	0	1	1	0																		
Carlos Beltrán, S (1, 8) OBP: 0.333, SLG: 0.443	G5-3				F7-2-4 BB		K		1B	3	0	1	0	1	1	0																		
Jermaine Dye, R (1, 9) OBP: 0.349, SLG: 0.526			F9		F8		L8		K	4	0	0	0	0	1	3																		
29 Mike Sweeney, R (1, 10) OBP: 0.378, SLG: 0.512			F8		BB		1B		L8	3	0	1	0	1	0	1																		
Mark Quinn, R (1, 7) OBP: 0.571, SLG: 1.571			1B		F7-2-4		K			3	0	1	0	0	1	4																		
Joe Vitiello, R (1, 3) OBP: 0.156, SLG: 0.133			K				G5-3			3	0	0	0	0	2	2																		
Sal Fasano, R (1, 2) OBP: 0.359, SLG: 0.545					K		P4		G6-4-3 HBP	2	0	0	0	0	1	0																		
Jed Hansen, R (8, PR) OBP: 0.295, SLG: 0.338										0	0	0	0	0	0	0																		
Chad Kreuter, S (9, 2) OBP: 0.311, SLG: 0.321										0	0	0	0	0	0	0																		
Rey Sanchez, R (1, 6) OBP: 0.324, SLG: 0.364			L9				F9		K	3	0	0	0	0	1	1																		
Inning Stats	R: 0 E: 0 K: 0 S: 6	H: 0 LOB: 0 BB: 0 P: 10	R: 0 E: 0 K: 1 S: 12	H: 1 LOB: 1 BB: 0 P: 19	R: 0 E: 0 K: 2 S: 9	H: 0 LOB: 0 BB: 0 P: 13	R: 0 E: 0 K: 0 S: 7	H: 0 LOB: 2 BB: 3 P: 20	R: 0 E: 0 K: 1 S: 6	H: 0 LOB: 0 BB: 0 P: 10	R: 0 E: 0 K: 2 S: 8	H: 0 LOB: 0 BB: 0 P: 13	R: 0 E: 0 K: 1 S: 6	H: 1 LOB: 1 BB: 0 P: 10	R: 0 E: 0 K: 1 S: 9	H: 0 LOB: 1 BB: 0 P: 14	R: 0 E: 0 K: 1 S: 10	H: 1 LOB: 1 BB: 0 P: 11	1B: 3 2B: 1 3B: 0 HR: 0	SF: 0 SAC: 0 DP: 2 HBP: 1	WP: 1 PB: 0 SB: 0 CS: 0	PA: 32												
PITCHER	IP WLS BF H R ER SO BB IBB HBP BLK WP HR S P ERA WHIP																																	
Chuck Finley, L (1, 1) ERA: 4.45	8.0	W 28	2	0	0	8	3	0	1	0	0	0	0	0	63	109	0.00	0.625																
Troy Percival, R (9, 1) ERA: 3.35	1.0	S 4	1	0	0	1	0	0	0	0	0	0	0	10	11	0.00	1.000																	

AB 33
R 1
H 7
RBI 1
BB 5
SO 6
LOB 17



AB 28
R 0
H 3
RBI 0
BB 3
SO 9
LOB 12



Batter	1	2	3	4	5	6	7	8	9	AB	R	H	RBI	BB	SO	LOB	TOP			
Jeff DaVanon, S (1,7) F S B B B X	2-3 K		2-2 G4-3		1-0 G5-3			0-0 G6-3		4	0	0	1	0	1	1	Anaheim Angels @ Kansas City Royals Kauffman Stadium, Kansas City, MO Thu Sep 16 1999, 1:05 PM CDT Att: 11,602 - Sunny - 67 F			
Jim Edmonds, L (1,8) X OBP: 0.345, SLG: 0.452	0-0 1B		3-H 1-0 G4-3			1-1 F7		4-1 BB		3	0	1	0	1	0	0				
Tim Salmon, R (1,9) B B S F 1 SAFE	2-3 K			1-0 G4-3		1-0 L5		0-3 K		4	0	0	0	0	2	2				
Mo Vaughn, L (1,10) X OBP: 0.345, SLG: 0.481		0-0 E3		2-2 F8		0-2 1B		1-2 L9		4	0	1	0	0	0	1				
Troy Glaus, R (1,5) B B B X	2-1 G6-3			0-0 1B		2-3 K			0-1 P4	4	0	1	0	0	1	2				
Matt Luke, L (1,3) B S C C X	1-3 K			0-1 G6-3			1-0 1B		0-0 G4-3	4	0	1	0	0	1	2				
Jeff Huson, L (1,4) X OBP: 0.310, SLG: 0.310	0-0 G3				0-2 P4		1-0 G4-3		1-2 G3-1	4	0	0	0	0	0	2				
Bengie Molina, R (1,2) X OBP: 0.312, SLG: 0.337			1-0 SH1-3		2-1 1B		0-0 G5-3			2	1	2	0	0	0	0				
Matt Walbeck, S (5, PR) X OBP: 0.305, SLG: 0.315			G4-3		2B		1-1 1B			1	0	0	0	0	0	1				
Gary Disarcina, R (1,6) X OBP: 0.266, SLG: 0.256			0-0 SH1-3		2-3		0-1 F9			2	0	0	0	0	0	2				
Inning Stats	R: 0 E: 0 K: 2 S: 7	H: 1 LOB: 0 BB: 0 P: 11	R: 0 E: 1 K: 1 S: 7	H: 0 LOB: 1 BB: 0 P: 10	R: 1 E: 0 K: 0 S: 6	H: 1 LOB: 0 BB: 0 P: 10	R: 0 E: 0 K: 0 S: 7	H: 1 LOB: 1 BB: 0 P: 10	R: 0 E: 0 K: 1 S: 9	H: 1 LOB: 1 BB: 0 P: 13	R: 0 E: 0 K: 0 S: 4	H: 1 LOB: 1 BB: 0 P: 6	R: 0 E: 0 K: 1 S: 8	H: 0 LOB: 1 BB: 1 P: 13	R: 0 E: 0 K: 0 S: 6	H: 0 LOB: 0 BB: 0 P: 7	1B: 5 2B: 1 3B: 0 HR: 0	SF: 0 SAC: 1 DP: 0 HBP: 0	WP: 0 PB: 0 SB: 0 CS: 1	PA: 34
PITCHER Jeff Suppan, R (1,1) ERA: 4.26	IP: 9.0 WLS: W BF: 34 H: 6 R: 1 ER: 1 SO: 5 BB: 1 IBB: 0 HBP: 0 BLK: 0 WP: 0 HR: 0 S: 66 P: 95 ERA: 1.00 WHIP: 0.778																			

Batter	1	2	3	4	5	6	7	8	9	AB	R	H	RBI	BB	SO	LOB	BOTTOM			
Scott Pose, L (1,10) C S O S X	1-3 K			1-2 G4-6-3		3-2 G4-3				3	0	0	0	1	1	2	Anaheim Angels @ Kansas City Royals Kauffman Stadium, Kansas City, MO Thu Sep 16 1999, 1:05 PM CDT Att: 11,602 - Sunny - 67 F			
Rey Sanchez, R (1,6) C S B B B B	4-2 HR	1-1 CS	1-3 K		1-1 F9		0-0 F9	G1-6-3 1B		3	1	1	0	1	1	0				
Carlos Beltrán, S (1,8) B F B SAFE	3-1 1-H		2-2 G1-3		0-0 F9		3-2 F8			4	1	1	2	0	0	1				
Jermaine Dye, R (1,9) B B B B	4-0 2B		0-3 K		0-0 1B		0-1 G1-6-3			3	1	1	0	1	1	1				
29 Mike Sweeney, R (1,3) B X	1-1 CS			0-0 2B	4-0 1B			1-0 2B		3	2	3	1	1	0	0				
Joe Randa, R (1,5) 2 SAFE	0-0 1B			1-0 1B	3-2 1B			0-3 K		4	1	3	0	0	1	1				
Mark Quinn, R (1,7) B S B B X	3-1 G5-3			1-0 PB	2-3 3-H 1-0 1B		2-2 L9		1-0 1-H	4	0	2	2	0	0	1				
Tim Spehr, R (1,2) S C F C R B		1-3 K		4-0 G4-6-3	1-2 BB		1-1 HR		4-0 G6-3	2	1	1	1	2	1	0				
Ray Holbert, R (1,4) B B B X		2-2 F9		3-H 1-0 F7		1-1 P2		0-0 G6-3		4	0	0	0	0	0	4				
Inning Stats	R: 3 E: 0 K: 1 S: 12	H: 3 LOB: 1 BB: 2 P: 28	R: 0 E: 0 K: 1 S: 10	H: 0 LOB: 0 BB: 1 P: 18	R: 0 E: 0 K: 2 S: 9	H: 0 LOB: 0 BB: 0 P: 12	R: 2 E: 0 K: 0 S: 8	H: 3 LOB: 1 BB: 1 P: 16	R: 0 E: 0 K: 0 S: 8	H: 2 LOB: 2 BB: 1 P: 16	R: 1 E: 0 K: 0 S: 12	H: 1 LOB: 0 BB: 0 P: 19	R: 0 E: 0 K: 0 S: 6	H: 1 LOB: 0 BB: 0 P: 9	R: 1 E: 0 K: 1 S: 6	H: 2 LOB: 1 BB: 1 P: 12		1B: 6 2B: 4 3B: 0 HR: 2	SF: 0 SAC: 0 DP: 3 HBP: 0	WP: 0 PB: 1 SB: 0 CS: 2
PITCHER Ramon Ortiz, R (1,1) ERA: 6.68	IP: 3.0 WLS: L BF: 17 H: 6 R: 5 ER: 5 SO: 4 BB: 4 IBB: 0 HBP: 0 BLK: 0 WP: 0 HR: 1 S: 34 P: 67 ERA: 15.00 WHIP: 3.333																			
Steve Mintz, R (4,1) ERA: 4.5	IP: 3.0 WLS: L BF: 12 H: 4 R: 1 ER: 1 SO: 0 BB: 1 IBB: 0 HBP: 0 BLK: 0 WP: 0 HR: 0 S: 26 P: 43 ERA: 3.00 WHIP: 1.667																			
Lou Pote, R (7,1) ERA: 2.49	IP: 2.0 WLS: L BF: 7 H: 2 R: 1 ER: 1 SO: 1 BB: 0 IBB: 0 HBP: 0 BLK: 0 WP: 0 HR: 0 S: 11 P: 20 ERA: 4.50 WHIP: 1.500																			

Batter	1	2	3	4	5	6	7	8	9	AB	R	H	RBI	BB	SO	LOB	TOP								
Carlos Febles, R OBP: 0.345, SLG: 0.431	G6-3		K		G5-3		G5-3		G4-3	5	0	0	0	0	1	0									
Rey Sanchez, R OBP: 0.325, SLG: 0.362	F8		F9			2B				4	1	1	0	0	1	0									
Carlos Beltrán, S OBP: 0.336, SLG: 0.457	G1-3			G3		2B				4	2	2	0	0	0	0									
Jermaine Dye, R OBP: 0.353, SLG: 0.532		29 1B		G6-3		2B				3	0	1	1	1	0	1									
29 Mike Sweeney, R OBP: 0.388, SLG: 0.521		1B		FC5-4		G6-3				3	0	2	1	1	0	1									
Joe Randa, R OBP: 0.371, SLG: 0.487	P9			FC5-4		G5-3				4	0	1	1	0	0	4									
Mark Quinn, R OBP: 0.350, SLG: 0.990	P4					L4				4	1	1	1	0	0	5									
Jeremy Giambi, L OBP: 0.376, SLG: 0.378	F9			G6-3						4	0	0	0	0	0	2									
Chad Kreuter, S OBP: 0.309, SLG: 0.319			G3							2	0	0	0	0	1	0									
Dee Brown, L OBP: 0.100, SLG: 0.053										1	0	0	0	0	0	0									
Tim Spehr, R OBP: 0.328, SLG: 0.413										0	0	0	0	0	0	0									
Larry Sutton, L OBP: 0.301, SLG: 0.337										1	0	0	0	0	0	0									
Inning Stats	R: 0 E: 0 K: 0 S: 5	H: 0 LOB: 0 BB: 0 P: 7	R: 0 E: 0 K: 0 S: 5	H: 1 LOB: 2 BB: 1 P: 12	R: 0 E: 0 K: 1 S: 8	H: 0 LOB: 0 BB: 0 P: 10	R: 0 E: 0 K: 0 S: 8	H: 1 LOB: 1 BB: 0 P: 11	R: 1 E: 0 K: 1 S: 8	H: 1 LOB: 0 BB: 0 P: 13	R: 2 E: 0 K: 0 S: 13	H: 3 LOB: 1 BB: 0 P: 21	R: 0 E: 0 K: 0 S: 6	H: 0 LOB: 0 BB: 0 P: 9	R: 1 E: 0 K: 1 S: 12	H: 2 LOB: 2 BB: 1 P: 22	R: 0 E: 0 K: 0 S: 7	H: 0 LOB: 0 BB: 0 P: 9	1B: 4 2B: 2 3B: 1 HR: 1	SF: 0 SAC: 0 DP: 0 HBP: 0	WP: 0 PB: 0 SB: 0 CS: 0	PA: 37			
PITCHER	IP	WLS	BF	H	R	ER	SO	BB	IBB	HBP	BLK	WP	HR	S	P	ERA	WHIP								
Omar Olivares, R ERA: 4.07	7.2	W	33	8	4	4	3	2	0	0	0	0	1	63	102	4.70	1.304								
Jason Isringhausen, R ERA: 4.98	1.1	S	4	0	0	0	0	0	0	0	0	0	0	9	12	0.00	0.000								

Kansas City Royals @ Oakland Athletics
Network Associates Coliseum, Oakland, CA
Sat Sep 18 1999, 4:05 PM EDT
Att: 13,651 - Cloudy - 61 F



Batter	1	2	3	4	5	6	7	8	9	AB	R	H	RBI	BB	SO	LOB	BOTTOM								
Ryan Christenson, R OBP: 0.306, SLG: 0.306	HBP 1B	FC 1B	F9		K		F9			5	1	1	1	0	1	3									
Randy Velarde, R OBP: 0.385, SLG: 0.449	HBP 1B	P3	HR		G4-6-3 1B				G6-3	4	2	2	2	1	0	1									
Jason Giambi, L OBP: 0.422, SLG: 0.565	FC5-4 1B	1B	1B		G4-6-3 1B				1B BB	3	0	2	0	1	0	2									
John Jaha, R OBP: 0.407, SLG: 0.556	FC5-4 1B	K	K		G5-3				K	5	0	1	2	0	3	4									
Matt Stairs, L OBP: 0.365, SLG: 0.531	F9		1B 2B		F8				FC6-4 1B	5	1	2	0	0	0	2									
Olmedo Saenz, R OBP: 0.369, SLG: 0.498	FC5-4		1B		G6-3				F7	5	0	1	1	0	0	4									
Ramon Hernandez, R OBP: 0.370, SLG: 0.422	G5-3		WP HR BB		FC6-4 BB				F9	2	1	0	0	2	0	2									
Miguel Tejada, R OBP: 0.318, SLG: 0.419		SH5-3 FC 2B	1B HR		FC6-4				G6-3 1B	4	2	3	2	0	0	1									
Jason McDonald, S OBP: 0.304, SLG: 0.264		SH5-3	HR 1B		1B HBP				G6-3	2	1	1	0	0	0	1									
Inning Stats	R: 2 E: 0 K: 0 S: 18	H: 2 LOB: 2 BB: 1 P: 32	R: 1 E: 0 K: 1 S: 16	H: 2 LOB: 0 BB: 0 P: 18	R: 5 E: 0 K: 1 S: 24	H: 6 LOB: 1 BB: 1 P: 41	R: 0 E: 0 K: 0 S: 6	H: 0 LOB: 1 BB: 1 P: 12	R: 0 E: 0 K: 1 S: 7	H: 1 LOB: 1 BB: 0 P: 13	R: 0 E: 0 K: 0 S: 7	H: 0 LOB: 0 BB: 0 P: 12	R: 0 E: 0 K: 0 S: 7	H: 1 LOB: 1 BB: 0 P: 13	R: 0 E: 0 K: 1 S: 12	H: 1 LOB: 2 BB: 1 P: 20	1B: 9 2B: 2 3B: 0 HR: 2	SF: 0 SAC: 1 DP: 1 HBP: 2	WP: 1 PB: 0 SB: 0 CS: 0	PA: 42					
PITCHER	IP	WLS	BF	H	R	ER	SO	BB	IBB	HBP	BLK	WP	HR	S	P	ERA	WHIP								
50 José Rosado, L ERA: 4.1	2.1	L	17	7	6	6	1	0	0	0	0	0	1	45	70	6.75	1.875								
Dan Murray, R ERA: 8.1	3.1		13	4	2	2	2	1	0	1	0	0	1	26	46	6.75	1.875								
Brad Rigby, R ERA: 4.35	6.1		3	0	0	0	0	0	0	0	0	0	0	7	12	0.00	0.000								
Lance Carter, R ERA: 4.5	7.1		4	1	0	0	0	0	0	0	0	0	0	7	13	0.00	1.000								
Tim Byrdak, L ERA: 8.22	8.1		5	1	0	0	1	1	0	0	0	0	0	12	20	0.00	2.000								

Kansas City Royals @ Oakland Athletics
Network Associates Coliseum, Oakland, CA
Sat Sep 18 1999, 4:05 PM EDT
Att: 13,651 - Cloudy - 61 F



Batter	1	2	3	4	5	6	7	8	9	AB	R	H	RBI	BB	SO	LOB	TOP										
Carlos Febles, R (1.4) OBP: 0.343, SLG: 0.428 Mark Quinn, R (7, PH) OBP: 0.333, SLG: 0.857 Ray Holbert, R (7.4) OBP: 0.327, SLG: 0.312	G4-3		K		G6-3		K			3	0	0	0	1	10		Kansas City Royals @ Oakland Athletics Network Associates Coliseum, Oakland, CA Sun Sep 19 1999, 4:05 PM EDT Att: 13,914 - Cloudy - 68 F										
Dee Brown, L (1.7) OBP: 0.125, SLG: 0.087	K		1B		L1			F9		4	0	1	0	0	10												
Carlos Beltrán, S (1.8) OBP: 0.335, SLG: 0.456	P6		1B		F9			K		4	0	1	0	0	10												
Jemaine Dye, R (1.9) OBP: 0.351, SLG: 0.528		K	G4-3		G1-6-3			F7		4	0	0	0	1	2												
29 Mike Sweeney, R (1.3) OBP: 0.387, SLG: 0.524	G6-3				G6-3			G4-3		4	1	1	1	0	00												
Joe Randa, R (1.5) OBP: 0.370, SLG: 0.485	G4-3				F7			F9		4	0	1	0	0	00												
Jeremy Giambi, L (1.10) OBP: 0.374, SLG: 0.376			HR		K			K		4	1	1	0	0	21												
Sal Fasano, R (1.2) OBP: 0.348, SLG: 0.564			HR		F7			BB		2	1	1	2	1	00												
Rey Sanchez, R (1.6) OBP: 0.323, SLG: 0.360			G6-3		G5-3			K		3	0	0	0	0	12												
Inning Stats	R: 0 E: 0 K: 1 S: 8	H: 0 LOB: 0 BB: 0 P: 12	R: 0 E: 0 K: 1 S: 6	H: 0 LOB: 0 BB: 0 P: 8	R: 2 E: 0 K: 1 S: 16	H: 4 LOB: 2 BB: 0 P: 25	R: 1 E: 0 K: 1 S: 8	H: 1 LOB: 0 BB: 0 P: 14	R: 0 E: 0 K: 0 S: 6	H: 0 LOB: 0 BB: 0 P: 10	R: 0 E: 0 K: 3 S: 14	H: 1 LOB: 2 BB: 1 P: 25	R: 0 E: 0 K: 1 S: 8	H: 0 LOB: 0 BB: 0 P: 12	R: 0 E: 0 K: 0 S: 9	H: 0 LOB: 0 BB: 0 P: 13		1B: 4 2B: 0 3B: 0 HR: 2	SF: 0 SAC: 0 DP: 0 HBP: 0	WP: 0 PB: 0 SB: 1 CS: 0	PA: 34						
PITCHER	IP	WLS	BF	H	R	ER	SO	BB	IBB	HBP	BLK	WP	HR	S	P	ERA	WHIP										
Gil Heredia, R (1.1) ERA: 4.63	6.1	W	25	6	3	3	5	0	0	0	0	0	2	57	88	4.26	0.947										
Tim Worrell, R (7.1) ERA: 3.82	1.2	H	6	0	0	0	3	1	0	0	0	0	0	15	27	0.00	0.600										
Greg McMichael, R (9.1) ERA: 5.34	1.0		3	0	0	0	0	0	0	0	0	0	0	9	13	0.00	0.000										

Batter	1	2	3	4	5	6	7	8	9	AB	R	H	RBI	BB	SO	LOB	BOTTOM										
Rich Becker, L (1.8) OBP: 0.415, SLG: 0.400	K		G4-3			F7				3	0	0	0	1	10		Kansas City Royals @ Oakland Athletics Network Associates Coliseum, Oakland, CA Sun Sep 19 1999, 4:05 PM EDT Att: 13,914 - Cloudy - 68 F										
Randy Velarde, R (1.4) OBP: 0.388, SLG: 0.451	K		HR							3	2	2	1	1	10												
Jason Giambi, L (1.3) OBP: 0.422, SLG: 0.571	G4-3		HR		P6					5	2	2	3	0	04												
Matt Stairs, L (1.9) OBP: 0.367, SLG: 0.530		G3			P5					3	1	1	0	2	02												
Jason McDonald, S (8, PR) OBP: 0.304, SLG: 0.294										0	1	0	0	0	00												
Olmedo Saenz, R (1.10) OBP: 0.366, SLG: 0.492	K		G5-3		E5					5	1	1	1	1	024												
Ben Grievs, L (1.7) OBP: 0.350, SLG: 0.465										4	1	2	0	0	25												
Ryan Christenson, R (8.8) OBP: 0.305, SLG: 0.305	1B				K					1	0	0	0	0	11												
Miguel Tejada, R (1.6) OBP: 0.322, SLG: 0.429					G5-3					4	3	3	3	0	01												
3 Eric Chavez, L (1.5) OBP: 0.346, SLG: 0.455										5	1	1	2	0	04												
Scott Spiezo, S (9.5) OBP: 0.324, SLG: 0.442	G1-4-3				G4-3					0	0	0	0	0	00												
Mike MacFarlane, R (1.2) OBP: 0.267, SLG: 0.335			G6-3		K					2	0	0	2	0	11												
Inning Stats	R: 0 E: 0 K: 2 S: 10	H: 0 LOB: 0 BB: 0 P: 12	R: 1 E: 0 K: 1 S: 11	H: 2 LOB: 1 BB: 0 P: 16	R: 2 E: 0 K: 0 S: 12	H: 2 LOB: 1 BB: 0 P: 21	R: 0 E: 0 K: 1 S: 10	H: 1 LOB: 0 BB: 0 P: 16	R: 0 E: 0 K: 0 S: 9	H: 0 LOB: 3 BB: 1 P: 22	R: 1 E: 0 K: 0 S: 12	H: 1 LOB: 0 BB: 0 P: 19	R: 6 E: 0 K: 1 S: 28	H: 5 LOB: 2 BB: 2 P: 49	R: 2 E: 0 K: 2 S: 16	H: 1 LOB: 1 BB: 1 P: 25	1B: 7 2B: 3 3B: 0 HR: 2	SF: 2 SAC: 0 DP: 0 HBP: 3	WP: 1 PB: 0 SB: 1 CS: 0	PA: 44							
PITCHER	IP	WLS	BF	H	R	ER	SO	BB	IBB	HBP	BLK	WP	HR	S	P	ERA	WHIP										
Mac Suzuki, R (1.1) ERA: 7.26	5.0		24	5	3	3	5	1	0	1	0	0	0	31	54	40.50	3.000										
49 Chris Fussell, R (6.1) ERA: 7.39	1.1	L	10	4	6	6	1	0	1	1	0	0	0	9	14	13.50	4.500										
Scott Service, R (7.1) ERA: 5.69	0.2		5	2	1	1	0	1	0	0	0	0	0	9	14	13.50	4.500										
Lance Carter, R (8.1) ERA: 9.0	1.0		5	1	2	2	2	1	0	0	0	0	1	16	25	18.00	2.000										

AB	33
R	3
H	6
RBI	3
BB	1
SO	8
LOB	7



AB	35
R	12
H	12
RBI	12
BB	4
SO	8
LOB	22



Batter	1	2	3	4	5	6	7	8	9	AB	R	H	RBI	BB	SO	LOB	TOP					
Carlos Febles, R (1,4) OBP: 0.342, SLG: 0.425	B2-3			G6-3		G6-3		2B	L9	5	1	1	0	0	0	1						
Rey Sanchez, R (1,6) OBP: 0.328, SLG: 0.368	G3-1			P6		L6		2B		4	0	1	1	0	0	0						
Carlos Beltrán, S (1,8) OBP: 0.338, SLG: 0.459	G4-3			P6		P2		BB		3	0	0	0	1	0	0						
Jemaine Dye, R (1,9) OBP: 0.354, SLG: 0.531				G6-3		F8		G5-4-3		3	1	1	0	1	0	2						
29 Mike Sweeney, R (1,10) OBP: 0.389, SLG: 0.525				K		3B		1B		2	3	1	0	2	1	1						
Joe Randa, R (1,5) OBP: 0.371, SLG: 0.486	G6-3					F8		1B		4	2	2	0	0	0	3						
Mark Quinn, R (1,7) OBP: 0.375, SLG: 0.872				G5-3		3B		1B		4	0	2	4	0	1	2						
Jeremy Giambi, L (1,3) OBP: 0.377, SLG: 0.375				L7		BB		E7		3	0	1	1	1	0	1						
Larry Sutton, L (9,3) OBP: 0.307, SLG: 0.343						G6-4-3		1B		0	0	0	0	0	0	0						
Sal Fasano, R (1,2) OBP: 0.356, SLG: 0.563				P3		G6-4-3		SF7		3	0	0	1	0	0	2						
Inning Stats	R: 0 H: 0 E: 0 K: 0 S: 5	H: 0 LOB: 0 BB: 0 P: 9	R: 0 H: 1 E: 0 K: 1 S: 12	LOB: 0 BB: 0 P: 16	R: 0 H: 0 E: 0 K: 0 S: 3	LOB: 0 BB: 0 P: 5	R: 0 H: 0 E: 0 K: 0 S: 7	H: 0 LOB: 0 BB: 0 P: 10	R: 2 H: 2 E: 0 K: 0 S: 10	H: 2 LOB: 1 BB: 2 P: 19	R: 0 H: 0 E: 0 K: 0 S: 5	H: 0 LOB: 0 BB: 0 P: 6	R: 2 H: 2 E: 0 K: 0 S: 7	H: 2 LOB: 0 BB: 1 P: 13	R: 1 H: 2 E: 0 K: 0 S: 10	H: 2 LOB: 1 BB: 1 P: 20	R: 2 H: 2 E: 1 K: 1 S: 18	H: 2 LOB: 1 BB: 1 P: 31	1B: 5 2B: 3 3B: 1 HR: 0	SF: 1 SAC: 0 DP: 4 HBP: 0	WP: 0 PB: 0 SB: 0 CS: 0	PA: 37
PITCHER	IP	WLS	BF	H	R	ER	SO	BB	IBB	HBP	BLK	WP	HR	S	P	ERA	WHIP					
Dave Milick, R (1,1) ERA: 4.78	7.1	L	28	6	5	5	1	3	0	0	0	0	0	53	85	6.14	1.227					
Erik Hiljus, R (8,1) ERA: 5.14	1.0		7	3	2	2	1	2	0	0	0	0	0	17	33	18.00	5.000					
Nelson Cruz, R (9,1) ERA: 5.82	0.2		2	0	0	0	0	0	0	0	0	0	0	7	11	0.00	0.000					

Kansas City Royals @ Detroit Tigers
Tiger Stadium, Detroit, MI
Fri Sep 24 1999, 7:05 PM EDT
Att: 39,030 - Cloudy - 70 F

AB 31
R 7
H 9
RBI 7
BB 5
SO 2
LOB 12



Batter	1	2	3	4	5	6	7	8	9	AB	R	H	RBI	BB	SO	LOB	BOTTOM					
Kimera Barteo, R (1,8) OBP: 0.300, SLG: 0.311	F8		G4-3			F9				4	0	0	0	0	0	1						
Brad Ausmus, R (1,2) OBP: 0.383, SLG: 0.406	1B		F8			1B		F8		3	1	1	0	1	0	0						
Tony Clark, S (1,3) OBP: 0.364, SLG: 0.501	L9					E		K		4	0	1	0	0	1	1						
Dean Palmer, R (1,5) OBP: 0.333, SLG: 0.501						P4		K		3	0	1	0	1	1	1						
Damon Easley, R (1,4) OBP: 0.351, SLG: 0.443	G1-3		G6-4-3			K				4	1	1	1	0	1	4						
Juan Encarnacion, R (1,7) OBP: 0.288, SLG: 0.446			K			P4		G6-3		4	0	0	0	0	2	0						
Gabe Kapler, R (1,9) OBP: 0.307, SLG: 0.435			F8			G6-3		G4-3		4	0	1	0	0	0	0						
Gabe Alvarez, R (1,10) OBP: 0.250, SLG: 0.378			L7			WP		G4-3		2	1	1	0	1	0	0						
Frank Catalanotto, L (9,PH) OBP: 0.319, SLG: 0.438						1B				1	0	0	0	0	0	1						
Deivi Cruz, R (1,6) OBP: 0.298, SLG: 0.423			G6-3			F8		G6-3		4	0	1	1	0	0	2						
Inning Stats	R: 0 H: 2 E: 0 K: 0 S: 14	H: 0 LOB: 2 BB: 0 P: 16	R: 0 H: 0 E: 0 K: 1 S: 12	LOB: 0 BB: 0 P: 18	R: 0 H: 0 E: 0 K: 0 S: 7	LOB: 0 BB: 0 P: 9	R: 0 H: 0 E: 0 K: 0 S: 7	H: 0 LOB: 0 BB: 1 P: 14	R: 1 H: 1 E: 1 K: 1 S: 13	H: 1 LOB: 1 BB: 1 P: 18	R: 1 H: 1 E: 0 K: 0 S: 14	H: 1 LOB: 1 BB: 1 P: 20	R: 0 H: 0 E: 0 K: 2 S: 11	H: 0 LOB: 0 BB: 0 P: 15	R: 1 H: 2 E: 0 K: 0 S: 12	H: 2 LOB: 1 BB: 0 P: 16	1B: 6 2B: 0 3B: 0 HR: 1	SF: 0 SAC: 0 DP: 1 HBP: 0	WP: 2 PB: 0 SB: 0 CS: 0	PA: 36		
PITCHER	IP	WLS	BF	H	R	ER	SO	BB	IBB	HBP	BLK	WP	HR	S	P	ERA	WHIP					
50 José Rosado, L (1,1) ERA: 3.98	8.0	W	31	5	2	1	5	3	0	0	0	2	0	92	128	1.12	1.000					
Jose Santiago, R (9,1) ERA: 3.63	1.0		5	2	1	1	0	0	0	0	0	0	1	12	16	9.00	2.000					

Kansas City Royals @ Detroit Tigers
Tiger Stadium, Detroit, MI
Fri Sep 24 1999, 7:05 PM EDT
Att: 39,030 - Cloudy - 70 F

AB 33
R 3
H 7
RBI 2
BB 3
SO 5
LOB 10



Batter	1	2	3	4	5	6	7	8	9	AB	R	H	RBI	BB	SO	LOB	TOP										
Carlos Febles, R (1, 4) OBP: 0.343, SLG: 0.422	G6-3			K		G5-4-3 1-2 2-H 1B		K		4	0	1	1	0	2	2	Kansas City Royals @ Detroit Tigers Tiger Stadium, Detroit, MI Sun Sep 26 1999, 1:05 PM EDT Att: 41,586 - Unknown - 76 F										
Ray Holbert, R (1, 6) OBP: 0.330, SLG: 0.310	F9			B2-3		G5-4-3		K		3	0	0	0	0	0	2											
Larry Sutton, L (8, PH) OBP: 0.302, SLG: 0.337										1	0	0	0	0	1	2											
Felix Martinez, S (8, 6) OBP: 0.143, SLG: 0.143										0	0	0	0	0	0	0											
Carlos Beltrán, S (1, 8) OBP: 0.334, SLG: 0.454	G6-3			G4-3				P6		4	0	0	0	0	0	0											
Jermaine Dye, R (1, 9) OBP: 0.351, SLG: 0.525				K		P4		L8		4	0	0	0	0	2	0											
29 Mike Sweeney, R (1, 3) OBP: 0.388, SLG: 0.524				L8		G4-6-3 1B				4	0	2	0	0	0	0											
Joe Randa, R (1, 5) OBP: 0.388, SLG: 0.482				L6		G4-6-3 1-2		F9		3	0	0	0	0	0	2											
Mark Quinn, R (1, 7) OBP: 0.383, SLG: 0.795				F7				G1-3		2	1	0	0	0	0	0											
Jeremy Giambi, L (1, 10) OBP: 0.379, SLG: 0.375				K						2	0	1	0	1	1	0											
Tim Spehr, R (1, 2) OBP: 0.324, SLG: 0.426				P5						2	0	0	0	0	1	2											
Dee Brown, L (8, PH) OBP: 0.148, SLG: 0.080										0	0	0	0	1	0	0											
Sal Fasano, R (8, 2) OBP: 0.387, SLG: 0.571										0	0	0	0	0	0	0											
Inning Stats	R: 0 E: 0 K: 0 S: 5	H: 0 LOB: 0 BB: 0 P: 9	R: 0 E: 0 K: 1 S: 7	H: 0 LOB: 0 BB: 0 P: 7	R: 0 E: 0 K: 1 S: 9	H: 0 LOB: 0 BB: 0 P: 12	R: 0 E: 0 K: 1 S: 7	H: 0 LOB: 0 BB: 0 P: 10	R: 0 E: 0 K: 0 S: 6	H: 1 LOB: 0 BB: 0 P: 6	R: 1 E: 0 K: 1 S: 10	H: 1 LOB: 1 BB: 1 P: 19	R: 0 E: 0 K: 0 S: 7	H: 1 LOB: 1 BB: 0 P: 8	R: 0 E: 0 K: 2 S: 16	H: 1 LOB: 2 BB: 1 P: 26	R: 0 E: 0 K: 1 S: 9	H: 0 LOB: 0 BB: 0 P: 14	1B: 4 2B: 0 3B: 0 HR: 0	SF: 0 SAC: 0 DP: 2 HBP: 1	WP: 0 PB: 0 SB: 0 CS: 0	PA: 32					
PITCHER	IP	WLS	BF	H	R	ER	SO	BB	IBB	HBP	BLK	WP	HR	S	P	ERA	WHIP										
Dave Borkowski, R (1, 1) ERA: 5.8	8.0	W	29	4	1	1	6	2	0	1	0	0	0	67	97	1.12	0.750										
Jeff Weaver, R (8, 1) ERA: 5.62	1.0		3	0	0	0	1	0	0	0	0	0	0	9	14	0.00	0.000										

Batter	1	2	3	4	5	6	7	8	9	AB	R	H	RBI	BB	SO	LOB	BOTTOM											
Luis Polonia, L (1, 10) OBP: 0.346, SLG: 0.491	G6-4-3 BB			P2				P5		3	0	0	0	1	1	2	Kansas City Royals @ Detroit Tigers Tiger Stadium, Detroit, MI Sun Sep 26 1999, 1:05 PM EDT Att: 41,586 - Unknown - 76 F											
Gabe Alvarez, R (8, PH) OBP: 0.245, SLG: 0.370										1	0	0	0	0	0	2												
Deivi Cruz, R (1, 6) OBP: 0.500, SLG: 0.428	G6-4-3 1-2			1-2 1-H				F9		4	1	2	2	0	0	1												
Tony Clark, S (1, 3) OBP: 0.361, SLG: 0.494				4-2				L8		2	1	0	0	2	0	1												
Dean Palmer, R (1, 5) OBP: 0.332, SLG: 0.502				3-2				F7		4	1	1	2	0	1	3												
Damon Easley, R (1, 4) OBP: 0.349, SLG: 0.439				0-1				G6-3		3	0	0	0	1	0	2												
Karin Garcia, L (1, 9) OBP: 0.283, SLG: 0.423				1-3				K		4	0	1	0	0	2	0												
Juan Encarnacion, R (1, 7) OBP: 0.297, SLG: 0.450				2-0				F8		1	0	0	0	0	0	0												
Kimera Barte, R (4, PR) OBP: 0.292, SLG: 0.302										2	1	0	0	0	1	2												
Robert Fick, L (1, 2) OBP: 0.250, SLG: 0.400				4-1						3	1	2	1	1	1	2												
Gabe Kapler, R (1, 8) OBP: 0.309, SLG: 0.443				0-0				F9		4	1	2	1	0	0	3												
Inning Stats	R: 0 E: 0 K: 1 S: 11	H: 0 LOB: 1 BB: 2 P: 22	R: 0 E: 0 K: 1 S: 7	H: 0 LOB: 0 BB: 0 P: 10	R: 4 E: 0 K: 0 S: 16	H: 2 LOB: 0 BB: 2 P: 30	R: 2 E: 0 K: 1 S: 11	H: 2 LOB: 1 BB: 0 P: 18	R: 0 E: 0 K: 2 S: 16	H: 1 LOB: 2 BB: 1 P: 24	R: 0 E: 0 K: 0 S: 11	H: 1 LOB: 2 BB: 0 P: 20	R: 0 E: 0 K: 1 S: 12	H: 2 LOB: 2 BB: 0 P: 19	R: 0 E: 0 K: 1 S: 12	H: 2 LOB: 2 BB: 0 P: 19	1B: 5 2B: 0 3B: 0 HR: 3	SF: 0 SAC: 0 DP: 1 HBP: 1	WP: 1 PB: 0 SB: 2 CS: 0	PA: 37								
PITCHER	IP	WLS	BF	H	R	ER	SO	BB	IBB	HBP	BLK	WP	HR	S	P	ERA	WHIP											
Blake Stein, R (1, 1) ERA: 4.24	3.2	L	18	4	6	6	2	4	0	1	0	0	0	3	41	75	14.73	2.182										
Chad Durbin, R (4, 1)	2.1		9	1	0	0	3	1	0	0	0	1	0	32	48	0.00	0.857											
Tim Byrdak, L (7, 1) ERA: 7.77	0.1		3	1	0	0	0	0	0	0	0	0	0	6	11	0.00	3.000											
Lance Carter, R (7, 1) ERA: 5.79	0.2		2	0	0	0	0	0	0	0	0	0	0	5	9	0.00	0.000											
Alvin Morman, L (8, 1) ERA: 4.24	0.2		4	2	0	0	1	0	0	0	0	0	0	10	15	0.00	3.000											

AB	29
R	1
H	4
RBI	1
BB	2
SO	7
LOB	10




Batter	1	2	3	4	5	6	7	8	9	AB	R	H	RBI	BB	SO	LOB	TOP					
Carlos Febles, R (1, 4) OBP: 0.342, SLG: 0.421 Scott Pose, L (9, PH) OBP: 0.369, SLG: 0.309	F8			G3-1		K			K	4	0	1	0	0	1	1						
Rey Sanchez, R (1, 6) OBP: 0.332, SLG: 0.371	BB 1B 1B	L9		L9					L4	5	0	2	0	0	0	1						
Carlos Beltrán, S (1, 8) OBP: 0.337, SLG: 0.458	BB 1B								K	4	1	3	0	1	1	0						
Jermaine Dye, R (1, 9) OBP: 0.352, SLG: 0.524										3	0	1	0	1	1	3						
29 Mike Sweeney, R (1, 3) OBP: 0.388, SLG: 0.522	K									4	0	1	0	0	2	6						
Joe Randa, R (1, 5) OBP: 0.388, SLG: 0.480	L4									4	0	1	1	0	0	7						
Mark Quinn, R (1, 7) OBP: 0.392, SLG: 0.830										3	1	1	1	1	0	0						
Jeremy Giambi, L (1, 10) OBP: 0.374, SLG: 0.369										4	0	0	0	0	3	2						
Chad Kreuter, S (1, 2) OBP: 0.309, SLG: 0.318										4	0	1	0	0	1	0						
Inning Stats	R: 0 E: 0 K: 1 S: 11	H: 2 LOB: 3 BB: 1 P: 20	R: 1 E: 0 K: 1 S: 16	H: 2 LOB: 1 BB: 0 P: 25	R: 1 E: 0 K: 0 S: 15	H: 3 LOB: 2 BB: 1 P: 24	R: 0 E: 0 K: 0 S: 9	H: 0 LOB: 0 BB: 0 P: 10	R: 0 E: 0 K: 1 S: 11	H: 1 LOB: 1 BB: 0 P: 16	R: 0 E: 0 K: 2 S: 11	H: 1 LOB: 1 BB: 0 P: 15	R: 0 E: 0 K: 1 S: 13	H: 2 LOB: 2 BB: 1 P: 19	R: 0 E: 0 K: 2 S: 8	H: 0 LOB: 0 BB: 0 P: 12	R: 0 E: 0 K: 2 S: 7	H: 0 LOB: 0 BB: 0 P: 10	1B: 9 2B: 1 3B: 0 HR: 1	SF: 0 SAC: 0 DP: 2 HBP: 0	WP: 0 PB: 0 SB: 0 CS: 0	PA: 39
PITCHER	IP	WLS	BF	H	R	ER	SO	BB	IBB	HBP	BLK	WP	HR	S	P	ERA	WHIP					
Brian Moehler, R (1, 1) ERA: 5.04	6.0	W	28	9	2	2	5	2	0	0	0	0	1	73	110	3.00	1.833					
Francisco Cordero, R (7, 1) ERA: 3.5	0.1	H	4	2	0	0	1	1	0	0	0	0	0	10	16	0.00	9.000					
Doug Brocail, R (7, 1) ERA: 2.63	1.2	H	4	0	0	0	2	0	0	0	0	0	0	11	15	0.00	0.000					
Todd Jones, R (9, 1) ERA: 3.9	1.0		3	0	0	0	2	0	0	0	0	0	0	7	10	0.00	0.000					

Kansas City Royals @ Detroit Tigers
Tiger Stadium, Detroit, MI
Mon Sep 27 1999, 4:05 PM EDT
Att: 43,356 - Cloudy - 84 F

livebaseballscorecards.com

AB 36
R 2
H 11
RBI 2
BB 3
SO 10
LOB 20




Batter	1	2	3	4	5	6	7	8	9	AB	R	H	RBI	BB	SO	LOB	BOTTOM				
Luis Polonia, L (1, 7) OBP: 0.349, SLG: 0.502 Gregg Jefferies, S (7, PH) OBP: 0.258, SLG: 0.327 Kimera Bartee, R (8, 8) OBP: 0.288, SLG: 0.297	HR									3	1	2	1	0	0	0					
Brad Ausmus, R (1, 2) OBP: 0.389, SLG: 0.418	1B									3	0	1	0	1	1	1					
Tony Clark, S (1, 3) OBP: 0.359, SLG: 0.490	1B									4	0	0	0	0	0	3					
Dean Palmer, R (1, 5) OBP: 0.335, SLG: 0.505	BB									3	1	2	0	1	0	1					
Damon Easley, R (1, 4) OBP: 0.353, SLG: 0.444	CS									3	2	3	0	0	0	0					
Karim Garcia, L (1, 9) OBP: 0.286, SLG: 0.433										3	2	1	2	1	0	2					
Gabe Kapler, R (1, 8) OBP: 0.311, SLG: 0.442										3	1	1	0	1	0	4					
Robert Fick, L (1, 10) OBP: 0.278, SLG: 0.500										2	1	1	5	1	0	1					
Deivi Cruz, R (1, 6) OBP: 0.298, SLG: 0.425										4	0	0	0	0	0	3					
Inning Stats	R: 1 E: 0 K: 0 S: 13	H: 2 LOB: 0 BB: 1 P: 22	R: 1 E: 0 K: 0 S: 10	H: 1 LOB: 1 BB: 1 P: 18	R: 0 E: 0 K: 1 S: 7	H: 1 LOB: 1 BB: 0 P: 13	R: 0 E: 0 K: 0 S: 10	H: 1 LOB: 2 BB: 1 P: 18	R: 0 E: 0 K: 0 S: 5	H: 0 LOB: 0 BB: 0 P: 8	R: 2 E: 0 K: 0 S: 10	H: 3 LOB: 0 BB: 0 P: 16	R: 0 E: 0 K: 0 S: 8	H: 0 LOB: 1 BB: 1 P: 16	R: 4 E: 1 K: 0 S: 11	H: 3 LOB: 0 BB: 1 P: 21	1B: 6 2B: 3 3B: 0 HR: 3	SF: 1 SAC: 1 DP: 2 HBP: 0	WP: 0 PB: 0 SB: 1 CS: 1	PA: 38	
PITCHER	IP	WLS	BF	H	R	ER	SO	BB	IBB	HBP	BLK	WP	HR	S	P	ERA	WHIP				
Jeff Suppan, R (1, 1) ERA: 4.51	5.1	L	25	8	4	4	1	3	0	0	0	0	0	11	19	0.00	0.600				
Alvin Morman, L (6, 1) ERA: 4.1	1.2		5	0	0	0	0	1	0	0	0	0	0	11	19	0.00	0.600				
Jeff Montgomery, R (8, 1) ERA: 6.93	1.0		7	3	4	4	0	0	1	0	0	0	1	11	21	36.00	3.000				

Kansas City Royals @ Detroit Tigers
Tiger Stadium, Detroit, MI
Mon Sep 27 1999, 4:05 PM EDT
Att: 43,356 - Cloudy - 84 F

livebaseballscorecards.com

AB 30
R 8
H 11
RBI 8
BB 5
SO 1
LOB 15



Batter	1	2	3	4	5	6	7	8	9	AB	R	H	RBI	BB	SO	LOB	TOP				
Kenny Lofton, L OBP: 0.409, SLG: 0.437 (1, 8)										4	0	0	0	1	1	3	Cleveland Indians @ Kansas City Royals Kauffman Stadium, Kansas City, MO Tue Sep 28 1999, 7:05 PM CDT Att: 11,009 - Overcast - 50 F				
Omar Vizquel, S OBP: 0.397, SLG: 0.431 (1, 6)										4	1	2	0	0	0	2					
Roberto Alomar, S OBP: 0.427, SLG: 0.542 (1, 4)										4	1	1	1	1	0	2					
Manny Ramirez, R OBP: 0.447, SLG: 0.667 (1, 9)										3	0	2	0	1	1	0					
Jim Thome, L OBP: 0.432, SLG: 0.553 (1, 3)										3	0	1	0	1	0	3					
Harold Baines, L OBP: 0.387, SLG: 0.539 (1, 10)										2	0	1	0	1	0	3					
Richie Sexson, R OBP: 0.306, SLG: 0.512 (8, FH)										1	0	0	1	0	0	1					
David Justice, L OBP: 0.410, SLG: 0.473 (1, 7)										3	0	0	0	1	0	3					
Travis Fryman, R OBP: 0.304, SLG: 0.399 (1, 5)										4	0	1	0	0	1	2					
Sandy Alomar Jr., R OBP: 0.313, SLG: 0.540 (1, 2)										4	0	0	0	0	2	3					
Inning Stats	R: 0 E: 0 K: 0 S: 15	H: 2 LOB: 3 BB: 1 P: 28	R: 0 E: 0 K: 1 S: 7	H: 0 LOB: 0 BB: 0 P: 9	R: 0 E: 0 K: 1 S: 9	H: 0 LOB: 0 BB: 1 P: 14	R: 0 E: 0 K: 1 S: 6	H: 1 LOB: 1 BB: 1 P: 13	R: 0 E: 0 K: 2 S: 12	H: 1 LOB: 1 BB: 0 P: 19	R: 0 E: 0 K: 1 S: 11	H: 1 LOB: 2 BB: 1 P: 17	R: 2 E: 1 K: 0 S: 16	H: 2 LOB: 1 BB: 1 P: 23	R: 0 E: 0 K: 0 S: 8	H: 0 LOB: 0 BB: 0 P: 10	1B: 7 2B: 1 3B: 0 HR: 0	SF: 0 SAC: 0 DP: 3 HBP: 0	WP: 0 PB: 0 SB: 0 CS: 0	PA: 37	
PITCHER	IP	WLS	BF	H	R	ER	SO	BB	IBB	HBP	BLK	WP	HR	S	P	ERA	WHIP				
Jay Witasick, R ERA: 5.57 (1, 1)	7.0	L	31	8	2	2	5	5	0	0	0	0	0	76	125	2.57	1.857				
Alvin Morman, L ERA: 4.09 (8, 1)	0.1		1	0	0	0	0	0	0	0	0	0	0	1	1	0.00	0.000				
Jose Santiago, R ERA: 3.5 (8, 1)	1.2		5	0	0	0	0	0	0	0	0	0	0	12	14	0.00	0.000				

AB	32
R	2
H	8
RBI	2
BB	5
SO	5
LOB	22



Batter	1	2	3	4	5	6	7	8	9	AB	R	H	RBI	BB	SO	LOB	BOTTOM					
Scott Pose, L OBP: 0.372, SLG: 0.315 (1, 10)										4	0	2	0	0	1	1	Cleveland Indians @ Kansas City Royals Kauffman Stadium, Kansas City, MO Tue Sep 28 1999, 7:05 PM CDT Att: 11,009 - Overcast - 50 F					
Rey Sanchez, R OBP: 0.330, SLG: 0.369 (1, 6)										3	0	0	0	0	0	0						
Larry Sutton, L OBP: 0.302, SLG: 0.337 (9, FH)										0	0	0	0	0	0	0						
Carlos Beltrán, S OBP: 0.337, SLG: 0.456 (1, 8)										4	1	1	0	0	1	1						
Jermaine Dye, R OBP: 0.352, SLG: 0.522 (1, 9)										2	0	0	1	1	2	1						
29 Mike Sweeney, R OBP: 0.386, SLG: 0.520 (1, 3)										3	0	0	0	0	0	1						
Joe Randa, R OBP: 0.366, SLG: 0.478 (1, 5)										3	0	0	0	0	0	1						
Mark Quinn, R OBP: 0.370, SLG: 0.780 (1, 7)										3	0	0	0	0	1	0						
Sal Fasano, R OBP: 0.385, SLG: 0.549 (1, 2)										2	0	0	0	1	1	0						
Felix Martinez, S OBP: 0.143, SLG: 0.143 (8, PR)										0	0	0	0	0	0	0						
Tim Spehr, R OBP: 0.324, SLG: 0.426 (9, 2)										0	0	0	0	0	0	0						
Carlos Febles, R OBP: 0.342, SLG: 0.419 (1, 4)										2	0	0	0	0	2	1						
Inning Stats	R: 0 E: 0 K: 2 S: 8	H: 0 LOB: 0 BB: 0 P: 11	R: 0 E: 0 K: 0 S: 6	H: 0 LOB: 0 BB: 1 P: 14	R: 0 E: 0 K: 1 S: 6	H: 0 LOB: 1 BB: 0 P: 12	R: 1 E: 0 K: 0 S: 10	H: 1 LOB: 0 BB: 0 P: 17	R: 0 E: 0 K: 0 S: 4	H: 0 LOB: 0 BB: 0 P: 8	R: 0 E: 0 K: 1 S: 10	H: 1 LOB: 0 BB: 0 P: 16	R: 0 E: 0 K: 1 S: 8	H: 0 LOB: 0 BB: 0 P: 14	R: 0 E: 0 K: 2 S: 9	H: 0 LOB: 1 BB: 1 P: 17	R: 0 E: 0 K: 1 S: 7	H: 1 LOB: 1 BB: 0 P: 11	1B: 3 2B: 0 3B: 0 HR: 0	SF: 1 SAC: 1 DP: 1 HBP: 1	WP: 0 PB: 0 SB: 2 CS: 0	PA: 31
PITCHER	IP	WLS	BF	H	R	ER	SO	BB	IBB	HBP	BLK	WP	HR	S	P	ERA	WHIP					
Jaret Wright, R ERA: 5.76 (1, 1)	5.0		17	1	1	0	3	1	0	0	0	0	0	18	30	0.00	0.400					
Jim Brower, R ERA: 4.91 (6, 1)	2.0	W	6	1	0	0	2	0	0	0	0	0	0	9	17	0.00	1.000					
Steve Karsay, R ERA: 2.81 (8, 1)	1.0	H	4	0	0	0	2	1	0	0	0	0	0	7	11	0.00	1.000					
Michael Jackson, R ERA: 4.01 (9, 1)	1.0	S	4	1	0	0	1	0	0	0	0	0	0	7	11	0.00	1.000					

AB	26
R	1
H	3
RBI	1
BB	2
SO	8
LOB	6



Batter	1	2	3	4	5	6	7	8	9	AB	R	H	RBI	BB	SO	LOB	TOP			
Kenny Lofton, L (1, 8) OBP: 0.406, SLG: 0.434	F8		F8			K		G6-4-3		3	0	0	0	0	1	0	Cleveland Indians @ Kansas City Royals Kauffman Stadium, Kansas City, MO Wed Sep 29 1999, 7:05 PM CDT Att: 11,814 - Unknown - 62 F			
Dave Roberts, L (6, 8) OBP: 0.282, SLG: 0.314	F8		F8			K		G6-4-3		0	0	0	0	0	0	0				
Johbert Cabrera, R (8, PH) OBP: 0.237, SLG: 0.222	F8		F8			K		G6-4-3		1	0	0	0	0	0	1				
Enrique Wilson, S (1, 6) OBP: 0.313, SLG: 0.356	G5-3		G4-3			HR		F8		4	2	2	1	0	0	0				
Roberto Alomar, S (1, 4) OBP: 0.428, SLG: 0.541	E1				BB	F7		G4-3		3	0	1	0	1	0	0				
Manny Ramirez, R (1, 9) OBP: 0.444, SLG: 0.661	G5-3				BB	F8		G6-3		4	0	0	1	0	0	2				
Richie Sexson, R (1, 3) OBP: 0.304, SLG: 0.509	G6-3					K		G5-3		3	0	0	0	0	1	2				
Wil Cordero, R (1, 7) OBP: 0.356, SLG: 0.478		L8				K		P3		3	0	0	0	0	1	1				
Alex Ramirez, R (1, 10) OBP: 0.316, SLG: 0.426		P4				K		G6-3		3	0	0	0	0	1	0	AB 30 R 2 H 4 RBI 2 BB 1 SO 5 LOB 7			
Travis Fryman, R (1, 5) OBP: 0.304, SLG: 0.399		P3				G6-3				3	0	1	0	0	0	0				
Sandy Alomar Jr., R (1, 2) OBP: 0.306, SLG: 0.527		P4				K		L4		3	0	0	0	0	1	1				
Inning Stats	R: 1 E: 1 K: 0 S: 16	H: 2 LOB: 1 BB: 0 P: 21	R: 0 E: 0 K: 0 S: 5	H: 0 LOB: 0 BB: 0 P: 8	R: 0 E: 0 K: 0 S: 7	H: 0 LOB: 0 BB: 0 P: 11	R: 0 E: 0 K: 2 S: 8	H: 0 LOB: 1 BB: 1 P: 17	R: 0 E: 0 K: 1 S: 9	H: 1 LOB: 0 BB: 0 P: 10	R: 0 E: 0 K: 0 S: 5	H: 0 LOB: 0 BB: 0 P: 10	R: 0 E: 0 K: 0 S: 8	H: 1 LOB: 0 BB: 0 P: 11	R: 0 E: 0 K: 0 S: 8	H: 0 LOB: 0 BB: 0 P: 13		1B: 3 2B: 0 3B: 0 HR: 1	SF: 0 SAC: 0 DP: 1 HBP: 0	WP: 0 PB: 0 SB: 0 CS: 0
PITCHER 50 José Rosado, L (1, 1) ERA: 3.85	IP: 9.0 WLS: W BF: 31	H: 4 R: 2 ER: 1 SO: 5	BB: 1 IBB: 0 HBP: 0 BLK: 0	WP: 0 HR: 1 S: 77 P: 116	ERA: 1.00 WHIP: 0.556											PITCHER				

Batter	1	2	3	4	5	6	7	8	9	AB	R	H	RBI	BB	SO	LOB	BOTTOM				
Scott Pose, L (1, 10) OBP: 0.369, SLG: 0.313	F7			1B	F7		G4-3			4	1	1	0	0	0	0	Cleveland Indians @ Kansas City Royals Kauffman Stadium, Kansas City, MO Wed Sep 29 1999, 7:05 PM CDT Att: 11,814 - Unknown - 62 F				
Rey Sanchez, R (1, 6) OBP: 0.329, SLG: 0.368	G6-3			1B		G6-3		K		4	1	1	0	0	1	0					
Carlos Beltrán, S (1, 8) OBP: 0.338, SLG: 0.457	K			1B		G4-3		G3-1		4	1	2	1	0	1	0					
Jermaine Dye, R (1, 9) OBP: 0.352, SLG: 0.526		L9		1B		HR		G3-1		3	1	1	1	1	0	2					
29 Mike Sweeney, R (1, 3) OBP: 0.386, SLG: 0.521		G6-3		1B		1B		G3-1		4	1	2	1	0	0	2					
Larry Sutton, L (9, 3) OBP: 0.302, SLG: 0.337		G6-3		1B		2B		G3-1		0	0	0	0	0	0	0					
Joe Randa, R (1, 5) OBP: 0.367, SLG: 0.478	F7			1B		1B		G6-3		4	0	2	2	0	0	2					
Mark Quinn, R (1, 7) OBP: 0.351, SLG: 0.736				1B		K				3	0	0	0	0	1	3					
Sal Fasano, R (1, 2) OBP: 0.368, SLG: 0.519				K		G4-3		F9		3	0	0	0	0	1	0	AB 32 R 5 H 9 RBI 5 BB 1 SO 4 LOB 9				
Carlos Febles, R (1, 4) OBP: 0.340, SLG: 0.416				G1-3		L8		G6-3		3	0	0	0	0	0	0					
Inning Stats	R: 0 E: 0 K: 1 S: 7	H: 0 LOB: 0 BB: 0 P: 10	R: 0 E: 0 K: 0 S: 5	H: 0 LOB: 0 BB: 0 P: 8	R: 0 E: 0 K: 1 S: 8	H: 0 LOB: 0 BB: 0 P: 11	R: 3 E: 0 K: 0 S: 11	H: 5 LOB: 1 BB: 0 P: 14	R: 0 E: 0 K: 0 S: 10	H: 0 LOB: 0 BB: 0 P: 15	R: 2 E: 0 K: 1 S: 13	H: 3 LOB: 1 BB: 0 P: 20	R: 0 E: 0 K: 0 S: 7	H: 0 LOB: 0 BB: 0 P: 12	R: 0 E: 0 K: 1 S: 10	H: 1 LOB: 2 BB: 1 P: 19		1B: 7 2B: 1 3B: 0 HR: 1	SF: 0 SAC: 0 DP: 1 HBP: 0	WP: 0 PB: 0 SB: 0 CS: 0	PA: 33
PITCHER Charles Nagy, R (1, 1) ERA: 4.84	IP: 7.0 WLS: L BF: 28	H: 8 R: 5 ER: 5 SO: 3	BB: 0 IBB: 0 HBP: 0 BLK: 0	WP: 0 HR: 1 S: 61 P: 90	ERA: 6.43 WHIP: 1.143											PITCHER					
Paul Shuey, R (8, 1) ERA: 3.59	IP: 1.0 WLS: L BF: 5	H: 1 R: 0 ER: 0 SO: 1	BB: 1 IBB: 0 HBP: 0 BLK: 0	WP: 0 HR: 0 S: 10 P: 19	ERA: 0.00 WHIP: 2.000																



Batter	1	2	3	4	5	6	7	8	9	AB	R	H	RBI	BB	SO	LOB	TOP											
Luis Polonia, L OBP: 0.357, SLG: 0.526 Gabe Alvarez, R OBP: 0.250, SLG: 0.377	3-2 HR		1-0 E5 SH5-4 HR 1B		3-1 1B		1-0 SH5-3		1-1 SH3 1B	3	2	3	1	0	0	0	Detroit Tigers @ Kansas City Royals Kauffman Stadium, Kansas City, MO Sat Oct 02 1999, 7:05 PM CDT Att: 17,204 - Overcast - 57 F											
Deivi Cruz, R OBP: 0.502, SLG: 0.427	0-2 G5-4-3 1B		0-1 SH5-4		1-3 K		0-1 2B		0-1 SH3	3	0	2	1	0	1	1												
Tony Clark, S OBP: 0.361, SLG: 0.507	2-2 G5-4-3 1-2		2-2 HR		0-3 K		4-0 IBB		4-0 FC6-4 IBB	3	1	1	2	2	1	2												
Dean Palmer, R OBP: 0.339, SLG: 0.518	2-1 3B		2-2 G5-3		1-1 F9		2-3 K		0-3 K	5	0	1	0	0	2	4												
Damon Easley, R OBP: 0.346, SLG: 0.434	2-1 G5-3		0-0 G6-3		1-3 K		1-3 K		1-2 FC6-4	5	0	0	0	0	2	5												
Karim Garcia, L OBP: 0.288, SLG: 0.441		2-1 G1-3		2-2 G4-3		3-2 E3		1-3 K		4	0	0	0	0	1	0												
Robert Fick, L OBP: 0.327, SLG: 0.439		4-2 BB		2-2 F7		4-0 BB		0-1 BB 1B		2	0	1	0	2	0	0												
Gabe Kapler, R OBP: 0.315, SLG: 0.447		1-0 L7		2-0 F8		1-0 F8		4-0 G6-3 BB		3	0	0	0	1	0	3												
Kimera Batee, R OBP: 0.279, SLG: 0.286		0-0 L9			0-0 B5-3		3-2 SH5-3 2B 1B		2-2 G6-3	4	1	1	0	0	0	3												
Inning Stats	R: 1 E: 0 K: 0 S: 16	H: 3 LOB: 1 BB: 0 P: 25	R: 0 E: 0 K: 0 S: 6	H: 0 LOB: 1 BB: 1 P: 13	R: 2 E: 1 K: 0 S: 11	H: 2 LOB: 0 BB: 0 P: 16	R: 0 E: 0 K: 0 S: 8	H: 0 LOB: 0 BB: 0 P: 14	R: 0 E: 0 K: 1 S: 9	H: 1 LOB: 1 BB: 1 P: 13	R: 0 E: 1 K: 1 S: 9	H: 0 LOB: 2 BB: 1 P: 19	R: 1 E: 0 K: 2 S: 13	H: 2 LOB: 2 BB: 1 P: 24	R: 0 E: 0 K: 1 S: 9	H: 1 LOB: 1 BB: 1 P: 16	R: 0 E: 0 K: 1 S: 10	H: 1 LOB: 2 BB: 1 P: 16	1B: 6 2B: 1 3B: 1 HR: 2	SF: 0 SAC: 3 DP: 2 HBP: 0	WP: 0 PB: 0 SB: 0 CS: 0	PA: 41						
PITCHER	IP	WLS	BF	H	R	ER	SO	BB	IBB	HBP	BLK	WP	HR	S	P	ERA	WHIP											
Jeff Suppan, R ERA: 4.53	(1, 1)	7.0	L	32	8	4	4	5	2	1	0	0	0	2	72	124	5.14	1.429										
Alvin Moman, L ERA: 4.05	(8, 1)	0.1		2	1	0	0	1	0	0	0	0	0	0	5	6	0.00	3.000										
Lance Carter, R ERA: 5.06	(8, 1)	0.2		2	0	0	0	0	1	0	0	0	0	0	4	10	0.00	1.500										
Tim Byrdak, L ERA: 7.86	(9, 1)	0.1		3	1	0	0	0	0	1	0	0	0	0	4	9	0.00	3.000										
Jeff Montgomery, R ERA: 6.84	(9, 1)	0.2		2	0	0	0	1	0	0	0	0	0	0	6	7	0.00	0.000										


Batter	1	2	3	4	5	6	7	8	9	AB	R	H	RBI	BB	SO	LOB	BOTTOM										
Scott Pose, L OBP: 0.377, SLG: 0.307	0-3 K			2-3 K	4-2 G6-4-3 BB		4-1 SH1-4 BB		4-2 1B SH5-4 BB	2	0	0	1	3	2	0	Detroit Tigers @ Kansas City Royals Kauffman Stadium, Kansas City, MO Sat Oct 02 1999, 7:05 PM CDT Att: 17,204 - Overcast - 57 F										
Rey Sanchez, R OBP: 0.329, SLG: 0.370	1-0 G5-3			0-0 F9	1-3 K		0-0 SH1-4		0-0 SH5-4	3	0	0	0	0	1	3											
Carlos Beltrán, S OBP: 0.337, SLG: 0.454	0-0 G4-3			4-1 E 1B BB	0-2 G6-4-3 1-2		3-3 K		0-1 2B 3H 1B	4	0	1	1	1	1	4											
Jemaine Dye, R OBP: 0.354, SLG: 0.526		0-2 F8		0-0 E9 2B BB 1B	1-3 1B		0-2 2B 1B		2-3 K	5	1	2	0	0	2	3											
29 Mike Sweeney, R OBP: 0.387, SLG: 0.520		3-3 K		4-1 K	1-2 BB		2-0 FC1-6 1B		4-2 P4	3	0	1	0	2	1	0											
Joe Randa, R OBP: 0.363, SLG: 0.473		2-2 G6-3		0-0 F7			0-1 FC1-6 1B		1-1 F8	5	0	1	1	0	1	6											
Mark Quinn, R OBP: 0.385, SLG: 0.733			1-1 F8		4-2 SH 1B BB		1-2 FC1-6 1B		0-0 1B	3	1	1	0	1	0	2											
Sal Fasano, R OBP: 0.373, SLG: 0.517 Jeremy Giambi, L OBP: 0.373, SLG: 0.368 Chad Kreuter, S OBP: 0.309, SLG: 0.318	(1, 2)	2-2 P3		2-2 P3	1-2 BB SH 1B		2-3 K		1-0 L7	3	0	1	0	0	1	2											
Carlos Febles, R OBP: 0.336, SLG: 0.411 Larry Sutton, L OBP: 0.308, SLG: 0.343 Johnny Damon, L OBP: 0.379, SLG: 0.477	(1, 4)	3-2 L4		1-1 L4	1-1 SH BB		1-3 K		1-2 SH5-4 PB 1B	2	0	0	0	0	1	2											
1B				1-2 3B						1	0	1	0	0	0	0											
Inning Stats	R: 0 E: 0 K: 1 S: 5	H: 0 LOB: 0 BB: 0 P: 6	R: 0 E: 0 K: 1 S: 15	H: 0 LOB: 0 BB: 0 P: 20	R: 0 E: 0 K: 0 S: 9	H: 0 LOB: 0 BB: 0 P: 15	R: 0 E: 1 K: 1 S: 8	H: 1 LOB: 3 BB: 2 P: 18	R: 1 E: 0 K: 2 S: 17	H: 3 LOB: 2 BB: 0 P: 24	R: 0 E: 0 K: 2 S: 9	H: 0 LOB: 1 BB: 1 P: 18	R: 0 E: 0 K: 0 S: 5	H: 1 LOB: 1 BB: 0 P: 7	R: 1 E: 0 K: 2 S: 21	H: 2 LOB: 3 BB: 2 P: 32	1B: 8 2B: 0 3B: 0 HR: 0	SF: 0 SAC: 3 DP: 1 HBP: 0	WP: 0 PB: 1 SB: 2 CS: 0	PA: 42							
PITCHER	IP	WLS	BF	H	R	ER	SO	BB	IBB	HBP	BLK	WP	HR	S	P	ERA	WHIP										
Jeff Weaver, R ERA: 5.55	(1, 1)	5.0	W	24	5	2	2	4	0	0	0	0	0	16	28	0.00	0.600										
Neelson Cruz, R ERA: 5.07	(6, 1)	1.2	H	6	0	0	0	3	1	0	0	0	0	8	12	0.00	0.750										
Doug Brocail, R ERA: 2.52	(7, 1)	1.1	H	5	1	0	0	1	0	0	0	0	0	21	32	9.00	4.000										
Todd Jones, R ERA: 3.8	(9, 1)	1.0	S	7	2	1	1	2	2	0	0	0	0	0	0	0											


AB	33
R	4
H	10
RBI	4
BB	5
SO	7
LOB	18



AB	32
R	3
H	8
RBI	3
BB	7
SO	10
LOB	23



Batter	1	2	3	4	5	6	7	8	9	AB R H RBI BB SO LOB	TOP																								
												<p style="text-align: center;">Detroit Tigers @ Kansas City Royals Kauffman Stadium, Kansas City, MO Sun Oct 03 1999, 1:05 PM CDT</p> <p style="text-align: right;">livebaseballscorecards.com</p> <p>AB 0 R 0 H 0 RBI 0 BB 0 SO 0 LOB 0</p> 																							
Inning Stats											1B: 0 SF: 0 WP: 0 PA: 0 2B: 0 SAC: 0 FB: 0 3B: 0 DP: 0 SB: 0 HR: 0 HBP: 0 CS: 0																								
PITCHER	IP	WLS	BF	H	R	ER	SO	BB	IBB	HBP	BLK	WP	HR	S	P	ERA	WHIP	PITCHER	IP	WLS	BF	H	R	ER	SO	BB	IBB	HBP	BLK	WP	HR	S	P	ERA	WHIP

Batter	1	2	3	4	5	6	7	8	9	AB R H RBI BB SO LOB	BOTTOM																								
												<p style="text-align: center;">Detroit Tigers @ Kansas City Royals Kauffman Stadium, Kansas City, MO Sun Oct 03 1999, 1:05 PM CDT</p> <p style="text-align: right;">livebaseballscorecards.com</p> <p>AB 0 R 0 H 0 RBI 0 BB 0 SO 0 LOB 0</p> 																							
Inning Stats											1B: 0 SF: 0 WP: 0 PA: 0 2B: 0 SAC: 0 FB: 0 3B: 0 DP: 0 SB: 0 HR: 0 HBP: 0 CS: 0																								
PITCHER	IP	WLS	BF	H	R	ER	SO	BB	IBB	HBP	BLK	WP	HR	S	P	ERA	WHIP	PITCHER	IP	WLS	BF	H	R	ER	SO	BB	IBB	HBP	BLK	WP	HR	S	P	ERA	WHIP