

Kansas City Royals - 2000

Batter	1	2	3	4	5	6	7	8	9	AB R H RBI BB SO LOB	TOP																	
Johnny Damon, L (1, 7) C X	0-2 G3		0-3 K			0-0 G4-3		0-1 G6-3	1-2 F7	5 0 0 0 0 1 1																		
Carlos Febles, R (1, 4) OBP: 0.250, SLG: 0.250 B X	1-0 F9				3-1 F8	2-2 G5-3		1-2 S 1B		4 0 1 0 0 0 0																		
Carlos Beltrán, S (1, 8) OBP: 0.500, SLG: 0.500 C F S	0-3 K				0-1 G2-3 1B		0-0 2B 1B	2-3 K 1-2		4 1 2 0 0 2 1																		
Jermaine Dye, R (1, 9) OBP: 0.250, SLG: 0.500 B X		1-1 G4-3			1-2 G2-3		0-0 29 1B 1B 1-H	1-1 G4-3		4 1 1 1 0 0 2																		
29 Mike Sweeney, R (1, 3) OBP: 0.500, SLG: 0.500 X		0-0 1B			3-3 K		2-0 1B 1B	0-0 G1-3		4 0 2 0 0 1 1																		
Joe Randa, R (1, 5) OBP: 0.500, SLG: 0.333 S T S X		0-2 F7			1-3 K		2-2 1-2 3-H 1B	4-2 2B 1B BB		3 1 1 1 1 1 1																		
Mark Quinn, R (1, 10) OBP: 0.250, SLG: 0.500 B T T C B B X		3-2 F9			2-1 G5-3		0-3 K	1-1 1-3 1B 2B		4 1 1 0 0 1 3																		
Brian Johnson, R (1, 2) Scott Pose, L (9, PH) Jeff Reboulet, R (9, 6)			2-2 G6-3		0-3 K		1-3 K	2-3 K		3 0 0 0 0 2 2 1 0 0 0 0 1 2 0 0 0 0 0 0 0																		
Rey Sanchez, R (1, 6) Gregg Zaun, S (9, PH) OBP: 1.000, SLG: 1.000 (9, 2)			1-1 G4-3			3-2 F9	1-2 P4	0-1 S 1B 2-H 3-H		3 0 0 0 0 0 2 1 0 1 2 0 0 0																		
Inning Stats	R: 0 E: 0 K: 1 S: 7	H: 0 LOB: 0 BB: 0 P: 8	R: 0 E: 0 K: 0 S: 11	H: 1 LOB: 1 BB: 0 P: 15	R: 0 E: 0 K: 1 S: 8	H: 0 LOB: 0 BB: 0 P: 11	R: 0 E: 0 K: 1 S: 12	H: 1 LOB: 1 BB: 0 P: 19	R: 0 E: 0 K: 2 S: 9	H: 0 LOB: 0 BB: 0 P: 12	R: 2 E: 0 K: 2 S: 16	H: 4 LOB: 2 BB: 0 P: 22	R: 0 E: 0 K: 1 S: 13	H: 1 LOB: 1 BB: 0 P: 17	R: 2 E: 0 K: 1 S: 14	H: 2 LOB: 1 BB: 1 P: 22	1B: 7 2B: 2 3B: 0 HR: 0	SF: 0 SAC: 0 DP: 0 HBP: 0	WP: 0 PB: 0 SB: 2 CS: 0	PA: 37								
PITCHER	IP WLS BF H R ER SO BB IBB HBP BLK WP HR S P ERA WHIP																											
David Wells, L (1, 1) ERA: 3.0	6.0		23	5	2	2	5	0	0	0	0	0	0	57	82	3.00	0.833											
Paul Quantrill, R (7, 1) ERA:	2.0	H	8	2	0	0	3	0	0	0	0	0	0	26	34	0.00	1.000											
Billy Koch, R (9, 1) ERA: 18.0	1.0	W	6	2	2	2	1	1	0	0	0	0	0	14	22	18.00	3.000											

Kansas City Royals @ Toronto Blue Jays
 SkyDome, Toronto, ON
 Mon Apr 03 2000, 4:05 PM EDT
 Att: 40,898 - Dome - 72 F

AB	36
R	4
H	9
RBI	4
BB	1
SO	9
LOB	15



Batter	1	2	3	4	5	6	7	8	9	AB	R	H	RBI	BB	SO	LOB
Shannon Stewart, R (1, 7) OBP: 0.667, SLG: 2.667	1-1 HR		2-2 F7		0-1 HR			0-0 SH		3	2	2	2	0	0	1
Homer Bush, R (1, 4)	1-3 K		2-2 G6-3		2-2 G6-3			1-2 G4-6-3		4	0	0	0	0	1	3
Raul Mondesi, R (1, 9)	2-3 K				1-1 G6-3			1-3 K		4	0	0	0	0	2	1
Carlos Delgado, L (1, 3)	3-2 L4				1-1 G6-3			1-2 G5-3		4	0	0	0	0	1	0
Brad Fullmer, L (1, 10)		0-0 F8			2-2 HR			1-1 G4-3		4	1	1	0	0	0	0
Tony Batista, R (1, 5)		1-0 F3			2-1 HR			0-1 1B		4	2	3	3	0	0	0
Darrin Fletcher, L (1, 2)		1-0 F7			1-0 F8			2-0 F9		3	0	0	0	0	0	0
José Cruz Jr., S (1, 8)			2-3 K					0-0 G4-3		3	0	0	0	0	1	0
Alex Gonzalez, R (1, 6)			2-1 2B					1-2 SH		3	0	2	0	0	0	0

Inning Stats	R: 1	H: 1	E: 0	K: 2	S: 13	LOB: 0	BB: 0	P: 20	R: 0	H: 0	E: 0	K: 0	S: 3	LOB: 0	BB: 0	P: 5	R: 0	H: 1	E: 0	K: 1	S: 14	LOB: 1	BB: 0	P: 22	R: 2	H: 2	E: 0	K: 0	S: 10	LOB: 0	BB: 0	P: 17	R: 1	H: 1	E: 0	K: 0	S: 11	LOB: 0	BB: 0	P: 16	R: 0	H: 0	E: 0	K: 0	S: 10	LOB: 0	BB: 0	P: 13	R: 0	H: 1	E: 0	K: 0	S: 4	LOB: 0	BB: 0	P: 6	R: 0	H: 1	E: 1	K: 1	S: 11	LOB: 1	BB: 0	P: 14	R: 1	H: 1	E: 0	K: 1	S: 7	LOB: 0	BB: 0	P: 11	1B: 3	SF: 0	2B: 1	SAC: 1	3B: 0	DP: 1	HR: 4	HBP: 0	WP: 0	PA: 33
--------------	------	------	------	------	-------	--------	-------	-------	------	------	------	------	------	--------	-------	------	------	------	------	------	-------	--------	-------	-------	------	------	------	------	-------	--------	-------	-------	------	------	------	------	-------	--------	-------	-------	------	------	------	------	-------	--------	-------	-------	------	------	------	------	------	--------	-------	------	------	------	------	------	-------	--------	-------	-------	------	------	------	------	------	--------	-------	-------	-------	-------	-------	--------	-------	-------	-------	--------	-------	--------


PITCHER	IP	WLS	BF	H	R	ER	SO	BB	IBB	HBP	BLK	WP	HR	S	P	ERA	WHIP
Jeff Suppan, R (1, 1) ERA: 7.2	5.0		20	5	4	4	3	0	0	0	0	0	3	51	80	7.20	1.000
49 Chris Fussell, R (6, 1) ERA:	3.0		10	2	0	0	1	0	0	0	0	0	0	25	33	0.00	0.667
Jerry Spradlin, R (9, 1) ERA: 13.5	0.2	L	3	1	1	1	1	0	0	0	0	0	1	7	11	13.50	1.500

BOTTOM

Kansas City Royals @ Toronto Blue Jays
 SkyDome, Toronto, ON
 Mon Apr 03 2000, 4:05 PM EDT
 Att. 40,898 - Dome - 72 F

livebaseballscorecards.com

AB	32
R	5
H	8
RBI	5
BB	0
SO	5
LOB	5



Batter	1	2	3	4	5	6	7	8	9	AB R H RBI BB SO LOB	TOP	
Johnny Damon, L (1, 7) B C B F S	2-3 K		2-1 G6-3		0-0 F7			0-1 E4 FC3-6 HBP		4 0 0 0 0 1 2	Kansas City Royals @ Toronto Blue Jays SkyDome, Toronto, ON Tue Apr 04 2000, 7:05 PM EDT Att: 13,514 - Dome - 72 F livebaseballscorecards.com	
Carlos Febles, R (1, 4) OBP: 0.375, SLG: 0.286 B F B X	2-1 F9			1-0 G4-3	2-0 1B			1-1 FC3-6 HBP		3 0 1 1 0 0 0		
Carlos Beltrán, S (1, 8) OBP: 0.250, SLG: 0.250 C F S	0-3 K			0-0 F8	2-1 G4-3			3-2 FC3-6 G6-4-3 1-2f 2-3		4 0 0 0 0 1 4		
Jermaine Dye, R (1, 9) OBP: 0.375, SLG: 0.857 C B C B B B		4-2 G6-3 WP BB		3-2 HR		1-2 G5-3		1-2 G6-4-3 1-2f		3 1 1 1 1 0 2		
29 Mike Sweeney, R (1, 3) OBP: 0.375, SLG: 0.500 C B F B	1-3 K		2-2 G6-3		3-2 G6-3			0-1 G5-4-3 2B		4 0 1 0 0 1 1		
Joe Randa, R (1, 5) OBP: 0.500, SLG: 0.571 C B B B B B	3-2 G6-3			0-1 1B SF9 2B	0-2 G6-3			0-0 G5-4-3 1B		4 1 2 0 0 0 1		
Mark Quinn, R (1, 10) OBP: 0.250, SLG: 0.375 C B B B B B	3-2 G6-3			0-0 1B HBP 1B		2-2 G1-3		0-1 G5-4-3 1-2f 2-3		4 1 1 0 0 0 3		
Brian Johnson, R (1, 2) OBP: 0.167, SLG: 0.200 Gregg Zaun, S (9, PH) OBP: 0.500, SLG: 0.500 C F C C			0-2 G3		1-0 SF9		0-0 G6-4-3 1B	1-0 G3		2 0 1 1 0 0 0 1 0 0 0 0 0 1		
Rey Sanchez, R (1, 6) X			0-0 L9		1-1 1B HBP		0-0 G6-4-3 1-2f			2 0 0 0 0 0 1		
Inning Stats	R: 0 E: 0 K: 2 S: 8 H: 0 LOB: 0 BB: 0 P: 12	R: 0 E: 0 K: 1 S: 12 H: 0 LOB: 1 BB: 1 P: 23	R: 0 E: 0 K: 0 S: 7 H: 0 LOB: 0 BB: 0 P: 9	R: 1 E: 0 K: 0 S: 11 H: 1 LOB: 0 BB: 0 P: 17	R: 2 E: 0 K: 0 S: 9 H: 3 LOB: 2 BB: 0 P: 15	R: 0 E: 0 K: 0 S: 11 H: 0 LOB: 0 BB: 0 P: 15	R: 0 E: 0 K: 0 S: 6 H: 1 LOB: 0 BB: 0 P: 8	R: 0 E: 1 K: 0 S: 9 H: 0 LOB: 1 BB: 0 P: 14	R: 0 E: 0 K: 0 S: 6 H: 2 LOB: 1 BB: 0 P: 7	1B: 4 2B: 2 3B: 0 HR: 1 SF: 1 SAC: 0 DP: 3 HBP: 2		WP: 1 PB: 0 SB: 0 CS: 0 PA: 35
PITCHER	IP WLS BF H R ER SO BB IBB HBP BLK WP HR S P ERA WHIP											
32 Roy Halladay, R (1, 1) ERA: 3.86	7.0 W 27 5 3 3 3 1 0 1 0 1 0 1 1 64 99 3.86 0.857											
Pedro Borbon, L (8, 1) ERA:	0.0 1 0 0 0 0 0 0 0 0 0 0 0 0 2 2 ∞ ∞											
John Frascatore, R (8, 1) ERA:	1.0 H 3 0 0 0 0 0 0 0 0 1 0 0 0 7 12 0.00 0.000											
Billy Koch, R (9, 1) ERA: 9.0	1.0 S 4 2 0 0 0 0 0 0 0 0 0 0 0 6 7 0.00 2.000											

Kansas City Royals @ Toronto Blue Jays
 SkyDome, Toronto, ON
 Tue Apr 04 2000, 7:05 PM EDT
 Att: 13,514 - Dome - 72 F

AB	31
R	3
H	7
RBI	3
BB	1
SO	3
LOB	15



Batter	1	2	3	4	5	6	7	8	9
Shannon Stewart, R OBP: 0.375, SLG: 1.500 (1, 7)	0-1 F9	3-3 K			2-1 HR	1-1 G4-6-3		0-1 G4-3	
Homer Bush, R (1, 4)	0-2 G5-3		0-1 F9		2-1 L9		1-3 K		
Raul Mondesi, R OBP: 0.375, SLG: 0.429 (1, 9)	0-0 FC6 1B		2-1 F3		1-2 2B		4-2 G6-3 WP 1B BB		
Carlos Delgado, L (1, 3)	2-0 FC6		2-0 G3		1-0 F7		1-1 G6-3		
Brad Fullmer, L OBP: 0.500, SLG: 0.333 (1, 10)		4-1 G4-3 HR BB		0-0 E3 G4-3		4-0 HBP 2B BB	1-0 1B		
Tony Batista, R OBP: 0.500, SLG: 1.286 (1, 5)		3-3 K	3-2 G4-3		1-0 2B HBP	1-2 F9			
Darrin Fletcher, L OBP: 0.143, SLG: 0.286 (1, 2)		0-0 G4-3	0-0 F7		0-0 WP 2B		1-0 F7		
José Cruz Jr., S OBP: 0.286, SLG: 0.667 (1, 8)		0-0 HR	2-1 G3-1		4-2 G4-6-3 BB		0-2 F8		
Alex Gonzalez, R OBP: 0.571, SLG: 0.833 (1, 6)		3-2 HBP			2-2 G6-3	1-3 K		1-1 2B	

Inning Stats	R: 0	H: 1	E: 0	LOB: 1	K: 0	BB: 0	S: 7	P: 9
	R: 2	H: 1	E: 0	LOB: 1	K: 2	BB: 1	S: 12	P: 25
	R: 0	H: 0	E: 0	LOB: 0	K: 0	BB: 0	S: 5	P: 9
	R: 0	H: 0	E: 1	LOB: 1	K: 0	BB: 0	S: 8	P: 13
	R: 1	H: 2	E: 0	LOB: 1	K: 0	BB: 0	S: 11	P: 19
	R: 2	H: 1	E: 0	LOB: 1	K: 1	BB: 2	S: 10	P: 21
	R: 1	H: 1	E: 0	LOB: 1	K: 1	BB: 1	S: 12	P: 20
	R: 0	H: 1	E: 0	LOB: 1	K: 0	BB: 0	S: 8	P: 10

PITCHER	IP	WLS	BF	H	R	ER	SO	BB	IBB	HBP	BLK	WP	HR	S	P	ERA	WHIP
Jay Witasick, R ERA: 9.0 (1, 1)	5.0	L	25	5	5	5	2	2	0	0	0	0	2	44	81	9.00	1.400
Dan Reichert, R ERA: 4.5 (6, 1)	2.0		8	1	1	1	2	2	0	0	0	2	0	21	35	4.50	1.500
Jerry Spradlin, R ERA: 5.4 (8, 1)	1.0		4	1	0	0	0	0	0	0	0	0	0	8	10	0.00	1.000


BOTTOM

Kansas City Royals @ Toronto Blue Jays
SkyDome, Toronto, ON
Tue Apr 04 2000, 7:05 PM EDT
Att: 13,514 - Dome - 72 F

AB	R	H	RBI	BB	SO	LOB
5	1	1	1	0	1	4
4	0	0	0	0	1	0
3	1	2	0	1	0	0
4	0	0	0	0	0	3
2	2	1	1	2	0	0
3	1	0	0	0	1	3
4	0	1	2	0	0	2
3	1	1	2	1	0	1
3	0	1	0	0	1	2

AB	31
R	6
H	7
RBI	6
BB	4
SO	4
LOB	15

livebaseballscorecards.com



WP	PA
2	37
PB	0
SB	2
CS	0

Batter	1	2	3	4	5	6	7	8	9	AB R H RBI BB SO LOB	TOP	
Johnny Damon, L (1, 7) C B X	1-1 F9		3-2 G3			3-2 F7		0-2 G6-3	2-3 K	5 0 0 0 0 1 0		
Carlos Febles, R (1, 4) OBP: 0.250, SLG: 0.182 C F X	0-2 G4-3		2-2 F9			2-0 F8		1-2 F8		4 0 0 0 0 0 0		
Carlos Beltrán, S (1, 8) OBP: 0.250, SLG: 0.250 C S S	0-3 K				2-2 F8	2-0 G2-3		0-0 BB 29 BB		4 1 1 0 0 1 0		
Jermaine Dye, R (1, 9) OBP: 0.417, SLG: 0.700 B C S S		2-3 K			0-0 G5-3		3-2 29 G4-3 1B	4-2 BB 29 BB		3 0 1 0 1 1 0		
29 Mike Sweeney, R (1, 3) OBP: 0.417, SLG: 0.727 Dave McCarty, R (8, 3) C F B B		1-3 K			2-0 HR		2-2 G4-3 1-2f	4-1 BB		3 1 1 1 1 1 1 0 0 0 0 0 0 0		
Joe Randa, R (1, 5) OBP: 0.583, SLG: 1.200 X C F B B		0-0 HR			0-0 P4		2-2 HR	4-0 BB		3 2 2 3 1 0 0		
Mark Quinn, R (1, 10) OBP: 0.333, SLG: 0.364 B B C B B		4-2 BB				2-1 F9	2-2 1B	2-1 G4-3		3 0 1 0 1 0 3		
Brian Johnson, R (1, 2) OBP: 0.200, SLG: 0.222 X C C C		0-2 L6				2-1 G6-3	2-1 1B		0-1 G6-3	4 0 1 0 0 0 1		
Rey Sanchez, R (1, 6) B B X			2-0 L9			0-0 F8	3-1 L9		0-0 G5-3	4 0 0 0 0 0 2		
Inning Stats	R: 0 E: 0 K: 1 S: 8 H: 0 LOB: 0 BB: 0 P: 9	R: 1 E: 0 K: 2 S: 14 H: 1 LOB: 1 BB: 1 P: 21	R: 0 E: 0 K: 0 S: 9 H: 0 LOB: 0 BB: 0 P: 16	R: 1 E: 0 K: 0 S: 6 H: 1 LOB: 0 BB: 0 P: 10	R: 0 E: 0 K: 0 S: 5 H: 0 LOB: 0 BB: 0 P: 9	R: 0 E: 0 K: 0 S: 7 H: 0 LOB: 0 BB: 0 P: 14	R: 1 E: 0 K: 0 S: 19 H: 4 LOB: 2 BB: 0 P: 33	R: 1 E: 0 K: 0 S: 12 H: 1 LOB: 3 BB: 3 P: 27	R: 0 E: 0 K: 1 S: 7 H: 0 LOB: 0 BB: 0 P: 9	1B: 4 2B: 0 3B: 0 HR: 3 SF: 0 SAC: 0 DP: 1 HBP: 0	WP: 0 PB: 0 SB: 0 CS: 0 PA: 37	
PITCHER	IP WLS BF H R ER SO BB IBB HBP BLK WP HR S P ERA WHIP											
Chris Carpenter, R (1, 1) ERA: 4.05	6.2 L 24 4 3 3 3 1 0 0 0 0 0 3 61 98 4.05 0.750											
Pete Munro, R (7, 1) ERA:	0.1 3 2 0 0 0 0 0 0 0 0 0 0 7 14 0.00 6.000											
Lance Painter, L (8, 1) ERA: 13.5	0.2 3 1 1 1 0 0 0 0 0 0 0 0 7 8 13.50 1.500											
Paul Quantrill, R (8, 1) ERA:	1.1 7 0 0 0 0 1 3 0 0 0 0 0 0 12 28 0.00 2.250											

Kansas City Royals @ Toronto Blue Jays
 SkyDome, Toronto, ON
 Wed Apr 05 2000, 7:05 PM EDT
 Att. 14,957 - Dome - 72 F

AB	33
R	4
H	7
RBI	4
BB	4
SO	4
LOB	7



Batter	1	2	3	4	5	6	7	8	9	AB	R	H	RBI	BB	SO	LOB
Shannon Stewart, R (1, 7) OBP: 0.333, SLG: 1.091	1-2 HBP		0-0 L4			1-0 F9	1-2 F8			3	0	0	0	0	0	2
Homer Bush, R (1, 4) OBP: 0.250, SLG: 0.100	2-3 K			1-1 G6-4-3 1B		4-1 BB		4-2 CS BB		2	0	1	0	2	1	1
Raul Mondesi, R (1, 9) OBP: 0.250, SLG: 0.273	3-2 G6-3			2-2 G6-4-3 1-2f		0-1 G1-3		2-3 K		4	0	0	0	0	1	4
Carlos Delgado, L (1, 3)	2-2 G6-3			2-1 F7			4-0 2B BB	3-1 G1-3-1		3	1	0	0	1	0	1
Tony Batista, R (1, 5)		1-1 G6-3			1-0 G5-3		2-2 FC1-6 1B 2B		2-2 HR	4	2	2	2	0	0	0
Marty Cordova, R (1, 10) Brad Fullmer, L (7, PH) OBP: 0.500, SLG: 0.286		0-1 G5-3			1-3 K		4-0 FC1-6 BB		2-3 K	2	0	0	0	0	1	0
José Cruz Jr., S (1, 8)		2-2 F9			0-0 1B		0-0 FC1-6 G3 1B		4-1 E S FC5-2-5 BB	3	0	1	0	1	0	2
Alex Gonzalez, R (1, 6)			1-1 F3		0-3 K		1-1 G3 1B		0-2 FC5-2-5	4	0	1	1	0	1	2
Alberto Castillo, R (1, 2) Darrin Fletcher, L (7, PH) (8, 2)			3-2 L5			1-1 F8	0-1 G3		0-0 G3	2	0	0	0	0	0	0

Inning Stats	R: 0	H: 0	E: 0	K: 1	S: 12	R: 0	H: 0	E: 0	K: 0	S: 7	R: 0	H: 0	E: 0	K: 0	S: 7	R: 0	H: 1	E: 0	K: 0	S: 8	R: 0	H: 1	E: 0	K: 2	S: 8	R: 0	H: 0	E: 0	K: 0	S: 6	R: 2	H: 2	E: 0	K: 0	S: 11	R: 0	H: 0	E: 0	K: 1	S: 8	R: 1	H: 1	E: 0	K: 1	S: 12	1B: 3	SF: 0	2B: 1	SAC: 0	3B: 0	DP: 1	HR: 1	HBP: 1	WP: 0	PA: 36
--------------	------	------	------	------	-------	------	------	------	------	------	------	------	------	------	------	------	------	------	------	------	------	------	------	------	------	------	------	------	------	------	------	------	------	------	-------	------	------	------	------	------	------	------	------	------	-------	-------	-------	-------	--------	-------	-------	-------	--------	-------	--------

PITCHER	IP	WLS	BF	H	R	ER	SO	BB	IBB	HBP	BLK	WP	HR	S	P	ERA	WHIP
50 José Rosado, L (1, 1) ERA: 3.0	6.0	W	23	3	2	2	3	2	0	0	0	0	0	51	85	3.00	0.833
Jose Santiago, R (7, 1) ERA:	2.0	H	8	1	0	0	1	2	0	0	0	0	0	16	31	0.00	1.500
Ricky Bottalico, R (9, 1) ERA: 9.0	1.0	S	5	1	1	1	1	1	0	0	0	0	1	12	20	9.00	2.000

BOTTOM

Kansas City Royals @ Toronto Blue Jays
 SkyDome, Toronto, ON
 Wed Apr 05 2000, 7:05 PM EDT
 Att. 14,957 - Dome - 72 F

livebaseballscores.com

AB	30
R	3
H	5
RBI	3
BB	5
SO	5
LOB	15



Batter	1	2	3	4	5	6	7	8	9	AB	R	H	RBI	BB	SO	LOB	TOP
Johnny Damon, L (1, 7) <small>OBP: 0.100, SLG: 0.100</small>	1-3 	3-1 G1-3 			0-1 L4 	1-1 E 29 1B BB 	0-0 L8 		2-1 G1-3 1B 	6	1	2	1	0	1	3	
Carlos Febles, R (1, 4) <small>OBP: 0.333, SLG: 0.200</small>	4-1 		1-2 G4-3 		0-0 F3 	4-1 E 29 1B BB 	3-1 		3-2 G1-3 	4	1	1	1	2	0	2	
Carlos Beltrán, S (1, 8) <small>OBP: 0.278, SLG: 0.294</small>	0-3 		3-2 29 1B 2B 		2-1 G4-3 	1-2 E3 29 1B 1B 	0-0 G4-3 		4-0 	5	1	1	0	1	1	5	
Jermaine Dye, R (1, 9) <small>OBP: 0.444, SLG: 0.733</small>	4-2 		1-3 		0-2 29 1B 2B 	1-2 	2-2 1B 2B 		2-2 F8 	5	1	2	0	1	2	7	
29 Mike Sweeney, R (1, 3) <small>OBP: 0.500, SLG: 0.733</small> Dave McCarty, R (8, PH) (8, 3)	1-0 F9 		0-0 		1-2 29 1B 	0-2 1B 	2-3 			4	2	3	2	0	0	2	
Joe Randa, R (1, 5) <small>OBP: 0.588, SLG: 1.000</small>		3-2 FC3-6 1B 	3-3 		1-2 29 1B 	0-0 E9 1B 	1-0 		2-3 G5-4-3 1B 	5	0	3	2	0	1	3	
Mark Quinn, R (1, 10) <small>OBP: 0.375, SLG: 0.357</small> Scott Pose, L (8, PH)		1-0 		3-3 	1-2 1B BB 	0-2 	0-0 G5-4-3 		0-0 G5-4-3 	3	1	1	0	1	2	1	
Gregg Zaun, S (1, 2) <small>OBP: 0.571, SLG: 0.500</small>		2-1 FC3-6 BB 		1-0 	1-2 1B 	2-2 1B BB 1B 	3-2 P5 		4-2 G1-3 1B BB 	4	1	2	0	1	0	2	
Rey Sanchez, R (1, 6) <small>OBP: 0.286, SLG: 0.167</small> Luis Ordaz, R (7, PR) (7, 6)		4-2 		1-0 L4-3 	1-2 BB 1B 	0-2 		1-2 F9 		3	1	2	0	1	0	1	
Inning Stats	R: 0 E: 0 K: 2 S: 11 H: 0 LOB: 2 BB: 2 P: 21	R: 0 E: 0 K: 0 S: 10 H: 2 LOB: 2 BB: 1 P: 23	R: 0 E: 0 K: 2 S: 15 H: 2 LOB: 2 BB: 0 P: 23	R: 0 E: 0 K: 1 S: 5 H: 1 LOB: 0 BB: 0 P: 10	R: 0 E: 0 K: 0 S: 5 H: 0 LOB: 0 BB: 0 P: 7	R: 9 E: 2 K: 2 S: 30 H: 7 LOB: 1 BB: 2 P: 51	R: 0 E: 0 K: 0 S: 10 H: 2 LOB: 2 BB: 0 P: 16	R: 0 E: 0 K: 1 S: 9 H: 2 LOB: 1 BB: 0 P: 14	R: 0 E: 0 K: 0 S: 14 H: 1 LOB: 3 BB: 2 P: 30	1B: 14 2B: 4 3B: 0 HR: 0 SF: 0 SAC: 0 DP: 2 HBP: 0	WP: 0 PB: 0 SB: 2 CS: 0	PA: 49	AB 42 R 9 H 17 RBI 6 BB 7 SO 8 LOB 30				
PITCHER Kelvim Escobar, R (1, 1) <small>ERA: 5.06</small> Pedro Borbon, L (6, 1) <small>ERA:</small> Pete Munro, R (6, 1) <small>ERA:</small>	IP WLS BF H R ER SO BB IBB HBP BLK WP HR S P ERA WHIP	IP WLS BF H R ER SO BB IBB HBP BLK WP HR S P ERA WHIP	IP WLS BF H R ER SO BB IBB HBP BLK WP HR S P ERA WHIP	IP WLS BF H R ER SO BB IBB HBP BLK WP HR S P ERA WHIP	IP WLS BF H R ER SO BB IBB HBP BLK WP HR S P ERA WHIP	IP WLS BF H R ER SO BB IBB HBP BLK WP HR S P ERA WHIP	IP WLS BF H R ER SO BB IBB HBP BLK WP HR S P ERA WHIP	IP WLS BF H R ER SO BB IBB HBP BLK WP HR S P ERA WHIP	IP WLS BF H R ER SO BB IBB HBP BLK WP HR S P ERA WHIP	ERA WHIP	ERA WHIP						

Kansas City Royals @ Toronto Blue Jays
 SkyDome, Toronto, ON
 Thu Apr 06 2000, 12:35 PM EDT
 Att. 14,336 - Dome - 72 F


livebaseballscorecards.com

Batter	1	2	3	4	5	6	7	8	9	AB R H RBI BB SO LOB	TOP																
Todd Walker, L (1, 4) OBP: 0.263, SLG: 0.263	2-2 G3-1	1-3 K		1-0 1B		0-0 1B		1-1 G6-4-3		5 0 2 0 0 1 4																	
Cristian Guzman, S (1, 6) OBP: 0.409, SLG: 0.591	2-2 G5-3 1B	3-1 K 1-H 2-H 3-H		1-3 K		0-0 F7		0-3 K		5 0 2 3 0 2 4																	
Matt Lawton, L (1, 9) OBP: 0.333, SLG: 0.409	1-1 G5-3 1-2	2-1 G3		2-3 K		1-0 1B			1-1 G1-3	5 0 1 0 0 1 5																	
Butch Huskey, R (1, 10) OBP: 0.118, SLG: 0.125	0-2 P5		2-3 K2-3		3-2 F9		2-3 K		0-1 G1-3	5 0 0 0 0 2 3																	
Corey Koskie, L (1, 5) OBP: 0.375, SLG: 0.500		4-2 1B G3-1 BB		0-3 K		0-0 E WP 2B		1-0 F8	4-0 DI BB	3 2 1 0 2 1 0																	
Ron Coomer, R (1, 3) OBP: 0.278, SLG: 0.188		1-1 BB G3-1 3B 1B		2-1 G6-3		2-1 F9		0-0 F9	1-1 F9	5 1 1 0 0 0 2																	
Jacque Jones, L (1, 7) OBP: 0.500, SLG: 0.700				0-0 G3-1		3-2 G3-1		0-0 1B		4 1 2 2 0 0 1																	
Matthew LeCroy, R (1, 2) OBP: 0.300, SLG: 0.333		4-2 BB 3B BB		1-2 1B 1B 1B		1-1 F3		0-0 F8		3 1 1 0 1 0 1																	
Torii Hunter, R (1, 8) OBP: 0.375, SLG: 0.357		4-2 1B 3B BB		0-2 1B 1B		1-1 P4		2-1 G6-4-3 1B		3 1 2 0 1 0 0																	
Inning Stats	R: 0 E: 0 K: 0 S: 15	H: 1 LOB: 1 BB: 0 P: 20	R: 4 E: 0 K: 1 S: 19	H: 2 LOB: 1 BB: 3 P: 38	R: 0 E: 0 K: 2 S: 9	H: 0 LOB: 0 BB: 0 P: 13	R: 0 E: 0 K: 2 S: 16	H: 3 LOB: 3 BB: 0 P: 24	R: 2 E: 1 K: 0 S: 11	H: 2 LOB: 0 BB: 0 P: 18	R: 0 E: 0 K: 1 S: 8	H: 2 LOB: 2 BB: 0 P: 12	R: 0 E: 0 K: 0 S: 4	H: 1 LOB: 1 BB: 0 P: 5	R: 0 E: 0 K: 1 S: 7	H: 1 LOB: 0 BB: 0 P: 10	R: 0 E: 0 K: 0 S: 6	H: 0 LOB: 1 BB: 1 P: 12	1B: 9 2B: 1 3B: 1 HR: 1	SF: 0 SAC: 0 DP: 1 HBP: 0	WP: 1 PB: 0 SB: 0 CS: 0	PA: 42					
PITCHER	IP WLS BF H R ER SO BB IBB HBP BLK WP HR S P ERA WHIP																										
Mac Suzuki, R (1, 1) ERA: 9.0	4.0		21	6	4	4	5	3	0	0	0	0	0	59	95	9.00	2.250										
49 Chris Fussell, R (5, 1) ERA:	4.0	W	17	6	2	0	2	0	0	0	0	1	1	30	45	0.00	1.500										
Dan Reichert, R (9, 1) ERA: 3.0	1.0		4	0	0	0	0	1	0	0	0	0	0	6	12	0.00	1.000										

Minnesota Twins @ Kansas City Royals
Kauffman Stadium, Kansas City, MO
Fri Apr 07 2000, 1:05 PM CDT
Att. 40,474 - Cloudy - 63 F

AB	38
R	6
H	12
RBI	5
BB	4
SO	7
LOB	20



Batter	1	2	3	4	5	6	7	8	9	AB R H RBI BB SO LOB	TOP	
Todd Walker, L (1, 4) OBP: 0.250, SLG: 0.375	1-0 F7		3-1 G3-1		2-2 HR		0-0 G6-3		1-1 FC4-6 1-2f	5 1 1 1 0 0 1		
Denny Hocking, S (1, 6) OBP: 0.400, SLG: 0.900	2-1 F8		1-3 K		0-0 3B		1-3 K			4 0 1 0 0 2 0		
Matt Lawton, L (1, 9) OBP: 0.321, SLG: 0.360	1-0 G1			4-0 2B FC6-3 BB	2-0 G4-3			2-1 G4-3		3 1 0 0 1 0 1		
David Ortiz, L (1, 3) OBP: 0.429, SLG: 0.455		4-2 1B BB		0-2 FC6-3 1-3 2B		4-1 FC5 1B BB		1-1 E8 G1-3		1 0 1 0 2 0 0 1 0 0 0 0 0 0		
Ron Coomer, R (6, 3) OBP: 0.263, SLG: 0.176												
Corey Koskie, L (1, 5) OBP: 0.350, SLG: 0.444		2-3 K		1-2 G1-3		0-1 FC5 1B		1-1 G1-3		4 0 1 0 0 1 4		
Butch Huskey, R (1, 10) OBP: 0.143, SLG: 0.150		2-2 1B		0-0 FC6-3		0-1 FC5		0-3 K		4 0 1 1 0 1 4		
Jacque Jones, L (1, 7) OBP: 0.417, SLG: 0.583		1-3 K		2-3 3-H K		1-2 F7			0-1 G6-3	4 0 0 0 0 2 5	AB 34 R 2 H 6 RBI 2 BB 3 SO 8 LOB 19	
Marcus Jensen, S (1, 2) OBP: 0.250, SLG: 0.250		0-0 G4-3			0-0 G6-3	1-3 K			2-2 F7	4 0 0 0 0 1 4		
Torii Hunter, R (1, 8) OBP: 0.350, SLG: 0.333			2-3 K		1-2 G5-3		1-2 G6-3		1-2 FC4-6 1B	4 0 1 0 0 1 0		
Inning Stats	R: 0 E: 0 K: 0 S: 4 H: 0 LOB: 0 BB: 0 P: 8	R: 0 E: 0 K: 2 S: 19 H: 1 LOB: 2 BB: 1 P: 28	R: 0 E: 0 K: 2 S: 8 H: 0 LOB: 0 BB: 0 P: 14	R: 1 E: 0 K: 1 S: 11 H: 1 LOB: 1 BB: 1 P: 19	R: 1 E: 0 K: 0 S: 10 H: 2 LOB: 1 BB: 0 P: 15	R: 0 E: 0 K: 1 S: 11 H: 1 LOB: 2 BB: 1 P: 17	R: 0 E: 0 K: 1 S: 7 H: 0 LOB: 0 BB: 0 P: 9	R: 0 E: 1 K: 1 S: 9 H: 0 LOB: 1 BB: 0 P: 13	R: 0 E: 0 K: 0 S: 10 H: 1 LOB: 1 BB: 0 P: 14	1B: 3 2B: 1 3B: 1 HR: 1 SF: 0 SAC: 0 DP: 0 HBP: 0	WP: 0 PB: 0 SB: 0 CS: 0 PA: 37	
PITCHER	IP WLS BF H R ER SO BB IBB HBP BLK WP HR S P ERA WHIP											
Jeff Suppan, R (1, 1) ERA: 4.91	6.0 W 26 5 2 2 6 3 0 0 0 0 0 1 63 101 3.00 1.333											
Jose Santiago, R (7, 1) ERA:	3.0 S 11 1 0 0 2 0 0 0 0 0 0 0 26 36 0.00 0.333											

Minnesota Twins @ Kansas City Royals
Kauffman Stadium, Kansas City, MO

Sat Apr 08 2000, 1:05 PM CDT
Att. 17,133 - Sunny - 60 F

livebaseballscorecards.com

Batter	1	2	3	4	5	6	7	8	9
Johnny Damon, L (1, 7) <small>OBP: 0.207, SLG: 0.321</small>	0-1 		0-0 F8			1-0 	0-0 SF8		
Carlos Febles, R (1, 4) <small>OBP: 0.407, SLG: 0.348</small>	1-0 L6			2-0 G5-3		2-1 G6-3	0-1 		
Carlos Beltrán, S (1, 8) <small>OBP: 0.259, SLG: 0.320</small>	0-1 SF9			1-2 P6		3-2 		0-0 	
Jermaine Dye, R (1, 9) <small>OBP: 0.481, SLG: 0.833</small>	2-2 F7			1-1 E9		1-2 		0-1 L8	
29 Mike Sweeney, R (1, 3) <small>OBP: 0.440, SLG: 0.833</small> Dave McCarty, R (9, 3)		1-0 G1-3		2-1 L8		1-2 F3		0-2 F8	
Joe Randa, R (1, 5) <small>OBP: 0.538, SLG: 0.773</small>		2-2 L8			0-0 L5		1-1 	2-1 L5	
Mark Quinn, R (1, 10) <small>OBP: 0.333, SLG: 0.286</small>		1-1 G5-3			1-1 G1-3		1-1 F9		
Gregg Zaun, S (1, 2) <small>OBP: 0.417, SLG: 0.364</small>			2-3 K		2-1 F9		0-1 		
Rey Sanchez, R (1, 6) <small>OBP: 0.286, SLG: 0.263</small>			1-0 G6-3			1-2 G6-3	0-1 		

Inning Stats	R: 1	H: 1	E: 0	K: 0	S: 8	R: 0	H: 0	E: 0	K: 0	S: 6	R: 0	H: 0	E: 0	K: 1	S: 5	R: 0	H: 1	E: 1	K: 0	S: 8	R: 0	H: 0	E: 0	K: 0	S: 5	R: 2	H: 3	E: 0	K: 0	S: 16	R: 2	H: 4	E: 0	K: 0	S: 11	R: 0	H: 1	E: 0	K: 0	S: 10
	LOB: 0	BB: 0	P: 11			LOB: 0	BB: 0	P: 10			LOB: 1	BB: 1	P: 14			LOB: 1	BB: 0	P: 8			LOB: 2	BB: 0	P: 13			LOB: 1	BB: 0	P: 12			1B: 7	SF: 2	2B: 2	SAC: 0	3B: 1	DP: 0	HR: 0	HBP: 0		

PITCHER	IP	WLS	BF	H	R	ER	SO	BB	IBB	HBP	BLK	WP	HR	S	P	ERA	WHIP
Brad Radke, R (1, 1) <small>ERA: 8.74</small>	6.1	L	27	8	5	5	1	0	0	0	0	0	0	56	86	7.11	1.263
Eddie Guardado, L (7, 1) <small>ERA:</small>	0.2		2	1	0	0	0	0	0	0	0	0	0	3	3	0.00	1.500
LaTroy Hawkins, R (8, 1) <small>ERA: 3.6</small>	1.0		4	1	0	0	0	0	0	0	0	0	0	10	12	0.00	1.000

BOTTOM

Minnesota Twins @ Kansas City Royals
 Kauffman Stadium, Kansas City, MO

livebaseballscores.com

AB	31
R	5
H	10
RBI	5
BB	0
SO	1
LOB	8



WP	PA	ERA	WHIP
0	33		

Sat. Apr. 08 2000, 1:05 PM CDT
 Att. 17,133 - Sunny - 60 F

Batter	1	2	3	4	5	6	7	8	9	AB R H RBI BB SO LOB	TOP		
Todd Walker, L (1, 4) OBP: 0.241, SLG: 0.321 Jason Maxwell, R (8, 4) OBP: 0.250, SLG: 0.250	0-3 K		0-0 F8		4-0 1B BB	2-3 K		0-0 G5-3		4 1 0 0 1 2 2 0 0 0 0 0 0 0	Minnesota Twins @ Kansas City Royals Kauffman Stadium, Kansas City, MO Sun Apr 09 2000, 1:05 PM CDT Att. 20,480 - Sunny - 65 F		
Cristian Guzman, S (1, 6) OBP: 0.407, SLG: 0.538	2-1 F7		3-2 HR 1B		2-1 F8	0-0 G3		4-0 G4-6-3 BB		4 1 1 0 1 0 2			
Matt Lawton, L (1, 9) OBP: 0.364, SLG: 0.533 Denny Hocking, S (8, 9) OBP: 0.400, SLG: 0.900	0-0 HR 2B		2-0 1-H HR		1-0 1-H 1B	3-2 G3-1		0-1 G4-6-3 1-2f		5 2 3 4 0 0 2 0 0 0 0 0 0 0			
Butch Huskey, R (1, 10) OBP: 0.200, SLG: 0.375 Midre Cummings, L (9, PH) OBP: 0.800, SLG: 1.200	3-2 2-H HR		1-0 G5-3		1-3 K		2-2 1B 2B		1-2 G4-3 2B	4 2 2 2 0 1 1 1 0 1 0 0 0 0			
Corey Koskie, L (1, 5) OBP: 0.360, SLG: 0.435	0-0 G4-3		1-2 G3		1-0 HR 1B	3-2 HR 1B		3-1 L7		5 2 2 1 0 0 1			
Ron Coomer, R (1, 3) OBP: 0.292, SLG: 0.500		0-0 F9		1-1 F9	0-0 1-H HR	1-0 1-H HR		1-2 G4-3		5 2 2 4 0 0 1			
Jacque Jones, L (1, 7) OBP: 0.379, SLG: 0.621		2-2 G6-3		1-3 K	0-0 HR	0-0 G4-3		0-0 G4-3		5 1 1 1 0 1 1			
Matthew LeCroy, R (1, 2) OBP: 0.357, SLG: 0.615		1-1 G5-3		3-3 K	0-1 HR	2-2 G4-6-3 1B				4 1 2 1 0 1 0			
Torii Hunter, R (1, 8) OBP: 0.375, SLG: 0.455		2-0 1B HR 2B		2-0 F9	0-0 G3 2B	1-1 G4-6-3 1-2f				4 1 2 0 0 0 1			
Inning Stats	R: 2 H: 2 E: 0 LOB: 0 K: 1 BB: 0 S: 11 P: 16	R: 0 H: 0 E: 0 LOB: 0 K: 0 BB: 0 S: 6 P: 9	R: 3 H: 3 E: 0 LOB: 0 K: 0 BB: 0 S: 10 P: 19	R: 0 H: 0 E: 0 LOB: 0 K: 2 BB: 0 S: 8 P: 13	R: 1 H: 1 E: 1 LOB: 1 K: 1 BB: 1 S: 7 P: 17	R: 4 H: 5 E: 0 LOB: 1 K: 1 BB: 0 S: 15 P: 21	R: 3 H: 4 E: 0 LOB: 0 K: 0 BB: 0 S: 16 P: 25	R: 0 H: 0 E: 0 LOB: 0 K: 0 BB: 1 S: 3 P: 7	R: 0 H: 1 E: 0 LOB: 1 K: 0 BB: 0 S: 11 P: 16	1B: 5 SF: 0 2B: 5 SAC: 0 3B: 0 DP: 2 HR: 6 HBP: 0		WP: 0 PA: 43 PB: 0 SB: 0 CS: 0	
PITCHER	IP WLS BF H R ER SO BB IBB HBP BLK WP HR S P ERA WHIP											PITCHER	IP WLS BF H R ER SO BB IBB HBP BLK WP HR S P ERA WHIP
Jay Witasick, R (1, 1) ERA: 9.31	4.2 L 21 6 6 5 3 1 0 0 0 0 0 2 39 70 9.64 1.500												
Brad Rigby, R (5, 1) ERA: 18.69	1.1 12 8 7 7 2 0 0 0 0 0 4 27 40 47.25 6.000												
Jerry Spradlin, R (7, 1) ERA: 1.93	3.0 10 2 0 0 0 1 0 0 0 0 0 0 21 33 0.00 1.000												

livebaseballscorecards.com

AB	41
R	13
H	16
RBI	13
BB	2
SO	5
LOB	11



Batter	1	2	3	4	5	6	7	8	9	AB R H RBI BB SO LOB	TOP																
Denny Hocking, S (1, 7) OBP: 0.267, SLG: 0.600	1-2 G6-3		1-2 G5-3			0-1 G6-3	3-1 P6		2-0 P7	5 0 0 0 0 0 1																	
Cristian Guzman, S (1, 6) OBP: 0.375, SLG: 0.484	0-0 F8		2-1 G5-3			0-1 BLK E 1B		3-2 E3	1-2 G4-3	5 1 1 0 0 0 1																	
Matt Lawton, L (1, 9) OBP: 0.351, SLG: 0.529	2-2 G3-1				2-2 G6-3	0-1 1-H E6 2B		1-3 K		4 1 1 1 0 1 0																	
Butch Huskey, R (1, 10) OBP: 0.207, SLG: 0.357		2-1 P4			1-2 L4	1-0 F7		2-2 1B		4 0 1 0 0 0 1																	
Ron Coomer, R (1, 3) OBP: 0.321, SLG: 0.520		4-2 2B G4-3 BB			2-2 L8	1-2 3-H 2B		0-3 K		3 1 1 1 1 1 1																	
Matthew LeCroy, R (1, 2) OBP: 0.444, SLG: 0.688		2-1 G4-3 1-3 2B				3-2 1B			0-3 K	3 0 2 0 1 1 0																	
Corey Koskie, L (1, 5) OBP: 0.345, SLG: 0.444		0-0 G4-3			1-1 F8	0-1 L9			3-2 HR 2B	4 1 1 1 0 0 4																	
Torii Hunter, R (1, 8) OBP: 0.346, SLG: 0.417		2-2 G4-3			0-2 P4		1-3 K		1-2 HR	2 0 0 0 0 0 2																	
Jacque Jones, L (7, PH) OBP: 0.387, SLG: 0.710									2-H HR	2 1 1 2 0 1 0																	
Jason Maxwell, R (1, 4) OBP: 0.167, SLG: 0.167			1-1 L7			2-2 F8		2-3 K	4-1 BLK BB	2 0 0 0 0 0 1																	
Todd Walker, L (7, PH) OBP: 0.258, SLG: 0.310										1 0 0 0 1 1 0																	
Inning Stats	R: 0 E: 0 K: 0 S: 7	H: 0 LOB: 0 BB: 0 P: 10	R: 1 E: 0 K: 0 S: 13	H: 1 LOB: 1 BB: 1 P: 23	R: 0 E: 0 K: 0 S: 7	H: 0 LOB: 0 BB: 0 P: 11	R: 0 E: 0 K: 0 S: 11	H: 0 LOB: 0 BB: 0 P: 16	R: 0 E: 0 K: 0 S: 13	H: 1 LOB: 1 BB: 0 P: 19	R: 2 E: 1 K: 0 S: 15	H: 3 LOB: 2 BB: 1 P: 21	R: 0 E: 0 K: 2 S: 8	H: 0 LOB: 0 BB: 0 P: 14	R: 0 E: 1 K: 2 S: 16	H: 1 LOB: 1 BB: 0 P: 22	R: 2 E: 0 K: 1 S: 14	H: 2 LOB: 1 BB: 1 P: 25	1B: 3 2B: 4 3B: 0 HR: 1	SF: 0 SAC: 0 DP: 0 HBP: 0	WP: 0 PB: 0 SB: 0 CS: 0	PA: 38					
PITCHER	IP WLS BF H R ER SO BB IBB HBP BLK WP HR S P ERA WHIP																										
50 José Rosado, L (1, 1) ERA: 3.75	6.0		25	5	3	3	0	2	0	0	1	0	0	66	100	4.50	1.167										
Dan Reichert, R (7, 1) ERA: 1.8	2.0	H	7	1	0	0	4	0	0	0	0	0	0	24	36	0.00	0.500										
Ricky Bottalico, R (9, 1) ERA: 13.5	1.0	W	6	2	2	2	1	1	0	0	1	0	1	14	25	18.00	3.000										

Minnesota Twins @ Kansas City Royals
Kauffman Stadium, Kansas City, MO
Mon Apr 10 2000, 1:05 PM CDT
Att. 13,252 - Sunny - 60 F

livebaseballscorecards.com

AB	35
R	5
H	8
RBI	5
BB	3
SO	5
LOB	11



Batter	1	2	3	4	5	6	7	8	9	AB R H RBI BB SO LOB
Johnny Damon, L (1, 7) <small>OBP: 0.256, SLG: 0.417</small>	1-2 		1-3 		0-0 	0-3 			2-1 	5 2 2 1 0 2 3
Carlos Febles, R (1, 4) <small>OBP: 0.371, SLG: 0.323</small>	1-0 		1-1 		1-1 	1-3 				3 0 1 0 0 1 2
Carlos Beltrán, S (1, 8) <small>OBP: 0.278, SLG: 0.441</small>	2-0 		2-1 		1-1 		1-1 			4 0 1 2 0 0 0
Jermaine Dye, R (1, 9) <small>OBP: 0.486, SLG: 0.871</small>	2-0 		0-0 		4-0 		3-2 			3 0 1 0 1 0 2
29 Mike Sweeney, R (1, 3) <small>OBP: 0.394, SLG: 0.813</small> Dave McCarty, R (8, 3) <small>OBP: 0.200, SLG: 0.200</small>	1-2 			1-1 	0-2 		2-0 			4 0 1 0 0 0 3 0 0 0 0 0 0 0
Joe Randa, R (1, 5) <small>OBP: 0.500, SLG: 0.700</small>		2-1 		0-0 		1-3 		1-2 		4 2 3 0 0 1 0
Mark Quinn, R (1, 10) <small>OBP: 0.357, SLG: 0.400</small>		1-0 		1-1 		0-0 		1-1 		4 1 2 1 0 0 3
Brian Johnson, R (1, 2) <small>OBP: 0.286, SLG: 0.421</small>		0-0 		4-1 		1-0 		0-2 		3 0 1 1 1 0 2
Jeff Reboulet, R (1, 6) <small>OBP: 0.500, SLG: 0.500</small>			1-2 	2-2 		0-1 		1-2 		4 1 2 0 0 0 3

Inning Stats	R: 1	H: 2	E: 0	K: 10	S: 10	R: 0	H: 1	E: 0	K: 0	S: 4	R: 1	H: 3	E: 0	K: 1	S: 11	R: 1	H: 2	E: 0	K: 0	S: 9	R: 0	H: 0	E: 1	K: 0	S: 8	R: 1	H: 3	E: 0	K: 3	S: 15	R: 0	H: 0	E: 0	K: 0	S: 7	R: 1	H: 2	E: 0	K: 0	S: 14	R: 1	H: 1	E: 0	K: 0	S: 2	1B: 7	2B: 6	3B: 0	HR: 1	SF: 0	SAC: 1	DP: 4	HBP: 0	WP: 1	PB: 0	SB: 1	CS: 0	PA: 37
--------------	------	------	------	-------	-------	------	------	------	------	------	------	------	------	------	-------	------	------	------	------	------	------	------	------	------	------	------	------	------	------	-------	------	------	------	------	------	------	------	------	------	-------	------	------	------	------	------	-------	-------	-------	-------	-------	--------	-------	--------	-------	-------	-------	-------	--------

PITCHER	IP	WLS	BF	H	R	ER	SO	BB	IBB	HBP	BLK	WP	HR	S	P	ERA	WHIP
Sean Bergman, R (1, 1) <small>ERA: 9.72</small>	5.1		27	11	4	4	2	2	0	0	0	1	0	49	80	6.75	2.438
LaTroy Hawkins, R (6, 1) <small>ERA: 4.7</small>	2.2	L	10	3	2	2	2	0	0	0	0	0	1	31	43	6.75	1.125

MINNESOTA TWINS @ KANSAS CITY ROYALS
Kauffman Stadium, Kansas City, MO

Mon Apr 10 2000, 1:05 PM CDT
 Att. 13,252 - Sunny - 60 F

AB	34
R	6
H	14
RBI	5
BB	2
SO	4
LOB	18

livebaseballscorecards.com

Batter	1	2	3	4	5	6	7	8	9	10	11	12	AB R H RBI BB SO LOB	TOP												
Brady Anderson, L (1, 8) OBP: 0.357, SLG: 0.375	2-2 F8	1-0 1B			2-2 HR		0-3 K		1-1 1B		4-1 CS		5 1 3 3 1 1 0	Baltimore Orioles @ Kansas City Royals Kauffman Stadium, Kansas City, MO Tue Apr 11 2000, 7:05 PM CDT Att. 13,080 - Cloudy - 62 F												
Delino DeShields, L (1, 4) OBP: 0.382, SLG: 0.400	4-2 BB	1-1 G4-3			1-3 K		1-1 2B		3-2 F9		2-1 F9		5 1 1 0 1 1 3													
B.J. Surhoff, L (1, 7) OBP: 0.333, SLG: 0.355	2-2 F8		0-0 F8		3-2 G3-1		2-1 F7		3-2 P4		0-2 CS	3-2 G6-3	6 0 0 0 0 0 3													
Albert Belle, R (1, 9) OBP: 0.455, SLG: 0.704	1-1 F8		1-0 G6-3			1-0 F8	2-0 1B		0-2 1B			1-1 G3-6	6 0 3 1 0 0 1													
Harold Baines, L (1, 10) OBP: 0.217, SLG: 0.182		1-0 F7	1-3 K			1-0 BB	1-2 1B		2-2 P5			2-0 G3-6	6 0 2 0 0 1 3													
Cal Ripken Jr., R (1, 5) OBP: 0.269, SLG: 0.478		2-0 HR		1-2 G6-3		1-1 F9	3-3 K			1-0 F9			5 1 1 1 0 1 3													
Will Clark, L (1, 3) OBP: 0.581, SLG: 0.619		4-2 2B		0-0 F8		4-0 BB		1-0 P4		2-0 F8			3 1 0 0 2 0 0													
Charles Johnson, R (1, 2) OBP: 0.360, SLG: 0.626		1-2 P6		0-1 F8		4-1 BB		2-3 K		1-1 G6-3			4 0 0 0 1 1 1													
Mike Bordick, R (1, 6) OBP: 0.345, SLG: 0.615		0-0 1B		1-2 F8		0-1 F7		1-3 K			1-0 F8		5 1 1 0 0 1 3													
Inning Stats	R: 0 E: 0 K: 10 S: 10	H: 0 LOB: 1 BB: 1 P: 19	R: 3 E: 0 K: 12 S: 12	H: 3 LOB: 1 BB: 1 P: 22	R: 0 E: 0 K: 1 S: 5	H: 0 LOB: 0 BB: 0 P: 7	R: 0 E: 0 K: 6 S: 6	H: 0 LOB: 0 BB: 0 P: 7	R: 1 E: 0 K: 14 S: 14	H: 1 LOB: 0 BB: 0 P: 21	R: 0 E: 0 K: 7 S: 7	H: 1 LOB: 3 BB: 2 P: 18	R: 0 E: 0 K: 9 S: 9	H: 0 LOB: 0 BB: 0 P: 13	R: 0 E: 0 K: 15 S: 15	H: 2 LOB: 2 BB: 0 P: 24	R: 0 E: 0 K: 4 S: 4	H: 0 LOB: 0 BB: 0 P: 8	R: 0 E: 0 K: 6 S: 6	H: 0 LOB: 0 BB: 1 P: 13	R: 0 E: 0 K: 7 S: 7	H: 1 LOB: 0 BB: 0 P: 13	1B: 7 2B: 2 3B: 0 HR: 2	SF: 0 SAC: 0 DP: 1 HBP: 0	WP: 1 PB: 0 SB: 0 CS: 1	PA: 51
PITCHER	IP WLS BF H R ER SO BB IBB HBP BLK WP HR S P ERA WHIP																									
Chad Durbin, R (1, 1) ERA: 3.86	5.2		26	5	4	4	2	3	1	0	0	0	0	1	2	52	92	6.35	1.412							
49 Chris Fussell, R (6, 1) ERA: 0.87	3.1		15	5	1	1	4	0	0	0	0	0	0	0	0	42	64	2.70	1.500							
Ricky Bottalico, R (10, 1) ERA: 6.75	2.0		6	0	0	0	0	1	0	0	0	0	0	0	0	10	21	0.00	0.500							
Jose Santiago, R (12, 1) ERA:	1.0	W	3	1	0	0	0	0	0	0	0	0	0	0	0	7	13	0.00	1.000							

livebaseballscores.com

AB	45
R	5
H	11
RBI	5
BB	5
SO	6
LOB	17



Batter	1	2	3	4	5	6	7	8	9	AB R H RBI BB SO LOB	TOP											
Brady Anderson, L (1, 8) OBP: 0.364, SLG: 0.357	2-0 G4-3		3-1 1B	1-1 G3-1		4-1 2-3 S BB		1-1 F7		4 0 1 0 1 0 1												
Delino DeShields, L (1, 4) OBP: 0.385, SLG: 0.382	4-1 G4-3 S BB		2-1 P6		0-1 S 1B	3-3 K		2-0 F9		4 0 1 0 1 1 2												
B.J. Surhoff, L (1, 7) OBP: 0.316, SLG: 0.314	1-1 G4-3		1-3 K		0-0 F7		4-1 1B BB		3-2 F8	4 1 0 0 1 1 3												
Albert Belle, R (1, 9) OBP: 0.421, SLG: 0.613	4-1 BB			0-0 P4	0-1 F4		1-1 F8		3-3 K	4 0 0 0 1 1 2												
Harold Baines, L (1, 10) OBP: 0.214, SLG: 0.185	0-0 F8			0-2 E3 BB 2B	1-1 G1-3		0-1 FC5 1B 1B		0-1 G6-3	5 1 1 0 0 0 3												
Cal Ripken Jr., R (1, 5) OBP: 0.300, SLG: 0.462		0-0 L6		4-2 2B BB		1-0 P4	0-2 FC5 1B			3 1 1 1 1 0 0												
Will Clark, L (1, 3) OBP: 0.543, SLG: 0.542		2-3 K		2-3 K		4-2 2B HBP	2-3 K			3 1 0 0 0 3 4												
Charles Johnson, R (1, 2) OBP: 0.379, SLG: 0.852		0-0 F3		0-0 1B 2B		1-0 2B 2B	3-2 FC5			4 2 2 2 0 0 2												
Mike Bordick, R (1, 6) OBP: 0.364, SLG: 0.633			1-3 K	2-2 S 1B		1-1 CS 2B		0-1 G4-3		4 0 2 3 0 1 0												
Inning Stats	R: 0 E: 0 K: 0 S: 6	H: 0 LOB: 2 BB: 2 P: 17	R: 0 E: 0 K: 1 S: 5	H: 0 LOB: 0 BB: 0 P: 7	R: 0 E: 0 K: 2 S: 11	H: 1 LOB: 1 BB: 1 P: 18	R: 3 E: 1 K: 1 S: 16	H: 2 LOB: 1 BB: 1 P: 25	R: 0 E: 0 K: 0 S: 7	H: 1 LOB: 1 BB: 0 P: 8	R: 2 E: 0 K: 1 S: 10	H: 2 LOB: 1 BB: 1 P: 24	R: 1 E: 0 K: 1 S: 14	H: 2 LOB: 2 BB: 1 P: 24	R: 0 E: 0 K: 0 S: 5	H: 0 LOB: 0 BB: 0 P: 8	R: 0 E: 0 K: 1 S: 8	H: 0 LOB: 0 BB: 0 P: 14	1B: 5 2B: 3 3B: 0 HR: 0	SF: 0 SAC: 0 DP: 0 HBP: 1	WP: 0 PB: 0 SB: 4 CS: 1	PA: 41
PITCHER	IP WLS BF H R ER SO BB IBB HBP BLK WP HR S P ERA WHIP																					
Mac Suzuki, R (1, 1) ERA: 5.79	5.1		26	5	5	2	4	3	0	1	0	0	0	49	85	3.38	1.500					
Jerry Spradlin, R (6, 1) ERA: 2.84	1.2		9	3	1	1	2	2	0	0	0	0	0	20	38	5.40	3.000					
Jose Santiago, R (8, 1) ERA:	2.0	W	6	0	0	0	1	0	0	0	0	0	0	13	22	0.00	0.000					

Baltimore Orioles @ Kansas City Royals
Kauffman Stadium, Kansas City, MO

Wed Apr 12 2000, 7:05 PM CDT
Att. 15,228 - Sunny - 56 F

livebaseballscorecards.com

AB	35
R	6
H	8
RBI	6
BB	5
SO	7
LOB	17



Batter	1	2	3	4	5	6	7	8	9	AB	R	H	RBI	BB	SO	LOB
Johnny Damon, L OBP: 0.265, SLG: 0.357 (1, 10)										3	0	0	1	0	1	1
Carlos Febles, R OBP: 0.356, SLG: 0.366 (1, 4)										4	0	1	0	0	0	2
Carlos Beltrán, S OBP: 0.261, SLG: 0.395 (1, 8)										4	0	0	0	0	1	2
Jermaine Dye, R OBP: 0.489, SLG: 0.838 (1, 9)										3	1	1	1	1	0	1
29 Mike Sweeney, R OBP: 0.372, SLG: 0.780 (1, 3)										3	1	1	0	1	1	2
Joe Randa, R OBP: 0.500, SLG: 0.725 (1, 5)										4	1	1	0	0	1	2
Gregg Zaun, S OBP: 0.438, SLG: 0.357 (1, 2)										3	2	1	0	1	1	1
Scott Pose, L Mark Quinn, R OBP: 0.389, SLG: 0.469 (7, PH) (8, 7)										1	0	0	0	1	0	0
Rey Sanchez, R OBP: 0.273, SLG: 0.367 (1, 6)										1	0	0	0	1	0	0

Inning Stats	R: 0	H: 0	E: 0	K: 2	S: 9	R: 0	H: 1	E: 0	K: 0	S: 5	R: 0	H: 0	E: 0	K: 0	S: 4	R: 0	H: 1	E: 0	K: 0	S: 13	R: 0	H: 0	E: 0	K: 1	S: 7	R: 0	H: 1	E: 0	K: 0	S: 5	R: 4	H: 3	E: 0	K: 0	S: 17	R: 0	H: 0	E: 0	K: 2	S: 10	R: 3	H: 2	E: 0	K: 0	S: 6	1B: 4	SF: 2	2B: 2	SAC: 0	3B: 0	DP: 1	HR: 2	HBP: 0	WP: 2	PA: 36
--------------	------	------	------	------	------	------	------	------	------	------	------	------	------	------	------	------	------	------	------	-------	------	------	------	------	------	------	------	------	------	------	------	------	------	------	-------	------	------	------	------	-------	------	------	------	------	------	-------	-------	-------	--------	-------	-------	-------	--------	-------	--------

PITCHER	IP	WLS	BF	H	R	ER	SO	BB	IBB	HBP	BLK	WP	HR	S	P	ERA	WHIP
Pat Rapp, R ERA: 3.75 (1, 1)	6.0		24	5	3	3	3	2	0	0	0	1	1	49	90	4.50	1.167
Buddy Groom, L ERA: 1.42 (7, 1)	1.1		7	1	1	1	0	2	0	0	0	0	0	14	24	6.75	2.250
Mike Trombley, R ERA: 9.0 (8, 1)	0.2	L	5	2	3	3	2	1	0	0	0	1	1	13	22	40.50	4.500

BOTTOM

Baltimore Orioles @ Kansas City Royals
Kauffman Stadium, Kansas City, MO

Wed Apr 12 2000, 7:05 PM CDT
Att. 15,228 - Sunny - 56 F

livebaseballscores.com

AB	29
R	7
H	8
RBI	7
BB	5
SO	5
LOB	12



Batter	1	2	3	4	5	6	7	8	9	AB R H RBI BB SO LOB	TOP																
Brady Anderson, L (1, 8) OBP: 0.342, SLG: 0.333	0-1 L6		0-0 G6-3			1-0 L3		2-0 S E 1B	0-3 K	5 1 1 0 0 1 2																	
Delino DeShields, L (1, 4) OBP: 0.386, SLG: 0.385	0-3 K			1-3 K		1-2 G4-3		2-2 S SF7 1B	2-1 1B	5 1 2 0 0 2 1																	
B.J. Surhoff, L (1, 7) OBP: 0.326, SLG: 0.350	0-2 FC5-4 1B			1-0 2B		1-3 K		3-3 K	0-0 F7	5 0 2 0 0 2 4																	
Albert Belle, R (1, 9) OBP: 0.381, SLG: 0.559	3-1 FC5-4 1-2f		0-1 G5-3			1-0 G6-3		0-0 SF7 3-H		3 0 0 1 0 0 2																	
Harold Baines, L (1, 10) OBP: 0.250, SLG: 0.226 Rich Amaral, R (8, PR) OBP: 0.600, SLG: 0.600		2-1 G5-3		1-2 P6		0-0 FC5-4 1B		1-0 S 1B		4 0 2 0 0 0 1 0 0 0 0 0 0 0																	
Cal Ripken Jr., R (1, 5) OBP: 0.265, SLG: 0.400		1-0 G5-3			0-3 K		1-2 F8	1-3 K		4 0 0 0 0 2 2																	
Will Clark, L (1, 3) OBP: 0.528, SLG: 0.520 Jeff Conine, R (5, PH) OBP: 0.353, SLG: 0.313		1-3 K			2-3 K		1-1 FC5-4 1-2f		2-1 WP 1B 1B	1 0 0 0 0 1 0 3 1 1 0 0 1 1	AB 38 R 5 H 12 RBI 4 BB 0 SO 12 LOB 14																
Charles Johnson, R (1, 2) OBP: 0.364, SLG: 0.774			2-3 K		1-0 G6-3			0-0 HR 1B	1-3 K	4 1 1 0 0 2 1																	
Mike Bordick, R (1, 6) OBP: 0.405, SLG: 0.765			1-3 K			0-2 G4-3 2B		2-2 1-H HR	2-2 1B	4 1 3 3 0 1 0																	
Inning Stats	R: 0 E: 0 K: 1 S: 10	H: 1 LOB: 1 BB: 0 P: 13	R: 0 E: 0 K: 1 S: 7	H: 0 LOB: 0 BB: 0 P: 11	R: 0 E: 0 K: 2 S: 8	H: 0 LOB: 0 BB: 0 P: 11	R: 0 E: 0 K: 1 S: 9	H: 1 LOB: 1 BB: 0 P: 12	R: 0 E: 0 K: 2 S: 8	H: 0 LOB: 0 BB: 0 P: 11	R: 0 E: 0 K: 1 S: 11	H: 1 LOB: 1 BB: 0 P: 14	R: 0 E: 0 K: 0 S: 7	H: 1 LOB: 1 BB: 0 P: 10	R: 4 E: 1 K: 2 S: 16	H: 5 LOB: 2 BB: 0 P: 27	R: 1 E: 0 K: 2 S: 14	H: 3 LOB: 2 BB: 0 P: 21	1B: 9 2B: 2 3B: 0 HR: 1	SF: 1 SAC: 0 DP: 0 HBP: 0	WP: 1 PB: 0 SB: 4 CS: 0	PA: 39					
PITCHER	IP	WLS	BF	H	R	ER	SO	BB	IBB	HBP	BLK	WP	HR	S	P	ERA	WHIP										
Jeff Suppan, R (1, 1) ERA: 4.5	7.0		28	7	3	3	8	0	0	0	0	0	1	65	91	3.86	1.000										
Dan Reichert, R (8, 1) ERA: 3.0	1.0	H	5	2	1	1	2	0	0	0	0	0	0	11	18	9.00	2.000										
Ricky Bottalico, R (9, 1) ERA: 7.2	1.0	W	6	3	1	1	2	0	0	0	0	1	0	14	21	9.00	3.000										

Baltimore Orioles @ Kansas City Royals
Kauffman Stadium, Kansas City, MO

Thu Apr 13 2000, 1:05 PM CDT
Att. 23,724 - Sunny - 62 F

livebaseballscorecards.com



Batter	1	2	3	4	5	6	7	8	9	AB R H RBI BB SO LOB
Johnny Damon, L OBP: 0.283, SLG: 0.378 (1, 7)	2-2 1B G6-3 1B	0-0 SF8		2-1 G5-3			0-0 G4-3 S 1B		0-0 SH3-4	3 1 2 1 0 0 1
Carlos Febles, R OBP: 0.360, SLG: 0.356 (1, 4)	2-0 G1-3 29 HR 1B	2-2 G5-3			0-0 F8		1-2 G4-3		4-1 1B BB	4 1 1 0 1 0 2
Carlos Beltrán, S OBP: 0.255, SLG: 0.375 (1, 8)	0-1 G1-3		0-1 G4-3		1-1 G3		1-2 G4-3		0-0 1B	5 0 1 1 0 0 3
Jermaine Dye, R OBP: 0.449, SLG: 0.756 (1, 9)	1-0 G6-3		0-2 F3		1-1 P5		1-3 K			4 0 0 1 0 1 2
29 Mike Sweeney, R OBP: 0.362, SLG: 0.800 (1, 3)	0-1 HR		0-3 K			2-2 G4-3		3-3 K		4 1 1 2 0 2 0
Joe Randa, R OBP: 0.479, SLG: 0.682 (1, 5)	0-0 F8			0-0 F9		0-1 1B 1B		0-0 G5-3		4 0 1 0 0 0 0
Mark Quinn, R OBP: 0.425, SLG: 0.486 (1, 10)		4-0 2B SF8 BB		0-3 K		0-0 1B		1-2 1B		3 1 2 0 1 1 0
Brian Johnson, R OBP: 0.290, SLG: 0.464 (1, 2)		0-0 F7		1-2 2B 1B		0-3 K		0-0 F9		4 1 1 0 0 1 4
Rey Sanchez, R OBP: 0.324, SLG: 0.471 (1, 6)		0-1 1B		1-1 2B		0-0 L6		2-1 SH3-4 1B 1B		4 1 3 1 0 0 2

Inning Stats	R: 3	H: 3	E: 0	LOB: 0	K: 0	S: 11	R: 1	H: 1	E: 0	LOB: 1	K: 0	S: 8	R: 0	H: 0	E: 0	LOB: 0	K: 1	S: 9	R: 1	H: 2	E: 0	LOB: 1	K: 1	S: 11	R: 0	H: 0	E: 0	LOB: 0	K: 0	S: 5	R: 0	H: 2	E: 0	LOB: 2	K: 1	S: 14	R: 0	H: 1	E: 0	LOB: 1	K: 1	S: 10	R: 0	H: 1	E: 0	LOB: 1	K: 1	S: 9	R: 1	H: 2	E: 0	LOB: 2	K: 0	S: 5	1B: 9	SF: 1	2B: 2	SAC: 1	3B: 0	DP: 0	HR: 1	HBP: 0	WP: 0	PA: 39
--------------	------	------	------	--------	------	-------	------	------	------	--------	------	------	------	------	------	--------	------	------	------	------	------	--------	------	-------	------	------	------	--------	------	------	------	------	------	--------	------	-------	------	------	------	--------	------	-------	------	------	------	--------	------	------	------	------	------	--------	------	------	-------	-------	-------	--------	-------	-------	-------	--------	-------	--------

PITCHER	IP	WLS	BF	H	R	ER	SO	BB	IBB	HBP	BLK	WP	HR	S	P	ERA	WHIP
35 Mike Mussina, R ERA: 3.8 (1, 1)	8.0		35	10	5	5	5	1	0	0	0	0	1	77	103	5.62	1.375
B.J. Ryan, L ERA: 2.45 (9, 1)	0.1	L	4	2	1	1	0	1	0	0	0	0	0	5	11	27.00	9.000

BOTTOM

Baltimore Orioles @ Kansas City Royals
Kauffman Stadium, Kansas City, MO

Thu Apr 13 2000, 1:05 PM CDT
Att: 23,724 - Sunny - 62 F

AB	35
R	6
H	12
RBI	6
BB	2
SO	5
LOB	14



livebaseballscorecards.com

Batter	1	2	3	4	5	6	7	8	9	AB	R	H	RBI	BB	SO	LOB	TOP					
Johnny Damon, L (1, 7) OBP: 0.276, SLG: 0.360	3-2 	3-2 				0-3 	2-0 		1-0 		5	0	1	0	0	1	2					
Carlos Febles, R (1, 4) OBP: 0.370, SLG: 0.367 Scott Pose, L (8, PH) Jeff Reboulet, R (8, 4) OBP: 0.500, SLG: 0.500	0-0 	1-2 			1-0 	1-3 		2-2 		4	0	2	0	0	1	2						
Carlos Beltrán, S (1, 8) OBP: 0.268, SLG: 0.385	4-2 			1-1 		1-3 		1-2 	2-2 	4	0	1	0	1	1	2						
Jermaine Dye, R (1, 9) OBP: 0.444, SLG: 0.705	1-1 			1-0 		4-0 		4-2 	1-2 	3	0	0	0	2	0	1						
29 Mike Sweeney, R (1, 3) OBP: 0.346, SLG: 0.735		2-0 		1-3 		1-0 		0-2 	2-2 	4	1	0	0	0	1	4						
Joe Randa, R (1, 5) OBP: 0.442, SLG: 0.625				1-1 		3-2 		3-3 		4	0	0	0	0	1	3						
Mark Quinn, R (1, 10) OBP: 0.477, SLG: 0.541				2-1 		4-1 		3-2 		2	2	2	0	2	0	0						
Gregg Zaun, S (1, 2) OBP: 0.421, SLG: 0.529 Brian Johnson, R (7, 2) OBP: 0.281, SLG: 0.448		3-1 		1-1 		3-2 		1-3 		3	1	1	2	0	0	3						
Rey Sanchez, R (1, 6) OBP: 0.341, SLG: 0.474		0-2 		1-0 		2-1 		1-3 		1	0	0	0	0	1	1						
Inning Stats	R: 0 E: 0 K: 0 S: 10	H: 1 LOB: 1 BB: 1 P: 18	R: 2 E: 0 K: 0 S: 20	H: 2 LOB: 2 BB: 1 P: 36	R: 0 E: 0 K: 1 S: 6	H: 0 LOB: 0 BB: 0 P: 9	R: 0 E: 0 K: 0 S: 6	H: 1 LOB: 0 BB: 0 P: 10	R: 1 E: 0 K: 2 S: 9	H: 2 LOB: 2 BB: 1 P: 17	R: 2 E: 0 K: 0 S: 10	H: 1 LOB: 0 BB: 1 P: 24	R: 0 E: 0 K: 2 S: 14	H: 1 LOB: 2 BB: 1 P: 24	R: 0 E: 1 K: 2 S: 17	H: 1 LOB: 2 BB: 0 P: 25	R: 0 E: 0 K: 0 S: 11	H: 0 LOB: 0 BB: 0 P: 16	1B: 6 2B: 2 3B: 0 HR: 1	SF: 0 SAC: 0 DP: 1 HBP: 1	WP: 1 PB: 0 SB: 1 CS: 1	PA: 41
PITCHER Roger Clemens, R (1, 1) ERA: 3.0 Jeff Nelson, R (7, 1) ERA: 42 Mariano Rivera, R (8, 1) ERA: 1.69	IP WLS BF H R ER SO BB IBB HBP BLK WP HR S P ERA WHIP	IP WLS BF H R ER SO BB IBB HBP BLK WP HR S P ERA WHIP	IP WLS BF H R ER SO BB IBB HBP BLK WP HR S P ERA WHIP	IP WLS BF H R ER SO BB IBB HBP BLK WP HR S P ERA WHIP	IP WLS BF H R ER SO BB IBB HBP BLK WP HR S P ERA WHIP	IP WLS BF H R ER SO BB IBB HBP BLK WP HR S P ERA WHIP	IP WLS BF H R ER SO BB IBB HBP BLK WP HR S P ERA WHIP	IP WLS BF H R ER SO BB IBB HBP BLK WP HR S P ERA WHIP	IP WLS BF H R ER SO BB IBB HBP BLK WP HR S P ERA WHIP	IP WLS BF H R ER SO BB IBB HBP BLK WP HR S P ERA WHIP	IP WLS BF H R ER SO BB IBB HBP BLK WP HR S P ERA WHIP	IP WLS BF H R ER SO BB IBB HBP BLK WP HR S P ERA WHIP	IP WLS BF H R ER SO BB IBB HBP BLK WP HR S P ERA WHIP	IP WLS BF H R ER SO BB IBB HBP BLK WP HR S P ERA WHIP	IP WLS BF H R ER SO BB IBB HBP BLK WP HR S P ERA WHIP	IP WLS BF H R ER SO BB IBB HBP BLK WP HR S P ERA WHIP	IP WLS BF H R ER SO BB IBB HBP BLK WP HR S P ERA WHIP	IP WLS BF H R ER SO BB IBB HBP BLK WP HR S P ERA WHIP	IP WLS BF H R ER SO BB IBB HBP BLK WP HR S P ERA WHIP	IP WLS BF H R ER SO BB IBB HBP BLK WP HR S P ERA WHIP	IP WLS BF H R ER SO BB IBB HBP BLK WP HR S P ERA WHIP	

Kansas City Royals @ New York Yankees
 Yankee Stadium, Bronx, NY
 Fri Apr 14 2000, 7:05 PM EDT
 Att. 33,094 - Sunny - 50 F

AB	35
R	5
H	9
RBI	4
BB	5
SO	7
LOB	21



WP: 1	PA: 41
-------	--------

Batter	1	2	3	4	5	6	7	8	9
Chuck Knoblauch, R (1, 4) <small>OBP: 0.268, SLG: 0.289</small>	2-2 	3-2 		1-0 	2-0 		4-1 		
2 Derek Jeter, R (1, 6) <small>OBP: 0.341, SLG: 0.436</small>	3-2 	0-3 		1-1 	0-0 		1-0 	4-2 	
Paul O'Neill, L (1, 9) <small>OBP: 0.415, SLG: 0.474</small>	3-2 		3-3 	4-0 	0-0 			0-1 	
Bernie Williams, S (1, 8) <small>OBP: 0.350, SLG: 0.600</small>	4-1 		0-2 	1-0 		2-0 		2-2 	
Tino Martinez, L (1, 3) <small>OBP: 0.343, SLG: 0.613</small>	3-2 		4-0 	2-1 		3-0 		4-0 	
Ricky Ledee, L (1, 7) <small>OBP: 0.429, SLG: 0.375</small>		4-1 	0-1 		4-2 	1-0 		4-2 	
20 Jorge Posada, S (1, 2) <small>OBP: 0.389, SLG: 0.531</small>		1-0 	0-3 		4-1 	1-3 		0-0 	
Shane Spencer, R (1, 10) <small>OBP: 0.290, SLG: 0.536</small>		3-3 		1-3 	2-2 		4-1 		
Wilson Delgado, S (1, 5) <small>OBP: 0.333, SLG: 0.333</small> Lance Johnson, L (5, PH) <small>OBP: 0.333, SLG: 0.333</small> Clay Bellinger, R (6, 5) <small>OBP: 0.300, SLG: 0.400</small>		1-3 		2-3 	1-0 		2-1 		

AB	R	H	RBI	BB	SO	LOB
4	1	2	0	1	0	3
4	1	3	2	1	1	1
4	0	0	0	1	1	4
4	0	1	2	1	0	1
3	1	0	0	2	0	4
2	2	2	1	3	0	0
4	2	1	2	1	2	5
3	0	0	0	1	2	2
2	0	0	0	0	2	0
1	0	1	0	0	0	0
1	0	0	0	0	0	1

AB 32 R 7 H 10 RBI 7 BB 11 SO 8 LOB 21

Inning Stats	R: 0	H: 1	E: 0	K: 0	S: 17	R: 2	H: 2	E: 0	K: 3	S: 17	R: 1	H: 1	E: 0	K: 2	S: 12	R: 2	H: 3	E: 0	K: 2	S: 13	R: 2	H: 2	E: 1	K: 0	S: 10	R: 0	H: 1	E: 1	K: 1	S: 6	R: 0	H: 0	E: 0	K: 0	S: 4	R: 0	H: 0	E: 0	K: 0	S: 11		
PITCHER Jay Witasick, R (1, 1) <small>ERA: 10.13</small> Brad Rigby, R (4, 1) <small>ERA: 15.63</small> Jerry Spradlin, R (6, 1) <small>ERA: 2.08</small>	IP	WLS	BF	H	R	ER	SO	BB	IBB	HBP	BLK	WP	HR	S	P	ERA	WHIP																									
	3.2	L	22	7	5	5	7	4	0	0	0	0	0	15	36	9.00	2.500																									
	2.0		11	3	2	2	0	2	0	0	0	0	0	18	44	0.00	1.714																									
	2.1		10	0	0	0	1	4	1	0	0	0	0	18	44	0.00	1.714																									

WP	PA	ERA	WHIP
0	44		
0			
3			
1			

Kansas City Royals @ New York Yankees
 Yankee Stadium, Bronx, NY
 Fri Apr 14 2000, 7:05 PM EDT
 Att: 33,094 - Sunny - 50 F

livebaseballscorecards.com

Batter	1	2	3	4	5	6	7	8	9	AB R H RBI BB SO LOB	TOP									
Johnny Damon, L (1, 7) OBP: 0.262, SLG: 0.340 Dave McCarty, R (9, PH) OBP: 0.167, SLG: 0.167	1-1 F9			0-1 P5			1-2 F8		0-1 F8	3 0 0 0 0 0 0 1 0 0 0 0 0 0	Kansas City Royals @ New York Yankees Yankee Stadium, Bronx, NY Sat Apr 15 2000, 1:05 PM EDT Att. 34,056 - Overcast - 55 F									
Carlos Febles, R (1, 4) OBP: 0.362, SLG: 0.358	2-2 F9			2-3 K			0-1 2B 1B		1-0 F8	4 1 1 0 0 1 0										
Carlos Beltrán, S (1, 8) OBP: 0.254, SLG: 0.364	3-3 K			1-0 G3			0-0 F7			3 0 0 0 0 1 1										
Jermaine Dye, R (1, 9) OBP: 0.439, SLG: 0.702			0-0 F7			0-2 G1-3		1-2 1-H 2B		3 0 1 1 0 0 0										
29 Mike Sweeney, R (1, 3) OBP: 0.327, SLG: 0.692			0-2 G5-3			0-1 F8		2-1 F8		3 0 0 0 0 0 1										
Joe Randa, R (1, 5) OBP: 0.418, SLG: 0.588			2-2 F9			1-2 P6		2-0 L5		3 0 0 0 0 0 0										
Mark Quinn, R (1, 10) OBP: 0.447, SLG: 0.500			0-3 K			2-3 K		0-0 F8		3 0 0 0 0 2 0										
Brian Johnson, R (1, 2) OBP: 0.257, SLG: 0.406			0-3 K			0-0 P4		1-1 F9		3 0 0 0 0 1 0										
Rey Sanchez, R (1, 6) OBP: 0.318, SLG: 0.439			2-2 L6			2-2 G6-3		0-1 G6-3		3 0 0 0 0 0 0										
Inning Stats	R: 0 E: 0 K: 1 S: 12	H: 0 LOB: 0 BB: 0 P: 18	R: 0 E: 0 K: 0 S: 8	H: 0 LOB: 0 BB: 0 P: 10	R: 0 E: 0 K: 2 S: 11	H: 0 LOB: 0 BB: 0 P: 13	R: 0 E: 0 K: 1 S: 6	H: 0 LOB: 0 BB: 0 P: 9	R: 0 E: 0 K: 0 S: 9	H: 0 LOB: 0 BB: 0 P: 10	R: 1 E: 0 K: 0 S: 12	H: 2 LOB: 1 BB: 0 P: 16	R: 0 E: 0 K: 0 S: 4	H: 0 LOB: 0 BB: 0 P: 7	R: 0 E: 0 K: 0 S: 5	H: 0 LOB: 0 BB: 0 P: 6	1B: 1 2B: 1 3B: 0 HR: 0	SF: 0 SAC: 0 DP: 0 HBP: 0	WP: 0 PB: 0 SB: 0 CS: 0	PA: 29
PITCHER	IP WLS BF H R ER SO BB IBB HBP BLK WP HR S P ERA WHIP																			
Ramiro Mendoza, R (1, 1) ERA: 1.74 56 Darrell Einertson, R (7, 1) ERA: Allen Watson, L (9, 1) ERA: 6.75	6.2 W 22 2 1 1 5 0 0 0 0 0 0 0 66 86 1.35 0.300																			

AB	29
R	1
H	2
RBI	1
BB	0
SO	5
LOB	2



Batter	1	2	3	4	5	6	7	8	9
Chuck Knoblauch, R (1, 4) <small>OBP: 0.333, SLG: 0.404</small>	4-0 		0-1 		0-1 		1-2 	1-2 	
2 Derek Jeter, R (1, 6) <small>OBP: 0.373, SLG: 0.426</small>	4-0 			1-1 	1-3 		0-0 	4-1 	
Paul O'Neill, L (1, 9) <small>OBP: 0.435, SLG: 0.463</small>	2-0 			4-2 		1-2 	4-1 	0-2 	
Bernie Williams, S (1, 8) <small>OBP: 0.367, SLG: 0.558</small>	1-3 			1-2 	1-2 	2-2 	1-0 	1-0 	
Tino Martinez, L (1, 3) <small>OBP: 0.349, SLG: 0.541</small>		2-2 		0-2 	1-3 	3-3 	4-1 		
Ricky Ledee, L (1, 7) <small>OBP: 0.440, SLG: 0.500</small>		0-2 		1-1 	2-2 	0-1 	2-1 		
Shane Spencer, R (1, 10) <small>OBP: 0.282, SLG: 0.556</small>		0-3 		2-2 	2-3 	2-3 		1-3 	
Jim Leyritz, R (1, 2) 20 Jorge Posada, S (8, PH) <small>OBP: 0.083, SLG: 0.333</small> <small>OBP: 0.366, SLG: 0.486</small>			0-0 	2-2 			2-1 	0-2 	
Clay Bellinger, R (1, 5) <small>OBP: 0.389, SLG: 0.333</small>			1-2 		0-0 		0-3 	1-0 	

Inning Stats	R: 0	H: 0	E: 0	K: 1	S: 4	R: 0	H: 0	E: 0	K: 1	S: 9	R: 0	H: 0	E: 0	K: 0	S: 6	R: 3	H: 2	E: 1	K: 0	S: 21	R: 0	H: 0	E: 0	K: 1	S: 8	R: 1	H: 2	E: 0	K: 2	S: 15	R: 2	H: 3	E: 0	K: 1	S: 15	R: 2	H: 3	E: 0	K: 1	S: 15		
	0	0	0	1	15	0	0	0	1	11	0	0	0	0	7	1	2	1	0	9	0	0	0	0	0	0	0	2	1	0	0	23	2	3	0	1	29	2	3	0	1	23

PITCHER	IP	WLS	BF	H	R	ER	SO	BB	IBB	HBP	BLK	WP	HR	S	P	ERA	WHIP
Chad Durbin, R (1, 1) <small>ERA: 4.08</small>	6.0		25	4	4	3	5	3	0	0	0	0	0	63	97	4.50	1.167
49 Chris Fussell, R (7, 1) <small>ERA: 2.53</small>	0.1	L	5	3	2	2	1	0	1	0	0	0	1	11	18	54.00	9.000
Dan Reichert, R (7, 1) <small>ERA: 4.7</small>	1.2		10	3	2	2	1	2	0	1	0	0	0	19	34	10.80	3.000

BOTTOM

Kansas City Royals @ New York Yankees
 Yankee Stadium, Bronx, NY

Sun Apr 16 2000, 1:05 PM EDT
 Att: 36,724 - Cloudy - 64 F

AB	R	H	RBI	BB	SO	LOB
4	2	2	1	1	0	0
3	0	1	0	2	1	0
3	1	1	1	2	0	2
5	2	2	1	0	1	5
3	1	0	0	1	1	2
4	0	2	3	0	0	3
4	0	0	0	0	3	2
3	1	1	1	0	0	1
1	1	1	0	0	0	0
3	0	0	0	0	1	0

AB	33
R	8
H	10
RBI	7
BB	6
SO	7
LOB	15

WP: 0 PA: 40
 PB: 0
 SB: 2
 CS: 0

Batter	1	2	3	4	5	6	7	8	9	AB R H RBI BB SO LOB	TOP	
Johnny Damon, L (1, 7) <small>OBP: 0.243, SLG: 0.295</small>	0-1 		2-3 		1-2 			1-0 		4 0 0 0 0 1 3	Kansas City Royals @ Minnesota Twins Hubert H. Humphrey Metrodome, Minneapolis, MN Tue Apr 18 2000, 8:05 PM EDT Att. 6,630 - Dome - 72 F livebaseballscorecards.com AB 32 R 1 H 6 RBI 1 BB 2 SO 5 LOB 14 	
Carlos Febles, R (1, 4) <small>OBP: 0.403, SLG: 0.373</small>	4-1 		1-1 			2-1 		1-1 		3 0 1 0 1 0 2		
Carlos Beltrán, S (1, 8) <small>OBP: 0.250, SLG: 0.344</small>	2-2 			1-1 		0-1 		0-1 		4 0 1 0 0 0 2		
Jermaine Dye, R (1, 9) <small>OBP: 0.415, SLG: 0.648</small>	3-2 			3-2 		2-3 		3-1 		4 0 0 0 0 1 3		
29 Mike Sweeney, R (1, 3) <small>OBP: 0.333, SLG: 0.700</small>		1-3 		0-0 			1-3 		0-1 			4 0 0 0 0 2 0
Joe Randa, R (1, 5) <small>OBP: 0.397, SLG: 0.552</small>		1-3 			4-0 		0-0 		1-1 			3 1 1 0 1 1 0
Mark Quinn, R (1, 10) <small>OBP: 0.418, SLG: 0.458</small>		0-0 			1-0 		2-0 		0-0 			4 0 0 0 0 0 2
Brian Johnson, R (1, 2) <small>OBP: 0.214, SLG: 0.333</small>			0-0 		1-0 		2-2 					3 0 0 0 0 0 2
Rey Sanchez, R (1, 6) <small>OBP: 0.333, SLG: 0.479</small>			0-0 		1-1 			2-2 			3 0 3 1 0 0 0	
Inning Stats	R: 0 H: 0 E: 0 LOB: 1 K: 0 BB: 1 S: 9 P: 18	R: 0 H: 0 E: 0 LOB: 0 K: 2 BB: 0 S: 8 P: 10	R: 0 H: 1 E: 0 LOB: 1 K: 1 BB: 0 S: 7 P: 10	R: 0 H: 0 E: 0 LOB: 0 K: 0 BB: 0 S: 8 P: 12	R: 1 H: 1 E: 0 LOB: 1 K: 0 BB: 1 S: 7 P: 15	R: 0 H: 1 E: 0 LOB: 0 K: 1 BB: 0 S: 7 P: 11	R: 0 H: 1 E: 0 LOB: 1 K: 1 BB: 0 S: 9 P: 14	R: 0 H: 2 E: 0 LOB: 2 K: 0 BB: 0 S: 10 P: 17	R: 0 H: 0 E: 0 LOB: 0 K: 0 BB: 0 S: 5 P: 6	1B: 4 SF: 0 2B: 1 SAC: 0 3B: 1 DP: 1 HR: 0 HBP: 0	WP: 1 PA: 34 PB: 0 SB: 1 CS: 0	
PITCHER Brad Radke, R (1, 1) <small>ERA: 5.19</small> Bob Wells, R (9, 1) <small>ERA: 7.04</small>	IP WLS BF H R ER SO BB IBB HBP BLK WP HR S P ERA WHIP 8.0 W 31 6 1 1 5 2 0 0 0 1 0 65 107 1.12 1.000											PITCHER IP WLS BF H R ER SO BB IBB HBP BLK WP HR S P ERA WHIP 1.0 S 3 0 0 0 0 0 0 0 0 0 0 5 6 0.00 0.000

Batter	1	2	3	4	5	6	7	8	9
Todd Walker, L (1, 4) OBP: 0.264, SLG: 0.300 Denny Hocking, S (8, 4) OBP: 0.348, SLG: 0.571	2-2 1B 2B 1B		1-1 G4-3			2-2 SH1-3 1B	2-2 L7		
Cristian Guzman, S (1, 6) OBP: 0.387, SLG: 0.491	1-2 2B 1B		2-1 F8			1-1 SH1-3		0-2 G3-1	
Matt Lawton, L (1, 9) OBP: 0.388, SLG: 0.517	0-1 K 1-H 2-H 2B		2-2 G3-1			2-2 P4		3-3 K	
David Ortiz, L (1, 10) OBP: 0.387, SLG: 0.346 Jason Maxwell, R (8, PR) OBP: 0.083, SLG: 0.091	2-3 K			0-0 G3-1		1-0 L7		2-1 E4 1B	
Ron Coomer, R (1, 3) OBP: 0.340, SLG: 0.489	2-3 K 2-3			1-1 F9			1-1 BB 1B	0-0 1B	
Corey Koskie, L (1, 5) OBP: 0.333, SLG: 0.442		2-3 K		0-0 F7			2-2 P4	2-3 K	
Matthew LeCroy, R (1, 2) OBP: 0.324, SLG: 0.438		1-2 G4-3			1-3 K		0-1 L6		
Jacque Jones, L (1, 7) OBP: 0.327, SLG: 0.520		4-1 BB			1-1 G5-3		4-1 1B BB		
Torii Hunter, R (1, 8) OBP: 0.367, SLG: 0.489		2-2 F9			1-0 G6-3		0-0 1B 1-3 2-H		

AB	R	H	RBI	BB	SO	LOB	
4	1	2	0	0	0	2	
0	0	0	0	0	0	0	
3	1	1	0	0	0	0	
4	0	1	2	0	1	1	
4	0	0	0	0	1	2	
0	0	0	0	0	0	0	
4	1	2	0	0	1	1	
4	0	0	0	0	2	3	
3	0	0	0	0	1	1	
1	0	0	0	2	0	0	
3	0	1	1	0	0	1	
1B: 6	SF: 0	2B: 1	SAC: 1	3B: 0	DP: 0	HR: 0	HBP: 0


BOTTOM

Kansas City Royals @ Minnesota Twins
Hubert H. Humphrey Metrodome, Minneapolis, MN

Tue Apr 18 2000, 8:05 PM EDT
Att. 6,630 - Dome - 72 F

livebaseballscorecards.com

AB	30
R	3
H	7
RBI	3
BB	2
SO	6
LOB	11



Inning Stats														
R	H	E	K	S	IP	WLS	BF	H	R	ER	SO	BB	IBB	HBP
2	3	0	2	17	6.2	L	27	6	3	3	4	2	0	0
0	0	0	1	12	0.1		1	0	0	0	0	0	0	0
0	0	0	1	12	1.0		5	1	0	0	2	0	0	0
R: 0	H: 0	E: 0	K: 0	S: 7	R: 0	H: 0	E: 0	K: 0	S: 7	R: 0	H: 0	E: 0	K: 0	S: 4
R: 0	H: 0	E: 0	K: 0	S: 7	R: 0	H: 0	E: 0	K: 0	S: 7	R: 0	H: 0	E: 0	K: 0	S: 4
R: 0	H: 0	E: 0	K: 1	S: 6	R: 0	H: 0	E: 0	K: 1	S: 6	R: 0	H: 0	E: 0	K: 1	S: 9
R: 0	H: 1	E: 0	K: 0	S: 10	R: 1	H: 2	E: 0	K: 0	S: 12	R: 0	H: 1	E: 1	K: 2	S: 12
R: 0	H: 1	E: 0	K: 0	S: 10	R: 1	H: 2	E: 0	K: 0	S: 12	R: 0	H: 1	E: 1	K: 2	S: 12

PITCHER														
IP	WLS	BF	H	R	ER	SO	BB	IBB	HBP	BLK	WP	HR	S	P
6.2	L	27	6	3	3	4	2	0	0	0	0	0	65	103
0.1		1	0	0	0	0	0	0	0	0	0	0	3	5
1.0		5	1	0	0	2	0	0	0	0	0	0	12	19
ERA: 4.38														
ERA: 0.87														
ERA: 6.0														

WP	HR	S	P	ERA	WHIP
0	0	0	0	0.00	1.000
0	0	0	0	0.00	1.000

Batter	1	2	3	4	5	6	7	8	9	AB R H RBI BB SO LOB	TOP										
Rey Sanchez, R (1, 6) <small>OBP: 0.321, SLG: 0.453</small>	1-1 		0-0 		0-1 		0-1 		1-1 	5 0 1 0 0 0 1	Kansas City Royals @ Minnesota Twins Hubert H. Humphrey Metrodome, Minneapolis, MN Wed Apr 19 2000, 8:05 PM EDT Att. 7,606 - Dome - 72 F livebaseballscorecards.com AB 37 R 6 H 10 RBI 5 BB 0 SO 4 LOB 10 										
Carlos Febles, R (1, 4) <small>OBP: 0.394, SLG: 0.365</small>	1-2 		2-1 		3-2 		1-0 		4 1 1 0 0 0 0												
Carlos Beltrán, S (1, 8) <small>OBP: 0.250, SLG: 0.338</small>	0-3 		1-3 		1-2 		0-1 		4 0 1 0 0 2 2												
Jermaine Dye, R (1, 9) <small>OBP: 0.420, SLG: 0.690</small>		2-1 	3-2 			0-1 		0-0 	4 1 2 2 0 0 2												
29 Mike Sweeney, R (1, 10) <small>OBP: 0.343, SLG: 0.688</small>		2-0 		1-2 		0-0 	2-1 	0-2 	4 1 2 0 0 0 0												
Joe Randa, R (1, 5) <small>OBP: 0.373, SLG: 0.516</small>		2-3 		0-0 		2-2 		3-1 	4 0 0 0 0 1 2												
Mark Quinn, R (1, 7) <small>OBP: 0.424, SLG: 0.577</small>		2-2 		1-2 			1-0 	2-2 	4 2 2 3 0 0 1												
Dave McCarty, R (1, 3) <small>OBP: 0.200, SLG: 0.300</small>		0-1 		1-2 			0-0 		4 1 1 0 0 0 1												
Brian Johnson, R (1, 2) <small>OBP: 0.196, SLG: 0.302</small>			3-2 		2-1 		1-3 	2-1 	4 0 0 0 0 1 1												
Inning Stats	R: 0 H: 0 E: 0 LOB: 0 K: 1 BB: 0 S: 8 P: 10	R: 1 H: 2 E: 0 LOB: 1 K: 1 BB: 0 S: 11 P: 19	R: 0 H: 2 E: 0 LOB: 2 K: 1 BB: 0 S: 12 P: 21	R: 2 H: 2 E: 0 LOB: 0 K: 0 BB: 0 S: 14 P: 19	R: 0 H: 0 E: 0 LOB: 0 K: 0 BB: 0 S: 10 P: 14	R: 0 H: 0 E: 0 LOB: 0 K: 0 BB: 0 S: 6 P: 8	R: 3 H: 4 E: 1 LOB: 1 K: 1 BB: 0 S: 15 P: 20	R: 0 H: 0 E: 0 LOB: 0 K: 0 BB: 0 S: 9 P: 14	R: 0 H: 0 E: 0 LOB: 0 K: 0 BB: 0 S: 5 P: 9	1B: 6 SF: 0 2B: 1 SAC: 0 3B: 0 DP: 0 HR: 3 HBP: 0	WP: 0 PA: 38 PB: 0 SB: 0 CS: 0										
PITCHER	IP WLS BF H R ER SO BB IBB HBP BLK WP HR S P ERA WHIP											IP WLS BF H R ER SO BB IBB HBP BLK WP HR S P ERA WHIP									
Eric Milton, L (1, 1) <small>ERA: 6.04</small>	6.2 30 9 6 4 4 0 0 0 0 0 3 74 107 5.40 1.350																				
Hector Carrasco, R (7, 1) <small>ERA: 0.71</small>	2.1 7 1 0 0 0 0 0 0 0 0 0 16 27 0.00 0.429																				

Batter	1	2	3	4	5	6	7	8	9	AB	R	H	RBI	BB	SO	LOB
Todd Walker, L OBP: 0.276, SLG: 0.296 (1, 4)	4-1 2B PB BB	3-1 G6-4-3 1-2f		0-0 G3			0-2 BB SF8 BB 1-3 1B	2-3 K		4	2	1	0	1	1	3
Cristian Guzman, S OBP: 0.388, SLG: 0.492 (1, 6)	1-0 PB G6-3 2B		2-0 G3		1-0 G5-3		4-1 SF8 BB G6-3 BB 1-2	0-0 G3		4	2	1	0	1	0	0
Matt Lawton, L OBP: 0.417, SLG: 0.532 (1, 9)	4-1 S BB 2-3 3-H		4-2 S BB		1-3 K		4-0 G6-3 BB 1-2 2-3 3-H	1-0 1B 2B		2	1	1	1	3	1	0
Ron Coomer, R OBP: 0.328, SLG: 0.471 (1, 3)	2-3 K 1-2		3-2 G6-3 1-2		3-0 1B		2-2 SF8 2-3 3-H	0-1 G5-3		4	0	1	1	0	1	4
Corey Koskie, L OBP: 0.339, SLG: 0.418 (1, 5)	0-2 G6-3 3-H		4-2 BB		1-3 K		0-1 G6-3 1-2 3-H	4-0 1B IBB		3	0	0	2	2	1	3
Butch Huskey, R OBP: 0.234, SLG: 0.295 (1, 10)	1-3 K		2-0 F9		2-2 P4		1-1 F8	1-2 1B		5	0	1	1	0	1	4
Jacque Jones, L OBP: 0.304, SLG: 0.481 (1, 7) (9, 8)		1-0 F9		2-2 L7		1-2 G1-3		1-0 F7		4	0	0	0	0	0	0
Marcus Jensen, S OBP: 0.292, SLG: 0.500 (1, 2)		1-1 1B 1B		3-2 HR		3-2 F8		3-1 3B		4	1	3	1	0	0	0
Torii Hunter, R OBP: 0.385, SLG: 0.489 (1, 8) Midre Cummings, L OBP: 0.308, SLG: 0.462 (8, PH) Denny Hocking, S OBP: 0.348, SLG: 0.571 (9, 7)		0-0 G6-4-3 1B 1-2		1-3 K		4-2 1B BB BB		1-2 G1-3		2	1	1	0	1	1	0
										1	0	0	0	0	0	1
										0	0	0	0	0	0	0

Inning Stats	R: 2	H: 1	E: 0	K: 2	S: 14	LOB: 1	BB: 2	P: 26	R: 0	H: 2	E: 0	K: 0	S: 6	LOB: 1	BB: 0	P: 11	R: 0	H: 0	E: 0	K: 0	S: 11	LOB: 2	BB: 2	P: 26	R: 1	H: 1	E: 0	K: 1	S: 14	LOB: 0	BB: 0	P: 20	R: 0	H: 1	E: 0	K: 2	S: 8	LOB: 1	BB: 0	P: 14	R: 0	H: 0	E: 0	K: 0	S: 9	LOB: 0	BB: 0	P: 15	R: 3	H: 1	E: 0	K: 0	S: 13	LOB: 1	BB: 3	P: 28	R: 0	H: 1	E: 0	K: 1	S: 11	LOB: 1	BB: 0	P: 18	R: 1	H: 2	E: 0	K: 0	S: 7	LOB: 2	BB: 1	P: 13	1B: 5	2B: 2	3B: 1	HR: 1	SF: 1	SAC: 0	DP: 1	HBP: 0	WP: 0	PB: 1	SB: 2	CS: 0	PA: 42
--------------	------	------	------	------	-------	--------	-------	-------	------	------	------	------	------	--------	-------	-------	------	------	------	------	-------	--------	-------	-------	------	------	------	------	-------	--------	-------	-------	------	------	------	------	------	--------	-------	-------	------	------	------	------	------	--------	-------	-------	------	------	------	------	-------	--------	-------	-------	------	------	------	------	-------	--------	-------	-------	------	------	------	------	------	--------	-------	-------	-------	-------	-------	-------	-------	--------	-------	--------	-------	-------	-------	-------	--------

PITCHER	IP	WLS	BF	H	R	ER	SO	BB	IBB	HBP	BLK	WP	HR	S	P	ERA	WHIP
Mac Suzuki, R ERA: 5.4 (1, 1)	4.0		19	4	3	2	3	4	0	0	0	0	1	45	83	4.50	2.000
Jerry Spradlin, R ERA: 3.38 (5, 1)	2.0		9	2	2	2	2	1	0	0	0	0	0	22	38	9.00	1.500
Dan Reichert, R ERA: 5.19 (7, 1)	1.0	B	5	0	1	1	0	2	0	0	0	0	0	8	19	9.00	2.000
Jose Santiago, R ERA: 1.5 (8, 1)	1.2	L	9	3	1	1	1	0	1	0	0	0	0	18	31	5.40	1.800

BOTTOM

Kansas City Royals @ Minnesota Twins
 Hubert H. Humphrey Metrodome, Minneapolis, MN

Wed Apr 19 2000, 8:05 PM EDT
 Att. 7,606 - Dome - 72 F

AB	33
R	7
H	9
RBI	6
BB	8
SO	6
LOB	15



Batter	1	2	3	4	5	6	7	8	9	AB R H RBI BB SO LOB	TOP
Johnny Damon, L (1, 7) OBP: 0.267, SLG: 0.308 	1-2 G6-3 		4-2 1B 1B BB 		1-0 S 1B 		2-1 1B 1B 2-H 	1-3 		4 2 2 1 1 1 0	Kansas City Royals @ Minnesota Twins Hubert H. Humphrey Metrodome, Minneapolis, MN Thu Apr 20 2000, 1:05 PM EDT Att. 9,213 - Dome - 72 F livebaseballscorecards.com
Carlos Febles, R (1, 4) OBP: 0.408, SLG: 0.373 	3-3 		3-2 1B E 1B 1-3 2-H 		4-0 G1-6-3 HBP 1-2 		2-0 WP 1B 1-2 	1-1 L8 	4 1 2 1 0 1 0		
Carlos Beltrán, S (1, 8) OBP: 0.260, SLG: 0.342 	2-2 G3 		2-1 E8 1B 1-H 3-H 		1-0 G1-6-3 1-2f 		3-1 29 BB 1-2 2-H 	3-3 	5 0 2 2 0 1 2		
Jermaine Dye, R (1, 9) OBP: 0.419, SLG: 0.714 		3-1 G4-3 		2-1 1B 1B 		2-2 HR 	3-3 K 2-3 	1-3 K 	5 1 2 1 0 2 2		
29 Mike Sweeney, R (1, 3) OBP: 0.338, SLG: 0.657 		0-2 F3 		2-1 F9 		0-1 G4-3 	4-2 1-2 BB 		3 0 0 0 1 0 1		
Joe Randa, R (1, 5) OBP: 0.352, SLG: 0.485 		1-3 K 		2-3 K 		0-0 G3 	0-0 F3 		4 0 0 0 0 2 4		
Mark Quinn, R (1, 10) OBP: 0.429, SLG: 0.625 			0-0 G6-3 	0-0 1-2 1B 		1-1 G4-3 		0-1 HR 	4 1 2 1 0 0 0		
Jorge Fabregas, L (1, 2) 			1-0 G4-3 	0-1 F7 			1-0 F8 	0-1 G4-3 	4 0 0 0 0 0 2		
Rey Sanchez, R (1, 6) OBP: 0.333, SLG: 0.491 			2-0 1B 2B 		2-2 G5-3 		1-1 1B 2B 	0-0 F9 	4 2 2 0 0 0 0		
Inning Stats	R: 0 H: 0 E: 0 LOB: 0 K: 1 BB: 0 S: 9 P: 15	R: 0 H: 0 E: 0 LOB: 0 K: 1 BB: 0 S: 9 P: 13	R: 3 H: 3 E: 1 LOB: 1 K: 0 BB: 1 S: 10 P: 22	R: 0 H: 2 E: 0 LOB: 2 K: 1 BB: 0 S: 11 P: 16	R: 0 H: 1 E: 0 LOB: 1 K: 0 BB: 0 S: 6 P: 14	R: 1 H: 1 E: 0 LOB: 0 K: 0 BB: 0 S: 10 P: 13	R: 2 H: 4 E: 0 LOB: 3 K: 1 BB: 1 S: 16 P: 32	R: 1 H: 1 E: 0 LOB: 0 K: 1 BB: 0 S: 8 P: 9	R: 0 H: 0 E: 0 LOB: 0 K: 2 BB: 0 S: 12 P: 17	1B: 8 SF: 0 2B: 2 SAC: 0 3B: 0 DP: 1 HR: 2 HBP: 1	WP: 1 PA: 40 PB: 0 SB: 1 CS: 0
PITCHER	Sean Bergman, R (1, 1) ERA: 7.45	LaTroy Hawkins, R (6, 1) ERA: 7.71	Bob Wells, R (7, 1) ERA: 6.1	PITCHER	IP WLS BF H R ER SO BB IBB HBP BLK WP HR S P ERA WHIP	IP WLS BF H R ER SO BB IBB HBP BLK WP HR S P ERA WHIP					

Batter	1	2	3	4	5	6	7	8	9	AB R H RBI BB SO LOB	TOP																				
Johnny Damon, L (1, 7) <small>OBP: 0.275, SLG: 0.304</small>	3-2 		2-2 	1-1 			4-1 		0-1 	4 1 1 0 1 0 2																					
Carlos Febles, R (1, 4) <small>OBP: 0.420, SLG: 0.394</small>	4-2 		2-1 			1-1 	2-1 		2-1 	4 0 2 1 1 0 2																					
Carlos Beltrán, S (1, 8) Luis Ordaz, R (7, 6)	2-2 		2-1 			3-1 	4-2 		1-2 	3 0 0 0 1 0 2 0 0 0 1 0 0 0																					
Jermaine Dye, R (1, 9) <small>OBP: 0.418, SLG: 0.691</small>	1-3 		1-0 			1-1 	0-3 		1-1 	5 0 2 0 0 2 5																					
29 Mike Sweeney, R (1, 3) <small>OBP: 0.333, SLG: 0.634</small>		0-2 	2-3 			2-3 	2-0 			4 0 1 0 0 2 6																					
Joe Randa, R (1, 5) <small>OBP: 0.333, SLG: 0.457</small>		2-1 	0-0 			2-2 		1-3 		4 0 0 0 0 1 3																					
Mark Quinn, R (1, 10) <small>OBP: 0.403, SLG: 0.583</small>		0-3 		2-2 		0-0 		3-3 		4 0 0 0 0 2 1																					
Jorge Fabregas, L (1, 2) <small>OBP: 0.250, SLG: 0.143</small>		4-1 		1-2 		0-0 		1-0 		3 0 1 0 1 0 0																					
Rey Sanchez, R (1, 6) Scott Pose, L (7, 8) <small>OBP: 0.317, SLG: 0.467</small> <small>OBP: 0.333, SLG: 0.200</small>		0-3 		0-0 		1-1 		1-2 		3 0 0 0 0 1 3 1 1 1 0 0 0 0																					
Inning Stats	R: 0 H: 0 E: 0 LOB: 1 K: 1 BB: 1 S: 13 P: 23	R: 0 H: 1 E: 0 LOB: 2 K: 2 BB: 1 S: 13 P: 19	R: 1 H: 3 E: 0 LOB: 2 K: 1 BB: 0 S: 12 P: 21	R: 0 H: 1 E: 0 LOB: 1 K: 2 BB: 0 S: 9 P: 13	R: 0 H: 1 E: 0 LOB: 1 K: 1 BB: 0 S: 10 P: 17	R: 0 H: 0 E: 0 LOB: 0 K: 0 BB: 0 S: 5 P: 7	R: 0 H: 1 E: 0 LOB: 3 K: 1 BB: 2 S: 11 P: 24	R: 0 H: 0 E: 0 LOB: 0 K: 2 BB: 0 S: 8 P: 13	R: 1 H: 1 E: 1 LOB: 1 K: 0 BB: 0 S: 13 P: 18	1B: 7 SF: 1 2B: 1 SAC: 0 3B: 0 DP: 0 HR: 0 HBP: 0	WP: 0 PA: 40 PB: 0 SB: 0 CS: 0																				
PITCHER Freddy Garcia, R (1, 1) <small>ERA: 7.0</small> Frankie Rodriguez, R (3, 1) <small>ERA: 2.38</small> Jose Paniagua, R (7, 1) <small>ERA: 3.48</small> Jose Mesa, R (8, 1) <small>ERA: 4.32</small> Kazuhiro Sasaki, R (9, 1) <small>ERA: 3.0</small>	IP	WLS	BF	H	R	ER	SO	BB	IBB	HBP	BLK	WP	HR	S	P	ERA	WHIP														
	2.0		10	2	1	1	3	2	0	0	0	0	0	29	47	4.50	2.000														
	4.0	W	16	4	0	0	2	0	0	0	0	0	0	33	53	0.00	1.000														
	1.0		6	1	0	0	1	2	0	0	0	0	0	11	24	0.00	3.000														
	1.0		3	0	0	0	2	0	0	0	0	0	0	8	13	0.00	0.000														
	1.0		5	1	1	0	0	0	0	0	0	0	0	13	18	0.00	1.000														

Kansas City Royals @ Seattle Mariners
 Safeco Field, Seattle, WA
 Fri Apr 21 2000, 7:05 PM PDT
 Att. 37,034 - Cloudy - 61 F

AB	35
R	2
H	8
RBI	2
BB	4
SO	8
LOB	24



Batter	1	2	3	4	5	6	7	8	9	AB	R	H	RBI	BB	SO	LOB
Mark McLemore, S OBP: 0.391, SLG: 0.309 (1, 7) (3, 8) (4, 4)	3-1 G3-1 ①		4-2 BB 1B FC4 BB 1-2	3-3 K ②	1-2 2B 1-3 2-H		3-3 K ①			4	1	1	1	1	2	1
David Bell, R OBP: 0.232, SLG: 0.283 (1, 4) (4, 5)	2-0 F7 ②		1-0 FC4 BB FC5-4 1B 1-2 2-3	4-2 BB ③	2-2 F9 ③		1-2 G5-3 ②			4	1	1	0	1	0	2
Alex Rodriguez, R OBP: 0.478, SLG: 0.722 (1, 6) F BB BB X	3-2 G4-3 ③		4-2 FC4 BB 1-2 2-3 3-H	1-3 K ③		0-3 K ①	3-1 L4 ③			4	0	0	1	1	2	2
John Olerud, L OBP: 0.515, SLG: 0.600 (1, 3) BB BB BB X		3-2 G6-3 ①	3-1 FC4 FC5-4 1-2f 2-3 3-H		3-1 2B 2B ①	2-1 E HR 2B		3-3 K ①		5	2	2	1	0	1	2
Edgar Martinez, R OBP: 0.375, SLG: 0.545 Tom Lampkin, L OBP: 0.111, SLG: 0.444 (1, 10) (5, PH)		2-0 F8 ②	0-0 FC5-4 1-2f 3-H		3-2 F5 ①	0-0 E4 HR 2-3		2-2 G4-3 ②		2	0	0	1	0	0	1
Jay Buhner, R OBP: 0.375, SLG: 0.761 Charles Gipson, R OBP: 0.364, SLG: 0.364 (1, 9) (9, 8)		0-0 2B X	0-0 F9 ③		3-2 F7 ②	1-1 HR 1-H 3-H		2-2 F8 ③		5	1	2	3	0	0	2
John Mabry, L OBP: 0.355, SLG: 0.407 Raul Ibanez, L OBP: 0.444, SLG: 0.563 (1, 5) (4, 7)		4-2 BB BB BB BB X		0-0 SH1-4 1B 1B X	4-1 2B BB BB BB X	4-1 BB BB BB BB X				0	0	0	0	1	0	0
Dan Wilson, R OBP: 0.367, SLG: 0.455 (1, 2) F BB BB BB BB X		3-2 G6-3 ③		0-1 SH1-4 1-2 X	1-2 2B 2B 1-H 2-H	2-1 F7 ②				3	1	1	2	0	0	3
Mike Cameron, R OBP: 0.305, SLG: 0.442 Stan Javier, S OBP: 0.533, SLG: 0.611 (1, 8) (3, 7) (4, 8) (9, 9)			1-2 1B BB BB 1B BB BB X	2-2 1B 2-H	4-2 2B BB X	0-0 G4-3 ③				0	0	0	0	0	0	0

Inning Stats	R: 0	H: 0	E: 0	K: 6	S: 6	H: 0	LOB: 0	BB: 0	P: 14	R: 0	H: 1	E: 0	K: 0	S: 12	R: 3	H: 2	E: 0	K: 0	S: 14	R: 1	H: 2	E: 0	K: 2	S: 14	R: 3	H: 3	E: 0	K: 0	S: 23	R: 3	H: 2	E: 1	K: 1	S: 12	R: 0	H: 0	E: 0	K: 1	S: 9	R: 0	H: 0	E: 0	K: 1	S: 11	R: 0	H: 0	E: 0	K: 1	S: 18
--------------	------	------	------	------	------	------	--------	-------	-------	------	------	------	------	-------	------	------	------	------	-------	------	------	------	------	-------	------	------	------	------	-------	------	------	------	------	-------	------	------	------	------	------	------	------	------	------	-------	------	------	------	------	-------


PITCHER																	PITCHER																																							
IP	WLS	BF	H	R	ER	SO	BB	IBB	HBP	BLK	WP	HR	S	P	ERA	WHIP	IP	WLS	BF	H	R	ER	SO	BB	IBB	HBP	BLK	WP	HR	S	P	ERA	WHIP																							
Chad Durbin, R ERA: 5.4 (1, 1)	4.0	L	22	6	5	5	2	4	0	0	0	0	48	94	11.25	2.500																																								
Brad Rigby, R ERA: 16.2 (5, 1)	2.0		14	4	5	4	1	3	0	0	0	0	1	33	60	18.00	3.500																																							
Dan Reichert, R ERA: 4.66 (7, 1)	1.0		3	0	0	0	1	0	0	0	0	0	0	9	16	0.00	0.000																																							
Jerry Spradlin, R ERA: 3.09 (8, 1)	1.0		3	0	0	0	1	0	0	0	0	0	0	11	18	0.00	0.000																																							

BOTTOM

Kansas City Royals @ Seattle Mariners
Safeco Field, Seattle, WA

Fri Apr 21 2000, 7:05 PM PDT
Att: 37,034 - Cloudy - 61 F

AB	34
R	10
H	10
RBI	10
BB	7
SO	5
LOB	16



1B: 4	SF: 0	WP: 0	PA: 42
2B: 5	SAC: 1	PB: 0	
3B: 0	DP: 0	SB: 0	
HR: 1	HBP: 0	CS: 0	

Batter	1	2	3	4	5	6	7	8	9	AB R H RBI BB SO LOB	TOP
Johnny Damon, L (1, 8) OBP: 0.280, SLG: 0.310 Dave McCarty, R (5, 7) OBP: 0.250, SLG: 0.583	3-2 29 G5-4-3 1B		2-3 K			1-0 G6-3			1-1 HR	2 0 1 0 0 1 0 2 1 1 1 0 0 0	
Carlos Febles, R (1, 4) OBP: 0.400, SLG: 0.373	2-1 F9			2-3 K		3-2 G4-3			3-2 G5-3	4 0 0 0 0 1 1	
29 Mike Sweeney, R (1, 3) OBP: 0.329, SLG: 0.613	1-0 G5-4-3 1-2f			3-1 G5-3			2-0 G6-4-3 1B		2-2 G5-3	4 0 1 0 0 0 1	
Jermaine Dye, R (1, 9) OBP: 0.422, SLG: 0.722		2-3 K		1-1 HR		2-1 P6			3-1 1B	4 1 2 1 0 1 1	
Mark Quinn, R (1, 10) OBP: 0.380, SLG: 0.547			3-3 K		2-2 G6-3		1-2 G6-4-3 1-2f		1-1 F8	4 0 0 0 0 1 2	
Joe Randa, R (1, 5) OBP: 0.346, SLG: 0.458		0-0 1B			2-2 G5-3			4-1 FC6-4 BB		2 0 1 0 1 0 0	
Scott Pose, L (1, 7) OBP: 0.222, SLG: 0.125 (5, 8)		2-3 K			2-3 K			1-2 FC6-4 1-2f		3 0 0 0 0 2 2	
Brian Johnson, R (1, 2) OBP: 0.184, SLG: 0.283			1-1 P6		1-3 K			0-3 K		3 0 0 0 0 2 1	
Rey Sanchez, R (1, 6) OBP: 0.303, SLG: 0.444			1-1 G6-3			1-1 G6-3		1-0 F9		3 0 0 0 0 0 1	
Inning Stats	R: 0 H: 1 E: 0 LOB: 0 K: 0 BB: 0 S: 7 P: 13	R: 0 H: 1 E: 0 LOB: 1 K: 3 BB: 0 S: 13 P: 20	R: 0 H: 0 E: 0 LOB: 0 K: 1 BB: 0 S: 7 P: 11	R: 1 H: 1 E: 0 LOB: 0 K: 1 BB: 0 S: 10 P: 18	R: 0 H: 0 E: 0 LOB: 0 K: 2 BB: 0 S: 9 P: 14	R: 0 H: 0 E: 0 LOB: 0 K: 0 BB: 0 S: 6 P: 11	R: 0 H: 1 E: 0 LOB: 0 K: 0 BB: 0 S: 7 P: 12	R: 0 H: 0 E: 0 LOB: 1 K: 1 BB: 1 S: 10 P: 16	R: 1 H: 2 E: 0 LOB: 1 K: 0 BB: 0 S: 13 P: 23	1B: 4 SF: 0 2B: 0 SAC: 0 3B: 0 DP: 2 HR: 2 HBP: 0	WP: 0 PA: 32 PB: 0 SB: 0 CS: 0
PITCHER	IP WLS BF H R ER SO BB IBB HBP BLK WP HR S P ERA WHIP Brett Tomko, R (1, 1) ERA: 1.5 6.0 W 21 4 1 1 7 0 0 0 0 0 0 1 53 90 1.50 0.667 Paul Abbott, R (7, 1) ERA: 9.26 2.0 H 6 0 0 0 1 1 0 0 0 0 0 0 16 25 0.00 0.500 Kazuhiro Sasaki, R (9, 1) ERA: 3.86 1.0 S 5 2 1 1 0 0 0 0 0 0 0 0 1 13 23 9.00 2.000	IP WLS BF H R ER SO BB IBB HBP BLK WP HR S P ERA WHIP PITCHER IP WLS BF H R ER SO BB IBB HBP BLK WP HR S P ERA WHIP									

Kansas City Royals @ Seattle Mariners
 Safeco Field, Seattle, WA
 Sat Apr 22 2000, 1:05 PM PDT
 Att. 38,200 - Sunny - 54 F

livebaseballscorecards.com

AB	31
R	2
H	6
RBI	2
BB	1
SO	8
LOB	9



Batter	1	2	3	4	5	6	7	8	9	AB	R	H	RBI	BB	SO	LOB
Mark McLemore, S OBP: 0.370, SLG: 0.288 (1, 4)	F9		K		G3-1		K			4	0	0	0	0	2	0
Stan Javier, S OBP: 0.510, SLG: 0.600 (1, 8) (9, 9)	E1 WP		L7		L4		2B			4	0	1	0	0	0	0
Alex Rodriguez, R OBP: 0.466, SLG: 0.690 (1, 6)	F9		K		BB 1B		F2			4	0	1	0	0	1	2
John Olerud, L OBP: 0.514, SLG: 0.585 (1, 3)	K				FC4-6 1B		BB		K	3	0	1	0	1	2	1
Raul Ibanez, L OBP: 0.409, SLG: 0.500 (1, 7)					FC4-6 2B		F2		G6-3	4	2	1	0	0	0	3
Jay Buhner, R OBP: 0.365, SLG: 0.740 (1, 9) Charles Gipson, R OBP: 0.364, SLG: 0.364 (9, 8)			G4-3		2B		F7		K	4	1	1	1	0	1	1
Tom Lampkin, L OBP: 0.250, SLG: 0.833 (1, 10)			HR		2B		K			0	0	0	0	0	0	0
David Bell, R OBP: 0.220, SLG: 0.268 (1, 5)			HR		K		G6-3			3	1	2	3	0	1	0
Dan Wilson, R OBP: 0.346, SLG: 0.426 (1, 2)			F8		K				G6-3	3	0	0	0	0	1	1
			F9		K				G5-3	3	0	0	0	0	1	1

Inning Stats	R: 0	H: 0	E: 1	K: 1	S: 15	LOB: 1	BB: 0	P: 23
	R: 2	H: 2	E: 0	K: 0	S: 13 <td>LOB: 0</td> <td>BB: 0</td> <td>P: 19 </td>	LOB: 0	BB: 0	P: 19
	R: 0	H: 0	E: 0	K: 2	S: 11 <td>LOB: 0</td> <td>BB: 0</td> <td>P: 18 </td>	LOB: 0	BB: 0	P: 18
	R: 2	H: 3	E: 0	K: 2	S: 17 <td>LOB: 1</td> <td>BB: 1</td> <td>P: 23 </td>	LOB: 1	BB: 1	P: 23
	R: 0	H: 1	E: 0	K: 0	S: 8 <td>LOB: 2</td> <td>BB: 1</td> <td>P: 17 </td>	LOB: 2	BB: 1	P: 17
	R: 0	H: 0	E: 0	K: 1	S: 6 <td>LOB: 0</td> <td>BB: 0</td> <td>P: 10 </td>	LOB: 0	BB: 0	P: 10
	R: 0	H: 1	E: 0	K: 1	S: 12 <td>LOB: 1</td> <td>BB: 0</td> <td>P: 18 </td>	LOB: 1	BB: 0	P: 18
	R: 0	H: 0	E: 0	K: 2	S: 7 <td>LOB: 0</td> <td>BB: 0</td> <td>P: 11 </td>	LOB: 0	BB: 0	P: 11

PITCHER	IP	WLS	BF	H	R	ER	SO	BB	IBB	HBP	BLK	WP	HR	S	P	ERA	WHIP
Jay Witasick, R ERA: 9.33 (1, 1)	5.0	L	23	6	4	4	5	1	0	0	0	1	1	64	100	7.20	1.400
Jerry Spradlin, R ERA: 2.63 (6, 1)	2.0		7	1	0	0	2	0	0	0	0	0	0	18	28	0.00	0.500
Dan Reichert, R ERA: 4.22 (8, 1)	1.0		3	0	0	0	2	0	0	0	0	0	0	7	11	0.00	0.000

BOTTOM

Kansas City Royals @ Seattle Mariners
Safeco Field, Seattle, WA
 Sat Apr 22 2000, 1:05 PM PDT
 Att: 38,200 - Sunny - 54 F

AB	32
R	4
H	7
RBI	4
BB	1
SO	9
LOB	9

livebaseballscorecards.com



1B	2B	3B	HR	SF	SAC	DP	HBP	WP	HR	S	P	ERA	WHIP
3	3	0	1	0	0	0	0	1	1				

Batter	1	2	3	4	5	6	7	8	9	AB	R	H	RBI	BB	SO	LOB	TOP										
Luis Ordaz, R (1, 6) C B C X	1-2 F8		2-0 G4-3	3-1 L4			1-1 P4	0-3 K		5	0	0	0	0	1	3											
Jeff Reboulet, R (1, 4) OBP: 0.667, SLG: 0.714 C B X	1-1 G3 1B 2B		4-1 G3 BB		0-2 1B		4-1 BB 2B BB	1-3 K		3	2	2	0	2	1	0											
Carlos Beltrán, S (1, 8) OBP: 0.256, SLG: 0.313 C C C X	0-2 G3 2-3		3-2 G3 1-2		1-3 K		4-1 2B 2B BB		3-2 F7	4	1	0	0	1	1	3											
Jermaine Dye, R (1, 9) OBP: 0.432, SLG: 0.766 B B C X	3-1 29 FC4-6 1B		2-0 G5-3		3-2 F9		1-1 2B 2B		3-2 HR	5	2	3	3	0	0	2											
29 Mike Sweeney, R (1, 10) OBP: 0.321, SLG: 0.582 B X	1-0 FC4-6 1-2f			0-1 F5	2-1 F8		3-0 2B HBP		2-2 F3	4	0	0	0	0	0	2											
Joe Randa, R (1, 5) OBP: 0.361, SLG: 0.481 B X		1-0 G4-3 1B		3-2 F8		0-2 S 1B	2-2 2B		3-2 F8	5	0	3	2	0	0	0											
Mark Quinn, R (1, 7) OBP: 0.373, SLG: 0.529 B B F B X		3-1 P3		3-1 1B 1B		1-1 F8	1-3 K			4	0	1	0	0	1	4											
Dave McCarty, R (1, 3) OBP: 0.250, SLG: 0.500 B B B X		3-0 G4-3 1-2		1-2 1B 1B		0-0 P5	1-3 K			4	0	1	0	0	1	4											
Jorge Fabregas, L (1, 2) OBP: 0.250, SLG: 0.100 B C B B X		1-2 G5-3		4-1 IBB		3-2 L6		0-0 G4-3		3	0	0	0	1	0	2											
Inning Stats	R: 1 E: 0 K: 0 S: 11	H: 2 LOB: 1 BB: 0 P: 17	R: 0 E: 0 K: 0 S: 7	H: 1 LOB: 1 BB: 0 P: 15	R: 0 E: 0 K: 0 S: 6	H: 0 LOB: 1 BB: 1 P: 17	R: 0 E: 0 K: 0 S: 18	H: 2 LOB: 3 BB: 1 P: 32	R: 0 E: 0 K: 1 S: 11	H: 1 LOB: 1 BB: 0 P: 15	R: 3 E: 0 K: 2 S: 17	H: 2 LOB: 2 BB: 2 P: 34	R: 0 E: 0 K: 2 S: 7	H: 0 LOB: 0 BB: 0 P: 8	R: 1 E: 0 K: 0 S: 13	H: 1 LOB: 0 BB: 0 P: 24	1B: 6 2B: 3 3B: 0 HR: 1	SF: 0 SAC: 0 DP: 0 HBP: 1	WP: 0 PB: 0 SB: 1 CS: 0	PA: 42							
PITCHER	IP	WLS	BF	H	R	ER	SO	BB	IBB	HBP	BLK	WP	HR	S	P	ERA	WHIP										
Aaron Sele, R (1, 1) ERA: 4.24	5.1		25	7	1	1	1	1	1	0	0	0	0	59	105	1.69	1.500										
Jose Paniagua, R (6, 1) ERA: 4.76	1.0		5	0	2	2	0	2	0	0	0	0	0	9	21	18.00	2.000										
Jose Mesa, R (7, 1) ERA: 4.5	1.2	H	8	2	1	1	4	0	0	1	0	0	0	20	29	5.40	1.200										
Arthur Rhodes, L (9, 1) ERA: 2.57	1.0	W	4	1	1	1	0	0	0	0	0	0	1	13	24	9.00	1.000										

Kansas City Royals @ Seattle Mariners
Safeco Field, Seattle, WA
 Sun Apr 23 2000, 1:35 PM PDT
 Att: 29,701 - Dome - 72 F

AB	37
R	5
H	10
RBI	5
BB	4
SO	5
LOB	20



WP	0	PA	42
PB	0		
SB	1		
CS	0		

Batter	1	2	3	4	5	6	7	8	9	AB	R	H	RBI	BB	SO	LOB
Mark McLemore, S OBP: 0.346, SLG: 0.266 (1, 4)	2-2 F8		1-0 G1-4-3	3-2 G3		0-1 L6		0-2 F7		5	0	0	0	0	0	2
Stan Javier, S OBP: 0.500, SLG: 0.558 (1, 8) (8, 9)	1-2 G3-1		4-1 BB BB	2-0 F7		1-3 K		4-1 BB HR BB		3	1	0	0	2	1	2
Alex Rodriguez, R OBP: 0.500, SLG: 0.690 (1, 6)	4-2 2B BB		4-2 1-2 BB		4-2 BB BB	4-2 BB BB		4-1 HR BB		0	2	0	0	5	0	0
John Olerud, L OBP: 0.519, SLG: 0.649 (1, 3)	1-0 1-H 2B		1-2 G3		1 SAFE 4-0 1-2 HR BB	0-0 G5-3		2-2 1-H 2-H HR		4	2	2	4	1	0	3
Edgar Martinez, R OBP: 0.385, SLG: 0.604 (1, 10)	2-2 G5-3			2-2 1B 2B 1B	3-1 1-H HR		2-1 L7		4	2	2	2	0	0	1	
Jay Buhner, R OBP: 0.375, SLG: 0.712 Mike Cameron, R OBP: 0.305, SLG: 0.442 (1, 9) (8, 8)		2-3 K		4-2 1-2 1B 2B BB	4-1 1B BB		0-2 G5-3		2	1	0	0	2	1	0	
Tom Lampkin, L OBP: 0.313, SLG: 0.750 Dan Wilson, R OBP: 0.346, SLG: 0.426 (1, 2) (8, 2)		1-3 K		1-1 2B 1B	0-0 1-2 1B		0-1 L8		4	0	2	0	0	1	0	
Raul Ibanez, L OBP: 0.346, SLG: 0.417 Charles Gipson, R OBP: 0.364, SLG: 0.364 (1, 7) (9, 7)		2-0 F7		2-3 K	1-0 F7		1-1 F7		4	0	0	0	0	1	5	
David Bell, R OBP: 0.222, SLG: 0.283 (1, 5)			2-1 F7	0-0 2B	3-2 G4-3		1-3 K		0	0	0	0	0	0	0	

Inning Stats	R: 1	H: 1	E: 0	K: 0	S: 15	R: 0	H: 0	E: 0	K: 2	S: 7	R: 0	H: 0	E: 0	K: 0	S: 9	R: 2	H: 3	E: 0	K: 1	S: 15	R: 0	H: 0	E: 0	K: 1	S: 9	R: 0	H: 0	E: 0	K: 0	S: 7	R: 0	H: 0	E: 0	K: 1	S: 9	R: 3	H: 1	E: 0	K: 0	S: 6	1B: 3	2B: 2	3B: 0	HR: 2	SF: 0	SAC: 0	DP: 0	HBP: 0	WP: 0	PB: 0	SB: 0	CS: 0	PA: 40
--------------	------	------	------	------	-------	------	------	------	------	------	------	------	------	------	------	------	------	------	------	-------	------	------	------	------	------	------	------	------	------	------	------	------	------	------	------	------	------	------	------	------	-------	-------	-------	-------	-------	--------	-------	--------	-------	-------	-------	-------	--------

PITCHER	IP	WLS	BF	H	R	ER	SO	BB	IBB	HBP	BLK	WP	HR	S	P	ERA	WHIP
Jeff Suppan, R ERA: 5.28 (1, 1)	4.1		24	5	5	5	3	7	0	0	0	0	1	51	107	10.38	2.769
Jose Santiago, R ERA: 1.15 (5, 1)	3.2		13	1	0	0	2	1	0	0	0	0	0	30	43	0.00	0.545
Ricky Bottalico, R ERA: 9.0 (9, 1)	0.0	L	3	1	3	3	0	2	0	0	0	0	1	6	16	∞	∞

BOTTOM

Kansas City Royals @ Seattle Mariners
Safeco Field, Seattle, WA
Sun Apr 23 2000, 1:35 PM PDT
Att. 29,701 - Dome - 72 F

livebaseballscorecards.com

AB	30
R	8
H	7
RBI	8
BB	10
SO	5
LOB	15



Batter	1	2	3	4	5	6	7	8	9	AB R H RBI BB SO LOB	TOP																
Gerald Williams, R (1, 8) OBP: 0.323, SLG: 0.471	2-2 FC5-4 BB 2B	0-1 1B	2-1 F7		0-3 K			0-3 K		5 1 2 0 0 2 5	Tampa Bay Devil Rays @ Kansas City Royals Kauffman Stadium, Kansas City, MO Tue Apr 25 2000, 7:05 PM CDT Att. 14,677 - Sunny - 65 F																
Dave Martinez, L (1, 9) OBP: 0.339, SLG: 0.466	4-1 FC5-4 BB 1-2	2-1 P6		0-1 P6		1-1 G4-6-3 1B		1-1 G4-3		4 0 1 0 1 0 2																	
Greg Vaughn, R (1, 7) OBP: 0.388, SLG: 0.568	1-0 FC5-4 2B 1-2f 2-3 FC6-5		4-2 BB BB G1-3	0-1 G5-3		3-2 F5			2-2 HR	4 3 1 1 1 0 3																	
Fred McGriff, L (1, 3) OBP: 0.346, SLG: 0.431	0-0 FC6-5 1-3 3-H 2B		3-1 G1-3	0-0 FC6-4 1B		0-0 G4-6-3 1-2f			1-0 F8	5 0 2 1 0 0 2																	
Vinny Castilla, R (1, 5) OBP: 0.245, SLG: 0.286	1-1 FC6-5 FC5-4 1B 2-3 3-H		4-1 BB BB E BB	3-0 FC6-4 1-2f			2-2 G6-3		3-3 K	4 1 0 1 1 1 2																	
John Flaherty, R (1, 2) OBP: 0.389, SLG: 0.490	2-1 FC5-4 1-2 1B		4-2 BB E BB		0-0 F7		3-1 G6-3		2-3 K	4 1 1 0 1 1 0																	
Bubba Trammell, R (1, 10) OBP: 0.375, SLG: 0.536	0-0 FC5-4 1-2f 2-3		4-1 E BB		0-3 K		0-0 G4-3			3 0 0 1 1 1 2																	
Kevin Stocker, S (1, 6) OBP: 0.419, SLG: 0.500		2-3 K	0-3 K		2-1 1B 1B			4-1 FC3-6 BB		3 0 1 0 1 2 3																	
Miguel Cairo, R (1, 4) OBP: 0.296, SLG: 0.324		0-1 F9	0-1 E8 1-3 2-H 3-H 1B		0-1 1B			0-0 FC3-6 1-2f		4 0 2 2 0 0 1																	
Inning Stats	R: 2 E: 0 K: 0 S: 11	H: 3 LOB: 2 BB: 1 P: 21	R: 0 E: 0 K: 1 S: 10	H: 1 LOB: 1 BB: 0 P: 14	R: 3 E: 1 K: 1 S: 22	H: 1 LOB: 2 BB: 4 P: 43	R: 0 E: 0 K: 0 S: 6	H: 1 LOB: 1 BB: 0 P: 9	R: 0 E: 0 K: 2 S: 11	H: 2 LOB: 2 BB: 0 P: 13	R: 0 E: 0 K: 0 S: 8	H: 1 LOB: 0 BB: 0 P: 12	R: 0 E: 0 K: 0 S: 6	H: 0 LOB: 0 BB: 0 P: 11	R: 0 E: 0 K: 1 S: 7	H: 0 LOB: 1 BB: 1 P: 12	R: 1 E: 0 K: 2 S: 12	H: 1 LOB: 0 BB: 0 P: 20	1B: 8 2B: 1 3B: 0 HR: 1	SF: 0 SAC: 0 DP: 1 HBP: 0	WP: 0 PB: 0 SB: 1 CS: 0	PA: 42					
PITCHER	IP WLS BF H R ER SO BB IBB HBP BLK WP HR S P ERA WHIP																										
49 Chris Fussell, R (1, 1) ERA: 6.19	2.1		15	4	5	5	1	4	0	0	0	0	0	34	63	19.29	3.429										
Mac Suzuki, R (3, 1) ERA: 4.41	3.0		15	5	0	0	3	1	0	0	0	0	0	33	48	0.00	2.000										
Dan Reichert, R (6, 1) ERA: 3.77	3.2	W	12	1	1	1	3	1	0	0	0	0	1	26	44	2.46	0.545										

AB	36
R	6
H	10
RBI	6
BB	6
SO	7
LOB	20



Batter	1	2	3	4	5	6	7	8	9	AB R H RBI BB SO LOB
Johnny Damon, L (1, 7) OBP: 0.287, SLG: 0.311	2-1 F7	3-2 1B		1-0 F8		4-2 G6-3 BB		2-1 SF8		3 0 1 1 1 0 1
Carlos Febles, R (1, 4) OBP: 0.400, SLG: 0.367	4-2 29 1B 2B BB	0-0 F9		0-0 FC5-4		3-2 G6-3		3-H 0-0 29 FC6-4 1B		4 1 1 0 1 0 4
29 Mike Sweeney, R (1, 10) OBP: 0.326, SLG: 0.571	1-0 2B 1-3 1B		0-0 HR		1-3 K	1-1 G6-3		2-0 FC6-4		5 1 2 0 0 1 3
Jermaine Dye, R (1, 9) OBP: 0.452, SLG: 0.829	2-2 1-3 3-H 2B		0-1 HR		3-1 HR 2B		2-2 FC5-4 1B	0-2 G5-3		5 2 4 3 0 0 0
Carlos Beltrán, S (1, 8) OBP: 0.264, SLG: 0.310	0-1 F7		0-0 L1-3 1B		3-3 K		0-1 F7	4-1 S E BB		4 1 1 0 1 1 4
Joe Randa, R (1, 5) OBP: 0.364, SLG: 0.506	0-0 F9		1-0 F3		1-0 HR		1-0 F3	4-0 E 1-2 IBB		4 1 1 2 1 0 4
Dave McCarty, R (1, 3) OBP: 0.300, SLG: 0.474		2-2 1B 1B		0-1 L1-3		4-1 BB		0-0 E1		3 0 1 0 1 0 2
Mark Quinn, R (9, PH) OBP: 0.368, SLG: 0.522			1-2					1-3 2-H		1 0 0 0 0 0 1
Brian Johnson, R (1, 2) OBP: 0.208, SLG: 0.320		1-2 L4		2-2 FC5-4 1B		2-3 K		0-1 SH5-4 SF8 2B		4 0 2 0 0 1 2
Luis Ordaz, R (8, PR)										0 1 0 0 0 0 0
Jorge Fabregas, L (9, 2)										0 0 0 0 0 0 0
Rey Sanchez, R (1, 6) OBP: 0.290, SLG: 0.424		0-0 P4		1-0 FC5-4		0-1 G6-3		0-0 SH5-4		3 0 0 0 0 0 2

Inning Stats	R: 1	H: 2	E: 0	K: 0	S: 14	H: 2	LOB: 2	BB: 1	P: 23	R: 0	H: 2	E: 0	K: 0	S: 11	H: 3	LOB: 0	BB: 0	P: 8	R: 2	H: 2	E: 0	K: 3	S: 13	H: 2	LOB: 1	BB: 1	P: 27	R: 0	H: 0	E: 0	K: 0	S: 10	H: 1	LOB: 1	BB: 0	P: 15	R: 1	H: 2	E: 0	K: 0	S: 7	H: 0	LOB: 2	BB: 2	P: 11	R: 1	H: 0	E: 1	K: 0	S: 5	H: 0	LOB: 2	BB: 2	P: 13	1B: 8	SF: 1	2B: 4	SAC: 1	3B: 0	DP: 1	HR: 2	HBP: 0	WP: 0	PA: 43
--------------	------	------	------	------	-------	------	--------	-------	-------	------	------	------	------	-------	------	--------	-------	------	------	------	------	------	-------	------	--------	-------	-------	------	------	------	------	-------	------	--------	-------	-------	------	------	------	------	------	------	--------	-------	-------	------	------	------	------	------	------	--------	-------	-------	-------	-------	-------	--------	-------	-------	-------	--------	-------	--------

PITCHER	IP	WLS	BF	H	R	ER	SO	BB	IBB	HBP	BLK	WP	HR	S	P	ERA	WHIP
Steve Trachsel, R (1, 1) ERA: 6.08	4.2		25	10	5	5	2	2	0	0	0	0	2	48	80	9.64	2.571
Rick White, R (5, 1) ERA: 3.86	3.1		14	3	1	1	1	1	0	0	0	0	0	29	49	2.70	1.200
Albie Lopez, R (9, 1) ERA: 6.17	0.1	L	4	0	1	0	0	1	1	0	0	0	0	5	13	0.00	3.000

BOTTOM

Tampa Bay Devil Rays @ Kansas City Royals
Kauffman Stadium, Kansas City, MO

AB	36
R	7
H	13
RBI	6
BB	5
SO	3
LOB	23



WP	HR	S	P	ERA	WHIP
0	0	0	0	0	0

Tue Apr 25 2000, 7:05 PM CDT
 Att. 14,677 - Sunny - 65 F

livebaseballscores.com

Batter	1	2	3	4	5	6	7	8	9	AB	R	H	RBI	BB	SO	LOB
Johnny Damon, L (1, 7) OBP: 0.283, SLG: 0.304	0-0 29 HBP S HR 1B	3-2 G3		1-0 F7 1-2 2-3		1-0 FC4-6 1-2f		3-2 FC1-5 2-3		5	1	1	0	0	0	6
Carlos Febles, R (1, 4) OBP: 0.389, SLG: 0.349	2-1 29 HBP HR HBP	1-2 G3		2-2 G6-3		1-3 K 1-2		3-3 K 1-2		4	1	0	0	0	2	5
29 Mike Sweeney, R (1, 3) OBP: 0.323, SLG: 0.552 Dave McCarty, R (8, 3) OBP: 0.333, SLG: 0.500	1-1 HR HBP		0-1 G4-3	1-2 G4-3			0-3 K		0-0 G4-6-3 1B	3	1	0	0	0	1	2
Jermaine Dye, R (1, 9) OBP: 0.459, SLG: 0.884	1-0 HR		4-0 E 1B BB		2-0 HR		1-1 F8		0-1 G4-6-3 1-2f	4	3	2	5	1	0	1
Carlos Beltrán, S (1, 8) OBP: 0.271, SLG: 0.307	1-2 G1-3		2-3 SAFE K 1-2		1-1 F7		4-0 S BB		0-0 1B 1B	4	1	1	0	1	1	1
Joe Randa, R (1, 5) OBP: 0.376, SLG: 0.506	1-1 P4		2-2 FC5-4 2-H 1B		2-0 F9		4-1 1-2 BB		2-2 1B 1-3 1B	4	0	2	1	1	0	0
Mark Quinn, R (1, 10) OBP: 0.358, SLG: 0.500	2-3 K		0-0 FC5-4 1-2f		1-2 L8		3-1 L7		0-2 1-2 3-H 1B	5	0	1	1	0	1	3
Jorge Fabregas, L (1, 2) OBP: 0.438, SLG: 0.385 Luis Ordaz, R (8, PR) Brian Johnson, R (9, 2) OBP: 0.208, SLG: 0.320		2-2 SH5-3 2B		0-0 WP 1B		2-2 FC4-6 1B		4-2 FC1-5 S BB		3	0	3	0	1	0	0
Rey Sanchez, R (1, 6) OBP: 0.292, SLG: 0.420		2-1 SH5-3 2-3		0-1 WP 1-2 1B		0-0 FC4-6 1-2f		1-3 K 1-2		3	0	1	0	0	1	2

Inning Stats	R: 4	H: 2	E: 0	K: 1	S: 15	LOB: 0	BB: 0	P: 23	R: 0	H: 1	E: 0	K: 0	S: 11	LOB: 1	BB: 1	P: 19	R: 1	H: 1	E: 1	K: 1	S: 9	LOB: 1	BB: 1	P: 17	R: 0	H: 2	E: 0	K: 0	S: 10	LOB: 2	BB: 0	P: 14	R: 1	H: 1	E: 0	K: 0	S: 7	LOB: 0	BB: 0	P: 13	R: 0	H: 1	E: 0	K: 1	S: 9	LOB: 1	BB: 0	P: 13	R: 0	H: 0	E: 0	K: 1	S: 8	LOB: 2	BB: 2	P: 20	R: 0	H: 0	E: 0	K: 2	S: 13	LOB: 2	BB: 1	P: 24	R: 1	H: 4	E: 0	K: 0	S: 11	LOB: 2	BB: 0	P: 12	1B: 9	SF: 0	2B: 1	SAC: 1	3B: 0	DP: 1	HR: 2	HBP: 2
--------------	------	------	------	------	-------	--------	-------	-------	------	------	------	------	-------	--------	-------	-------	------	------	------	------	------	--------	-------	-------	------	------	------	------	-------	--------	-------	-------	------	------	------	------	------	--------	-------	-------	------	------	------	------	------	--------	-------	-------	------	------	------	------	------	--------	-------	-------	------	------	------	------	-------	--------	-------	-------	------	------	------	------	-------	--------	-------	-------	-------	-------	-------	--------	-------	-------	-------	--------

PITCHER	IP	WLS	BF	H	R	ER	SO	BB	IBB	HBP	BLK	WP	HR	S	P	ERA	WHIP
Ryan Rupe, R (1, 1) ERA: 10.17	6.0		29	8	6	5	3	1	0	2	0	1	2	61	99	7.50	1.500
Jeff Sparks, R (7, 1) ERA: 1.59	1.0		5	0	0	0	1	2	0	0	0	0	0	8	20	0.00	2.000
Jim Mecir, R (8, 1) ERA: 2.84	1.0		4	0	0	0	2	1	0	0	0	0	0	13	24	0.00	1.000
Albie Lopez, R (9, 1) ERA: 6.57	0.2	L	5	4	1	1	0	0	0	0	0	0	0	11	12	13.50	6.000

BOTTOM

Tampa Bay Devil Rays @ Kansas City Royals
Kauffman Stadium, Kansas City, MO
 Wed Apr 26 2000, 7:05 PM CDT
 Att: 14,209 - Cloudy - 62 F

AB	36
R	7
H	12
RBI	7
BB	4
SO	6
LOB	20



WP: 1	PA: 43
PB: 0	
SB: 5	
CS: 0	

Batter	1	2	3	4	5	6	7	8	9	AB R H RBI BB SO LOB	TOP																
Mark McLemore, S (1, 4) OBP: 0.326, SLG: 0.227	1-2 G4-3	3-2 G3			4-2 1B BB		4-0 G5-4-3 BB		2-3 K	3 0 0 0 2 1 2																	
Stan Javier, S (1, 8) OBP: 0.479, SLG: 0.525	4-2 BB 1B BB		1-2 G6-3		1-1 1-2 1B		1-1 G5-4-3		3-2 HR 1B	4 2 2 0 1 0 1																	
Alex Rodriguez, R (1, 6) OBP: 0.490, SLG: 0.694	4-2 1B 1-2 BB		1-1 1B		1-2 F8		4-2 BB		0-0 HR 1-H	3 2 2 2 2 0 2																	
John Olerud, L (1, 3) OBP: 0.500, SLG: 0.620	3-2 G4-3 1-H 2-H 1B		2-2 F8		3-1 F7		0-3 K		4-2 BB 1B BB	4 1 1 2 1 1 4																	
Jay Buhner, R (1, 9) OBP: 0.384, SLG: 0.656	1-1 G4-3 1-2f		1-3 K		1-0 F2			4-1 G4-3 G3 BB	4-1 1B 1-2 BB	3 0 0 0 2 1 4																	
Tom Lampkin, L (1, 10) OBP: 0.360, SLG: 0.625		3-2 G6-4-3 1B 1B		X 0-0 F8		C 0-1 G6-3 1B		B 3-2 G3 1-2	0-0 1-3 2-H 1B	5 0 3 1 0 0 1																	
Raul Ibanez, L (1, 7) OBP: 0.343, SLG: 0.355		3-2 G6-4-3 1-2 1B		B 4-0 G4-3 BB		C 3-2 G6-3		B 2-1 G4-3 2-3	3-2 F5	4 0 1 0 1 0 4																	
Dan Wilson, R (1, 2) OBP: 0.313, SLG: 0.390		1-2 G6-4-3 1-2f 2-3		X 0-0 G4-3		B 2-3 K		F 2-2 G5-3		4 0 0 0 0 1 5																	
Carlos Guillen, S (1, 5) OBP: 0.194, SLG: 0.111		4-2 BB BB		C 0-3 K		B 1-0 G6-3			2-3 K	3 0 0 0 1 2 2																	
Inning Stats	R: 2 E: 0 K: 0 S: 18	H: 1 LOB: 0 BB: 2 P: 31	R: 0 E: 0 K: 0 S: 20	H: 2 LOB: 2 BB: 1 P: 34	R: 0 E: 0 K: 1 S: 11	H: 1 LOB: 1 BB: 1 P: 16	R: 0 E: 0 K: 1 S: 5	H: 0 LOB: 1 BB: 0 P: 9	R: 0 E: 0 K: 0 S: 11	H: 1 LOB: 2 BB: 1 P: 21	R: 0 E: 0 K: 1 S: 9	H: 1 LOB: 1 BB: 0 P: 15	R: 0 E: 0 K: 1 S: 7	H: 0 LOB: 1 BB: 2 P: 16	R: 0 E: 0 K: 0 S: 11	H: 0 LOB: 1 BB: 1 P: 22	R: 3 E: 0 K: 2 S: 20	H: 3 LOB: 2 BB: 2 P: 38	1B: 8 2B: 0 3B: 0 HR: 1	SF: 0 SAC: 0 DP: 3 HBP: 0	WP: 0 PB: 0 SB: 0 CS: 0	PA: 43					
PITCHER	IP WLS BF H R ER SO BB IBB HBP BLK WP HR S P ERA WHIP																										
Jay Witasick, R (1, 1) ERA: 8.46	4.0		20	5	2	2	2	5	0	0	0	0	0	59	100	4.50	2.500										
Miguel Batista, R (5, 1) ERA: 9.49	4.0	W	15	1	0	0	2	3	0	0	0	0	0	33	64	0.00	1.000										
Jason Rakers, R (9, 1) ERA: 40.5	0.2		6	2	3	3	2	2	0	0	0	0	1	15	30	40.50	6.000										
Ricky Bottalico, R (9, 1) ERA: 7.56	0.1	S	2	1	0	0	0	0	0	0	0	0	0	5	8	0.00	3.000										

Seattle Mariners @ Kansas City Royals
Kauffman Stadium, Kansas City, MO

Fri Apr 28 2000, 7:05 PM CDT
Att. 36,317 - Cloudy - 70 F

livebaseballscorecards.com

AB	33
R	5
H	9
RBI	5
BB	10
SO	6
LOB	25



Batter	1	2	3	4	5	6	7	8	9
Johnny Damon, L (1, 7) OBP: 0.292, SLG: 0.325	3-2 SH5-3 3B 1B	1-1 F9		1-1 F9			1-1 SH3-4	1-0 1B 2B	
Carlos Febles, R (1, 4) OBP: 0.394, SLG: 0.356	0-0 SH5-3		3-2 F9		2-1 F7		1-1 1B 1B S	0-0 29 WP 1B	
29 Mike Sweeney, R (1, 3) Dave McCarty, R (9, 3) OBP: 0.333, SLG: 0.500	3-2 G6-3		1-1 1B 1B		4-1 BB		2-0 SF8	2-2 HBP	
Jermaine Dye, R (1, 9) OBP: 0.456, SLG: 0.856	4-1 3B BB		0-1 P4		0-3 K		3-2 1B 1B BB	0-1 F7	
Carlos Beltrán, S (1, 8) OBP: 0.287, SLG: 0.337	2-0 1B 3B		0-0 BB 1B		1-0 L8		4-1 1B BB	1-2 G4-3	
Joe Randa, R (1, 5) OBP: 0.392, SLG: 0.511	0-1 WP 1B		4-1 FC4-6 BB		1-3 K		2-2 1B		
Mark Quinn, R (1, 10) OBP: 0.341, SLG: 0.474	3-2 F7		1-0 FC4-6		0-0 G6-3		3-3 K		
Jorge Fabregas, L (1, 2) OBP: 0.400, SLG: 0.353		0-0 L9		0-1 G4-3		1-3 K		1-2 FC8-6 1B	
Rey Sanchez, R (1, 6) OBP: 0.289, SLG: 0.425		1-1 P8		1-1 G5-3		1-0 SH3-4 29 SF8 2B	1-0 FC8-6 1B		

AB	R	H	RBI	BB	SO	LOB
4	2	2	0	0	0	0
4	1	2	2	0	0	0
2	0	1	1	1	0	1
0	0	0	0	0	0	0
4	2	1	1	1	1	4
4	1	2	2	1	0	3
3	0	2	2	1	1	0
4	0	0	0	0	1	6
4	0	1	0	0	1	0
4	2	1	0	0	0	1

AB	R	H	RBI	BB	SO	LOB
33	8	12	8	4	4	15

Inning Stats	R	H	E	K	S	IP	WLS	BF	H	R	ER	SO	BB	IBB	HBP	BLK	WP	HR	S	P	ERA	WHIP
	3	3	0	17	32	6.2	L	31	8	6	6	3	3	0	0	0	1	0	61	106	8.10	1.650
	0	0	0	5	7																	
	0	2	0	10	19																	
	0	0	0	6	8																	
	0	0	0	7	8																	
	0	0	0	14	9																	
	3	4	0	18	35																	
	2	3	0	15	22																	

WP	PA	ERA	WHIP
2	41		

Seattle Mariners @ Kansas City Royals
 Kauffman Stadium, Kansas City, MO
 Fri Apr 28 2000, 7:05 PM CDT
 Att: 36,317 - Cloudy - 70 F

livebaseballscorecards.com



Batter	1	2	3	4	5	6	7	8	9	AB R H RBI BB SO LOB	TOP											
Mark McLemore, S (1, 4) OBP: 0.327, SLG: 0.259	2-2 G4-3	1-0 3B		0-1 G3		1-0 G3-1 WP 1B		1-1 F7	0-0 G3-1	6 1 2 1 0 0 2												
Stan Javier, S (1, 7) OBP: 0.462, SLG: 0.500	1-2 G4-3	0-0 G6-3		0-0 WP 1B		1-2 G3-1		1-3 K		5 0 1 1 0 1 2												
Alex Rodriguez, R (1, 6) OBP: 0.495, SLG: 0.740	1-2 HR		1-1 2B G5-3 1B	1-3 K		2-2 S SF9 2B		2-0 P4		5 3 3 1 0 1 1												
John Olerud, L (1, 3) OBP: 0.525, SLG: 0.662	0-0 2B		0-1 G4-3 1-3 2B	4-1 FC5-4 IBB		4-0 IBB			0-1 2B 2B 1B	3 1 3 0 2 0 0												
Edgar Martinez, R (1, 10) OBP: 0.348, SLG: 0.500	1-2 G6-3		2-1 G5-3	1-1 FC5-4		2-1 SF9			3-3 K	4 0 0 2 0 1 5												
Tom Lampkin, L (1, 2) OBP: 0.367, SLG: 0.621			1-3 K	0-1 G4-3		0-2 G3 1B			3-2 2B 2B	5 1 2 0 0 1 2												
Raul Ibanez, L (1, 9) OBP: 0.350, SLG: 0.389			0-1 HR 1B	1-1 G6-3		1-3 K			1-2 1B 2B	5 2 2 2 0 1 2												
Carlos Guillen, S (1, 5) OBP: 0.222, SLG: 0.156			1-2 F8		0-0 1B G3 1B			0-1 G6-3	3-2 1B	5 1 2 1 0 0 2												
Mike Cameron, R (1, 8) OBP: 0.338, SLG: 0.484			3-1 HR		3-2 SAFE 1B G3 1B			3-2 G5-3	2-3 K	5 2 2 2 0 2 2												
Inning Stats	R: 1 E: 0 K: 0 S: 13	H: 2 LOB: 1 BB: 0 P: 18	R: 2 E: 0 K: 1 S: 12	H: 3 LOB: 1 BB: 0 P: 18	R: 1 E: 0 K: 0 S: 10	H: 2 LOB: 1 BB: 0 P: 14	R: 2 E: 1 K: 1 S: 16	H: 3 LOB: 2 BB: 1 P: 25	R: 0 E: 0 K: 2 S: 11	H: 1 LOB: 1 BB: 0 P: 15	R: 2 E: 0 K: 0 S: 11	H: 2 LOB: 1 BB: 1 P: 21	R: 0 E: 0 K: 0 S: 7	H: 0 LOB: 0 BB: 0 P: 13	R: 0 E: 0 K: 1 S: 7	H: 0 LOB: 0 BB: 0 P: 11	R: 3 E: 0 K: 2 S: 20	H: 4 LOB: 1 BB: 0 P: 32	1B: 9 2B: 5 3B: 1 HR: 2	SF: 1 SAC: 0 DP: 0 HBP: 0	WP: 2 PB: 0 SB: 2 CS: 0	PA: 46
PITCHER	IP WLS BF H R ER SO BB IBB HBP BLK WP HR S P ERA WHIP																					
Jeff Suppan, R (1, 1) ERA: 6.47	3.0 L 18 9 6 6 1 0 0 0 0 0 0 2 40 58 18.00 3.000																					
Mac Suzuki, R (4, 1) ERA: 4.43	4.0 18 4 2 2 3 0 2 0 0 2 0 40 66 4.50 1.000																					
Jerry Spradlin, R (8, 1) ERA: 3.71	2.0 10 4 3 3 3 0 0 0 0 0 0 27 43 13.50 2.000																					

Seattle Mariners @ Kansas City Royals
Kauffman Stadium, Kansas City, MO
Sat Apr 29 2000, 7:05 PM CDT
Att. 26,879 - Sunny - 70 F

livebaseballscorecards.com

AB 43
R 11
H 17
RBI 10
BB 2
SO 7
LOB 18



Batter	1	2	3	4	5	6	7	8	9	AB R H RBI BB SO LOB
Johnny Damon, L (1, 7) <small>OBP: 0.307, SLG: 0.364</small>	0-1 		1-0 		3-2 		1-1 		0-1 	5 2 3 0 0 0 1
Carlos Febles, R (1, 4) <small>OBP: 0.382, SLG: 0.344</small>	0-0 		0-2 		0-1 		1-1 			3 0 0 0 0 0 3
29 Mike Sweeney, R (1, 3) <small>OBP: 0.343, SLG: 0.576</small>	0-2 		4-0 		0-2 			2-1 		3 1 1 2 1 0 1
Jermaine Dye, R (1, 9) <small>OBP: 0.467, SLG: 0.862</small>	3-2 		0-0 		2-2 			0-0 		4 0 3 1 0 0 1
Carlos Beltrán, S (1, 8) <small>OBP: 0.286, SLG: 0.333</small>	1-0 		2-1 		2-1 			2-3 		4 0 1 0 0 1 2
Joe Randa, R (1, 5) <small>OBP: 0.376, SLG: 0.489</small>		1-0 	1-0 			1-2 		0-0 		4 0 0 0 0 0 3
Scott Pose, L (1, 10) <small>OBP: 0.231, SLG: 0.091</small>		1-2 		4-1 		1-2 		1-2 		3 0 0 0 1 0 0
Brian Johnson, R (1, 2) <small>OBP: 0.211, SLG: 0.333</small>		0-0 		3-3 		3-2 		2-3 		4 0 1 0 0 2 1
Rey Sanchez, R (1, 6) <small>OBP: 0.288, SLG: 0.416</small>		1-2 		0-0 		1-0 		0-0 		4 0 1 0 0 0 1

Inning Stats	R: 2	H: 3	E: 0	K: 10	S: 10	LOB: 0	BB: 0	P: 14	R: 0	H: 1	E: 0	K: 0	S: 9	LOB: 1	BB: 0	P: 12	R: 1	H: 3	E: 0	K: 0	S: 9	LOB: 2	BB: 1	P: 17	R: 0	H: 0	E: 0	K: 1	S: 7	LOB: 0	BB: 1	P: 14	R: 0	H: 0	E: 1	K: 0	S: 12	LOB: 1	BB: 0	P: 17	R: 0	H: 1	E: 0	K: 0	S: 8	LOB: 1	BB: 0	P: 14	R: 0	H: 1	E: 0	K: 1	S: 7	LOB: 1	BB: 0	P: 11	R: 0	H: 1	E: 0	K: 1	S: 9	LOB: 1	BB: 0	P: 12	1B: 6	SF: 0	2B: 3	SAC: 1	3B: 1	DP: 2	HR: 1	HBP: 0	WP: 0	PA: 37
--------------	------	------	------	-------	-------	--------	-------	-------	------	------	------	------	------	--------	-------	-------	------	------	------	------	------	--------	-------	-------	------	------	------	------	------	--------	-------	-------	------	------	------	------	-------	--------	-------	-------	------	------	------	------	------	--------	-------	-------	------	------	------	------	------	--------	-------	-------	------	------	------	------	------	--------	-------	-------	-------	-------	-------	--------	-------	-------	-------	--------	-------	--------

PITCHER	IP	WLS	BF	H	R	ER	SO	BB	IBB	HBP	BLK	WP	HR	S	P	ERA	WHIP
Aaron Sele, R (1, 1) <small>ERA: 4.15</small>	7.0	W	29	8	3	3	1	2	0	0	0	0	1	63	100	3.86	1.429
Paul Abbott, R (8, 1) <small>ERA: 6.89</small>	2.0		8	2	0	0	2	0	0	0	0	0	0	16	23	0.00	1.000

BOTTOM

Seattle Mariners @ Kansas City Royals
 Kauffman Stadium, Kansas City, MO

Sat. Apr. 29 2000, 7:05 PM CDT
 Att. 26,879 - Sunny - 70 F

livebaseballscorecards.com

AB	34
R	3
H	10
RBI	3
BB	2
SO	3
LOB	13



Batter	1	2	3	4	5	6	7	8	9	AB R H RBI BB SO LOB	TOP											
Mark McLemore, S (1, 4) OBP: 0.330, SLG: 0.291	0-1 E4 G5-4-3		0-1 SH5-3 SF8 2B		3-3 K	2-2 G4-3			2-2 CS 2B	5 1 2 0 0 1 2	Seattle Mariners @ Kansas City Royals Kauffman Stadium, Kansas City, MO Sun Apr 30 2000, 1:05 PM CDT Att. 23,568 - Cloudy - 73 F livebaseballscorecards.com											
Stan Javier, S (1, 7) OBP: 0.451, SLG: 0.478	1-0 G5-4-3 1-2f		1-0 SH5-3 2-3		4-2 2B G6-3 BB			2-3 K	0-1 G6-3	3 1 0 0 1 1 2												
Alex Rodriguez, R (1, 6) OBP: 0.500, SLG: 0.747	4-1 BB		0-0 SF8 3-H		1-1 2B			3-3 K	4-2 DI BB 2-3	2 0 1 1 2 1 0												
Edgar Martinez, R (1, 10) OBP: 0.338, SLG: 0.524	0-2 G4-3		2-0 F8		1-1 G6-3 3-H			2-2 HR	0-3 K 1-2	5 1 1 2 0 1 3												
John Olerud, L (1, 3) OBP: 0.515, SLG: 0.636		1-2 F7		0-0 G3-1		1-3 K		4-1 FC4-6 BB		3 0 0 0 1 1 1												
Jay Buhner, R (1, 9) OBP: 0.364, SLG: 0.618		2-2 E5 2B		3-2 F9		2-3 K		1-0 FC4-6 1-2f		4 0 0 0 0 1 1												
Mike Cameron, R (1, 8) OBP: 0.333, SLG: 0.485		0-1 F9		3-2 2B		0-0 B1-3		2-3 K		4 0 1 0 0 1 1												
Dan Wilson, R (1, 2) OBP: 0.338, SLG: 0.419		0-1 2B		4-0 BB		3-2 E 1B		2-3 K		3 0 2 0 1 1 0												
Carlos Guillen, S (1, 5) OBP: 0.205, SLG: 0.143		2-3 K		0-0 F9		2-2 E3 1-2		3-3 K		3 0 0 0 0 1 5												
Tom Lampkin, L (8, PH) OBP: 0.355, SLG: 0.600										1 0 0 0 0 1 0												
David Bell, R (8, 5) OBP: 0.205, SLG: 0.257										0 0 0 0 0 0 0												
Inning Stats	R: 0 E: 1 K: 0 S: 7	H: 0 LOB: 1 BB: 1 P: 12	R: 0 E: 1 K: 1 S: 16	H: 1 LOB: 2 BB: 0 P: 21	R: 1 E: 0 K: 0 S: 5	H: 1 LOB: 0 BB: 0 P: 8	R: 0 E: 0 K: 0 S: 8	H: 1 LOB: 2 BB: 1 P: 18	R: 1 E: 0 K: 2 S: 14	H: 1 LOB: 1 BB: 1 P: 24	R: 0 E: 1 K: 1 S: 13	H: 1 LOB: 2 BB: 0 P: 22	R: 1 E: 0 K: 2 S: 13	H: 1 LOB: 1 BB: 1 P: 25	R: 0 E: 0 K: 3 S: 11	H: 0 LOB: 0 BB: 0 P: 18	R: 0 E: 0 K: 1 S: 11	H: 1 LOB: 1 BB: 1 P: 17	1B: 1 2B: 5 3B: 0 HR: 1	SF: 1 SAC: 1 DP: 1 HBP: 0	WP: 0 PB: 0 SB: 0 CS: 1	PA: 40
PITCHER	IP WLS BF H R ER SO BB IBB HBP BLK WP HR S P ERA WHIP																					
50 José Rosado, L (1, 1) ERA: 5.86	5.2 W 26 5 2 2 4 3 0 0 0 0 0 0 57 95 3.18 1.412																					
Jose Santiago, R (6, 1) ERA: 1.93	2.1 H 10 1 1 1 5 1 0 0 0 0 1 30 53 3.86 0.857																					
Ricky Bottalico, R (9, 1) ERA: 6.75	1.0 S 4 1 0 0 1 1 0 0 0 0 0 0 11 17 0.00 2.000																					

Seattle Mariners @ Kansas City Royals
 Kauffman Stadium, Kansas City, MO
 Sun Apr 30 2000, 1:05 PM CDT
 Att. 23,568 - Cloudy - 73 F

AB	33
R	3
H	7
RBI	3
BB	5
SO	10
LOB	15



Batter	1	2	3	4	5	6	7	8	9	AB	R	H	RBI	BB	SO	LOB
Johnny Damon, L (1, 7) <small>OBP: 0.305, SLG: 0.359</small>	1-0 		1-1 P5-3 <small>1-2f</small>		0-2 FC4-6 <small>G3 29 1B</small>		2-1 G4-6-3 <small>1-2f</small>			4	1	1	0	0	0	3
Carlos Febles, R (1, 4) <small>OBP: 0.377, SLG: 0.333</small>	1-1 G6-4-3 <small>1-2f</small>		4-1 <small>29 BB</small> BB		0-1 G3 <small>1-3</small>		0-2 G6-3			3	0	0	0	1	0	2
29 Mike Sweeney, R (1, 3) Dave McCarty, R (9, 3) <small>OBP: 0.358, SLG: 0.579</small> <small>OBP: 0.333, SLG: 0.500</small>	0-3 K		4-1 <small>1-2</small> BB		0-0 <small>2B</small> 1B			1-2 <small>G4-3</small> HR <small>1B</small>		3	2	2	1	1	1	0
Jermaine Dye, R (1, 9) <small>OBP: 0.459, SLG: 0.847</small>		2-0 F9	1-2 G1-3		2-2 <small>1-H</small> 2B			2-2 P4		4	0	1	1	0	0	3
Carlos Beltrán, S (1, 8) <small>OBP: 0.275, SLG: 0.320</small>		2-3 K		0-1 G3	0-1 G3			0-1 G4-3		4	0	0	0	0	1	2
Joe Randa, R (1, 5) <small>OBP: 0.390, SLG: 0.526</small>		4-1 HR HBP		0-0 1B		0-0 F9		2-2 <small>2-H</small> HR		3	2	2	2	0	0	0
Mark Quinn, R (1, 10) <small>OBP: 0.348, SLG: 0.512</small>		3-2 <small>1-H</small> HR		1-2 F8		2-1 <small>G6-4-3</small> 1B		0-0 F9		4	1	2	2	0	0	1
Jorge Fabregas, L (1, 2) <small>OBP: 0.348, SLG: 0.300</small>	0-0 G6-3			2-3 K		1-1 <small>1-2f</small> G6-4-3				3	0	0	0	0	1	2
Jeff Reboulet, R (1, 6) <small>OBP: 0.750, SLG: 0.778</small>			4-1 <small>P5-3</small> BB		1-1 <small>FC4-6</small> 1B		2-2 <small>G4-6-3</small> 1B			2	0	2	0	1	0	0

Inning Stats		R: 0	H: 1	R: 2	H: 1	R: 0	H: 0	R: 0	H: 1	R: 2	H: 3	R: 0	H: 1	R: 2	H: 1	R: 2	H: 2
		E: 0	LOB: 0	E: 0	LOB: 0	E: 0	LOB: 2	E: 0	LOB: 1	E: 0	LOB: 1	E: 0	LOB: 0	E: 0	LOB: 0	E: 0	LOB: 0
		K: 1	BB: 0	K: 1	BB: 0	K: 0	BB: 3	K: 1	BB: 0	K: 0	BB: 0	K: 0	BB: 0	K: 0	BB: 0	K: 0	BB: 0
		S: 6	P: 8	S: 10	P: 21	S: 8	P: 22	S: 11	P: 14	S: 13	P: 16	S: 5	P: 8	S: 9	P: 13	S: 13	P: 18

PITCHER		IP	WLS	BF	H	R	ER	SO	BB	IBB	HBP	BLK	WP	HR	S	P	ERA	WHIP
Gil Meche, R (1, 1)	ERA: 4.44	5.0	L	23	6	4	4	3	3	0	1	0	0	1	48	81	7.20	1.800
Frankie Rodriguez, R (6, 1)	ERA: 3.14	3.0		11	4	2	2	0	0	0	0	0	0	1	27	39	6.00	1.333

BOTTOM

Seattle Mariners @ Kansas City Royals
 Kauffman Stadium, Kansas City, MO

Sun Apr 30 2000, 1:05 PM CDT
 Att: 23,568 - Cloudy - 73 F

AB	30
R	6
H	10
RBI	6
BB	3
SO	3
LOB	13

1B: 7	SF: 0	WP: 0	PA: 34
2B: 2	SAC: 0	PB: 0	
3B: 0	DP: 4	SB: 1	
HR: 2	HBP: 1	CS: 0	

Batter	1	2	3	4	5	6	7	8	9	AB	R	H	RBI	BB	SO	LOB	
Johnny Damon, L <small>(1, 10) OBP: 0.309, SLG: 0.361</small>	1-1 1B		0-1 E8 <small>29 F8</small> 1B	3-3 K		0-1 F2 F2		2-1 G3 G3		5	2	2	0	0	1	3	
Carlos Febles, R <small>(1, 4) OBP: 0.369, SLG: 0.327</small>	2-2 1B		2-3 K K	2-3 K K		1-0 P4 P4		1-2 F3 F3		5	1	1	0	0	2	2	
29 Mike Sweeney, R <small>(1, 3) OBP: 0.342, SLG: 0.556</small>	1-1 SF7 SF7		0-0 F8 F8		0-0 G6-3 G6-3		0-1 G6-3 G6-3		0-0 F9 F9		4	0	0	1	0	0	1
Jermaine Dye, R <small>(1, 9) OBP: 0.448, SLG: 0.814</small>	3-2 F7 1B		4-1 1B BB		2-3 K K		1-0 G5-3 G5-3		0-2 F9 F9		4	1	0	0	1	1	1
Carlos Beltrán, S <small>(1, 8) OBP: 0.292, SLG: 0.330</small>	1-0 1B		0-0 1B BB		4-2 1B BB		1-1 F5 F5			3	1	2	2	1	0	0	
Joe Randa, R <small>(1, 5) OBP: 0.394, SLG: 0.520</small>	2-1 F2 F2		1-0 1B		4-2 1B BB			1-3 K K		3	0	1	1	1	1	1	
Mark Quinn, R <small>(1, 7) OBP: 0.344, SLG: 0.500</small>		1-0 G5-3 G5-3	1-0 F8 F8		2-0 1B			1-1 F9 F9		4	0	1	1	0	0	2	
Jorge Fabregas, L <small>(1, 2) OBP: 0.333, SLG: 0.292</small>		0-1 G3-1 G3-1		0-0 P4 P4		2-0 G3 G3		1-0 HBP 1B		4	0	1	0	0	0	2	
Rey Sanchez, R <small>(1, 6) OBP: 0.298, SLG: 0.425</small>		0-1 P3 P3		1-1 2B		0-0 G6-3 G6-3		3-0 HBP 1-2		3	0	1	0	0	0	0	

Inning Stats	R: 2	H: 3	E: 0	LOB: 1	K: 0	P: 23	R: 0	H: 0	E: 0	LOB: 0	K: 0	P: 6	R: 2	H: 3	E: 1	LOB: 2	K: 1	P: 21	R: 0	H: 1	E: 0	LOB: 1	K: 2	P: 15	R: 1	H: 1	E: 0	LOB: 2	K: 1	P: 28	R: 0	H: 0	E: 0	LOB: 0	K: 0	P: 5	R: 0	H: 0	E: 0	LOB: 0	K: 0	P: 7	R: 0	H: 1	E: 0	LOB: 2	K: 1	P: 16	R: 0	H: 0	E: 0	LOB: 0	K: 0	P: 8	R: 0	H: 0	E: 0	LOB: 0	K: 0	P: 8	1B: 8	SF: 1	2B: 1	SAC: 0	3B: 0	DP: 0	HR: 0	HBP: 1	WP: 0	PA: 40
--------------	------	------	------	--------	------	-------	------	------	------	--------	------	------	------	------	------	--------	------	-------	------	------	------	--------	------	-------	------	------	------	--------	------	-------	------	------	------	--------	------	------	------	------	------	--------	------	------	------	------	------	--------	------	-------	------	------	------	--------	------	------	------	------	------	--------	------	------	-------	-------	-------	--------	-------	-------	-------	--------	-------	--------

PITCHER	IP	WLS	BF	H	R	ER	SO	BB	IBB	HBP	BLK	WP	HR	S	P	ERA	WHIP
Omar Olivares, R <small>ERA: 5.35</small>	(1, 1)	7.0	W	32	8	5	5	4	3	0	0	0	0	64	105	6.43	1.571
Doug Jones, R <small>ERA: 5.11</small>	(8, 1)	1.0	H	5	1	0	0	1	0	0	1	0	0	8	16	0.00	1.000
Jason Isringhausen, R <small>ERA: 1.59</small>	(9, 1)	1.0	S	3	0	0	0	0	0	0	0	0	0	7	8	0.00	0.000

BOTTOM

Oakland Athletics @ Kansas City Royals
Kauffman Stadium, Kansas City, MO
 Mon May 01 2000, 7:05 PM CDT
 Att. 14,544 - Cloudy - 64 F

AB	35
R	5
H	9
RBI	5
BB	3
SO	5
LOB	12



PITCHER	IP	WLS	BF	H	R	ER	SO	BB	IBB	HBP	BLK	WP	HR	S	P	ERA	WHIP
---------	----	-----	----	---	---	----	----	----	-----	-----	-----	----	----	---	---	-----	------

Batter	1	2	3	4	5	6	7	8	9	10	AB R H RBI BB SO LOB	TOP												
Terrence Long, L (1, 8) OBP: 0.282, SLG: 0.444	F7	G3-1		F7			L7		G3		5 0 0 0 0 0 5	Oakland Athletics @ Kansas City Royals Kauffman Stadium, Kansas City, MO Tue May 02 2000, 7:05 PM CDT Att: 13,224 - Cloudy - 72 F												
Miguel Tejada, R (1, 6) OBP: 0.360, SLG: 0.398	G4-3	2B		FC3-8 BB			1B		HR		4 1 3 3 1 0 0													
Jason Giambi, L (1, 3) OBP: 0.383, SLG: 0.651	F7	G4-3		FC3-6 L6-3			G4-3		HR		5 1 1 1 0 0 4													
Olmedo Saenz, R (1, 10) OBP: 0.418, SLG: 0.583		HR		L8			L6-3		BB		4 1 1 1 1 1 1													
Matt Stairs, L (1, 9) OBP: 0.322, SLG: 0.408		1B E BB		G3			G3-1		L9		3 1 0 0 2 0 1													
Ben Grieve, L (1, 7) OBP: 0.342, SLG: 0.480		E8		G3-1			G6-3		F7		5 1 2 0 0 0 1													
Jorge Velandia, R (10, 4) OBP: 0.130, SLG: 0.174		3 SF7 1B							1-3 2B		0 0 0 0 0 0 0													
3 Eric Chavez, L (1, 5) OBP: 0.369, SLG: 0.467		SF7					G3		G5-3		3 0 0 1 1 0 1													
Ramon Hernandez, R (1, 2) OBP: 0.275, SLG: 0.410		G3-1 BB 2B 1B		K			1B 1B BB		K		2 1 1 0 1 1 0													
Ryan Christenson, R (7, PR) OBP: 0.381, SLG: 0.257									K		0 0 0 0 0 0 0													
Sal Fasano, R (7, 2) OBP: 0.286, SLG: 0.200									K		2 0 0 0 0 2 3													
Frank Menechino, R (1, 4) OBP: 0.363, SLG: 0.470		G3-1 2B BB					1B 1B				3 1 2 0 1 1 0													
Rich Becker, L (10, PH) OBP: 0.390, SLG: 0.340											1 0 0 0 0 1 3													
Inning Stats	R: 0 E: 0 K: 0 S: 5	H: 0 LOB: 0 BB: 0 P: 10	R: 5 E: 1 K: 0 S: 24	H: 4 LOB: 1 BB: 2 P: 39	R: 0 E: 0 K: 0 S: 8	H: 0 LOB: 0 BB: 0 P: 12	R: 0 E: 0 K: 1 S: 6	H: 1 LOB: 1 BB: 0 P: 12	R: 0 E: 0 K: 0 S: 5	H: 0 LOB: 0 BB: 1 P: 11	R: 0 E: 0 K: 0 S: 5	H: 0 LOB: 0 BB: 0 P: 7	R: 0 E: 0 K: 0 S: 10	H: 2 LOB: 2 BB: 1 P: 20	R: 0 E: 0 K: 0 S: 7	H: 0 LOB: 1 BB: 1 P: 13	R: 0 E: 0 K: 2 S: 9	H: 0 LOB: 0 BB: 0 P: 15	R: 2 E: 0 K: 3 S: 19	H: 3 LOB: 3 BB: 2 P: 32	1B: 5 2B: 3 3B: 0 HR: 3	SF: 1 SAC: 0 DP: 1 HBP: 0	WP: 0 PB: 0 SB: 1 CS: 0	PA: 45
PITCHER	IP WLS BF H R ER SO BB IBB HBP BLK WP HR S P ERA WHIP																							
Miguel Batista, R (1, 1) ERA: 11.3	2.0	12	4	5	5	0	0	0	0	0	0	0	0	0	22.50	3.000								
Mac Suzuki, R (3, 1) ERA: 3.7	4.0	14	1	0	0	1	2	0	0	0	0	0	0	25	0.00	0.750								
Jerry Spradlin, R (7, 1) ERA: 3.15	3.0	11	2	0	0	2	1	0	0	0	0	0	0	25	0.00	1.000								
Ricky Bottalico, R (10, 1) ERA: 8.38	0.1	6	3	2	2	1	1	1	0	0	0	2	12	24	54.00	12.000								
Jason Rakers, R (10, 1) ERA: 20.25	0.2	W 2	0	0	0	2	0	0	0	0	0	0	0	7	0.00	0.000								

livebaseballscores.com

AB	37
R	7
H	10
RBI	6
BB	7
SO	6
LOB	19



BOTTOM

Oakland Athletics @ Kansas City Royals
Kauffman Stadium, Kansas City, MO

Tue May 02 2000, 7:05 PM CDT
Att. 13,224 - Cloudy - 72 F

livebaseballscorecards.com

AB	39
R	8
H	14
RBI	8
BB	5
SO	2
LOB	14



WP:	0	PA:	47
PB:	0		
SB:	2		
CS:	0		


AB R H RBI BB SO LOB

4	1	1	2	1	0	1
5	0	1	1	1	0	1
4	0	2	0	1	0	1
5	1	1	1	0	1	3
4	1	1	0	1	0	2
4	2	3	0	1	0	1
4	2	2	3	0	0	1
3	0	1	0	0	0	2
1	0	0	0	0	1	0
5	1	2	1	0	0	2

Batter	1	2	3	4	5	6	7	8	9	10
Johnny Damon, L OBP: 0.310, SLG: 0.386 (1, 7)	2-0 HR		2-2 P6	0-1 SF8		0-0 FC6-4			0-0 G4-3	4-1 1B IBB
Carlos Febles, R OBP: 0.368, SLG: 0.320 (1, 4)	0-2 F9		4-2 BB	2-0 FC6-5-4-6			2-1 F9		3-2 G2-3	1-2 1B
29 Mike Sweeney, R OBP: 0.353, SLG: 0.553 (1, 3)	2-1 FC6-4 1B		1-2 P4		1-0 P4		1-1 1B		4-2 BB	
Jermaine Dye, R OBP: 0.438, SLG: 0.813 (1, 9)	1-2 P4			0-1 HR	0-3 K		0-2 F9		2-1 F8	
Carlos Beltrán, S OBP: 0.297, SLG: 0.336 (1, 8)	2-2 FC6-4			0-1 1B	4-0 BB		1-2 F7		2-2 L7	
Joe Randa, R OBP: 0.412, SLG: 0.529 (1, 5)		4-0 G5-4-3 BB		3-2 SH1-3 1B	2-1 F9			1-2 SH5-4 1B		1-0 HR 1B
Mark Quinn, R OBP: 0.351, SLG: 0.533 (1, 10)		3-1 F8		1-0 1B SH1-3		2-1 P4		0-0 SH5-4		3-1 HR
Brian Johnson, R OBP: 0.217, SLG: 0.333 Jorge Fabregas, L OBP: 0.321, SLG: 0.280 (1, 2)		0-1 G5-4-3		0-0 SH1-3		0-0 FC6-4 1B		1-2 F9		2-3 K
Rey Sanchez, R OBP: 0.303, SLG: 0.424 (1, 6)			1-2 F7	2-2 FC6-5-4-3 1B		3-2 F9		1-1 G4-3		3-2 S 1B

Inning Stats	R: 1	H: 2	E: 0	K: 0	S: 13	R: 0	H: 0	E: 0	K: 0	S: 4	R: 0	H: 0	E: 0	K: 0	S: 11	R: 4	H: 5	E: 0	K: 0	S: 18	R: 0	H: 1	E: 0	K: 0	S: 8	R: 0	H: 1	E: 0	K: 0	S: 12	R: 0	H: 1	E: 0	K: 0	S: 9	R: 0	H: 0	E: 0	K: 0	S: 10	R: 3	H: 4	E: 0	K: 1	S: 17	1B: 10	SF: 1	2B: 1	3B: 0	HR: 3	SAC: 2	DP: 1	HBP: 0
--------------	------	------	------	------	-------	------	------	------	------	------	------	------	------	------	-------	------	------	------	------	-------	------	------	------	------	------	------	------	------	------	-------	------	------	------	------	------	------	------	------	------	-------	------	------	------	------	-------	--------	-------	-------	-------	-------	--------	-------	--------

PITCHER	IP	WLS	BF	H	R	ER	SO	BB	IBB	HBP	BLK	WP	HR	S	P	ERA	WHIP
Ron Mahay, L ERA: 9.0	3.1		18	7	5	5	0	2	0	0	0	0	2	43	71	13.50	2.700
Luis Vizcaino, R ERA: 4.09	2.2		10	1	0	0	1	1	0	0	0	0	0	17	31	0.00	0.750
T.J. Mathews, R ERA: 4.73	2.0		8	2	0	0	0	0	0	0	0	0	0	21	28	0.00	1.000
Jeff Tam, R ERA: 2.16	1.0		4	0	0	0	0	1	0	0	0	0	0	10	19	0.00	1.000
Jason Isringhausen, R ERA: 3.75	0.2	L	7	4	3	3	1	0	1	0	0	0	1	17	32	40.50	6.000

Batter	1	2	3	4	5	6	7	8	9	AB R H RBI BB SO LOB	TOP		
Ryan Christenson, R OBP: 0.404, SLG: 0.308 (1, 9)	3-3 K	1-2 G3-1			0-0 SH5-3	4-2 BB	1-2 1B 2B		0-0 2B G6-3 1B	4 2 2 1 1 1 2			
Miguel Tejada, R OBP: 0.375, SLG: 0.433 (1, 6)	1-2 WP FC4-6 2B		2-3 K		0-1 1B 2-H	0-0 G4-3	1-0 1B 2B 1B		2-1 G5-3 1B 2B	6 4 4 2 0 1 2			
Jason Giambi, L OBP: 0.389, SLG: 0.670 (1, 3)	1-2 FC4-6 HBP		2-1 G3		3-3 K		0-0 HR		2-2 G6-3	5 1 2 2 0 1 2			
Olmedo Saenz, R OBP: 0.431, SLG: 0.600 Adam Piatt, R OBP: 0.320, SLG: 0.680 (1, 10) (9, PH)	1-1 FC4-6		3-2 2B		1-0 1B		0-1 1B P5		0-0 G5-3	5 1 3 2 0 0 3 1 0 0 0 0 0 1			
Ben Grieve, L OBP: 0.350, SLG: 0.490 (1, 7)	1-3 K		2-2 F8		3-2 G4-3		0-0 HR 1B		1-0 1B	6 1 3 2 0 1 3			
Terrence Long, L OBP: 0.289, SLG: 0.524 (1, 8)		1-1 G3 2B		2-1 G4-3		1-2 F7	0-1 HR G6-3		0-0 F7	6 1 2 3 0 0 3			
Ramon Hernandez, R OBP: 0.284, SLG: 0.391 (1, 2)		4-2 G3 BB		2-1 P4		4-0 2B BB	0-0 P6	1-3 K		3 1 0 0 2 1 0	AB 46 R 14 H 20 RBI 14 BB 3 SO 8 LOB 21		
3 Eric Chavez, L OBP: 0.361, SLG: 0.484 (1, 5)		1-3 K		2-1 G6-3		2-3 K	0-0 HR	3-2 F9		5 1 1 1 0 2 3			
Frank Menechino, R OBP: 0.381, SLG: 0.500 Jorge Velandia, R OBP: 0.125, SLG: 0.167 (1, 4) (8, PH) (8, 4)		1-2 G3		1-2 SH5-3 1B		1-0 2B	1-1 2B 1B	2-3 K		4 2 3 1 0 0 2 1 0 0 0 0 1 0			
Inning Stats	R: 1 E: 0 K: 2 S: 14 H: 1 LOB: 1 BB: 0 P: 21	R: 0 E: 0 K: 1 S: 13 H: 1 LOB: 2 BB: 1 P: 21	R: 0 E: 0 K: 1 S: 15 H: 1 LOB: 1 BB: 0 P: 24	R: 0 E: 0 K: 0 S: 6 H: 0 LOB: 0 BB: 0 P: 12	R: 2 E: 0 K: 1 S: 13 H: 3 LOB: 1 BB: 0 P: 21	R: 1 E: 0 K: 1 S: 11 H: 1 LOB: 2 BB: 2 P: 23	R: 8 E: 0 K: 0 S: 23 H: 10 LOB: 2 BB: 0 P: 30	R: 0 E: 0 K: 2 S: 11 H: 0 LOB: 0 BB: 0 P: 17	R: 2 E: 0 K: 0 S: 9 H: 3 LOB: 1 BB: 0 P: 14	1B: 10 2B: 7 3B: 0 HR: 3 SF: 0 SAC: 1 DP: 0 HBP: 1	WP: 1 PB: 0 SB: 1 CS: 0 PA: 51		
PITCHER	IP WLS BF H R ER SO BB IBB HBP BLK WP HR S P ERA WHIP											PITCHER	IP WLS BF H R ER SO BB IBB HBP BLK WP HR S P ERA WHIP
Jeff Suppan, R ERA: 6.32 (1, 1)	5.0 L 23 6 3 3 5 1 0 1 0 1 0 1 0 61 99 5.40 1.400												
Jay Witasick, R ERA: 10.03 (6, 1)	1.0 10 5 5 5 1 2 0 0 0 0 0 2 17 31 45.00 7.000												
Jason Rakers, R ERA: 18.69 (7, 1)	3.0 18 9 6 6 2 0 0 0 0 0 0 1 37 53 18.00 3.000												

Oakland Athletics @ Kansas City Royals
Kauffman Stadium, Kansas City, MO
Wed May 03 2000, 7:05 PM CDT
Att. 13,344 - Sunny - 72 F

livebaseballscorecards.com

Batter	1	2	3	4	5	6	7	8	9	AB R H RBI BB SO LOB
Johnny Damon, L <small>(1, 7) OBP: 0.322, SLG: 0.390</small> <small>(4, 8)</small>	0-1 1B	1-2 G4-3 1B		4-2 1-2 BB			0-1 F9 1B		2-1 1-2 2B 29 1B	4 2 2 0 1 0 0
Carlos Febles, R <small>(1, 4) OBP: 0.377, SLG: 0.352</small>	2-3 1-2 1B	2-1 2B		2-3 2B			0-0 1B		3-1 1-3 2-H 2B 29 1B	5 1 3 1 0 2 3
29 Mike Sweeney, R <small>(1, 3) OBP: 0.364, SLG: 0.583</small>	2-0 2-H HR	1-1 F9 1B		0-1 G5-3 1B			0-1 1-3 G4-3 1B		1-1 2-H 3-H FC4 1B	5 1 3 4 0 0 3
Jermaine Dye, R <small>(1, 9) OBP: 0.437, SLG: 0.795</small>	1-0 1B 1B		0-0 G4-3 1B				2-1 G4-3 1-2f G4-3		2-3 2B	5 0 2 0 0 1 3
Carlos Beltrán, S <small>(1, 8) OBP: 0.303, SLG: 0.343</small> Scott Pose, L <small>(3, PH) OBP: 0.235, SLG: 0.133</small> <small>(4, 7)</small>	1-1 1-2 1B		3-2 G4-3 1-2 1B				1-1 G6-4-3 1B		2-0 FC4 1-2f FC4	1 0 1 0 0 0 0 4 0 1 0 0 0 2
Joe Randa, R <small>(1, 5) OBP: 0.410, SLG: 0.524</small> Jeff Reboulet, R <small>(8, PH) OBP: 0.692, SLG: 0.700</small> <small>(9, 5)</small>	0-2 1-2 2-3 1B		0-1 G5-3 1B				0-0 1-2f G6-4-3		0-2 F8 1B	3 0 1 0 0 0 2 1 0 0 0 0 0 0
Mark Quinn, R <small>(1, 10) OBP: 0.340, SLG: 0.516</small> Dave McCarty, R <small>(8, PH) OBP: 0.318, SLG: 0.476</small>	0-3 K		2-0 L6 1B				2-2 G5-3		2-2 G6-3	3 0 0 0 0 1 4 1 0 0 0 0 0 0
Jorge Fabregas, L <small>(1, 2) OBP: 0.313, SLG: 0.276</small>	1-1 G3 1B			1-0 F8 1B			1-1 G4-3		2-1 FC6-4 1B	4 0 1 0 0 0 3
Rey Sanchez, R <small>(1, 6) OBP: 0.304, SLG: 0.420</small> Luis Ordaz, R <small>(9, 6)</small>		3-2 G6-3 1B		0-0 BB 1B			0-0 G4-3		0-1 FC6-4 1B	3 0 1 0 0 0 0 1 1 0 0 0 0 1

Inning Stats	R: 2	H: 5	E: 0	K: 2	S: 19	LOB: 3	BB: 0	P: 26	R: 0	H: 1	E: 0	K: 0	S: 11	LOB: 1	BB: 1	P: 18	R: 0	H: 1	E: 0	K: 0	S: 8	LOB: 0	BB: 0	P: 8	R: 0	H: 2	E: 0	K: 0	S: 6	LOB: 1	BB: 0	P: 6	R: 0	H: 0	E: 0	K: 0	S: 6	LOB: 0	BB: 0	P: 9	R: 0	H: 0	E: 0	K: 0	S: 8	LOB: 0	BB: 0	P: 10	R: 3	H: 4	E: 0	K: 1	S: 15	LOB: 1	BB: 0	P: 27	1B: 12	SF: 0	2B: 2	SAC: 0	3B: 0	DP: 2	HR: 1	HBP: 0	WP: 0	PA: 41
--------------	------	------	------	------	-------	--------	-------	-------	------	------	------	------	-------	--------	-------	-------	------	------	------	------	------	--------	-------	------	------	------	------	------	------	--------	-------	------	------	------	------	------	------	--------	-------	------	------	------	------	------	------	--------	-------	-------	------	------	------	------	-------	--------	-------	-------	--------	-------	-------	--------	-------	-------	-------	--------	-------	--------

PITCHER	IP	WLS	BF	H	R	ER	SO	BB	IBB	HBP	BLK	WP	HR	S	P	ERA	WHIP
Gil Heredia, R <small>ERA: 2.65</small>	(1, 1)	6.1	30	11	2	2	3	1	0	0	0	0	1	65	97	2.84	1.895
Jeff Tam, R <small>ERA: 1.96</small>	(7, 1)	1.2	4	0	0	0	0	0	0	0	0	0	0	9	11	0.00	0.000
Mike Magnante, L <small>ERA: 4.35</small>	(9, 1)	1.0	7	4	3	3	1	0	0	0	0	0	0	15	27	27.00	4.000

BOTTOM

Oakland Athletics @ Kansas City Royals
 Kauffman Stadium, Kansas City, MO
 Wed May 03 2000, 7:05 PM CDT
 Att. 13,344 - Sunny - 72 F

livebaseballscorecards.com

AB	40
R	5
H	15
RBI	5
BB	1
SO	4
LOB	21



Batter	1	2	3	4	5	6	7	8	9	AB R H RBI BB SO LOB	TOP													
Ray Durham, S (1, 4) OBP: 0.346, SLG: 0.466	1-0 F7	0-2 G5-3		0-0 1B			2-1 F8		2-3 K	5 0 1 0 0 1 2														
Jose Valentin, S (1, 6) OBP: 0.336, SLG: 0.514	1-3 K		2-1 1B	3-2 F8			2-2 G4-3		0-0 G4-3	5 0 1 0 0 1 1														
Frank Thomas, R (1, 10) OBP: 0.450, SLG: 0.606	4-1 14 FC5-4 BB		1-0 FC1 1-3 1B		4-1 14 1B BB		3-3 K			2 0 1 0 2 1 0														
14 Paul Konerko, R (1, 3) OBP: 0.391, SLG: 0.619	1-2 FC5-4 1-2f		0-0 P6		1-2 G5-4-3 1B			3-2 G4-3		4 0 1 0 0 0 3														
Chris Singleton, L (1, 8) OBP: 0.319, SLG: 0.491		2-2 G3-1	2-0 FC1 1-2		1-3 K			1-2 G1-3		4 0 0 0 0 1 4														
Carlos Lee, R (1, 7) OBP: 0.382, SLG: 0.557		3-2 HR	1-3 K		0-1 G5-4-3 1-2f			0-2 1B 1B		4 1 2 1 0 1 5														
Greg Norton, S (1, 5) OBP: 0.400, SLG: 0.536		1-3 K	1-0 G3-1			1-3 K		0-0 1-2 1B		4 0 1 0 0 2 3														
Jeff Abbott, R (1, 9) OBP: 0.255, SLG: 0.233		4-0 S HBP		2-2 G6-3		1-2 L3 1B		3-2 L8		3 0 1 0 0 0 2														
Josh Paul, R (1, 2) OBP: 0.370, SLG: 0.535		4-2 BB		0-1 G4-3		0-0 L3		0-2 F9		3 0 0 0 1 0 1														
Inning Stats	R: 0 E: 0 K: 1 S: 8	H: 0 LOB: 1 BB: 1 P: 15	R: 1 E: 0 K: 1 S: 17	H: 1 LOB: 2 BB: 1 P: 31	R: 0 E: 0 K: 1 S: 9	H: 2 LOB: 3 BB: 0 P: 16	R: 0 E: 0 K: 0 S: 10	H: 1 LOB: 1 BB: 0 P: 15	R: 0 E: 0 K: 1 S: 9	H: 1 LOB: 1 BB: 1 P: 15	R: 0 E: 0 K: 1 S: 7	H: 1 LOB: 0 BB: 0 P: 9	R: 0 E: 0 K: 1 S: 8	H: 0 LOB: 0 BB: 0 P: 15	R: 0 E: 0 K: 1 S: 15	H: 2 LOB: 2 BB: 0 P: 22	R: 0 E: 0 K: 1 S: 8	H: 0 LOB: 0 BB: 0 P: 10	1B: 7 2B: 1 3B: 0 HR: 1	SF: 0 SAC: 0 DP: 2 HBP: 1	WP: 0 PB: 0 SB: 1 CS: 0	PA: 38		
PITCHER 49 Chris Fussell, R (1, 1) ERA: 4.7	IP: 7.0 WLS: W BF: 30 H: 6 R: 1 ER: 1 SO: 6 BB: 3 IBB: 0 HBP: 1 BLK: 0 WP: 0 HR: 1 S: 68 P: 116 ERA: 1.29 WHIP: 1.286																							
Jose Santiago, R (8, 1) ERA: 1.74	IP: 2.0 WLS: 8 BF: 2 H: 0 R: 0 ER: 0 SO: 1 BB: 0 IBB: 0 HBP: 0 BLK: 0 WP: 0 HR: 0 S: 23 P: 32 ERA: 0.00 WHIP: 1.000																							

Chicago White Sox @ Kansas City Royals
Kauffman Stadium, Kansas City, MO

Fri May 05 2000, 7:05 PM CDT
Att. 19,622 - Sunny - 77 F

AB	34
R	1
H	8
RBI	1
BB	3
SO	7
LOB	21



Batter	1	2	3	4	5	6	7	8	9	AB	R	H	RBI	BB	SO	LOB
Johnny Damon, L OBP: 0.320, SLG: 0.394 (1, 8)	0-1 SH1-3 29 2B	0-1 G3-1		0-0 L9		1-0 G4-3				4	1	1	0	0	0	2
Carlos Febles, R OBP: 0.384, SLG: 0.360 (1, 4)	0-0 SH1-3 2-3		2-1 S 2B 1B		2-2 E 29 S 1B 1B		0-0 F9			3	2	2	0	0	0	0
29 Mike Sweeney, R OBP: 0.368, SLG: 0.616 (1, 10)	2-2 3-H 2B		0-0 F7		0-3 K		0-2 HR			4	1	2	2	0	1	2
Jermaine Dye, R OBP: 0.431, SLG: 0.784 (1, 9)	0-0 F9		3-1 G6-3		0-0 G6-3		2-1 2B			4	0	1	0	0	0	3
Mark Quinn, R OBP: 0.337, SLG: 0.515 (1, 7)	0-0 G5-3		3-1 2-H 1B 2B		2-2 E4 1B		3-3 2			4	1	1	1	0	1	3
Joe Randa, R OBP: 0.421, SLG: 0.532 (1, 5)		1-0 S 1B	0-0 E S 2-H 1B		0-0 1-3 3-H 1B		0-1 G4-3			4	0	3	2	0	0	1
Dave McCarty, R OBP: 0.269, SLG: 0.400 (1, 3)		3-3 1-2 K	1-3 1-3 K		1-3 1-3 K			0-3 K		4	0	0	0	0	4	4
Brian Johnson, R OBP: 0.219, SLG: 0.317 (1, 2)		4-1 BB		0-0 F3		1-2 G4-3		2-3 K		3	0	0	0	1	1	0
Rey Sanchez, R OBP: 0.292, SLG: 0.402 (1, 6)		1-0 F7		0-2 G5-3		0-1 G4-3		3-2 L6		4	0	0	0	0	0	2

Inning Stats	R: 1	H: 2	E: 0	K: 0	S: 8	LOB: 1	BB: 0	P: 10	R: 0	H: 1	E: 0	K: 1	S: 8	LOB: 2	BB: 1	P: 17	R: 2	H: 3	E: 0	K: 1	S: 11	LOB: 1	BB: 0	P: 20	R: 0	H: 0	E: 0	K: 0	S: 6	LOB: 0	BB: 0	P: 6	R: 1	H: 2	E: 1	K: 2	S: 19	LOB: 2	BB: 0	P: 24	R: 0	H: 0	E: 0	K: 0	S: 6	LOB: 0	BB: 0	P: 8	R: 1	H: 2	E: 0	K: 1	S: 11	LOB: 1	BB: 0	P: 16	R: 0	H: 0	E: 0	K: 2	S: 10	LOB: 0	BB: 0	P: 15
1B: 5	SF: 0	2B: 4	SAC: 1	3B: 0	DP: 0	HR: 1	HBP: 0	WP: 0	PA: 36	PB: 0	SB: 4	CS: 0																																																				


PITCHER	IP	WLS	BF	H	R	ER	SO	BB	IBB	HBP	BLK	WP	HR	S	P	ERA	WHIP
21 Cal Eldred, R ERA: 5.05 (1, 1)	6.1	L	31	10	5	4	4	1	0	0	0	0	1	64	93	5.68	1.737
Sean Lowe, R ERA: 1.59 (7, 1)	0.2		2	0	0	0	1	0	0	0	0	0	0	5	8	0.00	0.000
Bob Howry, R ERA: 4.5 (8, 1)	1.0		3	0	0	0	2	0	0	0	0	0	0	10	15	0.00	0.000

BOTTOM

Chicago White Sox @ Kansas City Royals
Kauffman Stadium, Kansas City, MO

Fri May 05 2000, 7:05 PM CDT
Att: 19,622 - Sunny - 77 F

AB	34
R	5
H	10
RBI	5
BB	1
SO	7
LOB	17



WP	HR	S	P	ERA	WHIP
0	1	15	36	5.68	1.737

Batter	1	2	3	4	5	6	7	8	9	AB R H RBI BB SO LOB	TOP														
Ray Durham, S (1, 4) OBP: 0.340, SLG: 0.463	1-3 K		3-1 G4-3 1B 2B	0-0 G3-1		2-3 K			0-3 K	5 1 1 0 0 3 0															
Jose Valentin, S (1, 6) OBP: 0.339, SLG: 0.526	0-0 G6-3 2B		0-1 G4-3		3-0 14 1B 2B	1-0 F9			0-2 G5-3	5 1 2 0 0 0 1															
Frank Thomas, R (1, 10) OBP: 0.448, SLG: 0.593	1-2 G6-3		0-0 BB 14 BB 1B		4-1 14 1B BB			2-2 G6-3	2-0 G4-3	4 1 1 1 1 0 1															
14 Paul Konerko, R (1, 3) OBP: 0.394, SLG: 0.612	3-3 K		4-1 BB BB		1-0 1B G5-4-3 1B			1-2 G5-3		3 1 1 1 1 1 1															
Chris Singleton, L (1, 8) OBP: 0.333, SLG: 0.496		1-2 G4-1	4-1 1-2 2-3 BB		0-2 G5-4-3 1B			0-1 1B		3 0 2 1 1 0 0															
Carlos Lee, R (1, 7) OBP: 0.368, SLG: 0.533		1-1 G6-3	2-0 F8		0-0 G5-4-3			2-2 G5-3		4 0 0 0 0 0 5															
Greg Norton, S (1, 5) OBP: 0.405, SLG: 0.534		2-0 2B 1B	3-2 F8		0-0 1B			0-1 G3-1		4 1 2 0 0 0 3															
Jeff Abbott, R (1, 9) OBP: 0.255, SLG: 0.255		0-0 1-H 2B		3-2 G4-3		2-2 P5		3-3 K		4 0 1 1 0 1 1															
Mark Johnson, L (1, 2) OBP: 0.318, SLG: 0.390		2-1 G3		1-3 K		2-2 G4-3		1-1 P6		4 0 0 0 0 1 1															
Inning Stats	R: 0 E: 0 K: 2 S: 11	H: 1 LOB: 1 BB: 0 P: 16	R: 1 E: 0 K: 0 S: 9	H: 2 LOB: 1 BB: 0 P: 15	R: 1 E: 0 K: 0 S: 11	H: 2 LOB: 3 BB: 2 P: 27	R: 0 E: 0 K: 1 S: 8	H: 0 LOB: 0 BB: 0 P: 12	R: 3 E: 0 K: 0 S: 12	H: 4 LOB: 1 BB: 1 P: 22	R: 0 E: 0 K: 1 S: 9	H: 0 LOB: 0 BB: 0 P: 14	R: 0 E: 0 K: 0 S: 12	H: 1 LOB: 1 BB: 0 P: 17	R: 0 E: 0 K: 1 S: 7	H: 0 LOB: 0 BB: 0 P: 11	R: 0 E: 0 K: 1 S: 7	H: 0 LOB: 0 BB: 0 P: 9	1B: 6 2B: 4 3B: 0 HR: 0	SF: 0 SAC: 0 DP: 1 HBP: 0	WP: 0 PB: 0 SB: 0 CS: 0	PA: 39			
PITCHER	IP WLS BF H R ER SO BB IBB HBP BLK WP HR S P ERA WHIP																								
Chad Durbin, R (1, 1) ERA: 5.92	4.0		23	8	5	5	3	3	0	0	0	0	0	45	84	11.25	2.750								
Jerry Spradlin, R (5, 1) ERA: 2.63	4.0	W	13	2	0	0	2	0	0	0	0	0	0	34	50	0.00	0.500								
Dan Reichert, R (9, 1) ERA: 3.0	1.0		3	0	0	0	1	0	0	0	0	0	0	7	9	0.00	0.000								

Chicago White Sox @ Kansas City Royals
Kauffman Stadium, Kansas City, MO

Sat May 06 2000, 7:05 PM CDT
Att. 28,300 - Overcast - 62 F

AB	36
R	5
H	10
RBI	4
BB	3
SO	6
LOB	13



Batter	1	2	3	4	5	6	7	8	9	10	11	AB R H RBI BB SO LOB	TOP					
Johnny Damon, L (1, 7) <small>OBP: 0.331, SLG: 0.455</small>	G3		B1-3		F8			F8			SH1-4	4 0 0 0 0 0 3	Kansas City Royals @ Detroit Tigers Comerica Park, Detroit, MI Mon May 08 2000, 7:05 PM EDT Att: 20,340 - Cloudy - 83 F					
Carlos Febles, R (1, 4) <small>OBP: 0.379, SLG: 0.341</small>	G4-3			L3		G5-3		K			G6-3	5 0 0 0 0 1 2						
29 Mike Sweeney, R (1, 3) <small>OBP: 0.379, SLG: 0.627</small> Dave McCarty, R (11, 3) <small>OBP: 0.333, SLG: 0.500</small>	2B			K		HR					G6-3	5 2 3 1 0 1 0 0 0 0 0 0 0 0						
Jermaine Dye, R (1, 9) <small>OBP: 0.448, SLG: 0.803</small>	G3-1			BB		K					G4-3	4 1 1 2 1 1 1						
Mark Quinn, R (1, 10) <small>OBP: 0.338, SLG: 0.532</small>		G6-3				G5-3					G4-3	5 0 1 1 0 1 1						
Carlos Beltrán, S (1, 8) <small>OBP: 0.296, SLG: 0.342</small>		G4-3			B3		G4-3			F5	F8	5 0 0 0 0 0 1						
Jorge Fabregas, L (1, 2) <small>OBP: 0.268, SLG: 0.237</small>		G4-3			F8		G6-3			G4-3		4 0 0 0 0 0 0						
Jeff Reboulet, R (1, 5) <small>OBP: 0.588, SLG: 0.571</small>			F7		1B		G4-3			G1-3		4 0 1 0 0 0 0						
Rey Sanchez, R (1, 6) <small>OBP: 0.315, SLG: 0.402</small>			G5-3		1B			CS			29 1B 2B SH1-4 1B	3 1 2 0 1 0 0						
Inning Stats	R: 0 H: 1 E: 0 LOB: 1 K: 0 BB: 0 S: 11 P: 16	R: 0 H: 0 E: 0 LOB: 0 K: 0 BB: 0 S: 4 P: 7	R: 0 H: 0 E: 0 LOB: 0 K: 0 BB: 0 S: 5 P: 7	R: 0 H: 0 E: 0 LOB: 1 K: 2 BB: 1 S: 10 P: 18	R: 0 H: 2 E: 0 LOB: 2 K: 0 BB: 0 S: 8 P: 12	R: 1 H: 1 E: 0 LOB: 0 K: 1 BB: 0 S: 11 P: 14	R: 0 H: 0 E: 0 LOB: 0 K: 0 BB: 0 S: 5 P: 8	R: 0 H: 0 E: 0 LOB: 0 K: 1 BB: 1 S: 7 P: 13	R: 0 H: 0 E: 0 LOB: 0 K: 0 BB: 0 S: 7 P: 12	R: 0 H: 0 E: 0 LOB: 0 K: 0 BB: 0 S: 6 P: 10	R: 3 H: 4 E: 0 LOB: 1 K: 0 BB: 0 S: 11 P: 16	1B: 5 SF: 0 2B: 2 SAC: 1 3B: 0 DP: 0 HR: 1 HBP: 0		WP: 0 PA: 42 PB: 0 SB: 0 CS: 1				
PITCHER	IP WLS BF H R ER SO BB IBB HBP BLK WP HR S P ERA WHIP																	
Jeff Weaver, R (1, 1) <small>ERA: 4.58</small>	9.0		4	1	1	4	2	0	0	0	0	0	0	1	68	107	1.00	0.667
Doug Brocail, R (10, 1) <small>ERA: 4.24</small>	1.2	L	8	3	3	0	0	0	0	0	0	0	0	0	14	22	16.20	1.800
Danny Patterson, R (11, 1) <small>ERA: 3.18</small>	0.1		2	1	0	0	0	0	0	0	0	0	0	3	4	0.00	3.000	

livebaseballscores.com

AB	39
R	4
H	8
RBI	4
BB	2
SO	4
LOB	8



Batter	1	2	3	4	5	6	7	8	9	10	11	AB	R	H	RBI	BB	SO	LOB	BOTTOM								
Luis Polonia, L OBP: 0.323, SLG: 0.384 (1, 9)	G4-3		G3		B3					G6-3		5	0	1	0	0	0	0									
Brad Ausmus, R OBP: 0.373, SLG: 0.368 (1, 2)	FC6-4 BB		G6-3			E5		F7			G5-3	4	0	0	0	1	0	1									
Juan Encarnacion, R OBP: 0.356, SLG: 0.480 (1, 8)	FC6-4				F9	G6-4-3		F8			L6	5	0	0	0	0	0	3									
Juan Gonzalez, R OBP: 0.271, SLG: 0.410 Jose Macias, S (9, PR)	G6-3			G6-3		G3-1					G4-3	3	0	0	0	1	0	1									
Bobby Higginson, L OBP: 0.333, SLG: 0.416 (1, 7)		F8		E4				G5-4-3 BB		F8		3	0	0	0	1	0	1									
Dean Palmer, R OBP: 0.333, SLG: 0.462 (1, 5)		K		FC6-4			G5-4-3		F4			4	0	0	0	0	1	3									
Tony Clark, S OBP: 0.273, SLG: 0.351 (1, 3)											K	3	1	2	1	1	1	1									
Gregg Jefferies, S OBP: 0.305, SLG: 0.322 Damion Easley, R OBP: 0.277, SLG: 0.218 Robert Fick, L OBP: 0.340, SLG: 0.333 Shane Halter, R OBP: 0.325, SLG: 0.474		F9				L3		G1-3		F7		3	0	0	0	0	0	2									
Deivi Cruz, R OBP: 0.284, SLG: 0.382 (1, 6)			G5-3			G6-3			F7		F7	0	0	0	0	0	0	0									
Inning Stats	R: 0 E: 0 K: 0 S: 8	H: 0 LOB: 1 BB: 1 P: 16	R: 0 E: 0 K: 1 S: 11	H: 0 LOB: 1 BB: 1 P: 19	R: 0 E: 0 K: 0 S: 6	H: 0 LOB: 0 BB: 0 P: 10	R: 0 E: 1 K: 0 S: 7	H: 0 LOB: 1 BB: 0 P: 10	R: 1 E: 0 K: 0 S: 6	H: 1 LOB: 0 BB: 0 P: 12	R: 0 E: 1 K: 0 S: 5	H: 0 LOB: 0 BB: 0 P: 7	R: 0 E: 0 K: 0 S: 9	H: 1 LOB: 1 BB: 1 P: 15	R: 0 E: 0 K: 0 S: 10	H: 1 LOB: 1 BB: 0 P: 16	R: 0 E: 0 K: 1 S: 11	H: 0 LOB: 1 BB: 1 P: 18	R: 0 E: 0 K: 0 S: 7	H: 0 LOB: 0 BB: 0 P: 9	R: 0 E: 0 K: 0 S: 8	H: 0 LOB: 0 BB: 0 P: 14	1B: 2 2B: 0 3B: 0 HR: 1	SF: 0 SAC: 0 DP: 2 HBP: 0	WP: 0 PB: 0 SB: 0 CS: 0	PA: 40	
PITCHER	IP	WLS	BF	H	R	ER	SO	BB	IBB	HBP	BLK	WP	HR	S	P	ERA	WHIP										
Jeff Suppan, R ERA: 5.28 (1, 1)	9.0		34	3	1	1	2	4	0	0	0	0	1	73	123	1.00	0.778										
Jose Santiago, R ERA: 1.59 (10, 1)	2.0	W	6	0	0	0	0	0	0	0	0	0	0	15	23	0.00	0.000										

Kansas City Royals @ Detroit Tigers
 Comerica Park, Detroit, MI
 Mon May 08 2000, 7:05 PM EDT
 Att: 20,340 - Cloudy - 83 F

livebaseballscores.com

AB	36
R	1
H	3
RBI	1
BB	4
SO	2
LOB	12



Batter	1	2	3	4	5	6	7	8	9	AB R H RBI BB SO LOB	TOP											
Johnny Damon, L (1, 7) OBP: 0.333, SLG: 0.453	1-1 G1-3		0-1 E 29 1B		0-0 G6-3		0-0 FC6-4 1B		3-1 G3-1	5 1 2 0 0 0 1												
Carlos Febles, R (1, 4) OBP: 0.372, SLG: 0.336	2-1 G6-3		0-1 E1 29 1B		0-0 F9		3-1 FC6-4 BB 29 S		0-0 G3	5 1 1 1 0 0 3												
29 Mike Sweeney, R (1, 3) OBP: 0.386, SLG: 0.623 Dave McCarty, R (9, PR) OBP: 0.333, SLG: 0.500	0-0 G6-3		1-0 G6-4-3 1B		0-3 K		4-2 BB BB		2-1 1B	4 0 2 1 1 1 0 0 0 0 0 0 0 0												
Jermaine Dye, R (1, 9) OBP: 0.447, SLG: 0.785		4-1 BB	2-2 G6-4-3 1-2f		0-0 F8		4-2 BB BB		2-3 K	3 0 0 1 2 1 3												
Carlos Beltrán, S (1, 8) OBP: 0.295, SLG: 0.333		2-1 F7		1-3 K		0-2 F7		4-2 BB BB		3 0 0 1 1 1 1												
Joe Randa, R (1, 5) OBP: 0.422, SLG: 0.537		1-1 F7		0-2 F7						4 1 1 0 0 0 4												
Mark Quinn, R (1, 10) OBP: 0.328, SLG: 0.513		1-3 K		0-2 G6-3						4 0 0 0 0 1 2												
Jorge Fabregas, L (1, 2) OBP: 0.311, SLG: 0.268			1-0 1B SH1-4 E 1B		4-2 G6-3 SH1-4 BB		2-0 G4-3	1-1 G5-3		3 2 2 1 1 0 0												
Luis Ordaz, R (1, 6) OBP: 0.091, SLG: 0.100			1-1 SH1-4		1-0 SH1-4		1-0 FC6-4 BB 1B	0-0 G3-1		2 1 1 0 0 0 0												
Inning Stats	R: 0 E: 0 K: 0 S: 5	H: 0 LOB: 0 BB: 0 P: 8	R: 0 E: 0 K: 1 S: 8	H: 0 LOB: 1 BB: 1 P: 16	R: 2 E: 1 K: 0 S: 13	H: 4 LOB: 1 BB: 0 P: 17	R: 0 E: 0 K: 1 S: 9	H: 0 LOB: 0 BB: 0 P: 10	R: 0 E: 0 K: 1 S: 7	H: 0 LOB: 0 BB: 0 P: 7	R: 4 E: 0 K: 0 S: 21	H: 4 LOB: 3 BB: 3 P: 42	R: 0 E: 0 K: 0 S: 4	H: 0 LOB: 0 BB: 0 P: 6	R: 0 E: 0 K: 1 S: 10	H: 1 LOB: 1 BB: 0 P: 17	1B: 8 2B: 1 3B: 0 HR: 0	SF: 0 SAC: 2 DP: 1 HBP: 0	WP: 0 PB: 0 SB: 1 CS: 0	PA: 40		
PITCHER	IP WLS BF H R ER SO BB IBB HBP BLK WP HR S P ERA WHIP	IP WLS BF H R ER SO BB IBB HBP BLK WP HR S P ERA WHIP	IP WLS BF H R ER SO BB IBB HBP BLK WP HR S P ERA WHIP	IP WLS BF H R ER SO BB IBB HBP BLK WP HR S P ERA WHIP	IP WLS BF H R ER SO BB IBB HBP BLK WP HR S P ERA WHIP	IP WLS BF H R ER SO BB IBB HBP BLK WP HR S P ERA WHIP	IP WLS BF H R ER SO BB IBB HBP BLK WP HR S P ERA WHIP	IP WLS BF H R ER SO BB IBB HBP BLK WP HR S P ERA WHIP	IP WLS BF H R ER SO BB IBB HBP BLK WP HR S P ERA WHIP	IP WLS BF H R ER SO BB IBB HBP BLK WP HR S P ERA WHIP	IP WLS BF H R ER SO BB IBB HBP BLK WP HR S P ERA WHIP	IP WLS BF H R ER SO BB IBB HBP BLK WP HR S P ERA WHIP	IP WLS BF H R ER SO BB IBB HBP BLK WP HR S P ERA WHIP	IP WLS BF H R ER SO BB IBB HBP BLK WP HR S P ERA WHIP	IP WLS BF H R ER SO BB IBB HBP BLK WP HR S P ERA WHIP	IP WLS BF H R ER SO BB IBB HBP BLK WP HR S P ERA WHIP	IP WLS BF H R ER SO BB IBB HBP BLK WP HR S P ERA WHIP	IP WLS BF H R ER SO BB IBB HBP BLK WP HR S P ERA WHIP	IP WLS BF H R ER SO BB IBB HBP BLK WP HR S P ERA WHIP	IP WLS BF H R ER SO BB IBB HBP BLK WP HR S P ERA WHIP	IP WLS BF H R ER SO BB IBB HBP BLK WP HR S P ERA WHIP	
Hideo Nomo, R (1, 1) ERA: 4.24	6.2 L	30 8	6 6	3 3	3 0	0 0	60 93	8.10 1.650														
Matt Anderson, R (7, 1) ERA: 4.3	0.0	2 0	0 0	0 0	2 0	0 0	5 13	∞ ∞														
Masao Kida, R (7, 1) ERA:	2.0	7 1	0 0	0 0	0 0	0 0	12 20	0.00 0.500														
Todd Jones, R (9, 1) ERA: 5.56	0.1	1 0	0 0	0 0	0 0	0 0	5 7	0.00 0.000														

Kansas City Royals @ Detroit Tigers
Comerica Park, Detroit, MI
Wed May 10 2000, 1:05 PM EDT
Att. 31,529 - Cloudy - 48 F

livebaseballscorecards.com

AB	33
R	6
H	9
RBI	5
BB	5
SO	4
LOB	14



BOTTOM

Kansas City Royals @ Detroit Tigers
Comerica Park, Detroit, MI
Wed May 10 2000, 1:05 PM EDT
Att. 31,529 - Cloudy - 48 F

livebaseballscorecards.com

AB 28
R 0
H 4
RBI 0
BB 4
SO 5
LOB 12



WP: 0 PA: 34
PB: 0
SB: 0
CS: 1

AB R H RBI BB SO LOB

3 0 0 0 1 0 0

3 0 0 0 0 1 1

4 0 2 0 0 1 1

3 0 0 0 1 1 1

4 0 2 0 0 1 2

3 0 0 0 1 0 1

2 0 0 0 1 0 0

3 0 0 0 0 0 3

3 0 0 0 0 1 3

1B: 4 SF: 0
2B: 0 SAC: 0
3B: 0 DP: 1
HR: 0 HBP: 1

Batter	1	2	3	4	5	6	7	8	9
Luis Polonia, L OBP: 0.320, SLG: 0.371 (1, 7)	F8		BB		G6-3			L4	
Brad Ausmus, R OBP: 0.369, SLG: 0.358 (1, 2)	G4-3		P3		CS			K	
Juan Encarnacion, R OBP: 0.360, SLG: 0.481 (1, 8)	K		F8		CS	1B		G6-4-3	1B
Juan Gonzalez, R OBP: 0.270, SLG: 0.398 (1, 9)		K	BB		F7			G6-4-3	1B
Tony Clark, S OBP: 0.283, SLG: 0.358 (1, 3)		BB	BB		G4-3			1B	
Dean Palmer, R OBP: 0.330, SLG: 0.444 (1, 5)		BB	BB		F9		P4	F9	
Robert Fick, L OBP: 0.339, SLG: 0.320 (1, 10)		BB	BB		F9		G4-3		
Gregg Jefferies, S OBP: 0.296, SLG: 0.311 (1, 4)		L9			P6		G6-3		
Deivi Cruz, R OBP: 0.277, SLG: 0.371 (1, 6)		K			P3		G6-3		

Inning Stats	R: 0	H: 0	E: 0	K: 1	S: 7	H: 0	LOB: 0	BB: 0	P: 11	R: 0	H: 1	E: 0	K: 2	S: 15	H: 0	LOB: 3	BB: 2	P: 33	R: 0	H: 0	E: 0	K: 1	S: 13	H: 0	LOB: 0	BB: 0	P: 14	R: 0	H: 1	E: 0	K: 0	S: 6	H: 0	LOB: 0	BB: 0	P: 10	R: 0	H: 0	E: 0	K: 0	S: 10	H: 0	LOB: 0	BB: 0	P: 12	R: 0	H: 0	E: 0	K: 1	S: 7	H: 0	LOB: 0	BB: 0	P: 8	R: 0	H: 2	E: 0	K: 0	S: 9	H: 2	LOB: 1	BB: 0	P: 14
--------------	------	------	------	------	------	------	--------	-------	-------	------	------	------	------	-------	------	--------	-------	-------	------	------	------	------	-------	------	--------	-------	-------	------	------	------	------	------	------	--------	-------	-------	------	------	------	------	-------	------	--------	-------	-------	------	------	------	------	------	------	--------	-------	------	------	------	------	------	------	------	--------	-------	-------

PITCHER	IP	WLS	BF	H	R	ER	SO	BB	IBB	HBP	BLK	WP	HR	S	P	ERA	WHIP
49 Chris Fussell, R ERA: 3.72 (1, 1)	6.0	W	23	2	0	0	4	4	0	1	0	0	0	54	102	0.00	1.000
Jerry Spradlin, R ERA: 2.42 (7, 1)	2.0		6	0	0	0	1	0	0	0	0	0	0	17	20	0.00	0.000
Jay Witasick, R ERA: 9.62 (9, 1)	1.0		4	2	0	0	0	0	0	0	0	0	0	9	14	0.00	2.000

Batter	1	2	3	4	5	6	7	8	9	AB R H RBI BB SO LOB	TOP	
Johnny Damon, L (1, 7) C OBP: 0.333, SLG: 0.450 Dave McCarty, R (7, 7) B OBP: 0.324, SLG: 0.486	1-1 1B		0-1 G3-1		0-0 G1-3			3-3 K		3 0 1 0 0 0 1 1 0 0 0 0 1 0	Kansas City Royals @ Cleveland Indians Jacobs Field, Cleveland, OH Thu May 11 2000, 7:05 PM EDT Att. 41,905 - Cloudy - 63 F	
Carlos Febles, R (1, 4) B OBP: 0.365, SLG: 0.328 Luis Ordaz, R (7, 4) C OBP: 0.167, SLG: 0.182	1-2 F2		3-2 P6			1-3 K		1-2 1B		3 0 0 0 0 1 1 1 0 1 0 0 0 0		
29 Mike Sweeney, R (1, 3) B OBP: 0.396, SLG: 0.624	2-1 1B			2-0 FC5-4 1B		4-2 G6-4-3 BB		2-2 G1-3		3 0 2 0 1 0 1		
Jermaine Dye, R (1, 9) C OBP: 0.438, SLG: 0.767 Scott Pose, L (7, 9) F OBP: 0.222, SLG: 0.125	0-3 K		0-1 P4		0-0 G6-4-3 1-2f			1-0 F7		3 0 0 0 0 1 4 1 0 0 0 0 0 0		
Carlos Beltrán, S (1, 8) B OBP: 0.286, SLG: 0.322	2-0 F9		1-0 F7		1-0 F7		3-2 G1-3		0-0 L8			4 0 0 0 0 0 3
Joe Randa, R (1, 5) B OBP: 0.416, SLG: 0.528 Jeff Reboulet, R (7, PH) (7, 5) X OBP: 0.526, SLG: 0.500		1-2 P4		0-0 FC5-4 1-2f		2-1 P5		0-3 K		2 0 0 0 0 0 1 2 0 0 0 0 1 0		
Mark Quinn, R (1, 10) C OBP: 0.328, SLG: 0.504		2-3 K			2-1 G6-3		4-0 BB			2 0 0 0 1 1 0		
Jorge Fabregas, L (1, 2) B OBP: 0.313, SLG: 0.273		1-1 F7			0-0 G6-3 1B		3-2 G3			3 0 1 0 0 0 1		
Rey Sanchez, R (1, 6) B OBP: 0.306, SLG: 0.390			2-0 G4-3		0-0 G6-3 1-2			1-0 G6-3		3 0 0 0 0 0 1		
Inning Stats	R: 0 H: 2 E: 0 LOB: 2 K: 1 BB: 0 S: 12 P: 18	R: 0 H: 0 E: 0 LOB: 0 K: 1 BB: 0 S: 9 P: 13	R: 0 H: 0 E: 0 LOB: 0 K: 0 BB: 0 S: 6 P: 11	R: 0 H: 1 E: 0 LOB: 1 K: 0 BB: 0 S: 5 P: 8	R: 0 H: 1 E: 0 LOB: 1 K: 0 BB: 0 S: 5 P: 7	R: 0 H: 0 E: 0 LOB: 0 K: 1 BB: 1 S: 9 P: 14	R: 0 H: 0 E: 0 LOB: 1 K: 0 BB: 1 S: 9 P: 21	R: 0 H: 1 E: 0 LOB: 1 K: 1 BB: 0 S: 10 P: 17	R: 0 H: 0 E: 0 LOB: 0 K: 1 BB: 0 S: 5 P: 6	1B: 5 SF: 0 2B: 0 SAC: 0 3B: 0 DP: 1 HR: 0 HBP: 0	WP: 1 PA: 33 PB: 0 SB: 0 CS: 0	
PITCHER Jaret Wright, R (1, 1) ERA: 3.15 Steve Reed, R (8, 1) ERA: 8.44	IP WLS BF H R ER SO BB IBB HBP BLK WP HR S P ERA WHIP 7.2 W 28 4 0 0 4 2 0 0 0 1 0 59 100 0.00 0.783											PITCHER IP WLS BF H R ER SO BB IBB HBP BLK WP HR S P ERA WHIP 1.1 5 1 0 0 1 0 0 0 0 0 0 11 15 0.00 0.750

livebaseballscorecards.com

AB	31
R	0
H	5
RBI	0
BB	2
SO	5
LOB	13



Batter	1	2	3	4	5	6	7	8	9
Roberto Alomar, S OBP: 0.329, SLG: 0.417 Mark Whiten, S OBP: 0.500, SLG: 0.429	2-1 1B HR 1B 1B	3-1 1B E 1B 3-H	1-2 G4-3		1-1 G6-4-3 1-2f 2-3	4-0 1B BB		0-0 FC1-6 1-2f 2-3	
Omar Vizquel, S OBP: 0.364, SLG: 0.382	0-1 1B HR 1B 1-2	0-0 1B E 1B 1-2 2-3	2-1 F8		2-1 F2	2-2 1B 1-3 2-H 3-H		1-1 F7-2 3-H	
David Justice, L OBP: 0.388, SLG: 0.523	2-0 1B HR 1B 1-2 2-3	0-3 K		1-1 HR					
Manny Ramirez, R OBP: 0.393, SLG: 0.615 Alex Ramirez, R OBP: 0.263, SLG: 0.278	0-1 1B HR 1-H 2-H 3-H	4-1 1B BB 1-3 2-H 3-H		0-3 K		3-1 1B HR 1-H		1-2 G5-3	
Jim Thome, L OBP: 0.360, SLG: 0.593	2-1 G4-3	0-0 1B HR 1B 1-2 3-H		0-0 HR		2-2 G3		2-1 2B	
Richie Sexson, R OBP: 0.320, SLG: 0.360	1-3 K	0-2 FC6-4 1B 1-2 2-H		2-3 K		2-3 K		0-2 G2-3	
Travis Fryman, R OBP: 0.353, SLG: 0.458	1-1 G1-3	1-3 K		2-1 G5-3		4-1 1B BB		1-0 G6-3	
Sandy Alomar Jr., R OBP: 0.383, SLG: 0.395						0-0 G6-4-3 1B		2-1 BB 1B 1-2 1B	
Jolbert Cabrera, R OBP: 0.386, SLG: 0.405						1-1 G6-4-3 1B		0-0 FC1-6 1B	

Inning Stats	R: 4 E: 0 K: 15 S: 15	H: 4 LOB: 0 BB: 23	R: 5 E: 1 K: 21 S: 21	H: 6 LOB: 2 BB: 1 P: 31	R: 0 E: 0 K: 0 S: 7	H: 0 LOB: 0 BB: 0 P: 10	R: 2 E: 0 K: 2 S: 12	H: 2 LOB: 0 BB: 0 P: 17	R: 0 E: 0 K: 0 S: 7	H: 2 LOB: 1 BB: 0 P: 11	R: 5 E: 0 K: 1 S: 21	H: 5 LOB: 2 BB: 2 P: 42	R: 0 E: 0 K: 0 S: 9	H: 1 LOB: 1 BB: 0 P: 13	R: 0 E: 0 K: 0 S: 9	H: 2 LOB: 1 BB: 0 P: 13
--------------	--------------------------------	--------------------------	--------------------------------	----------------------------------	------------------------------	----------------------------------	-------------------------------	----------------------------------	------------------------------	----------------------------------	-------------------------------	----------------------------------	------------------------------	----------------------------------	------------------------------	----------------------------------

PITCHER	IP	WLS	BF	H	R	ER	SO	BB	IBB	HBP	BLK	WP	HR	S	P	ERA	WHIP
Chad Durbin, R ERA: 7.78	1.1	L	14	9	9	9	2	1	0	0	0	0	1	27	42	60.75	7.500
Jason Rakers, R ERA: 12.38	3.2		15	5	2	2	3	0	0	0	0	0	2	35	50	4.91	1.364
Dan Reichert, R ERA: 5.57	0.2		9	5	5	5	1	2	0	0	0	0	1	20	41	67.50	10.500
Jay Witasick, R ERA: 9.12	1.1		5	1	0	0	0	0	0	0	0	0	0	10	14	0.00	0.750
Ricky Bottalico, R ERA: 8.03	1.0		4	2	0	0	0	0	0	0	0	0	0	9	13	0.00	2.000

AB R H RBI BB SO LOB

4	2	2	1	1	0	2
1	0	0	0	0	0	2
6	2	3	2	0	0	3
5	3	3	1	0	1	5
3	3	2	6	1	1	0
1	0	0	0	0	0	0
5	1	3	2	0	0	0
5	0	1	1	0	3	1
4	1	0	0	1	1	3
5	2	4	0	0	0	2
5	2	4	1	0	0	0

AB	44
R	16
H	22
RBI	14
BB	3
SO	6
LOB	18



WP	HR	S	P	ERA	WHIP
0	0	0	0	0	0

Kansas City Royals @ Cleveland Indians
 Jacobs Field, Cleveland, OH
 Thu May 11 2000, 7:05 PM EDT
 Att: 41,905 - Cloudy - 63 F

Batter	1	2	3	4	5	6	7	8	9	AB R H RBI BB SO LOB	TOP											
Johnny Damon, L (1, 7) OBP: 0.322, SLG: 0.434	2-1 G6-3		1-2 G5-3		2-3 K		1-0 FC3-6 29 S WP		2-1 F8	5 0 0 1 0 1 3												
Carlos Febles, R (1, 4) OBP: 0.362, SLG: 0.321	0-3 K			1-1 G6-3	0-1 FC6-4		4-0 29 S 1-2 BB			3 0 0 0 1 1 2												
29 Mike Sweeney, R (1, 3) OBP: 0.392, SLG: 0.610	1-1 HBP			1-3 K		0-0 B1-3	1-0 G6-3			3 0 0 0 0 1 2												
Jermaine Dye, R (1, 9) OBP: 0.433, SLG: 0.750	1-3 K			1-3 K		4-2 BB		0-1 G5-3		3 0 0 0 1 2 1												
Carlos Beltrán, S (1, 8) OBP: 0.285, SLG: 0.315					4-1 1B BB	0-1 F8		1-3 K		3 1 0 0 1 2 1												
Joe Randa, R (1, 5) OBP: 0.418, SLG: 0.524					0-0 1B 1B	2-2 F7		2-1 HBP		3 1 1 0 0 1 1												
Mark Quinn, R (1, 10) OBP: 0.333, SLG: 0.512					2-1 FC6-4 1B 1B		1-0 1B FC3-6 2B	1-3 K		4 1 2 1 0 2 1												
Brian Johnson, R (1, 2) OBP: 0.236, SLG: 0.324					0-1 FC6-4 1B		2-1 FC3-6 1B		2-2 G6-3	4 0 2 1 0 0 0												
Rey Sanchez, R (1, 6) OBP: 0.296, SLG: 0.376					0-0 F2		0-3 K		0-1 G5-3	4 0 0 0 0 1 4												
Inning Stats	R: 0 E: 0 K: 2 S: 10	H: 0 LOB: 1 BB: 0 P: 14	R: 0 E: 0 K: 3 S: 9	H: 0 LOB: 0 BB: 0 P: 15	R: 0 E: 0 K: 0 S: 7	H: 0 LOB: 0 BB: 0 P: 10	R: 0 E: 0 K: 2 S: 8	H: 0 LOB: 0 BB: 0 P: 11	R: 2 E: 0 K: 1 S: 12	H: 3 LOB: 2 BB: 1 P: 20	R: 0 E: 0 K: 0 S: 8	H: 0 LOB: 1 BB: 1 P: 14	R: 1 E: 0 K: 1 S: 9	H: 2 LOB: 2 BB: 1 P: 18	R: 0 E: 0 K: 2 S: 12	H: 0 LOB: 1 BB: 0 P: 16	R: 0 E: 0 K: 0 S: 7	H: 0 LOB: 0 BB: 0 P: 11	1B: 4 2B: 1 3B: 0 HR: 0	SF: 0 SAC: 0 DP: 0 HBP: 2	WP: 1 PB: 0 SB: 2 CS: 0	PA: 37
PITCHER	IP WLS BF H R ER SO BB IBB HBP BLK WP HR S P ERA WHIP																					
Bartolo Colon, R (1, 1) ERA: 4.43	6.0 W 24 3 2 2 8 2 0 1 0 0 0 54 84 3.00 0.833																					
Scott Kamieniecki, R (7, 1) ERA: 3.0	1.0 H 6 2 1 1 1 1 0 0 0 1 0 9 18 9.00 3.000																					
Paul Shuey, R (8, 1) ERA: 2.37	2.0 7 0 0 0 2 0 0 1 0 0 0 19 27 0.00 0.000																					

Kansas City Royals @ Cleveland Indians
 Jacobs Field, Cleveland, OH
 Fri May 12 2000, 7:05 PM EDT
 Att. 42,801 - Overcast - 85 F

livebaseballscorecards.com

AB	32
R	3
H	5
RBI	3
BB	3
SO	11
LOB	15



Batter	1	2	3	4	5	6	7	8	9	10	11	12	AB	R	H	RBI	BB	SO	LOB	TOP								
Johnny Damon, L (1, 7) OBP: 0.323, SLG: 0.421	0-2 F7		0-0 G4-3		0-1 P6		4-1 29 SF9 SH5-3 BB		0-1 G3-1			4-2 SH1-4 BLK 2B BB	4	1	0	0	2	0	1									
Carlos Febles, R (1, 4) OBP: 0.372, SLG: 0.341	2-2 29 2B		1-1 29 WP 29 S 1B		0-1 BB 1B		1-0 SH5-3		1-0 G5-3			0-1 SH1-4	4	3	3	0	0	0	0									
29 Mike Sweeney, R (1, 3) OBP: 0.392, SLG: 0.612 Dave McCarty, R (9, 3) OBP: 0.342, SLG: 0.528	3-2 2H 2B		4-1 1B BB		2-1 F8		0-0 SF9		1-2 F7			0-0 2B	3	0	1	2	1	0	2									
Jermaine Dye, R (1, 9) OBP: 0.429, SLG: 0.730	0-3 K		2-2 1B		4-1 2B BB		0-0 G6-3				0-1 G5-3	0-0 G5-3	5	0	1	1	1	1	3									
Joe Randa, R (1, 5) OBP: 0.415, SLG: 0.519	3-3 K		2-3 K		0-2 2B		4-2 FC6-4 BB				1-3 K	0-0 P1	5	0	1	2	1	3	4									
Mark Quinn, R (1, 10)		2-2 G6-3		3-3 K		2-3 K		1-3 K			1-3 K		5	0	0	0	0	4	1									
Carlos Beltrán, S (1, 8) OBP: 0.275, SLG: 0.302		0-0 F7		1-3 K		0-3 K		1-2 FC6-4 1B			2-3 K		5	0	0	0	0	3	1									
Jorge Fabregas, L (1, 2) OBP: 0.302, SLG: 0.265		1-1 G4-3		3-3 K		2-3 K		0-0 S 1B			1-0 F7		5	0	1	0	0	2	0									
Rey Sanchez, R (1, 6) OBP: 0.300, SLG: 0.372			0-1 F8		4-2 BB 1B 2B BB		1-0 SH5-3 29 SF9 BB 1B		2-2 L3			2-3 K	4	2	1	0	1	1	2									
Inning Stats	R: 1 E: 0 K: 2 S: 16	H: 2 LOB: 1 BB: 0 P: 24	R: 0 E: 0 K: 0 S: 6	H: 0 LOB: 0 BB: 0 P: 9	R: 1 E: 0 K: 1 S: 17	H: 2 LOB: 2 BB: 1 P: 26	R: 0 E: 0 K: 3 S: 10	H: 0 LOB: 0 BB: 0 P: 17	R: 2 E: 0 K: 0 S: 12	H: 2 LOB: 2 BB: 2 P: 22	R: 0 E: 0 K: 3 S: 9	H: 0 LOB: 0 BB: 0 P: 13	R: 1 E: 0 K: 0 S: 5	H: 1 LOB: 1 BB: 1 P: 11	R: 0 E: 0 K: 1 S: 15	H: 1 LOB: 2 BB: 1 P: 23	R: 0 E: 0 K: 0 S: 8	H: 0 LOB: 0 BB: 0 P: 10	R: 0 E: 0 K: 2 S: 9	H: 0 LOB: 0 BB: 0 P: 11	R: 0 E: 0 K: 2 S: 7	H: 0 LOB: 0 BB: 0 P: 12	R: 1 E: 0 K: 0 S: 9	H: 1 LOB: 1 BB: 1 P: 13	1B: 5 2B: 4 3B: 0 HR: 0	SF: 1 SAC: 2 DP: 0 HBP: 0	WP: 1 PB: 0 SB: 2 CS: 0	PA: 50
PITCHER Dave Burba, R (1, 1) ERA: 5.1 Sean DePaula, R (8, 1) ERA: 4.09 Steve Karsay, R (10, 1) ERA: 3.12 Steve Reed, R (12, 1) ERA: 8.49	IP WLS BF H R ER SO BB IBB HBP BLK WP HR S P ERA WHIP	IP WLS BF H R ER SO BB IBB HBP BLK WP HR S P ERA WHIP																										

Kansas City Royals @ Cleveland Indians
 Jacobs Field, Cleveland, OH
 Sat May 13 2000, 1:05 PM EDT
 Att. 40,689 - Cloudy - 64 F

livebaseballscorecards.com

AB	41
R	6
H	9
RBI	6
BB	6
SO	14
LOB	14



Batter	1	2	3	4	5	6	7	8	9	10	11	12	AB	R	H	RBI	BB	SO	LOB
Kenny Lofton, L OBP: 0.364, SLG: 0.422 (1, 8)	3-2 G5-3		1-3 K2-3		0-0 1B			1-3 K	4-0 G3 BB		4-2 CS BB		4	0	1	0	2	2	0
Omar Vizquel, S OBP: 0.359, SLG: 0.371 (1, 6)	0-0 E2 L8 1B		2-3 K		2-1 S 1B			4-0 G4-3 2B BB	3-2 G3		2-1 CS	1-2 L7	5	1	2	2	1	1	1
Roberto Alomar, S OBP: 0.327, SLG: 0.404 (1, 4)	2-2 L8			0-2 F8	3-3 K			0-0 G4-3	3-3 K			0-1 BB BB 1B 1B	6	1	1	0	0	2	5
Manny Ramirez, R OBP: 0.394, SLG: 0.626 (1, 9)	1-1 L5			3-3 K		1-3 K		0-0 2B		1-1 FC3-6 1B		4-0 BB BB 1B BB	5	2	2	1	1	2	1
Jim Thome, L OBP: 0.347, SLG: 0.571 Jolbert Cabrera, R OBP: 0.378, SLG: 0.395 Enrique Wilson, S OBP: 0.421, SLG: 0.472 (1, 10)		1-0 G4-3		3-2 G4-3		3-2 F8		1-2 2B		0-0 FC3-6		4-1 BB BB 1B BB	4	0	1	1	0	0	0
David Justice, L OBP: 0.396, SLG: 0.538 (1, 7)		3-2 G4-3			2-1 1B 1B 1B	1-1 G1-3		4-1 BB		1-2 F7		2-2 1B	5	1	2	2	1	0	1
Travis Fryman, R OBP: 0.352, SLG: 0.465 (1, 5)		1-0 1B			1-3 K		1-0 L9	2-3 K		1-0 F8			5	0	1	0	0	2	4
Richie Sexson, R OBP: 0.323, SLG: 0.387 (1, 3)		1-3 K			0-0 1B 1B	1-3 K			3-2 HR		2-2 G1-3		5	2	2	1	0	2	1
Sandy Alomar Jr., R OBP: 0.346, SLG: 0.354 (1, 2)			1-0 G6-3		2-2 F8		0-1 G5-3		0-3 K		0-2 G4-3		5	0	0	0	0	1	2

Inning Stats	R: 0	H: 1	E: 1	LOB: 1	K: 0	P: 10	R: 0	H: 1	E: 0	LOB: 1	K: 1	P: 8	R: 0	H: 0	E: 0	LOB: 0	K: 1	P: 11	R: 0	H: 0	E: 0	LOB: 0	K: 1	P: 15	R: 2	H: 4	E: 0	LOB: 2	K: 2	P: 16	R: 0	H: 0	E: 0	LOB: 0	K: 1	P: 15	R: 0	H: 0	E: 0	LOB: 0	K: 1	P: 8	R: 2	H: 2	E: 0	LOB: 2	K: 2	P: 13	R: 1	H: 1	E: 0	LOB: 1	K: 2	P: 13	R: 0	H: 1	E: 0	LOB: 1	K: 0	P: 10	R: 0	H: 0	E: 0	LOB: 0	K: 0	P: 12	R: 2	H: 2	E: 0	LOB: 2	K: 0	P: 20	R: 2	H: 2	E: 0	LOB: 2	K: 0	P: 20	1B: 9	SF: 0	2B: 2	SAC: 0	3B: 0	DP: 0	HR: 1	HBP: 0	WP: 0	PA: 52
--------------	------	------	------	--------	------	-------	------	------	------	--------	------	------	------	------	------	--------	------	-------	------	------	------	--------	------	-------	------	------	------	--------	------	-------	------	------	------	--------	------	-------	------	------	------	--------	------	------	------	------	------	--------	------	-------	------	------	------	--------	------	-------	------	------	------	--------	------	-------	------	------	------	--------	------	-------	------	------	------	--------	------	-------	------	------	------	--------	------	-------	-------	-------	-------	--------	-------	-------	-------	--------	-------	--------

PITCHER	IP	WLS	BF	H	R	ER	SO	BB	IBB	HBP	BLK	WP	HR	S	P	ERA	WHIP
Jeff Suppan, R ERA: 5.2 (1, 1)	7.2		31	7	4	4	9	1	0	0	0	0	0	71	115	4.70	1.043
Jerry Spradlin, R ERA: 2.39 (8, 1)	0.1	H	3	1	0	0	1	1	0	0	0	0	0	8	15	0.00	6.000
Ricky Bottalico, R ERA: 7.04 (9, 1)	3.0	B	12	2	1	1	2	2	0	0	0	0	1	32	56	3.00	1.333
Dan Reichert, R ERA: 6.33 (12, 1)	0.1	L	4	1	2	2	0	2	0	0	0	0	0	6	15	54.00	9.000
Jose Santiago, R ERA: 2.19 (12, 1)	0.0	B	1	1	0	0	0	0	0	0	0	0	0	3	5	∞	∞

BOTTOM

Kansas City Royals @ Cleveland Indians
Jacobs Field, Cleveland, OH

Sat May 13 2000, 1:05 PM EDT
Att: 40,689 - Cloudy - 64 F

livebaseballscorecards.com

AB	45
R	7
H	12
RBI	7
BB	6
SO	12
LOB	16



Batter	1	2	3	4	5	6	7	8	9	AB R H RBI BB SO LOB	TOP		
Johnny Damon, L (1, 7) OBP: 0.325, SLG: 0.413	2-1 		0-1 		4-2 		4-2 		1-3 	3 0 0 0 2 1 0			
Carlos Febles, R (1, 4) OBP: 0.373, SLG: 0.345	2-2 		0-0 		2-0 		2-1 		4-2 	4 3 1 0 1 0 2			
29 Mike Sweeney, R (1, 3) OBP: 0.405, SLG: 0.632 Dave McCarty, R (9, 3) OBP: 0.342, SLG: 0.528	3-2 		1-0 			0-0 	3-2 		0-1 	5 0 4 2 0 0 1 0 0 0 0 0 0 0			
Jermaine Dye, R (1, 9) OBP: 0.417, SLG: 0.705	1-3 			0-2 		1-2 	0-1 		2-2 	5 1 0 1 0 1 4			
Joe Randa, R (1, 5) OBP: 0.414, SLG: 0.544	0-1 			2-3 		2-1 		1-0 	0-0 	5 1 2 1 0 1 2			
Mark Quinn, R (1, 10) OBP: 0.326, SLG: 0.484		4-2 		4-2 		0-0 		2-0 		2 0 0 1 2 0 1			
Carlos Beltrán, S (1, 8) OBP: 0.281, SLG: 0.298		3-3 		1-1 		4-0 		4-1 		2 0 0 0 2 1 2			
Brian Johnson, R (1, 2) OBP: 0.237, SLG: 0.319		2-3 			0-0 	1-3 		2-1 		4 0 1 0 0 2 3			
Rey Sanchez, R (1, 6) OBP: 0.290, SLG: 0.359			3-3 		0-0 		1-0 	1-3 		4 0 0 0 0 2 2			
Inning Stats	R: 1 H: 2 E: 0 LOB: 1 K: 1 BB: 0 S: 14 P: 22	R: 0 H: 0 E: 0 LOB: 0 K: 2 BB: 1 S: 11 P: 20	R: 0 H: 0 E: 1 LOB: 1 K: 1 BB: 0 S: 8 P: 12	R: 0 H: 0 E: 0 LOB: 1 K: 1 BB: 1 S: 12 P: 19	R: 0 H: 1 E: 0 LOB: 1 K: 0 BB: 1 S: 5 P: 11	R: 1 H: 2 E: 0 LOB: 2 K: 1 BB: 1 S: 10 P: 18	R: 1 H: 1 E: 0 LOB: 1 K: 0 BB: 1 S: 15 P: 24	R: 1 H: 1 E: 0 LOB: 1 K: 1 BB: 1 S: 8 P: 18	R: 1 H: 1 E: 0 LOB: 1 K: 1 BB: 1 S: 11 P: 18	1B: 3 SF: 0 2B: 5 SAC: 0 3B: 0 DP: 2 HR: 1 HBP: 0	WP: 1 PA: 41 PB: 0 SB: 1 CS: 0		
PITCHER	IP WLS BF H R ER SO BB IBB HBP BLK WP HR S P ERA WHIP											PITCHER	IP WLS BF H R ER SO BB IBB HBP BLK WP HR S P ERA WHIP
Chuck Finley, L (1, 1) ERA: 3.98 Scott Kamieniecki, R (8, 1) ERA: 3.38 Ricardo Rincon, L (9, 1) ERA: 1.0	7.0 L 31 6 3 3 6 5 0 0 0 1 0 75 126 3.86 1.571												

Kansas City Royals @ Cleveland Indians
 Jacobs Field, Cleveland, OH
 Sun May 14 2000, 1:05 PM EDT
 Att. 40,530 - Sunny - 54 F

livebaseballscorecards.com

AB	34
R	5
H	8
RBI	5
BB	7
SO	8
LOB	17



Batter	1	2	3	4	5	6	7	8	9	AB	R	H	RBI	BB	SO	LOB
Kenny Lofton, L OBP: 0.358, SLG: 0.412 (1, 8)	1-0 S E 1B		1-2 G6-3		2-2 G3			1-0 F7		4	1	1	0	0	0	0
Omar Vizquel, S OBP: 0.350, SLG: 0.360 (1, 6)	0-2 F8 1-2		1-3 K			3-2 L3		1-3 K		4	0	0	0	0	2	1
Roberto Alomar, S OBP: 0.325, SLG: 0.400 (1, 4)	1-1 E3 2-H 1B		0-1 F8			1-0 B3		2-2 G1-3		4	0	1	0	0	0	0
Manny Ramirez, R OBP: 0.384, SLG: 0.608 (1, 9)	2-3 K			0-3 K		2-2 G5-3			3-3 K	4	0	0	0	0	3	1
Jim Thome, L OBP: 0.358, SLG: 0.574 (1, 3)	4-1 BB			3-2 S 1B			3-1 G3		1-1 HR 1B	3	1	2	0	1	0	0
David Justice, L OBP: 0.392, SLG: 0.553 (1, 10)	1-0 G6-3			3-3 K 1-2			0-1 G6-3		0-1 HR 1-H	4	1	1	2	0	1	3
Travis Fryman, R OBP: 0.349, SLG: 0.459 (1, 5)		1-3 K		1-3 K			3-2 1B		3-3 K	4	0	1	0	0	3	1
Richie Sexson, R OBP: 0.313, SLG: 0.374 (1, 7)		1-1 F7			1-1 G5-3		1-0 F8		3-3 K	4	0	0	0	0	1	1
Einar Diaz, R OBP: 0.372, SLG: 0.469 (1, 2)		0-1 P6			0-1 G5-3			1-1 HR		3	1	1	1	0	0	0

Inning Stats	R: 1	H: 2	E: 1	K: 1	S: 11	H: 2	LOB: 2	BB: 1	P: 20	R: 0	H: 0	E: 0	K: 1	S: 7	H: 0	LOB: 0	BB: 0	P: 9	R: 0	H: 0	E: 0	K: 1	S: 8	H: 0	LOB: 0	BB: 0	P: 10	R: 0	H: 1	E: 0	K: 3	S: 14	H: 0	LOB: 1	BB: 0	P: 21	R: 0	H: 0	E: 0	K: 0	S: 7	H: 0	LOB: 0	BB: 0	P: 10	R: 0	H: 0	E: 0	K: 0	S: 10	H: 0	LOB: 0	BB: 0	P: 16	R: 0	H: 1	E: 0	K: 0	S: 8	H: 1	LOB: 1	BB: 0	P: 15	R: 1	H: 1	E: 0	K: 1	S: 11	H: 1	LOB: 0	BB: 0	P: 16	R: 2	H: 2	E: 0	K: 3	S: 16	H: 2	LOB: 0	BB: 0	P: 26	1B: 5	SF: 0	2B: 0	SAC: 0	3B: 0	DP: 0	HR: 2	HBP: 0	WP: 0	PA: 35
--------------	------	------	------	------	-------	------	--------	-------	-------	------	------	------	------	------	------	--------	-------	------	------	------	------	------	------	------	--------	-------	-------	------	------	------	------	-------	------	--------	-------	-------	------	------	------	------	------	------	--------	-------	-------	------	------	------	------	-------	------	--------	-------	-------	------	------	------	------	------	------	--------	-------	-------	------	------	------	------	-------	------	--------	-------	-------	------	------	------	------	-------	------	--------	-------	-------	-------	-------	-------	--------	-------	-------	-------	--------	-------	--------

PITCHER	IP	WLS	BF	H	R	ER	SO	BB	IBB	HBP	BLK	WP	HR	S	P	ERA	WHIP
Mac Suzuki, R ERA: 3.86 (1, 1)	8.1	W	33	7	4	4	8	1	0	0	0	0	2	84	129	4.32	0.960
Jerry Spradlin, R ERA: 2.33 (9, 1)	0.2	S	2	0	0	0	2	0	0	0	0	0	0	8	14	0.00	0.000

BOTTOM

Kansas City Royals @ Cleveland Indians
Jacobs Field, Cleveland, OH
 Sun May 14 2000, 1:05 PM EDT
 Att. 40,530 - Sunny - 54 F

AB	34
R	4
H	7
RBI	3
BB	1
SO	10
LOB	7



WP	PA	ERA	WHIP
0	35		

Batter	1	2	3	4	5	6	7	8	9	AB R H RBI BB SO LOB	TOP											
Johnny Damon, L (1, 7) OBP: 0.329, SLG: 0.411	0-1 G4-3		2-2 G4-3			0-0 G6-3 29 WP 1B	4-0 FC5 BB			3 1 1 0 1 0 0												
Carlos Febles, R (1, 4) OBP: 0.370, SLG: 0.342	1-0 E6 29 HBP 1B		1-0 G2-3			2-1 G6-3 29 WP 1B	1-1 FC5			4 1 1 0 0 0 3												
29 Mike Sweeney, R (1, 10) OBP: 0.401, SLG: 0.619	2-2 S 1B 1-2 SF7 HBP		1-2 P6			1-3 K 1-2 2-3	0-1 G5-3			3 1 0 0 0 1 2												
Mark Quinn, R (1, 9) OBP: 0.324, SLG: 0.477	0-0 SF7 S 1-2 2-H 1B		0-3 K			0-0 G6-3 2-3 3-H	0-0 G5-3			4 0 1 2 0 1 1												
Joe Randa, R (1, 5) OBP: 0.404, SLG: 0.532	2-0 SF7 1-3 2-H		0-0 G6-3			2-2 G5-3	1-3 K			3 0 0 1 0 1 1												
Carlos Beltrán, S (1, 8) OBP: 0.280, SLG: 0.296	1-0 G6-3		1-2 F8				1-2 1B 1B G1-2-3 1B		2-1 F8	4 0 1 0 0 0 1												
Dave McCarty, R (1, 3) OBP: 0.357, SLG: 0.525		2-2 G4-6-3 1B				2-2 G1-3	0-0 G1-2-3 1B 1-2 1B		2-1 P4	4 0 2 0 0 0 0												
Brian Johnson, R (1, 2) OBP: 0.238, SLG: 0.316		0-0 G4-6-3 1-2f				1-1 G4-3	2-1 FC5 G1-2-3 1B 1-2 2-3 1B		0-1 G4-3	4 0 1 0 0 0 1												
Rey Sanchez, R (1, 6) OBP: 0.283, SLG: 0.350		1-1 F8				1-0 G1-3	0-0 G1-2-3 1-2 2-3 3-Hf			3 0 0 0 0 0 3												
Inning Stats	R: 2 E: 1 K: 0 S: 8	H: 1 LOB: 1 BB: 0 P: 14	R: 0 E: 0 K: 0 S: 6	H: 1 LOB: 0 BB: 0 P: 9	R: 0 E: 0 K: 0 S: 8	H: 0 LOB: 0 BB: 0 P: 12	R: 0 E: 0 K: 1 S: 7	H: 0 LOB: 0 BB: 0 P: 8	R: 0 E: 0 K: 0 S: 6	H: 0 LOB: 0 BB: 0 P: 10	R: 1 E: 0 K: 1 S: 11	H: 2 LOB: 1 BB: 0 P: 16	R: 0 E: 0 K: 0 S: 9	H: 3 LOB: 3 BB: 1 P: 17	R: 0 E: 0 K: 1 S: 6	H: 0 LOB: 0 BB: 0 P: 7	R: 0 E: 0 K: 0 S: 6	H: 0 LOB: 0 BB: 0 P: 10	1B: 7 2B: 0 3B: 0 HR: 0	SF: 1 SAC: 0 DP: 2 HBP: 1	WP: 1 PB: 0 SB: 2 CS: 0	PA: 35
PITCHER	IP WLS BF H R ER SO BB IBB HBP BLK WP HR S P ERA WHIP																				PITCHER	IP WLS BF H R ER SO BB IBB HBP BLK WP HR S P ERA WHIP
Mark Mulder, L (1, 1) ERA: 4.3	6.0 W 25 6 3 1 2 0 0 1 0 1 0 50 74 1.50 1.000																					
Jeff Tam, R (7, 1) ERA: 2.77	2.0 H 7 1 0 0 1 1 0 0 0 0 0 0 11 19 0.00 1.000																					
Jason Isringhausen, R (9, 1) ERA: 4.67	1.0 S 3 0 0 0 0 0 0 0 0 0 0 0 6 10 0.00 0.000																					

Kansas City Royals @ Oakland Athletics
Network Associates Coliseum, Oakland, CA
Mon May 15 2000, 10:05 PM EDT
Att: 6,836 - Cloudy - 61 F

livebaseballscorecards.com

AB	32
R	3
H	7
RBI	3
BB	1
SO	3
LOB	12



Batter	1	2	3	4	5	6	7	8	9
Terrence Long, L OBP: 0.349, SLG: 0.526 (1, 8)	3-2 F8		0-3 K		2-3 K		0-2 F9		
Randy Velarde, R OBP: 0.472, SLG: 0.500 (1, 4)	4-1 BB BB		2-1 G5-3			2-1 HR	4-1 1B BB		
Jason Giambi, L OBP: 0.431, SLG: 0.715 (1, 3)	4-2 1-2 BB			2-3 K		2-1 G6-3 BB 1B	1-1 G4-6-3 1B		
Matt Stairs, L OBP: 0.353, SLG: 0.400 (1, 10)	3-3 K			1-1 G3-1		4-2 G6-3 HR BB	1-1 G4-6-3		
Ben Grieve, L OBP: 0.385, SLG: 0.537 Ryan Christenson, R OBP: 0.377, SLG: 0.260 (1, 7) (9, 7)	2-2 F7			3-1 HR		0-0 G6-3		1-3 K	
Jeremy Giambi, L OBP: 0.325, SLG: 0.486 (1, 9)		0-0 F8		4-2 BB		0-0 G6-3		1-0 G4-6-3 1B	
Miguel Tejada, R OBP: 0.335, SLG: 0.412 (1, 6)		2-2 G5-3		0-0 F9		3-2 HR		1-0 G4-6-3	
3 Eric Chavez, L OBP: 0.358, SLG: 0.431 (1, 5)			3-1 P6			1-2 F8		0-0 HR	
Ramon Hernandez, R OBP: 0.310, SLG: 0.429 (1, 2)			2-2 F3			3-2 P6		1-3 K	

AB	R	H	RBI	BB	SO	LOB
4	0	0	0	0	2	0
2	1	1	1	2	0	0
3	1	2	0	1	1	0
3	1	0	0	1	1	4
4	1	1	1	0	1	4
0	0	0	0	0	0	0
3	0	1	1	1	0	1
4	1	1	2	0	0	2
3	1	1	1	0	0	0
3	0	0	0	0	1	0

AB	29
R	6
H	7
RBI	6
BB	5
SO	6
LOB	11

Inning Stats	R: 0	H: 0	E: 0	K: 1	S: 15	LOB: 2	BB: 2	P: 30
R: 0	H: 0	E: 0	K: 0	S: 7	LOB: 0	BB: 0	P: 12	
R: 1	H: 1	E: 0	K: 1	S: 13	LOB: 1	BB: 1	P: 23	
R: 0	H: 0	E: 0	K: 1	S: 11	LOB: 0	BB: 0	P: 17	
R: 5	H: 4	E: 0	K: 1	S: 16	LOB: 0	BB: 1	P: 28	
R: 0	H: 1	E: 0	K: 0	S: 8	LOB: 1	BB: 1	P: 14	
R: 0	H: 1	E: 0	K: 1	S: 5	LOB: 0	BB: 0	P: 8	

PITCHER	IP	WLS	BF	H	R	ER	SO	BB	IBB	HBP	BLK	WP	HR	S	P	ERA	WHIP
49 Chris Fussell, R ERA: 4.24	(1, 1)	5.0	L	22	3	4	4	4	4	0	0	0	0	61	109	7.20	1.400
Jose Santiago, R ERA: 2.81	(6, 1)	1.0	B	5	2	2	1	0	0	0	0	0	2	9	13	18.00	2.000
Jay Witasick, R ERA: 8.46	(7, 1)	2.0		7	2	0	0	1	0	0	0	0	0	13	22	0.00	1.500

PITCHER	IP	WLS	BF	H	R	ER	SO	BB	IBB	HBP	BLK	WP	HR	S	P	ERA	WHIP
1B: 3	SF: 0	2B: 0	SAC: 0	3B: 0	DP: 2	HR: 4	HBP: 0	WP: 0	PA: 34	PB: 0	SB: 0	CS: 0					

Kansas City Royals @ Oakland Athletics
Network Associates Coliseum, Oakland, CA
 Mon May 15 2000, 10:05 PM EDT
 Att. 6,836 - Cloudy - 61 F

livebaseballscores.com



Batter	1	2	3	4	5	6	7	8	9	AB R H RBI BB SO LOB
Terrence Long, L OBP: 0.352, SLG: 0.550 (1, 8)	1-1 HR	1-2 F9		1-0 G5-3		4-1 WP BB			3-2 F7	4 1 1 1 1 0 1
Randy Velarde, R OBP: 0.439, SLG: 0.543 (1, 4)	3-1 HR	0-1 G4-3			3-3 K	3-3 K			2-3 K	5 1 1 1 0 3 2
Jason Giambi, L OBP: 0.436, SLG: 0.711 Ryan Christenson, R OBP: 0.377, SLG: 0.260 (1, 3) (9, PR)	3-2 1B 1B	3-1 WP 1B			2-2 G3-1		X	0-0 G3-1	1-1 1B	5 1 3 1 0 0 0 0 0 0 0 0 0 0
Matt Stairs, L OBP: 0.348, SLG: 0.392 (1, 10)	0-1 F8	3-3 K			3-1 E9 1B			1-2 G6-4-3 1B	1-1 G6-3	5 1 1 0 0 1 3
Ben Grieve, L OBP: 0.393, SLG: 0.543 (1, 7)	4-0 1B 1-2 WP BB			2-2 FC4-6 2B		3-1 FC6-4 1B HBP		2-0 G6-4-3		2 1 1 0 1 0 1
Jeremy Giambi, L OBP: 0.333, SLG: 0.486 (1, 9)	2-1 1B 1-3 2-H 3 WP SF7 1B			3-3 K		1-2 FC6-4 1B			1-1 F9	4 1 2 2 0 1 1
Miguel Tejada, R OBP: 0.333, SLG: 0.408 (1, 6)	3-1 1B			0-0 FC4-6		1-1 FC6-4			1-2 G6-3	4 0 1 0 0 0 3
3 Eric Chavez, L OBP: 0.348, SLG: 0.421 (1, 5)	1-2 SF7								0-1 F7	3 0 0 1 0 0 0
Ramon Hernandez, R OBP: 0.308, SLG: 0.431 (1, 2)	1-0 F7			1-2 G4-3		2-0 F8			2-2 1B 2B	4 1 1 0 0 0 1

Inning Stats	R: 5 E: 0 K: 0 S: 18	H: 5 LOB: 1 BB: 1 P: 36	R: 0 E: 0 K: 1 S: 11	H: 1 LOB: 1 BB: 0 P: 18	R: 0 E: 0 K: 1 S: 10	H: 1 LOB: 0 BB: 0 P: 15	R: 0 E: 0 K: 0 S: 5	H: 0 LOB: 0 BB: 0 P: 7	R: 1 E: 1 K: 1 S: 17	H: 1 LOB: 2 BB: 0 P: 30	R: 0 E: 0 K: 1 S: 10	H: 0 LOB: 1 BB: 1 P: 21	R: 0 E: 0 K: 0 S: 5	H: 1 LOB: 0 BB: 0 P: 8	R: 0 E: 0 K: 0 S: 7	H: 0 LOB: 0 BB: 0 P: 9	R: 1 E: 0 K: 1 S: 13	H: 2 LOB: 1 BB: 0 P: 22	1B: 7 2B: 3 3B: 0 HR: 2	SF: 1 SAC: 0 DP: 2 HBP: 1
--------------	-------------------------------	----------------------------------	-------------------------------	----------------------------------	-------------------------------	----------------------------------	------------------------------	---------------------------------	-------------------------------	----------------------------------	-------------------------------	----------------------------------	------------------------------	---------------------------------	------------------------------	---------------------------------	-------------------------------	----------------------------------	----------------------------------	------------------------------------

PITCHER	IP	WLS	BF	H	R	ER	SO	BB	IBB	HBP	BLK	WP	HR	S	P	ERA	WHIP
Chad Durbin, R ERA: 8.85 (1, 1)	0.1		6	4	5	5	0	1	0	0	0	0	2	12	25	135.00	15.000
Jason Rakers, R ERA: 8.49 (1, 1)	3.2		13	3	0	0	2	0	0	0	0	2	0	32	51	0.00	0.818
Dan Reichert, R ERA: 5.33 (5, 1)	4.0	W	16	2	1	0	2	1	0	1	0	1	0	39	68	0.00	0.750
Jerry Spradlin, R ERA: 2.57 (9, 1)	1.0	S	5	2	1	1	1	0	0	0	0	0	0	13	22	9.00	2.000

BOTTOM

Kansas City Royals @ Oakland Athletics
Network Associates Coliseum, Oakland, CA
 Tue May 16 2000, 3:35 PM EDT
 Att. 13,232 - Sunny - 61 F

AB	36
R	7
H	11
RBI	6
BB	2
SO	5
LOB	12



WP: 3	PA: 40
PB: 0	
SB: 0	
CS: 0	

Batter	1	2	3	4	5	6	7	8	9	AB R H RBI BB SO LOB	TOP		
Johnny Damon, L (1, 7) OBP: 0.339, SLG: 0.416 C B B X	2-1 			2-2 		4-1 	0-1 	0-1 	4 1 2 0 1 0 0				
Carlos Febles, R (1, 4) OBP: 0.368, SLG: 0.333 Rey Sanchez, R (9, PH) OBP: 0.271, SLG: 0.333 (9, 6) B X	1-0 			4-2 		0-0 	2-2 	3-1 	3 1 1 0 1 0 1 1 0 0 0 0 0 1				
29 Mike Sweeney, R (1, 3) OBP: 0.409, SLG: 0.610 Jermaine Dye, R (8, 9) OBP: 0.417, SLG: 0.705 B B C X	3-1 			0-2 		1-1 	4-0 		3 1 1 1 1 0 1 0 0 0 0 0 0 0				
Mark Quinn, R (1, 10) OBP: 0.325, SLG: 0.471 X		0-0 		3-3 		0-3 	1-2 	1-2 	4 0 1 0 0 2 4				
Joe Randa, R (1, 5) OBP: 0.368, SLG: 0.507 X C	0-1 			2-2 		3-1 		1-2 	4 0 0 1 0 0 3				
Dave McCarty, R (1, 9) OBP: 0.333, SLG: 0.532 (8, 3) C B B X	2-1 			1-3 		0-0 		2-2 	3 0 0 1 0 1 1				
Carlos Beltrán, S (1, 8) OBP: 0.296, SLG: 0.315 B B X		2-0 		0-0 		0-0 		0-0 	4 0 2 1 0 0 1				
Jorge Fabregas, L (1, 2) OBP: 0.323, SLG: 0.281 B X	1-0 			1-1 		1-2 		0-0 	4 0 0 0 0 0 3				
Jeff Reboulet, R (1, 6) OBP: 0.478, SLG: 0.450 (9, 4) X	0-0 			1-2 		2-2 		3-2 	4 1 1 0 0 0 0				
Inning Stats	R: 0 H: 0 E: 0 LOB: 0 K: 0 BB: 0 S: 5 P: 11	R: 0 H: 0 E: 0 LOB: 0 K: 0 BB: 0 S: 5 P: 7	R: 0 H: 0 E: 0 LOB: 0 K: 0 BB: 0 S: 3 P: 6	R: 0 H: 0 E: 0 LOB: 1 K: 1 BB: 1 S: 16 P: 25	R: 0 H: 1 E: 0 LOB: 1 K: 1 BB: 0 S: 10 P: 14	R: 4 H: 4 E: 1 LOB: 2 K: 1 BB: 1 S: 17 P: 27	R: 0 H: 1 E: 1 LOB: 1 K: 0 BB: 1 S: 11 P: 20	R: 0 H: 1 E: 0 LOB: 1 K: 0 BB: 0 S: 11 P: 14	R: 0 H: 1 E: 1 LOB: 1 K: 0 BB: 0 S: 8 P: 14	1B: 7 SF: 1 2B: 1 SAC: 0 3B: 0 DP: 0 HR: 0 HBP: 0	WP: 1 PA: 39 PB: 0 SB: 1 CS: 1		
PITCHER	IP WLS BF H R ER SO BB IBB HBP BLK WP HR S P ERA WHIP											PITCHER	IP WLS BF H R ER SO BB IBB HBP BLK WP HR S P ERA WHIP
Omar Olivares, R (1, 1) ERA: 5.46	5.2 L 25 5 4 2 3 2 0 0 0 1 0 53 86 3.18 1.235												
Rich Sauveur, L (6, 1) ERA:	0.1 1 0 0 0 0 0 0 0 0 0 0 3 4 0.00 0.000												
Jeff Tam, R (7, 1) ERA: 2.57	2.0 8 2 0 0 0 0 1 0 0 0 0 22 34 0.00 1.000												
Jason Isringhausen, R (9, 1) ERA: 4.42	1.0 4 1 0 0 0 0 0 0 0 0 0 8 14 0.00 1.000												

Kansas City Royals @ Oakland Athletics
 Network Associates Coliseum, Oakland, CA

AB	34
R	4
H	8
RBI	4
BB	3
SO	3
LOB	15



Wed May 17 2000, 3:35 PM EDT
 Att. 17,493 - Cloudy - 61 F

Batter	1	2	3	4	5	6	7	8	9	AB R H RBI BB SO LOB
Terrence Long, L OBP: 0.333, SLG: 0.518 (1, 8)	0-1 L4		1-0 E9 WP	3-2 G6-3			0-1 FC1-6 FC6-4		1-2 G1-3	5 1 0 0 0 0 3
Randy Velarde, R OBP: 0.435, SLG: 0.500 (1, 4)	3-1 F9		4-2 WP G4-6-3 BB			0-1 G6-3	2-2 FC6-4 BB		4-2 BB BB	3 1 0 0 2 0 1
Jason Giambi, L OBP: 0.446, SLG: 0.706 (1, 3)	4-2 FC6 1B BB		4-2 G4-6-3 BB	1-3 2-H		4-1 BB	4-0 1-2 BB		2-3 K	1 0 0 0 4 1 1
Ben Grieve, L OBP: 0.390, SLG: 0.535 (1, 7)	1-0 FC6 1-2 1B		0-1 G4-6-3	1-2 FC6 1B		0-0 F9	1-3 K			4 0 1 0 0 1 4
Olmedo Saenz, R OBP: 0.409, SLG: 0.506 (1, 5)	0-1 FC6 1-2f 2-3		0-0 P6			0-2 G5-3		2-1 G6-3		4 0 0 0 0 0 3
Matt Stairs, L OBP: 0.346, SLG: 0.383 (1, 9)		2-1 G4-3		1-1 G4-3		4-2 G6-4-3 BB		1-0 F7		3 0 0 0 1 0 0
Jeremy Giambi, L OBP: 0.341, SLG: 0.474 (1, 10)		4-2 BB BB		4-0 1B BB		1-3 K		1-1 E3		2 1 0 0 2 1 1
Miguel Tejada, R OBP: 0.331, SLG: 0.404 (1, 6)		1-1 F9		0-0 1B 1-2 1B		2-0 G6-4-3		1-3 K		4 0 1 0 0 1 3
Ramon Hernandez, R OBP: 0.308, SLG: 0.429 3 Eric Chavez, L OBP: 0.346, SLG: 0.418 (9, PH)		2-3 K		1-1 G6-3 1-2 2-H 1B			3-1 E5 FC1-6		1-2 P5	3 0 1 1 0 1 1 1 0 0 0 0 0 0

Inning Stats	R: 0 E: 0 K: 0 S: 9	H: 1 LOB: 2 BB: 1 P: 17	R: 0 E: 0 K: 1 S: 9	H: 0 LOB: 1 BB: 1 P: 18	R: 2 E: 1 K: 0 S: 10	H: 0 LOB: 0 BB: 2 P: 19	R: 1 E: 0 K: 0 S: 9	H: 2 LOB: 1 BB: 1 P: 18	R: 0 E: 0 K: 0 S: 8	H: 0 LOB: 1 BB: 1 P: 12	R: 0 E: 0 K: 1 S: 6	H: 0 LOB: 0 BB: 1 P: 13	R: 0 E: 1 K: 1 S: 10	H: 0 LOB: 2 BB: 1 P: 20	R: 0 E: 1 K: 1 S: 9	H: 0 LOB: 1 BB: 0 P: 14	R: 0 E: 0 K: 1 S: 15	H: 0 LOB: 1 BB: 1 P: 23	1B: 3 2B: 0 3B: 0 HR: 0	SF: 0 SAC: 0 DP: 3 HBP: 0	WP: 2 PB: 0 SB: 0 CS: 0	PA: 39	
PITCHER	IP	WLS	BF	H	R	ER	SO	BB	IBB	HBP	BLK	WP	HR	S	P	ERA	WHIP						
Miguel Batista, R ERA: 8.04 (1, 1)	6.0	W	26	3	3	1	2	7	0	0	0	1	0	51	97	1.50	1.667						
Ricky Bottalico, R ERA: 6.0 (7, 1)	2.2	H	12	0	0	0	2	2	0	0	0	0	0	30	51	0.00	0.750						
Jerry Spradlin, R ERA: 2.54 (9, 1)	0.1	S	1	0	0	0	1	0	0	0	0	0	0	4	6	0.00	0.000						

BOTTOM

Kansas City Royals @ Oakland Athletics
Network Associates Coliseum, Oakland, CA

Wed May 17 2000, 3:35 PM EDT
Att. 17,493 - Cloudy - 61 F

livebaseballscorecards.com

AB	30
R	3
H	3
RBI	1
BB	9
SO	5
LOB	17



Batter	1	2	3	4	5	6	7	8	9	AB R H RBI BB SO LOB	TOP	
Johnny Damon, L (1, 7) <small>OBP: 0.330, SLG: 0.405</small>	1-0 			1-3 	2-0 		2-1 		1-0 	4 0 0 1 0 1 2	Kansas City Royals @ Anaheim Angels Edison International Field, Anaheim, CA Fri May 19 2000, 10:05 PM EDT Att. 26,561 - Cloudy - 75 F livebaseballscorecards.com	
Jeff Reboulet, R (1, 4) <small>OBP: 0.481, SLG: 0.435</small> Jorge Fabregas, L (9, PH) <small>OBP: 0.317, SLG: 0.276</small>	2-2 			3-1 	4-2 		2-1 	3-H 1-1 	3 0 1 0 1 0 0 1 0 0 0 0 0 2			
29 Mike Sweeney, R (1, 3) <small>OBP: 0.406, SLG: 0.601</small>	1-2 			0-0 	2-2 		2-0 		4 0 1 1 0 0 1			
Jermaine Dye, R (1, 9) <small>OBP: 0.413, SLG: 0.693</small>		2-2 		0-0 	1-1 			3-1 	4 0 1 0 0 0 2			
Joe Randa, R (1, 5) <small>OBP: 0.385, SLG: 0.500</small>		1-2 		1-1 		1-0 		1-2 	4 1 1 0 0 0 2			
Carlos Beltrán, S (1, 8) <small>OBP: 0.294, SLG: 0.333</small>		1-0 			1-2 	2-1 		1-0 	4 1 1 1 0 0 1			
Mark Quinn, R (1, 10) <small>OBP: 0.329, SLG: 0.472</small>			2-1 		0-0 	3-2 		2-2 	4 1 2 0 0 0 2			
Brian Johnson, R (1, 2) <small>OBP: 0.241, SLG: 0.316</small> Scott Pose, L (9, PH) <small>OBP: 0.263, SLG: 0.176</small>			0-0 		2-1 	0-0 		1-0 	3 0 1 1 0 0 1 1 0 1 0 0 0 0			
Rey Sanchez, R (1, 6) <small>OBP: 0.272, SLG: 0.333</small>			0-0 		1-0 	0-3 		0-0 	3 1 1 0 0 1 1			
Inning Stats	R: 0 E: 0 K: 0 S: 7 H: 0 LOB: 0 BB: 0 P: 11	R: 0 E: 0 K: 0 S: 9 H: 0 LOB: 0 BB: 0 P: 13	R: 0 E: 0 K: 0 S: 4 H: 0 LOB: 0 BB: 0 P: 6	R: 0 E: 0 K: 1 S: 9 H: 2 LOB: 2 BB: 0 P: 14	R: 3 E: 0 K: 0 S: 15 H: 4 LOB: 2 BB: 1 P: 28	R: 1 E: 1 K: 1 S: 10 H: 2 LOB: 1 BB: 0 P: 16	R: 0 E: 0 K: 0 S: 5 H: 0 LOB: 0 BB: 0 P: 11	R: 0 E: 0 K: 0 S: 6 H: 0 LOB: 0 BB: 0 P: 11	R: 0 E: 0 K: 0 S: 9 H: 2 LOB: 2 BB: 0 P: 14	1B: 9 2B: 1 3B: 0 HR: 1 SF: 1 SAC: 1 DP: 1 HBP: 0	WP: 0 PB: 0 SB: 0 CS: 0 PA: 38	
PITCHER	IP WLS BF H R ER SO BB IBB HBP BLK WP HR S P ERA WHIP											IP WLS BF H R ER SO BB IBB HBP BLK WP HR S P ERA WHIP
Jarrod Washburn, L (1, 1) <small>ERA: 5.84</small>	6.1 W 28 8 4 3 2 1 0 0 0 0 0 1 56 92 4.26 1.421											
Shigetoshi Hasegawa, R (7, 1) <small>ERA: 5.68</small>	1.2 H 5 0 0 0 0 0 0 0 0 0 0 0 9 18 0.00 0.000											
Troy Percival, R (9, 1) <small>ERA: 3.0</small>	1.0 S 5 2 0 0 0 0 0 0 0 0 0 0 9 14 0.00 2.000											

Kansas City Royals @ Anaheim Angels
 Edison International Field, Anaheim, CA

AB	35
R	4
H	10
RBI	4
BB	1
SO	2
LOB	14



Batter	1	2	3	4	5	6	7	8	9	AB R H RBI BB SO LOB	TOP																																
Johnny Damon, L (1, 7) OBP: 0.324, SLG: 0.395	4-2 	2-2 SF8		2-2 G4-3		2-3 K	0-0 F7		0-0 F8	4 1 0 1 1 1 2																																	
Jeff Reboulet, R (1, 4) OBP: 0.531, SLG: 0.462 Scott Pose, L (9, PH) OBP: 0.300, SLG: 0.176	0-2 	4-0 			2-1 G6-3	2-2 	4-2 		4-1 	3 1 2 0 2 0 0 0 0 0 0 1 0 0																																	
29 Mike Sweeney, R (1, 3) OBP: 0.414, SLG: 0.610	3-2 	2-2 F9			0-0 	2-1 	2-0 		1-1 G5-3	6 1 4 4 0 0 3																																	
Jermaine Dye, R (1, 9) OBP: 0.410, SLG: 0.689 Dave McCarty, R (2, 9) OBP: 0.345, SLG: 0.540	1-3 K		0-1 G5-3		0-1 	2-3 K	4-2 			1 0 0 0 0 1 2 3 1 1 1 1 1 2																																	
Joe Randa, R (1, 5) OBP: 0.385, SLG: 0.497	2-2 F8		1-0 		1-2 	0-0 P6	3-3 K			5 0 2 0 0 1 6																																	
Carlos Beltrán, S (1, 8) OBP: 0.298, SLG: 0.327	1-3 K		3-1 F8		4-0 		4-0 	1-1 F8		3 1 0 0 2 1 3																																	
Mark Quinn, R (1, 10) OBP: 0.325, SLG: 0.466		2-0 	0-1 L4		2-1 SF8		0-1 	3-1 F7		4 2 1 1 0 0 2																																	
Jorge Fabregas, L (1, 2) OBP: 0.313, SLG: 0.262		0-0 SH5-3		1-0 G6-3		3-H 	2-1 F8	2-0 F7		3 0 0 0 1 0 2																																	
Rey Sanchez, R (1, 6) OBP: 0.277, SLG: 0.336		0-2 		0-0 G5-3	3-1 FC5-4		1-0 		1-3 K	5 1 2 1 0 1 3																																	
Inning Stats	R: 1 H: 2 E: 0 LOB: 2 K: 2 BB: 1 S: 19 P: 30	R: 1 H: 2 E: 0 LOB: 2 K: 0 BB: 1 S: 13 P: 23	R: 0 H: 1 E: 0 LOB: 1 K: 0 BB: 0 S: 7 P: 11	R: 0 H: 0 E: 0 LOB: 0 K: 0 BB: 0 S: 6 P: 9	R: 2 H: 3 E: 0 LOB: 3 K: 0 BB: 2 S: 12 P: 28	R: 0 H: 2 E: 0 LOB: 2 K: 2 BB: 0 S: 12 P: 20	R: 4 H: 2 E: 1 LOB: 2 K: 1 BB: 3 S: 21 P: 41	R: 0 H: 0 E: 0 LOB: 0 K: 0 BB: 0 S: 5 P: 11	R: 0 H: 0 E: 0 LOB: 1 K: 1 BB: 1 S: 7 P: 13	1B: 10 SF: 2 2B: 2 SAC: 1 3B: 0 DP: 0 HR: 0 HBP: 0	WP: 1 PA: 48 PB: 0 SB: 0 CS: 0																																
PITCHER	IP WLS BF H R ER SO BB IBB HBP BLK WP HR S P ERA WHIP											PITCHER	IP WLS BF H R ER SO BB IBB HBP BLK WP HR S P ERA WHIP																														
Al Levine, R (1, 1) ERA: 3.71	4.1		22	7	4	4	2	2	0	0	0	0	0	50	80	8.31	2.077											Brett Hinchliffe, R (8, 1) ERA:	1.0	H	3	0	0	0	0	0	0	0	0	5	11	0.00	0.000
Mike Fyhrie, R (5, 1) ERA: 6.75	0.1		3	1	0	0	0	1	0	0	0	0	0	5	12	0.00	6.000											Troy Percival, R (9, 1) ERA: 2.81	1.0	S	4	0	0	0	1	1	0	0	0	7	13	0.00	1.000
Mike Holtz, L (5, 1) ERA: 3.86	0.2		3	0	0	0	1	1	0	0	0	1	0	5	14	0.00	1.500																										
Eric Weaver, R (6, 1) ERA: 3.0	1.0	H	7	2	2	2	1	1	0	0	0	0	0	13	25	18.00	3.000																										
Shigetoshi Hasegawa, R (7, 1) ERA: 6.23	0.2	W	6	2	2	0	1	2	0	0	0	0	0	17	31	0.00	6.000																										

Kansas City Royals @ Anaheim Angels
 Edison International Field, Anaheim, CA

AB	37
R	8
H	12
RBI	8
BB	8
SO	6
LOB	25



WP: 1 PA: 48
 PB: 0
 SB: 0
 CS: 0

Sat May 20 2000, 10:05 PM EDT
 Att. 30,869 - Sunny - 75 F

livebaseballscorecards.com

Batter	1	2	3	4	5	6	7	8	9	AB	R	H	RBI	BB	SO	LOB
Darin Erstad, L (1, 7) OBP: 0.441, SLG: 0.547	0-1 G3		2-1 FC4-6		1-0 F7	1-1 G6-3	4-1 BB			4	0	0	0	1	0	2
Adam Kennedy, L (1, 4) OBP: 0.327, SLG: 0.421	1-1 F9		2-0 F9		1-0 HR 1B		HR BB			4	2	1	0	1	0	4
Mo Vaughn, L (1, 3) OBP: 0.383, SLG: 0.641	1-2 F7			0-0 16 G3 1B 1B	0-0 HR		2-1 HR	2-0 G6-3		5	3	3	4	0	0	0
Tim Salmon, R (1, 9) OBP: 0.380, SLG: 0.520		1-0 F9		1-0 16 G3 1B 1B	4-1 L5-4 16 1B BB		1-0 WP 1B HBP	0-1 G5-3		3	2	1	0	1	0	0
16 Garret Anderson, L (1, 8) OBP: 0.254, SLG: 0.454		2-3 K		1-2 G3	1-2 1B		0-3 K	0-1 G1-3		5	0	1	0	0	2	3
Troy Glaus, R (1, 5) OBP: 0.448, SLG: 0.697		2-3 K		2-3 K	2-2 L5-4		4-1 1B BB			3	0	0	0	1	2	4
Scott Spiezio, S (1, 10) OBP: 0.379, SLG: 0.500			2-0 HR	4-0 1B IBB		3-1 F9	2-1 1B 1B			3	2	2	2	1	0	0
Bengie Molina, R (1, 2) OBP: 0.331, SLG: 0.414			1-2 L5	1-2 1B		2-2 F9	2-2 BB 1B			4	0	2	3	0	0	0
Benji Gil, R (1, 6) OBP: 0.313, SLG: 0.306			4-2 FC4-6 BB	3-3 K		0-0 2B	4-2 BB BB			2	0	1	0	2	1	2

Inning Stats	R: 0	H: 0	E: 0	K: 0	S: 7	H: 0	LOB: 0	BB: 0	P: 9	R: 0	H: 0	E: 0	K: 2	S: 13	H: 0	LOB: 0	BB: 0	P: 18	R: 1	H: 1	E: 0	K: 0	S: 10	H: 1	LOB: 1	BB: 1	P: 21	R: 2	H: 3	E: 0	K: 2	S: 15	H: 3	LOB: 2	BB: 1	P: 27	R: 2	H: 1	E: 0	K: 0	S: 8	H: 1	LOB: 1	BB: 0	P: 14	R: 4	H: 3	E: 0	K: 1	S: 18	H: 3	LOB: 3	BB: 4	P: 43	R: 0	H: 0	E: 0	K: 0	S: 5	H: 0	LOB: 0	BB: 0	P: 7
1B: 7	SF: 0	2B: 2	SAC: 0	3B: 0	DP: 1	HR: 3	HBP: 1	WP: 2	PA: 41																																																						


BOTTOM

Kansas City Royals @ Anaheim Angels
Edison International Field, Anaheim, CA

Sat May 20 2000, 10:05 PM EDT
Att: 30,869 - Sunny - 75 F

livebaseballscorecards.com

AB	33
R	9
H	11
RBI	9
BB	7
SO	5
LOB	15



PITCHER	IP	WLS	BF	H	R	ER	SO	BB	IBB	HBP	BLK	WP	HR	S	P	ERA	WHIP
Mac Suzuki, R (1, 1) ERA: 4.62	4.1		21	6	5	5	4	1	1	0	0	0	2	48	80	10.38	1.615
Jay Witasick, R (5, 1) ERA: 7.98	1.2		7	2	0	0	0	1	0	0	0	0	0	15	28	0.00	1.800
Paul Spoljaric, L (7, 1) ERA: 18.0	0.0		2	1	2	2	0	1	0	0	0	0	1	3	9	∞	∞
Dan Reichert, R (7, 1) ERA: 5.6	2.0	L	11	2	2	2	1	3	0	1	0	1	0	20	41	9.00	2.500

Batter	1	2	3	4	5	6	7	8	9	AB R H RBI BB SO LOB	TOP											
Johnny Damon, L (1, 7) OBP: 0.321, SLG: 0.389	2-1 F7		1-2 F2	3-1 S 1B	1-0 FC6-4			1-2 F9		5 1 1 0 0 0 2												
Jeff Reboulet, R (1, 4) OBP: 0.514, SLG: 0.433	0-1 G4-3		0-3 K	1-1 1-H 29 2B 1B			0-1 F9	4-1 BB		4 1 1 1 1 1 0												
29 Mike Sweeney, R (1, 10) OBP: 0.419, SLG: 0.619	2-1 1B 2B		4-1 BB HR BB	2-1 1-H 2B			3-2 L5	1-0 F7		4 2 2 1 1 0 2												
Mark Quinn, R (1, 9) OBP: 0.327, SLG: 0.461	2-2 2-H 1B		4-1 HR BB	0-0 G1-3			0-1 F8		2-0 F7	4 1 1 1 1 0 1												
Joe Randa, R (1, 5) OBP: 0.385, SLG: 0.512	2-0 L9		2-2 1-H 2-H HR		0-1 HR 1B		1-0 G4-3		2-0 F2	5 2 2 3 0 0 1												
Carlos Beltrán, S (1, 8)		3-2 HR	1-0 1B		2-3 K		0-0 P6		0-2 BB 1B	5 2 3 1 0 1 1												
Dave McCarty, R (1, 3)		3-3 K	0-0 G1-3		0-0 1-H HR		0-1 F8		4-1 1B BB	4 1 1 2 1 1 1												
Jorge Fabregas, L (1, 2)		2-0 G4-3		0-1 G1-3	0-0 F8			2-0 G4-3 WP 1B	1-1 1-2 2-H 1B	5 0 2 1 0 0 0												
Luis Ordaz, R (1, 6) OBP: 0.176, SLG: 0.188		1-2 L9		2-2 F8	3-2 FC6-4 1B			3-2 G4-3	2-1 L3	5 0 1 0 0 0 3												
Inning Stats	R: 1 E: 0 K: 0 S: 10	H: 2 LOB: 1 BB: 0 P: 18	R: 1 E: 0 K: 1 S: 12	H: 1 LOB: 0 BB: 0 P: 21	R: 3 E: 0 K: 1 S: 15	H: 2 LOB: 1 BB: 2 P: 27	R: 2 E: 0 K: 0 S: 12	H: 3 LOB: 1 BB: 0 P: 20	R: 2 E: 0 K: 1 S: 14	H: 3 LOB: 1 BB: 0 P: 20	R: 0 E: 0 K: 0 S: 8	H: 0 LOB: 0 BB: 0 P: 11	R: 0 E: 0 K: 0 S: 4	H: 0 LOB: 0 BB: 0 P: 5	R: 0 E: 0 K: 0 S: 9	H: 1 LOB: 2 BB: 1 P: 20	R: 1 E: 0 K: 0 S: 10	H: 2 LOB: 2 BB: 1 P: 21	1B: 9 2B: 2 3B: 0 HR: 3	SF: 0 SAC: 0 DP: 0 HBP: 0	WP: 1 PB: 0 SB: 1 CS: 0	PA: 45
PITCHER	IP WLS BF H R ER SO BB IBB HBP BLK WP HR S P ERA WHIP																					
Kent Bottenfield, R (1, 1) ERA: 4.96	4.1 L 25 10 9 9 3 2 0 0 0 0 3 58 97 18.69 2.769																					
Mike Fyhrie, R (5, 1) ERA: 5.14	1.2 6 1 0 0 0 0 0 0 0 0 0 13 20 0.00 0.600																					
Eric Weaver, R (7, 1) ERA: 2.45	2.0 8 1 0 0 0 1 0 0 0 1 0 13 25 0.00 1.000																					
Brett Hinchliffe, R (9, 1) ERA: 5.4	0.2 4 1 1 1 0 1 0 0 0 0 0 6 14 13.50 3.000																					
Mike Holtz, L (9, 1) ERA: 3.6	0.1 2 1 0 0 0 0 0 0 0 0 0 4 7 0.00 3.000																					

Kansas City Royals @ Anaheim Angels
Edison International Field, Anaheim, CA

Sun May 21 2000, 4:05 PM EDT
Att. 28,052 - Sunny - 84 F

livebaseballscorecards.com

AB	41
R	10
H	14
RBI	10
BB	4
SO	3
LOB	11



Batter	1	2	3	4	5	6	7	8	9	AB R H RBI BB SO LOB
Darin Erstad, L (1, 7) OBP: 0.440, SLG: 0.541	0-2 G4-3		4-2 1B 16 HR BB	1-1 2B 1B		3-3 K			0-3 K	4 1 1 0 1 2 0
Adam Kennedy, L (1, 4) OBP: 0.325, SLG: 0.422	0-0 P4		1-2 L6	1-0 1B 2B			1-1 F7			4 1 1 0 0 0 1
Mo Vaughn, L (1, 3) OBP: 0.391, SLG: 0.642	4-0 BB		3-0 16 HR 1B BB	1-1 1B			1-3 K			3 1 2 1 1 1 0
Tim Salmon, R (1, 9) OBP: 0.378, SLG: 0.510	1-1 F7		4-2 16 HR BB	1-3 K			1-1 G5-3			3 1 0 0 1 1 2
16 Garret Anderson, L (1, 8) OBP: 0.254, SLG: 0.466		0-0 F9	1-2 1-H 2-H 3-H HR		2-0 F8			0-1 F7		4 1 1 4 0 0 0
Troy Glaus, R (1, 5) OBP: 0.444, SLG: 0.705		0-1 F3	1-0 HR		2-1 F7			3-3 K		4 1 1 1 0 1 0
Scott Spiezio, S (1, 10) OBP: 0.382, SLG: 0.495		4-1 BB	1-0 1B		3-1 P6			0-0 F9		3 0 1 0 1 0 0
Matt Walbeck, S (1, 2) OBP: 0.196, SLG: 0.333		0-1 G3	3-2 P5			1-1 G6-3			1-1 G4-3	4 0 0 0 0 0 2
Keith Luuloa, R (1, 6) Orlando Palmeiro, L (9, PH) OBP: 0.468, SLG: 0.405			0-3 K	2-0 P6		2-2 G5-3			0-1 G6-3	3 0 0 0 0 1 0 1 0 0 0 0 0 0

Inning Stats	R: 0 E: 0 K: 0 S: 8	H: 0 LOB: 1 BB: 1 P: 13	R: 0 E: 0 K: 0 S: 6	H: 0 LOB: 1 BB: 1 P: 10	R: 5 E: 0 K: 1 S: 22	H: 4 LOB: 1 BB: 2 P: 40	R: 1 E: 0 K: 1 S: 9	H: 3 LOB: 1 BB: 0 P: 15	R: 0 E: 0 K: 0 S: 5	H: 0 LOB: 0 BB: 0 P: 12	R: 0 E: 0 K: 1 S: 10	H: 0 LOB: 0 BB: 0 P: 16	R: 0 E: 0 K: 1 S: 8	H: 0 LOB: 0 BB: 0 P: 11	R: 0 E: 0 K: 1 S: 7	H: 0 LOB: 0 BB: 0 P: 10	R: 0 E: 0 K: 1 S: 7	H: 0 LOB: 0 BB: 0 P: 8	1B: 4 2B: 1 3B: 0 HR: 2	SF: 0 SAC: 0 DP: 0 HBP: 0	WP: 0 PB: 0 SB: 0 CS: 0	PA: 37
--------------	------------------------------	----------------------------------	------------------------------	----------------------------------	-------------------------------	----------------------------------	------------------------------	----------------------------------	------------------------------	----------------------------------	-------------------------------	----------------------------------	------------------------------	----------------------------------	------------------------------	----------------------------------	------------------------------	---------------------------------	----------------------------------	------------------------------------	----------------------------------	--------

PITCHER	IP	WLS	BF	H	R	ER	SO	BB	IBB	HBP	BLK	WP	HR	S	P	ERA	WHIP
49 Chris Fussell, R (1, 1) ERA: 5.11	3.0		17	4	5	5	1	4	0	0	0	0	2	36	63	15.00	2.667
Jason Rakers, R (4, 1) ERA: 7.9	2.0		8	3	1	1	1	0	0	0	0	0	0	14	27	4.50	1.500
Jose Santiago, R (6, 1) ERA: 2.64	4.0	W	12	0	0	0	4	0	0	0	0	0	0	32	45	0.00	0.000

BOTTOM

Kansas City Royals @ Anaheim Angels
Edison International Field, Anaheim, CA

Sun May 21 2000, 4:05 PM EDT
Att. 28,052 - Sunny - 84 F

livebaseballscores.com

AB	33
R	6
H	7
RBI	6
BB	4
SO	6
LOB	5



Batter	1	2	3	4	5	6	7	8	9	AB R H RBI BB SO LOB	TOP	
Luis Alicea, S OBP: 0.397, SLG: 0.417 (1, 4) B X	1-0 F7 ①		2-0 HR 1B B X		2-1 F6 ②		0-1 F9 ③		1-1 CS 1-2 B C	4 1 1 0 0 0 0		
Chad Curtis, R OBP: 0.361, SLG: 0.500 Scarborough Green, S OBP: 0.100, SLG: 0.100 (8, PR) B C F B X (8, 9)	3-2 G5-3 ②		2-1 HR 1-H 2-H B C X		2-2 2B B C C C X			4-1 1B BB B B B B		3 1 2 3 1 0 0 0 0 0 0 0 0 0		
Ivan Rodriguez, R OBP: 0.392, SLG: 0.738 (1, 2) X	0-0 G6-3 ③		0-1 1B S X		2-2 G5-3 ③			2-1 1B F B B X		4 0 2 0 0 0 1		
Rafael Palmeiro, L OBP: 0.392, SLG: 0.573 (1, 3)		0-1 F7 ① C X	2-2 F7 ③			2-2 F8 ① F B B X		2-0 L3 ① B B X		4 0 0 0 0 0 3		
David Segui, S OBP: 0.407, SLG: 0.500 (1, 10)		1-0 P6 ② B X		2-1 F7 ① B F B X		2-2 HR ② F B B X		1-3 K ② F C B T S		4 1 1 1 0 1 2		
Ruben Mateo, R OBP: 0.354, SLG: 0.460 (1, 8)		1-1 F8 ③ C B X		0-0 F3 ② X		2-2 G5-3 ② C F B B X		2-3 K ③ C T B B S		4 0 0 0 0 1 2		
Mike Lamb, L OBP: 0.384, SLG: 0.539 (1, 5)			3-2 F7 ① F C B B X	2-2 1B B F B X		0-0 G6-3 ③ X			1-1 F8 ① C B X	4 0 1 0 0 0 0		
Royce Clayton, R OBP: 0.294, SLG: 0.434 (1, 6)			1-2 G5-3 ② F C B X	0-0 F9 ③			2-2 G6-3 ① B B X		1-1 P6 ② B B X	4 0 0 0 0 0 1		
Jason McDonald, S OBP: 0.386, SLG: 0.394 (8, 7) B C B B B			4-2 HR 1B BB B C B B B		3-2 F7 ① C B B X		0-0 F4 ② X		4-2 CS BB B C C C B	2 1 0 0 2 0 0		
Inning Stats	R: 0 E: 0 K: 0 S: 5 H: 0 LOB: 0 BB: 0 P: 9	R: 0 E: 0 K: 0 S: 5 H: 0 LOB: 0 BB: 0 P: 7	R: 3 E: 0 K: 0 S: 16 H: 3 LOB: 1 BB: 1 P: 30	R: 0 E: 0 K: 0 S: 8 H: 1 LOB: 1 BB: 0 P: 12	R: 0 E: 0 K: 0 S: 11 H: 1 LOB: 1 BB: 0 P: 20	R: 1 E: 0 K: 0 S: 12 H: 1 LOB: 0 BB: 0 P: 18	R: 0 E: 0 K: 0 S: 6 H: 0 LOB: 0 BB: 0 P: 8	R: 0 E: 0 K: 2 S: 13 H: 1 LOB: 2 BB: 1 P: 24	R: 0 E: 0 K: 0 S: 9 H: 0 LOB: 0 BB: 1 P: 16	1B: 4 2B: 1 3B: 0 HR: 2 SF: 0 SAC: 0 DP: 0 HBP: 0	WP: 0 PB: 0 SB: 0 CS: 1 PA: 37	
PITCHER Miguel Batista, R ERA: 7.51 Ricky Bottalico, R ERA: 5.4	IP WLS BF H R ER SO BB IBB HBP BLK WP HR S P ERA WHIP 7.0 L 28 6 4 4 0 1 0 0 0 0 2 63 104 5.14 1.000	IP WLS BF H R ER SO BB IBB HBP BLK WP HR S P ERA WHIP 2.0 8 1 0 0 2 2 0 0 0 0 0 22 40 0.00 1.500	PITCHER IP WLS BF H R ER SO BB IBB HBP BLK WP HR S P ERA WHIP									

Texas Rangers @ Kansas City Royals
Kauffman Stadium, Kansas City, MO

Tue May 23 2000, 7:05 PM CDT
Att. 19,680 - Sunny - 85 F

livebaseballscorecards.com

AB	33
R	4
H	7
RBI	4
BB	3
SO	2
LOB	9



Batter	1	2	3	4	5	6	7	8	9	AB	R	H	RBI	BB	SO	LOB
Johnny Damon, L (1, 7) OBP: 0.313, SLG: 0.378	2-2 L8		1-0 F2		0-1 L7		1-2 G5-3		2-2 FC1-2	5	0	0	0	0	0	2
Carlos Febles, R (1, 4) OBP: 0.369, SLG: 0.361	2-1 G5-3		0-0 L9		2-2 2B			1-1 HR	2-2 F9	5	1	2	1	0	0	2
29 Mike Sweeney, R (1, 3) OBP: 0.421, SLG: 0.620	4-0 BB 1B BB		0-1 G4-3		3-1 F8			2-1 2B		3	0	1	0	1	0	1
Mark Quinn, R (1, 10) OBP: 0.325, SLG: 0.455	0-2 BB 1-2 1B			3-2 F9		1-3 K		2-1 G4-3		4	0	1	0	0	1	1
Joe Randa, R (1, 5) OBP: 0.393, SLG: 0.515	4-1 BB 1-2 2-3 BB			2-2 HR 1B		1-0 1B		3-3 K		3	1	2	0	1	1	1
Carlos Beltrán, S (1, 8) OBP: 0.299, SLG: 0.346	0-1 P5			0-3 K		2-3 K		1-0 F7		4	0	0	0	0	2	6
Dave McCarty, R (1, 9) OBP: 0.344, SLG: 0.603				1-0 HR		2-2 L9		2-3 K		4	1	1	2	0	2	1
Jorge Fabregas, L (1, 2) OBP: 0.316, SLG: 0.271				0-0 F7				1-1 L7		4	0	1	0	0	0	0
Scott Pose, L (9, PR) OBP: 0.300, SLG: 0.176									1-1 FC1-2 1B	0	0	0	0	0	0	0
Rey Sanchez, R (1, 6) OBP: 0.271, SLG: 0.328									3-2 FC1-2 1B	3	0	0	0	0	0	0
Jermaine Dye, R (9, PH) OBP: 0.414, SLG: 0.691									1-3 FC1-2 1B	1	0	1	0	0	0	0
Luis Ordaz, R (9, PR) OBP: 0.176, SLG: 0.188										0	0	0	0	0	0	0

Inning Stats	R: 0	H: 1	E: 0	K: 0	S: 11	LOB: 3	BB: 2	P: 23	R: 0	H: 0	E: 0	K: 1	S: 7	LOB: 0	BB: 0	P: 12	R: 0	H: 0	E: 0	K: 0	S: 4	LOB: 0	BB: 0	P: 5	R: 2	H: 2	E: 0	K: 1	S: 15	LOB: 0	BB: 0	P: 21	R: 0	H: 1	E: 0	K: 0	S: 8	LOB: 1	BB: 0	P: 13	R: 0	H: 1	E: 0	K: 2	S: 11	LOB: 1	BB: 0	P: 17	R: 0	H: 0	E: 0	K: 0	S: 6	LOB: 0	BB: 0	P: 10	R: 1	H: 2	E: 0	K: 1	S: 10	LOB: 1	BB: 0	P: 19	R: 0	H: 2	E: 0	K: 1	S: 16	LOB: 2	BB: 0	P: 26	1B: 5	SF: 0	2B: 2	SAC: 0	3B: 0	DP: 0	HR: 2	HBP: 0	WP: 0	PA: 38
PITCHER	IP	WLS	BF	H	R	ER	SO	BB	IBB	HBP	BLK	WP	HR	S	P	ERA	WHIP																																																																	
Rick Helling, R (1, 1) ERA: 3.22	7.0	W	29	6	3	3	4	2	0	0	0	0	0	64	104	3.86	1.143																																																																	
59 Jeff Zimmerman, R (8, 1) ERA: 6.38	1.0	H	4	1	0	0	1	0	0	0	0	0	0	8	16	0.00	1.000																																																																	
John Wetteland, R (9, 1) ERA: 4.64	1.0	S	5	2	0	0	1	0	0	0	0	0	0	16	26	0.00	2.000																																																																	

BOTTOM

Texas Rangers @ Kansas City Royals
Kauffman Stadium, Kansas City, MO

Tue May 23 2000, 7:05 PM CDT
Att. 19,680 - Sunny - 85 F

livebaseballscorecards.com

AB	36
R	3
H	9
RBI	3
BB	2
SO	6
LOB	14



Batter	1	2	3	4	5	6	7	8	9	AB R H RBI BB SO LOB	TOP									
Luis Alicea, S (1, 4) OBP: 0.385, SLG: 0.404	1-2 G4-3		0-0 G3		1-3 K		0-0 F9		0-1 G3	5 0 0 0 0 1 0										
Chad Curtis, R (1, 7) OBP: 0.365, SLG: 0.493	2-0 F7		4-2 FC4-6 1B BB		0-0 G6-3		4-2 BB			2 0 0 0 2 0 0										
Ivan Rodriguez, R (1, 2) OBP: 0.400, SLG: 0.744	1-1 2B		1-0 FC4-6 1B		1-0 1B		2-3 K			4 0 3 0 0 1 1										
Rafael Palmeiro, L (1, 10) OBP: 0.389, SLG: 0.562	4-1 BB		1-2 FC4-6 1-2f 2-3		2-3 K			1-0 L4		3 0 0 0 1 1 3										
David Segui, S (1, 3) OBP: 0.409, SLG: 0.500	1-0 F7		3-3 K		1-1 FC6 1B			3-1 1B		4 0 2 0 0 1 4										
Ruben Mateo, R (1, 8) OBP: 0.347, SLG: 0.449		0-2 G5-3		0-0 E5 FC6-4		0-3 K		2-2 F9		4 0 0 0 0 1 2										
Mike Lamb, L (1, 5) OBP: 0.379, SLG: 0.527		1-2 G5-3 1B		0-2 L4		2-2 F8		0-0 G4-3		4 0 1 0 0 0 3										
Royce Clayton, R (1, 6) OBP: 0.269, SLG: 0.426		3-2 G5-3		1-2 F9		2-2 FC6 1-2f			0-3 K	3 0 0 0 0 0 3 1 0 0 0 0 1 0										
Frank Catalanotto, L (9, PH) OBP: 0.628, SLG: 0.778		1-2																		
Jason McDonald, S (1, 9) OBP: 0.368, SLG: 0.371		2-3 K		0-0 FC6-4 1-2f			0-0 B5-3		2-2 F7	4 0 0 0 0 1 2										
Inning Stats	R: 0 E: 0 K: 0 S: 8	H: 1 LOB: 2 BB: 1 P: 17	R: 0 E: 0 K: 1 S: 12	H: 1 LOB: 1 BB: 0 P: 18	R: 0 E: 0 K: 1 S: 11	H: 0 LOB: 1 BB: 0 P: 10	R: 0 E: 0 K: 2 S: 10	H: 1 LOB: 1 BB: 0 P: 14	R: 0 E: 0 K: 1 S: 12	H: 0 LOB: 1 BB: 1 P: 17	R: 0 E: 0 K: 1 S: 9	H: 0 LOB: 1 BB: 1 P: 15	R: 0 E: 0 K: 0 S: 13	H: 1 LOB: 1 BB: 0 P: 19	R: 0 E: 0 K: 1 S: 8	H: 0 LOB: 0 BB: 0 P: 10	1B: 5 2B: 1 3B: 0 HR: 0	SF: 0 SAC: 0 DP: 0 HBP: 0	WP: 0 PB: 0 SB: 0 CS: 0	PA: 37
PITCHER	IP WLS BF H R ER SO BB IBB HBP BLK WP HR S P ERA WHIP																			
Jeff Suppan, R (1, 1) ERA: 4.66	8.0 W 34 6 0 0 6 3 0 0 0 0 0 0 84 130 0.00 1.125																			
Jerry Spradlin, R (9, 1) ERA: 2.45	1.0 S 3 0 0 0 1 0 0 0 0 0 0 0 8 10 0.00 0.000																			

Texas Rangers @ Kansas City Royals
Kauffman Stadium, Kansas City, MO
Wed May 24 2000, 7:05 PM CDT
Att. 14,191 - Cloudy - 83 F

livebaseballscorecards.com

AB	34
R	0
H	6
RBI	0
BB	3
SO	7
LOB	18



Batter	1	2	3	4	5	6	7	8	9	AB	R	H	RBI	BB	SO	LOB
Johnny Damon, L (1, 7) OBP: 0.312, SLG: 0.375	1-2 G5-3		3-2 F9		1-0 F7		1-1 FC5-4 1B			4	0	1	0	0	0	1
Carlos Febles, R (1, 4) OBP: 0.366, SLG: 0.354	3-2 L9		1-0 HBP		0-0 G5-3		1-1 FC5-4 29 2B			3	1	0	0	0	0	2
29 Mike Sweeney, R (1, 3) OBP: 0.417, SLG: 0.617	1-2 F8		1-0 F8			0-2 G6-3	0-1 2B			4	0	1	2	0	0	2
Mark Quinn, R (1, 10) OBP: 0.329, SLG: 0.456		0-1 L1-3 1B		0-1 G6-3		0-0 1B	1-2 L7			4	0	2	0	0	0	1
Joe Randa, R (1, 5) OBP: 0.385, SLG: 0.503		1-0 L1-3		2-1 G6-3		0-0 F9		1-1 G4-3		4	0	0	0	0	0	2
Carlos Beltrán, S (1, 8) OBP: 0.304, SLG: 0.350		1-3 K		0-1 BLK 1B		0-0 1B		0-0 F8		4	0	2	0	0	1	0
Dave McCarty, R (1, 9) OBP: 0.353, SLG: 0.623			0-1 2B 3B	4-1 BB 1B		0-0 G1-3		0-0 G3		3	1	1	0	1	0	2
Brian Johnson, R (1, 2) OBP: 0.244, SLG: 0.329			1-1 SH2-3 2B	2-2 F8			0-2 G5-3			3	0	1	1	0	0	2
Rey Sanchez, R (1, 6) OBP: 0.267, SLG: 0.324			0-0 SH2-3		2-3 K		1-2 E6 29 2B			2	1	0	0	0	1	0

Inning Stats	R: 0	H: 0	E: 0	K: 0	S: 12	R: 0	H: 1	E: 0	K: 1	S: 6	R: 0	H: 2	E: 0	K: 0	S: 9	R: 0	H: 1	E: 0	K: 0	S: 11	R: 0	H: 2	E: 0	K: 1	S: 5	R: 0	H: 2	E: 1	K: 0	S: 16	R: 0	H: 0	E: 0	K: 0	S: 4			
	LOB: 0	BB: 0	P: 17	LOB: 0	BB: 0	P: 8	LOB: 2	BB: 0	P: 15	LOB: 2	BB: 1	LOB: 0	BB: 0	P: 8	LOB: 2	BB: 0	LOB: 1	BB: 0	P: 5	LOB: 2	BB: 0	LOB: 1	BB: 0	P: 5	LOB: 0	BB: 0	P: 20	LOB: 0	BB: 0	P: 5	1B: 5	SF: 0	2B: 3	SAC: 1	3B: 1	DP: 1	HR: 0	HBP: 1

PITCHER	IP	WLS	BF	H	R	ER	SO	BB	IBB	HBP	BLK	WP	HR	S	P	ERA	WHIP
Kenny Rogers, L (1, 1) ERA: 4.31	6.1	L	28	7	3	1	2	1	0	1	1	0	0	58	84	1.42	1.263
Francisco Cordero, R (7, 1) ERA: 1.9	0.2		3	1	0	0	0	0	0	0	0	0	0	8	10	0.00	1.500
Tim Lincecum, R (8, 1) ERA: 6.56	1.0		3	0	0	0	0	0	0	0	0	0	0	4	5	0.00	0.000

BOTTOM

Texas Rangers @ Kansas City Royals
Kauffman Stadium, Kansas City, MO

Wed May 24 2000, 7:05 PM CDT
Att. 14,191 - Cloudy - 83 F

livebaseballscorecards.com

AB	31
R	3
H	8
RBI	3
BB	1
SO	2
LOB	12



WP: 0	PA: 34
PB: 0	
SB: 0	
CS: 0	

Batter	1	2	3	4	5	6	7	8	9	AB R H RBI BB SO LOB	TOP																	
Luis Alicea, S (1, 4) OBP: 0.386, SLG: 0.400	3-2 G3-1		1-0 L7		4-2 BB		2-0 2B 1B 1B		3-3 K	4 1 1 1 1 1 0																		
Chad Curtis, R (1, 7) OBP: 0.360, SLG: 0.479	3-3 K		0-1 G5-3		1-1 L6		1-0 F5		4-2 1B BB	4 0 0 0 1 1 4																		
Ivan Rodriguez, R (1, 2) OBP: 0.405, SLG: 0.746	0-3 K			0-0 P3		2-2 FC6-4 1B	0-2 1B 2B		0-1 1B	5 1 3 0 0 1 0																		
Rafael Palmeiro, L (1, 3) OBP: 0.389, SLG: 0.576		0-1 HR		3-2 G3		3-0 FC6-4 BB	2-1 1B		1-2 L4	5 1 2 3 0 0 3																		
David Segui, S (1, 10) OBP: 0.405, SLG: 0.512		0-0 HR		2-2 G6-3		3-2 F9	1-0 L9			4 1 1 1 0 0 2																		
Mike Lamb, L (1, 5) OBP: 0.374, SLG: 0.510		2-2 G4-3			0-0 F9	4-1 BB		0-2 G6-3		3 0 0 0 1 0 0																		
Jason McDonald, S (1, 9) OBP: 0.363, SLG: 0.356		0-0 F8			4-1 BB S BB	1-2 F7		1-2 G4-3		3 0 0 0 1 0 2																		
Scott Sheldon, R (1, 6) OBP: 0.348, SLG: 0.250		0-3 K			0-0 F7		1-3 K	0-1 F5		4 0 0 0 0 2 1																		
Scarborough Green, S (1, 8) OBP: 0.214, SLG: 0.154			2-3 K		4-1 BB BB		0-0 E1 1B 1B		1-0 G3	3 1 1 0 1 1 0																		
Inning Stats	R: 0 E: 0 K: 2 S: 14	H: 0 LOB: 0 BB: 0 P: 20	R: 2 E: 0 K: 1 S: 11	H: 2 LOB: 0 BB: 0 P: 13	R: 0 E: 0 K: 1 S: 6	H: 0 LOB: 0 BB: 0 P: 9	R: 0 E: 0 K: 0 S: 7	H: 0 LOB: 0 BB: 0 P: 12	R: 0 E: 0 K: 0 S: 8	H: 1 LOB: 3 BB: 3 P: 21	R: 0 E: 0 K: 0 S: 14	H: 1 LOB: 2 BB: 1 P: 27	R: 3 E: 1 K: 1 S: 12	H: 4 LOB: 1 BB: 0 P: 19	R: 0 E: 0 K: 0 S: 8	H: 0 LOB: 0 BB: 0 P: 9	R: 0 E: 0 K: 1 S: 13	H: 1 LOB: 2 BB: 1 P: 22	1B: 5 2B: 1 3B: 0 HR: 2	SF: 0 SAC: 0 DP: 0 HBP: 0	WP: 0 PB: 0 SB: 1 CS: 0	PA: 40						
PITCHER	IP WLS BF H R ER SO BB IBB HBP BLK WP HR S P ERA WHIP																											
Mac Suzuki, R (1, 1) ERA: 4.4	6.0		25	3	2	2	4	4	0	0	0	0	0	2	60	102	3.00	1.167										
Jose Santiago, R (7, 1) ERA: 3.41	1.0	L	7	4	3	3	1	0	0	0	0	0	0	0	12	19	27.00	4.000										
Dan Reichert, R (8, 1) ERA: 5.22	2.0		8	1	0	0	1	1	0	0	0	0	0	0	21	31	0.00	1.000										

Texas Rangers @ Kansas City Royals
Kauffman Stadium, Kansas City, MO
Thu May 25 2000, 7:05 PM CDT
Att. 20,992 - Cloudy - 76 F

livebaseballscorecards.com

AB	35
R	5
H	8
RBI	5
BB	5
SO	6
LOB	12



Batter	1	2	3	4	5	6	7	8	9	AB R H RBI BB SO LOB
Johnny Damon, L (1, 7) <small>OBP: 0.304, SLG: 0.365</small>	0-2 F9		1-0 G6-3		1-1 F9		1-1 F7		1-2 G6-3	5 0 0 0 0 0 0
Jeff Reboulet, R (1, 4) <small>OBP: 0.524, SLG: 0.441</small> Carlos Febles, R (9, PR) <small>OBP: 0.366, SLG: 0.354</small>	3-2 G6-3		0-0 E7 1B		2-2 29 G5-3 1B		1-1 G6-3		4-2 BB	4 0 2 0 1 0 0 0 0 0 0 0 0 0
29 Mike Sweeney, R (1, 3) <small>OBP: 0.417, SLG: 0.609</small>	4-1 BB		2-3 K		0-0 G5-3 1-2		0-2 1B 1B		2-0 F8	4 0 1 0 1 1 3
Jermaine Dye, R (1, 9) <small>OBP: 0.410, SLG: 0.679</small>	0-0 F9			1-3 K	0-1 G6-3		0-1 1-2 1B			4 0 1 0 0 1 2
Mark Quinn, R (1, 10) <small>OBP: 0.333, SLG: 0.457</small>		0-1 G5-3		1-2 2B 1B		0-2 1B SF8 1B		0-0 F2		4 2 2 0 0 0 2
Joe Randa, R (1, 5) <small>OBP: 0.377, SLG: 0.491</small>		2-2 F9		3-2 F9		1-3 K		0-1 G5-3		4 0 0 0 0 1 2
Carlos Beltrán, S (1, 8) <small>OBP: 0.314, SLG: 0.365</small>		2-2 1B		1-2 2B 1-3 2B		1-0 1-3 1B		1-3 K		4 1 3 0 0 1 0
Brian Johnson, R (1, 2) <small>OBP: 0.244, SLG: 0.341</small>		2-3 K		3-1 2B		0-2 SF8		2-1 G4-3		3 0 1 3 0 1 1
Rey Sanchez, R (1, 6) <small>OBP: 0.262, SLG: 0.317</small> Scott Pose, L (9, PH) <small>OBP: 0.286, SLG: 0.167</small>			1-1 G1-3		0-0 F9		1-3 K		3-3 K	3 0 0 0 0 1 2 1 0 0 0 0 1 0


Inning Stats	R: 0 E: 0 K: 8	H: 0 LOB: 1 BB: 15	R: 0 E: 0 K: 13	H: 1 LOB: 1 BB: 19	R: 0 E: 1 K: 7	H: 1 LOB: 1 BB: 11	R: 2 E: 0 K: 18	H: 3 LOB: 1 BB: 27	R: 0 E: 0 K: 8	H: 1 LOB: 1 BB: 11	R: 1 E: 0 K: 17	H: 2 LOB: 1 BB: 20	R: 0 E: 0 K: 10	H: 2 LOB: 2 BB: 12	R: 0 E: 0 K: 7	H: 0 LOB: 0 BB: 10	R: 0 E: 0 K: 9	H: 0 LOB: 1 BB: 19	1B: 8 2B: 2 3B: 0 HR: 0	SF: 1 SAC: 0 DP: 0 HBP: 0	WP: 0 PB: 0 SB: 0 CS: 0	PA: 39
--------------	----------------------	--------------------------	-----------------------	--------------------------	----------------------	--------------------------	-----------------------	--------------------------	----------------------	--------------------------	-----------------------	--------------------------	-----------------------	--------------------------	----------------------	--------------------------	----------------------	--------------------------	----------------------------------	------------------------------------	----------------------------------	--------

PITCHER	IP	WLS	BF	H	R	ER	SO	BB	IBB	HBP	BLK	WP	HR	S	P	ERA	WHIP
Esteban Loaiza, R (1, 1) <small>ERA: 4.65</small>	6.2	W	31	10	3	3	5	1	0	0	0	0	0	80	114	4.05	1.650
59 Jeff Zimmerman, R (7, 1) <small>ERA: 5.95</small>	1.1	H	4	0	0	0	1	0	0	0	0	0	0	8	11	0.00	0.000
John Wetteland, R (9, 1) <small>ERA: 4.43</small>	1.0	S	4	0	0	0	1	1	0	0	0	0	0	9	19	0.00	1.000

TEXAS RANGERS @ KANSAS CITY ROYALS
Kauffman Stadium, Kansas City, MO

Thu May 25 2000, 7:05 PM CDT
Att. 20,992 - Cloudy - 76 F

AB	36
R	3
H	10
RBI	3
BB	2
SO	7
LOB	12



Batter	1	2	3	4	5	6	7	8	9	AB R H RBI BB SO LOB	TOP	
Darin Erstad, L (1, 7) OBP: 0.442, SLG: 0.571 C X	0-1 G4-3		1-0 3B		0-1 HR		3-2 L7			4 1 2 1 0 0 0	Anaheim Angels @ Kansas City Royals Kauffman Stadium, Kansas City, MO Fri May 26 2000, 7:05 PM CDT Att. 22,394 - Overcast - 72 F	
Adam Kennedy, L (1, 4) OBP: 0.315, SLG: 0.405 X	0-0 P5		1-3 K		1-0 F7			0-0 P5		4 0 0 0 0 1 1		
Mo Vaughn, L (1, 3) OBP: 0.400, SLG: 0.667 B C C C C X	3-2 L3		4-0 IBB		3-3 K			2-3 K		3 0 0 0 1 2 0		
Tim Salmon, R (1, 9) OBP: 0.388, SLG: 0.509 C B B X		1-2 16 HR 1B	0-2 L5		0-2 L6			0-1 2B		4 1 2 0 0 0 2		
16 Garret Anderson, L (1, 8) OBP: 0.257, SLG: 0.487 Orlando Palmeiro, L (8, PH) OBP: 0.453, SLG: 0.381 C X		1-1 HR		1-2 F9		1-0 P6		4-2 BB		3 1 1 2 0 0 0 0 0 0 0 1 0 0		
Troy Glaus, R (1, 5) OBP: 0.439, SLG: 0.684 B C B C C X		2-3 K		4-1 WP 1B S BB		1-2 F9		0-3 K		3 1 0 0 1 2 2		
Scott Spiezio, S (1, 10) OBP: 0.372, SLG: 0.471 B X		1-0 G4-3		1-1 L8		0-1 G3-1			1-3 K	4 0 0 0 0 1 1		
Bengie Molina, R (1, 2) OBP: 0.356, SLG: 0.435 C B X		0-2 F7		1-2 1B			0-1 G4-3		0-0 G4-3	4 0 1 1 0 0 0		
Benji Gil, R (1, 6) OBP: 0.279, SLG: 0.278 C B X			1-1 F8		0-0 F1		0-0 G4-3		2-1 F9	4 0 0 0 0 0 1		
Inning Stats	R: 0 E: 0 K: 0 S: 6 H: 0 LOB: 0 BB: 0 P: 9	R: 2 E: 0 K: 1 S: 12 H: 2 LOB: 0 BB: 0 P: 17	R: 0 E: 0 K: 1 S: 10 H: 1 LOB: 2 BB: 1 P: 17	R: 1 E: 0 K: 0 S: 10 H: 1 LOB: 1 BB: 1 P: 17	R: 1 E: 0 K: 1 S: 9 H: 1 LOB: 0 BB: 0 P: 13	R: 0 E: 0 K: 0 S: 6 H: 0 LOB: 0 BB: 0 P: 8	R: 0 E: 0 K: 0 S: 6 H: 0 LOB: 0 BB: 0 P: 9	R: 0 E: 0 K: 2 S: 12 H: 1 LOB: 2 BB: 1 P: 18	R: 0 E: 0 K: 1 S: 7 H: 0 LOB: 0 BB: 0 P: 10	1B: 2 2B: 1 3B: 1 HR: 2 SF: 0 SAC: 0 DP: 0 HBP: 0		WP: 1 PB: 0 SB: 1 CS: 0 PA: 36
PITCHER 49 Chris Fussell, R (1, 1) ERA: 5.23 Ricky Bottalico, R (7, 1) ERA: 4.7	IP WLS BF H R ER SO BB IBB HBP BLK WP HR S P ERA WHIP	6.0 W 25 5 4 4 3 1 1 0 0 1 2 53 81 6.00 1.000	3.0 S 11 1 0 0 3 1 0 0 0 0 0 0 25 37 0.00 0.667	PITCHER								IP WLS BF H R ER SO BB IBB HBP BLK WP HR S P ERA WHIP

livebaseballscorecards.com

AB	33
R	4
H	6
RBI	4
BB	3
SO	6
LOB	7



Batter	1	2	3	4	5	6	7	8	9
Johnny Damon, L OBP: 0.311, SLG: 0.384 (1, 7)	1-0 HR		2-2 G3		3-1 F9	2-1 HR 1B		4-0 G5-4-3 HBP BB	
Carlos Febles, R OBP: 0.378, SLG: 0.388 (1, 4)	2-1 2B		0-0 B1-3		2-0 FC5-4 1B	0-1 HR		3-2 G5-4-3 HBP	
29 Mike Sweeney, R OBP: 0.407, SLG: 0.592 (1, 3)	0-0 G1-3		3-1 P4		2-2 FC5-4	0-2 G5-3		1-0 G5-4-3	
Jermaine Dye, R OBP: 0.415, SLG: 0.694 (1, 9)	2-3 K			4-0 FC6-5 G5-3 BB		0-1 HR 1B		1-0 G6-3	
Mark Quinn, R OBP: 0.337, SLG: 0.473 (1, 10)	0-0 G6-3			1-0 G5-3		0-2 HR BB			
Joe Randa, R OBP: 0.374, SLG: 0.486 (1, 5)		2-0 P4		0-2 FC6-5		0-0 HR 1B G5-4-3			
Carlos Beltrán, S OBP: 0.323, SLG: 0.398 (1, 8)		2-1 3B		2-0 F7		0-0 HR 2B	1-2 L3-6 2B		
Brian Johnson, R OBP: 0.245, SLG: 0.371 (1, 2)		1-3 K		1-1 G5-3		1-0 HR	1-2 F3		
Rey Sanchez, R OBP: 0.268, SLG: 0.317 (1, 6)		2-1 F7		2-2 FC5-4 1B		4-1 1B HR BB	1-1 L3-6		

Inning Stats	R: 1 E: 0 K: 10 S: 10	H: 2 LOB: 1 BB: 0 P: 15	R: 0 E: 0 K: 8 S: 8	H: 1 LOB: 1 BB: 0 P: 15	R: 0 E: 0 K: 7 S: 7	H: 0 LOB: 0 BB: 0 P: 12	R: 0 E: 0 K: 5 S: 5	H: 0 LOB: 1 BB: 1 P: 12	R: 0 E: 0 K: 11 S: 11	H: 2 LOB: 2 BB: 0 P: 21	R: 8 E: 0 K: 34 S: 34	H: 8 LOB: 1 BB: 2 P: 52	R: 0 E: 0 K: 8 S: 8	H: 1 LOB: 0 BB: 0 P: 11	R: 0 E: 0 K: 4 S: 4	H: 0 LOB: 1 BB: 1 P: 13
--------------	--------------------------------	----------------------------------	------------------------------	----------------------------------	------------------------------	----------------------------------	------------------------------	----------------------------------	--------------------------------	----------------------------------	--------------------------------	----------------------------------	------------------------------	----------------------------------	------------------------------	----------------------------------

PITCHER	IP	WLS	BF	H	R	ER	SO	BB	IBB	HBP	BLK	WP	HR	S	P	ERA	WHIP
Seth Etherton, R ERA: 5.4 (1, 1)	5.0		23	7	3	3	2	1	0	0	0	0	3	52	89	5.40	1.600
Eric Weaver, R ERA: 7.36 (6, 1)	0.0	L	6	5	6	6	0	1	0	0	0	0	2	8	16	∞	∞
Mike Fyhrie, R ERA: 4.0 (6, 1)	2.0		7	2	0	0	0	1	0	0	0	0	0	23	33	0.00	1.500
Derrick Turnbow, R ERA: 4.26 (8, 1)	1.0		4	0	0	0	0	1	0	1	0	0	0	4	13	0.00	1.000

AB R H RBI BB SO LOB

4	2	2	1	1	0	1
4	1	3	3	0	0	0
5	0	0	0	0	0	5
4	1	2	1	1	1	2
3	1	1	1	1	0	2
4	1	1	0	0	0	3
4	1	3	0	0	0	1
4	1	1	3	0	1	2
3	1	1	0	1	0	2

1B: 5	SF: 0	WP: 0	PA: 40
2B: 4	SAC: 0	PB: 0	
3B: 1	DP: 3	SB: 0	
HR: 5	HBP: 1	CS: 0	

Anaheim Angels @ Kansas City Royals
Kauffman Stadium, Kansas City, MO
Fri May 26 2000, 7:05 PM CDT
Att. 22,394 - Overcast - 72 F

AB	35
R	9
H	14
RBI	9
BB	4
SO	2
LOB	18



PITCHER	IP	WLS	BF	H	R	ER	SO	BB	IBB	HBP	BLK	WP	HR	S	P	ERA	WHIP
---------	----	-----	----	---	---	----	----	----	-----	-----	-----	----	----	---	---	-----	------

Anaheim Angels @ Kansas City Royals
Kauffman Stadium, Kansas City, MO

Sat May 27 2000, 7:05 PM CDT
Att. 30,024 - Cloudy - 70 F

livebaseballscorecards.com

AB	33
R	6
H	8
RBI	6
BB	9
SO	4
LOB	18



WP:	0	PA:	44
PB:	1		
SB:	0		
CS:	0		

Batter	1	2	3	4	5	6	7	8	9	10	AB	R	H	RBI	BB	SO	LOB
Johnny Damon, L OBP: 0.318, SLG: 0.383 (1, 7)	G6-3 BB		29 BB 1B		G4-3		FC6 IBB		L4		3	1	1	2	2	0	0
Carlos Febles, R OBP: 0.368, SLG: 0.376 (1, 4)	G6-3 SAFE		F9		G5-3		FC6		G6-3		5	0	0	0	0	0	4
29 Mike Sweeney, R OBP: 0.407, SLG: 0.583 (1, 3)	G5-3		1B BB		F8			G4-3 BB	G5-3		3	0	0	0	2	0	0
Jermaine Dye, R OBP: 0.420, SLG: 0.689 (1, 9)		K	1B		F8			G4-3 BB		1B FC1-2	4	0	2	1	1	1	0
Carlos Beltrán, S OBP: 0.320, SLG: 0.392 (1, 8)		K			G3		F5			FC1-2 IBB SF3	5	1	1	0	0	2	2
Mark Quinn, R OBP: 0.339, SLG: 0.465 (1, 10)					G4-3		F3		G4-3	FC1-2 IBB	3	0	0	0	2	0	2
Jorge Fabregas, L OBP: 0.321, SLG: 0.270 (1, 2)			FC5-4 1B		L7		FC6 SH2-4 BB		K	FC1-2	4	0	1	0	1	1	6
Jeff Reboulet, R OBP: 0.523, SLG: 0.429 (1, 5)			FC5-4 1B		FC5-4 1B		SH2-4			DI HR	1	1	0	0	1	0	1
Scott Pose, L OBP: 0.318, SLG: 0.211 (9, PH)			1B		PB BB					SF3	1	1	1	0	0	0	0
Joe Randa, R OBP: 0.372, SLG: 0.486 (10, 5)			1B		BB						0	0	0	1	0	0	0
Rey Sanchez, R OBP: 0.269, SLG: 0.318 (1, 6)			1B		F8		G6-3			HR	3	1	1	0	0	0	3
Dave McCarty, R OBP: 0.362, SLG: 0.677 (9, PH)			1B								1	1	1	2	0	0	0
Luis Ordaz, R OBP: 0.176, SLG: 0.188 (10, 6)			1B								0	0	0	0	0	0	0

Inning Stats	R: 0	H: 0	E: 0	K: 0	S: 7	R: 0	H: 0	E: 0	K: 2	S: 12	R: 3	H: 4	E: 0	K: 0	S: 16	R: 0	H: 0	E: 0	K: 0	S: 13	R: 0	H: 0	E: 0	K: 0	S: 8	R: 0	H: 0	E: 0	K: 0	S: 7	R: 0	H: 0	E: 0	K: 0	S: 8	R: 0	H: 0	E: 0	K: 2	S: 13	R: 2	H: 2	E: 0	K: 0	S: 16	R: 1	H: 2	E: 0	K: 0	S: 6	1B: 7	SF: 1	2B: 0	SAC: 1	3B: 0	DP: 0	HR: 1	HBP: 0
PITCHER	IP	WLS	BF	H	R	ER	SO	BB	IBB	HBP	BLK	WP	HR	S	P	ERA	WHIP																																									
Kent Bottenfield, R ERA: 5.0 (1, 1)	5.0		21	4	3	3	2	4	0	0	0	0	0	55	100	5.40	1.600																																									
Al Levine, R ERA: 3.35 (6, 1)	2.0		8	0	0	0	0	1	1	0	0	0	0	16	33	0.00	0.500																																									
Shigetoshi Hasegawa, R ERA: 5.65 (8, 1)	1.0	H	5	0	0	0	2	2	0	0	0	0	0	13	25	0.00	2.000																																									
Troy Percival, R ERA: 3.15 (9, 1)	1.0	B	5	2	2	2	0	0	0	0	0	0	1	16	22	18.00	2.000																																									
Eric Weaver, R ERA: 7.71 (10, 1)	0.2	L	5	2	1	1	0	0	1	0	0	0	0	6	11	13.50	3.000																																									

Batter	1	2	3	4	5	6	7	8	9	10
Johnny Damon, L OBP: 0.318, SLG: 0.383 (1, 7)	G6-3 BB		29 BB 1B		G4-3		FC6 IBB		L4	
Carlos Febles, R OBP: 0.368, SLG: 0.376 (1, 4)	G6-3 SAFE		F9		G5-3		FC6		G6-3	
29 Mike Sweeney, R OBP: 0.407, SLG: 0.583 (1, 3)	G5-3		1B BB		F8			G4-3 BB	G5-3	
Jermaine Dye, R OBP: 0.420, SLG: 0.689 (1, 9)		K	1B		F8			G4-3 BB		1B FC1-2
Carlos Beltrán, S OBP: 0.320, SLG: 0.392 (1, 8)		K			G3		F5			FC1-2 IBB SF3
Mark Quinn, R OBP: 0.339, SLG: 0.465 (1, 10)					G4-3		F3		G4-3	FC1-2 IBB
Jorge Fabregas, L OBP: 0.321, SLG: 0.270 (1, 2)			FC5-4 1B		L7		FC6 SH2-4 BB		K	FC1-2
Jeff Reboulet, R OBP: 0.523, SLG: 0.429 (1, 5)			FC5-4 1B		FC5-4 1B		SH2-4			DI HR
Scott Pose, L OBP: 0.318, SLG: 0.211 (9, PH)			1B		PB BB					SF3
Joe Randa, R OBP: 0.372, SLG: 0.486 (10, 5)			1B		BB					
Rey Sanchez, R OBP: 0.269, SLG: 0.318 (1, 6)			1B		F8		G6-3			HR
Dave McCarty, R OBP: 0.362, SLG: 0.677 (9, PH)			1B							
Luis Ordaz, R OBP: 0.176, SLG: 0.188 (10, 6)			1B							

Batter	1	2	3	4	5	6	7	8	9	AB R H RBI BB SO LOB	TOP											
Darin Erstad, L (1, 10) OBP: 0.449, SLG: 0.599	1-2 CS 1B		2-2 1B		1-2 1-H 3-H HR	0-1 L7		1-1 1-2 2-H 3-H 1B		5 1 4 5 0 0 0	Anaheim Angels @ Kansas City Royals Kauffman Stadium, Kansas City, MO Sun May 28 2000, 1:05 PM CDT Att. 23,645 - Sunny - 75 F											
Adam Kennedy, L (1, 4) OBP: 0.305, SLG: 0.390	2-2 G4-3		2-3 K		1-1 F7	0-2 G3-1		1-3 K		5 0 0 0 0 2 4												
Mo Vaughn, L (1, 3) OBP: 0.404, SLG: 0.672	0-1 1B				1-1 16 BB 1B	0-2 HR		1-2 L6		5 1 3 1 0 0 2												
Tim Salmon, R (1, 9) OBP: 0.389, SLG: 0.520	1-3 K				2-3 K	0-1 HR		0-1 F9		5 1 1 1 0 3 2												
16 Garret Anderson, L (1, 8) OBP: 0.259, SLG: 0.488					4-2 1-2 BB	1-1 HR		1-1 P5		4 1 1 1 1 0 0												
Troy Glaus, R (1, 5) OBP: 0.439, SLG: 0.676					3-3 K	1-2 PB G3 1B		4-2 BB 1B BB		4 1 2 0 1 1 2												
Orlando Palmeiro, L (1, 7) OBP: 0.439, SLG: 0.370 Edgard Clemente, R (9, PH) OBP: 0.222, SLG: 0.229					1-1 G4-3	1-1 G3		0-0 BB 1B 1B		4 1 1 0 0 0 3 1 0 0 0 0 0 1												
Matt Walbeck, S (1, 2) OBP: 0.203, SLG: 0.328					1-1 G1-3	1-1 HR BB G6-3		1-1 F9		3 1 0 0 1 0 3												
Keith Luuloa, R (1, 6) OBP: 0.273, SLG: 0.200					1-0 G4-3	0-0 HR 1B		4-0 1B BB		3 1 1 0 1 0 0												
Inning Stats	R: 0 E: 0 K: 1 S: 12	H: 2 LOB: 1 BB: 0 P: 16	R: 0 E: 0 K: 0 S: 6	H: 0 LOB: 0 BB: 0 P: 10	R: 0 E: 0 K: 1 S: 12	H: 1 LOB: 1 BB: 0 P: 18	R: 0 E: 0 K: 2 S: 13	H: 1 LOB: 2 BB: 1 P: 24	R: 6 E: 0 K: 0 S: 21	H: 6 LOB: 1 BB: 1 P: 33		R: 0 E: 0 K: 0 S: 8	H: 0 LOB: 0 BB: 0 P: 10	R: 0 E: 0 K: 0 S: 6	H: 0 LOB: 0 BB: 0 P: 7	R: 2 E: 0 K: 1 S: 14	H: 2 LOB: 2 BB: 2 P: 26	R: 0 E: 0 K: 1 S: 13	H: 1 LOB: 1 BB: 0 P: 20	1B: 8 2B: 1 3B: 0 HR: 4	SF: 0 SAC: 0 DP: 0 HBP: 0	WP: 0 PB: 1 SB: 0 CS: 1
PITCHER	IP WLS BF H R ER SO BB IBB HBP BLK WP HR S P ERA WHIP																					
Miguel Batista, R (1, 1) ERA: 7.8	4.1 L 22 8 5 5 4 2 0 0 0 0 0 3 55 86 10.38 2.308																					
Jason Rakers, R (5, 1) ERA: 8.1	3.0 14 3 3 3 0 2 0 0 0 0 0 1 29 47 9.00 1.667																					
Paul Spoljaric, L (8, 1) ERA: 6.75	1.2 7 2 0 0 0 2 0 0 0 0 0 0 21 31 0.00 1.200																					

livebaseballscorecards.com

AB	39
R	8
H	13
RBI	8
BB	4
SO	6
LOB	17



Batter	1	2	3	4	5	6	7	8	9	AB R H RBI BB SO LOB	TOP											
Johnny Damon, L (1, 7) OBP: 0.319, SLG: 0.378	0-2 G6-3		1-0 G5-4-3 1B			1-1 F9	0-1 F9			4 0 1 0 0 0 2	Kansas City Royals @ Boston Red Sox Fenway Park, Boston, MA Tue May 30 2000, 7:05 PM EDT Att. 31,861 - Sunny - 59 F											
Carlos Febles, R (1, 4) OBP: 0.361, SLG: 0.369	3-2 29 CS 1B		0-1 G5-4-3			1-0 29 2B G6-3 1B		2-1 F9		4 1 2 0 0 0 1												
29 Mike Sweeney, R (1, 10) OBP: 0.401, SLG: 0.572	1-2 SAFE 1-2 HBP		0-0 G6-3			0-2 1-3 2B		0-2 G4-3		3 0 1 0 0 0 0												
Jermaine Dye, R (1, 9) OBP: 0.413, SLG: 0.674	0-0 F8			1-2 G1-3		1-1 G6-3		1-3 K		4 0 0 1 0 1 2												
Carlos Beltrán, S (1, 8) OBP: 0.318, SLG: 0.388		3-1 2B FC6-4 1B		1-1 G6-3		3-3 K		0-0 L4		4 1 1 0 0 1 1												
Joe Randa, R (1, 5) OBP: 0.373, SLG: 0.486		0-0 FC6-4 1-3 2B		1-3 K			1-2 G4-3		2-3 K	4 0 1 0 0 2 0												
Dave McCarty, R (1, 3) OBP: 0.377, SLG: 0.652		4-2 FC6-4 BB			1-3 K		0-1 1B 1B		0-3 K	3 0 1 0 1 2 0												
Brian Johnson, R (1, 2) OBP: 0.238, SLG: 0.354		3-2 FC6-4 G4-6-3 1-2f 2-3 3-H			0-0 G5-3		2-3 K			3 0 0 1 0 1 3												
Rey Sanchez, R (1, 6) OBP: 0.270, SLG: 0.318		0-0 G4-6-3 1-2f			3-1 G6-3		2-0 1-2 1B			3 0 1 0 0 0 2												
Inning Stats	R: 0 E: 0 K: 0 S: 11	H: 1 LOB: 1 BB: 0 P: 15	R: 1 E: 0 K: 0 S: 9	H: 2 LOB: 1 BB: 1 P: 19	R: 0 E: 0 K: 0 S: 4	H: 1 LOB: 0 BB: 0 P: 5	R: 0 E: 0 K: 1 S: 9	H: 0 LOB: 0 BB: 0 P: 12	R: 0 E: 0 K: 1 S: 6	H: 0 LOB: 0 BB: 0 P: 10	R: 1 E: 0 K: 1 S: 11	H: 2 LOB: 1 BB: 0 P: 17	R: 0 E: 0 K: 1 S: 14	H: 2 LOB: 2 BB: 0 P: 19	R: 0 E: 0 K: 1 S: 8	H: 0 LOB: 0 BB: 0 P: 11	R: 0 E: 0 K: 2 S: 7	H: 0 LOB: 0 BB: 0 P: 9	1B: 6 2B: 2 3B: 0 HR: 0	SF: 0 SAC: 0 DP: 2 HBP: 1	WP: 0 PB: 0 SB: 0 CS: 1	PA: 34
PITCHER	IP WLS BF H R ER SO BB IBB HBP BLK WP HR S P ERA WHIP																					
Jeff Fassero, L (1, 1) ERA: 3.32	6.2 W 27 8 2 2 4 1 0 1 0 0 0 62 95 2.70 1.350																					
Rich Garces, R (7, 1) ERA: 1.75	2.1 7 0 0 0 3 0 0 0 0 0 0 17 22 0.00 0.000																					

livebaseballscorecards.com

AB	32
R	2
H	8
RBI	2
BB	1
SO	7
LOB	11



Batter	1	2	3	4	5	6	7	8	9
Jeff Frye, R <small>OBP: 0.372, SLG: 0.357</small> (1, 4)	 4-2 BB	 1-2 1B	 4-2 BB 2-3 3-H		 2-3		 2-1 F8		
Trot Nixon, L <small>OBP: 0.394, SLG: 0.576</small> (1, 9)	 3-1 1-H HR	 0-1 G3	 0-1 F2			 4-1 1B BB		 3-2 F8	
Brian Daubach, L <small>OBP: 0.372, SLG: 0.552</small> (1, 3)	 3-2 F8		 3-1 F8	 2-2 1B FC5-4 2B		 0-0 BB 1B		 1-3 K	
Nomar Garciaparra, R <small>OBP: 0.406, SLG: 0.482</small> Donnie Sadler, R <small>OBP: 0.264, SLG: 0.385</small> (1, 6) (9, 6)	 1-1 FC3-6 1B		 4-1 S HR BB	 0-1 FC5-4 1B 2-3		 0-1 BB 1B 1-2 3-H		 3-2 P6	
Carl Everett, S <small>OBP: 0.398, SLG: 0.671</small> (1, 8)	 1-0 FC3-6 1-2f		 2-1 HR 1-H	 1-3 K		 0-3 K			
Mike Stanley, R <small>OBP: 0.350, SLG: 0.489</small> (1, 10)	 3-3 K		 2-2 HR	 1-1 FC5-4 FC3-6 1-2f 3-H		 4-1 G4-6-3 BB 1-2 2-3			
Troy O'Leary, L <small>OBP: 0.293, SLG: 0.369</small> (1, 7)		 0-0 38 G6-3 1B	 4-1 2B WP BB 1-2f	 0-2 FC3-6 1-2f		 0-1 G4-6-3 1-2f			
John Valentin, R <small>OBP: 0.297, SLG: 0.457</small> 38 Wilton Veras, R <small>OBP: 0.324, SLG: 0.371</small> (1, 5) (2, 5)		 1-1 G6-3 1-2f	 0-1 P6		 2-2 G5-3		 2-1 G6-3		
Jason Varitek, S <small>OBP: 0.411, SLG: 0.425</small> (1, 2)		 1-2 1B 1B	 2-1 WP 2B 1-3		 0-0 F9		 1-0 G4-3		

AB	R	H	RBI	BB	SO	LOB
3	1	1	0	2	1	0
4	2	1	2	1	0	4
5	1	2	0	0	1	0
4	1	3	1	1	0	0
0	0	0	0	0	0	0
4	1	1	2	0	2	5
3	1	1	2	1	1	2
3	1	1	0	1	0	4
0	0	0	0	0	0	0
4	0	0	0	0	0	2
4	0	2	0	0	0	0

BOTTOM	
AB 34 R 8 H 12 RBI 7 BB 6 SO 5 LOB 17	

Kansas City Royals @ Boston Red Sox
 Fenway Park, Boston, MA
 Tue May 30 2000, 7:05 PM EDT
 Att. 31,861 - Sunny - 59 F

Inning Stats		R	H	E	K	S	Hitting		Pitching		Fielding		Pitcher		Pitcher		Pitcher		Pitcher		Pitcher		Pitcher					
		0	1	2	3	4	5	6	7	8	9	IP	WLS	BF	H	R	ER	SO	BB	IBB	HBP	BLK	WP	HR	S	P	ERA	WHIP
Jeff Suppan, R <small>ERA: 5.25</small> (1, 1)	2.2 L	2	2	0	1	19	8	6	6	1	4	0	0	0	0	0	0	0	0	0	0	0	1	3	42	81	20.25	4.500
Jason Rakers, R <small>ERA: 7.58</small> (3, 1)	2.1	9	2	1	1	2	0	0	0	0	0	0	0	0	0	0	0	0	0	0	0	0	0	24	32	3.86	0.857	
Dan Reichert, R <small>ERA: 4.86</small> (6, 1)	2.0	9	2	1	1	1	2	0	0	0	0	0	0	0	0	0	0	0	0	0	0	0	0	15	28	4.50	2.000	
Jerry Spradlin, R <small>ERA: 3.16</small> (8, 1)	1.0	3	0	0	0	1	0	0	0	0	0	0	0	0	0	0	0	0	0	0	0	0	0	13	20	0.00	0.000	

Batter	1	2	3	4	5	6	7	8	9	AB R H RBI BB SO LOB	TOP											
Johnny Damon, L (1, 7) OBP: 0.325, SLG: 0.398	0-2 G6-3	2-2 WP 2B			2-0 29 2B 1B	0-2 29 1B 3B	0-3 K			5 3 3 2 0 1 2												
Carlos Febles, R (1, 4) OBP: 0.353, SLG: 0.359	2-1 G5-3	3-2 G4-3			0-1 F9	1-1 L6		0-0 F9		5 0 0 0 0 0 2												
29 Mike Sweeney, R (1, 3) OBP: 0.410, SLG: 0.583	2-1 1B				3-2 1B 2B	1-0 1B 1B		0-0 2B 1B		5 1 4 2 0 1 0												
Jermaine Dye, R (1, 9) OBP: 0.418, SLG: 0.678	2-2 P3				2-1 1B PB 1B	0-0 1-3 1B		3-1 1-3 2B		5 1 3 1 0 0 1												
Carlos Beltrán, S (1, 8) OBP: 0.320, SLG: 0.388		0-2 G5-3			1-0 PB BB G5-3 1B	2-3 K		1-3 K		5 1 2 0 0 2 4												
Joe Randa, R (1, 5) OBP: 0.373, SLG: 0.481		3-2 F9			4-1 PB BB		2-2 FC6-4 BB 1B		0-0 G4-3	4 0 1 0 1 0 3												
Dave McCarty, R (1, 10) OBP: 0.366, SLG: 0.662		3-0 HR			0-1 F9	1-2 G5-3		0-0 L6		2-2 P4	5 1 1 2 0 0 2											
Gregg Zaun, S (1, 2) OBP: 0.417, SLG: 0.450		4-2 S BB 2B BB			1-0 F8	0-2 F7		4-2 FC6-4 BB		1-3 K	3 1 0 0 2 1 1											
Rey Sanchez, R (1, 6) OBP: 0.268, SLG: 0.310		4-2 F BB 2B BB			2-2 G6-3		0-0 G6-3		0-0 FC6-4	1-1 G6-3	4 1 0 0 1 0 2											
Inning Stats	R: 0 E: 0 K: 0 S: 11	H: 1 LOB: 1 BB: 0 P: 17	R: 4 E: 0 K: 0 S: 26	H: 2 LOB: 0 BB: 2 P: 45	R: 0 E: 0 K: 1 S: 9	H: 1 LOB: 1 BB: 0 P: 11	R: 0 E: 0 K: 0 S: 6	H: 0 LOB: 0 BB: 0 P: 9	R: 4 E: 0 K: 0 S: 19	H: 4 LOB: 1 BB: 1 P: 32	R: 1 E: 0 K: 1 S: 15	H: 3 LOB: 2 BB: 0 P: 19	R: 0 E: 0 K: 1 S: 10	H: 1 LOB: 2 BB: 1 P: 16	R: 0 E: 0 K: 1 S: 8	H: 2 LOB: 2 BB: 0 P: 12	R: 0 E: 0 K: 1 S: 9	H: 0 LOB: 0 BB: 0 P: 13	1B: 9 2B: 3 3B: 1 HR: 1	SF: 0 SAC: 0 DP: 0 HBP: 0	WP: 1 PB: 1 SB: 2 CS: 0	PA: 45
PITCHER	IP WLS BF H R ER SO BB IBB HBP BLK WP HR S P ERA WHIP																					
Pete Schourek, L (1, 1) ERA: 3.84	4.1 L 21 6 6 6 1 2 0 0 0 1 1 60 95 12.46 1.846																					
Hipolito Pichardo, R (5, 1) ERA:	0.0 3 2 0 0 0 1 0 0 0 0 0 4 11 ∞ ∞																					
49 Tim Wakefield, R (5, 1) ERA: 4.61	2.2 13 4 3 2 2 1 0 0 0 0 0 32 43 6.75 1.875																					
John Wasdin, R (8, 1) ERA: 4.44	1.0 5 2 0 0 1 0 0 0 0 0 0 8 12 0.00 2.000																					
Derek Lowe, R (9, 1) ERA: 1.55	1.0 3 0 0 0 0 1 0 0 0 0 0 9 13 0.00 0.000																					

Kansas City Royals @ Boston Red Sox
Fenway Park, Boston, MA
 Wed May 31 2000, 7:05 PM EDT
 Att. 32,503 - Sunny - 72 F

livebaseballscorecards.com

AB	41
R	9
H	14
RBI	7
BB	4
SO	5
LOB	17



Batter	1	2	3	4	5	6	7	8	9	AB	R	H	RBI	BB	SO	LOB
Jeff Frye, R OBP: 0.393, SLG: 0.378 (1, 4)	L8		G3 BB	BB 1B		2B		HBP 2B BB	G4-3	4	1	2	1	2	0	1
Trot Nixon, L OBP: 0.399, SLG: 0.571 (1, 9)	1B 1B		G3	BB		G4-3		2B G4-3 HBP		3	1	1	1	1	0	2
Brian Daubach, L OBP: 0.368, SLG: 0.547 (1, 10)	F7		K	K			G4-3	G4-3 2B		5	0	1	2	0	2	5
Nomar Garciaparra, R OBP: 0.402, SLG: 0.475 Andy Sheets, R OBP: 0.095, SLG: 0.095 Jason Varitek, S OBP: 0.408, SLG: 0.422 Darren Lewis, R OBP: 0.412, SLG: 0.459 (1, 6) (8, 6) (8, PH) (9, 8)	1B		K			F9	G1-3	G4-3		4	0	1	0	0	1	1
Carl Everett, S OBP: 0.394, SLG: 0.679 Donnie Sadler, R OBP: 0.278, SLG: 0.385 (1, 8) (8, 8) (9, 6)	F7			HR		K	K	S HBP		4	1	1	1	0	2	2
Troy O'Leary, L OBP: 0.295, SLG: 0.366 (1, 7)			G4-3	BB 1B		BB		K2-3 G3		4	1	1	0	1	1	2
Mike Stanley, R OBP: 0.352, SLG: 0.489 (1, 3)			F7	1B BB		G5-3		1B 38 E 2B	K	4	1	1	0	1	1	1
Scott Hatteberg, L OBP: 0.321, SLG: 0.354 (1, 2)			2B	K		G3-1		BB 38 1B HBP 1B	2B	5	1	3	0	0	1	2
38 Wilton Veras, R OBP: 0.319, SLG: 0.364 (1, 5)			F8	K		L1		E1 HBP BB 2B 1B	F7	5	1	1	0	0	1	4

Inning Stats	R: 0	H: 2	E: 0	LOB: 2	K: 0	BB: 0	S: 8	R: 0	H: 1	E: 0	LOB: 1	K: 0	BB: 0	S: 10	R: 0	H: 0	E: 0	LOB: 1	K: 2	BB: 1	S: 9	R: 2	H: 3	E: 0	LOB: 3	K: 3	BB: 2	S: 17	R: 0	H: 0	E: 0	LOB: 1	K: 1	BB: 1	S: 5	R: 0	H: 1	E: 0	LOB: 1	K: 0	BB: 0	S: 7	R: 0	H: 0	E: 0	LOB: 0	K: 1	BB: 0	S: 7	R: 5	H: 4	E: 1	LOB: 2	K: 1	BB: 1	S: 22	R: 0	H: 1	E: 0	LOB: 1	K: 1	BB: 0	S: 11	1B: 6	2B: 5	3B: 0	HR: 1	SF: 0	SAC: 0	DP: 0	HBP: 2	WP: 0	PA: 46
--------------	------	------	------	--------	------	-------	------	------	------	------	--------	------	-------	-------	------	------	------	--------	------	-------	------	------	------	------	--------	------	-------	-------	------	------	------	--------	------	-------	------	------	------	------	--------	------	-------	------	------	------	------	--------	------	-------	------	------	------	------	--------	------	-------	-------	------	------	------	--------	------	-------	-------	-------	-------	-------	-------	-------	--------	-------	--------	-------	--------


PITCHER	IP	WLS	BF	H	R	ER	SO	BB	IBB	HBP	BLK	WP	HR	S	P	ERA	WHIP
Mac Suzuki, R ERA: 4.14 (1, 1)	7.0	W	32	7	2	2	7	4	0	0	0	0	1	63	116	2.57	1.571
Ricky Bottalico, R ERA: 6.56 (8, 1)	0.1		6	3	5	5	1	1	0	1	0	0	0	14	27	135.00	12.000
Jose Santiago, R ERA: 3.18 (8, 1)	0.1	H	3	1	0	0	0	0	0	1	0	0	0	6	10	0.00	3.000
Jerry Spradlin, R ERA: 3.03 (8, 1)	1.1	S	5	1	0	0	1	0	0	0	0	0	0	13	17	0.00	0.750

BOTTOM

Kansas City Royals @ Boston Red Sox
Fenway Park, Boston, MA
 Wed May 31 2000, 7:05 PM EDT
 Att. 32,503 - Sunny - 72 F

livebaseballscorecards.com

AB	39
R	7
H	12
RBI	6
BB	5
SO	9
LOB	21



Batter	1	2	3	4	5	6	7	8	9	AB R H RBI BB SO LOB	TOP						
Johnny Damon, L (1, 7) OBP: 0.329, SLG: 0.401	2-1 F8		0-1 29 G5-3 SH5-3 1B		0-2 CS 1B	1-1 2B 29 G6-3 1B	2-2 F7		2-3 K	6 1 3 1 0 1 0							
Jeff Reboulet, R (1, 4) OBP: 0.510, SLG: 0.436	1-3 K		0-0 SH5-3		4-1 29 1B BB	1-1 E 2B	3-3 K		0-0 G4-3	4 1 1 2 1 2 0							
29 Mike Sweeney, R (1, 10) OBP: 0.414, SLG: 0.588	3-2 2B		1-2 G5-3		1-0 1B	1-0 G6-3		0-0 FC6-4 1B		5 0 3 2 0 0 2							
Jermaine Dye, R (1, 9) OBP: 0.408, SLG: 0.659	1-3 K		2-2 F3		1-0 L8	1-1 E5 1B		3-2 F9		5 1 0 0 0 1 5							
Carlos Beltrán, S (1, 8) OBP: 0.327, SLG: 0.394		0-0 G4-3		0-0 1B G6-4-3 1B		1-1 1B E8 1B		0-1 FC6-4 1B 3B		5 4 3 0 0 0 1							
Joe Randa, R (1, 5) OBP: 0.383, SLG: 0.487		0-1 E6 1B CS		0-1 G6-4-3 1B		1-2 1B BB		0-1 3B 1B		4 3 3 0 1 0 0							
Dave McCarty, R (1, 3) OBP: 0.391, SLG: 0.696		3-2 1B		2-2 G6-4-3		1-2 1B BB		3-2 3B		5 1 4 3 0 0 1							
Gregg Zaun, S (1, 2) OBP: 0.414, SLG: 0.440		1-3 K		1-2 G6-3		1-2 1B BB		2-2 F8		5 1 2 2 0 1 3							
Rey Sanchez, R (1, 6) OBP: 0.265, SLG: 0.306		1-2 CS		1-0 E5 SH5-3 1B		3-3 K				2 1 0 0 0 1 0							
Mark Quinn, R (6, PH) OBP: 0.337, SLG: 0.462						1-3 K				1 0 0 0 0 1 3							
Luis Ordaz, R (6, 6) OBP: 0.136, SLG: 0.143						2-3 K				2 0 0 0 0 1 0							
Inning Stats	R: 0 H: 1 E: 0 LOB: 1 K: 2 BB: 0 S: 12 P: 19	R: 0 H: 1 E: 1 LOB: 1 K: 1 BB: 0 S: 13 P: 18	R: 1 H: 1 E: 1 LOB: 1 K: 0 BB: 0 S: 10 P: 14	R: 1 H: 2 E: 0 LOB: 0 K: 0 BB: 0 S: 10 P: 13	R: 0 H: 2 E: 0 LOB: 2 K: 1 BB: 1 S: 10 P: 19	R: 9 H: 9 E: 2 LOB: 2 K: 1 BB: 1 S: 22 P: 36	R: 0 H: 0 E: 0 LOB: 0 K: 2 BB: 0 S: 13 P: 20	R: 2 H: 3 E: 0 LOB: 1 K: 0 BB: 0 S: 15 P: 23	R: 0 H: 0 E: 0 LOB: 0 K: 1 BB: 0 S: 6 P: 9	1B: 16 SF: 0 2B: 2 SAC: 1 3B: 1 DP: 1 HR: 0 HBP: 0	WP: 0 PA: 48 PB: 0 SB: 0 CS: 2						
PITCHER	IP WLS BF H R ER SO BB IBB HBP BLK WP HR S P ERA WHIP											PITCHER	IP WLS BF H R ER SO BB IBB HBP BLK WP HR S P ERA WHIP				
Ramon Martinez, R (1, 1) ERA: 5.83	5.0		9 4 3 4 1 0 0 0 0 0 0 0 61 93 5.40 2.000											John Wasdin, R (9, 1) ERA: 4.26	1.0		3 0 0 0 1 0 0 0 0 0 0 0 7 10 0.00 9.000
Rich Garces, R (6, 1) ERA: 2.77	0.1		4 3 0 0 1 0 0 0 0 0 0 0 7 10 0.00 9.000														
Rheal Cormier, L (6, 1) ERA: 3.97	0.1	B	6 3 6 3 0 1 0 0 0 0 0 0 7 14 81.00 12.000														
49 Tim Wakefield, R (6, 1) ERA: 4.46	1.1		4 1 1 0 2 0 0 0 0 0 0 0 15 22 0.00 0.750														
Derek Lowe, R (8, 1) ERA: 2.1	1.0	L	6 3 2 2 0 0 0 0 0 0 0 0 15 23 18.00 3.000														

Kansas City Royals @ Boston Red Sox
 Fenway Park, Boston, MA
 Thu Jun 01 2000, 7:05 PM EDT
 Att. 32,661 - Sunny - 89 F

livebaseballscorecards.com

AB	44
R	13
H	19
RBI	10
BB	2
SO	8
LOB	15



Batter	1	2	3	4	5	6	7	8	9	AB	R	H	RBI	BB	SO	LOB
Jeff Frye, R OBP: 0.404, SLG: 0.385 (1, 4)	G6-3		FC3-6 1B	K		BB 2B	BB 2B			4	1	2	0	1	1	2
Trot Nixon, L OBP: 0.394, SLG: 0.566 (1, 9)	F7		FC3-6 BB HR	F8		F8	1-H 2B			5	1	1	1	0	0	4
Brian Daubach, L OBP: 0.374, SLG: 0.541 (1, 3)	G4-3		BB HR BB		HR BB	2B BB		F7		2	3	0	0	3	0	0
Nomar Garciaparra, R OBP: 0.416, SLG: 0.516 (1, 6)	G6-3		HR BB		HR BB	1B 2B		G3-6-3 1B		4	2	3	4	1	0	0
Carl Everett, S OBP: 0.395, SLG: 0.689 (1, 8)	K		HR		F5	BB 1B		G3-6-3 1-2f		5	1	2	4	0	1	1
Mike Stanley, R OBP: 0.347, SLG: 0.475 (1, 10)	G5-3		G5-3		K	BB			F8	4	0	0	0	1	1	0
Troy O'Leary, L OBP: 0.298, SLG: 0.364 (1, 7)			1B 38 SF8 1B	P5	F9	G3-1			BB	4	1	1	0	1	0	3
Jason Varitek, S OBP: 0.414, SLG: 0.439 (1, 2)			1B 38 SF8 FC3-6 1B	38 1B BB		38 SF8 3B	G4-3		K	4	2	2	0	1	1	1
38 Wilton Veras, R OBP: 0.314, SLG: 0.363 (1, 5)			SF8	1B		SF8	G5-3		G1	3	0	1	2	0	0	1

Inning Stats	R: 0	H: 0	E: 0	K: 0	S: 5	R: 0	H: 0	E: 0	K: 1	S: 8	R: 6	H: 4	E: 0	K: 0	S: 14	R: 0	H: 1	E: 0	K: 1	S: 8	R: 2	H: 1	E: 0	K: 1	S: 7	R: 3	H: 3	E: 0	K: 0	S: 21	R: 0	H: 2	E: 0	K: 0	S: 10	R: 0	H: 1	E: 0	K: 0	S: 7	R: 0	H: 0	E: 0	K: 1	S: 5	1B: 7	2B: 2	3B: 1	HR: 2	SF: 2	SAC: 0	DP: 1	HBP: 0	WP: 0	PB: 1	SB: 0	CS: 0	PA: 45
--------------	------	------	------	------	------	------	------	------	------	------	------	------	------	------	-------	------	------	------	------	------	------	------	------	------	------	------	------	------	------	-------	------	------	------	------	-------	------	------	------	------	------	------	------	------	------	------	-------	-------	-------	-------	-------	--------	-------	--------	-------	-------	-------	-------	--------

PITCHER	IP	WLS	BF	H	R	ER	SO	BB	IBB	HBP	BLK	WP	HR	S	P	ERA	WHIP
49 Chris Fussell, R ERA: 6.19 (1, 1)	5.0		25	6	8	8	3	4	0	0	0	0	2	42	81	14.40	2.000
Ricky Bottalico, R ERA: 7.5 (6, 1)	0.2	B	6	2	3	3	0	2	0	0	0	0	0	18	33	40.50	6.000
Jose Santiago, R ERA: 3.06 (6, 1)	1.1	W	7	3	0	0	0	1	0	0	0	0	0	13	23	0.00	3.000
Dan Reichert, R ERA: 4.58 (8, 1)	2.0	S	7	1	0	0	1	1	0	0	0	0	0	12	21	0.00	1.000

BOTTOM

Kansas City Royals @ Boston Red Sox
Fenway Park, Boston, MA
 Thu Jun 01 2000, 7:05 PM EDT
 Att. 32,661 - Sunny - 89 F

livebaseballscorecards.com

AB	35
R	11
H	12
RBI	11
BB	8
SO	4
LOB	12



Batter	1	2	3	4	5	6	7	8	9	AB R H RBI BB SO LOB	TOP											
Johnny Damon, L (1, 7) <small>OBP: 0.332, SLG: 0.400</small>	0-3 K		1-1 CS 1B			4-1 G6-3 BB			1-0 F7	3 0 1 0 1 1 0	Kansas City Royals @ Pittsburgh Pirates Three Rivers Stadium, Pittsburgh, PA Fri Jun 02 2000, 7:05 PM EDT Att. 23,527 - Cloudy - 73 F livebaseballscorecards.com											
Carlos Febles, R (1, 4) <small>OBP: 0.352, SLG: 0.355</small> Scott Pose, L (9, PH) <small>OBP: 0.333, SLG: 0.238</small>	0-1 G5-3		4-1 29 G6-4-3 BB			3-1 G6-3		0-0 F8	2 0 0 0 1 0 1 1 0 0 0 0 0 0													
29 Mike Sweeney, R (1, 3) <small>OBP: 0.407, SLG: 0.577</small>	0-3 K		0-1 G6-4-3			1-2 F7		1-2 G3-1	4 0 0 0 0 1 1													
Jermaine Dye, R (1, 9) <small>OBP: 0.407, SLG: 0.670</small>		0-0 HR			1-0 P4			1-1 L6	3 1 1 1 0 0 0													
Carlos Beltrán, S (1, 8) <small>OBP: 0.322, SLG: 0.388</small>		1-0 G3			1-0 G3			0-3 K	3 0 0 0 0 1 0													
Joe Randa, R (1, 5) <small>OBP: 0.382, SLG: 0.485</small>		1-0 HR 1B			1-2 F7			0-1 G4-3	3 1 1 0 0 0 0													
Gregg Zaun, S (1, 2) <small>OBP: 0.406, SLG: 0.536</small>		1-2 HR			3-2 F9			2-3 K	3 1 1 2 0 1 0													
Rey Sanchez, R (1, 6) <small>OBP: 0.260, SLG: 0.300</small>		3-2 G1-4-3			1-1 G4-3			1-2 G5-3	3 0 0 0 0 0 0													
Miguel Batista, R (1, 1) Mark Quinn, R (8, PH) <small>OBP: 0.335, SLG: 0.459</small> Jason Rakers, R (8, 1)		0-3 K			0-3 K			3-2 F9	2 0 0 0 0 2 0 1 0 0 0 0 0 0 0 0 0 0 0 0 0													
Inning Stats	R: 0 E: 0 K: 2 S: 8	H: 0 LOB: 0 BB: 0 P: 8	R: 3 E: 0 K: 1 S: 13	H: 3 LOB: 0 BB: 0 P: 19	R: 0 E: 0 K: 0 S: 5	H: 1 LOB: 0 BB: 1 P: 10	R: 0 E: 0 K: 0 S: 5	H: 0 LOB: 0 BB: 0 P: 8	R: 0 E: 0 K: 1 S: 8	H: 0 LOB: 0 BB: 0 P: 12	R: 0 E: 0 K: 0 S: 6	H: 0 LOB: 0 BB: 1 P: 14	R: 0 E: 0 K: 1 S: 7	H: 0 LOB: 0 BB: 0 P: 8	R: 0 E: 0 K: 1 S: 10	H: 0 LOB: 0 BB: 0 P: 16	R: 0 E: 0 K: 0 S: 5	H: 0 LOB: 0 BB: 0 P: 7	1B: 2 2B: 0 3B: 0 HR: 2	SF: 0 SAC: 0 DP: 2 HBP: 0	WP: 0 PB: 0 SB: 0 CS: 1	PA: 30
PITCHER	IP WLS BF H R ER SO BB IBB HBP BLK WP HR S P ERA WHIP																					
Todd Ritchie, R (1, 1) <small>ERA: 4.59</small>	7.0 W 24 4 3 3 5 2 0 0 0 0 2 52 79 3.86 0.857																					
Jason Christiansen, L (8, 1) <small>ERA: 1.77</small>	1.0 H 3 0 0 0 1 0 0 0 0 0 0 10 16 0.00 0.000																					
Mike Williams, R (9, 1) <small>ERA: 1.52</small>	1.0 3 0 0 0 0 0 0 0 0 0 0 5 7 0.00 0.000																					

Kansas City Royals @ Pittsburgh Pirates
 Three Rivers Stadium, Pittsburgh, PA
 Fri Jun 02 2000, 7:05 PM EDT
 Att. 23,527 - Cloudy - 73 F

AB	28
R	3
H	4
RBI	3
BB	2
SO	6
LOB	2



Batter	1	2	3	4	5	6	7	8	9	AB R H RBI BB SO LOB	TOP	
Johnny Damon, L (1, 7) <small>OBP: 0.337, SLG: 0.407</small> Dave McCarty, R (9, PH) <small>OBP: 0.398, SLG: 0.700</small> (9, 7)	4-1 	0-0 F7 		3-2 L4 		0-2 29 HR 1B 		1-1 BB 2B 	2-2 29 1B HBP 1B 	4 2 2 1 1 0 1 1 1 1 0 0 0 0		
Jeff Reboulet, R (1, 6) <small>OBP: 0.491, SLG: 0.419</small> (9, 5)	3-2 BB 29 1B G4-6-3 1B 	1-3 K 		3-1 G4-3 	0-1 SF9 	2-3 2-0 3-H 	2-1 F8 	4-0 HBP 29 1B BB 	1-2 2-3 	4 2 1 1 1 1 2		
29 Mike Sweeney, R (1, 3) <small>OBP: 0.417, SLG: 0.596</small>	1-2 G4-6-3 BB 1-2 1B 3-H 		1-1 E 1B 	0-0 F8 	1-H HR 	4-2 BB 	0-2 BB HBP 1B 	1-2 2-3 3-H 	5 3 4 5 1 0 0			
Jermaine Dye, R (1, 9) <small>OBP: 0.408, SLG: 0.681</small> Todd Dunwoody, L (8, PH) <small>OBP: 0.398, SLG: 0.700</small> (8, 9)	4-2 G4-6-3 1-2 2-3 BB 		1-3 K 	3-2 G4-3 	0-1 HR 	4-1 BB 	1-0 1B BB HBP 	3 1 1 1 1 1 1 0 0 0 1 1 0 0				
Carlos Beltrán, S (1, 8) <small>OBP: 0.323, SLG: 0.393</small>	0-2 G4-6-3 1-2f 2-3 3-H 		1-2 E9 1-H 3B 	1-2 K 	0-1 G4-3 	0-0 F7 	4-2 1B BB 	1-2 2-3 3-H 	5 1 1 2 1 1 5			
Joe Randa, R (1, 5) <small>OBP: 0.386, SLG: 0.488</small> Jeff D'Amico, R (9, 1)	4-0 BB 		1-2 G5-3 	1-0 1B 2B 	1-1 E4 1B 	2-0 F7 	1-2 1B BB 	5 1 2 1 1 0 3 0 0 0 0 0 0 0				
Brian Johnson, R (1, 2) <small>OBP: 0.243, SLG: 0.382</small>	1-3 K 		0-1 G6-3 	0-1 1B BB 1B 	1-2 F9 	1-2 HR 	1-2 1B BB 	6 2 2 2 0 2 6				
Carlos Febles, R (1, 4) <small>OBP: 0.356, SLG: 0.356</small>		2-1 1B 		2-3 K 	4-2 1B 1B SF9 BB 	1-1 G6-4-3 1B 	4-2 G4-3 	1-2 G1-3 	5 1 2 0 1 1 3			
Jay Witasick, R (1, 1) <small>OBP: 0.360, SLG: 0.273</small> Scott Pose, L (8, PH) <small>OBP: 0.360, SLG: 0.273</small> Dan Reichert, R (6, 1) <small>OBP: 0.360, SLG: 0.273</small> Ricky Bottalico, L (8, 1) <small>OBP: 0.174, SLG: 0.182</small> Luis Qordaz, R (9, PH) <small>OBP: 0.174, SLG: 0.182</small> (9, 6)		1-3 K 		2-1 G3 	0-1 SF9 29 HR 1B 	3-2 G6-4-3 	0-1 BB 1B 29 1B 1B 	2 0 0 0 0 1 1 1 1 1 0 0 0 0 1 0 0 0 0 0 2 0 0 0 0 0 0 0 1 1 1 0 0 0 0				
Inning Stats	R: 2 H: 2 E: 0 LOB: 2 K: 1 BB: 3 S: 16 P: 33	R: 0 H: 1 E: 0 LOB: 1 K: 2 BB: 0 S: 9 P: 13	R: 2 H: 2 E: 1 LOB: 0 K: 1 BB: 0 S: 15 P: 19	R: 0 H: 0 E: 0 LOB: 0 K: 1 BB: 0 S: 8 P: 15	R: 0 H: 0 E: 0 LOB: 0 K: 0 BB: 0 S: 8 P: 14	R: 7 H: 6 E: 0 LOB: 0 K: 1 BB: 1 S: 21 P: 30	R: 0 H: 1 E: 1 LOB: 1 K: 0 BB: 0 S: 10 P: 16	R: 0 H: 1 E: 0 LOB: 3 K: 0 BB: 2 S: 9 P: 22	R: 5 H: 5 E: 0 LOB: 3 K: 1 BB: 2 S: 30 P: 48	1B: 12 SF: 1 2B: 2 SAC: 0 3B: 1 DP: 2 HR: 3 HBP: 1	WP: 0 PA: 53 PB: 0 SB: 0 CS: 0	
PITCHER	IP WLS BF H R ER SO BB IBB HBP BLK WP HR S P ERA WHIP Jason Schmidt, R (1, 1) <small>ERA: 5.71</small> Scott Sauerbeck, L (6, 1) <small>ERA: 4.3</small> Rich Loiselle, R (6, 1) <small>ERA: 11.25</small> Josias Manzanillo, R (7, 1) <small>ERA: 2.79</small> Jeff Wallace, L (9, 1) <small>ERA: 6.57</small>	IP WLS BF H R ER SO BB IBB HBP BLK WP HR S P ERA WHIP Jose Silva, R (9, 1) <small>ERA: 3.98</small>										

Kansas City Royals @ Pittsburgh Pirates
 Three Rivers Stadium, Pittsburgh, PA
 Sat Jun 03 2000, 7:05 PM EDT
 Att. 26,264 - Sunny - 64 F

AB	43
R	16
H	18
RBI	14
BB	8
SO	7
LOB	24



BOTTOM

Kansas City Royals @ Pittsburgh Pirates
Three Rivers Stadium, Pittsburgh, PA

Sat Jun 03 2000, 7:05 PM EDT
Att. 26,264 - Sunny - 64 F

livebaseballscorecards.com

AB	36
R	3
H	8
RBI	2
BB	4
SO	6
LOB	28



WP:	1	PA:	42
PB:	1		
SB:	0		
CS:	1		

AB R H RBI BB SO LOB

5 1 1 0 0 0 5
3 0 1 0 1 0 1
1 0 0 0 0 0 0

3 0 0 1 2 0 1

4 1 1 0 0 0 3

5 1 1 0 0 1 4

4 0 1 0 0 0 1

4 0 2 1 0 1 3

3 0 1 0 1 1 3

2	0	0	0	0	2	4
0	0	0	0	0	0	0
0	0	0	0	0	0	0
1	0	0	0	0	0	1
0	0	0	0	0	0	0
1	0	0	0	0	1	2
0	0	0	0	0	0	0
0	0	0	0	0	0	0

1B:	7	SF:	0
2B:	1	SAC:	0
3B:	0	DP:	0
HR:	0	HBP:	1

Batter	1	2	3	4	5	6	7	8	9
Warren Morris, L OBP: 0.347, SLG: 0.331 (1, 4)	F7		G6-3 2B	F7			G3-1	G3	
18 Jason Kendall, R OBP: 0.459, SLG: 0.500 Keith Osik, R OBP: 0.571, SLG: 1.091 (1, 2) (8, 2)	CS BB		G4-3		G5-3		FC4-6 BB 1B		F8
Wil Cordero, R OBP: 0.328, SLG: 0.486 (1, 7)	L8		G6-3		F7		FC4-6 BB		BB
Brian Giles, L OBP: 0.434, SLG: 0.665 (1, 8)	CS	PB E HBP	G4-3				FC4-6 FC6-4		F9
Kevin Young, R OBP: 0.301, SLG: 0.408 (1, 3)		E5 F8 1B		BB 1B	F9		FC6-4		K
John Vander Wal, L OBP: 0.425, SLG: 0.567 (1, 9)		F8		BB 1B		E6 G5-3 1B		E3 WP 1B	
Pat Meares, R OBP: 0.301, SLG: 0.397 (1, 6)		G5-3 1B		K		G5-3		WP 1B	
Mike Benjamin, R OBP: 0.383, SLG: 0.489 (1, 5)		G5-3		BB		1B		K	
Jason Schmidt, R Scott Sauerbeck, R Rich Loiselle, R Bruce Aven, R OBP: 0.287, SLG: 0.437 Josias Manzanillo, R Ivan Cruz, L OBP: 0.100, SLG: 0.100 Jeff Wallace, L Jose Silva, R (1, 1) (6, 1) (6, 1) (6, PH) (7, 1) (8, PH) (8, PH) (9, 1) (9, 1)		K		K		F8		K	

Inning Stats	R: 0	H: 0	E: 0	K: 5	S: 5	LOB: 0	BB: 14	P: 14
	R: 2	H: 1	E: 1	K: 1	S: 10	LOB: 1	BB: 0	P: 18
	R: 1	H: 1	E: 0	K: 0	S: 9	LOB: 0	BB: 0	P: 15
	R: 0	H: 2	E: 0	K: 2	S: 12	LOB: 3	BB: 1	P: 19
	R: 0	H: 1	E: 0	K: 0	S: 9	LOB: 1	BB: 0	P: 13
	R: 0	H: 1	E: 1	K: 0	S: 7	LOB: 1	BB: 0	P: 9
	R: 0	H: 1	E: 0	K: 0	S: 10	LOB: 2	BB: 1	P: 16
	R: 0	H: 1	E: 1	K: 2	S: 15	LOB: 2	BB: 0	P: 25
	R: 0	H: 0	E: 0	K: 1	S: 6	LOB: 1	BB: 1	P: 16

PITCHER	IP	WLS	BF	H	R	ER	SO	BB	IBB	HBP	BLK	WP	HR	S	P	ERA	WHIP
Jay Witasick, R ERA: 6.86 (1, 1)	5.0	W	23	5	3	2	3	2	0	1	0	0	0	45	79	3.60	1.400
Dan Reichert, R ERA: 4.34 (6, 1)	2.0		9	2	0	0	0	1	0	0	0	0	0	17	25	0.00	1.500
Ricky Bottalico, R ERA: 7.2 (8, 1)	1.0		5	1	0	0	2	0	0	0	0	1	0	15	25	0.00	1.000
Jeff D'Amico, R ERA: (9, 1)	1.0		4	0	0	0	1	1	0	0	0	0	0	6	16	0.00	1.000

Batter	1	2	3	4	5	6	7	8	9	10	11	AB R H RBI BB SO LOB	TOP																		
Todd Dunwoody, L (1, 7) OBP: 0.115, SLG: 0.190	1-3 K		1-0 F8		2-1 F8		0-0 P6			0-3 K	0-2 F7	6 0 0 0 0 2 1																			
Rey Sanchez, R (1, 6) OBP: 0.259, SLG: 0.303	1-3 K		1-0 F8			3-1 29 1B HR				2-2 G6-3		5 1 1 0 0 1 0																			
29 Mike Sweeney, R (1, 3) Jerry Spradlin, S (8, 1) Jeff Reboulet, R (10, PH) Jason Rakers, R (10, 1) Dan Reichert, R (11, 1) Johnny Damon, L (11, 7) OBP: 0.415, SLG: 0.590	1-2 G5-3		3-3 K			0-0 HR				2-0 F8		4 1 1 0 0 1 0 0 0 0 0 0 0 0 1 0 0 0 0 0 0 0 0 0 0 0 0 0 0 0 0 0 0 0 0 0 0 0 0 0 0 0																			
Jermaine Dye, R (1, 9) OBP: 0.408, SLG: 0.688		4-1 1B BB			2-2 G5-3					1-2 F3		4 2 1 3 1 0 0																			
Carlos Beltrán, S (1, 8) OBP: 0.324, SLG: 0.398		1-2 1B			3-1 F8					0-0 G1-3		5 1 2 0 0 0 0																			
Joe Randa, R (1, 5) OBP: 0.399, SLG: 0.493		2-1 1B			4-1 BB					1-2 G6-3 1B		2 1 2 1 3 0 0																			
Gregg Zaun, S (1, 2) OBP: 0.405, SLG: 0.484		2-0 F6			1-0 F7					0-0 G6-3		3 1 0 0 2 0 4																			
Carlos Febles, R (1, 4) OBP: 0.353, SLG: 0.352		1-3 K			2-3 K					1-2 F9		5 0 1 1 0 2 4																			
Jeff Suppan, R (1, 1) Dave McCarty, R (8, 3) OBP: 0.400, SLG: 0.707		1-2 G4-3			1-2 G2-3					0-0 F9		3 0 0 0 0 0 2 2 0 1 2 0 0 2																			
Inning Stats	R: 0 E: 0 S: 10	H: 0 LOB: 0 BB: 0 P: 13	R: 1 E: 0 S: 13	H: 2 LOB: 2 BB: 1 P: 24	R: 0 E: 0 S: 7	H: 0 LOB: 0 K: 1 BB: 0 P: 12	R: 0 E: 0 S: 7	H: 0 LOB: 1 K: 0 BB: 1 P: 17	R: 0 E: 0 S: 9	H: 0 LOB: 0 K: 1 BB: 0 P: 14	R: 3 E: 0 S: 11	H: 4 LOB: 0 K: 0 BB: 0 P: 17	R: 0 E: 0 S: 5	H: 0 LOB: 0 K: 0 BB: 0 P: 8	R: 0 E: 0 S: 5	H: 0 LOB: 0 K: 0 BB: 0 P: 9	R: 0 E: 0 S: 13	H: 1 LOB: 2 K: 0 BB: 2 P: 26	R: 0 E: 0 S: 7	H: 0 LOB: 0 K: 1 BB: 0 P: 10	R: 3 E: 0 S: 12	H: 2 LOB: 1 K: 0 BB: 2 P: 22	1B: 5 2B: 3 3B: 0 HR: 1	SF: 0 SAC: 0 DP: 1 HBP: 0	WP: 0 PB: 0 SB: 0 CS: 0	PA: 46					
PITCHER	IP WLS BF H R ER SO BB IBB HBP BLK WP HR S P ERA WHIP															PITCHER	IP WLS BF H R ER SO BB IBB HBP BLK WP HR S P ERA WHIP														
Kris Benson, R (1, 1) ERA: 3.44	7.0	28	6	4	4	5	2	0	0	0	0	0	1	62	105	5.14	1.143														
Jose Silva, R (8, 1) ERA: 3.86	1.0	3	0	0	0	0	0	0	0	0	0	0	0	5	9	0.00	0.000														
Mike Williams, R (9, 1) ERA: 1.46	1.0	5	1	0	0	0	2	0	0	0	0	0	0	13	26	0.00	3.000														
Jason Christiansen, L (10, 1) ERA: 2.82	2.0	L	10	2	3	3	1	1	1	0	0	0	0	19	32	13.50	1.500														

Kansas City Royals @ Pittsburgh Pirates
Three Rivers Stadium, Pittsburgh, PA
 Sun Jun 04 2000, 1:35 PM EDT
 Att: 27,915 - Sunny - 72 F

AB	40
R	7
H	9
RBI	7
BB	6
SO	6
LOB	13



WP: 0	PA: 46
-------	--------

Batter	1	2	3	4	5	6	7	8	9	10	11	AB R H RBI BB SO LOB
Warren Morris, L OBP: 0.346, SLG: 0.337 (1, 4)	F7		F7		P6		F7		K		E8	6 1 2 0 0 1 0
Mike Benjamin, R OBP: 0.367, SLG: 0.467 (1, 5)	G6-3		F9		L6		G4-3		HR		K	4 0 0 0 0 0 1
Wil Cordero, R OBP: 0.332, SLG: 0.505 (9, PH)												1 1 1 1 0 0 0
Jason Christiansen, R (10, 1)												0 0 0 0 0 0 0
Ivan Cruz, L OBP: 0.091, SLG: 0.091 (11, PH)												1 0 0 0 0 1 1
John Vander Wal, L OBP: 0.438, SLG: 0.570 (1, 9)	G3-1				K		FC6					3 1 1 0 3 1 0
Brian Giles, L OBP: 0.440, SLG: 0.677 (1, 8)					HR		E4					4 1 2 3 2 0 2
Kevin Young, R OBP: 0.293, SLG: 0.396 (1, 3)					G1-3		FC6					6 0 0 0 0 3 7
Adrian Brown, S OBP: 0.312, SLG: 0.466 (1, 7)												5 1 1 1 1 0 1
Pat Meares, R OBP: 0.298, SLG: 0.390 (1, 6)					K		E5					6 0 1 0 0 2 4
Keith Osik, R OBP: 0.500, SLG: 0.867 (9, 1)					G6-3		F8					4 0 1 0 0 0 1
Luis Sojo, R OBP: 0.328, SLG: 0.443 (10, 5)												0 0 0 0 0 0 0
Kris Benson, R OBP: 0.259, SLG: 0.136 (8, 1)					G4-3		K					0 0 0 0 1 0 0
18 Jason Kendall, R OBP: 0.455, SLG: 0.495 (9, 2)												3 0 0 0 0 1 2
												0 0 0 0 0 0 0
												2 0 0 0 0 1 2


Inning Stats	R: 0	H: 0	R: 0	H: 0	R: 0	H: 1	R: 3	H: 4	R: 0	H: 0	R: 0	H: 0	R: 1	H: 1	R: 0	H: 1	R: 1	H: 2
	E: 0	LOB: 0	E: 0	LOB: 1	E: 0	LOB: 1	E: 0	LOB: 1	E: 1	LOB: 1	E: 0	LOB: 0	E: 0	LOB: 2	E: 0	LOB: 2	E: 1	LOB: 3
	K: 0	BB: 0	K: 1	BB: 1	K: 0	BB: 0	K: 1	BB: 0	K: 0	BB: 1	K: 2	BB: 1	K: 0	BB: 0	K: 2	BB: 1	K: 2	BB: 2
	S: 6	P: 8	S: 14	P: 25	S: 10	P: 16	S: 12	P: 20	S: 13	P: 24	S: 13	P: 18	S: 6	P: 15	S: 6	P: 6	S: 14	P: 27

BOTTOM

Kansas City Royals @ Pittsburgh Pirates
Three Rivers Stadium, Pittsburgh, PA

Sun Jun 04 2000, 1:35 PM EDT
Att. 27,915 - Sunny - 72 F

AB	45
R	5
H	9
RBI	5
BB	7
SO	10
LOB	21



WP: 1	PA: 52
PB: 0	
SB: 2	
CS: 0	

livebaseballscores.com

Batter	1	2	3	4	5	6	7	8	9	AB R H RBI BB SO LOB	TOP											
Johnny Damon, L (1, 7) OBP: 0.339, SLG: 0.401	3-2 G4-3	4-0 BB		1-2 2-3 G3-1		4-0 29 2B BB		1-0 F8		3 1 0 0 2 0 2												
Jeff Reboulet, R (1, 4) OBP: 0.475, SLG: 0.383	4-2 29 1B CS BB	0-1 F7		2-3 K		4-2 29 2B E BB		0-0 F3		3 1 0 0 2 1 5												
29 Mike Sweeney, R (1, 3) OBP: 0.414, SLG: 0.590	3-1 CS 1B		3-2 G6-3		2-2 G4-3	3-2 E 2B		3-2 F9		5 1 2 2 0 0 0												
Jermaine Dye, R (1, 9) OBP: 0.413, SLG: 0.706	2-2 G5-3 3-H		2-1 HR		1-2 E SF8 2B	2-3 K		1-1 FC6-4 1B		5 2 3 1 0 1 4												
Carlos Beltrán, S (1, 8) OBP: 0.322, SLG: 0.390		4-2 1B BB	0-0 G4-3		0-0 E1	2-2 E3		0-1 FC6-4		4 1 0 0 1 0 2												
Joe Randa, R (1, 5) OBP: 0.395, SLG: 0.488		1-1 SH3-4 1B	2-0 L4		1-2 SF8	0-0 F2		1-2 P5		4 0 1 1 0 0 2												
Gregg Zaun, S (1, 2) OBP: 0.381, SLG: 0.444		0-0 F2		0-2 FC5 1B	1-0 F9		0-2 G6-3		0-1 G4-3	5 0 1 0 0 0 4												
Rey Sanchez, R (1, 6) OBP: 0.264, SLG: 0.308		1-2 SH3-4 1B		0-1 G3-1 FC5 1B		2-2 G4-3	3-3 K			4 0 2 1 0 1 0												
Mac Suzuki, R (1, 1) OBP: 0.500, SLG: 0.500		0-0 SH3-4		0-1 FC5		1-2 BB 29 2B 1B		0-2 P6		2 1 1 0 0 0 2												
Jason Rakers, R (6, 1)										0 0 0 0 0 0 0												
Todd Dunwoody, L (7, PH)										1 0 0 0 0 0 0												
Jeff D'Amico, R (7, 1)										0 0 0 0 0 0 0												
Jerry Spradlin, S (9, 1)										0 0 0 0 0 0 0												
Inning Stats	R: 0 E: 0 K: 0 S: 11	H: 1 LOB: 1 BB: 1 P: 23	R: 1 E: 0 K: 0 S: 11	H: 2 LOB: 3 BB: 2 P: 21	R: 1 E: 0 K: 0 S: 7	H: 1 LOB: 0 BB: 0 P: 14	R: 0 E: 0 K: 1 S: 14	H: 2 LOB: 2 BB: 0 P: 17	R: 1 E: 1 K: 0 S: 13	H: 1 LOB: 1 BB: 0 P: 18	R: 4 E: 1 K: 1 S: 20	H: 2 LOB: 1 BB: 2 P: 38	R: 0 E: 0 K: 1 S: 9	H: 0 LOB: 0 BB: 0 P: 12	R: 0 E: 0 K: 0 S: 5	H: 0 LOB: 0 BB: 0 P: 9	R: 0 E: 0 K: 0 S: 9	H: 1 LOB: 1 BB: 0 P: 11	1B: 7 2B: 2 3B: 0 HR: 1	SF: 1 SAC: 1 DP: 0 HBP: 0	WP: 0 PB: 0 SB: 0 CS: 2	PA: 43
PITCHER	IP WLS BF H R ER SO BB IBB HBP BLK WP HR S P ERA WHIP																					
Pat Hentgen, R (1, 1) ERA: 5.53	5.0 L 25 7 3 2 1 3 0 0 0 0 0 1 56 93 3.60 2.000																					
Mark Thompson, R (6, 1) ERA: 4.15	2.0 11 2 4 2 2 2 0 0 0 0 0 0 29 50 9.00 2.000																					
Alan Benes, R (8, 1) ERA: 3.68	2.0 7 1 0 0 0 0 0 0 0 0 0 0 14 20 0.00 0.500																					

Kansas City Royals @ St. Louis Cardinals
 Busch Stadium, St. Louis, MO
 Mon Jun 05 2000, 7:10 PM CDT
 Att. 43,625 - Cloudy - 65 F

AB	36
R	7
H	10
RBI	5
BB	5
SO	3
LOB	21



Batter	1	2	3	4	5	6	7	8	9	AB	R	H	RBI	BB	SO	LOB
Fernando Vina, L (1, 4) OBP: 0.401, SLG: 0.431 Placido Polanco, R (4, 4) OBP: 0.348, SLG: 0.489	0-0 G4-3		1-2 G4-3			4-0 1B BB	3-2 1B			2	0	0	0	0	0	0
Edgar Renteria, R (1, 6) OBP: 0.314, SLG: 0.431	2-0 15 S 1B		0-1 G1-3			3-2 1-H 2B 1B	1-0 P6			4	1	2	1	0	0	1
Mark McGwire, R (1, 3) OBP: 0.495, SLG: 0.800 Eric Davis, R (5, 9) OBP: 0.414, SLG: 0.525	2-1 F8		2-3 K			0-2 15 F7 1-H 1B 2B				2	0	0	0	0	1	1
15 Jim Edmonds, L (1, 8) OBP: 0.471, SLG: 0.681	2-1 L8			0-0 F7		0-2 F7				2	1	1	1	0	1	0
J.D. Drew, L (1, 9) OBP: 0.406, SLG: 0.481 (5, 7)		4-2 2B BB		0-0 L7		1-0 WP 1B				3	1	1	1	1	0	1
Shawon Dunston, R (1, 7) OBP: 0.218, SLG: 0.403 (5, 3)		0-1 S FC1-2 1-H 2B		1-0 G5-3		3-H 1-1 F7				4	0	1	1	0	1	2
Craig Paquette, R (1, 5) OBP: 0.320, SLG: 0.463		1-3 K			1-0 F7	3-2 F8				4	0	0	0	0	1	2
Mike Matheny, R (1, 2) OBP: 0.313, SLG: 0.361 Ray Lankford, L (9, PH) OBP: 0.347, SLG: 0.469		3-1 FC1-2 2-H			1-1 G5-3					3	0	0	0	0	1	1
Pat Hentgen, R (1, 1) OBP: 0.360, SLG: 0.304 Rick Ankiel, L (5, PH) OBP: 0.276, SLG: 0.536 Mark Thompson, R (6, 1) Alan Benes, R (8, 1) Thomas Howard, S (9, PH) OBP: 0.264, SLG: 0.510		2-3 K			2-3 K					1	0	0	0	0	1	1

Inning Stats	R: 0	H: 1	E: 0	K: 6	S: 6	P: 12	R: 1	H: 1	E: 0	K: 2	S: 14	P: 24	R: 0	H: 0	E: 0	K: 1	S: 8	R: 0	H: 0	E: 0	K: 3	S: 3	R: 0	H: 0	E: 0	K: 1	S: 7	R: 3	H: 3	E: 0	K: 18	S: 18	R: 0	H: 1	E: 0	K: 2	S: 13	R: 0	H: 0	E: 0	K: 12	S: 12	R: 0	H: 0	E: 0	K: 8	S: 8	1B: 4	2B: 2	3B: 0	HR: 0	SF: 0	SAC: 0	DP: 0	HBP: 0	WP: 1	PB: 0	SB: 3	CS: 0	PA: 36
--------------	------	------	------	------	------	-------	------	------	------	------	-------	-------	------	------	------	------	------	------	------	------	------	------	------	------	------	------	------	------	------	------	-------	-------	------	------	------	------	-------	------	------	------	-------	-------	------	------	------	------	------	-------	-------	-------	-------	-------	--------	-------	--------	-------	-------	-------	-------	--------

PITCHER	IP	WLS	BF	H	R	ER	SO	BB	IBB	HBP	BLK	WP	HR	S	P	ERA	WHIP
Mac Suzuki, R (1, 1) ERA: 4.39	5.1	W	23	5	4	4	4	2	0	0	0	0	0	49	81	6.75	1.312
Jason Rakers, R (6, 1) ERA: 9.14	0.2	H	2	0	0	0	0	0	0	0	0	1	0	7	11	0.00	0.000
Jeff D'Amico, R (7, 1) ERA:	2.0	H	8	1	0	0	4	1	0	0	0	0	0	25	40	0.00	1.000
Jerry Spradlin, R (9, 1) ERA: 3.03	1.0	S	3	0	0	0	1	0	0	0	0	0	0	8	13	0.00	0.000

BOTTOM

Kansas City Royals @ St. Louis Cardinals
Busch Stadium, St. Louis, MO
 Mon Jun 05 2000, 7:10 PM CDT
 Att: 43,625 - Cloudy - 65 F

AB	33
R	4
H	6
RBI	4
BB	3
SO	9
LOB	11



Batter	1	2	3	4	5	6	7	8	9	AB R H RBI BB SO LOB	TOP	
Johnny Damon, L (1, 7) OBP: 0.340, SLG: 0.405	1-3 		3-2 	1-0 			2-1 		2-3 	5 1 2 0 0 2 0	Kansas City Royals @ St. Louis Cardinals Busch Stadium, St. Louis, MO Tue Jun 06 2000, 7:10 PM CDT Att. 40,017 - Sunny - 74 F	
Jeff Reboulet, R (1, 4) OBP: 0.470, SLG: 0.404	3-2 		2-1 		0-1 	2-1 		0-0 	5 1 2 0 0 0 1			
29 Mike Sweeney, R (1, 3) OBP: 0.414, SLG: 0.590	1-2 		2-0 		3-2 		3-2 	3-1 	5 1 2 2 0 0 1			
Jermaine Dye, R (1, 9) OBP: 0.414, SLG: 0.705	0-2 		0-0 		1-1 		4-2 		3 1 1 1 1 0 1			
Carlos Beltrán, S (1, 8) OBP: 0.316, SLG: 0.383	1-3 		0-0 		0-0 		1-2 		4 0 0 0 0 1 4			
Joe Randa, R (1, 5) OBP: 0.401, SLG: 0.498		0-0 	2-1 		3-1 		1-1 		4 0 3 1 0 0 0			
Brian Johnson, R (1, 2) OBP: 0.236, SLG: 0.371 Gregg Zaun, S (8, PH) OBP: 0.395, SLG: 0.444		3-3 	1-2 		0-0 		4-2 		3 0 0 0 0 1 2			
Rey Sanchez, R (1, 6) OBP: 0.260, SLG: 0.302 Scott Pose, L (8, PH) OBP: 0.346, SLG: 0.261 Ricky Bottalico, L (8, 1)		0-2 		0-0 		1-1 	0-0 		3 0 0 0 0 0 0			
49 Chris Fussell, R (1, 1) Jay Witasick, R (6, 1) Luis Ordaz, R (8, 6) OBP: 0.174, SLG: 0.182 Todd Dunwoody, L (9, PH)			1-3 	0-3 		3-3 		1-3 	2 0 0 0 0 2 0			
Inning Stats	R: 0 H: 1 E: 1 LOB: 2 K: 2 BB: 0 S: 16 P: 22	R: 0 H: 1 E: 0 LOB: 0 K: 1 BB: 0 S: 9 P: 12	R: 4 H: 5 E: 0 LOB: 1 K: 1 BB: 0 S: 18 P: 29	R: 0 H: 0 E: 0 LOB: 0 K: 1 BB: 0 S: 5 P: 6	R: 0 H: 0 E: 0 LOB: 0 K: 0 BB: 0 S: 7 P: 11	R: 0 H: 0 E: 0 LOB: 0 K: 0 BB: 0 S: 4 P: 7	R: 0 H: 1 E: 0 LOB: 1 K: 1 BB: 0 S: 9 P: 17	R: 0 H: 1 E: 0 LOB: 3 K: 0 BB: 2 S: 13 P: 26	R: 0 H: 1 E: 0 LOB: 1 K: 2 BB: 0 S: 9 P: 15	1B: 5 SF: 0 2B: 6 SAC: 0 3B: 0 DP: 1 HR: 0 HBP: 0		WP: 0 PA: 39 PB: 0 SB: 0 CS: 1
PITCHER Andy Benes, R (1, 1) ERA: 4.72 Dave Veres, R (8, 1) ERA: 3.49	IP WLS BF H R ER SO BB IBB HBP BLK WP HR S P ERA WHIP 7.1 W 31 8 4 4 6 1 0 0 0 0 0 0 73 116 4.91 1.227						PITCHER IP WLS BF H R ER SO BB IBB HBP BLK WP HR S P ERA WHIP 1.2 S 8 2 0 0 2 1 0 0 0 0 0 0 17 29 0.00 1.800					

livebaseballscorecards.com

AB	37
R	4
H	10
RBI	4
BB	2
SO	8
LOB	12



Batter	1	2	3	4	5	6	7	8	9
Placido Polanco, R OBP: 0.351, SLG: 0.479 (1, 4)	3-2 SH1-3 1B		1-1 G1-3	4-2 BB		1-3 K		1-0 F8	
Edgar Renteria, R OBP: 0.315, SLG: 0.435 (1, 6)	0-0 SH1-3 1-2		1-1 15 1B	1-2 G5-3		0-2 L4			
15 Jim Edmonds, L OBP: 0.471, SLG: 0.682 (1, 8)	3-3 K		0-0 G4-3 2-H 1B		3-2 G4-3		2-2 G4-3 SF8 2B		
Eric Davis, R OBP: 0.408, SLG: 0.510 Dave Veres, R (8, 1)	0-0 G4-3		2-2 G4-3		4-0 HR BB		1-2 G4-3		
Larry Sutton, L OBP: 0.273, SLG: 0.571 (1, 3)		4-0 BB BB BB	0-0 G6-3		2-1 F8		2-2 SF8		
J.D. Drew, L OBP: 0.409, SLG: 0.526 (1, 7) (8, 9)		0-1 F7		1-1 HR	0-0 HR		3-H 2-3 K		
Craig Paquette, R OBP: 0.324, SLG: 0.457 (1, 5)		4-2 BB 1-2 BB		0-3 K	1-0 F8		4-2 BB		
Eli Marrero, R OBP: 0.300, SLG: 0.475 (1, 2)		4-1 G4-6-3 1-2 BB 2-3		0-2 F7		0-3 K	1-0 F9		
Andy Benes, R OBP: 0.185, SLG: 0.269 Shawon Dunston, R OBP: 0.215, SLG: 0.397 (1, 1) (8, 7)		0-0 G4-6-3 1-2f		4-1 BB BB		0-2 1B	3-2 F7		

Inning Stats	R: 0	H: 1	E: 0	K: 1	S: 8	R: 0	H: 0	E: 0	K: 0	S: 6	R: 1	H: 2	E: 0	K: 0	S: 9	R: 1	H: 1	E: 0	K: 1	S: 16	R: 2	H: 1	E: 0	K: 0	S: 7	R: 0	H: 1	E: 0	K: 2	S: 13	R: 1	H: 1	E: 0	K: 1	S: 13	R: 0	H: 0	E: 0	K: 0	S: 9		
	LOB: 1	BB: 0	BB: 14	LOB: 2	BB: 3	LOB: 1	BB: 0	LOB: 2	BB: 2	LOB: 0	LOB: 1	BB: 0	LOB: 2	BB: 0	LOB: 1	LOB: 0	LOB: 1	LOB: 0	BB: 1	LOB: 1	LOB: 0	LOB: 0	LOB: 0	LOB: 1	LOB: 0	LOB: 0	LOB: 1	LOB: 1	LOB: 0	LOB: 0	LOB: 1	LOB: 1	LOB: 1	LOB: 1	LOB: 1	LOB: 1	LOB: 1	LOB: 1	LOB: 1	LOB: 1	LOB: 1	LOB: 1

PITCHER	IP	WLS	BF	H	R	ER	SO	BB	IBB	HBP	BLK	WP	HR	S	P	ERA	WHIP
49 Chris Fussell, R ERA: 6.28 (1, 1)	5.0		25	5	4	4	2	6	0	0	0	0	2	46	88	7.20	2.200
Jay Witasick, R ERA: 6.75 (6, 1)	2.0	L	8	2	1	1	3	0	0	0	0	0	0	26	34	4.50	1.000
Ricky Bottalico, R ERA: 6.92 (8, 1)	1.0		4	0	0	0	0	1	0	0	0	0	0	9	18	0.00	1.000

AB R H RBI BB SO LOB

BOTTOM

4	0	1	0	1	1	2
3	1	1	0	0	0	3
4	1	2	1	0	1	1
3	1	0	0	1	0	3
0	0	0	0	0	0	0
2	0	0	1	1	0	2
4	2	2	3	0	1	1
2	0	0	0	2	1	0
3	0	0	0	1	1	1
2	0	1	0	1	0	3
1	0	0	0	0	0	1

AB	28
R	5
H	7
RBI	5
BB	7
SO	5
LOB	17



WP	PA	3B	DP	HR	S	P	ERA	WHIP
0	37	0	1	2	18			

Kansas City Royals @ St. Louis Cardinals
 Busch Stadium, St. Louis, MO
 Tue Jun 06 2000, 7:10 PM CDT
 Att: 40,017 - Sunny - 74 F

livebaseballscorecards.com

Batter	1	2	3	4	5	6	7	8	9	AB R H RBI BB SO LOB	TOP											
Johnny Damon, L (1, 7) OBP: 0.338, SLG: 0.403	0-1 F7		2-3 K			0-2 SH1-3 1B		2-2 F7		4 0 1 0 0 1 0	Kansas City Royals @ St. Louis Cardinals Busch Stadium, St. Louis, MO Wed Jun 07 2000, 7:10 PM CDT Att. 37,444 - Sunny - 84 F											
Jeff Reboulet, R (1, 4) OBP: 0.449, SLG: 0.382	0-0 G4-3		1-3 K			0-0 SH1-3		1-0 G6-3		3 0 0 0 0 1 0												
29 Mike Sweeney, R (1, 3) OBP: 0.412, SLG: 0.587	2-1 1B				0-1 G4-3		1-0 SF8		0-0 G4-3	3 0 1 1 0 0 0												
Jermaine Dye, R (1, 9) OBP: 0.411, SLG: 0.696	1-0 F9				2-3 K		1-3 K		1-0 1B 1B	4 1 1 0 0 2 2												
Carlos Beltrán, S (1, 8) OBP: 0.315, SLG: 0.381					2-1 G5-3		2-3 K		0-0 1B 1B	4 0 1 0 0 2 0												
Joe Randa, R (1, 5) OBP: 0.402, SLG: 0.502					0-3 K		0-1 G3-1		1-0 1B G1-6-3	4 0 2 1 0 1 0												
Gregg Zaun, S (1, 2) OBP: 0.383, SLG: 0.425					2-1 F8		3-1 1B		1-0 G1-6-3	4 0 1 0 0 0 3												
Rey Sanchez, R (1, 6) OBP: 0.255, SLG: 0.297					0-0 G4-3		1-3 K			3 0 0 0 0 2 2												
Miguel Batista, R (1, 1)					2-3 K				1-2 G4-3	1 0 0 0 0 1 0												
Scott Pose, L (6, PH) OBP: 0.370, SLG: 0.261							4-0 SH1-3 29 SF8 1B BB			0 1 0 0 1 0 0												
Dan Reichert, R (6, 1)										0 0 0 0 0 0 0												
Todd Dunwoody, L (8, PH)										1 0 0 0 0 0 0												
Jose Santiago, R (8, 1)										0 0 0 0 0 0 0												
Inning Stats	R: 0 E: 0 K: 0 S: 6	H: 1 LOB: 1 BB: 0 P: 9	R: 0 E: 0 K: 2 S: 10	H: 1 LOB: 1 BB: 0 P: 14	R: 0 E: 0 K: 3 S: 10	H: 0 LOB: 0 BB: 0 P: 15	R: 0 E: 0 K: 1 S: 7	H: 0 LOB: 0 BB: 0 P: 11	R: 0 E: 0 K: 1 S: 7	H: 0 LOB: 0 BB: 0 P: 9	R: 1 E: 0 K: 1 S: 9	H: 1 LOB: 1 BB: 1 P: 15	R: 0 E: 0 K: 2 S: 11	H: 1 LOB: 1 BB: 0 P: 17	R: 0 E: 0 K: 0 S: 12	H: 0 LOB: 0 BB: 0 P: 16	R: 1 E: 0 K: 0 S: 5	H: 3 LOB: 1 BB: 0 P: 8	1B: 6 2B: 1 3B: 0 HR: 0	SF: 1 SAC: 1 DP: 1 HBP: 0	WP: 0 PB: 0 SB: 0 CS: 0	PA: 34
PITCHER Darryl Kile, R (1, 1) ERA: 4.54	IP: 9.0 WLS: W BF: 34 H: 7 R: 2 ER: 2 SO: 10 BB: 1 IBB: 0 HBP: 0 BLK: 0 WP: 0 HR: 0 S: 77 P: 114 ERA: 2.00 WHIP: 0.889											PITCHER	IP: 0.0 WLS: 0 BF: 0 H: 0 R: 0 ER: 0 SO: 0 BB: 0 IBB: 0 HBP: 0 BLK: 0 WP: 0 HR: 0 S: 0 P: 0 ERA: 0.00 WHIP: 0.00									

livebaseballscorecards.com

AB	31
R	2
H	7
RBI	2
BB	1
SO	10
LOB	7



BOTTOM

Pittsburgh Pirates @ Kansas City Royals
Kauffman Stadium, Kansas City, MO

Fri Jun 09 2000, 7:05 PM CDT
Att. 30,963 - Sunny - 80 F

livebaseballscorecards.com

AB	39
R	6
H	13
RBI	6
BB	6
SO	5
LOB	23



WP:	0	PA:	47
PB:	1		
SB:	1		
CS:	0		

AB R H RBI BB SO LOB

5	1	1	0	0	0	4
6	1	2	4	0	0	1
5	1	4	2	0	0	0
4	0	2	0	1	1	1
3	0	1	0	2	0	4
3	0	0	0	1	0	2
4	0	1	0	1	0	3
3	1	0	0	1	2	3
1	0	0	0	0	1	1
5	2	2	0	0	1	4

Batter	1	2	3	4	5	6	7	8	9	10
Johnny Damon, L OBP: 0.336, SLG: 0.398 (1, 7)	F8 1-0		G6-4-3 1B 3-2	E3 2B 1-2 2-3	P4 0-0			P6 1-1		SH3 0-0
Jeff Reboulet, R OBP: 0.440, SLG: 0.393 (1, 4)	F8 0-1		G6-4-3 1-2f	29 1B 0-0		G6-3 2-2		G1-3 1-1		2-3 3-2
29 Mike Sweeney, R OBP: 0.419, SLG: 0.604 (1, 10)	HR 3-2		BB 1B 3-2	2B 1B 2-1		G6-3 0-1		1B 2-0		
Jermaine Dye, R OBP: 0.415, SLG: 0.702 (1, 9)	2B 3-2		BB 1B 4-1	2B 1B 1-2		L4 2-2		K 1-3		
Carlos Beltrán, S OBP: 0.321, SLG: 0.380 (1, 8)	BB 4-1		F6 3-1	G4-3 0-0		FC5-2 BB 4-1		G4-3 SH3-4 1B 0-0		
Joe Randa, R OBP: 0.400, SLG: 0.495 (1, 5)	G6-3 1-1		G3 3-2	G4-3 0-0		BB BB 4-0		SH3-4 0-0		
Dave McCarty, R OBP: 0.400, SLG: 0.686 (1, 3)	F8 2-2		FC4-6 BB 4-2	BB 1B 3-2		FC5-2 1-2 2-H 1-1		G4-3 2-3		
Brian Johnson, R OBP: 0.237, SLG: 0.361 (9, PH)	K 3-3		FC4-6 E 1B 0-0	2B 1B 1-2f		K 0-3		K 2-3		
Gregg Zaun, S OBP: 0.375, SLG: 0.415 (10, 2)	K 3-3		FC4-6 E 1B 0-0	2B 1B 1-2f		K 0-3		K 2-3		
Rey Sanchez, R OBP: 0.259, SLG: 0.306 (1, 6)	G6-3 1-0		G6-3 1-0	E 2B 1B 1-2		K 2-3		G5-3 0-1		SH3 0-2

Inning Stats	R: 1	H: 2	E: 0	LOB: 2	K: 0	S: 14	P: 26	R: 0	H: 0	E: 0	LOB: 0	K: 1	BB: 0	S: 9	P: 15	R: 0	H: 2	E: 0	LOB: 2	K: 0	BB: 1	S: 11	P: 25	R: 4	H: 4	E: 1	LOB: 2	K: 0	BB: 1	S: 17	P: 29	R: 0	H: 1	E: 0	LOB: 2	K: 0	BB: 0	S: 8	P: 17	R: 0	H: 0	E: 0	LOB: 0	K: 0	BB: 0	S: 10	P: 14	R: 0	H: 0	E: 0	LOB: 2	K: 1	BB: 2	S: 9	P: 18	R: 0	H: 1	E: 0	LOB: 1	K: 1	BB: 0	S: 9	P: 14	R: 0	H: 1	E: 0	LOB: 1	K: 1	BB: 0	S: 9	P: 11	R: 1	H: 2	E: 0	LOB: 1	K: 0	BB: 0	S: 10	P: 13	1B: 8	SF: 0	2B: 4	SAC: 2	3B: 0	DP: 1	HR: 1	HBP: 0	WP: 0	PA: 47
--------------	------	------	------	--------	------	-------	-------	------	------	------	--------	------	-------	------	-------	------	------	------	--------	------	-------	-------	-------	------	------	------	--------	------	-------	-------	-------	------	------	------	--------	------	-------	------	-------	------	------	------	--------	------	-------	-------	-------	------	------	------	--------	------	-------	------	-------	------	------	------	--------	------	-------	------	-------	------	------	------	--------	------	-------	------	-------	------	------	------	--------	------	-------	-------	-------	-------	-------	-------	--------	-------	-------	-------	--------	-------	--------

PITCHER	IP	WLS	BF	H	R	ER	SO	BB	IBB	HBP	BLK	WP	HR	S	P	ERA	WHIP
Jason Schmidt, R ERA: 5.4	(1, 1)	5.0	28	9	5	1	2	4	0	0	0	0	1	59	112	1.80	2.600
Rich Loiselle, R ERA: 7.11	(6, 1)	2.0	8	0	0	0	1	2	0	0	0	0	0	19	32	0.00	1.000
Jose Silva, R ERA: 3.47	(8, 1)	1.2	7	2	0	0	1	0	0	0	0	0	0	13	18	0.00	1.200
Jason Christiansen, L ERA: 3.0	(9, 1)	0.2	L 4	2	1	1	1	0	0	0	0	0	0	15	20	13.50	3.000

Batter	1	2	3	4	5	6	7	8	9	10	AB	R	H	RBI	BB	SO	LOB
Warren Morris, L OBP: 0.369, SLG: 0.371 (1, 4)	2-2 E 1B 1B	1-0 F7 2B		2-1 FC6-4 1B		0-2 FC6-4 1B		2-1 G3 1B		0-1 1B 2B	6	2	4	2	0	0	2
Adrian Brown, S OBP: 0.344, SLG: 0.477 (1, 9)	2-1 E7 1B 1B	1-1 2B 2B		0-0 F7 2B		1-2 FC6-4 1B			0-1 2B 1B	2H 3H 1B	6	4	4	1	0	0	3
Wil Cordero, R OBP: 0.345, SLG: 0.507 (1, 7)	1-0 E5 1B 1B	3-2 2B 2B		2-2 FC6-4 1B		2-3 K 1B			0-3 K 1B	0-2 L4 1B	6	1	1	1	0	2	6
Brian Giles, L OBP: 0.432, SLG: 0.687 (1, 8)	0-3 K 1B	0-0 L3 1B			0-0 F9 1B		2-0 F7 1B		1-0 2B 1B	1-0 HR 1B	6	1	2	3	0	1	3
John Vander Wal, L OBP: 0.414, SLG: 0.513 (1, 3)	0-3 K 1B		4-1 G6-3 G5-3 BB		1-1 CS 2B		3-2 G4-3 1B		4-0 G6-4-3 IBB 1B	4-0 BB 1B	3	0	1	0	3	1	2
Kevin Young, R OBP: 0.302, SLG: 0.417 (1, 10)	2-2 1B 1B		3-2 G5-3 1B		1-2 S 1B		1-1 F3 1B		0-2 G6-4-3 1B	0-0 F7 1B	6	0	2	1	0	0	4
Luis Sojo, R OBP: 0.327, SLG: 0.445 Abraham Nunez, S OBP: 0.250, SLG: 0.200 (1, 5) (8, PR) (8, 6)	0-1 1B 1B		2-0 G6-3 1B		0-1 G6-3 1B			2-2 WP SH1-3 1B		0-1 SH3-4 BB 2B 1B	4	0	2	1	0	0	2
Mike Benjamin, R OBP: 0.342, SLG: 0.445 (1, 6) (8, 5)	0-3 K 1B		1-1 G5-3 1B			0-0 G6-3 1B		0-1 SH1-3 1B		4-2 SH3-4 2B BB 1B	3	1	0	0	1	1	3
Keith Osik, R OBP: 0.455, SLG: 0.737 (1, 2)		1-1 G6-3 1B		0-0 F8 1B		1-2 FC6-4 1B 1B		1-1 G6-3 1B		0-1 SH3-4 1B	4	0	1	0	0	0	2

Inning Stats	R: 3	H: 4	E: 2	LOB: 2	K: 3	S: 22	P: 29	R: 1	H: 2	E: 0	LOB: 1	K: 0	S: 10	R: 0	H: 0	E: 0	LOB: 1	K: 0	S: 7	R: 0	H: 1	E: 0	LOB: 1	K: 0	S: 7	R: 0	H: 2	E: 0	LOB: 1	K: 0	S: 8	R: 0	H: 2	E: 0	LOB: 2	K: 1	S: 13	R: 0	H: 0	E: 0	LOB: 0	K: 0	S: 8	R: 0	H: 1	E: 0	LOB: 2	K: 0	S: 9	R: 1	H: 2	E: 0	LOB: 1	K: 1	S: 9	R: 5	H: 4	E: 0	LOB: 1	K: 0	S: 15	P: 24	1B: 12	SF: 0	2B: 5	SAC: 2	3B: 0	DP: 1	HR: 1	HBP: 0	WP: 1	PA: 51
--------------	------	------	------	--------	------	-------	-------	------	------	------	--------	------	-------	------	------	------	--------	------	------	------	------	------	--------	------	------	------	------	------	--------	------	------	------	------	------	--------	------	-------	------	------	------	--------	------	------	------	------	------	--------	------	------	------	------	------	--------	------	------	------	------	------	--------	------	-------	-------	--------	-------	-------	--------	-------	-------	-------	--------	-------	--------

PITCHER	IP	WLS	BF	H	R	ER	SO	BB	IBB	HBP	BLK	WP	HR	S	P	ERA	WHIP
Jay Witasick, R ERA: 6.08 (1, 1)	6.0		30	11	4	1	4	1	0	0	0	0	0	67	100	1.50	2.000
Jeff D'Amico, R ERA: 1.69 (7, 1)	2.1		11	3	1	1	1	0	1	0	0	1	0	23	39	3.86	1.286
Jerry Spradlin, R ERA: 4.12 (9, 1)	1.2	L	10	4	5	5	0	2	0	0	0	0	1	18	27	27.00	3.600

TOP

Pittsburgh Pirates @ Kansas City Royals
Kauffman Stadium, Kansas City, MO

Sun Jun 11 2000, 1:05 PM CDT
Att: 26,495 - Overcast - 72 F

AB	45
R	10
H	18
RBI	9
BB	4
SO	5
LOB	27

P

BOTTOM

Pittsburgh Pirates @ Kansas City Royals
Kauffman Stadium, Kansas City, MO

Sun Jun 11 2000, 1:05 PM CDT
Att. 26,495 - Overcast - 72 F

livebaseballscorecards.com

AB	41
R	6
H	11
RBI	6
BB	4
SO	5
LOB	21



WP	1	PA	46
PB	0		
SB	1		
CS	0		

AB R H RBI BB SO LOB

6	2	3	1	0	0	2
5	2	2	1	0	0	2
4	0	2	1	0	0	2
4	0	1	1	1	1	3
5	0	1	1	0	1	4
4	0	0	0	1	0	3
4	1	1	1	1	1	1
4	0	0	0	0	0	3
1	0	1	0	0	0	0
1	1	0	0	0	0	0
1	0	0	0	0	1	0
1	0	0	0	0	1	1

Batter	1	2	3	4	5	6	7	8	9	10
Johnny Damon, L (1, 10) OBP: 0.339, SLG: 0.401	3-1 2B 1B	2-1 G5-3		0-1 1B			0-0 1B 29 G4-3 2B		1-2 G3	3-2 G4-3
Rey Sanchez, R (1, 6) OBP: 0.266, SLG: 0.316	2-2 29 1B 1B 2B	1-0 G5-3		1-1 G5-3			0-0 2-3 1B 29 G4-3 1B		0-1 G5-3	
29 Mike Sweeney, R (1, 3) OBP: 0.417, SLG: 0.596	1-2 BB 1B 2B 1B	2-1 F9			1-1 L1-3 HBP		2-0 G4-3		1-0 2B	
Jermaine Dye, R (1, 9) OBP: 0.419, SLG: 0.690	2-1 F2		3-3 K		1-1 L9		0-2 2-H 1B		4-0 IBB	
Carlos Beltrán, S (1, 8) OBP: 0.316, SLG: 0.370	3-1 BB 1B		2-1 G4-3		2-2 L1-3		1-2 L4		1-3 K	
Joe Randa, R (1, 5) OBP: 0.392, SLG: 0.480	3-1 F9		4-1 BB			2-1 F8	2-0 F9			1-1 F8
Todd Dunwoody, L (1, 7) OBP: 0.250, SLG: 0.308	4-2 2-3 BB		1-0 G3			1-2 G4-3		0-3 K		0-0 HR
Brian Johnson, R (1, 2) OBP: 0.229, SLG: 0.348 Gregg Zaun, S (10, PH) OBP: 0.389, SLG: 0.413	0-1 G4-3			0-2 F9		1-1 G6-3		2-1 G5-3		3-2 WP S 1B
Luis Ordaz, R (1, 4) OBP: 0.200, SLG: 0.174 Scott Pose, L (7, PH) OBP: 0.357, SLG: 0.250 Ray Holbert, R (8, 4) Dave McCarty, R (10, PH) OBP: 0.376, SLG: 0.641		4-1 G5-3 BB		0-0 G6-3			1-1 E4 2B	0-3 K		0-3 K

Inning Stats	R: 2	H: 4	E: 0	K: 0	S: 21	H: 4	LOB: 3	BB: 1	P: 39	R: 0	H: 0	E: 0	K: 0	S: 6	H: 0	LOB: 1	BB: 1	P: 15	R: 0	H: 0	E: 0	K: 1	S: 10	H: 0	LOB: 1	BB: 1	P: 20	R: 0	H: 1	E: 0	K: 0	S: 8	H: 1	LOB: 1	BB: 0	P: 9	R: 0	H: 0	E: 0	K: 0	S: 6	H: 0	LOB: 0	BB: 0	P: 10	R: 0	H: 0	E: 0	K: 0	S: 7	H: 0	LOB: 0	BB: 0	P: 11	R: 3	H: 3	E: 1	K: 0	S: 12	H: 1	LOB: 1	BB: 0	P: 18	R: 0	H: 0	E: 0	K: 2	S: 9	H: 0	LOB: 0	BB: 0	P: 11	R: 0	H: 1	E: 0	K: 1	S: 9	H: 1	LOB: 2	BB: 1	P: 16	R: 0	H: 2	E: 0	K: 1	S: 12	H: 1	LOB: 1	BB: 0	P: 19	1B: 7	SF: 0	2B: 4	SAC: 0	3B: 0	DP: 1	HR: 1	HBP: 1	WP: 1	PA: 46
--------------	------	------	------	------	-------	------	--------	-------	-------	------	------	------	------	------	------	--------	-------	-------	------	------	------	------	-------	------	--------	-------	-------	------	------	------	------	------	------	--------	-------	------	------	------	------	------	------	------	--------	-------	-------	------	------	------	------	------	------	--------	-------	-------	------	------	------	------	-------	------	--------	-------	-------	------	------	------	------	------	------	--------	-------	-------	------	------	------	------	------	------	--------	-------	-------	------	------	------	------	-------	------	--------	-------	-------	-------	-------	-------	--------	-------	-------	-------	--------	-------	--------

PITCHER	IP	WLS	BF	H	R	ER	SO	BB	IBB	HBP	BLK	WP	HR	S	P	ERA	WHIP
67 Francisco Cordova, R ERA: 4.32	6.0		29	7	5	4	1	3	0	1	0	0	0	62	109	6.00	1.667
Rich Loiselle, R ERA: 6.14	1.0		4	1	0	0	0	0	0	0	0	0	0	8	13	0.00	1.000
Scott Sauerbeck, L ERA: 4.02	2.0	W	8	1	0	0	3	0	1	0	0	0	0	18	27	0.00	0.500
Mike Williams, R ERA: 1.85	1.0		5	2	1	1	1	0	0	0	0	1	1	12	19	9.00	2.000

Batter	1	2	3	4	5	6	7	8	9	AB R H RBI BB SO LOB	TOP
Rickey Henderson, R OBP: 0.376, SLG: 0.314 (1, 7)	3-2 G6-4-3 1B		1-3 K	1-2 SF7		2-1 F9				3 0 1 1 0 1 4	
Mark McLemore, S OBP: 0.352, SLG: 0.296 (1, 4)	3-2 G6-4-3 1-2f		2-1 G4-3 1-3 3-H 2B	1-1 CS 1-2	1-3 K					3 0 1 1 0 1 1	
Alex Rodriguez, R OBP: 0.451, SLG: 0.636 (1, 6)	3-2 G5-3		2-1 G4-3 2-3 3-H		0-0 G6-3					3 0 0 1 0 0 1	
Edgar Martinez, R OBP: 0.439, SLG: 0.722 (1, 10)		1-2 G5-3	2-2 G5-3		0-0 G6-3					3 0 0 0 0 0 1	
John Olerud, L OBP: 0.425, SLG: 0.427 (1, 3)		1-0 G6-3 1B		1-0 SH2-5-4 1B 1B		0-0 BB PB 1B				3 2 3 0 0 0 0	
Tom Lampkin, L OBP: 0.308, SLG: 0.476 (1, 2)		0-2 G6-3 1-2f		4-0 SH2-5-4 1B BB		2-3 K				2 1 0 0 1 1 2	
Mike Cameron, R OBP: 0.377, SLG: 0.475 (1, 8)			2-2 1B 3B	1-0 SH2-5-4 1-2 2-3		0-1 PB BB 1B				2 1 2 0 0 0 0	
Raul Ibanez, L OBP: 0.321, SLG: 0.319 (1, 9)			0-0 1B 2B 1B	4-1 1B SF7 IBB		0-0 F8				2 2 1 1 1 0 2	
John Mabry, L OBP: 0.305, SLG: 0.302 (1, 5)			0-1 2B G4-3 1B	0-0 1-3 2-H 3-H CS 1B		4-0 PB BB				2 1 2 2 1 0 0	
Inning Stats	R: 0 H: 1 E: 0 LOB: 0 K: 0 BB: 0 S: 12 P: 21	R: 0 H: 1 E: 0 LOB: 0 K: 0 BB: 0 S: 7 P: 9	R: 3 H: 4 E: 0 LOB: 1 K: 1 BB: 0 S: 18 P: 27	R: 3 H: 2 E: 0 LOB: 0 K: 0 BB: 2 S: 8 P: 20	R: 0 H: 0 E: 0 LOB: 0 K: 1 BB: 0 S: 5 P: 6	R: 1 H: 2 E: 0 LOB: 2 K: 1 BB: 1 S: 10 P: 18				1B: 8 SF: 1 2B: 1 SAC: 1 3B: 1 DP: 2 HR: 0 HBP: 0	WP: 0 PA: 29 PB: 1 SB: 0 CS: 1
PITCHER Brett Laxton, R ERA: 16.2 (1, 1)	IP WLS BF H R ER SO BB IBB HBP BLK WP HR S P ERA WHIP	3.1 L 18 8 6 6 1 1 1 0 0 0 0 0 41 71 16.20 2.700									
Jose Santiago, R ERA: 2.93 (4, 1)	IP WLS BF H R ER SO BB IBB HBP BLK WP HR S P ERA WHIP	2.2 10 2 1 0 2 1 0 0 0 0 0 0 19 30 0.00 1.125									

Seattle Mariners @ Kansas City Royals
Kauffman Stadium, Kansas City, MO
Tue Jun 13 2000, 7:05 PM CDT
Att. 14,428 - Cloudy - 83 F

livebaseballscorecards.com

AB	23
R	7
H	10
RBI	6
BB	3
SO	3
LOB	11



Batter	1	2	3	4	5	6	7	8	9	AB	R	H	RBI	BB	SO	LOB	TOP
Stan Javier, S (1, 7) OBP: 0.371, SLG: 0.417 David Bell, R (8, 5) OBP: 0.283, SLG: 0.330	1-2 G4-3 	1-1 L8 		2-0 WP 1B 		0-0 FC4-6 BB 		0-0 G3-1 		5	0	1	0	0	0	4	
Mark McLemore, S (1, 4) OBP: 0.353, SLG: 0.295	1-0 BB 1B BLK 1B 		3-2 G4-3 	3-2 G4-3 		4-1 1-2 BB 		1-2 G4-3 	4-1 G4-3 	4	1	1	0	1	0	1	
Alex Rodriguez, R (1, 6) OBP: 0.450, SLG: 0.629	1-2 BLK BB 1-2 1B 		1-0 L8 		3-2 L5 	0-0 G3 		4-1 BB 	4-1 BB 	4	0	1	0	1	0	3	
Edgar Martinez, R (1, 10) OBP: 0.438, SLG: 0.713	4-0 BLK 1-2 2-3 BB 		0-1 G6-3 		1-1 FC6-4 1B 		2-3 K 	0-2 F9 	0-2 F9 	4	0	1	0	1	1	1	
John Olerud, L (1, 3) OBP: 0.421, SLG: 0.419	3-3 K 			4-2 HR BB 		1-2 F8 		2-2 G4-3 	0-1 L9 	4	1	0	0	1	1	5	
Mike Cameron, R (1, 8) OBP: 0.379, SLG: 0.488	4-2 BB 1-2 2-3 3-H BB 			3-1 HR 		1-2 FC6-4 		1-1 G5-3 		3	1	1	2	1	0	1	
Raul Ibanez, L (1, 9) OBP: 0.317, SLG: 0.329	1-0 F8 			1-1 F3 		0-3 K 		0-0 FC4-5 2B 		4	0	1	0	0	1	3	
John Mabry, L (1, 5) OBP: 0.317, SLG: 0.333 Charles Gipson, R (8, PR) OBP: 0.368, SLG: 0.294 (8, 7)		2-2 L7 		3-1 1B WP 2B 		1-2 FC4-6 1B 		0-2 FC4-5 G3 		4	1	2	0	0	0	1	
Dan Wilson, R (1, 2) OBP: 0.291, SLG: 0.347 Tom Lampkin, L (3, 2) OBP: 0.309, SLG: 0.471		2-1 G6-3 		1-3 K 		2-2 FC4-6 1B 		0-0 G3 		1	0	0	0	0	0	0	
Inning Stats	R: 1 E: 0 K: 1 S: 16 H: 2 LOB: 3 BB: 2 P: 31	R: 0 E: 0 K: 0 S: 7 H: 0 LOB: 0 BB: 0 P: 12	R: 0 E: 0 K: 0 S: 6 H: 0 LOB: 0 BB: 0 P: 10	R: 3 E: 0 K: 1 S: 16 H: 3 LOB: 1 BB: 1 P: 33	R: 0 E: 0 K: 0 S: 12 H: 1 LOB: 1 BB: 0 P: 18	R: 0 E: 0 K: 1 S: 15 H: 2 LOB: 3 BB: 1 P: 22	R: 0 E: 0 K: 1 S: 10 H: 0 LOB: 0 BB: 0 P: 15	R: 0 E: 0 K: 0 S: 6 H: 1 LOB: 2 BB: 0 P: 6	R: 0 E: 0 K: 0 S: 10 H: 0 LOB: 1 BB: 1 P: 15	1B: 6 2B: 2 3B: 0 HR: 1 SF: 0 SAC: 0 DP: 0 HBP: 0	WP: 1 PB: 0 SB: 0 CS: 0 PA: 41						
PITCHER Jeff Suppan, R (1, 1) ERA: 5.1 Ricky Bottalico, R (6, 1) ERA: 5.74	IP WLS BF H R ER SO BB IBB HBP BLK WP HR S P ERA WHIP	IP WLS BF H R ER SO BB IBB HBP BLK WP HR S P ERA WHIP															

Seattle Mariners @ Kansas City Royals
 Kauffman Stadium, Kansas City, MO
 Wed Jun 14 2000, 1:05 PM CDT
 Att. 27,028 - Cloudy - 78 F

livebaseballscorecards.com

AB	36
R	4
H	9
RBI	2
BB	5
SO	4
LOB	21



Batter	1	2	3	4	5	6	7	8	9	AB	R	H	RBI	BB	SO	LOB
Johnny Damon, L (1, 7) OBP: 0.351, SLG: 0.418 										2	0	1	0	3	1	1
Jeff Reboulet, R (1, 4) OBP: 0.422, SLG: 0.373 Todd Dunwoody, L (8, PH) OBP: 0.211, SLG: 0.250 Luis Ordaz, R (9, 4) OBP: 0.200, SLG: 0.174 										4	1	1	0	0	0	3
29 Mike Sweeney, R (1, 10) OBP: 0.418, SLG: 0.608 										4	3	3	2	1	0	0
Jermaine Dye, R (1, 9) OBP: 0.412, SLG: 0.668 										4	0	1	0	1	0	1
Joe Randa, R (1, 5) OBP: 0.391, SLG: 0.481 										4	1	2	1	1	0	5
Carlos Beltrán, S (1, 8) OBP: 0.317, SLG: 0.370 										4	0	1	1	1	1	5
Dave McCarty, R (1, 3) OBP: 0.355, SLG: 0.594 										5	0	1	0	0	2	3
Gregg Zaun, S (1, 2) OBP: 0.387, SLG: 0.385 										3	0	1	0	2	0	2
Rey Sanchez, R (1, 6) OBP: 0.260, SLG: 0.303 Scott Pose, L (9, PH) OBP: 0.387, SLG: 0.269 										4	0	0	0	0	1	2
										0	0	0	1	1	0	0

Inning Stats	R: 0	H: 1	E: 0	LOB: 3	K: 1	BB: 2	S: 12	R: 0	H: 0	E: 0	LOB: 1	K: 1	BB: 1	S: 7	R: 2	H: 4	E: 0	LOB: 2	K: 0	BB: 0	S: 11	R: 0	H: 0	E: 0	LOB: 0	K: 0	BB: 1	S: 5	R: 1	H: 2	E: 0	LOB: 1	K: 1	BB: 1	S: 10	R: 0	H: 1	E: 0	LOB: 1	K: 1	BB: 0	S: 11	R: 0	H: 0	E: 0	LOB: 1	K: 0	BB: 1	S: 7	R: 0	H: 1	E: 0	LOB: 2	K: 0	BB: 1	S: 8	R: 2	H: 2	E: 0	LOB: 3	K: 1	BB: 3	S: 16	1B: 7	SF: 0	2B: 2	SAC: 0	3B: 1	DP: 2	HR: 1	HBP: 0
--------------	------	------	------	--------	------	-------	-------	------	------	------	--------	------	-------	------	------	------	------	--------	------	-------	-------	------	------	------	--------	------	-------	------	------	------	------	--------	------	-------	-------	------	------	------	--------	------	-------	-------	------	------	------	--------	------	-------	------	------	------	------	--------	------	-------	------	------	------	------	--------	------	-------	-------	-------	-------	-------	--------	-------	-------	-------	--------

PITCHER	IP	WLS	BF	H	R	ER	SO	BB	IBB	HBP	BLK	WP	HR	S	P	ERA	WHIP
John Halama, L (1, 1) ERA: 4.61	5.2		28	8	3	3	4	5	0	0	0	0	1	53	94	4.76	2.294
Jose Paniagua, R (6, 1) ERA: 4.68	0.1	H	1	0	0	0	0	0	0	0	1	0	0	3	4	0.00	0.000
Jose Mesa, R (7, 1) ERA: 6.47	1.2	H	7	1	0	0	0	1	0	0	0	0	0	12	23	0.00	1.200
Arthur Rhodes, L (8, 1) ERA: 3.08	0.0		1	0	0	0	0	1	0	0	0	0	0	1	5	∞	∞
Kazuhiro Sasaki, R (8, 1) ERA: 4.94	1.0	L	8	2	2	2	1	2	1	0	0	0	0	18	35	18.00	4.000

BOTTOM

Seattle Mariners @ Kansas City Royals
 Kauffman Stadium, Kansas City, MO

Wed Jun 14 2000, 1:05 PM CDT
 Att: 27,028 - Cloudy - 78 F

AB	35
R	5
H	11
RBI	5
BB	10
SO	5
LOB	24

livebaseballscores.com

Batter	1	2	3	4	5	6	7	8	9	AB R H RBI BB SO LOB	TOP		
Terrence Long, L (1, 8) OBP: 0.328, SLG: 0.443	4-0 BB BB G4-6-3 BB		4-0 BB BB S BB		0-1 L7		1-2 G6-4-3 1B	0-1 G4-3		3 1 1 1 2 0 1			
Randy Velarde, R (1, 4) OBP: 0.385, SLG: 0.432	4-1 G4-6-3 BB 1-2 BB		2-3 K		0-3 K		1-2 G6-4-3 1B	2-1 1B 1B		4 0 1 0 1 2 4			
Jason Giambi, L (1, 3) OBP: 0.467, SLG: 0.650	4-1 G4-6-3 BB 1-2 2-3 BB		3-3 K		4-1 BB 1-2 BB		4-0 HR IBB	0-2 1B		2 1 1 0 3 1 1			
Ben Grieve, L (1, 7) OBP: 0.345, SLG: 0.478 Ryan Christenson, R (7, 7) OBP: 0.378, SLG: 0.311	0-2 G4-6-3 1-2f 2-3 3-H		3-1 G3		3-2 G4-3		1-1 HR	1-2 F8		4 1 1 3 0 0 5 1 0 0 0 0 0 2			
Matt Stairs, L (1, 9) OBP: 0.333, SLG: 0.409	2-0 F9			4-1 BB 3 BB		1-0 F8	2-3 K		1-2 G3	4 0 0 0 1 1 1			
John Jaha, R (1, 10) OBP: 0.407, SLG: 0.186		4-0 BB		1-2 F8		1-2 G6-3 1B		2-2 G4-3	4-2 G4-6-3 BB	3 0 1 0 2 0 1			
3 Eric Chavez, L (1, 5) OBP: 0.350, SLG: 0.473		3-2 F8		2-2 G5-3		1-1 G6-3		3-2 HR	2-2 G4-6-3	5 1 1 1 0 0 4			
Miguel Tejada, R (1, 6) OBP: 0.314, SLG: 0.427		0-1 F8		2-3 K		2-3 K	1-2 1B 1B	2-2 HR		4 2 2 1 0 1 2			
Sal Fasano, R (1, 2) OBP: 0.284, SLG: 0.266 Jeremy Giambi, L (7, PH) OBP: 0.344, SLG: 0.387 Ramon Hernandez, R (7, 2) OBP: 0.326, SLG: 0.394		1-2 G6-3			0-2 BB 1B		0-0 G6-4-3 1B HR 1B	2-1 HR		2 0 1 0 0 0 1 1 1 1 0 0 0 0 1 1 1 1 0 0 0			
Inning Stats	R: 1 H: 0 E: 0 LOB: 1 K: 0 BB: 3 S: 8 P: 22	R: 0 H: 0 E: 0 LOB: 1 K: 0 BB: 1 S: 8 P: 16	R: 0 H: 0 E: 0 LOB: 1 K: 2 BB: 1 S: 9 P: 21	R: 0 H: 0 E: 0 LOB: 1 K: 1 BB: 1 S: 12 P: 21	R: 0 H: 1 E: 0 LOB: 2 K: 1 BB: 1 S: 12 P: 19	R: 0 H: 1 E: 0 LOB: 0 K: 0 BB: 0 S: 7 P: 10	R: 4 H: 4 E: 0 LOB: 0 K: 1 BB: 1 S: 15 P: 25	R: 3 H: 5 E: 0 LOB: 2 K: 0 BB: 0 S: 22 P: 34	R: 0 H: 0 E: 0 LOB: 0 K: 0 BB: 1 S: 10 P: 17	1B: 7 SF: 0 2B: 0 SAC: 0 3B: 0 DP: 4 HR: 4 HBP: 0	WP: 0 PA: 43 PB: 0 SB: 2 CS: 0		
PITCHER	IP WLS BF H R ER SO BB IBB HBP BLK WP HR S P ERA WHIP											PITCHER	IP WLS BF H R ER SO BB IBB HBP BLK WP HR S P ERA WHIP
Mac Suzuki, R (1, 1) ERA: 3.78	5.0												
Dan Reichert, R (6, 1) ERA: 4.53	2.0 L												
Dan Murray, R (8, 1) ERA: 6.75	0.2												
Jerry Spradlin, R (8, 1) ERA: 3.98	1.1												

Oakland Athletics @ Kansas City Royals
Kauffman Stadium, Kansas City, MO

Fri Jun 16 2000, 7:05 PM CDT
Att. 19,569 - Cloudy - 70 F

livebaseballscorecards.com

AB	34
R	8
H	11
RBI	7
BB	9
SO	5
LOB	22



Batter	1	2	3	4	5	6	7	8	9	AB	R	H	RBI	BB	SO	LOB
Johnny Damon, L (1, 7) OBP: 0.355, SLG: 0.429	4-2 E S BB		1-2 G4-3	3-2 F9			0-1 HR		4-1 G6-3 BB	3	1	1	1	2	0	2
Jeff Reboulet, R (1, 4) OBP: 0.400, SLG: 0.350	3-2 F9 1-3		0-0 G6-3		1-1 G4-3		0-2 G4-3		2-1 G6-3 1-2f	5	0	0	0	0	0	2
29 Mike Sweeney, R (1, 3) OBP: 0.411, SLG: 0.596	3-3 K		0-1 G5-3		0-2 P4		1-2 G6-3		0-0 L7	5	0	0	0	0	1	1
Jermaine Dye, R (1, 9) OBP: 0.410, SLG: 0.659	4-1 BB			1-0 F9	0-3 K		1-3 K			3	0	0	0	1	2	0
Joe Randa, R (1, 5) OBP: 0.389, SLG: 0.477	2-3 K			0-0 E6 1B FC3-6		1-2 2B 1B		2-2 G4-3		4	1	1	0	0	1	2
Carlos Beltrán, S (1, 8)		0-2 G4-3		4-2 FC3-6 1B BB		2-2 F5		2-1 FC4-6 1B 1B		3	1	1	0	1	0	1
Todd Dunwoody, L (1, 10) OBP: 0.348, SLG: 0.450		3-1 G1-3 1B		0-2 FC3-6 1B		0-0 1-H 2B		0-0 FC4-6 1B		4	0	4	0	0	0	0
Gregg Zaun, S (1, 2) OBP: 0.379, SLG: 0.364		0-2 G1-3		0-1 FC3-6 1B		4-1 IBB		3-1 F8		3	0	0	1	1	0	5
Rey Sanchez, R (1, 6) OBP: 0.261, SLG: 0.303		1-2 G5-3		0-0 1-2f 2-3 3-H 1B		2-3 K		0-0 FC4-6 1-2f 2-3		3	0	1	1	0	1	3
Scott Pose, L (8, PH) OBP: 0.375, SLG: 0.259										1	0	0	0	0	0	2
Luis Ordaz, R (9, 6) OBP: 0.200, SLG: 0.174										0	0	0	0	0	0	0

Inning Stats	R: 0	H: 0	E: 0	K: 2	S: 16	R: 0	H: 1	E: 0	K: 0	S: 11	R: 0	H: 0	E: 0	K: 0	S: 6	R: 2	H: 2	E: 1	K: 0	S: 14	R: 0	H: 0	E: 0	K: 1	S: 11	R: 0	H: 2	E: 0	K: 1	S: 12	R: 1	H: 1	E: 0	K: 1	S: 11	R: 0	H: 2	E: 0	K: 0	S: 9	R: 0	H: 0	E: 0	K: 0	S: 4	1B: 6	SF: 0	2B: 1	3B: 0	HR: 1	WP: 0	PA: 39
	LOB: 2 <td>BB: 2 <td>P: 32 <td>LOB: 1 <td>BB: 0 <td>P: 15 <td>LOB: 0 <td>BB: 0 <td>P: 7 <td>LOB: 2 <td>BB: 1 <td>LOB: 0 <td>BB: 0 <td>P: 12 <td>LOB: 0 <td>BB: 0 <td>LOB: 2 <td>BB: 1 <td>P: 21 <td>LOB: 0 <td>BB: 0 <td>LOB: 2 <td>BB: 0 <td>LOB: 0 <td>BB: 0 <td>P: 13 <td>LOB: 2 <td>BB: 0 <td>LOB: 0 <td>BB: 1 <td>P: 16 <td>LOB: 0 <td>BB: 1 <td>LOB: 0 <td>BB: 1 <td>P: 10 <td>LOB: 0 <td>BB: 0 <td>LOB: 0 <td>BB: 1 <td>P: 10 <td>SAC: 0 <td>DP: 1 <td>HBP: 0 <td>CS: 0 <td></td> <td></td> </td></td></td></td></td></td></td></td></td></td></td></td></td></td></td></td></td></td></td></td></td></td></td></td></td></td></td></td></td></td></td></td></td></td></td></td></td></td></td></td></td></td></td></td>	BB: 2 <td>P: 32 <td>LOB: 1 <td>BB: 0 <td>P: 15 <td>LOB: 0 <td>BB: 0 <td>P: 7 <td>LOB: 2 <td>BB: 1 <td>LOB: 0 <td>BB: 0 <td>P: 12 <td>LOB: 0 <td>BB: 0 <td>LOB: 2 <td>BB: 1 <td>P: 21 <td>LOB: 0 <td>BB: 0 <td>LOB: 2 <td>BB: 0 <td>LOB: 0 <td>BB: 0 <td>P: 13 <td>LOB: 2 <td>BB: 0 <td>LOB: 0 <td>BB: 1 <td>P: 16 <td>LOB: 0 <td>BB: 1 <td>LOB: 0 <td>BB: 1 <td>P: 10 <td>LOB: 0 <td>BB: 0 <td>LOB: 0 <td>BB: 1 <td>P: 10 <td>SAC: 0 <td>DP: 1 <td>HBP: 0 <td>CS: 0 <td></td> <td></td> </td></td></td></td></td></td></td></td></td></td></td></td></td></td></td></td></td></td></td></td></td></td></td></td></td></td></td></td></td></td></td></td></td></td></td></td></td></td></td></td></td></td></td>	P: 32 <td>LOB: 1 <td>BB: 0 <td>P: 15 <td>LOB: 0 <td>BB: 0 <td>P: 7 <td>LOB: 2 <td>BB: 1 <td>LOB: 0 <td>BB: 0 <td>P: 12 <td>LOB: 0 <td>BB: 0 <td>LOB: 2 <td>BB: 1 <td>P: 21 <td>LOB: 0 <td>BB: 0 <td>LOB: 2 <td>BB: 0 <td>LOB: 0 <td>BB: 0 <td>P: 13 <td>LOB: 2 <td>BB: 0 <td>LOB: 0 <td>BB: 1 <td>P: 16 <td>LOB: 0 <td>BB: 1 <td>LOB: 0 <td>BB: 1 <td>P: 10 <td>LOB: 0 <td>BB: 0 <td>LOB: 0 <td>BB: 1 <td>P: 10 <td>SAC: 0 <td>DP: 1 <td>HBP: 0 <td>CS: 0 <td></td> <td></td> </td></td></td></td></td></td></td></td></td></td></td></td></td></td></td></td></td></td></td></td></td></td></td></td></td></td></td></td></td></td></td></td></td></td></td></td></td></td></td></td></td></td>	LOB: 1 <td>BB: 0 <td>P: 15 <td>LOB: 0 <td>BB: 0 <td>P: 7 <td>LOB: 2 <td>BB: 1 <td>LOB: 0 <td>BB: 0 <td>P: 12 <td>LOB: 0 <td>BB: 0 <td>LOB: 2 <td>BB: 1 <td>P: 21 <td>LOB: 0 <td>BB: 0 <td>LOB: 2 <td>BB: 0 <td>LOB: 0 <td>BB: 0 <td>P: 13 <td>LOB: 2 <td>BB: 0 <td>LOB: 0 <td>BB: 1 <td>P: 16 <td>LOB: 0 <td>BB: 1 <td>LOB: 0 <td>BB: 1 <td>P: 10 <td>LOB: 0 <td>BB: 0 <td>LOB: 0 <td>BB: 1 <td>P: 10 <td>SAC: 0 <td>DP: 1 <td>HBP: 0 <td>CS: 0 <td></td> <td></td> </td></td></td></td></td></td></td></td></td></td></td></td></td></td></td></td></td></td></td></td></td></td></td></td></td></td></td></td></td></td></td></td></td></td></td></td></td></td></td></td></td>	BB: 0 <td>P: 15 <td>LOB: 0 <td>BB: 0 <td>P: 7 <td>LOB: 2 <td>BB: 1 <td>LOB: 0 <td>BB: 0 <td>P: 12 <td>LOB: 0 <td>BB: 0 <td>LOB: 2 <td>BB: 1 <td>P: 21 <td>LOB: 0 <td>BB: 0 <td>LOB: 2 <td>BB: 0 <td>LOB: 0 <td>BB: 0 <td>P: 13 <td>LOB: 2 <td>BB: 0 <td>LOB: 0 <td>BB: 1 <td>P: 16 <td>LOB: 0 <td>BB: 1 <td>LOB: 0 <td>BB: 1 <td>P: 10 <td>LOB: 0 <td>BB: 0 <td>LOB: 0 <td>BB: 1 <td>P: 10 <td>SAC: 0 <td>DP: 1 <td>HBP: 0 <td>CS: 0 <td></td> <td></td> </td></td></td></td></td></td></td></td></td></td></td></td></td></td></td></td></td></td></td></td></td></td></td></td></td></td></td></td></td></td></td></td></td></td></td></td></td></td></td></td>	P: 15 <td>LOB: 0 <td>BB: 0 <td>P: 7 <td>LOB: 2 <td>BB: 1 <td>LOB: 0 <td>BB: 0 <td>P: 12 <td>LOB: 0 <td>BB: 0 <td>LOB: 2 <td>BB: 1 <td>P: 21 <td>LOB: 0 <td>BB: 0 <td>LOB: 2 <td>BB: 0 <td>LOB: 0 <td>BB: 0 <td>P: 13 <td>LOB: 2 <td>BB: 0 <td>LOB: 0 <td>BB: 1 <td>P: 16 <td>LOB: 0 <td>BB: 1 <td>LOB: 0 <td>BB: 1 <td>P: 10 <td>LOB: 0 <td>BB: 0 <td>LOB: 0 <td>BB: 1 <td>P: 10 <td>SAC: 0 <td>DP: 1 <td>HBP: 0 <td>CS: 0 <td></td> <td></td> </td></td></td></td></td></td></td></td></td></td></td></td></td></td></td></td></td></td></td></td></td></td></td></td></td></td></td></td></td></td></td></td></td></td></td></td></td></td></td>	LOB: 0 <td>BB: 0 <td>P: 7 <td>LOB: 2 <td>BB: 1 <td>LOB: 0 <td>BB: 0 <td>P: 12 <td>LOB: 0 <td>BB: 0 <td>LOB: 2 <td>BB: 1 <td>P: 21 <td>LOB: 0 <td>BB: 0 <td>LOB: 2 <td>BB: 0 <td>LOB: 0 <td>BB: 0 <td>P: 13 <td>LOB: 2 <td>BB: 0 <td>LOB: 0 <td>BB: 1 <td>P: 16 <td>LOB: 0 <td>BB: 1 <td>LOB: 0 <td>BB: 1 <td>P: 10 <td>LOB: 0 <td>BB: 0 <td>LOB: 0 <td>BB: 1 <td>P: 10 <td>SAC: 0 <td>DP: 1 <td>HBP: 0 <td>CS: 0 <td></td> <td></td> </td></td></td></td></td></td></td></td></td></td></td></td></td></td></td></td></td></td></td></td></td></td></td></td></td></td></td></td></td></td></td></td></td></td></td></td></td></td>	BB: 0 <td>P: 7 <td>LOB: 2 <td>BB: 1 <td>LOB: 0 <td>BB: 0 <td>P: 12 <td>LOB: 0 <td>BB: 0 <td>LOB: 2 <td>BB: 1 <td>P: 21 <td>LOB: 0 <td>BB: 0 <td>LOB: 2 <td>BB: 0 <td>LOB: 0 <td>BB: 0 <td>P: 13 <td>LOB: 2 <td>BB: 0 <td>LOB: 0 <td>BB: 1 <td>P: 16 <td>LOB: 0 <td>BB: 1 <td>LOB: 0 <td>BB: 1 <td>P: 10 <td>LOB: 0 <td>BB: 0 <td>LOB: 0 <td>BB: 1 <td>P: 10 <td>SAC: 0 <td>DP: 1 <td>HBP: 0 <td>CS: 0 <td></td> <td></td> </td></td></td></td></td></td></td></td></td></td></td></td></td></td></td></td></td></td></td></td></td></td></td></td></td></td></td></td></td></td></td></td></td></td></td></td></td>	P: 7 <td>LOB: 2 <td>BB: 1 <td>LOB: 0 <td>BB: 0 <td>P: 12 <td>LOB: 0 <td>BB: 0 <td>LOB: 2 <td>BB: 1 <td>P: 21 <td>LOB: 0 <td>BB: 0 <td>LOB: 2 <td>BB: 0 <td>LOB: 0 <td>BB: 0 <td>P: 13 <td>LOB: 2 <td>BB: 0 <td>LOB: 0 <td>BB: 1 <td>P: 16 <td>LOB: 0 <td>BB: 1 <td>LOB: 0 <td>BB: 1 <td>P: 10 <td>LOB: 0 <td>BB: 0 <td>LOB: 0 <td>BB: 1 <td>P: 10 <td>SAC: 0 <td>DP: 1 <td>HBP: 0 <td>CS: 0 <td></td> <td></td> </td></td></td></td></td></td></td></td></td></td></td></td></td></td></td></td></td></td></td></td></td></td></td></td></td></td></td></td></td></td></td></td></td></td></td></td>	LOB: 2 <td>BB: 1 <td>LOB: 0 <td>BB: 0 <td>P: 12 <td>LOB: 0 <td>BB: 0 <td>LOB: 2 <td>BB: 1 <td>P: 21 <td>LOB: 0 <td>BB: 0 <td>LOB: 2 <td>BB: 0 <td>LOB: 0 <td>BB: 0 <td>P: 13 <td>LOB: 2 <td>BB: 0 <td>LOB: 0 <td>BB: 1 <td>P: 16 <td>LOB: 0 <td>BB: 1 <td>LOB: 0 <td>BB: 1 <td>P: 10 <td>LOB: 0 <td>BB: 0 <td>LOB: 0 <td>BB: 1 <td>P: 10 <td>SAC: 0 <td>DP: 1 <td>HBP: 0 <td>CS: 0 <td></td> <td></td> </td></td></td></td></td></td></td></td></td></td></td></td></td></td></td></td></td></td></td></td></td></td></td></td></td></td></td></td></td></td></td></td></td></td></td>	BB: 1 <td>LOB: 0 <td>BB: 0 <td>P: 12 <td>LOB: 0 <td>BB: 0 <td>LOB: 2 <td>BB: 1 <td>P: 21 <td>LOB: 0 <td>BB: 0 <td>LOB: 2 <td>BB: 0 <td>LOB: 0 <td>BB: 0 <td>P: 13 <td>LOB: 2 <td>BB: 0 <td>LOB: 0 <td>BB: 1 <td>P: 16 <td>LOB: 0 <td>BB: 1 <td>LOB: 0 <td>BB: 1 <td>P: 10 <td>LOB: 0 <td>BB: 0 <td>LOB: 0 <td>BB: 1 <td>P: 10 <td>SAC: 0 <td>DP: 1 <td>HBP: 0 <td>CS: 0 <td></td> <td></td> </td></td></td></td></td></td></td></td></td></td></td></td></td></td></td></td></td></td></td></td></td></td></td></td></td></td></td></td></td></td></td></td></td></td>	LOB: 0 <td>BB: 0 <td>P: 12 <td>LOB: 0 <td>BB: 0 <td>LOB: 2 <td>BB: 1 <td>P: 21 <td>LOB: 0 <td>BB: 0 <td>LOB: 2 <td>BB: 0 <td>LOB: 0 <td>BB: 0 <td>P: 13 <td>LOB: 2 <td>BB: 0 <td>LOB: 0 <td>BB: 1 <td>P: 16 <td>LOB: 0 <td>BB: 1 <td>LOB: 0 <td>BB: 1 <td>P: 10 <td>LOB: 0 <td>BB: 0 <td>LOB: 0 <td>BB: 1 <td>P: 10 <td>SAC: 0 <td>DP: 1 <td>HBP: 0 <td>CS: 0 <td></td> <td></td> </td></td></td></td></td></td></td></td></td></td></td></td></td></td></td></td></td></td></td></td></td></td></td></td></td></td></td></td></td></td></td></td></td>	BB: 0 <td>P: 12 <td>LOB: 0 <td>BB: 0 <td>LOB: 2 <td>BB: 1 <td>P: 21 <td>LOB: 0 <td>BB: 0 <td>LOB: 2 <td>BB: 0 <td>LOB: 0 <td>BB: 0 <td>P: 13 <td>LOB: 2 <td>BB: 0 <td>LOB: 0 <td>BB: 1 <td>P: 16 <td>LOB: 0 <td>BB: 1 <td>LOB: 0 <td>BB: 1 <td>P: 10 <td>LOB: 0 <td>BB: 0 <td>LOB: 0 <td>BB: 1 <td>P: 10 <td>SAC: 0 <td>DP: 1 <td>HBP: 0 <td>CS: 0 <td></td> <td></td> </td></td></td></td></td></td></td></td></td></td></td></td></td></td></td></td></td></td></td></td></td></td></td></td></td></td></td></td></td></td></td></td>	P: 12 <td>LOB: 0 <td>BB: 0 <td>LOB: 2 <td>BB: 1 <td>P: 21 <td>LOB: 0 <td>BB: 0 <td>LOB: 2 <td>BB: 0 <td>LOB: 0 <td>BB: 0 <td>P: 13 <td>LOB: 2 <td>BB: 0 <td>LOB: 0 <td>BB: 1 <td>P: 16 <td>LOB: 0 <td>BB: 1 <td>LOB: 0 <td>BB: 1 <td>P: 10 <td>LOB: 0 <td>BB: 0 <td>LOB: 0 <td>BB: 1 <td>P: 10 <td>SAC: 0 <td>DP: 1 <td>HBP: 0 <td>CS: 0 <td></td> <td></td> </td></td></td></td></td></td></td></td></td></td></td></td></td></td></td></td></td></td></td></td></td></td></td></td></td></td></td></td></td></td></td>	LOB: 0 <td>BB: 0 <td>LOB: 2 <td>BB: 1 <td>P: 21 <td>LOB: 0 <td>BB: 0 <td>LOB: 2 <td>BB: 0 <td>LOB: 0 <td>BB: 0 <td>P: 13 <td>LOB: 2 <td>BB: 0 <td>LOB: 0 <td>BB: 1 <td>P: 16 <td>LOB: 0 <td>BB: 1 <td>LOB: 0 <td>BB: 1 <td>P: 10 <td>LOB: 0 <td>BB: 0 <td>LOB: 0 <td>BB: 1 <td>P: 10 <td>SAC: 0 <td>DP: 1 <td>HBP: 0 <td>CS: 0 <td></td> <td></td> </td></td></td></td></td></td></td></td></td></td></td></td></td></td></td></td></td></td></td></td></td></td></td></td></td></td></td></td></td></td>	BB: 0 <td>LOB: 2 <td>BB: 1 <td>P: 21 <td>LOB: 0 <td>BB: 0 <td>LOB: 2 <td>BB: 0 <td>LOB: 0 <td>BB: 0 <td>P: 13 <td>LOB: 2 <td>BB: 0 <td>LOB: 0 <td>BB: 1 <td>P: 16 <td>LOB: 0 <td>BB: 1 <td>LOB: 0 <td>BB: 1 <td>P: 10 <td>LOB: 0 <td>BB: 0 <td>LOB: 0 <td>BB: 1 <td>P: 10 <td>SAC: 0 <td>DP: 1 <td>HBP: 0 <td>CS: 0 <td></td> <td></td> </td></td></td></td></td></td></td></td></td></td></td></td></td></td></td></td></td></td></td></td></td></td></td></td></td></td></td></td></td>	LOB: 2 <td>BB: 1 <td>P: 21 <td>LOB: 0 <td>BB: 0 <td>LOB: 2 <td>BB: 0 <td>LOB: 0 <td>BB: 0 <td>P: 13 <td>LOB: 2 <td>BB: 0 <td>LOB: 0 <td>BB: 1 <td>P: 16 <td>LOB: 0 <td>BB: 1 <td>LOB: 0 <td>BB: 1 <td>P: 10 <td>LOB: 0 <td>BB: 0 <td>LOB: 0 <td>BB: 1 <td>P: 10 <td>SAC: 0 <td>DP: 1 <td>HBP: 0 <td>CS: 0 <td></td> <td></td> </td></td></td></td></td></td></td></td></td></td></td></td></td></td></td></td></td></td></td></td></td></td></td></td></td></td></td></td>	BB: 1 <td>P: 21 <td>LOB: 0 <td>BB: 0 <td>LOB: 2 <td>BB: 0 <td>LOB: 0 <td>BB: 0 <td>P: 13 <td>LOB: 2 <td>BB: 0 <td>LOB: 0 <td>BB: 1 <td>P: 16 <td>LOB: 0 <td>BB: 1 <td>LOB: 0 <td>BB: 1 <td>P: 10 <td>LOB: 0 <td>BB: 0 <td>LOB: 0 <td>BB: 1 <td>P: 10 <td>SAC: 0 <td>DP: 1 <td>HBP: 0 <td>CS: 0 <td></td> <td></td> </td></td></td></td></td></td></td></td></td></td></td></td></td></td></td></td></td></td></td></td></td></td></td></td></td></td></td>	P: 21 <td>LOB: 0 <td>BB: 0 <td>LOB: 2 <td>BB: 0 <td>LOB: 0 <td>BB: 0 <td>P: 13 <td>LOB: 2 <td>BB: 0 <td>LOB: 0 <td>BB: 1 <td>P: 16 <td>LOB: 0 <td>BB: 1 <td>LOB: 0 <td>BB: 1 <td>P: 10 <td>LOB: 0 <td>BB: 0 <td>LOB: 0 <td>BB: 1 <td>P: 10 <td>SAC: 0 <td>DP: 1 <td>HBP: 0 <td>CS: 0 <td></td> <td></td> </td></td></td></td></td></td></td></td></td></td></td></td></td></td></td></td></td></td></td></td></td></td></td></td></td></td>	LOB: 0 <td>BB: 0 <td>LOB: 2 <td>BB: 0 <td>LOB: 0 <td>BB: 0 <td>P: 13 <td>LOB: 2 <td>BB: 0 <td>LOB: 0 <td>BB: 1 <td>P: 16 <td>LOB: 0 <td>BB: 1 <td>LOB: 0 <td>BB: 1 <td>P: 10 <td>LOB: 0 <td>BB: 0 <td>LOB: 0 <td>BB: 1 <td>P: 10 <td>SAC: 0 <td>DP: 1 <td>HBP: 0 <td>CS: 0 <td></td> <td></td> </td></td></td></td></td></td></td></td></td></td></td></td></td></td></td></td></td></td></td></td></td></td></td></td></td>	BB: 0 <td>LOB: 2 <td>BB: 0 <td>LOB: 0 <td>BB: 0 <td>P: 13 <td>LOB: 2 <td>BB: 0 <td>LOB: 0 <td>BB: 1 <td>P: 16 <td>LOB: 0 <td>BB: 1 <td>LOB: 0 <td>BB: 1 <td>P: 10 <td>LOB: 0 <td>BB: 0 <td>LOB: 0 <td>BB: 1 <td>P: 10 <td>SAC: 0 <td>DP: 1 <td>HBP: 0 <td>CS: 0 <td></td> <td></td> </td></td></td></td></td></td></td></td></td></td></td></td></td></td></td></td></td></td></td></td></td></td></td></td>	LOB: 2 <td>BB: 0 <td>LOB: 0 <td>BB: 0 <td>P: 13 <td>LOB: 2 <td>BB: 0 <td>LOB: 0 <td>BB: 1 <td>P: 16 <td>LOB: 0 <td>BB: 1 <td>LOB: 0 <td>BB: 1 <td>P: 10 <td>LOB: 0 <td>BB: 0 <td>LOB: 0 <td>BB: 1 <td>P: 10 <td>SAC: 0 <td>DP: 1 <td>HBP: 0 <td>CS: 0 <td></td> <td></td> </td></td></td></td></td></td></td></td></td></td></td></td></td></td></td></td></td></td></td></td></td></td></td>	BB: 0 <td>LOB: 0 <td>BB: 0 <td>P: 13 <td>LOB: 2 <td>BB: 0 <td>LOB: 0 <td>BB: 1 <td>P: 16 <td>LOB: 0 <td>BB: 1 <td>LOB: 0 <td>BB: 1 <td>P: 10 <td>LOB: 0 <td>BB: 0 <td>LOB: 0 <td>BB: 1 <td>P: 10 <td>SAC: 0 <td>DP: 1 <td>HBP: 0 <td>CS: 0 <td></td> <td></td> </td></td></td></td></td></td></td></td></td></td></td></td></td></td></td></td></td></td></td></td></td></td>	LOB: 0 <td>BB: 0 <td>P: 13 <td>LOB: 2 <td>BB: 0 <td>LOB: 0 <td>BB: 1 <td>P: 16 <td>LOB: 0 <td>BB: 1 <td>LOB: 0 <td>BB: 1 <td>P: 10 <td>LOB: 0 <td>BB: 0 <td>LOB: 0 <td>BB: 1 <td>P: 10 <td>SAC: 0 <td>DP: 1 <td>HBP: 0 <td>CS: 0 <td></td> <td></td> </td></td></td></td></td></td></td></td></td></td></td></td></td></td></td></td></td></td></td></td></td>	BB: 0 <td>P: 13 <td>LOB: 2 <td>BB: 0 <td>LOB: 0 <td>BB: 1 <td>P: 16 <td>LOB: 0 <td>BB: 1 <td>LOB: 0 <td>BB: 1 <td>P: 10 <td>LOB: 0 <td>BB: 0 <td>LOB: 0 <td>BB: 1 <td>P: 10 <td>SAC: 0 <td>DP: 1 <td>HBP: 0 <td>CS: 0 <td></td> <td></td> </td></td></td></td></td></td></td></td></td></td></td></td></td></td></td></td></td></td></td></td>	P: 13 <td>LOB: 2 <td>BB: 0 <td>LOB: 0 <td>BB: 1 <td>P: 16 <td>LOB: 0 <td>BB: 1 <td>LOB: 0 <td>BB: 1 <td>P: 10 <td>LOB: 0 <td>BB: 0 <td>LOB: 0 <td>BB: 1 <td>P: 10 <td>SAC: 0 <td>DP: 1 <td>HBP: 0 <td>CS: 0 <td></td> <td></td> </td></td></td></td></td></td></td></td></td></td></td></td></td></td></td></td></td></td></td>	LOB: 2 <td>BB: 0 <td>LOB: 0 <td>BB: 1 <td>P: 16 <td>LOB: 0 <td>BB: 1 <td>LOB: 0 <td>BB: 1 <td>P: 10 <td>LOB: 0 <td>BB: 0 <td>LOB: 0 <td>BB: 1 <td>P: 10 <td>SAC: 0 <td>DP: 1 <td>HBP: 0 <td>CS: 0 <td></td> <td></td> </td></td></td></td></td></td></td></td></td></td></td></td></td></td></td></td></td></td>	BB: 0 <td>LOB: 0 <td>BB: 1 <td>P: 16 <td>LOB: 0 <td>BB: 1 <td>LOB: 0 <td>BB: 1 <td>P: 10 <td>LOB: 0 <td>BB: 0 <td>LOB: 0 <td>BB: 1 <td>P: 10 <td>SAC: 0 <td>DP: 1 <td>HBP: 0 <td>CS: 0 <td></td> <td></td> </td></td></td></td></td></td></td></td></td></td></td></td></td></td></td></td></td>	LOB: 0 <td>BB: 1 <td>P: 16 <td>LOB: 0 <td>BB: 1 <td>LOB: 0 <td>BB: 1 <td>P: 10 <td>LOB: 0 <td>BB: 0 <td>LOB: 0 <td>BB: 1 <td>P: 10 <td>SAC: 0 <td>DP: 1 <td>HBP: 0 <td>CS: 0 <td></td> <td></td> </td></td></td></td></td></td></td></td></td></td></td></td></td></td></td></td>	BB: 1 <td>P: 16 <td>LOB: 0 <td>BB: 1 <td>LOB: 0 <td>BB: 1 <td>P: 10 <td>LOB: 0 <td>BB: 0 <td>LOB: 0 <td>BB: 1 <td>P: 10 <td>SAC: 0 <td>DP: 1 <td>HBP: 0 <td>CS: 0 <td></td> <td></td> </td></td></td></td></td></td></td></td></td></td></td></td></td></td></td>	P: 16 <td>LOB: 0 <td>BB: 1 <td>LOB: 0 <td>BB: 1 <td>P: 10 <td>LOB: 0 <td>BB: 0 <td>LOB: 0 <td>BB: 1 <td>P: 10 <td>SAC: 0 <td>DP: 1 <td>HBP: 0 <td>CS: 0 <td></td> <td></td> </td></td></td></td></td></td></td></td></td></td></td></td></td></td>	LOB: 0 <td>BB: 1 <td>LOB: 0 <td>BB: 1 <td>P: 10 <td>LOB: 0 <td>BB: 0 <td>LOB: 0 <td>BB: 1 <td>P: 10 <td>SAC: 0 <td>DP: 1 <td>HBP: 0 <td>CS: 0 <td></td> <td></td> </td></td></td></td></td></td></td></td></td></td></td></td></td>	BB: 1 <td>LOB: 0 <td>BB: 1 <td>P: 10 <td>LOB: 0 <td>BB: 0 <td>LOB: 0 <td>BB: 1 <td>P: 10 <td>SAC: 0 <td>DP: 1 <td>HBP: 0 <td>CS: 0 <td></td> <td></td> </td></td></td></td></td></td></td></td></td></td></td></td>	LOB: 0 <td>BB: 1 <td>P: 10 <td>LOB: 0 <td>BB: 0 <td>LOB: 0 <td>BB: 1 <td>P: 10 <td>SAC: 0 <td>DP: 1 <td>HBP: 0 <td>CS: 0 <td></td> <td></td> </td></td></td></td></td></td></td></td></td></td></td>	BB: 1 <td>P: 10 <td>LOB: 0 <td>BB: 0 <td>LOB: 0 <td>BB: 1 <td>P: 10 <td>SAC: 0 <td>DP: 1 <td>HBP: 0 <td>CS: 0 <td></td> <td></td> </td></td></td></td></td></td></td></td></td></td>	P: 10 <td>LOB: 0 <td>BB: 0 <td>LOB: 0 <td>BB: 1 <td>P: 10 <td>SAC: 0 <td>DP: 1 <td>HBP: 0 <td>CS: 0 <td></td> <td></td> </td></td></td></td></td></td></td></td></td>	LOB: 0 <td>BB: 0 <td>LOB: 0 <td>BB: 1 <td>P: 10 <td>SAC: 0 <td>DP: 1 <td>HBP: 0 <td>CS: 0 <td></td> <td></td> </td></td></td></td></td></td></td></td>	BB: 0 <td>LOB: 0 <td>BB: 1 <td>P: 10 <td>SAC: 0 <td>DP: 1 <td>HBP: 0 <td>CS: 0 <td></td> <td></td> </td></td></td></td></td></td></td>	LOB: 0 <td>BB: 1 <td>P: 10 <td>SAC: 0 <td>DP: 1 <td>HBP: 0 <td>CS: 0 <td></td> <td></td> </td></td></td></td></td></td>	BB: 1 <td>P: 10 <td>SAC: 0 <td>DP: 1 <td>HBP: 0 <td>CS: 0 <td></td> <td></td> </td></td></td></td></td>	P: 10 <td>SAC: 0 <td>DP: 1 <td>HBP: 0 <td>CS: 0 <td></td> <td></td> </td></td></td></td>	SAC: 0 <td>DP: 1 <td>HBP: 0 <td>CS: 0 <td></td> <td></td> </td></td></td>	DP: 1 <td>HBP: 0 <td>CS: 0 <td></td> <td></td> </td></td>	HBP: 0 <td>CS: 0 <td></td> <td></td> </td>	CS: 0 <td></td> <td></td>							

PITCHER	IP	WLS	BF	H	R	ER	SO	BB	IBB	HBP	BLK	WP	HR	S	P	ERA	WHIP
Omar Olivares, R (1, 1) ERA: 6.64	0.0		1	0	0	0	0	1	0	0	0	0	0	3	7	∞	∞
Scott Service, R (1, 1) ERA: 4.61	3.1		14	1	2	0	2	2	0	0	0	0	0	34	56	0.00	0.900
Doug Jones, R (4, 1) ERA: 5.12	2.2	W	12	4	0	0	2	0	1	0	0	0	0	33	46	0.00	1.500
Jeff Tam, R (7, 1) ERA: 2.3	3.0	S	12	3	1	1	1	1	0	0	0	0	1	24	39	3.00	1.333


BOTTOM

Oakland Athletics @ Kansas City Royals
Kauffman Stadium, Kansas City, MO

Fri Jun 16 2000, 7:05 PM CDT
 Att: 19,569 - Cloudy - 70 F

livebaseballscorecards.com

AB	34
R	3
H	8
RBI	3
BB	5
SO	5
LOB	18



Batter	1	2	3	4	5	6	7	8	9	AB R H RBI BB SO LOB	TOP											
Terrence Long, L (1, 8) OBP: 0.335, SLG: 0.449	4-1 S HR BB		2-2 F7		1-0 2-H 1B	2-1 1B 2B			3-3 K	4 2 2 1 1 1 0												
Randy Velarde, R (1, 4) OBP: 0.386, SLG: 0.431	0-2 F8		1-0 F9		1-0 F9	0-2 2-H 1B		0-0 G4-6-3 1B 1B	5 0 2 1 0 0 2													
Jason Giambi, L (1, 3) OBP: 0.466, SLG: 0.644	3-3 1-2 K		2-3 K					1-1 G4-6-3 1B 1-2 1B	5 1 2 0 0 3 2													
Ben Grieve, L (1, 7) OBP: 0.346, SLG: 0.488 Ryan Christenson, R (9, 7) OBP: 0.376, SLG: 0.311	1-0 2-H HR		3-1 F7		1-3 K	0-0 G4-6-3 1B		2-1 G4-6-3 1-2f 2-3	5 1 2 2 0 1 3 0 0 0 0 0 0 0													
Olmedo Saenz, R (1, 10) OBP: 0.387, SLG: 0.519	0-1 G3-1		2-2 G6-3		1-0 3 BB 1B 1-2	1-0 G4-6-3 1-2f			4 1 1 0 0 0 1													
Matt Stairs, L (1, 9) OBP: 0.332, SLG: 0.404		3-2 G3-1		0-3 K	4-1 3 BB 1B 1-2 2-3 HR BB	2-3 K			3 1 0 0 1 2 0													
3 Eric Chavez, L (1, 5) OBP: 0.357, SLG: 0.476		2-2 G4-3			4-0 CS BB BB	1-2 HR 1B		1-2 G4-6-3 1B	3 1 2 2 1 0 0													
Miguel Tejada, R (1, 6) OBP: 0.317, SLG: 0.438		1-3 K			4-0 CS 1B BB	0-0 1-H 2-H HR		2-2 G4-6-3 1-2f	3 2 1 3 1 1 1													
Sal Fasano, R (1, 2) OBP: 0.282, SLG: 0.309			3-2 HR		1-3 K	2-2 G6-3		2-2 L5	4 1 1 1 0 1 2													
Inning Stats	R: 2 E: 0 K: 1 S: 10	H: 1 LOB: 0 BB: 1 P: 18	R: 0 E: 0 K: 1 S: 10	H: 0 LOB: 0 BB: 0 P: 16	R: 1 E: 0 K: 1 S: 11	H: 1 LOB: 0 BB: 0 P: 19	R: 0 E: 0 K: 1 S: 8	H: 0 LOB: 0 BB: 0 P: 13	R: 1 E: 0 K: 1 S: 6	H: 1 LOB: 1 BB: 2 P: 17	R: 6 E: 0 K: 2 S: 21	H: 6 LOB: 1 BB: 1 P: 32	R: 0 E: 0 K: 1 S: 5	H: 1 LOB: 0 BB: 0 P: 8	R: 0 E: 0 K: 0 S: 9	H: 1 LOB: 0 BB: 0 P: 14	R: 0 E: 0 K: 1 S: 9	H: 2 LOB: 1 BB: 0 P: 15	1B: 9 2B: 1 3B: 0 HR: 3	SF: 0 SAC: 0 DP: 3 HBP: 0	WP: 0 PB: 0 SB: 1 CS: 2	PA: 40
PITCHER	IP WLS BF H R ER SO BB IBB HBP BLK WP HR S P ERA WHIP																					
Jay Witasick, R (1, 1) ERA: 6.19	5.0 L 20 3 4 4 5 3 0 0 0 0 0 2 45 83 7.20 1.200																					
Miguel Batista, R (6, 1) ERA: 7.92	1.0 10 6 6 6 2 1 0 0 0 0 0 1 21 32 54.00 7.000																					
Brett Laxton, R (7, 1) ERA: 8.53	3.0 10 4 0 0 2 0 0 0 0 0 0 0 23 37 0.00 1.333																					

Oakland Athletics @ Kansas City Royals
Kauffman Stadium, Kansas City, MO

Sat Jun 17 2000, 7:05 PM CDT
Att. 26,077 - Overcast - 68 F

livebaseballscorecards.com

AB	36
R	10
H	13
RBI	10
BB	4
SO	9
LOB	11



Batter	1	2	3	4	5	6	7	8	9	AB	R	H	RBI	BB	SO	LOB
Johnny Damon, L (1, 7) <small>OBP: 0.352, SLG: 0.434</small>	1-1 G3-1		1-1 SF8		0-1 P6		3-2 29 SF8 3B		1-1 G4-3	4	1	1	1	0	0	1
Carlos Beltrán, S (1, 8) <small>OBP: 0.322, SLG: 0.384</small>	2-1 G3		0-0 1B		0-1 HR		1-1 F8			4	1	2	2	0	0	1
29 Mike Sweeney, R (1, 3) <small>OBP: 0.409, SLG: 0.592</small>	1-1 F8		1-0 F7		4-2 BB		0-1 SF8			2	0	0	1	1	0	2
Jermaine Dye, R (1, 9) <small>OBP: 0.404, SLG: 0.648</small>		1-1 G4-3		3-2 F7	0-0 F4		1-1 F9			4	0	0	0	0	0	1
Joe Randa, R (1, 5) <small>OBP: 0.383, SLG: 0.469</small>		3-1 G5-3		0-0 G5-3		1-1 G6-3		2-2 F8		4	0	0	0	0	0	0
Todd Dunwoody, L (1, 10) <small>OBP: 0.333, SLG: 0.417</small>		2-1 G4-3		3-2 1B		1-3 K		1-3 K		4	0	1	0	0	2	0
Gregg Zaun, S (1, 2) <small>OBP: 0.386, SLG: 0.362</small>			4-2 1B SF8 BB	1-1 G2-3		3-1 HBP 1B		1-2 G1-3		3	1	1	0	1	0	1
Luis Ordaz, R (1, 4) <small>OBP: 0.207, SLG: 0.154</small>			0-1 G1-3		1-1 G6-3	2-1 HBP		2-2 F9		3	0	0	0	0	0	1
Rey Sanchez, R (1, 6) Ray Holbert, R (9, 6)			0-0 1B 1B		1-1 HR 1B	3-1 F8		1-0 G6-3		3	1	2	0	0	0	2
										1	0	0	0	0	0	0

Inning Stats	R: 0	H: 0	E: 0	K: 0	S: 6	LOB: 0	BB: 0	P: 10	R: 0	H: 0	E: 0	K: 0	S: 6	LOB: 0	BB: 0	P: 12	R: 1	H: 2	E: 0	K: 0	S: 9	LOB: 2	BB: 1	P: 15	R: 0	H: 1	E: 0	K: 0	S: 12	LOB: 1	BB: 0	P: 19	R: 2	H: 2	E: 0	K: 0	S: 11	LOB: 1	BB: 1	P: 17	R: 0	H: 1	E: 0	K: 1	S: 10	LOB: 2	BB: 0	P: 20	R: 1	H: 1	E: 0	K: 0	S: 12	LOB: 0	BB: 0	P: 17	R: 0	H: 0	E: 0	K: 1	S: 9	LOB: 0	BB: 0	P: 13	R: 0	H: 0	E: 0	K: 0	S: 6	LOB: 0	BB: 0	P: 10	1B: 5	SF: 2	2B: 0	SAC: 0	3B: 1	DP: 0	HR: 1	HBP: 1	WP: 0	PA: 37
--------------	------	------	------	------	------	--------	-------	-------	------	------	------	------	------	--------	-------	-------	------	------	------	------	------	--------	-------	-------	------	------	------	------	-------	--------	-------	-------	------	------	------	------	-------	--------	-------	-------	------	------	------	------	-------	--------	-------	-------	------	------	------	------	-------	--------	-------	-------	------	------	------	------	------	--------	-------	-------	------	------	------	------	------	--------	-------	-------	-------	-------	-------	--------	-------	-------	-------	--------	-------	--------

PITCHER	IP	WLS	BF	H	R	ER	SO	BB	IBB	HBP	BLK	WP	HR	S	P	ERA	WHIP
Kevin Appier, R (1, 1) <small>ERA: 3.79</small>	7.0	W	31	7	4	4	1	2	0	0	0	0	1	66	110	5.14	1.286
T.J. Mathews, R (8, 1) <small>ERA: 6.59</small>	1.0		3	0	0	0	1	0	0	0	0	0	0	9	13	0.00	0.000
Jason Isringhausen, R (9, 1) <small>ERA: 3.26</small>	1.0		3	0	0	0	0	0	0	0	0	0	0	6	10	0.00	0.000


BOTTOM

Oakland Athletics @ Kansas City Royals
Kauffman Stadium, Kansas City, MO

Sat Jun 17 2000, 7:05 PM CDT
 Att. 26,077 - Overcast - 68 F

livebaseballscorecards.com

AB	32
R	4
H	7
RBI	4
BB	2
SO	2
LOB	9



Batter	1	2	3	4	5	6	7	8	9	AB R H RBI BB SO LOB	TOP		
Terrence Long, L (1, 8) OBP: 0.338, SLG: 0.458	4-2 BLK 1B BB	2-0 G5-3	3-3 K	4-1 HR BB	2-2 HR	3-3 K			1-0 F8	5 3 1 1 2 2 3			
Randy Velarde, R (1, 4) OBP: 0.397, SLG: 0.439 Frank Menechino, R (3, 4) OBP: 0.342, SLG: 0.475	1-1 1-H 1B		1-2 BB BB	2-2 HR	0-0 G1-3	3-3 K			1-1 P4	2 2 2 2 1 0 0 4 1 1 3 0 1 1			
Jason Giambi, L (1, 3) OBP: 0.473, SLG: 0.656 Ryan Christenson, R (4, 9) OBP: 0.377, SLG: 0.313	3-1 PB 2B		4-1 1B BB	4-2 E 1B BB	1-0 BB 1B				2-0 F7	2 4 2 2 2 0 0 3 0 1 0 0 0 0			
Ben Grieve, L (1, 7) OBP: 0.353, SLG: 0.496	1-0 G4-3 2-H 2B		2-1 1B BB	1-2 E1 1B 1B	4-2 BB 1B				0-0 G4-3	4 2 3 3 1 0 0			
Jeremy Giambi, L (1, 9) OBP: 0.350, SLG: 0.402	1-2 G4-3 2-3		0-0 1B 2B	1-0 BB 1B	2-3 K				3-2 F8	6 1 3 3 0 1 3			
John Jaha, R (1, 10) OBP: 0.425, SLG: 0.242	4-2 BB		4-1 1B BB	4-2 1-2 BB					0-3 K	3 2 1 1 3 1 1			
3 Eric Chavez, L (1, 5) OBP: 0.360, SLG: 0.474	0-0 F7		3-2 1B 1B	K					0-2 1B	5 2 2 2 1 1 4			
Miguel Tejada, R (1, 6) OBP: 0.314, SLG: 0.432		2-2 P6	0-1 1B 1B	0-1 G5-3	0-3 K				3-3 F9 K	6 1 1 1 0 2 2			
Ramon Hernandez, R (1, 2) OBP: 0.337, SLG: 0.427		1-1 G5-3	0-0 1B 2B 1B	2-0 HR 2B	3-2 HR				2-2 P4	6 3 4 3 0 0 1			
Inning Stats	R: 2 H: 3 E: 0 LOB: 2 K: 0 BB: 2 S: 14 P: 28	R: 0 H: 0 E: 0 LOB: 0 K: 0 BB: 0 S: 6 P: 11	R: 10 H: 8 E: 0 LOB: 1 K: 1 BB: 3 S: 26 P: 54	R: 5 H: 4 E: 1 LOB: 2 K: 1 BB: 3 S: 24 P: 44	R: 2 H: 3 E: 0 LOB: 2 K: 2 BB: 1 S: 18 P: 30	R: 2 H: 2 E: 0 LOB: 1 K: 2 BB: 1 S: 17 P: 31	R: 0 H: 0 E: 0 LOB: 0 K: 0 BB: 0 S: 6 P: 9	R: 0 H: 1 E: 0 LOB: 1 K: 2 BB: 0 S: 13 P: 18	R: 0 H: 0 E: 0 LOB: 0 K: 0 BB: 0 S: 4 P: 8	1B: 12 SF: 1 2B: 5 SAC: 0 3B: 0 DP: 0 HR: 4 HBP: 0	WP: 1 PA: 57 PB: 1 SB: 0 CS: 0		
PITCHER	IP WLS BF H R ER SO BB IBB HBP BLK WP HR S P ERA WHIP											PITCHER	IP WLS BF H R ER SO BB IBB HBP BLK WP HR S P ERA WHIP
Jeff D'Amico, R (1, 1) ERA: 11.05	2.0 L 16 6 8 8 0 5 0 0 0 1 0 0 30 66 36.00 5.500											Jerry Spradlin, R (8, 1) ERA: 3.89	1.0 4 1 0 0 2 0 0 0 0 0 0 16 27 36.00 5.000
Jose Santiago, R (3, 1) ERA: 3.73	1.0 8 5 4 4 1 0 0 0 0 0 0 1 24 44 36.00 7.000											Ricky Bottalico, R (9, 1) ERA: 5.57	1.0 3 0 0 0 0 0 0 0 0 0 0 4 8 0.00 0.000
Miguel Batista, R (4, 1) ERA: 8.37	1.0 10 4 5 4 1 3 0 0 0 0 0 1 35 61 18.00 3.500												
Dan Murray, R (5, 1) ERA: 10.5	2.0 13 5 4 4 4 2 0 0 0 1 3 35 61 18.00 3.500												
Dan Reichert, R (7, 1) ERA: 4.43	1.0 3 0 0 0 0 0 0 0 0 0 0 6 9 0.00 0.000												

Oakland Athletics @ Kansas City Royals
Kauffman Stadium, Kansas City, MO

Sun Jun 18 2000, 1:05 PM CDT
Att. 25,180 - Sunny - 69 F

livebaseballscorecards.com

AB	46
R	21
H	21
RBI	21
BB	10
SO	8
LOB	15



Batter	1	2	3	4	5	6	7	8	9	AB	R	H	RBI	BB	SO	LOB
Johnny Damon, L (1, 10) OBP: 0.351, SLG: 0.429	4-2 1B 29 FC6-4 BB	2-1 G3			0-3 K		X 0-0 FC6-4 1-2f			3	1	0	0	1	1	2
Carlos Beltrán, S (1, 8) OBP: 0.321, SLG: 0.382	3-1 29 FC6-4 1-3 1B	0-0 G3-1			1-2 P4		X 0-0 L3			4	0	1	0	0	0	2
29 Mike Sweeney, R (1, 3) OBP: 0.408, SLG: 0.589 Gregg Zaun, S (7, 3) OBP: 0.380, SLG: 0.356	1-1 FC6-4 2B 1-2f 3-H		F S X 0-2 G4-3			C B X 1-1 1B G1-3 SF8 1B		C F X 0-2 L5		3	1	1	1	0	0	1
Jermaine Dye, R (1, 9) OBP: 0.404, SLG: 0.651 Scott Pose, L (6, 9) OBP: 0.353, SLG: 0.241	1-2 1-3 2B		B C X 1-1 F8			B X 1-0 G1-3		B B S S S 3-3 K		2	0	1	0	0	0	0
Joe Randa, R (1, 5) OBP: 0.380, SLG: 0.466 Ray Holbert, R (5, 5) OBP: 0.250, SLG: 0.250	0-0 G5-3		X S C X 0-2 F8			B B C X 2-2 1B		B B F S S 3-3 K		2	0	0	0	0	0	2
Todd Dunwoody, L (1, 7) OBP: 0.323, SLG: 0.407	0-1 G4-3		X 0-0 F8			X 0-0 SF8		B X 1-0 G6-4-3 1B		3	0	1	1	0	0	2
Jeff Reboulet, R (1, 4) OBP: 0.394, SLG: 0.345		X 0-0 2B 1B		C X 0-1 G4-3		F C 6 1 0-3 K		B B F B X 3-2 G6-4-3 1-2f		4	1	1	0	0	1	2
Brian Johnson, R (1, 2) OBP: 0.232, SLG: 0.353		B X 1-0 SH5-3 1-H 2B		F B B X 2-1 G6-3		X 0-0 FC6-4 1B		B B F X 2-1 G6-3		4	0	2	1	0	0	0
Rey Sanchez, R (1, 6) OBP: 0.266, SLG: 0.309 Luis Ordaz, R (5, PH) OBP: 0.194, SLG: 0.143 (6, 6)		B X 1-0 SH5-3 2-3		X 3-2 G4-3		B B X 2-0 F9				0	0	0	0	0	0	0
										2	0	0	0	0	0	1

Inning Stats	R: 1	H: 2	E: 0	LOB: 2	K: 0	S: 13	R: 1	H: 2	E: 0	LOB: 1	K: 0	S: 6	R: 0	H: 0	E: 0	LOB: 0	K: 0	S: 8	R: 0	H: 0	E: 0	LOB: 0	K: 0	S: 5	R: 0	H: 0	E: 0	LOB: 0	K: 1	S: 9	R: 1	H: 2	E: 0	LOB: 1	K: 1	S: 10	R: 0	H: 1	E: 0	LOB: 1	K: 0	S: 4	R: 0	H: 0	E: 0	LOB: 0	K: 2	S: 9	R: 0	H: 1	E: 0	LOB: 0	K: 0	S: 6	R: 0	H: 1	E: 0	LOB: 0	K: 0	S: 6	1B: 6	SF: 1	2B: 2	SAC: 1	3B: 0	DP: 1	HR: 0	HBP: 0	WP: 0	PA: 35
--------------	------	------	------	--------	------	-------	------	------	------	--------	------	------	------	------	------	--------	------	------	------	------	------	--------	------	------	------	------	------	--------	------	------	------	------	------	--------	------	-------	------	------	------	--------	------	------	------	------	------	--------	------	------	------	------	------	--------	------	------	------	------	------	--------	------	------	-------	-------	-------	--------	-------	-------	-------	--------	-------	--------

PITCHER	IP	WLS	BF	H	R	ER	SO	BB	IBB	HBP	BLK	WP	HR	S	P	ERA	WHIP
Gil Heredia, R (1, 1) ERA: 3.65	7.0		29	7	3	3	2	1	0	0	0	0	0	55	81	3.86	1.143
Luis Vizcaino, R (8, 1) ERA: 6.52	1.0		3	0	0	0	2	0	0	0	0	0	0	9	15	0.00	0.000
Rich Sauveur, L (9, 1) ERA: 4.35	1.0		3	1	0	0	0	0	0	0	0	0	0	6	12	0.00	1.000

BOTTOM

Oakland Athletics @ Kansas City Royals
Kauffman Stadium, Kansas City, MO

livebaseballscores.com

AB	32
R	3
H	8
RBI	3
BB	1
SO	4
LOB	13



Sun Jun 18 2000, 1:05 PM CDT
Att. 25,180 - Sunny - 69 F

Batter	1	2	3	4	5	6	7	8	9	AB R H RBI BB SO LOB
Darin Erstad, L OBP: 0.426, SLG: 0.559 (1, 7)	F8		HBP BB HR BB		G4-6-3 1B		FC3-6 BB		F8	3 1 1 0 2 0 0
Kevin Stocker, S OBP: 0.365, SLG: 0.362 (1, 6)	G6-3		HBP HR BB		G4-6-3 1-2f		FC3-6 BB			3 1 0 0 1 0 2
Mo Vaughn, L OBP: 0.379, SLG: 0.575 (1, 3)	FC6-4 BB		HR HBP			F8	FC3-6 BB			1 1 0 0 2 0 0
Tim Salmon, R OBP: 0.410, SLG: 0.544 (1, 9)	FC6-4 1-2f		HR 1-H 2-H 3-H			16 HR BB	K			3 2 1 4 1 1 3
16 Garret Anderson, L OBP: 0.260, SLG: 0.487 (1, 8)		G4-3	F5			HR		G3-1		4 1 1 2 0 0 0
Troy Glaus, R OBP: 0.429, SLG: 0.645 (1, 5)		K		K		HBP G6-3		HBP G5-4-3 1B		3 0 1 0 0 2 0
Bengie Molina, R OBP: 0.346, SLG: 0.440 (1, 2)		F8		L4-3 1B		G6-3		G5-4-3		4 0 1 0 0 0 2
Adam Kennedy, L OBP: 0.333, SLG: 0.416 (1, 4)			K	L4-3		F7		K		4 0 0 0 0 2 2
Orlando Palmeiro, L OBP: 0.415, SLG: 0.405 (1, 10)			P6		F7		G6-3		F8	4 0 0 0 0 0 0

Inning Stats	R: 0 E: 0 K: 0 S: 4	H: 0 LOB: 1 BB: 1 P: 10	R: 0 E: 0 K: 1 S: 7	H: 0 LOB: 0 BB: 0 P: 11	R: 4 E: 0 K: 1 S: 11	H: 1 LOB: 0 BB: 2 P: 31	R: 0 E: 0 K: 1 S: 6	H: 1 LOB: 0 BB: 0 P: 8	R: 0 E: 0 K: 0 S: 6	H: 1 LOB: 0 BB: 0 P: 9	R: 2 E: 0 K: 0 S: 10	H: 1 LOB: 1 BB: 1 P: 21	R: 0 E: 0 K: 1 S: 9	H: 0 LOB: 2 BB: 2 P: 20	R: 0 E: 0 K: 0 S: 7	H: 1 LOB: 0 BB: 0 P: 7	R: 0 E: 0 K: 1 S: 10	H: 0 LOB: 0 BB: 0 P: 12	1B: 3 2B: 1 3B: 0 HR: 2	SF: 0 SAC: 0 DP: 3 HBP: 2	WP: 0 PB: 0 SB: 0 CS: 0	PA: 37
--------------	------------------------------	----------------------------------	------------------------------	----------------------------------	-------------------------------	----------------------------------	------------------------------	---------------------------------	------------------------------	---------------------------------	-------------------------------	----------------------------------	------------------------------	----------------------------------	------------------------------	---------------------------------	-------------------------------	----------------------------------	----------------------------------	------------------------------------	----------------------------------	--------

PITCHER	IP	WLS	BF	H	R	ER	SO	BB	IBB	HBP	BLK	WP	HR	S	P	ERA	WHIP
Jeff Suppan, R ERA: 5.34 (1, 1)	6.0		26	4	6	6	3	4	0	2	0	0	2	44	90	9.00	1.333
Jose Santiago, R ERA: 3.56 (7, 1)	2.0	W	8	1	0	0	1	2	0	0	0	0	0	16	27	0.00	1.500
Ricky Bottalico, R ERA: 5.4 (9, 1)	1.0	S	3	0	0	0	1	0	0	0	0	0	0	10	12	0.00	0.000

BOTTOM

Kansas City Royals @ Anaheim Angels
Edison International Field, Anaheim, CA

livebaseballscores.com

AB	29
R	6
H	5
RBI	6
BB	6
SO	5
LOB	9



Tue Jun 20 2000, 10:05 PM EDT
Att. 16,711 - Sunny - 74 F

Batter	1	2	3	4	5	6	7	8	9	AB R H RBI BB SO LOB	TOP											
Johnny Damon, L (1, 7) OBP: 0.349, SLG: 0.422 C B X	1-2 G3		4-0 CS BB			X 0-0 L8			F X 0-1 G1-3	3 0 0 0 1 0 1												
Jeff Reboulet, R (1, 4) OBP: 0.393, SLG: 0.348 Dave McCarty, R (9, PH) OBP: 0.366, SLG: 0.598 Luis Ordaz, R (9, PR) OBP: 0.219, SLG: 0.172 F X	0-1 F8		1 SAFE 0-0 CS	2-2 F3		X 0-0 F5		C B X 1-1 1B 2-3 1B	3 0 0 0 0 0 0 1 0 1 0 0 0 0 0 0 0 0 0 0 0													
Carlos Beltrán, S (1, 8) OBP: 0.329, SLG: 0.393 C F F F X	0-3 K			0-1 G5-3			2-2 1B	B X 1-0 1B	4 0 2 1 0 1 0													
Jermaine Dye, R (1, 9) OBP: 0.399, SLG: 0.636 B B C C C C X		2-3 K		2-2 L7		F B X 1-1 F7		B X 1-0 F7	4 0 0 0 0 1 3													
29 Mike Sweeney, R (1, 3) OBP: 0.412, SLG: 0.588 B C B X		2-1 1B			2-2 G5-3		B B X 2-0 F7	X 0-0 F9	4 0 1 0 0 0 3													
Joe Randa, R (1, 5) OBP: 0.380, SLG: 0.463 F B X		1-1 F9			1-2 F9		X 0-0 F8		3 0 0 0 0 0 1													
Mark Quinn, R (1, 10) OBP: 0.330, SLG: 0.451 S X		0-1 P3			1-1 L8		F X 0-1 G6-3		3 0 0 0 0 0 1													
Brian Johnson, R (1, 2) OBP: 0.227, SLG: 0.344 S F F X		0-3 K			1-2 F9		F X 0-1 F9		3 0 0 0 0 1 0													
Rey Sanchez, R (1, 6) OBP: 0.264, SLG: 0.305 C X		0-1 L6			1-0 F7		X 0-0 1B G1-3 1B		3 1 1 0 0 0 0													
Inning Stats	R: 0 E: 0 K: 1 S: 10	H: 0 LOB: 0 BB: 0 P: 11	R: 0 E: 0 K: 1 S: 9	H: 1 LOB: 1 BB: 0 P: 14	R: 0 E: 0 K: 1 S: 5	H: 0 LOB: 0 BB: 1 P: 9	R: 0 E: 0 K: 0 S: 9	H: 0 LOB: 0 BB: 0 P: 13	R: 0 E: 0 K: 0 S: 8	H: 0 LOB: 0 BB: 0 P: 12	R: 0 E: 0 K: 0 S: 6	H: 0 LOB: 0 BB: 0 P: 8	R: 0 E: 0 K: 0 S: 8	H: 1 LOB: 1 BB: 0 P: 13	R: 0 E: 0 K: 0 S: 5	H: 0 LOB: 0 BB: 0 P: 5	R: 1 E: 0 K: 0 S: 8	H: 3 LOB: 2 BB: 0 P: 11	1B: 5 2B: 0 3B: 0 HR: 0	SF: 0 SAC: 0 DP: 0 HBP: 0	WP: 0 PB: 0 SB: 0 CS: 1	PA: 33
PITCHER Jarrod Washburn, L (1, 1) ERA: 3.46 Troy Percival, R (9, 1) ERA: 4.73	IP 8.1	WLS W	BF 29	H 4	R 1	ER 1	SO 3	BB 1	IBB 0	HBP 0	BLK 0	WP 0	HR 0	S 65	P 91	ERA 1.08	WHIP 0.600					
											PITCHER IP 0.2 WLS S BF 3 H 1 R 0 ER 0 SO 0 BB 0 IBB 0 HBP 0 BLK 0 WP 0 HR 0 S 3 P 5 ERA 0.00 WHIP 1.500											

Kansas City Royals @ Anaheim Angels
 Edison International Field, Anaheim, CA

Wed Jun 21 2000, 10:05 PM EDT
 Att. 16,169 - Sunny - 72 F

livebaseballscorecards.com

AB	31
R	1
H	5
RBI	1
BB	1
SO	3
LOB	9



Batter	1	2	3	4	5	6	7	8	9	AB	R	H	RBI	BB	SO	LOB
Darin Erstad, L (1, 7) OBP: 0.423, SLG: 0.565	0-2 G6-3		2-2 G3-1		3-1 HR		0-1 G6-3			4	1	1	3	0	0	0
Kevin Stocker, S (1, 6) OBP: 0.368, SLG: 0.362	4-2 BB		1-1 F7		1-2 1B		2-2 G5-3			3	0	1	0	1	0	0
Mo Vaughn, L (1, 3) OBP: 0.377, SLG: 0.570	2-3 K			0-0 G4-3		0-0 1B		1-3 K		4	0	1	0	0	2	1
Tim Salmon, R (1, 9) OBP: 0.408, SLG: 0.538	1-3 K			4-1 BB		2-3 K		3-3 K		3	0	0	0	1	3	3
16 Garret Anderson, L (1, 8) OBP: 0.259, SLG: 0.484		1-2 F9 1B		0-0 F8		1-0 F7		3-3 K		4	0	1	0	0	1	1
Troy Glaus, R (1, 5) OBP: 0.424, SLG: 0.637		0-0 F9		1-3 K		1-2 G5-3				3	0	0	0	0	1	2
Bengie Molina, R (1, 2) OBP: 0.341, SLG: 0.434		1-0 L8				1-0 G6-3		0-0 P4		3	0	0	0	0	0	1
Scott Spiezio, S (1, 10) OBP: 0.348, SLG: 0.424		0-0 F8				1-1 G4-3		2-2 F9		3	0	0	0	0	0	1
Adam Kennedy, L (1, 4) OBP: 0.337, SLG: 0.426			1-1 G4-3		0-1 HR		1-0 G6-3 3B			3	2	2	0	0	0	0

Inning Stats	R: 0	H: 0	E: 0	K: 2	S: 13	LOB: 1	BB: 1	P: 20	R: 0	H: 1	E: 0	K: 0	S: 6	LOB: 1	BB: 0	P: 8	R: 0	H: 0	E: 0	K: 0	S: 7	LOB: 0	BB: 0	P: 11	R: 0	H: 0	E: 0	K: 1	S: 6	LOB: 1	BB: 1	P: 11	R: 2	H: 4	E: 0	K: 1	S: 14	LOB: 2	BB: 0	P: 22	R: 0	H: 0	E: 0	K: 0	S: 5	LOB: 0	BB: 0	P: 7	R: 1	H: 1	E: 0	K: 0	S: 9	LOB: 0	BB: 0	P: 14	R: 0	H: 0	E: 0	K: 3	S: 9	LOB: 0	BB: 0	P: 16	1B: 4	2B: 0	3B: 1	HR: 1	SF: 0	SAC: 0	DP: 0	HBP: 0	WP: 0	PA: 32
--------------	------	------	------	------	-------	--------	-------	-------	------	------	------	------	------	--------	-------	------	------	------	------	------	------	--------	-------	-------	------	------	------	------	------	--------	-------	-------	------	------	------	------	-------	--------	-------	-------	------	------	------	------	------	--------	-------	------	------	------	------	------	------	--------	-------	-------	------	------	------	------	------	--------	-------	-------	-------	-------	-------	-------	-------	--------	-------	--------	-------	--------

PITCHER	IP	WLS	BF	H	R	ER	SO	BB	IBB	HBP	BLK	WP	HR	S	P	ERA	WHIP
Mac Suzuki, R (1, 1) ERA: 3.79	7.0	L	29	6	3	3	4	2	0	0	0	0	1	60	93	3.86	1.143
Jerry Spradlin, R (8, 1) ERA: 3.8	1.0		3	0	0	0	3	0	0	0	0	0	0	9	16	0.00	0.000

BOTTOM

Kansas City Royals @ Anaheim Angels
Edison International Field, Anaheim, CA
 Wed Jun 21 2000, 10:05 PM EDT
 Att. 16,169 - Sunny - 72 F

livebaseballscorecards.com

AB	30
R	3
H	6
RBI	3
BB	2
SO	7
LOB	9



Batter	1	2	3	4	5	6	7	8	9	AB R H RBI BB SO LOB	TOP
Johnny Damon, L (1, 7) OBP: 0.345, SLG: 0.415	2-1 G6-3		1-3 K		2-1 P6		1-0 G4-3			4 0 0 0 0 1 1	Kansas City Royals @ Anaheim Angels Edison International Field, Anaheim, CA Thu Jun 22 2000, 10:05 PM EDT Att. 17,805 - Sunny - 73 F
Jeff Reboulet, R (1, 4) OBP: 0.387, SLG: 0.337	0-3 K		4-2 BB		1-2 P5		2-2 G6-3			3 0 0 0 1 1 0	
Carlos Beltrán, S (1, 8) OBP: 0.328, SLG: 0.388	4-0 HR BB		2-1 F8		1-1 P4		1-0 G3			3 1 0 0 1 0 1	
Jermaine Dye, R (1, 9) OBP: 0.396, SLG: 0.642	0-1 HR		1-2 F8		0-2 F8		1-1 G5-3			4 1 1 2 0 0 0	
29 Mike Sweeney, R (1, 3) OBP: 0.410, SLG: 0.581	1-0 F8		4-2 BB HBP		0-1 L5		1-1 G5-3			3 0 0 0 0 0 0	
Joe Randa, R (1, 5) OBP: 0.378, SLG: 0.459		2-0 G5-3		0-1 P4		1-0 2B G6-3 1B		1-1 G5-3		4 1 1 0 0 0 1	
Mark Quinn, R (1, 10) OBP: 0.333, SLG: 0.455		1-2 F7		4-0 BB		1-1 G6-3 2B		1-0 G6-3		3 0 1 0 1 0 0	
Gregg Zaun, S (1, 2) OBP: 0.367, SLG: 0.323		2-2 F8		2-0 P6		0-0 G6-3				3 0 0 1 0 0 3	
Rey Sanchez, R (1, 6) OBP: 0.260, SLG: 0.300			0-2 G4-3		0-0 G3		0-0 P4			3 0 0 0 0 0 1	
Inning Stats	R: 2 H: 1 E: 0 LOB: 0 K: 1 BB: 1 S: 8 P: 15	R: 0 H: 0 E: 0 LOB: 0 K: 0 BB: 0 S: 8 P: 13	R: 0 H: 0 E: 0 LOB: 1 K: 1 BB: 1 S: 10 P: 17	R: 0 H: 0 E: 0 LOB: 2 K: 0 BB: 1 S: 8 P: 19	R: 0 H: 0 E: 0 LOB: 0 K: 0 BB: 0 S: 6 P: 9	R: 0 H: 0 E: 0 LOB: 0 K: 0 BB: 0 S: 7 P: 8	R: 1 H: 2 E: 0 LOB: 1 K: 0 BB: 0 S: 6 P: 9	R: 0 H: 0 E: 0 LOB: 0 K: 0 BB: 0 S: 7 P: 11	R: 0 H: 0 E: 0 LOB: 0 K: 0 BB: 0 S: 5 P: 8	1B: 1 SF: 0 2B: 1 SAC: 0 3B: 0 DP: 0 HR: 1 HBP: 1	
PITCHER	IP WLS BF H R ER SO BB IBB HBP BLK WP HR S P ERA WHIP										
Tim Belcher, R (1, 1) ERA: 3.18	6.0 W 25 3 3 3 2 3 0 1 0 0 1 50 86 4.50 1.000										
Mark Petkovsek, R (7, 1) ERA: 5.7	3.0 S 9 0 0 0 0 0 0 0 0 0 0 15 23 0.00 0.000										

livebaseballscorecards.com

AB	30
R	3
H	3
RBI	3
BB	3
SO	2
LOB	7



Batter	1	2	3	4	5	6	7	8	9	AB R H RBI BB SO LOB	TOP											
Johnny Damon, L (1, 10) <small>OBP: 0.344, SLG: 0.417</small>	1-1 SH5-3 2B	1-0 SH5-3 2B	1-2 2-3	1-3 K		2-3 K		1-2 E6 G4-3		4 1 1 0 0 2 1												
Rey Sanchez, R (1, 6) <small>OBP: 0.264, SLG: 0.301</small>	1-0 SH5-3	1-1 2-3 1B		4-1 G4-6-3 BB		2-3 K		1-0 G4-3		3 0 1 1 1 1 2												
Carlos Beltrán, S (1, 8) <small>OBP: 0.329, SLG: 0.384</small>	4-1 2B SF7 BB	0-1 L6		1-2 G4-6-3 1-2f			2-1 F9	4-1 G4-3 BB		3 1 0 0 2 0 3												
Jermaine Dye, R (1, 9) <small>OBP: 0.400, SLG: 0.649</small>	0-0 1-3 3-H 2B	2-0 G4-3			0-1 1B		3-1 29 1B SF9 2B	2-2 G4-3 1-2f		5 1 3 1 0 0 4												
29 Mike Sweeney, R (1, 3) <small>OBP: 0.413, SLG: 0.579</small>	4-0 IBB		4-1 G4-3 2B BB		1-0 F8		0-1 E 1B 1B	1-2 G6-3		3 2 1 0 2 0 1												
Joe Randa, R (1, 5) <small>OBP: 0.372, SLG: 0.454</small>	0-0 SF7		3-1 F9		2-3 K		0-0 SF9	0-0 G6-3		3 0 0 2 0 1 2												
Todd Dunwoody, L (1, 7) <small>OBP: 0.293, SLG: 0.351</small>	0-3 K		2-1 G4-3		0-3 K2-3		1-0 E4 1B 1B	1-1 1B		5 0 2 0 0 2 4												
Gregg Zaun, S (1, 2) <small>OBP: 0.381, SLG: 0.357</small>		1-0 SH5-3 1B 1B		3-2 2-H 2B		3-2 F7	2-1 1-2 1B	1-2 G5-3		5 1 3 2 0 0 1												
Luis Ordez, R (1, 4) <small>OBP: 0.257, SLG: 0.194</small> Dave McCarty, R (7, PH) <small>OBP: 0.363, SLG: 0.592</small> Jeff Reboulet, R (7, 4) <small>OBP: 0.387, SLG: 0.337</small>		4-2 1B SH5-3 BB	1-0 F9			3-2 1B	0-0 G3			2 0 1 0 1 0 1 1 0 0 0 0 0 2 0 0 0 0 0 0 0												
Inning Stats	R: 2 E: 0 K: 1 S: 9	H: 2 LOB: 2 BB: 2 P: 19	R: 1 E: 0 K: 0 S: 10	H: 2 LOB: 2 BB: 1 P: 19	R: 1 E: 0 K: 0 S: 9	H: 1 LOB: 1 BB: 1 P: 22	R: 0 E: 0 K: 1 S: 8	H: 0 LOB: 0 BB: 1 P: 14	R: 0 E: 0 K: 2 S: 9	H: 1 LOB: 1 BB: 0 P: 12	R: 0 E: 0 K: 2 S: 15	H: 1 LOB: 1 BB: 0 P: 25	R: 2 E: 1 K: 0 S: 11	H: 4 LOB: 2 BB: 0 P: 19	R: 0 E: 1 K: 0 S: 8	H: 0 LOB: 1 BB: 1 P: 16	R: 0 E: 0 K: 0 S: 10	H: 1 LOB: 1 BB: 0 P: 13	1B: 8 2B: 4 3B: 0 HR: 0	SF: 2 SAC: 2 DP: 2 HBP: 0	WP: 0 PB: 0 SB: 0 CS: 0	PA: 44
PITCHER Kevin Appier, R (1, 1) <small>ERA: 4.05</small> Jeff Tam, R (7, 1) <small>ERA: 2.22</small>	IP: 6.1 WLS: W BF: 31 H: 8 R: 5 ER: 5 SO: 6 BB: 4 IBB: 1 HBP: 0 BLK: 0 WP: 0 HR: 0 S: 64 P: 120 ERA: 7.11 WHIP: 1.895							PITCHER IP: 2.2 WLS: BF: 13 H: 4 R: 1 ER: 1 SO: 0 BB: 1 IBB: 0 HBP: 0 BLK: 0 WP: 0 HR: 0 S: 25 P: 39 ERA: 3.38 WHIP: 1.875														

Kansas City Royals @ Oakland Athletics
 Network Associates Coliseum, Oakland, CA

AB	34
R	6
H	12
RBI	6
BB	6
SO	6
LOB	21



Fri Jun 23 2000, 10:05 PM EDT
 Att. 16,816 - Sunny - 65 F

livebaseballscorecards.com

Batter	1	2	3	4	5	6	7	8	9	AB	R	H	RBI	BB	SO	LOB
Terrence Long, L OBP: 0.354, SLG: 0.478 (1, 8)	4-2 BB 1B E BB	2-1 F7		3-2 F7	1-2 1B 1-H 2-H		2-1 2B 2B			4	2	2	2	1	0	0
Randy Velarde, R OBP: 0.412, SLG: 0.466 (1, 4)	1-0 BB E 1B	3-1 HR		3-3 K		0-0 G6-3	4-1 2B BB			4	2	2	1	1	1	0
Jason Giambi, L OBP: 0.475, SLG: 0.664 (1, 3)	4-1 E 1B BB	1-0 HR		2-1 2B		4-1 1B BB	1-2 2B			3	2	3	2	2	0	0
Ben Grieve, L OBP: 0.365, SLG: 0.532 Ryan Christenson, R OBP: 0.377, SLG: 0.313 (1, 7) (8, 7)	2-1 E8 1B 3 1B 1B	0-0 HR		4-1 BB		1-0 F5	3-3 K			4	2	2	3	1	1	3
Matt Stairs, L OBP: 0.331, SLG: 0.408 (1, 9)	2-2 P5	3-3 K		1-3 K		2-2 1B		2-0 G6-3		5	0	1	0	0	2	4
Jeremy Giambi, L OBP: 0.354, SLG: 0.402 (1, 10)	1-1 WP 3 1B 1B	3-3 K			0-0 L4	1-1 L9		3-1 3 G2-3 1B		5	0	2	1	0	1	2
3 Eric Chavez, L OBP: 0.367, SLG: 0.509 (1, 5)	0-2 WP 1B		2-3 K		4-1 BB 1B BB		1-0 F5	0-1 G2-3		4	1	1	1	1	1	1
Miguel Tejada, R OBP: 0.320, SLG: 0.439 (1, 6)	3-3 K		0-3 K		4-0 1B 1B BB		1-0 G6-3 2B HBP	0-0 F8		3	1	0	0	1	2	3
Sal Fasano, R OBP: 0.272, SLG: 0.296 Ramon Hernandez, R (7, PH) OBP: 0.330, SLG: 0.431 (1, 2) (8, 2)	3-2 F5		1-3 K		0-3 K		1-0 G6-3			3	0	0	0	0	2	4
	1-2 2-3						1-3			1	0	0	0	0	0	1

Inning Stats	R: 4	H: 4	E: 1	LOB: 2	K: 1	S: 24	R: 3	H: 3	E: 0	LOB: 0	K: 2	S: 13	R: 0	H: 0	E: 0	LOB: 0	K: 3	S: 11	R: 0	H: 1	E: 0	LOB: 2	K: 2	S: 13	R: 1	H: 1	E: 0	LOB: 2	K: 1	S: 8	R: 0	H: 1	E: 0	LOB: 2	K: 0	S: 8	R: 2	H: 2	E: 0	LOB: 2	K: 1	S: 12	R: 0	H: 1	E: 0	LOB: 1	K: 0	S: 6																
P	44	25	14	17	25	11	16	25	11	11	17	25	11	11	11	11	11	11	11	11	11	11	11	11	11	11	11	11	11	11	11	11	11	11	11	11	11	11	11	11	11	11	11	11	11	11																		
PITCHER	IP	WLS	BF	H	R	ER	SO	BB	IBB	HBP	BLK	WP	HR	S	P	ERA	WHIP																			IP	WLS	BF	H	R	ER	SO	BB	IBB	HBP	BLK	WP	HR	S	P	ERA	WHIP												
Chad Durbin, R ERA: 9.94 (1, 1)	2.0	L	15	7	7	7	3	2	0	0	0	1	3	37	69	31.50	4.500																																															
Brett Laxton, R ERA: 6.75 (3, 1)	4.1		20	3	2	2	6	4	0	1	0	0	0	41	76	4.15	1.615																																															
Jerry Spradlin, R ERA: 3.95 (7, 1)	0.2		5	2	1	1	1	1	0	0	0	0	0	11	22	13.50	4.500																																															
Miguel Batista, R ERA: 8.24 (8, 1)	1.0		4	1	0	0	0	0	0	0	0	0	0	6	11	0.00	1.000																																															

BOTTOM

Kansas City Royals @ Oakland Athletics
Network Associates Coliseum, Oakland, CA

Fri Jun 23 2000, 10:05 PM EDT
Att. 16,816 - Sunny - 65 F

livebaseballscorecards.com

AB	36
R	10
H	13
RBI	10
BB	7
SO	10
LOB	18



WP: 1	PA: 44
PB: 0	
SB: 0	
CS: 0	

Batter	1	2	3	4	5	6	7	8	9	AB R H RBI BB SO LOB	TOP
Johnny Damon, L (1, 7) <small>OBP: 0.345, SLG: 0.414</small>	1-2 		1-2 		0-0 	0-0 		4-0 		4 0 1 0 1 0 2	
Jeff Reboulet, R (1, 4) <small>OBP: 0.388, SLG: 0.350</small>	2-2 		2-2 	0-0 	2-1 		1-2 	0-3 		5 0 2 1 0 1 2	
Carlos Beltrán, S (1, 8) <small>OBP: 0.327, SLG: 0.388</small>	0-0 			0-0 	3-3 		0-1 		1-2 	5 1 1 0 0 1 3	
Jermaine Dye, R (1, 9) <small>OBP: 0.397, SLG: 0.641</small>		3-1 		1-2 		2-1 	2-2 		0-1 	5 1 1 0 0 0 2	
29 Mike Sweeney, R (1, 3) <small>OBP: 0.410, SLG: 0.574</small>		1-1 			2-3 	0-0 	3-2 		1-0 	4 1 1 1 0 1 1	
Joe Randa, R (1, 5) <small>OBP: 0.372, SLG: 0.457</small>		2-2 			0-0 	2-3 		0-1 	1-2 	5 1 2 0 0 1 2	
Mark Quinn, R (1, 10) <small>OBP: 0.337, SLG: 0.470</small>		0-1 			4-2 	1-0 		1-1 		3 2 1 3 1 0 2	
Gregg Zaun, S (1, 2) <small>OBP: 0.386, SLG: 0.365</small>			0-0 		0-1 	0-1 		1-2 		4 1 2 0 0 0 0	
Luis Ordaz, R (1, 6) <small>OBP: 0.282, SLG: 0.265</small>			2-2 		3-1 	0-1 		0-2 		3 1 2 3 0 0 0	
Inning Stats	R: 0 H: 0 E: 0 LOB: 0 K: 0 BB: 0 S: 7 P: 10	R: 0 H: 1 E: 0 LOB: 1 K: 0 BB: 0 S: 9 P: 15	R: 0 H: 0 E: 1 LOB: 0 K: 0 BB: 0 S: 9 P: 14	R: 0 H: 0 E: 0 LOB: 0 K: 0 BB: 0 S: 5 P: 6	R: 3 H: 4 E: 0 LOB: 2 K: 2 BB: 1 S: 19 P: 33	R: 3 H: 4 E: 0 LOB: 1 K: 1 BB: 0 S: 12 P: 17	R: 0 H: 1 E: 0 LOB: 1 K: 0 BB: 0 S: 12 P: 18	R: 1 H: 2 E: 0 LOB: 2 K: 1 BB: 1 S: 15 P: 21	R: 1 H: 1 E: 0 LOB: 0 K: 0 BB: 0 S: 10 P: 13	1B: 8 SF: 2 2B: 3 SAC: 0 3B: 1 DP: 0 HR: 1 HBP: 0	WP: 0 PA: 43 PB: 0 SB: 4 CS: 1
PITCHER Gil Heredia, R (1, 1) <small>ERA: 4.02</small> Doug Jones, R (6, 1) <small>ERA: 4.79</small> T.J. Mathews, R (8, 1) <small>ERA: 6.21</small>	IP WLS BF H R ER SO BB IBB HBP BLK WP HR S P ERA WHIP 5.1 L 25 8 6 6 3 1 0 0 0 0 0 1 56 90 10.12 1.688 2.0 10 4 1 1 0 0 0 0 0 0 0 0 24 32 4.50 2.000 1.2 7 1 1 1 1 0 1 0 0 0 0 0 18 25 5.40 0.600	PITCHER IP WLS BF H R ER SO BB IBB HBP BLK WP HR S P ERA WHIP									

Kansas City Royals @ Oakland Athletics
 Network Associates Coliseum, Oakland, CA

Sat Jun 24 2000, 4:05 PM EDT
 Att. 25,318 - Sunny - 70 F

AB	38
R	8
H	13
RBI	8
BB	2
SO	4
LOB	14



livebaseballscorecards.com

Batter	1	2	3	4	5	6	7	8	9	AB	R	H	RBI	BB	SO	LOB
Terrence Long, L OBP: 0.355, SLG: 0.477 (1, 8)	2-2 F5	0-0 G4-3			3-2 G4-3 BLK 1B		3-1 E8 1B	0-1 P3		5	2	2	0	0	0	2
Randy Velarde, R OBP: 0.418, SLG: 0.474 (1, 4)	2-3 K		4-2 G4-6-3 1B BB		1-0 G4-3 1-3		1-1 BB BB 1B		2-1 2B	4	0	2	1	1	1	1
Jason Giambi, L OBP: 0.480, SLG: 0.669 (1, 3)	2-2 2B		2-1 G4-6-3 1-2 1B		0-2 G4-6-3 1-2 1B		4-1 BB BB BB		2-3 K	4	0	3	1	1	1	1
Ben Grieve, L OBP: 0.360, SLG: 0.523 (1, 7)	1-1 G1-3		0-0 G4-6-3 1-2f 2-3		0-0 G4-6-3 1-2f		2-2 F7		3-3 K	5	0	0	0	0	1	7
Matt Stairs, L OBP: 0.336, SLG: 0.405 (1, 9)		4-2 G4-3 G1-3 1B BB	2-2 P4			4-2 3 BB BB	4-1 1-2 2-3 BB		1-1 G4-3	2	1	0	0	3	0	2
Jeremy Giambi, L OBP: 0.344, SLG: 0.389 (1, 10)		3-1 G1-3 1-2		1-0 G1-3		1-1 F8	0-0 F5			4	0	0	0	0	0	5
3 Eric Chavez, L OBP: 0.369, SLG: 0.506 (1, 5)		0-1 G4-3		3-2 FC4-6 1B		4-1 BB	2-2 L3			3	0	1	0	1	0	4
Miguel Tejada, R OBP: 0.319, SLG: 0.437 (1, 6)		1-0 WP 1B		1-2 FC4-6 1-2f		1-3 K		2-3 K		4	0	1	1	0	2	3
Ramon Hernandez, R OBP: 0.329, SLG: 0.424 (1, 2)		4-1 1-2 BB		1-2 P4		2-0 G5-3		0-0 F9		3	0	0	0	1	0	3

Inning Stats	R: 0	H: 1	E: 0	K: 1	S: 12	H: 1	LOB: 1	BB: 0	P: 19	R: 1	H: 1	E: 0	K: 0	S: 12	R: 0	H: 1	E: 0	K: 0	S: 9	R: 0	H: 1	E: 0	K: 0	S: 14	R: 1	H: 2	E: 0	K: 0	S: 8	R: 0	H: 0	E: 0	K: 1	S: 9	R: 1	H: 2	E: 1	K: 0	S: 14	R: 0	H: 0	E: 0	K: 1	S: 6	R: 0	H: 0	E: 0	K: 1	S: 6	R: 0	H: 1	E: 0	K: 2	S: 10	1B: 7	2B: 2	3B: 0	HR: 0	SF: 0	SAC: 0	DP: 2	HBP: 0
--------------	------	------	------	------	-------	------	--------	-------	-------	------	------	------	------	-------	------	------	------	------	------	------	------	------	------	-------	------	------	------	------	------	------	------	------	------	------	------	------	------	------	-------	------	------	------	------	------	------	------	------	------	------	------	------	------	------	-------	-------	-------	-------	-------	-------	--------	-------	--------

PITCHER	IP	WLS	BF	H	R	ER	SO	BB	IBB	HBP	BLK	WP	HR	S	P	ERA	WHIP
Dan Reichert, R ERA: 4.25 (1, 1)	4.0		18	4	1	1	1	3	0	0	0	1	0	47	80	2.25	1.750
Jeff D'Amico, R ERA: 9.64 (5, 1)	2.0		9	2	1	1	1	2	0	0	1	0	0	17	33	4.50	2.000
Jose Santiago, R ERA: 3.74 (7, 1)	0.1		5	2	1	1	0	2	0	0	0	0	0	9	23	27.00	12.000
Ricky Bottalico, R ERA: 5.0 (7, 1)	2.2	W	9	1	0	0	3	0	0	0	0	0	0	21	33	0.00	0.375


BOTTOM

Kansas City Royals @ Oakland Athletics
 Network Associates Coliseum, Oakland, CA

Sat Jun 24 2000, 4:05 PM EDT
 Att: 25,318 - Sunny - 70 F

livebaseballscorecards.com

AB	34
R	3
H	9
RBI	3
BB	7
SO	5
LOB	28



WP: 1	PA: 41
PB: 0	
SB: 0	
CS: 0	

Batter	1	2	3	4	5	6	7	8	9	AB R H RBI BB SO LOB	TOP		
Luis Ordez, R (1, 4) OBP: 0.256, SLG: 0.237 Scott Pose, L (9, PH) OBP: 0.343, SLG: 0.233	0-1 G4-3		2-1 G3		1-0 F9		3-3 K		3-2 P6	4 0 0 0 0 1 2 1 0 0 0 0 0 0			
Joe Randa, R (1, 5) OBP: 0.380, SLG: 0.470	1-2 1B 2B		4-0 BB			1-1 F8		1-2 G3-1 3B	4-1 FC6-4 BB	3 2 2 0 2 0 0			
Carlos Beltrán, S (1, 8) OBP: 0.321, SLG: 0.381	1-0 G5-3		0-0 F9			1-3 K		0-3 K	0-3 K	5 0 0 0 0 3 5			
Jermaine Dye, R (1, 9) OBP: 0.397, SLG: 0.636	0-0 1B		2-2 G5-3			0-0 29 WP 1B		1-2 G3-1	1-1 FC6-4	5 0 2 2 0 0 3			
29 Mike Sweeney, R (1, 10) OBP: 0.411, SLG: 0.575	2-1 F8			1-1 F9		4-1 1B		0-0 1B 2B		3 1 1 0 1 0 1			
Mark Quinn, R (1, 7) OBP: 0.335, SLG: 0.465		1-0 F8		2-1 G5-3		1-0 F9		0-1 BB S 1B		4 0 1 1 0 0 2			
Dave McCarty, R (1, 3) OBP: 0.359, SLG: 0.575		0-0 G4-3		3-3 K			2-1 G4-3	4-0 BB BB		3 0 0 0 1 1 0			
Brian Johnson, R (1, 2) OBP: 0.229, SLG: 0.352 Johnny Damon, L (8, PH) OBP: 0.347, SLG: 0.414 Jeff Reboulet, R (8, 4) OBP: 0.388, SLG: 0.350		2-2 G4-3			1-0 G1-3		1-1 2B	4-2 1-2 2-3 BB		3 0 1 0 0 0 0 0 0 0 0 1 0 0 0 0 0 0 0 0 0	AB 35 R 3 H 7 RBI 3 BB 5 SO 6 LOB 17		
Rey Sanchez, R (1, 6) OBP: 0.261, SLG: 0.297 Gregg Zaun, S (8, PH) OBP: 0.382, SLG: 0.360 (8, 2)			1-2 E5 F9 G3		2-0 G1-3		2-3 K	2-2 P6		3 0 0 0 0 1 1 1 0 0 0 0 0 3			
Inning Stats	R: 1 H: 2 E: 0 LOB: 1 K: 0 BB: 0 S: 9 P: 13	R: 0 H: 0 E: 0 LOB: 0 K: 0 BB: 0 S: 6 P: 9	R: 0 H: 0 E: 1 LOB: 2 K: 0 BB: 1 S: 9 P: 18	R: 0 H: 0 E: 0 LOB: 0 K: 1 BB: 0 S: 8 P: 14	R: 0 H: 0 E: 0 LOB: 0 K: 0 BB: 0 S: 3 P: 7	R: 0 H: 1 E: 0 LOB: 2 K: 1 BB: 1 S: 9 P: 16	R: 0 H: 1 E: 0 LOB: 1 K: 2 BB: 0 S: 13 P: 21	R: 2 H: 3 E: 0 LOB: 3 K: 1 BB: 2 S: 19 P: 31	R: 0 H: 0 E: 0 LOB: 1 K: 1 BB: 1 S: 10 P: 18	1B: 3 SF: 0 2B: 3 SAC: 0 3B: 1 DP: 0 HR: 0 HBP: 0	WP: 1 PA: 40 PB: 0 SB: 1 CS: 0		
PITCHER	IP WLS BF H R ER SO BB IBB HBP BLK WP HR S P ERA WHIP											PITCHER	IP WLS BF H R ER SO BB IBB HBP BLK WP HR S P ERA WHIP
Mark Mulder, L (1, 1) ERA: 4.94	7.0 W 28 4 1 1 4 2 0 0 0 0 1 0 57 98 1.29 0.857												
Jeff Tam, R (8, 1) ERA: 2.53	0.2 H 5 3 2 2 1 0 0 0 0 0 0 0 14 16 27.00 4.500												
Jason Isringhausen, R (8, 1) ERA: 3.03	1.1 S 7 0 0 0 1 3 0 0 0 0 0 0 15 33 0.00 2.250												

Kansas City Royals @ Oakland Athletics
Network Associates Coliseum, Oakland, CA

Sun Jun 25 2000, 4:05 PM EDT
Att. 26,115 - Sunny - 67 F

livebaseballscorecards.com



Batter	1	2	3	4	5	6	7	8	9	AB R H RBI BB SO LOB	TOP		
Kenny Lofton, L (1, 8) OBP: 0.340, SLG: 0.395 Jolbert Cabrera, R (7, PR) OBP: 0.284, SLG: 0.295 (7, 4)	2-2 G4-3		1-2 F7		3-2 F7		H 1-0 BB BB 2B HBP	0-1 1B 2B		3 0 0 0 0 0 0 1 2 1 0 0 0 0	Cleveland Indians @ Kansas City Royals Kauffman Stadium, Kansas City, MO Tue Jun 27 2000, 7:05 PM CDT Att. 16,908 - Cloudy - 72 F		
Omar Vizquel, S (1, 6) OBP: 0.349, SLG: 0.356	1-0 G6-4-3 1B		2-3 K		0-1 G3		4-1 BB 2B BB	1-1 G6-3 FC8-2 1B		4 1 2 1 1 1 0			
Roberto Alomar, S (1, 4) OBP: 0.339, SLG: 0.441 Alex Ramirez, R (7, 9) OBP: 0.296, SLG: 0.449	1-1 G6-4-3 1-2f		1-2 2B		0-1 F7		2-2 L9	0-0 G6-3		4 0 1 0 0 0 4 1 0 0 0 0 0 1			
David Justice, L (1, 9) OBP: 0.363, SLG: 0.588 (7, 8)		0-0 P6	3-3 K			4-1 2B SF8 BB	4-0 2B G6-3 BB	0-0 FC8-2		3 2 0 1 2 1 2			
Jim Thome, L (1, 3) OBP: 0.375, SLG: 0.603		0-0 HR		4-0 HR BB		0-0 G4-3 2B	3-2 2B 1-3 2-H 3-H	2-1 HR		4 3 4 4 1 0 0			
Richie Sexson, R (1, 7) OBP: 0.312, SLG: 0.463		2-3 K		2-1 HR 1-H		3-1 SF8	0-0 G6-3	2-0 F9		4 1 1 4 0 1 2			
Enrique Wilson, S (1, 5) OBP: 0.398, SLG: 0.510		1-0 FC6-4 BB 1B		2-2 G4-3		0-0 G4-3	0-1 G4-3	1-3 K		5 0 1 0 0 1 3			
Russell Branyan, L (1, 10) OBP: 0.352, SLG: 0.667		4-1 FC6-4 BB		3-3 K		3-3 K		0-0 HR WP 1B	0-0 G4-3	4 1 1 0 1 2 1			
Sandy Alomar Jr., R (1, 2) OBP: 0.377, SLG: 0.474		1-1 FC6-4 1-2f 2-3		0-0 P4			0-0 BB HBP BB 1B	2-2 HR 1-H		4 2 2 2 0 0 2			
Inning Stats	R: 0 E: 0 K: 0 S: 7 H: 1 LOB: 0 BB: 0 P: 11	R: 1 E: 0 K: 1 S: 9 H: 2 LOB: 2 BB: 1 P: 17	R: 0 E: 0 K: 2 S: 13 H: 1 LOB: 1 BB: 0 P: 20	R: 2 E: 0 K: 1 S: 10 H: 1 LOB: 0 BB: 1 P: 21	R: 0 E: 0 K: 0 S: 10 H: 0 LOB: 0 BB: 0 P: 13	R: 1 E: 0 K: 1 S: 8 H: 1 LOB: 1 BB: 1 P: 18	R: 4 E: 0 K: 0 S: 12 H: 2 LOB: 2 BB: 2 P: 26	R: 3 E: 0 K: 0 S: 10 H: 4 LOB: 0 BB: 0 P: 13	R: 1 E: 0 K: 1 S: 9 H: 1 LOB: 0 BB: 0 P: 14	1B: 5 2B: 5 3B: 0 HR: 4 SF: 1 SAC: 0 DP: 2 HBP: 1	WP: 1 PB: 0 SB: 0 CS: 0 PA: 44		
PITCHER	IP WLS BF H R ER SO BB IBB HBP BLK WP HR S P ERA WHIP											PITCHER	IP WLS BF H R ER SO BB IBB HBP BLK WP HR S P ERA WHIP
Mac Suzuki, R (1, 1) ERA: 3.98	5.1 L 24 6 4 4 4 3 0 0 0 0 2 53 93 6.75 1.688												
Brett Laxton, R (6, 1) ERA: 9.26	1.0 7 1 4 4 1 2 0 1 0 0 0 10 24 36.00 3.000												
Jose Santiago, R (7, 1) ERA: 3.68	0.2 3 1 0 0 0 0 0 0 0 0 0 6 9 0.00 1.500												
Miguel Batista, R (8, 1) ERA: 8.54	2.0 10 5 4 4 1 0 0 0 0 1 2 19 27 18.00 2.500												

livebaseballscorecards.com

AB	37
R	12
H	13
RBI	12
BB	5
SO	6
LOB	15



Batter	1	2	3	4	5	6	7	8	9	AB	R	H	RBI	BB	SO	LOB	
Johnny Damon, L (1, 7) OBP: 0.342, SLG: 0.408 	0-2 G3 		1-1 F8 		2-1 FC5-4 		3-1 F7 			4	0	0	0	0	0	1	
Jeff Reboulet, R (1, 4) OBP: 0.392, SLG: 0.365 	1-1 F9 		1-3 K 		0-1 			2-2 F8 		4	0	2	0	0	1	0	
29 Mike Sweeney, R (1, 3) OBP: 0.409, SLG: 0.574 	1-2 F9 		3-2 		2-1 F9 			1-2 L4 		4	0	1	0	0	0	3	
Jermaine Dye, R (1, 9) OBP: 0.395, SLG: 0.629 	2-3 G4-3 		3-2 L9 		3-2 G6-3 			1-0 		3	0	0	0	0	0	4	
Mark Quinn, R (1, 10) OBP: 0.329, SLG: 0.455 		3-2 F7 		3-3 K 		2-3 K 		0-3 		4	0	0	0	0	3	1	
Joe Randa, R (1, 5) OBP: 0.378, SLG: 0.467 		2-2 E S 		2-3 K 		0-3 K 			2-2 L4 		4	0	1	0	0	2	0
Carlos Beltrán, S (1, 8) OBP: 0.320, SLG: 0.377 		4-2 		3-2 L8 		1-1 F9 			0-0 F8 		3	0	0	0	1	0	0
Gregg Zaun, S (1, 2) OBP: 0.376, SLG: 0.392 		1-3 		2-3 K 		3-1 			3-1 F8 		4	1	1	1	0	2	2
Rey Sanchez, R (1, 6) OBP: 0.262, SLG: 0.297 		1-2 K 		1-2 		3-1 HR 			1-0 G1-3 		3	0	1	0	0	0	2
Rey Sanchez, R (1, 6) OBP: 0.262, SLG: 0.297 		3-2 G5-3 		2-2 FC5-4 		2-2 FC5-4 											

Inning Stats	R: 0	H: 1	E: 0	LOB: 1	K: 0	BB: 0	S: 11	R: 0	H: 1	E: 0	LOB: 2	K: 1	BB: 1	S: 18	R: 0	H: 1	E: 0	LOB: 1	K: 1	BB: 0	S: 11	R: 0	H: 0	E: 0	LOB: 0	K: 2	BB: 0	S: 12	R: 1	H: 3	E: 0	LOB: 2	K: 0	BB: 0	S: 15	R: 0	H: 0	E: 0	LOB: 0	K: 2	BB: 0	S: 10	R: 0	H: 0	E: 0	LOB: 0	K: 1	BB: 0	S: 6	R: 0	H: 0	E: 0	LOB: 1	K: 1	BB: 0	S: 12	R: 0	H: 0	E: 0	LOB: 0	K: 0	BB: 0	S: 7	R: 0	H: 0	E: 0	LOB: 0	K: 0	BB: 0	S: 7	1B: 3	SF: 0	2B: 2	SAC: 0	3B: 0	DP: 0	HR: 1	HBP: 1	WP: 0	PA: 35
--------------	------	------	------	--------	------	-------	-------	------	------	------	--------	------	-------	-------	------	------	------	--------	------	-------	-------	------	------	------	--------	------	-------	-------	------	------	------	--------	------	-------	-------	------	------	------	--------	------	-------	-------	------	------	------	--------	------	-------	------	------	------	------	--------	------	-------	-------	------	------	------	--------	------	-------	------	------	------	------	--------	------	-------	------	-------	-------	-------	--------	-------	-------	-------	--------	-------	--------

PITCHER	IP	WLS	BF	H	R	ER	SO	BB	IBB	HBP	BLK	WP	HR	S	P	ERA	WHIP
Chuck Finley, L (1, 1) ERA: 3.99	5.0	W	22	6	1	1	4	1	0	0	0	0	1	67	112	1.80	1.400
Justin Speier, R (6, 1) ERA: 1.59	2.0	H	6	0	0	0	3	0	0	0	0	0	0	16	24	0.00	0.000
Jamie Brewington, R (8, 1) ERA: 3.0	2.0		7	0	0	0	1	0	0	1	0	0	0	19	28	0.00	0.000

BOTTOM

Cleveland Indians @ Kansas City Royals
 Kauffman Stadium, Kansas City, MO

Tue Jun 27 2000, 7:05 PM CDT
 Att: 16,908 - Cloudy - 72 F

livebaseballscorecards.com

AB	33
R	1
H	6
RBI	1
BB	1
SO	8
LOB	13



Batter	1	2	3	4	5	6	7	8	9	AB R H RBI BB SO LOB	TOP	
Enrique Wilson, S (1, 5) OBP: 0.383, SLG: 0.490	1-0 G6-3	1-1 G6-3			1-1 F7			1-0 F9		4 0 0 0 0 0 2		
Omar Vizquel, S (1, 6) OBP: 0.348, SLG: 0.355	3-2 P5		2-2 F8			0-0 1B		0-1 G6-3		4 0 1 0 0 0 0		
Roberto Alomar, S (1, 4) OBP: 0.341, SLG: 0.439	4-2 1B BB		2-2 F9			2-3 K			0-2 F7 SF8 1B	3 1 1 0 1 1 1		
David Justice, L (1, 9) OBP: 0.361, SLG: 0.582	3-1 1B		2-3 K			1-3 K			2-2 F7	4 0 1 0 0 2 2		
Jim Thome, L (1, 3) OBP: 0.371, SLG: 0.596	1-3 K			0-0 G6-3		3-2 G4-3			1-1 SF8	3 0 0 1 0 1 3		
Richie Sexson, R (1, 7) OBP: 0.314, SLG: 0.461		4-0 F9 BB BB		0-0 F9		0-0 F7			3-H 1B	3 0 1 0 1 0 0		
Sandy Alomar Jr., R (1, 2) OBP: 0.367, SLG: 0.460		1-1 F8		0-0 P4		2-2 F8			0-0 G4-3	4 0 0 0 0 0 2		
Alex Ramirez, R (1, 10) OBP: 0.298, SLG: 0.438		4-1 1B BB		1-2 G5-3		1-2 G1-3				2 0 0 0 1 0 0		
Jolbert Cabrera, R (1, 8) OBP: 0.274, SLG: 0.284		0-0 F9		1-3 K				0-0 G4-3		3 0 0 0 0 1 2		
Inning Stats	R: 0 H: 1 E: 0 LOB: 2 K: 1 BB: 1 S: 15 P: 27	R: 0 H: 0 E: 0 LOB: 2 K: 0 BB: 2 S: 6 P: 16	R: 0 H: 0 E: 0 LOB: 0 K: 1 BB: 0 S: 9 P: 15	R: 0 H: 0 E: 0 LOB: 0 K: 0 BB: 0 S: 3 P: 3	R: 0 H: 0 E: 0 LOB: 0 K: 1 BB: 0 S: 8 P: 11	R: 0 H: 1 E: 0 LOB: 1 K: 2 BB: 0 S: 10 P: 16	R: 0 H: 0 E: 0 LOB: 0 K: 0 BB: 0 S: 7 P: 10	R: 0 H: 0 E: 0 LOB: 0 K: 0 BB: 0 S: 4 P: 5	R: 1 H: 2 E: 0 LOB: 1 K: 0 BB: 0 S: 13 P: 17	1B: 4 SF: 1 2B: 0 SAC: 0 3B: 0 DP: 0 HR: 0 HBP: 0	WP: 0 PA: 34 PB: 0 SB: 1 CS: 0	
PITCHER Jay Witasick, R (1, 1) ERA: 5.32	IP WLS BF H R ER SO BB IBB HBP BLK WP HR S P ERA WHIP	9.0 W 34 4 1 1 5 3 0 0 0 0 0 0 75 120 1.00 0.778										

Cleveland Indians @ Kansas City Royals
Kauffman Stadium, Kansas City, MO

Wed Jun 28 2000, 7:05 PM CDT
Att. 19,522 - Cloudy - 75 F

AB	30
R	1
H	4
RBI	1
BB	3
SO	5
LOB	12



Batter	1	2	3	4	5	6	7	8	9
Johnny Damon, L OBP: 0.346, SLG: 0.405 (1, 7)	4-1 BB BB BB BB	2-2 F7		0-1 F9		1-1 P4			
Jeff Reboulet, R OBP: 0.398, SLG: 0.364 (1, 4)	4-2 BB 29 BB SF9 BB		0-1 F9		4-1 29 FC4-6 BB		0-0 F9		
29 Mike Sweeney, R OBP: 0.408, SLG: 0.566 (1, 3)	4-0 SF9 BB FC1-6 BB		4-2 CS BB		1-0 FC4-6 BB		0-2 P5		
Jermaine Dye, R OBP: 0.401, SLG: 0.636 (1, 9)	4-2 FC1-6 BB		3-3 BB		4-2 BB		1-1 G6-3		
Mark Quinn, R OBP: 0.321, SLG: 0.444 (1, 10)	1-2 SF9			0-1 G4-3		0-0 F9		2-2 P3	
Joe Randa, R OBP: 0.375, SLG: 0.472 (1, 5)	1-0 FC1-6			0-1 HR		2-1 F9		2-0 G6-3	
Carlos Beltrán, S OBP: 0.322, SLG: 0.398 (1, 8)	2-3 K			2-2 HR		1-0 HR		0-1 1B	
Jorge Fabregas, L OBP: 0.292, SLG: 0.244 (1, 2)		1-1 F5		3-2 G4-3		0-3 K		0-3 K	
Rey Sanchez, R OBP: 0.263, SLG: 0.294 (1, 6)		1-0 G1-3		4-1 BB		0-1 L4			

AB	R	H	RBI	BB	SO	LOB
3	1	0	0	1	0	1
2	1	0	0	2	0	0
2	1	0	0	2	0	1
2	0	0	1	2	1	1
3	0	0	1	0	0	2
4	1	1	2	0	0	3
4	2	3	2	0	1	1
4	0	0	0	0	2	1
2	0	0	0	1	0	0

AB	R	H	RBI	BB	SO	LOB
26	6	4	6	8	4	10

Inning Stats		R	H	E	K	S	R	H	E	K	S	R	H	E	K	S	R	H	E	K	S	R	H	E	K	S
R: 3 H: 0 E: 0 K: 1 S: 16		0	0	0	4	36	0	0	0	0	6	0	0	0	0	0	0	0	0	0	0	0	0	0	0	0
R: 0 H: 0 E: 0 K: 0 S: 6		0	0	0	0	10	0	0	0	0	0	0	0	0	0	0	0	0	0	0	0	0	0	0	0	0
R: 0 H: 0 E: 0 K: 1 S: 7		0	0	0	1	14	0	0	0	0	0	0	0	0	0	0	0	0	0	0	0	0	0	0	0	0
R: 2 H: 2 E: 0 K: 0 S: 14		2	2	0	0	23	0	0	0	0	0	0	0	0	0	0	0	0	0	0	0	0	0	0	0	0
R: 0 H: 0 E: 0 K: 0 S: 7		0	0	0	0	18	0	0	0	0	0	0	0	0	0	0	0	0	0	0	0	0	0	0	0	0
R: 1 H: 1 E: 0 K: 1 S: 8		1	1	0	0	10	0	0	0	0	0	0	0	0	0	0	0	0	0	0	0	0	0	0	0	0
R: 0 H: 0 E: 0 K: 0 S: 6		0	0	0	0	7	0	0	0	0	0	0	0	0	0	0	0	0	0	0	0	0	0	0	0	0
R: 0 H: 1 E: 0 K: 1 S: 11		0	1	0	1	15	0	0	0	0	0	0	0	0	0	0	0	0	0	0	0	0	0	0	0	0


PITCHER															IP	WLS	BF	H	R	ER	SO	BB	IBB	HBP	BLK	WP	HR	S	P	ERA	WHIP	
Bartolo Colon, R ERA: 4.42 (1, 1)															3.2	L	18	2	5	5	2	6	0	0	0	0	0	2	41	81	12.27	2.182
Andrew Lorraine, L ERA: 6.16 (4, 1)															2.1		10	1	1	1	1	2	0	0	0	0	1	17	30	3.86	1.286	
Paul Shuey, R ERA: 2.62 (7, 1)															1.0		3	0	0	0	0	0	0	0	0	0	0	6	7	0.00	0.000	
Jamie Brewington, R ERA: 2.77 (8, 1)															1.0		4	1	0	0	1	0	0	0	0	0	0	11	15	0.00	1.000	

Cleveland Indians @ Kansas City Royals
Kauffman Stadium, Kansas City, MO


Thu Jun 29 2000, 7:05 PM CDT
Att: 25,295 - Cloudy - 80 F

livebaseballscorecards.com

AB 26
R 6
H 4
RBI 6
BB 8
SO 4
LOB 10

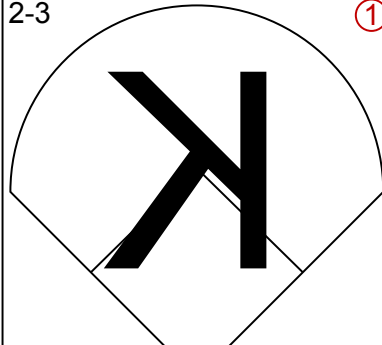
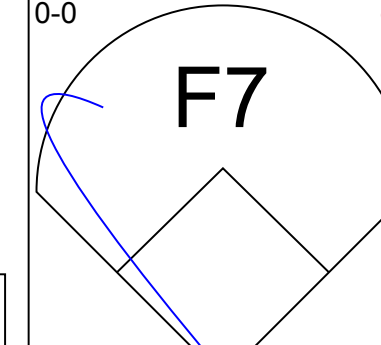
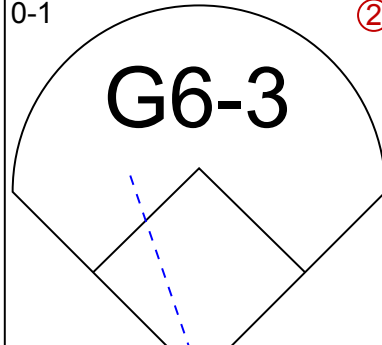
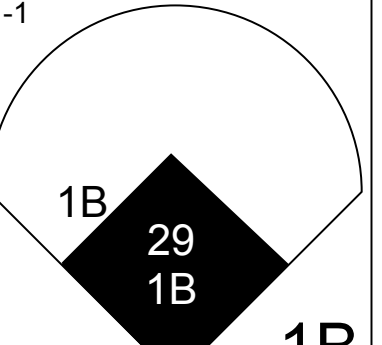
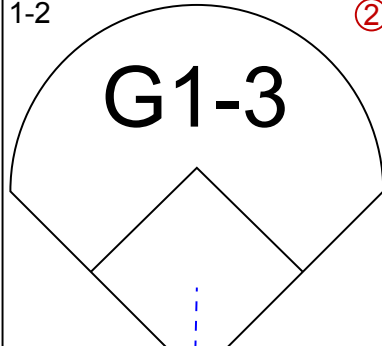
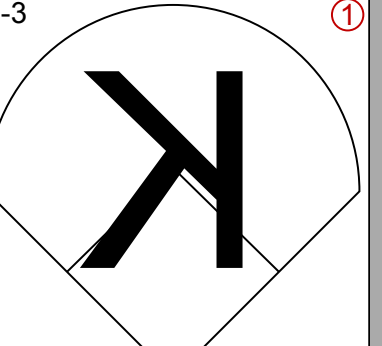
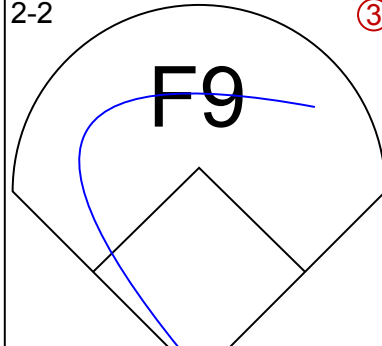
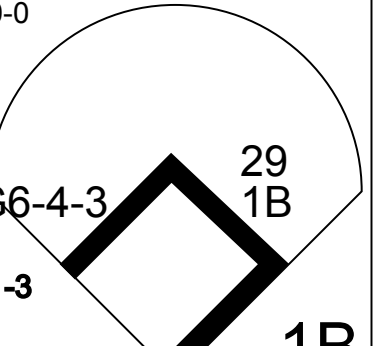
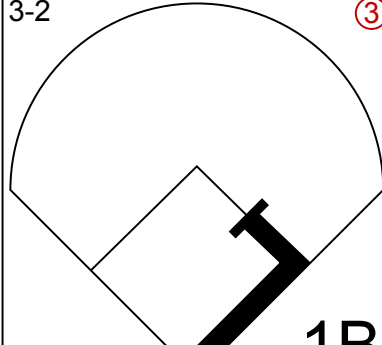
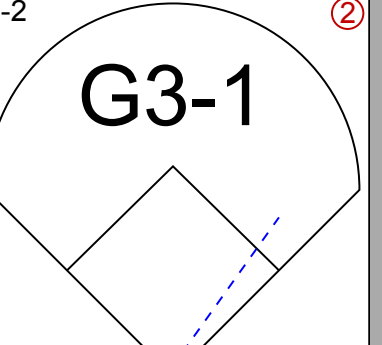
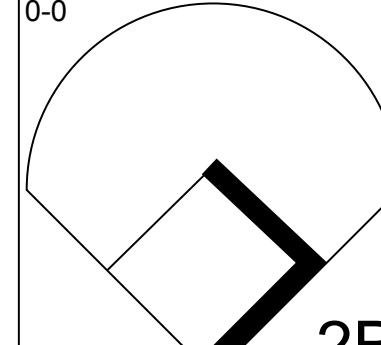
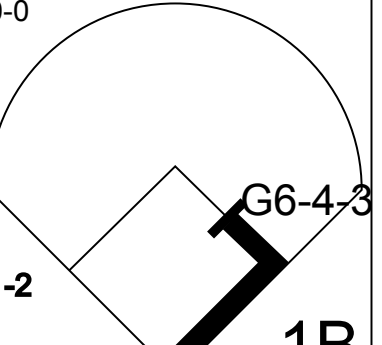
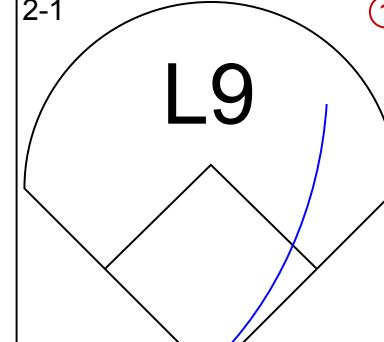
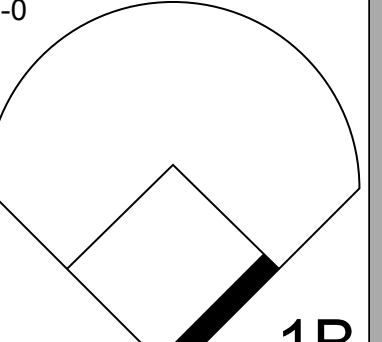
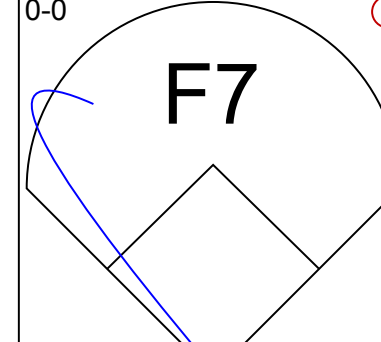
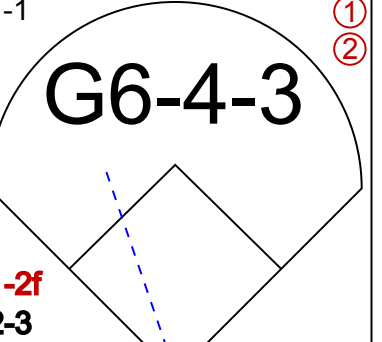
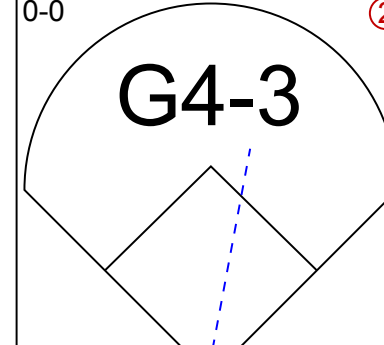
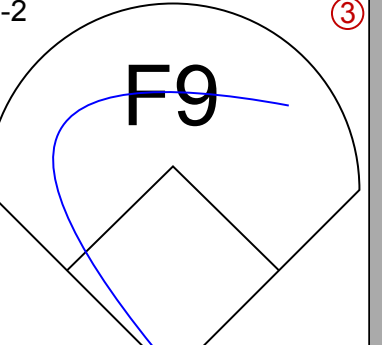
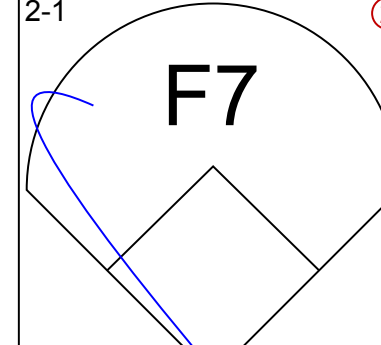
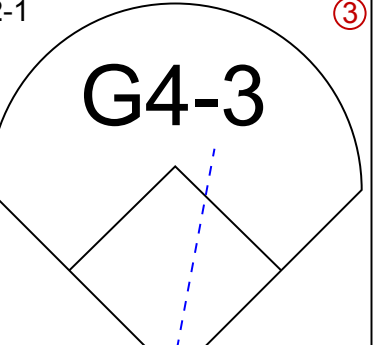
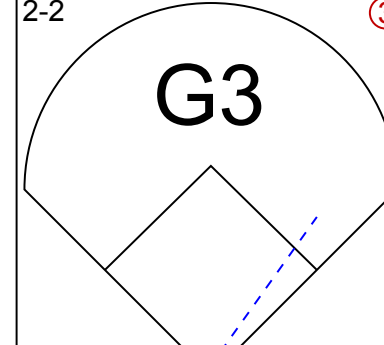
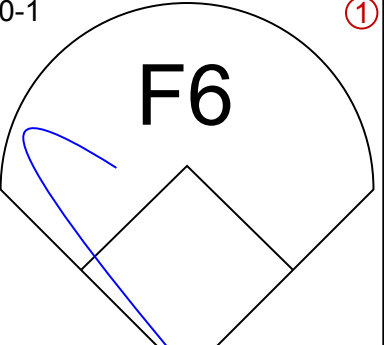
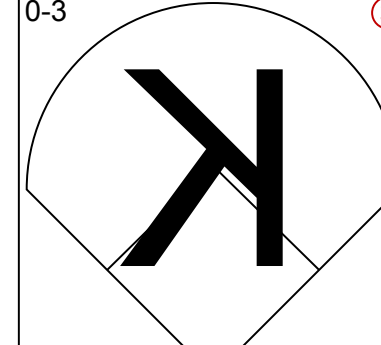
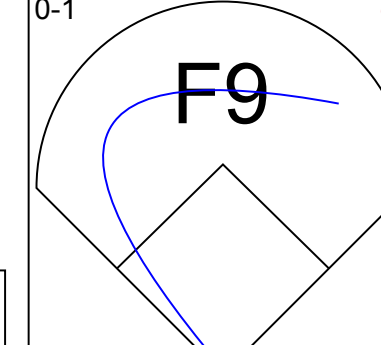
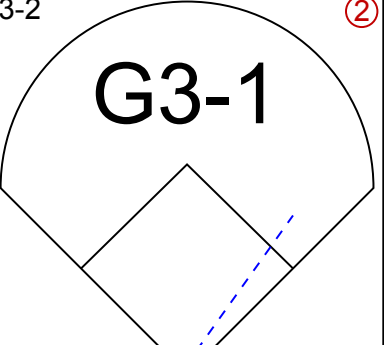
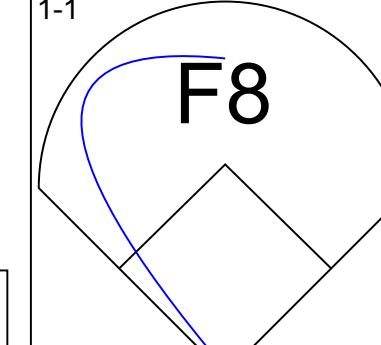
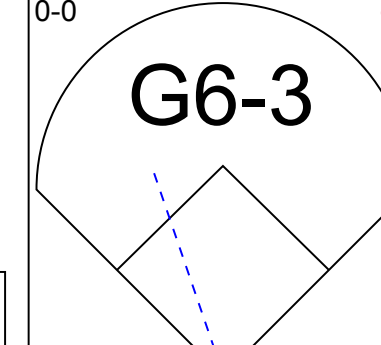
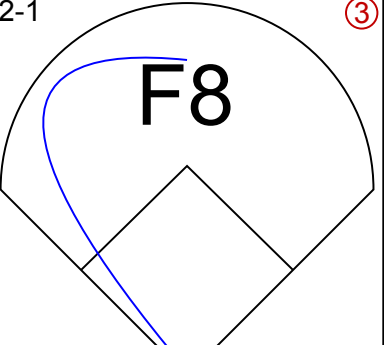
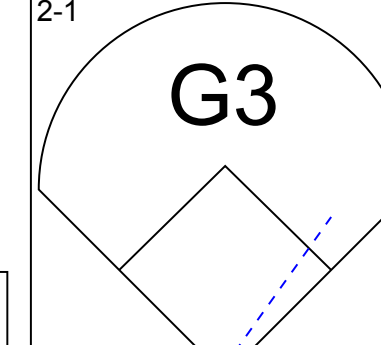
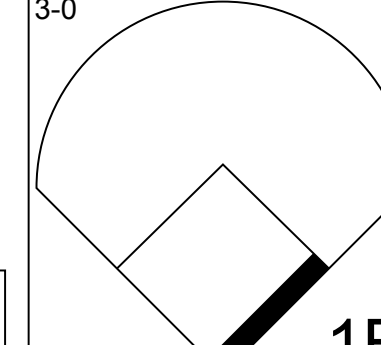
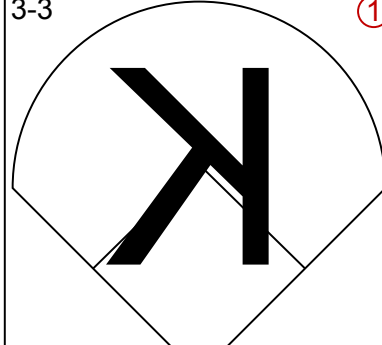
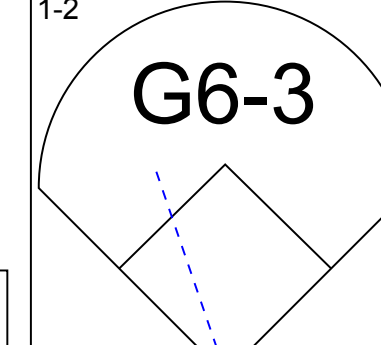


WP	PA	ERA	WHIP
0	35		

Batter	1	2	3	4	5	6	7	8	9	AB R H RBI BB SO LOB	TOP											
Luis Polonia, L (1, 9) OBP: 0.309, SLG: 0.371 Rich Becker, L (7, 9) OBP: 0.370, SLG: 0.394	3-2 F8		3-0 HR HBP		0-0 F7		1-3 K		1-1 F9	3 1 0 0 0 1 2 1 0 0 0 0 0 1												
Robert Fick, L (1, 3) OBP: 0.355, SLG: 0.358	3-3 K		0-0 HR		1-3 K			4-1 FC6-4 BB		3 1 1 3 1 2 1												
Bobby Higginson, L (1, 7) OBP: 0.382, SLG: 0.560	1-2 G1-3		1-0 F8		3-2 WP CS 2B			4-2 FC6-4 BB		3 0 1 0 1 0 0												
Juan Gonzalez, R (1, 10) OBP: 0.313, SLG: 0.512		2-2 1B	0-0 G5-3		1-2 L6			0-1 F8		4 0 1 0 0 0 3												
Dean Palmer, R (1, 5) OBP: 0.358, SLG: 0.515		3-3 K		0-0 G4-3		4-1 CS BB		2-3 K		3 0 0 0 1 2 3												
Damion Easley, R (1, 4) OBP: 0.346, SLG: 0.356		2-0 F9		0-2 F9		2-3 K		2-0 FC6-4		4 0 0 0 0 1 5												
Juan Encarnacion, R (1, 8) OBP: 0.348, SLG: 0.430		0-1 F9		3-2 G3-1		1-2 3-H		1-2 2-3														
Brad Ausmus, R (1, 2) OBP: 0.340, SLG: 0.352			4-0 HR HBP BB		3-2 G5-3		0-1 F3		2-1 G6-3	4 0 0 0 0 0 1	AB 32 R 3 H 5 RBI 3 BB 4 SO 7 LOB 18											
Deivi Cruz, R (1, 6) OBP: 0.302, SLG: 0.420			1-3 K		0-1 E3 WP		0-0 1B		1-1 G6-3	3 1 1 0 1 0 0												
							1-2 F7		2-2 1B	4 0 1 0 0 1 2												
Inning Stats	R: 0 E: 0 K: 1 S: 11	H: 0 LOB: 0 BB: 0 P: 18	R: 0 E: 0 K: 1 S: 9	H: 1 LOB: 1 BB: 0 P: 16	R: 3 E: 0 K: 1 S: 6	H: 1 LOB: 0 BB: 1 P: 15	R: 0 E: 0 K: 0 S: 8	H: 0 LOB: 0 BB: 0 P: 11	R: 0 E: 1 K: 1 S: 10	H: 0 LOB: 1 BB: 0 P: 14	R: 0 E: 0 K: 1 S: 12	H: 1 LOB: 1 BB: 1 P: 22	R: 0 E: 0 K: 1 S: 9	H: 1 LOB: 1 BB: 0 P: 11	R: 0 E: 0 K: 1 S: 9	H: 0 LOB: 2 BB: 2 P: 21	R: 0 E: 0 K: 0 S: 9	H: 1 LOB: 1 BB: 0 P: 15	1B: 3 2B: 1 3B: 0 HR: 1	SF: 0 SAC: 0 DP: 0 HBP: 1	WP: 2 PB: 0 SB: 0 CS: 2	PA: 37
PITCHER	IP WLS BF H R ER SO BB IBB HBP BLK WP HR S P ERA WHIP												PITCHER	IP WLS BF H R ER SO BB IBB HBP BLK WP HR S P ERA WHIP								
Dan Reichert, R (1, 1) ERA: 4.28	6.0 L 24 3 3 3 5 2 0 1 0 2 1 56 96 4.50 0.833																					
Doug Bochtler, R (7, 1) ERA:	1.0 6 1 0 0 1 2 0 0 0 0 0 0 12 22 0.00 3.000																					
Jerry Spradlin, R (8, 1) ERA: 3.69	2.0 7 1 0 0 1 0 0 0 0 0 0 0 15 25 0.00 0.500																					

Detroit Tigers @ Kansas City Royals
Kauffman Stadium, Kansas City, MO
Fri Jun 30 2000, 7:05 PM CDT
Att. 23,396 - Cloudy - 80 F

livebaseballscorecards.com

Batter	1	2	3	4	5	6	7	8	9	AB	R	H	RBI	BB	SO	LOB
Johnny Damon, L (1, 7) OBP: 0.345, SLG: 0.403	2-3 		0-0 			0-1 			1-1 	4	1	1	0	0	1	1
Jeff Reboulet, R (1, 4) OBP: 0.389, SLG: 0.354 Mark Quinn, R (9, PH) OBP: 0.324, SLG: 0.447	1-2 			1-3 		2-2 		0-0 	3 0 0 0 0 0 1 0 1 0 1 0 0 0 0 0							
29 Mike Sweeney, R (1, 3) OBP: 0.412, SLG: 0.571	3-2 			1-2 			0-0 	0-0 	4 0 3 1 0 0 0 0							
Jermaine Dye, R (1, 9) OBP: 0.399, SLG: 0.630		2-1 		1-0 			0-0 	1-1 	4 0 1 0 0 0 0 3							
Carlos Beltrán, S (1, 8) OBP: 0.318, SLG: 0.392		0-0 		0-2 			2-1 	2-1 	4 0 0 0 0 0 0 3							
Joe Randa, R (1, 5) OBP: 0.371, SLG: 0.467		2-2 			0-1 		0-3 			3	0	0	0	0	1	1
Todd Dunwoody, L (1, 10) OBP: 0.273, SLG: 0.325			0-1 		3-2 			1-1 		3	0	0	0	0	0	0
Gregg Zaun, S (1, 2) OBP: 0.365, SLG: 0.378			0-0 		2-1 			2-1 		3	0	0	0	0	0	0
Rey Sanchez, R (1, 6) OBP: 0.264, SLG: 0.296 Scott Pose, L (8, PH) OBP: 0.333, SLG: 0.226 Luis Ordaz, R (9, 6) OBP: 0.256, SLG: 0.237			3-0 		3-3 			1-2 		2	0	1	0	0	1	0

Inning Stats	R: 0	H: 1	E: 0	LOB: 1	K: 1	S: 11	P: 17	R: 0	H: 0	E: 0	LOB: 0	K: 0	S: 6	P: 10	R: 0	H: 1	E: 0	LOB: 1	K: 0	S: 5	R: 0	H: 1	E: 0	LOB: 1	K: 1	S: 11	P: 14	R: 0	H: 0	E: 0	LOB: 0	K: 0	S: 7	P: 12	R: 0	H: 0	E: 0	LOB: 0	K: 1	S: 8	R: 0	H: 1	E: 0	LOB: 1	K: 1	S: 7	P: 9	R: 0	H: 0	E: 0	LOB: 0	K: 0	S: 7	P: 11	R: 1	H: 3	E: 0	LOB: 1	K: 0	S: 8	P: 12	1B: 6	SF: 0	2B: 1	SAC: 0	3B: 0	DP: 1	HR: 0	HBP: 0	WP: 0	PA: 32
--------------	------	------	------	--------	------	-------	-------	------	------	------	--------	------	------	-------	------	------	------	--------	------	------	------	------	------	--------	------	-------	-------	------	------	------	--------	------	------	-------	------	------	------	--------	------	------	------	------	------	--------	------	------	------	------	------	------	--------	------	------	-------	------	------	------	--------	------	------	-------	-------	-------	-------	--------	-------	-------	-------	--------	-------	--------


PITCHER	IP	WLS	BF	H	R	ER	SO	BB	IBB	HBP	BLK	WP	HR	S	P	ERA	WHIP
Jeff Weaver, R (1, 1) ERA: 4.26	8.0	W	29	6	1	1	4	0	0	0	0	0	0	65	98	1.12	0.750
Todd Jones, R (9, 1) ERA: 2.96	1.0	S	3	1	0	0	0	0	0	0	0	0	0	5	8	0.00	1.000

BOTTOM

Detroit Tigers @ Kansas City Royals
 Kauffman Stadium, Kansas City, MO

Fri Jun 30 2000, 7:05 PM CDT
 Att. 23,396 - Cloudy - 80 F

AB	32
R	1
H	7
RBI	1
BB	0
SO	4
LOB	8



WP	HR	S	P	ERA	WHIP
0	0	5	8	0.00	1.000

Batter	1	2	3	4	5	6	7	8	9	AB R H RBI BB SO LOB	TOP																									
Rich Becker, L (1, 9) OBP: 0.388, SLG: 0.400	0-1 G6-3		1-1 1B 1B	4-2 1B BB		3-2 CS 1B		4-0 SH5-4 BB	4-2 BB	3 1 2 0 3 0 0																										
Brad Ausmus, R (1, 2) OBP: 0.341, SLG: 0.352	1-2 G6-3		2-0 SF9	2-1 1-2 1B		2-2 G6-3		0-0 SH5-4	4-0 BB	3 0 1 2 1 0 1																										
Bobby Higginson, L (1, 7) OBP: 0.381, SLG: 0.566	2-2 FC6-4 1B		2-2 G3	2-0 G3-1		2-1 HR		3-3 K	1-2 G4-3	6 1 2 1 0 1 7																										
Juan Gonzalez, R (1, 10) OBP: 0.318, SLG: 0.514	0-2 FC6-4		1-0 2B 1B		1-1 BB 1B	1-2 BB 1B		0-1 F9		5 1 3 1 0 0 2																										
Tony Clark, S (1, 3) OBP: 0.347, SLG: 0.557		1-1 F7	1-0 1B 2B		1-3 K	4-0 BB		0-0 FC1-5 1B		4 1 2 0 1 1 1																										
Shane Halter, R (9, PR) OBP: 0.313, SLG: 0.355			1-3 1B			1-2 BB			0 0 0 0 0 0 0																											
Dean Palmer, R (1, 5) OBP: 0.367, SLG: 0.532		0-0 HR	1-1 2B 1B		4-1 BB BB	2-3 K		0-0 FC5 FC1-5 1B		4 1 3 3 1 1 2																										
Damion Easley, R (1, 4) OBP: 0.342, SLG: 0.348		1-2 F8	3-2 P4		4-2 BB		0-0 P4	2-1 FC1-5 1B		4 1 0 0 1 0 3																										
Juan Encarnacion, R (1, 8) OBP: 0.342, SLG: 0.421		0-1 B5-3		1-1 G6-3		0-0 F8		0-0 FC5 1B		5 1 0 0 0 0 5																										
Deivi Cruz, R (1, 6) OBP: 0.301, SLG: 0.418			2-0 1B SF9 1B		1-0 F8	3-1 F3		0-1 BB S 1B		4 1 1 0 0 0 3																										
Robert Fick, L (9, PH) OBP: 0.359, SLG: 0.364				1-0 F8			1-0 G6-3		1-2 2-3f	1 0 1 1 0 0 0																										
Inning Stats	R: 0 E: 0 K: 0 S: 11	H: 1 LOB: 1 BB: 0 P: 14	R: 1 E: 0 K: 0 S: 8	H: 1 LOB: 0 BB: 0 P: 10	R: 4 E: 0 K: 0 S: 15	H: 5 LOB: 1 BB: 0 P: 28	R: 0 E: 0 K: 0 S: 9	H: 1 LOB: 2 BB: 1 P: 19	R: 0 E: 0 K: 1 S: 11	H: 1 LOB: 3 BB: 2 P: 24	R: 1 E: 0 K: 1 S: 16	H: 3 LOB: 2 BB: 1 P: 30	R: 0 E: 0 K: 0 S: 4	H: 0 LOB: 0 BB: 0 P: 5	R: 0 E: 0 K: 1 S: 7	H: 0 LOB: 1 BB: 1 P: 14	R: 2 E: 0 K: 0 S: 12	H: 3 LOB: 3 BB: 2 P: 23	1B: 12 2B: 1 3B: 0 HR: 2	SF: 1 SAC: 1 DP: 0 HBP: 0	WP: 0 PB: 0 SB: 1 CS: 1	PA: 48														
PITCHER	IP WLS BF H R ER SO BB IBB HBP BLK WP HR S P ERA WHIP																																			
Jeff Suppan, R (1, 1) ERA: 5.57	3.2		20	8	5	5	0	1	0	0	0	0	1	42	68	12.27	2.455																			
Jeff D'Amico, R (4, 1) ERA: 8.49	2.1		13	4	1	1	2	3	0	0	0	0	1	28	57	3.86	3.000																			
Jose Santiago, R (7, 1) ERA: 3.52	2.0		7	0	0	0	1	1	0	0	0	0	0	11	19	0.00	0.500																			
Ricky Bottalico, R (9, 1) ERA: 5.3	1.0	L	8	3	2	2	0	2	0	0	0	0	0	12	23	18.00	5.000																			

Detroit Tigers @ Kansas City Royals
Kauffman Stadium, Kansas City, MO

Sat Jul 01 2000, 7:05 PM CDT
Att. 21,271 - Cloudy - 84 F

livebaseballscorecards.com

AB	39
R	8
H	15
RBI	8
BB	7
SO	3
LOB	24



Batter	1	2	3	4	5	6	7	8	9	AB	R	H	RBI	BB	SO	LOB
Johnny Damon, L (1, 7) OBP: 0.354, SLG: 0.409	4-1 BB G1-6-3		4-1 BB			2-2 1B 29 1B	2-2 1B 29 BLK		1-1 1B G6-4-3	3	2	3	0	2	0	0
Luis Ordez, R (1, 4) OBP: 0.261, SLG: 0.244 Dave McCarty, R (7, PH) OBP: 0.364, SLG: 0.579 Jeff Reboulet, R (8, 4) OBP: 0.386, SLG: 0.351	0-2 G1-6-3 1-2f		2-2 G5-3			0-1 1B 29 1B	0-0 29 1B 29 BLK SF9		1-1 G6-4-3 1-2f	3	1	1	0	0	0	2
29 Mike Sweeney, R (1, 3) OBP: 0.418, SLG: 0.575	2-1 1B				0-2 F8	0-0 FC1-6 1B 1-2 3-H	0-1 1-3 3-H		3-2 1B	5	1	4	1	0	0	0
Jermaine Dye, R (1, 9) OBP: 0.396, SLG: 0.625	1-1 F7				1-1 L9	1-2 FC1-6 1B 1-2 2-H	0-0 SF9		0-3 K	4	0	1	2	0	1	2
Mark Quinn, R (1, 10) OBP: 0.323, SLG: 0.443		1-1 G5-3			2-1 FC6-4 1B	3-2 FC1-6 1B 1-2f 2-3	2-2 F8			4	0	1	0	0	0	3
Joe Randa, R (1, 5) OBP: 0.370, SLG: 0.464		0-1 G1-4-3			0-0 FC6-4 1-2f	3-2 G6-4-3 1B 1-2 3-H		0-1 F9	4	0	1	1	0	0	1	
Carlos Beltrán, S (1, 8) OBP: 0.314, SLG: 0.387		2-2 F7				0-0 F7	2-1 G6-4-3 1-2f		0-0 G4-3	4	0	0	0	0	0	2
Jorge Fabregas, L (1, 2) OBP: 0.290, SLG: 0.279			2-0 G4-3			1-2 G4-3		1-0 G6-3	1-0 HR	4	1	1	1	0	0	0
Rey Sanchez, R (1, 6) OBP: 0.264, SLG: 0.295			2-3 K			1-1 G6-3		1-0 1B 1B	2-3 K	4	1	1	0	0	2	0

Inning Stats	R: 0	H: 1	E: 0	K: 0	S: 8	H: 1	LOB: 1	BB: 1	P: 15	R: 0	H: 0	E: 0	K: 0	S: 7	H: 0	LOB: 0	BB: 0	P: 10	R: 0	H: 1	E: 0	K: 1	S: 9	H: 0	LOB: 1	BB: 1	P: 19	R: 0	H: 1	E: 0	K: 0	S: 10	H: 0	LOB: 0	BB: 0	P: 8	R: 3	H: 5	E: 0	K: 0	S: 20	H: 5	LOB: 1	BB: 0	P: 31	R: 3	H: 4	E: 0	K: 0	S: 18	H: 1	LOB: 1	BB: 0	P: 24	R: 1	H: 1	E: 0	K: 1	S: 8	H: 1	LOB: 0	BB: 0	P: 11	R: 0	H: 2	E: 0	K: 1	S: 11	H: 2	LOB: 1	BB: 0	P: 16	1B: 13	SF: 1	2B: 0	SAC: 0	3B: 0	DP: 3	HR: 1	HBP: 0	WP: 0	PA: 40
--------------	------	------	------	------	------	------	--------	-------	-------	------	------	------	------	------	------	--------	-------	-------	------	------	------	------	------	------	--------	-------	-------	------	------	------	------	-------	------	--------	-------	------	------	------	------	------	-------	------	--------	-------	-------	------	------	------	------	-------	------	--------	-------	-------	------	------	------	------	------	------	--------	-------	-------	------	------	------	------	-------	------	--------	-------	-------	--------	-------	-------	--------	-------	-------	-------	--------	-------	--------

PITCHER	IP	WLS	BF	H	R	ER	SO	BB	IBB	HBP	BLK	WP	HR	S	P	ERA	WHIP
Brian Moehler, R (1, 1) ERA: 3.62	5.1		24	7	3	3	1	2	0	0	0	0	0	58	92	5.06	1.688
Danny Patterson, R (6, 1) ERA: 3.52	1.0	H	4	2	2	2	0	0	0	0	0	0	0	7	13	18.00	2.000
Doug Brocail, R (7, 1) ERA: 4.86	1.2	W	8	3	2	2	1	0	0	0	1	0	1	21	26	10.80	1.800
Todd Jones, R (9, 1) ERA: 2.86	1.0	S	4	2	0	0	1	0	0	0	0	0	0	11	16	0.00	2.000

BOTTOM

Detroit Tigers @ Kansas City Royals
Kauffman Stadium, Kansas City, MO

Sat Jul 01 2000, 7:05 PM CDT
Att. 21,271 - Cloudy - 84 F

livebaseballscores.com

AB	37
R	7
H	14
RBI	6
BB	2
SO	3
LOB	11



Batter	1	2	3	4	5	6	7	8	9	AB R H RBI BB SO LOB	TOP											
Luis Polonia, L (1, 9) OBP: 0.308, SLG: 0.383 Wendell Magee, R (7, 9) OBP: 0.316, SLG: 0.528	3-2 HR		1-2 G3		1-0 F8		0-1 L4			4 1 1 1 0 0 0 0 0 0 0 0 0 0	Detroit Tigers @ Kansas City Royals Kauffman Stadium, Kansas City, MO Sun Jul 02 2000, 1:05 PM CDT Att. 17,500 - Cloudy - 90 F											
Rich Becker, L (1, 8) OBP: 0.390, SLG: 0.394	1-2 F7		4-2 BB		2-0 G4-3			4-2 1B BB		2 0 0 0 2 0 0												
Bobby Higginson, L (1, 7) OBP: 0.379, SLG: 0.569	0-3 K		3-3 K			3-2 1B 3B		0-0 F7		4 1 1 0 0 2 2												
Juan Gonzalez, R (1, 10) OBP: 0.324, SLG: 0.515	0-0 F3			4-1 BB BB		1-2 FC5-4 1B 3-H		1-0 1B 1-2 1B		3 0 2 1 1 0 0												
Tony Clark, S (1, 3) OBP: 0.341, SLG: 0.546 Robert Fick, L (6, 3) OBP: 0.357, SLG: 0.361		2-3 K		1-3 K		1-1 F7		3-2 F7		3 0 0 0 0 2 2 1 0 0 0 0 0 2												
Dean Palmer, R (1, 5) OBP: 0.361, SLG: 0.523		0-3 K		2-0 F8		1-3 K		2-1 G4-3		4 0 0 0 0 2 4												
Damion Easley, R (1, 4) OBP: 0.351, SLG: 0.359		0-0 S 1B		4-2 1-2 BB		2-0 FC5-4 1-2f		1-0 SH5-3 L9-2 2B		3 0 2 0 1 0 1												
Brad Ausmus, R (1, 2) OBP: 0.338, SLG: 0.348		0-1 F3		3-3 K		1-0 F9		0-0 SH5-3		3 0 0 0 0 1 3												
Shane Halter, R (1, 6) OBP: 0.302, SLG: 0.342			2-3 K		0-0 P4		3-2 F8		1-2 L9-2	4 0 0 0 0 1 1												
Inning Stats	R: 1 E: 0 K: 1 S: 10	H: 1 LOB: 0 BB: 0 P: 14	R: 0 E: 0 K: 2 S: 12	H: 1 LOB: 1 BB: 0 P: 14	R: 0 E: 0 K: 2 S: 11	H: 0 LOB: 1 BB: 1 P: 21	R: 0 E: 0 K: 2 S: 11	H: 0 LOB: 2 BB: 2 P: 25	R: 0 E: 0 K: 0 S: 3	H: 0 LOB: 0 BB: 0 P: 6		R: 1 E: 0 K: 1 S: 14	H: 2 LOB: 1 BB: 0 P: 22	R: 0 E: 0 K: 0 S: 6	H: 0 LOB: 0 BB: 0 P: 10	R: 0 E: 0 K: 0 S: 10	H: 1 LOB: 2 BB: 1 P: 20	R: 0 E: 0 K: 0 S: 5	H: 1 LOB: 0 BB: 0 P: 7	1B: 3 2B: 2 3B: 1 HR: 1	SF: 0 SAC: 1 DP: 1 HBP: 0	WP: 0 PB: 0 SB: 1 CS: 0
PITCHER	IP WLS BF H R ER SO BB IBB HBP BLK WP HR S P ERA WHIP																					
Mac Suzuki, R (1, 1) ERA: 3.87	7.0 L 29 4 2 2 8 4 0 0 0 0 0 1 69 118 2.57 1.143																					
Jerry Spradlin, R (8, 1) ERA: 3.54	2.0 7 2 0 0 0 0 0 0 0 0 0 0 13 21 0.00 1.000																					

livebaseballscorecards.com

AB	31
R	2
H	6
RBI	2
BB	4
SO	8
LOB	15



Batter	1	2	3	4	5	6	7	8	9	AB	R	H	RBI	BB	SO	LOB
Johnny Damon, L (1, 10) <small>OBP: 0.356, SLG: 0.408</small>	2-0 		0-3 			3-3 		4-2 		3	0	1	0	1	2	0
Jeff Reboulet, R (1, 4) <small>OBP: 0.378, SLG: 0.342</small> Scott Pose, L (8, PH) <small>OBP: 0.324, SLG: 0.219</small> Rey Sanchez, R (9, 6) <small>OBP: 0.264, SLG: 0.295</small>	2-3 			1-1 		0-3 		2-3 		3	0	0	0	0	2	1
29 Mike Sweeney, R (1, 3) <small>OBP: 0.413, SLG: 0.568</small>	2-1 			1-1 			0-1 		2-1 	4	0	0	0	0	0	0
Jermaine Dye, R (1, 9) <small>OBP: 0.391, SLG: 0.616</small>			2-3 	0-0 			3-1 		0-3 	4	0	0	0	0	2	0
Mark Quinn, R (1, 7) <small>OBP: 0.326, SLG: 0.451</small>					4-2 		1-0 		0-3 	3	0	1	0	1	1	0
Joe Randa, R (1, 5) <small>OBP: 0.369, SLG: 0.462</small>					2-0 			1-0 		3	0	1	0	0	0	2
Carlos Beltrán, S (1, 8) <small>OBP: 0.311, SLG: 0.383</small>			3-3 		0-0 			1-2 		3	0	0	0	0	1	3
Gregg Zaun, S (1, 2) <small>OBP: 0.364, SLG: 0.369</small> (9, 4)			2-2 		0-3 			4-0 		2	0	0	0	1	1	1
Luis Ordaz, R (1, 6) <small>OBP: 0.250, SLG: 0.233</small> Dave McCarty, R (8, PH) <small>OBP: 0.361, SLG: 0.574</small> Jorge Fabregas, L (9, 2) <small>OBP: 0.290, SLG: 0.279</small>			1-2 		0-0 			2-2 		2	0	0	0	0	0	0

Inning Stats	R: 0	H: 1	E: 0	LOB: 0	K: 1	BB: 0	S: 6	R: 0	H: 1	E: 0	LOB: 1	K: 2	BB: 0	S: 9	R: 0	H: 0	E: 0	LOB: 0	K: 1	BB: 0	S: 9	R: 0	H: 0	E: 0	LOB: 0	K: 0	BB: 0	S: 5	R: 0	H: 0	E: 0	LOB: 1	K: 1	BB: 1	S: 8	R: 0	H: 0	E: 0	LOB: 0	K: 2	BB: 0	S: 7	R: 0	H: 0	E: 0	LOB: 0	K: 0	BB: 0	S: 5	R: 0	H: 1	E: 0	LOB: 3	K: 1	BB: 2	S: 17	R: 0	H: 0	E: 0	LOB: 0	K: 2	BB: 0	S: 9	R: 0	H: 0	E: 0	LOB: 0	K: 2	BB: 0	S: 9	R: 0	H: 0	E: 0	LOB: 0	K: 2	BB: 0	S: 9	R: 0	H: 0	E: 0	LOB: 0	K: 2	BB: 0	S: 11	1B: 2	SF: 0	2B: 1	SAC: 0	3B: 1	DP: 1	HR: 0	HBP: 0	WP: 0	PA: 32
--------------	------	------	------	--------	------	-------	------	------	------	------	--------	------	-------	------	------	------	------	--------	------	-------	------	------	------	------	--------	------	-------	------	------	------	------	--------	------	-------	------	------	------	------	--------	------	-------	------	------	------	------	--------	------	-------	------	------	------	------	--------	------	-------	-------	------	------	------	--------	------	-------	------	------	------	------	--------	------	-------	------	------	------	------	--------	------	-------	------	------	------	------	--------	------	-------	-------	-------	-------	-------	--------	-------	-------	-------	--------	-------	--------

PITCHER	IP	WLS	BF	H	R	ER	SO	BB	IBB	HBP	BLK	WP	HR	S	P	ERA	WHIP
Hideo Nomo, R (1, 1) <small>ERA: 4.84</small>	7.0	W	24	3	0	0	7	1	0	0	0	0	0	50	80	0.00	0.571
Doug Brocail, R (8, 1) <small>ERA: 4.74</small>	1.0	H	5	0	0	0	1	2	0	0	0	0	0	16	29	0.00	2.000
Todd Jones, R (9, 1) <small>ERA: 2.76</small>	1.0	S	3	0	0	0	2	0	0	0	0	0	0	9	11	0.00	0.000

DETROIT TIGERS @ KANSAS CITY ROYALS
 Kauffman Stadium, Kansas City, MO
 Sun Jul 02 2000, 1:05 PM CDT
 Att: 17,500 - Cloudy - 90 F

AB	29
R	0
H	3
RBI	0
BB	3
SO	10
LOB	12



Batter	1	2	3	4	5	6	7	8	9	AB	R	H	RBI	BB	SO	LOB
Johnny Damon, L OBP: 0.354, SLG: 0.405 (1, 7) (6, 8)	1-1 G6-3	1-1 2-H 1B	2-1 G6-3			1-0 F8		0-0 G4-3		5	0	1	1	0	0	0
Jeff Reboulet, R OBP: 0.367, SLG: 0.331 Scott Pose, L OBP: 0.316, SLG: 0.212 (1, 4) (9, PH)	2-3 K	3-2 G1-3		X	0-0 F7	2-2 G5-3			2-2 G5-3	4	0	0	0	0	1	1
29 Mike Sweeney, R OBP: 0.410, SLG: 0.562 (1, 3)	2-3 K		3-2 G6-3		3-1 G4-6-3 1B	0-1 F8			2-0 G5-3	5	0	1	0	0	1	0
Jermaine Dye, R OBP: 0.388, SLG: 0.608 (1, 9)		2-0 P4	1-1 1B BB E 1B		1-2 G4-6-3 1-2f		0-2 G5-3		1-1 F9	5	1	1	0	0	0	1
Mark Quinn, R OBP: 0.333, SLG: 0.466 (1, 10)		4-2 1B 2B BB	4-0 BB HR BB		0-1 HR		2-3 K			2	3	1	1	2	1	0
Joe Randa, R OBP: 0.374, SLG: 0.466 (1, 5)		1-0 2B 1B	2-2 E8 HR BB 1B		1-0 1B		1-2 E6			4	2	3	0	0	0	0
Carlos Beltrán, S OBP: 0.312, SLG: 0.382 Todd Dunwoody, L OBP: 0.267, SLG: 0.317 (1, 8) (5, PH) (6, 7)		1-3 K	4-1 HR BB		3-2 F5		0-0 G1-3			1	1	0	0	1	1	2
Dave McCarty, R OBP: 0.358, SLG: 0.569 (7, PH) (8, 7)		2-1 1B 2B	3-2 HR BB		1-0 F8			2-3 K		3	2	2	6	0	0	1
Jorge Fabregas, L OBP: 0.302, SLG: 0.337 Gregg Zaun, S OBP: 0.360, SLG: 0.365 (1, 2) (8, PH) (9, 2)		0-1 1B 2B	2-1 G4-3		1-1 G1-3			2-2 G5-3		1	0	0	0	0	1	0
Rey Sanchez, R OBP: 0.264, SLG: 0.294 (1, 6)		0-1 1B 1B								4	1	1	1	0	0	1

Inning Stats	R: 0	H: 0	E: 0	K: 2	S: 8	H: 0	LOB: 0	BB: 0	P: 13	R: 4	H: 4	E: 0	K: 1	S: 19	R: 5	H: 3	E: 1	K: 0	S: 20	R: 0	H: 1	E: 0	K: 0	S: 6	R: 1	H: 2	E: 0	K: 0	S: 11	R: 0	H: 0	E: 0	K: 0	S: 6	R: 0	H: 0	E: 1	K: 1	S: 10	R: 0	H: 0	E: 0	K: 1	S: 8	R: 0	H: 0	E: 0	K: 0	S: 7	1B: 7	2B: 1	3B: 0	HR: 2	SF: 0	SAC: 0	DP: 1	HBP: 0	WP: 0	PB: 0	SB: 0	CS: 0	PA: 40
--------------	------	------	------	------	------	------	--------	-------	-------	------	------	------	------	-------	------	------	------	------	-------	------	------	------	------	------	------	------	------	------	-------	------	------	------	------	------	------	------	------	------	-------	------	------	------	------	------	------	------	------	------	------	-------	-------	-------	-------	-------	--------	-------	--------	-------	-------	-------	-------	--------

PITCHER	IP	WLS	BF	H	R	ER	SO	BB	IBB	HBP	BLK	WP	HR	S	P	ERA	WHIP
21 Cal Eldred, R ERA: 4.55 (1, 1)	2.1		16	6	8	8	3	3	0	0	0	0	0	38	71	30.86	3.857
Kevin Beirne, R ERA: 6.52 (3, 1)	1.2		8	4	2	2	0	0	0	0	0	0	2	18	30	10.80	2.400
Jesus Pena, L ERA: 3.18 (5, 1)	1.1	W	4	0	0	0	0	0	0	0	0	0	0	9	15	0.00	0.000
Sean Lowe, R ERA: 6.09 (6, 1)	1.1		5	0	0	0	1	0	0	0	0	0	0	14	19	0.00	0.000
Kelly Wunsch, L ERA: 2.48 (7, 1)	0.1		1	0	0	0	0	0	0	0	0	0	0	1	1	0.00	0.000


BOTTOM

Chicago White Sox @ Kansas City Royals
Kauffman Stadium, Kansas City, MO

Mon Jul 03 2000, 7:05 PM CDT
Att. 24,496 - Cloudy - 87 F

livebaseballscorecards.com

AB	37
R	10
H	10
RBI	9
BB	3
SO	5
LOB	8



Batter	1	2	3	4	5	6	7	8	9	AB R H RBI BB SO LOB	TOP																
Ray Durham, S (1, 4) OBP: 0.348, SLG: 0.494	1-0 HR	2-3 K		2-2 G6-3		1-2 F8		1-0 F7		5 1 1 1 0 1 0																	
Jose Valentin, S (1, 6) OBP: 0.331, SLG: 0.500	0-0 HR	3-2 F7		0-1 1B 2B 1B		1-2 F8-4 1B		2-2 G4-3		5 2 3 1 0 0 0																	
Frank Thomas, R (1, 10) OBP: 0.449, SLG: 0.660	3-2 F8	2-1 HR		0-0 2B 1-2 1B		1-1 F8-4 1-2			0-3 K	5 1 2 1 0 1 1																	
Magglio Ordonez, R (1, 9) OBP: 0.413, SLG: 0.626	2-0 14 WP 14 S 1B	4-2 BB		0-0 1-3 2-H 2B		4-2 FC4-6 14 1B BB			1-1 14 G6-4-3 1B	3 2 3 1 2 0 0																	
14 Paul Konerko, R (1, 3) OBP: 0.364, SLG: 0.490	2-2 BB 1B 1-H	0-0 F7		3-2 F5		1-0 FC4-6 1-2 1B			1-2 G6-4-3 1-2f	5 0 2 1 0 0 4																	
Chris Singleton, L (1, 8) OBP: 0.317, SLG: 0.406	3-1 F8		1-3 K		1-3 K	0-1 FC4-6 1-2f 2-3 1B				4 0 0 0 0 2 3																	
Carlos Lee, R (1, 7) OBP: 0.332, SLG: 0.510	1-2 BB 1-2 1B		2-2 F9		1-1 SF9 3B	1-1 G3-6-1 1-2 3-H 2-2 1B				4 1 3 1 0 0 0																	
Herbert Perry, R (1, 5) OBP: 0.365, SLG: 0.442	4-2 1-2 2-3 BB		3-1 G5-3		1-1 SF9	2-2 G3-6-1 1-2f				2 0 0 1 1 0 2																	
Mark Johnson, L (1, 2) OBP: 0.306, SLG: 0.314	3-1 F8			0-1 G5-3		0-3 K		1-3 K		3 0 0 0 0 1 3																	
Greg Norton, S (8, PH) OBP: 0.333, SLG: 0.394										1 0 0 0 0 1 0																	
Brook Fordyce, R (8, 2) OBP: 0.274, SLG: 0.418										0 0 0 0 0 0 0																	
Inning Stats	R: 3 E: 0 K: 0 S: 20	H: 5 LOB: 3 BB: 1 P: 39	R: 1 E: 0 K: 1 S: 13	H: 1 LOB: 1 BB: 1 P: 24	R: 0 E: 0 K: 1 S: 8	H: 0 LOB: 0 BB: 0 P: 14	R: 1 E: 0 K: 0 S: 12	H: 3 LOB: 2 BB: 0 P: 17	R: 1 E: 0 K: 2 S: 11	H: 1 LOB: 0 BB: 0 P: 14	R: 0 E: 0 K: 0 S: 9	H: 1 LOB: 0 BB: 0 P: 12	R: 1 E: 0 K: 0 S: 11	H: 2 LOB: 1 BB: 1 P: 19	R: 0 E: 0 K: 1 S: 7	H: 0 LOB: 0 BB: 0 P: 11	R: 0 E: 0 K: 1 S: 10	H: 1 LOB: 0 BB: 0 P: 12	1B: 9 2B: 2 3B: 1 HR: 3	SF: 1 SAC: 0 DP: 3 HBP: 0	WP: 1 PB: 0 SB: 1 CS: 0	PA: 41					
PITCHER	IP WLS BF H R ER SO BB IBB HBP BLK WP HR S P ERA WHIP																										
Chad Durbin, R (1, 1) ERA: 8.61	4.0		23	9	5	5	2	2	0	0	0	1	3	53	94	11.25	2.750										
Jeff Suppan, R (5, 1) ERA: 5.61	2.1		11	4	2	2	2	1	0	0	0	0	0	27	39	7.71	2.143										
Jerry Spradlin, R (7, 1) ERA: 3.35	2.2	W	7	1	0	0	2	0	0	0	0	0	0	21	29	0.00	0.375										

Chicago White Sox @ Kansas City Royals
Kauffman Stadium, Kansas City, MO
Tue Jul 04 2000, 7:05 PM CDT
Att. 29,884 - Cloudy - 84 F

AB	37
R	7
H	14
RBI	7
BB	3
SO	6
LOB	13



Batter	1	2	3	4	5	6	7	8	9	AB	R	H	RBI	BB	SO	LOB
Johnny Damon, L (1, 8) OBP: 0.357, SLG: 0.409	0-1 WP 29 S G6-3 1B	1-0 1-H 2-H 3-H 2B		4-1 1B 29 G6-4-3 BB	1-1 G3			0-2 G3		4	2	2	3	1	0	2
Rey Sanchez, R (1, 6) OBP: 0.263, SLG: 0.292	2-1 G5-3 1-3	2-0 G5-3		0-0 29 G6-4-3 1B		1-1 L9		0-0 F9		5	0	1	0	0	0	2
29 Mike Sweeney, R (1, 10) OBP: 0.404, SLG: 0.553	3-1 G6-3 3-H		0-2 G4-3	1-1 G6-4-3 1-2f 1B		1-3 K		1-0 F9		5	0	0	1	0	1	1
Jermaine Dye, R (1, 9) OBP: 0.389, SLG: 0.617	1-2 G6-3		0-1 HR	1-2 F7		2-2 1B				4	1	2	1	0	0	0
Mark Quinn, R (1, 7) OBP: 0.336, SLG: 0.486		2-2 FC5 2B	3-3 K		2-2 HR		1-3 K			4	1	2	1	0	2	1
Joe Randa, R (1, 5) OBP: 0.375, SLG: 0.465		2-0 FC5 1B BB 2B 2-3	1-1 2B 1B		4-0 FC1-5 E BB		1-1 F9			3	2	1	0	1	0	1
Dave McCarty, R (1, 3) OBP: 0.379, SLG: 0.613		4-1 1B 1-2 2B BB	2-1 1-H 1B 2B		1 SAFE 4-1 F9 FC1-5 BB		3-1 HR			2	3	2	2	2	0	0
Jorge Fabregas, L (1, 2) OBP: 0.300, SLG: 0.333		3-1 F7	0-0 2-H 1B		0-1 FC1-5		0-2 G5-3			4	0	1	1	0	0	4
Luis Ordaz, R (1, 4) OBP: 0.250, SLG: 0.234		1-2 2B 1-2 2-3 1B	1-0 L3		3-1 F9		1-0 G6-3			4	1	1	0	0	0	3

Inning Stats	R: 1	H: 1	E: 0	K: 0	S: 9	R: 3	H: 3	E: 0	K: 0	S: 13	R: 3	H: 4	E: 0	K: 1	S: 14	R: 1	H: 1	E: 0	K: 0	S: 9	R: 1	H: 1	E: 0	K: 2	S: 12	R: 1	H: 1	E: 0	K: 0	S: 8	R: 0	H: 0	E: 0	K: 0	S: 5	
	LOB: 0	BB: 0	P: 15	LOB: 1	BB: 1	P: 28	LOB: 1	BB: 0	P: 21	LOB: 0	BB: 0	P: 15	LOB: 2	BB: 2	P: 26	LOB: 1	BB: 0	P: 6	LOB: 0	BB: 0	P: 6	LOB: 0	BB: 0	P: 6	LOB: 0	BB: 0	P: 6	LOB: 0	BB: 0	P: 6	LOB: 0	BB: 0	P: 6	LOB: 0	BB: 0	P: 6

PITCHER	IP	WLS	BF	H	R	ER	SO	BB	IBB	HBP	BLK	WP	HR	S	P	ERA	WHIP
Jon Garland, R (1, 1) ERA: 21.0	3.0	L	18	8	7	7	1	1	0	0	0	1	1	36	64	21.00	3.000
Jesus Pena, L (4, 1) ERA: 3.93	1.1		8	2	2	2	0	3	0	0	0	0	1	17	33	13.50	3.750
Kevin Beirne, R (5, 1) ERA: 6.0	1.2		6	1	0	0	2	0	0	0	0	0	0	16	25	0.00	0.600
41 Bill Simas, R (7, 1) ERA: 3.05	1.0		4	1	1	1	0	0	0	0	0	0	1	8	13	9.00	1.000
Bob Howry, R (8, 1) ERA: 3.57	1.0		3	0	0	0	0	0	0	0	0	0	0	5	6	0.00	0.000


BOTTOM

Chicago White Sox @ Kansas City Royals
Kauffman Stadium, Kansas City, MO

Tue Jul 04 2000, 7:05 PM CDT
Att: 29,884 - Cloudy - 84 F

livebaseballscorecards.com

AB	35
R	10
H	12
RBI	9
BB	4
SO	3
LOB	14



1B: 6	SF: 0	WP: 1	PA: 39
2B: 3	SAC: 0	PB: 0	
3B: 0	DP: 1	SB: 1	
HR: 3	HBP: 0	CS: 0	

Batter	1	2	3	4	5	6	7	8	9	AB R H RBI BB SO LOB	TOP
Johnny Damon, L (1, 8) OBP: 0.355, SLG: 0.401	0-2 F7		4-1 BB			1-2 F7		1-1 FC6 29 1B SF8		3 1 0 1 1 0 1	Kansas City Royals @ Houston Astros Enron Field, Houston, TX Fri Jul 07 2000, 8:05 PM EDT Att: 36,840 - Dome - 72 F
Rey Sanchez, R (1, 6) OBP: 0.267, SLG: 0.295	1-0 L4		2-3 K			0-3 K		3-2 E6 SF8 29 1B 1B	4 1 0 0 0 2 2		
29 Mike Sweeney, R (1, 3) OBP: 0.404, SLG: 0.548	0-3 K					1-0 F3		0-0 DI 1B 1B	4 1 1 0 0 1 0		
Jermaine Dye, R (1, 9) OBP: 0.386, SLG: 0.609		1-2 F8				0-2 F8		1-1 SF8	3 0 1 1 0 0 0		
Mark Quinn, R (1, 7) OBP: 0.326, SLG: 0.468		1-1 L3				3-3 K		1-1 1B	4 0 1 2 0 1 1		
Joe Randa, R (1, 5) OBP: 0.376, SLG: 0.461		4-2 BB				0-0 G6-3		1-3 K	3 0 0 0 1 1 2		
Jorge Fabregas, L (1, 2) OBP: 0.308, SLG: 0.371		1-1 F8				1-0 HR		0-1 G4-6-3 1B	4 1 2 1 0 0 2		
Luis Ordaz, R (1, 4) OBP: 0.254, SLG: 0.241			1-3 K			0-3 K		0-0 E FC6 1B	4 1 1 0 0 2 1		
Blake Stein, R (1, 1) Jeff D'Amico, R (6, 1) Todd Dunwoody, L (8, PH) Jose Santiago, R (8, 1) Scott Pose, L (9, PH)			1-3 K			1-3 K		2-2 E4 FC6 1B	2 0 0 0 0 2 0		
Inning Stats	R: 0 H: 0 E: 0 LOB: 0 K: 1 BB: 0 S: 7 P: 8	R: 0 H: 0 E: 0 LOB: 1 K: 0 BB: 1 S: 9 P: 16	R: 0 H: 0 E: 0 LOB: 1 K: 3 BB: 1 S: 10 P: 18	R: 0 H: 0 E: 0 LOB: 0 K: 1 BB: 0 S: 11 P: 14	R: 1 H: 1 E: 0 LOB: 0 K: 2 BB: 0 S: 8 P: 10	R: 0 H: 0 E: 0 LOB: 0 K: 1 BB: 0 S: 7 P: 9	R: 0 H: 1 E: 0 LOB: 1 K: 0 BB: 0 S: 11 P: 14	R: 4 H: 3 E: 3 LOB: 1 K: 1 BB: 0 S: 19 P: 28	R: 0 H: 1 E: 0 LOB: 0 K: 1 BB: 0 S: 6 P: 8	1B: 5 SF: 1 2B: 0 SAC: 0 3B: 0 DP: 1 HR: 1 HBP: 0	WP: 0 PA: 36 PB: 0 SB: 0 CS: 0
PITCHER	IP WLS BF H R ER SO BB IBB HBP BLK WP HR S P ERA WHIP										
Scott Elarton, R (1, 1) ERA: 5.74	7.1 W 30 4 5 1 8 2 0 0 0 0 0 1 75 107 1.23 0.818										
Marc Valdes, R (8, 1) ERA: 2.45	1.2 6 2 0 0 2 0 0 0 0 0 0 0 13 18 0.00 1.200										

AB	33
R	5
H	6
RBI	5
BB	2
SO	10
LOB	10



Batter	1	2	3	4	5	6	7	8	9	AB	R	H	RBI	BB	SO	LOB
Julio Lugo, R OBP: 0.333, SLG: 0.368 (1, 6)	G4-3		WP HR 2B		FC5 5 HR 1B	G6-3		K		5	2	2	0	0	1	0
Craig Biggio, R OBP: 0.395, SLG: 0.362 (1, 4)	L9		HR		FC5 5 HR			5 BB 17 1B BB		3	3	1	2	1	0	2
Tim Bogar, R OBP: 0.233, SLG: 0.221 (8, 4)			2-H 3-H HR		1-2 2-3f			17 1B BB		0	0	0	0	0	0	0
5 Jeff Bagwell, R OBP: 0.406, SLG: 0.575 (1, 3)	K		L5		1-H 2-H HR			17 1B 2B BB		3	2	1	3	1	1	0
Daryle Ward, L OBP: 0.263, SLG: 0.468 (8, 3)								1-2 2B BB		0	0	0	0	0	0	0
17 Lance Berkman, S OBP: 0.381, SLG: 0.563 (1, 9)		K		1B BB	S BB			1-1 1B		2	0	1	1	2	1	0
Moises Alou, R OBP: 0.407, SLG: 0.623 (1, 7)	G6-3			F9	K			3-1 G5-3		4	0	0	0	0	1	3
Richard Hidalgo, R OBP: 0.389, SLG: 0.619 (1, 8)		CS HBP		F8	K			3-2 2B		3	0	1	1	0	1	2
Mitch Meluskey, S OBP: 0.387, SLG: 0.497 (1, 2)	CS		G6-3	1B				G6-3		4	1	2	1	0	0	1
Chris Truby, R OBP: 0.292, SLG: 0.397 (1, 5)			G6-3	K				G6-3		4	0	0	0	0	1	2
Scott Elarton, R OBP: 0.300, SLG: 0.310 (1, 1)			2B WP 1B		FC5 1B			G6-3		3	1	2	0	0	0	0
Marc Valdes, R (8, 1)								K		1	0	0	0	0	1	0

Inning Stats	R: 0	H: 0	E: 0	K: 1	S: 10	LOB: 0	BB: 0	P: 16	R: 0	H: 0	E: 0	K: 1	S: 9	LOB: 0	BB: 0	P: 18	R: 3	H: 3	E: 0	K: 0	S: 16	LOB: 0	BB: 0	P: 26	R: 0	H: 1	E: 0	K: 1	S: 10	LOB: 2	BB: 1	P: 16	R: 3	H: 3	E: 0	K: 2	S: 15	LOB: 1	BB: 1	P: 29	R: 1	H: 1	E: 0	K: 0	S: 7	LOB: 0	BB: 0	P: 9	R: 2	H: 2	E: 0	K: 0	S: 13	LOB: 1	BB: 2	P: 30	R: 0	H: 0	E: 0	K: 2	S: 8	LOB: 0	BB: 0	P: 12
--------------	------	------	------	------	-------	--------	-------	-------	------	------	------	------	------	--------	-------	-------	------	------	------	------	-------	--------	-------	-------	------	------	------	------	-------	--------	-------	-------	------	------	------	------	-------	--------	-------	-------	------	------	------	------	------	--------	-------	------	------	------	------	------	-------	--------	-------	-------	------	------	------	------	------	--------	-------	-------

PITCHER	IP	WLS	BF	H	R	ER	SO	BB	IBB	HBP	BLK	WP	HR	S	P	ERA	WHIP
Blake Stein, R ERA: 10.8 (1, 1)	5.0	L	24	7	6	6	5	2	0	1	0	1	2	60	105	10.80	1.800
Jeff D'Amico, R ERA: 9.22 (6, 1)	2.0		10	3	3	3	0	2	0	0	0	0	1	20	39	13.50	2.500
Jose Santiago, R ERA: 3.99 (8, 1)	1.0		3	0	0	0	2	0	0	0	0	0	0	8	12	0.00	0.000

BOTTOM

Kansas City Royals @ Houston Astros
Enron Field, Houston, TX

Fri Jul 07 2000, 8:05 PM EDT
Att: 36,840 - Dome - 72 F

AB	32
R	9
H	10
RBI	8
BB	4
SO	7
LOB	10

WP: 1 PA: 38
PB: 0
SB: 1
CS: 1



PITCHER	IP	WLS	BF	H	R	ER	SO	BB	IBB	HBP	BLK	WP	HR	S	P	ERA	WHIP
---------	----	-----	----	---	---	----	----	----	-----	-----	-----	----	----	---	---	-----	------

Batter	1	2	3	4	5	6	7	8	9	AB R H RBI BB SO LOB	TOP		
Johnny Damon, L (1, 8) OBP: 0.353, SLG: 0.398	1-1 F7		2-1 G4-3		1-3 K		0-0 F5		2-1 CS 29 S 1B	5 0 1 0 0 1 2			
Rey Sanchez, R (1, 6) OBP: 0.273, SLG: 0.298	0-1 G4-3		1-0 29 1B			4-1 29 1B BB	0-1 1-H 2-H 1B		1-0 F9	4 0 2 2 1 0 1			
29 Mike Sweeney, R (1, 3) OBP: 0.407, SLG: 0.549	3-3 K		0-0 1-2 1B			0-1 1-2 1B	0-0 G6-3		1-0 CS 1B	5 0 3 0 0 1 1			
Jermaine Dye, R (1, 9) OBP: 0.387, SLG: 0.615		0-2 HR 1B	1-3 K			0-0 P4		2-0 HR	3-2 G6-3 1-2 2-3	5 2 2 1 0 1 6			
Mark Quinn, R (1, 7) OBP: 0.325, SLG: 0.478		0-0 1-H HR		0-0 G5-3		1-3 K		2-2 F7		4 1 1 2 0 1 2			
Joe Randa, R (1, 5) OBP: 0.372, SLG: 0.455		1-3 K		1-3 K		1-1 G5-3		2-0 F3		4 0 0 0 0 2 2			
Jorge Fabregas, L (1, 2) OBP: 0.315, SLG: 0.376		2-1 G1-3		1-0 G4-3			1-0 1B 1B	1-1 1B		4 1 2 0 0 0 0			
Luis Ordaz, R (1, 4) OBP: 0.270, SLG: 0.259		0-1 G1-4-3			1-2 G6-3		2-2 1B 1B	2-0 1-2 1B		4 1 2 0 0 0 0			
Mac Suzuki, R (1, 1) OBP: 0.200, SLG: 0.200			1-2 G4-3		3-3 K		3-3 K	0-0 G4-3		3 0 0 0 0 2 2			
Todd Dunwoody, L (8, PH) OBP: 0.250, SLG: 0.295										1 0 0 0 0 0 2			
Jerry Spradlin, S (8, 1)										0 0 0 0 0 0 0			
Inning Stats	R: 0 E: 0 K: 1 S: 7 H: 0 LOB: 0 BB: 0 P: 11	R: 2 E: 0 K: 1 S: 12 H: 2 LOB: 0 BB: 0 P: 15	R: 0 E: 0 K: 1 S: 10 H: 2 LOB: 2 BB: 0 P: 15	R: 0 E: 0 K: 1 S: 5 H: 0 LOB: 0 BB: 0 P: 7	R: 0 E: 0 K: 1 S: 9 H: 0 LOB: 0 BB: 0 P: 14	R: 0 E: 0 K: 1 S: 9 H: 1 LOB: 2 BB: 1 P: 15	R: 2 E: 0 K: 1 S: 11 H: 3 LOB: 1 BB: 0 P: 17	R: 1 E: 0 K: 0 S: 9 H: 3 LOB: 2 BB: 0 P: 18	R: 0 E: 0 K: 0 S: 9 H: 2 LOB: 1 BB: 0 P: 15	1B: 11 2B: 0 3B: 0 HR: 2 SF: 0 SAC: 0 DP: 0 HBP: 0	WP: 0 PB: 0 SB: 1 CS: 2 PA: 40		
PITCHER	IP WLS BF H R ER SO BB IBB HBP BLK WP HR S P ERA WHIP											PITCHER	IP WLS BF H R ER SO BB IBB HBP BLK WP HR S P ERA WHIP
Wade Miller, R (1, 1) ERA: 5.14	7.0 L 30 8 4 4 8 1 0 0 0 0 1 63 94 5.14 1.286												
Jose Cabrera, R (8, 1) ERA: 6.32	0.2 5 3 1 1 0 0 0 0 0 0 0 1 8 17 13.50 4.500												
Joe Slusarski, R (8, 1) ERA: 4.1	1.1 5 2 0 0 0 0 0 0 0 0 0 0 10 16 0.00 1.500												

Kansas City Royals @ Houston Astros
 Enron Field, Houston, TX
 Sat Jul 08 2000, 8:05 PM EDT
 Att: 42,585 - Dome - 72 F

livebaseballscorecards.com

AB	39
R	5
H	13
RBI	5
BB	1
SO	8
LOB	18



BOTTOM

Kansas City Royals @ Houston Astros
Enron Field, Houston, TX
Sat Jul 08 2000, 8:05 PM EDT
Att. 42,585 - Dome - 72 F

livebaseballscorecards.com

AB 35
R 2
H 9
RBI 2
BB 2
SO 9
LOB 15



WP: 1 PA: 37
PB: 1
SB: 0
CS: 0

AB R H RBI BB SO LOB

4 0 1 0 1 0 0

4 0 0 0 0 2 3

4 0 1 0 0 1 1

4 1 1 0 0 0 1

4 1 3 1 0 0 1

3 0 1 0 1 0 1

4 0 2 1 0 1 2

4 0 0 0 0 2 5

2 0 0 0 0 2 1
1 0 0 0 0 0 0
0 0 0 0 0 0 0
0 0 0 0 0 0 0
1 0 0 0 0 1 0

1B: 6 SF: 0
2B: 2 SAC: 0
3B: 0 DP: 1
HR: 1 HBP: 0

WP: 1 PA: 37
PB: 1
SB: 0
CS: 0

Batter	1	2	3	4	5	6	7	8	9
Bill Spiers, L (1, 5) OBP: 0.382, SLG: 0.369	2-0 G3		2-0 L9		4-1 FC6-4 BB		2-1 G5-3 1B		3-2 F2
Craig Biggio, R (1, 4) OBP: 0.391, SLG: 0.358	2-3 K2-3		0-3 K		0-1 FC6-4		1-2 G5-3		
5 Jeff Bagwell, R (1, 3) OBP: 0.404, SLG: 0.571	0-3 K			0-2 17 G6-3 1B		2-0 G5-3	2-0 F8		
17 Lance Berkman, S (1, 9) OBP: 0.378, SLG: 0.562		3-1 F7		1-2 G6-3		0-0 PB 1B 2B		0-0 F7	
Moises Alou, R (1, 7) OBP: 0.414, SLG: 0.641		3-1 FC5-4 1B		0-0 1B		1-0 G6-3		0-1 HR	
Richard Hidalgo, R (1, 8) OBP: 0.390, SLG: 0.616		3-1 FC5-4 1B		0-0 F8		4-0 1B BB		3-2 G6-3	
Mitch Meluskey, S (1, 2) OBP: 0.389, SLG: 0.502		1-3 K			3-2 WP 2B	0-0 1-2 1B		2-2 F9	
Julio Lugo, R (1, 6) OBP: 0.322, SLG: 0.355		1-2 FC5-4			0-3 K	1-1 G5-3			1-3 K
Wade Miller, R (1, 1) Chris Truby, R (7, PH) Jose Cabrera, R (8, 1) Joe Slusarski, R (8, 1) Daryle Ward, L (9, PH)			1-3 K		1-3 K		0-2 F9		2-3 K

Inning Stats	R: 0	H: 0	E: 0	K: 2	S: 9	H: 0	LOB: 0	BB: 0	P: 13	R: 0	H: 2	E: 0	K: 1	S: 12	H: 0	LOB: 2	BB: 0	P: 23	R: 0	H: 0	E: 0	K: 2	S: 7	H: 2	LOB: 1	BB: 0	P: 10	R: 0	H: 1	E: 0	K: 2	S: 15	H: 2	LOB: 2	BB: 1	P: 23	R: 1	H: 2	E: 0	K: 0	S: 6	H: 1	LOB: 1	BB: 0	P: 15	R: 1	H: 1	E: 0	K: 0	S: 9	H: 1	LOB: 0	BB: 0	P: 14	R: 0	H: 1	E: 0	K: 2	S: 10	H: 0	LOB: 0	BB: 0	P: 14	R: 0	H: 0	E: 0	K: 2	S: 13	H: 0	LOB: 0	BB: 0	P: 19	1B: 6	SF: 0	2B: 2	SAC: 0	3B: 0	DP: 1	HR: 1	HBP: 0	WP: 1	PA: 37
--------------	------	------	------	------	------	------	--------	-------	-------	------	------	------	------	-------	------	--------	-------	-------	------	------	------	------	------	------	--------	-------	-------	------	------	------	------	-------	------	--------	-------	-------	------	------	------	------	------	------	--------	-------	-------	------	------	------	------	------	------	--------	-------	-------	------	------	------	------	-------	------	--------	-------	-------	------	------	------	------	-------	------	--------	-------	-------	-------	-------	-------	--------	-------	-------	-------	--------	-------	--------

PITCHER	IP	WLS	BF	H	R	ER	SO	BB	IBB	HBP	BLK	WP	HR	S	P	ERA	WHIP
Mac Suzuki, R (1, 1) ERA: 3.59	7.0	W	30	8	1	0	7	2	0	0	0	1	0	68	108	0.00	1.429
Jerry Spradlin, R (8, 1) ERA: 3.4	2.0		7	1	1	1	2	0	0	0	0	0	1	22	33	4.50	0.500

Batter	1	2	3	4	5	6	7	8	9	AB R H RBI BB SO LOB	TOP		
Johnny Damon, L (1, 8) <small>OBP: 0.353, SLG: 0.405</small>	4-0 		1-3 		0-1 		1-0 		1-3 	4 1 1 1 1 2 0			
Rey Sanchez, R (1, 6) <small>OBP: 0.272, SLG: 0.297</small>	1-2 		1-0 		1-1 		1-3 		3-2 	5 1 1 0 0 1 1			
29 Mike Sweeney, R (1, 3) <small>OBP: 0.415, SLG: 0.563</small>	3-2 		3-2 		4-0 			0-0 	2-2 	4 2 4 2 1 0 0			
Jermaine Dye, R (1, 9) <small>OBP: 0.393, SLG: 0.616</small>	4-0 		0-3 		3-2 			0-0 	4-2 	3 0 2 0 2 1 0			
Mark Quinn, R (1, 7) <small>OBP: 0.323, SLG: 0.472</small>	1-1 		1-0 		2-0 			0-0 	3-3 	5 1 1 0 0 1 8			
Joe Randa, R (1, 5) <small>OBP: 0.370, SLG: 0.462</small>		0-1 	0-3 			1-3 		1-2 		4 1 1 2 0 2 3			
Gregg Zaun, S (1, 2) <small>OBP: 0.364, SLG: 0.348</small>		0-1 		3-2 		0-3 		4-1 		3 0 0 0 1 1 0			
Luis Ordez, R (1, 4) Ricky Bottalico, L (8, 1)		1-1 		1-3 		1-0 		1-1 		3 0 0 0 0 1 0 0 0 0 0 0 0 0			
Jay Witasick, R (1, 1) Todd Dunwoody, L (4, PH) Jeff Suppan, R (4, 1) Jeff Reboulet, R (6, 4) Doug Bochtler, R (6, 1) Dave McCarty, R (8, PH)		0-2 		2-3 			1-2 	1-1 		1 0 0 0 0 0 0 1 0 0 0 0 1 0 0 0 0 0 0 0 0 2 0 0 0 0 0 2 0 0 0 0 0 0 0 0 0 0 1 0 0 0			
Inning Stats	R: 0 H: 1 E: 0 LOB: 2 K: 0 BB: 2 S: 8 P: 21	R: 1 H: 1 E: 0 LOB: 0 K: 0 BB: 0 S: 9 P: 10	R: 2 H: 3 E: 0 LOB: 1 K: 3 BB: 0 S: 17 P: 23	R: 0 H: 0 E: 0 LOB: 0 K: 2 BB: 0 S: 17 P: 23	R: 1 H: 2 E: 0 LOB: 1 K: 0 BB: 1 S: 9 P: 19	R: 0 H: 0 E: 0 LOB: 0 K: 2 BB: 0 S: 7 P: 9	R: 0 H: 0 E: 0 LOB: 0 K: 1 BB: 0 S: 7 P: 10	R: 2 H: 2 E: 1 LOB: 2 K: 0 BB: 1 S: 11 P: 18	R: 0 H: 1 E: 0 LOB: 2 K: 2 BB: 1 S: 17 P: 30	1B: 7 SF: 1 2B: 0 SAC: 0 3B: 0 DP: 2 HR: 3 HBP: 0	WP: 0 PA: 41 PB: 0 SB: 0 CS: 0		
PITCHER	IP WLS BF H R ER SO BB IBB HBP BLK WP HR S P ERA WHIP											PITCHER	IP WLS BF H R ER SO BB IBB HBP BLK WP HR S P ERA WHIP
Jose Lima, R (1, 1) <small>ERA: 7.36</small>	7.0 W 29 7 4 4 8 3 0 0 0 0 0 3 74 115 5.14 1.429												
Marc Valdes, R (8, 1) <small>ERA: 2.82</small>	0.1 5 2 2 1 0 1 0 0 0 0 0 0 7 12 27.00 9.000												
Octavio Dotel, R (8, 1) <small>ERA: 5.61</small>	1.2 S 7 1 0 0 2 1 0 0 0 0 0 0 21 36 0.00 1.200												

Kansas City Royals @ Houston Astros
 Enron Field, Houston, TX
 Sun Jul 09 2000, 3:05 PM EDT
 Att: 39,402 - Dome - 72 F

livebaseballscorecards.com

AB 35
R 6
H 10
RBI 6
BB 5
SO 10
LOB 14



Batter	1	2	3	4	5	6	7	8	9	AB R H RBI BB SO LOB	TOP											
Ronnie Belliard, R (1, 4) OBP: 0.375, SLG: 0.424	3-2 HR 1B	2-2 G4-3 1-3 2B		0-3 K		0-1 F8			1-1 G4-3	5 1 2 0 0 1 0	Milwaukee Brewers @ Kansas City Royals Kauffman Stadium, Kansas City, MO Thu Jul 13 2000, 7:05 PM CDT Att. 18,525 - Sunny - 85 F											
Marquis Grissom, R (1, 8) OBP: 0.291, SLG: 0.387	2-1 HR 1-H	1-1 SF8		1-3 K			0-0 G6-3	1-1 1B	4 1 2 3 0 1 0													
Geoff Jenkins, L (1, 7) OBP: 0.329, SLG: 0.550	4-0 HR BB	2-0 G4-3		0-3 K			3-3 K	0-0 G6-3	4 1 0 0 1 2 2													
Jeremy Burnitz, L (1, 9) OBP: 0.342, SLG: 0.444	2-2 HR 1-H	4-0 BB			2-2 L4		3-1 F9		3 1 1 2 1 0 0													
Charlie Hayes, R (1, 5) OBP: 0.374, SLG: 0.401	1-3 K	1-3 K			2-3 K			4-2 E BB	3 0 0 0 1 3 2													
Tyler Houston, L (1, 3) OBP: 0.306, SLG: 0.500	0-1 G5-3		1-1 G6-3		0-0 2B		1-3 K		4 0 1 0 0 1 1													
José Hernández, R (1, 6) OBP: 0.318, SLG: 0.405	1-0 S 1B		4-2 BB		3-1 F9		2-1 E4 PO		3 0 1 0 1 0 2													
Mark Sweeney, L (1, 10) OBP: 0.327, SLG: 0.286	3-2 G4-3 1-2		3-2 F7			0-0 F7	2-3 K		4 0 0 0 0 1 4													
Henry Blanco, R (1, 2) OBP: 0.330, SLG: 0.406		2-0 2B SF8 1B	0-3 K			2-2 F5	0-1 PO 1-2	2-2 P6	4 1 1 0 0 1 1													
Inning Stats	R: 4 E: 0 K: 1 S: 17	H: 4 LOB: 1 BB: 1 P: 33	R: 1 E: 0 K: 1 S: 10	H: 2 LOB: 2 BB: 1 P: 22	R: 0 E: 0 K: 1 S: 11	H: 0 LOB: 1 BB: 1 P: 19	R: 0 E: 0 K: 3 S: 9	H: 0 LOB: 0 BB: 0 P: 10	R: 0 E: 0 K: 1 S: 9	H: 1 LOB: 1 BB: 0 P: 16	R: 0 E: 0 K: 0 S: 6	H: 0 LOB: 0 BB: 0 P: 8	R: 0 E: 0 K: 1 S: 6	H: 0 LOB: 0 BB: 0 P: 12	R: 0 E: 1 K: 2 S: 11	H: 0 LOB: 1 BB: 1 P: 20	R: 0 E: 0 K: 0 S: 8	H: 1 LOB: 1 BB: 0 P: 12	1B: 4 2B: 2 3B: 0 HR: 2	SF: 1 SAC: 0 DP: 0 HBP: 0	WP: 0 PB: 0 SB: 1 CS: 0	PA: 40
PITCHER	IP WLS BF H R ER SO BB IBB HBP BLK WP HR S P ERA WHIP																					
Blake Stein, R (1, 1) ERA: 9.0	6.0 L 28 7 5 5 7 3 0 0 0 0 0 2 62 108 7.50 1.667																					
Brett Laxton, R (7, 1) ERA: 8.1	1.1 6 0 0 0 2 1 0 0 0 0 0 0 13 26 0.00 0.750																					
Ricky Bottalico, R (8, 1) ERA: 4.6	0.2 1 0 0 0 1 0 0 0 0 0 0 0 4 6 0.00 0.000																					
Jerry Spradlin, R (9, 1) ERA: 3.33	1.0 4 1 0 0 0 0 0 0 0 0 0 0 8 12 0.00 1.000																					

AB	34
R	5
H	8
RBI	5
BB	4
SO	10
LOB	12



livebaseballscorecards.com

BOTTOM

Milwaukee Brewers @ Kansas City Royals
Kauffman Stadium, Kansas City, MO

Thu Jul 13 2000, 7:05 PM CDT
Att. 18,525 - Sunny - 85 F

livebaseballscorecards.com

AB 34
R 2
H 10
RBI 2
BB 4
SO 6
LOB 15



WP: 1 PA: 38
PB: 0
SB: 2
CS: 0

AB R H RBI BB SO LOB

4 1 3 0 1 0 0

4 0 1 1 1 1 3

4 0 1 0 0 1 5

4 0 1 0 0 2 1

3 1 2 1 1 0 1

4 0 1 0 0 0 1

4 0 0 0 0 1 3

4 0 0 0 0 0 1

2 0 1 0 1 0 0

1 0 0 0 0 1 0

1B: 8 SF: 0
2B: 2 SAC: 0
3B: 0 DP: 3
HR: 1 HBP: 0

Batter	1	2	3	4	5	6	7	8	9
Johnny Damon, L (1, 8) OBP: 0.359, SLG: 0.412	1-1 F8		4-2 G4-3 BB		0-0 S 1B		2-1 S 1B		2-1 2B
Jeff Reboulet, R (1, 4) OBP: 0.363, SLG: 0.323	0-0 L5		2-2 G4-3		4-2 1B		3-2 1B		2-3 K
29 Mike Sweeney, R (1, 3) OBP: 0.413, SLG: 0.560	0-1 1B		0-3 K		2-1 G1-3		0-2 F7		
Jermaine Dye, R (1, 9) OBP: 0.391, SLG: 0.611	3-3 K			0-1 G6-4-3 1B		1-0 G5-3		2-3 K	
Mark Quinn, R (1, 7) OBP: 0.329, SLG: 0.487		4-0 WP 1B BB		0-0 G6-4-3 1B		1-0 FC6-4 1B		3-2 HR	
Joe Randa, R (1, 5) OBP: 0.369, SLG: 0.459		1-1 L3 1B		2-2 G5-3		0-0 FC6-4		2-0 F8	
Dave McCarty, R (1, 10) OBP: 0.370, SLG: 0.600		3-2 L3 1B			2-1 F9		3-3 K		0-0 G6-3
Jorge Fabregas, L (1, 2) OBP: 0.304, SLG: 0.362		1-0 P8			3-1 G5-3		1-0 G4-3		1-2 F8
Rey Sanchez, R (1, 6) OBP: 0.276, SLG: 0.298			4-1 G4-3 BB BB		0-0 1B 1B		0-1 P2		2-3 K
Todd Dunwoody, L (9, PH) OBP: 0.240, SLG: 0.283									

Inning Stats	R: 0	H: 1	E: 0	K: 1	S: 9	R: 0	H: 1	E: 0	K: 0	S: 7	R: 0	H: 0	E: 0	K: 1	S: 9	R: 0	H: 1	E: 0	K: 0	S: 6	R: 0	H: 2	E: 0	K: 0	S: 10	R: 0	H: 1	E: 0	K: 1	S: 7	R: 1	H: 2	E: 0	K: 0	S: 13	R: 1	H: 1	E: 0	K: 1	S: 9	R: 0	H: 1	E: 0	K: 2	S: 13	1B: 8	SF: 0	2B: 2	SAC: 0	3B: 0	DP: 3	HR: 1	HBP: 0	WP: 1	PA: 38
--------------	------	------	------	------	------	------	------	------	------	------	------	------	------	------	------	------	------	------	------	------	------	------	------	------	-------	------	------	------	------	------	------	------	------	------	-------	------	------	------	------	------	------	------	------	------	-------	-------	-------	-------	--------	-------	-------	-------	--------	-------	--------

PITCHER	IP	WLS	BF	H	R	ER	SO	BB	IBB	HBP	BLK	WP	HR	S	P	ERA	WHIP
Jamey Wright, R (1, 1) ERA: 3.22	7.0	W	30	8	1	1	3	4	0	0	0	1	0	61	108	1.29	1.714
David Weathers, R (8, 1) ERA: 3.53	1.0		4	1	1	1	1	0	0	0	0	0	1	9	16	9.00	1.000
Bob Wickman, R (9, 1) ERA: 3.0	1.0	S	4	1	0	0	2	0	0	0	0	0	0	13	20	0.00	1.000

Batter	1	2	3	4	5	6	7	8	9	AB R H RBI BB SO LOB	TOP		
Ronnie Belliard, R (1, 4) OBP: 0.374, SLG: 0.426 Luis Lopez, S (5, PR) OBP: 0.340, SLG: 0.430 (5, 4)	0-0 G5-3		0-0 G6-3		3-1 2B		0-0 SH1-3		1-1 1B	3 0 1 0 0 0 0 1 0 1 0 0 0 0			
Marquis Grissom, R (1, 8) OBP: 0.290, SLG: 0.383	1-3 K		2-1 F9		3-2 F8		4-2 G4-6-3 BB		2-1 F8	4 0 0 0 1 1 2			
Geoff Jenkins, L (1, 7) OBP: 0.327, SLG: 0.547	3-1 2B		0-2 F7		0-1 G3-1		0-0 G4-6-3 1-2f		1-1 F7	5 0 1 0 0 0 4			
Jeremy Burnitz, L (1, 9) OBP: 0.338, SLG: 0.439	1-1 G4-3			3-2 G3-1		0-0 F8		0-0 F9		4 0 0 0 0 0 1			
Charlie Hayes, R (1, 5) OBP: 0.379, SLG: 0.411		2-1 P4		1-1 WP F7 2B 1B		2-2 F8 2B		2-1 HR 1B		4 2 3 0 0 0 0			
Tyler Houston, L (1, 3) OBP: 0.311, SLG: 0.500		2-0 BB 1B		2-0 F7 1-2		1-1 1B		1-3 K		4 0 2 0 0 1 2			
José Hernández, R (1, 6) OBP: 0.323, SLG: 0.421		4-2 1-2 BB		1-1 2-H 1B 2B		1-0 F8 2-3		0-1 1-H HR		3 2 2 3 1 0 2			
Raul Casanova, S (1, 10) OBP: 0.333, SLG: 0.435		0-3 K		0-0 2-H 1B		1-0 L9		0-1 L9		4 0 1 1 0 1 4			
Henry Blanco, R (1, 2) OBP: 0.328, SLG: 0.402		0-0 F7			0-0 F7		2-1 SH1-3 1B		0-0 G5-3	4 0 1 0 0 0 2			
Inning Stats	R: 0 H: 1 E: 0 LOB: 1 K: 1 BB: 0 S: 9 P: 14	R: 0 H: 1 E: 0 LOB: 2 K: 1 BB: 1 S: 11 P: 19	R: 0 H: 0 E: 0 LOB: 0 K: 0 BB: 0 S: 6 P: 8	R: 2 H: 3 E: 0 LOB: 1 K: 0 BB: 0 S: 9 P: 16	R: 0 H: 1 E: 0 LOB: 1 K: 0 BB: 0 S: 10 P: 16	R: 0 H: 2 E: 0 LOB: 2 K: 0 BB: 0 S: 8 P: 13	R: 0 H: 1 E: 0 LOB: 1 K: 0 BB: 1 S: 7 P: 13	R: 2 H: 2 E: 0 LOB: 0 K: 1 BB: 0 S: 11 P: 14	R: 0 H: 1 E: 0 LOB: 1 K: 0 BB: 0 S: 7 P: 11	1B: 7 SF: 0 2B: 4 SAC: 1 3B: 0 DP: 1 HR: 1 HBP: 0	WP: 1 PA: 39 PB: 0 SB: 0 CS: 0		
PITCHER	IP WLS BF H R ER SO BB IBB HBP BLK WP HR S P ERA WHIP											PITCHER	IP WLS BF H R ER SO BB IBB HBP BLK WP HR S P ERA WHIP
Mac Suzuki, R (1, 1) ERA: 3.52	7.0 L 30 9 2 2 2 2 2 0 0 0 1 0 60 99 2.57 1.571												
Jose Santiago, R (8, 1) ERA: 4.2	2.0 9 3 2 2 1 0 0 0 0 0 0 1 18 25 9.00 1.500												

Milwaukee Brewers @ Kansas City Royals
Kauffman Stadium, Kansas City, MO

Fri Jul 14 2000, 7:05 PM CDT
Att. 29,473 - Sunny - 93 F

AB	36
R	4
H	12
RBI	4
BB	2
SO	3
LOB	17



Batter	1	2	3	4	5	6	7	8	9	AB	R	H	RBI	BB	SO	LOB	
Johnny Damon, L (1, 8) <small>OBP: 0.358, SLG: 0.411</small> Todd Dunwoody, L (3, 8) <small>OBP: 0.245, SLG: 0.286</small>	2-1 G4-3 ① 			1-0 G4-3 ① 		0-0 F7 ① 		0-0 1B		1	0	0	0	0	0	0	
Jeff Reboulet, R (1, 4) <small>OBP: 0.356, SLG: 0.315</small> Scott Pose, L (8, PH) <small>OBP: 0.293, SLG: 0.194</small> Luis Ordaz, R (9, 4) <small>OBP: 0.258, SLG: 0.246</small>	3-2 F9 ② 			0-3 K ② 		3-3 K ② 		1-2 F7 ② 		3	0	0	0	0	2	1	
29 Mike Sweeney, R (1, 10) <small>OBP: 0.414, SLG: 0.558</small>	1-0 F9 ③ 			0-0 1B		4-1 BB		2-2 G4-3 ③ 		3	0	1	0	1	0	1	
Jermaine Dye, R (1, 9) <small>OBP: 0.387, SLG: 0.603</small>			3-2 P4 ① 	0-1 P6 ③ 		3-2 F8 ③ 		3-2 G5-3 ① 		4	0	0	0	0	0	3	
Mark Quinn, R (1, 7) <small>OBP: 0.332, SLG: 0.485</small>			4-1 G4-6-3 BB		1-0 F8 WP 1B		0-0 F7 ① 		0-1 F9 ② 		3	0	1	0	1	0	0
Joe Randa, R (1, 5) <small>OBP: 0.365, SLG: 0.454</small>		0-1 G4-6-3 ② 1-2f		2-2 F8 ① 		3-2 E5 ① 		1-1 F8 ③ 		4	0	0	0	0	0	2	
Dave McCarty, R (1, 3) <small>OBP: 0.362, SLG: 0.585</small>			1-3 K ① 	0-1 F3 ② 		0-0 F7 ② 		3-0 F7 ③ 		3	0	0	0	0	1	2	
Jorge Fabregas, L (1, 2) <small>OBP: 0.296, SLG: 0.352</small>			1-2 G3 ② 	3-2 G3 ③ 		1-1 F7 ③ 		1-1 G3-1 ① 		3	0	0	0	0	0	2	
Rey Sanchez, R (1, 6) <small>OBP: 0.277, SLG: 0.302</small>			1-3 K ③ 	0-0 2B		1-1 G3-1 ① 				3	0	1	0	0	1	0	

Inning Stats	R: 0	H: 0	E: 0	K: 0	S: 6	LOB: 0	BB: 0	P: 12	R: 0	H: 0	E: 0	K: 0	S: 6	LOB: 0	BB: 1	P: 13	R: 0	H: 0	E: 0	K: 2	S: 9	LOB: 0	BB: 0	P: 12	R: 0	H: 1	E: 0	K: 1	S: 8	LOB: 1	BB: 0	P: 9	R: 0	H: 1	E: 0	K: 0	S: 10	LOB: 1	BB: 0	P: 16	R: 0	H: 1	E: 0	K: 1	S: 12	LOB: 2	BB: 1	P: 22	R: 0	H: 0	E: 1	K: 0	S: 7	LOB: 1	BB: 0	P: 11	R: 0	H: 1	E: 0	K: 0	S: 9	LOB: 1	BB: 0	P: 13	R: 0	H: 0	E: 0	K: 0	S: 7	LOB: 0	BB: 0	P: 11	R: 0	H: 0	E: 0	K: 0	S: 7	LOB: 0	BB: 0	P: 11
1B: 3	SF: 0	2B: 1	SAC: 0	3B: 0	DP: 1	HR: 0	HBP: 0	WP: 1	PA: 33																																																																							

PITCHER	IP	WLS	BF	H	R	ER	SO	BB	IBB	HBP	BLK	WP	HR	S	P	ERA	WHIP
Jeff D'Amico, R (1, 1) <small>ERA: 2.16</small>	7.0	W	26	3	0	0	4	2	0	0	0	1	0	58	95	0.00	0.714
Curt Leskanic, R (8, 1) <small>ERA: 2.95</small>	1.0		4	1	0	0	0	0	0	0	0	0	0	9	13	0.00	1.000
Juan Acevedo, R (9, 1) <small>ERA: 3.74</small>	1.0		3	0	0	0	0	0	0	0	0	0	0	7	11	0.00	0.000

BOTTOM

Milwaukee Brewers @ Kansas City Royals
Kauffman Stadium, Kansas City, MO

Fri Jul 14 2000, 7:05 PM CDT
 Att: 29,473 - Sunny - 93 F

livebaseballscorecards.com

AB	31
R	0
H	4
RBI	0
BB	2
SO	4
LOB	13



Batter	1	2	3	4	5	6	7	8	9	AB R H RBI BB SO LOB	TOP		
Ronnie Belliard, R (1, 4) OBP: 0.375, SLG: 0.428	0-1 G4-3		2-2 2B		2-1 1B		1-3 K		0-1 G4-3	5 0 2 1 0 1 1	Milwaukee Brewers @ Kansas City Royals Kauffman Stadium, Kansas City, MO Sat Jul 15 2000, 7:05 PM CDT Att. 23,598 - Sunny - 87 F livebaseballscorecards.com		
Marquis Grissom, R (1, 8) OBP: 0.287, SLG: 0.379	0-3 K		1-0 F9		0-1 L8			0-1 F9	4 0 0 0 0 1 2				
Geoff Jenkins, L (1, 7) OBP: 0.326, SLG: 0.546	1-3 K			2-1 F8	0-0 FC5-4			2-1 1B G6-3 2B	4 1 1 0 0 1 1				
Jeremy Burnitz, L (1, 9) OBP: 0.340, SLG: 0.449		0-3 K		0-0 HR	2-3 K			3-1 WP 1B	4 1 2 1 0 2 1				
Charlie Hayes, R (1, 5) OBP: 0.377, SLG: 0.409		2-3 K		0-0 F9		2-2 G6-4-3 1B		3-2 G6-3	4 0 1 1 0 1 1				
Tyler Houston, L (1, 3) OBP: 0.309, SLG: 0.500		1-3 K2-3		0-0 1B 2B		0-0 G6-4-3		2-1 P6	4 1 1 0 0 1 2				
José Hernández, R (1, 6) OBP: 0.325, SLG: 0.425			0-1 F8 2B	3-2 FC6-4 1B		2-2 G4-3		1-0 G1-3	4 1 2 1 0 0 0				
Raul Casanova, S (1, 10) OBP: 0.340, SLG: 0.438			0-0 F7	1-0 FC6-4 1B		2-2 G4-3		2-0 1B	4 0 2 0 0 0 1				
Henry Blanco, R (1, 2) OBP: 0.324, SLG: 0.395 Mark Sweeney, L (9, PH) OBP: 0.320, SLG: 0.279			0-0 F8	1-1 FC6-4		1-2 P5		0-0 F7	3 0 0 0 0 0 3 1 0 0 0 0 0 1				
Inning Stats	R: 0 E: 0 K: 2 S: 8 H: 0 LOB: 0 BB: 0 P: 9	R: 0 E: 0 K: 3 S: 10 H: 0 LOB: 0 BB: 0 P: 13	R: 1 E: 0 K: 0 S: 9 H: 2 LOB: 1 BB: 0 P: 12	R: 2 E: 0 K: 0 S: 11 H: 4 LOB: 2 BB: 0 P: 18	R: 0 E: 0 K: 1 S: 11 H: 1 LOB: 1 BB: 0 P: 15	R: 0 E: 0 K: 0 S: 9 H: 1 LOB: 0 BB: 0 P: 13	R: 0 E: 0 K: 1 S: 13 H: 0 LOB: 0 BB: 0 P: 17	R: 1 E: 0 K: 0 S: 12 H: 2 LOB: 1 BB: 0 P: 22	R: 0 E: 0 K: 0 S: 5 H: 1 LOB: 1 BB: 0 P: 8	1B: 6 2B: 4 3B: 0 HR: 1 SF: 0 SAC: 0 DP: 1 HBP: 0	WP: 1 PB: 0 SB: 0 CS: 0 PA: 37		
PITCHER	IP WLS BF H R ER SO BB IBB HBP BLK WP HR S P ERA WHIP											PITCHER	IP WLS BF H R ER SO BB IBB HBP BLK WP HR S P ERA WHIP
Jeff Suppan, R (1, 1) ERA: 5.78	7.1 W 31 10 4 4 7 0 0 0 0 0 1 77 108 4.91 1.364												
Ricky Bottalico, R (8, 1) ERA: 4.43	1.2 S 6 1 0 0 0 0 0 0 0 0 1 0 11 19 0.00 0.600												



Batter	1	2	3	4	5	6	7	8	9
Johnny Damon, L OBP: 0.359, SLG: 0.411 (1, 10)	2-2 1B		0-1 FC4-6 1B	0-0 G4-3		1-0 L4-3		0-2 G3-1	
Rey Sanchez, R OBP: 0.283, SLG: 0.306 (1, 6)	1-2 L9		4-0 E BB		3-2 1B BB	0-0 1B			
29 Mike Sweeney, R OBP: 0.412, SLG: 0.554 (1, 3)	0-3 K		0-0 FC4-6 1B		2-0 F9	0-1 F8			
Jermaine Dye, R OBP: 0.385, SLG: 0.597 (1, 9)	2-3 K		0-2 FC4-6 BB 1B		4-0 1B BB		1-0 L5		
Mark Quinn, R OBP: 0.338, SLG: 0.492 (1, 7)		2-1 F3	4-1 BB 1B BB		1-1 FC5-4 1B		1-1 2B		
Joe Randa, R OBP: 0.366, SLG: 0.453 (1, 5)		3-1 G4-3	4-0 1B CS BB		1-1 FC5-4 1B		0-1 L7		
Todd Dunwoody, L OBP: 0.246, SLG: 0.283 (1, 8)		1-2 G3-1	1-0 1B		1-1 F7		0-0 F7		
Gregg Zaun, S OBP: 0.360, SLG: 0.344 (1, 2)			F8 CS	0-1 G1-6-3 1B		2-2 FC5-4		0-0 P6	
Luis Ordaz, R OBP: 0.271, SLG: 0.250 (1, 4)			4-2 BB 29 1B BB	1-0 G1-6-3		2-2 L4-3 1B		0-1 G6-3	

Inning Stats	R: 0	H: 1	E: 0	K: 2	S: 14	LOB: 1	BB: 0	P: 18
	R: 0	H: 0	E: 0	K: 0	S: 8 <td>LOB: 0</td> <td>BB: 0</td> <td>P: 14 </td>	LOB: 0	BB: 0	P: 14
	R: 5	H: 3	E: 1	K: 0	S: 15 <td>LOB: 1</td> <td>BB: 4</td> <td>P: 34 </td>	LOB: 1	BB: 4	P: 34
	R: 0	H: 1	E: 0	K: 0	S: 4 <td>LOB: 0</td> <td>BB: 0</td> <td>P: 5 </td>	LOB: 0	BB: 0	P: 5
	R: 2	H: 3	E: 0	K: 0	S: 13 <td>LOB: 2</td> <td>BB: 1</td> <td>P: 27 </td>	LOB: 2	BB: 1	P: 27
	R: 0	H: 2	E: 0	K: 0	S: 7 <td>LOB: 1</td> <td>BB: 0</td> <td>P: 10 </td>	LOB: 1	BB: 0	P: 10
	R: 0	H: 1	E: 0	K: 0	S: 6 <td>LOB: 1</td> <td>BB: 0</td> <td>P: 8 </td>	LOB: 1	BB: 0	P: 8
	R: 0	H: 0	E: 0	K: 0	S: 6 <td>LOB: 0</td> <td>BB: 0</td> <td>P: 6 </td>	LOB: 0	BB: 0	P: 6

PITCHER	IP	WLS	BF	H	R	ER	SO	BB	IBB	HBP	BLK	WP	HR	S	P	ERA	WHIP
Jimmy Haynes, R ERA: 4.79 (1, 1)	4.1	L	24	8	7	7	2	5	0	0	0	0	0	49	90	14.54	3.000
Valerio De Los Santos, L ERA: 6.0 (5, 1)	1.1		5	2	0	0	0	0	0	0	0	0	0	10	16	0.00	1.500
Steve Woodard, R ERA: 6.06 (6, 1)	2.1		8	1	0	0	0	0	0	0	0	0	0	14	16	0.00	0.429


BOTTOM

Milwaukee Brewers @ Kansas City Royals
Kauffman Stadium, Kansas City, MO


Sat Jul 15 2000, 7:05 PM CDT
Att: 23,598 - Sunny - 87 F

AB	32
R	7
H	11
RBI	6
BB	5
SO	2
LOB	14

livebaseballscorecards.com



1B: 10	SF: 0	WP: 0	PA: 38
2B: 2	SAC: 0	PB: 0	
3B: 0	DP: 2	SB: 0	
HR: 0	HBP: 0	CS: 1	

Batter	1	2	3	4	5	6	7	8	9	AB R H RBI BB SO LOB	TOP											
Eric Young Sr. R OBP: 0.382, SLG: 0.436 (1, 4)	4-1 BB G4-6-3		2-3 HR BB	0-0 FC6-4 1-2f		3-2 F9		0-0 FC5-4 1B 1-2f 2-3		4 0 0 0 1 1 3												
Ricky Gutierrez R OBP: 0.365, SLG: 0.408 (1, 6)	2-1 BB G4-6-3 1-2f		4-2 HR BB		3-2 G5-3	1-0 F9		0-1 1B 1-2 3-H		4 1 1 1 1 0 1												
Mark Grace L OBP: 0.398, SLG: 0.431 (1, 3)	4-2 HR BB		1-2 G3		4-0 BB 1B	1-1 G6-3		0-0 G3-1		3 2 0 0 2 0 3												
Sammy Sosa R OBP: 0.395, SLG: 0.602 (1, 9)	0-2 HR		3-2 HR		4-1 1B 1-2 1B		1-3 K	0-1 G5-3		4 3 2 4 1 1 0												
Henry Rodriguez L OBP: 0.323, SLG: 0.557 (1, 7)	3-2 G4-3		1-1 1B		0-0 1B 3B		1-1 G3	1-3 K		5 1 2 1 0 1 0												
Gary Matthews S OBP: 0.286, SLG: 0.333 (9, 7)					1-3 2-H 1B					0 0 0 0 0 0 0												
Glenallen Hill R OBP: 0.291, SLG: 0.484 (1, 10)		1-0 FC6-4 1B	1-0 F9		3-2 3B 1-2 3B 1B		0-0 G5-3	0-1 G6-3		5 1 2 1 0 0 1												
Willie Greene L OBP: 0.330, SLG: 0.436 (1, 5)		2-0 P4		3-1 G4-3	3-2 1B 3B			4-0 FC5-4 1B BB		3 2 1 2 1 0 1	AB 35 R 10 H 10 RBI 10 BB 7 SO 3 LOB 14											
Joe Girardi R OBP: 0.375, SLG: 0.412 (1, 2)		0-1 FC6-4		0-0 G5-3	2-1 G6-4-3 1B			1-0 FC5-4 1B		4 0 2 1 0 0 1												
Brant Brown L OBP: 0.232, SLG: 0.351 (1, 8)		1-0 G4-3		4-1 FC6-4 BB	1-1 G6-4-3			1-0 F8		3 0 0 0 1 0 4												
Inning Stats	R: 2 E: 0 K: 0 S: 12	H: 1 LOB: 0 BB: 2 P: 25	R: 0 E: 0 K: 0 S: 5	H: 1 LOB: 1 BB: 0 P: 9	R: 2 E: 0 K: 1 S: 17	H: 2 LOB: 1 BB: 1 P: 29	R: 0 E: 0 K: 0 S: 5	H: 0 LOB: 1 BB: 1 P: 12	R: 5 E: 0 K: 0 S: 16	H: 4 LOB: 0 BB: 2 P: 36	R: 0 E: 0 K: 0 S: 6	H: 0 LOB: 0 BB: 0 P: 11	R: 0 E: 0 K: 1 S: 6	H: 0 LOB: 0 BB: 0 P: 8	R: 1 E: 0 K: 0 S: 6	H: 2 LOB: 2 BB: 1 P: 12	R: 0 E: 0 K: 1 S: 7	H: 0 LOB: 0 BB: 0 P: 8	1B: 7 2B: 0 3B: 1 HR: 2	SF: 0 SAC: 0 DP: 2 HBP: 0	WP: 0 PB: 0 SB: 0 CS: 0	PA: 42
PITCHER	IP WLS BF H R ER SO BB IBB HBP BLK WP HR S P ERA WHIP																					
Dan Reichert R ERA: 4.97 (1, 1)	4.1 L 24 6 8 8 1 6 0 0 0 0 0 2 48 98 16.61 2.769																					
Jay Witasick R ERA: 6.21 (5, 1)	3.1 14 4 2 2 1 1 0 0 0 0 0 0 24 43 5.40 1.500																					
Tim Byrdak L ERA: (8, 1)	0.1 1 0 0 0 0 0 0 0 0 0 0 0 1 1 0.00 0.000																					
Doug Bochtler R ERA: 4.5 (9, 1)	1.0 3 0 0 0 0 1 0 0 0 0 0 0 7 8 0.00 0.000																					

Chicago Cubs @ Kansas City Royals
Kauffman Stadium, Kansas City, MO
 Sun Jul 16 2000, 7:05 PM CDT
 Att. 36,855 - Cloudy - 88 F

livebaseballscorecards.com

Batter	1	2	3	4	5	6	7	8	9	AB	R	H	RBI	BB	SO	LOB
Johnny Damon, L (1, 8) OBP: 0.364, SLG: 0.419	0-1 G3 29 1B	0-1 G3 29 E		1-2 F7		0-1 S 1B		2-0 29 F9 BB 1B		5	2	4	0	0	0	0
Rey Sanchez, R (1, 6) OBP: 0.282, SLG: 0.302	1-0 G3	0-0 G3		1-2 G6-3		3-3 K		4-0 BB 1B		4	0	0	0	1	1	3
29 Mike Sweeney, R (1, 3) OBP: 0.410, SLG: 0.549	2-2 1B 1B	2-0 E6 CS		2-3 K		1-2 L8		1-0 F9		5	1	1	1	0	1	3
Jermaine Dye, R (1, 9) OBP: 0.388, SLG: 0.596	0-1 G3 1B 1B	0-1 CS	2-0 G5-4-3 1B		2-2 G3-1	3-3 K		4-2 BB		4	1	2	0	1	1	1
Mark Quinn, R (1, 7) OBP: 0.340, SLG: 0.488	0-1 1B 1B		2-1 G5-4-3		4-2 1B BB		2-2 P6	1-2 G5-3		4	2	1	1	1	0	4
Joe Randa, R (1, 5) OBP: 0.372, SLG: 0.467	0-0 G3		0-2 HR		2-0 1B 1B		1-2 1B		2-2 G3-1 1B	5	1	4	1	0	0	2
Todd Dunwoody, L (1, 10) OBP: 0.274, SLG: 0.298	2-0 1B		4-0 FC4-6 BB		0-0 1B		1-3 K		0-3 K	4	0	2	3	1	2	2
Gregg Zaun, S (1, 2) OBP: 0.353, SLG: 0.330	2-0 G4-3		4-0 FC4-6 BB		0-0 F9		0-1 F8		1-2 G3-1	4	0	0	0	1	0	5
Luis Ordaz, R (1, 4) OBP: 0.260, SLG: 0.239		1-1 F8	1-0 FC4-6		3-3 K			0-2 P1-3	2-2 G3-4-1	3	0	0	0	0	1	4
Scott Pose, L (8, PH) OBP: 0.286, SLG: 0.189										1	0	0	0	0	0	0
Jeff Reboulet, R (9, 4) OBP: 0.356, SLG: 0.315										0	0	0	0	0	0	0
Jorge Fabregas, L (9, PH) OBP: 0.293, SLG: 0.349										1	0	0	0	0	0	1

Inning Stats	R: 4	H: 5	E: 0	LOB: 1	K: 0	S: 15	R: 1	H: 1	E: 1	LOB: 0	K: 0	S: 7	R: 1	H: 2	E: 0	LOB: 2	K: 0	S: 7	R: 0	H: 0	E: 0	LOB: 0	K: 1	S: 11	R: 1	H: 2	E: 0	LOB: 2	K: 1	S: 12	R: 0	H: 1	E: 0	LOB: 1	K: 2	S: 15	R: 0	H: 1	E: 0	LOB: 1	K: 1	S: 11	R: 0	H: 1	E: 0	LOB: 3	K: 0	S: 10	R: 0	H: 1	E: 0	LOB: 1	K: 1	S: 15	R: 0	H: 1	E: 0	LOB: 1	K: 1	S: 15	1B: 12	SF: 0	2B: 1	SAC: 0	3B: 0	DP: 1	HR: 1	HBP: 0	WP: 0	PA: 46	PB: 0	SB: 2	CS: 1
--------------	------	------	------	--------	------	-------	------	------	------	--------	------	------	------	------	------	--------	------	------	------	------	------	--------	------	-------	------	------	------	--------	------	-------	------	------	------	--------	------	-------	------	------	------	--------	------	-------	------	------	------	--------	------	-------	------	------	------	--------	------	-------	------	------	------	--------	------	-------	--------	-------	-------	--------	-------	-------	-------	--------	-------	--------	-------	-------	-------

PITCHER	IP	WLS	BF	H	R	ER	SO	BB	IBB	HBP	BLK	WP	HR	S	P	ERA	WHIP
34 Kerry Wood, R (1, 1) ERA: 5.61	5.0	W	27	10	7	6	2	3	0	0	0	0	1	52	90	10.80	2.600
Todd Van Poppel, R (6, 1) ERA: 2.04	2.1	H	11	3	0	0	3	1	0	0	0	0	0	30	47	0.00	1.714
Tim Worrell, R (8, 1) ERA: 3.09	0.2	H	3	0	0	0	0	1	0	0	0	0	0	6	12	0.00	1.500
Rick Aguilera, R (9, 1) ERA: 6.39	1.0	S	4	1	0	0	1	0	0	0	0	0	0	15	20	0.00	1.000

BOTTOM

Chicago Cubs @ Kansas City Royals
Kauffman Stadium, Kansas City, MO
Sun Jul 16 2000, 7:05 PM CDT
Att: 36,855 - Cloudy - 88 F

livebaseballscorecards.com

AB	40
R	7
H	14
RBI	6
BB	5
SO	6
LOB	25



Batter	1	2	3	4	5	6	7	8	9	AB R H RBI BB SO LOB	TOP	
Eric Young Sr. R (1, 4) OBP: 0.381, SLG: 0.433	4-1 1B S 2B BB	0-0 G6-3			3-2 F9		1-0 F8			3 1 0 0 1 0 2		
Ricky Gutierrez R (1, 6) OBP: 0.364, SLG: 0.405	0-1 F9		0-0 L8		1-2 FC6 1B		0-1 G5-3			4 0 1 0 0 0 2		
Mark Grace L (1, 3) OBP: 0.396, SLG: 0.429	3-1 2B SF8 1-3 1B		0-1 F9		2-2 FC6 1-2f		0-0 F9			4 1 1 0 0 0 1		
Sammy Sosa R (1, 9) OBP: 0.396, SLG: 0.603	3-2 SF8 1-3 2B 3-H		1-1 F9		1-0 P4		3-2 FC6-4 1B			4 0 2 1 0 0 1		
Henry Rodriguez L (1, 7) OBP: 0.322, SLG: 0.558	2-1 SF8 2-3 3-H			3-2 1B 2B		1-2 G4-3		0-3 K		3 1 1 1 0 1 1		
Gary Matthews S (8, 7) OBP: 0.286, SLG: 0.333										0 0 0 0 0 0 0		
Glenallen Hill R (1, 10) OBP: 0.290, SLG: 0.478	0-0 G6-3		0-2 L3 2-H 1B		2-1 G5-3		1-0 FC6-4 1-2f			4 0 1 1 0 0 2		
Willie Greene L (1, 5) OBP: 0.323, SLG: 0.426		0-3 K		1-2 L3 1-2		2-3 K				4 0 0 0 0 2 1		
Jeff Reed L (1, 2) OBP: 0.363, SLG: 0.370		2-3 K		3-0 2B		4-1 BB				3 0 1 0 1 2 0		
Damon Buford R (1, 8) OBP: 0.341, SLG: 0.430		3-2 1B		1-2 G5-3		0-1 F9				4 0 1 0 0 0 2		
Inning Stats	R: 2 H: 2 E: 0 LOB: 1 K: 0 BB: 1 S: 12 P: 23	R: 0 H: 1 E: 0 LOB: 1 K: 2 BB: 0 S: 14 P: 19	R: 0 H: 0 E: 0 LOB: 0 K: 0 BB: 0 S: 5 P: 6	R: 1 H: 3 E: 0 LOB: 1 K: 0 BB: 0 S: 14 P: 22	R: 0 H: 1 E: 0 LOB: 1 K: 0 BB: 0 S: 14 P: 21	R: 0 H: 0 E: 0 LOB: 0 K: 1 BB: 0 S: 9 P: 14	R: 0 H: 0 E: 0 LOB: 1 K: 0 BB: 1 S: 6 P: 11	R: 0 H: 1 E: 0 LOB: 1 K: 1 BB: 0 S: 9 P: 13	R: 0 H: 0 E: 0 LOB: 0 K: 1 BB: 0 S: 11 P: 18	1B: 5 SF: 1 2B: 4 SAC: 0 3B: 0 DP: 1 HR: 0 HBP: 0	WP: 0 PA: 36 PB: 0 SB: 1 CS: 0	
PITCHER	IP WLS BF H R ER SO BB IBB HBP BLK WP HR S P ERA WHIP											
Chad Durbin R (1, 1) ERA: 8.07	7.0 L 29 7 3 3 3 2 0 0 0 0 0 0 74 116 3.86 1.286											
Tim Byrdak L (8, 1) ERA:	0.2 3 1 0 0 1 0 0 0 0 0 0 0 8 11 0.00 1.500											
Jerry Spradlin R (8, 1) ERA: 3.25	1.1 4 0 0 0 1 0 0 0 0 0 0 0 12 20 0.00 0.000											

Chicago Cubs @ Kansas City Royals
Kauffman Stadium, Kansas City, MO

Mon Jul 17 2000, 7:05 PM CDT
Att. 37,355 - Cloudy - 80 F

livebaseballscorecards.com



Batter	1	2	3	4	5	6	7	8	9	AB	R	H	RBI	BB	SO	LOB
Johnny Damon, L (1, 8) <small>OBP: 0.361, SLG: 0.414</small>	1-2 		0-2 			0-0 		3-2 		4	0	0	0	0	0	0
Rey Sanchez, R (1, 6) <small>OBP: 0.281, SLG: 0.301</small>	2-1 		0-1 			2-2 		2-2 		4	0	1	0	0	0	0
29 Mike Sweeney, R (1, 10) <small>OBP: 0.413, SLG: 0.549</small>	3-1 		2-2 			4-2 		4-2 		2	0	1	0	2	0	0
Jermaine Dye, R (1, 9) <small>OBP: 0.386, SLG: 0.592</small>		1-2 		1-1 		1-1 		1-0 		4	0	1	0	0	0	3
Joe Randa, R (1, 5) <small>OBP: 0.374, SLG: 0.473</small>		2-0 		0-0 		3-2 		1-1 		4	1	2	0	0	0	1
Mark Quinn, R (1, 7) <small>OBP: 0.335, SLG: 0.480</small>		1-0 		1-3 		0-0 		2-1 		4	0	0	0	0	1	2
Dave McCarty, R (1, 3) <small>OBP: 0.359, SLG: 0.575</small>		3-2 		1-2 		2-1 		0-0 		4	0	1	1	0	0	1
Gregg Zaun, S (1, 2) <small>OBP: 0.361, SLG: 0.333</small>		4-2 		0-0 		1-1 				2	0	1	0	1	0	1
Luis Ordaz, R (1, 4) <small>OBP: 0.250, SLG: 0.229</small>		2-2 		2-0 		2-1 				3	0	0	0	0	0	3

Inning Stats	R: 0	H: 0	E: 0	K: 0	S: 7	P: 13	R: 1	H: 2	E: 0	K: 0	S: 13	R: 0	H: 1	E: 0	K: 0	S: 9	R: 0	H: 1	E: 0	K: 1	S: 6	R: 0	H: 0	E: 0	K: 0	S: 5	R: 0	H: 0	E: 0	K: 0	S: 9	R: 0	H: 1	E: 0	K: 0	S: 8	R: 0	H: 1	E: 0	K: 0	S: 11	R: 0	H: 0	E: 0	K: 0	S: 5	R: 0	H: 0	E: 0	K: 0	S: 5	1B: 5	SF: 0	2B: 2	SAC: 0	3B: 0	DP: 2	HR: 0	HBP: 0	WP: 2	PA: 34
--------------	------	------	------	------	------	-------	------	------	------	------	-------	------	------	------	------	------	------	------	------	------	------	------	------	------	------	------	------	------	------	------	------	------	------	------	------	------	------	------	------	------	-------	------	------	------	------	------	------	------	------	------	------	-------	-------	-------	--------	-------	-------	-------	--------	-------	--------

PITCHER	IP	WLS	BF	H	R	ER	SO	BB	IBB	HBP	BLK	WP	HR	S	P	ERA	WHIP
Scott Downs, L (1, 1) <small>ERA: 5.53</small>	7.2	W	29	7	1	1	1	2	0	0	0	0	0	65	111	1.17	1.174
Steve Rain, R (8, 1) <small>ERA: 2.76</small>	0.1	H	2	0	0	0	0	1	0	0	0	1	0	3	8	0.00	3.000
Rick Aguilera, R (9, 1) <small>ERA: 6.19</small>	1.0	S	3	0	0	0	0	0	0	0	0	0	0	5	8	0.00	0.000

Chicago Cubs @ Kansas City Royals
Kauffman Stadium, Kansas City, MO

Mon Jul 17 2000, 7:05 PM CDT
 Att: 37,355 - Cloudy - 80 F

livebaseballscorecards.com

AB	31
R	1
H	7
RBI	1
BB	3
SO	1
LOB	11

Batter	1	2	3	4	5	6	7	8	9
Johnny Damon, L (1, 8) <small>OBP: 0.368, SLG: 0.433</small> Scott Pose, L (9, 9) <small>OBP: 0.286, SLG: 0.189</small>	1-1 2B	0-1 2B		0-1 1B	1-0 2B		0-0 2B	1-2 F7	
Rey Sanchez, R (1, 6) <small>OBP: 0.280, SLG: 0.299</small> Luis Ordaz, R (7, PR) <small>OBP: 0.247, SLG: 0.225</small> (8, 6)	1-0 2-3	1-1 2-3 3-H		2-3 K	0-0 F8		3-2 2-3 3-H 1B	1-1 FC6-4	
29 Mike Sweeney, R (1, 3) <small>OBP: 0.413, SLG: 0.556</small>	2-1 SF7	0-0 B1-3			2-2 HR	4-1 BB 1B BB	0-2 L4-3		
Jermaine Dye, R (1, 10) <small>OBP: 0.387, SLG: 0.598</small>	2-1 HR 1B		2-1 F8		1-1 HR	2-1 F8	0-0 F8		
Joe Randa, R (1, 5) <small>OBP: 0.377, SLG: 0.484</small>	0-1 1-H HR		2-1 F9		1-3 K	1-1 BB 1B		1-2 2B G4-3 1B	
Mark Quinn, R (1, 7) <small>OBP: 0.343, SLG: 0.490</small>	2-3 K		0-0 2B		4-2 2B WP BB	4-2 G4-6-3 1-2 2-3 BB		2-0 G4-3 1-3 2B	
Todd Dunwoody, L (1, 9) <small>OBP: 0.284, SLG: 0.323</small> (9, 8)		0-1 FC4-6 1B	2-2 F7		2-0 WP 1B 2B	1-0 G4-6-3 1-2f		0-1 G4-3 2-3 3-H	
Jorge Fabregas, L (1, 2) <small>OBP: 0.298, SLG: 0.354</small>		1-1 FC4-6 1B 1-2f 2B		0-2 L7	3-1 L6 2-3 3-H		0-0 E9 1B 2B	4-2 BB BB	
Carlos Febles, R (1, 4) <small>OBP: 0.363, SLG: 0.360</small>		1-0 2B FC6-2 1-3 1B		1-0 F8	1-0 3-H 2B 1B		2-0 2B 1B 1B 3-H	4-2 FC6-4 1-2 BB	

AB	R	H	RBI	BB	SO	LOB
6	1	5	2	0	0	3
0	0	0	0	0	0	0
5	0	1	1	0	1	5
1	0	0	0	0	0	3
3	1	1	2	1	0	4
5	2	2	1	0	0	3
5	2	3	2	0	1	0
3	1	2	0	2	1	0
5	1	2	1	0	0	5
4	2	1	0	1	0	2
4	2	3	2	1	0	0
1B: 9	SF: 1	2B: 9	SAC: 0	3B: 0	DP: 2	HR: 3
WP: 1	PA: 47	PB: 0	CS: 0	SB: 0		

BOTTOM

Chicago Cubs @ Kansas City Royals
 Kauffman Stadium, Kansas City, MO

Tue Jul 18 2000, 7:05 PM CDT
 Att. 28,898 - Cloudy - 84 F

livebaseballscorecards.com

AB	41
R	12
H	20
RBI	11
BB	5
SO	3
LOB	25

Inning Stats	R: 3	H: 3	E: 0	LOB: 0	K: 1	S: 12	R: 1	H: 3	E: 0	LOB: 2	K: 0	S: 10	R: 0	H: 1	E: 0	LOB: 1	K: 0	S: 8	R: 0	H: 1	E: 0	LOB: 1	K: 1	S: 10	R: 5	H: 5	E: 0	LOB: 1	K: 1	S: 16	R: 0	H: 1	E: 0	LOB: 2	K: 0	S: 8	R: 2	H: 4	E: 1	LOB: 2	K: 0	S: 12	R: 1	H: 2	E: 0	LOB: 3	K: 0	S: 16
PITCHER	IP	WLS	BF	H	R	ER	SO	BB	IBB	HBP	BLK	WP	HR	S	P	ERA	WHIP																															
Ismael Valdez, R (1, 1) <small>ERA: 5.7</small>	4.1	L	25	11	8	8	3	1	0	0	0	0	0	3	51	80	16.61	2.769																														
76 Daniel Garibay, L (5, 1) <small>ERA: 4.94</small>	1.2		13	7	3	3	0	2	0	0	0	1	0	21	43	16.20	5.400																															
Steve Rain, R (7, 1) <small>ERA: 2.95</small>	2.0		9	2	1	1	0	2	0	0	0	0	0	20	33	4.50	2.000																															

Kansas City Royals @ Cleveland Indians
 Jacobs Field, Cleveland, OH

Wed Jul 19 2000, 7:05 PM EDT
 Att. 43,248 - Cloudy - 66 F

livebaseballscorecards.com



WP: 0 PA: 43
 PB: 0
 SB: 0
 CS: 0

AB 38
 R 10
 H 12
 RBI 10
 BB 4
 SO 6
 LOB 13

Batter	1	2	3	4	5	6	7	8	9	AB	R	H	RBI	BB	SO	LOB
Johnny Damon, L (1, 8) OBP: 0.370, SLG: 0.444	G3-1		1B		P5		1B	HR		5	2	3	3	0	0	0
Rey Sanchez, R (1, 6) OBP: 0.285, SLG: 0.304	G6-3		1B			1B	SF9		G5-3	5	1	3	0	0	0	0
29 Mike Sweeney, R (1, 3) OBP: 0.413, SLG: 0.552	FC4-6 BB		G4-3			FC6-4 HR	SF9 BB	F9		4	1	1	1	1	0	3
Jermaine Dye, R (1, 9) OBP: 0.389, SLG: 0.597	FC4-6 1-2f				FC4-6 1B	HR	BB	F8		4	1	2	0	1	0	1
Joe Randa, R (1, 5) OBP: 0.372, SLG: 0.478		F8		FC4-6 1-2f		K	SF9		P6	4	0	0	1	0	1	3
Mark Quinn, R (1, 7) OBP: 0.340, SLG: 0.484		G5-3		K		HR	F9		G6-3	5	1	1	0	0	1	3
Dave McCarty, R (1, 10) OBP: 0.354, SLG: 0.583		G1-3		K		HR	K		P4	5	1	1	4	0	2	3
Gregg Zaun, S (1, 2) OBP: 0.365, SLG: 0.362			F9			HR		HR		3	2	1	1	1	0	0
Carlos Febles, R (1, 4) OBP: 0.361, SLG: 0.355			K		K	G4-3		HR		3	1	0	0	1	2	0

Batter	1	2	3	4	5	6	7	8	9
Johnny Damon, L (1, 8) OBP: 0.370, SLG: 0.444	G3-1		1B		P5		1B	HR	
Rey Sanchez, R (1, 6) OBP: 0.285, SLG: 0.304	G6-3		1B			1B	SF9		G5-3
29 Mike Sweeney, R (1, 3) OBP: 0.413, SLG: 0.552	FC4-6 BB		G4-3			FC6-4 HR	SF9 BB	F9	
Jermaine Dye, R (1, 9) OBP: 0.389, SLG: 0.597	FC4-6 1-2f				FC4-6 1B	HR	BB	F8	
Joe Randa, R (1, 5) OBP: 0.372, SLG: 0.478		F8		FC4-6 1-2f		K	SF9		P6
Mark Quinn, R (1, 7) OBP: 0.340, SLG: 0.484		G5-3		K		HR	F9		G6-3
Dave McCarty, R (1, 10) OBP: 0.354, SLG: 0.583		G1-3		K		HR	K		P4
Gregg Zaun, S (1, 2) OBP: 0.365, SLG: 0.362			F9			HR		HR	
Carlos Febles, R (1, 4) OBP: 0.361, SLG: 0.355			K		K	G4-3		HR	

Inning	1	2	3	4	5	6	7	8	9
R: 0	R: 0	R: 0	R: 0	R: 0	R: 0	R: 5	R: 2	R: 3	R: 0
H: 0	H: 0	H: 0	H: 2	H: 1	H: 0	H: 5	H: 3	H: 1	H: 0
E: 0	E: 0	E: 0	E: 0	E: 0	E: 0	E: 0	E: 0	E: 0	E: 0
K: 0	K: 0	K: 0	K: 1	K: 2	K: 1	K: 1	K: 1	K: 0	K: 0
S: 18	S: 7	S: 14	S: 14	S: 7	S: 20	S: 16	S: 11	S: 7	S: 7
LOB: 1	LOB: 0	LOB: 2	LOB: 1	LOB: 0	LOB: 0	LOB: 2	LOB: 0	LOB: 0	LOB: 0
BB: 1	BB: 0	BB: 0	BB: 0	BB: 0	BB: 0	BB: 0	BB: 2	BB: 2	BB: 0
P: 27	P: 10	P: 21	P: 21	P: 11	P: 31	P: 26	P: 21	P: 10	P: 10
1B: 9	2B: 0	3B: 0	HR: 3	SF: 1	SAC: 0	DP: 0	HBP: 0	1B: 9	SF: 1
2B: 0	3B: 0	HR: 3	SF: 1	SAC: 0	DP: 0	HBP: 0	1B: 9	SF: 1	SAC: 0
3B: 0	HR: 3	SF: 1	SAC: 0	DP: 0	HBP: 0	1B: 9	SF: 1	SAC: 0	DP: 0
HR: 3	SF: 1	SAC: 0	DP: 0	HBP: 0	1B: 9	SF: 1	SAC: 0	DP: 0	HBP: 0

PITCHER	IP	WLS	BF	H	R	ER	SO	BB	IBB	HBP	BLK	WP	HR	S	P	ERA	WHIP
Chuck Finley, L (1, 1) ERA: 3.85	5.2	L	26	8	5	5	5	1	0	0	0	0	2	79	120	7.94	1.588
Justin Speier, R (6, 1) ERA: 2.64	0.1		5	3	2	2	0	1	0	0	0	0	0	8	15	54.00	12.000
Jaime Navarro, R (7, 1) ERA: 11.15	2.0		9	1	3	3	1	2	0	0	0	0	1	20	33	13.50	1.500
Steve Reed, R (9, 1) ERA: 5.57	1.0		3	0	0	0	0	0	0	0	0	0	0	7	10	0.00	0.000

Batter	1	2	3	4	5	6	7	8	9	AB	R	H	RBI	BB	SO	LOB
Kenny Lofton, L OBP: 0.367, SLG: 0.421 (1, 8)	G3-1		FC4-6 1B	G1-3		G3		F8 S 1B		5	0	1	0	0	0	4
Omar Vizquel, S OBP: 0.356, SLG: 0.391 (1, 6)	F7		S 1B		B1-3		BB FC1-2 1B	F8 1-3		5	0	2	0	0	0	1
Roberto Alomar, S OBP: 0.329, SLG: 0.403 (1, 4)	F7		F7		G1-3		FC1-2 BB 1B	G5-3		3	0	0	0	0	0	2
Jolbert Cabrera, R OBP: 0.277, SLG: 0.278 (7, 4)	F7		F7		G1-3		FC1-2 BB 1B	G5-3		2	0	1	0	0	0	1
Manny Ramirez, R OBP: 0.419, SLG: 0.632 (1, 10)		F7		P4	F9		FC1-2 BB	G6-3		4	0	0	0	1	0	0
Jim Thome, L OBP: 0.395, SLG: 0.606 (1, 3)		1B		HR		HR		F5		5	2	3	2	0	1	3
Travis Fryman, R OBP: 0.407, SLG: 0.532 (1, 5)		P5		1B	2B		FC1-2	G5-3		5	1	1	0	0	0	4
Ricky Ledee, L OBP: 0.327, SLG: 0.401 (1, 9)		P4		1B	BB		F5	G5-3		3	1	0	0	1	0	4
Richie Sexson, R OBP: 0.307, SLG: 0.443 (1, 7)		G6-3		E8 1B		1B 1B		F7		4	0	2	1	0	0	0
Sandy Alomar Jr., R OBP: 0.360, SLG: 0.452 (1, 2)		FC4-6 1B		G6-3		1B		HR		4	1	3	1	0	0	1

Inning Stats	R: 0	H: 0	E: 0	K: 0	S: 7	H: 0	LOB: 0	BB: 0	P: 11	R: 0	H: 1	E: 0	K: 0	S: 11	R: 0	H: 2	E: 0	K: 0	S: 12	R: 3	H: 3	E: 1	K: 0	S: 13	R: 0	H: 0	E: 0	K: 0	S: 4	R: 1	H: 3	E: 0	K: 0	S: 13	R: 0	H: 2	E: 0	K: 1	S: 18	R: 1	H: 2	E: 0	K: 0	S: 9	R: 0	H: 0	E: 0	K: 0	S: 8	1B: 9	SF: 0	2B: 1	SAC: 0	3B: 0	DP: 0	HR: 3	HBP: 0	WP: 0	PA: 42
--------------	------	------	------	------	------	------	--------	-------	-------	------	------	------	------	-------	------	------	------	------	-------	------	------	------	------	-------	------	------	------	------	------	------	------	------	------	-------	------	------	------	------	-------	------	------	------	------	------	------	------	------	------	------	-------	-------	-------	--------	-------	-------	-------	--------	-------	--------

PITCHER	IP	WLS	BF	H	R	ER	SO	BB	IBB	HBP	BLK	WP	HR	S	P	ERA	WHIP
Mac Suzuki, R ERA: 3.57 (1, 1)	6.0	W	28	9	4	3	0	1	0	0	0	0	0	11	17	∞	∞
Doug Bochtler, R ERA: 4.5 (7, 1)	0.0		3	2	0	0	0	1	0	0	0	0	0	4	6	0.00	0.000
Tim Byrdak, L ERA: (7, 1)	0.1	H	1	0	0	0	1	0	0	0	0	0	0	4	6	0.00	0.000
Jerry Spradlin, R ERA: 3.26 (7, 1)	2.2	S	10	2	1	1	0	0	0	0	0	0	1	20	32	3.38	0.750

BOTTOM

Kansas City Royals @ Cleveland Indians
Jacobs Field, Cleveland, OH

Wed Jul 19 2000, 7:05 PM EDT
Att: 43,248 - Cloudy - 66 F

livebaseballscorecards.com

AB	40
R	5
H	13
RBI	4
BB	2
SO	1
LOB	20



Batter	1	2	3	4	5	6	7	8	9	AB R H RBI BB SO LOB	TOP		
Johnny Damon, L (1, 8) <small>OBP: 0.375, SLG: 0.448</small>										6 2 4 2 0 1 0	Kansas City Royals @ Cleveland Indians Jacobs Field, Cleveland, OH Thu Jul 20 2000, 7:05 PM EDT Att. 43,222 - Cloudy - 73 F		
Rey Sanchez, R (1, 6) <small>OBP: 0.289, SLG: 0.308</small>										6 2 3 1 0 0 3			
29 Mike Sweeney, R (1, 3) <small>OBP: 0.415, SLG: 0.550</small>										3 1 1 2 2 0 1			
Jermaine Dye, R (1, 9) <small>OBP: 0.387, SLG: 0.593</small>										4 0 1 2 0 0 2			
Joe Randa, R (1, 5) <small>OBP: 0.370, SLG: 0.474</small>										5 1 1 0 0 0 4			
Mark Quinn, R (1, 7) <small>OBP: 0.345, SLG: 0.490</small>										5 1 3 1 0 1 0			
Todd Dunwoody, L (1, 10) <small>OBP: 0.292, SLG: 0.344</small>										2 0 1 2 1 0 1			
Gregg Zaun, S (1, 2) <small>OBP: 0.359, SLG: 0.349</small>										4 1 0 0 1 1 5			
Carlos Febles, R (1, 4) <small>OBP: 0.370, SLG: 0.367</small>										4 2 3 0 1 0 0			
Inning Stats	R: 0 H: 0 E: 0 LOB: 0 K: 1 BB: 0 S: 10 P: 15	R: 0 H: 1 E: 0 LOB: 1 K: 0 BB: 0 S: 7 P: 13	R: 5 H: 5 E: 0 LOB: 2 K: 0 BB: 2 S: 21 P: 39	R: 1 H: 2 E: 0 LOB: 1 K: 0 BB: 1 S: 8 P: 14	R: 0 H: 1 E: 0 LOB: 1 K: 1 BB: 0 S: 13 P: 17	R: 2 H: 3 E: 0 LOB: 1 K: 0 BB: 0 S: 9 P: 16	R: 0 H: 1 E: 0 LOB: 2 K: 1 BB: 1 S: 7 P: 15	R: 0 H: 1 E: 0 LOB: 1 K: 0 BB: 0 S: 9 P: 13	R: 2 H: 3 E: 0 LOB: 2 K: 0 BB: 1 S: 17 P: 26	1B: 14 SF: 3 2B: 3 SAC: 0 3B: 0 DP: 1 HR: 0 HBP: 0	WP: 1 PA: 47 PB: 0 SB: 2 CS: 0		
PITCHER	IP WLS BF H R ER SO BB IBB HBP BLK WP HR S P ERA WHIP											PITCHER	IP WLS BF H R ER SO BB IBB HBP BLK WP HR S P ERA WHIP
Jim Brower, R (1, 1) <small>ERA: 6.58</small>	2.1 L 15 6 5 5 1 2 0 0 0 0 0 0 33 58 19.29 3.429												
Jamie Brewington, R (3, 1) <small>ERA: 4.91</small>	3.0 15 6 3 3 1 1 0 0 0 0 1 0 33 52 9.00 2.333												
Justin Speier, R (6, 1) <small>ERA: 2.97</small>	2.2 12 4 2 2 1 1 0 0 0 0 0 0 22 37 6.75 1.875												
Cameron Cairncross, L (9, 1) <small>ERA:</small>	1.0 5 1 0 0 0 0 0 1 0 0 0 0 0 13 21 0.00 1.000												

livebaseballscorecards.com



Batter	1	2	3	4	5	6	7	8	9	AB R H RBI BB SO LOB
Kenny Lofton, L OBP: 0.367, SLG: 0.418 (1, 8) FCB C	1-3 K ①		2-1 F7 ②		0-1 1B ③		3-2 G6-3 ②		4-2 DI BB ③	4 0 1 0 1 1 0
Omar Vizquel, S OBP: 0.354, SLG: 0.391 (1, 6) CBB B	2-1 1B 2B		0-1 G5-3 ③		0-0 F8 ③		3-2 L6 ③		3-2 F7 ③ 1-2	5 1 1 0 0 0 3
Jim Thome, L OBP: 0.396, SLG: 0.604 (1, 3) B S B X	3-1 1B 2-H 1B			1-1 P5 ①		3-1 HR 1B		0-2 G6-3 ①		4 1 2 1 0 0 0
Manny Ramirez, R OBP: 0.429, SLG: 0.665 (1, 10) F X	0-1 G5-4-3 1B 1-2			3-2 HR		2-0 HR 1-H		4-2 G5-4-3 BB		3 2 3 3 1 0 0
Travis Fryman, R OBP: 0.405, SLG: 0.531 (1, 5) C B B X	2-1 G5-4-3 ② ③ 1-2f			1-1 F9 ②		0-0 2B		1-1 G5-4-3 ② ③ 1-2f		4 0 1 0 0 0 3
Russell Bryan, L OBP: 0.359, SLG: 0.654 (1, 9) B F C X		1-2 G4-3 ①		1-3 K ③		1-3 K ①		2-2 HR 2B		4 1 1 0 0 2 1
Ricky Ledee, L OBP: 0.326, SLG: 0.411 (1, 7) B F X		1-1 G3 ②		1-1 G3 ①		2-3 K ②		0-0 HR 2-H		4 1 1 2 0 1 1
Sandy Alomar Jr., R OBP: 0.353, SLG: 0.443 (1, 2) F B F X		1-2 L5 ③		0-0 G4-3 ②		2-3 K ③		0-0 F7 ①		4 0 0 0 0 1 1
Jolbert Cabrera, R OBP: 0.276, SLG: 0.277 (1, 4) C B B X			2-1 G4-3 ①		2-2 1B 1B		2-2 G6-3 ①		2-0 G4-3 ②	4 0 1 0 0 0 0

Inning Stats	R: 1 E: 0 K: 1 S: 11	H: 3 LOB: 1 BB: 0 P: 19	R: 0 E: 0 K: 0 S: 8	H: 0 LOB: 0 BB: 0 P: 11	R: 0 E: 0 K: 0 S: 6	H: 0 LOB: 0 BB: 0 P: 10	R: 1 E: 0 K: 1 S: 10	H: 1 LOB: 0 BB: 0 P: 16	R: 0 E: 0 K: 0 S: 9	H: 2 LOB: 2 BB: 0 P: 12	R: 2 E: 0 K: 3 S: 14	H: 3 LOB: 1 BB: 0 P: 24	R: 0 E: 0 K: 0 S: 9	H: 0 LOB: 0 BB: 0 P: 17	R: 0 E: 0 K: 0 S: 7	H: 0 LOB: 0 BB: 1 P: 12	R: 2 E: 0 K: 0 S: 15	H: 2 LOB: 1 BB: 1 P: 26	1B: 5 2B: 3 3B: 0 HR: 3	SF: 0 SAC: 0 DP: 2 HBP: 0	WP: 0 PB: 0 SB: 0 CS: 0	PA: 38	
PITCHER	IP	WLS	BF	H	R	ER	SO	BB	IBB	HBP	BLK	WP	HR	S	P	ERA	WHIP						
Jeff Suppan, R ERA: 5.73 (1, 1)	7.1	W	31	9	4	4	5	1	0	0	0	0	2	72	118	4.91	1.364						
Ricky Bottalico, R ERA: 4.56 (8, 1)	1.2		7	2	2	2	0	1	0	0	0	0	1	17	29	10.80	1.800						


BOTTOM

Kansas City Royals @ Cleveland Indians
Jacobs Field, Cleveland, OH

Thu Jul 20 2000, 7:05 PM EDT
Att: 43,222 - Cloudy - 73 F

livebaseballscorecards.com

AB	36
R	6
H	11
RBI	6
BB	2
SO	5
LOB	9



Batter	1	2	3	4	5	6	7	8	9	AB R H RBI BB SO LOB	TOP											
Johnny Damon, L (1, 8) OBP: 0.377, SLG: 0.452	0-1 F7		0-1 E1 G6-3 1B		1-0 2B		0-2 E4 BLK		2-1 BB 1B	5 1 3 0 0 0 0												
Rey Sanchez, R (1, 6) OBP: 0.288, SLG: 0.304	0-3 K		0-0 G6-3		1-1 G1-3		0-0 F9		4-1 BB 1B	4 0 0 1 1 1 2												
29 Mike Sweeney, R (1, 3) OBP: 0.412, SLG: 0.544	4-2 3B BB		0-1 G1-3		0-1 G5-3		1-0 G1-3		3-3 K	4 1 0 0 1 1 4												
Jermaine Dye, R (1, 9) OBP: 0.388, SLG: 0.598	0-0 3B			3-2 G4-3		1-0 SH5-4 1B SF8 1B		1-0 F8		4 1 2 1 0 0 0												
Joe Randa, R (1, 5) OBP: 0.373, SLG: 0.480	1-1 P4			1-1 2B		1-2 SF8 SH5-4 1B 1B		1-0 1B		4 1 3 0 0 0 1												
Mark Quinn, R (1, 10) OBP: 0.341, SLG: 0.485		0-0 G1-3		2-3 K		1-1 SH5-4		0-1 F5		3 0 0 0 0 1 2												
Todd Dunwoody, L (1, 7) OBP: 0.289, SLG: 0.333		1-1 F7		4-2 BB		1-1 SF8		1-3 K		2 0 0 1 1 1 1												
Gregg Zaun, S (1, 2) OBP: 0.356, SLG: 0.345		2-0 F7		2-2 L7		2-1 CS 1B			2-3 K	4 0 1 1 0 1 2												
Carlos Febles, R (1, 4) OBP: 0.364, SLG: 0.360			3-2 G5-3		2-2 G4-3	1 SAFE 0-0 CS	0-0 B1		1-3 K	4 0 0 0 0 1 0												
Inning Stats	R: 1 E: 0 K: 1 S: 12	H: 1 LOB: 1 BB: 1 P: 17	R: 0 E: 0 K: 0 S: 4	H: 0 LOB: 0 BB: 0 P: 7	R: 1 E: 1 K: 0 S: 8	H: 1 LOB: 0 BB: 0 P: 11	R: 0 E: 0 K: 1 S: 17	H: 1 LOB: 2 BB: 1 P: 29	R: 0 E: 0 K: 0 S: 8	H: 1 LOB: 1 BB: 0 P: 12	R: 2 E: 0 K: 0 S: 11	H: 3 LOB: 0 BB: 0 P: 17	R: 0 E: 1 K: 0 S: 7	H: 0 LOB: 1 BB: 0 P: 8	R: 0 E: 0 K: 1 S: 7	H: 1 LOB: 1 BB: 0 P: 10	R: 0 E: 0 K: 3 S: 12	H: 1 LOB: 2 BB: 1 P: 24	1B: 6 2B: 2 3B: 1 HR: 0	SF: 1 SAC: 1 DP: 0 HBP: 0	WP: 0 PB: 0 SB: 0 CS: 1	PA: 40
PITCHER	IP WLS BF H R ER SO BB IBB HBP BLK WP HR S P ERA WHIP																					
Jeff Weaver, R (1, 1) ERA: 4.45	8.2 L 37 9 4 3 5 2 0 0 0 1 0 0 82 124 3.12 1.269																					
Matt Anderson, R (9, 1) ERA: 3.83	0.1 2 0 0 0 1 1 0 0 0 0 0 0 4 11 0.00 3.000																					

Kansas City Royals @ Detroit Tigers
 Comerica Park, Detroit, MI
 Fri Jul 21 2000, 7:05 PM EDT
 Att. 38,738 - Cloudy - 72 F

livebaseballscorecards.com

AB	34
R	4
H	9
RBI	4
BB	3
SO	6
LOB	12



Batter	1	2	3	4	5	6	7	8	9	AB R H RBI BB SO LOB
Damion Easley, R OBP: 0.341, SLG: 0.377 (1, 4)	4-2 G3-1 S BB		1-3 K		1-2 G1-3		1-3 K			3 0 0 0 1 2 1
Rich Becker, L OBP: 0.389, SLG: 0.392 (1, 9)	2-3 K 1-2		0-1 1B			3-2 G6-3		2-1 G3-1		4 0 1 0 0 1 1
Bobby Higginson, L OBP: 0.375, SLG: 0.571 (1, 7)	0-1 G3-1 2-3		0-0 F8			1-2 1B 1B		2-2 F8		4 0 1 0 0 0 2
Dean Palmer, R OBP: 0.344, SLG: 0.493 (1, 5)	0-3 K			1-3 K		0-0 1B 1-2 1B		0-0 G6-3		4 0 1 0 0 2 1
Luis Polonia, L OBP: 0.327, SLG: 0.418 (1, 10)		1-0 G6-3		1-0 FC6-5 S 1B		2-3 K		2-1 G6-4-3 1B		4 0 2 0 0 1 2
Deivi Cruz, R OBP: 0.310, SLG: 0.430 (1, 6)		0-0 G6-3		2-1 FC6-5 1-3		2-2 G4-3		0-1 G6-4-3 1-2f		4 0 0 0 0 0 4
Brad Ausmus, R OBP: 0.338, SLG: 0.343 (1, 2)		4-1 FC6-4 BB		3-1 G4-3			2-0 G6-3		3-3 K	3 0 0 0 1 1 1
Juan Encarnacion, R OBP: 0.335, SLG: 0.405 (1, 8)		1-0 FC6-4 1-2f			1-0 P4		1-1 F9			3 0 0 0 0 0 1
Hal Morris, L OBP: 0.333, SLG: 0.356 (1, 3)			2-2 G4-3		1-0 G4-3		3-2 1B			3 0 1 0 0 0 0

Inning Stats	R: 0	H: 0	E: 0	K: 2	S: 11	LOB: 1	BB: 1	P: 17	R: 0	H: 0	E: 0	K: 0	S: 4	LOB: 1	BB: 1	P: 10	R: 0	H: 1	E: 0	K: 1	S: 10	LOB: 1	BB: 0	P: 13	R: 0	H: 1	E: 0	K: 1	S: 8	LOB: 1	BB: 0	P: 15	R: 0	H: 0	E: 0	K: 0	S: 5	LOB: 0	BB: 0	P: 8	R: 0	H: 2	E: 0	K: 1	S: 13	LOB: 2	BB: 0	P: 21	R: 0	H: 1	E: 0	K: 1	S: 10	LOB: 1	BB: 0	P: 17	R: 0	H: 0	E: 0	K: 0	S: 6	LOB: 0	BB: 0	P: 10	R: 0	H: 1	E: 0	K: 1	S: 7	LOB: 0	BB: 0	P: 12	1B: 6	2B: 0	3B: 0	HR: 0	SF: 0	SAC: 0	DP: 1	HBP: 0	WP: 0	PB: 0	SB: 2	CS: 0	PA: 34
--------------	------	------	------	------	-------	--------	-------	-------	------	------	------	------	------	--------	-------	-------	------	------	------	------	-------	--------	-------	-------	------	------	------	------	------	--------	-------	-------	------	------	------	------	------	--------	-------	------	------	------	------	------	-------	--------	-------	-------	------	------	------	------	-------	--------	-------	-------	------	------	------	------	------	--------	-------	-------	------	------	------	------	------	--------	-------	-------	-------	-------	-------	-------	-------	--------	-------	--------	-------	-------	-------	-------	--------

PITCHER	IP	WLS	BF	H	R	ER	SO	BB	IBB	HBP	BLK	WP	HR	S	P	ERA	WHIP
Dan Reichert, R ERA: 4.38 (1, 1)	9.0	W	34	6	0	0	7	2	0	0	0	0	0	74	123	0.00	0.889


BOTTOM

Kansas City Royals @ Detroit Tigers
Comerica Park, Detroit, MI

Fri Jul 21 2000, 7:05 PM EDT
Att: 38,738 - Cloudy - 72 F

livebaseballscorecards.com

AB	32
R	0
H	6
RBI	0
BB	2
SO	7
LOB	13



Batter	1	2	3	4	5	6	7	8	9	AB	R	H	RBI	BB	SO	LOB	TOP								
Johnny Damon, L (1, 8) OBP: 0.373, SLG: 0.446	F9		P5		G3	G4-3		P6		5	0	0	0	0	0	2									
Carlos Febles, R (1, 4) OBP: 0.361, SLG: 0.356	F9			F9	29 BB 1B	K		G1-3		5	0	1	1	0	1	1									
29 Mike Sweeney, R (1, 3) OBP: 0.415, SLG: 0.543	G6-3			BB G4-3 1B	BB 1-2	BB		K		3	1	1	0	2	1	0									
Jermaine Dye, R (1, 9) OBP: 0.388, SLG: 0.595		F9		G4-3 BB 1-2 1B	K	K		WP 2B 1B		5	1	2	0	0	2	4									
Joe Randa, R (1, 5) OBP: 0.376, SLG: 0.479		G4-3		BB BB BB G4-3 1-2 2-3 BB		BB 2B 1B	G4-6-3 E 1B BB	F9		3	2	1	0	2	0	1									
Mark Quinn, R (1, 7) OBP: 0.346, SLG: 0.489		HBP		BB BB BB G4-3 1-2 2-3 3-H		BB 2B 1B	E3 G4-6-3	2B		4	1	2	2	0	0	3									
Todd Dunwoody, L (1, 10) OBP: 0.284, SLG: 0.314	F8			BB BB BB G4-3 1-1		2B 1B BB	G4-6-3	P6		4	1	0	0	1	0	6									
Gregg Zaun, S (1, 2) OBP: 0.357, SLG: 0.356			F9		F2	1B 2B		F8		5	1	2	3	0	0	1									
Luis Ordaz, R (1, 6) OBP: 0.259, SLG: 0.240			P4		G3 1B	G4-3 S 1B		F2		4	1	2	2	0	0	1									
Inning Stats	R: 0 E: 0 K: 0 S: 4	H: 0 LOB: 0 BB: 0 P: 7	R: 0 E: 0 K: 0 S: 6	H: 0 LOB: 1 BB: 0 P: 11	R: 0 E: 0 K: 0 S: 7	H: 0 LOB: 0 BB: 0 P: 10	R: 1 E: 0 K: 0 S: 9	H: 2 LOB: 2 BB: 1 P: 21	R: 1 E: 0 K: 1 S: 10	H: 2 LOB: 2 BB: 1 P: 15	R: 4 E: 0 K: 2 S: 15	H: 4 LOB: 2 BB: 2 P: 32	R: 1 E: 1 K: 0 S: 14	H: 1 LOB: 1 BB: 1 P: 25	R: 0 E: 0 K: 1 S: 8	H: 0 LOB: 0 BB: 0 P: 12	R: 1 E: 0 K: 0 S: 15	H: 2 LOB: 1 BB: 0 P: 25	1B: 9 2B: 2 3B: 0 HR: 0	SF: 0 SAC: 0 DP: 1 HBP: 1	WP: 1 PB: 0 SB: 1 CS: 0	PA: 44			
PITCHER	IP	WLS	BF	H	R	ER	SO	BB	IBB	HBP	BLK	WP	HR	S	P	ERA	WHIP								
Dave Micki, R (1, 1) ERA: 5.61	5.0	L	25	6	5	5	1	3	0	1	0	0	0	38	71	9.00	1.800								
Danny Patterson, R (6, 1) ERA: 3.12	1.0	B	6	2	1	1	2	1	0	0	0	0	0	13	25	9.00	3.000								
Matt Anderson, R (7, 1) ERA: 3.83	2.1		11	3	2	1	1	1	0	0	0	1	0	31	52	3.86	1.714								
Nelson Cruz, R (9, 1) ERA: 1.96	0.2		2	0	0	0	0	0	0	0	0	0	0	6	10	0.00	0.000								

Kansas City Royals @ Detroit Tigers
Comerica Park, Detroit, MI
Sat Jul 22 2000, 1:05 PM EDT
Att. 36,917 - Cloudy - 71 F

AB	38
R	8
H	11
RBI	8
BB	5
SO	4
LOB	19



Batter	1	2	3	4	5	6	7	8	9	AB	R	H	RBI	BB	SO	LOB
Damion Easley, R OBP: 0.338, SLG: 0.371 (1, 4)	0-0 L9		4-1 BB	1-2 G5-3		1-1 F7			0-2 F3	4	0	0	0	1	0	1
Rich Becker, L OBP: 0.389, SLG: 0.389 (1, 9)	1-1 G3		3-3 K		4-2 2B BB		1-1 F8		2-1 BB 1B	4	2	1	0	1	1	1
Bobby Higginson, L OBP: 0.361, SLG: 0.575 (1, 7)	2-0 1B 1B		2-1 P6		2-2 S 1B 2B		4-2 BB		4-2 1B BB	3	1	2	1	2	0	1
Dean Palmer, R OBP: 0.348, SLG: 0.493 (1, 10)	1-0 1B		4-0 BB		1-0 F3		0-3 K		0-2 1B	4	0	2	1	1	1	2
Deivi Cruz, R OBP: 0.309, SLG: 0.426 (1, 6)	1-3 K2-3		0-1 G6-3		2-2 WP L4-5 1B		0-0 L4		1-0 F9	5	0	1	1	0	1	7
Juan Encarnacion, R OBP: 0.342, SLG: 0.416 (1, 8)		4-2 S BB		2-1 SH3-4 BB G4-3 1B		0-0 WP 1B		3-2 G6-3 3B	1-3 K	4	2	3	0	1	1	2
Brad Ausmus, R OBP: 0.337, SLG: 0.340 (1, 2)		2-2 F8		4-0 G4-3 SH3-4 BB		3-2 L4-5		0-1 P4		3	0	0	0	1	0	4
Shane Halter, R OBP: 0.301, SLG: 0.341 Jose Macias, S OBP: 0.318, SLG: 0.304 (8, PH) (9, 5)		3-3 K		0-0 SH3-4		1-1 G6-3		0-2 G6-3		2	0	0	0	0	1	1
Eric Munson, L Hal Morris, L OBP: 0.330, SLG: 0.351 (8, PH) (9, 3)		3-3 K		0-1 G4-3		3-1 L4		1-2 G1-3		1	0	0	0	0	0	0

Inning Stats	R: 0	H: 2	E: 0	K: 1	S: 8	R: 0	H: 0	E: 0	K: 2	S: 12	R: 0	H: 0	E: 0	K: 1	S: 8	R: 1	H: 1	E: 0	K: 0	S: 9	R: 2	H: 3	E: 0	K: 1	S: 16	R: 0	H: 0	E: 0	K: 1	S: 8	R: 1	H: 1	E: 0	K: 0	S: 12	R: 1	H: 2	E: 0	K: 1	S: 15	1B: 7	2B: 2	3B: 1	HR: 0	SF: 0	SAC: 1	DP: 1	HBP: 0	WP: 1	PB: 0	SB: 3	CS: 0	PA: 42
--------------	------	------	------	------	------	------	------	------	------	-------	------	------	------	------	------	------	------	------	------	------	------	------	------	------	-------	------	------	------	------	------	------	------	------	------	-------	------	------	------	------	-------	-------	-------	-------	-------	-------	--------	-------	--------	-------	-------	-------	-------	--------

PITCHER	IP	WLS	BF	H	R	ER	SO	BB	IBB	HBP	BLK	WP	HR	S	P	ERA	WHIP
Jay Witasick, R ERA: 6.02 (1, 1)	7.0	W	32	6	3	3	5	6	0	0	0	1	0	67	126	3.86	1.714
Jerry Spradlin, R ERA: 3.49 (8, 1)	1.1		8	3	2	2	0	1	0	0	0	0	0	23	33	13.50	3.000
Ricky Bottalico, R ERA: 4.5 (9, 1)	0.2	S	2	0	0	0	1	0	0	0	0	0	0	4	6	0.00	0.000

BOTTOM

Kansas City Royals @ Detroit Tigers
Comerica Park, Detroit, MI
Sat Jul 22 2000, 1:05 PM EDT
Att: 36,917 - Cloudy - 71 F

livebaseballscores.com

AB	34
R	5
H	9
RBI	5
BB	7
SO	6
LOB	21



Batter	1	2	3	4	5	6	7	8	9	AB R H RBI BB SO LOB	TOP
Johnny Damon, L (1, 8) <small>OBP: 0.375, SLG: 0.449</small>	1-1 		1-1 		3-2 		0-0 			2 1 2 2 0 0 0	
Rey Sanchez, R (1, 6) <small>OBP: 0.284, SLG: 0.300</small>	1-0 		1-3 		1-0 		1-3 			4 0 0 0 0 2 2	
29 Mike Sweeney, R (1, 10) <small>OBP: 0.413, SLG: 0.538</small>	0-1 		1-3 		4-0 			0-3 		3 0 0 0 1 2 1	
Jermaine Dye, R (1, 9) <small>OBP: 0.384, SLG: 0.588</small>	1-2 		2-2 		1-2 			1-2 		4 0 0 0 0 0 2	
Joe Randa, R (1, 5) <small>OBP: 0.378, SLG: 0.479</small>		3-1 		1-2 		0-0 		1-2 		4 0 2 0 0 0 0	
Mark Quinn, R (1, 7) <small>OBP: 0.341, SLG: 0.481</small>		1-3 		3-2 		2-0 		1-3 		4 0 0 0 0 2 2	
Dave McCarty, R (1, 3) <small>OBP: 0.344, SLG: 0.566</small>		3-1 		1-0 		1-1 			0-3 	4 0 0 0 0 1 1	
Héctor Ortiz, R (1, 2) <small>OBP: 0.750, SLG: 1.250</small>		3-1 		1-0 		0-1 		3-1 		4 3 3 0 0 0 0	
Jeff Reboulet, R (1, 4) <small>OBP: 0.362, SLG: 0.318</small> Scott Pose, L (9, PH) <small>OBP: 0.279, SLG: 0.184</small>		4-2 		3-2 		2-0 		1-3 		2 2 1 1 1 0 1 1 0 0 0 0 1 0	
Inning Stats	R: 0 H: 1 E: 0 LOB: 1 K: 0 BB: 0 S: 9 P: 12	R: 0 H: 0 E: 0 LOB: 0 K: 1 BB: 0 S: 7 P: 14	R: 3 H: 1 E: 1 LOB: 0 K: 2 BB: 1 S: 20 P: 32	R: 0 H: 0 E: 0 LOB: 0 K: 0 BB: 0 S: 8 P: 13	R: 2 H: 3 E: 0 LOB: 1 K: 0 BB: 1 S: 12 P: 25	R: 0 H: 1 E: 0 LOB: 0 K: 0 BB: 0 S: 4 P: 7	R: 1 H: 1 E: 0 LOB: 0 K: 1 BB: 0 S: 7 P: 10	R: 0 H: 1 E: 0 LOB: 1 K: 2 BB: 0 S: 12 P: 15	R: 0 H: 0 E: 0 LOB: 0 K: 2 BB: 0 S: 9 P: 13	1B: 6 SF: 1 2B: 2 SAC: 1 3B: 0 DP: 2 HR: 0 HBP: 0	WP: 1 PA: 36 PB: 1 SB: 0 CS: 0
PITCHER Steve Sparks, R (1, 1) <small>ERA: 6.89</small> Willie Blair, R (6, 1) <small>ERA: 4.88</small> Nelson Cruz, R (7, 1) <small>ERA: 2.11</small>	IP WLS BF H R ER SO BB IBB HBP BLK WP HR S P ERA WHIP 5.0 0 23 6 5 2 3 2 0 0 0 1 0 57 97 3.60 1.600 1.0 0 2 0 0 0 0 0 0 0 0 0 0 3 6 0.00 0.000 3.0 W 11 2 1 1 5 0 0 0 0 0 0 0 28 38 3.00 0.667	PITCHER IP WLS BF H R ER SO BB IBB HBP BLK WP HR S P ERA WHIP									

Kansas City Royals @ Detroit Tigers
 Comerica Park, Detroit, MI
 Sat Jul 22 2000, 7:05 PM EDT
 Att. 35,046 - Cloudy - 69 F

livebaseballscorecards.com

AB 32
R 6
H 8
RBI 3
BB 2
SO 8
LOB 9



Batter	1	2	3	4	5	6	7	8	9	AB R H RBI BB SO LOB	TOP
Johnny Damon, L (1, 8) <small>OBP: 0.375, SLG: 0.451</small>	1-1 E5 BB 29 BB 1B	2-2 E5 1B		1-1 2B 1-H		2-1 SF9 1B 1-3	0-1 CS 1-2	2-3 K		5 2 2 1 0 1 0	
Rey Sanchez, R (1, 6) <small>OBP: 0.283, SLG: 0.300</small>	0-1 F9	0-0 L9-3 1B 1-3		0-0 B1-3		0-0 SF9 1-2 3-H		2-1 G1-4-3		4 0 1 1 0 0 2	
29 Mike Sweeney, R (1, 3) <small>OBP: 0.415, SLG: 0.538</small>	4-2 FC5 BB 1-2	1-2 L9-3 1-2		0-2 F8		3-2 2B 1B 2-H		1-1 1B 1B		4 2 2 1 1 0 3	
Jermaine Dye, R (1, 10) <small>OBP: 0.387, SLG: 0.590</small>	4-1 FC5 BB 1-2 2-3		2-2 G6-3		0-1 G4-3	1-0 1B 2B 1-H		2-2 1B 1-2		4 1 2 1 1 0 0	
Mark Quinn, R (1, 7) <small>OBP: 0.342, SLG: 0.480</small>	0-1 FC5 BB 1-2 2-3 3-H		1-3 K		0-1 F9	2-0 1B 2-H		2-1 F8		5 1 2 2 0 1 2	
Todd Dunwoody, L (1, 9) <small>OBP: 0.279, SLG: 0.307</small>	0-0 FC5 BB 1-2 2-3 3-H		2-0 1B		0-2 F8	2-1 F3			0-3 K	5 0 1 1 0 1 3	
Gregg Zaun, S (1, 2) <small>OBP: 0.359, SLG: 0.390</small>	2-1 2B 1-3 2-H		0-3 K			3-2 HR	3-1 P6		0-2 G4-3	5 1 2 2 0 1 1	
Jeff Reboulet, R (1, 5) <small>OBP: 0.359, SLG: 0.311</small> Joe Randa, R (9, PH) <small>OBP: 0.377, SLG: 0.478</small>	2-1 G1-4-3			0-0 G4-3		2-3 K	4-1 FC4-6 BB		0-2 F8	3 0 0 0 1 1 2 1 0 0 0 0 0 0	
Carlos Febles, R (1, 4) <small>OBP: 0.363, SLG: 0.356</small>		2-1 G6-3		1-0 2B 1B		4-2 SF9 BB	1-1 FC4-6 CS 1-2f			3 2 1 0 1 0 1	
Inning Stats	R: 3 H: 2 E: 1 LOB: 2 K: 0 BB: 2 S: 14 P: 27	R: 0 H: 1 E: 1 LOB: 1 K: 0 BB: 0 S: 11 P: 16	R: 0 H: 1 E: 0 LOB: 1 K: 2 BB: 0 S: 10 P: 15	R: 1 H: 2 E: 0 LOB: 1 K: 0 BB: 0 S: 11 P: 13	R: 0 H: 0 E: 0 LOB: 0 K: 0 BB: 0 S: 7 P: 7	R: 5 H: 5 E: 0 LOB: 1 K: 1 BB: 1 S: 22 P: 41	R: 0 H: 0 E: 0 LOB: 0 K: 0 BB: 1 S: 6 P: 14	R: 0 H: 2 E: 0 LOB: 2 K: 1 BB: 0 S: 13 P: 22	R: 0 H: 0 E: 0 LOB: 0 K: 1 BB: 0 S: 9 P: 9	1B: 9 SF: 1 2B: 4 SAC: 0 3B: 0 DP: 1 HR: 1 HBP: 0	WP: 0 PA: 45 PB: 0 SB: 0 CS: 1
PITCHER	IP WLS BF H R ER SO BB IBB HBP BLK WP HR S P ERA WHIP Brian Moehler, R (1, 1) <small>ERA: 4.0</small> Erik Hiljus, R (6, 1) <small>ERA: 27.0</small> Doug Brocail, R (7, 1) <small>ERA: 4.09</small> Todd Jones, R (8, 1) <small>ERA: 2.23</small>	IP WLS BF H R ER SO BB IBB HBP BLK WP HR S P ERA WHIP PITCHER									

Kansas City Royals @ Detroit Tigers
 Comerica Park, Detroit, MI
 Sun Jul 23 2000, 1:05 PM EDT
 Att. 36,413 - Cloudy - 72 F

AB	39
R	9
H	13
RBI	9
BB	4
SO	5
LOB	14



Batter	1	2	3	4	5	6	7	8	9
Luis Polonia, L OBP: 0.330, SLG: 0.423 (1, 10)	0-3 K WP BB		2-2 F8		0-2 G1-3	1-0 S 1B	0-1 FC6-2 3B	2-0 F7	
Rich Becker, L OBP: 0.393, SLG: 0.388 Jose Macias, S OBP: 0.330, SLG: 0.357 (7, PH) Wendell Magee, R OBP: 0.330, SLG: 0.500 (8, 9)	4-2 WP BB		0-3 K2-3		4-2 1B BB	3-2 F3	0-2 FC6-2 HR		
Bobby Higginson, L OBP: 0.386, SLG: 0.581 (1, 7)	1-1 F7			2-1 F8	0-0 1B 1B	4-2 BB	1-0 HR		
Dean Palmer, R OBP: 0.346, SLG: 0.486 Shane Halter, R OBP: 0.301, SLG: 0.341 (1, 5) (8, 5)	3-3 K 1-2 2-3			4-2 FC4 BB	1-1 BB 1B	1-2 F8	1-3 K		
Deivi Cruz, R OBP: 0.311, SLG: 0.430 (1, 6)	2-0 G3-1			0-2 FC4 1B 2B	4-1 BB		1-0 G6-3	1-0 G4-3	
Juan Encarnacion, R OBP: 0.344, SLG: 0.415 (1, 8)		2-3 K		1-0 2B 1B	2-0 F9		2-0 1B 2B 1B	0-0 G6-3	
Brad Ausmus, R OBP: 0.345, SLG: 0.357 (1, 2)		0-0 G6-3		2-2 2B		0-1 HR	1-0 2B 3B 1B	4-2 2B BB	
Damion Easley, R OBP: 0.340, SLG: 0.376 (1, 4)		1-3 K		3-2 F5		2-3 K	0-0 3B 2B	0-2 2B 1B	
Hal Morris, L OBP: 0.351, SLG: 0.370 (1, 3)			0-1 G4-3		2-2 G4-3	0-1 1B	4-1 3B BB	2-0 2B	

Inning Stats	R: 0 E: 0 K: 2 S: 14	H: 0 LOB: 2 BB: 1 P: 24	R: 0 E: 0 K: 2 S: 9	H: 0 LOB: 0 BB: 0 P: 12	R: 0 E: 0 K: 1 S: 8	H: 0 LOB: 0 BB: 0 P: 10	R: 2 E: 0 K: 0 S: 18	H: 2 LOB: 1 BB: 1 P: 30	R: 1 E: 0 K: 0 S: 14	H: 2 LOB: 3 BB: 2 P: 27	R: 1 E: 0 K: 1 S: 19	H: 3 LOB: 3 BB: 1 P: 30	R: 6 E: 0 K: 1 S: 16	H: 5 LOB: 0 BB: 1 P: 26	R: 2 E: 0 K: 0 S: 15	H: 2 LOB: 1 BB: 1 P: 24
--------------	-------------------------------	----------------------------------	------------------------------	----------------------------------	------------------------------	----------------------------------	-------------------------------	----------------------------------	-------------------------------	----------------------------------	-------------------------------	----------------------------------	-------------------------------	----------------------------------	-------------------------------	----------------------------------

PITCHER	IP	WLS	BF	H	R	ER	SO	BB	IBB	HBP	BLK	WP	HR	S	P	ERA	WHIP
Blake Stein, R ERA: 7.23 (1, 1)	5.1		27	6	4	4	6	4	0	0	0	2	1	70	112	6.75	1.875
Andy Larkin, R ERA: 4.15 (6, 1)	0.2		4	1	0	0	0	1	0	0	0	0	0	12	21	0.00	3.000
Jerry Spradlin, R ERA: 4.22 (7, 1)	0.1		6	4	5	5	0	1	0	0	0	0	0	7	15	135.00	15.000
Tim Byrdak, L ERA: 16.2 (7, 1)	0.1	L	2	1	1	1	0	0	0	0	0	0	1	4	5	27.00	3.000
Ricky Bottalico, R ERA: 4.74 (7, 1)	1.1		7	2	2	2	1	1	0	0	0	0	0	20	30	13.50	2.250

AB R H RBI BB SO LOB

6 0 2 3 0 1 1

2 1 0 0 2 1 2

1 1 0 0 0 0 1

0 0 0 0 0 0 0

4 1 2 2 1 0 2

4 0 1 1 1 2 5

0 0 0 0 0 0 0

4 1 0 0 1 0 3

5 2 2 0 0 1 3

4 3 3 3 1 0 0

5 2 2 1 0 2 1

4 1 2 2 1 0 0

1B: 8 SF: 0
2B: 3 SAC: 0
3B: 1 DP: 0
HR: 2 HBP: 0

WP: 2 PA: 46
PB: 0
SB: 1
CS: 0

AB 39
R 12
H 14
RBI 12
BB 7
SO 7
LOB 18

Kansas City Royals @ Detroit Tigers
Comerica Park, Detroit, MI
Sun Jul 23 2000, 1:05 PM EDT
Att: 36,413 - Cloudy - 72 F



livebaseballscorecards.com

Batter	1	2	3	4	5	6	7	8	9	AB R H RBI BB SO LOB	TOP						
Johnny Damon, L (1, 8) OBP: 0.378, SLG: 0.453	2-3 K	2-2 BB 1B		2-0 FC4-6 1B		2-1 29 1B SH1-4 SF7 1B	0-1 G4-3			5 1 3 3 0 1 2							
Rey Sanchez, R (1, 6) OBP: 0.286, SLG: 0.300	1-0 F9 29 BB 1B	4-1 BB 1B		0-0 P6		0-0 SH1-4	2-1 F7			3 0 1 0 1 0 3							
29 Mike Sweeney, R (1, 10) OBP: 0.415, SLG: 0.535	4-1 FC6-4 BB	0-1 F8		0-0 F7		0-1 1B		1-2 L9		4 0 1 1 1 0 4							
Jermaine Dye, R (1, 9) OBP: 0.382, SLG: 0.583	1-0 F9		3-2 P6	1-1 FC4-6 1-2f		1-2 SF7		1-3 K		4 0 0 1 0 1 3							
Joe Randa, R (1, 5) OBP: 0.372, SLG: 0.471	0-0 FC6-4 1-2f		1-3 K		1-0 G5-3	1-0 F9		0-0 F8		5 0 0 0 0 1 3							
Mark Quinn, R (1, 7) OBP: 0.350, SLG: 0.489		0-1 CS 1B	0-1 1B		1-1 2B		3-2 1B G4-3 1B		2-3 K	5 1 4 0 0 1 0							
Dave McCarty, R (1, 3) OBP: 0.333, SLG: 0.546		3-3 SAFE K	2-1 F7		3-3 K		3-3 K		2-3 K	5 0 0 0 0 4 4							
Héctor Ortiz, R (1, 2) OBP: 0.667, SLG: 1.000		3-1 BB 1B		1-0 3B 2B		1-0 F8	3-2 G4-3 BB 1B		0-1 F9	5 2 3 0 0 0 1							
Carlos Febles, R (1, 4) OBP: 0.373, SLG: 0.371		4-2 1B BB		1-1 1B 3B		3-2 SH1-4 29 1B 1B	4-1 G4-3 BB			2 2 2 1 2 0 0							
Inning Stats	R: 0 E: 0 K: 1 S: 7 H: 1 LOB: 2 BB: 1 P: 15	R: 1 E: 0 K: 1 S: 16 H: 3 LOB: 3 BB: 2 P: 32	R: 0 E: 0 K: 1 S: 15 H: 1 LOB: 1 BB: 0 P: 21	R: 2 E: 0 K: 0 S: 8 H: 3 LOB: 1 BB: 0 P: 13	R: 0 E: 0 K: 1 S: 8 H: 1 LOB: 1 BB: 0 P: 14	R: 2 E: 0 K: 0 S: 13 H: 3 LOB: 1 BB: 0 P: 20	R: 1 E: 0 K: 1 S: 18 H: 2 LOB: 2 BB: 1 P: 33	R: 0 E: 0 K: 1 S: 7 H: 0 LOB: 0 BB: 0 P: 9	R: 0 E: 0 K: 2 S: 8 H: 0 LOB: 0 BB: 0 P: 12	1B: 11 2B: 2 3B: 1 HR: 0 SF: 1 SAC: 1 DP: 0 HBP: 0	WP: 0 PB: 0 SB: 0 CS: 1 PA: 44						
56 Mark Buehrle, L (1, 1) ERA: 4.15	IP: 5.0	WLS: 0	BF: 26	H: 9	R: 3	ER: 3	SO: 4	BB: 3	IBB: 0	HBP: 0	BLK: 0	WP: 0	HR: 0	S: 54	P: 95	ERA: 5.40	WHIP: 2.400
41 Bill Simas, R (6, 1) ERA: 3.67	IP: 1.1	WLS: 0	BF: 9	H: 5	R: 3	ER: 3	SO: 1	BB: 0	IBB: 0	HBP: 0	BLK: 0	WP: 0	HR: 0	S: 26	P: 42	ERA: 20.25	WHIP: 3.750
Sean Lowe, R (7, 1) ERA: 6.63	IP: 0.0	WLS: 0	BF: 1	H: 0	R: 0	ER: 0	SO: 0	BB: 1	IBB: 0	HBP: 0	BLK: 0	WP: 0	HR: 0	S: 1	P: 5	ERA: ∞	WHIP: ∞
Kelly Wunsch, L (7, 1) ERA: 2.63	IP: 0.2	WLS: W	BF: 2	H: 0	R: 0	ER: 0	SO: 0	BB: 0	IBB: 0	HBP: 0	BLK: 0	WP: 0	HR: 0	S: 4	P: 6	ERA: 0.00	WHIP: 0.000
Keith Foulke, R (8, 1) ERA: 3.47	IP: 2.0	WLS: S	BF: 6	H: 0	R: 0	ER: 0	SO: 3	BB: 0	IBB: 0	HBP: 0	BLK: 0	WP: 0	HR: 0	S: 15	P: 21	ERA: 0.00	WHIP: 0.000

Kansas City Royals @ Chicago White Sox
Comiskey Park, Chicago, IL
Mon Jul 24 2000, 8:05 PM EDT
Att. 34,473 - Sunny - 76 F

AB	38
R	6
H	14
RBI	6
BB	4
SO	8
LOB	20



Batter	1	2	3	4	5	6	7	8	9	AB	R	H	RBI	BB	SO	LOB
Ray Durham, S OBP: 0.358, SLG: 0.475 (1, 4)	G5-3		FC6-4 BB 1B		F7		SH5-3 HR BB			3	1	1	0	1	0	0
Jose Valentin, S OBP: 0.330, SLG: 0.490 (1, 6)	P6		P5		WP 2B		SH5-3 1-2 2-3			3	0	1	0	0	0	1
Frank Thomas, R OBP: 0.445, SLG: 0.641 (1, 10)	P6		FC6-4 BB 1-2		K 2-3		F5			3	0	0	0	1	1	3
Magglio Ordonez, R OBP: 0.407, SLG: 0.621 (1, 9)		F8	FC6-4 1-2f 2-3			14 S 1B BB	HR			3	2	1	3	1	0	2
14 Paul Konerko, R OBP: 0.363, SLG: 0.480 (1, 3)		G6-3 HR 2B		F5		P3 1-2	G1-3			4	1	1	0	0	0	1
Chris Singleton, L OBP: 0.313, SLG: 0.397 (1, 8)		G6-3 2-3		F8		K		G5-4-3 1B		4	0	1	0	0	1	2
Carlos Lee, R OBP: 0.344, SLG: 0.536 (1, 7)		HR 3-H		WP 1B		FC6-4 1B 2-H		G5-4-3 1-2f		4	2	3	3	0	0	1
Herbert Perry, R OBP: 0.364, SLG: 0.467 (1, 5)		F9		G5-3 1-H		FC6-4 1-2f		BB		3	0	0	0	1	0	1
Brook Fordyce, R OBP: 0.281, SLG: 0.430 (1, 2)			F7		L5		SH5-3 HR 2B		F7	4	1	1	0	0	0	1

Inning Stats	R: 0	H: 0	E: 0	K: 0	S: 6	R: 2	H: 2	E: 0	K: 0	S: 8	R: 0	H: 1	E: 0	K: 0	S: 9	R: 1	H: 1	E: 0	K: 1	S: 9	R: 0	H: 1	E: 0	K: 1	S: 10	R: 1	H: 1	E: 0	K: 1	S: 15	R: 3	H: 2	E: 0	K: 0	S: 12	R: 0	H: 1	E: 0	K: 0	S: 10	1B: 4	2B: 3	3B: 0	HR: 2	SF: 0	SAC: 1	DP: 1	HBP: 0	WP: 2	PB: 0	SB: 2	CS: 0	PA: 36
--------------	------	------	------	------	------	------	------	------	------	------	------	------	------	------	------	------	------	------	------	------	------	------	------	------	-------	------	------	------	------	-------	------	------	------	------	-------	------	------	------	------	-------	-------	-------	-------	-------	-------	--------	-------	--------	-------	-------	-------	-------	--------

PITCHER	IP	WLS	BF	H	R	ER	SO	BB	IBB	HBP	BLK	WP	HR	S	P	ERA	WHIP
Mac Suzuki, R ERA: 3.83 (1, 1)	6.2	L	31	8	7	6	2	3	0	0	0	2	2	65	112	8.10	1.650
Andy Larkin, R ERA: 3.6 (7, 1)	1.1		5	1	0	0	0	1	0	0	0	0	0	14	20	0.00	1.500


BOTTOM

Kansas City Royals @ Chicago White Sox
 Comiskey Park, Chicago, IL
 Mon Jul 24 2000, 8:05 PM EDT
 Att. 34,473 - Sunny - 76 F

livebaseballscorecards.com

AB	31
R	7
H	9
RBI	6
BB	4
SO	2
LOB	12



Batter	1	2	3	4	5	6	7	8	9	AB R H RBI BB SO LOB	TOP											
Johnny Damon, L (1, 8) OBP: 0.377, SLG: 0.451	0-0 E1 1B		3-2 G1-3		3-2 L6			0-0 E3 29 1B BB		4 1 1 0 0 0 0												
Rey Sanchez, R (1, 6) OBP: 0.288, SLG: 0.300	0-0 F2			0-2 F8		3-1 HR 1B		4-2 29 1B 1-2 SF8 BB		3 2 1 0 1 0 1												
29 Mike Sweeney, R (1, 3) OBP: 0.416, SLG: 0.535	3-3 K			0-0 HR 1B		1-1 F8		3-0 1-3 2-H 1B		4 1 2 1 0 1 2												
Jermaine Dye, R (1, 9) OBP: 0.383, SLG: 0.599	2-1 G1-4-3			2-0 1-H HR		1-1 1-H HR		2-2 P4		4 2 2 4 0 0 3												
Joe Randa, R (1, 5) OBP: 0.368, SLG: 0.468		1-3 K		1-3 K		0-0 G1-3		1-0 SF8		3 0 0 1 0 2 0												
Mark Quinn, R (1, 7) OBP: 0.348, SLG: 0.486		1-1 G4-3		2-0 1B		0-0 G4-3		0-0 G5-3		4 0 1 0 0 0 1												
Dave McCarty, R (1, 10) OBP: 0.331, SLG: 0.538		0-1 G1-3		3-3 K			0-1 G5-4-3 1B		3-1 G6-3	4 0 1 0 0 1 1	AB 34 R 6 H 8 RBI 6 BB 1 SO 5 LOB 10											
Héctor Ortiz, R (1, 2) OBP: 0.462, SLG: 0.692			2-0 F8		3-2 G6-3		1-1 F8		2-3 K	4 0 0 0 0 1 1												
Carlos Febles, R (1, 4) OBP: 0.367, SLG: 0.364			2-2 G4-3		2-1 P3		1-1 G5-4-3 1-2f		1-1 F9	4 0 0 0 0 0 1												
Inning Stats	R: 0 E: 1 K: 1 S: 7	H: 1 LOB: 1 BB: 0 P: 12	R: 0 E: 0 K: 1 S: 7	H: 0 LOB: 0 BB: 0 P: 9	R: 0 E: 0 K: 0 S: 8	H: 0 LOB: 0 BB: 0 P: 15	R: 2 E: 0 K: 2 S: 12	H: 3 LOB: 1 BB: 0 P: 20	R: 0 E: 0 K: 0 S: 9	H: 0 LOB: 0 BB: 0 P: 17	R: 2 E: 0 K: 0 S: 8	H: 2 LOB: 0 BB: 0 P: 13	R: 0 E: 0 K: 0 S: 6	H: 1 LOB: 0 BB: 0 P: 8	R: 2 E: 1 K: 0 S: 10	H: 1 LOB: 1 BB: 1 P: 20	R: 0 E: 0 K: 1 S: 7	H: 0 LOB: 0 BB: 0 P: 13	1B: 6 2B: 0 3B: 0 HR: 2	SF: 1 SAC: 0 DP: 1 HBP: 0	WP: 0 PB: 0 SB: 0 CS: 0	PA: 36
PITCHER	IP WLS BF H R ER SO BB IBB HBP BLK WP HR S P ERA WHIP												PITCHER	IP WLS BF H R ER SO BB IBB HBP BLK WP HR S P ERA WHIP								
Jim Parque, L (1, 1) ERA: 3.95	7.0 L 29 7 6 4 4 1 0 0 0 0 0 2 61 102 5.14 1.143																					
Lorenzo Barcelo, R (8, 1) ERA: 4.91	1.0 4 1 0 0 0 0 0 0 0 0 0 0 6 12 0.00 1.000																					
Kevin Beirne, R (9, 1) ERA: 5.6	1.0 3 0 0 0 0 1 0 0 0 0 0 0 7 13 0.00 0.000																					

Kansas City Royals @ Chicago White Sox
Comiskey Park, Chicago, IL
 Tue Jul 25 2000, 8:05 PM EDT
 Att. 21,091 - Sunny - 81 F

livebaseballscorecards.com

Batter	1	2	3	4	5	6	7	8	9	AB R H RBI BB SO LOB
Ray Durham, S (1, 4) OBP: 0.358, SLG: 0.471	0-3 K	4-2 1-2 BB		1-1 G4-6-3 1-2f			4-2 BB		2-2 G4-3	3 0 0 0 2 1 3
Jose Valentin, S (1, 6) OBP: 0.327, SLG: 0.485	2-3 K	2-1 F5			3-1 F9		1-2 F8			4 0 0 0 0 1 3
Frank Thomas, R (1, 10) OBP: 0.443, SLG: 0.637	2-2 BB 1B				0-1 P3		0-0 F9			4 0 1 0 0 0 1
Magglio Ordonez, R (1, 9) OBP: 0.405, SLG: 0.615	4-1 1-2 BB			1-1 G6-3		0-1 P2		2-1 F9		3 0 0 0 1 0 0
14 Paul Konerko, R (1, 3) OBP: 0.365, SLG: 0.477	3-2 G6-3			4-2 BB		4-2 G3 BB		2-2 P5		2 0 0 0 2 0 2
Chris Singleton, L (1, 8) OBP: 0.309, SLG: 0.392				3-2 F9	0-0 F7		2-2 G3		1-3 K	4 0 0 0 0 1 2
Carlos Lee, R (1, 7) OBP: 0.340, SLG: 0.530				2-2 F7		1-3 K		1-1 F8		4 0 0 0 0 1 1
Herbert Perry, R (1, 5) OBP: 0.371, SLG: 0.488				1-0 HR		1-2 BB HBP		2-2 G4-3 2B		3 1 2 1 0 0 1
Brook Fordyce, R (1, 2) OBP: 0.288, SLG: 0.427				0-1 WP 1B		4-0 G4-6-3 1-2 BB		0-0 F8		3 0 1 0 1 0 1

Inning Stats	R: 0 E: 0 K: 2 S: 13	H: 1 LOB: 2 BB: 1 P: 24	R: 1 E: 0 K: 0 S: 17	H: 2 LOB: 2 BB: 1 P: 29	R: 0 E: 0 K: 0 S: 7	H: 0 LOB: 1 BB: 1 P: 15	R: 0 E: 0 K: 1 S: 7	H: 0 LOB: 1 BB: 1 P: 14	R: 0 E: 0 K: 0 S: 6	H: 0 LOB: 0 BB: 0 P: 9	R: 0 E: 0 K: 0 S: 14	H: 0 LOB: 1 BB: 1 P: 22	R: 0 E: 0 K: 0 S: 8	H: 0 LOB: 1 BB: 1 P: 13	R: 0 E: 0 K: 1 S: 10	H: 0 LOB: 0 BB: 0 P: 15	R: 0 E: 0 K: 0 S: 9	H: 1 LOB: 1 BB: 0 P: 14	1B: 2 2B: 1 3B: 0 HR: 1	SF: 0 SAC: 0 DP: 1 HBP: 1	WP: 1 PB: 0 SB: 0 CS: 0	PA: 37
--------------	-------------------------------	----------------------------------	-------------------------------	----------------------------------	------------------------------	----------------------------------	------------------------------	----------------------------------	------------------------------	---------------------------------	-------------------------------	----------------------------------	------------------------------	----------------------------------	-------------------------------	----------------------------------	------------------------------	----------------------------------	----------------------------------	------------------------------------	----------------------------------	--------

PITCHER	IP	WLS	BF	H	R	ER	SO	BB	IBB	HBP	BLK	WP	HR	S	P	ERA	WHIP
Jeff Suppan, R (1, 1) ERA: 5.49	7.0	W	30	3	1	1	3	6	0	1	0	1	1	72	126	1.29	1.286
Ricky Bottalico, R (8, 1) ERA: 4.56	2.0		7	1	0	0	1	0	0	0	0	0	0	19	29	0.00	0.500

BOTTOM

Kansas City Royals @ Chicago White Sox
Comiskey Park, Chicago, IL
 Tue Jul 25 2000, 8:05 PM EDT
 Att. 21,091 - Sunny - 81 F

livebaseballscorecards.com

AB	30
R	1
H	4
RBI	1
BB	6
SO	4
LOB	14



Batter	1	2	3	4	5	6	7	8	9	AB R H RBI BB SO LOB	TOP																
Johnny Damon, L (1, 10) OBP: 0.375, SLG: 0.450	2-1 G1-3		2-2 P6		2-3 K		0-1 G4-3		0-2 1B 1-3 2-H 2B	5 0 1 1 0 1 0	Kansas City Royals @ Chicago White Sox Comiskey Park, Chicago, IL Wed Jul 26 2000, 2:05 PM EDT Att. 26,615 - Sunny - 81 F																
Rey Sanchez, R (1, 6) OBP: 0.293, SLG: 0.308	0-2 HR 1B		2-0 2B		0-2 G4-3		2-2 P4	0-0 1B	2-3 3-H 1B	5 1 3 1 0 0 0																	
29 Mike Sweeney, R (1, 3) OBP: 0.413, SLG: 0.529	0-1 P5		0-0 G4-3		4-1 HBP		2-2 G6-3	1-2 L4		4 0 0 0 0 0 4																	
Jermaine Dye, R (1, 9) OBP: 0.382, SLG: 0.603	1-1 1-H HR			3-2 F9	3-2 F4		3-3 K			4 1 1 2 0 1 1																	
Joe Randa, R (1, 5) OBP: 0.367, SLG: 0.465	2-2 G6-3			0-0 HR 1B		1-2 F3		0-0 F8		4 1 1 0 0 0 0																	
Mark Quinn, R (1, 7) OBP: 0.347, SLG: 0.493		0-0 P4		0-1 1-H HR		0-3 K		2-3 K		4 1 1 2 0 2 0																	
Todd Dunwoody, L (1, 8) OBP: 0.289, SLG: 0.316		2-2 G4-3		0-2 S 1B		0-3 K		1-2 BB 1B 1B		4 1 2 0 0 1 0																	
Gregg Zaun, S (1, 2) OBP: 0.356, SLG: 0.381		2-2 F8		3-1 F7		0-1 F9		4-2 1B 2B BB		3 1 0 0 1 0 1																	
Jeff Reboulet, R (1, 4) OBP: 0.352, SLG: 0.304			0-1 G4-3		3-3 K		2-2 G4-3	0-0 2B 1B 1B		3 0 0 0 0 1 1																	
Dave McCarty, R (9, PH) OBP: 0.335, SLG: 0.541										1 0 1 1 0 0 0																	
Carlos Febles, R (9, PR) OBP: 0.367, SLG: 0.364										0 1 0 0 0 0 0																	
Inning Stats	R: 2 E: 0 K: 0 S: 12	H: 2 LOB: 0 BB: 0 P: 17	R: 0 E: 0 K: 0 S: 8	H: 0 LOB: 0 BB: 0 P: 12	R: 0 E: 0 K: 0 S: 7	H: 1 LOB: 1 BB: 0 P: 11	R: 2 E: 0 K: 1 S: 15	H: 3 LOB: 1 BB: 0 P: 24	R: 0 E: 0 K: 1 S: 14	H: 0 LOB: 1 BB: 0 P: 23	R: 0 E: 0 K: 2 S: 11	H: 0 LOB: 0 BB: 0 P: 12	R: 0 E: 0 K: 0 S: 7	H: 0 LOB: 0 BB: 0 P: 9	R: 0 E: 0 K: 1 S: 13	H: 0 LOB: 0 BB: 0 P: 20	R: 3 E: 0 K: 1 S: 21	H: 4 LOB: 2 BB: 1 P: 29	1B: 6 2B: 2 3B: 0 HR: 2	SF: 0 SAC: 0 DP: 0 HBP: 1	WP: 0 PB: 0 SB: 1 CS: 0	PA: 39					
PITCHER	IP WLS BF H R ER SO BB IBB HBP BLK WP HR S P ERA WHIP																										
James Baldwin, R (1, 1) ERA: 4.44	7.0		28	6	4	4	4	0	0	1	0	0	2	74	108	5.14	0.857										
Bob Howry, R (8, 1) ERA: 3.6	1.2	L	7	1	2	2	2	1	0	0	0	0	0	24	38	10.80	1.200										
Keith Foulke, R (9, 1) ERA: 3.6	0.1	B	4	3	1	1	0	0	0	0	0	0	0	10	11	27.00	9.000										

livebaseballscorecards.com

AB	37
R	7
H	10
RBI	7
BB	1
SO	6
LOB	7



Batter	1	2	3	4	5	6	7	8	9	AB	R	H	RBI	BB	SO	LOB
Ray Durham, S (1, 4) OBP: 0.361, SLG: 0.469	4-0 WP G5-3 BB		4-0 BB		4-2 FC6-4 BB	1-0 F8			0-1 G4-3	2	0	0	0	3	0	1
Tony Graffanino, R (1, 6) OBP: 0.372, SLG: 0.419 Jose Valentin, S (9, PH) OBP: 0.328, SLG: 0.495	1-3 K		2-1 G6-3		0-0 FC6-4 BB			1-0 G5-3	2-2 HR	4	0	0	0	0	1	5
Frank Thomas, R (1, 10) OBP: 0.443, SLG: 0.635	2-2 G5-3				4-1 G5-4-3 BB			2-3 K	3-3 K	4	1	1	0	1	2	1
Magglio Ordonez, R (1, 9) OBP: 0.403, SLG: 0.610	3-2 F9				2-0 G5-4-3			0-2 E2 1B	1-1	5	1	1	0	0	0	3
Herbert Perry, R (1, 5) OBP: 0.371, SLG: 0.500			3-2 G5-3		2-0 G6-3			2-0 BB 1B	0-0 F9	5	2	2	2	0	0	1
Greg Norton, S (1, 3) OBP: 0.338, SLG: 0.390			1-2 G4-3					2-1 G6-4-3 1B		3	1	1	1	1	0	0
Carlos Lee, R (1, 7) OBP: 0.342, SLG: 0.527			0-0 G5-3					1-2 G6-3		2	0	0	0	2	0	1
Jeff Abbott, R (1, 8) OBP: 0.344, SLG: 0.386 Chris Singleton, L (9, 8) OBP: 0.309, SLG: 0.392			0-1 G6-3 1B					1-2 G6-4-3		4	0	2	0	0	1	3
Mark Johnson, L (1, 2) OBP: 0.304, SLG: 0.329 14 Paul Konerko, R (6, PH) OBP: 0.366, SLG: 0.478 Brook Fordyce, R (6, PR) OBP: 0.286, SLG: 0.424			0-0 G6-3					1-1 SH1-3 1B		0	0	0	0	0	0	0
			1-2 F8					3-H 1B		1	0	1	1	0	0	0
										1	0	0	0	0	0	1

Inning Stats	R: 0	H: 0	E: 0	K: 1	S: 10	H: 0	LOB: 1	BB: 1	P: 20	R: 0	H: 0	E: 0	K: 0	S: 9	H: 0	LOB: 0	BB: 0	P: 13	R: 0	H: 1	E: 0	K: 0	S: 5	H: 1	LOB: 1	BB: 1	P: 11	R: 0	H: 0	E: 0	K: 0	S: 3	R: 0	H: 1	E: 0	K: 0	S: 10	R: 4	H: 4	E: 1	K: 0	S: 13	H: 0	LOB: 0	BB: 0	P: 9	R: 1	H: 1	E: 0	K: 1	S: 11	H: 1	LOB: 1	BB: 1	P: 20	R: 1	H: 2	E: 0	K: 1	S: 12	H: 2	LOB: 1	BB: 0	P: 18	1B: 6	SF: 0	2B: 1	SAC: 1	3B: 0	DP: 3	HR: 2	HBP: 0	WP: 1	PA: 41
--------------	------	------	------	------	-------	------	--------	-------	-------	------	------	------	------	------	------	--------	-------	-------	------	------	------	------	------	------	--------	-------	-------	------	------	------	------	------	------	------	------	------	-------	------	------	------	------	-------	------	--------	-------	------	------	------	------	------	-------	------	--------	-------	-------	------	------	------	------	-------	------	--------	-------	-------	-------	-------	-------	--------	-------	-------	-------	--------	-------	--------

PITCHER	IP	WLS	BF	H	R	ER	SO	BB	IBB	HBP	BLK	WP	HR	S	P	ERA	WHIP
Dan Reichert, R (1, 1) ERA: 4.22	5.0		25	5	4	1	1	1	0	0	0	1	0	44	91	1.80	2.200
Andy Larkin, R (6, 1) ERA: 3.75	2.0	B	8	2	1	1	1	1	0	0	0	0	1	15	26	4.50	1.500
Jerry Spradlin, R (8, 1) ERA: 4.26	1.2	W	7	2	1	1	2	0	0	0	0	0	1	18	29	5.40	1.200
Ricky Bottalico, R (9, 1) ERA: 4.53	0.1	S	1	0	0	0	0	0	0	0	0	0	0	1	1	0.00	0.000

BOTTOM

Kansas City Royals @ Chicago White Sox
Comiskey Park, Chicago, IL
Wed Jul 26 2000, 2:05 PM EDT
Att: 26,615 - Sunny - 81 F

livebaseballscorecards.com

AB	33
R	6
H	9
RBI	5
BB	7
SO	4
LOB	17



Batter	1	2	3	4	5	6	7	8	9	AB R H RBI BB SO LOB	TOP											
Gerald Williams, R (1, 8) OBP: 0.329, SLG: 0.460	1-2 G5-3	2-0 E 2B		2-2 G1-6-3 1B		2-3 K		1-2 2B		5 1 3 3 0 1 1												
Miguel Cairo, R (1, 4) OBP: 0.311, SLG: 0.322	2-2 E SF8 1B	1-1 F9		0-1 G1-6-3 1-2f			1-1 L4	0-0 G6-3		5 1 1 0 0 0 4												
Greg Vaughn, R (1, 7) OBP: 0.374, SLG: 0.537	3-0 E5 BB 1-3	3-2 P5			3-2 G6-3		2-2 1B		0-0 E4 BB	5 0 1 0 0 0 1												
Fred McGriff, L (1, 3) OBP: 0.363, SLG: 0.472	3-2 SF8	1-0 G3-1			2-3 K		2-3 K		4-2 G5-4-3 BB	3 0 0 1 1 2 1												
Jose Canseco, R (1, 10) OBP: 0.395, SLG: 0.476	4-2 1-2 BB		1-1 G4-3 SF9 2B		1-1 G6-3		3-1 G4-3		2-3 K	4 1 1 0 1 1 3												
Steve Cox, L (1, 9) OBP: 0.413, SLG: 0.482	1-0 L8		2-1 G4-3		2-0 G4-3			2-2 1B 2B HBP	0-0 G5-4-3	3 0 0 0 0 0 3 1 1 0 0 0 0 2												
Jose Guillen, R (8, PR) OBP: 0.330, SLG: 0.440			2-3						1-2f													
Vinny Castilla, R (1, 5) OBP: 0.264, SLG: 0.324		0-1 E4 BB 1B 2B	2-0 SF9		1-1 1B SH3 1B			2-1 2B 1B		3 2 2 1 0 0 0	AB 35 R 8 H 10 RBI 6 BB 3 SO 6 LOB 19											
John Flaherty, R (1, 2) OBP: 0.316, SLG: 0.368		2-2 BB 2B 1B	0-0 G5-3		1-0 SH3 1B			0-3 K		4 1 2 0 0 1 2												
Felix Martinez, S (1, 6) OBP: 0.358, SLG: 0.321		4-0 2B E BB		0-0 F5		1-0 SH3		1-3 K		2 1 0 1 1 1 2												
Inning Stats	R: 1 E: 1 K: 0 S: 15	H: 1 LOB: 2 BB: 1 P: 29	R: 4 E: 2 K: 0 S: 14	H: 2 LOB: 0 BB: 1 P: 27	R: 1 E: 0 K: 0 S: 6	H: 1 LOB: 0 BB: 0 P: 11	R: 0 E: 0 K: 0 S: 6	H: 1 LOB: 0 BB: 0 P: 8	R: 0 E: 0 K: 1 S: 10	H: 0 LOB: 0 BB: 0 P: 16	R: 1 E: 0 K: 1 S: 8	H: 2 LOB: 1 BB: 0 P: 15	R: 0 E: 0 K: 1 S: 11	H: 1 LOB: 1 BB: 0 P: 19	R: 1 E: 0 K: 2 S: 14	H: 2 LOB: 3 BB: 0 P: 20	R: 0 E: 1 K: 1 S: 8	H: 0 LOB: 1 BB: 1 P: 14	1B: 7 2B: 3 3B: 0 HR: 0	SF: 2 SAC: 1 DP: 2 HBP: 1	WP: 0 PB: 0 SB: 0 CS: 0	PA: 42
PITCHER	IP WLS BF H R ER SO BB IBB HBP BLK WP HR S P ERA WHIP																					
Chad Durbin, R (1, 1) ERA: 7.99	5.1 L 26 7 7 3 1 2 0 0 0 0 0 0 55 99 5.06 1.688																					
Jay Witasick, R (6, 1) ERA: 5.94	2.2 12 3 1 1 4 0 0 1 0 0 0 29 46 3.38 1.125																					
Tim Byrdak, L (9, 1) ERA: 10.13	1.0 4 0 0 0 0 1 1 0 0 0 0 8 14 0.00 1.000																					

Tampa Bay Devil Rays @ Kansas City Royals
Kauffman Stadium, Kansas City, MO
Thu Jul 27 2000, 7:05 PM CDT
Att. 20,898 - Cloudy - 86 F

livebaseballscores.com



Batter	1	2	3	4	5	6	7	8	9	AB	R	H	RBI	BB	SO	LOB
Johnny Damon, L OBP: 0.379, SLG: 0.457 (1, 8)	1-1 G6-3 29 1B 2B		1-1 S 29 1B 1B		0-0 F7		0-1 29 S 1B 1B		1-0 WP 29 1B 1B	5	3	4	0	0	0	1
Rey Sanchez, R OBP: 0.294, SLG: 0.310 (1, 6)	0-0 G6-3 2-3		2-2 G1-3 1-2		0-1 1B		1-2 1B		1-2 F8	5	0	2	0	0	0	3
29 Mike Sweeney, R OBP: 0.415, SLG: 0.530 (1, 3)	1-0 FC6-4 1B 3-H		1-1 1B 2-H		1-1 P6		2-1 G5-3 2-3		1-2 WP 1B	5	1	3	2	0	0	4
Jermaine Dye, R OBP: 0.381, SLG: 0.602 Scott Pose, L OBP: 0.261, SLG: 0.171 Dave McCarty, R OBP: 0.340, SLG: 0.544 (1, 9) (3, 9) (9, PH)	3-1 P4		1-0 F8		3-3 K			1-3 K	2-1 FC6-4 1B 1-H 2-H	1	0	0	0	0	0	1
Joe Randa, R OBP: 0.368, SLG: 0.466 (1, 5)	1-0 FC6-4 1-2f			0-2 WP G6-3 2B		2-2 F9		4-1 1B BB	1-0 FC6-4 1-2f	4	1	1	0	1	0	2
Mark Quinn, R OBP: 0.346, SLG: 0.490 (1, 7)		1-0 FC4-6 1B		2-1 G1-3 2-3		0-1 F8		1-3 K		4	0	1	0	0	1	2
Todd Dunwoody, L OBP: 0.287, SLG: 0.313 (1, 10)		1-2 FC4-6 F7-4-3 1-2f		0-0 G6-3 3-H		1-3 K		1-1 1B		4	0	1	1	0	1	1
Gregg Zaun, S OBP: 0.346, SLG: 0.369 (1, 2)		0-1 F7-4-3 1-2		2-2 L4			2-3 K	2-3 K		4	0	0	0	0	2	3
Carlos Febles, R OBP: 0.365, SLG: 0.362 (1, 4)			2-2 G5-3		1-0 1B 1B		1-3 K		2-3 K	4	0	1	0	0	2	0

Inning Stats	R: 1	H: 2	E: 0	LOB: 1	K: 0	S: 7	R: 0	H: 1	E: 0	LOB: 0	K: 0	S: 7	R: 1	H: 2	E: 0	LOB: 1	K: 0	S: 12	R: 0	H: 1	E: 0	LOB: 0	K: 0	S: 12	R: 0	H: 2	E: 0	LOB: 2	K: 1	S: 9	R: 0	H: 0	E: 0	LOB: 0	K: 1	S: 10	R: 0	H: 2	E: 0	LOB: 2	K: 2	S: 14	R: 0	H: 1	E: 0	LOB: 2	K: 3	S: 13	R: 2	H: 3	E: 0	LOB: 1	K: 1	S: 15	1B: 12	2B: 3	3B: 0	SF: 0	SAC: 0	DP: 1	HBP: 0
--------------	------	------	------	--------	------	------	------	------	------	--------	------	------	------	------	------	--------	------	-------	------	------	------	--------	------	-------	------	------	------	--------	------	------	------	------	------	--------	------	-------	------	------	------	--------	------	-------	------	------	------	--------	------	-------	------	------	------	--------	------	-------	--------	-------	-------	-------	--------	-------	--------

PITCHER	IP	WLS	BF	H	R	ER	SO	BB	IBB	HBP	BLK	WP	HR	S	P	ERA	WHIP
Ryan Rupe, R ERA: 8.21 (1, 1)	5.0	W	22	8	3	3	1	0	0	0	0	1	0	47	71	5.40	1.600
Doug Creek, L ERA: 3.34 (6, 1)	1.2		7	2	0	0	3	0	0	0	0	0	0	22	29	0.00	1.200
Jim Mecir, R ERA: 3.08 (7, 1)	1.1	H	6	1	0	0	3	1	0	0	0	0	0	15	26	0.00	1.500
Mark Guthrie, L ERA: 4.88 (9, 1)	0.2		5	3	2	2	1	0	0	0	0	1	0	14	21	27.00	4.500
Roberto Hernandez, R ERA: 3.74 (9, 1)	0.1	S	1	0	0	0	0	0	0	0	0	0	0	1	2	0.00	0.000

BOTTOM

Tampa Bay Devil Rays @ Kansas City Royals
Kauffman Stadium, Kansas City, MO

Thu Jul 27 2000, 7:05 PM CDT
Att. 20,898 - Cloudy - 86 F

AB	40
R	5
H	14
RBI	5
BB	1
SO	8
LOB	20



Batter	1	2	3	4	5	6	7	8	9	AB R H RBI BB SO LOB	TOP											
Gerald Williams, R (1, 8) OBP: 0.333, SLG: 0.472	1-3 K2-3		0-1 1B 1B		0-2 P5		1-0 HR		1-2 1B 2B	5 3 3 3 0 1 0	Tampa Bay Devil Rays @ Kansas City Royals Kauffman Stadium, Kansas City, MO Fri Jul 28 2000, 7:05 PM CDT Att. 17,511 - Cloudy - 75 F											
Miguel Cairo, R (1, 4) OBP: 0.315, SLG: 0.327	2-2 G6-3		0-0 1B 1B		0-3 K		2-2 F8 BB CS 1B		1-0 BB 1B 2B 1B	5 1 3 1 0 1 0												
Greg Vaughn, R (1, 7) OBP: 0.374, SLG: 0.532	1-0 F8		1-3 K			4-2 BB 1B FC3-6 BB	4-0 1-2 BB		0-1 P6	3 1 0 0 2 1 4												
Fred McGriff, L (1, 3) OBP: 0.366, SLG: 0.473		0-0 F9	0-0 1B			2-2 FC3-6 BB 1B	3-2 F8		0-0 BB 2B 1B	5 1 3 2 0 0 2												
Jose Canseco, R (1, 10) OBP: 0.399, SLG: 0.471		4-2 G5-4-3 BB	0-0 P4			4-0 FC3-6 BB	3-3 K		4-2 2B SF9 BB	2 1 0 0 3 1 4												
Steve Cox, L (1, 9) OBP: 0.409, SLG: 0.472		1-2 G5-4-3		2-2 F7		3-2 FC3-6 FC6-4		4-1 G6-4-3 BB	1-2 SF9 2B	3 0 0 1 1 0 3 1 0 1 2 0 0 0												
Jose Guillen, R (8, PR) OBP: 0.333, SLG: 0.448																						
Vinny Castilla, R (1, 5) OBP: 0.262, SLG: 0.323			0-1 BB 1B 1B		0-0 F8		0-3 K		0-2 G6-4-3	4 1 1 1 0 1 3												
Mike DiFelice, R (1, 2) OBP: 0.313, SLG: 0.434			2-3 K		0-1 G6-3		2-0 FC6-4		0-0 1B	5 0 1 0 0 1 4												
Felix Martinez, S (1, 6) OBP: 0.356, SLG: 0.315			4-1 1B BB		1-1 B1-3		1-1 E1 HR		1-0 G1-3	3 2 0 0 1 0 1												
Inning Stats	R: 0 E: 0 K: 1 S: 8	H: 0 LOB: 0 BB: 0 P: 12	R: 0 E: 0 K: 0 S: 8	H: 0 LOB: 0 BB: 1 P: 13	R: 3 E: 0 K: 2 S: 15	H: 4 LOB: 2 BB: 1 P: 22	R: 0 E: 0 K: 0 S: 9	H: 0 LOB: 0 BB: 0 P: 11	R: 0 E: 0 K: 1 S: 8	H: 0 LOB: 0 BB: 0 P: 9	R: 1 E: 0 K: 1 S: 13	H: 1 LOB: 2 BB: 2 P: 28	R: 2 E: 1 K: 1 S: 12	H: 2 LOB: 2 BB: 1 P: 26	R: 0 E: 0 K: 0 S: 8	H: 1 LOB: 1 BB: 1 P: 13	R: 4 E: 0 K: 0 S: 16	H: 4 LOB: 1 BB: 1 P: 26	1B: 9 2B: 3 3B: 0 HR: 1	SF: 1 SAC: 0 DP: 3 HBP: 0	WP: 0 PB: 0 SB: 0 CS: 1	PA: 44
PITCHER	IP WLS BF H R ER SO BB IBB HBP BLK WP HR S P ERA WHIP																					
Blake Stein, R (1, 1) ERA: 7.28	6.0 L 28 6 6 5 5 4 0 0 0 0 0 1 64 100 7.50 1.667																					
51 Kris Wilson, R (7, 1) ERA:	2.0 8 2 0 0 1 2 0 0 0 0 0 0 17 34 0.00 2.000																					
Jerry Spradlin, R (9, 1) ERA: 4.76	1.0 8 4 4 4 0 1 0 0 0 0 0 0 16 26 36.00 5.000																					

livebaseballscores.com

AB	36
R	10
H	12
RBI	10
BB	7
SO	6
LOB	21



Batter	1	2	3	4	5	6	7	8	9	AB R H RBI BB SO LOB	TOP											
Gerald Williams, R (1, 8) OBP: 0.329, SLG: 0.467	2-1 F8		0-3 K		0-0 L9			0-0 F8		4 0 0 0 0 1 1	Tampa Bay Devil Rays @ Kansas City Royals Kauffman Stadium, Kansas City, MO Sat Jul 29 2000, 7:05 PM CDT Att. 29,162 - Overcast - 78 F livebaseballscorecards.com											
Miguel Cairo, R (1, 4) OBP: 0.315, SLG: 0.326	2-1 F9			0-1 G6-3		1-0 G4-6-3 1B		2-1 F7		4 0 1 0 0 0 0												
Greg Vaughn, R (1, 7) OBP: 0.376, SLG: 0.540	1-3 K			4-1 BB BB BB		1-0 G4-6-3 1-2f		0-0 HR		3 1 1 1 1 1 1												
Fred McGriff, L (1, 3) OBP: 0.365, SLG: 0.470		0-3 K		2-3 K		4-0 BB		2-2 G3-1		3 0 0 0 1 2 1												
Jose Canseco, R (1, 10) OBP: 0.397, SLG: 0.464		2-3 K		4-2 BB 1-2 BB		1-3 K		2-2 G6-3		3 0 0 0 1 2 1												
Steve Cox, L (1, 9) OBP: 0.408, SLG: 0.466		1-3 K		4-1 BB 1-2 2-3 BB			3-1 F9		2-2 F8	2 0 0 0 1 1 0 1 0 0 0 0 0 0												
Jose Guillen, R (7, 9) OBP: 0.332, SLG: 0.446																						
Vinny Castilla, R (1, 5) OBP: 0.259, SLG: 0.318			0-1 G5-3		1-1 F6		1-2 F8		1-2 G5-3	4 0 0 0 0 0 3												
John Flaherty, R (1, 2) OBP: 0.320, SLG: 0.383			1-2 1B		1-2 F8		0-1 HR			3 1 2 1 0 0 0												
Felix Martinez, S (1, 6) OBP: 0.351, SLG: 0.309			1-0 F8		2-1 F7		2-3 K			3 0 0 0 0 1 1												
Inning Stats	R: 0 E: 0 K: 1 S: 7	H: 0 LOB: 0 BB: 0 P: 12	R: 0 E: 0 K: 3 S: 11	H: 0 LOB: 0 BB: 0 P: 14	R: 0 E: 0 K: 1 S: 11	H: 1 LOB: 1 BB: 0 P: 13	R: 0 E: 0 K: 1 S: 11	H: 0 LOB: 3 BB: 3 P: 26	R: 0 E: 0 K: 0 S: 6	H: 0 LOB: 0 BB: 0 P: 9	R: 0 E: 0 K: 1 S: 5	H: 1 LOB: 1 BB: 1 P: 12	R: 1 E: 0 K: 1 S: 10	H: 1 LOB: 0 BB: 0 P: 16	R: 1 E: 0 K: 0 S: 7	H: 1 LOB: 0 BB: 0 P: 11	R: 0 E: 0 K: 0 S: 9	H: 0 LOB: 0 BB: 0 P: 14	1B: 2 2B: 0 3B: 0 HR: 2	SF: 0 SAC: 0 DP: 1 HBP: 0	WP: 0 PB: 0 SB: 0 CS: 0	PA: 34
PITCHER	IP WLS BF H R ER SO BB IBB HBP BLK WP HR S P ERA WHIP																					
Mac Suzuki, R (1, 1) ERA: 3.73	8.0 L 31 4 2 2 8 4 0 0 0 0 0 2 68 113 2.25 1.000																					
Ricky Bottalico, R (9, 1) ERA: 4.44	1.0 3 0 0 0 0 0 0 0 0 0 0 0 9 14 0.00 0.000																					




Batter	1	2	3	4	5	6	7	8	9	AB R H RBI BB SO LOB
Johnny Damon, L OBP: 0.377, SLG: 0.456 (1, 8) C B X	1-1 G6-3 ①		2-2 F9 ②			1-2 F8 ①		1-1 1B ①		4 0 1 0 0 0 2
Rey Sanchez, R OBP: 0.291, SLG: 0.306 (1, 6) B X	1-0 G4-3 ②		2-0 G6-3 ③			0-1 G6-3 ②		1-0 B5-6 ① ② 2-3f		4 0 0 0 0 0 4
29 Mike Sweeney, R OBP: 0.410, SLG: 0.522 (1, 3) C X	0-1 G6-3 ③				1-1 F8 ①	1-1 G5-3 ③		0-0 G5-3 ③		4 0 0 0 0 0 1
Jermaine Dye, R OBP: 0.378, SLG: 0.595 (1, 10) C B X		1-1 G3-1 ①		2-3 K ②		2-2 G6-3 ①		0-3 K ①		4 0 0 0 0 2 0
Joe Randa, R OBP: 0.368, SLG: 0.466 (1, 5) X		0-0 F8 ②		1-0 G5-3 ③		0-1 G3 1B 1B		0-0 F9 ②		4 0 1 0 0 0 0
Mark Quinn, R OBP: 0.347, SLG: 0.500 (1, 7) C B X		1-3 K ③			1-2 G6-3 ①	2-0 G3 1B 1B		0-0 HR ③		4 1 2 1 0 1 0
Todd Dunwoody, L OBP: 0.265, SLG: 0.289 (1, 9) C B X			0-2 G6-3 ①		1-0 L6 ②	1-1 G3 ②		0-1 G4-3 ③		4 0 0 0 0 0 2
Gregg Zaun, S OBP: 0.353, SLG: 0.371 (1, 2) C X			0-1 1B 1B		1-2 HBP ③	2-1 F9 ③				2 0 1 0 0 0 2
Carlos Febles, R OBP: 0.368, SLG: 0.366 (1, 4) X			0-0 1B 1B		1-1 G6-3 ③		0-1 B5-6 1B 1B			3 0 2 0 0 0 1

Inning Stats		R: 0	H: 0	E: 0	K: 0	S: 5	R: 0	H: 0	E: 0	K: 1	S: 6	R: 0	H: 2	E: 0	K: 0	S: 12	R: 0	H: 0	E: 0	K: 1	S: 6	R: 0	H: 0	E: 0	K: 0	S: 8	R: 0	H: 2	E: 0	K: 0	S: 10	R: 0	H: 2	E: 0	K: 0	S: 6	R: 1	H: 1	E: 0	K: 1	S: 7	1B: 6	SF: 0	2B: 1	SAC: 0	3B: 0	DP: 1	HR: 1	HBP: 1	WP: 0	PA: 34		
PITCHER	IP	WLS	BF	H	R	ER	SO	BB	IBB	HBP	BLK	WP	HR	S	P	ERA	WHIP	PITCHER	IP	WLS	BF	H	R	ER	SO	BB	IBB	HBP	BLK	WP	HR	S	P	ERA	WHIP																		
Albie Lopez, R ERA: 3.92 (1, 1)	8.2	W	33	7	1	1	3	0	0	1	0	0	1	66	93	1.04	0.808																																				
Roberto Hernandez, R ERA: 3.72 (9, 1)	0.1	S	1	0	0	0	0	0	0	0	0	0	2	2	0.00	0.000																																					

Tampa Bay Devil Rays @ Kansas City Royals
Kauffman Stadium, Kansas City, MO
 Sat Jul 29 2000, 7:05 PM CDT
 Att. 29,162 - Overcast - 78 F

livebaseballscorecards.com

AB 33
R 1
H 7
RBI 1
BB 0
SO 3
LOB 12



Batter	1	2	3	4	5	6	7	8	9	10	AB R H RBI BB SO LOB	TOP										
Gerald Williams, R (1, 8) OBP: 0.332, SLG: 0.474	0-0 G6-3	1-2 F7			2-0 HR		4-1 FC3-2 BB SF8 BB	1-0 G5-4-3		2-2 1B	5 2 2 2 1 0 2	Tampa Bay Devil Rays @ Kansas City Royals Kauffman Stadium, Kansas City, MO Sun Jul 30 2000, 1:05 PM CDT Att: 16,612 - Cloudy - 76 F										
Miguel Cairo, R (1, 4) OBP: 0.315, SLG: 0.322	1-1 G4-3		3-2 G5-3		0-0 G1-3		4-2 SF8 FC3-2 1-2 BB	4-2 S BB		1-2 G4-3	4 0 0 0 2 0 1											
Steve Cox, L (1, 3) OBP: 0.402, SLG: 0.453	4-2 2B BB		0-1 F8		0-1 G6-3		0-0 FC3-2	3-3 K			4 1 0 0 1 1 5											
Jose Canseco, R (1, 10) OBP: 0.392, SLG: 0.464	2-2 1B 1B 1B 2B		1-3 K			1-3 K	2-2 SF8		1-1 G6-3		4 1 1 2 0 2 0											
John Flaherty, R (1, 2) OBP: 0.325, SLG: 0.385	1-0 1B 2-3 1B 1B		0-0 F8		0-0 1B	4-2 1B BB	1-0 F8		1-2 G4-3		4 0 2 0 1 0 2											
Jose Guillen, R (1, 9) OBP: 0.338, SLG: 0.455	1-2 1B 1-2 1B 3-H		0-0 F8		0-0 1B		0-1 S 1B 2B		0-1 F8		5 1 3 1 0 0 1											
Russ Johnson, R (1, 5) OBP: 0.293, SLG: 0.269	1-2 1B 1-2 2-H		1-0 F9		1-0 F8		4-2 SH 1B 2-3 G5-4-3 BB		1-1 S 1B 1B		4 2 2 0 1 0 3											
Jason Tyner, L (1, 7) OBP: 0.220, SLG: 0.239		1-1 F7		0-1 L9		1-0 G4-3	1-0 G5-4-3 SH 1-2 1B 3-H		1-0 F2		5 0 1 1 0 0 4											
Felix Martinez, S (1, 6) OBP: 0.350, SLG: 0.321		2-3 K			3-2 G6-3		0-0 FC3-2 3B		0-0 F5		3 0 1 0 0 1 0											
Fred McGriff, L (10, PH) OBP: 0.364, SLG: 0.468											1 0 0 0 0 0 1											
Ozzie Guillen, L (10, 6) OBP: 0.309, SLG: 0.395											0 0 0 0 0 0 0											
Inning Stats	R: 2 E: 0 K: 0 S: 16	H: 4 LOB: 2 BB: 1 P: 26	R: 0 E: 0 K: 1 S: 10	H: 0 LOB: 0 BB: 0 P: 14	R: 0 E: 0 K: 1 S: 8	H: 0 LOB: 0 BB: 0 P: 12	R: 0 E: 0 K: 0 S: 5	H: 1 LOB: 1 BB: 0 P: 6	R: 1 E: 0 K: 0 S: 10	H: 1 LOB: 2 BB: 1 P: 17	R: 1 E: 0 K: 1 S: 14	H: 2 LOB: 2 BB: 2 P: 29	R: 0 E: 0 K: 0 S: 7	H: 0 LOB: 0 BB: 0 P: 9	R: 1 E: 0 K: 0 S: 12	H: 2 LOB: 1 BB: 0 P: 17	1B: 8 2B: 2 3B: 1 HR: 1	SF: 1 SAC: 1 DP: 1 HBP: 0	WP: 0 PB: 0 SB: 3 CS: 0	PA: 47		
PITCHER	IP WLS BF H R ER SO BB IBB HBP BLK WP HR S P ERA WHIP																					
Jeff Suppan, R (1, 1) ERA: 5.52	6.0	29	8	4	4	3	4	0	0	0	0	0	0	0	0	0	0	0	0	0	6.00	2.000
Tim Byrdak, L (7, 1) ERA: 9.0	0.1	1	0	0	0	0	0	0	0	0	0	0	0	0	0	0	0	0	0	0	0.00	0.000
Andy Larkin, R (7, 1) ERA: 4.97	0.2	6	2	2	2	0	1	0	0	0	0	0	0	0	0	0	0	0	0	0	27.00	4.500
Jerry Spradlin, R (8, 1) ERA: 4.68	3.0	L 11	2	1	1	1	1	0	0	0	0	0	0	0	0	0	0	0	0	0	3.00	1.000

AB	39
R	7
H	12
RBI	6
BB	6
SO	4
LOB	19



BOTTOM

Tampa Bay Devil Rays @ Kansas City Royals
Kauffman Stadium, Kansas City, MO

Sun Jul 30 2000, 1:05 PM CDT
Att. 16,612 - Cloudy - 76 F

livebaseballscorecards.com

AB	39
R	6
H	12
RBI	5
BB	3
SO	5
LOB	19



WP:	2	PA:	45
PB:	2		
SB:	0		
CS:	1		

Batter	1	2	3	4	5	6	7	8	9	10	AB	R	H	RBI	BB	SO	LOB
Johnny Damon, L (1, 8) OBP: 0.380, SLG: 0.456	F8		CS 1B		G6-3 1B			29 PB 1B PB BB	E3 G6-3 SH1		4	1	2	0	1	0	0
Rey Sanchez, R (1, 6) OBP: 0.296, SLG: 0.317	1B		1-2 3B		G6-3 1-2f			29 PB 2B 1B	SH1		4	1	3	0	0	0	1
29 Mike Sweeney, R (1, 10) OBP: 0.409, SLG: 0.518 Jeff Reboulet, R (8, PR) OBP: 0.352, SLG: 0.304 Todd Dunwoody, L (9, PH) OBP: 0.262, SLG: 0.286	P3		K		K			2B HBP	G6-3		3	0	0	0	0	2	2
Jermaine Dye, R (1, 9) OBP: 0.380, SLG: 0.594	1B				FC6-4 1B		L9	K	DI IBB		4	0	2	0	1	1	2
Joe Randa, R (1, 5) OBP: 0.366, SLG: 0.465	F9				FC6-4 2B 1B 1-2f		G6-3	WP 1B 2B	L4		5	2	1	2	0	0	5
Mark Quinn, R (1, 7) OBP: 0.344, SLG: 0.498	G5-3				1B 2B		F9	K		G1-3	5	1	1	0	0	1	2
Dave McCarty, R (1, 3) OBP: 0.345, SLG: 0.532	F9				G1-3 1B 2-H 3-H		F3	1B IBB	G6-3		4	0	1	2	1	0	0
Héctor Ortiz, R (1, 2) OBP: 0.455, SLG: 0.550 Luis Ordaz, R (10, PR) OBP: 0.259, SLG: 0.240	L7				G1-3 1-2		G1-6-3 1B	WP 1B	HBP		4	0	2	1	0	0	1
Carlos Febles, R (1, 4) OBP: 0.363, SLG: 0.360 Gregg Zaun, S (10, PH) OBP: 0.350, SLG: 0.368	G6-3				K		G1-6-3 1-2f	B1-3	F9		4	0	0	0	0	1	4
											1	0	0	0	0	0	1

Inning Stats	R: 0	H: 2	E: 0	K: 0	S: 11	P: 21	R: 0	H: 0	E: 0	K: 0	S: 5	P: 10	R: 0	H: 2	E: 0	K: 1	S: 8	R: 2	H: 3	E: 0	K: 1	S: 15	R: 0	H: 1	E: 0	K: 1	S: 7	R: 0	H: 0	E: 0	K: 0	S: 7	R: 0	H: 1	E: 0	K: 0	S: 7	R: 4	H: 3	E: 0	K: 2	S: 16	R: 0	H: 0	E: 1	K: 0	S: 6	R: 0	H: 0	E: 0	K: 0	S: 10	1B: 9	2B: 2	3B: 1	HR: 0	SF: 0	SAC: 1	DP: 2	HBP: 2	WP: 2	PA: 45
--------------	------	------	------	------	-------	-------	------	------	------	------	------	-------	------	------	------	------	------	------	------	------	------	-------	------	------	------	------	------	------	------	------	------	------	------	------	------	------	------	------	------	------	------	-------	------	------	------	------	------	------	------	------	------	-------	-------	-------	-------	-------	-------	--------	-------	--------	-------	--------

PITCHER	IP	WLS	BF	H	R	ER	SO	BB	IBB	HBP	BLK	WP	HR	S	P	ERA	WHIP
Steve Trachsel, R (1, 1) ERA: 4.58	7.0		27	9	2	2	3	0	0	0	0	0	0	60	96	2.57	1.286
Doug Creek, L (8, 1) ERA: 3.62	0.0		1	0	1	1	0	1	0	0	0	0	0	1	5	∞	∞
Esteban Yan, R (8, 1) ERA: 6.98	0.1		4	2	2	2	1	0	0	1	0	0	0	9	17	54.00	6.000
Mark Guthrie, L (8, 1) ERA: 4.62	0.2	B	5	1	1	1	1	0	1	0	0	2	0	7	14	13.50	1.500
Tanyon Sturtze, R (9, 1) ERA: 6.75	1.0	W	4	0	0	0	0	0	1	0	0	0	0	5	13	0.00	0.000

PITCHER	IP	WLS	BF	H	R	ER	SO	BB	IBB	HBP	BLK	WP	HR	S	P	ERA	WHIP
Roberto Hernandez, R (10, 1) ERA: 3.64	1.0		4	0	0	0	0	0	0	1	0	0	0	10	20	0.00	0.000

Batter	1	2	3	4	5	6	7	8	9	AB R H RBI BB SO LOB	TOP																
Johnny Damon, L (1, 10) OBP: 0.378, SLG: 0.457	0-3 K		0-1 G1-3			3-2 G6-3		1-0 BB 1-H 2-H 2B		4 0 1 2 0 1 0	Kansas City Royals @ New York Yankees Yankee Stadium, Bronx, NY Tue Aug 01 2000, 7:05 PM EDT Att. 32,649 - Cloudy - 73 F																
Rey Sanchez, R (1, 6) OBP: 0.298, SLG: 0.318	1-0 CS 1B			0-0 E6 1B FC7-4-5		0-1 G5-3		4-2 BB BB	3 0 1 0 1 0 0																		
Mark Quinn, R (1, 7) OBP: 0.343, SLG: 0.495	1-3 1-2 K			0-0 1B		2-1 F7		0-0 F7	4 0 1 0 0 1 3																		
Jermaine Dye, R (1, 9) OBP: 0.381, SLG: 0.591		4-0 FC5-4 BB		2-1 FC7-4-5 2B		1-0 L6		4-2 1-2 2-3 BB	2 1 0 0 2 0 1																		
Joe Randa, R (1, 5) OBP: 0.365, SLG: 0.466		0-1 P4		0-1 1-H 2B		2-3 K		1-3 K	4 0 1 1 0 2 4																		
Dave McCarty, R (1, 3) OBP: 0.343, SLG: 0.532		1-2 FC5-4 1-2f			1-0 SH3-4 SF8 2B		0-0 F8	1-3 K	4 1 1 0 0 1 1																		
Todd Dunwoody, L (1, 8) OBP: 0.255, SLG: 0.277		2-1 L4			1-0 SH3-4			0-3 K	1-3 K	3 0 0 0 0 2 1																	
Gregg Zaun, S (1, 2) OBP: 0.348, SLG: 0.368			2-3 K		3-2 SF8			3-2 BB 2B 1B	2-2 G1-3	3 1 1 1 0 1 0																	
Carlos Febles, R (1, 4) OBP: 0.363, SLG: 0.357			1-0 G4-3		1-2 L4			4-2 1-2 2B BB		2 1 0 0 1 0 0																	
Inning Stats	R: 0 E: 0 K: 2 S: 8	H: 1 LOB: 1 BB: 0 P: 10	R: 0 E: 0 K: 0 S: 7	H: 0 LOB: 1 BB: 1 P: 14	R: 0 E: 0 K: 1 S: 9	H: 0 LOB: 0 BB: 0 P: 12	R: 1 E: 1 K: 0 S: 6	H: 2 LOB: 1 BB: 0 P: 8	R: 1 E: 0 K: 0 S: 9	H: 1 LOB: 0 BB: 0 P: 15	R: 0 E: 0 K: 0 S: 7	H: 0 LOB: 0 BB: 0 P: 12	R: 0 E: 0 K: 1 S: 5	H: 0 LOB: 0 BB: 0 P: 8	R: 2 E: 0 K: 2 S: 22	H: 2 LOB: 3 BB: 3 P: 39	R: 0 E: 0 K: 2 S: 10	H: 0 LOB: 0 BB: 0 P: 14	1B: 3 2B: 4 3B: 0 HR: 0	SF: 1 SAC: 1 DP: 1 HBP: 0	WP: 0 PB: 0 SB: 0 CS: 1	PA: 35					
PITCHER	IP WLS BF H R ER SO BB IBB HBP BLK WP HR S P ERA WHIP																										
Dwight Gooden, R (1, 1) ERA: 4.78	7.0		24	4	2	1	4	1	0	0	0	0	0	51	79	1.29	0.714										
Mike Stanton, L (8, 1) ERA: 3.22	0.1	B	4	2	2	2	1	1	0	0	0	0	0	12	20	54.00	9.000										
Jeff Nelson, R (8, 1) ERA: 2.18	0.2	W	4	0	0	0	1	2	0	0	0	0	0	10	19	0.00	3.000										
42 Mariano Rivera, R (9, 1) ERA: 3.04	1.0	S	3	0	0	0	2	0	0	0	0	0	0	10	14	0.00	0.000										

livebaseballscorecards.com

AB	29
R	4
H	6
RBI	4
BB	4
SO	8
LOB	10



Batter	1	2	3	4	5	6	7	8	9	AB R H RBI BB SO LOB	TOP									
Johnny Damon, L (1, 10) OBP: 0.381, SLG: 0.461	0-0 G6-3 1B	0-2 2B		2-3 K			1-0 BLK SH G5-3 1B	1-0 G6-4-3		5 1 3 1 0 1 3	Kansas City Royals @ New York Yankees Yankee Stadium, Bronx, NY Wed Aug 02 2000, 12:05 PM EDT Att. 38,993 - Overcast - 76 F									
Carlos Febles, R (1, 4) OBP: 0.361, SLG: 0.355	0-0 G6-3 1B	2-3 3-H 2B		3-2 F7			0-0 SH G5-3 BLK	0-0 G5-3	4 0 1 0 0 1 2											
Mark Quinn, R (1, 7) OBP: 0.341, SLG: 0.490	2-2 G6-3 1-2 2-3	0-0 G4-3			1-1 G5-4-3 1B		1-1 F7	0-1 G5-3	5 0 1 0 0 0 5											
Jermaine Dye, R (1, 9) OBP: 0.382, SLG: 0.587	3-3 K		2-1 1B		1-0 F9		4-0 G5-3 IBB	0-3 K	4 0 1 0 1 2 3											
Joe Randa, R (1, 5) OBP: 0.361, SLG: 0.461	2-3 K		2-1 F9		0-0 G5-4-3 1-2f		0-0 G5-3		4 0 0 1 0 1 6											
Dave McCarty, R (1, 3) OBP: 0.341, SLG: 0.531		1-0 1B 2B	0-3 K			0-0 G6-3	2-1 G1-3		4 1 1 0 0 1 3											
Héctor Ortiz, R (1, 2) OBP: 0.500, SLG: 0.565		1-2 2B SF8 2-3 1B	2-2 P6			0-0 WP 1B	4-0 BB BB		3 1 2 0 1 0 1											
Todd Dunwoody, L (1, 8) OBP: 0.264, SLG: 0.296		1-0 SF8 2B 1-3 2B 3-H		1-0 SH1-3 1B		1-3 K	2-3 K		4 1 2 1 0 2 2											
Luis Ordaz, R (1, 6) OBP: 0.262, SLG: 0.237		2-2 SF8		0-0 SH1-3		1-1 G4-3	4-0 G6-4-3 BB		1 0 0 1 1 0 1											
Inning Stats	R: 0 E: 0 K: 2 S: 14	H: 2 LOB: 2 BB: 0 P: 21	R: 3 E: 0 K: 1 S: 16	H: 4 LOB: 1 BB: 0 P: 23	R: 0 E: 0 K: 1 S: 10	H: 1 LOB: 1 BB: 0 P: 16	R: 0 E: 0 K: 1 S: 8	H: 1 LOB: 1 BB: 0 P: 14	R: 0 E: 0 K: 1 S: 7	H: 1 LOB: 1 BB: 0 P: 9	R: 1 E: 1 K: 0 S: 7	H: 1 LOB: 2 BB: 1 P: 15	R: 0 E: 0 K: 1 S: 4	H: 0 LOB: 1 BB: 2 P: 15	R: 0 E: 0 K: 1 S: 6	H: 0 LOB: 0 BB: 0 P: 6	1B: 8 2B: 3 3B: 0 HR: 0	SF: 1 SAC: 2 DP: 2 HBP: 0	WP: 1 PB: 0 SB: 0 CS: 0	PA: 40
PITCHER	IP WLS BF H R ER SO BB IBB HBP BLK WP HR S P ERA WHIP																			
Denny Neagle, L (1, 1) ERA: 3.33	7.0 L 34 11 4 3 6 1 1 0 1 1 0 66 108 3.86 1.714																			
Jason Grimsley, R (8, 1) ERA: 4.46	2.0 6 0 0 0 2 1 0 0 0 0 0 10 17 0.00 0.500																			

livebaseballscorecards.com

AB	34
R	4
H	11
RBI	4
BB	3
SO	8
LOB	26



Batter	1	2	3	4	5	6	7	8	9	AB	R	H	RBI	BB	SO	LOB		
Chuck Knoblauch, R <small>(1, 10)</small> <small>OBP: 0.365, SLG: 0.405</small>	4-0 2B G4-6-3		1-2 1B		1-0 1B	1-1 G4-3		2-1 1B SF7 HBP		2	1	1	0	1	0	0		
2 Derek Jeter, R <small>(1, 6)</small> <small>OBP: 0.378, SLG: 0.470</small>	0-1 G4-6-3 1-2f		1-1 F9			0-1 G5-3		1-2 1B		4	0	1	0	0	0	3		
Paul O'Neill, L <small>(1, 9)</small> <small>OBP: 0.354, SLG: 0.454</small>	2-3 K		1-0 F7			0-1 F8		2-1 SF7		3	0	0	1	0	1	2		
Bernie Williams, S <small>(1, 8)</small> <small>OBP: 0.399, SLG: 0.589</small>		3-1 L6		0-1 L7			4-2 BB BB	3-1 F7		3	0	0	0	1	0	1		
David Justice, L <small>(1, 7)</small> <small>OBP: 0.385, SLG: 0.595</small>		0-1 F8		2-3 K			0-0 F7		1-1 G3		4	0	0	0	0	1	1	
Tino Martinez, L <small>(1, 3)</small> <small>OBP: 0.328, SLG: 0.411</small>		4-2 BB		3-3 K			3-1 F7		0-0 F9		3	0	0	0	1	1	1	
Chris Turner, R <small>(1, 2)</small> <small>OBP: 0.424, SLG: 0.462</small>		3-2 F8				0-0 G6-3		4-0 BB	4-2 BB		2	0	0	0	2	0	1	
Jose Vizcaino, S <small>(1, 4)</small> <small>OBP: 0.311, SLG: 0.301</small>			2-3 K			4-2 CS BB		1-3 K		0-1 F8		3	0	0	0	1	2	3
Scott Brosius, R <small>(1, 5)</small> <small>OBP: 0.312, SLG: 0.394</small>			4-0 1B BB			2-0 F8		0-1 F8		2	0	0	0	1	0	1		

Inning Stats	R: 0	H: 0	E: 0	K: 1	S: 5	LOB: 0	BB: 1	P: 11	R: 0	H: 0	E: 0	K: 0	S: 10	LOB: 1	BB: 1	P: 20	R: 0	H: 1	E: 0	K: 1	S: 10	LOB: 2	BB: 1	P: 19	R: 0	H: 0	E: 0	K: 2	S: 8	LOB: 0	BB: 0	P: 13	R: 0	H: 0	E: 0	K: 0	S: 4	LOB: 0	BB: 1	P: 11	R: 0	H: 0	E: 0	K: 1	S: 6	LOB: 0	BB: 0	P: 7	R: 0	H: 0	E: 0	K: 1	S: 8	LOB: 2	BB: 2	P: 20	R: 1	H: 1	E: 0	K: 0	S: 10	LOB: 1	BB: 0	P: 18	R: 0	H: 0	E: 0	K: 0	S: 8	LOB: 1	BB: 1	P: 13	1B: 2	SF: 1	2B: 0	SAC: 0	3B: 0	DP: 1	HR: 0	HBP: 1	WP: 0	PA: 36
--------------	------	------	------	------	------	--------	-------	-------	------	------	------	------	-------	--------	-------	-------	------	------	------	------	-------	--------	-------	-------	------	------	------	------	------	--------	-------	-------	------	------	------	------	------	--------	-------	-------	------	------	------	------	------	--------	-------	------	------	------	------	------	------	--------	-------	-------	------	------	------	------	-------	--------	-------	-------	------	------	------	------	------	--------	-------	-------	-------	-------	-------	--------	-------	-------	-------	--------	-------	--------

PITCHER	IP	WLS	BF	H	R	ER	SO	BB	IBB	HBP	BLK	WP	HR	S	P	ERA	WHIP
Blake Stein, R <small>(1, 1)</small> <small>ERA: 5.97</small>	8.0	W	31	2	1	1	5	6	0	1	0	0	0	61	119	1.12	1.000
Ricky Bottalico, R <small>(9, 1)</small> <small>ERA: 4.45</small>	1.0	S	4	0	0	0	0	1	0	0	0	0	0	8	13	0.00	1.000

BOTTOM

Kansas City Royals @ New York Yankees
 Yankee Stadium, Bronx, NY

Wed Aug 02 2000, 12:05 PM EDT
 Att. 38,993 - Overcast - 76 F

AB	26
R	1
H	2
RBI	1
BB	7
SO	5
LOB	13



Batter	1	2	3	4	5	6	7	8	9	AB R H RBI BB SO LOB	TOP														
Johnny Damon, L (1, 10) OBP: 0.377, SLG: 0.455	3-2 E6 S		1-2 G6-3		1-1 F8		0-2 G1-3		0-1 G4-3	5 0 0 0 0 0 2	Kansas City Royals @ New York Yankees Yankee Stadium, Bronx, NY Thu Aug 03 2000, 7:05 PM EDT Att. 33,829 - Overcast - 70 F livebaseballscorecards.com														
Rey Sanchez, R (1, 6) OBP: 0.295, SLG: 0.314	0-1 F8		1-0 F8			2-2 G4-3	0-0 G4-3			4 0 0 0 0 0 1															
Mark Quinn, R (1, 7) OBP: 0.340, SLG: 0.487	2-3 K		3-3 K			1-1 1B	1-3 K			4 1 1 0 0 3 1															
Jermaine Dye, R (1, 9) OBP: 0.380, SLG: 0.584	0-1 F9			2-3 K		2-2 1B	1-2 P6			4 1 1 0 0 1 1															
Joe Randa, R (1, 5) OBP: 0.363, SLG: 0.462		2-2 E 1B		1-3 K		0-1 BB 1B	0-0 L8			4 0 2 1 0 1 0															
Dave McCarty, R (1, 3) OBP: 0.339, SLG: 0.524		3-2 E6		2-0 P4		1-2 BB 1B	2-1 G6-3			4 0 1 1 0 0 1															
Todd Dunwoody, L (1, 8) OBP: 0.254, SLG: 0.284		2-3 K			3-3 K	1-3 K				4 0 0 0 0 4 4															
Gregg Zaun, S (1, 2) OBP: 0.345, SLG: 0.360		0-1 F7			1-1 F7	4-1 BB				3 0 0 0 1 0 2															
Carlos Febles, R (1, 4) OBP: 0.363, SLG: 0.352		3-2 G4-3			1-1 HBP	1-3 K				2 0 0 0 1 1 5															
Inning Stats	R: 0 E: 1 K: 1 S: 13	H: 0 LOB: 1 BB: 0 P: 18	R: 0 E: 1 K: 1 S: 17	H: 1 LOB: 2 BB: 0 P: 27	R: 0 E: 0 K: 1 S: 9	H: 0 LOB: 0 BB: 0 P: 14	R: 0 E: 0 K: 2 S: 7	H: 0 LOB: 0 BB: 0 P: 12	R: 0 E: 0 K: 1 S: 8	H: 0 LOB: 1 BB: 0 P: 14	R: 2 E: 0 K: 2 S: 22	H: 4 LOB: 3 BB: 1 P: 34	R: 0 E: 0 K: 1 S: 9	H: 0 LOB: 0 BB: 0 P: 10	R: 0 E: 0 K: 0 S: 8	H: 0 LOB: 0 BB: 0 P: 11	R: 0 E: 0 K: 1 S: 12	H: 0 LOB: 1 BB: 1 P: 19	1B: 5 2B: 0 3B: 0 HR: 0	SF: 0 SAC: 0 DP: 0 HBP: 1	WP: 0 PB: 0 SB: 2 CS: 0	PA: 37			
PITCHER	IP WLS BF H R ER SO BB IBB HBP BLK WP HR S P ERA WHIP																								
Roger Clemens, R (1, 1) ERA: 3.72	7.0		30	5	2	2	9	1	0	1	0	0	0	85	129	2.57	0.857								
Jeff Nelson, R (8, 1) ERA: 2.14	1.0		3	0	0	0	0	0	0	0	0	0	0	8	11	0.00	0.000								
42 Mariano Rivera, R (9, 1) ERA: 2.98	1.0	W	4	0	0	0	1	1	0	0	0	0	0	12	19	0.00	1.000								

Kansas City Royals @ New York Yankees
 Yankee Stadium, Bronx, NY
 Thu Aug 03 2000, 7:05 PM EDT
 Att. 33,829 - Overcast - 70 F

AB	34
R	2
H	5
RBI	2
BB	2
SO	10
LOB	17



Batter	1	2	3	4	5	6	7	8	9	AB R H RBI BB SO LOB
Luis Polonia, L (1, 7) OBP: 0.330, SLG: 0.415	0-1 F7		0-1 F9		0-1 F8 2 BB 1B		4-1 G4-3 BB		4-2 G1-3 1B BB	3 1 1 0 2 0 0
2 Derek Jeter, R (1, 6) OBP: 0.379, SLG: 0.467	3-2 F8		2-2 S 1B		4-0 1-2 BB		0-0 F9		0-0 G1-3 1-2	4 0 1 0 1 0 2
Paul O'Neill, L (1, 9) OBP: 0.357, SLG: 0.454	1-0 1B		4-1 1-2 BB		1-0 F8 2-3		1-2 G4-3 1-2		1-0 2-H 1B	4 0 2 1 1 0 3
Bernie Williams, S (1, 8) OBP: 0.397, SLG: 0.585	3-2 G4-3		1-1 L6		2-3 K2-3		4-1 BB			3 0 0 0 1 1 5
David Justice, L (1, 10) OBP: 0.381, SLG: 0.588		0-0 G3-1		2-1 F7		1-3 K		1-0 G3		4 0 0 0 0 1 2
Tino Martinez, L (1, 3) OBP: 0.332, SLG: 0.424		1-2 HR		4-1 20 G4-3 BB		0-1 20 F8 2B		0-1 F9		3 1 2 1 1 0 0
20 Jorge Posada, S (1, 2) OBP: 0.421, SLG: 0.506		1-3 K		2-2 G4-3 1-2		1-0 F8 2-3		0-3 K		4 0 0 0 0 2 2
Scott Brosius, R (1, 5) OBP: 0.315, SLG: 0.392		0-2 F8		1-2 F8		4-2 BB		4-0 E BB		2 1 0 0 2 0 1
Jose Vizcaino, S (1, 4) OBP: 0.306, SLG: 0.296			3-2 F7		0-0 G4-3		3-1 G4-3		0-2 E4 1-H	3 0 0 0 0 0 2
Glenallen Hill, R (8, PH) OBP: 0.295, SLG: 0.503										1 0 0 0 0 0 0
Clay Bellinger, R (9, 4) OBP: 0.284, SLG: 0.404										0 0 0 0 0 0 0

Inning Stats	R: 0 E: 0 K: 0 S: 9	H: 1 LOB: 1 BB: 0 P: 16	R: 1 E: 0 K: 1 S: 11	H: 1 LOB: 0 BB: 0 P: 13	R: 0 E: 0 K: 0 S: 11	H: 1 LOB: 2 BB: 1 P: 21	R: 0 E: 0 K: 0 S: 9	H: 0 LOB: 1 BB: 1 P: 18	R: 0 E: 0 K: 1 S: 7	H: 1 LOB: 2 BB: 1 P: 14	R: 0 E: 0 K: 1 S: 10	H: 1 LOB: 2 BB: 1 P: 19	R: 0 E: 0 K: 0 S: 7	H: 0 LOB: 2 BB: 2 P: 17	R: 1 E: 1 K: 1 S: 10	H: 0 LOB: 1 BB: 1 P: 14	R: 1 E: 0 K: 0 S: 4	H: 1 LOB: 1 BB: 1 P: 9	1B: 4 2B: 1 3B: 0 HR: 1	SF: 0 SAC: 0 DP: 0 HBP: 0	WP: 0 PB: 1 SB: 1 CS: 0	PA: 39		
PITCHER	IP	WLS	BF	H	R	ER	SO	BB	IBB	HBP	BLK	WP	HR	S	P	ERA	WHIP							
Mac Suzuki, R (1, 1) ERA: 3.6	7.0		32	5	1	1	3	6	0	0	0	0	1	64	118	1.29	1.571							
Jerry Spradlin, R (8, 1) ERA: 4.73	1.1	L	7	1	2	1	1	2	0	0	0	0	0	14	23	6.75	2.250							

BOTTOM

Kansas City Royals @ New York Yankees
 Yankee Stadium, Bronx, NY
 Thu Aug 03 2000, 7:05 PM EDT
 Att. 33,829 - Overcast - 70 F

livebaseballscores.com

AB	31
R	3
H	6
RBI	2
BB	8
SO	4
LOB	17



Batter	1	2	3	4	5	6	7	8	9	AB R H RBI BB SO LOB	TOP																
Carlos Febles, R (1, 4) OBP: 0.364, SLG: 0.351	1-2 G6-3		4-2 1B 1B BB		2-1 29 S 1B 1B	1-1 FC6-4			0-1 G1-3	4 2 1 0 1 0 1																	
Rey Sanchez, R (1, 6) OBP: 0.299, SLG: 0.316	4-0 BB		2-0 1B 1-2 1B		1-2 29 S 1B 1B	1-0 CS	0-1 G5-3		2-2 G6-3	4 1 2 0 1 0 0																	
29 Mike Sweeney, R (1, 3) OBP: 0.406, SLG: 0.513	1-2 P4		0-1 F7		3-3 K 1-2 2-3		3-1 G6-3			4 0 0 0 0 1 5																	
Jermaine Dye, R (1, 9) OBP: 0.381, SLG: 0.582	0-0 G4-3		2-2 1-3 2-H 1B		4-0 1B 1B BB		2-2 F7			3 1 1 1 1 0 1																	
Joe Randa, R (1, 10) OBP: 0.364, SLG: 0.464		1-0 F9	1-0 F9		2-1 1B 1-2 2-H 3-H 1B			1-2 2B		4 0 2 2 0 0 2																	
Mark Quinn, R (1, 8) OBP: 0.342, SLG: 0.488 (8, 7)		0-0 1B		2-0 F9	3-2 1-3 2-H 1B			0-0 F7		4 0 2 1 0 0 1																	
Dave McCarty, R (1, 7) OBP: 0.332, SLG: 0.512		1-1 F7		2-3 K	0-3 K			2-1 P4		4 0 0 0 0 2 4																	
Gregg Zaun, S (8, 2) OBP: 0.345, SLG: 0.360										0 0 0 0 0 0 0	AB 34 R 4 H 8 RBI 4 BB 4 SO 5 LOB 17																
Héctor Ortiz, R (1, 2) OBP: 0.483, SLG: 0.520		1-0 G4-3		2-1 G5-3		4-2 FC4-6 BB		2-3 K		2 0 0 0 1 0 1																	
Todd Dunwoody, L (8, PH) OBP: 0.252, SLG: 0.282 (8, 8)										1 0 0 0 0 1 1																	
Jeff Reboulet, R (1, 5) OBP: 0.346, SLG: 0.298			0-3 K		0-2 L4	0-1 FC4-6			0-1 G1-3	3 0 0 0 0 1 1																	
Scott Pose, L (9, PH) OBP: 0.255, SLG: 0.167										1 0 0 0 0 0 0																	
Inning Stats	R: 0 E: 0 K: 0 S: 11	H: 0 LOB: 1 BB: 1 P: 17	R: 0 E: 0 K: 0 S: 5	H: 1 LOB: 1 BB: 0 P: 8	R: 1 E: 0 K: 1 S: 13	H: 2 LOB: 2 BB: 1 P: 22	R: 0 E: 0 K: 1 S: 6	H: 0 LOB: 0 BB: 0 P: 12	R: 3 E: 0 K: 2 S: 21	H: 4 LOB: 2 BB: 1 P: 36	R: 0 E: 0 K: 0 S: 7	H: 0 LOB: 0 BB: 1 P: 12	R: 0 E: 0 K: 0 S: 8	H: 0 LOB: 0 BB: 0 P: 13	R: 0 E: 0 K: 1 S: 9	H: 1 LOB: 1 BB: 0 P: 14	R: 0 E: 0 K: 0 S: 8	H: 0 LOB: 0 BB: 0 P: 10	1B: 7 2B: 1 3B: 0 HR: 0	SF: 0 SAC: 0 DP: 0 HBP: 0	WP: 0 PB: 0 SB: 2 CS: 1	PA: 39					
PITCHER	IP WLS BF H R ER SO BB IBB HBP BLK WP HR S P ERA WHIP																										
Jeff Fassero, L (1, 1) ERA: 5.28	4.2		24	7	4	4	3	3	0	0	0	0	0	53	92	7.71	2.143										
Hipolito Pichardo, R (5, 1) ERA: 2.56	2.1		7	0	0	0	1	1	0	0	0	0	0	18	28	0.00	0.429										
Rich Garces, R (8, 1) ERA: 3.14	1.0	W	4	1	0	0	1	0	0	0	0	0	0	9	14	0.00	1.000										
Derek Lowe, R (9, 1) ERA: 3.06	1.0	S	3	0	0	0	0	0	0	0	0	0	0	8	10	0.00	0.000										

Kansas City Royals @ Boston Red Sox
Fenway Park, Boston, MA
Fri Aug 04 2000, 7:05 PM EDT
Att. 33,702 - Sunny - 80 F

livebaseballscorecards.com



Batter	1	2	3	4	5	6	7	8	9	AB	R	H	RBI	BB	SO	LOB
Trot Nixon, L OBP: 0.379, SLG: 0.496 (1, 9)	2-2 F8		0-2 G4-6-3			1-0 CS 1B		4-0 BB		3	0	1	1	1	0	1
Mike Lansing, R OBP: 0.312, SLG: 0.407 (1, 4)	2-1 2B 1B			3-3 K	1-2 CS 1-2	3-2 G6-3	2-2 G5-3			4	0	1	0	0	1	2
Brian Daubach, L OBP: 0.337, SLG: 0.486 (1, 10)	1-1 F7			3-2 G4-3		1-3 K		2-2 HR		4	1	1	1	0	1	1
Nomar Garciaparra, R OBP: 0.451, SLG: 0.657 (1, 6)	0-2 1-H 2B			2-1 G5-3		2-1 3B 1B		0-1 G5-3		4	1	2	0	0	0	0
Troy O'Leary, L OBP: 0.318, SLG: 0.396 (1, 7)		2-2 F8			0-2 F7	1-1 3B		0-0 F8		4	0	1	1	0	0	0
Jason Varitek, S OBP: 0.358, SLG: 0.434 (1, 2)		3-2 G3			1-1 2B G6-3 1B	4-0 IBB		2-2 1B		3	1	2	0	1	0	0
Ed Sprague, R OBP: 0.309, SLG: 0.481 Manny Alexander, R OBP: 0.226, SLG: 0.293 (1, 5) (9, 5)		3-1 F2			1-0 1B 2B	0-1 G4-3		1-3 K		4	1	1	0	0	1	3
Rico Brogna, L OBP: 0.296, SLG: 0.379 (1, 3)			1-3 K2-3		0-1 G6-3		2-1 G5-3 SH3-4 1B			3	0	1	1	0	1	1
Darren Lewis, R OBP: 0.300, SLG: 0.311 (1, 8)			4-1 G4-6-3 BB		0-1 1B 1B		2-1 SH3-4			1	1	1	1	1	0	0

Inning Stats	R: 0	H: 2	E: 0	K: 12	S: 17	R: 0	H: 0	E: 0	K: 9	S: 17	R: 0	H: 0	E: 0	K: 1	S: 7	R: 3	H: 4	E: 0	K: 13	S: 17	R: 1	H: 2	E: 0	K: 13	S: 24	R: 0	H: 1	E: 0	K: 7	S: 17	R: 1	H: 2	E: 0	K: 16	S: 21
	LOB: 2	BB: 0	P: 17			LOB: 0	BB: 0	P: 17			LOB: 0	BB: 0	P: 17			LOB: 2	BB: 1	P: 24			LOB: 1	BB: 1	P: 17			LOB: 1	BB: 0	P: 21			LOB: 1	BB: 0	P: 21		

PITCHER	IP	WLS	BF	H	R	ER	SO	BB	IBB	HBP	BLK	WP	HR	S	P	ERA	WHIP
Jeff Suppan, R ERA: 5.54 (1, 1)	6.0		25	8	4	4	3	1	1	0	0	0	0	67	108	6.00	1.500
Andy Larkin, R ERA: 5.14 (7, 1)	1.1	L	6	2	1	1	0	1	0	0	0	0	1	16	28	6.75	2.250
Tim Byrdak, L ERA: 8.31 (8, 1)	0.1		2	1	0	0	0	0	0	0	0	0	0	4	6	0.00	3.000
51 Kris Wilson, R ERA: (8, 1)	0.1		1	0	0	0	1	0	0	0	0	0	0	3	4	0.00	0.000

BOTTOM

Kansas City Royals @ Boston Red Sox
Fenway Park, Boston, MA

Fri Aug 04 2000, 7:05 PM EDT
Att: 33,702 - Sunny - 80 F

AB	30
R	5
H	11
RBI	5
BB	3
SO	4
LOB	8



WP	HR	S	P	ERA	WHIP
0	0	0	0	0	0

Batter	1	2	3	4	5	6	7	8	9	AB R H RBI BB SO LOB	TOP																
Johnny Damon, L (1, 10) OBP: 0.379, SLG: 0.462	1-1 G3 29 1B S	1-0 CS	0-1 G1 29 WP 2B		1-0 G3 29 G3 2B		0-1 G4-3	2-2 G4-3		5 3 3 0 0 0 1																	
Carlos Febles, R (1, 4) OBP: 0.357, SLG: 0.344	3-2 G3		0-1 G1		1-2 G3		3-3 K		1-2 G6-3	5 0 0 0 0 1 3																	
29 Mike Sweeney, R (1, 3) OBP: 0.405, SLG: 0.512	3-2 1B		3-1 P5		2-0 G3		1-1 L8		2-1 1B	5 0 2 2 0 0 0																	
Jermaine Dye, R (1, 9) OBP: 0.384, SLG: 0.582	2-0 1B		1-3 K		1-0 E 1B			0-0 1B 2B	1-1 F8	5 1 3 0 0 1 1																	
Joe Randa, R (1, 5) OBP: 0.362, SLG: 0.461	3-1 G6-4-3				3-2 G4-3		0-0 E5 1B	0-0 2B 1B	1-3 K2-3	5 1 1 0 0 1 4																	
Mark Quinn, R (1, 7) OBP: 0.346, SLG: 0.492		4-2 E G4-3 FC6-4 BB			0-0 P3		1-1 1B	3-1 1B FC6-4 2B		3 2 2 1 1 0 0																	
Gregg Zaun, S (1, 2) OBP: 0.349, SLG: 0.359		1-2 G4-3			4-0 1B BB		1-3 K	1-2 FC6-4 1B		3 0 1 1 1 1 1																	
Todd Dunwoody, L (1, 8) OBP: 0.252, SLG: 0.280		0-0 E3 FC6-4			2-1 1B		2-0 G4-3	0-2 P4		4 0 1 0 0 0 3																	
Luis Ordez, R (1, 6) OBP: 0.253, SLG: 0.228		0-0 FC6-4			1-0 F8		2-2 G6-3	2-2 FC6-4 WP		3 0 0 1 0 0 3																	
Dave McCarty, R (8, PH) OBP: 0.330, SLG: 0.509										1 0 0 1 0 0 1																	
Rey Sanchez, R (8, PR) OBP: 0.299, SLG: 0.316										0 0 0 0 0 0 0																	
Inning Stats	R: 1 E: 0 K: 0 S: 12	H: 3 LOB: 1 BB: 0 P: 24	R: 1 E: 1 K: 0 S: 8	H: 0 LOB: 0 BB: 1 P: 14	R: 1 E: 0 K: 1 S: 9	H: 1 LOB: 0 BB: 1 P: 13	R: 0 E: 0 K: 0 S: 9	H: 1 LOB: 2 BB: 1 P: 19	R: 1 E: 1 K: 0 S: 10	H: 3 LOB: 2 BB: 0 P: 16	R: 0 E: 0 K: 1 S: 7	H: 0 LOB: 0 BB: 0 P: 12	R: 0 E: 0 K: 1 S: 7	H: 0 LOB: 0 BB: 0 P: 11	R: 3 E: 0 K: 0 S: 17	H: 4 LOB: 2 BB: 0 P: 24	R: 0 E: 0 K: 1 S: 10	H: 1 LOB: 1 BB: 0 P: 15	1B: 10 2B: 3 3B: 0 HR: 0	SF: 0 SAC: 0 DP: 1 HBP: 0	WP: 2 PB: 0 SB: 1 CS: 1	PA: 42					
PITCHER	IP	WLS	BF	H	R	ER	SO	BB	IBB	HBP	BLK	WP	HR	S	P	ERA	WHIP										
Rolando Arrojo, R (1, 1) ERA: 6.09	4.2		23	7	4	3	1	2	0	0	0	1	0	46	83	5.79	1.929										
Bryce Florie, R (5, 1) ERA: 4.35	1.1		4	1	0	0	1	0	0	0	0	0	0	9	15	0.00	0.750										
Rheal Cormier, L (7, 1) ERA: 3.71	1.0	L	5	2	2	2	1	0	0	0	0	0	0	9	13	18.00	2.000										
Rod Beck, R (8, 1) ERA: 1.93	2.0		9	3	1	1	1	0	0	0	0	1	0	25	37	4.50	1.500										

Kansas City Royals @ Boston Red Sox
 Fenway Park, Boston, MA
 Sat Aug 05 2000, 1:15 PM EDT
 Att. 31,441 - Cloudy - 80 F

AB	39
R	7
H	13
RBI	6
BB	2
SO	4
LOB	17



Batter	1	2	3	4	5	6	7	8	9	AB R H RBI BB SO LOB
Trot Nixon, L OBP: 0.376, SLG: 0.490 (1, 9)	4-1 FC6-4 BB	2-1 SF7		0-1 G4-3			1-2 F9		2-3 K	3 0 0 1 1 1 0
Brian Daubach, L OBP: 0.332, SLG: 0.479 (1, 10)	0-0 F7	0-0 F5			0-1 F9		0-1 F8		2-2 F7	5 0 0 0 0 0 2
Carl Everett, S OBP: 0.398, SLG: 0.643 (1, 8)	0-0 P5		3-1 F8 1B 1B		3-2 G3-1		0-0 1B 2B		1-2 HR	5 2 3 1 0 0 1
Nomar Garciaparra, R OBP: 0.451, SLG: 0.652 (1, 6)	1-0 FC6-4 1-2f		0-0 P4		3-0 F5		1-2 2-H 1B		4-1 BB BB	4 0 1 1 1 0 2
Troy O'Leary, L OBP: 0.322, SLG: 0.396 (1, 7)		4-2 WP 1B BB	0-1 1-2 1B		3-1 F9		0-0 F8		4-2 1-2 BB	3 1 1 0 2 0 1
Jason Varitek, S OBP: 0.361, SLG: 0.441 (1, 2)		4-2 1-2 1B WP BB	2-2 F8 2-3		1-1 2B		0-0 G4-3 2B		0-3 K2-3	4 1 2 0 1 1 4
Ed Sprague, R OBP: 0.305, SLG: 0.474 (1, 5)		1-0 F3	1-2 F9		0-0 F9		1-2 F7			3 0 0 0 0 0 5
Scott Hatteberg, L OBP: 0.340, SLG: 0.475 (8, PH)		1-2 2-3								1 0 0 0 0 0 1
Manny Alexander, R OBP: 0.226, SLG: 0.293 (9, 5)										0 0 0 0 0 0 0
Rico Brogna, L OBP: 0.301, SLG: 0.373 (1, 3)		4-1 1B SF7 BB		0-1 F7		4-1 BB		1-1 G4-3 2-3		2 1 0 0 2 0 1
Mike Lansing, R OBP: 0.312, SLG: 0.405 (1, 4)		3-1 1-3 2-H 3-H 1B		1-1 F9		0-0 F8		0-1 F9		4 0 1 2 0 0 3

Inning Stats	R: 0 E: 0 K: 0 S: 4	H: 0 LOB: 1 BB: 1 P: 9	R: 3 E: 0 K: 0 S: 14	H: 1 LOB: 1 BB: 3 P: 32	R: 0 E: 0 K: 0 S: 11	H: 2 LOB: 2 BB: 0 P: 17	R: 0 E: 0 K: 0 S: 6	H: 0 LOB: 0 BB: 0 P: 7	R: 0 E: 0 K: 0 S: 6	H: 0 LOB: 0 BB: 0 P: 12	R: 0 E: 0 K: 0 S: 7	H: 1 LOB: 2 BB: 1 P: 15	R: 1 E: 0 K: 0 S: 10	H: 2 LOB: 1 BB: 0 P: 12	R: 0 E: 0 K: 0 S: 8	H: 1 LOB: 1 BB: 0 P: 10	R: 1 E: 0 K: 2 S: 19	H: 1 LOB: 2 BB: 2 P: 32	1B: 4 2B: 3 3B: 0 HR: 1	SF: 1 SAC: 0 DP: 0 HBP: 0	WP: 1 PB: 0 SB: 0 CS: 0	PA: 42
--------------	------------------------------	---------------------------------	-------------------------------	----------------------------------	-------------------------------	----------------------------------	------------------------------	---------------------------------	------------------------------	----------------------------------	------------------------------	----------------------------------	-------------------------------	----------------------------------	------------------------------	----------------------------------	-------------------------------	----------------------------------	----------------------------------	------------------------------------	----------------------------------	--------

PITCHER	IP	WLS	BF	H	R	ER	SO	BB	IBB	HBP	BLK	WP	HR	S	P	ERA	WHIP
Chad Durbin, R ERA: 8.21 (1, 1)	1.1		9	1	3	3	0	4	0	0	0	1	0	15	36	20.25	3.750
Brian Meadows, R ERA: 5.14 (2, 1)	6.2	W	27	6	1	1	0	1	0	0	0	0	0	51	78	1.35	1.050
Ricky Bottalico, R ERA: 4.53 (9, 1)	1.0	S	6	1	1	1	2	2	0	0	0	0	1	19	32	9.00	3.000

BOTTOM

Kansas City Royals @ Boston Red Sox
 Fenway Park, Boston, MA
 Sat Aug 05 2000, 1:15 PM EDT
 Att: 31,441 - Cloudy - 80 F

livebaseballscorecards.com

AB	34
R	5
H	8
RBI	5
BB	7
SO	2
LOB	20



Batter	1	2	3	4	5	6	7	8	9	AB R H RBI BB SO LOB	TOP		
Johnny Damon, L (1, 10) OBP: 0.382, SLG: 0.464 	1-2 G3 E 1B		1-0 FC5-2 S 1B		3-2 F7			2-1 FC5-4 1B		4 1 3 0 0 0 0			
Rey Sanchez, R (1, 6) OBP: 0.296, SLG: 0.312 	3-1 G3		2-2 L6		0-0 L6			2-1 FC5-4 1B		4 1 0 1 0 0 3			
29 Mike Sweeney, R (1, 3) OBP: 0.406, SLG: 0.511 	2-2 G5-3		0-3 K		4-0 BB			1-0 G6-4-3 1B		3 0 1 0 1 1 2			
Jermaine Dye, R (1, 9) OBP: 0.383, SLG: 0.579 	0-0 E7 FC5		0-0 FC5-2		0-0 F7			1-1 G6-4-3 1B		4 0 1 1 0 0 3			
Joe Randa, R (1, 5) OBP: 0.361, SLG: 0.458 	4-2 FC5 BB			1-0 F8		0-2 F8		1-2 G6-4-3		3 0 0 0 1 0 3			
Mark Quinn, R (1, 7) OBP: 0.343, SLG: 0.486 	0-0 FC5			3-2 G6-3			1-1 G5-3		3-3 K		4 0 0 0 0 1 2		
Gregg Zaun, S (1, 2) OBP: 0.347, SLG: 0.356 		0-3 K		0-0 1B			1-0 G4-3		1-2 L6		4 0 1 0 0 1 0		
Todd Dunwoody, L (1, 8) OBP: 0.252, SLG: 0.279 		0-1 F8			1-0 G4-3		1-1 G4-3		1-0 1B		4 0 1 0 0 0 0		
Carlos Febles, R (1, 4) OBP: 0.356, SLG: 0.342 		0-1 G6-3			0-1 G5-3			1-1 FC5-4 1B	1-1 G5-3		4 1 1 0 0 0 1		
Inning Stats	R: 1 H: 1 E: 1 LOB: 2 K: 0 BB: 1 S: 13 P: 22	R: 0 H: 0 E: 0 LOB: 0 K: 1 BB: 0 S: 7 P: 7	R: 0 H: 1 E: 0 LOB: 1 K: 1 BB: 0 S: 15 P: 16	R: 0 H: 1 E: 0 LOB: 1 K: 0 BB: 0 S: 6 P: 10	R: 0 H: 0 E: 0 LOB: 0 K: 0 BB: 0 S: 8 P: 12	R: 0 H: 0 E: 0 LOB: 1 K: 0 BB: 1 S: 5 P: 9	R: 0 H: 0 E: 0 LOB: 0 K: 0 BB: 0 S: 5 P: 8	R: 2 H: 4 E: 0 LOB: 1 K: 0 BB: 0 S: 12 P: 20	R: 0 H: 1 E: 0 LOB: 1 K: 1 BB: 0 S: 9 P: 15	1B: 8 SF: 0 2B: 1 SAC: 0 3B: 0 DP: 2 HR: 0 HBP: 0	WP: 0 PA: 36 PB: 1 SB: 3 CS: 0		
PITCHER	IP WLS BF H R ER SO BB IBB HBP BLK WP HR S P ERA WHIP											PITCHER	IP WLS BF H R ER SO BB IBB HBP BLK WP HR S P ERA WHIP
49 Tim Wakefield, R (1, 1) ERA: 4.73	7.0 L 28 5 3 2 2 2 0 0 0 0 0 0 63 91 2.57 1.000												
Hipolito Pichardo, R (8, 1) ERA: 2.45	2.0 8 3 0 0 0 1 0 0 0 0 0 0 17 28 0.00 1.500												

Kansas City Royals @ Boston Red Sox
 Fenway Park, Boston, MA
 Sun Aug 06 2000, 1:05 PM EDT
 Att. 33,442 - Cloudy - 81 F

livebaseballscorecards.com

AB	34
R	3
H	8
RBI	2
BB	2
SO	3
LOB	14



Batter	1	2	3	4	5	6	7	8	9	AB	R	H	RBI	BB	SO	LOB
Trot Nixon, L OBP: 0.377, SLG: 0.487 (1, 9)	4-1 FC3-6 BB		2-1 1B		2-2 F7		1-1 G6-4-3 1-2f		2-2 F9	4	0	1	0	1	0	3
Brian Daubach, L OBP: 0.328, SLG: 0.472 (1, 10)	2-0 FC3-6 1-2f		0-0 F7		2-0 L3			2-3 K2-3	2-0 G3-1	5	0	0	0	0	1	4
Carl Everett, S OBP: 0.397, SLG: 0.638 (1, 8)	0-0 F7		0-0 1B			1-2 G4-3		3-2 P6		4	0	1	0	0	0	1
Nomar Garciaparra, R OBP: 0.451, SLG: 0.862 (1, 6)	0-3 K		1-2 G4-3			2-0 HR		1-1 FC6-4 2B		4	1	2	1	0	1	3
Troy O'Leary, L OBP: 0.321, SLG: 0.392 (1, 7)		0-0 G4-3		3-3 K		2-3 K		4-0 FC6-4 BB		3	0	0	0	1	2	0
Scott Hatteberg, L OBP: 0.344, SLG: 0.483 (1, 2)		1-0 F8		1-0 2B		2-2 1B		0-1 FC6-4 1-2f 2-3		4	0	2	0	0	0	2
Mike Lansing, R OBP: 0.313, SLG: 0.405 (1, 4)		4-1 BB		0-0 G6-3		1-3 K			2-1 1B	3	0	1	0	1	1	2
Rico Brogna, L OBP: 0.300, SLG: 0.370 (1, 3)		2-1 G3		1-1 G3			1-1 G4-3		3-2 1B 1B	4	0	1	0	0	0	2
Manny Alexander, R OBP: 0.229, SLG: 0.294 (9, PH)			2-1 G4-3		0-0 F8		1-0 G6-4-3 1B		0-2 1B	3	0	1	0	0	0	0
Jason Varitek, S OBP: 0.363, SLG: 0.443 (9, PR)										1	0	1	0	0	0	0
Darren Lewis, R OBP: 0.300, SLG: 0.311 (9, PR)										0	0	0	0	0	0	0

Inning Stats	R: 0	H: 0	E: 0	K: 1	S: 6	R: 0	H: 0	E: 0	K: 0	S: 5	R: 0	H: 2	E: 0	K: 0	S: 9	R: 0	H: 1	E: 0	K: 1	S: 7	R: 0	H: 0	E: 0	K: 0	S: 6	R: 1	H: 2	E: 0	K: 2	S: 14	R: 0	H: 1	E: 0	K: 0	S: 5	R: 0	H: 1	E: 0	K: 1	S: 11	R: 0	H: 3	E: 0	K: 0	S: 14	1B: 7	2B: 2	3B: 0	HR: 1	SF: 0	SAC: 0	DP: 1	HBP: 0	WP: 0	PB: 0	SB: 0	CS: 0	PA: 38
--------------	------	------	------	------	------	------	------	------	------	------	------	------	------	------	------	------	------	------	------	------	------	------	------	------	------	------	------	------	------	-------	------	------	------	------	------	------	------	------	------	-------	------	------	------	------	-------	-------	-------	-------	-------	-------	--------	-------	--------	-------	-------	-------	-------	--------

PITCHER	IP	WLS	BF	H	R	ER	SO	BB	IBB	HBP	BLK	WP	HR	S	P	ERA	WHIP
Dan Reichert, R ERA: 3.98 (1, 1)	8.0	W	33	7	1	1	5	3	0	0	0	0	1	63	111	1.12	1.250
Jerry Spradlin, R ERA: 4.7 (9, 1)	0.1	H	3	3	0	0	0	0	0	0	0	0	0	10	15	0.00	9.000
Ricky Bottalico, R ERA: 4.47 (9, 1)	0.2	S	2	0	0	0	0	0	0	0	0	0	0	4	8	0.00	0.000

BOTTOM

Kansas City Royals @ Boston Red Sox
 Fenway Park, Boston, MA
 Sun Aug 06 2000, 1:05 PM EDT
 Att: 33,442 - Cloudy - 81 F

livebaseballscorecards.com

AB	35
R	1
H	10
RBI	1
BB	3
SO	5
LOB	17



Batter	1	2	3	4	5	6	7	8	9	AB R H RBI BB SO LOB
--------	---	---	---	---	---	---	---	---	---	----------------------

Shannon Stewart, R (1, 7) <small>OBP: 0.379, SLG: 0.549</small>	1-1 HR	2-1 1B		1-1 G4-6-3 <small>1-2f</small>			2-1 2B		0-1 1B	5 2 4 1 0 0 1
---------------------------------------------------------------------------	----------------------	----------------------	--	-------------------------------------------------	--	--	----------------------	--	----------------------	---------------

Alex Gonzalez, R (1, 6) <small>OBP: 0.310, SLG: 0.401</small>	2-1 G6-3	0-0 G5-3			2-2 G4-6-3 1B		2-3 K		2-1 F7	5 0 1 0 0 1 4
-------------------------------------------------------------------------	------------------------	------------------------	--	--	---------------------------------------	--	---------------------	--	----------------------	---------------

Dave Martinez, L (1, 9) <small>OBP: 0.326, SLG: 0.359</small>	4-0 2B HR BB		1-1 F9 1B		0-0 G4-6-3 <small>1-2f</small>		1-3 K		2-2 BB 1B	4 1 2 1 1 1 2
-------------------------------------------------------------------------	------------------------------------------------	--	-----------------------------------	--	-------------------------------------------------	--	---------------------	--	-----------------------------------	---------------

Carlos Delgado, L (1, 3) <small>OBP: 0.488, SLG: 0.725</small>	0-0 HR 2B		2-3 K		4-0 BB			0-0 1B 3B	0-0 G5-3 BB 1B	4 2 3 1 1 1 1
--------------------------------------------------------------------------	-----------------------------------	--	---------------------	--	----------------------	--	--	-----------------------------------	--------------------------------------------------	---------------

Brad Fullmer, L (1, 10) <small>OBP: 0.353, SLG: 0.564</small>	3-2 HR		0-0 F9		0-1 F9			1-1 F8	4-2 BB	4 1 1 3 1 0 3
-------------------------------------------------------------------------	----------------------	--	----------------------	--	----------------------	--	--	----------------------	----------------------	---------------

Tony Batista, R (1, 5) <small>OBP: 0.326, SLG: 0.572</small>	1-0 G5-3		4-1 BB					1-0 FC6-4 1B	0-0 G5-3	4 0 1 1 1 0 3
------------------------------------------------------------------------	------------------------	--	----------------------	--	--	--	--	--------------------------------------	------------------------	---------------

Darrin Fletcher, L (1, 2) <small>OBP: 0.359, SLG: 0.529</small>	1-3 K		2-0 G4-1					0-2 G6-3		4 0 0 0 0 2 3
---------------------------------------------------------------------------	---------------------	--	------------------------	--	--	--	--	------------------------	--	---------------

José Cruz Jr., S (1, 8) <small>OBP: 0.322, SLG: 0.455</small>		3-2 G6-4-3 1B		2-3 K				3-2 G3		4 0 1 0 0 1 1
-------------------------------------------------------------------------	--	---------------------------------------	--	---------------------	--	--	--	----------------------	--	---------------

Mickey Morandini, L (1, 4) <small>OBP: 0.324, SLG: 0.315</small> Craig Grebeck, R (9, PH) <small>OBP: 0.333, SLG: 0.392</small>		1-0 G6-4-3 <small>1-2f</small>		0-2 G4-6-3 1B				3-2 G1-3		4-2 F7 1B BB	3 0 1 0 0 0 1 0 1 0 0 1 0 0
--------------------------------------------------------------------------------------------------------------------------------------------------------	--	-------------------------------------------------	--	---------------------------------------	--	--	--	------------------------	--	------------------------------------------------	--------------------------------

Inning Stats	R: 4	H: 3	E: 0	K: 1	S: 13	P: 25	R: 0	H: 2	E: 0	K: 0	S: 7	P: 13	R: 0	H: 1	E: 0	K: 1	S: 9	P: 18	R: 0	H: 1	E: 0	K: 1	S: 8	P: 11	R: 0	H: 1	E: 0	K: 0	S: 6	P: 12	R: 0	H: 0	E: 0	K: 0	S: 9	P: 13	R: 0	H: 1	E: 0	K: 2	S: 11	P: 19	R: 1	H: 2	E: 0	K: 1	S: 8	P: 14	R: 2	H: 3	E: 0	K: 0	S: 14	P: 26	1B: 9	2B: 2	3B: 1	HR: 2	SF: 0	SAC: 0	DP: 4	HBP: 0	WP: 0	PB: 0	SB: 1	CS: 0	PA: 42
--------------	------	------	------	------	-------	-------	------	------	------	------	------	-------	------	------	------	------	------	-------	------	------	------	------	------	-------	------	------	------	------	------	-------	------	------	------	------	------	-------	------	------	------	------	-------	-------	------	------	------	------	------	-------	------	------	------	------	-------	-------	-------	-------	-------	-------	-------	--------	-------	--------	-------	-------	-------	-------	--------

PITCHER	IP	WLS	BF	H	R	ER	SO	BB	IBB	HBP	BLK	WP	HR	S	P	ERA	WHIP
Blake Stein, R (1, 1) <small>ERA: 5.89</small>	6.2	W	29	9	4	4	4	3	0	0	0	0	2	60	107	5.40	1.800
Tim Byrdak, L (7, 1) <small>ERA: 7.94</small>	1.1	H	6	2	1	1	2	0	0	0	0	0	0	11	18	6.75	1.500
Ricky Bottalico, R (9, 1) <small>ERA: 4.71</small>	1.0	S	7	3	2	2	0	2	0	0	0	0	0	14	26	18.00	5.000

TOP

Toronto Blue Jays @ Kansas City Royals
 Kauffman Stadium, Kansas City, MO

Mon Aug 07 2000, 7:05 PM CDT
 Att. 17,533 - Cloudy - 70 F

AB	37
R	7
H	14
RBI	7
BB	5
SO	6
LOB	19



Batter	1	2	3	4	5	6	7	8	9	AB	R	H	RBI	BB	SO	LOB
Johnny Damon, L OBP: 0.386, SLG: 0.470 (1, 8)	FC6-4 1B	G4-3			G4-3 29 1B	G6-3 2B		F9-3 1B		5	1	4	2	0	0	2
Rey Sanchez, R OBP: 0.294, SLG: 0.309 (1, 6)	FC6-4 1-2f		SF9 BB		G4-3	G6-3		F9-3 1-2		4	1	0	1	1	0	4
29 Mike Sweeney, R OBP: 0.406, SLG: 0.509 (1, 3)	K				E 1B	P6		G5-3		5	0	2	1	0	1	2
Jermaine Dye, R OBP: 0.379, SLG: 0.573 (1, 9)	K		F8		F8		G5-3			4	0	0	0	0	1	4
Joe Randa, R OBP: 0.362, SLG: 0.459 (1, 5)			SF9		F8					3	2	2	1	0	0	1
Mark Quinn, R OBP: 0.339, SLG: 0.480 (1, 10)		L9	F8			G5-3		K		4	0	0	0	0	1	3
Gregg Zaun, S OBP: 0.350, SLG: 0.360 (1, 2)		F9			G3	HBP 2B 1B				4	2	2	0	0	0	1
Todd Dunwoody, L OBP: 0.276, SLG: 0.322 (1, 7)					G5-4-3 1B	HBP 2B 1B				4	1	4	3	0	0	0
Carlos Febles, R OBP: 0.358, SLG: 0.340 (1, 4)					G5-4-3	2B G6-3 HBP		P4		2	1	0	0	1	0	2

Inning Stats	R: 0	H: 1	E: 0	K: 2	S: 13	LOB: 1	BB: 0	P: 19	R: 1	H: 2	E: 0	K: 0	S: 11	LOB: 2	BB: 1	P: 18	R: 1	H: 1	E: 0	K: 0	S: 11	LOB: 0	BB: 0	P: 13	R: 1	H: 2	E: 1	K: 0	S: 12	LOB: 1	BB: 0	P: 16	R: 3	H: 3	E: 0	K: 0	S: 16	LOB: 1	BB: 0	P: 25	R: 2	H: 3	E: 0	K: 1	S: 13	LOB: 1	BB: 0	P: 19	R: 0	H: 1	E: 0	K: 0	S: 11	LOB: 0	BB: 0	P: 17
--------------	------	------	------	------	-------	--------	-------	-------	------	------	------	------	-------	--------	-------	-------	------	------	------	------	-------	--------	-------	-------	------	------	------	------	-------	--------	-------	-------	------	------	------	------	-------	--------	-------	-------	------	------	------	------	-------	--------	-------	-------	------	------	------	------	-------	--------	-------	-------

PITCHER	IP	WLS	BF	H	R	ER	SO	BB	IBB	HBP	BLK	WP	HR	S	P	ERA	WHIP
Esteban Loaiza, R ERA: 5.29 (1, 1)	5.1	L	27	9	6	6	2	2	0	0	0	0	0	68	100	10.12	2.062
Lance Painter, L ERA: 4.11 (6, 1)	0.0	B	1	1	0	0	0	0	0	0	0	0	0	2	3	∞	∞
Paul Quantrill, R ERA: 4.24 (6, 1)	1.2		8	3	2	2	1	0	0	0	0	0	0	17	25	10.80	1.800
Chris Carpenter, R ERA: 6.99 (8, 1)	1.0		3	1	0	0	0	0	0	0	0	0	0	11	17	0.00	1.000


BOTTOM

Toronto Blue Jays @ Kansas City Royals
Kauffman Stadium, Kansas City, MO
 Mon Aug 07 2000, 7:05 PM CDT
 Att: 17,533 - Cloudy - 70 F

AB	35
R	8
H	14
RBI	8
BB	2
SO	3
LOB	19



WP	PA	ERA	WHIP
0	39		

Batter	1	2	3	4	5	6	7	8	9	AB R H RBI BB SO LOB	TOP											
Shannon Stewart, R (1, 7) OBP: 0.380, SLG: 0.546	2-2 G3		4-2 1B BB	1-2 1B 1B	2-2 F3			0-0 G5-3		4 2 1 0 1 0 2												
Alex Gonzalez, R (1, 6) OBP: 0.314, SLG: 0.404	0-0 1B		1-0 F2	2-0 1B 1B	0-2 F7			2-1 1B		5 1 3 1 0 0 4												
Dave Martinez, L (1, 9) OBP: 0.327, SLG: 0.360	2-2 L8		0-0 1B 1B	3-2 1B HBP 1B		0-2 F8		0-0 F7		5 1 2 2 0 0 2												
Carlos Delgado, L (1, 3) OBP: 0.487, SLG: 0.721	3-2 G3		0-1 1B	2-1 1B HBP		2-2 G5-3		2-0 G1-3		4 0 1 1 0 0 2												
Brad Fullmer, L (1, 10) OBP: 0.356, SLG: 0.567		2-0 F9 2B	0-0 P6	0-0 FC6-4 1B		1-2 1B		0-3 K		5 0 3 2 0 1 2												
Tony Batista, R (1, 5) OBP: 0.323, SLG: 0.566		0-0 F9	1-2 G4-3	1-0 FC6-4		3-2 F8		3-3 K		5 0 0 0 0 1 6												
Darrin Fletcher, L (1, 2) OBP: 0.356, SLG: 0.523		0-0 P6		0-3 K	0-1 1B 1B		0-1 L4		0-0 G4-3	5 0 1 0 0 1 1	AB 41 R 6 H 14 RBI 6 BB 1 SO 5 LOB 21											
José Cruz Jr., S (1, 8) OBP: 0.319, SLG: 0.451		2-3 K		2-2 F8	1-3 K		1-1 G1-3			4 0 0 0 0 2 2												
Mickey Morandini, L (1, 4) OBP: 0.329, SLG: 0.320			0-0 1B BB 1B	1-1 1B 1B	2-2 1B		1-0 G4-3			4 2 3 0 0 0 0												
Inning Stats	R: 0 E: 0 K: 0 S: 10	H: 1 LOB: 1 BB: 0 P: 17	R: 0 E: 0 K: 1 S: 6	H: 1 LOB: 1 BB: 0 P: 10	R: 2 E: 0 K: 0 S: 12	H: 3 LOB: 2 BB: 1 P: 18	R: 4 E: 0 K: 1 S: 19	H: 5 LOB: 2 BB: 0 P: 31	R: 0 E: 0 K: 1 S: 15	H: 2 LOB: 2 BB: 0 P: 20	R: 0 E: 0 K: 0 S: 16	H: 1 LOB: 1 BB: 0 P: 22	R: 0 E: 0 K: 0 S: 5	H: 0 LOB: 0 BB: 0 P: 7	R: 0 E: 0 K: 0 S: 5	H: 1 LOB: 1 BB: 0 P: 9	R: 0 E: 0 K: 2 S: 7	H: 0 LOB: 0 BB: 0 P: 10	1B: 13 2B: 1 3B: 0 HR: 0	SF: 0 SAC: 0 DP: 0 HBP: 1	WP: 0 PB: 0 SB: 0 CS: 0	PA: 43
PITCHER	IP WLS BF H R ER SO BB IBB HBP BLK WP HR S P ERA WHIP																					
Mac Suzuki, R (1, 1) ERA: 3.91	3.2 L 23 10 6 6 2 1 0 1 0 0 0 0 46 74 14.73 3.000																					
51 Kris Wilson, R (4, 1) ERA:	4.1 17 4 0 0 1 0 0 0 0 0 0 0 42 60 0.00 0.923																					
Andy Larkin, R (9, 1) ERA: 4.8	1.0 3 0 0 0 2 0 0 0 0 0 0 0 7 10 0.00 0.000																					

Toronto Blue Jays @ Kansas City Royals
Kauffman Stadium, Kansas City, MO

Tue Aug 08 2000, 7:05 PM CDT
Att. 14,086 - Sunny - 93 F

livebaseballscorecards.com

Batter	1	2	3	4	5	6	7	8	9	AB R H RBI BB SO LOB
Johnny Damon, L (1, 8) <small>OBP: 0.385, SLG: 0.475</small>	0-1 G3		2-2 F7			0-0 HR			2-2 F8	4 1 1 1 0 0 1
Rey Sanchez, R (1, 6) <small>OBP: 0.292, SLG: 0.306</small> Mark Quinn, R (9, PH) <small>OBP: 0.338, SLG: 0.479</small>	1-0 F4		1-2 2-5	2-1 L7		0-0 G4-3			0-1 F9	3 0 0 0 0 0 0 1 0 0 0 0 0 0
29 Mike Sweeney, R (1, 10) <small>OBP: 0.403, SLG: 0.505</small>	2-1 F7			0-0 G6-3			1-0 G5-3		0-1 F7	4 0 0 0 0 0 0
Jermaine Dye, R (1, 9) <small>OBP: 0.379, SLG: 0.571</small>		1-2 L7		0-1 G6-3			0-0 1B			3 0 1 0 0 0 0
Joe Randa, R (1, 5) <small>OBP: 0.360, SLG: 0.456</small>		2-2 F7			1-1 G6-3		0-0 P4			3 0 0 0 0 0 1
Dave McCarty, R (1, 3) <small>OBP: 0.330, SLG: 0.506</small>		1-2 1B			0-2 F9		1-2 F8			3 0 1 0 0 0 1
Todd Dunwoody, L (1, 7) <small>OBP: 0.277, SLG: 0.316</small>		1-1 G4-3			2-2 F8			4-2 G6-3 BB		2 0 0 0 1 0 1
Gregg Zaun, S (1, 2) <small>OBP: 0.344, SLG: 0.353</small>			3-2 P4			2-2 P4		1-2 G6-3		3 0 0 0 0 0 1
Carlos Febles, R (1, 4) <small>OBP: 0.358, SLG: 0.340</small>			0-0 2-5 1B			1-2 F9		2-2 G6-3		3 0 1 0 0 0 0

Inning Stats	R: 0	H: 0	E: 0	K: 0	S: 5	R: 0	H: 1	E: 0	K: 0	S: 12	R: 0	H: 1	E: 0	K: 0	S: 9	R: 0	H: 0	E: 0	K: 0	S: 5	R: 0	H: 0	E: 0	K: 0	S: 9	R: 1	H: 1	E: 0	K: 0	S: 9	R: 0	H: 1	E: 0	K: 0	S: 7	R: 0	H: 0	E: 0	K: 0	S: 12	R: 0	H: 0	E: 0	K: 0	S: 7	R: 0	H: 0	E: 0	K: 0	S: 9	1B: 3	SF: 0	2B: 0	SAC: 0	3B: 0	DP: 1	HR: 1	HBP: 0				
	0	0	0	0	8	0	1	0	0	12	0	1	0	0	9	0	0	0	0	5	0	0	0	0	9	1	1	0	0	9	0	1	0	0	7	0	0	0	0	12	0	0	0	0	12	0	0	0	0	7	0	0	0	0	9	3	0	0	0	0	1	0

PITCHER	IP	WLS	BF	H	R	ER	SO	BB	IBB	HBP	BLK	WP	HR	S	P	ERA	WHIP
Frank Castillo, R (1, 1) <small>ERA: 3.91</small>	7.0	W	25	4	1	1	0	0	0	0	0	0	1	56	80	1.29	0.571
Mark Guthrie, L (8, 1) <small>ERA: 4.55</small>	1.1		4	0	0	0	0	1	0	0	0	0	0	15	24	0.00	0.750
John Frascatore, R (9, 1) <small>ERA: 5.76</small>	0.2		2	0	0	0	0	0	0	0	0	0	0	4	4	0.00	0.000

BOTTOM

Toronto Blue Jays @ Kansas City Royals
Kauffman Stadium, Kansas City, MO
 Tue Aug 08 2000, 7:05 PM CDT
 Att. 14,086 - Sunny - 93 F

AB	29
R	1
H	4
RBI	1
BB	1
SO	0
LOB	5



WP	PA	ERA	WHIP
0	30		

Batter	1	2	3	4	5	6	7	8	9	AB R H RBI BB SO LOB	TOP		
Shannon Stewart, R (1, 7) OBP: 0.381, SLG: 0.554	1-2 G5-3		0-0 HR		2-1 L4			0-1 B5-3 1B		4 1 2 1 0 0 0	Toronto Blue Jays @ Kansas City Royals Kauffman Stadium, Kansas City, MO Wed Aug 09 2000, 7:05 PM CDT Att. 14,198 - Sunny - 88 F		
Alex Gonzalez, R (1, 6) OBP: 0.314, SLG: 0.408	1-0 1B 3B		3-3 K		3-3 K			1-3 K		4 1 1 0 0 3 1			
Dave Martinez, L (1, 9) OBP: 0.329, SLG: 0.362	1-0 G4-3 1B		0-3 K			1-1 FC3-6 1B		0-0 B5-3		4 0 2 1 0 1 1			
Carlos Delgado, L (1, 3) OBP: 0.483, SLG: 0.714	0-1 G4-3			2-3 K		2-0 FC3-6 L3		2-2 F5		4 0 0 0 0 1 3			
Brad Fullmer, L (1, 10) OBP: 0.357, SLG: 0.567	0-0 F5			1-1 G3 1B 1B		2-2 L3		2-1 2B 1B		4 1 2 0 0 0 2			
Tony Batista, R (1, 5) OBP: 0.324, SLG: 0.567		2-3 K		2-0 G3 1B		0-1 G6-3		1-2 2B		4 0 2 1 0 1 0			
José Cruz Jr., S (1, 8) OBP: 0.319, SLG: 0.449		3-2 P4		2-0 G3		0-0 1B 1B		3-2 F8		4 0 1 0 0 0 3			
Alberto Castillo, R (1, 2) OBP: 0.287, SLG: 0.284 Darrin Fletcher, L (7, PH) OBP: 0.357, SLG: 0.523 (7, 2)		3-1 G5-3		1-3 K		2-0 G4-6-3 1B		2-3 K		2 0 0 0 0 1 2 2 0 1 0 0 1 1			
Mickey Morandini, L (1, 4) OBP: 0.327, SLG: 0.317 Todd Greene, R (9, PH) OBP: 0.308, SLG: 0.459			1-0 G6-3		0-3 K		0-1 G4-6-3		0-0 G5-3	3 0 0 0 0 1 2 1 0 0 0 0 0 1			
Inning Stats	R: 1 H: 2 E: 0 LOB: 1 K: 0 BB: 0 S: 8 P: 11	R: 0 H: 0 E: 0 LOB: 0 K: 1 BB: 0 S: 10 P: 18	R: 1 H: 1 E: 0 LOB: 0 K: 2 BB: 0 S: 8 P: 12	R: 0 H: 2 E: 0 LOB: 2 K: 2 BB: 0 S: 11 P: 19	R: 0 H: 0 E: 0 LOB: 0 K: 2 BB: 0 S: 8 P: 13	R: 0 H: 1 E: 0 LOB: 0 K: 0 BB: 0 S: 6 P: 11	R: 0 H: 2 E: 0 LOB: 1 K: 0 BB: 0 S: 6 P: 8	R: 0 H: 1 E: 0 LOB: 1 K: 1 BB: 0 S: 9 P: 12	R: 1 H: 2 E: 0 LOB: 1 K: 1 BB: 0 S: 16 P: 24	1B: 8 SF: 0 2B: 2 SAC: 0 3B: 1 DP: 2 HR: 1 HBP: 0		WP: 0 PA: 36 PB: 0 SB: 0 CS: 0	
PITCHER	IP WLS BF H R ER SO BB IBB HBP BLK WP HR S P ERA WHIP											PITCHER	IP WLS BF H R ER SO BB IBB HBP BLK WP HR S P ERA WHIP
Jeff Suppan, R (1, 1) ERA: 5.42	8.0 W 33 11 3 3 8 0 0 0 0 0 0 1 71 112 3.38 1.375												
Tim Byrdak, L (9, 1) ERA: 7.11	0.2 H 2 0 0 0 1 0 0 0 0 0 0 0 10 15 0.00 0.000												
Andy Larkin, R (9, 1) ERA: 4.7	0.1 S 1 0 0 0 0 0 0 0 0 0 0 0 1 1 0.00 0.000												

livebaseballscorecards.com

AB	36
R	3
H	11
RBI	3
BB	0
SO	9
LOB	16



Batter	1	2	3	4	5	6	7	8	9	AB	R	H	RBI	BB	SO	LOB
Johnny Damon, L (1, 8) <small>OBP: 0.389, SLG: 0.480</small> Todd Dunwoody, L (8, 8) <small>OBP: 0.274, SLG: 0.311</small>	0-2 2B 1B	1-1 2B		0-0 2B 1B 29 G6-3		3-2 G6-3		1-2 G4-3		4	2	3	0	0	0	0
Carlos Febles, R (1, 4) <small>OBP: 0.348, SLG: 0.330</small>	0-1 F8	0-1 G5-3		0-0 F2		2-3 K		0-0 G4-3		5	0	0	0	0	0	1
29 Mike Sweeney, R (1, 10) <small>OBP: 0.404, SLG: 0.510</small>	0-0 F3		1-2 2B 1B	0-0 G6-3		2-2 F8		2-3 K		5	1	1	0	0	1	2
Jermaine Dye, R (1, 9) <small>OBP: 0.381, SLG: 0.574</small> Scott Pose, L (8, 9) <small>OBP: 0.271, SLG: 0.186</small>	0-1 1B 2B		0-0 F9	2-1 2B		1-0 F9		0-0 1B		4	1	2	2	0	0	1
Joe Randa, R (1, 5) <small>OBP: 0.358, SLG: 0.456</small> Jeff Reboulet, R (8, 5) <small>OBP: 0.344, SLG: 0.296</small>	1-0 HR 1B		1-0 1B 2B	0-0 G6-3		2-2 G6-3		0-0 G1-3		4	2	2	2	0	0	1
Mark Quinn, R (1, 7) <small>OBP: 0.344, SLG: 0.503</small>	2-2 HR		0-0 FC6-4 1B		0-3 K		3-1 2B			4	1	3	2	0	1	0
Dave McCarty, R (1, 3) <small>OBP: 0.323, SLG: 0.494</small>	2-2 G5-3		2-1 F3		0-3 K		0-3 K			4	0	0	0	0	2	3
Héctor Ortiz, R (1, 2) <small>OBP: 0.485, SLG: 0.517</small>		1-2 F8	1-0 FC6-4 1B		1-1 FC4-6 1B		2-3 K			4	0	2	1	0	1	0
Luis Ordaz, R (1, 6) <small>OBP: 0.242, SLG: 0.217</small>		0-1 G4-3	1-0 FC6-4		1-1 FC4-6		1-1 G3			4	0	0	0	0	0	3

Inning Stats	R: 4	H: 4	E: 0	LOB: 0	K: 0	S: 15	P: 20	R: 0	H: 1	E: 0	LOB: 1	K: 0	S: 10	P: 12	R: 2	H: 4	E: 0	LOB: 2	K: 0	S: 10	P: 16	R: 1	H: 2	E: 0	LOB: 1	K: 0	S: 6	P: 8	R: 0	H: 1	E: 0	LOB: 1	K: 1	S: 10	P: 12	R: 0	H: 0	E: 0	LOB: 0	K: 1	S: 11	P: 18	R: 0	H: 1	E: 0	LOB: 1	K: 1	S: 9	P: 15	R: 0	H: 0	E: 0	LOB: 0	K: 1	S: 8	P: 12	R: 0	H: 1	E: 0	LOB: 1	K: 1	S: 6	P: 8	1B: 8	SF: 0	2B: 5	SAC: 0	3B: 0	DP: 0	HR: 1	HBP: 0	WP: 0	PA: 41
--------------	------	------	------	--------	------	-------	-------	------	------	------	--------	------	-------	-------	------	------	------	--------	------	-------	-------	------	------	------	--------	------	------	------	------	------	------	--------	------	-------	-------	------	------	------	--------	------	-------	-------	------	------	------	--------	------	------	-------	------	------	------	--------	------	------	-------	------	------	------	--------	------	------	------	-------	-------	-------	--------	-------	-------	-------	--------	-------	--------

PITCHER	IP	WLS	BF	H	R	ER	SO	BB	IBB	HBP	BLK	WP	HR	S	P	ERA	WHIP
David Wells, L (1, 1) <small>ERA: 4.14</small>	3.2		22	11	7	7	0	0	0	0	0	0	1	40	55	17.18	3.000
Chris Carpenter, R (4, 1) <small>ERA: 6.77</small>	4.1	W	15	2	0	0	5	0	0	0	0	0	0	39	58	0.00	0.462
Billy Koch, R (9, 1) <small>ERA: 2.39</small>	1.0		4	1	0	0	1	0	0	0	0	0	0	6	8	0.00	1.000

BOTTOM

Toronto Blue Jays @ Kansas City Royals
Kauffman Stadium, Kansas City, MO

livebaseballscorecards.com

AB	41
R	7
H	14
RBI	7
BB	0
SO	6
LOB	14



Thu Aug 10 2000, 1:05 PM CDT
Att: 18,188 - Sunny - 93 F

Batter	1	2	3	4	5	6	7	8	9	AB	R	H	RBI	BB	SO	LOB
Johnny Damon, L (1, 10) OBP: 0.388, SLG: 0.480	F5		G6-3		L7		29 HR			4	1	1	1	0	0	1
Rey Sanchez, R (1, 6) OBP: 0.291, SLG: 0.305	G6-3		G6-3		29		G6-3			4	0	1	0	0	0	2
29 Mike Sweeney, R (1, 3) OBP: 0.402, SLG: 0.515	F8		L6		G1-4-6-3		HR			4	1	1	2	0	0	2
Jermaine Dye, R (1, 9) OBP: 0.384, SLG: 0.578		F9		HR		G5-4-3	K			4	2	3	0	0	1	0
Joe Randa, R (1, 5) OBP: 0.355, SLG: 0.451		F9		F9		G5-4-3	K			4	0	0	0	0	1	3
Mark Quinn, R (1, 7) OBP: 0.348, SLG: 0.526		2B		HR		HR	F9			4	2	3	4	0	0	0
Todd Dunwoody, L (1, 8) OBP: 0.273, SLG: 0.317		K		G6-3		K	G4-3			4	0	1	0	0	2	1
Gregg Zaun, S (1, 2) OBP: 0.344, SLG: 0.348		G4-3		G6-3			SH3-4			3	1	1	0	0	0	2
Jeff Reboulet, R (1, 4) OBP: 0.339, SLG: 0.292			E3		K		SH3-4			2	0	0	0	0	1	1

Inning Stats	R: 0	H: 0	E: 0	K: 0	S: 6	R: 1	H: 2	E: 0	K: 1	S: 16	R: 0	H: 0	E: 1	K: 0	S: 17	R: 2	H: 3	E: 0	K: 1	S: 14	R: 0	H: 1	E: 0	K: 0	S: 7	R: 1	H: 2	E: 0	K: 1	S: 8	R: 3	H: 3	E: 0	K: 1	S: 14	R: 0	H: 0	E: 0	K: 1	S: 7	1B: 4	2B: 4	3B: 0	HR: 3	SF: 0	SAC: 1	DP: 2	HBP: 0	WP: 0	PA: 34
PITCHER	IP	WLS	BF	H	R	ER	SO	BB	IBB	HBP	BLK	WP	HR	S	P	ERA	WHIP																																	
35 Mike Mussina, R (1, 1) ERA: 4.08	6.2	L	30	11	7	7	3	0	0	0	0	0	0	0	113	9.45	1.650																																	
Mike Trombley, R (7, 1) ERA: 4.73	1.1		4	0	0	0	2	0	0	0	0	0	0	11	14	0.00	0.000																																	

BOTTOM

Baltimore Orioles @ Kansas City Royals
Kauffman Stadium, Kansas City, MO

Fri Aug 11 2000, 7:05 PM CDT
Att: 20,940 - Sunny - 82 F

livebaseballscores.com

AB	33
R	7
H	11
RBI	7
BB	0
SO	5
LOB	12



Batter	1	2	3	4	5	6	7	8	9	AB R H RBI BB SO LOB
Johnny Damon, L (1, 8) OBP: 0.387, SLG: 0.478 	4-1 	0-2 SF8 		1-1 L9 		1-2 		2-2 FC4-6 	3-2 F9 	4 1 1 1 1 0 3
Rey Sanchez, R (1, 6) OBP: 0.290, SLG: 0.304 Gregg Zaun, S (9, PH) OBP: 0.342, SLG: 0.346 	0-3 K 	2-2 			1-0 G6-3 	0-1 P3 		2-1 E5 	1-1 G5-3 	5 1 1 1 0 1 4 1 0 0 0 0 0 1
29 Mike Sweeney, R (1, 10) OBP: 0.404, SLG: 0.512 	1-2 FC6-4 	0-0 F8 			4-0 		4-2 	4-0 		2 3 0 0 3 0 3
Jermaine Dye, R (1, 9) OBP: 0.387, SLG: 0.592 	2-2 F9 		0-0 G6-3 		3-1 		1-1 	3-1 		5 2 3 6 0 0 1
Joe Randa, R (1, 5) OBP: 0.358, SLG: 0.454 		4-1 	1-1 F8 		1-2 F8 		0-0 	0-0 		4 2 2 1 1 0 0
Mark Quinn, R (1, 7) OBP: 0.349, SLG: 0.524 		2-0 	1-2 F8 		0-3 K 		0-0 	1-3 K 		5 1 2 1 0 2 2
Dave McCarty, R (1, 3) OBP: 0.315, SLG: 0.481 		1-3 K 		3-2 G5-3 		3-2 F9 	2-3 K 	0-0 G4-3 		5 0 0 0 0 2 5
Héctor Ortiz, R (1, 2) Todd Dunwoody, L (9, PH) OBP: 0.279, SLG: 0.323 		4-1 		1-0 G5-3 		3-1 G6-3 	3-1 G6-3 		2-2 	3 1 0 0 1 0 1 1 0 1 0 0 0 0
Carlos Febles, R (1, 4) OBP: 0.357, SLG: 0.339 		2-2 		2-2 		1-0 		2-2 	1-1 SH2-4 	4 0 4 1 0 0 0

Inning Stats	R: 0	H: 0	E: 0	K: 1	S: 12	H: 0	LOB: 1	BB: 1	P: 19	R: 3	H: 3	E: 0	K: 1	S: 16	H: 0	LOB: 0	BB: 0	P: 8	R: 0	H: 1	E: 0	K: 0	S: 6	R: 0	H: 1	E: 0	K: 0	S: 10	R: 2	H: 1	E: 0	K: 1	S: 9	R: 0	H: 2	E: 0	K: 0	S: 11	R: 3	H: 3	E: 0	K: 1	S: 13	R: 3	H: 3	E: 1	K: 1	S: 15	R: 0	H: 1	E: 0	K: 0	S: 10	1B: 11	SF: 1	2B: 1	3B: 0	HR: 2
--------------	------	------	------	------	-------	------	--------	-------	-------	------	------	------	------	-------	------	--------	-------	------	------	------	------	------	------	------	------	------	------	-------	------	------	------	------	------	------	------	------	------	-------	------	------	------	------	-------	------	------	------	------	-------	------	------	------	------	-------	--------	-------	-------	-------	-------

BOTTOM

Baltimore Orioles @ Kansas City Royals
 Kauffman Stadium, Kansas City, MO

Sat Aug 12 2000, 7:05 PM CDT
 Att: 36,658 - Sunny - 85 F

AB	39
R	11
H	14
RBI	11
BB	6
SO	5
LOB	20

livebaseballscorecards.com

PITCHER	IP	WLS	BF	H	R	ER	SO	BB	IBB	HBP	BLK	WP	HR	S	P	ERA	WHIP
John Parrish, L (1, 1) ERA: 5.25	5.2		27	6	5	5	3	4	0	0	0	0	1	59	106	7.94	1.765
Chuck McElroy, L (6, 1) ERA: 6.42	0.1	H	2	1	0	0	0	0	0	0	0	0	0	5	6	0.00	3.000
Mike Trombley, R (7, 1) ERA: 5.21	1.0	B	6	3	3	3	1	1	0	0	0	0	1	13	22	27.00	4.000
Buddy Groom, L (8, 1) ERA: 4.12	1.0	W	8	3	3	2	1	1	0	0	0	0	0	15	29	18.00	4.000
Ryan Kohlmeier, R (9, 1) ERA:	1.0	S	4	1	0	0	0	0	0	0	0	0	0	10	17	0.00	1.000

Batter	1	2	3	4	5	6	7	8	9	AB R H RBI BB SO LOB	TOP											
Jerry Hairston, R (1, 4) OBP: 0.467, SLG: 0.615	1-3 K		0-0 F7		1-1 6 WP 1B		2-1 BB 6 1B WP	0-0 F7		5 1 2 0 0 1 1												
6 Melvin Mora, R (1, 6) OBP: 0.354, SLG: 0.464	2-0 P4		2-2 1B		4-0 G4-3 BB		1-1 WP BB FC9-2 1B	0-1 F9		4 0 2 0 1 0 0												
Delino DeShields, L (1, 8) OBP: 0.371, SLG: 0.469	2-2 1B 1B		1-2 L7		0-0 G4-3 1-2f		4-1 WP BB	4-0 DI BB		3 0 1 0 2 0 3												
Albert Belle, R (1, 10) OBP: 0.352, SLG: 0.503	2-0 1-3 1B		2-0 G1-3				2-3 K	1-1 L9		5 0 1 0 0 2 4												
Jeff Conine, R (1, 7) OBP: 0.335, SLG: 0.433	1-1 G1-3			1-0 L9		0-0 F8	0-0 FC9-2	2-1 G4-3		5 0 0 0 0 0 5												
Chris Richard, L (1, 3) OBP: 0.260, SLG: 0.456		1-1 F7		0-0 HR		1-0 HR		2-0 F8		4 2 2 2 0 0 0												
Brook Fordyce, R (1, 2) OBP: 0.343, SLG: 0.538		3-1 HR		0-1 F8		2-2 FC5-4 BB 1B		1-0 2B 2B		4 2 3 1 0 0 0												
Mark Lewis, R (1, 5) OBP: 0.274, SLG: 0.339		0-0 F9		0-0 G6-3		4-1 FC5-4 BB		3-2 2B 2B		3 0 1 1 1 0 0												
Trenidad Hubbard, R (1, 9) OBP: 0.269, SLG: 0.272		3-1 F8			0-0 F3	0-1 FC5-4		0-2 F3		4 0 0 0 0 0 3												
Inning Stats	R: 0 E: 0 K: 1 S: 10	H: 2 LOB: 2 BB: 0 P: 18	R: 1 E: 0 K: 0 S: 7	H: 1 LOB: 0 BB: 0 P: 14	R: 0 E: 0 K: 0 S: 8	H: 1 LOB: 1 BB: 0 P: 13	R: 1 E: 0 K: 0 S: 5	H: 1 LOB: 0 BB: 0 P: 6	R: 0 E: 0 K: 0 S: 4	H: 1 LOB: 1 BB: 1 P: 9	R: 1 E: 0 K: 1 S: 13	H: 2 LOB: 2 BB: 1 P: 20	R: 1 E: 0 K: 1 S: 9	H: 2 LOB: 1 BB: 1 P: 18	R: 1 E: 0 K: 0 S: 9	H: 2 LOB: 1 BB: 0 P: 15	R: 0 E: 0 K: 0 S: 6	H: 0 LOB: 1 BB: 1 P: 13	1B: 7 2B: 3 3B: 0 HR: 3	SF: 0 SAC: 0 DP: 2 HBP: 0	WP: 2 PB: 0 SB: 0 CS: 0	PA: 41
PITCHER	IP WLS BF H R ER SO BB IBB HBP BLK WP HR S P ERA WHIP																					
Mac Suzuki, R (1, 1) ERA: 4.02	7.1 W 35 12 5 5 3 3 0 0 0 2 3 61 109 6.14 2.045																					
Andy Larkin, R (8, 1) ERA: 4.0	1.2 6 0 0 0 0 1 0 0 0 0 0 10 17 0.00 0.600																					

Baltimore Orioles @ Kansas City Royals
Kauffman Stadium, Kansas City, MO
 Sun Aug 13 2000, 1:05 PM CDT
 Att. 16,702 - Cloudy - 85 F

livebaseballscorecards.com

AB	37
R	5
H	12
RBI	4
BB	4
SO	3
LOB	16



Batter	1	2	3	4	5	6	7	8	9
Johnny Damon, L OBP: 0.387, SLG: 0.476 (1, 10)	2-2 P6		4-2 G5-4-3 HBP E BB	1-1 CS E 1B	0-0 L9			1-2 F7	
Carlos Febles, R OBP: 0.358, SLG: 0.338 Jeff Reboulet, R OBP: 0.339, SLG: 0.293 (1, 4) (4, 4)	1-3 K		1-0 G5-4-3 HBP	1-2 E5 29 1B		2-1 G4-3		2-0 P6	
29 Mike Sweeney, R OBP: 0.404, SLG: 0.518 (1, 3)	2-1 F9		0-1 G5-4-3	3-1 WP 1B		1-0 F7		1-1 HR	
Jermaine Dye, R OBP: 0.387, SLG: 0.589 (1, 9)		3-2 G5-3	1-0 E8 1B	4-2 BB 1B BB		2-3 K		1-3 K	
Joe Randa, R OBP: 0.357, SLG: 0.452 (1, 5)		0-2 F7	3-2 F8	1-0 BB 1B			1-1 F8		
Mark Quinn, R OBP: 0.353, SLG: 0.524 (1, 7)		1-0 G5-3					4-2 1B BB		
Todd Dunwoody, L OBP: 0.278, SLG: 0.321 (1, 8)			2-1 1B S 1B				0-3 K		
Gregg Zaun, S OBP: 0.351, SLG: 0.362 (1, 2)			2-1 1B HBP 1B	2-0 WP 1B 2B	0-0 P4		1-0 1B		
Wilson Delgado, S OBP: 0.345, SLG: 0.367 (1, 6)			2-2 HBP 29 G5-4-3 BB 1B	3-1 CS 1B	0-3 K		0-0 1B		

Inning Stats	R: 0	H: 0	E: 0	K: 1	S: 9	LOB: 0	BB: 0	P: 14
	R: 0	H: 0	E: 0	K: 0	S: 8 <td>LOB: 0</td> <td>BB: 0</td> <td>P: 12 </td>	LOB: 0	BB: 0	P: 12
	R: 4	H: 4	E: 1	K: 0	S: 17 <td>LOB: 1</td> <td>BB: 1</td> <td>P: 32 </td>	LOB: 1	BB: 1	P: 32
	R: 5	H: 7	E: 1	K: 0	S: 20 <td>LOB: 3</td> <td>BB: 2</td> <td>P: 45 </td>	LOB: 3	BB: 2	P: 45
	R: 0	H: 0	E: 0	K: 1	S: 5 <td>LOB: 0</td> <td>BB: 0</td> <td>P: 5 </td>	LOB: 0	BB: 0	P: 5
	R: 0	H: 0	E: 0	K: 1	S: 7 <td>LOB: 0</td> <td>BB: 0</td> <td>P: 12 </td>	LOB: 0	BB: 0	P: 12
	R: 0	H: 2	E: 0	K: 1	S: 9 <td>LOB: 2</td> <td>BB: 1</td> <td>P: 15 </td>	LOB: 2	BB: 1	P: 15
	R: 1	H: 1	E: 0	K: 1	S: 9 <td>LOB: 0</td> <td>BB: 0</td> <td>P: 14 </td>	LOB: 0	BB: 0	P: 14

PITCHER	IP	WLS	BF	H	R	ER	SO	BB	IBB	HBP	BLK	WP	HR	S	P	ERA	WHIP
45 Lesli Brea, R ERA: 16.2 (1, 1)	3.1	L	18	7	7	7	1	1	0	0	0	1	0	43	78	18.90	2.400
Chuck McElroy, L ERA: 6.51 (4, 1)	3.2		18	6	2	2	3	3	0	0	0	1	0	32	57	4.91	2.455
B.J. Ryan, L ERA: 8.25 (8, 1)	1.0		4	1	1	1	1	0	0	0	0	0	1	9	14	9.00	1.000

BOTTOM

Baltimore Orioles @ Kansas City Royals
Kauffman Stadium, Kansas City, MO


Sun Aug 13 2000, 1:05 PM CDT
Att: 16,702 - Cloudy - 85 F

AB	R	H	RBI	BB	SO	LOB
4	2	1	0	1	0	0
1	0	0	1	0	1	0
3	1	1	1	0	0	0
5	2	2	2	0	0	2
4	0	1	1	1	2	0
4	0	1	1	0	0	1
2	1	1	0	2	0	0
4	1	1	0	0	1	5
4	2	3	1	0	0	0
4	1	3	2	0	1	0

AB	35
R	10
H	14
RBI	9
BB	4
SO	5
LOB	8

livebaseballscorecards.com

1B:	12	SF:	0	WP:	2	PA:	40
2B:	1	SAC:	0	PB:	0		
3B:	0	DP:	1	SB:	1		
HR:	1	HBP:	1	CS:	2		



Batter	1	2	3	4	5	6	7	8	9	AB R H RBI BB SO LOB	TOP	
Johnny Damon, L (1, 8) <small>OBP: 0.386, SLG: 0.474</small>	2-2 		0-2 		1-1 			1-2 		4 1 1 0 0 0 2	Kansas City Royals @ Minnesota Twins Hubert H. Humphrey Metrodome, Minneapolis, MN Tue Aug 15 2000, 8:05 PM EDT Att. 9,743 - Dome - 72 F	
Rey Sanchez, R (1, 6) <small>OBP: 0.292, SLG: 0.306</small>	0-1 		4-2 			0-0 		2-1 		3 0 1 0 1 0 0		
29 Mike Sweeney, R (1, 10) <small>OBP: 0.403, SLG: 0.522</small>	2-0 		0-0 			1-1 		0-2 		4 1 1 2 0 0 3		
Jermaine Dye, R (1, 9) <small>OBP: 0.384, SLG: 0.584</small>		3-3 		2-2 		0-1 		0-3 		4 0 0 0 0 2 1		
Joe Randa, R (1, 5) <small>OBP: 0.354, SLG: 0.448</small>		1-3 		0-0 		1-1 		0-0 		4 0 0 0 0 1 1		
Mark Quinn, R (1, 7) <small>OBP: 0.357, SLG: 0.528</small>		0-1 		1-0 			2-2 		0-3 			3 0 2 0 0 1 0
Dave McCarty, R (1, 3) <small>OBP: 0.309, SLG: 0.471</small>		3-3 		0-1 			0-0 		3-3 			4 0 0 0 0 2 3
Héctor Ortiz, R (1, 2) Wilson Delgado, S (9, PH) <small>OBP: 0.339, SLG: 0.360</small>			4-0 		4-2 		1-0 		1-2 			1 0 0 0 2 0 1 1 0 0 0 0 0 0
Jeff Reboulet, R (1, 4) <small>OBP: 0.335, SLG: 0.289</small>			0-1 		1-1 		1-1 					2 0 0 0 0 0 2
Inning Stats	R: 0 H: 0 E: 0 LOB: 0 K: 0 BB: 0 S: 6 P: 10	R: 0 H: 1 E: 0 LOB: 1 K: 3 BB: 0 S: 14 P: 21	R: 0 H: 0 E: 0 LOB: 2 K: 0 BB: 2 S: 9 P: 17	R: 0 H: 0 E: 0 LOB: 1 K: 0 BB: 0 S: 6 P: 9	R: 0 H: 0 E: 0 LOB: 0 K: 0 BB: 1 S: 8 P: 14	R: 1 H: 1 E: 0 LOB: 0 K: 0 BB: 0 S: 7 P: 9	R: 0 H: 1 E: 0 LOB: 1 K: 0 BB: 0 S: 7 P: 11	R: 1 H: 2 E: 0 LOB: 1 K: 1 BB: 0 S: 12 P: 15	R: 0 H: 0 E: 0 LOB: 0 K: 2 BB: 0 S: 10 P: 14	1B: 2 SF: 0 2B: 2 SAC: 1 3B: 0 DP: 1 HR: 1 HBP: 1	WP: 0 PA: 35 PB: 0 SB: 0 CS: 0	
PITCHER Eric Milton, L (1, 1) <small>ERA: 4.57</small> Bob Wells, R (8, 1) <small>ERA: 3.61</small>	IP WLS BF H R ER SO BB IBB HBP BLK WP HR S P ERA WHIP 7.0 W 29 5 2 2 3 3 0 1 0 0 1 62 99 2.57 1.143											PITCHER IP WLS BF H R ER SO BB IBB HBP BLK WP HR S P ERA WHIP 2.0 S 6 0 0 0 3 0 0 0 0 0 0 17 21 0.00 0.000

livebaseballscorecards.com

AB	30
R	2
H	5
RBI	2
BB	3
SO	6
LOB	13



Batter	1	2	3	4	5	6	7	8	9	AB	R	H	RBI	BB	SO	LOB
Denny Hocking, S OBP: 0.379, SLG: 0.425 (1, 4)	3-1 FC6-5 2B	2-1 1B		4-0 FC6 1-2 BB			0-0 G4-6-3 1B			3	0	3	0	1	0	0
Cristian Guzman, S OBP: 0.314, SLG: 0.419 (1, 6)	1-0 FC6-5 1B 2-3	2-2 F5		2-1 FC6 1-2f 2-3			1-1 G4-6-3 1B 1-2			4	1	1	0	0	0	4
Matt Lawton, L OBP: 0.437, SLG: 0.478 (1, 9)	4-2 FC4-6 1B 1-2 BB			4-0 G3 WP SF7 BB		0-0 G4-3	2-2 G4-6-3 1-2f 2-3			2	1	0	0	2	0	2
Ron Coomer, R OBP: 0.332, SLG: 0.432 (1, 3)	1-0 FC4-6 1B 1-2 2-H			2-1 G3 1-3		1-1 G4-3	1-1 G5-3			4	0	1	1	0	0	2
David Ortiz, L OBP: 0.385, SLG: 0.456 (1, 10)	1-1 F9			3-2 SF7 3-H		0-2 F1		1-0 G4-3		3	0	0	1	0	0	2
Corey Koskie, L OBP: 0.403, SLG: 0.456 (1, 5)	0-0 FC4-6 1-2f 2-3			1-0 F9			1-1 1B 2B	1-0 HR 1B		4	2	2	0	0	0	2
Torii Hunter, R OBP: 0.294, SLG: 0.384 (1, 8)		1-2 G6-3		1-2 G5-3		1-0 1B 2B 2-H	0-1 HR 1B 1-H			4	1	2	3	0	0	0
Jacque Jones, L OBP: 0.315, SLG: 0.470 (1, 7)		3-2 HR		2-1 G4-3		1-3 K2-3	2-2 G4-3			4	1	1	1	0	1	0
A.J. Pierzynski, L OBP: 0.167, SLG: 0.167 (1, 2)		1-1 F7		0-2 FC6 BB 1B		3-2 G4-3	0-0 F9			4	0	1	0	0	0	0

Inning Stats	R: 1	H: 2	E: 0	LOB: 2	K: 0	BB: 1	S: 10	R: 1	H: 2	E: 0	LOB: 1	K: 0	BB: 0	S: 13	R: 1	H: 0	E: 0	LOB: 0	K: 0	BB: 1	S: 7	R: 0	H: 1	E: 0	LOB: 2	K: 0	BB: 1	S: 10	R: 0	H: 0	E: 0	LOB: 0	K: 0	BB: 0	S: 6	R: 1	H: 2	E: 0	LOB: 0	K: 1	BB: 0	S: 12	R: 0	H: 2	E: 0	LOB: 1	K: 0	BB: 0	S: 8	R: 2	H: 2	E: 0	LOB: 0	K: 0	BB: 0	S: 8
	1B: 7	SF: 1	2B: 2	SAC: 0	3B: 0	DP: 1	HR: 2	1B: 7	SF: 1	2B: 2	SAC: 0	3B: 0	DP: 1	HR: 2	1B: 7	SF: 1	2B: 2	SAC: 0	3B: 0	DP: 1	HR: 2	1B: 7	SF: 1	2B: 2	SAC: 0	3B: 0	DP: 1	HR: 2	1B: 7	SF: 1	2B: 2	SAC: 0	3B: 0	DP: 1	HR: 2	1B: 7	SF: 1	2B: 2	SAC: 0	3B: 0	DP: 1	HR: 2	1B: 7	SF: 1	2B: 2	SAC: 0	3B: 0	DP: 1	HR: 2							

PITCHER	IP	WLS	BF	H	R	ER	SO	BB	IBB	HBP	BLK	WP	HR	S	P	ERA	WHIP
Jeff Suppan, R ERA: 5.41 (1, 1)	7.0	L	31	9	4	4	1	3	0	0	0	2	1	66	115	5.14	1.714
Jerry Spradlin, R ERA: 5.32 (8, 1)	1.0		5	2	2	2	0	0	0	0	0	0	1	8	12	18.00	2.000

BOTTOM

Kansas City Royals @ Minnesota Twins
 Hubert H. Humphrey Metrodome, Minneapolis, MN

Tue Aug 15 2000, 8:05 PM EDT
 Att. 9,743 - Dome - 72 F

livebaseballscorecards.com

AB	32
R	6
H	11
RBI	6
BB	3
SO	1
LOB	12



WP	PA	ERA	WHIP
2	36		

Batter	1	2	3	4	5	6	7	8	9	AB R H RBI BB SO LOB	TOP		
Johnny Damon, L (1, 8) <small>OBP: 0.386, SLG: 0.473</small> Todd Dunwoody, L (8, 8) <small>OBP: 0.278, SLG: 0.321</small>	3-2 G6-3 		1-0 1B S 29 E 1B	2-0 FC5-4 1B		0-0 F7 		1-1 F7 		5 1 2 0 0 0 0 0 0 0 0 0 0 0	Kansas City Royals @ Minnesota Twins Hubert H. Humphrey Metrodome, Minneapolis, MN <small>Wed Aug 16 2000, 8:05 PM EDT</small> <small>Att. 9,617 - Dome - 72 F</small>		
Rey Sanchez, R (1, 6) <small>OBP: 0.297, SLG: 0.314</small> Luis Ordaz, R (8, PH) <small>OBP: 0.239, SLG: 0.214</small>	0-1 L4-6 2B		2-1 29 E G5-3 1B	1-0 FC5-4 29 1B 1-2f		1-2 BB 1B		2-3 K 		4 1 3 1 0 0 1 1 0 0 0 0 1 0			
29 Mike Sweeney, R (1, 10) <small>OBP: 0.403, SLG: 0.520</small>	4-2 BB		1-1 E3 G5-3 BB 1B 3-H	0-2 1B		2-2 P6 		2-1 E4 		4 1 1 1 1 0 2			
Jermaine Dye, R (1, 9) <small>OBP: 0.384, SLG: 0.580</small>	0-0 L4-6 2-3		4-2 G5-3 1B BB		1-0 P4 		4-1 BB	3-1 L4 		3 1 0 0 2 0 3			
Joe Randa, R (1, 5) <small>OBP: 0.352, SLG: 0.445</small>		0-1 G4-3 	1-2 G5-3 1-2 2-3 3-H		1-0 2B 1B		1-1 F5 		1-3 K 			5 1 1 1 0 1 4	
Mark Quinn, R (1, 7) <small>OBP: 0.358, SLG: 0.535</small>		1-3 K	3-3 K		1-0 F8 		2-2 G5-4-3 1B		2-0 HR			5 1 2 1 0 2 3	
Dave McCarty, R (1, 3) <small>OBP: 0.321, SLG: 0.497</small>		1-2 HR	0-0 1B 2-H 3-H		0-0 1B 2B		3-2 G5-4-3 1-2f		4-1 BB			4 2 3 3 1 0 1	AB 41 R 9 H 16 RBI 9 BB 4 SO 5 LOB 19
Héctor Ortiz, R (1, 2) <small>OBP: 0.489, SLG: 0.500</small>		3-1 2B		2-0 F8 2-H 3-H	1-0 1B		0-1 FC5-4 1B		2-3 K 			5 0 3 2 0 1 1	
Jeff Reboulet, R (1, 4) <small>OBP: 0.333, SLG: 0.288</small> Wilson Delgado, S (9, PH) <small>OBP: 0.333, SLG: 0.353</small>		2-2 G5-3		2-0 1B FC5-4 1B	1-2 L6 		0-1 FC5-4 1-2f		1-2 G3-1 			4 1 1 0 0 0 3 1 0 0 0 0 0 1	
Inning Stats	R: 0 H: 1 E: 0 LOB: 1 K: 0 BB: 1 S: 8 P: 15	R: 1 H: 2 E: 0 LOB: 1 K: 1 BB: 0 S: 13 P: 20	R: 4 H: 3 E: 1 LOB: 1 K: 1 BB: 1 S: 15 P: 27	R: 1 H: 3 E: 0 LOB: 2 K: 0 BB: 0 S: 7 P: 14	R: 2 H: 3 E: 0 LOB: 1 K: 0 BB: 0 S: 10 P: 15	R: 0 H: 1 E: 0 LOB: 2 K: 0 BB: 1 S: 10 P: 18	R: 0 H: 2 E: 0 LOB: 1 K: 0 BB: 0 S: 10 P: 15	R: 0 H: 0 E: 1 LOB: 1 K: 1 BB: 0 S: 9 P: 17	R: 1 H: 1 E: 0 LOB: 1 K: 2 BB: 1 S: 11 P: 21	1B: 11 SF: 0 2B: 4 SAC: 0 3B: 0 DP: 2 HR: 2 HBP: 0	WP: 0 PA: 45 PB: 0 SB: 1 CS: 0		
PITCHER J.C. Romero, L (1, 1) <small>ERA: 5.03</small> Johan Santana, L (5, 1) <small>ERA: 6.44</small> Travis Miller, L (8, 1) <small>ERA: 4.24</small> Hector Carrasco, R (9, 1) <small>ERA: 4.12</small>	IP WLS BF H R ER SO BB IBB HBP BLK WP HR S P ERA WHIP											PITCHER IP WLS BF H R ER SO BB IBB HBP BLK WP HR S P ERA WHIP	

Batter	1	2	3	4	5	6	7	8	9	AB	R	H	RBI	BB	SO	LOB
Denny Hocking, S OBP: 0.377, SLG: 0.423 (1, 4) BB FC X	3-2 G5-3 ①		2-1 G3-1 ②		1-3 K ②			0-0 FC4-6 BB 1B		4	1	1	0	0	1	1
Cristian Guzman, S OBP: 0.317, SLG: 0.425 (1, 6) C F X	0-2 G1-3 ②		0-0 1B		0-0 3B 2-H			4-1 FC4-6 BB 1-2		3	0	2	1	1	0	0
Matt Lawton, L OBP: 0.436, SLG: 0.476 Midre Cummings, L OBP: 0.320, SLG: 0.381 (1, 9) B F B B	4-1 BB		0-0 G6-3 ③		1-0 G3-1 ③			2-2 FC4-6 1B G4-3 1-2f 2-3		2	0	0	0	1	0	2
Ron Coomer, R OBP: 0.330, SLG: 0.429 Jason Maxwell, R OBP: 0.320, SLG: 0.341 (1, 3) S X	0-1 F9 ③			1-0 F8 ①		0-0 G5-3 ①		0-0 G4-3 1B 1-3		3	0	0	0	0	0	1
David Ortiz, L OBP: 0.380, SLG: 0.450 (1, 10) C X F C		0-2 G6-3 ①		0-0 G1-3 ②		2-3 K ②		1-1 G4-3 ② 1-2 3-H		4	0	0	1	0	1	1
Corey Koskie, L OBP: 0.402, SLG: 0.452 (1, 5) X		0-0 G3 ②		4-1 FC6-4 BB		2-2 L3 ③		1-1 G5-3 ③		3	0	0	0	1	0	1
Torii Hunter, R OBP: 0.298, SLG: 0.386 (1, 8) B X		1-0 1B		0-2 FC6-4 1-2f			1-2 G6-3 ①		0-1 G6-3 1B	4	0	2	0	0	0	1
Jacque Jones, L OBP: 0.314, SLG: 0.468 (1, 7) F X		0-1 L4 ③			0-0 G4-3 3B 1B		2-3 K ②		3-2 G6-3 ① ② 1-2f	4	1	1	0	0	1	2
A.J. Pierzynski, L OBP: 0.100, SLG: 0.100 (1, 2) F X			0-1 L4 ①		0-0 G4-3 1-2		1-3 K ③		0-3 K ③	4	0	0	0	0	2	1

Inning Stats	R: 0	H: 0	E: 0	K: 0	S: 10	R: 0	H: 1	E: 0	K: 0	S: 7	R: 0	H: 1	E: 0	K: 0	S: 6	R: 0	H: 0	E: 0	K: 0	S: 6	R: 1	H: 2	E: 0	K: 1	S: 7	R: 0	H: 0	E: 0	K: 1	S: 8	R: 0	H: 0	E: 0	K: 2	S: 10	R: 2	H: 2	E: 0	K: 0	S: 10	R: 0	H: 1	E: 0	K: 1	S: 8	1B: 6	2B: 0	3B: 1	SF: 0	SAC: 0	DP: 1	HBP: 0	WP: 0	PB: 0	SB: 0	CS: 0	PA: 36
PITCHER	IP	WLS	BF	H	R	ER	SO	BB	IBB	HBP	BLK	WP	HR	S	P	ERA	WHIP																																								
Brian Meadows, R ERA: 5.35 (1, 1)	8.0	W	33	6	3	3	4	3	0	0	0	0	0	64	97	3.38	1.125																																								
51 Kris Wilson, R ERA: (9, 1)	1.0		3	1	0	0	1	0	0	0	0	0	0	8	11	0.00	1.000																																								

BOTTOM

Kansas City Royals @ Minnesota Twins
 Hubert H. Humphrey Metrodome, Minneapolis, MN

Wed Aug 16 2000, 8:05 PM EDT
 Att. 9,617 - Dome - 72 F

livebaseballscorecards.com

AB	33
R	3
H	7
RBI	3
BB	3
SO	5
LOB	12



Batter	1	2	3	4	5	6	7	8	9	AB	R	H	RBI	BB	SO	LOB
Cristian Guzman, S (1, 6) OBP: 0.318, SLG: 0.423	4-0 BB G3-6-3		0-0 L7		1-2 G4-3			1-1 FC3-6 SF9 1B	0-2 L6	4	1	1	0	1	0	2
Jay Canizaro, R (1, 4) OBP: 0.326, SLG: 0.400	1-1 G3-6-3 1-2f			0-0 G6-3		0-1 G4-6-3 1B		2-1 E6 FC3-6		4	0	1	0	0	0	3
Matt Lawton, L (1, 9) OBP: 0.434, SLG: 0.476	0-0 G6-3			3-2 1B WP 2B		3-2 G4-6-3 1-2f		3-2 FC3-6 1B 1-2f 2-3 3-H		4	1	1	1	0	0	3
Ron Coomer, R (1, 3) OBP: 0.329, SLG: 0.428				1-0 1B WP 1B		1-1 G4-3		0-2 SF9 3-H		3	0	1	1	0	0	0
David Ortiz, L (1, 10) OBP: 0.382, SLG: 0.461				2-3 K 1-2 3-H			3-2 HR	0-0 1B		4	1	2	1	0	1	1
Corey Koskie, L (1, 5) OBP: 0.403, SLG: 0.451				2-1 1B			4-0 G4-6-3 BB	2-2 F8		3	0	1	0	1	0	2
Torii Hunter, R (1, 8) OBP: 0.292, SLG: 0.379				2-0 P4			1-3 K			4	0	0	0	0	2	3
Jacque Jones, L (1, 7) OBP: 0.314, SLG: 0.468				2-2 G6-3 2B		2-1 G6-3	0-0 G4-6-3 1-2f		2-3 K	4	0	1	0	0	1	1
Danny Ardoin, R (1, 2) OBP: 0.310, SLG: 0.227 Denny Hocking, S (9, PH) OBP: 0.379, SLG: 0.425				0-1 G6-3 2-3		3-2 G5-3		4-0 E FC3-6 1B BB	2-2 1B	2	1	0	0	1	0	1
										1	0	1	0	0	0	0

Inning Stats	R: 0	H: 0	E: 0	K: 0	S: 3	R: 0	H: 0	E: 0	K: 0	S: 8	R: 0	H: 1	E: 0	K: 0	S: 8	R: 1	H: 3	E: 0	K: 1	S: 14	R: 0	H: 0	E: 0	K: 0	S: 9	R: 0	H: 1	E: 0	K: 0	S: 7	R: 1	H: 1	E: 0	K: 1	S: 7	R: 2	H: 2	E: 1	K: 0	S: 15	R: 0	H: 1	E: 0	K: 2	S: 12	1B: 6	2B: 2	3B: 0	HR: 1	SF: 1	SAC: 0	DP: 3	HBP: 0	WP: 1	PB: 0	SB: 0	CS: 0	PA: 37
--------------	------	------	------	------	------	------	------	------	------	------	------	------	------	------	------	------	------	------	------	-------	------	------	------	------	------	------	------	------	------	------	------	------	------	------	------	------	------	------	------	-------	------	------	------	------	-------	-------	-------	-------	-------	-------	--------	-------	--------	-------	-------	-------	-------	--------

PITCHER	IP	WLS	BF	H	R	ER	SO	BB	IBB	HBP	BLK	WP	HR	S	P	ERA	WHIP
Dan Reichert, R (1, 1) ERA: 3.96	7.0		28	7	4	3	2	3	0	0	0	1	1	58	102	3.86	1.429
51 Kris Wilson, R (8, 1) ERA:	1.0		5	1	0	0	0	0	0	0	0	0	0	13	20	0.00	1.000
Ricky Bottalico, R (9, 1) ERA: 4.8	0.1		1	0	0	0	1	0	0	0	0	0	0	3	5	0.00	0.000
Andy Larkin, R (9, 1) ERA: 3.86	0.2		3	1	0	0	1	0	0	0	0	0	0	9	13	0.00	1.500

BOTTOM

Kansas City Royals @ Minnesota Twins
Hubert H. Humphrey Metrodome, Minneapolis, MN

Thu Aug 17 2000, 1:05 PM EDT
 Att. 16,376 - Dome - 72 F

livebaseballscorecards.com

AB	33
R	4
H	9
RBI	3
BB	3
SO	4
LOB	16



Batter	1	2	3	4	5	6	7	8	9	AB R H RBI BB SO LOB	TOP	
Johnny Damon, L (1, 8) <small>OBP: 0.389, SLG: 0.481</small>	2-0 1B		0-2 G1-3			1-2 G2-3		1-1 1B 3B		4 2 2 2 0 0 0	Kansas City Royals @ Baltimore Orioles Oriole Park at Camden Yards, Baltimore, MD Fri Aug 18 2000, 7:35 PM EDT Att. 40,265 - Cloudy - 74 F	
Rey Sanchez, R (1, 6) <small>OBP: 0.295, SLG: 0.312</small>	2-2 G6-3		2-3 K			2-1 G6-3		2-1 F9 29 BB 1B		4 0 1 1 0 1 1		
29 Mike Sweeney, R (1, 3) <small>OBP: 0.404, SLG: 0.527</small>	3-1 G5-3 BB 1B		3-2 G6-3			2-1 F5		4-1 BB		3 0 1 1 1 0 0		
Jermaine Dye, R (1, 10) <small>OBP: 0.385, SLG: 0.576</small>	4-1 BB			3-3 K			0-1 L8	0-0 F9		3 0 0 0 1 1 2		
Joe Randa, R (1, 5) <small>OBP: 0.349, SLG: 0.442</small>	1-2 G5-3			0-0 F8			2-0 F8	0-0 L8		4 0 0 0 0 0 4		
Mark Quinn, R (1, 7) <small>OBP: 0.355, SLG: 0.526</small>			0-3 K				0-0 G4-3		0-0 F8			4 0 0 0 0 2 0
Todd Dunwoody, L (1, 9) <small>OBP: 0.270, SLG: 0.311</small>			1-3 K			3-2 F8		1-2 G4-3	0-3 K			4 0 0 0 0 2 0
Gregg Zaun, S (1, 2) <small>OBP: 0.360, SLG: 0.357</small>						1-1 G6-3		4-2 E 3B BB	4-2 S BB			1 1 0 0 3 0 0
Jeff Reboulet, R (1, 4) <small>OBP: 0.328, SLG: 0.290</small>			2-2 FC4-6			1-1 G4-3		0-1 E6 3B	2-1 G1-3		4 1 0 0 0 0 3	
Inning Stats	R: 1 H: 2 E: 0 LOB: 1 K: 0 BB: 1 S: 10 P: 22	R: 0 H: 0 E: 0 LOB: 1 K: 2 BB: 1 S: 13 P: 20	R: 0 H: 0 E: 0 LOB: 0 K: 1 BB: 0 S: 9 P: 14	R: 0 H: 0 E: 0 LOB: 0 K: 2 BB: 0 S: 8 P: 12	R: 0 H: 0 E: 0 LOB: 0 K: 0 BB: 0 S: 7 P: 12	R: 0 H: 0 E: 0 LOB: 0 K: 0 BB: 0 S: 7 P: 12	R: 0 H: 0 E: 0 LOB: 0 K: 0 BB: 0 S: 4 P: 6	R: 3 H: 2 E: 1 LOB: 2 K: 0 BB: 2 S: 16 P: 28	R: 0 H: 0 E: 0 LOB: 1 K: 1 BB: 1 S: 10 P: 16	1B: 3 SF: 0 2B: 0 SAC: 0 3B: 1 DP: 1 HR: 0 HBP: 0	WP: 0 PA: 36 PB: 0 SB: 1 CS: 0	
PITCHER Pat Rapp, R (1, 1) <small>ERA: 6.0</small> B.J. Ryan, L (8, 1) <small>ERA: 7.81</small>	IP WLS BF H R ER SO BB IBB HBP BLK WP HR S P ERA WHIP 7.1 L 29 4 4 3 5 3 0 0 0 0 0 0 71 119 3.68 0.955											PITCHER IP WLS BF H R ER SO BB IBB HBP BLK WP HR S P ERA WHIP 1.2 7 0 0 0 1 2 0 0 0 0 0 0 13 23 0.00 1.200

livebaseballscorecards.com

AB	31
R	4
H	4
RBI	4
BB	5
SO	6
LOB	10



Batter	1	2	3	4	5	6	7	8	9	AB	R	H	RBI	BB	SO	LOB
Jerry Hairston, R OBP: 0.389, SLG: 0.484 (1, 4)	2-2 F7		0-1 G4-6-3			2-3 K		2-1 1B		4	0	1	0	0	1	1
6 Melvin Mora, R OBP: 0.350, SLG: 0.455 (1, 6)	1-1 G6-3			1-2 F2		2-1 F9		2-3 K		4	0	0	0	0	1	1
Delino DeShields, L OBP: 0.373, SLG: 0.462 (1, 7)	2-2 F9			0-3 K		1-1 CS 1B			2-2 F9	4	0	1	0	0	1	0
Albert Belle, R OBP: 0.348, SLG: 0.497 (1, 9)		2-3 K		0-0 G6-3		3-0 CS 1-2	3-2 L5		0-0 G4-3	4	0	0	0	0	1	0
Jeff Conine, R OBP: 0.332, SLG: 0.431 (1, 10)		1-1 G4-6-3 1B			1-1 WP 1B		1-2 G6-3		0-1 F8	4	0	2	0	0	0	0
Chris Richard, L OBP: 0.290, SLG: 0.465 (1, 3)		0-0 G4-6-3 1-2f			3-1 F8		3-1 1B			3	0	1	0	0	0	2
Brook Fordyce, R OBP: 0.345, SLG: 0.544 (1, 2)			0-1 1B 2B		2-2 WP 1B		1-1 F2			3	1	2	0	0	0	1
Ryan Minor, R OBP: 0.197, SLG: 0.175 (1, 5)			2-3 K		2-3 K			0-2 F3		3	0	0	0	0	2	3
Luis Matos, R OBP: 0.291, SLG: 0.352 (1, 8)			2-0 G4-6-3 1B 2-H		2-2 L9 1-2 2-3			3-1 F7		3	0	1	1	0	0	2

Inning Stats	R: 0	H: 0	E: 0	K: 0	S: 8	R: 0	H: 1	E: 0	K: 1	S: 7	R: 1	H: 2	E: 0	K: 1	S: 9	R: 0	H: 0	E: 0	K: 1	S: 7	R: 0	H: 2	E: 0	K: 1	S: 13	R: 0	H: 1	E: 0	K: 1	S: 8	R: 0	H: 1	E: 0	K: 0	S: 11	R: 0	H: 1	E: 0	K: 1	S: 11	R: 0	H: 1	E: 0	K: 0	S: 6	R: 0	H: 0	E: 0	K: 0	S: 6	1B: 7	2B: 1	3B: 0	HR: 0	SF: 0	SAC: 0	DP: 2	HBP: 0	WP: 1	PB: 0	SB: 0	CS: 1	PA: 33
PITCHER Blake Stein, R ERA: 6.14 (1, 1)	IP	WLS	BF	H	R	ER	SO	BB	IBB	HBP	BLK	WP	HR	S	P	ERA	WHIP																			IP	WLS	BF	H	R	ER	SO	BB	IBB	HBP	BLK	WP	HR	S	P	ERA	WHIP											


BOTTOM

Kansas City Royals @ Baltimore Orioles
 Oriole Park at Camden Yards, Baltimore, MD

Fri Aug 18 2000, 7:35 PM EDT
 Att: 40,265 - Cloudy - 74 F

livebaseballscorecards.com

AB	32
R	1
H	8
RBI	1
BB	0
SO	6
LOB	10



Batter	1	2	3	4	5	6	7	8	9	AB R H RBI BB SO LOB
Johnny Damon, L (1, 8) OBP: 0.388, SLG: 0.482	0-3 K		0-0 F7		1-0 F7		1-1 29 1B 1-H 3B	2-1 G4-3		5 1 1 1 0 1 1
Rey Sanchez, R (1, 6) OBP: 0.301, SLG: 0.316	3-1 G6-3			0-1 29 1B G6-3 1B		0-0 BB HR 1B	3-2 29 1B HBP		0-1 29 P4-3 1B	4 2 3 0 0 0 0
29 Mike Sweeney, R (1, 3) OBP: 0.406, SLG: 0.527	4-2 BB			1-1 G6-3 BB 1-2 1B		1-2 L4	2-2 1-2 1B		1-0 P4-3 1-2f	4 0 2 1 1 0 2
Jermaine Dye, R (1, 9) OBP: 0.387, SLG: 0.581	2-3 K			4-0 G6-3 1-2 2-3 BB		4-2 HR BB	3-3 K		0-0 HR	3 2 1 1 2 2 3
Joe Randa, R (1, 5) OBP: 0.348, SLG: 0.445		0-2 G4-3		1-0 P5		1-0 HR 1-H 2-H	0-1 F9		0-2 F8	5 1 1 3 0 0 5
Mark Quinn, R (1, 10) OBP: 0.351, SLG: 0.520		0-0 F9		0-1 G6-3 1-2 2-3 3-H		0-1 G5-3	1-1 F9			4 0 0 1 0 0 4
Todd Dunwoody, L (1, 7) OBP: 0.263, SLG: 0.302		2-2 P4		0-1 F8		0-0 E3 FC6-4		0-0 P4		4 0 0 0 0 0 2
Gregg Zaun, S (1, 2) OBP: 0.358, SLG: 0.355			2-1 G6-4-3 1B		2-2 G3	2-2 FC6-4 1-2f		0-1 G4-3		4 0 1 0 0 0 1
Wilson Delgado, S (1, 4) OBP: 0.354, SLG: 0.362			0-1 G6-4-3 1-2f		0-3 K		2-2 3B 1B	0-0 1B		4 1 2 0 0 1 1

Inning Stats	R: 0 E: 0 K: 2 S: 14	H: 0 LOB: 1 BB: 1 P: 23	R: 0 E: 0 K: 0 S: 8	H: 0 LOB: 0 BB: 0 P: 10	R: 0 E: 0 K: 0 S: 5	H: 1 LOB: 0 BB: 0 P: 7	R: 1 E: 0 K: 0 S: 9	H: 2 LOB: 2 BB: 1 P: 15	R: 0 E: 0 K: 1 S: 7	H: 0 LOB: 0 BB: 0 P: 10	R: 3 E: 1 K: 0 S: 14	H: 2 LOB: 1 BB: 1 P: 22	R: 2 E: 0 K: 1 S: 22	H: 3 LOB: 2 BB: 0 P: 34	R: 0 E: 0 K: 0 S: 6	H: 1 LOB: 1 BB: 0 P: 8	R: 1 E: 0 K: 0 S: 8	H: 2 LOB: 0 BB: 0 P: 9	1B: 8 2B: 1 3B: 1 HR: 2	SF: 0 SAC: 0 DP: 2 HBP: 1	WP: 0 PB: 0 SB: 0 CS: 0	PA: 41
--------------	-------------------------------	----------------------------------	------------------------------	----------------------------------	------------------------------	---------------------------------	------------------------------	----------------------------------	------------------------------	----------------------------------	-------------------------------	----------------------------------	-------------------------------	----------------------------------	------------------------------	---------------------------------	------------------------------	---------------------------------	----------------------------------	------------------------------------	----------------------------------	--------

PITCHER	IP	WLS	BF	H	R	ER	SO	BB	IBB	HBP	BLK	WP	HR	S	P	ERA	WHIP
Jose Mercedes, R (1, 1) ERA: 4.61	6.0	L	30	8	6	6	3	3	0	1	0	0	1	69	107	9.00	1.833
Jay Spurgeon, R (7, 1) ERA: 2.25	3.0		11	3	1	1	1	0	0	0	0	0	1	24	31	3.00	1.000


TOP

Kansas City Royals @ Baltimore Orioles
Oriole Park at Camden Yards, Baltimore, MD

Sat Aug 19 2000, 7:05 PM EDT
Att. 43,827 - Sunny - 82 F

livebaseballscorecards.com

AB	37
R	7
H	11
RBI	7
BB	3
SO	4
LOB	19



Batter	1	2	3	4	5	6	7	8	9	AB	R	H	RBI	BB	SO	LOB
Jerry Hairston, R OBP: 0.350, SLG: 0.429 (1, 4)	1-1 G6-3		2-1 G6-4-3			3-2 F7		1-1 G4-3		4	0	0	0	0	0	1
6 Melvin Mora, R OBP: 0.349, SLG: 0.452 (1, 6)	1-2 G5-3		3-1 P4			0-0 E5		0-1 1B		4	0	1	0	0	0	0
Delino DeShields, L OBP: 0.374, SLG: 0.459 (1, 7) Trenidad Hubbard, R OBP: 0.276, SLG: 0.280 (9, 7)	3-2 F8				4-1 G6-4-3 BB	4-2		2-1 G5-3		2	0	0	0	2	0	1
Albert Belle, R OBP: 0.346, SLG: 0.493 (1, 9)		0-0 G4-3		2-1 L8		1-1 L6		2-0 G6-3		4	0	0	0	0	0	3
Jeff Conine, R OBP: 0.332, SLG: 0.427 (1, 10)		4-1 2B BB		1-0 G6-4-3		1-0 G5-3		2-3 K		3	0	0	0	1	1	1
Chris Richard, L OBP: 0.278, SLG: 0.444 (1, 3)		2-0 F7		1-1 G4-3		2-3 K		1-1 G4-3		4	0	0	0	0	1	1
Brook Fordyce, R OBP: 0.350, SLG: 0.551 (1, 2)		0-0 1-3 2B		1-0 G5-3		1-1 1B				3	0	2	0	0	0	0
Ryan Minor, R OBP: 0.188, SLG: 0.167 (1, 5)		0-0 G4-3		0-0 G5-3		1-3 K				3	0	0	0	0	1	3
Luis Matos, R OBP: 0.292, SLG: 0.352 (1, 8)			0-0 G6-4-3 1B			1-1 G5-3		1-3 K		3	0	1	0	0	1	0

Inning Stats	R: 0	H: 0	E: 0	K: 0	S: 9	P: 14	R: 0	H: 1	E: 0	K: 0	S: 5	P: 11	R: 0	H: 0	E: 0	K: 0	S: 4	P: 11	R: 0	H: 0	E: 0	K: 0	S: 4	P: 6	R: 0	H: 0	E: 1	K: 0	S: 10	P: 19	R: 0	H: 1	E: 0	K: 2	S: 9	P: 14	R: 0	H: 1	E: 0	K: 1	S: 10	P: 14	R: 0	H: 0	E: 0	K: 1	S: 6	P: 11	1B: 3	2B: 1	3B: 0	HR: 0	SF: 0	SAC: 0	DP: 2	HBP: 0	WP: 0	PA: 33
PITCHER Mac Suzuki, R ERA: 3.78 (1, 1)	IP	WLS	BF	H	R	ER	SO	BB	IBB	HBP	BLK	WP	HR	S	P	ERA	WHIP	IP	WLS	BF	H	R	ER	SO	BB	IBB	HBP	BLK	WP	HR	S	P	ERA	WHIP	IP	WLS	BF	H	R	ER	SO	BB	IBB	HBP	BLK	WP	HR	S	P	ERA	WHIP							


BOTTOM

Kansas City Royals @ Baltimore Orioles
Oriole Park at Camden Yards, Baltimore, MD

Sat Aug 19 2000, 7:05 PM EDT
 Att: 43,827 - Sunny - 82 F

livebaseballscorecards.com

AB	30
R	0
H	4
RBI	0
BB	3
SO	4
LOB	10



Batter	1	2	3	4	5	6	7	8	9	AB R H RBI BB SO LOB	TOP											
Johnny Damon, L (1, 10) OBP: 0.387, SLG: 0.481	1-2 G1-3		1-2 G1-3			3-1 G4-3 S 1B	1-2 FC6-4			4 0 1 0 0 0 4	Kansas City Royals @ Baltimore Orioles Oriole Park at Camden Yards, Baltimore, MD Sun Aug 20 2000, 1:35 PM EDT Att. 38,753 - Cloudy - 76 F											
Wilson Delgado, S (1, 6) OBP: 0.348, SLG: 0.344	4-2 29 E 29 1B BB		3-2 L4			3-2 G4-3		0-1 G4-3		3 0 0 0 1 0 2												
29 Mike Sweeney, R (1, 3) OBP: 0.404, SLG: 0.524	2-1 E8 G4-3 1-3 1B			2-0 F9		3-3 K		2-2 F9		4 0 1 0 0 1 1												
Jermaine Dye, R (1, 9) OBP: 0.386, SLG: 0.585	0-0 G4-3 1-2f			1-1 HR		0-0 G5-3		0-2 F8		4 1 1 1 0 0 3												
Joe Randa, R (1, 5) OBP: 0.345, SLG: 0.442		2-3 K		0-2 L3		3-2 F8		0-1 L9		4 0 0 0 0 1 0												
Mark Quinn, R (1, 7) OBP: 0.348, SLG: 0.515		0-1 G5-3		0-1 F8		0-1 F8		2-0 G6-3		4 0 0 0 0 0 0												
Todd Dunwoody, L (1, 8) OBP: 0.263, SLG: 0.301		0-1 G5-3			0-0 G4-3		1-0 BB 1B 1B	3-2 F7		4 0 1 0 0 0 0												
Héctor Ortiz, R (1, 2) OBP: 0.479, SLG: 0.488			1-3 K		1-0 G6-3		0-0 BB 1B			3 0 1 0 0 1 0												
Jeff Reboulet, R (1, 4) OBP: 0.333, SLG: 0.293			1-1 G1-3 S 1B		3-1 F7		4-0 FC6-4 BB			2 0 1 0 1 0 0												
Inning Stats	R: 0 E: 1 K: 0 S: 9	H: 1 LOB: 1 BB: 1 P: 16	R: 0 E: 0 K: 1 S: 7	H: 0 LOB: 0 BB: 0 P: 9	R: 0 E: 0 K: 1 S: 12	H: 1 LOB: 1 BB: 0 P: 18	R: 1 E: 0 K: 0 S: 8	H: 1 LOB: 0 BB: 0 P: 11	R: 0 E: 0 K: 0 S: 4	H: 0 LOB: 0 BB: 0 P: 8		R: 0 E: 0 K: 1 S: 15	H: 1 LOB: 1 BB: 0 P: 24	R: 0 E: 0 K: 0 S: 14	H: 2 LOB: 3 BB: 1 P: 23	R: 0 E: 0 K: 0 S: 10	H: 0 LOB: 0 BB: 0 P: 12	R: 0 E: 0 K: 0 S: 7	H: 0 LOB: 0 BB: 0 P: 12	1B: 5 2B: 0 3B: 0 HR: 1	SF: 0 SAC: 0 DP: 1 HBP: 0	WP: 0 PB: 0 SB: 2 CS: 0
PITCHER	IP WLS BF H R ER SO BB IBB HBP BLK WP HR S P ERA WHIP												IP WLS BF H R ER SO BB IBB HBP BLK WP HR S P ERA WHIP									
Sidney Ponson, R (1, 1) ERA: 5.33	8.0 W 31 6 1 1 3 2 0 0 0 0 0 1 79 121 1.12 1.000																					
Ryan Kohlmeier, R (9, 1) ERA:	1.0 S 3 0 0 0 0 0 0 0 0 0 0 0 7 12 0.00 0.000																					

livebaseballscorecards.com

AB	32
R	1
H	6
RBI	1
BB	2
SO	3
LOB	10



Batter	1	2	3	4	5	6	7	8	9	AB	R	H	RBI	BB	SO	LOB
Jerry Hairston, R OBP: 0.318, SLG: 0.385 (1, 4)	0-2 G4-3		1-2 F9		0-1 G6-4-3		1-2 G3			4	0	0	0	0	0	3
6 Melvin Mora, R OBP: 0.354, SLG: 0.455 (1, 6)	1-2 G5-3			2-1 HBP 1B HBP		3-2 1B 2B		4-1 SH1-3 2B BB		2	2	1	0	1	0	0
Delino DeShields, L OBP: 0.376, SLG: 0.461 (1, 7)	1-0 1B			0-0 F9		1-1 CS 1B		2-0 SH1-3		3	0	2	1	0	0	1
Albert Belle, R OBP: 0.345, SLG: 0.490 (1, 10)	1-3 K			0-1 F8		0-3 1B		4-0 2B FC3-2 IBB		3	0	0	0	1	2	3
Jeff Conine, R OBP: 0.333, SLG: 0.431 (1, 3)		3-2 G6-3		0-2 HBP 1B		3-2 F9		3-2 FC3-2 2B		4	0	2	1	0	0	1
Chris Richard, L OBP: 0.287, SLG: 0.441 (1, 9)		1-1 F7		3-2 1-2 2-3 HBP		1-1 2B CS 1B		0-0 FC3-2		3	0	1	0	0	0	2
Greg Myers, L OBP: 0.273, SLG: 0.312 (1, 2)		1-3 K		1-2 F7		0-0 F7		0-0 F7		4	0	0	0	0	1	6
Brook Fordyce, R OBP: 0.350, SLG: 0.551 (9, 2)										0	0	0	0	0	0	0
Mark Lewis, R OBP: 0.289, SLG: 0.378 (1, 5)			3-2 L9		1-0 1B 1B		1-0 1-3 2B			3	0	2	0	0	0	0
Luis Matos, R OBP: 0.301, SLG: 0.355 (1, 8)			2-1 F3		1-0 G6-4-3 1B		4-2 BB			2	0	1	0	1	0	0

Inning Stats	R: 0	H: 1	E: 0	K: 1	S: 11	LOB: 1	BB: 0	P: 14	R: 0	H: 0	E: 0	K: 1	S: 10	LOB: 0	BB: 0	P: 15	R: 0	H: 0	E: 0	K: 0	S: 8	LOB: 0	BB: 0	P: 14	R: 0	H: 1	E: 0	K: 0	S: 14	LOB: 3	BB: 0	P: 20	R: 0	H: 2	E: 0	K: 0	S: 4	LOB: 0	BB: 0	P: 6	R: 1	H: 2	E: 0	K: 1	S: 14	LOB: 0	BB: 0	P: 21	R: 0	H: 2	E: 0	K: 0	S: 10	LOB: 2	BB: 1	P: 17	R: 1	H: 1	E: 0	K: 0	S: 7	LOB: 2	BB: 2	P: 20
--------------	------	------	------	------	-------	--------	-------	-------	------	------	------	------	-------	--------	-------	-------	------	------	------	------	------	--------	-------	-------	------	------	------	------	-------	--------	-------	-------	------	------	------	------	------	--------	-------	------	------	------	------	------	-------	--------	-------	-------	------	------	------	------	-------	--------	-------	-------	------	------	------	------	------	--------	-------	-------

PITCHER	IP	WLS	BF	H	R	ER	SO	BB	IBB	HBP	BLK	WP	HR	S	P	ERA	WHIP
Jeff Suppan, R ERA: 5.24 (1, 1)	7.0		28	8	1	1	3	1	0	2	0	0	0	71	107	1.29	1.286
51 Kris Wilson, R ERA: 0.59 (8, 1)	1.0	L	6	1	1	1	0	1	1	0	0	0	0	7	20	9.00	2.000

BOTTOM

Kansas City Royals @ Baltimore Orioles
Oriole Park at Camden Yards, Baltimore, MD

Sun Aug 20 2000, 1:35 PM EDT
 Att: 38,753 - Cloudy - 76 F

livebaseballscores.com

AB	28
R	2
H	9
RBI	2
BB	3
SO	3
LOB	16



WP: 0	PA: 34
PB: 0	
SB: 0	
CS: 2	

Batter	1	2	3	4	5	6	7	8	9	AB R H RBI BB SO LOB	TOP		
Johnny Damon, L (1, 8) OBP: 0.386, SLG: 0.479	1-0 G4-6-3 1B		3-3 K			0-0 G5-3		3-3 K		4 0 1 0 0 2 0	Kansas City Royals @ Baltimore Orioles Oriole Park at Camden Yards, Baltimore, MD Mon Aug 21 2000, 7:35 PM EDT Att. 33,365 - Sunny - 79 F livebaseballscorecards.com		
Rey Sanchez, R (1, 6) OBP: 0.298, SLG: 0.313	1-1 G4-6-3 1-2f		1-1 G6-3			1-2 E5 29 1B 1B		0-0 B1-3		4 1 0 0 0 0 1			
29 Mike Sweeney, R (1, 3) OBP: 0.407, SLG: 0.525	4-1 1B BB					1-2 1B 1-3 1B		1-0 BB 1B 1B		3 0 2 0 1 1 0			
Jermaine Dye, R (1, 9) OBP: 0.389, SLG: 0.586	1-1 1-2 1B					1-1 G6-3 1-3 1B 3-H		1-2 BB 1B		4 0 3 1 0 0 0			
Joe Randa, R (1, 5) OBP: 0.344, SLG: 0.439	0-3 K					0-0 G3-1		4-2 1-2 2-3 BB		3 0 0 0 1 1 4			
Mark Quinn, R (1, 7) OBP: 0.347, SLG: 0.512						1-0 G6-4-3 1B		3-2 G5-3		4 0 1 0 0 1 3			
Todd Dunwoody, L (1, 10) OBP: 0.256, SLG: 0.293						1-0 G6-4-3 1-2f		0-1 G3-1		4 0 0 0 0 0 1			
Gregg Zaun, S (1, 2) OBP: 0.356, SLG: 0.358						1-2 G4-3		0-3 K		4 0 1 0 0 2 0			
Wilson Delgado, S (1, 4) OBP: 0.333, SLG: 0.328						0-1 L7		0-0 G3-1		3 0 0 0 0 1 1			
Dave McCarty, R (9, PH) OBP: 0.316, SLG: 0.492						1-1 G4-3				1 0 0 0 0 0 0			
Inning Stats	R: 0 E: 0 K: 1 S: 9 H: 2 LOB: 2 BB: 1 P: 16	R: 0 E: 0 K: 2 S: 8 H: 0 LOB: 0 BB: 0 P: 11	R: 0 E: 0 K: 2 S: 8 H: 0 LOB: 0 BB: 0 P: 13	R: 0 E: 0 K: 1 S: 8 H: 0 LOB: 0 BB: 0 P: 12	R: 0 E: 0 K: 0 S: 5 H: 1 LOB: 0 BB: 0 P: 8	R: 1 E: 1 K: 0 S: 12 H: 2 LOB: 2 BB: 0 P: 16	R: 0 E: 0 K: 0 S: 11 H: 1 LOB: 1 BB: 0 P: 15	R: 0 E: 0 K: 1 S: 15 H: 2 LOB: 3 BB: 1 P: 27	R: 0 E: 0 K: 1 S: 7 H: 0 LOB: 0 BB: 0 P: 7	1B: 7 2B: 1 3B: 0 HR: 0 SF: 0 SAC: 0 DP: 2 HBP: 0	WP: 0 PB: 0 SB: 0 CS: 0 PA: 36		
PITCHER	IP WLS BF H R ER SO BB IBB HBP BLK WP HR S P ERA WHIP											PITCHER	IP WLS BF H R ER SO BB IBB HBP BLK WP HR S P ERA WHIP
35 Mike Mussina, R (1, 1) ERA: 4.09	7.0 W 27 6 1 0 6 1 0 0 0 0 0 0 61 91 0.00 1.000												
Buddy Groom, L (8, 1) ERA: 3.97	0.2 H 3 1 0 0 1 0 0 0 0 0 0 0 7 11 0.00 1.500												
Mike Trombley, R (8, 1) ERA: 5.04	0.1 H 3 1 0 0 0 1 0 0 0 0 0 0 8 16 0.00 6.000												
Ryan Kohlmeier, R (9, 1) ERA:	1.0 S 3 0 0 0 1 0 0 0 0 0 0 0 7 7 0.00 0.000												

Kansas City Royals @ Baltimore Orioles
 Oriole Park at Camden Yards, Baltimore, MD
 Mon Aug 21 2000, 7:35 PM EDT
 Att. 33,365 - Sunny - 79 F

AB	34
R	1
H	8
RBI	1
BB	2
SO	8
LOB	10



Batter	1	2	3	4	5	6	7	8	9	AB R H RBI BB SO LOB																										
Johnny Damon, L (1, 8) OBP: 0.384, SLG: 0.475	2-1 G5-3	0-1 G4-3			1-1 P6		4-0 SH5-3 29 1B S BB	0-3 K		4 1 0 0 1 1 3																										
Rey Sanchez, R (1, 6) OBP: 0.303, SLG: 0.317	1-0 E 2B 1B		1-0 29 G6-3 29 S 1B 1B		1-2 1B		1-1 SH5-3 1-3	1-3 K		4 2 3 0 0 1 0																										
29 Mike Sweeney, R (1, 10) OBP: 0.405, SLG: 0.522	2-2 F9		1-1 G6-3 1-3		1-0 G5-3 2-3f		1-1 FC6-4 1B	2-2 F8		5 0 1 1 0 0 4																										
Jermaine Dye, R (1, 9) OBP: 0.387, SLG: 0.582	0-1 E6 1-2 2B		0-0 G6-4-3 1B 3-H			3-2 F9	1-3 K	2-3 K		5 1 1 1 0 2 2																										
Joe Randa, R (1, 5) OBP: 0.346, SLG: 0.441	1-0 1-H 2-H 2B		1-0 G6-4-3 1-2f			1-0 G1-4-3 1B 1B	2-2 FC6-4 1-2f			4 0 2 2 0 0 2																										
Mark Quinn, R (1, 7) OBP: 0.348, SLG: 0.512	3-3 K		1-1 G5-3			1-2 G1-4-3 1B 1B		0-0 1B E 1B		4 1 2 0 0 1 1																										
Dave McCarty, R (1, 3)		2-0 1B		1-2 F8		3-2 G1-4-3 1-2 2-3		0-1 F9		4 0 1 0 0 0 3																										
Gregg Zaun, S (1, 2) OBP: 0.358, SLG: 0.358		0-3 K		1-2 F7		4-0 IBB		2-2 E3 1-3 1B		3 0 1 0 1 1 1																										
Jeff Reboulet, R (1, 4) OBP: 0.332, SLG: 0.287		2-2 F7			4-1 29 G5-3 1B BB		3-2 F8	0-0 E3 1-3 3-H		3 0 0 0 1 0 5																										
Inning Stats	R: 2 E: 1 K: 1 S: 12	H: 2 LOB: 1 BB: 0 P: 21	R: 0 E: 0 K: 1 S: 9	H: 1 LOB: 1 BB: 0 P: 13	R: 1 E: 0 K: 0 S: 5	H: 2 LOB: 0 BB: 0 P: 8	R: 0 E: 0 K: 0 S: 8	H: 0 LOB: 0 BB: 0 P: 11	R: 0 E: 0 K: 0 S: 7	H: 1 LOB: 1 BB: 1 P: 14	R: 0 E: 0 K: 0 S: 14	H: 2 LOB: 3 BB: 1 P: 29	R: 1 E: 0 K: 1 S: 10	H: 1 LOB: 1 BB: 1 P: 19	R: 1 E: 1 K: 1 S: 10	H: 2 LOB: 1 BB: 0 P: 12	R: 0 E: 0 K: 2 S: 13	H: 0 LOB: 0 BB: 0 P: 18	1B: 10 2B: 1 3B: 0 HR: 0	SF: 0 SAC: 1 DP: 2 HBP: 0	WP: 0 PB: 0 SB: 2 CS: 0	PA: 40														
PITCHER	IP WLS BF H R ER SO BB IBB HBP BLK WP HR S P ERA WHIP																																			
Steve Trachsel, R (1, 1) ERA: 4.72	6.0		27	8	3	1	2	1	1	0	0	0	0	55	96	1.50	1.500																			
Mark Guthrie, L (7, 1) ERA: 4.88	0.0		1	0	1	1	0	1	0	0	0	0	0	0	4	∞	∞																			
John Frascatore, R (7, 1) ERA: 5.62	1.1		7	3	1	0	1	0	0	0	0	0	0	16	23	0.00	2.250																			
Kelvim Escobar, R (8, 1) ERA: 5.47	0.2	W	2	0	0	0	1	0	0	0	0	0	0	4	4	0.00	0.000																			
Billy Koch, R (9, 1) ERA: 2.64	1.0	S	3	0	0	0	2	0	0	0	0	0	0	13	18	0.00	0.000																			

Kansas City Royals @ Toronto Blue Jays
 SkyDome, Toronto, ON
 Tue Aug 22 2000, 7:05 PM EDT
 Att. 22,551 - Sunny - 70 F

AB	36
R	5
H	11
RBI	4
BB	3
SO	6
LOB	21



Batter	1	2	3	4	5	6	7	8	9
Shannon Stewart, R (1, 7) OBP: 0.384, SLG: 0.561	3-1 G4-6-3 1B		2-2 G5-4-3 1-2f		1-3 K		3-3 K 1-2		
Alex Gonzalez, R (1, 6) OBP: 0.314, SLG: 0.403	0-0 G4-6-3 1-2f			2-0 E5 2B 1B	1-0 E3 2-H		0-3 K		
Dave Martinez, L (1, 9) OBP: 0.340, SLG: 0.373	2-0 G4-3			2-1 1B 1-3 FC4-6 2B	2-2 F9		4-2 1B HR BB		
Carlos Delgado, L (1, 3) OBP: 0.484, SLG: 0.713		0-0 FC4 1B		3-0 FC4-6 1B 2-3 3-H		3-1 G4-3	0-0 1B HR 1-2		
Brad Fullmer, L (1, 10) OBP: 0.352, SLG: 0.573		1-2 F9		2-1 FC4-6 1-2f 3-H		1-0 FC4-6 1B	0-0 HR 1-H 2-H		
Tony Batista, R (1, 5) OBP: 0.333, SLG: 0.577		1-1 FC4 1-2f		2-0 F9		0-1 FC4-6 1-2f	0-0 HR		
Darrin Fletcher, L (1, 2) OBP: 0.338, SLG: 0.487		2-0 G6-3		2-3 K		0-0 G4-3	0-0 F7		
José Cruz Jr., S (1, 8) OBP: 0.327, SLG: 0.458			1-3 K		2-2 SH5-3 E 1B		1-0 S 1B	2-1 G4-3	
Mickey Morandini, L (1, 4) OBP: 0.321, SLG: 0.310			4-1 G5-4-3 BB		0-0 SH5-3 1-2		2-3 K	1-1 G4-3	


AB	R	H	RBI	BB	SO	LOB
4	0	1	0	0	2	3
4	1	0	0	0	1	2
3	2	1	0	1	0	1
4	1	3	1	0	0	0
4	1	2	4	0	0	2
4	1	1	1	0	0	3
4	0	0	0	0	1	3
4	1	2	0	0	1	0
2	0	0	0	1	1	1

BOTTOM

Kansas City Royals @ Toronto Blue Jays
 SkyDome, Toronto, ON
 Tue Aug 22 2000, 7:05 PM EDT
 Att: 22,551 - Sunny - 70 F

livebaseballscores.com

AB	33
R	7
H	10
RBI	6
BB	2
SO	6
LOB	15



Inning Stats	R: 0	H: 1	E: 0	LOB: 0	K: 0	S: 4	P: 9	R: 0	H: 1	E: 0	LOB: 1	K: 0	S: 7	P: 11	R: 0	H: 0	E: 0	LOB: 0	K: 1	S: 7	P: 14	R: 2	H: 2	E: 1	LOB: 1	K: 1	S: 11	P: 24	R: 1	H: 1	E: 1	LOB: 1	K: 1	S: 12	P: 18	R: 0	H: 1	E: 0	LOB: 1	K: 0	S: 6	P: 10	R: 0	H: 1	E: 0	LOB: 1	K: 3	S: 10	P: 16	R: 4	H: 3	E: 0	LOB: 0	K: 0	S: 13	P: 20
PITCHER	IP	WLS	BF	H	R	ER	SO	BB	IBB	HBP	BLK	WP	HR	S	P	ERA	WHIP																																							
Dan Reichert, R (1, 1) ERA: 3.96	7.0		31	8	5	3	6	2	0	0	0	0	0	63	112	3.86	1.429																																							
Jose Santiago, R (8, 1) ERA: 4.41	1.0	L	5	2	2	2	0	0	0	0	0	0	2	7	10	18.00	2.000																																							

WP	HR	S	P	ERA	WHIP
0	0	1	1	0	0
0	0	2	0	0	0
0	0	1	1	0	0
0	0	1	1	0	0
0	0	2	0	0	0
0	0	1	1	0	0

Batter	1	2	3	4	5	6	7	8	9
Shannon Stewart, R (1, 7) OBP: 0.384, SLG: 0.558	2-1 HR HBP	1-0 FC5-4 1-2f		2-1 L7		0-0 L3	1-0 2B 1B		
Alex Gonzalez, R (1, 6) OBP: 0.318, SLG: 0.418	0-0 HR 1-H	3-3 K		0-1 2B 1-3 2-H		2-1 F8 2-3	0-0 2B 1-H 2-H		
Dave Martinez, L (1, 9) OBP: 0.341, SLG: 0.371	3-1 1B S		4-2 BB	2-2 F8		2-3 K	2-3 K		
Carlos Delgado, L (1, 3) OBP: 0.485, SLG: 0.725	2-2 F8		3-1 P6		2-2 1B		3-1 HR	2-2 HR	
Brad Fullmer, L (1, 10) OBP: 0.351, SLG: 0.571	2-1 G4-3 1-2		1-3 K		0-0 F7		2-3 K	2-0 WP 2B	
Tony Batista, R (1, 5) OBP: 0.333, SLG: 0.576	4-2 BB		0-1 F8		1-3 K		3-1 HR 2B	0-1 F3	
Darrin Fletcher, L (1, 2) OBP: 0.332, SLG: 0.479	0-1 G4-3			1-2 F8	1-0 P1		2-1 G6-3	1-0 P6	
José Cruz Jr., S (1, 8) OBP: 0.330, SLG: 0.464		0-1 G4-3		4-2 1B 2B BB		4-2 F8 1B BB	1-1 HR 2-H	1-3 K	
Mickey Morandini, L (1, 4) OBP: 0.329, SLG: 0.314		4-2 FC5-4 BB		0-1 2B 1B		2-2 1B	4-2 1B 2B BB		

Inning Stats	R: 2	H: 2	E: 0	K: 0	S: 16	LOB: 2	BB: 1	P: 29	R: 0	H: 0	E: 1	K: 1	S: 11	LOB: 1	BB: 1	P: 19	R: 0	H: 0	E: 0	K: 1	S: 10	LOB: 1	BB: 1	P: 18	R: 1	H: 2	E: 0	K: 0	S: 16	LOB: 2	BB: 1	P: 25	R: 0	H: 1	E: 0	K: 1	S: 8	LOB: 1	BB: 0	P: 12	R: 0	H: 1	E: 0	K: 1	S: 11	LOB: 2	BB: 1	P: 21	R: 5	H: 5	E: 0	K: 2	S: 19	LOB: 1	BB: 1	P: 37	R: 1	H: 2	E: 0	K: 1	S: 12	LOB: 1	BB: 0	P: 18
1B: 5	SF: 0	2B: 4	SAC: 0	3B: 0	DP: 0	HR: 4	HBP: 1	WP: 1	PA: 44																																																							

PITCHER	IP	WLS	BF	H	R	ER	SO	BB	IBB	HBP	BLK	WP	HR	S	P	ERA	WHIP
Blake Stein, R (1, 1) ERA: 5.98	6.0		30	6	3	3	4	5	0	1	0	0	2	72	124	4.50	1.833
51 Kris Wilson, R (7, 1) ERA: 3.38	0.2		7	4	5	5	1	1	0	0	0	0	2	15	31	67.50	7.500
Andy Larkin, R (7, 1) ERA: 4.05	1.1	L	7	3	1	1	2	0	0	0	0	1	1	16	24	6.75	2.250

AB R H RBI BB SO LOB

4 2 1 0 0 0 5

5 1 3 5 0 1 3

4 0 1 0 1 2 5

5 2 3 2 0 0 2

5 0 1 0 0 2 3

4 1 1 0 1 1 3

5 0 0 0 0 0 5

3 2 1 2 2 1 1

2 1 2 0 2 0 0

AB 37

R 9

H 13

RBI 9

BB 6

SO 7

LOB 27

WP: 1 PA: 44

PB: 0

SB: 1

CS: 0

ERA WHIP

ERA WHIP

ERA WHIP

ERA WHIP

ERA WHIP

ERA WHIP

ERA WHIP

ERA WHIP

ERA WHIP

ERA WHIP

ERA WHIP

ERA WHIP

ERA WHIP

ERA WHIP

ERA WHIP

Kansas City Royals @ Toronto Blue Jays
SkyDome, Toronto, ON
Wed Aug 23 2000, 7:05 PM EDT
Att. 22,616 - Sunny - 73 F

livebaseballscores.com



Batter	1	2	3	4	5	6	7	8	9	AB R H RBI BB SO LOB	TOP											
Jose Offerman, S (1, 10) OBP: 0.338, SLG: 0.328	2-1 F7		0-0 L9-3 1B		1-3 K			1-3 K		4 0 1 0 0 2 1	Boston Red Sox @ Kansas City Royals Kauffman Stadium, Kansas City, MO Fri Aug 25 2000, 7:05 PM CDT Att. 20,028 - Sunny - 94 F livebaseballscorecards.com											
Trot Nixon, L (1, 9) OBP: 0.370, SLG: 0.466	1-2 G6-3		0-1 L9-3		1-1 G4-3			2-1 G3		4 0 0 0 0 0 2												
Brian Daubach, L (1, 3) OBP: 0.325, SLG: 0.464	3-2 HR 2B		2-1 G4-3			0-1 G6-3		1-2 G1-3		4 1 1 0 0 0 0												
Carl Everett, S (1, 8) OBP: 0.384, SLG: 0.599	1-2 HR			0-3 K		0-0 F7			2-1 F9	4 1 1 2 0 1 0												
Troy O'Leary, L (1, 7) OBP: 0.336, SLG: 0.408	1-2 F7			4-1 G1-3 BB		4-0 BB			2-2 G4-6-3 1B	2 0 1 0 2 0 0												
Lou Merloni, R (1, 5) OBP: 0.340, SLG: 0.392		2-1 L8		1-1 G1-3		3-1 G5-3			0-0 G4-6-3	4 0 0 0 0 0 3												
Scott Hatteberg, L (1, 2) OBP: 0.345, SLG: 0.462		2-1 2B		2-1 L8			3-2 G1			3 0 1 0 0 0 1												
Mike Lansing, R (1, 4) OBP: 0.303, SLG: 0.382		1-1 G5-3			0-1 G6-3		1-0 G5-3			3 0 0 0 0 0 1												
Manny Alexander, R (1, 6) OBP: 0.250, SLG: 0.320		2-2 G3-1			4-0 BB		0-2 F7			2 0 0 0 1 0 1												
Inning Stats	R: 2 E: 0 K: 0 S: 16	H: 2 LOB: 0 BB: 0 P: 24	R: 0 E: 0 K: 0 S: 9	H: 1 LOB: 1 BB: 0 P: 16	R: 0 E: 0 K: 0 S: 5	H: 1 LOB: 0 BB: 0 P: 7	R: 0 E: 0 K: 1 S: 8	H: 0 LOB: 1 BB: 1 P: 15	R: 0 E: 0 K: 1 S: 7	H: 0 LOB: 1 BB: 1 P: 13	R: 0 E: 0 K: 0 S: 5	H: 0 LOB: 1 BB: 1 P: 12	R: 0 E: 0 K: 0 S: 7	H: 0 LOB: 0 BB: 0 P: 11	R: 0 E: 0 K: 1 S: 10	H: 0 LOB: 0 BB: 0 P: 14	R: 0 E: 0 K: 0 S: 6	H: 1 LOB: 0 BB: 0 P: 10	1B: 2 2B: 3 3B: 0 HR: 1	SF: 0 SAC: 0 DP: 2 HBP: 0	WP: 0 PB: 0 SB: 0 CS: 0	PA: 33
PITCHER Jeff Suppan, R (1, 1) ERA: 5.07	IP: 9.0 WLS: W BF: 33 H: 5 R: 2 ER: 2 SO: 3 BB: 3 IBB: 0 HBP: 0 BLK: 0 WP: 0 HR: 1 S: 73 P: 122 ERA: 2.00 WHIP: 0.889											PITCHER	IP: 9.0 WLS: W BF: 33 H: 5 R: 2 ER: 2 SO: 3 BB: 3 IBB: 0 HBP: 0 BLK: 0 WP: 0 HR: 1 S: 73 P: 122 ERA: 2.00 WHIP: 0.889									



Batter	1	2	3	4	5	6	7	8	9	AB R H RBI BB SO LOB	TOP									
Jose Offerman, S (1, 4) <small>OBP: 0.337, SLG: 0.326</small> Mike Lansing, R (9, 4) <small>OBP: 0.303, SLG: 0.382</small>	0-1 HR 1B	1-1 F9 ②		0-0 L4-6 ②③ 2-3			0-1 G3-1 ②		2-3 K 1-2 ①	5 1 1 0 0 1 2 0 0 0 0 0 0 0										
Brian Daubach, L (1, 3) <small>OBP: 0.325, SLG: 0.470</small> Rico Brogna, L (9, 3) <small>OBP: 0.291, SLG: 0.379</small>	1-2 HR 1B	1-1 FC4-6 1B			3-2 G4-3 ①		0-1 G4-3 ③		0-3 K ②	5 1 2 2 0 1 1 0 0 0 0 0 0 0										
Carl Everett, S (1, 8) <small>OBP: 0.380, SLG: 0.592</small>	2-2 F7	0-1 FC4-6 ③ 1-2f			2-2 G4-3 ②			0-1 F8 ①	0-1 F8 ③	5 0 0 0 0 0 2										
Nomar Garciaparra, R (1, 6) <small>OBP: 0.441, SLG: 0.617</small>	1-1 2B 1B				0-0 P5 ③			0-0 BB 1B		4 2 3 0 0 0 0										
Troy O'Leary, L (1, 7) <small>OBP: 0.337, SLG: 0.415</small>	1-2 1B 2B				1-1 G4-6-3 ①② 1-2f		3-2 G4-3 2B		1-0 F8 ②	4 1 2 0 0 0 2										
Scott Hatteberg, L (1, 10) <small>OBP: 0.354, SLG: 0.465</small>	3-1 1B 2-H 3-H				3-2 1B		1-2 G4-3 2-3		4-1 1B BB	3 0 2 2 1 0 1										
Jason Varitek, S (1, 2) <small>OBP: 0.355, SLG: 0.403</small>	1-1 1B G6-4-3				2-2 G4-3 ③		1-3 K ②		1-1 1B 1-2 2-H	4 0 2 1 0 1 2										
Trot Nixon, L (1, 9) <small>OBP: 0.389, SLG: 0.464</small>	1-1 G6-4-3 ②③ 1-2f				1-2 L4-6 S 1B		3-2 G3 ③		0-2 F9 ③	4 0 1 0 0 0 5										
Manny Alexander, R (1, 5) <small>OBP: 0.250, SLG: 0.318</small>					3-2 G6-3 ① 1-2		0-1 G3 ①		0-1 S 1B	4 0 1 0 0 0 1										
Inning Stats	R: 4 E: 0 K: 0 S: 20	H: 6 LOB: 1 BB: 0 P: 30	R: 0 E: 0 K: 0 S: 7	H: 1 LOB: 1 BB: 0 P: 9	R: 0 E: 0 K: 0 S: 10	H: 2 LOB: 1 BB: 0 P: 16	R: 0 E: 0 K: 0 S: 11	H: 1 LOB: 0 BB: 0 P: 15	R: 0 E: 0 K: 1 S: 12	H: 1 LOB: 1 BB: 0 P: 20	R: 0 E: 0 K: 0 S: 6	H: 0 LOB: 0 BB: 0 P: 6	R: 1 E: 0 K: 0 S: 10	H: 2 LOB: 2 BB: 1 P: 16	R: 0 E: 0 K: 2 S: 11	H: 1 LOB: 1 BB: 0 P: 13	1B: 11 2B: 3 3B: 0 HR: 1	SF: 0 SAC: 0 DP: 3 HBP: 0	WP: 0 PB: 0 SB: 2 CS: 0	PA: 39
PITCHER	IP WLS BF H R ER SO BB IBB HBP BLK WP HR S P ERA WHIP																			
Brian Meadows, R (1, 1) <small>ERA: 5.16</small>	7.2 L 33 12 5 5 1 1 0 0 0 0 0 1 80 120 5.87 1.696																			
Andy Larkin, R (8, 1) <small>ERA: 5.06</small>	0.1 2 1 0 0 0 0 0 0 0 0 0 0 5 6 0.00 3.000																			
Jerry Spradlin, R (9, 1) <small>ERA: 5.16</small>	1.0 4 1 0 0 0 2 0 0 0 0 0 0 11 13 0.00 1.000																			

Boston Red Sox @ Kansas City Royals
Kauffman Stadium, Kansas City, MO

AB	38
R	5
H	14
RBI	5
BB	1
SO	3
LOB	16



Sat Aug 26 2000, 8:05 PM CDT
Att. 30,199 - Cloudy - 93 F

livebaseballscorecards.com

Batter	1	2	3	4	5	6	7	8	9	AB R H RBI BB SO LOB
Johnny Damon, L (1, 8) OBP: 0.386, SLG: 0.492	2-1 L6		1-0 1B		0-0 HR		0-0 G3-1		2-1 G6-3	5 1 2 2 0 0 1
Rey Sanchez, R (1, 6) OBP: 0.304, SLG: 0.318	1-0 F8		1-0 G6-3		0-3 K		1-0 G1-3			4 0 0 0 0 1 1
29 Mike Sweeney, R (1, 3) OBP: 0.405, SLG: 0.529	1-2 1B			0-1 G4-3 1B		1-0 L9		1-0 G6-3		4 0 2 0 0 0 0
Jermaine Dye, R (1, 10) OBP: 0.387, SLG: 0.575	2-2 P4			3-2 G4-3		0-3 K		0-1 1B		4 0 1 0 0 1 2
Joe Randa, R (1, 5) OBP: 0.343, SLG: 0.434		1-1 L9		0-1 G4-3		1-1 1B		3-2 F8		2 1 0 0 0 0 1
Dave McCarty, R (8, PH) OBP: 0.316, SLG: 0.485				2-3		1B HBP				1 0 0 0 0 0 1
Jeff Reboulet, R (9, 5) OBP: 0.328, SLG: 0.286										0 0 0 0 0 0 0
Mark Quinn, R (1, 7) OBP: 0.349, SLG: 0.505			1-3 K		0-0 F8		0-0 1B		0-0 F9	4 0 1 0 0 1 2
Gregg Zaun, S (1, 2) OBP: 0.364, SLG: 0.377		1-1 L8			1-1 G4-3		0-1 1B		1-2 BLK DI	4 0 2 1 0 0 0
Todd Dunwoody, L (1, 9) OBP: 0.249, SLG: 0.283			1-3 K		1-1 G4-3		1-1 L9		1-0 L8	4 0 0 0 0 1 3
Wilson Delgado, S (1, 4) OBP: 0.313, SLG: 0.306			0-1 G4-3		0-1 HR		0-1 G1-3		1-3 K	4 1 1 0 0 1 1

Inning Stats	R: 0	H: 1	E: 0	K: 0	S: 9	LOB: 1	BB: 0	P: 15	R: 0	H: 0	E: 0	K: 1	S: 7	LOB: 0	BB: 0	P: 10	R: 0	H: 1	E: 0	K: 1	S: 7	LOB: 1	BB: 0	P: 10	R: 0	H: 1	E: 0	K: 1	S: 10	LOB: 1	BB: 0	P: 13	R: 2	H: 2	E: 0	K: 1	S: 10	LOB: 0	BB: 0	P: 12	R: 1	H: 2	E: 0	K: 1	S: 12	LOB: 2	BB: 0	P: 15	R: 0	H: 0	E: 0	K: 0	S: 4	LOB: 0	BB: 0	P: 5	R: 0	H: 1	E: 0	K: 0	S: 7	LOB: 1	BB: 0	P: 11	R: 0	H: 1	E: 0	K: 1	S: 9	LOB: 1	BB: 0	P: 14	1B: 8	SF: 0	2B: 0	SAC: 0	3B: 0	DP: 0	HR: 1	HBP: 1	WP: 0	PA: 37
--------------	------	------	------	------	------	--------	-------	-------	------	------	------	------	------	--------	-------	-------	------	------	------	------	------	--------	-------	-------	------	------	------	------	-------	--------	-------	-------	------	------	------	------	-------	--------	-------	-------	------	------	------	------	-------	--------	-------	-------	------	------	------	------	------	--------	-------	------	------	------	------	------	------	--------	-------	-------	------	------	------	------	------	--------	-------	-------	-------	-------	-------	--------	-------	-------	-------	--------	-------	--------

PITCHER	IP	WLS	BF	H	R	ER	SO	BB	IBB	HBP	BLK	WP	HR	S	P	ERA	WHIP
Rolando Arrojo, R (1, 1) ERA: 5.69	5.1	W	21	5	2	2	3	0	0	0	0	0	1	44	62	3.38	0.938
Hipolito Pichardo, R (6, 1) ERA: 2.7	1.2	H	8	2	1	1	1	0	0	1	0	0	0	15	18	5.40	1.200
Rich Garces, R (8, 1) ERA: 2.98	1.0	H	4	1	0	0	0	0	0	0	0	0	0	7	11	0.00	1.000
Derek Lowe, R (9, 1) ERA: 2.77	1.0	S	4	1	0	0	1	0	0	0	1	0	0	9	14	0.00	1.000

BOTTOM

Boston Red Sox @ Kansas City Royals
Kauffman Stadium, Kansas City, MO

Sat Aug 26 2000, 8:05 PM CDT
Att: 30,199 - Cloudy - 93 F

livebaseballscorecards.com

AB	36
R	3
H	9
RBI	3
BB	0
SO	5
LOB	12



Batter	1	2	3	4	5	6	7	8	9	AB	R	H	RBI	BB	SO	LOB	TOP										
Jose Offerman, S (1, 10) OBP: 0.335, SLG: 0.324	1-3 K	2-2 G4-3			0-1 G4-3		3-1 G4-3	3-2 E8 FC4-6 1-H 1B		5	0	1	0	0	1	2											
Darren Lewis, R (1, 8) OBP: 0.310, SLG: 0.312 Carl Everett, S (8, PH) OBP: 0.381, SLG: 0.592	1-3 K		3-3 K		1-0 F8		1-2 G6-3	4-1 FC4-6 BB		4	0	0	0	0	2	0											
Brian Daubach, L (1, 3) OBP: 0.327, SLG: 0.475 Rico Brogna, L (7, 3) OBP: 0.289, SLG: 0.377	1-0 2B		1-3 K			3-2 1B SF9 2B	1-1 G4-3	2-1 FC4-6 1-2f 2-3		4	1	2	0	0	1	0											
Nomar Garciaparra, R (1, 6) OBP: 0.440, SLG: 0.615 Manny Alexander, R (7, 6) OBP: 0.253, SLG: 0.316	0-1 E5		1-1 F9			0-1 SF9 BB 1B 2-3		0-1 F8	4-1 G3-6-1 BB	3	1	1	0	0	0	1											
Troy O'Leary, L (1, 7) OBP: 0.337, SLG: 0.416 Bernard Gilkey, R (7, 7) OBP: 0.263, SLG: 0.295	0-0 F7			2-0 F8 SF8 2B		1-3 K		0-1 2B 1B	2-3 K BB	3	1	1	0	0	1	4											
Scott Hatteberg, L (1, 2) OBP: 0.360, SLG: 0.472		2-1 SH2-3 2B		1-0 F8 2-3		4-2 1B BB		2-0 2B SF9 1B	1-1 G3-6-1 1-2f	4	1	2	0	1	0	2											
Lou Merloni, R (1, 5) OBP: 0.339, SLG: 0.423		0-0 SH2-3		1-2 SF8 3-H		1-2 SF9		1-0 1B 2B		1	1	1	3	0	0	0											
Trot Nixon, L (1, 9) OBP: 0.368, SLG: 0.463		1-1 L6		0-2 F8		2-0 1B		0-0 SF9		3	0	1	2	0	0	1											
Mike Lansing, R (1, 4) OBP: 0.304, SLG: 0.382		4-0 BB			0-0 F8		2-2 G3-1	0-0 1B E 1B		3	1	1	1	1	0	2											
Inning Stats	R: 0 E: 1 K: 2 S: 12	H: 1 LOB: 2 BB: 0 P: 15	R: 0 E: 0 K: 0 S: 9	H: 1 LOB: 2 BB: 1 P: 18	R: 0 E: 0 K: 2 S: 8	H: 0 LOB: 0 BB: 0 P: 13	R: 1 E: 0 K: 0 S: 9	H: 1 LOB: 0 BB: 0 P: 13	R: 0 E: 0 K: 0 S: 4	H: 0 LOB: 0 BB: 0 P: 5	R: 2 E: 0 K: 1 S: 19	H: 3 LOB: 2 BB: 1 P: 32	R: 0 E: 0 K: 0 S: 7	H: 0 LOB: 0 BB: 0 P: 12	R: 4 E: 1 K: 0 S: 15	H: 5 LOB: 2 BB: 1 P: 27	R: 0 E: 0 K: 1 S: 6	H: 0 LOB: 0 BB: 1 P: 13	1B: 6 2B: 5 3B: 0 HR: 0	SF: 3 SAC: 1 DP: 1 HBP: 0	WP: 0 PB: 0 SB: 0 CS: 0	PA: 42					
PITCHER	IP	WLS	BF	H	R	ER	SO	BB	IBB	HBP	BLK	WP	HR	S	P	ERA	WHIP										
Dan Reichert, R (1, 1) ERA: 3.99	5.2	W	26	6	3	3	5	2	0	0	0	0	0	58	91	4.76	1.412										
Jose Santiago, R (6, 1) ERA: 4.3	1.1		4	0	0	0	0	0	0	0	0	0	0	10	17	0.00	0.000										
49 Chris Fussell, R (8, 1) ERA: 6.95	0.2		7	5	4	3	0	0	0	0	0	0	0	12	18	40.50	7.500										
Ricky Bottalico, R (8, 1) ERA: 4.7	1.1		5	0	0	0	1	2	0	0	0	0	0	9	22	0.00	1.500										

Boston Red Sox @ Kansas City Royals
Kauffman Stadium, Kansas City, MO

Sun Aug 27 2000, 1:05 PM CDT
Att. 17,037 - Sunny - 90 F

livebaseballscorecards.com

AB	34
R	7
H	11
RBI	6
BB	4
SO	6
LOB	15



Batter	1	2	3	4	5	6	7	8	9	AB	R	H	RBI	BB	SO	LOB
Johnny Damon, L (1, 8) OBP: 0.386, SLG: 0.492	0-1 G4-3	0-0 SF8		2-3 K		1-0 29 BB SF9 1B	0-1 FC5 1B			4	1	2	1	0	1	0
Rey Sanchez, R (1, 6) OBP: 0.306, SLG: 0.318	0-0 G3-1	0-3 K			0-0 29 S 1B	4-0 SF9 29 BB FC3-6 BB	0-0 FC5			3	2	1	0	1	1	2
Luis Ordaz, R (7, PH) (8, 6) OBP: 0.237, SLG: 0.212							1-2 2-3f			1	0	0	0	0	0	2
29 Mike Sweeney, R (1, 10) OBP: 0.408, SLG: 0.529	0-1 G5-3		4-1 HR BB		1-0 1B 1-H E 1B	4-2 FC3-6 1-2 2-3 BB	3-2 HBP			2	2	1	1	2	0	0
Jermaine Dye, R (1, 9) OBP: 0.387, SLG: 0.581		3-2 G5-3	1-2 HR		1-1 HR 1B	0-0 SF9	2-3 K			4	2	2	3	0	1	1
Mark Quinn, R (1, 7) OBP: 0.347, SLG: 0.500		4-0 1B S 1B BB	0-1 F7		1-2 F5	1-2 FC3-6	1-0 F9			4	1	0	1	1	0	3
Dave McCarty, R (1, 3) OBP: 0.317, SLG: 0.495		4-2 1B 1B E BB	0-3 K		1-2 HR	1-2 F2	0-3 K			4	2	1	2	1	2	2
Héctor Ortiz, R (1, 2) OBP: 0.464, SLG: 0.458		2-0 E 1B SF8 1B	2-2 L5		2-0 P4		1-1 G5-3			4	1	1	0	0	0	0
Wilson Delgado, S (1, 4) OBP: 0.321, SLG: 0.316		1-2 E 1B		2-2 G3	1-1 1B		3-2 E5 FC5 1B			4	0	2	1	0	0	0
Jeff Reboulet, R (1, 5) OBP: 0.322, SLG: 0.279		3-2 E2		2-3 K	3-3 K		1-3 K			4	0	0	0	0	3	4

Inning Stats	R: 0	H: 0	E: 0	K: 0	S: 5	H: 0	LOB: 0	BB: 0	P: 5	R: 3	H: 2	E: 1	K: 1	S: 18	R: 2	H: 1	E: 0	K: 1	S: 15	R: 0	H: 0	E: 0	K: 2	S: 9	R: 4	H: 5	E: 1	K: 1	S: 16	R: 2	H: 1	E: 0	K: 0	S: 12	R: 0	H: 1	E: 1	K: 1	S: 11	R: 0	H: 0	E: 0	K: 2	S: 9	R: 0	H: 0	E: 0	K: 2	S: 9
--------------	------	------	------	------	------	------	--------	-------	------	------	------	------	------	-------	------	------	------	------	-------	------	------	------	------	------	------	------	------	------	-------	------	------	------	------	-------	------	------	------	------	-------	------	------	------	------	------	------	------	------	------	------

PITCHER	IP	WLS	BF	H	R	ER	SO	BB	IBB	HBP	BLK	WP	HR	S	P	ERA	WHIP
49 Tim Wakefield, R (1, 1) ERA: 5.68	5.0	L	27	8	9	7	5	3	0	0	0	0	2	63	101	12.60	2.200
Bryce Florie, R (6, 1) ERA: 4.72	1.0		6	1	2	2	0	2	0	0	0	0	0	12	24	18.00	3.000
Rheal Cormier, L (7, 1) ERA: 4.02	1.0		5	1	0	0	1	0	0	0	0	0	0	11	16	0.00	1.000
Rod Beck, R (8, 1) ERA: 1.5	1.0		4	0	0	0	2	0	0	1	0	0	0	9	15	0.00	0.000

BOTTOM

Boston Red Sox @ Kansas City Royals
Kauffman Stadium, Kansas City, MO

Sun Aug 27 2000, 1:05 PM CDT
Att: 17,037 - Sunny - 90 F

livebaseballscorecards.com

AB	34
R	11
H	10
RBI	9
BB	5
SO	8
LOB	14



WP: 0	PA: 42
PB: 0	
SB: 3	
CS: 0	

Batter	1	2	3	4	5	6	7	8	9	AB R H RBI BB SO LOB	TOP		
Jay Canizaro, R (1, 4) OBP: 0.326, SLG: 0.404 Midre Cummings, L (8, PH) OBP: 0.326, SLG: 0.397 A.J. Pierzynski, L (8, 2) OBP: 0.333, SLG: 0.400	3-3 K		0-1 F8			2-1 F8		3-2 F7		3 0 0 0 0 1 1 1 0 0 0 0 0 0 0 0 0 0 0 0 0	Minnesota Twins @ Kansas City Royals Kauffman Stadium, Kansas City, MO Tue Aug 29 2000, 7:05 PM CDT Att. 11,931 - Sunny - 98 F livebaseballscorecards.com		
Cristian Guzman, S (1, 6) OBP: 0.314, SLG: 0.416	3-1 F8		1-0 CS	4-2 S BB		1-0 G3		1-0 F5		3 0 0 0 1 0 0			
Matt Lawton, L (1, 9) OBP: 0.428, SLG: 0.490	3-2 G4-3			2-2 P6			3-2 HR		0-0 G6-3	4 1 1 1 0 0 1			
Ron Coomer, R (1, 3) OBP: 0.334, SLG: 0.436		0-1 F9		1-2 F8		2-0 G1-3		2-2 F9		4 0 0 0 0 0 1			
David Ortiz, L (1, 10) OBP: 0.383, SLG: 0.454		1-1 L8		1-3 K		2-0 G3		1-3 K		4 0 0 0 0 2 1			
Corey Koskie, L (1, 5) OBP: 0.398, SLG: 0.446		1-1 S 1B		3-2 G3		0-0 HR				3 2 2 1 0 0 0			
Torii Hunter, R (1, 8) OBP: 0.286, SLG: 0.349		3-2 1B		0-0 L8		4-0 BB				2 0 1 1 1 0 0			
Jacque Jones, L (1, 7) OBP: 0.305, SLG: 0.452			3-2 CS 1B		3-2 P5		2-2 G1-3			3 0 1 0 0 0 1			
Danny Ardoin, R (1, 2) OBP: 0.300, SLG: 0.250 Denny Hocking, S (8, PH) OBP: 0.371, SLG: 0.405			1-0 F3			0-0 F7		2-3 K		2 0 0 0 0 0 1 1 0 0 0 0 1 0			
Inning Stats	R: 0 H: 0 E: 0 LOB: 0 K: 1 BB: 0 S: 9 P: 18	R: 1 H: 2 E: 0 LOB: 1 K: 0 BB: 0 S: 10 P: 15	R: 0 H: 1 E: 0 LOB: 0 K: 0 BB: 0 S: 7 P: 12	R: 0 H: 0 E: 0 LOB: 1 K: 1 BB: 1 S: 13 P: 21	R: 0 H: 0 E: 0 LOB: 0 K: 0 BB: 0 S: 7 P: 13	R: 0 H: 0 E: 0 LOB: 0 K: 0 BB: 0 S: 4 P: 7	R: 2 H: 2 E: 0 LOB: 1 K: 0 BB: 1 S: 10 P: 23	R: 0 H: 0 E: 0 LOB: 0 K: 1 BB: 0 S: 9 P: 15	R: 0 H: 0 E: 0 LOB: 0 K: 1 BB: 0 S: 8 P: 11	1B: 3 SF: 0 2B: 0 SAC: 0 3B: 0 DP: 0 HR: 2 HBP: 0		WP: 0 PA: 33 PB: 0 SB: 2 CS: 1	
PITCHER	IP WLS BF H R ER SO BB IBB HBP BLK WP HR S P ERA WHIP											PITCHER	IP WLS BF H R ER SO BB IBB HBP BLK WP HR S P ERA WHIP
Blake Stein, R (1, 1) ERA: 5.8	6.2 W 25 5 3 3 2 2 0 0 0 0 0 2 57 104 4.05 1.050												
51 Kris Wilson, R (7, 1) ERA: 2.53	2.1 7 0 0 0 2 0 0 0 0 0 0 0 20 31 0.00 0.000												

Minnesota Twins @ Kansas City Royals
 Kauffman Stadium, Kansas City, MO
 Tue Aug 29 2000, 7:05 PM CDT
 Att. 11,931 - Sunny - 98 F

AB	30
R	3
H	5
RBI	3
BB	2
SO	4
LOB	6



Batter	1	2	3	4	5	6	7	8	9
Johnny Damon, L (1, 8) <small>OBP: 0.385, SLG: 0.492</small>	1-0 		0-0 	2-2 		0-0 		1-1 	
Rey Sanchez, R (1, 6) <small>OBP: 0.310, SLG: 0.320</small> Luis Ordaz, R (6, PH) <small>OBP: 0.234, SLG: 0.209</small> (7, 6)	4-2 		1-0 		2-2 	0-1 			
29 Mike Sweeney, R (1, 10) <small>OBP: 0.409, SLG: 0.530</small>	0-3 		0-0 		4-1 	0-1 			
Jermaine Dye, R (1, 9) <small>OBP: 0.386, SLG: 0.580</small>	1-0 		3-2 		1-1 		3-2 		
Mark Quinn, R (1, 7) <small>OBP: 0.348, SLG: 0.500</small>		2-1 	3-2 		3-3 		1-0 		
Joe Randa, R (1, 5) <small>OBP: 0.342, SLG: 0.432</small>		2-2 	0-1 		1-1 		0-0 		
Dave McCarty, R (1, 3) <small>OBP: 0.312, SLG: 0.486</small>		2-1 		1-3 	2-1 		2-0 		
Héctor Ortiz, R (1, 2) <small>OBP: 0.483, SLG: 0.471</small>			4-2 	3-1 		1-2 		0-3 	
Wilson Delgado, S (1, 4) <small>OBP: 0.318, SLG: 0.313</small>			1-0 	1-3 		2-2 		0-3 	

Inning Stats	R: 0	H: 0	E: 0	K: 1	S: 7	R: 0	H: 0	E: 0	K: 0	S: 10	R: 4	H: 3	E: 1	K: 0	S: 13	R: 0	H: 1	E: 0	K: 2	S: 12	R: 3	H: 3	E: 0	K: 1	S: 17	R: 0	H: 2	E: 0	K: 0	S: 12	R: 0	H: 1	E: 0	K: 0	S: 6	R: 0	H: 0	E: 0	K: 2	S: 10	1B: 7	2B: 3	3B: 0	HR: 0	SF: 0	SAC: 1	DP: 1	HBP: 1
	LOB: 1	BB: 1	P: 13	LOB: 0	BB: 0	P: 16	LOB: 1	BB: 1	P: 25	LOB: 0	BB: 1	P: 30	LOB: 2	BB: 0	P: 15	LOB: 1	BB: 0	P: 12	LOB: 0	BB: 0	P: 11	1B: 0	2B: 0	3B: 0	HR: 0	SF: 0	SAC: 0	DP: 0	HBP: 0																			

PITCHER	IP	WLS	BF	H	R	ER	SO	BB	IBB	HBP	BLK	WP	HR	S	P	ERA	WHIP
J.C. Romero, L (1, 1) <small>ERA: 5.52</small>	4.0	L	21	5	6	6	3	3	0	1	0	0	0	49	86	13.50	2.000
Jack Cressend, R (5, 1) <small>ERA: 4.5</small>	2.0		9	4	1	1	1	0	0	0	1	0	0	22	32	4.50	2.000
Travis Miller, L (7, 1) <small>ERA: 3.93</small>	2.0		7	1	0	0	2	0	0	0	0	0	0	16	23	0.00	0.500

BOTTOM

AB	R	H	RBI	BB	SO	LOB
4	0	1	0	0	0	1
1	2	1	0	1	0	0
1	0	0	0	0	0	2
3	2	1	2	1	1	3
4	1	1	2	0	0	2
4	0	2	1	0	1	1
4	0	1	1	0	0	2
4	0	0	0	0	1	2
3	1	2	0	1	1	0
4	1	1	0	0	2	2

AB	32
R	7
H	10
RBI	6
BB	3
SO	6
LOB	15



WP	PA	ERA	WHIP
0	37		

Minnesota Twins @ Kansas City Royals
 Kauffman Stadium, Kansas City, MO
 Tue Aug 29 2000, 7:05 PM CDT
 Att: 11,931 - Sunny - 98 F

livebaseballscorecards.com

Batter	1	2	3	4	5	6	7	8	9	AB R H RBI BB SO LOB	TOP											
Cristian Guzman, S (1, 6) OBP: 0.317, SLG: 0.418	3-2 G4-3 S 1B		1-1 G6-3		1-0 1B		0-2 F7		0-1 1-2 HR 1B	5 1 3 0 0 0 1												
Denny Hocking, S (1, 4) OBP: 0.369, SLG: 0.411 (6, 3)	1-3 K		0-0 G3-1		2-3 K		2-0 G4-3		1-2 1-H 2-H HR	5 1 1 3 0 2 3												
Matt Lawton, L (1, 9) OBP: 0.426, SLG: 0.487 Midre Cummings, L (6, 9) OBP: 0.328, SLG: 0.398	3-2 G4-3 1-3		2-0 G6-3		1-1 F7		0-1 G6-3		0-1 G6-3 1B 1B	3 0 0 0 0 0 1 2 0 1 0 0 0 0												
Ron Coomer, R (1, 3) OBP: 0.336, SLG: 0.440 Jason Maxwell, R (6, 4) OBP: 0.317, SLG: 0.348 Jay Canizaro, R (9, PH) OBP: 0.328, SLG: 0.406	0-0 G6-3			1-0 2B		0-0 1B 2B 1B		1-1 WP 1B 2B	2-1 G6-3 1B	3 1 2 0 0 0 1 1 1 1 0 0 0 0 1 0 1 0 0 0 0												
David Ortiz, L (1, 10) OBP: 0.381, SLG: 0.450		0-2 G4-3		2-3 K		2-1 2B 1B		2-1 F8	1-1 G6-3	5 1 1 0 0 1 4												
Torii Hunter, R (1, 8) OBP: 0.288, SLG: 0.354		1-0 F8		1-2 G6-3		1-0 2B		2-0 2B 1B	2-0 G5-3	5 1 2 3 0 0 2												
Corey Koskie, L (1, 5) OBP: 0.399, SLG: 0.449		0-2 FC3 1B		1-3 K		2-0 F8		1-0 2B		4 0 2 1 0 1 1												
Jacque Jones, L (1, 7) OBP: 0.307, SLG: 0.455		0-0 FC3			1-1 G3-6 1B		0-1 2B	2-0 G3-1		4 0 2 0 0 0 2												
A.J. Pierzynski, L (1, 2) OBP: 0.300, SLG: 0.357 Chad Moeller, R (8, 2) OBP: 0.266, SLG: 0.282		3-3 K		0-2 G3-6-1 1-2f		1-2 G6-3			1-2 1B HR 1B	3 0 0 0 0 1 4 1 1 1 0 0 0 0												
Inning Stats	R: 0 E: 0 K: 1 S: 12	H: 1 LOB: 1 BB: 0 P: 18	R: 0 E: 0 K: 1 S: 12	H: 1 LOB: 2 BB: 0 P: 16	R: 0 E: 0 K: 0 S: 4	H: 0 LOB: 0 BB: 0 P: 7	R: 0 E: 0 K: 2 S: 13	H: 1 LOB: 1 BB: 0 P: 18	R: 0 E: 0 K: 1 S: 11	H: 2 LOB: 1 BB: 0 P: 15	R: 2 E: 0 K: 0 S: 7	H: 3 LOB: 0 BB: 0 P: 13	R: 0 E: 0 K: 0 S: 9	H: 1 LOB: 1 BB: 0 P: 12	R: 2 E: 0 K: 0 S: 9	H: 3 LOB: 1 BB: 0 P: 17	R: 3 E: 0 K: 0 S: 18	H: 5 LOB: 1 BB: 0 P: 25	1B: 11 2B: 5 3B: 0 HR: 1	SF: 0 SAC: 0 DP: 2 HBP: 0	WP: 1 PB: 0 SB: 1 CS: 0	PA: 42
PITCHER	IP WLS BF H R ER SO BB IBB HBP BLK WP HR S P ERA WHIP																					
Mac Suzuki, R (1, 1) ERA: 3.94	7.0 W 29 9 2 2 5 0 0 0 0 0 0 0 68 99 2.57 1.286																					
Andy Larkin, R (8, 1) ERA: 5.64	1.0 6 3 2 2 0 0 0 0 0 0 1 0 9 17 18.00 3.000																					
Jerry Spradlin, R (9, 1) ERA: 5.52	0.0 3 3 3 3 0 0 0 0 0 0 0 1 11 13 ∞ ∞																					
Ricky Bottalico, R (9, 1) ERA: 4.62	1.0 S 4 2 0 0 0 0 0 0 0 0 0 0 7 12 0.00 2.000																					

Minnesota Twins @ Kansas City Royals
Kauffman Stadium, Kansas City, MO

Wed Aug 30 2000, 1:05 PM CDT
Att. 13,273 - Sunny - 98 F

livebaseballscorecards.com

AB	42
R	7
H	17
RBI	7
BB	0
SO	5
LOB	19



Batter	1	2	3	4	5	6	7	8	9	AB	R	H	RBI	BB	SO	LOB
Johnny Damon, L (1, 8) OBP: 0.384, SLG: 0.491	1-2 L4 2B	2-0 F8	0-1 G6-4-3		1-3 K			1-0 L9		5	0	1	0	0	1	6
Wilson Delgado, S (1, 6) OBP: 0.312, SLG: 0.306	1-3 K	0-1 2B 1B		1-1 F9		0-0 F8		1-0 G3		5	1	1	0	0	1	1
29 Mike Sweeney, R (1, 10) OBP: 0.408, SLG: 0.530	1-2 L4 2-3	0-0 2B		0-0 G4-3		1-2 P6				4	0	1	3	0	0	1
Jermaine Dye, R (1, 9) OBP: 0.389, SLG: 0.581		2B 1B		1-2 1B		3-2 FC4-6 1B				4	1	3	0	0	0	1
Mark Quinn, R (1, 7) OBP: 0.350, SLG: 0.510		2B 1B		1-1 F7		2-2 FC4-6				4	2	2	1	0	0	2
Joe Randa, R (1, 5) OBP: 0.343, SLG: 0.437		1B FC3 1B		3-2 1B 3B		2-1 P4		1-3 K		4	2	2	1	0	1	0
Dave McCarty, R (1, 3) OBP: 0.319, SLG: 0.491		1B FC3 1B		1-0 FC6-4 1B		2-2 BB 1B		1-1 G1-3		4	1	3	2	0	0	0
Gregg Zaun, S (1, 2) OBP: 0.358, SLG: 0.369		1B K		0-2 FC6-4 1B		2-0 F8		3-2 F8		4	0	0	0	0	1	4
Luis Ordaz, R (1, 4) OBP: 0.245, SLG: 0.213		1B FC3 2B		0-0 G6-4-3 1B		4-1 BB		0-0 F9		3	1	1	1	1	0	1

Inning Stats	R: 0	H: 1	E: 0	LOB: 0	K: 1	S: 11	P: 14	R: 6	H: 6	E: 0	LOB: 1	K: 1	S: 25	P: 38	R: 2	H: 4	E: 0	LOB: 1	K: 0	S: 15	R: 0	H: 1	E: 0	LOB: 1	K: 0	S: 8	R: 0	H: 1	E: 0	LOB: 2	K: 1	S: 12	P: 23	R: 0	H: 0	E: 0	LOB: 0	K: 1	S: 9	P: 14	R: 0	H: 0	E: 0	LOB: 0	K: 0	S: 3	P: 5	R: 0	H: 0	E: 0	LOB: 0	K: 0	S: 3	P: 5
--------------	------	------	------	--------	------	-------	-------	------	------	------	--------	------	-------	-------	------	------	------	--------	------	-------	------	------	------	--------	------	------	------	------	------	--------	------	-------	-------	------	------	------	--------	------	------	-------	------	------	------	--------	------	------	------	------	------	------	--------	------	------	------

PITCHER	IP	WLS	BF	H	R	ER	SO	BB	IBB	HBP	BLK	WP	HR	S	P	ERA	WHIP
Mark Redman, L (1, 1) ERA: 4.78	2.0	L	13	7	6	6	2	0	0	0	0	0	0	36	52	27.00	3.500
Johan Santana, L (3, 1) ERA: 6.52	2.0		10	5	2	2	0	0	0	0	0	0	1	23	30	9.00	2.500
Hector Carrasco, R (5, 1) ERA: 3.95	1.0		5	1	0	0	1	1	0	0	0	0	0	12	23	0.00	2.000
Bob Wells, R (6, 1) ERA: 3.41	1.0		4	1	0	0	0	0	0	0	0	0	0	12	18	0.00	1.000
LaTroy Hawkins, R (7, 1) ERA: 3.48	1.0		3	0	0	0	1	0	0	0	0	0	0	9	14	0.00	0.000

BOTTOM

Minnesota Twins @ Kansas City Royals
Kauffman Stadium, Kansas City, MO
 Wed Aug 30 2000, 1:05 PM CDT
 Att. 13,273 - Sunny - 98 F

AB	37
R	8
H	14
RBI	8
BB	1
SO	4
LOB	16



WP	HR	S	P	ERA	WHIP
0	0	3	5	0.00	0.000

Batter	1	2	3	4	5	6	7	8	9	AB R H RBI BB SO LOB	TOP															
Johnny Damon, L (1, 10) OBP: 0.383, SLG: 0.492	1-2 G6-3		1-1 L7		0-0 2B		1-0 FC6-4			4 0 1 0 0 0 1	Kansas City Royals @ Tampa Bay Devil Rays Tropicana Field, St. Petersburg, FL Thu Aug 31 2000, 7:15 PM EDT Att. 13,608 - Dome - 72 F															
Rey Sanchez, R (1, 6) OBP: 0.308, SLG: 0.317	0-0 G3		0-1 G6-3		2-2 G5-3			1-0 G6-3		4 0 0 0 0 0 1																
29 Mike Sweeney, R (1, 3) OBP: 0.408, SLG: 0.527	1-0 HBP		4-2 BB			0-1 F8		0-2 G1-3		2 0 0 0 1 0 0																
Jermaine Dye, R (1, 9) OBP: 0.386, SLG: 0.577	2-3 K		0-1 G4-3			0-0 G6-3		2-2 F9		4 0 0 0 0 1 2																
Mark Quinn, R (1, 7) OBP: 0.353, SLG: 0.514		1-0 1B SF7 2B		0-1 F7		1-0 1B		0-1 G1-6-3 1B		4 1 3 0 0 0 0																
Joe Randa, R (1, 5) OBP: 0.343, SLG: 0.435		1-1 FC6-4 1B		1-3 K		2-2 F9		1-2 G1-6-3		4 0 1 0 0 1 2																
Todd Dunwoody, L (1, 8) OBP: 0.249, SLG: 0.284		1-0 SF7		1-3 K			1-1 FC6-4 1B	2-3 K		3 0 1 1 0 2 0																
Héctor Ortiz, R (1, 2) OBP: 0.460, SLG: 0.444		1-1 FC6-4		1-2 F9			1-1 F2			3 0 0 0 0 0 2																
Wilson Delgado, S (1, 4) OBP: 0.302, SLG: 0.295		1-0 G4-3		3-1 G6-3			2-1 F8			3 0 0 0 0 0 2																
Inning Stats	R: 0 E: 0 K: 1 S: 8	H: 0 LOB: 1 BB: 0 P: 12	R: 1 E: 0 K: 0 S: 7	H: 2 LOB: 1 BB: 0 P: 12	R: 0 E: 0 K: 0 S: 9	H: 0 LOB: 1 BB: 1 P: 14	R: 0 E: 0 K: 2 S: 9	H: 0 LOB: 0 BB: 0 P: 11	R: 0 E: 0 K: 0 S: 11	H: 1 LOB: 1 BB: 0 P: 17	R: 0 E: 0 K: 0 S: 7	H: 1 LOB: 1 BB: 0 P: 10	R: 0 E: 0 K: 0 S: 7	H: 1 LOB: 1 BB: 0 P: 12	R: 0 E: 0 K: 1 S: 10	H: 0 LOB: 0 BB: 0 P: 10	R: 0 E: 0 K: 1 S: 10	H: 1 LOB: 0 BB: 0 P: 13	1B: 4 2B: 2 3B: 0 HR: 0	SF: 1 SAC: 0 DP: 1 HBP: 1	WP: 0 PB: 0 SB: 2 CS: 0	PA: 34				
PITCHER	IP WLS BF H R ER SO BB IBB HBP BLK WP HR S P ERA WHIP																									
Paul Wilson, R (1, 1) ERA: 1.96	7.0	28	5	1	1	3	1	0	1	0	0	0	58	88	1.29	0.857										
Tony Fiore, R (8, 1) ERA: 2.25	1.0	W	3	0	0	0	0	0	0	0	0	0	7	10	0.00	0.000										
Roberto Hernandez, R (9, 1) ERA: 3.0	1.0	S	3	1	0	0	1	0	0	0	0	0	10	13	0.00	1.000										

livebaseballscores.com

AB	31
R	1
H	6
RBI	1
BB	1
SO	4
LOB	10



Batter	1	2	3	4	5	6	7	8	9	AB	R	H	RBI	BB	SO	LOB					
Gerald Williams, R OBP: 0.323, SLG: 0.451 (1, 8)	2-1 G1-3		2-3 K		0-0 G5-3		1-2 F7			4	0	0	0	0	1	2					
Steve Cox, L OBP: 0.398, SLG: 0.464 Jason Tyner, L OBP: 0.267, SLG: 0.282 (1, 7) (8, PR) (9, 7)	2-2 G5-3 2B		1-0 1-3 1B			1-0 BB G6-4-3 1B		4-1 G4-3 2B BB		3	1	3	0	1	0	0					
Greg Vaughn, R OBP: 0.376, SLG: 0.510 (1, 10)	3-2 G5-3		2-2 F8			0-0 G6-4-3 BB 1-2 1B		1-1 F8		4	0	1	0	0	0	4					
Fred McGriff, L OBP: 0.367, SLG: 0.450 (1, 3)	2-3 K			1-1 G4-3		4-1 G6-4-3 BB 1-2 2-3 BB		3-2 G4-3		3	0	0	0	1	1	2					
Bobby Smith, R OBP: 0.310, SLG: 0.444 (1, 4)		0-0 G6-3		1-3 K		3-2 G6-4-3 BB 1-2 2-3 3-H 1-0		1-1 2B		4	0	1	1	0	1	2					
Aubrey Huff, L OBP: 0.328, SLG: 0.516 Russ Johnson, R OBP: 0.326, SLG: 0.317 (1, 5) (8, PH) (9, 5)		0-1 F7		1-0 1B		G4-3		3-H 1-2 P3		3	0	1	0	0	0	1					
Jose Guillen, R OBP: 0.331, SLG: 0.450 (1, 9)		0-1 G5-3		0-1 F8			2-3 K			3	0	0	0	0	1	1					
Mike DiFelice, R OBP: 0.277, SLG: 0.379 (1, 2)			1-3 K		0-0 G2-3		1-1 G6-3			3	0	0	0	0	1	0					
Felix Martinez, S OBP: 0.311, SLG: 0.290 (1, 6)			4-2 1B BB		1-2 G6-3		1-1 E9 2B			2	0	1	0	1	0	0					
Inning Stats	R: 0 E: 0 K: 1 S: 11	H: 1 LOB: 1 BB: 0 P: 20	R: 0 E: 0 K: 0 S: 5	H: 0 LOB: 0 BB: 0 P: 5	R: 0 E: 0 K: 2 S: 14	H: 1 LOB: 2 BB: 1 P: 24	R: 0 E: 0 K: 1 S: 8	H: 1 LOB: 1 BB: 0 P: 11	R: 0 E: 0 K: 0 S: 5	H: 0 LOB: 0 BB: 0 P: 6	R: 1 E: 0 K: 0 S: 7	H: 2 LOB: 1 BB: 1 P: 16	R: 0 E: 1 K: 1 S: 11	H: 1 LOB: 1 BB: 0 P: 16	R: 1 E: 0 K: 0 S: 13	H: 1 LOB: 2 BB: 1 P: 23	1B: 4 2B: 3 3B: 0 HR: 0	SF: 0 SAC: 0 DP: 1 HBP: 0	WP: 0 PB: 0 SB: 1 CS: 0	PA: 33	
PITCHER	IP WLS L	WLS L	BF L	H R	R ER	SO BB	BB IBB	HBP BLK	WP HR	S P	ERA WHIP										
Jeff Suppan, R ERA: 4.96 Scott Mullen, L ERA:	(1, 1) 7.2	(8, 1) 0.1	32 1	7 0	2 0	5 0	3 0	0 0	0 0	70 4	2.35 0.00										

BOTTOM

Kansas City Royals @ Tampa Bay Devil Rays
Tropicana Field, St. Petersburg, FL
Thu Aug 31 2000, 7:15 PM EDT
Att. 13,608 - Dome - 72 F

livebaseballscorecards.com

AB	30
R	2
H	7
RBI	1
BB	3
SO	5
LOB	14



Batter	1	2	3	4	5	6	7	8	9	AB R H RBI BB SO LOB	TOP		
Johnny Damon, L (1, 8) <small>OBP: 0.381, SLG: 0.489</small>	2-2 			1-1 	1-0 		0-1 	1-0 		5 1 1 0 0 0 3	Kansas City Royals @ Tampa Bay Devil Rays Tropicana Field, St. Petersburg, FL Fri Sep 01 2000, 7:15 PM EDT Att. 18,460 - Dome - 72 F livebaseballscorecards.com		
Rey Sanchez, R (1, 6) <small>OBP: 0.311, SLG: 0.319</small>	0-2 			0-0 	4-2 		2-0 	0-0 	4 1 2 0 1 0 0				
29 Mike Sweeney, R (1, 3) <small>OBP: 0.408, SLG: 0.532</small>	2-3 			0-0 	0-1 		1-1 	2-0 	5 3 2 2 0 1 2				
Jermaine Dye, R (1, 10) <small>OBP: 0.390, SLG: 0.587</small>		3-2 		3-0 	2-2 		2-1 	2-0 	5 1 4 5 0 0 0				
Mark Quinn, R (1, 7) <small>OBP: 0.352, SLG: 0.511</small>		1-2 		1-2 	2-2 		2-1 	3-2 	5 0 1 0 0 0 4				
Joe Randa, R (1, 5) <small>OBP: 0.341, SLG: 0.433</small>		1-2 		1-2 		0-0 		3-1 	5 0 1 0 0 1 1				
Todd Dunwoody, L (1, 9) <small>OBP: 0.249, SLG: 0.289</small>			1-2 	2-3 		1-1 		0-2 	4 1 1 0 0 1 1				
Gregg Zaun, S (1, 2) <small>OBP: 0.356, SLG: 0.367</small>			0-1 	2-0 		1-2 		2-1 	4 0 1 1 0 0 1				
Wilson Delgado, S (1, 4) <small>OBP: 0.310, SLG: 0.304</small>			2-2 		0-0 		2-2 	1-3 	4 2 2 0 0 1 1				
Inning Stats	R: 0 H: 0 E: 0 LOB: 0 K: 1 BB: 0 S: 10 P: 14	R: 0 H: 1 E: 0 LOB: 0 K: 0 BB: 0 S: 9 P: 14	R: 0 H: 0 E: 0 LOB: 0 K: 0 BB: 0 S: 8 P: 11	R: 4 H: 5 E: 1 LOB: 1 K: 1 BB: 0 S: 19 P: 29	R: 2 H: 2 E: 1 LOB: 1 K: 0 BB: 1 S: 15 P: 24	R: 0 H: 0 E: 0 LOB: 0 K: 0 BB: 0 S: 6 P: 8	R: 1 H: 3 E: 0 LOB: 2 K: 0 BB: 0 S: 15 P: 24	R: 1 H: 2 E: 0 LOB: 1 K: 1 BB: 0 S: 11 P: 18	R: 1 H: 2 E: 1 LOB: 1 K: 1 BB: 0 S: 9 P: 19	1B: 11 SF: 0 2B: 3 SAC: 0 3B: 0 DP: 1 HR: 2 HBP: 0	WP: 0 PA: 42 PB: 0 SB: 2 CS: 0		
PITCHER	IP WLS BF H R ER SO BB IBB HBP BLK WP HR S P ERA WHIP											PITCHER	IP WLS BF H R ER SO BB IBB HBP BLK WP HR S P ERA WHIP
Ryan Rupe, R (1, 1) <small>ERA: 6.95</small>	4.2 L 22 8 6 5 2 1 0 0 0 0 0 1 58 87 9.64 1.929												
Cory Lidle, R (5, 1) <small>ERA: 6.1</small>	2.2 13 5 2 2 0 0 0 0 0 0 0 0 31 49 6.75 1.875												
Doug Creek, L (8, 1) <small>ERA: 4.14</small>	1.2 7 2 1 1 2 0 0 0 0 0 0 1 13 25 5.40 1.200												



Batter	1	2	3	4	5	6	7	8	9	AB	R	H	RBI	BB	SO	LOB
Gerald Williams, R (1, 8) OBP: 0.322, SLG: 0.452	0-1 G5-3			2-0 F8		1-0 SF9	2-0 2B			3	0	1	3	0	0	0
Steve Cox, L (1, 7) OBP: 0.393, SLG: 0.456	1-1 G4-3			1-2 G6-3		1-1 G4-3	0-1 P4			4	0	0	0	0	0	3
Greg Vaughn, R (1, 10) OBP: 0.373, SLG: 0.505	3-0 F7			2-1 G5-3			0-0 G6-3	1-1 F8		4	0	0	0	0	0	0
Fred McGriff, L (1, 3) OBP: 0.367, SLG: 0.450		3-3 K		4-1 BB		2-2 1B	0-3 K			3	1	1	0	1	2	0
Bobby Smith, R (1, 4) OBP: 0.308, SLG: 0.433		0-0 F9		0-1 G6-4-3		2-2 P6	4-2 BB			3	0	0	0	1	0	2
Aubrey Huff, L (1, 5) OBP: 0.324, SLG: 0.500		3-3 K		0-0 F8		2-1 1B	3-2 G1-3			4	1	1	0	0	1	1
Jose Guillen, R (1, 9) OBP: 0.330, SLG: 0.447			0-2 G6-3		2-3 K	1-1 1B	1-3 K			4	1	1	0	0	2	0
John Flaherty, R (1, 2) OBP: 0.304, SLG: 0.374			0-0 F7		1-1 2B	2-2 1B	2-1 P4			4	2	2	1	0	0	0
Felix Martinez, S (1, 6) OBP: 0.313, SLG: 0.296			0-3 K		0-0 SF9	0-0 2B	2-1 P6			2	0	1	0	0	1	0
Russ Johnson, R (7, PH) OBP: 0.328, SLG: 0.319					1-3 2B	1-2 2B				2	0	1	1	0	0	0

Inning Stats	R: 0	H: 0	E: 0	K: 0	S: 5	R: 0	H: 0	E: 0	K: 2	S: 9	R: 0	H: 0	E: 0	K: 1	S: 7	R: 0	H: 0	E: 0	K: 0	S: 6	R: 0	H: 0	E: 0	K: 0	S: 4	R: 1	H: 2	E: 0	K: 1	S: 10	R: 4	H: 6	E: 0	K: 0	S: 19	R: 0	H: 0	E: 0	K: 1	S: 13	R: 0	H: 0	E: 0	K: 1	S: 7	1B: 6	SF: 1	2B: 2	SAC: 0	3B: 0	DP: 1	HR: 0	HBP: 0	WP: 0	PA: 36
PITCHER	IP	WLS	BF	H	R	ER	SO	BB	IBB	HBP	BLK	WP	HR	S	P	ERA	WHIP																																						
Brian Meadows, R (1, 1) ERA: 5.23	6.2	W	28	8	5	5	4	1	0	0	0	0	0	58	93	6.75	1.350																																						
Scott Mullen, L (7, 1) ERA:	1.1	H	5	0	0	0	1	1	0	0	0	0	0	15	23	0.00	0.750																																						
Ricky Bottalico, R (9, 1) ERA: 4.55	1.0		3	0	0	0	1	0	0	0	0	0	0	7	12	0.00	0.000																																						

BOTTOM

Kansas City Royals @ Tampa Bay Devil Rays
Tropicana Field, St. Petersburg, FL

livebaseballscores.com

AB	33
R	5
H	8
RBI	5
BB	2
SO	6
LOB	6



WP: 0	PA: 36
PB: 0	
SB: 0	
CS: 0	

Fri Sep 01 2000, 7:15 PM EDT
Att: 18,460 - Dome - 72 F

Batter	1	2	3	4	5	6	7	8	9	AB R H RBI BB SO LOB	TOP																	
Johnny Damon, L (1, 8) <small>OBP: 0.380, SLG: 0.488</small>	2-1 		1-2 		1-2 	1-0 			1-2 	5 1 1 0 0 0 3	Kansas City Royals @ Tampa Bay Devil Rays Tropicana Field, St. Petersburg, FL Sat Sep 02 2000, 4:15 PM EDT Att. 23,129 - Dome - 72 F																	
Rey Sanchez, R (1, 6) Dave McCarty, R (9, PH) Carlos Febles, R (9, PR) <small>OBP: 0.308, SLG: 0.316</small> <small>OBP: 0.318, SLG: 0.489</small> <small>OBP: 0.358, SLG: 0.338</small>	3-3 		3-1 		0-0 	2-1 		3-0 	4 0 0 1 0 1 4 1 0 0 0 0 0 0 0 1 0 0 0 0 0																			
29 Mike Sweeney, R (1, 3) <small>OBP: 0.405, SLG: 0.528</small>	3-2 			3-3 	0-0 		0-0 	0-1 	4 0 0 1 0 1 1																			
Jermaine Dye, R (1, 9) <small>OBP: 0.393, SLG: 0.587</small>		1-3 		2-2 	4-2 		4-2 	4-1 	2 0 1 0 3 1 0																			
Mark Quinn, R (1, 10) <small>OBP: 0.352, SLG: 0.508</small>		4-2 		0-2 	1-1 		0-0 	0-1 	4 1 1 0 1 0 3																			
Joe Randa, R (1, 5) <small>OBP: 0.342, SLG: 0.433</small>		0-1 		1-0 		0-1 		1-0 	1-1 	5 1 2 0 0 0 4																		
Todd Dunwoody, L (1, 7) <small>OBP: 0.250, SLG: 0.290</small>		1-0 		0-0 		0-1 		0-0 		3 1 1 1 0 0 1																		
Gregg Zaun, S (1, 2) Jorge Fabregas, L (3, 2) <small>OBP: 0.359, SLG: 0.367</small> <small>OBP: 0.293, SLG: 0.348</small>			2-2 	3-2 		2-1 		1-0 		0 0 0 0 0 0 0 2 0 0 0 0 0 2																		
Wilson Delgado, S (1, 4) <small>OBP: 0.327, SLG: 0.326</small>			0-0 		4-0 	2-1 		3-2 		3 2 2 2 1 0 1																		
Inning Stats	R: 0 H: 0 E: 0 LOB: 0 K: 1 BB: 0 S: 8 P: 16	R: 0 H: 0 E: 0 LOB: 1 K: 1 BB: 1 S: 9 P: 15	R: 0 H: 0 E: 0 LOB: 1 K: 0 BB: 0 S: 10 P: 16	R: 1 H: 3 E: 0 LOB: 2 K: 1 BB: 0 S: 15 P: 24	R: 2 H: 1 E: 0 LOB: 1 K: 0 BB: 2 S: 9 P: 19	R: 2 H: 2 E: 2 LOB: 1 K: 0 BB: 0 S: 11 P: 18	R: 0 H: 0 E: 0 LOB: 0 K: 0 BB: 1 S: 4 P: 8	R: 0 H: 0 E: 0 LOB: 0 K: 0 BB: 0 S: 3 P: 5	R: 2 H: 2 E: 2 LOB: 3 K: 0 BB: 1 S: 19 P: 31	1B: 6 SF: 1 2B: 2 SAC: 2 3B: 0 DP: 2 HR: 0 HBP: 1		WP: 1 PA: 42 PB: 0 SB: 0 CS: 0																
PITCHER	IP WLS BF H R ER SO BB IBB HBP BLK WP HR S P ERA WHIP											PITCHER	IP WLS BF H R ER SO BB IBB HBP BLK WP HR S P ERA WHIP															
Bryan Rekar, R (1, 1) <small>ERA: 4.57</small>	5.0		23	4	3	3	3	3	0	1	0	1	0	51	90	5.40	1.400											
Trevor Enders, L <small>ERA: 27.0</small>	0.1	B	4	2	2	1	0	0	0	0	0	0	0	8	12	27.00	6.000											
Tony Fiore, R <small>ERA: 1.35</small>	2.2		8	0	0	0	0	1	0	0	0	0	0	10	19	0.00	0.375											
Roberto Hernandez, R (9, 1) <small>ERA: 2.95</small>	1.0	L	7	2	2	0	0	1	0	0	0	0	0	19	31	0.00	3.000											

livebaseballscores.com

AB	33
R	7
H	8
RBI	5
BB	5
SO	3
LOB	19



BOTTOM

Kansas City Royals @ Tampa Bay Devil Rays
Tropicana Field, St. Petersburg, FL

livebaseballscores.com

AB	33
R	5
H	8
RBI	5
BB	4
SO	3
LOB	16

WP	2	PA	38
PB	0		
SB	1		
CS	0		



Sat Sep 02 2000, 4:15 PM EDT
Att. 23,129 - Dome - 72 F

AB R H RBI BB SO LOB

4 0 2 0 1 0 0

5 0 0 0 0 1 6

4 0 1 1 0 0 1

4 0 0 0 0 1 3

3 2 3 1 1 0 0

3 0 0 0 1 0 2

3 1 0 1 1 1 2

4 1 1 1 0 0 2

3 1 1 1 0 0 0

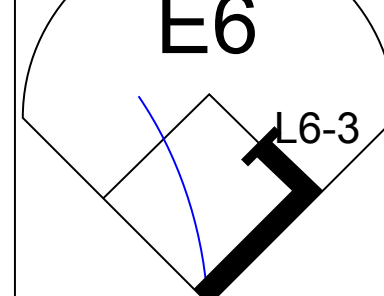
1B: 5 SF: 0

2B: 3 SAC: 0

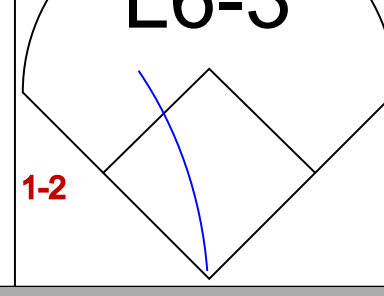
3B: 0 DP: 3

HR: 1 HBP: 1

1-1



2-2



3-1



0-0



0-2



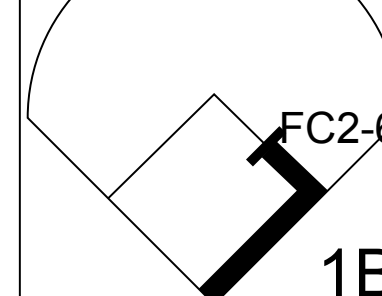
1-1



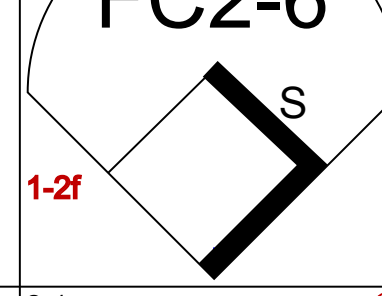
1-2



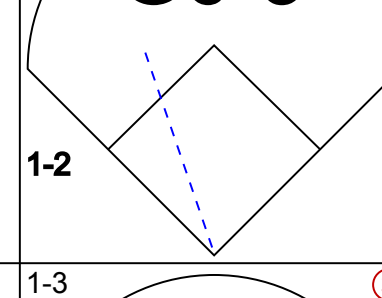
2-2




0-0



2-1



1-3



4-1



1-0



0-0



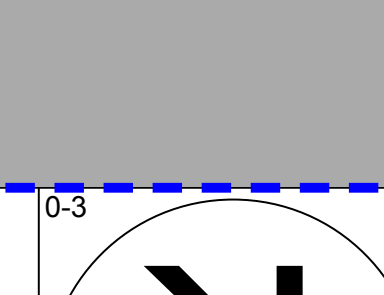
3-0



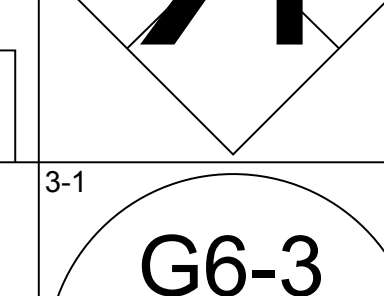
0-2



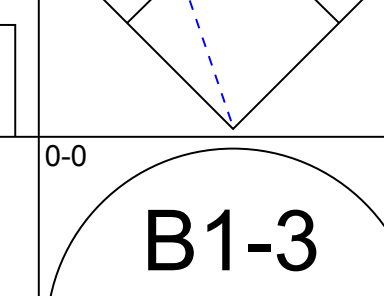
0-2



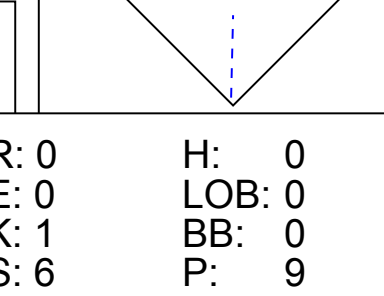
0-3



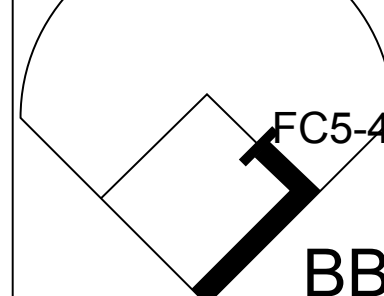
3-1



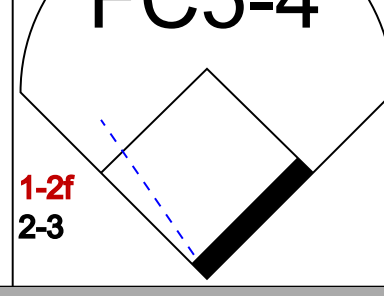
0-0



4-1



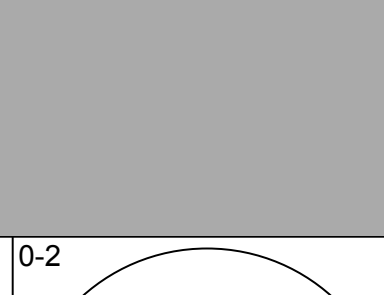
1-0



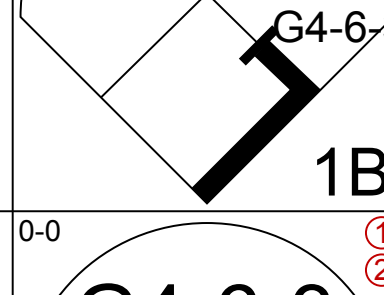
1-2



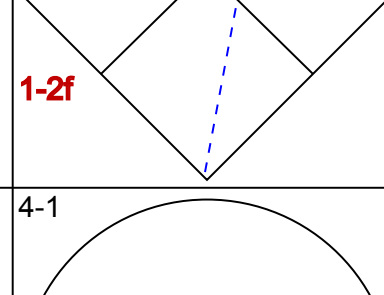
2-3



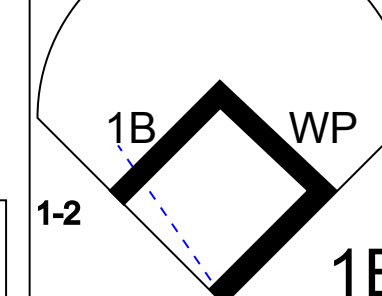
2-0



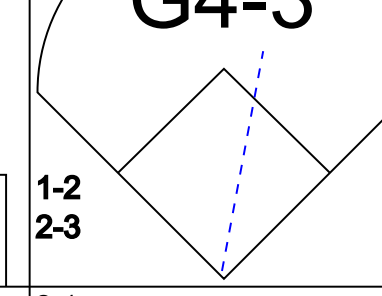
2-0



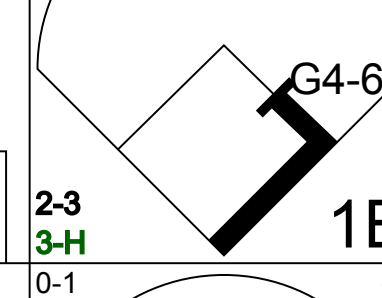
0-0



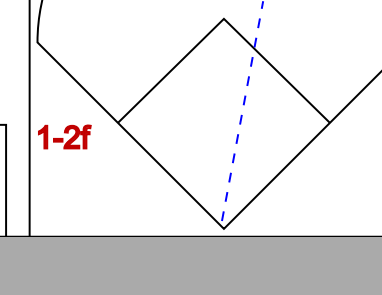
1-0



2-1



0-1



4-2



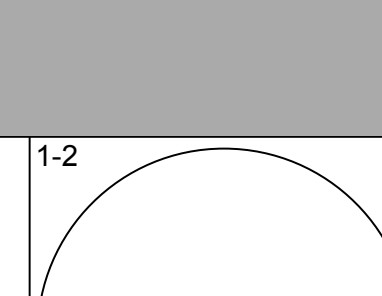
4-1



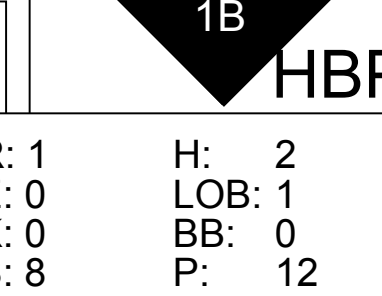
2-0



3-2



1-2




1-2



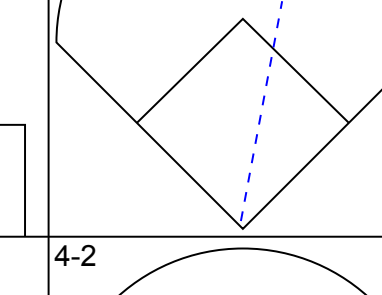
3-3



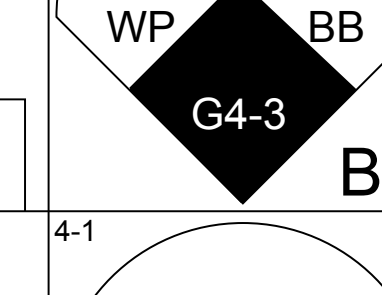
1-1



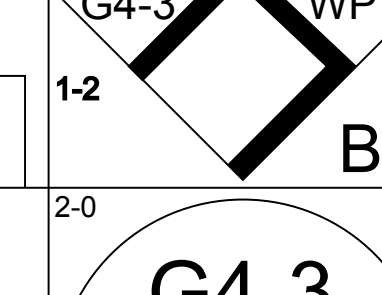
1-0



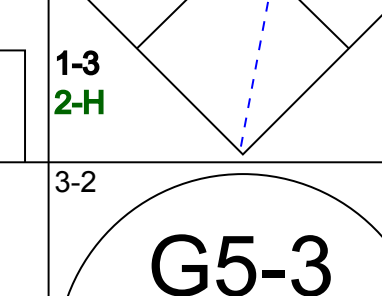
4-2



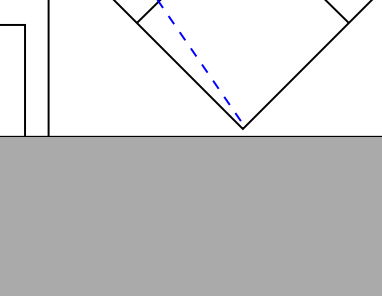
4-1



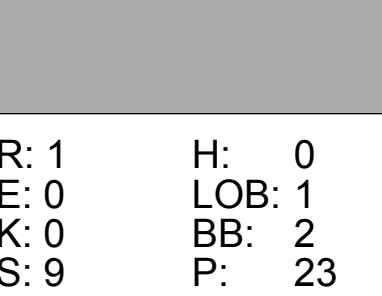
2-0




3-2



1-2



(1, 8)




(1, 7)



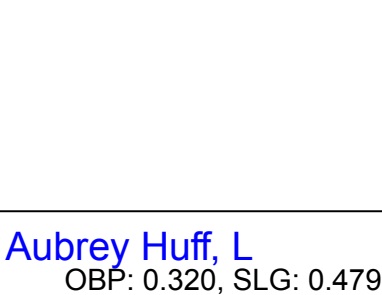
(1, 9)



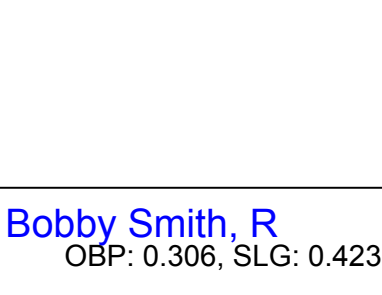
(1, 3)



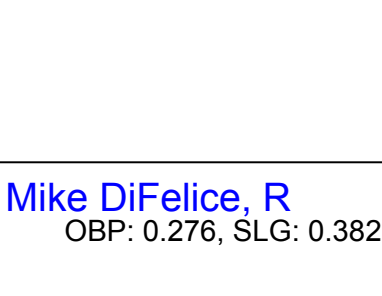
(1, 10)



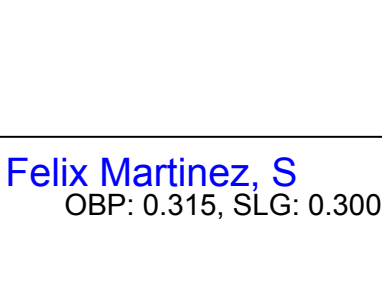
(1, 5)



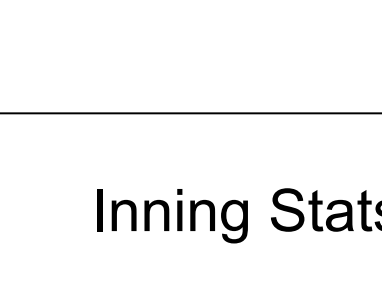
(1, 4)



(1, 2)



(1, 6)



PITCHER		IP	WLS	BF	H	R	ER	SO	BB	IBB	HBP	BLK	WP	HR	S	P	ERA	WHIP
Dan Reichert, R	(1, 1)	5.0		24	6	5	5	1	4	0	1	0	2	1	43	85	9.00	2.000
Jose Santiago, R	(6, 1)	3.0	W	11	2	0	0	2	0	0	0	0	0	0	24	36	0.00	0.667
Ricky Bottalico, R	(9, 1)	1.0	S	3	0	0	0	0	0	0	0	0	0	0	9	13	0.00	0.000

Inning Stats

R: 0 H: 0

E: 0 LOB: 0

K: 1 BB: 0

S: 8 P: 13

R: 1 H: 0

E: 0 LOB: 1

K: 0 BB: 2

S: 9 P: 23

R: 1 H: 2

E: 0 LOB: 1

K: 0 BB: 0

S: 8 P: 12

R: 2 H: 3

E: 0 LOB: 2

K: 0 BB: 2

S: 11 P: 24

R: 1 H: 1

E: 0 LOB: 0

K: 0 BB: 0

S: 7 P: 13

R: 0 H: 0

E: 0 LOB: 0

K: 1 BB: 0

S: 6 P: 9

R: 0 H: 1

E: 0 LOB: 1

K: 1 BB: 0

S: 10 P: 15

R: 0 H: 1

E: 0 LOB: 1

K: 0 BB: 0

S: 8 P: 12

R: 0 H: 0

E: 1 LOB: 0

K: 0 BB: 0

S: 9 P: 13

1B: 5 SF: 0

2B: 3 SAC: 0

3B: 0 DP: 3

HR: 1 HBP: 1

Batter	1	2	3	4	5	6	7	8	9	AB	R	H	RBI	BB	SO	LOB
Johnny Damon, L (1, 8) OBP: 0.382, SLG: 0.488 B B C C C X	3-2 F7 ①		2-0 G4-3 ③		1-0 G3 ③			0-1 29 S 29 E 2B B B B C C B	4-1 1B BB	4	1	1	0	1	0	0
Rey Sanchez, R (1, 6) OBP: 0.306, SLG: 0.313 Carlos Beltrán, S (8, PH) OBP: 0.311, SLG: 0.380 Luis Ordez, R (9, 6) OBP: 0.245, SLG: 0.213 Wilson Delgado, S (9, PH) OBP: 0.327, SLG: 0.327 B C X	1-1 G3 ②			3-1 G1-4-3 ①		0-1 G4-3 ①		2-3 K ① C X	0-1 1B BB	3	0	0	0	0	0	0
29 Mike Sweeney, R (1, 10) OBP: 0.405, SLG: 0.527 B B X	2-0 2B 1B			0-0 2B 1B		3-2 2B 1B		1-0 E3 1B 2-H	1-2 2-3 1B ③	5	1	3	1	0	0	3
Jermaine Dye, R (1, 9) OBP: 0.395, SLG: 0.590 X	0-0 1-H 2B ③			3-2 1-3 1B 2B		2-1 1-3 2B		0-0 F9 ②		4	1	3	0	0	0	1
Mark Quinn, R (1, 7) OBP: 0.352, SLG: 0.513 B B X		2-0 L9 ①		1-0 P3 ②		1-3 K ②		2-2 1-3 1B X		4	0	1	0	0	1	4
Joe Randa, R (1, 5) OBP: 0.340, SLG: 0.429 C B C C C X		0-3 K ②		1-0 FC6-4 1B 2-H 3-H		0-0 L6 ③		2-3 K ③		4	0	1	2	0	2	4
Dave McCarty, R (1, 3) OBP: 0.316, SLG: 0.480 Scott Pose, L (9, PR) OBP: 0.271, SLG: 0.186 X C C C		0-2 G5-3 ③		0-1 FC6-4 1-2f ③			0-0 L7 ①		2-2 1B SH2-4 1B X	4	0	1	0	0	0	1
Héctor Ortiz, R (1, 2) OBP: 0.457, SLG: 0.459 B B C C X			2-1 L9 ①		0-1 P3 ①		1-0 L1-3 1B X		0-0 SH2-4 ①	3	0	1	0	0	0	0
Carlos Febles, R (1, 4) OBP: 0.352, SLG: 0.332 B B B F B X			3-2 G4-3 ②		3-1 G4-3 ②		0-1 L1-3 ② ③ ⑤		0-3 K ②	4	0	0	0	0	1	3

Inning Stats	R: 0	H: 2	E: 0	LOB: 2	K: 0	S: 7	R: 0	H: 0	E: 0	LOB: 0	K: 1	S: 9	R: 0	H: 0	E: 0	LOB: 0	K: 0	S: 6	R: 2	H: 3	E: 0	LOB: 1	K: 0	S: 13	R: 0	H: 0	E: 0	LOB: 0	K: 0	S: 5	R: 0	H: 2	E: 0	LOB: 2	K: 1	S: 11	R: 0	H: 1	E: 0	LOB: 0	K: 0	S: 4	R: 1	H: 2	E: 1	LOB: 2	K: 2	S: 18	R: 0	H: 2	E: 0	LOB: 3	K: 1	S: 13	1B: 8	2B: 5	3B: 0	HR: 0	SF: 0	SAC: 1	DP: 1	HBP: 0	WP: 0	PA: 39
--------------	------	------	------	--------	------	------	------	------	------	--------	------	------	------	------	------	--------	------	------	------	------	------	--------	------	-------	------	------	------	--------	------	------	------	------	------	--------	------	-------	------	------	------	--------	------	------	------	------	------	--------	------	-------	------	------	------	--------	------	-------	-------	-------	-------	-------	-------	--------	-------	--------	-------	--------

PITCHER	IP	WLS	BF	H	R	ER	SO	BB	IBB	HBP	BLK	WP	HR	S	P	ERA	WHIP
Andy Pettitte, L (1, 1) ERA: 4.15	7.1	W	29	9	3	3	3	0	0	0	0	0	0	60	96	3.68	1.227
Jeff Nelson, R (8, 1) ERA: 2.39	0.2	H	4	1	0	0	1	0	0	0	0	0	0	13	18	0.00	1.500
42 Mariano Rivera, R (9, 1) ERA: 2.88	1.0	S	6	2	0	0	1	1	0	0	0	0	0	13	20	0.00	3.000

BOTTOM

New York Yankees @ Kansas City Royals
 Kauffman Stadium, Kansas City, MO

livebaseballscorecards.com

AB	37
R	3
H	12
RBI	3
BB	1
SO	5
LOB	17



Mon Sep 04 2000, 7:05 PM CDT
 Att: 21,774 - Cloudy - 84 F

New York Yankees @ Kansas City Royals

Kauffman Stadium, Kansas City, MO

Tue Sep 05 2000, 7:05 PM CDT
Att. 15,025 - Sunny - 72 F

livebaseballscorecards.com



WP: 0 PA: 48
PB: 0
SB: 2
CS: 2

AB 40
R 10
H 17
RBI 9
BB 6
SO 5
LOB 23

AB R H RBI BB SO LOB

6	1	2	0	0	1	5
4	2	2	0	2	0	0
6	1	2	1	0	1	5
3	1	1	1	1	0	3
3	1	2	2	1	1	1
0	1	0	0	0	0	0
4	1	2	4	1	0	1
5	0	0	0	0	2	5
4	1	2	1	1	0	1
5	1	4	0	0	0	2

Batter	1	2	3	4	5	6	7	8	9
Luis Polonia, L (1, 10) OBP: 0.340, SLG: 0.419	1-2 G1-3		1-0 SF8 1B	0-0 L8		0-1 1B	1-3 K		1-0 G4-6-3 1-2f
2 Derek Jeter, R (1, 6) OBP: 0.405, SLG: 0.468	2-2 G5-3		4-1 SF8 1B CS BB		0-0 L9 SF8 2B	4-2 BB		3-2 G4-3	2-2 1B
Paul O'Neill, L (1, 9) OBP: 0.348, SLG: 0.448	1-3 K		0-0 CS 1B		0-0 L9	1-2 L4		1-1 1B HR 1B	3-2 F7
Tino Martinez, L (1, 3) OBP: 0.341, SLG: 0.436		0-0 P6	2-2 SF8		4-0 E BB IBB	1-1 F9		2-2 BB HR 1B	
David Justice, L (1, 7) OBP: 0.377, SLG: 0.588 Ryan Thompson, R (8, PR) OBP: 0.324, SLG: 0.419	2-2 1B		2-3 K		1-1 SF8		2-0 HR	4-1 HR BB	
Scott Brosius, R (1, 5) OBP: 0.309, SLG: 0.387		0-1 F9		0-0 F9	4-0 FC5-4 BB		0-2 F8 BB 1B	0-0 HR	
Chris Turner, R (1, 2) OBP: 0.341, SLG: 0.325	2-2 G5-3		1-3 K		2-1 FC5-4		0-3 K	1-0 P1	
Clay Bellinger, R (1, 8) OBP: 0.328, SLG: 0.454			0-1 HR	1-0 2B 1B		3-1 F2	4-1 BB	0-2 P6	
Jose Vizcaino, S (1, 4) OBP: 0.305, SLG: 0.295			1-1 1B 1B	1-0 1B 2B		1-0 1B	0-0 F8		0-0 G4-6-3 1B

Inning Stats	R: 0	H: 0	E: 0	K: 1	S: 9	R: 0	H: 1	E: 0	K: 0	S: 11	R: 4	H: 4	E: 0	K: 1	S: 14	R: 0	H: 2	E: 0	K: 1	S: 7	R: 1	H: 1	E: 1	K: 0	S: 6	R: 0	H: 2	E: 0	K: 0	S: 16	R: 1	H: 2	E: 0	K: 2	S: 12	R: 4	H: 3	E: 0	K: 0	S: 14	R: 0	H: 2	E: 0	K: 0	S: 13
	LOB: 0	BB: 0	P: 13	LOB: 1	BB: 0	P: 15	LOB: 2	BB: 1	P: 24	LOB: 2	BB: 0	P: 10	LOB: 2	BB: 2	P: 17	LOB: 3	BB: 1	P: 26	LOB: 2	BB: 1	P: 19	LOB: 1	BB: 1	P: 25	LOB: 1	BB: 0	P: 19																		

PITCHER	IP	WLS	BF	H	R	ER	SO	BB	IBB	HBP	BLK	WP	HR	S	P	ERA	WHIP
Jeff Suppan, R (1, 1) ERA: 5.06	5.1	L	29	10	5	5	3	3	1	0	0	0	1	58	98	8.44	2.438
Paul Spoljaric, L (6, 1) ERA: 8.1	0.2		3	1	1	1	0	0	0	0	0	0	1	6	10	13.50	1.500
Andy Larkin, R (7, 1) ERA: 6.39	2.0		12	4	4	4	2	2	0	0	0	0	1	25	41	18.00	3.000
49 Chris Fussell, R (9, 1) ERA: 6.83	1.0		4	2	0	0	0	0	0	0	0	0	0	13	19	0.00	2.000

Batter	1	2	3	4	5	6	7	8	9	AB	R	H	RBI	BB	SO	LOB
Johnny Damon, L (1, 10) <small>OBP: 0.381, SLG: 0.486</small> Dave McCarty, R (9, PH) <small>OBP: 0.319, SLG: 0.482</small>	1-0 F7		4-0 BB		1-0 SF9		2-2 G1-3		0-0 1B 1B	2	0	0	1	1	0	0
Rey Sanchez, R (1, 6) <small>OBP: 0.307, SLG: 0.314</small>	2-2 P6		0-1 B1		0-0 G6-3		1-0 1B 29 G1-6-3		1-0 1B 1B	5	0	2	0	0	0	2
29 Mike Sweeney, R (1, 3) <small>OBP: 0.405, SLG: 0.526</small>	4-0 E BB		1-0 F7			1-1 1B 1B		1-1 G1-6-3	3	2	1	1	1	0	2	
Jermaine Dye, R (1, 9) <small>OBP: 0.393, SLG: 0.589</small>	1-2 E6 2B			0-0 F9		1-3 K		1-1 F9	5	0	1	1	0	1	3	
Mark Quinn, R (1, 7) <small>OBP: 0.352, SLG: 0.510</small>	1-3 K			1-0 F8		0-0 1B E 1B		0-0 F9	4	1	1	0	0	1	1	
Joe Randa, R (1, 5) <small>OBP: 0.340, SLG: 0.427</small>		2-0 L8		2-1 G1-6-3		0-0 F8		1-0 1B	4	0	1	0	0	0	2	
Carlos Beltrán, S (1, 8) <small>OBP: 0.313, SLG: 0.382</small>		0-1 L9			1-0 1B S SF9 1B	0-1 E7 FC6-4 1B 1H 2H		0-0 G3	4	1	2	1	0	0	1	
Gregg Zaun, S (1, 2) <small>OBP: 0.366, SLG: 0.365</small>		4-2 CS BB			2-0 F9	4-1 FC6-4 BB		4-1 1B 29 SF7 BB	1	1	0	0	3	0	1	
Carlos Febles, R (1, 4) <small>OBP: 0.351, SLG: 0.331</small>		2-1 CS	1-1 G6-3		2-2 1B	1-2 FC6-4		1-3 K	4	0	1	0	0	1	3	

Inning Stats	R: 1	H: 1	E: 1	K: 1	S: 10	R: 0	H: 0	E: 0	K: 0	S: 6	R: 0	H: 0	E: 0	K: 0	S: 5	R: 0	H: 0	E: 0	K: 0	S: 4	R: 1	H: 2	E: 0	K: 0	S: 7	R: 2	H: 3	E: 1	K: 0	S: 13	R: 0	H: 1	E: 0	K: 0	S: 9	R: 0	H: 1	E: 0	K: 0	S: 5	R: 1	H: 2	E: 0	K: 1	S: 14	1B: 9	SF: 2	2B: 1	SAC: 0	3B: 0	DP: 1	HR: 0	HBP: 0
	1	1	1	1	19	0	0	0	0	14	0	0	0	0	11	0	0	0	0	0	7	0	0	0	0	13	0	0	0	0	20	0	0	0	0	13	0	0	0	0	7	0	0	0	0	24	9	2	1	0	0	0	0

PITCHER	IP	WLS	BF	H	R	ER	SO	BB	IBB	HBP	BLK	WP	HR	S	P	ERA	WHIP
David Cone, R (1, 1) <small>ERA: 6.16</small>	2.2		11	1	1	1	1	3	0	0	0	0	0	20	42	3.38	1.500
Dwight Gooden, R (3, 1) <small>ERA: 4.8</small>	5.1	W	23	7	3	2	1	1	0	0	0	0	0	39	62	3.38	1.500
Mike Stanton, L (9, 1) <small>ERA: 4.18</small>	1.0		6	2	1	1	1	1	0	0	0	0	0	14	24	9.00	3.000

BOTTOM

New York Yankees @ Kansas City Royals
Kauffman Stadium, Kansas City, MO


Tue Sep 05 2000, 7:05 PM CDT
 Att. 15,025 - Sunny - 72 F

livebaseballscorecards.com

AB	33
R	5
H	10
RBI	4
BB	5
SO	3
LOB	15



WP: 0	PA: 41
PB: 0	
SB: 2	
CS: 1	

Batter	1	2	3	4	5	6	7	8	9	AB R H RBI BB SO LOB	TOP	
Chuck Knoblauch, R (1, 4) OBP: 0.361, SLG: 0.400 Jose Vizcaino, S (8, 4) OBP: 0.305, SLG: 0.295	0-1 F8		2-2 G6-3		1-2 P6			1-2 F9		4 0 0 0 0 0 1 0 0 0 0 0 0 0		
2 Derek Jeter, R (1, 6) OBP: 0.406, SLG: 0.473	4-1 BB			0-0 HR		0-0 G6-3		0-1 G6-3		3 1 1 1 1 0 0		
Paul O'Neill, L (1, 9) OBP: 0.349, SLG: 0.455 Ryan Thompson, R (8, PR) OBP: 0.324, SLG: 0.419	3-0 L7			0-0 G4-3		1-1 HR		0-0 1B		4 1 2 1 0 0 1 0 0 0 0 0 0 0		
Tino Martinez, L (1, 3) OBP: 0.341, SLG: 0.436	0-2 F7			1-1 2B		0-1 G3		0-1 F8		4 0 1 0 0 0 2		
David Justice, L (1, 7) OBP: 0.376, SLG: 0.587		1-1 G4-3		1-0 F5		0-0 2B			3-2 P5	4 0 1 0 0 0 1		
20 Jorge Posada, S (1, 2) OBP: 0.434, SLG: 0.550		0-2 G3		2-3 K		2-3 K			1-2 PO 1B 1B	4 0 1 0 0 2 2		
Glenallen Hill, R (1, 10) OBP: 0.343, SLG: 0.592 Luis Polonia, L (7, PR) OBP: 0.339, SLG: 0.418		1-1 F8			0-1 F2		0-2 G6-4-3 1B		1-3 K	3 0 1 0 0 0 0 1 0 0 0 0 1 1	AB 34 R 2 H 9 RBI 2 BB 1 SO 4 LOB 11	
Scott Brosius, R (1, 5) OBP: 0.311, SLG: 0.388		2-1 F8			0-0 1B		0-0 G6-4-3		1-1 1B	4 0 2 0 0 0 1		
Clayton Kershaw, R (1, 8) OBP: 0.323, SLG: 0.444		0-1 P4			2-3 K		0-0 P3		3-2 PO	3 0 0 0 0 1 2		
Inning Stats	R: 0 H: 0 E: 0 LOB: 1 K: 0 BB: 1 S: 7 P: 14	R: 0 H: 0 E: 0 LOB: 0 K: 0 BB: 0 S: 7 P: 9	R: 0 H: 0 E: 0 LOB: 0 K: 0 BB: 0 S: 7 P: 11	R: 1 H: 2 E: 0 LOB: 1 K: 1 BB: 0 S: 8 P: 12	R: 0 H: 1 E: 0 LOB: 1 K: 1 BB: 0 S: 11 P: 14	R: 1 H: 2 E: 0 LOB: 1 K: 1 BB: 0 S: 9 P: 12	R: 0 H: 1 E: 0 LOB: 1 K: 0 BB: 0 S: 5 P: 5	R: 0 H: 1 E: 0 LOB: 1 K: 0 BB: 0 S: 9 P: 10	R: 0 H: 2 E: 0 LOB: 1 K: 1 BB: 0 S: 13 P: 22	1B: 5 SF: 0 2B: 2 SAC: 0 3B: 0 DP: 1 HR: 2 HBP: 0	WP: 0 PA: 36 PB: 0 SB: 0 CS: 0	
PITCHER Brian Meadows, R (1, 1) ERA: 5.06	IP 9.0 WLS W BF 35 H 9 R 2 ER 2 SO 4 BB 1 IBB 0 HBP 0 BLK 0 WP 0 HR 2 S 76 P 109 ERA 2.00 WHIP 1.111											PITCHER IP WLS BF H R ER SO BB IBB HBP BLK WP HR S P ERA WHIP

New York Yankees @ Kansas City Royals
Kauffman Stadium, Kansas City, MO
 Wed Sep 06 2000, 7:05 PM CDT
 Att. 15,637 - Sunny - 80 F

livebaseballscorecards.com

Batter	1	2	3	4	5	6	7	8	9	AB R H RBI BB SO LOB
Johnny Damon, L (1, 10) <small>OBP: 0.384, SLG: 0.489</small>										5 0 4 1 0 0 1
Rey Sanchez, R (1, 6) <small>OBP: 0.309, SLG: 0.317</small>										3 1 1 0 1 0 3
29 Mike Sweeney, R (1, 3) <small>OBP: 0.404, SLG: 0.524</small>										4 0 1 0 0 0 6
Jermaine Dye, R (1, 9) <small>OBP: 0.394, SLG: 0.588</small>										4 0 2 1 0 1 1
Mark Quinn, R (1, 7) <small>OBP: 0.349, SLG: 0.506</small>										4 0 0 0 0 1 3
Joe Randa, R (1, 5) <small>OBP: 0.337, SLG: 0.424</small>										4 0 0 0 0 0 3
Carlos Beltrán, S (1, 8) <small>OBP: 0.310, SLG: 0.377</small>										4 0 0 0 0 4 0
Jorge Fabregas, L (1, 2) <small>OBP: 0.294, SLG: 0.347</small> Dave McCarty, R (9, PH) <small>OBP: 0.321, SLG: 0.485</small> Luis Ordaz, R (9, PR) <small>OBP: 0.245, SLG: 0.213</small>										3 0 1 0 0 0 0 1 0 1 0 0 0 0 0 1 0 0 0 0 0
Wilson Delgado, S (1, 4) <small>OBP: 0.330, SLG: 0.330</small> Dee Brown, L (7, PH) Carlos Febles, R (8, 4) <small>OBP: 0.353, SLG: 0.337</small>										2 0 1 0 0 0 0 1 0 0 0 0 0 1 1 1 1 1 0 0 0

Inning Stats	R: 0	H: 1	E: 0	K: 1	S: 15	LOB: 1	BB: 0	P: 20	R: 0	H: 0	E: 0	K: 2	S: 12	LOB: 0	BB: 0	P: 16	R: 0	H: 2	E: 0	K: 0	S: 8	LOB: 2	BB: 0	P: 11	R: 0	H: 1	E: 1	K: 1	S: 12	LOB: 3	BB: 1	P: 19	R: 0	H: 0	E: 0	K: 0	S: 11	LOB: 0	BB: 0	P: 17	R: 0	H: 1	E: 0	K: 1	S: 11	LOB: 1	BB: 0	P: 12	R: 1	H: 3	E: 0	K: 0	S: 11	LOB: 1	BB: 0	P: 15	R: 2	H: 3	E: 0	K: 1	S: 6	LOB: 1	BB: 0	P: 13	1B: 10	SF: 0	2B: 2	SAC: 0	3B: 0	DP: 2	HR: 0	HBP: 0	WP: 0	PA: 37
--------------	------	------	------	------	-------	--------	-------	-------	------	------	------	------	-------	--------	-------	-------	------	------	------	------	------	--------	-------	-------	------	------	------	------	-------	--------	-------	-------	------	------	------	------	-------	--------	-------	-------	------	------	------	------	-------	--------	-------	-------	------	------	------	------	-------	--------	-------	-------	------	------	------	------	------	--------	-------	-------	--------	-------	-------	--------	-------	-------	-------	--------	-------	--------

PITCHER	IP	WLS	BF	H	R	ER	SO	BB	IBB	HBP	BLK	WP	HR	S	P	ERA	WHIP
Orlando Hernandez, R (1, 1) <small>ERA: 4.62</small>	8.0		33	9	1	1	5	1	0	0	0	0	0	89	122	1.12	1.250
Mike Stanton, L (9, 1) <small>ERA: 4.45</small>	0.1	L	4	3	2	2	1	0	0	0	0	0	0	6	13	54.00	9.000

BOTTOM

New York Yankees @ Kansas City Royals
Kauffman Stadium, Kansas City, MO

Wed Sep 06 2000, 7:05 PM CDT
Att: 15,637 - Sunny - 80 F

livebaseballscorecards.com

AB	36
R	3
H	12
RBI	3
BB	1
SO	6
LOB	18

Batter	1	2	3	4	5	6	7	8	9	AB	R	H	RBI	BB	SO	LOB
Johnny Damon, L (1, 8) <small>OBP: 0.382, SLG: 0.486</small>	1-0 G3			0-3 K		1-2 G6-3		1-0 F9		4	0	0	0	0	1	2
Rey Sanchez, R (1, 6) <small>OBP: 0.307, SLG: 0.315</small> Dee Brown, L (9, PH) <small>OBP: 0.500, SLG: 0.500</small>	1-3 K			2-2 G4-3		0-0 P6		3-2 G6-4-3 1B	29 BB	3	0	0	0	0	1	1
29 Mike Sweeney, R (1, 10) <small>OBP: 0.403, SLG: 0.521</small>	3-3 K			0-0 G5-3			0-2 G6-3	4-0 G6-4-3 BB		3	0	0	0	1	1	0
Jermaine Dye, R (1, 9) <small>OBP: 0.391, SLG: 0.583</small>			2-2 F8		1-3 K		1-2 G4-3	0-1 G6-4-3	1-2 2-3	4	0	0	0	0	1	2
Mark Quinn, R (1, 7) <small>OBP: 0.348, SLG: 0.503</small>			3-2 L5		0-0 F7		2-1 L6	0-0 1B	3-H 1B	4	1	1	1	0	0	0
Joe Randa, R (1, 5) <small>OBP: 0.340, SLG: 0.427</small>			3-1 F7		0-0 1B			1-1 SH5-4 SF7	1-2 1B	4	1	3	0	0	0	0
Dave McCarty, R (1, 3) <small>OBP: 0.324, SLG: 0.485</small>			2-1 L5		0-0 L4			0-0 SH5-4 1B	1-3 2-H	4	0	2	1	0	0	1
Héctor Ortiz, R (1, 2) <small>OBP: 0.458, SLG: 0.460</small> Carlos Beltrán, S (9, PH) <small>OBP: 0.309, SLG: 0.376</small>			2-2 P4			0-0 SH5-3 1B		1-1 SH5-4	2-2 G6-3	2	0	1	0	0	0	0
Carlos Febles, R (1, 4) <small>OBP: 0.350, SLG: 0.336</small>			3-1 L8			0-0 SH5-3		1-1 SF7		1	0	0	1	0	0	0

Inning Stats	R: 0	H: 0	E: 0	K: 2	S: 10	R: 0	H: 0	E: 0	K: 0	S: 9	R: 0	H: 0	E: 0	K: 0	S: 8	R: 0	H: 1	E: 0	K: 1	S: 7	R: 0	H: 1	E: 0	K: 0	S: 6	R: 0	H: 0	E: 0	K: 0	S: 8	R: 1	H: 2	E: 0	K: 0	S: 8	R: 2	H: 4	E: 0	K: 0	S: 15	1B: 8	2B: 0	3B: 0	HR: 0	SF: 1	SAC: 2	DP: 1	HBP: 0	WP: 0	PB: 0	SB: 0	CS: 0	PA: 35
--------------	------	------	------	------	-------	------	------	------	------	------	------	------	------	------	------	------	------	------	------	------	------	------	------	------	------	------	------	------	------	------	------	------	------	------	------	------	------	------	------	-------	-------	-------	-------	-------	-------	--------	-------	--------	-------	-------	-------	-------	--------

PITCHER	IP	WLS	BF	H	R	ER	SO	BB	IBB	HBP	BLK	WP	HR	S	P	ERA	WHIP
Denny Neagle, L (1, 1) <small>ERA: 3.93</small>	8.0	W	28	4	1	1	4	0	0	0	0	0	0	63	94	1.12	0.500
Jason Grimsley, R (9, 1) <small>ERA: 4.6</small>	0.0		2	1	2	2	0	1	0	0	0	0	0	3	10	∞	∞
Craig Dingman, R (9, 1) <small>ERA: 4.26</small>	0.2		4	3	0	0	0	0	0	0	0	0	0	7	9	0.00	4.500
42 Mariano Rivera, R (9, 1) <small>ERA: 2.86</small>	0.1	S	1	0	0	0	0	0	0	0	0	0	0	5	7	0.00	0.000

BOTTOM

New York Yankees @ Kansas City Royals
Kauffman Stadium, Kansas City, MO

Thu Sep 07 2000, 7:05 PM CDT
 Att. 20,933 - Cloudy - 78 F

AB	31
R	3
H	8
RBI	3
BB	1
SO	4
LOB	8



WP	HR	S	P	ERA	WHIP
0	0	0	0	0.00	0.000

Batter	1	2	3	4	5	6	7	8	9	AB R H RBI BB SO LOB	TOP											
Luis Alicea, S OBP: 0.352, SLG: 0.394 (1, 4)	1-0 F8	1-0 F5		0-3 K		1-0 SF7		1-1 2B		4 0 1 1 0 1 1												
Frank Catalanotto, L OBP: 0.385, SLG: 0.480 (1, 3)	3-2 F8	4-2 29 HR BB		0-0 F8		4-0 BB		2-3 K		3 1 0 0 2 1 1												
29 Rusty Greer, L Scarborough Green, S OBP: 0.379, SLG: 0.466 (1, 7) (9, 8)	2-2 HR 1B	3-2 1-H 2-H HR			2-1 G4-3 1B	3-1 F7			3-1 L6	5 2 3 3 0 0 2 0 0 0 0 0 0 0												
Rafael Palmeiro, L OBP: 0.390, SLG: 0.543 (1, 10)	0-0 1-H HR	0-0 F2			2-1 G4-3 1B		1-0 1B 1B		2-3 K	5 1 3 2 0 1 0												
Gabe Kapler, R OBP: 0.347, SLG: 0.455 (1, 8) (9, 9)	2-2 2B		1-0 E9 G3 1B		0-0 G4-3 1-2f 2-3		1-0 1-2 G4-6-3 1B		2-0 F8	5 0 3 0 0 0 2												
Ricky Ledee, L OBP: 0.316, SLG: 0.372 (1, 9) (9, 7)	4-1 BB		1-0 G3		2-3 K		2-3 K			3 0 0 0 1 2 4												
Bill Haselman, R OBP: 0.320, SLG: 0.436 (1, 2)	1-3 K		0-0 G5-3			4-1 SH2-4 SF7 BB	2-1 G4-6-3			3 1 0 0 1 1 5												
Mike Lamb, L OBP: 0.335, SLG: 0.394 (1, 5)		0-2 P6	3-2 F7			3-2 SH2-4 1B		1-1 G4-3		4 0 1 0 0 0 1												
Royce Clayton, R OBP: 0.298, SLG: 0.388 (1, 6)		1-2 29 HR BB 1B		1-0 L9		1-0 SH2-4		2-2 G5-3		3 1 1 0 0 0 0												
Inning Stats	R: 2 E: 0 K: 1 S: 17	H: 3 LOB: 2 BB: 1 P: 30	R: 3 E: 0 K: 0 S: 17	H: 2 LOB: 0 BB: 1 P: 26	R: 0 E: 1 K: 0 S: 6	H: 1 LOB: 1 BB: 0 P: 11	R: 0 E: 0 K: 1 S: 5	H: 0 LOB: 0 BB: 0 P: 6	R: 0 E: 0 K: 1 S: 8	H: 2 LOB: 1 BB: 0 P: 14	R: 1 E: 0 K: 0 S: 8	H: 1 LOB: 2 BB: 2 P: 24	R: 0 E: 0 K: 1 S: 7	H: 2 LOB: 1 BB: 0 P: 13	R: 0 E: 0 K: 1 S: 12	H: 1 LOB: 1 BB: 0 P: 18	R: 0 E: 0 K: 1 S: 6	H: 0 LOB: 0 BB: 0 P: 13	1B: 8 2B: 2 3B: 0 HR: 2	SF: 1 SAC: 1 DP: 2 HBP: 0	WP: 0 PB: 0 SB: 0 CS: 0	PA: 41
PITCHER	IP WLS BF H R ER SO BB IBB HBP BLK WP HR S P ERA WHIP																					
Blake Stein, R ERA: 5.72 (1, 1)	4.0 L 22 8 5 5 2 2 0 0 0 0 0 2 49 81 11.25 2.500																					
Dan Murray, R ERA: 9.39 (5, 1)	1.2 6 1 1 1 1 1 0 0 0 0 0 0 10 21 5.40 1.200																					
Paul Spoljaric, L ERA: 7.36 (6, 1)	0.1 2 0 0 0 0 1 0 0 0 0 0 0 2 9 0.00 3.000																					
Jose Santiago, R ERA: 3.88 (7, 1)	2.0 8 3 0 0 2 0 0 0 0 0 0 0 19 31 0.00 1.500																					
Ricky Bottalico, R ERA: 4.55 (9, 1)	1.0 3 0 0 0 1 0 0 0 0 0 0 0 6 13 0.00 0.000																					

Texas Rangers @ Kansas City Royals
Kauffman Stadium, Kansas City, MO

Fri Sep 08 2000, 7:05 PM CDT
Att. 14,705 - Sunny - 83 F

livebaseballscorecards.com

AB	35
R	6
H	12
RBI	6
BB	4
SO	6
LOB	16



Batter	1	2	3	4	5	6	7	8	9	AB	R	H	RBI	BB	SO	LOB
Johnny Damon, L (1, 8) OBP: 0.385, SLG: 0.496	2-2 FC5-4 1B		1-2 G4-6-3 1B		0-0 G5-3 3B		2-1 G3		3-2 29 SF8 3B	5	2	4	1	0	0	0
Rey Sanchez, R (1, 6) OBP: 0.306, SLG: 0.314 Dave McCarty, R (9, PH) OBP: 0.323, SLG: 0.483	2-2 FC5-4 29 1B 1-2f		2-0 G4-6-3 1-2f 3-H		0-1 G5-3 3-H		1-2 1B		2-2 F9	4	0	1	1	0	0	2
29 Mike Sweeney, R (1, 3) OBP: 0.404, SLG: 0.524	2-0 1-3 1B		4-0 FC5-4 BB		0-1 2B		1-0 P6		1-1 SF8 3-H	3	0	2	1	1	0	1
Jermaine Dye, R (1, 9) OBP: 0.388, SLG: 0.578	2-3 K		1-2 FC5-4 1-2f		2-3 K		0-3 K		3-3 K	5	0	0	0	0	4	5
Mark Quinn, R (1, 7) OBP: 0.345, SLG: 0.499	1-2 G4-3			0-1 G6-3		0-0 G4-3		2-1 P4		4	0	0	0	0	0	2
Joe Randa, R (1, 5) OBP: 0.341, SLG: 0.433		0-1 G5-3		2-0 G6-3		1-2 2B 1B		1-0 HR		4	1	2	1	0	0	0
Carlos Beltrán, S (1, 10) OBP: 0.305, SLG: 0.371		1-0 F8		0-0 G3-1		0-3 K		0-0 G6-3		4	0	0	0	0	1	1
Gregg Zaun, S (1, 2) OBP: 0.372, SLG: 0.377		2-1 F8			1-0 3B 1B		2-1 2B		0-2 1B	4	1	3	0	0	0	0
Carlos Febles, R (1, 4) OBP: 0.347, SLG: 0.332 Dee Brown, L (8, PH) OBP: 0.333, SLG: 0.333 Luis Ordaz, R (9, 4) OBP: 0.245, SLG: 0.213			0-1 E4 1B G4-6-3		2-0 F8		3-2 G5-3		1-2 P6	3	1	0	0	0	0	3
										1	0	0	0	0	0	1
										0	0	0	0	0	0	0

Inning Stats	R: 0	H: 2	E: 0	K: 1	S: 14	H: 0	LOB: 2	BB: 0	P: 23	R: 0	H: 0	E: 0	K: 0	S: 5	R: 1	H: 1	E: 1	K: 0	S: 9	R: 0	H: 0	E: 0	K: 0	S: 4	R: 2	H: 3	E: 0	K: 1	S: 10	R: 0	H: 2	E: 0	K: 1	S: 13	R: 0	H: 1	E: 0	K: 1	S: 9	R: 1	H: 2	E: 0	K: 0	S: 10	R: 1	H: 1	E: 0	K: 1	S: 15	1B: 7	2B: 2	3B: 2	HR: 1	SF: 1	SAC: 0	DP: 1	HBP: 0	WP: 0	PB: 0	SB: 0	CS: 0	PA: 40
--------------	------	------	------	------	-------	------	--------	-------	-------	------	------	------	------	------	------	------	------	------	------	------	------	------	------	------	------	------	------	------	-------	------	------	------	------	-------	------	------	------	------	------	------	------	------	------	-------	------	------	------	------	-------	-------	-------	-------	-------	-------	--------	-------	--------	-------	-------	-------	-------	--------

PITCHER	IP	WLS	BF	H	R	ER	SO	BB	IBB	HBP	BLK	WP	HR	S	P	ERA	WHIP
Ryan Glynn, R (1, 1) ERA: 4.58	5.2	W	26	8	3	2	3	1	0	0	0	0	0	51	81	3.18	1.588
Tim Crabtree, R (6, 1) ERA: 5.45	2.1	H	10	3	1	1	1	0	0	0	0	0	1	23	34	3.86	1.286
John Wetteland, R (9, 1) ERA: 4.04	1.0	S	4	1	1	1	1	0	0	0	0	0	0	15	24	9.00	1.000

TEXAS RANGERS @ KANSAS CITY ROYALS
Kauffman Stadium, Kansas City, MO

Fri Sep 08 2000, 7:05 PM CDT
 Att. 14,705 - Sunny - 83 F

livebaseballscorecards.com

AB	38
R	5
H	12
RBI	4
BB	1
SO	5
LOB	16



BOTTOM

Texas Rangers @ Kansas City Royals
Kauffman Stadium, Kansas City, MO

Sat Sep 09 2000, 7:05 PM CDT
Att. 26,009 - Sunny - 84 F

livebaseballscorecards.com

AB	36
R	5
H	10
RBI	5
BB	5
SO	4
LOB	20



WP:	0	PA:	41
PB:	0		
SB:	1		
CS:	0		

AB R H RBI BB SO LOB

5	1	3	2	0	0	0
3	0	1	0	0	0	2
1	0	0	0	0	1	1
0	1	0	0	1	0	0
4	0	1	1	1	0	3
5	0	1	1	0	0	5
0	0	0	0	0	0	0
4	1	0	0	1	0	2
4	0	1	0	0	0	1
3	1	2	1	1	1	0
3	1	0	0	1	1	3
3	0	1	0	0	0	2
1	0	0	0	0	1	1
0	0	0	0	0	0	0

1B:	9	SF:	0
2B:	1	SAC:	0
3B:	0	DP:	1
HR:	0	HBP:	0

Batter	1	2	3	4	5	6	7	8	9
Johnny Damon, L (1, 8) OBP: 0.387, SLG: 0.498	F5			G5-4-3 1B	FC1-2 2B		S 29 1B		G4-3
Rey Sanchez, R (1, 6) Dee Brown, L (7, PH) Wilson Delgado, S (8, 6) OBP: 0.306, SLG: 0.314 OBP: 0.250, SLG: 0.250 OBP: 0.336, SLG: 0.330	G6-3			G5-4-3 1B	FC1-2		K 1-2		DI 1B BB
29 Mike Sweeney, R (1, 3) OBP: 0.404, SLG: 0.522	G5-3			G5-4-3 1-2f 2-3	BB		2-H 1B		F8
Jermaine Dye, R (1, 10) Scott Pose, L (9, PR) OBP: 0.386, SLG: 0.574 OBP: 0.271, SLG: 0.186			G3	F9	G5-3		F9		FC6-4 1B 1-H
Mark Quinn, R (1, 7) OBP: 0.343, SLG: 0.494			G3-1		G4-3 BB E		F8		FC6-4 1-2f
Joe Randa, R (1, 5) OBP: 0.341, SLG: 0.432			G1-3		G4-3		FC6-4 1B 1B		G5-3
Carlos Beltrán, S (1, 9) OBP: 0.310, SLG: 0.374					E9 1B 2B		FC6-4 1B 1-2		BB
Gregg Zaun, S (1, 2) OBP: 0.370, SLG: 0.372					G1-3		K		L7
Carlos Febles, R (1, 4) Dave McCarty, R (8, PH) Luis Ordaz, R (9, 4) OBP: 0.347, SLG: 0.332 OBP: 0.322, SLG: 0.481 OBP: 0.245, SLG: 0.213					G4-3		FC6-4 1-2f 2-3		K

Inning Stats	R: 0	H: 0	E: 0	LOB: 0	K: 0	S: 8	R: 0	H: 0	E: 0	LOB: 0	K: 0	S: 10	R: 0	H: 2	E: 0	LOB: 1	K: 0	S: 8	R: 3	H: 3	E: 1	LOB: 3	K: 0	S: 11	R: 0	H: 2	E: 0	LOB: 2	K: 1	S: 7	R: 1	H: 2	E: 0	LOB: 1	K: 1	S: 13	R: 0	H: 0	E: 0	LOB: 1	K: 1	S: 11	R: 1	H: 1	E: 0	LOB: 1	K: 0	S: 6	1B: 9	SF: 0	2B: 1	SAC: 0	3B: 0	DP: 1	HR: 0	HBP: 0	WP: 0	PA: 41
--------------	------	------	------	--------	------	------	------	------	------	--------	------	-------	------	------	------	--------	------	------	------	------	------	--------	------	-------	------	------	------	--------	------	------	------	------	------	--------	------	-------	------	------	------	--------	------	-------	------	------	------	--------	------	------	-------	-------	-------	--------	-------	-------	-------	--------	-------	--------

PITCHER	IP	WLS	BF	H	R	ER	SO	BB	IBB	HBP	BLK	WP	HR	S	P	ERA	WHIP
Doug Davis, L (1, 1) ERA: 5.51	4.1		19	5	3	3	1	2	0	0	0	0	0	45	74	6.23	1.615
Jonathan Johnson, R (5, 1) ERA: 3.32	1.2		9	3	1	1	1	1	0	0	0	0	0	13	29	5.40	2.400
59 Jeff Zimmerman, R (7, 1) ERA: 5.52	2.0	W	8	1	0	0	2	1	0	0	0	0	0	21	34	0.00	1.000
Mike Venafro, L (9, 1) ERA: 3.81	0.1	H	2	0	1	1	0	1	0	0	0	0	0	2	7	27.00	3.000
John Wetteland, R (9, 1) ERA: 3.99	0.2	S	3	1	0	0	0	0	0	0	0	0	0	4	8	0.00	1.500

Batter	1	2	3	4	5	6	7	8	9	AB R H RBI BB SO LOB	TOP											
Luis Alica, S OBP: 0.357, SLG: 0.396 44 Kelly Dransfeldt, R OBP: 0.222, SLG: 0.444	2-3 K		0-0 29 G4-3 SH1-3 1-2 3-H 1B		4-1 BB		2-0 G4-3-6 1-2 1B		0-0 1B 2B	3 0 2 1 1 1 0 1 1 1 0 0 0 0												
Scarborough Green, S OBP: 0.256, SLG: 0.221	2-1 PO 1B		1-0 SH1-3		1-1 P6		2-0 G4-3-6		0-0 1B 1B HR 1B	4 1 2 1 0 0 3												
29 Rusty Greer, L OBP: 0.378, SLG: 0.460 Randy Knorr, R OBP: 0.500, SLG: 0.500	0-3 K		0-1 G4-3		0-1 G3		4-0 BB		3-2 1B 1B HR 1B	3 0 0 1 1 1 3 1 1 1 0 0 0 0												
Rafael Palmeiro, L OBP: 0.388, SLG: 0.538 Ruben Sierra, S OBP: 0.364, SLG: 0.300	1-0 PO	0-2 F8 2B	2-1 G3		2-0 F8		2-2 P6		1-0 HR 1B	4 0 1 0 0 0 3 1 1 1 0 0 0 0												
Frank Catalanotto, L OBP: 0.389, SLG: 0.494					4-2 BB		1-0 G3 1B		1-1 F7	4 2 2 4 1 0 1												
Pedro Valdes, L OBP: 0.238, SLG: 0.300					0-0 F7		2-1 G3		1-2 2B	4 0 1 0 1 0 2												
Mike Lamb, L OBP: 0.337, SLG: 0.395					2-1 F7		2-1 1B		0-0 P6	5 0 2 1 0 0 4												
Scott Sheldon, R OBP: 0.340, SLG: 0.438					1-3 K		0-0 P4		1-0 L7	5 1 1 0 0 2 4												
B.J. Waszgis, R OBP: 0.258, SLG: 0.267					0-0 SH1-3 29 G4-3 1B		1-0 F9		1-3 K	4 1 2 0 0 1 0												
Inning Stats	R: 0 E: 0 K: 2 S: 10	H: 1 LOB: 0 BB: 0 P: 14	R: 0 E: 0 K: 0 S: 10	H: 1 LOB: 1 BB: 1 P: 17	R: 2 E: 0 K: 0 S: 10	H: 3 LOB: 1 BB: 0 P: 14	R: 0 E: 0 K: 1 S: 8	H: 0 LOB: 1 BB: 1 P: 15	R: 0 E: 0 K: 0 S: 6	H: 0 LOB: 1 BB: 1 P: 12	R: 1 E: 0 K: 0 S: 7	H: 2 LOB: 1 BB: 0 P: 14	R: 0 E: 0 K: 0 S: 9	H: 2 LOB: 2 BB: 1 P: 19	R: 0 E: 0 K: 0 S: 7	H: 1 LOB: 1 BB: 0 P: 10	R: 5 E: 0 K: 2 S: 17	H: 6 LOB: 1 BB: 0 P: 27	1B: 11 2B: 4 3B: 0 HR: 1	SF: 0 SAC: 1 DP: 2 HBP: 0	WP: 0 PB: 0 SB: 0 CS: 0	PA: 45
PITCHER	IP WLS BF H R ER SO BB IBB HBP BLK WP HR S P ERA WHIP																					
Jeff Suppan, R ERA: 5.02	(1, 1) 6.2 W 30 9 3 3 3 4 0 0 0 0 0 0 56 99 4.05 1.950																					
Scott Mullen, L ERA: 1.42	(7, 1) 1.0 4 1 0 0 0 0 0 0 0 0 0 0 10 14 0.00 1.000																					
Andy Larkin, R ERA: 7.96	(8, 1) 0.2 7 5 5 5 1 0 0 0 0 0 1 12 20 67.50 7.500																					
Dan Murray, R ERA: 8.64	(9, 1) 0.2 3 1 0 0 0 1 0 0 0 0 0 0 6 9 0.00 1.500																					

Texas Rangers @ Kansas City Royals
Kauffman Stadium, Kansas City, MO
Sun Sep 10 2000, 1:05 PM CDT
Att. 13,012 - Sunny - 89 F

livebaseballscorecards.com

AB	39
R	8
H	16
RBI	8
BB	4
SO	5
LOB	20



Batter	1	2	3	4	5	6	7	8	9
Johnny Damon, L (1, 8) OBP: 0.386, SLG: 0.496 Dee Brown, L (8, PH) OBP: 0.400, SLG: 0.400 (9, 7)	4-0 E 29 1B BB	1-0 L8			0-0 P5	1-1 G6-3		0-1 BB 1B 2-H 3-H	
Carlos Febles, R (1, 4) OBP: 0.345, SLG: 0.330	2-1 E3 29 1B 2B 1-2		0-1 S 1B		1-0 L9		1-0 F8	2-3 K	
29 Mike Sweeney, R (1, 10) OBP: 0.403, SLG: 0.520 Jorge Fabregas, L (8, PH) OBP: 0.299, SLG: 0.353	1-0 2B 2B 1B 1-3 2-H		1-1 P4		2-3 K		2-1 G6-3	1-0 BB 1B 1-2	
Jermaine Dye, R (1, 9) OBP: 0.389, SLG: 0.577 Scott Pose, L (8, 9) OBP: 0.286, SLG: 0.186	0-2 2B 2B 1-3 3-H		2-3 K		0-1 2B 1B 1B		2-0 E E HR HBP	4-1 BB 1B 1-2 2-3	
Mark Quinn, R (1, 7) OBP: 0.345, SLG: 0.500 Todd Dunwoody, L (7, 7) OBP: 0.247, SLG: 0.287 (9, 8)	0-1 G6-3 F8-2 2B 2-H 3-H		1-3 K		2-1 1B 2B		3-2 E6 HR	0-0 P6	
Joe Randa, R (1, 5) OBP: 0.342, SLG: 0.438 Wilson Delgado, S (8, PH) OBP: 0.333, SLG: 0.327 (9, 5)	1-0 G6-3			1-0 G4-3		0-0 HR 1B 2-H 3-H		0-0 HR 1-H 3-H	0-3 K
Dave McCarty, R (1, 3) OBP: 0.324, SLG: 0.492	1-2 F8-2 3-H			4-2 1B BB		1-0 HR 1B 1-H		0-3 K	
Héctor Ortiz, R (1, 2) OBP: 0.461, SLG: 0.463		1-1 G5-3		1-0 G6-4-3 1B		0-1 F8		3-1 2B 1B 1B	
Luis Ordaz, R (1, 6) OBP: 0.245, SLG: 0.226		1-2 G6-3		1-0 G6-4-3 1-2f		1-2 G6-3		0-0 1B 2B 1-3	

Inning Stats	R: 4	H: 3	E: 1	K: 0	S: 12	LOB: 0	BB: 1	P: 21
	R: 0	H: 0	E: 0	K: 0	S: 7	LOB: 0	BB: 0	P: 10
	R: 0	H: 1	E: 0	K: 2	S: 11	LOB: 1	BB: 0	P: 15
	R: 0	H: 1	E: 0	K: 0	S: 5	LOB: 1	BB: 1	P: 12
	R: 0	H: 0	E: 0	K: 1	S: 6	LOB: 0	BB: 0	P: 9
	R: 4	H: 4	E: 0	K: 0	S: 13	LOB: 0	BB: 0	P: 18
	R: 3	H: 1	E: 1	K: 1	S: 12	LOB: 0	BB: 0	P: 20
	R: 2	H: 4	E: 0	K: 2	S: 14	LOB: 3	BB: 1	P: 24

PITCHER	IP	WLS	BF	H	R	ER	SO	BB	IBB	HBP	BLK	WP	HR	S	P	ERA	WHIP
Darren Oliver, L (1, 1) ERA: 7.24	5.0	L	25	9	8	7	3	2	0	0	0	0	1	47	76	12.60	2.200
Francisco Cordero, R (6, 1) ERA: 5.32	2.0		9	1	3	0	1	0	0	1	0	0	1	19	29	0.00	0.500
Darwin Cubillan, R (8, 1) ERA: 7.8	1.0		8	4	2	2	2	1	0	0	0	0	0	14	24	18.00	5.000

BOTTOM

Texas Rangers @ Kansas City Royals
 Kauffman Stadium, Kansas City, MO

Sun Sep 10 2000, 1:05 PM CDT
 Att: 13,012 - Sunny - 89 F

AB	R	H	RBI	BB	SO	LOB
3	1	0	0	1	0	0
1	0	1	2	0	0	0
5	1	1	0	0	1	2
4	1	1	1	0	1	1
1	0	1	0	0	0	0
3	3	2	1	0	1	1
0	0	0	0	1	0	0
3	1	2	2	0	1	1
2	1	0	0	0	0	4
4	2	2	5	0	0	1
1	0	0	0	0	1	3
3	1	1	2	1	1	1
4	1	2	0	0	0	0
4	1	1	0	0	0	2

AB	38
R	13
H	14
RBI	13
BB	3
SO	6
LOB	16

livebaseballscores.com

WP	HR	S	P	ERA	WHIP
0	1	47	76	12.60	2.200
0	1	19	29	0.00	0.500
0	0	14	24	18.00	5.000

Batter	1	2	3	4	5	6	7	8	9	AB R H RBI BB SO LOB	TOP											
Johnny Damon, L (1, 8) OBP: 0.391, SLG: 0.509	1-1 G4-3 29 HR 2B	0-0 1-3 3-H 1B		0-1 2B		0-2 1-3 G6-3 1B		2-1 HR		5 2 5 2 0 0 0												
Rey Sanchez, R (1, 6) OBP: 0.305, SLG: 0.313	0-2 G4-3 2-3	0-0 F9		2-1 F9		2-2 G6-3 1-2f		0-0 1B		5 0 1 0 0 0 6												
29 Mike Sweeney, R (1, 10) OBP: 0.403, SLG: 0.524	1-1 HR		3-1 G5-3		1-2 G4-3		3-1 BB 1B 1B	1-0 F7		5 2 2 2 0 0 1												
Jermaine Dye, R (1, 9) OBP: 0.387, SLG: 0.575	0-0 G3		2-2 G6-3		1-2 2B		0-1 P4	1-1 F8		5 1 1 0 0 0 2												
Joe Randa, R (1, 5) OBP: 0.344, SLG: 0.441	1-0 F7		1-1 FC6-4 1B		2-1 2B		0-0 1B BB 1B	2-3 K		5 0 3 1 0 1 1												
Dave McCarty, R (1, 3) OBP: 0.333, SLG: 0.498		1-1 SH1-3 1B 2B	0-1 FC6-4 1B		4-0 G4-6-3 BB		4-2 1B BB		1-3 K	3 1 2 0 2 1 0												
Carlos Beltrán, S (1, 7) OBP: 0.309, SLG: 0.372		0-0 SH1-3	2-2 FC6-4		1-0 G4-6-3		1-1 1B	0-3 K		4 0 1 1 0 1 4												
Héctor Ortiz, R (1, 2) OBP: 0.432, SLG: 0.431		2-3 K		1-1 G4-3		3-2 G1-3	0-3 K	3-3 K		5 0 0 0 0 3 4												
Carlos Febles, R (1, 4) OBP: 0.347, SLG: 0.328		4-2 1B BB		1-3 K		1-1 1B HBP	0-1 P3			2 0 0 0 1 1 3												
Inning Stats	R: 2 E: 0 K: 0 S: 9	H: 2 LOB: 0 BB: 0 P: 12	R: 1 E: 0 K: 1 S: 10	H: 2 LOB: 2 BB: 1 P: 17	R: 0 E: 0 K: 0 S: 12	H: 2 LOB: 0 BB: 0 P: 20	R: 0 E: 0 K: 1 S: 9	H: 1 LOB: 1 BB: 0 P: 13	R: 1 E: 0 K: 0 S: 11	H: 2 LOB: 1 BB: 1 P: 20	R: 0 E: 0 K: 0 S: 16	H: 1 LOB: 1 BB: 0 P: 20	R: 1 E: 0 K: 1 S: 15	H: 3 LOB: 3 BB: 1 P: 23	R: 1 E: 0 K: 1 S: 9	H: 2 LOB: 1 BB: 0 P: 15	R: 0 E: 0 K: 3 S: 10	H: 0 LOB: 0 BB: 0 P: 14	1B: 8 2B: 5 3B: 0 HR: 2	SF: 0 SAC: 1 DP: 2 HBP: 1	WP: 0 PB: 0 SB: 0 CS: 0	PA: 44
PITCHER	IP WLS BF H R ER SO BB IBB HBP BLK WP HR S P ERA WHIP																					
John Halama, L (1, 1) ERA: 5.28	4.1 L 23 9 4 4 2 1 0 0 0 0 0 1 50 76 8.31 2.308																					
58 Kevin Hodges, R (5, 1) ERA: 4.05	1.2 6 1 0 0 0 1 0 1 0 0 0 0 17 26 0.00 1.200																					
Joel Pineiro, R (7, 1) ERA: 6.46	1.0 7 3 1 1 1 1 0 0 0 0 0 0 15 23 9.00 4.000																					
Jose Mesa, R (8, 1) ERA: 5.11	1.0 5 2 1 1 1 0 0 0 0 0 0 1 9 15 9.00 2.000																					
Kazuhiro Sasaki, R (9, 1) ERA: 3.54	1.0 3 0 0 0 3 0 0 0 0 0 0 0 10 14 0.00 0.000																					

Kansas City Royals @ Seattle Mariners
 Safeco Field, Seattle, WA
 Mon Sep 11 2000, 7:05 PM PDT
 Att. 33,366 - Sunny - 69 F

livebaseballscorecards.com

AB	39
R	6
H	15
RBI	6
BB	3
SO	7
LOB	21



Batter	1	2	3	4	5	6	7	8	9	AB	R	H	RBI	BB	SO	LOB
Rickey Henderson, R (1, 7) Joe Oliver, R (8, 2) Stan Javier, S (9, PH) OBP: 0.376, SLG: 0.312 OBP: 0.301, SLG: 0.473 OBP: 0.346, SLG: 0.390	2-2 F9 ①		3-2 P4 ①			0-1 F8 ①	4-2 BB BB BB ①		0-3 K ②	3	0	0	0	1	0	0
Mike Cameron, R (1, 8) OBP: 0.354, SLG: 0.432	4-2 S BB ②		2-0 L9 ②			1-2 1B ②	4-2 BB BB ②		1-1 F5 ③	3	0	1	0	2	0	0
Alex Rodriguez, R (1, 6) OBP: 0.433, SLG: 0.625	2-3 K ②		0-0 G6-3 ③			2-3 K ②	4-2 BB ②			3	0	0	1	1	2	2
Edgar Martinez, R (1, 10) OBP: 0.414, SLG: 0.584	0-3 K ③				0-1 F9 ①	0-2 F9 ③	2-1 F8 ③			4	0	0	0	0	1	5
John Olerud, L (1, 3) OBP: 0.394, SLG: 0.435		2-1 F7 ①			3-1 F7 ②		1-0 L6 ①	1-1 F8 ①		4	0	0	0	0	0	0
Jay Buhner, R (1, 9) OBP: 0.377, SLG: 0.541		1-2 P6 ②			0-2 P4 ③		2-1 1B 2B 1B ②	3-2 F9 ②		4	1	1	0	0	0	0
David Bell, R (1, 5) (6, 4) OBP: 0.303, SLG: 0.343		1-0 1B 1B ②			3-2 G6-3 ①		2-3 K ②	2-2 1B ②		4	0	2	0	0	1	1
Dan Wilson, R (1, 2) Raul Ibanez, L (7, PH) OBP: 0.292, SLG: 0.327 OBP: 0.289, SLG: 0.313		1-2 1B ②			2-3 K ②		0-0 2B 1B ②	1-3 K ③		2	0	1	0	0	1	0
Mark McLemore, S (1, 4) Carlos Guillen, S (6, 5) OBP: 0.349, SLG: 0.306 OBP: 0.324, SLG: 0.381		0-1 F8 ③			2-2 F9 ③		1-2 BB BB 2B ②		0-3 K ①	2	0	0	0	0	0	2
										2	1	1	2	0	1	0

Inning Stats	R: 0	H: 0	E: 0	K: 2	S: 13	H: 0	LOB: 1	BB: 1	P: 21	R: 0	H: 2	E: 0	K: 0	S: 11	H: 0	LOB: 2	BB: 0	P: 16	R: 0	H: 0	E: 0	K: 0	S: 5	H: 0	LOB: 0	BB: 0	P: 10	R: 0	H: 0	E: 0	K: 0	S: 7	R: 0	H: 0	E: 0	K: 1	S: 10	H: 1	LOB: 1	BB: 0	P: 14	R: 3	H: 3	E: 0	K: 1	S: 24	H: 1	LOB: 1	BB: 0	P: 18	R: 0	H: 0	E: 0	K: 2	S: 10	H: 0	LOB: 0	BB: 0	P: 11	1B: 6	SF: 0	2B: 1	SAC: 0	3B: 0	DP: 0	HR: 0	HBP: 0	WP: 0	PA: 38
--------------	------	------	------	------	-------	------	--------	-------	-------	------	------	------	------	-------	------	--------	-------	-------	------	------	------	------	------	------	--------	-------	-------	------	------	------	------	------	------	------	------	------	-------	------	--------	-------	-------	------	------	------	------	-------	------	--------	-------	-------	------	------	------	------	-------	------	--------	-------	-------	-------	-------	-------	--------	-------	-------	-------	--------	-------	--------

PITCHER	IP	WLS	BF	H	R	ER	SO	BB	IBB	HBP	BLK	WP	HR	S	P	ERA	WHIP
Brian Meadows, R (1, 1) ERA: 5.02	6.2	W	28	6	3	3	5	2	0	0	0	0	0	72	113	4.05	1.200
Jose Santiago, R (7, 1) ERA: 3.73	2.1	S	10	1	0	0	3	2	0	0	0	0	0	30	48	0.00	1.286

BOTTOM

Kansas City Royals @ Seattle Mariners
Safeco Field, Seattle, WA

Mon Sep 11 2000, 7:05 PM PDT
Att. 33,366 - Sunny - 69 F

livebaseballscorecards.com

AB	34
R	3
H	7
RBI	3
BB	4
SO	8
LOB	11



Batter	1	2	3	4	5	6	7	8	9	AB R H RBI BB SO LOB	TOP
Johnny Damon, L (1, 8) <small>OBP: 0.391, SLG: 0.513</small> Gregg Zaun, S (9, PH) <small>OBP: 0.368, SLG: 0.370</small>	1-3 		2-1 			4-1 		1-0 	1-2 	3 1 1 1 1 1 1 1 0 0 0 0 0 1	
Rey Sanchez, R (1, 6) <small>OBP: 0.305, SLG: 0.313</small> Scott Pose, L (8, PH) <small>OBP: 0.280, SLG: 0.182</small> Carlos Febles, R (8, 4) <small>OBP: 0.347, SLG: 0.328</small>	1-0 		1-0 			1-1 		3-2 		3 0 1 0 0 0 1 1 0 0 0 0 0 0 0 0 0 0 0 0 0	
29 Mike Sweeney, R (1, 3) <small>OBP: 0.407, SLG: 0.538</small>	1-0 					0-0 		4-2 		3 2 3 2 1 0 0	
Jermaine Dye, R (1, 9) <small>OBP: 0.384, SLG: 0.571</small>	1-2 				2-1 	3-1 		0-3 		4 0 0 0 0 1 4	
Joe Randa, R (1, 5) <small>OBP: 0.343, SLG: 0.440</small>		0-1 			0-0 	2-1 		1-2 		4 0 1 0 0 0 2	
Carlos Beltrán, S (1, 10) <small>OBP: 0.309, SLG: 0.371</small>		1-0 			0-1 		0-1 	1-2 		4 0 1 0 0 0 2	
Todd Dunwoody, L (1, 7) <small>OBP: 0.242, SLG: 0.280</small>		0-2 			1-1 		1-0 		0-1 	4 0 0 0 0 0 1	
Jorge Fabregas, L (1, 2) <small>OBP: 0.298, SLG: 0.350</small>			1-0 		3-1 		1-0 		1-1 	4 0 1 0 0 0 1	
Wilson Delgado, S (1, 4) <small>OBP: 0.328, SLG: 0.321</small> Dee Brown, L (7, PH) <small>OBP: 0.333, SLG: 0.333</small> Luis Ordaz, R (7, 4) <small>OBP: 0.252, SLG: 0.234</small> (8, 6)			0-3 		2-1 		2-2 		3-2 	2 0 0 0 0 1 1 1 0 0 0 0 0 1 1 0 1 0 0 0 0	
Inning Stats	R: 1 H: 1 E: 0 LOB: 0 K: 1 BB: 0 S: 10 P: 14	R: 0 H: 0 E: 0 LOB: 0 K: 0 BB: 0 S: 6 P: 7	R: 0 H: 1 E: 0 LOB: 1 K: 1 BB: 0 S: 7 P: 11	R: 1 H: 1 E: 0 LOB: 0 K: 0 BB: 0 S: 7 P: 10	R: 0 H: 0 E: 0 LOB: 0 K: 0 BB: 0 S: 6 P: 12	R: 0 H: 2 E: 0 LOB: 2 K: 0 BB: 1 S: 8 P: 18	R: 0 H: 1 E: 0 LOB: 1 K: 0 BB: 0 S: 7 P: 11	R: 1 H: 2 E: 0 LOB: 2 K: 1 BB: 1 S: 17 P: 27	R: 0 H: 1 E: 0 LOB: 1 K: 0 BB: 0 S: 12 P: 17	1B: 6 SF: 0 2B: 0 SAC: 0 3B: 0 DP: 1 HR: 3 HBP: 0	WP: 0 PA: 37 PB: 0 SB: 0 CS: 0
PITCHER	IP WLS BF H R ER SO BB IBB HBP BLK WP HR S P ERA WHIP Freddy Garcia, R (1, 1) <small>ERA: 3.77</small> Jose Paniagua, R (8, 1) <small>ERA: 3.48</small> Frankie Rodriguez, R (9, 1) <small>ERA: 6.65</small>	IP WLS BF H R ER SO BB IBB HBP BLK WP HR S P ERA WHIP 7.1 W 30 7 3 3 2 2 0 0 0 0 0 3 59 99 3.68 1.227 1.0 4 1 0 0 1 0 0 0 0 0 0 0 11 13 0.00 1.000 0.2 3 1 0 0 0 0 0 0 0 0 0 0 10 15 0.00 1.500	IP WLS BF H R ER SO BB IBB HBP BLK WP HR S P ERA WHIP 7.1 W 30 7 3 3 2 2 0 0 0 0 0 3 59 99 3.68 1.227 1.0 4 1 0 0 1 0 0 0 0 0 0 0 11 13 0.00 1.000 0.2 3 1 0 0 0 0 0 0 0 0 0 0 10 15 0.00 1.500	IP WLS BF H R ER SO BB IBB HBP BLK WP HR S P ERA WHIP 7.1 W 30 7 3 3 2 2 0 0 0 0 0 3 59 99 3.68 1.227 1.0 4 1 0 0 1 0 0 0 0 0 0 0 11 13 0.00 1.000 0.2 3 1 0 0 0 0 0 0 0 0 0 0 10 15 0.00 1.500							

Kansas City Royals @ Seattle Mariners
 Safeco Field, Seattle, WA
 Tue Sep 12 2000, 7:05 PM PDT
 Att. 36,520 - Sunny - 73 F

livebaseballscorecards.com

AB	35
R	3
H	9
RBI	3
BB	2
SO	3
LOB	15



Batter	1	2	3	4	5	6	7	8	9
Stan Javier, S (1, 9) OBP: 0.347, SLG: 0.395 Charles Gipson, R (8, 9) OBP: 0.379, SLG: 0.346	4-2 	0-0 FC4-6 BB 1-2f 3-H		1-1 G1-6-3 1-2f		2-1 	2-2 P3		
John Olerud, L (1, 3) OBP: 0.394, SLG: 0.434	0-2 FC4-6 1B 1-2f	2-3 K		3-2 FC6-4 BB 1B		1-1 		1-3 K	
Alex Rodriguez, R (1, 6) OBP: 0.434, SLG: 0.623	0-0 P3	4-0 		4-1 		2-3 K		4-2 	
Edgar Martinez, R (1, 10) OBP: 0.416, SLG: 0.590	2-1 	2-2 E7		2-2 FC6-4 1-2f 2-3		2-2 P5		2-1 	
Al Martin, L (1, 7) OBP: 0.339, SLG: 0.462 Raul Ibanez, L (9, 7) OBP: 0.289, SLG: 0.313	0-0 FC3-6 1B 1-2f	1-0 F7		4-1 		3-2 F9		2-1 F9	
Mike Cameron, R (1, 8) OBP: 0.354, SLG: 0.431		3-1 	1-0 G6-3		1-3 		1-3 	4-0 	
Carlos Guillen, S (1, 5) OBP: 0.329, SLG: 0.401		0-1 	0-0 F2		0-0 G4-1		3-2 	3-2 	
Joe Oliver, R (1, 2) OBP: 0.309, SLG: 0.488		2-2 	1-1 G6-3		2-2 		0-1 	0-3 K	
David Bell, R (1, 4) OBP: 0.307, SLG: 0.346		0-0 		2-2 		4-2 		0-0 F8	

Inning Stats	R: 0	H: 1	E: 0	K: 0	S: 9	R: 4	H: 5	E: 1	K: 1	S: 19	R: 0	H: 0	E: 0	K: 0	S: 4	R: 0	H: 2	E: 0	K: 1	S: 15	R: 0	H: 1	E: 0	K: 1	S: 9	R: 2	H: 2	E: 0	K: 1	S: 19	R: 1	H: 2	E: 0	K: 1	S: 14	R: 4	H: 2	E: 0	K: 2	S: 19
	0	1	0	0	9	4	5	1	1	19	0	0	0	0	4	0	2	1	1	15	0	1	0	0	0	2	2	0	2	0	1	2	0	2	14	4	2	0	2	19
	0	2	0	0	15	2	2	0	0	33	0	0	0	0	6	0	2	1	1	27	0	1	0	0	0	1	1	1	0	1	2	0	1	20	4	2	0	2	35	

PITCHER	IP	WLS	BF	H	R	ER	SO	BB	IBB	HBP	BLK	WP	HR	S	P	ERA	WHIP
Dan Reichert, R (1, 1) ERA: 4.06	5.0	L	26	9	4	4	2	4	0	0	0	0	0	56	97	7.20	2.600
51 Kris Wilson, R (6, 1) ERA: 4.85	2.0		11	4	3	3	2	1	0	0	0	0	0	33	53	13.50	2.500
Ricky Bottalico, R (8, 1) ERA: 5.05	0.2		6	2	4	4	1	2	0	0	0	0	2	16	32	54.00	6.000
Paul Spoljaric, L (8, 1) ERA: 4.76	0.1		1	0	0	0	1	0	0	0	0	0	0	3	3	0.00	0.000

BOTTOM

Kansas City Royals @ Seattle Mariners
 Safeco Field, Seattle, WA

Tue Sep 12 2000, 7:05 PM PDT
 Att: 36,520 - Sunny - 73 F

AB	R	H	RBI	BB	SO	LOB
4	2	1	2	1	0	3
0	0	0	0	0	0	0
5	0	2	1	0	2	2
2	1	0	0	3	1	2
5	1	3	3	0	0	3
4	0	0	0	1	0	5
0	0	0	0	0	0	0
4	2	1	0	1	2	1
5	3	3	2	0	0	1
5	1	3	3	0	1	0
3	1	2	0	1	0	1

AB	37
R	11
H	15
RBI	11
BB	7
SO	6
LOB	18

WP: 0 PA: 44
 PB: 0
 SB: 0
 CS: 0

Batter	1	2	3	4	5	6	7	8	9	10	11	AB R H RBI BB SO LOB	TOP																		
Johnny Damon, L (1, 10) OBP: 0.391, SLG: 0.509	2-2 F8		1-1 L4	3-2 G6-3			4-1 F8 WP 1B BB		1-0 F9		4-2 29 S BB	4 1 0 0 2 0 2																			
Rey Sanchez, R (1, 6) OBP: 0.308, SLG: 0.318	0-0 G1-3 2B		1-2 2B		1-1 B1-3		2-2 F8		4-2 FC5-4 29 E BB		1-1 F9	5 0 2 0 1 0 2																			
29 Mike Sweeney, R (1, 3) OBP: 0.408, SLG: 0.535	4-1 G1-3 BB		4-0 IBB		1-2 F7		4-0 1B IBB		1-0 E5 FC5-4		1-1 F2	3 0 0 0 3 0 2																			
Jermaine Dye, R (1, 9) OBP: 0.383, SLG: 0.567	3-2 G1-3 1-2 2-3		1-3 K		3-1 F8		0-1 1-2 3-H 1B		0-2 FC5-4			5 0 1 1 0 1 6																			
Dave McCarty, R (1, 7) Todd Dunwoody, L (7, 7) OBP: 0.328, SLG: 0.490 OBP: 0.241, SLG: 0.278	2-0 G6-3		2-2 F7			1-3 K	1-3 K		0-0 L3			4 0 0 0 0 2 6 1 0 0 0 0 0 2																			
Joe Randa, R (1, 5) OBP: 0.342, SLG: 0.437		1-2 P3		0-0 F9		2-2 F8		1-1 G6-4-3 1B		0-2 G3-1		5 0 1 0 0 0 0																			
Carlos Beltrán, S (1, 8) OBP: 0.310, SLG: 0.374		0-0 2B		3-1 G4-3		3-2 S 1B		0-2 G6-4-3 1-2f		0-0 F9		5 0 2 0 0 0 1	AB 41																		
Gregg Zaun, S (1, 2) OBP: 0.369, SLG: 0.373		0-3 K		4-2 1B BB		3-2 F7 1-2		3-1 2B		2-3 K		4 0 1 0 1 2 2	R 1																		
Luis Ordez, R (1, 4) OBP: 0.255, SLG: 0.237 Dee Brown, L (8, PH) OBP: 0.286, SLG: 0.286 Wilson Delgado, S (8, 4) OBP: 0.325, SLG: 0.318		0-1 F8		1-0 1B			1-1 G1-3		0-3 K		2-3 K	3 0 1 0 0 0 1 1 0 0 0 0 1 1 1 0 0 0 0 1 0	H 8																		
Inning Stats	R: 0 E: 0 K: 0 S: 17	H: 1 LOB: 2 BB: 1 P: 28	R: 0 E: 0 K: 1 S: 9	H: 1 LOB: 1 BB: 0 P: 10	R: 0 E: 0 K: 1 S: 15	H: 1 LOB: 2 BB: 1 P: 24	R: 0 E: 0 K: 0 S: 10	H: 1 LOB: 2 BB: 1 P: 21	R: 0 E: 0 K: 0 S: 7	H: 0 LOB: 0 BB: 0 P: 12	R: 0 E: 0 K: 1 S: 12	H: 1 LOB: 1 BB: 0 P: 21	R: 1 E: 0 K: 1 S: 12	H: 1 LOB: 2 BB: 2 P: 24	R: 0 E: 0 K: 1 S: 10	H: 2 LOB: 1 BB: 0 P: 14	R: 0 E: 1 K: 0 S: 9	H: 0 LOB: 2 BB: 1 P: 15	R: 0 E: 0 K: 1 S: 8	H: 0 LOB: 0 BB: 0 P: 10	R: 0 E: 0 K: 1 S: 11	H: 0 LOB: 1 BB: 1 P: 19	1B: 4 2B: 4 3B: 0 HR: 0	SF: 0 SAC: 0 DP: 1 HBP: 0	WP: 1 PA: 48						
PITCHER	IP WLS BF H R ER SO BB IBB HBP BLK WP HR S P ERA WHIP																														
Paul Abbott, R (1, 1) ERA: 3.93	6.0	26	5	0	0	3	2	1	0	0	0	0	0	70	116	0.00	1.167														
Arthur Rhodes, L (7, 1) ERA: 4.3	0.2	3	0	1	1	0	1	0	0	0	1	0	7	14	13.50	1.500															
Jose Paniagua, R (7, 1) ERA: 3.42	1.1	7	3	0	0	2	0	1	0	0	0	0	15	24	0.00	2.250															
Kazuhiro Sasaki, R (9, 1) ERA: 3.42	2.0	8	0	0	0	1	1	0	0	0	0	0	17	25	0.00	0.500															
Jose Mesa, R (11, 1) ERA: 5.05	1.0	W 4	0	0	0	1	1	0	0	0	0	0	11	19	0.00	1.000															

Kansas City Royals @ Seattle Mariners
Safeco Field, Seattle, WA
 Wed Sep 13 2000, 7:05 PM PDT
 Att: 31,385 - Sunny - 75 F

livebaseballscorecards.com

AB 41
 R 1
 H 8
 RBI 1
 BB 7
 SO 7
 LOB 25



Batter	1	2	3	4	5	6	7	8	9	10	11	AB R H RBI BB SO LOB	BOTTOM																			
Stan Javier, S OBP: 0.348, SLG: 0.393 (1, 8)	1-1 1B		0-3 K			1-0 SH5-3 1-2		1-0 F5		0-2 FC4-6 1-2f		4 0 1 0 0 1 1	Kansas City Royals @ Seattle Mariners Safeco Field, Seattle, WA Wed Sep 13 2000, 7:05 PM PDT Att. 31,385 - Sunny - 75 F																			
John Olerud, L OBP: 0.393, SLG: 0.431 (1, 3)	2-2 G3-1			1-1 F7		4-1 FC5 BB		2-3 K		1-0 G4-3		4 0 0 0 1 1 1																				
Alex Rodriguez, R OBP: 0.434, SLG: 0.619 (1, 6)	3-3 K			4-2 F9 BB		1-2 FC5 1-2 2-3f			4-2 SH1-4 1B BB		2-3 K	3 0 0 0 2 2 2																				
Edgar Martinez, R OBP: 0.416, SLG: 0.587 Charles Gipson, R OBP: 0.379, SLG: 0.346 (1, 10)		0-1 F8		1-1 F9 1-2		2-3 K			1-0 SH1-4 1B		4-1 CS BB	4 0 1 0 1 1 3 0 0 0 0 0 0 0																				
Al Martin, L OBP: 0.341, SLG: 0.462 Mike Cameron, R OBP: 0.355, SLG: 0.431 (1, 7)		4-1 BB			0-0 FC6-4 1B		2-2 G3-1		0-0 SH1-4		4-2 CS BB	2 0 1 0 1 0 0 0 1 0 0 1 0 0																				
Jay Buhner, R OBP: 0.377, SLG: 0.551 (1, 9)		1-3 K			2-2 F8		1-2 HR		0-1 F8		0-2 2B	5 1 2 2 0 1 4																				
Carlos Guillen, S OBP: 0.324, SLG: 0.395 (1, 5)		3-1 G4-3			1-0 FC6-4 1-2f		0-0 F7		3-1 F8			4 0 0 0 0 0 4																				
Joe Oliver, R OBP: 0.304, SLG: 0.480 Raul Ibanez, L OBP: 0.287, SLG: 0.310 Dan Wilson, R OBP: 0.292, SLG: 0.327 (1, 2)			0-1 G5-3		2-2 P6		2-2 P6			0-3 K		3 0 0 0 0 0 1 1 0 0 0 0 1 0 0 0 0 0 0 0 0																				
David Bell, R OBP: 0.309, SLG: 0.346 (1, 4)			0-1 P4			0-0 FC5 SH5-3 1B		1-2 G5-3		4-1 FC4-6 BB		3 0 1 0 1 0 0																				
Inning Stats	R: 0 E: 0 K: 1 S: 9	H: 1 LOB: 0 BB: 0 P: 15	R: 0 E: 0 K: 1 S: 8	H: 0 LOB: 1 BB: 1 P: 16	R: 0 E: 0 K: 1 S: 7	H: 0 LOB: 0 BB: 0 P: 7	R: 0 E: 0 K: 0 S: 6	H: 0 LOB: 1 BB: 1 P: 12	R: 0 E: 0 K: 0 S: 8	H: 1 LOB: 1 BB: 0 P: 13	R: 0 E: 0 K: 1 S: 11	H: 1 LOB: 0 BB: 1 P: 19		R: 1 E: 0 K: 0 S: 10	H: 1 LOB: 0 BB: 0 P: 15	R: 0 E: 0 K: 1 S: 9	H: 0 LOB: 0 BB: 0 P: 13	R: 0 E: 0 K: 0 S: 10	H: 1 LOB: 2 BB: 1 P: 18	R: 0 E: 0 K: 1 S: 8	H: 0 LOB: 1 BB: 1 P: 13	R: 1 E: 0 K: 1 S: 12	H: 1 LOB: 2 BB: 2 P: 22	1B: 4 2B: 1 3B: 0 HR: 1	SF: 0 SAC: 2 DP: 0 HBP: 0	WP: 0 PB: 0 SB: 0 CS: 1	PA: 42					
PITCHER	IP WLS BF H R ER SO BB IBB HBP BLK WP HR S P ERA WHIP																															
Blake Stein, R ERA: 5.24 (1, 1)	9.0		34	5	1	1	5	4	0	0	0	0	0	1	78	128	1.00	1.000														
Jose Santiago, R ERA: 3.67 (10, 1)	1.0		4	0	0	0	1	1	0	0	0	0	0	0	8	13	0.00	1.000														
Ricky Bottalico, R ERA: 5.13 (11, 1)	0.2	L	4	1	1	1	1	2	0	0	0	0	0	0	12	22	13.50	4.500														

livebaseballscorecards.com

AB	33
R	2
H	6
RBI	2
BB	7
SO	7
LOB	16



Batter	1	2	3	4	5	6	7	8	9	AB R H RBI BB SO LOB	TOP	
Johnny Damon, L (1, 8) <small>OBP: 0.392, SLG: 0.508</small>	0-1 G1-3		4-1 BB		2-2 P5			4-1 BB		2 0 0 0 2 0 0		
Rey Sanchez, R (1, 6) <small>OBP: 0.308, SLG: 0.318</small> Dee Brown, L (8, PH) <small>OBP: 0.250, SLG: 0.250</small> Luis Ordaz, R (8, 6) <small>OBP: 0.255, SLG: 0.237</small>	2-1 SF9 1B		1-1 F9		2-2 G5-3			2-3 K		3 1 1 0 0 0 1 1 0 0 0 0 0 1 0 0 0 0 0 0 0		
29 Mike Sweeney, R (1, 3) <small>OBP: 0.408, SLG: 0.534</small>	0-2 BB 1B		4-2 BB BB		0-0 F7			0-1 G5-3		3 0 1 0 1 0 1		
Jermaine Dye, R (1, 9) <small>OBP: 0.384, SLG: 0.566</small> Scott Pose, L (9, PH) <small>OBP: 0.294, SLG: 0.200</small>	4-2 BB		4-2 G5-4-3 BB		2-2 F3			3-1 G4-6-3 1B		1 0 0 0 2 0 0 1 0 1 0 0 0 0		
Carlos Beltrán, S (1, 10) <small>OBP: 0.307, SLG: 0.371</small>	2-0 SF9		0-1 G5-4-3		2-1 F9			1-0 G4-6-3		3 0 0 1 0 0 4		
Dave McCarty, R (1, 7) <small>OBP: 0.327, SLG: 0.486</small>	0-3 K		1-0 G5-4-3 1B		1-0 G5-3			0-1 G5-3		4 0 1 0 0 1 2		
Carlos Febles, R (1, 4) <small>OBP: 0.344, SLG: 0.325</small>		1-1 G3		3-2 G5-4-3		1-3 K				3 0 0 0 0 1 1		
Héctor Ortiz, R (1, 2) <small>OBP: 0.417, SLG: 0.413</small>		2-1 G6-3		0-0 F9		0-0 G6-3				3 0 0 0 0 0 0		
Wilson Delgado, S (1, 5) <small>OBP: 0.317, SLG: 0.309</small>		1-0 F9		2-1 G3				1-2 G3		3 0 0 0 0 0 0		
Inning Stats	R: 1 H: 2 E: 0 LOB: 2 K: 1 BB: 1 S: 14 P: 22	R: 0 H: 0 E: 0 LOB: 0 K: 0 BB: 0 S: 5 P: 9	R: 0 H: 0 E: 0 LOB: 2 K: 0 BB: 3 S: 11 P: 24	R: 0 H: 1 E: 0 LOB: 0 K: 0 BB: 0 S: 8 P: 12	R: 0 H: 0 E: 0 LOB: 0 K: 0 BB: 0 S: 8 P: 14	R: 0 H: 0 E: 0 LOB: 0 K: 0 BB: 0 S: 7 P: 11	R: 0 H: 0 E: 0 LOB: 0 K: 1 BB: 0 S: 5 P: 7	R: 0 H: 0 E: 0 LOB: 1 K: 1 BB: 1 S: 9 P: 16	R: 0 H: 1 E: 0 LOB: 0 K: 0 BB: 0 S: 5 P: 9	1B: 4 SF: 1 2B: 0 SAC: 0 3B: 0 DP: 3 HR: 0 HBP: 0	WP: 0 PA: 33 PB: 0 SB: 0 CS: 0	
PITCHER Doug Davis, L (1, 1) <small>ERA: 5.15</small> Tim Crabtree, R (8, 1) <small>ERA: 5.25</small>	IP WLS BF H R ER SO BB IBB HBP BLK WP HR S P ERA WHIP 7.1 W 28 3 1 1 2 5 0 0 0 0 0 0 62 108 1.23 1.091											PITCHER IP WLS BF H R ER SO BB IBB HBP BLK WP HR S P ERA WHIP 1.2 S 5 1 0 0 1 0 0 0 0 0 0 0 10 16 0.00 0.600

Kansas City Royals @ Texas Rangers
 The Ballpark at Arlington, Arlington, TX

Thu Sep 14 2000, 8:05 PM EDT
 Att. 26,978 - Sunny - 91 F

livebaseballscorecards.com



Batter	1	2	3	4	5	6	7	8	9
Luis Alicea, S OBP: 0.358, SLG: 0.403 (1, 4)	1-1 G4-3		0-0 BB 2B	2-2 P6			0-0 F7	2-0 HR 1B	
Frank Catalanotto, L OBP: 0.386, SLG: 0.479 (1, 10) Chad Curtis, R OBP: 0.347, SLG: 0.449 (8, PH)	3-1 P6		1-3 K		2-1 G6-3 1B		0-2 E4 1B	1-0 HR	
Rafael Palmeiro, L OBP: 0.394, SLG: 0.544 (1, 3)	0-1 HR		4-0 BB IBB		2-2 F7		4-1 F9 1B BB	4-1 HR BB	
Gabe Kapler, R OBP: 0.354, SLG: 0.462 (1, 8) (8, 9)	3-1 G3		4-1 BB BB		2-0 G6-3		0-2 1B 1B	2-1 HR	
Ricky Ledee, L OBP: 0.321, SLG: 0.377 (1, 7)		2-0 F8	0-0 P6		4-0 S BB		1-1 F9	2-3 K	
Pedro Valdes, L OBP: 0.250, SLG: 0.385 (1, 9) Ruben Sierra, S OBP: 0.294, SLG: 0.250 (7, PH) Scarborough Green, S OBP: 0.276, SLG: 0.268 (8, 8)		3-3 K	4-2 BB		2-3 K2-3		0-0 1B		
Bill Haselman, R OBP: 0.329, SLG: 0.461 (1, 2)		4-0 1B BB	2-3 K			2-3 K	3-0 G4-3		
Mike Lamb, L OBP: 0.335, SLG: 0.392 (1, 5)		0-0 1B		0-3 K		0-0 L4		3-1 G4-3	
Royce Clayton, R OBP: 0.297, SLG: 0.381 (1, 6)		2-3 K		2-2 F8		2-3 K		4-1 CS BB	

Inning Stats	R: 1 E: 0 K: 0 S: 8	H: 1 LOB: 0 BB: 0 P: 15	R: 0 E: 0 K: 2 S: 8	H: 1 LOB: 2 BB: 1 P: 19	R: 1 E: 0 K: 2 S: 12	H: 1 LOB: 3 BB: 3 P: 27	R: 0 E: 0 K: 1 S: 9	H: 0 LOB: 0 BB: 0 P: 13	R: 0 E: 0 K: 1 S: 10	H: 1 LOB: 2 BB: 1 P: 22	R: 0 E: 0 K: 2 S: 7	H: 0 LOB: 0 BB: 0 P: 11	R: 2 E: 1 K: 0 S: 13	H: 2 LOB: 2 BB: 1 P: 21	R: 4 E: 0 K: 1 S: 11	H: 3 LOB: 0 BB: 2 P: 29
--------------	------------------------------	----------------------------------	------------------------------	----------------------------------	-------------------------------	----------------------------------	------------------------------	----------------------------------	-------------------------------	----------------------------------	------------------------------	----------------------------------	-------------------------------	----------------------------------	-------------------------------	----------------------------------

PITCHER	IP	WLS	BF	H	R	ER	SO	BB	IBB	HBP	BLK	WP	HR	S	P	ERA	WHIP
Mac Suzuki, R ERA: 4.18 (1, 1)	6.1	L	31	5	4	2	8	5	1	0	0	0	1	63	120	2.84	1.579
Scott Mullen, L ERA: 1.29 (7, 1)	0.2		3	1	0	0	0	0	0	0	0	0	0	4	8	0.00	1.500
Paul Spoljaric, L ERA: 9.45 (8, 1)	1.0		7	3	4	4	1	2	0	0	0	0	2	11	29	36.00	5.000

BOTTOM

Kansas City Royals @ Texas Rangers
The Ballpark at Arlington, Arlington, TX

Thu Sep 14 2000, 8:05 PM EDT
Att. 26,978 - Sunny - 91 F

AB	R	H	RBI	BB	SO	LOB
5	2	2	0	0	0	0
4	1	1	0	0	1	1
1	1	1	2	0	0	0
2	3	1	1	3	0	1
4	1	2	3	1	0	1
4	0	0	0	1	1	5
2	0	0	1	1	2	2
1	0	1	1	0	0	0
0	0	0	0	0	0	0
3	0	0	0	1	2	5
4	0	1	0	0	1	0
3	0	0	0	1	2	2

AB	33
R	8
H	9
RBI	8
BB	8
SO	9
LOB	17

1B	SF	WP	PA
5	0	0	41
2B	0	PB	0
3B	0	SB	2
HR	3	CS	1



Batter	1	2	3	4	5	6	7	8	9	10	AB	R	H	RBI	BB	SO	LOB	TOP								
Johnny Damon, L (1, 8) <small>OBP: 0.394, SLG: 0.513</small>	1-1 		1-1 		0-1 	0-0 		1-0 		2-2 	5	2	3	4	0	0	2									
Rey Sanchez, R (1, 6) <small>OBP: 0.308, SLG: 0.320</small> Dee Brown, L (8, PH) <small>OBP: 0.333, SLG: 0.333</small> Luis Ordez, R (8, 6) <small>OBP: 0.255, SLG: 0.237</small> Mark Quinn, R (10, PH) <small>OBP: 0.345, SLG: 0.500</small> Wilson Delgado, S (10, 6) <small>OBP: 0.317, SLG: 0.309</small>	3-1 			2-1 	1-2 	2-0 		3-2 		0-0 	4	1	1	0	0	0	2									
29 Mike Sweeney, R (1, 10) <small>OBP: 0.408, SLG: 0.533</small>	1-1 			3-1 				1-2 		0-3 	5	1	2	1	0	2	2									
Jermaine Dye, R (1, 9) <small>OBP: 0.384, SLG: 0.566</small>	0-1 			0-0 		3-2 	3-2 	1-1 			5	1	2	2	0	0	2									
Joe Randa, R (1, 5) <small>OBP: 0.346, SLG: 0.442</small>		1-2 		0-0 		3-1 	1-1 		1-2 		5	1	4	1	0	0	0									
Dave McCarty, R (1, 3) <small>OBP: 0.325, SLG: 0.480</small>		0-0 		0-0 		0-1 	0-0 		3-3 		5	1	1	0	0	1	4									
Carlos Beltrán, S (1, 7) <small>OBP: 0.302, SLG: 0.365</small>		0-0 		1-0 		0-0 	1-0 		0-0 		5	0	0	0	0	0	6									
Héctor Ortiz, R (1, 2) <small>OBP: 0.414, SLG: 0.410</small> Gregg Zaun, S (8, PH) <small>OBP: 0.374, SLG: 0.379</small>			3-2 		2-0 	1-0 		3-2 		2-1 	3	1	1	1	0	0	0									
Carlos Febles, R (1, 4) <small>OBP: 0.344, SLG: 0.325</small>			2-0 		0-2 	3-2 		1-0 		0-0 	3	2	1	0	0	0	1									
Inning Stats	R: 0 E: 0 K: 0 S: 8	H: 2 LOB: 1 BB: 0 P: 13	R: 0 E: 0 K: 0 S: 5	H: 1 LOB: 0 BB: 0 P: 6	R: 0 E: 1 K: 0 S: 7	H: 0 LOB: 0 BB: 0 P: 13	R: 1 E: 0 K: 0 S: 8	H: 3 LOB: 2 BB: 0 P: 14	R: 0 E: 0 K: 1 S: 10	H: 1 LOB: 1 BB: 0 P: 13	R: 7 E: 0 K: 1 S: 21	H: 7 LOB: 0 BB: 0 P: 37	R: 0 E: 0 K: 0 S: 8	H: 1 LOB: 1 BB: 0 P: 13	R: 2 E: 1 K: 0 S: 12	H: 2 LOB: 1 BB: 0 P: 22	R: 0 E: 0 K: 1 S: 7	H: 0 LOB: 0 BB: 0 P: 11	R: 1 E: 1 K: 1 S: 11	H: 1 LOB: 1 BB: 0 P: 15	1B: 14 2B: 3 3B: 0 HR: 1	SF: 2 SAC: 2 DP: 3 HBP: 1	WP: 1 PB: 0 SB: 2 CS: 0	PA: 48		
PITCHER Darren Oliver, L (1, 1) <small>ERA: 7.24</small> Darwin Cubillan, R (6, 1) <small>ERA: 8.6</small> 59 Jeff Zimmerman, R (6, 1) <small>ERA: 5.54</small> Mike Venafro, L (8, 1) <small>ERA: 3.98</small> Tim Crabtree, R (8, 1) <small>ERA: 5.13</small>	IP WLS BF H R ER SO BB IBB HBP BLK WP HR S P ERA WHIP										PITCHER John Wetteland, R (10, 1) <small>ERA: 4.17</small>	IP WLS BF H R ER SO BB IBB HBP BLK WP HR S P ERA WHIP														

Kansas City Royals @ Texas Rangers
 The Ballpark at Arlington, Arlington, TX
 Fri Sep 15 2000, 8:05 PM EDT
 Att. 32,050 - Sunny - 88 F

AB	43
R	11
H	18
RBI	11
BB	0
SO	3
LOB	19



BOTTOM

Kansas City Royals @ Texas Rangers
The Ballpark at Arlington, Arlington, TX

Fri Sep 15 2000, 8:05 PM EDT
Att: 32,050 - Sunny - 88 F

livebaseballscorecards.com

AB	41
R	12
H	15
RBI	10
BB	7
SO	6
LOB	20



WP:	0	PA:	51
PB:	0		
SB:	0		
CS:	0		

AB R H RBI BB SO LOB

5	1	3	0	1	0	0
3	1	0	0	0	1	5
1	0	0	0	0	1	1
0	0	0	0	0	0	0
1	1	1	0	0	0	0
4	3	2	1	2	0	4
4	1	3	4	1	0	0
5	1	1	3	1	0	5
4	0	1	0	0	1	0
1	0	1	0	0	0	0
1	1	1	1	0	0	0
5	1	1	0	0	1	2
3	1	1	1	0	1	0
1	0	0	0	0	0	2
0	0	0	0	0	0	0
3	1	0	0	2	1	1

1B:	8	SF:	1
2B:	5	SAC:	1
3B:	0	DP:	3
HR:	2	HBP:	1

Batter	1	2	3	4	5	6	7	8	9	10
Luis Alicaes, S OBP: 0.361, SLG: 0.405 (1, 4)	4-2 BB SH 1B BB	2-1 L8		0-1 G4-6-3 1B	3-2 1-2 2-3 1B			2-0 FC6 1B 1B		0-0 L6
Frank Catalanotto, L OBP: 0.382, SLG: 0.473 Chad Curtis, R OBP: 0.346, SLG: 0.448 Scott Sheldon, R OBP: 0.342, SLG: 0.446 Pedro Valdes, L OBP: 0.276, SLG: 0.407 (1, 3) (8, PH) (9, 3) (10, PH)	0-0 SH 1B BB	2-3 K		2-1 G4-6-3 1B	0-0 F7			1-3 K		0-0 2B SF7 1B
Rafael Palmeiro, L OBP: 0.397, SLG: 0.552 (1, 10)	4-1 1B HR BB		2-1 HR	4-0 2B IBB	2-1 G3-1			2-2 F8		2-0 44 1B 2B
Gabe Kapler, R OBP: 0.358, SLG: 0.468 (1, 9)	1-2 HR 1B		1-0 F7	0-0 2B		4-0 G6-4-3 BB		3-2 FC6 1B		3-2 SF7
Ricky Ledee, L OBP: 0.321, SLG: 0.382 (1, 7)	1-1 HR		2-2 G1-3	0-0 F8		1-0 G6-4-3		1-0 FC6		4-0 44 1B IBB
Royce Clayton, R OBP: 0.297, SLG: 0.382 29 Rusty Greer, L OBP: 0.379, SLG: 0.462 44 Kelly Dransfield, R OBP: 0.231, SLG: 0.385 (1, 6) (9, PH) (9, PR) (10, 6)	2-3 K		2-2 2B		0-0 F9	0-0 G5-3			2-0 FC6 G6-3 2B	0-1 1-2 2-H 1B
Mike Lamb, L OBP: 0.334, SLG: 0.390 (1, 5)	1-1 G6-3		0-0 G6-3		1-0 2B 1B			1-3 K		1-2 FC6 G6-3
B.J. Waszgis, R OBP: 0.286, SLG: 0.303 Ruben Sierra, S OBP: 0.278, SLG: 0.235 Randy Knorr, R OBP: 0.200, SLG: 0.200 (1, 2) (9, PH) (10, 2)	1-3 K			1-1 1B BB G4-6-3 HBP	0-0 1B 2B			2-1 F7		1-0 G6-3
Scarborough Green, S OBP: 0.283, SLG: 0.259 (1, 8)		1-1 G3		4-1 G4-6-3 1B 1-2 2B BB	4-2 1B BB			2-3 K		0-0 B1-3

Inning Stats	R: 5	H: 2	E: 1	K: 2	S: 20	P: 34	R: 0	H: 0	E: 0	K: 1	S: 7	R: 1	H: 2	E: 0	K: 0	S: 10	R: 2	H: 2	E: 0	K: 0	S: 8	R: 1	H: 3	E: 0	K: 0	S: 12	R: 0	H: 0	E: 0	K: 2	S: 9	R: 0	H: 2	E: 0	K: 1	S: 12	R: 1	H: 1	E: 0	K: 0	S: 6	R: 2	H: 3	E: 0	K: 0	S: 9	1B: 8	2B: 5	3B: 0	HR: 2	SF: 1	SAC: 1	DP: 3	HBP: 1	WP: 0	PA: 51
--------------	------	------	------	------	-------	-------	------	------	------	------	------	------	------	------	------	-------	------	------	------	------	------	------	------	------	------	-------	------	------	------	------	------	------	------	------	------	-------	------	------	------	------	------	------	------	------	------	------	-------	-------	-------	-------	-------	--------	-------	--------	-------	--------

PITCHER	IP	WLS	BF	H	R	ER	SO	BB	IBB	HBP	BLK	WP	HR	S	P	ERA	WHIP
Jeff Suppan, R ERA: 5.25 (1, 1)	3.2		22	6	8	7	3	3	1	1	0	0	2	44	81	17.18	2.455
49 Chris Fussell, R ERA: 6.64 (4, 1)	1.1		9	3	1	1	0	2	0	0	0	0	0	13	27	6.75	3.750
51 Kris Wilson, R ERA: 4.5 (6, 1)	2.0		5	0	0	0	2	0	0	0	0	0	0	11	17	0.00	0.000
Scott Mullen, L ERA: 1.13 (8, 1)	1.0	H	5	2	0	0	1	0	0	0	0	0	0	12	21	0.00	2.000
Jose Santiago, R ERA: 4.0 (9, 1)	1.2	L	10	4	3	3	0	0	1	0	0	0	0	15	28	16.20	2.400

Batter	1	2	3	4	5	6	7	8	9	AB R H RBI BB SO LOB	TOP											
Johnny Damon, L (1, 8) OBP: 0.391, SLG: 0.509	0-3 K		1-0 F9		0-1 G3	0-1 F7	1-1 G6-3			5 0 0 0 0 1 5												
Rey Sanchez, R (1, 6) OBP: 0.306, SLG: 0.319	1-0 G5-3		1-2 FC6-4 1B		1-1 G6-3	0-1 F9		1-1 G4-3		5 0 1 0 0 0 3												
29 Mike Sweeney, R (1, 3) OBP: 0.406, SLG: 0.529	2-0 F8		0-1 FC6-4 1-2f		2-3 K		4-2 BB 1B HBP	3-0 G4-3		4 1 0 0 0 1 2												
Jermaine Dye, R (1, 9) OBP: 0.386, SLG: 0.571		0-3 K		0-0 HR		4-2 F9 1B WP BB	4-1 1B 1B BB	1-2 G5-3		3 3 1 1 2 1 0												
Joe Randa, R (1, 5) OBP: 0.348, SLG: 0.443		2-3 K		4-2 G1 BB		3-2 WP BB E 1B	0-0 BB 1B SF8 1B	0-1 F9		4 2 2 1 1 1 0												
Mark Quinn, R (1, 10) OBP: 0.345, SLG: 0.499		2-2 1B		0-0 G1 1-2		1-1 F9 2-3	2-2 SF8 BB 1B	0-0 G4-3		5 0 2 1 0 0 3												
Dee Brown, L (1, 7) OBP: 0.357, SLG: 0.250		3-3 K		2-3 K		4-1 E WP 1B BB	0-0 F7	4-2 BB		3 1 0 0 2 2 4												
Gregg Zaun, S (1, 2) OBP: 0.375, SLG: 0.390			3-2 HR	0-2 F7		3-2 E3 1B	4-0 BB BB BB	1-1 G1-3		4 1 1 2 1 0 3												
Wilson Delgado, S (1, 4) OBP: 0.323, SLG: 0.313			0-0 G6-3		4-1 G6-3 G3 BB	0-0 1B	0-1 SF8			2 0 1 2 1 0 0												
Inning Stats	R: 0 E: 0 K: 1 S: 5	H: 0 LOB: 0 BB: 0 P: 8	R: 0 E: 0 K: 3 S: 19	H: 1 LOB: 1 BB: 0 P: 26	R: 1 E: 0 K: 0 S: 11	H: 2 LOB: 1 BB: 0 P: 16	R: 1 E: 0 K: 1 S: 12	H: 1 LOB: 1 BB: 1 P: 18	R: 0 E: 0 K: 1 S: 8	H: 0 LOB: 1 BB: 1 P: 15	R: 3 E: 1 K: 0 S: 16	H: 2 LOB: 2 BB: 2 P: 31	R: 3 E: 0 K: 0 S: 13	H: 2 LOB: 2 BB: 2 P: 28	R: 0 E: 0 K: 0 S: 6	H: 0 LOB: 0 BB: 0 P: 11	R: 0 E: 0 K: 0 S: 8	H: 0 LOB: 1 BB: 1 P: 13	1B: 6 2B: 0 3B: 0 HR: 2	SF: 1 SAC: 0 DP: 0 HBP: 1	WP: 1 PB: 0 SB: 0 CS: 0	PA: 44
PITCHER	IP WLS BF H R ER SO BB IBB HBP BLK WP HR S P ERA WHIP																					
Brian Sikorski, R (1, 1) ERA: 5.74	5.0 L 23 5 4 4 6 3 0 0 0 0 2 60 95 7.20 1.600																					
Jonathan Johnson, R (6, 1) ERA: 4.37	1.0 10 3 4 4 0 2 0 1 0 1 0 19 37 36.00 5.000																					
Francisco Cordero, R (7, 1) ERA: 5.22	3.0 11 0 0 0 0 2 0 0 0 0 0 19 34 0.00 0.667																					

Kansas City Royals @ Texas Rangers
The Ballpark at Arlington, Arlington, TX
Sat Sep 16 2000, 8:05 PM EDT
Att. 37,668 - Sunny - 83 F

livebaseballscorecards.com

AB	35
R	8
H	8
RBI	7
BB	7
SO	6
LOB	20



Batter	1	2	3	4	5	6	7	8	9	AB	R	H	RBI	BB	SO	LOB
Frank Catalanotto, L (1, 4) OBP: 0.382, SLG: 0.472	3-2 F5		0-0 L4			1-1 F8 2B 1B		1-0 2B HR 1B	3-3 K	5	2	2	0	0	1	1
Royce Clayton, R (1, 6) OBP: 0.300, SLG: 0.387	0-1 1B 1B		1-2 1B			2-0 F8 1-2		1-0 HR 2B		4	1	3	0	0	0	1
Rafael Palmeiro, L (1, 3) OBP: 0.397, SLG: 0.553	0-1 1-3 1B		0-0 G1-3			2-2 2B 2-H		2-1 P4		4	0	2	1	0	0	3
Gabe Kapler, R (1, 9) OBP: 0.357, SLG: 0.473	1-1 P6			0-1 F9		0-0 F7		1-2 HR		4	1	1	3	0	0	3
Ricky Ledee, L (1, 7) OBP: 0.320, SLG: 0.386	1-1 L3			0-0 F8		2-2 G1-3		1-0 WP 3B		4	1	1	0	0	0	3
Ruben Sierra, S (1, 10) OBP: 0.227, SLG: 0.190		2-0 F8		0-2 G4-3			3-3 K	3-2 F8 3-H		4	0	0	0	0	1	0
Mike Lamb, L (1, 5) OBP: 0.331, SLG: 0.386		1-2 G6-3			0-0 F8		2-2 L7		1-0 P4	4	0	0	0	0	0	0
B.J. Waszgis, R (1, 2) OBP: 0.263, SLG: 0.278 Pedro Valdes, L (9, PH) OBP: 0.267, SLG: 0.393		1-2 G6-3			1-1 G5-3		0-0 G1-3		1-2 G6-3	3	0	0	0	0	0	0
Scarborough Green, S (1, 8) OBP: 0.281, SLG: 0.258			0-2 F8		2-2 F7			0-0 G4-3	0-0 DI 1B	1	0	0	0	0	0	0

Inning Stats	R: 0	H: 2	E: 0	K: 0	S: 12	R: 0	H: 0	E: 0	K: 0	S: 7	R: 0	H: 1	E: 0	K: 0	S: 9	R: 0	H: 0	E: 0	K: 0	S: 6	R: 0	H: 0	E: 0	K: 0	S: 7	R: 1	H: 2	E: 0	K: 1	S: 10	R: 0	H: 0	E: 0	K: 1	S: 11	R: 4	H: 4	E: 0	K: 0	S: 12	R: 0	H: 1	E: 0	K: 1	S: 8	1B: 6	SF: 0	2B: 2	SAC: 0	3B: 1	DP: 0	HR: 1	HBP: 0	WP: 1	PA: 37
PITCHER	IP	WLS	BF	H	R	ER	SO	BB	IBB	HBP	BLK	WP	HR	S	P	ERA	WHIP																																						
Brian Meadows, R (1, 1) ERA: 5.01	7.2	W	31	8	4	4	1	0	0	0	0	0	1	70	100	4.70	1.043																																						
Ricky Bottalico, R (8, 1) ERA: 5.16	1.1		6	2	1	1	1	0	0	0	0	1	0	12	21	6.75	1.500																																						

BOTTOM

Kansas City Royals @ Texas Rangers
The Ballpark at Arlington, Arlington, TX

Sat Sep 16 2000, 8:05 PM EDT
Att: 37,668 - Sunny - 83 F

AB	37
R	5
H	10
RBI	4
BB	0
SO	2
LOB	11



WP: 1	PA: 37
PB: 0	
SB: 0	
CS: 0	

livebaseballscores.com

Batter	1	2	3	4	5	6	7	8	9	AB	R	H	RBI	BB	SO	LOB
Luis Alicea, S OBP: 0.360, SLG: 0.403 (1, 4)	3-2 G4-3	4-2 G4-6-3 BB		1-0 F9		0-3 K				3	0	0	0	1	1	0
Frank Catalanotto, L OBP: 0.384, SLG: 0.484 (1, 3)	2-2 HR	0-1 G4-6-3			1-0 3B	1-1 F8				4	2	2	1	0	0	2
Rafael Palmeiro, L OBP: 0.398, SLG: 0.556 (1, 10)	2-0 HR			1-0 F8	2-2 1B			2-1 F8		4	2	2	1	0	0	0
Gabe Kapler, R OBP: 0.358, SLG: 0.480 (1, 8)	0-0 HR			1-1 G5-3	1-1 1B	1-3 K				4	1	2	3	0	1	0
Ricky Ledee, L OBP: 0.324, SLG: 0.388 (1, 7)	4-0 FC4 BB			1-2 2B	0-2 1B	2-0 F8				3	0	2	0	1	0	0
Pedro Valdes, L OBP: 0.281, SLG: 0.433 (1, 9)	1-0 F8			1-1 2B	2-1 L1-3			2-3 K		2	0	1	0	0	0	1
Chad Curtis, R OBP: 0.344, SLG: 0.445 (5, PH)				1-3 2B	1-2 1B					2	0	0	0	0	1	2
Scarborough Green, S OBP: 0.281, SLG: 0.258 (9, 8)										0	0	0	0	0	0	0
Mike Lamb, L OBP: 0.329, SLG: 0.383 (1, 5)	0-1 FC4			1-2 G4-3	2-0 G3			1-0 G3-1		4	0	0	0	0	0	4
Randy Knorr, R OBP: 0.333, SLG: 0.667 (1, 2)		3-2 44 FC4-6 1B		1-1 F9		0-1 HR		3-3 K		4	1	2	1	0	1	0
44 Kelly Dransfeldt, R OBP: 0.188, SLG: 0.313 (1, 6)		0-1 FC4-6 BB		1-0 F7		3-1 F9				3	0	0	0	0	0	1

Inning Stats	R: 3	H: 3	E: 0	K: 0	S: 11	LOB: 1	BB: 1	P: 23	R: 0	H: 1	E: 0	K: 0	S: 13	LOB: 1	BB: 1	P: 20	R: 0	H: 2	E: 0	K: 0	S: 11	LOB: 2	BB: 0	P: 16	R: 0	H: 0	E: 0	K: 0	S: 4	LOB: 0	BB: 0	P: 7	R: 2	H: 4	E: 0	K: 0	S: 14	LOB: 1	BB: 0	P: 22	R: 1	H: 1	E: 0	K: 1	S: 9	LOB: 0	BB: 0	P: 13	R: 0	H: 0	E: 0	K: 1	S: 6	LOB: 0	BB: 0	P: 11	R: 0	H: 0	E: 0	K: 2	S: 7	LOB: 0	BB: 0	P: 13
--------------	------	------	------	------	-------	--------	-------	-------	------	------	------	------	-------	--------	-------	-------	------	------	------	------	-------	--------	-------	-------	------	------	------	------	------	--------	-------	------	------	------	------	------	-------	--------	-------	-------	------	------	------	------	------	--------	-------	-------	------	------	------	------	------	--------	-------	-------	------	------	------	------	------	--------	-------	-------

PITCHER	IP	WLS	BF	H	R	ER	SO	BB	IBB	HBP	BLK	WP	HR	S	P	ERA	WHIP
Dan Reichert, R ERA: 4.26 (1, 1)	4.0	L	23	10	5	5	0	2	0	0	0	0	2	50	81	11.25	3.000
Paul Spoljaric, L ERA: 8.22 (5, 1)	1.0		2	0	0	0	0	0	0	0	0	0	0	3	7	0.00	0.000
Dan Murray, R ERA: 7.15 (6, 1)	3.0		10	1	1	1	4	0	0	0	0	0	1	22	37	3.00	0.333

BOTTOM

AB	R	H	RBI	BB	SO	LOB
3	0	0	0	1	1	0
4	2	2	1	0	0	2
4	2	2	1	0	0	0
4	1	2	3	0	1	0
3	0	2	0	1	0	0
2	0	1	0	0	0	1
2	0	0	0	0	1	2
0	0	0	0	0	0	0
4	0	0	0	0	0	4
4	1	2	1	0	1	0
3	0	0	0	0	0	1

AB	33
R	6
H	11
RBI	6
BB	2
SO	4
LOB	10



WP	PA	CS
0	35	0

Kansas City Royals @ Texas Rangers
The Ballpark at Arlington, Arlington, TX
 Sun Sep 17 2000, 3:05 PM EDT
 Att: 28,473 - Sunny - 79 F

livebaseballscorecards.com

Batter	1	2	3	4	5	6	7	8	9	AB R H RBI BB SO LOB	TOP											
Darin Erstad, L (1, 7) OBP: 0.407, SLG: 0.538	1-3 K		4-1 BB		0-2 G4-3			4-1 BB		2 0 0 0 2 1 1	Anaheim Angels @ Kansas City Royals Kauffman Stadium, Kansas City, MO Tue Sep 19 2000, 7:05 PM CDT Att. 12,873 - Cloudy - 73 F											
Scott Spiezio, S (1, 10) OBP: 0.330, SLG: 0.450	0-0 P6		0-3 K			0-0 G1-3		0-3 K		4 0 0 0 0 2 3												
Mo Vaughn, L (1, 3) OBP: 0.370, SLG: 0.515	1-0 L9		1-1 F7			2-3 K		1-3 K		4 0 0 0 0 2 2												
Tim Salmon, R (1, 9) OBP: 0.397, SLG: 0.548		4-0 BB		0-3 K		2-0 G4-3		0-0 F7		3 0 0 0 1 1 0												
16 Garret Anderson, L (1, 8) OBP: 0.304, SLG: 0.510		3-1 F7		1-2 HR			1-3 K	0-1 G4-3		4 1 1 1 0 1 1												
Troy Glaus, R (1, 5) OBP: 0.406, SLG: 0.594		2-1 F9		3-3 K			2-3 K			3 0 0 0 0 2 1												
Adam Kennedy, L (1, 4) OBP: 0.297, SLG: 0.403		1-2 F7		2-2 G4-3			2-2 F7			3 0 0 0 0 0 1												
Matt Walbeck, S (1, 2) OBP: 0.240, SLG: 0.362 Orlando Palmeiro, L (8, PH) OBP: 0.390, SLG: 0.390 Shawn Wooten, R (8, 2) OBP: 0.429, SLG: 0.571			0-0 P6		2-2 G4-3			2-2 G4-3 1B		2 0 0 0 0 0 0 1 0 1 0 0 0 0 0 0 0 0 0 0 0												
Benji Gil, R (1, 6) OBP: 0.320, SLG: 0.357		4-0 BB BB		1-2 CS 1B				3-2 G4-3 1-2f		2 0 1 0 1 0 1												
Inning Stats	R: 0 E: 0 K: 1 S: 5	H: 0 LOB: 0 BB: 0 P: 7	R: 0 E: 0 K: 0 S: 10	H: 0 LOB: 1 BB: 1 P: 20	R: 0 E: 0 K: 1 S: 7	H: 0 LOB: 2 BB: 2 P: 16	R: 1 E: 0 K: 2 S: 12	H: 1 LOB: 0 BB: 0 P: 18	R: 0 E: 0 K: 0 S: 10	H: 1 LOB: 0 BB: 0 P: 13	R: 0 E: 0 K: 1 S: 5	H: 0 LOB: 0 BB: 0 P: 9	R: 0 E: 0 K: 2 S: 10	H: 0 LOB: 0 BB: 0 P: 15	R: 0 E: 0 K: 1 S: 11	H: 1 LOB: 1 BB: 1 P: 20	R: 0 E: 0 K: 1 S: 7	H: 0 LOB: 0 BB: 0 P: 8	1B: 2 2B: 0 3B: 0 HR: 1	SF: 0 SAC: 0 DP: 1 HBP: 0	WP: 0 PB: 0 SB: 0 CS: 1	PA: 32
PITCHER	IP WLS BF H R ER SO BB IBB HBP BLK WP HR S P ERA WHIP												PITCHER	IP WLS BF H R ER SO BB IBB HBP BLK WP HR S P ERA WHIP								
Blake Stein, R (1, 1) ERA: 4.89	8.0 W 29 3 1 1 8 4 0 0 0 0 1 70 118 1.12 0.875																					
Scott Mullen, L (9, 1) ERA: 1.0	1.0 3 0 0 0 1 0 0 0 0 0 0 7 8 0.00 0.000																					

livebaseballscorecards.com

AB	28
R	1
H	3
RBI	1
BB	4
SO	9
LOB	10



Batter	1	2	3	4	5	6	7	8	9
Johnny Damon, L OBP: 0.388, SLG: 0.503 (1, 8)	2-3 K		1-0 F7	0-0 F9			1-1 G5-3	2-2 F8	
Rey Sanchez, R OBP: 0.308, SLG: 0.319 (1, 6)	0-1 G1-3		1-1 29 E 29 S 1B		3-2 F9		4-2 29 WP BB		
29 Mike Sweeney, R OBP: 0.408, SLG: 0.531 (1, 3)	2-0 1B		3-2 BB 1B		2-0 F8		1-3 K		
Jermaine Dye, R OBP: 0.388, SLG: 0.571 (1, 9)	0-0 F8		4-2 1B BB		2-3 K		1-1 G3 1B 2B		
Joe Randa, R OBP: 0.348, SLG: 0.442 (1, 5)		1-0 BB 1B	1-2 1B		0-2 G5-3		0-0 G3		
Carlos Beltrán, S OBP: 0.309, SLG: 0.378 (1, 10)		4-0 BB	1-0 G1-6-3 1B		0-0 P6		1-2 BB 1B 1B		
Mark Quinn, R OBP: 0.340, SLG: 0.490 (1, 7)		2-3 K	0-0 G1-6-3		2-3 K		0-3 K		
Jorge Fabregas, L OBP: 0.304, SLG: 0.354 (1, 2)		1-0 L8		1-0 F7		1-0 G5-3 29 WP 1B	0-1 BB 1B		
Carlos Febles, R OBP: 0.344, SLG: 0.323 (1, 4)		1-2 G1-3		0-0 G6-3		2-1 SH1-4	4-1 BB		

AB	R	H	RBI	BB	SO	LOB
5	0	0	0	0	1	4
3	1	1	0	1	0	0
4	1	2	1	0	1	1
3	2	1	0	1	1	1
4	0	2	1	0	0	1
3	0	2	2	1	0	0
4	0	0	0	0	3	5
4	1	2	0	0	0	2
2	0	0	0	1	0	2

AB	R	H	RBI	BB	SO	LOB
32	5	10	4	4	6	16

Inning	1	2	3	4	5	6	7	8	9
R	0	0	3	0	0	0	1	1	0
E	0	0	0	0	0	0	0	0	0
K	1	1	0	0	1	1	1	1	1
S	7	8	14	3	8	8	11	16	24
H	1	1	4	0	0	0	1	3	3
LOB	1	2	1	0	0	0	1	3	3
BB	0	1	1	0	0	0	1	1	1
P	11	17	25	4	15	10	20	24	

PITCHER	IP	WLS	BF	H	R	ER	SO	BB	IBB	HBP	BLK	WP	HR	S	P	ERA	WHIP
Ramon Ortiz, R ERA: 5.61 (1, 1)	7.0	L	30	7	4	4	5	3	0	0	0	1	0	59	102	5.14	1.429
Lou Pote, R ERA: 4.26 (8, 1)	0.2		4	2	1	1	1	0	0	0	0	0	0	10	12	13.50	3.000
Juan Alvarez, L ERA: 4.91 (8, 1)	0.1		3	1	0	0	0	1	0	0	0	0	0	6	12	0.00	6.000

PITCHER	IP	WLS	BF	H	R	ER	SO	BB	IBB	HBP	BLK	WP	HR	S	P	ERA	WHIP

Anaheim Angels @ Kansas City Royals
Kauffman Stadium, Kansas City, MO
 Tue Sep 19 2000, 7:05 PM CDT
 Att. 12,873 - Cloudy - 73 F

livebaseballscorecards.com



Batter	1	2	3	4	5	6	7	8	9	10	AB R H RBI BB SO LOB	TOP													
Darin Erstad, L OBP: 0.408, SLG: 0.537 (1, 7) C F B X (10, 8)	1-2 F7 ①		1-1 L8 ①		3-1 2B 1B		0-1 F8 G5-3 1B		1-2 L7 ②	4-0 S IBB	5 1 2 0 1 0 0														
Orlando Palmeiro, L OBP: 0.394, SLG: 0.404 Ron Gant, R OBP: 0.326, SLG: 0.484 (1, 9) C X (10, PH) (10, 7)	0-1 P6 ②		2-2 2-4 1B		2-1 1B 2B 1-H		0-0 G5-3 ① 1-2		3-2 2B	1-0 F8 ② 2-3	5 1 3 1 0 0 1 1 0 0 0 0 0 2														
Mo Vaughn, L OBP: 0.373, SLG: 0.518 Scott Spiezio, S OBP: 0.329, SLG: 0.449 (1, 3) F X (9, PR) (9, 3)	0-1 16 FC6 2B		3-3 K ②		1-0 16 2B 1B 2-H		4-0 IBB		4-0 IBB	2-2 F7 ③ 1-2	3 1 2 1 2 1 1 1 0 0 0 0 0 2														
Tim Salmon, R OBP: 0.397, SLG: 0.545 (1, 10) B F B B B	4-1 16 FC6 BB		1-1 2-4 ③ 1-2	2-0 F9 ① X	0-0 16 2B 1B 1-2		2-0 F8 ② 2-3		1-1 P4 ③		4 1 1 0 1 0 4														
16 Garret Anderson, L OBP: 0.303, SLG: 0.509 (1, 8) B X (10, 9)	2-0 FC6 ③ 1-2 2-3		1-1 L8 ② X	1-2 L8 ② X	0-0 2B		3-2 L8 ③			0-1 G4-3 ①	5 0 1 2 0 0 4														
Troy Glaus, R OBP: 0.405, SLG: 0.590 (1, 5)		1-3 K ①		0-0 E5 1B	1-3 K ③			3-3 K ①		0-1 E6 1B FC3	5 1 1 0 0 3 1														
Bengie Molina, R OBP: 0.324, SLG: 0.418 (1, 2)		2-1 L8 ②		1-0 G6-3 ③		2-1 F9 ①		2-1 F7 ②		1-0 FC3 2B 1B 1-3	5 1 1 0 0 0 1														
Adam Kennedy, L OBP: 0.298, SLG: 0.403 (1, 4)		2-1 WP 1B		0-2 G6-4-3 1B		0-1 F8 ②		2-1 G4-3 ③		1-1 FC3 2B 1-2	5 1 2 1 0 0 1														
Kevin Stocker, S OBP: 0.342, SLG: 0.330 (1, 6)		2-3 K ③ 1-2		0-0 G6-4-3 ① ② F C B S 1-2		1-3 K ③			0-0 G3-1 ① X	0-0 F8 1-H 2-H 2B	5 0 1 2 0 2 2														
Inning Stats	R: 0 E: 0 K: 0 S: 9	H: 1 LOB: 2 BB: 1 P: 16	R: 0 E: 0 K: 2 S: 10	H: 1 LOB: 1 BB: 0 P: 17	R: 0 E: 0 K: 1 S: 12	H: 1 LOB: 1 BB: 0 P: 19	R: 0 E: 1 K: 0 S: 6	H: 1 LOB: 1 BB: 0 P: 10	R: 4 E: 0 K: 1 S: 14	H: 6 LOB: 1 BB: 0 P: 21	R: 0 E: 0 K: 1 S: 7	H: 1 LOB: 2 BB: 1 P: 16	R: 0 E: 0 K: 1 S: 7	H: 0 LOB: 0 BB: 0 P: 14	R: 0 E: 0 K: 0 S: 13	H: 1 LOB: 2 BB: 1 P: 22	R: 3 E: 1 K: 0 S: 12	H: 2 LOB: 2 BB: 1 P: 21	1B: 9 2B: 5 3B: 0 HR: 0	SF: 0 SAC: 0 DP: 1 HBP: 0	WP: 1 PB: 0 SB: 1 CS: 0	PA: 48			
PITCHER	IP WLS BF H R ER SO BB IBB HBP BLK WP HR S P ERA WHIP																								
Mac Suzuki, R ERA: 4.21 (1, 1)	7.0																								
51 Kris Wilson, R ERA: 4.2 (8, 1)	2.0	8	1	0	0	1	0	1	0	0	0	0	0	0	20	36	0.00	0.500							
Jose Santiago, R ERA: 4.26 (10, 1)	0.1	L	6	2	3	2	0	0	1	0	0	0	0	0	8	14	54.00	6.000							
Paul Spoljaric, L ERA: 7.56 (10, 1)	0.2		2	0	0	0	0	0	0	0	0	0	0	0	4	7	0.00	0.000							

Anaheim Angels @ Kansas City Royals
Kauffman Stadium, Kansas City, MO
Wed Sep 20 2000, 7:05 PM CDT
Att. 11,442 - Sunny - 65 F

livebaseballscorecards.com

AB 44
R 7
H 14
RBI 7
BB 4
SO 6
LOB 19



Anaheim Angels @ Kansas City Royals
 Kauffman Stadium, Kansas City, MO

Wed Sep 20 2000, 7:05 PM CDT
 Att. 11,442 - Sunny - 65 F

livebaseballscorecards.com



Batter	1	2	3	4	5	6	7	8	9	10	AB	R	H	RBI	BB	SO	LOB
Johnny Damon, L (1, 8) OBP: 0.386, SLG: 0.499	G4-3		G4-3	L3			F8		P6		5	0	0	0	0	0	5
Rey Sanchez, R (1, 6) OBP: 0.308, SLG: 0.319	G4-3						F7				3	0	1	1	0	1	0
Wilson Delgado, S (7, PH) OBP: 0.318, SLG: 0.308			BB						29 1B		1	0	0	0	0	0	0
Gregg Zaun, S (9, PH) OBP: 0.379, SLG: 0.389			3-H	1B					1-2 2-3	BB	0	0	0	0	1	0	0
29 Mike Sweeney, R (1, 3) OBP: 0.412, SLG: 0.533											2	0	2	2	3	0	0
Jermaine Dye, R (1, 10) OBP: 0.389, SLG: 0.570	F9										4	0	2	0	1	1	3
Joe Randa, R (1, 5) OBP: 0.346, SLG: 0.438			L8	F8			G6-4-3				5	0	0	0	0	0	7
Carlos Beltrán, S (1, 9) OBP: 0.308, SLG: 0.376	G4-3										5	1	1	0	0	0	1
Dee Brown, L (1, 7) OBP: 0.250, SLG: 0.167											5	0	0	0	0	2	1
Jorge Fabregas, L (1, 2) OBP: 0.317, SLG: 0.374											4	1	3	0	0	0	0
Scott Pose, L (9, PR) OBP: 0.294, SLG: 0.200											0	1	0	0	0	0	0
Jeff Reboulet, R (10, 4) OBP: 0.322, SLG: 0.279			G4-3	1B							0	0	0	0	0	0	0
Carlos Febles, R (1, 4) OBP: 0.344, SLG: 0.323											3	0	1	1	0	0	1
Dave McCarty, R (9, PH) OBP: 0.330, SLG: 0.482											0	0	0	0	1	0	0
Luis Ordaz, R (9, PR) OBP: 0.248, SLG: 0.230											0	1	0	0	0	0	0

Inning Stats	R: 0	H: 0	E: 0	K: 0	S: 10	P: 18	R: 0	H: 0	E: 0	K: 1	S: 8	P: 13	R: 1	H: 2	E: 0	K: 0	S: 14	P: 33	R: 1	H: 3	E: 0	K: 0	S: 10	P: 14	R: 0	H: 1	E: 0	K: 1	S: 7	P: 13	R: 0	H: 0	E: 0	K: 0	S: 5	P: 5	R: 0	H: 0	E: 0	K: 0	S: 8	P: 12	R: 0	H: 2	E: 0	K: 0	S: 7	P: 14	R: 2	H: 2	E: 0	K: 2	S: 28	P: 44	R: 0	H: 0	E: 0	K: 0	S: 9	P: 11	1B: 9	SF: 0	2B: 2	SAC: 0	3B: 0	DP: 3	HR: 0	HBP: 0	WP: 0	PA: 43
--------------	------	------	------	------	-------	-------	------	------	------	------	------	-------	------	------	------	------	-------	-------	------	------	------	------	-------	-------	------	------	------	------	------	-------	------	------	------	------	------	------	------	------	------	------	------	-------	------	------	------	------	------	-------	------	------	------	------	-------	-------	------	------	------	------	------	-------	-------	-------	-------	--------	-------	-------	-------	--------	-------	--------

PITCHER	IP	WLS	BF	H	R	ER	SO	BB	IBB	HBP	BLK	WP	HR	S	P	ERA	WHIP
Al Levine, R (1, 1) ERA: 3.46	4.1		22	6	2	2	2	4	0	0	0	0	0	48	89	4.15	2.308
Ben Weber, R (5, 1) ERA: 8.82	2.0		5	0	0	0	0	0	0	0	0	0	0	10	13	0.00	0.000
Mike Holtz, L (7, 1) ERA: 4.7	0.1	H	1	0	0	0	0	0	0	0	0	0	0	3	5	0.00	0.000
Shigetoshi Hasegawa, R (7, 1) ERA: 3.3	1.1	H	5	2	0	0	0	0	0	0	0	0	0	8	15	0.00	1.500
Troy Percival, R (9, 1) ERA: 4.69	1.0	W	7	2	2	2	2	2	0	0	0	0	0	28	44	18.00	4.000

PITCHER	IP	WLS	BF	H	R	ER	SO	BB	IBB	HBP	BLK	WP	HR	S	P	ERA	WHIP
Mark Petkovsek, R (10, 1) ERA: 4.6	1.0	S	3	0	0	0	0	0	0	0	0	0	0	9	11	0.00	0.000

Batter	1	2	3	4	5	6	7	8	9	AB R H RBI BB SO LOB	TOP
Darin Erstad, L (1, 7) OBP: 0.408, SLG: 0.538	2-3 K2-3			2-1 BB 1B		1-2 F8 2B	1-1 G4-3			4 1 2 0 0 1 1	Anaheim Angels @ Kansas City Royals Kauffman Stadium, Kansas City, MO Thu Sep 21 2000, 7:05 PM CDT Att. 12,690 - Sunny - 71 F
Oriando Palmeiro, L (1, 9) OBP: 0.392, SLG: 0.398	2-3 K			1-2 F7		4-2 2B BB		1-2 F7		3 1 0 0 1 1 1	
Mo Vaughn, L (1, 3) OBP: 0.373, SLG: 0.516	0-0 G3-1			0-0 F8		1-0 F8		1-0 G6-4-3 1B		4 0 1 0 0 0 3	
Tim Salmon, R (1, 10) OBP: 0.397, SLG: 0.546		1-1 G6-3		4-0 BB		0-1 2B		2-1 G6-4-3 1-2f		3 0 1 2 1 0 1	
16 Garret Anderson, L (1, 8) OBP: 0.301, SLG: 0.506		3-1 G4-3		1-2 F9		1-1 F8			1-3 K	4 0 0 0 0 1 3	
Troy Glaus, R (1, 5) OBP: 0.402, SLG: 0.585		2-1 F9			0-0 F9		0-0 F8		2-1 F8	4 0 0 0 0 0 0	
Bengie Molina, R (1, 2) OBP: 0.323, SLG: 0.424			0-0 G4-3		1-1 F7		1-2 HR		1-2 G6-3	4 1 1 1 0 0 0	
Adam Kennedy, L (1, 4) OBP: 0.298, SLG: 0.404			1-3 K		1-1 F7		0-0 G3-1 2B			3 0 1 0 0 1 0	
Kevin Stocker, S (1, 6) OBP: 0.339, SLG: 0.327			3-1 F9			2-1 G3	2-1 G3-1			3 0 0 0 0 0 1	
Inning Stats	R: 0 E: 0 K: 2 S: 8 H: 0 LOB: 0 BB: 0 P: 12	R: 0 E: 0 K: 0 S: 6 H: 0 LOB: 0 BB: 0 P: 12	R: 0 E: 0 K: 1 S: 7 H: 0 LOB: 0 BB: 0 P: 11	R: 0 E: 0 K: 0 S: 9 H: 1 LOB: 2 BB: 1 P: 17	R: 0 E: 0 K: 0 S: 5 H: 0 LOB: 0 BB: 0 P: 7	R: 2 E: 0 K: 0 S: 13 H: 2 LOB: 1 BB: 1 P: 22	R: 1 E: 0 K: 0 S: 9 H: 2 LOB: 1 BB: 0 P: 13	R: 0 E: 0 K: 0 S: 6 H: 1 LOB: 0 BB: 0 P: 10	R: 0 E: 0 K: 1 S: 8 H: 0 LOB: 0 BB: 0 P: 12	1B: 2 2B: 3 3B: 0 HR: 1 SF: 0 SAC: 0 DP: 1 HBP: 0	WP: 0 PB: 0 SB: 0 CS: 0 PA: 34
PITCHER Jeff Suppan, R (1, 1) ERA: 5.15	IP: 9.0 WLS: W BF: 34 H: 6 R: 3 ER: 3 SO: 4 BB: 2 IBB: 0 HBP: 0 BLK: 0 WP: 0 HR: 1 S: 71 P: 116 ERA: 3.00 WHIP: 0.889										

livebaseballscorecards.com

AB	32
R	3
H	6
RBI	3
BB	2
SO	4
LOB	10



Batter	1	2	3	4	5	6	7	8	9	AB	R	H	RBI	BB	SO	LOB
Johnny Damon, L OBP: 0.387, SLG: 0.503 (1, 8)	0-2 F8		0-0 G4-6-3 1B	0-0 F8		2-1 FC6-4 1B		1-1 1B 3B		5	1	3	2	0	0	1
Rey Sanchez, R OBP: 0.309, SLG: 0.320 (1, 6)	1-0 G6-3 1B		0-0 G4-6-3	1-1 1B		1-0 F8		1-1 F9		5	0	2	0	0	0	4
29 Mike Sweeney, R OBP: 0.412, SLG: 0.531 (1, 10)	1-2 G6-3		2-2 1B HBP	2-2 F8		0-0 FC6-4		2-2 G6-3 WP 1B		4	1	1	1	0	0	4
Jermaine Dye, R OBP: 0.388, SLG: 0.567 (1, 9)		1-1 G6-3	0-0 1B 1B		2-3 K		0-0 F8	3-1 G6-3		5	1	1	1	0	1	1
Joe Randa, R OBP: 0.348, SLG: 0.441 (1, 5)		1-2 G4-3	0-1 1B 1B		2-2 1B 2B		2-2 1B 1B	2-1 F8		5	1	3	1	0	0	1
Dave McCarty, R OBP: 0.332, SLG: 0.483 (1, 3)		2-3 K	1-0 1B		1-1 P6		2-1 1B			4	0	2	1	0	1	1
Mark Quinn, R OBP: 0.341, SLG: 0.490 (1, 7)			1-2 1B		1-0 1B		0-0 L9			4	1	2	1	0	0	4
Héctor Ortiz, R OBP: 0.418, SLG: 0.415 (1, 2)			1-0 1B BB	0-1 1B		1-1 F7		3-2 F8		4	1	2	0	0	0	3
Carlos Febles, R OBP: 0.343, SLG: 0.320 (1, 4)			4-1 G4-6-3 1B BB	3-2 P5		0-2 G5-3		1-2 E4 3B		3	2	0	0	1	0	1

Inning Stats	R: 0	H: 1	E: 0	LOB: 0	K: 0	BB: 0	S: 9	P: 11	R: 0	H: 0	E: 0	LOB: 0	K: 1	BB: 0	S: 10	P: 14	R: 5	H: 6	E: 0	LOB: 2	K: 0	BB: 1	S: 13	P: 23	R: 0	H: 2	E: 0	LOB: 2	K: 0	BB: 0	S: 12	P: 18	R: 1	H: 2	E: 0	LOB: 1	K: 1	BB: 0	S: 12	P: 19	R: 0	H: 1	E: 0	LOB: 1	K: 0	BB: 0	S: 8	P: 11	R: 0	H: 2	E: 0	LOB: 2	K: 0	BB: 0	S: 10	P: 17	R: 2	H: 2	E: 1	LOB: 1	K: 0	BB: 0	S: 17	P: 27
--------------	------	------	------	--------	------	-------	------	-------	------	------	------	--------	------	-------	-------	-------	------	------	------	--------	------	-------	-------	-------	------	------	------	--------	------	-------	-------	-------	------	------	------	--------	------	-------	-------	-------	------	------	------	--------	------	-------	------	-------	------	------	------	--------	------	-------	-------	-------	------	------	------	--------	------	-------	-------	-------

PITCHER	IP	WLS	BF	H	R	ER	SO	BB	IBB	HBP	BLK	WP	HR	S	P	ERA	WHIP
Scott Schoeneweis, L ERA: 5.14 (1, 1)	2.2	L	15	7	5	5	1	1	0	0	0	0	0	31	46	16.88	3.000
Mike Fyhrie, R ERA: 2.25 (3, 1)	2.1		11	4	1	1	1	0	0	0	0	0	0	25	39	3.86	1.714
Kent Mercker, L ERA: 6.0 (6, 1)	2.0		9	3	0	0	0	0	0	0	0	0	0	18	28	0.00	1.500
Bryan Ward, L ERA: 3.52 (8, 1)	1.0		6	2	2	1	0	0	0	0	0	1	0	17	27	9.00	2.000


BOTTOM

Anaheim Angels @ Kansas City Royals
Kauffman Stadium, Kansas City, MO

Thu Sep 21 2000, 7:05 PM CDT
Att. 12,690 - Sunny - 71 F

AB	39
R	8
H	16
RBI	7
BB	1
SO	2
LOB	20

livebaseballscorecards.com



1B: 14	SF: 0	WP: 1	PA: 41
2B: 1	SAC: 0	PB: 0	
3B: 1	DP: 2	SB: 0	
HR: 0	HBP: 1	CS: 0	

Batter	1	2	3	4	5	6	7	8	9	AB R H RBI BB SO LOB	TOP																
Kenny Lofton, L (1, 8) OBP: 0.370, SLG: 0.425	1-3 1	0-0 2		2-2 2		0-1 3			3-2 1	5 0 0 0 0 1 2																	
Omar Vizquel, S (1, 6) OBP: 0.376, SLG: 0.377	0-2 1	1-1 2-H		4-2 1				1-2 1	4-0 1	3 0 3 1 2 0 0																	
Roberto Alomar, S (1, 4) OBP: 0.367, SLG: 0.464	0-0 1	2-1 3		0-1 3				1-0 1-2f	1-3 2	5 0 1 0 0 1 5																	
Manny Ramirez, R (1, 9) OBP: 0.462, SLG: 0.681	1-3 2			4-0 1		3-2 1		1-0 1	1-3 3	4 0 2 0 1 2 3																	
Jim Thome, L (1, 10) OBP: 0.399, SLG: 0.523	4-0 1			1-1 1-2		0-0 1-2f		3-2 2		3 0 0 0 1 0 4																	
David Segui, S (1, 3) OBP: 0.391, SLG: 0.513	2-2 3			1-2 1		0-0 1		0-3 3		4 0 2 0 0 1 5																	
Travis Fryman, R (1, 5) OBP: 0.396, SLG: 0.521		X		0-0 1		1-2 3		0-0 2-3f		4 1 1 0 0 0 3																	
Russell Branyan, L (1, 7) OBP: 0.311, SLG: 0.544				1-0 1		4-1 1		1-2 1		3 0 0 0 1 1 1																	
Jolbert Cabrera, R (8, 7) OBP: 0.302, SLG: 0.315										0 0 0 0 0 0 0																	
Sandy Alomar Jr., R (1, 2) OBP: 0.331, SLG: 0.412				1-0 3-H		3-1 1		1-2 2		0-1 3	4 1 1 1 0 0 1																
Inning Stats	R: 0 E: 0 K: 2 S: 16	H: 2 LOB: 3 BB: 1 P: 24	R: 2 E: 0 K: 0 S: 8	H: 3 LOB: 1 BB: 0 P: 13	R: 0 E: 0 K: 0 S: 10	H: 1 LOB: 1 BB: 1 P: 17	R: 0 E: 0 K: 0 S: 12	H: 0 LOB: 2 BB: 2 P: 25	R: 0 E: 0 K: 0 S: 8	H: 2 LOB: 1 BB: 0 P: 11	R: 0 E: 0 K: 0 S: 10	H: 0 LOB: 0 BB: 0 P: 12	R: 0 E: 0 K: 1 S: 11	H: 2 LOB: 2 BB: 0 P: 17	R: 0 E: 0 K: 1 S: 8	H: 0 LOB: 0 BB: 0 P: 11	R: 0 E: 0 K: 2 S: 9	H: 0 LOB: 1 BB: 1 P: 18	1B: 6 2B: 4 3B: 1 HR: 0	SF: 0 SAC: 0 DP: 2 HBP: 0	WP: 0 PB: 0 SB: 0 CS: 0	PA: 40					
PITCHER	IP WLS BF H R ER SO BB IBB HBP BLK WP HR S P ERA WHIP																										
Brian Meadows, R (1, 1) ERA: 5.02	3.0		16	6	2	2	2	2	0	0	0	0	0	34	54	6.00	2.667										
Dan Murray, R (4, 1) ERA: 5.52	3.1		15	4	0	0	0	2	0	0	0	0	0	35	56	0.00	1.800										
Paul Spoljaric, L (7, 1) ERA: 7.0	0.2		2	0	0	0	1	0	0	0	0	0	0	6	9	0.00	0.000										
Ricky Bottalico, R (8, 1) ERA: 5.01	2.0	W	7	0	0	0	3	1	0	0	0	0	0	17	29	0.00	0.500										

Cleveland Indians @ Kansas City Royals
Kauffman Stadium, Kansas City, MO

Fri Sep 22 2000, 7:05 PM CDT
Att. 15,036 - Overcast - 76 F

AB	35
R	2
H	10
RBI	2
BB	5
SO	6
LOB	24



WP: 0	PA: 40
PB: 0	
SB: 0	
CS: 0	

1B: 6	SF: 0
2B: 4	SAC: 0
3B: 1	DP: 2
HR: 0	HBP: 0

Batter	1	2	3	4	5	6	7	8	9	AB	R	H	RBI	BB	SO	LOB
Johnny Damon, L OBP: 0.386, SLG: 0.503	2-2 F2	0-0 2B			0-1 L3		1-0 G3			4	0	1	0	0	0	0
Rey Sanchez, R OBP: 0.310, SLG: 0.321	1-0 1B		0-2 29 G1-3		2-2 G4-3		2-1 G4-3			4	0	2	0	0	0	0
29 Mike Sweeney, R OBP: 0.411, SLG: 0.528	1-1 F8		0-1 G1-3		1-0 G5-3		4-2 1B BB			3	0	0	0	1	0	2
Jermaine Dye, R OBP: 0.389, SLG: 0.566	0-1 1B		2-3 K		1-2 L4		1-0 1B			4	0	2	0	0	1	1
Joe Randa, R OBP: 0.349, SLG: 0.442	2-2 F8			3-1 1B 2B	2-0 HBP S HBP		3-2 F8			3	1	1	0	0	0	4
Carlos Beltrán, S OBP: 0.305, SLG: 0.371		1-2 P4		1-1 F7	1-0 F8		2-2 F7			4	0	0	0	0	0	2
Mark Quinn, R OBP: 0.344, SLG: 0.494		1-1 G3-1 1B 2B		0-0 F9 WP 1B	4-2 HBP BB		3-1 G6-3			3	1	2	1	1	0	0
Gregg Zaun, S OBP: 0.381, SLG: 0.402		3-2 G3-1		2-1 F9	3-0 FC6-4 HBP		0-1 HR			3	1	1	1	0	0	2
Carlos Febles, R OBP: 0.342, SLG: 0.319		3-2 2B 1B		3-1 G3-1	0-2 FC6-4		1-2 G4-3			4	0	1	1	0	0	4

Inning Stats	R: 0	H: 2	E: 0	LOB: 2	K: 0	BB: 0	S: 14	R: 1	H: 3	E: 0	LOB: 2	K: 0	BB: 0	S: 13	R: 0	H: 1	E: 0	LOB: 0	K: 1	BB: 0	S: 8	R: 1	H: 2	E: 0	LOB: 1	K: 0	BB: 0	S: 9	R: 0	H: 0	E: 0	LOB: 0	K: 0	BB: 0	S: 7	R: 0	H: 0	E: 0	LOB: 3	K: 0	BB: 1	S: 12	R: 0	H: 1	E: 0	LOB: 2	K: 0	BB: 1	S: 10	R: 1	H: 1	E: 0	LOB: 0	K: 0	BB: 0	S: 10	1B: 6	SF: 0	2B: 3	SAC: 0	3B: 0	DP: 0	HR: 1	HBP: 2	WP: 1	PA: 36
--------------	------	------	------	--------	------	-------	-------	------	------	------	--------	------	-------	-------	------	------	------	--------	------	-------	------	------	------	------	--------	------	-------	------	------	------	------	--------	------	-------	------	------	------	------	--------	------	-------	-------	------	------	------	--------	------	-------	-------	------	------	------	--------	------	-------	-------	-------	-------	-------	--------	-------	-------	-------	--------	-------	--------

PITCHER	IP	WLS	BF	H	R	ER	SO	BB	IBB	HBP	BLK	WP	HR	S	P	ERA	WHIP
Jim Brower, R ERA: 6.24	(1, 1)	4.0	18	8	2	2	1	0	0	0	0	1	0	44	69	4.50	2.000
Chris Nichtig, R ERA: 5.87	(5, 1)	1.2	8	0	0	0	0	1	0	2	0	0	0	16	30	0.00	0.600
Steve Reed, R ERA: 4.56	(6, 1)	1.0	5	1	0	0	0	1	0	0	0	0	0	9	17	0.00	2.000
Steve Karsay, R ERA: 3.99	(7, 1)	1.1	L 5	1	1	1	0	0	0	0	0	0	1	14	23	6.75	0.750

BOTTOM

Cleveland Indians @ Kansas City Royals
Kauffman Stadium, Kansas City, MO

livebaseballscores.com

AB	32
R	3
H	10
RBI	3
BB	2
SO	1
LOB	15



PITCHER	IP	WLS	BF	H	R	ER	SO	BB	IBB	HBP	BLK	WP	HR	S	P	ERA	WHIP
Jim Brower, R ERA: 6.24	(1, 1)	4.0	18	8	2	2	1	0	0	0	0	1	0	44	69	4.50	2.000
Chris Nichtig, R ERA: 5.87	(5, 1)	1.2	8	0	0	0	0	1	0	2	0	0	0	16	30	0.00	0.600
Steve Reed, R ERA: 4.56	(6, 1)	1.0	5	1	0	0	0	1	0	0	0	0	0	9	17	0.00	2.000
Steve Karsay, R ERA: 3.99	(7, 1)	1.1	L 5	1	1	1	0	0	0	0	0	0	1	14	23	6.75	0.750

Fri Sep 22 2000, 7:05 PM CDT
Att: 15,036 - Overcast - 76 F

Batter	1	2	3	4	5	6	7	8	9	AB	R	H	RBI	BB	SO	LOB
Johnny Damon, L (1, 8) OBP: 0.385, SLG: 0.502 Todd Dunwoody, L (5, PH) OBP: 0.238, SLG: 0.275 (6, 8)	0-1 G6-3		1-2 F7		2-3 K			3-3 K		2	0	0	0	0	0	1
Rey Sanchez, R (1, 6) OBP: 0.309, SLG: 0.320 Luis Ordaz, R (6, PH) OBP: 0.243, SLG: 0.225 (7, 6)	0-1 L8		3-2 G1-3			1-0 G6-3		0-1 G5-4-3		2	0	0	0	0	0	1
29 Mike Sweeney, R (1, 3) OBP: 0.412, SLG: 0.527 Dave McCarty, R (6, 3)	2-1 F8			4-0 1B BB		2-3 K			0-0 G4-3 SF7 2B	1	0	0	0	1	0	0
Jermaine Dye, R (1, 9) OBP: 0.387, SLG: 0.564 Dee Brown, L (6, 7)		0-3 K		1-1 P6		1-3 K			0-2 G4-3	2	0	0	0	0	1	1
Joe Randa, R (1, 5) OBP: 0.348, SLG: 0.441 Carlos Febles, R (7, 4)		0-2 G4-3		1-0 F8			0-3 K		4-2 BB	2	0	0	0	0	0	1
Carlos Beltrán, S (1, 10)		4-2 BB		0-0 1B			4-1 BB		1-2 SF7	1	0	1	1	2	0	0
Mark Quinn, R (1, 7) OBP: 0.343, SLG: 0.492 (6, 9) Scott Pose, L (7, 9) OBP: 0.283, SLG: 0.191		1-2 G3		2-3 K			3-3 K		2-1 G6-3	2	0	0	0	0	1	3
Jorge Fabregas, L (1, 2) OBP: 0.317, SLG: 0.373			0-2 1B		0-0 F7		2-2 G3-1			3	0	1	0	0	0	1
Wilson Delgado, S (1, 4) OBP: 0.318, SLG: 0.308 (7, 5)			3-3 K		1-0 G6-3			0-0 G5-4-3 1B		3	0	1	0	0	1	1

Inning Stats	R: 0	H: 0	R: 0	H: 0	R: 0	H: 1	R: 0	H: 0	R: 0	H: 0	R: 0	H: 1	R: 1	H: 1	1B: 3	SF: 1
	E: 0	LOB: 0	E: 0	LOB: 1	E: 0	LOB: 2	E: 0	LOB: 0	E: 0	LOB: 0	E: 0	LOB: 1	E: 0	LOB: 1	2B: 1	SAC: 0
	K: 0	BB: 0	K: 1	BB: 0	K: 1	BB: 1	K: 2	BB: 0	K: 2	BB: 1	K: 1	BB: 0	K: 0	BB: 1	3B: 0	DP: 1
	S: 6	P: 8	S: 11	P: 16	S: 7	P: 15	S: 5	P: 8	S: 7	P: 11	S: 11	P: 20	S: 6	P: 9	HR: 0	HBP: 0

PITCHER	IP	WLS	BF	H	R	ER	SO	BB	IBB	HBP	BLK	WP	HR	S	P	ERA	WHIP
Bartolo Colon, R (1, 1) ERA: 3.88	7.0	W	26	2	0	0	8	3	0	0	0	0	0	62	100	0.00	0.714
Justin Speier, R (8, 1) ERA: 3.52	1.0		3	1	0	0	1	0	0	0	0	0	0	6	9	0.00	1.000
Tom Martin, L (9, 1) ERA: 4.18	1.0		5	1	1	1	0	1	0	0	0	0	0	12	19	9.00	2.000

BOTTOM

Cleveland Indians @ Kansas City Royals
 Kauffman Stadium, Kansas City, MO

AB	29
R	1
H	4
RBI	1
BB	4
SO	9
LOB	14



WP	PA	ERA	WHIP
0	34		
0			
0			

Sat Sep 23 2000, 7:05 PM CDT
 Att. 20,253 - Cloudy - 52 F

livebaseballscorecards.com

Batter	1	2	3	4	5	6	7	8	9	AB R H RBI BB SO LOB	TOP	
Kenny Lofton, L (1, 8) OBP: 0.370, SLG: 0.425 Dave Roberts, L (8, 8) OBP: 0.333, SLG: 0.200	2-1 SH1-3 1B		4-2 1B BB		0-1 F9		3-2 G4-6-3 1-2f			3 0 1 0 1 0 1 0 0 0 0 0 0 0		
Omar Vizquel, S (1, 6) OBP: 0.379, SLG: 0.377 John McDonald, R (8, PH) OBP: 0.444, SLG: 0.444 (8, 6)	0-0 SH1-3 1-2		1-1 F9		4-1 BB			1-2 1B		1 0 0 0 1 0 1 1 0 1 0 0 0 0		
Roberto Alomar, S (1, 4) OBP: 0.371, SLG: 0.469 Jolbert Cabrera, R (8, PH) OBP: 0.299, SLG: 0.311 (8, 4)	2-2 P4		1-2 1B		3-2 G5-3			2-3 K		3 0 1 0 0 0 2 1 0 0 0 0 1 1		
Manny Ramirez, R (1, 9) OBP: 0.462, SLG: 0.683 Chan Perry, R (8, PH) OBP: 0.091, SLG: 0.091 (8, 9)	2-3 K		1-0 F9			0-2 G4-3		2-3 K		3 0 0 0 0 1 3 1 0 0 0 0 1 1		
David Segui, S (1, 3) OBP: 0.385, SLG: 0.505		1-1 F8		0-0 G4-3		2-2 E5		0-1 G6-3		4 0 0 0 0 0 1		
Jim Thome, L (1, 10) OBP: 0.395, SLG: 0.518		0-1 FC6-5 2B		3-1 F8		3-2 F7		2-1 G6-3		4 0 1 0 0 0 1		
Travis Fryman, R (1, 5) OBP: 0.398, SLG: 0.522 Bill Selby, L (8, 5) OBP: 0.256, SLG: 0.244		0-0 FC6-5 2-3		0-0 1B		1-2 F5		2-2 G6-3		3 0 1 0 0 0 2 1 0 0 0 0 0 0		
Russell Branyan, L (1, 7) OBP: 0.317, SLG: 0.537		1-0 F8		2-3 K			2-1 F8		0-0 1B	4 0 1 0 0 1 2		
Sandy Alomar Jr., R (1, 2) OBP: 0.331, SLG: 0.408			0-2 G6-3		0-2 G6-3		4-1 G4-6-3 BB		2-1 G5-3	3 0 0 0 1 0 1		
Inning Stats	R: 0 H: 1 E: 0 LOB: 1 K: 1 BB: 0 S: 12 P: 18	R: 0 H: 1 E: 0 LOB: 1 K: 0 BB: 0 S: 6 P: 8	R: 0 H: 1 E: 0 LOB: 2 K: 0 BB: 1 S: 13 P: 20	R: 0 H: 1 E: 0 LOB: 1 K: 1 BB: 0 S: 7 P: 12	R: 0 H: 0 E: 0 LOB: 1 K: 0 BB: 1 S: 9 P: 16	R: 0 H: 0 E: 1 LOB: 1 K: 0 BB: 0 S: 13 P: 19	R: 0 H: 0 E: 0 LOB: 0 K: 0 BB: 1 S: 6 P: 15	R: 0 H: 1 E: 0 LOB: 1 K: 2 BB: 0 S: 12 P: 17	R: 0 H: 1 E: 0 LOB: 1 K: 0 BB: 0 S: 8 P: 14	1B: 5 SF: 0 2B: 1 SAC: 1 3B: 0 DP: 1 HR: 0 HBP: 0	WP: 0 PA: 36 PB: 0 SB: 0 CS: 0	
PITCHER Blake Stein, R (1, 1) ERA: 4.56 Jose Santiago, R (8, 1) ERA: 4.13	IP WLS BF H R ER SO BB IBB HBP BLK WP HR S P ERA WHIP	7.0 W 28 4 0 0 2 3 0 0 0 0 0 0 66 108 0.00 1.000	2.0 8 2 0 0 2 0 0 0 0 0 0 0 20 31 0.00 1.000	PITCHER IP WLS BF H R ER SO BB IBB HBP BLK WP HR S P ERA WHIP								

Cleveland Indians @ Kansas City Royals
Kauffman Stadium, Kansas City, MO
Sun Sep 24 2000, 1:05 PM CDT
Att. 12,606 - Cloudy - 49 F

AB	32
R	0
H	6
RBI	0
BB	3
SO	4
LOB	16



Batter	1	2	3	4	5	6	7	8	9	AB	R	H	RBI	BB	SO	LOB	TOP								
Damion Easley, R (1, 4) OBP: 0.355, SLG: 0.425 Jose Macias, S (5, 4) OBP: 0.324, SLG: 0.365	0-1 2B HR 1B	1-1 L5			3-1 G5-3		2-2 L1	0-1 1B		3	1	1	0	0	0	0									
Juan Encarnacion, R (1, 8) OBP: 0.333, SLG: 0.438	3-1 2B HR		4-1 S BB		0-1 G6-3		2-1 BB S HBP	0-1 F8		3	1	1	0	1	0	2									
Bobby Higginson, L (1, 7) OBP: 0.371, SLG: 0.529	0-0 HR		1-3 K		2-2 HR 1B		4-0 BB BB		1-1 G4-3	4	2	2	3	1	1	1									
Dean Palmer, R (1, 5) OBP: 0.337, SLG: 0.472	2-2 G5-3		1-2 F7		1-0 HR		4-0 BB		3-3 K	4	1	1	2	1	1	1									
Billy McMillon, L (1, 9) OBP: 0.389, SLG: 0.482 Wendell Magee, R (7, 9) OBP: 0.307, SLG: 0.436	1-0 1B		3-2 G3-1		1-3 K		2-0 G4-3		3-2 G4-3	4	0	1	0	0	1	4									
Deivi Cruz, R (1, 6) OBP: 0.316, SLG: 0.452	2-3 K			1-2 G4-3		1-0 F9		1-1 HR		4	1	1	1	0	1	1									
Hal Morris, L (1, 3) OBP: 0.389, SLG: 0.396	0-1 G1-3			2-2 G4-3		1-2 G6-3		1-0 1B 1B		4	0	1	0	0	0	1									
Brad Ausmus, R (1, 2) OBP: 0.362, SLG: 0.371		2-3 K		4-1 BB		4-0 CS BB		3-2 F8		2	0	0	0	2	1	1									
Robert Fick, L (1, 10) OBP: 0.333, SLG: 0.347		2-3 K		3-2 F8		1-0 CS	0-3 K	0-0 F8		4	0	0	0	0	2	2									
Inning Stats	R: 3 E: 0 K: 1 S: 15	H: 4 LOB: 1 BB: 0 P: 23	R: 0 E: 0 K: 2 S: 9	H: 0 LOB: 0 BB: 0 P: 14	R: 0 E: 0 K: 1 S: 13	H: 0 LOB: 1 BB: 1 P: 22	R: 0 E: 0 K: 0 S: 12	H: 0 LOB: 1 BB: 1 P: 22	R: 2 E: 0 K: 1 S: 11	H: 2 LOB: 0 BB: 0 P: 18	R: 0 E: 0 K: 0 S: 5	H: 0 LOB: 0 BB: 1 P: 12	R: 0 E: 0 K: 1 S: 10	H: 0 LOB: 3 BB: 2 P: 24	R: 1 E: 0 K: 0 S: 11	H: 3 LOB: 2 BB: 0 P: 16	R: 0 E: 0 K: 1 S: 10	H: 0 LOB: 0 BB: 0 P: 17	1B: 5 2B: 1 3B: 0 HR: 3	SF: 0 SAC: 0 DP: 0 HBP: 1	WP: 0 PB: 0 SB: 2 CS: 1	PA: 42			
PITCHER	IP	WLS	BF	H	R	ER	SO	BB	IBB	HBP	BLK	WP	HR	S	P	ERA	WHIP								
Mac Suzuki, R (1, 1) ERA: 4.34	5.0		23	6	5	5	5	2	0	0	0	0	2	60	99	9.00	1.600								
Dan Murray, R (6, 1) ERA: 4.96	1.2		6	0	0	0	1	1	0	1	0	0	0	14	25	0.00	0.600								
Paul Spoljaric, L (7, 1) ERA: 7.0	0.0		1	0	0	0	0	1	0	0	0	0	0	0	4	∞	∞								
51 Kris Wilson, R (7, 1) ERA: 4.5	1.1		8	3	1	1	0	1	0	0	0	0	1	12	23	6.75	3.000								
Scott Mullen, L (9, 1) ERA: 0.96	0.1		1	0	0	0	0	0	0	0	0	0	0	2	3	0.00	0.000								
PITCHER	IP	WLS	BF	H	R	ER	SO	BB	IBB	HBP	BLK	WP	HR	S	P	ERA	WHIP								
Ricky Bottalico, R (9, 1) ERA: 4.97	0.2		2	0	0	0	1	0	0	0	0	0	0	8	14	0.00	0.000								

Detroit Tigers @ Kansas City Royals
Kauffman Stadium, Kansas City, MO

Tue Sep 26 2000, 7:05 PM CDT
Att. 11,731 - Sunny - 64 F

livebaseballscorecards.com

AB	35
R	6
H	9
RBI	6
BB	5
SO	7
LOB	13



Batter	1	2	3	4	5	6	7	8	9	AB R H RBI BB SO LOB
Johnny Damon, L (1, 8) OBP: 0.385, SLG: 0.502 										4 1 1 0 0 0 0
Wilson Delgado, S (1, 6) OBP: 0.319, SLG: 0.309 Dave McCarty, R (7, PH) OBP: 0.332, SLG: 0.487 Luis Ordaz, R (8, 6) OBP: 0.257, SLG: 0.240 										3 1 1 0 0 1 0 0 0 0 1 0 0 0 1 0 1 1 0 0 0
29 Mike Sweeney, R (1, 3) OBP: 0.411, SLG: 0.523 										3 1 1 0 1 1 1
Jermaine Dye, R (1, 9) OBP: 0.390, SLG: 0.564 										4 1 3 1 0 0 1
Joe Randa, R (1, 5) OBP: 0.344, SLG: 0.437 										4 1 0 0 0 0 5
Carlos Beltrán, S (1, 10) OBP: 0.317, SLG: 0.379 										3 0 2 2 1 1 0
Mark Quinn, R (1, 7) OBP: 0.342, SLG: 0.491 										3 0 0 0 0 0 3
Gregg Zaun, S (1, 2) OBP: 0.388, SLG: 0.404 										2 1 1 1 1 1 0
Carlos Febles, R (1, 4) OBP: 0.341, SLG: 0.315 										3 1 0 0 1 2 2

Inning Stats	R: 1	H: 2	E: 0	K: 0	S: 12	LOB: 1	BB: 1	P: 20	R: 0	H: 1	E: 0	K: 2	S: 12	LOB: 1	BB: 0	P: 15	R: 0	H: 0	E: 0	K: 1	S: 8	LOB: 0	BB: 0	P: 12	R: 0	H: 2	E: 0	K: 0	S: 7	LOB: 1	BB: 0	P: 11	R: 0	H: 0	E: 0	K: 2	S: 8	LOB: 0	BB: 0	P: 10	R: 2	H: 3	E: 1	K: 1	S: 15	LOB: 1	BB: 0	P: 19	R: 2	H: 0	E: 1	K: 0	S: 8	LOB: 1	BB: 2	P: 18	R: 1	H: 0	E: 1	K: 0	S: 6	LOB: 1	BB: 1	P: 12	R: 1	H: 2	E: 0	K: 0	S: 3	LOB: 1	BB: 0	P: 7	1B: 9	SF: 2	2B: 0	SAC: 2	3B: 1	DP: 2	HR: 0	HBP: 0	WP: 0	PA: 38
--------------	------	------	------	------	-------	--------	-------	-------	------	------	------	------	-------	--------	-------	-------	------	------	------	------	------	--------	-------	-------	------	------	------	------	------	--------	-------	-------	------	------	------	------	------	--------	-------	-------	------	------	------	------	-------	--------	-------	-------	------	------	------	------	------	--------	-------	-------	------	------	------	------	------	--------	-------	-------	------	------	------	------	------	--------	-------	------	-------	-------	-------	--------	-------	-------	-------	--------	-------	--------

PITCHER	IP	WLS	BF	H	R	ER	SO	BB	IBB	HBP	BLK	WP	HR	S	P	ERA	WHIP
Brian Moehler, R (1, 1) ERA: 4.47	6.0		27	8	5	3	6	3	0	0	0	0	0	64	97	4.50	1.833
C.J. Nitkowski, L (7, 1) ERA: 5.32	0.0		1	0	0	0	0	0	0	0	0	0	0	1	1	∞	∞
Willie Blair, R (7, 1) ERA: 4.92	2.0	L	10	2	2	1	0	1	0	0	0	0	0	14	26	4.50	1.500

DETROIT TIGERS @ KANSAS CITY ROYALS
 Kauffman Stadium, Kansas City, MO
 Tue Sep 26 2000, 7:05 PM CDT
 Att: 11,731 - Sunny - 64 F

livebaseballscores.com

AB	30
R	7
H	10
RBI	6
BB	4
SO	6
LOB	12



Batter	1	2	3	4	5	6	7	8	9	AB R H RBI BB SO LOB	TOP	
Damion Easley, R (1, 4) OBP: 0.353, SLG: 0.422 Jose Macias, S (8, 4) OBP: 0.324, SLG: 0.365	1-3 ①		2-2 G6-3 ②		1-0 G5-4-3 ② ③ 1-2f			1-0 P6 ②		4 0 0 0 0 1 1 0 0 0 0 0 0 0	Detroit Tigers @ Kansas City Royals Kauffman Stadium, Kansas City, MO Wed Sep 27 2000, 7:05 PM CDT Att. 12,187 - Sunny - 75 F	
Juan Encarnacion, R (1, 8) OBP: 0.330, SLG: 0.434	2-0 F9 ②		2-2 F8 ③			3-1 F4 ①		3-2 F8 ③		4 0 0 0 0 0 0		
Bobby Higginson, L (1, 7) OBP: 0.371, SLG: 0.528	0-2 1B			4-0 F9 1B BB		0-0 P4 ②		3-2 G4-3 ①		3 0 1 0 1 0 0		
Dean Palmer, R (1, 5) OBP: 0.341, SLG: 0.477	4-2 1-2 BB			0-2 1-2 1B		0-1 1B		1-2 2B		3 0 3 0 1 0 0		
Billy McMillon, L (1, 9) OBP: 0.385, SLG: 0.469	1-3 ③			1-0 F8 ①		2-2 F8 ③		4-1 BB		3 0 0 0 1 1 5		
Deivi Cruz, R (1, 6) OBP: 0.314, SLG: 0.449		3-1 G5-3 ①		1-2 F9 ②		0-0 G6-3 ①		1-2 F7 ②		4 0 0 0 0 0 4		
Hal Morris, L (1, 3) OBP: 0.386, SLG: 0.392		0-1 1B		1-1 G4-3 ③		2-1 L8 ②		1-2 G6-3 ③		4 0 1 0 0 0 4		
Brad Ausmus, R (1, 2) OBP: 0.360, SLG: 0.369		1-1 G6-3 ② ③ 1-2f			0-0 G6-3 ①		2-2 G6-3 ③			3 0 0 0 0 0 1		
Robert Fick, L (1, 10) OBP: 0.333, SLG: 0.346			3-3 ①		2-1 1B		2-1 F8 ①			3 0 1 0 0 1 0		
Inning Stats	R: 0 H: 1 E: 0 LOB: 2 K: 2 BB: 1 S: 13 P: 21	R: 0 H: 1 E: 0 LOB: 0 K: 0 BB: 0 S: 6 P: 10	R: 0 H: 0 E: 0 LOB: 0 K: 1 BB: 0 S: 9 P: 16	R: 0 H: 1 E: 0 LOB: 2 K: 0 BB: 1 S: 9 P: 16	R: 0 H: 1 E: 0 LOB: 0 K: 0 BB: 0 S: 4 P: 7	R: 0 H: 1 E: 0 LOB: 1 K: 0 BB: 0 S: 8 P: 13	R: 0 H: 0 E: 0 LOB: 0 K: 0 BB: 0 S: 7 P: 11	R: 0 H: 0 E: 0 LOB: 0 K: 0 BB: 0 S: 6 P: 12	R: 0 H: 1 E: 0 LOB: 2 K: 0 BB: 1 S: 15 P: 25	1B: 5 SF: 0 2B: 1 SAC: 0 3B: 0 DP: 2 HR: 0 HBP: 0	WP: 0 PA: 34 PB: 0 SB: 0 CS: 0	
PITCHER Jeff Suppan, R (1, 1) ERA: 4.94	IP WLS BF H R ER SO BB IBB HBP BLK WP HR S P ERA WHIP	9.0 W 34 6 0 0 3 3 0 0 0 0 0 0 77 131 0.00 1.000										

livebaseballscorecards.com

AB	31
R	0
H	6
RBI	0
BB	3
SO	3
LOB	15



Batter	1	2	3	4	5	6	7	8	9	AB	R	H	RBI	BB	SO	LOB
Johnny Damon, L OBP: 0.384, SLG: 0.501	2-3 K		2-2 1B		1-2 L8		3-3 K			4	0	1	0	0	2	3
Rey Sanchez, R OBP: 0.311, SLG: 0.319	0-0 G6-3		1-3 K		2-3 K		0-2 29 FC5-4 1B			4	0	1	1	0	2	3
29 Mike Sweeney, R OBP: 0.411, SLG: 0.527	4-0 WP BB		3-H		1-1 HR		0-1 FC5-4			3	1	1	1	1	0	2
Jermaine Dye, R OBP: 0.389, SLG: 0.563	3-1 G5-3				1-0 G4-3		0-0 WP 2B			4	0	1	0	0	1	1
Joe Randa, R OBP: 0.344, SLG: 0.440		0-1 F9			1-1 HR		1-2 F3			4	1	1	1	0	0	1
Carlos Beltrán, S OBP: 0.314, SLG: 0.375		1-2 F8			2-2 F9		2-3 K			4	0	0	0	0	2	1
Mark Quinn, R OBP: 0.342, SLG: 0.492		0-1 F9			1-3 K		0-0 1B FC5-2 2B			3	0	1	0	0	1	0
Héctor Ortiz, R OBP: 0.436, SLG: 0.447		2-2 1B K 2B			2-1 G4-3 1B		0-2 FC5-2 1B			3	1	3	0	0	0	0
Carlos Febles, R OBP: 0.339, SLG: 0.312		1-3 K			2-1 G4-3		2-2 29 FC5-4 1B			3	0	0	0	0	1	4

Inning Stats	R: 0	H: 0	E: 0	K: 1	S: 7	LOB: 1	BB: 1	P: 16	R: 0	H: 0	E: 0	K: 0	S: 8	LOB: 0	BB: 0	P: 9	R: 0	H: 2	E: 0	K: 2	S: 12	LOB: 2	BB: 0	P: 18	R: 2	H: 2	E: 0	K: 1	S: 12	LOB: 0	BB: 0	P: 18	R: 0	H: 1	E: 0	K: 1	S: 11	LOB: 1	BB: 0	P: 18	R: 0	H: 1	E: 0	K: 1	S: 12	LOB: 1	BB: 0	P: 16	R: 1	H: 3	E: 0	K: 1	S: 17	LOB: 2	BB: 0	P: 22	R: 0	H: 0	E: 0	K: 2	S: 7	LOB: 0	BB: 0	P: 11
--------------	------	------	------	------	------	--------	-------	-------	------	------	------	------	------	--------	-------	------	------	------	------	------	-------	--------	-------	-------	------	------	------	------	-------	--------	-------	-------	------	------	------	------	-------	--------	-------	-------	------	------	------	------	-------	--------	-------	-------	------	------	------	------	-------	--------	-------	-------	------	------	------	------	------	--------	-------	-------

PITCHER	IP	WLS	BF	H	R	ER	SO	BB	IBB	HBP	BLK	WP	HR	S	P	ERA	WHIP
Hideo Nomo, R ERA: 4.74	(1, 1)	6.1	27	8	3	3	6	1	0	0	0	2	2	69	104	4.26	1.421
C.J. Nitkowski, L ERA: 5.3	(7, 1)	0.1	1	0	0	0	1	0	0	0	0	0	0	4	7	0.00	0.000
Matt Anderson, R ERA: 4.83	(7, 1)	1.1	5	1	0	0	2	0	0	0	0	0	0	13	17	0.00	0.750


BOTTOM

Detroit Tigers @ Kansas City Royals
Kauffman Stadium, Kansas City, MO

Wed Sep 27 2000, 7:05 PM CDT
Att: 12,187 - Sunny - 75 F

livebaseballscorecards.com

AB	32
R	3
H	9
RBI	3
BB	1
SO	9
LOB	15



WP	HR	S	P	ERA	WHIP
2	0	0	33		
0	0	0	0		
0	0	0	0		

Batter	1	2	3	4	5	6	7	8	9	AB R H RBI BB SO LOB	TOP																									
Rich Becker, L (1, 8) OBP: 0.389, SLG: 0.381	1-2 1B 1B	4-1 BB		2-3 K		0-1 G6-3 2-3		1-3 K		4 1 1 0 1 2 1																										
Jose Macias, S (1, 4) OBP: 0.332, SLG: 0.368	1-1 1B 1B	2-2 G4-3			1-1 F8	4-0 BB		0-1 1B		4 1 2 0 1 0 1																										
Bobby Higginson, L (1, 7) OBP: 0.373, SLG: 0.533	1-2 1B 1-3 2-H		1-0 HR		0-0 1B 1B	2-3 K		0-0 F9		5 2 3 2 0 1 3																										
Dean Palmer, R (1, 5) OBP: 0.340, SLG: 0.477	0-2 F2		3-2 P6		0-0 F3		2-2 SH1-3 2B		2-1 F9	5 0 1 0 0 0 3																										
Billy McMillon, L (1, 9) OBP: 0.384, SLG: 0.466	1-2 F7		0-2 G4-3		2-1 1B 1-3 1B		0-1 SH1-3		2-2 G6-3	3 0 1 0 0 0 2 1 0 0 0 0 0 0																										
Wendell Magee, R (7, 9) OBP: 0.305, SLG: 0.433																																				
Deivi Cruz, R (1, 6) OBP: 0.316, SLG: 0.449	0-2 1B 3-H		2-0 G4-3		1-0 1B 1-2 3-H 1B		0-0 P4		4-1 WP BB	4 0 2 2 1 0 1																										
Hal Morris, L (1, 3) OBP: 0.381, SLG: 0.383	0-1 G4-3			1-1 G4-3	1-2 G1-3		4-2 BB		3-2 G4-3 1-2	4 0 0 0 1 0 5																										
Brad Ausmus, R (1, 2) OBP: 0.358, SLG: 0.366		2-2 G6-3		0-0 F8		2-2 G6-3		0-2 L4		4 0 0 0 0 0 2																										
Robert Fick, L (1, 10) OBP: 0.337, SLG: 0.376		1-1 F8		2-2 HR		3-2 G6-3 2B		2-2 P5		4 1 2 1 0 0 0																										
Inning Stats	R: 2 E: 0 K: 0 S: 20	H: 4 LOB: 2 BB: 0 P: 24	R: 0 E: 0 K: 0 S: 9	H: 0 LOB: 1 BB: 1 P: 18	R: 1 E: 0 K: 0 S: 10	H: 1 LOB: 0 BB: 0 P: 16	R: 1 E: 0 K: 1 S: 9	H: 1 LOB: 0 BB: 0 P: 14	R: 1 E: 0 K: 0 S: 10	H: 3 LOB: 2 BB: 0 P: 15	R: 0 E: 0 K: 1 S: 13	H: 1 LOB: 2 BB: 1 P: 24	R: 0 E: 0 K: 0 S: 12	H: 1 LOB: 2 BB: 1 P: 18	R: 0 E: 0 K: 1 S: 10	H: 1 LOB: 1 BB: 0 P: 13	R: 0 E: 0 K: 0 S: 9	H: 0 LOB: 1 BB: 1 P: 20	1B: 8 2B: 2 3B: 0 HR: 2	SF: 0 SAC: 1 DP: 0 HBP: 0	WP: 1 PB: 0 SB: 0 CS: 0	PA: 43														
PITCHER	IP WLS BF H R ER SO BB IBB HBP BLK WP HR S P ERA WHIP																																			
Brian Meadows, R (1, 1) ERA: 5.13	4.2		23	8	5	5	1	1	0	0	0	0	2	54	81	9.64	1.929																			
Dan Murray, R (5, 1) ERA: 4.67	1.0		6	2	0	0	0	1	0	0	0	0	0	14	25	0.00	3.000																			
Paul Spoljaric, L (6, 1) ERA: 6.52	0.2		3	1	0	0	1	0	0	0	0	0	0	8	12	0.00	1.500																			
Jose Santiago, R (7, 1) ERA: 4.03	1.2	W	7	1	0	0	1	1	0	0	0	0	0	17	24	0.00	1.200																			
Ricky Bottalico, R (9, 1) ERA: 4.9	1.0	S	4	0	0	0	0	1	0	0	0	1	0	9	20	0.00	1.000																			

Detroit Tigers @ Kansas City Royals
Kauffman Stadium, Kansas City, MO

Thu Sep 28 2000, 7:05 PM CDT
Att. 15,002 - Sunny - 71 F

livebaseballscorecards.com

AB	38
R	5
H	12
RBI	5
BB	4
SO	3
LOB	18



Batter	1	2	3	4	5	6	7	8	9
Johnny Damon, L (1, 8) <small>OBP: 0.382, SLG: 0.498</small>	1-2 		0-2 		0-0 		3-3 	1-0 	
Rey Sanchez, R (1, 6) <small>OBP: 0.312, SLG: 0.319</small> Dave McCarty, R (7, PH) <small>OBP: 0.331, SLG: 0.485</small> Luis Ordez, R (8, 6) <small>OBP: 0.257, SLG: 0.240</small> Dee Brown, L (8, PH) <small>OBP: 0.217, SLG: 0.143</small> Jeff Reboulet, R (9, 4) <small>OBP: 0.325, SLG: 0.280</small>	2-1 		1-1 			1-1 	2-1 	0-0 	
29 Mike Sweeney, R (1, 3) <small>OBP: 0.411, SLG: 0.525</small>	0-0 			3-1 		4-0 	3-2 	4-0 	
Jermaine Dye, R (1, 9) <small>OBP: 0.389, SLG: 0.562</small>		3-1 		2-2 		1-3 		1-0 	
Joe Randa, R (1, 5) <small>OBP: 0.346, SLG: 0.441</small>		1-3 		0-0 		1-0 		1-0 	
Carlos Beltrán, S (1, 10) <small>OBP: 0.313, SLG: 0.371</small>		4-2 		2-3 		0-0 		0-0 	
Mark Quinn, R (1, 7) <small>OBP: 0.341, SLG: 0.490</small>		1-3 			0-3 	2-2 		0-2 	
Jorge Fabregas, L (1, 2) <small>OBP: 0.322, SLG: 0.377</small> Wilson Delgado, S (8, PR) <small>OBP: 0.319, SLG: 0.309</small> (9, 6)	0-1 				2-2 		1-0 	0-0 	
Carlos Febles, R (1, 4) <small>OBP: 0.341, SLG: 0.315</small> Gregg Zaun, S (8, PH) <small>OBP: 0.390, SLG: 0.406</small> (9, 2)			0-2 		0-0 		1-1 	3-2 	

Inning Stats	R: 0	H: 0	E: 0	K: 0	S: 6	H: 0	LOB: 0	BB: 0	P: 9	R: 0	H: 1	E: 0	K: 2	S: 18	H: 0	LOB: 2	BB: 1	P: 27	R: 0	H: 0	E: 0	K: 0	S: 10	R: 0	H: 0	E: 0	K: 1	S: 9	R: 0	H: 0	E: 0	K: 1	S: 8	R: 1	H: 2	E: 0	K: 1	S: 10	R: 0	H: 2	E: 0	K: 1	S: 12	R: 7	H: 6	E: 1	K: 0	S: 25											
	0	0	0	0	6	0	0	0	9	0	1	0	2	18	0	0	0	1	27	0	0	0	0	10	0	0	0	1	9	0	0	0	1	8	0	0	0	1	10	1	2	0	1	10	0	2	0	1	19	0	2	0	0	22	7	6	1	0	25

PITCHER	IP	WLS	BF	H	R	ER	SO	BB	IBB	HBP	BLK	WP	HR	S	P	ERA	WHIP
Dave Micki, R (1, 1) <small>ERA: 5.58</small>	6.0		27	6	1	1	5	2	0	0	0	0	0	64	97	1.50	1.333
C.J. Nitkowski, L (7, 1) <small>ERA: 5.28</small>	0.1	H	1	0	0	0	1	0	0	0	0	0	0	3	6	0.00	0.000
Adam Bernero, R (7, 1) <small>ERA: 3.67</small>	1.0	H	5	1	2	2	0	0	0	1	0	0	0	9	18	18.00	1.000
Todd Jones, R (8, 1) <small>ERA: 3.73</small>	0.1	L	8	5	5	2	0	0	1	0	0	0	0	18	27	54.00	15.000
Danny Patterson, R (8, 1) <small>ERA: 3.56</small>	0.1		1	0	0	0	0	0	0	0	0	0	0	4	7	0.00	0.000

BOTTOM

AB	R	H	RBI	BB	SO	LOB
5	1	1	1	0	1	3
3	1	1	0	0	0	0
1	0	0	0	0	0	2
0	0	0	0	0	0	0
1	1	0	1	0	0	1
0	0	0	0	0	0	0
3	0	0	0	2	0	2
5	1	2	1	0	1	4
4	1	2	2	0	1	2
4	0	0	0	1	1	7
4	1	1	1	0	2	4
4	0	2	1	0	0	2
0	1	0	0	0	0	0
3	0	2	0	0	0	0
1	1	1	0	0	0	0

AB 38
R 8
H 12
RBI 7
BB 3
SO 6
LOB 27

WP: 0 **PA: 42**
PB: 0
SB: 0
CS: 0

WP: 0 **PA: 42**
PB: 0
SB: 0
CS: 0

1B: 12 **SF: 0**
2B: 0 **SAC: 0**
3B: 0 **DP: 1**
HR: 0 **HBP: 1**

livebaseballscorecards.com

Detroit Tigers @ Kansas City Royals
Kauffman Stadium, Kansas City, MO

Thu Sep 28 2000, 7:05 PM CDT
Att. 15,002 - Sunny - 71 F

Batter	1	2	3	4	5	6	7	8	9	AB R H RBI BB SO LOB	TOP	
Johnny Damon, L (1, 8) <small>OBP: 0.384, SLG: 0.499</small>	1-0 	0-0 		2-1 			3-1 		1-1 	5 2 3 1 0 0 2	Kansas City Royals @ Chicago White Sox Comiskey Park, Chicago, IL Fri Sep 29 2000, 8:05 PM EDT Att. 17,735 - Sunny - 70 F	
Rey Sanchez, R (1, 6) <small>OBP: 0.313, SLG: 0.321</small> Scott Pose, L (9, PH) <small>OBP: 0.278, SLG: 0.188</small>	1-0 	1-2 		0-2 		1-0 		1-3 	4 0 2 2 0 0 3 1 0 0 0 0 1 0			
29 Mike Sweeney, R (1, 10) <small>OBP: 0.408, SLG: 0.521</small>	1-2 	3-1 		2-1 		0-2 		1-3 	5 0 0 0 0 1 5			
Jermaine Dye, R (1, 9) <small>OBP: 0.390, SLG: 0.561</small>	1-1 		1-1 		4-0 	1-0 			3 0 1 0 1 0 1			
Joe Randa, R (1, 5) <small>OBP: 0.344, SLG: 0.438</small>	1-1 		0-0 		3-2 	0-2 			4 0 0 0 0 0 4			
Mark Quinn, R (1, 7) <small>OBP: 0.343, SLG: 0.490</small>		1-2 	2-0 		3-3 	0-2 			4 1 2 0 0 1 1			
Dave McCarty, R (1, 3) <small>OBP: 0.330, SLG: 0.481</small>		3-2 	0-0 		3-2 	0-1 			4 1 1 0 0 0 1			
Héctor Ortiz, R (1, 2) <small>OBP: 0.443, SLG: 0.455</small> Gregg Zaun, S (8, PH) <small>OBP: 0.392, SLG: 0.409</small> (8, 2)		0-0 		1-1 		3-1 	2-1 		3 0 2 0 0 0 2 1 0 1 0 0 0 0			
Carlos Febles, R (1, 4) <small>OBP: 0.344, SLG: 0.318</small> Carlos Beltrán, S (8, PH) <small>OBP: 0.312, SLG: 0.370</small> Wilson Delgado, S (8, 4) <small>OBP: 0.319, SLG: 0.309</small>		3-2 	1-2 	1-2 	2-2 	0-0 			3 0 2 1 0 0 1 1 0 0 0 0 0 1 0 0 0 0 0 0 0			
Inning Stats	R: 0 H: 2 E: 0 LOB: 2 K: 0 BB: 0 S: 9 P: 14	R: 3 H: 5 E: 0 LOB: 1 K: 0 BB: 0 S: 20 P: 31	R: 0 H: 1 E: 0 LOB: 1 K: 0 BB: 0 S: 5 P: 8	R: 0 H: 2 E: 0 LOB: 2 K: 0 BB: 0 S: 13 P: 19	R: 0 H: 0 E: 0 LOB: 0 K: 1 BB: 1 S: 6 P: 16	R: 0 H: 1 E: 0 LOB: 0 K: 0 BB: 0 S: 9 P: 17	R: 1 H: 2 E: 0 LOB: 1 K: 0 BB: 0 S: 10 P: 15	R: 0 H: 1 E: 0 LOB: 1 K: 0 BB: 0 S: 9 P: 11	R: 0 H: 0 E: 0 LOB: 0 K: 2 BB: 0 S: 11 P: 14	1B: 14 SF: 0 2B: 1 SAC: 0 3B: 0 DP: 1 HR: 0 HBP: 0		WP: 0 PA: 39 PB: 0 SB: 1 CS: 3
PITCHER Jim Parque, L (1, 1) <small>ERA: 4.28</small> Sean Lowe, R (4, 1) <small>ERA: 5.48</small> Chad Bradford, R (7, 1) <small>ERA: 2.08</small> 56 Mark Buehrle, L (8, 1) <small>ERA: 4.29</small> Keith Foulke, R (9, 1) <small>ERA: 2.98</small>	IP WLS BF H R ER SO BB IBB HBP BLK WP HR S P ERA WHIP											PITCHER IP WLS BF H R ER SO BB IBB HBP BLK WP HR S P ERA WHIP

livebaseballscorecards.com

AB	38
R	4
H	14
RBI	4
BB	1
SO	3
LOB	21



Batter	1	2	3	4	5	6	7	8	9	AB	R	H	RBI	BB	SO	LOB
Ray Durham, S (1, 4) OBP: 0.358, SLG: 0.449	0-2 G6-3 1B	2-1 FC4-6 1-2f			1-0 F8		3-3 K			4	0	1	0	0	1	1
Craig Wilson, R (1, 6) OBP: 0.312, SLG: 0.306	0-1 G6-3 1-2	1-1 F9			0-1 G6-3		0-0 F9			4	0	0	0	0	0	2
Frank Thomas, R (1, 10) OBP: 0.436, SLG: 0.630	2-0 1B				3-1 1B		4-0 HR BB			3	1	2	0	1	0	0
Magglio Ordonez, R (1, 9) OBP: 0.373, SLG: 0.548	0-3 K				2-2 G6-3 1-2		0-0 HR			4	1	1	2	0	1	2
14 Paul Konerko, R (1, 3) OBP: 0.361, SLG: 0.475		2-0 HR 1B			3-2 F7		0-2 G6-3			4	2	2	0	0	0	0
Jeff Abbott, R (1, 7) OBP: 0.343, SLG: 0.400		4-0 HR BB			1-0 G4-3		1-1 FC3-6 1B		0-1 G4-3	2	1	1	0	1	0	0
McKay Christensen, L (8, 8) OBP: 0.250, SLG: 0.118		1-2 HR BB			1-2 HR BB		1-2 FC3-6 1B		0-1 G4-3	1	0	0	0	0	0	0
Chris Singleton, L (1, 8) OBP: 0.302, SLG: 0.382		3-2 HR			0-1 2B		3-2 FC3-6 1-2f 2-3		0-3 K	4	1	2	3	0	1	2
24 Joe Crede, R (1, 5) OBP: 0.273, SLG: 0.300		2-1 F8			1-3 K		1-2 SF8		2-1 F9	3	0	0	1	0	1	1
Charles Johnson, R (1, 2) OBP: 0.379, SLG: 0.575		4-1 FC4-6 BB			1-3 K		0-0 P4			2	0	0	0	1	1	2

Inning Stats	R: 0	H: 2	E: 0	K: 1	S: 9	R: 3	H: 2	E: 0	K: 0	S: 11	R: 0	H: 0	E: 0	K: 0	S: 6	R: 0	H: 1	E: 0	K: 2	S: 9	R: 0	H: 1	E: 0	K: 0	S: 9	R: 1	H: 2	E: 0	K: 0	S: 14	R: 2	H: 1	E: 0	K: 1	S: 9	R: 0	H: 0	E: 0	K: 1	S: 7	
	LOB: 1	BB: 0	P: 11	R: 3	H: 2	LOB: 1	BB: 2	P: 29	R: 0	H: 0	LOB: 0	BB: 0	P: 13	R: 0	H: 1	LOB: 1	BB: 0	P: 12	R: 1	H: 2	LOB: 1	BB: 0	P: 20	R: 2	H: 1	LOB: 0	BB: 1	P: 16	R: 0	H: 0	LOB: 0	BB: 0	P: 9	1B: 6	SF: 1	2B: 1	SAC: 0	3B: 0	DP: 0	HR: 2	HBP: 0

PITCHER	IP	WLS	BF	H	R	ER	SO	BB	IBB	HBP	BLK	WP	HR	S	P	ERA	WHIP
Dan Reichert, R (1, 1) ERA: 4.7	6.2	L	31	9	6	6	4	3	0	0	0	1	2	64	113	8.10	1.800
51 Kris Wilson, R (7, 1) ERA: 4.32	1.1		4	0	0	0	1	0	0	0	0	0	0	10	12	0.00	0.000


BOTTOM

Kansas City Royals @ Chicago White Sox
Comiskey Park, Chicago, IL

Fri Sep 29 2000, 8:05 PM EDT
Att. 17,735 - Sunny - 70 F

livebaseballscores.com

AB	31
R	6
H	9
RBI	6
BB	3
SO	5
LOB	10



WP	HR	S	P	ERA	WHIP
1	2	1	35		

Batter	1	2	3	4	5	6	7	8	9	AB R H RBI BB SO LOB	TOP		
Johnny Damon, L (1, 8) OBP: 0.382, SLG: 0.496	1-2 G4-3		0-1 P4		0-0 F2		3-2 P5			4 0 0 0 0 0 1	Kansas City Royals @ Chicago White Sox Comiskey Park, Chicago, IL Sat Sep 30 2000, 7:05 PM EDT Att. 29,692 - Cloudy - 77 F		
Rey Sanchez, R (1, 6) OBP: 0.314, SLG: 0.322	2-1 F8		1-0 G6-3 29 E 1B		3-1 FC6-4 1B		0-2 G6-3			4 0 2 0 0 0 0			
29 Mike Sweeney, R (1, 3) OBP: 0.407, SLG: 0.519	3-2 WP 1B		1-1 E6 G6-3		1-1 P6		0-0 F9			4 1 1 0 0 0 3			
Jermaine Dye, R (1, 10) OBP: 0.389, SLG: 0.558	4-1 1B BB		1-1 G6-3		1-1 FC6-4		1-3 K			3 0 0 0 1 1 4			
Joe Randa, R (1, 5) OBP: 0.343, SLG: 0.437	3-2 1B 1-2 2-H		2-2 L7		0-0 F7		0-3 K			4 0 1 1 0 1 2			
Carlos Beltrán, S (1, 9) OBP: 0.309, SLG: 0.366	2-0 L5		2-2 G6-3		0-3 K		1-1 F3			4 0 0 0 0 1 2			
Mark Quinn, R (1, 7) OBP: 0.342, SLG: 0.488		0-1 G5-3		0-1 F8		2-0 WP 1B		1-2 F3		4 0 1 0 0 0 0			
Gregg Zaun, S (1, 2) OBP: 0.390, SLG: 0.410		1-0 2B		2-1 F8		2-3 K		1-2 F7		4 0 1 0 0 1 1			
Carlos Febles, R (1, 4) OBP: 0.345, SLG: 0.318 Wilson Delgado, S (7, PH) OBP: 0.316, SLG: 0.306 (7, 4)		2-3 K		2-1 FC6-4 1B HBP		0-2 F7				1 0 0 0 0 1 0 1 0 0 0 0 0 0			
Inning Stats	R: 1 H: 2 E: 0 LOB: 2 K: 0 BB: 1 S: 14 P: 29	R: 0 H: 1 E: 0 LOB: 0 K: 1 BB: 0 S: 6 P: 9	R: 0 H: 1 E: 1 LOB: 2 K: 0 BB: 0 S: 10 P: 15	R: 0 H: 0 E: 0 LOB: 0 K: 0 BB: 0 S: 7 P: 11	R: 0 H: 1 E: 0 LOB: 2 K: 0 BB: 0 S: 8 P: 15	R: 0 H: 1 E: 0 LOB: 1 K: 2 BB: 0 S: 10 P: 14	R: 0 H: 0 E: 0 LOB: 0 K: 0 BB: 0 S: 9 P: 12	R: 0 H: 0 E: 0 LOB: 0 K: 2 BB: 0 S: 7 P: 8	R: 0 H: 0 E: 0 LOB: 0 K: 0 BB: 0 S: 8 P: 11	1B: 5 SF: 0 2B: 1 SAC: 0 3B: 0 DP: 0 HR: 0 HBP: 1	WP: 2 PA: 35 PB: 0 SB: 0 CS: 0		
PITCHER	IP WLS BF H R ER SO BB IBB HBP BLK WP HR S P ERA WHIP											PITCHER	IP WLS BF H R ER SO BB IBB HBP BLK WP HR S P ERA WHIP
Kip Wells, R (1, 1) ERA: 6.02	5.0 W 22 5 1 1 1 1 1 0 1 0 1 0 45 79 1.80 1.200												
Jon Garland, R (6, 1) ERA: 6.46	3.0 H 10 1 0 0 4 0 0 0 0 1 0 26 34 0.00 0.333												
41 Bill Simas, R (9, 1) ERA: 3.46	1.0 3 0 0 0 0 0 0 0 0 0 0 8 11 0.00 0.000												

livebaseballscorecards.com

AB	33
R	1
H	6
RBI	1
BB	1
SO	5
LOB	13



TOP

Kansas City Royals @ Chicago White Sox
Comiskey Park, Chicago, IL

AB	36
R	6
H	10
RBI	5
BB	4
SO	8
LOB	22



WP:	0	PA:	42
PB:	0		
SB:	0		
CS:	0		

Sun Oct 01 2000, 2:05 PM EDT
Att. 30,071 - Sunny - 78 F

livebaseballscorecards.com

AB R H RBI BB SO LOB

4	1	1	1	1	0	1
4	1	0	0	1	1	2
5	1	2	2	0	1	3
4	0	2	1	0	0	2
5	0	2	0	0	0	5
4	1	1	0	1	1	2
4	1	1	1	0	2	3
4	1	1	0	0	2	2
2	0	0	0	1	1	2

Batter	1	2	3	4	5	6	7	8	9
Johnny Damon, L (1, 8) OBP: 0.382, SLG: 0.495	4-2 HBP BB BB	1-0 29 HR BLK 1B		2-1 P4		3-2 F7		1-2 F5	
Wilson Delgado, S (1, 6) OBP: 0.312, SLG: 0.297	4-1 L6-4 HBP BB	3-3 K		1-2 E4 2B		1-1 E4 29 1B		2-1 FC4-6 1-2f	
29 Mike Sweeney, R (1, 10) OBP: 0.407, SLG: 0.523	0-1 P6	3-2 HR		2-3 K		0-0 1B			2-2 P4
Jermaine Dye, R (1, 9) OBP: 0.390, SLG: 0.561	1-0 1-2 2-3 HBP	2-2 G5-3		2-2 1-H 2B		1-0 P4			0-2 2B
Joe Randa, R (1, 5) OBP: 0.343, SLG: 0.438	2-1 L6-4 2-3		1-2 BB 1B	1-0 F9			0-0 L4-6 2B		0-2 G5-3
Dee Brown, L (1, 7) OBP: 0.250, SLG: 0.200		2-0 1B 2B	4-0 1-2 BB		1-1 G5-3		2-3 K		1-2 G3
Dave McCarty, R (1, 3) OBP: 0.329, SLG: 0.478		1-0 SH1-4 1B 2-H 1B	1-3 K		2-3 K		0-0 L4-6 2-3		
Jorge Fabregas, L (1, 2) OBP: 0.320, SLG: 0.373		0-1 1B SH1-4 BLK 1B	0-3 K		2-2 G4-3			0-3 K	
Carlos Febles, R (1, 4) OBP: 0.345, SLG: 0.316		1-0 SH1-4	1-3 K			3-1 F8		4-0 FC4-6 BB	

Inning Stats	R: 0	H: 0	E: 0	K: 0	S: 8	P: 19	R: 5	H: 5	E: 0	K: 1	S: 18	P: 31	R: 0	H: 1	E: 0	K: 3	S: 12	P: 19	R: 1	H: 1	E: 1	K: 1	S: 13	P: 21	R: 0	H: 0	E: 0	K: 1	S: 11	P: 16	R: 0	H: 1	E: 1	K: 0	S: 11	P: 19	R: 0	H: 1	E: 0	K: 1	S: 5	P: 7	R: 0	H: 0	E: 0	K: 1	S: 8	P: 15	R: 0	H: 1	E: 0	K: 0	S: 15	P: 18	1B: 5	2B: 6	3B: 0	HR: 1	SF: 0	SAC: 1	DP: 2	HBP: 1	WP: 0	PA: 42
--------------	------	------	------	------	------	-------	------	------	------	------	-------	-------	------	------	------	------	-------	-------	------	------	------	------	-------	-------	------	------	------	------	-------	-------	------	------	------	------	-------	-------	------	------	------	------	------	------	------	------	------	------	------	-------	------	------	------	------	-------	-------	-------	-------	-------	-------	-------	--------	-------	--------	-------	--------

PITCHER	IP	WLS	BF	H	R	ER	SO	BB	IBB	HBP	BLK	WP	HR	S	P	ERA	WHIP
James Baldwin, R (1, 1) ERA: 4.65	3.0	L	18	6	5	5	4	3	0	1	1	0	1	38	69	15.00	3.000
Kevin Beirne, R (4, 1) ERA: 6.7	1.0		5	1	1	0	1	0	0	0	0	0	0	13	21	0.00	1.000
56 Mark Buehrle, L (5, 1) ERA: 4.21	1.0		3	0	0	0	1	0	0	0	0	0	0	11	16	0.00	0.000
Lorenzo Barcelo, R (6, 1) ERA: 3.69	1.0		5	1	0	0	0	0	0	0	0	0	0	11	19	0.00	1.000
Bob Howry, R (7, 1) ERA: 3.17	1.0		3	1	0	0	1	0	0	0	0	0	0	5	7	0.00	1.000

PITCHER	IP	WLS	BF	H	R	ER	SO	BB	IBB	HBP	BLK	WP	HR	S	P	ERA	WHIP
Kelly Wunsch, L (8, 1) ERA: 2.93	1.0		4	0	0	0	1	1	0	0	0	0	0	8	15	0.00	1.000
Keith Foulke, R (9, 1) ERA: 2.97	0.1		1	0	0	0	0	0	0	0	0	0	0	5	7	0.00	0.000
Chad Bradford, R (9, 1) ERA: 1.98	0.2		3	1	0	0	0	0	0	0	0	0	0	10	11	0.00	1.500

Batter	1	2	3	4	5	6	7	8	9	AB	R	H	RBI	BB	SO	LOB
Ray Durham, S (1, 4) OBP: 0.361, SLG: 0.450 Craig Wilson, R (6, 4) OBP: 0.316, SLG: 0.301	2-1 G3-4-3 1B		1-3 K		4-1 G4-6-3 BB		4-2 BB BB		0-1 G3-6-3 1-2f	2	0	1	0	1	1	1
Jose Valentin, S (1, 6) OBP: 0.343, SLG: 0.491 Tony Graffanino, R (6, 6) OBP: 0.363, SLG: 0.357	1-1 F5			4-1 BB 14 SF8 BB	0-2 G4-6-3 1-2f		4-2 BB BB			2	1	0	0	1	0	2
Frank Thomas, R (1, 10) OBP: 0.436, SLG: 0.625 Harold Baines, L (7, PH) OBP: 0.338, SLG: 0.417	0-2 G3-4-3 1-2f			0-0 F8		1-2 F8	2-2 G3			3	0	0	0	0	0	2
Magglio Ordonez, R (1, 9) OBP: 0.371, SLG: 0.546 Jeff Liefer, L (8, 9) OBP: 0.182, SLG: 0.182		0-0 G6-3		1-0 BB 1-2 1B		0-2 BB 2B		2-0 BB 1B		3	0	2	0	0	0	0
Carlos Lee, R (1, 7) OBP: 0.345, SLG: 0.484 Jeff Abbott, R (6, 7) OBP: 0.343, SLG: 0.395		4-1 CS BB		4-2 BB 1-2 2-3 BB		1-1 G5-3		2-2 G5-4-3 1B		0	0	0	0	2	0	0
14 Paul Konerko, R (1, 3) OBP: 0.363, SLG: 0.481 Greg Norton, S (7, 3) OBP: 0.333, SLG: 0.373		1-3 K		0-1 SF8		4-2 BB		1-0 F7		1	0	0	1	1	1	1
Herbert Perry, R (1, 5) OBP: 0.350, SLG: 0.467		1-0 CS 1-2	0-0 SH1-3 1B	3-3 K		0-0 G4-3		3-2 G5-4-3 1-2f		4	0	1	0	0	1	6
Chris Singleton, L (1, 8) OBP: 0.301, SLG: 0.382 McKay Christensen, L (6, 8) OBP: 0.227, SLG: 0.105		0-0 SH1-3 1-2		3-2 P6		2-1 F7		1-0 G3		1	0	0	0	0	0	0
Charles Johnson, R (1, 2) OBP: 0.379, SLG: 0.582 Josh Paul, R (7, 2) OBP: 0.338, SLG: 0.423		0-3 K		1-0 HR		0-0 G6-3		0-1 G3-6-3 1B		2	1	1	1	0	1	1

Inning Stats	R: 0	H: 1	R: 0	H: 0	R: 0	H: 1	R: 1	H: 1	R: 1	H: 1	R: 0	H: 2	R: 0	H: 1	R: 0	H: 1
	E: 0	LOB: 0	E: 0	LOB: 0	E: 0	LOB: 1	E: 0	LOB: 2	E: 0	LOB: 0	E: 0	LOB: 2	E: 0	LOB: 1	E: 0	LOB: 0
	K: 0	BB: 0	K: 1	BB: 1	K: 2	BB: 0	K: 1	BB: 2	K: 0	BB: 1	K: 0	BB: 2	K: 0	BB: 0	K: 0	BB: 0
	S: 8	P: 11	S: 5	P: 11	S: 8	P: 9	S: 10	P: 22	S: 9	P: 17	S: 11	P: 17	S: 14	P: 26	S: 13	P: 21

PITCHER	IP	WLS	BF	H	R	ER	SO	BB	IBB	HBP	BLK	WP	HR	S	P	ERA	WHIP
49 Chris Fussell, R (1, 1) ERA: 6.3	5.0		20	4	2	2	4	4	0	0	0	0	1	40	70	3.60	1.600
Jose Santiago, R (6, 1) ERA: 3.91	2.0		10	1	0	0	0	3	0	0	0	0	0	25	43	0.00	2.000
51 Kris Wilson, R (8, 1) ERA: 4.19	1.0		4	2	0	0	0	0	0	0	0	0	0	13	21	0.00	2.000
Ricky Bottalico, R (9, 1) ERA: 4.83	1.0		3	1	0	0	0	0	0	0	0	0	0	5	6	0.00	1.000

BOTTOM

Kansas City Royals @ Chicago White Sox
Comiskey Park, Chicago, IL

Sun Oct 01 2000, 2:05 PM EDT
Att: 30,071 - Sunny - 78 F

AB	28
R	2
H	8
RBI	2
BB	7
SO	4
LOB	19

livebaseballscorecards.com

WP: 0 PA: 38
PB: 0
SB: 0
CS: 1

