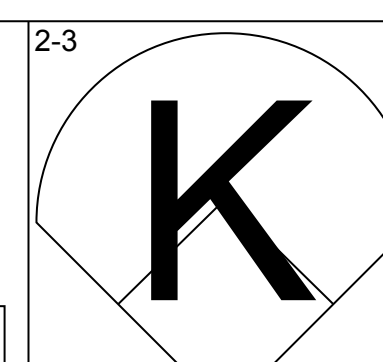
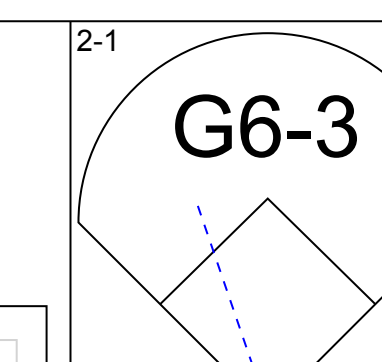
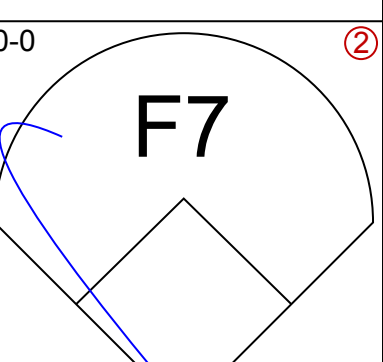
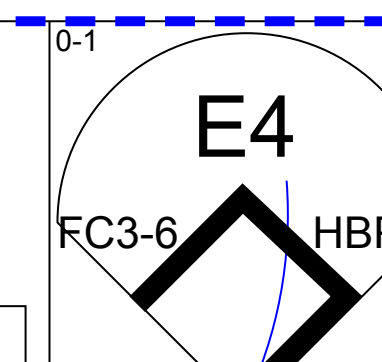
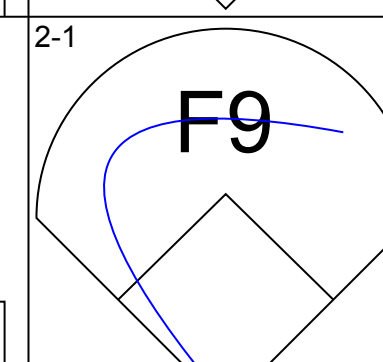
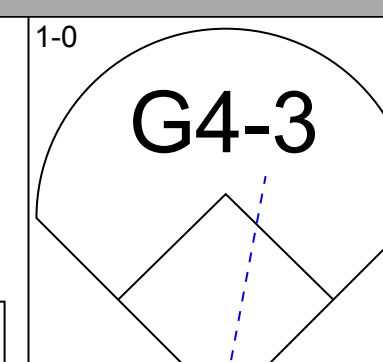
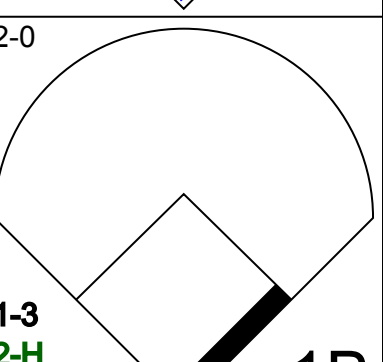
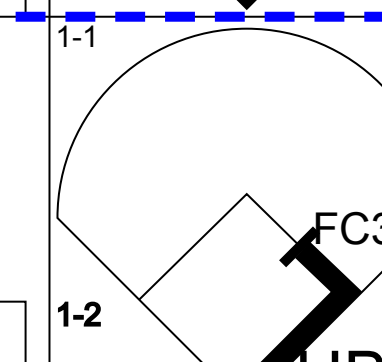
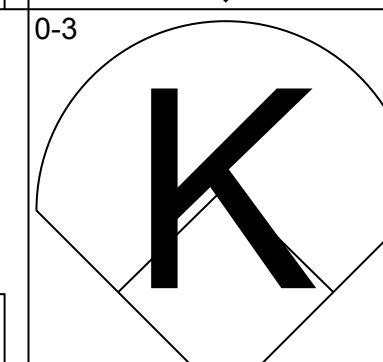
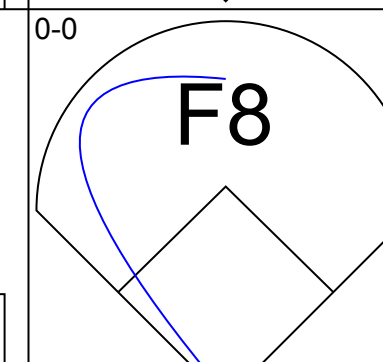
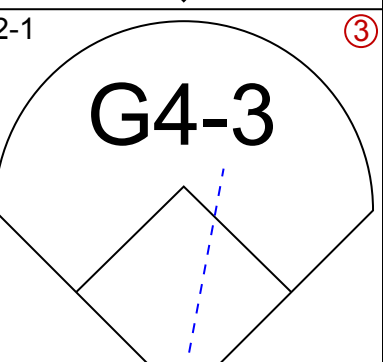
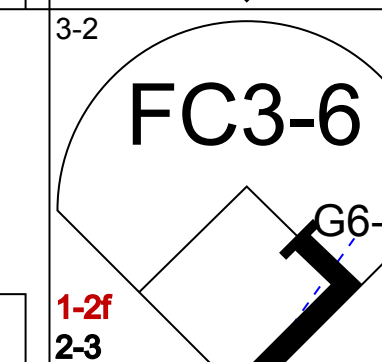
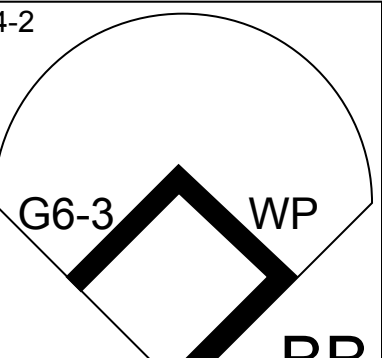
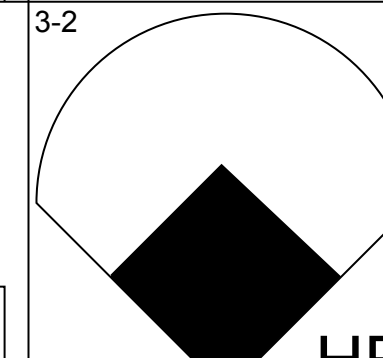
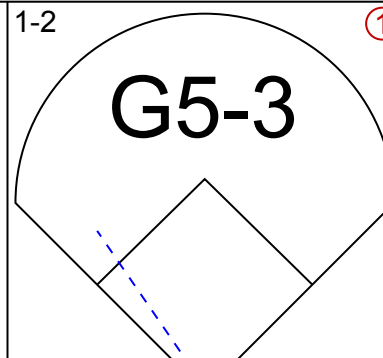
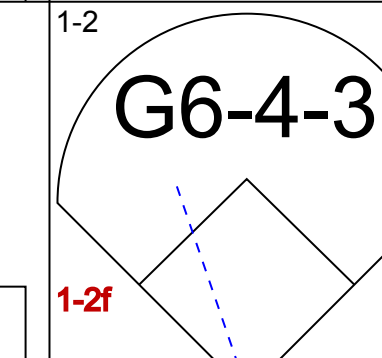
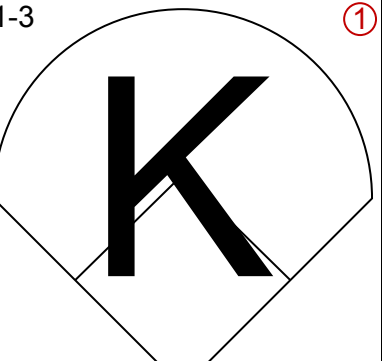
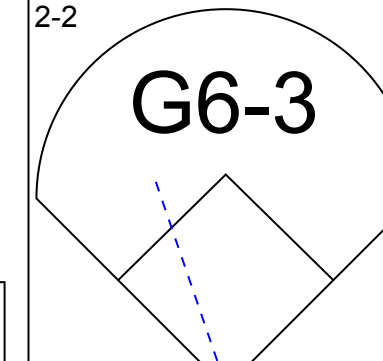
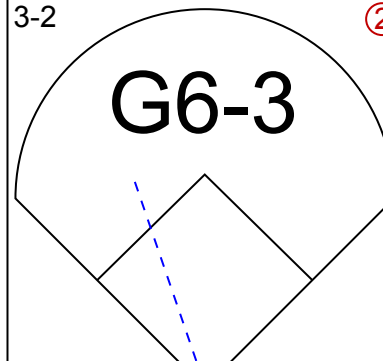
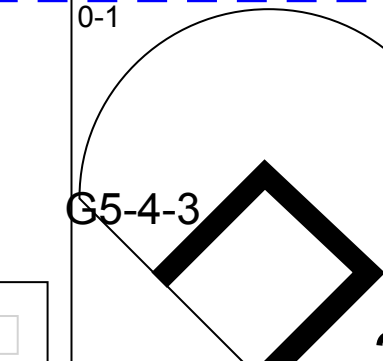
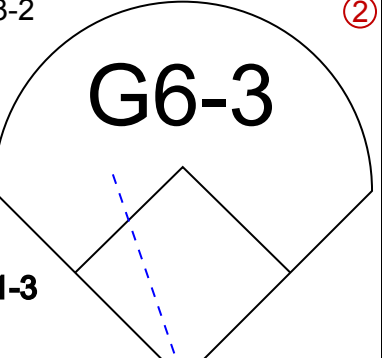
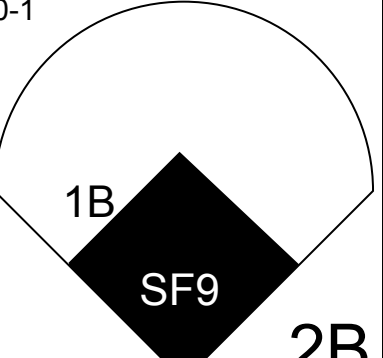
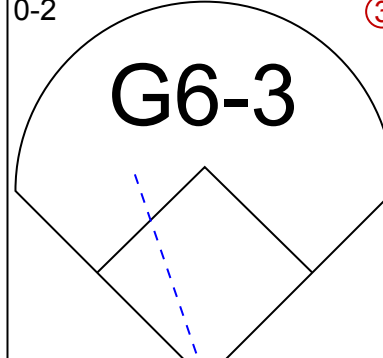
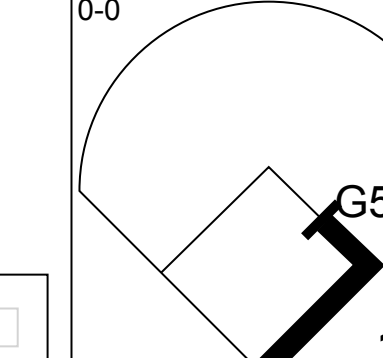
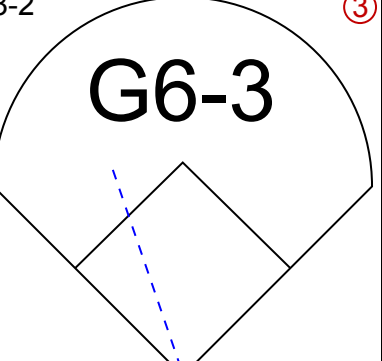
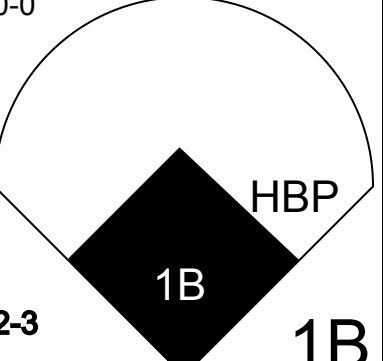
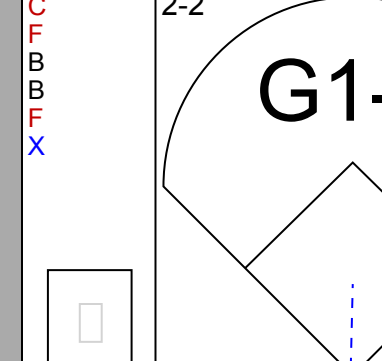
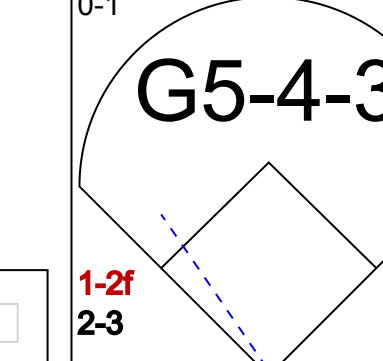
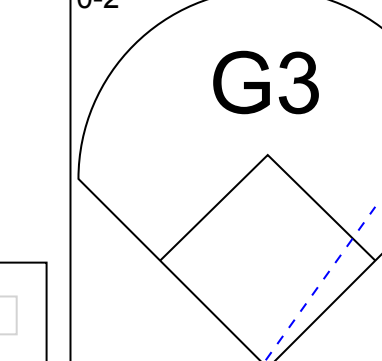
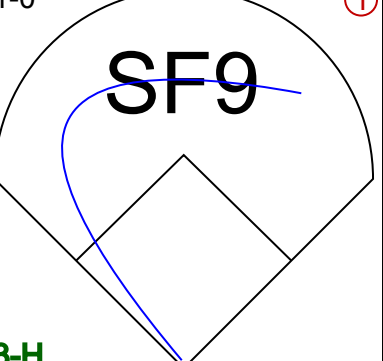
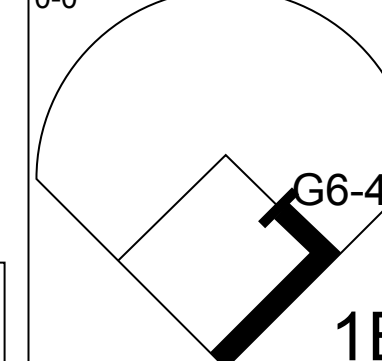
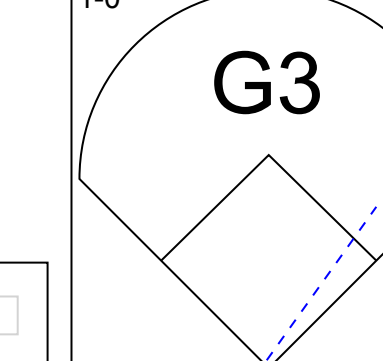
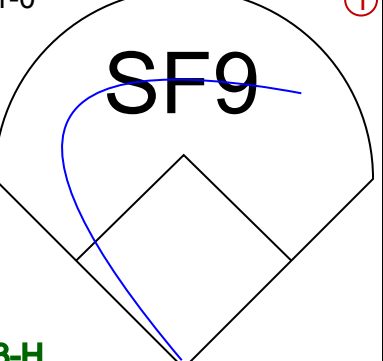
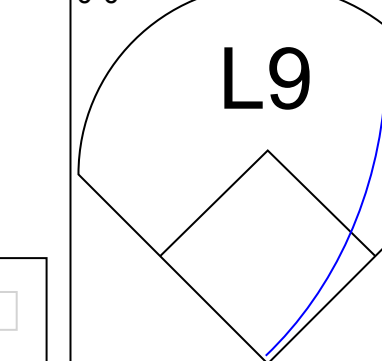
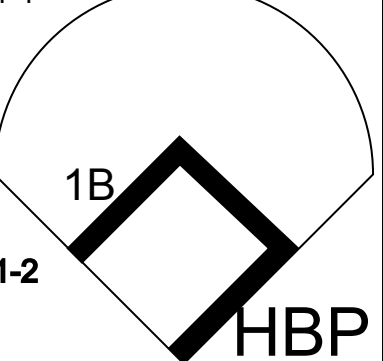
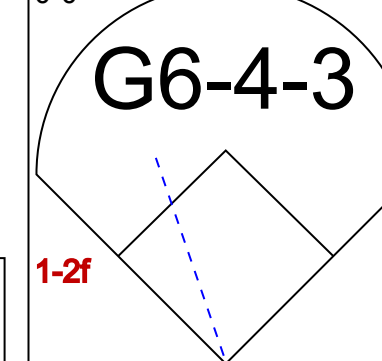


Kansas City Royals - 2000

Batter	1	2	3	4	5	6	7	8	9	AB	R	H	RBI	BB	SO	LOB	TOP																
Johnny Damon, L (1, 7)	G3		K			G4-3		G6-3	F7	5	0	0	0	0	1	1	Kansas City Royals @ Toronto Blue Jays SkyDome, Toronto, ON Mon Apr 03 2000, 4:05 PM EDT Att: 40,898 - Dome - 72 F																
Carlos Febles, R (1, 4) OBP: 0.250, SLG: 0.250	F9				F8	G5-3			1B	4	0	1	0	0	0	0																	
Carlos Beltrán, S (1, 8) OBP: 0.500, SLG: 0.500	K				G2-3 1B			2B	K	4	1	2	0	0	2	1																	
Jermaine Dye, R (1, 9) OBP: 0.250, SLG: 0.500		G4-3			G2-3			2B	G4-3	4	1	1	1	0	0	2																	
29 Mike Sweeney, R (1, 3) OBP: 0.500, SLG: 0.500					K			1B	G1-3	4	0	2	0	0	1	1																	
Joe Randa, R (1, 5) OBP: 0.500, SLG: 0.333	F7							1B	2B	3	1	1	1	1	1	1																	
Mark Quinn, R (1, 10) OBP: 0.250, SLG: 0.500	F9				G5-3			1B	1B	4	1	1	0	0	1	3																	
Brian Johnson, R (1, 2)			G6-3						K	3	0	0	0	0	2	2																	
Scott Pose, L (9, PH)					K				K	1	0	0	0	0	1	2																	
Jeff Reboulet, R (9, 6)									K	0	0	0	0	0	0	0																	
Rey Sanchez, R (1, 6)			G4-3							3	0	0	0	0	0	2																	
Gregg Zaun, S (9, PH) OBP: 1.000, SLG: 1.000						F9	P4		1B	1	0	1	2	0	0	0																	
Inning Stats	R: 0 E: 0 K: 1 S: 7	H: 0 LOB: 0 BB: 0 P: 8	R: 0 E: 0 K: 0 S: 11	H: 1 LOB: 1 BB: 0 P: 15	R: 0 E: 0 K: 1 S: 8	H: 0 LOB: 0 BB: 0 P: 11	R: 0 E: 0 K: 1 S: 12	H: 1 LOB: 1 BB: 0 P: 19	R: 0 E: 0 K: 2 S: 9	H: 0 LOB: 0 BB: 0 P: 12	R: 2 E: 0 K: 2 S: 16	H: 4 LOB: 2 BB: 0 P: 22	R: 0 E: 0 K: 1 S: 13	H: 1 LOB: 1 BB: 0 P: 17	R: 2 E: 0 K: 1 S: 14	H: 2 LOB: 1 BB: 1 P: 22	1B: 7 2B: 2 3B: 0 HR: 0	SF: 0 SAC: 0 DP: 0 HBP: 0	WP: 0 PA: 37 PB: 0 CS: 2 SB: 0														
PITCHER	IP WLS BF H R ER SO BB IBB HBP BLK WP HR S P ERA WHIP																																
David Wells, L (1, 1) ERA: 3.0	6.0	23	5	2	2	5	0	0	0	0	0	0	0	57	82	3.00	0.833																
Paul Quantrill, R (7, 1) ERA:	2.0	8	2	0	0	3	0	0	0	0	0	0	0	26	34	0.00	1.000																
Billy Koch, R (9, 1) ERA: 18.0	1.0	6	2	2	2	1	1	0	0	0	0	0	0	14	22	18.00	3.000																

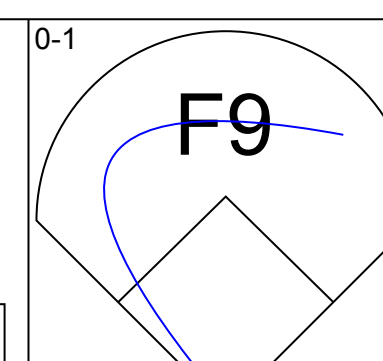
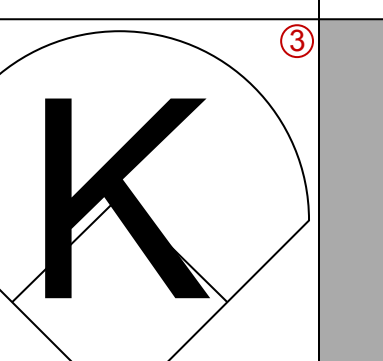
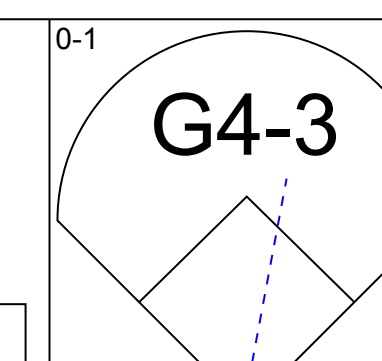
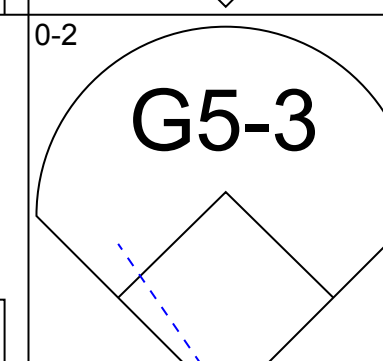
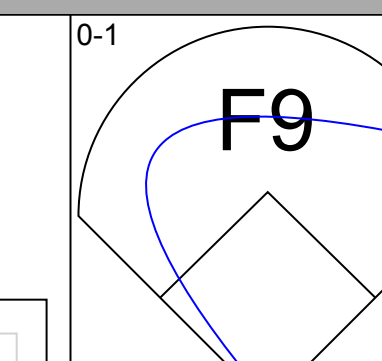
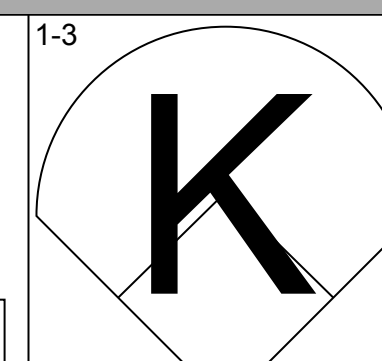
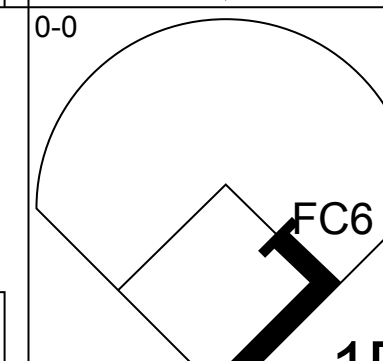
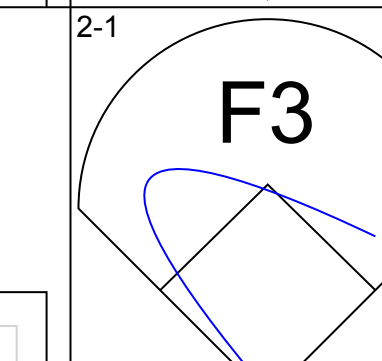
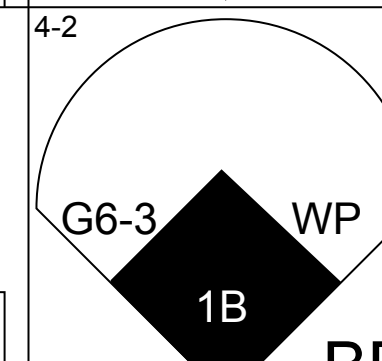
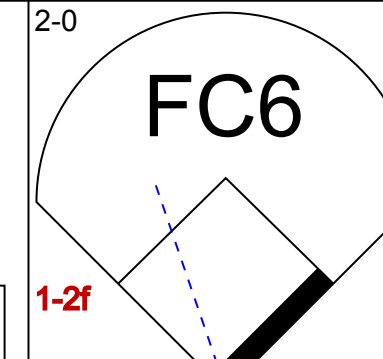
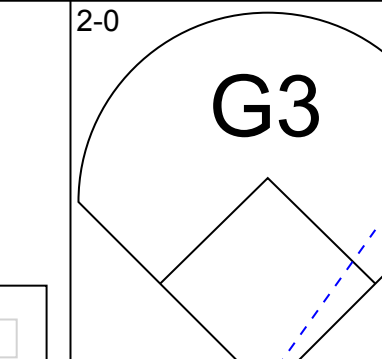
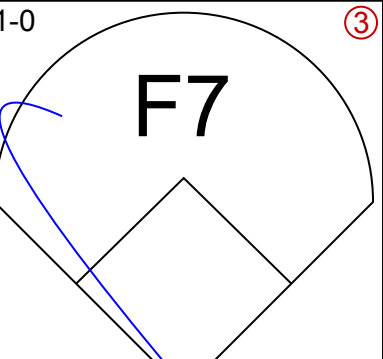
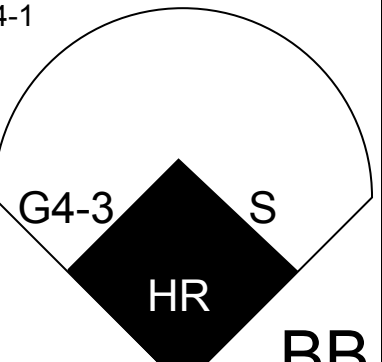
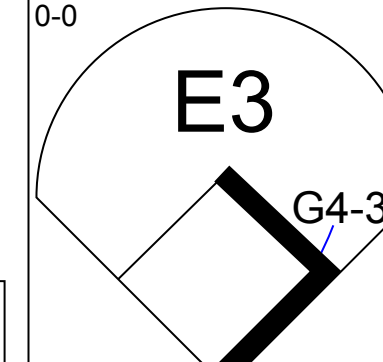
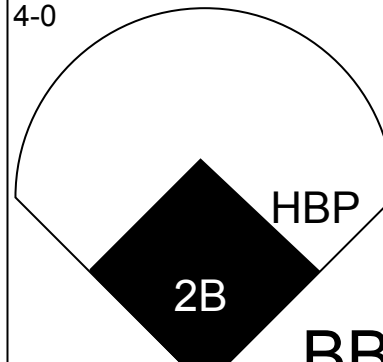
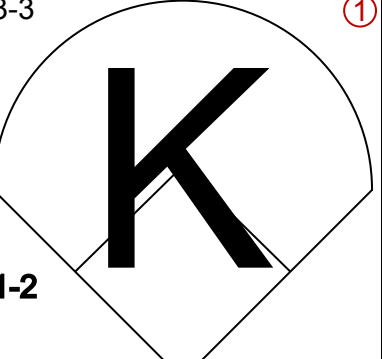
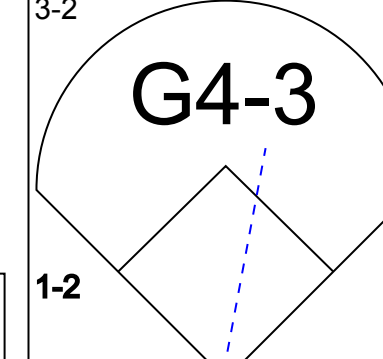
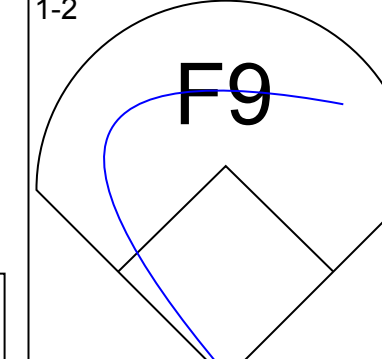
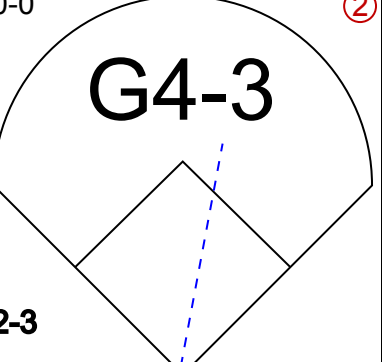
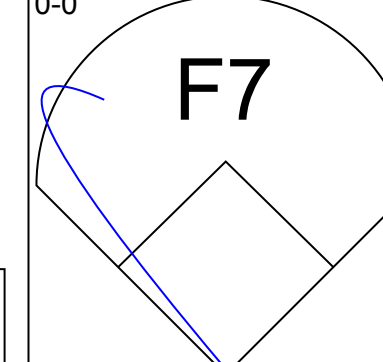
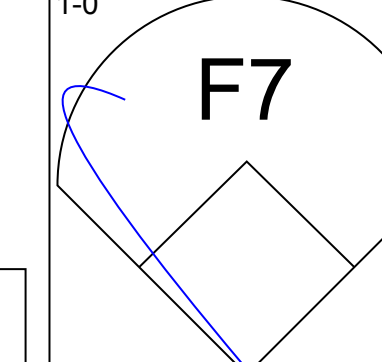
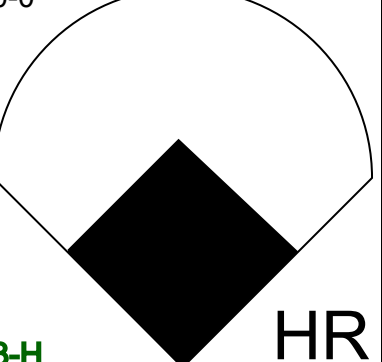
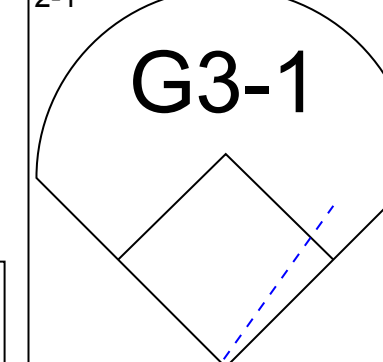
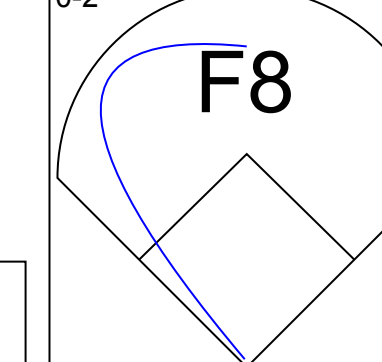
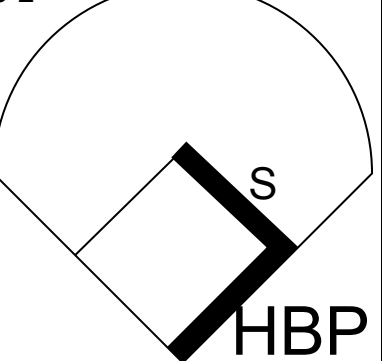
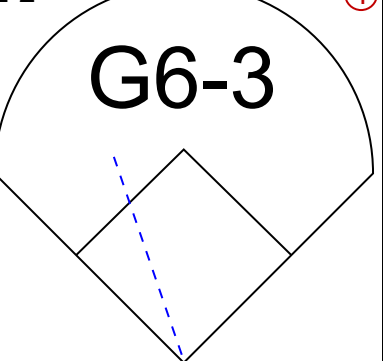
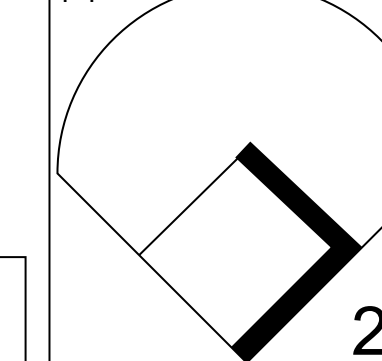
Batter	1	2	3	4	5	6	7	8	9	AB	R	H	RBI	BB	SO	LOB	BOTTOM																	
Shannon Stewart, R (1, 7) OBP: 0.667, SLG: 2.667	HR		F7					SH		3	2	2	2	0	0	1	Kansas City Royals @ Toronto Blue Jays SkyDome, Toronto, ON Mon Apr 03 2000, 4:05 PM EDT Att: 40,898 - Dome - 72 F																	
Homer Bush, R (1, 4)	K		G6-3		G6-3			G4-6-3		4	0	0	0	0	1	3																		
Raul Mondesi, R (1, 9)	K				G6-3			K		4	0	0	0	0	2	1																		
Carlos Delgado, L (1, 3)	L4				G6-3			G5-3		4	0	0	0	0	1	0																		
Brad Fullmer, L (1, 10) OBP: 0.250, SLG: 0.250		F8			HR			G4-3		4	1	1	0	0	0	0																		
Tony Batista, R (1, 5) OBP: 0.750, SLG: 2.250	F3				HR				F5	4	2	3	3	0	0	0																		
Darrin Fletcher, L (1, 2)	F7				HR				HR	3	0	0	0	0	0	0																		
José Cruz Jr., S (1, 8)			K					G4-3		3	0	0	0	0	1	0																		
Alex Gonzalez, R (1, 6) OBP: 0.667, SLG: 1.000								L4		3	0	2	0	0	0	0																		
Inning Stats	R: 1 E: 0 K: 2 S: 13	H: 1 LOB: 0 BB: 0 P: 20	R: 0 E: 0 K: 0 S: 3	H: 0 LOB: 0 BB: 0 P: 5	R: 0 E: 0 K: 1 S: 14	H: 1 LOB: 1 BB: 0 P: 22	R: 2 E: 0 K: 0 S: 10	H: 2 LOB: 0 BB: 0 P: 17	R: 1 E: 0 K: 0 S: 11	H: 1 LOB: 0 BB: 0 P: 16	R: 0 E: 0 K: 0 S: 10	H: 0 LOB: 0 BB: 0 P: 13	R: 0 E: 0 K: 0 S: 4	H: 1 LOB: 0 BB: 0 P: 6	R: 0 E: 1 K: 1 S: 11	H: 1 LOB: 1 BB: 0 P: 14		R: 1 E: 0 K: 1 S: 7	H: 1 LOB: 0 BB: 0 P: 11	1B: 3 2B: 1 3B: 0 HR: 4	SF: 0 SAC: 1 DP: 1 HBP: 0	WP: 0 PA: 33 PB: 0 CS: 0												
PITCHER	IP WLS BF H R ER SO BB IBB HBP BLK WP HR S P ERA WHIP																																	
Jeff Suppan, R (1, 1) ERA: 7.2	5.0	20	5	4	4	3	0	0	0	0	0	0	0	3	51	80	7.20	1.000																
49 Chris Fussell, R (6, 1) ERA:	3.0	10	2	0	0	1	0	0	0	0	0	0	0	25	33	0.00	0.667																	
Jerry Spradlin, R (9, 1) ERA: 13.5	0.2	3	1	1	1	1	0	0	0	0	0	1	7	11	13.50	1.500																		

Batter	1	2	3	4	5	6	7	8	9	AB	R	H	RBI	BB	SO	LOB	TOP					
Johnny Damon, L (1,7)																	4 0 0 0 0 1 2					
Carlos Febles, R (1,4) OBP: 0.375, SLG: 0.286																	3 0 1 1 0 0 0					
Carlos Beltrán, S (1,8) OBP: 0.250, SLG: 0.250																	4 0 0 0 0 1 4					
Jemaine Dye, R (1,9) OBP: 0.375, SLG: 0.857																	3 1 1 1 1 0 2					
29 Mike Sweeney, R (1,3) OBP: 0.375, SLG: 0.500																	4 0 1 0 0 1 1					
Joe Randa, R (1,5) OBP: 0.500, SLG: 0.571																	4 1 2 0 0 0 1					
Mark Quinn, R (1,10) OBP: 0.250, SLG: 0.375																	4 1 1 0 0 0 3					
Brian Johnson, R (1,2) OBP: 0.167, SLG: 0.200																	2 0 1 1 0 0 0					
Gregg Zaun, S (9,PH) OBP: 0.500, SLG: 0.500																	1 0 0 0 0 0 1					
Rey Sanchez, R (1,6)																	2 0 0 0 0 0 1					
Inning Stats	R: 0 E: 0 K: 2 S: 8	H: 0 LOB: 0 BB: 0 P: 12	R: 0 E: 0 K: 1 S: 12	H: 0 LOB: 1 BB: 1 P: 23	R: 0 E: 0 K: 0 S: 7	H: 0 LOB: 0 BB: 0 P: 9	R: 1 E: 0 K: 0 S: 11	H: 1 LOB: 0 BB: 0 P: 17	R: 2 E: 0 K: 0 S: 9	H: 3 LOB: 2 BB: 0 P: 15	R: 0 E: 0 K: 0 S: 11	H: 0 LOB: 0 BB: 0 P: 15	R: 0 E: 0 K: 0 S: 6	H: 1 LOB: 0 BB: 0 P: 8	R: 0 E: 1 K: 0 S: 9	H: 0 LOB: 1 BB: 0 P: 14	R: 0 E: 0 K: 0 S: 6	H: 2 LOB: 1 BB: 0 P: 7	1B: 4 2B: 2 3B: 0 HR: 1	SF: 1 SAC: 0 DP: 3 HBP: 2	WP: 1 PB: 0 CS: 0	PA: 35
PITCHER	IP	WLS	BF	H	R	ER	SO	BB	IBB	HBP	BLK	WP	HR	S	P	ERA	WHIP					
32 Roy Halladay, R (1,1) ERA: 3.86	7.0	W	27	5	3	3	3	1	0	1	0	1	1	64	99	3.86	0.857					
Pedro Borbon, L (8,1)	0.0		1	0	0	0	0	0	0	0	0	0	0	2	2	∞	∞					
John Frascatore, R (8,1)	1.0	H	3	0	0	0	0	0	0	1	0	0	0	7	12	0.00	0.000					
Billy Koch, R (9,1) ERA: 9.0	1.0	S	4	2	0	0	0	0	0	0	0	0	0	6	7	0.00	2.000					

Kansas City Royals @ Toronto Blue Jays
SkyDome, Toronto, ON
Tue Apr 04 2000, 7:05 PM EDT
Att: 13,514 - Dome - 72 F

AB 31
R 3
H 7
RBI 3
BB 1
SO 3
LOB 15



Batter	1	2	3	4	5	6	7	8	9	AB	R	H	RBI	BB	SO	LOB	BOTTOM					
Shannon Stewart, R (1,7) OBP: 0.375, SLG: 1.500																	5 1 1 1 0 1 4					
Homer Bush, R (1,4)																	4 0 0 0 0 1 0					
Raul Mondesi, R (1,9) OBP: 0.375, SLG: 0.429																	3 1 2 0 1 0 0					
Carlos Delgado, L (1,3)																	4 0 0 0 0 0 3					
Brad Fullmer, L (1,10) OBP: 0.500, SLG: 0.333																	2 2 1 1 2 0 0					
Tony Batista, R (1,5) OBP: 0.500, SLG: 1.286																	3 1 0 0 0 1 3					
Darrin Fletcher, L (1,2) OBP: 0.143, SLG: 0.286																	4 0 1 2 0 0 2					
José Cruz Jr., S (1,8) OBP: 0.286, SLG: 0.667																	3 1 1 2 1 0 1					
Alex Gonzalez, R (1,6) OBP: 0.571, SLG: 0.833																	3 0 1 0 0 1 2					
Inning Stats	R: 0 E: 0 K: 0 S: 7	H: 1 LOB: 1 BB: 0 P: 9	R: 2 E: 0 K: 2 S: 12	H: 1 LOB: 1 BB: 1 P: 25	R: 0 E: 0 K: 0 S: 5	H: 0 LOB: 0 BB: 0 P: 9	R: 0 E: 1 K: 0 S: 8	H: 0 LOB: 1 BB: 0 P: 13	R: 1 E: 0 K: 0 S: 11	H: 2 LOB: 1 BB: 0 P: 19	R: 2 E: 0 K: 1 S: 10	H: 1 LOB: 1 BB: 2 P: 21	R: 1 E: 0 K: 1 S: 12	H: 1 LOB: 1 BB: 1 P: 20	R: 0 E: 0 K: 0 S: 8	H: 1 LOB: 1 BB: 0 P: 10	R: 0 E: 0 K: 0 S: 8	H: 1 LOB: 1 BB: 0 P: 10	1B: 2 2B: 3 3B: 0 HR: 2	SF: 0 SAC: 0 DP: 1 HBP: 2	WP: 2 PB: 0 CS: 0	PA: 37
PITCHER	IP	WLS	BF	H	R	ER	SO	BB	IBB	HBP	BLK	WP	HR	S	P	ERA	WHIP					
Jay Witasick, R (1,1) ERA: 9.0	5.0	L	25	5	5	5	2	2	0	0	0	2	0	44	81	9.00	1.400					
Dan Reichert, R (6,1) ERA: 4.5	2.0		8	1	1	1	2	2	0	0	0	2	0	21	35	4.50	1.500					
Jerry Spradlin, R (8,1) ERA: 5.4	1.0		4	1	0	0	0	0	0	0	0	0	0	8	10	0.00	1.000					

Kansas City Royals @ Toronto Blue Jays
SkyDome, Toronto, ON
Tue Apr 04 2000, 7:05 PM EDT
Att: 13,514 - Dome - 72 F

AB 31
R 6
H 7
RBI 6
BB 4
SO 4
LOB 15



Batter	1	2	3	4	5	6	7	8	9	AB	R	H	RBI	BB	SO	LOB	TOP				
Johnny Damon, L (1, 7)	1-1 F9		3-2 G3			3-2 F7		0-2 G6-3	2-3 K	5	0	0	0	0	1	0					
Carlos Febles, R (1, 4) OBP: 0.250, SLG: 0.182	0-2 G4-3		2-2 F9			2-0 F8		1-2 F8		4	0	0	0	0	0	0					
Carlos Beltrán, S (1, 8) OBP: 0.250, SLG: 0.250	0-3 K			2-2 F8		2-0 G2-3		0-0 BB	29 BB	4	1	1	0	0	1	0					
Jermaine Dye, R (1, 9) OBP: 0.417, SLG: 0.700		2-3 K		0-0 G5-3			3-2	4-2 BB	29 BB	3	0	1	0	1	1	0					
29 Mike Sweeney, R (1, 3) OBP: 0.417, SLG: 0.727 Dave McCarty, R (8, 3)		1-3 K		2-0		2-2 G4-3		4-1 BB	BB	3	1	1	1	1	1	1					
Joe Randa, R (1, 5) OBP: 0.583, SLG: 1.200		0-0		HR		0-0 P4		4-0	BB	3	2	2	3	1	0	0					
Mark Quinn, R (1, 10) OBP: 0.333, SLG: 0.364		4-2				2-1 F9		2-2	BB	3	0	1	0	1	0	3					
Brian Johnson, R (1, 2) OBP: 0.200, SLG: 0.222		0-2 L6				2-1 G6-3		2-1	G6-3	4	0	1	0	0	0	1					
Rey Sanchez, R (1, 6)			2-0 L9			0-0 F8		3-1 L9		4	0	0	0	0	0	2					
Inning Stats	R: 0 E: 0 K: 1 S: 8	H: 0 LOB: 0 BB: 0 P: 9	R: 1 E: 0 K: 2 S: 14	H: 1 LOB: 1 BB: 1 P: 21	R: 0 E: 0 K: 0 S: 9	H: 0 LOB: 0 BB: 0 P: 16	R: 1 E: 0 K: 0 S: 6	H: 1 LOB: 0 BB: 0 P: 10	R: 0 E: 0 K: 0 S: 5	H: 0 LOB: 0 BB: 0 P: 9	R: 0 E: 0 K: 0 S: 7	H: 0 LOB: 0 BB: 0 P: 14	R: 1 E: 0 K: 0 S: 19	H: 4 LOB: 2 BB: 0 P: 33	R: 1 E: 0 K: 0 S: 12	H: 1 LOB: 3 BB: 3 P: 27	R: 0 E: 0 K: 1 S: 7	H: 0 LOB: 0 BB: 0 P: 9	1B: 4 2B: 0 3B: 0 HR: 3	SF: 0 SAC: 0 DP: 1 HBP: 0	WP: 0 PA: 37 PB: 0 SB: 0 CS: 0
PITCHER	IP WLS BF H R ER SO BB IBB HBP BLK WP HR S P ERA WHIP																				
Chris Carpenter, R (1, 1) ERA: 4.05	6.2 L 24 4 3 3 3 1 0 0 0 0 0 3 61 98 4.05 0.750																				
Pete Munro, R (7, 1) ERA:	0.1 3 2 0 0 0 0 0 0 0 0 0 0 7 14 0.00 6.000																				
Lance Painter, L (8, 1) ERA: 13.5	0.2 3 1 1 1 0 0 0 0 0 0 0 0 7 8 13.50 1.500																				
Paul Quantrill, R (8, 1) ERA:	1.1 7 0 0 0 1 3 0 0 0 0 0 0 12 28 0.00 2.250																				

Kansas City Royals @ Toronto Blue Jays
SkyDome, Toronto, ON
Wed Apr 05 2000, 7:05 PM EDT
Att: 14,957 - Dome - 72 F

AB 33
R 4
H 7
RBI 4
BB 4
SO 4
LOB 7



Batter	1	2	3	4	5	6	7	8	9	AB	R	H	RBI	BB	SO	LOB	BOTTOM				
Shannon Stewart, R (1, 7) OBP: 0.333, SLG: 1.091	1-2 S		0-0 L4			1-0 F9	1-2 F8			3	0	0	0	0	0	2					
Homer Bush, R (1, 4) OBP: 0.250, SLG: 0.100	2-3 HBP			1-1		4-1		4-2	CS	2	0	1	0	2	1	1					
Raul Mondesi, R (1, 9) OBP: 0.250, SLG: 0.273	3-2 G6-3			2-2 G6-4-3		0-1 G1-3		2-3	BB	4	0	0	0	0	1	4					
Carlos Delgado, L (1, 3)	2-2 G6-3			2-1 F7			4-0	3-1	BB	3	1	0	0	1	0	1					
Tony Batista, R (1, 5) OBP: 0.500, SLG: 1.364		1-1 G6-3			1-0 G5-3		2-2	2-2	HR	4	2	2	2	0	0	0					
Marty Cordova, R (1, 10)		0-1 G5-3			1-3 K		4-0		BB	2	0	0	0	0	1	0					
Brad Fullmer, L (7, PH) OBP: 0.500, SLG: 0.286							0-0	4-1	BB	1	0	0	0	1	1	0					
José Cruz Jr., S (1, 8) OBP: 0.364, SLG: 0.556		2-2 F9			0-0		0-0	4-1	BB	3	0	1	0	1	0	2					
Alex Gonzalez, R (1, 6) OBP: 0.455, SLG: 0.600			1-1 F3		0-3 K		1-1	0-2	BB	4	0	1	1	0	1	2					
Alberto Castillo, R (1, 2)			3-2 L5			1-1 F8		0-0	G3	2	0	0	0	0	0	0					
Darin Fletcher, L (7, PH) OBP: 0.111, SLG: 0.222							0-1	1-2	G3	2	0	0	0	0	0	3					
Inning Stats	R: 0 E: 0 K: 1 S: 12	H: 0 LOB: 1 BB: 0 P: 20	R: 0 E: 0 K: 0 S: 7	H: 0 LOB: 0 BB: 0 P: 10	R: 0 E: 0 K: 0 S: 7	H: 1 LOB: 0 BB: 0 P: 11	R: 0 E: 0 K: 0 S: 8	H: 1 LOB: 0 BB: 0 P: 13	R: 0 E: 0 K: 2 S: 8	H: 1 LOB: 1 BB: 0 P: 10	R: 0 E: 0 K: 0 S: 6	H: 0 LOB: 1 BB: 1 P: 12	R: 2 E: 0 K: 0 S: 11	H: 2 LOB: 2 BB: 2 P: 23	R: 0 E: 0 K: 1 S: 8	H: 0 LOB: 1 BB: 1 P: 17	R: 1 E: 0 K: 1 S: 12	H: 1 LOB: 1 BB: 1 P: 20	1B: 3 2B: 1 3B: 0 HR: 1	SF: 0 SAC: 0 DP: 1 HBP: 1	WP: 0 PA: 36 PB: 0 SB: 2 CS: 1
PITCHER	IP WLS BF H R ER SO BB IBB HBP BLK WP HR S P ERA WHIP																				
50 José Rosado, L (1, 1) ERA: 3.0	6.0 W 23 3 2 2 3 2 0 0 0 0 0 0 51 85 3.00 0.833																				
Jose Santiago, R (7, 1) ERA:	2.0 H 8 1 0 0 1 2 0 0 0 0 0 0 16 31 0.00 1.500																				
Ricky Bottalico, R (8, 1) ERA: 9.0	1.0 S 5 1 1 1 1 1 0 0 0 0 0 1 12 20 9.00 2.000																				

Kansas City Royals @ Toronto Blue Jays
SkyDome, Toronto, ON
Wed Apr 05 2000, 7:05 PM EDT
Att: 14,957 - Dome - 72 F

AB 30
R 3
H 5
RBI 3
BB 5
SO 5
LOB 15



Batter	1	2	3	4	5	6	7	8	9	AB	R	H	RBI	BB	SO	LOB	TOP					
Todd Walker, L (1.4) OBP: 0.250, SLG: 0.375	F7		G3-1				G6-3		FC4-6	5	1	1	1	0	0	1						
Denny Hocking, S (1.6) OBP: 0.400, SLG: 0.900	F8		K				K			4	0	1	0	0	2	0						
Matt Lawton, L (1.9) OBP: 0.321, SLG: 0.360	G1									3	1	0	0	1	0	1						
David Ortiz, L (1.3) OBP: 0.429, SLG: 0.455 Ron Coomer, R (6.3) OBP: 0.293, SLG: 0.176										1	0	1	0	2	0	0						
Corey Koskie, L (1.5) OBP: 0.350, SLG: 0.444										1	0	0	0	0	0	0						
Butch Huskey, R (1.10) OBP: 0.143, SLG: 0.150										4	0	1	0	0	1	4						
Jacque Jones, L (1.7) OBP: 0.417, SLG: 0.583										4	0	1	1	0	1	4						
Marcus Jensen, S (1.2) OBP: 0.250, SLG: 0.250										4	0	0	0	0	1	4						
Tori Hunter, R (1.8) OBP: 0.350, SLG: 0.333										4	0	1	0	0	1	0						
Inning Stats	R: 0 E: 0 K: 0 S: 4	H: 0 LOB: 0 BB: 0 P: 8	R: 0 E: 0 K: 2 S: 19	H: 1 LOB: 2 BB: 1 P: 28	R: 0 E: 0 K: 2 S: 8	H: 0 LOB: 0 BB: 0 P: 14	R: 1 E: 0 K: 1 S: 11	H: 1 LOB: 1 BB: 1 P: 19	R: 1 E: 0 K: 0 S: 10	H: 2 LOB: 1 BB: 0 P: 15	R: 0 E: 0 K: 1 S: 11	H: 1 LOB: 2 BB: 1 P: 17	R: 0 E: 0 K: 1 S: 7	H: 0 LOB: 0 BB: 0 P: 9	R: 0 E: 1 K: 1 S: 9	H: 0 LOB: 1 BB: 0 P: 13	R: 0 E: 0 K: 1 S: 10	H: 1 LOB: 1 BB: 0 P: 14	1B: 3 2B: 1 3B: 1 HR: 1	SF: 0 SAC: 0 DP: 0 HBP: 0	WP: 0 PB: 0 SB: 0 CS: 0	PA: 37
PITCHER	IP	WLS	BF	H	R	ER	SO	BB	IBB	HBP	BLK	WP	HR	S	P	ERA	WHIP					
Jeff Suppan, R (1.1) ERA: 4.91	6.0	W	26	5	2	2	6	3	0	0	0	0	1	63	101	3.00	1.333					
Jose Santiago, R (7.1) ERA:	3.0	S	11	1	0	0	2	0	0	0	0	0	0	26	36	0.00	0.333					

Minnesota Twins @ Kansas City Royals
Kauffman Stadium, Kansas City, MO
Sat Apr 08 2000, 1:05 PM CDT
Att: 17,133 - Sunny - 60 F

AB 34
R 2
H 6
RBI 2
BB 3
SO 8
LOB 19



Batter	1	2	3	4	5	6	7	8	9	AB	R	H	RBI	BB	SO	LOB	BOTTOM				
Johnny Damon, L (1.7) OBP: 0.207, SLG: 0.321	SF9		F8				SF8			3	2	2	1	0	0	0					
Carlos Febles, R (1.4) OBP: 0.407, SLG: 0.348	L6									4	0	1	0	0	0	2					
Carlos Beltrán, S (1.8) OBP: 0.259, SLG: 0.320	SF9									3	1	2	2	0	0	0					
Jermaine Dye, R (1.9) OBP: 0.481, SLG: 0.833	F7									4	0	2	1	0	0	1					
29 Mike Sweeney, R (1.3) OBP: 0.440, SLG: 0.833 Dave McCarty, R (9.3)										4	0	0	0	0	0	3					
Joe Randa, R (1.5) OBP: 0.538, SLG: 0.773										0	0	0	0	0	0	0					
Joe Randa, R (1.5) OBP: 0.538, SLG: 0.773										4	1	1	0	0	0	1					
Mark Quinn, R (1.10) OBP: 0.333, SLG: 0.286										3	0	0	0	0	0	1					
Gregg Zaun, S (1.2) OBP: 0.417, SLG: 0.364										3	1	1	0	0	1	0					
Rey Sanchez, R (1.6) OBP: 0.286, SLG: 0.263										3	0	1	1	0	0	0					
Inning Stats	R: 1 E: 0 K: 0 S: 8	H: 1 LOB: 0 BB: 0 P: 11	R: 0 E: 0 K: 0 S: 6	H: 0 LOB: 0 BB: 0 P: 10	R: 0 E: 0 K: 1 S: 5	H: 0 LOB: 0 BB: 0 P: 8	R: 0 E: 1 K: 0 S: 8	H: 1 LOB: 1 BB: 0 P: 14	R: 0 E: 0 K: 0 S: 5	H: 0 LOB: 0 BB: 0 P: 8	R: 2 E: 0 K: 0 S: 16	H: 3 LOB: 1 BB: 0 P: 25	R: 2 E: 0 K: 0 S: 11	H: 4 LOB: 2 BB: 0 P: 13	R: 0 E: 0 K: 0 S: 10	H: 1 LOB: 1 BB: 0 P: 12	1B: 7 2B: 2 3B: 1 HR: 0	SF: 2 SAC: 0 DP: 0 HBP: 0	WP: 0 PB: 0 SB: 2 CS: 0	PA: 33	
PITCHER	IP	WLS	BF	H	R	ER	SO	BB	IBB	HBP	BLK	WP	HR	S	P	ERA	WHIP				
Brad Radke, R (1.1) ERA: 8.74	6.1	L	27	8	5	5	1	0	0	0	0	0	0	3	3	0.00	1.500				
Eddie Guardado, L (7.1) ERA:	0.2		2	1	0	0	0	0	0	0	0	0	0	3	3	0.00	1.500				
LaTroy Hawkins, R (8.1) ERA: 3.6	1.0		4	1	0	0	0	0	0	0	0	0	0	10	12	0.00	1.000				

Minnesota Twins @ Kansas City Royals
Kauffman Stadium, Kansas City, MO
Sat Apr 08 2000, 1:05 PM CDT
Att: 17,133 - Sunny - 60 F

AB 31
R 5
H 10
RBI 5
BB 0
SO 1
LOB 8



Batter	1	2	3	4	5	6	7	8	9	AB	R	H	RBI	BB	SO	LOB	TOP								
Denny Hocking, S OBP: 0.267, SLG: 0.600 (1, 7)	1-2 G6-3		1-2 G5-3			0-1 G6-3	3-1 P6		2-0 P7	5	0	0	0	0	0	1									
Cristian Guzman, S OBP: 0.375, SLG: 0.484 (1, 6)	0-0 F8		2-1 G5-3			0-1 BLK E 1B		3-2 E3	1-2 G4-3	5	1	1	0	0	0	1									
Matt Lawton, L OBP: 0.351, SLG: 0.529 (1, 9)	2-2 G3-1			2-2 G6-3		0-1 E6 2B		1-3 K		4	1	1	1	0	1	0									
Butch Huskey, R OBP: 0.207, SLG: 0.357 (1, 10)		2-1 P4		1-2 L4		1-0 F7		2-2 K		4	0	1	0	0	0	1									
Ron Coomer, R OBP: 0.321, SLG: 0.520 (1, 3)		4-2 2B G4-3 BB		2-2 L8		1-2 K		0-3 K		3	1	1	1	1	1	1									
Matthew LeCroy, R OBP: 0.444, SLG: 0.688 (1, 2)		2-1 G4-3 2B			3-2 K	4-2 K			0-3 K	3	0	2	0	1	1	0									
Corey Koskie, L OBP: 0.345, SLG: 0.444 (1, 5)		0-0 G4-3		1-1 F8		0-1 L9		3-2 HR 2B		4	1	1	1	0	0	4									
Tori Hunter, R OBP: 0.346, SLG: 0.417 Jacque Jones, L OBP: 0.387, SLG: 0.710 (7, 7, 8)	2-3 3-H 2-2 G4-3				0-2 P4		1-3 K		1-2 HR	2	0	0	0	0	0	2									
Jason Maxwell, R OBP: 0.167, SLG: 0.167 Todd Walker, L OBP: 0.258, SLG: 0.310 (7, 4)			1-1 L7		2-2 F8		2-3 K		4-1 BLK BB	2	0	0	0	0	0	1									
Inning Stats	R: 0 E: 0 K: 0 S: 7	H: 0 LOB: 0 BB: 0 P: 10	R: 1 E: 0 K: 0 S: 13	H: 1 LOB: 1 BB: 1 P: 23	R: 0 E: 0 K: 0 S: 7	H: 0 LOB: 0 BB: 0 P: 11	R: 0 E: 0 K: 0 S: 11	H: 0 LOB: 0 BB: 0 P: 16	R: 0 E: 0 K: 0 S: 13	H: 1 LOB: 1 BB: 0 P: 19	R: 2 E: 1 K: 0 S: 15	H: 3 LOB: 2 BB: 0 P: 21	R: 0 E: 0 K: 2 S: 8	H: 0 LOB: 0 BB: 0 P: 14	R: 0 E: 1 K: 2 S: 16	H: 1 LOB: 1 BB: 0 P: 20	R: 2 E: 0 K: 1 S: 14	H: 2 LOB: 1 BB: 1 P: 25	1B: 3 2B: 4 3B: 0 HR: 1	SF: 0 SAC: 0 DP: 0 HBP: 0	WP: 0 PB: 0 SB: 0 CS: 0	PA: 38			
PITCHER	IP	WLS	BF	H	R	ER	SO	BB	IBB	HBP	BLK	WP	HR	S	P	ERA	WHIP								
50 José Rosado, L ERA: 3.75 Dan Reichert, R ERA: 1.8 Ricky Bottalico, R ERA: 13.5	(1, 1)	6.0	25	5	3	3	0	2	0	0	1	0	0	66	100	4.50	1.167								

Minnesota Twins @ Kansas City Royals
Kauffman Stadium, Kansas City, MO
Mon Apr 10 2000, 1:05 PM CDT
Att: 13,252 - Sunny - 60 F

AB 35
R 5
H 8
RBI 5
BB 3
SO 5
LOB 11



Batter	1	2	3	4	5	6	7	8	9	AB	R	H	RBI	BB	SO	LOB	BOTTOM								
Johnny Damon, L OBP: 0.256, SLG: 0.417 (1, 7)	1-2 SH1-3 G6-3 2B		1-3 K		0-0 G3-1	0-3 K			2-1 HR	5	2	2	1	0	2	3									
Carlos Febles, R OBP: 0.371, SLG: 0.323 (1, 4)	1-0 SH1-3		1-1 1B		1-1 F9	1-3 K				3	0	1	0	0	1	2									
Carlos Beltrán, S OBP: 0.278, SLG: 0.441 (1, 8)	2-0 G6-3		2-1 G6-4-3 1B		1-1 E1 FC5		1-1 B5			4	0	1	2	0	0	0									
Jermaine Dye, R OBP: 0.486, SLG: 0.871 (1, 9)	3-H 2-0 K		0-0 G6-4-3		4-0 K FC5		3-2 F2			3	0	1	0	1	0	2									
29 Mike Sweeney, R OBP: 0.394, SLG: 0.813 Dave McCarty, R OBP: 0.200, SLG: 0.200 (1, 3)	1-2 F3			1-1 1B FC1-2	0-2 FC5		2-0 F9			4	0	1	0	0	0	3									
Joe Randa, R OBP: 0.500, SLG: 0.700 (1, 5)		2-1 FC4-6 1B		0-0 FC1-5-2 WP		1-3 K		1-2 2B		4	2	3	0	0	1	0									
Mark Quinn, R OBP: 0.357, SLG: 0.490 (1, 10)		1-0 FC4-6 G6-4-3		1-1 FC1-5-2 WP		0-0 K		1-1 FC1-3 2B		4	1	2	1	0	0	3									
Brian Johnson, R OBP: 0.286, SLG: 0.421 (1, 2)		0-0 G6-4-3		1-3 3-H G4-6-3		1-0 K		0-2 FC1-3 G6-4-3		3	0	1	1	1	0	2									
Jeff Reboulet, R OBP: 0.500, SLG: 0.500 (1, 6)			1-2 1B		2-3 3-H G4-6-3		0-1 K		1-2 G6-4-3	4	1	2	0	0	0	3									
Inning Stats	R: 1 E: 0 K: 0 S: 10	H: 2 LOB: 1 BB: 0 P: 17	R: 0 E: 0 K: 0 S: 4	H: 1 LOB: 0 BB: 0 P: 7	R: 1 E: 0 K: 1 S: 11	H: 3 LOB: 1 BB: 0 P: 16	R: 1 E: 0 K: 0 S: 9	H: 2 LOB: 1 BB: 1 P: 17	R: 0 E: 0 K: 3 S: 15	H: 3 LOB: 2 BB: 0 P: 18	R: 0 E: 0 K: 0 S: 7	H: 0 LOB: 0 BB: 0 P: 13	R: 1 E: 0 K: 0 S: 14	H: 2 LOB: 0 BB: 0 P: 17	R: 1 E: 0 K: 0 S: 2	H: 1 LOB: 0 BB: 0 P: 4	1B: 7 2B: 6 3B: 0 HR: 1	SF: 0 SAC: 1 DP: 4 HBP: 0	WP: 1 PB: 0 SB: 1 CS: 0	PA: 37					
PITCHER	IP	WLS	BF	H	R	ER	SO	BB	IBB	HBP	BLK	WP	HR	S	P	ERA	WHIP								
Sean Bergman, R ERA: 9.72 LaTroy Hawkins, R ERA: 4.7	(1, 1)	5.1	27	11	4	4	2	2	0	0	0	0	0	49	80	6.75	2.438								
LaTroy Hawkins, R ERA: 4.7	(6, 1)	2.2	10	3	2	2	2	0	0	0	0	0	1	31	43	6.75	1.125								

Minnesota Twins @ Kansas City Royals
Kauffman Stadium, Kansas City, MO
Mon Apr 10 2000, 1:05 PM CDT
Att: 13,252 - Sunny - 60 F

AB 34
R 6
H 14
RBI 5
BB 2
SO 4
LOB 18



Batter	1	2	3	4	5	6	7	8	9	10	11	12	AB	R	H	RBI	BB	SO	LOB	TOP		
Brady Anderson, L (1.8) OBP: 0.397, SLG: 0.375	F8	1B			HR				1B				5	1	3	3	1	1	0			
Delino DeShields, L (1.4) OBP: 0.382, SLG: 0.400	BB	G4-3						2B	1B				5	1	1	0	1	1	3			
B.J. Surhoff, L (1.7) OBP: 0.333, SLG: 0.355	F8				G3-1			F7		P4		CS	G6-3	6	0	0	0	0	0	3		
Albert Belle, R (1.9) OBP: 0.455, SLG: 0.704	F8						F8	1B	2B				6	0	3	1	0	0	1			
Harold Baines, L (1.10) OBP: 0.217, SLG: 0.182		F7			K		BB	WP	1B				6	0	2	0	0	1	3			
Cal Ripken Jr, R (1.5) OBP: 0.289, SLG: 0.478		HR			G6-3			F9	K				5	1	1	1	0	1	3			
Will Clark, L (1.3) OBP: 0.581, SLG: 0.619		2B			F8			BB	IBB				3	1	0	0	2	0	0			
Charles Johnson, R (1.2) OBP: 0.360, SLG: 0.826		P6			F8				K				4	0	0	0	1	1	1			
Mike Bordick, R (1.6) OBP: 0.345, SLG: 0.615		1B			F8				K				5	1	1	0	0	1	3			
Inning Stats	R: 0 E: 0 K: 10	H: 0 LOB: 1 BB: 1 P: 19	R: 3 E: 0 K: 12	H: 3 LOB: 1 BB: 1 P: 22	R: 0 E: 0 K: 5	H: 0 LOB: 0 BB: 0 P: 7	R: 0 E: 0 K: 6	H: 0 LOB: 0 BB: 0 P: 7	R: 1 E: 0 K: 14	H: 1 LOB: 3 BB: 0 P: 21	R: 0 E: 0 K: 7	H: 3 LOB: 2 BB: 0 P: 25	R: 0 E: 0 K: 15	H: 2 LOB: 2 BB: 0 P: 24	R: 0 E: 0 K: 6	H: 0 LOB: 0 BB: 1 P: 13	R: 0 E: 0 K: 7	H: 1 LOB: 0 BB: 0 P: 13	1B: 7 2B: 2 3B: 0 HR: 2	SF: 0 SAC: 0 DP: 1 HBP: 0	WP: 1 PB: 0 SB: 0 CS: 0	PA: 51
PITCHER	IP	WLS	BF	H	R	ER	SO	BB	IBB	HBP	BLK	WP	HR	S	P	ERA	WHIP					
Chad Durbin, R (1.1) ERA: 3.96	5.2		26	5	4	4	2	3	0	0	0	0	0	42	64	2.70	1.500					
49 Chris Fussell, R (6.1) ERA: 0.87	3.1		15	5	1	1	4	0	0	0	0	0	0	10	21	0.00	0.500					
Ricky Bottalico, R (10.1) ERA: 0.75	2.0		6	0	0	0	0	1	0	0	0	0	0	7	13	0.00	1.000					
Jose Santiago, R (12.1) ERA:	1.0	W	3	1	0	0	0	0	0	0	0	0	0	7	13	0.00	1.000					

Baltimore Orioles @ Kansas City Royals
Kauffman Stadium, Kansas City, MO

Tue Apr 11 2000, 7:05 PM CDT
Alt: 13,080 - Cloudy - 62 F

AB 45
R 5
H 11
RBI 5
BB 5
SO 6
LOB 17



Batter	1	2	3	4	5	6	7	8	9	10	11	12	AB	R	H	RBI	BB	SO	LOB	BOTTOM		
Johnny Damon, L (1.7) OBP: 0.289, SLG: 0.385	P4		G1-3		G4-6-3		F8		FC6-2		BB		3	0	0	0	3	0	0			
Carlos Febles, R (1.4) OBP: 0.366, SLG: 0.378	F9	2B	B5-3		G4-6-3			G3	FC6-2		IBB		6	0	2	0	0	0	3			
Carlos Beltrán, S (1.8) OBP: 0.286, SLG: 0.436	F9		G3			G3		G3	FC6-2		IBB		5	1	1	0	1	1	3			
Jermaine Dye, R (1.9) OBP: 0.488, SLG: 0.794	FC6-4	BB	G4-3			G3		HR	FC6-2		IBB		3	1	0	0	3	0	4			
29 Mike Sweeney, R (1.3) OBP: 0.359, SLG: 0.789	FC6-4				HR	E5		FC1-2-5	F7				6	2	1	2	0	0	9			
Joe Randa, R (1.5) OBP: 0.525, SLG: 0.778		F8				F8		HR			BLK		6	2	4	3	0	0	1			
Mark Quinn, R (1.10) OBP: 0.353, SLG: 0.419					F7			G5-3	FC6-4		1B		6	0	2	0	0	0	4			
Brian Johnson, R (1.2) OBP: 0.286, SLG: 0.500					F9			G5-3	FC6-4				5	1	1	2	1	1	3			
Rey Sanchez, R (1.6) OBP: 0.241, SLG: 0.222		G6-4-3						P4			G6-3		5	0	0	0	0	0	3			
Inning Stats	R: 0 E: 0 K: 10	H: 1 LOB: 2 BB: 1 P: 18	R: 0 E: 0 K: 8	H: 1 LOB: 1 BB: 1 P: 16	R: 0 E: 0 K: 5	H: 0 LOB: 0 BB: 0 P: 8	R: 1 E: 0 K: 13	H: 2 LOB: 1 BB: 0 P: 23	R: 0 E: 0 K: 4	H: 0 LOB: 0 BB: 0 P: 9	R: 3 E: 0 K: 19	H: 3 LOB: 1 BB: 1 P: 32	R: 0 E: 0 K: 11	H: 1 LOB: 1 BB: 2 P: 15	R: 0 E: 0 K: 10	H: 0 LOB: 2 BB: 0 P: 24	R: 2 E: 0 K: 3	H: 2 LOB: 0 BB: 0 P: 4	1B: 4 2B: 4 3B: 0 HR: 3	SF: 0 SAC: 0 DP: 2 HBP: 0	WP: 0 PB: 0 SB: 3 CS: 0	PA: 53
PITCHER	IP	WLS	BF	H	R	ER	SO	BB	IBB	HBP	BLK	WP	HR	S	P	ERA	WHIP					
Sidney Ponson, R (1.1) ERA: 5.54	7.0		28	5	2	2	0	3	0	0	0	0	1	54	98	2.57	1.143					
Al Reyes, R (8.1) ERA: 5.79	1.0	B	7	3	3	3	0	1	0	0	0	0	1	19	32	27.00	4.000					
B.J. Ryan, L (9.1) ERA:	2.0		10	1	0	0	1	1	1	0	1	0	0	22	40	0.00	1.000					
Chuck McElroy, L (11.1) ERA:	0.2		3	0	0	0	1	1	0	0	0	0	0	9	16	0.00	1.500					
Tim Worrell, R (11.1) ERA: 9.64	0.2	L	5	2	2	2	0	0	1	0	0	0	1	4	12	27.00	3.000					

Baltimore Orioles @ Kansas City Royals
Kauffman Stadium, Kansas City, MO

Tue Apr 11 2000, 7:05 PM CDT
Alt: 13,080 - Cloudy - 62 F

AB 45
R 7
H 11
RBI 7
BB 8
SO 2
LOB 30



Batter	1	2	3	4	5	6	7	8	9	AB	R	H	RBI	BB	SO	LOB	TOP					
Brady Anderson, L OBP: 0.364, SLG: 0.357	G4-3			G3-1				F7		4	0	1	0	1	0	1	Baltimore Orioles @ Kansas City Royals Kauffman Stadium, Kansas City, MO Wed Apr 12 2000, 7:05 PM CDT Att: 15,228 - Sunny - 56 F					
Delino DeShields, L OBP: 0.365, SLG: 0.382	G4-3		P6					F9		4	0	1	0	1	1	2						
B.J. Surhoff, L OBP: 0.316, SLG: 0.314	G4-3		K							4	1	0	0	1	1	3						
Albert Belle, R OBP: 0.421, SLG: 0.613										4	0	0	0	1	1	2						
Harold Baines, L OBP: 0.214, SLG: 0.185	F8			E3						5	1	1	0	0	0	3						
Cal Ripken Jr., R OBP: 0.300, SLG: 0.462		L6								3	1	1	1	1	0	0						
Will Clark, L OBP: 0.543, SLG: 0.542										3	1	0	0	0	3	4						
Charles Johnson, R OBP: 0.379, SLG: 0.852										4	2	2	2	0	0	2						
Mike Bordick, R OBP: 0.364, SLG: 0.633										4	0	2	3	0	1	0						
Inning Stats	R: 0 E: 0 K: 0 S: 6	H: 0 LOB: 2 BB: 2 P: 17	R: 0 E: 0 K: 1 S: 5	H: 0 LOB: 0 BB: 0 P: 7	R: 0 E: 0 K: 2 S: 11	H: 1 LOB: 1 BB: 0 P: 18	R: 3 E: 1 K: 1 S: 16	H: 2 LOB: 1 BB: 1 P: 25	R: 0 E: 0 K: 0 S: 7	H: 1 LOB: 1 BB: 0 P: 8	R: 2 E: 0 K: 1 S: 10	H: 2 LOB: 1 BB: 1 P: 24	R: 1 E: 0 K: 1 S: 14	H: 2 LOB: 2 BB: 1 P: 24	R: 0 E: 0 K: 0 S: 5	H: 0 LOB: 0 BB: 0 P: 8	R: 0 E: 0 K: 1 S: 8	H: 0 LOB: 0 BB: 0 P: 14	1B: 5 2B: 3 3B: 0 HR: 0	SF: 0 SAC: 0 DP: 0 HBP: 1	WP: 0 PB: 0 SB: 4 CS: 1	PA: 41
PITCHER	IP	WLS	BF	H	R	ER	SO	BB	IBB	HBP	BLK	WP	HR	S	P	ERA	WHIP					
Mac Suzuki, R ERA: 5.79	(1, 1)	5.1	26	5	5	2	4	3	0	1	0	0	0	49	85	3.38	1.500					
Jerry Spradlin, R ERA: 2.94	(6, 1)	1.2	9	3	1	1	2	2	0	0	0	0	0	20	38	5.40	3.000					
Jose Santiago, R ERA:	(8, 1)	2.0	W	6	0	0	1	0	0	0	0	0	0	13	22	0.00	0.000					

Batter	1	2	3	4	5	6	7	8	9	AB	R	H	RBI	BB	SO	LOB	BOTTOM					
Johnny Damon, L OBP: 0.265, SLG: 0.357			G4-3							3	0	0	1	0	1	1	Baltimore Orioles @ Kansas City Royals Kauffman Stadium, Kansas City, MO Wed Apr 12 2000, 7:05 PM CDT Att: 15,228 - Sunny - 56 F					
Carlos Febles, R OBP: 0.356, SLG: 0.366	G6-3									4	0	1	0	0	0	2						
Carlos Beltrán, S OBP: 0.261, SLG: 0.395										4	0	0	0	0	1	2						
Jermaine Dye, R OBP: 0.489, SLG: 0.838		G6-3								3	1	1	1	1	0	1						
29 Mike Sweeney, R OBP: 0.372, SLG: 0.780										3	1	1	0	1	1	2						
Joe Randa, R OBP: 0.500, SLG: 0.725										4	1	1	0	0	1	2						
Gregg Zaun, S OBP: 0.438, SLG: 0.357										3	2	1	0	1	1	1						
Scott Pose, L ERA: 3.75	(1, 7)									1	0	0	0	1	0	0						
Mark Quinn, R OBP: 0.389, SLG: 0.469 ERA: 1.42	(7, PH) (8, 7)									1	1	1	1	1	1	0						
Rey Sanchez, R OBP: 0.273, SLG: 0.367	(1, 6)									3	1	2	4	0	0	1						
Inning Stats	R: 0 E: 0 K: 2 S: 9	H: 0 LOB: 0 BB: 0 P: 16	R: 0 E: 0 K: 0 S: 5	H: 1 LOB: 1 BB: 0 P: 8	R: 0 E: 0 K: 0 S: 4	H: 0 LOB: 0 BB: 1 P: 9	R: 0 E: 0 K: 0 S: 13	H: 1 LOB: 1 BB: 0 P: 22	R: 0 E: 0 K: 1 S: 7	H: 0 LOB: 0 BB: 0 P: 12	R: 0 E: 0 K: 0 S: 5	H: 1 LOB: 1 BB: 0 P: 9	R: 4 E: 0 K: 0 S: 17	H: 3 LOB: 1 BB: 2 P: 31	R: 0 E: 0 K: 2 S: 10	H: 0 LOB: 1 BB: 1 P: 15	R: 3 E: 0 K: 0 S: 6	H: 2 LOB: 0 BB: 1 P: 14	1B: 4 2B: 2 3B: 0 HR: 2	SF: 2 SAC: 0 DP: 1 HBP: 0	WP: 2 PB: 0 SB: 1 CS: 0	PA: 36
PITCHER	IP	WLS	BF	H	R	ER	SO	BB	IBB	HBP	BLK	WP	HR	S	P	ERA	WHIP					
Pat Rapp, R ERA: 3.75	(1, 1)	6.0	24	5	3	3	3	2	0	0	0	0	0	49	90	4.50	1.167					
Buddy Groom, L ERA: 1.42	(7, 1)	1.1	7	1	1	1	0	2	0	0	0	0	0	14	24	6.75	2.250					
Mike Trombley, R ERA: 9.0	(8, 1)	0.2	L	5	2	3	3	1	0	0	0	1	1	13	22	40.50	4.500					

AB	35
R	6
H	8
RBI	6
BB	5
SO	7
LOB	17



AB	29
R	7
H	8
RBI	7
BB	5
SO	5
LOB	12



WP	2
PB	0
SB	1
CS	0

Batter	1	2	3	4	5	6	7	8	9	AB	R	H	RBI	BB	SO	LOB	TOP				
Brady Anderson, L (1, 8) OBP: 0.342, SLG: 0.333	L6		G6-3			L3		S 1B E 1B	K	5	1	1	0	0	1	2	Baltimore Orioles @ Kansas City Royals Kauffman Stadium, Kansas City, MO Thu Apr 13 2000, 1:05 PM CDT Att: 23,724 - Sunny - 62 F				
Delino DeShields, L (1, 4) OBP: 0.336, SLG: 0.385	K			K		G4-3		S 2B SF7 1B		5	1	2	0	0	2	1					
B.J. Surhoff, L (1, 7) OBP: 0.326, SLG: 0.350	FC5-4 1B					K		K	F7	5	0	2	0	0	2	4					
Albert Belle, R (1, 9) OBP: 0.381, SLG: 0.559	FC5-4 1-2			G5-3				G6-3	SF7	3	0	0	1	0	0	2					
Harold Baines, L (1, 10) OBP: 0.250, SLG: 0.226 Rich Amaral, R (8, PR) OBP: 0.600, SLG: 0.600		G5-3		P6				FC5-4 1B	S 1B	4	0	2	0	0	0	1					
Cal Ripken Jr., R (1, 5) OBP: 0.285, SLG: 0.400		G5-3				K		F8	K	4	0	0	0	0	2	2					
Will Clark, L (1, 3) OBP: 0.528, SLG: 0.520 Jeff Conine, R (5, PH) OBP: 0.353, SLG: 0.313						K		FC5-4 1-2		1	0	0	0	0	1	0					
Charles Johnson, R (1, 2) OBP: 0.364, SLG: 0.774				K		G6-3			WP 1B	4	1	1	0	0	2	1					
Mike Bordick, R (1, 6) OBP: 0.405, SLG: 0.765				K				G4-3 2B		4	1	3	3	0	1	0					
Inning Stats	R: 0 E: 0 K: 1 S: 10	H: 1 LOB: 1 BB: 0 P: 13	R: 0 E: 0 K: 1 S: 7	H: 0 LOB: 0 BB: 0 P: 11	R: 0 E: 0 K: 2 S: 8	H: 1 LOB: 1 BB: 0 P: 12	R: 0 E: 0 K: 1 S: 9	H: 0 LOB: 0 BB: 0 P: 11	R: 0 E: 0 K: 1 S: 11	H: 1 LOB: 1 BB: 0 P: 14	R: 0 E: 0 K: 0 S: 7	H: 1 LOB: 1 BB: 0 P: 10	R: 4 E: 1 K: 2 S: 16	H: 5 LOB: 2 BB: 0 P: 27	R: 1 E: 0 K: 2 S: 14	H: 3 LOB: 2 BB: 0 P: 21		1B: 9 2B: 2 3B: 0 HR: 1	SF: 1 SAC: 0 DP: 0 HBP: 0	WP: 1 PB: 0 SB: 4 CS: 0	PA: 39
PITCHER	IP	WLS	BF	H	R	ER	SO	BB	IBB	HBP	BLK	WP	HR	S	P	ERA	WHIP				
Jeff Suppan, R (1, 1) ERA: 4.5	7.0		28	7	3	3	8	0	0	0	0	0	1	65	91	3.86	1.000				
Dan Reicher, R (8, 1) ERA: 3.0	1.0	H	5	2	1	1	2	0	0	0	0	0	0	11	18	9.00	2.000				
Ricky Bottalico, R (9, 1) ERA: 7.2	1.0	W	6	3	1	1	2	0	0	0	0	1	0	14	21	9.00	3.000				

Batter	1	2	3	4	5	6	7	8	9	AB	R	H	RBI	BB	SO	LOB	BOTTOM					
Johnny Damon, L (1, 7) OBP: 0.283, SLG: 0.378	1B G6-3	SF8		G5-3			G4-3 S 1B		SH3-4	3	1	2	1	0	0	1	Baltimore Orioles @ Kansas City Royals Kauffman Stadium, Kansas City, MO Thu Apr 13 2000, 1:05 PM CDT Att: 23,724 - Sunny - 62 F					
Carlos Febles, R (1, 4) OBP: 0.360, SLG: 0.356	2B G1-3 29 HR	G5-3				F8	G4-3		1B BB	4	1	1	0	1	0	2						
Carlos Beltrán, S (1, 8) OBP: 0.255, SLG: 0.375	G1-3			G4-3		G3	G4-3		1B	5	0	1	1	0	0	3						
Jermaine Dye, R (1, 9) OBP: 0.449, SLG: 0.756	G6-3			F3		P5	K			4	0	0	1	0	1	2						
29 Mike Sweeney, R (1, 3) OBP: 0.362, SLG: 0.800	HR			K			G4-3		K	4	1	1	2	0	2	0						
Joe Randa, R (1, 5) OBP: 0.479, SLG: 0.682	F8					F9	1B 1B		G5-3	4	0	1	0	0	0	0						
Mark Quinn, R (1, 10) OBP: 0.425, SLG: 0.486				K			1B 1B		1B	3	1	2	0	1	1	0						
Brian Johnson, R (1, 2) OBP: 0.290, SLG: 0.464		F7					K		F9	4	1	1	0	0	1	4						
Rey Sanchez, R (1, 6) OBP: 0.324, SLG: 0.471						L6			SH3-4 1B	4	1	3	1	0	0	2						
Inning Stats	R: 3 E: 0 K: 0 S: 11	H: 3 LOB: 0 BB: 0 P: 16	R: 1 E: 0 K: 0 S: 8	H: 1 LOB: 1 BB: 1 P: 14	R: 0 E: 0 K: 1 S: 9	H: 0 LOB: 0 BB: 0 P: 9	R: 1 E: 0 K: 1 S: 11	H: 2 LOB: 1 BB: 0 P: 15	R: 0 E: 0 K: 0 S: 5	H: 0 LOB: 0 BB: 0 P: 7	R: 0 E: 0 K: 1 S: 14	H: 2 LOB: 2 BB: 0 P: 16	R: 0 E: 0 K: 1 S: 10	H: 1 LOB: 1 BB: 0 P: 13	R: 0 E: 0 K: 1 S: 9	H: 1 LOB: 2 BB: 0 P: 13		R: 1 E: 0 K: 0 S: 5	H: 2 LOB: 2 BB: 1 P: 11	1B: 9 2B: 2 3B: 0 HR: 1	SF: 1 SAC: 1 DP: 0 HBP: 0	WP: 0 PB: 0 SB: 1 CS: 0
PITCHER	IP	WLS	BF	H	R	ER	SO	BB	IBB	HBP	BLK	WP	HR	S	P	ERA	WHIP					
35 Mike Mussina, R (1, 1) ERA: 3.8	8.0		35	10	5	5	5	1	0	0	0	0	0	77	103	5.62	1.375					
B.J. Ryan, L (9, 1) ERA: 2.45	0.1	L	4	2	1	1	0	1	0	0	0	0	0	5	11	27.00	9.000					

AB 38
R 5
H 12
RBI 4
BB 0
SO 12
LOB 14



AB 35
R 6
H 12
RBI 6
BB 2
SO 5
LOB 14



Batter	1	2	3	4	5	6	7	8	9	AB	R	H	RBI	BB	SO	LOB	TOP										
Johnny Damon, L (1, 7) OBP: 0.276, SLG: 0.360										5	0	1	0	0	1	2											
Carlos Febles, R (1, 4) OBP: 0.370, SLG: 0.367										4	0	2	0	0	1	2											
Scott Pose, L (8, PH) OBP: 0.500, SLG: 0.500										1	0	0	0	0	0	2											
Jeff Reboulet, R (8, 4) OBP: 0.500, SLG: 0.500										0	0	0	0	0	0	0											
Carlos Beltrán, S (1, 8) OBP: 0.268, SLG: 0.385										4	0	1	0	1	1	2											
Jemaine Dye, R (1, 9) OBP: 0.444, SLG: 0.705										3	0	0	0	2	0	1											
29 Mike Sweeney, R (1, 3) OBP: 0.346, SLG: 0.735										4	1	0	0	0	1	4											
Joe Randa, R (1, 5) OBP: 0.442, SLG: 0.625										4	0	0	0	0	1	3											
Mark Quinn, R (1, 10) OBP: 0.477, SLG: 0.541										2	2	2	0	2	0	0											
Gregg Zaun, S (1, 2) OBP: 0.421, SLG: 0.529										3	1	1	2	0	0	3											
Brian Johnson, R (7, 2) OBP: 0.291, SLG: 0.448										1	0	0	0	0	1	1											
Rey Sanchez, R (1, 6) OBP: 0.341, SLG: 0.474										4	1	2	2	0	1	1											
Inning Stats	R: 0 E: 0 K: 0 S: 10	H: 1 LOB: 1 BB: 1 P: 18	R: 2 E: 0 K: 0 S: 20	H: 2 LOB: 2 BB: 1 P: 36	R: 0 E: 0 K: 1 S: 6	H: 0 LOB: 0 BB: 0 P: 9	R: 0 E: 0 K: 0 S: 6	H: 1 LOB: 0 BB: 0 P: 10	R: 1 E: 0 K: 2 S: 9	H: 2 LOB: 2 BB: 1 P: 17	R: 2 E: 0 K: 0 S: 10	H: 1 LOB: 0 BB: 1 P: 24	R: 0 E: 0 K: 2 S: 14	H: 1 LOB: 2 BB: 1 P: 24	R: 0 E: 1 K: 2 S: 17	H: 1 LOB: 0 BB: 0 P: 25	R: 0 E: 0 K: 0 S: 11	H: 0 LOB: 0 BB: 0 P: 16	1B: 6 2B: 2 3B: 0 HR: 1	SF: 0 SAC: 0 DP: 1 HBP: 1	WP: 1 PB: 0 SB: 1 CS: 1	PA: 41					
PITCHER	IP	WLS	BF	H	R	ER	SO	BB	IBB	HBP	BLK	WP	HR	S	P	ERA	WHIP										
Roger Clemens, R (1, 1) ERA: 3.0	6.0	W	28	7	5	5	3	4	0	1	0	1	1	61	114	7.50	1.833										
Jeff Nelson, R (7, 1) ERA:	1.2	H	8	2	0	0	4	1	0	0	0	0	0	24	39	0.00	1.800										
42 Mariano Rivera, R (8, 1) ERA: 1.69	1.1	S	5	0	0	0	0	0	0	0	0	0	0	18	26	0.00	0.000										

Kansas City Royals @ New York Yankees
 Yankee Stadium, Bronx, NY
 Fri Apr 14, 2000, 7:05 PM EDT
 Att: 33,094 - Sunny - 50 F

livebaseballscorecards.com

AB 35
 R 5
 H 9
 RBI 4
 BB 5
 SO 7
 LOB 21

Batter	1	2	3	4	5	6	7	8	9	AB	R	H	RBI	BB	SO	LOB	BOTTOM										
Chuck Knoblauch, R (1, 4) OBP: 0.268, SLG: 0.289										4	1	2	0	1	0	3											
2 Derek Jeter, R (1, 6) OBP: 0.341, SLG: 0.436										4	1	3	2	1	1	1											
Paul O'Neill, L (1, 9) OBP: 0.415, SLG: 0.474										4	0	0	0	1	1	4											
Bernie Williams, S (1, 8) OBP: 0.350, SLG: 0.600										4	0	1	2	1	0	1											
Tino Martinez, L (1, 3) OBP: 0.343, SLG: 0.613										3	1	0	0	2	0	4											
Ricky Ledee, L (1, 7) OBP: 0.429, SLG: 0.375										2	2	2	1	3	0	0											
20 Jorge Posada, S (1, 2) OBP: 0.389, SLG: 0.531										4	2	1	2	1	2	5											
Shane Spencer, R (1, 10) OBP: 0.290, SLG: 0.536										3	0	0	0	1	2	2											
Wilson Delgado, S (1, 5) OBP: 0.333, SLG: 0.333										2	0	0	0	0	2	0											
Lance Johnson, L (5, PH) OBP: 0.333, SLG: 0.333										1	0	1	0	0	0	0											
Clay Bellinger, R (6, 5) OBP: 0.300, SLG: 0.400										1	0	0	0	0	0	1											
Inning Stats	R: 0 E: 0 K: 0 S: 17	H: 1 LOB: 2 BB: 1 P: 32	R: 2 E: 0 K: 3 S: 17	H: 2 LOB: 1 BB: 1 P: 29	R: 1 E: 0 K: 2 S: 12	H: 1 LOB: 1 BB: 1 P: 19	R: 2 E: 0 K: 2 S: 13	H: 3 LOB: 2 BB: 1 P: 25	R: 2 E: 1 K: 0 S: 10	H: 2 LOB: 2 BB: 2 P: 23	R: 0 E: 1 K: 1 S: 6	H: 1 LOB: 0 BB: 0 P: 13	R: 0 E: 0 K: 0 S: 4	H: 0 LOB: 0 BB: 2 P: 15	R: 0 E: 0 K: 0 S: 11	H: 0 LOB: 3 BB: 3 P: 25	1B: 6 2B: 3 3B: 0 HR: 1	SF: 0 SAC: 0 DP: 0 HBP: 0	WP: 0 PB: 0 SB: 3 CS: 1	PA: 44							
PITCHER	IP	WLS	BF	H	R	ER	SO	BB	IBB	HBP	BLK	WP	HR	S	P	ERA	WHIP										
Jay Witasick, R (1, 1) ERA: 10.13	3.2	L	22	7	5	5	7	4	0	0	0	0	0	15	36	9.00	2.500										
Brad Rigby, R (4, 1) ERA: 15.93	2.0		11	3	2	2	0	2	0	0	0	0	0	15	36	9.00	2.500										
Jerry Spradlin, R (6, 1) ERA: 2.08	2.1		10	0	0	0	1	4	1	0	0	0	0	18	44	0.00	1.714										

Kansas City Royals @ New York Yankees
 Yankee Stadium, Bronx, NY
 Fri Apr 14, 2000, 7:05 PM EDT
 Att: 33,094 - Sunny - 50 F

livebaseballscorecards.com


AB 32
 R 7
 H 10
 RBI 7
 BB 11
 SO 8
 LOB 21

Batter	1	2	3	4	5	6	7	8	9	AB	R	H	RBI	BB	SO	LOB	TOP				
Johnny Damon, L (1, 7) OBP: 0.262, SLG: 0.340 Dave McCarty, R (9, FH) OBP: 0.167, SLG: 0.167	1-1 F9			0-1 P5			1-2 F8		0-1 F8	3	0	0	0	0	0	0					
Carlos Febles, R (1, 4) OBP: 0.362, SLG: 0.358	2-2 F9			2-3 K			0-1 2B		1-0 F8	4	1	1	0	0	1	0					
Carlos Beltrán, S (1, 8) OBP: 0.254, SLG: 0.364	3-3 K			1-0 G3			0-0 F7			3	0	0	0	0	1	1					
Jermaine Dye, R (1, 9) OBP: 0.439, SLG: 0.702		0-0 F7			0-2 G1-3		1-2 1-H			3	0	1	1	0	0	0					
29 Mike Sweeney, R (1, 3) OBP: 0.327, SLG: 0.692		0-2 G5-3			0-1 F8		2-1 F8			3	0	0	0	0	0	1					
Joe Randa, R (1, 5) OBP: 0.418, SLG: 0.588		2-2 F9			1-2 P6			2-0 L5		3	0	0	0	0	0	0					
Mark Quinn, R (1, 10) OBP: 0.447, SLG: 0.500			0-3 K			2-3 K		0-0 F8		3	0	0	0	0	2	0					
Brian Johnson, R (1, 2) OBP: 0.257, SLG: 0.406			0-3 K			0-0 P4		1-1 F9		3	0	0	0	0	1	0					
Rey Sanchez, R (1, 6) OBP: 0.318, SLG: 0.439			2-2 L6			2-2 G6-3			0-1 G6-3	3	0	0	0	0	0	0					
Inning Stats	R: 0 E: 0 K: 1 S: 12	H: 0 LOB: 0 BB: 0 P: 18	R: 0 E: 0 K: 0 S: 8	H: 0 LOB: 0 BB: 0 P: 10	R: 0 E: 0 K: 2 S: 11	H: 0 LOB: 0 BB: 0 P: 13	R: 0 E: 0 K: 1 S: 6	H: 0 LOB: 0 BB: 0 P: 9	R: 0 E: 0 K: 0 S: 9	H: 0 LOB: 0 BB: 0 P: 10	R: 1 E: 0 K: 0 S: 12	H: 2 LOB: 1 BB: 0 P: 16	R: 0 E: 0 K: 0 S: 4	H: 0 LOB: 0 BB: 0 P: 7	R: 0 E: 0 K: 0 S: 5	H: 0 LOB: 0 BB: 0 P: 6	1B: 1 2B: 1 3B: 0 HR: 0	SF: 0 SAC: 0 DP: 0 HBP: 0	WP: 0 PB: 0 SB: 0 CS: 0	PA: 29	
PITCHER	IP	WLS	BF	H	R	ER	SO	BB	IBB	HBP	BLK	WP	HR	S	P	ERA	WHIP				
Ramiro Mendoza, R (1, 1) ERA: 1.74	6.2	W	22	2	1	1	5	0	0	0	0	0	0	66	86	1.35	0.300				
56 Darrell Einertson, R (7, 1) ERA:	1.1		4	0	0	0	0	0	0	0	0	0	0	6	11	0.00	0.000				
Allen Watson, L (9, 1) ERA: 6.75	1.0		3	0	0	0	0	0	0	0	0	0	0	5	6	0.00	0.000				

Kansas City Royals @ New York Yankees
 Yankee Stadium, Bronx, NY
 Sat Apr 15 2000, 1:05 PM EDT
 Att: 34,056 - Overcast - 55 F

livebaseballscores.com

AB	29
R	1
H	2
RBI	1
BB	0
SO	5
LOB	2



Batter	1	2	3	4	5	6	7	8	9	AB	R	H	RBI	BB	SO	LOB	BOTTOM				
Chuck Knoblauch, R (1, 4) OBP: 0.304, SLG: 0.395	1-0 2B HR	1-2 G6-3			2-2 HR		3-2 F7	1-2 1B		5	2	3	1	0	0	2					
2 Derek Jeter, R (1, 6) OBP: 0.348, SLG: 0.432	2-1 HR		1-1 F7		2-3 K		1-0 1B	1-3 K		5	2	2	0	0	2	2					
Bernie Williams, S (1, 8) OBP: 0.364, SLG: 0.579	2-2 F9		3-0 CS		1-2 1B		0-0 F7			3	0	1	0	0	0	4					
Shane Spencer, R (1, 9) OBP: 0.314, SLG: 0.625	0-0 HR		2-2 P4		2-2 P4		2-2 E			4	1	2	4	0	0	2					
Tino Martinez, L (1, 3) OBP: 0.359, SLG: 0.588	1-1 20 G4-6-3		1-2 CS	1-3 K		2-1 HBP	3-2 E5			3	0	1	0	0	1	1					
20 Jorge Posada, S (1, 2) OBP: 0.350, SLG: 0.472	2-2 G4-6-3			0-1 F8		1-1 L7	2-3 3H	1-0 G1-3		4	0	0	0	0	0	4					
Jim Leyritz, R (1, 10)		1-3 K		3-2 G1-3		2-3 K		2-3 K		4	0	0	0	0	3	1					
Roberto Kelly, R (1, 7) OBP: 0.200, SLG: 0.368		2-0 F3			1-0 HR	1-3 K		2-3 K		4	1	1	1	0	2	1					
Clay Bellinger, R (1, 5) OBP: 0.429, SLG: 0.417		1-2 HBP			0-2 F8		0-2 2B	1-0 1B		2	1	1	0	0	0	0					
Inning Stats	R: 3 E: 0 K: 0 S: 12	H: 4 LOB: 0 BB: 0 P: 20	R: 0 E: 0 K: 1 S: 9	H: 0 LOB: 0 BB: 0 P: 14	R: 0 E: 0 K: 1 S: 10	H: 0 LOB: 0 BB: 0 P: 17	R: 0 E: 0 K: 1 S: 8	H: 0 LOB: 0 BB: 0 P: 12	R: 2 E: 0 K: 2 S: 11	H: 3 LOB: 1 BB: 0 P: 28	R: 0 E: 0 K: 2 S: 11	H: 0 LOB: 1 BB: 0 P: 17	R: 2 E: 1 K: 0 S: 16	H: 3 LOB: 2 BB: 0 P: 26	R: 0 E: 0 K: 3 S: 15	H: 1 LOB: 2 BB: 0 P: 22	1B: 8 2B: 0 3B: 0 HR: 3	SF: 0 SAC: 0 DP: 1 HBP: 4	WP: 0 PB: 0 SB: 0 CS: 1	PA: 39	
PITCHER	IP	WLS	BF	H	R	ER	SO	BB	IBB	HBP	BLK	WP	HR	S	P	ERA	WHIP				
50 José Rosado, L (1, 1) ERA: 5.0	6.0	L	26	7	5	5	5	0	0	3	0	0	0	70	108	7.50	1.167				
Jose Santiago, R (7, 1) ERA: 0.9	2.0		12	4	2	1	3	0	0	1	0	0	0	31	48	4.50	2.000				

Kansas City Royals @ New York Yankees
 Yankee Stadium, Bronx, NY
 Sat Apr 15 2000, 1:05 PM EDT
 Att: 34,056 - Overcast - 55 F

livebaseballscores.com

AB	34
R	7
H	11
RBI	6
BB	0
SO	8
LOB	17



Batter	1	2	3	4	5	6	7	8	9	AB	R	H	RBI	BB	SO	LOB	TOP										
Johnny Damon, L OBP: 0.243, SLG: 0.295 (1, 7) C	0-1 P6		2-3 K		1-2 G4-3			1-0 L8		4	0	0	0	0	1	3	Kansas City Royals @ Minnesota Twins Hubert H. Humphrey Metrodome, Minneapolis, MN Tue Apr 18 2000, 8:05 PM EDT Att: 6,630 - Dome - 72 F livebaseballscorecards.com										
Carlos Febles, R OBP: 0.403, SLG: 0.373 (1, 4) C	4-1 WP G3 BB		1-1 G6-3			2-1 G4-6-3 1B		1-1 L9		3	0	1	0	1	0	2											
Carlos Beltrán, S OBP: 0.250, SLG: 0.344 (1, 8) F	2-2 G3			1-1 G6-3		0-1 G4-6-3 1-2		0-1 S 1B		4	0	1	0	0	0	2											
Jemaine Dye, R OBP: 0.415, SLG: 0.648 (1, 9) C	3-2 P4			3-2 F9		2-3 K		3-1 F8		4	0	0	0	0	1	3											
29 Mike Sweeney, R OBP: 0.333, SLG: 0.700 (1, 3) B		1-3 K		0-0 F8			1-3 K		0-1 F8	4	0	0	0	0	2	0											
Joe Randa, R OBP: 0.397, SLG: 0.552 (1, 5) B		1-3 K			4-0 G6-3 G3 3B BB		0-0 F9 2B		1-1 P3	3	1	1	0	1	1	0											
Mark Quinn, R OBP: 0.418, SLG: 0.458 (1, 10) X		0-0 P5			1-0 G3		2-0 F9		0-0 F9	4	0	0	0	0	0	2											
Brian Johnson, R OBP: 0.214, SLG: 0.333 (1, 2) X			0-0 F8		1-0 G6-3		2-2 G6-3			3	0	0	0	0	0	2											
Rey Sanchez, R OBP: 0.333, SLG: 0.479 (1, 6) X			0-0 1B		1-1 3B			2-2 1B		3	0	3	1	0	0	0											
Inning Stats	R: 0 E: 0 K: 0 S: 9	H: 0 LOB: 1 BB: 1 P: 18	R: 0 E: 0 K: 2 S: 8	H: 0 LOB: 0 BB: 0 P: 10	R: 0 E: 0 K: 1 S: 7	H: 1 LOB: 1 BB: 0 P: 10	R: 0 E: 0 K: 0 S: 8	H: 0 LOB: 0 BB: 0 P: 12	R: 1 E: 0 K: 0 S: 7	H: 1 LOB: 1 BB: 1 P: 15	R: 0 E: 0 K: 1 S: 9	H: 1 LOB: 1 BB: 0 P: 14	R: 0 E: 0 K: 0 S: 10	H: 2 LOB: 2 BB: 0 P: 17	R: 0 E: 0 K: 0 S: 5	H: 0 LOB: 0 BB: 0 P: 6		1B: 4 2B: 1 3B: 1 HR: 0	SF: 0 SAC: 0 DP: 1 HBP: 0	WP: 1 PB: 0 SB: 1 CS: 0	PA: 34						
PITCHER	IP	WLS	BF	H	R	ER	SO	BB	IBB	HBP	BLK	WP	HR	S	P	ERA	WHIP										
Brad Radke, R ERA: 5.19 (1, 1)	8.0	W	31	6	1	1	5	2	0	0	0	1	0	65	107	1.12	1.000										
Bob Wells, R ERA: 7.04 (9, 1)	1.0	S	3	0	0	0	0	0	0	0	0	0	0	5	6	0.00	0.000										

Batter	1	2	3	4	5	6	7	8	9	AB	R	H	RBI	BB	SO	LOB	BOTTOM										
Todd Walker, L OBP: 0.264, SLG: 0.300 (1, 4) C	2-2 1B 2B 1B		1-1 G4-3			2-2 SH1-3 1B	2-2 L7			4	1	2	0	0	0	2	Kansas City Royals @ Minnesota Twins Hubert H. Humphrey Metrodome, Minneapolis, MN Tue Apr 18 2000, 8:05 PM EDT Att: 6,630 - Dome - 72 F livebaseballscorecards.com										
Denny Hocking, S OBP: 0.348, SLG: 0.571 (8, 4) C			2-1 F8			1-1 SH1-3		0-2 G3-1		3	1	1	0	0	0	0											
Cristian Guzman, S OBP: 0.387, SLG: 0.491 (1, 6) C	1-2 2B 1B		2-2 G3-1			2-2 P4		3-3 K		4	0	1	2	0	1	1											
Matt Lawton, L OBP: 0.388, SLG: 0.517 (1, 9) F	0-1 K 1H 2H 2B			0-0 G3-1		1-0 L7		2-1 E4 1B		4	0	0	0	0	1	2											
David Ortiz, L OBP: 0.387, SLG: 0.346 (1, 10) B										4	0	0	0	0	1	2											
Jason Maxwell, R OBP: 0.093, SLG: 0.091 (8, PR) C										0	0	0	0	0	0	0											
Ron Coomer, R OBP: 0.340, SLG: 0.489 (1, 3) B	2-3 K 2-3			1-1 F9			1-1 BB 1B		0-0 1B	4	1	2	0	0	1	1											
Corey Koskie, L OBP: 0.333, SLG: 0.442 (1, 5) F		2-3 K		0-0 F7		2-2 P4	2-2 P4	2-3 K		4	0	0	0	0	2	3											
Matthew LeCroy, R OBP: 0.324, SLG: 0.438 (1, 2) B		1-2 G4-3			1-3 K		0-1 L6			3	0	0	0	0	1	1											
Jacque Jones, L OBP: 0.327, SLG: 0.520 (1, 7) B		4-1 BB			1-1 G5-3		4-1 1B BB			1	0	0	0	2	0	0											
Tori Hunter, R OBP: 0.367, SLG: 0.489 (1, 8) B		2-2 F9			1-0 G6-3		0-0 1B		1-3 2H	3	0	1	1	0	0	1											
Inning Stats	R: 2 E: 0 K: 2 S: 17	H: 3 LOB: 0 BB: 0 P: 24	R: 0 E: 0 K: 1 S: 12	H: 0 LOB: 1 BB: 1 P: 21	R: 0 E: 0 K: 0 S: 7	H: 0 LOB: 0 BB: 0 P: 12	R: 0 E: 0 K: 0 S: 4	H: 0 LOB: 0 BB: 0 P: 5	R: 0 E: 0 K: 1 S: 6	H: 0 LOB: 0 BB: 0 P: 9	R: 0 E: 0 K: 0 S: 10	H: 1 LOB: 1 BB: 0 P: 16	R: 1 E: 0 K: 0 S: 12	H: 2 LOB: 2 BB: 1 P: 21	R: 0 E: 1 K: 2 S: 12	H: 1 LOB: 2 BB: 0 P: 19	1B: 6 2B: 1 3B: 0 HR: 0	SF: 0 SAC: 1 DP: 0 HBP: 0	WP: 0 PB: 0 SB: 0 CS: 0	PA: 33							
PITCHER	IP	WLS	BF	H	R	ER	SO	BB	IBB	HBP	BLK	WP	HR	S	P	ERA	WHIP										
Jeff Suppan, R ERA: 4.38 (1, 1)	6.2	L	27	6	3	3	4	2	0	0	0	0	0	65	103	4.05	1.200										
Jose Santiago, R ERA: 0.07 (7, 1)	0.1		1	0	0	0	0	0	0	0	0	0	0	3	5	0.00	0.000										
Ricky Bottalico, R ERA: 6.0 (8, 1)	1.0		5	1	0	0	2	0	0	0	0	0	0	12	19	0.00	1.000										

Batter	1	2	3	4	5	6	7	8	9	AB	R	H	RBI	BB	SO	LOB	TOP					
Rey Sanchez, R OBP: 0.321, SLG: 0.453 (1, 6)	F9		1B		G6-3		G4-3		G3	5	0	1	0	0	0	1						
Carlos Febles, R OBP: 0.394, SLG: 0.365 (1, 4)	L5		1B		G4-3		E5 1B			4	1	1	0	0	0	0						
Carlos Beltrán, S OBP: 0.250, SLG: 0.338 (1, 8)	K		K		F8		1B 2B PO 1B			4	0	1	0	0	2	2						
Jemaine Dye, R OBP: 0.420, SLG: 0.690 (1, 9)		HR	L3				F2			4	1	2	2	0	0	2						
29 Mike Sweeney, R OBP: 0.343, SLG: 0.688 (1, 10)		1B			HR 1B		G5-3		F8	4	1	2	0	0	0	0						
Joe Randa, R OBP: 0.373, SLG: 0.516 (1, 5)	K				L5		G4-3		G5-3	4	0	0	0	0	1	2						
Mark Quinn, R OBP: 0.424, SLG: 0.577 (1, 7)	P6				HR				F8	4	2	2	3	0	0	1						
Dave McCarty, R OBP: 0.200, SLG: 0.300 (1, 3)	F9				G6-3		G4-3 E 2B		F7	4	1	1	0	0	0	1						
Brian Johnson, R OBP: 0.196, SLG: 0.302 (1, 2)			F8		G5-3		K		G6-3	4	0	0	0	0	1	1						
Inning Stats	R: 0 E: 0 K: 1 S: 8	H: 0 LOB: 0 BB: 0 P: 10	R: 1 E: 0 K: 1 S: 11	H: 2 LOB: 1 BB: 0 P: 19	R: 0 E: 0 K: 1 S: 12	H: 2 LOB: 2 BB: 0 P: 21	R: 2 E: 0 K: 0 S: 14	H: 2 LOB: 0 BB: 0 P: 19	R: 0 E: 0 K: 0 S: 10	H: 0 LOB: 0 BB: 0 P: 14	R: 0 E: 0 K: 0 S: 6	H: 0 LOB: 0 BB: 0 P: 8	R: 3 E: 1 K: 1 S: 15	H: 4 LOB: 1 BB: 0 P: 20	R: 0 E: 0 K: 0 S: 9	H: 0 LOB: 0 BB: 0 P: 14	R: 0 E: 0 K: 0 S: 5	H: 0 LOB: 0 BB: 0 P: 9	1B: 6 2B: 1 3B: 0 HR: 3	SF: 0 SAC: 0 DP: 0 HBP: 0	WP: 0 PB: 0 SB: 0 CS: 0	PA: 38
PITCHER	IP	WLS	BF	H	R	ER	SO	BB	IBB	HBP	BLK	WP	HR	S	P	ERA	WHIP					
Eric Milton, L ERA: 6.04 (1, 1)	6.2		30	9	6	4	4	0	0	0	0	0	3	74	107	5.40	1.350					
Hector Carrasco, R ERA: 0.71 (7, 1)	2.1	W	7	1	0	0	0	0	0	0	0	0	0	16	27	0.00	0.429					

Kansas City Royals @ Minnesota Twins
 Hubert H. Humphrey Metrodome, Minneapolis, MN
 Wed Apr 19 2000, 8:05 PM EDT
 Att. 7,606 - Dome - 72 F

AB 37
 R 6
 H 10
 RBI 5
 BB 0
 SO 4
 LOB 10



Batter	1	2	3	4	5	6	7	8	9	AB	R	H	RBI	BB	SO	LOB	BOTTOM					
Todd Walker, L OBP: 0.276, SLG: 0.296 (1, 4)	2B PB BB	G6-4-3		G3			BB SF8 1B		K	4	2	1	0	1	1	3						
Cristian Guzman, S OBP: 0.388, SLG: 0.492 (1, 6)	PB G6-3 2B		G3		G5-3		SF8 BB BB		G3	4	2	1	0	1	0	0						
Matt Lawton, L OBP: 0.417, SLG: 0.532 (1, 9)	S BB		S BB		K		G6-3 BB		1B 2B	2	1	1	1	3	1	0						
Ron Coomer, R OBP: 0.328, SLG: 0.471 (1, 3)	K		G6-3		1B		SF8		G5-3	4	0	1	1	0	1	4						
Corey Koskie, L OBP: 0.339, SLG: 0.418 (1, 5)	G6-3		BB		K		G6-3		1B	3	0	0	2	2	1	3						
Butch Huskey, R OBP: 0.234, SLG: 0.295 (1, 10)	K		F9				P4 F8		1B	5	0	1	1	0	1	4						
Jacque Jones, L OBP: 0.304, SLG: 0.481 (9, 8)		F9		L7		G1-3		F7		4	0	0	0	0	0	0						
Marcus Jensen, S OBP: 0.292, SLG: 0.500 (1, 2)		1B 1B		HR		F8		3B		4	1	3	1	0	0	0						
Torii Hunter, R OBP: 0.385, SLG: 0.489 (8, PH)		1B		K			1B BB BB		G1-3	2	1	1	0	1	1	0						
Midre Cummings, L ERA: 3.39 (8, PH)		G6-4-3								1	0	0	0	0	0	1						
Denny Hocking, S OBP: 0.348, SLG: 0.571 (9, 7)		1B								0	0	0	0	0	0	0						
Inning Stats	R: 2 E: 0 K: 2 S: 14	H: 1 LOB: 1 BB: 2 P: 26	R: 0 E: 0 K: 0 S: 6	H: 2 LOB: 0 BB: 0 P: 11	R: 0 E: 0 K: 0 S: 11	H: 0 LOB: 2 BB: 2 P: 26	R: 1 E: 0 K: 1 S: 14	H: 1 LOB: 0 BB: 0 P: 20	R: 0 E: 0 K: 2 S: 8	H: 1 LOB: 1 BB: 0 P: 14	R: 0 E: 0 K: 0 S: 9	H: 0 LOB: 0 BB: 0 P: 15	R: 3 E: 0 K: 0 S: 13	H: 1 LOB: 1 BB: 3 P: 28	R: 0 E: 0 K: 1 S: 11	H: 1 LOB: 1 BB: 0 P: 18	R: 1 E: 0 K: 0 S: 7	H: 2 LOB: 2 BB: 1 P: 13	1B: 5 2B: 2 3B: 1 HR: 1	SF: 1 SAC: 0 DP: 1 HBP: 0	WP: 0 PB: 1 SB: 2 CS: 0	PA: 42
PITCHER	IP	WLS	BF	H	R	ER	SO	BB	IBB	HBP	BLK	WP	HR	S	P	ERA	WHIP					
Mac Suzuki, R ERA: 5.4 (1, 1)	4.0		19	4	3	2	3	4	0	0	0	0	0	45	83	4.50	2.000					
Jerry Spradlin, R ERA: 3.39 (5, 1)	2.0		9	2	2	2	2	1	0	0	0	0	0	22	38	9.00	1.500					
Dan Reichert, R ERA: 5.19 (7, 1)	1.0	B	5	0	1	1	0	2	0	0	0	0	0	8	19	9.00	2.000					
Jose Santiago, R ERA: 1.5 (8, 1)	1.2	L	9	3	1	1	1	0	1	0	0	0	0	18	31	5.40	1.800					

Kansas City Royals @ Minnesota Twins
 Hubert H. Humphrey Metrodome, Minneapolis, MN
 Wed Apr 19 2000, 8:05 PM EDT
 Att. 7,606 - Dome - 72 F

AB 33
 R 7
 H 9
 RBI 6
 BB 8
 SO 6
 LOB 15



Batter	1	2	3	4	5	6	7	8	9	AB	R	H	RBI	BB	SO	LOB	TOP					
Johnny Damon, L (1, 7) OBP: 0.267, SLG: 0.308	G6-3		1B BB		S 1B		1B 1B	K									4 2 2 1 1 1 0					
Carlos Febles, R (1, 4) OBP: 0.406, SLG: 0.373	K		1B E		G1-6-3 HBP		1B 1B		L8								4 1 2 1 0 1 0					
Carlos Beltrán, S (1, 8) OBP: 0.260, SLG: 0.342	G3		1B E8		G1-6-3		1B 2B		K								5 0 2 2 0 1 2					
Jermaine Dye, R (1, 9) OBP: 0.419, SLG: 0.714		G4-3		1B 1B		HR		K									5 1 2 1 0 2 2					
29 Mike Sweeney, R (1, 3) OBP: 0.338, SLG: 0.657		F3		F9		G4-3											3 0 0 0 1 0 1					
Joe Randa, R (1, 5) OBP: 0.352, SLG: 0.485		K		K		G3		F3									4 0 0 0 0 2 4					
Mark Quinn, R (1, 10) OBP: 0.429, SLG: 0.625			G6-3		1B		G4-3		HR								4 1 2 1 0 0 0					
Jorge Fabregas, L (1, 2) OBP: 0.375, SLG: 0.485			G4-3		F7		F8		G4-3								4 0 0 0 0 0 2					
Rey Sanchez, R (1, 6) OBP: 0.333, SLG: 0.491			1B 2B		G5-3		1B 2B		F9								4 2 2 0 0 0 0					
Inning Stats	R: 0 E: 0 K: 1 S: 9	H: 0 LOB: 0 BB: 0 P: 15	R: 0 E: 0 K: 1 S: 9	H: 0 LOB: 0 BB: 0 P: 13	R: 3 E: 1 K: 0 S: 10	H: 3 LOB: 1 BB: 1 P: 22	R: 0 E: 0 K: 1 S: 11	H: 2 LOB: 2 BB: 0 P: 16	R: 0 E: 0 K: 0 S: 6	H: 1 LOB: 1 BB: 0 P: 14	R: 1 E: 0 K: 0 S: 10	H: 1 LOB: 0 BB: 0 P: 13	R: 2 E: 0 K: 1 S: 16	H: 4 LOB: 3 BB: 1 P: 32	R: 1 E: 0 K: 1 S: 8	H: 1 LOB: 0 BB: 0 P: 9	R: 0 E: 0 K: 2 S: 12	H: 0 LOB: 0 BB: 0 P: 17	1B: 8 2B: 2 3B: 0 HR: 2	SF: 0 SAC: 0 DP: 1 HBP: 1	WP: 1 PB: 0 SB: 1 CS: 0	PA: 40
PITCHER	IP	WLS	BF	H	R	ER	SO	BB	IBB	HBP	BLK	WP	HR	S	P	ERA	WHIP					
Sean Bergman, R (1, 1) ERA: 7.45	5.0	W	22	7	4	3	3	1	0	1	0	0	1	50	87	5.40	1.600					
LaTroy Hawkins, R (6, 1) ERA: 7.71	1.1	H	8	4	2	2	0	0	0	0	0	0	0	13	23	13.50	3.000					
Bob Wells, R (7, 1) ERA: 6.1	2.2	S	10	1	1	1	4	1	0	0	0	1	1	28	41	3.38	0.750					

Kansas City Royals @ Minnesota Twins
 Hubert H. Humphrey Metrodome, Minneapolis, MN

AB 37
 R 7
 H 12
 RBI 6
 BB 2
 SO 7
 LOB 11



Thu Apr 20 2000, 1:05 PM EDT
 Att. 9,213 - Dome - 72 F

Batter	1	2	3	4	5	6	7	8	9	AB	R	H	RBI	BB	SO	LOB	BOTTOM					
Cristian Guzman, S (1, 6) OBP: 0.375, SLG: 0.485	F9	F9		L3		K		G6-3 2B		5	0	1	0	0	1	2						
Denny Hocking, S (1, 5) OBP: 0.393, SLG: 0.680	1B		HR		E S 2B BB	F9		G6-3 2-3		4	2	2	1	1	0	1						
Matt Lawton, L (1, 7) OBP: 0.429, SLG: 0.576	G5-4-3 1B		K		2B BB	HR		K		4	2	2	1	1	2	1						
Ron Coomer, R (1, 3) OBP: 0.323, SLG: 0.473	G5-4-3		K		L8 SF9 2B	G6-3				4	1	1	2	0	1	2						
Butch Huskey, R (1, 9) OBP: 0.275, SLG: 0.417		2B 1B		2B		L8		HR		4	2	3	1	0	0	1						
Jacque Jones, L (8, 7) OBP: 0.304, SLG: 0.481						L8				0	0	0	0	0	0	0						
Matthew LeCroy, R (1, 2) OBP: 0.293, SLG: 0.400		K		F8		SF9		K		3	0	0	1	0	2	2						
David Ortiz, L (1, 10) OBP: 0.429, SLG: 0.448		F9 2B 2B				L8		L8		3	1	2	1	1	0	0						
Tori Hunter, R (1, 8) OBP: 0.357, SLG: 0.451		F9		F9		L8		K		4	0	0	0	0	1	3						
Jason Maxwell, R (1, 4) OBP: 0.188, SLG: 0.467				P4		HR		K		4	1	2	2	0	1	1						
Inning Stats	R: 0 E: 0 K: 0 S: 15	H: 2 LOB: 1 BB: 0 P: 23	R: 2 E: 0 K: 1 S: 20	H: 3 LOB: 1 BB: 0 P: 28	R: 1 E: 0 K: 2 S: 15	H: 2 LOB: 1 BB: 0 P: 24	R: 0 E: 0 K: 0 S: 7	H: 1 LOB: 1 BB: 0 P: 12	R: 3 E: 0 K: 1 S: 18	H: 1 LOB: 1 BB: 3 P: 33	R: 2 E: 0 K: 1 S: 7	H: 2 LOB: 0 BB: 0 P: 13	R: 1 E: 0 K: 2 S: 13	H: 1 LOB: 0 BB: 0 P: 19	R: 0 E: 0 K: 2 S: 13	H: 1 LOB: 1 BB: 0 P: 17	R: 0 E: 0 K: 2 S: 12	H: 0 LOB: 0 BB: 0 P: 17	1B: 3 2B: 6 3B: 0 HR: 4	SF: 1 SAC: 0 DP: 1 HBP: 0	WP: 0 PB: 0 SB: 1 CS: 0	PA: 39
PITCHER	IP	WLS	BF	H	R	ER	SO	BB	IBB	HBP	BLK	WP	HR	S	P	ERA	WHIP					
50 José Rosado, L (1, 1) ERA: 6.55	4.0	L	22	9	6	6	3	2	0	0	0	0	1	65	104	13.50	2.750					
49 Chris Fussell, R (5, 1) ERA: 3.95	3.0		13	3	3	3	3	1	0	0	0	0	3	30	48	9.00	1.333					
Ricky Bottalico, R (8, 1) ERA: 5.14	1.0		4	1	0	0	2	0	0	0	0	0	0	13	17	0.00	1.000					

Kansas City Royals @ Minnesota Twins
 Hubert H. Humphrey Metrodome, Minneapolis, MN

AB 35
 R 9
 H 13
 RBI 9
 BB 3
 SO 8
 LOB 13



Thu Apr 20 2000, 1:05 PM EDT
 Att. 9,213 - Dome - 72 F

Batter	1	2	3	4	5	6	7	8	9	AB	R	H	RBI	BB	SO	LOB	TOP								
Johnny Damon, L (1,7) OBP: 0.275, SLG: 0.304	F7		2B	L7			BB 1B BB		E4 FC5-4	4	1	1	0	1	0	2	Kansas City Royals @ Seattle Mariners Safeco Field, Seattle, WA Fri Apr 21 2000, 7:05 PM PDT Att: 37,034 - Cloudy - 61 F								
Carlos Febles, R (1,4) OBP: 0.420, SLG: 0.394	G3 BB		1B 1-H		G6-3		BB		FC5-4	4	0	2	1	1	0	2									
Carlos Beltrán, S (1,8) Luis Ordaz, R (7,6)	G3		F8		G1-3		BB		SF8	3	0	0	0	1	0	2									
Jermaine Dye, R (1,9) OBP: 0.418, SLG: 0.691	K						BB		G5-3	5	0	2	0	0	2	5									
29 Mike Sweeney, R (1,3) OBP: 0.333, SLG: 0.634							F9			4	0	1	0	0	2	6									
Joe Randa, R (1,5) OBP: 0.333, SLG: 0.457										4	0	0	0	0	1	3									
Mark Quinn, R (1,10) OBP: 0.403, SLG: 0.583										4	0	0	0	0	2	1									
Jorge Fabregas, L (1,2) OBP: 0.250, SLG: 0.143										3	0	1	0	1	0	0									
Rey Sanchez, R (1,6) Scott Pose, L (7,8) OBP: 0.317, SLG: 0.467 OBP: 0.333, SLG: 0.200									FC5-4 E SF8 1B	3	0	0	0	0	1	3									
										1	1	1	0	0	0	0									
Inning Stats	R: 0 E: 0 K: 1 S: 13	H: 0 LOB: 1 BB: 1 P: 23	R: 0 E: 0 K: 2 S: 13	H: 1 LOB: 2 BB: 1 P: 19	R: 1 E: 0 K: 1 S: 12	H: 3 LOB: 2 BB: 0 P: 21	R: 0 E: 0 K: 0 S: 9	H: 1 LOB: 1 BB: 0 P: 13	R: 0 E: 0 K: 1 S: 10	H: 0 LOB: 0 BB: 0 P: 7	R: 0 E: 0 K: 0 S: 5	H: 0 LOB: 0 BB: 0 P: 7	R: 0 E: 0 K: 1 S: 11	H: 1 LOB: 3 BB: 2 P: 24	R: 0 E: 0 K: 2 S: 8	H: 0 LOB: 0 BB: 0 P: 13	R: 1 E: 1 K: 0 S: 13	H: 1 LOB: 1 BB: 0 P: 18	1B: 7 2B: 1 3B: 0 HR: 0	SF: 1 SAC: 0 DP: 0 HBP: 0	WP: 0 PB: 0 SB: 0 CS: 0	PA: 40			
PITCHER	IP	WLS	BF	H	R	ER	SO	BB	IBB	HBP	BLK	WP	HR	S	P	ERA	WHIP								
Freddy Garcia, R (1,1) ERA: 7.0	2.0		10	2	1	1	3	2	0	0	0	0	0	29	47	4.50	2.000								
Frankie Rodriguez, R (3,1) ERA: 2.38	4.0	W	16	4	0	0	2	0	0	0	0	0	0	33	53	0.00	1.000								
Jose Paniagua, R (7,1) ERA: 3.48	1.0		6	1	0	0	1	2	0	0	0	0	0	11	24	0.00	3.000								
Jose Mesa, R (8,1) ERA: 4.32	1.0		3	0	0	0	2	0	0	0	0	0	0	8	13	0.00	0.000								
Kazuhiko Sasaki, R (9,1) ERA: 3.0	1.0		5	1	1	0	0	0	0	0	0	0	0	13	18	0.00	1.000								

AB	35
R	2
H	8
RBI	2
BB	4
SO	8
LOB	24



Batter	1	2	3	4	5	6	7	8	9	AB	R	H	RBI	BB	SO	LOB	BOTTOM								
Mark McLemore, S (1,7) OBP: 0.391, SLG: 0.309	G3-1		BB FC4 1B	K			K			4	1	1	1	1	2	1	Kansas City Royals @ Seattle Mariners Safeco Field, Seattle, WA Fri Apr 21 2000, 7:05 PM PDT Att: 37,034 - Cloudy - 61 F								
David Bell, R (1,4) OBP: 0.232, SLG: 0.283	F7		FC4 FC5-4 1B		F9		G5-3			4	1	1	0	1	0	2									
Alex Rodriguez, R (1,6) OBP: 0.478, SLG: 0.722	G4-3		FC4 BB	K			L4			4	0	0	1	1	2	2									
John Olerud, L (1,3) OBP: 0.515, SLG: 0.600			FC4 FC5-4							5	2	2	1	0	1	2									
Edgar Martinez, R (1,10) Tom Lampkin, L (5,PH) OBP: 0.375, SLG: 0.545 OBP: 0.111, SLG: 0.444	F8		FC5-4		F5		E4 HR		G4-3	2	0	0	1	0	0	1									
Jay Buhner, R (1,9) Charles Gipson, R (9,8) OBP: 0.375, SLG: 0.761 OBP: 0.364, SLG: 0.364			F9		F7		HR		F8	5	1	2	3	0	0	2									
John Mabry, L (1,5) Raul Ibanez, L (4,7) OBP: 0.355, SLG: 0.407 OBP: 0.444, SLG: 0.563										0	0	0	0	1	0	0									
Dan Wilson, R (1,2) OBP: 0.367, SLG: 0.455										1	2	1	0	2	0	0									
Mike Cameron, R (1,8) Stan Javier, S (3,7) OBP: 0.305, SLG: 0.442 OBP: 0.533, SLG: 0.611										0	0	0	0	0	0	0									
										3	1	2	1	1	0	1									
Inning Stats	R: 0 E: 0 K: 0 S: 6	H: 0 LOB: 0 BB: 0 P: 14	R: 0 E: 0 K: 0 S: 12	H: 1 LOB: 2 BB: 1 P: 24	R: 3 E: 0 K: 0 S: 14	H: 2 LOB: 1 BB: 2 P: 27	R: 1 E: 0 K: 2 S: 14	H: 2 LOB: 2 BB: 1 P: 24	R: 3 E: 0 K: 1 S: 23	H: 3 LOB: 2 BB: 2 P: 44	R: 3 E: 1 K: 1 S: 12	H: 2 LOB: 1 BB: 1 P: 21	R: 0 E: 0 K: 1 S: 9	H: 0 LOB: 0 BB: 0 P: 16	R: 0 E: 0 K: 1 S: 11	H: 0 LOB: 0 BB: 0 P: 18	1B: 4 2B: 5 3B: 0 HR: 1	SF: 0 SAC: 1 DP: 0 HBP: 0	WP: 0 PB: 0 SB: 0 CS: 0	PA: 42					
PITCHER	IP	WLS	BF	H	R	ER	SO	BB	IBB	HBP	BLK	WP	HR	S	P	ERA	WHIP								
Chad Durbin, R (1,1) ERA: 5.4	2.0	L	22	6	5	5	2	4	0	0	0	0	1	33	60	18.00	3.500								
Brad Rigby, R (5,1) ERA: 15.2	1.0		3	0	0	0	1	0	0	0	0	0	0	9	16	0.00	0.000								
Dan Reichert, R (7,1) ERA: 4.66	1.0		3	0	0	0	1	0	0	0	0	0	0	11	18	0.00	0.000								
Jerry Spradlin, R (8,1) ERA: 3.09	1.0		3	0	0	0	1	0	0	0	0	0	0	11	18	0.00	0.000								

AB	34
R	10
H	10
RBI	10
BB	7
SO	5
LOB	16



Batter	1	2	3	4	5	6	7	8	9	AB	R	H	RBI	BB	SO	LOB	TOP								
Johnny Damon, L (1, 8) OBP: 0.280, SLG: 0.310 Dave McCarty, R (5, 7) OBP: 0.250, SLG: 0.583										2	0	1	0	0	1	0									
Carlos Febles, R (1, 4) OBP: 0.400, SLG: 0.373										4	0	0	0	0	1	1									
29 Mike Sweeney, R (1, 3) OBP: 0.329, SLG: 0.613										4	0	1	0	0	0	1									
Jermaine Dye, R (1, 9) OBP: 0.422, SLG: 0.722										4	1	2	1	0	1	1									
Mark Quinn, R (1, 10) OBP: 0.380, SLG: 0.547										4	0	0	0	0	1	2									
Joe Randa, R (1, 5) OBP: 0.346, SLG: 0.458										2	0	1	0	1	0	0									
Scott Pose, L (1, 7) OBP: 0.222, SLG: 0.125 (5, 8)										3	0	0	0	0	2	2									
Brian Johnson, R (1, 2) OBP: 0.184, SLG: 0.283										3	0	0	0	0	2	1									
Rey Sanchez, R (1, 6) OBP: 0.303, SLG: 0.444										3	0	0	0	0	0	1									
Inning Stats	R: 0 E: 0 K: 0 S: 7	H: 1 LOB: 0 BB: 0 P: 13	R: 0 E: 0 K: 3 S: 13	H: 1 LOB: 1 BB: 0 P: 20	R: 0 E: 0 K: 1 S: 7	H: 0 LOB: 0 BB: 0 P: 11	R: 1 E: 0 K: 1 S: 10	H: 1 LOB: 0 BB: 0 P: 18	R: 0 E: 0 K: 2 S: 9	H: 0 LOB: 0 BB: 0 P: 14	R: 0 E: 0 K: 0 S: 6	H: 0 LOB: 0 BB: 0 P: 11	R: 0 E: 0 K: 0 S: 7	H: 1 LOB: 0 BB: 0 P: 12	R: 0 E: 0 K: 1 S: 10	H: 0 LOB: 1 BB: 1 P: 16	R: 1 E: 0 K: 0 S: 13	H: 2 LOB: 1 BB: 0 P: 23	1B: 4 2B: 0 3B: 0 HR: 2	SF: 0 SAC: 0 DP: 2 HBP: 0	WP: 0 PB: 0 SB: 0 CS: 0	PA: 32			
PITCHER	IP	WLS	BF	H	R	ER	SO	BB	IBB	HBP	BLK	WP	HR	S	P	ERA	WHIP								
Brett Tomko, R (1, 1) ERA: 1.5	6.0	W	21	4	1	1	7	0	0	0	0	0	1	53	90	1.50	0.667								
Paul Abbott, R (7, 1) ERA: 9.25	2.0	H	6	0	0	0	1	1	0	0	0	0	0	16	25	0.00	0.500								
Kazuhiro Sasaki, R (9, 1) ERA: 3.86	1.0	S	5	2	1	1	0	0	0	0	0	0	1	13	23	9.00	2.000								

Kansas City Royals @ Seattle Mariners
Safeco Field, Seattle, WA
Sat Apr 22 2000, 1:05 PM PDT
Att: 38,200 - Sunny - 54 F

AB	31
R	2
H	6
RBI	2
BB	1
SO	8
LOB	9



Batter	1	2	3	4	5	6	7	8	9	AB	R	H	RBI	BB	SO	LOB	BOTTOM								
Mark McLemore, S (1, 4) OBP: 0.370, SLG: 0.288										4	0	0	0	0	2	0									
Stan Javier, S (1, 8) OBP: 0.510, SLG: 0.600 (9, 9)										4	0	1	0	0	0	0									
Alex Rodriguez, R (1, 6) OBP: 0.466, SLG: 0.690										4	0	1	0	0	1	2									
John Olerud, L (1, 3) OBP: 0.514, SLG: 0.585										3	0	1	0	1	2	1									
Raul Ibanez, L (1, 7) OBP: 0.409, SLG: 0.500										4	2	1	0	0	0	3									
Jay Buhner, R (1, 9) OBP: 0.365, SLG: 0.740 Charles Gipson, R (9, 8) OBP: 0.364, SLG: 0.364										4	1	1	1	0	1	1									
Tom Lampkin, L (1, 10) OBP: 0.250, SLG: 0.833										3	1	2	3	0	1	0									
David Bell, R (1, 5) OBP: 0.220, SLG: 0.268										3	0	0	0	0	1	1									
Dan Wilson, R (1, 2) OBP: 0.346, SLG: 0.426										3	0	0	0	0	1	1									
Inning Stats	R: 0 E: 1 K: 1 S: 15	H: 0 LOB: 1 BB: 0 P: 23	R: 2 E: 0 K: 0 S: 13	H: 2 LOB: 0 BB: 0 P: 19	R: 0 E: 0 K: 2 S: 11	H: 0 LOB: 0 BB: 0 P: 18	R: 2 E: 0 K: 2 S: 17	H: 3 LOB: 1 BB: 0 P: 23	R: 0 E: 0 K: 0 S: 8	H: 1 LOB: 2 BB: 1 P: 17	R: 0 E: 0 K: 1 S: 6	H: 0 LOB: 0 BB: 0 P: 10	R: 0 E: 0 K: 1 S: 12	H: 1 LOB: 1 BB: 0 P: 18	R: 0 E: 0 K: 2 S: 7	H: 0 LOB: 0 BB: 0 P: 11	R: 0 E: 0 K: 0 S: 13	H: 0 LOB: 0 BB: 0 P: 23	1B: 3 2B: 3 3B: 0 HR: 1	SF: 0 SAC: 0 DP: 0 HBP: 0	WP: 1 PB: 0 SB: 0 CS: 0	PA: 33			
PITCHER	IP	WLS	BF	H	R	ER	SO	BB	IBB	HBP	BLK	WP	HR	S	P	ERA	WHIP								
Jay Witasick, R (1, 1) ERA: 9.33	5.0	L	23	6	4	4	5	1	0	0	0	0	1	64	100	7.20	1.400								
Jerry Spradlin, R (6, 1) ERA: 2.63	2.0	7	1	0	0	0	2	0	0	0	0	0	0	18	28	0.00	0.500								
Dan Reichert, R (8, 1) ERA: 4.22	1.0	3	0	0	0	0	2	0	0	0	0	0	0	7	11	0.00	0.000								

Kansas City Royals @ Seattle Mariners
Safeco Field, Seattle, WA
Sat Apr 22 2000, 1:05 PM PDT
Att: 38,200 - Sunny - 54 F

AB	32
R	4
H	7
RBI	4
BB	1
SO	9
LOB	9



Batter	1	2	3	4	5	6	7	8	9	AB	R	H	RBI	BB	SO	LOB	TOP			
Gerald Williams, R (1, 8) OBP: 0.327, SLG: 0.462	F5		F8		F9		S BB	1-2 2-H 3-H 1B		4	0	1	2	1	0	2	Tampa Bay Devil Rays @ Kansas City Royals Kauffman Stadium, Kansas City, MO Wed Apr 26 2000, 7:05 PM CDT Att: 14,209 - Cloudy - 62 F			
Dave Martinez, L (1, 9) OBP: 0.313, SLG: 0.429	G3		F7		G3-1		K	P5		5	0	0	0	0	1	5				
Greg Vaughn, R (1, 7) OBP: 0.367, SLG: 0.532	F8			K		L6	K	G6-3		5	0	0	0	0	2	1				
Jose Canseco, R (1, 10) OBP: 0.341, SLG: 0.443		G4-3 WP 1B		FC6-4 WP 1B		G6-4-3 BB		E7 F9 G4-3 1B	K	4	2	2	0	1	1	0				
Fred McGriff, L (1, 3) OBP: 0.337, SLG: 0.406	G4-3			L9		G6-4-3 BB		G4-3	G5-3	4	0	0	0	1	0	3				
Vinny Castilla, R (1, 5) OBP: 0.281, SLG: 0.294		G5-4-3 1B		FC6-4 BB		G6-4-3 1-2 2-3		BB 1B HBP		2	1	1	1	1	0	2				
John Flaherty, R (1, 2) OBP: 0.379, SLG: 0.473	G5-4-3 1-2			FC6-4 1-2 2-3			HR 1B	F9		4	1	1	0	0	0	5				
Kevin Stocker, S (1, 6) OBP: 0.424, SLG: 0.552			E3		P4		1-H HR	BB 1B		4	2	2	3	0	0	0				
Miguel Cairo, R (1, 4) OBP: 0.297, SLG: 0.324 (8, PH)			P4				G5-3	1-2 2-3 BB		3	0	1	0	0	0	1				
Bubba Trammell, R (8, PH) OBP: 0.394, SLG: 0.536										0	0	0	0	1	0	0				
Tony Graffanino, R (8, PR) OBP: 0.429, SLG: 0.333 (8, 4)										0	0	0	0	0	0	0				
Inning Stats	R: 0 E: 0 K: 0 S: 6	H: 0 LOB: 0 BB: 0 P: 10	R: 1 E: 0 K: 0 S: 8	H: 2 LOB: 0 BB: 0 P: 10	R: 0 E: 1 K: 0 S: 11	H: 0 LOB: 1 BB: 0 P: 18	R: 0 E: 0 K: 1 S: 12	H: 1 LOB: 2 BB: 1 P: 22	R: 0 E: 0 K: 0 S: 10	H: 0 LOB: 1 BB: 2 P: 15	R: 2 E: 0 K: 2 S: 17	H: 2 LOB: 1 BB: 1 P: 28	R: 3 E: 1 K: 0 S: 20	H: 2 LOB: 2 BB: 1 P: 39	R: 0 E: 0 K: 1 S: 7	H: 0 LOB: 0 BB: 0 P: 10	1B: 7 2B: 0 3B: 0 HR: 1	SF: 0 SAC: 0 DP: 2 HBP: 1	WP: 2 PB: 0 SB: 2 CS: 0	PA: 41
PITCHER	IP WLS BF H R ER SO BB IBB HBP BLK WP HR S P ERA WHIP																			
Chad Durbin, R (1, 1) ERA: 5.2	6.0	26	6	3	3	1	3	0	0	0	2	1	57	95	4.50	1.500				
Jerry Spradlin, R (7, 1) ERA: 2.4	1.1	7	0	2	1	2	1	0	1	0	0	0	20	39	6.75	0.750				
Jose Santiago, R (8, 1) ERA: 1.65	0.2	5	2	1	0	0	1	0	0	0	0	0	14	25	0.00	4.500				
Ricky Bottalico, R (9, 1) ERA: 7.88	1.0	3	0	0	0	1	0	0	0	0	0	0	7	10	0.00	0.000				

Batter	1	2	3	4	5	6	7	8	9	AB	R	H	RBI	BB	SO	LOB	BOTTOM			
Johnny Damon, L (1, 7) OBP: 0.283, SLG: 0.304	29 HBP HR 1B	G3		F7		FC4-6 1-2 2-3		FC1-5 2-3		5	1	1	0	0	0	6	Tampa Bay Devil Rays @ Kansas City Royals Kauffman Stadium, Kansas City, MO Wed Apr 26 2000, 7:05 PM CDT Att: 14,209 - Cloudy - 62 F			
Carlos Febles, R (1, 4) OBP: 0.389, SLG: 0.349	29 HBP HR HBP	G3		G6-3		K		K		4	1	0	0	0	2	5				
29 Mike Sweeney, R (1, 3) OBP: 0.323, SLG: 0.552	1-1 HR HBP		G4-3	G4-3			K		G4-6-3 1B	3	1	0	0	0	1	2				
Dave McCarty, R (8, 3) OBP: 0.333, SLG: 0.500	1-2 2-3 HR HBP									1	0	1	0	0	0	0				
Jermaine Dye, R (1, 9) OBP: 0.459, SLG: 0.884	1-0 HR		4-0 E 1B BB		2-0 HR		F8		G4-6-3 1-2	4	3	2	5	1	0	1				
Carlos Beltrán, S (1, 8) OBP: 0.271, SLG: 0.307	1-2 G1-3		2-3 K		1-1 F7		S BB		1B 1B	4	1	1	0	1	1	1				
Joe Randa, R (1, 5) OBP: 0.376, SLG: 0.506	1-1 P4		2-2 FC5-4 2-H 1B		2-0 F9		4-1 BB		1B 1B	4	0	2	1	1	0	0				
Mark Quinn, R (1, 10) OBP: 0.358, SLG: 0.500	2-3 K		0-0 FC5-4 1-2 1B		1-2 L8		3-1 L7		1-2 3-H 1B	5	0	1	1	0	1	3				
Jorge Fabregas, L (1, 2) OBP: 0.438, SLG: 0.385		2-2 SH5-3 2B		0-0 WP 1B		2-2 FC4-6 1B		FC1-5 S BB		3	0	3	0	1	0	0				
Luis Ordez, R (8, PR)										0	0	0	0	0	0	0				
Brian Johnson, R (9, 2) OBP: 0.208, SLG: 0.320										0	0	0	0	0	0	0				
Rey Sanchez, R (1, 6) OBP: 0.292, SLG: 0.420		2-1 SH5-3		0-1 WP 1B		0-0 FC4-6 1-2 1B		K		3	0	1	0	0	1	2				
Inning Stats	R: 4 E: 0 K: 1 S: 15	H: 2 LOB: 0 BB: 0 P: 23	R: 0 E: 0 K: 0 S: 11	H: 1 LOB: 1 BB: 0 P: 19	R: 1 E: 1 K: 1 S: 9	H: 1 LOB: 1 BB: 1 P: 17	R: 0 E: 0 K: 0 S: 10	H: 2 LOB: 2 BB: 0 P: 14	R: 1 E: 0 K: 0 S: 7	H: 1 LOB: 0 BB: 0 P: 13	R: 0 E: 0 K: 1 S: 9	H: 1 LOB: 1 BB: 0 P: 13	R: 0 E: 0 K: 2 S: 13	H: 0 LOB: 2 BB: 1 P: 24	R: 1 E: 0 K: 0 S: 11	H: 4 LOB: 2 BB: 0 P: 12	1B: 9 2B: 1 3B: 0 HR: 2	SF: 0 SAC: 1 DP: 1 HBP: 2	WP: 1 PB: 0 SB: 5 CS: 0	PA: 43
PITCHER	IP WLS BF H R ER SO BB IBB HBP BLK WP HR S P ERA WHIP																			
Ryan Rupe, R (1, 1) ERA: 10.17	6.0	29	8	6	5	3	1	0	0	0	1	2	61	99	7.50	1.500				
Jeff Sparks, R (7, 1) ERA: 1.59	1.0	5	0	0	0	1	2	0	0	0	0	8	20	0.00	2.000					
Jim Mecir, R (8, 1) ERA: 2.84	1.0	4	0	0	0	2	1	0	0	0	0	13	24	0.00	1.000					
Albie Lopez, R (9, 1) ERA: 6.57	0.2	5	4	1	1	0	0	0	0	0	0	11	12	13.50	6.000					

AB 35
R 6
H 8
RBI 6
BB 5
SO 4
LOB 19



Batter	1	2	3	4	5	6	7	8	9	AB	R	H	RBI	BB	SO	LOB	TOP					
Mark McLemore, S OBP: 0.327, SLG: 0.259 (1,4)	G4-3			G3		G3-1 WP		F7	G3-1	6	1	2	1	0	0	2						
Stan Javier, S OBP: 0.462, SLG: 0.500 (1,7)	G4-3	G6-3		WP		G3-1		K		5	0	1	1	0	1	2						
Alex Rodriguez, R OBP: 0.495, SLG: 0.740 (1,6)			2B	K		S		P4		5	3	3	1	0	1	1						
John Olerud, L OBP: 0.525, SLG: 0.662 (1,3)			G4-3	FC5-4					2B	3	1	3	0	2	0	0						
Edgar Martinez, R OBP: 0.348, SLG: 0.500 (1,10)	G6-3		G5-3	FC5-4		SF9			K	4	0	0	2	0	1	5						
Tom Lampkin, L OBP: 0.367, SLG: 0.621 (1,2)		K	G4-3			G4-3			2B	5	1	2	0	0	1	2						
Raul Ibanez, L OBP: 0.350, SLG: 0.389 (1,9)		HR	G6-3			K		G4-3	2B	5	2	2	2	0	1	2						
Carlos Guillen, S OBP: 0.222, SLG: 0.156 (1,5)		F8		G3		G6-3			1B	5	1	2	1	0	0	2						
Mike Cameron, R OBP: 0.338, SLG: 0.484 (1,8)		HR		G3		K		G5-3	K	5	2	2	2	0	2	2						
Inning Stats	R: 1 E: 0 K: 0 S: 13	H: 2 LOB: 1 BB: 0 P: 18	R: 2 E: 0 K: 1 S: 12	H: 3 LOB: 1 BB: 0 P: 18	R: 1 E: 0 K: 0 S: 10	H: 2 LOB: 1 BB: 0 P: 14	R: 2 E: 1 K: 1 S: 16	H: 3 LOB: 2 BB: 1 P: 25	R: 0 E: 0 K: 2 S: 11	H: 1 LOB: 1 BB: 0 P: 15	R: 2 E: 0 K: 0 S: 11	H: 2 LOB: 1 BB: 1 P: 21	R: 0 E: 0 K: 0 S: 7	H: 0 LOB: 0 BB: 0 P: 13	R: 0 E: 0 K: 1 S: 7	H: 0 LOB: 0 BB: 0 P: 11	R: 3 E: 0 K: 2 S: 20	H: 4 LOB: 1 BB: 0 P: 32	1B: 9 2B: 5 3B: 1 HR: 2	SF: 1 SAC: 0 DP: 0 HBP: 0	WP: 2 PB: 0 CS: 0	PA: 46
PITCHER	IP	WLS	BF	H	R	ER	SO	BB	IBB	HBP	BLK	WP	HR	S	P	ERA	WHIP					
Jeff Suppan, R ERA: 6.47 (1,1)	3.0	L	18	9	6	6	1	0	0	0	0	0	2	40	58	18.00	3.000					
Mac Suzuki, R ERA: 4.43 (4,1)	4.0		18	4	2	2	3	0	2	0	0	2	0	40	66	4.50	1.000					
Jerry Spradlin, R ERA: 3.71 (8,1)	2.0		10	4	3	3	3	0	0	0	0	0	0	27	43	13.50	2.000					

Seattle Mariners @ Kansas City Royals
Kauffman Stadium, Kansas City, MO
Sat Apr 29 2000, 7:05 PM CDT
Att: 26,879 - Sunny - 70 F

AB 43
R 11
H 17
RBI 10
BB 2
SO 7
LOB 18



Batter	1	2	3	4	5	6	7	8	9	AB	R	H	RBI	BB	SO	LOB	BOTTOM					
Johnny Damon, L OBP: 0.307, SLG: 0.364 (1,7)	SH5-3 HR		1B		E5		1B		F8	5	2	3	0	0	0	1						
Carlos Febles, R OBP: 0.382, SLG: 0.344 (1,4)	SH5-3		G1-3		P4		F7			3	0	0	0	0	0	3						
29 Mike Sweeney, R OBP: 0.343, SLG: 0.576 (1,3)	HR		1B		P1			G6-3		3	1	1	2	1	0	1						
Jermaine Dye, R OBP: 0.467, SLG: 0.862 (1,9)	G6-4-3 1B		1B		G6-3				2B	4	0	3	1	0	0	1						
Carlos Beltrán, S OBP: 0.286, SLG: 0.333 (1,8)	G6-4-3				G4-3		K			4	0	1	0	0	1	2						
Joe Randa, R OBP: 0.376, SLG: 0.489 (1,5)		G5-3	F9		G4-3		F8			4	0	0	0	0	0	3						
Scott Pose, L OBP: 0.231, SLG: 0.091 (1,10)		G5-3			G6-3			G4-3		3	0	0	0	1	0	0						
Brian Johnson, R OBP: 0.211, SLG: 0.333 (1,2)					K			F8		4	0	1	0	0	2	1						
Rey Sanchez, R OBP: 0.288, SLG: 0.416 (1,6)		G4-1			F7		G4-3			4	0	1	0	0	0	1						
Inning Stats	R: 2 E: 0 K: 0 S: 10	H: 3 LOB: 0 BB: 0 P: 14	R: 0 E: 0 K: 0 S: 9	H: 1 LOB: 0 BB: 0 P: 12	R: 1 E: 0 K: 0 S: 9	H: 3 LOB: 2 BB: 1 P: 17	R: 0 E: 0 K: 1 S: 7	H: 0 LOB: 0 BB: 1 P: 14	R: 0 E: 0 K: 0 S: 12	H: 0 LOB: 1 BB: 0 P: 17	R: 0 E: 0 K: 0 S: 8	H: 0 LOB: 0 BB: 0 P: 12	R: 0 E: 0 K: 0 S: 8	H: 1 LOB: 1 BB: 0 P: 14	R: 0 E: 0 K: 1 S: 7	H: 1 LOB: 1 BB: 0 P: 11	R: 0 E: 0 K: 1 S: 9	H: 1 LOB: 1 BB: 0 P: 12	1B: 6 2B: 3 3B: 1 HR: 1	SF: 0 SAC: 1 DP: 2 HBP: 0	WP: 0 PB: 0 SB: 1 CS: 1	PA: 37
PITCHER	IP	WLS	BF	H	R	ER	SO	BB	IBB	HBP	BLK	WP	HR	S	P	ERA	WHIP					
Aaron Sele, R ERA: 4.15 (1,1)	7.0	W	29	8	3	3	1	0	0	0	0	0	0	63	100	3.86	1.429					
Paul Abbott, R ERA: 6.89 (8,1)	2.0		8	2	0	0	2	0	0	0	0	0	0	16	23	0.00	1.000					

Seattle Mariners @ Kansas City Royals
Kauffman Stadium, Kansas City, MO
Sat Apr 29 2000, 7:05 PM CDT
Att: 26,879 - Sunny - 70 F

AB 34
R 3
H 10
RBI 3
BB 2
SO 3
LOB 13



Batter	1	2	3	4	5	6	7	8	9	AB	R	H	RBI	BB	SO	LOB	TOP										
Mark McLemore, S (1.4) OBP: 0.330, SLG: 0.291	E4 G5-4-3		SH5-3 SF8 2B			G4-3			CS 2B	5	1	2	0	0	1	2	Seattle Mariners @ Kansas City Royals Kauffman Stadium, Kansas City, MO Sun Apr 30 2000, 1:05 PM CDT Att: 23,568 - Cloudy - 73 F										
Stan Javier, S (1.7) OBP: 0.451, SLG: 0.478	G5-4-3		SH5-3			2B G6-3 BB			G6-3	3	1	0	0	1	1	2											
Alex Rodriguez, R (1.6) OBP: 0.500, SLG: 0.747			SF8						DI BB	2	0	1	1	2	1	0											
Edgar Martinez, R (1.10) OBP: 0.338, SLG: 0.524	G4-3		F8			G6-3			HR	5	1	1	2	0	1	3											
John Olerud, L (1.3) OBP: 0.515, SLG: 0.636						G3-1			FC4-6 BB	3	0	0	0	1	1	1											
Jay Buhner, R (1.9) OBP: 0.364, SLG: 0.618						F9			FC4-6	4	0	0	0	0	1	1											
Mike Cameron, R (1.8) OBP: 0.333, SLG: 0.485									1-2	4	0	1	0	0	1	1											
Dan Wilson, R (1.2) OBP: 0.338, SLG: 0.419										3	0	2	0	1	1	0											
Carlos Guillen, S (1.5) OBP: 0.205, SLG: 0.143										3	0	0	0	0	1	5											
Tom Lampkin, L (8, PH) OBP: 0.355, SLG: 0.600										1	0	0	0	0	1	0											
David Bell, R (8.5) OBP: 0.205, SLG: 0.257										0	0	0	0	0	0	0											
Inning Stats	R: 0 E: 1 K: 0 S: 7	H: 0 LOB: 1 BB: 1 P: 12	R: 0 E: 1 K: 1 S: 16	H: 1 LOB: 2 BB: 0 P: 21	R: 1 E: 0 K: 0 S: 5	H: 1 LOB: 0 BB: 0 P: 8	R: 0 E: 0 K: 0 S: 8	H: 1 LOB: 2 BB: 1 P: 18	R: 1 E: 0 K: 2 S: 14	H: 1 LOB: 1 BB: 1 P: 24	R: 0 E: 1 K: 1 S: 13	H: 1 LOB: 2 BB: 0 P: 22	R: 1 E: 0 K: 2 S: 13	H: 1 LOB: 1 BB: 1 P: 25	R: 0 E: 0 K: 3 S: 11	H: 0 LOB: 0 BB: 0 P: 18	R: 0 E: 0 K: 1 S: 11	H: 1 LOB: 1 BB: 1 P: 17	1B: 1 2B: 5 3B: 0 HR: 1	SF: 1 SAC: 1 DP: 1 HBP: 0	WP: 0 PB: 0 SB: 0 CS: 1	PA: 40					
PITCHER	IP	WLS	BF	H	R	ER	SO	BB	IBB	HBP	BLK	WP	HR	S	P	ERA	WHIP										
50 José Rosado, L (1.1) ERA: 5.86	5.2	W	26	5	2	2	4	3	0	0	0	0	0	57	95	3.18	1.412										
Jose Santiago, R (6.1) ERA: 1.53	2.1	H	10	1	1	1	5	1	0	0	0	0	1	30	53	3.86	0.857										
Ricky Bottalico, R (9.1) ERA: 6.75	1.0	S	4	1	0	0	1	1	0	0	0	0	0	11	17	0.00	2.000										

Batter	1	2	3	4	5	6	7	8	9	AB	R	H	RBI	BB	SO	LOB	BOTTOM										
Johnny Damon, L (1.7) OBP: 0.305, SLG: 0.359			P5-3			FC4-6 G3 29 1B			G4-6-3	4	1	1	0	0	0	3	Seattle Mariners @ Kansas City Royals Kauffman Stadium, Kansas City, MO Sun Apr 30 2000, 1:05 PM CDT Att: 23,568 - Cloudy - 73 F										
Carlos Febles, R (1.4) OBP: 0.377, SLG: 0.333	G6-4-3				G3				G6-3	3	0	0	0	1	0	2											
29 Mike Sweeney, R (1.3) OBP: 0.358, SLG: 0.579										3	2	2	1	1	1	0											
Dave McCarty, R (9.3) OBP: 0.333, SLG: 0.500										0	0	0	0	0	0	0											
Jermaine Dye, R (1.9) OBP: 0.459, SLG: 0.847									G4-3 HR 1B	4	0	1	1	0	0	3											
Carlos Beltrán, S (1.8) OBP: 0.275, SLG: 0.320									P4	4	0	0	0	0	1	2											
Joe Randa, R (1.5) OBP: 0.390, SLG: 0.526									G4-3	4	0	0	0	0	1	2											
Mark Quinn, R (1.10) OBP: 0.348, SLG: 0.512										3	2	2	2	0	0	0											
Mark Quinn, R (1.10) OBP: 0.348, SLG: 0.512										4	1	2	2	0	0	1											
Jorge Fabregas, L (1.2) OBP: 0.348, SLG: 0.300										3	0	0	0	0	1	2											
Jeff Reboulet, R (1.6) OBP: 0.750, SLG: 0.778										2	0	2	0	1	0	0											
Inning Stats	R: 0 E: 0 K: 1 S: 6	H: 1 LOB: 0 BB: 0 P: 8	R: 2 E: 0 K: 1 S: 10	H: 1 LOB: 0 BB: 0 P: 21	R: 0 E: 0 K: 0 S: 8	H: 0 LOB: 3 BB: 3 P: 22	R: 0 E: 0 K: 1 S: 11	H: 1 LOB: 1 BB: 0 P: 14	R: 2 E: 0 K: 0 S: 13	H: 3 LOB: 1 BB: 0 P: 16	R: 0 E: 0 K: 0 S: 5	H: 1 LOB: 0 BB: 0 P: 8	R: 0 E: 0 K: 0 S: 9	H: 1 LOB: 0 BB: 0 P: 13	R: 2 E: 0 K: 0 S: 13	H: 2 LOB: 0 BB: 0 P: 18	R: 2 E: 0 K: 0 S: 13	H: 2 LOB: 0 BB: 0 P: 18	1B: 7 2B: 2 3B: 0 HR: 2	SF: 0 SAC: 0 DP: 4 HBP: 1	WP: 0 PB: 0 SB: 1 CS: 0	PA: 34					
PITCHER	IP	WLS	BF	H	R	ER	SO	BB	IBB	HBP	BLK	WP	HR	S	P	ERA	WHIP										
Gil Meche, R (1.1) ERA: 4.44	5.0	L	23	6	4	4	3	3	0	1	0	0	1	48	81	7.20	1.800										
Frankie Rodriguez, R (6.1) ERA: 3.14	3.0		11	4	2	2	0	0	0	0	0	0	1	27	39	6.00	1.333										



Batter	1	2	3	4	5	6	7	8	9	AB	R	H	RBI	BB	SO	LOB	TOP										
Terrence Long, L (1, 8) OBP: 0.324, SLG: 0.516	F5			G4-3						4	0	2	4	1	0	0	Oakland Athletics @ Kansas City Royals Kauffman Stadium, Kansas City, MO Mon May 01 2000, 7:05 PM CDT Att: 14,544 - Cloudy - 64 F										
Miguel Tejada, R (1, 6) OBP: 0.339, SLG: 0.340	E9	G6-3		F8			FC5-4 BB	FC4 1B		5	0	0	0	0	0	4											
Jason Giambi, L (1, 3) OBP: 0.392, SLG: 0.642					G3-1				G3-1	3	0	0	0	2	0	1											
Matt Stairs, L (1, 9) OBP: 0.318, SLG: 0.421										4	0	0	0	0	1	4											
Ryan Christenson, R (8, PR) OBP: 0.381, SLG: 0.257	K	F8			P6			E3 1B 3 FC4-6	BB	0	1	0	0	1	0	0											
Adam Platt, R (1, 10) OBP: 0.333, SLG: 0.708	G1-3			K		F8		SH3-4	K	4	0	0	0	0	2	3											
Ben Grievie, L (1, 7) OBP: 0.340, SLG: 0.473										4	1	0	0	0	0	1											
Rich Becker, L (9, 7) OBP: 0.397, SLG: 0.348		F9		G4-3		G6-3		FC4-6 1B HBP	G4-3	0	0	0	0	0	0	0											
Ramon Hernandez, R (1, 2) OBP: 0.298, SLG: 0.407						G6-3				4	2	3	1	0	0	0											
3 Eric Chavez, L (1, 5) OBP: 0.378, SLG: 0.483										3	2	0	1	1	0	2											
Frank Menechino, R (1, 4) OBP: 0.342, SLG: 0.460										3	1	1	0	0	1	0											
Olmedo Saenz, R (8, PH) OBP: 0.419, SLG: 0.554										1	0	1	1	0	0	0											
Jorge Velandía, R (8, PR) OBP: 0.130, SLG: 0.174										0	0	0	0	0	0	0											
Inning Stats	R: 0 E: 1 K: 1 S: 15	H: 0 LOB: 2 BB: 1 P: 27	R: 3 E: 0 K: 0 S: 15	H: 3 LOB: 2 BB: 2 P: 28	R: 1 E: 0 K: 1 S: 8	H: 1 LOB: 0 BB: 0 P: 13	R: 0 E: 0 K: 0 S: 3	H: 0 LOB: 0 BB: 0 P: 7	R: 0 E: 0 K: 0 S: 5	H: 0 LOB: 0 BB: 0 P: 9	R: 0 E: 0 K: 0 S: 5	H: 0 LOB: 1 BB: 1 P: 10	R: 0 E: 0 K: 1 S: 6	H: 0 LOB: 1 BB: 1 P: 15	R: 3 E: 1 K: 0 S: 13	H: 3 LOB: 2 BB: 0 P: 23	R: 0 E: 0 K: 1 S: 9	H: 0 LOB: 1 BB: 1 P: 14	1B: 4 2B: 1 3B: 1 HR: 1	SF: 0 SAC: 1 DP: 0 HBP: 1	WP: 0 PB: 0 SB: 0 CS: 0	PA: 42					
PITCHER	IP	WLS	BF	H	R	ER	SO	BB	IBB	HBP	BLK	WP	HR	S	P	ERA	WHIP										
Chad Durbin, R (1, 1) ERA: 5.29	6.1		28	4	4	4	3	4	0	0	0	0	1	54	103	5.68	1.263										
Dan Reichert, R (7, 1) ERA: 3.18	2.2	L	14	3	3	0	1	1	0	1	0	0	0	25	43	0.00	1.500										



AB	35
R	7
H	7
RBI	7
BB	5
SO	4
LOB	15

Batter	1	2	3	4	5	6	7	8	9	AB	R	H	RBI	BB	SO	LOB	BOTTOM										
Johnny Damon, L (1, 10) OBP: 0.309, SLG: 0.361			E8 29 F8 1B	K						5	2	2	0	0	1	3	Oakland Athletics @ Kansas City Royals Kauffman Stadium, Kansas City, MO Mon May 01 2000, 7:05 PM CDT Att: 14,544 - Cloudy - 64 F										
Carlos Febles, R (1, 4) OBP: 0.369, SLG: 0.327				K						5	1	1	0	0	2	2											
29 Mike Sweeney, R (1, 3) OBP: 0.342, SLG: 0.556										4	0	0	1	0	0	1											
Jermaine Dye, R (1, 9) OBP: 0.448, SLG: 0.814										4	1	0	0	1	1	1											
Carlos Beltrán, S (1, 8) OBP: 0.292, SLG: 0.330										3	1	2	2	1	0	0											
Joe Randa, R (1, 5) OBP: 0.394, SLG: 0.520										3	0	1	1	1	1	1											
Mark Quinn, R (1, 7) OBP: 0.344, SLG: 0.500										4	0	1	1	0	0	2											
Jorge Fabregas, L (1, 2) OBP: 0.333, SLG: 0.292										4	0	1	0	0	0	2											
Rey Sanchez, R (1, 6) OBP: 0.298, SLG: 0.425										3	0	1	0	0	0	0											
Inning Stats	R: 2 E: 0 K: 0 S: 14	H: 3 LOB: 1 BB: 0 P: 23	R: 0 E: 0 K: 0 S: 5	H: 0 LOB: 0 BB: 0 P: 6	R: 2 E: 1 K: 1 S: 13	H: 3 LOB: 2 BB: 1 P: 21	R: 0 E: 0 K: 2 S: 9	H: 1 LOB: 1 BB: 0 P: 15	R: 1 E: 0 K: 0 S: 14	H: 1 LOB: 2 BB: 2 P: 28	R: 0 E: 0 K: 0 S: 4	H: 0 LOB: 0 BB: 0 P: 5	R: 0 E: 0 K: 0 S: 5	H: 0 LOB: 0 BB: 0 P: 7	R: 0 E: 0 K: 1 S: 8	H: 1 LOB: 2 BB: 0 P: 16	R: 0 E: 0 K: 0 S: 7	H: 0 LOB: 0 BB: 0 P: 8	1B: 8 2B: 1 3B: 0 HR: 0	SF: 1 SAC: 0 DP: 0 HBP: 1	WP: 0 PB: 0 SB: 1 CS: 0	PA: 40					
PITCHER	IP	WLS	BF	H	R	ER	SO	BB	IBB	HBP	BLK	WP	HR	S	P	ERA	WHIP										
Omar Olivares, R (1, 1) ERA: 5.95	7.0	W	32	8	5	5	4	3	0	0	0	0	0	64	105	6.43	1.571										
Doug Jones, R (8, 1) ERA: 5.11	1.0	H	5	1	0	0	1	0	0	1	0	0	0	8	16	0.00	1.000										
Jason Istringhausen, R (8, 1) ERA: 1.58	1.0	S	3	0	0	0	0	0	0	0	0	0	0	7	8	0.00	0.000										



AB	35
R	5
H	9
RBI	5
BB	3
SO	5
LOB	12

Batter	1	2	3	4	5	6	7	8	9	10	AB	R	H	RBI	BB	SO	LOB
Terrence Long, L OBP: 0.282, SLG: 0.444	(1, 8) 3-1 F7	(1, 8) 2-2 G3-1		(1, 0) F7			(2, 2) L7		(1, 8) 2-1 G3		5	0	0	0	0	0	5
Miguel Tejada, R OBP: 0.360, SLG: 0.398	(1, 6) 1-0 G4-3	(1, 2) 1-2 2B			(4, 1) FC3-6 BB		(0, 0) 1-2 2-3 1B			(0, 1) HR	4	1	3	3	1	0	0
Jason Giambi, L OBP: 0.363, SLG: 0.651	(1, 3) 1-1 F7	(1, 3) 1-2 G4-3			(0, 1) FC3-6 1-2 1-2 1B		(2, 2) G4-3			(2, 2) HR	5	1	1	1	0	0	4
Olmedo Saenz, R OBP: 0.418, SLG: 0.583		(1, 1) HR	(1, 1) L8		(2, 1) L6-3			(4, 0) BB		(1, 3) K2-3	4	1	1	1	1	1	1
Matt Stairs, L OBP: 0.322, SLG: 0.408		(4, 2) 1B E BB	(1, 2) G3			(2, 0) G3-1		(1, 0) L9		(4, 1) 2B BB	3	1	0	0	2	0	1
Ben Grievs, L OBP: 0.342, SLG: 0.480	(1, 7) 2-2 E8	(2, 2) 3 SF7 1B	(2, 2) G3-1			(0, 0) G6-3		(0, 2) F7		(1, 0) 1-3 2B	5	1	2	0	0	0	1
Jorge Velandria, R OBP: 0.130, SLG: 0.174	(10, 4) 1-1 1B										0	0	0	0	0	0	0
3 Eric Chavez, L OBP: 0.369, SLG: 0.467	(1, 5) 0-0 SF7			(0, 0) F9		(0, 2) G3		(1, 2) G5-3		(4, 0) IBB	3	0	0	1	1	0	1
Ramon Hernandez, R OBP: 0.275, SLG: 0.410	(1, 2) 0-2 G3-1 BB			(3, 3) K				(4, 1) 1B 1B BB		(3, 3) K	2	1	1	0	1	1	0
Ryan Christenson, R OBP: 0.381, SLG: 0.527	(7, P/R) 1-2 2B 1B										0	0	0	0	0	0	0
Sal Fasano, R OBP: 0.288, SLG: 0.200	(7, 2) 1-2 2B 1B										2	0	0	0	0	2	3
Frank Menechino, R OBP: 0.363, SLG: 0.470	(1, 4) 4-1 1B			(2, 0) K				(2, 1) 1B		(1, 3) K	3	1	2	0	1	1	0
Rich Becker, L OBP: 0.350, SLG: 0.340	(10, PH) 1-2 2B BB							(1, 2) 1B			1	0	0	0	0	1	3

TOP

Oakland Athletics @ Kansas City Royals
Kauffman Stadium, Kansas City, MO

Tue May 02 2000, 7:05 PM CDT
Att. 13,224 - Cloudy - 72 F

AB	37
R	7
H	10
RBI	6
BB	7
SO	6
LOB	19



Inning Stats	R: 0	H: 0	E: 0	K: 0	S: 5	P: 10	R: 5	H: 4	E: 1	K: 0	S: 24	R: 0	H: 0	E: 0	K: 0	S: 8	R: 0	H: 1	E: 0	K: 1	S: 6	R: 0	H: 0	E: 0	K: 0	S: 5	R: 0	H: 2	E: 0	K: 0	S: 7	R: 0	H: 0	E: 0	K: 2	S: 9	R: 2	H: 3	E: 0	K: 3	S: 19	1B: 5	SF: 1	2B: 3	SAC: 0	3B: 0	DP: 1	HR: 3	HBP: 0	WP: 0	PA: 45
--------------	------	------	------	------	------	-------	------	------	------	------	-------	------	------	------	------	------	------	------	------	------	------	------	------	------	------	------	------	------	------	------	------	------	------	------	------	------	------	------	------	------	-------	-------	-------	-------	--------	-------	-------	-------	--------	-------	--------

PITCHER	IP	WLS	BF	H	R	ER	SO	BB	IBB	HBP	BLK	WP	HR	S	P	ERA	WHIP
Miguel Batista, R ERA: 11.3	2.0		12	4	5	5	0	2	0	0	0	0	1	29	49	22.50	3.000
Mac Suzuki, R ERA: 3.7	4.0		14	1	0	0	1	2	0	0	0	0	0	25	47	0.00	0.750
Jerry Spradlin, R ERA: 3.15	3.0		11	2	0	0	2	1	0	0	0	0	0	25	43	0.00	1.000
Ricky Bottalico, R ERA: 8.38	0.1		6	3	2	2	1	1	1	0	0	0	2	12	24	54.00	12.000
Jason Rakers, R ERA: 20.25	0.2	W	2	0	0	0	2	0	0	0	0	0	0	7	8	0.00	0.000

Batter	1	2	3	4	5	6	7	8	9	10	AB	R	H	RBI	BB	SO	LOB
Johnny Damon, L OBP: 0.310, SLG: 0.386	(1, 7) 2-0 HR		(2, 2) P6	(0, 1) SF8		(0, 0) FC6-4			(0, 0) G4-3	(4, 1) 1B IBB	4	1	1	2	1	0	1
Carlos Febles, R OBP: 0.368, SLG: 0.320	(1, 4) 0-2 F9		(4, 2) BB	(3, 0) FC6-5-4-6			(2, 1) F9		(3, 2) G2-3	(1, 2) 1B	5	0	1	1	1	0	1
29 Mike Sweeney, R OBP: 0.353, SLG: 0.553	(1, 3) 2-1 FC6-4 1B		(1, 2) P4		(1, 0) P4		(1, 1) 1B		(4, 2) BB		4	0	2	0	1	0	1
Jermaine Dye, R OBP: 0.436, SLG: 0.813	(1, 9) 1-2 P4			(0, 1) HR	(0, 3) K		(0, 2) F9		(2, 1) F8		5	1	1	1	0	1	3
Carlos Beltrán, S OBP: 0.297, SLG: 0.336	(1, 8) 2-2 FC6-4			(0, 1) HR	(4, 0) 1B 2B BB		(1, 2) F7			(2, 2) L7	4	1	1	0	1	0	2
Joe Randa, R OBP: 0.412, SLG: 0.529		(4, 0) G5-4-3 BB		(3, 2) SH1-3 1B 1B	(2, 1) F9			(1, 2) SH5-4 1B		(1, 0) HR 1B	4	2	3	0	1	0	1
Mark Quinn, R OBP: 0.351, SLG: 0.533	(1, 10) 3-1 F8			(1, 0) 1B SH1-3 SF8 1B		(2, 1) P4		(0, 0) SH5-4		(3, 1) HR	4	2	2	3	0	0	1
Brian Johnson, R OBP: 0.217, SLG: 0.333	(1, 2) 0-1 G5-4-3			(0, 0) SH1-3		(0, 0) FC6-4 1B		(1, 2) F9		(2, 3) K	3	0	1	0	0	0	2
Jorge Fabregas, L OBP: 0.321, SLG: 0.280	(10, PH) 1-2 1B			(1, 2) SH1-3							1	0	0	0	0	1	0
Rey Sanchez, R OBP: 0.303, SLG: 0.424	(1, 6) 1-2 F7		(1, 2) F7	(2, 2) FC6-4-4 1B		(3, 2) F9		(1, 1) G4-3		(3, 2) 1B	5	1	2	1	0	0	2

BOTTOM

Oakland Athletics @ Kansas City Royals
Kauffman Stadium, Kansas City, MO

Tue May 02 2000, 7:05 PM CDT
Att. 13,224 - Cloudy - 72 F

AB	39
R	8
H	14
RBI	8
BB	5
SO	2
LOB	14



Inning Stats	R: 1	H: 2	E: 0	K: 0	S: 13	P: 20	R: 0	H: 0	E: 0	K: 0	S: 4	R: 0	H: 0	E: 0	K: 0	S: 11	R: 4	H: 5	E: 0	K: 0	S: 18	R: 0	H: 1	E: 0	K: 1	S: 6	R: 0	H: 1	E: 0	K: 0	S: 8	R: 0	H: 1	E: 0	K: 0	S: 9	R: 3	H: 4	E: 0	K: 1	S: 17	1B: 10	SF: 1	2B: 1	SAC: 2	3B: 0	DP: 1	HR: 3	HBP: 0	WP: 0	PA: 47
--------------	------	------	------	------	-------	-------	------	------	------	------	------	------	------	------	------	-------	------	------	------	------	-------	------	------	------	------	------	------	------	------	------	------	------	------	------	------	------	------	------	------	------	-------	--------	-------	-------	--------	-------	-------	-------	--------	-------	--------


PITCHER	IP	WLS	BF	H	R	ER	SO	BB	IBB	HBP	BLK	WP	HR	S	P	ERA	WHIP
Ron Mahay, L ERA: 9.0	3.1		18	7	5	5	0	2	0	0	0	0	2	43	71	13.50	2.700
Luis Vizcaino, R ERA: 4.09	2.2		10	1	0	0	1	1	0	0	0	0	0	17	31	0.00	0.750
T.J. Mathews, R ERA: 4.73	2.0		8	2	0	0	0	0	0	0	0	0	0	21	28	0.00	1.000
Jeff Tam, R ERA: 2.16	1.0		4	0	0	0	0	1	0	0	0	0	0	10	19	0.00	1.000
Jason Isringhausen, R ERA: 3.75	0.2	L	7	4	3	3	1	0	1	0	0	0	1	17	32	40.50	6.000


Batter	1	2	3	4	5	6	7	8	9	AB	R	H	RBI	BB	SO	LOB	TOP			
Ray Durham, S (1,4) OBP: 0.346, SLG: 0.466	F7	G5-3		1B			F8		K	5	0	1	0	0	1	2	Chicago White Sox @ Kansas City Royals Kauffman Stadium, Kansas City, MO Fri May 05 2000, 7:05 PM CDT Att: 19,622 - Sunny - 77 F			
Jose Valentin, S (1,6) OBP: 0.336, SLG: 0.514	K		1B	1B	F8		G4-3		G4-3	5	0	1	0	0	1	1				
Frank Thomas, R (1,10) OBP: 0.450, SLG: 0.606	14 FC5-4 BB		1B	1B					K	2	0	1	0	2	1	0				
14 Paul Konerko, R (1,3) OBP: 0.391, SLG: 0.619	FC5-4		P6						G4-3	4	0	1	0	0	0	3				
Chris Singleton, L (1,8) OBP: 0.319, SLG: 0.491		G3-1	FC1				K		G1-3	4	0	0	0	0	1	4				
Carlos Lee, R (1,7) OBP: 0.382, SLG: 0.557		HR	K				G5-4-3		1B	4	1	2	1	0	1	5				
Greg Norton, S (1,5) OBP: 0.400, SLG: 0.536		K	G3-1				K		1B	4	0	1	0	0	2	3				
Jeff Abbott, R (1,9) OBP: 0.255, SLG: 0.233		HBP					L3		L8	3	0	1	0	0	0	2				
Josh Paul, R (1,2) OBP: 0.370, SLG: 0.535	BB		G4-3				L3		F9	3	0	0	0	1	0	1				
Inning Stats	R: 0 E: 0 K: 1 S: 8	H: 0 LOB: 1 BB: 1 P: 15	R: 1 E: 0 K: 1 S: 17	H: 1 LOB: 2 BB: 1 P: 31	R: 0 E: 0 K: 1 S: 9	H: 2 LOB: 3 BB: 0 P: 16	R: 0 E: 0 K: 0 S: 10	H: 1 LOB: 1 BB: 0 P: 15	R: 0 E: 0 K: 1 S: 9	H: 1 LOB: 0 BB: 1 P: 9	R: 0 E: 0 K: 1 S: 8	H: 0 LOB: 0 BB: 0 P: 15	R: 0 E: 0 K: 0 S: 15	H: 2 LOB: 2 BB: 0 P: 22	R: 0 E: 0 K: 1 S: 8	H: 0 LOB: 0 BB: 0 P: 10	1B: 7 2B: 1 3B: 0 HR: 1	SF: 0 SAC: 0 DP: 2 HBP: 1	WP: 0 PB: 0 CS: 1	PA: 38
PITCHER	IP WLS BF H R ER SO BB IBB HBP BLK WP HR S P ERA WHIP																			
49 Chris Fussell, R (1,1) ERA: 4.7	7.0 W 30 6 1 1 6 3 0 1 0 0 1 68 116 1.29 1.286																			
Jose Santiago, R (8,1) ERA: 1.74	2.0 8 2 0 0 1 0 0 0 0 0 0 23 32 0.00 1.000																			

Batter	1	2	3	4	5	6	7	8	9	AB	R	H	RBI	BB	SO	LOB	BOTTOM			
Johnny Damon, L (1,8) OBP: 0.320, SLG: 0.394	SH1-3 29 2B	G3-1		L9			G4-3			4	1	1	0	0	0	2	Chicago White Sox @ Kansas City Royals Kauffman Stadium, Kansas City, MO Fri May 05 2000, 7:05 PM CDT Att: 19,622 - Sunny - 77 F			
Carlos Febles, R (1,4) OBP: 0.384, SLG: 0.360	SH1-3		S 2B				F9			3	2	2	0	0	0	0				
29 Mike Sweeney, R (1,10) OBP: 0.368, SLG: 0.616	2B		F7				K		HR	4	1	2	2	0	1	2				
Jermaine Dye, R (1,9) OBP: 0.431, SLG: 0.784	F9		G6-3				G6-3		2B	4	0	1	0	0	0	3				
Mark Quinn, R (1,7) OBP: 0.337, SLG: 0.515	G5-3		1B				E4 1B		K	4	1	1	1	0	1	3				
Joe Randa, R (1,5) OBP: 0.421, SLG: 0.532		S 1B	E S 1B				G4-3		G4-3	4	0	3	2	0	0	1				
Dave McCarty, R (1,3) OBP: 0.269, SLG: 0.400		K	K				K		K	4	0	0	0	0	4	4				
Brian Johnson, R (1,2) OBP: 0.219, SLG: 0.317		BB					F3		G4-3	3	0	0	0	1	1	0				
Rey Sanchez, R (1,6) OBP: 0.292, SLG: 0.402	F7		G5-3				G4-3		L6	4	0	0	0	0	0	2				
Inning Stats	R: 1 E: 0 K: 0 S: 8	H: 2 LOB: 1 BB: 0 P: 10	R: 0 E: 0 K: 1 S: 8	H: 1 LOB: 1 BB: 1 P: 17	R: 2 E: 0 K: 1 S: 11	H: 3 LOB: 1 BB: 0 P: 20	R: 0 E: 0 K: 0 S: 6	H: 0 LOB: 0 BB: 0 P: 6	R: 1 E: 1 K: 2 S: 19	H: 2 LOB: 2 BB: 0 P: 24	R: 0 E: 0 K: 0 S: 6	H: 0 LOB: 0 BB: 0 P: 8	R: 1 E: 0 K: 1 S: 11	H: 2 LOB: 1 BB: 0 P: 16	R: 0 E: 0 K: 2 S: 10	H: 0 LOB: 0 BB: 0 P: 15	1B: 5 2B: 4 3B: 0 HR: 1	SF: 0 SAC: 1 DP: 0 HBP: 0	WP: 0 PB: 0 CS: 0	PA: 36
PITCHER	IP WLS BF H R ER SO BB IBB HBP BLK WP HR S P ERA WHIP																			
21 Cal Eldred, R (1,1) ERA: 5.05	6.1 L 31 10 5 4 4 1 0 0 0 0 0 64 93 5.68 1.737																			
Sean Lowe, R (7,1) ERA: 1.59	0.2 2 0 0 0 1 0 0 0 0 0 0 5 8 0.00 0.000																			
Bob Howry, R (8,1) ERA: 4.5	1.0 3 0 0 0 2 0 0 0 0 0 0 10 15 0.00 0.000																			

Batter	1	2	3	4	5	6	7	8	9	AB R H RBI BB SO LOB	TOP																
Ray Durham, S OBP: 0.340, SLG: 0.463										5 1 1 0 0 3 0	Chicago White Sox @ Kansas City Royals Kauffman Stadium, Kansas City, MO Sat May 06 2000, 7:05 PM CDT Att: 28,300 - Overcast - 62 F livebaseballscorecards.com																
Jose Valentin, S OBP: 0.339, SLG: 0.526										5 1 2 0 0 0 1																	
Frank Thomas, R OBP: 0.448, SLG: 0.593										4 1 1 1 1 0 1																	
14 Paul Konerko, R OBP: 0.394, SLG: 0.612										3 1 1 1 1 1 1																	
Chris Singleton, L OBP: 0.333, SLG: 0.496										3 0 2 1 1 0 0																	
Carlos Lee, R OBP: 0.368, SLG: 0.533										4 0 0 0 0 0 5																	
Greg Norton, S OBP: 0.405, SLG: 0.534										4 1 2 0 0 0 3																	
Jeff Abbott, R OBP: 0.255, SLG: 0.255										4 0 1 1 0 1 1																	
Mark Johnson, L OBP: 0.318, SLG: 0.390										4 0 0 0 0 1 1																	
Inning Stats	R: 0 E: 0 K: 2 S: 11	H: 1 LOB: 1 BB: 0 P: 16	R: 1 E: 0 K: 0 S: 9	H: 2 LOB: 1 BB: 0 P: 15	R: 1 E: 0 K: 0 S: 11	H: 2 LOB: 2 BB: 2 P: 27	R: 0 E: 0 K: 1 S: 8	H: 0 LOB: 0 BB: 0 P: 12	R: 3 E: 0 K: 0 S: 12	H: 4 LOB: 1 BB: 1 P: 22	R: 0 E: 0 K: 1 S: 9	H: 0 LOB: 0 BB: 0 P: 14	R: 0 E: 0 K: 0 S: 12	H: 1 LOB: 1 BB: 0 P: 17	R: 0 E: 0 K: 1 S: 7	H: 0 LOB: 0 BB: 0 P: 11	R: 0 E: 0 K: 1 S: 7	H: 0 LOB: 0 BB: 0 P: 9	1B: 6 2B: 4 3B: 0 HR: 0	SF: 0 SAC: 0 DP: 1 HBP: 0	WP: 0 PB: 0 SB: 0 CS: 0	PA: 39					
PITCHER	IP WLS BF H R ER SO BB IBB HBP BLK WP HR S P ERA WHIP											PITCHER	IP WLS BF H R ER SO BB IBB HBP BLK WP HR S P ERA WHIP														
Chad Durbin, R ERA: 5.92	(1, 1) 4.0	WLS 23	BF 8	H 5	R 5	ER 5	SO 3	BB 3	IBB 0	HBP 0	BLK 0	WP 0	HR 0	S 45	P 84	ERA 11.25	WHIP 2.750										
Jerry Spradlin, R ERA: 2.53	(5, 1) 4.0	WLS 13	BF 2	H 0	R 0	ER 0	SO 2	BB 0	IBB 0	HBP 0	BLK 0	WP 0	HR 0	S 34	P 50	ERA 0.00	WHIP 0.500										
Dan Reichert, R ERA: 3.0	(9, 1) 1.0	WLS 3	BF 0	H 0	R 0	ER 0	SO 1	BB 0	IBB 0	HBP 0	BLK 0	WP 0	HR 0	S 7	P 9	ERA 0.00	WHIP 0.000										

Batter	1	2	3	4	5	6	7	8	9	AB R H RBI BB SO LOB	BOTTOM																
Johnny Damon, L OBP: 0.338, SLG: 0.465										5 2 4 4 0 0 0	Chicago White Sox @ Kansas City Royals Kauffman Stadium, Kansas City, MO Sat May 06 2000, 7:05 PM CDT Att: 28,300 - Overcast - 62 F livebaseballscorecards.com																
Carlos Febles, R OBP: 0.385, SLG: 0.362										5 1 2 0 0 1 1																	
29 Mike Sweeney, R OBP: 0.377, SLG: 0.612										4 1 2 0 1 1 1																	
Jermaine Dye, R OBP: 0.430, SLG: 0.785										5 2 2 2 0 1 4																	
Mark Quinn, R OBP: 0.349, SLG: 0.549										5 2 3 3 0 0 0																	
Joe Randa, R OBP: 0.421, SLG: 0.540										4 0 1 1 1 0 1																	
Dave McCarty, R OBP: 0.290, SLG: 0.500										5 1 2 1 0 0 1																	
Brian Johnson, R OBP: 0.221, SLG: 0.313										4 1 1 0 0 0 2																	
Rey Sanchez, R OBP: 0.290, SLG: 0.396										4 1 1 0 0 0 3																	
Inning Stats	R: 0 E: 0 K: 0 S: 7	H: 1 LOB: 1 BB: 0 P: 12	R: 0 E: 0 K: 0 S: 7	H: 0 LOB: 0 BB: 0 P: 13	R: 4 E: 0 K: 0 S: 14	H: 5 LOB: 1 BB: 0 P: 24	R: 6 E: 0 K: 0 S: 22	H: 8 LOB: 1 BB: 0 P: 30	R: 0 E: 0 K: 0 S: 10	H: 2 LOB: 3 BB: 1 P: 17	R: 0 E: 0 K: 0 S: 11	H: 1 LOB: 2 BB: 1 P: 18	R: 0 E: 0 K: 2 S: 8	H: 0 LOB: 0 BB: 0 P: 12	R: 1 E: 0 K: 1 S: 9	H: 1 LOB: 0 BB: 0 P: 15	1B: 12 2B: 0 3B: 2 HR: 4	SF: 0 SAC: 0 DP: 0 HBP: 0	WP: 0 PB: 0 SB: 0 CS: 0	PA: 43							
PITCHER	IP WLS BF H R ER SO BB IBB HBP BLK WP HR S P ERA WHIP											PITCHER	IP WLS BF H R ER SO BB IBB HBP BLK WP HR S P ERA WHIP														
Mike Siroka, L ERA: 6.18	(1, 1) 3.1	L 19	BF 7	H 7	R 3	ER 3	SO 0	BB 1	IBB 0	HBP 0	BLK 0	WP 0	HR 0	S 25	P 38	ERA 16.20	WHIP 4.800										
Scott Eyre, L ERA: 6.75	(4, 1) 1.2	L 12	BF 7	H 3	R 3	ER 3	SO 0	BB 0	IBB 0	HBP 0	BLK 0	WP 0	HR 0	S 19	P 30	ERA 0.00	WHIP 1.000										
Jim Parque, L ERA: 4.17	(6, 1) 2.0	L 8	BF 1	H 0	R 0	ER 0	SO 2	BB 1	IBB 0	HBP 0	BLK 0	WP 0	HR 0	S 9	P 15	ERA 9.00	WHIP 1.000										
Kelly Wunsch, L ERA: 3.29	(8, 1) 1.0	L 4	BF 1	H 1	R 1	ER 1	SO 1	BB 0	IBB 0	HBP 0	BLK 0	WP 0	HR 1	S 9	P 15	ERA 9.00	WHIP 1.000										

Batter	1	2	3	4	5	6	7	8	9	AB	R	H	RBI	BB	SO	LOB	TOP										
Ray Durham, S OBP: 0.342, SLG: 0.480	F9		HR				K	K		4	1	1	2	1	2	3	Chicago White Sox @ Kansas City Royals Kauffman Stadium, Kansas City, MO Sun May 07 2000, 1:05 PM CDT Att: 23,107 - Overcast - 68 F										
Jose Valentin, S OBP: 0.333, SLG: 0.521	F8		G3-1				F9		F7	5	0	1	1	0	0	1											
Frank Thomas, R OBP: 0.446, SLG: 0.584	F9		G4-3				L7		14 1B	5	2	2	0	0	0	1											
Magglio Ordonez, R OBP: 0.373, SLG: 0.525		HR							F8	5	2	3	1	0	0	1											
14 Paul Konerko, R OBP: 0.387, SLG: 0.595	P4						G4-3		F7	5	0	1	1	0	0	2											
Chris Singleton, L OBP: 0.336, SLG: 0.487	F5						FC3-2		1B	4	1	1	1	0	0	1											
Carlos Lee, R OBP: 0.369, SLG: 0.526	L8						G5-3		F9	5	0	2	1	0	0	2											
Greg Norton, S OBP: 0.409, SLG: 0.532			F9				G4-3			4	0	2	1	0	0	2											
Josh Paul, R OBP: 0.380, SLG: 0.511			HR				FC1-6		K	2	2	0	0	2	1	3											
Inning Stats	R: 0 E: 0 K: 0 S: 8	H: 0 LOB: 0 BB: 0 P: 13	R: 1 E: 0 K: 0 S: 11	H: 1 LOB: 0 BB: 0 P: 18	R: 2 E: 0 K: 0 S: 12	H: 1 LOB: 0 BB: 1 P: 22	R: 0 E: 0 K: 0 S: 6	H: 0 LOB: 0 BB: 0 P: 11	R: 1 E: 0 K: 0 S: 5	H: 2 LOB: 2 BB: 1 P: 13	R: 1 E: 0 K: 0 S: 13	H: 3 LOB: 1 BB: 1 P: 18	R: 0 E: 0 K: 1 S: 9	H: 0 LOB: 1 BB: 1 P: 18	R: 2 E: 0 K: 2 S: 18	H: 3 LOB: 2 BB: 0 P: 25		R: 1 E: 0 K: 0 S: 17	H: 3 LOB: 2 BB: 0 P: 25	1B: 9 2B: 2 3B: 0 HR: 2	SF: 0 SAC: 0 DP: 0 HBP: 1	WP: 1 PB: 0 CS: 0	PA: 43				
PITCHER	IP	WLS	BF	H	R	ER	SO	BB	IBB	HBP	BLK	WP	HR	S	P	ERA	WHIP										
Miguel Batista, R ERA: 10.24	(1, 1)	5.0		4	4	4	0	2	0	0	0	0	2	42	77	7.20	1.200										
Dan Reichert, R ERA: 3.54	(6, 1)	2.1	H	12	4	2	1	1	0	0	0	1	0	27	43	7.71	2.143										
Ricky Bottalico, R ERA: 8.74	(8, 1)	1.2	W	11	5	2	2	0	0	1	0	0	0	30	43	10.80	3.000										

Batter	1	2	3	4	5	6	7	8	9	AB	R	H	RBI	BB	SO	LOB	BOTTOM										
Johnny Damon, L OBP: 0.341, SLG: 0.471	29 WP G6-3			L6				L9		5	1	2	0	0	0	2	Chicago White Sox @ Kansas City Royals Kauffman Stadium, Kansas City, MO Sun May 07 2000, 1:05 PM CDT Att: 23,107 - Overcast - 68 F										
Carlos Febles, R OBP: 0.393, SLG: 0.356	29 WP HR		E1				B2-6	29 E		2	2	0	0	3	0	1											
29 Mike Sweeney, R OBP: 0.370, SLG: 0.595	G6-3		F9				G1-3	G3		5	1	1	2	0	0	3											
Jemaine Dye, R OBP: 0.450, SLG: 0.813	HR		F9				G6-4-3	2B		2	3	2	2	3	0	0											
Mark Quinn, R OBP: 0.345, SLG: 0.547			F9				FC6-5	BB		4	1	1	0	0	0	4											
Carlos Beltrán, S OBP: 0.308, SLG: 0.358							FC6-5	BB		1	1	1	3	0	0	0											
Joe Randa, R OBP: 0.427, SLG: 0.538	K						G6-3	BB		4	1	2	1	1	1	1											
Dave McCarty, R OBP: 0.333, SLG: 0.500	G6-3						G6-3	BB		4	1	2	1	1	1	2											
Jorge Fabregas, L OBP: 0.297, SLG: 0.265		F8		G4-3			G4-3	F7		5	0	1	2	0	0	4											
Rey Sanchez, R OBP: 0.298, SLG: 0.394		G6-3		E9			K	29 E		3	1	1	1	1	1	2											
Inning Stats	R: 3 E: 0 K: 1 S: 14	H: 3 LOB: 1 BB: 1 P: 24	R: 0 E: 0 K: 0 S: 8	H: 0 LOB: 0 BB: 0 P: 14	R: 0 E: 1 K: 0 S: 8	H: 0 LOB: 1 BB: 1 P: 14	R: 1 E: 1 K: 0 S: 11	H: 2 LOB: 1 BB: 0 P: 18	R: 3 E: 0 K: 1 S: 11	H: 1 LOB: 2 BB: 4 P: 29	R: 0 E: 0 K: 0 S: 5	H: 1 LOB: 0 BB: 0 P: 8	R: 0 E: 0 K: 0 S: 9	H: 3 LOB: 2 BB: 0 P: 10	R: 5 E: 1 K: 1 S: 18	H: 3 LOB: 1 BB: 3 P: 33		1B: 9 2B: 4 3B: 0 HR: 1	SF: 0 SAC: 0 DP: 2 HBP: 0	WP: 1 PB: 1 CS: 1	PA: 44						
PITCHER	IP	WLS	BF	H	R	ER	SO	BB	IBB	HBP	BLK	WP	HR	S	P	ERA	WHIP										
Kip Wells, R ERA: 7.28	(1, 1)	4.2		6	7	7	1	4	2	0	0	0	0	13	16	0.00	2.000										
41 Bill Simas, R ERA: 3.24	(5, 1)	2.0		4	0	0	1	0	0	0	0	0	0	11	16	13.50	1.500										
Kelly Wunsch, L ERA: 3.77	(7, 1)	0.2	L	3	0	1	0	1	0	0	0	0	0	11	16	13.50	1.500										
Sean Lowe, R ERA: 3.57	(8, 1)	0.2		3	4	4	1	1	1	0	0	0	0	11	22	54.00	6.000										

Batter	1	2	3	4	5	6	7	8	9	10	11	AB	R	H	RBI	BB	SO	LOB	TOP							
Johnny Damon, L OBP: 0.331, SLG: 0.455 (1, 7)	G3		B1-3		F8			F8			SH1-4	4	0	0	0	0	0	3								
Carlos Febles, R OBP: 0.379, SLG: 0.341 (1, 4)	G4-3			L3		G5-3		K			G6-3	5	0	0	0	0	1	2								
29 Mike Sweeney, R OBP: 0.379, SLG: 0.627 Dave McCarty, R OBP: 0.333, SLG: 0.500 (11, 3)	2B			K		HR			G6-3		2B	5	2	3	1	0	1	0								
Jermaine Dye, R OBP: 0.448, SLG: 0.803 (1, 9)	G3-1			BB		K			G4-3		1B	4	1	1	2	1	1	1								
Mark Quinn, R OBP: 0.339, SLG: 0.532 (1, 10)	G6-3			K		G5-3			G4-3		1B	5	0	1	1	0	1	1								
Carlos Beltrán, S OBP: 0.239, SLG: 0.342 (1, 8)	G4-3				B3			G4-3		F5	F8	5	0	0	0	0	0	1								
Jorge Fabregas, L OBP: 0.288, SLG: 0.237 (1, 2)	G4-3				F8			G6-3		G4-3		4	0	0	0	0	0	0								
Jeff Reboulet, R OBP: 0.588, SLG: 0.571 (1, 5)			F7		1B			G4-3		G1-3		4	0	1	0	0	0	0								
Rey Sanchez, R OBP: 0.315, SLG: 0.402 (1, 6)	G5-3				1B			CS			2B	3	1	2	0	1	0	0								
Inning Stats	R: 0 E: 0 K: 0 S: 11	H: 1 LOB: 1 BB: 0 P: 16	R: 0 E: 0 K: 0 S: 4	H: 0 LOB: 0 BB: 0 P: 7	R: 0 E: 0 K: 0 S: 5	H: 0 LOB: 0 BB: 0 P: 7	R: 0 E: 0 K: 2 S: 10	H: 0 LOB: 1 BB: 1 P: 18	R: 0 E: 0 K: 0 S: 8	H: 2 LOB: 2 BB: 0 P: 12	R: 1 E: 0 K: 1 S: 11	H: 1 LOB: 0 BB: 0 P: 14	R: 0 E: 0 K: 0 S: 5	H: 0 LOB: 0 BB: 0 P: 8	R: 0 E: 0 K: 1 S: 7	H: 0 LOB: 0 BB: 1 P: 13	R: 0 E: 0 K: 0 S: 7	H: 0 LOB: 0 BB: 0 P: 12	R: 0 E: 0 K: 0 S: 6	H: 0 LOB: 0 BB: 0 P: 10	R: 3 E: 0 K: 0 S: 11	H: 4 LOB: 1 BB: 0 P: 16	1B: 5 2B: 2 3B: 0 HR: 1	SF: 0 SAC: 1 DP: 0 HBP: 0	WP: 0 PB: 0 SB: 0 CS: 1	PA: 42
PITCHER	IP 9.0	WLS L	BF 8	H 3	R 3	ER 3	SO 0	BB 0	IBB 0	HBP 0	BLK 0	WP 0	HR 0	S 14	P 22	ERA 16.20	WHIP 1.800									
Jeff Weaver, R ERA: 4.58 (1, 1)	1.2	L	8	3	3	3	0	0	0	0	0	0	0	14	22	16.20	1.800									
Doug Brocail, R ERA: 4.24 (10, 1)	0.1		2	1	0	0	0	0	0	0	0	0	0	3	4	0.00	3.000									
Danny Patterson, R ERA: 3.16 (11, 1)																										

Kansas City Royals @ Detroit Tigers
Comerica Park, Detroit, MI
Mon May 08 2000, 7:05 PM EDT
Att: 20,340 - Cloudy - 83 F

AB	39
R	4
H	8
RBI	4
BB	2
SO	4
LOB	8



Batter	1	2	3	4	5	6	7	8	9	10	11	AB	R	H	RBI	BB	SO	LOB	BOTTOM							
Luis Polonia, L OBP: 0.323, SLG: 0.384 (1, 9)	G4-3		G3		B3			1B		G6-3		5	0	1	0	0	0	0								
Brad Ausmus, R OBP: 0.373, SLG: 0.368 (1, 2)	FC6-4		G6-3			E5		F7			G5-3	4	0	0	0	1	0	1								
Juan Encarnacion, R OBP: 0.356, SLG: 0.480 (1, 8)	FC6-4			F9		G6-4-3		F8			L6	5	0	0	0	0	0	3								
Juan Gonzalez, R OBP: 0.271, SLG: 0.410 Jose Macias, S (9, PR)	G6-3			G6-3		G3-1			BB		G4-3	3	0	0	0	1	0	1								
Bobby Higginson, L OBP: 0.333, SLG: 0.416 (1, 7)	F8			E4		G5-4-3		F8				3	0	0	0	1	0	1								
Dean Palmer, R OBP: 0.333, SLG: 0.462 (1, 5)	K			FC6-4		G5-4-3		F4				4	0	0	0	0	1	3								
Tony Clark, S OBP: 0.273, SLG: 0.351 (1, 3)	BB			HR		1B		K				3	1	2	1	1	1	1								
Gregg Jefferies, S OBP: 0.365, SLG: 0.322 Damon Easley, R OBP: 0.277, SLG: 0.218 Robert Fick, L OBP: 0.340, SLG: 0.333 Shane Hatter, R OBP: 0.325, SLG: 0.474 (10, PH)	F9			L3		G1-3				F7		3	0	0	0	0	0	2								
Deivi Cruz, R OBP: 0.264, SLG: 0.382 (1, 6)	G5-3			G6-3				F7		F7		4	0	0	0	0	0	0								
Inning Stats	R: 0 E: 0 K: 0 S: 8	H: 0 LOB: 1 BB: 1 P: 16	R: 0 E: 0 K: 1 S: 11	H: 0 LOB: 1 BB: 1 P: 19	R: 0 E: 0 K: 0 S: 6	H: 0 LOB: 0 BB: 0 P: 10	R: 0 E: 1 K: 0 S: 7	H: 0 LOB: 1 BB: 0 P: 10	R: 1 E: 0 K: 0 S: 5	H: 1 LOB: 1 BB: 0 P: 12	R: 0 E: 0 K: 0 S: 10	H: 0 LOB: 0 BB: 0 P: 7	R: 0 E: 0 K: 0 S: 9	H: 1 LOB: 1 BB: 1 P: 15	R: 0 E: 0 K: 0 S: 10	H: 1 LOB: 1 BB: 0 P: 16	R: 0 E: 0 K: 1 S: 11	H: 0 LOB: 1 BB: 0 P: 18	R: 0 E: 0 K: 0 S: 7	H: 0 LOB: 0 BB: 0 P: 9	R: 0 E: 0 K: 0 S: 8	H: 0 LOB: 0 BB: 0 P: 14	1B: 2 2B: 0 3B: 0 HR: 1	SF: 0 SAC: 0 DP: 2 HBP: 0	WP: 0 PB: 0 SB: 0 CS: 0	PA: 40
PITCHER	IP 9.0	WLS W	BF 6	H 0	R 0	ER 0	SO 0	BB 0	IBB 0	HBP 0	BLK 0	WP 0	HR 0	S 15	P 23	ERA 0.00	WHIP 0.000									
Jeff Suppan, R ERA: 5.26 (1, 1)	2.0	W	6	0	0	0	0	0	0	0	0	0	0	15	23	0.00	0.000									
Jose Santiago, R ERA: 1.59 (10, 1)																										

Kansas City Royals @ Detroit Tigers
Comerica Park, Detroit, MI
Mon May 08 2000, 7:05 PM EDT
Att: 20,340 - Cloudy - 83 F

AB	36
R	1
H	3
RBI	1
BB	4
SO	2
LOB	12




Batter	1	2	3	4	5	6	7	8	9	AB	R	H	RBI	BB	SO	LOB	TOP									
Johnny Damon, L OBP: 0.333, SLG: 0.453 (1, 7)	G1-3		E 29 1B		G6-3		FC6-4 1B		G3-1	5	1	2	0	0	0	1										
Carlos Febles, R OBP: 0.372, SLG: 0.336 (1, 4)	G6-3		E1 29 1B		F9		FC6-4 BB 29 S		G3	5	1	1	1	0	0	3										
29 Mike Sweeney, R OBP: 0.386, SLG: 0.623 Dave McCarty, R OBP: 0.333, SLG: 0.500 (9, PR) (9, 3)	G6-3		G6-4-3 1B				K			4	0	2	1	1	1	0										
Jermaine Dye, R OBP: 0.447, SLG: 0.785 (1, 9)			G6-4-3 1B				F8			0	0	0	0	0	0	0										
Carlos Beltrán, S OBP: 0.295, SLG: 0.333 (1, 8)	F7				K		F7			3	0	0	1	1	1	1										
Joe Randa, R OBP: 0.422, SLG: 0.537 (1, 5)	F7				F7					4	1	1	0	0	0	4										
Mark Quinn, R OBP: 0.328, SLG: 0.513 (1, 10)	K				G6-3					4	0	0	0	0	1	2										
Jorge Fabregas, L OBP: 0.311, SLG: 0.268 (1, 2)			1B SH1-4 E 1B		G6-3 SH1-4 BB		1B FC6-4 1B		G4-3	3	2	2	1	1	0	0										
Luis Ordez, R OBP: 0.091, SLG: 0.100 (1, 6)			SH1-4		SH1-4		FC6-4 BB 1B		G3-1	2	1	1	0	0	0	0										
Inning Stats	R: 0 E: 0 K: 0 S: 5	H: 0 LOB: 0 BB: 0 P: 8	R: 0 E: 0 K: 1 S: 8	H: 0 LOB: 1 BB: 1 P: 16	R: 2 E: 1 K: 0 S: 13	H: 4 LOB: 1 BB: 0 P: 17	R: 0 E: 0 K: 1 S: 9	H: 0 LOB: 0 BB: 0 P: 10	R: 0 E: 0 K: 0 S: 5	H: 0 LOB: 0 BB: 0 P: 10	R: 0 E: 0 K: 1 S: 7	H: 0 LOB: 0 BB: 0 P: 7	R: 4 E: 0 K: 0 S: 21	H: 4 LOB: 3 BB: 3 P: 42	R: 0 E: 0 K: 0 S: 4	H: 0 LOB: 0 BB: 0 P: 6	R: 0 E: 0 K: 1 S: 10	H: 1 LOB: 1 BB: 0 P: 17	1B: 8 2B: 1 3B: 0 HR: 0	SF: 0 SAC: 2 DP: 1 HBP: 0	WP: 0 PB: 0 SB: 1 CS: 0	PA: 40				
PITCHER	IP	WLS	BF	H	R	ER	SO	BB	IBB	HBP	BLK	WP	HR	S	P	ERA	WHIP									
Hideo Nomo, R ERA: 4.24 Matt Anderson, R ERA: 4.3 Masao Kida, R ERA: Todd Jones, R ERA: 5.56	(1, 1)	6.2	L	30	8	6	6	3	3	0	0	0	0	0	60	93	8.10	1.650								
(7, 1)	0.0	2	0	0	0	0	0	2	0	0	0	0	0	5	13	∞	∞									
(7, 1)	2.0	7	1	0	0	0	0	0	0	0	0	0	0	12	20	0.00	0.500									
(9, 1)	0.1	1	0	0	0	0	1	0	0	0	0	0	0	5	7	0.00	0.000									

Kansas City Royals @ Detroit Tigers
Comerica Park, Detroit, MI
Wed May 10 2000, 1:05 PM EDT
Att: 31,529 - Cloudy - 48 F

livebaseballscorecards.com

AB 33
R 6
H 9
RBI 5
BB 5
SO 4
LOB 14




Batter	1	2	3	4	5	6	7	8	9	AB	R	H	RBI	BB	SO	LOB	BOTTOM								
Luis Polonia, L OBP: 0.320, SLG: 0.371 (1, 7)	F8		BB BB		G6-3				L4	3	0	0	0	1	0	0									
Brad Ausmus, R OBP: 0.368, SLG: 0.358 (1, 2)	G4-3		P3				CS HBP		K	3	0	0	0	0	1	1									
Juan Encarnacion, R OBP: 0.360, SLG: 0.491 (1, 8)	K		F8		CS					4	0	2	0	0	1	1									
Juan Gonzalez, R OBP: 0.270, SLG: 0.398 (1, 9)							F7			3	0	0	0	1	1	1									
Tony Clark, S OBP: 0.283, SLG: 0.358 (1, 3)							G4-3			4	0	2	0	0	1	2									
Dean Palmer, R OBP: 0.330, SLG: 0.444 (1, 5)							F9			3	0	0	0	1	0	1									
Robert Fick, L OBP: 0.339, SLG: 0.320 (1, 10)							F9			2	0	0	0	1	0	0									
Gregg Jefferies, S OBP: 0.296, SLG: 0.311 (1, 4)							P6			3	0	0	0	0	0	3									
Deivi Cruz, R OBP: 0.277, SLG: 0.371 (1, 6)							P3			3	0	0	0	0	1	3									
Inning Stats	R: 0 E: 0 K: 1 S: 7	H: 0 LOB: 0 BB: 0 P: 11	R: 0 E: 0 K: 2 S: 15	H: 1 LOB: 3 BB: 2 P: 33	R: 0 E: 0 K: 1 S: 13	H: 0 LOB: 2 BB: 2 P: 23	R: 0 E: 0 K: 0 S: 7	H: 0 LOB: 0 BB: 0 P: 14	R: 0 E: 0 K: 0 S: 6	H: 0 LOB: 0 BB: 0 P: 10	R: 0 E: 0 K: 0 S: 6	H: 1 LOB: 0 BB: 0 P: 11	R: 0 E: 0 K: 0 S: 10	H: 0 LOB: 0 BB: 0 P: 12	R: 0 E: 0 K: 1 S: 7	H: 0 LOB: 0 BB: 0 P: 8	R: 0 E: 0 K: 0 S: 9	H: 2 LOB: 1 BB: 0 P: 14	1B: 4 2B: 0 3B: 0 HR: 0	SF: 0 SAC: 0 DP: 1 HBP: 1	WP: 0 PB: 0 SB: 0 CS: 1	PA: 34			
PITCHER	IP	WLS	BF	H	R	ER	SO	BB	IBB	HBP	BLK	WP	HR	S	P	ERA	WHIP								
49 Chris Fussell, R ERA: 3.72 Jerry Spradlin, R ERA: 2.52 Jay Witasick, R ERA: 9.62	(1, 1)	6.0	W	23	4	0	0	4	0	1	0	0	0	54	102	0.00	1.000								
(7, 1)	2.0	6	0	0	0	0	1	0	0	0	0	0	0	17	20	0.00	0.000								
(9, 1)	1.0	4	2	0	0	0	0	0	0	0	0	0	0	9	14	0.00	2.000								

Kansas City Royals @ Detroit Tigers
Comerica Park, Detroit, MI
Wed May 10 2000, 1:05 PM EDT
Att: 31,529 - Cloudy - 48 F

livebaseballscorecards.com

AB 28
R 0
H 4
RBI 0
BB 4
SO 5
LOB 12



Batter	1	2	3	4	5	6	7	8	9	AB	R	H	RBI	BB	SO	LOB	TOP			
Johnny Damon, L (1, 7) OBP: 0.333, SLG: 0.450 Dave McCarty, R (7, 7) OBP: 0.324, SLG: 0.486	1-1 29 1B WP		0-1 G3-1		0-0 G1-3			3-3 K		3	0	1	0	0	0	1	Kansas City Royals @ Cleveland Indians Jacobs Field, Cleveland, OH Thu May 11 2000, 7:05 PM EDT Att: 41,905 - Cloudy - 63 F			
Carlos Febles, R (1, 4) OBP: 0.385, SLG: 0.328 Luis Ordez, R (7, 4) OBP: 0.167, SLG: 0.182	1-2 F2		3-2 P6			1-3 K		1-2 1B		3	0	0	0	0	1	1				
29 Mike Sweeney, R (1, 3) OBP: 0.396, SLG: 0.624	2-1 1B			2-0 FC5-4 1B		4-2 G6-4-3 BB		2-2 G1-3		3	0	2	0	1	0	1				
Jemaine Dye, R (1, 9) OBP: 0.438, SLG: 0.767 Scott Pose, L (7, 9) OBP: 0.222, SLG: 0.125	0-3 K			0-1 P4		0-0 G6-4-3		1-0 F7		3	0	0	0	0	1	4				
Carlos Beltrán, S (1, 8)	2-0 F9			1-0 F7		3-2 G1-3		0-0 L8		4	0	0	0	0	0	3				
Joe Randa, R (1, 5) OBP: 0.416, SLG: 0.528 Jeff Reboulet, L (7, PH) OBP: 0.526, SLG: 0.500	1-2 P4			0-0 FC5-4		2-1 P5		0-3 K		2	0	0	0	0	0	1				
Mark Quinn, R (1, 10) OBP: 0.328, SLG: 0.504	2-3 K			2-1 G6-3		4-0 BB				2	0	0	0	1	1	0				
Jorge Fabregas, L (1, 2) OBP: 0.313, SLG: 0.273	1-1 F7			0-0 G6-3 1B		3-2 G3				3	0	1	0	0	0	1				
Rey Sanchez, R (1, 6) OBP: 0.306, SLG: 0.390			2-0 G4-3		0-0 G6-3			1-0 G6-3		3	0	0	0	0	0	1				
Inning Stats	R: 0 E: 0 K: 1 S: 12	H: 2 LOB: 2 BB: 0 P: 18	R: 0 E: 0 K: 1 S: 9	H: 0 LOB: 0 BB: 0 P: 13	R: 0 E: 0 K: 0 S: 6	H: 0 LOB: 0 BB: 0 P: 11	R: 0 E: 0 K: 0 S: 5	H: 1 LOB: 1 BB: 0 P: 8	R: 0 E: 0 K: 1 S: 9	H: 0 LOB: 1 BB: 1 P: 14	R: 0 E: 0 K: 0 S: 9	H: 0 LOB: 1 BB: 1 P: 21	R: 0 E: 0 K: 1 S: 10	H: 1 LOB: 1 BB: 0 P: 17	R: 0 E: 0 K: 1 S: 5	H: 0 LOB: 0 BB: 0 P: 6		1B: 5 2B: 0 3B: 0 HR: 0	SF: 0 SAC: 0 DP: 1 HBP: 0	WP: 1 PB: 0 SB: 0 CS: 0
PITCHER	IP WLS BF H R ER SO BB IBB HBP BLK WP HR S P ERA WHIP	7.2 W 28 4 0 0 4 2 0 0 0 1 0 59 100 0.00 0.783	1.1 5 1 0 0 1 0 0 0 0 0 0 0 11 15 0.00 0.750	PITCHER																

Batter	1	2	3	4	5	6	7	8	9	AB	R	H	RBI	BB	SO	LOB	BOTTOM				
Roberto Alomar, S (1, 4) OBP: 0.329, SLG: 0.417 Mark Whiten, S (8, 8) OBP: 0.500, SLG: 0.429	2-1 1B HR	3-1 1B E	1-2 G4-3		1-1 G6-4-3	4-0 1B BB		0-0 FC1-6		4	2	2	1	1	0	2	Kansas City Royals @ Cleveland Indians Jacobs Field, Cleveland, OH Thu May 11 2000, 7:05 PM EDT Att: 41,905 - Cloudy - 63 F				
Omar Vizquel, S (1, 6) OBP: 0.384, SLG: 0.382	0-1 1B HR	0-0 E 1B	2-1 F8		2-1 F2	2-2 1B		1-1 F7-2		6	2	3	2	0	0	3					
David Justice, L (1, 7) OBP: 0.388, SLG: 0.523	2-0 1B HR	0-3 K		1-1 HR		1-1 F7				5	3	3	1	0	1	5					
Manny Ramirez, R (1, 9) OBP: 0.393, SLG: 0.615 Alex Ramirez, R (7, 9) OBP: 0.293, SLG: 0.278	0-1 1B HR	4-1 1B BB		0-3 K		3-1 1B HR		1-2 G5-3		3	3	2	6	1	1	0					
Jim Thome, L (1, 10) OBP: 0.360, SLG: 0.593	2-1 G4-3	0-0 1B		0-0 HR		2-2 G3		2-1 2B		5	1	3	2	0	0	0					
Richie Sexson, R (1, 3) OBP: 0.320, SLG: 0.360	1-3 K	0-2 FC6-4 1B		2-3 K		2-3 K		0-2 G2-3		5	0	1	1	0	3	1					
Travis Fryman, R (1, 5) OBP: 0.353, SLG: 0.458	1-1 G1-3	1-3 K		2-1 G5-3		4-1 1B BB		1-0 G6-3		4	1	0	0	1	1	3					
Sandy Alomar Jr., R (1, 2) OBP: 0.383, SLG: 0.395		1B 2B			0-0 G6-4-3 1B	2-1 BB 1B		3-2 FC1-6 1B F7-2 1B		5	2	4	0	0	0	2					
Jolbert Cabrera, R (1, 8) OBP: 0.386, SLG: 0.405		0-0 1B E		0-1 F9		1-1 G6-4-3 1B		0-0 FC1-6 1B		5	2	4	1	0	0	0					
Inning Stats	R: 4 E: 0 K: 1 S: 15	H: 4 LOB: 0 BB: 0 P: 23	R: 5 E: 1 K: 2 S: 21	H: 6 LOB: 2 BB: 1 P: 31	R: 0 E: 0 K: 0 S: 7	H: 0 LOB: 0 BB: 0 P: 10	R: 2 E: 0 K: 2 S: 12	H: 2 LOB: 0 BB: 0 P: 17	R: 0 E: 0 K: 0 S: 7	H: 2 LOB: 1 BB: 0 P: 11	R: 5 E: 0 K: 1 S: 21	H: 5 LOB: 2 BB: 2 P: 42	R: 0 E: 0 K: 0 S: 9	H: 1 LOB: 1 BB: 0 P: 13	R: 0 E: 0 K: 0 S: 9	H: 2 LOB: 1 BB: 0 P: 13		1B: 16 2B: 3 3B: 0 HR: 4	SF: 0 SAC: 0 DP: 2 HBP: 0	WP: 0 PB: 0 SB: 0 CS: 0	PA: 47
PITCHER	IP WLS BF H R ER SO BB IBB HBP BLK WP HR S P ERA WHIP	1.1 L 14 5 2 2 3 0 0 0 0 0 2 35 50 4.91 1.364	0.2 9 5 5 5 1 2 0 0 0 0 1 20 41 67.50 10.500	1.1 5 1 0 0 0 0 0 0 0 0 0 10 14 0.00 0.750	1.0 4 2 0 0 0 0 0 0 0 0 0 9 13 0.00 2.000	PITCHER															

Batter	1	2	3	4	5	6	7	8	9	AB	R	H	RBI	BB	SO	LOB	TOP								
Johnny Damon, L (1, 7) OBP: 0.322, SLG: 0.434	G6-3		G5-3		K		FC3-6		F8	5	0	0	1	0	1	3	Kansas City Royals @ Cleveland Indians Jacobs Field, Cleveland, OH Fri May 12 2000, 7:05 PM EDT Att: 42,801 - Overcast - 85 F								
Carlos Febles, R (1, 4) OBP: 0.362, SLG: 0.321	K			G6-3	FC6-4		BB			3	0	0	0	1	2										
29 Mike Sweeney, R (1, 3) OBP: 0.392, SLG: 0.610	HBP			K		B1-3	G6-3			3	0	0	0	0	2										
Jermaine Dye, R (1, 9) OBP: 0.433, SLG: 0.750	K			K				G5-3		3	0	0	0	1	2										
Carlos Beltrán, S (1, 8) OBP: 0.285, SLG: 0.315		K				F8		K		3	1	0	0	1	2										
Joe Randa, R (1, 5) OBP: 0.418, SLG: 0.524	K					F7		HBP		3	1	1	0	0	1										
Mark Quinn, R (1, 10) OBP: 0.333, SLG: 0.512	K							K		4	1	2	1	0	2										
Brian Johnson, R (1, 2) OBP: 0.236, SLG: 0.324			P6					G6-3		4	0	2	1	0	0										
Rey Sanchez, R (1, 6) OBP: 0.296, SLG: 0.376	G4-3				F2			G5-3		4	0	0	0	0	1	4									
Inning Stats	R: 0 H: 0 E: 0 K: 2 S: 10	H: 0 LOB: 1 BB: 0 P: 14	R: 0 H: 0 E: 0 K: 3 S: 9	H: 0 LOB: 0 BB: 0 P: 15	R: 0 H: 0 E: 0 K: 0 S: 7	H: 0 LOB: 0 BB: 0 P: 10	R: 0 H: 0 E: 0 K: 2 S: 8	H: 0 LOB: 0 BB: 0 P: 11	R: 2 H: 3 E: 0 K: 1 S: 12	H: 3 LOB: 2 BB: 1 P: 20	R: 0 H: 0 E: 0 K: 0 S: 8	H: 0 LOB: 1 BB: 1 P: 14	R: 1 H: 2 E: 0 K: 1 S: 9	H: 2 LOB: 2 BB: 1 P: 18	R: 0 H: 0 E: 0 K: 2 S: 12	H: 0 LOB: 1 BB: 0 P: 16	R: 0 H: 0 E: 0 K: 0 S: 7	H: 0 LOB: 0 BB: 0 P: 11	1B: 4 2B: 1 3B: 0 HR: 0	SF: 0 SAC: 0 DP: 0 HBP: 2	WP: 1 PB: 0 SB: 2 CS: 0	PA: 37			
PITCHER	IP	WLS	BF	H	R	ER	SO	BB	IBB	HBP	BLK	WP	HR	S	P	ERA	WHIP								
Bartolo Colon, R (1, 1) ERA: 4.43	6.0	W	24	3	2	2	8	2	0	1	0	0	0	54	84	3.00	0.833								
Scott Kamieniecki, R (7, 1) ERA: 3.0	1.0	H	6	2	1	1	1	1	0	0	0	1	0	9	18	9.00	3.000								
Paul Shuey, R (8, 1) ERA: 2.37	2.0		7	0	0	0	2	0	0	1	0	0	0	19	27	0.00	0.000								

Batter	1	2	3	4	5	6	7	8	9	AB	R	H	RBI	BB	SO	LOB	BOTTOM								
Kenny Lofton, L (1, 8) OBP: 0.352, SLG: 0.433	G4-3		K		E4		1B			4	1	3	2	0	1	1	Kansas City Royals @ Cleveland Indians Jacobs Field, Cleveland, OH Fri May 12 2000, 7:05 PM EDT Att: 42,801 - Overcast - 85 F								
Omar Vizquel, S (1, 6) OBP: 0.354, SLG: 0.370	G4-3		G5-3		G3-1		G3			4	0	0	0	0	4										
Roberto Alomar, S (1, 4) OBP: 0.333, SLG: 0.415	F8-2			G6-3						3	1	1	1	1	0	1									
Manny Ramirez, R (1, 9) OBP: 0.390, SLG: 0.627		K				F9		K		4	1	1	1	0	2										
Jim Thome, L (1, 3) OBP: 0.350, SLG: 0.574		K				P5		G3-1		4	0	0	0	0	2										
David Justice, L (1, 10) OBP: 0.391, SLG: 0.544					F3			F8		3	2	1	1	1	0										
Travis Fryman, R (1, 5) OBP: 0.358, SLG: 0.476								G1-3		4	1	2	2	0	0										
Richie Sexson, R (1, 7) OBP: 0.320, SLG: 0.360			G5-3							3	0	1	0	0	1										
Einar Diaz, R (1, 2) OBP: 0.373, SLG: 0.436										1	1	0	0	1	0										
Inning Stats	R: 0 H: 1 E: 0 K: 0 S: 6	H: 1 LOB: 0 BB: 0 P: 13	R: 1 H: 1 E: 0 K: 2 S: 10	H: 1 LOB: 0 BB: 0 P: 19	R: 0 H: 0 E: 0 K: 1 S: 9	H: 0 LOB: 1 BB: 1 P: 19	R: 1 H: 1 E: 0 K: 1 S: 9	H: 1 LOB: 0 BB: 0 P: 14	R: 1 H: 2 E: 1 K: 1 S: 9	H: 2 LOB: 1 BB: 0 P: 15	R: 2 H: 2 E: 0 K: 0 S: 11	H: 2 LOB: 2 BB: 2 P: 24	R: 2 H: 2 E: 0 K: 1 S: 13	H: 2 LOB: 0 BB: 0 P: 20	R: 0 H: 0 E: 0 K: 0 S: 8	H: 0 LOB: 0 BB: 0 P: 11	1B: 4 2B: 4 3B: 0 HR: 2	SF: 0 SAC: 0 DP: 1 HBP: 1	WP: 1 PB: 0 SB: 2 CS: 0	PA: 34					
PITCHER	IP	WLS	BF	H	R	ER	SO	BB	IBB	HBP	BLK	WP	HR	S	P	ERA	WHIP								
Miguel Batista, R (1, 1) ERA: 9.59	6.0	L	26	7	5	5	5	2	1	0	0	0	0	54	104	7.50	1.500								
Jose Santiago, R (7, 1) ERA: 2.19	2.0		8	2	2	2	1	0	0	1	0	0	0	21	31	9.00	1.000								

Batter	1	2	3	4	5	6	7	8	9	AB	R	H	RBI	BB	SO	LOB	TOP								
Johnny Damon, L (1, 7) OBP: 0.329, SLG: 0.411	G4-3		G4-3														3 1 1 0 1 0 0								
Carlos Febles, R (1, 4) OBP: 0.370, SLG: 0.342	E6 29 HBP 1B		G2-3														4 1 1 0 0 0 3								
29 Mike Sweeney, R (1, 10) OBP: 0.401, SLG: 0.619	S 1B SF7 HBP		P6														3 1 0 0 0 1 2								
Mark Quinn, R (1, 9) OBP: 0.324, SLG: 0.477	SF7 S 1B 2H																4 0 1 2 0 1 1								
Joe Randa, R (1, 5) OBP: 0.404, SLG: 0.532	SF7																3 0 0 1 0 1 1								
Carlos Beltrán, S (1, 8) OBP: 0.280, SLG: 0.296	G6-3																4 0 1 0 0 0 1								
Dave McCarty, R (1, 3) OBP: 0.357, SLG: 0.525																	4 0 2 0 0 0 0								
Brian Johnson, R (1, 2) OBP: 0.238, SLG: 0.316	G4-6-3																4 0 1 0 0 0 1								
Rey Sanchez, R (1, 6) OBP: 0.283, SLG: 0.350	F8																3 0 0 0 0 0 3								
Inning Stats	R: 2 H: 1 E: 1 K: 0 S: 8	H: 1 LOB: 1 BB: 0 P: 14	R: 0 H: 1 E: 0 K: 0 S: 6	H: 1 LOB: 0 BB: 0 P: 9	R: 0 H: 0 E: 0 K: 1 S: 8	H: 0 LOB: 0 BB: 0 P: 12	R: 0 H: 0 E: 0 K: 1 S: 7	H: 0 LOB: 0 BB: 0 P: 8	R: 0 H: 0 E: 0 K: 0 S: 6	H: 0 LOB: 0 BB: 0 P: 10	R: 1 H: 2 E: 0 K: 1 S: 11	H: 2 LOB: 1 BB: 0 P: 16	R: 0 H: 3 E: 0 K: 0 S: 9	H: 3 LOB: 3 BB: 1 P: 17	R: 0 H: 0 E: 0 K: 1 S: 6	H: 0 LOB: 0 BB: 0 P: 7	R: 0 H: 0 E: 0 K: 0 S: 6	H: 0 LOB: 0 BB: 0 P: 10	1B: 7 2B: 0 3B: 0 HR: 0	SF: 1 SAC: 0 DP: 2 HBP: 1	WP: 1 PB: 0 SB: 0 CS: 0	PA: 35			
PITCHER	IP WLS BF H R ER SO BB IBB HBP BLK WP HR S P ERA WHIP	IP WLS BF H R ER SO BB IBB HBP BLK WP HR S P ERA WHIP	IP WLS BF H R ER SO BB IBB HBP BLK WP HR S P ERA WHIP	IP WLS BF H R ER SO BB IBB HBP BLK WP HR S P ERA WHIP	IP WLS BF H R ER SO BB IBB HBP BLK WP HR S P ERA WHIP	IP WLS BF H R ER SO BB IBB HBP BLK WP HR S P ERA WHIP	IP WLS BF H R ER SO BB IBB HBP BLK WP HR S P ERA WHIP	IP WLS BF H R ER SO BB IBB HBP BLK WP HR S P ERA WHIP	IP WLS BF H R ER SO BB IBB HBP BLK WP HR S P ERA WHIP	IP WLS BF H R ER SO BB IBB HBP BLK WP HR S P ERA WHIP	IP WLS BF H R ER SO BB IBB HBP BLK WP HR S P ERA WHIP	IP WLS BF H R ER SO BB IBB HBP BLK WP HR S P ERA WHIP	IP WLS BF H R ER SO BB IBB HBP BLK WP HR S P ERA WHIP	IP WLS BF H R ER SO BB IBB HBP BLK WP HR S P ERA WHIP	IP WLS BF H R ER SO BB IBB HBP BLK WP HR S P ERA WHIP	IP WLS BF H R ER SO BB IBB HBP BLK WP HR S P ERA WHIP	IP WLS BF H R ER SO BB IBB HBP BLK WP HR S P ERA WHIP	IP WLS BF H R ER SO BB IBB HBP BLK WP HR S P ERA WHIP	IP WLS BF H R ER SO BB IBB HBP BLK WP HR S P ERA WHIP	IP WLS BF H R ER SO BB IBB HBP BLK WP HR S P ERA WHIP	IP WLS BF H R ER SO BB IBB HBP BLK WP HR S P ERA WHIP	IP WLS BF H R ER SO BB IBB HBP BLK WP HR S P ERA WHIP	IP WLS BF H R ER SO BB IBB HBP BLK WP HR S P ERA WHIP	IP WLS BF H R ER SO BB IBB HBP BLK WP HR S P ERA WHIP	IP WLS BF H R ER SO BB IBB HBP BLK WP HR S P ERA WHIP

Kansas City Royals @ Oakland Athletics
Network Associates Coliseum, Oakland, CA
Mon May 15 2000, 10:05 PM EDT
Att: 6,836 - Cloudy - 61 F

AB	32
R	3
H	7
RBI	3
BB	1
SO	3
LOB	12



Batter	1	2	3	4	5	6	7	8	9	AB	R	H	RBI	BB	SO	LOB	BOTTOM								
Terrence Long, L (1, 8) OBP: 0.349, SLG: 0.526	F8		K														4 0 0 0 0 2 0								
Randy Velarde, R (1, 4) OBP: 0.472, SLG: 0.500	BB BB		G5-3														2 1 1 1 2 0 0								
Jason Giambi, L (1, 3) OBP: 0.431, SLG: 0.715	BB																3 1 2 0 1 1 0								
Matt Stairs, L (1, 10) OBP: 0.353, SLG: 0.400	K																3 1 0 0 1 1 4								
Ben Grieve, L (1, 7) OBP: 0.385, SLG: 0.537	F7																4 1 1 1 1 0 1 4								
Ryan Christenson, R (9, 7) OBP: 0.377, SLG: 0.260																	0 0 0 0 0 0 0 0								
Jeremy Giambi, L (1, 9) OBP: 0.325, SLG: 0.486																	3 0 1 1 1 0 1								
Miguel Tejada, R (1, 6) OBP: 0.335, SLG: 0.412	G5-3																4 1 1 2 0 0 2								
3 Eric Chavez, L (1, 5) OBP: 0.358, SLG: 0.431	P6																3 1 1 1 0 0 0								
Ramon Hernandez, R (1, 2) OBP: 0.310, SLG: 0.429	F3																3 0 0 0 0 1 0								
Inning Stats	R: 0 H: 0 E: 0 K: 1 S: 15	H: 0 LOB: 2 BB: 2 P: 30	R: 0 H: 0 E: 0 K: 0 S: 7	H: 0 LOB: 0 BB: 0 P: 12	R: 0 H: 0 E: 0 K: 1 S: 8	H: 0 LOB: 0 BB: 0 P: 12	R: 1 H: 1 E: 0 K: 1 S: 13	H: 1 LOB: 1 BB: 1 P: 23	R: 0 H: 0 E: 0 K: 1 S: 11	H: 0 LOB: 0 BB: 0 P: 17	R: 5 H: 4 E: 0 K: 1 S: 16	H: 4 LOB: 0 BB: 1 P: 28	R: 0 H: 1 E: 0 K: 0 S: 8	H: 1 LOB: 1 BB: 1 P: 14	R: 0 H: 1 E: 0 K: 1 S: 5	H: 1 LOB: 0 BB: 0 P: 8	R: 0 H: 0 E: 0 K: 1 S: 5	H: 0 LOB: 0 BB: 0 P: 8	1B: 3 2B: 0 3B: 0 HR: 4	SF: 0 SAC: 0 DP: 2 HBP: 0	WP: 0 PB: 0 SB: 0 CS: 0	PA: 34			
PITCHER	IP WLS BF H R ER SO BB IBB HBP BLK WP HR S P ERA WHIP	IP WLS BF H R ER SO BB IBB HBP BLK WP HR S P ERA WHIP	IP WLS BF H R ER SO BB IBB HBP BLK WP HR S P ERA WHIP	IP WLS BF H R ER SO BB IBB HBP BLK WP HR S P ERA WHIP	IP WLS BF H R ER SO BB IBB HBP BLK WP HR S P ERA WHIP	IP WLS BF H R ER SO BB IBB HBP BLK WP HR S P ERA WHIP	IP WLS BF H R ER SO BB IBB HBP BLK WP HR S P ERA WHIP	IP WLS BF H R ER SO BB IBB HBP BLK WP HR S P ERA WHIP	IP WLS BF H R ER SO BB IBB HBP BLK WP HR S P ERA WHIP	IP WLS BF H R ER SO BB IBB HBP BLK WP HR S P ERA WHIP	IP WLS BF H R ER SO BB IBB HBP BLK WP HR S P ERA WHIP	IP WLS BF H R ER SO BB IBB HBP BLK WP HR S P ERA WHIP	IP WLS BF H R ER SO BB IBB HBP BLK WP HR S P ERA WHIP	IP WLS BF H R ER SO BB IBB HBP BLK WP HR S P ERA WHIP	IP WLS BF H R ER SO BB IBB HBP BLK WP HR S P ERA WHIP	IP WLS BF H R ER SO BB IBB HBP BLK WP HR S P ERA WHIP	IP WLS BF H R ER SO BB IBB HBP BLK WP HR S P ERA WHIP	IP WLS BF H R ER SO BB IBB HBP BLK WP HR S P ERA WHIP	IP WLS BF H R ER SO BB IBB HBP BLK WP HR S P ERA WHIP	IP WLS BF H R ER SO BB IBB HBP BLK WP HR S P ERA WHIP	IP WLS BF H R ER SO BB IBB HBP BLK WP HR S P ERA WHIP	IP WLS BF H R ER SO BB IBB HBP BLK WP HR S P ERA WHIP	IP WLS BF H R ER SO BB IBB HBP BLK WP HR S P ERA WHIP	IP WLS BF H R ER SO BB IBB HBP BLK WP HR S P ERA WHIP	IP WLS BF H R ER SO BB IBB HBP BLK WP HR S P ERA WHIP

Kansas City Royals @ Oakland Athletics
Network Associates Coliseum, Oakland, CA
Mon May 15 2000, 10:05 PM EDT
Att: 6,836 - Cloudy - 61 F

AB	29
R	6
H	7
RBI	6
BB	5
SO	6
LOB	11



Batter	1	2	3	4	5	6	7	8	9	AB	R	H	RBI	BB	SO	LOB	TOP								
Johnny Damon, L OBP: 0.331, SLG: 0.413	1-1 G6-3		4-1 E 29 1B BB	1-0 29 BB 2B		2-2 G4-3		1-0 F7		4	1	1	1	1	0	0	Kansas City Royals @ Oakland Athletics Network Associates Coliseum, Oakland, CA Tue May 16 2000, 3:35 PM EDT Att. 13,232 - Sunny - 61 F								
Carlos Febles, R OBP: 0.365, SLG: 0.333	2-3 K		2-3 K	4-2 29 BB		3-2 G4-3		0-3 K		4	0	0	0	1	3	1									
29 Mike Sweeney, R OBP: 0.407, SLG: 0.616	0-2 E 2B 1B		0-1 BB	4-2 G6-4-3 BB		3-3 K		0-2 G6-3		4	1	2	2	1	1	0									
Mark Quinn, R OBP: 0.327, SLG: 0.478	0-1 SAFE 1-H 2B		4-0 3-H 1B	1-2 BB						4	0	1	1	1	1	3									
Joe Randa, R OBP: 0.398, SLG: 0.521	0-0 G5-3		0-3 K		1-1 G6-3		2-2 F3		2-0 G4-3 BB 1B	5	1	1	0	0	1	3									
Dave McCarty, R OBP: 0.362, SLG: 0.568		0-1 G6-3	2-3 K		3-3 K		0-0 HR		4-1 G4-3 1B BB	4	2	1	1	1	2	2									
Carlos Beltrán, S OBP: 0.290, SLG: 0.302		1-0 1B		0-3 K		4-2 S BB		1-0 S 1B		4	1	2	0	1	1	2									
Jorge Fabregas, L OBP: 0.345, SLG: 0.302		0-3 K		1-1 E 2B 1B		4-2 1-2 BB		3-2 1-H 1B		4	1	3	3	1	1	1									
Rey Sanchez, R OBP: 0.273, SLG: 0.336		1-0 G5-3		0-1 E5 2B 29 BB		1-1 G5-3		1-3 K		5	1	0	0	0	1	6									
Inning Stats	R: 1 E: 1 K: 1 S: 11	H: 2 LOB: 1 BB: 0 P: 14	R: 0 E: 0 K: 1 S: 8	H: 1 LOB: 1 BB: 0 P: 9	R: 1 E: 0 K: 3 S: 12	H: 1 LOB: 2 BB: 2 P: 24	R: 2 E: 1 K: 1 S: 16	H: 2 LOB: 2 BB: 2 P: 26	R: 0 E: 0 K: 1 S: 11	H: 0 LOB: 2 BB: 2 P: 24	R: 0 E: 0 K: 1 S: 12	H: 0 LOB: 0 BB: 0 P: 20	R: 2 E: 0 K: 2 S: 17	H: 3 LOB: 1 BB: 0 P: 23	R: 0 E: 0 K: 1 S: 7	H: 0 LOB: 0 BB: 0 P: 8	R: 2 E: 0 K: 0 S: 10	H: 2 LOB: 1 BB: 1 P: 18	1B: 8 2B: 2 3B: 0 HR: 1	SF: 0 SAC: 0 DP: 1 HBP: 0	WP: 0 PB: 0 SB: 3 CS: 0	PA: 45			
PITCHER	IP	WLS	BF	H	R	ER	SO	BB	IBB	HBP	BLK	WP	HR	S	P	ERA	WHIP								
Tim Hudson, R ERA: 5.73	(1, 1)	5.0	27	6	4	3	7	6	0	0	0	0	0	58	97	5.40	2.400								
T.J. Mathews, R ERA: 6.63	(6, 1)	2.0	B	9	3	2	3	0	0	0	0	0	1	29	43	9.00	1.500								
Doug Jones, R ERA: 5.95	(8, 1)	2.0	L	9	2	2	1	1	0	0	0	0	0	17	26	9.00	1.500								

Batter	1	2	3	4	5	6	7	8	9	AB	R	H	RBI	BB	SO	LOB	BOTTOM								
Terrence Long, L OBP: 0.352, SLG: 0.550	1-1 HR	1-2 F9		1-0 G5-3		4-1 WP BB		3-2 F7		4	1	1	1	1	0	1	Kansas City Royals @ Oakland Athletics Network Associates Coliseum, Oakland, CA Tue May 16 2000, 3:35 PM EDT Att. 13,232 - Sunny - 61 F								
Randy Velarde, R OBP: 0.438, SLG: 0.543	3-1 HR	0-1 G4-3			3-3 K	3-3 K		2-3 K		5	1	1	1	0	3	2									
Jason Giambi, L OBP: 0.436, SLG: 0.711	3-2 BB 1B	3-1 WP 1B			2-2 G3-1		0-0 G3-1		1-1 2-H 1B	5	1	3	1	0	0	0									
Ryan Christenson, R OBP: 0.377, SLG: 0.260										0	0	0	0	0	0	0									
Matt Stairs, L OBP: 0.348, SLG: 0.392	0-1 F8	3-3 K			3-1 E9 1B		1-2 G6-4-3 1B		1-1 G6-3	5	1	1	0	0	1	3									
Ben Grieve, L OBP: 0.393, SLG: 0.543	4-0 1B WP BB		2-2 FC4-6 2B		3-1 FC6-4 1B HBP		2-0 G6-4-3			2	1	1	0	1	0	1									
Jeremy Giambi, L OBP: 0.333, SLG: 0.486	2-1 1B 3 SF7 1B		3-3 K		1-2 FC6-4 1B		1-1 F9			4	1	2	2	0	1	1									
Miguel Tejada, R OBP: 0.333, SLG: 0.498	3-1 1B		0-0 FC4-6		1-1 FC6-4		1-2 G6-3			4	0	1	0	0	0	3									
3 Eric Chavez, L OBP: 0.348, SLG: 0.421	1-2 SF7			0-0 P6		2-2 G6-3		0-1 F7		3	0	0	1	0	0	0									
Ramon Hernandez, R OBP: 0.308, SLG: 0.431	1-0 F7			1-2 G4-3		2-0 F8		2-2 1B 2B		4	1	1	0	0	0	1									
Inning Stats	R: 5 E: 0 K: 0 S: 18	H: 5 LOB: 1 BB: 1 P: 36	R: 0 E: 0 K: 1 S: 11	H: 1 LOB: 1 BB: 0 P: 18	R: 0 E: 0 K: 1 S: 10	H: 1 LOB: 0 BB: 0 P: 15	R: 0 E: 0 K: 0 S: 5	H: 0 LOB: 0 BB: 0 P: 7	R: 1 E: 1 K: 1 S: 17	H: 1 LOB: 2 BB: 0 P: 30	R: 0 E: 0 K: 1 S: 10	H: 0 LOB: 1 BB: 1 P: 21	R: 0 E: 0 K: 0 S: 5	H: 1 LOB: 0 BB: 0 P: 8	R: 0 E: 0 K: 0 S: 7	H: 0 LOB: 0 BB: 0 P: 9	R: 1 E: 0 K: 1 S: 13	H: 2 LOB: 1 BB: 0 P: 22	1B: 7 2B: 3 3B: 0 HR: 2	SF: 1 SAC: 0 DP: 2 HBP: 1	WP: 3 PB: 0 SB: 0 CS: 0	PA: 40			
PITCHER	IP	WLS	BF	H	R	ER	SO	BB	IBB	HBP	BLK	WP	HR	S	P	ERA	WHIP								
Chad Durbin, R ERA: 8.85	(1, 1)	0.1		4	5	5	0	1	0	0	0	0	0	12	25	135.00	15.000								
Jason Rakers, R ERA: 8.49	(1, 1)	3.2	13	3	0	0	2	0	0	0	0	2	0	32	51	0.00	0.818								
Dan Reichert, R ERA: 5.33	(5, 1)	4.0	W	16	2	1	0	2	1	0	1	0	0	39	68	0.00	0.750								
Jerry Spradlin, R ERA: 2.57	(9, 1)	1.0	S	5	2	1	1	0	0	0	0	0	0	13	22	9.00	2.000								

AB 38
R 8
H 11
RBI 8
BB 7
SO 11
LOB 18




AB 36
R 7
H 11
RBI 6
BB 2
SO 5
LOB 12



Batter	1	2	3	4	5	6	7	8	9	AB	R	H	RBI	BB	SO	LOB	TOP										
Johnny Damon, L (1, 7) OBP: 0.339, SLG: 0.416	F8			F7			E5		E1								4 1 2 0 1 0 0										
Carlos Febles, R (1, 4) OBP: 0.398, SLG: 0.333	F9			F9			G5-3		F9								3 1 1 0 1 0 1										
Rey Sanchez, R (9, PH) OBP: 0.271, SLG: 0.333	F9			WP			G5-3		F9								1 0 0 0 0 0 1										
29 Mike Sweeney, R (1, 3) OBP: 0.409, SLG: 0.610	F7			F8			F8		F7								3 1 1 1 1 0 1										
Jermaine Dye, R (9, 9) OBP: 0.417, SLG: 0.705	F7			F8			F8		F7								0 0 0 0 0 0 0										
Mark Quinn, R (1, 10) OBP: 0.325, SLG: 0.471				K			K		CS								4 0 1 0 0 2 4										
Joe Randa, R (1, 5) OBP: 0.388, SLG: 0.507	F9			F9			L8		F8								4 0 0 1 0 0 3										
Dave McCarty, R (1, 9) OBP: 0.333, SLG: 0.532	F8			K			K		FC5-4								3 0 0 1 0 1 1										
Carlos Beltrán, S (1, 8) OBP: 0.296, SLG: 0.315				L7			L7		G4-3								4 0 2 1 0 0 1										
Jorge Fabregas, L (1, 2) OBP: 0.323, SLG: 0.281				L6			G1-4-3		F8								4 0 0 0 0 0 3										
Jeff Reboulet, R (1, 6) OBP: 0.478, SLG: 0.450				L7			L7		G6-3								4 1 1 0 0 0 0										
Inning Stats	R: 0 H: 0 E: 0 K: 0 S: 5	H: 0 LOB: 0 BB: 0 P: 11	R: 0 H: 0 E: 0 K: 0 S: 5	H: 0 LOB: 0 BB: 0 P: 7	R: 0 H: 0 E: 0 K: 0 S: 3	H: 0 LOB: 0 BB: 0 P: 6	R: 0 H: 0 E: 0 K: 1 S: 16	H: 0 LOB: 1 BB: 0 P: 25	R: 0 H: 1 E: 0 K: 1 S: 10	H: 1 LOB: 1 BB: 0 P: 14	R: 4 H: 4 E: 1 K: 1 S: 17	H: 4 LOB: 2 BB: 1 P: 27	R: 0 H: 1 E: 1 K: 0 S: 11	H: 1 LOB: 1 BB: 0 P: 20	R: 0 H: 1 E: 0 K: 0 S: 11	H: 1 LOB: 1 BB: 0 P: 14	R: 0 H: 1 E: 1 K: 0 S: 8	H: 1 LOB: 1 BB: 0 P: 14	1B: 7 2B: 1 3B: 0 HR: 0	SF: 1 SAC: 0 DP: 0 HBP: 0	WP: 1 PB: 0 SB: 1 CS: 1	PA: 39					
PITCHER	IP	WLS	BF	H	R	ER	SO	BB	IBB	HBP	BLK	WP	HR	S	P	ERA	WHIP										
Omar Olivares, R (1, 1) ERA: 5.48	5.2	L	25	5	4	2	3	2	0	0	0	1	0	53	86	3.18	1.235										
Rich Sauvour, L (6, 1) ERA: 2.57	0.1		1	0	0	0	0	0	0	0	0	0	0	3	4	0.00	0.000										
Jeff Tam, R (7, 1) ERA: 2.57	2.0		8	2	0	0	0	0	1	0	0	0	0	22	34	0.00	1.000										
Jason Isringhausen, R (9, 1) ERA: 4.42	1.0		4	1	0	0	0	0	0	0	0	0	0	8	14	0.00	1.000										

Kansas City Royals @ Oakland Athletics
Network Associates Coliseum, Oakland, CA
Wed May 17 2000, 3:35 PM EDT
Att: 17,493 - Cloudy - 61 F


AB 34
R 4
H 8
RBI 4
BB 3
SO 3
LOB 15



Batter	1	2	3	4	5	6	7	8	9	AB	R	H	RBI	BB	SO	LOB	BOTTOM										
Terrence Long, L (1, 8) OBP: 0.333, SLG: 0.518	L4		E9	G6-3			FC1-6		G1-3								5 1 0 0 0 0 3										
Randy Velarde, R (1, 4) OBP: 0.435, SLG: 0.500	F9		WP	G4-6-3			FC6-4		G1-3								3 1 0 0 2 0 1										
Jason Giambi, L (1, 3) OBP: 0.446, SLG: 0.706	FC6		WP	G4-6-3			FC6-4		G1-3								1 0 0 0 4 1 1										
Ben Grieve, L (1, 7) OBP: 0.390, SLG: 0.535	FC6		G4-6-3	G4-6-3			K		K								4 0 1 0 0 1 4										
Olmedo Saenz, R (1, 5) OBP: 0.409, SLG: 0.506	FC6		P6	P6			K		G6-3								4 0 0 0 0 0 3										
Matt Stairs, L (1, 9) OBP: 0.346, SLG: 0.383	G4-3		G4-3	G4-3			G6-4-3		F7								3 0 0 0 1 0 0										
Jeremy Giambi, L (1, 10) OBP: 0.341, SLG: 0.474			BB	BB			K		E3								2 1 0 0 2 1 1										
Miguel Tejada, R (1, 6) OBP: 0.331, SLG: 0.404	F9		BB	BB			G6-4-3		K								4 0 1 0 0 1 3										
Ramon Hernandez, R (1, 2) OBP: 0.308, SLG: 0.429	K		G6-3	G6-3			E5		P5								3 0 1 1 0 1 1										
3 Eric Chavez, L (9, PH) OBP: 0.346, SLG: 0.418	K		G6-3	G6-3			E5		P5								1 0 0 0 0 0 0										
Inning Stats	R: 0 H: 1 E: 0 K: 0 S: 9	H: 1 LOB: 2 BB: 1 P: 17	R: 0 H: 0 E: 1 K: 1 S: 9	H: 0 LOB: 1 BB: 1 P: 18	R: 2 H: 0 E: 1 K: 0 S: 10	H: 0 LOB: 0 BB: 2 P: 19	R: 1 H: 2 E: 0 K: 0 S: 9	H: 2 LOB: 1 BB: 1 P: 18	R: 0 H: 0 E: 0 K: 1 S: 8	H: 0 LOB: 1 BB: 1 P: 12	R: 0 H: 0 E: 0 K: 1 S: 6	H: 0 LOB: 0 BB: 1 P: 13	R: 0 H: 0 E: 1 K: 1 S: 10	H: 0 LOB: 2 BB: 1 P: 20	R: 0 H: 0 E: 1 K: 1 S: 9	H: 0 LOB: 1 BB: 0 P: 14	R: 0 H: 0 E: 0 K: 1 S: 15	H: 0 LOB: 1 BB: 1 P: 23	1B: 3 2B: 0 3B: 0 HR: 0	SF: 0 SAC: 0 DP: 3 HBP: 0	WP: 2 PB: 0 SB: 0 CS: 0	PA: 39					
PITCHER	IP	WLS	BF	H	R	ER	SO	BB	IBB	HBP	BLK	WP	HR	S	P	ERA	WHIP										
Miguel Batista, R (1, 1) ERA: 8.04	6.0	W	26	3	3	1	2	7	0	0	0	0	0	30	51	0.00	1.667										
Ricky Bottalico, R (7, 1) ERA: 6.0	2.2	H	12	0	0	0	2	2	0	0	0	0	0	30	51	0.00	0.750										
Jerry Spradlin, R (9, 1) ERA: 2.54	0.1	S	1	0	0	0	1	0	0	0	0	0	0	4	6	0.00	0.000										

Kansas City Royals @ Oakland Athletics
Network Associates Coliseum, Oakland, CA
Wed May 17 2000, 3:35 PM EDT
Att: 17,493 - Cloudy - 61 F

AB 30
R 3
H 3
RBI 1
BB 9
SO 5
LOB 17



Batter	1	2	3	4	5	6	7	8	9	AB	R	H	RBI	BB	SO	LOB	TOP										
Johnny Damon, L (1, 7) OBP: 0.330, SLG: 0.405	F3			K	SF8		L6		FC5-2	4	0	0	1	0	1	2	Kansas City Royals @ Anaheim Angels Edison International Field, Anaheim, CA Fri May 19 2000, 10:05 PM EDT Att: 26,561 - Cloudy - 75 F										
Jeff Reboulet, R (1, 4) OBP: 0.481, SLG: 0.435	G5-3			1B	29 1B		F7		F8	3	0	1	0	1	0	0											
Jorge Fabregas, L (9, FH) OBP: 0.317, SLG: 0.276				1B	BB					1	0	0	0	0	0	2											
29 Mike Sweeney, R (1, 3) OBP: 0.406, SLG: 0.601	F9			F7			F7			4	0	1	1	0	0	1											
Jermaine Dye, R (1, 9) OBP: 0.413, SLG: 0.693		G1-3			F9				G6-3	4	0	1	0	0	0	2											
Joe Randa, R (1, 5) OBP: 0.385, SLG: 0.500	F9			G6-3					G1-3	4	1	1	0	0	0	2											
Carlos Beltrán, S (1, 8) OBP: 0.294, SLG: 0.333										4	1	1	1	0	0	1											
Mark Quinn, R (1, 10) OBP: 0.329, SLG: 0.472				G6-3						4	1	2	0	0	0	2											
Brian Johnson, R (1, 2) OBP: 0.241, SLG: 0.316				G5-3						3	0	1	1	0	0	1											
Scott Pose, L (9, FH) OBP: 0.293, SLG: 0.176					F9					1	0	1	0	0	0	0											
Rey Sanchez, R (1, 6) OBP: 0.272, SLG: 0.333	F9									3	1	1	0	0	1	1											
Inning Stats	R: 0 E: 0 K: 0 S: 7	H: 0 LOB: 0 BB: 0 P: 11	R: 0 E: 0 K: 0 S: 9	H: 0 LOB: 0 BB: 0 P: 13	R: 0 E: 0 K: 0 S: 4	H: 0 LOB: 0 BB: 0 P: 6	R: 0 E: 0 K: 1 S: 9	H: 2 LOB: 2 BB: 0 P: 14	R: 3 E: 0 K: 0 S: 15	H: 4 LOB: 2 BB: 1 P: 28	R: 1 E: 1 K: 1 S: 10	H: 2 LOB: 1 BB: 0 P: 16	R: 0 E: 0 K: 0 S: 5	H: 0 LOB: 0 BB: 0 P: 11	R: 0 E: 0 K: 0 S: 6	H: 0 LOB: 0 BB: 0 P: 11	R: 0 E: 0 K: 0 S: 9	H: 2 LOB: 2 BB: 0 P: 14	1B: 9 2B: 1 3B: 0 HR: 1	SF: 1 SAC: 1 DP: 1 HBP: 0	WP: 0 PB: 0 SB: 0 CS: 0	PA: 38					
PITCHER	IP	WLS	BF	H	R	ER	SO	BB	IBB	HBP	BLK	WP	HR	S	P	ERA	WHIP										
Jarrod Washburn, L (1, 1) ERA: 5.84	6.1	W	28	8	4	3	2	1	0	0	0	0	1	56	92	4.26	1.421										
Shigetoshi Hasegawa, R (7, 1) ERA: 5.68	1.2	H	5	0	0	0	0	0	0	0	0	0	0	9	18	0.00	0.000										
Troy Percival, R (9, 1) ERA: 3.0	1.0	S	5	2	0	0	0	0	0	0	0	0	0	9	14	0.00	2.000										

AB	35
R	4
H	10
RBI	4
BB	1
SO	2
LOB	14



Batter	1	2	3	4	5	6	7	8	9	AB	R	H	RBI	BB	SO	LOB	BOTTOM										
Darin Erstad, L (1, 7) OBP: 0.447, SLG: 0.559	G4-6-3		F8				FC2-5			4	0	2	0	0	0	1	Kansas City Royals @ Anaheim Angels Edison International Field, Anaheim, CA Fri May 19 2000, 10:05 PM EDT Att: 26,561 - Cloudy - 75 F										
Adam Kennedy, L (1, 4) OBP: 0.325, SLG: 0.425	F9		F7		F7		G4-3			4	0	0	0	0	0	3											
Mo Vaughn, L (1, 3) OBP: 0.378, SLG: 0.606	G4-6-3		F9							4	1	1	0	0	0	2											
Tim Salmon, R (1, 9) OBP: 0.374, SLG: 0.524										4	1	1	2	0	2	0											
16 Garret Anderson, L (1, 8) OBP: 0.256, SLG: 0.462		HR								4	2	2	1	0	0	0											
Troy Glaus, R (1, 5) OBP: 0.453, SLG: 0.711		HR			F7					4	2	2	3	0	1	0											
Scott Spiezio, S (1, 10) OBP: 0.387, SLG: 0.467	F7				G4-3					4	0	1	0	0	0	0											
Bengie Molina, R (1, 2) OBP: 0.325, SLG: 0.411										3	0	2	0	0	0	1											
Benji Gil, R (1, 6) OBP: 0.296, SLG: 0.292					G4-6-3					3	0	1	0	0	1	2											
Inning Stats	R: 0 E: 0 K: 0 S: 4	H: 1 LOB: 0 BB: 0 P: 7	R: 2 E: 0 K: 2 S: 16	H: 3 LOB: 1 BB: 0 P: 26	R: 0 E: 0 K: 0 S: 6	H: 0 LOB: 0 BB: 0 P: 12	R: 1 E: 0 K: 1 S: 12	H: 1 LOB: 0 BB: 0 P: 19	R: 0 E: 0 K: 0 S: 10	H: 2 LOB: 1 BB: 0 P: 15	R: 2 E: 0 K: 1 S: 16	H: 3 LOB: 1 BB: 0 P: 23	R: 0 E: 0 K: 0 S: 7	H: 1 LOB: 1 BB: 0 P: 8	R: 1 E: 0 K: 0 S: 11	H: 1 LOB: 0 BB: 0 P: 13		R: 1 E: 0 K: 0 S: 9	H: 3 LOB: 1 BB: 0 P: 14	1B: 5 2B: 2 3B: 1 HR: 4	SF: 0 SAC: 0 DP: 2 HBP: 0	WP: 0 PB: 0 SB: 0 CS: 0	PA: 34				
PITCHER	IP	WLS	BF	H	R	ER	SO	BB	IBB	HBP	BLK	WP	HR	S	P	ERA	WHIP										
Jeff Suppan, R (1, 1) ERA: 5.28	6.0	L	26	10	5	4	4	0	0	0	0	0	3	64	102	6.00	1.667										
Paul Spoljaric, L (7, 1) ERA	1.0		4	1	0	0	0	0	0	0	0	0	0	7	8	0.00	1.000										
Jose Santiago, R (8, 1) ERA: 3.04	1.0		4	1	1	1	0	0	0	0	0	0	1	11	13	9.00	1.000										

AB	34
R	6
H	12
RBI	6
BB	0
SO	4
LOB	9



Batter	1	2	3	4	5	6	7	8	9	AB	R	H	RBI	BB	SO	LOB	TOP																
Johnny Damon, L (1, 7) OBP: 0.324, SLG: 0.395										4	1	0	1	1	1	2	Kansas City Royals @ Anaheim Angels Edison International Field, Anaheim, CA Sat May 20 2000, 10:05 PM EDT Att: 30,869 - Sunny - 75 F																
Jeff Reboulet, R (1, 4) OBP: 0.531, SLG: 0.462										3	1	2	0	2	0	0																	
Scott Pose, L (9, FH) OBP: 0.300, SLG: 0.176										0	0	0	0	1	0	0																	
29 Mike Sweeney, R (1, 3) OBP: 0.414, SLG: 0.610										6	1	4	4	0	0	3																	
Jermaine Dye, R (1, 9) OBP: 0.410, SLG: 0.689										1	0	0	0	0	1	2																	
Dave McCarty, R (2, 9) OBP: 0.345, SLG: 0.540										3	1	1	1	1	1	2																	
Joe Randa, R (1, 5) OBP: 0.385, SLG: 0.497										5	0	2	0	0	1	6																	
Carlos Beltrán, S (1, 8) OBP: 0.286, SLG: 0.327										3	1	0	0	2	1	3																	
Mark Quinn, R (1, 10) OBP: 0.325, SLG: 0.466										4	2	1	1	0	0	2																	
Jorge Fabregas, L (1, 2) OBP: 0.313, SLG: 0.262										3	0	0	0	1	0	2																	
Rey Sanchez, R (1, 6) OBP: 0.277, SLG: 0.336										5	1	2	1	0	1	3																	
Inning Stats	R: 1 E: 0 K: 2 S: 19	H: 2 LOB: 2 BB: 1 P: 30	R: 1 E: 0 K: 0 S: 13	H: 2 LOB: 2 BB: 1 P: 23	R: 0 E: 0 K: 0 S: 7	H: 1 LOB: 1 BB: 0 P: 11	R: 0 E: 0 K: 0 S: 6	H: 0 LOB: 0 BB: 0 P: 9	R: 2 E: 0 K: 0 S: 12	H: 3 LOB: 3 BB: 2 P: 28	R: 0 E: 0 K: 2 S: 12	H: 2 LOB: 2 BB: 0 P: 20	R: 4 E: 1 K: 1 S: 21	H: 2 LOB: 2 BB: 3 P: 41	R: 0 E: 0 K: 0 S: 5	H: 0 LOB: 0 BB: 0 P: 11	R: 0 E: 0 K: 1 S: 7	H: 0 LOB: 1 BB: 1 P: 13	1B: 10 2B: 2 3B: 0 HR: 0	SF: 2 SAC: 1 DP: 0 HBP: 0	WP: 1 PB: 0 SB: 0 CS: 0	PA: 48											
PITCHER	IP WLS BF H R ER SO BB IBB HBP BLK WP HR S P ERA WHIP																																
Al Levine, R (1, 1) ERA: 3.71	4.1	22	7	4	4	2	2	0	0	0	0	0	0	50	80	8.31	2.077																
Mike Flynn, R (5, 1) ERA: 6.75	0.1	3	1	0	0	0	1	0	0	0	0	0	0	5	12	0.00	6.000																
Mike Holtz, L (5, 1) ERA: 3.86	0.2	3	0	0	0	1	1	0	0	0	0	1	0	5	14	0.00	1.500																
Eric Weaver, R (6, 1) ERA: 3.0	1.0	H	7	2	2	2	1	1	0	0	0	0	0	13	25	18.00	3.000																
Shigetoshi Hasegawa, R (7, 1) ERA: 6.25	0.2	W	6	2	2	0	1	2	0	0	0	0	0	17	31	0.00	6.000																
Brett Hinchliffe, R (8, 1) ERA: 2.81	1.0	H	3	0	0	0	0	0	0	0	0	0	0	0	1	0	0.00	0.000															
Troy Percival, R (9, 1) ERA: 2.81	1.0	S	4	0	0	0	1	1	0	0	0	0	0	7	13	0.00	1.000																

Batter	1	2	3	4	5	6	7	8	9	AB	R	H	RBI	BB	SO	LOB	BOTTOM																
Darin Erstad, L (1, 7) OBP: 0.441, SLG: 0.547										4	0	0	0	1	0	2	Kansas City Royals @ Anaheim Angels Edison International Field, Anaheim, CA Sat May 20 2000, 10:05 PM EDT Att: 30,869 - Sunny - 75 F																
Adam Kennedy, L (1, 4) OBP: 0.327, SLG: 0.421										4	2	1	0	1	0	4																	
Mo Vaughn, L (1, 3) OBP: 0.383, SLG: 0.641										5	3	3	4	0	0	0																	
Tim Salmon, R (1, 9) OBP: 0.380, SLG: 0.520										3	2	1	0	1	0	0																	
16 Garret Anderson, L (1, 8) OBP: 0.254, SLG: 0.454										5	0	1	0	0	2	3																	
Troy Glaus, R (1, 5) OBP: 0.448, SLG: 0.697										3	0	0	0	1	2	4																	
Scott Spiezio, S (1, 10) OBP: 0.379, SLG: 0.500										3	2	2	2	1	0	0																	
Bengie Molina, R (1, 2) OBP: 0.331, SLG: 0.414										4	0	2	3	0	0	0																	
Benji Gil, R (1, 6) OBP: 0.313, SLG: 0.306										2	0	1	0	2	1	2																	
Inning Stats	R: 0 E: 0 K: 0 S: 7	H: 0 LOB: 0 BB: 0 P: 9	R: 0 E: 0 K: 2 S: 13	H: 0 LOB: 0 BB: 0 P: 18	R: 1 E: 0 K: 0 S: 10	H: 1 LOB: 1 BB: 1 P: 21	R: 2 E: 0 K: 2 S: 15	H: 3 LOB: 2 BB: 1 P: 27	R: 2 E: 0 K: 0 S: 10	H: 3 LOB: 1 BB: 1 P: 19	R: 0 E: 0 K: 0 S: 8	H: 1 LOB: 1 BB: 0 P: 14	R: 4 E: 0 K: 1 S: 18	H: 3 LOB: 3 BB: 4 P: 43	R: 0 E: 0 K: 0 S: 5	H: 0 LOB: 0 BB: 0 P: 7	R: 0 E: 0 K: 0 S: 5	H: 0 LOB: 0 BB: 0 P: 7	1B: 7 2B: 2 3B: 0 HR: 3	SF: 0 SAC: 0 DP: 1 HBP: 1	WP: 2 PB: 0 SB: 0 CS: 0	PA: 41											
PITCHER	IP WLS BF H R ER SO BB IBB HBP BLK WP HR S P ERA WHIP																																
Mac Suzuki, R (1, 1) ERA: 4.62	4.1	21	6	5	5	4	1	1	0	0	0	0	0	15	28	0.00	1.800																
Jay Witasick, R (5, 1) ERA: 7.99	1.2	7	2	0	0	0	1	0	0	0	0	0	0	1	3	9	∞	∞															
Paul Spoljaric, L (7, 1) ERA: 18.0	0.0	L	11	2	2	2	1	3	0	1	0	20	41	9.00	2.500																		
Dan Reichert, R (7, 1) ERA: 5.6	2.0	L	11	2	2	2	1	3	0	1	0	20	41	9.00	2.500																		



Batter	1	2	3	4	5	6	7	8	9	AB	R	H	RBI	BB	SO	LOB	TOP								
Johnny Damon, L OBP: 0.321, SLG: 0.389	F7		F2	S 1B	FC6-4			F9		5	1	1	0	0	0	2	Kansas City Royals @ Anaheim Angels Edison International Field, Anaheim, CA Sun May 21 2000, 4:05 PM EDT Att: 28,052 - Sunny - 84 F								
Jeff Reboulet, R OBP: 0.514, SLG: 0.433	G4-3		K	29 2B				F9		4	1	1	1	1	1	0									
29 Mike Sweeney, R OBP: 0.419, SLG: 0.619	1B		HR	BB				L5		4	2	2	1	1	0	2									
Mark Quinn, R OBP: 0.327, SLG: 0.461	2B		HR	BB				F7		4	1	1	1	1	0	1									
Joe Randa, R OBP: 0.385, SLG: 0.512	L9		HR					G4-3		5	2	2	3	0	0	1									
Carlos Beltrán, S OBP: 0.306, SLG: 0.355		HR	1B					P6		5	2	3	1	0	1	1									
Dave McCarty, R OBP: 0.350, SLG: 0.574	K		G1-3					F8		4	1	1	2	1	1	1									
Jorge Fabregas, L OBP: 0.319, SLG: 0.273	G4-3							F8		5	0	2	1	0	0	0									
Luis Ordez, R OBP: 0.176, SLG: 0.188	L9		F8		FC6-4			G4-3	L3	5	0	1	0	0	0	3									
Inning Stats	R: 1 E: 0 K: 0 S: 10	H: 2 LOB: 1 BB: 0 P: 18	R: 1 E: 0 K: 1 S: 12	H: 1 LOB: 0 BB: 2 P: 21	R: 3 E: 0 K: 1 S: 15	H: 2 LOB: 1 BB: 2 P: 27	R: 2 E: 0 K: 0 S: 12	H: 3 LOB: 1 BB: 0 P: 20	R: 2 E: 0 K: 1 S: 14	H: 3 LOB: 1 BB: 0 P: 20	R: 0 E: 0 K: 0 S: 8	H: 0 LOB: 0 BB: 0 P: 11	R: 0 E: 0 K: 0 S: 4	H: 0 LOB: 0 BB: 0 P: 5	R: 0 E: 0 K: 0 S: 9	H: 1 LOB: 2 BB: 1 P: 20	R: 1 E: 0 K: 0 S: 10	H: 2 LOB: 2 BB: 1 P: 21	1B: 9 2B: 2 3B: 0 HR: 3	SF: 0 SAC: 0 DP: 0 HBP: 0	WP: 1 PB: 0 SB: 1 CS: 0	PA: 45			
PITCHER	IP	WLS	BF	H	R	ER	SO	BB	IBB	HBP	BLK	WP	HR	S	P	ERA	WHIP								
Kent Bollenfield, R ERA: 4.96	4.1	L	25	10	9	9	3	2	0	0	0	0	3	58	97	18.69	2.769								
Mike Fyrite, R ERA: 5.14	1.2		6	1	0	0	0	0	0	0	0	0	0	13	20	0.00	0.600								
Eric Weaver, R ERA: 2.45	2.0		8	1	0	0	0	1	0	0	0	1	0	13	25	0.00	1.000								
Brett Hinchliffe, R ERA: 5.4	0.2		4	1	1	1	0	1	0	0	0	0	0	6	14	13.50	3.000								
Mike Holtz, L ERA: 3.6	0.1		2	1	0	0	0	0	0	0	0	0	0	4	7	0.00	3.000								

Batter	1	2	3	4	5	6	7	8	9	AB	R	H	RBI	BB	SO	LOB	BOTTOM								
Darin Erstad, L OBP: 0.440, SLG: 0.541	G4-3		1B 16 HR	2B 1B		K			K	4	1	1	0	1	2	0	Kansas City Royals @ Anaheim Angels Edison International Field, Anaheim, CA Sun May 21 2000, 4:05 PM EDT Att: 28,052 - Sunny - 84 F								
Adam Kennedy, L OBP: 0.325, SLG: 0.422	P4		L6	1B				F7		4	1	1	0	0	0	1									
Mo Vaughn, L OBP: 0.391, SLG: 0.642	BB		1B 16 HR	1B				K		3	1	2	1	1	1	0									
Tim Salmon, R OBP: 0.378, SLG: 0.510	F7		1B 16 HR	K				G5-3		3	1	0	0	1	1	2									
16 Garret Anderson, L OBP: 0.254, SLG: 0.466		F9	HR					F7		4	1	1	4	0	0	0									
Troy Glaus, R OBP: 0.444, SLG: 0.705	F3		HR					F7		4	1	1	1	0	1	0									
Scott Spiezio, S OBP: 0.382, SLG: 0.495	BB		1B					P6		3	0	1	0	1	0	0									
Matt Walbeck, S OBP: 0.196, SLG: 0.333	G3		P5					G6-3		4	0	0	0	0	0	2									
Keith Luuloa, R Orlando Palmeiro, L OBP: 0.469, SLG: 0.405			K	P6				G5-3		3	0	0	0	0	1	0									
Inning Stats	R: 0 E: 0 K: 0 S: 8	H: 0 LOB: 1 BB: 1 P: 13	R: 0 E: 0 K: 0 S: 6	H: 0 LOB: 1 BB: 1 P: 10	R: 5 E: 0 K: 1 S: 22	H: 4 LOB: 1 BB: 2 P: 40	R: 1 E: 0 K: 1 S: 9	H: 3 LOB: 1 BB: 0 P: 15	R: 0 E: 0 K: 1 S: 5	H: 0 LOB: 0 BB: 0 P: 12	R: 0 E: 0 K: 1 S: 10	H: 0 LOB: 0 BB: 0 P: 16	R: 0 E: 0 K: 1 S: 8	H: 0 LOB: 0 BB: 0 P: 11	R: 0 E: 0 K: 1 S: 7	H: 0 LOB: 0 BB: 0 P: 10	R: 0 E: 0 K: 1 S: 7	H: 0 LOB: 0 BB: 0 P: 8	1B: 4 2B: 1 3B: 0 HR: 2	SF: 0 SAC: 0 DP: 0 HBP: 0	WP: 0 PB: 0 SB: 0 CS: 0	PA: 37			
PITCHER	IP	WLS	BF	H	R	ER	SO	BB	IBB	HBP	BLK	WP	HR	S	P	ERA	WHIP								
49 Chris Fussell, R ERA: 5.11	3.0		17	4	5	5	1	4	0	0	0	0	0	14	27	4.50	1.500								
Jason Rakers, R ERA: 7.9	2.0		8	3	1	1	1	0	0	0	0	0	0	14	27	4.50	1.500								
Jose Santiago, R ERA: 2.64	4.0	W	12	0	0	0	4	0	0	0	0	0	0	32	45	0.00	0.000								

AB	41
R	10
H	14
RBI	10
BB	4
SO	3
LOB	11



AB	33
R	6
H	7
RBI	6
BB	4
SO	6
LOB	5




Batter	1	2	3	4	5	6	7	8	9	AB	R	H	RBI	BB	SO	LOB	TOP					
Luis Alicaia, S OBP: 0.397, SLG: 0.417 (1, 4)	F7		HR 1B		F6		F9		CS	4	1	1	0	0	0	0						
Chad Curtis, R OBP: 0.361, SLG: 0.500 Scarborough Green, S OBP: 0.100, SLG: 0.100 (1, 7) (8, PR) (8, 9)	G5-3		HR		2B			1B BB		3	1	2	3	1	0	0						
Ivan Rodriguez, R OBP: 0.392, SLG: 0.738 (1, 2)	G6-3				G5-3			1B		4	0	2	0	0	0	1						
Rafael Palmeiro, L OBP: 0.392, SLG: 0.573 (1, 3)		F7	F7		F8			L3		4	0	0	0	0	0	3						
David Segui, S OBP: 0.407, SLG: 0.500 (1, 10)	P6				F7		HR	K		4	1	1	1	0	1	2						
Ruben Mateo, R OBP: 0.354, SLG: 0.460 (1, 8)	F8				F3		G5-3	K		4	0	0	0	0	1	2						
Mike Lamb, L OBP: 0.384, SLG: 0.539 (1, 5)			F7		G6-3			F8		4	0	1	0	0	0	0						
Royce Clayton, R OBP: 0.294, SLG: 0.434 (1, 6)			G5-3		F9		G6-3	P6		4	0	0	0	0	0	1						
Jason McDonald, S OBP: 0.386, SLG: 0.394 (8, 7)			HR 1B BB		F7		F4	CS BB		2	1	0	0	2	0	0						
Inning Stats	R: 0 E: 0 K: 0 S: 5	H: 0 LOB: 0 BB: 0 P: 9	R: 0 E: 0 K: 0 S: 5	H: 0 LOB: 0 BB: 0 P: 7	R: 3 E: 0 K: 0 S: 16	H: 3 LOB: 1 BB: 1 P: 30	R: 0 E: 0 K: 0 S: 8	H: 1 LOB: 1 BB: 0 P: 12	R: 0 E: 0 K: 0 S: 11	H: 1 LOB: 1 BB: 0 P: 20	R: 1 E: 0 K: 0 S: 12	H: 1 LOB: 0 BB: 0 P: 18	R: 0 E: 0 K: 0 S: 6	H: 0 LOB: 0 BB: 0 P: 8	R: 0 E: 0 K: 2 S: 13	H: 1 LOB: 1 BB: 1 P: 24	R: 0 E: 0 K: 0 S: 9	H: 0 LOB: 0 BB: 1 P: 16	1B: 4 2B: 1 3B: 0 HR: 2	SF: 0 SAC: 0 DP: 0 HBP: 0	WP: 0 PB: 0 SB: 0 CS: 1	PA: 37
PITCHER	IP	WLS	BF	H	R	ER	SO	BB	IBB	HBP	BLK	WP	HR	S	P	ERA	WHIP					
Miguel Batista, R ERA: 7.51 (1, 1)	7.0	L	28	6	4	4	0	1	0	0	0	0	2	63	104	5.14	1.000					
Ricky Bottalico, R ERA: 5.4 (8, 1)	2.0		8	1	0	0	2	2	0	0	0	0	0	22	40	0.00	1.500					

Texas Rangers @ Kansas City Royals
Kauffman Stadium, Kansas City, MO
Tue May 23 2000, 7:05 PM CDT
Att: 19,680 - Sunny - 85 F

livebaseballscores.com

AB 33
R 4
H 7
RBI 4
BB 3
SO 2
LOB 9



Batter	1	2	3	4	5	6	7	8	9	AB	R	H	RBI	BB	SO	LOB	BOTTOM					
Johnny Damon, L OBP: 0.313, SLG: 0.378 (1, 7)	L8		F2		L7		G5-3		FC1-2	5	0	0	0	0	0	2						
Carlos Febles, R OBP: 0.369, SLG: 0.361 (1, 4)	G5-3		L9		2B			HR	F9	5	1	2	1	0	0	2						
29 Mike Sweeney, R OBP: 0.421, SLG: 0.620 (1, 3)	BB 1B BB		G4-3		F8			2B		3	0	1	0	1	0	1						
Mark Quinn, R OBP: 0.325, SLG: 0.455 (1, 10)	BB 1B				F9		K	G4-3		4	0	1	0	0	1	1						
Joe Randa, R OBP: 0.393, SLG: 0.515 (1, 5)	BB				HR 1B		1B	K		3	1	2	0	1	1	1						
Carlos Beltrán, S OBP: 0.296, SLG: 0.346 (1, 8)	P5				K		K	F7		4	0	0	0	0	2	6						
Dave McCarty, R OBP: 0.344, SLG: 0.603 (1, 9)			K		HR		L9		K	4	1	1	2	0	2	1						
Jorge Fabregas, L OBP: 0.316, SLG: 0.271 Scott Posey, L OBP: 0.300, SLG: 0.176 (1, 2) (9, PR)	L6		F7				L7	1B FC1-2 1B		4	0	1	0	0	0	0						
Rey Sanchez, R OBP: 0.271, SLG: 0.328 Jermaine Dye, R OBP: 0.414, SLG: 0.691 Luis Ordez, R OBP: 0.176, SLG: 0.188 (1, 6) (9, PH) (9, PR)	G6-3				G3		F8	FC1-2 1B		3	0	0	0	0	0	0						
Inning Stats	R: 0 E: 0 K: 0 S: 11	H: 1 LOB: 3 BB: 2 P: 23	R: 0 E: 0 K: 1 S: 7	H: 0 LOB: 0 BB: 0 P: 12	R: 0 E: 0 K: 0 S: 4	H: 0 LOB: 0 BB: 0 P: 5	R: 2 E: 0 K: 1 S: 15	H: 2 LOB: 0 BB: 0 P: 21	R: 0 E: 0 K: 2 S: 11	H: 1 LOB: 1 BB: 0 P: 17	R: 0 E: 0 K: 0 S: 6	H: 0 LOB: 0 BB: 0 P: 10	R: 1 E: 0 K: 1 S: 10	H: 2 LOB: 1 BB: 0 P: 19	R: 0 E: 0 K: 1 S: 16	H: 2 LOB: 2 BB: 0 P: 26	1B: 5 2B: 2 3B: 0 HR: 2	SF: 0 SAC: 0 DP: 0 HBP: 0	WP: 0 PB: 0 SB: 0 CS: 0	PA: 38		
PITCHER	IP	WLS	BF	H	R	ER	SO	BB	IBB	HBP	BLK	WP	HR	S	P	ERA	WHIP					
Rick Helling, R ERA: 3.22 (1, 1)	7.0	W	29	6	3	3	4	2	0	0	0	0	2	64	104	3.86	1.143					
59 Jeff Zimmerman, R ERA: 6.38 (8, 1)	1.0	H	4	1	0	0	1	0	0	0	0	0	0	8	16	0.00	1.000					
John Wetteland, R ERA: 4.64 (9, 1)	1.0	S	5	2	0	0	1	0	0	0	0	0	0	16	26	0.00	2.000					

Texas Rangers @ Kansas City Royals
Kauffman Stadium, Kansas City, MO
Tue May 23 2000, 7:05 PM CDT
Att: 19,680 - Sunny - 85 F

livebaseballscores.com

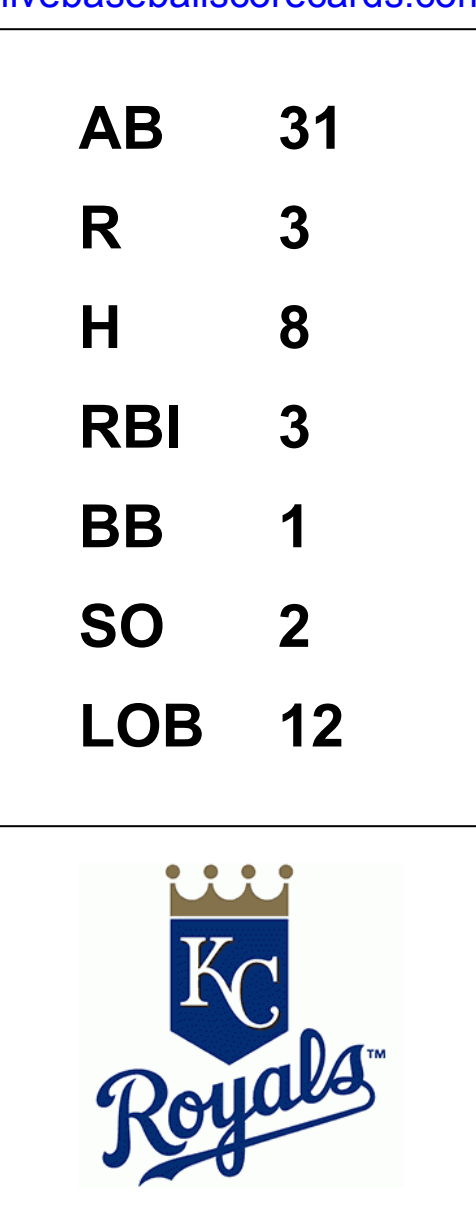
AB 36
R 3
H 9
RBI 3
BB 2
SO 6
LOB 14




Batter	1	2	3	4	5	6	7	8	9	AB	R	H	RBI	BB	SO	LOB	TOP										
Luis Alica S OBP: 0.385, SLG: 0.404	G4-3		G3		K		F9		G3	5	0	0	0	0	1	0	Texas Rangers @ Kansas City Royals Kauffman Stadium, Kansas City, MO Wed May 24 2000, 7:05 PM CDT Att: 14,191 - Cloudy - 83 F										
Chad Curtis R OBP: 0.365, SLG: 0.493	F7		FC4-6 1B BB		G6-3		BB			2	0	0	0	2	0	0											
Ivan Rodriguez R OBP: 0.400, SLG: 0.744			FC4-6 1B				K			4	0	3	0	0	1	1											
Rafael Palmeiro L OBP: 0.389, SLG: 0.562			FC4-6 1-2 2-3						L4	3	0	0	0	1	1	3											
David Segui S OBP: 0.309, SLG: 0.500	F7		K							4	0	2	0	0	1	4											
Ruben Mateo R OBP: 0.347, SLG: 0.449		G5-3			E5 FC6-4		K		F9	4	0	0	0	0	1	2											
Mike Lamb L OBP: 0.378, SLG: 0.527		G5-3 1B			L4		F8		G4-3	4	0	1	0	0	0	3											
Royce Clayton R OBP: 0.289, SLG: 0.426		G5-3			F9		FC6			3	0	0	0	0	0	3											
Frank Catalanotto L OBP: 0.628, SLG: 0.778									K	1	0	0	0	0	1	0											
Jason McDonald S OBP: 0.368, SLG: 0.371					FC6-4 1-2		B5-3		F7	4	0	0	0	0	1	2											
Inning Stats	R: 0 E: 0 K: 0 S: 8	H: 1 LOB: 2 BB: 1 P: 17	R: 0 E: 0 K: 1 S: 12	H: 1 LOB: 1 BB: 0 P: 18	R: 0 E: 0 K: 1 S: 11	H: 1 LOB: 2 BB: 1 P: 20	R: 0 E: 1 K: 0 S: 9	H: 0 LOB: 1 BB: 0 P: 10	R: 0 E: 0 K: 1 S: 10	H: 1 LOB: 1 BB: 0 P: 14	R: 0 E: 0 K: 1 S: 12	H: 0 LOB: 1 BB: 1 P: 17	R: 0 E: 0 K: 1 S: 9	H: 0 LOB: 1 BB: 1 P: 15	R: 0 E: 0 K: 0 S: 13	H: 1 LOB: 1 BB: 0 P: 19	R: 0 E: 0 K: 1 S: 8	H: 0 LOB: 0 BB: 0 P: 10	1B: 5 2B: 1 3B: 0 HR: 0	SF: 0 SAC: 0 DP: 0 HBP: 0	WP: 0 PB: 0 SB: 0 CS: 0	PA: 37					
PITCHER	IP	WLS	BF	H	R	ER	SO	BB	IBB	HBP	BLK	WP	HR	S	P	ERA	WHIP										
Jeff Suppan R ERA: 4.66	(1, 1)	8.0	W	34	6	0	0	6	3	0	0	0	0	84	130	0.00	1.125										
Jerry Spradlin R ERA: 2.45	(9, 1)	1.0	S	3	0	0	0	1	0	0	0	0	0	8	10	0.00	0.000										

Batter	1	2	3	4	5	6	7	8	9	AB	R	H	RBI	BB	SO	LOB	BOTTOM										
Johnny Damon L OBP: 0.312, SLG: 0.375	G5-3		F9		F7		FC5-4 1B			4	0	1	0	0	0	1	Texas Rangers @ Kansas City Royals Kauffman Stadium, Kansas City, MO Wed May 24 2000, 7:05 PM CDT Att: 14,191 - Cloudy - 83 F										
Carlos Febles R OBP: 0.366, SLG: 0.354	L9		HBP		G5-3		FC5-4 2B 29 2B			3	1	0	0	0	0	2											
29 Mike Sweeney R OBP: 0.417, SLG: 0.617	F8		F8				G6-3			4	0	1	2	0	0	2											
Mark Quinn R OBP: 0.329, SLG: 0.456			L1-3 1B		G6-3		1B		L7	4	0	2	0	0	0	1											
Joe Randa R OBP: 0.385, SLG: 0.503			L1-3		G6-3		F9		G4-3	4	0	0	0	0	0	2											
Carlos Beltrán S OBP: 0.304, SLG: 0.350			K		BLK 1B		1B		F8	4	0	2	0	0	1	0											
Dave McCarty R OBP: 0.353, SLG: 0.623			2B 3B		BB		G1-3		G3	3	1	1	0	1	0	2											
Brian Johnson R OBP: 0.244, SLG: 0.329			SH2-3 2B		F8				G5-3	3	0	1	1	0	0	2											
Rey Sanchez R OBP: 0.267, SLG: 0.324			SH2-3				K		E6 FC5-4 2B 29	2	1	0	0	0	1	0											
Inning Stats	R: 0 E: 0 K: 0 S: 12	H: 0 LOB: 0 BB: 0 P: 17	R: 0 E: 0 K: 1 S: 6	H: 1 LOB: 0 BB: 0 P: 8	R: 1 E: 0 K: 0 S: 9	H: 2 LOB: 2 BB: 0 P: 15	R: 0 E: 0 K: 0 S: 11	H: 1 LOB: 2 BB: 1 P: 19	R: 0 E: 0 K: 0 S: 5	H: 2 LOB: 2 BB: 0 P: 7	R: 2 E: 1 K: 0 S: 16	H: 2 LOB: 1 BB: 0 P: 20	R: 0 E: 0 K: 0 S: 4	H: 0 LOB: 0 BB: 0 P: 5	R: 0 E: 0 K: 0 S: 4	H: 0 LOB: 0 BB: 0 P: 5		1B: 5 2B: 3 3B: 1 HR: 0	SF: 0 SAC: 1 DP: 1 HBP: 1	WP: 0 PB: 0 SB: 0 CS: 0	PA: 34						
PITCHER	IP	WLS	BF	H	R	ER	SO	BB	IBB	HBP	BLK	WP	HR	S	P	ERA	WHIP										
Kenny Rogers L ERA: 4.31	(1, 1)	6.1	L	28	7	3	1	2	1	0	1	1	1	84	142	1.263											
Francisco Cordero R ERA: 1.9	(7, 1)	0.2		3	1	0	0	0	0	0	0	0	0	8	10	0.00	1.500										
Tim Crabtree R ERA: 6.56	(8, 1)	1.0		3	0	0	0	0	0	0	0	0	0	4	5	0.00	0.000										

AB	34
R	0
H	6
RBI	0
BB	3
SO	7
LOB	18



Batter	1	2	3	4	5	6	7	8	9	AB	R	H	RBI	BB	SO	LOB	TOP					
Luis Alicaia, S OBP: 0.386, SLG: 0.400 (1, 4)	G3-1		L7						K	4	1	1	1	1	1	0	Texas Rangers @ Kansas City Royals Kauffman Stadium, Kansas City, MO Thu May 25 2000, 7:05 PM CDT Att: 20,992 - Cloudy - 76 F					
Chad Curtis, R OBP: 0.360, SLG: 0.479 (1, 7)	K		G5-3						BB	4	0	0	0	1	1	4						
Ivan Rodriguez, R OBP: 0.405, SLG: 0.746 (1, 2)	K			P3					BB	5	1	3	0	0	1	0						
Rafael Palmeiro, L OBP: 0.389, SLG: 0.576 (1, 3)		HR		G3					L4	5	1	2	3	0	0	3						
David Segui, S OBP: 0.305, SLG: 0.512 (1, 10)		HR		G6-3						4	1	1	1	0	0	2						
Mike Lamb, L OBP: 0.374, SLG: 0.510 (1, 5)					F9				G6-3	3	0	0	0	1	0	0						
Jason McDonald, S OBP: 0.363, SLG: 0.356 (1, 9)					BB				G4-3	3	0	0	0	1	0	2						
Scott Sheldon, R OBP: 0.348, SLG: 0.250 (1, 6)					F7				F5	4	0	0	0	0	2	1						
Scarborough Green, S OBP: 0.214, SLG: 0.154 (1, 8)			K						G3	3	1	1	0	1	1	0	AB 35 R 5 H 8 RBI 5 BB 5 SO 6 LOB 12 					
Inning Stats	R: 0 E: 0 K: 2 S: 14	H: 0 LOB: 0 BB: 0 P: 20	R: 2 E: 0 K: 1 S: 11	H: 2 LOB: 0 BB: 0 P: 13	R: 0 E: 0 K: 1 S: 6	H: 0 LOB: 0 BB: 0 P: 9	R: 0 E: 0 K: 0 S: 7	H: 0 LOB: 0 BB: 0 P: 12	R: 0 E: 0 K: 0 S: 8	H: 1 LOB: 2 BB: 1 P: 27	R: 3 E: 1 K: 1 S: 12	H: 4 LOB: 1 BB: 0 P: 19	R: 0 E: 0 K: 1 S: 8	H: 0 LOB: 0 BB: 0 P: 9	R: 0 E: 0 K: 1 S: 13	H: 1 LOB: 2 BB: 1 P: 22		1B: 5 2B: 1 3B: 0 HR: 2	SF: 0 SAC: 0 DP: 0 HBP: 0	WP: 0 PB: 0 SB: 1 CS: 0	PA: 40	
PITCHER	IP	WLS	BF	H	R	ER	SO	BB	IBB	HBP	BLK	WP	HR	S	P	ERA		WHIP				
Mac Suzuki, R ERA: 4.4 (1, 1)	6.0		25	3	2	2	4	4	0	0	0	0	2	60	102	3.00		1.167				
Jose Santiago, R ERA: 3.41 (7, 1)	1.0	L	7	4	3	3	1	0	0	0	0	0	0	12	19	27.00		4.000				
Dan Reichert, R ERA: 5.22 (8, 1)	2.0		8	1	0	0	1	1	0	0	0	0	0	21	31	0.00		1.000				

Batter	1	2	3	4	5	6	7	8	9	AB	R	H	RBI	BB	SO	LOB	BOTTOM					
Johnny Damon, L OBP: 0.304, SLG: 0.365 (1, 7)	F9		G6-3						G6-3	5	0	0	0	0	0	0	Texas Rangers @ Kansas City Royals Kauffman Stadium, Kansas City, MO Thu May 25 2000, 7:05 PM CDT Att: 20,992 - Cloudy - 76 F					
Jeff Reboulet, R OBP: 0.524, SLG: 0.441 (9, FR)	G6-3		E7						BB	4	0	2	0	1	0	0						
Carlos Febles, R OBP: 0.366, SLG: 0.354 (9, FR)			1B						BB	0	0	0	0	0	0	0						
29 Mike Sweeney, R OBP: 0.417, SLG: 0.609 (1, 3)			K						F8	4	0	1	0	1	1	3						
Jermaine Dye, R OBP: 0.410, SLG: 0.679 (1, 9)	F9			K						4	0	1	0	0	1	2						
Mark Quinn, R OBP: 0.333, SLG: 0.457 (1, 10)			G5-3						F2	4	2	2	0	0	0	2						
Joe Randa, R OBP: 0.377, SLG: 0.491 (1, 5)				2B					1B	4	0	0	0	0	1	2						
Carlos Beltrán, S OBP: 0.314, SLG: 0.365 (1, 8)									K	4	1	3	0	0	1	0						
Brian Johnson, R OBP: 0.244, SLG: 0.341 (1, 2)									G4-3	3	0	1	3	0	1	1						
Rey Sanchez, R OBP: 0.262, SLG: 0.317 Scott Pose, L OBP: 0.286, SLG: 0.167 (9, PH)			G1-3						K	3	0	0	0	0	1	2						
Inning Stats	R: 0 E: 0 K: 0 S: 8	H: 0 LOB: 1 BB: 1 P: 15	R: 0 E: 0 K: 1 S: 13	H: 1 LOB: 0 BB: 0 P: 19	R: 0 E: 1 K: 1 S: 7	H: 1 LOB: 1 BB: 0 P: 11	R: 2 E: 0 K: 1 S: 18	H: 3 LOB: 1 BB: 0 P: 27	R: 0 E: 0 K: 0 S: 8	H: 1 LOB: 1 BB: 0 P: 11	R: 1 E: 0 K: 2 S: 17	H: 2 LOB: 1 BB: 0 P: 20	R: 0 E: 0 K: 0 S: 10	H: 2 LOB: 2 BB: 0 P: 12	R: 0 E: 0 K: 1 S: 7	H: 0 LOB: 0 BB: 0 P: 10	R: 0 E: 0 K: 1 S: 9	H: 0 LOB: 1 BB: 1 P: 19	1B: 8 2B: 2 3B: 0 HR: 0	SF: 1 SAC: 0 DP: 0 HBP: 0	WP: 0 PB: 0 SB: 0 CS: 0	PA: 39
PITCHER	IP	WLS	BF	H	R	ER	SO	BB	IBB	HBP	BLK	WP	HR	S	P	ERA	WHIP					
Esteban Loaiza, R ERA: 4.65 (7, 1)	6.2	W	31	10	3	3	5	1	0	0	0	0	0	80	114	4.05	1.650					
59 Jeff Zimmerman, R ERA: 5.95 (9, 1)	1.1	H	4	0	0	0	1	0	0	0	0	0	0	8	11	0.00	0.000					
John Wetteland, R ERA: 4.43 (9, 1)	1.0	S	4	0	0	0	1	1	0	0	0	0	0	9	19	0.00	1.000					

AB 35
R 5
H 8
RBI 5
BB 5
SO 6
LOB 12



AB 36
R 3
H 10
RBI 3
BB 2
SO 7
LOB 12



Batter	1	2	3	4	5	6	7	8	9	AB	R	H	RBI	BB	SO	LOB	TOP										
Darin Erstad, L (1,7) OBP: 0.442, SLG: 0.571	G4-3		3B		HR		L7			4	1	2	1	0	0	0	Anaheim Angels @ Kansas City Royals Kauffman Stadium, Kansas City, MO Fri May 26 2000, 7:05 PM CDT Att: 22,394 - Overcast - 72 F										
Adam Kennedy, L (1,4) OBP: 0.315, SLG: 0.405	P5		K		F7			P5		4	0	0	0	0	1	1											
Mo Vaughn, L (1,3) OBP: 0.400, SLG: 0.667	L3		IBB		K			K		3	0	0	0	1	2	0											
Tim Salmon, R (1,9)		16 HR 1B	L5		L6			2B		4	1	2	0	0	0	2											
16 Garret Anderson, L (1,8) OBP: 0.257, SLG: 0.487 Orlando Palmeiro, L (8,PH) OBP: 0.453, SLG: 0.351	1-H HR		F9		P6			BB		3	1	1	2	0	0	0											
Troy Glaus, R (1,5) OBP: 0.439, SLG: 0.684	K		WP S 1B BB		F9			K		3	1	0	0	1	2	2											
Scott Spiezio, S (1,10) OBP: 0.372, SLG: 0.471	G4-3		L8		G3-1			K		4	0	0	0	0	1	1											
Bengie Molina, R (1,2) OBP: 0.356, SLG: 0.435	F7		1-H 1B		G4-3			G4-3		4	0	1	1	0	0	0											
Benji Gil, R (1,6) OBP: 0.279, SLG: 0.278			F8		F1			F9		4	0	0	0	0	0	1											
Inning Stats	R: 0 E: 0 K: 0 S: 6	H: 0 LOB: 0 BB: 0 P: 9	R: 2 E: 0 K: 1 S: 12	H: 2 LOB: 0 BB: 0 P: 17	R: 0 E: 0 K: 1 S: 10	H: 1 LOB: 2 BB: 1 P: 17	R: 1 E: 0 K: 0 S: 10	H: 1 LOB: 1 BB: 1 P: 17	R: 1 E: 0 K: 1 S: 9	H: 1 LOB: 0 BB: 0 P: 13	R: 0 E: 0 K: 0 S: 6	H: 0 LOB: 0 BB: 0 P: 8	R: 0 E: 0 K: 0 S: 6	H: 0 LOB: 0 BB: 0 P: 9	R: 0 E: 0 K: 2 S: 12	H: 1 LOB: 2 BB: 1 P: 18		R: 0 E: 0 K: 1 S: 7	H: 0 LOB: 0 BB: 0 P: 10	1B: 2 2B: 1 3B: 1 HR: 2	SF: 0 SAC: 0 DP: 0 HBP: 0	WP: 1 PB: 0 SB: 1 CS: 0	PA: 36				
PITCHER	IP	WLS	BF	H	R	ER	SO	BB	IBB	HBP	BLK	WP	HR	S	P	ERA	WHIP										
49 Chris Fussell, R (1,1) ERA: 5.23	6.0	W	25	5	4	4	3	1	1	0	0	1	2	53	81	6.00	1.000										
Ricky Bottalico, R (7,1) ERA: 4.7	3.0	S	11	1	0	0	3	1	0	0	0	0	0	25	37	0.00	0.667										

Batter	1	2	3	4	5	6	7	8	9	AB	R	H	RBI	BB	SO	LOB	BOTTOM										
Johnny Damon, L (1,7) OBP: 0.311, SLG: 0.384	HR		G3		F9	HR 1B		29 G5-4-3 HBP BB		4	2	2	1	1	0	1	Anaheim Angels @ Kansas City Royals Kauffman Stadium, Kansas City, MO Fri May 26 2000, 7:05 PM CDT Att: 22,394 - Overcast - 72 F										
Carlos Febles, R (1,4) OBP: 0.376, SLG: 0.388	2B		B1-3		29 FC5-4 1B	HR		29 G5-4-3 HBP		4	1	3	3	0	0	0											
29 Mike Sweeney, R (1,3) OBP: 0.407, SLG: 0.592	G1-3		P4		FC5-4 1-2 2-3	G5-3		G5-4-3 1-2 2-3		5	0	0	0	0	0	5											
Jermaine Dye, R (1,9) OBP: 0.415, SLG: 0.694	K		FC6-5 G5-3 BB		HR	HR		G6-3		4	1	2	1	1	1	2											
Mark Quinn, R (1,10) OBP: 0.337, SLG: 0.473	G6-3		G5-3		HR	HR				3	1	1	1	1	0	2											
Joe Randa, R (1,5) OBP: 0.374, SLG: 0.486		P4	FC6-5		HR	G5-4-3				4	1	1	0	0	0	3											
Carlos Beltrán, S (1,8) OBP: 0.323, SLG: 0.398			F7			HR		L3-6 2B		4	1	3	0	0	0	1											
Brian Johnson, R (1,2) OBP: 0.245, SLG: 0.371	K		G5-3		2H 3H HR	HR		F3		4	1	1	3	0	1	2											
Rey Sanchez, R (1,6) OBP: 0.268, SLG: 0.317	F7		29 FC5-4 1B		1B HR BB			L3-6 2-3		3	1	1	0	1	0	2											
Inning Stats	R: 1 E: 0 K: 1 S: 10	H: 2 LOB: 1 BB: 0 P: 15	R: 0 E: 0 K: 1 S: 8	H: 1 LOB: 1 BB: 0 P: 15	R: 0 E: 0 K: 0 S: 7	H: 0 LOB: 0 BB: 0 P: 12	R: 0 E: 0 K: 0 S: 5	H: 0 LOB: 1 BB: 1 P: 12	R: 0 E: 0 K: 0 S: 11	H: 2 LOB: 2 BB: 0 P: 21	R: 8 E: 0 K: 0 S: 34	H: 8 LOB: 1 BB: 2 P: 52	R: 0 E: 0 K: 0 S: 8	H: 1 LOB: 0 BB: 0 P: 11	R: 0 E: 0 K: 0 S: 4	H: 0 LOB: 1 BB: 1 P: 13		1B: 5 2B: 4 3B: 1 HR: 5	SF: 0 SAC: 0 DP: 3 HBP: 1	WP: 0 PB: 0 SB: 0 CS: 0	PA: 40						
PITCHER	IP	WLS	BF	H	R	ER	SO	BB	IBB	HBP	BLK	WP	HR	S	P	ERA	WHIP										
Seth Etherton, R (1,1) ERA: 5.4	5.0	L	6	5	6	6	0	1	0	0	0	0	2	8	16	∞	∞										
Eric Weaver, R (6,1) ERA: 7.35	0.0		7	2	0	0	0	1	0	0	0	0	0	23	33	0.00	1.500										
Mike Fyhrie, R (6,1) ERA: 4.0	2.0		4	0	0	0	0	1	0	1	0	0	0	4	13	0.00	1.000										
Derrick Turnbow, R (8,1) ERA: 4.26	1.0																										

AB	33
R	4
H	6
RBI	4
BB	3
SO	6
LOB	7



AB	35
R	9
H	14
RBI	9
BB	4
SO	2
LOB	18



Batter	1	2	3	4	5	6	7	8	9	10	AB	R	H	RBI	BB	SO	LOB					
Darin Erstad, L OBP: 0.442, SLG: 0.580 (1, 7)											4	1	1	2	1	1	1					
Adam Kennedy, L OBP: 0.312, SLG: 0.400 (1, 4)											5	0	1	0	0	1	3					
Mo Vaughn, L OBP: 0.400, SLG: 0.658 (1, 3)																						
Tim Salmon, R OBP: 0.393, SLG: 0.512 (1, 9)																						
16 Garret Anderson, L OBP: 0.256, SLG: 0.477 (1, 8)																						
Troy Claus, R OBP: 0.435, SLG: 0.674 (1, 5)																						
Scott Spiezio, S OBP: 0.369, SLG: 0.463 (1, 10)																						
Bengie Molina, R OBP: 0.367, SLG: 0.445 (1, 2)																						
Benji Gil, R OBP: 0.278, SLG: 0.271 (1, 6)																						
Inning Stats	R: 0 E: 0 K: 1 S: 7	H: 0 LOB: 0 BB: 0 P: 15	R: 0 E: 0 K: 2 S: 12	H: 0 LOB: 0 BB: 0 P: 19	R: 2 E: 0 K: 1 S: 9	H: 2 LOB: 0 BB: 0 P: 12	R: 0 E: 0 K: 1 S: 5	H: 0 LOB: 0 BB: 0 P: 6	R: 0 E: 0 K: 1 S: 8	H: 1 LOB: 1 BB: 1 P: 18	R: 0 E: 0 K: 0 S: 11	H: 0 LOB: 1 BB: 1 P: 19	R: 3 E: 0 K: 2 S: 9	H: 4 LOB: 2 BB: 2 P: 21	R: 0 E: 0 K: 1 S: 9	H: 0 LOB: 0 BB: 0 P: 13	R: 0 E: 0 K: 2 S: 10	H: 0 LOB: 0 BB: 0 P: 12	1B: 7 2B: 2 3B: 0 HR: 1	SF: 0 SAC: 0 DP: 2 HBP: 0	WP: 1 PB: 0 SB: 1 CS: 1	PA: 41
PITCHER	IP	WLS	BF	H	R	ER	SO	BB	IBB	HBP	BLK	WP	HR	S	P	ERA	WHIP					
Jay Witasick, R ERA: 7.34 (1, 1)	5.0		20	4	2	2	4	2	0	0	0	0	1	39	60	3.60	1.200					
Jose Santiago, R ERA: 3.21 (6, 1)	2.0	H	8	1	0	0	0	2	0	0	0	0	0	19	37	0.00	1.500					
Jerry Spradlin, R ERA: 3.26 (8, 1)	1.0	B	7	4	3	3	0	1	1	0	0	0	0	9	21	27.00	5.000					
Dan Reichert, R ERA: 4.88 (9, 1)	2.0	W	6	0	0	0	3	0	0	0	0	0	0	19	25	0.00	0.000					

TOP

Anaheim Angels @ Kansas City Royals
Kauffman Stadium, Kansas City, MO

Sat May 27 2000, 7:05 PM CDT
Att: 30,024 - Cloudy - 70 F

livebaseballscorecards.com

AB 35
R 5
H 9
RBI 5
BB 6
SO 7
LOB 15

Batter	1	2	3	4	5	6	7	8	9	10	AB	R	H	RBI	BB	SO	LOB					
Johnny Damon, L OBP: 0.318, SLG: 0.383 (1, 7)											3	1	1	2	2	0	0					
Carlos Febles, R OBP: 0.368, SLG: 0.376 (1, 4)											5	0	0	0	0	0	4					
29 Mike Sweeney, R OBP: 0.407, SLG: 0.583 (1, 3)											3	0	0	0	2	0	0					
Jermaine Dye, R OBP: 0.420, SLG: 0.689 (1, 9)											4	0	2	1	1	1	0					
Carlos Beltrán, S OBP: 0.320, SLG: 0.392 (1, 8)											5	1	1	0	0	2	2					
Mark Quinn, R OBP: 0.338, SLG: 0.485 (1, 10)											3	0	0	0	2	0	2					
Jorge Fabregas, L OBP: 0.321, SLG: 0.270 (1, 2)											4	0	1	0	1	1	6					
Jeff Reboulet, R OBP: 0.523, SLG: 0.429 (1, 5)											1	1	0	0	1	0	1					
Scott Pose, L OBP: 0.318, SLG: 0.211 (9, PH)											1	1	1	0	0	0	0					
Joe Randa, R OBP: 0.372, SLG: 0.486 (10, 5)											0	0	0	1	0	0	0					
Rey Sanchez, R OBP: 0.269, SLG: 0.318 (1, 6)											3	1	1	0	0	0	3					
Dave McCarty, R OBP: 0.362, SLG: 0.677 (9, PH)											1	1	1	2	0	0	0					
Luis Ordez, R OBP: 0.176, SLG: 0.188 (10, 6)											0	0	0	0	0	0	0					
Inning Stats	R: 0 E: 0 K: 0 S: 7	H: 0 LOB: 0 BB: 1 P: 15	R: 0 E: 0 K: 2 S: 12	H: 0 LOB: 0 BB: 0 P: 19	R: 3 E: 0 K: 0 S: 16	H: 4 LOB: 2 BB: 1 P: 28	R: 0 E: 0 K: 0 S: 13	H: 0 LOB: 2 BB: 2 P: 25	R: 0 E: 0 K: 0 S: 7	H: 0 LOB: 0 BB: 0 P: 13	R: 0 E: 0 K: 0 S: 8	H: 0 LOB: 2 BB: 2 P: 21	R: 0 E: 0 K: 2 S: 13	H: 0 LOB: 2 BB: 2 P: 25	R: 2 E: 0 K: 0 S: 16	H: 2 LOB: 0 BB: 0 P: 22	R: 1 E: 0 K: 0 S: 6	H: 2 LOB: 2 BB: 1 P: 11	1B: 7 2B: 0 3B: 0 HR: 1	SF: 1 SAC: 1 DP: 0 HBP: 0	WP: 0 PB: 1 SB: 0 CS: 0	PA: 44
PITCHER	IP	WLS	BF	H	R	ER	SO	BB	IBB	HBP	BLK	WP	HR	S	P	ERA	WHIP					
Kent Bottenfield, R ERA: 5.0 (1, 1)	5.0		21	4	3	3	2	4	0	0	0	0	0	55	100	5.40	1.600					
Al Levine, R ERA: 3.35 (8, 1)	2.0		8	0	0	0	0	1	1	0	0	0	0	16	33	0.00	0.500					
Shigetoshi Hasegawa, R ERA: 5.05 (8, 1)	1.0	H	5	0	0	0	2	2	0	0	0	0	0	13	25	0.00	2.000					
Troy Perovaj, R ERA: 3.15 (8, 1)	1.0	B	5	2	2	2	0	0	0	0	0	0	1	16	22	18.00	2.000					
Eric Weaver, R ERA: 7.71 (10, 1)	0.2	L	5	2	1	1	0	0	1	0	0	0	0	6	11	13.50	3.000					

BOTTOM

Anaheim Angels @ Kansas City Royals
Kauffman Stadium, Kansas City, MO

Sat May 27 2000, 7:05 PM CDT
Att: 30,024 - Cloudy - 70 F

livebaseballscorecards.com

AB 33
R 6
H 8
RBI 6
BB 9
SO 4
LOB 18

Batter	1	2	3	4	5	6	7	8	9	AB	R	H	RBI	BB	SO	LOB	TOP					
Darin Erstad, L (1, 10) OBP: 0.449, SLG: 0.599	1-2 CS 1B		2-2 1B					0-1 L7		5	1	4	5	0	0	0	Anaheim Angels @ Kansas City Royals Kauffman Stadium, Kansas City, MO Sun May 28 2000, 1:05 PM CDT Att: 23,645 - Sunny - 75 F					
Adam Kennedy, L (1, 4) OBP: 0.305, SLG: 0.390	2-2 G4-3		2-3 K					1-2 2-H 3-H 1B		5	0	0	0	0	2	4						
Mo Vaughn, L (1, 3) OBP: 0.404, SLG: 0.672	0-1 1B							1-2 L6		5	1	3	1	0	0	2						
Tim Salmon, R (1, 9) OBP: 0.389, SLG: 0.520	1-3 K							0-1 F7		5	1	1	1	0	3	2						
16 Garret Anderson, L (1, 8) OBP: 0.259, SLG: 0.488		2-1 G1-3						0-0 F7		4	1	1	1	1	0	0						
Troy Glaus, R (1, 5) OBP: 0.439, SLG: 0.676	0-1 G5-3							4-2 BB 1B		4	1	2	0	1	1	2						
Orlando Palmeiro, L (1, 7) Edgard Clemente, R (9, PH) OBP: 0.222, SLG: 0.229	2-1 G5-3							0-0 BB 1B		4	1	1	0	0	0	3						
Matt Walbeck, S (1, 2) OBP: 0.203, SLG: 0.328								1-1 F9		3	1	0	0	1	0	3						
Keith Luuloa, R (1, 6) OBP: 0.273, SLG: 0.200								4-0 1B BB		3	1	1	0	1	0	0						
Inning Stats	R: 0 E: 0 K: 1 S: 12	H: 2 LOB: 1 BB: 0 P: 16	R: 0 E: 0 K: 0 S: 6	H: 0 LOB: 0 BB: 0 P: 10	R: 0 E: 0 K: 1 S: 12	H: 1 LOB: 1 BB: 0 P: 18	R: 0 E: 0 K: 2 S: 13	H: 1 LOB: 2 BB: 1 P: 24	R: 6 E: 0 K: 0 S: 21	H: 6 LOB: 1 BB: 1 P: 33	R: 0 E: 0 K: 0 S: 8	H: 0 LOB: 0 BB: 0 P: 10	R: 0 E: 0 K: 0 S: 6	H: 0 LOB: 0 BB: 0 P: 7	R: 2 E: 0 K: 1 S: 14	H: 2 LOB: 2 BB: 2 P: 26		R: 0 E: 0 K: 1 S: 13	H: 1 LOB: 1 BB: 0 P: 20	1B: 8 2B: 1 3B: 0 HR: 4	SF: 0 SAC: 0 DP: 0 HBP: 0	WP: 0 PB: 1 SB: 1 CS: 0
PITCHER	IP WLS BF H R ER SO BB IBB HBP BLK WP HR S P ERA WHIP																					
Miguel Batista, R (1, 1) ERA: 7.8	4.1 L 22 8 5 5 4 2 0 0 0 0 3 55 86 10.38 2.308																					
Jason Rakers, R (5, 1) ERA: 8.1	3.0 14 3 3 3 0 2 0 0 0 0 1 29 47 9.00 1.667																					
Paul Spoljaric, L (8, 1) ERA: 6.75	1.2 7 2 0 0 2 0 0 0 0 0 0 21 31 0.00 1.200																					

Batter	1	2	3	4	5	6	7	8	9	AB	R	H	RBI	BB	SO	LOB	BOTTOM					
Johnny Damon, L (1, 7) OBP: 0.320, SLG: 0.380	4-0 L4 BB		3-1 F7	1-2 P4					1-1 G4-3	4	0	1	1	1	0	1	Anaheim Angels @ Kansas City Royals Kauffman Stadium, Kansas City, MO Sun May 28 2000, 1:05 PM CDT Att: 23,645 - Sunny - 75 F					
Carlos Febles, R (1, 4) OBP: 0.359, SLG: 0.366	1-2 L4		2-0 F7					2-0 E6 29 F9 29 WP G5-3	1-2 G6-4-3 1B	5	1	0	0	0	1	4						
29 Mike Sweeney, R (1, 10) OBP: 0.399, SLG: 0.571	1-2 G6-3		0-1 E5 1B					1-0 F9		4	1	0	0	0	0	1						
Jermaine Dye, R (1, 9) OBP: 0.422, SLG: 0.690		0-0 SH1-3 1B	0-1 1B					2-1 G5-3		4	1	2	2	0	0	0						
Carlos Beltrán, S (1, 8) OBP: 0.320, SLG: 0.391		0-0 SH1-3	1-0 1B					3-1 G4-3		3	0	1	0	0	0	0						
Joe Randa, R (1, 5) OBP: 0.375, SLG: 0.486		0-0 1B	0-2 L3					2-0 G5-3		4	1	2	1	0	0	2						
Dave McCarty, R (1, 3) OBP: 0.370, SLG: 0.667		3-H 1B						0-0 F9		4	0	2	0	0	0	0						
Brian Johnson, R (1, 2) OBP: 0.245, SLG: 0.366		3-2 F3						3-3 K		4	0	1	0	0	1	4						
Luis Ordez, R (1, 6) Scott Pose, L (9, PH) OBP: 0.150, SLG: 0.158 OBP: 0.348, SLG: 0.250		2-3 K						1-3 K		3	0	0	0	0	2	3						
Inning Stats	R: 0 E: 0 K: 0 S: 6	H: 0 LOB: 0 BB: 1 P: 12	R: 1 E: 0 K: 1 S: 12	H: 3 LOB: 2 BB: 0 P: 17	R: 1 E: 1 K: 0 S: 11	H: 2 LOB: 2 BB: 0 P: 17	R: 0 E: 0 K: 0 S: 9	H: 1 LOB: 1 BB: 0 P: 14	R: 0 E: 0 K: 1 S: 6	H: 0 LOB: 0 BB: 0 P: 12	R: 0 E: 0 K: 2 S: 4	H: 0 LOB: 0 BB: 0 P: 9	R: 0 E: 0 K: 2 S: 8	H: 0 LOB: 0 BB: 0 P: 13	R: 1 E: 1 K: 0 S: 7	H: 0 LOB: 0 BB: 0 P: 12		R: 1 E: 0 K: 0 S: 16	H: 4 LOB: 2 BB: 0 P: 24	1B: 9 2B: 1 3B: 0 HR: 0	SF: 0 SAC: 1 DP: 1 HBP: 0	WP: 1 PB: 0 SB: 1 CS: 0
PITCHER	IP WLS BF H R ER SO BB IBB HBP BLK WP HR S P ERA WHIP																					
Brian Cooper, R (1, 1) ERA: 3.21	8.0 W 32 6 3 1 4 1 0 0 0 0 0 63 106 1.12 0.875																					
Mike Fyhrig, R (9, 1) ERA: 4.82	0.1 4 3 1 1 0 0 0 0 0 0 0 11 17 27.00 9.000																					
Mike Holtz, L (9, 1) ERA: 2.84	0.0 1 1 0 0 0 0 0 0 0 0 0 2 3 ∞ ∞																					
Shigetoshi Hasegawa, R (9, 1) ERA: 5.52	0.2 S 1 0 0 0 0 0 0 0 0 0 0 3 4 0.00 0.000																					

Batter	1	2	3	4	5	6	7	8	9	AB	R	H	RBI	BB	SO	LOB	TOP										
Johnny Damon, L OBP: 0.319, SLG: 0.378 (1, 7)	G6-3		G5-4-3 1B			F9	F9			4	0	1	0	0	0	2	Kansas City Royals @ Boston Red Sox Fenway Park, Boston, MA Tue May 30 2000, 7:05 PM EDT Att: 31,861 - Sunny - 59 F										
Carlos Febles, R OBP: 0.361, SLG: 0.369 (1, 4)	29 CS 1B		G5-4-3 1-2			29 2B G6-3 1B		F9		4	1	2	0	0	0	1											
29 Mike Sweeney, R OBP: 0.401, SLG: 0.572 (1, 10)	SAFE 1-2 HBP		G6-3					G4-3		3	0	1	0	0	0	0											
Jemaine Dye, R OBP: 0.413, SLG: 0.674 (1, 9)	F8			G1-3		G6-3		K		4	0	0	1	0	1	2											
Carlos Beltrán, S OBP: 0.318, SLG: 0.388 (1, 8)		2B FC6-4 1B		G6-3		K			L4	4	1	1	0	0	1	1											
Joe Randa, R OBP: 0.373, SLG: 0.486 (1, 5)		FC6-4 1-3 2B		K				G4-3		4	0	1	0	0	2	0											
Dave McCarty, R OBP: 0.377, SLG: 0.652 (1, 3)		FC6-4 BB				K		1B 1B		3	0	1	0	1	2	0											
Brian Johnson, R OBP: 0.238, SLG: 0.354 (1, 2)		FC6-4 1-2 3-H 3-H	G4-6-3		G5-3			K		3	0	0	1	0	1	3											
Rey Sanchez, R OBP: 0.270, SLG: 0.318 (1, 6)		G4-6-3			G6-3			1B		3	0	1	0	0	0	2											
Inning Stats	R: 0 E: 0 K: 0 S: 11	H: 1 LOB: 1 BB: 0 P: 15	R: 1 E: 0 K: 0 S: 9	H: 2 LOB: 1 BB: 1 P: 19	R: 0 E: 0 K: 1 S: 4	H: 0 LOB: 0 BB: 0 P: 5	R: 0 E: 0 K: 1 S: 9	H: 0 LOB: 0 BB: 0 P: 12	R: 0 E: 0 K: 1 S: 6	H: 0 LOB: 0 BB: 0 P: 10	R: 1 E: 0 K: 1 S: 11	H: 2 LOB: 1 BB: 0 P: 17	R: 0 E: 0 K: 1 S: 14	H: 2 LOB: 2 BB: 0 P: 19	R: 0 E: 0 K: 2 S: 8	H: 0 LOB: 0 BB: 0 P: 11	R: 0 E: 0 K: 2 S: 7	H: 0 LOB: 0 BB: 0 P: 9	1B: 6 2B: 2 3B: 0 HR: 0	SF: 0 SAC: 0 DP: 2 HBP: 1	WP: 0 PB: 0 SB: 0 CS: 1	PA: 34					
PITCHER	IP	WLS	BF	H	R	ER	SO	BB	IBB	HBP	BLK	WP	HR	S	P	ERA	WHIP										
Jeff Fassero, L ERA: 3.32 (1, 1)	6.2	W	27	8	2	2	4	1	0	1	0	0	0	62	95	2.70	1.350										
Rich Garces, R ERA: 1.75 (7, 1)	2.1		7	0	0	0	3	0	0	0	0	0	0	17	22	0.00	0.000										

Batter	1	2	3	4	5	6	7	8	9	AB	R	H	RBI	BB	SO	LOB	BOTTOM										
Jeff Frye, R OBP: 0.372, SLG: 0.357 (1, 4)	HR BB				K				F8	3	1	1	0	2	1	0	Kansas City Royals @ Boston Red Sox Fenway Park, Boston, MA Tue May 30 2000, 7:05 PM EDT Att: 31,861 - Sunny - 59 F										
Trot Nixon, L OBP: 0.394, SLG: 0.576 (1, 9)	1-H HR	G3	F2			1B BB		F8		4	2	1	2	1	0	4											
Brian Daubach, L OBP: 0.372, SLG: 0.552 (1, 3)	F8		F8	1B FC5-4 2B		BB 1B		K		5	1	2	0	0	1	0											
Nomar Garciaparra, R OBP: 0.406, SLG: 0.482 Donnie Sadler, R OBP: 0.284, SLG: 0.385 (1, 6) (9, 6)	FC3-6 1B		S HR BB	FC5-4 1B		BB 1B		P6		4	1	3	1	1	0	0											
Carl Everett, S OBP: 0.398, SLG: 0.671 (1, 8)	FC3-6 1-2		HR	K		K		K		4	1	1	2	0	2	5											
Mike Stanley, R OBP: 0.350, SLG: 0.489 (1, 10)	K		HR	FC5-4 FC3-6		G4-6-3 BB				3	1	1	2	1	1	2											
Troy O'Leary, L OBP: 0.293, SLG: 0.369 (1, 7)			38 G6-3 1B	2B WP BB		FC3-6		G4-6-3		3	1	1	0	1	0	4											
John Valentin, R OBP: 0.297, SLG: 0.457 38 Wilton Veras, R OBP: 0.324, SLG: 0.371 (1, 5) (2, 5)		G6-3	P6		G5-3			G6-3		0	0	0	0	0	0	0											
Jason Varitek, S OBP: 0.411, SLG: 0.425 (1, 2)		1B 1B	WP 1-3 2B		F9			G4-3		4	0	2	0	0	0	0											
Inning Stats	R: 2 E: 0 K: 1 S: 14	H: 2 LOB: 1 BB: 1 P: 29	R: 0 E: 0 K: 0 S: 11	H: 3 LOB: 2 BB: 0 P: 14	R: 4 E: 0 K: 0 S: 19	H: 3 LOB: 2 BB: 3 P: 40	R: 1 E: 0 K: 1 S: 14	H: 2 LOB: 1 BB: 0 P: 18	R: 0 E: 0 K: 1 S: 8	H: 0 LOB: 0 BB: 0 P: 12	R: 1 E: 0 K: 0 S: 10	H: 2 LOB: 2 BB: 2 P: 18	R: 0 E: 0 K: 0 S: 5	H: 0 LOB: 0 BB: 0 P: 10	R: 0 E: 0 K: 1 S: 13	H: 0 LOB: 0 BB: 0 P: 20	R: 0 E: 0 K: 1 S: 7	H: 0 LOB: 0 BB: 0 P: 9	1B: 7 2B: 2 3B: 0 HR: 3	SF: 0 SAC: 0 DP: 2 HBP: 0	WP: 1 PB: 0 SB: 1 CS: 0	PA: 40					
PITCHER	IP	WLS	BF	H	R	ER	SO	BB	IBB	HBP	BLK	WP	HR	S	P	ERA	WHIP										
Jeff Suppan, R ERA: 5.25 (1, 1)	2.2	L	19	8	6	6	1	4	0	0	0	0	0	24	32	3.86	0.857										
Jason Rakers, R ERA: 7.59 (3, 1)	2.1		9	2	1	1	2	0	0	0	0	0	0	15	28	4.50	2.000										
Dan Reichert, R ERA: 4.86 (6, 1)	2.0		9	2	1	1	1	2	0	0	0	0	0	13	20	0.00	0.000										
Jerry Spradlin, R ERA: 3.16 (8, 1)	1.0		3	0	0	0	1	0	0	0	0	0	0	13	20	0.00	0.000										

AB 32
R 2
H 8
RBI 2
BB 1
SO 7
LOB 11



AB 34
R 8
H 12
RBI 7
BB 6
SO 5
LOB 17




Batter	1	2	3	4	5	6	7	8	9	AB	R	H	RBI	BB	SO	LOB	TOP										
Johnny Damon, L OBP: 0.325, SLG: 0.398 (1, 7)	G6-3	WP 2B			29 2B	29 1B	K			5	3	3	2	0	1	2											
Carlos Febles, R OBP: 0.355, SLG: 0.359 (1, 4)	G5-3	G4-3			F9	L6		F9		5	0	0	0	0	0	2											
29 Mike Sweeney, R OBP: 0.410, SLG: 0.583 (1, 3)					1B	2B	1B	2B	1B	5	1	4	2	0	1	0											
Jemaine Dye, R OBP: 0.418, SLG: 0.678 (1, 9)	P3			G3	1B	2B	1B	2B	1B	5	1	3	1	0	0	1											
Carlos Beltrán, S OBP: 0.320, SLG: 0.388 (1, 8)		G5-3		1B	1B	1B	K	K		5	1	2	0	0	2	4											
Joe Randa, R OBP: 0.373, SLG: 0.481 (1, 5)		F9	F7		1B	BB		G4-3		4	0	1	0	1	0	3											
Dave McCarty, R OBP: 0.366, SLG: 0.662 (1, 10)		HR			G5-3		L6		P4	5	1	1	2	0	0	2											
Gregg Zaun, S OBP: 0.417, SLG: 0.450 (1, 2)		S 2B BB			F8	F7		FC6-4 BB		3	1	0	0	2	1	1											
Rey Sanchez, R OBP: 0.268, SLG: 0.310 (1, 6)		2B BB			G6-3		G6-3	FC6-4	G6-3	4	1	0	0	1	0	2											
Inning Stats	R: 0 E: 0 K: 0 S: 11	H: 1 LOB: 1 BB: 0 P: 17	R: 4 E: 0 K: 0 S: 26	H: 2 LOB: 0 BB: 2 P: 45	R: 0 E: 0 K: 1 S: 9	H: 1 LOB: 1 BB: 0 P: 11	R: 0 E: 0 K: 0 S: 6	H: 0 LOB: 0 BB: 0 P: 9	R: 4 E: 0 K: 0 S: 19	H: 4 LOB: 1 BB: 1 P: 32	R: 1 E: 0 K: 1 S: 15	H: 3 LOB: 2 BB: 1 P: 19	R: 0 E: 0 K: 1 S: 10	H: 1 LOB: 2 BB: 1 P: 16	R: 0 E: 0 K: 1 S: 8	H: 2 LOB: 0 BB: 0 P: 12	R: 0 E: 0 K: 1 S: 9	H: 0 LOB: 0 BB: 0 P: 13	1B: 9 2B: 3 3B: 1 HR: 1	SF: 0 SAC: 0 DP: 0 HBP: 0	WP: 1 PB: 1 SB: 2 CS: 0	PA: 45					
PITCHER	IP	WLS	BF	H	R	ER	SO	BB	IBB	HBP	BLK	WP	HR	S	P	ERA	WHIP										
Pete Schourek, L ERA: 3.84 (1, 1)	4.1	L	21	6	6	6	1	2	0	0	0	1	1	60	95	12.46	1.846										
Hipolito Pichardo, R ERA: 4.61 (5, 1)	0.0		3	2	0	0	0	1	0	0	0	0	0	4	11												
49 Tim Wakefield, R ERA: 4.61 (5, 1)	2.2		13	4	3	2	2	1	0	0	0	0	0	32	43	6.75	1.875										
John Wasdin, R ERA: 4.44 (8, 1)	1.0		5	2	0	0	1	0	0	0	0	0	0	8	12	0.00	2.000										
Derek Lowe, R ERA: 1.58 (9, 1)	1.0		3	0	0	0	1	0	0	0	0	0	0	9	13	0.00	0.000										

Kansas City Royals @ Boston Red Sox
Fenway Park, Boston, MA
Wed May 31 2000, 7:05 PM EDT
Att: 32,503 - Sunny - 72 F

livebaseballscores.com

AB 41
R 9
H 14
RBI 7
BB 4
SO 5
LOB 17




Batter	1	2	3	4	5	6	7	8	9	AB	R	H	RBI	BB	SO	LOB	BOTTOM										
Jeff Frye, R OBP: 0.393, SLG: 0.378 (1, 4)	L8		G3 BB	BB 1B		2B		HBP 2B BB	G4-3	4	1	2	1	2	0	1											
Trot Nixon, L OBP: 0.399, SLG: 0.571 (1, 9)	1B		G3	1-2 BB		G4-3		2B G4-3 HBP		3	1	1	1	1	0	2											
Brian Daubach, L OBP: 0.368, SLG: 0.547 (1, 10)	F7		K	K			G4-3	G4-3 2B		5	0	1	2	0	2	5											
Nomar Garciaparra, R OBP: 0.402, SLG: 0.475 (1, 6)			K			F9		G4-3	G4-3	4	0	1	0	0	1	1											
Andy Sheets, R OBP: 0.095, SLG: 0.095 (8, 6)							G1-3	G4-3		0	0	0	0	0	0	0											
Jason Vantek, S OBP: 0.409, SLG: 0.422 (8, PH)								G4-3		1	0	0	1	0	0	1											
Darren Lewis, R OBP: 0.412, SLG: 0.459 (8, 8)	1B							G4-3		0	0	0	0	0	0	0											
Carl Everett, S OBP: 0.394, SLG: 0.679 (1, 8)	F7			HR		K		K	S HBP	4	1	1	1	0	2	2											
Donnie Sadler, R OBP: 0.278, SLG: 0.385 (8, 8)						HR				0	0	0	0	0	0	0											
Troy O'Leary, L OBP: 0.295, SLG: 0.366 (1, 7)		G4-3		BB 1B		BB		K2-3 G3		4	1	1	0	1	1	2											
Mike Stanley, R OBP: 0.352, SLG: 0.489 (1, 3)	F7			1B BB		G5-3		1B 3B E 2B	K	4	1	1	0	1	1	1											
Scott Hatteberg, L OBP: 0.321, SLG: 0.354 (1, 2)				K			G3-1	BB HBP 1B		5	1	3	0	0	1	2											
3B Wilton Veras, R OBP: 0.319, SLG: 0.364 (1, 5)	F8			K			L1	E1 HBP BB 2B 1B	F7	5	1	1	0	0	1	4											
Inning Stats	R: 0 E: 0 K: 0 S: 8	H: 2 LOB: 2 BB: 0 P: 17	R: 0 E: 0 K: 0 S: 10	H: 1 LOB: 1 BB: 0 P: 14	R: 0 E: 0 K: 2 S: 9	H: 0 LOB: 1 BB: 1 P: 18	R: 2 E: 0 K: 3 S: 17	H: 3 LOB: 3 BB: 2 P: 33	R: 0 E: 0 K: 1 S: 5	H: 0 LOB: 1 BB: 1 P: 11	R: 0 E: 0 K: 0 S: 7	H: 1 LOB: 0 BB: 0 P: 14	R: 0 E: 0 K: 1 S: 7	H: 0 LOB: 0 BB: 0 P: 9	R: 5 E: 1 K: 1 S: 22	H: 4 LOB: 2 BB: 1 P: 40	R: 0 E: 0 K: 1 S: 11	H: 1 LOB: 1 BB: 0 P: 14	1B: 6 2B: 5 3B: 0 HR: 1	SF: 0 SAC: 0 DP: 0 HBP: 2	WP: 0 PB: 0 SB: 1 CS: 0	PA: 46					
PITCHER	IP	WLS	BF	H	R	ER	SO	BB	IBB	HBP	BLK	WP	HR	S	P	ERA	WHIP										
Mac Suzuki, R ERA: 4.14 (1, 1)	7.0	W	32	7	2	2	7	4	0	0	0	0	0	63	116	2.57	1.571										
Ricky Bottalico, R ERA: 6.66 (8, 1)	0.1		6	3	5	5	1	1	0	1	0	0	0	14	27	135.00	12.000										
Jose Santiago, R ERA: 3.18 (8, 1)	0.1	H	3	1	0	0	0	0	0	1	0	0	0	6	10	0.00	3.000										
Jerry Spradlin, R ERA: 3.03 (8, 1)	1.1	S	5	1	0	0	1	0	0	0	0	0	0	13	17	0.00	0.750										

Kansas City Royals @ Boston Red Sox
Fenway Park, Boston, MA
Wed May 31 2000, 7:05 PM EDT
Att: 32,503 - Sunny - 72 F

livebaseballscores.com

AB 39
R 7
H 12
RBI 6
BB 5
SO 9
LOB 21



Batter	1	2	3	4	5	6	7	8	9	AB	R	H	RBI	BB	SO	LOB	TOP		
Johnny Damon, L (1, 7) OBP: 0.332, SLG: 0.400										3	0	1	0	1	1	0	Kansas City Royals @ Pittsburgh Pirates Three Rivers Stadium, Pittsburgh, PA Fri Jun 02 2000, 7:05 PM EDT Att: 23,527 - Cloudy - 73 F		
Carlos Febles, R (1, 4) OBP: 0.352, SLG: 0.355 Scott Pose, L (9, PH) OBP: 0.333, SLG: 0.238										2	0	0	0	1	0	1			
29 Mike Sweeney, R (1, 3) OBP: 0.407, SLG: 0.577										4	0	0	0	0	1	1			
Jermaine Dye, R (1, 9) OBP: 0.407, SLG: 0.670										3	1	1	1	0	0	0			
Carlos Beltrán, S (1, 8) OBP: 0.322, SLG: 0.388										3	0	0	0	0	1	0			
Joe Randa, R (1, 5) OBP: 0.382, SLG: 0.485										3	1	1	0	0	0	0			
Gregg Zaun, S (1, 2) OBP: 0.406, SLG: 0.536										3	1	1	2	0	1	0			
Rey Sanchez, R (1, 6) OBP: 0.260, SLG: 0.300										3	0	0	0	0	0	0			
Miguel Batista, R (1, 1) Mark Quinn, R (8, PH) OBP: 0.335, SLG: 0.459 Jason Rakers, R (8, 1)										2	0	0	0	0	2	0			
Inning Stats	R: 0 E: 0 K: 2 S: 8	H: 0 LOB: 0 BB: 0 P: 8	R: 3 E: 0 K: 1 S: 13	H: 3 LOB: 0 BB: 0 P: 19	R: 0 E: 0 K: 0 S: 5	H: 1 LOB: 0 BB: 1 P: 10	R: 0 E: 0 K: 0 S: 5	H: 0 LOB: 0 BB: 0 P: 8	R: 0 E: 0 K: 1 S: 7	H: 0 LOB: 0 BB: 0 P: 8	R: 0 E: 0 K: 1 S: 10	H: 0 LOB: 0 BB: 0 P: 16	R: 0 E: 0 K: 0 S: 5	H: 0 LOB: 0 BB: 0 P: 7	1B: 2 2B: 0 3B: 0 HR: 2	SF: 0 SAC: 0 DP: 2 HBP: 0		WP: 0 PA: 30 PB: 0 SB: 0 CS: 1	
PITCHER	IP	WLS	BF	H	R	ER	SO	BB	IBB	HBP	BLK	WP	HR	S	P	ERA	WHIP		
Todd Ritchie, R (1, 1) ERA: 4.99	7.0	W	24	4	3	3	5	2	0	0	0	0	2	52	79	3.86	0.857		
Jason Christiansen, L (8, 1) ERA: 1.77	1.0	H	3	0	0	0	1	0	0	0	0	0	0	10	16	0.00	0.000		
Mike Williams, R (9, 1) ERA: 1.52	1.0		3	0	0	0	0	0	0	0	0	0	0	5	7	0.00	0.000		

Batter	1	2	3	4	5	6	7	8	9	AB	R	H	RBI	BB	SO	LOB	BOTTOM		
Warren Morris, L (1, 4) OBP: 0.351, SLG: 0.329										5	1	2	2	0	1	1	Kansas City Royals @ Pittsburgh Pirates Three Rivers Stadium, Pittsburgh, PA Fri Jun 02 2000, 7:05 PM EDT Att: 23,527 - Cloudy - 73 F		
18 Jason Kendall, R (1, 2) OBP: 0.456, SLG: 0.593										5	1	2	1	0	1	1			
Wil Cordero, R (1, 7) OBP: 0.328, SLG: 0.494 Jason Christiansen, R (8, 1) Ivan Cruz, L (8, PH) OBP: 0.111, SLG: 0.111 Mike Williams, R (9, 1)										4	0	0	0	0	1	3			
Brian Giles, L (1, 8) OBP: 0.435, SLG: 0.674										1	1	0	0	3	0	0			
Kevin Young, R (1, 3) OBP: 0.304, SLG: 0.414										1	2	0	0	3	0	1			
John Vander Wal, L (1, 9) OBP: 0.431, SLG: 0.581										3	1	1	3	1	0	1			
Pat Meares, R (1, 6) OBP: 0.298, SLG: 0.395										4	2	2	3	0	1	3			
Luis Sojo, R (1, 5) OBP: 0.323, SLG: 0.443										4	1	1	0	0	0	0			
Todd Ritchie, R (1, 1) OBP: 0.250, SLG: 0.250 Bruce Aven, R (7, PH) OBP: 0.270, SLG: 0.443 Adrian Brown, S (8, 7) OBP: 0.310, SLG: 0.441										2	0	0	0	0	1	0			
Inning Stats	R: 1 E: 0 K: 1 S: 16	H: 1 LOB: 3 BB: 3 P: 31	R: 0 E: 0 K: 2 S: 7	H: 0 LOB: 0 BB: 0 P: 8	R: 0 E: 0 K: 0 S: 6	H: 0 LOB: 0 BB: 0 P: 13	R: 2 E: 0 K: 0 S: 15	H: 1 LOB: 1 BB: 1 P: 24	R: 1 E: 0 K: 1 S: 10	H: 1 LOB: 2 BB: 0 P: 11	R: 0 E: 1 K: 1 S: 13	H: 1 LOB: 2 BB: 0 P: 21	R: 5 E: 0 K: 1 S: 22	H: 4 LOB: 1 BB: 2 P: 36	1B: 4 2B: 3 3B: 0 HR: 2	SF: 0 SAC: 0 DP: 1 HBP: 0		WP: 0 PA: 39 PB: 0 SB: 2 CS: 1	
PITCHER	IP	WLS	BF	H	R	ER	SO	BB	IBB	HBP	BLK	WP	HR	S	P	ERA	WHIP		
Miguel Batista, R (1, 1) ERA: 7.43	7.0	L	30	4	4	4	5	5	0	0	0	0	2	74	125	5.14	1.286		
Jason Rakers, R (8, 1) ERA: 9.45	1.0		9	4	5	5	1	2	0	0	0	0	0	22	36	45.00	6.000		

Batter	1	2	3	4	5	6	7	8	9	AB	R	H	RBI	BB	SO	LOB	TOP
Johnny Damon, L (1, 7) <small>OBP: 0.337, SLG: 0.407</small> Dave McCarty, R (9, PH) <small>OBP: 0.398, SLG: 0.700</small>										4	2	2	1	1	0	1	
Jeff Reboulet, R (1, 6) <small>OBP: 0.491, SLG: 0.419</small>										4	2	1	1	1	1	2	
29 Mike Sweeney, R (1, 3) <small>OBP: 0.417, SLG: 0.596</small>										5	3	4	5	1	0	0	
Jemaine Dye, R (1, 9) <small>OBP: 0.408, SLG: 0.681</small> Todd Dunwoody, L (8, PH) <small>OBP: 0.323, SLG: 0.393</small>										3	1	1	1	1	1	1	
Carlos Beltrán, S (1, 8) <small>OBP: 0.323, SLG: 0.393</small>										5	1	1	2	1	1	5	
Joe Randa, R (1, 5) <small>OBP: 0.386, SLG: 0.488</small> Jeff D'Amico, R (9, 1)										5	1	2	1	1	0	3	
Brian Johnson, R (1, 2) <small>OBP: 0.243, SLG: 0.382</small>										6	2	2	2	0	2	6	
Carlos Febles, R (1, 4) <small>OBP: 0.356, SLG: 0.356</small>										5	1	2	0	1	1	3	
Jay Witasick, R (1, 1) <small>OBP: 0.360, SLG: 0.273</small> Scott Pose, L (5, PH) <small>OBP: 0.174, SLG: 0.182</small> Dan Reichert, R (8, 1) Ricky Bottalico, L (8, 1) Luis Ordez, R (9, PH)										2	0	0	0	0	1	1	
Inning Stats	R: 2 H: 2 E: 0 K: 1 S: 16	H: 2 R: 2 LOB: 2 BB: 3 P: 33	R: 0 H: 1 E: 0 K: 2 S: 9	R: 0 H: 1 E: 0 K: 1 S: 15	R: 2 H: 2 E: 0 K: 1 S: 15	R: 0 H: 0 E: 0 K: 1 S: 8	R: 0 H: 0 E: 0 K: 0 S: 8	R: 0 H: 0 E: 0 K: 0 S: 8	R: 7 H: 6 E: 0 K: 1 S: 21	R: 0 H: 1 E: 1 K: 0 S: 10	R: 0 H: 1 E: 0 K: 0 S: 9	R: 5 H: 5 E: 0 K: 1 S: 30	1B: 12 2B: 2 3B: 1 HR: 3	SF: 1 SAC: 0 DP: 2 HBP: 1	WP: 0 PA: 53 FB: 0 SB: 0 CS: 0		
PITCHER	IP: 5.1 WLS: L BF: 26 H: 7 R: 7 ER: 7 SO: 6 BB: 4 IBB: 0 HBP: 0 BLK: 0 WP: 0 HR: 0 S: 64 P: 109 ERA: 11.81 WHIP: 2.062	IP: 0.2 WLS: L BF: 2 H: 0 R: 0 ER: 0 SO: 1 BB: 0 IBB: 0 HBP: 0 BLK: 0 WP: 0 HR: 0 S: 5 P: 5 ERA: ∞ WHIP: ∞	IP: 0.2 WLS: L BF: 4 H: 2 R: 4 ER: 4 SO: 0 BB: 0 IBB: 0 HBP: 0 BLK: 0 WP: 0 HR: 2 S: 8 P: 10 ERA: 54.00 WHIP: 3.000	IP: 2.0 WLS: L BF: 10 H: 2 R: 0 ER: 0 SO: 0 BB: 2 IBB: 0 HBP: 0 BLK: 0 WP: 0 HR: 0 S: 19 P: 38 ERA: 0.00 WHIP: 2.000	IP: 0.1 WLS: L BF: 5 H: 5 R: 5 ER: 5 SO: 0 BB: 2 IBB: 0 HBP: 1 BLK: 0 WP: 0 HR: 1 S: 25 P: 40 ERA: 135.00 WHIP: 21.000	PITCHER	IP: 0.2 WLS: L BF: 2 H: 0 R: 0 ER: 0 SO: 1 BB: 0 IBB: 0 HBP: 0 BLK: 0 WP: 0 HR: 0 S: 5 P: 8 ERA: 0.00 WHIP: 0.000										

Kansas City Royals @ Pittsburgh Pirates
 Three Rivers Stadium, Pittsburgh, PA
 Sat Jun 03 2000, 7:05 PM EDT
 Att: 26,264 - Sunny - 64 F

AB 43
R 16
H 18
RBI 14
BB 8
SO 7
LOB 24



Batter	1	2	3	4	5	6	7	8	9	AB	R	H	RBI	BB	SO	LOB	BOTTOM
Warren Morris, L (1, 4) <small>OBP: 0.347, SLG: 0.331</small>										5	1	1	0	0	0	5	
18 Jason Kendall, R (1, 2) <small>OBP: 0.456, SLG: 0.500</small> Keith Osik, R (8, 2) <small>OBP: 0.571, SLG: 1.091</small>										3	0	1	0	1	0	1	
Wil Cordero, R (1, 7) <small>OBP: 0.328, SLG: 0.486</small>										3	0	0	1	2	0	1	
Brian Giles, L (1, 8) <small>OBP: 0.434, SLG: 0.665</small>										4	1	1	0	0	0	3	
Kevin Young, R (1, 3) <small>OBP: 0.301, SLG: 0.408</small>										5	1	1	0	0	1	4	
John Vander Wal, L (1, 9) <small>OBP: 0.425, SLG: 0.567</small>										4	0	1	0	0	0	1	
Pat Meares, R (1, 6) <small>OBP: 0.301, SLG: 0.397</small>										4	0	2	1	0	1	3	
Mike Benjamin, R (1, 5) <small>OBP: 0.383, SLG: 0.489</small>										3	0	1	0	1	1	3	
Jason Schmidt, R (1, 1) <small>ERA: 6.86</small> Scott Sauerbeck, R (6, 1) <small>ERA: 4.34</small> Rich Loisele, R (6, PH) <small>OBP: 0.287, SLG: 0.437</small> Bruce Aven, R (7, 1) <small>OBP: 0.102, SLG: 0.100</small> Ivan Cruz, L (8, PH) <small>OBP: 0.102, SLG: 0.100</small> Jeff Wallace, L (9, 1) <small>ERA: 6.57</small>										2	0	0	0	0	2	4	
Inning Stats	R: 0 H: 0 E: 0 K: 0 S: 5	R: 2 H: 1 E: 1 K: 1 S: 10	R: 1 H: 1 E: 0 K: 0 S: 9	R: 0 H: 2 E: 0 K: 2 S: 12	R: 0 H: 1 E: 0 K: 0 S: 9	R: 0 H: 1 E: 0 K: 0 S: 7	R: 0 H: 1 E: 0 K: 0 S: 10	R: 0 H: 1 E: 1 K: 2 S: 15	R: 0 H: 0 E: 0 K: 1 S: 6	1B: 7 2B: 1 3B: 0 HR: 0	SF: 0 SAC: 0 DP: 0 HBP: 1	WP: 1 PA: 42 FB: 1 SB: 0 CS: 1					
PITCHER	IP: 5.0 WLS: W BF: 23 H: 3 R: 3 ER: 2 SO: 3 BB: 2 IBB: 0 HBP: 0 BLK: 0 WP: 0 HR: 0 S: 45 P: 79 ERA: 3.60 WHIP: 1.400	IP: 2.0 WLS: L BF: 9 H: 2 R: 0 ER: 0 SO: 0 BB: 1 IBB: 0 HBP: 0 BLK: 0 WP: 0 HR: 0 S: 17 P: 25 ERA: 0.00 WHIP: 1.500	IP: 1.0 WLS: L BF: 5 H: 1 R: 0 ER: 0 SO: 2 BB: 0 IBB: 0 HBP: 0 BLK: 0 WP: 1 HR: 0 S: 15 P: 25 ERA: 0.00 WHIP: 1.000	IP: 1.0 WLS: L BF: 4 H: 0 R: 0 ER: 0 SO: 1 BB: 0 IBB: 0 HBP: 0 BLK: 0 WP: 0 HR: 0 S: 6 P: 16 ERA: 0.00 WHIP: 1.000	PITCHER	IP: 0.2 WLS: L BF: 2 H: 0 R: 0 ER: 0 SO: 1 BB: 0 IBB: 0 HBP: 0 BLK: 0 WP: 0 HR: 0 S: 5 P: 8 ERA: 0.00 WHIP: 0.000											

Kansas City Royals @ Pittsburgh Pirates
 Three Rivers Stadium, Pittsburgh, PA
 Sat Jun 03 2000, 7:05 PM EDT
 Att: 26,264 - Sunny - 64 F

AB 36
R 3
H 8
RBI 2
BB 4
SO 6
LOB 28



Batter	1	2	3	4	5	6	7	8	9	10	11	AB	R	H	RBI	BB	SO	LOB	TOP					
Todd Dunwoody, L (1.7)	1-3 K		1-0 F8		2-1 F8		0-0 P6			0-3 K	0-2 F7	6	0	0	0	0	2	1						
Rey Sanchez, R (1.6) OBP: 0.299, SLG: 0.303	1-3 K		1-0 F8		3-1 2B HR			1-0 G6-3		2-2 G6-3		5	1	1	0	0	1	0						
29 Mike Sweeney, R (1.3) Jery Spradlin, S (8.1) Jeff Reboulet, R (10.9) Jason Rakers, R (10.1) Dan Reichert, R (11.1) Johnny Damon, L (11.7)	1-2 G5-3		3-3 K		0-0 2B HR			2-0 F8		1-0 F3		4	1	1	0	0	0	1	0					
Jermaine Dye, R (1.9) OBP: 0.408, SLG: 0.688		4-1 1B BB		2-2 G5-3		2-0 HR		1-2 F3			0-1 F9	4	2	1	3	1	0	0						
Carlos Beltrán, S (1.8) OBP: 0.324, SLG: 0.398		1-2 1B		3-1 F8		3-1 G1-3					0-1 BB G6-3 2B	5	1	2	0	0	0	0						
Jos Randa, R (1.5) OBP: 0.299, SLG: 0.493		2-1 1B		4-1		1-2 G6-3 1B					4-0 BB G6-3 2B IBB	2	1	2	1	3	0	0						
Gregg Zaun, S (1.2) OBP: 0.405, SLG: 0.484		2-0 F6		1-0 F7		0-0 G6-3					4-0 BB G6-3 2B BB	3	1	0	0	2	0	4						
Carlos Febles, R (1.4) OBP: 0.353, SLG: 0.352		1-3 K			2-3 K			3-2 F9		1-2 1B		5	0	1	1	0	2	4						
Jeff Suppan, R (1.1) Dave McCarty, R (8.3)		1-2 G4-3			1-2 G2-3			0-0 F9		1-2 F8		3	0	0	0	0	0	2						
Inning Stats	R: 0 E: 0 K: 2 S: 10	H: 0 LOB: 0 BB: 0 P: 13	R: 1 E: 0 K: 1 S: 13	H: 2 LOB: 2 BB: 1 P: 24	R: 0 E: 0 K: 1 S: 7	H: 0 LOB: 0 BB: 0 P: 12	R: 0 E: 0 K: 0 S: 7	H: 0 LOB: 1 BB: 1 P: 17	R: 0 E: 0 K: 1 S: 9	H: 0 LOB: 0 BB: 0 P: 14	R: 3 E: 0 K: 0 S: 11	H: 4 LOB: 0 BB: 0 P: 17	R: 0 E: 0 K: 0 S: 5	H: 0 LOB: 0 BB: 0 P: 8	R: 0 E: 0 K: 0 S: 5	H: 0 LOB: 0 BB: 0 P: 9	R: 0 E: 0 K: 1 S: 7	H: 0 LOB: 0 BB: 0 P: 10	R: 3 E: 0 K: 0 S: 12	H: 2 LOB: 1 BB: 2 P: 22	1B: 5 2B: 3 3B: 0 HR: 1	SF: 0 SAC: 0 DP: 1 HBP: 0	WP: 0 PB: 0 SB: 0 CS: 0	PA: 46
PITCHER	Kris Benson, R (1.1) ERA: 3.44	IP: 7.0 WLS: 28 BF: 6	WLS: 4 BF: 4	ER: 4 SO: 4	BB: 2 IBB: 0	HBP: 0 BLK: 0	WP: 0 HR: 1	S: 62 P: 105	ERA: 5.14 WHIP: 1.143	PITCHER	IP: 7.0 WLS: 28 BF: 6	H: 4 R: 0 ER: 0 SO: 4	BB: 0 IBB: 0 HBP: 0 BLK: 0	WP: 0 HR: 1	S: 62 P: 105	ERA: 5.14 WHIP: 1.143	PITCHER	IP: 7.0 WLS: 28 BF: 6	H: 4 R: 0 ER: 0 SO: 4	BB: 0 IBB: 0 HBP: 0 BLK: 0	WP: 0 HR: 1	S: 62 P: 105	ERA: 5.14 WHIP: 1.143	

Kansas City Royals @ Pittsburgh Pirates
Three Rivers Stadium, Pittsburgh, PA

livebaseballscorecards.com

AB 40
R 7
H 9
RBI 7
BB 6
SO 6
LOB 13



Batter	1	2	3	4	5	6	7	8	9	10	11	AB	R	H	RBI	BB	SO	LOB	BOTTOM								
Warren Morris, L (1.4) OBP: 0.346, SLG: 0.337	2-2 F7		2-1 S 1B		0-2 P6		1-1 F7			1-3 K	0-1 E8 1B 2B	6	1	2	0	0	1	0									
Mike Benjamin, R (1.5) Wil Cordero, R (9.9) Jason Christiansen, R (10.1) Ivan Cruz, L (11.9)	0-0 G6-3		3-2 F9		2-2 L6		0-0 G4-3		3-1 HR		3-3 K	4	0	0	0	0	0	1									
John Vander Wal, L (1.9) OBP: 0.438, SLG: 0.570	0-1 G3-1		1-2		2-1 HR 2B		3-3 K BB		4-0 FC6 E BB		4-2 BB 1B BB	3	1	1	0	3	1	0									
Brian Giles, L (1.8) OBP: 0.440, SLG: 0.677		4-2 G6-3 S BB		1-0 HR 2B		4-1 HR BB		2-1 E4 FC6 BB		2-1 F8		4	1	2	3	2	0	2									
Kevin Young, R (1.3) OBP: 0.293, SLG: 0.396		3-3 K		1-1 G1-3		2-3 K		2-0 FC6		1-3 K		6	0	0	0	0	3	7									
Adrian Brown, S (1.7) OBP: 0.312, SLG: 0.466		2-0 G6-3		3-1 HR		0-2 P6		0-1 G4-3		0-1 F8		5	1	1	1	1	0	1									
Pat Meares, R (1.6) OBP: 0.298, SLG: 0.390		2-2 F3		0-3 K		1-2 E5		0-2 G6-3		1-1 FC5 BB 1B		6	0	1	0	0	2	4									
Keith Osik, R (1.2) Mike Williams, R (9.1) Luis Sojo, R (10.5)		2-0 G6-3		1-2 G6-3		1-0 1B		3-1 F8		0-0 G6-3		4	0	1	0	0	0	1									
Kris Benson, R (1.1) Jose Silva, R (8.1)			0-1 F9		0-0 G4-3		1-3 K		3-3 K		0-0 FC5	3	0	0	0	0	1	2									
18 Jason Kendall, R (9.2) OBP: 0.455, SLG: 0.495										1-2 2-3		2	0	0	0	0	1	2									
Inning Stats	R: 0 E: 0 K: 0 S: 6	H: 0 LOB: 0 BB: 0 P: 8	R: 0 E: 0 K: 1 S: 14	H: 0 LOB: 1 BB: 1 P: 25	R: 0 E: 0 K: 0 S: 10	H: 1 LOB: 1 BB: 0 P: 16	R: 3 E: 0 K: 1 S: 12	H: 4 LOB: 1 BB: 0 P: 20	R: 0 E: 0 K: 2 S: 13	H: 0 LOB: 2 BB: 1 P: 18	R: 0 E: 1 K: 0 S: 6	H: 0 LOB: 2 BB: 1 P: 15	R: 0 E: 0 K: 0 S: 6	H: 0 LOB: 0 BB: 0 P: 6	R: 1 E: 0 K: 2 S: 14	H: 1 LOB: 1 BB: 1 P: 27	R: 0 E: 0 K: 1 S: 8	H: 1 LOB: 2 BB: 1 P: 14	R: 1 E: 1 K: 2 S: 19	H: 2 LOB: 3 BB: 2 P: 31	1B: 4 2B: 2 3B: 0 HR: 3	SF: 0 SAC: 0 DP: 0 HBP: 0	WP: 1 PB: 0 SB: 2 CS: 0	PA: 52			
PITCHER	Jeff Suppan, R (1.1) ERA: 5.12	IP: 7.0 WLS: 28 BF: 32	H: 5 R: 1	ER: 3 SO: 5	BB: 3 IBB: 0	HBP: 0 BLK: 0	WP: 1 HR: 2	S: 74 P: 126	ERA: 3.86 WHIP: 1.143	PITCHER	IP: 7.0 WLS: 28 BF: 32	H: 5 R: 1	ER: 3 SO: 5	BB: 3 IBB: 0	HBP: 0 BLK: 0	WP: 1 HR: 2	S: 74 P: 126	ERA: 3.86 WHIP: 1.143	PITCHER	IP: 7.0 WLS: 28 BF: 32	H: 5 R: 1	ER: 3 SO: 5	BB: 3 IBB: 0	HBP: 0 BLK: 0	WP: 1 HR: 2	S: 74 P: 126	ERA: 3.86 WHIP: 1.143

Kansas City Royals @ Pittsburgh Pirates
Three Rivers Stadium, Pittsburgh, PA

livebaseballscorecards.com

AB 45
R 5
H 9
RBI 5
BB 7
SO 10
LOB 21



Sun Jun 04 2000, 1:35 PM EDT
Att: 27,915 - Sunny - 72 F

Batter	1	2	3	4	5	6	7	8	9	AB	R	H	RBI	BB	SO	LOB	TOP					
Johnny Damon, L (1,7) OBP: 0.339, SLG: 0.401	G4-3			G3-1				F8		3	1	0	0	2	0	2	Kansas City Royals @ St. Louis Cardinals Busch Stadium, St. Louis, MO Mon Jun 05 2000, 7:10 PM CDT Att: 43,625 - Cloudy - 65 F					
Jeff Reboulet, R (1,4) OBP: 0.475, SLG: 0.383				K				F3		3	1	0	0	2	1	5						
29 Mike Sweeney, R (1,3) OBP: 0.414, SLG: 0.590				G6-3				F9		5	1	2	2	0	0	0						
Jemaine Dye, R (1,9) OBP: 0.413, SLG: 0.706	G5-3									5	2	3	1	0	1	4						
Carlos Beltrán, S (1,8) OBP: 0.322, SLG: 0.390				G4-3						4	1	0	0	1	0	2						
Joe Randa, R (1,5) OBP: 0.395, SLG: 0.488				L4						4	0	1	1	0	0	2						
Gregg Zaun, S (1,2) OBP: 0.381, SLG: 0.444										5	0	1	0	0	0	4						
Rey Sanchez, R (1,6) OBP: 0.264, SLG: 0.308										4	0	2	1	0	1	0						
Mac Suzuki, R (1,1) OBP: 0.500, SLG: 0.500										2	1	1	0	0	0	2						
Jason Rakers, R (6,1)										0	0	0	0	0	0	0						
Todd Dunwoody, L (7,PH)										1	0	0	0	0	0	0						
Jeff D'Amico, R (7,1)										0	0	0	0	0	0	0						
Jerry Spradlin, S (9,1)										0	0	0	0	0	0	0						
Inning Stats	R: 0 E: 0 K: 0 S: 11	H: 1 LOB: 1 BB: 1 P: 23	R: 1 E: 0 K: 0 S: 11	H: 2 LOB: 3 BB: 2 P: 21	R: 1 E: 0 K: 0 S: 7	H: 1 LOB: 0 BB: 0 P: 14	R: 0 E: 0 K: 1 S: 14	H: 2 LOB: 2 BB: 0 P: 17	R: 1 E: 1 K: 0 S: 13	H: 1 LOB: 1 BB: 0 P: 18	R: 4 E: 1 K: 1 S: 20	H: 2 LOB: 1 BB: 2 P: 38	R: 0 E: 0 K: 0 S: 9	H: 0 LOB: 0 BB: 0 P: 12	R: 0 E: 0 K: 0 S: 5	H: 0 LOB: 0 BB: 0 P: 9	R: 0 E: 0 K: 0 S: 9	H: 1 LOB: 1 BB: 0 P: 11	1B: 7 2B: 2 3B: 0 HR: 1	SF: 1 SAC: 1 DP: 0 HBP: 0	WP: 0 PB: 0 SB: 0 CS: 2	PA: 43
PITCHER	IP WLS BF H R ER SO BB IBB HBP BLK WP HR S P ERA WHIP																					
Pat Hentgen, R (1,1) ERA: 5.53	5.0 L 25 7 3 2 1 3 0 0 0 0 0 1 56 93 3.60 2.000																					
Mark Thompson, R (6,1) ERA: 4.15	2.0 11 2 4 2 2 2 0 0 0 0 0 0 29 50 9.00 2.000																					
Alan Benes, R (8,1) ERA: 3.68	2.0 7 1 0 0 0 0 0 0 0 0 0 0 14 20 0.00 0.500																					

AB	36
R	7
H	10
RBI	5
BB	5
SO	3
LOB	21



Batter	1	2	3	4	5	6	7	8	9	AB	R	H	RBI	BB	SO	LOB	BOTTOM					
Fernando Vina, L (1,4) OBP: 0.401, SLG: 0.431	G4-3									2	0	0	0	0	0	0	Kansas City Royals @ St. Louis Cardinals Busch Stadium, St. Louis, MO Mon Jun 05 2000, 7:10 PM CDT Att: 43,625 - Cloudy - 65 F					
Placido Polanco, R (4,4) OBP: 0.348, SLG: 0.489										1	1	1	0	1	0	0						
Edgar Renteria, R (1,6) OBP: 0.314, SLG: 0.431										4	1	2	1	0	0	1						
Mark McGwire, R (1,3) OBP: 0.495, SLG: 0.800										2	0	0	0	0	1	1						
Eric Davis, R (5,9) OBP: 0.414, SLG: 0.525										2	1	1	1	0	1	0						
15 Jim Edmonds, L (1,8) OBP: 0.471, SLG: 0.681										3	0	0	0	1	0	2						
J.D. Drew, L (1,9) OBP: 0.406, SLG: 0.481										3	1	1	1	1	0	1						
Shawon Dunston, R (1,7) OBP: 0.218, SLG: 0.403										4	0	1	1	0	1	2						
Craig Paquette, R (1,5) OBP: 0.320, SLG: 0.463										4	0	0	0	0	1	2						
Mike Matheny, R (1,2) OBP: 0.313, SLG: 0.361										3	0	0	0	0	1	1						
Ray Lankford, L (9,PH) OBP: 0.347, SLG: 0.469										1	0	0	0	0	0	0						
Pat Hentgen, R (1,1) OBP: 0.360, SLG: 0.304										1	0	0	0	0	1	1						
Rick Ankiel, L (5,PH) OBP: 0.276, SLG: 0.536										1	0	0	0	0	1	0						
Mark Thompson, R (6,1)										1	0	0	0	0	1	0						
Alan Benes, R (8,1)										0	0	0	0	0	0	0						
Thomas Howard, S (9,PH) OBP: 0.264, SLG: 0.510										1	0	0	0	0	1	0						
Inning Stats	R: 0 E: 0 K: 0 S: 6	H: 1 LOB: 1 BB: 0 P: 12	R: 1 E: 0 K: 2 S: 14	H: 1 LOB: 1 BB: 1 P: 24	R: 0 E: 0 K: 1 S: 8	H: 0 LOB: 0 BB: 0 P: 11	R: 0 E: 0 K: 0 S: 3	H: 0 LOB: 0 BB: 0 P: 4	R: 0 E: 0 K: 1 S: 7	H: 0 LOB: 0 BB: 0 P: 11	R: 3 E: 0 K: 0 S: 18	H: 3 LOB: 1 BB: 1 P: 30	R: 0 E: 0 K: 2 S: 13	H: 1 LOB: 1 BB: 0 P: 17	R: 0 E: 0 K: 2 S: 12	H: 0 LOB: 1 BB: 1 P: 23	R: 0 E: 0 K: 1 S: 8	H: 0 LOB: 0 BB: 0 P: 13	1B: 4 2B: 2 3B: 0 HR: 0	SF: 0 SAC: 0 DP: 0 HBP: 0	WP: 1 PB: 0 SB: 3 CS: 0	PA: 36
PITCHER	IP WLS BF H R ER SO BB IBB HBP BLK WP HR S P ERA WHIP																					
Mac Suzuki, R (1,1) ERA: 4.39	5.1 W 23 5 4 4 4 4 0 0 0 0 0 1 0 7 11 0.00 0.000																					
Jason Rakers, R (6,1) ERA: 9.14	0.2 H 2 0 0 0 0 0 0 0 0 0 0 0 0 7 11 0.00 0.000																					
Jeff D'Amico, R (7,1) ERA:	2.0 H 8 1 0 0 4 1 0 0 0 0 0 0 0 25 40 0.00 1.000																					
Jerry Spradlin, R (9,1) ERA: 3.03	1.0 S 3 0 0 0 1 0 0 0 0 0 0 0 0 8 13 0.00 0.000																					

AB	33
R	4
H	6
RBI	4
BB	3
SO	9
LOB	11



Batter	1	2	3	4	5	6	7	8	9	AB	R	H	RBI	BB	SO	LOB	TOP						
Johnny Damon, L (1, 7) OBP: 0.340, SLG: 0.405										5	1	2	0	0	2	0	Kansas City Royals @ St. Louis Cardinals Busch Stadium, St. Louis, MO Tue Jun 06 2000, 7:10 PM CDT Att: 40,017 - Sunny - 74 F livebaseballscorecards.com						
Jeff Reboulet, R (1, 4) OBP: 0.476, SLG: 0.404										5	1	2	0	0	0	1							
29 Mike Sweeney, R (1, 3) OBP: 0.414, SLG: 0.590										5	1	2	2	0	0	1							
Jemaine Dye, R (1, 9) OBP: 0.414, SLG: 0.705										3	1	1	1	1	0	1							
Carlos Beltrán, S (1, 8) OBP: 0.316, SLG: 0.383										4	0	0	0	0	1	4							
Joe Randa, R (1, 5) OBP: 0.401, SLG: 0.498										4	0	3	1	0	0	0							
Brian Johnson, R (1, 2) Gregg Zaun, S (8, PH) OBP: 0.395, SLG: 0.444										3	0	0	0	0	1	2							
Rey Sanchez, R (1, 6) Scott Ploss, L (8, PH) Ricky Bottalico, L (8, 1)										3	0	0	0	0	0	0							
49 Chris Fussell, R (1, 1) Jay Witasick, R (6, 1) Luis Ordez, R (8, 6) Todd Dunwoody, L (8, PH)										2	0	0	0	0	2	0							
Inning Stats	R: 0 E: 1 K: 2 S: 16	H: 1 LOB: 2 BB: 0 P: 22	R: 0 E: 0 K: 1 S: 9	H: 1 LOB: 0 BB: 0 P: 12	R: 4 E: 0 K: 1 S: 18	H: 5 LOB: 1 BB: 0 P: 29	R: 0 E: 0 K: 1 S: 5	H: 0 LOB: 0 BB: 0 P: 6	R: 0 E: 0 K: 0 S: 7	H: 0 LOB: 0 BB: 0 P: 11	R: 0 E: 0 K: 0 S: 4	H: 0 LOB: 1 BB: 0 P: 7	R: 0 E: 0 K: 1 S: 9	H: 1 LOB: 1 BB: 0 P: 17	R: 0 E: 0 K: 0 S: 13	H: 1 LOB: 2 BB: 2 P: 26		R: 0 E: 0 K: 2 S: 9	H: 1 LOB: 1 BB: 0 P: 15	1B: 5 2B: 6 3B: 0 HR: 0	SF: 0 SAC: 0 DP: 1 HBP: 0	WP: 0 PB: 0 SB: 0 CS: 1	PA: 39
PITCHER	IP	WLS	BF	H	R	ER	SO	BB	IBB	HBP	BLK	WP	HR	S	P	ERA		WHIP					
Andy Benes, R (1, 1) ERA: 4.72	7.1	W	31	8	4	4	6	1	0	0	0	0	0	73	116	4.91		1.227					
Dave Veres, R (8, 1) ERA: 3.49	1.2	S	8	2	0	0	2	1	0	0	0	0	0	17	29	0.00		1.800					

Batter	1	2	3	4	5	6	7	8	9	AB	R	H	RBI	BB	SO	LOB	BOTTOM					
Placido Polanco, R (1, 4) OBP: 0.391, SLG: 0.479										4	0	1	0	1	1	2	Kansas City Royals @ St. Louis Cardinals Busch Stadium, St. Louis, MO Tue Jun 06 2000, 7:10 PM CDT Att: 40,017 - Sunny - 74 F livebaseballscorecards.com					
Edgar Renteria, R (1, 6) OBP: 0.315, SLG: 0.435										3	1	1	0	0	0	3						
15 Jim Edmonds, L (1, 8) OBP: 0.471, SLG: 0.682										4	1	2	1	0	1	1						
Eric Davis, R (1, 9) Dave Veres, R (8, 1)										3	1	0	0	1	0	3						
Larry Sutton, L (1, 3) OBP: 0.273, SLG: 0.571										2	0	0	1	1	0	2						
J.D. Drew, L (1, 7) OBP: 0.409, SLG: 0.526										4	2	2	3	0	1	1						
Craig Paquette, R (1, 5) OBP: 0.324, SLG: 0.457										2	0	0	0	2	1	0						
Eli Marrero, R (1, 2) OBP: 0.300, SLG: 0.475										3	0	0	0	1	1	1						
Andy Benes, R (1, 1) Shawon Dunston, R (8, 7) OBP: 0.215, SLG: 0.397										2	0	1	0	1	0	3						
Inning Stats	R: 0 E: 0 K: 1 S: 8	H: 1 LOB: 1 BB: 0 P: 14	R: 0 E: 0 K: 0 S: 6	H: 0 LOB: 2 BB: 3 P: 18	R: 1 E: 0 K: 0 S: 9	H: 2 LOB: 1 BB: 0 P: 13	R: 1 E: 0 K: 1 S: 16	H: 1 LOB: 2 BB: 2 P: 26	R: 2 E: 0 K: 0 S: 7	H: 1 LOB: 0 BB: 1 P: 17	R: 0 E: 0 K: 2 S: 13	H: 1 LOB: 1 BB: 0 P: 14	R: 1 E: 0 K: 1 S: 13	H: 1 LOB: 0 BB: 0 P: 20	R: 0 E: 0 K: 0 S: 9	H: 0 LOB: 1 BB: 1 P: 18		1B: 3 2B: 2 3B: 0 HR: 2	SF: 1 SAC: 1 DP: 1 HBP: 0	WP: 0 PB: 0 SB: 0 CS: 0	PA: 37	
PITCHER	IP	WLS	BF	H	R	ER	SO	BB	IBB	HBP	BLK	WP	HR	S	P	ERA		WHIP				
49 Chris Fussell, R (1, 1) ERA: 6.28	5.0	L	25	5	4	4	2	6	0	0	0	0	0	26	34	4.50		1.000				
Jay Witasick, R (6, 1) ERA: 6.75	2.0	L	8	2	1	1	3	0	0	0	0	0	0	9	18	0.00		1.000				
Ricky Bottalico, R (8, 1) ERA: 6.92	1.0		4	0	0	0	0	1	0	0	0	0	0	0	0	0	0.00	1.000				

Batter	1	2	3	4	5	6	7	8	9	AB	R	H	RBI	BB	SO	LOB	TOP					
Johnny Damon, L OBP: 0.338, SLG: 0.403	F7		K			SH1-3 1B		F7		4	0	1	0	0	1	0	Kansas City Royals @ St. Louis Cardinals Busch Stadium, St. Louis, MO Wed Jun 07 2000, 7:10 PM CDT Att: 37,444 - Sunny - 84 F					
Jeff Reboulet, R OBP: 0.446, SLG: 0.382	G4-3		K			SH1-3		G6-3		3	0	0	0	0	1	0						
29 Mike Sweeney, R OBP: 0.412, SLG: 0.587	1B				G4-3	SF8		G4-3		3	0	1	1	0	0	0						
Jermaine Dye, R OBP: 0.411, SLG: 0.696	F9				K	K		1B 1B		4	1	1	0	0	2	2						
Carlos Beltrán, S OBP: 0.315, SLG: 0.381			K		G5-3			1B 1B		4	0	1	0	0	2	0						
Joe Randa, R OBP: 0.402, SLG: 0.502						K		G1-6-3 1B		4	0	2	1	0	1	0						
Gregg Zaun, S OBP: 0.383, SLG: 0.425						F8		G1-6-3 1B		4	0	1	0	0	0	3						
Rey Sanchez, R OBP: 0.255, SLG: 0.297						G4-3		1B		3	0	0	0	0	2	2						
Miguel Batista, R OBP: 0.370, SLG: 0.261								G4-3		1	0	0	0	0	1	0						
Scott Pose, L OBP: 0.370, SLG: 0.261										0	1	0	0	0	1	0						
Dan Reichert, R OBP: 0.267, SLG: 0.455										0	0	0	0	0	0	0						
Todd Dunwoody, L OBP: 0.472, SLG: 0.675										1	0	0	0	0	0	0						
Jose Santiago, R OBP: 0.299, SLG: 0.511										0	0	0	0	0	0	0						
Inning Stats	R: 0 E: 0 K: 0 S: 6	H: 1 LOB: 1 BB: 0 P: 9	R: 0 E: 0 K: 2 S: 10	H: 1 LOB: 1 BB: 0 P: 14	R: 0 E: 0 K: 3 S: 10	H: 0 LOB: 0 BB: 0 P: 15	R: 0 E: 0 K: 1 S: 7	H: 0 LOB: 0 BB: 0 P: 11	R: 0 E: 0 K: 1 S: 7	H: 0 LOB: 0 BB: 0 P: 9	R: 1 E: 0 K: 1 S: 9	H: 1 LOB: 1 BB: 1 P: 15	R: 0 E: 0 K: 2 S: 11	H: 1 LOB: 1 BB: 0 P: 17	R: 0 E: 0 K: 0 S: 12	H: 0 LOB: 0 BB: 0 P: 16	R: 1 E: 0 K: 0 S: 5	H: 3 LOB: 1 BB: 0 P: 8	1B: 6 2B: 1 3B: 0 HR: 0	SF: 1 SAC: 1 DP: 1 HBP: 0	WP: 0 PB: 0 SB: 0 CS: 0	PA: 34
PITCHER Darryl Kile, R ERA: 4.54	IP: 9.0 WLS: W BF: 34 H: 7 R: 2 ER: 2 SO: 10 BB: 1 IBB: 0 HBP: 0 BLK: 0 WP: 0 HR: 0 S: 77 P: 114 ERA: 2.00 WHIP: 0.889															PITCHER						

Batter	1	2	3	4	5	6	7	8	9	AB	R	H	RBI	BB	SO	LOB	BOTTOM	
Placido Polanco, R OBP: 0.353, SLG: 0.475	2B 1B	E9 1B			FC6-4 G3 1B		L8	G6-3		5	2	2	0	0	0	1	Kansas City Royals @ St. Louis Cardinals Busch Stadium, St. Louis, MO Wed Jun 07 2000, 7:10 PM CDT Att: 37,444 - Sunny - 84 F	
Edgar Renteria, R OBP: 0.322, SLG: 0.445	15 F8 1B	15 S 1B			G3		1B 15 BB 1B			4	1	3	2	0	0	1		
15 Jim Edmonds, L OBP: 0.472, SLG: 0.675	F8	G6-3			FC6-4 IBB		1B BB			2	0	0	0	2	0	2		
Eric Davis, R OBP: 0.403, SLG: 0.500	1B				FC6-4 FC6		K			4	0	1	1	0	1	4		
Larry Sutton, L OBP: 0.267, SLG: 0.455	F8				FC6		1B			4	0	1	0	0	0	3		
J.D. Drew, L OBP: 0.399, SLG: 0.511	K				F2		G4-3 K			4	0	0	0	0	2	4		
Craig Paquette, R OBP: 0.317, SLG: 0.446		F9			F3		F8			4	0	0	0	0	1	0		
Eli Marrero, R OBP: 0.311, SLG: 0.476		F7			G6-3		1B			4	0	2	0	0	0	0		
Darryl Kile, R OBP: 0.097, SLG: 0.067		E 1B			K		K			4	1	1	0	0	2	2		
Inning Stats	R: 2 E: 0 K: 1 S: 14	H: 3 LOB: 1 BB: 0 P: 20	R: 2 E: 1 K: 0 S: 11	H: 2 LOB: 1 BB: 0 P: 17	R: 0 E: 0 K: 0 S: 6	H: 0 LOB: 0 BB: 0 P: 7	R: 0 E: 0 K: 1 S: 7	H: 0 LOB: 0 BB: 0 P: 10	R: 0 E: 0 K: 1 S: 9	H: 1 LOB: 1 BB: 0 P: 14	R: 0 E: 0 K: 2 S: 17	H: 2 LOB: 3 BB: 1 P: 23	R: 0 E: 0 K: 1 S: 9	H: 1 LOB: 1 BB: 0 P: 10	1B: 9 2B: 1 3B: 0 HR: 0	SF: 0 SAC: 0 DP: 0 HBP: 0		WP: 0 PB: 0 SB: 1 CS: 0
PITCHER Miguel Batista, R ERA: 7.08	IP: 5.0 WLS: L BF: 23 H: 6 R: 4 ER: 2 SO: 2 BB: 4 IBB: 2 HBP: 0 BLK: 0 WP: 0 HR: 0 S: 42 P: 77 ERA: 3.60 WHIP: 1.200															PITCHER		
Dan Reichert, R ERA: 4.02	IP: 2.0 WLS: L BF: 10 H: 3 R: 0 ER: 0 SO: 3 BB: 1 IBB: 0 HBP: 0 BLK: 0 WP: 0 HR: 0 S: 26 P: 37 ERA: 0.00 WHIP: 2.000															PITCHER		
Jose Santiago, R ERA: 2.97	IP: 1.0 WLS: L BF: 4 H: 1 R: 0 ER: 0 SO: 1 BB: 0 IBB: 0 HBP: 0 BLK: 0 WP: 0 HR: 0 S: 9 P: 10 ERA: 0.00 WHIP: 1.000															PITCHER		

Batter	1	2	3	4	5	6	7	8	9	10	AB	R	H	RBI	BB	SO	LOB	TOP			
Warren Morris, L OBP: 0.347, SLG: 0.341	(1,4) F S: 7 1-3 K		(3-1) B X 1-H 2B			(1-2) G3		(2-2) 18 G6-4-3 1B		(1-1) G6-3	5	0	2	1	0	1	2				
18 Jason Kendall, R OBP: 0.448, SLG: 0.471	(1,2) F X 2-2 F9		(2-2) G6-3			(3-2) G6-3		(1-0) G6-4-3		(3-1) F7	5	0	0	0	0	0	4				
Wil Cordero, R OBP: 0.350, SLG: 0.522	(1,7) X 1-0 L6			(3-2) F7		(0-3) K		(1-0) F8			4	0	0	0	0	1	0				
Brian Giles, L OBP: 0.440, SLG: 0.694	(1,8) 2-2 G3-1			(1-1) G4-3			(1-2) HR		(0-0) HR	4	2	2	2	0	0	0					
John Vander Wal, L OBP: 0.422, SLG: 0.537	(1,10) 2-0 L3 1B			(2-3) K			(1-1) FC5-4 1B		(0-0) F8	4	0	2	0	0	1	0					
Kevin Young, R OBP: 0.256, SLG: 0.420	(1,3) 1-2 L3				(0-1) HR		(0-2) FC5-4 B1-3		(4-0) G6-3 BB	3	1	1	1	1	0	2					
Pat Meares, R OBP: 0.294, SLG: 0.380	(1,6) 2-2 F3			(2-1) F9			(0-0) B1-3		(0-2) G6-3	2	0	0	0	0	0	0					
Abraham Nunez, S OBP: 0.250, SLG: 0.182	(5,6) FC1-6 1B			(3-2) K			(1-2) G6-3		(0-0) G6-3 SH1-3 1B	4	0	2	0	0	1	1					
Luis Sojo, R OBP: 0.319, SLG: 0.443	(1,5) 3-2 FC1-6 1B			(0-3) K			(2-0) G6-3			0	0	0	0	0	0	0					
Mike Benjamin, R OBP: 0.361, SLG: 0.480	(10, PR) 0-0 SH1-3 1B				(2-1) G4-3			(4-2) 1B 18 G6-4-3 BB		(1-0) SH1-3	2	2	0	0	1	0	1				
Adrian Brown, S OBP: 0.305, SLG: 0.442	(1,9) 1-2 FC1-6 2B																				
Inning Stats	R: 0 E: 0 K: 1 S: 7	H: 0 LOB: 0 BB: 0 P: 11	R: 0 E: 0 K: 0 S: 7	H: 1 LOB: 0 BB: 0 P: 12	R: 1 E: 0 K: 0 S: 12	H: 2 LOB: 1 BB: 0 P: 22	R: 0 E: 0 K: 1 S: 11	H: 0 LOB: 0 BB: 0 P: 17	R: 1 E: 0 K: 1 S: 9	H: 1 LOB: 0 BB: 0 P: 13	R: 0 E: 0 K: 1 S: 9	H: 0 LOB: 0 BB: 0 P: 13	R: 1 E: 0 K: 0 S: 11	H: 2 LOB: 1 BB: 0 P: 15	R: 1 E: 0 K: 0 S: 7	H: 1 LOB: 0 BB: 1 P: 15	R: 0 E: 0 K: 0 S: 6	H: 1 LOB: 0 BB: 0 P: 11	1B: 5 2B: 2 3B: 0 HR: 3	SF: 0 SAC: 1 DP: 3 HBP: 0	WP: 0 PA: 38 PB: 0 SB: 1 CS: 0
PITCHER	IP WLS BF H R ER SO BB IBB HBP BLK WP HR S P ERA WHIP	7.0 0 26 6 3 3 4 0 0 0 0 0 2 66 103 3.86 0.857	8.1 1.0 4 1 1 1 0 1 0 0 0 0 0 7 15 9.00 2.000	9.1 2.0 8 2 1 1 0 1 0 0 0 0 1 11 20 4.50 1.500																	

Pittsburgh Pirates @ Kansas City Royals
Kauffman Stadium, Kansas City, MO
Fri Jun 09 2000, 7:05 PM CDT
Att. 30,963 - Sunny - 80 F

AB 35
R 5
H 9
RBI 4
BB 2
SO 4
LOB 12



Batter	1	2	3	4	5	6	7	8	9	10	AB	R	H	RBI	BB	SO	LOB	BOTTOM					
Johnny Damon, L OBP: 0.336, SLG: 0.398	(1,7) B X 1-0 F8		(3-2) G6-4-3 1B	(1-0) E3 2B	(0-0) P4			(1-1) P6		(0-0) SH3	5	1	1	0	0	4							
Jeff Reboulet, R OBP: 0.440, SLG: 0.393	(1,4) C X 0-1 F8		(1-0) G6-4-3	(0-0) 29 1B 2B		(2-2) G6-3		(1-1) G1-3		(3-2) 1B	6	1	2	4	0	1							
29 Mike Sweeney, R OBP: 0.419, SLG: 0.604	(1,10) B X 3-2 HR		(3-2) BB 1B	(2-H) 2B 1B		(0-1) G6-3		(2-0) 1B		(3-H) 1B	5	1	4	2	0	0							
Jermaine Dye, R OBP: 0.415, SLG: 0.702	(1,9) F X 3-2 2B		(4-1) BB 1B	(1-2) 2B 1B		(2-2) L4		(1-3) K			4	0	2	0	1	1							
Carlos Beltrán, S OBP: 0.321, SLG: 0.380	(1,8) B X 4-1 BB		(3-1) F6	(0-0) G4-3			(4-1) PB S FC5-2 BB		(0-0) G4-3 SH3-4 1B	3	0	1	0	2	0	4							
Jos Randa, R OBP: 0.400, SLG: 0.495	(1,5) B X 1-1 G6-3			(3-2) G3	(0-0) G4-3		(4-0) PB BB		(0-0) SH3-4	3	0	0	0	1	0	2							
Dave McCarty, R OBP: 0.400, SLG: 0.686	(1,3) 2-2 F8			(4-2) FC4-6 BB	(3-2) BB 1B		(1-1) FC5-2		(0-1) G4-3	4	0	1	0	1	0	3							
Brian Johnson, R OBP: 0.237, SLG: 0.361	(1,2) 3-3 K			(0-0) FC4-6 1B	(4-0) BB 1B		(1-2) 2H BB		(2-3) K	3	1	0	0	1	2	3							
Gregg Zaun, S OBP: 0.375, SLG: 0.415	(9, PH) 1-2 K			(1-2) 2B	(1-2) BB		(0-3) K		(2-3) K	1	0	0	0	0	1	1							
Rey Sanchez, R OBP: 0.259, SLG: 0.306	(1,6) 1-0 G6-3			(1-0) E 2B 1B	(2-3) K		(0-1) G5-3		(0-2) SH3 1B 2B	5	2	2	0	0	1	4							
Inning Stats	R: 1 E: 0 K: 0 S: 14	H: 2 LOB: 2 BB: 1 P: 26	R: 0 E: 0 K: 1 S: 9	H: 0 LOB: 0 BB: 0 P: 15	R: 0 E: 0 K: 0 S: 11	H: 2 LOB: 2 BB: 1 P: 25	R: 4 E: 1 K: 0 S: 17	H: 4 LOB: 2 BB: 1 P: 29	R: 0 E: 0 K: 1 S: 8	H: 1 LOB: 2 BB: 1 P: 17	R: 0 E: 0 K: 0 S: 10	H: 0 LOB: 0 BB: 0 P: 14	R: 0 E: 0 K: 1 S: 9	H: 0 LOB: 2 BB: 2 P: 18	R: 0 E: 0 K: 1 S: 9	H: 1 LOB: 1 BB: 0 P: 14	R: 0 E: 0 K: 1 S: 9	H: 1 LOB: 1 BB: 0 P: 11	R: 1 E: 0 K: 0 S: 10	H: 2 LOB: 1 BB: 0 P: 13	1B: 8 2B: 4 3B: 0 HR: 1	SF: 0 SAC: 2 DP: 1 HBP: 0	WP: 0 PA: 47 PB: 1 SB: 1 CS: 0
PITCHER	IP WLS BF H R ER SO BB IBB HBP BLK WP HR S P ERA WHIP	5.0 0 28 9 5 1 2 4 0 0 0 0 0 1 59 112 1.80 2.600	8.1 2.0 0 0 0 0 1 2 0 0 0 0 0 0 19 32 0.00 1.000	8.1 1.2 7 2 0 0 1 0 0 0 0 0 0 0 13 18 0.00 1.200	9.1 0.2 L 4 2 1 1 1 0 0 0 0 0 0 15 20 13.50 3.000																		

Pittsburgh Pirates @ Kansas City Royals
Kauffman Stadium, Kansas City, MO
Fri Jun 09 2000, 7:05 PM CDT
Att. 30,963 - Sunny - 80 F

AB 39
R 6
H 13
RBI 6
BB 6
SO 5
LOB 23



Batter	1	2	3	4	5	6	7	8	9	10	11	12	AB	R	H	RBI	BB	SO	LOB	TOP									
Warren Morris, L OBP: 0.361, SLG: 0.356	2-1 1B		2-2 18 CS 1B			2-0 18 G6-3 1B		0-0 FC5 18 HBP 1B		1-2 FC1-6 18 1B 1-2f		1-2 18 SH1-3 1B	6	0	5	0	0	0	1										
18 Jason Kendall, R OBP: 0.451, SLG: 0.471	0-0 F8		1-2 WP 1B			1-1 G6-3		2-2 FC5 HBP		3-2 BB 1B		0-0 SH1-3	4	0	2	0	0	0	2										
Wil Cordero, R OBP: 0.350, SLG: 0.512	2-3 K		2-3 K			4-2 BB		1-2 FC5		4-2 BB 1B		0-0 F7	4	0	0	0	2	2	5										
Brian Giles, L OBP: 0.434, SLG: 0.679	1-1 G3		1-2			2-2 F7		1-2 2-3f		1-2 BB		4-0 1B	5	0	0	0	1	0	5										
John Vander Wal, L OBP: 0.403, SLG: 0.509		1-3 K				3-2 G3		0-0 G3		1-1 G6-3		2-3 K	6	0	0	0	0	4	5										
Kevin Young, R OBP: 0.367, SLG: 0.419	0-0 S 1B		3-3 K			0-0 F8		0-1 S 1B		1-3 K			5	1	2	0	0	2	0										
Adrian Brown, S OBP: 0.322, SLG: 0.451	1-3 K		1-3 K			2-1 G4-6-3 1B		2-0 G3		1-1 1B		2-2 1B	5	0	3	1	0	1	1										
Mike Benjamin, R OBP: 0.345, SLG: 0.458	1-3 K		1-3 K			3-1 F7		1-2 G6-3		1-1 F7		2-3 K	5	0	0	0	0	2	4										
Abraham Nunez, S OBP: 0.200, SLG: 0.143			1-0 L4			2-1 G4-6-3		1-0 L5		0-1 FC1-6 1B		2-1 F7	3	0	0	0	0	0	1										
Luis Sojo, R OBP: 0.322, SLG: 0.444						1-2f							2	0	1	0	0	0	1										
Inning Stats	R: 0 E: 0 K: 1 S: 8	H: 1 LOB: 1 BB: 0 P: 13	R: 0 E: 0 K: 3 S: 11	H: 1 LOB: 1 BB: 0 P: 14	R: 0 E: 0 K: 1 S: 10	H: 2 LOB: 1 BB: 0 P: 16	R: 0 E: 0 K: 2 S: 10	H: 0 LOB: 0 BB: 0 P: 19	R: 0 E: 0 K: 0 S: 7	H: 1 LOB: 0 BB: 0 P: 13	R: 0 E: 0 K: 0 S: 9	H: 0 LOB: 0 BB: 0 P: 5	R: 0 E: 0 K: 0 S: 13	H: 1 LOB: 2 BB: 0 P: 18	R: 1 E: 0 K: 0 S: 13	H: 2 LOB: 1 BB: 0 P: 19	R: 0 E: 0 K: 1 S: 18	H: 2 LOB: 3 BB: 1 P: 29	R: 0 E: 0 K: 2 S: 11	H: 1 LOB: 1 BB: 0 P: 18	R: 0 E: 0 K: 1 S: 8	H: 1 LOB: 2 BB: 1 P: 15	1B: 13 2B: 0 3B: 0 HR: 0	SF: 0 SAC: 1 DP: 2 HBP: 1	WP: 1 PB: 0 SB: 2 CS: 1	PA: 50			
PITCHER	IP WLS BF H R ER SO BB IBB HBP BLK WP HR S P ERA WHIP	8.2 7 34 2 0 0 7 1 0 0 0 0 20 32 1.04 2.250	1.1 7 9 2 0 0 3 0 1 0 0 0 0 19 33 0.00 1.000																										

Pittsburgh Pirates @ Kansas City Royals
Kauffman Stadium, Kansas City, MO

Sat Jun 10 2000, 7:05 PM CDT
Alt. 34,868 - Cloudy - 69 F

AB 45
R 1
H 13
RBI 1
BB 3
SO 11
LOB 25



Batter	1	2	3	4	5	6	7	8	9	10	11	12	AB	R	H	RBI	BB	SO	LOB	BOTTOM									
Johnny Damon, L OBP: 0.336, SLG: 0.394	0-1 G1-3		4-0 1B			1-0 G4-3		3-3 K		2-1 F8		0-2 SH1-4 1B	5	1	1	0	1	1	2										
Jeff Reboulet, R OBP: 0.438, SLG: 0.394	0-0 G5-3		1-2 G6-3			2-0 29 FC6-4 1B		0-0 F9		1-2 1B S 1B		1-0 SH1-4	5	0	2	0	0	0	2										
Luis Orta, R OBP: 0.174, SLG: 0.182												1-2 1B	0	0	0	0	0	0	0										
29 Mike Sweeney, R OBP: 0.413, SLG: 0.593	3-1 F9					1-2 FC6-4 1B		3-3 K		3-1 F8		0-2 1B	6	0	1	1	0	2	2										
Jermaine Dye, R OBP: 0.419, SLG: 0.698		0-1 G4-3				0-0 P6		1-1 BB 1B		3-2 DI 1B			4	1	2	0	1	0	1										
Carlos Beltrán, S OBP: 0.319, SLG: 0.373	1-2 F7					0-0 F8		4-2 BB		2-2 G4-3			4	0	0	0	1	0	4										
Joe Randa, R OBP: 0.386, SLG: 0.489	2-1 G5-3					1-2 1B		0-1 F7		2-2 F9		1-1 F3	5	0	1	1	0	0	2										
Dave McCarty, R OBP: 0.380, SLG: 0.648						0-0 G4-3		1-1 G5-3		0-0 G6-3		0-1 G1-3	5	0	0	0	0	1	1										
Gregg Zaun, S OBP: 0.377, SLG: 0.400						2-0 G6-3		4-1 1B BB		0-1 G4-3		1-0 1B	4	0	1	0	1	1	0										
Rey Sanchez, R OBP: 0.263, SLG: 0.308						1-0 BB 1B		2-1 1B		2-3 K		2-1 G6-3	5	0	2	0	0	2	1										
Inning Stats	R: 0 E: 0 K: 0 S: 5	H: 0 LOB: 0 BB: 0 P: 8	R: 0 E: 0 K: 0 S: 7	H: 0 LOB: 0 BB: 0 P: 10	R: 0 E: 0 K: 0 S: 11	H: 1 LOB: 2 BB: 1 P: 14	R: 1 E: 0 K: 2 S: 9	H: 1 LOB: 1 BB: 0 P: 21	R: 0 E: 0 K: 2 S: 6	H: 1 LOB: 0 BB: 0 P: 9	R: 0 E: 0 K: 1 S: 12	H: 1 LOB: 2 BB: 1 P: 22	R: 0 E: 0 K: 1 S: 13	H: 1 LOB: 2 BB: 0 P: 23	R: 0 E: 0 K: 1 S: 6	H: 0 LOB: 0 BB: 0 P: 8	R: 0 E: 0 K: 0 S: 15	H: 2 LOB: 3 BB: 0 P: 26	R: 0 E: 0 K: 0 S: 7	H: 1 LOB: 1 BB: 0 P: 11	R: 1 E: 0 K: 0 S: 7	H: 2 LOB: 1 BB: 0 P: 8	1B: 10 2B: 0 3B: 0 HR: 0	SF: 0 SAC: 1 DP: 0 HBP: 0	WP: 0 PB: 0 SB: 1 CS: 0	PA: 48			
PITCHER	IP WLS BF H R ER SO BB IBB HBP BLK WP HR S P ERA WHIP	8.0 8 33 5 2 0 6 4 0 0 0 0 0 21 34 1.12 1.125	2.0 7 9 3 1 1 0 0 0 0 0 0 0 14 19 6.75 2.250																										

Pittsburgh Pirates @ Kansas City Royals
Kauffman Stadium, Kansas City, MO

Sat Jun 10 2000, 7:05 PM CDT
Alt. 34,868 - Cloudy - 69 F

AB 43
R 2
H 10
RBI 2
BB 4
SO 7
LOB 15



Batter	1	2	3	4	5	6	7	8	9	10	AB	R	H	RBI	BB	SO	LOB	TOP				
Warren Morris, L OBP: 0.369, SLG: 0.371	(1,4) 2-2 E 1B	(1,0) F7 1B		(2,1) FC6-4 1B		(0,2) FC6-4 1B		(2,1) G3 1B		(0,1) 1B 2B	6	2	4	2	0	0	2					
Adrian Brown, S OBP: 0.344, SLG: 0.477	(1,9) 2-1 E7 1B	(1,1) 1-1 2B		(0,0) F7 1B		(1,2) FC6-4 1B		(1,2) 1-2 2-3		(0,1) 2B 1B	6	4	4	1	0	0	3					
Wil Cordero, R OBP: 0.345, SLG: 0.507	(1,7) 1-0 E5 1B	(3,2) 2-H 2B		(2,2) FC6-4 1B		(2,3) K				(0,3) K	6	1	1	1	0	2	6					
Brian Giles, L OBP: 0.432, SLG: 0.687	(1,8) 0-3 K	(0,0) L3 1B				(0,0) F9 1B				(1,0) 2B	6	1	2	3	0	1	3					
John Vander Wal, L OBP: 0.414, SLG: 0.513	(1,3) 0-3 K			(4,1) G6-3 G5-3 BB		(1,1) CS 2B		(3,2) G4-3 1B		(4,0) G6-4-3 IBB	3	0	1	0	3	1	2					
Kevin Young, R OBP: 0.302, SLG: 0.417	(1,10) 2-2 1B			(3,2) G5-3 1B		(1,2) S 1B		(1,1) F3 1B		(0,0) G6-4-3 1B	6	0	2	1	0	0	4					
Luis Sojo, R OBP: 0.327, SLG: 0.445	(1,5) 0-1 1B			(2,0) G6-3 1B		(0,1) G6-3 1B				(2,2) WP SH1-3 1B	4	0	2	1	0	0	2					
Abraham Nunez, S OBP: 0.250, SLG: 0.200	(8, PR) 1-2 2-H 1B			(2,3) G6-3 1B		(1,2) G6-3 1B				(0,1) SH3-4 BB 1B	1	1	1	0	0	0	0					
Mike Benjamin, R OBP: 0.342, SLG: 0.445	(1,6) 0-3 K			(0,3) G5-3 1B						(4,2) SH3-4 BB 1B	3	1	0	0	1	1	3					
Keith Osik, R OBP: 0.455, SLG: 0.737	(1,2) 0-0 1B			(1,1) G6-3 1B		(0,0) F8 1B		(1,2) FC6-4 1B		(0,1) G6-3 1B	4	0	1	0	0	0	2					
Inning Stats	R: 3 E: 2 K: 3 S: 22	H: 4 LOB: 2 BB: 0 P: 29	R: 1 E: 0 K: 10 S: 10	H: 2 LOB: 1 BB: 1 P: 16	R: 0 E: 0 K: 0 S: 7	H: 0 LOB: 1 BB: 1 P: 17	R: 0 E: 0 K: 10 S: 7	H: 1 LOB: 1 BB: 0 P: 11	R: 0 E: 0 K: 0 S: 8	H: 2 LOB: 1 BB: 0 P: 10	R: 0 E: 0 K: 1 S: 13	H: 0 LOB: 0 BB: 0 P: 14	R: 0 E: 0 K: 0 S: 9	H: 1 LOB: 2 BB: 0 P: 14	R: 1 E: 0 K: 1 S: 9	H: 2 LOB: 1 BB: 1 P: 14	R: 5 E: 0 K: 0 S: 15	H: 4 LOB: 1 BB: 2 P: 24	1B: 12 2B: 5 3B: 0 HR: 1	SF: 0 SAC: 2 DP: 1 HBP: 0	WP: 1 PA: 51	
PITCHER	IP WLS BF H R ER SO BB IBB HBP BLK WP HR S P ERA WHIP	IP WLS BF H R ER SO BB IBB HBP BLK WP HR S P ERA WHIP	IP WLS BF H R ER SO BB IBB HBP BLK WP HR S P ERA WHIP	IP WLS BF H R ER SO BB IBB HBP BLK WP HR S P ERA WHIP	IP WLS BF H R ER SO BB IBB HBP BLK WP HR S P ERA WHIP	IP WLS BF H R ER SO BB IBB HBP BLK WP HR S P ERA WHIP	IP WLS BF H R ER SO BB IBB HBP BLK WP HR S P ERA WHIP	IP WLS BF H R ER SO BB IBB HBP BLK WP HR S P ERA WHIP	IP WLS BF H R ER SO BB IBB HBP BLK WP HR S P ERA WHIP	IP WLS BF H R ER SO BB IBB HBP BLK WP HR S P ERA WHIP	IP WLS BF H R ER SO BB IBB HBP BLK WP HR S P ERA WHIP	IP WLS BF H R ER SO BB IBB HBP BLK WP HR S P ERA WHIP	IP WLS BF H R ER SO BB IBB HBP BLK WP HR S P ERA WHIP	IP WLS BF H R ER SO BB IBB HBP BLK WP HR S P ERA WHIP	IP WLS BF H R ER SO BB IBB HBP BLK WP HR S P ERA WHIP	IP WLS BF H R ER SO BB IBB HBP BLK WP HR S P ERA WHIP	IP WLS BF H R ER SO BB IBB HBP BLK WP HR S P ERA WHIP	IP WLS BF H R ER SO BB IBB HBP BLK WP HR S P ERA WHIP	IP WLS BF H R ER SO BB IBB HBP BLK WP HR S P ERA WHIP	IP WLS BF H R ER SO BB IBB HBP BLK WP HR S P ERA WHIP	IP WLS BF H R ER SO BB IBB HBP BLK WP HR S P ERA WHIP	IP WLS BF H R ER SO BB IBB HBP BLK WP HR S P ERA WHIP
Jay Witasick, R ERA: 6.08	(1,1) 6.0 2.1	(7,1) 2.1	(9,1) 1.2																			
Jeff D'Amico, R ERA: 1.89																						
Jerry Spradlin, R ERA: 4.12																						

Pittsburgh Pirates @ Kansas City Royals
Kauffman Stadium, Kansas City, MO

Sun Jun 11 2000, 1:05 PM CDT
Att: 26,495 - Overcast - 72 F

AB 45
R 10
H 18
RBI 9
BB 4
SO 5
LOB 27



Batter	1	2	3	4	5	6	7	8	9	10	AB	R	H	RBI	BB	SO	LOB	BOTTOM				
Johnny Damon, L OBP: 0.339, SLG: 0.401	(1,10) 3-1 2B 1B	(2,1) G5-3 1-2		(0,1) 1B			(0,0) 1B 2B		(1,2) G3 1B	(3,2) G4-3 1-3	6	2	3	1	0	0	2					
Rey Sanchez, R OBP: 0.266, SLG: 0.316	(1,6) 2-2 29 1B 1B	(1,0) G5-3 1B		(1,1) G5-3 1B			(0,0) 29 G4-3 1B		(0,1) G5-3 1B		5	2	2	1	0	0	2					
29 Mike Sweeney, R OBP: 0.417, SLG: 0.596	(1,3) 1-2 BB 1B	(2,1) F9 1B					(2,0) G4-3 1-2		(1,0) 2B		4	0	2	1	0	0	2					
Jermaine Dye, R OBP: 0.419, SLG: 0.690	(1,9) 2-1 F2 1B			(3,3) K		(1,1) L9 1B		(0,2) 2-H 1B	(4,0) 2B		4	0	1	1	1	1	3					
Carlos Beltrán, S OBP: 0.316, SLG: 0.370	(1,8) 3-1 BB 1B			(2,1) G4-3 1B		(2,2) L1-3 1-2		(1,2) L4 1B	(1,3) K		5	0	1	1	0	1	4					
Joe Randa, R OBP: 0.392, SLG: 0.480	(1,5) 3-1 F9 1B			(4,1) BB		(2,1) F8 1B		(2,0) F9 1B		(1,1) F8 1B	4	0	0	0	1	0	3					
Todd Dunwoody, L OBP: 0.250, SLG: 0.308	(1,7) 4-2 1-2 2-3 BB			(1,0) G3 1B		(1,2) G4-3 1B			(0,3) K		4	1	1	1	1	1	1					
Brian Johnson, R OBP: 0.229, SLG: 0.348	(1,2) 0-1 G4-3 1B					(0,2) F9 1B		(1,1) G6-3 1B	(2,1) G5-3 1B		4	0	0	0	0	0	3					
Gregg Zaun, S OBP: 0.389, SLG: 0.413										(3,2) WP S 1B	1	0	1	0	0	0	0					
Luis Ordez, R OBP: 0.200, SLG: 0.174										(0,3) K	1	0	0	0	1	0	0					
Scott Pose, L ERA: 5.14											1	1	0	0	0	0	0					
Ray Holbert, R											1	0	0	0	0	1	0					
Dave McCarty, R OBP: 0.376, SLG: 0.641											1	0	0	0	0	1	1					
Inning Stats	R: 2 E: 0 K: 0 S: 21	H: 4 LOB: 3 BB: 1 P: 39	R: 0 E: 0 K: 0 S: 6	H: 0 LOB: 1 BB: 1 P: 15	R: 0 E: 0 K: 1 S: 10	H: 0 LOB: 1 BB: 1 P: 20	R: 0 E: 0 K: 0 S: 8	H: 1 LOB: 1 BB: 0 P: 9	R: 0 E: 0 K: 0 S: 6	H: 0 LOB: 0 BB: 0 P: 10	R: 0 E: 1 K: 0 S: 12	H: 3 LOB: 1 BB: 0 P: 18	R: 0 E: 0 K: 2 S: 9	H: 0 LOB: 0 BB: 0 P: 11	R: 0 E: 0 K: 1 S: 9	H: 1 LOB: 2 BB: 1 P: 16	R: 1 E: 0 K: 1 S: 12	H: 2 LOB: 1 BB: 0 P: 19	1B: 7 2B: 4 3B: 0 HR: 1	SF: 0 SAC: 0 DP: 1 HBP: 1	WP: 1 PA: 46	
PITCHER	IP WLS BF H R ER SO BB IBB HBP BLK WP HR S P ERA WHIP	IP WLS BF H R ER SO BB IBB HBP BLK WP HR S P ERA WHIP	IP WLS BF H R ER SO BB IBB HBP BLK WP HR S P ERA WHIP	IP WLS BF H R ER SO BB IBB HBP BLK WP HR S P ERA WHIP	IP WLS BF H R ER SO BB IBB HBP BLK WP HR S P ERA WHIP	IP WLS BF H R ER SO BB IBB HBP BLK WP HR S P ERA WHIP	IP WLS BF H R ER SO BB IBB HBP BLK WP HR S P ERA WHIP	IP WLS BF H R ER SO BB IBB HBP BLK WP HR S P ERA WHIP	IP WLS BF H R ER SO BB IBB HBP BLK WP HR S P ERA WHIP	IP WLS BF H R ER SO BB IBB HBP BLK WP HR S P ERA WHIP	IP WLS BF H R ER SO BB IBB HBP BLK WP HR S P ERA WHIP	IP WLS BF H R ER SO BB IBB HBP BLK WP HR S P ERA WHIP	IP WLS BF H R ER SO BB IBB HBP BLK WP HR S P ERA WHIP	IP WLS BF H R ER SO BB IBB HBP BLK WP HR S P ERA WHIP	IP WLS BF H R ER SO BB IBB HBP BLK WP HR S P ERA WHIP	IP WLS BF H R ER SO BB IBB HBP BLK WP HR S P ERA WHIP	IP WLS BF H R ER SO BB IBB HBP BLK WP HR S P ERA WHIP	IP WLS BF H R ER SO BB IBB HBP BLK WP HR S P ERA WHIP	IP WLS BF H R ER SO BB IBB HBP BLK WP HR S P ERA WHIP	IP WLS BF H R ER SO BB IBB HBP BLK WP HR S P ERA WHIP	IP WLS BF H R ER SO BB IBB HBP BLK WP HR S P ERA WHIP	IP WLS BF H R ER SO BB IBB HBP BLK WP HR S P ERA WHIP
67 Francisco Córdova, R ERA: 4.32	(1,1) 6.0 1.0	(7,1) 1.0	(8,1) 2.0																			
Rich Losselle, R ERA: 5.14																						
Scott Sauerbeck, L ERA: 4.02																						
Mike Williams, R ERA: 1.88																						

Pittsburgh Pirates @ Kansas City Royals
Kauffman Stadium, Kansas City, MO

Sun Jun 11 2000, 1:05 PM CDT
Att: 26,495 - Overcast - 72 F

AB 41
R 6
H 11
RBI 6
BB 4
SO 5
LOB 21



Batter	1	2	3	4	5	6	7	8	9	AB	R	H	RBI	BB	SO	LOB	TOP																					
Rickey Henderson, R OBP: 0.376, SLG: 0.314	3-2 G6-4-3 1B		1-3 K	1-2 SF7		2-1 F9				3	0	1	1	0	1	4																						
Mark McLemore, S OBP: 0.352, SLG: 0.296	3-2 G6-4-3 1-2f		2-1 G4-3 1-3 2B	1-1 CS	1-3 K					3	0	1	1	0	1	1																						
Alex Rodriguez, R OBP: 0.451, SLG: 0.636	3-2 G5-3		G4-3		G6-3					3	0	0	1	0	0	1																						
Edgar Martinez, R OBP: 0.439, SLG: 0.722		1-2 G5-3	G5-3		G6-3					3	0	0	0	0	0	1																						
John Olerud, L OBP: 0.425, SLG: 0.427	1-0 G6-3 1B			1-0 SH2-5-4 BB 1B		0-0 BB 1B				3	2	3	0	0	0	0																						
Tom Lampkin, L OBP: 0.308, SLG: 0.476	0-2 G6-3 1-2f			4-0 SH2-5-4 1B BB		2-3 K				2	1	0	0	1	1	2																						
Mike Cameron, R OBP: 0.377, SLG: 0.475			2-2 1B 3B	1-0 SH2-5-4		0-1 PB BB 1B				2	1	2	0	0	0	0																						
Raul Ibanez, L OBP: 0.321, SLG: 0.319			0-0 1B 2B 1B	4-1 1B SF7 IBB		0-0 F8				2	2	1	1	1	0	2																						
John Mabry, L OBP: 0.305, SLG: 0.302			0-1 2B G4-3 1B	0-0 1-3 2-H 3-H CS 1B		4-0 PB BB				2	1	2	2	1	0	0																						
Inning Stats	R: 0 E: 0 K: 0 S: 12	H: 1 LOB: 0 BB: 0 P: 21	R: 0 E: 0 K: 0 S: 7	H: 1 LOB: 0 BB: 0 P: 9	R: 3 E: 0 K: 1 S: 18	H: 4 LOB: 1 BB: 0 P: 27	R: 3 E: 0 K: 0 S: 8	H: 2 LOB: 0 BB: 2 P: 20	R: 0 E: 0 K: 1 S: 5	H: 0 LOB: 0 BB: 0 P: 6	R: 1 E: 0 K: 1 S: 10	H: 2 LOB: 2 BB: 1 P: 18																										
PITCHER	IP	WLS	BF	H	R	ER	SO	BB	IBB	HBP	BLK	WP	HR	S	P	ERA	WHIP	PITCHER				IP	WLS	BF	H	R	ER	SO	BB	IBB	HBP	BLK	WP	HR	S	P	ERA	WHIP
Brett Laxton, R ERA: 16.2	(1, 1)	3.1	L	18	8	6	6	1	1	0	0	0	0	0	41	71	16.20	2.700																				
Jose Santiago, R ERA: 2.93	(4, 1)	2.2		10	2	1	0	2	1	0	0	0	0	19	30	0.00	1.125																					

Seattle Mariners @ Kansas City Royals
Kauffman Stadium, Kansas City, MO
Tue Jun 13 2000, 7:05 PM CDT
Att: 14,428 - Cloudy - 83 F

AB	23
R	7
H	10
RBI	6
BB	3
SO	3
LOB	11



1B:	8	SF:	1	WP:	0	PA:	29
2B:	1	SAC:	1	PB:	1		
3B:	1	DP:	2	SB:	0		
HR:	0	HBP:	0	CS:	1		

Batter	1	2	3	4	5	6	7	8	9	AB	R	H	RBI	BB	SO	LOB	BOTTOM																					
Johnny Damon, L OBP: 0.343, SLG: 0.413	2-2 G4-3		0-0 G3-6-3 1-2f							2	0	0	0	0	0	1																						
Jeff Reboulet, R OBP: 0.430, SLG: 0.380	0-0 F8			2-2 G3						2	0	0	0	0	0	0																						
29 Mike Sweeney, R OBP: 0.411, SLG: 0.590	1-1 2B			1-1 F8						2	0	1	0	0	0	0																						
Jermaine Dye, R OBP: 0.413, SLG: 0.676	3-1 G4-3			0-2 F9						2	0	0	0	0	0	1																						
Joe Randa, R OBP: 0.387, SLG: 0.472		1-2 F9			0-0 E3					2	0	0	0	0	0	0																						
Gregg Zaun, S OBP: 0.386, SLG: 0.388		2-3 K			0-0 F7					2	0	0	0	0	1	1																						
Todd Dunwoody, L OBP: 0.222, SLG: 0.267		2-1 G1-3			1-0 F8					2	0	0	0	0	0	1																						
Rey Sanchez, R OBP: 0.265, SLG: 0.309			4-1 G3-6-3 BB		2-3 K					1	0	0	0	1	1	1																						
Scott Pose, L OBP: 0.367, SLG: 0.269			2-2 F7							1	0	0	0	0	0	1																						
Inning Stats	R: 0 E: 0 K: 0 S: 8	H: 1 LOB: 1 BB: 0 P: 14	R: 0 E: 0 K: 1 S: 9	H: 0 LOB: 0 BB: 0 P: 14	R: 0 E: 0 K: 0 S: 6	H: 0 LOB: 1 BB: 1 P: 12	R: 0 E: 0 K: 0 S: 10	H: 0 LOB: 0 BB: 0 P: 13	R: 0 E: 1 K: 1 S: 6	H: 0 LOB: 1 BB: 0 P: 9																												
PITCHER	IP	WLS	BF	H	R	ER	SO	BB	IBB	HBP	BLK	WP	HR	S	P	ERA	WHIP	PITCHER				IP	WLS	BF	H	R	ER	SO	BB	IBB	HBP	BLK	WP	HR	S	P	ERA	WHIP
Gil Meche, R ERA: 3.88	(1, 1)	5.0	W	17	1	0	0	2	1	0	0	0	0	39	62	0.00	0.400																					

Seattle Mariners @ Kansas City Royals
Kauffman Stadium, Kansas City, MO
Tue Jun 13 2000, 7:05 PM CDT
Att: 14,428 - Cloudy - 83 F

AB	16
R	0
H	1
RBI	0
BB	1
SO	2
LOB	6



1B:	0	SF:	0	WP:	0	PA:	17
2B:	1	SAC:	0	PB:	0		
3B:	0	DP:	1	SB:	0		
HR:	0	HBP:	0	CS:	0		

Batter	1	2	3	4	5	6	7	8	9	AB	R	H	RBI	BB	SO	LOB	TOP										
Stan Javier, S (1, 7) <small>OBP: 0.371, SLG: 0.417</small> David Bell, R (8, 5) <small>OBP: 0.283, SLG: 0.330</small>	G4-3	L8		WP 1B		FC4-6 BB		G3-1		5	0	1	0	0	0	4											
Mark McLemore, S (1, 4) <small>OBP: 0.353, SLG: 0.295</small>	BB BLK 1B		G4-3	G4-3				G4-3		4	1	1	0	1	0	1											
Alex Rodriguez, R (1, 6) <small>OBP: 0.450, SLG: 0.629</small>	BLK BB 1B		L8			L5		G3		4	0	1	0	1	0	3											
Edgar Martinez, R (1, 10) <small>OBP: 0.438, SLG: 0.713</small>	BLK BB		G6-3			FC6-4 1B		K		4	0	1	0	1	1	1											
John Olerud, L (1, 3) <small>OBP: 0.421, SLG: 0.419</small>	K			HR BB		F8		G4-3		4	1	0	0	1	1	5											
Mike Cameron, R (1, 8) <small>OBP: 0.379, SLG: 0.488</small>				HR		FC6-4		G5-3		3	1	1	2	1	0	1											
Raul Ibanez, L (1, 9) <small>OBP: 0.317, SLG: 0.329</small>	F8					K		FC4-5 2B		4	0	1	0	0	1	3											
John Mabry, L (1, 5) <small>OBP: 0.317, SLG: 0.333</small> Charles Gipson, R (8, PR) <small>OBP: 0.358, SLG: 0.294</small>		L7		1B WP 2B		FC4-6 1B		FC4-5 G3		4	1	2	0	0	0	1											
Dan Wilson, R (1, 2) <small>OBP: 0.291, SLG: 0.347</small> Tom Lampkin, L (3, 2) <small>OBP: 0.309, SLG: 0.471</small>		G6-3		K		FC4-6 1B		G3		1	0	0	0	0	0	0											
Inning Stats	R: 1 E: 0 K: 1 S: 16	H: 2 LOB: 3 BB: 2 P: 31	R: 0 E: 0 K: 0 S: 7	H: 0 LOB: 0 BB: 0 P: 12	R: 0 E: 0 K: 0 S: 6	H: 0 LOB: 0 BB: 0 P: 10	R: 3 E: 0 K: 1 S: 16	H: 3 LOB: 1 BB: 1 P: 33	R: 0 E: 0 K: 0 S: 12	H: 1 LOB: 1 BB: 0 P: 18	R: 0 E: 0 K: 1 S: 15	H: 2 LOB: 3 BB: 1 P: 22	R: 0 E: 0 K: 0 S: 10	H: 0 LOB: 0 BB: 0 P: 15	R: 0 E: 0 K: 0 S: 6	H: 1 LOB: 2 BB: 1 P: 6	R: 0 E: 0 K: 0 S: 10	H: 0 LOB: 1 BB: 1 P: 15	1B: 6 2B: 2 3B: 0 HR: 1	SF: 0 SAC: 0 DP: 0 HBP: 0	WP: 1 PB: 0 SB: 0 CS: 0	PA: 41					
PITCHER	IP	WLS	BF	H	R	ER	SO	BB	IBB	HBP	BLK	WP	HR	S	P	ERA	WHIP										
Jeff Suppan, R (1, 1) <small>ERA: 5.1</small> Ricky Bottalico, R (6, 1) <small>ERA: 5.74</small>	5.2		29	8	4	4	3	4	0	0	1	1	1	71	125	6.35	2.118										

Seattle Mariners @ Kansas City Royals
Kauffman Stadium, Kansas City, MO
Wed Jun 14 2000, 1:05 PM CDT
Att: 27,028 - Cloudy - 78 F

AB	36
R	4
H	9
RBI	2
BB	5
SO	4
LOB	21



Batter	1	2	3	4	5	6	7	8	9	AB	R	H	RBI	BB	SO	LOB	BOTTOM										
Johnny Damon, L (1, 7) <small>OBP: 0.351, SLG: 0.418</small>	FC3-6 BB			G5-4-3 BB		BLK 2B				2	0	1	0	3	1	1											
Jeff Reboulet, R (1, 4) <small>OBP: 0.422, SLG: 0.373</small> Todd Dunwoody, L (8, PH) <small>OBP: 0.211, SLG: 0.250</small> Luis Ortaiz, R (9, 4) <small>OBP: 0.200, SLG: 0.174</small>	FC3-6 29 1B FC6-2			G5-4-3		G4-3		F8		4	1	1	0	0	0	3											
29 Mike Sweeney, R (1, 10) <small>OBP: 0.418, SLG: 0.698</small>	FC6-2 1B			HR		G6-3 1B BB		F9		4	3	3	2	1	0	0											
Jermaine Dye, R (1, 9) <small>OBP: 0.412, SLG: 0.668</small>	FC6-2 BB			G6-3		G6-3 1B		P3		4	0	1	0	1	0	1											
Joe Randa, R (1, 5) <small>OBP: 0.391, SLG: 0.481</small>	FC6-2			FC6-4 1B		G6-3		FC4-6 BB		4	1	2	1	1	0	5											
Carlos Beltrán, S (1, 8) <small>OBP: 0.317, SLG: 0.370</small>	K			F8				FC4-6		4	0	1	1	1	1	5											
Dave McCarty, R (1, 3) <small>OBP: 0.355, SLG: 0.594</small>				F9		FC6-4 1B		K		5	0	1	0	0	2	3											
Gregg Zaun, S (1, 2) <small>OBP: 0.387, SLG: 0.385</small>				FC6-4 BB		FC6-4		F7		3	0	1	0	2	0	2											
Rey Sanchez, R (1, 6) <small>OBP: 0.260, SLG: 0.303</small> Scott Pose, L (9, PH) <small>OBP: 0.387, SLG: 0.269</small>				FC6-4		B1-3		K		4	0	0	0	0	1	2											
Inning Stats	R: 0 E: 0 K: 1 S: 12	H: 1 LOB: 3 BB: 2 P: 24	R: 0 E: 0 K: 1 S: 7	H: 0 LOB: 1 BB: 1 P: 12	R: 2 E: 0 K: 0 S: 11	H: 4 LOB: 2 BB: 0 P: 16	R: 0 E: 0 K: 0 S: 5	H: 0 LOB: 1 BB: 1 P: 10	R: 1 E: 0 K: 1 S: 10	H: 2 LOB: 1 BB: 1 P: 19	R: 0 E: 0 K: 1 S: 11	H: 1 LOB: 1 BB: 0 P: 17	R: 0 E: 0 K: 0 S: 7	H: 0 LOB: 1 BB: 1 P: 16	R: 0 E: 0 K: 0 S: 8	H: 1 LOB: 2 BB: 1 P: 14	R: 2 E: 0 K: 1 S: 16	H: 2 LOB: 3 BB: 3 P: 33	1B: 7 2B: 2 3B: 1 HR: 1	SF: 0 SAC: 0 DP: 2 HBP: 0	WP: 0 PB: 0 SB: 0 CS: 0	PA: 45					
PITCHER	IP	WLS	BF	H	R	ER	SO	BB	IBB	HBP	BLK	WP	HR	S	P	ERA	WHIP										
John Halama, L (1, 1) <small>ERA: 4.61</small> Jose Paniagua, R (6, 1) <small>ERA: 4.69</small> Jose Mesa, R (7, 1) <small>ERA: 6.47</small> Arthur Rhodes, L (8, 1) <small>ERA: 3.08</small> Kazuhito Sasaki, R (8, 1) <small>ERA: 4.94</small>	5.2		28	8	3	3	4	5	0	0	1	0	0	3	4	0.00	0.000										

Seattle Mariners @ Kansas City Royals
Kauffman Stadium, Kansas City, MO
Wed Jun 14 2000, 1:05 PM CDT
Att: 27,028 - Cloudy - 78 F

AB	35
R	5
H	11
RBI	5
BB	10
SO	5
LOB	24



Batter	1	2	3	4	5	6	7	8	9	AB	R	H	RBI	BB	SO	LOB	TOP			
Terrence Long, L (1, 8) OBP: 0.328, SLG: 0.443										3	1	1	1	2	0	1	Oakland Athletics @ Kansas City Royals Kauffman Stadium, Kansas City, MO Fri Jun 16 2000, 7:05 PM CDT Att: 19,569 - Cloudy - 70 F			
Randy Velarde, R (1, 4) OBP: 0.385, SLG: 0.432										4	0	1	0	1	2	4				
Jason Giambi, L (1, 3) OBP: 0.467, SLG: 0.650										2	1	1	0	3	1	1				
Ben Griev, L (1, 7) OBP: 0.345, SLG: 0.478										4	1	1	3	0	0	5				
Ryan Christenson, R (7, 7) OBP: 0.378, SLG: 0.311										1	0	0	0	0	0	2				
Matt Stairs, L (1, 9) OBP: 0.333, SLG: 0.409										4	0	0	0	1	1	1				
John Jaha, R (1, 10) OBP: 0.407, SLG: 0.186										3	0	1	0	2	0	1				
Eric Chavez, L (1, 5) OBP: 0.350, SLG: 0.473										5	1	1	1	0	0	4				
Miguel Tejada, R (1, 6) OBP: 0.314, SLG: 0.427										4	2	2	1	0	1	2				
Sal Fasano, R (1, 2) OBP: 0.284, SLG: 0.266										2	0	1	0	0	0	1				
Jeremy Giambi, L (7, PH) OBP: 0.344, SLG: 0.387										1	1	1	0	0	0	0				
Ramon Hernandez, R (7, 2) OBP: 0.326, SLG: 0.394										1	1	1	1	0	0	0				
Inning Stats	R: 1 E: 0 K: 0 S: 8	H: 0 LOB: 1 BB: 3 P: 22	R: 0 E: 0 K: 0 S: 8	H: 0 LOB: 1 BB: 1 P: 16	R: 0 E: 0 K: 2 S: 9	H: 0 LOB: 1 BB: 1 P: 21	R: 0 E: 0 K: 1 S: 12	H: 1 LOB: 2 BB: 1 P: 19	R: 0 E: 0 K: 0 S: 7	H: 1 LOB: 0 BB: 0 P: 10	R: 4 E: 0 K: 1 S: 15	H: 4 LOB: 0 BB: 1 P: 25	R: 3 E: 0 K: 0 S: 22	H: 5 LOB: 2 BB: 0 P: 34	R: 0 E: 0 K: 0 S: 10	H: 0 LOB: 0 BB: 1 P: 17	1B: 7 2B: 0 3B: 0 HR: 4	SF: 0 SAC: 0 DP: 4 HBP: 0	WP: 0 PB: 0 SB: 2 CS: 0	PA: 43
PITCHER	IP WLS BF H R ER SO BB IBB HBP BLK WP HR S P ERA WHIP																			
Mac Suzuki, R (1, 1) ERA: 3.78	5.0		22	1	1	1	4	7	0	0	0	0	0	0	0	49	99	1.80	1.600	
Dan Reichert, R (6, 1) ERA: 4.53	2.0	L	10	5	4	4	1	0	1	0	0	0	0	1	22	35	18.00	2.500		
Dan Murray, R (8, 1) ERA: 6.75	0.2		6	4	3	3	0	0	0	0	0	0	0	3	16	27	40.50	6.000		
Jerry Spradlin, R (8, 1) ERA: 3.98	1.1		5	1	0	0	0	1	0	0	0	0	0	0	16	24	0.00	1.500		

AB	34
R	8
H	11
RBI	7
BB	9
SO	5
LOB	22



Batter	1	2	3	4	5	6	7	8	9	AB	R	H	RBI	BB	SO	LOB	BOTTOM					
Johnny Damon, L (1, 7) OBP: 0.355, SLG: 0.429										3	1	1	1	2	0	2	Oakland Athletics @ Kansas City Royals Kauffman Stadium, Kansas City, MO Fri Jun 16 2000, 7:05 PM CDT Att: 19,569 - Cloudy - 70 F					
Jeff Reboulet, R (1, 4) OBP: 0.400, SLG: 0.350										5	0	0	0	0	0	2						
29 Mike Sweeney, R (1, 3) OBP: 0.411, SLG: 0.596										5	0	0	0	0	1	1						
Jermaine Dye, R (1, 9) OBP: 0.410, SLG: 0.659										3	0	0	0	1	2	0						
Joe Randa, R (1, 5) OBP: 0.389, SLG: 0.477										4	1	1	0	0	1	2						
Carlos Beltrán, S (1, 8) OBP: 0.320, SLG: 0.369										3	1	1	0	1	0	1						
Todd Dunwoody, L (1, 10) OBP: 0.348, SLG: 0.450										4	0	4	0	0	0	0						
Gregg Zaun, S (1, 2) OBP: 0.379, SLG: 0.364										3	0	0	1	1	0	5						
Rey Sanchez, R (1, 6) OBP: 0.281, SLG: 0.303										3	0	1	1	0	1	3						
Scott Pose, L (8, PH) ERA: 4.51										1	0	0	0	0	0	2						
Luis Ordaz, R (9, 6) OBP: 0.200, SLG: 0.174										0	0	0	0	0	0	0						
Inning Stats	R: 0 E: 0 K: 2 S: 16	H: 0 LOB: 2 BB: 2 P: 32	R: 0 E: 0 K: 0 S: 11	H: 1 LOB: 0 BB: 0 P: 15	R: 0 E: 0 K: 0 S: 6	H: 0 LOB: 0 BB: 0 P: 7	R: 2 E: 1 K: 0 S: 14	H: 2 LOB: 2 BB: 1 P: 22	R: 0 E: 0 K: 1 S: 11	H: 0 LOB: 0 BB: 0 P: 12	R: 0 E: 0 K: 1 S: 12	H: 2 LOB: 2 BB: 1 P: 21	R: 1 E: 0 K: 1 S: 11	H: 1 LOB: 0 BB: 0 P: 13	R: 0 E: 0 K: 0 S: 9	H: 2 LOB: 2 BB: 0 P: 16	R: 0 E: 0 K: 0 S: 4	H: 0 LOB: 0 BB: 1 P: 10	1B: 6 2B: 1 3B: 0 HR: 1	SF: 0 SAC: 0 DP: 1 HBP: 0	WP: 0 PB: 0 SB: 1 CS: 0	PA: 39
PITCHER	IP WLS BF H R ER SO BB IBB HBP BLK WP HR S P ERA WHIP																					
Omar Olivares, R (1, 1) ERA: 6.64	0.0		1	0	0	0	0	1	0	0	0	0	0	0	34	56	0.00	0.900				
Scott Service, R (1, 1) ERA: 4.51	3.1		14	1	2	0	2	2	0	0	0	0	0	0	33	46	0.00	1.500				
Doug Jones, R (4, 1) ERA: 5.12	2.2	W	12	4	0	0	2	0	1	0	0	0	0	0	24	39	3.00	1.333				
Jeff Tam, R (7, 1) ERA: 2.3	3.0	S	12	3	1	1	1	1	0	0	0	0	0	0	0	0						

AB	34
R	3
H	8
RBI	3
BB	5
SO	5
LOB	18



Batter	1	2	3	4	5	6	7	8	9	AB R H RBI BB SO LOB	TOP									
Terrence Long, L (1, 8) OBP: 0.335, SLG: 0.449	4-1 HR BB		2-2 F7		1-0 2H 1B	2-1 1B 2B			3-3 K	4 2 2 1 1 1 0	Oakland Athletics @ Kansas City Royals Kauffman Stadium, Kansas City, MO Sat Jun 17 2000, 7:05 PM CDT Att: 26,077 - Overcast - 68 F livebaseballscorecards.com									
Randy Velarde, R (1, 4) OBP: 0.386, SLG: 0.431	0-2 F8		1-0 F9		1-0 F9			0-0 G4-6-3 1B	5 0 2 1 0 0 2											
Jason Giambi, L (1, 3) OBP: 0.466, SLG: 0.644	3-3 K		2-3 K					1-1 G4-6-3 1B	5 1 2 0 0 3 2											
Ben Grievie, L (1, 7) OBP: 0.346, SLG: 0.488 Ryan Christenson, R (9, 7) OBP: 0.378, SLG: 0.311	1-0 2H HR			3-1 F7		1-3 K	0-0 G4-6-3 1B	2-1 G4-6-3 1B	5 1 2 2 0 1 3 0 0 0 0 0 0 0											
Olmedo Saenz, R (1, 10) OBP: 0.387, SLG: 0.519	0-1 G3-1			2-2 G6-3		1-0 BB 1B	1-0 G4-6-3		4 1 1 0 0 0 1											
Matt Stairs, L (1, 9) OBP: 0.332, SLG: 0.404		3-2 G3-1		0-3 K		4-1 3 1B HR BB	2-3 K		3 1 0 0 1 2 0											
3 Eric Chavez, L (1, 5) OBP: 0.357, SLG: 0.476		2-2 G4-3			4-0 CS BB BB	1-2 HR 1B	1-2 G4-6-3 1B		3 1 2 2 1 0 0											
Miguel Tejada, R (1, 6) OBP: 0.317, SLG: 0.438		1-3 K			4-0 CS 1B BB	0-0 HR 1B	2-2 G4-6-3		3 2 1 3 1 1 1											
Sal Fasano, R (1, 2) OBP: 0.282, SLG: 0.309			3-2 HR		1-3 K	2-2 G6-3		2-2 L5	4 1 1 1 0 1 2											
Inning Stats	R: 2 E: 0 K: 1 S: 10	H: 1 LOB: 0 BB: 1 P: 18	R: 0 E: 0 K: 1 S: 10	H: 0 LOB: 0 BB: 0 P: 16	R: 1 E: 0 K: 1 S: 11	H: 1 LOB: 0 BB: 0 P: 19	R: 0 E: 0 K: 1 S: 8	H: 0 LOB: 0 BB: 0 P: 13	R: 1 E: 0 K: 1 S: 6	H: 1 LOB: 1 BB: 2 P: 17	R: 0 E: 0 K: 1 S: 5	H: 1 LOB: 0 BB: 0 P: 8	R: 0 E: 0 K: 0 S: 9	H: 1 LOB: 0 BB: 0 P: 14	R: 0 E: 0 K: 1 S: 9	H: 2 LOB: 1 BB: 0 P: 15	1B: 9 2B: 1 3B: 0 HR: 3	SF: 0 SAC: 0 DP: 3 HBP: 0	WP: 0 PB: 0 SB: 1 CS: 2	PA: 40
PITCHER	IP WLS BF H R ER SO BB IBB HBP BLK WP HR S P ERA WHIP											PITCHER	IP WLS BF H R ER SO BB IBB HBP BLK WP HR S P ERA WHIP							
Jay Witasick, R (1, 1) ERA: 6.19	5.0 L 20 3 4 4 5 3 0 0 0 0 2 45 83 7.20 1.200																			
Miguel Batista, R (6, 1) ERA: 7.52	1.0 10 6 6 6 2 1 0 0 0 0 1 21 32 54.00 7.000																			
Brett Laxton, R (7, 1) ERA: 8.53	3.0 10 4 0 0 2 0 0 0 0 0 0 23 37 0.00 1.333																			

Batter	1	2	3	4	5	6	7	8	9	AB R H RBI BB SO LOB	BOTTOM											
Johnny Damon, L (1, 7) OBP: 0.352, SLG: 0.434	1-1 G3-1		1-1 SF8		0-1 P6				1-1 G4-3	4 1 1 1 0 0 1	Oakland Athletics @ Kansas City Royals Kauffman Stadium, Kansas City, MO Sat Jun 17 2000, 7:05 PM CDT Att: 26,077 - Overcast - 68 F livebaseballscorecards.com											
Carlos Beltrán, S (1, 8) OBP: 0.322, SLG: 0.384	2-1 G3		3-1 1B		0-1 HR			1-1 F8	4 1 2 2 0 0 1													
29 Mike Sweeney, R (1, 3) OBP: 0.409, SLG: 0.592	1-1 F8		1-0 F7		4-2 BB			0-1 SF8	2 0 0 1 1 0 2													
Jermaine Dye, R (1, 9) OBP: 0.404, SLG: 0.648		1-1 G4-3		3-2 F7	0-0 F4			3-1 F9	4 0 0 0 0 0 1													
Joe Randa, R (1, 5) OBP: 0.383, SLG: 0.469		3-1 G5-3		0-0 G5-3		1-1 G6-3		2-2 F8	4 0 0 0 0 0 0													
Todd Dunwoody, L (1, 10) OBP: 0.333, SLG: 0.417		2-1 G4-3		3-2 1B		1-3 K		1-3 K	4 0 1 0 0 2 0													
Gregg Zaun, S (1, 2) OBP: 0.386, SLG: 0.362			4-2 1B SF8 BB		1-1 G2-3		3-1 HBP 1B	1-2 G1-3	3 1 1 0 1 0 1													
Luis Ordez, R (1, 4) OBP: 0.207, SLG: 0.154			0-1 G1-3		1-1 G6-3		2-1 HBP	2-2 F9	3 0 0 0 0 0 1													
Rey Sanchez, R (1, 6) OBP: 0.266, SLG: 0.309 Ray Holbert, R (9, 6)			0-0 1B		1-1 HR		3-1 F8	1-0 G6-3	3 1 2 0 0 0 2 1 0 0 0 0 0 0													
Inning Stats	R: 0 E: 0 K: 0 S: 6	H: 0 LOB: 0 BB: 0 P: 10	R: 0 E: 0 K: 0 S: 6	H: 0 LOB: 0 BB: 0 P: 12	R: 1 E: 0 K: 0 S: 9	H: 2 LOB: 2 BB: 1 P: 15	R: 0 E: 0 K: 0 S: 12	H: 1 LOB: 1 BB: 0 P: 19	R: 2 E: 0 K: 1 S: 11	H: 2 LOB: 1 BB: 1 P: 17	R: 0 E: 0 K: 1 S: 10	H: 1 LOB: 2 BB: 0 P: 20	R: 1 E: 0 K: 0 S: 12	H: 1 LOB: 0 BB: 0 P: 17	R: 0 E: 0 K: 1 S: 9	H: 0 LOB: 0 BB: 0 P: 13	R: 0 E: 0 K: 0 S: 6	H: 0 LOB: 0 BB: 0 P: 10	1B: 5 2B: 0 3B: 1 HR: 1	SF: 2 SAC: 0 DP: 0 HBP: 1	WP: 0 PB: 0 SB: 0 CS: 0	PA: 37
PITCHER	IP WLS BF H R ER SO BB IBB HBP BLK WP HR S P ERA WHIP											PITCHER	IP WLS BF H R ER SO BB IBB HBP BLK WP HR S P ERA WHIP									
Kevin Appier, R (1, 1) ERA: 3.75	7.0 W 31 7 4 4 1 2 0 1 0 0 0 9 66 110 5.14 1.286																					
T.J. Mathews, R (8, 1) ERA: 6.59	1.0 3 0 0 0 1 0 0 0 0 0 0 9 13 0.00 0.000																					
Jason Iiringhausen, R (9, 1) ERA: 9.26	1.0 3 0 0 0 0 0 0 0 0 0 0 6 10 0.00 0.000																					

Batter	1	2	3	4	5	6	7	8	9	AB	R	H	RBI	BB	SO	LOB	TOP									
Johnny Damon, L OBP: 0.391, SLG: 0.426 (1, 7)	1-2 P4	1-1 F9			0-0 F7		0-1 1B SF8	2-0 1B	0-1 FC4-6	6	1	2	0	0	0	2										
Jeff Reboulet, R OBP: 0.404, SLG: 0.360 (1, 4)	2-2 2B SF8		0-1 F9		2-2 1B BB		3-2 1B 29 1B	1-2 G5-3		5	2	3	0	0	0	2										
Carlos Beltrán, S OBP: 0.326, SLG: 0.391 (1, 8)	0-1 29 1B		1-1 29 1B		0-0 F7		0-1 SF8		3-2 29 WP 29 1B	4	3	3	1	0	0	1										
Jemaine Dye, R OBP: 0.404, SLG: 0.647 (1, 9)	0-1 SF8		3-1 F9		4-2 1B BB		3-2 F9		1-0 29 1B 29 WP	3	1	1	1	1	0	2										
29 Mike Sweeney, R OBP: 0.414, SLG: 0.593 (1, 3)	3-H 1B		1 SAFE 1B		3-2 P4		1-2 1B		3-1 CS 1B	5	0	4	3	0	0	2										
Joe Randa, R OBP: 0.384, SLG: 0.468 (1, 5)	2-H 1B		0-0 L9				2-2 1B		1-1 CS	5	1	3	2	0	0	1										
Todd Dunwoody, L OBP: 0.278, SLG: 0.344 (1, 10)	3-2 F7				0-1 P6		1-2 P6		2-2 P6	5	0	0	0	0	0	1	4									
Gregg Zaun, S OBP: 0.382, SLG: 0.339 (1, 2)		1-0 F9			1-2 G1-3		4-2 BB		1-1 G1-3	3	0	0	0	2	0	0										
Rey Sanchez, R OBP: 0.263, SLG: 0.304 (8, PH)		1-1 G5-3			0-0 G3		1-1 F9		4-1 1B	3	0	0	0	0	0	1										
Dave McCarty, R OBP: 0.360, SLG: 0.594 (8, PR)									1-2 FC4-6	0	0	0	0	1	0	0										
Luis Ordez, R OBP: 0.219, SLG: 0.172 (8, 6)									1-2 1B	1	0	1	1	0	0	0										
Inning Stats	R: 2 E: 0 K: 0 S: 22	H: 4 LOB: 2 BB: 0 P: 33	R: 0 E: 0 K: 0 S: 5	H: 0 LOB: 0 BB: 0 P: 8	R: 1 E: 1 K: 0 S: 10	H: 2 LOB: 1 BB: 0 P: 16	R: 0 E: 0 K: 0 S: 8	H: 0 LOB: 0 BB: 0 P: 9	R: 0 E: 0 K: 0 S: 12	H: 1 LOB: 2 BB: 1 P: 21	R: 0 E: 0 K: 0 S: 14	H: 0 LOB: 1 BB: 1 P: 20	R: 2 E: 0 K: 0 S: 19	H: 4 LOB: 2 BB: 0 P: 28	R: 0 E: 0 K: 0 S: 12	H: 1 LOB: 3 BB: 1 P: 22	R: 3 E: 0 K: 1 S: 16	H: 5 LOB: 2 BB: 1 P: 31	1B: 16 2B: 1 3B: 0 HR: 0	SF: 2 SAC: 0 DP: 0 HBP: 0	WP: 1 PB: 0 CS: 2	PA: 46				
PITCHER	IP	WLS	BF	H	R	ER	SO	BB	IBB	HBP	BLK	WP	HR	S	P	ERA	WHIP									
Brian Cooper, R ERA: 3.8	(1, 1)	6.0		29	9	5	4	0	2	0	0	0	0	76	115	6.00	1.833									
Shigetoshi Hasegawa, R ERA: 5.27	(7, 1)	2.0	H	9	3	0	0	0	1	0	0	0	0	26	42	0.00	2.000									
Troy Percival, R ERA: 4.85	(9, 1)	0.0	L	4	4	3	3	0	0	0	0	0	1	0	10	18	∞	∞								
Mark Petkovsek, R ERA: 6.33	(9, 1)	1.0		4	1	0	0	1	0	1	0	0	0	6	13	0.00	1.000									

Kansas City Royals @ Anaheim Angels
Edison International Field, Anaheim, CA
Tue Jun 20 2000, 10:05 PM EDT
Att: 16,711 - Sunny - 74 F

livebaseballscorecards.com

AB 40
R 8
H 17
RBI 8
BB 4
SO 1
LOB 15



Batter	1	2	3	4	5	6	7	8	9	AB	R	H	RBI	BB	SO	LOB	BOTTOM								
Darin Erstad, L OBP: 0.426, SLG: 0.559 (1, 7)	1-0 F8		4-0 HBP BB HR BB		0-0 G4-6-3 1B		4-0 FC3-6 BB		0-1 F8	3	1	1	0	2	0	0									
Kevin Stocker, S OBP: 0.365, SLG: 0.362 (1, 6)	0-0 G6-3		4-0 HBP HR BB		2-1 G4-6-3 1-2		0-1 FC3-6 BB 1-2			3	1	0	0	1	0	2									
Mo Vaughn, L OBP: 0.379, SLG: 0.575 (1, 3)	4-0 FC6-4 BB		3-2 1-2 2-3 HR HBP		0-1 F8		4-2 1-2 BB			1	1	0	0	2	0	0									
Tim Salmon, R OBP: 0.410, SLG: 0.544 (1, 9)	1-1 FC6-4 1-2		3-1 1-H 2-H 3-H HR		4-0 16 HR BB		2-3 K			3	2	1	4	1	1	3									
16 Garret Anderson, L OBP: 0.260, SLG: 0.487 (1, 8)		2-2 G4-3	2-0 F5		2-2 1-H HR		0-2 G3-1			4	1	1	2	0	0	0									
Troy Glaus, R OBP: 0.429, SLG: 0.645 (1, 5)		1-3 K		2-3 K		1-0 G6-3 HBP		0-0 G5-4-3 1B		3	0	1	0	0	2	0									
Bengie Molina, R OBP: 0.346, SLG: 0.440 (1, 2)	1-0 F8		0-1 1-4-3 1B		2-2 G6-3		0-2 G5-4-3 1-2			4	0	1	0	0	0	2									
Adam Kennedy, L OBP: 0.333, SLG: 0.416 (1, 4)			3-3 K		0-0 L4-3 1-2		2-1 F7		0-3 K	4	0	0	0	0	2	2									
Orlando Palmeiro, L OBP: 0.415, SLG: 0.405 (1, 10)			1-1 P6		1-2 F7		1-1 G6-3		2-2 F8	4	0	0	0	0	0	0									
Inning Stats	R: 0 E: 0 K: 0 S: 4	H: 0 LOB: 1 BB: 1 P: 10	R: 0 E: 0 K: 1 S: 7	H: 0 LOB: 0 BB: 0 P: 11	R: 4 E: 0 K: 1 S: 11	H: 1 LOB: 2 BB: 2 P: 31	R: 0 E: 0 K: 1 S: 6	H: 1 LOB: 0 BB: 0 P: 8	R: 0 E: 0 K: 0 S: 6	H: 1 LOB: 1 BB: 1 P: 9	R: 2 E: 0 K: 0 S: 10	H: 1 LOB: 2 BB: 1 P: 21	R: 0 E: 0 K: 0 S: 9	H: 0 LOB: 2 BB: 2 P: 20	R: 0 E: 0 K: 0 S: 7	H: 1 LOB: 0 BB: 0 P: 7	R: 0 E: 0 K: 1 S: 10	H: 0 LOB: 0 BB: 0 P: 12	1B: 3 2B: 1 3B: 0 HR: 2	SF: 0 SAC: 0 DP: 3 HBP: 2	WP: 0 PB: 0 CS: 0	PA: 37			
PITCHER	IP	WLS	BF	H	R	ER	SO	BB	IBB	HBP	BLK	WP	HR	S	P	ERA	WHIP								
Jeff Suppan, R ERA: 5.34	(1, 1)	6.0		26	4	6	3	4	0	2	0	0	0	44	90	9.00	1.333								
Jose Santiago, R ERA: 3.66	(7, 1)	2.0	W	8	1	0	0	1	2	0	0	0	0	16	27	0.00	1.500								
Ricky Bottalico, R ERA: 5.4	(9, 1)	1.0	S	3	0	0	0	1	0	0	0	0	0	10	12	0.00	0.000								

Kansas City Royals @ Anaheim Angels
Edison International Field, Anaheim, CA
Tue Jun 20 2000, 10:05 PM EDT
Att: 16,711 - Sunny - 74 F

livebaseballscorecards.com

AB 29
R 6
H 5
RBI 6
BB 6
SO 5
LOB 9



Batter	1	2	3	4	5	6	7	8	9	AB	R	H	RBI	BB	SO	LOB	TOP					
Johnny Damon, L (1, 7) OBP: 0.349, SLG: 0.422	G3		CS BB			L8			G1-3	3	0	0	0	1	0	1						
Jeff Reboulet, R (1, 4) OBP: 0.393, SLG: 0.348	F8		CS	F3			F5		1B	3	0	0	0	0	0	0						
Dave McCarty, R (9, PH) OBP: 0.366, SLG: 0.598									1B	1	0	1	0	0	0	0						
Luis Ordez, R (9, PR) OBP: 0.219, SLG: 0.172									1B	0	0	0	0	0	0	0						
Carlos Beltrán, S (1, 8) OBP: 0.329, SLG: 0.393	K			G5-3					1B	4	0	2	1	0	1	0						
Jermaine Dye, R (1, 9) OBP: 0.399, SLG: 0.636		K		L7			F7		F7	4	0	0	0	0	1	3						
29 Mike Sweeney, R (1, 3) OBP: 0.412, SLG: 0.588					G5-3		F7		F9	4	0	1	0	0	0	3						
Joe Randa, R (1, 5) OBP: 0.380, SLG: 0.463		1B								3	0	0	0	0	0	1						
Mark Quinn, R (1, 10) OBP: 0.330, SLG: 0.451		F9							F8	3	0	0	0	0	0	1						
Brian Johnson, R (1, 2) OBP: 0.227, SLG: 0.344										3	0	0	0	0	1	0						
Rey Sanchez, R (1, 6) OBP: 0.264, SLG: 0.305				K			F9		F9	3	0	0	0	0	1	0						
Inning Stats	R: 0 H: 0 E: 0 K: 1 S: 10	H: 0 LOB: 0 BB: 0 P: 11	R: 0 H: 1 E: 0 K: 1 S: 9	H: 1 LOB: 1 BB: 0 P: 14	R: 0 H: 0 E: 0 K: 1 S: 5	H: 0 LOB: 0 BB: 1 P: 9	R: 0 H: 0 E: 0 K: 0 S: 9	H: 0 LOB: 0 BB: 0 P: 13	R: 0 H: 0 E: 0 K: 0 S: 8	H: 0 LOB: 0 BB: 0 P: 12	R: 0 H: 0 E: 0 K: 0 S: 6	H: 0 LOB: 0 BB: 0 P: 8	R: 0 H: 1 E: 0 K: 0 S: 8	H: 1 LOB: 1 BB: 0 P: 13	R: 0 H: 0 E: 0 K: 0 S: 5	H: 0 LOB: 0 BB: 0 P: 5	R: 1 H: 3 E: 0 K: 0 S: 8	H: 3 LOB: 2 BB: 0 P: 11	1B: 5 2B: 0 3B: 0 HR: 0	SF: 0 SAC: 0 DP: 0 HBP: 0	WP: 0 PB: 0 SB: 0 CS: 1	PA: 33
PITCHER	IP	WLS	BF	H	R	ER	SO	BB	IBB	HBP	BLK	WP	HR	S	P	ERA	WHIP					
Jarrod Washburn, L (1, 1) ERA: 3.46	8.1	W	29	4	1	1	3	1	0	0	0	0	0	65	91	1.08	0.600					
Troy Percival, R (9, 1) ERA: 4.73	0.2	S	3	1	0	0	0	0	0	0	0	0	0	3	5	0.00	1.500					

Kansas City Royals @ Anaheim Angels
Edison International Field, Anaheim, CA
Wed Jun 21 2000, 10:05 PM EDT
Att: 16,169 - Sunny - 72 F

AB	31
R	1
H	5
RBI	1
BB	1
SO	3
LOB	9



Batter	1	2	3	4	5	6	7	8	9	AB	R	H	RBI	BB	SO	LOB	BOTTOM					
Darin Erstad, L (1, 7) OBP: 0.423, SLG: 0.565	G6-3		G3-1				G6-3			4	1	1	3	0	0	0						
Kevin Stocker, S (1, 6) OBP: 0.368, SLG: 0.362			F7				G5-3			3	0	1	0	1	0	0						
Mo Vaughn, L (1, 3) OBP: 0.377, SLG: 0.570										4	0	1	0	0	2	1						
Tim Salmon, R (1, 9) OBP: 0.408, SLG: 0.538										3	0	0	0	1	3	3						
16 Garret Anderson, L (1, 8) OBP: 0.259, SLG: 0.484										4	0	1	0	0	1	1						
Troy Glaus, R (1, 5) OBP: 0.424, SLG: 0.637										3	0	0	0	0	1	2						
Bengie Molina, R (1, 2) OBP: 0.341, SLG: 0.434										3	0	0	0	0	0	1						
Scott Spiezio, S (1, 10) OBP: 0.348, SLG: 0.424										3	0	0	0	0	0	1						
Adam Kennedy, L (1, 4) OBP: 0.337, SLG: 0.426										3	2	2	0	0	0	0						
Inning Stats	R: 0 H: 0 E: 0 K: 2 S: 13	H: 0 LOB: 1 BB: 1 P: 20	R: 0 H: 1 E: 0 K: 0 S: 6	H: 1 LOB: 0 BB: 0 P: 8	R: 0 H: 0 E: 0 K: 0 S: 7	H: 0 LOB: 0 BB: 0 P: 11	R: 0 H: 0 E: 0 K: 1 S: 6	H: 0 LOB: 1 BB: 1 P: 11	R: 2 H: 4 E: 0 K: 1 S: 14	H: 4 LOB: 2 BB: 0 P: 22	R: 0 H: 0 E: 0 K: 0 S: 5	H: 0 LOB: 0 BB: 0 P: 7	R: 1 H: 1 E: 0 K: 0 S: 9	H: 1 LOB: 0 BB: 0 P: 14	R: 0 H: 0 E: 0 K: 3 S: 9	H: 0 LOB: 0 BB: 0 P: 16	1B: 4 2B: 0 3B: 1 HR: 1	SF: 0 SAC: 0 DP: 0 HBP: 0	WP: 0 PB: 0 SB: 0 CS: 0	PA: 32		
PITCHER	IP	WLS	BF	H	R	ER	SO	BB	IBB	HBP	BLK	WP	HR	S	P	ERA	WHIP					
Mac Suzuki, R (1, 1) ERA: 3.79	7.0	L	29	6	3	3	4	2	0	0	0	0	0	60	93	3.86	1.143					
Jerry Spradlin, R (8, 1) ERA: 3.8	1.0		3	0	0	0	3	0	0	0	0	0	0	9	16	0.00	0.000					

Kansas City Royals @ Anaheim Angels
Edison International Field, Anaheim, CA
Wed Jun 21 2000, 10:05 PM EDT
Att: 16,169 - Sunny - 72 F

AB	30
R	3
H	6
RBI	3
BB	2
SO	7
LOB	9



Batter	1	2	3	4	5	6	7	8	9	AB	R	H	RBI	BB	SO	LOB	TOP				
Johnny Damon, L (1, 7) OBP: 0.345, SLG: 0.415	G6-3		K		P6		G4-3			4	0	0	0	0	1	1	Kansas City Royals @ Anaheim Angels Edison International Field, Anaheim, CA Thu Jun 22 2000, 10:05 PM EDT Att: 17,805 - Sunny - 73 F				
Jeff Reboulet, R (1, 4) OBP: 0.387, SLG: 0.337	K		BB		P5			G6-3		3	0	0	0	1	1	0					
Carlos Beltrán, S (1, 8) OBP: 0.328, SLG: 0.388	HR		F8		P4			G3		3	1	0	0	1	0	1					
Jermaine Dye, R (1, 9) OBP: 0.396, SLG: 0.642	HR		F8		F8			G5-3		4	1	1	2	0	0	0					
29 Mike Sweeney, R (1, 3) OBP: 0.410, SLG: 0.581	F8		BB	HBP	L5			G5-3		3	0	0	0	0	0	0					
Joe Randa, R (1, 5) OBP: 0.378, SLG: 0.459		G5-3		P4				G5-3		4	1	1	0	0	0	1					
Mark Quinn, R (1, 10) OBP: 0.333, SLG: 0.455	F7		BB				G6-3	G6-3		3	0	1	0	1	0	0					
Gregg Zaun, S (1, 2) OBP: 0.367, SLG: 0.323	F8		P6				G6-3	G6-3		3	0	0	1	0	0	3					
Rey Sanchez, R (1, 6) OBP: 0.260, SLG: 0.300			G4-3		G3			P4		3	0	0	0	0	0	1					
Inning Stats	R: 2 E: 0 K: 1 S: 8	H: 1 LOB: 0 BB: 1 P: 15	R: 0 E: 0 K: 0 S: 8	H: 0 LOB: 0 BB: 0 P: 13	R: 0 E: 0 K: 1 S: 10	H: 0 LOB: 1 BB: 1 P: 17	R: 0 E: 0 K: 0 S: 8	H: 0 LOB: 2 BB: 1 P: 19	R: 0 E: 0 K: 0 S: 6	H: 0 LOB: 0 BB: 0 P: 9	R: 1 E: 0 K: 0 S: 6	H: 2 LOB: 1 BB: 0 P: 9	R: 0 E: 0 K: 0 S: 7	H: 0 LOB: 0 BB: 0 P: 11	R: 0 E: 0 K: 0 S: 5	H: 0 LOB: 0 BB: 0 P: 8	1B: 1 2B: 1 3B: 0 HR: 1	SF: 0 SAC: 0 DP: 0 HBP: 1	WP: 0 PB: 0 SB: 0 CS: 0	PA: 34	
PITCHER	IP	WLS	BF	H	R	ER	SO	BB	IBB	HBP	BLK	WP	HR	S	P	ERA	WHIP				
Tim Belcher, R (1, 1) ERA: 3.18	6.0	W	25	3	3	3	2	3	0	1	0	0	1	50	86	4.50	1.000				
Mark Petkovsek, R (7, 1) ERA: 5.7	3.0	S	9	0	0	0	0	0	0	0	0	0	0	15	23	0.00	0.000				

AB 30
R 3
H 3
RBI 3
BB 3
SO 2
LOB 7



Batter	1	2	3	4	5	6	7	8	9	AB	R	H	RBI	BB	SO	LOB	BOTTOM				
Darin Erstad, L (1, 8) OBP: 0.427, SLG: 0.567	F8		E7		SH5-3		K			4	1	3	0	0	1	0	Kansas City Royals @ Anaheim Angels Edison International Field, Anaheim, CA Thu Jun 22 2000, 10:05 PM EDT Att: 17,805 - Sunny - 73 F				
Orlando Palmeiro, L (1, 7) OBP: 0.453, SLG: 0.415	G5-4-3		2B		SH5-3		G6-3			3	1	2	1	0	0	0					
Mo Vaughn, L (1, 3) OBP: 0.375, SLG: 0.569	F8		G4-3		K			K		4	0	1	0	0	2	3					
Tim Salmon, R (1, 9) OBP: 0.403, SLG: 0.529	G5-4-3		F8		K			F8		4	0	0	0	0	1	5					
16 Garret Anderson, L (1, 10) OBP: 0.259, SLG: 0.481		HR	G4-3		G4-3			G1-3		4	1	1	1	0	0	1					
Troy Glaus, R (1, 5) OBP: 0.423, SLG: 0.633	F9		G1-4-3		G6-3					3	0	1	0	0	0	2					
Bengie Molina, R (1, 2) OBP: 0.346, SLG: 0.452	HR				G6-3			G6-3		3	1	2	2	0	0	1					
Adam Kennedy, L (1, 4) OBP: 0.333, SLG: 0.422	F8		F7		G6-3			G6-3		3	0	0	0	0	0	2					
Benji Gil, R (1, 6) OBP: 0.273, SLG: 0.296	K		G6-4-3		G4-3					3	0	0	0	0	1	1					
Inning Stats	R: 0 E: 0 K: 0 S: 10	H: 2 LOB: 1 BB: 0 P: 16	R: 2 E: 0 K: 1 S: 12	H: 2 LOB: 0 BB: 0 P: 17	R: 2 E: 1 K: 0 S: 14	H: 3 LOB: 1 BB: 0 P: 20	R: 0 E: 0 K: 2 S: 10	H: 1 LOB: 0 BB: 0 P: 10	R: 0 E: 0 K: 0 S: 7	H: 1 LOB: 1 BB: 0 P: 14	R: 0 E: 0 K: 1 S: 7	H: 0 LOB: 0 BB: 0 P: 9	R: 0 E: 0 K: 1 S: 8	H: 0 LOB: 0 BB: 0 P: 13	R: 0 E: 0 K: 1 S: 5	H: 0 LOB: 0 BB: 0 P: 17	1B: 8 2B: 1 3B: 0 HR: 1	SF: 0 SAC: 1 DP: 2 HBP: 0	WP: 0 PB: 0 SB: 0 CS: 0	PA: 32	
PITCHER	IP	WLS	BF	H	R	ER	SO	BB	IBB	HBP	BLK	WP	HR	S	P	ERA	WHIP				
Jay Witasick, R (1, 1) ERA: 5.97	8.0	L	32	10	4	4	5	0	0	0	0	0	1	75	108	4.50	1.250				

AB 31
R 4
H 10
RBI 4
BB 0
SO 5
LOB 15



Batter	1	2	3	4	5	6	7	8	9	AB	R	H	RBI	BB	SO	LOB	TOP					
Johnny Damon, L OBP: 0.345, SLG: 0.414 (1, 7)	G1-3		F7			F7				4	0	1	0	1	0	2	Kansas City Royals @ Oakland Athletics Network Associates Coliseum, Oakland, CA Sat Jun 24 2000, 4:05 PM EDT Att: 25,318 - Sunny - 70 F					
Jeff Reboulet, R OBP: 0.386, SLG: 0.350 (1, 4)	F7		CS		F7					5	0	2	1	0	1	2						
Carlos Beltrán, S OBP: 0.327, SLG: 0.388 (1, 8)	G4-3				G4-3					5	1	1	0	0	1	3						
Jermaine Dye, R OBP: 0.397, SLG: 0.641 (1, 9)		F9			G6-3					5	1	1	0	0	0	2						
29 Mike Sweeney, R OBP: 0.410, SLG: 0.574 (1, 3)		P3								4	1	1	1	0	1	1						
Joe Randa, R OBP: 0.372, SLG: 0.457 (1, 5)					G4-3					5	1	2	0	0	1	2						
Mark Quinn, R OBP: 0.337, SLG: 0.470 (1, 10)										3	2	1	3	1	0	2						
Gregg Zaun, S OBP: 0.386, SLG: 0.365 (1, 2)					F7					4	1	2	0	0	0	0						
Luis Orta, R OBP: 0.282, SLG: 0.265 (1, 6)					E6					3	1	2	3	0	0	0						
Inning Stats	R: 0 E: 0 K: 0 S: 7	H: 0 LOB: 0 BB: 0 P: 10	R: 0 E: 0 K: 0 S: 9	H: 1 LOB: 1 BB: 0 P: 15	R: 0 E: 1 K: 0 S: 9	H: 0 LOB: 0 BB: 0 P: 14	R: 0 E: 0 K: 0 S: 5	H: 0 LOB: 0 BB: 0 P: 6	R: 3 E: 0 K: 2 S: 19	H: 4 LOB: 2 BB: 1 P: 33	R: 3 E: 0 K: 1 S: 12	H: 4 LOB: 1 BB: 0 P: 17	R: 0 E: 0 K: 0 S: 12	H: 1 LOB: 1 BB: 0 P: 18	R: 1 E: 0 K: 1 S: 15	H: 2 LOB: 2 BB: 1 P: 21	R: 1 E: 0 K: 0 S: 10	H: 1 LOB: 0 BB: 0 P: 13	1B: 8 2B: 3 3B: 1 HR: 1	SF: 2 SAC: 0 DP: 0 HBP: 0	WP: 0 PB: 0 SB: 4 CS: 1	PA: 43
PITCHER	IP	WLS	BF	H	R	ER	SO	BB	IBB	HBP	BLK	WP	HR	S	P	ERA	WHIP					
Gil Heredia, R ERA: 4.02 (1, 1)	5.1	L	25	8	6	6	3	1	0	0	0	0	1	56	90	10.12	1.688					
Doug Jones, R ERA: 4.79 (6, 1)	2.0		10	4	1	1	0	0	0	0	0	0	0	24	32	4.50	2.000					
T.J. Mathews, R ERA: 6.21 (8, 1)	1.2		7	1	1	1	1	0	1	0	0	0	0	18	25	5.40	0.600					

Batter	1	2	3	4	5	6	7	8	9	AB	R	H	RBI	BB	SO	LOB	BOTTOM					
Terrence Long, L OBP: 0.355, SLG: 0.477 (1, 8)	F5	G4-3			G4-3					5	2	2	0	0	0	2	Kansas City Royals @ Oakland Athletics Network Associates Coliseum, Oakland, CA Sat Jun 24 2000, 4:05 PM EDT Att: 25,318 - Sunny - 70 F					
Randy Velarde, R OBP: 0.418, SLG: 0.474 (1, 4)										4	0	2	1	1	1	1						
Jason Giambi, L OBP: 0.480, SLG: 0.669 (1, 3)										4	0	3	1	1	1	1						
Ben Grieve, L OBP: 0.360, SLG: 0.523 (1, 7)	G1-3				G4-6-3					5	0	0	0	0	1	7						
Matt Stairs, L OBP: 0.336, SLG: 0.405 (1, 9)										2	1	0	0	3	0	2						
Jeremy Giambi, L OBP: 0.344, SLG: 0.389 (1, 10)										4	0	0	0	0	0	5						
3 Eric Chavez, L OBP: 0.369, SLG: 0.506 (1, 5)										3	0	1	0	1	0	4						
Miguel Tejada, R OBP: 0.319, SLG: 0.437 (1, 6)										4	0	1	1	0	2	3						
Ramon Hernandez, R OBP: 0.329, SLG: 0.424 (1, 2)										3	0	0	0	1	0	3						
Inning Stats	R: 0 E: 0 K: 1 S: 12	H: 1 LOB: 1 BB: 0 P: 19	R: 1 E: 0 K: 0 S: 12	H: 1 LOB: 2 BB: 2 P: 24	R: 0 E: 0 K: 0 S: 9	H: 1 LOB: 1 BB: 1 P: 17	R: 0 E: 0 K: 0 S: 14	H: 1 LOB: 0 BB: 0 P: 20	R: 1 E: 0 K: 0 S: 8	H: 2 LOB: 0 BB: 0 P: 12	R: 0 E: 0 K: 1 S: 9	H: 0 LOB: 2 BB: 2 P: 21	R: 1 E: 1 K: 0 S: 14	H: 2 LOB: 3 BB: 2 P: 30	R: 0 E: 0 K: 1 S: 6	H: 0 LOB: 0 BB: 0 P: 8	R: 0 E: 0 K: 2 S: 10	H: 1 LOB: 1 BB: 0 P: 18	1B: 7 2B: 2 3B: 0 HR: 0	SF: 0 SAC: 0 DP: 2 HBP: 0	WP: 1 PB: 0 SB: 0 CS: 0	PA: 41
PITCHER	IP	WLS	BF	H	R	ER	SO	BB	IBB	HBP	BLK	WP	HR	S	P	ERA	WHIP					
Dan Reichert, R ERA: 4.25 (1, 1)	4.0		18	4	1	1	1	3	0	0	0	0	0	17	33	4.50	2.000					
Jeff D'Amico, R ERA: 9.64 (5, 1)	2.0		9	2	1	1	1	2	0	0	1	0	0	17	33	4.50	2.000					
Jose Santiago, R ERA: 3.74 (7, 1)	0.1		5	2	1	1	0	2	0	0	0	0	0	9	23	27.00	12.000					
Ricky Bottalico, R ERA: 5.0 (7, 1)	2.2	W	9	1	0	0	3	0	0	0	0	0	0	21	33	0.00	0.375					

AB	38
R	8
H	13
RBI	8
BB	2
SO	4
LOB	14



AB	34
R	3
H	9
RBI	3
BB	7
SO	5
LOB	28



Batter	1	2	3	4	5	6	7	8	9	AB	R	H	RBI	BB	SO	LOB	TOP					
Kenny Lofton, L (1, 8) OBP: 0.340, SLG: 0.395	G4-3		F7		F7		BB 2B HBP	1B 2B		3	0	0	0	0	0	0	Cleveland Indians @ Kansas City Royals Kauffman Stadium, Kansas City, MO Tue Jun 27 2000, 7:05 PM CDT Att: 16,908 - Cloudy - 72 F					
Jolbert Cabrera, R (7, 7) OBP: 0.284, SLG: 0.295										1	2	1	0	0	0							
Omar Vizquel, S (1, 6) OBP: 0.346, SLG: 0.356	G6-4-3 1B				G3		BB 2B	G6-3 FC8-2 1B		4	1	2	1	1	1	0						
Roberto Alomar, S (1, 4) Alex Ramirez, R (7, 9) OBP: 0.296, SLG: 0.449	G6-4-3				F7		L9	G6-3		4	0	1	0	0	0	4						
David Justice, L (1, 9) OBP: 0.363, SLG: 0.588										1	0	0	0	0	0	1						
Jim Thome, L (1, 3) OBP: 0.375, SLG: 0.603										3	2	0	1	2	1	2						
Richie Sexson, R (1, 7) OBP: 0.312, SLG: 0.463										4	3	4	4	1	0	0						
Enrique Wilson, S (1, 5) OBP: 0.398, SLG: 0.510										4	1	1	4	0	1	2						
Russell Branyan, L (1, 10) OBP: 0.352, SLG: 0.667										5	0	1	0	0	1	3						
Sandy Alomar Jr., R (1, 2) OBP: 0.377, SLG: 0.474										4	1	1	0	1	2	1						
Inning Stats	R: 0 E: 0 K: 0 S: 7	H: 1 LOB: 0 BB: 0 P: 11	R: 1 E: 0 K: 1 S: 9	H: 2 LOB: 2 BB: 1 P: 17	R: 0 E: 0 K: 2 S: 13	H: 1 LOB: 0 BB: 1 P: 20	R: 2 E: 0 K: 1 S: 10	H: 1 LOB: 0 BB: 1 P: 21	R: 0 E: 0 K: 0 S: 10	H: 0 LOB: 0 BB: 0 P: 13	R: 1 E: 0 K: 1 S: 8	H: 1 LOB: 1 BB: 1 P: 18	R: 4 E: 0 K: 0 S: 12	H: 2 LOB: 2 BB: 2 P: 26	R: 3 E: 0 K: 0 S: 10	H: 4 LOB: 0 BB: 0 P: 13	R: 1 E: 0 K: 1 S: 9	H: 1 LOB: 0 BB: 0 P: 14	1B: 5 2B: 5 3B: 0 HR: 4	SF: 1 SAC: 0 DP: 2 HBP: 1	WP: 1 PB: 0 CS: 0	PA: 44
PITCHER	IP WLS BF H R ER SO BB IBB HBP BLK WP HR S P ERA WHIP																					
Mac Suzuki, R (1, 1) ERA: 3.98	5.1 L 24 6 4 4 4 3 0 0 0 0 0 2 53 93 6.75 1.688																					
Brett Laxton, R (6, 1) ERA: 9.29	1.0 7 1 4 4 1 2 0 0 1 0 0 0 10 24 36.00 3.000																					
Jose Santiago, R (7, 1) ERA: 3.68	0.2 3 1 0 0 0 0 0 0 0 0 0 0 6 9 0.00 1.500																					
Miguel Batista, R (8, 1) ERA: 8.54	2.0 10 5 4 4 1 0 0 0 0 0 1 2 19 27 18.00 2.500																					

AB 37
R 12
H 13
RBI 12
BB 5
SO 6
LOB 15



Batter	1	2	3	4	5	6	7	8	9	AB	R	H	RBI	BB	SO	LOB	BOTTOM					
Johnny Damon, L (1, 7) OBP: 0.342, SLG: 0.408	G3		F8		FC5-4 1B		F7			4	0	0	0	0	0	1	Cleveland Indians @ Kansas City Royals Kauffman Stadium, Kansas City, MO Tue Jun 27 2000, 7:05 PM CDT Att: 16,908 - Cloudy - 72 F					
Jeff Reboulet, R (1, 4) OBP: 0.392, SLG: 0.365										4	0	2	0	0	1	0						
29 Mike Sweeney, R (1, 3) OBP: 0.409, SLG: 0.574										4	0	1	0	0	0	3						
Jermaine Dye, R (1, 9) OBP: 0.395, SLG: 0.629										3	0	0	0	0	0	4						
Mark Quinn, R (1, 10) OBP: 0.329, SLG: 0.455										4	0	0	0	0	3	1						
Joe Randa, R (1, 5) OBP: 0.378, SLG: 0.467										4	0	1	0	0	2	0						
Carlos Beltrán, S (1, 8) OBP: 0.320, SLG: 0.377										3	0	0	0	1	0	0						
Gregg Zaun, S (1, 2) OBP: 0.376, SLG: 0.392										4	1	1	1	0	2	2						
Rey Sanchez, R (1, 6) OBP: 0.262, SLG: 0.297										3	0	1	0	0	0	2						
Inning Stats	R: 0 E: 0 K: 0 S: 11	H: 1 LOB: 1 BB: 0 P: 16	R: 0 E: 0 K: 1 S: 18	H: 1 LOB: 2 BB: 1 P: 32	R: 0 E: 0 K: 1 S: 11	H: 1 LOB: 0 BB: 0 P: 17	R: 0 E: 0 K: 2 S: 12	H: 0 LOB: 0 BB: 0 P: 20	R: 1 E: 0 K: 0 S: 15	H: 3 LOB: 2 BB: 0 P: 27	R: 0 E: 0 K: 2 S: 10	H: 0 LOB: 0 BB: 0 P: 13	R: 0 E: 0 K: 1 S: 6	H: 0 LOB: 0 BB: 0 P: 11	R: 0 E: 0 K: 1 S: 12	H: 0 LOB: 1 BB: 0 P: 16	R: 0 E: 0 K: 0 S: 7	H: 0 LOB: 0 BB: 0 P: 12	1B: 3 2B: 2 3B: 0 HR: 1	SF: 0 SAC: 0 DP: 0 HBP: 1	WP: 0 PB: 0 CS: 0	PA: 35
PITCHER	IP WLS BF H R ER SO BB IBB HBP BLK WP HR S P ERA WHIP																					
Chuck Finley, L (1, 1) ERA: 3.98	5.0 W 22 6 1 1 4 1 0 0 0 0 0 1 67 112 1.80 1.400																					
Justin Speier, R (6, 1) ERA: 1.59	2.0 H 6 0 0 0 3 0 0 0 0 0 0 0 16 24 0.00 0.000																					
Jamie Brewington, R (8, 1) ERA: 3.0	2.0 7 0 0 0 1 0 0 0 1 0 0 0 19 28 0.00 0.000																					

AB 33
R 1
H 6
RBI 1
BB 1
SO 8
LOB 13



Batter	1	2	3	4	5	6	7	8	9	AB	R	H	RBI	BB	SO	LOB	TOP			
Enrique Wilson, S OBP: 0.383, SLG: 0.490	G6-3	G6-3			F7			F9		4	0	0	0	0	0	2	Cleveland Indians @ Kansas City Royals Kauffman Stadium, Kansas City, MO Wed Jun 28 2000, 7:05 PM CDT Att: 19,522 - Cloudy - 75 F			
Omar Vizquel, S OBP: 0.348, SLG: 0.355	P5		F8			1B		G6-3		4	0	1	0	0	0	0				
Roberto Alomar, S OBP: 0.341, SLG: 0.439	1B		F9			K			F7	3	1	1	0	1	1					
David Justice, L OBP: 0.361, SLG: 0.582	1-3				K				F7	4	0	1	0	0	2					
Jim Thome, L OBP: 0.371, SLG: 0.596	K				G6-3				SF8	3	0	0	1	0	1					
Richie Sexson, R OBP: 0.314, SLG: 0.461			F9		F9				1B	3	0	1	0	1	0					
Sandy Alomar Jr., R OBP: 0.307, SLG: 0.460			F8		P4				G4-3	4	0	0	0	0	2					
Alex Ramirez, R OBP: 0.298, SLG: 0.438										2	0	0	0	1	0					
Jolbert Cabrera, R OBP: 0.274, SLG: 0.284			F9						G4-3	3	0	0	0	0	1					
Inning Stats	R: 0 H: 1 E: 0 K: 1 S: 15	H: 1 LOB: 2 BB: 1 P: 27	R: 0 H: 0 E: 0 K: 0 S: 6	H: 0 LOB: 2 BB: 2 P: 16	R: 0 H: 0 E: 0 K: 1 S: 9	H: 0 LOB: 0 BB: 0 P: 15	R: 0 H: 0 E: 0 K: 0 S: 3	H: 0 LOB: 0 BB: 0 P: 3	R: 0 H: 1 E: 0 K: 2 S: 10	H: 0 LOB: 1 BB: 0 P: 16	R: 0 H: 0 E: 0 K: 0 S: 7	H: 0 LOB: 0 BB: 0 P: 10	R: 0 H: 0 E: 0 K: 0 S: 4	H: 0 LOB: 0 BB: 0 P: 5	R: 1 H: 2 E: 0 K: 0 S: 13	H: 2 LOB: 1 BB: 0 P: 17	1B: 4 2B: 0 3B: 0 HR: 0	SF: 1 SAC: 0 DP: 0 HBP: 0	WP: 0 PB: 0 SB: 1 CS: 0	PA: 34
PITCHER Jay Witasick, R ERA: 5.32	IP: 9.0 WLS: W BF: 34 H: 4 R: 1 ER: 1 SO: 5 BB: 3 IBB: 0 HBP: 0 BLK: 0 WP: 0 HR: 0 S: 75 P: 120 ERA: 1.00 WHIP: 0.778																			

Batter	1	2	3	4	5	6	7	8	9	AB	R	H	RBI	BB	SO	LOB	BOTTOM			
Johnny Damon, L OBP: 0.347, SLG: 0.409	1B		1B		F9					2	2	1	0	2	0	0	Cleveland Indians @ Kansas City Royals Kauffman Stadium, Kansas City, MO Wed Jun 28 2000, 7:05 PM CDT Att: 19,522 - Cloudy - 75 F			
Jeff Reboulet, R OBP: 0.395, SLG: 0.370	1B		1B							4	1	2	1	0	1	1				
29 Mike Sweeney, R OBP: 0.407, SLG: 0.589	FC6-4		1B							4	2	1	2	0	0	2				
Jermaine Dye, R OBP: 0.399, SLG: 0.640	K		1B							3	2	2	1	1	1	1				
Mark Quinn, R OBP: 0.327, SLG: 0.451	FC4		FC6-4							4	0	1	1	0	0	3				
Joe Randa, R OBP: 0.376, SLG: 0.464			FC4							4	0	1	3	0	0	1				
Carlos Beltrán, S OBP: 0.316, SLG: 0.371			F7							4	0	0	0	0	0	3				
Jorge Fabregas, L OBP: 0.306, SLG: 0.256	G6-3									4	0	0	0	0	0	0				
Rey Sanchez, R OBP: 0.262, SLG: 0.296			1B							4	1	1	0	0	0	0				
Inning Stats	R: 1 H: 1 E: 0 K: 1 S: 14	H: 1 LOB: 1 BB: 1 P: 23	R: 0 H: 0 E: 0 K: 0 S: 6	H: 0 LOB: 0 BB: 0 P: 9	R: 4 H: 4 E: 0 K: 0 S: 11	H: 4 LOB: 1 BB: 1 P: 22	R: 0 H: 0 E: 0 K: 0 S: 6	H: 0 LOB: 0 BB: 0 P: 8	R: 2 H: 3 E: 1 K: 0 S: 12	H: 3 LOB: 1 BB: 0 P: 20	R: 0 H: 0 E: 0 K: 1 S: 9	H: 0 LOB: 1 BB: 1 P: 17	R: 1 H: 1 E: 0 K: 0 S: 7	H: 1 LOB: 0 BB: 0 P: 10	R: 0 H: 0 E: 0 K: 0 S: 6	H: 0 LOB: 0 BB: 0 P: 8	1B: 8 2B: 0 3B: 0 HR: 1	SF: 0 SAC: 0 DP: 1 HBP: 0	WP: 0 PB: 0 SB: 0 CS: 0	PA: 36
PITCHER Kane Davis, R ERA: 12.15 Brian Williams, R ERA: 7.75 Andrew Lorraine, L ERA: 6.31	IP: 4.1 WLS: L BF: 24 H: 8 R: 7 ER: 6 SO: 1 BB: 1 IBB: 0 HBP: 0 BLK: 0 WP: 0 HR: 0 S: 17 P: 28 ERA: 3.38 WHIP: 0.750																			



Batter	1	2	3	4	5	6	7	8	9	AB	R	H	RBI	BB	SO	LOB	TOP					
Kenny Lofton, L OBP: 0.335, SLG: 0.388 (1, 8)	G3-1		P6		F8			G4-3		4	0	0	0	0	0	2	Cleveland Indians @ Kansas City Royals Kauffman Stadium, Kansas City, MO Thu Jun 29 2000, 7:05 PM CDT Att: 25,295 - Cloudy - 80 F					
Omar Vizquel, S OBP: 0.344, SLG: 0.350 (1, 6)	F7		F5		G1-6-3			L3		4	0	0	0	0	0	2						
Roberto Alomar, S OBP: 0.343, SLG: 0.436 (1, 4)	BB		F9					G4-3		2	0	0	0	2	0	0						
Jim Thome, L OBP: 0.372, SLG: 0.593 (1, 3)	BB				F7					3	0	1	0	1	1	0						
Travis Fryman, R OBP: 0.408, SLG: 0.552 (1, 5)	K									3	1	1	0	1	1	4						
Richie Sexson, R OBP: 0.310, SLG: 0.455 (1, 7)			K		F8					4	0	0	0	0	2	4						
Russell Branyan, L OBP: 0.347, SLG: 0.656 (1, 10)			K		F9					4	0	1	1	0	1	1						
Alex Ramirez, R OBP: 0.307, SLG: 0.440 (1, 9)										4	0	2	0	0	0	1						
Einar Diaz, R OBP: 0.327, SLG: 0.400 (1, 2)			K							2	0	0	0	1	1	1						
Inning Stats	R: 0 E: 0 K: 1 S: 9	H: 0 LOB: 2 BB: 2 P: 22	R: 0 E: 0 K: 3 S: 12	H: 1 LOB: 1 BB: 0 P: 19	R: 0 E: 0 K: 0 S: 8	H: 0 LOB: 0 BB: 0 P: 12	R: 0 E: 0 K: 0 S: 7	H: 1 LOB: 1 BB: 0 P: 10	R: 0 E: 0 K: 0 S: 9	H: 1 LOB: 1 BB: 1 P: 16	R: 0 E: 0 K: 0 S: 13	H: 1 LOB: 1 BB: 1 P: 19	R: 0 E: 0 K: 0 S: 6	H: 0 LOB: 0 BB: 0 P: 8	R: 0 E: 0 K: 0 S: 7	H: 0 LOB: 0 BB: 0 P: 8		R: 1 E: 0 K: 2 S: 12	H: 1 LOB: 1 BB: 1 P: 20	1B: 4 2B: 1 3B: 0 HR: 0	SF: 0 SAC: 0 DP: 2 HBP: 0	WP: 0 PB: 0 SB: 1 CS: 1
PITCHER	IP	WLS	BF	H	R	ER	SO	BB	IBB	HBP	BLK	WP	HR	S	P	ERA	WHIP					
Chad Durbin, R ERA: 8.4 (1, 1)	8.2	W	34	5	1	1	6	5	0	0	0	0	0	81	132	1.04	1.154					
Ricky Bottalico, R ERA: 4.95 (9, 1)	0.1		1	0	0	0	0	0	0	0	0	0	0	2	2	0.00	0.000					

Batter	1	2	3	4	5	6	7	8	9	AB	R	H	RBI	BB	SO	LOB	BOTTOM						
Johnny Damon, L OBP: 0.346, SLG: 0.405 (1, 7)	BB				F9			P4		3	1	0	0	1	0	1	Cleveland Indians @ Kansas City Royals Kauffman Stadium, Kansas City, MO Thu Jun 29 2000, 7:05 PM CDT Att: 25,295 - Cloudy - 80 F						
Jeff Reboulet, R OBP: 0.396, SLG: 0.364 (1, 4)	BB				F9					2	1	0	0	2	0	0							
29 Mike Sweeney, R OBP: 0.408, SLG: 0.566 (1, 3)	BB									2	1	0	0	2	0	1							
Jermaine Dye, R OBP: 0.401, SLG: 0.636 (1, 9)	BB									2	0	0	1	2	1	1							
Mark Quinn, R OBP: 0.321, SLG: 0.444 (1, 10)										3	0	0	1	0	0	2							
Joe Randa, R OBP: 0.375, SLG: 0.472 (1, 5)										4	1	1	2	0	0	3							
Carlos Beltrán, S OBP: 0.322, SLG: 0.398 (1, 8)	K									4	2	3	2	0	1	1							
Jorge Fabregas, L OBP: 0.292, SLG: 0.244 (1, 2)										4	0	0	0	0	2	1							
Rey Sanchez, R OBP: 0.263, SLG: 0.294 (1, 6)										2	0	0	0	1	0	0							
Inning Stats	R: 3 E: 0 K: 1 S: 16	H: 0 LOB: 4 BB: 4 P: 36	R: 0 E: 0 K: 0 S: 6	H: 0 LOB: 0 BB: 0 P: 10	R: 0 E: 0 K: 1 S: 7	H: 0 LOB: 1 BB: 1 P: 14	R: 2 E: 0 K: 0 S: 14	H: 2 LOB: 1 BB: 1 P: 23	R: 0 E: 0 K: 0 S: 7	H: 0 LOB: 2 BB: 2 P: 18	R: 1 E: 0 K: 1 S: 8	H: 1 LOB: 0 BB: 0 P: 10	R: 0 E: 0 K: 0 S: 6	H: 0 LOB: 0 BB: 0 P: 7	R: 0 E: 0 K: 1 S: 11	H: 1 LOB: 1 BB: 0 P: 15		1B: 1 2B: 1 3B: 0 HR: 3	SF: 1 SAC: 0 DP: 1 HBP: 0	WP: 0 PB: 0 SB: 0 CS: 1	PA: 35		
PITCHER	IP	WLS	BF	H	R	ER	SO	BB	IBB	HBP	BLK	WP	HR	S	P	ERA	WHIP						
Bartolo Colon, R ERA: 4.42 (1, 1)	3.2	L	18	2	5	5	2	6	0	0	0	0	0	2	41	81	12.27	2.182					
Andrew Lorraine, L ERA: 6.16 (4, 1)	2.1		10	1	1	1	1	2	0	0	0	0	1	17	30	3.86	1.286						
Paul Shuey, R ERA: 2.65 (7, 1)	1.0		3	0	0	0	0	0	0	0	0	0	0	6	7	0.00	0.000						
Jamie Brewington, R ERA: 2.77 (8, 1)	1.0		4	1	0	0	1	0	0	0	0	0	0	11	15	0.00	1.000						

AB	30
R	1
H	5
RBI	1
BB	5
SO	6
LOB	15



Batter	1	2	3	4	5	6	7	8	9	AB	R	H	RBI	BB	SO	LOB	TOP		
Luis Polonia, L (1, 9) OBP: 0.309, SLG: 0.371 Rich Becker, L (7, 9) OBP: 0.370, SLG: 0.394	F8		F7		F7		K		F9	3	1	0	0	0	1	2			
Robert Fick, L (1, 3) OBP: 0.355, SLG: 0.358	K		K		K				FC6-4 BB	3	1	1	3	1	2	1			
Bobby Higginson, L (1, 7) OBP: 0.382, SLG: 0.560	G1-3		F8						FC6-4 BB	3	0	1	0	1	0	0			
Juan Gonzalez, R (1, 10) OBP: 0.313, SLG: 0.512			G5-3						FC6-4 BB	4	0	1	0	0	0	3			
Dean Palmer, R (1, 5) OBP: 0.358, SLG: 0.515	K				G4-3				F8	3	0	0	0	1	2	3			
Damon Easley, R (1, 4) OBP: 0.348, SLG: 0.356	F9				F9				K	4	0	0	0	0	1	5			
Juan Encarnacion, R (1, 8) OBP: 0.349, SLG: 0.430	F9				G3-1				FC6-4	4	0	0	0	0	0	1			
Brad Ausmus, R (1, 2) OBP: 0.340, SLG: 0.352					G5-3				G6-3	3	1	1	0	1	0	0			
Deivi Cruz, R (1, 6) OBP: 0.302, SLG: 0.420					K				G6-3	4	0	1	0	0	1	2			
Inning Stats	R: 0 H: 0 E: 0 K: 1 S: 11	H: 0 LOB: 0 BB: 0 P: 18	R: 0 H: 1 E: 0 K: 1 S: 9	LOB: 1 BB: 0 P: 16	R: 3 H: 1 E: 0 K: 1 S: 6	LOB: 0 BB: 1 P: 15	R: 0 H: 0 E: 0 K: 0 S: 8	H: 0 LOB: 0 BB: 0 P: 11	R: 0 H: 0 E: 1 K: 1 S: 10	LOB: 1 BB: 0 P: 14	R: 0 H: 1 E: 0 K: 1 S: 12	H: 1 LOB: 1 BB: 1 P: 22	R: 0 H: 1 E: 0 K: 1 S: 9	H: 1 LOB: 2 BB: 2 P: 21	R: 0 H: 0 E: 0 K: 0 S: 9	H: 1 LOB: 1 BB: 0 P: 15	1B: 3 2B: 1 3B: 0 HR: 1	SF: 0 SAC: 0 DP: 0 HBP: 1	WP: 2 PA: 37
PITCHER	IP	WLS	BF	H	R	ER	SO	BB	IBB	HBP	BLK	WP	HR	S	P	ERA	WHIP		
Dan Reichert, R (1, 1) ERA: 4.28	6.0	L	24	3	3	3	5	2	0	1	0	2	1	56	96	4.50	0.833		
Doug Bochtler, R (7, 1) ERA:	1.0		6	1	0	0	1	2	0	0	0	0	0	12	22	0.00	3.000		
Jerry Spradlin, R (8, 1) ERA: 3.69	2.0		7	1	0	0	1	0	0	0	0	0	0	15	25	0.00	0.500		

Detroit Tigers @ Kansas City Royals
Kauffman Stadium, Kansas City, MO
Fri Jun 30 2000, 7:05 PM CDT
Att: 23,396 - Cloudy - 80 F

AB	32
R	3
H	5
RBI	3
BB	4
SO	7
LOB	18



Batter	1	2	3	4	5	6	7	8	9	AB	R	H	RBI	BB	SO	LOB	BOTTOM			
Johnny Damon, L (1, 7) OBP: 0.345, SLG: 0.403	K		F7						G6-3	4	1	1	0	0	1	1				
Jeff Reboulet, R (1, 4) OBP: 0.385, SLG: 0.354 Mark Quinn, R (8, PH) OBP: 0.324, SLG: 0.447	G1-3				K				F9	3	0	0	0	0	1	0				
29 Mike Sweeney, R (1, 3) OBP: 0.412, SLG: 0.571					G3-1				K	4	0	3	1	0	0	0				
Jermaine Dye, R (1, 9) OBP: 0.399, SLG: 0.630									2B	4	0	1	0	0	0	3				
Carlos Beltrán, S (1, 8) OBP: 0.318, SLG: 0.392									F7	4	0	0	0	0	0	3				
Joe Randa, R (1, 5) OBP: 0.371, SLG: 0.467									F7	4	0	0	0	0	0	3				
Todd Dunwoody, L (1, 10) OBP: 0.273, SLG: 0.325									K	3	0	0	0	0	1	1				
Gregg Zaun, S (1, 2) OBP: 0.365, SLG: 0.378									F6	3	0	0	0	0	0	0				
Rey Sanchez, R (1, 6) OBP: 0.264, SLG: 0.296 Scott Pose, L (8, PH) OBP: 0.333, SLG: 0.226 Luis Ordaz, R (9, 6) OBP: 0.256, SLG: 0.237									F9	3	0	0	0	0	0	0				
									G3-1	3	0	0	0	0	0	0				
									G6-3	3	0	0	0	0	0	0				
									F8	2	0	1	0	0	1	0				
									G3	1	0	0	0	0	0	0				
									K	2	0	1	0	0	1	0				
									G6-3	0	0	0	0	0	0	0				
Inning Stats	R: 0 H: 1 E: 0 K: 1 S: 11	H: 0 LOB: 0 BB: 0 P: 17	R: 0 H: 0 E: 0 K: 0 S: 6	LOB: 0 BB: 0 P: 10	R: 0 H: 1 E: 0 K: 0 S: 5	LOB: 1 BB: 0 P: 8	R: 0 H: 1 E: 0 K: 1 S: 11	H: 1 LOB: 1 BB: 0 P: 14	R: 0 H: 0 E: 0 K: 0 S: 7	H: 0 LOB: 0 BB: 0 P: 12	R: 0 H: 0 E: 0 K: 1 S: 8	H: 0 LOB: 0 BB: 0 P: 13	R: 0 H: 1 E: 0 K: 1 S: 7	H: 1 LOB: 1 BB: 0 P: 9	R: 0 H: 0 E: 0 K: 0 S: 7	H: 0 LOB: 0 BB: 0 P: 11	R: 1 H: 3 E: 0 K: 0 S: 8	LOB: 1 BB: 0 3B: 0 HR: 0	SF: 0 SAC: 0 DP: 1 HBP: 0	WP: 0 PA: 32
PITCHER	IP	WLS	BF	H	R	ER	SO	BB	IBB	HBP	BLK	WP	HR	S	P	ERA	WHIP			
Jeff Weaver, R (1, 1) ERA: 4.26	8.0	W	29	6	1	1	4	0	0	0	0	0	0	65	98	1.12	0.750			
Todd Jones, R (9, 1) ERA: 2.96	1.0	S	3	1	0	0	0	0	0	0	0	0	0	5	8	0.00	1.000			

Detroit Tigers @ Kansas City Royals
Kauffman Stadium, Kansas City, MO
Fri Jun 30 2000, 7:05 PM CDT
Att: 23,396 - Cloudy - 80 F

AB	32
R	1
H	7
RBI	1
BB	0
SO	4
LOB	8



Batter	1	2	3	4	5	6	7	8	9	AB	R	H	RBI	BB	SO	LOB	TOP				
Rich Becker, L (1, 9) OBP: 0.388, SLG: 0.400	G6-3		G3 1B	1B BB		3-2 CS 1B		SH5-4 BB	4-2 BB	3	1	2	0	3	0	0					
Brad Ausmus, R (1, 2) OBP: 0.341, SLG: 0.352	G6-3		SF9			G6-3		SH5-4	4-0 BB	3	0	1	2	1	0	1					
Bobby Higginson, L (1, 7) OBP: 0.361, SLG: 0.566	FC6-4 1B		G3	G3-1			HR	K	1-2 BB	6	1	2	1	0	1	7					
Juan Gonzalez, R (1, 10) OBP: 0.318, SLG: 0.514	FC6-4		2B 1B			BB 1B		F9		5	1	3	1	0	0	2					
Tony Clark, S (1, 3) OBP: 0.347, SLG: 0.557 Shane Halter, R (9, PR) OBP: 0.313, SLG: 0.355			1B 2B			K		FC1-5 1B	0-0 1B	4	1	2	0	1	1	1					
Dean Palmer, R (1, 5) OBP: 0.367, SLG: 0.532			HR	1B		BB		FC5 FC1-5 1B	0-0 1-2	4	1	3	3	1	1	2					
Damion Easley, R (1, 4) OBP: 0.342, SLG: 0.348	F8		P4			BB		FC1-5 1B	2-1 1-2	4	1	0	0	1	0	3					
Juan Encarnacion, R (1, 8) OBP: 0.342, SLG: 0.421	B5-3			G6-3		F8		FC5 1B	0-0 1-2	5	1	0	0	0	0	5					
Deivi Cruz, R (1, 6) OBP: 0.301, SLG: 0.418 Robert Fick, L (9, PH) OBP: 0.359, SLG: 0.364			1B SF9 1B	F8		F3		BB S 1B	0-1 1-3	4	1	1	0	0	0	3					
Inning Stats	R: 0 E: 0 K: 0 S: 11	H: 1 LOB: 1 BB: 0 P: 14	R: 1 E: 0 K: 0 S: 8	H: 1 LOB: 0 BB: 0 P: 10	R: 4 E: 0 K: 0 S: 15	H: 5 LOB: 1 BB: 0 P: 28	R: 0 E: 0 K: 0 S: 9	H: 1 LOB: 2 BB: 1 P: 19	R: 0 E: 0 K: 1 S: 16	H: 1 LOB: 3 BB: 2 P: 30	R: 0 E: 0 K: 0 S: 4	H: 0 LOB: 0 BB: 0 P: 5	R: 0 E: 0 K: 1 S: 7	H: 0 LOB: 1 BB: 1 P: 14	R: 2 E: 0 K: 0 S: 12	H: 3 LOB: 3 BB: 2 P: 23	1B: 12 2B: 1 3B: 0 HR: 2	SF: 1 SAC: 1 DP: 0 HBP: 0	WP: 0 PB: 0 SB: 1 CS: 1	PA: 48	
PITCHER	IP	WLS	BF	H	R	ER	SO	BB	IBB	HBP	BLK	WP	HR	S	P	ERA	WHIP				
Jeff Suppan, R (1, 1) ERA: 5.57	3.2		20	8	5	5	0	1	0	0	0	0	1	42	68	12.27	2.455				
Jeff D'Amico, R (4, 1) ERA: 8.49	2.1		13	4	1	1	2	3	0	0	0	0	1	28	57	3.86	3.000				
Jose Santiago, R (7, 1) ERA: 3.52	2.0		7	0	0	0	1	1	0	0	0	0	0	11	19	0.00	0.500				
Ricky Bottalico, R (9, 1) ERA: 5.3	1.0	L	8	3	2	2	0	2	0	0	0	0	0	12	23	18.00	5.000				

Detroit Tigers @ Kansas City Royals
Kauffman Stadium, Kansas City, MO
Sat Jul 01 2000, 7:05 PM CDT
Att: 21,271 - Cloudy - 84 F

AB	39
R	8
H	15
RBI	8
BB	7
SO	3
LOB	24



Batter	1	2	3	4	5	6	7	8	9	AB	R	H	RBI	BB	SO	LOB	BOTTOM					
Johnny Damon, L (1, 7) OBP: 0.354, SLG: 0.409	G1-6-3 BB					1B 29 1B	1B 29 BLK		G6-4-3 1B	3	2	3	0	2	0	0						
Luis Orta, R (1, 4) OBP: 0.261, SLG: 0.244 Dave McCarty, R (7, PH) OBP: 0.364, SLG: 0.579 Jeff Reboulet, R (8, 4) OBP: 0.386, SLG: 0.351	G1-6-3		G5-3			29 1B	29 1B BLK		G6-4-3	3	1	1	0	0	0	2						
29 Mike Sweeney, R (1, 3) OBP: 0.418, SLG: 0.575						1B	1B			5	1	4	1	0	0	0						
Jermaine Dye, R (1, 9) OBP: 0.396, SLG: 0.625	F7			L9		FC1-6 1B	SF9		K	4	0	1	2	0	1	2						
Mark Quinn, R (1, 10) OBP: 0.323, SLG: 0.443			G5-3	FC6-4 1B		FC1-6 1B	F8			4	0	1	0	0	0	3						
Joe Randa, R (1, 5) OBP: 0.370, SLG: 0.464			G1-4-3	FC6-4		G6-4-3 1B			F9	4	0	1	1	0	0	1						
Carlos Beltrán, S (1, 8) OBP: 0.314, SLG: 0.387			F7			G6-4-3			G4-3	4	0	0	0	0	0	2						
Jorge Fabregas, L (1, 2) OBP: 0.290, SLG: 0.279			G4-3			G4-3			G6-3	4	1	1	1	0	0	0						
Rey Sanchez, R (1, 6) OBP: 0.264, SLG: 0.295			K			G6-3			K	4	1	1	0	0	2	0						
Inning Stats	R: 0 E: 0 K: 0 S: 8	H: 1 LOB: 1 BB: 1 P: 15	R: 0 E: 0 K: 0 S: 7	H: 0 LOB: 0 BB: 0 P: 10	R: 0 E: 0 K: 1 S: 9	H: 0 LOB: 1 BB: 1 P: 19	R: 0 E: 0 K: 0 S: 10	H: 1 LOB: 1 BB: 0 P: 13	R: 0 E: 0 K: 0 S: 6	H: 0 LOB: 0 BB: 0 P: 8	R: 3 E: 0 K: 0 S: 20	H: 5 LOB: 1 BB: 0 P: 31	R: 3 E: 0 K: 0 S: 18	H: 4 LOB: 1 BB: 0 P: 24	R: 1 E: 0 K: 1 S: 8	H: 1 LOB: 0 BB: 0 P: 11	R: 0 E: 0 K: 1 S: 11	H: 2 LOB: 1 BB: 0 P: 16	1B: 13 2B: 0 3B: 0 HR: 1	SF: 1 SAC: 0 DP: 3 HBP: 0	WP: 0 PB: 0 SB: 0 CS: 0	PA: 40
PITCHER	IP	WLS	BF	H	R	ER	SO	BB	IBB	HBP	BLK	WP	HR	S	P	ERA	WHIP					
Brian Moehler, R (1, 1) ERA: 3.62	5.1		24	7	3	3	1	2	0	0	0	0	0	7	13	18.00	2.000					
Danny Patterson, R (6, 1) ERA: 3.52	1.0	H	4	2	2	2	0	0	0	0	0	0	0	7	13	18.00	2.000					
Doug Brocail, R (7, 1) ERA: 4.86	1.2	W	8	3	2	2	1	0	0	0	1	0	1	21	26	10.80	1.800					
Todd Jones, R (9, 1) ERA: 2.86	1.0	S	4	2	0	0	1	0	0	0	0	0	0	11	16	0.00	2.000					

Detroit Tigers @ Kansas City Royals
Kauffman Stadium, Kansas City, MO
Sat Jul 01 2000, 7:05 PM CDT
Att: 21,271 - Cloudy - 84 F


AB	37
R	7
H	14
RBI	6
BB	2
SO	3
LOB	11



Batter	1	2	3	4	5	6	7	8	9	AB	R	H	RBI	BB	SO	LOB	TOP					
Luis Polonia, L (1, 9) Wendell Magee, R (7, 9)	3-2 HR		1-2 G3		1-0 F8		0-1 L4			4	1	1	1	0	0	0						
Rich Becker, L (1, 8) Bobby Higginson, L (1, 7)	1-2 F7		4-2 BB		2-0 G4-3			4-2 1B BB		2	0	0	0	2	0	0						
Juan Gonzalez, R (1, 10)	0-3 K		3-3 K		3-2 1B 3B			0-0 F7		4	1	1	0	0	2	2						
Tony Clark, S (1, 3) Robert Fick, L (6, 3)	0-0 F3		4-1 BB BB		1-2 FC5-4 1B			1-0 1B		3	0	2	1	1	0	0						
Dean Palmer, R (1, 5)	2-3 K		1-3 K		1-1 F7			3-2 F7		3	0	0	0	0	2	2						
Damion Easley, R (1, 4)	0-3 K		2-0 F8		1-3 K			2-1 G4-3		4	0	0	0	0	2	4						
Brad Ausmus, R (1, 2)	0-0 S 1B		4-2 BB		2-0 FC5-4			1-0 SH5-3 L9-2 2B		3	0	2	0	1	0	1						
Shane Halter, R (1, 6)	0-1 F3		3-3 K		1-2 F9			0-0 SH5-3		3	0	0	0	0	1	3						
Inning Stats	R: 1 H: 1 E: 0 K: 1 S: 10	L: 1 LOB: 0 BB: 0 P: 14	R: 0 H: 1 E: 0 K: 2 S: 12	L: 1 LOB: 1 BB: 0 P: 14	R: 0 H: 0 E: 0 K: 2 S: 11	L: 0 LOB: 1 BB: 2 P: 21	R: 0 H: 0 E: 0 K: 2 S: 11	L: 0 LOB: 2 BB: 2 P: 25	R: 0 H: 0 E: 0 K: 0 S: 3	L: 0 LOB: 0 BB: 0 P: 6	R: 1 H: 2 E: 0 K: 1 S: 14	L: 2 LOB: 1 BB: 1 P: 22	R: 0 H: 0 E: 0 K: 0 S: 6	L: 0 LOB: 0 BB: 0 P: 10	R: 0 H: 1 E: 0 K: 0 S: 10	L: 2 LOB: 2 BB: 1 P: 20	R: 0 H: 1 E: 0 K: 0 S: 5	L: 1 LOB: 2 BB: 0 P: 7	1B: 3 2B: 2 3B: 1 HR: 1	SF: 0 SAC: 1 DP: 1 HBP: 0	WP: 0 PB: 0 SB: 1 CS: 1	PA: 36
PITCHER	IP	WLS	BF	H	R	ER	SO	BB	IBB	HBP	BLK	WP	HR	S	P	ERA	WHIP					
Mac Suzuki, R (1, 1) Jerry Spradlin, R (8, 1)	7.0	L	29	4	2	2	8	4	0	0	0	0	1	69	118	2.57	1.143					

Detroit Tigers @ Kansas City Royals
Kauffman Stadium, Kansas City, MO
Sun Jul 02 2000, 1:05 PM CDT
Att: 17,500 - Cloudy - 90 F


AB 31
R 2
H 6
RBI 2
BB 4
SO 8
LOB 15



Batter	1	2	3	4	5	6	7	8	9	AB	R	H	RBI	BB	SO	LOB	BOTTOM				
Johnny Damon, L (1, 10)	2-0 CS 1B		0-3 K			3-3 K		4-2 BB		3	0	1	0	1	2	0					
Jeff Reboulet, R (1, 4) Scott Pose, L (8, PH) Rey Sanchez, R (9, 6)	2-3 K		1-1 G5-3		0-3 K			2-3 K		3	0	0	0	0	2	1					
29 Mike Sweeney, R (1, 3)	2-1 F9		1-1 F9		0-1 F7			2-1 G6-3		4	0	0	0	0	0	0					
Jermaine Dye, R (1, 9)	2-3 K		0-0 G1-3		3-1 L5			0-3 K		4	0	0	0	0	2	0					
Mark Quinn, R (1, 7)	0-0 3B		4-2 BB		1-0 F7			0-3 K		3	0	1	0	1	1	0					
Joe Randa, R (1, 5)	0-0 F3		2-0 F8		1-0 FC4-6 1B			1-2 FC4-6 BB		3	0	1	0	0	0	2					
Carlos Beltrán, S (1, 8)	3-3 K		0-0 P6		1-2 FC4-6 BB			1-2 FC4-6 BB		3	0	0	0	0	1	3					
Gregg Zaun, S (1, 2) Luis Ordez, R (1, 6) Dave McCarty, R (8, PH) Jorge Fabregas, L (9, 2)	2-2 L3		2-2 L3		0-3 K			4-0 BB BB		2	0	0	0	1	1	1					
Hideo Nomo, R (1, 1) Doug Brocail, R (8, 1) Todd Jones, R (9, 1)	7.0	W	24	3	0	0	7	3	0	0	0	0	0	50	80	0.00	0.571				
PITCHER	IP	WLS	BF	H	R	ER	SO	BB	IBB	HBP	BLK	WP	HR	S	P	ERA	WHIP				
Hideo Nomo, R (1, 1) Doug Brocail, R (8, 1) Todd Jones, R (9, 1)	1.0	H	5	0	0	0	1	2	0	0	0	0	0	16	29	0.00	2.000				
	1.0	S	3	0	0	0	2	0	0	0	0	0	0	9	11	0.00	0.000				

Detroit Tigers @ Kansas City Royals
Kauffman Stadium, Kansas City, MO
Sun Jul 02 2000, 1:05 PM CDT
Att: 17,500 - Cloudy - 90 F

AB 29
R 0
H 3
RBI 0
BB 3
SO 10
LOB 12



Batter	1	2	3	4	5	6	7	8	9	AB	R	H	RBI	BB	SO	LOB	TOP										
Ray Durham, S OBP: 0.350, SLG: 0.489	1-2 S HR	0-0 S 1B		1-2 G5-3	3-1 BB 14 1B 1B	1-1 WP 2B 2B	1-3 K			6	3	4	2	0	1	2											
Jose Valentin, S OBP: 0.327, SLG: 0.488	0-0 F5	3-2 G4-3		3-3 K	1-1 BB 14 1B 1B	1-0 G5-3		1-1 F9		6	1	1	0	0	1	3											
Frank Thomas, R OBP: 0.450, SLG: 0.654	1-1 HR		1-0 1B 2B	2-1 F9	4-1 1B 14 1B BB	4-2 WP 2B BB		1-2 G4-3 1B		4	3	3	3	2	0	0											
Magglio Ordonez, R OBP: 0.405, SLG: 0.619	0-1 L6		3-2 F8		1-0 BB 14 1B L8	2-0 2B		3-2 G4-3		5	1	1	2	1	0	5											
14 Paul Konerko, R OBP: 0.364, SLG: 0.491	1-0 BB 1B		4-1 1B 1B BB		1-0 BB 14 1B 1B	1-0 F9		2-1 F8		5	1	3	2	1	0	2											
Chris Singleton, L OBP: 0.321, SLG: 0.411	4-1 1-2 BB		1-1 1-2 2-3 1B		0-2 G6-3			0-1 G3-1		5	1	3	0	1	0	0											
Carlos Lee, R OBP: 0.327, SLG: 0.500	1-3 K		1-3 K		1-0 G5-3			0-0 G6-4-3 1B		6	1	2	1	0	2	8											
Herbert Perry, R OBP: 0.368, SLG: 0.448		1-0 L5	0-1 1-2 2-3 3-H 1B		0-0 E5 1B 1B 2B	1-0 2B 2B		2-0 G6-4-3		6	2	3	2	0	0	2											
Brook Fordyce, R OBP: 0.274, SLG: 0.418	2-2 F9		2-2 F9		1-3 1B 1B BB 1B	0-3 K		1-2 1B		5	1	2	1	0	1	4											
Inning Stats	R: 2 E: 0 K: 1 S: 13	H: 3 LOB: 2 BB: 1 P: 21	R: 0 E: 0 K: 0 S: 9	H: 1 LOB: 1 BB: 0 P: 15	R: 1 E: 0 K: 1 S: 25	H: 3 LOB: 3 BB: 1 P: 37	R: 0 E: 0 K: 1 S: 9	H: 0 LOB: 0 BB: 0 P: 15	R: 8 E: 1 K: 0 S: 31	H: 8 LOB: 2 BB: 2 P: 51	R: 3 E: 0 K: 1 S: 14	H: 3 LOB: 1 BB: 1 P: 24	R: 0 E: 0 K: 1 S: 11	H: 2 LOB: 2 BB: 0 P: 15	R: 0 E: 0 K: 0 S: 12	H: 1 LOB: 1 BB: 0 P: 19	R: 0 E: 0 K: 0 S: 4	H: 1 LOB: 0 BB: 0 P: 6	1B: 17 2B: 4 3B: 0 HR: 1	SF: 0 SAC: 0 DP: 2 HBP: 0	WP: 1 PB: 0 SB: 2 CS: 0	PA: 53					
PITCHER	IP	WLS	BF	H	R	ER	SO	BB	IBB	HBP	BLK	WP	HR	S	P	ERA	WHIP										
Jay Witasick, R ERA: 5.89	(1, 1)	4.0	26	10	8	8	3	3	0	0	0	0	1	64	102	18.00	3.250										
Jose Santiago, R ERA: 4.09	(5, 1)	0.1	L 6	4	3	2	0	1	0	0	0	0	0	15	28	54.00	15.000										
Brett Laxton, R ERA: 8.8	(5, 1)	3.2	18	7	3	3	2	1	0	0	0	1	0	45	67	7.36	2.182										
Ricky Bottalico, R ERA: 5.17	(9, 1)	1.0	3	1	0	0	0	0	0	0	0	0	0	4	6	0.00	1.000										

Chicago White Sox @ Kansas City Royals
Kauffman Stadium, Kansas City, MO
Mon Jul 03 2000, 7:05 PM CDT
Att: 24,496 - Cloudy - 87 F

AB	48
R	14
H	22
RBI	13
BB	5
SO	5
LOB	26



Batter	1	2	3	4	5	6	7	8	9	AB	R	H	RBI	BB	SO	LOB	BOTTOM										
Johnny Damon, L OBP: 0.354, SLG: 0.405	1-1 G6-3	1-1 2H 1B	2-1 G6-3			1-0 F8		0-0 G4-3		5	0	1	1	0	0	0											
Jeff Reboulet, R OBP: 0.367, SLG: 0.331	2-3 K	3-2 G1-3		0-0 F7		2-2 G5-3			2-2 G5-3	4	0	0	0	0	1	1											
Scott Pose, L OBP: 0.316, SLG: 0.212										1	0	0	0	0	0	0											
29 Mike Sweeney, R OBP: 0.410, SLG: 0.562	2-3 K		3-2 G6-3		3-1 G4-6-3 1B		0-1 F8		2-0 G5-3	5	0	1	0	0	1	0											
Jermaine Dye, R OBP: 0.388, SLG: 0.608		2-0 P4	1-1 1B BB E 1B	1-2 G4-6-3			0-2 G5-3		1-1 F9	5	1	1	0	0	0	1											
Mark Quinn, R OBP: 0.333, SLG: 0.466		4-2 1B 2B BB	4-0 BB E HR BB			0-1 HR		2-3 K		2	3	1	1	2	1	0											
Joe Randa, R OBP: 0.374, SLG: 0.466		1-0 2B 1B	2-2 E8 BB HR 1B		1-0 HR		1-2 E6			4	2	3	0	0	0	0											
Carlos Beltrán, S OBP: 0.312, SLG: 0.382		1-3 K	4-1 K		3-2 F5		0-0 G1-3			1	1	0	0	1	1	2											
Todd Dunwoody, L OBP: 0.267, SLG: 0.317										1	0	0	0	0	0	1											
Dave McCarty, R OBP: 0.358, SLG: 0.569					1-2 2-3 HR BB					1	0	0	0	0	0	1											
Jorge Fabregas, L OBP: 0.302, SLG: 0.337		2-1 1B 2B	3-2 HR BB		1-0 F8			2-3 K		3	2	2	6	0	0	1											
Gregg Zaun, S OBP: 0.350, SLG: 0.365		1-H 2H 1B 2B	1-H 2H 3-H HR							1	0	0	0	0	1	0											
Rey Sanchez, R OBP: 0.264, SLG: 0.294		0-1 1B 1B	2-1 G4-3		1-1 G1-3			2-2 G5-3		4	1	1	1	0	0	1											
Inning Stats	R: 0 E: 0 K: 2 S: 8	H: 0 LOB: 0 BB: 0 P: 13	R: 4 E: 0 K: 1 S: 19	H: 4 LOB: 1 BB: 1 P: 33	R: 5 E: 1 K: 0 S: 20	H: 3 LOB: 0 BB: 2 P: 41	R: 0 E: 0 K: 0 S: 6	H: 1 LOB: 0 BB: 0 P: 10	R: 1 E: 0 K: 0 S: 11	H: 2 LOB: 1 BB: 0 P: 17	R: 0 E: 0 K: 0 S: 6	H: 0 LOB: 0 BB: 0 P: 9	R: 0 E: 1 K: 1 S: 10	H: 0 LOB: 1 BB: 0 P: 13	R: 0 E: 0 K: 1 S: 8	H: 0 LOB: 0 BB: 0 P: 12	R: 0 E: 0 K: 0 S: 7	H: 0 LOB: 0 BB: 0 P: 12	1B: 7 2B: 1 3B: 0 HR: 2	SF: 0 SAC: 0 DP: 1 HBP: 0	WP: 0 PB: 0 SB: 0 CS: 0	PA: 40					
PITCHER	IP	WLS	BF	H	R	ER	SO	BB	IBB	HBP	BLK	WP	HR	S	P	ERA	WHIP										
21 Cal Eldred, R ERA: 4.55	(1, 1)	2.1	16	6	8	8	3	3	0	0	0	0	0	38	71	30.86	3.857										
Kevin Belne, R ERA: 5.52	(3, 1)	1.2	8	4	2	2	0	0	0	0	0	0	2	18	30	10.80	2.400										
Jesus Pena, L ERA: 3.18	(5, 1)	1.1	W 4	0	0	0	0	0	0	0	0	0	0	9	15	0.00	0.000										
Sean Lowe, R ERA: 6.09	(6, 1)	1.1	5	0	0	0	1	0	0	0	0	0	0	14	19	0.00	0.000										
Kelly Wunsch, L ERA: 2.49	(7, 1)	0.1	1	0	0	0	0	0	0	0	0	0	0	1	1	0.00	0.000										

Chicago White Sox @ Kansas City Royals
Kauffman Stadium, Kansas City, MO
Mon Jul 03 2000, 7:05 PM CDT
Att: 24,496 - Cloudy - 87 F

AB	37
R	10
H	10
RBI	9
BB	3
SO	5
LOB	8



Batter	1	2	3	4	5	6	7	8	9	AB	R	H	RBI	BB	SO	LOB	TOP								
Ray Durham, S OBP: 0.348, SLG: 0.494	1-0 HR	2-3 K		2-2 G6-3		1-2 F8		1-0 F7		5	1	1	1	0	1	0									
Jose Valentin, S OBP: 0.331, SLG: 0.500	0-0 HR	3-2 F7		0-1 1B 2B 1B		1-2 F8-4 1B		2-2 G4-3		5	2	3	1	0	0	0									
Frank Thomas, R OBP: 0.449, SLG: 0.660	3-2 F8	2-1 HR		0-0 2B 1-2 1B		1-1 F8-4 1-2			0-3 K	5	1	2	1	0	1	1									
Magglio Ordonez, R OBP: 0.413, SLG: 0.626	2-0 14 WP 14 S 1B	4-2 HR		0-0 1-3 2H 2B			4-2 FC4-6 14 1B BB		1-1 14 G6-4-3 1B	3	2	3	1	2	0	0									
14 Paul Konerko, R OBP: 0.364, SLG: 0.490	2-2 BB 1B 1-H 1B	0-0 F7		3-2 F5			1-0 FC4-6 1-2 1B		1-2 G6-4-3 1-2	5	0	2	1	0	0	4									
Chris Singleton, L OBP: 0.317, SLG: 0.406	3-1 F8		1-3 K		1-3 K		0-1 FC4-6 1B 1-2 2-3			4	0	0	0	0	2	3									
Carlos Lee, R OBP: 0.332, SLG: 0.510	1-2 BB 1-2 1B		2-2 F9		1-1 SF9 3B		1-1 G3-6-1 1-2 3H 2-2 1B			4	1	3	1	0	0	0									
Herbert Perry, R OBP: 0.365, SLG: 0.442	4-2 1-2 2-3 BB		3-1 G5-3		1-1 SF9		1-1 G3-6-1 1-2			2	0	0	1	1	0	2									
Mark Johnson, L OBP: 0.306, SLG: 0.314	3-1 F8			0-1 G5-3				1-3 K		3	0	0	0	0	1	3									
Greg Norton, S OBP: 0.333, SLG: 0.394										1	0	0	0	0	1	0									
Brook Fordyce, R OBP: 0.274, SLG: 0.418										0	0	0	0	0	0	0									
Inning Stats	R: 3 E: 0 K: 0 S: 20	H: 5 LOB: 3 BB: 1 P: 39	R: 1 E: 0 K: 1 S: 13	H: 1 LOB: 1 BB: 1 P: 24	R: 0 E: 0 K: 1 S: 8	H: 0 LOB: 0 BB: 0 P: 14	R: 1 E: 0 K: 0 S: 12	H: 3 LOB: 2 BB: 0 P: 17	R: 1 E: 0 K: 2 S: 11	H: 1 LOB: 0 BB: 0 P: 14	R: 0 E: 0 K: 0 S: 9	H: 1 LOB: 0 BB: 0 P: 12	R: 1 E: 0 K: 0 S: 11	H: 2 LOB: 1 BB: 1 P: 19	R: 0 E: 0 K: 1 S: 7	H: 0 LOB: 0 BB: 0 P: 11	R: 0 E: 0 K: 1 S: 10	H: 1 LOB: 0 BB: 0 P: 12	1B: 9 2B: 2 3B: 1 HR: 3	SF: 1 SAC: 0 DP: 3 HBP: 0	WP: 1 PB: 0 SB: 1 CS: 0	PA: 41			
PITCHER	IP	WLS	BF	H	R	ER	SO	BB	IBB	HBP	BLK	WP	HR	S	P	ERA	WHIP								
Chad Durbin, R ERA: 8.61	(1, 1)	4.0	23	9	5	5	2	2	0	0	0	1	3	53	94	11.25	2.750								
Jeff Suppen, R ERA: 5.61	(5, 1)	2.1	11	4	2	2	2	1	0	0	0	0	0	27	39	7.71	2.143								
Jerry Spradlin, R ERA: 3.35	(7, 1)	2.2	W	7	1	0	0	2	0	0	0	0	0	21	29	0.00	0.375								

Chicago White Sox @ Kansas City Royals
Kauffman Stadium, Kansas City, MO
Tue Jul 04 2000, 7:05 PM CDT
Att: 29,884 - Cloudy - 84 F

AB	37
R	7
H	14
RBI	7
BB	3
SO	6
LOB	13





Batter	1	2	3	4	5	6	7	8	9	AB	R	H	RBI	BB	SO	LOB	BOTTOM								
Johnny Damon, L OBP: 0.357, SLG: 0.409	0-1 WP 29 G6-3 1B	1-0 1-H 2H 3H 2B		4-1 1B 29 G6-4-3 BB	1-1 G3			0-2 G3		4	2	2	3	1	0	2									
Rey Sanchez, R OBP: 0.283, SLG: 0.292	2-1 G5-3 1-3 1B	2-0 G5-3		0-0 29 G6-4-3 1B		1-1 L9		0-0 F9		5	0	1	0	0	0	2									
29 Mike Sweeney, R OBP: 0.404, SLG: 0.553	3-1 G6-3 3-H		0-2 G4-3	1-1 G6-4-3 1-2 3-H 1B		1-3 K		1-0 F9		5	0	0	1	0	1	1									
Jermaine Dye, R OBP: 0.389, SLG: 0.617	1-2 G6-3		0-1 HR	1-2 F7		2-2 1B				4	1	2	1	0	0	0									
Mark Quinn, R OBP: 0.336, SLG: 0.486		2-2 FC5 2B	3-3 K		2-2 HR	1-3 K				4	1	2	1	0	2	1									
Joe Randa, R OBP: 0.375, SLG: 0.465		2-0 FC5 1B 2B 2-3	1-1 2B 1B		4-0 FC1-5 BB		1-1 F9			3	2	1	0	1	0	1									
Dave McCarty, R OBP: 0.379, SLG: 0.613		4-1 1B 2B BB	2-1 1B 2B		1 SAFE 4-1 F9 FC1-5 BB		3-1 HR			2	3	2	2	2	0	0									
Jorge Fabregas, L OBP: 0.300, SLG: 0.333		3-1 F7	0-0 2H 1B		0-1 FC1-5 1-2 2-3		0-2 G5-3			4	0	1	1	0	0	4									
Luis Ordez, R OBP: 0.250, SLG: 0.234		1-2 2B 1B	1-0 L3		3-1 F9 2-3		1-0 G6-3			4	1	1	0	0	0	3									
Inning Stats	R: 1 E: 0 K: 0 S: 9	H: 1 LOB: 0 BB: 0 P: 15	R: 3 E: 0 K: 0 S: 13	H: 3 LOB: 1 BB: 1 P: 28	R: 3 E: 0 K: 1 S: 14	H: 4 LOB: 1 BB: 0 P: 21	R: 1 E: 0 K: 0 S: 9	H: 1 LOB: 0 BB: 1 P: 15	R: 1 E: 1 K: 0 S: 12	H: 1 LOB: 2 BB: 2 P: 26	R: 0 E: 0 K: 2 S: 12	H: 1 LOB: 1 BB: 0 P: 17	R: 1 E: 0 K: 0 S: 8	H: 1 LOB: 0 BB: 0 P: 13	R: 0 E: 0 K: 0 S: 5	H: 0 LOB: 0 BB: 0 P: 6	1B: 6 2B: 3 3B: 0 HR: 3	SF: 0 SAC: 0 DP: 1 HBP: 0	WP: 1 PB: 0 SB: 1 CS: 0	PA: 39					
PITCHER	IP	WLS	BF	H	R	ER	SO	BB	IBB	HBP	BLK	WP	HR	S	P	ERA	WHIP								
Jon Garland, R ERA: 21.0	(1, 1)	3.0	L	18	8	7	1	1	1	0	0	1	1	36	64	21.00	3.000								
Jesus Pena, L ERA: 3.93	(4, 1)	1.1		8	2	2	0	3	0	0	0	0	1	17	33	13.50	3.750								
Kevin Beirne, R ERA: 6.0	(5, 1)	1.2		6	1	0	0	2	0	0	0	0	0	16	25	0.00	0.600								
41 Bill Simas, R ERA: 3.05	(7, 1)	1.0		4	1	1	1	0	0	0	0	0	1	8	13	9.00	1.000								
Bob Howry, R ERA: 3.57	(8, 1)	1.0		3	0	0	0	0	0	0	0	0	0	5	6	0.00	0.000								

Chicago White Sox @ Kansas City Royals
Kauffman Stadium, Kansas City, MO
Tue Jul 04 2000, 7:05 PM CDT
Att: 29,884 - Cloudy - 84 F

AB	35
R	10
H	12
RBI	9
BB	4
SO	3
LOB	14



Batter	1	2	3	4	5	6	7	8	9	10	11	12	13	AB R H RBI BB SO LOB	TOP															
Ray Durham, S OBP: 0.367, SLG: 0.491	G1-3		WP SH5-3 1B		G4-6-3		K		K			E4 WP SH3-4		6 1 1 0 1 2 4	<p>Chicago White Sox @ Kansas City Royals Kauffman Stadium, Kansas City, MO</p> <p>Wed Jul 05 2000, 7:05 PM CDT Att. 15,009 - Overcast - 83 F</p> <p>livebaseballscorecards.com</p> <p>AB 47 R 6 H 13 RBI 6 BB 4 SO 9 LOB 24</p> 															
Jose Valentin, S OBP: 0.332, SLG: 0.500	F7		SH5-3		F9		K			F8 2B		SH3-4	2B	4 0 1 0 1 1 2																
Frank Thomas, R OBP: 0.450, SLG: 0.656														5 0 2 1 1 1 1 1																
Tony Graffanino, R OBP: 0.397, SLG: 0.439	WP 1B													1 0 0 0 0 0 2																
Magglio Ordonez, R OBP: 0.409, SLG: 0.617	G6-3		L9									G6-4-3 1BB		6 0 1 0 0 1 5																
14 Paul Konerko, R OBP: 0.364, SLG: 0.495														5 1 1 1 1 1 1 3																
Greg Norton, S OBP: 0.333, SLG: 0.394			G4-3											0 0 0 0 0 0 0 0																
Chris Singleton, L OBP: 0.314, SLG: 0.408														6 2 1 0 0 1 2																
Carlos Lee, R OBP: 0.330, SLG: 0.507														4 0 1 1 0 1 1																
Herbert Perry, R OBP: 0.372, SLG: 0.466														5 1 3 2 0 0 1																
Brook Fordyce, R OBP: 0.284, SLG: 0.415														3 0 1 0 0 1 2																
Jeff Abbott, R OBP: 0.261, SLG: 0.397														1 0 0 0 0 0 1																
Mark Johnson, L OBP: 0.310, SLG: 0.340														1 1 1 1 0 0 0																
Inning Stats	R: 0 E: 0 K: 0 S: 8	H: 1 LOB: 1 BB: 0 P: 12	R: 1 E: 0 K: 1 S: 11	H: 2 LOB: 1 BB: 15	R: 1 E: 0 K: 0 S: 10	H: 1 LOB: 1 BB: 17	R: 0 E: 0 K: 2 S: 8	H: 0 LOB: 0 BB: 0 P: 11	R: 0 E: 0 K: 0 S: 11	H: 1 LOB: 1 BB: 0 P: 16	R: 0 E: 0 K: 0 S: 16	H: 2 LOB: 2 BB: 0 P: 22	R: 1 E: 0 K: 1 S: 10	H: 1 LOB: 0 BB: 0 P: 16	R: 0 E: 0 K: 2 S: 10	H: 1 LOB: 1 BB: 0 P: 13	R: 0 E: 1 K: 0 S: 8	H: 0 LOB: 1 BB: 1 P: 11	R: 0 E: 1 K: 0 S: 7	H: 0 LOB: 2 BB: 1 P: 13	R: 3 E: 0 K: 0 S: 19	H: 3 LOB: 2 BB: 2 P: 33	1B: 7 2B: 2 3B: 1 HR: 3	SF: 1 SAC: 4 DP: 2 HBP: 1	WP: 3 PB: 0 SB: 1 CS: 0	PA: 57				
PITCHER	IP WLS BF H R ER SO BB IBB HBP BLK WP HR S P ERA WHIP																													
Dan Reichert, R ERA: 4.16	8.0	33	8	3	3	6	1	0	1	0	2	1	80	120	3.38	1.125														
Ricky Bottalico, R ERA: 4.75	3.0	12	2	0	0	3	0	0	0	0	0	0	25	34	0.00	0.667														
Doug Bochler, R ERA: 9.0	2.0	L	12	3	3	3	0	1	2	0	0	1	2	26	46	13.50	2.000													

Batter	1	2	3	4	5	6	7	8	9	10	11	12	13	AB R H RBI BB SO LOB	BOTTOM														
Johnny Damon, L OBP: 0.356, SLG: 0.404	G6-4-3 1B		G3			F8			FC4-6					6 0 1 0 1 1 2	<p>Chicago White Sox @ Kansas City Royals Kauffman Stadium, Kansas City, MO</p> <p>Wed Jul 05 2000, 7:05 PM CDT Att. 15,009 - Overcast - 83 F</p> <p>livebaseballscorecards.com</p> <p>AB 51 R 3 H 17 RBI 3 BB 4 SO 9 LOB 29</p> 														
Rey Sanchez, R OBP: 0.271, SLG: 0.300	G6-4-3		F9											7 0 4 0 0 0 2															
29 Mike Sweeney, R OBP: 0.406, SLG: 0.552	K													6 1 3 0 0 2 4															
Jermaine Dye, R OBP: 0.388, SLG: 0.611														6 1 2 0 0 1 4															
Mark Quinn, R OBP: 0.328, SLG: 0.472														6 0 0 0 0 1 7															
Joe Randa, R OBP: 0.378, SLG: 0.466														6 1 3 1 0 0 2															
Dave McCarty, R OBP: 0.385, SLG: 0.621														5 0 2 2 1 2 3															
Gregg Zaun, S OBP: 0.368, SLG: 0.360														4 0 1 0 2 0 2															
Luis Ordez, R OBP: 0.255, SLG: 0.240														3 0 1 0 0 0 3															
Todd Dunwoody, L ERA: 3.81														1 0 0 0 0 1 0															
Jeff Reboulet, R ERA: 3.38														0 0 0 0 0 0 0															
Scott Pose, L ERA: 3.29														1 0 0 0 0 1 0															
Kelly Wunsch, L ERA: 2.34														1 0 0 0 0 1 0															
Inning Stats	R: 0 E: 0 K: 1 S: 9	H: 1 LOB: 0 BB: 0 P: 15	R: 0 E: 0 K: 3 S: 10	H: 1 LOB: 1 BB: 0	R: 2 E: 0 K: 0 S: 13	H: 3 LOB: 2 BB: 1 P: 20	R: 0 E: 0 K: 0 S: 13	H: 2 LOB: 2 BB: 0 P: 19	R: 1 E: 1 K: 0 S: 12	H: 2 LOB: 1 BB: 1 P: 18	R: 0 E: 0 K: 0 S: 7	H: 2 LOB: 1 BB: 0 P: 7	R: 0 E: 0 K: 0 S: 7	H: 1 LOB: 0 BB: 0 P: 11	R: 0 E: 0 K: 2 S: 15	H: 1 LOB: 1 BB: 2 P: 21	R: 0 E: 0 K: 0 S: 10	H: 1 LOB: 2 BB: 2 P: 21	R: 0 E: 0 K: 0 S: 7	H: 1 LOB: 2 BB: 1 P: 14	R: 0 E: 0 K: 2 S: 10	H: 0 LOB: 0 BB: 0 P: 15	1B: 15 2B: 2 3B: 0 HR: 0	SF: 0 SAC: 1 DP: 4 HBP: 0	WP: 0 PB: 0 SB: 0 CS: 0	PA: 56			
PITCHER	IP WLS BF H R ER SO BB IBB HBP BLK WP HR S P ERA WHIP																												
Jim Parque, L ERA: 3.81	6.0	28	10	3	2	4	1	0	0	0	0	0	66	103	3.00	1.833													
41 Bill Simas, R ERA: 2.98	1.0	4	2	0	0	0	0	0	0	0	0	0	7	7	0.00	2.000													
Bob Howry, R ERA: 3.38	2.0	7	2	0	0	2	0	0	0	0	0	0	22	32	0.00	1.000													
Keith Foulke, R ERA: 3.29	2.0	9	2	0	0	1	1	1	0	0	0	0	22	39	0.00	1.500													
Kelly Wunsch, L ERA: 2.34	2.0	W	8	1	0	0	2	1	0	0	0	0	17	29	0.00	1.000													

Batter	1	2	3	4	5	6	7	8	9	AB	R	H	RBI	BB	SO	LOB	TOP										
Johnny Damon, L (1, 8) OBP: 0.353, SLG: 0.398	F7		G4-3		K		F5		CS	5	0	1	0	0	1	2	Kansas City Royals @ Houston Astros Enron Field, Houston, TX Sat Jul 08 2000, 8:05 PM EDT Att: 42,585 - Dome - 72 F										
Rey Sanchez, R (1, 6) OBP: 0.273, SLG: 0.298	G4-3		29 1B			29 1B	1-H 2-H		F9	4	0	2	2	1	0	1											
29 Mike Sweeney, R (1, 3) OBP: 0.407, SLG: 0.549	K		1B			1B			CS	5	0	3	0	0	1	1											
Jermaine Dye, R (1, 9) OBP: 0.387, SLG: 0.615		HR	K			P4		HR	G6-3	5	2	2	1	0	1	6											
Mark Quinn, R (1, 7) OBP: 0.325, SLG: 0.478		HR			G5-3	K		HR	F7	4	1	1	2	0	1	2											
Joe Randa, R (1, 5) OBP: 0.372, SLG: 0.455			K		K	G5-3			F3	4	0	0	0	0	2	2											
Jorge Fabregas, L (1, 2) OBP: 0.315, SLG: 0.376			G1-3		G4-3			1B	1B	4	1	2	0	0	0	0											
Luis Ordez, R (1, 4) OBP: 0.270, SLG: 0.259		G1-4-3			G6-3			1B	1B	4	1	2	0	0	0	0											
Mac Suzuki, R (1, 1) OBP: 0.200, SLG: 0.200			G4-3		K			1B	G4-3	3	0	0	0	0	2	2											
Todd Dunwoody, L (8, PH) OBP: 0.250, SLG: 0.295										1	0	0	0	0	0	2											
Jerry Spradlin, S (8, 1)										0	0	0	0	0	0	0											
Inning Stats	R: 0 E: 0 K: 1 S: 7	H: 0 LOB: 0 BB: 0 P: 11	R: 2 E: 0 K: 1 S: 12	H: 2 LOB: 0 BB: 0 P: 15	R: 0 E: 0 K: 1 S: 10	H: 2 LOB: 0 BB: 0 P: 15	R: 0 E: 0 K: 1 S: 9	H: 0 LOB: 0 BB: 0 P: 14	R: 0 E: 0 K: 1 S: 9	H: 1 LOB: 2 BB: 1 P: 15	R: 2 E: 0 K: 1 S: 11	H: 3 LOB: 1 BB: 0 P: 17	R: 1 E: 0 K: 0 S: 9	H: 3 LOB: 2 BB: 0 P: 18	R: 0 E: 0 K: 0 S: 9	H: 2 LOB: 1 BB: 0 P: 15	1B: 11 2B: 0 3B: 0 HR: 2	SF: 0 SAC: 0 DP: 0 HBP: 0	WP: 0 PB: 0 SB: 1 CS: 2	PA: 40							
PITCHER	IP	WLS	BF	H	R	ER	SO	BB	IBB	HBP	BLK	WP	HR	S	P	ERA	WHIP										
Wade Miller, R (1, 1) ERA: 5.14	7.0	L	30	8	4	4	8	1	0	0	0	0	1	63	94	5.14	1.286										
Jose Cabrera, R (8, 1) ERA: 6.32	0.2		5	3	1	1	0	0	0	0	0	0	1	8	17	13.50	4.500										
Joe Slusarski, R (8, 1) ERA: 4.1	1.1		5	2	0	0	0	0	0	0	0	0	0	10	16	0.00	1.500										

AB	39
R	5
H	13
RBI	5
BB	1
SO	8
LOB	18



Batter	1	2	3	4	5	6	7	8	9	AB	R	H	RBI	BB	SO	LOB	BOTTOM										
Bill Spiers, L (1, 5) OBP: 0.382, SLG: 0.369	G3		L9			FC6-4			F2	4	0	1	0	1	0	0	Kansas City Royals @ Houston Astros Enron Field, Houston, TX Sat Jul 08 2000, 8:05 PM EDT Att: 42,585 - Dome - 72 F										
Craig Biggio, R (1, 4) OBP: 0.391, SLG: 0.358	K2-3		K		FC6-4		G5-3			4	0	0	0	0	2	3											
5 Jeff Bagwell, R (1, 3) OBP: 0.404, SLG: 0.571	K				17 G6-3		G5-3		F8	4	0	1	0	0	1	1											
17 Lance Berkman, S (1, 9) OBP: 0.378, SLG: 0.562		F7		G6-3		1B			F7	4	1	1	0	0	0	1											
Moises Alou, R (1, 7) OBP: 0.414, SLG: 0.641		FC5-4				1B			G6-3	4	1	3	1	0	0	1											
Richard Hidalgo, R (1, 8) OBP: 0.390, SLG: 0.616		FC5-4				1B			HR	3	0	1	0	1	0	1											
Mitch Meluskey, S (1, 2) OBP: 0.389, SLG: 0.502		K							G6-3	4	0	2	1	0	1	2											
Julio Lugo, R (1, 6) OBP: 0.322, SLG: 0.355		FC5-4							F9	4	0	0	0	0	2	5											
Wade Miller, R (1, 1) ERA: 3.59										2	0	0	0	0	2	1											
Chris Truby, R (7, PH) OBP: 0.268, SLG: 0.391										1	0	0	0	0	0	0											
Jose Cabrera, R (8, 1) ERA: 6.32										0	0	0	0	0	0	0											
Joe Slusarski, R (8, 1) ERA: 4.1										0	0	0	0	0	0	0											
Daryle Ward, L (8, PH) OBP: 0.282, SLG: 0.465										1	0	0	0	0	1	0											
Inning Stats	R: 0 E: 0 K: 2 S: 9	H: 0 LOB: 0 BB: 0 P: 13	R: 0 E: 0 K: 1 S: 12	H: 2 LOB: 2 BB: 0 P: 23	R: 0 E: 0 K: 2 S: 7	H: 0 LOB: 0 BB: 0 P: 10	R: 0 E: 0 K: 0 S: 9	H: 2 LOB: 1 BB: 0 P: 10	R: 0 E: 0 K: 2 S: 15	H: 1 LOB: 2 BB: 1 P: 23	R: 1 E: 0 K: 0 S: 6	H: 2 LOB: 2 BB: 1 P: 14	R: 0 E: 0 K: 0 S: 10	H: 1 LOB: 0 BB: 0 P: 15	R: 1 E: 0 K: 0 S: 9	H: 1 LOB: 0 BB: 0 P: 14	R: 0 E: 0 K: 2 S: 13	H: 0 LOB: 0 BB: 0 P: 19	1B: 6 2B: 2 3B: 0 HR: 1	SF: 0 SAC: 0 DP: 1 HBP: 0	WP: 1 PB: 1 SB: 0 CS: 0	PA: 37					
PITCHER	IP	WLS	BF	H	R	ER	SO	BB	IBB	HBP	BLK	WP	HR	S	P	ERA	WHIP										
Mac Suzuki, R (1, 1) ERA: 3.59	7.0	W	30	8	1	1	2	0	0	0	0	0	1	22	33	4.50	0.500										
Jerry Spradlin, R (8, 1) ERA: 3.4	2.0		7	1	1	1	2	0	0	0	0	0	1	22	33	4.50	0.500										

AB	35
R	2
H	9
RBI	2
BB	2
SO	9
LOB	15



Batter	1	2	3	4	5	6	7	8	9	AB	R	H	RBI	BB	SO	LOB	TOP								
Johnny Damon, L (1, 8) OBP: 0.353, SLG: 0.405										4	1	1	1	1	2	0	Kansas City Royals @ Houston Astros Enron Field, Houston, TX Sun Jul 09 2000, 3:05 PM EDT Att: 39,402 - Dome - 72 F								
Rey Sanchez, R (1, 6) OBP: 0.272, SLG: 0.297										5	1	1	0	0	1	1									
29 Mike Sweeney, R (1, 3) OBP: 0.415, SLG: 0.583										4	2	4	2	1	0	0									
Jermaine Dye, R (1, 9) OBP: 0.393, SLG: 0.616										3	0	2	0	2	1	0									
Mark Quinn, R (1, 7) OBP: 0.323, SLG: 0.472										5	1	1	0	0	1	8									
Joe Randa, R (1, 5) OBP: 0.370, SLG: 0.462										4	1	1	2	0	2	3									
Gregg Zaun, S (1, 2) OBP: 0.364, SLG: 0.348										3	0	0	0	1	1	0									
Luis Ordaz, R (1, 4) OBP: 0.258, SLG: 0.246										3	0	0	0	0	1	0									
Ricky Bottalico, L (8, 1)										0	0	0	0	0	0	0									
Jay Witasick, R (1, 1) Todd Dunwoody, L (4, PH) Jeff Suppen, R (4, 1) Jeff Reboulet, R (6, 4) Doug Bochtler, R (6, 1) Dave McCarty, R (6, PH)										1	0	0	0	0	0	0									
Inning Stats	R: 0 E: 0 K: 0 S: 8	H: 1 LOB: 2 BB: 2 P: 21	R: 1 E: 0 K: 0 S: 9	H: 1 LOB: 0 BB: 0 P: 10	R: 2 E: 0 K: 3 S: 17	H: 3 LOB: 1 BB: 0 P: 23	R: 0 E: 0 K: 2 S: 17	H: 0 LOB: 0 BB: 0 P: 23	R: 1 E: 0 K: 0 S: 9	H: 2 LOB: 1 BB: 1 P: 19	R: 0 E: 0 K: 1 S: 7	H: 0 LOB: 0 BB: 0 P: 9	R: 0 E: 0 K: 1 S: 7	H: 0 LOB: 0 BB: 0 P: 10	R: 2 E: 1 K: 0 S: 11	H: 2 LOB: 2 BB: 1 P: 18	R: 0 E: 0 K: 2 S: 17	H: 1 LOB: 2 BB: 1 P: 30	1B: 7 2B: 0 3B: 0 HR: 3	SF: 1 SAC: 0 DP: 2 HBP: 0	WP: 0 PB: 0 SB: 0 CS: 0	PA: 41			
PITCHER	IP WLS BF H R ER SO BB IBB HBP BLK WP HR S P ERA WHIP	7.0 W 29 7 4 4 8 3 0 0 0 0 3 74 115 5.14 1.429	0.1 S 5 2 2 1 0 1 0 0 0 0 0 7 12 27.00 9.000	1.2 S 7 1 0 0 2 1 0 0 0 0 0 21 36 0.00 1.200																					

AB	35
R	6
H	10
RBI	6
BB	5
SO	10
LOB	14



Batter	1	2	3	4	5	6	7	8	9	AB	R	H	RBI	BB	SO	LOB	BOTTOM							
Craig Biggio, R (1, 4) OBP: 0.391, SLG: 0.357										3	1	1	1	1	1	0	Kansas City Royals @ Houston Astros Enron Field, Houston, TX Sun Jul 09 2000, 3:05 PM EDT Att: 39,402 - Dome - 72 F							
Bill Spiers, L (1, 5) OBP: 0.392, SLG: 0.399										4	2	3	1	1	0	0								
5 Jeff Bagwell, R (1, 3) OBP: 0.404, SLG: 0.569										3	1	1	1	1	0	2								
17 Lance Berkman, S (1, 9) OBP: 0.379, SLG: 0.593										5	2	2	4	0	1	3								
Moises Alou, R (1, 7) OBP: 0.420, SLG: 0.657										3	1	2	2	1	0	0								
Richard Hidalgo, R (1, 8) OBP: 0.386, SLG: 0.607										4	0	0	0	0	2	4								
Julio Lugo, R (1, 6) OBP: 0.336, SLG: 0.372										3	1	2	0	1	1	3								
Tony Eusebio, R (1, 2) OBP: 0.309, SLG: 0.299										4	0	1	0	0	1	2								
Jose Lima, R (1, 1) OBP: 0.091, SLG: 0.091										2	1	1	0	0	0	1								
Matt Mieske, R (7, PH) OBP: 0.229, SLG: 0.222										1	0	0	0	0	0	0								
Marc Valdes, R (8, 1)										0	0	0	0	0	0	0								
Octavio Dotel, R (8, 1) OBP: 0.067, SLG: 0.034										0	0	0	0	0	0	0								
Inning Stats	R: 1 E: 0 K: 2 S: 12	H: 1 LOB: 0 BB: 0 P: 20	R: 1 E: 1 K: 2 S: 12	H: 2 LOB: 1 BB: 0 P: 19	R: 3 E: 0 K: 0 S: 17	H: 3 LOB: 0 BB: 0 P: 23	R: 1 E: 0 K: 0 S: 14	H: 1 LOB: 2 BB: 2 P: 26	R: 1 E: 0 K: 0 S: 12	H: 3 LOB: 1 BB: 0 P: 20	R: 2 E: 0 K: 2 S: 20	H: 2 LOB: 3 BB: 3 P: 34	R: 0 E: 0 K: 0 S: 8	H: 1 LOB: 0 BB: 0 P: 13	R: 0 E: 0 K: 0 S: 4	H: 0 LOB: 0 BB: 0 P: 8	1B: 6 2B: 3 3B: 1 HR: 3	SF: 2 SAC: 1 DP: 0 HBP: 0	WP: 0 PB: 0 SB: 1 CS: 0	PA: 40				
PITCHER	IP WLS BF H R ER SO BB IBB HBP BLK WP HR S P ERA WHIP	3.0 L 15 6 5 5 4 0 0 0 0 0 1 33 62 15.00 2.000	2.0 L 13 5 4 4 0 3 0 0 0 0 1 33 57 18.00 4.000	2.0 L 9 2 0 0 2 1 1 0 0 0 0 21 36 0.00 1.500	1.0 L 3 0 0 0 0 0 0 0 0 0 0 4 8 0.00 0.000																			

AB	32
R	9
H	13
RBI	9
BB	5
SO	6
LOB	15



Batter	1	2	3	4	5	6	7	8	9	AB R H RBI BB SO LOB	TOP											
Ronnie Belliard, R OBP: 0.375, SLG: 0.424 (1, 4)	3-2 HR 1B	2-2 G4-3 2B		0-3 K		0-1 F8			1-1 G4-3	5 1 2 0 0 1 0	Milwaukee Brewers @ Kansas City Royals Kauffman Stadium, Kansas City, MO Thu Jul 13 2000, 7:05 PM CDT Att: 18,525 - Sunny - 85 F livebaseballscores.com											
Marquis Grissom, R OBP: 0.291, SLG: 0.387 (1, 8)	2-1 HR 1-H	1-1 SF8		1-3 K			0-0 G6-3		1-1 1B	4 1 2 3 0 1 0												
Geoff Jenkins, L OBP: 0.329, SLG: 0.550 (1, 7)	4-0 HR BB	2-0 G4-3		0-3 K			3-3 K		0-0 G6-3	4 1 0 0 1 2 2												
Jeremy Burnitz, L OBP: 0.342, SLG: 0.444 (1, 9)	2-2 HR 1-H	4-0 BB			2-2 L4		3-1 F9			3 1 1 2 1 0 0												
Charlie Hayes, R OBP: 0.374, SLG: 0.401 (1, 5)	1-3 K	1-3 K			2-3 K			4-2 BB		3 0 0 0 1 3 2												
Tyler Houston, L OBP: 0.306, SLG: 0.500 (1, 3)	0-1 G5-3		1-1 G6-3		0-0 2B			1-3 K		4 0 1 0 0 1 1												
José Hernández, R OBP: 0.318, SLG: 0.405 (1, 6)	1-0 S 1B		4-2 BB		3-1 F9			2-1 E4 PO		3 0 1 0 1 0 2												
Mark Sweeney, L OBP: 0.327, SLG: 0.286 (1, 10)	3-2 G4-3 1-2		3-2 F7		0-0 F7			2-3 K		4 0 0 0 0 1 4												
Henry Blanco, R OBP: 0.330, SLG: 0.406 (1, 2)		2-0 2B SF8 1B	0-3 K		2-2 F5			0-1 PO	2-2 P6	4 1 1 0 0 1 1												
Inning Stats	R: 4 E: 0 K: 1 S: 17	H: 4 LOB: 1 BB: 1 P: 33	R: 1 E: 0 K: 1 S: 10	H: 2 LOB: 2 BB: 1 P: 22	R: 0 E: 0 K: 1 S: 11	H: 0 LOB: 1 BB: 1 P: 19	R: 0 E: 0 K: 3 S: 9	H: 0 LOB: 0 BB: 0 P: 10	R: 0 E: 0 K: 1 S: 9	H: 1 LOB: 1 BB: 0 P: 16	R: 0 E: 0 K: 0 S: 6	H: 0 LOB: 0 BB: 0 P: 8	R: 0 E: 0 K: 1 S: 6	H: 0 LOB: 0 BB: 0 P: 12	R: 0 E: 1 K: 2 S: 11	H: 0 LOB: 1 BB: 1 P: 20	R: 0 E: 0 K: 0 S: 8	H: 1 LOB: 1 BB: 0 P: 12	1B: 4 2B: 2 3B: 0 HR: 2	SF: 1 SAC: 0 DP: 0 HBP: 0	WP: 0 PB: 0 CS: 1	PA: 40
PITCHER	IP WLS BF H R ER SO BB IBB HBP BLK WP HR S P ERA WHIP											PITCHER	IP WLS BF H R ER SO BB IBB HBP BLK WP HR S P ERA WHIP									
Blake Stein, R ERA: 9.0 (1, 1)	6.0 L 28 7 5 5 7 3 0 0 0 0 0 2 62 108 7.50 1.667																					
Brett Laxton, R ERA: 8.1 (7, 1)	1.1 6 0 0 0 2 1 0 0 0 0 0 0 13 26 0.00 0.750																					
Ricky Bottalico, R ERA: 4.6 (8, 1)	0.2 1 0 0 0 1 0 0 0 0 0 0 0 4 6 0.00 0.000																					
Jerry Spradlin, R ERA: 3.33 (9, 1)	1.0 4 1 0 0 0 0 0 0 0 0 0 0 8 12 0.00 1.000																					

Batter	1	2	3	4	5	6	7	8	9	AB R H RBI BB SO LOB	BOTTOM											
Johnny Damon, L OBP: 0.359, SLG: 0.412 (1, 8)	1-1 F8		4-2 G4-3 1-2 BB		0-0 S 1B		2-1 S 1B		2-1 2B	4 1 3 0 1 0 0	Milwaukee Brewers @ Kansas City Royals Kauffman Stadium, Kansas City, MO Thu Jul 13 2000, 7:05 PM CDT Att: 18,525 - Sunny - 85 F livebaseballscores.com											
Jeff Reboulet, R OBP: 0.363, SLG: 0.323 (1, 4)	0-0 L5		2-2 G4-3 1-2 2-3		4-2 1-2 BB		3-2 1-H 1B		2-3 K	4 0 1 1 1 1 3												
29 Mike Sweeney, R OBP: 0.413, SLG: 0.580 (1, 3)	0-1 1B		0-3 K		2-1 G1-3		0-2 F7			4 0 1 0 0 1 5												
Jermaine Dye, R OBP: 0.391, SLG: 0.611 (1, 9)	3-3 K			0-1 G6-4-3 1B		1-0 G5-3		2-3 K		4 0 1 0 0 2 1												
Mark Quinn, R OBP: 0.329, SLG: 0.487 (1, 7)		4-0 WP 1B BB		0-0 G6-4-3 1-2		1-0 FC6-4 1B		3-2 HR		3 1 2 1 1 0 1												
Joe Randa, R OBP: 0.369, SLG: 0.459 (1, 5)		1-1 L3 1B		2-2 G5-3		0-0 FC6-4 1-2		2-0 F8		4 0 1 0 0 0 1												
Dave McCarty, R OBP: 0.370, SLG: 0.600 (1, 10)		3-2 L3 1-2			2-1 F9	3-3 K		0-0 G6-3		4 0 0 0 0 1 3												
Jorge Fabregas, L OBP: 0.304, SLG: 0.362 (1, 2)		1-0 P8			3-1 G5-3		1-0 G4-3		1-2 F8	4 0 0 0 0 0 1												
Rey Sanchez, R OBP: 0.276, SLG: 0.298 Todd Dunwoody, L OBP: 0.240, SLG: 0.283 (8, PH)			4-1 G4-3 BB BB		0-0 1B 1B		0-1 P2		2-3 K	2 0 1 0 1 0 0 1 0 0 0 0 1 0												
Inning Stats	R: 0 E: 0 K: 1 S: 9	H: 1 LOB: 1 BB: 0 P: 13	R: 0 E: 0 K: 0 S: 7	H: 1 LOB: 1 BB: 1 P: 16	R: 0 E: 0 K: 1 S: 9	H: 0 LOB: 2 BB: 2 P: 19	R: 0 E: 0 K: 0 S: 6	H: 1 LOB: 0 BB: 0 P: 8	R: 0 E: 0 K: 1 S: 10	H: 2 LOB: 3 BB: 1 P: 21	R: 0 E: 0 K: 1 S: 7	H: 1 LOB: 1 BB: 0 P: 12	R: 1 E: 0 K: 0 S: 13	H: 2 LOB: 1 BB: 0 P: 19	R: 1 E: 0 K: 1 S: 9	H: 1 LOB: 0 BB: 0 P: 16	R: 0 E: 0 K: 2 S: 13	H: 1 LOB: 1 BB: 0 P: 20	1B: 8 2B: 2 3B: 0 HR: 1	SF: 0 SAC: 0 DP: 3 HBP: 0	WP: 1 PB: 0 CS: 0	PA: 38
PITCHER	IP WLS BF H R ER SO BB IBB HBP BLK WP HR S P ERA WHIP											PITCHER	IP WLS BF H R ER SO BB IBB HBP BLK WP HR S P ERA WHIP									
Jamey Wright, R ERA: 3.22 (1, 1)	7.0 W 30 4 0 0 0 4 0 0 0 0 0 1 61 108 1.29 1.714																					
David Weathers, R ERA: 3.53 (8, 1)	1.0 4 1 1 1 1 0 0 0 0 0 0 1 9 16 9.00 1.000																					
Bob Wickman, R ERA: 3.0 (9, 1)	1.0 S 4 1 0 0 2 0 0 0 0 0 0 0 13 20 0.00 1.000																					

Batter	1	2	3	4	5	6	7	8	9	AB	R	H	RBI	BB	SO	LOB	TOP										
Ronnie Belliard, R (1,4) OBP: 0.374, SLG: 0.426 Luis Lopez, S (5, FR) OBP: 0.340, SLG: 0.430	G5-3		G6-3				SH1-3			3	0	1	0	0	0	0	Milwaukee Brewers @ Kansas City Royals Kauffman Stadium, Kansas City, MO Fri Jul 14, 2000, 7:05 PM CDT Att: 29,473 - Sunny - 93 F livebaseballscores.com										
Marquis Grissom, R (1,8) OBP: 0.290, SLG: 0.383	K		F9				F8		F8	4	0	0	0	1	1	2											
Geoff Jenkins, L (1,7) OBP: 0.327, SLG: 0.547			F7				G4-6-3		F7	5	0	1	0	0	0	4											
Jeremy Burnitz, L (1,9) OBP: 0.338, SLG: 0.439	G4-3						G4-6-3		F7	4	0	0	0	0	0	1											
Charlie Hayes, R (1,5)			P4				F8		F9	4	2	3	0	0	0	0											
Tyler Houston, L (1,3) OBP: 0.311, SLG: 0.500			F7						K	4	0	2	0	0	1	2											
José Hernández, R (1,6) OBP: 0.323, SLG: 0.421							F8			3	2	2	3	1	0	2											
Raul Casanova, S (1,10) OBP: 0.333, SLG: 0.435	K						L9		L9	4	0	1	1	0	1	4											
Henry Blanco, R (1,2) OBP: 0.328, SLG: 0.402	F7								G5-3	4	0	1	0	0	0	2											
Inning Stats	R: 0 E: 0 K: 1 S: 9	H: 1 LOB: 1 BB: 0 P: 14	R: 0 E: 0 K: 1 S: 11	H: 1 LOB: 2 BB: 1 P: 19	R: 0 E: 0 K: 0 S: 6	H: 0 LOB: 0 BB: 0 P: 8	R: 2 E: 0 K: 0 S: 9	H: 3 LOB: 1 BB: 0 P: 16	R: 0 E: 0 K: 0 S: 10	H: 1 LOB: 1 BB: 0 P: 16	R: 0 E: 0 K: 0 S: 8	H: 2 LOB: 2 BB: 0 P: 13	R: 0 E: 0 K: 0 S: 7	H: 1 LOB: 1 BB: 1 P: 13	R: 2 E: 0 K: 1 S: 11	H: 2 LOB: 0 BB: 0 P: 14		R: 0 E: 0 K: 0 S: 7	H: 1 LOB: 1 BB: 0 P: 11	1B: 7 2B: 4 3B: 0 HR: 1	SF: 0 SAC: 1 DP: 1 HBP: 0	WP: 1 PB: 0 CS: 0	PA: 39				
PITCHER	IP	WLS	BF	H	R	ER	SO	BB	IBB	HBP	BLK	WP	HR	S	P	ERA	WHIP										
Mac Suzuki, R (1,1) ERA: 3.52	7.0	L	30	9	2	2	2	2	0	0	0	1	0	60	99	2.57	1.571										
Jose Santiago, R (8,1) ERA: 4.2	2.0		9	3	2	2	1	0	0	0	0	0	1	18	25	9.00	1.500										

Batter	1	2	3	4	5	6	7	8	9	AB	R	H	RBI	BB	SO	LOB	BOTTOM										
Johnny Damon, L (1,8) OBP: 0.358, SLG: 0.411 Todd Dunwoody, L (3,8) OBP: 0.245, SLG: 0.286	G4-3			G4-3						1	0	0	0	0	0	0	Milwaukee Brewers @ Kansas City Royals Kauffman Stadium, Kansas City, MO Fri Jul 14, 2000, 7:05 PM CDT Att: 29,473 - Sunny - 93 F livebaseballscores.com										
Jeff Reboulet, R (1,4) OBP: 0.356, SLG: 0.315 Scott Pose, L (8, FH) OBP: 0.293, SLG: 0.194 Luis Ordaz, R (9,4) OBP: 0.258, SLG: 0.246	F9			K					F7	3	0	0	0	0	2	1											
29 Mike Sweeney, R (1,10) OBP: 0.414, SLG: 0.558	F9								G4-3	3	0	1	0	1	0	1											
Jermaine Dye, R (1,9) OBP: 0.387, SLG: 0.603			P4						G5-3	4	0	0	0	0	0	3											
Mark Quinn, R (1,7) OBP: 0.332, SLG: 0.485									F9	3	0	1	0	1	0	0											
Joe Randa, R (1,5) OBP: 0.385, SLG: 0.454									F8	4	0	0	0	0	0	2											
Dave McCarty, R (1,3) OBP: 0.362, SLG: 0.585									F8	3	0	0	0	0	1	2											
Jorge Fabregas, L (1,2) OBP: 0.296, SLG: 0.352									F7	3	0	0	0	0	0	2											
Rey Sanchez, R (1,6) OBP: 0.277, SLG: 0.302									G3-1	3	0	1	0	0	1	0											
Inning Stats	R: 0 E: 0 K: 0 S: 6	H: 0 LOB: 0 BB: 0 P: 12	R: 0 E: 0 K: 0 S: 6	H: 0 LOB: 0 BB: 1 P: 13	R: 0 E: 0 K: 2 S: 9	H: 0 LOB: 0 BB: 0 P: 12	R: 0 E: 0 K: 1 S: 8	H: 1 LOB: 1 BB: 0 P: 9	R: 0 E: 0 K: 0 S: 10	H: 1 LOB: 1 BB: 0 P: 16	R: 0 E: 0 K: 1 S: 12	H: 1 LOB: 2 BB: 1 P: 22	R: 0 E: 1 K: 0 S: 7	H: 0 LOB: 1 BB: 0 P: 11	R: 0 E: 0 K: 0 S: 9	H: 1 LOB: 1 BB: 0 P: 13		R: 0 E: 0 K: 0 S: 7	H: 0 LOB: 0 BB: 0 P: 11	1B: 3 2B: 1 3B: 0 HR: 0	SF: 0 SAC: 0 DP: 1 HBP: 0	WP: 1 PB: 0 CS: 0	PA: 33				
PITCHER	IP	WLS	BF	H	R	ER	SO	BB	IBB	HBP	BLK	WP	HR	S	P	ERA	WHIP										
Jeff D'Amico, R (1,1) ERA: 2.16	7.0	W	26	3	0	0	4	2	0	0	0	0	0	58	95	0.00	0.714										
Curt Leskanic, R (8,1) ERA: 2.95	1.0		4	1	0	0	0	0	0	0	0	0	0	9	13	0.00	1.000										
Juan Acevedo, R (9,1) ERA: 3.74	1.0		3	0	0	0	0	0	0	0	0	0	0	7	11	0.00	0.000										

Batter	1	2	3	4	5	6	7	8	9	AB	R	H	RBI	BB	SO	LOB	TOP				
Eric Young Sr. R OBP: 0.381, SLG: 0.433	4-1 1B S 2B BB	0-0 G6-3			3-2 F9		1-0 F8			3	1	0	0	1	0	2					
Ricky Gutierrez R OBP: 0.394, SLG: 0.405	0-1 F9		0-0 L8		1-2 FC6 1B		0-1 G5-3			4	0	1	0	0	0	2					
Mark Grace L OBP: 0.396, SLG: 0.429	3-1 2B SF8 1-3 1B		0-1 F9		2-2 FC6 1-2		0-0 F9			4	1	1	0	0	0	1					
Sammy Sosa R OBP: 0.396, SLG: 0.603	3-2 SF8 1-3 2B 3-H		1-1 F9		1-0 P4		3-2 FC6-4 1B			4	0	2	1	0	0	1					
Henry Rodriguez L OBP: 0.322, SLG: 0.558	2-1 SF8			3-2 1B 2B		1-2 G4-3		0-3 K		3	1	1	1	0	1	1					
Gary Matthews S OBP: 0.286, SLG: 0.333	2-3 3-H			0-2 L3 1B 2H		2-1 G5-3		1-0 FC6-4 1-2		0	0	0	0	0	0	0					
Glenallen Hill R OBP: 0.290, SLG: 0.478	0-0 G6-3			1-2 L3 1B 1-2		2-3 K		2-2 G3-1		4	0	0	0	0	2	1					
Willie Greene L OBP: 0.323, SLG: 0.426				3-0 K 2B						3	0	1	0	1	2	0					
Jeff Reed L OBP: 0.363, SLG: 0.370				1-2 G5-3						4	0	1	0	0	0	2					
Damon Buford R OBP: 0.341, SLG: 0.430										4	0	1	0	0	0	2					
Inning Stats	R: 2 E: 0 K: 0 S: 12	H: 2 LOB: 1 BB: 1 P: 23	R: 0 E: 0 K: 2 S: 14	H: 1 LOB: 1 BB: 0 P: 19	R: 0 E: 0 K: 0 S: 5	H: 0 LOB: 0 BB: 0 P: 6	R: 1 E: 0 K: 0 S: 14	H: 3 LOB: 1 BB: 0 P: 22	R: 0 E: 0 K: 1 S: 9	H: 0 LOB: 0 BB: 0 P: 14	R: 0 E: 0 K: 0 S: 6	H: 0 LOB: 1 BB: 1 P: 11	R: 0 E: 0 K: 1 S: 9	H: 1 LOB: 1 BB: 0 P: 13	R: 0 E: 0 K: 1 S: 11	H: 0 LOB: 0 BB: 0 P: 18	1B: 5 2B: 4 3B: 0 HR: 0	SF: 1 SAC: 0 DP: 1 HBP: 0	WP: 0 PB: 0 SB: 1 CS: 0	PA: 36	
PITCHER	IP	WLS	BF	H	R	ER	SO	BB	IBB	HBP	BLK	WP	HR	S	P	ERA	WHIP				
Chad Durbin R ERA: 8.07	7.0	L	29	7	3	3	3	2	0	0	0	0	0	74	116	3.86	1.286				
Tim Byrdak L ERA:	0.2		3	1	0	0	1	0	0	0	0	0	0	8	11	0.00	1.500				
Jerry Spradlin R ERA: 3.25	1.1		4	0	0	0	1	0	0	0	0	0	0	12	20	0.00	0.000				

Chicago Cubs @ Kansas City Royals
Kauffman Stadium, Kansas City, MO
Mon Jul 17 2000, 7:05 PM CDT
Att: 37,355 - Cloudy - 80 F

AB 33
R 3
H 8
RBI 3
BB 2
SO 5
LOB 12



Batter	1	2	3	4	5	6	7	8	9	AB	R	H	RBI	BB	SO	LOB	BOTTOM				
Johnny Damon L OBP: 0.361, SLG: 0.414	1-2 G6-3		0-2 G6-3			0-0 F7		3-2 L9		4	0	0	0	0	0	0					
Rey Sanchez R OBP: 0.281, SLG: 0.301	2-1 F9		0-1 G3			2-2 F3		2-2 29 WP 1B		4	0	1	0	0	0	0					
29 Mike Sweeney R OBP: 0.413, SLG: 0.549	3-1 G4-3		2-2 1B			4-2 FC4 BB		4-2 1-3 BB		2	0	1	0	2	0	0					
Jermaine Dye R OBP: 0.386, SLG: 0.592			1-2 G4-3		1-1 G6-4-3 1B		1-1 FC4 1-2		1-0 F7	4	0	1	0	0	0	3					
Joe Randa R OBP: 0.374, SLG: 0.473			2-0 G6-3 1B 2B		0-0 G6-4-3 1-2		3-2 G6-3 FC1-2 2B		1-1 P1	4	1	2	0	0	0	1					
Mark Quinn R OBP: 0.335, SLG: 0.480			1-0 G6-3 2-3		1-3 K		0-0 G6-3 2-3		2-1 F9	4	0	0	0	0	1	2					
Dave McCarty R OBP: 0.359, SLG: 0.575			3-2 BB 1B 3-H			1-2 G6-3		2-1 FC1-2		4	0	1	1	0	0	1					
Gregg Zaun S OBP: 0.361, SLG: 0.333			4-2 BB 1B			0-0 G5-4-3 1B		3-H 1-1 F8		2	0	1	0	1	0	1					
Luis Ordez R OBP: 0.250, SLG: 0.229			2-2 F9			2-0 G5-4-3 1-2		2-1 G5-3		3	0	0	0	0	0	3					
Inning Stats	R: 0 E: 0 K: 0 S: 7	H: 0 LOB: 0 BB: 0 P: 13	R: 1 E: 0 K: 0 S: 13	H: 2 LOB: 2 BB: 1 P: 26	R: 0 E: 0 K: 1 S: 9	H: 1 LOB: 0 BB: 0 P: 11	R: 0 E: 0 K: 1 S: 6	H: 1 LOB: 0 BB: 0 P: 8	R: 0 E: 0 K: 0 S: 5	H: 0 LOB: 1 BB: 1 P: 16	R: 0 E: 0 K: 0 S: 8	H: 1 LOB: 1 BB: 0 P: 14	R: 0 E: 0 K: 0 S: 11	H: 1 LOB: 2 BB: 1 P: 23	R: 0 E: 0 K: 0 S: 5	H: 0 LOB: 0 BB: 0 P: 8	1B: 5 2B: 2 3B: 0 HR: 0	SF: 0 SAC: 0 DP: 2 HBP: 0	WP: 2 PB: 0 SB: 0 CS: 0	PA: 34	
PITCHER	IP	WLS	BF	H	R	ER	SO	BB	IBB	HBP	BLK	WP	HR	S	P	ERA	WHIP				
Scott Downs L ERA: 5.53	7.2	W	29	7	1	1	1	2	0	0	0	0	0	65	111	1.17	1.174				
Steve Rain R ERA: 2.79	0.1	H	2	0	0	0	0	1	0	0	0	1	0	3	8	0.00	3.000				
Rick Aguilera R ERA: 6.19	1.0	S	3	0	0	0	0	0	0	0	0	0	0	5	8	0.00	0.000				

Chicago Cubs @ Kansas City Royals
Kauffman Stadium, Kansas City, MO
Mon Jul 17 2000, 7:05 PM CDT
Att: 37,355 - Cloudy - 80 F

AB 31
R 1
H 7
RBI 1
BB 3
SO 1
LOB 11



Batter	1	2	3	4	5	6	7	8	9	AB	R	H	RBI	BB	SO	LOB	TOP								
Jeff Huson, L (1, 4) OBP: 0.277, SLG: 0.276	P4		1B		1B		F7			3	2	1	0	1	0	0	Chicago Cubs @ Kansas City Royals Kauffman Stadium, Kansas City, MO Tue Jul 18, 2000, 7:05 PM CDT Att: 28,898 - Cloudy - 84 F								
Ricky Gutierrez, R (1, 6) OBP: 0.397, SLG: 0.408	G6-3		1B		SF9					3	0	2	0	0	0	0									
Jose Nieves, R (8, PH) OBP: 0.279, SLG: 0.437	G6-3		1B		SF9			G4-3	WP	0	1	0	0	1	0	0									
Mark Grace, L (1, 3) OBP: 0.396, SLG: 0.429	G6-3		1B		SF9			G4-3		2	0	1	2	0	0	0									
Brant Brown, L (8, PH) OBP: 0.231, SLG: 0.348	G6-3		1B		SF9			G4-3		1	0	0	0	0	0	1									
Sammy Sosa, R (1, 9) OBP: 0.397, SLG: 0.610		HR	K		G6-3			1B		4	1	2	2	0	1	3									
Henry Rodriguez, L (1, 7) OBP: 0.317, SLG: 0.549	F8		F8		G3			F8		4	0	0	0	0	0	3									
Gary Matthews, S (8, 7) OBP: 0.286, SLG: 0.333	F8		F8		G3			F8		0	0	0	0	0	0	0									
Glenallen Hill, R (1, 10) OBP: 0.295, SLG: 0.479	1B		1B		P4			G5-3		4	0	2	0	0	0	1									
Willie Greene, L (1, 5) OBP: 0.317, SLG: 0.417	F9		G6-4-3		K			K		4	0	0	0	0	2	2									
Joe Girardi, R (1, 2) OBP: 0.369, SLG: 0.404	G6-3		K		K			L5		4	0	0	0	0	1	1									
Damon Buford, R (1, 8) OBP: 0.337, SLG: 0.424			K		G4-3			F2		4	0	0	0	0	2	0									
Inning Stats	R: 0 E: 0 K: 0 S: 14	H: 0 LOB: 0 BB: 0 P: 20	R: 1 E: 0 K: 0 S: 11	H: 2 LOB: 1 BB: 0 P: 14	R: 1 E: 0 K: 2 S: 11	H: 2 LOB: 2 BB: 1 P: 20	R: 0 E: 0 K: 1 S: 8	H: 1 LOB: 0 BB: 0 P: 11	R: 1 E: 0 K: 0 S: 9	H: 2 LOB: 1 BB: 0 P: 16	R: 0 E: 0 K: 1 S: 6	H: 0 LOB: 0 BB: 0 P: 11	R: 0 E: 0 K: 1 S: 6	H: 0 LOB: 0 BB: 0 P: 9	R: 1 E: 0 K: 0 S: 12	H: 1 LOB: 1 BB: 1 P: 23	R: 0 E: 0 K: 1 S: 7	H: 0 LOB: 0 BB: 0 P: 12	1B: 7 2B: 0 3B: 0 HR: 1	SF: 1 SAC: 0 DP: 1 HBP: 0	WP: 1 PB: 0 SB: 0 CS: 0	PA: 36			
PITCHER	IP	WLS	BF	H	R	ER	SO	BB	IBB	HBP	BLK	WP	HR	S	P	ERA	WHIP								
Blake Stein, R (1, 1) ERA: 7.36	7.1	W	31	8	4	4	5	2	0	0	0	1	1	71	115	4.91	1.364								
Jose Santiago, R (8, 1) ERA: 4.14	0.2		2	0	0	0	0	0	0	0	0	0	0	6	9	0.00	0.000								
Ricky Bottalico, R (9, 1) ERA: 4.34	1.0		3	0	0	0	1	0	0	0	0	0	0	7	12	0.00	0.000								

AB	33
R	4
H	8
RBI	4
BB	2
SO	6
LOB	11



Batter	1	2	3	4	5	6	7	8	9	AB	R	H	RBI	BB	SO	LOB	BOTTOM								
Johnny Damon, L (1, 8) OBP: 0.368, SLG: 0.433	G4-3							F7		6	1	5	2	0	0	3	Chicago Cubs @ Kansas City Royals Kauffman Stadium, Kansas City, MO Tue Jul 18, 2000, 7:05 PM CDT Att: 28,898 - Cloudy - 84 F								
Scott Pose, L (9, 9) OBP: 0.286, SLG: 0.189	G4-3	2B						F7		0	0	0	0	0	0	0									
Rey Sanchez, R (1, 6) OBP: 0.280, SLG: 0.299	G4-3	2B						F7		5	0	1	1	0	1	5									
Luis Ordez, R (7, PR) OBP: 0.247, SLG: 0.225	G4-3	2B						F7		1	0	0	0	0	0	3									
29 Mike Sweeney, R (1, 3) OBP: 0.413, SLG: 0.556	SF7	B1-3						F7		3	1	1	2	1	0	4									
Jermaine Dye, R (1, 10) OBP: 0.387, SLG: 0.598	HR	1B						F7		5	2	2	1	0	0	3									
Joe Randa, R (1, 5) OBP: 0.377, SLG: 0.484	HR	1B						F7		5	2	3	2	0	1	0									
Mark Quinn, R (1, 7) OBP: 0.343, SLG: 0.490	K							F7		3	1	2	0	2	1	0									
Todd Dunwoody, L (1, 9) OBP: 0.284, SLG: 0.323								F7		5	1	2	1	0	0	5									
Jorge Fabregas, L (1, 2) OBP: 0.298, SLG: 0.354								F7		4	2	1	0	1	0	2									
Carlos Febles, R (1, 4) OBP: 0.363, SLG: 0.360								F7		4	2	3	2	1	0	0									
Inning Stats	R: 3 E: 0 K: 1 S: 12	H: 3 LOB: 0 BB: 0 P: 20	R: 1 E: 0 K: 0 S: 10	H: 3 LOB: 2 BB: 0 P: 13	R: 0 E: 0 K: 0 S: 8	H: 1 LOB: 1 BB: 0 P: 14	R: 0 E: 0 K: 1 S: 10	H: 1 LOB: 1 BB: 0 P: 12	R: 5 E: 0 K: 1 S: 16	H: 5 LOB: 1 BB: 1 P: 31	R: 0 E: 0 K: 0 S: 8	H: 1 LOB: 2 BB: 2 P: 20	R: 2 E: 1 K: 0 S: 12	H: 4 LOB: 2 BB: 0 P: 17	R: 1 E: 0 K: 0 S: 16	H: 2 LOB: 3 BB: 2 P: 29	1B: 9 2B: 9 3B: 0 HR: 3	SF: 1 SAC: 0 DP: 2 HBP: 0	WP: 1 PB: 0 SB: 0 CS: 0	PA: 47					
PITCHER	IP	WLS	BF	H	R	ER	SO	BB	IBB	HBP	BLK	WP	HR	S	P	ERA	WHIP								
Ismael Valdez, R (1, 1) ERA: 5.7	4.1	L	25	11	8	8	3	1	0	0	0	1	0	21	43	16.61	2.769								
76 Daniel Garibay, L (5, 1) ERA: 4.94	1.2		13	7	3	3	0	2	0	0	0	0	0	20	33	4.50	2.000								
Steve Rain, R (7, 1) ERA: 2.95	2.0		9	2	1	1	0	2	0	0	0	0	0	20	33	4.50	2.000								

AB	41
R	12
H	20
RBI	11
BB	5
SO	3
LOB	25



Batter	1	2	3	4	5	6	7	8	9	AB	R	H	RBI	BB	SO	LOB	TOP					
Johnny Damon, L (1, 8) OBP: 0.370, SLG: 0.444	G3-1		1B		P5		1B	HR		5	2	3	3	0	0	0	Kansas City Royals @ Cleveland Indians Jacobs Field, Cleveland, OH Wed Jul 19 2000, 7:05 PM EDT Att: 43,248 - Cloudy - 66 F					
Rey Sanchez, R (1, 6) OBP: 0.285, SLG: 0.304	G6-3		1B			1B	1B	G5-3		5	1	3	0	0	0	0						
29 Mike Sweeney, R (1, 3) OBP: 0.413, SLG: 0.552	FC4-6		G4-3			FC6-4	1B	F9		4	1	1	1	1	0	3						
Jermaine Dye, R (1, 9) OBP: 0.389, SLG: 0.597	FC4-6					HR	1B	F8		4	1	2	0	1	0	1						
Joe Randa, R (1, 5) OBP: 0.372, SLG: 0.478		F8		FC4-6		K	SF9		P6	4	0	0	1	0	1	3						
Mark Quinn, R (1, 7) OBP: 0.340, SLG: 0.484		G5-3		K		HR	F9		G6-3	5	1	1	0	0	1	3						
Dave McCarty, R (1, 10) OBP: 0.354, SLG: 0.583		G1-3		K		HR	K		P4	5	1	1	4	0	2	3						
Gregg Zaun, S (1, 2) OBP: 0.365, SLG: 0.362			F9			HR		BB		3	2	1	1	1	0	0						
Carlos Febles, R (1, 4) OBP: 0.361, SLG: 0.355			K		K	G4-3		BB		3	1	0	0	1	2	0						
Inning Stats	R: 0 H: 0 E: 0 K: 0 S: 18	H: 0 LOB: 1 BB: 1 P: 27	R: 0 H: 0 E: 0 K: 0 S: 7	H: 0 LOB: 0 BB: 0 P: 10	R: 0 H: 2 E: 0 K: 1 S: 14	H: 2 LOB: 2 BB: 0 P: 21	R: 0 H: 1 E: 0 K: 2 S: 14	H: 1 LOB: 1 BB: 0 P: 21	R: 0 H: 0 E: 0 K: 1 S: 7	H: 0 LOB: 0 BB: 0 P: 11	R: 5 H: 5 E: 0 K: 1 S: 20	H: 5 LOB: 0 BB: 0 P: 31	R: 2 H: 3 E: 0 K: 1 S: 16	H: 3 LOB: 2 BB: 1 P: 26	R: 3 H: 1 E: 0 K: 0 S: 11	H: 1 LOB: 0 BB: 2 P: 21	R: 0 H: 0 E: 0 K: 0 S: 7	H: 0 LOB: 0 BB: 0 P: 10	1B: 9 2B: 0 3B: 0 HR: 3	SF: 1 SAC: 0 DP: 0 HBP: 0	WP: 0 PB: 0 SB: 0 CS: 0	PA: 43
PITCHER	IP	WLS	BF	H	R	ER	SO	BB	IBB	HBP	BLK	WP	HR	S	P	ERA	WHIP					
Chuck Finley, L (1, 1) ERA: 3.85	5.2	L	26	8	5	5	5	1	0	0	0	0	2	79	120	7.94	1.588					
Justin Speier, R (6, 1) ERA: 2.94	0.1		5	3	2	2	0	1	0	0	0	0	0	8	15	54.00	12.000					
Jaime Navarro, R (7, 1) ERA: 11.15	2.0		9	1	3	3	1	2	0	0	0	0	1	20	33	13.50	1.500					
Steve Reed, R (9, 1) ERA: 5.57	1.0		3	0	0	0	0	0	0	0	0	0	0	7	10	0.00	0.000					

Batter	1	2	3	4	5	6	7	8	9	AB	R	H	RBI	BB	SO	LOB	BOTTOM					
Kenny Lofton, L (1, 8) OBP: 0.367, SLG: 0.421	G3-1		FC4-6	G1-3		G3		F8		5	0	1	0	0	0	4	Kansas City Royals @ Cleveland Indians Jacobs Field, Cleveland, OH Wed Jul 19 2000, 7:05 PM EDT Att: 43,248 - Cloudy - 66 F					
Omar Vizquel, S (1, 6) OBP: 0.356, SLG: 0.391	F7		S		B1-3		BB	F8		5	0	2	0	0	0	1						
Roberto Alomar, S (1, 4) OBP: 0.329, SLG: 0.403	F7		F7		G1-3		FC1-2	G5-3		3	0	0	0	0	0	2						
Jolbert Cabrera, R (7, 4) OBP: 0.277, SLG: 0.278							FC1-2			2	0	1	0	0	0	1						
Manny Ramirez, R (1, 10) OBP: 0.419, SLG: 0.632		F7		P4	F9		FC1-2	G6-3		4	0	0	0	1	0	0						
Jim Thome, L (1, 3) OBP: 0.395, SLG: 0.606		1B		HR		HR	K	F5		5	2	3	2	0	1	3						
Travis Fryman, R (1, 5) OBP: 0.407, SLG: 0.532		P5		1B	2B		G5-3	G5-3		5	1	1	0	0	0	4						
Ricky Ledee, L (1, 9) OBP: 0.327, SLG: 0.401		P4		1B	BB		G1-3	F5		3	1	0	0	1	0	4						
Richie Sexson, R (1, 7) OBP: 0.307, SLG: 0.443			G6-3	E8		1B		F7		4	0	2	1	0	0	0						
Sandy Alomar Jr., R (1, 2) OBP: 0.360, SLG: 0.452			FC4-6	G6-3		1B		HR		4	1	3	1	0	0	1						
Inning Stats	R: 0 H: 0 E: 0 K: 0 S: 7	H: 1 LOB: 1 BB: 0 P: 11	R: 0 H: 1 E: 0 K: 0 S: 11	H: 1 LOB: 1 BB: 0 P: 18	R: 0 H: 2 E: 0 K: 0 S: 12	H: 2 LOB: 2 BB: 0 P: 19	R: 3 H: 3 E: 1 K: 0 S: 13	H: 3 LOB: 1 BB: 1 P: 21	R: 0 H: 0 E: 0 K: 0 S: 4	H: 0 LOB: 0 BB: 0 P: 7	R: 1 H: 3 E: 0 K: 0 S: 13	H: 3 LOB: 2 BB: 0 P: 22	R: 0 H: 2 E: 0 K: 1 S: 18	H: 2 LOB: 3 BB: 1 P: 29	R: 1 H: 2 E: 0 K: 0 S: 9	H: 2 LOB: 1 BB: 0 P: 15	R: 0 H: 0 E: 0 K: 0 S: 8	H: 0 LOB: 0 BB: 0 P: 11	1B: 9 2B: 1 3B: 0 HR: 3	SF: 0 SAC: 0 DP: 0 HBP: 0	WP: 0 PB: 0 SB: 2 CS: 0	PA: 42
PITCHER	IP	WLS	BF	H	R	ER	SO	BB	IBB	HBP	BLK	WP	HR	S	P	ERA	WHIP					
Mac Suzuki, R (1, 1) ERA: 3.57	6.0	W	28	9	4	3	0	1	0	0	0	0	0	11	17	4.50	1.667					
Doug Bochtler, R (7, 1) ERA: 4.5	0.0		3	2	0	0	0	1	0	0	0	0	0	4	6	0.00	0.000					
Tim Byrdak, L (7, 1) ERA: 3.26	2.2	S	10	2	1	1	0	0	0	0	0	0	1	20	32	3.38	0.750					

AB	38
R	10
H	12
RBI	10
BB	4
SO	6
LOB	13

AB	40
R	5
H	13
RBI	4
BB	2
SO	1
LOB	20



Batter	1	2	3	4	5	6	7	8	9	AB	R	H	RBI	BB	SO	LOB	TOP								
Johnny Damon, L OBP: 0.375, SLG: 0.448 (1, 8)										6	2	4	2	0	1	0	Kansas City Royals @ Cleveland Indians Jacobs Field, Cleveland, OH Thu Jul 20 2000, 7:05 PM EDT Att: 43,222 - Cloudy - 73 F								
Rey Sanchez, R OBP: 0.289, SLG: 0.308 (1, 6)										6	2	3	1	0	0	3									
29 Mike Sweeney, R OBP: 0.415, SLG: 0.550 (1, 3)										3	1	1	2	2	0	1									
Jermaine Dye, R OBP: 0.387, SLG: 0.593 (1, 9)										4	0	1	2	0	0	2									
Joe Randa, R OBP: 0.370, SLG: 0.474 (1, 5)										5	1	1	0	0	0	4									
Mark Quinn, R OBP: 0.345, SLG: 0.490 (1, 7)										5	1	3	1	0	1	0									
Todd Dunwoody, L OBP: 0.292, SLG: 0.344 (1, 10)										2	0	1	2	1	0	1									
Gregg Zaun, S OBP: 0.359, SLG: 0.349 (1, 2)										4	1	0	0	1	1	5									
Carlos Febles, R OBP: 0.370, SLG: 0.367 (1, 4)										4	2	3	0	1	0	0									
Inning Stats	R: 0 E: 0 K: 1 S: 10	H: 0 LOB: 0 BB: 0 P: 15	R: 0 E: 0 K: 0 S: 7	H: 1 LOB: 1 BB: 0 P: 13	R: 5 E: 0 K: 0 S: 21	H: 5 LOB: 2 BB: 2 P: 39	R: 1 E: 0 K: 0 S: 8	H: 2 LOB: 1 BB: 1 P: 14	R: 0 E: 0 K: 1 S: 13	H: 1 LOB: 1 BB: 0 P: 17	R: 2 E: 0 K: 0 S: 9	H: 3 LOB: 1 BB: 0 P: 16	R: 0 E: 0 K: 1 S: 7	H: 1 LOB: 2 BB: 1 P: 15	R: 0 E: 0 K: 0 S: 9	H: 1 LOB: 1 BB: 0 P: 13	R: 2 E: 0 K: 0 S: 17	H: 3 LOB: 2 BB: 1 P: 26	1B: 14 2B: 3 3B: 0 HR: 0	SF: 3 SAC: 0 DP: 1 HBP: 0	WP: 1 PB: 0 SB: 2 CS: 0	PA: 47			
PITCHER	IP	WLS	BF	H	R	ER	SO	BB	IBB	HBP	BLK	WP	HR	S	P	ERA	WHIP								
Jim Brower, R ERA: 6.58 (1, 1)	2.1	L	15	6	5	5	1	2	0	0	0	0	0	33	58	19.29	3.429								
Jamie Brewington, R ERA: 4.91 (3, 1)	3.0		15	6	3	3	1	1	0	0	0	1	0	33	52	9.00	2.333								
Justin Speier, R ERA: 2.97 (6, 1)	2.2		12	4	2	2	1	1	0	0	0	0	0	22	37	6.75	1.875								
Cameron Cairncross, L ERA: (9, 1)	1.0		5	1	0	0	0	0	1	0	0	0	0	13	21	0.00	1.000								

Batter	1	2	3	4	5	6	7	8	9	AB	R	H	RBI	BB	SO	LOB	BOTTOM								
Kenny Lofton, L OBP: 0.367, SLG: 0.418 (1, 8)										4	0	1	0	1	1	0	Kansas City Royals @ Cleveland Indians Jacobs Field, Cleveland, OH Thu Jul 20 2000, 7:05 PM EDT Att: 43,222 - Cloudy - 73 F								
Omar Vizquel, S OBP: 0.354, SLG: 0.391 (1, 6)										5	1	1	0	0	0	3									
Jim Thome, L OBP: 0.396, SLG: 0.604 (1, 3)										4	1	2	1	0	0	0									
Manny Ramirez, R OBP: 0.429, SLG: 0.665 (1, 10)										3	2	3	3	1	0	0									
Travis Fryman, R OBP: 0.405, SLG: 0.531 (1, 5)										4	0	1	0	0	0	3									
Russell Brannan, L OBP: 0.359, SLG: 0.654 (1, 9)										4	1	1	0	0	2	1									
Ricky Ledee, L OBP: 0.326, SLG: 0.411 (1, 7)										4	1	1	2	0	1	1									
Sandy Alomar Jr., R OBP: 0.353, SLG: 0.443 (1, 2)										4	0	0	0	0	1	1									
Jolbert Cabrera, R OBP: 0.276, SLG: 0.277 (1, 4)										4	0	1	0	0	0	0									
Inning Stats	R: 1 E: 0 K: 1 S: 11	H: 3 LOB: 1 BB: 0 P: 19	R: 0 E: 0 K: 0 S: 8	H: 0 LOB: 0 BB: 0 P: 11	R: 0 E: 0 K: 0 S: 6	H: 0 LOB: 0 BB: 0 P: 10	R: 1 E: 0 K: 1 S: 10	H: 1 LOB: 0 BB: 0 P: 16	R: 0 E: 0 K: 0 S: 9	H: 2 LOB: 2 BB: 0 P: 12	R: 2 E: 0 K: 3 S: 14	H: 3 LOB: 1 BB: 0 P: 24	R: 0 E: 0 K: 0 S: 9	H: 0 LOB: 0 BB: 0 P: 17	R: 0 E: 0 K: 0 S: 7	H: 0 LOB: 0 BB: 1 P: 12	R: 2 E: 0 K: 0 S: 15	H: 2 LOB: 1 BB: 1 P: 26	1B: 5 2B: 3 3B: 0 HR: 3	SF: 0 SAC: 0 DP: 2 HBP: 0	WP: 0 PB: 0 SB: 0 CS: 0	PA: 38			
PITCHER	IP	WLS	BF	H	R	ER	SO	BB	IBB	HBP	BLK	WP	HR	S	P	ERA	WHIP								
Jeff Suppan, R ERA: 5.73 (1, 1)	7.1	W	31	9	4	4	5	1	0	0	0	0	1	17	29	10.80	1.800								
Ricky Bottalico, R ERA: 4.56 (8, 1)	1.2		7	2	2	2	0	1	0	0	0	0	1	17	29	10.80	1.800								



Batter	1	2	3	4	5	6	7	8	9	AB	R	H	RBI	BB	SO	LOB	TOP				
Johnny Damon, L OBP: 0.377, SLG: 0.452	0-1 F7		0-1 E1 G6-3 1B		1-0 2B		0-2 E4 BLK		2-1 BB 1B	5	1	3	0	0	0	0	Kansas City Royals @ Detroit Tigers Comerica Park, Detroit, MI Fri Jul 21, 2000, 7:05 PM EDT Att: 38,738 - Cloudy - 72 F				
Rey Sanchez, R OBP: 0.288, SLG: 0.304	0-3 K		0-0 G6-3		1-1 G1-3		0-0 F9		4-1 BB 1-2 BB	4	0	0	1	1	1	2					
29 Mike Sweeney, R OBP: 0.412, SLG: 0.544	4-2 3B BB		0-1 G1-3		0-1 G5-3		1-0 G1-3		3-3 K	4	1	0	0	1	1	4					
Jemaine Dye, R OBP: 0.388, SLG: 0.598	0-0 1-H 3B			3-2 G4-3		1-0 SH5-4 1B SF8 1B		1-0 F8		4	1	2	1	0	0	0					
Joe Randa, R OBP: 0.373, SLG: 0.480	1-1 P4			1-1 2B		1-2 SF8 SH5-4 1B 1B		1-0 1B		4	1	3	0	0	0	1					
Mark Quinn, R OBP: 0.341, SLG: 0.485		0-0 G1-3		2-3 K		1-1 SH5-4		0-1 F5		3	0	0	0	0	1	2					
Todd Dunwoody, L OBP: 0.289, SLG: 0.333		1-1 F7		4-2 BB		1-1 SF8		1-3 K		2	0	0	1	1	1	1					
Gregg Zaun, S OBP: 0.356, SLG: 0.345		2-0 F7		2-2 L7		2-2 CS 1B			2-3 K	4	0	1	1	0	1	2					
Carlos Febles, R OBP: 0.364, SLG: 0.360			3-2 G5-3		2-2 G4-3	0-0 CS	0-0 B1		1-3 K	4	0	0	0	0	1	0					
Inning Stats	R: 1 E: 0 K: 1 S: 12	H: 1 LOB: 1 BB: 1 P: 17	R: 0 E: 0 K: 0 S: 4	H: 0 LOB: 0 BB: 0 P: 7	R: 1 E: 1 K: 0 S: 8	H: 1 LOB: 0 BB: 0 P: 11	R: 0 E: 0 K: 1 S: 17	H: 1 LOB: 2 BB: 1 P: 29	R: 0 E: 0 K: 0 S: 8	H: 1 LOB: 1 BB: 0 P: 12	R: 2 E: 0 K: 0 S: 11	H: 3 LOB: 0 BB: 0 P: 17	R: 0 E: 1 K: 1 S: 7	H: 0 LOB: 1 BB: 0 P: 8	R: 0 E: 0 K: 3 S: 12	H: 1 LOB: 2 BB: 1 P: 24	1B: 6 2B: 2 3B: 1 HR: 0	SF: 1 SAC: 1 DP: 0 HBP: 0	WP: 0 PB: 0 SB: 0 CS: 1	PA: 40	
PITCHER	IP	WLS	BF	H	R	ER	SO	BB	IBB	HBP	BLK	WP	HR	S	P	ERA	WHIP				
Jeff Weaver, R ERA: 4.45	(1, 1)	8.2	L	37	9	4	3	5	2	0	0	0	0	82	124	3.12	1.269				
Matt Anderson, R ERA: 3.83	(9, 1)	0.1		2	0	0	0	1	1	0	0	0	0	4	11	0.00	3.000				

Batter	1	2	3	4	5	6	7	8	9	AB	R	H	RBI	BB	SO	LOB	BOTTOM					
Damon Easley, R OBP: 0.341, SLG: 0.377	4-2 G3-1 S BB		1-3 K		1-2 G1-3		1-3 K			3	0	0	0	1	2	1	Kansas City Royals @ Detroit Tigers Comerica Park, Detroit, MI Fri Jul 21, 2000, 7:05 PM EDT Att: 38,738 - Cloudy - 72 F					
Rich Becker, L OBP: 0.385, SLG: 0.392	2-3 K		0-1 1B			3-2 G6-3		2-1 G3-1		4	0	1	0	0	1	1						
Bobby Higginson, L OBP: 0.375, SLG: 0.571	0-1 G3-1		0-0 F8			1-2 1B		2-2 F8		4	0	1	0	0	0	2						
Dean Palmer, R OBP: 0.344, SLG: 0.493	0-3 K			1-3 K		0-0 1B		0-0 G6-3		4	0	1	0	0	2	1						
Luis Polonia, L OBP: 0.327, SLG: 0.418		1-0 G6-3		1-0 FC6-5 S 1B		2-3 K		2-1 G6-4-3 1B		4	0	2	0	0	1	2						
Deivi Cruz, R OBP: 0.310, SLG: 0.430		0-0 G6-3		2-1 FC6-5		2-2 G4-3		0-1 G6-4-3		4	0	0	0	0	0	4						
Brad Ausmus, R OBP: 0.338, SLG: 0.343		4-1 FC6-4 BB		3-1 G4-3			2-0 G6-3		3-3 K	3	0	0	0	1	1	1						
Juan Encarnacion, R OBP: 0.335, SLG: 0.405		1-0 FC6-4			1-0 P4		1-1 F9			3	0	0	0	0	0	1						
Hal Morris, L OBP: 0.333, SLG: 0.356			2-2 G4-3		1-0 G4-3		3-2 1B			3	0	1	0	0	0	0						
Inning Stats	R: 0 E: 0 K: 2 S: 11	H: 0 LOB: 1 BB: 1 P: 17	R: 0 E: 0 K: 0 S: 4	H: 0 LOB: 1 BB: 1 P: 10	R: 0 E: 0 K: 1 S: 10	H: 1 LOB: 0 BB: 0 P: 13	R: 0 E: 0 K: 1 S: 8	H: 1 LOB: 0 BB: 0 P: 15	R: 0 E: 0 K: 0 S: 5	H: 0 LOB: 0 BB: 0 P: 8	R: 0 E: 0 K: 1 S: 13	H: 2 LOB: 2 BB: 0 P: 21	R: 0 E: 0 K: 1 S: 10	H: 1 LOB: 0 BB: 0 P: 17	R: 0 E: 0 K: 0 S: 6	H: 0 LOB: 0 BB: 0 P: 10	R: 0 E: 0 K: 1 S: 7	H: 1 LOB: 0 BB: 0 P: 12	1B: 6 2B: 0 3B: 0 HR: 0	SF: 0 SAC: 0 DP: 1 HBP: 0	WP: 0 PB: 0 SB: 2 CS: 0	PA: 34
PITCHER	IP	WLS	BF	H	R	ER	SO	BB	IBB	HBP	BLK	WP	HR	S	P	ERA	WHIP					
Dan Reichert, R ERA: 4.38	(1, 1)	9.0	W	34	6	0	0	7	2	0	0	0	0	74	123	0.00	0.889					

AB 34
R 4
H 9
RBI 4
BB 3
SO 6
LOB 12





AB 32
R 0
H 6
RBI 0
BB 2
SO 7
LOB 13



Batter	1	2	3	4	5	6	7	8	9	AB	R	H	RBI	BB	SO	LOB	TOP									
Johnny Damon, L (1, 8) OBP: 0.373, SLG: 0.446	F9		P5		G3	G4-3		P6		5	0	0	0	0	0	2	Kansas City Royals @ Detroit Tigers Comerica Park, Detroit, MI Sat Jul 22 2000, 1:05 PM EDT Att: 36,917 - Cloudy - 71 F									
Carlos Febles, R (1, 4) OBP: 0.361, SLG: 0.356	F9			F9	29 BB 2H 1B	K		G1-3		5	0	1	1	0	1											
29 Mike Sweeney, R (1, 3) OBP: 0.415, SLG: 0.543	G6-3			BB G4-3 1B	1B	1-2 BB		K		3	1	1	0	2	1											
Jermaine Dye, R (1, 9) OBP: 0.388, SLG: 0.595		F9		G4-3 BB 1B	1-2 1B	K		K	2-2 WP 2B 1B	5	1	2	0	0	2											
Joe Randa, R (1, 5) OBP: 0.376, SLG: 0.479	G4-3			4-0 G4-3 BB	1-2 2-3 BB		BB 2B 1B	G4-6-3 E 1B BB	3-2 F9	3	2	1	0	2	0											
Mark Quinn, R (1, 7) OBP: 0.346, SLG: 0.489				3-2 G4-3	1-2 2-3 3H		BB 2B 1B	E3 G4-6-3	1-2 2B	4	1	2	2	0	3											
Todd Dunwoody, L (1, 10) OBP: 0.284, SLG: 0.314				1-0 G4-3	1-1		2B 1B BB	G4-6-3	2-2 P6	4	1	0	0	1	0											
Gregg Zaun, S (1, 2) OBP: 0.357, SLG: 0.356			F9		F2		1-3 2H 3H 1B 2B		2-2 F8	5	1	2	3	0	0											
Luis Ordez, R (1, 6) OBP: 0.259, SLG: 0.240			P4		G3 1B	G4-3 S 1B	2H 3H	F2		4	1	2	2	0	0											
Inning Stats	R: 0 E: 0 K: 0 S: 4	H: 0 LOB: 0 BB: 0 P: 7	R: 0 E: 0 K: 0 S: 6	H: 0 LOB: 1 BB: 0 P: 11	R: 0 E: 0 K: 0 S: 7	H: 0 LOB: 0 BB: 0 P: 10	R: 1 E: 0 K: 0 S: 9	H: 2 LOB: 2 BB: 1 P: 21	R: 1 E: 0 K: 1 S: 10	H: 2 LOB: 2 BB: 1 P: 15	R: 4 E: 0 K: 2 S: 15	H: 4 LOB: 2 BB: 2 P: 32	R: 1 E: 1 K: 0 S: 14	H: 1 LOB: 1 BB: 1 P: 25	R: 0 E: 0 K: 1 S: 8	H: 0 LOB: 0 BB: 0 P: 12	R: 1 E: 0 K: 0 S: 15	H: 2 LOB: 0 BB: 0 P: 25	1B: 9 2B: 2 HR: 0	SF: 0 SAC: 0 DP: 1 HBP: 1	WP: 1 PB: 0 SB: 1 CS: 0	PA: 44				
PITCHER	IP	WLS	BF	H	R	ER	SO	BB	IBB	HBP	BLK	WP	HR	S	P	ERA	WHIP									
Dave Milick, R (1, 1) ERA: 5.61	5.0	L	25	6	5	5	1	3	0	0	0	0	0	0	38	71	9.00	1.800								
Danny Patterson, R (6, 1) ERA: 3.12	1.0	B	6	2	1	1	2	1	0	0	0	0	0	0	13	25	9.00	3.000								
Matt Anderson, R (7, 1) ERA: 3.83	2.1		11	3	2	1	1	1	0	0	0	1	0	31	52	3.86	1.714									
Nelson Cruz, R (9, 1) ERA: 1.96	0.2		2	0	0	0	0	0	0	0	0	0	0	6	10	0.00	0.000									

Batter	1	2	3	4	5	6	7	8	9	AB	R	H	RBI	BB	SO	LOB	BOTTOM								
Damon Easley, R (1, 4) OBP: 0.338, SLG: 0.371	L9		S BB	G5-3		F7		F3		4	0	0	0	1	0	1	Kansas City Royals @ Detroit Tigers Comerica Park, Detroit, MI Sat Jul 22 2000, 1:05 PM EDT Att: 36,917 - Cloudy - 71 F								
Rich Becker, L (1, 9) OBP: 0.389, SLG: 0.389	G3		K		2B BB	F8		BB 1B		4	2	1	0	1	1										
Bobby Higginson, L (1, 7) OBP: 0.361, SLG: 0.575	1B		P6		S 1H 1B 2B		BB	1B BB		3	1	2	1	2	0										
Dean Palmer, R (1, 10) OBP: 0.348, SLG: 0.493	1B		F3		F3		K		1-2 2H 1B	4	0	2	1	1	1										
Deivi Cruz, R (1, 6) OBP: 0.309, SLG: 0.426	K2-3		G6-3		WP L4-5 1B	L4		F9		5	0	1	1	0	1										
Juan Encarnacion, R (1, 8) OBP: 0.342, SLG: 0.416		S BB		SH3-4 G4-3 1B	1-2 1B		G6-3 3B	K		4	2	3	0	1	1										
Brad Ausmus, R (1, 2) OBP: 0.337, SLG: 0.340	F8		G4-3 SH3-4 BB	L4-5	1-2 2H	P4				3	0	0	0	1	0										
Shane Halter, R (1, 5) OBP: 0.301, SLG: 0.341 Jose Macias, S (8, PH) OBP: 0.316, SLG: 0.304	K		SH3-4		G6-3		G6-3			2	0	0	0	0	1										
Eric Munson, L (1, 3) OBP: 0.330, SLG: 0.351	K		G4-3		L4		G1-3			3	0	0	1	0	1										
Inning Stats	R: 0 E: 0 K: 1 S: 8	H: 2 LOB: 2 BB: 0 P: 13	R: 0 E: 0 K: 2 S: 12	H: 0 LOB: 1 BB: 1 P: 24	R: 0 E: 0 K: 1 S: 8	H: 0 LOB: 2 BB: 2 P: 21	R: 1 E: 0 K: 0 S: 9	H: 1 LOB: 1 BB: 1 P: 16	R: 2 E: 0 K: 0 S: 16	H: 3 LOB: 1 BB: 1 P: 28	R: 0 E: 0 K: 0 S: 6	H: 0 LOB: 0 BB: 0 P: 11	R: 0 E: 0 K: 1 S: 8	H: 0 LOB: 1 BB: 1 P: 13	R: 1 E: 0 K: 0 S: 12	H: 1 LOB: 0 BB: 0 P: 16	R: 1 E: 0 K: 1 S: 15	H: 2 LOB: 2 BB: 1 P: 23	1B: 7 2B: 2 HR: 0	SF: 0 SAC: 1 DP: 1 HBP: 0	WP: 1 PB: 0 SB: 3 CS: 0	PA: 42			
PITCHER	IP	WLS	BF	H	R	ER	SO	BB	IBB	HBP	BLK	WP	HR	S	P	ERA	WHIP								
Jay Witasick, R (1, 1) ERA: 6.02	7.0	W	32	6	3	3	5	6	0	0	0	0	0	67	126	3.86	1.714								
Jerry Spradlin, R (8, 1) ERA: 3.49	1.1		8	3	2	2	0	1	0	0	0	0	0	23	33	13.50	3.000								
Ricky Bottalico, R (9, 1) ERA: 4.5	0.2	S	2	0	0	0	1	0	0	0	0	0	0	4	6	0.00	0.000								

livebaseballscores.com

Batter	1	2	3	4	5	6	7	8	9	AB	R	H	RBI	BB	SO	LOB	TOP								
Johnny Damon, L (1, 8) OBP: 0.375, SLG: 0.449	1-1 29 G6-3 1B		1-1 SH PB		3-2 G6-4-3 1B		0-0 SF8			2	1	2	2	0	0	0									
Rey Sanchez, R (1, 6) OBP: 0.284, SLG: 0.300	1-0 F9		1-3 K		1-0 G6-4-3		3-H K			4	0	0	0	0	2	2									
29 Mike Sweeney, R (1, 10) OBP: 0.413, SLG: 0.538	0-1 G6-3		3-H K		4-0 BB			0-3 K		3	0	0	0	1	2	1									
Jermaine Dye, R (1, 9) OBP: 0.384, SLG: 0.588	1-2 F3		2-2 G6-3		1-2 P4			1-2 F8		4	0	0	0	0	0	2									
Joe Randa, R (1, 5) OBP: 0.378, SLG: 0.479		3-1 F7		1-2 G5-3		0-0 G4-6-3 1B		1-2 1B		4	0	2	0	0	0	0									
Mark Quinn, R (1, 7) OBP: 0.341, SLG: 0.481		1-3 K		3-2 G5-3		2-0 F8		1-3 K		4	0	0	0	0	2	2									
Dave McCarty, R (1, 3) OBP: 0.344, SLG: 0.566		3-1 G5-3		1-0 G6-3		1-1 G4-6-3		0-3 K		4	0	0	0	0	1	1									
Héctor Ortiz, R (1, 2) OBP: 0.750, SLG: 1.250			3-1 SH BB 1B		1-0 1B 2B		0-1 G6-3 SF8 2B		3-1 G6-3	4	3	3	0	0	0	0									
Jeff Reboulet, R (1, 4) OBP: 0.362, SLG: 0.318			4-2 SH BB		3-2 1B 1B		2-0 G6-3		1-3 K	2	2	1	1	1	0	1									
Scott Pose, L (9, PH) OBP: 0.279, SLG: 0.164			1-2 SH BB		2-H 1B 1B		2-3			1	0	0	0	0	1	0									
Inning Stats	R: 0 E: 0 K: 0 S: 9	H: 1 LOB: 1 BB: 0 P: 12	R: 0 E: 0 K: 1 S: 7	H: 0 LOB: 0 BB: 0 P: 14	R: 3 E: 1 K: 2 S: 20	H: 1 LOB: 0 BB: 1 P: 32	R: 0 E: 0 K: 0 S: 8	H: 0 LOB: 0 BB: 0 P: 13	R: 2 E: 0 K: 0 S: 12	H: 3 LOB: 1 BB: 1 P: 25	R: 0 E: 0 K: 0 S: 4	H: 1 LOB: 0 BB: 0 P: 7	R: 1 E: 0 K: 1 S: 7	H: 1 LOB: 0 BB: 0 P: 10	R: 0 E: 0 K: 2 S: 12	H: 1 LOB: 1 BB: 0 P: 15	R: 0 E: 0 K: 2 S: 9	H: 0 LOB: 0 BB: 0 P: 13	1B: 6 2B: 2 3B: 0 HR: 0	SF: 1 SAC: 1 DP: 2 HBP: 0	WP: 1 PB: 1 SB: 0 CS: 0	PA: 36			
PITCHER	IP	WLS	BF	H	R	ER	SO	BB	IBB	HBP	BLK	WP	HR	S	P	ERA	WHIP								
Steve Sparks, R (1, 1) ERA: 6.89	5.0		23	6	5	2	3	2	0	0	0	1	0	57	97	3.60	1.600								
Willie Blair, R (6, 1) ERA: 4.58	1.0		2	0	0	0	0	0	0	0	0	0	0	3	6	0.00	0.000								
Nelson Cruz, R (7, 1) ERA: 2.11	3.0	W	11	2	1	1	5	0	0	0	0	0	0	28	38	3.00	0.667								

Kansas City Royals @ Detroit Tigers
Comerica Park, Detroit, MI
Sat Jul 22 2000, 7:05 PM EDT
Att: 35,046 - Cloudy - 69 F

AB 32
R 6
H 8
RBI 3
BB 2
SO 8
LOB 9



Batter	1	2	3	4	5	6	7	8	9	AB	R	H	RBI	BB	SO	LOB	BOTTOM								
Luis Polonia, L (1, 9) OBP: 0.330, SLG: 0.417	0-3 K2-3		1-0 F7		0-2 2B 1B	4-2 S G4-3 BB	4-2 HR BB			3	1	1	0	1	1	0									
Brad Ausmus, R (7, PH) OBP: 0.339, SLG: 0.340										0	1	0	0	1	0	0									
Jose Macias, S (1, 4) OBP: 0.333, SLG: 0.361	1-0 P6		4-0 BB		2-1 1B 2B	0-2 G4-3	2-1 HR			4	2	2	4	1	0	1									
Bobby Higginson, L (1, 10) OBP: 0.383, SLG: 0.573	1-1 F7		2-1 F8		0-2 2B 1B	4-0 S IBB	4-1 BB			3	1	1	2	2	0	1									
Dean Palmer, R (1, 5) OBP: 0.346, SLG: 0.489		0-1 G6-3		0-0 WP 2B 1B	2-0 F9	2-1 F8	0-3 K			5	1	1	0	0	1	4									
Deivi Cruz, R (1, 6) OBP: 0.313, SLG: 0.435		0-2 1B 1B		2-2 1-H 2B	1-2 1B 1B 2B		0-0 F8	1-3 K		5	1	3	2	0	1	0									
Wendell Magee, R (1, 7) OBP: 0.330, SLG: 0.500		2-0 1B		2-1 F8	3-1 1B 1B		1-1 F2	2-2 G6-3		5	0	2	0	0	0	1									
Juan Encarnacion, R (1, 8) OBP: 0.343, SLG: 0.416		2-3 K		0-2 G6-3	2-1 G4-3 1B		2-2 1B 1B	2-3 K		5	1	2	1	0	2	3									
Hal Morris, L (1, 3) OBP: 0.337, SLG: 0.351		0-0 G3		4-2 BB	4-2 G4-3		0-0 1B HR 1B			3	1	1	0	1	0	4									
Javier Cardona, R (1, 2) OBP: 0.231, SLG: 0.231			1-2 F8		1-1 F8		2-0 P4	2-1 1B HR 1B		3	0	0	0	0	0	2									
Rich Becker, L (7, PH) OBP: 0.391, SLG: 0.392								1-3 HR 1B		1	1	1	1	0	0	0									
Inning Stats	R: 0 E: 0 K: 1 S: 6	H: 0 LOB: 0 BB: 0 P: 8	R: 0 E: 0 K: 1 S: 11	H: 2 LOB: 0 BB: 0 P: 15	R: 0 E: 0 K: 0 S: 8	H: 0 LOB: 1 BB: 1 P: 16	R: 1 E: 0 K: 0 S: 15	H: 2 LOB: 2 BB: 1 P: 24	R: 4 E: 0 K: 0 S: 22	H: 6 LOB: 1 BB: 0 P: 34	R: 0 E: 0 K: 0 S: 9	H: 0 LOB: 2 BB: 2 P: 21	R: 5 E: 0 K: 1 S: 17	H: 4 LOB: 1 BB: 2 P: 32	R: 0 E: 0 K: 2 S: 11	H: 0 LOB: 0 BB: 0 P: 16	1B: 10 2B: 3 3B: 0 HR: 1	SF: 0 SAC: 0 DP: 1 HBP: 0	WP: 1 PB: 0 SB: 2 CS: 0	PA: 43					
PITCHER	IP	WLS	BF	H	R	ER	SO	BB	IBB	HBP	BLK	WP	HR	S	P	ERA	WHIP								
Chad Durbin, R (1, 1) ERA: 8.22	4.1		23	5	3	5	2	2	0	0	0	1	0	54	82	10.38	2.308								
Doug Bochtler, R (6, 1) ERA: 6.49	2.1	L	13	5	3	3	0	1	1	0	0	0	0	26	50	11.57	2.571								
Tim Byrdak, L (7, 1) ERA: 13.5	0.0		3	1	2	2	0	2	0	0	0	0	1	5	15	∞	∞								
Andy Larkin, R (7, 1) ERA: 4.5	1.1		4	0	0	0	3	0	0	0	0	0	0	14	19	0.00	0.000								

Kansas City Royals @ Detroit Tigers
Comerica Park, Detroit, MI
Sat Jul 22 2000, 7:05 PM EDT
Att: 35,046 - Cloudy - 69 F

AB 37
R 10
H 14
RBI 10
BB 6
SO 5
LOB 16



Batter	1	2	3	4	5	6	7	8	9	AB	R	H	RBI	BB	SO	LOB	TOP										
Johnny Damon, L OBP: 0.378, SLG: 0.453										5	1	3	3	0	1	2	Kansas City Royals @ Chicago White Sox Comiskey Park, Chicago, IL Mon Jul 24 2000, 8:05 PM EDT Att: 34,473 - Sunny - 76 F										
Rey Sanchez, R OBP: 0.286, SLG: 0.300										3	0	1	0	1	0	3											
29 Mike Sweeney, R OBP: 0.415, SLG: 0.535										4	0	1	1	1	0	4											
Jermaine Dye, R OBP: 0.382, SLG: 0.583										4	0	0	1	0	1	3											
Joe Randa, R OBP: 0.372, SLG: 0.471										5	0	0	0	0	1	3											
Mark Quinn, R OBP: 0.350, SLG: 0.489										5	1	4	0	0	1	0											
Dave McCarty, R OBP: 0.333, SLG: 0.546										5	0	0	0	0	4	4											
Héctor Ortiz, R OBP: 0.667, SLG: 1.000										5	2	3	0	0	0	1											
Carlos Febles, R OBP: 0.373, SLG: 0.371										2	2	2	1	2	0	0											
Inning Stats	R: 0 E: 0 K: 1 S: 7	H: 1 LOB: 2 BB: 1 P: 15	R: 1 E: 0 K: 1 S: 16	H: 3 LOB: 3 BB: 2 P: 32	R: 0 E: 0 K: 1 S: 15	H: 1 LOB: 1 BB: 0 P: 21	R: 2 E: 0 K: 0 S: 8	H: 3 LOB: 1 BB: 0 P: 13	R: 0 E: 0 K: 1 S: 8	H: 1 LOB: 1 BB: 0 P: 14	R: 2 E: 0 K: 0 S: 13	H: 3 LOB: 1 BB: 0 P: 20	R: 1 E: 0 K: 1 S: 18	H: 2 LOB: 2 BB: 1 P: 33	R: 0 E: 0 K: 2 S: 7	H: 0 LOB: 0 BB: 0 P: 9		R: 0 E: 0 K: 2 S: 8	H: 0 LOB: 0 BB: 0 P: 12	1B: 11 2B: 2 3B: 1 HR: 0	SF: 1 SAC: 1 DP: 0 HBP: 0	WP: 0 PB: 0 CS: 1	PA: 44				
PITCHER	IP	WLS	BF	H	R	ER	SO	BB	IBB	HBP	BLK	WP	HR	S	P	ERA	WHIP										
56 Mark Buehrle, L ERA: 4.15	5.0		26	9	3	3	4	3	0	0	0	0	0	54	95	5.40	2.400										
41 Bill Simas, R ERA: 3.57	1.1		9	5	3	3	1	0	0	0	0	0	0	26	42	20.25	3.750										
Sean Lowe, R ERA: 6.63	0.0		1	0	0	0	0	1	0	0	0	0	0	1	5	∞	∞										
Kelly Wunsch, L ERA: 2.63	0.2	W	2	0	0	0	0	0	0	0	0	0	0	4	6	0.00	0.000										
Keith Foulke, R ERA: 3.47	2.0	S	6	0	0	0	3	0	0	0	0	0	0	15	21	0.00	0.000										
Batter	1	2	3	4	5	6	7	8	9	AB	R	H	RBI	BB	SO	LOB	BOTTOM										
Ray Durham, S OBP: 0.358, SLG: 0.475										3	1	1	0	1	0	0	Kansas City Royals @ Chicago White Sox Comiskey Park, Chicago, IL Mon Jul 24 2000, 8:05 PM EDT Att: 34,473 - Sunny - 76 F										
Jose Valentin, S OBP: 0.330, SLG: 0.490										3	0	1	0	0	0	1											
Frank Thomas, R OBP: 0.445, SLG: 0.641										3	0	0	0	1	1	3											
Magglio Ordonez, R OBP: 0.407, SLG: 0.621										3	2	1	3	1	0	2											
14 Paul Konerko, R OBP: 0.363, SLG: 0.480										4	1	1	0	0	0	1											
Chris Singleton, L OBP: 0.313, SLG: 0.397										4	0	1	0	0	1	2											
Carlos Lee, R OBP: 0.344, SLG: 0.536										4	2	3	3	0	0	1											
Herbert Perry, R OBP: 0.364, SLG: 0.467										3	0	0	0	1	0	1											
Brook Fordyce, R OBP: 0.281, SLG: 0.430										4	1	1	0	0	0	1											
Inning Stats	R: 0 E: 0 K: 0 S: 6	H: 0 LOB: 0 BB: 0 P: 11	R: 2 E: 0 K: 0 S: 8	H: 2 LOB: 0 BB: 0 P: 12	R: 0 E: 0 K: 0 S: 9	H: 1 LOB: 2 BB: 1 P: 17	R: 1 E: 0 K: 0 S: 9	H: 1 LOB: 0 BB: 0 P: 15	R: 0 E: 0 K: 1 S: 10	H: 1 LOB: 1 BB: 0 P: 17	R: 1 E: 0 K: 0 S: 15	H: 1 LOB: 1 BB: 1 P: 24	R: 3 E: 0 K: 0 S: 12	H: 2 LOB: 0 BB: 1 P: 22	R: 0 E: 0 K: 0 S: 10	H: 1 LOB: 1 BB: 1 P: 14		1B: 4 2B: 3 3B: 0 HR: 2	SF: 0 SAC: 1 DP: 1 HBP: 0	WP: 2 PB: 0 CS: 0	PA: 36						
PITCHER	IP	WLS	BF	H	R	ER	SO	BB	IBB	HBP	BLK	WP	HR	S	P	ERA	WHIP										
Mac Suzuki, R ERA: 3.83	6.2	L	31	8	7	6	2	3	0	0	0	0	2	65	112	8.10	1.650										
Andy Larkin, R ERA: 3.6	1.1		5	1	0	0	0	1	0	0	0	0	0	14	20	0.00	1.500										

Batter	1	2	3	4	5	6	7	8	9	AB	R	H	RBI	BB	SO	LOB	TOP						
Johnny Damon, L OBP: 0.377, SLG: 0.451 (1, 8)	E1 1B		G1-3		L6			E3 29 BB 1B		4	1	1	0	0	0	0	Kansas City Royals @ Chicago White Sox Comiskey Park, Chicago, IL Tue Jul 25 2000, 8:05 PM EDT Att: 21,091 - Sunny - 81 F						
Rey Sanchez, R OBP: 0.288, SLG: 0.300 (1, 6)	F2			F8		HR 1B		29 BB SF8 1B		3	2	1	0	1	0	1							
29 Mike Sweeney, R OBP: 0.416, SLG: 0.535 (1, 3)	K			HR 1B		F8		1B		4	1	2	1	0	1	2							
Jermaine Dye, R OBP: 0.383, SLG: 0.599 (1, 9)	G1-4-3			HR 1B		HR 1B		P4		4	2	2	4	0	0	3							
Joe Randa, R OBP: 0.368, SLG: 0.468 (1, 5)		K		K		G1-3		SF8		3	0	0	1	0	2	0							
Mark Quinn, R OBP: 0.348, SLG: 0.486 (1, 7)	G4-3			1B		G4-3		G5-3		4	0	1	0	0	0	1							
Dave McCarty, R OBP: 0.331, SLG: 0.538 (1, 10)	G1-3			K						4	0	1	0	0	1	1							
Héctor Ortiz, R OBP: 0.462, SLG: 0.692 (1, 2)			F8		G6-3		F8		K	4	0	0	0	0	1	1							
Carlos Febles, R OBP: 0.367, SLG: 0.364 (1, 4)			G4-3		P3		G5-4-3 1-2		F9	4	0	0	0	0	0	1	KC Royals						
Inning Stats	R: 0 E: 1 K: 1 S: 7	H: 1 LOB: 1 BB: 0 P: 12	R: 0 E: 0 K: 1 S: 7	H: 0 LOB: 2 BB: 0 P: 9	R: 0 E: 0 K: 0 S: 8	H: 0 LOB: 0 BB: 0 P: 15	R: 2 E: 0 K: 2 S: 12	H: 3 LOB: 1 BB: 0 P: 20	R: 0 E: 0 K: 0 S: 9	H: 0 LOB: 0 BB: 0 P: 17	R: 2 E: 0 K: 0 S: 8	H: 2 LOB: 0 BB: 0 P: 13	R: 0 E: 0 K: 0 S: 6	H: 1 LOB: 0 BB: 0 P: 8	R: 2 E: 1 K: 0 S: 10	H: 1 LOB: 1 BB: 1 P: 20		R: 0 E: 0 K: 1 S: 7	H: 0 LOB: 0 BB: 0 P: 13	1B: 6 2B: 0 3B: 0 HR: 2	SF: 1 SAC: 0 DP: 1 HBP: 0	WP: 0 PB: 0 CS: 0	PA: 36
PITCHER	IP	WLS	BF	H	R	ER	SO	BB	IBB	HBP	BLK	WP	HR	S	P	ERA		WHIP					
Jim Parque, L ERA: 3.95 (1, 1)	7.0	L	29	7	6	4	4	1	0	0	0	0	2	61	102	5.14		1.143					
Lorenzo Barcelo, R ERA: 4.91 (8, 1)	1.0		4	1	0	0	0	0	0	0	0	0	0	6	12	0.00		1.000					
Kevin Beirne, R ERA: 5.6 (9, 1)	1.0		3	0	0	0	1	0	0	0	0	0	0	7	13	0.00		0.000					

Batter	1	2	3	4	5	6	7	8	9	AB	R	H	RBI	BB	SO	LOB	BOTTOM						
Ray Durham, S OBP: 0.358, SLG: 0.471 (1, 4)	K			G4-6-3 1-2					G4-3	3	0	0	0	2	1	3	Kansas City Royals @ Chicago White Sox Comiskey Park, Chicago, IL Tue Jul 25 2000, 8:05 PM EDT Att: 21,091 - Sunny - 81 F						
Jose Valentin, S OBP: 0.327, SLG: 0.485 (1, 6)	K	F5 BB			F9		F8			4	0	0	0	0	1	3							
Frank Thomas, R OBP: 0.443, SLG: 0.637 (1, 10)	BB 1B			G5-3	P3		F9			4	0	1	0	0	0	1							
Magglio Ordonez, R OBP: 0.405, SLG: 0.615 (1, 9)	BB 1B		G6-3		P2		F9			3	0	0	0	1	0	0							
14 Paul Konerko, R OBP: 0.365, SLG: 0.477 (1, 3)	G6-3			BB		G3 BB		P5		2	0	0	0	2	0	2							
Chris Singleton, L OBP: 0.309, SLG: 0.392 (1, 8)		F9	F7		G3		K			4	0	0	0	0	1	2							
Carlos Lee, R OBP: 0.340, SLG: 0.530 (1, 7)		F7		K		G6-3		F8		4	0	0	0	0	1	1							
Herbert Perry, R OBP: 0.371, SLG: 0.488 (1, 5)		HR		BB HBP		G6-3		G4-3 2B		3	1	2	1	0	0	1							
Brook Fordyce, R OBP: 0.288, SLG: 0.427 (1, 2)		WP 1B		BB			F8		G4-3	3	0	1	0	1	0	1	Sox						
Inning Stats	R: 0 E: 0 K: 2 S: 13	H: 1 LOB: 2 BB: 1 P: 24	R: 1 E: 0 K: 0 S: 17	H: 2 LOB: 2 BB: 1 P: 29	R: 0 E: 0 K: 0 S: 7	H: 0 LOB: 1 BB: 1 P: 15	R: 0 E: 0 K: 1 S: 7	H: 0 LOB: 1 BB: 1 P: 14	R: 0 E: 0 K: 0 S: 6	H: 0 LOB: 0 BB: 0 P: 9	R: 0 E: 0 K: 0 S: 14	H: 0 LOB: 1 BB: 1 P: 22	R: 0 E: 0 K: 0 S: 8	H: 0 LOB: 1 BB: 1 P: 13	R: 0 E: 0 K: 1 S: 10	H: 0 LOB: 0 BB: 0 P: 15		R: 0 E: 0 K: 0 S: 9	H: 1 LOB: 1 BB: 0 P: 14	1B: 2 2B: 1 3B: 0 HR: 1	SF: 0 SAC: 0 DP: 1 HBP: 1	WP: 1 PB: 0 CS: 0	PA: 37
PITCHER	IP	WLS	BF	H	R	ER	SO	BB	IBB	HBP	BLK	WP	HR	S	P	ERA		WHIP					
Jeff Suppan, R ERA: 5.49 (1, 1)	7.0	W	30	3	1	1	3	6	0	1	0	0	1	72	126	1.29		1.286					
Ricky Bottalico, R ERA: 4.56 (8, 1)	2.0		7	1	0	0	1	0	0	0	0	0	0	19	29	0.00		0.500					


Batter	1	2	3	4	5	6	7	8	9	AB	R	H	RBI	BB	SO	LOB	TOP								
Johnny Damon, L (1, 10) OBP: 0.375, SLG: 0.450	2-1 G1-3		2-2 P6				0-1 G4-3		0-2 1B 2B	5	0	1	1	0	1	0	Kansas City Royals @ Chicago White Sox Comiskey Park, Chicago, IL Wed Jul 26 2000, 2:05 PM EDT Att: 26,615 - Sunny - 81 F								
Rey Sanchez, R (1, 6) OBP: 0.293, SLG: 0.308	0-2 HR 1B		2-0 2B				0-2 G4-3		2-2 P4 1B	5	1	3	1	0	0	0									
29 Mike Sweeney, R (1, 3) OBP: 0.413, SLG: 0.529	0-1 P5		0-0 G4-3				4-1 HBP		2-2 G6-3 L4	4	0	0	0	0	0	4									
Jemaine Dye, R (1, 9) OBP: 0.382, SLG: 0.603	1-1 HR			3-2 F9			3-2 F4		3-3 K	4	1	1	2	0	1	1									
Joe Randa, R (1, 5) OBP: 0.367, SLG: 0.465	2-2 G6-3			0-0 HR 1B			1-2 F3		0-0 F8	4	1	1	0	0	0	0									
Mark Quinn, R (1, 7) OBP: 0.347, SLG: 0.493		0-0 P4		0-1 HR			0-3 K		2-3 K	4	1	1	2	0	2	0									
Todd Dunwoody, L (1, 8) OBP: 0.289, SLG: 0.316		2-2 G4-3		0-2 1B			0-3 K		1-2 BB 1B	4	1	2	0	0	1	0									
Gregg Zaun, S (1, 2) OBP: 0.356, SLG: 0.381		2-2 F8		3-1 F7			0-1 F9		4-2 BB 1B	3	1	0	0	1	0	1									
Jeff Reboulet, R (1, 4) OBP: 0.352, SLG: 0.304				0-1 G4-3			3-3 K		0-0 BB 1B	3	0	0	0	0	1	1									
Dave McCarty, R (9, PH) OBP: 0.335, SLG: 0.541									1-2 BB 1B	1	0	1	1	0	0	0									
Carlos Febles, R (9, PR) OBP: 0.367, SLG: 0.364									1-2 BB 1B	0	1	0	0	0	0	0									
Inning Stats	R: 2 E: 0 K: 0 S: 12	H: 2 LOB: 0 BB: 0 P: 17	R: 0 E: 0 K: 0 S: 8	H: 0 LOB: 0 BB: 0 P: 12	R: 0 E: 0 K: 0 S: 7	H: 1 LOB: 1 BB: 0 P: 11	R: 2 E: 0 K: 1 S: 15	H: 3 LOB: 1 BB: 0 P: 24	R: 0 E: 0 K: 1 S: 14	H: 0 LOB: 0 BB: 0 P: 23	R: 0 E: 0 K: 0 S: 11	H: 0 LOB: 0 BB: 0 P: 12	R: 0 E: 0 K: 0 S: 7	H: 0 LOB: 0 BB: 0 P: 9	R: 0 E: 0 K: 1 S: 13	H: 0 LOB: 0 BB: 0 P: 20	R: 3 E: 0 K: 1 S: 21	H: 4 LOB: 2 BB: 1 P: 29	1B: 6 2B: 2 3B: 0 HR: 2	SF: 0 SAC: 0 DP: 0 HBP: 1	WP: 0 PB: 0 SB: 1 CS: 0	PA: 39			
PITCHER	IP	WLS	BF	H	R	ER	SO	BB	IBB	HBP	BLK	WP	HR	S	P	ERA	WHIP								
James Baldwin, R (1, 1) ERA: 4.44	7.0		28	6	4	4	4	0	0	1	0	0	2	74	108	5.14	0.857								
Bob Howry, R (8, 1) ERA: 3.5	1.2	L	7	1	2	2	2	1	0	0	0	0	0	24	38	10.80	1.200								
Keith Foulke, R (9, 1) ERA: 3.6	0.1	B	4	3	1	1	0	0	0	0	0	0	0	10	11	27.00	9.000								

Batter	1	2	3	4	5	6	7	8	9	AB	R	H	RBI	BB	SO	LOB	BOTTOM								
Ray Durham, S (1, 4) OBP: 0.361, SLG: 0.469	4-0 WP G5-3 BB		4-0 BB			4-2 FC6-4 BB			0-1 G4-3	2	0	0	0	3	0	1	Kansas City Royals @ Chicago White Sox Comiskey Park, Chicago, IL Wed Jul 26 2000, 2:05 PM EDT Att: 26,615 - Sunny - 81 F								
Tony Graffanino, R (1, 6) OBP: 0.372, SLG: 0.419	1-3 K		2-1 G6-3			0-0 FC6-4 1-2			2-2 HR	4	0	0	0	0	1	5									
Jose Valentin, S (9, PH) OBP: 0.328, SLG: 0.495									3-3 K HR	4	1	1	0	1	2	1									
Frank Thomas, R (1, 10) OBP: 0.443, SLG: 0.635	2-2 G5-3 1-2			4-1 G5-4-3 BB			0-0 E 1B 2B		2-3 K	4	1	1	0	1	2	1									
Magglio Ordonez, R (1, 9) OBP: 0.403, SLG: 0.610	3-2 F9			2-0 G5-4-3 1-2			0-2 E2 1B		1-1 G6-3 1B	5	1	1	0	0	0	3									
Herbert Perry, R (1, 5) OBP: 0.371, SLG: 0.500		3-2 G5-3		2-0 G6-3			2-0 BB 1B G6-4-3		0-1 HR	5	2	2	2	0	0	1									
Greg Norton, S (1, 3) OBP: 0.338, SLG: 0.390		1-2 G4-3			3-1 G3-1		2-1 G6-4-3 14 1B		4-2 G6-3 BB	3	1	1	1	1	0	0									
Carlos Lee, R (1, 7) OBP: 0.342, SLG: 0.527		0-0 G5-3			4-2 SH1-3 BB		4-0 G6-4-3 1-2 2-3		1-0 G6-3	2	0	0	0	2	0	1									
Jeff Abbott, R (1, 8) OBP: 0.344, SLG: 0.386				0-1 G6-3 1B			1-2 SH1-3 1B		2-3 K	4	0	2	0	0	1	3									
Chris Singleton, L (9, 8) OBP: 0.339, SLG: 0.392							1-2 SH1-3 1B		0-0 G6-4-3	0	0	0	0	0	0	0									
Mark Johnson, L (1, 2) OBP: 0.304, SLG: 0.329				0-0 G6-3			0-0 SH1-3 1B		2-2 F8	1	0	0	0	0	0	1									
14 Paul Konerko, R (6, PH) OBP: 0.366, SLG: 0.478							1-2 2-3 3-H			1	0	1	1	0	0	0									
Brook Fordyce, R (6, PR) OBP: 0.286, SLG: 0.424							1-2 2-3			1	0	0	0	0	0	1									
Inning Stats	R: 0 E: 0 K: 1 S: 10	H: 0 LOB: 1 BB: 1 P: 20	R: 0 E: 0 K: 0 S: 9	H: 0 LOB: 0 BB: 0 P: 13	R: 0 E: 0 K: 0 S: 5	H: 1 LOB: 1 BB: 1 P: 11	R: 0 E: 0 K: 0 S: 3	H: 0 LOB: 0 BB: 1 P: 11	R: 0 E: 0 K: 0 S: 10	H: 1 LOB: 3 BB: 2 P: 21	R: 4 E: 1 K: 0 S: 13	H: 4 LOB: 1 BB: 1 P: 24	R: 0 E: 0 K: 1 S: 5	H: 0 LOB: 0 BB: 0 P: 9	R: 1 E: 0 K: 1 S: 11	H: 1 LOB: 1 BB: 1 P: 20	R: 1 E: 0 K: 1 S: 12	H: 2 LOB: 1 BB: 0 P: 18	1B: 6 2B: 1 3B: 0 HR: 2	SF: 0 SAC: 1 DP: 3 HBP: 0	WP: 1 PB: 0 SB: 0 CS: 0	PA: 41			
PITCHER	IP	WLS	BF	H	R	ER	SO	BB	IBB	HBP	BLK	WP	HR	S	P	ERA	WHIP								
Dan Reichert, R (1, 1) ERA: 4.22	5.0		25	5	4	1	1	1	0	0	0	0	1	15	26	4.50	1.500								
Andy Larkin, R (6, 1) ERA: 3.75	2.0	B	8	2	1	1	1	1	0	0	0	0	1	18	29	5.40	1.200								
Jerry Spradlin, R (8, 1) ERA: 4.26	1.2	W	7	2	1	1	2	0	0	0	0	0	1	1	1	0.00	0.000								
Ricky Bottalico, R (9, 1) ERA: 4.53	0.1	S	1	0	0	0	0	0	0	0	0	0	0	1	1	0.00	0.000								

AB	37
R	7
H	10
RBI	7
BB	1
SO	6
LOB	7



AB	33
R	6
H	9
RBI	5
BB	7
SO	4
LOB	17




Batter	1	2	3	4	5	6	7	8	9	AB	R	H	RBI	BB	SO	LOB	TOP			
Gerald Williams, R OBP: 0.329, SLG: 0.460	G5-3	E		G1-6-3		K				5	1	3	3	0	1	1	Tampa Bay Devil Rays @ Kansas City Royals Kauffman Stadium, Kansas City, MO Thu Jul 27 2000, 7:05 PM CDT Att: 20,898 - Cloudy - 86 F			
Miguel Cairo, R OBP: 0.311, SLG: 0.322	F	SF8		G1-6-3			L4	G6-3		5	1	1	0	0	0	4				
Greg Vaughn, R OBP: 0.374, SLG: 0.537	E5	P5			G6-3				E4	5	0	1	0	0	0	1				
Fred McGriff, L OBP: 0.363, SLG: 0.472	SF8	G3-1			K					3	0	0	1	1	2	1				
Jose Canseco, R OBP: 0.395, SLG: 0.476				G4-3	G6-3		G4-3			4	1	1	0	1	1	3				
Steve Cox, L OBP: 0.413, SLG: 0.482	L8			G4-3		G4-3				3	0	0	0	0	0	3				
Jose Guillen, R OBP: 0.330, SLG: 0.440								1B	G5-4-3	1	1	0	0	0	0	2				
Vinny Castilla, R OBP: 0.284, SLG: 0.324		E4		SF9		1B		2B		3	2	2	1	0	0	0				
John Flaherty, R OBP: 0.316, SLG: 0.368				G5-3						4	1	2	0	0	1	2				
Felix Martinez, S OBP: 0.358, SLG: 0.321					F5					2	1	0	1	1	1	2				
Inning Stats	R: 1 H: 1 E: 1 K: 0 S: 15	H: 1 LOB: 2 BB: 1 P: 29	R: 4 H: 2 E: 2 K: 0 S: 14	H: 2 LOB: 0 BB: 1 P: 27	R: 1 H: 1 E: 0 K: 0 S: 6	H: 1 LOB: 0 BB: 0 P: 11	R: 0 H: 1 E: 0 K: 0 S: 6	H: 1 LOB: 0 BB: 0 P: 8	R: 0 H: 0 E: 0 K: 1 S: 10	H: 2 LOB: 1 BB: 0 P: 16	R: 0 H: 1 E: 0 K: 1 S: 11	H: 1 LOB: 1 BB: 0 P: 19	R: 1 H: 2 E: 0 K: 2 S: 14	H: 2 LOB: 3 BB: 0 P: 20	R: 0 H: 0 E: 1 K: 1 S: 8	H: 3 LOB: 1 BB: 1 P: 14	1B: 7 2B: 3 3B: 0 HR: 0	SF: 2 SAC: 1 DP: 2 HBP: 1	WP: 0 PB: 0 CS: 0	PA: 42
PITCHER	IP WLS BF H R ER SO BB IBB HBP BLK WP HR S P ERA WHIP																			
Chad Durbin, R ERA: 7.99	(1, 1) 5.1 L 26 7 7 3 1 2 0 0 0 0 0 0 55 99 5.06 1.688																			
Jay Witasick, R ERA: 5.94	(6, 1) 2.2 12 3 1 1 4 0 0 1 0 0 0 29 46 3.38 1.125																			
Tim Byrdak, L ERA: 10.13	(9, 1) 1.0 4 0 0 0 1 1 0 0 0 0 0 8 14 0.00 1.000																			

Batter	1	2	3	4	5	6	7	8	9	AB	R	H	RBI	BB	SO	LOB	BOTTOM					
Johnny Damon, L OBP: 0.379, SLG: 0.457	G6-3				F7					5	3	4	0	0	0	1	Tampa Bay Devil Rays @ Kansas City Royals Kauffman Stadium, Kansas City, MO Thu Jul 27 2000, 7:05 PM CDT Att: 20,898 - Cloudy - 86 F					
Rey Sanchez, R OBP: 0.294, SLG: 0.310	G6-3		G1-3						F8	5	0	2	0	0	0	3						
29 Mike Sweeney, R OBP: 0.415, SLG: 0.530					P6					5	1	3	2	0	0	4						
Jermaine Dye, R OBP: 0.381, SLG: 0.602										1	0	0	0	0	0	1						
Scott Pose, L OBP: 0.291, SLG: 0.171	P4									3	0	0	0	0	2	3						
Dave McCarty, R OBP: 0.340, SLG: 0.544			F8							1	0	1	2	0	0	0						
Joe Randa, R OBP: 0.368, SLG: 0.466	FC6-4									4	1	1	0	1	0	2						
Mark Quinn, R OBP: 0.346, SLG: 0.490										4	0	1	0	0	1	2						
Todd Dunwoody, L OBP: 0.287, SLG: 0.313										4	0	1	1	0	1	1						
Gregg Zaun, S OBP: 0.346, SLG: 0.369										4	0	0	0	0	2	3						
Carlos Febles, R OBP: 0.365, SLG: 0.362										4	0	1	0	0	2	0						
Inning Stats	R: 1 H: 2 E: 0 K: 0 S: 7	H: 2 LOB: 1 BB: 0 P: 13	R: 0 H: 1 E: 0 K: 0 S: 7	H: 1 LOB: 0 BB: 0 P: 9	R: 1 H: 2 E: 0 K: 0 S: 12	H: 2 LOB: 1 BB: 0 P: 19	R: 1 H: 1 E: 0 K: 0 S: 12	H: 1 LOB: 0 BB: 0 P: 16	R: 0 H: 2 E: 0 K: 1 S: 9	H: 2 LOB: 2 BB: 0 P: 14	R: 0 H: 0 E: 0 K: 1 S: 10	H: 0 LOB: 0 BB: 0 P: 13	R: 0 H: 2 E: 0 K: 2 S: 14	H: 2 LOB: 2 BB: 0 P: 20	R: 0 H: 1 E: 0 K: 3 S: 13	H: 1 LOB: 2 BB: 1 P: 22	R: 2 H: 3 E: 0 K: 1 S: 15	H: 3 LOB: 1 BB: 0 P: 23	1B: 12 2B: 3 3B: 0 HR: 0	SF: 0 SAC: 0 DP: 1 HBP: 0	WP: 2 PB: 0 CS: 0	PA: 41
PITCHER	IP WLS BF H R ER SO BB IBB HBP BLK WP HR S P ERA WHIP																					
Ryan Rupe, R ERA: 8.21	(1, 1) 5.0 W 22 2 0 0 3 0 0 0 0 0 0 47 71 5.40 1.600																					
Doug Creek, L ERA: 3.34	(6, 1) 1.2 7 2 0 0 3 0 0 0 0 0 0 22 29 0.00 1.200																					
Jim Mecir, R ERA: 3.08	(7, 1) 1.1 H 6 1 0 0 3 1 0 0 0 0 0 15 26 0.00 1.500																					
Mark Guthrie, L ERA: 4.68	(9, 1) 0.2 5 3 2 2 1 0 0 0 0 1 0 14 21 27.00 4.500																					
Roberto Hernandez, R ERA: 3.74	(9, 1) 0.1 S 1 0 0 0 0 0 0 0 0 0 0 1 2 0.00 0.000																					

Batter	1	2	3	4	5	6	7	8	9	AB	R	H	RBI	BB	SO	LOB	TOP				
Gerald Williams, R (1, 8) OBP: 0.329, SLG: 0.467	F8		K		L9			F8		4	0	0	0	0	1	1					
Miguel Cairo, R (1, 4) OBP: 0.315, SLG: 0.326	F9			G6-3		G4-6-3 1B		F7		4	0	1	0	0	0	0					
Greg Vaughn, R (1, 7) OBP: 0.376, SLG: 0.540	K			BB BB		G4-6-3 1-2		HR		3	1	1	1	1	1	1					
Fred McGriff, L (1, 3) OBP: 0.365, SLG: 0.470		K		K		BB		G3-1		3	0	0	0	1	2	1					
Jose Canseco, R (1, 10) OBP: 0.397, SLG: 0.464		K		BB BB		K		G6-3		3	0	0	0	1	2	1					
Steve Cox, L (1, 9) OBP: 0.408, SLG: 0.466				BB BB				F8		2	0	0	0	1	1	0					
Jose Guillen, R (7, 9) OBP: 0.332, SLG: 0.446				BB BB				F8		1	0	0	0	0	0	0					
Vinny Castilla, R (1, 5) OBP: 0.299, SLG: 0.318			G5-3	F6			F8	G5-3		4	0	0	0	0	0	3					
John Flaherty, R (1, 2) OBP: 0.320, SLG: 0.383				1B		F8		HR		3	1	2	1	0	0	0					
Felix Martinez, S (1, 6) OBP: 0.351, SLG: 0.309			F8			F7		K		3	0	0	0	0	1	1					
Inning Stats	R: 0 H: 0 E: 0 K: 1 S: 7	H: 0 LOB: 0 BB: 0 P: 12	R: 0 H: 0 E: 0 K: 3 S: 11	H: 0 LOB: 0 BB: 0 P: 14	R: 0 H: 1 E: 0 K: 1 S: 11	LOB: 1 BB: 0 P: 13	R: 0 H: 0 E: 0 K: 1 S: 11	H: 0 LOB: 3 BB: 3 P: 26	R: 0 H: 0 E: 0 K: 0 S: 6	H: 0 LOB: 0 BB: 0 P: 9	R: 0 H: 1 E: 0 K: 1 S: 5	H: 1 LOB: 1 BB: 1 P: 12	R: 1 H: 1 E: 0 K: 1 S: 10	H: 1 LOB: 0 BB: 0 P: 16	R: 1 H: 1 E: 0 K: 0 S: 7	H: 1 LOB: 0 BB: 0 P: 11	R: 0 H: 0 E: 0 K: 0 S: 9	H: 0 LOB: 0 BB: 0 P: 14	1B: 2 2B: 0 3B: 0 HR: 2	SF: 0 SAC: 0 DP: 1 HBP: 0	WP: 0 PA: 34 SB: 0 CS: 0
PITCHER	IP WLS BF H R ER SO BB IBB HBP BLK WP HR S P ERA WHIP	8.0 L 31 4 2 2 8 4 0 0 0 0 2 68 113 2.25 1.000	1.0 3 0 0 0 0 0 0 0 0 0 0 0 9 14 0.00 0.000																		

Tampa Bay Devil Rays @ Kansas City Royals
Kauffman Stadium, Kansas City, MO
Sat Jul 29 2000, 7:05 PM CDT
Att: 29,162 - Overcast - 78 F

AB 30
R 2
H 4
RBI 2
BB 4
SO 8
LOB 8



Batter	1	2	3	4	5	6	7	8	9	AB	R	H	RBI	BB	SO	LOB	BOTTOM				
Johnny Damon, L (1, 8) OBP: 0.377, SLG: 0.456	G6-3		F9			F8				4	0	1	0	0	0	2					
Rey Sanchez, R (1, 6) OBP: 0.291, SLG: 0.306	G4-3		G6-3			G6-3		B5-6 1B		4	0	0	0	0	0	4					
29 Mike Sweeney, R (1, 3) OBP: 0.410, SLG: 0.522	G6-3				F8	G5-3		G5-3		4	0	0	0	0	0	1					
Jermaine Dye, R (1, 10) OBP: 0.378, SLG: 0.595		G3-1		K		G6-3		K		4	0	0	0	0	2	0					
Joe Randa, R (1, 5) OBP: 0.368, SLG: 0.466		F8		G5-3		G3 1B		F9		4	0	1	0	0	0	0					
Mark Quinn, R (1, 7) OBP: 0.347, SLG: 0.500		K				G6-3		HR		4	1	2	1	0	1	0					
Todd Dunwoody, L (1, 9) OBP: 0.265, SLG: 0.289			G6-3		L6			G4-3		4	0	0	0	0	0	2					
Gregg Zaun, S (1, 2) OBP: 0.353, SLG: 0.371										2	0	1	0	0	0	2					
Carlos Febles, R (1, 4) OBP: 0.368, SLG: 0.366								B5-6 1B		3	0	2	0	0	0	1					
Inning Stats	R: 0 H: 0 E: 0 K: 0 S: 5	H: 0 LOB: 0 BB: 0 P: 7	R: 0 H: 0 E: 0 K: 1 S: 6	H: 0 LOB: 0 BB: 0 P: 8	R: 0 H: 2 E: 0 K: 0 S: 12	LOB: 2 BB: 0 P: 16	R: 0 H: 0 E: 0 K: 1 S: 6	H: 0 LOB: 0 BB: 0 P: 10	R: 0 H: 0 E: 0 K: 0 S: 8	H: 0 LOB: 1 BB: 0 P: 12	R: 0 H: 0 E: 0 K: 0 S: 8	H: 0 LOB: 0 BB: 0 P: 10	R: 0 H: 2 E: 0 K: 0 S: 10	H: 2 LOB: 2 BB: 0 P: 17	R: 0 H: 2 E: 0 K: 0 S: 6	H: 2 LOB: 1 BB: 0 P: 8	R: 1 H: 1 E: 0 K: 1 S: 7	H: 1 LOB: 0 BB: 0 P: 7	1B: 6 2B: 1 3B: 0 HR: 1	SF: 0 SAC: 0 DP: 1 HBP: 1	WP: 0 PA: 34 SB: 0 CS: 0
PITCHER	IP WLS BF H R ER SO BB IBB HBP BLK WP HR S P ERA WHIP	8.2 W 33 7 1 1 3 0 0 1 0 0 0 2 66 93 1.04 0.808	0.1 S 1 0 0 0 0 0 0 0 0 0 0 2 2 0.00 0.000																		

Tampa Bay Devil Rays @ Kansas City Royals
Kauffman Stadium, Kansas City, MO
Sat Jul 29 2000, 7:05 PM CDT
Att: 29,162 - Overcast - 78 F

AB 33
R 1
H 7
RBI 1
BB 0
SO 3
LOB 12




Batter	1	2	3	4	5	6	7	8	9	10	AB	R	H	RBI	BB	SO	LOB					
Gerald Williams, R OBP: 0.332, SLG: 0.474 (1, 8)	G6-3	F7						G5-4-3			5	2	2	2	1	0	2					
Miguel Cairo, R OBP: 0.315, SLG: 0.322 (1, 4)	G4-3		G5-3		G1-3					G4-3	4	0	0	0	2	0	1					
Steve Cox, L OBP: 0.402, SLG: 0.453 (1, 3)	2B		F8		G6-3			FC3-2		K	4	1	0	0	1	1	5					
Jose Canseco, R OBP: 0.392, SLG: 0.464 (1, 10)	1B	2B			K			SF8		G6-3	4	1	1	2	0	2	0					
John Flaherty, R OBP: 0.325, SLG: 0.385 (1, 2)	1B				1B			F8		G4-3	4	0	2	0	1	0	2					
Jose Guillen, R OBP: 0.338, SLG: 0.455 (1, 9)	1B				F8			S		F8	5	1	3	1	0	0	1					
Russ Johnson, R OBP: 0.293, SLG: 0.269 (1, 5)	1B				F9			SH		1B	4	2	2	0	1	0	3					
Jason Tyner, L OBP: 0.220, SLG: 0.239 (1, 7)		F7			L9			G5-4-3		1B	5	0	1	1	0	0	4					
Felix Martinez, S OBP: 0.350, SLG: 0.321 (1, 6)								SH		1B	3	0	1	0	0	0	1					
Fred McGriff, L OBP: 0.354, SLG: 0.468 (10, PH)								FC3-2		F5	1	0	0	0	0	0	1					
Ozzie Guillen, L OBP: 0.309, SLG: 0.395 (10, 6)		K						3B			0	0	0	0	0	0	0					
Inning Stats	R: 2 E: 0 K: 0 S: 16	H: 4 LOB: 2 BB: 1 P: 26	R: 0 E: 0 K: 1 S: 10	H: 0 LOB: 0 BB: 0 P: 14	R: 0 E: 0 K: 1 S: 8	H: 0 LOB: 0 BB: 0 P: 12	R: 0 E: 0 K: 0 S: 5	H: 1 LOB: 1 BB: 0 P: 6	R: 1 E: 0 K: 0 S: 10	H: 1 LOB: 2 BB: 1 P: 17	R: 1 E: 0 K: 0 S: 9	H: 1 LOB: 2 BB: 2 P: 20	R: 2 E: 0 K: 1 S: 14	H: 2 LOB: 2 BB: 2 P: 29	R: 0 E: 0 K: 0 S: 7	H: 0 LOB: 0 BB: 0 P: 9	R: 1 E: 0 K: 0 S: 12	H: 2 LOB: 1 BB: 0 P: 17	1B: 8 2B: 2 3B: 1 HR: 1	SF: 1 SAC: 1 DP: 1 HBP: 0	WP: 0 PB: 0 SB: 3 CS: 0	PA: 47
PITCHER	IP	WLS	BF	H	R	ER	SO	BB	IBB	HBP	BLK	WP	HR	S	P	ERA	WHIP					
Jeff Suppan, R ERA: 5.52 (1, 1)	6.0		29	8	4	4	3	4	0	0	0	0	1	64	102	6.00	2.000					
Tim Byrdak, L ERA: 9.0 (7, 1)	0.1		1	0	0	0	0	0	0	0	0	0	0	1	1	0.00	0.000					
Andy Larkin, R ERA: 4.97 (7, 1)	0.2		6	2	2	2	0	1	0	0	0	0	0	12	22	27.00	4.500					
Jerry Spradlin, R ERA: 4.68 (8, 1)	3.0	L	11	2	1	1	1	1	0	0	0	0	0	25	40	3.00	1.000					

Tampa Bay Devil Rays @ Kansas City Royals
Kauffman Stadium, Kansas City, MO
Sun Jul 30 2000, 1:05 PM CDT
Att. 16,612 - Cloudy - 76 F

AB 39
R 7
H 12
RBI 6
BB 6
SO 4
LOB 19


WP: 0 PA: 47
PB: 0
SB: 3
CS: 0



Batter	1	2	3	4	5	6	7	8	9	10	AB	R	H	RBI	BB	SO	LOB					
Johnny Damon, L OBP: 0.380, SLG: 0.456 (1, 8)	F8				G6-3			2B		E3	4	1	2	0	1	0	0					
Rey Sanchez, R OBP: 0.296, SLG: 0.317 (1, 6)	1B				G6-3			2B		SH1	4	1	3	0	0	0	1					
29 Mike Sweeney, R OBP: 0.409, SLG: 0.518 (8, PR)	1B				3B			2B		SH1	3	0	0	0	0	2	2					
Jeff Reboulet, R OBP: 0.352, SLG: 0.304 (9, PH)	P3				K			2B		G6-3	0	1	0	0	0	0	0					
Todd Dunwoody, L OBP: 0.262, SLG: 0.286 (9, PH)								2B			1	0	0	0	0	0	1					
Jermaine Dye, R OBP: 0.360, SLG: 0.594 (1, 9)					1B			K		DI	4	0	2	0	1	1	2					
Joe Randa, R OBP: 0.366, SLG: 0.465 (1, 5)	F9				FC6-4			2B		IBB	5	2	1	2	0	0	5					
Mark Quinn, R OBP: 0.344, SLG: 0.498 (1, 7)					1B			2B		L4	5	1	1	0	0	1	2					
Dave McCarty, R OBP: 0.345, SLG: 0.532 (1, 3)					2B			K		G1-3	4	0	1	2	1	0	0					
Héctor Ortiz, R OBP: 0.455, SLG: 0.550 (1, 2)					1B			1B		G6-3	4	0	2	1	0	0	1					
Luis Ordaz, R OBP: 0.259, SLG: 0.240 (10, PR)					1B			IBB			0	0	0	0	0	0	0					
Carlos Febles, R OBP: 0.363, SLG: 0.360 (1, 4)					G1-3			WP		1B	4	0	0	0	0	1	4					
Gregg Zaun, S OBP: 0.350, SLG: 0.368 (10, PH)								1B		HBP	1	0	0	0	0	0	1					
Inning Stats	R: 0 E: 0 K: 0 S: 11	H: 2 LOB: 2 BB: 0 P: 21	R: 0 E: 0 K: 0 S: 5	H: 0 LOB: 0 BB: 0 P: 10	R: 0 E: 0 K: 1 S: 8	H: 2 LOB: 1 BB: 0 P: 12	R: 2 E: 0 K: 1 S: 15	H: 3 LOB: 1 BB: 0 P: 22	R: 0 E: 0 K: 1 S: 7	H: 0 LOB: 0 BB: 0 P: 11	R: 0 E: 0 K: 0 S: 7	H: 1 LOB: 0 BB: 0 P: 9	R: 4 E: 0 K: 2 S: 16	H: 3 LOB: 3 BB: 2 P: 35	R: 0 E: 1 K: 0 S: 6	H: 0 LOB: 2 BB: 1 P: 14	R: 0 E: 0 K: 0 S: 10	H: 0 LOB: 1 BB: 0 P: 20	1B: 9 2B: 2 3B: 1 HR: 0	SF: 0 SAC: 1 DP: 2 HBP: 2	WP: 2 PB: 2 SB: 0 CS: 1	PA: 45
PITCHER	IP	WLS	BF	H	R	ER	SO	BB	IBB	HBP	BLK	WP	HR	S	P	ERA	WHIP					
Steve Trachsel, R ERA: 4.58 (8, 1)	7.0		27	9	2	2	3	1	0	0	0	0	0	60	96	2.57	1.286					
Doug Creek, L ERA: 3.62 (8, 1)	0.0		1	0	1	1	0	1	0	0	0	0	0	1	5	∞	∞					
Esteban Yan, R ERA: 6.98 (8, 1)	0.1		4	2	2	2	1	0	0	1	0	0	0	9	17	54.00	6.000					
Mark Guthrie, L ERA: 4.62 (8, 1)	0.2	B	5	1	1	1	1	0	1	0	0	2	0	7	14	13.50	1.500					
Tanyon Sturtze, R ERA: 6.75 (9, 1)	1.0	W	4	0	0	0	0	0	1	0	0	0	0	5	13	0.00	0.000					

Tampa Bay Devil Rays @ Kansas City Royals
Kauffman Stadium, Kansas City, MO
Sun Jul 30 2000, 1:05 PM CDT
Att. 16,612 - Cloudy - 76 F

AB 39
R 6
H 12
RBI 5
BB 3
SO 5
LOB 19



Batter	1	2	3	4	5	6	7	8	9	AB	R	H	RBI	BB	SO	LOB	TOP		
Johnny Damon, L (1, 10) OBP: 0.381, SLG: 0.461										5	1	3	1	0	1	3			
Carlos Febles, R (1, 4) OBP: 0.361, SLG: 0.355										4	0	1	0	0	1	2			
Mark Quinn, R (1, 7) OBP: 0.341, SLG: 0.490										5	0	1	0	0	0	5			
Jemaine Dye, R (1, 9) OBP: 0.382, SLG: 0.587										4	0	1	0	1	2	3			
Joe Randa, R (1, 5) OBP: 0.361, SLG: 0.461										4	0	0	1	0	1	6			
Dave McCarty, R (1, 3) OBP: 0.341, SLG: 0.531										4	1	1	0	0	1	3			
Héctor Ortiz, R (1, 2) OBP: 0.500, SLG: 0.565										3	1	2	0	1	0	1			
Todd Dunwoody, L (1, 8) OBP: 0.264, SLG: 0.296										4	1	2	1	0	2	2			
Luis Ordez, R (1, 6) OBP: 0.262, SLG: 0.237										1	0	0	1	1	0	1			
Inning Stats	R: 0 E: 0 K: 2 S: 14	H: 2 LOB: 2 BB: 0 P: 21	R: 3 E: 0 K: 1 S: 16	H: 4 LOB: 1 BB: 0 P: 23	R: 0 E: 0 K: 1 S: 10	H: 1 LOB: 1 BB: 0 P: 16	R: 0 E: 0 K: 1 S: 8	H: 1 LOB: 1 BB: 0 P: 14	R: 0 E: 0 K: 0 S: 4	H: 1 LOB: 0 BB: 0 P: 6	R: 1 E: 1 K: 0 S: 7	H: 1 LOB: 2 BB: 1 P: 15	R: 0 E: 0 K: 1 S: 4	H: 0 LOB: 1 BB: 2 P: 15	R: 0 E: 0 K: 1 S: 6	H: 0 LOB: 0 BB: 0 P: 6	1B: 8 2B: 3 3B: 0 HR: 0	SF: 1 SAC: 2 DP: 2 HBP: 0	WP: 1 PA: 40 CS: 0
PITCHER	IP	WLS	BF	H	R	ER	SO	BB	IBB	HBP	BLK	WP	HR	S	P	ERA	WHIP		
Denny Neagle, L (1, 1) ERA: 3.33	7.0	L	34	11	4	3	6	1	1	0	1	1	0	66	108	3.86	1.714		
Jason Grimsley, R (8, 1) ERA: 4.46	2.0		6	0	0	0	2	1	0	0	0	0	0	10	17	0.00	0.500		

Kansas City Royals @ New York Yankees
 Yankee Stadium, Bronx, NY
 Wed Aug 02 2000, 12:05 PM EDT
 Att: 38,993 - Overcast - 76 F

AB	34
R	4
H	11
RBI	4
BB	3
SO	8
LOB	26



Batter	1	2	3	4	5	6	7	8	9	AB	R	H	RBI	BB	SO	LOB	BOTTOM		
Chuck Knoblauch, R (1, 10) OBP: 0.365, SLG: 0.405										2	1	1	0	1	0	0			
2 Derek Jeter, R (1, 6) OBP: 0.376, SLG: 0.470										4	0	1	0	0	0	3			
Paul O'Neill, L (1, 9) OBP: 0.354, SLG: 0.454										3	0	0	1	0	1	2			
Bernie Williams, S (1, 8) OBP: 0.399, SLG: 0.589										3	0	0	0	1	0	1			
David Justice, L (1, 7) OBP: 0.385, SLG: 0.595										4	0	0	0	0	1	1			
Tino Martinez, L (1, 3) OBP: 0.328, SLG: 0.411										3	0	0	0	1	1	1			
Chris Turner, R (1, 2) OBP: 0.424, SLG: 0.462										2	0	0	0	2	0	1			
Jose Vizcaino, S (1, 4) OBP: 0.311, SLG: 0.301										3	0	0	0	1	2	3			
Scott Brosius, R (1, 5) OBP: 0.312, SLG: 0.394										2	0	0	0	1	0	1			
Inning Stats	R: 0 E: 0 K: 1 S: 5	H: 0 LOB: 0 BB: 1 P: 11	R: 0 E: 0 K: 0 S: 10	H: 0 LOB: 1 BB: 1 P: 20	R: 0 E: 0 K: 1 S: 10	H: 1 LOB: 2 BB: 1 P: 19	R: 0 E: 0 K: 2 S: 8	H: 0 LOB: 0 BB: 0 P: 13	R: 0 E: 0 K: 0 S: 4	H: 0 LOB: 0 BB: 1 P: 11	R: 0 E: 0 K: 0 S: 6	H: 0 LOB: 2 BB: 0 P: 7	R: 0 E: 0 K: 1 S: 8	H: 1 LOB: 1 BB: 0 P: 18	R: 0 E: 0 K: 0 S: 8	H: 0 LOB: 1 BB: 1 P: 13	1B: 2 2B: 0 3B: 0 HR: 0	SF: 1 SAC: 0 DP: 1 HBP: 1	WP: 0 PA: 36 CS: 1
PITCHER	IP	WLS	BF	H	R	ER	SO	BB	IBB	HBP	BLK	WP	HR	S	P	ERA	WHIP		
Blake Stein, R (1, 1) ERA: 5.97	8.0	W	31	2	1	1	5	6	0	1	0	0	0	61	119	1.12	1.000		
Ricky Bottalico, R (9, 1) ERA: 4.45	1.0	S	4	0	0	0	0	1	0	0	0	0	0	8	13	0.00	1.000		

Kansas City Royals @ New York Yankees
 Yankee Stadium, Bronx, NY
 Wed Aug 02 2000, 12:05 PM EDT
 Att: 38,993 - Overcast - 76 F


AB	26
R	1
H	2
RBI	1
BB	7
SO	5
LOB	13




Batter	1	2	3	4	5	6	7	8	9	AB	R	H	RBI	BB	SO	LOB	TOP					
Johnny Damon, L (1, 10) OBP: 0.377, SLG: 0.455	E6		G6-3			F8		G1-3		G4-3	5	0	0	0	0	2	Kansas City Royals @ New York Yankees Yankee Stadium, Bronx, NY Thu Aug 03 2000, 7:05 PM EDT Att: 33,829 - Overcast - 70 F					
Rey Sanchez, R (1, 6) OBP: 0.295, SLG: 0.314	F8		F8				G4-3	G4-3			4	0	0	0	0	1						
Mark Quinn, R (1, 7) OBP: 0.340, SLG: 0.487	K		K				1B	K			4	1	1	0	0	3						
Jemaine Dye, R (1, 9) OBP: 0.380, SLG: 0.584	F9			K			1B		P6		4	1	1	0	0	1						
Joe Randa, R (1, 5) OBP: 0.363, SLG: 0.462		E		K			1B		L8		4	0	2	1	0	1						
Dave McCarty, R (1, 3) OBP: 0.339, SLG: 0.524		E6		P4			BB		G6-3		4	0	1	1	0	1						
Todd Dunwoody, L (1, 8) OBP: 0.254, SLG: 0.284			K				BB				4	0	0	0	4	4						
Gregg Zaun, S (1, 2) OBP: 0.345, SLG: 0.360		F7					BB		G1-3		3	0	0	0	1	0						
Carlos Febles, R (1, 4) OBP: 0.363, SLG: 0.352		G4-3					HBP				2	0	0	0	1	5						
Inning Stats	R: 0 H: 0 E: 1 K: 1 S: 13	H: 0 LOB: 1 BB: 0 P: 18	R: 0 H: 1 E: 1 K: 1 S: 17	ER: 2 SO: 9 BB: 1 IBB: 0 HBP: 1 BLK: 0	R: 0 H: 0 E: 0 K: 1 S: 9	H: 0 LOB: 0 BB: 0 P: 14	R: 0 H: 0 E: 0 K: 1 S: 7	H: 0 LOB: 0 BB: 0 P: 12	R: 0 H: 0 E: 0 K: 1 S: 8	H: 0 LOB: 1 BB: 0 P: 14	R: 2 H: 4 E: 0 K: 2 S: 22	H: 4 LOB: 3 BB: 1 P: 34	R: 0 H: 0 E: 0 K: 0 S: 9	H: 0 LOB: 0 BB: 0 P: 10	R: 0 H: 0 E: 0 K: 0 S: 8	H: 0 LOB: 1 BB: 1 P: 11	R: 0 H: 0 E: 0 K: 1 S: 12	H: 0 LOB: 1 BB: 1 P: 19	1B: 5 2B: 0 3B: 0 HR: 0	SF: 0 SAC: 0 DP: 0 HBP: 1	WP: 0 PB: 0 SB: 2 CS: 0	PA: 37
PITCHER	IP	WLS	BF	H	R	ER	SO	BB	IBB	HBP	BLK	WP	HR	S	P	ERA	WHIP					
Roger Clemens, R (1, 1) ERA: 3.72	7.0		30	5	2	2	9	1	0	1	0	0	0	85	129	2.57	0.857					
Jeff Nelson, R (8, 1) ERA: 2.14	1.0		3	0	0	0	0	0	0	0	0	0	0	8	11	0.00	0.000					
42 Mariano Rivera, R (9, 1) ERA: 2.98	1.0	W	4	0	0	0	1	1	0	0	0	0	0	12	19	0.00	1.000					

Batter	1	2	3	4	5	6	7	8	9	AB	R	H	RBI	BB	SO	LOB	BOTTOM					
Luis Polonia, L (1, 7) OBP: 0.330, SLG: 0.415	F7		F9			F8		G4-3		2 BB	3	1	1	0	2	0	Kansas City Royals @ New York Yankees Yankee Stadium, Bronx, NY Thu Aug 03 2000, 7:05 PM EDT Att: 33,829 - Overcast - 70 F					
2 Derek Jeter, R (1, 6) OBP: 0.379, SLG: 0.467	F8		S				F9		G1-3		4	0	1	0	1	0						
Paul O'Neill, L (1, 9) OBP: 0.357, SLG: 0.454			1B				F8		G4-3		4	0	2	1	1	0						
Bernie Williams, S (1, 8) OBP: 0.397, SLG: 0.585	G4-3		L6				K2-3				3	0	0	0	1	5						
David Justice, L (1, 10) OBP: 0.381, SLG: 0.588		G3-1				F7		G3			4	0	0	0	1	2						
Tino Martinez, L (1, 3) OBP: 0.332, SLG: 0.424			HR			20 G4-3		F9			3	1	2	1	1	0						
20 Jorge Posada, S (1, 2) OBP: 0.421, SLG: 0.506			K			G4-3		K			4	0	0	0	0	2						
Scott Brosius, R (1, 5) OBP: 0.315, SLG: 0.392		F8				F8					2	1	0	0	2	0						
Jose Vizcaino, S (1, 4) OBP: 0.306, SLG: 0.296			F7			G4-3					3	0	0	0	0	2						
Glenallen Hill, R (8, PH) OBP: 0.295, SLG: 0.503						G4-3					1	0	0	0	0	0						
Clay Bellinger, R (9, 4) OBP: 0.284, SLG: 0.404								E4			0	0	0	0	0	0						
Inning Stats	R: 0 H: 1 E: 0 K: 0 S: 9	H: 1 LOB: 0 BB: 0 P: 16	R: 1 H: 1 E: 0 K: 1 S: 11	H: 1 LOB: 2 BB: 1 P: 21	R: 0 H: 0 E: 0 K: 0 S: 9	H: 0 LOB: 1 BB: 1 P: 18	R: 0 H: 1 E: 0 K: 1 S: 7	H: 1 LOB: 2 BB: 1 P: 14	R: 0 H: 1 E: 0 K: 1 S: 10	H: 1 LOB: 2 BB: 1 P: 19	R: 0 H: 0 E: 0 K: 0 S: 7	H: 0 LOB: 2 BB: 2 P: 17	R: 1 H: 0 E: 1 K: 1 S: 10	H: 0 LOB: 1 BB: 1 P: 14	R: 1 H: 1 E: 0 K: 0 S: 4	H: 1 LOB: 1 BB: 1 P: 9	1B: 4 2B: 1 3B: 0 HR: 1	SF: 0 SAC: 0 DP: 0 HBP: 0	WP: 0 PB: 0 SB: 1 CS: 0	PA: 39		
PITCHER	IP	WLS	BF	H	R	ER	SO	BB	IBB	HBP	BLK	WP	HR	S	P	ERA	WHIP					
Mac Suzuki, R (1, 1) ERA: 3.6	7.0		32	5	1	1	3	6	0	0	0	0	0	64	118	1.29	1.571					
Jerry Spradlin, R (8, 1) ERA: 4.73	1.1	L	7	1	2	1	1	2	0	0	0	0	0	14	23	6.75	2.250					

AB 34
R 2
H 5
RBI 2
BB 2
SO 10
LOB 17



AB 31
R 3
H 6
RBI 2
BB 8
SO 4
LOB 17



Batter	1	2	3	4	5	6	7	8	9	AB	R	H	RBI	BB	SO	LOB	TOP											
Carlos Febles, R OBP: 0.364, SLG: 0.351	G6-3		1B BB			29 S 1B	FC6-4		G1-3	4	2	1	0	1	0	1	Kansas City Royals @ Boston Red Sox Fenway Park, Boston, MA Fri Aug 04 2000, 7:05 PM EDT Att: 33,702 - Sunny - 80 F											
Rey Sanchez, R OBP: 0.299, SLG: 0.316	BB		1B			29 S 1B	CS	G5-3	G6-3	4	1	2	0	1	0	0												
29 Mike Sweeney, R OBP: 0.406, SLG: 0.513	P4		F7			K		G6-3		4	0	0	0	0	1	5												
Jemaine Dye, R OBP: 0.381, SLG: 0.582	G4-3		1B			1B BB		F7		3	1	1	1	1	0	1												
Joe Randa, R OBP: 0.364, SLG: 0.464		F9	F9			1B		2B		4	0	2	2	0	0	2												
Mark Quinn, R OBP: 0.342, SLG: 0.488	1B			F9		1B		F7		4	0	2	1	0	0	1												
Dave McCarty, R OBP: 0.483, SLG: 0.512	F7			K		K		P4		4	0	0	0	0	2	4												
Gregg Zaun, S OBP: 0.345, SLG: 0.360										0	0	0	0	0	0	0												
Héctor Ortiz, R OBP: 0.483, SLG: 0.520	G4-3			G5-3			FC4-6 BB	K		2	0	0	0	1	0	1												
Todd Dumwoody, L OBP: 0.292, SLG: 0.282										1	0	0	0	0	1	1												
Jeff Reboulet, R OBP: 0.346, SLG: 0.298			K			L4		G1-3		3	0	0	0	0	1	1												
Scott Pose, L OBP: 0.255, SLG: 0.167						FC4-6 FC6-4				1	0	0	0	0	0	0												
Inning Stats	R: 0 E: 0 K: 0 S: 11	H: 0 LOB: 1 BB: 1 P: 17	R: 0 E: 0 K: 0 S: 5	H: 1 LOB: 1 BB: 0 P: 8	R: 1 E: 0 K: 1 S: 13	H: 2 LOB: 2 BB: 1 P: 22	R: 0 E: 0 K: 1 S: 6	H: 0 LOB: 0 BB: 0 P: 12	R: 3 E: 0 K: 2 S: 21	H: 4 LOB: 2 BB: 1 P: 36	R: 0 E: 0 K: 0 S: 7	H: 0 LOB: 0 BB: 1 P: 12	R: 0 E: 0 K: 0 S: 8	H: 0 LOB: 0 BB: 0 P: 13	R: 0 E: 0 K: 1 S: 9	H: 1 LOB: 1 BB: 0 P: 14	R: 0 E: 0 K: 0 S: 8	H: 0 LOB: 0 BB: 0 P: 10	1B: 7 2B: 1 3B: 0 HR: 0	SF: 0 SAC: 0 DP: 0 HBP: 0	WP: 0 PB: 0 SB: 2 CS: 1	PA: 39						
PITCHER	IP	WLS	BF	H	R	ER	SO	BB	IBB	HBP	BLK	WP	HR	S	P	ERA	WHIP											
Jeff Fassero, L ERA: 5.28	(1, 1)	4.2		24	7	4	4	3	3	0	0	0	0	0	53	92	7.71	2.143										
Hipolito Pichardo, R ERA: 2.56	(5, 1)	2.1		7	0	0	0	1	1	0	0	0	0	0	18	28	0.00	0.429										
Rich Garcés, R ERA: 3.14	(8, 1)	1.0	W	4	1	0	0	1	0	0	0	0	0	9	14	0.00	1.000											
Derek Lowe, R ERA: 3.06	(9, 1)	1.0	S	3	0	0	0	0	0	0	0	0	0	8	10	0.00	0.000											

Batter	1	2	3	4	5	6	7	8	9	AB	R	H	RBI	BB	SO	LOB	BOTTOM											
Trot Nixon, L OBP: 0.379, SLG: 0.496	F8		G4-6-3							3	0	1	1	1	0	1	Kansas City Royals @ Boston Red Sox Fenway Park, Boston, MA Fri Aug 04 2000, 7:05 PM EDT Att: 33,702 - Sunny - 80 F											
Mike Lansing, R OBP: 0.312, SLG: 0.407	2B 1B			K		CS 2H 1B		G6-3	G5-3	4	0	1	0	0	1	2												
Brian Daubach, L OBP: 0.337, SLG: 0.486	F7			G4-3				K		4	1	1	1	0	1	1												
Nomar Garciaparra, R OBP: 0.451, SLG: 0.657	2B			G5-3				G5-3		4	1	2	0	0	0	0												
Troy O'Leary, L OBP: 0.316, SLG: 0.396		F8				F7		F8		4	0	1	1	0	0	0												
Jason Varitek, S OBP: 0.358, SLG: 0.434		G3				2B G6-3 1B		3B		3	1	2	0	1	0	0												
Ed Sprague, R OBP: 0.309, SLG: 0.481								1B		4	1	1	0	0	1	3												
Manny Alexander, R OBP: 0.226, SLG: 0.293		F2				1B 2B		G4-3		0	0	0	0	0	0	0												
Rico Brogna, L OBP: 0.296, SLG: 0.379				K2-3				G6-3		3	0	1	1	0	1	1												
Darren Lewis, R OBP: 0.300, SLG: 0.311						3H 1B		SH3-4		1	1	1	1	1	0	0												
Inning Stats	R: 0 E: 0 K: 0 S: 12	H: 2 LOB: 2 BB: 0 P: 17	R: 0 E: 0 K: 0 S: 9	H: 0 LOB: 0 BB: 0 P: 17	R: 0 E: 0 K: 1 S: 7	H: 0 LOB: 0 BB: 1 P: 12	R: 0 E: 0 K: 1 S: 13	H: 0 LOB: 0 BB: 0 P: 21	R: 3 E: 0 K: 0 S: 13	H: 4 LOB: 0 BB: 0 P: 17	R: 1 E: 0 K: 0 S: 13	H: 2 LOB: 1 BB: 1 P: 24	R: 0 E: 0 K: 0 S: 7	H: 1 LOB: 1 BB: 1 P: 17	R: 1 E: 0 K: 1 S: 16	H: 2 LOB: 1 BB: 0 P: 21	1B: 7 2B: 2 3B: 1 HR: 1	SF: 0 SAC: 1 DP: 2 HBP: 0	WP: 0 PB: 0 SB: 0 CS: 1	PA: 35								
PITCHER	IP	WLS	BF	H	R	ER	SO	BB	IBB	HBP	BLK	WP	HR	S	P	ERA	WHIP											
Jeff Suppan, R ERA: 5.54	(1, 1)	6.0		25	8	4	4	3	1	0	0	0	0	1	16	28	6.75	2.250										
Andy Larkin, R ERA: 5.14	(7, 1)	1.1	L	6	2	1	1	0	1	0	0	0	0	4	6	0.00	3.000											
Tim Byrdak, L ERA: 8.31	(8, 1)	0.1		2	1	0	0	0	0	0	0	0	0	4	6	0.00	3.000											
51 Kris Wilson, R ERA:	(8, 1)	0.1		1	0	0	0	1	0	0	0	0	0	3	4	0.00	0.000											

Batter	1	2	3	4	5	6	7	8	9	AB	R	H	RBI	BB	SO	LOB	TOP								
Johnny Damon, L (1, 10) OBP: 0.379, SLG: 0.462										5	3	3	0	0	0	1									
Carlos Fables, R (1, 4) OBP: 0.357, SLG: 0.344										5	0	0	0	0	1	3									
29 Mike Sweeney, R (1, 3) OBP: 0.405, SLG: 0.512										5	0	2	2	0	0	0									
Jemaine Dye, R (1, 9) OBP: 0.384, SLG: 0.582										5	1	3	0	0	1	1									
Joe Randa, R (1, 5) OBP: 0.362, SLG: 0.461										5	1	1	0	0	1	4									
Mark Quinn, R (1, 7) OBP: 0.346, SLG: 0.492										3	2	2	1	1	0	0									
Gregg Zaun, S (1, 2) OBP: 0.349, SLG: 0.359										3	0	1	1	1	1	1									
Todd Dunwoody, L (1, 8) OBP: 0.252, SLG: 0.280										4	0	1	0	0	0	3									
Luis Ordez, R (1, 6) OBP: 0.253, SLG: 0.228										3	0	0	1	0	0	3									
Dave McCarty, R (8, PH) OBP: 0.330, SLG: 0.509										1	0	0	1	0	0	1									
Rey Sanchez, R (8, PR) OBP: 0.299, SLG: 0.316										0	0	0	0	0	0	0									
Inning Stats	R: 1 E: 0 K: 0 S: 12	H: 3 LOB: 1 BB: 0 P: 24	R: 1 E: 1 K: 0 S: 8	H: 0 LOB: 0 BB: 1 P: 14	R: 1 E: 0 K: 1 S: 9	H: 1 LOB: 0 BB: 0 P: 13	R: 0 E: 0 K: 0 S: 9	H: 1 LOB: 2 BB: 1 P: 19	R: 1 E: 1 K: 0 S: 10	H: 3 LOB: 2 BB: 0 P: 16	R: 0 E: 0 K: 1 S: 7	H: 0 LOB: 0 BB: 0 P: 12	R: 0 E: 0 K: 1 S: 7	H: 0 LOB: 0 BB: 0 P: 11	R: 3 E: 0 K: 0 S: 17	H: 4 LOB: 2 BB: 0 P: 24	R: 0 E: 0 K: 1 S: 10	H: 1 LOB: 1 BB: 0 P: 15	1B: 10 2B: 3 3B: 0 HR: 0	SF: 0 SAC: 0 DP: 1 HBP: 0	WP: 2 PB: 0 SB: 1 CS: 1	PA: 42			
PITCHER	IP	WLS	BF	H	R	ER	SO	BB	IBB	HBP	BLK	WP	HR	S	P	ERA	WHIP								
Rolando Arrojo, R (1, 1) ERA: 6.09	4.2		23	7	4	3	1	2	0	0	0	1	0	46	83	5.79	1.929								
Bryce Florie, R (5, 1) ERA: 4.35	1.1		4	1	0	0	1	0	0	0	0	0	0	9	15	0.00	0.750								
Rheal Cormier, L (7, 1) ERA: 3.71	1.0	L	5	2	2	2	1	0	0	0	0	0	0	9	13	18.00	2.000								
Rod Beck, R (8, 1) ERA: 1.93	2.0		9	3	1	1	1	0	0	0	0	1	0	25	37	4.50	1.500								

Kansas City Royals @ Boston Red Sox
Fenway Park, Boston, MA
Sat Aug 05 2000, 1:15 PM EDT
Att: 31,441 - Cloudy - 80 F

livebaseballscores.com

AB 39
R 7
H 13
RBI 6
BB 2
SO 4
LOB 17

Batter	1	2	3	4	5	6	7	8	9	AB	R	H	RBI	BB	SO	LOB	BOTTOM								
Trot Nixon, L (1, 9) OBP: 0.376, SLG: 0.490										3	0	0	1	1	1	0									
Brian Daubach, L (1, 10) OBP: 0.332, SLG: 0.479										5	0	0	0	0	0	2									
Carl Everett, S (1, 8) OBP: 0.398, SLG: 0.643										5	2	3	1	0	0	1									
Nomar Garciaparra, R (1, 6) OBP: 0.451, SLG: 0.652										4	0	1	1	1	0	2									
Troy O'Leary, L (1, 7) OBP: 0.322, SLG: 0.396										3	1	1	0	2	0	1									
Jason Varitek, S (1, 2) OBP: 0.361, SLG: 0.441										4	1	2	0	1	1	4									
Ed Sprague, R (1, 5) OBP: 0.305, SLG: 0.474										3	0	0	0	0	0	5									
Scott Hattenberg, L (8, PH) OBP: 0.340, SLG: 0.475										1	0	0	0	0	0	1									
Manny Alexander, R (9, 5) OBP: 0.226, SLG: 0.293										0	0	0	0	0	0	0									
Rico Brogna, L (1, 3) OBP: 0.301, SLG: 0.373										2	1	0	0	2	0	1									
Mike Lansing, R (1, 4) OBP: 0.312, SLG: 0.405										4	0	1	2	0	0	3									
Inning Stats	R: 0 E: 0 K: 0 S: 4	H: 0 LOB: 1 BB: 1 P: 9	R: 3 E: 0 K: 0 S: 14	H: 1 LOB: 1 BB: 3 P: 32	R: 0 E: 0 K: 0 S: 11	H: 2 LOB: 2 BB: 0 P: 17	R: 0 E: 0 K: 0 S: 6	H: 0 LOB: 0 BB: 0 P: 7	R: 0 E: 0 K: 0 S: 6	H: 0 LOB: 0 BB: 0 P: 12	R: 0 E: 0 K: 0 S: 7	H: 1 LOB: 2 BB: 1 P: 15	R: 1 E: 0 K: 0 S: 10	H: 2 LOB: 1 BB: 0 P: 12	R: 0 E: 0 K: 0 S: 8	H: 1 LOB: 1 BB: 0 P: 10	R: 1 E: 0 K: 2 S: 19	H: 1 LOB: 2 BB: 2 P: 32	1B: 4 2B: 3 3B: 0 HR: 1	SF: 1 SAC: 0 DP: 0 HBP: 0	WP: 1 PB: 0 SB: 0 CS: 0	PA: 42			
PITCHER	IP	WLS	BF	H	R	ER	SO	BB	IBB	HBP	BLK	WP	HR	S	P	ERA	WHIP								
Chad Durbin, R (1, 1) ERA: 8.21	1.1		9	1	3	3	0	4	0	0	0	0	0	15	36	20.25	3.750								
Brian Meadows, R (2, 1) ERA: 5.14	6.2	W	27	6	1	1	0	1	0	0	0	0	0	51	78	1.35	1.050								
Ricky Bottalico, R (9, 1) ERA: 4.53	1.0	S	6	1	1	1	2	2	0	0	0	0	1	19	32	9.00	3.000								

Kansas City Royals @ Boston Red Sox
Fenway Park, Boston, MA
Sat Aug 05 2000, 1:15 PM EDT
Att: 31,441 - Cloudy - 80 F

livebaseballscores.com

AB 34
R 5
H 8
RBI 5
BB 7
SO 2
LOB 20

Batter	1	2	3	4	5	6	7	8	9	AB	R	H	RBI	BB	SO	LOB	TOP			
Johnny Damon, L (1, 10) OBP: 0.382, SLG: 0.464										4	1	3	0	0	0	0				
Rey Sanchez, R (1, 6) OBP: 0.236, SLG: 0.312										4	1	0	1	0	0	3				
29 Mike Sweeney, R (1, 3) OBP: 0.406, SLG: 0.511										3	0	1	0	1	1	2				
Jermaine Dye, R (1, 9) OBP: 0.383, SLG: 0.579										4	0	1	1	0	0	3				
Joe Randa, R (1, 5) OBP: 0.361, SLG: 0.458										3	0	0	0	1	0	3				
Mark Quinn, R (1, 7) OBP: 0.343, SLG: 0.486										4	0	0	0	0	1	2				
Gregg Zaun, S (1, 2) OBP: 0.347, SLG: 0.356										4	0	1	0	0	1	0				
Todd Dunwoody, L (1, 8) OBP: 0.252, SLG: 0.279										4	0	1	0	0	0	0				
Carlos Febles, R (1, 4) OBP: 0.356, SLG: 0.342										4	1	1	0	0	0	1				
Inning Stats	R: 1 E: 1 K: 0 S: 13	H: 1 LOB: 2 BB: 1 P: 22	R: 0 E: 0 K: 1 S: 7	H: 0 LOB: 0 BB: 0 P: 7	R: 0 E: 0 K: 1 S: 15	H: 1 LOB: 1 BB: 0 P: 16	R: 0 E: 0 K: 0 S: 6	H: 1 LOB: 1 BB: 0 P: 10	R: 0 E: 0 K: 0 S: 8	H: 0 LOB: 0 BB: 1 P: 12	R: 0 E: 0 K: 0 S: 5	H: 0 LOB: 0 BB: 0 P: 8	R: 2 E: 0 K: 0 S: 12	H: 4 LOB: 1 BB: 0 P: 20	R: 0 E: 0 K: 1 S: 9	H: 1 LOB: 1 BB: 0 P: 15	1B: 8 2B: 1 3B: 0 HR: 0	SF: 0 SAC: 0 DP: 2 HBP: 0	WP: 0 PB: 1 CS: 3	PA: 36
PITCHER	IP WLS BF H R ER SO BB IBB HBP BLK WP HR S P ERA WHIP																			
49 Tim Wakefield, R (1, 1) ERA: 4.73	7.0 L 28 5 3 2 2 2 0 0 0 0 0 0 63 91 2.57 1.000																			
Hippolito Pichardo, R (8, 1) ERA: 2.45	2.0 8 3 0 0 1 0 0 0 0 0 0 0 17 28 0.00 1.500																			

Kansas City Royals @ Boston Red Sox
Fenway Park, Boston, MA
Sun Aug.06 2000, 1:05 PM EDT
Att: 33,442 - Cloudy - 81 F

AB 34
R 3
H 8
RBI 2
BB 2
SO 3
LOB 14



Batter	1	2	3	4	5	6	7	8	9	AB	R	H	RBI	BB	SO	LOB	BOTTOM					
Trot Nixon, L (1, 9) OBP: 0.377, SLG: 0.487										4	0	1	0	1	0	3						
Brian Daubach, L (1, 10) OBP: 0.328, SLG: 0.472										5	0	0	0	0	1	4						
Carl Everett, S (1, 8) OBP: 0.397, SLG: 0.638										4	0	1	0	0	0	1						
Nomar Garciaparra, R (1, 6) OBP: 0.451, SLG: 0.662										4	1	2	1	0	1	3						
Troy O'Leary, L (1, 7) OBP: 0.321, SLG: 0.392										3	0	0	0	1	2	0						
Scott Hatteberg, L (1, 2) OBP: 0.344, SLG: 0.483										4	0	2	0	0	0	2						
Mike Lansing, R (1, 4) OBP: 0.313, SLG: 0.405										3	0	1	0	1	1	2						
Rico Brogna, L (1, 3) OBP: 0.300, SLG: 0.370										4	0	1	0	0	0	2						
Manny Alexander, R (1, 5) OBP: 0.229, SLG: 0.294										3	0	1	0	0	0	0						
Jason Varitek, S (9, PH) ERA: 4.7										1	0	1	0	0	0	0						
Darren Lewis, R (9, PR) OBP: 0.300, SLG: 0.311										0	0	0	0	0	0	0						
Inning Stats	R: 0 E: 0 K: 1 S: 6	H: 0 LOB: 1 BB: 1 P: 12	R: 0 E: 0 K: 0 S: 5	H: 0 LOB: 1 BB: 1 P: 12	R: 0 E: 0 K: 0 S: 9	H: 2 LOB: 2 BB: 0 P: 14	R: 0 E: 0 K: 1 S: 7	H: 1 LOB: 0 BB: 0 P: 12	R: 0 E: 0 K: 0 S: 6	H: 0 LOB: 0 BB: 0 P: 10	R: 1 E: 0 K: 2 S: 14	H: 2 LOB: 1 BB: 0 P: 22	R: 0 E: 0 K: 0 S: 5	H: 1 LOB: 0 BB: 0 P: 8	R: 0 E: 0 K: 1 S: 11	H: 3 LOB: 2 BB: 1 P: 21	R: 0 E: 0 K: 0 S: 14	H: 3 LOB: 2 BB: 0 P: 23	1B: 7 2B: 2 3B: 0 HR: 1	SF: 0 SAC: 0 DP: 1 HBP: 0	WP: 0 PB: 0 CS: 0	PA: 38
PITCHER	IP WLS BF H R ER SO BB IBB HBP BLK WP HR S P ERA WHIP																					
Dan Reichert, R (1, 1) ERA: 3.98	8.0 W 33 7 1 1 5 3 0 0 0 0 0 0 10 15 0.00 9.000																					
Jerry Spradlin, R (9, 1) ERA: 4.7	0.1 H 3 3 0 0 0 0 0 0 0 0 0 0 4 8 0.00 0.000																					
Ricky Bottalico, R (9, 1) ERA: 4.47	0.2 S 2 0 0 0 0 0 0 0 0 0 0 0 4 8 0.00 0.000																					

Kansas City Royals @ Boston Red Sox
Fenway Park, Boston, MA
Sun Aug.06 2000, 1:05 PM EDT
Att: 33,442 - Cloudy - 81 F

AB 35
R 1
H 10
RBI 1
BB 3
SO 5
LOB 17



Batter	1	2	3	4	5	6	7	8	9	AB	R	H	RBI	BB	SO	LOB	TOP					
Shannon Stewart, R OBP: 0.379, SLG: 0.549	1-1 HR	2-1 1B		1-1 G4-6-3			2-1 2B		0-1 1B	5	2	4	1	0	0	1	Toronto Blue Jays @ Kansas City Royals Kauffman Stadium, Kansas City, MO Mon Aug 07 2000, 7:05 PM CDT Att: 17,533 - Cloudy - 70 F					
Alex Gonzalez, R OBP: 0.310, SLG: 0.401	2-1 G6-3	0-0 G5-3			2-2 1B		2-3 K		2-1 F7	5	0	1	0	0	1	4						
Dave Martinez, L OBP: 0.326, SLG: 0.359	4-0 2B HR			1-1 F9 S 1B		0-0 G4-6-3		1-3 K	2-2 BB 1B	4	1	2	1	1	1	2						
Carlos Delgado, L OBP: 0.488, SLG: 0.725	0-0 HR			2-3 K		4-0 BB		0-0 1B	0-0 G5-3 BB 1B	4	2	3	1	1	1	1						
Brad Fullmer, L OBP: 0.353, SLG: 0.564	3-2 HR			0-0 F9		0-1 F9		1-1 F8	4-2 BB 1B	4	1	1	3	1	0	3						
Tony Batista, R OBP: 0.326, SLG: 0.572	1-0 G5-3			4-1 BB		1-1 F8		1-0 FC6-4 1B	0-0 G5-3	4	0	1	1	1	0	3						
Darrin Fletcher, L OBP: 0.359, SLG: 0.529	1-3 K			2-0 G4-1		0-2 G6-3		3-3 K		4	0	0	0	0	2	3						
José Cruz Jr., S OBP: 0.322, SLG: 0.455		3-2 G6-4-3 1B		2-3 K		3-2 G3		1-0 FC6-4		4	0	1	0	0	1	1						
Mickey Morandini, L OBP: 0.324, SLG: 0.315		1-0 G6-4-3		0-2 G4-6-3 1B				3-2 G1-3		3	0	1	0	0	0	1	livebaseballscores.com					
Craig Grebeck, R OBP: 0.333, SLG: 0.392									4-2 F7 1B BB	0	1	0	0	1	0	0						
Inning Stats	R: 4 E: 0 K: 1 S: 13	H: 3 LOB: 0 BB: 1 P: 25	R: 0 E: 0 K: 0 S: 7	H: 2 LOB: 1 BB: 0 P: 13	R: 0 E: 0 K: 1 S: 9	H: 1 LOB: 2 BB: 1 P: 18	R: 0 E: 0 K: 1 S: 8	H: 1 LOB: 0 BB: 0 P: 11	R: 0 E: 0 K: 0 S: 6	H: 0 LOB: 1 BB: 0 P: 12	R: 0 E: 0 K: 0 S: 9	H: 0 LOB: 0 BB: 0 P: 13	R: 0 E: 0 K: 2 S: 11	H: 1 LOB: 1 BB: 0 P: 19	R: 1 E: 0 K: 1 S: 8	H: 2 LOB: 1 BB: 0 P: 14	R: 2 E: 0 K: 0 S: 14	H: 3 LOB: 2 BB: 2 P: 26	1B: 9 2B: 2 3B: 1 HR: 2	SF: 0 SAC: 0 DP: 4 HBP: 0	WP: 0 PB: 0 SB: 1 CS: 1	PA: 42
PITCHER	IP WLS BF H R ER SO BB IBB HBP BLK WP HR S P ERA WHIP	IP WLS BF H R ER SO BB IBB HBP BLK WP HR S P ERA WHIP	IP WLS BF H R ER SO BB IBB HBP BLK WP HR S P ERA WHIP	IP WLS BF H R ER SO BB IBB HBP BLK WP HR S P ERA WHIP	IP WLS BF H R ER SO BB IBB HBP BLK WP HR S P ERA WHIP	IP WLS BF H R ER SO BB IBB HBP BLK WP HR S P ERA WHIP	IP WLS BF H R ER SO BB IBB HBP BLK WP HR S P ERA WHIP	IP WLS BF H R ER SO BB IBB HBP BLK WP HR S P ERA WHIP	IP WLS BF H R ER SO BB IBB HBP BLK WP HR S P ERA WHIP	IP WLS BF H R ER SO BB IBB HBP BLK WP HR S P ERA WHIP	IP WLS BF H R ER SO BB IBB HBP BLK WP HR S P ERA WHIP	IP WLS BF H R ER SO BB IBB HBP BLK WP HR S P ERA WHIP	IP WLS BF H R ER SO BB IBB HBP BLK WP HR S P ERA WHIP	IP WLS BF H R ER SO BB IBB HBP BLK WP HR S P ERA WHIP	IP WLS BF H R ER SO BB IBB HBP BLK WP HR S P ERA WHIP	IP WLS BF H R ER SO BB IBB HBP BLK WP HR S P ERA WHIP	IP WLS BF H R ER SO BB IBB HBP BLK WP HR S P ERA WHIP					
Blake Stein, R ERA: 5.89	(1, 1)	6.2 W 29	9 4 4 4	4 4 4 4	3 0 0 0	0 0 0 0	0 0 0 0	0 0 0 0	0 0 0 0	2 60 107	5.40 1.800											
Tim Byrdak, L ERA: 7.94	(7, 1)	1.1 H 6	2 1 1 2	0 0 0 0	0 0 0 0	0 0 0 0	0 0 0 0	0 0 0 0	0 0 0 0	11 18	6.75 1.500											
Ricky Bottalico, R ERA: 4.71	(9, 1)	1.0 S 7	3 2 2 0	2 0 0 0	2 0 0 0	0 0 0 0	0 0 0 0	0 0 0 0	0 0 0 0	14 26	18.00 5.000											

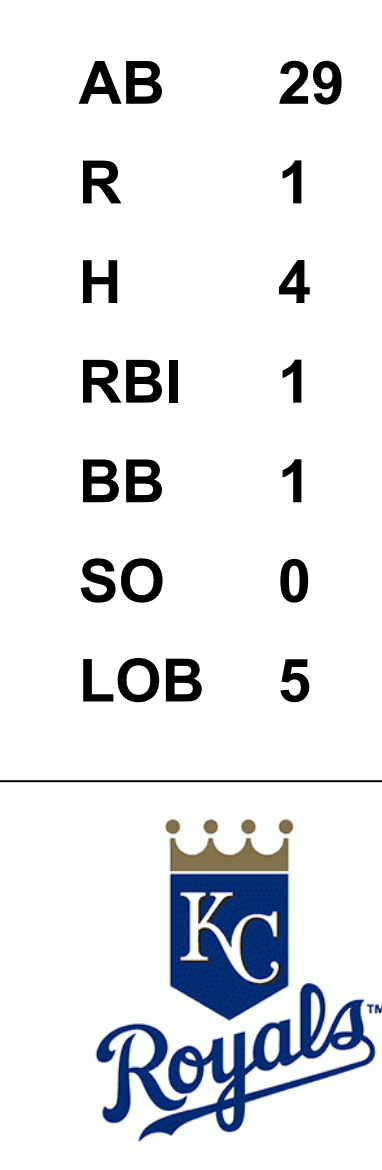
Batter	1	2	3	4	5	6	7	8	9	AB	R	H	RBI	BB	SO	LOB	BOTTOM			
Johnny Damon, L OBP: 0.386, SLG: 0.470	1-2 FC6-4 1B	0-2 G4-3			0-1 G4-3 S 1B	1-1 G6-3		2-2 F9-3 1B		5	1	4	2	0	0	2	Toronto Blue Jays @ Kansas City Royals Kauffman Stadium, Kansas City, MO Mon Aug 07 2000, 7:05 PM CDT Att: 17,533 - Cloudy - 70 F			
Rey Sanchez, R OBP: 0.294, SLG: 0.309	2-1 FC6-4		4-2 29 1B SF9 BB		3-2 G4-3	1-1 G6-3		2-1 F9-3		4	1	0	1	1	0	4				
29 Mike Sweeney, R OBP: 0.406, SLG: 0.509	1-3 K		0-2 1B		1-1 E 1B	2-3 3H P6		2-2 G5-3		5	0	2	1	0	1	2				
Jermaine Dye, R OBP: 0.379, SLG: 0.573	2-3 K		1-2 F8		0-0 F8			0-0 G5-3		4	0	0	0	0	1	4				
Joe Randa, R OBP: 0.362, SLG: 0.459		1-0 2B 1B		1-0 SF9		1-2 F8		1-0 1B 2B 1B		3	2	2	1	0	0	1				
Mark Quinn, R OBP: 0.339, SLG: 0.480		1-0 L9		1-1 F8		2-2 G5-3		1-3 K		4	0	0	0	0	1	3				
Gregg Zaun, S OBP: 0.350, SLG: 0.360		1-0 F9		1-2 G3		2-2 HBP 1B 2B 1B		1-1 2B 1B		4	2	2	0	0	0	1				
Todd Dunwoody, L OBP: 0.276, SLG: 0.322		0-1 2B		1-2 G5-4-3 1B		0-2 HBP 2B 1B		3-2 HBP 2B 1B		4	1	4	3	0	0	0				
Carlos Febles, R OBP: 0.358, SLG: 0.340		4-2 BB		0-1 G5-4-3		2-0 2B G6-3 HBP		0-1 P4		2	1	0	0	1	0	2	livebaseballscores.com			
Inning Stats	R: 0 E: 0 K: 2 S: 13	H: 1 LOB: 1 BB: 0 P: 19	R: 1 E: 0 K: 0 S: 11	H: 2 LOB: 2 BB: 1 P: 18	R: 1 E: 0 K: 0 S: 11	H: 1 LOB: 1 BB: 1 P: 18	R: 0 E: 0 K: 0 S: 11	H: 1 LOB: 0 BB: 0 P: 13	R: 1 E: 0 K: 0 S: 12	H: 2 LOB: 1 BB: 0 P: 16	R: 3 E: 0 K: 0 S: 16	H: 3 LOB: 1 BB: 0 P: 25	R: 2 E: 0 K: 1 S: 13	H: 3 LOB: 1 BB: 0 P: 19	R: 0 E: 0 K: 0 S: 11	H: 1 LOB: 0 BB: 0 P: 17		1B: 11 2B: 4 3B: 0 HR: 0	SF: 1 SAC: 0 DP: 2 HBP: 1	WP: 0 PB: 0 SB: 1 CS: 0
PITCHER	IP WLS BF H R ER SO BB IBB HBP BLK WP HR S P ERA WHIP	IP WLS BF H R ER SO BB IBB HBP BLK WP HR S P ERA WHIP	IP WLS BF H R ER SO BB IBB HBP BLK WP HR S P ERA WHIP	IP WLS BF H R ER SO BB IBB HBP BLK WP HR S P ERA WHIP	IP WLS BF H R ER SO BB IBB HBP BLK WP HR S P ERA WHIP	IP WLS BF H R ER SO BB IBB HBP BLK WP HR S P ERA WHIP	IP WLS BF H R ER SO BB IBB HBP BLK WP HR S P ERA WHIP	IP WLS BF H R ER SO BB IBB HBP BLK WP HR S P ERA WHIP	IP WLS BF H R ER SO BB IBB HBP BLK WP HR S P ERA WHIP	IP WLS BF H R ER SO BB IBB HBP BLK WP HR S P ERA WHIP	IP WLS BF H R ER SO BB IBB HBP BLK WP HR S P ERA WHIP	IP WLS BF H R ER SO BB IBB HBP BLK WP HR S P ERA WHIP	IP WLS BF H R ER SO BB IBB HBP BLK WP HR S P ERA WHIP	IP WLS BF H R ER SO BB IBB HBP BLK WP HR S P ERA WHIP	IP WLS BF H R ER SO BB IBB HBP BLK WP HR S P ERA WHIP	IP WLS BF H R ER SO BB IBB HBP BLK WP HR S P ERA WHIP				
Esteban Loaiza, R ERA: 5.29	(1, 1)	5.1 L 27	9 6 6 2	6 6 2 2	2 0 0 0	0 0 0 0	0 0 0 0	0 0 0 0	0 0 0 0	2 68 100	10.12 2.062									
Lance Painter, L ERA: 4.11	(6, 1)	0.0 B 1	1 0 0 0	0 0 0 0	0 0 0 0	0 0 0 0	0 0 0 0	0 0 0 0	0 0 0 0	2 3	∞ ∞									
Paul Quantrill, R ERA: 4.24	(6, 1)	1.2 8 3	2 2 1	0 0 0	0 0 0	0 0 0	0 0 0	0 0 0	0 0 0	17 25	10.80 1.800									
Chris Carpenter, R ERA: 6.99	(8, 1)	1.0 3 1	0 0 0	0 0 0	0 0 0	0 0 0	0 0 0	0 0 0	0 0 0	11 17	0.00 1.000									



Batter	1	2	3	4	5	6	7	8	9	AB	R	H	RBI	BB	SO	LOB	TOP				
Shannon Stewart, R OBP: 0.380, SLG: 0.546	G3		1B	1B	F3			G5-3		4	2	1	0	1	0	2	<p>Toronto Blue Jays @ Kansas City Royals Kauffman Stadium, Kansas City, MO</p> <p>Tue Aug 08 2000, 7:05 PM CDT Att: 14,086 - Sunny - 93 F</p> <p>livebaseballscorecards.com</p>				
Alex Gonzalez, R OBP: 0.314, SLG: 0.404	1B		F2	1B	F7			1B		5	1	3	1	0	0	4					
Dave Martinez, L OBP: 0.327, SLG: 0.360	L8		1B	HBP	F8			F7		5	1	2	2	0	0	2					
Carlos Delgado, L OBP: 0.487, SLG: 0.721	G3		1B	HBP	G5-3			G1-3		4	0	1	1	0	0	2					
Brad Fullmer, L OBP: 0.356, SLG: 0.567		F9	P6	FC6-4	1B			K		5	0	3	2	0	1	2					
Tony Batista, R OBP: 0.323, SLG: 0.566	F9	G4-3	FC6-4	1B	F8			K		5	0	0	0	0	1	6					
Darrin Fletcher, L OBP: 0.356, SLG: 0.523	P6		K	1B	L4			G4-3		5	0	1	0	0	1	1					
José Cruz Jr., S OBP: 0.319, SLG: 0.451	K		F8	K	G1-3					4	0	0	0	0	2	2					
Mickey Morandini, L OBP: 0.329, SLG: 0.320			BB	1B	G4-3					4	2	3	0	0	0	0					
Inning Stats	R: 0 E: 0 K: 0 S: 10	H: 1 LOB: 1 BB: 0 P: 17	R: 0 E: 0 K: 1 S: 6	H: 1 LOB: 1 BB: 0 P: 10	R: 2 E: 0 K: 0 S: 12	H: 3 LOB: 2 BB: 1 P: 18	R: 4 E: 0 K: 1 S: 19	H: 5 LOB: 2 BB: 0 P: 31	R: 0 E: 0 K: 0 S: 16	H: 1 LOB: 1 BB: 0 P: 22	R: 0 E: 0 K: 0 S: 5	H: 0 LOB: 0 BB: 0 P: 7	R: 0 E: 0 K: 0 S: 5	H: 1 LOB: 1 BB: 0 P: 9	R: 0 E: 0 K: 2 S: 7	H: 0 LOB: 0 BB: 0 P: 10	1B: 13 2B: 1 3B: 0 HR: 0	SF: 0 SAC: 0 DP: 0 HBP: 1	WP: 0 PB: 0 SB: 0 CS: 0	PA: 43	
PITCHER	IP	WLS	BF	H	R	ER	SO	BB	IBB	HBP	BLK	WP	HR	S	P	ERA	WHIP				
Mac Suzuki, R ERA: 3.91	3.2	L	23	10	6	6	2	1	0	1	0	0	0	46	74	14.73	3.000				
51 Kris Wilson, R ERA:	4.1		17	4	0	0	1	0	0	0	0	0	0	42	60	0.00	0.923				
Andy Larkin, R ERA: 4.8	1.0		3	0	0	0	2	0	0	0	0	0	0	7	10	0.00	0.000				

Batter	1	2	3	4	5	6	7	8	9	AB	R	H	RBI	BB	SO	LOB	BOTTOM					
Johnny Damon, L OBP: 0.385, SLG: 0.475	G3		F7			HR		F8		4	1	1	1	0	0	1	<p>Toronto Blue Jays @ Kansas City Royals Kauffman Stadium, Kansas City, MO</p> <p>Tue Aug 08 2000, 7:05 PM CDT Att: 14,086 - Sunny - 93 F</p> <p>livebaseballscorecards.com</p>					
Rey Sanchez, R OBP: 0.282, SLG: 0.306	F4		2-5	L7		G4-3		F9		3	0	0	0	0	0	0						
Mark Quinn, R OBP: 0.338, SLG: 0.479										1	0	0	0	0	0	0						
29 Mike Sweeney, R OBP: 0.403, SLG: 0.595	F7		G6-3					F7		4	0	0	0	0	0	0						
Jermaine Dye, R OBP: 0.379, SLG: 0.571		L7		G6-3						3	0	1	0	0	0	0						
Joe Randa, R OBP: 0.360, SLG: 0.456		F7			G6-3			P4		3	0	0	0	0	0	1						
Dave McCarty, R OBP: 0.330, SLG: 0.506					F9			F8		3	0	1	0	0	0	1						
Todd Dunwoody, L OBP: 0.277, SLG: 0.316					F8			G6-3		2	0	0	0	1	0	1						
Gregg Zaun, S OBP: 0.344, SLG: 0.353			P4			P4		G6-3		3	0	0	0	0	0	1						
Carlos Febles, R OBP: 0.358, SLG: 0.340					F9			G6-3		3	0	1	0	0	0	0						
Inning Stats	R: 0 E: 0 K: 0 S: 5	H: 0 LOB: 0 BB: 0 P: 8	R: 0 E: 0 K: 0 S: 12	H: 1 LOB: 1 BB: 0 P: 17	R: 0 E: 0 K: 0 S: 9	H: 1 LOB: 1 BB: 0 P: 15	R: 0 E: 0 K: 0 S: 5	H: 0 LOB: 0 BB: 0 P: 7	R: 0 E: 0 K: 0 S: 9	H: 0 LOB: 0 BB: 0 P: 12	R: 1 E: 0 K: 0 S: 9	H: 1 LOB: 1 BB: 0 P: 12	R: 0 E: 0 K: 0 S: 7	H: 1 LOB: 1 BB: 0 P: 9	R: 0 E: 0 K: 0 S: 12	H: 0 LOB: 0 BB: 1 P: 19	R: 0 E: 0 K: 0 S: 7	H: 0 LOB: 0 BB: 0 P: 9	1B: 3 2B: 0 3B: 0 HR: 1	SF: 0 SAC: 0 DP: 1 HBP: 0	WP: 0 PB: 0 SB: 1 CS: 0	PA: 30
PITCHER	IP	WLS	BF	H	R	ER	SO	BB	IBB	HBP	BLK	WP	HR	S	P	ERA	WHIP					
Frank Castillo, R ERA: 3.91	7.0	W	25	4	1	1	0	0	0	0	0	0	0	15	24	0.00	0.750					
Mark Guthrie, L ERA: 4.55	1.1		4	0	0	0	0	1	0	0	0	0	0	4	4	0.00	0.000					
John Frascatore, R ERA: 5.76	0.2		2	0	0	0	0	0	0	0	0	0	0	4	4	0.00	0.000					

AB 41
R 6
H 14
RBI 6
BB 1
SO 5
LOB 21



Batter	1	2	3	4	5	6	7	8	9	AB	R	H	RBI	BB	SO	LOB	TOP				
Shannon Stewart, R OBP: 0.381, SLG: 0.554	G5-3		HR		L4			B5-3 1B		4	1	2	1	0	0	0	Toronto Blue Jays @ Kansas City Royals Kauffman Stadium, Kansas City, MO Wed Aug 09 2000, 7:05 PM CDT Att: 14,198 - Sunny - 88 F livebaseballscores.com				
Alex Gonzalez, R OBP: 0.314, SLG: 0.408	1B 3B		K		K			K		4	1	1	0	0	3	1					
Dave Martinez, L OBP: 0.329, SLG: 0.362	G4-3 1B		K					B5-3		4	0	2	1	0	1	1					
Carlos Delgado, L OBP: 0.483, SLG: 0.714	G4-3			K		FC3-6 1B		F5		4	0	0	0	0	1	3					
Brad Fullmer, L OBP: 0.357, SLG: 0.567	F5			G3 1B 1B		L3			2B 1B	4	1	2	0	0	0	2					
Tony Batista, R OBP: 0.324, SLG: 0.567		K		G3 1B			G6-3		2B	4	0	2	1	0	1	0					
José Cruz Jr., S OBP: 0.319, SLG: 0.449		P4		G3			1B		F8	4	0	1	0	0	0	3					
Alberto Castillo, R OBP: 0.287, SLG: 0.284 Darin Fletcher, L OBP: 0.357, SLG: 0.523	G5-3			K			G4-6-3 1B		K	2	0	0	0	0	1	2					
Mickey Morandini, L OBP: 0.327, SLG: 0.317 Todd Greene, R OBP: 0.358, SLG: 0.459	G6-3			G6-3			G4-6-3		G5-3	3	0	0	0	0	1	2					
Inning Stats	R: 1 E: 0 K: 0 S: 8	H: 2 LOB: 1 BB: 0 P: 11	R: 0 E: 0 K: 1 S: 10	H: 0 LOB: 0 BB: 0 P: 18	R: 1 E: 0 K: 2 S: 8	H: 1 LOB: 0 BB: 0 P: 12	R: 0 E: 0 K: 2 S: 11	H: 2 LOB: 2 BB: 0 P: 19	R: 0 E: 0 K: 0 S: 6	H: 1 LOB: 0 BB: 0 P: 11	R: 0 E: 0 K: 0 S: 6	H: 2 LOB: 1 BB: 0 P: 8	R: 0 E: 0 K: 1 S: 9	H: 1 LOB: 1 BB: 0 P: 12	R: 1 E: 0 K: 1 S: 16	H: 2 LOB: 1 BB: 0 P: 24		1B: 8 2B: 2 3B: 1 HR: 1	SF: 0 SAC: 0 DP: 2 HBP: 0	WP: 0 PB: 0 SB: 0 CS: 0	PA: 36
PITCHER	IP	WLS	BF	H	R	ER	SO	BB	IBB	HBP	BLK	WP	HR	S	P	ERA	WHIP				
Jeff Suppan, R ERA: 5.42	(1, 1)	8.0	W	33	11	3	3	8	0	0	0	0	1	71	112	3.38	1.375				
Tim Byrdak, L ERA: 7.11	(9, 1)	0.2	H	2	0	0	0	1	0	0	0	0	0	10	15	0.00	0.000				
Andy Larkin, R ERA: 4.7	(9, 1)	0.1	S	1	0	0	0	0	0	0	0	0	0	1	1	0.00	0.000				

Batter	1	2	3	4	5	6	7	8	9	AB	R	H	RBI	BB	SO	LOB	BOTTOM					
Johnny Damon, L OBP: 0.386, SLG: 0.475	FC6-4 1B		29 HR FC4 1B	K			G6-3			4	1	2	0	0	1	1	Toronto Blue Jays @ Kansas City Royals Kauffman Stadium, Kansas City, MO Wed Aug 09 2000, 7:05 PM CDT Att: 14,198 - Sunny - 88 F livebaseballscores.com					
Rey Sanchez, R OBP: 0.292, SLG: 0.306	FC6-4 29 BB 1B SF7		29 HR FC4 1B	FC6			29 FC6-4 1B			4	2	1	0	0	0	3						
29 Mike Sweeney, R OBP: 0.406, SLG: 0.514	BB 1B		1-H 3-H HR			FC5-4 1B	FC6-4 PO			4	1	3	3	0	0	1						
Jemaine Dye, R OBP: 0.380, SLG: 0.570	BB		G6-4-3 1B			FC5-4 FC5-4	PO	G6-3		3	0	1	0	1	0	1						
Joe Randa, R OBP: 0.357, SLG: 0.453	SF7		G6-4-3			FC5-4		K		3	0	0	1	0	1	2						
Mark Quinn, R OBP: 0.340, SLG: 0.488	K		1B 2B			P2		3B		4	1	2	0	0	1	3						
Todd Dunwoody, L OBP: 0.276, SLG: 0.314		P6	2-H 1B				F7	L7		4	0	1	1	0	0	1						
Gregg Zaun, S OBP: 0.344, SLG: 0.348	K			FC6 BB			F8			2	0	0	0	1	1	0						
Carlos Febles, R OBP: 0.354, SLG: 0.336	K			L7			F9			3	0	0	0	0	1	1						
Inning Stats	R: 1 E: 0 K: 1 S: 19	H: 2 LOB: 2 BB: 1 P: 26	R: 0 E: 0 K: 2 S: 8	H: 0 LOB: 0 BB: 0 P: 9	R: 4 E: 1 K: 0 S: 17	H: 5 LOB: 1 BB: 0 P: 25	R: 0 E: 0 K: 1 S: 6	H: 0 LOB: 1 BB: 1 P: 13	R: 0 E: 0 K: 0 S: 10	H: 0 LOB: 0 BB: 0 P: 13	R: 0 E: 0 K: 0 S: 8	H: 1 LOB: 0 BB: 0 P: 11	R: 0 E: 0 K: 1 S: 10	H: 1 LOB: 1 BB: 0 P: 16	1B: 7 2B: 1 3B: 1 HR: 1	SF: 1 SAC: 0 DP: 1 HBP: 0		WP: 0 PB: 0 SB: 0 CS: 0	PA: 35			
PITCHER	IP	WLS	BF	H	R	ER	SO	BB	IBB	HBP	BLK	WP	HR	S	P	ERA	WHIP					
Steve Trachsel, R ERA: 4.77	(1, 1)	5.0	L	24	8	5	5	4	2	0	0	0	0	0	14	18	0.00	0.000				
Pedro Borbon, L ERA: 5.92	(6, 1)	1.1		4	0	0	0	0	0	0	0	0	0	14	18	0.00	0.000					
Paul Quantrill, R ERA: 4.13	(7, 1)	1.2		6	2	0	0	1	0	0	0	0	0	14	22	0.00	1.200					

Batter	1	2	3	4	5	6	7	8	9	AB	R	H	RBI	BB	SO	LOB	TOP										
Shannon Stewart, R OBP: 0.382, SLG: 0.560	0-0 1B 1B	3-3 K		1-1 2H HR		3-3 K	3-1 1B		2-1 G6-3	6	2	3	3	0	2	1											
Alex Gonzalez, R OBP: 0.316, SLG: 0.412	0-0 1B 2B		0-0 F7	1-3 K		0-1 1B 2B	1-2 1B		3-2 E5	6	2	3	2	0	1	0											
Dave Martinez, L OBP: 0.332, SLG: 0.362	0-0 1B 2B		0-1 P6		4-0 1B BB	1-2 1B HR	0-0 F9		1-3 K	5	3	2	2	1	1	3											
Carlos Delgado, L OBP: 0.483, SLG: 0.712	3-1 L6-4 2H 2B		1-2 G4-3		2-0 G3	2-1 1B HR	0-2 F7			5	1	2	2	0	0	3											
Brad Fullmer, L OBP: 0.358, SLG: 0.571	4-0 BB			0-2 G3-1	0-3 K	1-2 1B HR		1-1 F8		4	1	1	3	1	1	1											
Tony Batista, R OBP: 0.327, SLG: 0.574	1-0 L6-4 2-3			2-0 HR	1-0 1B	1-0 F5		2-2 FC3-6 1B		5	1	3	2	0	0	2											
Darrin Fletcher, L OBP: 0.351, SLG: 0.513	2-2 P6			1-0 G4-3	1-1 G3		1-3 K	1-0 FC3-6		5	0	0	0	0	1	3											
José Cruz Jr., S OBP: 0.321, SLG: 0.452		0-2 G3		3-2 2B 2B		4-2 2B BB	0-0 WP 1B HBP	0-0 F8		4	3	2	0	1	0	1											
Craig Grebeck, R OBP: 0.335, SLG: 0.395		1-3 K		1-1 HR 2B		0-0 F7	2-0 1B WP HBP		2-3 K	4	2	1	1	0	2	1											
Inning Stats	R: 3 E: 0 K: 0 S: 9	H: 4 LOB: 1 BB: 1 P: 19	R: 0 E: 0 K: 2 S: 11	H: 0 LOB: 0 BB: 0 P: 15	R: 0 E: 0 K: 0 S: 6	H: 0 LOB: 0 BB: 0 P: 7	R: 4 E: 0 K: 1 S: 17	H: 4 LOB: 0 BB: 0 P: 26	R: 1 E: 0 K: 1 S: 8	H: 1 LOB: 1 BB: 1 P: 16	R: 5 E: 0 K: 1 S: 21	H: 4 LOB: 0 BB: 1 P: 33	R: 2 E: 0 K: 1 S: 14	H: 3 LOB: 2 BB: 0 P: 21	R: 0 E: 0 K: 0 S: 7	H: 1 LOB: 1 BB: 0 P: 11	R: 0 E: 1 K: 2 S: 11	H: 0 LOB: 1 BB: 0 P: 19	1B: 10 2B: 5 3B: 0 HR: 3	SF: 0 SAC: 0 DP: 1 HBP: 1	WP: 1 PB: 0 SB: 1 CS: 0	PA: 48					
PITCHER	IP	WLS	BF	H	R	ER	SO	BB	IBB	HBP	BLK	WP	HR	S	P	ERA	WHIP										
Brian Meadows, R ERA: 5.47	3.2		19	8	7	7	2	1	0	0	0	0	2	39	62	17.18	2.455										
49 Chris Fussell, R ERA: 6.55	2.0	L	10	2	3	3	3	2	0	0	0	0	0	21	37	13.50	2.000										
Tim Byrdak, L ERA: 11.37	0.0		3	3	3	3	0	0	0	0	0	0	1	11	15	∞	∞										
Jerry Spradlin, R ERA: 4.8	2.1		12	4	2	2	1	0	0	1	0	1	0	22	34	7.71	1.714										
Ricky Bottalico, R ERA: 4.63	1.0		4	0	0	0	2	0	0	0	0	0	0	11	19	0.00	0.000										

Toronto Blue Jays @ Kansas City Royals
Kauffman Stadium, Kansas City, MO

AB 44
R 15
H 17
RBI 15
BB 3
SO 8
LOB 15



Thu Aug 10 2000, 1:05 PM CDT
Att: 18,188 - Sunny - 93 F

Batter	1	2	3	4	5	6	7	8	9	AB	R	H	RBI	BB	SO	LOB	BOTTOM										
Johnny Damon, L OBP: 0.389, SLG: 0.480	0-2 2B 1B	1-1 2B		0-0 29 G6-3 1B		3-2 G6-3		1-2 G4-3		4	2	3	0	0	0	0											
Todd Dunwoody, L OBP: 0.274, SLG: 0.311										1	0	0	0	0	0	0											
Carlos Febles, R OBP: 0.346, SLG: 0.330	0-1 F8	0-1 G5-3		0-0 F2		2-3 K		0-0 G4-3		5	0	0	0	0	1	3											
29 Mike Sweeney, R OBP: 0.404, SLG: 0.510	0-0 F3		1-2 2B 1B	0-0 G6-3		2-2 F8		2-3 K		5	1	1	0	0	1	2											
Jermaine Dye, R OBP: 0.381, SLG: 0.574	0-1 1B 2B		0-0 F9	2-1 2B		1-0 F9		0-0 1B		4	1	2	2	0	0	1											
Scott Pose, L OBP: 0.271, SLG: 0.186										1	0	1	0	0	0	0											
Joe Randa, R OBP: 0.358, SLG: 0.456	1-0 HR 1B		1-0 1B 2B	0-0 G6-3		2-2 G6-3		0-0 G1-3		4	2	2	2	0	0	1											
Jeff Reboulet, R OBP: 0.344, SLG: 0.296										1	0	0	0	0	0	1											
Mark Quinn, R OBP: 0.344, SLG: 0.503	2-2 1H HR		0-0 FC6-4 1B		0-3 K		3-1 2B			4	1	3	2	0	1	0											
Dave McCarty, R OBP: 0.323, SLG: 0.494	2-2 G5-3		2-1 F3		0-3 K		0-3 K			4	0	0	0	0	2	3											
Héctor Ortiz, R OBP: 0.485, SLG: 0.517		1-2 F8	1-0 FC6-4 1B		1-1 FC4-6 1B		2-3 K			4	0	2	1	0	1	0											
Luis Ordez, R OBP: 0.242, SLG: 0.217		0-1 G4-3	0-1 FC6-4		1-1 FC4-6		1-1 G3			4	0	0	0	0	0	3											
Inning Stats	R: 4 E: 0 K: 0 S: 15	H: 4 LOB: 0 BB: 0 P: 20	R: 0 E: 0 K: 0 S: 10	H: 1 LOB: 1 BB: 0 P: 12	R: 2 E: 0 K: 0 S: 10	H: 4 LOB: 2 BB: 0 P: 16	R: 1 E: 0 K: 0 S: 6	H: 2 LOB: 1 BB: 0 P: 8	R: 0 E: 0 K: 2 S: 10	H: 1 LOB: 1 BB: 0 P: 12	R: 0 E: 0 K: 1 S: 11	H: 0 LOB: 0 BB: 0 P: 18	R: 0 E: 0 K: 1 S: 9	H: 1 LOB: 1 BB: 0 P: 15	R: 0 E: 0 K: 1 S: 8	H: 0 LOB: 0 BB: 0 P: 12	R: 0 E: 0 K: 1 S: 6	H: 1 LOB: 1 BB: 0 P: 8	1B: 8 2B: 5 3B: 0 HR: 1	SF: 0 SAC: 0 DP: 0 HBP: 0	WP: 0 PB: 0 SB: 0 CS: 0	PA: 41					
PITCHER	IP	WLS	BF	H	R	ER	SO	BB	IBB	HBP	BLK	WP	HR	S	P	ERA	WHIP										
David Wells, L ERA: 4.14	3.2		22	11	7	7	0	0	0	0	0	0	1	40	55	17.18	3.000										
Chris Carpenter, R ERA: 6.77	4.1	W	15	2	0	0	5	0	0	0	0	0	0	39	58	0.00	0.462										
Billy Koch, R ERA: 2.39	1.0		4	1	0	0	1	0	0	0	0	0	0	6	8	0.00	1.000										

Toronto Blue Jays @ Kansas City Royals
Kauffman Stadium, Kansas City, MO

AB 41
R 7
H 14
RBI 7
BB 0
SO 6
LOB 14



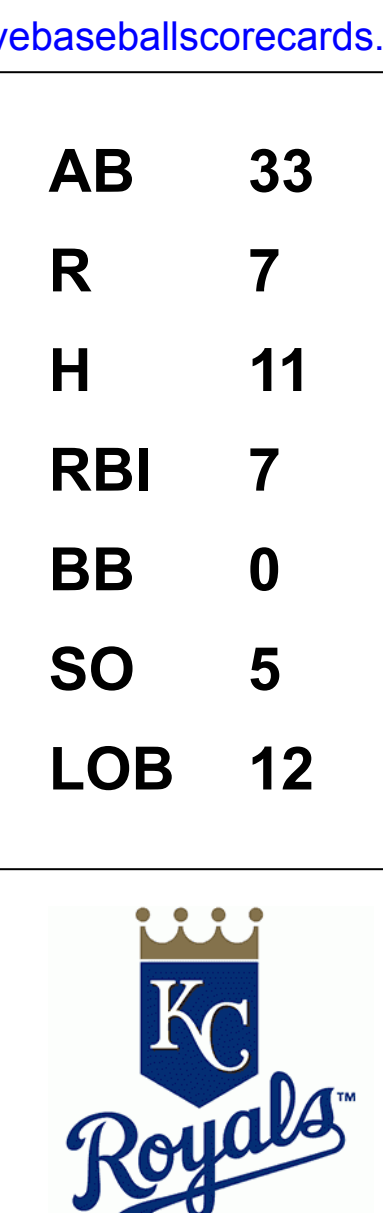
Thu Aug 10 2000, 1:05 PM CDT
Att: 18,188 - Sunny - 93 F

Batter	1	2	3	4	5	6	7	8	9	AB	R	H	RBI	BB	SO	LOB	TOP					
Jerry Hairston, R OBP: 0.400, SLG: 1.000 (1, 4)										4	2	1	1	1	1	2	Baltimore Orioles @ Kansas City Royals Kauffman Stadium, Kansas City, MO Fri Aug 11 2000, 7:05 PM CDT Att: 20,940 - Sunny - 82 F					
6 Melvin Mora, R OBP: 0.346, SLG: 0.458 (1, 6)										4	0	1	1	1	1	1						
Delino DeShields, L OBP: 0.369, SLG: 0.468 (1, 10)										5	3	3	1	0	0	1						
Albert Belle, R OBP: 0.351, SLG: 0.500 (1, 9)										5	0	1	1	0	1	3						
Jeff Conine, R OBP: 0.339, SLG: 0.442 (1, 7)										3	0	1	1	1	0	2						
Chris Richard, L OBP: 0.246, SLG: 0.377 (1, 3)										4	0	0	0	0	2	2						
Brook Fordyce, R OBP: 0.335, SLG: 0.497 (1, 2)										4	0	0	0	0	0	2						
Ryan Minor, R OBP: 0.216, SLG: 0.204 (9, PH)										3	0	0	0	0	1	1						
Greg Myers, L OBP: 0.275, SLG: 0.306 (9, FR)										1	0	1	0	0	0	0						
Mark Lewis, R OBP: 0.265, SLG: 0.330 (9, FR)										0	1	0	0	0	0	0						
Luis Matos, R OBP: 0.281, SLG: 0.337 (1, 8)										4	0	0	0	0	0	2						
Inning Stats	R: 1 E: 0 K: 0 S: 9	H: 1 LOB: 0 BB: 1 P: 21	R: 0 E: 0 K: 1 S: 8	H: 0 LOB: 1 BB: 1 P: 16	R: 2 E: 1 K: 0 S: 13	H: 1 LOB: 1 BB: 1 P: 25	R: 0 E: 1 K: 0 S: 6	H: 0 LOB: 1 BB: 0 P: 9	R: 1 E: 0 K: 1 S: 15	H: 2 LOB: 0 BB: 0 P: 23	R: 0 E: 0 K: 1 S: 10	H: 0 LOB: 0 BB: 0 P: 15	R: 0 E: 0 K: 2 S: 8	H: 0 LOB: 0 BB: 0 P: 15	R: 1 E: 1 K: 2 S: 16	H: 1 LOB: 1 BB: 0 P: 22	R: 1 E: 0 K: 0 S: 15	H: 3 LOB: 2 BB: 0 P: 20	1B: 3 2B: 3 3B: 1 HR: 1	SF: 0 SAC: 0 DP: 1 HBP: 0	WP: 1 PB: 0 SB: 1 CS: 0	PA: 40
PITCHER	IP WLS BF H R ER SO BB IBB HBP BLK WP HR S P ERA WHIP																					
Dan Reichert, R ERA: 3.97 (1, 1)	7.0 W 29 4 4 3 4 3 0 0 0 0 1 1 69 124 3.86 1.000																					
Andy Larkin, R ERA: 4.41 (8, 1)	1.0 H 5 1 1 0 2 0 0 0 0 0 0 0 16 22 0.00 1.000																					
Ricky Bottalico, R ERA: 4.7 (9, 1)	1.0 S 6 3 1 1 0 0 0 0 0 0 0 0 15 20 9.00 3.000																					

AB	37
R	6
H	8
RBI	5
BB	3
SO	6
LOB	16



Batter	1	2	3	4	5	6	7	8	9	AB	R	H	RBI	BB	SO	LOB	BOTTOM			
Johnny Damon, L OBP: 0.388, SLG: 0.480 (1, 10)										4	1	1	1	0	0	1	Baltimore Orioles @ Kansas City Royals Kauffman Stadium, Kansas City, MO Fri Aug 11 2000, 7:05 PM CDT Att: 20,940 - Sunny - 82 F			
Rey Sanchez, R OBP: 0.291, SLG: 0.305 (1, 6)										4	0	1	0	0	0	2				
29 Mike Sweeney, R OBP: 0.402, SLG: 0.515 (1, 3)										4	1	1	2	0	0	2				
Jermaine Dye, R OBP: 0.384, SLG: 0.578 (1, 9)										4	2	3	0	0	1	0				
Joe Randa, R OBP: 0.355, SLG: 0.451 (1, 5)										4	0	0	0	0	1	3				
Mark Quinn, R OBP: 0.348, SLG: 0.526 (1, 7)										4	2	3	4	0	0	0				
Todd Dunwoody, L OBP: 0.273, SLG: 0.317 (1, 8)										4	0	1	0	0	2	1				
Gregg Zaun, S OBP: 0.344, SLG: 0.348 (1, 2)										3	1	1	0	0	0	2				
Jeff Reboulet, R OBP: 0.339, SLG: 0.292 (1, 4)										2	0	0	0	0	1	1				
Inning Stats	R: 0 E: 0 K: 0 S: 6	H: 0 LOB: 0 BB: 0 P: 9	R: 1 E: 0 K: 1 S: 16	H: 2 LOB: 0 BB: 0 P: 22	R: 0 E: 1 K: 0 S: 17	H: 0 LOB: 1 BB: 0 P: 25	R: 2 E: 0 K: 1 S: 14	H: 3 LOB: 1 BB: 0 P: 20	R: 0 E: 0 K: 0 S: 7	H: 1 LOB: 0 BB: 0 P: 12	R: 1 E: 0 K: 1 S: 8	H: 2 LOB: 0 BB: 0 P: 12	R: 3 E: 0 K: 1 S: 14	H: 3 LOB: 0 BB: 0 P: 18	R: 0 E: 0 K: 1 S: 7	H: 0 LOB: 0 BB: 0 P: 9		1B: 4 2B: 4 3B: 0 HR: 3	SF: 0 SAC: 1 DP: 2 HBP: 0	WP: 0 PB: 0 SB: 0 CS: 0
PITCHER	IP WLS BF H R ER SO BB IBB HBP BLK WP HR S P ERA WHIP																			
35 Mike Mussina, R ERA: 4.08 (7, 1)	1.1 L 4 0 0 0 2 0 0 0 0 0 0 0 11 14 0.00 0.000																			



Batter	1	2	3	4	5	6	7	8	9	AB	R	H	RBI	BB	SO	LOB	TOP					
Jerry Hairston, R OBP: 0.500, SLG: 0.750 (1, 4)	4-1 6 WP 2B BB		2-2 6 1B 6 S BB	3-2 G6-3		0-2 6 PO 1B		2-2 G4-3	4 2 2 0 1 0 1													
6 Melvin Mora, R OBP: 0.350, SLG: 0.464 (1, 6)	2-2 1-H E 2B		1-2 BB 1-3 BB	1-1 L3		1-1 PO	2-1 G5-3	1-2 DI 1B	5 3 3 1 0 0 0													
Delino DeShields, L OBP: 0.362, SLG: 0.470 (1, 10) (9, 8)	0-0 F5		0-3 K	3-1 2B			3-1 F8	3-1 1-H 3-H HR 1B	5 1 2 2 0 1 3													
Albert Belle, R OBP: 0.354, SLG: 0.507 Trenidad Hubbard, R OBP: 0.280, SLG: 0.284 (1, 9) (9, 9)	2-2 G3-1 2-H 1B		4-1 BB WP IBB	1-2 L8			2-2 F8	2-1 HR	4 2 2 2 1 0 1 0 0 0 0 0 0 0													
Jeff Conine, R OBP: 0.340, SLG: 0.440 (1, 7)	0-0 G3-1		4-2 WP HR BB		0-1 G6-3			0-0 G4-6-3 1B	4 1 1 1 1 0 1													
Chris Richard, L OBP: 0.246, SLG: 0.359 (1, 3)	1-3 K		4-2 1-2 2-3 3-H HR BB		0-0 G4-3			1-0 G4-6-3 1-2	3 1 0 1 1 1 2													
Brook Fordyce, R OBP: 0.333, SLG: 0.509 (1, 2)		0-0 G1-3	2-2 1-H 2-H 3-H HR		0-3 K			3-1 F8	4 1 1 3 0 1 0													
Ryan Minor, R OBP: 0.204, SLG: 0.192 Greg Myers, L OBP: 0.272, SLG: 0.302 Mark Lewis, R OBP: 0.265, SLG: 0.330 (1, 5) (9, PH) (9, 5)	2-3 K		1-3 K		1-1 F8			1-2 F7	3 0 0 0 0 2 0 1 0 0 0 0 0 0 0 0 0 0 0 0 0													
Luis Matos, R OBP: 0.280, SLG: 0.326 Ryan Kohlmeier, R (9, 1)	3-1 F7		2-1 G6-3		2-1 F8			3-2 6 1B G4-3 1B HBP	3 1 0 0 0 0 0 0 0 0 0 0 0 0													
Inning Stats	R: 2 E: 1 K: 1 S: 15	H: 2 LOB: 1 BB: 1 P: 24	R: 0 E: 0 K: 1 S: 8	H: 0 LOB: 0 BB: 0 P: 13	R: 6 E: 0 K: 2 S: 28	H: 3 LOB: 0 BB: 3 P: 48	R: 0 E: 0 K: 0 S: 10	H: 1 LOB: 1 BB: 0 P: 18	R: 0 E: 0 K: 1 S: 6	H: 0 LOB: 0 BB: 0 P: 6	R: 0 E: 0 K: 0 S: 8	H: 1 LOB: 0 BB: 0 P: 12	R: 0 E: 0 K: 0 S: 7	H: 0 LOB: 0 BB: 0 P: 14	R: 0 E: 0 K: 0 S: 4	H: 1 LOB: 0 BB: 0 P: 8	R: 4 E: 0 K: 0 S: 19	H: 3 LOB: 0 BB: 0 P: 33	1B: 7 2B: 2 3B: 0 HR: 2	SF: 0 SAC: 0 DP: 1 HBP: 1	WP: 2 PB: 0 SB: 1 CS: 0	PA: 42
PITCHER	IP WLS BF H R ER SO BB IBB HBP BLK WP HR S P ERA WHIP	IP WLS BF H R ER SO BB IBB HBP BLK WP HR S P ERA WHIP															IP WLS BF H R ER SO BB IBB HBP BLK WP HR S P ERA WHIP					
Blake Stein, R ERA: 7.14 (1, 1)	2.1 18 5 3 8 8 3 3 1 0 0 2 1 46 77 30.86 3.429	5.2 18 3 0 0 2 0 0 0 0 0 0 0 40 66 0.00 0.529	0.2 H 5 2 3 3 0 0 0 0 0 0 1 13 23 40.50 3.000	0.1 L 2 1 1 1 0 0 0 0 0 0 1 6 10 27.00 3.000																		

Baltimore Orioles @ Kansas City Royals
Kauffman Stadium, Kansas City, MO
Sat Aug 12 2000, 7:05 PM CDT
Att: 36,658 - Sunny - 85 F

AB 36
R 12
H 11
RBI 10
BB 4
SO 5
LOB 8

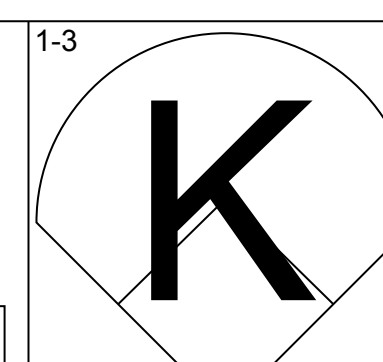
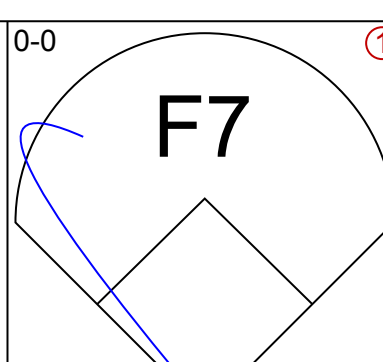
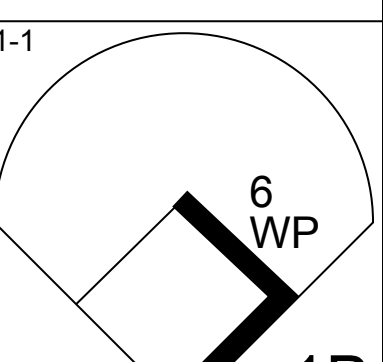
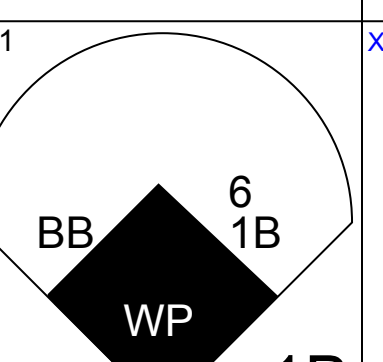
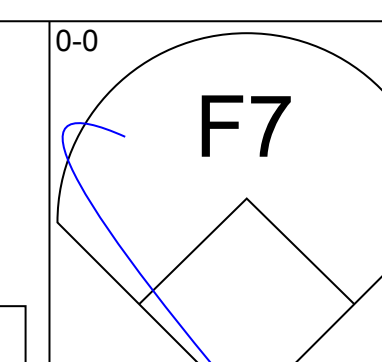
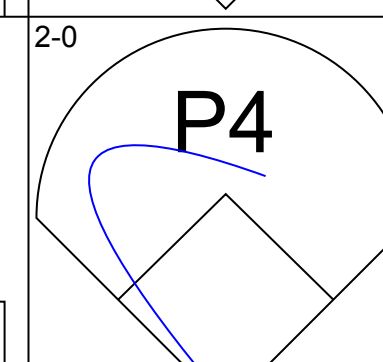
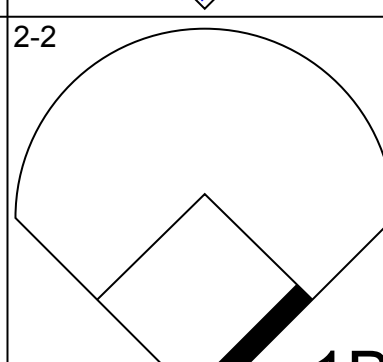
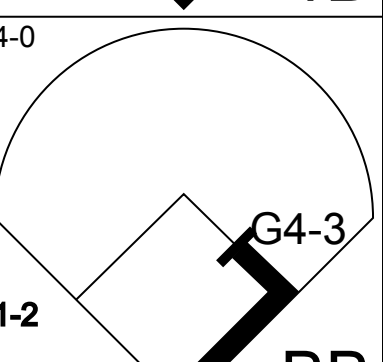
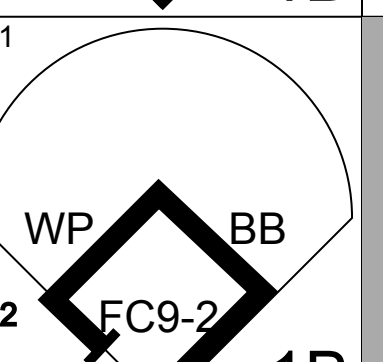

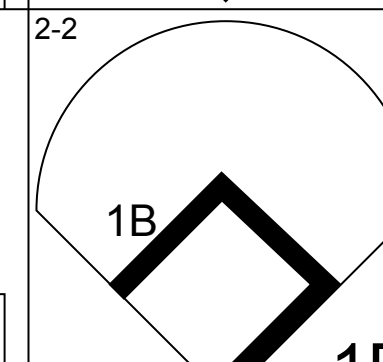
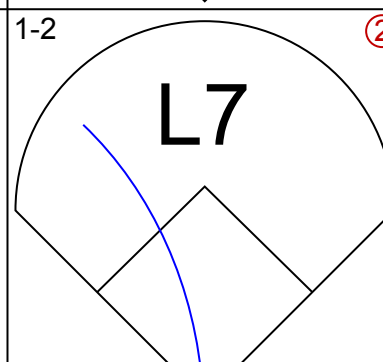
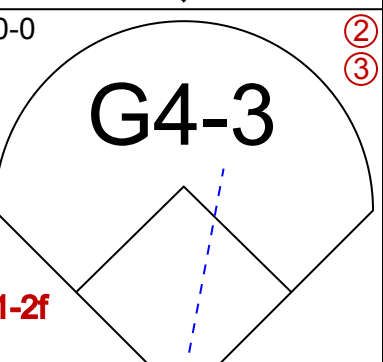
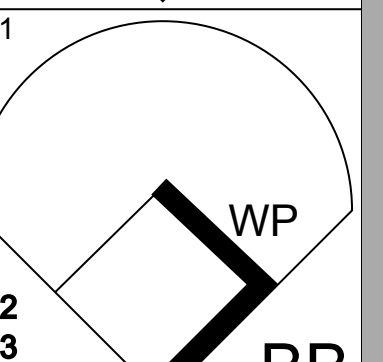

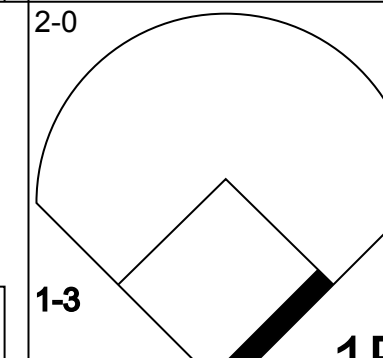
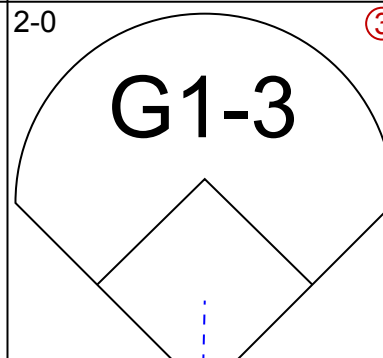
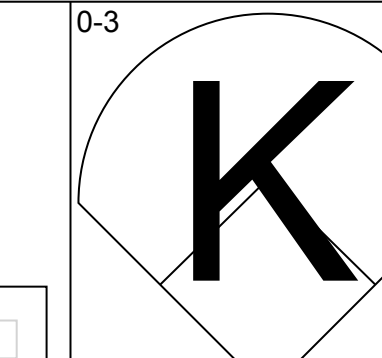


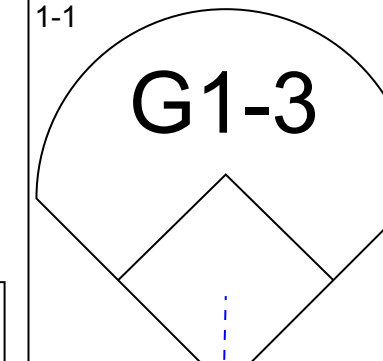
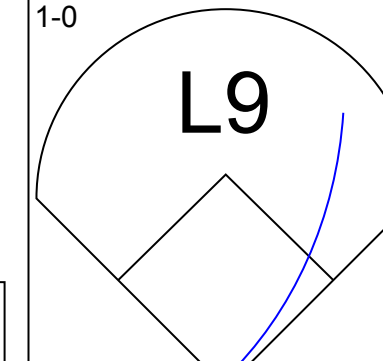
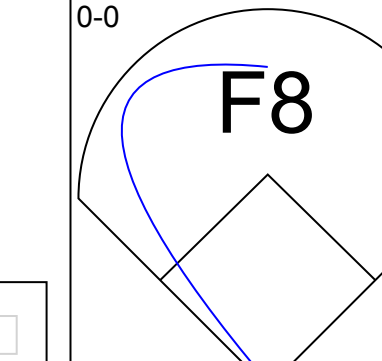
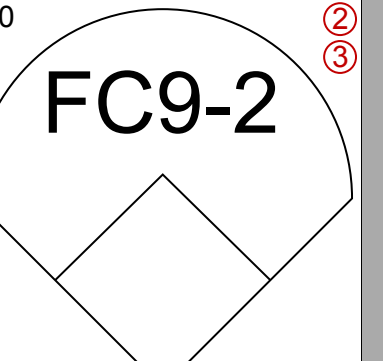

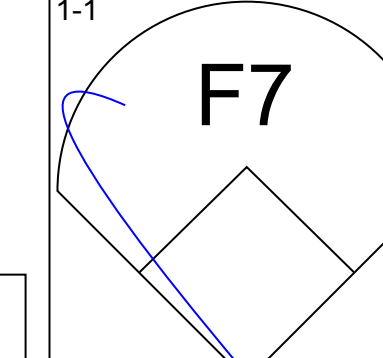
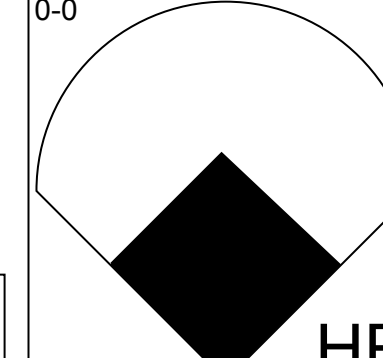
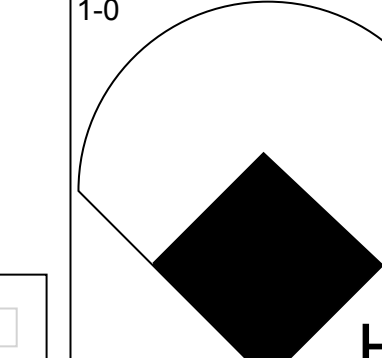
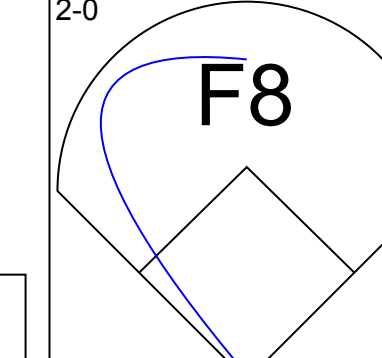
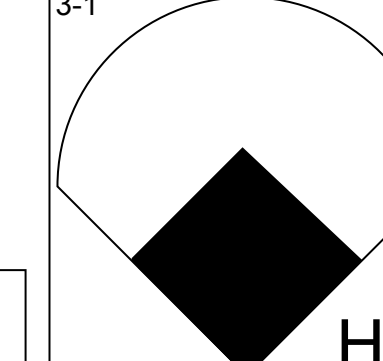
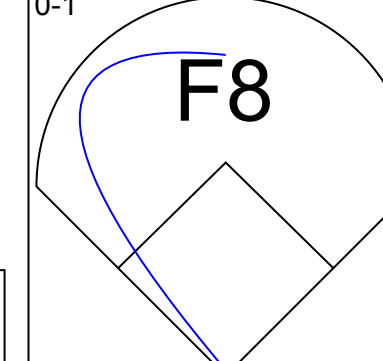
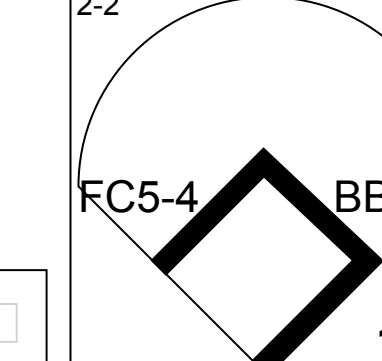
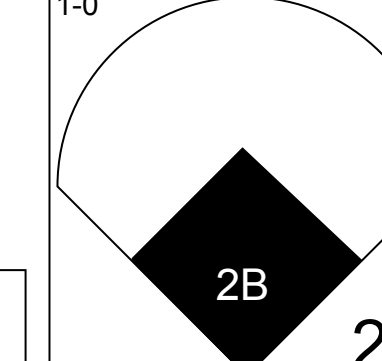
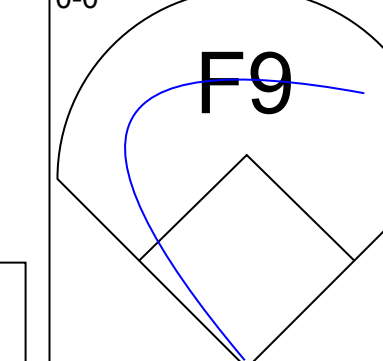
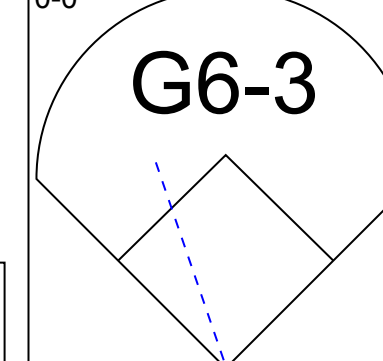
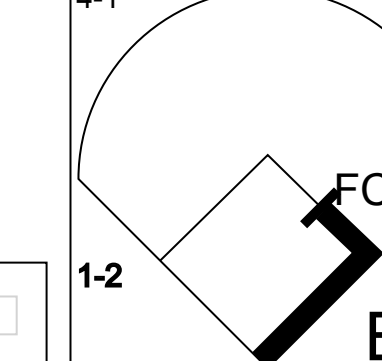
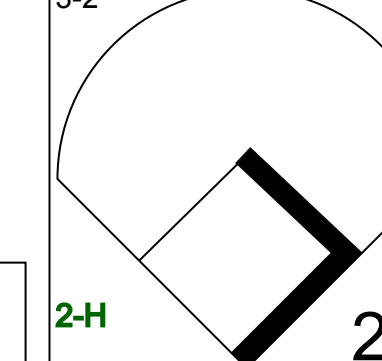
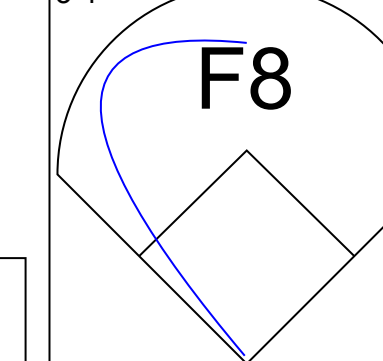
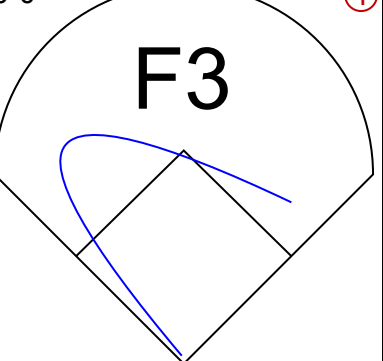
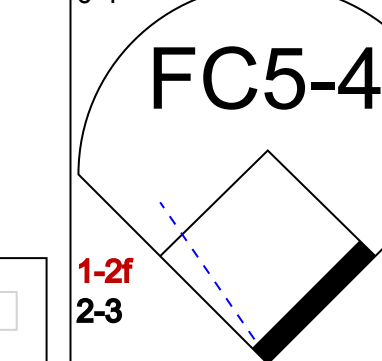
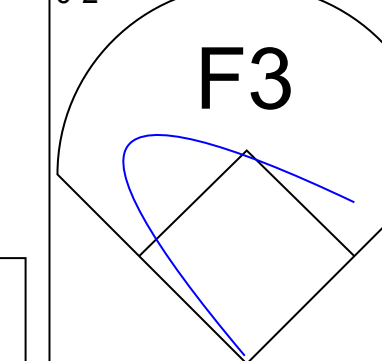


Batter	1	2	3	4	5	6	7	8	9	AB	R	H	RBI	BB	SO	LOB	BOTTOM					
Johnny Damon, L OBP: 0.387, SLG: 0.478 (1, 8)	4-1 29 FC6-4 BB		0-2 SF8		1-1 L9		1-2 1B	2-2 FC4-6 29 S E 1B	4 1 1 1 1 0 3													
Rey Sanchez, R OBP: 0.290, SLG: 0.304 Gregg Zaun, S OBP: 0.342, SLG: 0.346 (1, 6) (9, PH)	0-3 K		2-2 1-3 2-H 1B		1-0 G6-3		0-1 P3	2-1 E5 29 S 1B	5 1 1 1 0 1 4 1 0 0 0 0 0 1													
29 Mike Sweeney, R OBP: 0.404, SLG: 0.512 (1, 10)	1-2 FC6-4 1-2		0-0 F8		4-0 HR BB		4-2 HR BB	4-0 1B 1B BB	2 3 0 0 3 0 3													
Jermaine Dye, R OBP: 0.387, SLG: 0.592 (1, 9)	2-2 F9		0-0 G6-3		3-1 1-H HR		1-1 HR	3-1 1B 1B	5 2 3 6 0 0 1													
Joe Randa, R OBP: 0.358, SLG: 0.454 (1, 5)		4-1 BB 1B BB	1-1 F8		1-2 F8		0-0 1B 2B	0-0 1B 1B	4 2 2 1 1 0 0													
Mark Quinn, R OBP: 0.348, SLG: 0.524 (1, 7)		2-0 1B BB SF8 1B	1-2 F8		0-3 K		0-0 CS 1B	1-3 K	5 1 2 1 0 2 2													
Dave McCarty, R OBP: 0.315, SLG: 0.481 (1, 3)		1-3 K		3-2 G5-3		3-2 F9		2-3 K	5 0 0 0 0 2 5													
Héctor Ortiz, R OBP: 0.459, SLG: 0.469 Todd Dumwoody, L OBP: 0.279, SLG: 0.323 (1, 2) (9, PH)	4-1 1B 1B BB		1-0 G5-3		3-1 G6-3		3-1 G6-3	2-2 SH2-4 1B	3 1 0 0 1 0 1 1 0 1 0 0 0 0													
Carlos Febles, R OBP: 0.357, SLG: 0.339 (1, 4)	2-2 1B		2-2 1B		1-0 1B		2-2 1B	FC4-6 1B	4 0 4 1 0 0 0													
Inning Stats	R: 0 E: 0 K: 1 S: 12	H: 0 LOB: 1 BB: 1 P: 19	R: 3 E: 0 K: 1 S: 16	H: 3 LOB: 2 BB: 2 P: 31	R: 0 E: 0 K: 0 S: 6	H: 0 LOB: 0 BB: 0 P: 8	R: 0 E: 0 K: 0 S: 10	H: 1 LOB: 1 BB: 0 P: 17	R: 2 E: 0 K: 1 S: 9	H: 1 LOB: 0 BB: 1 P: 18	R: 0 E: 0 K: 0 S: 11	H: 2 LOB: 2 BB: 0 P: 19	R: 3 E: 0 K: 1 S: 13	H: 3 LOB: 0 BB: 1 P: 22	R: 3 E: 1 K: 1 S: 15	H: 3 LOB: 2 BB: 1 P: 29	R: 0 E: 0 K: 0 S: 10	H: 1 LOB: 1 BB: 0 P: 17	1B: 11 2B: 1 3B: 0 HR: 2	SF: 1 SAC: 1 DP: 0 HBP: 0	WP: 0 PB: 0 SB: 2 CS: 1	PA: 47
PITCHER	IP WLS BF H R ER SO BB IBB HBP BLK WP HR S P ERA WHIP	IP WLS BF H R ER SO BB IBB HBP BLK WP HR S P ERA WHIP															IP WLS BF H R ER SO BB IBB HBP BLK WP HR S P ERA WHIP					
John Parrish, L ERA: 5.25 (1, 1)	5.2 27 6 5 5 3 4 0 0 0 0 0 5 6 0.00 3.000	0.1 H 2 1 0 0 0 0 0 0 0 0 0 5 6 0.00 3.000	1.0 B 6 3 3 3 1 1 0 0 0 0 1 13 22 27.00 4.000	1.0 W 8 3 3 2 1 1 0 0 0 0 0 15 29 18.00 4.000	1.0 S 4 1 0 0 0 0 0 0 0 0 0 10 17 0.00 1.000																	

Baltimore Orioles @ Kansas City Royals
Kauffman Stadium, Kansas City, MO
Sat Aug 12 2000, 7:05 PM CDT
Att: 36,658 - Sunny - 85 F

AB 39
R 11
H 14
RBI 11
BB 6
SO 5
LOB 20

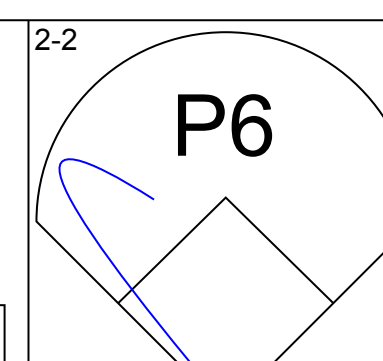
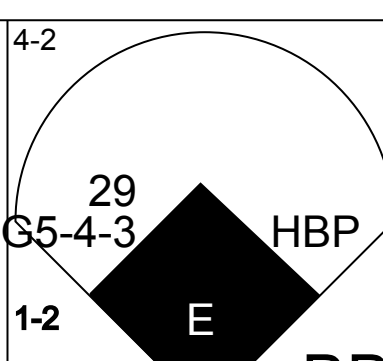
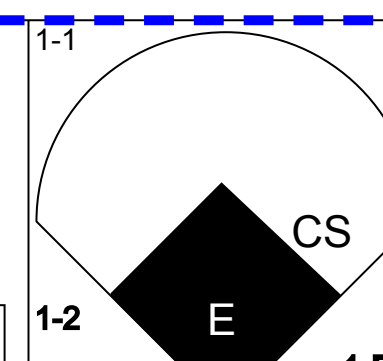
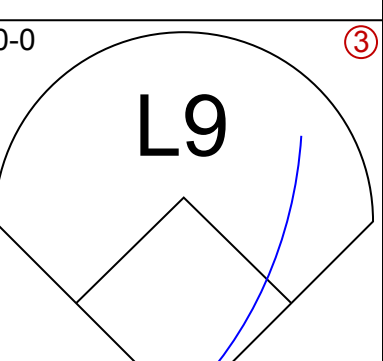
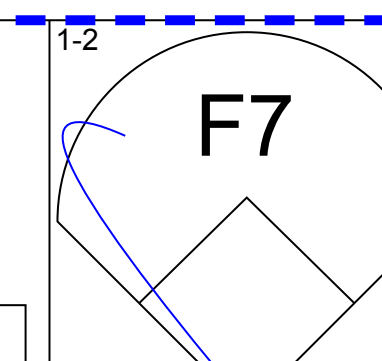
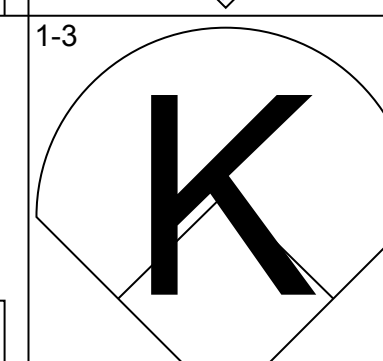
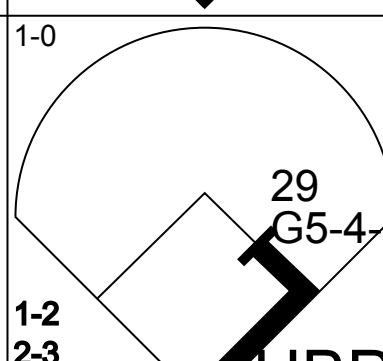
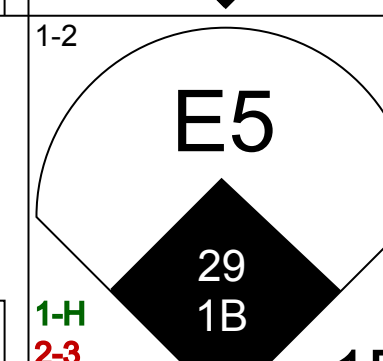
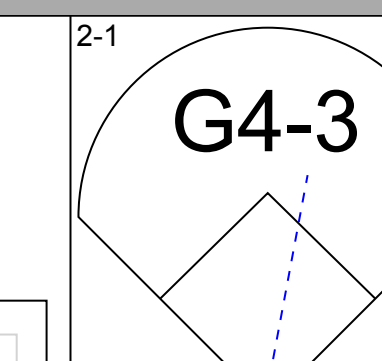
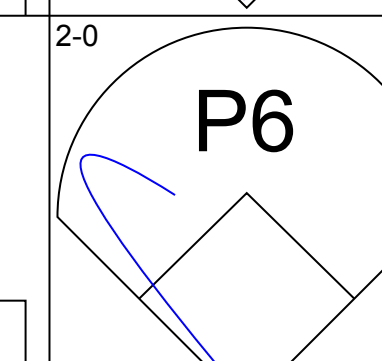
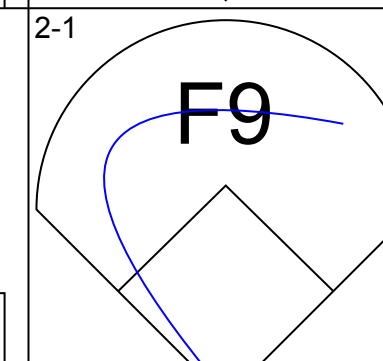
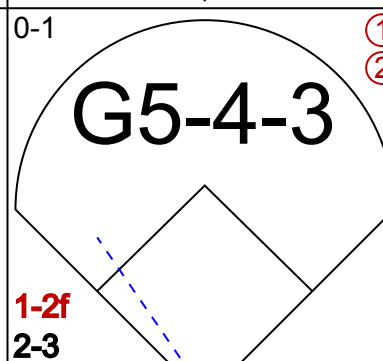
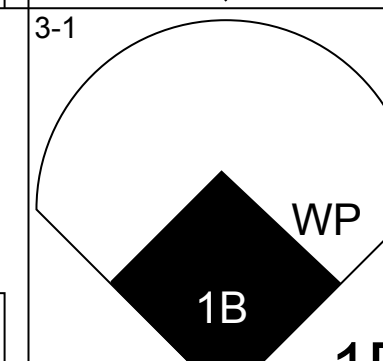
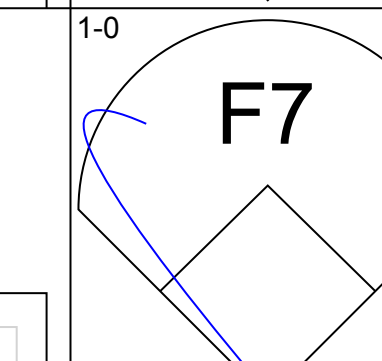
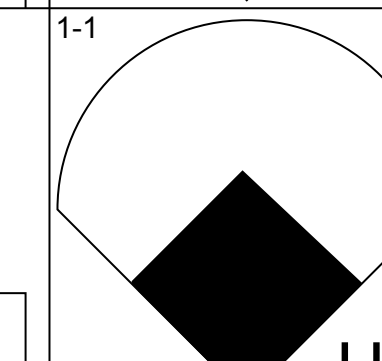
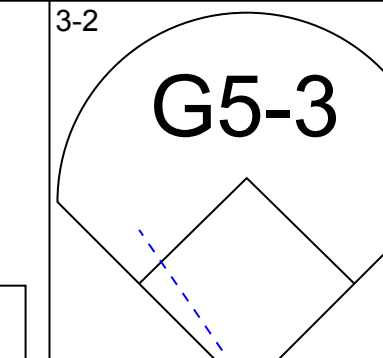
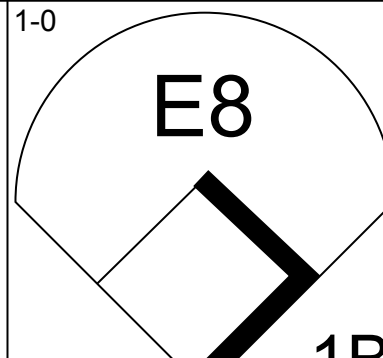
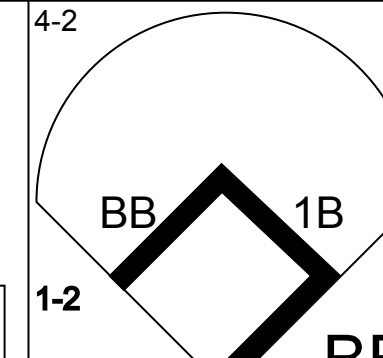
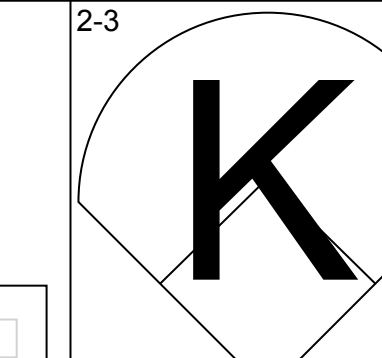
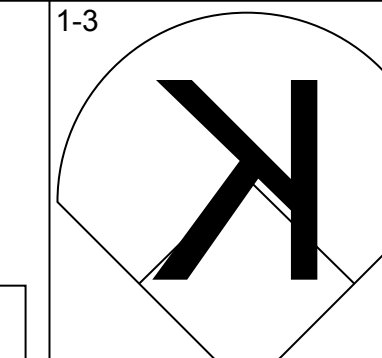
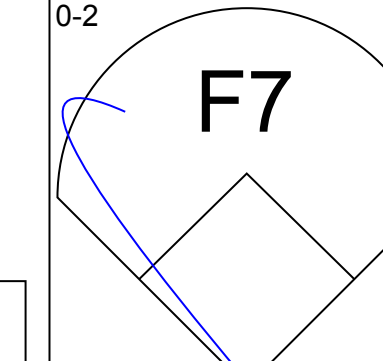
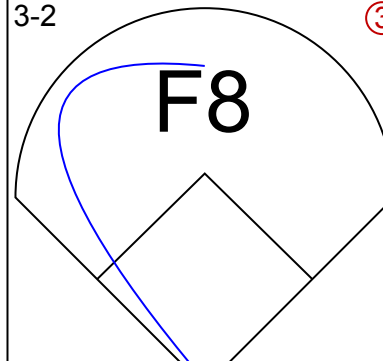
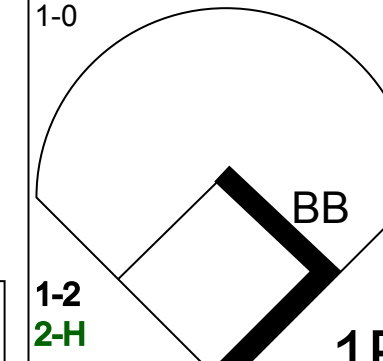
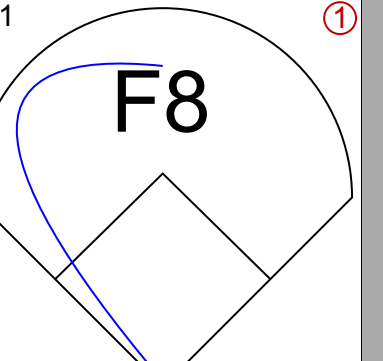
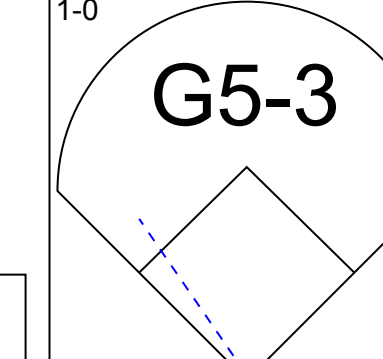
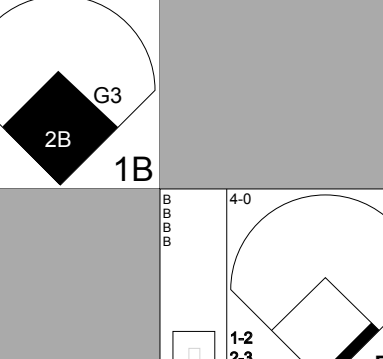
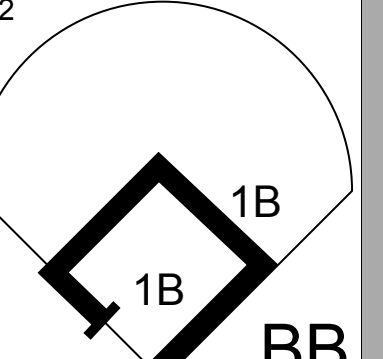
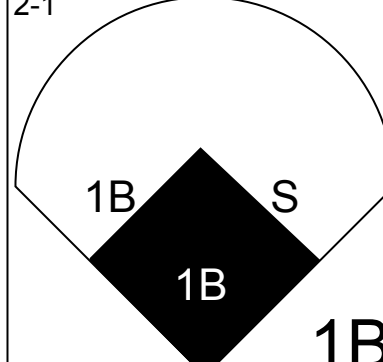
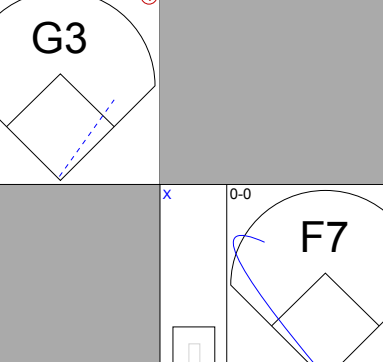

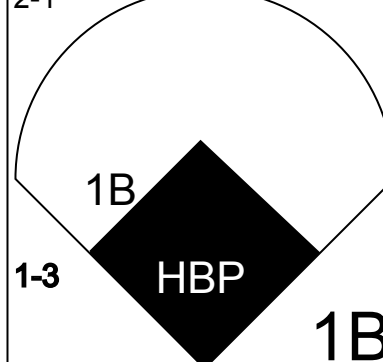
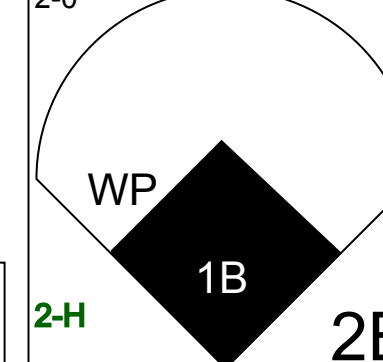
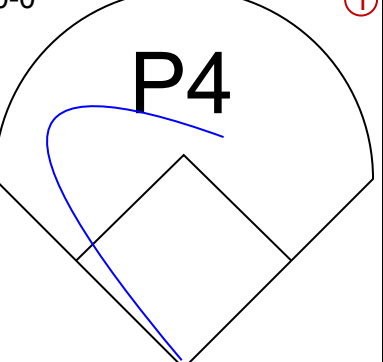
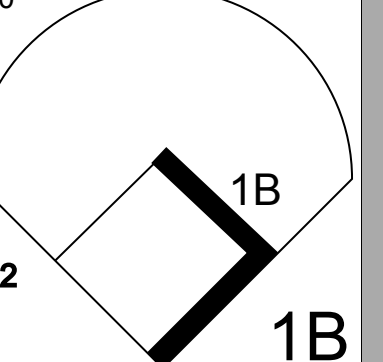
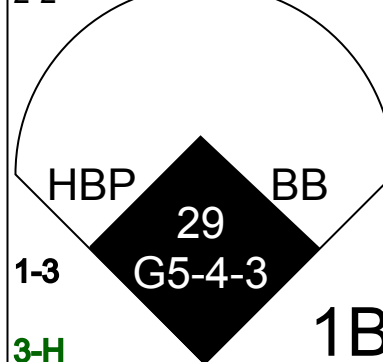
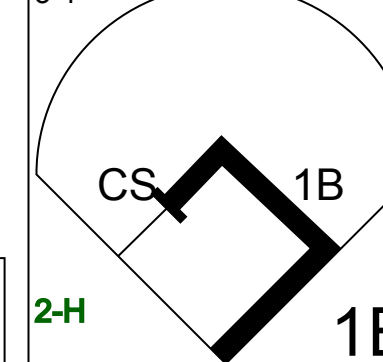
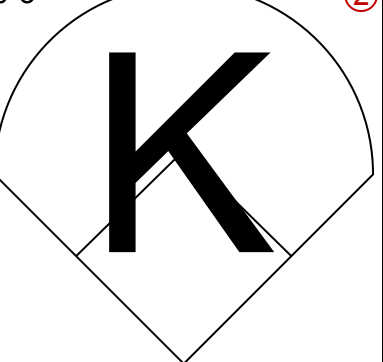
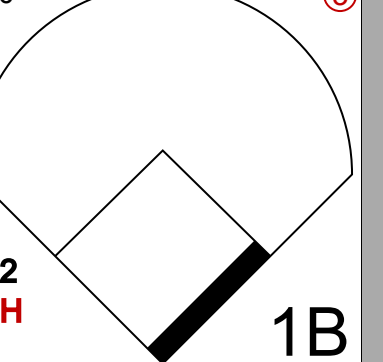


Batter	1	2	3	4	5	6	7	8	9	AB	R	H	RBI	BB	SO	LOB	TOP				
Jerry Hairston, R OBP: 0.467, SLG: 0.615 (1, 4)										5	1	2	0	0	1	1					
6 Melvin Mora, R OBP: 0.354, SLG: 0.464 (1, 6)										4	0	2	0	1	0	0					
Delino DeShields, L OBP: 0.371, SLG: 0.469 (1, 8)										3	0	1	0	2	0	3					
Albert Belle, R OBP: 0.352, SLG: 0.503 (1, 10)										5	0	1	0	0	2	4					
Jeff Conine, R OBP: 0.335, SLG: 0.433 (1, 7)										5	0	0	0	0	0	5					
Chris Richard, L OBP: 0.280, SLG: 0.456 (1, 3)										4	2	2	2	0	0	0					
Brook Fordyce, R OBP: 0.343, SLG: 0.538 (1, 2)										4	2	3	1	0	0	0					
Mark Lewis, R OBP: 0.274, SLG: 0.339 (1, 5)										3	0	1	1	1	0	0					
Trenidad Hubbard, R OBP: 0.289, SLG: 0.272 (1, 9)										4	0	0	0	0	0	3					
Inning Stats	R: 0 E: 0 K: 1 S: 10	H: 2 LOB: 2 BB: 0 P: 18	R: 1 E: 0 K: 0 S: 7	H: 1 LOB: 0 BB: 14 P: 14	R: 0 E: 0 K: 0 S: 8	H: 1 LOB: 1 BB: 0 P: 13	R: 1 E: 0 K: 0 S: 5	H: 1 LOB: 1 BB: 0 P: 6	R: 0 E: 0 K: 1 S: 13	H: 2 LOB: 2 BB: 1 P: 20	R: 1 E: 0 K: 1 S: 9	H: 2 LOB: 1 BB: 1 P: 18	R: 1 E: 0 K: 0 S: 9	H: 2 LOB: 1 BB: 0 P: 15	R: 0 E: 0 K: 0 S: 6	H: 0 LOB: 1 BB: 1 P: 13	1B: 7 2B: 3 3B: 0 HR: 3	SF: 0 SAC: 0 DP: 2 HBP: 0	WP: 2 PA: 41 PB: 0 SB: 0 CS: 0		
PITCHER	IP: 7.1 WLS: W BF: 35 ERA: 4.02 Andy Larkin, R ERA: 4.0	IP: 1.2 WLS: 6 BF: 0 ERA: 0.00	IP: 1.0 WLS: 0 BF: 0 ERA: 0.00	IP: 1.0 WLS: 0 BF: 0 ERA: 0.00	IP: 1.0 WLS: 0 BF: 0 ERA: 0.00	IP: 1.0 WLS: 0 BF: 0 ERA: 0.00	IP: 1.0 WLS: 0 BF: 0 ERA: 0.00	IP: 1.0 WLS: 0 BF: 0 ERA: 0.00	IP: 1.0 WLS: 0 BF: 0 ERA: 0.00	IP: 1.0 WLS: 0 BF: 0 ERA: 0.00	IP: 1.0 WLS: 0 BF: 0 ERA: 0.00	IP: 1.0 WLS: 0 BF: 0 ERA: 0.00	IP: 1.0 WLS: 0 BF: 0 ERA: 0.00	IP: 1.0 WLS: 0 BF: 0 ERA: 0.00	IP: 1.0 WLS: 0 BF: 0 ERA: 0.00	IP: 1.0 WLS: 0 BF: 0 ERA: 0.00	IP: 1.0 WLS: 0 BF: 0 ERA: 0.00	IP: 1.0 WLS: 0 BF: 0 ERA: 0.00	IP: 1.0 WLS: 0 BF: 0 ERA: 0.00	IP: 1.0 WLS: 0 BF: 0 ERA: 0.00	IP: 1.0 WLS: 0 BF: 0 ERA: 0.00

Baltimore Orioles @ Kansas City Royals
Kauffman Stadium, Kansas City, MO
Sun Aug 13 2000, 1:05 PM CDT
Att: 16,702 - Cloudy - 85 F

AB	37
R	5
H	12
RBI	4
BB	4
SO	3
LOB	16



Batter	1	2	3	4	5	6	7	8	9	AB	R	H	RBI	BB	SO	LOB	BOTTOM				
Johnny Damon, L OBP: 0.387, SLG: 0.476 (1, 10)										4	2	1	0	1	0	0					
Carlos Febles, R OBP: 0.358, SLG: 0.338 Jeff Reboulet, R OBP: 0.339, SLG: 0.293 (1, 4) (4, 4)										1	0	0	1	0	1	0					
29 Mike Sweeney, R OBP: 0.404, SLG: 0.518 (1, 3)										5	2	2	2	0	0	2					
Jermaine Dye, R OBP: 0.387, SLG: 0.589 (1, 9)										4	0	1	1	1	2	0					
Joe Randa, R OBP: 0.357, SLG: 0.452 (1, 5)										4	0	1	1	0	0	1					
Mark Quinn, R OBP: 0.353, SLG: 0.524 (1, 7)										2	1	1	0	2	0	0					
Todd Dunwoody, L OBP: 0.278, SLG: 0.321 (1, 8)										4	1	1	0	0	1	5					
Gregg Zaun, S OBP: 0.351, SLG: 0.362 (1, 2)										4	2	3	1	0	0	0					
Wilson Delgado, S OBP: 0.345, SLG: 0.367 (1, 6)										4	1	3	2	0	1	0					
Inning Stats	R: 0 E: 0 K: 1 S: 9	H: 0 LOB: 0 BB: 0 P: 14	R: 0 E: 0 K: 0 S: 8	H: 0 LOB: 0 BB: 0 P: 12	R: 4 E: 1 K: 0 S: 17	H: 4 LOB: 1 BB: 1 P: 32	R: 5 E: 1 K: 0 S: 20	H: 7 LOB: 3 BB: 2 P: 45	R: 0 E: 0 K: 1 S: 5	H: 0 LOB: 0 BB: 0 P: 5	R: 0 E: 0 K: 1 S: 7	H: 0 LOB: 0 BB: 0 P: 12	R: 0 E: 0 K: 1 S: 9	H: 2 LOB: 2 BB: 1 P: 15	R: 1 E: 0 K: 1 S: 9	H: 1 LOB: 0 BB: 0 P: 14	1B: 12 2B: 1 3B: 0 HR: 1	SF: 0 SAC: 0 DP: 1 HBP: 1	WP: 2 PA: 40 PB: 0 SB: 1 CS: 2		
PITCHER	IP: 3.1 WLS: L BF: 18 ERA: 16.2 Chuck McElroy, L ERA: 8.51 B.J. Ryan, L ERA: 8.25	IP: 3.2 WLS: 6 BF: 2 ERA: 4.91	IP: 1.0 WLS: 1 BF: 1 ERA: 9.00	IP: 1.0 WLS: 0 BF: 0 ERA: 0.00	IP: 1.0 WLS: 0 BF: 0 ERA: 0.00	IP: 1.0 WLS: 0 BF: 0 ERA: 0.00	IP: 1.0 WLS: 0 BF: 0 ERA: 0.00	IP: 1.0 WLS: 0 BF: 0 ERA: 0.00	IP: 1.0 WLS: 0 BF: 0 ERA: 0.00	IP: 1.0 WLS: 0 BF: 0 ERA: 0.00	IP: 1.0 WLS: 0 BF: 0 ERA: 0.00	IP: 1.0 WLS: 0 BF: 0 ERA: 0.00	IP: 1.0 WLS: 0 BF: 0 ERA: 0.00	IP: 1.0 WLS: 0 BF: 0 ERA: 0.00	IP: 1.0 WLS: 0 BF: 0 ERA: 0.00	IP: 1.0 WLS: 0 BF: 0 ERA: 0.00	IP: 1.0 WLS: 0 BF: 0 ERA: 0.00	IP: 1.0 WLS: 0 BF: 0 ERA: 0.00	IP: 1.0 WLS: 0 BF: 0 ERA: 0.00	IP: 1.0 WLS: 0 BF: 0 ERA: 0.00	IP: 1.0 WLS: 0 BF: 0 ERA: 0.00

Baltimore Orioles @ Kansas City Royals
Kauffman Stadium, Kansas City, MO
Sun Aug 13 2000, 1:05 PM CDT
Att: 16,702 - Cloudy - 85 F

AB	35
R	10
H	14
RBI	9
BB	4
SO	5
LOB	8



Batter	1	2	3	4	5	6	7	8	9	AB	R	H	RBI	BB	SO	LOB	TOP								
Johnny Damon, L OBP: 0.386, SLG: 0.474 (1, 8)	2-2 P6		0-2 G5-3		1-1 G6-3			1-2 2B 29 G6-3 1B		4	1	1	0	0	0	2									
Rey Sanchez, R OBP: 0.292, SLG: 0.306 (1, 6)	0-1 G6-3		4-2 BB			0-0 G5-3		2-1 1B 2B		3	0	1	0	1	0	0									
29 Mike Sweeney, R OBP: 0.403, SLG: 0.522 (1, 10)	2-0 P4		0-0 P3			1-1 HR		0-2 G5-3		4	1	1	2	0	0	3									
Jermaine Dye, R OBP: 0.384, SLG: 0.584 (1, 9)		3-3 K		2-2 G6-3		0-1 F9		0-3 K		4	0	0	0	0	2	1									
Joe Randa, R OBP: 0.354, SLG: 0.448 (1, 5)		1-3 K		0-0 F3		1-1 F9		0-0 L9		4	0	0	0	0	1	1									
Mark Quinn, R OBP: 0.357, SLG: 0.528 (1, 7)		0-1 2B		1-0 HBP			2-2 1B		0-3 K	3	0	2	0	0	1	0									
Dave McCarty, R OBP: 0.309, SLG: 0.471 (1, 3)		3-3 K		0-1 F9			0-0 F9		3-3 K	4	0	0	0	0	2	3									
Héctor Ortiz, R OBP: 0.475, SLG: 0.455 (9, PH)			4-0 SH5-3 BB		4-2 G6-3 BB		1-0 F9		1-2 G4-3	1	0	0	0	2	0	1									
Wilson Delgado, S OBP: 0.339, SLG: 0.360 (9, PH)										1	0	0	0	0	0	0									
Jeff Reboulet, R OBP: 0.335, SLG: 0.289 (1, 4)			0-1 SH5-3		1-1 P4		1-1 F3			2	0	0	0	0	0	2									
Inning Stats	R: 0 E: 0 K: 0 S: 6	H: 0 LOB: 0 BB: 0 P: 10	R: 0 E: 0 K: 3 S: 14	H: 1 LOB: 1 BB: 0 P: 21	R: 0 E: 0 K: 0 S: 9	H: 0 LOB: 2 BB: 2 P: 17	R: 0 E: 0 K: 0 S: 6	H: 0 LOB: 1 BB: 0 P: 9	R: 0 E: 0 K: 0 S: 8	H: 0 LOB: 0 BB: 1 P: 14	R: 1 E: 0 K: 0 S: 7	H: 1 LOB: 0 BB: 0 P: 9	R: 0 E: 0 K: 0 S: 7	H: 1 LOB: 1 BB: 0 P: 11	R: 1 E: 0 K: 1 S: 12	H: 2 LOB: 1 BB: 0 P: 15	R: 0 E: 0 K: 2 S: 10	H: 0 LOB: 0 BB: 0 P: 14	1B: 2 2B: 2 3B: 0 HR: 1	SF: 0 SAC: 1 DP: 1 HBP: 1	WP: 0 PB: 0 SB: 0 CS: 0	PA: 35			
PITCHER	IP	WLS	BF	H	R	ER	SO	BB	IBB	HBP	BLK	WP	HR	S	P	ERA	WHIP								
Eric Milton, L ERA: 4.57 Bob Wells, R ERA: 3.61	(1, 1) (8, 1)	7.0 S	29 6	5 0	2 0	2 0	3 3	3 0	0 0	1 0	0 0	0 0	1 0	62 17	99 21	2.57 0.00	1.143 0.000								

Kansas City Royals @ Minnesota Twins
Hubert H. Humphrey Metrodome, Minneapolis, MN

AB 30
R 2
H 5
RBI 2
BB 3
SO 6
LOB 13



WP: 0 PA: 35
PB: 0
SB: 0
CS: 0

Tue Aug 15 2000, 8:05 PM EDT
Alt. 9,743 - Dome - 72 F

livebaseballscorecards.com

Batter	1	2	3	4	5	6	7	8	9	AB	R	H	RBI	BB	SO	LOB	BOTTOM								
Denny Hocking, S OBP: 0.379, SLG: 0.425 (1, 4)	3-1 FC6-5 2B			4-0 FC6 BB			0-0 G4-6-3 1B			3	0	3	0	1	0	0									
Cristian Guzman, S OBP: 0.314, SLG: 0.419 (1, 6)	1-0 FC6-5 1B		2-2 F5		2-1 FC6		1-1 G4-6-3 1B			4	1	1	0	0	0	4									
Matt Lawton, L OBP: 0.437, SLG: 0.478 (1, 9)	4-2 FC4-6 1B BB		4-0 G3 WP SF7 BB		0-0 G4-3		2-2 G4-6-3 1B			2	1	0	0	2	0	2									
Ron Coomer, R OBP: 0.332, SLG: 0.432 (1, 3)	1-0 FC4-6 1B		2-1 G3		1-1 G4-3		1-1 G5-3			4	0	1	1	0	0	2									
David Ortiz, L OBP: 0.385, SLG: 0.456 (1, 10)	1-1 F9		3-2 SF7		0-2 F1			1-0 G4-3		3	0	0	1	0	0	2									
Corey Koskie, L OBP: 0.403, SLG: 0.456 (1, 5)	0-0 FC4-6 1B		1-0 F9			1-1 1B 2B		1-0 HR 1B		4	2	2	0	0	0	2									
Tori Hunter, R OBP: 0.294, SLG: 0.384 (1, 8)		1-2 G6-3		1-2 G5-3		1-0 1B		0-1 HR		4	1	2	3	0	0	0									
Jacque Jones, L OBP: 0.315, SLG: 0.470 (1, 7)		3-2 HR		2-1 G4-3		1-3 K2-3		2-2 G4-3		4	1	1	1	0	1	0									
A.J. Pierzynski, L OBP: 0.167, SLG: 0.167 (1, 2)		1-1 F7		0-2 FC6 BB 1B		3-2 G4-3		0-0 F9		4	0	1	0	0	0	0									
Inning Stats	R: 1 E: 0 K: 0 S: 10	H: 2 LOB: 2 BB: 1 P: 20	R: 1 E: 0 K: 0 S: 13	H: 2 LOB: 1 BB: 0 P: 22	R: 1 E: 0 K: 0 S: 7	H: 0 LOB: 0 BB: 1 P: 17	R: 0 E: 0 K: 0 S: 10	H: 1 LOB: 2 BB: 1 P: 19	R: 0 E: 0 K: 1 S: 12	H: 2 LOB: 0 BB: 0 P: 18	R: 0 E: 0 K: 0 S: 8	H: 2 LOB: 1 BB: 0 P: 12	R: 2 E: 0 K: 0 S: 8	H: 2 LOB: 0 BB: 0 P: 12	R: 7 2B: 2 3B: 0 HR: 2	SF: 1 SAC: 0 DP: 1 HBP: 0	WP: 2 PB: 0 SB: 0 CS: 0	PA: 36							
PITCHER	IP	WLS	BF	H	R	ER	SO	BB	IBB	HBP	BLK	WP	HR	S	P	ERA	WHIP								
Jeff Suppan, R ERA: 5.41 Jerry Sradlin, R ERA: 5.32	(1, 1) (8, 1)	7.0 L	31 5	9 2	4 2	4 2	0 0	3 0	0 0	0 0	0 0	2 0	1 8	66 12	11 12	5.14 18.00	1.714 2.000								

Kansas City Royals @ Minnesota Twins
Hubert H. Humphrey Metrodome, Minneapolis, MN

AB 32
R 6
H 11
RBI 6
BB 3
SO 1
LOB 12



WP: 2 PA: 36
PB: 0
SB: 0
CS: 0

Tue Aug 15 2000, 8:05 PM EDT
Alt. 9,743 - Dome - 72 F

livebaseballscorecards.com

Batter	1	2	3	4	5	6	7	8	9	AB	R	H	RBI	BB	SO	LOB	TOP				
Johnny Damon, L (1, 8) <small>OBP: 0.386, SLG: 0.473</small> Todd Dunwoody, L (8, 8) <small>OBP: 0.278, SLG: 0.321</small>	G6-3		1B 29 E	FC5-4 1B		F7		F7		5	1	2	0	0	0	0					
Rey Sanchez, R (1, 6) <small>OBP: 0.297, SLG: 0.314</small> Luis Ordez, R (8, PH) <small>OBP: 0.239, SLG: 0.214</small>	L4-6 2B		29 F G5-3 1B	FC5-4 1B 1-2		BB 1B		K		4	1	3	1	0	0	1					
29 Mike Sweeney, R (1, 10) <small>OBP: 0.403, SLG: 0.520</small>	BB		E3 G5-3 1B 1-3 3-H	1B		P6		E4		4	1	1	1	1	0	2					
Jemaine Dye, R (1, 9) <small>OBP: 0.384, SLG: 0.580</small>	L4-6 2-3		G5-3 1B	BB		P4		L4		3	1	0	0	2	0	3					
Joe Randa, R (1, 5) <small>OBP: 0.352, SLG: 0.445</small>		G4-3	G5-3			2B 1B		F5		5	1	1	1	0	1	4					
Mark Quinn, R (1, 7) <small>OBP: 0.358, SLG: 0.535</small>	K		K			F8				5	1	2	1	0	2	3					
Dave McCarty, R (1, 3) <small>OBP: 0.321, SLG: 0.497</small>	HR		1B			1B		G5-4-3 1B 1-2		4	2	3	3	1	0	1					
Héctor Ortiz, R (1, 2) <small>OBP: 0.489, SLG: 0.500</small>	2B		1B			F8		FC5-4 1B		5	0	3	2	0	1	1					
Jeff Reboulet, R (1, 4) <small>OBP: 0.333, SLG: 0.288</small> Wilson Delgado, S (9, PH) <small>OBP: 0.333, SLG: 0.353</small>	G5-3		1B FC5-4 1B			L6		FC5-4 1B 1-2		4	1	1	0	0	0	3					
Inning Stats	R: 0 E: 0 K: 0 S: 8	H: 1 LOB: 1 BB: 1 P: 15	R: 1 E: 0 K: 1 S: 13	H: 2 LOB: 1 BB: 0 P: 20	R: 4 E: 1 K: 1 S: 15	H: 3 LOB: 1 BB: 1 P: 27	R: 1 E: 0 K: 0 S: 7	H: 3 LOB: 2 BB: 0 P: 14	R: 2 E: 0 K: 0 S: 10	H: 3 LOB: 1 BB: 0 P: 15	R: 0 E: 0 K: 1 S: 10	H: 2 LOB: 1 BB: 0 P: 15	R: 0 E: 1 K: 1 S: 9	H: 0 LOB: 1 BB: 0 P: 17	R: 1 E: 0 K: 2 S: 11	H: 1 LOB: 1 BB: 1 P: 21	1B: 11 2B: 4 3B: 0 HR: 2	SF: 0 SAC: 0 DP: 2 HBP: 0	WP: 0 PB: 0 SB: 1 CS: 0	PA: 45	
PITCHER	IP	WLS	BF	H	R	ER	SO	BB	IBB	HBP	BLK	WP	HR	S	P	ERA	WHIP				
J.C. Romero, L (1, 1) ERA: 5.03	4.0	L	21	9	6	3	2	2	0	0	0	0	1	43	76	6.75	2.750				
Johan Santana, L (5, 1) ERA: 6.44	3.0	15	6	2	2	0	1	0	0	0	0	0	0	30	48	6.00	2.333				
Travis Miller, L (8, 1) ERA: 4.24	1.0	4	0	0	0	1	0	0	0	0	0	0	0	9	17	0.00	0.000				
Hector Carrasco, R (9, 1) ERA: 4.12	1.0	5	1	1	1	2	1	0	0	0	0	0	1	11	21	9.00	2.000				

Kansas City Royals @ Minnesota Twins
 Hubert H. Humphrey Metrodome, Minneapolis, MN
 Wed Aug 16 2000, 8:05 PM EDT
 Att: 9,617 - Dome - 72 F

AB 41
 R 9
 H 16
 RBI 9
 BB 4
 SO 5
 LOB 19



Batter	1	2	3	4	5	6	7	8	9	AB	R	H	RBI	BB	SO	LOB	BOTTOM				
Denny Hocking, S (1, 4) <small>OBP: 0.377, SLG: 0.423</small>	G5-3		G3-1			K		FC4-6 BB 1B		4	1	1	0	0	1	1					
Cristian Guzman, S (1, 6) <small>OBP: 0.317, SLG: 0.425</small>	G1-3		1B			2H 3B		FC4-6 BB		3	0	2	1	1	0	0					
Matt Lawton, L (1, 9) <small>OBP: 0.336, SLG: 0.476</small> Midre Cummings, L (7, 9) <small>OBP: 0.320, SLG: 0.381</small>	BB		G6-3			G3-1		FC4-6 1B G4-3		2	0	0	0	1	0	2					
Ron Coomer, R (1, 3) <small>OBP: 0.330, SLG: 0.429</small> Jason Maxwell, R (7, 4) <small>OBP: 0.320, SLG: 0.341</small>	F9					F8		G5-3		3	0	0	0	0	0	1					
David Ortiz, L (1, 10) <small>OBP: 0.380, SLG: 0.450</small>		G6-3				G1-3		K		4	0	0	1	0	1	1					
Corey Koskie, L (1, 5) <small>OBP: 0.402, SLG: 0.452</small>	G3					FC6-4 BB		L3		3	0	0	0	1	0	1					
Tori Hunter, R (1, 8) <small>OBP: 0.298, SLG: 0.386</small>	1B					FC6-4 1-2		G6-3		4	0	2	0	0	0	1					
Jacque Jones, L (1, 7) <small>OBP: 0.314, SLG: 0.468</small>	L4					G4-3 3B 1B		K		4	1	1	0	0	1	2					
A.J. Pierzynski, L (1, 2) <small>OBP: 0.100, SLG: 0.100</small>	L4					G4-3		K		4	0	0	0	0	2	1					
Inning Stats	R: 0 E: 0 K: 0 S: 10	H: 0 LOB: 1 BB: 1 P: 17	R: 0 E: 0 K: 0 S: 7	H: 1 LOB: 0 BB: 0 P: 8	R: 0 E: 0 K: 0 S: 6	H: 1 LOB: 1 BB: 0 P: 8	R: 0 E: 0 K: 0 S: 6	H: 0 LOB: 1 BB: 1 P: 11	R: 1 E: 0 K: 1 S: 7	H: 2 LOB: 0 BB: 0 P: 9	R: 0 E: 0 K: 1 S: 8	H: 0 LOB: 0 BB: 0 P: 12	R: 0 E: 0 K: 2 S: 10	H: 0 LOB: 1 BB: 1 P: 18	R: 0 E: 0 K: 1 S: 8	H: 1 LOB: 0 BB: 0 P: 11	1B: 6 2B: 0 3B: 1 HR: 0	SF: 0 SAC: 0 DP: 1 HBP: 0	WP: 0 PB: 0 SB: 0 CS: 0	PA: 36	
PITCHER	IP	WLS	BF	H	R	ER	SO	BB	IBB	HBP	BLK	WP	HR	S	P	ERA	WHIP				
Brian Meadows, R (1, 1) ERA: 5.35	8.0	W	33	6	3	3	4	3	0	0	0	0	0	64	97	3.38	1.125				
51 Kris Wilson, R (9, 1) ERA:	1.0	3	1	0	0	1	0	0	0	0	0	0	0	8	11	0.00	1.000				

Kansas City Royals @ Minnesota Twins
 Hubert H. Humphrey Metrodome, Minneapolis, MN
 Wed Aug 16 2000, 8:05 PM EDT
 Att: 9,617 - Dome - 72 F

AB 33
 R 3
 H 7
 RBI 3
 BB 3
 SO 5
 LOB 12



Batter	1	2	3	4	5	6	7	8	9	AB	R	H	RBI	BB	SO	LOB	TOP									
Johnny Damon, L (1, 8) OBP: 0.388, SLG: 0.477	1-0 1B		1-2 G5-4-3		3-2 29 2B		1-1 G3 29 HR	1-2 FC5 1B 29 SF9		5	3	3	0	0	0	2	Kansas City Royals @ Minnesota Twins Hubert H. Humphrey Metrodome, Minneapolis, MN Thu Aug 17 2000, 1:05 PM EDT Att: 16,376 - Dome - 72 F									
Rey Sanchez, R (1, 6) OBP: 0.296, SLG: 0.312	2-3 K			2-1 F8	0-3 K		1-0 G3	3-2 1B		5	0	1	1	0	2	3										
29 Mike Sweeney, R (1, 10) OBP: 0.403, SLG: 0.528	0-1 F3			3-3 K	0-1 1-H 2B		1-0 HR	0-1 SF9		4	1	2	4	0	1	1										
Jermaine Dye, R (1, 9) OBP: 0.386, SLG: 0.580	1-0 G6-3			1-2 BB 2B	3-2 F9		3-H 1B	1-0 1B		5	1	3	0	0	0	2										
Mark Quinn, R (1, 7) OBP: 0.358, SLG: 0.532		1-0 G5-3		4-2 2B	1-1 L5		0-0 1B	2-2 G6-3		4	1	1	0	1	0	3										
Dave McCarty, R (1, 3) OBP: 0.318, SLG: 0.495		1-3 K		2-0 1-H 2-H 2B		0-0 G6-3	2-3 K		2-3 K	5	1	1	2	0	3	2										
Gregg Zaun, S (1, 2) OBP: 0.352, SLG: 0.359		4-1 CS BB		3-2 2B	2-H 1B		2-2 G4-3		0-1 G4-3	4	0	1	1	1	1	2										
Jeff Reboulet, R (1, 5) OBP: 0.335, SLG: 0.297		2-2 CS	1-3 K	1-2 1B	1-3 2B		0-1 1B	2-2 L3	1-3 K2-3	5	0	2	0	0	2	0										
Wilson Delgado, S (1, 4) OBP: 0.344, SLG: 0.352			4-1 G5-4-3 BB	1-2 G6-3			3-3 K	2-2 E 1B		3	1	1	0	1	1	3										
Inning Stats	R: 0 E: 0 K: 1 S: 8	H: 1 LOB: 1 BB: 0 P: 12	R: 0 E: 0 K: 1 S: 7	H: 0 LOB: 0 BB: 1 P: 15	R: 0 E: 0 K: 1 S: 8	H: 0 LOB: 0 BB: 1 P: 14	R: 3 E: 0 K: 1 S: 21	H: 4 LOB: 2 BB: 1 P: 38	R: 1 E: 0 K: 1 S: 14	H: 2 LOB: 1 BB: 0 P: 21	R: 0 E: 0 K: 2 S: 9	H: 1 LOB: 1 BB: 0 P: 14	R: 2 E: 0 K: 1 S: 16	H: 4 LOB: 2 BB: 0 P: 24	R: 2 E: 1 K: 0 S: 24	H: 3 LOB: 2 BB: 0 P: 35	R: 0 E: 0 K: 2 S: 8	H: 0 LOB: 0 BB: 0 P: 11	1B: 10 2B: 4 3B: 0 HR: 1	SF: 1 SAC: 0 DP: 1 HBP: 0	WP: 0 PB: 0 SB: 0 CS: 1	PA: 45				
PITCHER	IP WLS BF H R ER SO BB IBB HBP BLK WP HR S P ERA WHIP	IP WLS BF H R ER SO BB IBB HBP BLK WP HR S P ERA WHIP	IP WLS BF H R ER SO BB IBB HBP BLK WP HR S P ERA WHIP	IP WLS BF H R ER SO BB IBB HBP BLK WP HR S P ERA WHIP	IP WLS BF H R ER SO BB IBB HBP BLK WP HR S P ERA WHIP	IP WLS BF H R ER SO BB IBB HBP BLK WP HR S P ERA WHIP	IP WLS BF H R ER SO BB IBB HBP BLK WP HR S P ERA WHIP	IP WLS BF H R ER SO BB IBB HBP BLK WP HR S P ERA WHIP	IP WLS BF H R ER SO BB IBB HBP BLK WP HR S P ERA WHIP	IP WLS BF H R ER SO BB IBB HBP BLK WP HR S P ERA WHIP	IP WLS BF H R ER SO BB IBB HBP BLK WP HR S P ERA WHIP	IP WLS BF H R ER SO BB IBB HBP BLK WP HR S P ERA WHIP	IP WLS BF H R ER SO BB IBB HBP BLK WP HR S P ERA WHIP	IP WLS BF H R ER SO BB IBB HBP BLK WP HR S P ERA WHIP	IP WLS BF H R ER SO BB IBB HBP BLK WP HR S P ERA WHIP	IP WLS BF H R ER SO BB IBB HBP BLK WP HR S P ERA WHIP	IP WLS BF H R ER SO BB IBB HBP BLK WP HR S P ERA WHIP	IP WLS BF H R ER SO BB IBB HBP BLK WP HR S P ERA WHIP	IP WLS BF H R ER SO BB IBB HBP BLK WP HR S P ERA WHIP	IP WLS BF H R ER SO BB IBB HBP BLK WP HR S P ERA WHIP	IP WLS BF H R ER SO BB IBB HBP BLK WP HR S P ERA WHIP	IP WLS BF H R ER SO BB IBB HBP BLK WP HR S P ERA WHIP	IP WLS BF H R ER SO BB IBB HBP BLK WP HR S P ERA WHIP	IP WLS BF H R ER SO BB IBB HBP BLK WP HR S P ERA WHIP	IP WLS BF H R ER SO BB IBB HBP BLK WP HR S P ERA WHIP	IP WLS BF H R ER SO BB IBB HBP BLK WP HR S P ERA WHIP

AB	40
R	8
H	15
RBI	8
BB	3
SO	10
LOB	18



Batter	1	2	3	4	5	6	7	8	9	AB	R	H	RBI	BB	SO	LOB	BOTTOM									
Cristian Guzman, S (1, 6) OBP: 0.318, SLG: 0.423	4-0 BB		0-0 L7		1-2 G4-3			1-1 FC3-6 E SF9 1B	0-2 L6	4	1	1	0	1	0	2	Kansas City Royals @ Minnesota Twins Hubert H. Humphrey Metrodome, Minneapolis, MN Thu Aug 17 2000, 1:05 PM EDT Att: 16,376 - Dome - 72 F									
Jay Canizaro, R (1, 4) OBP: 0.326, SLG: 0.400	1-1 G3-6-3			0-0 G6-3		0-1 G4-6-3 1B		2-1 E6 FC3-6		4	0	1	0	0	0	3										
Matt Lawton, L (1, 9) OBP: 0.434, SLG: 0.476	0-0 G6-3			3-2 1B WP 2B		3-2 G4-6-3 1B		3-2 FC3-6 1B		4	1	1	1	0	0	3										
Ron Coomer, R (1, 3) OBP: 0.329, SLG: 0.428		3-2 G4-3		1-0 1B WP 1B		1-1 G4-3		0-2 SF9		3	0	1	1	0	0	0										
David Ortiz, L (1, 10) OBP: 0.382, SLG: 0.461		1-1 G3-1		2-3 K			3-2 HR	0-0 1B		4	1	2	1	0	1	1										
Corey Koskie, L (1, 5) OBP: 0.403, SLG: 0.451		0-0 G4-3		1-2 3-H 1B			4-0 G4-6-3 BB	2-2 F8		3	0	1	0	1	0	2										
Tori Hunter, R (1, 8) OBP: 0.292, SLG: 0.379			0-1 G4-3	2-0 P4			1-3 K		2-3 K	4	0	0	0	0	2	3										
Jacque Jones, L (1, 7) OBP: 0.314, SLG: 0.468			2-2 G6-3 2B		2-1 G6-3		0-0 G4-6-3		2-3 K	4	0	1	0	0	1	1										
Danny Ardoin, R (1, 2) OBP: 0.310, SLG: 0.227			0-1 G6-3		3-2 G5-3			4-0 E 1B FC3-6 BB		2	1	0	0	1	0	1										
Denny Hocking, S (9, PH) OBP: 0.379, SLG: 0.425			2-3 G6-3							1	0	1	0	0	0	0										
Inning Stats	R: 0 E: 0 K: 0 S: 3	H: 0 LOB: 0 BB: 1 P: 8	R: 0 E: 0 K: 0 S: 8	H: 0 LOB: 0 BB: 0 P: 12	R: 0 E: 0 K: 0 S: 8	H: 1 LOB: 1 BB: 0 P: 10	R: 1 E: 0 K: 1 S: 14	H: 3 LOB: 2 BB: 0 P: 24	R: 0 E: 0 K: 0 S: 9	H: 0 LOB: 0 BB: 0 P: 15	R: 0 E: 0 K: 0 S: 7	H: 1 LOB: 0 BB: 0 P: 11	R: 1 E: 0 K: 1 S: 7	H: 1 LOB: 1 BB: 1 P: 15	R: 2 E: 1 K: 0 S: 15	H: 2 LOB: 2 BB: 1 P: 27	R: 0 E: 0 K: 2 S: 12	H: 1 LOB: 1 BB: 0 P: 18	1B: 6 2B: 2 3B: 0 HR: 1	SF: 1 SAC: 0 DP: 3 HBP: 0	WP: 1 PB: 0 SB: 0 CS: 0	PA: 37				
PITCHER	IP WLS BF H R ER SO BB IBB HBP BLK WP HR S P ERA WHIP	IP WLS BF H R ER SO BB IBB HBP BLK WP HR S P ERA WHIP	IP WLS BF H R ER SO BB IBB HBP BLK WP HR S P ERA WHIP	IP WLS BF H R ER SO BB IBB HBP BLK WP HR S P ERA WHIP	IP WLS BF H R ER SO BB IBB HBP BLK WP HR S P ERA WHIP	IP WLS BF H R ER SO BB IBB HBP BLK WP HR S P ERA WHIP	IP WLS BF H R ER SO BB IBB HBP BLK WP HR S P ERA WHIP	IP WLS BF H R ER SO BB IBB HBP BLK WP HR S P ERA WHIP	IP WLS BF H R ER SO BB IBB HBP BLK WP HR S P ERA WHIP	IP WLS BF H R ER SO BB IBB HBP BLK WP HR S P ERA WHIP	IP WLS BF H R ER SO BB IBB HBP BLK WP HR S P ERA WHIP	IP WLS BF H R ER SO BB IBB HBP BLK WP HR S P ERA WHIP	IP WLS BF H R ER SO BB IBB HBP BLK WP HR S P ERA WHIP	IP WLS BF H R ER SO BB IBB HBP BLK WP HR S P ERA WHIP	IP WLS BF H R ER SO BB IBB HBP BLK WP HR S P ERA WHIP	IP WLS BF H R ER SO BB IBB HBP BLK WP HR S P ERA WHIP	IP WLS BF H R ER SO BB IBB HBP BLK WP HR S P ERA WHIP	IP WLS BF H R ER SO BB IBB HBP BLK WP HR S P ERA WHIP	IP WLS BF H R ER SO BB IBB HBP BLK WP HR S P ERA WHIP	IP WLS BF H R ER SO BB IBB HBP BLK WP HR S P ERA WHIP	IP WLS BF H R ER SO BB IBB HBP BLK WP HR S P ERA WHIP	IP WLS BF H R ER SO BB IBB HBP BLK WP HR S P ERA WHIP	IP WLS BF H R ER SO BB IBB HBP BLK WP HR S P ERA WHIP	IP WLS BF H R ER SO BB IBB HBP BLK WP HR S P ERA WHIP	IP WLS BF H R ER SO BB IBB HBP BLK WP HR S P ERA WHIP	IP WLS BF H R ER SO BB IBB HBP BLK WP HR S P ERA WHIP

AB	33
R	4
H	9
RBI	3
BB	3
SO	4
LOB	16



Batter	1	2	3	4	5	6	7	8	9	AB	R	H	RBI	BB	SO	LOB	TOP			
Johnny Damon, L OBP: 0.389, SLG: 0.481 (1, 8)										4	2	2	2	0	0	0	Kansas City Royals @ Baltimore Orioles Oriole Park at Camden Yards, Baltimore, MD Fri Aug 18 2000, 7:35 PM EDT Att: 40,265 - Cloudy - 74 F			
Rey Sanchez, R OBP: 0.295, SLG: 0.312 (1, 6)										4	0	1	1	0	1	1				
29 Mike Sweeney, R OBP: 0.404, SLG: 0.527 (1, 3)										3	0	1	1	1	0	0				
Jermaine Dye, R OBP: 0.385, SLG: 0.576 (1, 10)										3	0	0	0	1	1	2				
Joe Randa, R OBP: 0.349, SLG: 0.442 (1, 5)										4	0	0	0	0	0	4				
Mark Quinn, R OBP: 0.355, SLG: 0.526 (1, 7)										4	0	0	0	0	2	0				
Todd Dunwoody, L OBP: 0.270, SLG: 0.311 (1, 9)										4	0	0	0	0	2	0				
Gregg Zaun, S OBP: 0.360, SLG: 0.357 (1, 2)										1	1	0	0	3	0	0				
Jeff Reboulet, R OBP: 0.328, SLG: 0.290 (1, 4)										4	1	0	0	0	0	3				
Inning Stats	R: 1 E: 0 K: 0 S: 10	H: 2 LOB: 1 BB: 1 P: 22	R: 0 E: 0 K: 2 S: 13	H: 0 LOB: 1 BB: 1 P: 20	R: 0 E: 0 K: 1 S: 9	H: 0 LOB: 0 BB: 0 P: 14	R: 0 E: 0 K: 2 S: 8	H: 0 LOB: 0 BB: 0 P: 12	R: 0 E: 0 K: 0 S: 7	H: 0 LOB: 0 BB: 0 P: 12	R: 0 E: 0 K: 0 S: 4	H: 0 LOB: 0 BB: 0 P: 6	R: 3 E: 1 K: 0 S: 16	H: 2 LOB: 2 BB: 2 P: 28	R: 0 E: 0 K: 1 S: 10	H: 0 LOB: 1 BB: 1 P: 16	1B: 3 2B: 0 3B: 1 HR: 0	SF: 0 SAC: 0 DP: 1 HBP: 0	WP: 0 PB: 0 SB: 1 CS: 0	PA: 36
PITCHER	IP WLS BF H R ER SO BB IBB HBP BLK WP HR S P ERA WHIP																			
Pat Rapp, R ERA: 6.0 (1, 1)	7.1 L 29 4 4 3 5 3 0 0 0 0 0 0 71 119 3.68 0.955																			
B.J. Ryan, L ERA: 7.81 (8, 1)	1.2 7 0 0 0 1 2 0 0 0 0 0 0 13 23 0.00 1.200																			

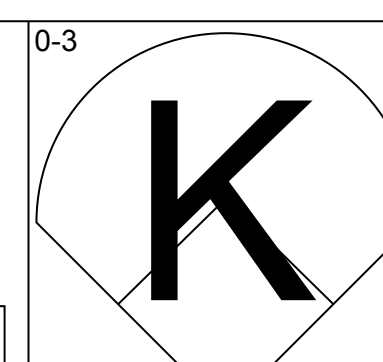
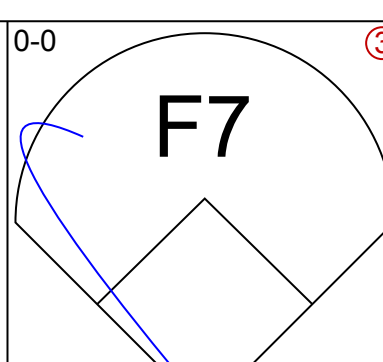
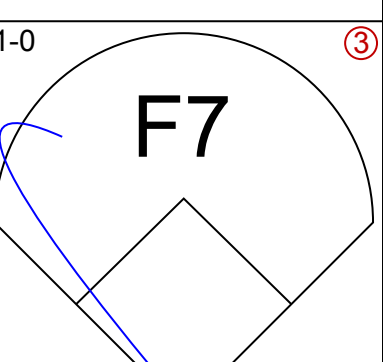
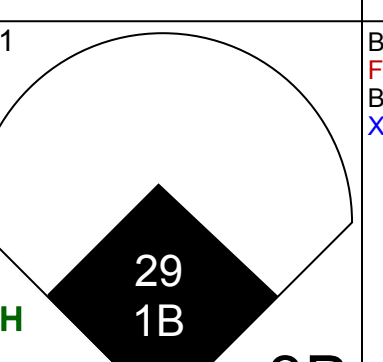
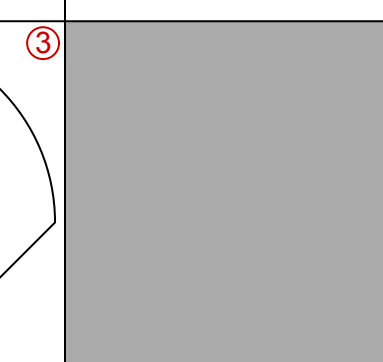
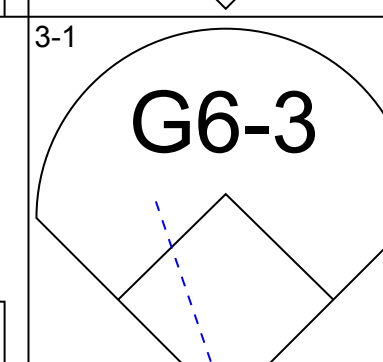
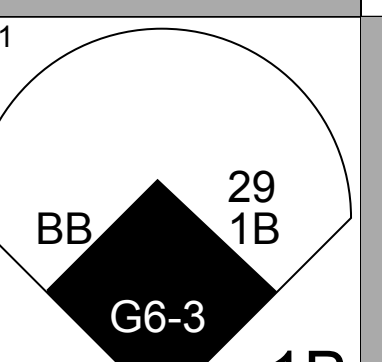
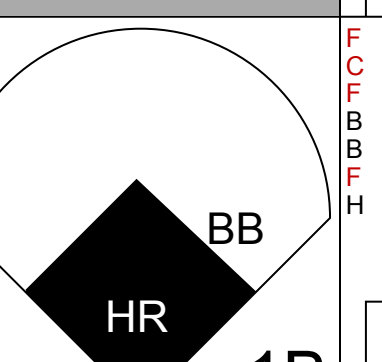
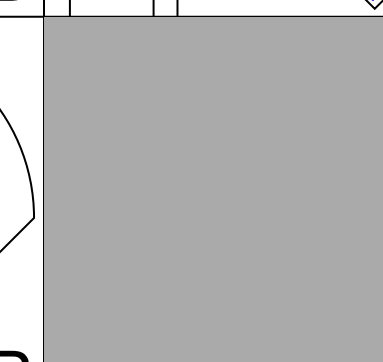
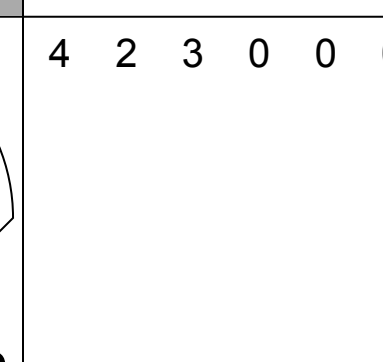
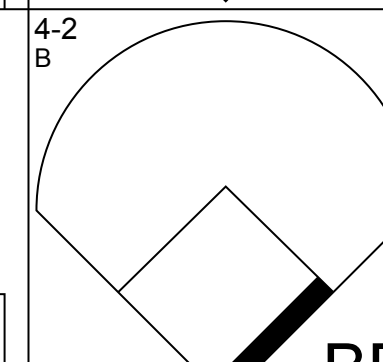
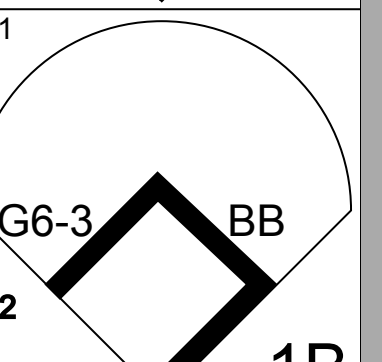
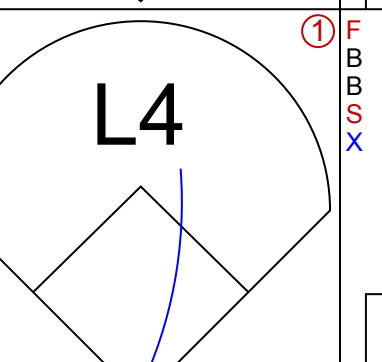

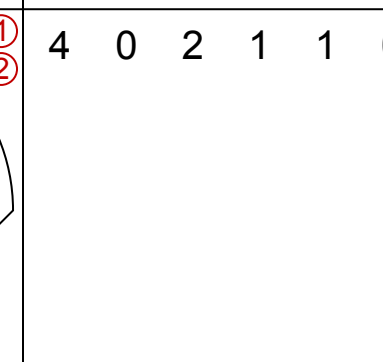
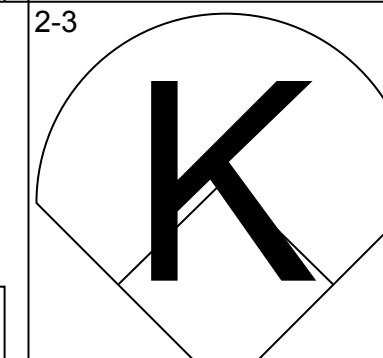
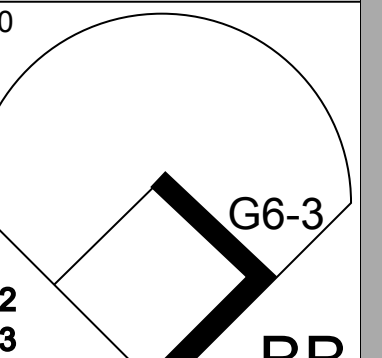
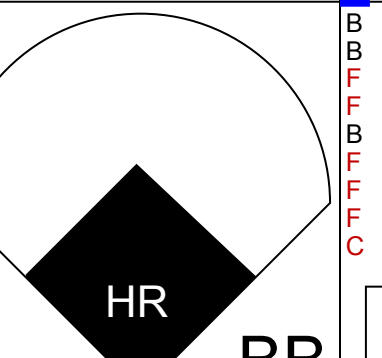
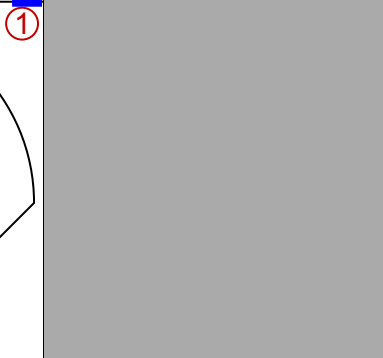
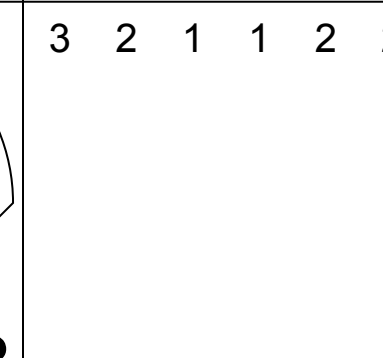
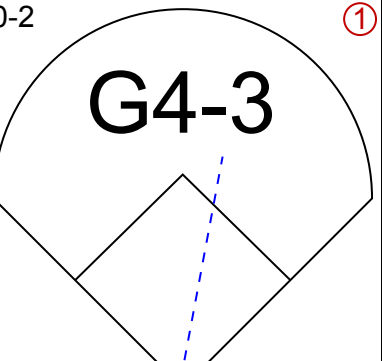
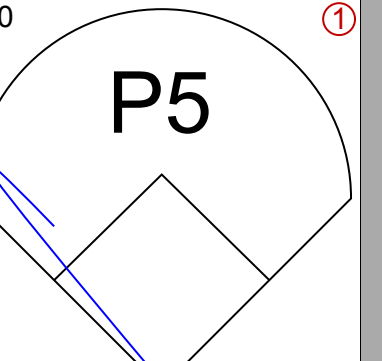
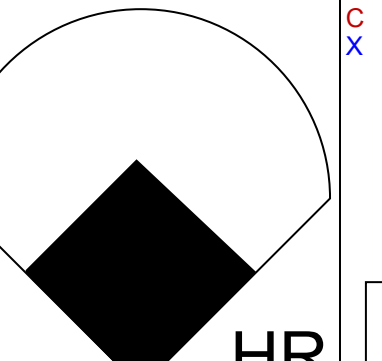
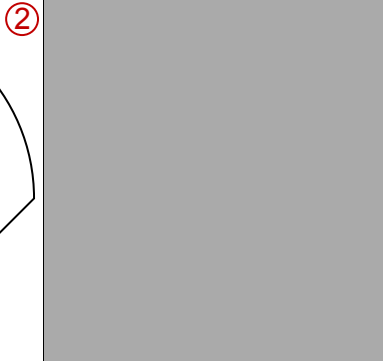

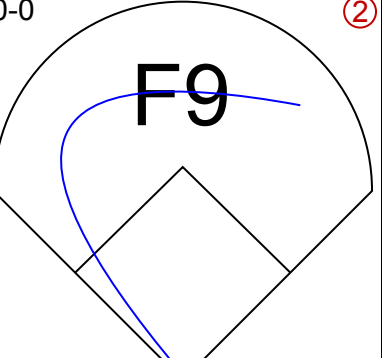
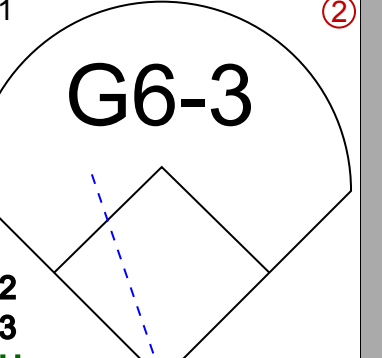
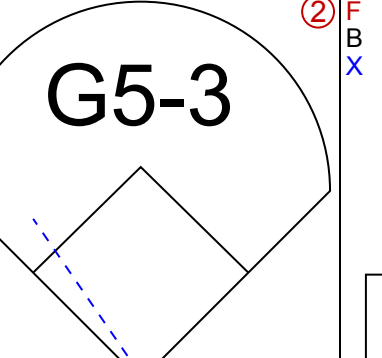
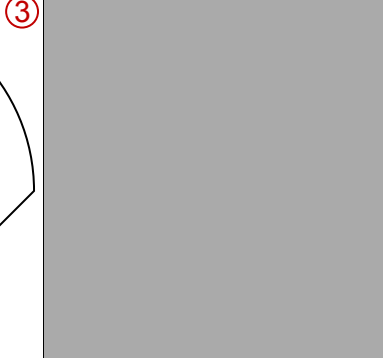
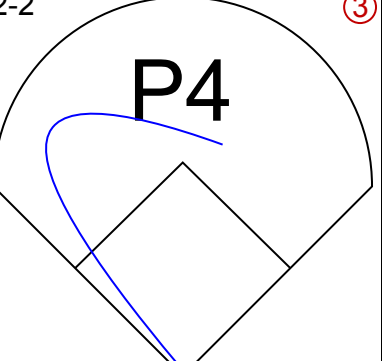
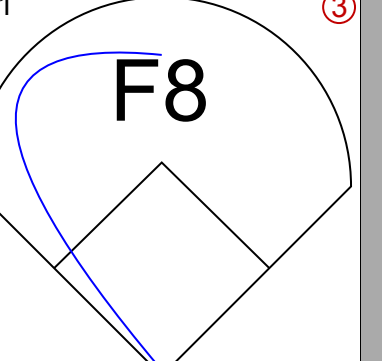
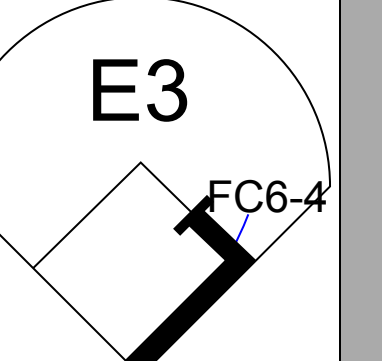
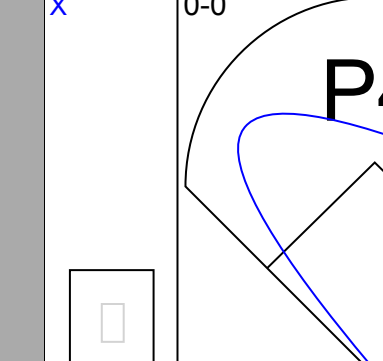
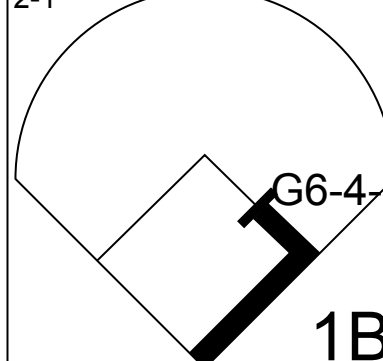
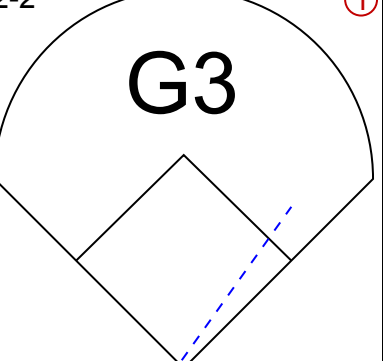
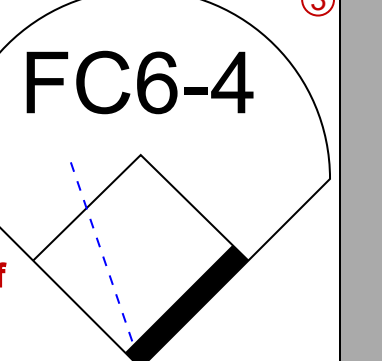
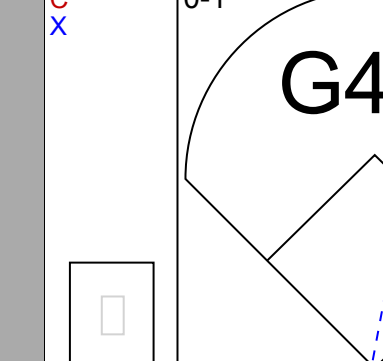
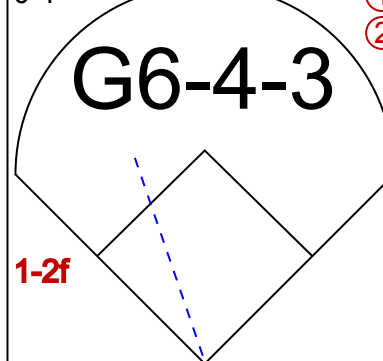
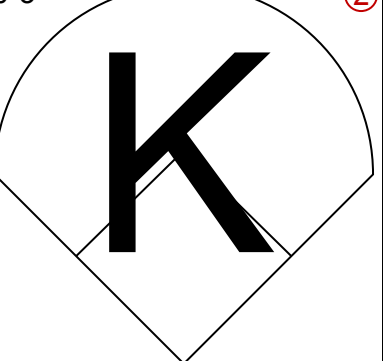
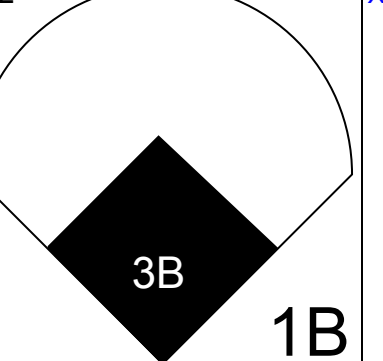
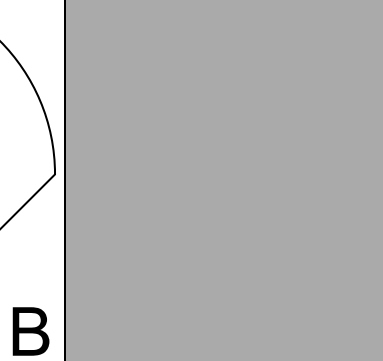
AB	31
R	4
H	4
RBI	4
BB	5
SO	6
LOB	10

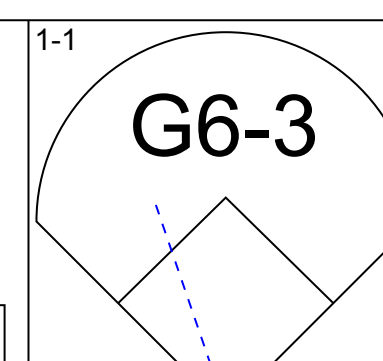
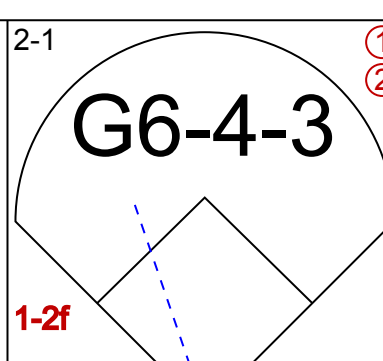
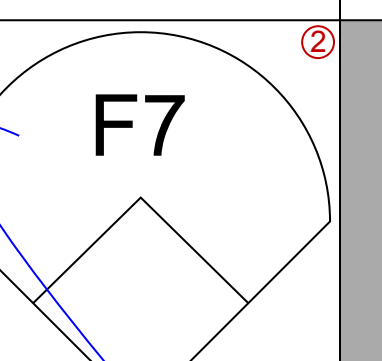
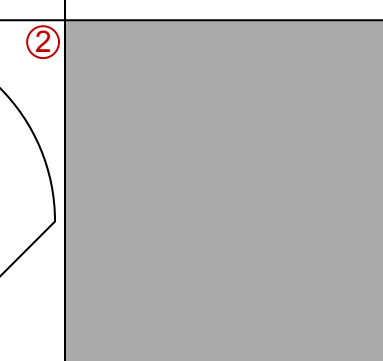
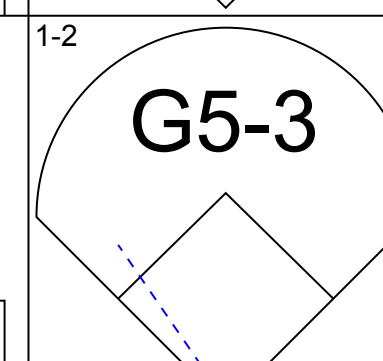
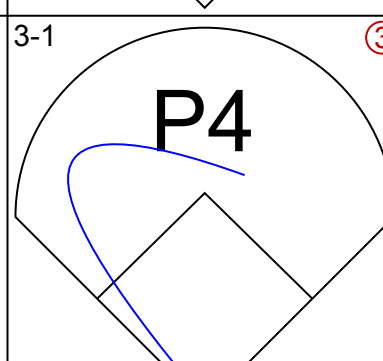
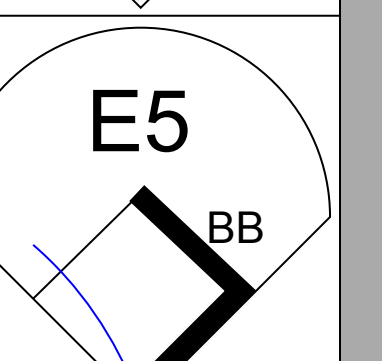

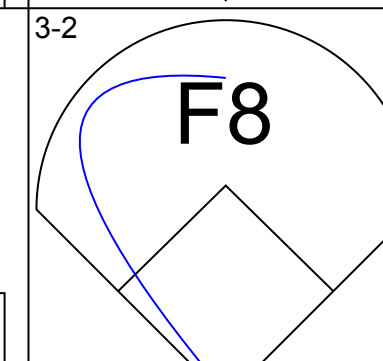
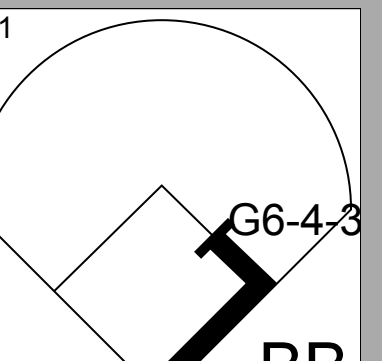
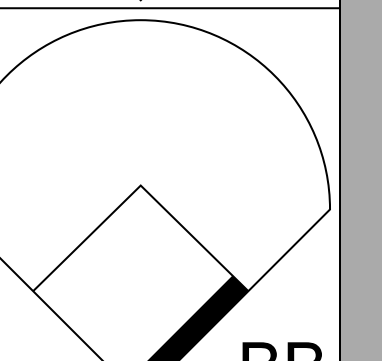
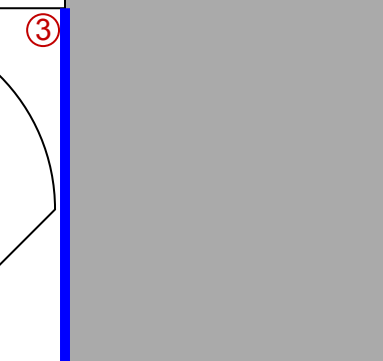
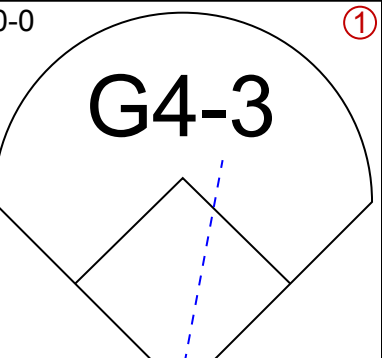
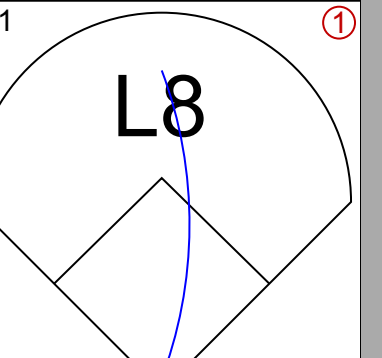
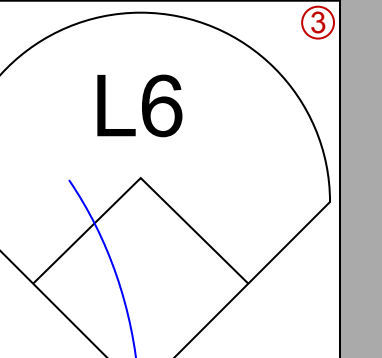
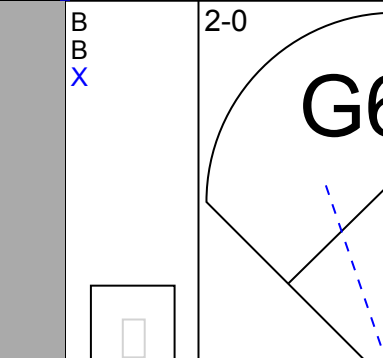
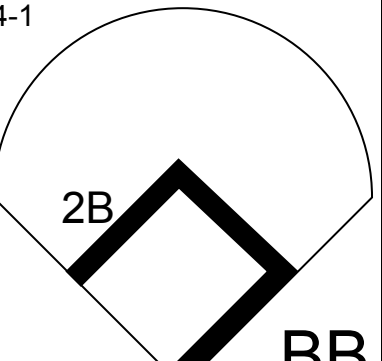
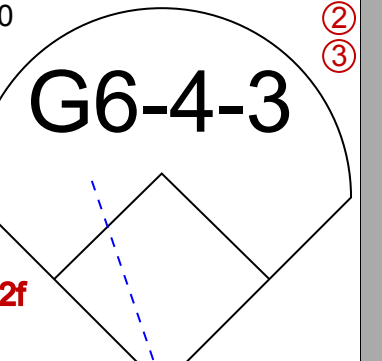

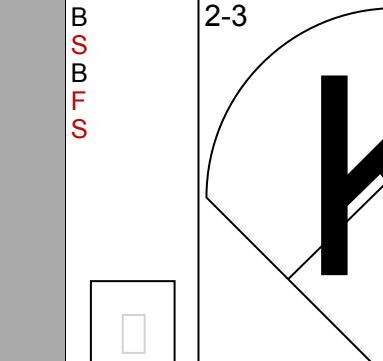
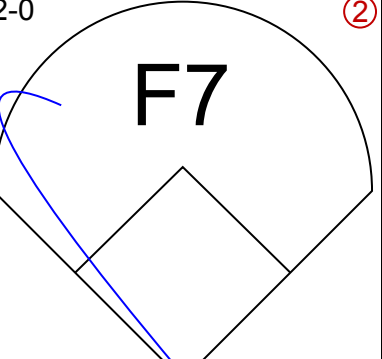
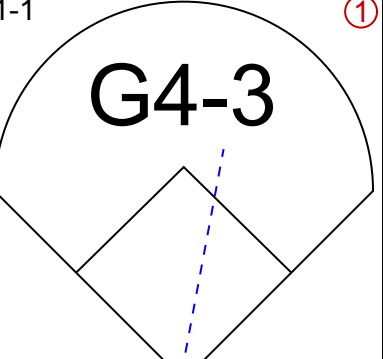

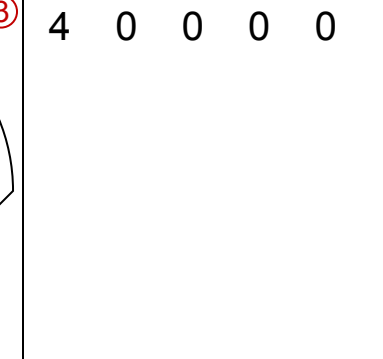
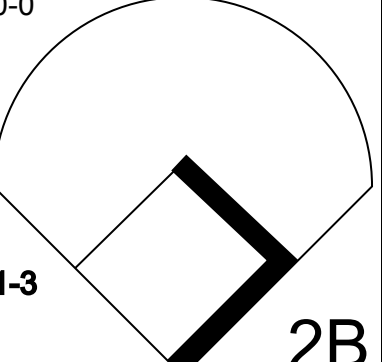
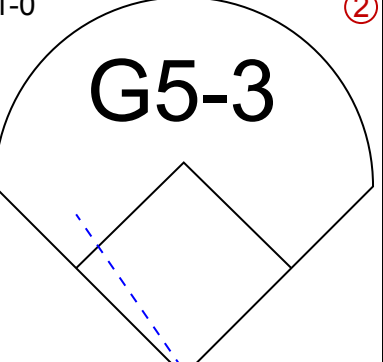
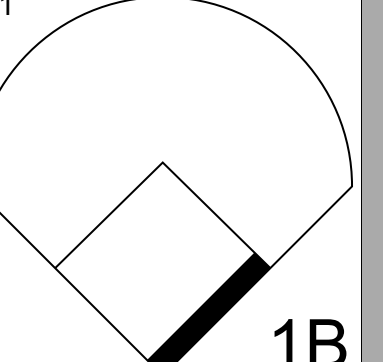
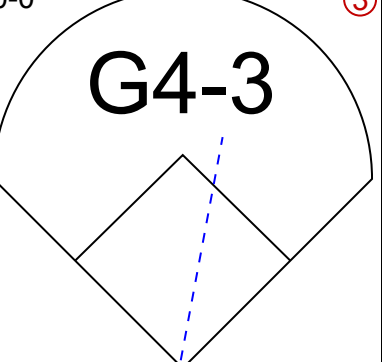
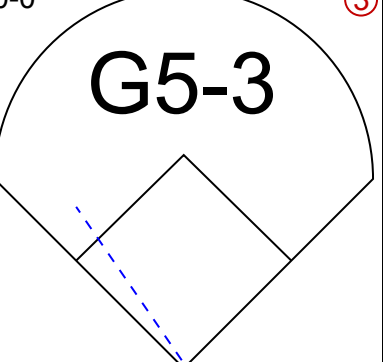

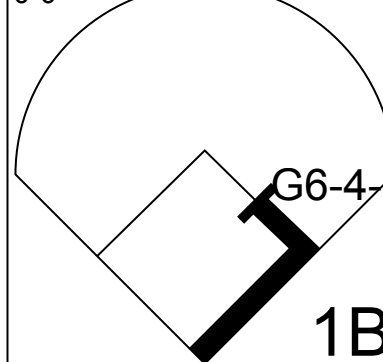
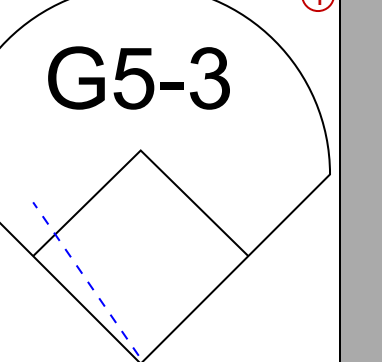
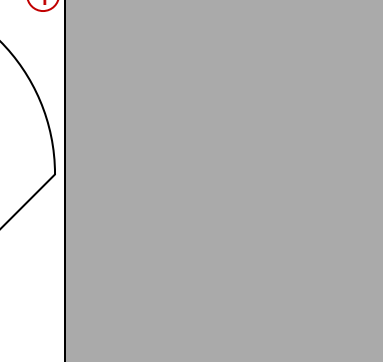


Batter	1	2	3	4	5	6	7	8	9	AB	R	H	RBI	BB	SO	LOB	BOTTOM					
Jerry Hairston, R OBP: 0.389, SLG: 0.484 (1, 4)										4	0	1	0	0	1	1	Kansas City Royals @ Baltimore Orioles Oriole Park at Camden Yards, Baltimore, MD Fri Aug 18 2000, 7:35 PM EDT Att: 40,265 - Cloudy - 74 F					
6 Melvin Mora, R OBP: 0.350, SLG: 0.455 (1, 6)										4	0	0	0	0	1	1						
Delino DeShields, L OBP: 0.373, SLG: 0.462 (1, 7)										4	0	1	0	0	1	0						
Albert Belle, R OBP: 0.348, SLG: 0.497 (1, 9)										4	0	0	0	0	1	0						
Jeff Conine, R OBP: 0.332, SLG: 0.431 (1, 10)										4	0	2	0	0	0	0						
Chris Richard, L OBP: 0.290, SLG: 0.465 (1, 3)										3	0	1	0	0	0	2						
Brook Fordyce, R OBP: 0.345, SLG: 0.544 (1, 2)										3	1	2	0	0	0	1						
Ryan Minor, R OBP: 0.197, SLG: 0.175 (1, 5)										3	0	0	0	0	2	3						
Luis Matos, R OBP: 0.291, SLG: 0.352 (1, 8)										3	0	1	1	0	0	2						
Inning Stats	R: 0 E: 0 K: 0 S: 8	H: 0 LOB: 0 BB: 0 P: 13	R: 0 E: 0 K: 1 S: 7	H: 1 LOB: 0 BB: 0 P: 10	R: 1 E: 0 K: 1 S: 9	H: 2 LOB: 0 BB: 0 P: 13	R: 0 E: 0 K: 1 S: 7	H: 0 LOB: 0 BB: 0 P: 8	R: 0 E: 0 K: 1 S: 13	H: 2 LOB: 2 BB: 0 P: 23	R: 0 E: 0 K: 1 S: 8	H: 1 LOB: 1 BB: 0 P: 16	R: 0 E: 0 K: 0 S: 11	H: 1 LOB: 1 BB: 0 P: 19	R: 0 E: 0 K: 1 S: 11	H: 1 LOB: 1 BB: 0 P: 18	R: 0 E: 0 K: 0 S: 6	H: 0 LOB: 0 BB: 0 P: 8	1B: 7 2B: 1 3B: 0 HR: 0	SF: 0 SAC: 0 DP: 2 HBP: 0	WP: 1 PB: 0 SB: 0 CS: 1	PA: 33
PITCHER	IP WLS BF H R ER SO BB IBB HBP BLK WP HR S P ERA WHIP																					
Blake Stein, R ERA: 6.14 (1, 1)	9.0 W 32 8 1 1 6 0 0 0 0 0 1 0 80 128 1.00 0.889																					

AB	32
R	1
H	8
RBI	1
BB	0
SO	6
LOB	10



Batter	1	2	3	4	5	6	7	8	9	AB	R	H	RBI	BB	SO	LOB	TOP					
Johnny Damon, L (1.8) OBP: 0.388, SLG: 0.482										5	1	1	1	0	1	1	Kansas City Royals @ Baltimore Orioles Oriole Park at Camden Yards, Baltimore, MD Sat Aug 19 2000, 7:05 PM EDT Att: 43,827 - Sunny - 82 F livebaseballscorecards.com					
Rey Sanchez, R (1.6) OBP: 0.301, SLG: 0.316										4	2	3	0	0	0	0						
29 Mike Sweeney, R (1.3) OBP: 0.406, SLG: 0.527										4	0	2	1	1	0	2						
Jemaine Dye, R (1.9) OBP: 0.387, SLG: 0.581										3	2	1	1	2	2	3						
Joe Randa, R (1.5) OBP: 0.348, SLG: 0.445										5	1	1	3	0	0	5						
Mark Quinn, R (1.10) OBP: 0.351, SLG: 0.520										4	0	0	1	0	0	4						
Todd Dunwoody, L (1.7) OBP: 0.263, SLG: 0.302										4	0	0	0	0	0	2						
Gregg Zaun, S (1.2) OBP: 0.356, SLG: 0.355										4	0	1	0	0	0	1						
Wilson Delgado, S (1.4) OBP: 0.354, SLG: 0.362										4	1	2	0	0	1	1						
Inning Stats	R: 0 E: 0 K: 2 S: 14	H: 0 LOB: 1 BB: 1 P: 23	R: 0 E: 0 K: 0 S: 8	H: 0 LOB: 0 BB: 0 P: 10	R: 0 E: 0 K: 0 S: 5	H: 1 LOB: 0 BB: 0 P: 7	R: 1 E: 0 K: 0 S: 9	H: 2 LOB: 2 BB: 1 P: 15	R: 0 E: 0 K: 1 S: 7	H: 0 LOB: 0 BB: 0 P: 10	R: 3 E: 1 K: 0 S: 14	H: 2 LOB: 1 BB: 1 P: 22	R: 2 E: 0 K: 1 S: 22	H: 3 LOB: 2 BB: 0 P: 34	R: 0 E: 0 K: 1 S: 6	H: 1 LOB: 1 BB: 0 P: 8	R: 1 E: 0 K: 0 S: 8	H: 2 LOB: 0 BB: 0 P: 9	1B: 8 2B: 1 3B: 1 HR: 2	SF: 0 SAC: 0 DP: 2 HBP: 1	WP: 0 PB: 0 SB: 0 CS: 0	PA: 41
PITCHER	IP WLS BF H R ER SO BB IBB HBP BLK WP HR S P ERA WHIP																					
Jose Mercedes, R (1.1) ERA: 4.61	6.0 L 30 8 6 6 3 3 0 0 1 0 0 1 69 107 9.00 1.833																					
Jay Spurgeon, R (7.1) ERA: 2.25	3.0 11 3 1 1 1 0 0 0 0 0 1 24 31 3.00 1.000																					

Batter	1	2	3	4	5	6	7	8	9	AB	R	H	RBI	BB	SO	LOB	BOTTOM			
Jerry Hairston, R (1.4) OBP: 0.350, SLG: 0.429										4	0	0	0	0	0	1	Kansas City Royals @ Baltimore Orioles Oriole Park at Camden Yards, Baltimore, MD Sat Aug 19 2000, 7:05 PM EDT Att: 43,827 - Sunny - 82 F livebaseballscorecards.com			
6 Melvin Mora, R (1.6) OBP: 0.348, SLG: 0.452										4	0	1	0	0	0	0				
Delino DeShields, L (1.7) OBP: 0.374, SLG: 0.459										2	0	0	0	2	0	1				
Trenidad Hubbard, R (9.7) OBP: 0.276, SLG: 0.280										0	0	0	0	0	0	0				
Albert Belle, R (1.9) OBP: 0.346, SLG: 0.493										4	0	0	0	0	0	3				
Jeff Conine, R (1.10) OBP: 0.332, SLG: 0.427										3	0	0	0	1	1	1				
Chris Richard, L (1.3) OBP: 0.276, SLG: 0.444										4	0	0	0	0	1	1				
Brook Fordyce, R (1.2) OBP: 0.350, SLG: 0.551										3	0	2	0	0	0	0				
Ryan Minor, R (1.5) OBP: 0.188, SLG: 0.167										3	0	0	0	0	1	3				
Luis Matos, R (1.8) OBP: 0.292, SLG: 0.352										3	0	1	0	0	1	0				
Inning Stats	R: 0 E: 0 K: 0 S: 9	H: 0 LOB: 0 BB: 0 P: 14	R: 0 E: 0 K: 0 S: 5	H: 1 LOB: 2 BB: 1 P: 11	R: 0 E: 0 K: 0 S: 5	H: 1 LOB: 0 BB: 0 P: 10	R: 0 E: 0 K: 0 S: 4	H: 0 LOB: 0 BB: 1 P: 11	R: 0 E: 1 K: 0 S: 10	H: 0 LOB: 2 BB: 1 P: 19	R: 0 E: 0 K: 2 S: 9	H: 1 LOB: 1 BB: 0 P: 14	R: 0 E: 0 K: 1 S: 10	H: 1 LOB: 1 BB: 0 P: 14	R: 0 E: 0 K: 1 S: 6	H: 0 LOB: 0 BB: 0 P: 11	1B: 3 2B: 1 3B: 0 HR: 0	SF: 0 SAC: 0 DP: 2 HBP: 0	WP: 0 PB: 0 SB: 0 CS: 0	PA: 33
PITCHER	IP WLS BF H R ER SO BB IBB HBP BLK WP HR S P ERA WHIP																			
Mac Suzuki, R (1.1) ERA: 3.78	9.0 W 33 4 0 0 4 3 0 0 0 0 0 62 110 0.00 0.778																			

Batter	1	2	3	4	5	6	7	8	9	AB	R	H	RBI	BB	SO	LOB	TOP								
Johnny Damon, L (1, 8) OBP: 0.386, SLG: 0.479	1-0 G4-6-3 1B		3-3 K			0-0 G5-3		3-3 K		4	0	1	0	0	2	0	Kansas City Royals @ Baltimore Orioles Oriole Park at Camden Yards, Baltimore, MD Mon Aug 21 2000, 7:35 PM EDT Att: 33,365 - Sunny - 79 F livebaseballscorecards.com								
Rey Sanchez, R (1, 6) OBP: 0.298, SLG: 0.313	1-1 G4-6-3 1-2f		1-1 G6-3			1-2 E5 29 1B		0-0 B1-3		4	1	0	0	0	0	1									
29 Mike Sweeney, R (1, 3) OBP: 0.407, SLG: 0.525	4-1 1B BB			2-3 K		1-2 1B 1-3 1B		1-0 BB 1B 1B		3	0	2	0	1	1	0									
Jemaine Dye, R (1, 9) OBP: 0.389, SLG: 0.586	1-1 1B			2-2 G6-3		1-1 1B		1-2 BB 1B		4	0	3	1	0	0	0									
Joe Randa, R (1, 5) OBP: 0.344, SLG: 0.439	0-3 K			0-0 G3-1		0-0 G5-3		4-2 BB		3	0	0	0	1	1	4									
Mark Quinn, R (1, 7) OBP: 0.347, SLG: 0.512		2-3 K		1-0 G6-4-3 1B			0-0 L8	3-2 G5-3		4	0	1	0	0	1	3									
Todd Dunwoody, L (1, 10) OBP: 0.256, SLG: 0.293		0-1 P6		1-0 G6-4-3 1-2f		3-2 G4-3		0-1 G3-1		4	0	0	0	0	0	1									
Gregg Zaun, S (1, 2) OBP: 0.356, SLG: 0.358		1-3 K		1-2 G4-3			0-0 2B		0-3 K	4	0	1	0	0	2	0									
Wilson Delgado, S (1, 4) OBP: 0.333, SLG: 0.328			1-3 K			0-1 L7		0-0 G3-1		3	0	0	0	0	1	1									
Dave McCarty, R (9, PH) OBP: 0.316, SLG: 0.492										1	0	0	0	0	0	0									
Inning Stats	R: 0 E: 0 K: 1 S: 9	H: 2 LOB: 2 BB: 1 P: 16	R: 0 E: 0 K: 2 S: 8	H: 0 LOB: 0 BB: 0 P: 11	R: 0 E: 0 K: 2 S: 8	H: 0 LOB: 0 BB: 0 P: 13	R: 0 E: 0 K: 1 S: 8	H: 0 LOB: 0 BB: 0 P: 12	R: 0 E: 0 K: 0 S: 5	H: 1 LOB: 0 BB: 0 P: 8	R: 1 E: 1 K: 0 S: 12	H: 2 LOB: 2 BB: 0 P: 16	R: 0 E: 0 K: 0 S: 11	H: 1 LOB: 1 BB: 0 P: 15	R: 0 E: 0 K: 1 S: 15	H: 2 LOB: 3 BB: 1 P: 27	R: 0 E: 0 K: 1 S: 7	H: 0 LOB: 0 BB: 0 P: 7	1B: 7 2B: 1 3B: 0 HR: 0	SF: 0 SAC: 0 DP: 2 HBP: 0	WP: 0 PB: 0 SB: 0 CS: 0	PA: 36			
PITCHER	IP	WLS	BF	H	R	ER	SO	BB	IBB	HBP	BLK	WP	HR	S	P	ERA	WHIP								
35 Mike Mussina, R (1, 1) ERA: 4.09	7.0	W	27	6	1	0	6	1	0	0	0	0	0	61	91	0.00	1.000								
Buddy Groom, L (8, 1) ERA: 3.97	0.2	H	3	1	0	0	1	0	0	0	0	0	0	7	11	0.00	1.500								
Mike Trombley, R (8, 1) ERA: 5.04	0.1	H	3	1	0	0	0	1	0	0	0	0	0	8	16	0.00	6.000								
Ryan Kohlmeier, R (9, 1) ERA:	1.0	S	3	0	0	0	1	0	0	0	0	0	0	7	7	0.00	0.000								


Batter	1	2	3	4	5	6	7	8	9	AB	R	H	RBI	BB	SO	LOB	BOTTOM								
Brady Anderson, L (1, 7) OBP: 0.356, SLG: 0.409	1-2 G6-3		3-2 F5		2-1 F7			1-2 F9		4	0	0	0	0	0	0	Kansas City Royals @ Baltimore Orioles Oriole Park at Camden Yards, Baltimore, MD Mon Aug 21 2000, 7:35 PM EDT Att: 33,365 - Sunny - 79 F livebaseballscorecards.com								
6 Melvin Mora, R (1, 6) OBP: 0.353, SLG: 0.451	4-1 FC5-4 BB		0-0 F8			0-1 B1-3		0-0 G5-3		3	0	0	0	1	0	0									
Delino DeShields, L (1, 10) OBP: 0.375, SLG: 0.499	0-2 FC5-4 1-2f PO			0-3 K		2-2 G3-1		1-2 1B		4	0	1	0	0	1	1									
Albert Belle, R (1, 9) OBP: 0.346, SLG: 0.490	1-0 PO		0-1 1B		0-0 F3		1-1 1B		0-0 P6	4	0	2	0	0	0	1									
Trenidad Hubbard, R (9, 9) OBP: 0.276, SLG: 0.280										0	0	0	0	0	0	0									
Jeff Conine, R (1, 5) OBP: 0.331, SLG: 0.427			1-1 F9		2-2 G4-3		0-1 F8			3	0	0	0	0	0	2									
Chris Richard, L (1, 3) OBP: 0.298, SLG: 0.458		3-1 1B			1-1 E 2B		1-0 G4-3			3	1	2	0	0	0	0									
Brook Fordyce, R (1, 2) OBP: 0.350, SLG: 0.548		2-3 K			2-0 E9 SF8 1B		1-0 F9			3	1	1	1	0	1	2									
Luis Matos, R (1, 8) OBP: 0.302, SLG: 0.357			0-0 F9		2-2 SF8		0-1 1B			2	0	1	1	0	0	2									
Jerry Hairston, R (1, 4) OBP: 0.298, SLG: 0.357			2-1 G4-3		3-1 P3		1-2 F8			3	0	0	0	0	0	1									
Inning Stats	R: 0 E: 0 K: 0 S: 8	H: 0 LOB: 0 BB: 1 P: 14	R: 0 E: 0 K: 1 S: 10	H: 2 LOB: 2 BB: 0 P: 16	R: 0 E: 0 K: 0 S: 11	H: 0 LOB: 0 BB: 0 P: 16	R: 0 E: 0 K: 1 S: 8	H: 0 LOB: 0 BB: 0 P: 10	R: 2 E: 1 K: 0 S: 16	H: 2 LOB: 0 BB: 0 P: 26	R: 0 E: 0 K: 0 S: 9	H: 1 LOB: 1 BB: 0 P: 12	R: 0 E: 0 K: 0 S: 8	H: 1 LOB: 1 BB: 0 P: 11	R: 0 E: 0 K: 0 S: 9	H: 1 LOB: 1 BB: 0 P: 11	1B: 6 2B: 1 3B: 0 HR: 0	SF: 1 SAC: 0 DP: 0 HBP: 0	WP: 0 PB: 0 SB: 0 CS: 0	PA: 32					
PITCHER	IP	WLS	BF	H	R	ER	SO	BB	IBB	HBP	BLK	WP	HR	S	P	ERA	WHIP								
Brian Meadows, R (1, 1) ERA: 5.13	8.0	L	31	7	2	1	2	1	0	0	0	0	0	79	116	1.12	1.000								

Batter	1	2	3	4	5	6	7	8	9	AB	R	H	RBI	BB	SO	LOB	TOP					
Johnny Damon, L (1, 8) OBP: 0.384, SLG: 0.475	G5-3	G4-3			P6		SH5-3 29 1B BB	K		4	1	0	0	1	1	3	Kansas City Royals @ Toronto Blue Jays SkyDome, Toronto, ON Tue Aug 22 2000, 7:05 PM EDT Att: 22,551 - Sunny - 70 F					
Rey Sanchez, R (1, 6) OBP: 0.303, SLG: 0.317	E 2B 1B		29 G6-3 1B S		1B		SH5-3	K	4	2	3	0	0	1	0							
29 Mike Sweeney, R (1, 10) OBP: 0.405, SLG: 0.522	F9		G6-3		G5-3		FC6-4 1B	F8	5	0	1	1	0	0	4							
Jemaine Dye, R (1, 9) OBP: 0.387, SLG: 0.582	E6 2B		G6-4-3 1B		F9		K	K	5	1	1	1	0	2	2							
Joe Randa, R (1, 5) OBP: 0.346, SLG: 0.441			G6-4-3		G1-4-3 1B 1B		FC6-4		4	0	2	2	0	0	2							
Mark Quinn, R (1, 7) OBP: 0.348, SLG: 0.512	K				G5-3		G1-4-3 1B	1B E 1B	4	1	2	0	0	1	1							
Dave McCarty, R (1, 3) OBP: 0.315, SLG: 0.488					F8		G1-4-3	F9	4	0	1	0	0	0	3							
Gregg Zaun, S (1, 2) OBP: 0.358, SLG: 0.358		K			F7		IBB	E3 1B	3	0	1	0	1	1	1							
Jeff Reboulet, R (1, 4) OBP: 0.332, SLG: 0.287	F7				29 G5-3 1B BB		F8	E3	3	0	0	0	1	0	5							
Inning Stats	R: 2 E: 1 K: 1 S: 12	H: 2 LOB: 1 BB: 0 P: 21	R: 0 E: 0 K: 1 S: 9	H: 1 LOB: 1 BB: 0 P: 13	R: 1 E: 0 K: 0 S: 5	H: 2 LOB: 0 BB: 0 P: 8	R: 0 E: 0 K: 0 S: 8	H: 0 LOB: 0 BB: 0 P: 11	R: 0 E: 0 K: 0 S: 7	H: 1 LOB: 3 BB: 1 P: 14	R: 0 E: 0 K: 0 S: 14	H: 2 LOB: 3 BB: 1 P: 29	R: 1 E: 0 K: 1 S: 10	H: 1 LOB: 1 BB: 1 P: 19	R: 1 E: 1 K: 1 S: 10	H: 2 LOB: 1 BB: 0 P: 12	R: 0 E: 0 K: 2 S: 13	H: 0 LOB: 0 BB: 0 P: 18	1B: 10 2B: 1 3B: 0 HR: 0	SF: 0 SAC: 1 DP: 2 HBP: 0	WP: 0 PB: 0 SB: 2 CS: 0	PA: 40
PITCHER	IP WLS BF H R ER SO BB IBB HBP BLK WP HR S P ERA WHIP	IP WLS BF H R ER SO BB IBB HBP BLK WP HR S P ERA WHIP	IP WLS BF H R ER SO BB IBB HBP BLK WP HR S P ERA WHIP	IP WLS BF H R ER SO BB IBB HBP BLK WP HR S P ERA WHIP	IP WLS BF H R ER SO BB IBB HBP BLK WP HR S P ERA WHIP	IP WLS BF H R ER SO BB IBB HBP BLK WP HR S P ERA WHIP	IP WLS BF H R ER SO BB IBB HBP BLK WP HR S P ERA WHIP	IP WLS BF H R ER SO BB IBB HBP BLK WP HR S P ERA WHIP	IP WLS BF H R ER SO BB IBB HBP BLK WP HR S P ERA WHIP	IP WLS BF H R ER SO BB IBB HBP BLK WP HR S P ERA WHIP	IP WLS BF H R ER SO BB IBB HBP BLK WP HR S P ERA WHIP	IP WLS BF H R ER SO BB IBB HBP BLK WP HR S P ERA WHIP	IP WLS BF H R ER SO BB IBB HBP BLK WP HR S P ERA WHIP	IP WLS BF H R ER SO BB IBB HBP BLK WP HR S P ERA WHIP	IP WLS BF H R ER SO BB IBB HBP BLK WP HR S P ERA WHIP	IP WLS BF H R ER SO BB IBB HBP BLK WP HR S P ERA WHIP						
Steve Trachsel, R (1, 1) ERA: 4.72	6.0	27	8	3	1	2	1	1	0	0	0	0	0	0	0	0	1.50	1.500				
Mark Guthrie, L (7, 1) ERA: 4.88	0.0	1	0	1	1	0	1	0	0	0	0	0	0	0	0	0	∞	∞				
John Frascatore, R (7, 1) ERA: 5.62	1.1	7	3	1	0	1	0	0	0	0	0	0	0	0	16	23	0.00	2.250				
Kelvin Escobar, R (8, 1) ERA: 5.47	0.2	W	2	0	0	0	0	0	0	0	0	0	0	0	4	4	0.00	0.000				
Billy Koch, R (9, 1) ERA: 2.64	1.0	S	3	0	0	0	0	0	0	0	0	0	0	0	13	18	0.00	0.000				

Batter	1	2	3	4	5	6	7	8	9	AB	R	H	RBI	BB	SO	LOB	BOTTOM			
Shannon Stewart, R (1, 7) OBP: 0.384, SLG: 0.561	G4-6-3 1B		G5-4-3		K		K			4	0	1	0	0	2	3	Kansas City Royals @ Toronto Blue Jays SkyDome, Toronto, ON Tue Aug 22 2000, 7:05 PM EDT Att: 22,551 - Sunny - 70 F			
Alex Gonzalez, R (1, 6) OBP: 0.314, SLG: 0.403	G4-6-3				E5 2B 1B		E3	K	4	1	0	0	0	1	2					
Dave Martinez, L (1, 9) OBP: 0.340, SLG: 0.373	G4-3				1B FC4-6 2B		F9	1B HR BB	3	2	1	0	1	0	1					
Carlos Delgado, L (1, 3) OBP: 0.484, SLG: 0.713					FC4 1B		G4-3	HR 1B	4	1	3	1	0	0	0					
Brad Fullmer, L (1, 10) OBP: 0.352, SLG: 0.573					F9		FC4-6	HR	4	1	2	4	0	0	2					
Tony Batista, R (1, 5) OBP: 0.333, SLG: 0.577					FC4		F9	HR	4	1	1	1	0	0	3					
Darrin Fletcher, L (1, 2) OBP: 0.338, SLG: 0.487					G6-3		K	F7	4	0	0	0	0	1	3					
José Cruz Jr., S (1, 8) OBP: 0.327, SLG: 0.458					K		SH5-3 E 1B	G4-3	4	1	2	0	0	1	0					
Mickey Morandini, L (1, 4) OBP: 0.321, SLG: 0.310					G5-4-3 BB		SH5-3	G4-3	2	0	0	0	1	1	1					
Inning Stats	R: 0 E: 0 K: 0 S: 4	H: 1 LOB: 0 BB: 0 P: 9	R: 0 E: 0 K: 0 S: 7	H: 1 LOB: 0 BB: 0 P: 11	R: 0 E: 0 K: 1 S: 7	H: 0 LOB: 0 BB: 1 P: 14	R: 2 E: 1 K: 1 S: 11	H: 2 LOB: 1 BB: 0 P: 24	R: 1 E: 1 K: 1 S: 12	H: 1 LOB: 1 BB: 0 P: 18	R: 0 E: 0 K: 0 S: 6	H: 1 LOB: 1 BB: 0 P: 10	R: 0 E: 0 K: 3 S: 10	H: 1 LOB: 1 BB: 0 P: 16	R: 4 E: 0 K: 0 S: 13	H: 3 LOB: 0 BB: 1 P: 20	R: 1B: 7 2B: 1 3B: 0 HR: 2	SF: 0 SAC: 1 DP: 2 HBP: 0	WP: 0 PB: 0 SB: 1 CS: 0	PA: 36
PITCHER	IP WLS BF H R ER SO BB IBB HBP BLK WP HR S P ERA WHIP	IP WLS BF H R ER SO BB IBB HBP BLK WP HR S P ERA WHIP	IP WLS BF H R ER SO BB IBB HBP BLK WP HR S P ERA WHIP	IP WLS BF H R ER SO BB IBB HBP BLK WP HR S P ERA WHIP	IP WLS BF H R ER SO BB IBB HBP BLK WP HR S P ERA WHIP	IP WLS BF H R ER SO BB IBB HBP BLK WP HR S P ERA WHIP	IP WLS BF H R ER SO BB IBB HBP BLK WP HR S P ERA WHIP	IP WLS BF H R ER SO BB IBB HBP BLK WP HR S P ERA WHIP	IP WLS BF H R ER SO BB IBB HBP BLK WP HR S P ERA WHIP	IP WLS BF H R ER SO BB IBB HBP BLK WP HR S P ERA WHIP	IP WLS BF H R ER SO BB IBB HBP BLK WP HR S P ERA WHIP	IP WLS BF H R ER SO BB IBB HBP BLK WP HR S P ERA WHIP	IP WLS BF H R ER SO BB IBB HBP BLK WP HR S P ERA WHIP	IP WLS BF H R ER SO BB IBB HBP BLK WP HR S P ERA WHIP	IP WLS BF H R ER SO BB IBB HBP BLK WP HR S P ERA WHIP	IP WLS BF H R ER SO BB IBB HBP BLK WP HR S P ERA WHIP				
Dan Reichert, R (1, 1) ERA: 3.96	7.0	31	8	3	6	0	0	0	0	0	0	0	0	0	0	0	3.86	1.429		
Jose Santiago, R (8, 1) ERA: 4.41	1.0	L	5	2	2	2	0	0	0	0	2	7	10	18.00	2.000					


livebaseballscores.com

AB 36
R 5
H 11
RBI 4
BB 3
SO 6
LOB 21



livebaseballscores.com

AB 33
R 7
H 10
RBI 6
BB 2
SO 6
LOB 15



Batter	1	2	3	4	5	6	7	8	9	10	AB	R	H	RBI	BB	SO	LOB	TOP				
Jose Offerman, S OBP: 0.339, SLG: 0.329 (1, 10)	G4-3	F7		FC4-6 BB 1B		F9 2B		P5		F7	6	0	2	1	0	0	3	Boston Red Sox @ Kansas City Royals Kauffman Stadium, Kansas City, MO Thu Aug 24 2000, 7:05 PM CDT Att. 18,928 - Sunny - 94 F				
Trot Nixon, L OBP: 0.374, SLG: 0.472 (1, 9)	F8		HR BB	F8		F8		G3-6		1B 2B IBB	4	2	0	0	2	0	4					
Brian Daubach, L OBP: 0.325, SLG: 0.463 Rico Brogna, L OBP: 0.291, SLG: 0.379 (9, PR) (9, 3)	BB BB		HR	FC4-6 BB		F9		FC5-4 G1-3 1B		2B 1B 1B	3	1	2	2	2	0	1					
Carl Everett, S OBP: 0.385, SLG: 0.595 (1, 8)	BB		S BB BB	FC4-6		K		G1-3		1B 2B	4	1	1	2	2	1	4					
Troy O'Leary, L OBP: 0.332, SLG: 0.408 (1, 7)	G3-1		G5-4-3 BB	K		F7		FC5-4 IBB		1B IBB	3	0	0	0	3	1	4					
Lou Merloni, R OBP: 0.367, SLG: 0.426 (1, 5)		F8	G5-4-3			P5		E3 G5-3 1B		FC5-4 1B	6	0	1	1	0	0	3					
Jason Varitek, S OBP: 0.353, SLG: 0.402 (1, 2)		G5-3 2B BB	K	K		K		1B		K	5	1	1	0	1	4	5					
Mike Lansing, R OBP: 0.305, SLG: 0.384 (1, 4)		G5-3		1B 1B BB		FC5-4 1B		G5-3		K	4	1	1	0	1	1	3					
Manny Alexander, R OBP: 0.248, SLG: 0.325 (1, 6)		2B		F8 1B FC4-6 1B		FC5-4		G3-6 1B		S 1B BB	4	2	3	1	1	0	1					
Inning Stats	R: 0 E: 0 K: 0 S: 10	H: 0 LOB: 2 BB: 2 P: 23	R: 1 E: 0 K: 0 S: 8	H: 1 LOB: 1 BB: 1 P: 16	R: 3 E: 0 K: 1 S: 10	H: 1 LOB: 0 BB: 3 P: 25	R: 2 E: 0 K: 1 S: 15	H: 2 LOB: 2 BB: 2 P: 27	R: 0 E: 0 K: 1 S: 10	H: 1 LOB: 1 BB: 0 P: 13	R: 0 E: 1 K: 0 S: 9	H: 1 LOB: 1 BB: 0 P: 11	R: 0 E: 0 K: 0 S: 7	H: 1 LOB: 0 BB: 0 P: 12	R: 0 E: 0 K: 1 S: 7	H: 1 LOB: 2 BB: 0 P: 17	R: 3 E: 0 K: 2 S: 17		H: 3 LOB: 3 BB: 3 P: 33	1B: 8 2B: 3 3B: 0 HR: 1	SF: 0 SAC: 0 DP: 3 HBP: 0	WP: 0 PB: 0 SB: 2 CS: 0
PITCHER	IP WLS BF H R ER SO BB IBB HBP BLK WP HR S P ERA WHIP	3.0 17 2 5 5 1 7 0 0 0 0 0 1 29 69 15.00 3.000	4.1 14 4 1 1 3 1 0 0 0 0 0 0 34 49 3.00 1.667	7.1 12 3 0 0 1 0 1 0 0 0 0 23 40 0.00 1.000	10.1 9 3 3 3 2 1 2 0 0 0 0 17 33 27.00 4.000	PITCHER														IP WLS BF H R ER SO BB IBB HBP BLK WP HR S P ERA WHIP		

AB	40
R	9
H	12
RBI	8
BB	12
SO	7
LOB	28



Batter	1	2	3	4	5	6	7	8	9	10	AB	R	H	RBI	BB	SO	LOB	BOTTOM		
Johnny Damon, L OBP: 0.384, SLG: 0.481 (1, 10)	1B 1B	G5-3		G5-3			G4-3			2B 1B	5	2	2	0	0	0	0	Boston Red Sox @ Kansas City Royals Kauffman Stadium, Kansas City, MO Thu Aug 24 2000, 7:05 PM CDT Att. 18,928 - Sunny - 94 F		
Rey Sanchez, R OBP: 0.303, SLG: 0.318 Dave McCarthy, R OBP: 0.318, SLG: 0.488 (10, PH) Luis Ordez, R OBP: 0.239, SLG: 0.214 (10, PR)	1B 1B	G6-3		2B 1B		2B 1B		K		2B BB	4	1	2	0	0	1	0			
29 Mike Sweeney, R OBP: 0.405, SLG: 0.525 (1, 3)	P4	HR		G6-4-3 1B		G6-3		F9		FC6-4 1B	5	1	2	2	0	0	3			
Jermaine Dye, R OBP: 0.367, SLG: 0.576 (1, 9)	1B 2B 1B	K		G6-3		G6-3		G5-3		FC6-4	5	1	1	1	0	1	2			
Joe Randa, R OBP: 0.344, SLG: 0.437 (1, 5)	2B 1B			G5-3		G6-3		G1-6-3 1B			4	1	2	1	0	0	0			
Mark Quinn, R OBP: 0.350, SLG: 0.510 (1, 7)	2B 2B			P2		K		F7			4	1	1	1	0	1	1			
Todd Dunwoody, L OBP: 0.254, SLG: 0.290 (1, 8)	K			G4-3		F8		G1-6-3			4	0	0	0	0	1	3			
Gregg Zaun, S OBP: 0.362, SLG: 0.374 (1, 2)	2B			K		K		G6-3			4	0	1	2	0	2	0			
Wilson Delgado, S OBP: 0.316, SLG: 0.309 (1, 4)	G1-3			G3-1		G1-3		G3-1			4	0	0	0	0	0	1			
Inning Stats	R: 5 E: 0 K: 1 S: 21	H: 6 LOB: 1 BB: 0 P: 29	R: 1 E: 0 K: 1 S: 13	H: 1 LOB: 0 BB: 0 P: 20	R: 0 E: 0 K: 0 S: 6	H: 0 LOB: 0 BB: 0 P: 9	R: 0 E: 0 K: 1 S: 4	H: 0 LOB: 0 BB: 0 P: 7	R: 0 E: 0 K: 1 S: 10	H: 0 LOB: 0 BB: 0 P: 15	R: 0 E: 0 K: 1 S: 8	H: 0 LOB: 0 BB: 0 P: 11	R: 0 E: 0 K: 0 S: 6	H: 1 LOB: 0 BB: 0 P: 9	R: 1 E: 0 K: 0 S: 14	H: 2 LOB: 2 BB: 1 P: 26	1B: 7 2B: 3 3B: 0 HR: 1		SF: 0 SAC: 0 DP: 2 HBP: 0	WP: 0 PB: 0 SB: 0 CS: 0
PITCHER	IP WLS BF H R ER SO BB IBB HBP BLK WP HR S P ERA WHIP	8.0 31 8 6 6 6 0 0 0 0 0 0 1 79 112 6.75 1.000	1.0 3 1 0 0 0 0 0 0 0 0 0 0 6 9 0.00 1.000	10.1 6 2 1 1 0 1 0 0 0 0 0 14 26 9.00 3.000	PITCHER														IP WLS BF H R ER SO BB IBB HBP BLK WP HR S P ERA WHIP	

AB	39
R	7
H	11
RBI	7
BB	1
SO	6
LOB	10



Batter	1	2	3	4	5	6	7	8	9	AB	R	H	RBI	BB	SO	LOB	TOP			
Jose Offerman, S (1, 10) OBP: 0.338, SLG: 0.328	F7		L9-3 1B		K			K		4	0	1	0	0	2	1	Boston Red Sox @ Kansas City Royals Kauffman Stadium, Kansas City, MO Fri Aug 25 2000, 7:05 PM CDT Att: 20,028 - Sunny - 94 F			
Trot Nixon, L (1, 9) OBP: 0.370, SLG: 0.466	G6-3		L9-3		G4-3			G3		4	0	0	0	0	0	2				
Brian Daubach, L (1, 3) OBP: 0.325, SLG: 0.464	HR		G4-3					G1-3		4	1	1	0	0	0	0				
Carl Everett, S (1, 8) OBP: 0.384, SLG: 0.599	HR				K			F7		4	1	1	2	0	1	0				
Troy O'Leary, L (1, 7) OBP: 0.336, SLG: 0.408	F7				G1-3 BB					2	0	1	0	2	0	0				
Lou Merten, R (1, 5) OBP: 0.340, SLG: 0.392			L8		G1-3			G5-3		4	0	0	0	0	0	3				
Scott Hatteberg, L (1, 2) OBP: 0.345, SLG: 0.462					L8					3	0	1	0	0	0	1				
Mike Lansing, R (1, 4) OBP: 0.303, SLG: 0.382			G5-3					G5-3		3	0	0	0	0	0	1				
Manny Alexander, R (1, 6) OBP: 0.250, SLG: 0.320			G3-1					F7		2	0	0	0	1	0	1				
Inning Stats	R: 2 E: 0 K: 0 S: 16	H: 2 LOB: 0 BB: 0 P: 24	R: 0 E: 0 K: 0 S: 9	H: 1 LOB: 1 BB: 0 P: 16	R: 0 E: 0 K: 0 S: 5	H: 1 LOB: 1 BB: 0 P: 7	R: 0 E: 0 K: 1 S: 8	H: 0 LOB: 1 BB: 1 P: 15	R: 0 E: 0 K: 1 S: 7	H: 0 LOB: 1 BB: 1 P: 13	R: 0 E: 0 K: 0 S: 5	H: 0 LOB: 0 BB: 0 P: 12	R: 0 E: 0 K: 0 S: 10	H: 0 LOB: 0 BB: 0 P: 14	R: 0 E: 0 K: 0 S: 6	H: 1 LOB: 0 BB: 0 P: 10	1B: 2 2B: 3 3B: 0 HR: 1	SF: 0 SAC: 0 DP: 2 HBP: 0	WP: 0 PB: 0 SB: 0 CS: 0	PA: 33
PITCHER Jeff Suppan, R ERA: 5.07	IP: 9.0 WLS: W BF: 33	H: 5 R: 2 ER: 2 SO: 3	BB: 3 IBB: 0 HBP: 0 BLK: 0	WP: 0 HR: 1 S: 73 P: 122	ERA: 2.00 WHIP: 0.889	PITCHER										IP: 9.0 WLS: W BF: 33	H: 5 R: 2 ER: 2 SO: 3	BB: 3 IBB: 0 HBP: 0 BLK: 0	WP: 0 HR: 1 S: 73 P: 122	ERA: 2.00 WHIP: 0.889

Batter	1	2	3	4	5	6	7	8	9	AB	R	H	RBI	BB	SO	LOB	BOTTOM			
Johnny Damon, L (1, 8) OBP: 0.386, SLG: 0.487	G6-3 BB		G3-1		E 1B	F9		HR		4	1	2	2	1	0	4	Boston Red Sox @ Kansas City Royals Kauffman Stadium, Kansas City, MO Fri Aug 25 2000, 7:05 PM CDT Att: 20,028 - Sunny - 94 F			
Rey Sanchez, R (1, 6) OBP: 0.307, SLG: 0.321	G6-3				E5			G6-3		5	1	3	1	0	0	1				
29 Mike Sweeney, R (1, 10) OBP: 0.404, SLG: 0.529	K		F7		G1-3			HR		4	1	1	2	0	1	4				
Jermaine Dye, R (1, 9) OBP: 0.388, SLG: 0.578	F9				G6-4-3 1B			K		4	1	2	0	0	1	1				
Joe Randa, R (1, 5) OBP: 0.343, SLG: 0.436			K		G6-4-3			L6		4	0	1	1	0	1	1				
Mark Quinn, R (1, 7) OBP: 0.350, SLG: 0.508	G4-3				WP 1B			F8		4	0	1	0	0	0	1				
Dave McCarty, R (1, 3) OBP: 0.317, SLG: 0.488	L7				G5-3			K		4	0	1	0	0	1	1				
Héctor Ortiz, R (1, 2) OBP: 0.481, SLG: 0.477			G5-3		F8			HR		3	1	1	0	1	0	0				
Jeff Reboulet, R (1, 4) OBP: 0.328, SLG: 0.286			G3-1 1B		G4-3			K		4	1	1	0	0	2	4				
Inning Stats	R: 0 E: 0 K: 1 S: 9	H: 0 LOB: 1 BB: 1 P: 18	R: 0 E: 0 K: 1 S: 5	H: 0 LOB: 0 BB: 0 P: 9	R: 1 E: 0 K: 0 S: 10	H: 2 LOB: 1 BB: 0 P: 18	R: 0 E: 0 K: 0 S: 10	H: 2 LOB: 1 BB: 0 P: 16	R: 0 E: 1 K: 0 S: 7	H: 2 LOB: 2 BB: 0 P: 11	R: 1 E: 0 K: 0 S: 12	H: 3 LOB: 3 BB: 1 P: 26	R: 2 E: 0 K: 1 S: 9	H: 2 LOB: 0 BB: 0 P: 13	R: 2 E: 0 K: 2 S: 12	H: 2 LOB: 0 BB: 0 P: 21	1B: 9 2B: 2 3B: 0 HR: 2	SF: 0 SAC: 0 DP: 1 HBP: 0	WP: 1 PB: 0 SB: 1 CS: 0	PA: 38
PITCHER Jeff Fassero, L ERA: 5.16 Bryce Florie, R ERA: 4.44	IP: 5.1 WLS: L BF: 12	H: 4 R: 4 ER: 4 SO: 4	BB: 0 IBB: 0 HBP: 0 BLK: 0	WP: 0 HR: 2 S: 27 P: 46	ERA: 13.50 WHIP: 1.500	PITCHER										IP: 5.1 WLS: L BF: 12	H: 4 R: 4 ER: 4 SO: 4	BB: 0 IBB: 0 HBP: 0 BLK: 0	WP: 0 HR: 2 S: 27 P: 46	ERA: 13.50 WHIP: 1.500

Batter	1	2	3	4	5	6	7	8	9	AB	R	H	RBI	BB	SO	LOB	TOP											
Jose Offerman, S OBP: 0.337, SLG: 0.326 Mike Lansing, R OBP: 0.303, SLG: 0.382	0-1 HR 1B	1-1 F9		0-0 L4-6 2-3			0-1 G3-1		2-3 K 1-2	5	1	1	0	0	1	2												
Brian Daubach, L OBP: 0.325, SLG: 0.470 Rico Brogna, L OBP: 0.291, SLG: 0.379	1-2 HR 1B	1-1 FC4-6 1B			3-2 G4-3		0-1 G4-3		0-3 K	5	1	2	2	0	1	1												
Carl Everett, S OBP: 0.380, SLG: 0.592	2-2 F7	0-1 FC4-6 1-2			2-2 G4-3			0-1 F8	0-1 F8	5	0	0	0	0	0	2												
Nomar Garciaparra, R OBP: 0.441, SLG: 0.617	1-1 2B 1B			0-1 G4-6-3 1B		0-0 P5			0-0 BB 1B	4	2	3	0	0	0	0												
Troy O'Leary, L OBP: 0.337, SLG: 0.415	1-2 1B 2B			1-1 G4-6-3 1-2		3-2 G4-3 2B			1-0 F8	4	1	2	0	0	0	2												
Scott Hatteberg, L OBP: 0.354, SLG: 0.465	3-1 1B			3-2 1B		1-2 G4-3			4-1 1B BB	3	0	2	2	1	0	1												
Jason Varitek, S OBP: 0.355, SLG: 0.403	1-1 1B			2-2 G4-3		1-3 K			1-1 1B	4	0	2	1	0	1	2												
Trot Nixon, L OBP: 0.369, SLG: 0.464	1-1 G6-4-3 1-2			1-2 L4-6 S 1B		3-2 G3			0-2 F9	4	0	1	0	0	0	5												
Manny Alexander, R OBP: 0.250, SLG: 0.318				0-0 P4		3-2 G6-3 1-2			0-1 G3	4	0	1	0	0	0	1												
Inning Stats	R: 4 H: 6 E: 0 K: 0 S: 20	H: 6 LOB: 1 BB: 0 P: 30	R: 0 H: 1 E: 0 K: 0 S: 7	H: 1 LOB: 1 BB: 0 P: 9	R: 0 H: 2 E: 0 K: 0 S: 10	H: 2 LOB: 1 BB: 0 P: 16	R: 0 H: 1 E: 0 K: 0 S: 11	H: 1 LOB: 0 BB: 0 P: 15	R: 0 H: 0 E: 0 K: 1 S: 12	H: 0 LOB: 1 BB: 0 P: 20	R: 0 H: 0 E: 0 K: 0 S: 6	H: 0 LOB: 0 BB: 0 P: 6	R: 1 H: 2 E: 0 K: 0 S: 10	H: 2 LOB: 2 BB: 1 P: 16	R: 0 H: 1 E: 0 K: 2 S: 11	H: 1 LOB: 1 BB: 0 P: 13	1B: 11 2B: 3 3B: 0 HR: 1	SF: 0 SAC: 0 DP: 3 HBP: 0	WP: 0 PB: 0 SB: 2 CS: 0	PA: 39								
PITCHER	IP	WLS	BF	H	R	ER	SO	BB	IBB	HBP	BLK	WP	HR	S	P	ERA	WHIP											
Brian Meadows, R ERA: 5.16	(1, 1)	7.2	L	33	12	5	5	1	1	0	0	0	0	1	80	120	5.87	1.696										
Andy Larkin, R ERA: 5.09	(8, 1)	0.1		2	1	0	0	0	0	0	0	0	0	0	5	6	0.00	3.000										
Jerry Spradlin, R ERA: 5.16	(9, 1)	1.0		4	1	0	0	2	0	0	0	0	0	0	11	13	0.00	1.000										

Boston Red Sox @ Kansas City Royals
Kauffman Stadium, Kansas City, MO

Sat Aug 26 2000, 8:05 PM CDT
Att: 30,199 - Cloudy - 93 F



AB 38
R 5
H 14
RBI 5
BB 1
SO 3
LOB 16

Batter	1	2	3	4	5	6	7	8	9	AB	R	H	RBI	BB	SO	LOB	BOTTOM										
Johnny Damon, L OBP: 0.386, SLG: 0.492	2-1 L6			1-0 1B			0-0 HR		0-0 G3-1	5	1	2	2	0	0	1											
Rey Sanchez, R OBP: 0.304, SLG: 0.318	1-0 F8			1-0 G6-3			0-3 K		1-0 G1-3	4	0	0	0	0	1	1											
29 Mike Sweeney, R OBP: 0.405, SLG: 0.529	1-2 1B			0-1 G4-3 G4-3 1B			1-0 L9		1-0 G6-3	4	0	2	0	0	0	0											
Jermaine Dye, R OBP: 0.387, SLG: 0.575	2-2 P4			3-2 G4-3 1-2			0-3 K		0-1 1B	4	0	1	0	0	1	2											
Joe Randa, R OBP: 0.343, SLG: 0.434 Dave McCarty, R OBP: 0.316, SLG: 0.485 Jeff Reboulet, R OBP: 0.328, SLG: 0.286				1-1 L9			0-1 G4-3 2-3		1-1 1B HBP	2	1	0	0	0	0	1											
Mark Quinn, R OBP: 0.348, SLG: 0.505				1-3 K			0-0 F8		0-0 1B	4	0	1	0	0	1	2											
Gregg Zaun, S OBP: 0.384, SLG: 0.377				1-1 L8			1-1 G4-3		0-1 1B	4	0	2	1	0	0	0											
Todd Dunwoody, L OBP: 0.249, SLG: 0.283				1-3 K			1-1 G4-3		1-1 L9	4	0	0	0	0	1	3											
Wilson Delgado, S OBP: 0.313, SLG: 0.306				0-1 G4-3			0-1 HR 1B		0-1 G1-3	4	1	1	0	0	1	1											
Inning Stats	R: 0 H: 1 E: 0 K: 0 S: 9	H: 0 LOB: 0 BB: 0 P: 15	R: 0 H: 0 E: 0 K: 1 S: 7	H: 0 LOB: 0 BB: 0 P: 10	R: 0 H: 1 E: 0 K: 1 S: 7	H: 1 LOB: 1 BB: 0 P: 10	R: 0 H: 1 E: 0 K: 0 S: 10	H: 1 LOB: 1 BB: 0 P: 13	R: 2 H: 2 E: 0 K: 1 S: 10	H: 2 LOB: 0 BB: 0 P: 12	R: 1 H: 2 E: 0 K: 1 S: 12	H: 2 LOB: 2 BB: 0 P: 15	R: 0 H: 0 E: 0 K: 0 S: 4	H: 0 LOB: 0 BB: 0 P: 5	R: 0 H: 1 E: 0 K: 0 S: 7	H: 1 LOB: 1 BB: 0 P: 11	R: 0 H: 1 E: 0 K: 1 S: 9	H: 1 LOB: 1 BB: 0 P: 14	1B: 8 2B: 0 3B: 0 HR: 1	SF: 0 SAC: 0 DP: 0 HBP: 1	WP: 0 PB: 0 SB: 0 CS: 0	PA: 37					
PITCHER	IP	WLS	BF	H	R	ER	SO	BB	IBB	HBP	BLK	WP	HR	S	P	ERA	WHIP										
Rolando Arjojo, R ERA: 5.89	(1, 1)	5.1	W	21	5	2	2	3	0	0	0	0	0	15	18	5.40	1.200										
Hipolito Pichardo, R ERA: 2.7	(6, 1)	1.2	H	8	2	1	1	1	0	0	0	0	0	7	11	0.00	1.000										
Rich Garcias, R ERA: 2.98	(8, 1)	1.0	H	4	1	0	0	0	0	0	0	0	0	9	14	0.00	1.000										
Derek Lowe, R ERA: 2.77	(9, 1)	1.0	S	4	1	0	0	1	0	0	0	0	0	9	14	0.00	1.000										

Boston Red Sox @ Kansas City Royals
Kauffman Stadium, Kansas City, MO



Sat Aug 26 2000, 8:05 PM CDT
Att: 30,199 - Cloudy - 93 F



AB 36
R 3
H 9
RBI 3
BB 0
SO 5
LOB 12

Batter	1	2	3	4	5	6	7	8	9	AB	R	H	RBI	BB	SO	LOB	TOP			
Jay Canizaro, R (1,4) OBP: 0.326, SLG: 0.404 Midre Cummings, L (8,PH) OBP: 0.326, SLG: 0.397 A.J. Pierzynski, L (8,2) OBP: 0.333, SLG: 0.400										3	0	0	0	0	1	1	Minnesota Twins @ Kansas City Royals Kauffman Stadium, Kansas City, MO Tue Aug 29 2000, 7:05 PM CDT Att: 11,931 - Sunny - 98 F livebaseballscorecards.com			
Cristian Guzman, S (1,6) OBP: 0.314, SLG: 0.416										3	0	0	0	1	0					
Matt Lawton, L (1,9) OBP: 0.428, SLG: 0.490										4	1	1	1	0	0	1				
Ron Coomer, R (1,3) OBP: 0.334, SLG: 0.436									4	0	0	0	0	0	1					
David Ortiz, L (1,10) OBP: 0.383, SLG: 0.454									4	0	0	0	0	2	1					
Corey Koskie, L (1,5) OBP: 0.398, SLG: 0.446										3	2	2	1	0	0	0				
Tori Hunter, R (1,8) OBP: 0.286, SLG: 0.349										2	0	1	1	1	0	0				
Jacque Jones, L (1,7) OBP: 0.305, SLG: 0.452										3	0	1	0	0	0	1				
Danny Ardoin, R (1,2) OBP: 0.300, SLG: 0.250 Denny Hocking, S (8,PH) OBP: 0.371, SLG: 0.405									2	0	0	0	0	0	1	1				
Inning Stats	R: 0 E: 0 K: 1 S: 9	H: 0 LOB: 0 BB: 0 P: 18	R: 1 E: 0 K: 0 S: 10	H: 2 LOB: 1 BB: 0 P: 15	R: 0 E: 0 K: 0 S: 7	H: 1 LOB: 0 BB: 0 P: 12	R: 0 E: 0 K: 1 S: 13	H: 0 LOB: 1 BB: 0 P: 21	R: 0 E: 0 K: 0 S: 7	H: 0 LOB: 0 BB: 0 P: 13	R: 2 E: 0 K: 0 S: 10	H: 2 LOB: 1 BB: 1 P: 23	R: 0 E: 0 K: 1 S: 9	H: 0 LOB: 0 BB: 0 P: 15	R: 0 E: 0 K: 1 S: 8	H: 0 LOB: 0 BB: 0 P: 11		1B: 3 2B: 0 3B: 0 HR: 2	SF: 0 SAC: 0 DP: 0 HBP: 0	WP: 0 PB: 0 SB: 2 CS: 1
PITCHER	IP WLS BF H R ER SO BB IBB HBP BLK WP HR S P ERA WHIP																			
Blake Stein, R (1,1) ERA: 5.8	6.2 W 25 5 3 3 2 2 0 0 0 0 0 2 57 104 4.05 1.050																			
51 Kris Wilson, R (7,1) ERA: 2.53	2.1 7 0 0 0 2 0 0 0 0 0 0 0 20 31 0.00 0.000																			

Batter	1	2	3	4	5	6	7	8	9	AB	R	H	RBI	BB	SO	LOB	BOTTOM			
Johnny Damon, L (1,8) OBP: 0.385, SLG: 0.492										4	0	1	0	0	0	1	Minnesota Twins @ Kansas City Royals Kauffman Stadium, Kansas City, MO Tue Aug 29 2000, 7:05 PM CDT Att: 11,931 - Sunny - 98 F livebaseballscorecards.com			
Ray Sanchez, R (1,6) OBP: 0.310, SLG: 0.320 Luis Ordez, R (6,PH) OBP: 0.234, SLG: 0.209										1	2	1	0	1	0	0				
29 Mike Sweeney, R (1,10) OBP: 0.409, SLG: 0.530										3	2	1	2	1	1	3				
Jermaine Dye, R (1,9) OBP: 0.386, SLG: 0.580										4	1	1	2	0	0	2				
Mark Quinn, R (1,7) OBP: 0.348, SLG: 0.500										4	0	2	1	0	1	1				
Joe Randa, R (1,5) OBP: 0.342, SLG: 0.432										4	0	1	1	0	0	2				
Dave McCarty, R (1,3) OBP: 0.312, SLG: 0.486										4	0	0	0	0	1	2				
Héctor Ortiz, R (1,2) OBP: 0.483, SLG: 0.471										3	1	2	0	1	1	0				
Wilson Delgado, S (1,4) OBP: 0.318, SLG: 0.313										4	1	1	0	0	2	2				
Inning Stats	R: 0 E: 0 K: 1 S: 7	H: 0 LOB: 1 BB: 1 P: 13	R: 0 E: 0 K: 0 S: 10	H: 0 LOB: 0 BB: 0 P: 16	R: 4 E: 1 K: 0 S: 13	H: 3 LOB: 1 BB: 1 P: 25	R: 0 E: 0 K: 2 S: 12	H: 1 LOB: 0 BB: 0 P: 19	R: 3 E: 0 K: 1 S: 17	H: 3 LOB: 0 BB: 1 P: 30	R: 0 E: 0 K: 0 S: 6	H: 2 LOB: 2 BB: 0 P: 15	R: 0 E: 0 K: 0 S: 10	H: 0 LOB: 0 BB: 0 P: 11	R: 0 E: 0 K: 2 S: 10	H: 0 LOB: 0 BB: 0 P: 11		1B: 7 2B: 3 3B: 0 HR: 0	SF: 0 SAC: 1 DP: 1 HBP: 1	WP: 0 PB: 0 SB: 0 CS: 0
PITCHER	IP WLS BF H R ER SO BB IBB HBP BLK WP HR S P ERA WHIP																			
J.C. Romero, L (1,1) ERA: 5.52	4.0 L 21 5 6 6 3 0 0 0 0 1 0 0 22 32 4.50 2.000																			
Jack Cressend, R (5,1) ERA: 4.5	2.0 9 4 1 1 1 0 0 0 0 0 0 0 22 32 4.50 2.000																			
Travis Miller, L (7,1) ERA: 3.93	2.0 7 1 0 0 2 0 0 0 0 0 0 0 16 23 0.00 0.500																			

Batter	1	2	3	4	5	6	7	8	9	AB	R	H	RBI	BB	SO	LOB	TOP											
Cristian Guzman, S OBP: 0.317, SLG: 0.418 (1, 6)	G4-3 1B		G6-3				F7		HR 1B	5	1	3	0	0	0	1	Minnesota Twins @ Kansas City Royals Kauffman Stadium, Kansas City, MO Wed Aug 30 2000, 1:05 PM CDT Att: 13,273 - Sunny - 98 F AB 42 R 7 H 17 RBI 7 BB 0 SO 5 LOB 19 											
Denny Hocking, S OBP: 0.369, SLG: 0.411 (1, 4) (6, 3)	K		G3-1				G4-3		HR 1B	5	1	1	3	0	2	3												
Matt Lawton, L OBP: 0.426, SLG: 0.487 Midre Cummings, L OBP: 0.328, SLG: 0.398 (1, 9) (6, 9)	G4-3		G6-3				F7		G6-3 1B	3	0	0	0	0	0	1												
Ron Coomer, R OBP: 0.336, SLG: 0.440 Jason Maxwell, R OBP: 0.317, SLG: 0.348 Jay Canizaro, R OBP: 0.328, SLG: 0.406 (1, 3) (6, 4) (9, FH)	G6-3						1B 2B		WP 1B 2B	3	1	2	0	0	0	1												
David Ortiz, L OBP: 0.381, SLG: 0.450 (1, 10)		G4-3					2B 1B		F8 G6-3	5	1	1	0	0	1	4												
Torii Hunter, R OBP: 0.288, SLG: 0.354 (1, 8)	F8		G6-3				2B 1B		G5-3	5	1	2	3	0	0	2												
Corey Koskie, L OBP: 0.399, SLG: 0.449 (1, 5)		FC3 1B					F8		2B 1B	4	0	2	1	0	1	1												
Jacque Jones, L OBP: 0.307, SLG: 0.455 (1, 7)		FC3					G3-6 1B		G3-1	4	0	2	0	0	0	2												
A.J. Pierzynski, L OBP: 0.300, SLG: 0.357 Chad Moeller, R OBP: 0.266, SLG: 0.282 (1, 2) (8, 2)		K					G3-6-1 1-2		G6-3 HR 1B	3	0	0	0	0	1	4												
Inning Stats	R: 0 E: 0 K: 1 S: 12	H: 1 LOB: 1 BB: 0 P: 18	R: 0 E: 0 K: 1 S: 12	H: 1 LOB: 2 BB: 0 P: 16	R: 0 E: 0 K: 0 S: 4	H: 0 LOB: 0 BB: 0 P: 7	R: 0 E: 0 K: 2 S: 13	H: 1 LOB: 1 BB: 0 P: 18	R: 0 E: 0 K: 1 S: 11	H: 2 LOB: 1 BB: 0 P: 15	R: 2 E: 0 K: 0 S: 7	H: 3 LOB: 0 BB: 0 P: 13	R: 0 E: 0 K: 2 S: 9	H: 1 LOB: 1 BB: 0 P: 12	R: 2 E: 0 K: 0 S: 9	H: 3 LOB: 1 BB: 0 P: 17		R: 3 E: 0 K: 0 S: 18	H: 5 LOB: 1 BB: 0 P: 25	1B: 11 2B: 5 3B: 0 HR: 1	SF: 0 SAC: 0 DP: 2 HBP: 0	WP: 1 PB: 0 SB: 1 CS: 1	PA: 42					
PITCHER	IP	WLS	BF	H	R	ER	SO	BB	IBB	HBP	BLK	WP	HR	S	P	ERA	WHIP											
Mac Suzuki, R ERA: 3.94 Andy Larkin, R ERA: 5.64 Jerry Spradlin, R ERA: 5.52 Ricky Bottalico, R ERA: 4.62 (1, 1) (8, 1) (9, 1) (9, 1)	7.0	W	29	9	2	2	5	0	0	0	0	0	0	68	99	2.57	1.286											
Batter	1	2	3	4	5	6	7	8	9	AB	R	H	RBI	BB	SO	LOB	BOTTOM											
Johnny Damon, L OBP: 0.384, SLG: 0.491 (1, 8)	L4 2B	F8	G6-4-3		K				L9	5	0	1	0	0	1	6	Minnesota Twins @ Kansas City Royals Kauffman Stadium, Kansas City, MO Wed Aug 30 2000, 1:05 PM CDT Att: 13,273 - Sunny - 98 F AB 37 R 8 H 14 RBI 8 BB 1 SO 4 LOB 16 											
Wilson Delgado, S OBP: 0.312, SLG: 0.306 (1, 6)	K				F9			F8	G3	5	1	1	0	0	1	1												
29 Mike Sweeney, R OBP: 0.408, SLG: 0.530 (1, 10)	L4				G4-3			P6		4	0	1	3	0	0	1												
Jermaine Dye, R OBP: 0.389, SLG: 0.581 (1, 9)								FC4-6 1B		4	1	3	0	0	0	1												
Mark Quinn, R OBP: 0.350, SLG: 0.510 (1, 7)					F7			FC4-6		4	2	2	1	0	0	2												
Joe Randa, R OBP: 0.343, SLG: 0.437 (1, 5)										4	2	2	1	0	1	0												
Dave McCarty, R OBP: 0.319, SLG: 0.491 (1, 3)										4	1	3	2	0	0	0												
Gregg Zaun, S OBP: 0.358, SLG: 0.369 (1, 2)										4	0	0	0	0	1	4												
Luis Ordez, R OBP: 0.245, SLG: 0.213 (1, 4)										3	1	1	1	1	0	1												
Inning Stats	R: 0 E: 0 K: 1 S: 11	H: 1 LOB: 0 BB: 0 P: 14	R: 6 E: 0 K: 1 S: 25	H: 6 LOB: 1 BB: 0 P: 38	R: 2 E: 0 K: 0 S: 15	H: 4 LOB: 1 BB: 0 P: 19	R: 0 E: 0 K: 0 S: 8	H: 1 LOB: 1 BB: 0 P: 11	R: 0 E: 0 K: 1 S: 12	H: 1 LOB: 1 BB: 1 P: 23	R: 0 E: 0 K: 0 S: 12	H: 1 LOB: 0 BB: 0 P: 18	R: 0 E: 0 K: 1 S: 9	H: 0 LOB: 0 BB: 0 P: 14	R: 0 E: 0 K: 0 S: 3	H: 0 LOB: 0 BB: 0 P: 5		R: 0 E: 0 K: 0 S: 3	H: 0 LOB: 0 BB: 0 P: 5	1B: 9 2B: 4 3B: 1 HR: 1	SF: 0 SAC: 0 DP: 2 HBP: 0	WP: 0 PB: 0 SB: 0 CS: 0	PA: 38					
PITCHER	IP	WLS	BF	H	R	ER	SO	BB	IBB	HBP	BLK	WP	HR	S	P	ERA	WHIP											
Mark Redman, L ERA: 4.78 Johan Santana, L ERA: 6.52 Hector Carrasco, R ERA: 3.95 Bob Wells, R ERA: 3.41 LaTroy Hawkins, R ERA: 3.48 (1, 1) (3, 1) (5, 1) (6, 1) (7, 1)	2.0	L	13	7	6	6	2	0	0	0	0	0	0	1	23	30	9.00	2.500										
PITCHER	IP	WLS	BF	H	R	ER	SO	BB	IBB	HBP	BLK	WP	HR	S	P	ERA	WHIP											
Eddie Guardado, L ERA: 3.72 (8, 1)	1.0		3	0	0	0	0	0	0	0	0	0	0	9	14	0.00	0.000											

Batter	1	2	3	4	5	6	7	8	9	AB	R	H	RBI	BB	SO	LOB	TOP				
Johnny Damon, L OBP: 0.383, SLG: 0.492	G6-3		L7				FC6-4			4	0	1	0	0	0	1	Kansas City Royals @ Tampa Bay Devil Rays Tropicana Field, St. Petersburg, FL Thu Aug 31 2000, 7:15 PM EDT Att: 13,608 - Dome - 72 F livebaseballscorecards.com				
Rey Sanchez, R OBP: 0.308, SLG: 0.317	G3		G6-3			G5-3		G6-3	4	0	0	0	0	0	1						
29 Mike Sweeney, R OBP: 0.408, SLG: 0.527							F8	G1-3	2	0	0	0	1	0	0						
Jermaine Dye, R OBP: 0.386, SLG: 0.577		HBP						F9	4	0	0	0	0	1	2						
Mark Quinn, R OBP: 0.353, SLG: 0.514									4	1	3	0	0	0	0						
Joe Randa, R OBP: 0.343, SLG: 0.435									4	0	1	0	0	1	2						
Todd Dunwoody, L OBP: 0.249, SLG: 0.284									3	0	1	1	0	2	0						
Héctor Ortiz, R OBP: 0.460, SLG: 0.444									3	0	0	0	0	0	2						
Wilson Delgado, S OBP: 0.302, SLG: 0.295									3	0	0	0	0	0	2						
Inning Stats	R: 0 E: 0 K: 1 S: 8	H: 0 LOB: 1 BB: 0 P: 12	R: 1 E: 0 K: 0 S: 7	H: 2 LOB: 1 BB: 0 P: 12	R: 0 E: 0 K: 0 S: 9	H: 0 LOB: 1 BB: 1 P: 14	R: 0 E: 0 K: 2 S: 9	H: 0 LOB: 0 BB: 0 P: 11	R: 0 E: 0 K: 0 S: 11	H: 1 LOB: 1 BB: 0 P: 17	R: 0 E: 0 K: 0 S: 7	H: 1 LOB: 1 BB: 0 P: 10	R: 0 E: 0 K: 0 S: 7	H: 0 LOB: 0 BB: 0 P: 10	R: 0 E: 0 K: 1 S: 10	H: 1 LOB: 0 BB: 0 P: 13	1B: 4 2B: 2 3B: 0 HR: 0	SF: 1 SAC: 0 DP: 1 HBP: 1	WP: 0 PB: 0 SB: 2 CS: 0	PA: 34	
PITCHER	IP	WLS	BF	H	R	ER	SO	BB	IBB	HBP	BLK	WP	HR	S	P	ERA	WHIP				
Paul Wilson, R ERA: 1.96	(1, 1)	7.0	28	5	1	1	3	1	0	1	0	0	0	58	88	1.29	0.857				
Tony Fiore, R ERA: 2.25	(8, 1)	1.0	W	3	0	0	0	0	0	0	0	0	0	7	10	0.00	0.000				
Roberto Hernandez, R ERA: 3.0	(9, 1)	1.0	S	3	1	0	1	0	0	0	0	0	0	10	13	0.00	1.000				

Batter	1	2	3	4	5	6	7	8	9	AB	R	H	RBI	BB	SO	LOB	BOTTOM				
Gerald Williams, R OBP: 0.323, SLG: 0.451	G1-3		K				F7			4	0	0	0	0	1	2	Kansas City Royals @ Tampa Bay Devil Rays Tropicana Field, St. Petersburg, FL Thu Aug 31 2000, 7:15 PM EDT Att: 13,608 - Dome - 72 F livebaseballscorecards.com				
Steve Cox, L OBP: 0.398, SLG: 0.464									3	1	3	0	1	0	0						
Jason Tyner, L OBP: 0.267, SLG: 0.282									0	1	0	0	0	0	0						
Greg Vaughn, R OBP: 0.376, SLG: 0.510									4	0	1	0	0	0	4						
Fred McGriff, L OBP: 0.367, SLG: 0.450									3	0	0	0	1	1	2						
Bobby Smith, R OBP: 0.310, SLG: 0.444									4	0	1	1	0	1	2						
Aubrey Huff, L OBP: 0.328, SLG: 0.516									3	0	1	0	0	0	1						
Russ Johnson, R OBP: 0.326, SLG: 0.317									1	0	0	0	0	0	2						
Jose Guillen, R OBP: 0.331, SLG: 0.450									3	0	0	0	0	1	1						
Mike DiFelice, R OBP: 0.277, SLG: 0.379									3	0	0	0	0	1	0						
Felix Martinez, S OBP: 0.311, SLG: 0.290									2	0	1	0	1	0	0						
Inning Stats	R: 0 E: 0 K: 1 S: 11	H: 1 LOB: 1 BB: 0 P: 20	R: 0 E: 0 K: 0 S: 5	H: 0 LOB: 0 BB: 0 P: 5	R: 0 E: 0 K: 2 S: 14	H: 1 LOB: 2 BB: 1 P: 24	R: 0 E: 0 K: 1 S: 8	H: 1 LOB: 1 BB: 0 P: 11	R: 0 E: 0 K: 0 S: 5	H: 0 LOB: 0 BB: 0 P: 6	R: 1 E: 0 K: 0 S: 7	H: 2 LOB: 1 BB: 1 P: 16	R: 0 E: 1 K: 1 S: 11	H: 1 LOB: 1 BB: 0 P: 16	R: 1 E: 0 K: 0 S: 13	H: 1 LOB: 2 BB: 1 P: 23	1B: 4 2B: 3 3B: 0 HR: 0	SF: 0 SAC: 0 DP: 1 HBP: 0	WP: 0 PB: 0 SB: 1 CS: 0	PA: 33	
PITCHER	IP	WLS	BF	H	R	ER	SO	BB	IBB	HBP	BLK	WP	HR	S	P	ERA	WHIP				
Jeff Suppan, R ERA: 4.96	(1, 1)	7.2	L	32	7	2	5	3	0	0	0	0	0	70	116	2.35	1.304				
Scott Mullen, L ERA:	(8, 1)	0.1		1	0	0	0	0	0	0	0	0	0	4	5	0.00	0.000				

Batter	1	2	3	4	5	6	7	8	9	AB	R	H	RBI	BB	SO	LOB	TOP					
Johnny Damon, L (1, 8) OBP: 0.381, SLG: 0.489	F7			HR	F9		G4-3	P4		5	1	1	0	0	0	3						
Rey Sanchez, R (1, 6) OBP: 0.311, SLG: 0.319	G1-3			HR	FC6-4			G6-3		4	1	2	0	1	0	0						
29 Mike Sweeney, R (1, 3) OBP: 0.408, SLG: 0.532	K			HR	FC6-4		FC4-6	HR		5	3	2	2	0	1	2						
Jermaine Dye, R (1, 10) OBP: 0.390, SLG: 0.587		L6-3		HR				F8		5	1	4	5	0	0	0						
Mark Quinn, R (1, 7) OBP: 0.352, SLG: 0.511	L6-3			HR	G1-3		P6	E4		5	0	1	0	0	0	4						
Joe Randa, R (1, 5) OBP: 0.341, SLG: 0.433	F3				E7		F7	G4-3	K	5	0	1	0	0	1	1						
Todd Dunwoody, L (1, 9) OBP: 0.249, SLG: 0.289			L8	K			G1-6-3	1B		4	1	1	0	0	1	1						
Gregg Zaun, S (1, 2) OBP: 0.356, SLG: 0.367			F9	G6-3			F8	S		4	0	1	1	0	0	1						
Wilson Delgado, S (1, 4) OBP: 0.310, SLG: 0.304			F8					K		4	2	2	0	0	1	1						
Inning Stats	R: 0 E: 0 K: 1 S: 10	H: 0 LOB: 0 BB: 0 P: 14	R: 0 E: 0 K: 0 S: 9	H: 1 LOB: 0 BB: 0 P: 14	R: 0 E: 0 K: 0 S: 8	H: 0 LOB: 0 BB: 0 P: 11	R: 4 E: 1 K: 1 S: 19	H: 5 LOB: 1 BB: 0 P: 29	R: 2 E: 1 K: 0 S: 15	H: 2 LOB: 1 BB: 1 P: 24	R: 0 E: 0 K: 0 S: 6	H: 0 LOB: 0 BB: 0 P: 8	R: 1 E: 0 K: 0 S: 15	H: 3 LOB: 2 BB: 0 P: 24	R: 1 E: 0 K: 1 S: 11	H: 2 LOB: 1 BB: 0 P: 18	R: 1 E: 1 K: 1 S: 9	H: 2 LOB: 1 BB: 0 P: 19	1B: 11 2B: 3 3B: 0 HR: 2	SF: 0 SAC: 0 DP: 1 HBP: 0	WP: 0 PB: 0 SB: 2 CS: 0	PA: 42
PITCHER	IP	WLS	BF	H	R	ER	SO	BB	IBB	HBP	BLK	WP	HR	S	P	ERA	WHIP					
Ryan Rupe, R (1, 1) ERA: 6.95	4.2	L	22	8	6	5	2	1	0	0	0	0	1	58	87	9.64	1.929					
Cory Lidle, R (5, 1) ERA: 6.1	2.2		13	5	2	2	0	0	0	0	0	0	0	31	49	6.75	1.875					
Doug Creek, L (8, 1) ERA: 4.14	1.2		7	2	1	1	2	0	0	0	0	0	1	13	25	5.40	1.200					

Kansas City Royals @ Tampa Bay Devil Rays
Tropicana Field, St. Petersburg, FL
Fri Sep 01 2000, 7:15 PM EDT
Att: 18,460 - Dome - 72 F

livebaseballscores.com

AB 41
R 9
H 15
RBI 8
BB 1
SO 4
LOB 13



Batter	1	2	3	4	5	6	7	8	9	AB	R	H	RBI	BB	SO	LOB	BOTTOM					
Gerald Williams, R (1, 8) OBP: 0.322, SLG: 0.452	G5-3			F8		SF9				3	0	1	3	0	0	0						
Steve Cox, L (1, 7) OBP: 0.293, SLG: 0.456	G4-3			G6-3		G4-3	P4			4	0	0	0	0	0	3						
Greg Vaughn, R (1, 10) OBP: 0.373, SLG: 0.505	F7			G5-3			G6-3	F8		4	0	0	0	0	0	0						
Fred McGriff, L (1, 3) OBP: 0.367, SLG: 0.450		K			G6-4-3		1B	K		3	1	1	0	1	2	0						
Bobby Smith, R (1, 4) OBP: 0.308, SLG: 0.433		F9			G6-4-3		P6	BB		3	0	0	0	1	0	2						
Aubrey Huff, L (1, 5) OBP: 0.324, SLG: 0.500		K			F8		1B	G1-3		4	1	1	0	0	1	1						
Jose Guillen, R (1, 9) OBP: 0.330, SLG: 0.447			G6-3			K	1B	K		4	1	1	0	0	2	0						
John Flaherty, R (1, 2) OBP: 0.304, SLG: 0.374			F7			2B	1B	P4		4	2	2	1	0	0	0						
Felix Martinez, S (1, 6) OBP: 0.313, SLG: 0.296						2B	1B			2	0	1	0	0	1	0						
Russ Johnson, R (7, PH) OBP: 0.328, SLG: 0.319			K			SF9	2B	P6		2	0	1	1	0	0	0						
Inning Stats	R: 0 E: 0 K: 0 S: 5	H: 0 LOB: 0 BB: 0 P: 9	R: 0 E: 0 K: 2 S: 9	H: 0 LOB: 0 BB: 0 P: 15	R: 0 E: 0 K: 1 S: 7	H: 0 LOB: 0 BB: 0 P: 7	R: 0 E: 0 K: 0 S: 6	H: 0 LOB: 0 BB: 0 P: 11	R: 0 E: 0 K: 0 S: 4	H: 0 LOB: 0 BB: 1 P: 8	R: 1 E: 0 K: 1 S: 10	H: 2 LOB: 1 BB: 0 P: 15	R: 4 E: 0 K: 0 S: 19	H: 6 LOB: 2 BB: 0 P: 30	R: 0 E: 0 K: 1 S: 13	H: 0 LOB: 1 BB: 1 P: 21	R: 0 E: 0 K: 1 S: 7	H: 0 LOB: 0 BB: 0 P: 12	1B: 6 2B: 2 3B: 0 HR: 0	SF: 1 SAC: 0 DP: 1 HBP: 0	WP: 0 PB: 0 SB: 0 CS: 0	PA: 36
PITCHER	IP	WLS	BF	H	R	ER	SO	BB	IBB	HBP	BLK	WP	HR	S	P	ERA	WHIP					
Brian Meadows, R (1, 1) ERA: 5.23	6.2	W	28	8	5	5	4	1	0	0	0	0	0	15	23	0.00	0.750					
Scott Mullen, L (7, 1) ERA:	1.1	H	5	0	0	0	1	1	0	0	0	0	0	7	12	0.00	0.000					
Ricky Bottalico, R (8, 1) ERA: 4.55	1.0		3	0	0	0	1	0	0	0	0	0	0	7	12	0.00	0.000					

Kansas City Royals @ Tampa Bay Devil Rays
Tropicana Field, St. Petersburg, FL
Fri Sep 01 2000, 7:15 PM EDT
Att: 18,460 - Dome - 72 F

livebaseballscores.com

AB 33
R 5
H 8
RBI 5
BB 2
SO 6
LOB 6



Batter	1	2	3	4	5	6	7	8	9	AB	R	H	RBI	BB	SO	LOB	TOP								
Johnny Damon, L (1, 8) OBP: 0.380, SLG: 0.488	F8		G3		G6-3	E4			G6-3	5	1	1	0	0	0	3	Kansas City Royals @ Tampa Bay Devil Rays Tropicana Field, St. Petersburg, FL Sat Sep 02 2000, 4:15 PM EDT Att: 23,129 - Dome - 72 F livebaseballscorecards.com								
Rey Sanchez, R (1, 6) OBP: 0.308, SLG: 0.316	K		F9		G6-3	G4-6-3			E1	4	0	0	1	0	1	4									
Dave McCarty, R (9, PH) OBP: 0.318, SLG: 0.489	K									1	0	0	0	0	0	0									
Carlos Febles, R (9, PR) OBP: 0.359, SLG: 0.338										0	1	0	0	0	0	0									
29 Mike Sweeney, R (1, 3) OBP: 0.405, SLG: 0.528	F8			K	G5-3				SF7	4	0	0	1	0	1	1									
Jermaine Dye, R (1, 9) OBP: 0.393, SLG: 0.587		K								2	0	1	0	3	1	0									
Mark Quinn, R (1, 10) OBP: 0.352, SLG: 0.508										4	1	1	0	1	0	3									
Joe Randa, R (1, 5) OBP: 0.342, SLG: 0.433	F8								F9	5	1	2	0	0	0	4									
Todd Dunwoody, L (1, 7) OBP: 0.250, SLG: 0.290	F8									3	1	1	1	0	0	1									
Gregg Zaun, S (1, 2) OBP: 0.359, SLG: 0.367										0	0	0	0	0	0	0									
Jorge Fabregas, L (3, 2) OBP: 0.293, SLG: 0.348										2	0	0	0	0	0	2									
Wilson Delgado, S (1, 4) OBP: 0.327, SLG: 0.326										3	2	2	2	1	0	1									
Inning Stats	R: 0 E: 0 K: 1 S: 8	H: 0 LOB: 0 BB: 0 P: 16	R: 0 E: 0 K: 1 S: 9	H: 0 LOB: 1 BB: 1 P: 15	R: 0 E: 0 K: 0 S: 10	H: 0 LOB: 1 BB: 0 P: 16	R: 1 E: 0 K: 1 S: 15	H: 3 LOB: 2 BB: 2 P: 24	R: 2 E: 0 K: 0 S: 9	H: 1 LOB: 1 BB: 2 P: 19	R: 2 E: 2 K: 0 S: 11	H: 2 LOB: 1 BB: 0 P: 18	R: 0 E: 0 K: 0 S: 4	H: 0 LOB: 0 BB: 1 P: 8	R: 0 E: 0 K: 0 S: 3	H: 0 LOB: 0 BB: 0 P: 5	R: 2 E: 2 K: 0 S: 19	H: 2 LOB: 3 BB: 1 P: 31	1B: 6 2B: 2 3B: 0 HR: 0	SF: 1 SAC: 2 DP: 2 HBP: 1	WP: 1 PB: 0 SB: 0 CS: 0	PA: 42			
PITCHER	IP	WLS	BF	H	R	ER	SO	BB	IBB	HBP	BLK	WP	HR	S	P	ERA	WHIP								
Bryan Rekar, R (1, 1) ERA: 4.87	5.0		23	4	3	3	3	3	0	1	0	1	0	51	90	5.40	1.400								
Trevor Enders, L (6, 1) ERA: 27.0	0.1	B	4	2	2	1	0	0	0	0	0	0	0	8	12	27.00	6.000								
Tony Fiore, R (6, 1) ERA: 1.55	2.2		8	0	0	0	0	1	0	0	0	0	0	10	19	0.00	0.375								
Roberto Hernandez, R (9, 1) ERA: 2.95	1.0	L	7	2	2	0	0	1	0	0	0	0	0	19	31	0.00	3.000								

Batter	1	2	3	4	5	6	7	8	9	AB	R	H	RBI	BB	SO	LOB	BOTTOM								
Gerald Williams, R (1, 8) OBP: 0.325, SLG: 0.452	P6								E6	4	0	2	0	1	0	0	Kansas City Royals @ Tampa Bay Devil Rays Tropicana Field, St. Petersburg, FL Sat Sep 02 2000, 4:15 PM EDT Att: 23,129 - Dome - 72 F livebaseballscorecards.com								
Jason Tyner, L (1, 7) OBP: 0.253, SLG: 0.265	K								L6-3	5	0	0	0	0	1	6									
Steve Cox, L (1, 9) OBP: 0.391, SLG: 0.453	G4-3									4	0	1	1	0	0	1									
Fred McGriff, L (1, 3) OBP: 0.365, SLG: 0.446										4	0	0	0	0	1	3									
Greg Vaughn, R (1, 10) OBP: 0.378, SLG: 0.516										3	2	3	1	1	0	0									
Aubrey Huff, L (1, 5) OBP: 0.320, SLG: 0.479										3	0	0	0	1	0	2									
Bobby Smith, R (1, 4) OBP: 0.306, SLG: 0.423										3	1	0	1	1	1	2									
Mike DiFelice, R (1, 2) OBP: 0.276, SLG: 0.382										4	1	1	1	0	0	2									
Felix Martinez, S (1, 6) OBP: 0.315, SLG: 0.300										3	1	1	1	0	0	0									
Inning Stats	R: 0 E: 0 K: 1 S: 8	H: 0 LOB: 0 BB: 0 P: 13	R: 1 E: 0 K: 0 S: 9	H: 0 LOB: 1 BB: 2 P: 23	R: 1 E: 0 K: 0 S: 8	H: 2 LOB: 1 BB: 0 P: 12	R: 2 E: 0 K: 0 S: 11	H: 3 LOB: 2 BB: 2 P: 24	R: 1 E: 0 K: 0 S: 7	H: 1 LOB: 0 BB: 0 P: 13	R: 0 E: 0 K: 1 S: 6	H: 0 LOB: 0 BB: 0 P: 9	R: 0 E: 0 K: 1 S: 10	H: 1 LOB: 1 BB: 0 P: 15	R: 0 E: 0 K: 0 S: 8	H: 1 LOB: 1 BB: 0 P: 12		R: 0 E: 1 K: 0 S: 9	H: 0 LOB: 0 BB: 0 P: 13	1B: 5 2B: 3 3B: 0 HR: 1	SF: 0 SAC: 0 DP: 3 HBP: 1	WP: 2 PB: 0 SB: 1 CS: 0	PA: 38		
PITCHER	IP	WLS	BF	H	R	ER	SO	BB	IBB	HBP	BLK	WP	HR	S	P	ERA	WHIP								
Dan Reichert, R (1, 1) ERA: 4.19	5.0		24	6	5	5	1	4	0	1	0	0	0	24	35	9.00	2.000								
Jose Santiago, R (6, 1) ERA: 4.07	3.0	W	11	2	0	0	2	0	0	0	0	0	0	24	36	0.00	0.667								
Ricky Bottalico, R (9, 1) ERA: 4.48	1.0	S	3	0	0	0	0	0	0	0	0	0	0	9	13	0.00	0.000								

Batter	1	2	3	4	5	6	7	8	9	AB	R	H	RBI	BB	SO	LOB	TOP										
Johnny Damon, L (1, 8) OBP: 0.382, SLG: 0.488	4-0 CS BB		0-0 FC4-6 29 2B HR		1-0 G6-3 29 WP 1B	1-1 1-3 3H 1B			2-1 G4-3	4	1	2	2	1	0	1	Kansas City Royals @ Tampa Bay Devil Rays Tropicana Field, St. Petersburg, FL Sun Sep 03 2000, 1:15 PM EDT Att: 16,998 - Dome - 72 F livebaseballscorecards.com										
Wilson Delgado, S (1, 6) OBP: 0.321, SLG: 0.320	1-1 G6-3		1-2 3H 1B		1-1 G6-3	1-3 3H 1B			0-0 1B	5	0	1	0	0	2	5											
29 Mike Sweeney, R (1, 10) OBP: 0.403, SLG: 0.527	0-2 G1-3		0-1 HR 2B		1-3 FC				0-0 P6	5	1	1	0	0	0	2											
Jemaine Dye, R (1, 9) OBP: 0.392, SLG: 0.583		1-0 G6-3	4-2 HR BB		1-1 F8				1-2 G3-1	3	1	0	0	1	0	1											
Mark Quinn, R (1, 7) OBP: 0.353, SLG: 0.515		1-1 G5-3	0-0 HR			1-1 1B HBP FC6-4 1B			2-3 K	4	2	2	4	0	1	0											
Joe Randa, R (1, 5) OBP: 0.341, SLG: 0.430		1-0 G1-3	0-0 F8			2-1 FC6-4 1B 1-2 1B HBP			1-2 G4-3	3	1	0	0	0	0	0											
Dave McCarty, R (1, 3) OBP: 0.317, SLG: 0.484			1-0 2B 1B		2-2 F8				1-3 K	4	1	1	0	0	2	2											
Héctor Ortiz, R (1, 2) OBP: 0.463, SLG: 0.466			1-1 1B FC4-6 2B		2-2 L5				1-1 G4-3	4	1	2	0	0	0	0											
Carlos Febles, R (1, 4) OBP: 0.356, SLG: 0.337			1-0 FC4-6 1B		1-0 F7				1-1 F8	4	0	1	2	0	0	2											
Inning Stats	R: 0 E: 0 K: 0 S: 5	H: 0 LOB: 0 BB: 1 P: 10	R: 0 E: 0 K: 0 S: 4	H: 0 LOB: 0 BB: 0 P: 7	R: 6 E: 0 K: 1 S: 16	H: 5 LOB: 0 BB: 1 P: 24	R: 0 E: 0 K: 0 S: 7	H: 0 LOB: 0 BB: 0 P: 12	R: 0 E: 0 K: 0 S: 10	H: 1 LOB: 1 BB: 0 P: 14	R: 0 E: 0 K: 2 S: 16	H: 3 LOB: 2 BB: 0 P: 24	R: 0 E: 0 K: 1 S: 9	H: 0 LOB: 0 BB: 0 P: 13	R: 0 E: 0 K: 1 S: 8	H: 0 LOB: 0 BB: 0 P: 11	R: 0 E: 0 K: 0 S: 6	H: 1 LOB: 1 BB: 0 P: 9	1B: 7 2B: 2 3B: 0 HR: 1	SF: 0 SAC: 0 DP: 0 HBP: 1	WP: 1 PB: 0 SB: 1 CS: 1	PA: 39					
PITCHER	IP	WLS	BF	H	R	ER	SO	BB	IBB	HBP	BLK	WP	HR	S	P	ERA	WHIP										
Dave Eiland, R (1, 1) ERA: 7.13	5.0	L	23	7	7	7	2	2	0	0	0	1	1	44	70	12.60	1.800										
Cory Lidle, R (6, 1) ERA: 5.97	3.0		12	2	1	1	4	0	0	1	0	0	0	31	45	3.00	0.667										
Trevor Enders, L (9, 1) ERA: 6.75	1.0		4	1	0	0	0	0	0	0	0	0	0	6	9	0.00	1.000										

Batter	1	2	3	4	5	6	7	8	9	AB	R	H	RBI	BB	SO	LOB	BOTTOM										
Gerald Williams, R (1, 8) OBP: 0.324, SLG: 0.452	2-3 K		0-2 FC6-4			0-0 F8 2B	0-1 FC1-2		1-2 G6-3	5	0	1	0	0	1	4	Kansas City Royals @ Tampa Bay Devil Rays Tropicana Field, St. Petersburg, FL Sun Sep 03 2000, 1:15 PM EDT Att: 16,998 - Dome - 72 F livebaseballscorecards.com										
Bobby Smith, R (1, 4) OBP: 0.297, SLG: 0.409	0-0 B5-3				1-3 K	1-3 K	0-1 2-3 3H G6-3			4	0	0	0	0	2	4											
Steve Cox, L (1, 7) OBP: 0.396, SLG: 0.453	1-0 F5				4-2 G4-6-3 BB	3-2 1B			4-2 1B BB	2	1	1	0	2	0	0											
Fred McGriff, L (1, 3) OBP: 0.364, SLG: 0.444		0-0 F8			0-0 G4-6-3	2-0 F8			2-2 G4-6-3 1B	4	0	1	0	0	0	3											
Greg Vaughn, R (1, 10) OBP: 0.379, SLG: 0.515		3-2 P4			4-1 S SF7 BB	2-3 K			1-1 G4-6-3 1B	3	1	1	1	1	1	2											
Aubrey Huff, L (1, 5) OBP: 0.326, SLG: 0.473		3-2 F8			0-2 1B				0-2 G4-6-3	3	0	1	0	1	0	2											
Jose Guillen, R (1, 9) OBP: 0.326, SLG: 0.441			2-1 F8		3-3 K				1-2 G1 P3	4	0	0	0	0	1	4											
John Flaherty, R (1, 2) OBP: 0.307, SLG: 0.374			1-2 FC6-4 1B		3-2 SF7				4-0 FC1-2 BB	2	0	1	1	1	0	0											
Felix Martinez, S (1, 6) OBP: 0.316, SLG: 0.298			0-0 F9		1-1 G4-3				0-3 K	2	0	0	0	1	0	2											
Damian Rolls, R (9, PH)									1-2 FC1-2 BB	1	0	0	0	0	1	0											
Inning Stats	R: 0 E: 0 K: 1 S: 5	H: 0 LOB: 0 BB: 0 P: 8	R: 0 E: 0 K: 0 S: 8	H: 0 LOB: 0 BB: 0 P: 14	R: 0 E: 0 K: 1 S: 8	H: 0 LOB: 0 BB: 1 P: 13	R: 1 E: 0 K: 1 S: 14	H: 1 LOB: 1 BB: 1 P: 25	R: 0 E: 0 K: 2 S: 12	H: 2 LOB: 2 BB: 0 P: 20	R: 0 E: 0 K: 0 S: 12	H: 0 LOB: 3 BB: 3 P: 29	R: 1 E: 0 K: 0 S: 13	H: 2 LOB: 1 BB: 1 P: 21	R: 0 E: 0 K: 1 S: 7	H: 0 LOB: 0 BB: 0 P: 9	1B: 5 2B: 1 3B: 0 HR: 0	SF: 1 SAC: 0 DP: 2 HBP: 0	WP: 0 PB: 0 SB: 1 CS: 0	PA: 37							
PITCHER	IP	WLS	BF	H	R	ER	SO	BB	IBB	HBP	BLK	WP	HR	S	P	ERA	WHIP										
Blake Stein, R (1, 1) ERA: 5.42	6.1	W	27	4	1	1	5	5	0	0	0	0	0	63	113	1.42	1.421										
51 Kris Wilson, R (7, 1) ERA: 2.74	1.2		7	2	1	1	0	1	0	0	0	0	0	20	31	5.40	1.800										
Andy Larkin, R (9, 1) ERA: 5.4	1.0		3	0	0	0	1	0	0	0	0	0	0	7	9	0.00	0.000										

Batter	1	2	3	4	5	6	7	8	9	AB	R	H	RBI	BB	SO	LOB	TOP								
2 Derek Jeter, R OBP: 0.402, SLG: 0.466										2	1	1	1	1	0	0									
20 Jorge Posada, S OBP: 0.435, SLG: 0.553										4	1	3	1	0	0	1									
Paul O'Neill, L OBP: 0.348, SLG: 0.450										3	0	0	0	1	2	3									
Bernie Williams, S OBP: 0.396, SLG: 0.575										1	0	0	0	0	1	1									
Clay Bellinger, R OBP: 0.321, SLG: 0.431										2	1	0	0	1	0	0									
David Justice, L OBP: 0.375, SLG: 0.580										4	0	1	1	0	1	0									
Tino Martinez, L OBP: 0.341, SLG: 0.437										4	0	0	1	0	0	1									
Glenallen Hill, R OBP: 0.343, SLG: 0.595										4	0	0	0	0	3	1									
Luis Sojo, R OBP: 0.336, SLG: 0.444										4	1	2	0	0	0	0									
Scott Brosius, R OBP: 0.306, SLG: 0.379										4	0	1	0	0	0	1									
Inning Stats	R: 0 H: 1 E: 0 K: 1 S: 10	H: 1 LOB: 1 BB: 1 P: 21	R: 0 H: 0 E: 0 K: 1 S: 11	H: 0 LOB: 0 BB: 0 P: 17	R: 0 H: 0 E: 0 K: 0 S: 5	H: 0 LOB: 0 BB: 0 P: 5	R: 2 H: 2 E: 0 K: 2 S: 14	H: 2 LOB: 1 BB: 1 P: 27	R: 1 H: 2 E: 0 K: 0 S: 14	H: 2 LOB: 2 BB: 1 P: 28	R: 0 H: 0 E: 0 K: 0 S: 4	H: 0 LOB: 0 BB: 0 P: 5	R: 1 H: 2 E: 0 K: 2 S: 11	H: 2 LOB: 1 BB: 0 P: 17	R: 0 H: 0 E: 0 K: 2 S: 9	H: 0 LOB: 0 BB: 0 P: 12	R: 0 H: 1 E: 0 K: 1 S: 10	H: 1 LOB: 1 BB: 0 P: 13	1B: 5 2B: 3 3B: 0 HR: 0	SF: 1 SAC: 0 DP: 1 HBP: 0	WP: 1 PB: 0 SB: 0 CS: 0	PA: 36			
PITCHER	IP	WLS	BF	H	R	ER	SO	BB	IBB	HBP	BLK	WP	HR	S	P	ERA	WHIP								
Mac Suzuki, R ERA: 4.0	(1, 1)	6.2	L	29	7	4	4	4	2	1	0	0	0	68	118	5.40	1.350								
Scott Mullen, L ERA:	(7, 1)	1.2		5	0	0	0	2	0	0	0	0	0	13	17	0.00	0.000								
Jose Santiago, R ERA: 4.02	(9, 1)	0.2		3	1	0	0	1	0	0	0	0	0	7	10	0.00	1.500								

New York Yankees @ Kansas City Royals
Kauffman Stadium, Kansas City, MO

Mon Sep 04 2000, 7:05 PM CDT
Att: 21,774 - Cloudy - 84 F

AB 32
R 4
H 8
RBI 4
BB 3
SO 7
LOB 8




Batter	1	2	3	4	5	6	7	8	9	AB	R	H	RBI	BB	SO	LOB	BOTTOM								
Johnny Damon, L OBP: 0.382, SLG: 0.488										4	1	1	0	1	0	0									
Rey Sanchez, R OBP: 0.306, SLG: 0.313										3	0	0	0	0	0	0									
Carlos Beltrán, S OBP: 0.311, SLG: 0.380										1	0	0	0	0	1	1									
Luis Orta, R OBP: 0.245, SLG: 0.213										0	0	0	0	0	0	0									
Wilson Delgado, S OBP: 0.327, SLG: 0.327										1	0	1	0	0	0	0									
29 Mike Sweeney, R OBP: 0.405, SLG: 0.527										5	1	3	1	0	0	3									
Jermaine Dye, R OBP: 0.395, SLG: 0.590										4	1	3	0	0	0	1									
Mark Quinn, R OBP: 0.352, SLG: 0.513										4	0	1	0	0	1	4									
Joe Randa, R OBP: 0.340, SLG: 0.429										4	0	1	2	0	2	4									
Dave McCarty, R OBP: 0.316, SLG: 0.480										4	0	1	0	0	0	1									
Scott Pose, L OBP: 0.271, SLG: 0.186										0	0	0	0	0	0	0									
Héctor Ortiz, R OBP: 0.457, SLG: 0.459										3	0	1	0	0	0	0									
Carlos Febles, R OBP: 0.352, SLG: 0.332										4	0	0	0	0	1	3									
Inning Stats	R: 0 H: 2 E: 0 K: 0 S: 7	H: 2 LOB: 2 BB: 0 P: 13	R: 0 H: 0 E: 0 K: 1 S: 9	H: 0 LOB: 0 BB: 0 P: 11	R: 0 H: 0 E: 0 K: 0 S: 6	H: 0 LOB: 0 BB: 0 P: 13	R: 2 H: 3 E: 0 K: 0 S: 13	H: 3 LOB: 1 BB: 0 P: 21	R: 0 H: 0 E: 0 K: 0 S: 5	H: 0 LOB: 0 BB: 0 P: 9	R: 0 H: 2 E: 0 K: 1 S: 11	H: 2 LOB: 2 BB: 0 P: 17	R: 0 H: 1 E: 0 K: 0 S: 4	H: 1 LOB: 0 BB: 0 P: 5	R: 1 H: 2 E: 1 K: 2 S: 18	H: 2 LOB: 2 BB: 0 P: 25	R: 0 H: 2 E: 0 K: 1 S: 13	H: 2 LOB: 3 BB: 1 P: 20	1B: 8 2B: 5 3B: 0 HR: 0	SF: 0 SAC: 1 DP: 1 HBP: 0	WP: 0 PB: 0 SB: 1 CS: 0	PA: 39			
PITCHER	IP	WLS	BF	H	R	ER	SO	BB	IBB	HBP	BLK	WP	HR	S	P	ERA	WHIP								
Andy Pettitte, L ERA: 4.15	(1, 1)	7.1	W	29	9	3	3	3	0	0	0	0	0	60	96	3.68	1.227								
Jeff Nelson, R ERA: 2.39	(8, 1)	0.2	H	4	1	0	0	1	0	0	0	0	0	13	18	0.00	1.500								
42 Mariano Rivera, R ERA: 2.88	(9, 1)	1.0	S	6	2	0	0	1	1	0	0	0	0	13	20	0.00	3.000								


New York Yankees @ Kansas City Royals
Kauffman Stadium, Kansas City, MO

Mon Sep 04 2000, 7:05 PM CDT
Att: 21,774 - Cloudy - 84 F

AB 37
R 3
H 12
RBI 3
BB 1
SO 5
LOB 17



Batter	1	2	3	4	5	6	7	8	9	AB	R	H	RBI	BB	SO	LOB	TOP					
Luis Polonia, L (1, 10) OBP: 0.340, SLG: 0.419	G1-3		SF8 1B	L8			K		G4-6-3	6	1	2	0	0	1	5	<p>New York Yankees @ Kansas City Royals Kauffman Stadium, Kansas City, MO</p> <p>Tue Sep 05 2000, 7:05 PM CDT Att: 15,025 - Sunny - 72 F</p> <p>livebaseballscores.com</p> <p>AB 40 R 10 H 17 RBI 9 BB 6 SO 5 LOB 23</p> 					
2 Derek Jeter, R (1, 6) OBP: 0.405, SLG: 0.468	G5-3		SF8 1B					G4-3		4	2	2	0	2	0	0						
Paul O'Neill, L (1, 9) OBP: 0.348, SLG: 0.448	K								F7	6	1	2	1	0	1	5						
Tino Martinez, L (1, 3) OBP: 0.341, SLG: 0.436		P6	SF8							3	1	1	1	1	0	3						
David Justice, L (1, 7) OBP: 0.377, SLG: 0.588 Ryan Thompson, R (8, PR) OBP: 0.324, SLG: 0.419										3	1	2	2	1	1	1						
Scott Brosius, R (1, 5) OBP: 0.305, SLG: 0.387										0	1	0	0	0	0	0						
Chris Turner, R (1, 2) OBP: 0.341, SLG: 0.325										4	1	2	4	1	0	1						
Clay Bellinger, R (1, 8) OBP: 0.329, SLG: 0.454										5	0	0	0	0	2	5						
Jose Vizcaino, S (1, 4) OBP: 0.305, SLG: 0.295										4	1	2	1	1	0	1						
										5	1	4	0	0	0	2						
Inning Stats	R: 0 E: 0 K: 1 S: 9	H: 0 LOB: 0 BB: 0 P: 13	R: 0 E: 0 K: 0 S: 11	H: 1 LOB: 1 BB: 0 P: 15	R: 4 E: 0 K: 1 S: 14	H: 4 LOB: 2 BB: 1 P: 24	R: 0 E: 0 K: 1 S: 7	H: 2 LOB: 2 BB: 0 P: 10	R: 1 E: 1 K: 0 S: 6	H: 1 LOB: 2 BB: 2 P: 17	R: 0 E: 0 K: 0 S: 16	H: 2 LOB: 3 BB: 1 P: 26	R: 1 E: 0 K: 2 S: 12	H: 2 LOB: 2 BB: 1 P: 19	R: 4 E: 0 K: 0 S: 14	H: 3 LOB: 1 BB: 1 P: 25	R: 0 E: 0 K: 0 S: 13	H: 2 LOB: 1 BB: 0 P: 19	1B: 12 2B: 3 3B: 0 HR: 3	SF: 2 SAC: 0 DP: 2 HBP: 0	WP: 0 PB: 0 SB: 2 CS: 2	PA: 48
PITCHER	IP WLS BF H R ER SO BB IBB HBP BLK WP HR S P ERA WHIP	IP WLS BF H R ER SO BB IBB HBP BLK WP HR S P ERA WHIP																				
Jeff Suppan, R (1, 1) ERA: 5.06	5.1 L 29 10 5 5 3 3 1 0 0 0 1 58 98 8.44 2.438																					
Paul Spoljaric, L (6, 1) ERA: 8.1	0.2 3 1 1 1 0 0 0 0 0 0 1 6 10 13.50 1.500																					
Andy Larkin, R (7, 1) ERA: 6.39	2.0 12 4 4 4 2 2 0 0 0 0 1 25 41 18.00 3.000																					
49 Chris Fussell, R (9, 1) ERA: 6.83	1.0 4 2 0 0 0 0 0 0 0 0 0 13 19 0.00 2.000																					

Batter	1	2	3	4	5	6	7	8	9	AB	R	H	RBI	BB	SO	LOB	BOTTOM					
Johnny Damon, L (1, 10) OBP: 0.381, SLG: 0.486 Dave McCarty, R (9, FH) OBP: 0.319, SLG: 0.482	F7									2	0	0	1	1	0	0	<p>New York Yankees @ Kansas City Royals Kauffman Stadium, Kansas City, MO</p> <p>Tue Sep 05 2000, 7:05 PM CDT Att: 15,025 - Sunny - 72 F</p> <p>livebaseballscores.com</p> <p>AB 33 R 5 H 10 RBI 4 BB 5 SO 3 LOB 15</p> 					
Rey Sanchez, R (1, 6) OBP: 0.307, SLG: 0.314	P6		B1							5	0	2	0	0	0	2						
29 Mike Sweeney, R (1, 3) OBP: 0.405, SLG: 0.526										3	2	1	1	1	0	2						
Jermaine Dye, R (1, 9) OBP: 0.393, SLG: 0.589	E6									5	0	1	1	0	1	3						
Mark Quinn, R (1, 7) OBP: 0.352, SLG: 0.510	K									4	1	1	0	0	1	1						
Joe Randa, R (1, 5) OBP: 0.340, SLG: 0.427										4	0	1	0	0	0	2						
Carlos Beltrán, S (1, 8) OBP: 0.313, SLG: 0.382										4	1	2	1	0	0	1						
Gregg Zaun, S (1, 2) OBP: 0.366, SLG: 0.365										1	1	0	0	3	0	1						
Carlos Febles, R (1, 4) OBP: 0.351, SLG: 0.331										4	0	1	0	0	1	3						
										1B: 9 2B: 1 3B: 0 HR: 0	SF: 2 SAC: 0 DP: 1 HBP: 0	WP: 0 PB: 0 SB: 2 CS: 1	PA: 41									
Inning Stats	R: 1 E: 1 K: 1 S: 10	H: 1 LOB: 1 BB: 1 P: 19	R: 0 E: 0 K: 0 S: 6	H: 0 LOB: 1 BB: 1 P: 14	R: 0 E: 0 K: 0 S: 5	H: 0 LOB: 1 BB: 1 P: 11	R: 0 E: 0 K: 0 S: 4	H: 0 LOB: 0 BB: 0 P: 7	R: 1 E: 0 K: 1 S: 7	H: 2 LOB: 1 BB: 0 P: 13	R: 2 E: 1 K: 1 S: 13	H: 3 LOB: 2 BB: 1 P: 20	R: 0 E: 0 K: 0 S: 9	H: 1 LOB: 0 BB: 0 P: 13	R: 0 E: 0 K: 0 S: 5	H: 1 LOB: 1 BB: 0 P: 7	R: 1 E: 0 K: 1 S: 14	H: 2 LOB: 2 BB: 1 P: 24	1B: 9 2B: 1 3B: 0 HR: 0	SF: 2 SAC: 0 DP: 1 HBP: 0	WP: 0 PB: 0 SB: 2 CS: 1	PA: 41
PITCHER	IP WLS BF H R ER SO BB IBB HBP BLK WP HR S P ERA WHIP	IP WLS BF H R ER SO BB IBB HBP BLK WP HR S P ERA WHIP																				
David Cone, R (1, 1) ERA: 6.16	2.2 W 23 7 3 2 1 1 0 0 0 0 0 39 62 3.38 1.500																					
Dwight Gooden, R (3, 1) ERA: 4.5	5.1 23 7 3 2 1 1 0 0 0 0 0 39 62 3.38 1.500																					
Mike Stanton, L (9, 1) ERA: 4.18	1.0 6 2 1 1 1 1 0 0 0 0 0 14 24 9.00 3.000																					

Batter	1	2	3	4	5	6	7	8	9	AB	R	H	RBI	BB	SO	LOB	TOP					
Chuck Knoblauch R (1, 4) <small>OBP: 0.361, SLG: 0.400</small> Jose Vizcaino S (8, 4) <small>OBP: 0.305, SLG: 0.295</small>	F8		G6-3		P6			F9		4	0	0	0	0	0	1	New York Yankees @ Kansas City Royals Kauffman Stadium, Kansas City, MO Wed Sep 06 2000, 7:05 PM CDT Att: 15,637 - Sunny - 80 F					
2 Derek Jeter R (1, 6) <small>OBP: 0.406, SLG: 0.473</small>	BB			HR		G6-3		G6-3		3	1	1	1	1	0	0						
Paul O'Neill L (1, 9) <small>OBP: 0.349, SLG: 0.455</small> Ryan Thompson R (8, PR) <small>OBP: 0.324, SLG: 0.419</small>	L7			G4-3		HR			1B	4	1	2	1	0	0	1						
Tino Martinez L (1, 3) <small>OBP: 0.341, SLG: 0.436</small>	F7					G3		F8		4	0	1	0	0	0	2						
David Justice L (1, 7) <small>OBP: 0.376, SLG: 0.587</small>		G4-3		F5					P5	4	0	1	0	0	0	1						
20 Jorge Posada S (1, 2) <small>OBP: 0.434, SLG: 0.550</small>	G3									4	0	1	0	0	2	2						
Glenallen Hill R (1, 10) <small>OBP: 0.343, SLG: 0.592</small> Luis Polonia L (7, PR) <small>OBP: 0.339, SLG: 0.418</small>	F8							G6-4-3 1B		3	0	1	0	0	0	0						
Scott Brosius R (1, 5) <small>OBP: 0.311, SLG: 0.388</small>			F8					G6-4-3 1B		4	0	2	0	0	0	1						
Clayton Kershaw R (1, 8) <small>OBP: 0.323, SLG: 0.444</small>	P4							P3		3	0	0	0	0	1	2						
Inning Stats	R: 0 E: 0 K: 0 S: 7	H: 0 LOB: 1 BB: 1 P: 14	R: 0 E: 0 K: 0 S: 7	H: 0 LOB: 0 BB: 0 P: 9	R: 0 E: 0 K: 0 S: 7	H: 2 LOB: 1 BB: 0 P: 11	R: 1 E: 0 K: 1 S: 8	H: 2 LOB: 1 BB: 0 P: 12	R: 0 E: 0 K: 1 S: 11	H: 1 LOB: 1 BB: 0 P: 14	R: 1 E: 0 K: 0 S: 9	H: 2 LOB: 1 BB: 0 P: 12	R: 0 E: 0 K: 0 S: 5	H: 1 LOB: 1 BB: 0 P: 5	R: 0 E: 0 K: 0 S: 9	H: 1 LOB: 1 BB: 0 P: 10	R: 0 E: 0 K: 1 S: 13	H: 2 LOB: 1 BB: 0 P: 22	1B: 5 2B: 2 3B: 0 HR: 2	SF: 0 SAC: 0 DP: 1 HBP: 0	WP: 0 PB: 0 SB: 0 CS: 0	PA: 36
PITCHER	IP WLS BF H R ER SO BB IBB HBP BLK WP HR S P ERA WHIP																					
Brian Meadows R (1, 1) <small>ERA: 5.06</small>	9.0 W 35 9 2 2 4 1 0 0 0 0 2 76 109 2.00 1.111																					

AB	34
R	2
H	9
RBI	2
BB	1
SO	4
LOB	11



Batter	1	2	3	4	5	6	7	8	9	AB	R	H	RBI	BB	SO	LOB	BOTTOM					
Johnny Damon L (1, 10) <small>OBP: 0.384, SLG: 0.489</small>	G4-3 1B							G4-3		5	0	4	1	0	0	1	New York Yankees @ Kansas City Royals Kauffman Stadium, Kansas City, MO Wed Sep 06 2000, 7:05 PM CDT Att: 15,637 - Sunny - 80 F					
Rey Sanchez R (1, 6) <small>OBP: 0.309, SLG: 0.317</small>	G4-3		FC6-4 1B						2B 1B	3	1	1	0	1	0	3						
29 Mike Sweeney R (1, 3) <small>OBP: 0.404, SLG: 0.524</small>	F3		L7					F8		4	0	1	0	0	0	6						
Jermaine Dye R (1, 9) <small>OBP: 0.394, SLG: 0.588</small>								F9		4	0	2	1	0	1	1						
Mark Quinn R (1, 7) <small>OBP: 0.349, SLG: 0.506</small>								F9		4	0	0	0	0	1	3						
Joe Randa R (1, 5) <small>OBP: 0.337, SLG: 0.424</small>								F8		4	0	0	0	0	1	3						
Carlos Beltrán S (1, 8) <small>OBP: 0.310, SLG: 0.377</small>								G1-6-3		4	0	0	0	0	0	3						
Carlos Beltrán S (1, 8) <small>OBP: 0.310, SLG: 0.377</small>								G1-6-3		4	0	0	0	0	0	4						
Jorge Fabregas L (1, 2) <small>OBP: 0.294, SLG: 0.347</small> Dave McCarty R (9, PH) <small>OBP: 0.321, SLG: 0.485</small> Luis Ordez R (9, PR) <small>OBP: 0.245, SLG: 0.213</small>			F7							3	0	1	0	0	0	0						
Wilson Delgado S (1, 4) <small>OBP: 0.330, SLG: 0.330</small> Dee Brown L (7, PH) Carlos Febles R (8, 4) <small>OBP: 0.353, SLG: 0.337</small>										1	0	1	0	0	0	0						
Wilson Delgado S (1, 4) <small>OBP: 0.330, SLG: 0.330</small> Dee Brown L (7, PH) Carlos Febles R (8, 4) <small>OBP: 0.353, SLG: 0.337</small>										1	1	1	1	0	0	0						
Inning Stats	R: 0 E: 0 K: 1 S: 15	H: 1 LOB: 0 BB: 0 P: 20	R: 0 E: 0 K: 2 S: 12	H: 0 LOB: 0 BB: 0 P: 16	R: 0 E: 0 K: 0 S: 8	H: 2 LOB: 2 BB: 0 P: 11	R: 0 E: 0 K: 0 S: 9	H: 1 LOB: 0 BB: 0 P: 12	R: 0 E: 0 K: 1 S: 12	H: 1 LOB: 3 BB: 1 P: 19	R: 0 E: 0 K: 0 S: 11	H: 0 LOB: 0 BB: 0 P: 17	R: 0 E: 0 K: 1 S: 11	H: 1 LOB: 1 BB: 0 P: 12	R: 1 E: 0 K: 0 S: 11	H: 3 LOB: 1 BB: 0 P: 15	R: 2 E: 0 K: 1 S: 6	H: 3 LOB: 1 BB: 0 P: 13	1B: 10 2B: 2 3B: 0 HR: 0	SF: 0 SAC: 0 DP: 2 HBP: 0	WP: 0 PB: 0 SB: 0 CS: 0	PA: 37
PITCHER	IP WLS BF H R ER SO BB IBB HBP BLK WP HR S P ERA WHIP																					
Orilando Hernandez R (1, 1) <small>ERA: 4.62</small>	8.0 0 0 0 0 0 0 0 0 0 0 0 0 6 13 54.00 9.000																					
Mike Stanton L (9, 1) <small>ERA: 4.45</small>	0.1 L 4 3 2 2 1 0 0 0 0 0 0 0 0 6 13 54.00 9.000																					

AB	36
R	3
H	12
RBI	3
BB	1
SO	6
LOB	18



Batter	1	2	3	4	5	6	7	8	9	AB	R	H	RBI	BB	SO	LOB	TOP						
Jose Vizcaino, S (1, 4) OBP: 0.307, SLG: 0.295	1-2 G5-3	1-0 L6		4-0 BB			2-3 K		1-0 2B 1B	4	1	1	1	1	1	2							
2 Derek Jeter, R (1, 6) OBP: 0.404, SLG: 0.473	2-1 G6-3		0-3 K	0-1 G5-3			1-3 K		2-3 3-H 1B	5	1	1	1	0	2	2							
Paul O'Neill, L (1, 9) OBP: 0.352, SLG: 0.455 Ryan Thompson, R (8, PR) OBP: 0.342, SLG: 0.438	0-1 BB 1B		4-0 BB BB		0-0 G4-3			4-0 BB BB	3-2 2-H 3-H HR 1B	2	0	1	0	2	0	0							
Tino Martinez, L (1, 3) OBP: 0.341, SLG: 0.435	4-1 BB		0-0 P6		1-2 BB 1B			1-0 F8	0-1 P4	4	0	1	0	1	0	4							
David Justice, L (1, 7) OBP: 0.378, SLG: 0.592	1-3 K		4-2 BB		0-0 G3-6-3-6 1-2			4-1 BB BB	1-2 HR	3	1	1	2	2	1	3							
20 Jorge Posada, S (1, 2) OBP: 0.432, SLG: 0.545		4-1 FC5-4 BB	2-0 G3-1			0-3 K		0-0 G4-6-3 1-2	2-3 K	4	0	0	0	1	2	5							
Jose Canseco, R (1, 10) OBP: 0.354, SLG: 0.457 Chuck Knoblauch, R (8, PR) OBP: 0.360, SLG: 0.399		2-1 F8		1-0 G5-3			1-1 F8		BB BB G5-3	3	0	0	0	1	0	1							
Scott Brosius, R (1, 5) OBP: 0.310, SLG: 0.387		1-1 FC5-4 BB		2-2 G5-3			0-1 G5-3		2-0 E 1B 1B	4	1	1	0	0	0	1							
Clayton Kershaw, R (1, 8) OBP: 0.329, SLG: 0.441		4-1 BB		4-0 BB			0-0 G3		0-1 E1 1B 2B	1	0	0	0	2	0	0							
Luis Polonia, L (9, PH) OBP: 0.338, SLG: 0.416		1-2 BB							1-3 2-H	1	1	0	0	0	0	1							
Inning Stats	R: 0 E: 0 K: 1 S: 11	H: 1 LOB: 2 BB: 1 P: 19	R: 0 E: 0 K: 0 S: 7	H: 0 LOB: 2 BB: 2 P: 19	R: 0 E: 0 K: 1 S: 7	H: 0 LOB: 2 BB: 2 P: 17	R: 0 E: 0 K: 0 S: 7	H: 0 LOB: 0 BB: 2 P: 18	R: 0 E: 0 K: 1 S: 7	H: 0 LOB: 0 BB: 0 P: 8	R: 0 E: 0 K: 2 S: 8	H: 0 LOB: 0 BB: 0 P: 11	R: 0 E: 0 K: 0 S: 3	H: 0 LOB: 1 BB: 2 P: 12	R: 7 E: 1 K: 1 S: 23	H: 5 LOB: 1 BB: 1 P: 40	1B: 5 2B: 1 3B: 0 HR: 1	SF: 0 SAC: 0 DP: 2 HBP: 0	WP: 0 PB: 0 CS: 0	PA: 43			
PITCHER	IP WLS BF H R ER SO BB IBB HBP BLK WP HR S P ERA WHIP	8.0 L 2 2 0 0 5 9 0 0 0 0 0 0 3 110 0.00 1.375	0.0 L 2 1 2 2 0 1 0 0 0 0 0 0 3 9 ∞ ∞	0.0 B 4 3 3 2 0 0 0 0 0 0 0 1 9 14 ∞ ∞	1.0 S 4 1 2 2 1 0 0 0 0 0 1 11 17 18.00 1.000																		

New York Yankees @ Kansas City Royals
Kauffman Stadium, Kansas City, MO
 Thu Sep 07 2000, 7:05 PM CDT
 Att: 20,933 - Cloudy - 78 F

AB 33
 R 7
 H 7
 RBI 6
 BB 10
 SO 6
 LOB 20



Batter	1	2	3	4	5	6	7	8	9	AB	R	H	RBI	BB	SO	LOB	BOTTOM					
Johnny Damon, L (1, 8) OBP: 0.382, SLG: 0.486	1-0 G3			0-3 K		1-2 G6-3		1-0 F9		4	0	0	0	0	1	2						
Rey Sanchez, R (1, 6) OBP: 0.307, SLG: 0.315 Dee Brown, L (8, PH) OBP: 0.500, SLG: 0.500	1-3 K			2-2 G4-3		0-0 P6			3-2 G6-4-3 29 BB 1B	3	0	0	0	0	1	1						
29 Mike Sweeney, R (1, 10) OBP: 0.403, SLG: 0.521	3-3 K			0-0 G5-3			0-2 G6-3		4-0 G6-4-3 BB	3	0	0	0	1	1	0						
Jermaine Dye, R (1, 9) OBP: 0.391, SLG: 0.583		2-2 F8			1-3 K		1-2 G4-3		0-1 G6-4-3	4	0	0	0	0	1	2						
Mark Quinn, R (1, 7) OBP: 0.348, SLG: 0.503		3-2 L5			0-0 F7		2-1 L6		0-0 1B 1B	4	1	1	1	0	0	0						
Joe Randa, R (1, 5) OBP: 0.340, SLG: 0.427		3-1 F7			0-0 BB 1B			1-1 SH5-4 1B SF7	0-1 1B 1B	4	1	3	0	0	0	0						
Dave McCarty, R (1, 3) OBP: 0.324, SLG: 0.485			2-1 L5		0-0 L4			0-0 SH5-4 1B	2-1 1B	4	0	2	1	0	0	1						
Héctor Ortiz, R (1, 2) OBP: 0.458, SLG: 0.460 Carlos Beltrán, S (8, PH) OBP: 0.309, SLG: 0.376			2-2 P4			0-0 SH5-3 1B		1-1 SH5-4	2-2 G6-3	2	0	1	0	0	0	0						
Carlos Febles, R (1, 4) OBP: 0.350, SLG: 0.336			3-1 L8			0-0 SH5-3		1-1 SF7		1	0	0	1	0	0	0						
Inning Stats	R: 0 E: 0 K: 2 S: 10	H: 0 LOB: 0 BB: 0 P: 15	R: 0 E: 0 K: 0 S: 9	H: 0 LOB: 0 BB: 0 P: 17	R: 0 E: 0 K: 1 S: 7	H: 0 LOB: 0 BB: 0 P: 15	R: 0 E: 0 K: 1 S: 7	H: 0 LOB: 0 BB: 0 P: 9	R: 0 E: 0 K: 0 S: 6	H: 1 LOB: 1 BB: 0 P: 7	R: 0 E: 0 K: 0 S: 8	H: 0 LOB: 0 BB: 0 P: 11	R: 1 E: 0 K: 0 S: 8	H: 2 LOB: 1 BB: 0 P: 12	R: 2 E: 0 K: 0 S: 15	H: 4 LOB: 2 BB: 1 P: 26	1B: 8 2B: 0 3B: 0 HR: 0	SF: 1 SAC: 2 DP: 1 HBP: 0	WP: 0 PB: 0 CS: 0	PA: 35		
PITCHER	IP WLS BF H R ER SO BB IBB HBP BLK WP HR S P ERA WHIP	8.0 W 28 4 1 1 4 4 0 0 0 0 0 0 3 63 1.12 0.500	0.0 L 2 1 2 2 0 1 0 0 0 0 0 0 3 10 ∞ ∞	0.2 S 4 3 0 0 0 0 0 0 0 0 0 0 7 9 0.00 4.500	0.1 S 1 0 0 0 0 0 0 0 0 0 0 0 5 7 0.00 0.000																	

New York Yankees @ Kansas City Royals
Kauffman Stadium, Kansas City, MO
 Thu Sep 07 2000, 7:05 PM CDT
 Att: 20,933 - Cloudy - 78 F

AB 31
 R 3
 H 8
 RBI 3
 BB 1
 SO 4
 LOB 8



Batter	1	2	3	4	5	6	7	8	9	AB	R	H	RBI	BB	SO	LOB	TOP										
Luis Alica, S OBP: 0.352, SLG: 0.394	F8	F5		K		SF7		2B		4	0	1	1	0	1	1	Texas Rangers @ Kansas City Royals Kauffman Stadium, Kansas City, MO Fri Sep 08 2000, 7:05 PM CDT Att: 14,705 - Sunny - 83 F										
Frank Catalanotto, L OBP: 0.365, SLG: 0.460	F8	29 HR BB		F8				K		3	1	0	0	2	1												
29 Rusty Greer, L OBP: 0.379, SLG: 0.466 Scarborough Green, S OBP: 0.244, SLG: 0.205	HR	1B			G4-3 1B	F7			L6	5	2	3	3	0	0	2											
Rafael Palmeiro, L OBP: 0.390, SLG: 0.543	HR	F2			G4-3 1B			K		5	1	3	2	0	1	0											
Gabe Kapler, R OBP: 0.347, SLG: 0.455	2B			E9 1B	G4-3			K		5	0	3	0	0	0	2											
Ricky Ledee, L OBP: 0.316, SLG: 0.372	BB			G3	K			K		3	0	0	0	1	2	4											
Bill Haselman, R OBP: 0.320, SLG: 0.436	K			G5-3				G4-6-3		3	1	0	0	1	1	5											
Mike Lamb, L OBP: 0.335, SLG: 0.394		P6		F7		SH2-4 1B		G4-3		4	0	1	0	0	0	1											
Royce Clayton, R OBP: 0.298, SLG: 0.388	29 HR 1B			L9		SH2-4		G5-3		3	1	1	0	0	0	0											
Inning Stats	R: 2 E: 0 K: 1 S: 17	H: 3 LOB: 2 BB: 1 P: 30	R: 3 E: 0 K: 0 S: 17	H: 2 LOB: 0 BB: 1 P: 26	R: 0 E: 1 K: 0 S: 6	H: 1 LOB: 1 BB: 0 P: 11	R: 0 E: 0 K: 1 S: 5	H: 0 LOB: 0 BB: 0 P: 6	R: 0 E: 0 K: 1 S: 8	H: 2 LOB: 1 BB: 0 P: 14	R: 1 E: 0 K: 0 S: 8	H: 1 LOB: 2 BB: 2 P: 24	R: 0 E: 0 K: 1 S: 12	H: 1 LOB: 1 BB: 0 P: 18	R: 0 E: 0 K: 1 S: 6	H: 0 LOB: 0 BB: 0 P: 13	1B: 8 2B: 2 3B: 0 HR: 2	SF: 1 SAC: 1 DP: 2 HBP: 0	WP: 0 PB: 0 SB: 0 CS: 0	PA: 41							
PITCHER	IP	WLS	BF	H	R	ER	SO	BB	IBB	HBP	BLK	WP	HR	S	P	ERA	WHIP										
Blake Stein, R ERA: 5.72	4.0	L	22	8	5	5	2	2	0	0	0	0	2	49	81	11.25	2.500										
Dan Murray, R ERA: 9.39	1.2		6	1	1	1	1	1	0	0	0	0	0	10	21	5.40	1.200										
Paul Spoljanc, L ERA: 7.36	0.1		2	0	0	0	0	1	0	0	0	0	0	2	9	0.00	3.000										
Jose Santiago, R ERA: 3.88	2.0		8	3	0	0	2	0	0	0	0	0	0	19	31	0.00	1.500										
Ricky Bottalico, R ERA: 4.65	1.0		3	0	0	0	1	0	0	0	0	0	0	6	13	0.00	0.000										
Batter	1	2	3	4	5	6	7	8	9	AB	R	H	RBI	BB	SO	LOB	BOTTOM										
Johnny Damon, L OBP: 0.385, SLG: 0.496	FC5-4 1B		G4-6-3 1B		G5-3 3B		G3		29 SF8 3B	5	2	4	1	0	0	0	Texas Rangers @ Kansas City Royals Kauffman Stadium, Kansas City, MO Fri Sep 08 2000, 7:05 PM CDT Att: 14,705 - Sunny - 83 F										
Ray Sanchez, R OBP: 0.306, SLG: 0.314 Dave McCarty, R OBP: 0.323, SLG: 0.483	FC5-4 29 1B		G4-6-3		G5-3		1B		F9	4	0	1	1	0	0	2											
29 Mike Sweeney, R OBP: 0.404, SLG: 0.524	1B		FC5-4 BB		2B		P6		SF8	3	0	2	1	1	0	1											
Jermaine Dye, R OBP: 0.388, SLG: 0.578	K		FC5-4		K		K		K	5	0	0	0	0	4	5											
Mark Quinn, R OBP: 0.345, SLG: 0.499	G4-3				G6-3		G4-3		P4	4	0	0	0	0	0	2											
Joe Randa, R OBP: 0.341, SLG: 0.433		G5-3			G6-3		2B 1B		HR	4	1	2	1	0	0	0											
Carlos Beltrán, S OBP: 0.305, SLG: 0.371		F8			G3-1		K		G6-3	4	0	0	0	0	1	1											
Gregg Zaun, S OBP: 0.372, SLG: 0.377		F8								4	1	3	0	0	0	0											
Carlos Febles, R OBP: 0.347, SLG: 0.332 Dee Brown, L OBP: 0.333, SLG: 0.333 Luis Ordez, R OBP: 0.245, SLG: 0.213			E4 1B		F8		G5-3		P6	3	1	0	0	0	0	3											
Inning Stats	R: 0 E: 0 K: 1 S: 14	H: 2 LOB: 0 BB: 0 P: 23	R: 0 E: 0 K: 0 S: 5	H: 0 LOB: 0 BB: 0 P: 8	R: 1 E: 1 K: 0 S: 9	H: 1 LOB: 1 BB: 1 P: 17	R: 0 E: 0 K: 0 S: 4	H: 0 LOB: 0 BB: 0 P: 6	R: 2 E: 0 K: 1 S: 10	H: 3 LOB: 1 BB: 0 P: 15	R: 0 E: 0 K: 1 S: 13	H: 2 LOB: 2 BB: 0 P: 19	R: 0 E: 0 K: 1 S: 9	H: 1 LOB: 1 BB: 0 P: 13	R: 1 E: 0 K: 0 S: 10	H: 2 LOB: 1 BB: 0 P: 14	R: 1 E: 0 K: 1 S: 15	H: 1 LOB: 0 BB: 0 P: 24	1B: 7 2B: 2 3B: 2 HR: 1	SF: 1 SAC: 0 DP: 1 HBP: 0	WP: 0 PB: 0 SB: 0 CS: 0	PA: 40					
PITCHER	IP	WLS	BF	H	R	ER	SO	BB	IBB	HBP	BLK	WP	HR	S	P	ERA	WHIP										
Ryan Glynn, R ERA: 4.58	5.2	W	26	8	3	2	3	1	0	0	0	0	1	23	34	3.86	1.286										
Tim Crabtree, R ERA: 5.45	2.1	H	10	3	1	1	1	0	0	0	0	0	0	23	34	3.86	1.286										
John Wetteland, R ERA: 4.04	1.0	S	4	1	1	1	1	0	0	0	0	0	0	15	24	9.00	1.000										

AB	35
R	6
H	12
RBI	6
BB	4
SO	6
LOB	16



AB	38
R	5
H	12
RBI	4
BB	1
SO	5
LOB	16



Batter	1	2	3	4	5	6	7	8	9	AB	R	H	RBI	BB	SO	LOB	TOP					
Luis Alica, S OBP: 0.357, SLG: 0.396 44 Kelly Dransfeldt, R OBP: 0.222, SLG: 0.444	(1.4) 2-3 K (8.6)		(1.7) 0-0 SH1-3 29 G4-3 1-2 3-H 3-H 1B		(1.10) 4-1 BB (8.6)		(1.2) 2-0 G4-3-6 1-2 1B		(1.1) 0-0 1B 2B	3	0	2	1	1	1	0						
Scarborough Green, S OBP: 0.256, SLG: 0.221	(1.8) 2-1 PO 1B		(1.1) 1-0 SH1-3 1-2 2-3		(1.1) 1-1 P6		(1.2) 2-0 G4-3-6 1-2 1B		(1.1) 0-0 1B 1B HR	4	1	2	1	0	0	3						
29 Rusty Greer, L OBP: 0.378, SLG: 0.460 Randy Knorr, R OBP: 0.500, SLG: 0.500	(1.7) 0-3 K (8.2)		(1.7) 0-1 G4-3 2-3 3-H 2-1		(1.7) 0-1 G3		(1.7) 4-0 BB		(1.7) 3-2 1B 1-2 HR	3	0	0	1	1	1	3						
Rafael Palmeiro, L OBP: 0.388, SLG: 0.538 Ruben Sierra, S OBP: 0.354, SLG: 0.300	(1.10) 1-0 PO 1-2	(1.10) 0-2 F8 2B	(1.10) 0-2 G3		(1.10) 2-0 F8 1B		(1.10) 2-2 P6		(1.10) 1-0 1B 1-2 HR	4	0	1	0	0	0	3						
Frank Catalanotto, L OBP: 0.389, SLG: 0.494	(1.3) 2-1 F8 2-3			(1.3) 4-2 BB		(1.3) 1-0 G3 1B		(1.3) 1-1 F7	(1.3) 2-1 1B HR	4	2	2	4	1	0	1						
Pedro Valdes, L OBP: 0.238, SLG: 0.300	(1.9) 4-2 G6-4-3 BB			(1.9) 0-0 F7		(1.9) 2-1 G3		(1.9) 1-2 2B	(1.9) 0-0 F7	4	0	1	0	1	0	2						
Mike Lamb, L OBP: 0.337, SLG: 0.395	(1.5) 1-1 G6-4-3 1-2			(1.5) 2-1 F7		(1.5) 2-1 1B		(1.5) 0-0 P6	(1.5) 2-1 1B	5	0	2	1	0	0	4						
Scott Sheldon, R OBP: 0.340, SLG: 0.438	(1.6) 1-2 1B 2B		(1.6) 1-2 1B 2B	(1.6) 1-3 K		(1.6) 0-0 P4		(1.6) 1-0 L7	(1.6) 1-3 K	5	1	1	0	0	2	4						
B.J. Waszgis, R OBP: 0.258, SLG: 0.267	(1.2) 0-0 SH1-3 29 G4-3 1B			(1.2) 1-0 F9			(1.2) 0-2 G4-3-6 1B		(1.2) 1-3 K	4	1	2	0	0	1	0						
Inning Stats	R: 0 E: 0 K: 2 S: 10	H: 1 LOB: 0 BB: 0 P: 14	R: 0 E: 0 K: 0 S: 10	H: 1 LOB: 1 BB: 1 P: 17	R: 2 E: 0 K: 0 S: 10	H: 3 LOB: 1 BB: 0 P: 14	R: 0 E: 0 K: 1 S: 8	H: 0 LOB: 1 BB: 1 P: 15	R: 0 E: 0 K: 0 S: 6	H: 0 LOB: 1 BB: 0 P: 12	R: 1 E: 0 K: 0 S: 7	H: 2 LOB: 1 BB: 0 P: 14	R: 0 E: 0 K: 0 S: 9	H: 2 LOB: 2 BB: 1 P: 19	R: 0 E: 0 K: 0 S: 7	H: 1 LOB: 1 BB: 0 P: 10	R: 5 E: 0 K: 2 S: 17	H: 6 LOB: 1 BB: 0 P: 27	1B: 11 2B: 4 3B: 0 HR: 1	SF: 0 SAC: 1 DP: 2 HBP: 0	WP: 0 PB: 0 SB: 0 CS: 0	PA: 45
PITCHER	IP WLS BF H R ER SO BB IBB HBP BLK WP HR S P ERA WHIP																					
Jeff Suppan, R ERA: 5.02	(1.1) 6.2 W 30 9 3 3 3 4 0 0 0 0 0 0 0 56 99 4.05 1.950																					
Scott Mullen, L ERA: 1.42	(7.1) 1.0 4 1 0 0 0 0 0 0 0 0 0 0 10 14 0.00 1.000																					
Andy Larkin, R ERA: 7.96	(8.1) 0.2 7 5 5 5 1 0 0 0 0 0 0 1 12 20 67.50 7.500																					
Dan Murray, R ERA: 8.64	(9.1) 0.2 3 1 0 0 1 0 0 0 0 0 0 0 6 9 0.00 1.500																					

Texas Rangers @ Kansas City Royals
Kauffman Stadium, Kansas City, MO

AB 39
R 8
H 16
RBI 8
BB 4
SO 5
LOB 20



WP: 0 PA: 45
PB: 0
SB: 0
CS: 0

Texas Rangers @ Kansas City Royals
Kauffman Stadium, Kansas City, MO

AB 38
R 13
H 14
RBI 13
BB 3
SO 6
LOB 16



WP: 0 PA: 42
PB: 0
SB: 1
CS: 0

Batter	1	2	3	4	5	6	7	8	9	AB	R	H	RBI	BB	SO	LOB	BOTTOM			
Johnny Damon, L OBP: 0.386, SLG: 0.496 Dee Brown, L OBP: 0.400, SLG: 0.400	(1.8) 4-0 E 29 1B BB	(1.8) 1-0 L8			(1.8) 0-0 P5	(1.8) 1-1 G6-3		(1.8) 0-1 BB 1B		3	1	0	0	1	0	0				
Carlos Febles, R OBP: 0.345, SLG: 0.330	(1.4) 2-1 E3 29 1B 2B		(1.4) 0-1 S 1B		(1.4) 1-0 L9		(1.4) 1-0 F8	(1.4) 2-3 K		5	1	1	0	0	1	2				
29 Mike Sweeney, R OBP: 0.403, SLG: 0.520 Jorge Fabregas, L OBP: 0.299, SLG: 0.353	(1.10) 1-0 2B 1B		(1.10) 1-1 P4		(1.10) 2-3 K		(1.10) 2-1 G6-3	(1.10) 1-0 BB 1B		4	1	1	1	0	1	1				
Jermaine Dye, R OBP: 0.389, SLG: 0.577 Scott Pose, L OBP: 0.296, SLG: 0.186	(1.9) 0-2 2B 2B		(1.9) 2-3 K		(1.9) 1-2 K		(1.9) 0-1 2B 1B	(1.9) 4-1 E E HR HBP	(1.9) 1-2 2B BB	3	3	2	1	0	1	1				
Mark Quinn, R OBP: 0.345, SLG: 0.500 Todd Dunwoody, L OBP: 0.247, SLG: 0.287	(1.7) 0-1 G6-3 F8-2 2B		(1.7) 1-3 K		(1.7) 2-1 1B 2B		(1.7) 3-2 E6 HR	(1.7) 0-0 P6		3	1	2	2	0	1	1				
Joe Randa, R OBP: 0.342, SLG: 0.438 Wilson Delgado, S OBP: 0.333, SLG: 0.327	(1.5) 1-0 G6-3			(1.5) 1-0 G4-3		(1.5) 0-0 HR 1B	(1.5) 0-0 HR HR	(1.5) 0-3 K		4	2	2	5	0	0	1				
Dave McCarty, R OBP: 0.324, SLG: 0.492	(1.3) 1-2 F8-2 3-H			(1.3) 4-2 1B BB		(1.3) 1-1 HR HR	(1.3) 0-1 K			3	1	1	2	1	1	1				
Héctor Ortiz, R OBP: 0.461, SLG: 0.463		(1.2) 1-1 G5-3		(1.2) 1-0 G6-4-3 1B		(1.2) 0-1 F8		(1.2) 3-1 2B 1B		4	1	2	0	0	0	0				
Luis Ordez, R OBP: 0.245, SLG: 0.226		(1.6) 1-2 G6-3		(1.6) 1-0 G6-4-3 1-2		(1.6) 1-2 G6-3		(1.6) 0-0 1B 2B		4	1	1	0	0	0	2				
Inning Stats	R: 4 E: 1 K: 0 S: 12	H: 3 LOB: 0 BB: 1 P: 21	R: 0 E: 0 K: 0 S: 7	H: 0 LOB: 0 BB: 0 P: 10	R: 0 E: 0 K: 2 S: 11	H: 1 LOB: 1 BB: 0 P: 15	R: 0 E: 0 K: 0 S: 5	H: 1 LOB: 1 BB: 1 P: 12	R: 0 E: 0 K: 1 S: 6	H: 0 LOB: 0 BB: 0 P: 9	R: 4 E: 0 K: 0 S: 13	H: 4 LOB: 0 BB: 0 P: 18	R: 3 E: 1 K: 1 S: 12	H: 1 LOB: 0 BB: 0 P: 20	R: 2 E: 0 K: 2 S: 14	H: 4 LOB: 3 BB: 1 P: 24	1B: 8 2B: 5 3B: 0 HR: 2	SF: 0 SAC: 0 DP: 2 HBP: 1	WP: 0 PB: 0 SB: 1 CS: 0	PA: 42
PITCHER	IP WLS BF H R ER SO BB IBB HBP BLK WP HR S P ERA WHIP																			
Darren Oliver, L ERA: 7.24	(1.1) 5.0 L 25 9 8 7 3 2 0 0 0 0 0 0 1 47 76 12.60 2.200																			
Francisco Cordero, R ERA: 5.32	(6.1) 2.0 9 1 3 0 1 0 0 0 1 0 0 1 19 29 0.00 0.500																			
Darwin Cubillan, R ERA: 7.8	(8.1) 1.0 8 4 2 2 2 1 0 0 0 0 0 0 14 24 18.00 5.000																			

WP: 0 PA: 42
PB: 0
SB: 1
CS: 0

Batter	1	2	3	4	5	6	7	8	9	AB	R	H	RBI	BB	SO	LOB	TOP										
Johnny Damon, L (1, 8) OBP: 0.391, SLG: 0.509	1-1 G4-3 29 HR 2B	0-0 1-3 3-H 1B		0-1 2B		0-2 1-3 G6-3 1B		2-1 HR		5	2	5	2	0	0	0											
Rey Sanchez, R (1, 6) OBP: 0.305, SLG: 0.313	0-2 G4-3 2-3	0-0 F9		2-1 F9		2-2 G6-3 1-2		0-0 1B		5	0	1	0	0	0	6											
29 Mike Sweeney, R (1, 10) OBP: 0.403, SLG: 0.524	1-1 HR		3-1 G5-3		1-2 G4-3		3-1 BB 1B 1B	1-0 F7		5	2	2	2	0	0	1											
Jemaine Dye, R (1, 9) OBP: 0.387, SLG: 0.575	0-0 G3		2-2 G6-3		1-2 2B 2B		0-1 P4	1-1 F8		5	1	1	0	0	0	2											
Joe Randa, R (1, 5) OBP: 0.344, SLG: 0.441	1-0 F7		1-1 FC6-4 1B		2-1 2B		0-0 1B BB 1B	2-3 K		5	0	3	1	0	1	1											
Dave McCarty, R (1, 3) OBP: 0.333, SLG: 0.498		1-1 SH1-3 1B 2B	0-1 FC6-4 1B		4-6 G4-6-3 BB		4-2 1B 1-2 2-3 BB		1-3 K	3	1	2	0	2	1	0											
Carlos Beltrán, S (1, 7) OBP: 0.309, SLG: 0.372		0-0 SH1-3 2B	2-2 FC6-4 1B		1-0 G4-6-3 BB		1-1 1-2 2-3 1B		0-3 K	4	0	1	1	0	1	4											
Héctor Ortiz, R (1, 2) OBP: 0.432, SLG: 0.431		2-3 K		1-1 G4-3		3-2 G1-3		0-3 K		5	0	0	0	0	3	4											
Carlos Febles, R (1, 4) OBP: 0.347, SLG: 0.328		4-2 1B BB		1-3 K		1-1 1B HBP		0-1 P3		2	0	0	0	1	1	3											
Inning Stats	R: 2 E: 0 K: 0 S: 9	H: 2 LOB: 0 BB: 0 P: 12	R: 1 E: 0 K: 1 S: 10	H: 2 LOB: 2 BB: 1 P: 17	R: 0 E: 0 K: 0 S: 12	H: 2 LOB: 1 BB: 0 P: 20	R: 0 E: 0 K: 1 S: 9	H: 1 LOB: 1 BB: 0 P: 13	R: 1 E: 0 K: 0 S: 11	H: 2 LOB: 1 BB: 1 P: 20	R: 0 E: 0 K: 0 S: 16	H: 1 LOB: 1 BB: 0 P: 20	R: 1 E: 0 K: 0 S: 15	H: 3 LOB: 3 BB: 1 P: 23	R: 1 E: 0 K: 1 S: 9	H: 2 LOB: 1 BB: 0 P: 15	R: 0 E: 0 K: 3 S: 10	H: 0 LOB: 0 BB: 0 P: 14	1B: 8 2B: 5 3B: 0 HR: 2	SF: 0 SAC: 1 DP: 2 HBP: 1	WP: 0 PB: 0 SB: 0 CS: 0	PA: 44					
PITCHER	IP	WLS	BF	H	R	ER	SO	BB	IBB	HBP	BLK	WP	HR	S	P	ERA	WHIP										
John Halama, L (1, 1) ERA: 5.28	4.1	L	23	9	4	4	2	1	0	0	0	0	1	50	76	8.31	2.308										
58 Kevin Hodges, R (5, 1) ERA: 4.05	1.2		6	1	0	0	0	1	0	1	0	0	0	17	26	0.00	1.200										
Joel Pineiro, R (7, 1) ERA: 6.46	1.0		7	3	1	1	1	1	0	0	0	0	0	15	23	9.00	4.000										
Jose Mesa, R (8, 1) ERA: 5.11	1.0		5	2	1	1	1	0	0	0	0	0	1	9	15	9.00	2.000										
Kazuhito Sasaki, R (9, 1) ERA: 3.54	1.0		3	0	0	0	3	0	0	0	0	0	0	10	14	0.00	0.000										

Kansas City Royals @ Seattle Mariners
Safeco Field, Seattle, WA
Mon Sep 11 2000, 7:05 PM PDT
Att: 33,366 - Sunny - 69 F

AB 39
R 6
H 15
RBI 6
BB 3
SO 7
LOB 21



Batter	1	2	3	4	5	6	7	8	9	AB	R	H	RBI	BB	SO	LOB	BOTTOM										
Rickey Henderson, R (1, 7) OBP: 0.376, SLG: 0.312	2-2 F9		3-2 P4			0-1 F8	4-2 BB BB		0-3 K	3	0	0	0	1	0	0											
Joe Oliver, R (8, 2) OBP: 0.301, SLG: 0.473										0	0	0	0	0	0	0											
Stan Javier, S (9, PH) OBP: 0.346, SLG: 0.390										1	0	0	0	0	1	0											
Mike Cameron, R (1, 8) OBP: 0.354, SLG: 0.432	4-2 S BB		2-0 L9			1-2 1B	4-2 BB BB		1-1 F5	3	0	1	0	2	0	0											
Alex Rodriguez, R (1, 6) OBP: 0.433, SLG: 0.625	2-3 K		0-0 G6-3			2-3 K	4-2 1-2 2-3 BB			3	0	0	1	1	2	2											
Edgar Martinez, R (1, 10) OBP: 0.414, SLG: 0.584	0-3 K					0-2 F9	2-1 F8			4	0	0	0	0	1	5											
John Olerud, L (1, 3) OBP: 0.394, SLG: 0.435		2-1 F7		3-1 F7			1-0 L6	1-1 F8		4	0	0	0	0	0	0											
Jay Buhner, R (1, 9) OBP: 0.377, SLG: 0.541		1-2 P6		0-2 P4			2-1 2B 1B	3-2 F9		4	1	1	0	0	0	0											
David Bell, R (1, 5) OBP: 0.303, SLG: 0.343		1-0 1B 1B				3-2 G6-3	2-3 K	2-2 1B		4	0	2	0	0	1	1											
Dan Wilson, R (1, 2) OBP: 0.292, SLG: 0.327		1-2 1B					0-0 K	1-3 K		2	0	1	0	0	1	0											
Raul Ibanez, L (7, PH) OBP: 0.289, SLG: 0.313		1-2 1B					1-2 2B 1B			2	1	1	0	0	1	1											
Mark McLemore, S (1, 4) OBP: 0.349, SLG: 0.306		0-1 F8				2-2 F9	1-2 BB BB			2	0	0	0	0	0	2											
Carlos Guillen, S (6, 5) OBP: 0.324, SLG: 0.381							1-1 BB 2B		0-3 K	2	1	1	2	0	1	0											
Inning Stats	R: 0 E: 0 K: 2 S: 13	H: 0 LOB: 1 BB: 1 P: 21	R: 0 E: 0 K: 0 S: 11	H: 2 LOB: 2 BB: 0 P: 16	R: 0 E: 0 K: 0 S: 5	H: 0 LOB: 0 BB: 0 P: 10	R: 0 E: 0 K: 0 S: 7	H: 0 LOB: 0 BB: 0 P: 10	R: 0 E: 0 K: 1 S: 10	H: 0 LOB: 0 BB: 0 P: 17	R: 0 E: 0 K: 1 S: 11	H: 1 LOB: 1 BB: 0 P: 14	R: 3 E: 0 K: 1 S: 24	H: 3 LOB: 3 BB: 3 P: 44	R: 0 E: 0 K: 1 S: 11	H: 1 LOB: 1 BB: 0 P: 18	R: 0 E: 0 K: 2 S: 10	H: 0 LOB: 0 BB: 0 P: 11	1B: 6 2B: 1 3B: 0 HR: 0	SF: 0 SAC: 0 DP: 0 HBP: 0	WP: 0 PB: 0 SB: 1 CS: 0	PA: 38					
PITCHER	IP	WLS	BF	H	R	ER	SO	BB	IBB	HBP	BLK	WP	HR	S	P	ERA	WHIP										
Brian Meadows, R (1, 1) ERA: 5.02	6.2	W	28	6	3	3	5	2	0	0	0	0	0	30	48	0.00	1.286										
Jose Santiago, R (7, 1) ERA: 3.73	2.1	S	10	1	0	0	3	2	0	0	0	0	0	30	48	0.00	1.286										

Kansas City Royals @ Seattle Mariners
Safeco Field, Seattle, WA
Mon Sep 11 2000, 7:05 PM PDT
Att: 33,366 - Sunny - 69 F

AB 34
R 3
H 7
RBI 3
BB 4
SO 8
LOB 11



Batter	1	2	3	4	5	6	7	8	9	AB	R	H	RBI	BB	SO	LOB	TOP			
Johnny Damon, L (1, 8) <small>OBP: 0.391, SLG: 0.513</small> Gregg Zaun, S (9, PH) <small>OBP: 0.368, SLG: 0.370</small>										3	1	1	1	1	1	1	Kansas City Royals @ Seattle Mariners Safeco Field, Seattle, WA Tue Sep 12 2000, 7:05 PM PDT Att: 36,520 - Sunny - 73 F			
Rey Sanchez, R (1, 6) <small>OBP: 0.305, SLG: 0.313</small> Scott Pose, L (8, PH) <small>OBP: 0.280, SLG: 0.182</small> Carlos Febles, R (8, 4) <small>OBP: 0.347, SLG: 0.328</small>										3	0	1	0	0	0	1				
29 Mike Sweeney, R (1, 3) <small>OBP: 0.407, SLG: 0.538</small>										3	2	3	2	1	0	0				
Jermaine Dye, R (1, 9) <small>OBP: 0.384, SLG: 0.571</small>										4	0	0	0	0	1	4				
Joe Randa, R (1, 5) <small>OBP: 0.343, SLG: 0.440</small>										4	0	1	0	0	0	2				
Carlos Beltrán, S (1, 10) <small>OBP: 0.305, SLG: 0.371</small>										4	0	1	0	0	0	2				
Todd Dunwoody, L (1, 7) <small>OBP: 0.242, SLG: 0.280</small>										4	0	0	0	0	0	1				
Jorge Fabregas, L (1, 2) <small>OBP: 0.298, SLG: 0.350</small>										4	0	1	0	0	0	1				
Wilson Delgado, S (1, 4) <small>OBP: 0.328, SLG: 0.321</small> Dee Brown, L (7, PH) <small>OBP: 0.333, SLG: 0.333</small> Luis Orday, R (8, 6) <small>OBP: 0.252, SLG: 0.234</small>										2	0	0	0	0	1	1				
Inning Stats	R: 1 E: 0 K: 1 S: 10	H: 1 LOB: 0 BB: 0 P: 14	R: 0 E: 0 K: 0 S: 6	H: 0 LOB: 0 BB: 7	R: 0 E: 0 K: 1 S: 7	H: 1 LOB: 1 BB: 0 P: 11	R: 1 E: 0 K: 0 S: 7	H: 1 LOB: 0 BB: 0 P: 10	R: 0 E: 0 K: 0 S: 8	H: 2 LOB: 2 BB: 1 P: 18	R: 0 E: 0 K: 0 S: 7	H: 1 LOB: 1 BB: 0 P: 11	R: 1 E: 0 K: 1 S: 17	H: 2 LOB: 2 BB: 1 P: 27	R: 0 E: 0 K: 0 S: 12	H: 1 LOB: 1 BB: 0 P: 17	1B: 6 2B: 0 3B: 0 HR: 3	SF: 0 SAC: 0 DP: 1 HBP: 0	WP: 0 PB: 0 SB: 0 CS: 0	PA: 37
PITCHER	IP WLS BF H R ER SO BB IBB HBP BLK WP HR S P ERA WHIP																			
Freddy Garcia, R (1, 1) <small>ERA: 3.77</small> Jose Paniagua, R (8, 1) <small>ERA: 3.48</small> Frankie Rodriguez, R (9, 1) <small>ERA: 6.68</small>	7.1 W 30 7 3 3 2 2 0 0 0 0 0 3 59 99 3.68 1.227																			
Stan Javier, S (1, 9) <small>OBP: 0.347, SLG: 0.395</small> Charles Gipson, R (8, 9) <small>OBP: 0.379, SLG: 0.346</small>										4	2	1	2	1	0	3	Kansas City Royals @ Seattle Mariners Safeco Field, Seattle, WA Tue Sep 12 2000, 7:05 PM PDT Att: 36,520 - Sunny - 73 F			
John Olerud, L (1, 3) <small>OBP: 0.394, SLG: 0.434</small>										5	0	2	1	0	2	2				
Alex Rodriguez, R (1, 6) <small>OBP: 0.434, SLG: 0.623</small>										2	1	0	0	3	1	2				
Edgar Martinez, R (1, 10) <small>OBP: 0.416, SLG: 0.590</small>										5	1	3	3	0	0	3				
Al Martin, L (1, 7) <small>OBP: 0.339, SLG: 0.462</small> Raul Ibanez, L (9, 7) <small>OBP: 0.289, SLG: 0.313</small>										4	0	0	0	1	0	5				
Mike Cameron, R (1, 8) <small>OBP: 0.354, SLG: 0.431</small>										4	2	1	0	1	2	1				
Carlos Guillen, S (1, 5) <small>OBP: 0.329, SLG: 0.401</small>										5	3	3	2	0	0	1				
Joe Oliver, R (1, 2) <small>OBP: 0.309, SLG: 0.488</small>										5	1	3	3	0	1	0				
David Bell, R (1, 4) <small>OBP: 0.307, SLG: 0.346</small>										3	1	2	0	1	0	1				
Inning Stats	R: 0 E: 0 K: 0 S: 9	H: 1 LOB: 2 BB: 1 P: 15	R: 4 E: 1 K: 1 S: 19	H: 5 LOB: 2 BB: 1 P: 33	R: 0 E: 0 K: 0 S: 4	H: 0 LOB: 0 BB: 0 P: 6	R: 0 E: 0 K: 0 S: 15	H: 2 LOB: 2 BB: 1 P: 27	R: 0 E: 0 K: 1 S: 9	H: 1 LOB: 2 BB: 1 P: 16	R: 2 E: 0 K: 0 S: 19	H: 2 LOB: 1 BB: 1 P: 33	R: 1 E: 0 K: 2 S: 14	H: 2 LOB: 1 BB: 0 P: 20	R: 4 E: 0 K: 2 S: 19	H: 2 LOB: 0 BB: 2 P: 35	1B: 9 2B: 3 3B: 1 HR: 2	SF: 0 SAC: 0 DP: 1 HBP: 0	WP: 0 PB: 0 SB: 0 CS: 0	PA: 44
PITCHER	IP WLS BF H R ER SO BB IBB HBP BLK WP HR S P ERA WHIP																			
Dan Reichert, R (1, 1) <small>ERA: 4.06</small> 51 Kris Wilson, R (6, 1) <small>ERA: 4.85</small> Ricky Bottalico, R (8, 1) <small>ERA: 5.05</small> Paul Spoljaric, L (8, 1) <small>ERA: 4.76</small>	5.0 L 26 4 3 3 2 1 0 0 0 0 0 0 33 53 13.50 2.500																			
Stan Javier, S (1, 9) <small>OBP: 0.347, SLG: 0.395</small> Charles Gipson, R (8, 9) <small>OBP: 0.379, SLG: 0.346</small>	2.0 11 4 3 3 2 1 0 0 0 0 0 0 33 53 13.50 2.500																			
John Olerud, L (1, 3) <small>OBP: 0.394, SLG: 0.434</small>	0.2 6 2 4 4 1 2 0 0 0 0 0 2 16 32 54.00 6.000																			
Alex Rodriguez, R (1, 6) <small>OBP: 0.434, SLG: 0.623</small>	0.1 1 0 0 0 1 0 0 0 0 0 0 0 3 3 0.00 0.000																			

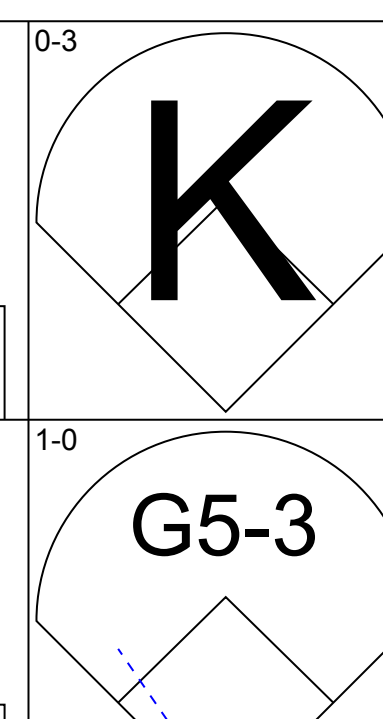
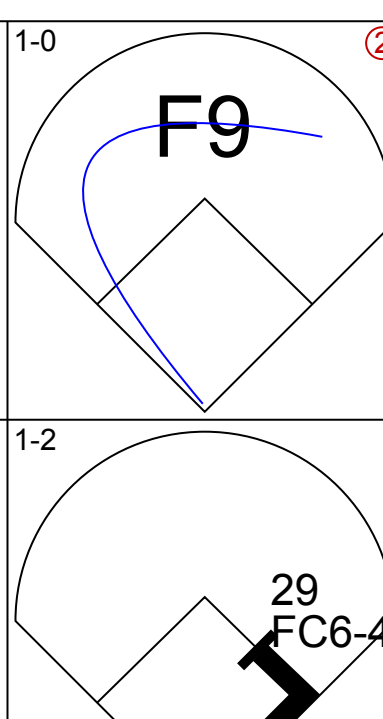
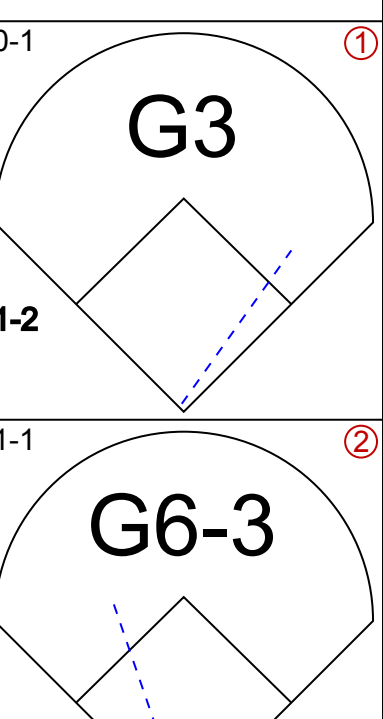
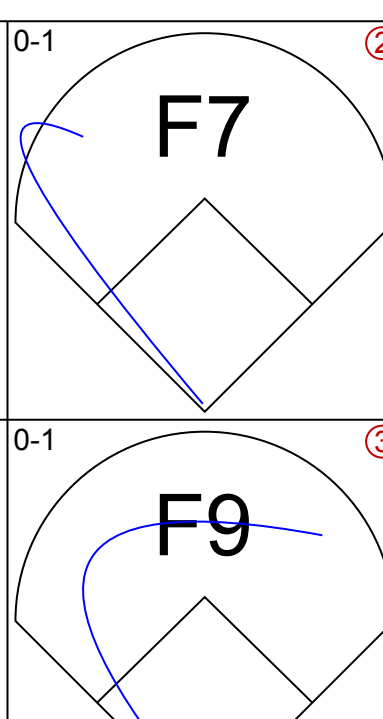
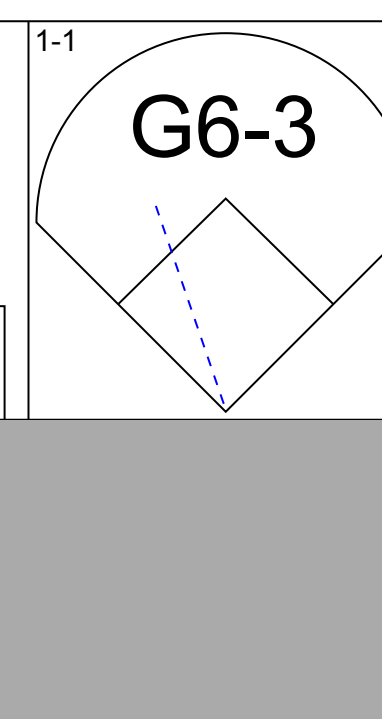
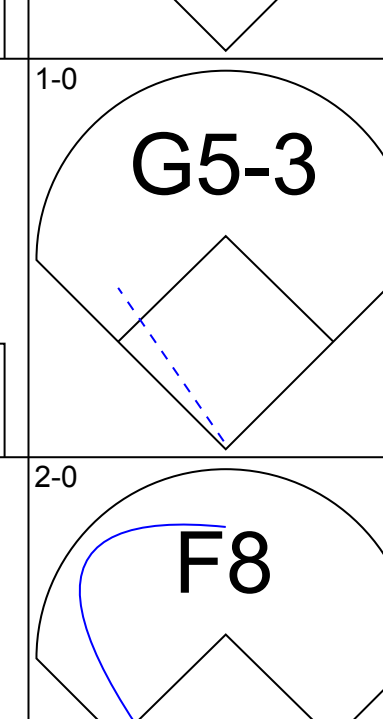
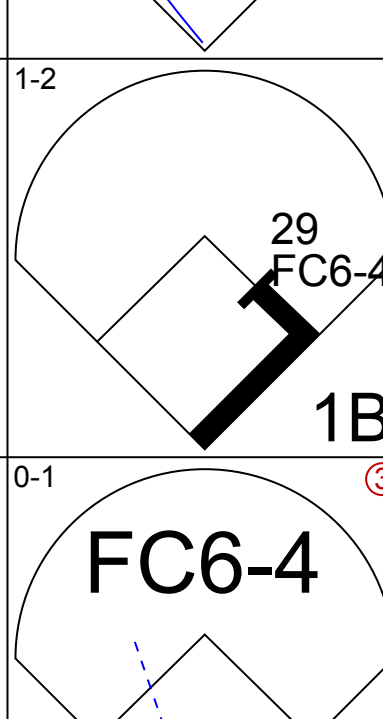
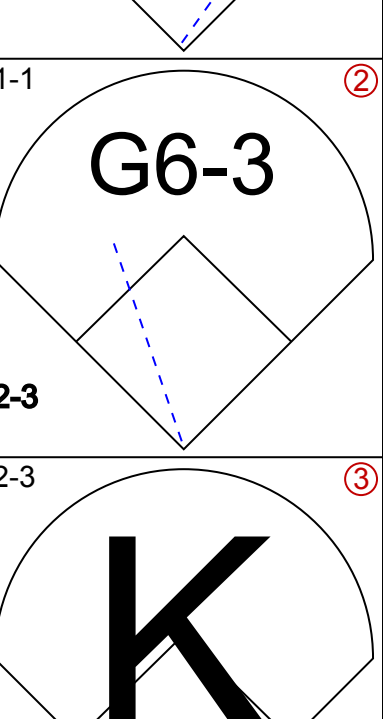
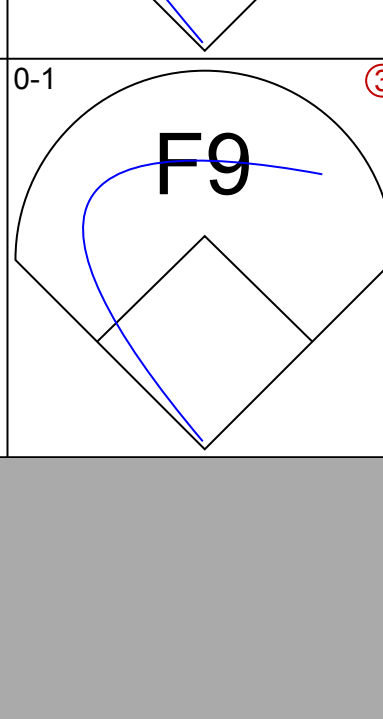
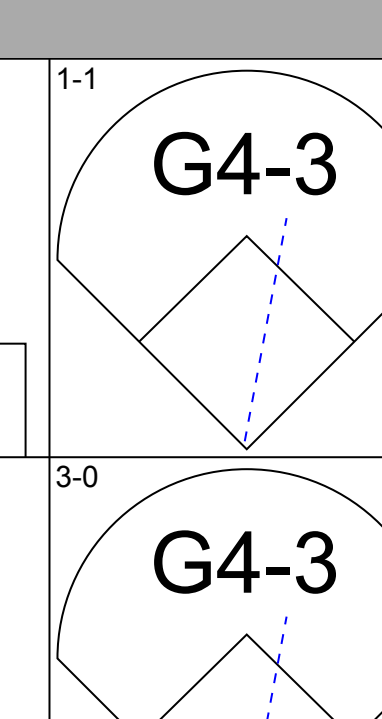
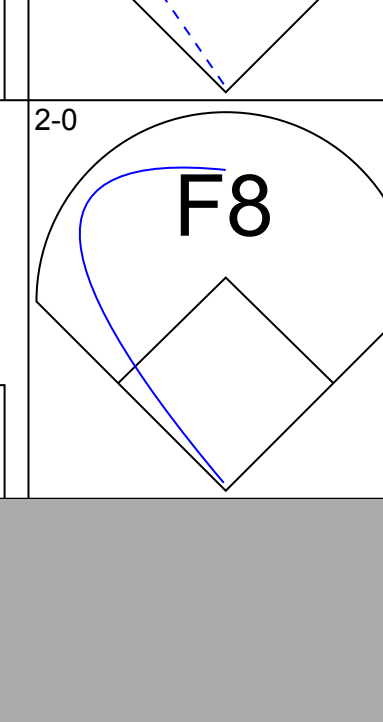
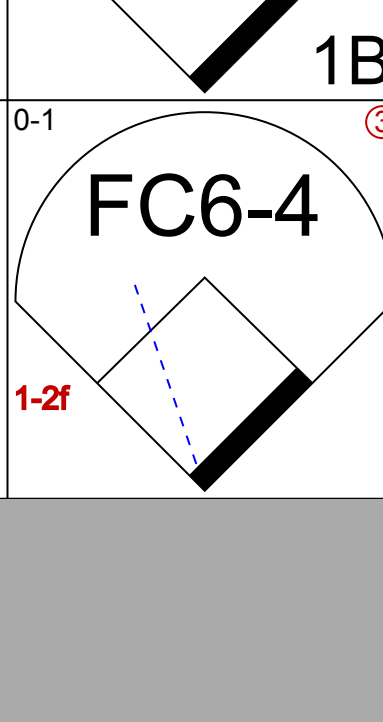

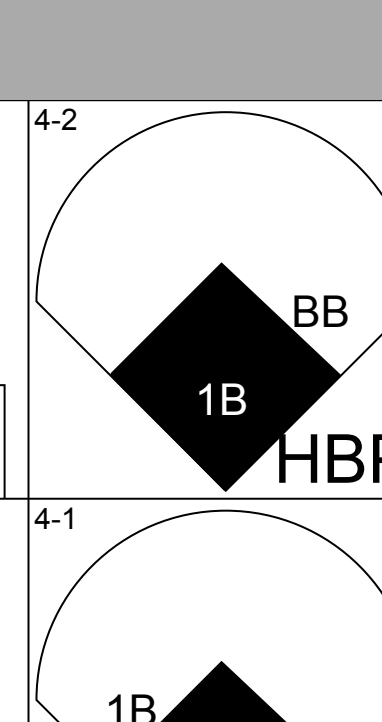
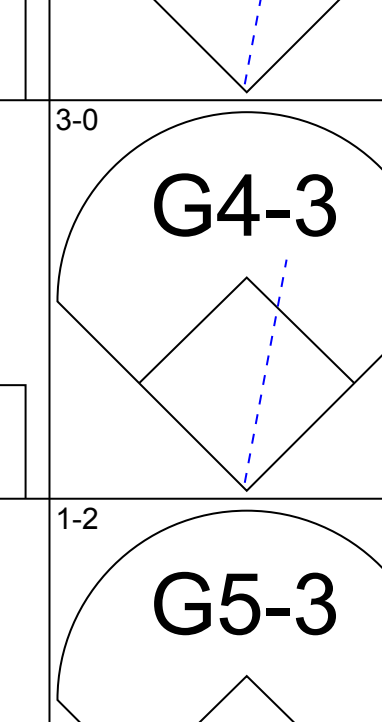
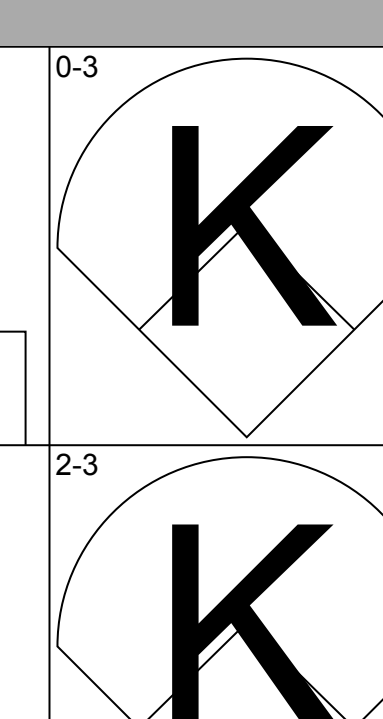
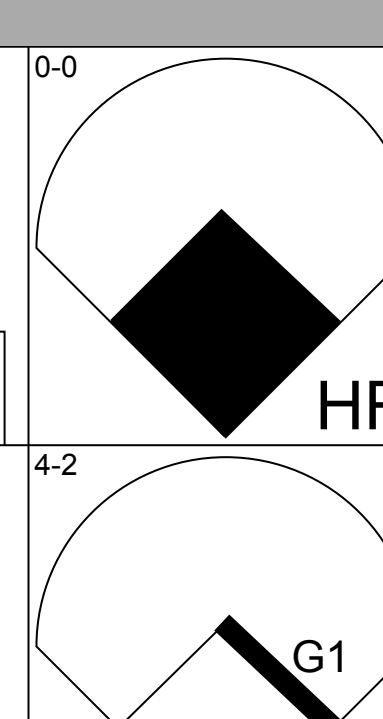
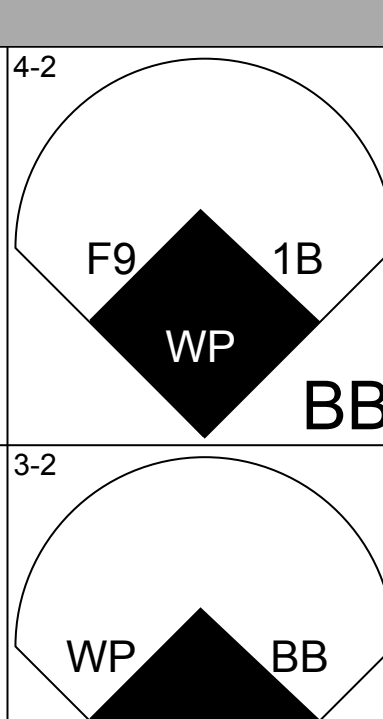
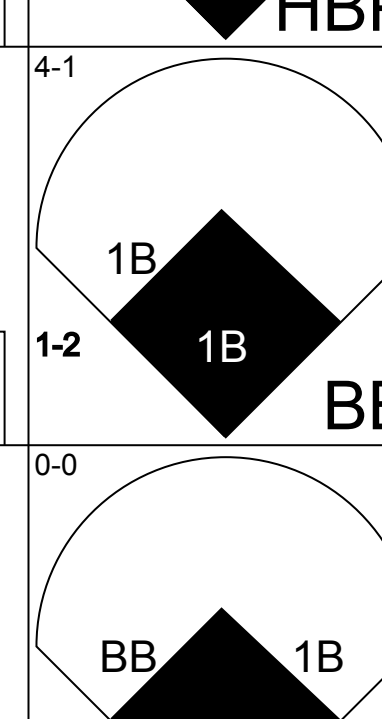
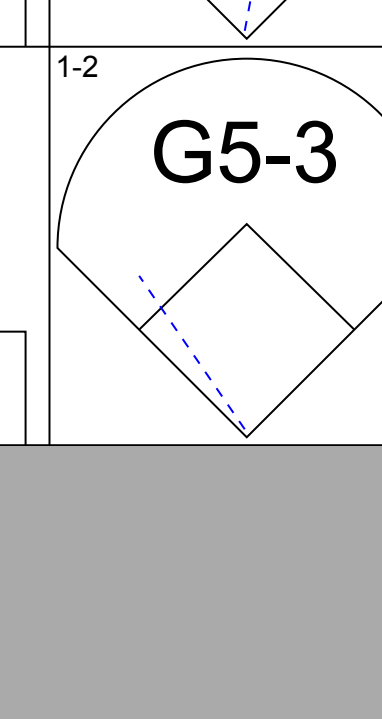

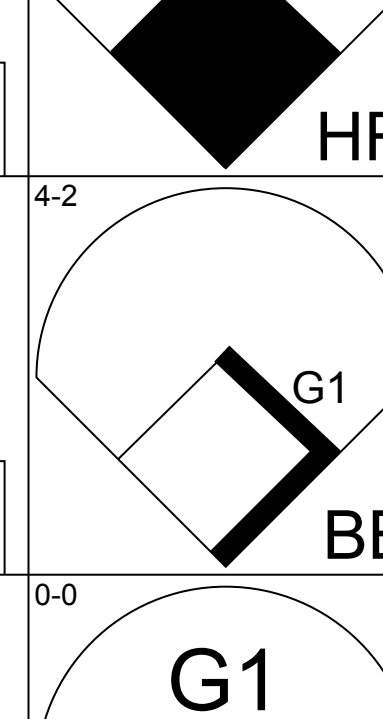
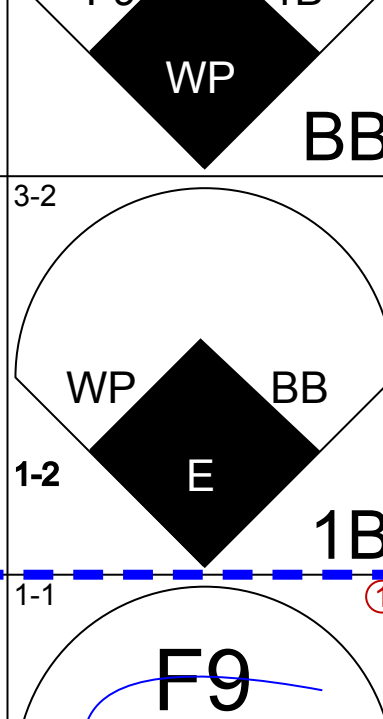
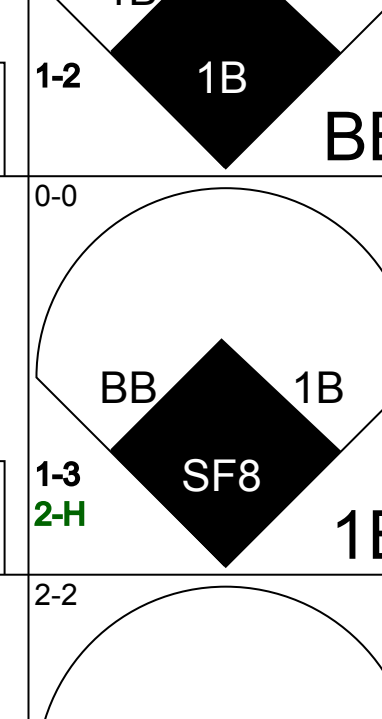
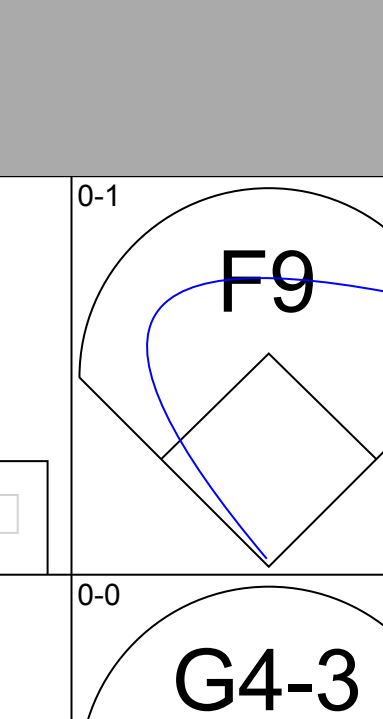
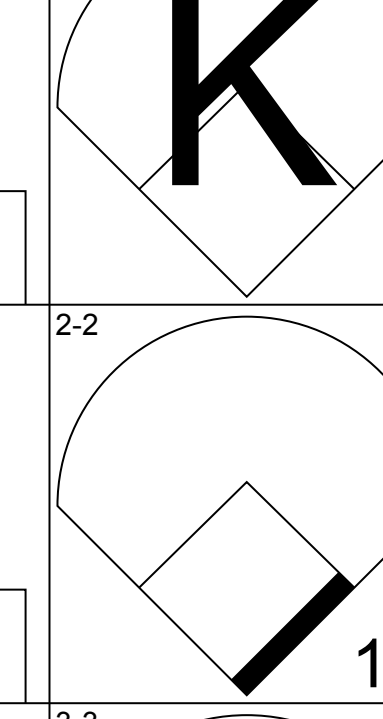
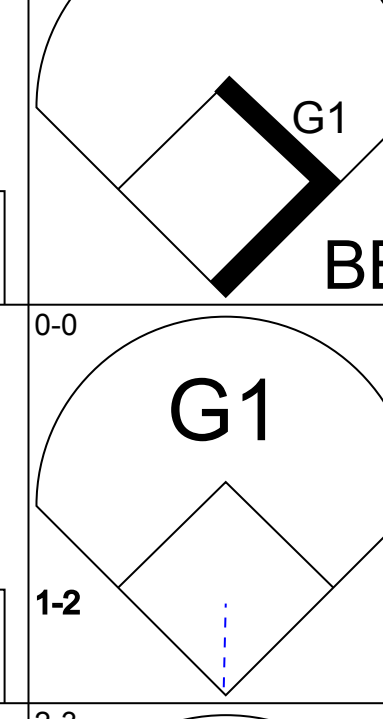
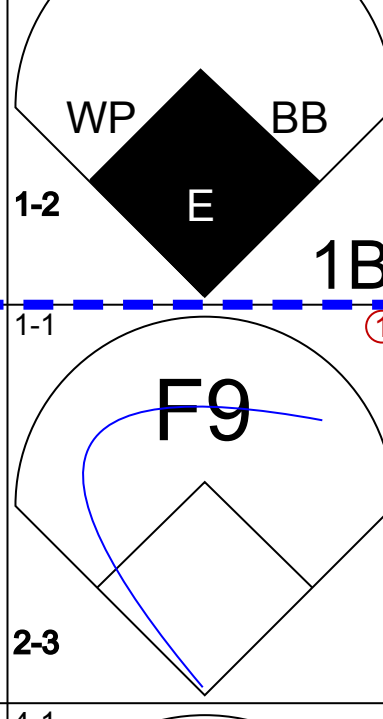
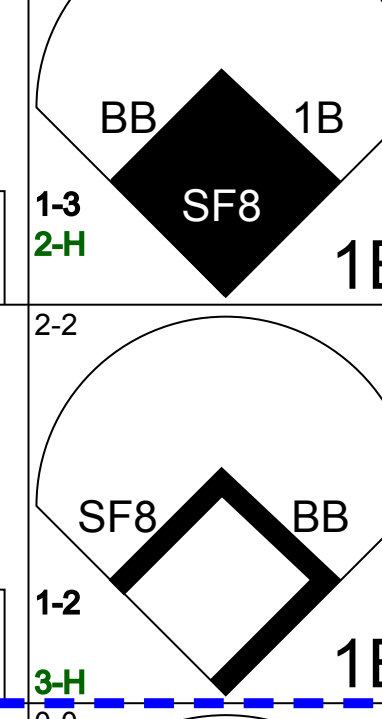
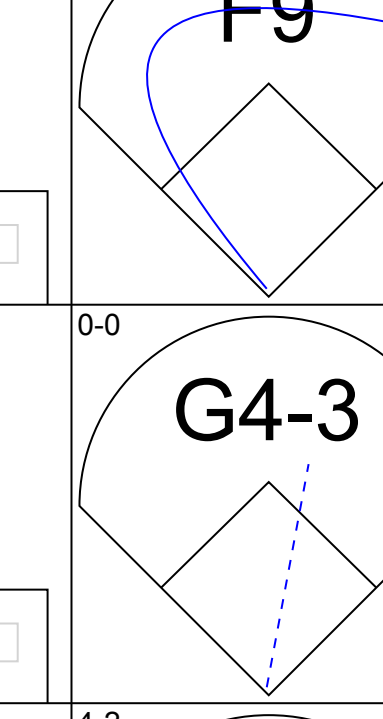
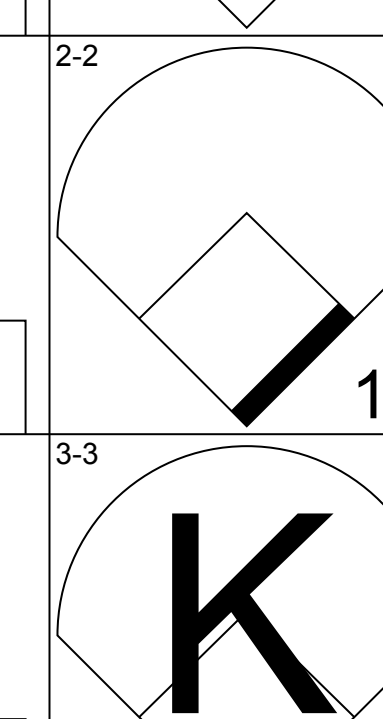
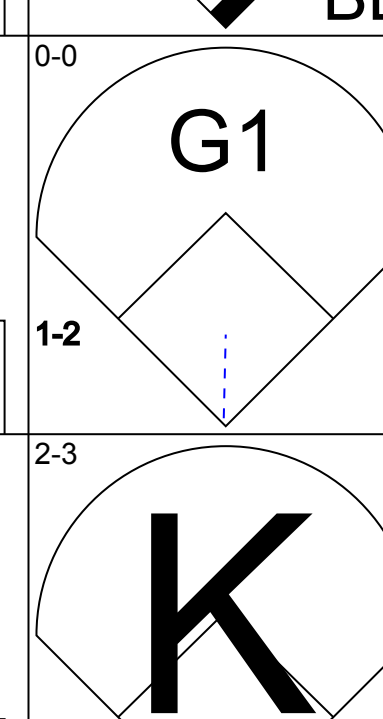
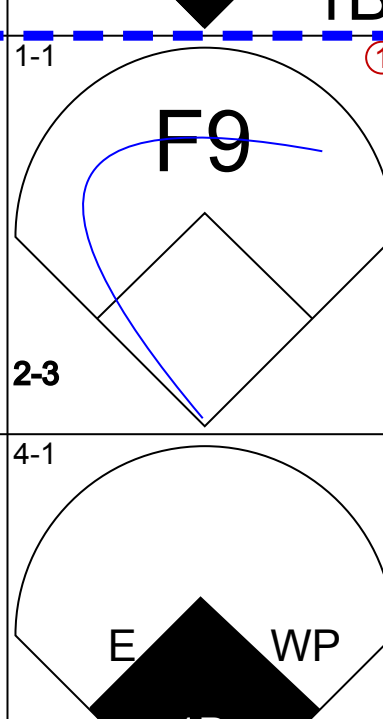
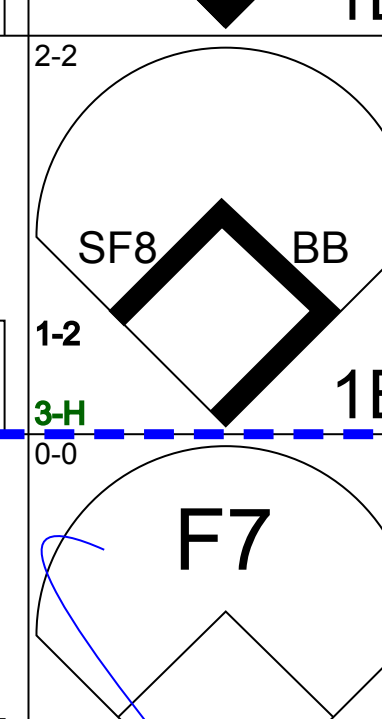
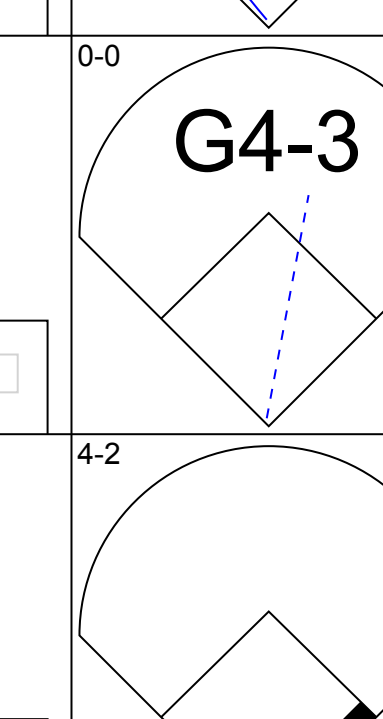

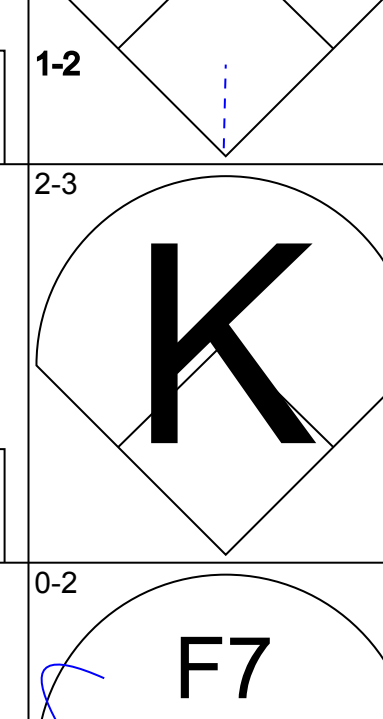
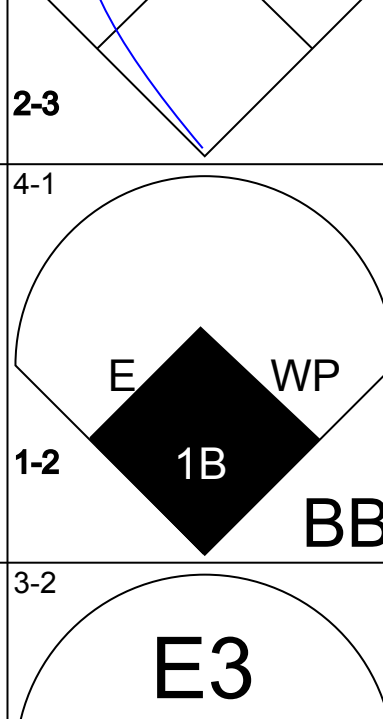
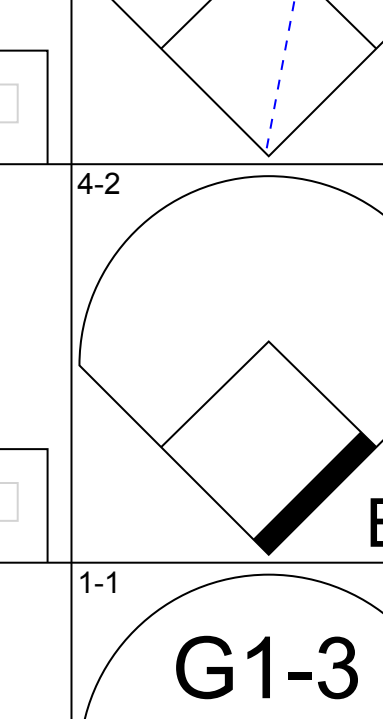
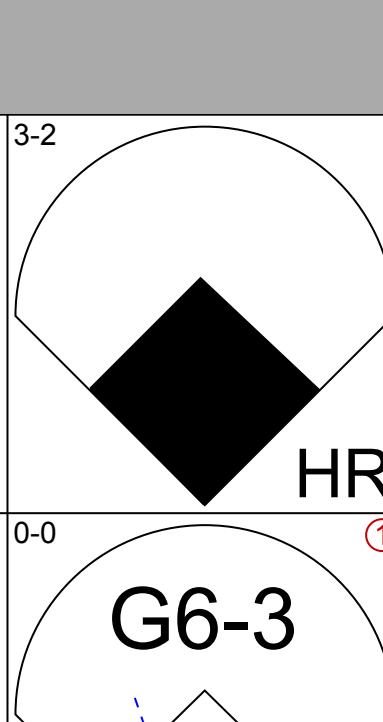
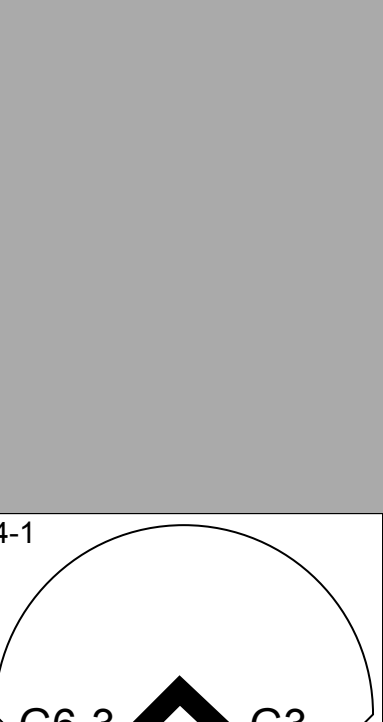
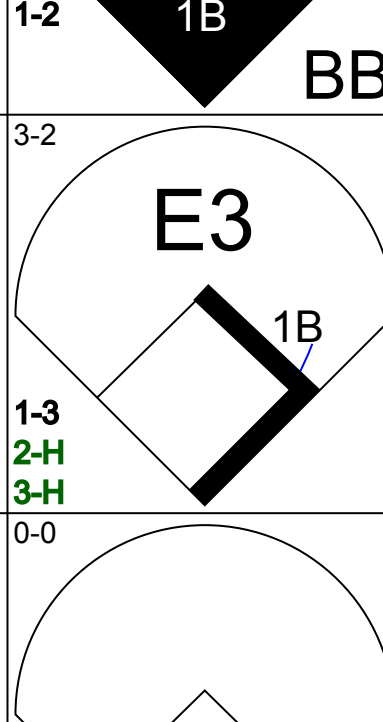
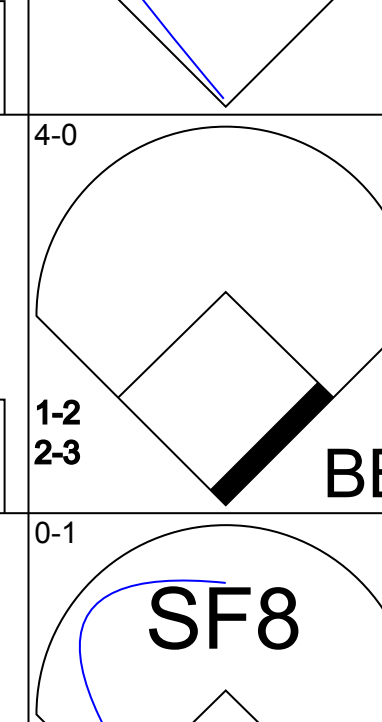
AB	35
R	3
H	9
RBI	3
BB	2
SO	3
LOB	15

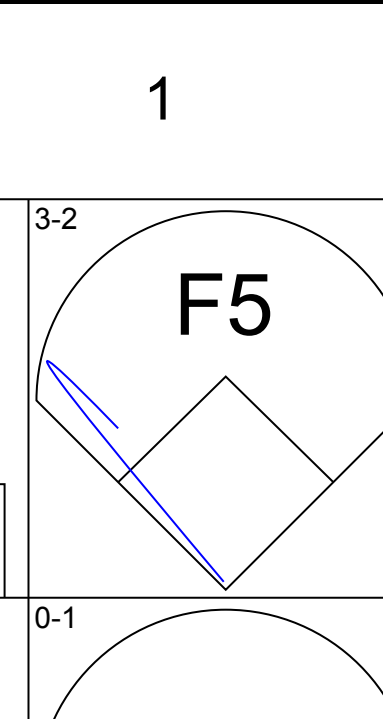
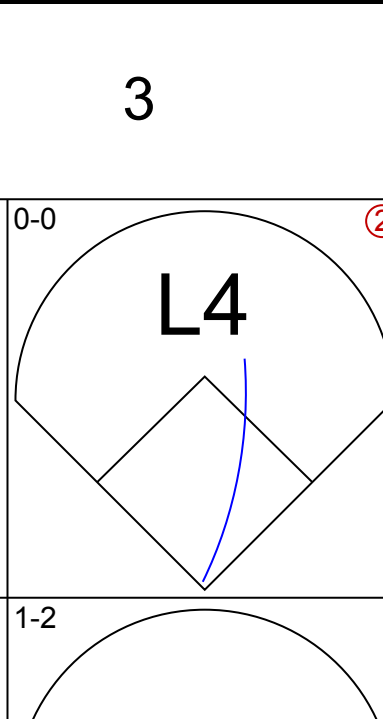
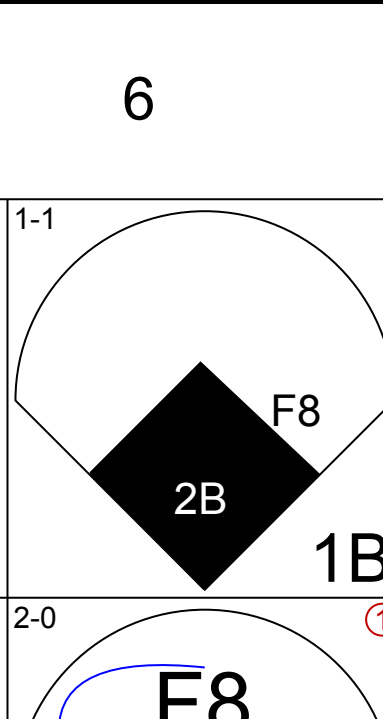
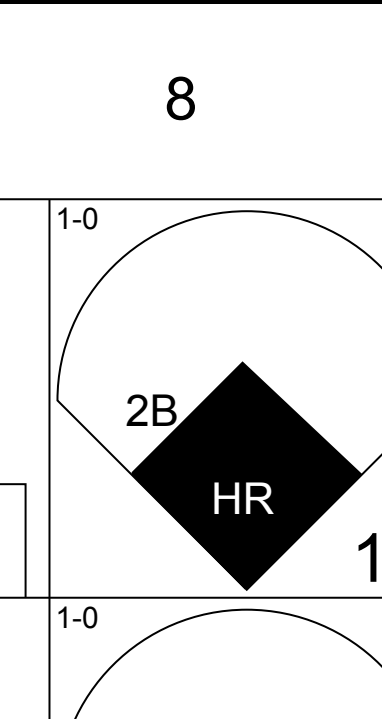
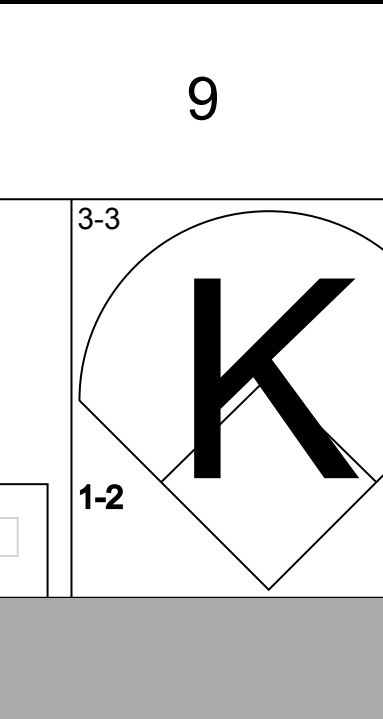
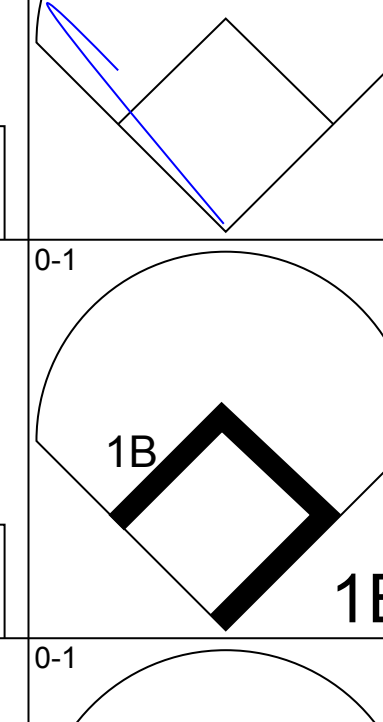
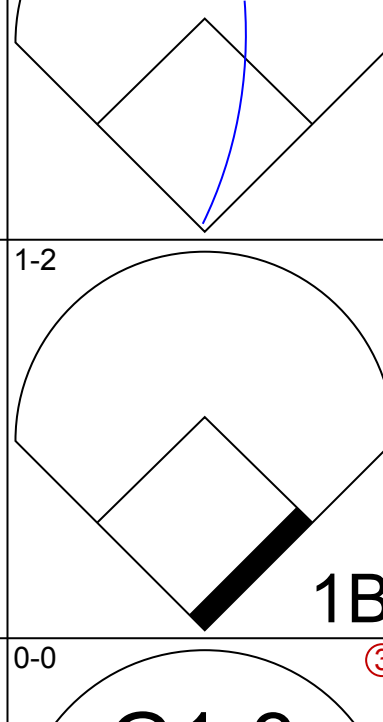
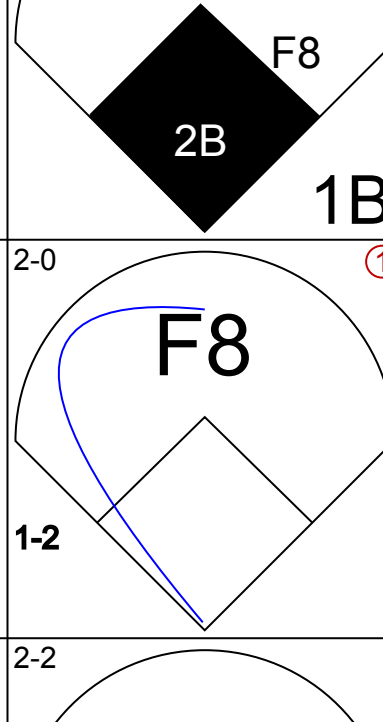
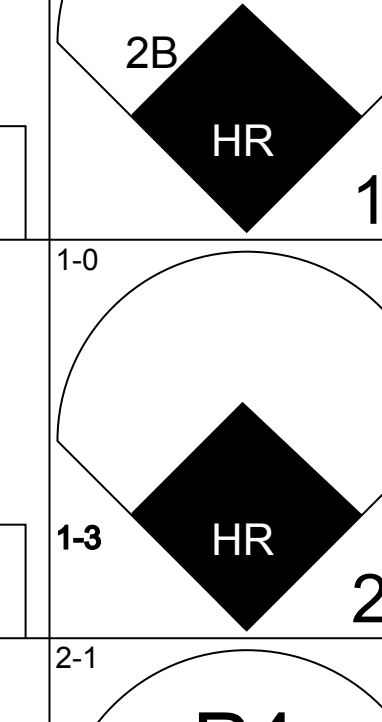
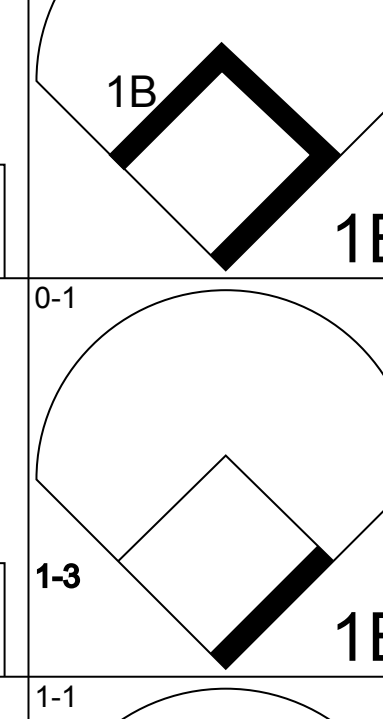
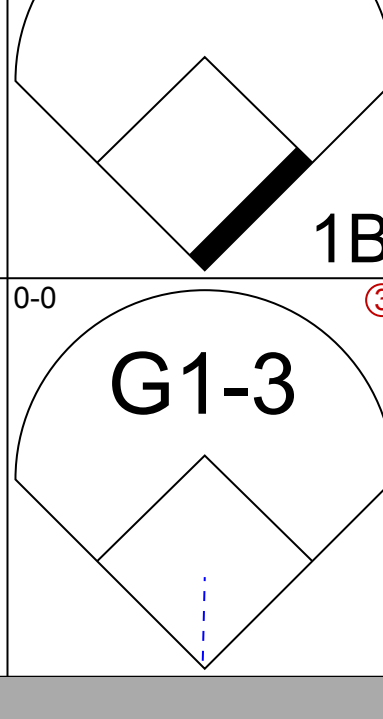
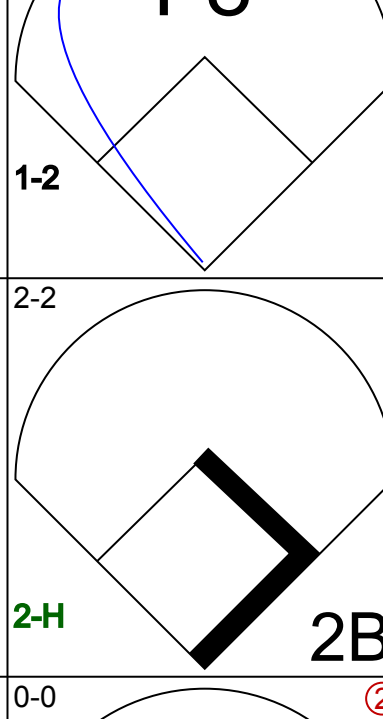
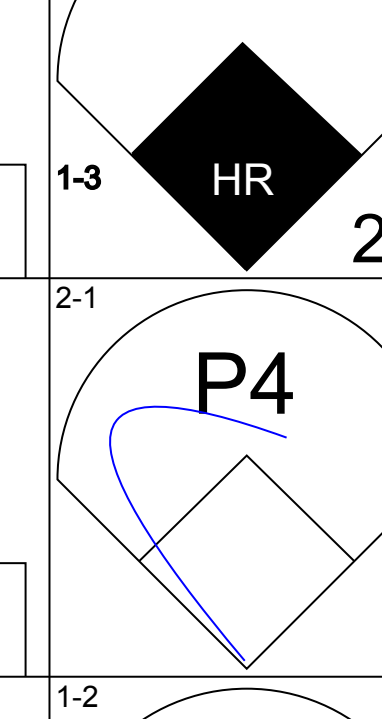
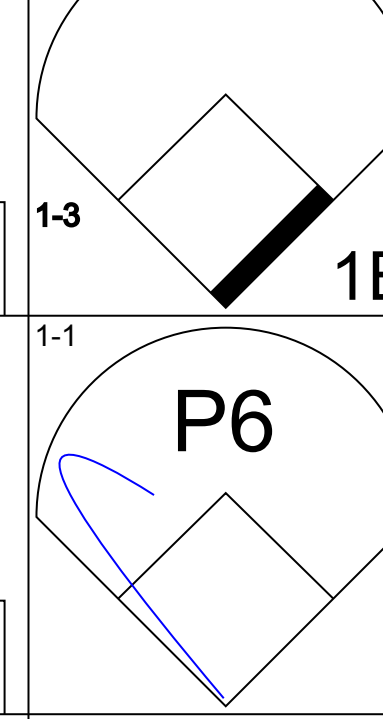
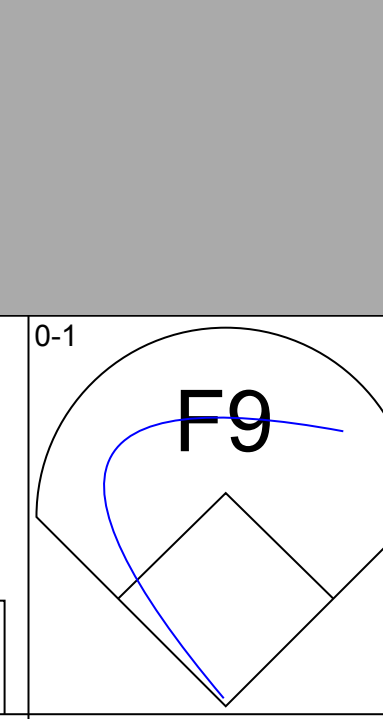
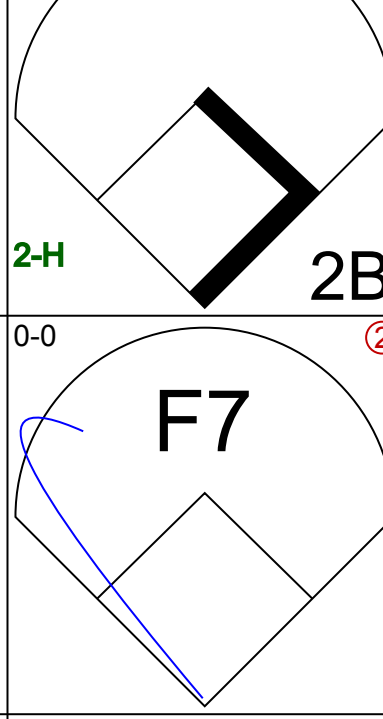
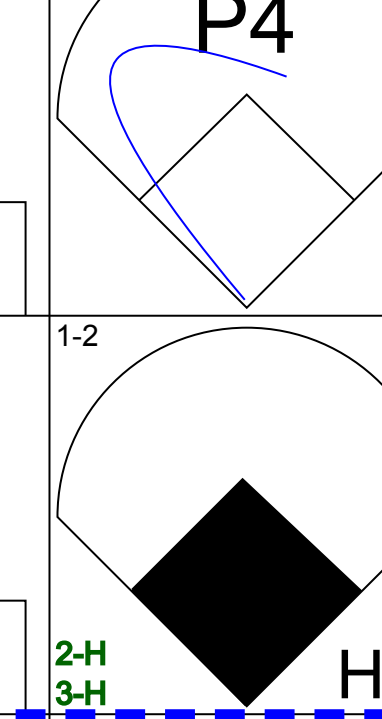
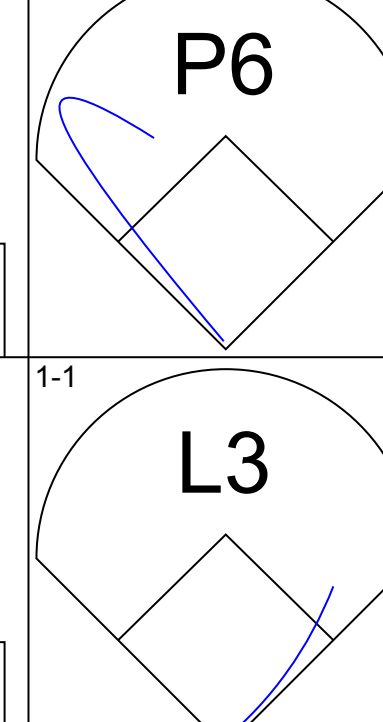
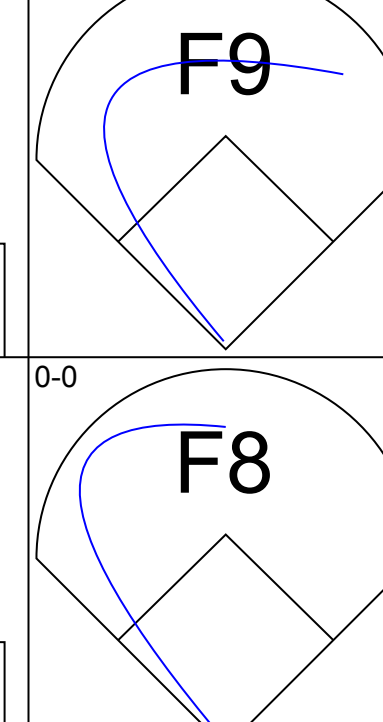
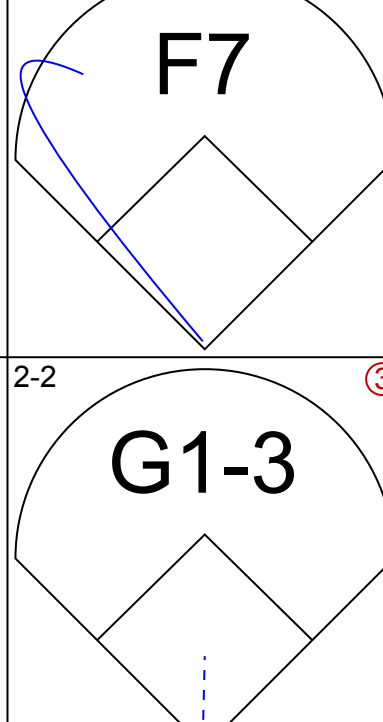
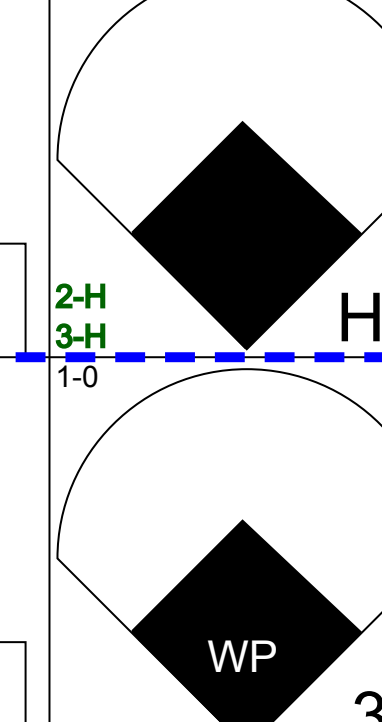
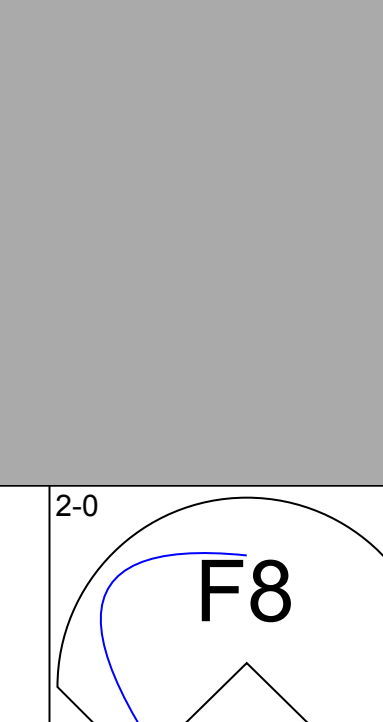
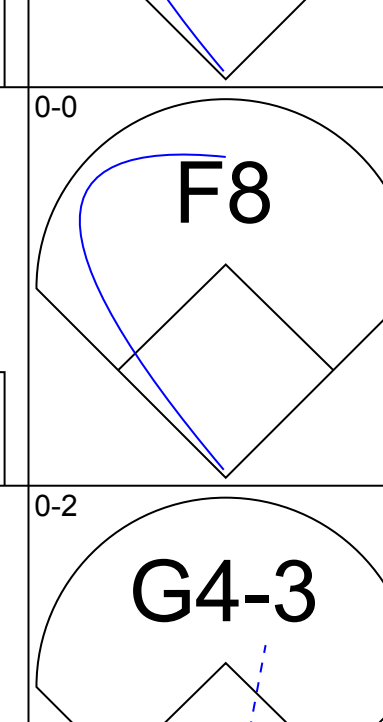
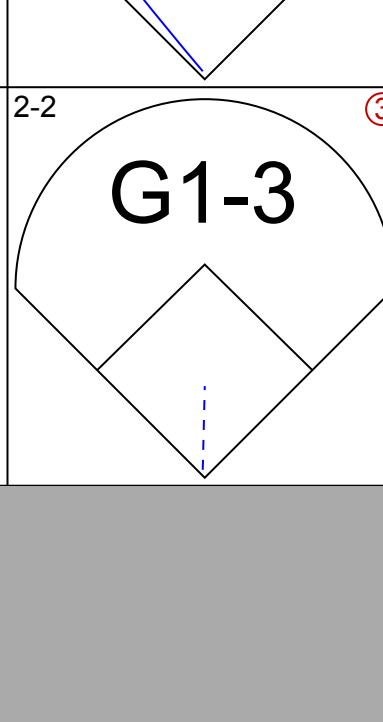
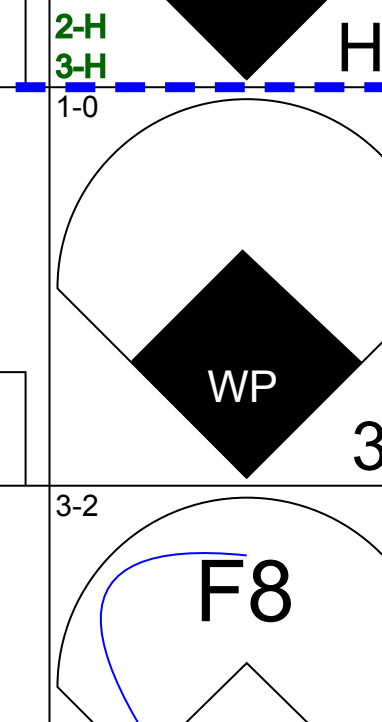
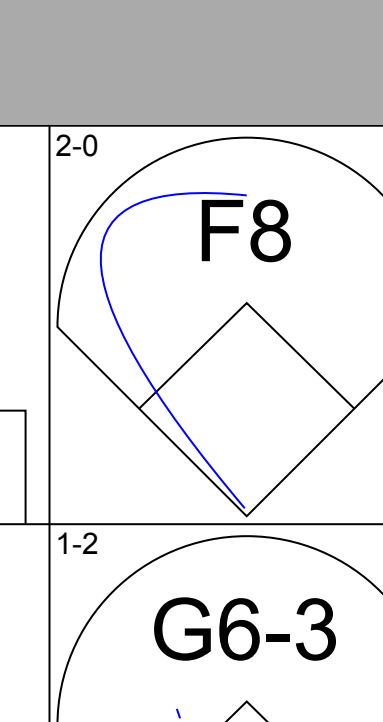



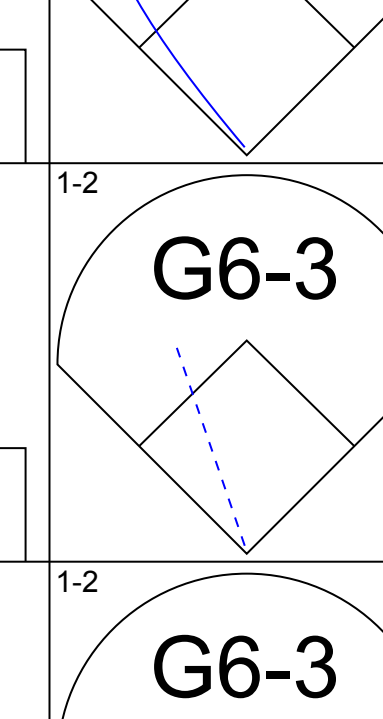
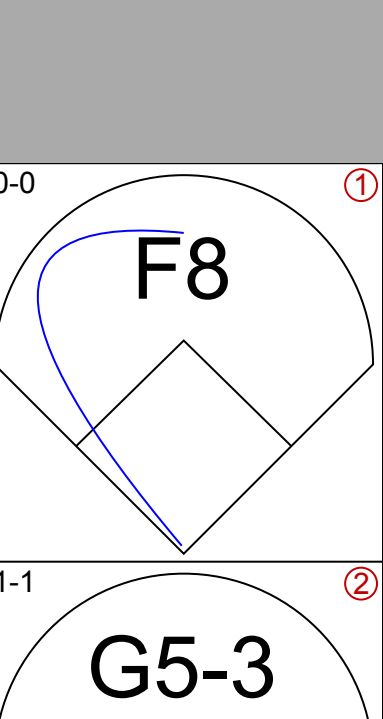

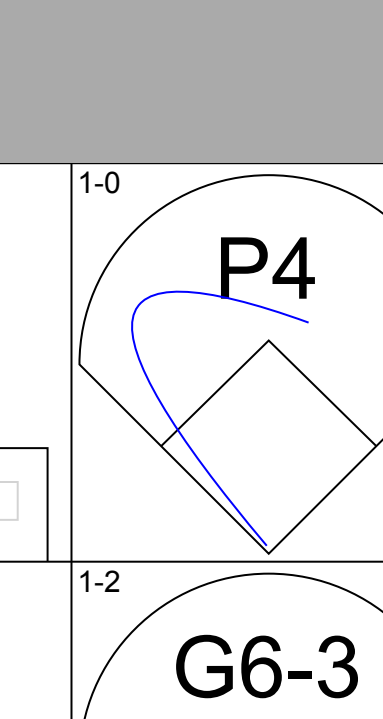

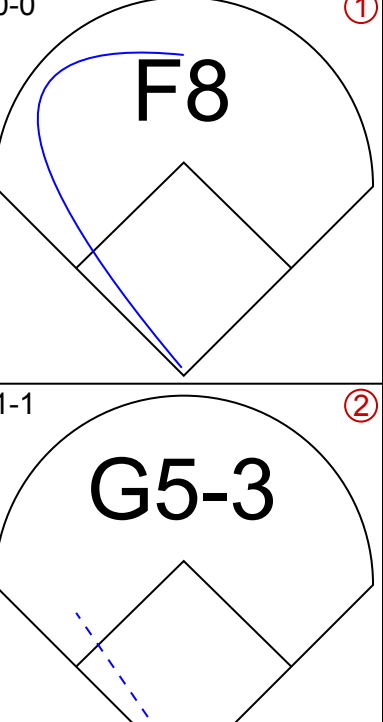

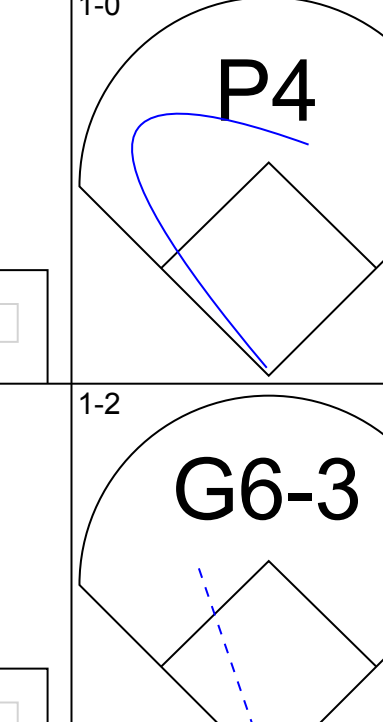


AB	37
R	11
H	15
RBI	11
BB	7
SO	6
LOB	18

Batter	1	2	3	4	5	6	7	8	9	AB	R	H	RBI	BB	SO	LOB	TOP										
Johnny Damon, L (1, 8) OBP: 0.392, SLG: 0.508	G1-3		BB BB		P5			BB		2	0	0	0	2	0	0	Kansas City Royals @ Texas Rangers The Ballpark at Arlington, Arlington, TX Thu Sep 14 2000, 8:05 PM EDT Att: 26,978 - Sunny - 91 F livebaseballscores.com										
Rey Sanchez, R (1, 6) OBP: 0.308, SLG: 0.318	29 BB		F9		G5-3			BB		3	1	1	0	0	0	1											
Dee Brown, L (8, PH) OBP: 0.250, SLG: 0.250	29 BB							K		1	0	0	0	0	1	1											
Luis Ordaz, R (8, 6) OBP: 0.255, SLG: 0.237	SF9									0	0	0	0	0	0	0											
29 Mike Sweeney, R (1, 3) OBP: 0.408, SLG: 0.534	BB							G5-3		3	0	1	0	1	0	1											
Jermaine Dye, R (1, 9) OBP: 0.384, SLG: 0.566	BB									1	0	0	0	2	0	0											
Scott Pose, L (9, PH) OBP: 0.294, SLG: 0.200								F3		1	0	1	0	0	0	0											
Carlos Beltrán, S (1, 10) OBP: 0.307, SLG: 0.371	SF9									3	0	0	1	0	0	4											
Dave McCarty, R (1, 7) OBP: 0.327, SLG: 0.486	K									4	0	1	0	0	1	2											
Carlos Febles, R (1, 4) OBP: 0.344, SLG: 0.325		G3			G5-4-3			K		3	0	0	0	0	1	1											
Héctor Ortiz, R (1, 2) OBP: 0.417, SLG: 0.413		G6-3			F9			G6-3		3	0	0	0	0	0	0											
Wilson Delgado, S (1, 5) OBP: 0.317, SLG: 0.309		F9						G3		3	0	0	0	0	0	0											
Inning Stats	R: 1 E: 0 K: 1 S: 14	H: 2 LOB: 2 BB: 1 P: 22	R: 0 E: 0 K: 0 S: 5	H: 0 LOB: 0 BB: 0 P: 9	R: 0 E: 0 K: 0 S: 11	H: 0 LOB: 2 BB: 3 P: 24	R: 0 E: 0 K: 0 S: 8	H: 1 LOB: 0 BB: 0 P: 12	R: 0 E: 0 K: 0 S: 8	H: 0 LOB: 0 BB: 0 P: 14	R: 0 E: 0 K: 1 S: 5	H: 0 LOB: 0 BB: 0 P: 7	R: 0 E: 0 K: 1 S: 9	H: 0 LOB: 1 BB: 1 P: 16	R: 0 E: 0 K: 0 S: 5	H: 1 LOB: 0 BB: 0 P: 9	1B: 4 2B: 0 3B: 0 HR: 0	SF: 1 SAC: 0 DP: 3 HBP: 0	WP: 0 PB: 0 SB: 0 CS: 0	PA: 33							
PITCHER	IP	WLS	BF	H	R	ER	SO	BB	IBB	HBP	BLK	WP	HR	S	P	ERA	WHIP										
Doug Davis, L (1, 1) ERA: 5.15	7.1	W	28	3	1	1	2	5	0	0	0	0	0	62	108	1.23	1.091										
Tim Crabtree, R (8, 1) ERA: 5.25	1.2	S	5	1	0	0	1	0	0	0	0	0	0	10	16	0.00	0.600										

Batter	1	2	3	4	5	6	7	8	9	AB	R	H	RBI	BB	SO	LOB	BOTTOM										
Luis Altea, S (1, 4) OBP: 0.358, SLG: 0.403	G4-3		BB BB		P6			F7		5	2	2	0	0	0	0	Kansas City Royals @ Texas Rangers The Ballpark at Arlington, Arlington, TX Thu Sep 14 2000, 8:05 PM EDT Att: 26,978 - Sunny - 91 F livebaseballscores.com										
Frank Catalanotto, L (1, 10) OBP: 0.386, SLG: 0.479	P6		K					E4		4	1	1	0	0	1	1											
Chad Curtis, R (8, PH) OBP: 0.347, SLG: 0.449			K					BB		1	1	1	2	0	0	0											
Rafael Palmeiro, L (1, 3) OBP: 0.394, SLG: 0.544	HR		BB BB		F7			F9		2	3	1	1	3	0	1											
Gabe Kapler, R (1, 8) OBP: 0.354, SLG: 0.462	G3		BB		G6-3			BB		4	1	2	3	1	0	1											
Ricky Ledee, L (1, 7) OBP: 0.321, SLG: 0.377			F8		P6			F9		4	0	0	0	1	1	5											
Pedro Valdes, L (1, 9) OBP: 0.250, SLG: 0.385			K							2	0	0	1	1	2	2											
Ruben Sierra, S (7, PH) OBP: 0.294, SLG: 0.250			K							1	0	1	1	0	0	0											
Scarborough Green, S (8, 8) OBP: 0.276, SLG: 0.288			BB							0	0	0	0	0	0	0											
Bill Haselman, R (1, 2) OBP: 0.329, SLG: 0.461			K							3	0	0	0	1	2	5											
Mike Lamb, L (1, 5) OBP: 0.335, SLG: 0.392										4	0	1	0	0	1	0											
Royce Clayton, R (1, 6) OBP: 0.297, SLG: 0.381			K							3	0	0	0	1	2	2											
Inning Stats	R: 1 E: 0 K: 0 S: 8	H: 1 LOB: 2 BB: 1 P: 15	R: 0 E: 0 K: 2 S: 8	H: 1 LOB: 1 BB: 1 P: 19	R: 1 E: 0 K: 2 S: 12	H: 1 LOB: 3 BB: 3 P: 27	R: 0 E: 0 K: 1 S: 9	H: 0 LOB: 0 BB: 0 P: 13	R: 0 E: 0 K: 1 S: 10	H: 1 LOB: 2 BB: 1 P: 22	R: 0 E: 0 K: 2 S: 7	H: 0 LOB: 0 BB: 0 P: 11	R: 2 E: 1 K: 0 S: 13	H: 2 LOB: 2 BB: 1 P: 21	R: 4 E: 0 K: 1 S: 11	H: 3 LOB: 2 BB: 2 P: 29	1B: 5 2B: 1 3B: 0 HR: 3	SF: 0 SAC: 0 DP: 0 HBP: 0	WP: 0 PB: 0 SB: 2 CS: 1	PA: 41							
PITCHER	IP	WLS	BF	H	R	ER	SO	BB	IBB	HBP	BLK	WP	HR	S	P	ERA	WHIP										
Mac Suzuki, R (1, 1) ERA: 4.18	6.1	L	31	5	4	2	8	5	1	0	0	0	0	63	120	2.84	1.579										
Scott Mullen, L (7, 1) ERA: 1.29	0.2		3	1	0	0	0	0	0	0	0	0	0	4	8	0.00	1.500										
Paul Spoljaric, L (8, 1) ERA: 9.45	1.0		7	3	4	4	1	2	0	0	0	0	2	11	29	36.00	5.000										

Batter	1	2	3	4	5	6	7	8	9	AB	R	H	RBI	BB	SO	LOB	TOP					
Johnny Damon, L OBP: 0.391, SLG: 0.509 (1, 8)										5	0	0	0	0	1	5	Kansas City Royals @ Texas Rangers The Ballpark at Arlington, Arlington, TX Sat Sep 16 2000, 8:05 PM EDT Att: 37,668 - Sunny - 83 F					
Rey Sanchez, R OBP: 0.306, SLG: 0.319 (1, 6)										5	0	1	0	0	0	3						
29 Mike Sweeney, R OBP: 0.406, SLG: 0.529 (1, 3)										4	1	0	0	0	1	2						
Jermaine Dye, R OBP: 0.386, SLG: 0.571 (1, 9)										3	3	1	1	2	1	0						
Joe Randa, R OBP: 0.348, SLG: 0.443 (1, 5)										4	2	2	1	1	1	0						
Mark Quinn, R OBP: 0.345, SLG: 0.499 (1, 10)										5	0	2	1	0	0	3						
Dee Brown, L OBP: 0.357, SLG: 0.250 (1, 7)										3	1	0	0	2	2	4						
Gregg Zaun, S OBP: 0.375, SLG: 0.390 (1, 2)										4	1	1	2	1	0	3						
Wilson Delgado, S OBP: 0.323, SLG: 0.313 (1, 4)										2	0	1	2	1	0	0						
Inning Stats	R: 0 E: 0 K: 1 S: 5	H: 0 LOB: 0 BB: 0 P: 8	R: 0 E: 0 K: 3 S: 19	H: 1 LOB: 1 BB: 0 P: 26	R: 1 E: 0 K: 0 S: 11	H: 2 LOB: 1 BB: 0 P: 16	R: 1 E: 0 K: 1 S: 12	H: 1 LOB: 1 BB: 1 P: 18	R: 0 E: 0 K: 1 S: 8	H: 0 LOB: 1 BB: 1 P: 15	R: 3 E: 1 K: 0 S: 16	H: 2 LOB: 2 BB: 2 P: 31	R: 3 E: 0 K: 0 S: 13	H: 2 LOB: 2 BB: 2 P: 28	R: 0 E: 0 K: 0 S: 6	H: 0 LOB: 0 BB: 0 P: 11	R: 0 E: 0 K: 0 S: 8	H: 0 LOB: 1 BB: 1 P: 13	1B: 6 2B: 0 3B: 0 HR: 2	SF: 1 SAC: 0 DP: 0 HBP: 1	WP: 1 PB: 0 SB: 0 CS: 0	PA: 44
PITCHER	IP	WLS	BF	H	R	ER	SO	BB	IBB	HBP	BLK	WP	HR	S	P	ERA	WHIP					
Brian Sikorski, R ERA: 5.74 (1, 1)	5.0	L	23	5	4	4	6	3	0	0	0	0	2	60	95	7.20	1.600					
Jonathan Johnson, R ERA: 4.37 (6, 1)	1.0		10	3	4	4	0	2	0	1	0	1	0	19	37	36.00	5.000					
Francisco Cordero, R ERA: 5.22 (7, 1)	3.0		11	0	0	0	0	2	0	0	0	0	0	19	34	0.00	0.667					

Batter	1	2	3	4	5	6	7	8	9	AB	R	H	RBI	BB	SO	LOB	BOTTOM					
Frank Catalanotto, L OBP: 0.382, SLG: 0.472 (1, 4)										5	2	2	0	0	1	1	Kansas City Royals @ Texas Rangers The Ballpark at Arlington, Arlington, TX Sat Sep 16 2000, 8:05 PM EDT Att: 37,668 - Sunny - 83 F					
Royce Clayton, R OBP: 0.300, SLG: 0.387 (1, 6)										4	1	3	0	0	0	1						
Rafael Palmeiro, L OBP: 0.397, SLG: 0.553 (1, 3)										4	0	2	1	0	0	3						
Gabe Kapler, R OBP: 0.357, SLG: 0.473 (1, 9)										4	1	1	3	0	0	3						
Ricky Ledee, L OBP: 0.320, SLG: 0.386 (1, 7)										4	1	1	0	0	0	3						
Ruben Sierra, S OBP: 0.227, SLG: 0.190 (1, 10)										4	0	0	0	0	1	0						
Mike Lamb, L OBP: 0.331, SLG: 0.386 (1, 5)										4	0	0	0	0	0	0						
B.J. Waszgis, R OBP: 0.263, SLG: 0.278 Pedro Valdes, L OBP: 0.267, SLG: 0.393 (9, PH)										3	0	0	0	0	0	0						
Scarborough Green, S OBP: 0.281, SLG: 0.258 (1, 8)										4	0	1	0	0	0	0						
Inning Stats	R: 0 E: 0 K: 0 S: 12	H: 2 LOB: 2 BB: 0 P: 17	R: 0 E: 0 K: 0 S: 7	H: 0 LOB: 0 BB: 0 P: 11	R: 0 E: 0 K: 0 S: 9	H: 1 LOB: 1 BB: 0 P: 10	R: 0 E: 0 K: 0 S: 6	H: 0 LOB: 0 BB: 0 P: 6	R: 0 E: 0 K: 0 S: 7	H: 0 LOB: 0 BB: 0 P: 10	R: 1 E: 0 K: 0 S: 10	H: 2 LOB: 1 BB: 0 P: 17	R: 0 E: 0 K: 1 S: 11	H: 0 LOB: 0 BB: 0 P: 16	R: 4 E: 0 K: 0 S: 12	H: 4 LOB: 0 BB: 0 P: 21	R: 0 E: 0 K: 1 S: 8	H: 1 LOB: 1 BB: 0 P: 13	1B: 6 2B: 2 3B: 1 HR: 1	SF: 0 SAC: 0 DP: 0 HBP: 0	WP: 1 PB: 0 SB: 0 CS: 0	PA: 37
PITCHER	IP	WLS	BF	H	R	ER	SO	BB	IBB	HBP	BLK	WP	HR	S	P	ERA	WHIP					
Brian Meadows, R ERA: 5.01 (1, 1)	7.2	W	31	8	4	4	1	0	0	0	0	0	1	70	100	4.70	1.043					
Ricky Bottalico, R ERA: 5.16 (8, 1)	1.1		6	2	1	1	1	0	0	0	0	1	0	12	21	6.75	1.500					

AB	35
R	8
H	8
RBI	7
BB	7
SO	6
LOB	20



AB	37
R	5
H	10
RBI	4
BB	0
SO	2
LOB	11



Batter	1	2	3	4	5	6	7	8	9	AB	R	H	RBI	BB	SO	LOB	TOP										
Johnny Damon, L (1, 10) OBP: 0.391, SLG: 0.507	G4-3		BB				P4		K	4	0	1	0	1	1	0	Kansas City Royals @ Texas Rangers The Ballpark at Arlington, Arlington, TX Sun Sep 17 2000, 3:05 PM EDT Att: 28,473 - Sunny - 79 F										
Wilson Delgado, S (1, 4) OBP: 0.320, SLG: 0.310	G5-3		L6			G4-3		E7		4	1	1	0	0	0	2											
Dave McCarty, R (9, PH) OBP: 0.327, SLG: 0.482								29 2B		1	0	1	0	0	0	0											
Scott Pose, L (9, PR) OBP: 0.294, SLG: 0.200										0	0	0	0	0	0	0											
29 Mike Sweeney, R (1, 3) OBP: 0.408, SLG: 0.531	G4-3					1B		1B		5	2	3	1	0	0	1											
Jermaine Dye, R (1, 9) OBP: 0.387, SLG: 0.570		F9				1B		E		4	1	2	0	0	0	1											
Joe Randa, R (1, 5) OBP: 0.347, SLG: 0.441		G6-3						G6-3		4	0	1	1	0	0	2											
Mark Quinn, R (1, 7) OBP: 0.343, SLG: 0.495		G5-3						K		4	0	0	0	0	2	4											
Carlos Beltrán, S (1, 8) OBP: 0.305, SLG: 0.376										4	1	2	2	0	1	2											
Gregg Zaun, S (1, 2) OBP: 0.376, SLG: 0.389										3	0	1	0	1	0	0											
Luis Ordez, R (1, 6) OBP: 0.248, SLG: 0.230										3	0	0	0	0	0	1											
Dee Brown, L (8, PH) OBP: 0.333, SLG: 0.231										1	0	0	0	0	0	2											
Carlos Febles, R (8, 4) OBP: 0.344, SLG: 0.325										0	0	0	0	0	0	0											
Inning Stats	R: 0 E: 0 K: 0 S: 8	H: 0 LOB: 0 BB: 0 P: 14	R: 0 E: 0 K: 0 S: 8	H: 0 LOB: 0 BB: 1 P: 15	R: 0 E: 0 K: 1 S: 14	H: 1 LOB: 2 BB: 1 P: 23	R: 0 E: 0 K: 0 S: 7	H: 1 LOB: 1 BB: 0 P: 12	R: 1 E: 0 K: 0 S: 6	H: 2 LOB: 0 BB: 0 P: 10	R: 1 E: 0 K: 1 S: 16	H: 3 LOB: 2 BB: 0 P: 26	R: 0 E: 0 K: 0 S: 7	H: 0 LOB: 0 BB: 0 P: 11	R: 3 E: 2 K: 1 S: 23	H: 4 LOB: 2 BB: 1 P: 37	R: 0 E: 0 K: 1 S: 8	H: 1 LOB: 1 BB: 0 P: 13	1B: 10 2B: 1 3B: 0 HR: 1	SF: 0 SAC: 0 DP: 1 HBP: 0	WP: 0 PB: 0 SB: 1 CS: 1	PA: 40					
PITCHER	IP	WLS	BF	H	R	ER	SO	BB	IBB	HBP	BLK	WP	HR	S	P	ERA	WHIP	PITCHER									
Kenny Rogers, L (1, 1) ERA: 4.54	7.0	W	28	7	2	2	2	1	0	0	0	0	1	66	111	2.57	1.143										
59 Jeff Zimmerman, R (8, 1) ERA: 5.77	0.2		6	4	3	2	1	0	0	0	0	0	0	17	25	27.00	6.000										
Tim Crabtree, R (8, 1) ERA: 5.11	0.1	H	2	0	0	0	0	1	0	0	0	0	0	6	12	0.00	3.000										
Mike Venafro, L (9, 1) ERA: 3.96	0.1	H	1	0	0	0	1	0	0	0	0	0	0	3	5	0.00	0.000										
John Wetteland, R (9, 1) ERA: 4.12	0.2	S	2	1	0	0	0	0	0	0	0	0	0	5	8	0.00	1.500										
Batter	1	2	3	4	5	6	7	8	9	AB	R	H	RBI	BB	SO	LOB	BOTTOM										
Luis Altea, S (1, 4) OBP: 0.360, SLG: 0.403	G4-3									3	0	0	0	1	1	0	Kansas City Royals @ Texas Rangers The Ballpark at Arlington, Arlington, TX Sun Sep 17 2000, 3:05 PM EDT Att: 28,473 - Sunny - 79 F										
Frank Catalanotto, L (1, 3) OBP: 0.384, SLG: 0.464										4	2	2	1	0	0	2											
Rafael Palmeiro, L (1, 10) OBP: 0.398, SLG: 0.556										4	2	2	1	0	0	0											
Gabe Kapler, R (1, 8) OBP: 0.358, SLG: 0.480										4	1	2	3	0	1	0											
Ricky Ledee, L (1, 7) OBP: 0.324, SLG: 0.388										3	0	2	0	1	0	0											
Pedro Valdes, L (1, 9) OBP: 0.281, SLG: 0.433										2	0	1	0	0	0	1											
Chad Curtis, R (5, PH) OBP: 0.344, SLG: 0.445										2	0	0	0	0	1	2											
Scarborough Green, S (9, 8) OBP: 0.281, SLG: 0.258										0	0	0	0	0	0	0											
Mike Lamb, L (1, 5) OBP: 0.329, SLG: 0.383										4	0	0	0	0	0	4											
Randy Knorr, R (1, 2) OBP: 0.333, SLG: 0.667										4	1	2	1	0	1	0											
44 Kelly Dransfeldt, R (1, 6) OBP: 0.188, SLG: 0.313										3	0	0	0	0	0	1											
Inning Stats	R: 3 E: 0 K: 0 S: 11	H: 3 LOB: 1 BB: 1 P: 23	R: 0 E: 0 K: 0 S: 13	H: 1 LOB: 1 BB: 1 P: 20	R: 0 E: 0 K: 0 S: 11	H: 2 LOB: 2 BB: 0 P: 16	R: 0 E: 0 K: 0 S: 4	H: 0 LOB: 0 BB: 0 P: 7	R: 2 E: 0 K: 0 S: 14	H: 4 LOB: 1 BB: 0 P: 22	R: 1 E: 0 K: 1 S: 9	H: 1 LOB: 0 BB: 0 P: 13	R: 0 E: 0 K: 1 S: 6	H: 0 LOB: 0 BB: 0 P: 11	R: 0 E: 0 K: 2 S: 7	H: 0 LOB: 0 BB: 0 P: 13	1B: 6 2B: 2 3B: 1 HR: 3	SF: 0 SAC: 0 DP: 2 HBP: 0	WP: 0 PB: 0 SB: 0 CS: 0	PA: 35							
PITCHER	IP	WLS	BF	H	R	ER	SO	BB	IBB	HBP	BLK	WP	HR	S	P	ERA	WHIP	PITCHER									
Dan Reichert, R (1, 1) ERA: 4.26	4.0	L	23	10	5	5	0	2	0	0	0	0	2	50	81	11.25	3.000										
Paul Spoljaric, L (5, 1) ERA: 8.22	1.0		2	0	0	0	0	0	0	0	0	0	0	3	7	0.00	0.000										
Dan Murray, R (6, 1) ERA: 7.15	3.0		10	1	1	1	4	0	0	0	0	0	1	22	37	3.00	0.333										

Batter	1	2	3	4	5	6	7	8	9	10	AB	R	H	RBI	BB	SO	LOB	TOP		
Darin Erstad, L OBP: 0.408, SLG: 0.537 (1, 7) (10, 8)	F7		L8		2B 1B		F8 G5-3 1B		L7		5	1	2	0	1	0	0			
Orlando Palmeiro, L OBP: 0.394, SLG: 0.404 Ron Gant, R OBP: 0.326, SLG: 0.484 (1, 9) (10, 7)	P6		2-4 1B		1B 2B		G5-3			F8	5	1	3	1	0	0	1			
Mo Vaughn, L OBP: 0.373, SLG: 0.518 Scott Spiezio, S OBP: 0.329, SLG: 0.449 (1, 3) (9, PR) (9, 3)	16 FC6 2B		K		1B 2B					F7	3	1	2	1	2	1	1			
Tim Salmon, R OBP: 0.397, SLG: 0.545 (1, 10) (10, 9)	16 FC6 BB		2-4		F9		F8		P4		4	1	1	0	1	0	4			
16 Garret Anderson, L OBP: 0.303, SLG: 0.509 (1, 8) (10, 9)	FC6		L8		L8		L8			G4-3	5	0	1	2	0	0	4			
Troy Glaus, R OBP: 0.405, SLG: 0.590 (1, 5)			K		E5 1B					E6 1B FC3	5	1	1	0	0	3	1			
Bengie Molina, R OBP: 0.324, SLG: 0.418 (1, 2)	L8		L8		G6-3		F9		F7		5	1	1	0	0	0	1			
Adam Kennedy, L OBP: 0.298, SLG: 0.403 (1, 4)							F8		G4-3		5	1	2	1	0	0	1			
Kevin Stocker, S OBP: 0.342, SLG: 0.330 (1, 6)			K		G6-4-3 1B		K		G3-1		5	0	1	2	0	2	2			
Inning Stats	R: 0 E: 0 K: 0 S: 9	H: 1 LOB: 2 BB: 1 P: 16	R: 0 E: 0 K: 2 S: 10	H: 1 LOB: 1 BB: 0 P: 17	R: 0 E: 1 K: 1 S: 12	H: 1 LOB: 1 BB: 0 P: 19	R: 4 E: 0 K: 1 S: 14	H: 6 LOB: 1 BB: 0 P: 21	R: 0 E: 0 K: 0 S: 7	H: 1 LOB: 2 BB: 1 P: 16	R: 0 E: 0 K: 1 S: 7	H: 0 LOB: 0 BB: 0 P: 14	R: 0 E: 0 K: 0 S: 13	H: 1 LOB: 2 BB: 1 P: 22	R: 3 E: 1 K: 0 S: 12	H: 2 LOB: 2 BB: 1 P: 21	1B: 9 2B: 5 3B: 0 HR: 0	SF: 0 SAC: 1 DP: 1 HBP: 0	WP: 1 PB: 0 SB: 1 CS: 0	PA: 48
PITCHER	IP WLS BF H R ER SO	IP WLS BF H R ER SO	IP WLS BF H R ER SO	IP WLS BF H R ER SO	IP WLS BF H R ER SO	IP WLS BF H R ER SO	IP WLS BF H R ER SO	IP WLS BF H R ER SO	IP WLS BF H R ER SO	IP WLS BF H R ER SO	IP WLS BF H R ER SO	IP WLS BF H R ER SO	IP WLS BF H R ER SO	IP WLS BF H R ER SO	IP WLS BF H R ER SO	IP WLS BF H R ER SO	ERA WHIP	ERA WHIP		
Mac Suzuki, R ERA: 4.21 (1, 1)	7.0																			
51 Kris Wilson, R ERA: 4.2 (8, 1)	2.0																			
Jose Santiago, R ERA: 4.26 (10, 1)	0.1	L																		
Paul Spoljaric, L ERA: 7.56 (10, 1)	0.2																			

Anaheim Angels @ Kansas City Royals
Kauffman Stadium, Kansas City, MO
Wed Sep 20 2000, 7:05 PM CDT
Alt. 11,442 - Sunny - 65 F

AB 44
R 7
H 14
RBI 7
BB 4
SO 6
LOB 19



Batter	1	2	3	4	5	6	7	8	9	10	AB	R	H	RBI	BB	SO	LOB	BOTTOM				
Johnny Damon, L OBP: 0.386, SLG: 0.499 (1, 8) (10, 9)	G4-3		G4-3		L3		F8		P6		5	0	0	0	0	0	5					
Rey Sanchez, R OBP: 0.308, SLG: 0.319 Wilson Delgado, S OBP: 0.318, SLG: 0.308 (1, 6) (7, PH) (8, 6)	G4-3		BB 29 BB 1B		K		F7		29 1B BB		3	0	1	1	0	1	0					
Gregg Zaun, S OBP: 0.379, SLG: 0.389 (9, PH) (10, 2)			3-H 1B								0	0	0	0	1	0	0					
29 Mike Sweeney, R OBP: 0.412, SLG: 0.533 (1, 3) (10, 9)	4-0 BB		4-2 BB		4-1 BB				G6-4-3 1B		2	0	2	2	3	0	0					
Jermaine Dye, R OBP: 0.369, SLG: 0.570 (1, 10) (10, 9)	F9		4-0 BB		4-0 BB		G6-4-3 1B				4	0	2	0	1	1	3					
Joe Randa, R OBP: 0.346, SLG: 0.438 (1, 5)			L8		F8		G6-4-3				5	0	0	0	0	0	7					
Carlos Beltrán, S OBP: 0.308, SLG: 0.376 (1, 9)	G4-3				1B S 1B 1B		G1-3		G5-3		5	1	1	0	0	0	1					
Dee Brown, L OBP: 0.250, SLG: 0.167 (1, 7)	K				F7		G3-1				5	0	0	0	0	2	1					
Jorge Fabregas, L OBP: 0.317, SLG: 0.374 Scott Pose, L OBP: 0.294, SLG: 0.200 Jeff Reboulet, R OBP: 0.322, SLG: 0.279 (1, 2) (9, PR) (10, 4)			G4-3 1B 2B		1B		G6-3		BB 29 BB 1B		4	1	3	0	0	0	0					
Carlos Febles, R OBP: 0.344, SLG: 0.323 Dave McCarty, R OBP: 0.330, SLG: 0.482 Luis Ordez, R OBP: 0.248, SLG: 0.230 (1, 4) (9, PH) (9, PR) (10, 6)			G1-3				G3		29 BB 1B BB		3	0	1	1	0	0	1					
Inning Stats	R: 0 E: 0 K: 0 S: 10	H: 0 LOB: 1 BB: 1 P: 18	R: 0 E: 0 K: 1 S: 8	H: 0 LOB: 0 BB: 0 P: 13	R: 1 E: 0 K: 0 S: 14	H: 2 LOB: 3 BB: 2 P: 33	R: 1 E: 0 K: 0 S: 10	H: 3 LOB: 1 BB: 0 P: 14	R: 0 E: 0 K: 0 S: 5	H: 0 LOB: 0 BB: 0 P: 5	R: 0 E: 0 K: 0 S: 8	H: 0 LOB: 0 BB: 0 P: 12	R: 0 E: 0 K: 0 S: 7	H: 2 LOB: 1 BB: 0 P: 14	R: 2 E: 0 K: 2 S: 28	H: 2 LOB: 2 BB: 2 P: 44	R: 0 E: 0 K: 0 S: 9	H: 0 LOB: 0 BB: 0 P: 11	1B: 9 2B: 2 3B: 0 HR: 0	SF: 0 SAC: 0 DP: 3 HBP: 0	WP: 0 PB: 0 SB: 1 CS: 0	PA: 43
PITCHER	IP WLS BF H R ER SO	IP WLS BF H R ER SO	IP WLS BF H R ER SO	IP WLS BF H R ER SO	IP WLS BF H R ER SO	IP WLS BF H R ER SO	IP WLS BF H R ER SO	IP WLS BF H R ER SO	IP WLS BF H R ER SO	IP WLS BF H R ER SO	IP WLS BF H R ER SO	IP WLS BF H R ER SO	IP WLS BF H R ER SO	IP WLS BF H R ER SO	IP WLS BF H R ER SO	IP WLS BF H R ER SO	ERA WHIP	ERA WHIP				
Al Levine, R ERA: 3.46 (8, 1)	2.0																					
Ben Weber, R ERA: 5.82 (7, 1)	0.1	H																				
Mike Holtz, L ERA: 4.7 (7, 1)	1.1	H																				
Shigetoshi Hasegawa, R ERA: 3.3 (8, 1)	1.0	W																				

Anaheim Angels @ Kansas City Royals
Kauffman Stadium, Kansas City, MO
Wed Sep 20 2000, 7:05 PM CDT
Alt. 11,442 - Sunny - 65 F

AB 37
R 4
H 10
RBI 4
BB 6
SO 4
LOB 18



Batter	1	2	3	4	5	6	7	8	9	AB	R	H	RBI	BB	SO	LOB	TOP				
Kenny Lofton, L (1.8) OBP: 0.370, SLG: 0.425	1-3 K	0-0 F7		2-2 L7		0-1 G3-1			3-2 P6	5	0	0	0	0	1	2	Cleveland Indians @ Kansas City Royals Kauffman Stadium, Kansas City, MO Fri Sep 22 2000, 7:05 PM CDT Att: 15,036 - Overcast - 76 F				
Omar Vizquel, S (1.6) OBP: 0.376, SLG: 0.377	0-2 BB 1B	1-1 1B		4-2 1-2 BB			1-2 FC6-4 1B		4-0 BB	3	0	3	1	2	0						
Roberto Alomar, S (1.4) OBP: 0.367, SLG: 0.464	0-0 1-2 1B	2-1 F7		0-1 F8			1-0 FC6-4 2B 1-2		1-3 K	5	0	1	0	0	1	5					
Manny Ramirez, R (1.9) OBP: 0.462, SLG: 0.681	1-3 K			4-0 F7-4 BB		3-2 FC3-6 1B		1-0 1-3 2B	1-3 K	4	0	2	0	1	2	3					
Jim Thome, L (1.10) OBP: 0.399, SLG: 0.523	4-0 1-2 2-3 BB			1-1 F7-4 1-2		0-0 FC3-6 G5-3 1B 1-2		3-2 G1-3		3	0	0	0	1	0	4					
David Segui, S (1.3) OBP: 0.391, SLG: 0.513	2-2 G5-3			1-2 2B		0-0 1-2 1B		0-3 K		4	0	2	0	0	1	5					
Travis Fryman, R (1.5) OBP: 0.396, SLG: 0.521		0-0 2B 3B		1-2 F8		0-0 G5-3 2-3		2-2 F8		4	1	1	0	0	0	3					
Russell Branyan, L (1.7) OBP: 0.311, SLG: 0.544	1-0 P5			4-1 BB BB		1-2 G3-1		1-3 K		3	0	0	0	1	1	1					
Jolbert Cabrera, R (8.7) OBP: 0.302, SLG: 0.315	1-0 1B 2B			3-1 F8		1-2 G3		0-1 G6-3		4	1	1	1	0	0	1					
Sandy Alomar Jr., R (1.2) OBP: 0.331, SLG: 0.412																					
Inning Stats	R: 0 E: 0 K: 2 S: 16	H: 2 LOB: 3 BB: 1 P: 24	R: 2 E: 0 K: 0 S: 8	H: 3 LOB: 1 BB: 0 P: 13	R: 0 E: 0 K: 0 S: 10	H: 1 LOB: 1 BB: 1 P: 17	R: 0 E: 0 K: 0 S: 12	H: 0 LOB: 2 BB: 0 P: 25	R: 0 E: 0 K: 0 S: 8	H: 2 LOB: 1 BB: 0 P: 11	R: 0 E: 0 K: 1 S: 11	H: 2 LOB: 2 BB: 0 P: 17	R: 0 E: 0 K: 1 S: 8	H: 0 LOB: 0 BB: 1 P: 18	R: 0 E: 0 K: 2 S: 9	H: 0 LOB: 1 BB: 1 P: 18	1B: 6 2B: 4 3B: 1 HR: 0	SF: 0 SAC: 0 DP: 2 HBP: 0	WP: 0 PB: 0 SB: 0 CS: 0	PA: 40	
PITCHER	IP	WLS	BF	H	R	ER	SO	BB	IBB	HBP	BLK	WP	HR	S	P	ERA	WHIP				
Brian Meadows, R (1.1) ERA: 5.02	3.0		16	6	2	2	2	2	0	0	0	0	0	34	54	6.00	2.667				
Dan Murray, R (4.1) ERA: 5.52	3.1		15	4	0	0	0	2	0	0	0	0	0	35	56	0.00	1.800				
Paul Spoljanc, L (7.1) ERA: 7.0	0.2		2	0	0	0	1	0	0	0	0	0	0	6	9	0.00	0.000				
Ricky Bottalico, R (8.1) ERA: 5.01	2.0	W	7	0	0	0	3	1	0	0	0	0	0	17	29	0.00	0.500				

Batter	1	2	3	4	5	6	7	8	9	AB	R	H	RBI	BB	SO	LOB	BOTTOM				
Johnny Damon, L (1.10) OBP: 0.386, SLG: 0.503	2-2 F2	0-0 2B			0-1 L3		1-0 G3			4	0	1	0	0	0	0	Cleveland Indians @ Kansas City Royals Kauffman Stadium, Kansas City, MO Fri Sep 22 2000, 7:05 PM CDT Att: 15,036 - Overcast - 76 F				
Rey Sanchez, R (1.6) OBP: 0.310, SLG: 0.321	1-0 1B		0-2 CS 29 G1-3 1B		2-2 G4-3		2-1 G4-3			4	0	2	0	0	0	0					
29 Mike Sweeney, R (1.3) OBP: 0.411, SLG: 0.528	1-1 F8		0-1 G1-3		1-0 G5-3		4-2 1B BB			3	0	0	0	1	0	2					
Jermaine Dye, R (1.9) OBP: 0.389, SLG: 0.566	0-1 1-3 1B		2-3 K			1-2 L4		1-0 1-2 1B		4	0	2	0	0	1	1					
Joe Randa, R (1.5) OBP: 0.349, SLG: 0.442	2-2 F8			3-1 1B 2B		2-0 HBP S HBP		3-2 F8		3	1	1	0	0	0	4					
Carlos Beltrán, S (1.8) OBP: 0.305, SLG: 0.371		1-2 P4		1-1 F7		1-0 F8		2-2 F7		4	0	0	0	0	0	2					
Mark Quinn, R (1.7) OBP: 0.344, SLG: 0.494		1-1 G3-1 1B 2B		0-0 F9 WP 1B		4-2 HBP BB		3-1 G6-3		3	1	2	1	1	0	0					
Gregg Zaun, S (1.2) OBP: 0.381, SLG: 0.402		3-2 G3-1		2-1 F9		3-0 FC6-4 HBP		0-1 HR		3	1	1	1	0	0	2					
Carlos Febles, R (1.4) OBP: 0.342, SLG: 0.319		3-2 2B 1B		3-1 G3-1		0-2 FC6-4 1-2		1-2 G4-3		4	0	1	1	0	0	4					
Inning Stats	R: 0 E: 0 K: 0 S: 14	H: 2 LOB: 2 BB: 0 P: 20	R: 1 E: 0 K: 1 S: 13	H: 3 LOB: 0 BB: 0 P: 21	R: 0 E: 0 K: 0 S: 8	H: 1 LOB: 0 BB: 0 P: 10	R: 1 E: 0 K: 0 S: 9	H: 2 LOB: 1 BB: 0 P: 18	R: 0 E: 0 K: 0 S: 7	H: 0 LOB: 0 BB: 0 P: 10	R: 0 E: 0 K: 0 S: 12	H: 0 LOB: 3 BB: 1 P: 23	R: 0 E: 0 K: 0 S: 10	H: 1 LOB: 2 BB: 1 P: 21	R: 1 E: 0 K: 0 S: 10	H: 1 LOB: 0 BB: 0 P: 16		1B: 6 2B: 3 3B: 0 HR: 1	SF: 0 SAC: 0 DP: 0 HBP: 2	WP: 1 PB: 0 SB: 0 CS: 1	PA: 36
PITCHER	IP	WLS	BF	H	R	ER	SO	BB	IBB	HBP	BLK	WP	HR	S	P	ERA	WHIP				
Jim Brower, R (1.1) ERA: 6.24	4.0		18	8	2	2	1	0	0	0	0	0	0	44	69	4.50	2.000				
Chris Nething, R (5.1) ERA: 5.87	1.2		8	0	0	0	0	1	0	2	0	0	0	16	30	0.00	0.600				
Steve Reed, R (6.1) ERA: 4.56	1.0		5	1	0	0	0	1	0	0	0	0	0	9	17	0.00	2.000				
Steve Karsay, R (7.1) ERA: 3.99	1.1	L	5	1	1	1	0	0	0	0	0	0	1	14	23	6.75	0.750				

Batter	1	2	3	4	5	6	7	8	9	AB	R	H	RBI	BB	SO	LOB	TOP										
Kenny Lofton, L (1, 8) OBP: 0.369, SLG: 0.425 Dave Roberts, L (6, 8) OBP: 0.333, SLG: 0.200	2-2 BB 1B	3-2 SF9	0-3 K	3-1 SF7	2-0 FC4-6					2	1	1	2	0	1	2	Cleveland Indians @ Kansas City Royals Kauffman Stadium, Kansas City, MO Sat Sep 23 2000, 7:05 PM CDT Att: 20,253 - Cloudy - 52 F										
Omar Vizquel, S (1, 6) OBP: 0.378, SLG: 0.378 John McDonald, R (6, 6) OBP: 0.375, SLG: 0.375	4-1 1B	2-3 3-H G6-3	0-0 2B G1-3	2-2 1B	2-1 L7					3	1	2	1	1	0	1											
Roberto Alomar, S (1, 4) OBP: 0.371, SLG: 0.470 Jolbert Cabrera, R (6, 4) OBP: 0.301, SLG: 0.313	1-2 CS 1B		0-2 1B G4-6-3	0-0 G1-3	1-2 1B			0-0 G5-3		4	1	4	3	0	0	0											
Manny Ramirez, R (1, 9) OBP: 0.465, SLG: 0.688 Chan Perry, R (8, PH) OBP: 0.100, SLG: 0.100	2-1 G5-3		1-0 G4-6-3	4-1 G1-3		3-2 HR		1-0 G6-3		3	1	2	1	1	0	2											
David Segui, S (1, 3) OBP: 0.387, SLG: 0.508	3-0 G4-3		1-0 G4-6-3	2-2 G1-3		3-3 K		2-2 G5-3		5	0	0	1	0	1	4											
Jim Thome, L (1, 10) OBP: 0.396, SLG: 0.518		0-0 G6-3	2-0 F8	2-0 G3-1		2-3 K			2-1 G1	5	0	0	0	0	1	2											
Travis Fryman, R (1, 5) OBP: 0.399, SLG: 0.523 Bill Selby, L (7, 5) OBP: 0.262, SLG: 0.250		0-0 1B E		1-0 1B	1-2 WP SF7			0-1 G5-3		4	3	3	0	0	0	0											
Russell Branyan, L (1, 7) OBP: 0.318, SLG: 0.543		3-2 1B SF9		0-0 1B 2B	2-3 K			4-2 FC4-6		4	2	2	0	1	1	2											
Einar Diaz, R (1, 2) OBP: 0.322, SLG: 0.391		0-0 E5 SF9		1-0 2B 1B	4-2 WP 1B			2-0 F7		3	2	1	2	1	0	2											
Inning Stats	R: 1 E: 0 K: 0 S: 11	H: 2 LOB: 1 BB: 1 P: 23	R: 2 E: 1 K: 0 S: 12	H: 2 LOB: 1 BB: 0 P: 20	R: 1 E: 0 K: 0 S: 7	H: 2 LOB: 0 BB: 0 P: 11	R: 4 E: 0 K: 1 S: 15	H: 5 LOB: 2 BB: 1 P: 25	R: 2 E: 0 K: 2 S: 16	H: 3 LOB: 0 BB: 0 P: 24	R: 0 E: 0 K: 0 S: 6	H: 0 LOB: 1 BB: 1 P: 16	R: 0 E: 0 K: 0 S: 5	H: 0 LOB: 0 BB: 0 P: 8	R: 0 E: 0 K: 0 S: 6	H: 1 LOB: 0 BB: 0 P: 10		1B: 14 2B: 1 3B: 0 HR: 1	SF: 2 SAC: 0 DP: 2 HBP: 0	WP: 1 PB: 0 SB: 0 CS: 1	PA: 44						
PITCHER	IP	WLS	BF	H	R	ER	SO	BB	IBB	HBP	BLK	WP	HR	S	P	ERA	WHIP										
Dan Reichert, R (1, 1) ERA: 4.54	3.0	L	18	9	7	6	0	1	0	0	0	0	0	33	59	18.00	3.333										
51 Kris Wilson, R (4, 1) ERA: 4.4	0.2		5	2	1	1	1	1	0	0	0	0	0	11	17	13.50	4.500										
49 Chris Fussell, R (4, 1) ERA: 6.51	5.1		21	5	3	3	3	2	0	0	0	1	1	53	93	5.06	1.312										

Batter	1	2	3	4	5	6	7	8	9	AB	R	H	RBI	BB	SO	LOB	BOTTOM										
Johnny Damon, L (1, 8) OBP: 0.385, SLG: 0.502 Todd Dunwoody, L (5, PH) OBP: 0.238, SLG: 0.275	0-1 G6-3		1-2 F7		2-3 K			3-3 K		2	0	0	0	0	0	1	Cleveland Indians @ Kansas City Royals Kauffman Stadium, Kansas City, MO Sat Sep 23 2000, 7:05 PM CDT Att: 20,253 - Cloudy - 52 F										
Rey Sanchez, R (1, 6) OBP: 0.309, SLG: 0.320 Luis Ordez, R (6, PH) OBP: 0.243, SLG: 0.225	0-1 L8		3-2 G1-3			1-0 G6-3		0-1 G5-4-3		2	0	0	0	0	0	1											
29 Mike Sweeney, R (1, 3) OBP: 0.412, SLG: 0.527 Dave McCarty, R (6, 3) OBP: 0.333, SLG: 0.487	2-1 F8			4-0 1B BB		2-3 K			0-0 G4-3 SF7	1	0	0	0	1	0	0											
Jermaine Dye, R (1, 9) OBP: 0.387, SLG: 0.564 Dee Brown, L (6, 7) OBP: 0.227, SLG: 0.150		0-3 K		1-1 P6		1-3 K		0-2 G4-3		2	0	0	0	0	1	1											
Joe Randa, R (1, 5) OBP: 0.348, SLG: 0.441 Carlos Febles, R (7, 4) OBP: 0.342, SLG: 0.318		0-2 G4-3		1-0 F8			0-3 K		4-2 BB	2	0	0	0	0	0	1											
Carlos Beltrán, S (1, 10) OBP: 0.305, SLG: 0.373		4-2 BB		0-0 1B			4-1 BB		1-2 SF7	1	0	1	1	2	0	0											
Mark Quinn, R (1, 7) OBP: 0.343, SLG: 0.492 Scott Pose, L (7, 9) OBP: 0.283, SLG: 0.191		1-2 G3		2-3 K			3-3 K		3-H 2-1 G6-3	2	0	0	0	0	1	3											
Jorge Fabregas, L (1, 2) OBP: 0.317, SLG: 0.373			0-2 1B		0-0 F7		2-2 G3-1			3	0	1	0	0	0	1											
Wilson Delgado, S (1, 4) OBP: 0.318, SLG: 0.308			3-3 K		1-0 G6-3			0-0 G5-4-3		3	0	1	0	0	1	1											
Inning Stats	R: 0 E: 0 K: 0 S: 6	H: 0 LOB: 0 BB: 0 P: 8	R: 0 E: 1 K: 1 S: 11	H: 0 LOB: 1 BB: 1 P: 16	R: 0 E: 0 K: 1 S: 15	H: 1 LOB: 0 BB: 0 P: 22	R: 0 E: 0 K: 1 S: 7	H: 1 LOB: 2 BB: 1 P: 15	R: 0 E: 0 K: 2 S: 7	H: 0 LOB: 0 BB: 0 P: 11	R: 0 E: 0 K: 2 S: 11	H: 0 LOB: 1 BB: 1 P: 20	R: 0 E: 0 K: 1 S: 6	H: 1 LOB: 0 BB: 0 P: 9	R: 0 E: 0 K: 0 S: 12	H: 1 LOB: 1 BB: 1 P: 19		1B: 3 2B: 1 3B: 0 HR: 0	SF: 1 SAC: 0 DP: 1 HBP: 0	WP: 0 PB: 0 SB: 0 CS: 0	PA: 34						
PITCHER	IP	WLS	BF	H	R	ER	SO	BB	IBB	HBP	BLK	WP	HR	S	P	ERA	WHIP										
Bartolo Colon, R (1, 1) ERA: 3.88	7.0	W	26	2	0	0	8	3	0	0	0	0	0	62	100	0.00	0.714										
Justin Speier, R (8, 1) ERA: 3.92	1.0		3	1	0	0	1	0	0	0	0	0	0	6	9	0.00	1.000										
Tom Martin, L (9, 1) ERA: 4.18	1.0		5	1	1	1	0	1	0	0	0	0	0	12	19	9.00	2.000										



Batter	1	2	3	4	5	6	7	8	9	AB	R	H	RBI	BB	SO	LOB	TOP					
Kenny Lofton, L (1, 8) OBP: 0.370, SLG: 0.425 Dave Roberts, L (8, 8) OBP: 0.333, SLG: 0.200	2-1 SH1-3 1B		4-2 1B BB		0-1 F9		3-2 G4-6-3 1-2			3	0	1	0	1	0	1	3 0 1 0 1 0 1 0 0 0 0 0 0 0					
Omar Vizquel, S (1, 6) OBP: 0.379, SLG: 0.377 John McDonald, R (8, PH) OBP: 0.444, SLG: 0.444	0-0 SH1-3 1-2		1-1 F9		4-1 BB			1-2 1B		1	0	0	0	1	0	1	1 0 0 0 1 0 1 1 0 1 0 0 0 0					
Roberto Alomar, S (1, 4) OBP: 0.371, SLG: 0.469 Jolbert Cabrera, R (8, PH) OBP: 0.299, SLG: 0.311	2-2 P4		1-2 1B		3-2 G5-3			2-3 K		3	0	1	0	0	0	2	3 0 1 0 0 0 2 1 0 0 0 0 1 1					
Manny Ramirez, R (1, 9) OBP: 0.462, SLG: 0.683 Chan Perry, R (8, PH) OBP: 0.091, SLG: 0.091	2-3 K		1-0 F9			0-2 G4-3		2-3 K		3	0	0	0	0	1	3	3 0 0 0 0 1 3 1 0 0 0 0 1 1					
David Segui, S (1, 3) OBP: 0.395, SLG: 0.505		1-1 F8		0-0 G4-3		2-2 E5		0-1 G6-3		4	0	0	0	0	0	1	4 0 0 0 0 0 1					
Jim Thome, L (1, 10) OBP: 0.395, SLG: 0.518		0-1 FC6-5 2B		3-1 F8		3-2 F7		2-1 G6-3		4	0	1	0	0	0	1	4 0 1 0 0 0 1					
Travis Fryman, R (1, 5) OBP: 0.398, SLG: 0.522 Bill Selby, L (8, 5) OBP: 0.256, SLG: 0.244		0-0 FC6-5 2-3		0-0 1B		1-2 F5		2-2 G6-3		3	0	1	0	0	0	2	3 0 1 0 0 0 2 1 0 0 0 0 0 0					
Russell Branyan, L (1, 7) OBP: 0.317, SLG: 0.537		1-0 F8		2-3 K			2-1 F8		0-0 1B	4	0	1	0	0	1	2	4 0 1 0 0 1 2					
Sandy Alomar Jr., R (1, 2) OBP: 0.331, SLG: 0.408			0-2 G6-3		0-2 G6-3		4-1 G4-6-3 BB		2-1 G5-3	3	0	0	0	1	0	1	3 0 0 0 1 0 1					
Inning Stats	R: 0 E: 0 K: 1 S: 12	H: 1 LOB: 1 BB: 0 P: 18	R: 0 E: 0 K: 0 S: 6	H: 1 LOB: 1 BB: 0 P: 8	R: 0 E: 0 K: 0 S: 13	H: 1 LOB: 2 BB: 1 P: 20	R: 0 E: 0 K: 1 S: 7	H: 1 LOB: 1 BB: 0 P: 12	R: 0 E: 0 K: 0 S: 9	H: 0 LOB: 1 BB: 1 P: 16	R: 0 E: 0 K: 0 S: 13	H: 0 LOB: 0 BB: 0 P: 19	R: 0 E: 0 K: 0 S: 6	H: 0 LOB: 0 BB: 1 P: 15	R: 0 E: 0 K: 2 S: 12	H: 1 LOB: 1 BB: 0 P: 17	R: 0 E: 0 K: 0 S: 8	H: 1 LOB: 1 BB: 0 P: 14	1B: 5 2B: 1 3B: 0 HR: 0	SF: 0 SAC: 1 DP: 1 HBP: 0	WP: 0 PB: 0 SB: 0 CS: 0	PA: 36
PITCHER	IP WLS BF H R ER SO BB IBB HBP BLK WP HR S P ERA WHIP																					
Blake Stein, R (1, 1) ERA: 4.56	7.0 W 28 4 0 0 2 3 0 0 0 0 0 0 66 108 0.00 1.000																					
Jose Santiago, R (8, 1) ERA: 4.13	2.0 8 2 0 0 2 0 0 0 0 0 0 0 20 31 0.00 1.000																					

Cleveland Indians @ Kansas City Royals
Kauffman Stadium, Kansas City, MO
Sun Sep 24 2000, 1:05 PM CDT
Att: 12,606 - Cloudy - 49 F

AB 32
R 0
H 6
RBI 0
BB 3
SO 4
LOB 16



Batter	1	2	3	4	5	6	7	8	9	AB	R	H	RBI	BB	SO	LOB	BOTTOM			
Johnny Damon, L (1, 10) OBP: 0.385, SLG: 0.501	1-0 SH5-3 29 G6-3 1B		0-1 SF9 SH5-3 1B	1-3 K		0-2 G4-6-3 1-2 2-3	1-3 K			5	2	2	1	0	2	4				
Rey Sanchez, R (1, 6) OBP: 0.312, SLG: 0.320 Luis Ordez, R (8, PH) OBP: 0.250, SLG: 0.233	1-0 SH5-3 1-3		0-0 SH5-3 1-2 2-3	4-2 BB		4-2 BB		1-2 F9 29 SF8 1B		0	0	0	0	2	0	0				
29 Mike Sweeney, R (1, 3) OBP: 0.410, SLG: 0.524	1-0 G6-3 3-H		1-1 SF9 2-3 3-H	1-2 G5-3		2-2 L9		4-2 BB		3	0	0	2	1	0	3				
Jermaine Dye, R (1, 9) OBP: 0.387, SLG: 0.562	0-0 F8		4-0 1B 1B BB		0-0 F8		0-2 1B 2B 1B	0-0 F9		4	2	1	0	1	0	2				
Joe Randa, R (1, 5) OBP: 0.346, SLG: 0.440		1-0 F2	0-1 1B 1B 1B		3-3 K		0-0 F8	1-1 SF8		4	1	1	2	0	1	1				
Carlos Beltran, S (1, 8) OBP: 0.313, SLG: 0.376		2-3 K	3-2 1B 1-3 2-H	1-2 1B		2-1 1B	1-0 2B 1B	3-0 G1-3		5	1	3	1	0	1	1				
Mark Quinn, R (1, 7) OBP: 0.344, SLG: 0.494		2-0 G5-3	2-2 1B 1-2 3-H	1-2 1B		2-1 L9	1-1 1B 2B			4	0	2	3	0	0	1				
Gregg Zaun, S (1, 2) OBP: 0.386, SLG: 0.403			1-0 1B G1-3			4-0 G4-6-3 BB	2-3 1B			2	1	1	0	2	0	2				
Jeff Reboulet, R (1, 4) OBP: 0.325, SLG: 0.280			2-2 SH5-3 29 SF9 1B	0-1 F8		4-1 G4-6-3 BB	3-1 L4			3	1	1	0	1	0	2				
Inning Stats	R: 1 E: 0 K: 0 S: 4	H: 1 LOB: 0 BB: 0 P: 7	R: 0 E: 0 K: 1 S: 6	H: 0 LOB: 0 BB: 0 P: 11	R: 5 E: 0 K: 0 S: 17	H: 5 LOB: 2 BB: 2 P: 35	R: 0 E: 0 K: 1 S: 12	H: 0 LOB: 1 BB: 1 P: 18	R: 0 E: 0 K: 0 S: 9	H: 1 LOB: 1 BB: 0 P: 16	R: 0 E: 0 K: 0 S: 12	H: 0 LOB: 2 BB: 3 P: 26	R: 2 E: 0 K: 1 S: 16	H: 4 LOB: 2 BB: 0 P: 23	R: 1 E: 0 K: 0 S: 10	H: 1 LOB: 1 BB: 1 P: 19	1B: 11 2B: 1 3B: 0 HR: 0	SF: 2 SAC: 2 DP: 1 HBP: 0	WP: 0 PB: 0 SB: 1 CS: 0	PA: 42
PITCHER	IP WLS BF H R ER SO BB IBB HBP BLK WP HR S P ERA WHIP																			
Charles Nagy, R (1, 1) ERA: 9.21	2.2 L 14 4 6 6 1 2 0 0 0 0 0 0 20 39 20.25 2.250																			
Jamie Brewington, R (3, 1) ERA: 5.36	2.1 13 3 0 0 2 3 0 0 0 0 0 0 29 57 0.00 2.571																			
Chris Naching, R (6, 1) ERA: 7.0	1.1 7 3 2 2 0 1 0 0 0 0 0 0 18 26 13.50 3.000																			
Cameron Cairncross, L (7, 1) ERA: 4.15	0.2 3 1 0 0 1 0 0 0 0 0 0 0 9 14 0.00 1.500																			
Chris Haney, L (8, 1) ERA: 9.0	1.0 5 1 1 1 0 1 0 0 0 0 0 0 10 19 9.00 2.000																			

Cleveland Indians @ Kansas City Royals
Kauffman Stadium, Kansas City, MO
Sun Sep 24 2000, 1:05 PM CDT
Att: 12,606 - Cloudy - 49 F

AB 31
R 9
H 12
RBI 9
BB 7
SO 4
LOB 16



Batter	1	2	3	4	5	6	7	8	9	AB	R	H	RBI	BB	SO	LOB	TOP										
Damon Easley, R (1, 4) OBP: 0.355, SLG: 0.425 Jose Macias, S (5, 4) OBP: 0.324, SLG: 0.365	0-1 2B HR 1B	1-1 L5			3-1 G5-3		2-2 L1	0-1 1B		3	1	1	0	0	0	0											
Juan Encarnacion, R (1, 8) OBP: 0.333, SLG: 0.438	3-1 HR 2B		4-1 S BB		0-1 G6-3		2-1 BB S HBP	0-1 F8		3	1	1	0	1	0	2											
Bobby Higginson, L (1, 7) OBP: 0.371, SLG: 0.529	0-0 HR		1-3 K		2-2 HR 1B		4-0 BB BB		1-1 G4-3	4	2	2	3	1	1	1											
Dean Palmer, R (1, 5) OBP: 0.337, SLG: 0.472	2-2 G5-3		1-2 F7		1-0 HR		4-0 BB		3-3 K	4	1	1	2	1	1	1											
Billy McMillon, L (1, 9) OBP: 0.389, SLG: 0.482 Wendell Magee, R (7, 9) OBP: 0.307, SLG: 0.436	1-0 1B		3-2 G3-1		1-3 K		2-0 G4-3		3-2 G4-3	4	0	1	0	0	1	4											
Deivi Cruz, R (1, 6) OBP: 0.316, SLG: 0.452	2-3 K			1-2 G4-3		1-0 F9		1-1 HR		4	1	1	1	0	1	1											
Hal Morris, L (1, 3) OBP: 0.389, SLG: 0.396	0-1 G1-3			2-2 G4-3		1-2 G6-3		1-0 1B 1B		4	0	1	0	0	0	1											
Brad Ausmus, R (1, 2) OBP: 0.362, SLG: 0.371		2-3 K		4-1 BB		4-0 CS BB		3-2 F8		2	0	0	0	2	1	1											
Robert Fick, L (1, 10) OBP: 0.333, SLG: 0.347		2-3 K		3-2 F8		1-0 CS	0-3 K	0-0 F8		4	0	0	0	0	2	2											
Inning Stats	R: 3 E: 0 K: 1 S: 15	H: 4 LOB: 1 BB: 0 P: 23	R: 0 E: 0 K: 2 S: 9	H: 0 LOB: 0 BB: 0 P: 14	R: 0 E: 0 K: 1 S: 13	H: 0 LOB: 1 BB: 1 P: 22	R: 0 E: 0 K: 0 S: 12	H: 0 LOB: 1 BB: 1 P: 22	R: 2 E: 0 K: 1 S: 11	H: 2 LOB: 0 BB: 0 P: 18	R: 0 E: 0 K: 0 S: 5	H: 0 LOB: 0 BB: 1 P: 12	R: 0 E: 0 K: 1 S: 10	H: 0 LOB: 3 BB: 2 P: 24	R: 1 E: 0 K: 0 S: 11	H: 3 LOB: 2 BB: 0 P: 16	R: 0 E: 0 K: 1 S: 10	H: 0 LOB: 0 BB: 0 P: 17	1B: 5 2B: 1 3B: 0 HR: 3	SF: 0 SAC: 0 DP: 0 HBP: 1	WP: 0 PB: 0 SB: 2 CS: 1	PA: 42					
PITCHER	IP	WLS	BF	H	R	ER	SO	BB	IBB	HBP	BLK	WP	HR	S	P	ERA	WHIP										
Mac Suzuki, R (1, 1) ERA: 4.34	5.0		23	6	5	5	5	2	0	0	0	0	2	60	99	9.00	1.600										
Dan Murray, R (6, 1) ERA: 4.96	1.2		6	0	0	0	1	1	0	1	0	0	0	14	25	0.00	0.600										
Paul Spoljaric, L (7, 1) ERA: 7.0	0.0		1	0	0	0	0	1	0	0	0	0	0	4	∞	∞	∞										
51 Kris Wilson, R (7, 1) ERA: 4.5	1.1		8	3	1	1	0	1	0	0	0	0	1	12	23	6.75	3.000										
Scott Mullen, L (9, 1) ERA: 0.98	0.1		1	0	0	0	0	0	0	0	0	0	0	2	3	0.00	0.000										
PITCHER	IP	WLS	BF	H	R	ER	SO	BB	IBB	HBP	BLK	WP	HR	S	P	ERA	WHIP										
Ricky Bottalico, R (9, 1) ERA: 4.97	0.2		2	0	0	0	1	0	0	0	0	0	0	8	14	0.00	0.000										

Detroit Tigers @ Kansas City Royals
Kauffman Stadium, Kansas City, MO
Tue Sep 26 2000, 7:05 PM CDT
Att: 11,731 - Sunny - 64 F

AB 35
R 6
H 9
RBI 6
BB 5
SO 7
LOB 13



Batter	1	2	3	4	5	6	7	8	9	AB	R	H	RBI	BB	SO	LOB	BOTTOM										
Johnny Damon, L (1, 8) OBP: 0.385, SLG: 0.502	3-2 G4-3		1-1 G6-3		0-0 F9		0-0 SH		1-0 1B 3B	4	1	1	0	0	0	0											
Wilson Delgado, S (1, 6) OBP: 0.319, SLG: 0.309 Dave McCarty, R (7, PH) OBP: 0.332, SLG: 0.487 Luis Ordez, R (8, 6) OBP: 0.257, SLG: 0.240	0-1 29 BB 1B		2-2 G4-3		1-3 K		2-1 SF7		3-1 1B	3	1	1	0	0	1	0											
29 Mike Sweeney, R (1, 3) OBP: 0.411, SLG: 0.523	4-2 1B BB		1-3 K		0-0 E 1B		0-1 P2			3	1	1	0	1	1	1											
Jermaine Dye, R (1, 9) OBP: 0.390, SLG: 0.564	1-1 G4-6-3 1B			2-0 1B		2-2 E9 1B		0-0 F8		4	1	3	1	0	0	1											
Joe Randa, R (1, 5) OBP: 0.344, SLG: 0.437	0-1 G4-6-3			1-2 L5		0-1 F3		1-2 E5 SH3-4 BB SF9		4	1	0	0	0	0	5											
Carlos Beltrán, S (1, 10) OBP: 0.317, SLG: 0.379		0-3 K		1-0 G6-4-3 1B		1-0 1B		4-0 SF9 SH3-4 BB		3	0	2	2	1	1	0											
Mark Quinn, R (1, 7) OBP: 0.342, SLG: 0.491		0-0 F9		0-0 G6-4-3		0-1 G4-3		1-0 SH3-4		3	0	0	0	0	0	3											
Gregg Zaun, S (1, 2) OBP: 0.388, SLG: 0.404		2-2 1B			2-3 K		4-0 SH BB		0-0 SF9	2	1	1	1	1	1	0											
Carlos Febles, R (1, 4) OBP: 0.341, SLG: 0.315		1-3 K		0-3 K		4-2 SH SF7 BB		0-0 F3		3	1	0	0	1	2	2											
Inning Stats	R: 1 E: 0 K: 0 S: 12	H: 2 LOB: 1 BB: 1 P: 20	R: 0 E: 0 K: 2 S: 12	H: 1 LOB: 0 BB: 0 P: 15	R: 0 E: 0 K: 1 S: 8	H: 0 LOB: 0 BB: 0 P: 12	R: 0 E: 0 K: 0 S: 7	H: 2 LOB: 1 BB: 0 P: 11	R: 0 E: 0 K: 2 S: 8	H: 0 LOB: 0 BB: 0 P: 10	R: 2 E: 1 K: 1 S: 15	H: 3 LOB: 1 BB: 0 P: 19	R: 2 E: 1 K: 0 S: 8	H: 0 LOB: 1 BB: 2 P: 18	R: 1 E: 0 K: 0 S: 6	H: 0 LOB: 1 BB: 1 P: 12	R: 1 E: 0 K: 0 S: 3	H: 2 LOB: 1 BB: 0 P: 7	1B: 9 2B: 0 3B: 1 HR: 0	SF: 2 SAC: 2 DP: 2 HBP: 0	WP: 0 PB: 0 SB: 0 CS: 0	PA: 38					
PITCHER	IP	WLS	BF	H	R	ER	SO	BB	IBB	HBP	BLK	WP	HR	S	P	ERA	WHIP										
Brian Moehler, R (1, 1) ERA: 4.47	6.0		27	8	5	3	6	3	0	0	0	0	0	64	97	4.50	1.833										
C.J. Nitkowski, L (7, 1) ERA: 5.32	0.0		1	0	0	0	0	0	0	0	0	0	0	1	1	∞	∞										
Willie Blair, R (7, 1) ERA: 4.92	2.0		10	2	2	1	0	1	0	0	0	0	0	14	26	4.50	1.500										

Detroit Tigers @ Kansas City Royals
Kauffman Stadium, Kansas City, MO
Tue Sep 26 2000, 7:05 PM CDT
Att: 11,731 - Sunny - 64 F

AB 30
R 7
H 10
RBI 6
BB 4
SO 6
LOB 12



Batter	1	2	3	4	5	6	7	8	9	AB	R	H	RBI	BB	SO	LOB	TOP			
Damon Easley, R (1, 4) OBP: 0.353, SLG: 0.422 Jose Macias, S (8, 4) OBP: 0.324, SLG: 0.365	1-3 K		2-2 G6-3		1-0 G5-4-3			1-0 P6		4	0	0	0	0	1	1				
Juan Encarnacion, R (1, 8) OBP: 0.330, SLG: 0.434	2-0 F9		2-2 F8				3-1 F4	3-2 F8		4	0	0	0	0	0	0				
Bobby Higginson, L (1, 7) OBP: 0.371, SLG: 0.528	0-2 BB 1B			4-0 F9 1B BB			0-0 P4		3-2 G4-3	3	0	1	0	1	0	0				
Dean Palmer, R (1, 5) OBP: 0.341, SLG: 0.477	4-2 BB 1-2			0-2 BB 1-2 1B			0-1 BB 1-2 1B		1-2 BB 2B	3	0	3	0	1	0	0				
Billy McMillon, L (1, 9) OBP: 0.385, SLG: 0.469	1-3 K			1-0 F8			2-2 F8		4-1 BB	3	0	0	0	1	1	5				
Deivi Cruz, R (1, 6) OBP: 0.314, SLG: 0.449		3-1 G5-3		1-2 F9			0-0 G6-3		1-2 F7	4	0	0	0	0	0	4				
Hal Morris, L (1, 3) OBP: 0.386, SLG: 0.392		0-1 G6-3 1B		2-3 G4-3			2-1 L8		1-2 G6-3	4	0	1	0	0	0	4				
Brad Ausmus, R (1, 2) OBP: 0.360, SLG: 0.369		1-1 G6-3			0-0 G6-3		2-2 G6-3			3	0	0	0	0	0	1				
Robert Fick, L (1, 10) OBP: 0.333, SLG: 0.346			3-3 K		2-1 G5-4-3 1B			2-1 F8		3	0	1	0	0	1	0				
Inning Stats	R: 0 H: 1 E: 0 K: 2 S: 13	H: 1 LOB: 2 BB: 1 P: 21	R: 0 H: 1 E: 0 K: 0 S: 6	H: 1 LOB: 0 BB: 0 P: 10	R: 0 H: 0 E: 0 K: 1 S: 9	H: 0 LOB: 0 BB: 0 P: 16	R: 0 H: 1 E: 0 K: 0 S: 9	H: 1 LOB: 2 BB: 1 P: 16	R: 0 H: 1 E: 0 K: 0 S: 4	H: 1 LOB: 1 BB: 0 P: 7	R: 0 H: 0 E: 0 K: 0 S: 7	H: 0 LOB: 0 BB: 0 P: 11	R: 0 H: 0 E: 0 K: 0 S: 6	H: 0 LOB: 0 BB: 0 P: 12	R: 0 H: 1 E: 0 K: 0 S: 15	H: 1 LOB: 2 BB: 1 P: 25	1B: 5 2B: 1 3B: 0 HR: 0	SF: 0 SAC: 0 DP: 2 HBP: 0	WP: 0 PB: 0 SB: 0 CS: 0	PA: 34
PITCHER Jeff Suppan, R (1, 1) ERA: 4.94	IP: 9.0 WLS: W BF: 34 H: 6 R: 0 ER: 0 SO: 3 BB: 3 IBB: 0 HBP: 0 BLK: 0 WP: 0 HR: 0 S: 77 P: 131 ERA: 0.00 WHIP: 1.000																			

Detroit Tigers @ Kansas City Royals
Kauffman Stadium, Kansas City, MO
Wed Sep 27 2000, 7:05 PM CDT
Att: 12,187 - Sunny - 75 F

AB 31
R 0
H 6
RBI 0
BB 3
SO 3
LOB 15



Batter	1	2	3	4	5	6	7	8	9	AB	R	H	RBI	BB	SO	LOB	BOTTOM	
Johnny Damon, L (1, 10) OBP: 0.384, SLG: 0.501	2-3 K		2-2 BB 1B		1-2 L8		3-3 K			4	0	1	0	0	2	3		
Rey Sanchez, R (1, 6) OBP: 0.311, SLG: 0.319	0-0 G6-3		1-3 K		2-3 K		0-2 FC5-4 1B			4	0	1	1	0	2	3		
29 Mike Sweeney, R (1, 3) OBP: 0.411, SLG: 0.527	4-0 WP BB		3-H		1-1 HR		1-2 FC5-4 1B			3	1	1	1	1	0	2		
Jermaine Dye, R (1, 9) OBP: 0.389, SLG: 0.563	3-1 G5-3			1-0 G4-3			0-0 WP 2B		1-3 K	4	0	1	0	0	1	1		
Joe Randa, R (1, 5) OBP: 0.344, SLG: 0.440		0-1 F9		1-1 HR			1-2 F3		2-0 L4	4	1	1	1	0	0	1		
Carlos Beltrán, S (1, 8) OBP: 0.314, SLG: 0.375		1-2 F8		2-2 F9			2-3 K		1-3 K	4	0	0	0	0	2	1		
Mark Quinn, R (1, 7) OBP: 0.342, SLG: 0.492		0-1 F9		1-3 K			0-0 1B FC5-2 2B			3	0	1	0	0	1	0		
Héctor Ortiz, R (1, 2) OBP: 0.436, SLG: 0.447			2-2 1B K 2B		2-1 G4-3 1B		0-2 FC5-2 1B 1B			3	1	3	0	0	0	0		
Carlos Febles, R (1, 4) OBP: 0.339, SLG: 0.312			1-3 K		2-1 G4-3		2-2 FC5-2 29 FC5-4 1B			3	0	0	0	0	1	4		
Inning Stats	R: 0 H: 0 E: 0 K: 1 S: 7	H: 0 LOB: 1 BB: 1 P: 16	R: 0 H: 0 E: 0 K: 0 S: 8	H: 0 LOB: 0 BB: 0 P: 9	R: 0 H: 2 E: 0 K: 2 S: 12	H: 2 LOB: 0 BB: 0 P: 18	R: 2 H: 2 E: 0 K: 1 S: 12	H: 2 LOB: 0 BB: 0 P: 18	R: 0 H: 1 E: 0 K: 1 S: 12	H: 1 LOB: 1 BB: 0 P: 16	R: 1 H: 3 E: 0 K: 1 S: 17	H: 3 LOB: 2 BB: 0 P: 22	R: 0 H: 0 E: 0 K: 2 S: 7	H: 0 LOB: 0 BB: 0 P: 11	1B: 4 2B: 3 3B: 0 HR: 2	SF: 0 SAC: 0 DP: 0 HBP: 0	WP: 2 PB: 0 SB: 0 CS: 0	PA: 33
PITCHER Hideo Nomo, R (1, 1) ERA: 4.74 C.J. Nitkowski, L (7, 1) ERA: 5.3 Matt Anderson, R (7, 1) ERA: 4.83	IP: 6.1 WLS: L BF: 27 H: 8 R: 3 ER: 3 SO: 6 BB: 1 IBB: 0 HBP: 0 BLK: 0 WP: 0 HR: 2 S: 69 P: 104 ERA: 4.26 WHIP: 1.421																	

Detroit Tigers @ Kansas City Royals
Kauffman Stadium, Kansas City, MO
Wed Sep 27 2000, 7:05 PM CDT
Att: 12,187 - Sunny - 75 F

AB 32
R 3
H 9
RBI 3
BB 1
SO 9
LOB 15



Batter	1	2	3	4	5	6	7	8	9	AB	R	H	RBI	BB	SO	LOB	TOP										
Rich Becker, L (1, 8) OBP: 0.389, SLG: 0.381	1-2 1B	4-1 BB		2-3 K		0-1 G6-3		1-3 K		4	1	1	0	1	2	1	Detroit Tigers @ Kansas City Royals Kauffman Stadium, Kansas City, MO Thu Sep 28 2000, 7:05 PM CDT Att: 15,002 - Sunny - 71 F										
Jose Macias, S (1, 4) OBP: 0.332, SLG: 0.368	1-1 1B	2-2 G4-3			1-1 F8	4-0 BB		0-1 1B		4	1	2	0	1	0	1											
Bobby Higginson, L (1, 7) OBP: 0.373, SLG: 0.533	1-2 1B		1-0 HR		0-0 1B	2-3 K		0-0 F9		5	2	3	2	0	1	3											
Dean Palmer, R (1, 5) OBP: 0.340, SLG: 0.477	0-2 F2		3-2 P6		0-0 F3		2-2 SH1-3 2B		2-1 F9	5	0	1	0	0	0	3											
Billy McMillon, L (1, 9) OBP: 0.384, SLG: 0.466	1-2 F7		0-2 G4-3		2-1 1B		0-1 SH1-3		2-2 G6-3	3	0	1	0	0	0	2											
Wendell Magee, R (7, 9) OBP: 0.305, SLG: 0.433					1-3 1B		2-3 1B			1	0	0	0	0	0	0											
Deivi Cruz, R (1, 6) OBP: 0.316, SLG: 0.449	0-2 1B		2-0 G4-3		1-0 1B		0-0 P4		4-1 WP BB	4	0	2	2	1	0	1											
Hal Morris, L (1, 3) OBP: 0.381, SLG: 0.383	0-1 G4-3			1-1 G4-3		1-2 G1-3		4-2 BB	3-2 G4-3	4	0	0	0	1	0	5											
Brad Ausmus, R (1, 2) OBP: 0.358, SLG: 0.366		2-2 G6-3		0-0 F8		2-2 G6-3		0-2 L4		4	0	0	0	0	0	2											
Robert Fick, L (1, 10) OBP: 0.337, SLG: 0.376		1-1 F8			2-2 HR		3-2 G6-3 2B		2-2 P5	4	1	2	1	0	0	0											
Inning Stats	R: 2 E: 0 K: 0 S: 20	H: 4 LOB: 2 BB: 0 P: 24	R: 0 E: 0 K: 0 S: 9	H: 0 LOB: 1 BB: 1 P: 18	R: 1 E: 0 K: 0 S: 10	H: 1 LOB: 0 BB: 0 P: 16	R: 1 E: 0 K: 1 S: 9	H: 1 LOB: 0 BB: 0 P: 14	R: 1 E: 0 K: 0 S: 10	H: 3 LOB: 2 BB: 1 P: 15	R: 0 E: 0 K: 0 S: 13	H: 1 LOB: 2 BB: 1 P: 24	R: 0 E: 0 K: 0 S: 12	H: 1 LOB: 2 BB: 1 P: 18	R: 0 E: 0 K: 1 S: 10	H: 1 LOB: 1 BB: 0 P: 13	R: 0 E: 0 K: 0 S: 9	H: 0 LOB: 1 BB: 1 P: 20	1B: 8 2B: 2 3B: 0 HR: 2	SF: 0 SAC: 1 DP: 0 HBP: 0	WP: 1 PB: 0 SB: 0 CS: 0	PA: 43					
PITCHER	IP	WLS	BF	H	R	ER	SO	BB	IBB	HBP	BLK	WP	HR	S	P	ERA	WHIP										
Brian Meadows, R (1, 1) ERA: 5.13	4.2		23	8	5	5	1	1	0	0	0	0	2	54	81	9.64	1.929										
Dan Murray, R (5, 1) ERA: 4.57	1.0		6	2	0	0	0	1	0	0	0	0	0	14	25	0.00	3.000										
Paul Spoljaric, L (6, 1) ERA: 6.52	0.2		3	1	0	0	1	0	0	0	0	0	0	8	12	0.00	1.500										
Jose Santiago, R (7, 1) ERA: 4.03	1.2	W	7	1	0	0	1	1	0	0	0	0	0	17	24	0.00	1.200										
Ricky Bottalico, R (9, 1) ERA: 4.9	1.0	S	4	0	0	0	0	1	0	0	0	1	0	9	20	0.00	1.000										

Batter	1	2	3	4	5	6	7	8	9	AB	R	H	RBI	BB	SO	LOB	BOTTOM										
Johnny Damon, L (1, 8) OBP: 0.382, SLG: 0.498	1-2 F8		0-2 G4-3		0-0 G1-3		3-3 K	1-0 FC6-4 1B		5	1	1	1	0	1	3	Detroit Tigers @ Kansas City Royals Kauffman Stadium, Kansas City, MO Thu Sep 28 2000, 7:05 PM CDT Att: 15,002 - Sunny - 71 F										
Rey Sanchez, R (1, 6) OBP: 0.312, SLG: 0.319	2-1 G6-3		1-1 G5-3			1-1 29 BB 1B	2-1 G2-3	0-0 FC6-4 1B		3	1	1	0	0	0	0											
Dave McCarty, R (7, PH) OBP: 0.331, SLG: 0.485										1	0	0	0	0	0	2											
Luis Ortaiz, R (8, 6) OBP: 0.257, SLG: 0.240										0	0	0	0	0	0	0											
Dee Brown, L (8, PH) OBP: 0.217, SLG: 0.143										1	1	0	1	0	0	1											
Jeff Reboulet, R (9, 4) OBP: 0.325, SLG: 0.280										0	0	0	0	0	0	0											
29 Mike Sweeney, R (1, 3) OBP: 0.411, SLG: 0.525	0-0 G5-3			3-1 L8		4-0 G4-3 1B	3-2 G4-3	4-0 FC6-4 IBB		3	0	0	0	2	0	2											
Jermaine Dye, R (1, 9) OBP: 0.389, SLG: 0.562				2-2 E5		1-3 K				5	1	2	1	0	1	4											
Joe Randa, R (1, 5) OBP: 0.346, SLG: 0.441				0-0 F7		1-0 G4-3 1B				4	1	2	2	0	1	2											
Carlos Beltrán, S (1, 10) OBP: 0.313, SLG: 0.371				2-3 K		0-0 G4-3				4	0	0	0	1	1	7											
Mark Quinn, R (1, 7) OBP: 0.341, SLG: 0.490					0-3 K	2-2 G5-3				4	1	1	1	0	2	4											
Jorge Fabregas, L (1, 2) OBP: 0.322, SLG: 0.377					2-2 F8		1-0 G2-3 1B	0-0 1B 1B		4	0	2	1	0	0	2											
Wilson Delgado, S (8, PR) OBP: 0.319, SLG: 0.309										0	1	0	0	0	0	0											
Carlos Febles, R (1, 4) OBP: 0.341, SLG: 0.315					0-0 G1-3		1-1 G2-3 1B	0-0 1B 1B		3	0	2	0	0	0	0											
Gregg Zaun, S (8, PH) OBP: 0.390, SLG: 0.406										1	1	1	0	0	0	0											
Inning Stats	R: 0 E: 0 K: 0 S: 6	H: 0 LOB: 0 BB: 0 P: 9	R: 0 E: 0 K: 2 S: 18	H: 1 LOB: 2 BB: 1 P: 27	R: 0 E: 0 K: 0 S: 10	H: 0 LOB: 0 BB: 0 P: 11	R: 0 E: 1 K: 1 S: 9	H: 0 LOB: 1 BB: 0 P: 16	R: 0 E: 0 K: 1 S: 8	H: 1 LOB: 2 BB: 0 P: 10	R: 1 E: 0 K: 0 S: 10	H: 2 LOB: 2 BB: 1 P: 19	R: 0 E: 0 K: 1 S: 12	H: 2 LOB: 2 BB: 0 P: 22	R: 7 E: 1 K: 0 S: 25	H: 6 LOB: 2 BB: 1 P: 41	R: 0 E: 0 K: 0 S: 6	H: 0 LOB: 0 BB: 0 P: 9	1B: 12 2B: 0 3B: 0 HR: 0	SF: 0 SAC: 0 DP: 0 HBP: 1	WP: 0 PB: 0 SB: 0 CS: 0	PA: 42					
PITCHER	IP	WLS	BF	H	R	ER	SO	BB	IBB	HBP	BLK	WP	HR	S	P	ERA	WHIP										
Dave Milick, R (1, 1) ERA: 5.58	6.0		27	6	1	1	5	2	0	0	0	0	0	3	6	0.00	0.000										
C.J. Nitkowski, L (7, 1) ERA: 5.29	0.1	H	1	0	0	0	1	0	0	0	0	0	0	3	6	0.00	0.000										
Adam Bernero, R (7, 1) ERA: 3.67	1.0	H	5	1	2	2	0	0	0	1	0	0	0	9	18	18.00	1.000										
Todd Jones, R (8, 1) ERA: 3.73	0.1	L	8	5	5	2	0	0	1	0	0	0	0	18	27	54.00	15.000										
Danny Patterson, R (8, 1) ERA: 3.56	0.1		1	0	0	0	0	0	0	0	0	0	0	4	7	0.00	0.000										

Batter	1	2	3	4	5	6	7	8	9	AB	R	H	RBI	BB	SO	LOB	TOP										
Johnny Damon, L (1, 8) OBP: 0.384, SLG: 0.499										5	2	3	1	0	0	2											
Rey Sanchez, R (1, 6) OBP: 0.313, SLG: 0.321										4	0	2	2	0	0	3											
Scott Pose, L (9, PH) OBP: 0.278, SLG: 0.188										1	0	0	0	0	1	0											
29 Mike Sweeney, R (1, 10) OBP: 0.408, SLG: 0.521										5	0	0	0	0	1	5											
Jermaine Dye, R (1, 9) OBP: 0.390, SLG: 0.561										3	0	1	0	1	0	1											
Joe Randa, R (1, 5) OBP: 0.344, SLG: 0.438										4	0	0	0	0	0	4											
Mark Quinn, R (1, 7) OBP: 0.343, SLG: 0.490										4	1	2	0	0	1	1											
Dave McCarty, R (1, 3) OBP: 0.330, SLG: 0.481										4	1	1	0	0	0	1											
Héctor Ortiz, R (1, 2) OBP: 0.443, SLG: 0.455										3	0	2	0	0	0	2											
Gregg Zaun, S (8, PH) OBP: 0.312, SLG: 0.370										1	0	1	0	0	0	0											
Wilson Delgado, S (8, 2) OBP: 0.392, SLG: 0.409										3	0	2	1	0	0	1											
Carlos Febles, R (1, 4) OBP: 0.344, SLG: 0.318										1	0	0	0	0	0	1											
Carlos Beltrán, S (8, PH) OBP: 0.312, SLG: 0.370										0	0	0	0	0	0	0											
Wilson Delgado, S (8, 4) OBP: 0.318, SLG: 0.309										0	0	0	0	0	0	0											
Inning Stats	R: 0 E: 0 K: 0 S: 9	H: 2 LOB: 2 BB: 0 P: 14	R: 3 E: 0 K: 0 S: 20	H: 5 LOB: 1 BB: 0 P: 31	R: 0 E: 0 K: 0 S: 5	H: 1 LOB: 1 BB: 0 P: 8	R: 0 E: 0 K: 0 S: 13	H: 2 LOB: 2 BB: 0 P: 19	R: 0 E: 0 K: 1 S: 6	H: 0 LOB: 0 BB: 1 P: 16	R: 0 E: 0 K: 0 S: 9	H: 1 LOB: 0 BB: 0 P: 17	R: 1 E: 0 K: 0 S: 10	H: 2 LOB: 1 BB: 0 P: 15	R: 0 E: 0 K: 0 S: 9	H: 1 LOB: 1 BB: 0 P: 11	R: 0 E: 0 K: 2 S: 11	H: 0 LOB: 0 BB: 0 P: 14	1B: 14 2B: 1 3B: 0 HR: 0	SF: 0 SAC: 0 DP: 1 HBP: 0	WP: 0 PB: 0 SB: 1 CS: 3	PA: 39					
PITCHER	IP	WLS	BF	H	R	ER	SO	BB	IBB	HBP	BLK	WP	HR	S	P	ERA	WHIP										
Jim Parque, L (1, 1) ERA: 4.28	3.0		16	8	3	3	0	0	0	0	0	0	0	34	53	9.00	2.667										
Sean Lowe, R (4, 1) ERA: 5.48	3.0		13	5	1	1	1	1	0	0	0	0	0	31	59	3.00	2.000										
Chad Bradford, R (7, 1) ERA: 2.08	1.2	W	6	1	0	0	0	0	0	0	0	0	0	15	18	0.00	0.600										
56 Mark Buehrle, L (8, 1) ERA: 4.29	0.1	H	1	0	0	0	0	0	0	0	0	0	0	1	1	0.00	0.000										
Keith Foulke, R (9, 1) ERA: 2.99	1.0	S	3	0	0	0	2	0	0	0	0	0	0	11	14	0.00	0.000										
Batter	1	2	3	4	5	6	7	8	9	AB	R	H	RBI	BB	SO	LOB	BOTTOM										
Ray Durham, S (1, 4) OBP: 0.358, SLG: 0.449										4	0	1	0	0	1	1											
Craig Wilson, R (1, 6) OBP: 0.312, SLG: 0.306										4	0	0	0	0	0	2											
Frank Thomas, R (1, 10) OBP: 0.436, SLG: 0.630										3	1	2	0	1	0	0											
Magglio Ordonez, R (1, 9) OBP: 0.373, SLG: 0.548										4	1	1	2	0	1	2											
14 Paul Konerko, R (1, 3) OBP: 0.361, SLG: 0.475										4	2	2	0	0	0	0											
Jeff Abbott, R (1, 7) OBP: 0.343, SLG: 0.400										2	1	1	0	1	0	0											
McKay Christensen, L (8, 8) OBP: 0.250, SLG: 0.118										1	0	0	0	0	0	0											
Chris Singleton, L (1, 8) OBP: 0.302, SLG: 0.382										4	1	2	3	0	1	2											
24 Joe Crede, R (1, 5) OBP: 0.273, SLG: 0.300										3	0	0	1	0	1	1											
Charles Johnson, R (1, 2) OBP: 0.379, SLG: 0.575										2	0	0	0	1	1	2											
Inning Stats	R: 0 E: 0 K: 1 S: 9	H: 2 LOB: 1 BB: 0 P: 11	R: 3 E: 0 K: 0 S: 11	H: 2 LOB: 1 BB: 2 P: 29	R: 0 E: 0 K: 0 S: 6	H: 0 LOB: 0 BB: 0 P: 13	R: 0 E: 0 K: 2 S: 9	H: 1 LOB: 1 BB: 0 P: 12	R: 0 E: 0 K: 0 S: 9	H: 1 LOB: 1 BB: 0 P: 15	R: 1 E: 0 K: 0 S: 14	H: 2 LOB: 1 BB: 0 P: 20	R: 2 E: 0 K: 1 S: 9	H: 1 LOB: 0 BB: 1 P: 16	R: 0 E: 0 K: 1 S: 7	H: 0 LOB: 0 BB: 0 P: 9	1B: 6 2B: 1 3B: 0 HR: 2	SF: 1 SAC: 0 DP: 0 HBP: 0	WP: 1 PB: 0 SB: 1 CS: 0	PA: 35							
PITCHER	IP	WLS	BF	H	R	ER	SO	BB	IBB	HBP	BLK	WP	HR	S	P	ERA	WHIP										
Dan Reichert, R (1, 1) ERA: 4.7	6.2	L	31	9	6	6	4	3	0	0	0	0	0	64	113	8.10	1.800										
51 Kris Wilson, R (7, 1) ERA: 4.32	1.1		4	0	0	0	1	0	0	0	0	0	0	10	12	0.00	0.000										

Kansas City Royals @ Chicago White Sox
Comiskey Park, Chicago, IL
Fri Sep 29 2000, 8:05 PM EDT
Att: 17,735 - Sunny - 70 F

AB	38
R	4
H	14
RBI	4
BB	1
SO	3
LOB	21



Kansas City Royals @ Chicago White Sox
Comiskey Park, Chicago, IL
Fri Sep 29 2000, 8:05 PM EDT
Att: 17,735 - Sunny - 70 F

AB	31
R	6
H	9
RBI	6
BB	3
SO	5
LOB	10



Batter	1	2	3	4	5	6	7	8	9	AB	R	H	RBI	BB	SO	LOB	TOP										
Johnny Damon, L (1, 8) OBP: 0.382, SLG: 0.496	G4-3		P4		F2		P5			4	0	0	0	0	0	1	Kansas City Royals @ Chicago White Sox Comiskey Park, Chicago, IL Sat Sep 30 2000, 7:05 PM EDT Att: 29,692 - Cloudy - 77 F										
Rey Sanchez, R (1, 6) OBP: 0.314, SLG: 0.322	F8		G6-3 29 E		FC6-4		G6-3			4	0	2	0	0	0	0											
29 Mike Sweeney, R (1, 3) OBP: 0.407, SLG: 0.519	WP 1B		E6 G6-3		P6		F9			4	1	1	0	0	0	3											
Jemaine Dye, R (1, 10) OBP: 0.389, SLG: 0.558	1B BB		G6-3		FC6-4		K			3	0	0	0	1	1	4											
Joe Randa, R (1, 5) OBP: 0.343, SLG: 0.437	1-2 2-H 1B		L7		F7		K			4	0	1	1	0	1	2											
Carlos Beltrán, S (1, 9) OBP: 0.305, SLG: 0.366	L5		G6-3		K		F3			4	0	0	0	0	1	2											
Mark Quinn, R (1, 7) OBP: 0.342, SLG: 0.488	G5-3		F8		F8		F3			4	0	1	0	0	0	0											
Gregg Zaun, S (1, 2) OBP: 0.390, SLG: 0.410	2B		F8		K		F7			4	0	1	0	0	1	1											
Carlos Febles, R (1, 4) OBP: 0.345, SLG: 0.318	K		K		FC6-4 1B HBP		F7			1	0	0	0	0	1	0											
Wilson Delgado, S (7, PH) OBP: 0.316, SLG: 0.306										1	0	0	0	0	0	0											
Inning Stats	R: 1 E: 0 K: 0 S: 14	H: 2 LOB: 2 BB: 1 P: 29	R: 0 E: 0 K: 1 S: 6	H: 1 LOB: 0 BB: 0 P: 9	R: 0 E: 1 K: 0 S: 10	H: 1 LOB: 2 BB: 0 P: 15	R: 0 E: 0 K: 0 S: 7	H: 0 LOB: 0 BB: 0 P: 11	R: 0 E: 0 K: 2 S: 10	H: 1 LOB: 1 BB: 0 P: 14	R: 0 E: 0 K: 0 S: 9	H: 0 LOB: 0 BB: 0 P: 12	R: 0 E: 0 K: 2 S: 7	H: 0 LOB: 0 BB: 0 P: 8	R: 0 E: 0 K: 0 S: 8	H: 0 LOB: 0 BB: 0 P: 11	1B: 5 2B: 1 3B: 0 HR: 0	SF: 0 SAC: 0 DP: 0 HBP: 1	WP: 2 PB: 0 SB: 0 CS: 0	PA: 35							
PITCHER	IP	WLS	BF	H	R	ER	SO	BB	IBB	HBP	BLK	WP	HR	S	P	ERA	WHIP										
Kip Wells, R (1, 1) ERA: 6.02	5.0	W	22	5	1	1	1	1	0	0	0	1	0	45	79	1.80	1.200										
Jon Garland, R (6, 1) ERA: 8.46	3.0	H	10	1	0	0	4	0	0	0	0	1	0	26	34	0.00	0.333										
41 Bill Simas, R (9, 1) ERA: 3.46	1.0		3	0	0	0	0	0	0	0	0	0	0	8	11	0.00	0.000										

Batter	1	2	3	4	5	6	7	8	9	AB	R	H	RBI	BB	SO	LOB	BOTTOM										
Ray Durham, S (1, 4) OBP: 0.359, SLG: 0.449	G4-3		CS BB		BB 1B			G5-3		4	0	2	1	1	0	1	Kansas City Royals @ Chicago White Sox Comiskey Park, Chicago, IL Sat Sep 30 2000, 7:05 PM EDT Att: 29,692 - Cloudy - 77 F										
Jose Valentin, S (1, 6) OBP: 0.343, SLG: 0.493	K		1-2 HR		P6		G3			5	2	2	3	0	1	3											
Frank Thomas, R (1, 10) OBP: 0.438, SLG: 0.629	F9		1B		L8		G5-3			3	0	1	0	2	0	0											
Magglio Ordonez, R (1, 9) OBP: 0.370, SLG: 0.544	G4-3		K		L8		G1-3			5	0	0	0	0	1	4											
Carlos Lee, R (1, 7) OBP: 0.343, SLG: 0.484	14 E 24 S 2B BB		P6		K		G4-3			3	1	0	0	1	1	3											
14 Paul Konerko, R (1, 3) OBP: 0.394, SLG: 0.482	L1		HR		1B BB		24 1B 2B 1B			3	3	2	1	1	0	1											
Jeff Abbott, R (1, 8) OBP: 0.342, SLG: 0.394	24 2B BB		G6-3		K		F7			3	1	0	0	0	1	2											
McKay Christensen, L (9, 8) OBP: 0.250, SLG: 0.118										0	0	0	0	0	0	0											
24 Joe Crede, R (1, 5) OBP: 0.333, SLG: 0.429	1-H 3-H 2B		K		F7		2B 1B			4	1	2	2	0	1	1											
Josh Paul, R (1, 2) OBP: 0.333, SLG: 0.420	G4-3		G6-3		1B 1B		1-H 2-H HR 2B			4	1	2	2	0	0	1											
Inning Stats	R: 0 E: 0 K: 1 S: 8	H: 0 LOB: 0 BB: 0 P: 14	R: 2 E: 0 K: 0 S: 12	H: 1 LOB: 1 BB: 2 P: 25	R: 1 E: 0 K: 1 S: 16	H: 2 LOB: 1 BB: 1 P: 26	R: 1 E: 0 K: 1 S: 9	H: 1 LOB: 0 BB: 0 P: 12	R: 0 E: 0 K: 1 S: 13	H: 1 LOB: 2 BB: 1 P: 19	R: 1 E: 0 K: 1 S: 9	H: 2 LOB: 2 BB: 1 P: 16	R: 0 E: 0 K: 0 S: 8	H: 0 LOB: 0 BB: 0 P: 14	R: 4 E: 0 K: 0 S: 16	H: 4 LOB: 1 BB: 1 P: 27	1B: 6 2B: 2 3B: 0 HR: 3	SF: 0 SAC: 0 DP: 0 HBP: 0	WP: 0 PB: 0 SB: 1 CS: 1	PA: 40							
PITCHER	IP	WLS	BF	H	R	ER	SO	BB	IBB	HBP	BLK	WP	HR	S	P	ERA	WHIP										
Blake Stein, R (1, 1) ERA: 4.68	5.0	L	23	5	4	4	4	4	0	0	0	0	0	17	30	4.50	1.500										
Dan Murray, R (6, 1) ERA: 4.66	2.0		9	2	1	1	1	1	0	0	0	0	0	17	30	4.50	1.500										
Scott Mullen, L (8, 1) ERA: 4.35	1.0		8	4	4	4	0	1	0	0	0	0	1	16	27	36.00	5.000										

Batter	1	2	3	4	5	6	7	8	9	AB	R	H	RBI	BB	SO	LOB	TOP						
Johnny Damon, L OBP: 0.382, SLG: 0.495	4-2 HBP BB BB	1-0 29 HR BLK 1B		2-1 P4		3-2 F7		1-2 F5		4	1	1	1	1	0	1							
Wilson Delgado, S OBP: 0.312, SLG: 0.297	4-1 L6-4 HBP BB	3-3 K		1-2 E4 2B		1-1 E4 29 1B		2-1 FC4-6 1-2		4	1	0	0	1	1	2							
29 Mike Sweeney, R OBP: 0.407, SLG: 0.523	0-1 P6	3-2 HR		2-3 K		0-0 1B			2-2 P4	5	1	2	2	0	1	3							
Jermaine Dye, R OBP: 0.390, SLG: 0.561	1-0 HBP BB	2-2 G5-3		2-2 1B		1-0 P4			0-2 2B	4	0	2	1	0	0	2							
Joe Randa, R OBP: 0.343, SLG: 0.438	2-1 L6-4 2-3		1-2 BB 1B	1-0 F9			0-0 L4-6 2B		0-2 G5-3	5	0	2	0	0	0	5							
Dee Brown, L OBP: 0.250, SLG: 0.200		2-0 1B 2B	4-0 BB		1-1 G5-3		2-3 K		1-2 G3	4	1	1	0	1	1	2							
Dave McCarty, R OBP: 0.329, SLG: 0.478		1-0 SH1-4 1B 2H	1-3 K		2-3 K		0-0 L4-6 2-3			4	1	1	1	0	2	3							
Jorge Fabregas, L OBP: 0.320, SLG: 0.373		0-1 1B SH1-4 BLK 1B	0-3 K		2-2 G4-3			0-3 K		4	1	1	0	0	2	2							
Carlos Febles, R OBP: 0.345, SLG: 0.316		1-0 SH1-4 1-2 2-3	1-3 K		3-1 F8			4-0 FC4-6 BB		2	0	0	0	1	1	2							
Inning Stats	R: 0 E: 0 K: 0 S: 8	H: 0 LOB: 2 BB: 2 P: 19	R: 5 E: 0 K: 1 S: 18	H: 5 LOB: 0 BB: 0 P: 31	R: 0 E: 0 K: 3 S: 12	H: 1 LOB: 2 BB: 1 P: 19	R: 1 E: 1 K: 1 S: 13	H: 1 LOB: 1 BB: 0 P: 21	R: 0 E: 0 K: 1 S: 11	H: 0 LOB: 0 BB: 0 P: 16	R: 0 E: 1 K: 0 S: 11	H: 1 LOB: 2 BB: 0 P: 19	R: 0 E: 0 K: 1 S: 5	H: 1 LOB: 0 BB: 0 P: 7	R: 0 E: 0 K: 1 S: 8	H: 0 LOB: 1 BB: 1 P: 15	R: 0 E: 0 K: 0 S: 15	H: 1 LOB: 1 BB: 0 P: 18	1B: 5 2B: 6 3B: 0 HR: 1	SF: 0 SAC: 1 DP: 2 HBP: 1	WP: 0 PB: 0 CS: 0	PA: 42	
PITCHER	IP	WLS	BF	H	R	ER	SO	BB	IBB	HBP	BLK	WP	HR	S	P	ERA	WHIP					ERA	WHIP
James Baldwin, R ERA: 4.65	3.0	L	18	6	5	5	4	3	0	1	1	0	1	38	69	15.00	3.000					0.00	1.000
Kevin Beltre, R ERA: 6.7	1.0		5	1	1	0	1	0	0	0	0	0	0	13	21	0.00	1.000					0.00	0.000
56 Mark Buehrle, L ERA: 4.21	1.0		3	0	0	0	1	0	0	0	0	0	0	11	16	0.00	0.000					0.00	0.000
Lorenzo Barcelo, R ERA: 3.69	1.0		5	1	0	0	0	0	0	0	0	0	0	11	19	0.00	1.000					0.00	1.500
Bob Howry, R ERA: 3.17	1.0		3	1	0	0	1	0	0	0	0	0	0	5	7	0.00	1.000					0.00	1.500
Kelly Wunsch, L ERA: 2.93	1.0		4	0	0	0	1	1	0	0	0	0	0	8	15	0.00	1.000					0.00	1.000
Keith Foulke, R ERA: 2.97	0.1		1	0	0	0	0	0	0	0	0	0	0	5	7	0.00	0.000					0.00	0.000
Chad Bradford, R ERA: 1.98	0.2		3	1	0	0	0	0	0	0	0	0	0	10	11	0.00	1.500					0.00	1.500

Kansas City Royals @ Chicago White Sox
Comiskey Park, Chicago, IL
Sun Oct 01 2000, 2:05 PM EDT
Att: 30,071 - Sunny - 78 F

AB	36
R	6
H	10
RBI	5
BB	4
SO	8
LOB	22



Batter	1	2	3	4	5	6	7	8	9	AB	R	H	RBI	BB	SO	LOB	BOTTOM						
Ray Durham, S OBP: 0.361, SLG: 0.450	2-1 G3-4-3 1B				4-1 G4-6-3 BB		4-2 BB		0-1 G3-6-3 1-2	2	0	1	0	1	1	1							
Craig Wilson, R OBP: 0.316, SLG: 0.301										1	0	0	0	1	0	1							
Jose Valentin, S OBP: 0.343, SLG: 0.491	1-1 F5			4-1 BB 14 SF8 BB	0-2 G4-6-3 1-2		4-2 BB			2	1	0	0	1	0	2							
Tony Graffanino, R OBP: 0.363, SLG: 0.357							1-2 BB			0	0	0	0	1	0	0							
Frank Thomas, R OBP: 0.436, SLG: 0.625	0-2 G3-4-3 1-2			0-0 F8		1-2 F8	2-2 G3			3	0	0	0	0	0	2							
Harold Baines, L OBP: 0.338, SLG: 0.417										1	0	0	0	0	0	2							
Magglio Ordonez, R OBP: 0.371, SLG: 0.546		0-0 G6-3		1-0 BB 1B		0-2 2B		2-0 1B		3	0	2	0	0	0	0							
Jeff Liefer, L OBP: 0.182, SLG: 0.182				1-2 1B				1B		1	0	1	0	0	0	0							
Carlos Lee, R OBP: 0.345, SLG: 0.484	4-1 CS BB			4-2 BB		1-1 G5-3		2-2 G5-4-3 1B		0	0	0	0	2	0	0							
Jeff Abbott, R OBP: 0.343, SLG: 0.395				1-2 2-3 BB				1-2 1B		2	0	1	0	0	0	1							
14 Paul Konerko, R OBP: 0.363, SLG: 0.481	1-3 K			0-1 SF8		4-2 BB		1-0 F7		1	0	0	1	1	1	1							
Greg Norton, S OBP: 0.333, SLG: 0.373				3-2 3H						1	0	0	0	0	0	2							
Herbert Perry, R OBP: 0.350, SLG: 0.467	1-0 CS 1-2	0-0 CS	0-0 SH1-3 1B	3-3 K		0-0 G4-3		3-2 G5-4-3 1-2		4	0	1	0	0	1	6							
Chris Singleton, L OBP: 0.301, SLG: 0.382			0-0 SH1-3		3-2 P6		2-1 F7		1-0 G3	1	0	0	0	0	0	0							
McKay Christensen, L OBP: 0.227, SLG: 0.105			1-2							2	0	0	0	0	0	0							
Charles Johnson, R OBP: 0.379, SLG: 0.582			0-3 K		1-0 HR			0-0 G6-3		2	1	1	1	0	1	1							
Josh Paul, R OBP: 0.338, SLG: 0.423									0-1 G3-6-3 1B	2	0	1	0	0	0	0							
Inning Stats	R: 0 E: 0 K: 0 S: 8	H: 1 LOB: 0 BB: 0 P: 11	R: 0 E: 0 K: 1 S: 5	H: 0 LOB: 1 BB: 1 P: 11	R: 0 E: 0 K: 2 S: 8	H: 1 LOB: 1 BB: 0 P: 9	R: 1 E: 0 K: 1 S: 10	H: 1 LOB: 2 BB: 2 P: 22	R: 1 E: 0 K: 0 S: 9	H: 1 LOB: 0 BB: 1 P: 17	R: 0 E: 0 K: 0 S: 11	H: 1 LOB: 2 BB: 1 P: 17	R: 0 E: 0 K: 0 S: 14	H: 0 LOB: 2 BB: 2 P: 26	R: 0 E: 0 K: 0 S: 13	H: 2 LOB: 1 BB: 0 P: 21	R: 0 E: 0 K: 0 S: 5	H: 1 LOB: 0 BB: 0 P: 6	1B: 6 2B: 1 3B: 0 HR: 1	SF: 1 SAC: 1 DP: 4 HBP: 0	WP: 0 PB: 0 CS: 1	PA: 38	
PITCHER	IP	WLS	BF	H	R	ER	SO	BB	IBB	HBP	BLK	WP	HR	S	P	ERA	WHIP					ERA	WHIP
49 Chris Fussell, R ERA: 6.3	5.0	W	20	4	2	2	4	4	0	0	0	0	0	40	70	3.60	1.600					3.60	1.600
Jose Santiago, R ERA: 3.91	2.0		10	1	0	0	0	3	0	0	0	0	0	25	43	0.00	2.000					0.00	2.000
51 Kris Wilson, R ERA: 4.19	1.0		4	2	0	0	0	0	0	0	0	0	0	13	21	0.00	2.000					0.00	2.000
Ricky Bottalico, R ERA: 4.83	1.0		3	1	0	0	0	0	0	0	0	0	0	5	6	0.00	1.000					0.00	1.000

Kansas City Royals @ Chicago White Sox
Comiskey Park, Chicago, IL
Sun Oct 01 2000, 2:05 PM EDT
Att: 30,071 - Sunny - 78 F

AB	28
R	2
H	8
RBI	2
BB	7
SO	4
LOB	19

