

**Kansas City Royals - 2001**



Batter	1	2	3	4	5	6	7	8	9	AB R H RBI BB SO LOB	TOP											
Carlos Febles, R (1, 4) OBP: 0.250, SLG: 0.250	1-2 G1-3		0-1 P9		2-1 1B			1-0 G1-3		4 0 1 1 0 0 0	<b>Kansas City Royals @ New York Yankees</b> Yankee Stadium, Bronx, NY Mon Apr 02 2001, 1:05 PM EDT Att. 55,814 - Cloudy - 42 F											
Carlos Beltrán, S (1, 8) OBP: 0.250, SLG: 0.250	0-1 F9 29 S 1B		0-1 P7		0-0 L8			2-3 K		4 0 1 0 0 1 1												
29 Mike Sweeney, R (1, 3)	4-1 1-2 BB			1-2 G5-3		1-0 F2		0-2 G1-3		3 0 0 0 1 0 0												
Jermaine Dye, R (1, 9) OBP: 0.750, SLG: 1.750	2-1 F9			0-0 1B		1-1 HR		2-2 WP E 2B		4 2 3 1 0 0 2												
Joe Randa, R (1, 5)	3-3 K			0-0 P4		2-2 F8		2-3 K		4 0 0 0 0 2 4												
Mark Quinn, R (1, 7)		1-2 L9		1-3 K		0-0 L8		3-1 E1 G4-3		4 0 0 1 0 1 1												
Dee Brown, L (1, 10) OBP: 0.250, SLG: 0.250		1-2 P5			0-0 L8		1-2 G4-3 1B	0-1 G4-3		4 0 1 0 0 0 1												
Héctor Ortiz, R (1, 2) OBP: 0.333, SLG: 0.333 Raul Ibanez, L (9, PH)		0-1 G4-3			1-1 G6-3 1B 1B		3-3 K	4-2 BB		3 1 1 0 0 1 1 0 0 0 0 1 0 0												
Rey Sanchez, R (1, 6) Luis Alicea, S (9, PH)			2-0 L9		2-1 G6-3		1-0 G4-3 1-2f	1-0 G3		3 0 0 0 0 0 2 1 0 0 0 0 0 2												
<b>Inning Stats</b>	R: 0 E: 0 K: 1 S: 11	H: 1 LOB: 2 BB: 1 P: 21	R: 0 E: 0 K: 0 S: 8	H: 0 LOB: 0 BB: 0 P: 10	R: 0 E: 0 K: 0 S: 5	H: 0 LOB: 0 BB: 0 P: 7	R: 0 E: 0 K: 1 S: 8	H: 1 LOB: 1 BB: 0 P: 10	R: 1 E: 0 K: 0 S: 8	H: 2 LOB: 1 BB: 0 P: 13	R: 1 E: 0 K: 0 S: 7	H: 1 LOB: 0 BB: 0 P: 11	R: 0 E: 0 K: 1 S: 10	H: 1 LOB: 0 BB: 0 P: 15	R: 0 E: 0 K: 1 S: 8	H: 0 LOB: 0 BB: 0 P: 11	R: 1 E: 1 K: 1 S: 17	H: 1 LOB: 2 BB: 1 P: 29	1B: 5 2B: 1 3B: 0 HR: 1	SF: 0 SAC: 0 DP: 1 HBP: 0	WP: 1 PB: 0 SB: 1 CS: 0	PA: 36
<b>PITCHER</b>	IP WLS BF H R ER SO BB IBB HBP BLK WP HR S P ERA WHIP																					
Roger Clemens, R (1, 1) ERA: 3.24	8.1 W 32 7 3 3 5 1 0 0 0 1 1 71 108 3.24 0.960																					
Todd Williams, R (9, 1) ERA:	0.0 1 0 0 0 0 0 0 0 0 0 0 2 5 ∞ ∞																					
42 Mariano Rivera, R (9, 1) ERA:	0.2 3 0 0 0 0 1 0 0 0 0 0 9 14 0.00 1.500																					

livebaseballscorecards.com

AB	34
R	3
H	7
RBI	3
BB	2
SO	5
LOB	14



BOTTOM

Kansas City Royals @ New York Yankees  
Yankee Stadium, Bronx, NY

livebaseballscores.com

AB	36
R	7
H	13
RBI	7
BB	3
SO	3
LOB	15



WP:	0	PA:	39
PB:	0		
SB:	0		
CS:	0		

Mon Apr 02 2001, 1:05 PM EDT  
Att: 55,814 - Cloudy - 42 F

AB	R	H	RBI	BB	SO	LOB
4	0	1	0	1	1	1
0	0	0	0	0	0	0
5	0	1	0	0	0	3
5	1	1	0	0	0	3
4	1	2	2	0	0	0
3	2	1	0	1	0	1
3	2	2	1	1	0	1
4	1	3	4	0	0	0
4	0	0	0	0	0	4
4	0	2	0	0	2	2
1B:	9	SF:	0			
2B:	1	SAC:	0			
3B:	0	DP:	1			
HR:	3	HBP:	0			

Batter	1	2	3	4	5	6	7	8	9
Chuck Knoblauch, R (1, 7) <small>OBP: 0.400, SLG: 0.250</small> Clay Belinger, R (9, 7)	1-3 K		1-2 G6-4-3 1-2f		0-0 1B	4-2 BB		2-1 L3	
Alfonso Soriano, R (1, 4) <small>OBP: 0.200, SLG: 0.200</small>	1-0 G6-3		1-0 1B		0-0 F7	0-1 F9		1-2 G5-3	
Paul O'Neill, L (1, 9) <small>OBP: 0.200, SLG: 0.200</small>	1-0 G6-3		2-1 F8			HR 1B		1-0 F7	
Bernie Williams, S (1, 8) <small>OBP: 0.500, SLG: 1.250</small>		3-1 L7		1-1 G3-1		3-0 HR	3-2 FC6-4 1B		
David Justice, L (1, 10) <small>OBP: 0.500, SLG: 0.333</small>		2-2 20 1B		3-2 G1-3		4-1 20 HR	1-0 FC6-4 20 2B		
Tino Martinez, L (1, 3) <small>OBP: 0.750, SLG: 1.667</small>		1-0 L6		3-2 HR		4-1 20 HR	1-0 20 2B	1-2 1B	
20 Jorge Posada, S (1, 2) <small>OBP: 0.750, SLG: 1.750</small>		1-1 1-2 1B		2-2 G3-1		3-1 1-1 HR	2-0 1-3 2-H 2B		
Luis Sojo, R (1, 6)		2-1 G2-3			3-2 L8	0-0 G6-3	0-0 G6-3		
Scott Brosius, R (1, 5) <small>OBP: 0.500, SLG: 0.500</small>			1-2 G6-4-3 1B		2-3 K2-3	0-1 BB 1B	2-3 K		

Inning	R	H	E	K	S	P	IP	WLS	BF	H	R	ER	SO	BB	IBB	HBP	BLK	WP	HR	S	P	ERA	WHIP	
1	0	0	0	1	8	5	5.0		24	8	5	5	2	2	0	0	0	0	0	2	49	91	9.00	2.000
2	0	0	0	0	0	0	0.1		4	2	1	1	0	1	0	0	0	0	1	7	14	27.00	9.000	
3	0	0	0	0	0	0	0.2		2	0	0	0	0	0	0	0	0	0	0	3	3	0.00	0.000	
4	1	3	1	0	6	1	1.0		6	3	1	1	1	0	0	0	0	0	0	11	20	9.00	3.000	
5	0	0	0	0	0	0	1.0		3	0	0	0	0	0	0	0	0	0	0	6	10	0.00	0.000	

PITCHER	IP	WLS	BF	H	R	ER	SO	BB	IBB	HBP	BLK	WP	HR	S	P	ERA	WHIP	
Jeff Suppan, R (1, 1) <small>ERA: 9.0</small>	5.0		24	8	5	5	2	2	0	0	0	0	0	2	49	91	9.00	2.000
55 Tony Cogan, L (6, 1) <small>ERA: 27.0</small>	0.1		4	2	1	1	0	1	0	0	0	0	1	7	14	27.00	9.000	
Jose Santiago, R (6, 1) <small>ERA:</small>	0.2		2	0	0	0	0	0	0	0	0	0	0	3	3	0.00	0.000	
51 Kris Wilson, R (7, 1) <small>ERA: 9.0</small>	1.0		6	3	1	1	1	0	0	0	0	0	0	11	20	9.00	3.000	
Doug Henry, R (8, 1) <small>ERA:</small>	1.0		3	0	0	0	0	0	0	0	0	0	0	6	10	0.00	0.000	



Batter	1	2	3	4	5	6	7	8	9	AB R H RBI BB SO LOB	TOP			
<b>Carlos Febles, R</b> (1, 4) OBP: 0.143, SLG: 0.143 <b>Luis Ordaz, R</b> (6, 4)	3-3 		2-3 			3-1 		1-2 		3 0 0 0 0 2 1 1 1 0 0 0 0 1				
<b>Carlos Beltrán, S</b> (1, 8) OBP: 0.500, SLG: 0.500	1-3 			0-0 		0-2 		3-2 		4 0 3 1 0 1 0				
<b>29 Mike Sweeney, R</b> (1, 10)	1-0 			2-3 		1-2 		2-2 		4 0 0 0 0 1 2				
<b>Jermaine Dye, R</b> (1, 9) OBP: 0.500, SLG: 1.167 <b>Raul Ibanez, L</b> (6, 9) OBP: 0.667, SLG: 0.500		0-1 		3-2 			2-2 		3-3 	2 0 0 0 0 0 0 2 0 1 0 0 1 0				
<b>Joe Randa, R</b> (1, 5)		0-2 			2-2 		1-2 		4-2 	3 0 0 0 1 0 1				
<b>Mark Quinn, R</b> (1, 7) OBP: 0.125, SLG: 0.500		1-2 			0-1 		1-2 		0-0 	4 1 1 1 0 0 2				
<b>Dave McCarty, R</b> (1, 3) OBP: 0.500, SLG: 0.500			0-0 		2-0 		2-3 		3-2 	4 0 2 0 0 1 2				
<b>Héctor Ortiz, R</b> (1, 2) OBP: 0.167, SLG: 0.167			2-2 		2-2 			2-3 		3 0 0 0 0 1 2				
<b>Rey Sanchez, R</b> (1, 6) OBP: 0.167, SLG: 0.167			1-0 			2-2 		1-2 		3 0 1 0 0 0 1				
<b>Inning Stats</b>	R: 0 E: 0 K: 2 S: 7 H: 0 LOB: 0 BB: 0 P: 12	R: 0 E: 0 K: 0 S: 8 H: 0 LOB: 0 BB: 0 P: 9	R: 0 E: 0 K: 1 S: 9 H: 1 LOB: 1 BB: 0 P: 14	R: 0 E: 0 K: 1 S: 8 H: 1 LOB: 0 BB: 0 P: 13	R: 1 E: 0 K: 0 S: 12 H: 2 LOB: 0 BB: 0 P: 18	R: 0 E: 0 K: 0 S: 12 H: 1 LOB: 1 BB: 0 P: 18	R: 0 E: 0 K: 1 S: 14 H: 1 LOB: 1 BB: 0 P: 20	R: 1 E: 1 K: 1 S: 19 H: 2 LOB: 1 BB: 0 P: 28	R: 0 E: 0 K: 1 S: 12 H: 0 LOB: 1 BB: 1 P: 22	1B: 7 2B: 0 3B: 0 HR: 1 SF: 0 SAC: 0 DP: 1 HBP: 0	WP: 0 PB: 1 SB: 0 CS: 0	PA: 34		
<b>PITCHER</b>	IP WLS BF H R ER SO BB IBB HBP BLK WP HR S P ERA WHIP												<b>PITCHER</b>	IP WLS BF H R ER SO BB IBB HBP BLK WP HR S P ERA WHIP
<b>Andy Pettitte, L</b> (1, 1) ERA: 1.29 <b>Brian Boehringer, R</b> (8, 1) ERA: <b>Todd Williams, R</b> (9, 1) ERA:	7.0 W 25 6 1 1 5 0 0 0 0 0 1 70 104 1.29 0.857													

**Kansas City Royals @ New York Yankees**  
 Yankee Stadium, Bronx, NY  
 Wed Apr 04 2001, 7:05 PM EDT  
 Att. 26,499 - Sunny - 54 F

<b>AB</b>	<b>33</b>
<b>R</b>	<b>2</b>
<b>H</b>	<b>8</b>
<b>RBI</b>	<b>2</b>
<b>BB</b>	<b>1</b>
<b>SO</b>	<b>7</b>
<b>LOB</b>	<b>12</b>



Batter	1	2	3	4	5	6	7	8	9
<b>Chuck Knoblauch, R</b> (1, 7) <small>OBP: 0.400, SLG: 0.250</small> <b>Clay Bellinger, R</b> (9, 7)	2-1  2B 1B	4-1  HR BB	3-2  G6-4-3		1-2  FC6-4			0-0  G1-3	
<b>Alfonso Soriano, R</b> (1, 4) <small>OBP: 0.200, SLG: 0.300</small>	1-1  2B	1-0  F7		1-0  F8		2-2  F5		1-0  G6-3	
<b>Paul O'Neill, L</b> (1, 9) <small>OBP: 0.300, SLG: 0.125</small>	1-3  K	4-2  HR BB		2-3  K		4-0  BB		0-0  L7	
<b>Bernie Williams, S</b> (1, 8) <small>OBP: 0.625, SLG: 1.167</small>	1-1  E 2B	4-2  HR BB		4-2  1B BB		1-2  F9			
<b>David Justice, L</b> (1, 10) <small>OBP: 0.625, SLG: 1.000</small>	4-2  E 1B BB	1-1  HR		1-1  1B		3-1  P5			
<b>Tino Martinez, L</b> (1, 3) <small>OBP: 0.625, SLG: 1.000</small>	0-0  E9 WP 1B	4-2  BB		2-1  G4-3			2-1  G6-3		
<b>20 Jorge Posada, S</b> (1, 2) <small>OBP: 0.500, SLG: 1.000</small>	4-0  WP IBB	0-0  L4			2-2  G4-3		2-1  F7		
<b>Luis Sojo, R</b> (1, 6) <small>OBP: 0.500, SLG: 0.429</small>	3-1  G5-3		1-2  L8		0-0  F9		0-0  G4-3		
<b>Scott Brosius, R</b> (1, 5) <small>OBP: 0.500, SLG: 0.429</small>		3-2  F8	1-1  E5 G6-4-3		0-0  FC6-4 1B			4-2  G6-3 G1-3 BB	

Inning Stats	R: 4	H: 4	LOB: 1	E: 1	K: 1	S: 15	R: 4	H: 1	LOB: 1	E: 0	K: 0	S: 19	R: 0	H: 0	LOB: 0	E: 1	K: 0	S: 10	R: 0	H: 1	LOB: 2	E: 0	K: 1	S: 11	R: 0	H: 1	LOB: 1	E: 0	K: 0	S: 8	R: 0	H: 0	LOB: 1	E: 0	K: 0	S: 9	R: 0	H: 0	LOB: 0	E: 0	K: 0	S: 5	R: 0	H: 0	LOB: 1	E: 0	K: 0	S: 5
	15	31					19	40																																								

PITCHER	IP	WLS	BF	H	R	ER	SO	BB	IBB	HBP	BLK	WP	HR	S	P	ERA	WHIP
Blake Stein, R (1, 1) <small>ERA: 43.2</small>	1.2	L	15	5	8	8	1	5	1	0	0	1	1	33	70	43.20	6.000
51 Kris Wilson, R (2, 1) <small>ERA: 1.93</small>	3.2		15	2	0	0	1	2	0	0	0	0	0	34	58	0.00	1.091
55 Tony Cogan, L (6, 1) <small>ERA: 9.0</small>	0.2		2	0	0	0	0	0	0	0	0	0	0	5	9	0.00	0.000
Jason Grimsley, R (7, 1) <small>ERA:</small>	1.0		3	0	0	0	0	0	0	0	0	0	0	5	9	0.00	0.000
Roberto Hernandez, R (8, 1) <small>ERA:</small>	1.0		4	0	0	0	0	1	0	0	0	0	0	5	10	0.00	1.000

**BOTTOM**

AB	R	H	RBI	BB	SO	LOB
4	2	1	0	1	0	3
0	0	0	0	0	0	0
5	1	1	0	0	0	2
3	1	0	0	2	2	3
2	2	1	2	2	0	1
3	1	2	4	1	0	1
3	1	1	1	1	0	2
3	0	0	0	1	0	1
4	0	0	0	0	0	1
3	0	1	0	1	0	0

<b>AB</b>	<b>30</b>
<b>R</b>	<b>8</b>
<b>H</b>	<b>7</b>
<b>RBI</b>	<b>7</b>
<b>BB</b>	<b>9</b>
<b>SO</b>	<b>2</b>
<b>LOB</b>	<b>14</b>



WP	HR	S	P	ERA	WHIP
1	0	10	39		
0	0	1	2		
0	0	1	0		
0	0	1	0		

**Kansas City Royals @ New York Yankees**  
 Yankee Stadium, Bronx, NY  
 Wed Apr 04 2001, 7:05 PM EDT  
 Att: 26,499 - Sunny - 54 F

livebaseballscorecards.com



Batter	1	2	3	4	5	6	7	8	9	AB R H RBI BB SO LOB	TOP
Luis Aicea, S (1, 4) C S S S S S S S	1-3 K		0-1 P6			2-1 P6		1-1 F8		4 0 0 0 0 1 1	<b>Kansas City Royals @ New York Yankees</b> Yankee Stadium, Bronx, NY Thu Apr 05 2001, 1:05 PM EDT Att. 26,696 - Sunny - 59 F <a href="http://livebaseballscorecards.com">livebaseballscorecards.com</a>
Carlos Beltrán, S (1, 8) S B F B X	2-2 G4-3		2-3 K			2-2 F7		1-0 G4-3		4 0 0 0 0 1 1	
29 Mike Sweeney, R (1, 3) B X	1-0 F9				2-0 G1-3	0-0 FC6-4 1B			1-1 G4-1	4 0 1 0 0 0 0	
Jermaine Dye, R (1, 10) C B C C C C C C		1-2 G5-3			0-0 1B	3-1 FC6-4 1-2f			2-1 G6-3	4 0 1 0 0 0 1	
Joe Randa, R (1, 5) C B T T T T T T		1-2 F8			0-1 F9		0-0 F9		2-1 P3	4 0 0 0 0 0 1	
Mark Quinn, R (1, 7) C T B B B B B B		2-2 2B 1B			0-1 F7		2-1 G6-3			3 0 1 0 0 0 1	
Dee Brown, L (1, 9) C T B S S S S S		0-2 2B					1-3 K			3 0 1 0 0 1 0	
A.J. Hinch, R (1, 2) Raul Ibanez, L (8, PH) Héctor Ortiz, R (8, 2) X		0-0 G1-3				2-2 G4-3		2-1 F7		2 0 0 0 0 0 2 1 0 0 0 0 0 0 0 0 0 0 0 0 0	
Rey Sanchez, R (1, 6) C C C C C C C C			2-2 L9			3-2 L9		0-1 1B		3 0 1 0 0 0 0	
<b>Inning Stats</b>	R: 0 H: 0 E: 0 LOB: 0 K: 1 BB: 0 S: 7 P: 11	R: 0 H: 2 E: 0 LOB: 2 K: 0 BB: 0 S: 14 P: 18	R: 0 H: 0 E: 0 LOB: 0 K: 1 BB: 0 S: 8 P: 12	R: 0 H: 1 E: 0 LOB: 1 K: 0 BB: 0 S: 6 P: 8	R: 0 H: 0 E: 0 LOB: 0 K: 0 BB: 0 S: 8 P: 13	R: 0 H: 1 E: 0 LOB: 1 K: 0 BB: 0 S: 8 P: 15	R: 0 H: 0 E: 0 LOB: 0 K: 1 BB: 0 S: 7 P: 10	R: 0 H: 1 E: 0 LOB: 1 K: 0 BB: 0 S: 7 P: 11	R: 0 H: 0 E: 0 LOB: 0 K: 0 BB: 0 S: 6 P: 11	1B: 4 SF: 0 2B: 1 SAC: 0 3B: 0 DP: 0 HR: 0 HBP: 0	
<b>PITCHER</b> 35 Mike Mussina, R (1, 1) ERA: 42 Mariano Rivera, R (8, 1) ERA:	IP WLS BF H R ER SO BB IBB HBP BLK WP HR S P ERA WHIP	7.2 W 28 5 0 0 3 0 0 0 0 0 0 0 64 96 0.00 0.652	1.1 S 4 0 0 0 0 0 0 0 0 0 0 0 0 7 13 0.00 0.000								

**Kansas City Royals @ New York Yankees**  
 Yankee Stadium, Bronx, NY  
 Thu Apr 05 2001, 1:05 PM EDT  
 Att. 26,696 - Sunny - 59 F

AB	32
R	0
H	5
RBI	0
BB	0
SO	3
LOB	7



Batter	1	2	3	4	5	6	7	8	9
<b>Chuck Knoblauch, R</b> (1, 7) <small>OBP: 0.429, SLG: 0.273</small> <b>Clay Bellinger, R</b> (9, 7)	1-0 <b>G4-3</b>		4-1 <b>G4-6-3</b> <b>BB</b>		3-2 <b>1-2</b> <b>1B</b>			2-2 <b>G6-3</b>	
<b>Alfonso Soriano, R</b> (1, 4) <small>OBP: 0.143, SLG: 0.214</small>	2-3 <b>K</b>		1-3 <b>K</b>		1-2 <b>F8</b>			2-3 <b>K</b>	
<b>Paul O'Neill, L</b> (1, 9) <small>OBP: 0.286, SLG: 0.417</small>	2-2 <b>HR</b>		1-0 <b>G4-6-3</b> <b>1-2f</b>		0-1 <b>G3-1</b>			1-0 <b>G4-3</b>	
<b>Bernie Williams, S</b> (1, 8) <small>OBP: 0.455, SLG: 0.778</small>	2-1 <b>G3-1</b>			2-2 <b>G1-6-3</b>		1-0 <b>F7</b>			
<b>David Justice, L</b> (1, 10) <small>OBP: 0.545, SLG: 0.778</small>		2-2 <b>FC6-4</b> <b>G5-3</b> <b>1B</b>		1-0 <b>G3-1</b>		0-1 <b>G3-1</b>			
<b>Tino Martinez, L</b> (1, 3) <small>OBP: 0.545, SLG: 0.750</small>		3-2 <b>G5-3</b> <b>1-2</b>		4-2 <b>BB</b>		1-1 <b>F8</b>			
<b>20 Jorge Posada, S</b> (1, 2) <small>OBP: 0.455, SLG: 0.778</small>		4-1 <b>FC6-4</b> <b>BB</b>		2-2 <b>G1-3</b>			1-0 <b>G3</b>		
<b>Luis Sojo, R</b> (1, 6)		0-0 <b>F9</b>			1-3 <b>K</b>		0-0 <b>G4-3</b>		
<b>Scott Brosius, R</b> (1, 5) <small>OBP: 0.455, SLG: 0.400</small>		0-2 <b>FC6-4</b> <b>1-2f</b> <b>2-3</b>			0-0 <b>1B</b> <b>1B</b>		1-1 <b>G6-3</b>		

AB	R	H	RBI	BB	SO	LOB
3	0	1	0	1	0	0
0	0	0	0	0	0	0
4	0	0	0	0	3	3
4	1	1	1	0	0	3
3	0	0	0	0	0	0
3	0	1	0	0	0	0
2	0	0	0	1	0	1
2	0	0	0	1	0	1
3	0	0	0	0	1	2
3	0	1	0	0	0	2

**BOTTOM**

**Kansas City Royals @ New York Yankees**  
 Yankee Stadium, Bronx, NY  
 Thu Apr 05 2001, 1:05 PM EDT  
 Att. 26,696 - Sunny - 59 F

[livebaseballscorecards.com](http://livebaseballscorecards.com)

<b>AB</b>	<b>27</b>
<b>R</b>	<b>1</b>
<b>H</b>	<b>4</b>
<b>RBI</b>	<b>1</b>
<b>BB</b>	<b>3</b>
<b>SO</b>	<b>4</b>
<b>LOB</b>	<b>12</b>



Inning	R	H	E	K	S	R	H	E	K	S	R	H	E	K	S	R	H	E	K	S
1	1	1	0	1	16	0	1	0	0	11	0	0	0	0	0	0	0	0	0	0
2	0	1	0	0	16	0	1	0	0	11	0	0	0	0	0	0	0	0	0	0
3	0	0	0	0	13	0	0	0	1	13	0	0	0	0	0	0	0	0	0	0
4	0	0	0	1	18	0	0	0	1	18	0	0	0	0	0	0	0	0	0	0
5	0	2	0	1	17	0	2	0	0	17	0	2	0	0	0	0	0	0	0	0
6	0	0	0	0	7	0	0	0	0	7	0	0	0	0	0	0	0	0	0	0
7	0	0	0	0	6	0	0	0	0	6	0	0	0	0	0	0	0	0	0	0
8	0	0	0	0	12	0	0	0	1	12	0	0	0	0	0	0	0	0	0	0
9	0	0	0	0	2	0	0	0	0	2	0	0	0	0	0	0	0	0	0	0

PITCHER	IP	WLS	BF	H	R	ER	SO	BB	IBB	HBP	BLK	WP	HR	S	P	ERA	WHIP
<b>Dan Reichert, R</b> (1, 1) <small>ERA: 1.5</small>	6.0	L	24	4	1	1	3	3	0	0	0	0	1	53	91	1.50	1.167
<b>Jason Grimsley, R</b> (7, 1) <small>ERA:</small>	2.0		6	0	0	0	1	0	0	0	0	0	0	11	18	0.00	0.000

WP	PA	ERA	WHIP
0	30		
0			
0			
0			



Batter	1	2	3	4	5	6	7	8	9	AB R H RBI BB SO LOB	TOP											
<b>Cristian Guzman, S</b> (1, 6) OBP: 0.286, SLG: 0.538	0-2 G4-3		3-2 F8		0-0 2B	0-0 G4-3			1-1 G4-3	5 1 1 0 0 0 0												
<b>Denny Hocking, S</b> (1, 8) OBP: 0.333, SLG: 0.571	1-2 E7		1-2 F8		1-0 2B			4-2 G1-6-3 BB	3-2 G4-3	4 1 1 1 1 0 0												
<b>Matt Lawton, L</b> (1, 9) OBP: 0.357, SLG: 0.182	0-1 G1-3			0-0 HR	4-2 2B			1-1 G1-6-3	1-0 G4-3	4 2 1 0 1 0 2												
<b>Corey Koskie, L</b> (1, 5) OBP: 0.385, SLG: 0.636	0-2 G4-3			0-0 HR	1-3 K			1-2 1B		4 1 2 2 0 1 3												
<b>David Ortiz, L</b> (1, 10) OBP: 0.500, SLG: 0.727		1-2 G4-6-3 1B		0-2 F8	2-2 P6			2-3 K		4 0 1 0 0 1 3												
<b>Jason Maxwell, R</b> (1, 4) OBP: 0.500, SLG: 0.750		0-2 F8		1-1 1B	3-2 2B			1-0 G6-3		4 0 2 2 0 0 1												
<b>Jacque Jones, L</b> (1, 7) OBP: 0.385, SLG: 0.500		0-0 G4-6-3		1-1 1B	1-1 G4-3			2-0 G6-3		4 0 1 0 0 0 2												
<b>Doug Mientkiewicz, L</b> (1, 3) OBP: 0.333, SLG: 0.444			1-3 K	1-1 F5		0-0 F9		1-1 FC6 1B		4 0 1 0 0 1 2												
<b>Tom Prince, R</b> (1, 2) OBP: 0.250, SLG: 1.000			0-1 HR	2-0 P6		0-3 K		2-2 FC6		4 1 1 1 0 1 3												
<b>Inning Stats</b>	R: 0 E: 1 K: 0 S: 14	H: 0 LOB: 1 BB: 0 P: 15	R: 0 E: 0 K: 0 S: 9	H: 1 LOB: 0 BB: 0 P: 10	R: 1 E: 0 K: 1 S: 14	H: 1 LOB: 0 BB: 0 P: 19	R: 2 E: 0 K: 0 S: 12	H: 4 LOB: 2 BB: 0 P: 17	R: 3 E: 0 K: 1 S: 17	H: 3 LOB: 1 BB: 1 P: 29	R: 0 E: 0 K: 1 S: 5	H: 0 LOB: 0 BB: 0 P: 5	R: 0 E: 0 K: 1 S: 12	H: 1 LOB: 1 BB: 1 P: 20	R: 0 E: 0 K: 0 S: 7	H: 1 LOB: 1 BB: 0 P: 13	R: 0 E: 0 K: 0 S: 7	H: 0 LOB: 0 BB: 0 P: 12	1B: 6 2B: 2 3B: 1 HR: 2	SF: 0 SAC: 0 DP: 2 HBP: 0	WP: 0 PB: 0 SB: 0 CS: 0	PA: 39
<b>PITCHER</b>	IP WLS BF H R ER SO BB IBB HBP BLK WP HR S P ERA WHIP																					
<b>Brian Meadows, R</b> (1, 1) ERA: 11.25	4.0 L 20 8 5 5 1 0 0 0 0 0 0 2 51 64 11.25 2.000																					
<b>55 Tony Cogan, L</b> (5, 1) ERA: 10.8	0.2 3 0 0 0 1 1 0 0 0 0 0 0 10 17 0.00 1.500																					
<b>Doug Henry, R</b> (5, 1) ERA:	2.1 9 2 1 1 2 1 0 0 0 0 0 0 22 34 3.86 1.286																					
<b>Jose Santiago, R</b> (8, 1) ERA:	2.0 7 1 0 0 0 0 0 0 0 0 0 0 14 25 0.00 0.500																					

Minnesota Twins @ Kansas City Royals  
Kauffman Stadium, Kansas City, MO

livebaseballscorecards.com

AB	37
R	6
H	11
RBI	6
BB	2
SO	4
LOB	16



Fri Apr 06 2001, 1:05 PM CDT  
Att. 40,150 - Cloudy - 73 F

Batter	1	2	3	4	5	6	7	8	9	AB	R	H	RBI	BB	SO	LOB
Luis Alicea, S (1, 4) B X	1-0 G4-3 ①		2-1 FC4-6 ③ 1-2f		2-3 K ②			0-3 K ①		4	0	0	0	0	2	2
Carlos Beltrán, S (1, 8) B X OBP: 0.313, SLG: 0.313	2-0 G6-3 ②			1-3 K ① F	0-1 1B ②			0-0 G4-3 ②		4	0	1	0	0	1	0
29 Mike Sweeney, R (1, 3) B S F X OBP: 0.125, SLG: 0.067	1-3 K ③			0-0 F7 ② X	0-1 G6-3 ③			1-0 F8 ③		4	0	0	0	0	1	2
Jermaine Dye, R (1, 9) B X OBP: 0.357, SLG: 0.643		2-2 G4-3 ① C X T B B S		1-0 1B ③ B X		2-2 F8 ① B F B X		2-1 F8 ① B C X		4	0	1	0	0	0	0
Joe Randa, R (1, 5) B X		1-1 F8 ② C X B		0-1 L5 ③ F X		0-0 F7 ② X		1-2 F9 ② B X C		4	0	0	0	0	0	1
Mark Quinn, R (1, 7) B X OBP: 0.200, SLG: 0.600		2-2 G1-3 ③ C X T B C B S			3-2 HR ③ C B B X	1-2 G5-3 ③ F B X		2-3 K ③ B B B S		4	1	1	1	0	1	0
Dee Brown, L (1, 10) B S F S X OBP: 0.300, SLG: 0.500			3-3 K ① B S F S X		0-2 G3-1 1B 2B ① F S X		0-0 F9 ① X			3	1	1	0	0	1	0
Héctor Ortiz, R (1, 2) B B B B OBP: 0.222, SLG: 0.125			4-0 FC4-6 BB ① B B B B		1-2 G3-1 ① C B B X		0-2 F9 ② F C X			2	0	0	0	1	0	1
Rey Sanchez, R (1, 6) C B X OBP: 0.250, SLG: 0.250			1-1 F8 ② C B X		2-1 1B 1B ② B B X		0-0 G4-3 ③ X			3	0	1	1	0	0	1

Inning Stats	R: 0	H: 0	E: 0	K: 1	S: 5	R: 0	H: 0	E: 0	K: 0	S: 9	R: 0	H: 0	E: 0	K: 1	S: 7	R: 0	H: 1	E: 0	K: 1	S: 7	R: 2	H: 4	E: 0	K: 1	S: 18	R: 0	H: 0	E: 0	K: 0	S: 5	R: 0	H: 0	E: 0	K: 1	S: 5	R: 0	H: 0	E: 0	K: 1	S: 8	1B: 3	SF: 0	2B: 1	SAC: 0	3B: 0	DP: 0	HR: 1	HBP: 0	WP: 0	PA: 33	
	0	0	0	1	5	0	0	0	0	9	0	0	0	1	7	0	1	0	1	1	7	0	4	0	1	18	0	0	0	0	5	0	0	0	0	5	0	0	0	0	8	3	0	1	0	0	1	0	0	0	33

PITCHER	IP	WLS	BF	H	R	ER	SO	BB	IBB	HBP	BLK	WP	HR	S	P	ERA	WHIP
Joe Mays, R ERA: 2.57	7.0	W	27	5	2	2	4	1	0	0	0	0	1	58	90	2.57	0.857
Hector Carrasco, R ERA:	2.0		6	0	0	0	2	0	0	0	0	0	0	13	19	0.00	0.000

**BOTTOM**

**Minnesota Twins @ Kansas City Royals**  
Kauffman Stadium, Kansas City, MO

Fri Apr 06 2001, 1:05 PM CDT  
Att: 40,150 - Cloudy - 73 F

AB	32
R	2
H	5
RBI	2
BB	1
SO	6
LOB	7



WP	HR	S	P	ERA	WHIP
0	1	13	19	0.00	0.000



Batter	1	2	3	4	5	6	7	8	9	AB R H RBI BB SO LOB
<b>Cristian Guzman, S</b> (1, 6) OBP: 0.278, SLG: 0.471	2-3 		2-2 G5-3 			3-2 		2-2 F8 		4 0 1 0 0 1 0
<b>Luis Rivas, R</b> (1, 4) OBP: 0.077, SLG: 0.077	0-1 B1-3 			1-1 F7 		0-0 F8 		0-1 G4-3 		4 0 0 0 0 0 1
<b>Matt Lawton, L</b> (1, 9) OBP: 0.333, SLG: 0.400	1-1 			3-3 		1-0 F7 		0-1 G1-3 		4 1 1 1 0 1 1
<b>Corey Koskie, L</b> (1, 5) OBP: 0.353, SLG: 0.600	0-1 			2-0 F7 		1-2 F8 		0-0 E4 G5-4-3 		4 0 1 0 0 0 1

<b>Jacque Jones, L</b> (1, 7) OBP: 0.471, SLG: 0.750		1-3 		1-2 		1-1 		0-0 		4 2 3 1 0 1 0
<b>Chad Allen, R</b> (1, 10) OBP: 0.400, SLG: 0.750		0-0 G3-1 		2-2 		3-3 		1-1 G5-4-3 		4 0 1 1 0 1 2
<b>Doug Mientkiewicz, L</b> (1, 3) OBP: 0.313, SLG: 0.385		2-1 G6-3 		1-3 K2-3 		0-0 		2-3 		4 0 1 0 0 2 2
<b>Denny Hocking, S</b> (1, 8) OBP: 0.250, SLG: 0.400			2-2 F8 		2-3 K 		0-1 F7 			3 0 0 0 0 1 2
<b>A.J. Pierzynski, L</b> (1, 2) OBP: 0.100, SLG: 0.200			1-3 K 		3-3 K 		0-2 L7 			2 0 0 0 0 2 1

<b>David Ortiz, L</b> (7, PH) OBP: 0.462, SLG: 0.667										1 0 0 0 0 0 1
<b>Tom Prince, R</b> (7, 2) OBP: 0.250, SLG: 1.000										0 0 0 0 0 0 0

Inning Stats	R: 1	H: 2	R: 0	H: 0	R: 0	H: 0	R: 0	H: 0	R: 1	H: 2	R: 0	H: 1	R: 1	H: 2	R: 0	H: 0	R: 0	H: 1	1B: 4	SF: 0	WP: 0	PA: 34
	E: 0	LOB: 1	E: 0	LOB: 0	E: 0	LOB: 0	E: 0	LOB: 0	E: 0	LOB: 1	E: 0	LOB: 1	E: 0	LOB: 1	E: 0	LOB: 0	E: 1	LOB: 1	2B: 1	SAC: 0	PB: 0	
	K: 1	BB: 0	K: 1	BB: 0	K: 1	BB: 0	K: 1	BB: 0	K: 3	BB: 0	K: 0	BB: 0	K: 1	BB: 0	K: 0	BB: 0	K: 1	BB: 0	3B: 1	DP: 1	SB: 1	
	S: 9	P: 12	S: 6	P: 9	S: 9	P: 14	S: 6	P: 12	S: 20	P: 29	S: 8	P: 13	S: 13	P: 17	S: 7	P: 9	S: 7	P: 10	HR: 2	HBP: 0	CS: 0	

PITCHER	IP	WLS	BF	H	R	ER	SO	BB	IBB	HBP	BLK	WP	HR	S	P	ERA	WHIP
<b>Jeff Suppan, R</b> (1, 1) ERA: 6.35	6.1	W	25	7	3	3	8	0	0	0	0	0	2	66	101	4.26	1.105
<b>Jason Grimsley, R</b> (7, 1) ERA:	1.2	H	5	0	0	0	0	0	0	0	0	0	0	12	14	0.00	0.000
<b>Roberto Hernandez, R</b> (9, 1) ERA:	1.0	S	4	1	0	0	1	0	0	0	0	0	0	7	10	0.00	1.000

**TOP**

**Minnesota Twins @ Kansas City Royals**  
Kauffman Stadium, Kansas City, MO

Sat Apr 07 2001, 1:05 PM CDT  
Att. 16,687 - Sunny - 72 F

[livebaseballscorecards.com](http://livebaseballscorecards.com)

<b>AB</b>	<b>34</b>
<b>R</b>	<b>3</b>
<b>H</b>	<b>8</b>
<b>RBI</b>	<b>3</b>
<b>BB</b>	<b>0</b>
<b>SO</b>	<b>9</b>
<b>LOB</b>	<b>11</b>


Batter	1	2	3	4	5	6	7	8	9	AB	R	H	RBI	BB	SO	LOB
<b>Carlos Febles, R</b> OBP: 0.167, SLG: 0.091 (1, 4)	1-3 K	2-2 G4-3		4-1 1B 1-2 BB		2-2 G4-3		3-2 G6-3 1-3		4	0	0	0	1	1	3
<b>Carlos Beltrán, S</b> OBP: 0.333, SLG: 0.300 (1, 8)	3-2 E4		2-2 G5-3	0-0 1B		4-0 BB		0-2 G1-3		4	0	1	2	1	0	1
<b>29 Mike Sweeney, R</b> OBP: 0.100, SLG: 0.053 (1, 10)	1-0 F8		2-2 F8	1-1 F7		2-3 K				4	0	0	0	0	1	4
<b>Jermaine Dye, R</b> OBP: 0.278, SLG: 0.500 (1, 9)	2-1 P4		1-1 G5-3			0-0 G1-3		0-0 G1-3		4	0	0	0	0	0	2
<b>Joe Randa, R</b> OBP: 0.100, SLG: 0.211 (1, 5)				2-0 E4 1B FC1-6		2-2 G4-3		0-0 G5-3		4	2	1	1	0	0	0
<b>Mark Quinn, R</b> OBP: 0.368, SLG: 0.647 (1, 7)		0-1 S BB 1B		0-0 FC1-6 1B		4-1 BB 1B BB		4-2 G6-4-3 BB		2	1	2	0	2	0	0
<b>Dave McCarty, R</b> OBP: 0.375, SLG: 0.286 (1, 3)		1-2 F3		1-1 FC1-6 1B 1-2f BB		4-2 1B BB		3-0 G6-4-3 1-2f		3	1	0	1	1	0	3
<b>Héctor Ortiz, R</b> OBP: 0.385, SLG: 0.273 (1, 2)		4-2 S BB		3-2 BB 1B		1-2 1B		0-1 G4-3		3	1	2	1	1	0	0
<b>Rey Sanchez, R</b> OBP: 0.250, SLG: 0.250 (1, 6)		3-3 K		0-3 K		0-0 L8		3-2 G6-3 S 1B		4	0	1	0	0	2	6

Inning Stats	R: 0	H: 0	E: 1	LOB: 1	K: 1	BB: 0	S: 10	P: 17	R: 1	H: 2	E: 0	LOB: 2	K: 1	BB: 1	S: 15	P: 26	R: 0	H: 0	E: 0	LOB: 0	K: 0	BB: 0	S: 8	P: 13	R: 3	H: 3	E: 1	LOB: 2	K: 1	BB: 1	S: 15	P: 26	R: 1	H: 1	E: 0	LOB: 2	K: 0	BB: 2	S: 12	P: 26	R: 0	H: 0	E: 0	LOB: 1	K: 1	BB: 1	S: 8	P: 16	R: 0	H: 0	E: 0	LOB: 0	K: 0	BB: 1	S: 4	P: 11	R: 0	H: 1	E: 0	LOB: 1	K: 0	BB: 0	S: 11	P: 17
--------------	------	------	------	--------	------	-------	-------	-------	------	------	------	--------	------	-------	-------	-------	------	------	------	--------	------	-------	------	-------	------	------	------	--------	------	-------	-------	-------	------	------	------	--------	------	-------	-------	-------	------	------	------	--------	------	-------	------	-------	------	------	------	--------	------	-------	------	-------	------	------	------	--------	------	-------	-------	-------

PITCHER	IP	WLS	BF	H	R	ER	SO	BB	IBB	HBP	BLK	WP	HR	S	P	ERA	WHIP
<b>Mark Redman, L</b> ERA: 3.86 (1, 1)	4.2	L	26	6	5	2	3	4	0	0	0	0	1	59	107	3.86	2.143
<b>Bob Wells, R</b> ERA: 3.0 (5, 1)	0.1		1	0	0	0	0	0	0	0	0	0	0	1	1	0.00	0.000
<b>Johan Santana, L</b> ERA: (6, 1)	1.0		4	0	0	0	1	1	0	0	0	0	0	8	16	0.00	1.000
<b>Travis Miller, L</b> ERA: (7, 1)	1.0		3	0	0	0	0	1	0	0	0	0	0	4	11	0.00	1.000
<b>LaTroy Hawkins, R</b> ERA: 6.75 (8, 1)	1.0		4	1	0	0	0	0	0	0	0	0	0	11	17	0.00	1.000

**MINNESOTA TWINS @ KANSAS CITY ROYALS**  
**Kauffman Stadium, Kansas City, MO**  
 Sat. Apr. 07 2001, 1:05 PM CDT  
 Att. 16,687 - Sunny - 72 F

<b>AB</b>	<b>32</b>
<b>R</b>	<b>5</b>
<b>H</b>	<b>7</b>
<b>RBI</b>	<b>5</b>
<b>BB</b>	<b>6</b>
<b>SO</b>	<b>4</b>
<b>LOB</b>	<b>19</b>



WP	PA	ERA	WHIP
0	38		



Batter	1	2	3	4	5	6	7	8	9	AB R H RBI BB SO LOB	TOP											
<b>Cristian Guzman, S</b> (1, 6) OBP: 0.304, SLG: 0.636	1-1 G4-3		2-1 B1-3		1-0 F8			0-0 1B 3B	0-0 E 3B	5 2 2 0 0 0 2												
<b>Luis Rivas, R</b> (1, 4) OBP: 0.167, SLG: 0.167	0-1 G3-4-1 1B			2-3 K		1-1 F9		0-1 FC5 BB 1B	0-0 E3 2B	5 0 2 1 0 1 0												
<b>Matt Lawton, L</b> (1, 10) OBP: 0.348, SLG: 0.421	0-0 G3-4-1 1-2			2-3 K		1-1 G4-3		4-1 HBP FC5 BB	2-0 2B	4 0 1 0 1 1 1												
<b>David Ortiz, L</b> (1, 3) OBP: 0.389, SLG: 0.706	2-1 F9			3-1 HR		0-0 F7		1-3 K	3-2 P6	5 1 1 1 0 1 5												
<b>Brian Buchanan, R</b> (1, 9)		0-3 K		2-3 K		1-1 G6-3		1-1 FC5 HBP		4 0 0 0 0 2 2												
<b>Jacque Jones, L</b> (1, 8) OBP: 0.524, SLG: 0.789		0-1 G3			2-2 FC6-4 BB 1B	0-0 1B 2B		2-2 HBP		3 1 2 0 0 0 0												
<b>Chad Allen, R</b> (1, 7) OBP: 0.222, SLG: 0.375		0-1 G3			1-3 K	2-3 K		2-2 G4-3		4 0 0 0 0 2 5												
<b>Jason Maxwell, R</b> (1, 5) OBP: 0.500, SLG: 0.571			1-0 F9		4-2 FC6-4 BB	1-1 1B			0-3 K	3 0 1 1 1 1 0												
<b>Tom Prince, R</b> (1, 2) OBP: 0.125, SLG: 0.500			1-2 G6-3		0-0 FC6-4	2-3 K			3-2 G5-3	4 0 0 0 0 1 3												
<b>Inning Stats</b>	R: 0 E: 0 K: 0 S: 7	H: 1 LOB: 1 BB: 0 P: 10	R: 0 E: 0 K: 1 S: 7	H: 0 LOB: 0 BB: 0 P: 7	R: 0 E: 0 K: 0 S: 8	H: 0 LOB: 0 BB: 0 P: 12	R: 1 E: 0 K: 3 S: 13	H: 1 LOB: 0 BB: 0 P: 22	R: 0 E: 0 K: 1 S: 15	H: 1 LOB: 2 BB: 1 P: 23	R: 0 E: 0 K: 0 S: 5	H: 0 LOB: 0 BB: 0 P: 7	R: 1 E: 0 K: 2 S: 11	H: 2 LOB: 1 BB: 0 P: 17	R: 1 E: 0 K: 1 S: 16	H: 2 LOB: 3 BB: 1 P: 26	R: 1 E: 1 K: 1 S: 13	H: 2 LOB: 2 BB: 0 P: 21	1B: 4 2B: 2 3B: 2 HR: 1	SF: 0 SAC: 0 DP: 0 HBP: 1	WP: 0 PB: 0 SB: 0 CS: 0	PA: 40
<b>PITCHER</b>	IP WLS BF H R ER SO BB IBB HBP BLK WP HR S P ERA WHIP																					
<b>Mac Suzuki, R</b> (1, 1) ERA: 1.8	5.0 W 19 3 1 1 5 1 0 0 0 0 0 1 50 74 1.80 0.800																					
<b>Doug Henry, R</b> (6, 1) ERA: 1.69	2.0 8 2 1 1 2 0 0 0 0 0 0 0 16 24 4.50 1.000																					
<b>55 Tony Cogan, L</b> (8, 1) ERA: 10.13	1.0 7 2 1 1 1 1 0 1 0 0 0 0 16 26 9.00 3.000																					
<b>51 Kris Wilson, R</b> (9, 1) ERA: 1.59	1.0 6 2 1 0 1 0 0 0 0 0 0 0 13 21 0.00 2.000																					

Minnesota Twins @ Kansas City Royals  
Kauffman Stadium, Kansas City, MO  
Sun Apr 08 2001, 1:05 PM CDT  
Att. 15,028 - Cloudy - 79 F

livebaseballscorecards.com

AB	37
R	4
H	9
RBI	3
BB	2
SO	9
LOB	18



BOTTOM

Minnesota Twins @ Kansas City Royals  
Kauffman Stadium, Kansas City, MO

Sun Apr 08 2001, 1:05 PM CDT  
Att: 15,028 - Cloudy - 79 F

livebaseballscorecards.com

AB	36
R	15
H	13
RBI	14
BB	7
SO	5
LOB	16



WP	2	PA	43
PB	0		
SB	0		
CS	0		

AB R H RBI BB SO LOB

4 2 1 0 1 1 1

4 2 3 0 1 1 0

0 0 0 0 0 0 0

5 2 2 3 0 0 2

3 2 1 1 2 1 1

0 1 0 0 0 0 0

4 1 1 2 1 0 4

5 2 3 5 0 0 1

3 1 0 0 2 1 4

4 1 1 3 0 1 3

3 0 0 0 0 0 0

1 1 1 0 0 0 0

1B	9	SF	0
2B	2	SAC	0
3B	0	DP	1
HR	2	HBP	0

Batter	1	2	3	4	5	6	7	8	9
Carlos Febles, R (1, 4) OBP: 0.235, SLG: 0.133	1-2 2B 29 G5-3 1B		4-2 29 1B BB	2-0 G6-3		1-3 K		1-0 G6-3	
Carlos Beltrán, S (1, 8) Dee Brown, L (9, 8) OBP: 0.423, SLG: 0.417 OBP: 0.300, SLG: 0.500	1-1 29 G5-3 2B		1-0 BB 29 1B 1B	3-3 K		4-0 BB		0-1 29 WP 1B	
29 Mike Sweeney, R (1, 10) OBP: 0.160, SLG: 0.125	3-1 G5-3		0-0 BB 1B	0-1 G4-3		0-2 G6-3		1-1 1B HR	
Jermaine Dye, R (1, 9) Raul Ibanez, L (8, PR) OBP: 0.348, SLG: 0.476 OBP: 0.500, SLG: 0.333	1-3 K		4-0 1B G4-3 BB		1-0 F9		4-1 2B BB	1-0 HR 1B	
Joe Randa, R (1, 5) OBP: 0.160, SLG: 0.217	0-2 G6-3		1-1 HR G4-3 1B		4-2 1B BB		0-1 F9	0-0 L8	
Mark Quinn, R (1, 7) OBP: 0.417, SLG: 0.818		1-1 P4	0-1 G4-3		3-2 1B		1-1 G4-3 WP 2B	1-1 HR	
Dave McCarty, R (1, 3) OBP: 0.385, SLG: 0.200		4-0 BB G6-4-3	4-2 HR BB		2-3 K		1-0 G4-3	0-0 G6-3	
A.J. Hinch, R (1, 2) OBP: 0.167, SLG: 0.667		3-2 G6-4-3	2-1 HR		2-3 K		3-2 G4-3		
Rey Sanchez, R (1, 6) Luis Ordaz, R (8, 6) OBP: 0.211, SLG: 0.211 OBP: 0.500, SLG: 0.500			1-2 G4-3			2-1 G4-3		2-1 29 WP 29 1B G6-3 1B	

Inning Stats	R: 1	H: 2	E: 0	K: 1	S: 13	R: 0	H: 0	E: 0	K: 0	S: 6	R: 7	H: 4	E: 0	K: 0	S: 19	R: 0	H: 0	E: 0	K: 1	S: 7	R: 0	H: 1	E: 0	K: 2	S: 16	R: 0	H: 0	E: 0	K: 1	S: 8	R: 2	H: 1	E: 0	K: 0	S: 12	R: 5	H: 5	E: 0	K: 0	S: 12
	LOB: 1	BB: 0	P: 19	LOB: 0	BB: 1	P: 14	LOB: 0	BB: 3	P: 38	LOB: 0	BB: 0	P: 12	LOB: 2	BB: 1	P: 28	LOB: 1	BB: 1	LOB: 0	BB: 1	P: 21	LOB: 1	BB: 0	P: 18	SF: 0	SAC: 0	DP: 1	HBP: 0													

PITCHER	IP	WLS	BF	H	R	ER	SO	BB	IBB	HBP	BLK	WP	HR	S	P	ERA	WHIP
J.C. Romero, L (1, 1) ERA: 23.63	2.2	L	16	5	7	7	1	4	0	0	0	0	0	34	63	23.62	3.375
Hector Carrasco, R (3, 1) ERA: 2.08	2.1		10	2	1	1	3	1	0	0	0	0	1	27	48	3.86	1.286
Johan Santana, L (6, 1) ERA:	1.0		4	0	0	0	1	1	0	0	0	0	0	8	15	0.00	1.000
Travis Miller, L (7, 1) ERA: 9.0	1.0		5	1	2	2	0	1	0	0	0	1	0	12	21	18.00	2.000
Eddie Guardado, L (8, 1) ERA: 18.0	1.0		8	5	5	5	0	0	0	0	0	1	1	12	18	45.00	5.000



# New York Yankees @ Kansas City Royals

## Kauffman Stadium, Kansas City, MO

Mon Apr 09 2001, 7:05 PM CDT  
Att. 24,411 - Cloudy - 70 F

[livebaseballscorecards.com](http://livebaseballscorecards.com)



WP: 1 PA: 48  
PB: 0  
SB: 0  
CS: 0

AB 44  
R 13  
H 19  
RBI 13  
BB 3  
SO 9  
LOB 20

AB R H RBI BB SO LOB

4	1	0	0	2	2	3
6	2	4	1	0	0	1
5	1	2	2	0	0	5
1	0	0	0	0	0	2
5	1	2	0	0	1	3
5	3	3	4	0	2	2
4	2	2	1	1	1	0
5	2	2	1	0	2	1
4	1	2	1	0	1	1
5	0	2	3	0	0	2

TOP

Batter	1	2	3	4	5	6	7	8	9												
<b>Chuck Knoblauch, R</b> (1, 7) OBP: 0.333, SLG: 0.233	0-3 K		4-1 2B 20 HR BB		4-1 FC6 BB	0-3 K	0-0 G1-3		0-1 L7												
<b>2 Derek Jeter, R</b> (1, 6) OBP: 0.500, SLG: 0.688	3-2 F9		0-0 20 HR 1B		2-1 L9	1-1 1B	2-1 HR 3B		2-2 G1-6-3 1B												
<b>Paul O'Neill, L</b> (1, 9) OBP: 0.375, SLG: 0.643 <b>Clay Belinger, R</b> (7, 8)	0-0 1B 1B		1-2 F7		1-0 L9	0-0 G1-3	1-0 HR		0-1 G1-6-3 1-2f												
<b>David Justice, L</b> (1, 10) OBP: 0.500, SLG: 0.625	2-1 1B 1B		2-1 F5		1-2 FC6 1-2f		2B K														
<b>20 Jorge Posada, S</b> (1, 2) OBP: 0.423, SLG: 0.958	2-3 K		2-1 HR 1-H 2-H			1-0 BB 1B	1-0 WP 1B 2-H	2-3 K													
<b>Tino Martinez, L</b> (1, 3) OBP: 0.517, SLG: 0.583		1-2 G5-3	2-3 K			4-2 SH5-4 1B 1B BB	1-0 1B 1B 2-H	1-0 1B													
<b>Michael Coleman, R</b> (1, 8) OBP: 0.333, SLG: 0.333		2-3 K		0-3 K		0-1 SH5-4 1B 1B 1-2 2-H	3-2 1B G4-3 1B	0-0 F8													
<b>Alfonso Soriano, R</b> (1, 4) OBP: 0.250, SLG: 0.387		1-2 2B		0-1 F9		0-0 SH5-4	2-1 G4-3 2 3B 1B 1-3 2-H	0-3 K													
<b>Scott Brosius, R</b> (1, 5) OBP: 0.448, SLG: 0.464		2-2 F7		0-2 F8		2-2 2B 1B 2-H 3-H	2-2 G4-3		3-2 2B 1B												
<b>Inning Stats</b>	R: 0 E: 0 K: 2 S: 14	H: 2 LOB: 2 BB: 0 P: 21	R: 0 E: 0 K: 1 S: 12	H: 1 LOB: 1 BB: 0 P: 18	R: 3 E: 0 K: 1 S: 12	H: 2 LOB: 0 BB: 1 P: 23	R: 0 E: 0 K: 1 S: 10	H: 0 LOB: 0 BB: 0 P: 10	R: 0 E: 0 K: 0 S: 8	H: 0 LOB: 1 BB: 1 P: 16	R: 3 E: 0 K: 1 S: 15	H: 4 LOB: 2 BB: 1 P: 23	R: 7 E: 0 K: 1 S: 18	H: 7 LOB: 0 BB: 0 P: 32	R: 0 E: 0 K: 2 S: 10	H: 1 LOB: 1 BB: 0 P: 13	R: 0 E: 0 K: 0 S: 10	H: 2 LOB: 1 BB: 0 P: 15	1B: 14 2B: 2 3B: 1 HR: 2	SF: 0 SAC: 1 DP: 1 HBP: 0	WP: 1 PA: 48
<b>PITCHER</b>	IP WLS BF H R ER SO BB IBB HBP BLK WP HR S P ERA WHIP																			<b>PITCHER</b>	IP WLS BF H R ER SO BB IBB HBP BLK WP HR S P ERA WHIP
<b>Blake Stein, R</b> (1, 1) ERA: 14.85	5.0 L 22 5 3 3 5 2 0 0 0 0 1 56 88 5.40 1.400																				
<b>Jose Santiago, R</b> (6, 1) ERA: 17.18	1.0 12 8 7 7 1 1 0 0 0 1 0 21 35 63.00 9.000																				
<b>51 Kris Wilson, R</b> (7, 1) ERA: 4.15	3.0 14 6 3 3 3 0 0 0 0 0 1 32 48 9.00 2.000																				

Batter	1	2	3	4	5	6	7	8	9	AB	R	H	RBI	BB	SO	LOB
Carlos Febles, R OBP: 0.273, SLG: 0.200 (1, 4)	0-0 2B 1B G1-3	1-1 G1-3			1-3 K		3-2 G4-3		0-2 FC3-6 1B	5	1	2	0	0	1	1
Carlos Beltrán, S OBP: 0.419, SLG: 0.414 (1, 8)	0-0 L9		2-0 1B		0-0 29 1B		0-2 F9		0-1 FC3-6 29 D1 1B	5	0	2	1	0	0	3
29 Mike Sweeney, R OBP: 0.167, SLG: 0.138 (1, 10)	1-2 G1-3		1-1 F8		0-0 1B			2-2 F5	1-2 F7	5	0	1	0	0	0	4
Jermaine Dye, R OBP: 0.333, SLG: 0.480 (1, 9)	0-0 1B 2B		2-2 L9		0-0 P6			3-1 G5-3		4	1	1	1	0	0	3
Joe Randa, R OBP: 0.207, SLG: 0.259 (1, 5)	0-1 1B		1-0 G6-3			2-2 1B 1B		1-1 G6-3		4	0	2	1	0	0	1
Mark Quinn, R OBP: 0.429, SLG: 0.885 (1, 7)	0-3 K		2-2 G5-3		0-0 G4-6-3 1B			0-0 HR		4	1	2	1	0	1	1
Dave McCarty, R OBP: 0.353, SLG: 0.214 (1, 3)		0-1 G1-3 G5-3 1B		0-3 K		0-3 K		1-0 E4 1B FC3-6 1B		4	1	1	0	0	2	2
A.J. Hinch, R OBP: 0.200, SLG: 0.500 (1, 2)		2-2 G5-3		2-1 G1		1-0 G4-6-3		0-1 FC3-6 1B 1B		4	0	1	0	0	0	3
Rey Sanchez, R OBP: 0.182, SLG: 0.182 (1, 6) Luis Alicea, S (9, PH)		1-1 G1-3		1-2 G6-3			0-0 G4-3		2-3 K	3	0	0	0	0	0	1
										1	0	0	0	0	1	2

Inning Stats	R: 2	H: 3	E: 0	K: 1	S: 11	LOB: 1	BB: 0	P: 12	R: 0	H: 1	E: 0	K: 0	S: 9	LOB: 1	BB: 0	P: 13	R: 0	H: 0	E: 0	K: 1	S: 8	LOB: 0	BB: 0	P: 12	R: 0	H: 2	E: 0	K: 1	S: 9	LOB: 2	BB: 0	P: 11	R: 0	H: 2	E: 0	K: 1	S: 8	LOB: 1	BB: 0	P: 11	R: 0	H: 0	E: 0	K: 0	S: 8	LOB: 0	BB: 0	P: 11	R: 0	H: 0	E: 0	K: 0	S: 7	LOB: 0	BB: 0	P: 13	R: 2	H: 3	E: 1	K: 1	S: 15	LOB: 2	BB: 0	P: 19	1B: 10	SF: 0	2B: 1	SAC: 0	3B: 0	DP: 1	HR: 1	HBP: 0	WP: 0	PA: 39
--------------	------	------	------	------	-------	--------	-------	-------	------	------	------	------	------	--------	-------	-------	------	------	------	------	------	--------	-------	-------	------	------	------	------	------	--------	-------	-------	------	------	------	------	------	--------	-------	-------	------	------	------	------	------	--------	-------	-------	------	------	------	------	------	--------	-------	-------	------	------	------	------	-------	--------	-------	-------	--------	-------	-------	--------	-------	-------	-------	--------	-------	--------

PITCHER	IP	WLS	BF	H	R	ER	SO	BB	IBB	HBP	BLK	WP	HR	S	P	ERA	WHIP
Andy Pettitte, L ERA: 2.35 (1, 1)	8.1	W	37	12	4	3	5	0	0	0	0	0	1	77	109	3.24	1.440
Carlos Almanzar, R ERA: 3.86 (9, 1)	0.2		2	0	0	0	0	0	0	0	0	0	0	5	6	0.00	0.000


**BOTTOM**

**New York Yankees @ Kansas City Royals**  
**Kauffman Stadium, Kansas City, MO**

Mon Apr 09 2001, 7:05 PM CDT  
 Att: 24,411 - Cloudy - 70 F

livebaseballscores.com

AB	39
R	4
H	12
RBI	4
BB	0
SO	5
LOB	21





Batter	1	2	3	4	5	6	7	8	9	AB R H RBI BB SO LOB	TOP																
<b>Chuck Knoblauch, R</b> (1, 7) OBP: 0.341, SLG: 0.257 <b>Clay Bellinger, R</b> (9, 7)	2-2 	3-1 			0-1 		3-3 		2-1 	5 1 2 3 0 1 0 0 0 0 0 0 0 0																	
<b>2 Derek Jeter, R</b> (1, 6) OBP: 0.381, SLG: 0.524	2-2 	2-2 			0-0 			2-2 	3-2 	5 0 0 0 0 0 3																	
<b>Paul O'Neill, L</b> (1, 9) OBP: 0.351, SLG: 0.576	1-2 			0-0 		2-3 		1-3 	2-2 	5 1 1 0 0 2 0																	
<b>David Justice, L</b> (1, 10) OBP: 0.545, SLG: 0.655		1-0 		0-1 		3-1 		0-0 	3-2 	5 1 4 1 0 0 0																	
<b>20 Jorge Posada, S</b> (1, 2) OBP: 0.429, SLG: 0.920 <b>Joe Oliver, R</b> (3, 2) OBP: 0.500, SLG: 0.500		4-1 		2-1 		3-1 		1-3 	2-2 	1 1 0 0 1 0 1 3 0 2 0 0 1 1																	
<b>Tino Martinez, L</b> (1, 3) OBP: 0.500, SLG: 0.571		4-1 			1-1 		1-3 		3-3 	4 2 1 0 1 3 3																	
<b>Michael Coleman, R</b> (1, 8) OBP: 0.500, SLG: 0.800		0-0 			0-1 		3-1 		0-0 	4 1 3 3 0 0 1																	
<b>Alfonso Soriano, R</b> (1, 4) OBP: 0.250, SLG: 0.371					0-1 		3-1 		1-2 	4 1 1 0 0 1 4																	
<b>Scott Brosius, R</b> (1, 5) OBP: 0.424, SLG: 0.500		0-2 			2-2 		2-3 		1-1 	4 1 1 1 0 1 4																	
<b>Inning Stats</b>	R: 0 H: 0 E: 0 LOB: 0 K: 0 BB: 0 S: 11 P: 16	R: 3 H: 3 E: 0 LOB: 2 K: 1 BB: 2 S: 16 P: 30	R: 0 H: 1 E: 0 LOB: 0 K: 0 BB: 0 S: 5 P: 7	R: 1 H: 2 E: 0 LOB: 0 K: 0 BB: 0 S: 9 P: 12	R: 0 H: 0 E: 0 LOB: 0 K: 1 BB: 0 S: 6 P: 8	R: 0 H: 1 E: 0 LOB: 1 K: 1 BB: 0 S: 9 P: 19	R: 0 H: 0 E: 0 LOB: 0 K: 2 BB: 0 S: 10 P: 18	R: 0 H: 1 E: 0 LOB: 1 K: 2 BB: 0 S: 12 P: 16	R: 5 H: 7 E: 0 LOB: 2 K: 2 BB: 0 S: 28 P: 46	1B: 12 SF: 0 2B: 1 SAC: 0 3B: 1 DP: 1 HR: 1 HBP: 0	WP: 1 PA: 42 PB: 0 SB: 3 CS: 1																
<b>PITCHER</b>	IP WLS BF H R ER SO BB IBB HBP BLK WP HR S P ERA WHIP											<b>PITCHER</b>	IP WLS BF H R ER SO BB IBB HBP BLK WP HR S P ERA WHIP														
<b>Dan Reichert, R</b> (1, 1) ERA: 3.75	6.0		25	7	4	4	3	2	0	0	0	0	0	56	92	6.00	1.500										
<b>Jason Grimsley, R</b> (7, 1) ERA:	2.0	H	7	1	0	0	4	0	0	0	0	0	0	22	34	0.00	0.500										
<b>Roberto Hernandez, R</b> (9, 1) ERA: 16.88	0.2	L	7	5	5	5	1	0	0	0	0	1	1	17	27	67.50	7.500										
<b>55 Tony Cogan, L</b> (9, 1) ERA: 9.0	0.1		3	2	0	0	1	0	0	0	0	0	0	11	19	0.00	6.000										

**New York Yankees @ Kansas City Royals**  
 Kauffman Stadium, Kansas City, MO  
 Tue Apr 10 2001, 7:05 PM CDT  
 Att. 16,338 - Overcast - 61 F

AB	40
R	9
H	15
RBI	8
BB	2
SO	9
LOB	17



Batter	1	2	3	4	5	6	7	8	9	AB	R	H	RBI	BB	SO	LOB
Luis Alicea, S OBP: 0.071, SLG: 0.071 Carlos Febles, R OBP: 0.273, SLG: 0.200	2-3 K		2-3 K			0-1 HR 1B	3-2 G3			4	1	1	0	0	2	1
Carlos Beltrán, S OBP: 0.400, SLG: 0.394	1-3 K			1-3 K		1-1 HR 1B		0-0 B1-3		4	1	1	0	0	2	0
29 Mike Sweeney, R OBP: 0.147, SLG: 0.121 Dave McCarty, R OBP: 0.353, SLG: 0.214	0-1 F2			3-1 P4		0-1 F7		2-3 K		4	0	0	0	0	1	2
Jermaine Dye, R OBP: 0.355, SLG: 0.621		1-2 1B 2B		0-3 K		0-2 HR		0-1 G1-3		4	2	2	3	0	1	0
Joe Randa, R OBP: 0.182, SLG: 0.226		0-3 K			2-1 G6-3	0-3 K		3-3 K		4	0	0	0	0	3	1
Mark Quinn, R OBP: 0.438, SLG: 0.833		0-1 CS 1B		2-1 2B 1B		0-0 L6		0-3 K		4	1	2	1	0	1	0
Dee Brown, L OBP: 0.214, SLG: 0.357		1-3 K		1-2 F7			0-0 F8		1-2 G5-3	4	0	0	0	0	1	2
Héctor Ortiz, R OBP: 0.438, SLG: 0.500			3-3 K		1-2 2B		2-2 G6-3 2B			3	0	2	1	0	1	0
Rey Sanchez, R OBP: 0.160, SLG: 0.160			0-0 F8		1-2 G6-3		0-1 G6-3			3	0	0	0	0	0	2

Inning Stats	R: 0	H: 0	E: 0	K: 2	S: 8	H: 0	LOB: 0	BB: 0	P: 11	R: 1	H: 2	E: 0	K: 2	S: 13	H: 0	LOB: 1	BB: 0	P: 15	R: 0	H: 0	E: 0	K: 2	S: 8	H: 0	LOB: 0	BB: 0	P: 13	R: 0	H: 0	E: 0	K: 2	S: 8	H: 0	LOB: 0	BB: 0	P: 12	R: 1	H: 2	E: 0	K: 0	S: 17	H: 3	LOB: 0	BB: 0	P: 14	R: 0	H: 1	E: 0	K: 0	S: 10	H: 0	LOB: 0	BB: 0	P: 8	R: 0	H: 0	E: 0	K: 1	S: 6	H: 0	LOB: 0	BB: 0	P: 8	R: 0	H: 0	E: 0	K: 2	S: 12	H: 0	LOB: 0	BB: 0	P: 16	1B: 4	SF: 0	2B: 4	SAC: 0	3B: 0	DP: 1	HR: 1	HBP: 0	WP: 0	PA: 34
--------------	------	------	------	------	------	------	--------	-------	-------	------	------	------	------	-------	------	--------	-------	-------	------	------	------	------	------	------	--------	-------	-------	------	------	------	------	------	------	--------	-------	-------	------	------	------	------	-------	------	--------	-------	-------	------	------	------	------	-------	------	--------	-------	------	------	------	------	------	------	------	--------	-------	------	------	------	------	------	-------	------	--------	-------	-------	-------	-------	-------	--------	-------	-------	-------	--------	-------	--------

PITCHER	IP	WLS	BF	H	R	ER	SO	BB	IBB	HBP	BLK	WP	HR	S	P	ERA	WHIP
35 Mike Mussina, R ERA: 3.07	7.0		28	8	5	5	9	0	0	0	0	0	1	77	104	6.43	1.143
Ramiro Mendoza, R ERA:	1.0	W	3	0	0	0	1	0	0	0	0	0	0	6	8	0.00	0.000
42 Mariano Rivera, R ERA:	1.0		3	0	0	0	2	0	0	0	0	0	0	12	16	0.00	0.000

**BOTTOM**

**New York Yankees @ Kansas City Royals**  
**Kauffman Stadium, Kansas City, MO**  
 Tue Apr 10 2001, 7:05 PM CDT  
 Att. 16,338 - Overcast - 61 F

[livebaseballscorecards.com](http://livebaseballscorecards.com)

<b>AB</b>	<b>34</b>
<b>R</b>	<b>5</b>
<b>H</b>	<b>8</b>
<b>RBI</b>	<b>5</b>
<b>BB</b>	<b>0</b>
<b>SO</b>	<b>12</b>
<b>LOB</b>	<b>8</b>





Batter	1	2	3	4	5	6	7	8	9	AB R H RBI BB SO LOB	TOP
<b>Chuck Knoblauch, R</b> (1, 7) OBP: 0.326, SLG: 0.250 <b>Clay Bellinger, R</b> (8, 7)	1-1 		1-1 	2-2 			2-3 	0-2 		5 0 1 0 0 1 3 0 0 0 0 0 0 0	
<b>2 Derek Jeter, R</b> (1, 6) OBP: 0.385, SLG: 0.480	1-1 		4-2 		1-2 	0-1 	3-2 		4 2 1 0 1 0 3		
<b>Paul O'Neill, L</b> (1, 9) OBP: 0.381, SLG: 0.676	0-2 		0-0 		1-0 	4-1 		0-0 	4 1 2 3 1 0 0		
<b>David Justice, L</b> (1, 10) OBP: 0.474, SLG: 0.559	2-1 		2-3 		2-2 	1-0 		2-0 	5 0 0 0 0 1 4		
<b>Tino Martinez, L</b> (1, 3) OBP: 0.462, SLG: 0.545	1-2 			1-3 		2-0 		0-1 	1-1 	5 1 1 0 0 1 1	
<b>Michael Coleman, R</b> (1, 8) OBP: 0.500, SLG: 0.714		1-2 		1-0 		2-2 		1-0 		4 2 2 1 0 0 0	
<b>Alfonso Soriano, R</b> (1, 4) OBP: 0.325, SLG: 0.538		1-2 		0-0 		1-0 		0-1 		4 2 4 3 0 0 0	
<b>Joe Oliver, R</b> (1, 2) OBP: 0.400, SLG: 0.333		3-3 		1-3 		2-1 	4-2 	0-2 		3 0 0 0 1 2 2	
<b>Scott Brosius, R</b> (1, 5) OBP: 0.432, SLG: 0.486			2-0 	1-1 		4-2 	0-1 		3 0 1 1 1 0 0		
<b>Inning Stats</b>	R: 1 H: 2 E: 0 LOB: 1 K: 0 BB: 0 S: 12 P: 17	R: 0 H: 1 E: 0 LOB: 0 K: 1 BB: 0 S: 10 P: 14	R: 2 H: 1 E: 0 LOB: 0 K: 1 BB: 1 S: 10 P: 19	R: 2 H: 3 E: 0 LOB: 1 K: 2 BB: 0 S: 15 P: 21	R: 0 H: 0 E: 0 LOB: 0 K: 0 BB: 0 S: 7 P: 11	R: 0 H: 1 E: 0 LOB: 0 K: 0 BB: 0 S: 7 P: 14	R: 0 H: 0 E: 0 LOB: 3 K: 1 BB: 3 S: 11 P: 26	R: 3 H: 4 E: 0 LOB: 1 K: 0 BB: 0 S: 19 P: 23	R: 0 H: 0 E: 0 LOB: 0 K: 0 BB: 0 S: 4 P: 7	1B: 7 SF: 0 2B: 3 SAC: 0 3B: 0 DP: 0 HR: 2 HBP: 0	WP: 0 PA: 42 PB: 0 SB: 2 CS: 1
<b>PITCHER</b> <b>Brian Meadows, R</b> (1, 1) ERA: 9.0 <b>Doug Henry, R</b> (7, 1) ERA: 5.68 <b>Jose Santiago, R</b> (8, 1) ERA: 13.5 <b>55 Tony Cogan, L</b> (9, 1) ERA: 6.75	IP WLS BF H R ER SO BB IBB HBP BLK WP HR S P ERA WHIP 6.0 L 25 8 5 5 4 1 0 0 0 0 1 61 96 7.50 1.500 1.0 9 3 3 3 1 3 0 0 0 0 0 1 16 32 27.00 6.000 1.0 4 1 0 0 0 0 0 0 0 0 0 0 14 17 0.00 1.000 1.0 3 0 0 0 0 0 0 0 0 0 0 0 4 7 0.00 0.000	<b>PITCHER</b> IP WLS BF H R ER SO BB IBB HBP BLK WP HR S P ERA WHIP 1.0 9 3 3 3 1 3 0 0 0 0 0 1 16 32 27.00 6.000 1.0 4 1 0 0 0 0 0 0 0 0 0 0 14 17 0.00 1.000 1.0 3 0 0 0 0 0 0 0 0 0 0 0 4 7 0.00 0.000									

**New York Yankees @ Kansas City Royals**  
 Kauffman Stadium, Kansas City, MO  
 Wed Apr 11 2001, 1:05 PM CDT  
 Att. 19,175 - Cloudy - 66 F

AB	37
R	8
H	12
RBI	8
BB	4
SO	5
LOB	13



Batter	1	2	3	4	5	6	7	8	9	AB	R	H	RBI	BB	SO	LOB
<b>Carlos Febles, R</b> (1, 4) OBP: 0.269, SLG: 0.174 <b>Luis Alicaia, S</b> (7, PH) OBP: 0.063, SLG: 0.063 (8, 4)	K			FC4-6 HBP S 1-2f 3-H	K				F9	3	0	0	1	1	2	3
<b>Carlos Beltrán, S</b> (1, 8) OBP: 0.390, SLG: 0.462	HR	K		K	F9				G5-3	6	1	2	1	0	2	5
<b>29 Mike Sweeney, R</b> (1, 10) OBP: 0.179, SLG: 0.111	G4-3			HBP BB					F8	3	0	0	0	2	0	1
<b>Jermaine Dye, R</b> (1, 9) OBP: 0.361, SLG: 0.563	E BB			HBP					F9	3	0	0	0	1	1	1
<b>Joe Randa, R</b> (1, 5) OBP: 0.211, SLG: 0.257	E1			HBP					E	4	1	1	0	1	1	5
<b>Mark Quinn, R</b> (1, 7) OBP: 0.432, SLG: 0.857	F7								E6	5	1	2	1	0	1	5
<b>Dave McCarty, R</b> (1, 3) OBP: 0.409, SLG: 0.235		K2-3		1B BB					K	3	1	1	0	1	2	1
<b>Héctor Ortiz, R</b> (1, 2) OBP: 0.400, SLG: 0.444 <b>Dee Brown, L</b> (8, PH) OBP: 0.200, SLG: 0.333 <b>A.J. Hinch, R</b> (9, 2) OBP: 0.200, SLG: 0.500		K		1B BB FC4-6					K	4	1	1	0	0	1	4
<b>Rey Sanchez, R</b> (1, 6) OBP: 0.241, SLG: 0.310 <b>Raul Ibanez, L</b> (9, PH) OBP: 0.400, SLG: 0.250				1B FC4-6					K	1	0	0	0	0	1	1
				1B FC4-6					K	0	0	0	0	0	0	0
				1B					K	4	0	3	1	0	1	0
				1B					K	1	0	0	0	0	1	0

Inning Stats	R: 1	H: 1	E: 1	K: 1	S: 12	R: 0	H: 1	E: 0	K: 3	S: 16	R: 0	H: 0	E: 0	K: 2	S: 10	R: 2	H: 2	E: 0	K: 2	S: 15	R: 1	H: 3	E: 0	K: 1	S: 21	R: 0	H: 0	E: 1	K: 0	S: 13	R: 0	H: 1	E: 0	K: 1	S: 9	R: 1	H: 2	E: 1	K: 2	S: 10	R: 0	H: 0	E: 0	K: 1	S: 10	1B: 6	SF: 0	2B: 1	SAC: 0	3B: 1	DP: 0	HR: 2	HBP: 2	WP: 0	PA: 47
--------------	------	------	------	------	-------	------	------	------	------	-------	------	------	------	------	-------	------	------	------	------	-------	------	------	------	------	-------	------	------	------	------	-------	------	------	------	------	------	------	------	------	------	-------	------	------	------	------	-------	-------	-------	-------	--------	-------	-------	-------	--------	-------	--------

PITCHER	IP	WLS	BF	H	R	ER	SO	BB	IBB	HBP	BLK	WP	HR	S	P	ERA	WHIP
<b>Randy Keisler, L</b> (1, 1) ERA: 8.1	3.1		19	4	3	3	6	4	0	0	0	0	1	44	86	8.10	2.400
<b>Brian Boehringer, R</b> (4, 1) ERA: 2.08	1.2		10	3	1	1	3	1	0	1	0	0	1	30	46	5.40	2.400
<b>Todd Williams, R</b> (6, 1) ERA: 1.8	2.2	W	14	3	1	0	2	1	0	1	0	0	0	29	46	0.00	1.500
<b>Mike Stanton, L</b> (8, 1) ERA:	0.1	H	1	0	0	0	1	0	0	0	0	0	0	3	3	0.00	0.000
<b>42 Mariano Rivera, R</b> (9, 1) ERA:	1.0	S	3	0	0	0	1	0	0	0	0	0	0	10	14	0.00	0.000

BOTTOM


New York Yankees @ Kansas City Royals  
 Kauffman Stadium, Kansas City, MO

Wed Apr 11 2001, 1:05 PM CDT  
 Att. 19,175 - Cloudy - 66 F

livebaseballscorecards.com

AB	39
R	5
H	10
RBI	4
BB	6
SO	13
LOB	26



Batter	1	2	3	4	5	6	7	8	9	AB R H RBI BB SO LOB	TOP																								
												<b>Kansas City Royals @ Toronto Blue Jays</b> SkyDome, Toronto, ON Thu Apr 12 2001, 7:05 PM EDT  <a href="http://livebaseballscorecards.com">livebaseballscorecards.com</a>																							
		<b>AB 0</b> <b>R 0</b> <b>H 0</b> <b>RBI 0</b> <b>BB 0</b> <b>SO 0</b> <b>LOB 0</b>																																	
																																			
Inning Stats		1B: 0 SF: 0 2B: 0 SAC: 0 3B: 0 DP: 0 HR: 0 HBP: 0	WP: 0 PA: 0 PB: 0 SB: 0 CS: 0																																
PITCHER	IP	WLS	BF	H	R	ER	SO	BB	IBB	HBP	BLK	WP	HR	S	P	ERA	WHIP	PITCHER	IP	WLS	BF	H	R	ER	SO	BB	IBB	HBP	BLK	WP	HR	S	P	ERA	WHIP



Batter	1	2	3	4	5	6	7	8	9	AB R H RBI BB SO LOB	BOTTOM
--------	---	---	---	---	---	---	---	---	---	----------------------	--------

												<b>Kansas City Royals @ Toronto Blue Jays</b> SkyDome, Toronto, ON Thu Apr 12 2001, 7:05 PM EDT  <a href="http://livebaseballscorecards.com">livebaseballscorecards.com</a>
											<b>AB 0</b> <b>R 0</b> <b>H 0</b> <b>RBI 0</b> <b>BB 0</b> <b>SO 0</b> <b>LOB 0</b>	
												

<b>Inning Stats</b>	1B: 0	SF: 0	WP: 0	PA: 0
	2B: 0	SAC: 0	PB: 0	
	3B: 0	DP: 0	SB: 0	
	HR: 0	HBP: 0	CS: 0	

PITCHER	IP	WLS	BF	H	R	ER	SO	BB	IBB	HBP	BLK	WP	HR	S	P	ERA	WHIP	PITCHER	IP	WLS	BF	H	R	ER	SO	BB	IBB	HBP	BLK	WP	HR	S	P	ERA	WHIP
---------	----	-----	----	---	---	----	----	----	-----	-----	-----	----	----	---	---	-----	------	---------	----	-----	----	---	---	----	----	----	-----	-----	-----	----	----	---	---	-----	------

Batter	1	2	3	4	5	6	7	8	9	AB R H RBI BB SO LOB	TOP
<b>Rey Sanchez, R</b> (1, 6) OBP: 0.212, SLG: 0.273	1-1 		3-2 			0-0 		3-2 		4 0 0 0 0 0 1	
<b>Carlos Beltrán, S</b> (1, 8) OBP: 0.356, SLG: 0.419	2-1 		3-1 			0-3 		1-3 		4 0 0 0 0 2 2	
<b>Mark Quinn, R</b> (1, 7) OBP: 0.415, SLG: 0.821	1-1 				0-0 	1-0 		2-1 		4 0 1 0 0 0 1	
<b>Jermaine Dye, R</b> (1, 9) OBP: 0.325, SLG: 0.500	2-3 				2-0 	2-1 		2-2 		4 0 0 0 0 1 2	
<b>29 Mike Sweeney, R</b> (1, 10) OBP: 0.186, SLG: 0.200			2-3 		1-1 		2-2 		1-1 	4 1 1 1 0 1 0	
<b>Joe Randa, R</b> (1, 5) OBP: 0.190, SLG: 0.231			1-0 		3-2 		1-2 		0-0 	4 0 0 0 0 0 1	
<b>Dave McCarty, R</b> (1, 3) OBP: 0.400, SLG: 0.211			4-2 			2-3 		0-1 		2 0 0 0 1 1 0	
<b>Héctor Ortiz, R</b> (1, 2) OBP: 0.409, SLG: 0.450 <b>Luis Alicea, S</b> (8, PH) OBP: 0.059, SLG: 0.059 <b>A.J. Hinch, R</b> (8, 2) OBP: 0.200, SLG: 0.500			1-1 			2-2 		2-2 		2 0 1 0 0 0 1 1 0 0 0 0 0 0 0 0 0 0 0 0 0	
<b>Carlos Febles, R</b> (1, 4) OBP: 0.276, SLG: 0.231			3-3 			1-0 		1-0 		3 0 1 0 0 1 1	
<b>Inning Stats</b>	R: 0 H: 1 E: 0 LOB: 1 K: 1 BB: 0 S: 9 P: 15	R: 0 H: 0 E: 0 LOB: 1 K: 1 BB: 1 S: 8 P: 16	R: 0 H: 0 E: 0 LOB: 0 K: 1 BB: 0 S: 8 P: 17	R: 1 H: 1 E: 0 LOB: 0 K: 0 BB: 0 S: 8 P: 14	R: 0 H: 1 E: 0 LOB: 0 K: 1 BB: 0 S: 8 P: 13	R: 0 H: 0 E: 1 LOB: 1 K: 1 BB: 0 S: 7 P: 10	R: 0 H: 0 E: 0 LOB: 0 K: 0 BB: 0 S: 8 P: 11	R: 0 H: 1 E: 0 LOB: 1 K: 1 BB: 0 S: 11 P: 18	R: 0 H: 0 E: 1 LOB: 1 K: 0 BB: 0 S: 8 P: 13	1B: 1 SF: 0 2B: 2 SAC: 0 3B: 0 DP: 1 HR: 1 HBP: 0	WP: 0 PA: 33 PB: 0 SB: 0 CS: 0
<b>PITCHER</b> <b>Chris Michalak, L</b> (1, 1) ERA: 0.79 <b>Paul Quantrill, R</b> (7, 1) ERA: <b>Kelvim Escobar, R</b> (8, 1) ERA: 1.8 <b>Billy Koch, R</b> (9, 1) ERA: 4.5	IP WLS BF H R ER SO BB IBB HBP BLK WP HR S P ERA WHIP 6.0 W 22 3 1 1 5 1 0 0 0 0 1 48 85 1.50 0.667 1.2 H 6 1 0 0 0 0 0 0 0 0 0 0 15 24 0.00 0.600 0.1 H 1 0 0 0 1 0 0 0 0 0 0 0 4 5 0.00 0.000 1.0 S 4 0 0 0 0 0 0 0 0 0 0 0 8 13 0.00 0.000	<b>PITCHER</b> IP WLS BF H R ER SO BB IBB HBP BLK WP HR S P ERA WHIP									

**Kansas City Royals @ Toronto Blue Jays**  
 SkyDome, Toronto, ON  
 Fri Apr 13 2001, 4:05 PM EDT  
 Att. 26,148 - Dome - 72 F

AB	32
R	1
H	4
RBI	1
BB	1
SO	6
LOB	9



WP: 0	PA: 33
PB: 0	
SB: 0	
CS: 0	

Batter	1	2	3	4	5	6	7	8	9	AB	R	H	RBI	BB	SO	LOB
Shannon Stewart, R (1, 7) OBP: 0.490, SLG: 0.761	2-1 G5-3		1-2 1B BB 1B		3-2 L8	0-0 F2				4	1	1	0	0	0	2
Alex Gonzalez, R (1, 6) OBP: 0.327, SLG: 0.378	3-2 G6-3		0-0 BB BB 1B		1-0 BB BB 1B FC6-4	1-0 FC6-4				4	1	2	0	0	0	2
Raul Mondesi, R (1, 9) OBP: 0.327, SLG: 0.390	4-2 BB		2-2 P4		0-0 FC6-4 BB 1B		2-2 G6-3			3	0	1	0	1	0	2
Carlos Delgado, L (1, 3) OBP: 0.458, SLG: 0.735	3-3 K		4-0 BB BB		4-2 FC6-4 BB	1-2 BB	2-2 F8			2	0	0	0	2	1	1
Brad Fullmer, L (1, 10) OBP: 0.354, SLG: 0.317		4-1 G3 WP BB	4-0 BB BB		0-0 FC6-4	1-2 FC6-4	1-0 F9			2	0	0	2	2	0	2
Tony Batista, R (1, 5) OBP: 0.208, SLG: 0.457		0-3 K	2-3 K		1-0 F3			0-0 G6-3		4	0	0	0	0	2	6
José Cruz Jr., S (1, 8) OBP: 0.318, SLG: 0.535		2-2 G3		1-0 G3-1		2-2 FC3-6 1B		2-2 S 1B		4	0	2	0	0	0	1
Alberto Castillo, R (1, 2)		0-0 F9		0-2 G1-6-3		0-1 FC3-6 1B		4-0 G4-6-3 BB		3	0	0	0	1	0	2
Jeff Frye, R (1, 4) OBP: 0.333, SLG: 0.200			0-3 K		2-2 G1-3	3-1 FC6-4 1B		1-0 G4-6-3		3	0	1	0	0	1	0
Darrin Fletcher, L (8, PH) OBP: 0.282, SLG: 0.359						1-2 1B				1	0	0	0	0	0	2
Chris Woodward, R (9, 4) OBP: 0.400, SLG: 1.000										0	0	0	0	0	0	0


Inning Stats	R: 0	H: 0	E: 0	K: 1	S: 10	R: 0	H: 0	E: 0	K: 1	S: 8	R: 1	H: 2	E: 0	K: 2	S: 17	R: 0	H: 0	E: 0	K: 0	S: 7	R: 1	H: 2	E: 0	K: 0	S: 11	R: 0	H: 2	E: 0	K: 0	S: 11	R: 0	H: 0	E: 0	K: 0	S: 7	R: 0	H: 1	E: 0	K: 0	S: 7	
	LOB: 1	BB: 1	LOB: 1	BB: 1		LOB: 3	BB: 2	LOB: 0	BB: 0		LOB: 2	BB: 1	LOB: 2	BB: 0		LOB: 0	BB: 0	LOB: 0	BB: 0		LOB: 2	BB: 1	LOB: 0	BB: 0		LOB: 2	BB: 0	LOB: 1	BB: 1		LOB: 0	BB: 0		LOB: 0	BB: 0		LOB: 1	BB: 1		LOB: 1	BB: 1

PITCHER	IP	WLS	BF	H	R	ER	SO	BB	IBB	HBP	BLK	WP	HR	S	P	ERA	WHIP
Jeff Suppan, R (1, 1) ERA: 5.19	6.0	L	29	6	2	2	4	5	0	0	0	1	0	64	112	3.00	1.833
Jason Grimsley, R (7, 1) ERA:	2.0		7	1	0	0	0	1	0	0	0	0	0	14	26	0.00	1.000

**BOTTOM**

**Kansas City Royals @ Toronto Blue Jays**  
 SkyDome, Toronto, ON  
 Fri Apr 13 2001, 4:05 PM EDT  
 Att. 26,148 - Dome - 72 F

AB	30
R	2
H	7
RBI	2
BB	6
SO	4
LOB	20



1B	2B	3B	HR	SF	SAC	DP	HBP	WP	HR	S	P	ERA	WHIP
7	0	0	0	0	1	0	0	1	0	0	0	0.00	1.000
1	0	0	0	0	0	0	0	0	0	0	0	0.00	1.000



Batter	1	2	3	4	5	6	7	8	9	AB R H RBI BB SO LOB	TOP
<b>Rey Sanchez, R</b> (1, 6) <small>OBP: 0.222, SLG: 0.333</small>	1-3 		1-0 SH5-3 2-3 		0-1 			2-2 F9 		3 0 1 1 0 1 0	
<b>Carlos Beltrán, S</b> (1, 8) <small>OBP: 0.327, SLG: 0.391</small>	1-1 F9 		0-0 SF7 		0-1 F8 			3-2 F9 		3 0 0 1 0 0 1	
<b>Mark Quinn, R</b> (1, 10) <small>OBP: 0.444, SLG: 0.837</small>	2-1 		1-3 		0-1 E S G4-3 1B 			0-0 		4 1 3 0 0 1 0	
<b>Jermaine Dye, R</b> (1, 9) <small>OBP: 0.295, SLG: 0.450</small>	3-3 			2-0 F9 		3-2 G4-3 1-H 		0-1 F9 		4 0 0 1 0 1 2	
<b>29 Mike Sweeney, R</b> (1, 3) <small>OBP: 0.191, SLG: 0.273</small> <b>Dave McCarty, R</b> (9, 3) <small>OBP: 0.400, SLG: 0.211</small>		2-1 F9 		0-1 G5-3 		1-3 			0-1 	4 1 1 1 0 1 0 0 0 0 0 0 0 0	
<b>Joe Randa, R</b> (1, 5) <small>OBP: 0.217, SLG: 0.238</small>		1-1 		1-2 L6 		2-2 F9 		0-1 		3 0 1 0 0 0 0	
<b>Dee Brown, L</b> (1, 7) <small>OBP: 0.158, SLG: 0.263</small>		1-1 G3 			1-3 		0-2 F8 		0-0 G4-6-3 	4 0 0 0 0 1 2	
<b>Héctor Ortiz, R</b> (1, 2) <small>OBP: 0.423, SLG: 0.458</small>		0-1 G5-3 			1-1 		3-2 		2-1 G6-3 	4 0 2 0 0 0 1	
<b>Carlos Febles, R</b> (1, 4) <small>OBP: 0.281, SLG: 0.276</small>			1-0 SH5-3 SF7 2B 		0-1 FC6-4 1-2f 3B 		0-0 G6-4-3 			3 2 1 0 0 0 2	
<b>Inning Stats</b>	R: 0 H: 1 E: 0 LOB: 1 K: 2 BB: 0 S: 10 P: 17	R: 0 H: 0 E: 0 LOB: 1 K: 0 BB: 0 S: 7 P: 11	R: 1 H: 1 E: 0 LOB: 0 K: 1 BB: 0 S: 6 P: 9	R: 0 H: 0 E: 0 LOB: 0 K: 0 BB: 0 S: 6 P: 9	R: 1 H: 2 E: 0 LOB: 1 K: 1 BB: 0 S: 11 P: 13	R: 1 H: 1 E: 1 LOB: 0 K: 1 BB: 0 S: 14 P: 20	R: 0 H: 1 E: 0 LOB: 0 K: 0 BB: 0 S: 7 P: 10	R: 0 H: 1 E: 0 LOB: 1 K: 0 BB: 0 S: 10 P: 15	R: 1 H: 2 E: 0 LOB: 0 K: 0 BB: 0 S: 7 P: 9	1B: 5 SF: 1 2B: 2 SAC: 1 3B: 1 DP: 2 HR: 1 HBP: 1	WP: 0 PA: 35 PB: 0 SB: 1 CS: 0
<b>PITCHER</b> <b>Joey Hamilton, R</b> (1, 1) <small>ERA: 2.0</small> <b>John Frascatore, R</b> (8, 1) <small>ERA: 2.25</small> <b>Bob File, R</b> (9, 1) <small>ERA:</small>	IP WLS BF H R ER SO BB IBB HBP BLK WP HR S P ERA WHIP 7.0 0 27 6 3 2 5 0 0 1 0 0 0 61 89 2.57 0.857 1.2 0 7 3 1 1 0 0 0 0 0 0 1 15 20 5.40 1.800 0.1 W 1 0 0 0 0 0 0 0 0 0 0 0 2 4 0.00 0.000	<b>PITCHER</b> IP WLS BF H R ER SO BB IBB HBP BLK WP HR S P ERA WHIP									

**Kansas City Royals @ Toronto Blue Jays**  
 SkyDome, Toronto, ON  
 Sat Apr 14 2001, 1:05 PM EDT  
 Att: 26,024 - Dome - 72 F

<b>AB</b>	32
<b>R</b>	4
<b>H</b>	9
<b>RBI</b>	4
<b>BB</b>	0
<b>SO</b>	5
<b>LOB</b>	8



WP: 0 PA: 35  
 PB: 0  
 SB: 1  
 CS: 0

Batter	1	2	3	4	5	6	7	8	9	AB R H RBI BB SO LOB
Shannon Stewart, R (1, 7) OBP: 0.482, SLG: 0.740	1-2 F8		0-0 F9		1-1 L8		4-1 BB		2-2 G5-3 1B 2B	4 1 1 1 1 0 0
Alex Gonzalez, R (1, 6) OBP: 0.333, SLG: 0.400	1-0 G1-3			0-1 1B 2B		0-0 2B 1B	0-3 K		1-0 G5-3	5 0 2 1 0 1 3
Raul Mondesi, R (1, 9) OBP: 0.352, SLG: 0.435	0-1 P4			1-3 K		0-0 1-H 2B		0-0 S 1B	1-0 S 1B	5 1 3 1 0 1 1
Carlos Delgado, L (1, 3) OBP: 0.491, SLG: 0.811			3-2 HR	4-1 1B IBB		4-1 BB	2-3 K	2-3 K	3-2 1B	3 1 2 2 2 1 1
Brad Fullmer, L (1, 10) OBP: 0.346, SLG: 0.311			3-3 K	0-0 1B		2-3 K	0-1 F7			4 0 1 0 0 2 3
Tony Batista, R (1, 5) OBP: 0.192, SLG: 0.420			0-2 L6	1-3 K		1-1 F7		1-2 G4-3		4 0 0 0 0 1 6
Darrin Fletcher, L (1, 2) OBP: 0.279, SLG: 0.333			2-2 F8	2-0 G4-3		2-3 K			4-0 BB 2B BB	3 1 0 0 1 1 3
Brian Simmons, S (1, 8) OBP: 0.125, SLG: 0.125			0-1 F7		3-2 G3		1-0 F8		1-3 K	4 0 0 0 0 1 1
Jeff Frye, R (1, 4) OBP: 0.333, SLG: 0.250			0-1 G6-3		1-2 P4		3-2 BB 1B		4-1 2B G5-3 BB	3 0 1 0 0 0 0
José Cruz Jr., S (9, PH) OBP: 0.333, SLG: 0.535										0 1 0 0 1 0 0


Inning Stats	R: 0 E: 0 K: 8	H: 0 LOB: 0 BB: 10	R: 1 E: 0 K: 14	H: 1 LOB: 0 BB: 22	R: 0 E: 0 K: 5	H: 0 LOB: 0 BB: 5	R: 0 E: 0 K: 11	H: 2 LOB: 3 BB: 19	R: 0 E: 0 K: 9	H: 0 LOB: 0 BB: 14	R: 0 E: 0 K: 1	H: 2 LOB: 2 BB: 16	R: 0 E: 0 K: 11	H: 1 LOB: 2 BB: 21	R: 0 E: 0 K: 9	H: 1 LOB: 1 BB: 12	R: 4 E: 0 K: 13	H: 3 LOB: 1 BB: 29	1B: 6 2B: 3 3B: 0 HR: 1	SF: 0 SAC: 0 DP: 0 HBP: 0
--------------	----------------------	--------------------------	-----------------------	--------------------------	----------------------	-------------------------	-----------------------	--------------------------	----------------------	--------------------------	----------------------	--------------------------	-----------------------	--------------------------	----------------------	--------------------------	-----------------------	--------------------------	----------------------------------	------------------------------------

PITCHER	IP	WLS	BF	H	R	ER	SO	BB	IBB	HBP	BLK	WP	HR	S	P	ERA	WHIP
Mac Suzuki, R (1, 1) ERA: 1.64	6.0		24	5	1	1	4	1	1	0	0	0	1	56	86	1.50	1.000
55 Tony Cogan, L (7, 1) ERA: 5.79	0.2	H	3	1	0	0	1	0	0	0	0	0	0	7	13	0.00	1.500
Doug Henry, R (7, 1) ERA: 5.4	0.1	H	2	0	0	0	1	1	0	0	0	0	0	4	8	0.00	3.000
Jason Grimsley, R (8, 1) ERA:	1.0	H	4	1	0	0	1	0	0	0	0	0	0	9	12	0.00	1.000
Roberto Hernandez, R (9, 1) ERA: 24.3	0.2	L	7	3	4	4	1	2	0	0	0	0	0	13	29	54.00	7.500

**BOTTOM**

**Kansas City Royals @ Toronto Blue Jays**  
 SkyDome, Toronto, ON  
 Sat Apr 14 2001, 1:05 PM EDT  
 Att: 26,024 - Dome - 72 F

AB	35
R	5
H	10
RBI	5
BB	5
SO	8
LOB	18





Batter	1	2	3	4	5	6	7	8	9	AB R H RBI BB SO LOB	TOP																								
<b>Rey Sanchez, R</b> (1, 6) <small>OBP: 0.220, SLG: 0.317</small>	0-0 <b>E3</b> 1B	1-0 <b>FC5-2</b>		1-0 1B		2-0 <b>G3</b>			2-1 <b>G6-3</b>	5 1 1 0 0 0 1																									
<b>Carlos Beltrán, S</b> (1, 8) <small>OBP: 0.315, SLG: 0.360</small>	4-2 1B <b>FC5-4</b> BB	1-2 <b>P4</b>		2-1 <b>G4-3</b>			0-1 <b>G1-3</b>		0-0 <b>F8</b>	4 1 0 0 1 0 3																									
<b>Mark Quinn, R</b> (1, 7) <small>OBP: 0.440, SLG: 0.787</small>	2-1 <b>FC5-4</b> 1B		0-0 <b>G6-3</b>		4-1 S 1B BB		1-2 <b>G6-3</b>		2-3 <b>K</b>	4 0 1 1 1 1 0																									
<b>Jermaine Dye, R</b> (1, 9) <small>OBP: 0.292, SLG: 0.432</small>	1-1 <b>FC5-4</b> 29 HR		3-2 29 <b>FC4-6</b> 1B		0-3 <b>K</b>		1-0 <b>G5-3</b>			4 1 1 1 0 1 2																									
<b>29 Mike Sweeney, R</b> (1, 3) <small>OBP: 0.216, SLG: 0.354</small> <b>Dave McCarty, R</b> (8, 3) <small>OBP: 0.400, SLG: 0.211</small>	0-1 <b>HR</b>		0-0 <b>FC4-6</b> FC6-4		0-3 <b>K</b>			1-1 S 1B		4 1 2 2 0 1 2 0 0 0 0 0 0 0																									
<b>Joe Randa, R</b> (1, 5) <small>OBP: 0.220, SLG: 0.239</small>	1-3 <b>K</b>		0-0 <b>FC6-4</b>		0-0 1B			1-1 <b>G5-3</b>		4 0 1 0 0 1 2																									
<b>Dee Brown, L</b> (1, 10) <small>OBP: 0.174, SLG: 0.227</small>	0-3 <b>K</b>			1-1 <b>G3</b>		3-2 <b>F8</b>		4-1 BB		3 0 0 0 1 1 2																									
<b>A.J. Hinch, R</b> (1, 2) <small>OBP: 0.143, SLG: 0.357</small>		2-1 <b>F9</b>		0-3 <b>K</b>		3-2 <b>G5-3</b>		2-3 <b>K</b>		4 0 0 0 0 2 2																									
<b>Carlos Febles, R</b> (1, 4) <small>OBP: 0.306, SLG: 0.364</small>		0-2 <b>FC5-2</b> 3B		3-1 1B		0-2 <b>G6-3</b>		3-2 <b>P4</b>		4 0 2 0 0 0 2																									
<b>Inning Stats</b>	R: 4 E: 1 K: 2 S: 16	H: 2 LOB: 0 BB: 1 P: 23	R: 0 E: 0 K: 0 S: 9	H: 1 LOB: 1 BB: 0 P: 13	R: 0 E: 0 K: 0 S: 6	H: 1 LOB: 1 BB: 0 P: 9	R: 0 E: 0 K: 1 S: 10	H: 2 LOB: 2 BB: 0 P: 17	R: 0 E: 0 K: 2 S: 15	H: 1 LOB: 2 BB: 1 P: 22	R: 0 E: 0 K: 0 S: 10	H: 0 LOB: 0 BB: 0 P: 15	R: 0 E: 0 K: 0 S: 7	H: 0 LOB: 0 BB: 0 P: 9	R: 0 E: 0 K: 1 S: 14	H: 1 LOB: 2 BB: 1 P: 25	R: 0 E: 0 K: 1 S: 7	H: 0 LOB: 0 BB: 0 P: 11	1B: 6 2B: 0 3B: 1 HR: 1	SF: 0 SAC: 0 DP: 0 HBP: 0	WP: 0 PB: 0 SB: 3 CS: 0	PA: 39													
<b>PITCHER</b>	<b>Chris Carpenter, R</b> (1, 1) <small>ERA: 1.8</small>	<b>Paul Quantrill, R</b> (6, 1) <small>ERA:</small>	<b>Kelvim Escobar, R</b> (8, 1) <small>ERA: 1.5</small>	<b>Billy Koch, R</b> (9, 1) <small>ERA: 3.86</small>																															
	IP	WLS	BF	H	R	ER	SO	BB	IBB	HBP	BLK	WP	HR	S	P	ERA	WHIP	IP	WLS	BF	H	R	ER	SO	BB	IBB	HBP	BLK	WP	HR	S	P	ERA	WHIP	
	5.0	L	25	7	4	3	5	2	0	0	0	0	1	56	84	5.40	1.800	2.0		6	0	0	0	0	0	0	0	0	0	0	0	0	0	0.00	0.000
	1.0		5	1	0	0	1	1	0	0	0	0	0	14	25	0.00	2.000	1.0		3	0	0	0	0	1	0	0	0	0	0	0	0	0.00	0.000	
	1.0		3	0	0	0	1	0	0	0	0	0	0	7	11	0.00	0.000																		

**Kansas City Royals @ Toronto Blue Jays**  
 SkyDome, Toronto, ON  
 Sun Apr 15 2001, 1:05 PM EDT  
 Att: 21,379 - Dome - 72 F

AB	36
R	4
H	8
RBI	4
BB	3
SO	7
LOB	16



1B	6	SF	0
2B	0	SAC	0
3B	1	DP	0
HR	1	HBP	0

Batter	1	2	3	4	5	6	7	8	9	AB	R	H	RBI	BB	SO	LOB
Shannon Stewart, R (1, 7) OBP: 0.459, SLG: 0.685	1-2 F8		1-3 K		0-0 F9		2-2 G6-4-3		4-2 BB	4	0	0	0	1	1	4
Alex Gonzalez, R (1, 6) OBP: 0.305, SLG: 0.364	0-2 F9		1-1 G6-3		1-1 G6-3		3-1 G6-3		1-1 G6-3	5	0	0	1	0	0	5
Raul Mondesi, R (1, 9) OBP: 0.328, SLG: 0.400	1-3 K		0-0 L8		1-0 F2			0-0 F9		4	0	0	0	0	1	1
Carlos Delgado, L (1, 3) OBP: 0.491, SLG: 0.850		2-2 G4-3		4-1 BB BB BB		2-1 HR		1-2 L8		3	1	1	1	1	0	0
Brad Fullmer, L (1, 10) OBP: 0.321, SLG: 0.286		2-2 G3-1		1-1 F7		2-0 F8		0-0 F7		4	0	0	0	0	0	1
Tony Batista, R (1, 5) OBP: 0.214, SLG: 0.415		1-2 1B		2-1 F8		4-0 G4-6-3 BB			1-1 F3	3	0	1	0	1	0	1
Darrin Fletcher, L (1, 2) OBP: 0.298, SLG: 0.333		0-0 F8		4-0 BB BB BB		0-1 G4-6-3			2-2 BB 1B	3	0	1	0	1	0	2
Ryan Freel, R (9, PR) OBP: 0.400, SLG: 0.389				1-2 BB BB		1-2 BB			BB 1B	0	0	0	0	0	0	0
José Cruz Jr., S (1, 8) OBP: 0.388, SLG: 0.556			4-0 WP BB G6-3 BB		4-2 1-2 2-3 BB			0-0 G6-4-3 1B 1B	2-0 BB 1B	2	1	2	0	2	0	0
Jeff Frye, R (1, 4) OBP: 0.417, SLG: 0.300			4-1 WP BB		0-3 K			1-1 G6-4-3 1B	1-0 F7	2	0	1	0	1	1	3
Brian Simmons, S (9, PH) OBP: 0.111, SLG: 0.111			1-2 WP BB					1-2 G6-4-3 1B		1	0	0	0	0	0	2

Inning Stats	R: 0	H: 0	E: 0	K: 1	S: 10	H: 0	LOB: 0	BB: 0	P: 12	R: 0	H: 1	E: 0	K: 0	S: 12	H: 0	LOB: 1	BB: 0	P: 17	R: 1	H: 0	E: 0	K: 1	S: 7	H: 0	LOB: 1	BB: 2	P: 17	R: 0	H: 0	E: 0	K: 1	S: 10	H: 0	LOB: 3	BB: 3	P: 25	R: 0	H: 1	E: 0	K: 0	S: 5	H: 1	LOB: 0	BB: 1	P: 13	R: 0	H: 2	E: 0	K: 0	S: 8	H: 2	LOB: 1	BB: 0	P: 14	R: 0	H: 0	E: 0	K: 0	S: 6	H: 0	LOB: 0	BB: 0	P: 7	R: 0	H: 2	E: 0	K: 0	S: 14	H: 2	LOB: 3	BB: 1	P: 25	1B: 5	SF: 0	2B: 0	SAC: 0	3B: 0	DP: 2	HR: 1	HBP: 0	WP: 1	PA: 38
--------------	------	------	------	------	-------	------	--------	-------	-------	------	------	------	------	-------	------	--------	-------	-------	------	------	------	------	------	------	--------	-------	-------	------	------	------	------	-------	------	--------	-------	-------	------	------	------	------	------	------	--------	-------	-------	------	------	------	------	------	------	--------	-------	-------	------	------	------	------	------	------	--------	-------	------	------	------	------	------	-------	------	--------	-------	-------	-------	-------	-------	--------	-------	-------	-------	--------	-------	--------

PITCHER	IP	WLS	BF	H	R	ER	SO	BB	IBB	HBP	BLK	WP	HR	S	P	ERA	WHIP
Blake Stein, R (1, 1) ERA: 9.24	6.0	W	25	2	2	2	3	6	0	0	0	1	1	48	90	3.00	1.333
Doug Henry, R (7, 1) ERA: 4.5	1.1	H	5	2	0	0	0	0	0	0	0	0	0	9	15	0.00	1.500
55 Tony Cogan, L (8, 1) ERA: 5.06	0.2	H	2	0	0	0	0	0	0	0	0	0	0	5	6	0.00	0.000
Roberto Hernandez, R (9, 1) ERA: 18.69	1.0	S	6	2	0	0	0	1	0	0	0	0	0	14	25	0.00	3.000

BOTTOM

Kansas City Royals @ Toronto Blue Jays  
 SkyDome, Toronto, ON  
 Sun Apr 15 2001, 1:05 PM EDT  
 Att: 21,379 - Dome - 72 F

livebaseballscores.com

AB	31
R	2
H	6
RBI	2
BB	7
SO	3
LOB	19





Batter	1	2	3	4	5	6	7	8	9	AB R H RBI BB SO LOB	TOP
<b>Rey Sanchez, R</b> (1, 6) <small>OBP: 0.217, SLG: 0.304</small>	2-1 		0-0 G5-3 		0-1 G1-3 		1-1 G6-3 		0-1 F7 	5 0 1 0 0 0 0	<b>Kansas City Royals @ Minnesota Twins</b> Hubert H. Humphrey Metrodome, Minneapolis, MN Mon Apr 16 2001, 8:05 PM EDT Att: 10,297 - Dome - 72 F <a href="http://livebaseballscorecards.com">livebaseballscorecards.com</a>
<b>Carlos Beltrán, S</b> (1, 8) <small>OBP: 0.328, SLG: 0.346</small>	3-2 FC4-6 G5-3 HR 		4-2 HR BB 		2-2 G3-1 			4-1 29 1B BB 	2 3 0 0 2 0 1		
<b>Mark Quinn, R</b> (1, 7) <small>OBP: 0.426, SLG: 0.804</small>	1-2 G5-3 		1-0 HR 		3-1 G5-3 			0-2 F7 	4 1 1 2 0 0 2		
<b>Jermaine Dye, R</b> (1, 10) <small>OBP: 0.308, SLG: 0.489</small>	0-0 HR 		4-2 BB 		0-0 G6-3 			2-3 	3 1 1 2 1 1 1		
<b>29 Mike Sweeney, R</b> (1, 3) <small>OBP: 0.218, SLG: 0.346</small> <b>Dee Brown, L</b> (8, 9) <small>OBP: 0.174, SLG: 0.227</small>	0-1 G5-3 		2-2 P6 		0-1 G6-3 			0-2 S 1B 1B 	4 0 1 0 0 0 1 0 0 0 0 0 0 0		
<b>Joe Randa, R</b> (1, 5) <small>OBP: 0.241, SLG: 0.260</small>		1-2 G5-3 	1-0 G4-3 		2-1 1B 			2-2 1-2 2-H 1B 	4 0 2 1 0 0 1		
<b>Raul Ibanez, L</b> (1, 9) <small>OBP: 0.375, SLG: 0.286</small> <b>Dave McCarty, R</b> (8, PH) <small>OBP: 0.385, SLG: 0.200</small>		2-2 G6-3 1B 		2-1 P6 		1-1 G3-4-3 		1-3 K 	3 0 1 0 0 0 1 1 0 0 0 0 1 2		
<b>Héctor Ortiz, R</b> (1, 2) <small>OBP: 0.367, SLG: 0.393</small>		1-0 G6-3 		2-1 L6 			3-2 G6-3 		1-3 	4 0 0 0 0 1 1	
<b>Carlos Febles, R</b> (1, 4) <small>OBP: 0.275, SLG: 0.324</small>		0-3 K 		1-1 G5-3 			1-3 K 		3-2 F9 	4 0 0 0 0 2 1	
<b>Inning Stats</b>	R: 2 H: 2 E: 0 LOB: 0 K: 0 BB: 0 S: 11 P: 17	R: 0 H: 1 E: 0 LOB: 1 K: 1 BB: 0 S: 11 P: 15	R: 2 H: 1 E: 0 LOB: 1 K: 0 BB: 2 S: 11 P: 23	R: 0 H: 0 E: 0 LOB: 0 K: 0 BB: 0 S: 6 P: 11	R: 0 H: 0 E: 0 LOB: 0 K: 0 BB: 0 S: 9 P: 14	R: 0 H: 1 E: 0 LOB: 1 K: 0 BB: 0 S: 7 P: 10	R: 0 H: 0 E: 0 LOB: 0 K: 1 BB: 0 S: 9 P: 14	R: 1 H: 2 E: 0 LOB: 2 K: 2 BB: 1 S: 18 P: 27	R: 0 H: 0 E: 0 LOB: 0 K: 1 BB: 0 S: 11 P: 15	1B: 5 SF: 0 2B: 0 SAC: 0 3B: 0 DP: 0 HR: 2 HBP: 0	
<b>PITCHER</b> <b>Joe Mays, R</b> (1, 1) <small>ERA: 2.86</small> <b>Hector Carrasco, R</b> (8, 1) <small>ERA: 4.5</small> <b>Eddie Guardado, L</b> (8, 1) <small>ERA: 10.8</small>	IP WLS BF H R ER SO BB IBB HBP BLK WP HR S P ERA WHIP 7.0 L 28 5 4 4 2 2 0 0 0 0 0 2 64 104 5.14 1.000 0.2 5 2 1 1 1 1 0 0 0 0 0 0 15 23 13.50 4.500 1.1 4 0 0 0 0 2 0 0 0 0 0 0 0 14 19 0.00 0.000	<b>PITCHER</b> IP WLS BF H R ER SO BB IBB HBP BLK WP HR S P ERA WHIP									

**Kansas City Royals @ Minnesota Twins**  
 Hubert H. Humphrey Metrodome, Minneapolis, MN  
 Mon Apr 16 2001, 8:05 PM EDT  
 Att: 10,297 - Dome - 72 F  
[livebaseballscorecards.com](http://livebaseballscorecards.com)

<b>AB</b>	34
<b>R</b>	5
<b>H</b>	7
<b>RBI</b>	5
<b>BB</b>	3
<b>SO</b>	5
<b>LOB</b>	11



Batter	1	2	3	4	5	6	7	8	9	AB	R	H	RBI	BB	SO	LOB
<b>Cristian Guzman, S</b> OBP: 0.397, SLG: 0.796 (1, 6)	0-1 G6-3		0-0 FC4-6						3-2 L3-6	5	0	3	0	0	0	1
<b>Luis Rivas, R</b> OBP: 0.260, SLG: 0.388 <b>Denny Hocking, S</b> OBP: 0.261, SLG: 0.381 (7, PH) (8, 4)	2-1 G6-3		2-1 G5-4-3						0-0 L3-6	3	0	0	0	0	1	2
<b>Matt Lawton, L</b> OBP: 0.462, SLG: 0.378 (1, 9)	3-2 E4			3-1 G3-1				4-1 G4-3		3	0	1	0	1	0	1
<b>Corey Koskie, L</b> OBP: 0.375, SLG: 0.442 (1, 5)	0-0 L8			4-2 BB				2-2 P4		3	1	0	0	1	0	4
<b>David Ortiz, L</b> OBP: 0.468, SLG: 0.725 (1, 10)				4-1 BB				0-0 G6-3		3	0	0	0	1	2	0
<b>Bobby Kielty, S</b> OBP: 0.360, SLG: 0.263 (1, 8)				0-0 1B				1-1 F7		4	0	1	1	0	0	0
<b>Jacque Jones, L</b> OBP: 0.370, SLG: 0.512 (1, 7)				1-2 2-H				0-0 L8		4	1	2	0	0	0	1
<b>Doug Mientkiewicz, L</b> OBP: 0.390, SLG: 0.711 (1, 3)				3-2 G3				0-1 G4-3		4	1	2	1	0	0	2
<b>Tom Prince, R</b> OBP: 0.333, SLG: 0.545 <b>Chad Allen, R</b> OBP: 0.231, SLG: 0.273 <b>A.J. Pierzynski, L</b> OBP: 0.348, SLG: 0.478 (7, PR) (8, 2)				0-0 HR				0-2 FC4-6		3	0	2	1	0	1	0

Inning Stats	R: 0	H: 1	R: 0	H: 1	R: 0	H: 1	R: 1	H: 1	R: 1	H: 2	R: 0	H: 0	R: 0	H: 0	R: 1	H: 3	R: 0	H: 0	R: 0	H: 2	R: 0	H: 2	1B: 6	SF: 0	WP: 0	PA: 38
	E: 1	LOB: 1	E: 0	LOB: 1	E: 0	LOB: 0	E: 0	LOB: 1	E: 0	LOB: 1	E: 0	LOB: 0	E: 0	LOB: 0	E: 0	LOB: 3	E: 0	LOB: 1	E: 0	LOB: 1	E: 0	LOB: 0	2B: 5 <td>SAC: 0 <td>PB: 0 <td></td> </td></td>	SAC: 0 <td>PB: 0 <td></td> </td>	PB: 0 <td></td>	
	K: 0	BB: 0	K: 1	BB: 0	K: 0	BB: 0	K: 0	BB: 2	K: 2	BB: 0	K: 1	BB: 0	K: 0	BB: 0	K: 1	BB: 1	K: 0	BB: 0	K: 1	BB: 0	K: 1	BB: 0	3B: 0	DP: 2 <td>SB: 0</td> <td></td>	SB: 0	
	S: 9	P: 14	S: 6	P: 10	S: 6	P: 8	S: 11	P: 25	S: 11	P: 15	S: 9	P: 15	S: 9	P: 15	S: 18	P: 27	S: 4	P: 5	S: 10	P: 18	S: 10	P: 18	HR: 1	HBP: 0	CS: 0	

PITCHER	IP	WLS	BF	H	R	ER	SO	BB	IBB	HBP	BLK	WP	HR	S	P	ERA	WHIP
<b>Dan Reichert, R</b> ERA: 3.93 (1, 1)	6.1	W	27	8	3	3	4	2	0	0	0	0	1	59	94	4.26	1.579
<b>Jose Santiago, R</b> ERA: 13.5 (7, 1)	0.0		1	1	0	0	0	0	0	0	0	0	0	4	5	∞	∞
<b>55 Tony Cogan, L</b> ERA: 4.5 (7, 1)	0.2	H	3	0	0	0	1	1	0	0	0	0	0	7	15	0.00	1.500
<b>Jason Grimsley, R</b> ERA: (8, 1)	1.0	H	3	0	0	0	0	0	0	0	0	0	0	4	5	0.00	0.000
<b>Roberto Hernandez, R</b> ERA: 15.19 (9, 1)	1.0	S	4	2	0	0	1	0	0	0	0	0	0	10	18	0.00	2.000

**BOTTOM**

**Kansas City Royals @ Minnesota Twins**  
Hubert H. Humphrey Metrodome, Minneapolis, MN

Mon Apr 16 2001, 8:05 PM EDT  
Att: 10,297 - Dome - 72 F

livebaseballscores.com

<b>AB</b>	<b>35</b>
<b>R</b>	<b>3</b>
<b>H</b>	<b>11</b>
<b>RBI</b>	<b>3</b>
<b>BB</b>	<b>3</b>
<b>SO</b>	<b>6</b>
<b>LOB</b>	<b>17</b>





Batter	1	2	3	4	5	6	7	8	9	AB R H RBI BB SO LOB	TOP	
<b>Rey Sanchez, R</b> (1, 6) <small>OBP: 0.216, SLG: 0.280</small>	2-1 			1-0 	4-1 		1-0 		1-3 	4 0 0 0 1 1 2	<b>Kansas City Royals @ Minnesota Twins</b> Hubert H. Humphrey Metrodome, Minneapolis, MN Tue Apr 17 2001, 8:05 PM EDT Att: 10,623 - Dome - 72 F	
<b>Carlos Beltrán, S</b> (1, 8) <small>OBP: 0.323, SLG: 0.339</small>	3-2 		3-3 	0-0 		1-1 			4 0 1 0 0 1 2			
<b>Mark Quinn, R</b> (1, 7) <small>OBP: 0.431, SLG: 0.836</small>	1-1 		0-1 	2-3 		2-0 			4 2 2 1 0 1 2			
<b>Jermaine Dye, R</b> (1, 9) <small>OBP: 0.286, SLG: 0.451</small>		2-3 	1-0 		3-1 		2-1 		4 0 0 0 0 1 1			
<b>29 Mike Sweeney, R</b> (1, 10) <small>OBP: 0.220, SLG: 0.333</small>		3-3 		4-1 	1-3 		0-1 		2 1 0 1 1 2 0			
<b>Joe Randa, R</b> (1, 5) <small>OBP: 0.259, SLG: 0.264</small>		3-2 		4-1 	1-3 		2-2 		3 1 1 0 1 1 0			
<b>Dave McCarty, R</b> (1, 3) <small>OBP: 0.400, SLG: 0.261</small>			0-1 	1-0 		4-2 		2-1 	3 1 1 2 1 0 1			
<b>Héctor Ortiz, R</b> (1, 2) <small>OBP: 0.324, SLG: 0.344</small>			0-3 	1-1 		1-0 		1-2 	4 0 0 0 0 1 2			
<b>Carlos Febles, R</b> (1, 4) <small>OBP: 0.279, SLG: 0.325</small>			2-1 	1-2 		2-1 		2-2 	3 0 1 1 0 0 0			
<b>Inning Stats</b>	R: 0 H: 0 E: 0 LOB: 0 K: 0 BB: 0 S: 8 P: 14	R: 0 H: 0 E: 0 LOB: 0 K: 2 BB: 0 S: 9 P: 17	R: 0 H: 0 E: 0 LOB: 0 K: 1 BB: 0 S: 7 P: 9	R: 1 H: 1 E: 0 LOB: 0 K: 1 BB: 0 S: 8 P: 13	R: 3 H: 3 E: 0 LOB: 2 K: 1 BB: 3 S: 14 P: 31	R: 0 H: 0 E: 0 LOB: 0 K: 2 BB: 0 S: 9 P: 14	R: 0 H: 0 E: 1 LOB: 2 K: 0 BB: 1 S: 9 P: 18	R: 1 H: 2 E: 1 LOB: 1 K: 0 BB: 0 S: 10 P: 18	R: 0 H: 0 E: 0 LOB: 0 K: 1 BB: 0 S: 9 P: 13	1B: 4 SF: 1 2B: 1 SAC: 1 3B: 0 DP: 0 HR: 1 HBP: 0	WP: 1 PA: 37 PB: 0 SB: 0 CS: 0	
<b>PITCHER</b> <b>J.C. Romero, L</b> (1, 1) <small>ERA: 11.0</small> <b>Johan Santana, L</b> (5, 1) <small>ERA:</small> <b>Travis Miller, L</b> (8, 1) <small>ERA: 6.75</small> <b>Bob Welis, R</b> (8, 1) <small>ERA: 4.91</small>	IP WLS BF H R ER SO BB IBB HBP BLK WP HR S P ERA WHIP											<b>PITCHER</b> IP WLS BF H R ER SO BB IBB HBP BLK WP HR S P ERA WHIP

livebaseballscorecards.com



Batter	1	2	3	4	5	6	7	8	9	AB R H RBI BB SO LOB
Cristian Guzman, S (1, 6) OBP: 0.387, SLG: 0.759	0-0 F7		1-3 K		0-0 FC1-6		1-1 SH5-3		0-0 SH1-3 1B	4 1 1 0 0 1 2
Luis Rivas, R (1, 4) Denny Hocking, S (7, PH) OBP: 0.245, SLG: 0.373 OBP: 0.292, SLG: 0.381	3-2 F9		1-2 G4-3		0-0 SF9		4-1 1B BB		0-0 SH1-3 1B	2 0 0 1 0 0 0 0 0 0 0 1 0 0
Matt Lawton, L (1, 9) OBP: 0.456, SLG: 0.359	3-1 G4-3			4-0 S 1B SF8 BB	1-2 G4-3		3-1 SF8		4-0 1B IBB	2 1 0 1 2 0 1
Corey Koskie, L (1, 5) OBP: 0.415, SLG: 0.479		3-2 1B S 1B		0-0 SF8 S 1B		1-1 G5-3	0-0 1B		0-2 1B	5 0 4 3 0 0 0
David Ortiz, L (1, 10) OBP: 0.451, SLG: 0.705		0-0 F8		0-0 F7		1-2 2B	3-3 K		1-2 2-H 3-H 1B	4 0 1 0 0 1 5
Bobby Kielty, S (1, 8) OBP: 0.345, SLG: 0.273		1-1 FC4-6 1B		3-2 SF8		1-2 P2		0-1 F7		3 0 1 1 0 0 1
Jacque Jones, L (1, 7) OBP: 0.340, SLG: 0.468		2-3 K		0-2 G3-1		0-0 F8		2-1 G4-3		4 0 0 0 0 1 4
Doug Mientkiewicz, L (1, 3) OBP: 0.400, SLG: 0.714		2-2 FC4-6			0-1 FC1-6 1B SF9 1B		2-1 SH5-3 SF8 2B		2-0 G3-1	4 2 2 0 0 0 2
A.J. Pierzynski, L (1, 2) Chad Allen, R (9, PR) OBP: 0.407, SLG: 0.500 OBP: 0.231, SLG: 0.273			1-1 G1-3		0-1 FC1-6 1B		2-1 SH5-3 1B HBP		1-0 SH1-3 1B 1B	3 1 2 0 0 0 0 0 1 0 0 0 0 0

Inning Stats	R: 0	H: 0	E: 0	K: 0	S: 6	H: 0	LOB: 0	BB: 0	P: 12	R: 0	H: 2	E: 0	K: 1	S: 12	R: 0	H: 0	E: 0	K: 1	S: 8	R: 1	H: 1	E: 0	K: 0	S: 8	R: 1	H: 2	E: 0	K: 0	S: 9	R: 0	H: 1	E: 0	K: 0	S: 10	R: 2	H: 2	E: 0	K: 1	S: 15	R: 0	H: 0	E: 0	K: 0	S: 5	R: 2	H: 3	E: 0	K: 0	S: 7	1B: 9	SF: 3	2B: 2	SAC: 2	3B: 0	DP: 0	HR: 0	HBP: 1	WP: 0	PA: 40
--------------	------	------	------	------	------	------	--------	-------	-------	------	------	------	------	-------	------	------	------	------	------	------	------	------	------	------	------	------	------	------	------	------	------	------	------	-------	------	------	------	------	-------	------	------	------	------	------	------	------	------	------	------	-------	-------	-------	--------	-------	-------	-------	--------	-------	--------

PITCHER	IP	WLS	BF	H	R	ER	SO	BB	IBB	HBP	BLK	WP	HR	S	P	ERA	WHIP
Brian Meadows, R (1, 1) ERA: 7.88	6.0		27	7	4	4	2	1	0	1	0	0	0	56	88	6.00	1.333
Doug Henry, R (7, 1) ERA: 4.15	0.2	B	4	1	0	0	0	1	0	0	0	0	0	6	14	0.00	3.000
Jose Santiago, R (7, 1) ERA: 10.5	1.1		4	0	0	0	1	0	0	0	0	0	0	11	18	0.00	0.000
Jason Grimsley, R (9, 1) ERA: 1.64	0.1	L	5	3	2	2	0	0	1	0	0	0	0	7	12	54.00	9.000

BOTTOM

Kansas City Royals @ Minnesota Twins  
Hubert H. Humphrey Metrodome, Minneapolis, MN

Tue Apr 17 2001, 8:05 PM EDT  
Att. 10,623 - Dome - 72 F

livebaseballscorecards.com

AB	31
R	6
H	11
RBI	6
BB	3
SO	3
LOB	15





Batter	1	2	3	4	5	6	7	8	9	AB R H RBI BB SO LOB	TOP	
<b>Rey Sanchez, R</b> (1, 6) <small>OBP: 0.218, SLG: 0.278</small>	1-2 	0-0 <b>SH5-3</b> 		0-2 <b>F7</b> 		0-1 <b>G6-3</b> 		0-0 <b>G5-3</b> 		4 1 1 0 0 0 2		
<b>Carlos Beltrán, S</b> (1, 8) <small>OBP: 0.358, SLG: 0.367</small>	1-2 	1-2 			0-0 <b>G5-3</b> 		0-0 		4-1 	4 0 3 0 1 0 0		
<b>Mark Quinn, R</b> (1, 7) <small>OBP: 0.429, SLG: 0.817</small>	0-0 	1-2 <b>G6-3</b> 			0-0 		1-2 <b>G1-4-3</b> 		1-1 <b>FC4-6</b> 	5 1 2 1 0 0 4		
<b>Jermaine Dye, R</b> (1, 9) <small>OBP: 0.311, SLG: 0.464</small>	3-2 		2-2 		0-1 		1-0 <b>F3</b> 		1-1 <b>FC6-4</b> 	5 0 3 1 0 0 2		
<b>29 Mike Sweeney, R</b> (1, 10) <small>OBP: 0.219, SLG: 0.339</small>	0-2 		0-1 <b>G6-3</b> 		2-0 <b>F9</b> 		2-3 <b>K</b> 		0-2 <b>G3</b> 	5 0 1 0 0 1 5		
<b>Joe Randa, R</b> (1, 5) <small>OBP: 0.242, SLG: 0.246</small>	0-0 <b>FC5</b> 		1-0 <b>F8</b> 		1-3 <b>K</b> 		2-1 <b>F9</b> 			4 0 0 0 0 1 5		
<b>Dave McCarty, R</b> (1, 3) <small>OBP: 0.382, SLG: 0.370</small>	0-0 <b>P4</b> 		0-0 <b>G5-3</b> 		2-0 <b>F9</b> 		0-1 			4 1 1 1 0 0 4		
<b>Héctor Ortiz, R</b> (1, 2) <small>OBP: 0.316, SLG: 0.314</small>	1-0 <b>G3</b> 			2-2 <b>P6</b> 		2-3 <b>K</b> 		4-2 		3 0 0 0 1 1 3		
<b>Luis Alicea, S</b> (1, 4) <small>OBP: 0.143, SLG: 0.100</small> <b>Carlos Febles, R</b> (8, 4) <small>OBP: 0.279, SLG: 0.325</small>		1-0 		1-0 <b>G5-3</b> 		4-0 		2-2 <b>F9</b> 		3 0 1 0 1 0 1 0 0 0 0 0 0 0		
<b>Inning Stats</b>	R: 2 H: 5 E: 0 LOB: 3 K: 0 BB: 0 S: 17 P: 23	R: 0 H: 2 E: 0 LOB: 1 K: 0 BB: 0 S: 8 P: 11	R: 0 H: 1 E: 0 LOB: 1 K: 0 BB: 0 S: 7 P: 10	R: 0 H: 0 E: 0 LOB: 0 K: 0 BB: 0 S: 11 P: 14	R: 0 H: 2 E: 0 LOB: 2 K: 1 BB: 0 S: 9 P: 12	R: 0 H: 0 E: 0 LOB: 1 K: 1 BB: 1 S: 7 P: 15	R: 0 H: 1 E: 0 LOB: 1 K: 1 BB: 0 S: 9 P: 13	R: 1 H: 1 E: 0 LOB: 1 K: 0 BB: 1 S: 12 P: 20	R: 0 H: 0 E: 0 LOB: 1 K: 0 BB: 1 S: 8 P: 14	1B: 9 SF: 0 2B: 2 SAC: 1 3B: 0 DP: 1 HR: 1 HBP: 0	WP: 0 PA: 41 PB: 0 SB: 0 CS: 0	
<b>PITCHER</b> <b>Mark Redman, L</b> (1, 1) <small>ERA: 3.86</small> <b>Hector Carrasco, R</b> (8, 1) <small>ERA: 5.14</small> <b>LaTroy Hawkins, R</b> (9, 1) <small>ERA: 1.42</small>	IP WLS BF H R ER SO BB IBB HBP BLK WP HR S P ERA WHIP											<b>PITCHER</b> IP WLS BF H R ER SO BB IBB HBP BLK WP HR S P ERA WHIP

**Kansas City Royals @ Minnesota Twins**  
 Hubert H. Humphrey Metrodome, Minneapolis, MN  
 Wed Apr 18 2001, 1:05 PM EDT  
 Att: 12,270 - Dome - 72 F

[livebaseballscorecards.com](http://livebaseballscorecards.com)

<b>AB</b>	37
<b>R</b>	3
<b>H</b>	12
<b>RBI</b>	3
<b>BB</b>	3
<b>SO</b>	3
<b>LOB</b>	26



Batter	1	2	3	4	5	6	7	8	9	AB	R	H	RBI	BB	SO	LOB
<b>Chad Allen, R</b> OBP: 0.353, SLG: 0.429 (1, 9)	0-2 G4-3 2B		1-1 G5-3			2-0 1B		4-2 BB		3	1	2	0	1	0	0
<b>Denny Hocking, S</b> OBP: 0.250, SLG: 0.320 (1, 6) (9, 4)	3-2 G4-3 2-3		0-0 F5			0-2 F8		2-1 F8		4	0	0	0	0	0	4
<b>Matt Lawton, L</b> OBP: 0.459, SLG: 0.341 (1, 10)	1-1 G4-3		4-2 BB			2-1 F9		4-1 2B BB		2	1	0	1	2	0	1
<b>Corey Koskie, L</b> OBP: 0.421, SLG: 0.490 (1, 5)	4-1 BB		1-1 P5			1-2 P5		0-0 1B 2B		3	1	1	1	1	0	1
<b>Doug Mientkiewicz, L</b> OBP: 0.408, SLG: 0.689 (1, 3)	2-0 F9				4-2 G2-3 BB		2-3 K		3-1 2B 1B	3	1	1	1	1	1	1
<b>Bobby Kielty, S</b> OBP: 0.333, SLG: 0.308 (1, 8)					0-1 G2-3		1-2 F8		0-0 G6-3 1-H WP 2B	4	1	1	1	0	1	1
<b>Jacque Jones, L</b> OBP: 0.333, SLG: 0.440 (1, 7)					1-0 F7				0-0 F9 G6-3	3	0	0	0	1	0	2
<b>Jason Maxwell, R</b> OBP: 0.417, SLG: 0.545 <b>Cristian Guzman, S</b> OBP: 0.381, SLG: 0.746 (8, PH) (9, 6)					0-1 FC5-4 BB		1-0 G1-3		3-3 K K	3	0	0	0	0	1	2
<b>A.J. Pierzynski, L</b> OBP: 0.387, SLG: 0.533 (1, 2)							0-0 F7		2-2 3B G4-3	1	0	0	0	0	1	1

Inning Stats	R: 1	H: 1	E: 0	LOB: 1	K: 0	S: 12	P: 22	R: 0	H: 0	E: 0	LOB: 1	K: 2	S: 10	P: 17	R: 0	H: 0	E: 0	LOB: 1	K: 0	S: 8	P: 14	R: 0	H: 0	E: 0	LOB: 1	K: 0	S: 6	R: 0	H: 1	E: 0	LOB: 1	K: 0	S: 7	P: 11	R: 0	H: 0	E: 0	LOB: 0	K: 1	S: 9	P: 13	R: 0	H: 1	E: 0	LOB: 2	K: 1	S: 16	P: 27	R: 4	H: 3	E: 0	LOB: 0	K: 1	S: 10	P: 20
--------------	------	------	------	--------	------	-------	-------	------	------	------	--------	------	-------	-------	------	------	------	--------	------	------	-------	------	------	------	--------	------	------	------	------	------	--------	------	------	-------	------	------	------	--------	------	------	-------	------	------	------	--------	------	-------	-------	------	------	------	--------	------	-------	-------

PITCHER	IP	WLS	BF	H	R	ER	SO	BB	IBB	HBP	BLK	WP	HR	S	P	ERA	WHIP
<b>Jeff Suppan, R</b> ERA: 4.13 (1, 1)	6.2		28	3	1	1	4	5	0	0	0	0	0	66	112	1.35	1.200
<b>Jason Grimsley, R</b> ERA: 3.18 (7, 1)	0.1	H	3	1	2	2	0	1	0	0	0	0	0	4	10	54.00	6.000
<b>55 Tony Cogan, L</b> ERA: 7.11 (8, 1)	0.1	L	3	2	1	1	0	0	0	0	0	0	0	4	8	27.00	6.000
<b>51 Kris Wilson, R</b> ERA: 3.86 (8, 1)	0.2		2	0	1	1	1	0	0	0	0	1	0	4	6	13.50	0.000

**BOTTOM**

**Kansas City Royals @ Minnesota Twins**  
Hubert H. Humphrey Metrodome, Minneapolis, MN

Wed Apr 18 2001, 1:05 PM EDT  
Att: 12,270 - Dome - 72 F

<b>AB</b>	<b>30</b>
<b>R</b>	<b>5</b>
<b>H</b>	<b>6</b>
<b>RBI</b>	<b>4</b>
<b>BB</b>	<b>6</b>
<b>SO</b>	<b>5</b>
<b>LOB</b>	<b>13</b>

livebaseballscores.com



1B	2B	3B	HR	SF	SAC	DP	HBP	WP	HR	S	P	ERA	WHIP
2	3	1	0	0	0	0	0	1	0	0	0	3.86	1.200



Batter	1	2	3	4	5	6	7	8	9	AB R H RBI BB SO LOB	TOP											
<b>Brian Simmons, S</b> (1, 7) OBP: 0.158, SLG: 0.167	1-0 F7	2-3 K			1-2 G3-1		4-2 HR HBP BB	3-3 K		4 1 0 0 1 2 1												
<b>Jeff Frye, R</b> (1, 4) OBP: 0.345, SLG: 0.269	2-1 G6-3		0-1 1B		0-0 G6-3		2-2 HR HBP		2-1 G5-3 HR 1B	4 2 2 1 0 0 0												
<b>Raul Mondesi, R</b> (1, 9) OBP: 0.338, SLG: 0.471	1-0 HR		1-3 K		1-2 CS 1B		1-2 HR		1-0 G5-3	5 2 3 5 0 1 2												
<b>Carlos Delgado, L</b> (1, 3) OBP: 0.494, SLG: 0.875	2-2 HR		1-1 FC1-6-4		4-2 WP 1B G5-3 BB		3-2 HR		1-2 HR	4 4 3 4 1 0 1												
<b>José Cruz Jr., S</b> (1, 8) OBP: 0.414, SLG: 0.629	0-0 F7		1-0 G3		1-0 WP WP 1B		1-2 F9		1-0 G3-1	5 0 1 0 0 0 1												
<b>Brad Fullmer, L</b> (1, 10) OBP: 0.308, SLG: 0.310		1-1 WP 3B 1B		1-1 P4		3-1 G5-3		2-2 G3	2-0 F8	5 1 1 1 0 0 1												
<b>Tony Batista, R</b> (1, 5) OBP: 0.234, SLG: 0.425		2-0 F7		1-0 G4-6-3 1B		3-2 G6-3		2-2 F8		4 0 1 0 0 0 2												
<b>Darrin Fletcher, L</b> (1, 2) OBP: 0.310, SLG: 0.321		2-1 F7		2-1 G4-6-3			1-0 SH HBP 2B		2-2 G6-3	3 1 1 0 0 0 2												
<b>Alberto Castillo, R</b> (7, 2) OBP: 0.250, SLG: 0.143				1-2f						1 0 0 0 0 0 0												
<b>Chris Woodward, R</b> (1, 6) OBP: 0.375, SLG: 1.000		2-2 3B			1-2 G5-3		0-1 SH HBP BB HR		0-1 F8	3 1 1 1 0 0 0												
<b>Inning Stats</b>	R: 2 E: 0 K: 0 S: 10	H: 2 LOB: 0 BB: 0 P: 16	R: 1 E: 0 K: 1 S: 11	H: 2 LOB: 1 BB: 0 P: 20	R: 0 E: 0 K: 1 S: 8	H: 1 LOB: 1 BB: 0 P: 11	R: 0 E: 0 K: 0 S: 5	H: 1 LOB: 0 BB: 0 P: 9	R: 0 E: 0 K: 0 S: 7	H: 0 LOB: 0 BB: 0 P: 9	R: 1 E: 0 K: 0 S: 12	H: 2 LOB: 1 BB: 1 P: 24	R: 6 E: 1 K: 0 S: 22	H: 3 LOB: 0 BB: 1 P: 38	R: 0 E: 0 K: 1 S: 9	H: 0 LOB: 0 BB: 0 P: 14	R: 2 E: 0 K: 0 S: 8	H: 2 LOB: 0 BB: 0 P: 15	1B: 6 2B: 1 3B: 1 HR: 5	SF: 0 SAC: 1 DP: 1 HBP: 1	WP: 3 PB: 0 SB: 0 CS: 1	PA: 42
<b>PITCHER</b>	IP WLS BF H R ER SO BB IBB HBP BLK WP HR S P ERA WHIP																					
<b>Mac Suzuki, R</b> (1, 1) ERA: 3.18	6.0 L 25 8 4 4 2 1 0 0 0 3 2 53 89 6.00 1.500																					
<b>51 Kris Wilson, R</b> (7, 1) ERA: 7.71	0.0 5 2 5 4 0 1 0 1 0 0 1 10 18 ∞ ∞																					
<b>55 Tony Cogan, L</b> (7, 1) ERA: 7.71	0.2 3 1 1 1 0 0 0 0 0 0 1 9 15 13.50 1.500																					
<b>José Santiago, R</b> (7, 1) ERA: 8.59	1.1 4 0 0 0 1 0 0 0 0 0 0 12 19 0.00 0.000																					
<b>Roberto Hernandez, R</b> (9, 1) ERA: 15.63	1.0 5 2 2 2 0 0 0 0 0 0 1 8 15 18.00 2.000																					

Toronto Blue Jays @ Kansas City Royals  
Kauffman Stadium, Kansas City, MO  
Fri Apr 20 2001, 7:05 PM CDT  
Att. 28,018 - Cloudy - 72 F

AB	38
R	12
H	13
RBI	12
BB	2
SO	3
LOB	10



WP: 3	PA: 42
-------	--------





Batter	1	2	3	4	5	6	7	8	9	10	11	12	13	AB R H RBI BB SO LOB	TOP																
Shannon Stewart, R (1, 7) Chris Woodward, R (12, 4) OBP: 0.463, SLG: 0.634 OBP: 0.375, SLG: 1.000	1-1 F7		2-1 HBP HR 1B		1-3 K		3-3 K			1-2 F4		2-0 F9		6 1 1 0 0 2 2 0 0 0 0 0 0 0	<b>Toronto Blue Jays @ Kansas City Royals</b> Kauffman Stadium, Kansas City, MO Sat Apr 21 2001, 7:05 PM CDT Att. 18,246 - Overcast - 67 F <a href="http://livebaseballscorecards.com">livebaseballscorecards.com</a>																
Alex Gonzalez, R (1, 6) OBP: 0.329, SLG: 0.408	3-3 K		2-2 L7		2-2 F9		1-1 F4		0-0 G3-1	3-1 FC4-6			6 0 0 0 0 1 3																		
Raul Mondesi, R (1, 9) OBP: 0.349, SLG: 0.467	4-1 1B BB		3-2 P3		2-1 F8		0-0 G3-1 BB 1B		1-1 1B			1-2 F8	5 0 2 0 1 0 2																		
Carlos Delgado, L (1, 3) OBP: 0.494, SLG: 0.833	3-1 1B		1-2 HR HBP		3-2 F8		4-0 G3-1 BB		0-0 G6-3			1-3 K	4 1 1 0 1 1 1																		
Brad Fuller, L (1, 10) OBP: 0.298, SLG: 0.338	3-3 K		1-2 HR		1-1 G5-3		0-1 G3-1		1-2 G5-3		0-1 L1-4	1-0 F7	6 1 1 4 0 1 4																		
Tony Batista, R (1, 5) OBP: 0.220, SLG: 0.397		2-0 F2	2-3 K		0-0 P5		1-2 G5-3				2-0 F9		5 0 0 0 0 1 2																		
Darrin Fletcher, L (1, 2) OBP: 0.302, SLG: 0.310		0-0 G4-3		1-1 F8			3-1 FC6-4 1B		0-1 G3-1		2-1 G6-3		5 0 1 0 0 0 0																		
Brian Simmons, S (1, 8) OBP: 0.125, SLG: 0.130 (12, 7)		1-3 K2-3		0-1 G6-3			1-2 FC6-4 G6-3		2-1 G4-3			2-3 K	5 0 0 0 0 2 1																		
Jeff Frye, R (1, 4) José Cruz Jr., S (12, PH) OBP: 0.333, SLG: 0.241 OBP: 0.423, SLG: 0.635 (12, 8)			4-0 HBP HR 1B BB		0-3 K		0-1 G6-3		0-2 G4-3			3-2 FC4-6 1B	3 1 0 0 1 1 1 1 0 1 0 0 0 0																		
<b>Inning Stats</b>	R: 0 E: 0 S: 12	H: 1 LOB: 2 BB: 1 P: 26	R: 0 E: 0 K: 1 S: 6	H: 0 LOB: 0 BB: 0 P: 9	R: 4 E: 0 K: 1 S: 17	H: 2 LOB: 0 BB: 1 P: 32	R: 0 E: 0 K: 1 S: 8	H: 0 LOB: 0 BB: 0 P: 9	R: 0 E: 0 K: 0 S: 9	H: 0 LOB: 0 BB: 0 P: 14	R: 0 E: 0 K: 0 S: 6	H: 0 LOB: 0 BB: 0 P: 10	R: 0 E: 0 K: 1 S: 14	H: 1 LOB: 1 BB: 0 P: 21		R: 0 E: 0 K: 0 S: 10	H: 1 LOB: 2 BB: 1 P: 16	R: 0 E: 0 K: 0 S: 7	H: 0 LOB: 0 BB: 0 P: 9	R: 0 E: 0 K: 0 S: 8	H: 1 LOB: 1 BB: 0 P: 10	R: 0 E: 0 K: 0 S: 5	H: 0 LOB: 0 BB: 0 P: 9	R: 0 E: 0 K: 1 S: 9	H: 1 LOB: 1 BB: 0 P: 19	R: 0 E: 0 K: 1 S: 8	H: 0 LOB: 0 BB: 0 P: 11	1B: 6 2B: 0 3B: 0 HR: 1	SF: 0 SAC: 0 DP: 0 HBP: 1	WP: 0 PB: 0 SB: 0 CS: 0	PA: 50
<b>PITCHER</b>	IP WLS BF H R ER SO BB IBB HBP BLK WP HR S P ERA WHIP	IP WLS BF H R ER SO BB IBB HBP BLK WP HR S P ERA WHIP														IP WLS BF H R ER SO BB IBB HBP BLK WP HR S P ERA WHIP															
Blake Stein, R (1, 1) ERA: 8.2	6.0	25	4	4	4	6	2	0	0	0	0	0	0	0	60	105	6.00	1.000													
Jason Grimsley, R (7, 1) ERA: 2.7	2.0	8	1	0	0	1	1	0	0	0	0	0	0	0	22	32	0.00	1.000													
Jose Santiago, R (9, 1) ERA: 6.52	2.1	8	1	0	0	0	0	0	0	0	0	0	0	0	17	21	0.00	0.429													
Roberto Hernandez, R (11, 1) ERA: 12.39	1.2	6	1	0	0	1	0	0	0	0	0	0	0	0	12	26	0.00	0.600													
Doug Henry, R (13, 1) ERA: 3.72	1.0	W	3	0	0	0	1	0	0	0	0	0	0	0	8	11	0.00	0.000													

AB	46
R	4
H	7
RBI	4
BB	3
SO	9
LOB	16



Batter	1	2	3	4	5	6	7	8	9	10	11	12	13	AB R H RBI BB SO LOB
Luis Aícea, S OBP: 0.156, SLG: 0.129 (1, 4)	0-1 F5		0-1 F7		1-1 S 1B		0-2 F8		0-0 G6-3			0-0 F8		6 0 1 0 0 0 2
Carlos Beltrán, S OBP: 0.333, SLG: 0.371 (1, 8)	4-2 G6-4-3 BB		3-2 F8		2-1 F7		1-3 K			0-1 G4-3		2-3 K		5 0 0 0 1 2 2
Mark Quinn, R OBP: 0.392, SLG: 0.714 (1, 10)	1-2 G6-4-3			3-2 1B 1B 1B	0-0 F7		0-1 G3-1			1-2 G4-3			2-0 L7	6 1 1 0 0 0 2
Jermaine Dye, R OBP: 0.296, SLG: 0.415 (1, 9)		0-0 F8		0-2 1B 1B	2-2 F9		2-2 G6-3			3-2 L9			2-2 29 S 1B HBP	5 2 1 0 0 0 1
29 Mike Sweeney, R OBP: 0.284, SLG: 0.439 (1, 3)		4-0 G6-3 1B BB		0-1 L9		1-1 HR		1-1 P6			0-0 G4-3		4-2 1B IBB	4 1 1 1 2 0 2
Dee Brown, L OBP: 0.273, SLG: 0.344 (1, 7)		1-2 G6-3 1B		1-1 1B 1B		0-1 F9		1-2 F5			0-3 K		0-3 K	6 0 2 0 0 2 2
Joe Randa, R OBP: 0.284, SLG: 0.313 (1, 5)		0-1 G6-3		3-2 1B		0-0 HR			1-2 SH2-4 1B				1-0 1B	6 1 4 4 0 1 2
A.J. Hinch, R OBP: 0.167, SLG: 0.294 (1, 2)		2-2 G1-3		1-3 K		1-3 K			0-1 SH2-4			1-2 F8 SH3-4 HBP		3 0 0 0 0 2 4
Luis Ordaz, R OBP: 0.167, SLG: 0.167 (1, 6)			0-1 G4-3		0-3 K2-3		0-0 P5		2-3 K			0-1 SH3-4		3 0 0 0 0 1 2
Dave McCarty, R OBP: 0.371, SLG: 0.357 (9, PH)														1 0 0 0 0 1 1
Rey Sanchez, R OBP: 0.207, SLG: 0.283 (10, 6)														0 0 0 0 0 0 0

Inning Stats	R: 0	H: 0	R: 0	H: 1	R: 0	H: 0	R: 2	H: 4	R: 0	H: 1	R: 0	H: 0	R: 0	H: 0	R: 0	H: 1	R: 0	H: 0	R: 0	H: 0	R: 0	H: 0	R: 0	H: 0	R: 1	H: 1	1B: 8	SF: 0	WP: 0	PA: 52
E: 0	LOB: 0	E: 0	LOB: 2	E: 0	LOB: 0	E: 0	LOB: 2	E: 0	LOB: 1	E: 0	LOB: 0	E: 0	LOB: 0	E: 0	LOB: 0	E: 0	LOB: 0	E: 0	LOB: 0	E: 0	LOB: 0	E: 0	LOB: 0	E: 0	LOB: 1	2B: 0	SAC: 2	PB: 0		
K: 0	BB: 1	K: 0	BB: 1	K: 0	BB: 0	K: 2	BB: 0	K: 0	BB: 0	K: 1	BB: 0	K: 0	BB: 0	K: 0	BB: 0	K: 1	BB: 0	K: 2	BB: 0	K: 1	BB: 0	K: 0	BB: 0	K: 1	BB: 1	3B: 0	DP: 1	SB: 2		
S: 9	P: 14	S: 10	P: 17	S: 7	P: 10	S: 19	P: 27	S: 8	P: 13	S: 8	P: 9	S: 9	P: 13	S: 8	P: 12	S: 7	P: 8	S: 10	P: 13	S: 10	P: 19	S: 10	P: 13	S: 10	P: 19	HR: 2	HBP: 2	CS: 0		

PITCHER	IP	WLS	BF	H	R	ER	SO	BB	IBB	HBP	BLK	WP	HR	S	P	ERA	WHIP
Steve Parris, R ERA: 10.45 (1, 1)	5.0		22	6	2	2	2	2	0	0	0	0	0	53	81	3.60	1.600
John Frascatore, R ERA: 3.24 (6, 1)	2.0	B	8	2	2	2	2	0	0	0	0	0	2	17	20	9.00	1.000
Paul Quantrill, R ERA: (8, 1)	1.2		6	1	0	0	1	0	0	0	0	0	0	21	28	0.00	0.600
Pedro Borbon, L ERA: 1.35 (9, 1)	3.1		11	0	0	0	3	0	0	1	0	0	0	26	34	0.00	0.000
Dan Plesac, L ERA: 3.38 (13, 1)	0.2	L	5	1	1	1	1	0	1	1	0	0	0	10	19	13.50	1.500

**Toronto Blue Jays @ Kansas City Royals**  
**Kauffman Stadium, Kansas City, MO**  
 Sat Apr 21 2001, 7:05 PM CDT  
 Att: 18,246 - Overcast - 67 F

AB	45
R	5
H	10
RBI	5
BB	3
SO	9
LOB	20





Batter	1	2	3	4	5	6	7	8	9	AB R H RBI BB SO LOB	TOP											
Shannon Stewart, R (1, 7) OBP: 0.440, SLG: 0.600	1-0 P4		2-2 G6-4-3		0-2 G5-3			0-1 F8		4 0 0 0 0 0 1												
Alex Gonzalez, R (1, 6) OBP: 0.337, SLG: 0.405	2-1 WP 1B		1-1 G4-3			3-1 L9			4-0 WP BB BB	3 0 1 0 1 0 0												
Raul Mondesi, R (1, 9) OBP: 0.367, SLG: 0.461	4-2 1-2 BB			4-2 G6-4-3 BB		3-3 K			4-0 1-2 WP BB	1 0 0 0 3 1 0												
Carlos Delgado, L (1, 3) OBP: 0.472, SLG: 0.781	2-3 K		0-0 G6-4-3		0-1 G4-3			1-3 K	1-2 2-3	4 0 0 0 0 2 5												
José Cruz Jr., S (1, 8) OBP: 0.413, SLG: 0.612	0-1 G3			3-1 E 1B			2-3 K		3-3 K	4 1 1 0 0 2 4												
Brad Fullmer, L (1, 10) OBP: 0.284, SLG: 0.321		3-2 G4-3		0-0 E9 1-H			1-3 K		0-1 F5	4 0 0 0 0 1 2												
Tony Batista, R (1, 5) OBP: 0.212, SLG: 0.383		2-3 K		0-0 G5-3			0-0 G6-3			3 0 0 0 0 1 1												
Darrin Fletcher, L (1, 2) OBP: 0.288, SLG: 0.295		0-0 F7			1-1 G4-3			0-3 K		3 0 0 0 0 1 0												
Jeff Frye, R (1, 4) OBP: 0.333, SLG: 0.226			4-2 G6-4-3 BB		0-2 P6			1-2 G6-3		2 0 0 0 1 0 0												
<b>Inning Stats</b>	R: 0 E: 0 K: 1 S: 11	H: 1 LOB: 2 BB: 1 P: 20	R: 0 E: 0 K: 1 S: 8	H: 0 LOB: 0 BB: 0 P: 13	R: 0 E: 0 K: 0 S: 8	H: 0 LOB: 0 BB: 1 P: 15	R: 1 E: 1 K: 0 S: 8	H: 1 LOB: 1 BB: 1 P: 15	R: 0 E: 0 K: 0 S: 13	H: 0 LOB: 0 BB: 0 P: 14	R: 0 E: 0 K: 1 S: 7	H: 0 LOB: 0 BB: 0 P: 13	R: 0 E: 0 K: 2 S: 8	H: 0 LOB: 0 BB: 0 P: 11	R: 0 E: 0 K: 1 S: 8	H: 0 LOB: 0 BB: 0 P: 9	R: 0 E: 0 K: 2 S: 8	H: 0 LOB: 2 BB: 2 P: 20	1B: 2 2B: 0 3B: 0 HR: 0	SF: 0 SAC: 0 DP: 2 HBP: 0	WP: 2 PB: 0 SB: 0 CS: 0	PA: 33
<b>PITCHER</b>	IP WLS BF H R ER SO BB IBB HBP BLK WP HR S P ERA WHIP																					
Dan Reichert, R (1, 1) ERA: 2.73	8.0 W 30 2 1 0 6 5 0 0 0 1 0 71 118 0.00 0.875																					
Roberto Hernandez, R (9, 1) ERA: 11.0	1.0 S 3 0 0 0 2 0 0 0 0 1 0 8 12 0.00 0.000																					

Toronto Blue Jays @ Kansas City Royals  
Kauffman Stadium, Kansas City, MO  
Sun Apr 22 2001, 1:05 PM CDT  
Att. 17,371 - Cloudy - 68 F

AB	28
R	1
H	2
RBI	0
BB	5
SO	8
LOB	13



Batter	1	2	3	4	5	6	7	8	9
Luis Alicea, S OBP: 0.167, SLG: 0.143 (1, 4)	2-3 K		3-2 P6		2-2 1B		1-2 F7		
Carlos Beltrán, S OBP: 0.354, SLG: 0.397 (1, 8)	0-2 2B			4-0 HR	3-0 1B		2-1 G4-3		
Mark Quinn, R OBP: 0.385, SLG: 0.730 (1, 7)	0-3 K			0-0 HR	1-2 F9			0-0 P6	
Jermaine Dye, R OBP: 0.293, SLG: 0.420 (1, 9)	0-1 L8			0-1 G4-3		0-0 G1-3		2-1 29 HR	
29 Mike Sweeney, R OBP: 0.295, SLG: 0.500 (1, 3)		3-1 F2		0-0 1B		1-1 F9		2-1 HR	
Dee Brown, L OBP: 0.297, SLG: 0.361 (1, 10)		0-1 L5		0-2 CS		0-2 1B		0-1 G6-3	
Joe Randa, R OBP: 0.250, SLG: 0.296 (1, 5)		2-3 K		1-1 F9		1-2 G3		3-3 K	
Héctor Ortiz, R OBP: 0.378, SLG: 0.333 (1, 2)			4-1 BB	1-1 CS	1-3 K		4-2 SH1-3		
Rey Sanchez, R OBP: 0.200, SLG: 0.254 (1, 6)			1-1 G5-4-3		0-1 F9		0-0 SH1-3		

Inning Stats	R: 0 E: 0 K: 2 S: 12	H: 1 LOB: 1 BB: 0 P: 14	R: 0 E: 0 K: 1 S: 9	H: 0 LOB: 0 BB: 0 P: 14	R: 0 E: 0 K: 0 S: 7	H: 0 LOB: 0 BB: 1 P: 15	R: 3 E: 0 K: 0 S: 10	H: 3 LOB: 0 BB: 1 P: 16	R: 0 E: 0 K: 1 S: 13	H: 2 LOB: 2 BB: 0 P: 19	R: 0 E: 0 K: 0 S: 9	H: 1 LOB: 1 BB: 0 P: 11	R: 0 E: 0 K: 0 S: 11	H: 0 LOB: 1 BB: 1 P: 18	R: 2 E: 0 K: 1 S: 10	H: 2 LOB: 0 BB: 0 P: 17
	1B: 4 2B: 3 3B: 0 HR: 2	SF: 0 SAC: 1 DP: 1 HBP: 0	WP: 0 PB: 0 SB: 0 CS: 1	WP: 0 PB: 0 SB: 0 CS: 1	WP: 0 PB: 0 SB: 0 CS: 1	WP: 0 PB: 0 SB: 0 CS: 1	WP: 0 PB: 0 SB: 0 CS: 1	WP: 0 PB: 0 SB: 0 CS: 1	WP: 0 PB: 0 SB: 0 CS: 1	WP: 0 PB: 0 SB: 0 CS: 1	WP: 0 PB: 0 SB: 0 CS: 1	WP: 0 PB: 0 SB: 0 CS: 1	WP: 0 PB: 0 SB: 0 CS: 1	WP: 0 PB: 0 SB: 0 CS: 1	WP: 0 PB: 0 SB: 0 CS: 1	

PITCHER	IP	WLS	BF	H	R	ER	SO	BB	IBB	HBP	BLK	WP	HR	S	P	ERA	WHIP
Esteban Loaiza, R ERA: 2.81 (1, 1)	7.0	L	29	7	3	3	4	3	0	0	0	0	1	71	107	3.86	1.429
Kelvim Escobar, R ERA: 2.53 (8, 1)	1.0		5	2	2	2	1	0	0	0	0	0	1	10	17	18.00	2.000

AB R H RBI BB SO LOB

## Toronto Blue Jays @ Kansas City Royals

Kauffman Stadium, Kansas City, MO

Sun Apr 22 2001, 1:05 PM CDT

Att: 17,371 - Cloudy - 68 F

[livebaseballscores.com](http://livebaseballscores.com)

AB	30
R	5
H	9
RBI	5
BB	3
SO	5
LOB	9



WP: 0	PA: 35
PB: 0	
SB: 0	
CS: 1	



Batter	1	2	3	4	5	6	7	8	9	AB R H RBI BB SO LOB	TOP		
Luis Alicea, S (1, 4) OBP: 0.200, SLG: 0.179	1-1 G6-4-3 1B	1-1 F7		2-2 E S 1B			1-2 F9			4 1 2 0 0 0 3	<b>Kansas City Royals @ Tampa Bay Devil Rays</b> Tropicana Field, St. Petersburg, FL Tue Apr 24 2001, 7:15 PM EDT Att. 8,915 - Dome - 72 F		
Carlos Beltrán, S (1, 8) OBP: 0.349, SLG: 0.390	2-1 G6-4-3 1B		0-1 G3-1	2-0 G4-3			2-2 P4			4 0 1 0 0 0 2			
Mark Quinn, R (1, 10) OBP: 0.378, SLG: 0.705	0-1 G6-4-3 1-2f 3-H		3-2 F8 S 1B		0-0 F7		1-0 G5-3			4 0 1 0 0 0 2			
Jermaine Dye, R (1, 9) OBP: 0.286, SLG: 0.408 Raul Ibanez, L (3, 9) OBP: 0.300, SLG: 0.222	2-3 K		3-2 F8 1-3		2-3 K		2-2 G1-3			2 0 0 0 0 1 1 2 0 0 0 0 1 0			
29 Mike Sweeney, R (1, 3) OBP: 0.293, SLG: 0.479		2-0 F7	4-2 BB BB		0-2 G4-3		1-0 F7			3 0 0 0 1 0 0			
Dee Brown, L (1, 7) OBP: 0.317, SLG: 0.342		4-1 E S 1B BB	4-1 BB			1-3 K		0-3 K		2 1 0 0 2 2 0			
Joe Randa, R (1, 5) OBP: 0.263, SLG: 0.307		0-1 1B 1-H	0-1 F8			2-3 K		3-2 L4-3 1B		4 0 2 1 0 1 3			
Héctor Ortiz, R (1, 2) OBP: 0.347, SLG: 0.302		1-2 F8		2-1 F8		2-1 F7		0-2 L4-3 1-2		4 0 0 0 0 0 2			
Rey Sanchez, R (1, 6) OBP: 0.222, SLG: 0.274 Dave McCarty, R (9, PH) OBP: 0.361, SLG: 0.345		0-0 1B		1-1 G5-3			1-1 1B		1-3 K	3 0 2 0 0 0 0 1 0 0 0 0 1 0			
<b>Inning Stats</b>	R: 1 H: 2 E: 0 LOB: 0 K: 1 BB: 0 S: 9 P: 14	R: 1 H: 2 E: 0 LOB: 2 K: 0 BB: 1 S: 11 P: 19	R: 0 H: 1 E: 0 LOB: 3 K: 0 BB: 2 S: 21 P: 35	R: 0 H: 1 E: 0 LOB: 1 K: 0 BB: 0 S: 8 P: 15	R: 0 H: 0 E: 0 LOB: 0 K: 1 BB: 0 S: 7 P: 9	R: 0 H: 0 E: 0 LOB: 0 K: 2 BB: 0 S: 8 P: 13	R: 0 H: 1 E: 0 LOB: 1 K: 0 BB: 0 S: 9 P: 14	R: 0 H: 0 E: 0 LOB: 0 K: 1 BB: 0 S: 8 P: 11	R: 0 H: 1 E: 0 LOB: 0 K: 1 BB: 0 S: 10 P: 14	1B: 8 SF: 0 2B: 1 SAC: 0 3B: 0 DP: 2 HR: 0 HBP: 0	WP: 0 PA: 36 PB: 0 SB: 3 CS: 0		
<b>PITCHER</b>	IP WLS BF H R ER SO BB IBB HBP BLK WP HR S P ERA WHIP											<b>PITCHER</b>	IP WLS BF H R ER SO BB IBB HBP BLK WP HR S P ERA WHIP
Albie Lopez, R (1, 1) ERA: 1.66	7.0 W 30 7 2 2 4 3 0 0 0 0 0 0 73 119 2.57 1.429												
Rusty Meacham, R (8, 1) ERA: 3.09	1.0 H 3 0 0 0 1 0 0 0 0 0 0 0 8 11 0.00 0.000												
Esteban Yan, R (9, 1) ERA: 5.59	1.0 S 3 1 0 0 1 0 0 0 0 0 0 0 10 14 0.00 1.000												

livebaseballscores.com

**AB 33**  
**R 2**  
**H 8**  
**RBI 1**  
**BB 3**  
**SO 6**  
**LOB 13**



Batter	1	2	3	4	5	6	7	8	9
Gerald Williams, R (1, 8) OBP: 0.263, SLG: 0.384	1-2 G6-3		0-0 HR		3-1 HR 1B		2-2 FC6-4 1B		
Russ Johnson, R (1, 4) OBP: 0.439, SLG: 0.553	1-2 F9		1-1 FC6-4 1B		0-1 F9		1-2 FC6-4 1-2f		
Greg Vaughn, R (1, 10) OBP: 0.341, SLG: 0.493	0-0 L5		2-1 FC6-4 1-2f		0-1 HR		2-2 G5-3		
Fred McGriff, L (1, 3) OBP: 0.278, SLG: 0.360		3-2 F7		1-1 G3-1	3-2 1B		1-0 G4-3		
Ben Grieve, L (1, 7) OBP: 0.299, SLG: 0.313		2-1 G6-3		4-2 1B BB	3-2 G6-3		2-3 K		
Randy Winn, S (9, 7) OBP: 0.438, SLG: 0.857									
Jose Guillen, R (1, 9) OBP: 0.238, SLG: 0.244		1-3 K		0-0 F9		2-0 G4-3	2-2 1B		
Vinny Castilla, R (1, 5) OBP: 0.228, SLG: 0.315			2-1 G6-3	0-0 1B		1-3 K	0-0 G5-3		
John Flaherty, R (1, 2) OBP: 0.214, SLG: 0.333			1-1 F9	1-2 F8		1-0 G6-3			
Felix Martinez, S (1, 6) OBP: 0.324, SLG: 0.362			0-0 HR 1B		0-2 G4-3		0-2 G4-3		

AB	R	H	RBI	BB	SO	LOB
4	2	3	2	0	0	0
4	0	1	0	0	0	2
4	1	1	2	0	0	2
4	0	1	0	0	0	0
3	0	0	0	1	1	1
0	0	0	0	0	0	0
4	0	1	0	0	1	1
4	0	1	0	0	1	1
3	0	0	0	0	0	2
3	1	1	0	0	0	0

BOTTOM	
<b>AB</b>	<b>33</b>
<b>R</b>	<b>4</b>
<b>H</b>	<b>9</b>
<b>RBI</b>	<b>4</b>
<b>BB</b>	<b>1</b>
<b>SO</b>	<b>3</b>
<b>LOB</b>	<b>9</b>
<b>WP</b>	<b>0</b>
<b>PA</b>	<b>34</b>

**Kansas City Royals @ Tampa Bay Devil Rays**  
Tropicana Field, St. Petersburg, FL  
Tue Apr 24 2001, 7:15 PM EDT  
Att. 8,915 - Dome - 72 F

livebaseballscorecards.com



Inning Stats		R	H	E	K	S	H	LOB	BB	P	R	H	E	K	S	H	LOB	BB	P	R	H	E	K	S	H	LOB	BB	P
R: 0 H: 0 E: 0 K: 0 S: 7		0	0	0	0	9	0	0	0	0	0	0	0	0	0	0	0	0	0	0	0	0	0	0	0	0	0	0
R: 0 H: 0 E: 0 K: 1 S: 11		0	0	0	1	17	0	0	0	0	0	0	0	0	0	0	0	0	0	0	0	0	0	0	0	0	0	0
R: 2 H: 3 E: 0 K: 0 S: 10		2	3	0	0	16	1	1	0	0	0	0	0	0	0	0	1	1	0	0	0	0	0	0	0	0	0	0
R: 0 H: 1 E: 0 K: 0 S: 9		0	1	0	0	15	0	2	0	0	0	0	0	0	0	0	0	0	0	0	0	0	0	0	0	0	0	0
R: 2 H: 3 E: 0 K: 0 S: 15		2	3	0	0	24	0	1	0	0	0	0	0	0	0	0	0	0	0	0	0	0	0	0	0	0	0	0
R: 0 H: 0 E: 0 K: 1 S: 6		0	0	0	1	10	0	0	0	0	0	0	0	0	0	0	0	0	0	0	0	0	0	0	0	0	0	0
R: 0 H: 1 E: 0 K: 0 S: 12		0	1	0	0	17	0	1	0	0	0	0	0	0	0	0	0	0	0	0	0	0	0	0	0	0	0	0
R: 0 H: 1 E: 0 K: 1 S: 8		0	1	0	1	13	0	1	0	0	0	0	0	0	0	0	0	0	0	0	0	0	0	0	0	0	0	0

PITCHER															IP	WLS	BF	H	R	ER	SO	BB	IBB	HBP	BLK	WP	HR	S	P	ERA	WHIP
Brian Meadows, R (1, 1) ERA: 7.84															4.2	L	21	6	4	4	1	1	0	0	0	0	2	46	69	7.71	1.500
55 Tony Cogan, L (5, 1) ERA: 7.36															0.1		2	1	0	0	0	0	0	0	0	0	0	6	12	0.00	3.000
51 Kris Wilson, R (6, 1) ERA: 6.35															2.0		7	1	0	0	1	0	0	0	0	0	0	18	27	0.00	0.500
Jose Santiago, R (8, 1) ERA: 5.91															1.0		4	1	0	0	1	0	0	0	0	0	0	8	13	0.00	1.000



Batter	1	2	3	4	5	6	7	8	9	AB R H RBI BB SO LOB	TOP	
Luis Alicea, S (1, 4) OBP: 0.227, SLG: 0.190 Luis Ordaz, R (8, 4) OBP: 0.167, SLG: 0.167	0-2 G5-4-3 1B		1-0 F7		2-1 G4-3		4-2 BB			3 0 1 0 1 0 1 0 0 0 0 0 0 0	<b>Kansas City Royals @ Tampa Bay Devil Rays</b> Tropicana Field, St. Petersburg, FL Wed Apr 25 2001, 7:15 PM EDT Att. 8,752 - Dome - 72 F	
Joe Randa, R (1, 5) OBP: 0.262, SLG: 0.295	0-1 G5-4-3 1-2f			2-2 F9	1-2 HBP		0-0 F8			3 0 0 0 0 0 2		
Carlos Beltrán, S (1, 8) OBP: 0.333, SLG: 0.370	3-3 K			0-3 K	3-2 F9			3-2 F8		4 0 0 0 0 2 2		
Mark Quinn, R (1, 10) OBP: 0.360, SLG: 0.671		2-2 G3		2-2 F8		1-0 F9		0-0 F8		4 0 0 0 0 0 0		
29 Mike Sweeney, R (1, 3) OBP: 0.314, SLG: 0.480		4-2 BB			1-0 1B E 1B	4-1 BB		1-2 F2		2 1 1 0 2 0 0		
Dee Brown, L (1, 7) OBP: 0.311, SLG: 0.333		0-2 F8			1-2 1B E 1B	0-3 K		0-1 G4-3		4 1 1 0 0 1 2		
Raul Ibanez, L (1, 9) OBP: 0.286, SLG: 0.231		1-1 F8			0-0 E SF9 1B	1-3 K		1-3 K		4 1 1 0 0 2 2		
Héctor Ortiz, R (1, 2) OBP: 0.327, SLG: 0.283 Dave McCarty, R (9, PH) OBP: 0.351, SLG: 0.333			0-2 P4		0-1 E6 SF9		2-1 G6-3		0-2 F2	3 0 0 1 0 0 1 1 0 0 0 0 0 0		
Rey Sanchez, R (1, 6) OBP: 0.212, SLG: 0.266			0-0 F8		1-1 SF9		1-3 K			2 0 0 1 0 1 0		
<b>Inning Stats</b>	R: 0 H: 1 E: 0 LOB: 0 K: 1 BB: 0 S: 10 P: 13	R: 0 H: 0 E: 0 LOB: 1 K: 0 BB: 1 S: 13 P: 20	R: 0 H: 0 E: 0 LOB: 0 K: 0 BB: 0 S: 5 P: 6	R: 0 H: 0 E: 0 LOB: 0 K: 1 BB: 0 S: 13 P: 17	R: 3 H: 3 E: 1 LOB: 2 K: 0 BB: 0 S: 19 P: 28	R: 0 H: 0 E: 0 LOB: 1 K: 2 BB: 1 S: 8 P: 14	R: 0 H: 0 E: 0 LOB: 1 K: 1 BB: 1 S: 12 P: 19	R: 0 H: 0 E: 0 LOB: 0 K: 0 BB: 0 S: 8 P: 12	R: 0 H: 0 E: 0 LOB: 0 K: 1 BB: 0 S: 8 P: 9	1B: 4 SF: 1 2B: 0 SAC: 0 3B: 0 DP: 1 HR: 0 HBP: 1		WP: 0 PA: 35 PB: 0 SB: 0 CS: 0
<b>PITCHER</b>	IP WLS BF H R ER SO BB IBB HBP BLK WP HR S P ERA WHIP											
Paul Wilson, R (1, 1) ERA: 6.55	5.0 W 21 4 3 2 2 1 0 1 0 0 0 60 84 3.60 1.000											
Doug Creek, L (6, 1) ERA: 3.27	1.0 H 4 0 0 0 2 1 0 0 0 0 0 8 14 0.00 1.000											
Tanyon Sturtze, R (7, 1) ERA: 6.75	2.0 H 7 0 0 0 1 1 0 0 0 0 0 20 31 0.00 0.500											
Esteban Yan, R (9, 1) ERA: 5.06	1.0 S 3 0 0 0 1 0 0 0 0 0 0 8 9 0.00 0.000											

livebaseballscores.com

AB	30
R	3
H	4
RBI	2
BB	3
SO	6
LOB	10



Batter	1	2	3	4	5	6	7	8	9	AB	R	H	RBI	BB	SO	LOB
Gerald Williams, R OBP: 0.263, SLG: 0.368 (1, 8)	0-0 G5-3	4-0 2B BB	2-1 G3			2-0 F7				3	1	0	0	1	0	2
Russ Johnson, R OBP: 0.443, SLG: 0.569 (1, 4)	2-1 BB 1B	1-1 1B 2B			2-3 K	1-1 CS	0-1 G6-3			4	1	2	3	0	1	0
Greg Vaughn, R OBP: 0.337, SLG: 0.474 (1, 10)	4-2 CS 1B BB	3-3 K			0-2 F8		0-3 K			3	0	0	0	1	2	1
Fred McGriff, L OBP: 0.289, SLG: 0.359 (1, 3)	1-1 1B	4-1 BB IBB			1-1 F7		2-0 P6			3	0	1	1	1	0	0
Ben Grieve, L OBP: 0.296, SLG: 0.300 Randy Winn, S OBP: 0.438, SLG: 0.857 (1, 7) (9, 7)	3-3 K	4-2 BB			1-3 K		3-2 F7			3	0	0	0	1	2	2
Jose Guillen, R OBP: 0.239, SLG: 0.244 (1, 9)					1-1 G4-3		1-0 F9			4	1	1	0	0	1	3
Vinny Castilla, R OBP: 0.230, SLG: 0.310 (1, 5)		0-0 FC1-5 1B	1-1 L6		0-0 G4-3		0-3 K			4	0	1	0	0	1	0
John Flaherty, R OBP: 0.220, SLG: 0.333 (1, 2)		0-2 BB FC1-5 2B 1B	1-0 F9			0-1 F7				3	1	1	1	0	0	0
Felix Martinez, S OBP: 0.338, SLG: 0.375 (1, 6)		0-0 FC1-5 BB 2B	2-1 S 1B			0-0 CS 1B				3	1	2	0	0	0	2

Inning Stats	R: 1	H: 2	E: 0	LOB: 2	K: 1	S: 10	R: 4	H: 4	E: 0	LOB: 3	K: 2	S: 21	R: 0	H: 1	E: 0	LOB: 1	K: 0	S: 7	R: 0	H: 0	E: 0	LOB: 0	K: 1	S: 10	R: 0	H: 0	E: 0	LOB: 0	K: 1	S: 8	R: 0	H: 1	E: 0	LOB: 0	K: 0	S: 5	R: 0	H: 0	E: 0	LOB: 0	K: 1	S: 6	R: 0	H: 0	E: 0	LOB: 0	K: 1	S: 7	R: 0	H: 0	E: 0	LOB: 0	K: 1	S: 7	1B: 7	2B: 2	3B: 0	HR: 0	SF: 0	SAC: 0	DP: 1	HBP: 0	WP: 0	PB: 0	SB: 1	CS: 2	PA: 35
--------------	------	------	------	--------	------	-------	------	------	------	--------	------	-------	------	------	------	--------	------	------	------	------	------	--------	------	-------	------	------	------	--------	------	------	------	------	------	--------	------	------	------	------	------	--------	------	------	------	------	------	--------	------	------	------	------	------	--------	------	------	-------	-------	-------	-------	-------	--------	-------	--------	-------	-------	-------	-------	--------

PITCHER	IP	WLS	BF	H	R	ER	SO	BB	IBB	HBP	BLK	WP	HR	S	P	ERA	WHIP
Jeff Suppan, R ERA: 4.8 (1, 1)	6.0	L	28	8	5	5	5	3	1	0	0	0	0	61	103	7.50	1.833
Doug Henry, R ERA: 3.09 (7, 1)	2.0		6	0	0	0	2	0	0	0	0	0	0	13	19	0.00	0.000

**BOTTOM**

**Kansas City Royals @ Tampa Bay Devil Rays**  
Tropicana Field, St. Petersburg, FL

Wed Apr 25 2001, 7:15 PM EDT  
Att. 8,752 - Dome - 72 F

livebaseballscorecards.com

<b>AB</b>	<b>30</b>
<b>R</b>	<b>5</b>
<b>H</b>	<b>8</b>
<b>RBI</b>	<b>5</b>
<b>BB</b>	<b>4</b>
<b>SO</b>	<b>7</b>
<b>LOB</b>	<b>10</b>





Batter	1	2	3	4	5	6	7	8	9	AB R H RBI BB SO LOB	TOP											
<b>Carlos Beltrán, S</b> (1, 8) OBP: 0.340, SLG: 0.376	1-1 1B		1-2 L3			2-2 2B 1B		2-3 K		4 1 2 0 0 1 0	<b>Kansas City Royals @ Tampa Bay Devil Rays</b> Tropicana Field, St. Petersburg, FL Thu Apr 26 2001, 12:15 PM EDT Att. 9,247 - Dome - 72 F <a href="http://livebaseballscorecards.com">livebaseballscorecards.com</a>											
<b>Rey Sanchez, R</b> (1, 6) OBP: 0.229, SLG: 0.294	1-0 1B			0-1 G6-3		0-1 G3-1 29 2B		0-2 G1-3		4 1 2 1 0 0 0												
<b>Mark Quinn, R</b> (1, 7) OBP: 0.344, SLG: 0.640	1-1 P6			2-2 L5		1-1 G3-1		2-0 G3		4 0 0 0 0 0 3												
<b>29 Mike Sweeney, R</b> (1, 3) OBP: 0.333, SLG: 0.519	1-2 G6-4-3			2-2 HR 1B		0-0 1B 2B			2-2 1B 2B	4 3 3 1 0 0 2												
<b>Dee Brown, L</b> (1, 10) OBP: 0.327, SLG: 0.413				1-0 HR		1-1 CS 1B			0-0 L8	4 1 2 3 0 0 1												
<b>Joe Randa, R</b> (1, 5) OBP: 0.261, SLG: 0.284				1-2 G4-3		2-3 K			4-1 1B BB	3 0 0 0 1 1 1												
<b>Raul Ibanez, L</b> (1, 9) OBP: 0.278, SLG: 0.235					2-2 G4-3				2-2 G6-3 1B	4 0 1 1 0 0 0												
<b>A.J. Hinch, R</b> (1, 2) OBP: 0.136, SLG: 0.238					2-3 K				0-1 G6-3	4 0 0 0 0 2 2												
<b>Luis Ordaz, R</b> (1, 4) OBP: 0.111, SLG: 0.111					0-1 P4				3-3 K	3 0 0 0 0 2 0												
<b>Inning Stats</b>	R: 0 E: 0 K: 0 S: 9	H: 2 LOB: 1 BB: 0 P: 13	R: 0 E: 0 K: 0 S: 10	H: 0 LOB: 0 BB: 0 P: 16	R: 0 E: 0 K: 2 S: 11	H: 0 LOB: 0 BB: 0 P: 14	R: 2 E: 0 K: 0 S: 15	H: 2 LOB: 0 BB: 0 P: 21	R: 0 E: 0 K: 1 S: 9	H: 0 LOB: 0 BB: 0 P: 13	R: 3 E: 0 K: 1 S: 13	H: 4 LOB: 1 BB: 0 P: 19	R: 0 E: 0 K: 1 S: 10	H: 0 LOB: 0 BB: 0 P: 16	R: 0 E: 0 K: 1 S: 10	H: 0 LOB: 0 BB: 0 P: 14	R: 1 E: 0 K: 0 S: 10	H: 2 LOB: 1 BB: 1 P: 18	1B: 6 2B: 4 3B: 0 HR: 1	SF: 0 SAC: 0 DP: 3 HBP: 0	WP: 0 PB: 0 SB: 0 CS: 1	PA: 35
<b>PITCHER</b>	IP WLS BF H R ER SO BB IBB HBP BLK WP HR S P ERA WHIP																					
<b>Bryan Rekar, R</b> (1, 1) ERA: 5.14	5.1 L 22 7 5 5 3 0 0 0 0 0 0 1 62 88 8.44 1.312																					
<b>Jeff Wallace, L</b> (6, 1) ERA:	1.0 3 1 0 0 1 0 0 0 0 0 0 0 8 14 0.00 1.000																					
<b>Brian Rose, R</b> (7, 1) ERA: 3.97	2.2 10 2 1 1 2 1 0 0 0 0 0 0 27 42 3.38 1.125																					



Batter	1	2	3	4	5	6	7	8	9	AB	R	H	RBI	BB	SO	LOB
Gerald Williams, R OBP: 0.250, SLG: 0.350 (1, 8)	0-2 G5-3		0-1 F8			1-3 K		0-1 F7		4	0	0	0	0	1	2
Randy Winn, S OBP: 0.450, SLG: 0.765 (1, 9)	4-1 G3-6 BB			1-2 G4-3		1-0 1B			3-2 E3	3	0	1	0	1	0	0
Steve Cox, L OBP: 0.315, SLG: 0.412 (1, 3)	1-1 G3-6 1-2f			1-1 G4-3		1-1 G3			2-2 G1-3	4	0	0	0	0	0	3
Greg Vaughn, R OBP: 0.333, SLG: 0.463 (1, 10)		1-1 G4-6-3 1B		1-1 G6-3			2-2 G5-3		1-1 F9	4	0	1	0	0	0	1
Ben Grieve, L OBP: 0.294, SLG: 0.288 (1, 7)		3-1 G4-6-3 1-2f		2-1 F7		0-0 G4-3		4-2 BB	3	0	0	0	1	0	1	
Aubrey Huff, L OBP: 0.107, SLG: 0.250 (1, 5)		1-2 G4-3		0-1 1B 2B		2-3 K		0-3 K	4	0	1	0	0	2	2	
Russ Johnson, R OBP: 0.438, SLG: 0.556 (1, 4)			0-0 F9		1-3 K		3-2 WP 1B			3	0	1	0	0	1	1
Mike DiFelice, R OBP: 0.167, SLG: 0.118 (1, 2)			2-0 G5-3		1-2 1B 2-H		0-2 F8			3	0	1	0	0	0	1
Felix Martinez, S OBP: 0.338, SLG: 0.373 (1, 6)			1-1 1B		0-3 K		2-2 G5-3 1-2			3	0	1	0	0	1	1

Inning Stats		R: 0	H: 0	R: 0	H: 1	R: 0	H: 1	R: 0	H: 2	R: 0	H: 1	R: 0	H: 0	R: 0	H: 1	R: 0	H: 0	R: 0	H: 0	R: 0	H: 1	R: 0	H: 0	1B: 5	SF: 0	WP: 1	PA: 33	
		E: 0	LOB: 0	E: 0	LOB: 0	E: 0	LOB: 1	E: 0	LOB: 2	E: 0	LOB: 1	E: 0	LOB: 0	E: 0	LOB: 1	E: 1	LOB: 2	E: 1	LOB: 2	E: 0	LOB: 0	E: 0	LOB: 0	2B: 1	SAC: 0	PB: 0		
		K: 0	BB: 1	K: 0	BB: 0	K: 0	BB: 0	K: 1	BB: 0	K: 2	BB: 0	K: 1	BB: 0	K: 0	BB: 0	K: 1	BB: 1	K: 1	BB: 1	K: 1	BB: 1	K: 0	BB: 0	3B: 0	DP: 2	SB: 0		
		S: 6	P: 11	S: 7	P: 12	S: 6	P: 9	S: 7	P: 10	S: 11	P: 15	S: 10	P: 13	S: 7	P: 11	S: 13	P: 23	S: 13	P: 23	S: 14	P: 19	S: 14	P: 19	HR: 0	HBP: 0	CS: 0		
PITCHER	IP	WLS	BF	H	R	ER	SO	BB	IBB	HBP	BLK	WP	HR	S	P	ERA	WHIP											
Mac Suzuki, R ERA: 2.16 (1, 1)	8.0	W	29	6	0	0	4	1	0	0	0	1	0	71	106	0.00	0.875											
Jason Grimsley, R ERA: 2.51 (9, 1)	1.0		4	0	0	0	1	1	0	0	0	0	0	10	17	0.00	1.000											
		IP	WLS	BF	H	R	ER	SO	BB	IBB	HBP	BLK	WP	HR	S	P	ERA	WHIP										

BOTTOM

Kansas City Royals @ Tampa Bay Devil Rays  
Tropicana Field, St. Petersburg, FL

livebaseballscorecards.com

AB	31
R	0
H	6
RBI	0
BB	2
SO	5
LOB	12



WP: 1	PA: 33
PB: 0	
SB: 0	
CS: 0	

Thu Apr 26 2001, 12:15 PM EDT  
Att. 9,247 - Dome - 72 F



Batter	1	2	3	4	5	6	7	8	9	AB R H RBI BB SO LOB	TOP
<b>Carlos Beltrán, S</b> (1, 8) OBP: 0.347, SLG: 0.375 	1-1 G4-3 		4-1 		1-3 		0-1 			3 0 1 0 1 1 0	<b>Kansas City Royals @ Boston Red Sox</b> Fenway Park, Boston, MA Fri Apr 27 2001, 7:05 PM EDT Att. 31,850 - Sunny - 52 F
<b>Rey Sanchez, R</b> (1, 6) OBP: 0.230, SLG: 0.292 	2-3 		2-3 			1-0 	0-1 			4 1 1 0 0 2 3	
<b>Mark Quinn, R</b> (1, 7) OBP: 0.340, SLG: 0.633 	1-2 			2-1 		1-0 		1-3 		4 0 1 0 0 1 0	
<b>Jermaine Dye, R</b> (1, 9) OBP: 0.296, SLG: 0.427 		0-0 		0-3 		3-1 		0-3 		4 0 2 1 0 2 0	
<b>29 Mike Sweeney, R</b> (1, 3) OBP: 0.340, SLG: 0.524 		1-2 		0-0 		4-2 	2-2 	2-2 		3 1 1 0 1 0 1	
<b>Dee Brown, L</b> (1, 10) OBP: 0.321, SLG: 0.400 		0-1 		0-0 		2-2 			0-0 	4 0 1 1 0 0 3	
<b>Joe Randa, R</b> (1, 5) OBP: 0.261, SLG: 0.274 		1-2 		0-0 		1-3 			4-2 	3 0 0 0 1 1 4	
<b>A.J. Hinch, R</b> (1, 2) OBP: 0.115, SLG: 0.200 			1-3 		0-2 		2-0 		1-3 	4 0 0 0 0 2 1	
<b>Luis Ordaz, R</b> (1, 4) OBP: 0.154, SLG: 0.083 			2-0 		1-0 		4-0 		0-2 	3 0 0 0 1 0 1	
<b>Inning Stats</b>	R: 0 H: 0 E: 0 LOB: 0 K: 1 BB: 0 S: 8 P: 12	R: 0 H: 1 E: 0 LOB: 1 K: 0 BB: 0 S: 10 P: 12	R: 0 H: 0 E: 0 LOB: 1 K: 2 BB: 1 S: 8 P: 17	R: 1 H: 2 E: 0 LOB: 1 K: 1 BB: 0 S: 8 P: 10	R: 0 H: 0 E: 0 LOB: 0 K: 1 BB: 0 S: 7 P: 9	R: 1 H: 3 E: 0 LOB: 2 K: 1 BB: 1 S: 13 P: 25	R: 0 H: 1 E: 0 LOB: 1 K: 0 BB: 1 S: 5 P: 11	R: 0 H: 0 E: 0 LOB: 0 K: 2 BB: 0 S: 9 P: 12	R: 0 H: 0 E: 0 LOB: 1 K: 1 BB: 1 S: 9 P: 14	1B: 4 SF: 0 2B: 3 SAC: 0 3B: 0 DP: 1 HR: 0 HBP: 0	WP: 0 PA: 36 PB: 0 SB: 0 CS: 0
<b>PITCHER</b> <b>Frank Castillo, R</b> (1, 1) ERA: 3.55 <b>Rolando Arrojo, R</b> (6, 1) ERA:	IP WLS BF H R ER SO BB IBB HBP BLK WP HR S P ERA WHIP 5.1 W 22 6 2 2 5 1 0 0 0 0 0 45 69 3.38 1.312 3.2 S 14 1 0 0 4 3 0 0 0 0 0 0 32 53 0.00 1.091	<b>PITCHER</b> IP WLS BF H R ER SO BB IBB HBP BLK WP HR S P ERA WHIP									

livebaseballscorecards.com

AB	32
R	2
H	7
RBI	2
BB	4
SO	9
LOB	13




Batter	1	2	3	4	5	6	7	8	9
Chris Stynes, R OBP: 0.333, SLG: 0.417 (1, 4)	0-1 G5-3		0-1 G5-3		0-0 HR 1B	3-1 HR 1B		0-3 K	
Trot Nixon, L OBP: 0.354, SLG: 0.409 (1, 9)	3-1 1B		1-1 1B S 1B		1-0 P6	1-1 HR 1B		1-1 G1-3	
Carl Everett, S OBP: 0.386, SLG: 0.534 (1, 8)	2-3 K		4-2 1B BB		4-1 HR BB	2-2 HR		2-2 G3	
Manny Ramirez, R OBP: 0.500, SLG: 0.716 (1, 10)	0-3 K		3-1 1B		1-0 HR	0-2 F8			
Troy O'Leary, L OBP: 0.240, SLG: 0.310 (1, 7)		0-0 F8	0-3 K		1-0 HR	0-1 G6-3			
Jason Varitek, S OBP: 0.377, SLG: 0.382 (1, 2)		2-3 K		3-2 G5-4-3 1B	4-2 BB	0-2 G5-3			
Shea Hillenbrand, R OBP: 0.326, SLG: 0.456 (1, 5)		2-2 1B		0-0 F9	1-3 K		0-0 L4		
Brian Daubach, L OBP: 0.286, SLG: 0.634 (1, 3)		1-1 G4-3		2-2 G5-4-3 1-2f		2-0 1B E 1B	0-3 K		
Mike Lansing, R OBP: 0.256, SLG: 0.317 (1, 6)			1-0 G4-3		1-2 G5-3	1-0 E1 1B HR 1B	1-1 G4-3		

AB	R	H	RBI	BB	SO	LOB
5	2	2	0	0	1	0
5	1	3	1	0	0	1
3	2	1	4	2	1	1
4	1	2	3	0	1	1
4	1	1	1	0	1	3
3	0	1	0	1	1	0
4	0	1	0	0	1	2
4	1	1	0	0	1	2
4	1	0	0	0	0	1
1B: 9	SF: 0					
2B: 0	SAC: 0					
3B: 0	DP: 1					
HR: 3	HBP: 0					

**BOTTOM**

**Kansas City Royals @ Boston Red Sox**  
 Fenway Park, Boston, MA  
 Fri Apr 27 2001, 7:05 PM EDT  
 Att: 31,850 - Sunny - 52 F

AB	36
R	9
H	12
RBI	9
BB	3
SO	7
LOB	11



Inning Stats	R: 0	H: 1	E: 0	K: 2	S: 10	H: 1	LOB: 1	BB: 0	P: 15	R: 0	H: 1	E: 0	K: 1	S: 9	H: 1	LOB: 1	BB: 0	P: 14	R: 0	H: 2	E: 0	K: 1	S: 12	H: 1	LOB: 3	BB: 1	P: 21	R: 0	H: 1	E: 0	K: 0	S: 11	R: 4	H: 3	E: 0	K: 1	S: 13	R: 5	H: 4	E: 1	K: 0	S: 18	R: 0	H: 0	E: 0	K: 1	S: 6	R: 0	H: 0	E: 0	K: 1	S: 12	R: 0	H: 0	E: 0	K: 1	S: 15
<b>PITCHER</b>	IP	WLS	BF	H	R	ER	SO	BB	IBB	HBP	BLK	WP	HR	S	P	ERA	WHIP																																								
Blake Stein, R (1, 1)	4.2	L	24	8	4	4	4	3	0	0	0	0	0	52	88	7.71	2.357																																								
51 Kris Wilson, R (5, 1)	0.1		4	2	3	3	1	0	0	0	0	0	0	7	14	81.00	6.000																																								
Jose Santiago, R (6, 1)	1.0		5	2	2	1	0	0	0	0	0	0	1	14	17	9.00	2.000																																								
Cory Bailey, R (7, 1)	2.0		6	0	0	0	2	0	0	0	0	0	0	18	22	0.00	0.000																																								

WP	HR	S	P	ERA	WHIP
0	0	0	0	0	0
0	0	0	0	0	0
0	0	0	0	0	0
0	0	0	0	0	0



Batter	1	2	3	4	5	6	7	8	9	AB R H RBI BB SO LOB	TOP											
<b>Carlos Beltrán, S</b> (1, 8) OBP: 0.340, SLG: 0.366	1-1 E4 G5-3 2B	2-2 P5		3-2 E3 1-3 2-H		2-0 G3-6 1-2f		1-1 1B		5 1 1 0 0 0 3												
<b>Rey Sanchez, R</b> (1, 6) OBP: 0.228, SLG: 0.286	2-1 G5-3 1-2		1-0 E2 SF9 1B	1-1 F8			1-1 G6-3	0-0 G6-3		5 1 1 0 0 0 5												
<b>Mark Quinn, R</b> (1, 10) OBP: 0.354, SLG: 0.681	3-1 2B 2-H		1-0 SF9 3-H		2-2 F9		2-2 G5-3 1B		3-2 HR	4 2 3 3 0 0 0												
<b>Jermaine Dye, R</b> (1, 9) OBP: 0.291, SLG: 0.413	1-3 K		1-2 F9		0-1 G6-3		0-0 G5-3	1-2 1B	0-1 FC5-4 1B	5 0 1 0 0 1 2												
<b>29 Mike Sweeney, R</b> (1, 3) OBP: 0.343, SLG: 0.512 <b>Dave McCarty, R</b> (9, 3) OBP: 0.351, SLG: 0.333	4-1 BB		0-0 G4-3		2-1 F7		0-1 1B	2-H 1B	1-1 FC5-4 2B	4 1 1 1 1 0 1 0 0 0 0 0 0 0												
<b>Dee Brown, L</b> (1, 7) OBP: 0.328, SLG: 0.407	2-3 K		0-0 G4-3		4-1 S E BB		0-1 G3	0-2 1-H 2B		4 1 1 1 1 1 3												
<b>Joe Randa, R</b> (1, 5) OBP: 0.247, SLG: 0.258		0-0 F7		2-1 P4		3-2 E1 1B SF8 1-H		2-3 K	0-0 F9	5 1 0 0 0 1 1	<b>AB 39</b>											
<b>Héctor Ortiz, R</b> (1, 2) OBP: 0.351, SLG: 0.333		1-2 G4-3		0-2 E 2B		2-1 G3-6 1B		1-2 1B G1-3 1B	1-3 K	5 1 3 0 0 1 1	<b>R 8</b>											
<b>Luis Ordaz, R</b> (1, 4) OBP: 0.235, SLG: 0.143		2-1 1B		4-2 E BB		0-1 SF8 3-H		1-2 G1-3		2 0 1 1 1 0 1	<b>H 12</b>											
<b>Inning Stats</b>	R: 1 E: 1 K: 2 S: 13	H: 1 LOB: 2 BB: 1 P: 26	R: 0 E: 0 K: 0 S: 10	H: 1 LOB: 1 BB: 0 P: 14	R: 1 E: 1 K: 0 S: 7	H: 1 LOB: 0 BB: 0 P: 10	R: 1 E: 1 K: 0 S: 13	H: 1 LOB: 2 BB: 1 P: 23	R: 0 E: 0 K: 0 S: 8	H: 0 LOB: 0 BB: 0 P: 12	R: 2 E: 1 K: 0 S: 9	H: 1 LOB: 0 BB: 1 P: 20	R: 1 E: 0 K: 0 S: 10	H: 2 LOB: 1 BB: 0 P: 13	R: 0 E: 0 K: 1 S: 13	H: 2 LOB: 2 BB: 0 P: 18	R: 2 E: 0 K: 1 S: 17	H: 3 LOB: 1 BB: 0 P: 22	1B: 8 2B: 3 3B: 0 HR: 1	SF: 2 SAC: 0 DP: 1 HBP: 0	WP: 0 PB: 0 SB: 1 CS: 0	PA: 44
<b>PITCHER</b>	IP WLS BF H R ER SO BB IBB HBP BLK WP HR S P ERA WHIP																					
<b>Tomo Ohka, R</b> (1, 1) ERA: 2.28	5.0 L 25 4 5 1 2 3 0 0 0 0 0 0 55 96 1.80 1.400																					
<b>49 Tim Wakefield, R</b> (6, 1) ERA: 2.95	3.1 17 8 3 3 1 0 0 0 0 0 0 1 41 57 8.10 2.400																					
<b>Rod Beck, R</b> (9, 1) ERA: 1.93	0.2 2 0 0 0 0 1 0 0 0 0 0 0 4 5 0.00 0.000																					

**Kansas City Royals @ Boston Red Sox**  
**Fenway Park, Boston, MA**  
 Sat Apr 28 2001, 1:05 PM EDT  
 Att. 32,442 - Sunny - 55 F

<b>AB</b>	<b>39</b>
<b>R</b>	<b>8</b>
<b>H</b>	<b>12</b>
<b>RBI</b>	<b>6</b>
<b>BB</b>	<b>3</b>
<b>SO</b>	<b>4</b>
<b>LOB</b>	<b>17</b>



Batter	1	2	3	4	5	6	7	8	9	AB	R	H	RBI	BB	SO	LOB
Trot Nixon, L OBP: 0.345, SLG: 0.394 (1, 9)	2-1 E6 1B	2-0		1-3 K		0-0 F9			0-0 F7	5	0	1	0	0	1	3
Jose Offerman, S OBP: 0.385, SLG: 0.403 (1, 4)	2-3 K	1-3 K		1-2 G4-3			1-2 G5-3			4	0	0	0	0	2	3
Carl Everett, S OBP: 0.390, SLG: 0.527 (1, 8)	1-1 WP 1B			4-0 FC6-4 BB		0-1 F7		1-1 F5		3	0	1	0	1	0	0
Manny Ramirez, R OBP: 0.481, SLG: 0.685 (1, 10)	1-3 K		1-1 FC6-4 1B		2-2 P5		3-3 K			4	0	0	0	0	2	3
Troy O'Leary, L OBP: 0.228, SLG: 0.293 (1, 7)	2-0 F7		1-2 P5		0-0 G4-3			1-0 G3-1		4	0	0	0	0	0	3
Jason Varitek, S OBP: 0.383, SLG: 0.380 (1, 2)		4-2 3B BB	1-0 1B		0-0 G3-1			2-2 G5-3		3	1	1	0	1	0	0
Shea Hillenbrand, R OBP: 0.333, SLG: 0.479 (1, 5)		1-1 1-H G4-3 3B	1-0 F3		1-0 1B 1B		1-0 1B 1B	0-1 G4-3		4	1	2	1	0	0	2
Brian Daubach, L OBP: 0.296, SLG: 0.616 (1, 3)		1-0 3-H G4-3		4-2 BB		1-0 F8		4-1 G4-6-3 BB		2	0	0	1	2	0	1
Mike Lansing, R OBP: 0.261, SLG: 0.318 Scott Hatteberg, L OBP: 0.231, SLG: 0.250 (9, PH)		3-1 F9		2-1 F9		1-0 1B		1-2 G4-6-3		3	0	1	0	0	0	1
										1	0	0	0	0	0	1


Inning Stats	R: 0	H: 1	E: 1	K: 2	S: 12	LOB: 2	BB: 0	P: 20	R: 2	H: 2	E: 0	K: 1	S: 13	LOB: 1	BB: 1	P: 25	R: 0	H: 1	E: 0	K: 0	S: 7	LOB: 2	BB: 1	P: 15	R: 0	H: 0	E: 0	K: 1	S: 10	LOB: 1	BB: 1	P: 18	R: 0	H: 0	E: 0	K: 0	S: 7	LOB: 0	BB: 0	P: 9	R: 0	H: 2	E: 0	K: 1	S: 5	LOB: 2	BB: 0	P: 8	R: 0	H: 0	E: 0	K: 1	S: 9	LOB: 0	BB: 0	P: 14	R: 0	H: 0	E: 0	K: 0	S: 6	LOB: 0	BB: 0	P: 9	R: 0	H: 0	E: 0	K: 0	S: 5	LOB: 0	BB: 1	P: 10	1B: 5	2B: 0	3B: 1	HR: 0	SF: 0	SAC: 0	DP: 1	HBP: 0	WP: 1	PB: 0	SB: 0	CS: 0	PA: 37
PITCHER	IP	WLS	BF	H	R	ER	SO	BB	IBB	HBP	BLK	WP	HR	S	P	ERA	WHIP																																																																				
Dan Reichert, R ERA: 2.78 (1, 1)	6.0	W	28	6	2	2	4	3	0	0	0	1	0	54	95	3.00	1.500																																																																				
Jason Grimsley, R ERA: 2.2 (7, 1)	2.0		6	0	0	0	1	0	0	0	0	0	0	15	23	0.00	0.000																																																																				
Roberto Hernandez, R ERA: 9.9 (9, 1)	1.0		3	0	0	0	0	1	0	0	0	0	0	5	10	0.00	1.000																																																																				

**BOTTOM**

**Kansas City Royals @ Boston Red Sox**  
 Fenway Park, Boston, MA  
 Sat Apr 28 2001, 1:05 PM EDT  
 Att. 32,442 - Sunny - 55 F

livebaseballscorecards.com

<b>AB</b>	<b>33</b>
<b>R</b>	<b>2</b>
<b>H</b>	<b>6</b>
<b>RBI</b>	<b>2</b>
<b>BB</b>	<b>4</b>
<b>SO</b>	<b>5</b>
<b>LOB</b>	<b>17</b>





Batter	1	2	3	4	5	6	7	8	9	10	11	AB R H RBI BB SO LOB	TOP														
Carlos Beltrán, S OBP: 0.349, SLG: 0.361 (1, 8)	L4	1B		G4-1		FC6-4 BB		K		BB		4 1 1 2 2 1 1	<b>Kansas City Royals @ Boston Red Sox</b> Fenway Park, Boston, MA Sun Apr 29 2001, 1:05 PM EDT Att: 32,791 - Sunny - 66 F														
Luis Alica, S OBP: 0.220, SLG: 0.188 (1, 4)	L1	1B		G4-3		FC6-4		K		F7		6 0 1 0 0 1 5															
Mark Quinn, R OBP: 0.352, SLG: 0.660 (1, 7)	G5-3	1B		K			F7		K		29 F9 1B	6 1 2 1 0 2 1															
Jermaine Dye, R OBP: 0.304, SLG: 0.447 (1, 9)		BB			G6-3		K		HR		1-0 1B	5 3 2 1 1 2 2															
29 Mike Sweeney, R OBP: 0.352, SLG: 0.533 (1, 3)		1B			F9		1B		G4-6-3 1B		2-2 F9	6 2 3 1 0 0 4															
Dave McCarty, R OBP: 0.351, SLG: 0.333 (11, 3)		2B		G4-3			2B				2-3	0 0 0 0 0 0 0															
Dee Brown, L OBP: 0.328, SLG: 0.400 (1, 10)		1B		G4-3		K	1B		G4-6-3		2-3	6 1 2 2 0 2 3															
Joe Randa, R OBP: 0.262, SLG: 0.298 (1, 5)		K		F9		G2-3				SH1-3 1B	0-1 HR	5 1 2 3 1 1 1															
Héctor Ortiz, R OBP: 0.339, SLG: 0.321 (1, 2)		1B		P4		G6-3	G4-3		SH1-3		G5-3	5 1 1 0 0 0 2															
Luis Ordaz, R OBP: 0.350, SLG: 0.313 (1, 6)		1B						G3		F9		2 1 2 1 1 0 0															
Raul Ibanez, L OBP: 0.263, SLG: 0.222 (8, PH)		1B				FC6-4						1 0 0 0 0 0 0															
Rey Sanchez, R OBP: 0.225, SLG: 0.282 (8, 6)		1B		G4-3	G4-1							1 0 0 0 0 0 1															
<b>Inning Stats</b>	R: 0 E: 0 K: 0 S: 6	H: 0 LOB: 0 BB: 0 P: 9	R: 6 E: 0 K: 2 S: 29	H: 7 LOB: 2 BB: 1 P: 45	R: 0 E: 0 K: 0 S: 9	H: 0 LOB: 0 BB: 0 P: 13	R: 0 E: 0 K: 1 S: 11	H: 0 LOB: 1 BB: 1 P: 21	R: 0 E: 0 K: 1 S: 7	H: 0 LOB: 0 BB: 0 P: 13	R: 0 E: 0 K: 0 S: 9	H: 1 LOB: 2 BB: 1 P: 17	R: 1 E: 0 K: 1 S: 10	H: 2 LOB: 2 BB: 1 P: 20	R: 0 E: 0 K: 2 S: 8	H: 0 LOB: 0 BB: 0 P: 12	R: 1 E: 0 K: 1 S: 14	H: 2 LOB: 0 BB: 0 P: 18	R: 0 E: 0 K: 0 S: 9	H: 1 LOB: 2 BB: 1 P: 17	R: 3 E: 0 K: 1 S: 15	H: 3 LOB: 0 BB: 0 P: 23	1B: 11 2B: 3 3B: 0 HR: 2	SF: 0 SAC: 1 DP: 1 HBP: 0	WP: 0 PB: 1 SB: 0 CS: 0	PA: 53	
<b>PITCHER</b>	IP	WLS	BF	H	R	ER	SO	BB	IBB	HBP	BLK	WP	HR	S	P	ERA	WHIP										
63 Paxton Crawford, R ERA: 4.5 (1, 1)	1.1		12	7	6	6	1	1	0	0	0	0	0	29	45	40.50	6.000										
Rich Garces, R ERA: 0.68 (2, 1)	2.2		9	0	0	0	2	1	0	0	0	0	0	26	43	0.00	0.375										
Pete Schourek, L ERA: 2.45 (5, 1)	2.0		8	1	0	0	1	1	0	0	0	0	0	16	30	0.00	1.000										
Rod Beck, R ERA: 2.4 (7, 1)	1.0		6	2	1	1	1	1	0	0	0	0	0	10	20	9.00	3.000										
Rolando Arrojo, R ERA: (8, 1)	1.0	H	3	0	0	0	2	0	0	0	0	0	0	8	12	0.00	0.000										
<b>PITCHER</b>	IP	WLS	BF	H	R	ER	SO	BB	IBB	HBP	BLK	WP	HR	S	P	ERA	WHIP										
Derek Lowe, R ERA: 6.75 (9, 1)	3.0	L	15	6	4	4	2	1	0	0	0	0	2	38	58	12.00	2.333										

AB	47
R	11
H	16
RBI	11
BB	5
SO	9
LOB	20



livebaseballscores.com
------------------------

Batter	1	2	3	4	5	6	7	8	9	10	11	AB	R	H	RBI	BB	SO	LOB
<b>Chris Stynes, R</b> OBP: 0.300, SLG: 0.367 (1, 4)	G6-3	G6-3			F7		FC4-6 1B	G3-1		F9		6	1	1	0	0	0	2
<b>Trot Nixon, L</b> OBP: 0.356, SLG: 0.387 (1, 9)	HR BB				BB		E 1B	F7		G4-3		4	2	1	0	2	0	0
<b>Carl Everett, S</b> OBP: 0.405, SLG: 0.531 (1, 8)	HR 1B				K		FC4-6 1B			G3		5	1	3	0	1	1	2
<b>Manny Ramirez, R</b> OBP: 0.482, SLG: 0.735 (1, 10)	HR				F8		HR	K				6	3	3	5	0	1	3
<b>Troy O'Leary, L</b> OBP: 0.222, SLG: 0.286 (1, 7)	G4-3				CS		F9	G6-3				2	0	0	0	0	0	0
<b>Darren Lewis, R</b> OBP: 0.225, SLG: 0.385 (6, PH)					P6							3	0	0	0	0	1	1
<b>Jason Varitek, S</b> OBP: 0.378, SLG: 0.375 (7, 7)					1-2							1	0	0	0	0	0	1
<b>Scott Hatteberg, L</b> OBP: 0.250, SLG: 0.345 (11, PH)												1	0	0	0	0	0	1
<b>Scott Hatteberg, L</b> OBP: 0.250, SLG: 0.345 (1, 2)					F9		HBP 1B	HR		G6-4-3		5	1	1	2	0	1	1
<b>Shea Hillenbrand, R</b> OBP: 0.356, SLG: 0.515 (1, 5)					G5-3		1B	FC6-4 2B				5	0	4	0	0	0	0
<b>Brian Daubach, L</b> OBP: 0.302, SLG: 0.592 (1, 3)					K		L9	FC6-4 IBB				3	0	0	0	2	2	3
<b>Mike Lansing, R</b> OBP: 0.260, SLG: 0.313 (8, 6)					F9		L4	FC6-4				4	0	1	0	0	0	5
<b>Craig Grebeck, R</b> OBP: 0.111, SLG: 0.088 (8, 6)					BB 1B			1-2f 2-3				1	0	0	0	0	0	2

Inning Stats	R: 3	H: 2	E: 0	LOB: 0	K: 1	BB: 1	S: 13	P: 22	R: 0	H: 1	E: 0	LOB: 1	K: 1	BB: 0	S: 8	P: 13	R: 0	H: 1	E: 0	LOB: 0	K: 0	BB: 0	S: 9	P: 17	R: 0	H: 0	E: 0	LOB: 0	K: 0	BB: 0	S: 8	P: 10	R: 0	H: 1	E: 0	LOB: 2	K: 2	BB: 1	S: 9	P: 14	R: 1	H: 2	E: 0	LOB: 2	K: 0	BB: 0	S: 11	P: 23	R: 4	H: 5	E: 1	LOB: 2	K: 0	BB: 1	S: 16	P: 28	R: 0	H: 0	E: 0	LOB: 1	K: 1	BB: 1	S: 8	P: 16	R: 0	H: 1	E: 0	LOB: 2	K: 1	BB: 1	S: 17	P: 27	R: 0	H: 0	E: 0	LOB: 0	K: 0	BB: 0	S: 8	P: 16	R: 0	H: 0	E: 0	LOB: 0	K: 0	BB: 0	S: 8	P: 13	1B: 9	SF: 0	2B: 2	SAC: 0	3B: 0	DP: 1	HR: 3	HBP: 1	WP: 0	PA: 52
<b>PITCHER</b>	IP	WLS	BF	H	R	ER	SO	BB	IBB	HBP	BLK	WP	HR	S	P	ERA	WHIP																			IP	WLS	BF	H	R	ER	SO	BB	IBB	HBP	BLK	WP	HR	S	P	ERA	WHIP																																														
<b>Brian Meadows, R</b> ERA: 7.71 (1, 1)	5.0		22	6	4	4	4	2	0	0	0	0	2	48	78	7.20	1.600																			<b>Jose Santiago, R</b> ERA: 6.39 (10, 1)	1.0	W	3	0	0	0	0	0	0	0	0	0	0	8	16	0.00	0.000																																													
<b>55 Tony Cogan, L</b> ERA: 7.04 (6, 1)	0.1	H	2	0	0	0	0	0	0	1	0	0	0	4	8	0.00	0.000																			<b>Roberto Hernandez, R</b> ERA: 9.0 (11, 1)	1.0	S	3	1	0	0	0	0	0	0	0	0	0	8	13	0.00	1.000																																													
<b>Doug Henry, R</b> ERA: 4.38 (6, 1)	0.2	H	5	3	2	2	0	0	0	0	0	0	0	10	20	27.00	4.500																																																																																	
<b>Jason Grimsley, R</b> ERA: 3.12 (7, 1)	1.0	B	7	3	2	2	0	0	1	0	0	0	1	12	21	18.00	3.000																																																																																	
<b>Cory Bailey, R</b> ERA: (8, 1)	2.0		9	1	0	0	2	2	0	0	0	0	0	25	43	0.00	1.500																																																																																	

BOTTOM

**Kansas City Royals @ Boston Red Sox**  
Fenway Park, Boston, MA  
Sun Apr 29 2001, 1:05 PM EDT  
Att: 32,791 - Sunny - 66 F

AB	45
R	8
H	14
RBI	7
BB	5
SO	6
LOB	20





Batter	1	2	3	4	5	6	7	8	9	AB R H RBI BB SO LOB	TOP		
<b>Carlos Beltrán, S</b> (1, 8) OBP: 0.342, SLG: 0.373 	2-2 		0-1 		0-1 		0-0 	0-0 		5 2 1 0 0 0 2	<b>Kansas City Royals @ Toronto Blue Jays</b> SkyDome, Toronto, ON Mon Apr 30 2001, 12:35 PM EDT Att: 13,766 - Dome - 72 F  livebaseballscorecards.com  <b>AB 37</b> <b>R 6</b> <b>H 11</b> <b>RBI 6</b> <b>BB 4</b> <b>SO 7</b> <b>LOB 19</b>  		
<b>Rey Sanchez, R</b> (1, 6) OBP: 0.247, SLG: 0.293 	1-3 		1-0 		2-1 		4-1 	1-0 		4 1 2 1 1 1 1			
<b>Mark Quinn, R</b> (1, 10) OBP: 0.345, SLG: 0.657 	1-1 		1-2 		2-2 		1-0 		0-3 	5 0 1 2 0 1 2			
<b>Jermaine Dye, R</b> (1, 9) OBP: 0.299, SLG: 0.444 		3-2 	0-1 		2-3 		2-3 		1-2 	5 1 1 0 0 2 3			
<b>29 Mike Sweeney, R</b> (1, 3) OBP: 0.373, SLG: 0.583 <b>Dave McCarty, R</b> (9, 3) OBP: 0.351, SLG: 0.333 		0-0 		0-1 		0-0 		4-0 	1-1 	4 2 3 2 1 0 0 0 0 0 0 0 0 0			
<b>Dee Brown, L</b> (1, 7) OBP: 0.338, SLG: 0.397 		1-0 		0-3 		0-0 		4-2 		3 0 1 0 1 1 2			
<b>Joe Randa, R</b> (1, 5) OBP: 0.262, SLG: 0.289 		4-1 		1-0 		1-2 		0-0 		3 0 0 0 1 0 5			
<b>Héctor Ortiz, R</b> (1, 2) OBP: 0.318, SLG: 0.300 		0-1 		1-3 		2-2 		3-2 		4 0 0 1 0 1 3			
<b>Luis Ordaz, R</b> (1, 4) OBP: 0.375, SLG: 0.350 		3-3 		1-1 				0-0 	1-0 	4 0 2 0 0 1 1			
<b>Inning Stats</b>	R: 0 H: 0 E: 0 LOB: 0 K: 1 BB: 0 S: 9 P: 13	R: 2 H: 2 E: 0 LOB: 1 K: 1 BB: 1 S: 11 P: 22	R: 0 H: 1 E: 0 LOB: 1 K: 0 BB: 0 S: 8 P: 10	R: 0 H: 1 E: 0 LOB: 1 K: 2 BB: 0 S: 12 P: 14	R: 1 H: 2 E: 0 LOB: 1 K: 1 BB: 0 S: 14 P: 21	R: 1 H: 2 E: 0 LOB: 0 K: 0 BB: 0 S: 9 P: 11	R: 2 H: 2 E: 0 LOB: 3 K: 1 BB: 3 S: 15 P: 30	R: 0 H: 1 E: 0 LOB: 1 K: 0 BB: 0 S: 10 P: 15	R: 0 H: 0 E: 0 LOB: 0 K: 1 BB: 0 S: 8 P: 10	1B: 6 SF: 0 2B: 2 SAC: 0 3B: 2 DP: 0 HR: 1 HBP: 0	WP: 1 PA: 41 PB: 0 SB: 0 CS: 1		
<b>PITCHER</b>	<b>IP WLS BF H R ER SO BB IBB HBP BLK WP HR S P ERA WHIP</b>											<b>PITCHER</b>	<b>IP WLS BF H R ER SO BB IBB HBP BLK WP HR S P ERA WHIP</b>
<b>Joey Hamilton, R</b> (1, 1) ERA: 4.54	6.1 L 30 10 6 6 5 2 0 0 0 1 1 67 100 8.53 1.895												
<b>John Frascatore, R</b> (7, 1) ERA: 2.53	0.2 4 0 0 0 1 1 1 0 0 0 0 0 11 21 0.00 1.500												
<b>Dan Plesac, L</b> (8, 1) ERA: 2.7	1.0 4 1 0 0 0 0 0 0 0 0 0 0 10 15 0.00 1.000												
<b>Pasqual Coco, R</b> (9, 1) ERA: 4.5	1.0 3 0 0 0 0 1 0 0 0 0 0 0 8 10 0.00 0.000												

Batter	1	2	3	4	5	6	7	8	9	AB R H RBI BB SO LOB
<b>José Cruz Jr., S</b> OBP: 0.369, SLG: 0.537 (1, 8)	0-0 F5	2-0 G3			2-3 K		3-2 F9		0-0 DI 1B	5 0 1 0 0 1 2
<b>Alex Gonzalez, R</b> OBP: 0.319, SLG: 0.347 (1, 6)	1-2 G6-3		0-3 K		4-2 FC6-4 BB		0-0 G6-3		1-2 HBP	3 0 0 0 1 1 0
<b>Shannon Stewart, R</b> OBP: 0.455, SLG: 0.590 (1, 7)	0-0 1B		3-3 K		1-0 FC6-4 1-2f		3-2 G1-3		0-2 G6-3	5 0 1 0 0 1 3
<b>Carlos Delgado, L</b> OBP: 0.478, SLG: 0.695 (1, 3)	2-2 1B		0-0 G1-3		1-2 F9		4-2 2B BB			3 1 1 0 1 0 1
<b>Raul Mondesi, R</b> OBP: 0.393, SLG: 0.495 (1, 9)	3-2 F8			2-1 HR 2B		1-3 K		1-1 G1-3 1-H 2B		4 1 2 1 0 1 2
<b>Brad Fullmer, L</b> OBP: 0.327, SLG: 0.385 (1, 10)		0-0 1B 1B		0-0 F7		2-2 1B		2-2 G1-3		4 0 2 0 0 0 2
<b>Tony Batista, R</b> OBP: 0.245, SLG: 0.441 (1, 5)		1-2 P4		1-2 HR		1-3 K		0-0 G5-3		4 1 1 2 0 1 3
<b>Darrin Fletcher, L</b> OBP: 0.253, SLG: 0.247 (1, 2) <b>Luis Lopez, R</b> (9, PH)		1-3 K		0-0 G6-3		1-0 G4-3		3-2 F8		3 0 0 0 0 1 2 1 0 0 0 0 0 0
<b>Jeff Frye, R</b> OBP: 0.288, SLG: 0.277 (1, 4) <b>Brian Simmons, S</b> (9, PH) OBP: 0.120, SLG: 0.125		1-2 1B		2-2 F9		0-2 G5-3		0-0 F5		3 0 1 0 0 0 0 1 0 0 0 0 0 0


Inning Stats	R: 0 E: 0 K: 12	H: 2 LOB: 2 BB: 0 P: 18	R: 0 E: 0 K: 14	H: 2 LOB: 2 BB: 0 P: 19	R: 0 E: 0 K: 9	H: 0 LOB: 0 BB: 0 P: 12	R: 2 E: 0 K: 10	H: 2 LOB: 0 BB: 0 P: 15	R: 0 E: 0 K: 9	H: 1 LOB: 1 BB: 0 P: 19	R: 0 E: 0 K: 9	H: 0 LOB: 0 BB: 0 P: 12	R: 1 E: 0 K: 12	H: 1 LOB: 1 BB: 1 P: 22	R: 0 E: 0 K: 11	H: 1 LOB: 2 BB: 0 P: 15	1B: 6 2B: 2 3B: 0 HR: 1	SF: 0 SAC: 0 DP: 0 HBP: 1
--------------	-----------------------	----------------------------------	-----------------------	----------------------------------	----------------------	----------------------------------	-----------------------	----------------------------------	----------------------	----------------------------------	----------------------	----------------------------------	-----------------------	----------------------------------	-----------------------	----------------------------------	----------------------------------	------------------------------------

**BOTTOM**

**Kansas City Royals @ Toronto Blue Jays**  
SkyDome, Toronto, ON  
Mon Apr 30 2001, 12:35 PM EDT  
Att: 13,766 - Dome - 72 F

<b>AB</b>	<b>36</b>
<b>R</b>	<b>3</b>
<b>H</b>	<b>9</b>
<b>RBI</b>	<b>3</b>
<b>BB</b>	<b>2</b>
<b>SO</b>	<b>6</b>
<b>LOB</b>	<b>15</b>

WP: 0 PA: 39  
PB: 0  
SB: 0  
CS: 0



PITCHER	IP	WLS	BF	H	R	ER	SO	BB	IBB	HBP	BLK	WP	HR	S	P	ERA	WHIP
<b>Jeff Suppan, R</b> ERA: 4.58 (1, 1)	7.1	W	32	8	3	3	6	2	0	0	0	0	1	85	128	3.68	1.364
<b>55 Tony Cogan, L</b> ERA: 6.48 (8, 1)	0.2	H	2	0	0	0	0	0	0	0	0	0	0	4	6	0.00	0.000
<b>Roberto Hernandez, R</b> ERA: 8.25 (9, 1)	1.0	S	5	1	0	0	0	0	0	1	0	0	0	11	15	0.00	1.000



Batter	1	2	3	4	5	6	7	8	9	AB R H RBI BB SO LOB	TOP
<b>Kenny Lofton, L</b> (1, 8) OBP: 0.371, SLG: 0.311 <b>Jacob Cruz, L</b> (8, PH) OBP: 0.250, SLG: 0.231 (8, 8)	4-2  2B BB	0-1  F8		2-0  F7			4-1  G4-6-3 BB	2-1  G4-3		2 1 0 0 2 0 0 1 0 0 0 0 0 0	
<b>Omar Vizquel, S</b> (1, 6) OBP: 0.292, SLG: 0.255	1-0  SH1-3 SF8 2B		0-1  G1-3		1-2  1B		0-0  G4-6-3	1-1  P4		5 1 2 1 0 0 1	
<b>Roberto Alomar, S</b> (1, 4) OBP: 0.373, SLG: 0.360 <b>Jolbert Cabrera, R</b> (8, PH) OBP: 0.340, SLG: 0.326 (8, 4)	1-1  SH1-3		1-1  G4-3		0-0  L8		2-2  HR 1B	2-2  G6-3		3 1 1 0 0 0 1 1 0 0 0 0 0 0	
<b>Juan Gonzalez, R</b> (1, 9) OBP: 0.410, SLG: 0.771 <b>Wil Cordero, R</b> (8, 7) OBP: 0.423, SLG: 0.426	2-2  SF8		1-0  G4-3		3-3  K		2-1  HR		0-0  G6-3	3 1 1 3 0 1 1 1 0 0 0 0 0 0	
<b>Jim Thome, L</b> (1, 3) OBP: 0.349, SLG: 0.377	4-1  HR BB			2-1  G1-3		4-0  IBB		1-1  WP HR 2B	3-3  K	3 2 1 0 2 1 0	
<b>Ellis Burks, R</b> (1, 10) OBP: 0.371, SLG: 0.512	3-2  HR			1-3  K		2-0  F9		4-1  HR BB	2-2  F8	4 2 1 2 1 1 2	
<b>Marty Cordova, R</b> (1, 7) OBP: 0.451, SLG: 0.771 (8, 9)	1-1  F9			1-1  HR 1B			1-3  K	0-0  HR		4 2 2 3 0 1 0	
<b>Russell Branyan, L</b> (1, 5) OBP: 0.284, SLG: 0.494				0-0  HR 1B			1-3  K	2-2  HR		4 2 2 1 0 2 0	
<b>Eddie Taubensee, L</b> (1, 2) OBP: 0.344, SLG: 0.400				2-0  HR			1-2  G5-3	0-1  G4-3		4 1 1 3 0 0 0	
<b>Inning Stats</b>	R: 4 H: 2 E: 0 LOB: 0 K: 0 BB: 2 S: 19 P: 35	R: 0 H: 0 E: 0 LOB: 0 K: 1 BB: 0 S: 7 P: 8	R: 0 H: 0 E: 0 LOB: 0 K: 0 BB: 0 S: 5 P: 7	R: 3 H: 3 E: 0 LOB: 0 K: 1 BB: 0 S: 10 P: 18	R: 0 H: 1 E: 0 LOB: 2 K: 1 BB: 1 S: 8 P: 18	R: 0 H: 0 E: 0 LOB: 0 K: 2 BB: 0 S: 10 P: 13	R: 6 H: 5 E: 0 LOB: 0 K: 0 BB: 2 S: 16 P: 31	R: 0 H: 0 E: 0 LOB: 0 K: 1 BB: 0 S: 7 P: 12	R: 0 H: 0 E: 0 LOB: 0 K: 1 BB: 0 S: 7 P: 12	1B: 4 SF: 1 2B: 2 SAC: 1 3B: 0 DP: 1 HR: 5 HBP: 0	WP: 1 PA: 42 PB: 0 SB: 1 CS: 0
<b>PITCHER</b> <b>Chad Durbin, R</b> (1, 1) ERA: 15.75 <b>Blake Stein, R</b> (5, 1) ERA: 8.31 <b>Doug Henry, R</b> (7, 1) ERA: 5.52	IP WLS BF H R ER SO BB IBB HBP BLK WP HR S P ERA WHIP 4.0 L 19 5 7 7 2 2 0 0 0 0 2 41 68 15.75 1.750 2.2 13 4 3 3 3 1 1 0 0 0 1 27 49 10.12 1.875 2.1 10 2 3 3 1 1 0 0 0 1 2 21 37 11.57 1.286					<b>PITCHER</b> IP WLS BF H R ER SO BB IBB HBP BLK WP HR S P ERA WHIP					

**Cleveland Indians @ Kansas City Royals**  
 Kauffman Stadium, Kansas City, MO  
 Tue May 01 2001, 7:05 PM CDT  
 Att. 14,512 - Sunny - 81 F

AB	35
R	13
H	11
RBI	13
BB	5
SO	6
LOB	5



[livebaseballscorecards.com](http://livebaseballscorecards.com)

Batter	1	2	3	4	5	6	7	8	9	AB	R	H	RBI	BB	SO	LOB
Luis Alicea, S OBP: 0.222, SLG: 0.192 (1, 4) (8, 5)	0-1 L4		2-0 FC6-4		2-2 1B		2-2 G4-3			4	0	1	0	0	0	2
Rey Sanchez, R OBP: 0.258, SLG: 0.302 (1, 6) (8, 5)	3-2 F8			0-2 E4 1B 29 SF9	1-1 1B		1-1 1B	0-0 G4-6-3 1B		4	1	2	1	0	0	0
Mark Quinn, R OBP: 0.333, SLG: 0.633 (1, 7) (8, 5)	0-1 F9			1-1 F8	0-3 K		0-3 K	0-0 G4-6-3 1-2f		4	0	0	0	0	1	4
Jermaine Dye, R OBP: 0.310, SLG: 0.452 Raul Ibanez, L OBP: 0.250, SLG: 0.211 (1, 9) (8, 9)		0-0 G4-6-3 1B		0-1 1B		1-0 G1-3		1-3 K		3	0	2	0	0	0	0
29 Mike Sweeney, R OBP: 0.360, SLG: 0.566 (1, 10) (8, 9)		2-0 G4-6-3 1-2f		3-1 SF9		3-3 K		1-2 F7		3	0	0	1	0	1	1
Joe Randa, R OBP: 0.255, SLG: 0.280 Luis Ordaz, R OBP: 0.360, SLG: 0.333 (1, 5) (8, 4)		3-2 G6-3		3-2 F8		1-0 G1-3		1-1 F9		3	0	0	0	0	0	1
Dave McCarty, R OBP: 0.317, SLG: 0.294 (1, 3) (8, 4)			1-1 G6-3		0-1 G6-3		2-2 L4	1-1 G6-3		4	0	0	0	0	0	0
Dee Brown, L OBP: 0.366, SLG: 0.431 (1, 8) (8, 4)			4-2 FC6-4 BB		1-1 1B 1B		1-2 G4-3 2B			2	1	2	0	1	0	0
Héctor Ortiz, R OBP: 0.304, SLG: 0.286 (1, 2) (8, 4)			0-1 F8		0-3 K		0-0 G4-3			3	0	0	0	0	1	3

Inning Stats	R: 0	H: 0	R: 0	H: 1	R: 0	H: 0	R: 1	H: 1	R: 1	H: 3	R: 0	H: 0	R: 0	H: 1	R: 0	H: 1	R: 0	H: 0	R: 0	H: 0	1B: 6	SF: 1	WP: 0	PA: 34
	E: 0	LOB: 0	E: 0	LOB: 0	E: 0	LOB: 1	E: 1	LOB: 1	E: 0	LOB: 2	E: 0	LOB: 0	E: 0	LOB: 1	E: 0	LOB: 0	E: 0	LOB: 0	E: 0	LOB: 0	2B: 1	SAC: 0	PB: 0	
	K: 0	BB: 0	K: 0	BB: 0	K: 0	BB: 1	K: 0	BB: 0	K: 2	BB: 0	K: 1	BB: 0	K: 0	BB: 0	K: 1	BB: 0	K: 0	BB: 0	K: 0	BB: 0	3B: 0	DP: 2	SB: 0	
	S: 7	P: 10	S: 5	P: 10	S: 9	P: 16	S: 13	P: 20	S: 16	P: 20	S: 5	P: 10	S: 11	P: 16	S: 5	P: 6	S: 7	P: 10	S: 7	P: 10	HR: 0	HBP: 0	CS: 0	

PITCHER	IP	WLS	BF	H	R	ER	SO	BB	IBB	HBP	BLK	WP	HR	S	P	ERA	WHIP
Chuck Finley, L ERA: 4.95 (1, 1)	7.0	W	28	6	2	1	3	1	0	0	0	0	0	66	102	1.29	1.000
Paul Shuey, R ERA: 2.84 (8, 1)	1.0		3	1	0	0	1	0	0	0	0	0	0	5	6	0.00	1.000
Justin Speier, R ERA: 6.75 (9, 1)	1.0		3	0	0	0	0	0	0	0	0	0	0	7	10	0.00	0.000

**BOTTOM**

**Cleveland Indians @ Kansas City Royals**  
Kauffman Stadium, Kansas City, MO

Tue May 01 2001, 7:05 PM CDT  
Att. 14,512 - Sunny - 81 F

livebaseballscorecards.com

<b>AB</b>	<b>32</b>
<b>R</b>	<b>2</b>
<b>H</b>	<b>7</b>
<b>RBI</b>	<b>2</b>
<b>BB</b>	<b>1</b>
<b>SO</b>	<b>4</b>
<b>LOB</b>	<b>11</b>







Batter	1	2	3	4	5	6	7	8	9	AB	R	H	RBI	BB	SO	LOB
Carlos Beltrán, S OBP: 0.347, SLG: 0.371 (1, 8)	2-2 G3		0-3 K			4-1 G6-3 BB		3-2 1B 2B 1B		3	1	1	0	1	1	0
Rey Sanchez, R OBP: 0.258, SLG: 0.300 (1, 6)	0-2 G3-1			1-0 G4-3		2-2 G6-3		0-0 2B 1B		4	1	1	0	0	0	2
Mark Quinn, R OBP: 0.339, SLG: 0.637 (1, 7)	0-3 K			2-2 G4-3 1B		0-3 K		0-0 2B 29 G6-4-3 1-H 2-H		4	0	2	2	0	2	2
Jermaine Dye, R OBP: 0.317, SLG: 0.479 (1, 9)		3-1 HR		1-1 G4-3 1-2		2-2 L7		4-1 29 G6-4-3 BB		3	1	1	1	1	0	3
29 Mike Sweeney, R OBP: 0.356, SLG: 0.563 (1, 10)		2-1 P2		3-2 G6-3			1-2 G4-3 1B 2B	0-1 G6-4-3		4	1	1	0	0	0	3
Joe Randa, R OBP: 0.254, SLG: 0.279 (1, 5)		0-1 G5-3			1-1 G6-4-3 1B		3-2 G4-3	0-3 K		4	0	1	0	0	1	2
Dave McCarty, R OBP: 0.295, SLG: 0.270 Raul Ibanez, L (9, PH) OBP: 0.238, SLG: 0.200 (1, 3)		1-1 F9			0-1 P4		0-3 K		1-3 K	3	0	0	0	0	1	2
Luis Alicea, S OBP: 0.224, SLG: 0.196 (1, 4)			0-1 G5-3		1-2 G6-4-3		1-1 1B		3-2 F9	4	0	1	1	0	0	1
A.J. Hinch, R OBP: 0.143, SLG: 0.222 Dee Brown, L (7, PH) OBP: 0.361, SLG: 0.424 Héctor Ortiz, R (8, 2) OBP: 0.300, SLG: 0.281 (1, 2)			1-0 F9			2-2 G6-3 BB 1B	0-3 K		1-2 G3-1	2	0	1	0	0	0	0
										1	0	0	0	0	1	1
										1	0	0	0	0	0	0

Inning Stats	R: 0	H: 0	E: 0	K: 1	S: 9	H: 0	LOB: 0	BB: 0	P: 11	R: 1	H: 1	E: 0	K: 0	S: 8	H: 0	LOB: 0	BB: 0	P: 14	R: 0	H: 0	E: 0	K: 1	S: 6	R: 0	H: 1	E: 0	K: 0	S: 13	H: 1	LOB: 1	BB: 0	P: 20	R: 0	H: 1	E: 0	K: 0	S: 7	H: 1	LOB: 2	BB: 1	P: 27	R: 1	H: 2	E: 0	K: 2	S: 16	H: 3	LOB: 1	BB: 1	P: 20	R: 2	H: 3	E: 0	K: 1	S: 13	H: 0	LOB: 0	BB: 0	P: 14	R: 0	H: 0	E: 0	K: 1	S: 9	1B: 6	SF: 0	2B: 2	SAC: 0	3B: 0	DP: 2	HR: 1	HBP: 0	WP: 0	PA: 36
--------------	------	------	------	------	------	------	--------	-------	-------	------	------	------	------	------	------	--------	-------	-------	------	------	------	------	------	------	------	------	------	-------	------	--------	-------	-------	------	------	------	------	------	------	--------	-------	-------	------	------	------	------	-------	------	--------	-------	-------	------	------	------	------	-------	------	--------	-------	-------	------	------	------	------	------	-------	-------	-------	--------	-------	-------	-------	--------	-------	--------

PITCHER	IP	WLS	BF	H	R	ER	SO	BB	IBB	HBP	BLK	WP	HR	S	P	ERA	WHIP
CC Sabathia, L ERA: 4.05 (1, 1)	5.0	W	19	4	1	1	2	1	0	0	0	0	0	49	73	1.80	1.000
Steve Reed, R ERA: 1.46 (6, 1)	1.0	H	3	0	0	0	1	0	0	0	0	0	0	11	15	0.00	0.000
Steve Karsay, R ERA: 1.8 (7, 1)	1.0	H	8	5	3	3	2	0	0	0	0	0	0	23	31	27.00	5.000
Paul Shuey, R ERA: 2.63 (8, 1)	1.0		3	0	0	0	1	1	0	0	0	0	0	6	10	0.00	1.000
Bob Wickman, R ERA: 2.45 (9, 1)	1.0		3	0	0	0	1	0	0	0	0	0	0	9	14	0.00	0.000

BOTTOM

Cleveland Indians @ Kansas City Royals  
Kauffman Stadium, Kansas City, MO

Wed May 02 2001, 7:05 PM CDT  
Att. 13,401 - Overcast - 78 F

livebaseballscorecards.com

AB	34
R	4
H	9
RBI	4
BB	2
SO	7
LOB	16





Cleveland Indians @ Kansas City Royals  
Kauffman Stadium, Kansas City, MO

Thu May 03 2001, 1:05 PM CDT  
Att. 23,869 - Overcast - 74 F

AB	39
R	9
H	13
RBI	9
BB	4
SO	5
LOB	19



WP	1	PA	44
PB	0		
SB	0		
CS	0		

Batter	1	2	3	4	5	6	7	8	9	AB	R	H	RBI	BB	SO	LOB
<b>Kenny Lofton, L</b> (1, 8) OBP: 0.388, SLG: 0.380	1-0 WP BB SF7 1B		0-0 G4-3	0-1 1B 3B		0-0 P6		2-1 2B 2B		5	3	3	2	0	0	1
<b>Omar Vizquel, S</b> (1, 6) OBP: 0.319, SLG: 0.277	4-1 WP 2B BB		4-1 G3-6-3 BB	0-0 FC4-6 1B			1-1 G3	2-2 2B		3	1	2	2	2	0	0
<b>Roberto Alomar, S</b> (1, 4) OBP: 0.375, SLG: 0.367	1-0 SF7 1-2 2-H		0-2 G3-6-3 1-2f	1-2 FC4-6 1-2f			2-2 G6-3	1-1 G6-3		4	0	0	1	0	0	3
<b>Juan Gonzalez, R</b> (1, 10) OBP: 0.417, SLG: 0.757	2-1 2B			1-2 E8 1B E 1B	3-3 K		1-1 E 1B		0-0 G6-3	5	2	3	1	0	1	0
<b>Jim Thome, L</b> (1, 3) OBP: 0.344, SLG: 0.359	2-3 K			0-1 E 1B 1B	1-3 K		2-2 E4 1B		1-1 G4-3	5	1	1	0	0	2	2
<b>Marty Cordova, R</b> (1, 9) OBP: 0.467, SLG: 0.786	2-2 G5-3			3-1 FC5 FC3-6 1B 1-2 3B 3-H	1-2 G6-3		3-2 1B		4-2 E BB	4	1	1	2	1	0	2
<b>Wil Cordero, R</b> (1, 7) OBP: 0.421, SLG: 0.424		2-1 G1-3		0-1 FC3-6 1B 1-2 2-H		1-1 G6-3 1B		2-3 K	1-1 E1	5	0	2	1	0	1	3
<b>Russell Branyan, L</b> (1, 5) OBP: 0.271, SLG: 0.453		4-2 G4-6-3 BB		0-0 FC3-6 1-2f 2-3 3B		0-0 G6-3		2-3 K	2-0 F9	3	1	0	0	1	1	3
<b>Jolbert Cabrera, R</b> (8, 5) OBP: 0.333, SLG: 0.319										1	0	0	0	0	0	2
<b>Eddie Taubensee, L</b> (1, 2) OBP: 0.325, SLG: 0.395		1-0 G4-6-3 1-2f		1-0 P6		2-2 1B		1-2 G3-1		4	0	1	0	0	0	3

Inning Stats	R: 2	H: 2	E: 0	LOB: 1	K: 1	BB: 1	S: 11	P: 23	R: 0	H: 0	E: 0	LOB: 0	K: 0	BB: 1	S: 6	P: 13	R: 0	H: 0	E: 0	LOB: 0	K: 0	BB: 1	S: 5	P: 9	R: 5	H: 5	E: 2	LOB: 1	K: 0	BB: 0	S: 18	P: 24	R: 0	H: 0	E: 0	LOB: 0	K: 2	BB: 0	S: 9	P: 14	R: 0	H: 2	E: 0	LOB: 1	K: 0	BB: 0	S: 7	P: 10	R: 1	H: 2	E: 1	LOB: 2	K: 1	BB: 0	S: 17	P: 28	R: 1	H: 2	E: 0	LOB: 1	K: 1	BB: 0	S: 16	P: 24	R: 0	H: 0	E: 1	LOB: 2	K: 0	BB: 1	S: 11	P: 19	1B: 9	SF: 1	2B: 3	SAC: 0	3B: 1	DP: 3	HR: 0	HBP: 0	WP: 1	PA: 44
--------------	------	------	------	--------	------	-------	-------	-------	------	------	------	--------	------	-------	------	-------	------	------	------	--------	------	-------	------	------	------	------	------	--------	------	-------	-------	-------	------	------	------	--------	------	-------	------	-------	------	------	------	--------	------	-------	------	-------	------	------	------	--------	------	-------	-------	-------	------	------	------	--------	------	-------	-------	-------	------	------	------	--------	------	-------	-------	-------	-------	-------	-------	--------	-------	-------	-------	--------	-------	--------

PITCHER	IP	WLS	BF	H	R	ER	SO	BB	IBB	HBP	BLK	WP	HR	S	P	ERA	WHIP
<b>Dan Reichert, R</b> (1, 1) ERA: 3.13	5.0	L	24	7	7	3	3	3	0	0	0	1	0	49	83	5.40	2.000
<b>Cory Bailey, R</b> (6, 1) ERA: 2.57	2.0		10	4	1	0	1	0	0	0	0	0	0	24	38	0.00	2.000
<b>55 Tony Cogan, L</b> (8, 1) ERA: 6.52	1.0		5	2	1	1	1	0	0	0	0	0	0	16	24	9.00	2.000
<b>Jason Grimsley, R</b> (9, 1) ERA: 2.95	1.0		5	0	0	0	0	1	0	0	0	0	0	11	19	0.00	1.000

PITCHER	IP	WLS	BF	H	R	ER	SO	BB	IBB	HBP	BLK	WP	HR	S	P	ERA	WHIP
---------	----	-----	----	---	---	----	----	----	-----	-----	-----	----	----	---	---	-----	------

Batter	1	2	3	4	5	6	7	8	9	AB R H RBI BB SO LOB
<b>Carlos Beltrán, S</b> (1, 8) OBP: 0.353, SLG: 0.377 <b>Raul Ibanez, L</b> (2, 8) OBP: 0.240, SLG: 0.208										1 1 1 0 0 0 0 4 0 1 2 0 0 1
<b>Rey Sanchez, R</b> (1, 6) OBP: 0.268, SLG: 0.309										4 0 2 0 0 0 1
<b>Mark Quinn, R</b> (1, 7) OBP: 0.336, SLG: 0.621										3 0 0 0 1 1 3
<b>Jermaine Dye, R</b> (1, 9) OBP: 0.315, SLG: 0.470										4 0 1 1 0 0 3
<b>29 Mike Sweeney, R</b> (1, 3) OBP: 0.352, SLG: 0.561										4 0 1 0 0 0 2
<b>Dee Brown, L</b> (1, 10) OBP: 0.355, SLG: 0.414										4 1 1 0 0 1 3
<b>Joe Randa, R</b> (1, 5) OBP: 0.254, SLG: 0.278										4 1 1 0 0 0 1
<b>Luis Alicea, S</b> (1, 4) OBP: 0.210, SLG: 0.183										4 0 0 0 0 1 3
<b>Héctor Ortiz, R</b> (1, 2) OBP: 0.311, SLG: 0.309										4 1 2 1 0 1 0

Inning Stats	R: 1	H: 3	E: 0	K: 2	S: 12	H: 0	LOB: 2	BB: 0	P: 18	R: 0	H: 0	E: 0	K: 0	S: 6	R: 0	H: 1	E: 0	K: 0	S: 7	R: 0	H: 1	E: 0	K: 0	S: 6	R: 0	H: 0	E: 0	K: 1	S: 6	R: 0	H: 0	E: 0	K: 0	S: 6	R: 3	H: 4	E: 0	K: 1	S: 16	R: 0	H: 0	E: 0	K: 0	S: 6	R: 0	H: 1	E: 0	K: 0	S: 7	1B: 8	SF: 0	2B: 2	SAC: 0	3B: 0	DP: 1	HR: 0	HBP: 0
--------------	------	------	------	------	-------	------	--------	-------	-------	------	------	------	------	------	------	------	------	------	------	------	------	------	------	------	------	------	------	------	------	------	------	------	------	------	------	------	------	------	-------	------	------	------	------	------	------	------	------	------	------	-------	-------	-------	--------	-------	-------	-------	--------

PITCHER	IP	WLS	BF	H	R	ER	SO	BB	IBB	HBP	BLK	WP	HR	S	P	ERA	WHIP
<b>Dave Burba, R</b> (1, 1) ERA: 4.98	6.1	W	28	9	4	4	4	0	0	0	0	0	0	53	76	5.68	1.421
<b>Steve Karsay, R</b> (7, 1) ERA: 1.62	1.2		6	0	0	0	0	1	0	0	0	1	0	12	19	0.00	0.600
<b>Bob Wickman, R</b> (9, 1) ERA: 2.25	1.0		3	1	0	0	0	0	0	0	0	0	0	7	9	0.00	1.000

**BOTTOM**

**Cleveland Indians @ Kansas City Royals**  
**Kauffman Stadium, Kansas City, MO**

livebaseballscores.com

<b>AB</b>	<b>36</b>
<b>R</b>	<b>4</b>
<b>H</b>	<b>10</b>
<b>RBI</b>	<b>4</b>
<b>BB</b>	<b>1</b>
<b>SO</b>	<b>4</b>
<b>LOB</b>	<b>17</b>



WP	PA	ERA	WHIP
1	37		
0			
0			

Thu May 03 2001, 1:05 PM CDT  
 Att. 23,869 - Overcast - 74 F



Batter	1	2	3	4	5	6	7	8	9	AB R H RBI BB SO LOB	TOP		
<b>Cristian Guzman, S</b> (1, 6) OBP: 0.333, SLG: 0.565	1-0 F8		2-1 S 2B 1B		0-0 BB 1B	4-2 CS BB		3-3 K		4 1 2 0 1 1 2			
<b>Luis Rivas, R</b> (1, 4) OBP: 0.230, SLG: 0.316	1-3 K		2-1 1-H 2B		4-1 SAFE 2B BB	3-2 G5-3		1-1 G5-3		4 1 1 1 1 1 3			
<b>Matt Lawton, L</b> (1, 9) OBP: 0.441, SLG: 0.400	3-1 CS 1B		3-2 L7		3-1 S 1-H HR 2B		3-3 K		1-2 G4-3	5 1 2 1 0 1 1			
<b>Corey Koskie, L</b> (1, 5) OBP: 0.340, SLG: 0.448	1-0 CS 1-2	3-2 G4-3		4-1 SH5-3 1B BB	1-3 K		1-3 K		3-3 K	4 1 0 0 1 3 1			
<b>David Ortiz, L</b> (1, 10) OBP: 0.386, SLG: 0.611 <b>Brian Buchanan, R</b> (7, PH) OBP: 0.176, SLG: 0.529			3-1 1B 1B	2-2 SH5-3 1-2 1B 1B	0-1 HR		0-1 HR		0-3 K	3 1 3 2 0 0 0 2 1 1 1 0 1 0			
<b>Torii Hunter, R</b> (1, 8) OBP: 0.308, SLG: 0.429		0-1 G4-6-3 1-2 1B		0-0 SH5-3 1-2 2-3	3-2 BB 1B		2-2 G5-3			3 0 2 0 0 0 0			
<b>Doug Mientkiewicz, L</b> (1, 3) OBP: 0.459, SLG: 0.701		0-0 G4-6-3 1-2		4-0 1B IBB	4-1 BB 1-2 BB			4-0 1B BB		1 0 0 0 3 0 2			
<b>Tom Prince, R</b> (1, 2) OBP: 0.289, SLG: 0.425			1-3 K	2-3 K	1-3 K			0-2 1B		4 0 1 0 0 3 5			
<b>Jacque Jones, L</b> (1, 7) OBP: 0.263, SLG: 0.322			1-3 K	1-0 1-2 2-H 3-H 1B		1-3 K		1-3 K		4 0 1 1 0 3 2			
<b>Inning Stats</b>	R: 0 E: 0 K: 1 S: 6 H: 1 LOB: 0 BB: 0 P: 12	R: 0 E: 0 K: 0 S: 8 H: 2 LOB: 1 BB: 0 P: 14	R: 1 E: 0 K: 2 S: 15 H: 2 LOB: 1 BB: 0 P: 24	R: 1 E: 0 K: 1 S: 11 H: 2 LOB: 2 BB: 2 P: 24	R: 3 E: 0 K: 2 S: 17 H: 4 LOB: 2 BB: 2 P: 33	R: 0 E: 0 K: 1 S: 11 H: 0 LOB: 0 BB: 1 P: 19	R: 1 E: 0 K: 2 S: 14 H: 1 LOB: 0 BB: 0 P: 20	R: 0 E: 0 K: 2 S: 12 H: 1 LOB: 2 BB: 1 P: 21	R: 0 E: 0 K: 2 S: 9 H: 0 LOB: 0 BB: 0 P: 13	1B: 9 2B: 2 3B: 0 HR: 2 SF: 0 SAC: 1 DP: 1 HBP: 0	WP: 0 PB: 0 SB: 2 CS: 2 PA: 42		
<b>PITCHER</b>	IP WLS BF H R ER SO BB IBB HBP BLK WP HR S P ERA WHIP											<b>PITCHER</b>	IP WLS BF H R ER SO BB IBB HBP BLK WP HR S P ERA WHIP
<b>Brian Meadows, R</b> (1, 1) ERA: 8.01	4.2 L 24 11 5 5 5 2 1 0 0 0 1 53 98 9.64 2.786												
<b>Doug Henry, R</b> (5, 1) ERA: 5.29	2.1 9 1 1 1 4 2 0 0 0 0 1 29 48 3.86 1.286												
<b>Blake Stein, R</b> (8, 1) ERA: 7.71	2.0 8 1 0 0 4 1 0 0 0 0 0 21 34 0.00 1.000												

**Minnesota Twins @ Kansas City Royals**  
**Kauffman Stadium, Kansas City, MO**  
 Fri May 04 2001, 7:05 PM CDT  
 Att. 16,075 - Cloudy - 77 F

livebaseballscorecards.com

AB	34
R	6
H	13
RBI	6
BB	6
SO	13
LOB	16



Batter	1	2	3	4	5	6	7	8	9	AB	R	H	RBI	BB	SO	LOB
Trenidad Hubbard, R (1, 8) BB CX	2-2 F9	1-1 G6-3		2-3 K		1-1 F8			2-1 G4-3	5	0	0	0	0	1	4
Rey Sanchez, R (1, 6) OBP: 0.275, SLG: 0.323 BB FX	2-1 FC5 2B		1-0 F8		1-2 G5-3		0-0 L9		1-0 29 BB 1B	5	0	2	0	0	0	0
29 Mike Sweeney, R (1, 10) OBP: 0.362, SLG: 0.582 BB FB BB	4-1 E FC5 E3 BB		2-0 F7		1-3 K		1-0 HR		4-1 1-2 BB	3	1	1	1	2	1	0
Jermaine Dye, R (1, 9) OBP: 0.319, SLG: 0.462 CX	0-1 FC5 E3 1-2 2-3f		4-2 2B BB		0-0 2B 1B		1-2 P3		2-3 K	4	1	1	0	1	1	4
Joe Randa, R (1, 5) OBP: 0.260, SLG: 0.301 BB CX	2-0 E3 1-2 2-H		3-2 2B		3-2 2B		1-1 F9		0-2 F9	5	0	2	1	0	0	4
Dave McCarty, R (1, 3) OBP: 0.292, SLG: 0.250 BB CX		1-1 G5-3	1-0 P6		3-1 L8			4-2 G3 BB		3	0	0	0	1	0	3
Dee Brown, L (1, 7) OBP: 0.363, SLG: 0.411 CX		0-1 1B G6-3 1B		4-2 G6-3 WP BB		2-3 K		0-1 G3		3	0	1	0	1	1	1
Héctor Ortiz, R (1, 2) OBP: 0.295, SLG: 0.292 BB FB CX		2-1 G6-3 1-2		2-1 F9		0-0 P3		1-3 K		4	0	0	0	0	1	3
Luis Alicea, S (1, 4) OBP: 0.227, SLG: 0.203 CX		0-0 1B		3-2 G6-3 1-3		2-2 1B		3-3 K		4	0	2	0	0	1	2

Inning Stats	R: 0	H: 1	E: 1	K: 0	S: 9	LOB: 2	BB: 1	P: 19	R: 0	H: 2	E: 0	K: 0	S: 9	LOB: 2	BB: 0	P: 13	R: 0	H: 1	E: 0	K: 0	S: 8	LOB: 2	BB: 1	P: 19	R: 0	H: 0	E: 0	K: 1	S: 10	LOB: 1	BB: 1	P: 21	R: 1	H: 2	E: 0	K: 1	S: 13	LOB: 1	BB: 0	P: 21	R: 0	H: 1	E: 0	K: 1	S: 11	LOB: 1	BB: 0	P: 16	R: 1	H: 1	E: 0	K: 0	S: 7	LOB: 0	BB: 0	P: 10	R: 0	H: 0	E: 0	K: 2	S: 12	LOB: 1	BB: 1	P: 20	R: 0	H: 1	E: 0	K: 1	S: 11	LOB: 2	BB: 1	P: 20	1B: 5	2B: 3	3B: 0	HR: 1	SF: 0	SAC: 0	DP: 0	HBP: 0	WP: 1	PB: 0	SB: 0	CS: 0	PA: 41
--------------	------	------	------	------	------	--------	-------	-------	------	------	------	------	------	--------	-------	-------	------	------	------	------	------	--------	-------	-------	------	------	------	------	-------	--------	-------	-------	------	------	------	------	-------	--------	-------	-------	------	------	------	------	-------	--------	-------	-------	------	------	------	------	------	--------	-------	-------	------	------	------	------	-------	--------	-------	-------	------	------	------	------	-------	--------	-------	-------	-------	-------	-------	-------	-------	--------	-------	--------	-------	-------	-------	-------	--------

PITCHER	IP	WLS	BF	H	R	ER	SO	BB	IBB	HBP	BLK	WP	HR	S	P	ERA	WHIP
Mark Redman, L (1, 1) ERA: 4.36	5.2		27	7	1	1	3	3	0	0	0	1	0	58	106	1.59	1.765
Bob Wells, R (6, 1) ERA: 3.95	1.1		5	1	1	1	0	0	0	0	0	0	1	9	13	6.75	0.750
Eddie Guardado, L (8, 1) ERA: 6.94	2.0		9	1	0	0	3	2	0	0	0	0	0	23	40	0.00	1.500

**BOTTOM**

**Minnesota Twins @ Kansas City Royals**  
**Kauffman Stadium, Kansas City, MO**  
 Fri May 04 2001, 7:05 PM CDT  
 Att: 16,075 - Cloudy - 77 F

livebaseballscorecards.com

<b>AB</b>	<b>36</b>
<b>R</b>	<b>2</b>
<b>H</b>	<b>9</b>
<b>RBI</b>	<b>2</b>
<b>BB</b>	<b>5</b>
<b>SO</b>	<b>6</b>
<b>LOB</b>	<b>21</b>





Batter	1	2	3	4	5	6	7	8	9	10	11	12	AB R H RBI BB SO LOB	TOP														
<b>Cristian Guzman, S</b> OBP: 0.321, SLG: 0.535 (1, 6)	2-2 G6-3	1-2 G3-1		0-0 F7		2-0 CS 1B	1-0 L6		0-0 G4-3		2-3 K		7 0 1 0 0 1 5	<b>Minnesota Twins @ Kansas City Royals</b> Kauffman Stadium, Kansas City, MO Sat May 05 2001, 7:05 PM CDT Att. 17,052 - Sunny - 64 F <a href="http://livebaseballscorecards.com">livebaseballscorecards.com</a>														
<b>Chad Allen, R</b> OBP: 0.333, SLG: 0.391 (1, 9)	0-0 F8		1-0 G3-1 HR 2B	3-1 G4-3		1-1 CS 1-2	1-0 1B 1B	2-3 K	1-0 G6-3		3-3 K		7 2 2 0 0 2 1															
<b>Matt Lawton, L</b> OBP: 0.449, SLG: 0.407 (1, 10)	0-0 1B		2-2 F2	1-2 F3			2-2 1B E 1B	2-2 1B 1B		4-0 1B BB		0-1 F9	6 2 3 0 1 0 1															
<b>Corey Koskie, L</b> OBP: 0.354, SLG: 0.456 (1, 5)	3-2 FC3-6 1B		0-0 G3-1		1-1 G4-3 1B		1-1 F7	1-0 BB 1B FC5-4 1B		3-2 1B S 1B		0-0 G1-3	7 1 4 0 0 0 3															
<b>Doug Mientkiewicz, L</b> OBP: 0.457, SLG: 0.677 (1, 3)	0-0 FC3-6 1-2f		4-1 HR BB		1-1 G4-3 1-2		1-0 E 1B 1B	1-1 FC5-4 BB 1B		1-3 K		0-0 G4-3	6 2 2 2 1 1 5															
<b>Torii Hunter, R</b> OBP: 0.310, SLG: 0.463 (1, 8)		1-0 L9	1-1 HR		0-1 F9		1-3 K	4-2 FC5-4 BB		1-3 K			5 1 1 3 1 2 5															
<b>Jacque Jones, L</b> OBP: 0.267, SLG: 0.309 (1, 7)		4-2 FC1-6 BB	4-2 2B BB		0-0 G1-3		1-1 E1 1B	0-0 FC5-4		1-0 L9			4 2 0 1 2 0 6															
<b>A.J. Pierzynski, L</b> OBP: 0.263, SLG: 0.414 (1, 2)		0-2 FC1-6 HBP 1-2f	0-0 HBP 2B			1-2 G4-3	4-0 1B IBB	2-1 G6-3			0-1 F7		5 0 1 1 1 0 3															
<b>Luis Rivas, R</b> OBP: 0.245, SLG: 0.320 (1, 4)		1-2 HBP	0-0 G5-3			1-0 G5-3	2-2 1B		1-0 F9		1-1 WP WP 1B		5 0 2 2 0 0 1															
<b>Inning Stats</b>	R: 0 E: 0 K: 0 S: 9	H: 2 LOB: 2 BB: 0 P: 14	R: 0 E: 0 K: 0 S: 13	H: 0 LOB: 2 BB: 1 P: 20	R: 4 E: 0 K: 0 S: 12	H: 3 LOB: 1 BB: 2 P: 24	R: 0 E: 0 K: 0 S: 6	H: 0 LOB: 0 BB: 0 P: 10	R: 0 E: 0 K: 0 S: 7	H: 1 LOB: 1 BB: 0 P: 9	R: 0 E: 0 K: 0 S: 18	H: 1 LOB: 0 BB: 0 P: 12	R: 4 E: 1 K: 1 S: 18	H: 4 LOB: 2 BB: 1 P: 32	R: 2 E: 0 K: 1 S: 14	H: 3 LOB: 2 BB: 1 P: 26	R: 0 E: 0 K: 0 S: 3	H: 0 LOB: 0 BB: 0 P: 5	R: 0 E: 0 K: 2 S: 12	H: 1 LOB: 2 BB: 1 P: 22	R: 0 E: 0 K: 2 S: 12	H: 1 LOB: 1 BB: 0 P: 17	R: 0 E: 0 K: 0 S: 4	H: 0 LOB: 0 BB: 0 P: 4	1B: 13 2B: 2 3B: 0 HR: 1	SF: 0 SAC: 0 DP: 0 HBP: 1	WP: 2 PB: 0 SB: 1 CS: 1	PA: 60
<b>PITCHER</b>	IP WLS BF H R ER SO BB IBB HBP BLK WP HR S P ERA WHIP																											
<b>Jeff Suppan, R</b> ERA: 4.98 (1, 1)	6.0		30	9	6	5	0	3	0	1	0	0	0	0	59	97	7.50	2.000										
<b>Jason Grimsley, R</b> ERA: 2.79 (7, 1)	1.0		7	2	2	0	1	0	1	0	0	0	0	0	13	24	0.00	2.000										
<b>Jose Santiago, R</b> ERA: 5.94 (8, 1)	1.0		7	3	2	2	1	1	0	0	0	0	0	0	14	26	18.00	4.000										
<b>Roberto Hernandez, R</b> ERA: 7.35 (9, 1)	2.0		8	1	0	0	2	1	0	0	0	0	0	0	15	27	0.00	1.000										
<b>Cory Bailey, R</b> ERA: 2.0 (11, 1)	2.0	W	7	1	0	0	2	0	0	0	0	0	2	0	16	21	0.00	0.500										



Batter	1	2	3	4	5	6	7	8	9	10	11	12
Trenidad Hubbard, R OBP: 0.200, SLG: 0.200 A.J. Hinch, R OBP: 0.139, SLG: 0.214	1-1 G6-3		1-0 G6-4-3 1B	1-2 F7			1-1 29 SF SH1-3 1B	0-1 G6-3		1-1 G4-3		
Rey Sanchez, R OBP: 0.271, SLG: 0.311	0-0 F9		0-1 G6-4-3 1-2f			2-2 F3	1-1 SH1-3		4-1 1B SF3 BB		0-1 G4-3	
29 Mike Sweeney, R OBP: 0.353, SLG: 0.574	1-1 1B 2B		0-3 K			0-1 G1-3	0-1 SF WP G6-3		1-3 K		1-2 F9	
Jermaine Dye, R OBP: 0.328, SLG: 0.464	2-1 FC6-4 1B 2-3 1B			1-2 1B 2B 1B		2-1 F8	2-2 G6-3 2-H 3-H		2-2 1B SF3 1B		3-2 G4-3	
Joe Randa, R OBP: 0.271, SLG: 0.308	0-1 FC6-4 1B 1-2 3-H			0-0 2B 1B 1-2 2B 1B		4-2 S BB	0-2 G6-3		0-0 SF3			0-0 F8
Dave McCarty, R OBP: 0.333, SLG: 0.295	2-2 FC6-4 1-2f 2-3			2-1 2B 2B		3-3 K 1-2		4-0 2B SF3 BB		0-1 1B		4-1 HR BB
Dee Brown, L OBP: 0.372, SLG: 0.468				0-0 G5-3 1B		1-0 F8		3-1 2B		1-3 K		0-2 HR
Héctor Ortiz, R OBP: 0.296, SLG: 0.307 Mark Quinn, R OBP: 0.331, SLG: 0.610			2-1 G5-4-3 1-2f	2-0 2B		0-2 F9		2-1 F9		0-0 G6-3		
Luis Alicaia, S OBP: 0.225, SLG: 0.206			1-2 G5-3	0-0 F7			2-2 SH1-3 29 SF 1B 1B	2-0 SF8 3-H		1-1 G6-3		

AB	R	H	RBI	BB	SO	LOB
5	1	2	0	0	0	2
1	0	0	0	0	0	0

4	1	0	0	1	0	1
---	---	---	---	---	---	---

5	2	1	1	0	2	1
---	---	---	---	---	---	---

6	2	3	1	0	0	0
---	---	---	---	---	---	---

4	1	2	2	1	0	0
---	---	---	---	---	---	---

4	3	2	2	2	1	3
---	---	---	---	---	---	---

6	1	3	2	0	1	4
---	---	---	---	---	---	---

3	0	1	2	0	0	2
2	0	0	0	0	0	2

4	1	1	1	0	0	1
---	---	---	---	---	---	---

**BOTTOM**

**Minnesota Twins @ Kansas City Royals**  
**Kauffman Stadium, Kansas City, MO**  
 Sat May 05 2001, 7:05 PM CDT  
 Att: 17,052 - Sunny - 64 F

[livebaseballscorecards.com](http://livebaseballscorecards.com)

AB	44
R	12
H	15
RBI	11
BB	4
SO	4
LOB	16



Inning Stats	R: 1	H: 3	E: 0	K: 0	S: 12	H: 3	LOB: 2	BB: 0	P: 18	R: 0	H: 1	E: 0	K: 0	S: 6	H: 1	LOB: 0	BB: 0	P: 10	R: 0	H: 1	E: 0	K: 1	S: 7	H: 1	LOB: 0	BB: 0	P: 8	R: 3	H: 4	E: 0	K: 0	S: 12	H: 4	LOB: 1	BB: 0	P: 18	R: 0	H: 0	E: 0	K: 0	S: 7	H: 0	LOB: 1	BB: 1	P: 18	R: 0	H: 0	E: 0	K: 1	S: 10	H: 0	LOB: 0	BB: 0	P: 22	R: 1	H: 2	E: 0	K: 0	S: 7	H: 1	LOB: 1	BB: 1	P: 18	R: 2	H: 2	E: 0	K: 2	S: 13	H: 2	LOB: 1	BB: 1	P: 21	R: 0	H: 0	E: 0	K: 0	S: 5	H: 0	LOB: 0	BB: 0	P: 7	R: 0	H: 1	E: 0	K: 0	S: 6	H: 1	LOB: 0	BB: 1	P: 10	1B: 10	2B: 4	3B: 0	HR: 1	SF: 3	SAC: 1	DP: 2	HBP: 0	WP: 1	PA: 52
--------------	------	------	------	------	-------	------	--------	-------	-------	------	------	------	------	------	------	--------	-------	-------	------	------	------	------	------	------	--------	-------	------	------	------	------	------	-------	------	--------	-------	-------	------	------	------	------	------	------	--------	-------	-------	------	------	------	------	-------	------	--------	-------	-------	------	------	------	------	------	------	--------	-------	-------	------	------	------	------	-------	------	--------	-------	-------	------	------	------	------	------	------	--------	-------	------	------	------	------	------	------	------	--------	-------	-------	--------	-------	-------	-------	-------	--------	-------	--------	-------	--------

PITCHER	IP	WLS	BF	H	R	ER	SO	BB	IBB	HBP	BLK	WP	HR	S	P	ERA	WHIP
J.C. Romero, L ERA: 5.96	(1, 1)	6.0	26	9	4	4	2	1	0	0	0	0	0	54	83	6.00	1.667
Hector Carrasco, R ERA: 5.79	(7, 1)	1.0	8	3	4	3	0	1	0	0	0	1	0	18	31	27.00	4.000
Bob Wells, R ERA: 3.68	(8, 1)	1.0	H	3	0	0	0	0	0	0	0	0	0	5	9	0.00	0.000
LaTroy Hawkins, R ERA: 3.75	(9, 1)	1.0	B	6	2	2	2	1	0	0	0	0	0	13	21	18.00	3.000
Travis Miller, L ERA: 7.88	(10, 1)	2.1	L	9	1	2	0	1	0	0	0	0	1	24	34	7.71	0.857



Batter	1	2	3	4	5	6	7	8	9	AB R H RBI BB SO LOB	TOP											
<b>Cristian Guzman, S</b> (1, 6) OBP: 0.327, SLG: 0.553	0-0 SF9 3B		0-2 G6-3			2-1 F7		0-1 1B WP 1B		4 2 2 0 0 0 0	<b>Minnesota Twins @ Kansas City Royals</b> Kauffman Stadium, Kansas City, MO Sun May 06 2001, 1:05 PM CDT Att. 16,480 - Sunny - 71 F  <a href="http://livebaseballscorecards.com">livebaseballscorecards.com</a>											
<b>Luis Rivas, R</b> (1, 4) OBP: 0.264, SLG: 0.365	2-3 K			1-0 F9 1B 1B		2-2 HR		0-0 WP S 1B 1-3 2-H	4 1 3 2 0 1 1													
<b>Doug Mientkiewicz, L</b> (1, 3) OBP: 0.468, SLG: 0.681	2-1 SF9			0-0 G5-4-3 1B 1-2		4-0 PO BB		4-2 G1-6-3 BB 1-3 3-H	1 0 1 1 2 0 0													
<b>Matt Lawton, L</b> (1, 10) OBP: 0.434, SLG: 0.389	0-0 G6-3			1-0 F9 2-3		1-1 F9		1-0 G1-6-3 1-2f	4 0 0 0 0 0 5													
<b>Torii Hunter, R</b> (1, 8) OBP: 0.290, SLG: 0.431		1-0 P3		3-1 G5-4-3 1-2f		1 SAFE 0-0 PO 1-2	0-0 G4-3		3-2 E5 1-5-3	4 0 0 0 0 0 2												
<b>Jacque Jones, L</b> (1, 7) OBP: 0.276, SLG: 0.327		1-1 G3-1			0-2 G6-3 2B		1-0 G3-6-3-4 1B		0-0 L5-3 1-2	4 0 2 0 0 0 1												
<b>Denny Hocking, S</b> (1, 9) OBP: 0.240, SLG: 0.261		1-2 G5-3			3-3 K2-3		2-0 G3-6-3-4 1-2f		1-1 1B	4 0 1 0 0 1 2												
<b>Jason Maxwell, R</b> (1, 5) OBP: 0.250, SLG: 0.273			2-3 K		1-2 G6-3			2-3 K	2-2 F8	4 0 0 0 0 2 2												
<b>Tom Prince, R</b> (1, 2) OBP: 0.271, SLG: 0.395			0-1 G5-3		2-1 F3			1-2 E8 1B		3 1 0 0 0 0 1												
<b>Inning Stats</b>	R: 1 E: 0 K: 1 S: 7	H: 1 LOB: 0 BB: 0 P: 11	R: 0 E: 0 K: 0 S: 7	H: 0 LOB: 0 BB: 0 P: 10	R: 0 E: 0 K: 1 S: 8	H: 0 LOB: 0 BB: 0 P: 10	R: 0 E: 0 K: 0 S: 5	H: 2 LOB: 1 BB: 0 P: 10	R: 0 E: 0 K: 1 S: 13	H: 1 LOB: 1 BB: 0 P: 19	R: 1 E: 0 K: 0 S: 8	H: 1 LOB: 0 BB: 1 P: 17	R: 0 E: 0 K: 0 S: 3	H: 1 LOB: 0 BB: 0 P: 6	R: 2 E: 1 K: 1 S: 15	H: 2 LOB: 1 BB: 1 P: 23	R: 0 E: 1 K: 0 S: 12	H: 1 LOB: 1 BB: 0 P: 18	1B: 6 2B: 2 3B: 1 HR: 1	SF: 1 SAC: 0 DP: 4 HBP: 0	WP: 1 PB: 0 SB: 1 CS: 0	PA: 36
<b>PITCHER</b>	IP WLS BF H R ER SO BB IBB HBP BLK WP HR S P ERA WHIP																					
<b>Chad Durbin, R</b> (1, 1) ERA: 7.94	7.1 L 29 8 4 3 4 1 0 0 0 0 0 1 62 97 3.68 1.227																					
<b>Jason Grimsley, R</b> (8, 1) ERA: 2.57	1.2 6 1 0 0 0 1 0 0 0 0 1 0 16 27 0.00 1.200																					

**Minnesota Twins @ Kansas City Royals**  
 Kauffman Stadium, Kansas City, MO  
 Sun May 06 2001, 1:05 PM CDT  
 Att. 16,480 - Sunny - 71 F

<b>AB</b>	32
<b>R</b>	4
<b>H</b>	9
<b>RBI</b>	3
<b>BB</b>	2
<b>SO</b>	4
<b>LOB</b>	14



Batter	1	2	3	4	5	6	7	8	9	AB	R	H	RBI	BB	SO	LOB
Luis Alicea, S OBP: 0.240, SLG: 0.211 (1, 4)	3-1 29 F7 SH5-3 1B		1-0 G1-3			2-2 29 G1-6-3 1B SF9 HBP		3-3 K		3	1	1	0	0	1	1
Rey Sanchez, R OBP: 0.273, SLG: 0.314 (1, 6)	0-0 SH5-3 1-2		1-3 K			0-0 SF9 29 G1-6-3 1-2 1B		2-1 SF9 3-H		2	0	1	1	0	1	0
29 Mike Sweeney, R OBP: 0.343, SLG: 0.555 (1, 10)	0-0 F7 2-3		0-1 G4-3			0-1 G1-6-3 1-2 2-3		2-1 F8		4	0	0	0	0	0	3
Jermaine Dye, R OBP: 0.317, SLG: 0.451 (1, 9)	1-1 F8			0-0 F9		1-0 SF9 2-3 3-H		2-3 K		3	0	0	1	0	1	1
Joe Randa, R OBP: 0.271, SLG: 0.306 (1, 5)		0-1 L9		0-3 K		0-0 F8		0-0 BB 1B 1B		4	0	1	0	0	1	1
Mark Quinn, R OBP: 0.328, SLG: 0.598 (1, 7)		2-1 F3		1-1 G6-3		1-0 F9		0-0 BB 1-2 1B		4	0	1	0	0	0	0
Dee Brown, L OBP: 0.367, SLG: 0.458 (1, 8)		0-1 1B 1B			2-0 L3		1-2 F8	0-3 K		4	0	1	0	0	1	2
Dave McCarty, R OBP: 0.345, SLG: 0.298 (1, 3)		2-0 1-2 1B			0-0 G6-3		2-3 K	4-2 1-2 2-3 BB		3	0	1	0	1	1	0
A.J. Hinch, R OBP: 0.129, SLG: 0.200 (1, 2)		0-1 G6-3			1-1 G6-3			1-0 SF9 3B	1-1 F8	2	0	0	0	0	0	2
Trenidad Hubbard, R OBP: 0.273, SLG: 0.455 (8, PH)										1	1	1	0	0	0	0
Héctor Ortiz, R OBP: 0.293, SLG: 0.303 (9, 2)										1	0	0	0	0	0	3

Inning Stats	R: 0	H: 1	E: 0	K: 0	S: 6	R: 0	H: 2	E: 0	K: 0	S: 9	R: 0	H: 0	E: 0	K: 1	S: 6	R: 0	H: 0	E: 0	K: 1	S: 6	R: 0	H: 0	E: 0	K: 0	S: 4	R: 1	H: 1	E: 0	K: 0	S: 7	R: 0	H: 0	E: 0	K: 1	S: 7	R: 1	H: 1	E: 0	K: 1	S: 8	R: 0	H: 2	E: 0	K: 2	S: 13	1B: 6	2B: 0	3B: 1	SF: 2	SAC: 1	DP: 0	HBP: 1	WP: 0	PA: 36
<b>PITCHER</b> Brad Radke, R (1, 1) ERA: 2.22 LaTroy Hawkins, R (9, 1) ERA: 3.55	IP	WLS	BF	H	R	ER	SO	BB	IBB	HBP	BLK	WP	HR	S	P	ERA	WHIP																																					
	8.1	W	33	7	2	2	5	0	0	1	0	0	0	58	89	2.16	0.840																																					
	0.2	S	3	0	0	0	1	1	0	0	0	0	0	8	13	0.00	1.500																																					

BOTTOM

Minnesota Twins @ Kansas City Royals  
Kauffman Stadium, Kansas City, MO


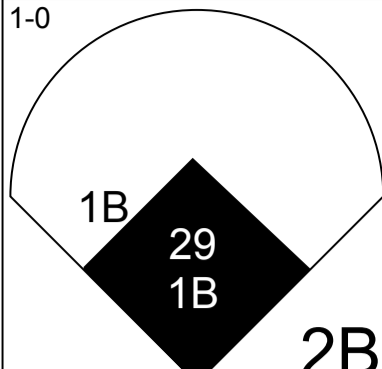
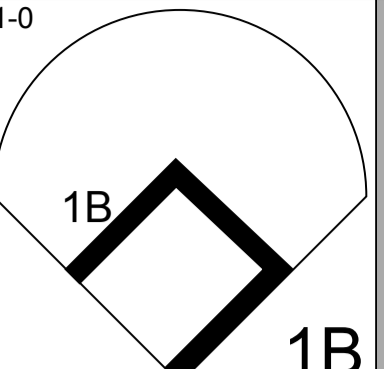
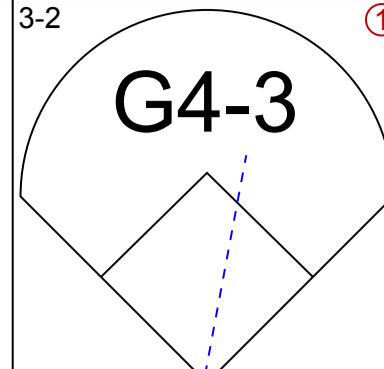
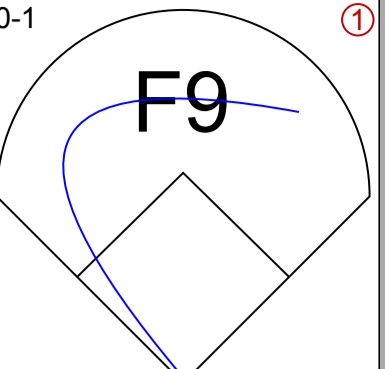
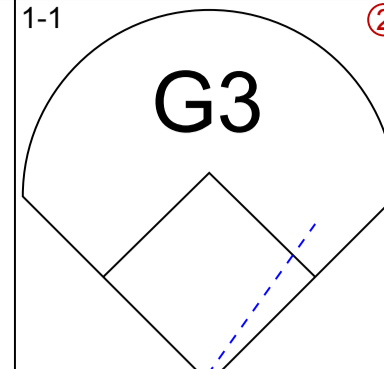

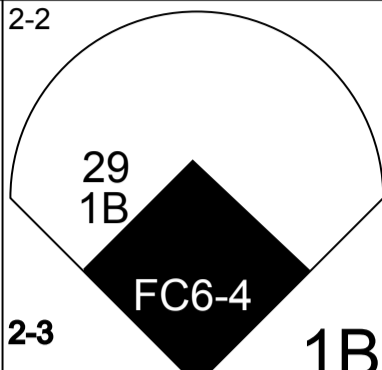
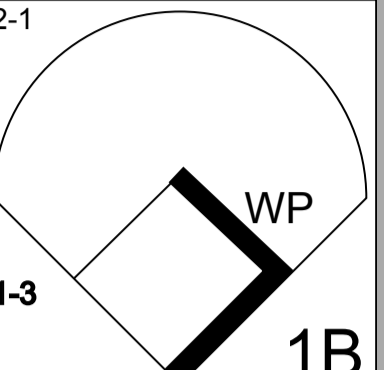
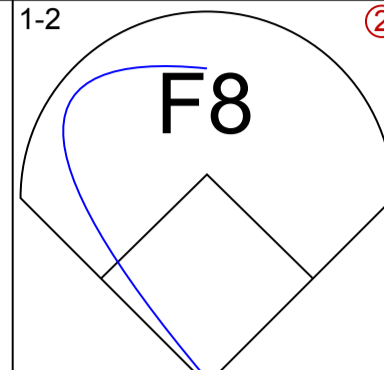
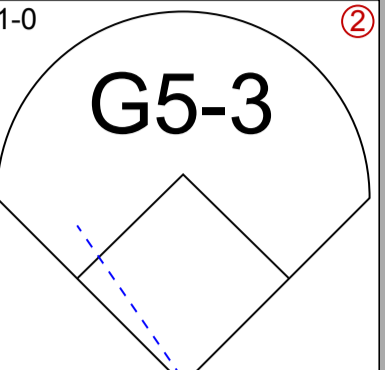
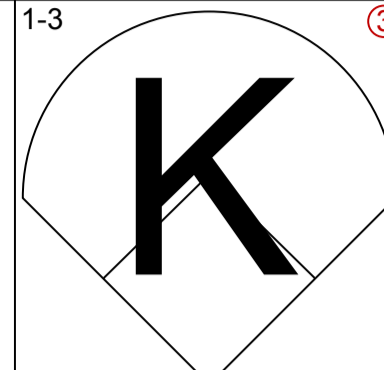

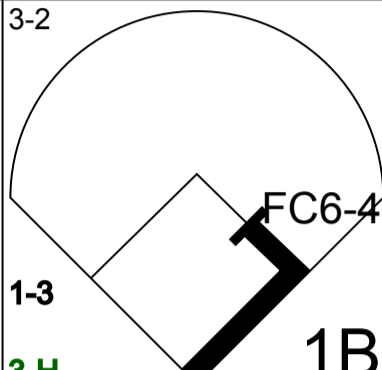
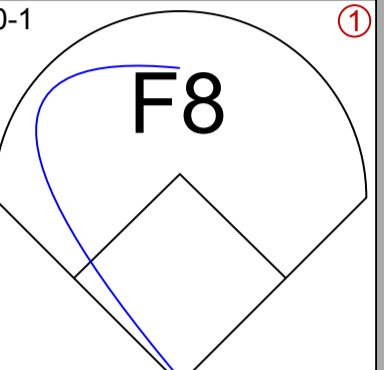
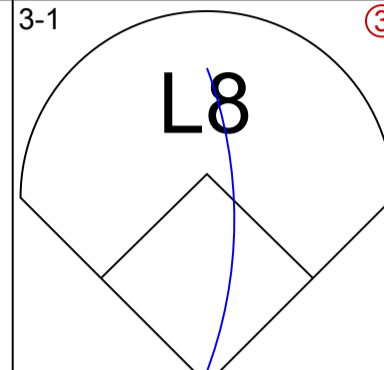
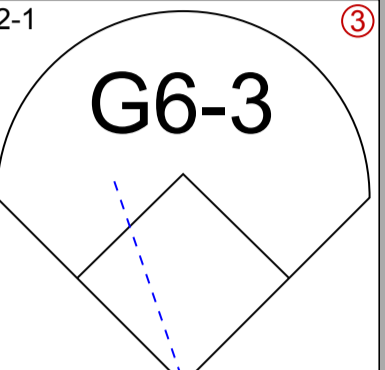

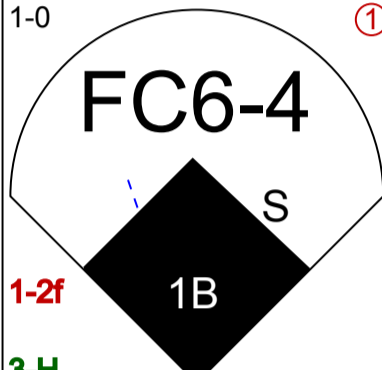
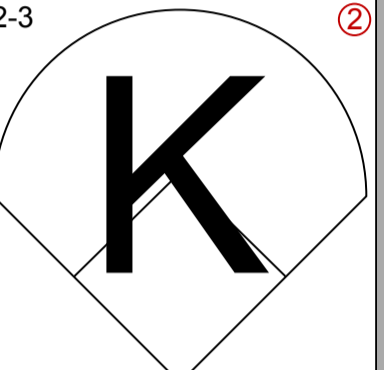
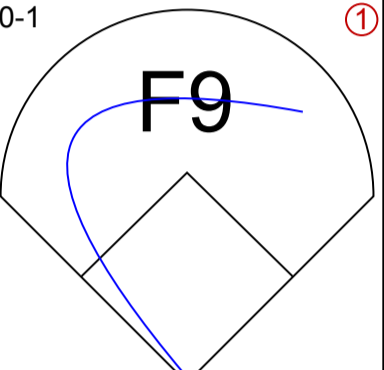
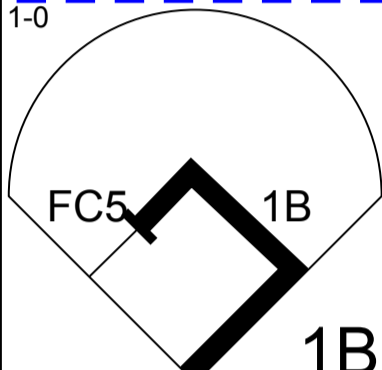

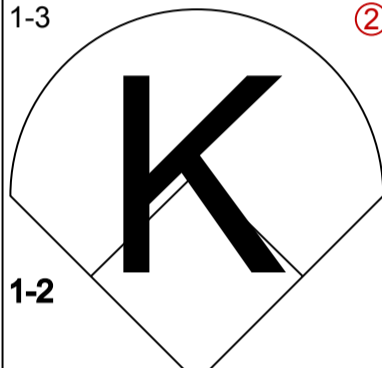
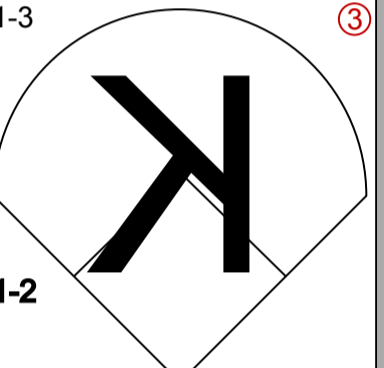
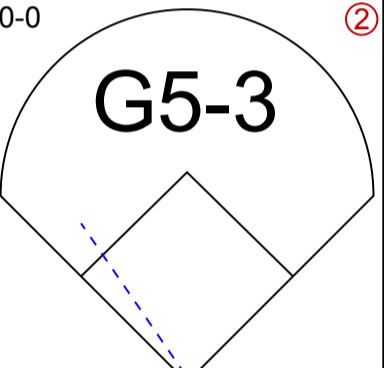
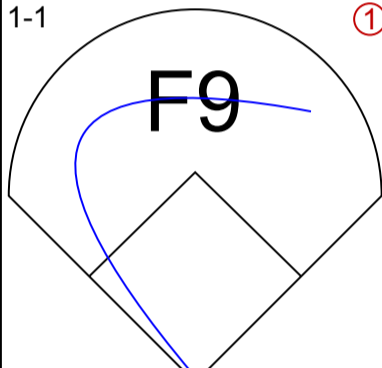

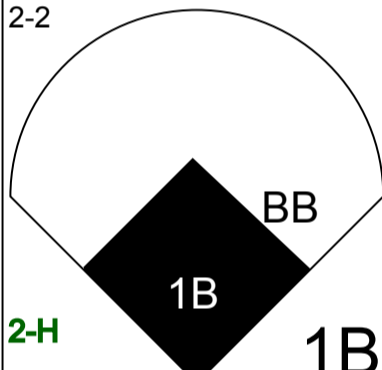
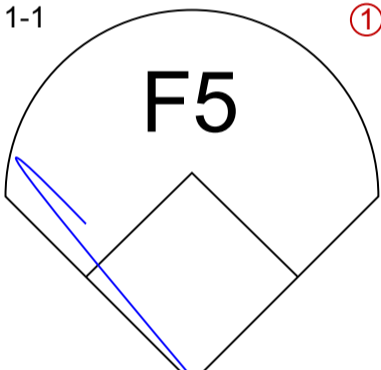
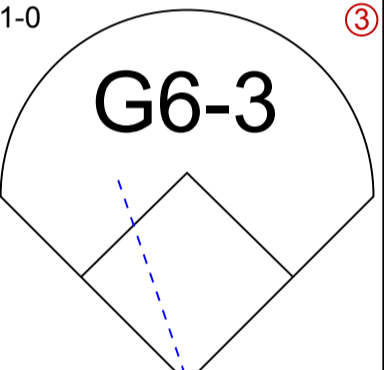
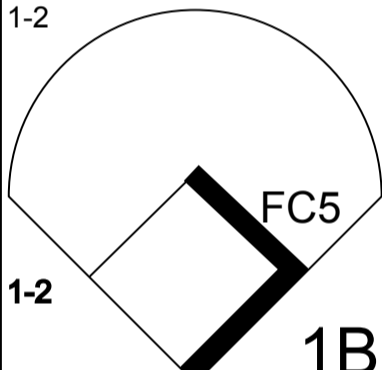

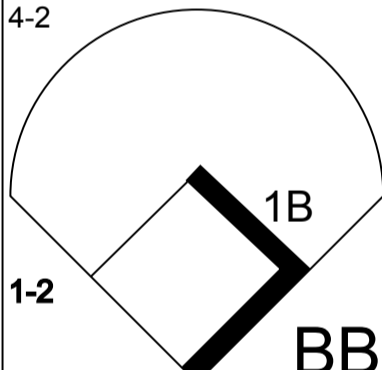
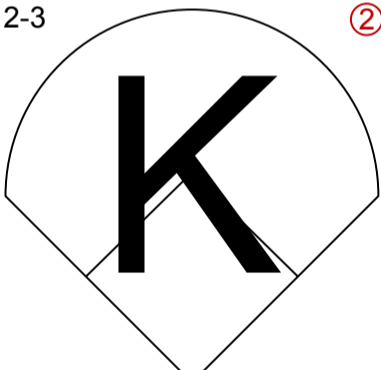
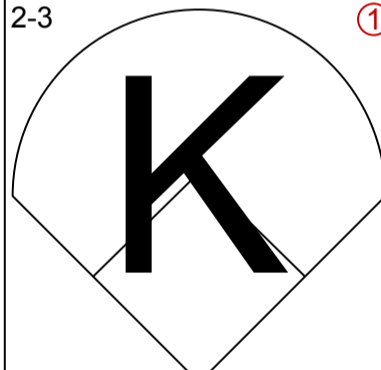
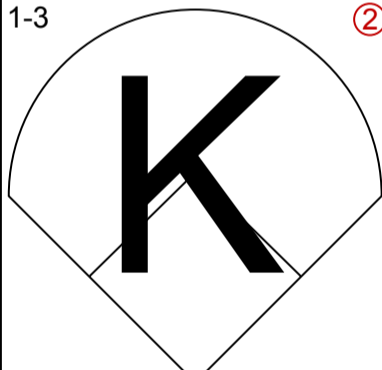

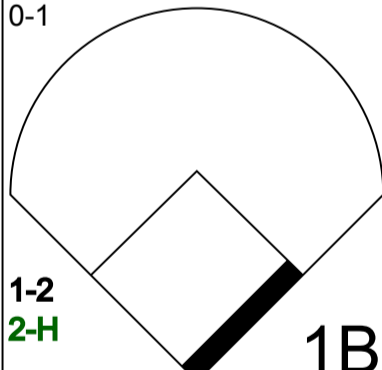
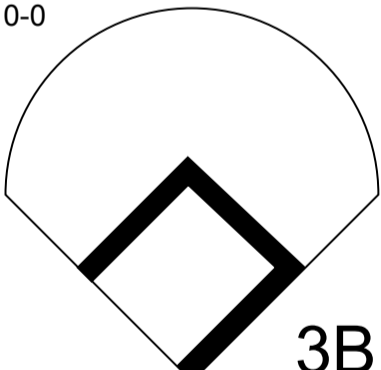
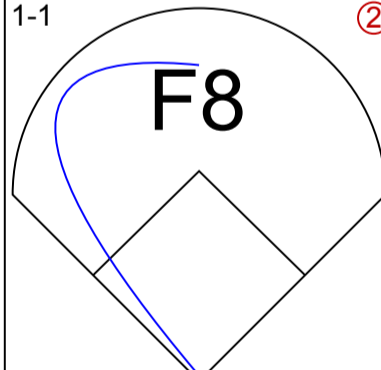
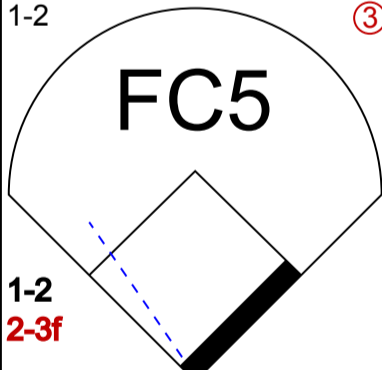

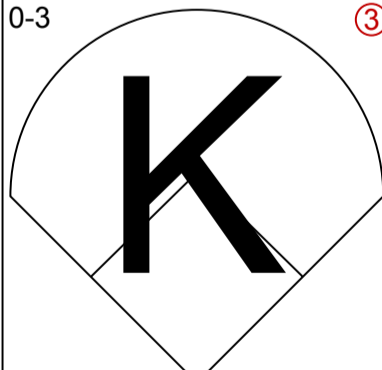
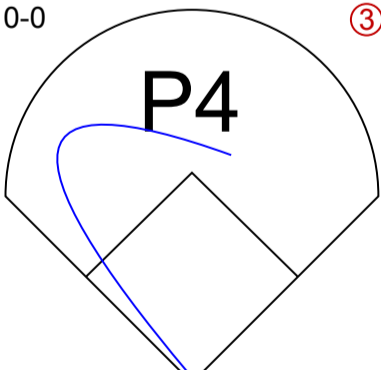
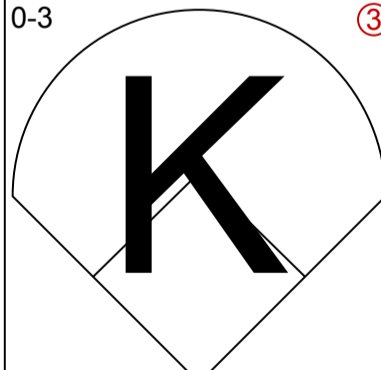
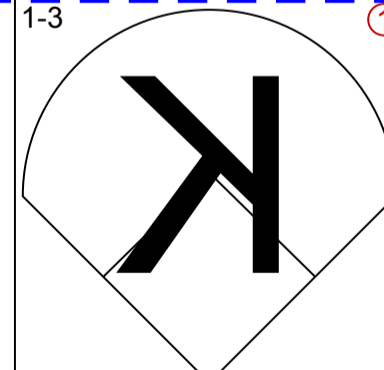
Sun May 06 2001, 1:05 PM CDT  
Att. 16,480 - Sunny - 71 F

livebaseballscorecards.com

AB	31
R	2
H	7
RBI	2
BB	1
SO	6
LOB	13





Batter	1	2	3	4	5	6	7	8	9	AB R H RBI BB SO LOB	TOP											
<b>Carlos Beltrán, S</b> OBP: 0.355, SLG: 0.387 (1, 8) 	1-0 	1-0 		3-2 			0-1 		1-1 	5 1 2 0 0 0 0												
<b>Rey Sanchez, R</b> OBP: 0.278, SLG: 0.318 (1, 6) 	2-2 	2-1 		1-2 			1-0 		1-3 	5 1 2 0 0 1 0												
<b>29 Mike Sweeney, R</b> OBP: 0.340, SLG: 0.545 (1, 3) 	3-2 	0-1 		3-1 			2-1 			4 0 1 1 0 0 2												
<b>Jermaine Dye, R</b> OBP: 0.315, SLG: 0.444 (1, 9) 	1-0 	2-3 			0-1 			1-0 		4 1 1 1 0 1 3												
<b>Joe Randa, R</b> OBP: 0.263, SLG: 0.296 (1, 5) 	1-3 	1-3 			0-0 			1-1 		4 0 0 0 0 2 4												
<b>Dee Brown, L</b> OBP: 0.372, SLG: 0.460 (1, 10) 	2-2 		1-1 		1-0 			1-2 		4 1 2 1 0 0 0												
<b>Mark Quinn, R</b> OBP: 0.326, SLG: 0.584 (1, 7) 	4-2 		2-3 			2-3 		1-3 		3 0 0 0 1 3 2												
<b>Luis Alicea, S</b> OBP: 0.253, SLG: 0.253 (1, 4) 	0-1 		0-0 			1-1 		1-2 		4 0 2 1 0 0 2												
<b>Héctor Ortiz, R</b> OBP: 0.282, SLG: 0.291 <b>Trenidad Hubbard, R</b> OBP: 0.250, SLG: 0.417 (9, PH) 	0-3 		0-0 			0-3 			1-3 	3 0 0 0 0 2 3 1 0 0 0 0 1 0												
<b>Inning Stats</b>	R: 4 E: 0 K: 2 S: 23	H: 5 LOB: 2 BB: 1 P: 37	R: 0 E: 0 K: 2 S: 13	H: 2 LOB: 2 BB: 0 P: 19	R: 0 E: 0 K: 1 S: 9	H: 1 LOB: 1 BB: 0 P: 12	R: 0 E: 0 K: 0 S: 8	H: 0 LOB: 0 BB: 0 P: 15	R: 0 E: 0 K: 0 S: 4	H: 0 LOB: 0 BB: 0 P: 5	R: 0 E: 0 K: 2 S: 11	H: 0 LOB: 0 BB: 0 P: 14	R: 0 E: 0 K: 0 S: 5	H: 0 LOB: 0 BB: 0 P: 8	R: 0 E: 0 K: 1 S: 15	H: 2 LOB: 2 BB: 0 P: 20	R: 0 E: 0 K: 2 S: 8	H: 0 LOB: 0 BB: 0 P: 11	1B: 8 2B: 1 3B: 1 HR: 0	SF: 0 SAC: 0 DP: 0 HBP: 0	WP: 1 PB: 0 SB: 1 CS: 0	PA: 38
<b>PITCHER</b>	IP WLS BF H R ER SO BB IBB HBP BLK WP HR S P ERA WHIP																					
<b>Dave Burba, R</b> ERA: 5.01 (1, 1)	7.0 W 30 8 4 4 7 1 0 0 0 1 0 73 110 5.14 1.286																					
<b>Steve Karsay, R</b> ERA: 1.31 (8, 1)	1.0 5 2 0 0 1 0 0 0 0 0 0 15 20 0.00 2.000																					
<b>Bob Wickman, R</b> ERA: 2.08 (9, 1)	1.0 3 0 0 0 2 0 0 0 0 0 0 8 11 0.00 0.000																					

**Kansas City Royals @ Cleveland Indians**  
**Jacobs Field, Cleveland, OH**  
 Tue May 08 2001, 7:05 PM EDT  
 Att. 31,537 - Sunny - 68 F

AB	37
R	4
H	10
RBI	4
BB	1
SO	10
LOB	16



Batter	1	2	3	4	5	6	7	8	9	AB	R	H	RBI	BB	SO	LOB
<b>Kenny Lofton, L</b> OBP: 0.376, SLG: 0.360 (1, 8)	4-1 1B S HR BB	4-2 FC6-4 BB		1-0 F8			2-1 G4-3	0-2 F5		3	1	0	0	2	0	1
<b>Omar Vizquel, S</b> OBP: 0.331, SLG: 0.331 (1, 6)	2-1 F8 1-2	1-1 FC6-4 P6 1-2f 2-H		1-2 G6-3			3-2 HR	0-0 G4-3		5	1	1	1	0	0	3
<b>Roberto Alomar, S</b> OBP: 0.400, SLG: 0.421 (1, 4)	0-2 HR 2-3 1B	SAFE P6 2-3			1-1 CS 1B		0-2 HR 2B			4	2	3	0	0	0	1
<b>Juan Gonzalez, R</b> OBP: 0.418, SLG: 0.729 (1, 9)	1-1 HR 1-H 3-H		4-0 2B BB		3-3 K		4-2 HR BB			2	2	1	3	2	1	1
<b>Jim Thome, L</b> OBP: 0.357, SLG: 0.411 (1, 3)	2-1 FC5-4 1B		1-3 K		2-3 K 1-2		3-1 HR 1-H 2-H			4	1	2	3	0	2	2
<b>Ellis Burks, R</b> OBP: 0.357, SLG: 0.530 (1, 10)	0-1 FC5-4 HBP 1-2f		3-2 F8		3-3 K		4-0 WP BB			3	0	0	0	1	1	2
<b>Marty Cordova, R</b> OBP: 0.449, SLG: 0.712 (1, 7)	2-2 HBP		3-1 2B		3-2 G6-3		3-1 G6-3			3	0	1	0	0	0	1
<b>Russell Branyan, L</b> OBP: 0.295, SLG: 0.505 (1, 5)	3-3 K		2-3 K		0-0 F8			2-3 K		3	0	0	0	0	2	4
<b>Jolbert Cabrera, R</b> OBP: 0.352, SLG: 0.327 (8, 5)										1	0	0	0	0	1	0
<b>Einar Diaz, R</b> OBP: 0.400, SLG: 0.508 (1, 2)		2-0 FC6-4 2B		0-1 P3			1-2 G5-3	0-1 2B		4	1	2	0	0	0	0

Inning Stats	R: 3	H: 3	LOB: 2	K: 1	S: 17	P: 31	R: 1	H: 1	LOB: 0	K: 0	S: 8	P: 17	R: 0	H: 1	LOB: 2	K: 2	S: 13	R: 0	H: 0	LOB: 0	K: 0	S: 8	R: 0	H: 1	LOB: 0	K: 2	S: 8	R: 0	H: 0	LOB: 0	K: 1	S: 11	R: 4	H: 3	LOB: 1	K: 0	S: 18	R: 0	H: 1	LOB: 1	K: 1	S: 9	1B: 3	SF: 0	2B: 4	SAC: 0	3B: 0	DP: 0	HR: 3	HBP: 1
--------------	------	------	--------	------	-------	-------	------	------	--------	------	------	-------	------	------	--------	------	-------	------	------	--------	------	------	------	------	--------	------	------	------	------	--------	------	-------	------	------	--------	------	-------	------	------	--------	------	------	-------	-------	-------	--------	-------	-------	-------	--------

PITCHER	IP	WLS	BF	H	R	ER	SO	BB	IBB	HBP	BLK	WP	HR	S	P	ERA	WHIP
<b>Mac Suzuki, R</b> ERA: 2.57 (1, 1)	6.0		26	6	4	3	6	3	0	1	0	0	1	65	115	4.50	1.500
<b>55 Tony Cogan, L</b> ERA: 6.97 (7, 1)	0.2	L	3	1	1	1	0	0	0	0	0	0	1	9	15	13.50	1.500
<b>Doug Henry, R</b> ERA: 6.38 (7, 1)	1.1		9	3	3	3	1	2	0	0	0	1	1	18	34	20.25	3.750

**BOTTOM**

**Kansas City Royals @ Cleveland Indians**  
**Jacobs Field, Cleveland, OH**  
 Tue May 08 2001, 7:05 PM EDT  
 Att. 31,537 - Sunny - 68 F

[livebaseballscorecards.com](http://livebaseballscorecards.com)

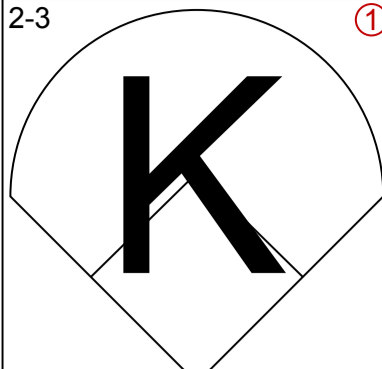
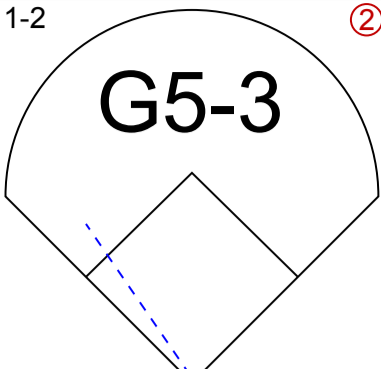
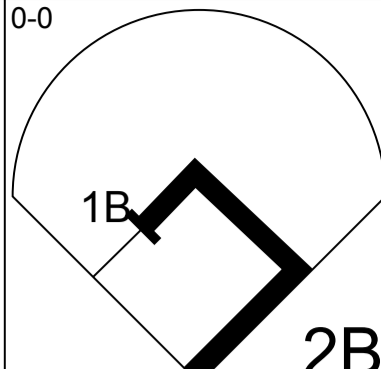
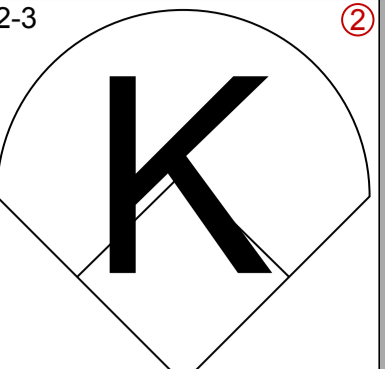
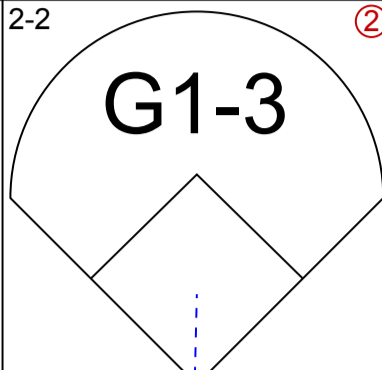
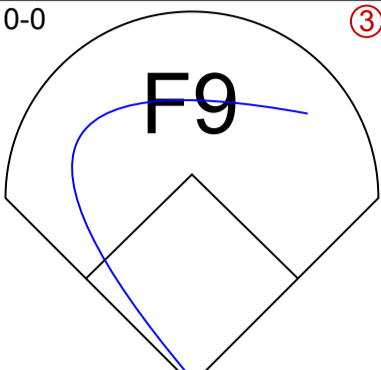
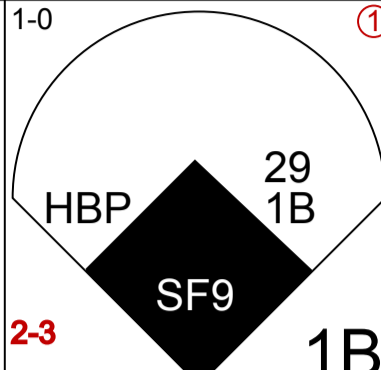
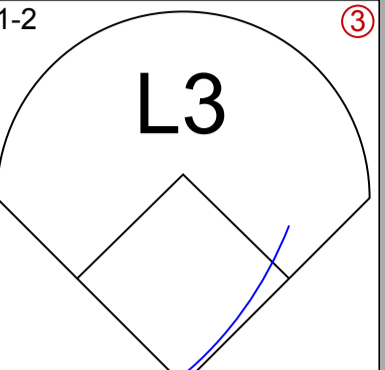
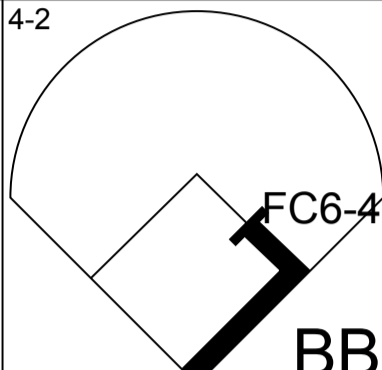
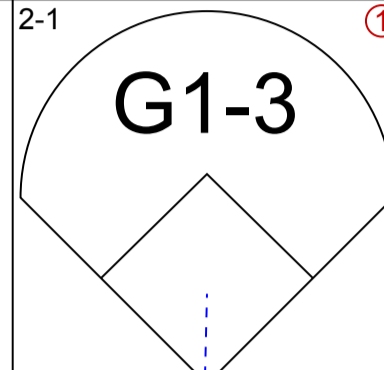
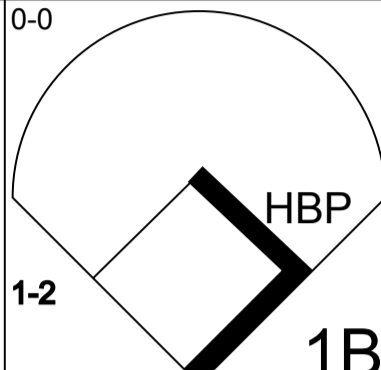
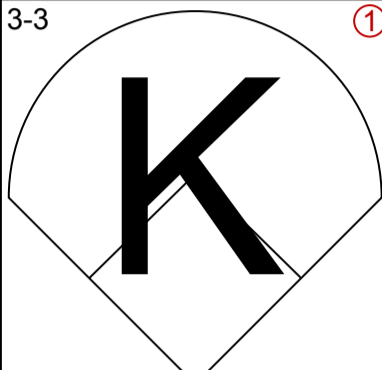
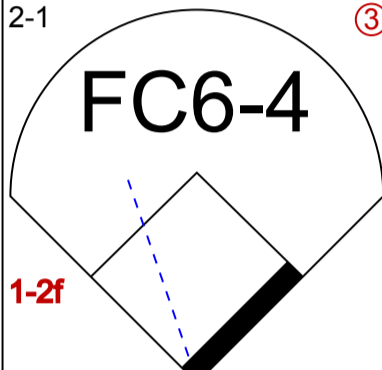
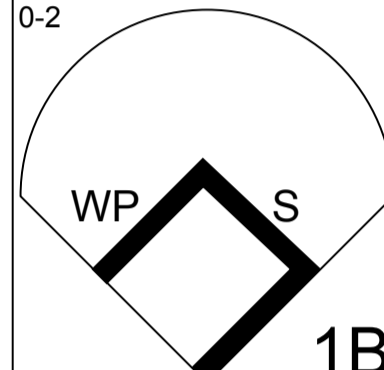
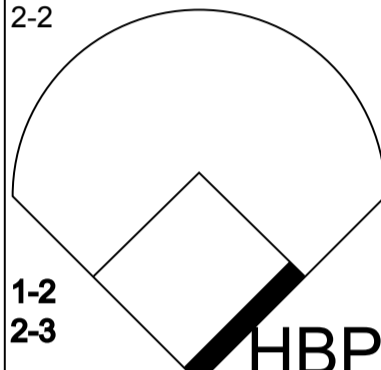
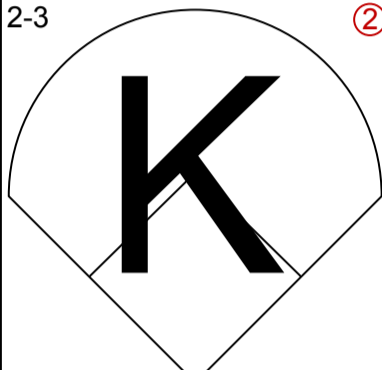
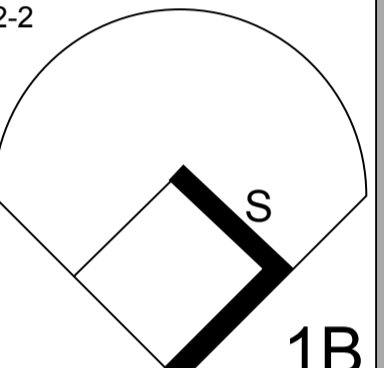
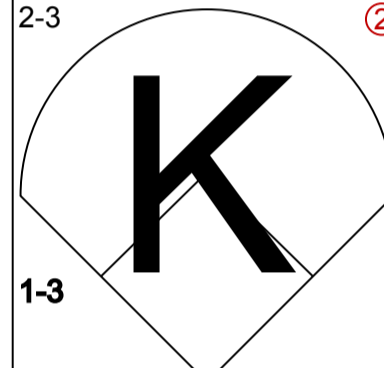
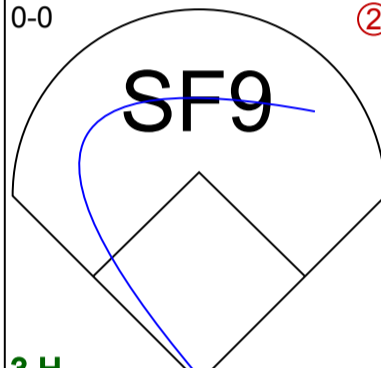
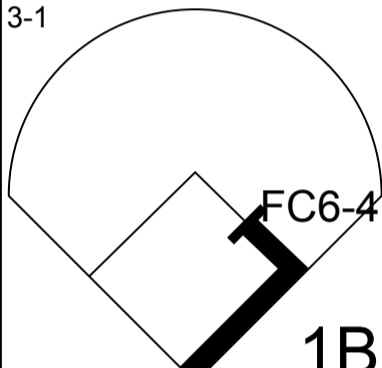
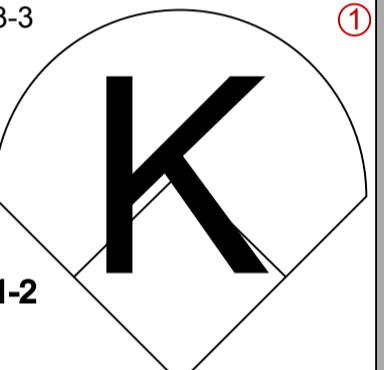
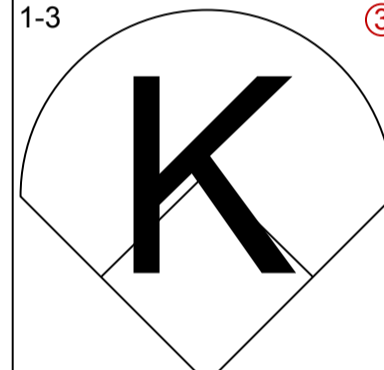
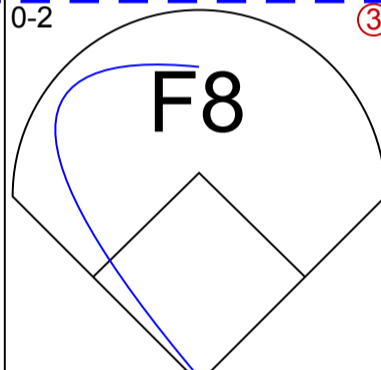
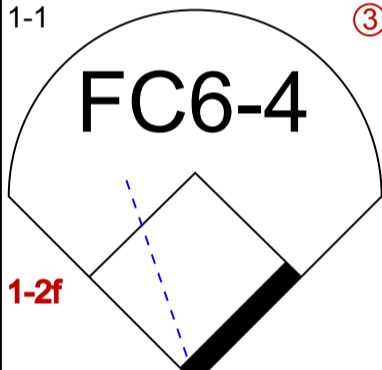
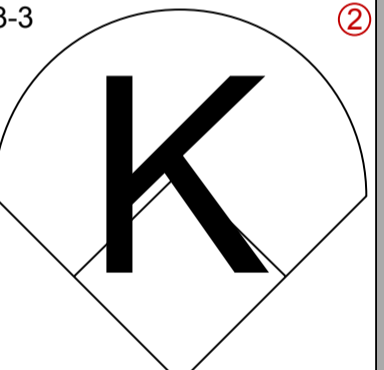
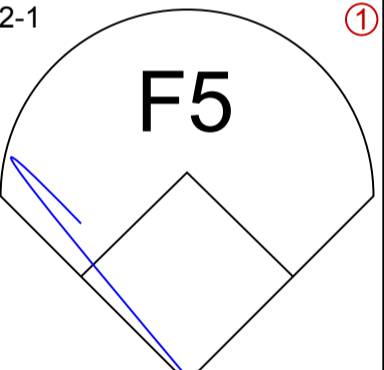
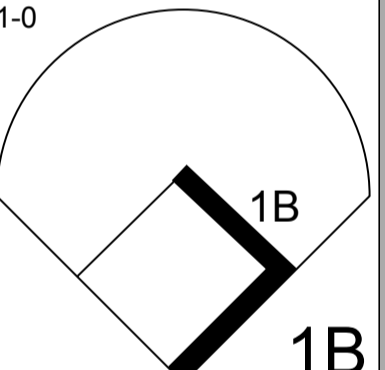
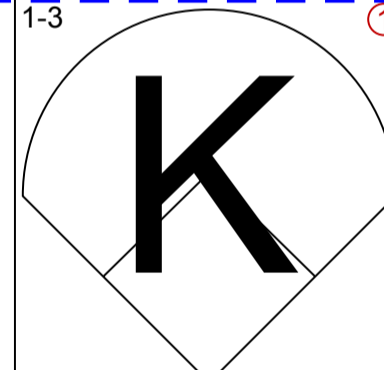
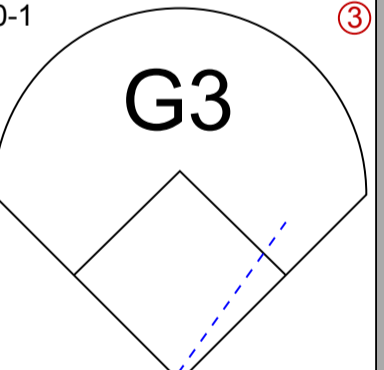
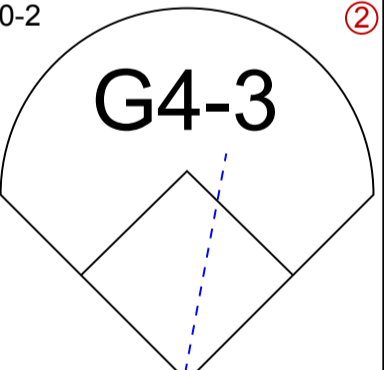
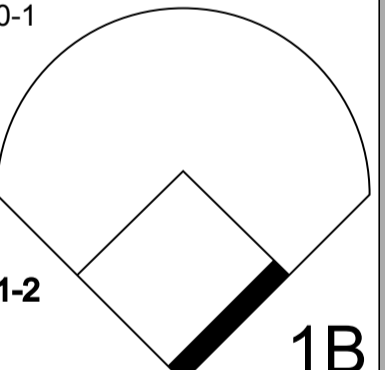
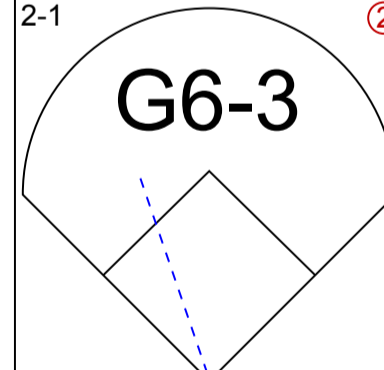
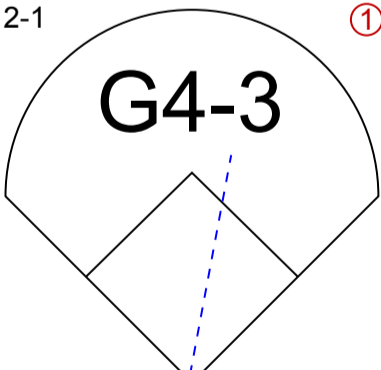
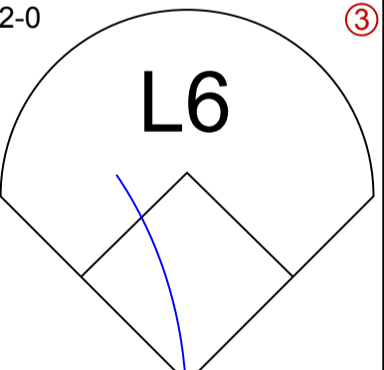
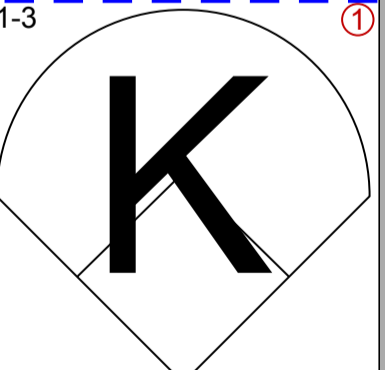
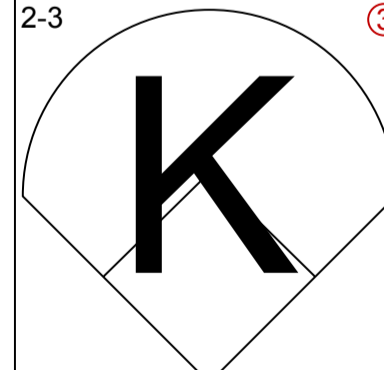
<b>AB</b>	<b>32</b>
<b>R</b>	<b>8</b>
<b>H</b>	<b>10</b>
<b>RBI</b>	<b>7</b>
<b>BB</b>	<b>5</b>
<b>SO</b>	<b>7</b>
<b>LOB</b>	<b>15</b>



<b>WP: 1</b>	<b>PA: 38</b>
<b>PB: 0</b>	
<b>SB: 1</b>	
<b>CS: 1</b>	

PITCHER	IP	WLS	BF	H	R	ER	SO	BB	IBB	HBP	BLK	WP	HR	S	P	ERA	WHIP
---------	----	-----	----	---	---	----	----	----	-----	-----	-----	----	----	---	---	-----	------



Batter	1	2	3	4	5	6	7	8	9	AB R H RBI BB SO LOB	TOP											
Carlos Beltrán, S OBP: 0.352, SLG: 0.391 (1, 8)										4 0 1 0 0 2 2	<b>Kansas City Royals @ Cleveland Indians</b> Jacobs Field, Cleveland, OH Wed May 09 2001, 7:05 PM EDT Att. 32,664 - Sunny - 70 F											
Rey Sanchez, R OBP: 0.277, SLG: 0.316 (1, 6)										4 1 1 0 0 0 2												
29 Mike Sweeney, R OBP: 0.345, SLG: 0.540 (1, 3)										3 0 1 0 1 1 0												
Jermaine Dye, R OBP: 0.321, SLG: 0.442 (1, 9)										3 0 1 0 0 1 1												
Joe Randa, R OBP: 0.270, SLG: 0.305 (1, 5)										3 0 2 1 0 1 1												
Mark Quinn, R OBP: 0.316, SLG: 0.566 (1, 10)										4 0 0 0 0 2 5												
Dee Brown, L OBP: 0.367, SLG: 0.451 (1, 7)										4 0 1 0 0 2 1												
Héctor Ortiz, R OBP: 0.284, SLG: 0.293 (1, 2)										3 0 1 0 0 0 1												
Dave McCarty, R OBP: 0.339, SLG: 0.292 (9, PH)										1 0 0 0 0 0 0												
Luis Ordaz, R OBP: 0.333, SLG: 0.304 (1, 4)										2 0 0 0 0 0 0												
Luis Alicea, S OBP: 0.247, SLG: 0.247 (7, PH) (7, 4)										2 0 0 0 0 2 2												
<b>Inning Stats</b>	R: 0 E: 0 K: 1 S: 15	H: 0 LOB: 1 BB: 1 P: 25	R: 0 E: 0 K: 2 S: 15	H: 1 LOB: 1 BB: 0 P: 23	R: 0 E: 0 K: 0 S: 7	H: 0 LOB: 0 BB: 0 P: 10	R: 0 E: 0 K: 2 S: 12	H: 1 LOB: 1 BB: 0 P: 17	R: 0 E: 0 K: 0 S: 6	H: 0 LOB: 0 BB: 0 P: 10	R: 1 E: 0 K: 0 S: 9	H: 3 LOB: 2 BB: 0 P: 12	R: 0 E: 0 K: 2 S: 12	H: 2 LOB: 2 BB: 0 P: 17	R: 0 E: 0 K: 2 S: 11	H: 1 LOB: 1 BB: 0 P: 20	R: 0 E: 0 K: 2 S: 12	H: 0 LOB: 0 BB: 0 P: 17	1B: 7 2B: 1 3B: 0 HR: 0	SF: 1 SAC: 0 DP: 0 HBP: 1	WP: 1 PB: 0 SB: 2 CS: 0	PA: 36
<b>PITCHER</b>	IP WLS BF H R ER SO BB IBB HBP BLK WP HR S P ERA WHIP																					
CC Sabathia, L ERA: 3.62 (1, 1)	5.2 W 23 5 1 1 5 1 0 1 0 1 0 1 0 61 94 1.59 1.059																					
Steve Reed, R ERA: 2.77 (6, 1)	0.1 H 3 2 0 0 0 0 0 0 0 0 0 0 0 6 7 0.00 6.000																					
Paul Shuey, R ERA: 2.5 (7, 1)	2.0 H 7 1 0 0 4 0 0 0 0 0 0 0 0 20 33 0.00 0.500																					
Bob Wickman, R ERA: 1.93 (9, 1)	1.0 3 0 0 0 2 0 0 0 0 0 0 0 0 12 17 0.00 0.000																					

livebaseballscorecards.com

AB	33
R	1
H	8
RBI	1
BB	1
SO	11
LOB	15



Batter	1	2	3	4	5	6	7	8	9
<b>Kenny Lofton, L</b> OBP: 0.377, SLG: 0.362 (1, 8)	1-0 G3-6 1B	0-0 G4-3		2-3 K		2-1 1-2 1B		2-3 K	
<b>Omar Vizquel, S</b> OBP: 0.336, SLG: 0.331 (1, 6)	1-1 G3-6 1-2f		1-2 G4-6-3 1B		4-2 WP 1B BB	1-1 G3			
<b>Roberto Alomar, S</b> OBP: 0.403, SLG: 0.419 (1, 4)	2-1 1B 1B		0-1 G4-6-3 1-2f		2-3 K		4-1 CS BB		
<b>Juan Gonzalez, R</b> OBP: 0.413, SLG: 0.713 (1, 9)	1-0 1-2 1B		0-1 G4-3		2-3 K	1-2 K	2-3 1-2 K		
<b>Jim Thome, L</b> OBP: 0.361, SLG: 0.408 (1, 3)	2-1 G3-1			4-1 WP BB HR BB	1-0 FC6-4 1B		2-3 K		
<b>Ellis Burks, R</b> OBP: 0.361, SLG: 0.553 (1, 7)		1-1 E5 G1-3		4-1 HR BB	1-1 FC6-4		0-0 HR		
<b>Marty Cordova, R</b> OBP: 0.439, SLG: 0.688 (1, 10)		2-2 G1-3		2-3 K		1-2 1B	0-3 K		
<b>Russell Branan, L</b> OBP: 0.319, SLG: 0.545 <b>Jolbert Cabrera, R</b> OBP: 0.352, SLG: 0.327 (8, PR) (9, 5)		4-1 BB		1-0 HR		0-0 1B 1B	4-2 BB		
<b>Einar Diaz, R</b> OBP: 0.378, SLG: 0.477 (1, 2)		0-1 L7		1-2 F2		2-3 K	0-2 F7		

Inning Stats	R: 0	H: 3	E: 0	K: 0	S: 8	LOB: 2	BB: 0	P: 15	R: 0	H: 0	E: 1	K: 0	S: 9	LOB: 2	BB: 1	P: 16	R: 0	H: 1	E: 0	K: 0	S: 7	LOB: 0	BB: 0	P: 8	R: 3	H: 1	E: 0	K: 2	S: 15	LOB: 0	BB: 2	P: 29	R: 1	H: 1	E: 0	K: 2	S: 13	LOB: 1	BB: 1	P: 23	R: 0	H: 3	E: 0	K: 1	S: 12	LOB: 2	BB: 0	P: 18	R: 0	H: 0	E: 0	K: 2	S: 8	LOB: 0	BB: 1	P: 16	R: 1	H: 1	E: 0	K: 2	S: 14	LOB: 1	BB: 1	P: 19
--------------	------	------	------	------	------	--------	-------	-------	------	------	------	------	------	--------	-------	-------	------	------	------	------	------	--------	-------	------	------	------	------	------	-------	--------	-------	-------	------	------	------	------	-------	--------	-------	-------	------	------	------	------	-------	--------	-------	-------	------	------	------	------	------	--------	-------	-------	------	------	------	------	-------	--------	-------	-------

PITCHER	IP	WLS	BF	H	R	ER	SO	BB	IBB	HBP	BLK	WP	HR	S	P	ERA	WHIP
<b>Dan Reichert, R</b> ERA: 3.61 (1, 1)	5.0	L	24	6	4	4	4	4	0	0	0	2	1	52	91	7.20	2.000
<b>Blake Stein, R</b> ERA: 7.2 (6, 1)	2.0		8	3	0	0	3	1	0	0	0	0	0	20	34	0.00	2.000
<b>Roberto Hernandez, R</b> ERA: 7.47 (8, 1)	1.0		5	1	1	1	2	1	0	0	0	0	1	14	19	9.00	2.000

AB R H RBI BB SO LOB

5 0 2 0 0 2 3

3 1 1 0 0 1 0 3

3 0 1 0 0 1 1 2

4 0 1 0 0 2 2

3 1 1 1 1 1 2

3 2 1 1 1 0 1

4 0 1 0 0 2 3

2 1 2 3 2 0 0  
0 0 0 0 0 0 0

4 0 0 0 0 1 4

1B: 8 SF: 0  
2B: 0 SAC: 0  
3B: 0 DP: 2  
HR: 2 HBP: 0

WP: 2 PA: 37  
PB: 0  
SB: 0  
CS: 1

ERA WHIP

**Kansas City Royals @ Cleveland Indians**  
Jacobs Field, Cleveland, OH  
Wed May 09 2001, 7:05 PM EDT  
Att. 32,664 - Sunny - 70 F

livebaseballscorecards.com

AB 31  
R 5  
H 10  
RBI 5  
BB 6  
SO 9  
LOB 20





**Kansas City Royals @ Cleveland Indians**  
 Jacobs Field, Cleveland, OH  
 Thu May 10 2001, 7:05 PM EDT  
 Att. 34,502 - Sunny - 77 F

[livebaseballscorecards.com](http://livebaseballscorecards.com)

<b>AB</b>	<b>40</b>
<b>R</b>	<b>8</b>
<b>H</b>	<b>13</b>
<b>RBI</b>	<b>8</b>
<b>BB</b>	<b>2</b>
<b>SO</b>	<b>2</b>
<b>LOB</b>	<b>18</b>



WP:	1	PA:	44
PB:	0		
SB:	0		
CS:	0		

Batter	1	2	3	4	5	6	7	8	9	AB	R	H	RBI	BB	SO	LOB					
<b>Carlos Beltrán, S</b> (1, 8) OBP: 0.361, SLG: 0.420	0-1 P3	1-1 1B		1-2 G3		0-1 HR		4-1 F9 29 1B WP BB		4	2	2	2	1	0	1					
<b>Rey Sanchez, R</b> (1, 6) OBP: 0.266, SLG: 0.303	1-2 G3-1	1-2 G6-3			1-1 G5-3	1-1 G5-3		1-2 F9		5	0	0	0	0	0	2					
<b>29 Mike Sweeney, R</b> (1, 3) OBP: 0.353, SLG: 0.550	1-0 E5 1B 2B		1-1 G5-3		0-0 2B 1B		0-1 G5-3 FC4 2B	3-2 1B		5	3	3	1	0	0	0					
<b>Jermaine Dye, R</b> (1, 9) OBP: 0.324, SLG: 0.448	0-0 2B 1-2 1B		2-1 L5		0-0 G4-3 1-H 2B		0-1 G5-3	0-3 K		5	0	2	1	0	1	2					
<b>Joe Randa, R</b> (1, 5) OBP: 0.281, SLG: 0.326	0-2 1-3 2-H 2B		3-3 K		0-0 G4-3 2-3		1-0 FC4 HBP 2B	0-0 2B		4	0	2	1	0	1	1					
<b>Dee Brown, L</b> (1, 10) OBP: 0.369, SLG: 0.442	3-1 F6			0-2 SH1-4 G6-3 1B 1B	4-0 IBB		1-2 FC4 2B	2-0 F8		4	2	1	1	1	0	4					
<b>Mark Quinn, R</b> (1, 7) OBP: 0.326, SLG: 0.575		1-2 G6-3 G4-3 1B 1B		0-0 G6-3 SH1-4 1B	0-0 F8		1-2 F9 1-H 2B	0-2 F9		5	1	3	1	0	0	3					
<b>Héctor Ortiz, R</b> (1, 2) OBP: 0.272, SLG: 0.279		0-0 G4-3		1-1 SH1-4		1-0 F9	1-2 G1-4-3	0-2 G5-3		4	0	0	0	0	0	3					
<b>Luis Ordaz, R</b> (1, 4) OBP: 0.290, SLG: 0.259		2-0 G6-3		1-0 G6-3		0-2 G1-3		0-1 G6-3		4	0	0	1	0	0	2					
<b>Inning Stats</b>	R: 1 E: 1 K: 0 S: 13	H: 2 LOB: 2 BB: 0 P: 18	R: 1 E: 0 K: 0 S: 11	H: 2 LOB: 1 BB: 0 P: 16	R: 0 E: 0 K: 1 S: 10	H: 0 LOB: 0 BB: 0 P: 16	R: 1 E: 0 K: 0 S: 10	H: 2 LOB: 1 BB: 0 P: 13	R: 1 E: 0 K: 0 S: 6	H: 2 LOB: 2 BB: 1 P: 11	R: 1 E: 0 K: 0 S: 8	H: 1 LOB: 0 BB: 0 P: 10	R: 2 E: 0 K: 0 S: 12	H: 2 LOB: 1 BB: 0 P: 15	R: 1 E: 0 K: 1 S: 12	H: 1 LOB: 1 BB: 1 P: 20	R: 0 E: 0 K: 0 S: 8	H: 1 LOB: 1 BB: 0 P: 10	1B: 7 2B: 5 3B: 0 HR: 1	SF: 0 SAC: 1 DP: 0 HBP: 1	WP: 1 PA: 44
<b>PITCHER</b>	IP	WLS	BF	H	R	ER	SO	BB	IBB	HBP	BLK	WP	HR	S	P	ERA	WHIP				
<b>Bartolo Colon, R</b> (1, 1) ERA: 3.95	6.1	L	32	10	7	6	1	0	1	1	0	0	1	62	89	8.53	1.579				
<b>Rich Rodriguez, L</b> (7, 1) ERA:	0.1		1	0	0	0	0	0	0	0	0	0	0	3	4	0.00	0.000				
<b>Justin Speier, R</b> (7, 1) ERA: 6.08	1.1		7	2	1	1	1	1	0	0	0	1	0	17	26	6.75	2.250				
<b>Ricardo Rincon, L</b> (9, 1) ERA: 6.75	1.0		4	1	0	0	0	0	0	0	0	0	0	8	10	0.00	1.000				

Batter	1	2	3	4	5	6	7	8	9	AB	R	H	RBI	BB	SO	LOB
<b>Kenny Lofton, L</b> OBP: 0.364, SLG: 0.347 (1, 8)	2-2 L3		1-0 P4			1-1 G1-3		1-0 F7		4	0	0	0	0	0	0
<b>Omar Vizquel, S</b> OBP: 0.333, SLG: 0.328 (1, 6)	1-2 F8		1-2 G4-3 1B			2-1 G4-3		1-1 G6-3		4	0	1	0	0	0	0
<b>Roberto Alomar, S</b> OBP: 0.399, SLG: 0.413 (1, 4)	2-2 L3		2-1 G4-3 1-2f			1-2 G6-3			2-2 1B 1B	4	0	1	0	0	0	1
<b>Juan Gonzalez, R</b> OBP: 0.408, SLG: 0.698 (1, 9)		2-1 E9 2B		0-0 P3			1-2 G4-6-3 1B		1-3 K	4	1	1	0	0	1	1
<b>Jim Thome, L</b> OBP: 0.374, SLG: 0.426 (1, 3)		1-0 F8 HR 2B		4-2 G5-4-3 BB			1-2 G4-6-3 1-2f		0-1 1B	3	1	2	1	1	0	1
<b>Ellis Burks, R</b> OBP: 0.358, SLG: 0.538 (1, 10)		2-2 F8 2-3		0-1 G5-4-3 1-2f			4-2 1B BB		3-3 K	3	0	0	0	1	1	4
<b>Marty Cordova, R</b> OBP: 0.453, SLG: 0.728 (1, 7)		0-0 HR			2-0 G1-4-3 1B		2-2 1B		1-3 K	4	1	3	2	0	1	2
<b>Russell Bryanan, L</b> OBP: 0.311, SLG: 0.529 (1, 5)		2-3 K			3-3 K		0-0 G3			3	0	0	0	0	2	3
<b>Einar Diaz, R</b> OBP: 0.364, SLG: 0.456 (1, 2)		0-2 G5-3			0-1 G1-4-3 1-2f			2-2 G6-3		3	0	0	0	0	0	1

Inning Stats	R: 0	H: 0	LOB: 0	K: 0	S: 10	P: 15	R: 3	H: 2	LOB: 0	BB: 0	P: 22	R: 0	H: 1	LOB: 0	BB: 0	P: 10	R: 0	H: 0	LOB: 0	K: 0	S: 6	R: 0	H: 1	LOB: 0	BB: 0	P: 11	R: 0	H: 0	LOB: 0	K: 0	S: 7	R: 0	H: 2	LOB: 2	BB: 1	P: 21	R: 0	H: 0	LOB: 0	BB: 0	P: 10	R: 0	H: 2	LOB: 2	BB: 0	P: 25	1B: 6	SF: 0	2B: 1	SAC: 0	3B: 0	DP: 4	HR: 1	HBP: 0	WP: 0	PA: 34
--------------	------	------	--------	------	-------	-------	------	------	--------	-------	-------	------	------	--------	-------	-------	------	------	--------	------	------	------	------	--------	-------	-------	------	------	--------	------	------	------	------	--------	-------	-------	------	------	--------	-------	-------	------	------	--------	-------	-------	-------	-------	-------	--------	-------	-------	-------	--------	-------	--------

PITCHER	IP	WLS	BF	H	R	ER	SO	BB	IBB	HBP	BLK	WP	HR	S	P	ERA	WHIP
<b>Brian Meadows, R</b> ERA: 7.05 (1, 1)	6.2	W	24	5	3	2	2	2	0	0	0	0	1	58	93	2.70	1.050
<b>Jason Grimsley, R</b> ERA: 2.31 (7, 1)	2.1		10	3	0	0	3	0	0	0	0	0	0	28	41	0.00	1.286

**BOTTOM**

**Kansas City Royals @ Cleveland Indians**  
Jacobs Field, Cleveland, OH

Thu May 10 2001, 7:05 PM EDT  
Att. 34,502 - Sunny - 77 F

<b>AB</b>	<b>32</b>
<b>R</b>	<b>3</b>
<b>H</b>	<b>8</b>
<b>RBI</b>	<b>3</b>
<b>BB</b>	<b>2</b>
<b>SO</b>	<b>5</b>
<b>LOB</b>	<b>13</b>





Batter	1	2	3	4	5	6	7	8	9	10	11	AB R H RBI BB SO LOB	TOP																		
Carlos Beltrán, S (1, 8) OBP: 0.348, SLG: 0.407	F8		F8			F7	G3			SF8		4 0 0 1 0 0 3	<b>Kansas City Royals @ Minnesota Twins</b> Hubert H. Humphrey Metrodome, Minneapolis, MN Fri May 11 2001, 8:05 PM EDT Att. 19,141 - Dome - 72 F																		
Rey Sanchez, R (1, 6) OBP: 0.264, SLG: 0.301	G6-3		SF8			29 F9 1B 29 WP 1B		F8		P4		4 1 1 1 0 0 0																			
29 Mike Sweeney, R (1, 10) OBP: 0.355, SLG: 0.548	E 2B		G6-3			F9		F8-3 BB		F7		4 0 1 0 1 0 1																			
Jermaine Dye, R (1, 9) OBP: 0.319, SLG: 0.438	K 2-3				G3-1			F8-3 1-2			K 2-3	5 0 1 1 0 2 2																			
Joe Randa, R (1, 5) OBP: 0.278, SLG: 0.336		SF8 3B			F7				F9		K 1-3	5 1 1 0 0 1 1																			
Mark Quinn, R (1, 7) OBP: 0.315, SLG: 0.554		E3 CS			F9		L3		G3-1		F8	5 0 0 0 0 0 1																			
Dave McCarty, R (1, 3) OBP: 0.349, SLG: 0.314		SF8			G5-3		1B 1B		E4 1B			3 0 2 1 0 0 0																			
Héctor Ortiz, R (1, 2) OBP: 0.271, SLG: 0.278		P4			P4		1B 1B		G6-3			4 0 1 0 0 0 2																			
Luis Ordaz, R (1, 4) OBP: 0.294, SLG: 0.300					L6		K					3 1 1 0 0 1 2																			
Luis Alicea, S (10, PH) OBP: 0.256, SLG: 0.282			F8 SF8 2B							SF8 3B		1 1 1 0 0 0 0																			
<b>Inning Stats</b>	R: 0 E: 1 K: 1 S: 10	H: 1 LOB: 1 BB: 0 P: 11	R: 1 E: 1 K: 0 S: 9	H: 1 LOB: 0 BB: 0 P: 16	R: 1 E: 0 K: 0 S: 11	H: 1 LOB: 0 BB: 0 P: 16	R: 0 E: 0 K: 0 S: 5	H: 0 LOB: 0 BB: 0 P: 6	R: 0 E: 0 K: 0 S: 6	H: 0 LOB: 0 BB: 0 P: 7	R: 1 E: 0 K: 1 S: 11	H: 2 LOB: 1 BB: 0 P: 22		R: 0 E: 0 K: 1 S: 9	H: 2 LOB: 2 BB: 0 P: 11	R: 0 E: 0 K: 0 S: 6	H: 0 LOB: 0 BB: 1 P: 12	R: 0 E: 1 K: 0 S: 7	H: 1 LOB: 1 BB: 0 P: 9	R: 1 E: 0 K: 0 S: 7	H: 1 LOB: 0 BB: 0 P: 10	R: 0 E: 0 K: 2 S: 7	H: 0 LOB: 0 BB: 0 P: 10	1B: 5 2B: 3 3B: 2 HR: 0	SF: 3 SAC: 0 DP: 1 HBP: 0	WP: 1 PB: 0 SB: 0 CS: 1	PA: 42				
<b>PITCHER</b>	IP WLS BF H R ER SO BB IBB HBP BLK WP HR S P ERA WHIP																														
J.C. Romero, L (1, 1) ERA: 5.57	6.2		4	0	0	0	0	1	0	0	0	0	0	0	7	13	0.00	0.750													
Hector Carrasco, R (7, 1) ERA: 5.28	1.1		8	2	1	1	0	0	0	0	0	0	0	0	14	19	4.50	1.000													
Bob Wells, R (9, 1) ERA: 4.34	2.0	W	3	0	0	0	2	0	0	0	0	0	0	0	7	10	0.00	0.000													
LaTroy Hawkins, R (11, 1) ERA: 3.07	1.0																														

AB	38
R	4
H	9
RBI	4
BB	1
SO	4
LOB	12



livebaseballscorecards.com

Batter	1	2	3	4	5	6	7	8	9	10	11	AB R H RBI BB SO LOB	BOTTOM
<b>Cristian Guzman, S</b> (1, 6) OBP: 0.338, SLG: 0.569	1-3 K		0-1 G6-3		0-1 G4-3		3-2 G1-3		3-3 K		0-1 E7 1B 2B	6 1 1 0 0 2 5	<b>Kansas City Royals @ Minnesota Twins</b> Hubert H. Humphrey Metrodome, Minneapolis, MN Fri May 11 2001, 8:05 PM EDT Att. 19,141 - Dome - 72 F
<b>Luis Rivas, R</b> (1, 4) OBP: 0.285, SLG: 0.393	3-3 K			1-1 G4-3 3B		4-2 BB		0-1 G4-6-3 1B		1-3 K	3-2 1B	5 1 3 1 1 2 0	
<b>Matt Lawton, L</b> (1, 9) OBP: 0.397, SLG: 0.372	0-0 G4-3			2-1 G4-3		0-1 P6		0-0 G4-6-3		1-0 HR		5 1 1 2 0 0 2	
<b>Corey Koskie, L</b> (1, 5) OBP: 0.336, SLG: 0.432		3-3 K		2-2 F8		0-0 F9		1-0 HR		1-0 G4-3		5 1 1 1 0 1 1	
<b>Doug Mientkiewicz, L</b> (1, 3) OBP: 0.484, SLG: 0.698		2-1 G3-1		1-0 P5		3-0 G4-3		2-1 HR		4-2 BB BB		4 1 1 1 1 0 1	
<b>Chad Allen, R</b> (1, 10) OBP: 0.359, SLG: 0.441		0-0 P4			2-1 1B 1B		1-0 G4-3		1-0 1B		1-2 BB	4 0 2 0 1 0 0	
<b>Jacque Jones, L</b> (1, 7) OBP: 0.291, SLG: 0.336			3-2 FC3-6 1B		0-2 1B		1-1 2B 1B		0-1 G3		2-0 G6-3	5 0 3 0 0 0 3	
<b>Torii Hunter, R</b> (1, 8) OBP: 0.256, SLG: 0.378			2-2 FC3-6 1-2f		1-3 K		2-2 2B		2-1 F9		0-0 G1-3	5 0 1 0 0 1 3	
<b>A.J. Pierzynski, L</b> (1, 2) OBP: 0.278, SLG: 0.400			0-0 F7		1-0 F7		0-1 F8		0-0 G4-3		3-2 F7	4 0 0 0 0 0 5	
<b>Denny Hocking, S</b> (11, PH) OBP: 0.231, SLG: 0.250												1 0 0 0 0 0 0	

Inning Stats	R: 0	H: 0	R: 0	H: 0	R: 0	H: 1	R: 1	H: 1	R: 0	H: 2	R: 0	H: 0	R: 2	H: 4	R: 0	H: 0	R: 1	H: 1	R: 1	H: 2	1B: 7	SF: 0	WP: 0	PA: 47
E: 0	LOB: 0	E: 0	LOB: 0	E: 0	LOB: 1	E: 0	LOB: 0	E: 0	LOB: 2	E: 0	LOB: 1	E: 0	LOB: 1	E: 0	LOB: 1	E: 1	LOB: 2	E: 0	LOB: 1	E: 1	LOB: 1	2B: 2	SAC: 0	PB: 0
K: 2	BB: 0	K: 1	BB: 0	K: 0	BB: 0	K: 0	BB: 0	K: 1	BB: 0	K: 0	BB: 1	K: 0	BB: 0	K: 1	BB: 0	K: 1	BB: 2	K: 0	BB: 0	K: 0	BB: 0	3B: 1	DP: 1	SB: 0
S: 9	P: 13	S: 8	P: 13	S: 10	P: 15	S: 8	P: 14	S: 11	P: 15	S: 6	P: 13	S: 14	P: 21	S: 9	P: 13	S: 8	P: 13	S: 9	P: 22	S: 10	P: 16	HR: 3	HBP: 0	CS: 0

PITCHER	IP	WLS	BF	H	R	ER	SO	BB	IBB	HBP	BLK	WP	HR	S	P	ERA	WHIP
<b>Jeff Suppan, R</b> (1, 1) ERA: 4.47	7.0		29	7	2	2	4	1	0	0	0	0	0	68	106	2.57	1.143
<b>55 Tony Cogan, L</b> (8, 1) ERA: 8.15	0.2	B	3	2	1	1	0	0	0	0	0	0	2	4	7	13.50	3.000
<b>Cory Bailey, R</b> (8, 1) ERA: 1.74	1.1		5	1	0	0	1	0	0	0	0	0	0	11	17	0.00	0.750
<b>Roberto Hernandez, R</b> (10, 1) ERA: 7.56	1.0	B	6	1	1	1	1	2	0	0	0	0	1	9	22	9.00	3.000
<b>Jose Santiago, R</b> (11, 1) ERA: 6.23	0.2	L	4	2	1	1	0	0	0	0	0	0	0	10	16	13.50	3.000





Batter	1	2	3	4	5	6	7	8	9	AB R H RBI BB SO LOB	TOP											
<b>Carlos Beltrán, S</b> (1, 8) OBP: 0.347, SLG: 0.426 C B B B S S	3-3 		3-2 1-H 	2-2 		1-2 2-3 3-Hf 		0-0 	0-0 	6 2 2 3 0 1 5												
<b>Rey Sanchez, R</b> (1, 6) OBP: 0.274, SLG: 0.305 <b>Luis Ordaz, R</b> (9, 6) OBP: 0.294, SLG: 0.300 S B B F B B X	3-2 		0-0 29 WP 		1-2 	2-2 		0-0 	4-1 	5 1 2 1 1 0 2 0 0 0 0 0 0 0												
<b>29 Mike Sweeney, R</b> (1, 3) OBP: 0.360, SLG: 0.567 B C C F B B X	2-2 		3-2 		1-1 	1-3 		1-2 	0-0 	6 2 3 2 0 1 3												
<b>Jermaine Dye, R</b> (1, 9) OBP: 0.327, SLG: 0.436 <b>Trendad Hubbard, R</b> (9, 9) OBP: 0.290, SLG: 0.417 F B B B B B		2-3 		4-2 	3-1 		1-0 	4-2 	0-0 	3 1 1 2 2 1 0 0 0 0 0 0 0 0												
<b>Joe Randa, R</b> (1, 5) OBP: 0.299, SLG: 0.378 B B B B B		2-2 		1-2 	0-0 		0-1 	0-1 	0-0 	6 2 5 2 0 0 2												
<b>Dee Brown, L</b> (1, 7) OBP: 0.358, SLG: 0.426 G B B B B F		1-3 		0-2 	0-3 		2-2 	1-1 	0-1 	6 0 1 1 0 2 7												
<b>Mark Quinn, R</b> (1, 10) OBP: 0.318, SLG: 0.556 C B B B B		2-1 	1-1 	1-3 		2-2 	1-0 		0-2 	5 1 2 0 0 1 2												
<b>Luis Alicea, S</b> (1, 4) OBP: 0.287, SLG: 0.305 F B B B B			1-3 	1-2 		2-2 	4-2 		0-1 	4 2 3 1 1 1 0												
<b>A.J. Hinch, R</b> (1, 2) OBP: 0.194, SLG: 0.212 C B B B B			3-2 	1-2 		4-2 	0-0 		1-3 	3 1 1 0 1 1 4												
<b>Inning Stats</b>	R: 0 E: 0 K: 1 S: 13	H: 1 LOB: 0 BB: 0 P: 21	R: 0 E: 0 K: 2 S: 11	H: 1 LOB: 0 BB: 0 P: 18	R: 2 E: 0 K: 1 S: 15	H: 2 LOB: 1 BB: 0 P: 26	R: 2 E: 0 K: 1 S: 24	H: 3 LOB: 2 BB: 1 P: 34	R: 1 E: 0 K: 1 S: 11	H: 3 LOB: 1 BB: 0 P: 16	R: 1 E: 0 K: 1 S: 19	H: 2 LOB: 2 BB: 1 P: 31	R: 1 E: 0 K: 0 S: 10	H: 2 LOB: 2 BB: 1 P: 18	R: 0 E: 1 K: 0 S: 11	H: 1 LOB: 3 BB: 1 P: 17	R: 5 E: 0 K: 1 S: 17	H: 5 LOB: 1 BB: 1 P: 22	1B: 12 2B: 7 3B: 0 HR: 1	SF: 1 SAC: 0 DP: 0 HBP: 1	WP: 1 PB: 0 SB: 1 CS: 1	PA: 52
<b>PITCHER</b>	IP WLS BF H R ER SO BB IBB HBP BLK WP HR S P ERA WHIP																					
<b>Brad Radke, R</b> (1, 1) ERA: 2.8	4.1 L 22 9 5 5 5 1 0 1 0 1 0 1 1 70 111 10.38 2.308																					
<b>Hector Carrasco, R</b> (5, 1) ERA: 5.29	1.2 8 3 1 1 2 1 0 0 0 0 0 0 23 35 5.40 2.400																					
<b>Jack Cressend, R</b> (7, 1) ERA: 5.4	1.2 11 3 1 1 0 2 0 0 0 0 0 0 19 32 5.40 3.000																					
<b>Johan Santana, L</b> (8, 1) ERA: 7.5	1.1 10 5 5 5 1 1 0 0 0 0 0 0 19 25 33.75 4.500																					

**Kansas City Royals @ Minnesota Twins**  
 Hubert H. Humphrey Metrodome, Minneapolis, MN  
 Sat May 12 2001, 7:05 PM EDT  
 Att. 26,167 - Dome - 72 F

livebaseballscorecards.com

AB	44
R	12
H	20
RBI	12
BB	5
SO	8
LOB	25



Batter	1	2	3	4	5	6	7	8	9	AB R H RBI BB SO LOB
<b>Cristian Guzman, S</b> OBP: 0.333, SLG: 0.555 (1, 6)	1-1 F8		0-0 E4 SF8 BB 1-3 2-H 1B		0-0 F7		1-1 F8		1-2 G3 1-2 3-H	5 0 1 1 0 0 3
<b>Luis Rivas, R</b> OBP: 0.281, SLG: 0.381 (1, 4)	1-1 F9		4-2 G4-6-3 1-2 BB		2-3 K		1-0 F3		2-2 G6-3 2-3	4 0 0 0 1 1 3
<b>Matt Lawton, L</b> OBP: 0.384, SLG: 0.359 (1, 9)	0-0 G3		3-1 SF8 2-3 3-H		3-1 F8		2-3 K		0-0 G4-3	4 0 0 1 0 1 3
<b>Corey Koskie, L</b> OBP: 0.326, SLG: 0.418 (1, 5)		2-3 K	1-0 G4-6-3 1-2f		1-1 F9		0-3 K			4 0 0 0 0 2 2
<b>Doug Mientkiewicz, L</b> OBP: 0.482, SLG: 0.697 (1, 3)		4-2 1B BB		0-1 WP 3B 1B		1-0 F9		0-2 1B 1B		3 1 2 0 1 0 0
<b>Chad Allen, R</b> OBP: 0.395, SLG: 0.459 (1, 10)		1-2 G4-6-3 1-2 1B		0-0 F9		4-1 BB		0-1 1B 1-3		3 0 2 0 1 0 1
<b>Jacque Jones, L</b> OBP: 0.281, SLG: 0.325 (1, 7)		2-2 G4-6-3 1-2f		3-2 F5 1-2		0-2 G1-3		0-1 L4		4 0 0 0 0 0 5
<b>Torii Hunter, R</b> OBP: 0.280, SLG: 0.416 (1, 8)			0-1 1B E 1B 1B		0-2 3B 2-H		2-3 K 1B		4-1 1B G3 BB	3 2 2 1 1 1 0
<b>Tom Prince, R</b> OBP: 0.309, SLG: 0.408 (1, 2)			1-1 E SF8 1B		0-3 K		1-2 1B		2-2 G6-3 G3 1-3 1B	4 1 3 0 0 1 1

**BOTTOM**

**Kansas City Royals @ Minnesota Twins**  
Hubert H. Humphrey Metrodome, Minneapolis, MN

Sat May 12 2001, 7:05 PM EDT  
Att. 26,167 - Dome - 72 F

livebaseballscorecards.com

<b>AB</b>	<b>34</b>
<b>R</b>	<b>4</b>
<b>H</b>	<b>10</b>
<b>RBI</b>	<b>3</b>
<b>BB</b>	<b>4</b>
<b>SO</b>	<b>6</b>
<b>LOB</b>	<b>18</b>



Inning Stats	R: 0	H: 0	R: 0	H: 1	R: 2	H: 3	R: 1	H: 0	R: 0	H: 0	R: 0	H: 1	R: 0	H: 2	R: 1	H: 1	1B: 9	SF: 1	WP: 1	PA: 39
	E: 0	LOB: 0	E: 0	LOB: 1	E: 1	LOB: 1	E: 0	LOB: 1	E: 0	LOB: 1	E: 0	LOB: 1	E: 0	LOB: 2	E: 0	LOB: 1	2B: 0	SAC: 0	PB: 1	
	K: 0	BB: 0	K: 1	BB: 1	K: 0	BB: 1	K: 1	BB: 0	K: 1	BB: 1	K: 2	BB: 0	K: 1	BB: 0	K: 0	BB: 1	3B: 1	DP: 2	SB: 0	
	S: 5	P: 7	S: 13	P: 22	S: 11	P: 20	S: 12	P: 15	S: 6	P: 11	S: 7	P: 13	S: 12	P: 19	S: 10	P: 10	HR: 0	HBP: 0	CS: 0	

PITCHER	IP	WLS	BF	H	R	ER	SO	BB	IBB	HBP	BLK	WP	HR	S	P	ERA	WHIP
<b>Chad Durbin, R</b> ERA: 6.05 (1, 1)	8.0	W	34	9	3	3	6	3	0	0	0	1	0	76	117	3.38	1.500
<b>Doug Henry, R</b> ERA: 6.52 (9, 1)	1.0		5	1	1	1	0	1	0	0	0	0	0	11	20	9.00	2.000



Batter	1	2	3	4	5	6	7	8	9	AB R H RBI BB SO LOB	TOP											
<b>Carlos Beltrán, S</b> (1, 8) OBP: 0.342, SLG: 0.425	1-3 		0-1 G6-3 		1-3 		0-1 F1 		0-2 	5 0 1 0 0 2 4												
<b>Rey Sanchez, R</b> (1, 6) OBP: 0.279, SLG: 0.308	1-1 L4 			1-0 G5-3 		1-1 	0-0 		0-1 F8 	5 1 2 0 0 0 1												
<b>29 Mike Sweeney, R</b> (1, 10) OBP: 0.358, SLG: 0.566	1-0 P6 			0-2 F9 		1-0 	2-1 F7 			4 1 1 0 0 0 3												
<b>Jermaine Dye, R</b> (1, 9) OBP: 0.325, SLG: 0.431		2-1 F9 		0-2 		1-0 F9 	2-3 K 			4 0 1 0 0 1 5												
<b>Joe Randa, R</b> (1, 5) OBP: 0.304, SLG: 0.388		2-2 G5-3 		0-1 G5-3 		1-0 		1-1 		4 0 2 2 0 0 1												
<b>Mark Quinn, R</b> (1, 7) OBP: 0.316, SLG: 0.547		2-3 K 			0-0 	0-1 F8 		0-0 G6-4-3 		4 1 1 0 0 1 2												
<b>Dave McCarty, R</b> (1, 3) OBP: 0.328, SLG: 0.291			2-3 		0-0 F3 	2-1 F8 		0-1 G6-3 		4 0 0 0 0 1 2												
<b>Luis Alicea, S</b> (1, 4) OBP: 0.292, SLG: 0.301 <b>Luis Ordaz, R</b> (5, 4) OBP: 0.306, SLG: 0.313			4-0 		0-0 P4 		0-2 		0-1 F8 	1 0 0 0 1 0 1 2 0 1 0 0 0 0												
<b>A.J. Hinch, R</b> (1, 2) OBP: 0.225, SLG: 0.270			1-1 G5-3 		1-1 		0-0 		0-3 K 	4 0 2 1 0 1 1												
<b>Inning Stats</b>	R: 0 E: 0 K: 1 S: 6	H: 0 LOB: 0 BB: 0 P: 9	R: 0 E: 0 K: 1 S: 12	H: 0 LOB: 0 BB: 0 P: 18	R: 0 E: 0 K: 1 S: 7	H: 0 LOB: 1 BB: 1 P: 14	R: 0 E: 0 K: 0 S: 10	H: 1 LOB: 1 BB: 0 P: 11	R: 1 E: 0 K: 1 S: 9	H: 2 LOB: 1 BB: 0 P: 11	R: 2 E: 0 K: 0 S: 9	H: 3 LOB: 1 BB: 0 P: 15	R: 0 E: 0 K: 1 S: 13	H: 3 LOB: 3 BB: 0 P: 17	R: 0 E: 0 K: 0 S: 5	H: 1 LOB: 0 BB: 0 P: 6	R: 0 E: 0 K: 1 S: 10	H: 1 LOB: 1 BB: 0 P: 10	1B: 7 2B: 4 3B: 0 HR: 0	SF: 0 SAC: 0 DP: 1 HBP: 0	WP: 0 PB: 0 SB: 0 CS: 0	PA: 38
<b>PITCHER</b>	IP WLS BF H R ER SO BB IBB HBP BLK WP HR S P ERA WHIP																					
<b>Eric Milton, L</b> (1, 1) ERA: 2.48 <b>Bob Wells, R</b> (7, 1) ERA: 3.98 <b>Eddie Guardado, L</b> (9, 1) ERA: 5.87	6.1 W 28 8 3 3 4 1 0 0 0 0 0 0 59 84 4.26 1.421																					

**Kansas City Royals @ Minnesota Twins**  
 Hubert H. Humphrey Metrodome, Minneapolis, MN

Sun May 13 2001, 2:05 PM EDT  
 Att. 18,018 - Dome - 72 F

livebaseballscorecards.com

AB	37
R	3
H	11
RBI	3
BB	1
SO	6
LOB	20



Batter	1	2	3	4	5	6	7	8	9	AB	R	H	RBI	BB	SO	LOB
Luis Rivas, R OBP: 0.288, SLG: 0.408 (1, 4)	0-2 FC4-6 1B	2-3 K		0-0 G6-3			2-0 1-H HR			4	1	2	2	0	1	1
Denny Hocking, S OBP: 0.232, SLG: 0.250 (1, 6)	2-2 FC4-6 1-2f S	0-1 2-H 1B		3-3 K			2-2 G4-3			4	0	1	1	0	1	1
Matt Lawton, L OBP: 0.380, SLG: 0.355 (1, 9)	3-3 K	1-1 F9				1-2 F5	3-1 1B			4	0	1	0	0	1	2
Corey Koskie, L OBP: 0.324, SLG: 0.421 (1, 5)	1-1 G4-3		1-0 1B 2B		1-2 G3-1		0-3 K			4	1	1	0	0	1	2
Doug Mientkiewicz, L OBP: 0.485, SLG: 0.690 (1, 3)		0-1 1B 2B	3-1 F8		1-0 F8		1-1 F7			4	1	1	0	0	0	2
Chad Allen, R OBP: 0.404, SLG: 0.475 (1, 10)		4-0 1B 1B BB	2-2 F8		0-0 F9			1-2 2B		3	1	1	0	1	0	1
Jacque Jones, L OBP: 0.288, SLG: 0.331 (1, 7)		3-2 1B S G3 1B	2-1 2-H 1B		1-1 G3-1		2-0 F5			4	1	2	2	0	0	1
Torii Hunter, R OBP: 0.279, SLG: 0.407 (1, 8)		1-2 1B G3 1B	2-3 K		2-0 G4-3		2-2 P4			4	1	1	1	0	1	2
A.J. Pierzynski, L OBP: 0.276, SLG: 0.392 (1, 2)		2-2 G3		1-2 G5-3			3-2 HR 1B	1-1 F9		4	1	1	1	0	0	2

Inning Stats	R: 0	H: 1	E: 0	K: 1	S: 11	LOB: 1	BB: 0	P: 17	R: 4	H: 4	E: 0	K: 1	S: 23	LOB: 1	BB: 1	P: 36	R: 1	H: 2	E: 0	K: 1	S: 11	LOB: 1	BB: 0	P: 21	R: 0	H: 0	E: 0	K: 0	S: 9	LOB: 0	BB: 0	P: 13	R: 0	H: 0	E: 0	K: 0	S: 7	LOB: 0	BB: 0	P: 10	R: 0	H: 0	E: 0	K: 0	S: 4	LOB: 0	BB: 0	P: 7	R: 2	H: 3	E: 0	K: 1	S: 14	LOB: 1	BB: 0	P: 25	R: 0	H: 1	E: 0	K: 0	S: 10	LOB: 1	BB: 0	P: 16
--------------	------	------	------	------	-------	--------	-------	-------	------	------	------	------	-------	--------	-------	-------	------	------	------	------	-------	--------	-------	-------	------	------	------	------	------	--------	-------	-------	------	------	------	------	------	--------	-------	-------	------	------	------	------	------	--------	-------	------	------	------	------	------	-------	--------	-------	-------	------	------	------	------	-------	--------	-------	-------

PITCHER	IP	WLS	BF	H	R	ER	SO	BB	IBB	HBP	BLK	WP	HR	S	P	ERA	WHIP
Mac Suzuki, R ERA: 3.65 (1, 1)	2.0	L	13	6	5	5	2	1	0	0	0	0	0	35	55	22.50	3.500
Blake Stein, R ERA: 6.62 (3, 1)	4.0		14	2	1	1	2	0	0	0	0	0	0	33	55	2.25	0.500
Cory Bailey, R ERA: 2.38 (7, 1)	1.0		5	2	1	1	1	0	0	0	0	0	1	11	19	9.00	2.000
Doug Henry, R ERA: 6.2 (8, 1)	1.0		4	1	0	0	0	0	0	0	0	0	0	10	16	0.00	1.000

**BOTTOM**

**Kansas City Royals @ Minnesota Twins**  
 Hubert H. Humphrey Metrodome, Minneapolis, MN

Sun May 13 2001, 2:05 PM EDT  
 Att. 18,018 - Dome - 72 F

AB	35
R	7
H	11
RBI	7
BB	1
SO	5
LOB	14



WP	HR	S	P	ERA	WHIP
1B: 7	SF: 0	WP: 0	PA: 36		
2B: 3	SAC: 0	PB: 0			
3B: 0	DP: 0	SB: 2			
HR: 1	HBP: 0	CS: 0			



Batter	1	2	3	4	5	6	7	8	9	AB R H RBI BB SO LOB	TOP																						
Carlos Beltrán, S OBP: 0.340, SLG: 0.420 (1, 8)	3-2 P6 ①		0-0 F8 ①		3-2 G4-3 29 2B S 1B		1-1 F8 ③			4 1 1 0 0 0 0	<b>Kansas City Royals @ Minnesota Twins</b> Hubert H. Humphrey Metrodome, Minneapolis, MN Mon May 14 2001, 8:05 PM EDT Att. 10,049 - Dome - 72 F <a href="http://livebaseballscorecards.com">livebaseballscorecards.com</a>																						
Rey Sanchez, R OBP: 0.278, SLG: 0.307 (1, 6)	0-1 G4-3 ②		0-0 E S 1B		1-0 G4-3 ②			0-1 G4-3 ①		4 0 1 0 0 0 1																							
29 Mike Sweeney, R OBP: 0.361, SLG: 0.577 (1, 3)	0-1 1B 2B		0-3 K ②		0-1 2B ③-H			2-3 K ②		4 0 2 1 0 2 1																							
Jermaine Dye, R OBP: 0.329, SLG: 0.429 (1, 9)	3-2 2-3 1B		4-2 1-3 BB		2-2 F9 ③			3-3 K ③		3 0 1 0 0 1 1																							
Dee Brown, L OBP: 0.345, SLG: 0.410 (1, 7)	1-2 P6 ③		0-0 F8 ③		2-3 K ①			1-3 K ①		4 0 0 0 0 2 4																							
Mark Quinn, R OBP: 0.314, SLG: 0.539 (1, 10)		0-0 F8 ①		1-1 G6-3 ①		0-2 CS 1B		1-2 G4-3 ②		4 0 1 0 0 0 0																							
Wilson Delgado, S (1, 5)		0-1 G6-3 ②		2-3 K ②		2-3 K ③ 1-2		4-1 BB		3 0 0 0 1 2 1																							
Luis Alicea, S OBP: 0.290, SLG: 0.291 (1, 4)		4-1 BB		2-1 F8 ③		1-2 G4-3 ①		1-3 K ③		3 0 0 0 1 1 1																							
Héctor Ortiz, R OBP: 0.263, SLG: 0.269 (1, 2)		0-1 G5-3 ③		0-0 G6-3 ①		1-0 G4-3 ②				3 0 0 0 0 0 1																							
<b>Inning Stats</b>	R: 0 E: 0 K: 0 S: 15	H: 2 LOB: 2 BB: 0 P: 22	R: 0 E: 0 K: 0 S: 6	H: 0 LOB: 1 BB: 1 P: 10	R: 0 E: 0 K: 1 S: 11	H: 1 LOB: 2 BB: 1 P: 15	R: 0 E: 0 K: 1 S: 8	H: 0 LOB: 0 BB: 0 P: 13	R: 1 E: 0 K: 0 S: 11	H: 2 LOB: 1 BB: 0 P: 16		R: 0 E: 0 K: 2 S: 9	H: 1 LOB: 0 BB: 0 P: 13	R: 0 E: 0 K: 0 S: 6	H: 0 LOB: 0 BB: 0 P: 9	R: 0 E: 0 K: 2 S: 10	H: 0 LOB: 0 BB: 0 P: 15	R: 0 E: 0 K: 2 S: 11	H: 0 LOB: 1 BB: 1 P: 18	1B: 4 2B: 2 3B: 0 HR: 0	SF: 0 SAC: 0 DP: 0 HBP: 0	WP: 0 PB: 0 SB: 2 CS: 1	PA: 35										
<b>PITCHER</b> Joe Mays, R ERA: 2.3 LaTroy Hawkins, R ERA: 2.87	IP 8.0	WLS W	BF 31	H 6	R 1	ER 1	SO 6	BB 2	IBB 0	HBP 0	BLK 0	WP 0	HR 0	S 76	P 113	ERA 1.12	WHIP 1.000																
											<b>PITCHER</b>	IP	WLS	BF	H	R	ER	SO	BB	IBB	HBP	BLK	WP	HR	S	P	ERA	WHIP					

**Kansas City Royals @ Minnesota Twins**  
 Hubert H. Humphrey Metrodome, Minneapolis, MN  
 Mon May 14 2001, 8:05 PM EDT  
 Att. 10,049 - Dome - 72 F

<b>AB</b>	32
<b>R</b>	1
<b>H</b>	6
<b>RBI</b>	1
<b>BB</b>	3
<b>SO</b>	8
<b>LOB</b>	10



Batter	1	2	3	4	5	6	7	8	9	AB	R	H	RBI	BB	SO	LOB
<b>Cristian Guzman, S</b> OBP: 0.331, SLG: 0.545 (1, 6)	0-0 G4-3		1-1 G1-6-3		0-0 G4-3		0-1 G3 1B			4	0	1	0	0	0	0
<b>Luis Rivas, R</b> OBP: 0.287, SLG: 0.398 (1, 4)	1-3 K			3-2 G5-3	4-2 BB BB		2-3 K			3	0	0	0	1	2	1
<b>Matt Lawton, L</b> OBP: 0.383, SLG: 0.350 (1, 9)	0-3 K			4-1 1B E BB	4-1 BB BB		0-0 G3			2	1	0	0	2	1	1
<b>Corey Koskie, L</b> OBP: 0.329, SLG: 0.431 (1, 5)		2-0 G3 2B		1-1 1B E 1B	0-0 G3		1-0 G4-3			4	1	2	0	0	0	3
<b>Doug Mientkiewicz, L</b> OBP: 0.486, SLG: 0.709 (1, 3)		1-0 G3		2-2 E 1B		1-0 L6		3-2 HR		4	1	2	1	0	0	1
<b>Chad Allen, R</b> OBP: 0.373, SLG: 0.432 (1, 10)		2-3 G6-3		2-1 E3		2-2 F9		2-1 G6-3		4	0	0	1	0	0	2
<b>Jacque Jones, L</b> OBP: 0.295, SLG: 0.339 (1, 7)		0-0 G6-3		1-2 G3		4-0 BB BB		1-0 2B		3	0	1	0	1	0	3
<b>Torii Hunter, R</b> OBP: 0.289, SLG: 0.405 (1, 8)			1-2 G6-3 1B		0-1 G5-3		4-1 BB		1-2 G5-3		3	0	1	0	1	3
<b>A.J. Pierzynski, L</b> OBP: 0.263, SLG: 0.372 (1, 2)			0-0 G6-3		3-2 G4-3		0-0 F7		0-1 G3		4	0	0	0	0	4

Inning Stats	R: 0	H: 0	E: 0	K: 2	S: 7	R: 0	H: 1	E: 0	K: 0	S: 4	R: 0	H: 1	E: 0	K: 0	S: 6	R: 2	H: 2	E: 1	K: 0	S: 17	R: 0	H: 0	E: 0	K: 0	S: 8	R: 0	H: 0	E: 0	K: 1	S: 7	R: 1	H: 2	E: 0	K: 0	S: 11	
	LOB: 0	BB: 0	P: 8	LOB: 1	BB: 0	P: 8	LOB: 0	BB: 0	P: 8	LOB: 2	BB: 1	P: 30	LOB: 2	BB: 2	P: 19	LOB: 2	BB: 2	P: 17	LOB: 1	BB: 0	P: 18	LOB: 1	BB: 0	P: 18	LOB: 1	BB: 0	P: 18	LOB: 1	BB: 0	P: 18	LOB: 1	BB: 0	P: 18	LOB: 1	BB: 0	P: 18

PITCHER	IP	WLS	BF	H	R	ER	SO	BB	IBB	HBP	BLK	WP	HR	S	P	ERA	WHIP
<b>Dan Reichert, R</b> ERA: 3.28 (1, 1)	7.0	L	31	5	2	1	3	5	0	0	0	0	0	55	100	1.29	1.429
<b>Jason Grimsley, R</b> ERA: 2.59 (8, 1)	1.0		5	2	1	1	0	0	0	0	0	0	1	11	18	9.00	2.000


**BOTTOM**

**Kansas City Royals @ Minnesota Twins**  
**Hubert H. Humphrey Metrodome, Minneapolis, MN**

Mon May 14 2001, 8:05 PM EDT  
Att. 10,049 - Dome - 72 F

livebaseballscorecards.com

<b>AB</b>	<b>31</b>
<b>R</b>	<b>3</b>
<b>H</b>	<b>7</b>
<b>RBI</b>	<b>2</b>
<b>BB</b>	<b>5</b>
<b>SO</b>	<b>3</b>
<b>LOB</b>	<b>18</b>



<b>1B:</b> 4	<b>SF:</b> 0	<b>WP:</b> 0	<b>PA:</b> 36
<b>2B:</b> 2	<b>SAC:</b> 0	<b>PB:</b> 0	
<b>3B:</b> 0	<b>DP:</b> 1	<b>SB:</b> 0	
<b>HR:</b> 1	<b>HBP:</b> 0	<b>CS:</b> 0	



Batter	1	2	3	4	5	6	7	8	9	AB R H RBI BB SO LOB	TOP	
Gerald Williams, R OBP: 0.277, SLG: 0.345 (1, 8) F B X	1-1 G5-3 ①		0-1 G6-3 ③			0-0 F8 ①	1-0 G5-3 ①		3-2 G6-3 ③	5 0 0 0 0 0 3	<b>Tampa Bay Devil Rays @ Kansas City Royals</b> Kauffman Stadium, Kansas City, MO Tue May 15 2001, 7:05 PM CDT Att. 12,858 - Cloudy - 87 F <a href="http://livebaseballscorecards.com">livebaseballscorecards.com</a>	
Russ Johnson, R OBP: 0.392, SLG: 0.449 (1, 4) Damian Rolls, R OBP: 0.320, SLG: 0.458 (6, PR) F B C (6, 4)	2-3 K ②			0-2 F9 ①		1-1 1B E 1B	2-3 K ②			3 0 1 0 0 1 0 1 1 0 0 0 1 2		
Ben Grieve, L OBP: 0.378, SLG: 0.382 (1, 7) X	0-0 G6-3 ③			0-0 FC6-4 1B		2-2 E 1-3 1B	4-2 BB			3 0 2 0 1 0 0		
Fred McGriff, L OBP: 0.338, SLG: 0.515 (1, 3) B X		1-0 G6-3 1B		2-2 FC6-4 1-2f ②		2-1 E2 1-3 3-H 1B	1-0 G6-3 ③			4 0 2 1 0 0 4		
Greg Vaughn, R OBP: 0.321, SLG: 0.407 (1, 10) B C B X		2-1 F2 ①		3-2 L7 ③		0-0 F6 ②		2-3 K ①		4 0 0 0 0 1 4		
Aubrey Huff, L OBP: 0.179, SLG: 0.309 (1, 5) B X		1-0 G6-3 1-2f ② ③			1-2 G6-4-3 1B	1-0 F8 ③		1-1 G3-1 ②		4 0 1 0 0 0 3		
Jose Guillen, R OBP: 0.277, SLG: 0.292 (1, 9) C X			0-1 G4-3 S 1B		0-1 G6-4-3 1-2f ②		1-2 SH 1B	3-2 G6-3 ③		4 1 2 0 0 0 1		
John Flaherty, R OBP: 0.284, SLG: 0.346 (1, 2) F X			0-1 F8 ①		0-2 1B		0-1 SH 1-2 1B		4-0 G4-6-3 BB	3 0 2 0 1 0 1		
Felix Martinez, S OBP: 0.297, SLG: 0.303 (1, 6) C C C B B B X			3-2 G4-3 1-3 ②		0-0 F9 ③		0-0 SH 1-3 2-H		1-1 G4-6-3 1-2f ① ②	3 0 0 0 0 0 3		
<b>Inning Stats</b>	R: 0 H: 0 E: 0 LOB: 0 K: 1 BB: 0 S: 6 P: 9	R: 0 H: 1 E: 0 LOB: 0 K: 0 BB: 0 S: 4 P: 8	R: 0 H: 1 E: 0 LOB: 1 K: 0 BB: 0 S: 9 P: 12	R: 0 H: 1 E: 0 LOB: 1 K: 0 BB: 0 S: 12 P: 17	R: 0 H: 2 E: 0 LOB: 1 K: 0 BB: 0 S: 10 P: 11	R: 1 H: 3 E: 1 LOB: 2 K: 0 BB: 0 S: 11 P: 17	R: 1 H: 2 E: 1 LOB: 3 K: 1 BB: 1 S: 13 P: 22	R: 0 H: 0 E: 0 LOB: 0 K: 1 BB: 0 S: 8 P: 14	R: 0 H: 0 E: 0 LOB: 0 K: 0 BB: 1 S: 5 P: 13	1B: 10 SF: 0 2B: 0 SAC: 1 3B: 0 DP: 3 HR: 0 HBP: 0	WP: 0 PA: 37 PB: 0 SB: 1 CS: 0	
<b>PITCHER</b> Brian Meadows, R ERA: 6.28 (1, 1) Jose Santiago, R ERA: 5.31 (7, 1)	IP WLS BF H R ER SO BB IBB HBP BLK WP HR S P ERA WHIP											<b>PITCHER</b> IP WLS BF H R ER SO BB IBB HBP BLK WP HR S P ERA WHIP
	6.0 0 25 9 2 1 1 0 0 0 0 0 0 55 78 1.50 1.500											
	3.0 1 12 1 0 0 2 2 0 0 0 0 0 23 45 0.00 1.000											

AB	34
R	2
H	10
RBI	1
BB	2
SO	3
LOB	21



Batter	1	2	3	4	5	6	7	8	9
<b>Carlos Beltrán, S</b> OBP: 0.338, SLG: 0.415 (1, 8)	3-2 G4-3	0-3 K			2-0 F8		1-1 29 BLK 29 2B 1B		
<b>Rey Sanchez, R</b> OBP: 0.291, SLG: 0.319 (1, 6)	0-0 FC6-4 1B		0-0 1B		0-1 G5-3		1-0 29 BLK 29 2B 1B		
<b>29 Mike Sweeney, R</b> OBP: 0.364, SLG: 0.582 (1, 10)	0-1 P3		0-1 L8		1-0 1B		1-1 S 1B 2B		
<b>Jermaine Dye, R</b> OBP: 0.327, SLG: 0.424 (1, 9)	1-1 FC6-4 1-2f		1-0 G4-6-3 1B		0-3 K		1-2 P4		
<b>Dee Brown, L</b> OBP: 0.342, SLG: 0.404 (1, 7)		3-2 F8	0-2 G4-6-3 1-2f		1-2 L7		2-1 G4-6-3 2-H 1B		
<b>Dave McCarty, R</b> OBP: 0.338, SLG: 0.356 (1, 3)		1-2 E9 1B SF8 1B		1-2 HR		2-2 G6-3	0-0 G4-6-3 1-2f		
<b>Luis Alicea, S</b> OBP: 0.309, SLG: 0.303 (1, 5)		2-2 1B 2-3 1B		3-2 G3		1-1 FC6-4 1B		4-0 CS BB	
<b>A.J. Hinch, R</b> OBP: 0.205, SLG: 0.250 (1, 2)		1-1 SF8 3-H		1-1 L9		0-2 FC6-4 1-2f		2-2 F8	
<b>Luis Ordaz, R</b> OBP: 0.325, SLG: 0.361 (1, 4)		1-1 1B		0-2 G5-3			1-2 1B 1B 2B	1-2 G5-3 1-2	

Inning Stats	R: 0	H: 1	E: 0	K: 0	S: 11	R: 1	H: 3	E: 1	K: 1	S: 20	R: 0	H: 2	E: 0	K: 0	S: 8	R: 1	H: 1	E: 0	K: 0	S: 13	R: 0	H: 1	E: 0	K: 1	S: 7	R: 0	H: 1	E: 0	K: 0	S: 11	R: 4	H: 5	E: 0	K: 0	S: 17	R: 0	H: 0	E: 0	K: 0	S: 6
	LOB: 1	BB: 0	BB: 0	BB: 0	BB: 15	LOB: 2	BB: 0	LOB: 1	BB: 0	BB: 28	LOB: 0	BB: 0	LOB: 1	BB: 0	BB: 9	LOB: 0	BB: 0	LOB: 1	BB: 0	BB: 10	LOB: 1	BB: 0	LOB: 0	BB: 0	LOB: 1	BB: 0	LOB: 0	BB: 0	LOB: 1	BB: 0	LOB: 0	BB: 0	LOB: 0	BB: 1	LOB: 0	BB: 1	LOB: 0	BB: 13		

PITCHER															PITCHER																							
IP	WLS	BF	H	R	ER	SO	BB	IBB	HBP	BLK	WP	HR	S	P	ERA	WHIP	IP	WLS	BF	H	R	ER	SO	BB	IBB	HBP	BLK	WP	HR	S	P	ERA	WHIP					
Paul Wilson, R	(1, 1)	6.0	L	28	11	4	4	2	0	0	0	1	78	105	6.00	1.833																						
Dan Wheeler, R	(7, 1)	0.1		4	3	2	2	0	0	0	0	1	8	13	54.00	9.000																						
Doug Creek, L	(7, 1)	1.2		4	0	0	0	0	1	0	0	0	7	14	0.00	0.600																						

AB R H RBI BB SO LOB

**BOTTOM**

4	1	1	0	0	1	2
4	1	3	1	0	0	0
4	1	2	2	0	0	2
4	0	1	0	0	1	3
4	0	1	1	0	0	2
4	2	2	1	0	0	1
3	0	2	0	1	0	0
3	0	0	1	0	0	2
4	1	2	0	0	0	1

AB	34
R	6
H	14
RBI	6
BB	1
SO	2
LOB	13



1B: 11	SF: 1	WP: 0	PA: 36
2B: 2	SAC: 0	PB: 0	
3B: 0	DP: 2	SB: 1	
HR: 1	HBP: 0	CS: 1	

**Tampa Bay Devil Rays @ Kansas City Royals**  
Kauffman Stadium, Kansas City, MO

Tue May 15 2001, 7:05 PM CDT  
Att. 12,858 - Cloudy - 87 F

livebaseballscorecards.com



Batter	1	2	3	4	5	6	7	8	9	AB R H RBI BB SO LOB	TOP																
Gerald Williams, R (1, 8) OBP: 0.275, SLG: 0.340	2-3 K		1-1 G6-3	0-0 1B		2-3 K			2-3 K	5 0 1 2 0 3 0																	
Damian Rolls, R (1, 4) OBP: 0.333, SLG: 0.448	0-2 S 1B		1-2 S 1B		0-0 B1-3		1-1 P3		1-3 K	5 0 2 0 0 1 0																	
Ben Grieve, L (1, 7) OBP: 0.379, SLG: 0.382 Randy Winn, S (9, PR) OBP: 0.432, SLG: 0.600	2-1 L8 1-2		2-3 K 1-2		2-1 BB 1B		1-3 K		2-2 CS 1B	5 0 2 0 0 2 2 0 0 0 0 0 0 0																	
Fred McGriff, L (1, 3) OBP: 0.349, SLG: 0.519	1-0 G4-3			4-2 E 1B BB	0-0 BB 1B		0-0 FC5-4 1B		1-0 CS 1-2	3 1 2 0 1 0 1																	
Greg Vaughn, R (1, 10) OBP: 0.331, SLG: 0.434		0-0 HR		3-1 E 1B 1B	4-2 BB 1-2 2-3		1-0 FC5-4 1-2f			3 2 2 1 1 0 1																	
Aubrey Huff, L (1, 5) OBP: 0.167, SLG: 0.288		2-0 F8		1-1 E3 SH1-4 1B 1-2 2-3	0-1 L9			1-1 G3-1		4 1 0 0 0 0 5																	
Jose Guillen, R (1, 9) OBP: 0.276, SLG: 0.290		3-3 K		2-1 SH1-4 1B 1-2 2-H 3-H	1-3 K			3-1 F7		4 1 1 2 0 2 3																	
Mike DiFelice, R (1, 2) OBP: 0.188, SLG: 0.194		0-0 G5-3		0-0 SH1-4		3-3 K		0-1 1B		3 0 1 0 0 1 0																	
Felix Martinez, S (1, 6) OBP: 0.288, SLG: 0.293			1-2 F7	1-3 K		0-1 G2		2-2 G6-3		4 0 0 0 0 1 3																	
<b>Inning Stats</b>	R: 0 E: 0 K: 1 S: 9	H: 1 LOB: 1 BB: 0 P: 14	R: 1 E: 0 K: 1 S: 7	H: 1 LOB: 0 BB: 0 P: 12	R: 0 E: 0 K: 1 S: 11	H: 1 LOB: 1 BB: 0 P: 16	R: 4 E: 1 K: 1 S: 13	H: 3 LOB: 1 BB: 1 P: 24	R: 0 E: 0 K: 1 S: 14	H: 2 LOB: 3 BB: 1 P: 21	R: 0 E: 0 K: 2 S: 11	H: 0 LOB: 0 BB: 0 P: 16	R: 0 E: 0 K: 1 S: 7	H: 1 LOB: 1 BB: 0 P: 10	R: 0 E: 0 K: 0 S: 9	H: 1 LOB: 1 BB: 0 P: 15	R: 0 E: 0 K: 2 S: 11	H: 1 LOB: 1 BB: 0 P: 17	1B: 10 2B: 0 3B: 0 HR: 1	SF: 0 SAC: 1 DP: 0 HBP: 0	WP: 0 PB: 0 SB: 2 CS: 1	PA: 40					
<b>PITCHER</b>	IP WLS BF H R ER SO BB IBB HBP BLK WP HR S P ERA WHIP																										
Jeff Suppan, R (1, 1) ERA: 4.45	4.1		23	8	5	2	4	2	0	0	0	0	1	49	81	4.15	2.308										
Doug Henry, R (5, 1) ERA: 5.73	1.2		5	0	0	0	3	0	0	0	0	0	0	16	22	0.00	0.000										
Mac Suzuki, R (7, 1) ERA: 3.46	2.0		8	2	0	0	1	0	0	0	0	0	0	16	25	0.00	1.000										
Roberto Hernandez, R (9, 1) ERA: 7.13	1.0	W	3	1	0	0	2	0	0	0	0	0	0	11	17	0.00	1.000										

Tampa Bay Devil Rays @ Kansas City Royals  
Kauffman Stadium, Kansas City, MO

Wed May 16 2001, 7:05 PM CDT  
Att. 12,378 - Overcast - 88 F

livebaseballscores.com

AB	36
R	5
H	11
RBI	5
BB	2
SO	10
LOB	15



BOTTOM

Tampa Bay Devil Rays @ Kansas City Royals  
Kauffman Stadium, Kansas City, MO

livebaseballscores.com

AB 38  
R 9  
H 13  
RBI 9  
BB 1  
SO 4  
LOB 17



WP: 1 PA: 41  
PB: 0  
SB: 2  
CS: 0

ERA 1.50 WHIP 1.500  
ERA 3.47  
ERA 6.46

Wed May 16 2001, 7:05 PM CDT  
Att. 12,378 - Overcast - 88 F

AB R H RBI BB SO LOB

5	1	2	0	0	0	1
5	1	2	1	0	0	2
5	1	1	0	0	1	5
4	2	0	0	1	0	3
5	2	2	5	0	1	0
4	1	3	1	0	0	0
4	0	1	0	0	2	4
2	0	0	0	0	0	1
0	0	0	1	0	0	0
1	0	0	0	0	0	1
3	1	2	1	0	0	0

Batter	1	2	3	4	5	6	7	8	9
Carlos Beltrán, S (1, 8) OBP: 0.340, SLG: 0.422	1-0 2B		0-0 G4-3		2-0 P6		3-2 P6		0-0 1B HR 1B
Rey Sanchez, R (1, 6) OBP: 0.294, SLG: 0.322	1-1 L3		0-0 29 FC5-4 1B		0-0 FC6-4 1-2f		0-0 E6		1-0 29 G5-3 1B HR
29 Mike Sweeney, R (1, 3) OBP: 0.360, SLG: 0.570	1-3 K		2-1 FC5-4 1-2f			2-1 E 1B	1-0 F9		1-0 G5-3 1-2
Jermaine Dye, R (1, 9) OBP: 0.323, SLG: 0.412	3-2 G4-3			3-2 G5-3		0-1 E6 1B 1-3 2B	2-2 G6-3 2-3		4-0 HR IBB
Joe Randa, R (1, 5) OBP: 0.307, SLG: 0.408		2-2 F9		1-3 K		0-2 2B SF8 1B 1-2 3-H		3-2 F8	0-0 1-H 2-H 3-H HR
Dee Brown, L (1, 7) OBP: 0.355, SLG: 0.425		2-2 WP S 1B		1-2 1B		0-0 1B 2B 1-3 2-H		1-2 L9	
Luis Alicea, S (1, 10) OBP: 0.307, SLG: 0.323		0-3 K		0-0 G4-3		3-3 K		0-0 3B	
Héctor Ortiz, R (1, 2) OBP: 0.257, SLG: 0.263		2-2 P1			0-0 L4	2-2 SF8		1-1 G5-3	
Dave McCarty, R (6, PH) OBP: 0.333, SLG: 0.356									
A.J. Hinch, R (7, 2) OBP: 0.200, SLG: 0.244									
Luis Ordaz, R (1, 4) OBP: 0.364, SLG: 0.385			1-1 G1-3		1-2 FC6-4 1B	1-2 2-H 1B			3-1 1B 1B HBP

Inning Stats	R: 0	H: 1	E: 0	K: 1	S: 10	R: 0	H: 1	E: 0	K: 1	S: 16	R: 0	H: 1	E: 0	K: 0	S: 6	R: 0	H: 1	E: 0	K: 1	S: 10	R: 0	H: 1	E: 0	K: 0	S: 8	R: 4	H: 4	E: 1	K: 1	S: 19	R: 0	H: 0	E: 1	K: 0	S: 8	R: 0	H: 1	E: 0	K: 0	S: 10	R: 5	H: 3	E: 0	K: 0	S: 5	1B: 9	2B: 2	3B: 1	SF: 1	SAC: 0	DP: 0	HBP: 1
--------------	------	------	------	------	-------	------	------	------	------	-------	------	------	------	------	------	------	------	------	------	-------	------	------	------	------	------	------	------	------	------	-------	------	------	------	------	------	------	------	------	------	-------	------	------	------	------	------	-------	-------	-------	-------	--------	-------	--------

PITCHER	IP	WLS	BF	H	R	ER	SO	BB	IBB	HBP	BLK	WP	HR	S	P	ERA	WHIP
Bryan Rekar, R (1, 1) ERA: 5.05	6.0		27	9	4	1	4	0	0	0	0	1	0	69	99	1.50	1.500
Rusty Meacham, R (7, 1) ERA: 3.47	1.2	H	7	1	0	0	0	0	0	0	0	0	0	16	26	0.00	0.600
Esteban Yan, R (8, 1) ERA: 6.46	0.2	L	7	3	5	5	0	0	1	1	0	0	1	7	17	67.50	4.500



Batter	1	2	3	4	5	6	7	8	9	AB R H RBI BB SO LOB	TOP									
<b>Damian Rolls, R</b> (1, 4) OBP: 0.353, SLG: 0.455	0-2 S 1B	0-1 G5-3			0-0 F8			1-1 G4-6-3 1B		4 0 2 0 0 0 1	<b>Tampa Bay Devil Rays @ Kansas City Royals</b> Kauffman Stadium, Kansas City, MO Thu May 17 2001, 7:05 PM CDT Att. 14,272 - Cloudy - 68 F									
<b>Gerald Williams, R</b> (1, 8) OBP: 0.274, SLG: 0.338	1-2 F7		0-0 F7		0-1 G6-3			0-1 G4-6-3 1B		4 0 1 0 0 0 1										
<b>Ben Grieve, L</b> (1, 7) OBP: 0.376, SLG: 0.374	4-2 BB		0-1 G3-1		2-3 K			2-2 G4-6-3		3 0 0 0 1 1 2										
<b>Fred McGriff, L</b> (1, 3) OBP: 0.340, SLG: 0.504	0-0 F5		1-0 F7		0-0 F8			0-3 K		4 0 0 0 0 1 3										
<b>Greg Vaughn, R</b> (1, 10) OBP: 0.329, SLG: 0.429	2-3 K			2-2 1B G6-3 1B		0-2 G4-3		0-0 G1-3		4 1 1 0 0 1 2										
<b>Aubrey Huff, L</b> (1, 5) OBP: 0.203, SLG: 0.317		1-1 G6-4-3 1B		1-0 G6-3 1B		3-1 G4-3		2-2 BB 1B		4 1 3 0 0 0 0										
<b>Jose Guillen, R</b> (1, 9) OBP: 0.278, SLG: 0.291		0-0 G6-4-3		0-1 G6-3 1B			1-2 E5 G5-4-3		1-3 K	3 0 1 0 0 0 1										
<b>Randy Winn, S</b> (7, PR) OBP: 0.421, SLG: 0.581		1-2 G6-4-3		1-2 2-3 1B						1 0 0 0 0 1 1										
<b>John Flaherty, R</b> (1, 2) OBP: 0.286, SLG: 0.346		1-1 G6-3		0-1 G6-3		1-0 G5-4-3		4-2 BB		3 0 1 1 0 0 3										
<b>Steve Cox, L</b> (9, PH) OBP: 0.343, SLG: 0.429		2-H 1B		1-2f 2-3 3-H		1-2f G5-4-3		1-2 BB		0 0 0 0 1 0 0										
<b>Andy Sheets, R</b> (1, 6)		3-2 F9		0-1 G6-3		0-0 G6-3		1-3 K		4 0 0 0 0 1 5										
<b>Inning Stats</b>	R: 0 E: 0 K: 1 S: 15	H: 1 LOB: 2 BB: 1 P: 21	R: 1 E: 0 K: 0 S: 10	H: 2 LOB: 1 BB: 0 P: 15	R: 0 E: 0 K: 0 S: 4	H: 0 LOB: 0 BB: 0 P: 5	R: 1 E: 0 K: 0 S: 11	H: 3 LOB: 1 BB: 0 P: 14	R: 0 E: 0 K: 1 S: 6	H: 0 LOB: 0 BB: 0 P: 9	R: 0 E: 1 K: 0 S: 5	H: 0 LOB: 1 BB: 0 P: 7	R: 0 E: 0 K: 1 S: 10	H: 2 LOB: 1 BB: 0 P: 13	R: 0 E: 0 K: 2 S: 15	H: 1 LOB: 2 BB: 1 P: 23	1B: 9 2B: 0 3B: 0 HR: 0	SF: 0 SAC: 0 DP: 3 HBP: 0	WP: 0 PB: 0 SB: 1 CS: 0	PA: 36
<b>PITCHER</b>	IP WLS BF H R ER SO BB IBB HBP BLK WP HR S P ERA WHIP																			
<b>Chad Durbin, R</b> (1, 1) ERA: 5.13	7.0 W 29 8 2 2 2 1 0 0 0 0 0 0 61 84 2.57 1.286																			
<b>Jason Grimsley, R</b> (8, 1) ERA: 2.49	1.0 H 2 0 0 0 1 0 0 0 0 0 0 0 6 8 0.00 0.000																			
<b>Roberto Hernandez, R</b> (9, 1) ERA: 6.75	1.0 S 5 1 0 0 2 1 0 0 0 0 0 0 15 23 0.00 2.000																			

AB	34
R	2
H	9
RBI	1
BB	2
SO	5
LOB	19



Batter	1	2	3	4	5	6	7	8	9
<b>Carlos Beltrán, S</b> OBP: 0.337, SLG: 0.430 (1, 8)	0-3 <b>K</b>	2-1 <b>G3</b>		1-0 <b>3B</b>			1-3 <b>K</b>		
<b>Rey Sanchez, R</b> OBP: 0.293, SLG: 0.327 (1, 6)	2-2 <b>29 G3</b> <b>1B</b> <b>2B</b>		1-2 <b>G6-3</b>	0-1 <b>F9</b>			2-2 <b>P4</b>		
<b>29 Mike Sweeney, R</b> OBP: 0.357, SLG: 0.562 (1, 3)	0-2 <b>G3</b>		2-2 <b>1B</b>		3-1 <b>G4-3</b>			0-1 <b>F8</b>	
<b>Jermaine Dye, R</b> OBP: 0.321, SLG: 0.408 (1, 9)	3-1 <b>1B</b> <b>1B</b>		0-0 <b>P6</b>		0-0 <b>F8</b>			2-2 <b>G6-3</b>	
<b>Joe Randa, R</b> OBP: 0.306, SLG: 0.404 (1, 5)	2-1 <b>1B</b>		0-0 <b>F9</b>		1-2 <b>G6-3</b>			3-2 <b>F8</b>	
<b>Dee Brown, L</b> OBP: 0.355, SLG: 0.422 (1, 7)	2-2 <b>P4</b>			2-0 <b>2B</b> <b>WP</b> <b>1B</b>		1-2 <b>G5-3</b>			
<b>Luis Alicea, S</b> OBP: 0.317, SLG: 0.337 (1, 10)			4-2 <b>G5-3</b> <b>G1-3</b> <b>WP</b> <b>BB</b>	0-0 <b>WP</b> <b>3B</b> <b>2B</b>		0-0 <b>F9</b>			
<b>A.J. Hinch, R</b> OBP: 0.188, SLG: 0.227 (1, 2)			0-0 <b>G1-3</b>	3-1 <b>F9</b>		1-3 <b>K</b>			
<b>Luis Ordaz, R</b> OBP: 0.340, SLG: 0.357 (1, 4)			1-2 <b>G5-3</b>	1-1 <b>G6-3</b>			1-0 <b>G6-3</b>		

Inning Stats	R: 1	H: 3	E: 0	K: 1	S: 16	LOB: 2	BB: 0	P: 25	R: 1	H: 0	E: 0	K: 0	S: 9	LOB: 0	BB: 1	P: 16	R: 0	H: 1	E: 0	K: 0	S: 11	LOB: 1	BB: 0	P: 14	R: 2	H: 3	E: 0	K: 0	S: 9	LOB: 1	BB: 0	P: 16	R: 0	H: 0	E: 0	K: 0	S: 6	LOB: 0	BB: 0	P: 10	R: 0	H: 0	E: 0	K: 1	S: 7	LOB: 0	BB: 0	P: 9	R: 0	H: 0	E: 0	K: 1	S: 8	LOB: 0	BB: 0	P: 12	R: 0	H: 0	E: 0	K: 0	S: 11	LOB: 0	BB: 0	P: 16
--------------	------	------	------	------	-------	--------	-------	-------	------	------	------	------	------	--------	-------	-------	------	------	------	------	-------	--------	-------	-------	------	------	------	------	------	--------	-------	-------	------	------	------	------	------	--------	-------	-------	------	------	------	------	------	--------	-------	------	------	------	------	------	------	--------	-------	-------	------	------	------	------	-------	--------	-------	-------

PITCHER	IP	WLS	BF	H	R	ER	SO	BB	IBB	HBP	BLK	WP	HR	S	P	ERA	WHIP
<b>Brian Rose, R</b> ERA: 6.29 (1, 1)	4.0	L	20	7	4	4	1	1	0	0	0	2	0	45	71	9.00	2.000
<b>Travis Phelps, R</b> ERA: 2.16 (5, 1)	3.0		9	0	0	0	2	0	0	0	0	0	0	21	31	0.00	0.000
<b>Tony Fiore, R</b> ERA: (8, 1)	1.0		3	0	0	0	0	0	0	0	0	0	0	11	16	0.00	0.000

AB R H RBI BB SO LOB

**BOTTOM**

**Tampa Bay Devil Rays @ Kansas City Royals**  
Kauffman Stadium, Kansas City, MO

Thu May 17 2001, 7:05 PM CDT  
Att: 14,272 - Cloudy - 68 F

4	0	1	1	0	2	0
4	1	1	0	0	0	1
4	0	1	0	0	0	1
4	0	1	1	0	0	1
4	0	1	0	0	0	1
3	1	1	0	0	0	2
2	2	1	0	1	0	0
3	0	0	0	0	1	2
3	0	0	0	0	0	2

AB	31
R	4
H	7
RBI	2
BB	1
SO	3
LOB	10

WP	HR	S	P	ERA	WHIP
2	0	12	16	9.00	2.000
0	0	0	0	0.00	0.000
0	0	0	0	0.00	0.000





Batter	1	2	3	4	5	6	7	8	9	AB R H RBI BB SO LOB	TOP
Trot Nixon, L (1, 9) OBP: 0.345, SLG: 0.454	4-1 G5-3 1B BB		1-3 K	1-2 HR		1-0 G5-3			4-0 G5-3 BB	3 1 1 1 2 1 0	
Jose Offerman, S (1, 4) OBP: 0.390, SLG: 0.485	3-2 F9		0-1 E 1B	1-2 F8		1-2 G4-3			1-3 K	5 1 1 0 0 1 2	
Carl Everett, S (1, 8) OBP: 0.370, SLG: 0.466	1-1 G5-3 1B		1-2 E4 1B	0-2 3B 2B			0-0 G3		0-1 G5-3	5 1 2 0 0 0 2	
Manny Ramirez, R (1, 10) OBP: 0.497, SLG: 0.759	2-1 G5-3		1-2 1B	1-0 3B			1-0 G6-3		0-3 K	5 0 2 2 0 1 3	
Troy O'Leary, L (1, 7) OBP: 0.261, SLG: 0.381	0-1 F9		1-3 K2-3	0-1 G3			2-1 1B			4 0 1 0 0 1 5	
John Valentin, R (1, 6) OBP: 0.286, SLG: 0.278		0-3 K		2-0 G6-3	3-1 G5-3			1-3 K		4 0 0 0 0 2 1	
Brian Daubach, L (1, 3) OBP: 0.310, SLG: 0.525		4-2 G4-6-3 BB		4-2 1B HR BB	2-3 K			0-3 K		2 1 0 0 2 2 0	
Shea Hillenbrand, R (1, 5) OBP: 0.311, SLG: 0.461		1-0 G4-6-3		0-1 HR 1B	0-2 G3			1-1 1B		4 1 2 0 0 0 1	
Jason Varitek, S (1, 2) OBP: 0.363, SLG: 0.413			2-3 K	0-2 HR		0-1 L1		0-1 F8		4 1 1 3 0 1 0	
<b>Inning Stats</b>	R: 0 H: 1 E: 0 LOB: 2 K: 0 BB: 1 S: 10 P: 20	R: 0 H: 0 E: 0 LOB: 0 K: 1 BB: 1 S: 8 P: 13	R: 1 H: 2 E: 1 LOB: 2 K: 3 BB: 0 S: 20 P: 26	R: 5 H: 5 E: 0 LOB: 1 K: 0 BB: 1 S: 21 P: 30	R: 0 H: 0 E: 0 LOB: 0 K: 1 BB: 0 S: 8 P: 13	R: 0 H: 0 E: 0 LOB: 0 K: 0 BB: 0 S: 6 P: 8	R: 0 H: 1 E: 0 LOB: 1 K: 1 BB: 0 S: 7 P: 11	R: 0 H: 1 E: 0 LOB: 0 K: 1 BB: 0 S: 7 P: 8	R: 0 H: 0 E: 0 LOB: 1 K: 2 BB: 1 S: 8 P: 13	1B: 6 SF: 0 2B: 1 SAC: 0 3B: 1 DP: 1 HR: 2 HBP: 0	WP: 0 PA: 40 PB: 0 SB: 0 CS: 0
<b>PITCHER</b>	IP WLS BF H R ER SO BB IBB HBP BLK WP HR S P ERA WHIP										
Blake Stein, R (1, 1) ERA: 6.99	3.1 L 19 6 5 4 4 3 0 0 0 0 2 49 77 10.80 2.700										
Cory Bailey, R (4, 1) ERA: 2.4	3.2 14 3 1 1 2 0 0 0 0 0 0 31 44 2.46 0.818										
Doug Henry, R (8, 1) ERA: 5.25	2.0 7 1 0 0 3 1 0 0 0 0 0 15 21 0.00 1.000										

**Boston Red Sox @ Kansas City Royals**  
**Kauffman Stadium, Kansas City, MO**

livebaseballscorecards.com

**AB 36**  
**R 6**  
**H 10**  
**RBI 6**  
**BB 4**  
**SO 9**  
**LOB 14**



Fri May 18 2001, 7:05 PM CDT  
Att. 34,154 - Sunny - 65 F

Batter	1	2	3	4	5	6	7	8	9	AB	R	H	RBI	BB	SO	LOB
Carlos Beltrán, S OBP: 0.339, SLG: 0.429 (1, 8)	0-1 FC6-4 1B		2-3 K			0-3 K		0-0 1B	2-2 G6-3	5	0	2	0	0	2	2
Rey Sanchez, R OBP: 0.292, SLG: 0.325 (1, 6)	1-2 FC6-4 1-2f			1-2 29 G6-4-3 1B		0-0 G4-3		0-3 K		4	0	1	0	0	1	3
29 Mike Sweeney, R OBP: 0.355, SLG: 0.554 (1, 3)	0-0 L8			1-0 G6-4-3 1-2f		1-2 G6-3			1-1 1B E 1B 1B	4	1	1	0	0	0	2
Jermaine Dye, R OBP: 0.326, SLG: 0.410 (1, 9)	1-3 K			0-0 1B			1-3 K		0-0 E 1B 1B	4	1	2	0	0	2	1
Joe Randa, R OBP: 0.305, SLG: 0.400 (1, 5)		3-2 P3		1-3 K		1-3 K		2-3 K	1-2 E 2B 1B	4	1	1	0	0	2	1
Dee Brown, L OBP: 0.344, SLG: 0.408 (1, 7)		1-3 K			1-1 F7		1-3 K		1-1 E5 2B	4	0	0	1	0	2	1
Luis Alicea, S OBP: 0.333, SLG: 0.357 (1, 4)		0-3 K			0-1 FC4-6 1B			4-2 1B BB	0-1 E 1-3 2-H 3-H 2B	3	0	2	1	1	1	0
Raul Ibanez, L OBP: 0.207, SLG: 0.179 (1, 10)			0-1 G4-3		2-1 FC4-6 1-2f			2-2 F7	0-0 L6	4	0	0	0	0	0	4
A.J. Hinch, R OBP: 0.184, SLG: 0.222 Héctor Ortiz, R OBP: 0.252, SLG: 0.258 Wilson Delgado, S (9, PH)			0-3 K		1-0 G6-3			2-3 K	3-3 K	1	0	0	0	0	1	0
										2	0	0	0	0	1	2
										1	0	0	0	0	1	2

BOTTOM

Boston Red Sox @ Kansas City Royals  
Kauffman Stadium, Kansas City, MO

livebaseballscorecards.com

AB	36
R	3
H	9
RBI	2
BB	1
SO	13
LOB	18



WP: 0	PA: 37
PB: 0	
SB: 0	
CS: 0	

Inning Stats																																			
R: 0		H: 1		R: 0		H: 0		R: 0		H: 2		R: 0		H: 1		R: 0		H: 0		R: 0		H: 1		R: 3		H: 4									
E: 0		LOB: 1		E: 0		LOB: 0		E: 0		LOB: 1		E: 0		LOB: 1		E: 0		LOB: 0		E: 0		LOB: 0		E: 1		LOB: 2									
K: 1		BB: 0		K: 2		BB: 0		K: 1		BB: 0		K: 0		BB: 0		K: 1		BB: 0		K: 2		BB: 1		K: 1		BB: 0									
S: 9		P: 11		S: 12		P: 16		S: 10		P: 13		S: 7		P: 11		S: 7		P: 8		S: 10		P: 14		S: 15		P: 23									
PITCHER		IP	WLS	BF	H	R	ER	SO	BB	IBB	HBP	BLK	WP	HR	S	P	ERA	WHIP																	
Pedro Martinez, R ERA: 1.52	(1, 1)	8.0	W	29	5	0	0	12	1	0	0	0	0	0	80	108	0.00	0.750																	
Hipolito Pichardo, R ERA: 18.0	(9, 1)	0.0		3	3	3	2	0	0	0	0	0	0	0	6	8	∞	∞																	
Derek Lowe, R ERA: 5.33	(9, 1)	1.0		5	1	0	0	1	0	0	0	0	0	0	12	18	0.00	1.000																	

Fri May 18 2001, 7:05 PM CDT  
Att. 34,154 - Sunny - 65 F



Batter	1	2	3	4	5	6	7	8	9	AB R H RBI BB SO LOB	TOP	
Trot Nixon, L OBP: 0.343, SLG: 0.447 (1, 9) C B B B X	3-1 F7 1		3-2 1B C B B B X		3-1 G3 1-2 C B B B X		1-1 F9 3			4 0 1 0 0 0 1		
Jose Offerman, S OBP: 0.386, SLG: 0.486 (1, 4) B X	1-0 G4-3 2B		0-0 F7 3		1-2 G5-3 2			1-2 G1-3 1		4 0 1 0 0 0 2		
Carl Everett, S OBP: 0.368, SLG: 0.473 (1, 8) B F S X	1-2 G4-3 2-3			0-1 G6-3 3B C X	0-1 G4-3 3			1-1 G3 2		4 1 1 0 0 0 2		
Manny Ramirez, R OBP: 0.487, SLG: 0.741 (1, 10) X	0-0 F9 3			3-1 G6-3 3-H B B B B X		2-0 G5-3 1		3-2 L6 3		4 0 0 1 0 0 1		
Dante Bichette, R OBP: 0.338, SLG: 0.379 (1, 7) X		0-0 G6-3 1		1-2 L8 2		2-3 K 2			1-2 G4-3 1	4 0 0 0 0 1 0		
Brian Daubach, L OBP: 0.308, SLG: 0.515 (1, 3) B C C C X		2-3 K 2		0-0 BB 1B X		0-3 K 3			1-0 G4-3 2	4 0 1 0 0 2 0		
John Valentin, R OBP: 0.320, SLG: 0.429 (1, 6) B B B B X		2-1 G6-3 3		4-2 BB 1-2 B B B B B			3-1 HR F B B B B X		1-3 K 3	3 1 1 1 1 1 0		
Shea Hillenbrand, R OBP: 0.306, SLG: 0.452 (1, 5) B F F F X			2-3 K 1	1-0 F9 3			3-1 F9 1			3 0 0 0 0 1 2		
Jason Varitek, S OBP: 0.362, SLG: 0.407 (1, 2) B X	1-0 F7 2				1-2 G3 HBP C B H		3-2 G6-3 2			2 0 0 0 0 0 0		
<b>Inning Stats</b>	R: 0 E: 0 K: 0 S: 7 H: 1 LOB: 1 BB: 0 P: 12	R: 0 E: 0 K: 1 S: 6 H: 0 LOB: 0 BB: 0 P: 10	R: 0 E: 0 K: 1 S: 8 H: 1 LOB: 1 BB: 0 P: 14	R: 1 E: 0 K: 0 S: 13 H: 2 LOB: 2 BB: 1 P: 22	R: 0 E: 0 K: 0 S: 10 H: 0 LOB: 1 BB: 0 P: 15	R: 0 E: 0 K: 2 S: 9 H: 0 LOB: 0 BB: 0 P: 13	R: 1 E: 0 K: 0 S: 9 H: 1 LOB: 0 BB: 0 P: 19	R: 0 E: 0 K: 0 S: 9 H: 0 LOB: 0 BB: 0 P: 14	R: 0 E: 0 K: 1 S: 7 H: 0 LOB: 0 BB: 0 P: 10	1B: 2 2B: 1 3B: 1 HR: 1 SF: 0 SAC: 0 DP: 0 HBP: 1	WP: 0 PB: 0 SB: 0 CS: 0 PA: 34	
<b>PITCHER</b>	IP WLS BF H R ER SO BB IBB HBP BLK WP HR S P ERA WHIP											
Dan Reichert, R ERA: 3.2 (1, 1)	7.0 W 28 5 2 2 4 1 0 1 0 0 1 62 105 2.57 0.857											
Jason Grimsley, R ERA: 2.39 (8, 1)	1.0 H 3 0 0 0 0 0 0 0 0 0 0 9 14 0.00 0.000											
Roberto Hernandez, R ERA: 6.41 (9, 1)	1.0 3 0 0 0 1 0 0 0 0 0 0 7 10 0.00 0.000											

**Boston Red Sox @ Kansas City Royals**  
**Kauffman Stadium, Kansas City, MO**  
 Sat May 19 2001, 7:05 PM CDT  
 Att. 26,583 - Cloudy - 77 F

AB	32
R	2
H	5
RBI	2
BB	1
SO	5
LOB	8







Batter	1	2	3	4	5	6	7	8	9	AB	R	H	RBI	BB	SO	LOB	TOP
Trot Nixon, L (1, 9) OBP: 0.345, SLG: 0.444	2-1 F8 1B 1B		1-1 G3-1	1-2 G4-3		1-0 SF7		4-1 WP BB		3	0	1	1	1	0	0	
Jose Offerman, S (1, 4) OBP: 0.380, SLG: 0.476	2-2 G5-3 F8 1B		1-2 F7		1-1 L7	0-0 G6-3		1-0 F7		5	0	1	0	0	0	2	
Carl Everett, S (1, 8) OBP: 0.363, SLG: 0.483	2-2 F8 1-2 2-3		0-3 K2-3		1-2 G4-3		3-1 F9		0-0 HR	5	1	1	1	0	1	2	
Manny Ramirez, R (1, 10) OBP: 0.492, SLG: 0.764 Scott Hatteberg, L (9, PH) OBP: 0.220, SLG: 0.298	4-0 G5-3 IBB			0-1 HR	1-1 2B		2-3 K		3-3 K	3	1	2	1	1	1	0	
Dante Bichette, R (1, 7) OBP: 0.333, SLG: 0.386 Darren Lewis, R (7, 7) OBP: 0.230, SLG: 0.367	0-2 G5-3 1-2 2-3f			0-0 FC5-4 HR 2B	1-3 K		1-0 G1-3		1-1 G6-3	4	1	1	0	0	1	4	
Brian Daubach, L (1, 3) OBP: 0.311, SLG: 0.514		0-0 F7		4-0 FC5-4 BB 2B		2-1 1B 1B 2B		2-2 G3-1	1-2 G4-3	4	1	1	0	1	0	0	
Shea Hillenbrand, R (1, 5) OBP: 0.310, SLG: 0.453		2-1 G6-3		1-2 FC5-4 HR 1-2f 2-3		0-1 FC6-4 1B SF7 1B		2-2 HR 1B		4	3	2	0	0	0	2	
Jason Varitek, S (1, 2) OBP: 0.380, SLG: 0.496		2-0 HR		2-0 HR 1-H 3-H		0-0 FC6-4 1B		3-2 HR		4	3	4	7	0	0	0	
Mike Lansing, R (1, 6) OBP: 0.232, SLG: 0.281		0-2 G4-3		0-3 K		1-2 FC6-4		0-0 F3		4	0	0	0	0	1	2	
<b>Inning Stats</b>	R: 0 H: 2 E: 0 LOB: 2 K: 0 BB: 1 S: 12 P: 22	R: 1 H: 1 E: 0 LOB: 0 K: 0 BB: 0 S: 7 P: 11	R: 0 H: 0 E: 0 LOB: 0 K: 1 BB: 0 S: 9 P: 11	R: 4 H: 3 E: 0 LOB: 0 K: 1 BB: 1 S: 14 P: 22	R: 0 H: 1 E: 0 LOB: 1 K: 1 BB: 0 S: 13 P: 17	R: 2 H: 3 E: 0 LOB: 1 K: 0 BB: 0 S: 10 P: 14	R: 0 H: 0 E: 0 LOB: 0 K: 1 BB: 0 S: 8 P: 14	R: 2 H: 2 E: 0 LOB: 1 K: 0 BB: 1 S: 15 P: 27	R: 1 H: 1 E: 0 LOB: 0 K: 1 BB: 0 S: 9 P: 14	1B: 5 SF: 1 2B: 3 SAC: 0 3B: 0 DP: 1 HR: 5 HBP: 0	WP: 1 PA: 42 PB: 0 SB: 0 CS: 0						
<b>PITCHER</b>	IP WLS BF H R ER SO BB IBB HBP BLK WP HR S P ERA WHIP																
Brian Meadows, R (1, 1) ERA: 6.8	3.1 L 17 6 5 5 1 1 1 0 0 0 3 36 59 13.50 2.100																
Jose Santiago, R (4, 1) ERA: 5.48	2.2 12 4 2 2 2 0 0 0 0 0 0 29 38 6.75 1.500																
Mac Suzuki, R (7, 1) ERA: 3.86	3.0 13 3 3 3 2 1 0 0 0 1 2 32 55 9.00 1.333																

**Boston Red Sox @ Kansas City Royals**  
**Kauffman Stadium, Kansas City, MO**  
Sun May 20 2001, 1:05 PM CDT  
Att. 18,596 - Cloudy - 66 F

AB	38
R	10
H	13
RBI	10
BB	3
SO	5
LOB	12



Batter	1	2	3	4	5	6	7	8	9	AB R H RBI BB SO LOB
<b>Carlos Beltrán, S</b> OBP: 0.320, SLG: 0.409 (1, 8)	0-0 F7		1-2 FC4-6 B1-3		1-1 P6			2-2 G1-3	3-2 SF9	4 0 0 1 0 0 1
<b>Rey Sanchez, R</b> OBP: 0.294, SLG: 0.333 (1, 6)	3-2 G6-3		0-0 B1-3		0-0 G4-3			0-1 29 G4-3 3B	1-2 G6-3	5 1 1 0 0 0 2
<b>29 Mike Sweeney, R</b> OBP: 0.366, SLG: 0.569 (1, 3)	0-0 E7 2B 1B		2-3 K				0-0 G4-3 2B	2-0 G4-3		4 1 2 1 0 1 1
<b>Joe Randa, R</b> OBP: 0.313, SLG: 0.411 (1, 5)	3-2 2B			1-0 F9		0-0 F9		0-2 E 1B		4 0 2 1 0 0 1
<b>Dee Brown, L</b> OBP: 0.341, SLG: 0.409 (1, 7)	2-3 K			0-2 2B 1B		2-2 G4-3		2-2 E4		4 0 1 0 0 1 3
<b>Mark Quinn, R</b> OBP: 0.311, SLG: 0.550 (1, 10)		2-1 G5-3		0-2 2B		3-2 F8		0-1 F3		4 0 1 0 0 0 3
<b>Raul Ibanez, L</b> OBP: 0.182, SLG: 0.156 (1, 9)		1-2 F8		1-2 F7 2B		1-0 P4			1-1 E4 WP BB SF9	4 1 0 0 0 0 2
<b>Luis Alicea, S</b> OBP: 0.319, SLG: 0.340 (1, 4)		0-2 L6		0-3 K		0-0 G3-1			0-1 F5	4 0 0 0 0 1 3
<b>Héctor Ortiz, R</b> OBP: 0.273, SLG: 0.298 <b>Dave McCarty, R</b> OBP: 0.351, SLG: 0.367 (9, PH)			1-1 FC4-6 1B		2-2 P4		2-3 K		4-2 SF9 WP BB	3 0 1 0 0 1 0 0 0 0 0 1 0 0

Inning Stats	R: 1	H: 2	E: 1	K: 1	S: 17	LOB: 1	BB: 0	P: 25	R: 0	H: 0	E: 0	K: 0	S: 8	LOB: 0	BB: 0	P: 11	R: 0	H: 1	E: 0	K: 1	S: 11	LOB: 1	BB: 0	P: 15	R: 0	H: 2	E: 0	K: 1	S: 15	LOB: 2	BB: 0	P: 17	R: 0	H: 1	E: 0	K: 0	S: 7	LOB: 0	BB: 0	P: 10	R: 0	H: 1	E: 0	K: 0	S: 10	LOB: 1	BB: 0	P: 15	R: 0	H: 0	E: 0	K: 1	S: 6	LOB: 0	BB: 0	P: 9	R: 1	H: 2	E: 1	K: 0	S: 14	LOB: 2	BB: 0	P: 20	R: 1	H: 0	E: 1	K: 0	S: 15	LOB: 1	BB: 1	P: 24	1B: 4	SF: 1	2B: 3	SAC: 0	3B: 1	DP: 0	HR: 0	HBP: 0	WP: 1	PA: 38
--------------	------	------	------	------	-------	--------	-------	-------	------	------	------	------	------	--------	-------	-------	------	------	------	------	-------	--------	-------	-------	------	------	------	------	-------	--------	-------	-------	------	------	------	------	------	--------	-------	-------	------	------	------	------	-------	--------	-------	-------	------	------	------	------	------	--------	-------	------	------	------	------	------	-------	--------	-------	-------	------	------	------	------	-------	--------	-------	-------	-------	-------	-------	--------	-------	-------	-------	--------	-------	--------

PITCHER	IP	WLS	BF	H	R	ER	SO	BB	IBB	HBP	BLK	WP	HR	S	P	ERA	WHIP
<b>Frank Castillo, R</b> ERA: 3.64 (1, 1)	6.0	W	24	6	1	0	3	0	0	0	0	0	0	68	93	0.00	1.000
<b>Rich Garces, R</b> ERA: 2.78 (7, 1)	2.0		9	2	1	1	1	0	0	0	0	0	0	20	29	4.50	1.000
<b>Hipolito Pichardo, R</b> ERA: 9.0 (9, 1)	1.0		5	0	1	0	0	1	0	0	0	1	0	15	24	0.00	1.000

**BOTTOM**

**Boston Red Sox @ Kansas City Royals**  
Kauffman Stadium, Kansas City, MO

Sun May 20 2001, 1:05 PM CDT  
Att. 18,596 - Cloudy - 66 F

<b>AB</b>	<b>36</b>
<b>R</b>	<b>3</b>
<b>H</b>	<b>8</b>
<b>RBI</b>	<b>3</b>
<b>BB</b>	<b>1</b>
<b>SO</b>	<b>4</b>
<b>LOB</b>	<b>16</b>

livebaseballscorecards.com





Batter	1	2	3	4	5	6	7	8	9	AB R H RBI BB SO LOB
Johnny Damon, L (1, 7) OBP: 0.270, SLG: 0.292	2-2 G6-3		2-1 S 1B		0-1 G6-3			1-1 1B HR 1B	2-1 G3	5 1 2 1 0 0 2
Frank Menechino, R (1, 4) OBP: 0.375, SLG: 0.529	1-1 G6-3		2-1 3-H 2-1 G2-3			2-2 G5-3		2-1 1-3 HR 1B		4 1 1 0 0 0 1
Jason Giambi, L (1, 3) OBP: 0.487, SLG: 0.620	3-2 F8			1-2 1B 2B		1-1 G3-1		1-0 1-H 3-H HR		4 1 2 3 0 0 0
Olmedo Saenz, R (1, 10) Eric Byrnes, R (8, PR)		1-3 K		3-1 F3		2-3 K		2-2 S 2B		4 0 1 0 0 2 1 0 0 0 0 0 0 0
Terrence Long, L (1, 8) OBP: 0.349, SLG: 0.438		1-1 G6-3		3-1 G6-4-3 1B			3-2 3 G3 2B	2-3 2-3 K		4 0 2 0 0 1 1
Miguel Tejada, R (1, 6) OBP: 0.321, SLG: 0.479		3-2 G6-3		0-0 G6-4-3 1-2f			2-2 G6-3	1-1 G5-3		4 0 0 0 0 0 5
3 Eric Chavez, L (1, 5) OBP: 0.348, SLG: 0.476			1-2 G3-1 1B G5-3 1B		0-1 G3		1-1 G3	1-2 F7		4 1 1 0 0 0 1
Adam Piatt, R (1, 9) OBP: 0.338, SLG: 0.338			3-2 G5-3		3-2 3B		1-3 K	1-0 G5-3		4 0 1 0 0 1 2
Ramon Hernandez, R (1, 2) OBP: 0.303, SLG: 0.338			3-2 G3-1		2-2 G6-3			0-2 G5-3	0-0 1B	4 0 1 0 0 0 2

Inning Stats	R: 0 E: 0 K: 0 S: 8	H: 0 LOB: 0 BB: 0 P: 14	R: 0 E: 0 K: 1 S: 10	H: 0 LOB: 0 BB: 0 P: 15	R: 1 E: 0 K: 0 S: 14	H: 2 LOB: 1 BB: 0 P: 25	R: 0 E: 0 K: 0 S: 8	H: 2 LOB: 1 BB: 0 P: 15	R: 0 E: 0 K: 0 S: 11	H: 1 LOB: 1 BB: 0 P: 16	R: 0 E: 0 K: 1 S: 8	H: 0 LOB: 0 BB: 0 P: 13	R: 0 E: 0 K: 1 S: 13	H: 1 LOB: 1 BB: 0 P: 20	R: 3 E: 0 K: 1 S: 16	H: 4 LOB: 2 BB: 0 P: 25	R: 0 E: 0 K: 0 S: 7	H: 1 LOB: 1 BB: 0 P: 11	1B: 6 2B: 3 3B: 1 HR: 1	SF: 0 SAC: 0 DP: 1 HBP: 0	WP: 0 PB: 0 SB: 2 CS: 0	PA: 37
--------------	------------------------------	----------------------------------	-------------------------------	----------------------------------	-------------------------------	----------------------------------	------------------------------	----------------------------------	-------------------------------	----------------------------------	------------------------------	----------------------------------	-------------------------------	----------------------------------	-------------------------------	----------------------------------	------------------------------	----------------------------------	----------------------------------	------------------------------------	----------------------------------	--------

PITCHER	IP	WLS	BF	H	R	ER	SO	BB	IBB	HBP	BLK	WP	HR	S	P	ERA	WHIP
Jeff Suppan, R (1, 1) ERA: 4.35	7.1	L	29	8	3	3	3	0	0	0	0	0	0	79	128	3.68	1.091
Jason Grimsley, R (8, 1) ERA: 2.67	0.2		4	2	1	1	1	0	0	0	0	0	1	9	15	13.50	3.000
Doug Henry, R (9, 1) ERA: 5.04	1.0		4	1	0	0	0	0	0	0	0	0	0	7	11	0.00	1.000

**TOP**

**Oakland Athletics @ Kansas City Royals**  
Kauffman Stadium, Kansas City, MO

Tue May 22 2001, 7:05 PM CDT  
Att. 15,233 - Overcast - 59 F

AB	37
R	4
H	11
RBI	4
BB	0
SO	4
LOB	15



Batter	1	2	3	4	5	6	7	8	9	AB	R	H	RBI	BB	SO	LOB
Carlos Beltrán, S OBP: 0.317, SLG: 0.402 (1, 8)	0-2 G5-4-3 1B		3-3 K		0-1 F9		3-3 K2		2-1 G3	5	0	1	0	0	2	3
Rey Sanchez, R OBP: 0.303, SLG: 0.337 (1, 6)	0-2 G5-4-3 1-2f		2-1 1B		4-1 1-2 BB		0-0 2-H 1B		1-3 K	4	0	2	1	1	1	2
29 Mike Sweeney, R OBP: 0.364, SLG: 0.559 (1, 10)	0-1 F9		1-1 G5-3		0-0 G6-3		4-0 IBB			3	0	0	0	1	0	3
Jermaine Dye, R OBP: 0.322, SLG: 0.405 (1, 9)		3-3 K		0-1 G4-3 S 1B		3-2 FC6-4 1B		0-0 L4		4	0	2	0	0	1	2
Joe Randa, R OBP: 0.306, SLG: 0.401 (1, 5)		3-3 K		1-2 F8		2-1 F3		3-2 F8		4	0	0	0	0	1	2
Mark Quinn, R OBP: 0.310, SLG: 0.543 (1, 7)		1-1 BB 1B		2-0 G4-3 1-3		1-1 FC6-4 1-2f		2-2 G6-3		4	0	1	0	0	0	2
Dave McCarty, R OBP: 0.346, SLG: 0.349 (1, 3)		4-2 1-2 BB		1-3 K		1-3 K		3-3 K		3	0	0	0	1	3	2
Luis Alicea, S OBP: 0.308, SLG: 0.327 (1, 4)		3-1 F8		3-2 L8		0-1 G4-3		2-1 L8		4	0	0	0	0	0	2
Héctor Ortiz, R OBP: 0.274, SLG: 0.299 (1, 2)			1-3 K		1-1 BB 1B		1-0 E6 CS 1B		0-0 G3 DI 1B	3	1	1	0	0	1	0
Dee Brown, L OBP: 0.346, SLG: 0.414 (9, PH)										1	0	1	0	0	0	0

Inning Stats	R: 0	H: 1	E: 0	LOB: 0	K: 0	BB: 0	S: 9	P: 9	R: 0	H: 1	E: 0	LOB: 2	K: 2	BB: 1	S: 13	P: 27	R: 0	H: 1	E: 0	LOB: 1	K: 2	BB: 0	S: 11	P: 18	R: 0	H: 1	E: 0	LOB: 1	K: 1	BB: 0	S: 9	P: 13	R: 0	H: 1	E: 0	LOB: 2	K: 0	BB: 1	S: 10	P: 18	R: 0	H: 1	E: 0	LOB: 1	K: 1	BB: 0	S: 12	P: 19	R: 1	H: 1	E: 1	LOB: 2	K: 1	BB: 1	S: 8	P: 16	R: 0	H: 0	E: 0	LOB: 0	K: 1	BB: 0	S: 9	P: 17	R: 0	H: 1	E: 0	LOB: 1	K: 1	BB: 0	S: 8	P: 13	1B: 8	SF: 0	2B: 0	SAC: 0	3B: 0	DP: 1	HR: 0	HBP: 0
--------------	------	------	------	--------	------	-------	------	------	------	------	------	--------	------	-------	-------	-------	------	------	------	--------	------	-------	-------	-------	------	------	------	--------	------	-------	------	-------	------	------	------	--------	------	-------	-------	-------	------	------	------	--------	------	-------	-------	-------	------	------	------	--------	------	-------	------	-------	------	------	------	--------	------	-------	------	-------	------	------	------	--------	------	-------	------	-------	-------	-------	-------	--------	-------	-------	-------	--------

PITCHER	IP	WLS	BF	H	R	ER	SO	BB	IBB	HBP	BLK	WP	HR	S	P	ERA	WHIP
Barry Zito, L ERA: 4.89 (1, 1)	6.2		28	6	1	0	7	2	0	0	0	0	0	70	114	0.00	1.200
Jim Mecir, R ERA: 3.0 (7, 1)	1.1	W	6	1	0	0	1	0	1	0	0	0	0	11	23	0.00	0.750
Jason Isringhausen, R ERA: 3.2 (9, 1)	1.0	S	4	1	0	0	1	0	0	0	0	0	0	8	13	0.00	1.000


**BOTTOM**

**Oakland Athletics @ Kansas City Royals**  
Kauffman Stadium, Kansas City, MO

Tue May 22 2001, 7:05 PM CDT  
Att. 15,233 - Overcast - 59 F

livebaseballscorecards.com

AB	35
R	1
H	8
RBI	1
BB	3
SO	9
LOB	18



WP	PA	ERA	WHIP
0	38		



Batter	1	2	3	4	5	6	7	8	9	AB R H RBI BB SO LOB	TOP											
Johnny Damon, L (1, 7) OBP: 0.270, SLG: 0.296	1-1 L4		1-2 1B 2B		0-2 G5-4-3		2-2 G3-1			4 1 1 0 0 0 3												
Frank Menechino, R (1, 4) OBP: 0.372, SLG: 0.516	4-1 BB		1-2 F7			3-2 G5-3		2-2 G6-3		3 0 0 0 1 0 1												
Jason Giambi, L (1, 3) OBP: 0.488, SLG: 0.614	1-3 K		1-2 2-H 1B			4-0 BB		1-3 K		3 0 1 1 1 2 1												
Terrence Long, L (1, 8) OBP: 0.347, SLG: 0.434	0-1 F8		2-1 F9			1-2 L9		0-0 1B		4 0 1 0 0 0 3												
3 Eric Chavez, L (1, 5) OBP: 0.340, SLG: 0.465		3-2 G6-3		0-0 F7		0-0 F8		0-0 G3		4 0 0 0 0 0 2												
Miguel Tejada, R (1, 6) OBP: 0.330, SLG: 0.483		4-1 BB		2-1 G5-3		0-1 2B 1B		2-0 G5-4-3 1B		3 0 2 0 1 0 0												
Olmedo Saenz, R (1, 10) OBP: 0.317, SLG: 0.336		2-3 K		1-3 K		0-0 F8		1-0 G5-4-3		4 0 0 0 0 2 3												
Adam Piatt, R (1, 9) OBP: 0.345, SLG: 0.352		3-3 K		2-2 G6-3		0-0 2B		4-2 BB		3 0 1 0 1 1 1												
Ramon Hernandez, R (1, 2) OBP: 0.301, SLG: 0.331			2-0 F8		4-2 G5-4-3 BB		2-1 L3		3-1 L7	3 0 0 0 1 0 3												
<b>Inning Stats</b>	R: 0 E: 0 K: 1 S: 10	H: 0 LOB: 1 BB: 1 P: 16	R: 0 E: 0 K: 2 S: 11	H: 0 LOB: 1 BB: 1 P: 23	R: 1 E: 0 K: 0 S: 12	H: 2 LOB: 1 BB: 0 P: 19	R: 0 E: 0 K: 1 S: 6	H: 0 LOB: 0 BB: 0 P: 9	R: 0 E: 0 K: 0 S: 12	H: 0 LOB: 0 BB: 1 P: 18	R: 0 E: 0 K: 0 S: 7	H: 0 LOB: 1 BB: 1 P: 15	R: 0 E: 0 K: 0 S: 11	H: 2 LOB: 2 BB: 0 P: 15	R: 0 E: 0 K: 1 S: 9	H: 1 LOB: 1 BB: 0 P: 12	R: 0 E: 0 K: 0 S: 6	H: 1 LOB: 1 BB: 1 P: 16	1B: 4 2B: 2 3B: 0 HR: 0	SF: 0 SAC: 0 DP: 2 HBP: 0	WP: 0 PB: 0 SB: 0 CS: 0	PA: 36
<b>PITCHER</b>	IP WLS BF H R ER SO BB IBB HBP BLK WP HR S P ERA WHIP																					
Chad Durbin, R (1, 1) ERA: 4.32	7.0 W 28 4 1 1 4 4 0 0 0 0 0 0 69 115 1.29 1.143																					
Jason Grimsley, R (8, 1) ERA: 2.57	1.0 H 4 1 0 0 1 0 0 0 0 0 0 0 9 12 0.00 1.000																					
Roberto Hernandez, R (9, 1) ERA: 6.1	1.0 S 4 1 0 0 0 1 0 0 0 0 0 0 6 16 0.00 2.000																					

Oakland Athletics @ Kansas City Royals  
Kauffman Stadium, Kansas City, MO  
Wed May 23 2001, 7:05 PM CDT  
Att. 13,316 - Cloudy - 64 F

AB	31
R	1
H	6
RBI	1
BB	5
SO	5
LOB	17



Batter	1	2	3	4	5	6	7	8	9	AB	R	H	RBI	BB	SO	LOB
Carlos Beltrán, S OBP: 0.316, SLG: 0.399 (1, 8)	G6-3		F8				F5			4	1	1	1	0	0	0
Rey Sanchez, R OBP: 0.313, SLG: 0.343 (1, 6)	L4-3 BB			FC6-4 1B	FC6-4 1B		G4-3			3	1	2	0	1	0	0
29 Mike Sweeney, R OBP: 0.366, SLG: 0.553 (1, 3)	L4-3			FC6-4 BB	FC6-4 IBB			G6-3		2	0	0	0	2	0	1
Jermaine Dye, R OBP: 0.321, SLG: 0.401 (1, 9)		FC4-6 1B		FC6-4 1B	FC6-4			G6-3		4	0	1	1	0	0	4
Joe Randa, R OBP: 0.311, SLG: 0.403 (1, 5)		K		G6-3 1B	G4-3			1B 1B		4	0	2	1	0	1	3
Dee Brown, L OBP: 0.343, SLG: 0.409 (1, 7)		FC4-6		G6-3		K		1B		4	0	1	0	0	1	3
Mark Quinn, R OBP: 0.314, SLG: 0.548 (1, 10)		G3			1B 2B	CS 1B		F8		4	1	2	0	0	0	3
Luis Alicea, S OBP: 0.301, SLG: 0.319 (1, 4)			F7		K	G4-3				3	0	0	0	0	1	2
A.J. Hinch, R OBP: 0.192, SLG: 0.229 (1, 2)			K		1B 1B E 1B		G6-3			3	1	1	0	0	1	0

Inning Stats	R: 0	H: 0	E: 0	K: 0	S: 9	R: 0	H: 1	E: 0	K: 1	S: 10	R: 0	H: 0	E: 0	K: 1	S: 5	R: 1	H: 2	E: 0	K: 0	S: 6	R: 3	H: 4	E: 1	K: 1	S: 16	R: 0	H: 1	E: 0	K: 1	S: 13	R: 0	H: 0	E: 0	K: 0	S: 4	R: 0	H: 2	E: 0	K: 0	S: 10	1B: 9	SF: 0	2B: 2	SAC: 0	3B: 0	DP: 2	HR: 0	WP: 0	PA: 34
	LOB: 0	BB: 15	LOB: 1	BB: 0	P: 16	LOB: 0	BB: 0	LOB: 1	BB: 1	P: 14	LOB: 2	BB: 1	P: 28	LOB: 0	BB: 0	LOB: 0	BB: 0	LOB: 2	BB: 0	P: 15	LOB: 0	BB: 0	LOB: 0	BB: 0	P: 7	LOB: 0	BB: 0	LOB: 2	BB: 0	P: 15	1B: 9 <td>SF: 0 <td>2B: 2 <td>SAC: 0 <td>3B: 0 <td>DP: 2 <td>HR: 0 <td>WP: 0 <td>PA: 34</td> </td></td></td></td></td></td></td>	SF: 0 <td>2B: 2 <td>SAC: 0 <td>3B: 0 <td>DP: 2 <td>HR: 0 <td>WP: 0 <td>PA: 34</td> </td></td></td></td></td></td>	2B: 2 <td>SAC: 0 <td>3B: 0 <td>DP: 2 <td>HR: 0 <td>WP: 0 <td>PA: 34</td> </td></td></td></td></td>	SAC: 0 <td>3B: 0 <td>DP: 2 <td>HR: 0 <td>WP: 0 <td>PA: 34</td> </td></td></td></td>	3B: 0 <td>DP: 2 <td>HR: 0 <td>WP: 0 <td>PA: 34</td> </td></td></td>	DP: 2 <td>HR: 0 <td>WP: 0 <td>PA: 34</td> </td></td>	HR: 0 <td>WP: 0 <td>PA: 34</td> </td>	WP: 0 <td>PA: 34</td>	PA: 34										

PITCHER	IP	WLS	BF	H	R	ER	SO	BB	IBB	HBP	BLK	WP	HR	S	P	ERA	WHIP
Cory Lidle, R ERA: 5.28 (1, 1)	7.0	L	29	8	4	4	4	2	1	0	0	0	0	63	106	5.14	1.429
Chad Bradford, R ERA: 2.7 (8, 1)	0.2		3	1	0	0	0	0	0	0	0	0	0	7	10	0.00	1.500
Mike Magnante, L ERA: 2.51 (8, 1)	0.0		1	1	0	0	0	0	0	0	0	0	0	2	4	∞	∞
Jeff Tam, R ERA: 3.7 (8, 1)	0.1		1	0	0	0	0	0	0	0	0	0	0	1	1	0.00	0.000


**BOTTOM**

**Oakland Athletics @ Kansas City Royals**  
Kauffman Stadium, Kansas City, MO

Wed May 23 2001, 7:05 PM CDT  
Att. 13,316 - Cloudy - 64 F

livebaseballscorecards.com

**AB 31**  
**R 4**  
**H 10**  
**RBI 3**  
**BB 3**  
**SO 4**  
**LOB 16**







Batter	1	2	3	4	5	6	7	8	9	AB R H RBI BB SO LOB
<b>Carlos Beltrán, S</b> OBP: 0.318, SLG: 0.395 (1, 8)	2-2 1B		4-1 3B BB	0-1 G6-3		1-2 G4-3			0-0 G3	4 1 1 0 1 0 2
<b>Rey Sanchez, R</b> OBP: 0.315, SLG: 0.356 (1, 6)	1-2 F4		0-1 29 2B 3B	0-0 1B			0-1 G6-3		0-0 F9	5 1 2 1 0 0 2
<b>29 Mike Sweeney, R</b> OBP: 0.362, SLG: 0.549 (1, 3)	1-3 K		0-1 1B 2B	1-3 K			3-3 K		0-3 K	5 1 1 1 0 4 3
<b>Jermaine Dye, R</b> OBP: 0.324, SLG: 0.400 (1, 9)	0-0 1B		4-2 G6-4-3 1B HR BB		0-0 F9		0-3 K			3 1 1 0 1 1 0
<b>Joe Randa, R</b> OBP: 0.320, SLG: 0.408 (1, 5)	2-3 K		1-0 G6-4-3 1B		0-2 G6-4-3 1B		4-2 FC6-4 BB			3 0 2 1 1 1 2
<b>Mark Quinn, R</b> OBP: 0.307, SLG: 0.535 (1, 7)		1-1 L4	0-1 G6-4-3		0-0 G6-4-3		2-3 K			4 0 0 0 0 1 4
<b>Dee Brown, L</b> OBP: 0.340, SLG: 0.426 (1, 10)		1-1 G6-3	0-1 HR		0-2 G5-3		0-0 F7			4 1 1 2 0 0 1
<b>Luis Alicea, S</b> OBP: 0.299, SLG: 0.316 (1, 4)		1-0 G6-3	2-3 K		0-1 1B		2-2 FC6-4			4 0 1 0 0 1 1
<b>A.J. Hinch, R</b> OBP: 0.200, SLG: 0.294 <b>Raul Ibanez, L</b> OBP: 0.176, SLG: 0.152 (9, PH)			0-2 HR	1-2 P3		0-1 F3		0-3 K G3		3 1 1 1 0 0 1 1 0 0 0 0 1 0

Inning Stats	R: 0 E: 0 K: 2 S: 16	H: 2 LOB: 2 BB: 0 P: 22	R: 0 E: 0 K: 0 S: 5	H: 0 LOB: 0 BB: 0 P: 8	R: 6 E: 0 K: 1 S: 22	H: 5 LOB: 0 BB: 2 P: 33	R: 0 E: 0 K: 1 S: 10	H: 1 LOB: 1 BB: 0 P: 11	R: 0 E: 0 K: 0 S: 5	H: 1 LOB: 0 BB: 0 P: 5	R: 0 E: 0 K: 10 S: 10	H: 1 LOB: 1 BB: 0 P: 11	R: 0 E: 0 K: 2 S: 9	H: 0 LOB: 0 BB: 0 P: 12	R: 0 E: 0 K: 10 S: 10	H: 0 LOB: 1 BB: 1 P: 18	R: 0 E: 0 K: 2 S: 9	H: 0 LOB: 1 BB: 0 P: 9	1B: 6 2B: 1 3B: 1 HR: 2	SF: 0 SAC: 0 DP: 2 HBP: 0
--------------	-------------------------------	----------------------------------	------------------------------	---------------------------------	-------------------------------	----------------------------------	-------------------------------	----------------------------------	------------------------------	---------------------------------	--------------------------------	----------------------------------	------------------------------	----------------------------------	--------------------------------	----------------------------------	------------------------------	---------------------------------	----------------------------------	------------------------------------


**BOTTOM**

**Seattle Mariners @ Kansas City Royals**  
Kauffman Stadium, Kansas City, MO

Fri May 25 2001, 7:05 PM CDT  
Att. 17,555 - Cloudy - 60 F

AB	36
R	6
H	10
RBI	6
BB	3
SO	9
LOB	16

livebaseballscorecards.com



WP: 1	PA: 39
PB: 0	
SB: 0	
CS: 0	

PITCHER	IP	WLS	BF	H	R	ER	SO	BB	IBB	HBP	BLK	WP	HR	S	P	ERA	WHIP
<b>John Halama, L</b> ERA: 4.83 (1, 1)	2.0		14	6	6	6	2	2	0	0	0	0	1	33	51	27.00	4.000
<b>Ryan Franklin, R</b> ERA: 2.55 (3, 1)	5.0	W	17	4	0	0	4	0	0	0	0	0	1	44	51	0.00	0.800
<b>Jose Paniagua, R</b> ERA: 3.42 (8, 1)	0.1	H	2	0	0	0	1	1	0	0	0	0	0	5	11	0.00	3.000
<b>Arthur Rhodes, L</b> ERA: 1.31 (8, 1)	0.2	H	2	0	0	0	0	0	0	0	0	0	0	5	7	0.00	0.000
<b>Kazuhiro Sasaki, R</b> ERA: 3.04 (9, 1)	1.0	S	4	0	0	0	2	0	0	0	0	1	0	9	9	0.00	0.000



Batter	1	2	3	4	5	6	7	8	9	AB	R	H	RBI	BB	SO	LOB	TOP
51 Ichiro Suzuki, L (1, 9) OBP: 0.381, SLG: 0.484	3-2 G6-3	2-2 1B		1-0 L9		0-1 F9		0-0 G4-3	1-0 G6-3	6	0	1	0	0	0	4	
Mike Cameron, R (1, 8) OBP: 0.357, SLG: 0.487	1-1 F9	2-0 P4			3-3 K		0-2 G4-3	4-1 1B 2B BB		4	1	0	0	1	1	2	
Edgar Martinez, R (1, 10) OBP: 0.442, SLG: 0.509	2-1 L6			2-2 F9		4-2 BB	1-0 F9	1-0 2B 1B		4	0	1	0	1	0	0	
John Olerud, L (1, 3)		3-2 G3 1B 2B 1B		0-1 F5		2-2 P5 BB	1-1 HR 1B	2-2 1-3 2B		5	2	3	1	0	0	1	
Bret Boone, R (1, 4) OBP: 0.355, SLG: 0.530		1-0 G3 2B 1B		3-2 F7		1-3 K	0-0 1-H HR	4-1 BB		4	2	2	2	1	1	1	
Al Martin, L (1, 7) Charles Gipson, R (8, 7) OBP: 0.284, SLG: 0.256 OBP: 0.143, SLG: 0.077		1-2 G3		0-0 WP 1B 1B		0-3 K	4-2 WP S BB	2-2 P6		4	1	1	0	1	1	5	
Carlos Guillen, S (1, 6) OBP: 0.326, SLG: 0.308		0-0 1B 2B		1-0 F7		2-2 BB 1B	4-1 1-3 BB		3-3 K	4	1	2	2	1	1	1	
David Bell, R (1, 5) OBP: 0.243, SLG: 0.307		2-0 F8		2-2 P6		1-1 F7	0-1 F8		0-0 1B	5	0	1	0	0	0	5	
Dan Wilson, R (1, 2) OBP: 0.290, SLG: 0.290		0-1 51 1B		1-0 1B		4-0 1-2 BB		1-2 P6	0-2 F8	4	0	2	2	1	0	1	
<b>Inning Stats</b>	R: 0 E: 0 K: 0 S: 7 H: 0 LOB: 0 BB: 0 P: 13	R: 3 E: 0 K: 0 S: 15 H: 5 LOB: 2 BB: 0 P: 26	R: 0 E: 0 K: 0 S: 8 H: 0 LOB: 0 BB: 0 P: 13	R: 1 E: 0 K: 0 S: 9 H: 2 LOB: 1 BB: 0 P: 14	R: 0 E: 0 K: 2 S: 12 H: 0 LOB: 1 BB: 1 P: 22	R: 0 E: 0 K: 1 S: 10 H: 1 LOB: 2 BB: 1 P: 17	R: 2 E: 0 K: 0 S: 13 H: 2 LOB: 2 BB: 2 P: 23	R: 1 E: 0 K: 0 S: 15 H: 2 LOB: 3 BB: 2 P: 29	R: 0 E: 0 K: 1 S: 8 H: 1 LOB: 1 BB: 0 P: 12	1B: 10 2B: 2 3B: 0 HR: 1 SF: 0 SAC: 0 DP: 0 HBP: 0	WP: 2 PB: 0 SB: 1 CS: 0 PA: 46						
<b>PITCHER</b>	IP WLS BF H R ER SO BB IBB HBP BLK WP HR S P ERA WHIP	IP WLS BF H R ER SO BB IBB HBP BLK WP HR S P ERA WHIP	IP WLS BF H R ER SO BB IBB HBP BLK WP HR S P ERA WHIP	IP WLS BF H R ER SO BB IBB HBP BLK WP HR S P ERA WHIP	IP WLS BF H R ER SO BB IBB HBP BLK WP HR S P ERA WHIP	IP WLS BF H R ER SO BB IBB HBP BLK WP HR S P ERA WHIP	IP WLS BF H R ER SO BB IBB HBP BLK WP HR S P ERA WHIP	IP WLS BF H R ER SO BB IBB HBP BLK WP HR S P ERA WHIP	IP WLS BF H R ER SO BB IBB HBP BLK WP HR S P ERA WHIP								
Brian Meadows, R (1, 1) ERA: 6.97	4.0 L	3.0	1.0	1.0													
Blake Stein, R (5, 1) ERA: 6.92		7.0	7.0	7.0													
Doug Henry, R (8, 1) ERA: 5.19		4.0	4.0	4.0													
Cory Bailey, R (9, 1) ERA: 2.12																	

Seattle Mariners @ Kansas City Royals  
Kauffman Stadium, Kansas City, MO  
Sat May 26 2001, 7:05 PM CDT  
Att. 21,368 - Cloudy - 69 F

livebaseballscorecards.com



Batter	1	2	3	4	5	6	7	8	9	AB R H RBI BB SO LOB
<b>Carlos Beltrán, S</b> OBP: 0.315, SLG: 0.401 (1, 8)	2-3 K		0-1 G4-3		0-0 L3		2-1 G5-3 3B		0-3 K	5 1 1 0 0 2 0
<b>Rey Sanchez, R</b> OBP: 0.312, SLG: 0.352 (1, 6)	2-2 G4-3		0-0 G6-3		3-2 G3-1		1-2 G5-3		2-2 1B	5 0 1 1 0 0 0
<b>29 Mike Sweeney, R</b> OBP: 0.358, SLG: 0.545 (1, 3)	2-1 L9		1-0 2B		1-3 K		0-0 G6-3		0-2 F9	5 0 1 0 0 1 1
<b>Jermaine Dye, R</b> OBP: 0.326, SLG: 0.397 (1, 9)		3-1 2B G1-3 1B	1-0 G6-3		0-0 L6		4-1 E 1B BB		0-2 P4	4 1 1 0 1 0 2
<b>Joe Randa, R</b> OBP: 0.328, SLG: 0.426 (1, 5)		2-1 G1-3 2B		1-1 1B 2B		1-2 G5-3		1-1 E 1B		4 0 3 0 0 0 0
<b>Dee Brown, L</b> OBP: 0.345, SLG: 0.424 (1, 7)		4-1 G1-3 BB		1-1 G1-3		0-0 1B		0-0 FC5		3 0 1 0 1 0 3
<b>Mark Quinn, R</b> OBP: 0.311, SLG: 0.534 (1, 10)		0-1 P6		1-0 F9 1B		0-2 1B		2-3 K		4 0 2 0 0 1 6
<b>Wilson Delgado, S</b> (1, 4)		0-1 G1-3		2-1 F9 1B		0-0 F8		1-0 P6		4 0 0 1 0 0 9
<b>A.J. Hinch, R</b> OBP: 0.193, SLG: 0.283 (1, 2)		0-1 F8		2-3 K		3-2 G3		2-3 K		2 0 0 0 0 1 4
<b>Raul Ibanez, L</b> OBP: 0.171, SLG: 0.147 (7, PH)										1 0 0 0 0 0 0
<b>Sal Fasano, R</b> OBP: 0.130, SLG: 0.048 (8, 2)										0 0 0 0 0 0 0
<b>Luis Alicea, S</b> OBP: 0.297, SLG: 0.314 (8, PH)										1 0 0 0 0 1 3
<b>Héctor Ortiz, R</b> OBP: 0.274, SLG: 0.299 (9, 2)										0 0 0 0 0 0 0

Inning Stats	R: 0	H: 0	E: 0	K: 1	S: 8	R: 1	H: 2	E: 0	K: 0	S: 11	R: 0	H: 1	E: 0	K: 0	S: 5	R: 0	H: 2	E: 0	K: 1	S: 11	R: 0	H: 0	E: 0	K: 1	S: 7	R: 0	H: 2	E: 0	K: 0	S: 9	R: 1	H: 1	E: 0	K: 0	S: 9	R: 0	H: 1	E: 1	K: 2	S: 11	R: 0	H: 1	E: 0	K: 1	S: 12	1B: 6	SF: 0	2B: 3	SAC: 0	3B: 1	DP: 0	HR: 0	HBP: 0	WP: 0	PA: 40
	0	0	0	1	8	1	2	0	0	11	0	1	0	0	5	0	2	0	1	11	0	0	0	1	7	0	2	0	0	9	1	1	0	0	9	0	1	0	11	0	1	0	12	6	0	3	0	1	0	0	0	0	40		

PITCHER	IP	WLS	BF	H	R	ER	SO	BB	IBB	HBP	BLK	WP	HR	S	P	ERA	WHIP
<b>Aaron Sele, R</b> ERA: 2.81 (1, 1)	7.0	W	30	8	2	2	3	1	0	0	0	0	0	60	95	2.57	1.286
<b>Jeff Nelson, R</b> ERA: 1.23 (8, 1)	2.0		10	2	0	0	3	1	0	0	0	0	0	23	35	0.00	1.500

**BOTTOM**

**Seattle Mariners @ Kansas City Royals**  
Kauffman Stadium, Kansas City, MO

livebaseballscorecards.com

<b>AB</b>	<b>38</b>
<b>R</b>	<b>2</b>
<b>H</b>	<b>10</b>
<b>RBI</b>	<b>2</b>
<b>BB</b>	<b>2</b>
<b>SO</b>	<b>6</b>
<b>LOB</b>	<b>28</b>



Sat May 26 2001, 7:05 PM CDT  
Att. 21,368 - Cloudy - 69 F



Batter	1	2	3	4	5	6	7	8	9	10	11	AB R H RBI BB SO LOB	TOP					
<b>Mark McLemore, S</b> (1, 6) <small>OBP: 0.378, SLG: 0.457</small> (8, 7)												5 1 2 0 0 2 2						
<b>Stan Javier, S</b> (1, 9) <small>OBP: 0.337, SLG: 0.321</small> <b>Carlos Guillen, S</b> (8, 6) <small>OBP: 0.324, SLG: 0.306</small>												4 0 0 0 0 1 5 1 0 0 0 0 0 0						
<b>Edgar Martinez, R</b> (1, 10) <small>OBP: 0.445, SLG: 0.514</small> <b>Charles Gipson, R</b> (11, PR) <small>OBP: 0.143, SLG: 0.077</small>												4 1 2 0 1 0 0 0 1 0 0 0 0 0						
<b>John Olerud, L</b> (1, 3) <small>OBP: 0.441, SLG: 0.474</small>												4 1 2 1 1 0 0						
<b>Bret Boone, R</b> (1, 4) <small>OBP: 0.353, SLG: 0.524</small>												2 0 0 1 1 0 1						
<b>Al Martin, L</b> (1, 7) <small>OBP: 0.276, SLG: 0.247</small> <b>51 Ichiro Suzuki, L</b> (8, 9) <small>OBP: 0.382, SLG: 0.482</small>												3 0 0 0 0 1 3 1 0 0 0 1 0 0						
<b>Mike Cameron, R</b> (1, 8) <small>OBP: 0.353, SLG: 0.478</small>												3 1 0 1 1 2 0						
<b>Tom Lampkin, L</b> (1, 2) <small>OBP: 0.326, SLG: 0.416</small>												5 0 1 0 0 0 2						
<b>David Bell, R</b> (1, 5) <small>OBP: 0.250, SLG: 0.312</small>												4 0 2 1 0 1 0						
<b>Inning Stats</b>	R: 1 H: 1 E: 0 LOB: 2 K: 1 BB: 2 S: 11 P: 23	R: 0 H: 0 E: 0 LOB: 0 K: 1 BB: 0 S: 7 P: 11	R: 0 H: 0 E: 0 LOB: 0 K: 1 BB: 0 S: 7 P: 13	R: 0 H: 0 E: 0 LOB: 0 K: 0 BB: 1 S: 3 P: 8	R: 1 H: 2 E: 0 LOB: 1 K: 1 BB: 1 S: 16 P: 24	R: 2 H: 2 E: 0 LOB: 0 K: 1 BB: 0 S: 12 P: 18	R: 0 H: 2 E: 0 LOB: 1 K: 0 BB: 0 S: 6 P: 9	R: 0 H: 0 E: 0 LOB: 0 K: 0 BB: 0 S: 6 P: 10	R: 0 H: 0 E: 0 LOB: 0 K: 1 BB: 0 S: 7 P: 8	R: 0 H: 0 E: 0 LOB: 0 K: 1 BB: 0 S: 6 P: 9	R: 1 H: 2 E: 0 LOB: 2 K: 0 BB: 1 S: 10 P: 20	1B: 7 SF: 2 2B: 3 SAC: 1 3B: 0 DP: 3 HR: 0 HBP: 0	WP: 1 PA: 44 PB: 0 SB: 1 CS: 0					
<b>PITCHER</b>	IP WLS BF H R ER SO BB IBB HBP BLK WP HR S P ERA WHIP																	
<b>Jeff Suppan, R</b> (1, 1) <small>ERA: 4.43</small>	7.0		29	7	4	4	5	4	0	0	0	0	1	0	62	106	5.14	1.571
<b>Jason Grimsley, R</b> (8, 1) <small>ERA: 2.4</small>	1.0		3	0	0	0	0	0	0	0	0	0	0	0	6	10	0.00	0.000
<b>Roberto Hernandez, R</b> (9, 1) <small>ERA: 5.56</small>	2.0		6	0	0	0	2	0	0	0	0	0	0	0	13	17	0.00	0.000
<b>Jose Santiago, R</b> (11, 1) <small>ERA: 6.12</small>	1.0	L	6	2	1	1	0	0	1	0	0	0	0	0	10	20	9.00	2.000

**Seattle Mariners @ Kansas City Royals**  
 Kauffman Stadium, Kansas City, MO  
 Sun May 27 2001, 1:05 PM CDT  
 Att: 19,524 - Cloudy - 77 F

AB	36
R	5
H	9
RBI	4
BB	5
SO	7
LOB	13



Batter	1	2	3	4	5	6	7	8	9	10	11	AB R H RBI BB SO LOB
<b>Carlos Beltrán, S</b> (1, 8) OBP: 0.322, SLG: 0.403	1-0 G6-4-3 1B		1-2 29 FC6-4 1B		0-0 G5-3		4-0 FC6-4 IBB			0-3 K		4 0 2 1 1 1 0
<b>Rey Sanchez, R</b> (1, 6) OBP: 0.309, SLG: 0.348	0-1 G6-4-3 1-2f		1-2 29 FC6-4 1B			0-0 F8	0-2 FC6-4			0-0 F9		5 0 1 1 0 0 4
<b>29 Mike Sweeney, R</b> (1, 10) OBP: 0.355, SLG: 0.552	3-1 G5-3		0-1 FC6-4			2-2 HR			1-2 P6	1-1 G6-3		5 1 1 1 0 0 2
<b>Jermaine Dye, R</b> (1, 9) OBP: 0.323, SLG: 0.388		4-0 G6-4-3 BB	0-0 G4-3			2-3 K			2-2 L6		1-1 F9	4 0 0 0 1 1 2
<b>Joe Randa, R</b> (1, 5) OBP: 0.320, SLG: 0.415		1-1 G6-4-3 1-2f		1-0 G5-3		0-0 G6-3			3-2 G4-3		2-2 P3	5 0 0 0 0 0 1
<b>Mark Quinn, R</b> (1, 7) OBP: 0.309, SLG: 0.525		2-1 G4-3		2-1 G3-1			2-1 SH5-4 1B			2-3 K		5 0 1 0 0 1 0
<b>Dave McCarty, R</b> (1, 3) OBP: 0.354, SLG: 0.403			2-2 FC3-6 1B		1-2 F2		0-0 E5 SH5-4			2-0 HR		4 1 2 1 0 0 1
<b>Luis Alica, S</b> (1, 4) OBP: 0.290, SLG: 0.306			1-1 FC3-6 2B 1B		1-1 F8		0-0 SH5-4			1-0 F7		3 1 0 0 0 0 1
<b>Héctor Ortiz, R</b> (1, 2) OBP: 0.276, SLG: 0.309			0-1 1B		0-0 G1-3		3-2 F8			2-3 K		3 1 1 0 0 0 2
<b>Raul Ibanez, L</b> (9, PH) OBP: 0.167, SLG: 0.143			1-3 1B									1 0 0 0 0 1 0
<b>Sal Fasano, R</b> (10, 2) OBP: 0.130, SLG: 0.048			1-3 1B 2B									0 0 0 0 0 0 0


Inning Stats	R: 0	H: 1	R: 0	H: 0	R: 2	H: 4	R: 0	H: 0	R: 1	H: 1	R: 0	H: 1	R: 0	H: 0	R: 1	H: 1	R: 0	H: 0	R: 0	H: 0	R: 0	H: 0	R: 0	H: 0	1B: 5	SF: 0	WP: 0	PA: 42
E: 0	LOB: 0	E: 0	LOB: 0	E: 0	LOB: 2	E: 0	LOB: 0	E: 0	LOB: 0	E: 1	LOB: 3	E: 0	LOB: 0	E: 0	LOB: 0	E: 0	LOB: 0	E: 0	LOB: 0	E: 0	LOB: 0	E: 0	LOB: 0	E: 0	LOB: 0	2B: 1	SAC: 1	PB: 0
K: 0	BB: 0	K: 0	BB: 1	K: 0	BB: 0	K: 0	BB: 0	K: 0	BB: 0	K: 1	BB: 1	K: 0	BB: 0	K: 0	BB: 0	K: 2	BB: 0	K: 1	BB: 0	K: 0	BB: 0	K: 0	BB: 0	K: 0	BB: 0	3B: 0	DP: 2	SB: 0
S: 5	P: 9	S: 4	P: 11	S: 18	P: 23	S: 6	P: 10	S: 4	P: 5	S: 8	P: 12	S: 11	P: 20	S: 14	P: 20	S: 8	P: 15	S: 6	P: 7	S: 9	P: 13	S: 6	P: 7	S: 9	P: 13	HR: 2	HBP: 0	CS: 0

PITCHER	IP	WLS	BF	H	R	ER	SO	BB	IBB	HBP	BLK	WP	HR	S	P	ERA	WHIP
<b>Jamie Moyer, L</b> (1, 1) ERA: 4.5	6.2		28	7	3	3	1	1	1	0	0	0	1	53	87	4.05	1.200
<b>Jose Paniagua, R</b> (7, 1) ERA: 3.24	1.1	H	4	0	0	0	0	0	0	0	0	0	0	17	23	0.00	0.000
<b>Kazuhiro Sasaki, R</b> (9, 1) ERA: 3.28	1.0	B	4	1	1	1	2	0	0	0	0	0	1	8	15	9.00	1.000
<b>Norm Charlton, L</b> (10, 1) ERA: 3.54	2.0	W	6	0	0	0	1	0	0	0	0	0	0	15	20	0.00	0.000

**Seattle Mariners @ Kansas City Royals**  
**Kauffman Stadium, Kansas City, MO**  
 Sun May 27 2001, 1:05 PM CDT  
 Att: 19,524 - Cloudy - 77 F

livebaseballscores.com

AB	39
R	4
H	8
RBI	4
BB	2
SO	4
LOB	13











Batter	1	2	3	4	5	6	7	8	9	AB R H RBI BB SO LOB	TOP											
<b>Carlos Beltrán, S</b> (1, 10) OBP: 0.310, SLG: 0.387	1-3 		2-3 		2-3 		0-2 			4 0 0 0 0 3 2												
<b>Rey Sanchez, R</b> (1, 6) OBP: 0.308, SLG: 0.346	2-2 			1-1 		0-0 		1-1 		4 0 1 0 0 0 0												
<b>29 Mike Sweeney, R</b> (1, 3) OBP: 0.356, SLG: 0.559	1-1 			1-0 		1-1 		2-2 		4 1 1 0 0 0 1												
<b>Jermaine Dye, R</b> (1, 9) OBP: 0.335, SLG: 0.418		3-2 		2-2 		0-1 		4-0 		3 0 2 0 1 0 1												
<b>Dee Brown, L</b> (1, 7) OBP: 0.333, SLG: 0.404		1-2 		1-0 		0-2 		0-3 		4 0 0 1 0 1 4												
<b>Joe Randa, R</b> (1, 5) OBP: 0.318, SLG: 0.413		2-2 		2-0 		0-1 		0-1 		4 1 1 0 0 0 2												
<b>Wilson Delgado, S</b> (1, 4) OBP: 0.214, SLG: 0.154		0-3 			1-3 		1-1 		2-1 	2 0 0 0 0 2 1												
<b>Luis Aícea, S</b> (7, PH) OBP: 0.292, SLG: 0.302										2 0 1 0 0 0 1												
<b>Héctor Ortiz, R</b> (1, 2) OBP: 0.286, SLG: 0.313			1-0 		0-2 		1-2 		1-3 	2 0 1 0 0 0 1												
<b>Raul Ibanez, L</b> (9, PH) OBP: 0.162, SLG: 0.139										1 0 0 0 0 1 1												
<b>Andy Chavez, L</b> (1, 8) OBP: 0.250, SLG: 0.250		2-0 		2-2 		1-2 		0-2 		4 0 1 1 0 0 3												
<b>Inning Stats</b>	R: 0 E: 0 K: 1 S: 9	H: 0 LOB: 0 BB: 0 P: 13	R: 0 E: 0 K: 1 S: 12	H: 1 LOB: 1 BB: 0 P: 18	R: 0 E: 0 K: 1 S: 4	H: 0 LOB: 0 BB: 0 P: 9	R: 1 E: 0 K: 0 S: 10	H: 2 LOB: 1 BB: 0 P: 17	R: 0 E: 0 K: 2 S: 17	H: 1 LOB: 1 BB: 0 P: 22	R: 0 E: 0 K: 0 S: 8	H: 1 LOB: 1 BB: 0 P: 9	R: 1 E: 0 K: 0 S: 13	H: 2 LOB: 1 BB: 0 P: 16	R: 0 E: 0 K: 1 S: 8	H: 0 LOB: 1 BB: 1 P: 15	R: 0 E: 0 K: 1 S: 10	H: 1 LOB: 1 BB: 0 P: 13	1B: 5 2B: 3 3B: 0 HR: 0	SF: 0 SAC: 0 DP: 0 HBP: 1	WP: 0 PB: 0 SB: 0 CS: 1	PA: 36
<b>PITCHER</b>	IP WLS BF H R ER SO BB IBB HBP BLK WP HR S P ERA WHIP																					
<b>Rick Helling, R</b> (1, 1) ERA: 6.31	7.0 W 28 7 2 2 5 0 0 1 0 0 0 0 73 104 2.57 1.000																					
<b>Mark Petkovsek, R</b> (8, 1) ERA: 5.47	1.0 4 0 0 0 1 1 0 0 0 0 0 0 8 15 0.00 1.000																					
<b>Mike Judd, R</b> (9, 1) ERA: 3.86	1.0 4 1 0 0 1 0 0 0 0 0 0 0 10 13 0.00 1.000																					

**Kansas City Royals @ Texas Rangers**  
The Ballpark at Arlington, Arlington, TX  
Tue May 29 2001, 8:35 PM EDT  
Att. 28,606 - Cloudy - 84 F

[livebaseballscorecards.com](http://livebaseballscorecards.com)

<b>AB</b>	<b>34</b>
<b>R</b>	<b>2</b>
<b>H</b>	<b>8</b>
<b>RBI</b>	<b>2</b>
<b>BB</b>	<b>1</b>
<b>SO</b>	<b>7</b>
<b>LOB</b>	<b>17</b>







Batter	1	2	3	4	5	6	7	8	9	AB R H RBI BB SO LOB	TOP		
<b>Carlos Beltrán, S</b> (1, 8) OBP: 0.315, SLG: 0.405										6 1 3 3 0 0 1			
<b>Rey Sanchez, R</b> (1, 6) OBP: 0.307, SLG: 0.344 <b>Wilson Delgado, S</b> (7, PH) OBP: 0.188, SLG: 0.133 (7, 6)										4 1 1 0 0 0 2 2 0 0 0 0 1 2			
<b>29 Mike Sweeney, R</b> (1, 3) OBP: 0.357, SLG: 0.560										5 1 2 0 0 0 2			
<b>Jermaine Dye, R</b> (1, 9) OBP: 0.348, SLG: 0.428 <b>Raul Ibanez, L</b> (7, 9) OBP: 0.158, SLG: 0.135										3 1 3 1 1 0 0 1 0 0 0 0 0 1			
<b>Joe Randa, R</b> (1, 5) OBP: 0.315, SLG: 0.413										5 1 1 1 0 0 5			
<b>Dee Brown, L</b> (1, 10) OBP: 0.335, SLG: 0.424										5 1 2 3 0 1 3			
<b>Luis Alicea, S</b> (1, 4) OBP: 0.303, SLG: 0.323										4 2 2 0 1 0 0			
<b>Héctor Ortiz, R</b> (1, 2) OBP: 0.290, SLG: 0.316										5 2 2 1 0 1 2			
<b>Endy Chavez, L</b> (1, 7) OBP: 0.556, SLG: 0.625										4 1 3 2 1 0 0			
<b>Inning Stats</b>	R: 6 H: 7 E: 0 LOB: 1 K: 0 BB: 0 S: 26 P: 42	R: 1 H: 2 E: 1 LOB: 1 K: 0 BB: 0 S: 14 P: 19	R: 4 H: 4 E: 0 LOB: 1 K: 0 BB: 1 S: 14 P: 19	R: 0 H: 0 E: 0 LOB: 0 K: 1 BB: 0 S: 7 P: 9	R: 0 H: 2 E: 0 LOB: 1 K: 0 BB: 0 S: 7 P: 10	R: 0 H: 2 E: 0 LOB: 2 K: 0 BB: 1 S: 8 P: 16	R: 0 H: 0 E: 0 LOB: 0 K: 1 BB: 0 S: 8 P: 11	R: 0 H: 1 E: 0 LOB: 1 K: 0 BB: 0 S: 9 P: 12	R: 0 H: 1 E: 0 LOB: 2 K: 1 BB: 1 S: 12 P: 19	1B: 13 SF: 0 2B: 3 SAC: 0 3B: 1 DP: 3 HR: 2 HBP: 0	WP: 1 PA: 47 PB: 0 SB: 0 CS: 0		
<b>PITCHER</b>	IP WLS BF H R ER SO BB IBB HBP BLK WP HR S P ERA WHIP											<b>PITCHER</b>	IP WLS BF H R ER SO BB IBB HBP BLK WP HR S P ERA WHIP
<b>Pat Mahomes, R</b> (1, 1) ERA: 5.82	1.0 L 12 8 7 7 0 0 0 0 0 0 1 1 33 50 63.00 8.000												
<b>Mike Judd, R</b> (2, 1) ERA: 5.09	2.0 11 5 4 4 0 1 0 0 0 0 0 1 21 30 18.00 3.000												
<b>Aaron Myette, R</b> (4, 1) ERA: 10.43	5.0 19 5 0 0 2 1 0 0 0 0 0 0 39 58 0.00 1.200												
<b>Tim Crabtree, R</b> (9, 1) ERA: 6.59	1.0 5 1 0 0 1 1 0 0 0 0 0 0 12 19 0.00 2.000												

**Kansas City Royals @ Texas Rangers**  
 The Ballpark at Arlington, Arlington, TX  
 Wed May 30 2001, 8:35 PM EDT  
 Att. 31,290 - Cloudy - 86 F

livebaseballscorecards.com

**AB 44**  
**R 11**  
**H 19**  
**RBI 11**  
**BB 3**  
**SO 3**  
**LOB 18**



Batter	1	2	3	4	5	6	7	8	9	AB	R	H	RBI	BB	SO	LOB
29 Rusty Greer, L OBP: 0.364, SLG: 0.492 Cliff Brumbaugh, R	2-2 G6-4-3 1B		0-0 F7		1-2 2B		1-3 K		1-3 K2-3	3	0	2	0	0	0	0
Ivan Rodriguez, R OBP: 0.413, SLG: 0.476 Doug Mirabelli, R OBP: 0.268, SLG: 0.283	3-3 K		1-0 G1-4-3 1B		2-1 L6		4-2 BB		0-1 G5-3	2	0	1	0	0	1	1
Alex Rodriguez, R OBP: 0.413, SLG: 0.652 Scott Sheldon, R OBP: 0.321, SLG: 0.393	0-1 G6-4-3 1-2f		1-2 G1-4-3 1-2f		0-0 G5-3		2-3 K		3-1 P4	3	0	0	0	0	0	3
Rafael Palmeiro, L OBP: 0.354, SLG: 0.516 Ruben Sierra, S OBP: 0.333, SLG: 0.500		2-0 F9		4-2 G6-4-3 BB		3-2 F7		1-1 P5		3	0	0	0	1	0	1
Gabe Kapler, R OBP: 0.437, SLG: 0.605		4-1 1B BB		1-1 G6-4-3 1-2f		4-0 FC5-4 1B BB		3-2 10 PB 1B 1B		2	1	1	0	2	0	1
Frank Catalanotto, L OBP: 0.343, SLG: 0.547		1-1 10 FC5-4 1B 1-2		4-1 BB		1-2 FC5-4 1B		2-2 F7		3	0	2	0	1	0	1
Andres Galarraga, R OBP: 0.303, SLG: 0.422		1-0 P4		0-1 F8		1-2 FC5-4 BB 1-2f 2-3		0-0 10 PB 1B		4	0	1	0	0	0	5
Ken Caminiti, S OBP: 0.314, SLG: 0.444		2-1 10 FC5-4 1B 1-2 2-H		1-2 HR		4-0 10 FC6-4 BB		2-3 K		3	1	2	2	1	1	2
10 Michael Young, R OBP: 0.188, SLG: 0.200		0-1 FC5-4 1-2f 2-3		2-0 G6-3		0-0 FC6-4 1-2f		1-3 K 1-2 2-3		4	0	0	0	0	1	7

Inning Stats	R: 0	H: 1	E: 0	K: 1	S: 9	R: 1	H: 2	E: 0	K: 0	S: 9	R: 0	H: 1	E: 0	K: 0	S: 5	R: 0	H: 0	E: 0	K: 0	S: 8	R: 1	H: 2	E: 0	K: 0	S: 10	R: 0	H: 1	E: 0	K: 0	S: 11	R: 0	H: 0	E: 0	K: 2	S: 10	R: 0	H: 2	E: 0	K: 2	S: 16	R: 0	H: 0	E: 0	K: 1	S: 8	1B: 7	SF: 0	2B: 1	SAC: 0	3B: 0	DP: 3	HR: 1	HBP: 0	WP: 0	PA: 39
PITCHER	IP	WLS	BF	H	R	ER	SO	BB	IBB	HBP	BLK	WP	HR	S	P	ERA	WHIP																																						
Dan Reichert, R ERA: 3.49	(1, 1)	7.1	34	9	2	2	3	6	0	0	0	0	1	70	128	2.46	2.045																																						
Jason Grimsley, R ERA: 2.27	(8, 1)	1.2	5	0	0	0	3	0	0	0	0	0	0	16	23	0.00	0.000																																						

BOTTOM

Kansas City Royals @ Texas Rangers  
The Ballpark at Arlington, Arlington, TX

Wed May 30 2001, 8:35 PM EDT  
Att. 31,290 - Cloudy - 86 F

livebaseballscorecards.com

AB	33
R	2
H	9
RBI	2
BB	6
SO	6
LOB	23





Batter	1	2	3	4	5	6	7	8	9	AB	R	H	RBI	BB	SO	LOB	TOP										
<b>Carlos Beltrán, S</b> (1, 8) OBP: 0.308, SLG: 0.395 <b>Endy Chavez, L</b> (9, 8) OBP: 0.556, SLG: 0.625	0-1 G2-3		0-2 G6-3		1-2 F7	2-3 K	1-3 K			5	0	0	0	0	2	4											
<b>Rey Sanchez, R</b> (1, 6) OBP: 0.319, SLG: 0.360	2-2 G5-3		1-0 FC6-4 1B		0-1 29 1B 1B		0-1 E6 SH1-3 1B	0-0 29 1B 1B		5	3	4	0	0	0	0											
<b>29 Mike Sweeney, R</b> (1, 10) OBP: 0.362, SLG: 0.559	2-0 F9		3-1 F8		1-2 S 1B 1B		4-2 SH1-3 2B	1-1 G1-6-3 1B		4	2	2	1	1	0	1											
<b>Jermaine Dye, R</b> (1, 9) OBP: 0.355, SLG: 0.435		2-1 CS 1B	0-0 FC6-4		0-1 1B 1B		0-0 SH1-3	1-0 G1-6-3 1B		4	0	3	2	0	0	1											
<b>Joe Randa, R</b> (1, 5) OBP: 0.326, SLG: 0.414 <b>Wilson Delgado, S</b> (9, 5) OBP: 0.188, SLG: 0.133		4-2 1B WP FC5-2 BB		4-2 FC6-4 BB	3-2 G6-4-3 1B		4-0 2B IBB	3-1 G1-6-3		2	1	1	1	3	0	2											
<b>Dave McCarty, R</b> (1, 3) OBP: 0.341, SLG: 0.387		4-2 FC5-2 1B BB		0-1 F9	3-2 G6-4-3		0-1 2B	0-0 G1-3		4	1	1	2	1	0	4											
<b>Dee Brown, L</b> (1, 7) OBP: 0.337, SLG: 0.419		0-1 FC5-2 1B		1-3 K		3-2 G1-3	4-0 2B IBB		0-3 K	4	0	1	0	1	2	1											
<b>A.J. Hinch, R</b> (1, 2) OBP: 0.188, SLG: 0.283		1-0 FC5-2		1-0 FC6-4		0-1 G3	0-1 2B		2-3 K	5	0	1	2	0	1	4											
<b>Luis Alicaia, S</b> (1, 4) OBP: 0.306, SLG: 0.326		0-0 F9			0-1 1B WP 1B		0-0 WP 1B		1-3 K	5	1	2	0	0	2	5											
<b>Inning Stats</b>	R: 0 E: 0 K: 0 S: 6	H: 0 LOB: 0 BB: 0 P: 10	R: 0 E: 0 K: 0 S: 10	H: 2 LOB: 3 BB: 2 P: 21	R: 0 E: 0 K: 0 S: 7	H: 1 LOB: 1 BB: 1 P: 11	R: 0 E: 0 K: 1 S: 9	H: 0 LOB: 1 BB: 1 P: 15	R: 3 E: 0 K: 0 S: 20	H: 5 LOB: 1 BB: 0 P: 28	R: 0 E: 0 K: 1 S: 9	H: 1 LOB: 1 BB: 0 P: 14	R: 4 E: 1 K: 2 S: 17	H: 3 LOB: 2 BB: 3 P: 33	R: 1 E: 0 K: 0 S: 7	H: 3 LOB: 1 BB: 0 P: 12	R: 0 E: 0 K: 3 S: 13	H: 0 LOB: 0 BB: 0 P: 16	1B: 12 2B: 3 3B: 0 HR: 0	SF: 0 SAC: 1 DP: 2 HBP: 0	WP: 3 PB: 0 SB: 1 CS: 1	PA: 45					
<b>PITCHER</b>	IP	WLS	BF	H	R	ER	SO	BB	IBB	HBP	BLK	WP	HR	S	P	ERA	WHIP										
<b>Doug Davis, L</b> (1, 1) ERA: 6.92	4.1	L	23	8	3	3	1	3	0	0	0	2	0	48	78	6.23	2.538										
<b>Mark Petkovsek, R</b> (5, 1) ERA: 6.35	2.0		11	3	4	4	1	1	2	0	0	1	0	21	41	18.00	2.000										
<b>J.D. Smart, R</b> (7, 1) ERA:	0.2		3	1	0	0	2	0	0	0	0	0	0	9	13	0.00	1.500										
<b>Tim Crabtree, R</b> (8, 1) ERA: 6.32	2.0		8	3	1	1	3	0	0	0	0	0	0	20	28	4.50	1.500										

**Kansas City Royals @ Texas Rangers**  
 The Ballpark at Arlington, Arlington, TX  
 Thu May 31 2001, 3:05 PM EDT  
 Att. 31,472 - Cloudy - 82 F

livebaseballscorecards.com

AB	38
R	8
H	15
RBI	8
BB	6
SO	7
LOB	22



Batter	1	2	3	4	5	6	7	8	9	AB R H RBI BB SO LOB
<b>29 Rusty Greer, L</b> OBP: 0.365, SLG: 0.485 (1, 7)	1-3 K		4-1 G4-6-3 BB		4-1 BB		3-1 G6-3		2-2 L7	3 0 0 0 2 1 0
<b>Ivan Rodriguez, R</b> OBP: 0.331, SLG: 0.480 (1, 2)	4-1 S BB		2-1 G4-6-3 1-2f 2-3		1-0 P6		0-0 2B			3 0 1 0 1 0 3
<b>Alex Rodriguez, R</b> OBP: 0.410, SLG: 0.649 (1, 6)	2-3 K		0-0 P6			3-1 WP SF8 2B	2-3 K			4 1 1 0 0 2 3
<b>Rafael Palmeiro, L</b> OBP: 0.357, SLG: 0.510 (1, 10)	4-2 BB			2-2 G4-3		4-1 1B BB		1-0 L9		2 0 0 0 2 0 0
<b>Gabe Kapler, R</b> OBP: 0.432, SLG: 0.595 (1, 8)	2-2 P6			4-1 S 1B BB		0-2 SF8		2-2 F9		2 1 0 1 1 0 2
<b>Frank Catalanotto, L</b> OBP: 0.349, SLG: 0.545 (1, 9)		1-0 F7		1-2 CS 1B		0-1 F7		0-0 1B		4 0 2 1 0 0 1
<b>Andres Galarraga, R</b> OBP: 0.302, SLG: 0.418 (1, 3)		1-3 K2-3		2-3 K		1-1 1B		2-3 K		4 0 1 0 0 3 2
<b>Ken Caminiti, S</b> OBP: 0.306, SLG: 0.432 (1, 5)		3-1 G3			2-2 G4-3	2-3 K			0-0 G5-3	4 0 0 0 0 1 2
<b>10 Michael Young, R</b> OBP: 0.200, SLG: 0.263 (1, 4)			2-1 G4-6-3 2B		2-0 F9		1-3 K		0-0 G5-3	4 0 1 0 0 1 0

Inning Stats	R: 0	H: 0	R: 0	H: 0	R: 0	H: 1	R: 1	H: 1	R: 0	H: 0	R: 1	H: 2	R: 0	H: 1	R: 0	H: 0	R: 0	H: 0	R: 0	H: 0	1B: 3	SF: 1	WP: 1	PA: 37
	E: 0	LOB: 2	E: 0	LOB: 0	E: 0	LOB: 1	E: 0	LOB: 0	E: 0	LOB: 1	E: 0	LOB: 2	E: 0	LOB: 1	E: 0	LOB: 0	E: 0	LOB: 0	E: 0	LOB: 0	2B: 3	SAC: 0	PB: 0	
	K: 2	BB: 2	K: 1	BB: 0	K: 0	BB: 1	K: 1	BB: 1	K: 0	BB: 1	K: 1	BB: 1	K: 2	BB: 0	K: 1	BB: 0	K: 0	BB: 0	K: 0	BB: 0	3B: 0	DP: 1	SB: 2	
	S: 14	P: 27	S: 6	P: 11	S: 6	P: 14	S: 13	P: 22	S: 7	P: 16	S: 14	P: 24	S: 10	P: 16	S: 8	P: 13	S: 5	P: 7	S: 5	P: 7	HR: 0	HBP: 0	CS: 1	

PITCHER	IP	WLS	BF	H	R	ER	SO	BB	IBB	HBP	BLK	WP	HR	S	P	ERA	WHIP
<b>Blake Stein, R</b> ERA: 6.27 (1, 1)	5.0	W	22	3	2	2	4	6	0	0	0	1	0	49	100	3.60	1.800
<b>51 Kris Wilson, R</b> ERA: 5.74 (6, 1)	4.0	S	15	3	0	0	4	0	0	0	0	0	0	34	50	0.00	0.750

**BOTTOM**

**Kansas City Royals @ Texas Rangers**  
The Ballpark at Arlington, Arlington, TX

Thu May 31 2001, 3:05 PM EDT  
Att: 31,472 - Cloudy - 82 F

livebaseballscorecards.com

<b>AB</b>	<b>30</b>
<b>R</b>	<b>2</b>
<b>H</b>	<b>6</b>
<b>RBI</b>	<b>2</b>
<b>BB</b>	<b>6</b>
<b>SO</b>	<b>8</b>
<b>LOB</b>	<b>13</b>





Batter	1	2	3	4	5	6	7	8	9	AB R H RBI BB SO LOB	TOP													
<b>Carlos Beltrán, S</b> (1, 8) OBP: 0.307, SLG: 0.392	0-0 S 1B		1-0 E6 1B		0-0 G3		0-0 G3			4 0 1 1 0 0 3														
<b>Rey Sanchez, R</b> (1, 6) OBP: 0.318, SLG: 0.358	2-3 K 1-2		2-2 1-3 1B			0-0 G6-3	0-1 G4-3			4 0 1 0 0 1 3														
<b>29 Mike Sweeney, R</b> (1, 3) OBP: 0.356, SLG: 0.549	0-1 P3		2-3 K			0-2 F9		0-0 G6-3		4 0 0 0 0 1 3														
<b>Jermaine Dye, R</b> (1, 9) OBP: 0.353, SLG: 0.431	1-2 G6-3			0-0 P4		0-1 1B		2-1 F9		4 0 1 0 0 0 1														
<b>Joe Randa, R</b> (1, 5) OBP: 0.320, SLG: 0.406		3-3 K		3-2 E5 CS		0-0 G4-3		1-1 P6		4 0 0 0 0 1 1														
<b>Dee Brown, L</b> (1, 10) OBP: 0.329, SLG: 0.409		1-3 K		1-3 K 1-2			2-3 K		0-0 G5-3	4 0 0 0 0 3 1														
<b>Luis Alicea, S</b> (1, 4) OBP: 0.305, SLG: 0.331		2-2 G6-3			1-0 F5		0-0 1B G3 2B		3-2 F7	4 1 1 0 0 0 0														
<b>Héctor Ortiz, R</b> (1, 2) OBP: 0.299, SLG: 0.319			1-3 K		1-1 G5-3 1B		4-1 G3 1B BB		1-0 F7	2 0 1 0 1 1 0														
<b>Raul Ibanez, L</b> (9, PH) OBP: 0.154, SLG: 0.132										1 0 0 0 0 0 0														
<b>Andy Chavez, L</b> (1, 7) OBP: 0.500, SLG: 0.545			0-0 G5-3		1-2 G5-3		1-1 G3 1B			3 0 1 0 0 0 1														
<b>Inning Stats</b>	R: 0 E: 0 K: 1 S: 13	H: 1 LOB: 1 BB: 0 P: 16	R: 0 E: 0 K: 2 S: 10	H: 0 LOB: 0 BB: 0 P: 16	R: 0 E: 1 K: 2 S: 14	H: 1 LOB: 2 BB: 0 P: 19	R: 0 E: 1 K: 1 S: 7	H: 0 LOB: 0 BB: 0 P: 11	R: 0 E: 0 K: 1 S: 7	H: 1 LOB: 1 BB: 0 P: 10	R: 0 E: 0 K: 0 S: 7	H: 1 LOB: 1 BB: 0 P: 7	R: 1 E: 0 K: 1 S: 10	H: 2 LOB: 2 BB: 1 P: 17	R: 0 E: 0 K: 0 S: 5	H: 0 LOB: 0 BB: 0 P: 8	R: 0 E: 0 K: 0 S: 5	H: 0 LOB: 0 BB: 0 P: 9	1B: 5 2B: 1 3B: 0 HR: 0	SF: 0 SAC: 0 DP: 0 HBP: 0	WP: 0 PB: 0 SB: 1 CS: 1	PA: 35		
<b>PITCHER</b> <b>Ismael Valdez, R</b> (1, 1) ERA: 3.9	IP: 9.0 WLS: W BF: 35 H: 6 R: 1 ER: 1 SO: 7 BB: 1 IBB: 0 HBP: 0 BLK: 0 WP: 0 HR: 0 S: 78 P: 113 ERA: 1.00 WHIP: 0.778																							

**Kansas City Royals @ Anaheim Angels**  
Edison International Field, Anaheim, CA

AB	34
R	1
H	6
RBI	1
BB	1
SO	7
LOB	13



Fri Jun 01 2001, 10:05 PM EDT  
Att. 30,783 - Overcast - 68 F

livebaseballscorecards.com

Batter	1	2	3	4	5	6	7	8	9	AB	R	H	RBI	BB	SO	LOB
Jeff DaVanon, S OBP: 0.500, SLG: 1.333 (1, 10)	0-0 L9		4-2 CS BB		0-0 P4		0-0 HR			3	1	1	2	1	0	2
Darin Erstad, L OBP: 0.338, SLG: 0.406 (1, 8)	2-1 F7		3-1 HR 2B		1-1 1B		3-1 HBP 16 G4-6-3 1B			4	2	3	1	0	0	0
Troy Glaus, R OBP: 0.387, SLG: 0.603 (1, 5)	4-2 BB		2-1 HR		3-2 1B		4-2 16 G4-6-3 HBP BB			2	1	2	3	2	0	0
Tim Salmon, R OBP: 0.373, SLG: 0.355 (1, 9) Orlando Palmeiro, L OBP: 0.365, SLG: 0.375 (8, 9)	2-3 K		3-2 F8		1-3 K		4-2 16 G4-6-3 HBP			3	0	0	0	0	2	3
16 Garret Anderson, L OBP: 0.298, SLG: 0.367 (1, 7)					0-0 F9		0-0 G4-6-3			4	0	1	0	0	0	4
Wally Joyner, L OBP: 0.314, SLG: 0.380 (1, 3)					4-0 1B BB		2-1 G6-3			3	0	0	0	1	1	2
Adam Kennedy, L OBP: 0.349, SLG: 0.440 (1, 4)					1-2 PO 1B		1-2 F9			4	0	1	0	0	1	1
Jorge Fabregas, L OBP: 0.178, SLG: 0.273 (1, 2)					2-0 PO 1 SAFE		0-0 E4 1B			4	1	0	0	0	0	1
Benji Gil, R OBP: 0.376, SLG: 0.531 (1, 6)					0-1 G6-3		0-1 1B 1B			4	2	2	0	0	0	0

Inning Stats	R: 0	H: 0	E: 0	K: 1	S: 8	R: 0	H: 1	E: 0	K: 0	S: 10	R: 2	H: 2	E: 0	K: 0	S: 15	R: 0	H: 1	E: 0	K: 0	S: 7	R: 2	H: 3	E: 1	K: 1	S: 16	R: 0	H: 0	E: 0	K: 0	S: 9	R: 3	H: 3	E: 0	K: 1	S: 13	R: 0	H: 0	E: 0	K: 1	S: 8	1B: 7	2B: 1	3B: 0	HR: 2	SF: 0	SAC: 0	DP: 1	HBP: 1	WP: 0	PB: 0	SB: 1	CS: 1	PA: 37
--------------	------	------	------	------	------	------	------	------	------	-------	------	------	------	------	-------	------	------	------	------	------	------	------	------	------	-------	------	------	------	------	------	------	------	------	------	-------	------	------	------	------	------	-------	-------	-------	-------	-------	--------	-------	--------	-------	-------	-------	-------	--------

PITCHER	IP	WLS	BF	H	R	ER	SO	BB	IBB	HBP	BLK	WP	HR	S	P	ERA	WHIP
Jeff Suppan, R ERA: 4.56 (1, 1)	6.0	L	27	8	5	4	2	3	0	0	0	0	1	67	110	6.00	1.833
Doug Henry, R ERA: 6.75 (7, 1)	1.0		6	2	2	2	1	1	0	1	0	0	1	11	23	18.00	3.000
Roberto Hernandez, R ERA: 5.32 (8, 1)	1.0		3	0	0	0	1	0	0	0	0	0	0	8	13	0.00	0.000

BOTTOM

Kansas City Royals @ Anaheim Angels  
Edison International Field, Anaheim, CA

Fri Jun 01 2001, 10:05 PM EDT  
Att: 30,783 - Overcast - 68 F

livebaseballscorecards.com

AB	31
R	7
H	10
RBI	6
BB	4
SO	4
LOB	13





Batter	1	2	3	4	5	6	7	8	9	AB R H RBI BB SO LOB	TOP	
<b>Carlos Beltrán, S</b> (1, 8) OBP: 0.305, SLG: 0.388 F F F X	1-2 SH1-3 FC4-6 1B	0-0 F8			1-0 E6 F9-3		0-0 F7		1-1 F8	5 1 1 0 0 0 2	<b>Kansas City Royals @ Anaheim Angels</b> Edison International Field, Anaheim, CA Sat Jun 02 2001, 10:05 PM EDT Att. 26,469 - Overcast - 68 F	
<b>Rey Sanchez, R</b> (1, 6) OBP: 0.321, SLG: 0.361 X	0-0 FC4-6 SH1-3 1B		0-0 G6-3		1-0 F9-3		1-2 G1-6-3 1B			4 0 2 0 0 0 1		
<b>29 Mike Sweeney, R</b> (1, 10) OBP: 0.360, SLG: 0.548 X	0-0 SH1-3		1-0 S 1B		4-2 1B BB		0-0 G1-6-3			2 0 1 0 1 0 1		
<b>Jermaine Dye, R</b> (1, 9) OBP: 0.356, SLG: 0.429 B B B	4-0 FC4-6 BB		0-1 F9		1-1 1B		2-0 G6-3			3 0 1 0 1 0 1		
<b>Joe Randa, R</b> (1, 5) OBP: 0.314, SLG: 0.398 B B C C B B X	3-2 FC4-6		1-1 G1-6-3		2-2 G4-3		2-1 G4-3			4 0 0 1 0 0 5		
<b>Dave McCarty, R</b> (1, 3) OBP: 0.347, SLG: 0.423 C F B B S	3-3 K			0-0 HR		4-1 FC4-6 BB		1-1 G5-3		3 1 1 1 1 1 2		
<b>Dee Brown, L</b> (1, 7) OBP: 0.322, SLG: 0.399 C B B C		1-3 K		2-1 G6-3		0-1 FC4-6		1-3 K		4 0 0 0 0 2 1		
<b>A.J. Hinch, R</b> (1, 2) OBP: 0.179, SLG: 0.270 <b>Raul Ibanez, L</b> (9, PH) OBP: 0.175, SLG: 0.154 <b>Endy Chavez, L</b> (9, PR) OBP: 0.500, SLG: 0.545		1-0 F9		0-0 G6-3		0-1 P6		3-1 1B		3 0 0 0 0 0 1 1 0 1 0 0 0 0 0 0 0 0 0 0 0		
<b>Luis Alicea, S</b> (1, 4) OBP: 0.303, SLG: 0.329 B X		1-0 1B		2-2 G5-3		0-1 F7		1-2 L6		4 0 1 0 0 0 2		
<b>Inning Stats</b>	R: 1 H: 2 E: 0 LOB: 2 K: 1 BB: 1 S: 12 P: 23	R: 0 H: 1 E: 0 LOB: 1 K: 1 BB: 0 S: 6 P: 9	R: 0 H: 1 E: 0 LOB: 1 K: 0 BB: 0 S: 6 P: 8	R: 1 H: 1 E: 0 LOB: 0 K: 0 BB: 0 S: 7 P: 11	R: 0 H: 1 E: 1 LOB: 2 K: 0 BB: 1 S: 10 P: 19	R: 0 H: 0 E: 0 LOB: 1 K: 0 BB: 1 S: 7 P: 11	R: 0 H: 1 E: 0 LOB: 0 K: 0 BB: 0 S: 5 P: 6	R: 0 H: 0 E: 0 LOB: 0 K: 0 BB: 0 S: 5 P: 10	R: 0 H: 1 E: 0 LOB: 1 K: 1 BB: 0 S: 12 P: 18	1B: 7 SF: 0 2B: 1 SAC: 1 3B: 0 DP: 2 HR: 1 HBP: 0		WP: 0 PA: 37 PB: 0 SB: 1 CS: 0
<b>PITCHER</b> <b>Scott Schoeneweis, L</b> (1, 1) ERA: 3.82 <b>Troy Percival, R</b> (9, 1) ERA: 0.42	IP WLS BF H R ER SO BB IBB HBP BLK WP HR S P ERA WHIP											<b>PITCHER</b> IP WLS BF H R ER SO BB IBB HBP BLK WP HR S P ERA WHIP

livebaseballscorecards.com

AB	33
R	2
H	8
RBI	2
BB	3
SO	3
LOB	16







Batter	1	2	3	4	5	6	7	8	9	AB R H RBI BB SO LOB	TOP											
Carlos Beltrán, S (1, 8) OBP: 0.300, SLG: 0.381	0-1 L9		0-1 FC4-6 29 S 1-2f		0-3 K2-3			3-1 F9		4 0 0 0 0 1 2												
Rey Sanchez, R (1, 6) OBP: 0.320, SLG: 0.359	2-2 G6-3		1-0 F7		1-0 F9			1-0 E 29 BB 1B		4 1 1 0 0 0 2												
29 Mike Sweeney, R (1, 3) OBP: 0.358, SLG: 0.541	2-3 K		2-2 P6 1-2			0-2 F8		4-2 E 1-2 BB		3 0 0 0 1 1 1												
Jermaine Dye, R (1, 9) OBP: 0.350, SLG: 0.421		2-1 F7		1-1 G6-3		3-3 K		1-2 E5 1-3 2-H		4 0 0 0 0 1 1												
Joe Randa, R (1, 5) OBP: 0.309, SLG: 0.391		0-2 F8		3-2 G5-3		1-0 G6-3		0-0 F8		4 0 0 0 0 0 2												
Dee Brown, L (1, 10) OBP: 0.326, SLG: 0.401		1-0 1B		0-1 1B			0-1 G3		0-1 G4-3	4 0 2 0 0 0 0												
Luis Alicea, S (1, 4) OBP: 0.302, SLG: 0.327		0-0 F8		1-2 F9			2-3 K		3-2 DI 1B	4 0 1 0 0 1 2												
A.J. Hinch, R (1, 2) OBP: 0.186, SLG: 0.318 Raul Ibanez, L (9, PH) OBP: 0.171, SLG: 0.150			1-1 HR		0-2 F9		1-2 F8		3-3 K	3 1 1 1 0 0 0 1 0 0 0 0 1 1	AB 35 R 2 H 7 RBI 1 BB 1 SO 5 LOB 12											
Endy Chavez, L (1, 7) OBP: 0.500, SLG: 0.533			1-2 FC4-6 1B		2-2 E4 1B			2-2 F7	2-1 F8	4 0 2 0 0 0 1												
Inning Stats	R: 0 E: 0 K: 1 S: 9	H: 0 LOB: 0 BB: 0 P: 13	R: 0 E: 0 K: 0 S: 7	H: 1 LOB: 1 BB: 0 P: 10	R: 1 E: 0 K: 0 S: 14	H: 2 LOB: 1 BB: 0 P: 19	R: 0 E: 0 K: 0 S: 12	H: 1 LOB: 1 BB: 0 P: 17	R: 0 E: 1 K: 1 S: 10	H: 1 LOB: 1 BB: 0 P: 13	R: 0 E: 0 K: 1 S: 7	H: 0 LOB: 0 BB: 0 P: 11	R: 0 E: 0 K: 1 S: 12	H: 0 LOB: 0 BB: 0 P: 15	R: 1 E: 1 K: 0 S: 14	H: 1 LOB: 2 BB: 1 P: 25	R: 0 E: 0 K: 1 S: 10	H: 1 LOB: 1 BB: 0 P: 18	1B: 6 2B: 0 3B: 0 HR: 1	SF: 0 SAC: 0 DP: 0 HBP: 0	WP: 0 PB: 0 SB: 1 CS: 0	PA: 36
PITCHER	IP WLS BF H R ER SO BB IBB HBP BLK WP HR S P ERA WHIP																					
Ramon Ortiz, R (1, 1) ERA: 4.27	7.2 W 30 6 2 1 4 1 0 0 0 0 0 1 81 118 1.17 0.913																					
Lou Pote, R (8, 1) ERA: 4.13	0.1 2 0 0 0 0 0 0 0 0 0 0 0 4 5 0.00 0.000																					
62 Scot Shields, R (9, 1) ERA:	1.0 4 1 0 0 1 0 0 0 0 0 0 0 10 18 0.00 1.000																					

Kansas City Royals @ Anaheim Angels  
Edison International Field, Anaheim, CA

livebaseballscorecards.com



Sun Jun 03 2001, 4:05 PM EDT  
Att. 31,810 - Cloudy - 69 F

Batter	1	2	3	4	5	6	7	8	9	AB R H RBI BB SO LOB
David Eckstein, R OBP: 0.365, SLG: 0.339 (1, 6)	0-1 G3		2-1 1B SF7 2B	3-2 G6-3		1-1 G4-3				4 1 1 0 0 0 0
Darin Erstad, L OBP: 0.335, SLG: 0.400 (1, 8)	1-3 K 16 1B G1-3		0-0 HR 2-3 1B	1-3 K		0-2 G6-3				4 2 1 0 0 2 0
Troy Glaus, R OBP: 0.383, SLG: 0.605 (1, 5)	3-2 G1-3		2-2 SF7		2-2 HR		1-3 K			3 1 1 2 0 1 1
Tim Salmon, R OBP: 0.382, SLG: 0.411 (1, 10)	4-1 16 1B BB		2-2 HR 1-H		1-1 F8		2-0 HR			3 2 2 3 1 0 0
16 Garret Anderson, L OBP: 0.309, SLG: 0.386 (1, 7)	2-2 1-3 2-H 1B		0-2 HR		2-1 G1-3		3-1 G4-3			4 1 2 2 0 0 0
Scott Spiezio, S OBP: 0.298, SLG: 0.358 (1, 3)	3-2 F7		0-0 F9		2-2 1B 1B		1-2 G4-3			4 0 1 0 0 0 2
Adam Kennedy, L OBP: 0.359, SLG: 0.439 (1, 4)		0-0 B1-3	0-0 S 1B		2-0 1B		4-1 G6-4-3 BB			3 0 2 0 1 0 0
Jorge Fabregas, L OBP: 0.154, SLG: 0.235 (1, 2)		3-2 G1-3	1-1 F7		1-0 F7		0-1 G6-4-3 1-2f			4 0 0 0 0 0 4
Orlando Palmeiro, L OBP: 0.346, SLG: 0.353 (1, 9)		2-1 G1-3		2-2 G4-3		1-1 G6-3		0-1 G5-3		4 0 0 0 0 0 0

Inning Stats	R: 1	H: 1	E: 0	K: 1	S: 15	LOB: 2	BB: 1	P: 28	R: 0	H: 0	E: 0	K: 0	S: 6	LOB: 0	BB: 0	P: 11	R: 4	H: 5	E: 0	K: 0	S: 16	LOB: 1	BB: 0	P: 23	R: 0	H: 0	E: 0	K: 1	S: 14	LOB: 0	BB: 0	P: 20	R: 1	H: 3	E: 0	K: 0	S: 15	LOB: 2	BB: 0	P: 25	R: 0	H: 0	E: 0	K: 0	S: 7	LOB: 0	BB: 0	P: 9	R: 1	H: 1	E: 0	K: 1	S: 9	LOB: 0	BB: 0	P: 16	R: 0	H: 0	E: 0	K: 0	S: 5	LOB: 0	BB: 1	P: 9
--------------	------	------	------	------	-------	--------	-------	-------	------	------	------	------	------	--------	-------	-------	------	------	------	------	-------	--------	-------	-------	------	------	------	------	-------	--------	-------	-------	------	------	------	------	-------	--------	-------	-------	------	------	------	------	------	--------	-------	------	------	------	------	------	------	--------	-------	-------	------	------	------	------	------	--------	-------	------

PITCHER	IP	WLS	BF	H	R	ER	SO	BB	IBB	HBP	BLK	WP	HR	S	P	ERA	WHIP
Mac Suzuki, R ERA: 4.62 (1, 1)	2.2	L	16	6	5	5	1	1	0	0	0	1	2	35	59	16.88	2.625
Jose Santiago, R ERA: 6.75 (3, 1)	2.1		10	3	1	1	1	0	0	0	0	0	1	31	48	3.86	1.286
Cory Bailey, R ERA: 3.57 (6, 1)	2.0		7	1	1	1	1	0	0	0	0	0	1	16	25	4.50	0.500
Jason Grimsley, R ERA: 2.18 (8, 1)	1.0		3	0	0	0	0	1	0	0	0	0	0	5	9	0.00	1.000

**BOTTOM**

**Kansas City Royals @ Anaheim Angels**  
Edison International Field, Anaheim, CA

AB	33
R	7
H	10
RBI	7
BB	2
SO	3
LOB	7



WP	HR	S	P	ERA	WHIP
1	0	0	0	0.00	1.000

Sun Jun 03 2001, 4:05 PM EDT  
Att. 31,810 - Cloudy - 69 F

livebaseballscores.com



Batter	1	2	3	4	5	6	7	8	9	AB R H RBI BB SO LOB	TOP											
Jose Valentin, S (1, 6) OBP: 0.348, SLG: 0.571	0-2 F9		2-2 SH5-3 E 1B	0-2 F5		2-2 F9			2-3 K	5 1 1 0 0 1 2												
Chris Singleton, L (1, 8) OBP: 0.295, SLG: 0.397	1-1 HR 2B		1-1 SH5-3 1-2	0-3 K			1-3 K2-3		0-3 K	4 1 1 0 0 3 2												
Ray Durham, S (1, 4) OBP: 0.363, SLG: 0.490	1-0 HR 2-H		2-1 E2 WP 1B		4-1 CS BB		4-2 BB		2-2 1B	3 2 3 3 2 0 0												
Magglio Ordonez, R (1, 9) OBP: 0.339, SLG: 0.500	1-0 G6-4-3 1B		1-3 K 2B		2-1 HR 1-2		3-2 P4		2-2 G5-3	5 2 2 1 0 1 2												
Carlos Lee, R (1, 10) OBP: 0.347, SLG: 0.495	1-1 G6-4-3 1-2f		0-3 K		0-0 1B		2-0 P2			4 0 1 0 0 1 3												
Jeff Liefer, L (1, 7) OBP: 0.309, SLG: 0.484		2-1 G3-1	1-0 1-H 2B		0-1 F8			2-1 14 G4-3 2B		4 0 2 1 0 0 1												
14 Paul Konerko, R (1, 3) OBP: 0.318, SLG: 0.451		0-2 G3		4-0 1B BB	0-1 G4-3			0-0 G4-3 2-3		3 0 0 0 1 0 2												
Herbert Perry, R (1, 5) OBP: 0.321, SLG: 0.406		2-1 FC6-4 HBP		1-0 1-2 1B		0-0 G5-3		2-3 K		3 0 1 0 0 1 1												
Sandy Alomar Jr., R (1, 2) OBP: 0.289, SLG: 0.338		0-0 FC6-4 1-2f		2-1 F9		1-2 G6-3		0-1 P3		4 0 0 0 0 0 4												
<b>Inning Stats</b>	R: 2 E: 0 K: 0 S: 9	H: 3 LOB: 0 BB: 0 P: 13	R: 0 E: 0 K: 0 S: 7	H: 0 LOB: 1 BB: 0 P: 11	R: 3 E: 1 K: 2 S: 18	H: 3 LOB: 1 BB: 0 P: 25	R: 0 E: 0 K: 1 S: 10	H: 1 LOB: 2 BB: 1 P: 17	R: 1 E: 0 K: 0 S: 8	H: 2 LOB: 1 BB: 1 P: 14	R: 0 E: 0 K: 0 S: 8	H: 0 LOB: 0 BB: 0 P: 11	R: 0 E: 0 K: 1 S: 11	H: 0 LOB: 1 BB: 1 P: 21	R: 0 E: 0 K: 1 S: 8	H: 1 LOB: 1 BB: 0 P: 12	R: 0 E: 0 K: 2 S: 13	H: 1 LOB: 1 BB: 0 P: 19	1B: 6 2B: 3 3B: 0 HR: 2	SF: 0 SAC: 1 DP: 1 HBP: 1	WP: 1 PB: 0 SB: 0 CS: 1	PA: 40
<b>PITCHER</b>	IP WLS BF H R ER SO BB IBB HBP BLK WP HR S P ERA WHIP																					
Dan Reichert, R (1, 1) ERA: 3.93	6.0 L 28 9 6 6 3 2 0 1 0 0 1 2 60 91 9.00 1.833																					
Doug Henry, R (7, 1) ERA: 6.32	2.0 8 1 0 0 2 1 0 0 0 0 0 0 19 33 0.00 1.000																					
Roberto Hernandez, R (9, 1) ERA: 5.11	1.0 4 1 0 0 2 0 0 0 0 0 0 0 13 19 0.00 1.000																					

Chicago White Sox @ Kansas City Royals  
Kauffman Stadium, Kansas City, MO  
Tue Jun 05 2001, 7:05 PM CDT  
Att. 12,770 - Overcast - 66 F

AB	35
R	6
H	11
RBI	5
BB	3
SO	7
LOB	17



Batter	1	2	3	4	5	6	7	8	9	AB	R	H	RBI	BB	SO	LOB
Carlos Beltrán, S OBP: 0.299, SLG: 0.378 (1, 8)	1-1 WP 29 S 1B		3-2 G3 1-2			1-3 K		2-3 K		4	0	1	0	0	2	2
Rey Sanchez, R OBP: 0.314, SLG: 0.352 (1, 6)	1-2 F9			0-1 G4-3		2-2 G4-3		0-1 G6-3		4	0	0	0	0	0	2
29 Mike Sweeney, R OBP: 0.364, SLG: 0.545 (1, 3)	4-2 G6-4-3 1-3 BB			0-1 F8			0-0 1B 2B	4-1 BB		2	0	1	0	2	0	0
Jermaine Dye, R OBP: 0.348, SLG: 0.432 (1, 9)	2-2 G6-4-3 1-2f			0-0 HR			2-2 P4	3-2 L1		4	1	1	1	0	0	5
Joe Randa, R OBP: 0.312, SLG: 0.390 (1, 5)				3-2 G4-3			1-0 BB 2-3 1B		2-2 FC5-4 HBP	3	0	1	0	0	1	0
Dee Brown, L OBP: 0.324, SLG: 0.394 (1, 10)					0-0 F9		4-2 BB 1-2		0-2 FC5-4 1B 1-2f G4-3	3	1	0	0	1	1	1
Luis Alicea, S OBP: 0.301, SLG: 0.325 (1, 4)					0-3 K			2-3 BB K		4	0	1	0	0	2	3
Héctor Ortiz, R OBP: 0.295, SLG: 0.314 Dave McCarty, R OBP: 0.344, SLG: 0.418 A.J. Hinch, R OBP: 0.186, SLG: 0.318 Mark Quinn, R OBP: 0.307, SLG: 0.522 (1, 2) (7, PH) (8, 2) (9, PH)					0-2 F8		1-2 G3		1-0 G4-3 1B 1-3	2	0	0	0	0	0	0
Endy Chavez, L OBP: 0.500, SLG: 0.556 (1, 7)					4-0 CS BB			2-2 G6-3		1	0	0	0	0	0	3
									0-2 G6-3 2B							
									1-0 G4-3 3-H							
									1-0 F7							

Inning Stats	R: 0	H: 1	E: 0	K: 0	S: 10	H: 0	LOB: 1	BB: 1	P: 18	R: 0	H: 0	E: 0	K: 2	S: 9	H: 0	LOB: 0	BB: 0	P: 14	R: 0	H: 0	E: 0	K: 0	S: 7	H: 0	LOB: 0	BB: 1	P: 14	R: 1	H: 1	E: 0	K: 0	S: 8	H: 0	LOB: 0	BB: 0	P: 11	R: 0	H: 0	E: 0	K: 1	S: 7	H: 0	LOB: 0	BB: 0	P: 8	R: 0	H: 0	E: 0	K: 1	S: 15	H: 0	LOB: 0	BB: 0	P: 20	R: 0	H: 2	E: 0	K: 1	S: 14	H: 2	LOB: 3	BB: 1	P: 24	R: 0	H: 1	E: 0	K: 1	S: 12	H: 1	LOB: 2	BB: 1	P: 21	R: 1	H: 1	E: 0	K: 0	S: 12	H: 1	LOB: 1	BB: 0	P: 18	1B: 3	2B: 2	3B: 0	HR: 1	SF: 0	SAC: 0	DP: 1	HBP: 1
--------------	------	------	------	------	-------	------	--------	-------	-------	------	------	------	------	------	------	--------	-------	-------	------	------	------	------	------	------	--------	-------	-------	------	------	------	------	------	------	--------	-------	-------	------	------	------	------	------	------	--------	-------	------	------	------	------	------	-------	------	--------	-------	-------	------	------	------	------	-------	------	--------	-------	-------	------	------	------	------	-------	------	--------	-------	-------	------	------	------	------	-------	------	--------	-------	-------	-------	-------	-------	-------	-------	--------	-------	--------

PITCHER	IP	WLS	BF	H	R	ER	SO	BB	IBB	HBP	BLK	WP	HR	S	P	ERA	WHIP
Kip Wells, R ERA: 1.89 (1, 1)	6.1	W	23	4	1	1	4	2	0	0	0	1	1	61	93	1.42	0.947
Sean Lowe, R ERA: 2.95 (7, 1)	0.1		2	0	0	0	1	1	0	0	0	0	0	6	12	0.00	3.000
Bob Howry, R ERA: 4.13 (7, 1)	2.1	S	11	2	1	1	1	1	0	1	0	1	0	27	43	3.86	1.286


**BOTTOM**

**Chicago White Sox @ Kansas City Royals**  
Kauffman Stadium, Kansas City, MO

Tue Jun 05 2001, 7:05 PM CDT  
Att: 12,770 - Overcast - 66 F

AB	31
R	2
H	6
RBI	2
BB	4
SO	6
LOB	18

WP: 2 PA: 36  
PB: 0  
SB: 1  
CS: 1



PITCHER	IP	WLS	BF	H	R	ER	SO	BB	IBB	HBP	BLK	WP	HR	S	P	ERA	WHIP
---------	----	-----	----	---	---	----	----	----	-----	-----	-----	----	----	---	---	-----	------



Batter	1	2	3	4	5	6	7	8	9	AB R H RBI BB SO LOB	TOP											
Jose Valentin, S (1, 6) OBP: 0.349, SLG: 0.588	1-3 K		3-2 F9		1-1 G4-3		1-1 1B 1-H 2B		2-0 HR	5 1 2 2 0 1 2												
Chris Singleton, L (1, 8) OBP: 0.291, SLG: 0.389	0-0 F7			2-2 G4-3		3-1 G1-3	2-1 2B 1B		0-1 G3	5 0 1 0 0 0 0												
Ray Durham, S (1, 4) OBP: 0.355, SLG: 0.478	3-3 K			0-0 F8		2-3 K	1-3 K		3-1 G4-3	5 0 0 0 0 3 2												
Magglio Ordonez, R (1, 9) OBP: 0.347, SLG: 0.505		3-1 P3		1-0 HR 1B		1-2 1B		2-1 14 1B 1B		4 1 3 0 0 0 0												
Carlos Lee, R (1, 10) OBP: 0.345, SLG: 0.505		2-3 K		1-0 HR			1-2 F9	0-0 F7		4 1 1 2 0 1 1												
Jeff Liefer, L (1, 7) OBP: 0.306, SLG: 0.471		0-2 F8		1-2 G1-3			1-1 14 HR 1B	2-2 F9		4 1 1 0 0 0 1												
14 Paul Konerko, R (1, 3) OBP: 0.321, SLG: 0.467			3-2 G6-3		2-2 G6-3		2-1 1-H HR	3-2 1B		4 1 2 2 0 0 0												
Herbert Perry, R (1, 5) OBP: 0.325, SLG: 0.410			0-1		3-2		1-0 2B 1B	1-1 F7		1 0 1 0 0 0 0												
Tony Graffanino, R (4, 5) OBP: 0.388, SLG: 0.404										3 1 2 0 0 0 2												
Josh Paul, R (1, 2) OBP: 0.262, SLG: 0.295			1-2 F8		0-3 K		2-3 K		2-2 G5-3	4 0 0 0 0 2 3												
<b>Inning Stats</b>	R: 0 E: 0 K: 2 S: 8	H: 0 LOB: 0 BB: 0 P: 12	R: 0 E: 0 K: 1 S: 9	H: 0 LOB: 0 BB: 0 P: 14	R: 0 E: 0 K: 0 S: 12	H: 1 LOB: 1 BB: 0 P: 19	R: 2 E: 0 K: 0 S: 9	H: 2 LOB: 0 BB: 0 P: 14	R: 0 E: 0 K: 1 S: 11	H: 1 LOB: 1 BB: 0 P: 17	R: 0 E: 0 K: 1 S: 8	H: 1 LOB: 1 BB: 0 P: 14	R: 3 E: 0 K: 2 S: 20	H: 5 LOB: 2 BB: 0 P: 31	R: 0 E: 0 K: 0 S: 11	H: 2 LOB: 2 BB: 0 P: 19	R: 1 E: 0 K: 0 S: 8	H: 1 LOB: 0 BB: 0 P: 15	1B: 9 2B: 1 3B: 0 HR: 3	SF: 0 SAC: 0 DP: 0 HBP: 0	WP: 0 PB: 0 SB: 0 CS: 0	PA: 39
<b>PITCHER</b>	IP WLS BF H R ER SO BB IBB HBP BLK WP HR S P ERA WHIP																					
Jeff Suppan, R (1, 1) ERA: 4.74	6.2 W 28 9 5 5 6 0 0 0 0 0 2 72 113 6.75 1.350																					
51 Kris Wilson, R (7, 1) ERA: 5.5	2.1 11 4 1 1 1 0 0 0 0 0 1 24 42 3.86 1.714																					

Chicago White Sox @ Kansas City Royals  
Kauffman Stadium, Kansas City, MO  
Wed Jun 06 2001, 7:05 PM CDT  
Att. 13,394 - Cloudy - 83 F

AB	39
R	6
H	13
RBI	6
BB	0
SO	7
LOB	11



Batter	1	2	3	4	5	6	7	8	9
<b>Endy Chavez, L</b> (1, 8) OBP: 0.400, SLG: 0.435	0-1 G3	0-2 FC6-2 1B	0-1 F7			0-1 G6-3	0-2 L7		
<b>Rey Sanchez, R</b> (1, 6) OBP: 0.320, SLG: 0.362	0-1 G3	1-0 29 S 1B			1-0 G6-3	0-1 G4-3 29 HR 2B		0-1 G1-3	
<b>Wilson Delgado, S</b> (9, 6) OBP: 0.188, SLG: 0.133		1-3 2-H 1B							
<b>Carlos Beltrán, S</b> (1, 10) OBP: 0.301, SLG: 0.379	0-1 G3	1-1 29 1B			2-2 29 2B	1-1 G4-3		1-0 G3	
<b>29 Mike Sweeney, R</b> (1, 3) OBP: 0.373, SLG: 0.581	0-1 G6-3	1-1 1B			0-1 F9	3-2 HR		2-0 HR	
<b>Jermaine Dye, R</b> (1, 9) OBP: 0.345, SLG: 0.427		1-1 1B			0-0 F9	3-3 K		1-1 G5-3	
<b>Joe Randa, R</b> (1, 5) OBP: 0.311, SLG: 0.387		1-2 1B			2-0 G1-3		3-2 P6		
<b>Dee Brown, L</b> (1, 7) OBP: 0.328, SLG: 0.414		2-1 1B			0-0 F8				
<b>Raul Ibanez, L</b> (9, 7) OBP: 0.171, SLG: 0.150		1-3 2-H FC6-2 1B			0-2 G3-1				
<b>Luis Alicea, S</b> (1, 4) OBP: 0.305, SLG: 0.329		3-2 1B			1-0 HR				
<b>A.J. Hinch, R</b> (1, 2) OBP: 0.189, SLG: 0.357		0-0 F7			2-1 HR				

Inning Stats	R: 0	H: 1	E: 0	K: 0	S: 8	LOB: 1	BB: 0	P: 8
	R: 5	H: 7	E: 0	K: 0	S: 22	LOB: 2	BB: 0	P: 32
	R: 2	H: 2	E: 0	K: 0	S: 9	LOB: 0	BB: 0	P: 12
	R: 1	H: 2	E: 0	K: 0	S: 8	LOB: 1	BB: 0	P: 13
	R: 0	H: 0	E: 0	K: 0	S: 5	LOB: 0	BB: 0	P: 10
	R: 2	H: 2	E: 0	K: 1	S: 13	LOB: 0	BB: 0	P: 20
	R: 1	H: 1	E: 1	K: 0	S: 12	LOB: 1	BB: 0	P: 18
	R: 1	H: 1	E: 0	K: 0	S: 6	LOB: 0	BB: 0	P: 10

PITCHER	IP	WLS	BF	H	R	ER	SO	BB	IBB	HBP	BLK	WP	HR	S	P	ERA	WHIP
<b>James Baldwin, R</b> (1, 1) ERA: 4.36	3.0	L	19	10	7	7	0	0	0	0	0	0	1	39	52	21.00	3.333
<b>Jon Garland, R</b> (4, 1) ERA: 5.63	3.0		13	4	3	3	1	0	0	0	0	0	1	26	43	9.00	1.333
<b>Ken Vining, L</b> (7, 1) ERA: 11.57	1.0		5	1	1	1	0	0	0	0	0	0	1	12	18	9.00	1.000
<b>Matt Ginter, R</b> (8, 1) ERA: 9.0	1.0		4	1	1	1	0	0	0	0	0	0	1	6	10	9.00	1.000

**BOTTOM**


**Chicago White Sox @ Kansas City Royals**  
Kauffman Stadium, Kansas City, MO

Wed Jun 06 2001, 7:05 PM CDT  
Att: 13,394 - Cloudy - 83 F

AB	R	H	RBI	BB	SO	LOB
5	1	0	0	0	0	3
5	2	3	1	0	0	0
0	0	0	0	0	0	0
5	1	2	1	0	0	2
5	2	4	5	0	0	1
5	1	1	0	0	1	3
4	1	1	0	0	0	1
4	1	2	2	0	0	0
0	0	0	0	0	0	0
4	2	2	1	0	0	0
4	1	1	2	0	0	3

AB	41
R	12
H	16
RBI	12
BB	0
SO	1
LOB	13

livebaseballscorecards.com



WP: 0	PA: 41
PB: 0	
SB: 1	
CS: 0	



Batter	1	2	3	4	5	6	7	8	9	AB R H RBI BB SO LOB	TOP		
Jose Valentin, S (1, 8) OBP: 0.350, SLG: 0.583	3-1 F8		0-1 CS 1B		3-3 K		2-2 G4-6-3 2-H 1B		0-0 G4-3	5 0 2 1 0 1 0	<b>Chicago White Sox @ Kansas City Royals</b> Kauffman Stadium, Kansas City, MO Thu Jun 07 2001, 1:05 PM CDT Att. 18,957 - Cloudy - 75 F		
Tony Graffanino, R (1, 5) OBP: 0.375, SLG: 0.377	4-1 G1-6-3 BB		2-0 CS 1-2	1-1 F8	0-0 F2		1-1 G4-6-3 1-2f		3-1 G5-3	4 0 0 0 1 0 1			
Ray Durham, S (1, 4) OBP: 0.353, SLG: 0.473	3-2 G1-6-3 1-2f			0-2 G2-3	3-2 F7			1-1 14 1B 1B		4 1 1 0 0 0 1			
Magglio Ordonez, R (1, 9)		1-0 1B		1-0 HR 2B		2-1 14 1B 2B		2-0 14 1B 1-2 1B		4 1 4 0 0 0 0			
Carlos Lee, R (1, 10) OBP: 0.343, SLG: 0.516		2-1 F7		1-0 HR		3-2 F7		0-0 F7		4 1 1 2 0 0 4			
Jeff Liefer, L (1, 7) Chris Singleton, L (8, 7) OBP: 0.303, SLG: 0.458 OBP: 0.291, SLG: 0.389		0-1 F9		1-0 14 HBP 1B		1-0 F9		3-3 K		4 1 1 0 0 1 4 0 0 0 0 0 0 0			
14 Paul Konerko, R (1, 3) OBP: 0.329, SLG: 0.470		1-1 G5-3		1-2 1B HBP		2-2 1B 2-H		0-0 1-3 2-H 1B		3 0 2 1 0 0 1			
Royce Clayton, R (1, 6) OBP: 0.184, SLG: 0.174			1-2 G6-3		0-2 1-2 2-H 1B			2-3 K		4 0 1 1 0 1 2			
Josh Paul, R (1, 2) OBP: 0.261, SLG: 0.292			0-2 G6-3		0-0 F7		0-0 E2 1B		0-1 G5-3	4 1 1 0 0 0 2			
<b>Inning Stats</b>	R: 0 E: 0 K: 0 S: 6 H: 0 LOB: 0 BB: 1 P: 16	R: 0 E: 0 K: 0 S: 7 H: 1 LOB: 1 BB: 0 P: 11	R: 0 E: 0 K: 0 S: 8 H: 1 LOB: 0 BB: 0 P: 11	R: 3 E: 0 K: 0 S: 14 H: 4 LOB: 2 BB: 0 P: 19	R: 0 E: 0 K: 1 S: 11 H: 0 LOB: 0 BB: 0 P: 17	R: 0 E: 0 K: 0 S: 9 H: 2 LOB: 2 BB: 0 P: 17	R: 1 E: 1 K: 0 S: 7 H: 2 LOB: 0 BB: 0 P: 10	R: 1 E: 0 K: 2 S: 12 H: 3 LOB: 2 BB: 0 P: 20	R: 0 E: 0 K: 0 S: 5 H: 0 LOB: 0 BB: 0 P: 8	1B: 10 2B: 2 3B: 0 HR: 1 SF: 0 SAC: 0 DP: 2 HBP: 1		WP: 0 PB: 0 SB: 0 CS: 1 PA: 39	
<b>PITCHER</b>	IP WLS BF H R ER SO BB IBB HBP BLK WP HR S P ERA WHIP											<b>PITCHER</b>	IP WLS BF H R ER SO BB IBB HBP BLK WP HR S P ERA WHIP
Chad Durbin, R (1, 1) ERA: 4.86	6.0 L 25 8 3 3 1 1 0 1 0 0 0 1 55 91 4.50 1.500												
Cory Bailey, R (7, 1) ERA: 3.65	2.0 10 5 2 1 2 0 0 0 0 0 0 0 19 30 4.50 2.500												
Jason Grimsley, R (9, 1) ERA: 2.12	1.0 3 0 0 0 0 0 0 0 0 0 0 0 5 8 0.00 0.000												

livebaseballscorecards.com







Arizona Diamondbacks @ Kansas City Royals  
 Kauffman Stadium, Kansas City, MO

Fri Jun 08 2001, 7:05 PM CDT  
 Att. 20,349 - Cloudy - 78 F

livebaseballscores.com

AB	39
R	11
H	14
RBI	9
BB	8
SO	5
LOB	30



WP:	1	PA:	49
PB:	0		
SB:	0		
CS:	0		

Batter	1	2	3	4	5	6	7	8	9	AB R H RBI BB SO LOB
Tony Womack, L (1, 6) OBP: 0.271, SLG: 0.297	L9		L9	G6-3		G3	FC5-4 1B		F7	6 0 1 0 0 0 7
Jay Bell, R (1, 4) (8, 5)	K		1B 1B		L7	WP BB	FC5-4		G1-6-3	5 0 1 0 1 1 2
Luis Gonzalez, L (1, 7) OBP: 0.426, SLG: 0.720	HR		K		HR	IBB	L9		HR	5 3 3 4 1 1 3
Mark Grace, L (1, 3) OBP: 0.422, SLG: 0.564 Junior Spivey, R (8, PR) OBP: 0.571, SLG: 1.000	G3		1B		F5	F8		1B 2B	K	5 0 2 1 0 0 3 1 0 0 0 0 1 0
Reggie Sanders, R (1, 9) OBP: 0.328, SLG: 0.568 Danny Bautista, R (7, 9) OBP: 0.302, SLG: 0.419		L7	K		F3		HR 1B			4 1 1 0 0 1 2 1 0 1 0 0 0 0
Erubiel Durazo, L (1, 10) OBP: 0.391, SLG: 0.716		2B		1B 1B BB		SF7 BB	HR BB	L7		2 2 1 0 3 0 3
Steve Finley, L (1, 8) OBP: 0.308, SLG: 0.332		P3		F8		G3 WP BB	HR	F2		4 2 1 3 1 0 5
Damian Miller, R (1, 2) OBP: 0.312, SLG: 0.338		F9		1B 1B		WP G3 BB	1B E HBP	K		3 1 1 0 1 1 4
Craig Counsell, L (1, 5) (8, 3) OBP: 0.318, SLG: 0.308			1B 1B	G6-3 1B		SF7	F9		HR BB	3 2 2 1 1 0 1

Inning Stats	R: 1	H: 1	R: 0	H: 1	R: 1	H: 3	R: 0	H: 2	R: 1	H: 1	R: 2	H: 0	R: 4	H: 3	R: 0	H: 2	R: 2	H: 1	1B: 8	SF: 1
	E: 0	LOB: 0	E: 0	LOB: 1	E: 0	LOB: 2	E: 0	LOB: 2	E: 0	LOB: 0	E: 0	LOB: 3	E: 1	LOB: 1	E: 0	LOB: 3	E: 0	LOB: 0	2B: 2	SAC: 0
	K: 1	BB: 0	K: 0	BB: 0	K: 2	BB: 0	K: 0	BB: 1	K: 0	BB: 0	K: 0	BB: 5	K: 0	BB: 1	K: 1	BB: 0	K: 1	BB: 1	3B: 0	DP: 1
	S: 13	P: 18	S: 8	P: 14	S: 18	P: 25	S: 13	P: 19	S: 10	P: 17	S: 18	P: 44	S: 16	P: 28	S: 16	P: 21	S: 7	P: 16	HR: 4	HBP: 1

PITCHER	IP	WLS	BF	H	R	ER	SO	BB	IBB	HBP	BLK	WP	HR	S	P	ERA	WHIP
Paul Byrd, R (1, 1) ERA: 7.2	5.0	L	23	8	3	3	3	1	0	0	0	0	2	62	93	5.40	1.800
Mac Suzuki, R (6, 1) ERA: 4.93	0.2		6	0	2	2	0	4	0	0	0	0	0	16	35	27.00	6.000
Doug Henry, R (6, 1) ERA: 7.01	3.1		20	6	6	5	2	2	1	1	0	1	2	41	74	13.50	2.400

PITCHER	IP	WLS	BF	H	R	ER	SO	BB	IBB	HBP	BLK	WP	HR	S	P	ERA	WHIP
---------	----	-----	----	---	---	----	----	----	-----	-----	-----	----	----	---	---	-----	------





Batter	1	2	3	4	5	6	7	8	9	AB R H RBI BB SO LOB	TOP	
Tony Womack, L (1, 6) OBP: 0.267, SLG: 0.292 Danny Bautista, R (9, PH) OBP: 0.297, SLG: 0.413	1-2 L7		1-2 F8		1-0 L8		3-2 F8		2-2 G4-3	4 0 0 0 0 0 1 1 0 0 0 0 0 1		
Jay Bell, R (1, 5) OBP: 0.373, SLG: 0.491	4-2 BB		4-2 1B BB		2-2 1B			2-3 K	1-0 G5-3	3 0 1 0 2 1 1		
Luis Gonzalez, L (1, 7) OBP: 0.427, SLG: 0.716	2-1 F2		1-1 1B		1-2 F8			1-2 1B FC4-6 1B		4 1 2 0 0 0 2		
Mark Grace, L (1, 3) OBP: 0.419, SLG: 0.557	0-0 F5		0-2 G4-3					2-2 1B FC4-6 1B		4 0 1 0 0 1 3		
Erubiel Durazo, L (1, 10) OBP: 0.385, SLG: 0.688		1-2 G6-3		4-0 BB		3-3 K		0-0 FC4-6 2B		3 1 0 1 1 1 1		
David Dellucci, L (1, 9) OBP: 0.383, SLG: 0.565		0-3 K		1-2 F5		0-0 P4		0-0 2B		4 0 1 1 0 1 1		
Steve Finley, L (1, 8) OBP: 0.307, SLG: 0.335		1-1 2B		2-1 F8			2-1 L8	1-1 G4-3		4 0 1 0 0 0 2		
Damian Miller, R (1, 2) OBP: 0.306, SLG: 0.331 Craig Counsell, L (9, PH) OBP: 0.322, SLG: 0.313		2-1 F3		1-1 F3			2-0 F9		1-1 G4-3 SH2-4 1B	3 0 0 0 0 0 2 1 0 1 0 0 0 0		
Junior Spivey, R (1, 4) OBP: 0.500, SLG: 1.000			3-3 K		2-3 K		1-1 3B		1-0 SH2-4	3 0 1 0 0 2 0		
<b>Inning Stats</b>	R: 0 H: 0 E: 0 LOB: 1 K: 0 BB: 1 S: 10 P: 17	R: 0 H: 1 E: 0 LOB: 1 K: 1 BB: 0 S: 10 P: 14	R: 0 H: 1 E: 0 LOB: 2 K: 1 BB: 1 S: 15 P: 24	R: 0 H: 0 E: 0 LOB: 1 K: 0 BB: 1 S: 7 P: 15	R: 0 H: 1 E: 0 LOB: 1 K: 1 BB: 0 S: 13 P: 19	R: 0 H: 0 E: 0 LOB: 0 K: 2 BB: 0 S: 8 P: 14	R: 0 H: 1 E: 0 LOB: 1 K: 0 BB: 0 S: 13 P: 21	R: 2 H: 3 E: 0 LOB: 1 K: 1 BB: 0 S: 14 P: 20	R: 0 H: 1 E: 0 LOB: 1 K: 0 BB: 0 S: 7 P: 12	1B: 5 SF: 0 2B: 2 SAC: 1 3B: 1 DP: 0 HR: 0 HBP: 0	WP: 0 PA: 38 PB: 0 SB: 0 CS: 0	
<b>PITCHER</b>	IP WLS BF H R ER SO BB IBB HBP BLK WP HR S P ERA WHIP											
Blake Stein, R (1, 1) ERA: 5.47	7.0 W 28 4 0 0 5 3 0 0 0 0 0 0 76 124 0.00 1.000											
Jason Grimsley, R (8, 1) ERA: 2.57	1.0 H 6 3 2 2 1 0 0 0 0 0 0 0 14 20 18.00 3.000											
Roberto Hernandez, R (9, 1) ERA: 4.91	1.0 S 4 1 0 0 0 0 0 0 0 0 0 0 7 12 0.00 1.000											

Arizona Diamondbacks @ Kansas City Royals  
Kauffman Stadium, Kansas City, MO  
Sat Jun 09 2001, 7:05 PM CDT  
Att. 26,879 - Sunny - 80 F

AB	34
R	2
H	8
RBI	2
BB	3
SO	6
LOB	14



Batter	1	2	3	4	5	6	7	8	9
<b>Endy Chavez, L</b> (1, 7) OBP: 0.355, SLG: 0.379	2-2 F7		0-0 FC3-6 B1-3 1B		1-1 G3		0-2 P5		
<b>Rey Sanchez, R</b> (1, 6) OBP: 0.318, SLG: 0.358	0-1 G4-3		0-0 B1-3		0-0 G6-3		1-2 G4-3		
<b>Carlos Beltrán, S</b> (1, 8) OBP: 0.302, SLG: 0.377	0-0 G3-1		3-2 29 S 1B		1-0 FC6-5 29 WP 1B		2-3 K		
<b>29 Mike Sweeney, R</b> (1, 10) OBP: 0.367, SLG: 0.577		2-3 K	3-2 F7		1-2 F2		1-2 L8		
<b>Jermaine Dye, R</b> (1, 9) OBP: 0.344, SLG: 0.435		0-1 HR		1-2 G6-4-3 1B		1-1 FC6-5 S 1B	2-2 HBP 1B		
<b>Joe Randa, R</b> (1, 5) OBP: 0.304, SLG: 0.371		1-1 F7		0-0 G6-4-3 1-2f		1-2 F9	2-0 HBP		
<b>Dave McCarty, R</b> (1, 3) OBP: 0.336, SLG: 0.393		4-2 BB		1-1 G5-3		1-0 1B 1B	1-3 K		
<b>Luis Alicea, S</b> (1, 4) OBP: 0.299, SLG: 0.321		0-0 G3			2-3 K	0-0 1-2 1B			
<b>A.J. Hinch, R</b> (1, 2) OBP: 0.200, SLG: 0.395			2-2 FC3-8 1B		1-1 HR		3-3 K		

Inning Stats	R: 0	H: 0	E: 0	K: 0	S: 6	R: 1	H: 1	E: 0	K: 1	S: 11	R: 1	H: 2	E: 0	K: 0	S: 14	R: 0	H: 1	E: 0	K: 0	S: 6	R: 1	H: 1	E: 0	K: 1	S: 8	R: 0	H: 1	E: 0	K: 1	S: 10	R: 0	H: 2	E: 0	K: 1	S: 14	R: 0	H: 1	E: 0	K: 2	S: 18	
	LOB: 0	BB: 0	P: 8	LOB: 1	BB: 1	P: 18	LOB: 1	BB: 0	P: 22	LOB: 0	BB: 0	P: 8	LOB: 0	BB: 0	P: 12	LOB: 1	BB: 0	LOB: 1	BB: 0	P: 14	LOB: 2	BB: 0	P: 19	LOB: 2	BB: 0	P: 26	LOB: 0	BB: 0	P: 12	LOB: 0	BB: 0	P: 14	LOB: 2	BB: 0	P: 26	LOB: 0	BB: 0	P: 12	LOB: 2	BB: 0	P: 26

PITCHER	IP	WLS	BF	H	R	ER	SO	BB	IBB	HBP	BLK	WP	HR	S	P	ERA	WHIP
<b>Armando Reynoso, R</b> (1, 1) ERA: 5.98	5.1	L	22	6	3	3	2	1	0	0	0	1	2	49	74	5.06	1.312
<b>Byung-Hyun Kim, R</b> (6, 1) ERA: 4.26	2.2		12	3	0	0	3	0	0	1	0	0	0	38	53	0.00	1.125

AB R H RBI BB SO LOB

4	1	0	0	0	0	3
4	0	0	0	0	0	3
4	0	2	1	0	1	0
4	0	0	0	0	1	2
4	1	3	1	0	0	1
3	0	0	0	0	0	2
3	0	1	0	1	1	2
3	0	1	0	0	1	1
3	1	2	1	0	1	2

1B: 7	SF: 0	WP: 1	PA: 34
2B: 0	SAC: 0	PB: 0	
3B: 0	DP: 1	SB: 2	
HR: 2	HBP: 1	CS: 0	

AB	R	H	RBI	BB	SO	LOB
32	3	9	3	1	5	16

**Arizona Diamondbacks @ Kansas City Royals**  
**Kauffman Stadium, Kansas City, MO**  
 Sat Jun 09 2001, 7:05 PM CDT  
 Att. 26,879 - Sunny - 80 F

livebaseballscores.com





Batter	1	2	3	4	5	6	7	8	9	AB R H RBI BB SO LOB	TOP											
Junior Spivey, R (1, 4) OBP: 0.400, SLG: 0.667	1-1 G1-4-3	3-1 G5-3		1-2 HR 1B			2-1 G6-3			4 1 0 0 1 0 2	<b>Arizona Diamondbacks @ Kansas City Royals</b> Kauffman Stadium, Kansas City, MO Sun Jun 10 2001, 7:05 PM CDT Att. 16,573 - Sunny - 84 F											
Mark Grace, L (1, 3) OBP: 0.418, SLG: 0.553	0-1 G3-1		1-1 HR 1B	1-0 HR 1B	3-3 K			2-1 G1-3		5 2 2 2 0 1 0												
Luis Gonzalez, L (1, 7) OBP: 0.434, SLG: 0.729	4-0 BB BB		2-3 K	0-1 HR	2-2 G5-4-3 1B			2-1 BB 1B		4 1 3 3 1 1 1												
Jay Bell, R (1, 5) OBP: 0.378, SLG: 0.486	4-0 1-2 BB		4-0 HR BB	1-2 G5-3	0-0 G5-4-3			4-2 1-2 BB		2 1 0 0 3 0 1												
Erubiel Durazo, L (1, 10) OBP: 0.385, SLG: 0.707	0-1 F9		0-1 HR	0-2 BB 2B 1B		2-1 F7		1-3 K		5 2 2 3 0 1 4												
Danny Bautista, R (1, 9) OBP: 0.319, SLG: 0.409		2-2 G5-3 BB 1B	4-2 G3-6 BB	4-0 1-2 2B BB		2-0 G6-3		2-1 G4-3		3 1 1 0 2 0 2												
Steve Finley, L (1, 8) OBP: 0.313, SLG: 0.343		4-2 1-2 BB G5-3 1B	2-0 G3-6	0-2 1-2 1B 2B		1-3 K		3-2 G5-4-3 1B		4 2 2 2 1 1 1												
Chad Moeller, R (1, 2) OBP: 0.286, SLG: 0.571		0-0 G5-3		0-2 1B 1B			0-0 F8		0-3 K	5 1 1 0 0 1 4												
Craig Counsell, L (1, 6) OBP: 0.331, SLG: 0.324		0-0 2-H 1B		0-0 1B 1B			1-3 K		2-1 G5-4-3	5 1 3 2 0 1 1												
<b>Inning Stats</b>	R: 0 E: 0 K: 0 S: 6	H: 0 LOB: 2 BB: 2 P: 15	R: 1 E: 0 K: 0 S: 10	H: 2 LOB: 1 BB: 1 P: 19	R: 3 E: 0 K: 1 S: 10	H: 2 LOB: 0 BB: 2 P: 23	R: 8 E: 0 K: 0 S: 23	H: 7 LOB: 1 BB: 2 P: 34	R: 0 E: 0 K: 1 S: 10	H: 1 LOB: 0 BB: 0 P: 15	R: 0 E: 0 K: 1 S: 6	H: 0 LOB: 0 BB: 0 P: 11	R: 0 E: 0 K: 1 S: 6	H: 0 LOB: 0 BB: 0 P: 9	R: 0 E: 0 K: 1 S: 11	H: 1 LOB: 2 BB: 1 P: 22	R: 0 E: 0 K: 1 S: 9	H: 1 LOB: 0 BB: 0 P: 14	1B: 11 2B: 1 3B: 0 HR: 2	SF: 0 SAC: 0 DP: 4 HBP: 0	WP: 0 PB: 0 SB: 1 CS: 0	PA: 45
<b>PITCHER</b>	IP WLS BF H R ER SO BB IBB HBP BLK WP HR S P ERA WHIP																					
Dan Reichert, R (1, 1) ERA: 4.46	3.0 L 18 6 6 6 1 5 0 0 0 0 0 1 30 61 18.00 3.667																					
Mac Suzuki, R (4, 1) ERA: 5.98	0.1 7 4 5 5 0 2 0 0 0 0 0 1 13 23 135.00 18.000																					
51 Kris Wilson, R (4, 1) ERA: 4.57	3.2 12 2 1 1 3 0 0 0 0 0 0 0 28 42 2.46 0.545																					
55 Tony Cogan, L (8, 1) ERA: 7.5	1.0 5 1 0 0 1 1 0 0 0 0 0 0 11 22 0.00 2.000																					
Jason Grimsley, R (9, 1) ERA: 2.5	1.0 3 1 0 0 1 0 0 0 0 0 0 0 9 14 0.00 1.000																					

livebaseballscorecards.com

<b>AB</b>	37
<b>R</b>	12
<b>H</b>	14
<b>RBI</b>	12
<b>BB</b>	8
<b>SO</b>	6
<b>LOB</b>	16



Batter	1	2	3	4	5	6	7	8	9	AB R H RBI BB SO LOB
Endy Chavez, L (1, 7) OBP: 0.333, SLG: 0.353	1-1 G3		0-1 G4-3		2-2 1B 1B	2-2 FC6-4			1-3 K	5 1 1 1 0 1 1
Rey Sanchez, R (1, 6) Wilson Delgado, S (9, 6) OBP: 0.321, SLG: 0.361 OBP: 0.263, SLG: 0.176	1-0 G5-3			0-0 1B 29 FC5-4	2-0 1B 29 2B		0-2 G1-3	4-1 BB	4 2 2 0 0 0 0 0 0 0 0 1 0 0	
Carlos Beltrán, S (1, 8) OBP: 0.308, SLG: 0.393	2-0 HR			0-0 1B 29 FC5-4	1-0 1B 29 2B		0-0 G1-3	2-3 K	5 1 3 2 0 1 1	
29 Mike Sweeney, R (1, 10) OBP: 0.365, SLG: 0.576	1-0 F9			1-0 FC5-4	0-0 2B		1-1 G5-3		4 0 1 2 0 0 1	
Jermaine Dye, R (1, 9) OBP: 0.343, SLG: 0.429		3-2 G5-3		3-0 F7	4-0 BB		2-1 F3		3 0 0 0 1 0 1	
Joe Randa, R (1, 5) OBP: 0.300, SLG: 0.364		3-1 G5-3		0-0 F7	2-1 P3		0-1 L9		4 0 0 0 0 0 4	
Dave McCarty, R (1, 3) OBP: 0.333, SLG: 0.387		2-2 G6-3			0-0 G4-3	1-0 L4	0-2 1B		4 0 1 0 0 0 0	
Carlos Febles, R (1, 4) OBP: 0.288, SLG: 0.347			2-3 K		0-1 1B 2B	0-0 G1-3	1-2 F9		4 1 1 0 0 1 1	
A.J. Hinch, R (1, 2) OBP: 0.202, SLG: 0.388			0-1 G5-3		2-1 P6	1-2 FC6-4 1B		2-1 F9	4 0 1 0 0 0 1	

Inning Stats	R: 1	H: 1	E: 0	K: 0	S: 5	LOB: 0	BB: 0	P: 10	R: 0	H: 0	E: 0	K: 0	S: 8	LOB: 0	BB: 0	P: 16	R: 0	H: 0	E: 0	K: 1	S: 7	LOB: 0	BB: 0	P: 9	R: 1	H: 2	E: 0	K: 0	S: 5	LOB: 1	BB: 0	P: 9	R: 3	H: 5	E: 0	K: 0	S: 14	LOB: 3	BB: 1	P: 27	R: 0	H: 1	E: 0	K: 0	S: 9	LOB: 1	BB: 0	P: 13	R: 0	H: 0	E: 0	K: 0	S: 6	LOB: 0	BB: 0	P: 7	R: 0	H: 1	E: 0	K: 0	S: 11	LOB: 1	BB: 0	P: 14	R: 0	H: 0	E: 0	K: 2	S: 11	LOB: 1	BB: 1	P: 20	1B: 7	2B: 2	3B: 0	HR: 1	SF: 0	SAC: 0	DP: 0	HBP: 0	WP: 0	PB: 0	SB: 0	CS: 0	PA: 39
--------------	------	------	------	------	------	--------	-------	-------	------	------	------	------	------	--------	-------	-------	------	------	------	------	------	--------	-------	------	------	------	------	------	------	--------	-------	------	------	------	------	------	-------	--------	-------	-------	------	------	------	------	------	--------	-------	-------	------	------	------	------	------	--------	-------	------	------	------	------	------	-------	--------	-------	-------	------	------	------	------	-------	--------	-------	-------	-------	-------	-------	-------	-------	--------	-------	--------	-------	-------	-------	-------	--------

PITCHER	IP	WLS	BF	H	R	ER	SO	BB	IBB	HBP	BLK	WP	HR	S	P	ERA	WHIP
Robert Ellis, R (1, 1) ERA: 4.9	5.0		24	8	5	5	1	1	0	0	0	0	1	39	71	9.00	1.800
Miguel Batista, R (6, 1) ERA: 2.85	2.0		7	1	0	0	0	0	0	0	0	0	0	15	20	0.00	0.500
Erik Sabel, R (8, 1) ERA: 2.53	2.0		8	1	0	0	2	1	0	0	0	0	0	22	34	0.00	1.000

**BOTTOM**

**Arizona Diamondbacks @ Kansas City Royals**  
**Kauffman Stadium, Kansas City, MO**  
 Sun Jun 10 2001, 7:05 PM CDT  
 Att. 16,573 - Sunny - 84 F

AB	37
R	5
H	10
RBI	5
BB	2
SO	3
LOB	10





Batter	1	2	3	4	5	6	7	8	9	AB R H RBI BB SO LOB	TOP	
Fernando Vina, L (1, 4) OBP: 0.364, SLG: 0.409	1-1 F9		0-0 L7		1-0 F8			1-1 G1-3		4 0 0 0 0 0 1		
15 Jim Edmonds, L (1, 8) OBP: 0.397, SLG: 0.513 Kerry Robinson, L (8, PH) OBP: 0.368, SLG: 0.340	4-2 FC4-6 BB		4-1 1B 1-2 BB			3-2 F8		2-1 G6-3		1 0 0 0 2 0 0 1 0 0 0 0 0 0		
J.D. Drew, L (1, 9) OBP: 0.422, SLG: 0.693	2-0 FC4-6 1-2f		3-1 1B 1-3 2-H			2-1 L1			2-1 5 HR 1B	4 1 2 1 0 0 1		
Mark McGwire, R (1, 3) OBP: 0.270, SLG: 0.309	1-3 K		3-3 K			2-1 F8			0-0 L7	4 0 0 0 0 2 4		
5 Albert Pujols, R (1, 5) OBP: 0.420, SLG: 0.678		0-0 G6-3		2-0 G5-4-3 1B			1-1 1B		2-2 1-H HR	4 1 3 2 0 0 0		
Ray Lankford, L (1, 7) OBP: 0.357, SLG: 0.564		2-3 K		1-3 K			1-1 P5		0-3 K	4 0 0 0 0 3 2		
Edgar Renteria, R (1, 6) OBP: 0.275, SLG: 0.346		0-2 F9		1-2 G5-4-3 1-2f			2-1 F9		0-0 HR	4 1 1 1 0 0 2		
Mike Matheny, R (1, 2) OBP: 0.302, SLG: 0.311 Bobby Bonilla, S (9, PH) OBP: 0.317, SLG: 0.356			0-3 K		0-0 G6-3		0-0 P4		1-3 K	3 0 0 0 0 1 1 1 0 0 0 0 1 0		
Placido Polanco, R (1, 10) OBP: 0.358, SLG: 0.378			1-1 E6 15 BB 1B		1-0 F8			1-1 F9		3 1 0 0 0 0 0		
<b>Inning Stats</b>	R: 0 H: 0 E: 0 LOB: 1 K: 1 BB: 1 S: 12 P: 20	R: 0 H: 0 E: 0 LOB: 0 K: 1 BB: 0 S: 7 P: 9	R: 1 H: 1 E: 1 LOB: 2 K: 2 BB: 1 S: 14 P: 25	R: 0 H: 1 E: 0 LOB: 0 K: 1 BB: 0 S: 8 P: 12	R: 0 H: 0 E: 0 LOB: 0 K: 0 BB: 0 S: 3 P: 5	R: 0 H: 0 E: 0 LOB: 0 K: 0 BB: 0 S: 7 P: 14	R: 0 H: 1 E: 0 LOB: 1 K: 0 BB: 0 S: 7 P: 11	R: 0 H: 0 E: 0 LOB: 0 K: 2 BB: 0 S: 6 P: 10	R: 3 H: 3 E: 0 LOB: 0 K: 2 BB: 0 S: 15 P: 20	1B: 4 SF: 0 2B: 0 SAC: 0 3B: 0 DP: 1 HR: 2 HBP: 0	WP: 0 PA: 35 PB: 0 SB: 0 CS: 0	
<b>PITCHER</b>	IP WLS BF H R ER SO BB IBB HBP BLK WP HR S P ERA WHIP											
Chad Durbin, R (1, 1) ERA: 4.47	8.1 W 32 5 3 2 5 2 0 0 0 0 0 1 72 118 2.16 0.840											
Jason Grimsley, R (9, 1) ERA: 2.7	0.2 3 1 1 1 2 0 0 0 0 0 0 1 7 8 13.50 1.500											

St. Louis Cardinals @ Kansas City Royals  
Kauffman Stadium, Kansas City, MO

Tue Jun 12 2001, 7:05 PM CDT  
Att. 27,914 - Sunny - 88 F

livebaseballscorecards.com

AB	33
R	4
H	6
RBI	4
BB	2
SO	7
LOB	11



Batter	1	2	3	4	5	6	7	8	9
<b>Endy Chavez, L</b> (1, 7) <small>OBP: 0.317, SLG: 0.333</small>									
<b>Rey Sanchez, R</b> (1, 6) <small>OBP: 0.327, SLG: 0.370</small>									
<b>Carlos Beltrán, S</b> (1, 8) <small>OBP: 0.313, SLG: 0.398</small>									
<b>29 Mike Sweeney, R</b> (1, 3) <small>OBP: 0.362, SLG: 0.567</small>									
<b>Jermaine Dye, R</b> (1, 9) <small>OBP: 0.349, SLG: 0.437</small>									
<b>Joe Randa, R</b> (1, 5) <small>OBP: 0.304, SLG: 0.368</small>									
<b>Luis Alicea, S</b> (1, 10) <small>OBP: 0.298, SLG: 0.315</small>									
<b>Carlos Febles, R</b> (1, 4) <small>OBP: 0.286, SLG: 0.346</small>									
<b>A.J. Hinch, R</b> (1, 2) <small>OBP: 0.205, SLG: 0.373</small>									

AB	R	H	RBI	BB	SO	LOB
5	0	1	0	0	0	1
5	1	3	0	0	0	0
2	1	1	2	2	0	0
4	1	0	0	1	1	5
3	2	2	0	1	0	0
3	1	2	1	0	0	3
3	0	0	1	1	0	5
3	0	1	2	0	0	0
3	1	0	0	0	0	3

AB	R	H	RBI	BB	SO	LOB
31	7	10	6	5	1	17

Inning Stats	R: 0	H: 0	E: 0	K: 0	S: 7	LOB: 0	BB: 0	P: 8									
<b>Darryl Kile, R</b> (1, 1) <small>ERA: 3.48</small>	6.0	WLS: 1	BF: 32	H: 9	R: 7	ER: 6	SO: 1	BB: 2	IBB: 1	HBP: 1	BLK: 0	WP: 0	HR: 0	S: 66	P: 106	ERA: 9.00	WHIP: 1.833
<b>Mike James, R</b> (7, 1) <small>ERA: 4.23</small>	1.0	WLS: 0	BF: 4	H: 1	R: 0	ER: 0	SO: 0	BB: 1	IBB: 0	HBP: 0	BLK: 0	WP: 0	HR: 0	S: 9	P: 17	ERA: 0.00	WHIP: 2.000
<b>Bud Smith, L</b> (8, 1) <small>ERA: 0.00</small>	1.0	WLS: 0	BF: 4	H: 0	R: 0	ER: 0	SO: 0	BB: 1	IBB: 0	HBP: 0	BLK: 0	WP: 0	HR: 0	S: 7	P: 15	ERA: 0.00	WHIP: 1.000

**St. Louis Cardinals @ Kansas City Royals**  
**Kauffman Stadium, Kansas City, MO**

Tue Jun 12 2001, 7:05 PM CDT  
Att: 27,914 - Sunny - 88 F

[livebaseballscorecards.com](http://livebaseballscorecards.com)

**WP: 0**   **PA: 40**  
**PB: 0**   **SB: 0**  
**CS: 0**



Batter	1	2	3	4	5	6	7	8	9	AB R H RBI BB SO LOB	TOP											
Fernando Vina, L (1, 4) OBP: 0.359, SLG: 0.402	0-0 G6-3		2-2 G4-3		0-0 G1-6-3			0-0 G5-3		4 0 0 0 0 0 2	<b>St. Louis Cardinals @ Kansas City Royals</b> Kauffman Stadium, Kansas City, MO Wed Jun 13 2001, 7:05 PM CDT Att. 28,382 - Sunny - 86 F											
Placido Polanco, R (1, 6) OBP: 0.361, SLG: 0.380	1-0 G3-6 1B		0-0 FC4-6 1B			2-2 G5-3		3-2 G1-3		4 0 2 0 0 0 0												
J.D. Drew, L (1, 9) OBP: 0.419, SLG: 0.685	1-0 G3-6		0-2 FC4-6			0-3 K			1-1 G5-4-3 1B	4 0 1 0 0 1 2												
Mark McGwire, R (1, 3) OBP: 0.269, SLG: 0.356		3-2 HR			2-3 K		2-2 P4		0-0 G5-4-3 1B	4 1 1 1 0 1 1												
5 Albert Pujols, R (1, 5) OBP: 0.421, SLG: 0.674		4-0 G1-6-3 BB			2-3 K				0-2 F9	3 0 1 0 1 1 0												
Craig Paquette, R (1, 7) OBP: 0.282, SLG: 0.413		0-2 G1-6-3			0-0 G6-3			0-0 G5-3 1B		3 0 0 0 0 0 2												
Edgar Renteria, R (1, 10) OBP: 0.281, SLG: 0.351		1-1 1B						1-0 FC6-4 1B		3 0 2 0 0 0 0												
Eli Marrero, R (1, 2) OBP: 0.306, SLG: 0.430		0-2 G4-3						2-1 FC6-4		3 0 1 0 0 0 2												
Kerry Robinson, L (1, 8) OBP: 0.367, SLG: 0.340			1-1 G4-3					1-1 G4-3		3 0 1 0 0 0 0												
<b>Inning Stats</b>	R: 0 E: 0 K: 0 S: 3	H: 1 LOB: 0 BB: 0 P: 5	R: 1 E: 0 K: 0 S: 11	H: 2 LOB: 1 BB: 1 P: 19	R: 0 E: 0 K: 0 S: 10	H: 1 LOB: 1 BB: 0 P: 13	R: 0 E: 0 K: 2 S: 9	H: 0 LOB: 0 BB: 0 P: 13	R: 0 E: 0 K: 0 S: 6	H: 2 LOB: 1 BB: 0 P: 7	R: 0 E: 0 K: 1 S: 10	H: 0 LOB: 0 BB: 0 P: 14	R: 0 E: 0 K: 0 S: 6	H: 2 LOB: 1 BB: 0 P: 11	R: 0 E: 0 K: 0 S: 6	H: 0 LOB: 0 BB: 0 P: 10	R: 0 E: 0 K: 0 S: 6	H: 1 LOB: 0 BB: 0 P: 7	1B: 8 2B: 0 3B: 0 HR: 1	SF: 0 SAC: 0 DP: 4 HBP: 0	WP: 0 PB: 0 SB: 0 CS: 0	PA: 32
<b>PITCHER</b>	IP WLS BF H R ER SO BB IBB HBP BLK WP HR S P ERA WHIP																					
51 Kris Wilson, R (1, 1) ERA: 3.77	7.0 W 26 8 1 1 3 1 0 0 0 0 1 55 82 1.29 1.286																					
Jason Grimsley, R (8, 1) ERA: 2.63	1.0 H 3 0 0 0 0 0 0 0 0 0 0 6 10 0.00 0.000																					
Roberto Hernandez, R (9, 1) ERA: 4.73	1.0 S 3 1 0 0 0 0 0 0 0 0 0 6 7 0.00 1.000																					

livebaseballscorecards.com

<b>AB</b>	<b>31</b>
<b>R</b>	<b>1</b>
<b>H</b>	<b>9</b>
<b>RBI</b>	<b>1</b>
<b>BB</b>	<b>1</b>
<b>SO</b>	<b>3</b>
<b>LOB</b>	<b>9</b>







Batter	1	2	3	4	5	6	7	8	9	10	11	12	13	AB R H RBI BB SO LOB	TOP																	
<b>Fernando Vina, L</b> (1, 4) OBP: 0.351, SLG: 0.393	F9		G4-3			G5-3		G6-3		G4-3		K		6 0 0 0 0 1 2	<b>St. Louis Cardinals @ Kansas City Royals</b> <b>Kauffman Stadium, Kansas City, MO</b> Thu Jun 14 2001, 7:05 PM CDT Att: 37,377 - Cloudy - 66 F																	
<b>Placido Polanco, R</b> (1, 5) OBP: 0.351, SLG: 0.369	P6			G6-3		G6-3		F8			F8		F8	6 0 0 0 0 0 0																		
<b>J.D. Drew, L</b> (1, 9) (12, 8) OBP: 0.417, SLG: 0.675	P6			F8			2B		G4-3		FC6-4		K	6 1 2 0 0 1 0																		
<b>Mark McGwire, R</b> (1, 3) OBP: 0.282, SLG: 0.371		P4					1B																									
<b>Eli Marrero, R</b> (9, PR) (9, 3) (12, 2) OBP: 0.299, SLG: 0.420			K					5 G4-3 1-H		5 2B		K		3 1 1 1 1 1 0																		
<b>5 Albert Pujols, R</b> (1, 10) OBP: 0.424, SLG: 0.677													K	2 0 0 0 0 2 1																		
<b>Ray Lankford, L</b> (1, 7) OBP: 0.383, SLG: 0.561			E3										K	5 0 3 0 0 0 2																		
<b>Edgar Renteria, R</b> (1, 6) OBP: 0.280, SLG: 0.346			1B											1 0 0 1 3 1 1																		
<b>Mike Matheny, R</b> (1, 2) OBP: 0.295, SLG: 0.303																																
<b>Bobby Bonilla, S</b> (12, PH) (12, 3) OBP: 0.314, SLG: 0.352																																
<b>Kerry Robinson, L</b> (1, 8) OBP: 0.344, SLG: 0.316																																
<b>Craig Paquette, R</b> (12, PH) (12, 9) OBP: 0.288, SLG: 0.413																																
<b>Inning Stats</b>	R: 0 E: 0 K: 0 S: 8	H: 0 LOB: 0 BB: 0 P: 12	R: 0 E: 1 K: 1 S: 13	H: 1 LOB: 1 BB: 0 P: 17	R: 0 E: 0 K: 0 S: 7	H: 0 LOB: 0 BB: 0 P: 10	R: 0 E: 0 K: 1 S: 9	H: 0 LOB: 0 BB: 0 P: 16	R: 0 E: 0 K: 1 S: 6	H: 0 LOB: 0 BB: 0 P: 11	R: 2 E: 0 K: 0 S: 15	H: 2 LOB: 1 BB: 1 P: 26	R: 0 E: 0 K: 0 S: 4	H: 0 LOB: 0 BB: 0 P: 7		R: 0 E: 0 K: 0 S: 5	H: 1 LOB: 2 BB: 2 P: 15	R: 0 E: 0 K: 1 S: 7	H: 0 LOB: 1 BB: 0 P: 9	R: 0 E: 0 K: 1 S: 11	H: 0 LOB: 2 BB: 1 P: 21	R: 0 E: 0 K: 2 S: 9	H: 0 LOB: 0 BB: 0 P: 13	1B: 4 2B: 2 3B: 0 HR: 0	SF: 1 SAC: 1 DP: 2 HBP: 1	WP: 0 PB: 0 SB: 0 CS: 0	PA: 49					
<b>PITCHER</b>	IP WLS BF H R ER SO BB IBB HBP BLK WP HR S P ERA WHIP																															
<b>Jeff Suppan, R</b> (1, 1) ERA: 4.52	8.0	29	4	2	2	3	2	0	0	0	0	0	0	0	73	119	2.25	0.750														
<b>Roberto Hernandez, R</b> (9, 1) ERA: 4.4	2.0	8	1	0	0	1	1	1	0	0	0	0	0	0	11	23	0.00	1.000														
<b>Cory Bailey, R</b> (11, 1) ERA: 3.42	1.2	7	1	0	0	1	1	0	0	0	0	0	0	0	13	21	0.00	1.200														
<b>55 Tony Cogan, L</b> (12, 1) ERA: 7.3	0.1	2	0	0	0	1	0	0	1	0	0	0	0	0	5	9	0.00	0.000														
<b>Doug Henry, R</b> (13, 1) ERA: 6.81	1.0	W	3	0	0	0	2	0	0	0	0	0	0	0	9	13	0.00	0.000														

livebaseballscorecards.com

AB	41
R	2
H	6
RBI	2
BB	5
SO	8
LOB	15




Batter	1	2	3	4	5	6	7	8	9	10	11	12	13	AB R H RBI BB SO LOB
<b>Carlos Febles, R</b> OBP: 0.273, SLG: 0.323 (1, 4)	0-1 G4-3		2-2 F8		1-1 1B		3-2 G5-3		1-3 K			3-3 K		6 0 1 0 0 2 2
<b>Rey Sanchez, R</b> OBP: 0.333, SLG: 0.377 (1, 6)	2-1 L9		0-0 F9		2-3 K		0-2 G4-3			1-2 G2-6-3 1B		0-0 F9		6 0 1 0 0 1 2
<b>Carlos Beltrán, S</b> OBP: 0.313, SLG: 0.396 (1, 8)	0-2 P3			2-1 F8		2-1 2B 2B		0-0 F8		0-0 G2-6-3 1-2f			0-3 K	6 1 1 0 0 1 1
<b>29 Mike Sweeney, R</b> OBP: 0.367, SLG: 0.578 (1, 3)		4-1 FC4-6 BB		2-1 G5-3		2-2 F7		1-3 K		2-2 G4-3			3-1 HR	5 1 1 1 1 1 1
<b>Jermaine Dye, R</b> OBP: 0.348, SLG: 0.430 (1, 9)		3-1 F9		1-0 G5-3		4-1 2B FC4-2 BB		2-2 G6-3			2-2 G6-3			4 0 0 0 1 0 1
<b>Joe Randa, R</b> OBP: 0.301, SLG: 0.368 (1, 5)		1-2 FC4-6 2B 1-2f			2-1 G4-3	0-1 FC4-2 1-3 2-H 2B		2-1 G3-1			2-2 BB 1B			5 0 2 1 0 0 1
<b>Dave McCarty, R</b> OBP: 0.351, SLG: 0.421 <b>Endy Chavez, L</b> OBP: 0.313, SLG: 0.311 (6, PR) (7, 7)		1-2 2B			3-1 1B 2B	4-0 FC4-2 IBB			0-1 1B		4-1 BB G4-6-3 1-2 BB			2 1 2 0 1 0 0 1 0 1 0 1 0 0
<b>Dee Brown, L</b> OBP: 0.323, SLG: 0.410 (1, 10)		2-2 F8			2-2 F7	0-0 FC4-2 FC6-4 1-2 2-3 3-Hf			1-2 L8		2-2 G4-6-3 1-2f			5 0 0 0 0 0 9
<b>A.J. Hinch, R</b> OBP: 0.208, SLG: 0.356 <b>Luis Alicaia, S</b> OBP: 0.302, SLG: 0.315 <b>Héctor Ortiz, R</b> OBP: 0.301, SLG: 0.315 (1, 2) (12, PH) (13, 2)			1-1 P4		1-0 1B 1B	2-2 FC6-4 1-2f			0-1 F8			4-1 K S BB		4 0 1 1 0 0 4 0 0 0 0 1 0 0 0 0 0 0 0 0 0

Inning Stats	R: 0	H: 0	R: 0	H: 1	R: 0	H: 0	R: 0	H: 0	R: 1	H: 3	R: 0	H: 0	R: 0	H: 0	R: 0	H: 1	R: 0	H: 1	R: 0	H: 0	R: 1	H: 1	R: 0	H: 0	R: 1	H: 1	1B: 5	SF: 0	WP: 0	PA: 49
E: 0	LOB: 0	E: 0	LOB: 2	E: 0	LOB: 0	E: 0	LOB: 0	E: 0	LOB: 2	E: 0	LOB: 0	E: 0	LOB: 0	E: 0	LOB: 0	E: 0	LOB: 1	E: 0	LOB: 1	E: 0	LOB: 0	E: 0	LOB: 0	E: 0	LOB: 0	E: 0	LOB: 0	2B: 4	SAC: 0	PB: 0
K: 0	BB: 0	K: 0	BB: 1	K: 0	BB: 0	K: 0	BB: 0	K: 0	BB: 2	K: 1	BB: 2	K: 1	BB: 0	K: 1	BB: 0	K: 1	BB: 0	K: 0	BB: 0	K: 0	BB: 0	K: 1	BB: 1	K: 1	BB: 0	K: 1	BB: 0	3B: 0	DP: 2	SB: 1
S: 8	P: 10	S: 12	P: 23	S: 7	P: 10	S: 5	P: 10	S: 13	P: 24	S: 12	P: 26	S: 7	P: 10	S: 8	P: 13	S: 10	P: 12	S: 8	P: 11	S: 13	P: 22	S: 5	P: 12	S: 6	P: 9	HR: 1	HBP: 0	CS: 0		

PITCHER	IP	WLS	BF	H	R	ER	SO	BB	IBB	HBP	BLK	WP	HR	S	P	ERA	WHIP
<b>Mike Matthews, L</b> ERA: 3.33 (1, 1)	5.2		26	6	2	2	1	2	1	0	0	0	0	54	98	3.18	1.412
<b>Mike Timlin, R</b> ERA: 4.15 (6, 1)	2.1		7	0	0	0	1	0	0	0	0	0	0	18	28	0.00	0.000
<b>Steve Kline, L</b> ERA: 1.52 (9, 1)	1.0		4	1	0	0	1	0	0	0	0	0	0	10	12	0.00	1.000
<b>Dave Veres, R</b> ERA: 2.45 (10, 1)	2.0		7	2	0	0	0	1	0	0	0	0	0	21	33	0.00	1.500
<b>Gene Stechschulte, R</b> ERA: 3.58 (12, 1)	1.1	L	5	1	1	1	2	1	0	0	0	0	1	11	21	6.75	1.500

**St. Louis Cardinals @ Kansas City Royals**  
**Kauffman Stadium, Kansas City, MO**  
 Thu Jun 14 2001, 7:05 PM CDT  
 Att. 37,377 - Cloudy - 66 F

AB	R	H	RBI	BB	SO	LOB
44	3	10	3	5	5	21



PITCHER	IP	WLS	BF	H	R	ER	SO	BB	IBB	HBP	BLK	WP	HR	S	P	ERA	WHIP
<b>Mike Matthews, L</b> ERA: 3.33 (1, 1)	5.2		26	6	2	2	1	2	1	0	0	0	0	54	98	3.18	1.412
<b>Mike Timlin, R</b> ERA: 4.15 (6, 1)	2.1		7	0	0	0	1	0	0	0	0	0	0	18	28	0.00	0.000
<b>Steve Kline, L</b> ERA: 1.52 (9, 1)	1.0		4	1	0	0	1	0	0	0	0	0	0	10	12	0.00	1.000
<b>Dave Veres, R</b> ERA: 2.45 (10, 1)	2.0		7	2	0	0	0	1	0	0	0	0	0	21	33	0.00	1.500
<b>Gene Stechschulte, R</b> ERA: 3.58 (12, 1)	1.1	L	5	1	1	1	2	1	0	0	0	0	1	11	21	6.75	1.500



Batter	1	2	3	4	5	6	7	8	9	AB R H RBI BB SO LOB	TOP																
Endy Chavez, L (1, 7) OBP: 0.327, SLG: 0.327	0-1 CS 1B		0-1 1B		1-0 F9			2-2 P4		4 0 2 0 0 0 1	<b>Kansas City Royals @ Milwaukee Brewers</b> Miller Park, Milwaukee, WI Fri Jun 15 2001, Postponed Att. 39,005 - Sunny - 75 F																
Rey Sanchez, R (1, 6) OBP: 0.332, SLG: 0.378	0-3 K		1-0 F7			2-2 G4-3		1-2		4 0 1 0 0 1 2																	
Carlos Beltrán, S (1, 8) OBP: 0.312, SLG: 0.405	2-3 K			3-1 HR		1-2 P6		1-3 K		4 1 1 1 0 2 2																	
29 Mike Sweeney, R (1, 3) OBP: 0.366, SLG: 0.571		3-3 K		0-1 F9		1-1 L7		4-0 IBB		3 0 0 0 1 1 0																	
Jason Grimsley, R (8, 1)										0 0 0 0 0 0 0																	
Roberto Hernandez, R (9, 1)										0 0 0 0 0 0 0																	
Jermaine Dye, R (1, 9) OBP: 0.347, SLG: 0.427		2-1 F9		3-3 K		2-1 HR 1B		3-3 K		4 1 1 0 0 2 2																	
Joe Randa, R (1, 5) OBP: 0.304, SLG: 0.371		3-1 1B		2-2 F9		1-2 P4		1-2 SH1-3 1B		4 1 2 0 0 0 1																	
Luis Alicea, S (1, 4) OBP: 0.302, SLG: 0.333		2-0 F8			1-1 G3-1		2-0 HR		0-0 SH1-3	3 1 1 2 0 0 1																	
Héctor Ortiz, R (1, 2) OBP: 0.307, SLG: 0.315			0-1 P4		4-2 SH1-4 BB		1-0 F3		0-0 1B	3 0 1 1 1 0 0																	
Blake Stein, R (1, 1)										0 0 0 0 0 0 0																	
Paul Byrd, R (2, 1) OBP: 0.250, SLG: 0.250										2 0 0 0 0 2 0																	
55 Tony Cogan, L (7, 1)										0 0 0 0 0 0 0																	
Cory Bailey, R (7, 1)										0 0 0 0 0 0 0																	
Dave McCarty, R (8, 3) OBP: 0.348, SLG: 0.417										1 0 0 0 0 0 0																	
<b>Inning Stats</b>	R: 0 E: 0 K: 2 S: 10	H: 1 LOB: 1 BB: 0 P: 11	R: 0 E: 0 K: 1 S: 9	H: 1 LOB: 1 BB: 0 P: 19	R: 0 E: 0 K: 1 S: 8	H: 1 LOB: 1 BB: 0 P: 9	R: 1 E: 0 K: 1 S: 11	H: 1 LOB: 0 BB: 0 P: 19	R: 0 E: 0 K: 0 S: 7	H: 0 LOB: 1 BB: 1 P: 13	R: 0 E: 0 K: 0 S: 10	H: 0 LOB: 0 BB: 0 P: 14	R: 2 E: 0 K: 1 S: 11	H: 2 LOB: 0 BB: 0 P: 17	R: 0 E: 0 K: 2 S: 13	H: 1 LOB: 2 BB: 1 P: 24	R: 1 E: 0 K: 0 S: 8	H: 2 LOB: 0 BB: 0 P: 12	1B: 6 2B: 2 3B: 0 HR: 2	SF: 0 SAC: 2 DP: 1 HBP: 0	WP: 0 PB: 0 SB: 0 CS: 1	PA: 36					
<b>PITCHER</b>	IP WLS BF H R ER SO BB IBB HBP BLK WP HR S P ERA WHIP																										
Jamey Wright, R (1, 1) ERA: 4.36	1.0		3	1	0	0	2	0	0	0	0	0	10	11	0.00	1.000											
26 Kyle Peterson, R (2, 1) ERA: 4.09	6.0	L	24	5	3	3	4	1	0	0	0	0	2	56	91	4.50	1.000										
Chad Fox, R (8, 1) ERA: 2.05	1.0		5	1	0	0	2	0	1	0	0	0	0	13	24	0.00	1.000										
David Weathers, R (9, 1) ERA: 2.29	1.0		4	2	1	1	0	0	0	0	0	0	0	8	12	9.00	2.000										

livebaseballscorecards.com

AB	32
R	4
H	9
RBI	4
BB	2
SO	8
LOB	9



Batter	1	2	3	4	5	6	7	8	9	AB	R	H	RBI	BB	SO	LOB
Alex Sanchez, L OBP: 0.332, SLG: 0.697 Angel Echevarria, R OBP: 0.325, SLG: 0.568 Tyler Houston, L OBP: 0.374, SLG: 0.552 Chad Fox, R OBP: 0.311, SLG: 0.511 David Weathers, R OBP: 0.300, SLG: 0.511	1-3 K		1-2 G4-3			0-0 G4-3 2B	3-2 P4		1-0 G6-3	3	0	1	0	0	1	0
Mark Loretta, R OBP: 0.333, SLG: 0.308	2-1 G5-3			0-3 K		0-2 P4	1-1 F8			4	0	0	0	0	1	4
Geoff Jenkins, L OBP: 0.393, SLG: 0.582	1-1 G4-3			0-1 2B 1B		1-1 G4-3		0-0 F8		4	0	1	0	0	0	1
Jeromy Burnitz, L OBP: 0.391, SLG: 0.578		4-2 BB		1-2 2B		1-0 G4-1		2-0 1B		3	0	2	0	1	0	1
Richie Sexson, R OBP: 0.297, SLG: 0.423		1-3 K		2-3 K			0-3 K	1-0 G6-3 1B		4	0	1	0	0	3	3
José Hernández, R OBP: 0.311, SLG: 0.439		1-1 F8		0-3 K			1-2 1B 1B	0-1 G6-3		4	1	1	0	0	1	5
Ronnie Belliard, R OBP: 0.340, SLG: 0.374		2-2 F8			0-1 F8		1-2 BB 1B		0-1 F8	4	0	1	0	0	0	1
Henry Blanco, R OBP: 0.286, SLG: 0.292			3-3 K		2-3 K		0-2 BB 1B		0-2 P3	4	0	1	1	0	2	0
Jamey Wright, R OBP: 0.360, SLG: 0.318 26 Kyle Peterson, R OBP: 0.250, SLG: 0.500 Devon White, S OBP: 0.372, SLG: 0.523			0-0 B2-3		0-0 F7		4-2 BB		0-1 HR	0	0	0	0	0	0	0
							1-2 2-3 BB			2	0	0	0	0	0	0
										1	1	1	1	1	0	0

Inning Stats	R: 0	H: 0	E: 0	LOB: 0	K: 1	S: 7	R: 0	H: 0	E: 0	LOB: 1	K: 1	S: 10	R: 0	H: 0	E: 0	LOB: 0	K: 1	S: 8	R: 0	H: 2	E: 0	LOB: 2	K: 3	S: 14	R: 0	H: 0	E: 0	LOB: 0	K: 1	S: 6	R: 0	H: 1	E: 0	LOB: 1	K: 0	S: 7	R: 1	H: 3	E: 0	LOB: 3	K: 1	S: 22	R: 0	H: 2	E: 0	LOB: 1	K: 0	S: 5	R: 1	H: 1	E: 0	LOB: 0	K: 0	S: 8	1B: 6	SF: 0	2B: 2	SAC: 0	3B: 0	DP: 1	HR: 1	HBP: 0	WP: 0	PA: 37
--------------	------	------	------	--------	------	------	------	------	------	--------	------	-------	------	------	------	--------	------	------	------	------	------	--------	------	-------	------	------	------	--------	------	------	------	------	------	--------	------	------	------	------	------	--------	------	-------	------	------	------	--------	------	------	------	------	------	--------	------	------	-------	-------	-------	--------	-------	-------	-------	--------	-------	--------

PITCHER	IP	WLS	BF	H	R	ER	SO	BB	IBB	HBP	BLK	WP	HR	S	P	ERA	WHIP
Blake Stein, R ERA: 5.37	(1, 1)	1.0		3	0	0	1	0	0	0	0	0	0	7	11	0.00	0.000
Paul Byrd, R ERA: 5.75	(2, 1)	5.1	W	23	6	1	7	1	0	0	0	0	0	58	79	1.69	1.312
55 Tony Cogan, L ERA: 7.3	(7, 1)	0.0		1	0	0	0	1	0	0	0	0	0	3	7	∞	∞
Cory Bailey, R ERA: 3.33	(7, 1)	0.2	H	2	0	0	0	0	0	0	0	0	0	6	10	0.00	0.000
Jason Grimsley, R ERA: 2.56	(8, 1)	1.0	H	4	2	0	0	0	0	0	0	0	0	5	8	0.00	2.000


**BOTTOM**

**Kansas City Royals @ Milwaukee Brewers**  
Miller Park, Milwaukee, WI

Fri Jun 15 2001, Postponed  
Att: 39,005 - Sunny - 75 F

AB	35
R	2
H	9
RBI	2
BB	2
SO	8
LOB	18

livebaseballscorecards.com





Batter	1	2	3	4	5	6	7	8	9	AB R H RBI BB SO LOB	TOP	
Carlos Febles, R (1, 4) OBP: 0.271, SLG: 0.308	2-3 K		3-2 G6-3		4-2 G4-6-3 BB		2-3 K			3 0 0 0 1 2 0	<b>Kansas City Royals @ Milwaukee Brewers</b> Miller Park, Milwaukee, WI Sat Jun 16 2001, 6:05 PM CDT Att. 43,060 - Sunny - 77 F	
Wilson Delgado, S (1, 6) OBP: 0.217, SLG: 0.143	1-0 F7		1-3 K		1-0 G4-6-3			0-3 K		4 0 0 0 0 2 1		
Carlos Beltrán, S (1, 8) OBP: 0.310, SLG: 0.402 Dave McCarty, R (4, 7) OBP: 0.350, SLG: 0.412	1-1 G4-3			3-3 K	4-2 BB			1-1 G1-3		2 0 0 0 0 1 0 1 0 0 0 1 0 0		
29 Mike Sweeney, R (1, 3) OBP: 0.367, SLG: 0.569		4-1 2B 1B BB		2-2 S 1B WP 1B	0-1 F8			3-2 F9		3 2 1 0 1 0 1		
Jermaine Dye, R (1, 9) OBP: 0.353, SLG: 0.449		1-2 E 2B		0-0 WP S 1B		3-3 K		1-0 HR		4 2 3 1 0 1 0		
Joe Randa, R (1, 5) OBP: 0.307, SLG: 0.370		1-0 E9 1B		4-0 WP IBB		2-2 G6-3		2-2 G6-3		3 0 1 1 1 0 0		
Dee Brown, L (1, 7) OBP: 0.321, SLG: 0.408 Andy Chavez, L (2, 7) OBP: 0.309, SLG: 0.308		0-1 G6-4-3		1-3 K2-3		2-3 K		1-1 G1-3		1 0 0 0 0 0 1 3 0 0 0 0 2 2		
A.J. Hinch, R (1, 2) OBP: 0.210, SLG: 0.344		0-3 K		4-1 IBB		1-2 G4-3		2-0 F7		3 0 0 0 1 1 0		
Dan Reichert, R (1, 1) Jason Grimsley, R (8, 1) Roberto Hernandez, R (9, 1)			0-0 G4-3		0-3 K		1-3 K			3 0 0 0 0 2 3 0 0 0 0 0 0 0 0 0 0 0 0 0 0		
<b>Inning Stats</b>	R: 0 E: 0 K: 1 S: 6 H: 0 LOB: 0 BB: 0 P: 10	R: 2 E: 1 K: 1 S: 10 H: 2 LOB: 0 BB: 1 P: 16	R: 0 E: 0 K: 1 S: 7 H: 0 LOB: 0 BB: 0 P: 11	R: 1 E: 0 K: 3 S: 16 H: 2 LOB: 3 BB: 2 P: 30	R: 0 E: 0 K: 0 S: 7 H: 0 LOB: 1 BB: 2 P: 16	R: 0 E: 0 K: 2 S: 10 H: 0 LOB: 0 BB: 0 P: 17	R: 0 E: 0 K: 2 S: 10 H: 0 LOB: 0 BB: 0 P: 14	R: 0 E: 0 K: 1 S: 9 H: 0 LOB: 0 BB: 0 P: 13	R: 1 E: 0 K: 0 S: 8 H: 1 LOB: 0 BB: 0 P: 14	1B: 3 2B: 1 3B: 0 HR: 1 SF: 0 SAC: 0 DP: 2 HBP: 0	WP: 1 PB: 0 SB: 2 CS: 0 PA: 35	
<b>PITCHER</b>	IP WLS BF H R ER SO BB IBB HBP BLK WP HR S P ERA WHIP											
Jimmy Haynes, R (1, 1) ERA: 4.45	7.0 L 28 4 3 3 10 3 2 0 0 1 0 66 114 3.86 1.000											
Mike DeJean, R (8, 1) ERA: 1.56	1.0 3 0 0 0 1 0 0 0 0 0 0 9 13 0.00 0.000											
Curt Leskanic, R (9, 1) ERA: 4.34	1.0 4 1 1 1 0 0 0 0 0 0 1 8 14 9.00 1.000											

livebaseballscorecards.com

AB	30
R	4
H	5
RBI	2
BB	5
SO	11
LOB	8







Batter	1	2	3	4	5	6	7	8	9	AB R H RBI BB SO LOB	TOP											
Luis Alicea, S (1, 4) OBP: 0.306, SLG: 0.349	1-0 2B	2-1 G6-4-3			1-2 G4-3		1-0 2B			4 0 2 0 0 0 2	<b>Kansas City Royals @ Milwaukee Brewers</b> Miller Park, Milwaukee, WI Sun Jun 17 2001, 1:05 PM CDT Att. 42,554 - Sunny - 75 F											
Rey Sanchez, R (1, 6) OBP: 0.331, SLG: 0.376	1-2 L4		2-0 G6-3		1-0 1B		2-3 K			4 0 1 0 0 0 1 2												
Carlos Beltrán, S (1, 8) OBP: 0.306, SLG: 0.396	0-3 K		0-0 G3		2-1 F7		1-3 K			4 0 0 0 0 0 2 3												
29 Mike Sweeney, R (1, 3) OBP: 0.372, SLG: 0.570	4-2 FC6-4 BB		1-0 G4-3		2-2 1B 1B		3-2 G4-3 1B			3 0 2 0 0 1 0 0												
Jermaine Dye, R (1, 9) OBP: 0.351, SLG: 0.446	1-0 FC6-4		2-2 G6-3		0-0 G1-6-3 1B		1-3 K			4 0 1 0 0 0 1 3												
Joe Randa, R (1, 5) OBP: 0.306, SLG: 0.380		0-1 HR	3-3 K		0-0 L4		1-2 G4-3			4 1 1 1 0 1 1 3												
Raul Ibanez, L (1, 7) OBP: 0.182, SLG: 0.163		2-2 F8	2-1 1B		3-0 G1-6-3			0-1 F7		3 0 1 0 0 0 0 2												
Doug Henry, R (6, 1)										0 0 0 0 0 0 0 0												
55 Tony Cogan, L (7, 1)										0 0 0 0 0 0 0 0												
Mac Suzuki, R (8, 1)										0 0 0 0 0 0 0 0												
Wilson Delgado, S (9, PH) OBP: 0.208, SLG: 0.136										1 0 0 0 0 0 0 0												
A.J. Hinch, R (1, 2) OBP: 0.221, SLG: 0.381		1-1 E 1B	1-2 L5		1-2 L5		1-0 HR	2-3 K		4 1 2 1 0 1 1												
Blake Stein, R (1, 1)		1-0 E3			1-1 G4-3		1-3 K	0-0 G4-3		2 0 0 0 0 0 0 1												
Endy Chavez, L (6, 7) OBP: 0.298, SLG: 0.296		1-2 G6-4-3								2 0 0 0 0 0 1 0												
<b>Inning Stats</b>	R: 0 E: 0 K: 1 S: 11	H: 1 LOB: 2 BB: 1 P: 18	R: 1 E: 1 K: 0 S: 11	H: 2 LOB: 1 BB: 0 P: 17	R: 0 E: 0 K: 0 S: 3	H: 0 LOB: 0 BB: 0 P: 6	R: 0 E: 0 K: 1 S: 15	H: 1 LOB: 1 BB: 0 P: 23	R: 0 E: 0 K: 0 S: 8	H: 1 LOB: 1 BB: 0 P: 13	R: 0 E: 0 K: 3 S: 6	H: 2 LOB: 1 BB: 0 P: 11	R: 1 E: 0 K: 3 S: 12	H: 2 LOB: 1 BB: 0 P: 18	R: 0 E: 0 K: 1 S: 12	H: 1 LOB: 0 BB: 0 P: 17	R: 0 E: 0 K: 1 S: 6	H: 0 LOB: 0 BB: 0 P: 8	1B: 6 2B: 2 3B: 0 HR: 2	SF: 0 SAC: 0 DP: 3 HBP: 0	WP: 0 PB: 0 SB: 0 CS: 0	PA: 36
<b>PITCHER</b>	IP WLS BF H R ER SO BB IBB HBP BLK WP HR S P ERA WHIP																					
Jamey Wright, R (1, 1) ERA: 4.23	6.1 W 28 9 2 2 3 1 0 0 0 0 2 59 96 2.84 1.579																					
David Weathers, R (7, 1) ERA: 2.19	1.2 H 5 1 0 0 3 0 0 0 0 0 0 19 27 0.00 0.600																					
Curt Leskanic, R (9, 1) ERA: 4.2	1.0 S 3 0 0 0 1 0 0 0 0 0 0 6 8 0.00 0.000																					

livebaseballscorecards.com

AB	35
R	2
H	10
RBI	2
BB	1
SO	7
LOB	17



Batter	1	2	3	4	5	6	7	8	9	AB	R	H	RBI	BB	SO	LOB
--------	---	---	---	---	---	---	---	---	---	----	---	---	-----	----	----	-----

<b>Alex Sanchez, L</b> <small>OBP: 0.125, SLG: 0.250</small> <small>(1, 8)</small> 	<small>1-2</small> 		<small>0-3</small> 			<small>1-0</small> 	<small>0-1</small> 			4	0	0	0	0	1	0
<b>Mark Loretta, R</b> <small>OBP: 0.340, SLG: 0.309</small> <small>(1, 6)</small> <small>(7, 5)</small> 	<small>3-3</small> 			<small>2-3</small> 		<small>2-1</small> 	<small>4-2</small> 	<small>1-2</small> 		3	1	1	0	1	2	0
<b>Geoff Jenkins, L</b> <small>OBP: 0.383, SLG: 0.561</small> <small>(1, 7)</small> 	<small>4-1</small> 			<small>1-1</small> 		<small>0-2</small> 	<small>0-0</small> 	<small>1-2f</small> 		3	0	0	0	1	0	3
<b>Richie Sexson, R</b> <small>OBP: 0.300, SLG: 0.437</small> <small>(1, 3)</small> 	<small>3-3</small> 		<small>1-2</small> 	<small>2-2</small> 		<small>1-2</small> 	<small>1-2</small> 	<small>3-3</small> 		4	2	2	1	0	2	1
<b>Devon White, S</b> <small>OBP: 0.373, SLG: 0.544</small> <small>(1, 9)</small> 		<small>1-3</small> 		<small>2-3</small> 		<small>0-2</small> 	<small>1-3</small> <small>2-H</small> 	<small>1-1</small> 		4	1	1	1	0	2	0
<b>Ronnie Belliard, R</b> <small>OBP: 0.350, SLG: 0.390</small> <small>(1, 4)</small> 		<small>0-3</small> 			<small>1-0</small> 	<small>1-1</small> 	<small>1-2</small> 		4	0	3	2	0	1	0	
<b>Luis Lopez, S</b> <small>OBP: 0.254, SLG: 0.288</small> <small>(1, 5)</small> <b>David Weathers, R</b> <small>OBP: 0.371, SLG: 0.549</small> <small>(8, PH)</small> <b>Curt Leskanic, R</b> <small>(9, 1)</small> 		<small>0-3</small> 			<small>0-1</small> 	<small>0-0</small> 	<small>1-1</small> 		3	0	0	0	0	1	2	
<b>Henry Blanco, R</b> <small>OBP: 0.288, SLG: 0.315</small> <small>(1, 2)</small> 			<small>1-3</small> 		<small>3-0</small> 	<small>0-1</small> 			3	1	1	1	0	1	1	
<b>Jamey Wright, R</b> <small>OBP: 0.333, SLG: 0.292</small> <small>(1, 1)</small> <b>José Hernández, R</b> <small>OBP: 0.304, SLG: 0.429</small> <small>(7, 6)</small> 			<small>0-3</small> 		<small>0-3</small> 	<small>1-3</small> 	<small>1-3</small> 		2	0	0	0	0	2	1	
										1	0	0	0	0	1	0


Inning Stats	R: 0	H: 0	E: 0	K: 2	S: 13	H: 0	LOB: 1	BB: 1	P: 24	R: 0	H: 0	E: 0	K: 3	S: 9	H: 0	LOB: 0	BB: 0	P: 10	R: 0	H: 0	E: 0	K: 3	S: 11	H: 0	LOB: 0	BB: 0	P: 12	R: 1	H: 1	E: 0	K: 2	S: 12	H: 1	LOB: 0	BB: 0	P: 19	R: 0	H: 1	E: 0	K: 1	S: 7	H: 1	LOB: 1	BB: 0	P: 11	R: 3	H: 4	E: 0	K: 0	S: 15	H: 4	LOB: 1	BB: 0	P: 20	R: 1	H: 1	E: 1	K: 1	S: 12	H: 1	LOB: 1	BB: 1	P: 16	R: 0	H: 1	E: 0	K: 1	S: 12	H: 1	LOB: 1	BB: 0	P: 18	1B: 3	2B: 3	3B: 0	HR: 2	SF: 0	SAC: 0	DP: 1	HBP: 0	WP: 1	PB: 0	SB: 2	CS: 0	PA: 34
--------------	------	------	------	------	-------	------	--------	-------	-------	------	------	------	------	------	------	--------	-------	-------	------	------	------	------	-------	------	--------	-------	-------	------	------	------	------	-------	------	--------	-------	-------	------	------	------	------	------	------	--------	-------	-------	------	------	------	------	-------	------	--------	-------	-------	------	------	------	------	-------	------	--------	-------	-------	------	------	------	------	-------	------	--------	-------	-------	-------	-------	-------	-------	-------	--------	-------	--------	-------	-------	-------	-------	--------

PITCHER	IP	WLS	BF	H	R	ER	SO	BB	IBB	HBP	BLK	WP	HR	S	P	ERA	WHIP
<b>Blake Stein, R</b> <small>ERA: 5.46</small>	(1, 1)	5.2	L	23	5	4	4	11	1	0	0	0	1	64	92	6.35	1.059
<b>Doug Henry, R</b> <small>ERA: 6.94</small>	(6, 1)	0.2		6	2	1	1	1	0	0	0	0	1	14	19	13.50	4.500
<b>55 Tony Cogan, L</b> <small>ERA: 6.92</small>	(7, 1)	0.2		1	0	0	0	0	0	0	0	0	0	1	1	0.00	0.000
<b>Mac Suzuki, R</b> <small>ERA: 5.86</small>	(8, 1)	1.0		4	1	0	1	0	0	0	0	0	0	12	18	0.00	1.000

**BOTTOM**

**Kansas City Royals @ Milwaukee Brewers**  
 Miller Park, Milwaukee, WI  
 Sun Jun 17 2001, 1:05 PM CDT  
 Att. 42,554 - Sunny - 75 F

AB	32
R	5
H	8
RBI	5
BB	2
SO	13
LOB	9



WP: 1	PA: 34
PB: 0	
SB: 2	
CS: 0	



Batter	1	2	3	4	5	6	7	8	9	AB R H RBI BB SO LOB	TOP									
Luis Alicea, S (1, 10) OBP: 0.309, SLG: 0.350	3-2 F8		1-1 F8		1-0 1B		3-2 1B		0-3 K	5 0 2 0 0 1 2	<b>Kansas City Royals @ Chicago White Sox</b> Comiskey Park, Chicago, IL Mon Jun 18 2001, 8:05 PM EDT Att. 28,882 - Sunny - 80 F									
Rey Sanchez, R (1, 6) OBP: 0.325, SLG: 0.369	0-2 F9		1-1 G6-3		0-0 F8		0-1 F8		1-3 K	5 0 0 0 0 1 4										
Carlos Beltrán, S (1, 8) OBP: 0.305, SLG: 0.394	0-0 G5-3			0-1 P6		2-0 G1-3 29 1B G6-3 1B		2-3 K		4 1 1 0 0 1 0										
29 Mike Sweeney, R (1, 3) OBP: 0.381, SLG: 0.587		0-1 S 2B 1B		1-1 G5-3 E 1B		0-1 G1-3 1B		0-0 HR		4 3 4 1 0 0 0										
Jermaine Dye, R (1, 9) OBP: 0.350, SLG: 0.447		1-1 1B 1-H 2B		2-0 G5-3		0-1 G1-3		1-3 K		4 0 1 1 0 1 3										
Joe Randa, R (1, 5) OBP: 0.309, SLG: 0.382		0-1 G4-6-3 2-3 1B		1-2 E8		2-0 G6-3		1-1 F9		4 0 2 2 0 0 1										
Dave McCarty, R (1, 7) OBP: 0.339, SLG: 0.396		2-3 K		0-0 F9		0-3 K				4 0 0 0 0 2 4										
Carlos Febles, R (1, 4) Wilson Delgado, S (9, PH) OBP: 0.260, SLG: 0.294 OBP: 0.240, SLG: 0.136		1-0 G4-6-3 1-2f			2-3 K		1-2 F8		4-1 E BB	3 0 0 0 0 1 2 0 0 0 0 1 0 0										
A.J. Hinch, R (1, 2) Raul Ibanez, L (9, PH) OBP: 0.215, SLG: 0.370 OBP: 0.178, SLG: 0.159			1-1 G6-3		2-2 G6-3		3-1 G5-3		2-2 FC6	3 0 0 0 0 0 0 1 0 0 0 0 0 1										
<b>Inning Stats</b>	R: 0 H: 0 E: 0 K: 0 S: 7	H: 0 LOB: 0 BB: 0 P: 10	R: 1 H: 3 E: 0 K: 1 S: 10	H: 3 LOB: 1 BB: 0 P: 14	R: 0 H: 0 E: 0 K: 0 S: 6	H: 0 LOB: 0 BB: 0 P: 9	R: 1 H: 2 E: 1 K: 0 S: 9	H: 2 LOB: 1 BB: 0 P: 13	R: 0 H: 1 E: 0 K: 1 S: 8	H: 1 LOB: 1 BB: 0 P: 13		R: 1 H: 2 E: 0 K: 1 S: 9	H: 2 LOB: 1 BB: 0 P: 13	R: 0 H: 1 E: 0 K: 0 S: 11	H: 1 LOB: 1 BB: 0 P: 18	R: 1 H: 1 E: 0 K: 2 S: 10	H: 1 LOB: 0 BB: 0 P: 14	R: 0 H: 0 E: 1 K: 2 S: 15	H: 0 LOB: 2 BB: 1 P: 25	1B: 8 SF: 0 2B: 1 SAC: 0 3B: 0 DP: 1 HR: 1 HBP: 0
<b>PITCHER</b>	IP WLS BF H R ER SO BB IBB HBP BLK WP HR S P ERA WHIP																			
56 Mark Buehrle, L (1, 1) ERA: 3.2	7.0 W 29 9 3 3 3 0 0 0 0 0 0 0 60 90 3.86 1.286																			
Bob Howry, R (8, 1) ERA: 3.6	1.0 H 4 1 1 1 2 0 0 0 0 0 0 1 10 14 9.00 1.000																			
Keith Foulke, R (9, 1) ERA: 1.96	1.0 S 5 0 0 0 2 1 0 0 0 0 0 0 15 25 0.00 1.000																			

livebaseballscorecards.com

AB	37
R	4
H	10
RBI	4
BB	1
SO	7
LOB	17



Batter	1	2	3	4	5	6	7	8	9	AB	R	H	RBI	BB	SO	LOB
Ray Durham, S OBP: 0.339, SLG: 0.451 (1, 4)	2-3 K	0-0 G3		1-0 G3-1		3-2 G4-3				4	0	0	0	0	1	2
Chris Singleton, L OBP: 0.285, SLG: 0.375 (1, 8) (8, 7)	2-2 F9		1-1 E7 E 1B	1-1 G3			0-0 F8			4	1	1	0	0	0	0
Carlos Lee, R Mckay Christensen, L (1, 7) (8, 8)	1-0 G5-3		0-2 E8 S 1B 2-H	0-2 G1-3			1-3 K			4	1	1	1	0	1	0
Magglio Ordonez, R OBP: 0.373, SLG: 0.581 (1, 9)		1-2 HR	2-2 G4-6-3 14 1B 2-H		0-0 G6-3		2-3 K			4	1	2	2	0	1	0
14 Paul Konerko, R OBP: 0.337, SLG: 0.498 (1, 10)		1-0 HR 2B	1-1 G4-6-3 1B 1-2		0-1 F3		3-3 K			4	1	2	0	0	1	0
Jeff Liefer, L OBP: 0.275, SLG: 0.429 (1, 3)		0-0 HR 2-H	0-0 G4-6-3 1-2 2-3		2-3 K		1-2 P3			4	1	1	2	0	1	2
Sandy Alomar Jr., R Josh Paul, R (1, 2) (5, 2) OBP: 0.238, SLG: 0.276		4-0 BB	4-2 24 BB BB			0-0 B5		3-1 2B		0	0	0	0	2	0	0
24 Joe Crede, R OBP: 0.222, SLG: 0.308 (1, 5)		1-3 K	4-2 FC6-4 1-2 BB			3-2 G4-3		0-0 G3		3	0	0	0	1	1	2
Royce Clayton, R OBP: 0.181, SLG: 0.187 (1, 6)		1-3 K	0-1 FC6-4 1-2			2-1 1B				3	0	1	0	0	1	4

Inning Stats	R: 0	H: 0	E: 0	K: 1	S: 7	H: 0	LOB: 0	BB: 0	P: 12	R: 3	H: 3	E: 0	K: 2	S: 16	H: 3	LOB: 1	BB: 1	P: 24	R: 2	H: 4	E: 2	K: 0	S: 22	H: 0	LOB: 0	BB: 0	P: 8	R: 0	H: 0	E: 0	K: 1	S: 6	H: 1	LOB: 1	BB: 0	P: 18	R: 0	H: 0	E: 0	K: 2	S: 9	H: 1	LOB: 1	BB: 0	P: 12	R: 0	H: 1	E: 0	K: 1	S: 11	H: 1	LOB: 1	BB: 0	P: 18
1B: 5	SF: 0	2B: 2	SAC: 0	3B: 0	DP: 1	HR: 2	HBP: 0	CS: 0	WP: 0	PA: 35																																												

PITCHER	IP	WLS	BF	H	R	ER	SO	BB	IBB	HBP	BLK	WP	HR	S	P	ERA	WHIP
Chad Durbin, R ERA: 5.02 (1, 1)	2.2	L	17	7	5	5	3	3	0	0	0	0	2	43	68	16.88	3.750
Mac Suzuki, R ERA: 5.3 (3, 1)	5.1		18	2	0	0	4	0	0	0	0	0	0	44	66	0.00	0.375


**BOTTOM**

**Kansas City Royals @ Chicago White Sox**  
Comiskey Park, Chicago, IL

Mon Jun 18 2001, 8:05 PM EDT  
Att. 28,882 - Sunny - 80 F

livebaseballscorecards.com

<b>AB</b>	<b>32</b>
<b>R</b>	<b>5</b>
<b>H</b>	<b>9</b>
<b>RBI</b>	<b>5</b>
<b>BB</b>	<b>3</b>
<b>SO</b>	<b>7</b>
<b>LOB</b>	<b>10</b>





Batter	1	2	3	4	5	6	7	8	9	AB R H RBI BB SO LOB	TOP		
<b>Andy Chavez, L</b> (1, 7) OBP: 0.279, SLG: 0.276	0-2 G6-3		0-1 G1-3		2-2 G1-6-3		0-1 G4-3			4 0 0 0 0 0 2	<b>Kansas City Royals @ Chicago White Sox</b> Comiskey Park, Chicago, IL Tue Jun 19 2001, 8:05 PM EDT Att. 18,715 - Cloudy - 70 F		
<b>Rey Sanchez, R</b> (1, 6) OBP: 0.331, SLG: 0.375	2-1 F9		1-1 CS 1B		2-1 1B			1-0 SH5-4 1B	4 0 3 0 0 0 0				
<b>Carlos Beltrán, S</b> (1, 8) OBP: 0.302, SLG: 0.390	0-2 G4-3		1-3 K		1-0 F3			1-0 SH5-4 1-2	3 0 0 0 0 1 2				
<b>29 Mike Sweeney, R</b> (1, 3) OBP: 0.379, SLG: 0.593		1-2 HR		2-2 G4-3		1-1 P6		0-0 F2	4 1 1 1 0 0 1				
<b>Jermaine Dye, R</b> (1, 10) OBP: 0.345, SLG: 0.440		1-1 G6-3		2-0 L8		0-3 K		3-3 K	4 0 0 0 0 2 1				
<b>Joe Randa, R</b> (1, 5) OBP: 0.311, SLG: 0.379		4-0 1B BB		4-1 HR BB		0-0 L9		0-0 P3	2 1 0 0 2 0 0				
<b>Raul Ibanez, L</b> (1, 9) OBP: 0.204, SLG: 0.250		1-0 1-2 1B		1-0 1-H HR		2-1 G4-3		1-0 F7	4 1 2 2 0 0 0				
<b>Carlos Febles, R</b> (1, 4) OBP: 0.253, SLG: 0.286 <b>Luis Alicea, S</b> (7, PH) OBP: 0.306, SLG: 0.346		2-3 K		0-2 F9		1-3 K		2-1 F8	2 0 0 0 0 1 2 2 0 0 0 0 1 0				
<b>A.J. Hinch, R</b> (1, 2) OBP: 0.227, SLG: 0.366		1-3 K		4-2 G1-6-3 BB		4-2 BB			1 0 0 0 2 1 2				
<b>Inning Stats</b>	R: 0 E: 0 K: 0 S: 8 H: 0 LOB: 0 BB: 0 P: 10	R: 1 E: 0 K: 2 S: 16 H: 2 LOB: 2 BB: 1 P: 26	R: 0 E: 0 K: 1 S: 7 H: 1 LOB: 0 BB: 0 P: 9	R: 2 E: 0 K: 0 S: 11 H: 1 LOB: 0 BB: 1 P: 20	R: 0 E: 0 K: 0 S: 10 H: 1 LOB: 1 BB: 1 P: 19	R: 0 E: 0 K: 1 S: 6 H: 0 LOB: 0 BB: 0 P: 7	R: 0 E: 0 K: 1 S: 12 H: 0 LOB: 1 BB: 1 P: 19	R: 0 E: 0 K: 1 S: 8 H: 1 LOB: 1 BB: 0 P: 13	R: 0 E: 0 K: 0 S: 4 H: 0 LOB: 0 BB: 0 P: 7	1B: 4 2B: 0 3B: 0 HR: 2 SF: 0 SAC: 1 DP: 1 HBP: 0	WP: 0 PB: 0 SB: 0 CS: 1 PA: 35		
<b>PITCHER</b>	IP WLS BF H R ER SO BB IBB HBP BLK WP HR S P ERA WHIP											<b>PITCHER</b>	IP WLS BF H R ER SO BB IBB HBP BLK WP HR S P ERA WHIP
<b>James Baldwin, R</b> (1, 1) ERA: 4.39	6.2 W 27 5 3 3 5 4 0 0 0 0 2 68 108 4.05 1.350												
<b>Gary Glover, R</b> (7, 1) ERA: 8.68	0.1 H 1 0 0 0 0 0 0 0 0 0 0 2 2 0.00 0.000												
<b>Bob Howry, R</b> (8, 1) ERA: 3.48	1.0 H 4 1 0 0 1 0 0 0 0 0 0 8 13 0.00 1.000												
<b>Keith Foulke, R</b> (9, 1) ERA: 1.91	1.0 S 3 0 0 0 0 0 0 0 0 0 0 4 7 0.00 0.000												

livebaseballscorecards.com

<b>AB</b>	30
<b>R</b>	3
<b>H</b>	6
<b>RBI</b>	3
<b>BB</b>	4
<b>SO</b>	6
<b>LOB</b>	10



Batter	1	2	3	4	5	6	7	8	9
Chris Singleton, L (1, 8) OBP: 0.282, SLG: 0.376	0-1 G6-3		0-0 G4-3		3-2 FC5 2B		2-1 F2	1-3 K	
Aaron Rowand, R (1, 7) OBP: 0.333, SLG: 0.200	0-3 K		0-0 F9		1-2 FC5 2-3		1-1 1B		
Ray Durham, S (1, 4) OBP: 0.335, SLG: 0.444	1-3 K		2-3 K		1-1 P6		3-3 K		
Magglio Ordonez, R (1, 9) OBP: 0.371, SLG: 0.574		4-2 14 1B PB HR BB		1-0 F8	2-2 F9			2-0 G4-3	
Carlos Lee, R (1, 10) OBP: 0.348, SLG: 0.511		2-3 K 1-2		4-2 14 BB 2B BB		0-0 P6		2-0 1B 14 BB BB 1B	
14 Paul Konerko, R (1, 3) OBP: 0.347, SLG: 0.500		2-2 HR 1B 2-3		4-1 2B 1-2 BB		4-2 FC5-4 BB		4-1 BB 1B 1-2 BB	
Jeff Liefer, L (1, 5) OBP: 0.267, SLG: 0.416		2-3 K		3-3 K		2-3 K		0-1 F9	
Tony Graffanino, R (7, 5) OBP: 0.348, SLG: 0.355									
Royce Clayton, R (1, 6) OBP: 0.195, SLG: 0.227		2-2 HR 1-H 3-H		0-1 2B 1-3 2-H		0-1 FC5-4 1-2f		3-2 BB 1-2 2-3 1B	
Mark Johnson, L (1, 2) 24 Joe Crede, R (7, PH) OBP: 0.214, SLG: 0.296 Josh Paul, R (8, 2) OBP: 0.247, SLG: 0.276		1-0 L9		1-2 L5			1-1 G6-3	4-2 BB 1-2 2-3 3-H	

Inning Stats	R: 0	H: 0	E: 0	K: 2	S: 8	LOB: 0	BB: 0	P: 9
	R: 3	H: 2	E: 0	K: 2	S: 17	LOB: 0	BB: 1	P: 30
	R: 0	H: 0	E: 0	K: 1	S: 5	LOB: 0	BB: 0	P: 7
	R: 1	H: 1	E: 0	K: 1	S: 18	LOB: 2	BB: 2	P: 31
	R: 0	H: 1	E: 0	K: 0	S: 13	LOB: 1	BB: 0	P: 20
	R: 0	H: 0	E: 0	K: 1	S: 10	LOB: 1	BB: 1	P: 16
	R: 0	H: 1	E: 0	K: 1	S: 10	LOB: 1	BB: 0	P: 17
	R: 1	H: 2	E: 0	K: 1	S: 15	LOB: 3	BB: 2	P: 31


PITCHER	IP	WLS	BF	H	R	ER	SO	BB	IBB	HBP	BLK	WP	HR	S	P	ERA	WHIP
Jeff Suppan, R (1, 1) ERA: 4.61	6.0	L	26	4	4	4	7	4	0	0	0	0	1	71	113	6.00	1.333
55 Tony Cogan, L (7, 1) ERA: 6.43	1.0		4	1	0	0	1	0	0	0	0	0	0	10	17	0.00	1.000
Cory Bailey, R (8, 1) ERA: 3.54	1.0		7	2	1	1	1	2	0	0	0	0	0	15	31	9.00	4.000

**BOTTOM**

**Kansas City Royals @ Chicago White Sox**  
Comiskey Park, Chicago, IL

Tue Jun 19 2001, 8:05 PM EDT  
Att: 18,715 - Cloudy - 70 F

AB	31
R	5
H	7
RBI	5
BB	6
SO	9
LOB	18



5	0	1	0	0	1	3
4	0	1	0	0	1	1
4	0	0	0	0	3	2
3	1	0	0	1	0	1
3	2	1	0	1	1	1
1	1	1	0	3	0	0
3	0	0	0	0	3	5
1	0	0	0	0	0	2
4	1	3	4	0	0	1
2	0	0	0	0	0	2
1	0	0	0	0	0	0
0	0	0	1	1	0	0

1B:	4	SF:	0	WP:	0	PA:	37
2B:	2	SAC:	0	PB:	1	SB:	0
3B:	0	DP:	0	CS:	0		
HR:	1	HBP:	0				





Batter	1	2	3	4	5	6	7	8	9
McKay Christensen, L (1, 8) OBP: 0.400, SLG: 0.250	1-3 K		0-0 FC5-4 1B		1-0 FC6-4 HBP		1-3 K		
Tony Graffanino, R (1, 4) OBP: 0.333, SLG: 0.338	1-0 L9		0-3 K		1-0 F8		1-3 K		
Carlos Lee, R (1, 7) OBP: 0.351, SLG: 0.527 Jeff Liefer, L (9, 3) OBP: 0.267, SLG: 0.416	2-0 E 2B		2-2 FC5-4 1-2f		1-2 FC6-4 1-2f		2-1 HR		
Magglio Ordonez, R (1, 10) OBP: 0.366, SLG: 0.565	3-2 E8 14 BB 2-H		0-1 F9		3-2 F7		0-0 G6-3		
14 Paul Konerko, R (1, 3) OBP: 0.349, SLG: 0.496 Chris Singleton, L (8, PR) OBP: 0.282, SLG: 0.376 (9, 7)	4-1 BB		2-2 G5-3		1-2 P6		3-1 24 CS HBP		
Aaron Rowand, R (1, 9) OBP: 0.300, SLG: 0.222	0-1 G4-3		0-0 P4		1-0 1B		1-3 K		
24 Joe Crede, R (1, 5) OBP: 0.194, SLG: 0.267		0-1 G6-3	1-2 G6-3		3-3 K		2-2 CS		
Royce Clayton, R (1, 6) OBP: 0.192, SLG: 0.223		1-0 G6-3			2-2 F9		1-1 G4-3		
Josh Paul, R (1, 2) OBP: 0.262, SLG: 0.282		2-3 K			0-1 HBP 1B		4-1 S BB		

Inning Stats	R: 1	H: 1	E: 1	K: 1	S: 11	LOB: 2	BB: 1	P: 22
	R: 0	H: 0	E: 0	K: 1	S: 6	LOB: 0	BB: 0	P: 9
	R: 0	H: 1	E: 0	K: 1	S: 9	LOB: 1	BB: 0	P: 11
	R: 0	H: 0	E: 0	K: 0	S: 8	LOB: 0	BB: 0	P: 11
	R: 0	H: 1	E: 0	K: 0	S: 9	LOB: 2	BB: 0	P: 14
	R: 0	H: 1	E: 0	K: 1	S: 10	LOB: 1	BB: 0	P: 18
	R: 0	H: 0	E: 0	K: 2	S: 9	LOB: 1	BB: 1	P: 16
	R: 1	H: 1	E: 0	K: 1	S: 11	LOB: 1	BB: 0	P: 18

PITCHER	IP	WLS	BF	H	R	ER	SO	BB	IBB	HBP	BLK	WP	HR	S	P	ERA	WHIP
51 Kris Wilson, R (1, 1) ERA: 3.03	7.0		29	4	1	0	6	2	0	1	0	0	0	62	101	0.00	0.857
Jason Grimsley, R (8, 1) ERA: 2.66	1.0	L	4	1	1	1	1	0	0	1	0	0	1	11	18	9.00	1.000

**BOTTOM**

**Kansas City Royals @ Chicago White Sox**  
Comiskey Park, Chicago, IL


Wed Jun 20 2001, 2:05 PM EDT  
Att. 21,210 - Overcast - 70 F

AB	R	H	RBI	BB	SO	LOB
3	0	1	0	0	2	1
4	0	0	0	0	2	4
4	2	2	1	0	0	3
0	0	0	0	0	0	0
4	0	0	0	0	0	1
2	0	0	0	1	0	0
0	0	0	0	0	0	0
4	0	1	0	0	1	3
3	0	0	0	0	1	1
3	0	0	0	0	0	0
2	0	1	0	1	1	0

AB	29
R	2
H	5
RBI	1
BB	2
SO	7
LOB	13

livebaseballscorecards.com

**AB 29**  
**R 2**  
**H 5**  
**RBI 1**  
**BB 2**  
**SO 7**  
**LOB 13**



WP	PA
0	34



Batter	1	2	3	4	5	6	7	8	9	AB R H RBI BB SO LOB	TOP																
<b>Kenny Lofton, L</b> (1, 8) OBP: 0.328, SLG: 0.304	1-1 G4-3		2-2 F4		0-0 G1-3	0-0 G6-3		2-1 G5-4-3 HBP		4 0 0 0 0 0 2																	
<b>Omar Vizquel, S</b> (1, 6) OBP: 0.356, SLG: 0.337	0-2 G6-4-3 1B		2-0 CS 1B		0-0 WP 1B		1-1 P5	2-2 G5-4-3		5 0 3 1 0 0 2																	
<b>Roberto Alomar, S</b> (1, 4) OBP: 0.412, SLG: 0.506	0-1 G6-4-3 1B		1-0 CS	1-1 G3-1	0-1 WP 1B		2-1 HR 1B		0-0 L1	5 1 3 0 0 0 0																	
<b>Juan Gonzalez, R</b> (1, 9) OBP: 0.384, SLG: 0.622	2-2 G6-4-3			2-2 1B	1-1 G4-3		3-1 HR		0-1 G6-3	5 1 2 2 0 0 4																	
<b>Ellis Burks, R</b> (1, 10) OBP: 0.366, SLG: 0.636		0-0 1B		0-1 1B		1-0 HR	1-1 F8		0-1 G1-3	5 1 3 1 0 0 0																	
<b>Jim Thome, L</b> (1, 3) OBP: 0.402, SLG: 0.618		0-3 K		2-3 K		4-2 WP HR BB	4-2 BB			2 1 0 0 2 2 3																	
<b>Travis Fryman, R</b> (1, 5) OBP: 0.429, SLG: 0.345		2-2 F8		1-2 F9		2-0 F9	2-2 F9			4 0 0 0 0 0 5																	
<b>Russell Branyan, L</b> (1, 7) OBP: 0.324, SLG: 0.534		0-1 F8			0-0 F7	2-1 HR		3-3 K		4 1 1 2 0 1 1																	
<b>Jolbert Cabrera, R</b> (8, 7) OBP: 0.344, SLG: 0.359										0 0 0 0 0 0 0																	
<b>Einar Diaz, R</b> (1, 2) OBP: 0.367, SLG: 0.443			0-1 G6-3		1-1 E7 G1-3 1B	3-1 G6-3 1B		0-0 G5-4-3 HBP 1B		4 1 2 0 0 0 0																	
<b>Inning Stats</b>	R: 0 E: 0 K: 0 S: 11	H: 2 LOB: 1 BB: 0 P: 14	R: 0 E: 0 K: 1 S: 9	H: 1 LOB: 1 BB: 0 P: 11	R: 0 E: 0 K: 0 S: 6	H: 1 LOB: 0 BB: 0 P: 11	R: 0 E: 0 K: 1 S: 14	H: 2 LOB: 2 BB: 0 P: 20	R: 1 E: 1 K: 0 S: 9	H: 2 LOB: 2 BB: 0 P: 11	R: 3 E: 0 K: 0 S: 10	H: 3 LOB: 0 BB: 1 P: 22	R: 2 E: 0 K: 0 S: 14	H: 2 LOB: 1 BB: 1 P: 27	R: 0 E: 0 K: 1 S: 9	H: 1 LOB: 1 BB: 0 P: 16	R: 0 E: 0 K: 0 S: 5	H: 0 LOB: 0 BB: 0 P: 5	1B: 11 2B: 0 3B: 0 HR: 3	SF: 0 SAC: 0 DP: 3 HBP: 1	WP: 2 PB: 0 SB: 0 CS: 1	PA: 42					
<b>PITCHER</b>	IP WLS BF H R ER SO BB IBB HBP BLK WP HR S P ERA WHIP																										
<b>Paul Byrd, R</b> (1, 1) ERA: 5.33	5.0		24	9	3	2	2	1	0	0	0	1	1	53	76	3.60	2.000										
<b>Blake Stein, R</b> (6, 1) ERA: 5.71	2.0	L	10	4	3	3	0	1	0	0	0	1	2	20	40	13.50	2.500										
<b>55 Tony Cogan, L</b> (8, 1) ERA: 5.87	1.1		5	1	0	0	1	0	0	1	0	0	0	10	17	0.00	0.750										
<b>Cory Bailey, R</b> (9, 1) ERA: 3.45	0.2		2	0	0	0	0	0	0	0	0	0	0	4	4	0.00	0.000										

**Cleveland Indians @ Kansas City Royals**  
Kauffman Stadium, Kansas City, MO

Fri Jun 22 2001, 7:05 PM CDT  
Att. 31,572 - Sunny - 73 F

AB	38
R	6
H	14
RBI	6
BB	2
SO	3
LOB	17



Batter	1	2	3	4	5	6	7	8	9	AB	R	H	RBI	BB	SO	LOB
Luis Alicea, S OBP: 0.310, SLG: 0.349 Donnie Sadler, R OBP: 0.277, SLG: 0.271 (1, 5) (8, PH) (9, 5)	1-1 G6-3		2-0 29 HR 1B		0-0 E9 1B			2-3 K		3	1	2	0	0	0	0
Rey Sanchez, R OBP: 0.322, SLG: 0.364 (1, 6)	1-3 K		1-0 F7		0-0 L5			0-0 F7		4	0	0	0	0	1	3
29 Mike Sweeney, R OBP: 0.376, SLG: 0.594 (1, 3)	1-1 G6-3		0-0 1B HR		2-3 K			2-1 FC5-4 1B		4	1	2	3	0	1	1
Jermaine Dye, R OBP: 0.342, SLG: 0.434 (1, 9)		2-1 1B	1-3 K		1-2 F8			0-0 FC5-4		4	0	1	0	0	1	1
Joe Randa, R OBP: 0.313, SLG: 0.380 (1, 10)		4-2 BB		3-2 P4		3-3 K		1-3 K		3	0	0	0	1	2	0
Carlos Beltrán, S OBP: 0.297, SLG: 0.380 (1, 8)		0-1 F7		0-3 K		2-2 F8		4-0 DI 1B BB		3	1	0	0	1	1	1
Dave McCarty, R OBP: 0.333, SLG: 0.388 Andy Chavez, L OBP: 0.270, SLG: 0.267 (1, 7) (6, 7)		2-3 K		3-1 F9			1-2 G1-6-3		0-3 K	2	0	0	0	0	1	1
Héctor Ortiz, R OBP: 0.301, SLG: 0.308 Raul Ibanez, L OBP: 0.245, SLG: 0.275 (1, 2) (9, PH)			3-2 FC1-6 1B		0-2 G3		2-1 F9		3-2 1B	3	0	1	0	0	0	0
Carlos Febles, R OBP: 0.253, SLG: 0.274 (1, 4)			2-1 FC1-6 29 HR 1B		4-2 1B E BB		2-3 K		2-3 K	3	2	0	0	1	2	2

Inning Stats	R: 0	H: 0	E: 0	K: 1	S: 7	R: 0	H: 1	E: 0	K: 1	S: 9	R: 3	H: 3	E: 0	K: 1	S: 13	R: 0	H: 0	E: 0	K: 1	S: 12	R: 1	H: 1	E: 1	K: 1	S: 12	R: 0	H: 0	E: 0	K: 1	S: 13	R: 0	H: 0	E: 0	K: 1	S: 8	R: 0	H: 1	E: 0	K: 1	S: 7	R: 1	H: 1	E: 0	K: 3	S: 12	R: 0	H: 1	E: 0	K: 1	S: 12	1B: 6	2B: 0	3B: 0	HR: 1	SF: 0	SAC: 0	DP: 0	HBP: 0	WP: 0	PB: 0	SB: 0	CS: 0	PA: 36
--------------	------	------	------	------	------	------	------	------	------	------	------	------	------	------	-------	------	------	------	------	-------	------	------	------	------	-------	------	------	------	------	-------	------	------	------	------	------	------	------	------	------	------	------	------	------	------	-------	------	------	------	------	-------	-------	-------	-------	-------	-------	--------	-------	--------	-------	-------	-------	-------	--------

PITCHER	IP	WLS	BF	H	R	ER	SO	BB	IBB	HBP	BLK	WP	HR	S	P	ERA	WHIP
CC Sabathia, L ERA: 4.38 (1, 1)	6.0	W	24	5	4	3	6	2	0	0	0	0	1	66	104	4.50	1.167
37 Jake Westbrook, R ERA: 2.93 (7, 1)	1.0	H	3	0	0	0	1	0	0	0	0	0	0	8	13	0.00	0.000
Steve Karsay, R ERA: 1.25 (8, 1)	1.0	H	4	1	0	0	1	0	0	0	0	0	0	7	11	0.00	1.000
Bob Wickman, R ERA: 3.14 (9, 1)	1.0	S	5	1	1	1	3	1	0	0	0	0	0	12	22	9.00	2.000

BOTTOM

Cleveland Indians @ Kansas City Royals  
Kauffman Stadium, Kansas City, MO

Fri Jun 22 2001, 7:05 PM CDT  
Att: 31,572 - Sunny - 73 F

livebaseballscorecards.com

AB	33
R	5
H	7
RBI	4
BB	3
SO	11
LOB	10





Batter	1	2	3	4	5	6	7	8	9	AB R H RBI BB SO LOB	TOP											
<b>Kenny Lofton, L</b> (1, 8) OBP: 0.327, SLG: 0.303	0-0 G3-6-1 1B		2-1 G3-1		2-0 F7		0-1 G4-3			4 0 1 0 0 0 1												
<b>Omar Vizquel, S</b> (1, 6) OBP: 0.352, SLG: 0.332	3-2 G3-6-1 1-2f		1-0 L6		3-2 G6-3			3-2 G4-3		4 0 0 0 0 0 2												
<b>Roberto Alomar, S</b> (1, 4) OBP: 0.413, SLG: 0.517	2-2 HR		1-2 G3-1			1-1 G3		1-0 G6-3 1B		4 1 2 1 0 0 0												
<b>Juan Gonzalez, R</b> (1, 9) OBP: 0.378, SLG: 0.613	2-2 G6-3			0-2 G6-3		2-1 G5-3		3-1 G6-3 1-2		4 0 0 0 0 0 1												
<b>Ellis Burks, R</b> (1, 10) OBP: 0.372, SLG: 0.648		1-1 HR		1-1 HBP		4-1 1B S BB		3-3 K		2 1 1 1 1 1 1												
<b>Jim Thome, L</b> (1, 3) OBP: 0.403, SLG: 0.615		3-2 F9		0-1 F2		2-2 1-3 1B		2-0 1B 1B		4 0 2 0 0 0 1 0 0 0 0 0 0 0												
<b>Jolbert Cabrera, R</b> (9, PR) OBP: 0.344, SLG: 0.359																						
<b>Travis Fryman, R</b> (1, 5) OBP: 0.432, SLG: 0.355		2-1 1B		1-2 F8		1-1 F8		0-1 1-3 G6-4-3 1B		4 0 2 0 0 0 3												
<b>Russell Branyan, L</b> (1, 7) OBP: 0.318, SLG: 0.523		3-1 F3			1-3 K		1-3 K		1-3 K	4 0 0 0 0 3 3												
<b>Einar Diaz, R</b> (1, 2) OBP: 0.365, SLG: 0.444		2-2 P4			0-0 2B		1-2 L7		0-1 G6-4-3 1-2f	4 0 1 0 0 0 3												
<b>Inning Stats</b>	R: 1 E: 0 K: 0 S: 12	H: 2 LOB: 0 BB: 0 P: 19	R: 1 E: 0 K: 0 S: 14	H: 2 LOB: 1 BB: 0 P: 25	R: 0 E: 0 K: 0 S: 6	H: 0 LOB: 0 BB: 0 P: 10	R: 0 E: 0 K: 0 S: 10	H: 0 LOB: 1 BB: 0 P: 12	R: 0 E: 0 K: 1 S: 10	H: 1 LOB: 1 BB: 0 P: 16	R: 0 E: 0 K: 0 S: 10	H: 1 LOB: 2 BB: 1 P: 20	R: 0 E: 0 K: 1 S: 8	H: 0 LOB: 0 BB: 0 P: 10	R: 0 E: 0 K: 1 S: 10	H: 1 LOB: 1 BB: 0 P: 20	R: 0 E: 0 K: 1 S: 8	H: 2 LOB: 2 BB: 0 P: 11	1B: 6 2B: 1 3B: 0 HR: 2	SF: 0 SAC: 0 DP: 2 HBP: 1	WP: 0 PB: 0 SB: 1 CS: 0	PA: 36
<b>PITCHER</b>	IP WLS BF H R ER SO BB IBB HBP BLK WP HR S P ERA WHIP																					
<b>Chad Durbin, R</b> (1, 1) ERA: 4.76	7.0 W 28 6 2 2 2 1 0 1 0 0 2 70 112 2.57 1.000																					
<b>Jason Grimsley, R</b> (8, 1) ERA: 2.59	1.0 H 4 1 0 0 1 0 0 0 0 0 0 10 20 0.00 1.000																					
<b>Roberto Hernandez, R</b> (9, 1) ERA: 4.26	1.0 S 4 2 0 0 0 1 0 0 0 0 0 8 11 0.00 2.000																					

**Cleveland Indians @ Kansas City Royals**  
**Kauffman Stadium, Kansas City, MO**  
 Sat Jun 23 2001, 7:05 PM CDT  
 Att. 29,808 - Sunny - 80 F

AB	34
R	2
H	9
RBI	2
BB	1
SO	4
LOB	15



livebaseballscorecards.com

Batter	1	2	3	4	5	6	7	8	9	AB	R	H	RBI	BB	SO	LOB
Luis Alicea, S OBP: 0.309, SLG: 0.353 (1, 5)	2-0 SH 29 E 2B	1-0 G3-1			3-2 G1-3			0-1 L5		4	1	1	0	0	0	0
Rey Sanchez, R OBP: 0.318, SLG: 0.360 (1, 6)	0-0 SH 29 E 1B 2-3		1-2 G6-3			1-1 F8		1-0 F9		3	1	0	0	0	0	0
29 Mike Sweeney, R OBP: 0.379, SLG: 0.595 (1, 3)	1-2 E7 1B 1-3 3-H		3-3 K			2-1 PO 1B				3	1	2	1	0	1	0
Jermaine Dye, R OBP: 0.339, SLG: 0.429 (1, 9)	3-3 K		2-1 L8			0-1 F3				3	0	0	0	0	1	3
Joe Randa, R OBP: 0.313, SLG: 0.380 (1, 10)	0-1 G3 1B 2-H 3-H				2-0 F3		0-1 PO 1-2	0-1 F8		3	0	1	2	0	0	0
Carlos Beltrán, S OBP: 0.297, SLG: 0.377 (1, 8)	0-2 G3				0-1 F9			4-2 G3 S BB		2	0	0	0	1	0	1
Raul Ibanez, L OBP: 0.232, SLG: 0.259 (1, 7)	0-2 P1				2-1 G6-3			2-0 G3 1-3		3	0	0	0	0	0	2
A.J. Hinch, R OBP: 0.221, SLG: 0.356 (1, 2)			1-0 F3			3-2 F7		1-0 F8		3	0	0	0	0	0	1
Carlos Febles, R OBP: 0.244, SLG: 0.263 (1, 4)			0-3 K			1-3 K		2-3 K		3	0	0	0	0	3	0

<b>Inning Stats</b>	R: 3 E: 2 K: 1 S: 19	H: 3 LOB: 1 BB: 0 P: 25	R: 0 E: 0 K: 1 S: 5	H: 0 LOB: 0 BB: 0 P: 7	R: 0 E: 0 K: 1 S: 10	H: 0 LOB: 0 BB: 0 P: 16	R: 0 E: 0 K: 0 S: 5	H: 0 LOB: 0 BB: 0 P: 9	R: 0 E: 0 K: 1 S: 10	H: 0 LOB: 0 BB: 0 P: 17	R: 0 E: 0 K: 0 S: 7	H: 1 LOB: 0 BB: 0 P: 10	R: 0 E: 0 K: 0 S: 6	H: 0 LOB: 1 BB: 1 P: 13	R: 0 E: 0 K: 1 S: 8	H: 0 LOB: 0 BB: 0 P: 11	1B: 3 2B: 1 3B: 0 HR: 0	SF: 0 SAC: 1 DP: 0 HBP: 0	WP: 0 PB: 0 SB: 1 CS: 0	PA: 30	
<b>PITCHER</b> Dave Burba, R ERA: 5.73 (1, 1)	IP 8.0	WLS L	BF 29	H 4	R 3	ER 1	SO 5	BB 1	IBB 0	HBP 0	BLK 0	WP 0	HR 0	S 70	P 108	ERA 1.12	WHIP 0.625				

**BOTTOM**

**Cleveland Indians @ Kansas City Royals**  
Kauffman Stadium, Kansas City, MO

Sat Jun 23 2001, 7:05 PM CDT  
Att: 29,808 - Sunny - 80 F

[livebaseballscorecards.com](http://livebaseballscorecards.com)

<b>AB</b>	<b>27</b>
<b>R</b>	<b>3</b>
<b>H</b>	<b>4</b>
<b>RBI</b>	<b>3</b>
<b>BB</b>	<b>1</b>
<b>SO</b>	<b>5</b>
<b>LOB</b>	<b>7</b>





Batter	1	2	3	4	5	6	7	8	9	AB R H RBI BB SO LOB	TOP			
<b>Kenny Lofton, L</b> (1, 8) <small>OBP: 0.325, SLG: 0.301</small> <b>Jolbert Cabrera, R</b> (1, 8) <small>OBP: 0.348, SLG: 0.372</small>	0-3 K		1-3 K		1-0 SH5-4 1B	3-2 1-2 2-H 1B		0-2 P4		1 0 0 0 0 1 0 4 1 2 1 0 1 1				
<b>Omar Vizquel, S</b> (1, 6) <small>OBP: 0.347, SLG: 0.327</small>	1-2 F7		0-0 G4-3		0-0 SH5-4 2-3	0-1 G4-3		0-0 F9		4 0 0 0 0 0 2				
<b>Roberto Alomar, S</b> (1, 4) <small>OBP: 0.416, SLG: 0.517</small>	2-0 G4-3		2-1 CS 1B		3-2 G6-4-3 1B		0-0 L9		4 0 2 1 1 0 0					
<b>Juan Gonzalez, R</b> (1, 9) <small>OBP: 0.379, SLG: 0.609</small>		3-2 G4-6-3 1B	1-0 1-2 1B		0-0 G6-4-3 1-2f		1-0 G5-3		1-2 G6-4-3 1-2f	5 1 2 0 0 0 2				
<b>Ellis Burks, R</b> (1, 10) <small>OBP: 0.374, SLG: 0.643</small>		4-2 G4-6-3 1-2 BB	3-1 CS 2-3	2-1 G6-3		4-2 WP S 1B BB	1-3 K		2 1 0 0 2 1 0					
<b>Jim Thome, L</b> (1, 3) <small>OBP: 0.401, SLG: 0.609</small>		2-1 G4-6-3 1-2f 2-3		2-2 BB 1B		0-1 F7	0-0 G3-1		4 0 1 0 0 0 4					
<b>Travis Fryman, R</b> (1, 5) <small>OBP: 0.436, SLG: 0.354</small>		1-1 1B 3-H		1-2 F9		3-3 K 1-2		4-0 FC5-4 BB	3 0 1 1 1 1 2					
<b>Marty Cordova, R</b> (1, 7) <small>OBP: 0.376, SLG: 0.560</small>		2-2 1-2 1B		4-1 1-2 BB		4-1 1B 2-3 BB		1-1 FC5-4 1-2f	2 1 1 0 2 0 1					
<b>Tim Laker, R</b> (1, 2) <small>OBP: 0.250, SLG: 0.250</small>		2-3 K		0-0 F9		0-0 1-2 3-H 1B		0-0 F8	4 0 1 1 0 1 5					
<b>Inning Stats</b>	R: 0 E: 0 K: 1 S: 7 H: 0 LOB: 0 BB: 0 P: 10	R: 1 E: 0 K: 1 S: 18 H: 3 LOB: 2 BB: 1 P: 32	R: 0 E: 0 K: 1 S: 8 H: 2 LOB: 1 BB: 0 P: 15	R: 0 E: 0 K: 0 S: 10 H: 1 LOB: 2 BB: 1 P: 19	R: 1 E: 0 K: 0 S: 6 H: 2 LOB: 0 BB: 0 P: 10	R: 2 E: 0 K: 1 S: 17 H: 2 LOB: 2 BB: 2 P: 31	R: 0 E: 0 K: 1 S: 6 H: 0 LOB: 1 BB: 0 P: 8	R: 0 E: 0 K: 0 S: 6 H: 0 LOB: 1 BB: 1 P: 11	R: 0 E: 0 K: 0 S: 5 H: 0 LOB: 0 BB: 1 P: 10	1B: 9 2B: 1 3B: 0 HR: 0 SF: 0 SAC: 1 DP: 3 HBP: 0	WP: 1 PB: 1 SB: 1 CS: 1 PA: 41			
<b>PITCHER</b>	IP WLS BF H R ER SO BB IBB HBP BLK WP HR S P ERA WHIP												<b>PITCHER</b>	IP WLS BF H R ER SO BB IBB HBP BLK WP HR S P ERA WHIP
<b>Jeff Suppan, R</b> (1, 1) <small>ERA: 4.71</small> <b>Cory Bailey, R</b> (6, 1) <small>ERA: 3.41</small> <b>Doug Henry, R</b> (7, 1) <small>ERA: 6.57</small> <b>51 Kris Wilson, R</b> (9, 1) <small>ERA: 2.95</small>	5.2 L 28 10 4 4 4 4 4 0 0 0 1 0 64 115 6.35 2.471													

**Cleveland Indians @ Kansas City Royals**  
 Kauffman Stadium, Kansas City, MO  
 Sun Jun 24 2001, 1:05 PM CDT  
 Att. 25,127 - Sunny - 82 F

AB	33
R	4
H	10
RBI	4
BB	6
SO	5
LOB	17



[livebaseballscorecards.com](http://livebaseballscorecards.com)

Batter	1	2	3	4	5	6	7	8	9	AB	R	H	RBI	BB	SO	LOB
Luis Alicea, S OBP: 0.313, SLG: 0.358 (1, 5)	F8		L1-3 BB		G3-1					3	0	1	0	1	0	0
Rey Sanchez, R OBP: 0.317, SLG: 0.356 (1, 6)	29 1B BB		L1-3			G4-3	G6-3			3	0	0	0	1	0	3
29 Mike Sweeney, R OBP: 0.380, SLG: 0.594 (1, 3)	BB 1-3 1B		K2-3			WP 1B SF9 1B		G5-3		4	1	2	0	0	1	0
Jermaine Dye, R OBP: 0.338, SLG: 0.426 (1, 9)	K					SF9 WP 1B		F8		4	0	1	0	0	2	2
Joe Randa, R OBP: 0.316, SLG: 0.391 (1, 10)	BB					SF9		G6-3		2	1	1	2	1	0	0
Carlos Beltrán, S OBP: 0.294, SLG: 0.372 (1, 8)	K					F7				4	0	0	0	0	3	4
Raul Ibanez, L OBP: 0.237, SLG: 0.250 (1, 7)			K							2	0	0	0	1	1	0
Dave McCarty, R OBP: 0.331, SLG: 0.385 (9, PH)										1	0	0	0	0	1	0
A.J. Hinch, R OBP: 0.222, SLG: 0.352 (1, 2)			F5							4	0	1	0	0	1	0
Donnie Sadler, R OBP: 0.268, SLG: 0.261 (1, 4)			K							3	0	0	0	0	2	1

Inning Stats	R: 0	H: 1	E: 0	K: 2	S: 14	LOB: 3	BB: 2	P: 30	R: 0	H: 0	E: 0	K: 2	S: 9	LOB: 0	BB: 0	P: 14	R: 0	H: 0	E: 0	K: 1	S: 5	LOB: 0	BB: 1	P: 12	R: 1	H: 1	E: 0	K: 2	S: 16	LOB: 0	BB: 1	P: 29	R: 0	H: 0	E: 0	K: 2	S: 8	LOB: 0	BB: 0	P: 10	R: 1	H: 2	E: 0	K: 0	S: 11	LOB: 1	BB: 0	P: 17	R: 0	H: 2	E: 0	K: 0	S: 13	LOB: 2	BB: 0	P: 18	R: 0	H: 0	E: 0	K: 0	S: 5	LOB: 0	BB: 0	P: 9	R: 0	H: 0	E: 0	K: 2	S: 8	LOB: 0	BB: 0	P: 11	1B: 4	2B: 2	3B: 0	HR: 1	SF: 1	SAC: 0	DP: 1	HBP: 0	WP: 1	PB: 0	SB: 0	CS: 1	PA: 36
--------------	------	------	------	------	-------	--------	-------	-------	------	------	------	------	------	--------	-------	-------	------	------	------	------	------	--------	-------	-------	------	------	------	------	-------	--------	-------	-------	------	------	------	------	------	--------	-------	-------	------	------	------	------	-------	--------	-------	-------	------	------	------	------	-------	--------	-------	-------	------	------	------	------	------	--------	-------	------	------	------	------	------	------	--------	-------	-------	-------	-------	-------	-------	-------	--------	-------	--------	-------	-------	-------	-------	--------

PITCHER	IP	WLS	BF	H	R	ER	SO	BB	IBB	HBP	BLK	WP	HR	S	P	ERA	WHIP
Bartolo Colon, R ERA: 4.3 (1, 1)	6.0	W	24	4	2	2	9	4	0	0	0	1	1	63	112	3.00	1.333
37 Jake Westbrook, R ERA: 2.76 (7, 1)	1.0	H	5	2	0	0	0	0	0	0	0	0	0	13	18	0.00	2.000
Bob Wickman, R ERA: 3.03 (8, 1)	1.0	H	3	0	0	0	0	0	0	0	0	0	0	5	9	0.00	0.000
John Rocker, L ERA: 3.0 (9, 1)	1.0	S	3	0	0	0	2	0	0	0	0	0	0	8	11	0.00	0.000

**BOTTOM**

**Cleveland Indians @ Kansas City Royals**  
**Kauffman Stadium, Kansas City, MO**  
 Sun Jun 24 2001, 1:05 PM CDT  
 Att: 25,127 - Sunny - 82 F

AB	30
R	2
H	6
RBI	2
BB	4
SO	11
LOB	10



PITCHER	IP	WLS	BF	H	R	ER	SO	BB	IBB	HBP	BLK	WP	HR	S	P	ERA	WHIP
---------	----	-----	----	---	---	----	----	----	-----	-----	-----	----	----	---	---	-----	------



Batter	1	2	3	4	5	6	7	8	9	AB R H RBI BB SO LOB	TOP											
Roger Cedeno, S (1, 8) OBP: 0.326, SLG: 0.338 Wendell Magee, R (6, 8) OBP: 0.363, SLG: 0.487	0-1 G4-3		0-0 F7		4-1 1B 2B BB		3-3 K			2 1 0 0 1 0 0 1 0 0 0 0 1 0												
Damion Easley, R (1, 4) OBP: 0.370, SLG: 0.452 Jose Macias, S (8, 4) OBP: 0.322, SLG: 0.410	2-2 P4		0-2 F7		1-0 2B 1B		0-1 G5-4-3 1B			4 1 2 1 0 0 0 0 0 0 0 0 0 0												
Bobby Higginson, L (1, 7) OBP: 0.417, SLG: 0.479	0-1 1B		2-2 G3		1-1 2B		2-1 F8			4 0 2 2 0 0 1												
Tony Clark, S (1, 3) OBP: 0.379, SLG: 0.511 Ryan Jackson, L (8, 3) OBP: 0.282, SLG: 0.351	0-0 G4-3			1-1 G4-3	2-2 G6-3		1-0 G5-4-3			4 0 0 0 0 0 3 0 0 0 0 0 0 0												
Robert Fick, L (1, 2) OBP: 0.353, SLG: 0.584		2-1 F8		1-0 F7		1-1 F8		1-3 K		4 0 0 0 0 1 0												
Dean Palmer, R (1, 10) OBP: 0.325, SLG: 0.447		1-3 K		1-3 K		0-0 G6-3		3-3 K		4 0 0 0 0 3 0												
Juan Encarnacion, R (1, 9) OBP: 0.328, SLG: 0.470		4-1 S HR BB			2-2 F8	2-0 G5-3		2-1 G5-3		3 1 0 0 1 0 0												
Shane Halter, R (1, 6) OBP: 0.345, SLG: 0.456		1-0 1-H HR			1-3 K		3-2 G6-3			3 1 1 2 0 1 0												
Jarrod Patterson, L (1, 5) OBP: 0.286, SLG: 0.471		2-1 G4-3			0-0 1B BB		3-1 G1-3			3 1 1 0 0 0 0												
<b>Inning Stats</b>	R: 0 E: 0 K: 0 S: 8	H: 1 LOB: 1 BB: 0 P: 10	R: 2 E: 0 K: 1 S: 9	H: 1 LOB: 0 BB: 1 P: 19	R: 0 E: 0 K: 0 S: 7	H: 0 LOB: 0 BB: 0 P: 9	R: 0 E: 0 K: 1 S: 6	H: 0 LOB: 0 BB: 0 P: 9	R: 3 E: 0 K: 1 S: 14	H: 3 LOB: 1 BB: 1 P: 25	R: 0 E: 0 K: 0 S: 4	H: 0 LOB: 0 BB: 0 P: 7	R: 0 E: 0 K: 1 S: 8	H: 0 LOB: 0 BB: 0 P: 17	R: 0 E: 0 K: 0 S: 5	H: 1 LOB: 0 BB: 0 P: 8	R: 0 E: 0 K: 2 S: 10	H: 0 LOB: 0 BB: 0 P: 16	1B: 4 2B: 1 3B: 0 HR: 1	SF: 0 SAC: 0 DP: 1 HBP: 0	WP: 0 PB: 0 SB: 1 CS: 0	PA: 34
<b>PITCHER</b>	IP WLS BF H R ER SO BB IBB HBP BLK WP HR S P ERA WHIP																					
Dan Reichert, R (1, 1) ERA: 4.37	7.0 W 28 5 5 5 4 2 0 0 0 0 0 1 56 96 6.43 1.000																					
55 Tony Cogan, L (8, 1) ERA: 5.51	1.0 3 1 0 0 0 0 0 0 0 0 0 0 5 8 0.00 1.000																					
Jeff Austin, R (9, 1) ERA:	1.0 3 0 0 0 0 2 0 0 0 0 0 0 10 16 0.00 0.000																					

Detroit Tigers @ Kansas City Royals  
Kauffman Stadium, Kansas City, MO

Tue Jun 26 2001, 7:05 PM CDT  
Att. 13,966 - Cloudy - 86 F

livebaseballscorecards.com

AB 32  
R 5  
H 6  
RBI 5  
BB 2  
SO 6  
LOB 4







Batter	1	2	3	4	5	6	7	8	9	AB R H RBI BB SO LOB	TOP																									
Jose Macias, S (1, 5) OBP: 0.324, SLG: 0.412	0-1 SH1-3 SF7 2B		4-1 PO BB		0-0 G6-3		2-2 E1 BB		3-1 FC6-2 WP S 1B	4 2 1 0 1 0 3																										
Damion Easley, R (1, 4) OBP: 0.372, SLG: 0.450	0-1 SH1-3 2-3		0-0 PO 1-2	0-0 G6-3		0-0 F8	4-0 BB	1-2 BB	1-2 1B	3 0 1 1 1 0 0																										
Bobby Higginson, L (1, 7) OBP: 0.413, SLG: 0.489	0-0 SF7 3-H			3-1 F9		2-2 HR	0-0 F9		3-3 K	4 1 1 2 0 1 4																										
Robert Fick, L (1, 2) OBP: 0.356, SLG: 0.582	0-0 G4-3			2-2 1B 1B		3-0 F7		1-2 G5-4-3 1B		4 0 2 0 0 0 0																										
Tony Clark, S (1, 3) OBP: 0.381, SLG: 0.511		1-3 K		0-2 1B		0-1 1B		0-3 K		4 0 2 0 0 2 1																										
Dean Palmer, R (1, 10) OBP: 0.319, SLG: 0.438		2-1 G6-3		1-2 F8		3-2 L4		1-0 G5-4-3 1-2f		4 0 0 0 0 0 4																										
Juan Encarnacion, R (1, 9) OBP: 0.323, SLG: 0.463		3-2 F7			1-1 G4-3		0-0 L7		0-0 P6	4 0 0 0 0 0 0																										
Shane Halter, R (1, 6) OBP: 0.355, SLG: 0.493			1-2 G4-3		0-0 2B		2-1 E B1-3 1B		1-1 HR	4 1 3 1 0 0 0																										
Wendell Magee, R (1, 8) OBP: 0.351, SLG: 0.469			3-2 L8		2-2 P8		0-1 B1-3		4-2 WP S FC6-2 BB	3 0 0 0 0 0 2																										
Randall Simon, L (9, PH) OBP: 0.385, SLG: 0.200										0 0 0 0 1 0 0																										
Roger Cedeno, S (9, PR) OBP: 0.326, SLG: 0.338										0 0 0 0 0 0 0																										
Ryan Jackson, L (9, 9) OBP: 0.282, SLG: 0.351										0 0 0 0 0 0 0																										
<b>Inning Stats</b>	R: 1 E: 0 K: 0 S: 6	H: 1 LOB: 0 BB: 0 P: 6	R: 0 E: 0 K: 1 S: 8	H: 0 LOB: 0 BB: 0 P: 14	R: 0 E: 0 K: 0 S: 8	H: 0 LOB: 0 BB: 1 P: 16	R: 0 E: 0 K: 0 S: 13	H: 2 LOB: 2 BB: 0 P: 19	R: 0 E: 0 K: 0 S: 7	H: 1 LOB: 1 BB: 0 P: 10	R: 1 E: 0 K: 0 S: 13	H: 2 LOB: 1 BB: 0 P: 21	R: 0 E: 1 K: 0 S: 11	H: 1 LOB: 3 BB: 1 P: 19	R: 0 E: 0 K: 1 S: 7	H: 1 LOB: 0 BB: 0 P: 9	R: 2 E: 0 K: 1 S: 17	H: 2 LOB: 1 BB: 1 P: 28	1B: 6 2B: 2 3B: 0 HR: 2	SF: 1 SAC: 1 DP: 1 HBP: 0	WP: 2 PB: 0 SB: 2 CS: 0	PA: 40														
<b>PITCHER</b>	IP WLS BF H R ER SO BB IBB HBP BLK WP HR S P ERA WHIP																																			
Paul Byrd, R (1, 1) ERA: 4.78	6.2		29	7	2	2	1	2	0	0	0	0	1	65	104	2.70	1.350																			
55 Tony Cogan, L (7, 1) ERA: 5.4	0.1		2	1	0	0	0	0	0	0	0	0	0	4	5	0.00	3.000																			
Jason Grimsley, R (8, 1) ERA: 2.53	1.0		2	0	0	0	1	0	0	0	0	0	0	4	5	0.00	0.000																			
Roberto Hernandez, R (9, 1) ERA: 4.68	1.0	W	6	2	2	2	1	1	0	0	0	2	1	17	28	18.00	3.000																			

Detroit Tigers @ Kansas City Royals  
Kauffman Stadium, Kansas City, MO

Wed Jun 27 2001, 7:05 PM CDT  
Att. 15,207 - Cloudy - 84 F

livebaseballscorecards.com

AB	34
R	4
H	10
RBI	4
BB	3
SO	3
LOB	14



Batter	1	2	3	4	5	6	7	8	9	AB	R	H	RBI	BB	SO	LOB
Endy Chavez, L (1, 7) OBP: 0.247, SLG: 0.243	1-0 F8		0-0 F7		0-2 G6-3		1-1 G5-4-3		3-2 1B	5	0	1	1	0	0	1
Rey Sanchez, R (1, 6) OBP: 0.318, SLG: 0.355	1-1 FC5-4 1B		1-0 P3		1-1 G5-3			0-1 FC4-6 G5-3 1B		4	1	2	0	0	0	0
29 Mike Sweeney, R (1, 3) OBP: 0.379, SLG: 0.586	0-0 FC5-4 1-2f		1-1 1B		1-0 F9			0-0 FC4-6 1B		4	0	2	0	0	0	1
Joe Randa, R (1, 5) OBP: 0.314, SLG: 0.394	0-0 F3		1-0 G1-3			2-2 G4-3		1-2 FC4-6 G5-3		4	0	0	0	0	0	4
Jermaine Dye, R (1, 9) OBP: 0.341, SLG: 0.423		1-2 G6-3		4-2 1B BB		0-0 G5-3		0-1 G5-3		3	0	0	1	1	0	1
Raul Ibanez, L (1, 10) OBP: 0.269, SLG: 0.270		0-0 1B SF7 1B		3-1 F7		3-3 K		1-2 G5-3		3	1	1	0	0	1	1
Dave McCarty, R (8, PH) OBP: 0.328, SLG: 0.381								3-H 2-2 G5-3		1	0	0	0	0	0	1
Carlos Beltrán, S (1, 8) OBP: 0.308, SLG: 0.397		2-2 S 1B		3-2 1B			1-0 HR		1-1 S 1B	4	2	4	1	0	0	0
Brent Mayne, L (1, 2) OBP: 0.390, SLG: 0.389		3-1 SF7		1-1 F6			2-2 F7		3-2 FC1-5 1B	3	0	1	2	0	0	2
Donnie Sadler, R (1, 4) OBP: 0.252, SLG: 0.245		1-2 3-H							1-H							
Luis Alicea, S (7, PH) OBP: 0.314, SLG: 0.359		0-0 G6-3		1-0 F7			1-1 G5-4-3 1B		0-0 FC1-5 S 1B	2	0	0	0	0	0	3
									2-3	2	1	1	0	0	0	1

Inning Stats	R: 0	H: 1	E: 0	LOB: 1	K: 0	BB: 0	S: 5	R: 1	H: 2	E: 0	LOB: 1	K: 0	BB: 0	S: 12	R: 0	H: 1	E: 0	LOB: 1	K: 0	BB: 0	S: 5	R: 0	H: 1	E: 0	LOB: 2	K: 0	BB: 1	S: 11	R: 0	H: 0	E: 0	LOB: 0	K: 0	BB: 0	S: 6	R: 0	H: 0	E: 0	LOB: 0	K: 1	BB: 0	S: 7	R: 1	H: 2	E: 0	LOB: 0	K: 0	BB: 0	S: 8	R: 1	H: 2	E: 0	LOB: 1	K: 0	BB: 0	S: 11	R: 2	H: 3	E: 0	LOB: 1	K: 0	BB: 0	S: 10	1B: 11	SF: 1	2B: 0	SAC: 0	3B: 0	DP: 1	HR: 1	HBP: 0
--------------	------	------	------	--------	------	-------	------	------	------	------	--------	------	-------	-------	------	------	------	--------	------	-------	------	------	------	------	--------	------	-------	-------	------	------	------	--------	------	-------	------	------	------	------	--------	------	-------	------	------	------	------	--------	------	-------	------	------	------	------	--------	------	-------	-------	------	------	------	--------	------	-------	-------	--------	-------	-------	--------	-------	-------	-------	--------

PITCHER	IP	WLS	BF	H	R	ER	SO	BB	IBB	HBP	BLK	WP	HR	S	P	ERA	WHIP
Jose Lima, R (1, 1) ERA: 6.83	6.1		27	7	2	2	1	1	0	0	0	0	0	52	86	2.84	1.263
Danny Patterson, R (7, 1) ERA: 2.19	1.1		5	2	1	1	0	0	0	0	0	0	0	10	12	6.75	1.500
Heath Murray, L (8, 1) ERA: 5.0	0.1		1	0	0	0	0	0	0	0	0	0	0	3	5	0.00	0.000
Todd Jones, R (9, 1) ERA: 5.61	0.1	L	4	3	2	2	0	0	0	0	0	0	0	10	17	54.00	9.000

BOTTOM

Detroit Tigers @ Kansas City Royals  
Kauffman Stadium, Kansas City, MO

Wed Jun 27 2001, 7:05 PM CDT  
Att: 15,207 - Cloudy - 84 F

livebaseballscorecards.com

AB	35
R	5
H	12
RBI	5
BB	1
SO	1
LOB	15



WP: 0	PA: 37
PB: 0	
SB: 3	
CS: 0	



Batter	1	2	3	4	5	6	7	8	9	AB R H RBI BB SO LOB	TOP											
Jose Macias, S (1, 4) OBP: 0.323, SLG: 0.409	2-2 G1-3		1-1 G6-3			3-2 1B		3-2 F7		4 0 1 0 0 0 1												
Ryan Jackson, L (1, 3) OBP: 0.268, SLG: 0.333	2-2 F7		2-1 G6-3			0-0 FC4-3-6 1B		0-0 F7		4 1 0 0 0 0 2												
Bobby Higginson, L (1, 7) OBP: 0.414, SLG: 0.489	2-2 G3			1-0 1B		1-2 1B		2-0 E3 FC6 1B		4 0 2 0 0 0 1												
Randall Simon, L (1, 10) OBP: 0.412, SLG: 0.286		1-1 G3-1		1-0 G4-6-3 1B		0-0 1B		1-0 1B		4 0 2 2 0 0 1												
Juan Encarnacion, R (1, 9) OBP: 0.322, SLG: 0.463		0-2 2B		0-1 F9		3-2 G5-4-3 1B		0-0 FC6		4 0 1 0 0 0 4												
Shane Hatter, R (1, 6) OBP: 0.353, SLG: 0.483		4-2 BB			0-0 F8		3-2 G6-3		3-2 G5-3	3 0 0 0 1 0 0												
Jarrod Patterson, L (1, 5) OBP: 0.282, SLG: 0.447		1-1 G4-6-3		0-1 1B		1-0 F7		2-1 F7		4 0 1 0 0 0 2												
Wendell Magee, R (1, 8) OBP: 0.337, SLG: 0.447		0-3 K		1-2 1B		1-2 FC5-4 1B		0-1 G6-3		4 0 0 0 0 1 3												
Javier Cardona, R (1, 2) OBP: 0.286, SLG: 0.321			0-0 F7		1-1 1B		1-1 1B			3 1 2 0 0 0 0												
<b>Inning Stats</b>	R: 0 E: 0 K: 0 S: 11	H: 0 LOB: 0 BB: 0 P: 17	R: 0 E: 0 K: 1 S: 13	H: 1 LOB: 2 BB: 1 P: 19	R: 0 E: 0 K: 0 S: 5	H: 0 LOB: 0 BB: 0 P: 8	R: 0 E: 0 K: 0 S: 4	H: 1 LOB: 0 BB: 0 P: 6	R: 0 E: 0 K: 0 S: 8	H: 2 LOB: 2 BB: 0 P: 10	R: 1 E: 0 K: 0 S: 13	H: 3 LOB: 1 BB: 0 P: 20	R: 0 E: 0 K: 0 S: 6	H: 0 LOB: 0 BB: 0 P: 10	R: 1 E: 1 K: 0 S: 9	H: 2 LOB: 2 BB: 0 P: 16	R: 0 E: 0 K: 0 S: 7	H: 0 LOB: 0 BB: 0 P: 12	1B: 8 2B: 1 3B: 0 HR: 0	SF: 0 SAC: 0 DP: 2 HBP: 0	WP: 0 PB: 0 SB: 0 CS: 0	PA: 35
<b>PITCHER</b>	IP WLS BF H R ER SO BB IBB HBP BLK WP HR S P ERA WHIP																					
Chad Durbin, R (1, 1) ERA: 4.4	7.2 W 31 9 2 1 1 1 0 0 0 0 0 0 68 105 1.17 1.304																					
Cory Bailey, R (8, 1) ERA: 3.26	1.1 4 0 0 0 0 0 0 0 0 0 0 0 8 13 0.00 0.000																					

Detroit Tigers @ Kansas City Royals  
Kauffman Stadium, Kansas City, MO

Thu Jun 28 2001, 1:05 PM CDT  
Att. 22,239 - Sunny - 87 F

livebaseballscorecards.com

AB	34
R	2
H	9
RBI	2
BB	1
SO	1
LOB	14







Batter	1	2	3	4	5	6	7	8	9	AB R H RBI BB SO LOB	TOP											
Luis Alicea, S OBP: 0.318, SLG: 0.361 (1, 5)	1-0 CS 1B		2-1 FC6-4 1B	3-2 G6-3			0-1 FC6-4 1B		1-1 G5-3 1-2	5 0 3 0 0 0 1												
Rey Sanchez, R OBP: 0.313, SLG: 0.349 (1, 6)	3-2 F7 1-2		0-1 FC6-4 1-2f		0-3 K2-3		0-2 FC6-4 29 WP 1-2f		0-1 G4-3	5 0 0 0 0 1 4												
29 Mike Sweeney, R OBP: 0.383, SLG: 0.612 (1, 3)	2-3 K			0-0 HR		3-2 F8		4-0 1-2 IBB		3 1 1 1 1 1 0												
Joe Randa, R OBP: 0.318, SLG: 0.395 (1, 10)		2-2 F7		4-1 HR BB		0-3 K		3-2 F7		3 1 0 0 1 1 2												
Jermaine Dye, R OBP: 0.341, SLG: 0.441 (1, 9)		0-0 G5-3		2-1 1-H HR		0-0 G4-3		2-2 G1-3		4 1 1 2 0 0 0												
Raul Ibanez, L OBP: 0.297, SLG: 0.333 (1, 7)		0-1		3-2 HR		4-1 FC5-4 BB		0-0 L7		3 1 2 1 1 0 0 0 0 0 0 0 0 0												
Andy Chavez, L OBP: 0.247, SLG: 0.243 (9, 7)		1B		HR																		
Carlos Beltrán, S OBP: 0.310, SLG: 0.403 (1, 8)		3-3 K		1-0 HR		2-2 FC5-4 1-2f		1-3 K		4 1 1 1 0 2 2												
Brent Mayne, L OBP: 0.382, SLG: 0.380 (1, 2)			1-1 G5-3	1-3 K		1-3 K			1-2 F7	4 0 0 0 0 2 1												
Donnie Sadler, R OBP: 0.277, SLG: 0.275 (1, 4)			3-2 F9	2-2 F9			0-1 G6-3		1-1 G5-3 1B	4 0 1 0 0 0 0												
<b>Inning Stats</b>	R: 0 E: 0 K: 1 S: 9	H: 1 LOB: 0 BB: 0 P: 15	R: 0 E: 0 K: 1 S: 10	H: 1 LOB: 1 BB: 0 P: 15	R: 0 E: 0 K: 0 S: 9	H: 1 LOB: 1 BB: 0 P: 15	R: 5 E: 0 K: 1 S: 18	H: 4 LOB: 0 BB: 1 P: 34	R: 0 E: 0 K: 2 S: 10	H: 0 LOB: 0 BB: 0 P: 13	R: 0 E: 0 K: 1 S: 9	H: 0 LOB: 1 BB: 1 P: 16	R: 0 E: 0 K: 0 S: 11	H: 1 LOB: 2 BB: 1 P: 18	R: 0 E: 0 K: 1 S: 7	H: 0 LOB: 0 BB: 0 P: 10	R: 0 E: 0 K: 0 S: 9	H: 1 LOB: 1 BB: 0 P: 12	1B: 5 2B: 0 3B: 0 HR: 4	SF: 0 SAC: 0 DP: 0 HBP: 0	WP: 1 PB: 0 SB: 0 CS: 1	PA: 38
<b>PITCHER</b>	IP WLS BF H R ER SO BB IBB HBP BLK WP HR S P ERA WHIP																				IP WLS BF H R ER SO BB IBB HBP BLK WP HR S P ERA WHIP	
Dave Burba, R ERA: 5.9 (1, 1)	5.1 L 24 7 5 5 5 2 0 0 0 0 4 58 98 8.44 1.688																					
Rich Rodriguez, L ERA: 4.26 (6, 1)	0.2 2 0 0 0 1 0 0 0 0 0 0 0 7 10 0.00 0.000																					
37 Jake Westbrook, R ERA: 2.75 (7, 1)	3.0 12 2 0 0 1 0 1 0 0 1 0 0 27 40 0.00 0.667																					

**Kansas City Royals @ Cleveland Indians**  
 Jacobs Field, Cleveland, OH  
 Fri Jun 29 2001, 7:05 PM EDT  
 Att. 42,500 - Cloudy - 85 F

AB	35
R	5
H	9
RBI	5
BB	3
SO	7
LOB	10







Batter	1	2	3	4	5	6	7	8	9	AB R H RBI BB SO LOB	TOP											
Luis Alicea, S OBP: 0.329, SLG: 0.381 (1, 5)	2-2 P4		X 0-0 G6-3 29 HR 2B	X 0-0 29 HR 1B		C 1-1 1B 2B		C 1-1 G6-4-3 1B		5 3 4 0 0 0 0												
Rey Sanchez, R OBP: 0.314, SLG: 0.350 (1, 6)	2-1 G6-4-3 1B		L 2-2 G6-3	X 0-0 29 HR 1B		B 1-3 K		X 0-0 G6-4-3		5 1 2 1 0 1 3												
29 Mike Sweeney, R OBP: 0.390, SLG: 0.633 (1, 3)	0-1 G6-4-3		X 0-0 HR	C 0-1 HR		F 4-2 1B BB				4 2 3 5 1 0 1												
Joe Randa, R OBP: 0.319, SLG: 0.393 (1, 10)		B 4-1 HR BB	C 3-2 L7	X 0-1 G6-3		X 0-0 1B		C 0-1 F7		4 1 1 1 1 0 1												
Jermaine Dye, R OBP: 0.342, SLG: 0.438 (1, 9)		B 1-0 F9	B 3-1 L3		B 1-0 1B		C 0-3 K		B 4-2 FC5-2 WP BB	4 0 1 0 1 1 3												
Raul Ibanez, L OBP: 0.304, SLG: 0.370 (1, 7)		B 3-0 HR		B 3-3 K				B 4-1 FC5-2 BB		4 1 1 2 1 2 1												
Endy Chavez, L OBP: 0.247, SLG: 0.243 (9, PR)										0 0 0 0 0 0 0												
Carlos Beltrán, S OBP: 0.311, SLG: 0.422 (1, 8)		F 0-1 HR		B 1-2 HR		S 1-3 K		B 1-2 FC5-2		5 2 2 2 0 2 4												
Brent Mayne, L OBP: 0.378, SLG: 0.375 (1, 2)		B 2-0 F7		X 0-0 FC6-4 1B		B 2-1 G4-3		B 2-3 K		5 0 1 0 0 2 4												
Donnie Sadler, R OBP: 0.267, SLG: 0.264 (1, 4)		F 1-2 F7		F 0-1 FC6-4 1B		C 2-2 F8		C 0-1 F9		4 1 0 0 0 0 1												
<b>Inning Stats</b>	R: 0 E: 0 K: 0 S: 7	H: 1 LOB: 0 BB: 0 P: 11	R: 3 E: 0 K: 0 S: 9	H: 2 LOB: 0 BB: 1 P: 20	R: 2 E: 0 K: 0 S: 13	H: 2 LOB: 0 BB: 0 P: 21	R: 5 E: 0 K: 1 S: 15	H: 5 LOB: 0 BB: 0 P: 19	R: 0 E: 0 K: 1 S: 8	H: 1 LOB: 1 BB: 0 P: 15	R: 1 E: 0 K: 2 S: 19	H: 2 LOB: 2 BB: 1 P: 27	R: 0 E: 0 K: 3 S: 9	H: 0 LOB: 0 BB: 0 P: 13	R: 0 E: 0 K: 0 S: 5	H: 1 LOB: 0 BB: 0 P: 6	R: 0 E: 0 K: 1 S: 14	H: 1 LOB: 3 BB: 2 P: 25	1B: 8 2B: 2 3B: 0 HR: 5	SF: 0 SAC: 0 DP: 2 HBP: 0	WP: 1 PB: 0 SB: 0 CS: 0	PA: 44
<b>PITCHER</b>	IP WLS BF H R ER SO BB IBB HBP BLK WP HR S P ERA WHIP																					
Bartolo Colon, R ERA: 4.89 (1, 1)	3.2 L 20 9 9 9 1 1 0 0 0 0 0 4 40 67 22.09 2.727																					
Steve Woodard, R ERA: 4.33 (4, 1)	2.1 12 4 2 2 3 1 0 0 0 0 0 1 31 46 7.71 2.143																					
Ricardo Rincon, L ERA: 2.96 (7, 1)	2.0 6 1 0 0 3 0 0 0 0 0 0 0 14 19 0.00 0.500																					
Paul Shuey, R ERA: 2.52 (9, 1)	1.0 6 1 0 0 1 2 0 0 0 0 1 0 14 25 0.00 3.000																					

**Kansas City Royals @ Cleveland Indians**  
 Jacobs Field, Cleveland, OH  
 Sat Jun 30 2001, 7:05 PM EDT  
 Att. 42,446 - Cloudy - 80 F

AB	40
R	11
H	15
RBI	11
BB	4
SO	8
LOB	18



Batter	1	2	3	4	5	6	7	8	9	AB	R	H	RBI	BB	SO	LOB
<b>Kenny Lofton, L</b> OBP: 0.320, SLG: 0.346 (1, 8)	2-3 K		1-2 G3-1	0-2 G1-3		2-2 HR		0-0 G3		5	1	1	2	0	1	2
<b>Omar Vizquel, S</b> OBP: 0.341, SLG: 0.322 (1, 6)	3-2 G3		0-1 3B	1-0 G3-1		1-3 K			1-1 G4-3	5	1	1	0	0	1	2
<b>Roberto Alomar, S</b> OBP: 0.423, SLG: 0.527 (1, 4)	4-2 BB		2-2 HR		2-2 G3-1				4-2 G6-4-3 BB	3	1	1	1	2	0	0
<b>Juan Gonzalez, R</b> OBP: 0.379, SLG: 0.624 (1, 9)	2-1 F7		0-0 HR		2-0 F9				1-0 G6-4-3	5	2	2	3	0	0	2
<b>Ellis Burks, R</b> OBP: 0.365, SLG: 0.608 (1, 10)		1-2 G5-3	1-0 F8		1-2 P4					4	0	0	0	0	1	0
<b>Jim Thome, L</b> OBP: 0.396, SLG: 0.595 (1, 3)		0-1 F7	2-2 G3-1			1-1 HR			1-0 2B	4	1	2	1	0	0	0
<b>Marty Cordova, R</b> OBP: 0.372, SLG: 0.537 (1, 7)		1-2 1B		1-3 K		3-2 G5-3			3-3 K	4	0	1	0	0	2	1
<b>Travis Fryman, R</b> OBP: 0.408, SLG: 0.345 (1, 5)		2-2 1B		0-0 G1-3 BB		1-2 L8			1-3 K	4	0	2	0	0	1	0
<b>Einar Diaz, R</b> OBP: 0.369, SLG: 0.448 (1, 2)		0-1 G6-3		4-0 G1-3 BB		4-2 HR			0-3 K	2	1	0	0	2	1	2

Inning Stats	R: 0	H: 0	E: 0	K: 1	S: 10	H: 0	LOB: 1	BB: 1	P: 21	R: 0	H: 2	E: 0	K: 0	S: 14	H: 3	LOB: 0	BB: 0	P: 18	R: 0	H: 1	E: 0	K: 1	S: 8	H: 0	LOB: 0	BB: 0	P: 13	R: 3	H: 2	E: 0	K: 1	S: 25	H: 2	LOB: 0	BB: 1	P: 37	R: 1	H: 2	E: 0	K: 2	S: 16	H: 0	LOB: 0	BB: 0	P: 8	R: 0	H: 0	E: 0	K: 2	S: 7	H: 0	LOB: 0	BB: 0	P: 8	R: 0	H: 0	E: 0	K: 0	S: 6	H: 0	LOB: 0	BB: 1	P: 12	1B: 4	SF: 0	2B: 1	SAC: 0	3B: 1	DP: 1	HR: 4	HBP: 0	WP: 0	PA: 40
--------------	------	------	------	------	-------	------	--------	-------	-------	------	------	------	------	-------	------	--------	-------	-------	------	------	------	------	------	------	--------	-------	-------	------	------	------	------	-------	------	--------	-------	-------	------	------	------	------	-------	------	--------	-------	------	------	------	------	------	------	------	--------	-------	------	------	------	------	------	------	------	--------	-------	-------	-------	-------	-------	--------	-------	-------	-------	--------	-------	--------

PITCHER	IP	WLS	BF	H	R	ER	SO	BB	IBB	HBP	BLK	WP	HR	S	P	ERA	WHIP
<b>51 Kris Wilson, R</b> ERA: 3.83 (1, 1)	5.2	W	28	8	6	6	2	3	0	0	0	0	3	77	120	9.53	1.941
<b>Jeff Austin, R</b> ERA: 3.86 (6, 1)	1.1		6	2	1	1	3	0	0	0	0	0	1	19	30	6.75	1.500
<b>Jason Grimsley, R</b> ERA: 2.36 (8, 1)	2.0		6	0	0	0	2	1	0	0	0	0	0	13	20	0.00	0.500

**BOTTOM**

**Kansas City Royals @ Cleveland Indians**  
**Jacobs Field, Cleveland, OH**  
 Sat Jun 30 2001, 7:05 PM EDT  
 Att. 42,446 - Cloudy - 80 F

[livebaseballscorecards.com](http://livebaseballscorecards.com)

<b>AB</b>	<b>36</b>
<b>R</b>	<b>7</b>
<b>H</b>	<b>10</b>
<b>RBI</b>	<b>7</b>
<b>BB</b>	<b>4</b>
<b>SO</b>	<b>7</b>
<b>LOB</b>	<b>9</b>





Batter	1	2	3	4	5	6	7	8	9	AB	R	H	RBI	BB	SO	LOB	TOP										
Luis Alicea, S OBP: 0.333, SLG: 0.379 (1, 5)										4	0	1	1	2	1	4	<b>Kansas City Royals @ Cleveland Indians</b> Jacobs Field, Cleveland, OH Sun Jul 01 2001, 1:05 PM EDT Att. 42,457 - Cloudy - 70 F										
Rey Sanchez, R OBP: 0.314, SLG: 0.350 (1, 6)										6	2	2	1	0	0	3											
29 Mike Sweeney, R OBP: 0.394, SLG: 0.645 (1, 3)										5	3	3	2	1	1	1											
Joe Randa, R OBP: 0.316, SLG: 0.392 (1, 10)										6	1	1	2	0	0	3											
Jermaine Dye, R OBP: 0.341, SLG: 0.436 (1, 9)										6	1	2	0	0	1	1											
Raul Ibanez, L OBP: 0.333, SLG: 0.413 Endy Chavez, L OBP: 0.247, SLG: 0.243 (1, 7) (9, 7)										2	3	1	3	3	0	0											
Carlos Beltrán, S OBP: 0.313, SLG: 0.438 (1, 8)										5	1	2	4	0	2	2											
Brent Mayne, L OBP: 0.373, SLG: 0.370 (1, 2)										5	0	1	0	0	1	1											
Donnie Sadler, R OBP: 0.289, SLG: 0.284 (1, 4)										3	2	2	0	2	0	0											
<b>Inning Stats</b>	R: 5 E: 0 K: 1 S: 21	H: 6 LOB: 2 BB: 1 P: 35	R: 3 E: 0 K: 1 S: 9	H: 3 LOB: 1 BB: 1 P: 16	R: 0 E: 0 K: 0 S: 13	H: 0 LOB: 2 BB: 2 P: 28	R: 2 E: 0 K: 1 S: 13	H: 1 LOB: 1 BB: 2 P: 26	R: 1 E: 0 K: 1 S: 14	H: 2 LOB: 2 BB: 1 P: 23	R: 0 E: 0 K: 0 S: 7	H: 0 LOB: 0 BB: 0 P: 11	R: 1 E: 0 K: 0 S: 8	H: 2 LOB: 1 BB: 0 P: 12	R: 0 E: 0 K: 2 S: 15	H: 0 LOB: 0 BB: 0 P: 20	1B: 8 2B: 3 3B: 1 HR: 3	SF: 0 SAC: 0 DP: 0 HBP: 0	WP: 0 PB: 0 SB: 4 CS: 0	PA: 50							
<b>PITCHER</b>	IP	WLS	BF	H	R	ER	SO	BB	IBB	HBP	BLK	WP	HR	S	P	ERA	WHIP										
Charles Nagy, R ERA: 7.66 (1, 1)	1.0	L	12	8	7	7	1	1	0	0	0	0	1	23	38	63.00	9.000										
Roy Smith, R ERA: 5.93 (2, 1)	3.2		20	4	4	4	2	4	1	0	0	0	2	42	79	9.82	2.182										
Rich Rodriguez, L ERA: 4.5 (5, 1)	1.0		6	1	1	1	1	2	0	0	0	0	0	12	23	9.00	3.000										
Steve Woodard, R ERA: 4.28 (6, 1)	0.1		1	0	0	0	0	0	0	0	0	0	0	3	6	0.00	0.000										
Bob Wickman, R ERA: 2.84 (7, 1)	1.0		3	0	0	0	0	0	0	0	0	0	0	7	11	0.00	0.000										
<b>PITCHER</b>	IP	WLS	BF	H	R	ER	SO	BB	IBB	HBP	BLK	WP	HR	S	P	ERA	WHIP										
Ricardo Rincon, L ERA: 3.2 (8, 1)	1.0		5	2	1	1	0	0	0	0	0	0	0	8	12	9.00	2.000										
John Rocker, L ERA: 2.83 (9, 1)	1.0		3	0	0	0	2	0	0	0	0	0	0	15	20	0.00	0.000										

livebaseballscorecards.com

<b>AB</b>	42
<b>R</b>	13
<b>H</b>	15
<b>RBI</b>	13
<b>BB</b>	8
<b>SO</b>	6
<b>LOB</b>	15







Batter	1	2	3	4	5	6	7	8	9	AB R H RBI BB SO LOB	TOP																									
Luis Alicea, S (1, 4) OBP: 0.328, SLG: 0.372	2-1 F3			3-1 F8	2-2 G6-3			1-3 K		4 0 0 0 0 1 1																										
Rey Sanchez, R (1, 6) OBP: 0.317, SLG: 0.352	1-2 G6-3			1-2 G6-3		2-0 WP 1B		2-2 29 2B 1B		4 1 2 0 0 0 0																										
29 Mike Sweeney, R (1, 10) OBP: 0.395, SLG: 0.646	3-3 K			4-2 BB 1B BB		3-2 F7		2-1 1-H 2B		3 0 1 1 1 1 1																										
Joe Randa, R (1, 5) OBP: 0.315, SLG: 0.390		3-2 P4		0-0 BB 1B		1-3 K		1-1 G4-3		4 0 1 0 0 1 2																										
Jermaine Dye, R (1, 9) OBP: 0.343, SLG: 0.433		1-3 K		4-1 BB 1-2 2-3 BB		1-0 F9		4-2 1B BB		2 0 0 0 2 1 1																										
Carlos Beltrán, S (1, 8) OBP: 0.312, SLG: 0.436		1-0 F8		1-3 K			1-3 K		0-1 1-2 1B	4 0 1 0 0 2 3																										
Dave McCarty, R (1, 3) OBP: 0.315, SLG: 0.364			2-1 G4-3		3-1 F8		2-3 K		2-2 P3	4 0 0 0 0 1 2																										
A.J. Hinch, R (1, 2) OBP: 0.232, SLG: 0.351			1-3 K2-3		3-1 2B		4-1 CS BB		0-1 F9	3 0 1 0 1 1 2																										
Donnie Sadler, R (1, 7) OBP: 0.285, SLG: 0.279			3-3 K		0-0 F8		3-2 CS		2-2 F8	2 0 0 0 0 1 1																										
Raul Ibanez, L (8, PH) OBP: 0.326, SLG: 0.403 (8, 7)							1-2 CS		3-2 F7	2 0 0 0 0 0 2																										
<b>Inning Stats</b>	R: 0 E: 0 K: 1 S: 8	H: 0 LOB: 0 BB: 0 P: 14	R: 0 E: 0 K: 1 S: 10	H: 0 LOB: 0 BB: 0 P: 15	R: 0 E: 0 K: 2 S: 8	H: 0 LOB: 0 BB: 0 P: 14	R: 0 E: 0 K: 1 S: 12	H: 1 LOB: 3 BB: 2 P: 25	R: 0 E: 0 K: 0 S: 9	H: 1 LOB: 1 BB: 0 P: 17	R: 0 E: 0 K: 1 S: 9	H: 1 LOB: 1 BB: 0 P: 16	R: 0 E: 0 K: 2 S: 13	H: 0 LOB: 0 BB: 1 P: 23	R: 1 E: 0 K: 1 S: 13	H: 2 LOB: 1 BB: 0 P: 21	R: 0 E: 0 K: 0 S: 13	H: 1 LOB: 2 BB: 1 P: 22	1B: 4 2B: 2 3B: 0 HR: 0	SF: 0 SAC: 0 DP: 0 HBP: 0	WP: 1 PB: 0 SB: 0 CS: 1	PA: 37														
<b>PITCHER</b>	IP WLS BF H R ER SO BB IBB HBP BLK WP HR S P ERA WHIP																																			
CC Sabathia, L (1, 1) ERA: 4.39	7.0		26	3	0	0	8	3	0	0	0	1	0	69	124	0.00	0.857																			
Bob Wickman, R (8, 1) ERA: 3.03	1.0	B	5	2	1	1	1	0	0	0	0	0	0	13	21	9.00	2.000																			
John Rocker, L (9, 1) ERA: 2.75	1.0	W	5	1	0	0	0	1	0	0	0	0	0	13	22	0.00	2.000																			

**Kansas City Royals @ Cleveland Indians**  
 Jacobs Field, Cleveland, OH  
 Mon Jul 02 2001, 7:05 PM EDT  
 Att. 40,248 - Sunny - 66 F

AB	32
R	1
H	6
RBI	1
BB	4
SO	9
LOB	15



Batter	1	2	3	4	5	6	7	8	9	AB	R	H	RBI	BB	SO	LOB
<b>Kenny Lofton, L</b> OBP: 0.318, SLG: 0.340 (1, 8)	1-2 G1-3		1-2 P4		3-2 F5		4-2 G3-6-1 BB			3	0	0	0	1	0	2
<b>Omar Vizquel, S</b> OBP: 0.341, SLG: 0.318 (1, 6)	4-1 FC3-6 BB		1-2 P5			4-2 2B FC6-5 BB	1-0 G3-6-1			2	1	0	0	2	0	3
<b>Roberto Alomar, S</b> OBP: 0.426, SLG: 0.536 (1, 4)	2-1 FC3-6 1B 1-2f		1-1 G4-3			2-2 FC6-5 2B	2-1 F7			4	0	1	0	0	0	2
<b>Juan Gonzalez, R</b> OBP: 0.378, SLG: 0.615 (1, 9)	1-2 1B			2-2 P4		1-2 FC6-5 1B	1-0 F8			4	0	1	1	0	0	1
<b>Ellis Burks, R</b> OBP: 0.371, SLG: 0.602 (1, 10)	1-0 F8			0-3 K		0-1 1B	2-3 K			4	0	1	0	0	2	2
<b>Jim Thome, L</b> OBP: 0.397, SLG: 0.604 (1, 3)		4-0 F8-3 BB		1-1 F8		1-3 K			3-2 E7 1B	3	1	0	0	1	1	2
<b>Travis Fryman, R</b> OBP: 0.383, SLG: 0.323 (1, 5)		3-1 F8-3 1-2			1-1 G1-3	1-0 F8			2-1 F7	4	0	0	0	0	0	4
<b>Wil Cordero, R</b> OBP: 0.399, SLG: 0.448 (1, 7)		0-1 L6			0-0 1B		2-0 F7		3-3 K2-3	3	0	1	0	0	0	0
<b>Jolbert Cabrera, R</b> OBP: 0.336, SLG: 0.357 (8, 7)										1	0	0	0	0	1	1
<b>Einar Diaz, R</b> OBP: 0.381, SLG: 0.456 (1, 2)			1-2 1B		4-0 BB		1-1 BB 1B		0-0 1B 2-H	3	0	3	1	1	0	0

Inning Stats	R: 0	H: 1	E: 0	K: 0	S: 11	H: 0	LOB: 2	BB: 1	P: 20	R: 0	H: 0	E: 0	K: 0	S: 4	H: 0	LOB: 0	BB: 0	P: 11	R: 0	H: 1	E: 0	K: 0	S: 14	H: 0	LOB: 1	BB: 0	P: 18	R: 0	H: 0	E: 0	K: 1	S: 10	H: 0	LOB: 0	BB: 0	P: 13	R: 0	H: 1	E: 0	K: 0	S: 6	H: 2	LOB: 2	BB: 1	P: 24	R: 0	H: 1	E: 0	K: 0	S: 6	H: 1	LOB: 1	BB: 1	P: 14	R: 0	H: 0	E: 0	K: 1	S: 6	H: 0	LOB: 0	BB: 0	P: 11	R: 1	H: 1	E: 1	K: 1	S: 10	H: 1	LOB: 1	BB: 0	P: 18	1B: 6	SF: 0	2B: 2	SAC: 0	3B: 0	DP: 2	HR: 0	HBP: 0	WP: 0	PA: 36
--------------	------	------	------	------	-------	------	--------	-------	-------	------	------	------	------	------	------	--------	-------	-------	------	------	------	------	-------	------	--------	-------	-------	------	------	------	------	-------	------	--------	-------	-------	------	------	------	------	------	------	--------	-------	-------	------	------	------	------	------	------	--------	-------	-------	------	------	------	------	------	------	--------	-------	-------	------	------	------	------	-------	------	--------	-------	-------	-------	-------	-------	--------	-------	-------	-------	--------	-------	--------

PITCHER	IP	WLS	BF	H	R	ER	SO	BB	IBB	HBP	BLK	WP	HR	S	P	ERA	WHIP
<b>Paul Byrd, R</b> ERA: 4.26 (1, 1)	6.0		25	5	1	1	2	4	0	0	0	0	0	60	100	1.50	1.500
<b>Cory Bailey, R</b> ERA: 3.16 (7, 1)	1.0		4	1	0	0	0	1	0	0	0	0	0	6	14	0.00	2.000
<b>Jason Grimsley, R</b> ERA: 2.31 (8, 1)	1.0		3	0	0	0	1	0	0	0	0	0	0	6	11	0.00	0.000
<b>55 Tony Cogan, L</b> ERA: 6.35 (9, 1)	0.0	L	1	0	1	0	0	0	0	0	0	0	0	3	6	∞	∞
<b>Jeff Austin, R</b> ERA: 3.0 (9, 1)	0.2		3	1	0	0	1	0	0	0	0	0	0	7	12	0.00	1.500

**BOTTOM**

**Kansas City Royals @ Cleveland Indians**  
Jacobs Field, Cleveland, OH

Mon Jul 02 2001, 7:05 PM EDT  
Att. 40,248 - Sunny - 66 F

livebaseballscorecards.com

<b>AB</b>	<b>31</b>
<b>R</b>	<b>2</b>
<b>H</b>	<b>7</b>
<b>RBI</b>	<b>2</b>
<b>BB</b>	<b>5</b>
<b>SO</b>	<b>4</b>
<b>LOB</b>	<b>17</b>





Batter	1	2	3	4	5	6	7	8	9	AB R H RBI BB SO LOB	TOP										
Luis Alicea, S OBP: 0.329, SLG: 0.372 (1, 10)	1-2 29 E 29 1B G6-3 1B	1-2 G4-6-3 1-2f			0-0 F2 1		3-2 L8 2		3-2 DI 1H 1B	5 1 2 1 0 0 1											
Rey Sanchez, R OBP: 0.315, SLG: 0.353 (1, 6)	2-1 G6-3 1-2	1-1 G5-3			0-0 E6 G5-3 29 BB		1-2 29 1B 2B		2-0 G4-3 1-2	5 0 1 0 0 0 2											
29 Mike Sweeney, R OBP: 0.402, SLG: 0.649 (1, 3)	1-2 SAFE 2 BB 1B 2-H				4-0 BB BB BB 1-2 G5-3 BB		0-1 2-H 1B			3 1 3 1 1 0 0											
Joe Randa, R OBP: 0.315, SLG: 0.388 (1, 5)	2-2 F8 1-2 1B 1B				0-0 G5-3 1-2 2-3			1-0 G4-3 1		4 0 1 0 0 0 3											
Jermaine Dye, R OBP: 0.345, SLG: 0.434 Endy Chavez, L OBP: 0.247, SLG: 0.243 (1, 9) (8, 9)	2-1 1-2 2-H 1B				3-1 G5-3 3			0-1 G3 2		4 0 2 1 0 0 2 0 0 0 0 0 0 0											
Raul Ibanez, L OBP: 0.318, SLG: 0.392 Dave McCarty, R OBP: 0.311, SLG: 0.357 (1, 7) (6, PH) (6, 7)	1-0 F8 2-3				1-0 G3 1			3-3 K 3		2 0 0 0 0 0 3 2 0 0 0 0 1 0											
Carlos Beltrán, S OBP: 0.311, SLG: 0.434 (1, 8)	1-3 K 3				1-1 L6 1			1-2 G4-3 1		4 0 1 0 0 1 2											
Brent Mayne, L OBP: 0.376, SLG: 0.386 (1, 2)					2-2 F8 2			4-1 DI 1B BB		3 2 1 1 1 0 1											
Luis Ordaz, R OBP: 0.333, SLG: 0.348 (1, 4)					1-1 G5-3 3			1-2 F3 1		4 0 1 0 0 1 1											
<b>Inning Stats</b>	R: 2 E: 1 K: 1 S: 20	H: 4 LOB: 2 BB: 0 P: 30	R: 1 E: 0 K: 0 S: 10	H: 2 LOB: 0 BB: 0 P: 13	R: 0 E: 0 K: 0 S: 17	H: 2 LOB: 1 BB: 0 P: 24	R: 0 E: 0 K: 0 S: 7	H: 0 LOB: 0 BB: 0 P: 11	R: 0 E: 1 K: 0 S: 9	H: 1 LOB: 0 BB: 0 P: 14	R: 0 E: 0 K: 0 S: 11	H: 2 LOB: 2 BB: 0 P: 16	R: 0 E: 0 K: 1 S: 7	H: 0 LOB: 0 BB: 0 P: 11	R: 1 E: 0 K: 1 S: 12	H: 1 LOB: 1 BB: 1 P: 23	1B: 10 2B: 1 3B: 0 HR: 1	SF: 0 SAC: 0 DP: 3 HBP: 0	WP: 0 PB: 0 SB: 0 CS: 0	PA: 38	
<b>PITCHER</b>	IP WLS BF H R ER SO BB IBB HBP BLK WP HR S P ERA WHIP																			<b>PITCHER</b>	IP WLS BF H R ER SO BB IBB HBP BLK WP HR S P ERA WHIP
Jose Lima, R ERA: 6.72 (1, 1)	5.0 W 23 8 3 3 1 1 0 0 0 0 1 59 90 5.40 1.800																				
C.J. Nitkowski, L ERA: 3.03 (6, 1)	1.2 6 2 0 0 0 0 0 0 0 0 0 0 18 28 0.00 1.200																				
Todd Jones, R ERA: 5.25 (7, 1)	1.1 4 1 0 0 0 1 0 0 0 0 0 0 9 13 0.00 0.750																				
Danny Patterson, R ERA: 2.37 (9, 1)	1.0 5 1 1 1 1 1 1 0 0 0 0 0 12 23 9.00 2.000																				

**Kansas City Royals @ Detroit Tigers**  
Comerica Park, Detroit, MI  
Tue Jul 03 2001, 7:05 PM EDT  
Att. 23,824 - Cloudy - 76 F

[livebaseballscorecards.com](http://livebaseballscorecards.com)

<b>AB</b>	36
<b>R</b>	4
<b>H</b>	12
<b>RBI</b>	4
<b>BB</b>	2
<b>SO</b>	3
<b>LOB</b>	15



Batter	1	2	3	4	5	6	7	8	9
Roger Cedeno, S OBP: 0.320, SLG: 0.339 Wendell Magee, R OBP: 0.330, SLG: 0.433	2-2 G3-1	2-0 L9	1-0 G4-3			0-1 G6-3		0-0 G6-3	
Damion Easley, R OBP: 0.361, SLG: 0.433	1-0 2B 1B	1-2 G6-3			0-0 G5-3	2-1 SF8			
Bobby Higginson, L OBP: 0.394, SLG: 0.466	1-2 F7		2-2 F2		3-1 F8	3-H 3-3 K			
Robert Fick, L OBP: 0.358, SLG: 0.567	3-2 2B 1-H		4-2 2B BB		2-0 G3-1		0-1 G3-1		
Tony Clark, S OBP: 0.384, SLG: 0.528	2-1 2B 2-H		0-2 2B 1-H		4-1 WP BB		1-3 K		
Shane Halter, R OBP: 0.365, SLG: 0.484	0-1 2B 2-H		4-1 2B HBP		2-2 F7		1-3 K		
Randall Simon, L OBP: 0.400, SLG: 0.333	4-0 BB		1-1 1B 2B 1-H 2-H		1-3 K		0-0 G3		
Juan Encarnacion, R OBP: 0.309, SLG: 0.438	3-2 F8		3-0 G5-3		2-2 P3		1-1 G6-3		
Jose Macias, S OBP: 0.326, SLG: 0.419		1-0 G4-3	1-1 S 1B 2-H			1-2 SF8 3B		2-2 1B	

Inning Stats	R: 3	H: 4	E: 0	K: 0	S: 20	LOB: 2	BB: 1	P: 36	R: 0	H: 0	E: 0	K: 0	S: 5	LOB: 0	BB: 0	P: 9	R: 4	H: 3	E: 0	K: 0	S: 17	LOB: 1	BB: 1	P: 33	R: 0	H: 0	E: 0	K: 0	S: 4	LOB: 0	BB: 0	P: 9	R: 0	H: 0	E: 0	K: 1	S: 12	LOB: 1	BB: 1	P: 21	R: 1	H: 1	E: 0	K: 1	S: 10	LOB: 0	BB: 0	R: 0	H: 0	E: 0	K: 2	S: 13	LOB: 0	BB: 0	P: 15	R: 0	H: 1	E: 0	K: 0	S: 7	LOB: 1	BB: 0	P: 10
--------------	------	------	------	------	-------	--------	-------	-------	------	------	------	------	------	--------	-------	------	------	------	------	------	-------	--------	-------	-------	------	------	------	------	------	--------	-------	------	------	------	------	------	-------	--------	-------	-------	------	------	------	------	-------	--------	-------	------	------	------	------	-------	--------	-------	-------	------	------	------	------	------	--------	-------	-------

PITCHER	IP	WLS	BF	H	R	ER	SO	BB	IBB	HBP	BLK	WP	HR	S	P	ERA	WHIP
Chad Durbin, R ERA: 5.06	2.2	L	18	7	7	7	0	2	0	0	0	0	0	41	76	23.62	3.375
Doug Henry, R ERA: 6.31	3.0		11	1	1	1	1	1	0	0	0	1	0	24	42	3.00	0.667
55 Tony Cogan, L ERA: 6.11	0.2		2	0	0	0	1	0	0	0	0	0	0	5	8	0.00	0.000
Jeff Austin, R ERA: 1.93	1.2		6	1	0	0	2	0	0	0	0	0	0	18	23	0.00	0.600

AB R H RBI BB SO LOB

5	0	0	0	0	0	3
0	0	0	0	0	0	0
3	1	1	1	0	0	0
4	0	0	0	0	1	1
3	2	1	1	1	0	0
3	2	2	2	1	1	0
3	1	1	1	0	1	1
3	1	1	2	1	1	1
4	0	0	0	0	0	4
4	1	3	1	0	0	0

AB	32
R	8
H	9
RBI	8
BB	3
SO	4
LOB	10




WP	HR	S	P	ERA	WHIP
1	0	1	37		

**Kansas City Royals @ Detroit Tigers**  
Comerica Park, Detroit, MI  
Tue Jul 03 2001, 7:05 PM EDT  
Att: 23,824 - Cloudy - 76 F

livebaseballscorecards.com



Batter	1	2	3	4	5	6	7	8	9	AB R H RBI BB SO LOB	TOP		
Luis Alicea, S OBP: 0.335, SLG: 0.372 (1, 10)	2-1 G6-3		3-3 K		4-0 1B BB		3-2 CS 1-2	4-1 HBP 29 1B BB	2-2 1B 2-H 3-H	3 0 1 1 2 1 0			
Rey Sanchez, R OBP: 0.313, SLG: 0.350 (1, 6)	0-1 F8			1-3 K	0-1 29 FC6-4 1B			0-3 K	1-0 G6-3	5 0 1 2 0 2 2			
29 Mike Sweeney, R OBP: 0.403, SLG: 0.647 (1, 3)	3-1 F9			2-2 G4-6-3 1B	2-1 FC6-4 1-2f			0-1 HBP 1-2 1B		4 0 2 0 0 0 2			
Joe Randa, R OBP: 0.314, SLG: 0.387 (1, 5)		0-1 1B		2-1 G4-6-3 1-2f		0-1 G4-3		0-0 L5		4 0 1 0 0 0 3			
Jermaine Dye, R OBP: 0.344, SLG: 0.430 (1, 9)		1-0 F9			2-2 E5 1B E	3-1 G6-3		1-0 HBP 1-2 2-3		3 1 0 0 0 0 1			
Carlos Beltrán, S OBP: 0.307, SLG: 0.428 (1, 8)		1-2 F2			1-0 F7	0-1 P6		2-2 G4-3		4 0 0 0 0 0 5			
Raul Ibanez, L OBP: 0.337, SLG: 0.402 (1, 7)		0-1 P6			1-2 E 1-2 1B 1B		1-2 CS 1B		4-0 2B 1B BB	3 1 2 0 1 0 1	AB 34 R 4 H 8 RBI 3 BB 3 SO 5 LOB 21		
Brent Mayne, L OBP: 0.373, SLG: 0.388 (1, 2)			2-2 L7		1-0 F7		0-3 K		0-1 1B 1-3 2B	4 1 1 0 0 1 3			
Donnie Sadler, R OBP: 0.278, SLG: 0.272 Dave McCarty, R OBP: 0.308, SLG: 0.354 (9, PH)			1-2 G4-3		3-2 E6 1-3 2-H 1B		1-1 F7		3-3 K	3 1 0 0 0 0 2 1 0 0 0 0 1 2			
Inning Stats	R: 0 E: 0 K: 0 S: 6 H: 0 LOB: 0 BB: 0 P: 11	R: 0 E: 0 K: 0 S: 10 H: 1 LOB: 1 BB: 0 P: 12	R: 0 E: 0 K: 1 S: 12 H: 0 LOB: 0 BB: 0 P: 18	R: 0 E: 0 K: 1 S: 9 H: 1 LOB: 0 BB: 0 P: 14	R: 3 E: 2 K: 0 S: 15 H: 2 LOB: 2 BB: 1 P: 29	R: 0 E: 0 K: 0 S: 6 H: 0 LOB: 0 BB: 0 P: 9	R: 0 E: 0 K: 1 S: 12 H: 1 LOB: 0 BB: 0 P: 17	R: 0 E: 0 K: 1 S: 10 H: 1 LOB: 3 BB: 1 P: 17	R: 1 E: 0 K: 1 S: 10 H: 2 LOB: 1 BB: 1 P: 20	1B: 7 2B: 1 3B: 0 HR: 0 SF: 0 SAC: 0 DP: 1 HBP: 1	WP: 0 PB: 0 SB: 0 CS: 1 PA: 39		
PITCHER	IP WLS BF H R ER SO BB IBB HBP BLK WP HR S P ERA WHIP											PITCHER	IP WLS BF H R ER SO BB IBB HBP BLK WP HR S P ERA WHIP
Jeff Weaver, R ERA: 4.04 (1, 1)	7.0 W 27 5 3 0 3 1 0 0 0 0 0 0 70 110 0.00 0.857												
Danny Patterson, R ERA: 2.31 (8, 1)	1.0 H 6 1 0 0 1 1 0 1 0 0 0 0 10 17 0.00 2.000												
Matt Anderson, R ERA: 5.79 (9, 1)	1.0 S 5 2 1 1 1 1 0 0 0 0 0 0 10 20 9.00 3.000												

**Kansas City Royals @ Detroit Tigers**  
 Comerica Park, Detroit, MI  
 Wed Jul 04 2001, 1:05 PM EDT  
 Att. 27,115 - Cloudy - 72 F

[livebaseballscorecards.com](http://livebaseballscorecards.com)





Batter	1	2	3	4	5	6	7	8	9	AB R H RBI BB SO LOB	TOP												
Luis Alicea, S OBP: 0.329, SLG: 0.365 (1, 5)	2-2 G5-3			2-2 G4-3		2-2 F9		1-0 F9		4 0 0 0 0 0 2	<b>Kansas City Royals @ Detroit Tigers</b> Comerica Park, Detroit, MI Thu Jul 05 2001, 7:05 PM EDT Att. 22,281 - Cloudy - 73 F												
Rey Sanchez, R OBP: 0.315, SLG: 0.353 (1, 6)	2-1 F9			2-2 29 G1-3 2B		4-0 29 1B BB		0-1 G4-3		3 0 1 0 1 0 1													
29 Mike Sweeney, R OBP: 0.402, SLG: 0.642 (1, 3)	1-0 P6			0-0 G1-3		3-1 1B		1-3 K		4 0 1 1 0 1 2													
Jermaine Dye, R OBP: 0.340, SLG: 0.424 (1, 9)				2-2 G6-3		1-0 G5-3		0-3 K		4 0 0 0 0 1 3													
Raul Ibanez, L OBP: 0.337, SLG: 0.400 (1, 10)				1-2 G6-3		0-2 F7		4-2 DI BB		3 0 1 0 0 0 0													
Dave McCarty, R OBP: 0.313, SLG: 0.354 (9, PH)										0 0 0 0 1 0 0													
Carlos Beltrán, S OBP: 0.307, SLG: 0.424 (1, 8)				0-3 K		1-0 G6-4-3 HBP		1-1 F8		3 0 0 0 0 1 2													
A.J. Hinch, R OBP: 0.225, SLG: 0.339 (1, 2)				3-3 K		0-0 G6-4-3 1-2f		0-1 G6-3		4 0 0 0 0 1 3													
Donnie Sadler, R OBP: 0.279, SLG: 0.274 (1, 4)				1-1 G6-3		1-0 29 1B S		0-1 F9		3 1 1 0 0 0 1													
Andy Chavez, L OBP: 0.250, SLG: 0.247 (1, 7)				0-1 G4-3		0-1 P6		1-1 G4-3 1B		3 0 1 0 0 0 1													
<b>Inning Stats</b>	R: 0 E: 0 K: 0 S: 6	H: 0 LOB: 0 BB: 0 P: 11	R: 0 E: 0 K: 1 S: 10	H: 0 LOB: 0 BB: 0 P: 14	R: 0 E: 0 K: 1 S: 7	H: 0 LOB: 0 BB: 0 P: 11	R: 0 E: 0 K: 0 S: 10	H: 1 LOB: 1 BB: 0 P: 16	R: 0 E: 0 K: 0 S: 4	H: 0 LOB: 0 BB: 0 P: 5	R: 1 E: 0 K: 0 S: 10	H: 2 LOB: 2 BB: 1 P: 21	R: 0 E: 0 K: 0 S: 8	H: 1 LOB: 1 BB: 0 P: 9	R: 0 E: 0 K: 1 S: 8	H: 1 LOB: 1 BB: 0 P: 11	R: 0 E: 0 K: 1 S: 10	H: 0 LOB: 1 BB: 1 P: 16	1B: 4 2B: 1 3B: 0 HR: 0	SF: 0 SAC: 0 DP: 1 HBP: 1	WP: 0 PB: 0 SB: 1 CS: 0	PA: 34	
<b>PITCHER</b> Steve Sparks, R ERA: 3.77 (1, 1)	IP: 8.0 WLS: W BF: 30 H: 5 R: 1 ER: 1 SO: 3 BB: 1 IBB: 0 HBP: 1 BLK: 0 WP: 0 HR: 0 S: 63 P: 98 ERA: 1.12 WHIP: 0.750											<b>PITCHER</b> Heath Murray, L ERA: 4.5 (9, 1)	IP: 1.0 WLS: 4 BF: 0 H: 0 R: 0 ER: 0 SO: 1 BB: 1 IBB: 0 HBP: 0 BLK: 0 WP: 0 HR: 0 S: 10 P: 16 ERA: 0.00 WHIP: 1.000										

livebaseballscorecards.com

AB	31
R	1
H	5
RBI	1
BB	2
SO	4
LOB	15



Batter	1	2	3	4	5	6	7	8	9
Roger Cedeno, S OBP: 0.323, SLG: 0.342 Ryan Jackson, L OBP: 0.274, SLG: 0.375	3-2 G4-3	0-1 3B 1B		1-0 G6-4-3 1B		0-0 F7		1-1 SF7	
Damion Easley, R OBP: 0.362, SLG: 0.437	3-1 P4	2-2 G4-3 3B		1-1 G6-4-3		1-0 F8		3-2 F3	
Bobby Higginson, L OBP: 0.393, SLG: 0.459 Wendell Magee, R OBP: 0.330, SLG: 0.433	2-2 BB 1B	0-1 G4-3			1-2 G3-1		2-2 F9		
Robert Fick, L OBP: 0.366, SLG: 0.593	4-2 1B BB	1-0 1B			3-1 HR		1-3 K		
Tony Clark, S OBP: 0.386, SLG: 0.523	4-2 1B BB	2-2 G4-3			0-0 1B 2B		1-1 F7		
Shane Halter, R OBP: 0.374, SLG: 0.488	1-1 1B		1-3 K		3-2 CS 1B		0-1 WP SF7 1B		
Randall Simon, L OBP: 0.424, SLG: 0.414	1-2 G3-1		0-0 G4-6-3 1B		3-3 K		0-1 SF7 WP 1B		
Juan Encarnacion, R OBP: 0.310, SLG: 0.445		2-0 G6-3		1-2 G4-6-3		3-3 K		4-2 SF7 BB	
Jose Macias, S OBP: 0.328, SLG: 0.418		1-1 3B 1B			0-0 G4-3		4-2 BB		

Inning Stats	R: 1	H: 2	E: 0	K: 0	S: 18	H: 2	LOB: 3	BB: 2	P: 36	R: 3	H: 4	E: 0	K: 0	S: 15	H: 1	LOB: 1	BB: 0	P: 23	R: 0	H: 1	E: 0	K: 1	S: 7	H: 1	LOB: 0	BB: 0	P: 9	R: 0	H: 1	E: 0	K: 0	S: 4	H: 3	LOB: 1	BB: 0	P: 22	R: 0	H: 0	E: 0	K: 1	S: 9	H: 0	LOB: 1	BB: 1	P: 17	R: 0	H: 0	E: 0	K: 1	S: 8	H: 0	LOB: 0	BB: 0	P: 12	R: 1	H: 2	E: 0	K: 1	S: 16	H: 2	LOB: 2	BB: 1	P: 26
--------------	------	------	------	------	-------	------	--------	-------	-------	------	------	------	------	-------	------	--------	-------	-------	------	------	------	------	------	------	--------	-------	------	------	------	------	------	------	------	--------	-------	-------	------	------	------	------	------	------	--------	-------	-------	------	------	------	------	------	------	--------	-------	-------	------	------	------	------	-------	------	--------	-------	-------

PITCHER	IP	WLS	BF	H	R	ER	SO	BB	IBB	HBP	BLK	WP	HR	S	P	ERA	WHIP
51 Kris Wilson, R ERA: 4.63	(1, 1)	4.1	L	24	11	6	6	1	2	0	0	0	1	53	90	12.46	3.000
Blake Stein, R ERA: 5.43	(5, 1)	3.2		14	2	1	4	2	0	0	0	1	0	36	61	2.46	1.091

AB R H RBI BB SO LOB

4	1	2	1	0	0	1
0	0	0	0	0	0	0
5	1	1	2	0	0	4
4	1	1	1	0	0	0
0	0	0	0	0	0	0
3	1	2	1	1	1	0
3	1	1	0	1	0	1
4	1	3	2	0	1	0
4	0	2	0	0	1	4
3	0	0	0	1	1	1
3	1	1	0	1	1	3

AB	33	R	7	H	13	RBI	7	BB	4	SO	5	LOB	14
WP: 1	PA: 38	PB: 0	SB: 0	CS: 1	SAC: 0	DP: 3	HBP: 0						

**Kansas City Royals @ Detroit Tigers**  
Comerica Park, Detroit, MI  
Thu Jul 05 2001, 7:05 PM EDT  
Att: 22,281 - Cloudy - 73 F

livebaseballscorecards.com





Batter	1	2	3	4	5	6	7	8	9	AB R H RBI BB SO LOB	TOP			
<b>Craig Biggio, R</b> (1, 4) OBP: 0.385, SLG: 0.488	0-1 E6 FC1-6		0-3 K		0-0 G6-4-3 1-2f	0-1 G4-3			0-0 5 PB 5 E G4-3 1B	5 1 1 0 0 1 2				
<b>Julio Lugo, R</b> (1, 6) OBP: 0.330, SLG: 0.435	0-0 FC1-6 1-2f		2-3 K			0-1 17 FC4-6 5 S 1B	0-0 5 WP 1B		2-2 FC5 5 PB 17 1B 1-2	5 2 2 0 0 1 2				
<b>5 Jeff Bagwell, R</b> (1, 3) OBP: 0.376, SLG: 0.498	3-1 L9 1-2		0-3 K			4-0 17 FC4-6 BB 1B	2-3 K		2-2 G4-3 1-2 2-H	4 0 0 1 1 2 3				
<b>17 Lance Berkman, S</b> (1, 7) OBP: 0.460, SLG: 0.704	4-1 HBP			0-0 HR		1-1 FC4-6 1B 1-2f 2-3 BB	3-3 K		3-2 K 2-H 1B	4 2 2 2 0 1 3				
<b>Moises Alou, R</b> (1, 9) OBP: 0.409, SLG: 0.632	1-0 F8			0-0 G6-3		1-1 BB 1B 1-3 3-H 2B 1B	0-1 G6-3		2-2 G6-3	5 1 1 1 0 0 4				
<b>Richard Hidalgo, R</b> (1, 8) OBP: 0.354, SLG: 0.483		0-0 G1-3 1B		1-3 K		1-2 BB 2B 1B		2-3 K		4 1 2 0 0 2 0				
<b>Daryle Ward, L</b> (1, 10) OBP: 0.311, SLG: 0.478		1-0 G1-3		0-0 G3-1		4-0 2B 1-2 2B SF8 BB		1-2 G4-1		3 1 0 1 1 0 1				
<b>Vinny Castilla, R</b> (1, 5) OBP: 0.298, SLG: 0.445		0-3 K			2-2 FC6-4 1B	0-1 1-3 2-H 3-H 2B		3-3 K		4 0 2 2 0 2 1				
<b>Brad Ausmus, R</b> (1, 2) OBP: 0.261, SLG: 0.269		2-1 G5-3			0-0 FC6-4 1-2f G6-4-3	3-2 SF8			1-0 G5-3	3 0 0 1 0 0 2				
<b>Inning Stats</b>	R: 0 E: 2 K: 0 S: 7 H: 0 LOB: 2 BB: 0 P: 15	R: 0 E: 0 K: 1 S: 8 H: 1 LOB: 1 BB: 0 P: 11	R: 0 E: 0 K: 3 S: 9 H: 0 LOB: 0 BB: 0 P: 11	R: 1 E: 0 K: 1 S: 8 H: 1 LOB: 0 BB: 0 P: 9	R: 0 E: 0 K: 0 S: 5 H: 1 LOB: 0 BB: 0 P: 7	R: 5 E: 0 K: 0 S: 18 H: 4 LOB: 1 BB: 2 P: 32	R: 0 E: 0 K: 2 S: 11 H: 1 LOB: 1 BB: 0 P: 16	R: 0 E: 0 K: 2 S: 13 H: 0 LOB: 0 BB: 0 P: 19	R: 2 E: 1 K: 0 S: 17 H: 2 LOB: 1 BB: 0 P: 27	1B: 8 2B: 1 3B: 0 HR: 1 SF: 1 SAC: 0 DP: 1 HBP: 1	WP: 1 PB: 1 SB: 1 CS: 0 PA: 41			
<b>PITCHER</b>	IP WLS BF H R ER SO BB IBB HBP BLK WP HR S P ERA WHIP												<b>PITCHER</b>	IP WLS BF H R ER SO BB IBB HBP BLK WP HR S P ERA WHIP
<b>Dan Reichert, R</b> (1, 1) ERA: 5.21	5.1 L 26 7 6 6 5 2 0 0 0 0 0 1 48 75 10.12 1.688													
<b>Jeff Austin, R</b> (6, 1) ERA: 1.42	1.2 6 1 0 0 2 0 0 0 0 0 1 0 18 26 0.00 0.600													
<b>Jason Grimsley, R</b> (8, 1) ERA: 2.27	1.0 3 0 0 0 2 0 0 0 0 0 0 0 13 19 0.00 0.000													
<b>Roberto Hernandez, R</b> (9, 1) ERA: 4.21	1.0 6 2 2 0 0 0 0 0 0 0 0 0 17 27 0.00 2.000													

Houston Astros @ Kansas City Royals  
Kauffman Stadium, Kansas City, MO  
Fri Jul 06 2001, 7:05 PM CDT  
Att. 23,905 - Sunny - 94 F

livebaseballscorecards.com

AB	37
R	8
H	10
RBI	8
BB	2
SO	9
LOB	18



Batter	1	2	3	4	5	6	7	8	9	AB	R	H	RBI	BB	SO	LOB
Luis Alicea, S OBP: 0.331, SLG: 0.366 (1, 4)	1-0 CS 1B	0-1 WP 1B		2-2 FC4-6 1-2f		3-3 K			1-0 FC3-6 29 DI 1-2f	5	0	2	2	0	1	4
Rey Sanchez, R OBP: 0.314, SLG: 0.351 (1, 6)	3-3 K 1-2	3-2 P4 1-2 2-3			1-0 WP 1B		2-2 G5-3		0-1 P6	5	0	1	0	0	1	4
29 Mike Sweeney, R OBP: 0.396, SLG: 0.633 (1, 3)	2-2 F7		0-1 G6-3		1-0 L5		1-0 G5-3		1-1 G6-3 1-2	5	0	0	0	0	0	2
Joe Randa, R OBP: 0.313, SLG: 0.385 (1, 5)		2-2 G5-3	2-2		1-0 F9		1-1 G6-3			4	0	1	0	0	0	1
Jermaine Dye, R OBP: 0.339, SLG: 0.420 (1, 9)		4-0 1B 2B BB	2-2 F7		3-1 F9 1-2			1-2 G1-3		3	1	0	0	1	0	2
Raul Ibanez, L OBP: 0.333, SLG: 0.393 (1, 10)		0-0 2B 1-3 FC1-5-2-6 1B	1-1 F2			1-2 G3-1		0-0 G6-3		4	0	1	0	0	0	1
Carlos Beltrán, S OBP: 0.309, SLG: 0.428 (1, 8)		0-0 FC1-5-2-6 1B 2B 3-H		1-0 G1-3		1-3 K		3-2 1B		4	1	2	1	0	1	0
Mark Quinn, R OBP: 0.308, SLG: 0.524 (1, 7)		0-1 FC1-5-2-6 1B		0-0 L1		1-0 1B 1B		2-3 K		4	1	1	0	0	1	3
Brent Mayne, L OBP: 0.385, SLG: 0.398 (1, 2)		4-1 WP 1B BB		0-1 FC4-6 1B		2-1 1B			2-2 FC3-6 1B	3	0	3	0	1	0	0

Inning Stats	R: 0	H: 1	E: 0	K: 1	S: 8	H: 3	LOB: 2	BB: 2	P: 26	R: 0	H: 1	E: 0	K: 0	S: 10	R: 0	H: 1	E: 0	K: 0	S: 7	R: 0	H: 2	E: 0	K: 2	S: 12	R: 0	H: 1	E: 0	K: 1	S: 14	R: 0	H: 1	E: 0	K: 0	S: 8	1B: 10	SF: 0	2B: 2	3B: 0	HR: 0	WP: 2	PB: 0	SB: 0	CS: 1	PA: 39
--------------	------	------	------	------	------	------	--------	-------	-------	------	------	------	------	-------	------	------	------	------	------	------	------	------	------	-------	------	------	------	------	-------	------	------	------	------	------	--------	-------	-------	-------	-------	-------	-------	-------	-------	--------

PITCHER	IP	WLS	BF	H	R	ER	SO	BB	IBB	HBP	BLK	WP	HR	S	P	ERA	WHIP
Wade Miller, R ERA: 3.79 (1, 1)	5.2	W	27	9	3	3	2	2	0	0	0	2	0	54	90	4.76	1.941
Ron Villone, L ERA: 6.57 (6, 1)	1.1	H	4	0	0	0	1	0	0	0	0	0	0	9	16	0.00	0.000
Nelson Cruz, R ERA: 3.64 (8, 1)	2.0	S	8	2	0	0	1	0	0	0	0	0	0	22	32	0.00	1.000

BOTTOM

Houston Astros @ Kansas City Royals  
Kauffman Stadium, Kansas City, MO

livebaseballscores.com

AB	37
R	3
H	11
RBI	3
BB	2
SO	4
LOB	17



Fri Jul 06 2001, 7:05 PM CDT  
Att: 23,905 - Sunny - 94 F





Batter	1	2	3	4	5	6	7	8	9	AB	R	H	RBI	BB	SO	LOB
Luis Alicea, S OBP: 0.328, SLG: 0.363 (1, 4)	1-2 G6-3	3-2 E4		0-0 1B		3-2 G6-3		0-2 G3		5	0	1	1	0	0	1
Rey Sanchez, R OBP: 0.309, SLG: 0.345 (1, 6)	1-0 L8	0-2 F9		1-0 L8		2-1 G6-3		0-0 G4-3		5	0	0	0	0	0	4
29 Mike Sweeney, R OBP: 0.394, SLG: 0.626 (1, 3)	1-2 2B	2-2 P4		0-1 L5		2-1 G5-3			1-3 K	5	1	1	0	0	1	3
Mark Quinn, R OBP: 0.320, SLG: 0.541 (1, 7)	0-1 WP		1-0 E7		1-1 E6		1-1 F3		1-2 F9	5	3	4	1	0	0	0
Joe Randa, R OBP: 0.314, SLG: 0.381 (1, 5)	4-0 1B		1-0 G3-1		1-2 G4-3		2-2 F8		4-0 1B	3	1	0	1	2	0	1
Donnie Sadler, R OBP: 0.279, SLG: 0.274 (9, PR)	2-3 1B		3-H		2-3		3-3 K		1-2 BB	0	0	0	0	0	0	0
Jermaine Dye, R OBP: 0.340, SLG: 0.429 (1, 9)	1-2 1B		1-2 F7		1-2 HR				0-0 F9	5	1	2	3	0	1	2
Carlos Beltrán, S OBP: 0.307, SLG: 0.425 (1, 8)	2-1 FC6-4		0-3 K		0-0 F8				2-3 G4-3	5	1	1	1	0	2	2
Raul Ibanez, L OBP: 0.350, SLG: 0.429 (1, 10)	0-0 FC6-4			4-2 1B		1-2 HR			4-2 G3	2	1	1	1	2	0	2
Brent Mayne, L OBP: 0.378, SLG: 0.390 (1, 2)		3-2 G3-1		2-1 F7		0-0 G4-3			0-2 G3-1	4	0	0	0	0	0	3

Inning Stats	R: 3	H: 4	E: 0	LOB: 2	K: 0	BB: 1	S: 16	R: 0	H: 0	E: 1	LOB: 1	K: 0	BB: 0	S: 15	R: 1	H: 1	E: 1	LOB: 0	K: 1	BB: 0	S: 8	R: 0	H: 1	E: 0	LOB: 2	K: 0	BB: 1	S: 10	R: 3	H: 3	E: 1	LOB: 0	K: 0	BB: 0	S: 15	R: 0	H: 0	E: 0	LOB: 0	K: 1	BB: 0	S: 7	R: 0	H: 0	E: 0	LOB: 0	K: 1	BB: 0	S: 8	R: 1	H: 0	E: 0	LOB: 1	K: 1	BB: 1	S: 15	R: 0	H: 1	E: 0	LOB: 2	K: 1	BB: 1	S: 9	1B: 6	SF: 0	2B: 2	SAC: 0	3B: 0	DP: 0	HR: 2	HBP: 0
--------------	------	------	------	--------	------	-------	-------	------	------	------	--------	------	-------	-------	------	------	------	--------	------	-------	------	------	------	------	--------	------	-------	-------	------	------	------	--------	------	-------	-------	------	------	------	--------	------	-------	------	------	------	------	--------	------	-------	------	------	------	------	--------	------	-------	-------	------	------	------	--------	------	-------	------	-------	-------	-------	--------	-------	-------	-------	--------

PITCHER	IP	WLS	BF	H	R	ER	SO	BB	IBB	HBP	BLK	WP	HR	S	P	ERA	WHIP
Tim Redding, R ERA: 7.27 (1, 1)	4.1		24	8	6	6	1	2	0	0	0	1	1	59	90	12.46	2.308
Dave Micki, R ERA: 7.38 (5, 1)	1.2		6	1	1	1	0	0	0	0	0	0	1	12	20	5.40	0.600
Octavio Dotel, R ERA: 3.32 (7, 1)	1.1	H	6	0	1	1	2	1	0	0	0	1	0	19	29	6.75	0.750
Michael Jackson, R ERA: 3.62 (8, 1)	0.2	W	2	0	0	0	0	0	0	0	0	0	0	4	4	0.00	0.000
Billy Wagner, L ERA: 3.0 (9, 1)	1.0	S	5	1	0	0	1	1	0	0	0	1	0	9	15	0.00	2.000

**BOTTOM**

**Houston Astros @ Kansas City Royals**  
**Kauffman Stadium, Kansas City, MO**  
 Sat Jul 07 2001, 7:05 PM CDT  
 Att. 22,020 - Sunny - 94 F

livebaseballscorecards.com

<b>AB</b>	<b>39</b>
<b>R</b>	<b>8</b>
<b>H</b>	<b>10</b>
<b>RBI</b>	<b>8</b>
<b>BB</b>	<b>4</b>
<b>SO</b>	<b>4</b>
<b>LOB</b>	<b>18</b>



<b>WP: 3</b>	<b>PA: 43</b>
<b>PB: 0</b>	
<b>SB: 0</b>	
<b>CS: 0</b>	



Batter	1	2	3	4	5	6	7	8	9	AB R H RBI BB SO LOB	TOP											
<b>Craig Biggio, R</b> (1, 10) OBP: 0.390, SLG: 0.488	2-0 5 WP FC6-4 HBP		1-0 5 HR 1B	2-0 HBP		1-0 F2	0-1 F9	0-2 F8		4 2 1 0 0 0 3												
<b>Julio Lugo, R</b> (1, 6) OBP: 0.336, SLG: 0.436	3-2 5 WP E HBP		1-1 5 HR 1B	3-2 SF9		4-0 5 BB 17 1B BB	1-1 FC6-4		4-2 G6-4-3 BB	2 3 1 1 2 0 1												
<b>5 Jeff Bagwell, R</b> (1, 3) OBP: 0.382, SLG: 0.523	4-1 FC6-4 BB		3-2 HR	3-3 K		4-0 17 1B WP BB		2-3 K	0-0 G6-4-3	3 2 1 3 2 2 2 1 0 0 0 0 0 1												
<b>Daryle Ward, L</b> (8, 3) OBP: 0.314, SLG: 0.475			1-1 HR																			
<b>17 Lance Berkman, S</b> (1, 7) OBP: 0.466, SLG: 0.714	3-3 K		3-3 K		2-1 F7	2-2 WP 1B		1-0 E 1B	1-0 FC6-4 1B	6 2 3 2 0 2 3												
<b>Moises Alou, R</b> (1, 9) OBP: 0.406, SLG: 0.620	0-1 FC6-4		1-2 G6-4-3 1B		0-2 F9	2-1 PB BB 1B		2-1 E5 1B HR	0-0 FC6-4	5 0 2 2 0 0 2 1 1 0 0 0 0 1												
<b>Jose Vizcaino, S</b> (8, PR) OBP: 0.326, SLG: 0.315	1-2f 2-H 3-H																					
<b>Richard Hidalgo, R</b> (1, 8) OBP: 0.349, SLG: 0.471	3-2 P6		1-1 G6-4-3		0-0	4-2 PB BB		1-3 K		4 0 1 0 1 1 4												
<b>Vinny Castilla, R</b> (1, 5) OBP: 0.302, SLG: 0.445		0-0 F8		3-2 F3	1-2 F9	1-3 K		0-1 HR 1B		5 1 1 1 0 1 3												
<b>Mendy López, R</b> (1, 4) OBP: 0.667, SLG: 1.200		2-3 K		0-0 1B SF9 1B		4-1 5 BB 17 1B BB		1-2 HR		4 3 2 3 1 2 0												
<b>Scott Servais, R</b> (1, 2) OBP: 0.500, SLG: 0.500		1-0 F7		1-2 HBP 1B		0-0 F7		1-0 FC6-4 1B		5 0 3 0 0 0 1												
<b>Inning Stats</b>	R: 2 E: 1 K: 1 S: 12	H: 0 LOB: 1 BB: 1 P: 27	R: 0 E: 0 K: 1 S: 5	H: 0 LOB: 0 BB: 0 P: 8	R: 3 E: 0 K: 1 S: 16	H: 4 LOB: 0 BB: 0 P: 26	R: 1 E: 0 K: 1 S: 17	H: 2 LOB: 2 BB: 0 P: 29	R: 0 E: 0 K: 0 S: 9	H: 1 LOB: 1 BB: 0 P: 12	R: 4 E: 0 K: 1 S: 17	H: 2 LOB: 2 BB: 4 P: 39	R: 0 E: 0 K: 1 S: 8	H: 1 LOB: 1 BB: 0 P: 11	R: 4 E: 1 K: 2 S: 19	H: 4 LOB: 1 BB: 0 P: 27	R: 0 E: 0 K: 0 S: 5	H: 1 LOB: 1 BB: 1 P: 10	1B: 13 2B: 0 3B: 0 HR: 2	SF: 1 SAC: 0 DP: 2 HBP: 3	WP: 2 PB: 1 SB: 1 CS: 0	PA: 50
<b>PITCHER</b>	IP WLS BF H R ER SO BB IBB HBP BLK WP HR S P ERA WHIP																					
<b>Chad Durbin, R</b> (1, 1) ERA: 5.38	3.2 L 20 6 6 5 3 1 0 3 0 1 1 46 83 12.27 1.909																					
<b>Blake Stein, R</b> (4, 1) ERA: 5.78	2.0 11 2 4 4 1 3 0 0 0 0 0 19 40 18.00 2.500																					
<b>Jeff Austin, R</b> (6, 1) ERA: 1.17	1.1 7 2 0 0 0 2 1 0 0 0 1 0 19 29 0.00 2.250																					
<b>51 Kris Wilson, R</b> (8, 1) ERA: 4.53	1.0 8 4 4 0 2 0 0 0 0 0 0 1 19 27 0.00 4.000																					
<b>Dan Reichert, R</b> (9, 1) ERA: 5.16	1.0 4 1 0 0 0 1 0 0 0 0 0 0 5 10 0.00 2.000																					

**Houston Astros @ Kansas City Royals**  
**Kauffman Stadium, Kansas City, MO**  
 Sun Jul 08 2001, 1:05 PM CDT  
 Att. 14,951 - Cloudy - 91 F

livebaseballscorecards.com

**AB 40**  
**R 14**  
**H 15**  
**RBI 12**  
**BB 6**  
**SO 8**  
**LOB 21**



Batter	1	2	3	4	5	6	7	8	9	AB	R	H	RBI	BB	SO	LOB
<b>Donnie Sadler, R</b> (1, 4) OBP: 0.279, SLG: 0.274 <b>Rey Sanchez, R</b> (1, 6) OBP: 0.310, SLG: 0.344 <b>Dave McCarty, R</b> (5, PH) OBP: 0.314, SLG: 0.379 (6, 7)	3-2 HBP 29 G1-6-3		1-3 K		3-3 K		3-2 P4		0-0 HR 1-H	0	0	0	0	0	0	0
<b>Brent Mayne, L</b> (1, 2) OBP: 0.377, SLG: 0.404 <b>A.J. Hinch, R</b> (7, 2) OBP: 0.229, SLG: 0.336	2-1 F7		0-3 K			0-0 HR	4-1 BB 1-2 2-3 3-H		2-1 G5-3	3	1	1	1	0	1	1
<b>29 Mike Sweeney, R</b> (1, 3) OBP: 0.391, SLG: 0.620	2-2 G1-6-3 1-2f			0-1 BB 1B		1-2 P4	1-1 F3		2-1 F4	5	0	1	0	0	0	4
<b>Mark Quinn, R</b> (1, 10) OBP: 0.319, SLG: 0.550		0-0 HR		0-0 F7		3-3 K		2-3 K		4	1	1	1	0	2	1
<b>Joe Randa, R</b> (1, 5) OBP: 0.311, SLG: 0.377 (6, 4)		0-0 F9		2-3 K		2-3 K		3-2 F9		4	0	0	0	0	2	1
<b>Jermaine Dye, R</b> (1, 9) OBP: 0.345, SLG: 0.430		3-1 G4-3		4-2 BB 1-2		2-2 1B BB 1B		4-0 BB		2	1	1	0	2	0	0
<b>Carlos Beltrán, S</b> (1, 8) OBP: 0.310, SLG: 0.427		1-1 2B		3-2 L7		4-0 BB 1B 1-2		0-0 F2		3	0	1	0	1	0	3
<b>Raul Ibanez, L</b> (1, 7) OBP: 0.346, SLG: 0.421 (6, 5)		0-2 G6-3		2-0 G3		0-1 BB 1B 1-2 2-3		3-1 G4-3		4	0	1	0	0	0	1
<b>Luis Ordaz, R</b> (1, 6) OBP: 0.327, SLG: 0.340 (1, 4) (6, 6)			3-2 F9		0-1 F9		2-3 K		1-0 HR 1B	4	1	1	0	0	1	3

Inning Stats	R: 0	H: 0	E: 0	K: 0	S: 9	H: 0	LOB: 0	BB: 0	P: 16	R: 1	H: 2	E: 0	K: 0	S: 10	R: 0	H: 0	E: 0	K: 2	S: 10	R: 0	H: 1	E: 0	K: 1	S: 14	R: 0	H: 0	E: 0	K: 1	S: 6	R: 1	H: 1	E: 0	K: 2	S: 10	R: 1	H: 2	E: 0	K: 1	S: 18	R: 0	H: 0	E: 0	K: 1	S: 11	R: 2	H: 2	E: 0	K: 0	S: 8	1B: 4	2B: 1	3B: 0	HR: 3	SF: 0	SAC: 0	DP: 1	HBP: 1	WP: 0	PB: 0	SB: 0	CS: 0	PA: 39
--------------	------	------	------	------	------	------	--------	-------	-------	------	------	------	------	-------	------	------	------	------	-------	------	------	------	------	-------	------	------	------	------	------	------	------	------	------	-------	------	------	------	------	-------	------	------	------	------	-------	------	------	------	------	------	-------	-------	-------	-------	-------	--------	-------	--------	-------	-------	-------	-------	--------

PITCHER	IP	WLS	BF	H	R	ER	SO	BB	IBB	HBP	BLK	WP	HR	S	P	ERA	WHIP
<b>Scott Elarton, R</b> (1, 1) ERA: 6.92	0.0		1	0	0	0	0	0	0	0	0	0	0	2	5	∞	∞
<b>Ron Villone, L</b> (1, 1) ERA: 6.13	5.0	W	18	3	1	1	4	1	0	0	0	0	1	47	73	1.80	0.800
<b>Nelson Cruz, R</b> (6, 1) ERA: 3.94	1.0		7	3	2	2	2	1	0	0	0	0	1	15	27	18.00	4.000
<b>Octavio Dotel, R</b> (7, 1) ERA: 3.22	2.0		8	0	0	0	2	2	0	0	0	0	0	24	43	0.00	1.000
<b>Dave Mlicki, R</b> (9, 1) ERA: 7.5	1.0		5	2	2	2	0	0	0	0	0	0	1	8	16	18.00	2.000

**BOTTOM**

**Houston Astros @ Kansas City Royals**  
 Kauffman Stadium, Kansas City, MO

Sun Jul 08 2001, 1:05 PM CDT  
 Att: 14,951 - Cloudy - 91 F

[livebaseballscorecards.com](http://livebaseballscorecards.com)

<b>AB</b>	<b>34</b>
<b>R</b>	<b>5</b>
<b>H</b>	<b>8</b>
<b>RBI</b>	<b>5</b>
<b>BB</b>	<b>4</b>
<b>SO</b>	<b>8</b>
<b>LOB</b>	<b>17</b>





Batter	1	2	3	4	5	6	7	8	9	AB R H RBI BB SO LOB	TOP											
Donnie Sadler, R (1, 4) OBP: 0.271, SLG: 0.264	2-3 K		1-0 L6			0-2 P4		3-1 FC6-4		4 0 0 0 0 1 2												
Rey Sanchez, R (1, 6) OBP: 0.309, SLG: 0.343	3-1 G6-3			0-0 29 FC3-4 1B		0-0 G6-3		1-2 G5-3		4 0 1 0 0 0 0												
29 Mike Sweeney, R (1, 3) OBP: 0.390, SLG: 0.616	1-0 G4-3			1-0 FC3-4 FC5-4 1-2f		0-1 G5-3		3-2 1B		4 0 1 0 0 0 1												
Mark Quinn, R (1, 7) OBP: 0.318, SLG: 0.544		2-2 G3		0-2 FC5-4 FC4-6 1B 1-2f		0-0 G4-6-3 1B		0-3 K		4 0 1 0 0 1 2												
Jermaine Dye, R (1, 9) OBP: 0.343, SLG: 0.428		2-1 G3		0-0 FC4-6 1B 1-2		1-1 F8		1-3 K		4 0 1 0 0 1 2												
Joe Randa, R (1, 5) OBP: 0.308, SLG: 0.373		2-1 G6-3		0-0 FC4-6 1-2f 2-3		1-0 G4-6-3 1-2f				3 0 0 0 0 0 3												
Carlos Beltrán, S (1, 8) OBP: 0.307, SLG: 0.423			1-2 F9		0-0 G5-3		1-1 F8			3 0 0 0 0 0 0												
Héctor Ortiz, R (1, 2) OBP: 0.301, SLG: 0.309			1-2 G6-3		1-0 G6-3		2-0 FC3-6 1B			3 0 1 0 0 0 0												
Jeff Suppan, R (1, 1) OBP: 0.500, SLG: 0.500			2-1 1B		2-3 K		2-1 FC3-6 FC6-4 1-2f			2 0 1 0 0 1 0												
Dave McCarty, R (8, PH) OBP: 0.312, SLG: 0.376										1 0 0 0 0 0 1												
Jeff Austin, R (8, 1)										0 0 0 0 0 0 0												
<b>Inning Stats</b>	R: 0 E: 0 K: 1 S: 6	H: 0 LOB: 0 BB: 0 P: 12	R: 0 E: 0 K: 0 S: 8	H: 0 LOB: 0 BB: 0 P: 14	R: 0 E: 0 K: 0 S: 10	H: 1 LOB: 1 BB: 0 P: 15	R: 0 E: 0 K: 0 S: 8	H: 2 LOB: 2 BB: 0 P: 9	R: 0 E: 0 K: 1 S: 6	H: 0 LOB: 0 BB: 0 P: 9	R: 0 E: 0 K: 0 S: 6	H: 0 LOB: 0 BB: 0 P: 6	R: 0 E: 0 K: 0 S: 4	H: 1 LOB: 0 BB: 0 P: 6	R: 0 E: 0 K: 0 S: 7	H: 1 LOB: 1 BB: 0 P: 15	R: 0 E: 0 K: 2 S: 12	H: 1 LOB: 1 BB: 0 P: 17	1B: 6 2B: 0 3B: 0 HR: 0	SF: 0 SAC: 0 DP: 1 HBP: 0	WP: 0 PB: 0 SB: 0 CS: 0	PA: 32
<b>PITCHER</b>	IP WLS BF H R ER SO BB IBB HBP BLK WP HR S P ERA WHIP																					
Jimmy Anderson, L (1, 1) ERA: 4.67	8.1 W 30 6 0 0 2 0 0 0 0 0 0 0 61 96 0.00 0.720																					
Mike Williams, R (9, 1) ERA: 3.79	0.2 S 2 0 0 0 2 0 0 0 0 0 0 0 6 7 0.00 0.000																					

**Kansas City Royals @ Pittsburgh Pirates**  
PNC Park, Pittsburgh, PA  
Thu Jul 12 2001, 7:05 PM EDT  
Att. 26,393 - Sunny - 74 F

AB	32
R	0
H	6
RBI	0
BB	0
SO	4
LOB	11



WP: 0	PA: 32
PB: 0	
SB: 0	
CS: 0	





Batter	1	2	3	4	5	6	7	8	9	AB R H RBI BB SO LOB	TOP											
Luis Alicea, S (1, 4) OBP: 0.327, SLG: 0.361	0-3 K		0-2 F9			1-1 F8			1-1 G4-6-3 1B	4 0 1 0 0 1 1												
Rey Sanchez, R (1, 6) OBP: 0.309, SLG: 0.340	3-0 29 G5-3 HBP			1-1 G1-3		1-1 G5-3			1-1 G4-6-3 1-2f	3 0 0 0 0 0 2												
29 Mike Sweeney, R (1, 3) OBP: 0.387, SLG: 0.610	1-1 G5-3			3-2 G1-3			1-3 K			3 0 0 0 0 0 1 1												
Mark Quinn, R (1, 7) OBP: 0.313, SLG: 0.536	1-1 F8			0-3 K			0-0 G2-3			3 0 0 0 0 0 1 1												
Jermaine Dye, R (1, 9) OBP: 0.341, SLG: 0.424		0-3 K			2-2 L9		1-2 G1-3			3 0 0 0 0 0 1 0												
Joe Randa, R (1, 5) OBP: 0.306, SLG: 0.370		1-2 G5-3			0-0 G4-3			0-3 K		3 0 0 0 0 0 1 0												
Carlos Beltrán, S (1, 8) OBP: 0.305, SLG: 0.419		0-1 L7			1-0 P4			0-3 K		3 0 0 0 0 0 1 0												
Brent Mayne, L (1, 2) OBP: 0.372, SLG: 0.398			0-1 G1-3			2-0 E4 SH1-4		0-1 G4-3		3 0 0 0 0 0 0 0												
Chad Durbin, R (1, 1) Raul Ibanez, L (9, PH) Jason Grimsley, R (9, 1)			1-0 G4-3			0-2 SH1-4			0-0 P4	1 0 0 0 0 0 0 0 1 0 0 0 0 0 0 0 0 0 0 0 0 0 0 0												
<b>Inning Stats</b>	R: 0 E: 0 K: 1 S: 7	H: 0 LOB: 1 BB: 0 P: 12	R: 0 E: 0 K: 1 S: 10	H: 0 LOB: 0 BB: 0 P: 11	R: 0 E: 0 K: 0 S: 6	H: 0 LOB: 0 BB: 0 P: 7	R: 0 E: 0 K: 1 S: 8	H: 0 LOB: 0 BB: 0 P: 12	R: 0 E: 0 K: 0 S: 5	H: 0 LOB: 0 BB: 0 P: 8	R: 0 E: 1 K: 0 S: 8	H: 0 LOB: 1 BB: 0 P: 12	R: 0 E: 0 K: 1 S: 8	H: 0 LOB: 0 BB: 0 P: 10	R: 0 E: 0 K: 2 S: 8	H: 0 LOB: 0 BB: 0 P: 8	R: 0 E: 0 K: 0 S: 6	H: 1 LOB: 0 BB: 0 P: 7	1B: 1 2B: 0 3B: 0 HR: 0	SF: 0 SAC: 1 DP: 1 HBP: 1	WP: 0 PB: 0 SB: 0 CS: 0	PA: 29
<b>PITCHER</b> Todd Ritchie, R (1, 1) ERA: 3.77	IP: 9.0 WLS: W BF: 29 H: 1 R: 0 ER: 0 SO: 6 BB: 0 IBB: 0 HBP: 1 BLK: 0 WP: 0 HR: 0 S: 66 P: 87 ERA: 0.00 WHIP: 0.111											<b>PITCHER</b> IP: 0 WLS: 0 BF: 0 H: 0 R: 0 ER: 0 SO: 0 BB: 0 IBB: 0 HBP: 0 BLK: 0 WP: 0 HR: 0 S: 0 P: 0 ERA: 0.00 WHIP: 0.000										

**Kansas City Royals @ Pittsburgh Pirates**  
 PNC Park, Pittsburgh, PA  
 Fri Jul 13 2001, 7:05 PM EDT  
 Att. 35,325 - Sunny - 83 F

[livebaseballscorecards.com](http://livebaseballscorecards.com)

<b>AB</b>	27
<b>R</b>	0
<b>H</b>	1
<b>RBI</b>	0
<b>BB</b>	0
<b>SO</b>	6
<b>LOB</b>	5



Batter	1	2	3	4	5	6	7	8	9	AB	R	H	RBI	BB	SO	LOB
<b>1 Tike Redman, L</b> OBP: 0.167, SLG: 0.167 (1, 8)	1-2 G4-3			0-2 G5-3		1-2 1B		0-1 1B		4	0	2	0	0	0	0
<b>2 Jack Wilson, R</b> OBP: 0.307, SLG: 0.385 (1, 6)	3-1 F3			2-1 FC8-2 1B		2-2 1B		0-1 G5-3		4	0	2	0	0	0	1
<b>18 Jason Kendall, R</b> OBP: 0.330, SLG: 0.338 (1, 2)	3-2 G5-3			1-2 2B		3-2 F2			3-3 K	4	0	1	0	0	1	2
<b>Brian Giles, L</b> OBP: 0.398, SLG: 0.623 (1, 7)		0-1 G4-3		0-0 FC8-2		2-3 K			2-1 WP 1B 2B	4	1	1	0	0	1	2
<b>Aramis Ramirez, R</b> OBP: 0.351, SLG: 0.512 (1, 5)		0-0 G6-3			1-0 F9	3-2 G1			2-2 2B 1B	4	0	1	1	0	0	0
<b>John Vander Wal, L</b> OBP: 0.377, SLG: 0.490 (1, 9)		1-3 K			1-0 CS 1B	1-0 1B				3	0	2	0	0	1	0
<b>Kevin Young, R</b> OBP: 0.308, SLG: 0.399 (1, 3)			2-2 FC4-6 1B		2-1 F7	0-2 F7				3	0	1	0	0	0	2
<b>Abraham Nunez, S</b> OBP: 0.314, SLG: 0.309 (1, 4)			0-0 FC4-6 G4-6-3		0-1 G3-1			1-3 K		3	0	0	0	0	1	1
<b>Todd Ritchie, R</b> OBP: 0.216, SLG: 0.229 (1, 1)			2-2 G4-6-3		0-0 1B 1B			2-3 K		3	0	1	0	0	1	1

Inning Stats	R: 0	H: 0	E: 0	K: 0	S: 11	LOB: 0	BB: 0	P: 18	R: 0	H: 0	E: 0	K: 1	S: 6	LOB: 0	BB: 0	P: 7	R: 0	H: 1	E: 0	K: 0	S: 10	LOB: 0	BB: 0	P: 14	R: 0	H: 1	E: 0	K: 0	S: 4	LOB: 0	BB: 0	P: 8	R: 0	H: 3	E: 0	K: 0	S: 14	LOB: 2	BB: 0	P: 20	R: 0	H: 1	E: 0	K: 1	S: 11	LOB: 1	BB: 0	P: 17	R: 0	H: 1	E: 0	K: 2	S: 10	LOB: 1	BB: 0	P: 13	R: 1	H: 2	E: 0	K: 1	S: 10	LOB: 1	BB: 0	P: 17	1B: 9	SF: 0	2B: 3	SAC: 0	3B: 0	DP: 2	HR: 0	HBP: 0	WP: 1	PA: 32	PB: 0	SB: 0	CS: 1
--------------	------	------	------	------	-------	--------	-------	-------	------	------	------	------	------	--------	-------	------	------	------	------	------	-------	--------	-------	-------	------	------	------	------	------	--------	-------	------	------	------	------	------	-------	--------	-------	-------	------	------	------	------	-------	--------	-------	-------	------	------	------	------	-------	--------	-------	-------	------	------	------	------	-------	--------	-------	-------	-------	-------	-------	--------	-------	-------	-------	--------	-------	--------	-------	-------	-------


PITCHER	IP	WLS	BF	H	R	ER	SO	BB	IBB	HBP	BLK	WP	HR	S	P	ERA	WHIP
<b>Chad Durbin, R</b> ERA: 4.9 (1, 1)	8.0		29	9	0	0	4	0	0	0	0	0	0	76	110	0.00	1.125
<b>Jason Grimsley, R</b> ERA: 2.42 (9, 1)	0.1	L	3	2	1	1	1	0	0	0	0	1	0	10	17	27.00	6.000

**BOTTOM**

**Kansas City Royals @ Pittsburgh Pirates**  
PNC Park, Pittsburgh, PA

Fri Jul 13 2001, 7:05 PM EDT  
Att. 35,325 - Sunny - 83 F

<b>AB</b>	<b>32</b>
<b>R</b>	<b>1</b>
<b>H</b>	<b>11</b>
<b>RBI</b>	<b>1</b>
<b>BB</b>	<b>0</b>
<b>SO</b>	<b>5</b>
<b>LOB</b>	<b>9</b>











Batter	1	2	3	4	5	6	7	8	9	AB R H RBI BB SO LOB	TOP											
Luis Alicea, S (1, 4) OBP: 0.342, SLG: 0.375	0-1 CS 1B		1-1 G6-4-3 1B		1-2 E3 1-2 2-3		2-0 1B			4 0 3 1 0 0 2												
Rey Sanchez, R (1, 6) OBP: 0.307, SLG: 0.338	0-2 F9		1-0 G6-4-3 1-2f		0-1 G3		0-1 L4			4 0 0 0 0 0 8												
29 Mike Sweeney, R (1, 3) OBP: 0.384, SLG: 0.603	4-2 1-2 BB			1-1 F9		2-3 K	1-2 P5			3 0 0 0 1 1 3												
Mark Quinn, R (1, 7) OBP: 0.309, SLG: 0.537	0-1 F8			0-0 F7		2-0 F8		0-0 F9		4 0 0 0 0 0 1												
Jermaine Dye, R (1, 9) OBP: 0.340, SLG: 0.422		2-1 G6-3		2-3 K		0-0 G6-3		1-3 K		4 0 0 0 0 2 0												
Carlos Beltrán, S (1, 8) OBP: 0.313, SLG: 0.431		4-2 BB			1-2 FC2-6 1B		1-2 E 1B 1B	1-0 F8		3 1 2 0 1 0 0												
Joe Randa, R (1, 5) OBP: 0.301, SLG: 0.364		0-1 F7			0-0 E FC2-6 1B		1-0 F9		0-1 F8	4 0 1 0 0 0 2												
Brent Mayne, L (1, 2) OBP: 0.370, SLG: 0.395		0-1 F7			0-0 F8		0-0 1B E 1B		1-1 G6-3	4 0 1 0 0 0 3												
Paul Byrd, R (1, 1) OBP: 0.167, SLG: 0.167			2-2 G1-3		0-0 FC2-6 E		0-0 E4 1B		3-2 G4-3	2 0 0 0 0 0 2												
Raul Ibanez, L (7, PH) OBP: 0.339, SLG: 0.412					1-2 2-3f					1 0 0 0 0 0 2												
Doug Henry, R (7, 1)										0 0 0 0 0 0 0												
Dave McCarty, R (9, PH) OBP: 0.313, SLG: 0.374										1 0 0 0 0 0 0												
<b>Inning Stats</b>	R: 0 E: 0 K: 0 S: 12	H: 1 LOB: 1 BB: 1 P: 16	R: 0 E: 0 K: 0 S: 9	H: 0 LOB: 1 BB: 1 P: 15	R: 0 E: 0 K: 0 S: 6	H: 1 LOB: 0 BB: 0 P: 10	R: 0 E: 0 K: 1 S: 7	H: 0 LOB: 0 BB: 0 P: 10	R: 0 E: 1 K: 0 S: 12	H: 2 LOB: 3 BB: 0 P: 14	R: 0 E: 0 K: 1 S: 5	H: 0 LOB: 0 BB: 0 P: 9	R: 1 E: 1 K: 0 S: 13	H: 3 LOB: 3 BB: 0 P: 18	R: 0 E: 0 K: 1 S: 5	H: 0 LOB: 0 BB: 0 P: 7	R: 0 E: 0 K: 0 S: 8	H: 0 LOB: 0 BB: 0 P: 12	1B: 7 2B: 0 3B: 0 HR: 0	SF: 0 SAC: 0 DP: 1 HBP: 0	WP: 0 PB: 0 SB: 0 CS: 1	PA: 36
<b>PITCHER</b>	IP WLS BF H R ER SO BB IBB HBP BLK WP HR S P ERA WHIP																					
Jon Lieber, R (1, 1) ERA: 3.32	6.2 W 29 7 1 1 2 2 0 0 0 0 0 0 60 87 1.35 1.350																					
Kyle Farnsworth, R (7, 1) ERA: 2.93	0.1 H 1 0 0 0 0 0 0 0 0 0 0 0 4 5 0.00 0.000																					
Jeff Fassero, L (8, 1) ERA: 2.28	1.0 H 3 0 0 0 1 0 0 0 0 0 0 0 5 7 0.00 0.000																					
Tom Gordon, R (9, 1) ERA: 2.63	1.0 S 3 0 0 0 0 0 0 0 0 0 0 0 8 12 0.00 0.000																					

**Kansas City Royals @ Chicago Cubs**  
 Wrigley Field, Chicago, IL  
 Sun Jul 15 2001, 1:20 PM CDT  
 Att. 39,183 - Sunny - 75 F

[livebaseballscorecards.com](http://livebaseballscorecards.com)

<b>AB</b>	34
<b>R</b>	1
<b>H</b>	7
<b>RBI</b>	1
<b>BB</b>	2
<b>SO</b>	3
<b>LOB</b>	23







Batter	1	2	3	4	5	6	7	8	9	AB R H RBI BB SO LOB	TOP											
Luis Alicea, S (1, 4) OBP: 0.343, SLG: 0.373	1-0 F7		1-1 E 1B		1-1 F2	4-2 BB			0-0 F7	4 1 1 0 1 0 0												
Rey Sanchez, R (1, 6) OBP: 0.309, SLG: 0.340	2-2 F8		1-2 E5 1B 1-3		0-1 2B	1-1 G4-3			4-2 1B 29 SF9 BB	4 1 1 0 1 0 4												
Carlos Beltrán, S (1, 8) OBP: 0.314, SLG: 0.431	1-3 K		0-0 1B 1-2 3-H		2-3 K				3-2 29 SF9 29 S 1B	5 0 2 1 0 3 1												
29 Mike Sweeney, R (1, 3) OBP: 0.382, SLG: 0.599		2-0 FC5-4 E 1B	1-3 K		0-0 F7				0-1 SF9	4 1 1 1 0 1 3												
Mark Quinn, R (1, 7) OBP: 0.307, SLG: 0.527		1-2 E6 FC5-4	0-0 G1-3			3-2 2B G4-3 HBP			0-0 F7	4 1 0 0 0 0 4												
Jermaine Dye, R (1, 9) OBP: 0.340, SLG: 0.423		1-2 FC5-4 1B 1-2f 2-3		2-0 G4-3		0-2 G4-3 2B			1-3 K	4 0 1 0 0 1 2												
Joe Randa, R (1, 5) OBP: 0.301, SLG: 0.363		1-0 G4-6-3 1B		1-3 K		0-0 G5-3			2-0 F9	4 0 1 1 0 1 2												
Brent Mayne, L (1, 2) OBP: 0.377, SLG: 0.393		1-2 G4-6-3 1-2f		4-1 BB		4-1 G4-3 IBB			4-1 WP BB	1 0 0 0 3 0 2												
Dan Reichert, R (1, 1)			1-3 K		0-3 K				2-3 K	2 0 0 0 0 2 1												
Raul Ibanez, L (8, PH)									1-2 2-3 3-H	1 0 0 1 0 0 2												
Blake Stein, R (6, 1)										0 0 0 0 0 0 0												
55 Tony Cogan, L (7, 1)										0 0 0 0 0 0 0												
Cory Bailey, R (7, 1)										0 0 0 0 0 0 0												
Donnie Sadler, R (8, PH)										1 0 0 0 0 1 1												
Jason Grimsley, R (8, 1)										0 0 0 0 0 0 0												
Roberto Hernandez, R (9, 1)										0 0 0 0 0 0 0												
<b>Inning Stats</b>	R: 0 E: 0 K: 1 S: 9	H: 0 LOB: 0 BB: 0 P: 13	R: 1 E: 1 K: 0 S: 11	H: 2 LOB: 1 BB: 0 P: 17	R: 1 E: 1 K: 2 S: 15	H: 2 LOB: 2 BB: 0 P: 19	R: 0 E: 0 K: 2 S: 9	H: 0 LOB: 1 BB: 1 P: 16	R: 0 E: 0 K: 1 S: 8	H: 1 LOB: 1 BB: 0 P: 11	R: 1 E: 0 K: 0 S: 14	H: 1 LOB: 3 BB: 2 P: 26	R: 0 E: 0 K: 1 S: 5	H: 0 LOB: 0 BB: 0 P: 7	R: 0 E: 0 K: 2 S: 9	H: 0 LOB: 1 BB: 1 P: 18	R: 1 E: 0 K: 0 S: 13	H: 1 LOB: 1 BB: 1 P: 20	1B: 5 2B: 2 3B: 0 HR: 0	SF: 1 SAC: 0 DP: 1 HBP: 1	WP: 1 PB: 0 SB: 1 CS: 0	PA: 41
<b>PITCHER</b>	IP WLS BF H R ER SO BB IBB HBP BLK WP HR S P ERA WHIP																					
Kevin Tapani, R (1, 1) ERA: 4.34	5.2 L 28 6 3 1 6 2 1 1 0 0 0 64 99 1.59 1.412																					
Todd Van Poppel, R (6, 1) ERA: 3.02	2.1 8 0 0 0 3 1 0 0 0 1 0 16 28 0.00 0.429																					
Kyle Farnsworth, R (9, 1) ERA: 3.07	1.0 5 1 1 1 0 1 0 0 0 0 0 13 20 9.00 2.000																					

**Kansas City Royals @ Chicago Cubs**  
Wrigley Field, Chicago, IL  
Mon Jul 16 2001, 7:05 PM CDT  
Att. 39,769 - Sunny - 85 F

[livebaseballscorecards.com](http://livebaseballscorecards.com)

AB	34
R	4
H	7
RBI	4
BB	5
SO	9
LOB	22



Batter	1	2	3	4	5	6	7	8	9	AB	R	H	RBI	BB	SO	LOB
Eric Young Sr., R OBP: 0.333, SLG: 0.407 (1, 4)	4-2 S S BB		1-1 F8		0-2 1B 2B 1B	2-2 FC6 1-2f 2-3			2-1 F9	4	1	1	0	1	0	3
Ricky Gutierrez, R OBP: 0.346, SLG: 0.429 (1, 6)	1-3 K 1-2		0-0 F9		1-1 2B 1B			2-2 G6-3	4	1	1	0	0	1	2	
Delino DeShields, L OBP: 0.332, SLG: 0.333 (1, 5)	4-2 S BB		3-2 FC6-4 1B		0-0 L4-6 2B			0-3 K	3	0	2	2	1	1	0	
Sammy Sosa, R OBP: 0.422, SLG: 0.673 (1, 9)	3-3 K 1-2		3-0 FC6-4		4-0 IBB			1-3 K	3	0	0	0	1	2	4	
Ron Coomer, R OBP: 0.317, SLG: 0.390 Todd Van Poppel, R OBP: 0.250, SLG: 0.250 Corey Patterson, L OBP: 0.200, SLG: 0.214 (1, 3) (6, 1) (8, PH) (9, 7)	1-1 F2		3-3 K		1-1 L4-6			1-3 K	3	0	0	0	0	1	4	
Roosevelt Brown, L OBP: 0.300, SLG: 0.389 Kyle Farnsworth, R (9, 1)		1-0 G1-3		0-0 E5 G5-3		4-1 FC6 G5-3 BB		0-0 G3	3	0	0	0	1	0	0	
Gary Matthews, S OBP: 0.337, SLG: 0.391 (1, 8)		1-0 G6-3		3-2 G5-3		2-1 F7		0-0 G6-3	4	0	0	0	0	0	2	
Robert Machado, R OBP: 0.310, SLG: 0.436 Miguel Cairo, R OBP: 0.357, SLG: 0.337 (1, 2) (9, PH)		0-3 K		1-0 G6-3		0-0 G5-3		1-2 F8	3	0	0	0	0	1	2	
Kevin Tapani, R OBP: 0.185, SLG: 0.154 Matt Stairs, L OBP: 0.368, SLG: 0.454 (1, 1) (6, 3)			1-2 1B 1B		1-0 G5-3		4-0 FC6 BB	2-3 K	2	0	1	0	0	0	0	

Inning Stats	R: 0	H: 0	E: 0	K: 2	S: 13	H: 0	LOB: 2	BB: 2	P: 26	R: 0	H: 0	E: 0	K: 1	S: 5	H: 0	LOB: 0	BB: 0	P: 7	R: 0	H: 2	E: 0	K: 0	S: 10	H: 0	LOB: 2	BB: 0	P: 18	R: 0	H: 0	E: 1	K: 1	S: 9	H: 0	LOB: 1	BB: 0	P: 16	R: 2	H: 3	E: 0	K: 0	S: 10	H: 0	LOB: 2	BB: 2	P: 22	R: 0	H: 0	E: 0	K: 2	S: 10	H: 0	LOB: 0	BB: 0	P: 13	R: 0	H: 0	E: 0	K: 1	S: 5	H: 0	LOB: 0	BB: 0	P: 6	R: 0	H: 0	E: 0	K: 1	S: 8	H: 0	LOB: 0	BB: 0	P: 13	1B: 4	SF: 0	2B: 2	SAC: 0	3B: 0	DP: 1	HR: 0	HBP: 0
--------------	------	------	------	------	-------	------	--------	-------	-------	------	------	------	------	------	------	--------	-------	------	------	------	------	------	-------	------	--------	-------	-------	------	------	------	------	------	------	--------	-------	-------	------	------	------	------	-------	------	--------	-------	-------	------	------	------	------	-------	------	--------	-------	-------	------	------	------	------	------	------	--------	-------	------	------	------	------	------	------	------	--------	-------	-------	-------	-------	-------	--------	-------	-------	-------	--------


PITCHER	IP	WLS	BF	H	R	ER	SO	BB	IBB	HBP	BLK	WP	HR	S	P	ERA	WHIP
Dan Reichert, R ERA: 5.08 (1, 1)	5.0	W	23	5	2	2	4	2	1	0	0	0	0	47	84	3.60	1.400
Blake Stein, R ERA: 5.67 (6, 1)	1.1	H	6	0	0	0	0	2	0	0	0	0	0	14	27	0.00	1.500
55 Tony Cogan, L ERA: 5.59 (7, 1)	0.1	H	1	0	0	0	1	0	0	0	0	0	0	3	3	0.00	0.000
Cory Bailey, R ERA: 4.04 (7, 1)	0.1	H	1	0	0	0	1	0	0	0	0	0	0	4	5	0.00	0.000
Jason Grimsley, R ERA: 2.52 (8, 1)	1.0	H	3	0	0	0	1	0	0	0	0	0	0	5	6	0.00	0.000

**BOTTOM**

**Kansas City Royals @ Chicago Cubs**  
Wrigley Field, Chicago, IL  
Mon Jul 16 2001, 7:05 PM CDT  
Att: 39,769 - Sunny - 85 F

AB	32
R	2
H	5
RBI	2
BB	5
SO	8
LOB	17

WP: 0 PA: 37  
PB: 0  
SB: 3  
CS: 0



PITCHER	IP	WLS	BF	H	R	ER	SO	BB	IBB	HBP	BLK	WP	HR	S	P	ERA	WHIP
Roberto Hernandez, R ERA: 3.96 (9, 1)	1.0	S	3	0	0	0	1	0	0	0	0	0	0	8	13	0.00	0.000



Batter	1	2	3	4	5	6	7	8	9	AB R H RBI BB SO LOB	TOP											
Luis Alicea, S (1, 4) OBP: 0.344, SLG: 0.371	1-0 G1-3		1-2 SH2-4 1B		4-1 E BB		1-3 K		0-1 F9	4 0 1 0 1 1 0												
Luis Ordaz, R (1, 6) OBP: 0.310, SLG: 0.321 55 Tony Cogan, L (7, 1) Cory Bailey, R (7, 1) Héctor Ortiz, R (8, 2) OBP: 0.291, SLG: 0.298	1-3 K		0-0 SH2-4		1-2 SAFE G5-3		1-2 G6-3		1-2 P4	3 0 0 0 0 1 1 0 0 0 0 0 0 0 0 0 0 0 0 0 0 1 0 0 0 0 0 0												
Carlos Beltrán, S (1, 8) OBP: 0.316, SLG: 0.437	2-3 K		2-1 G1-3		1-0 29 G4-3 SF8 2B		0-2 2B			4 1 2 0 0 1 2												
29 Mike Sweeney, R (1, 3) OBP: 0.378, SLG: 0.593		0-3 K	0-0 F8		0-0 G4-3		0-0 L7			4 0 0 0 0 1 4												
Jermaine Dye, R (1, 9) OBP: 0.339, SLG: 0.422		3-2 HR 1B		3-2 L7		0-1 SF8		0-0 L3		3 1 1 1 0 0 0												
Raul Ibanez, L (1, 7) OBP: 0.354, SLG: 0.450 Mark Quinn, R (8, PH) OBP: 0.306, SLG: 0.525 (8, 7)		3-2 HR		2-1 G5-4-3 1B		4-1 2B WP BB		1-1 P6		2 2 2 2 1 0 0 1 0 0 0 0 0 0												
Joe Randa, R (1, 5) OBP: 0.303, SLG: 0.367		1-0 F8		1-0 G5-4-3		0-1 WP 2B		2-2 1B		4 0 2 0 0 0 1												
Brent Mayne, L (1, 2) OBP: 0.376, SLG: 0.389 Dave McCarty, R (8, PH) OBP: 0.310, SLG: 0.371 Jeff Austin, R (8, 1)		0-0 F9			0-1 G4-3		4-0 IBB		1-2 F2	2 0 0 0 1 0 0 1 0 0 0 0 0 1 0 0 0 0 0 0 0												
Jeff Suppan, R (1, 1) OBP: 0.400, SLG: 0.400 Donnie Sadler, R (7, 6) OBP: 0.267, SLG: 0.260			0-1 SH2-4 1B		1-2 P4		2-3 K		2-3 K	3 0 1 0 0 1 2 1 0 0 0 0 1 0												
<b>Inning Stats</b>	R: 0 E: 0 K: 2 S: 8	H: 0 LOB: 0 BB: 0 P: 12	R: 2 E: 0 K: 1 S: 14	H: 2 LOB: 0 BB: 0 P: 21	R: 0 E: 0 K: 0 S: 9	H: 2 LOB: 2 BB: 0 P: 12	R: 0 E: 0 K: 0 S: 7	H: 1 LOB: 0 BB: 0 P: 13	R: 0 E: 1 K: 0 S: 10	H: 0 LOB: 1 BB: 1 P: 16	R: 2 E: 0 K: 1 S: 10	H: 2 LOB: 2 BB: 2 P: 21	R: 0 E: 0 K: 1 S: 10	H: 1 LOB: 1 BB: 0 P: 12	R: 0 E: 0 K: 0 S: 12	H: 1 LOB: 1 BB: 0 P: 16	R: 0 E: 0 K: 1 S: 8	H: 0 LOB: 0 BB: 0 P: 11	1B: 5 2B: 3 3B: 0 HR: 1	SF: 1 SAC: 1 DP: 1 HBP: 0	WP: 1 PB: 0 SB: 0 CS: 0	PA: 38
<b>PITCHER</b>	IP WLS BF H R ER SO BB IBB HBP BLK WP HR S P ERA WHIP																					
Jason Bere, R (1, 1) ERA: 4.1	7.0 W 31 8 4 4 5 2 1 0 0 1 1 68 107 5.14 1.429																					
Jeff Fassero, L (8, 1) ERA: 2.23	1.0 H 4 1 0 0 0 0 0 0 0 0 0 0 12 16 0.00 1.000																					
Tom Gordon, R (9, 1) ERA: 2.54	1.0 S 3 0 0 0 0 1 0 0 0 0 0 0 8 11 0.00 0.000																					

**Kansas City Royals @ Chicago Cubs**  
Wrigley Field, Chicago, IL

Tue Jul 17 2001, 1:20 PM CDT  
Att. 38,013 - Overcast - 81 F

livebaseballscorecards.com

AB	33
R	4
H	9
RBI	3
BB	3
SO	6
LOB	11



Batter	1	2	3	4	5	6	7	8	9
Eric Young Sr., R OBP: 0.337, SLG: 0.415 (1, 4)	F3		2B		G4-3		1B	2B	
Delino DeShields, L Gary Matthews, S OBP: 0.328, SLG: 0.328 (7, PH) OBP: 0.338, SLG: 0.392 (8, 8)	K		P5		K		1B	G4-3	
Sammy Sosa, R OBP: 0.424, SLG: 0.670 (1, 9)	G5-3						E4	IBB	
Ron Coomer, R Augie Ojeda, S OBP: 0.311, SLG: 0.382 (8, 5) OBP: 0.233, SLG: 0.250		K		E6		G2-3	K	K	
Matt Stairs, L OBP: 0.366, SLG: 0.447 (1, 3)		G1-3		K		G4-3	1B	IBB	
Ricky Gutierrez, R OBP: 0.345, SLG: 0.426 (1, 6)		G5-3		G3		G1-3		1B	
Corey Patterson, L OBP: 0.235, SLG: 0.250 (8, 7)			G4-3				2B	1B	
Robert Machado, R OBP: 0.326, SLG: 0.465 (1, 2)			K		G4-3		1B	1B	P4
Jason Bere, R Roosevelt Brown, L Jeff Fassero, L Miguel Cairo, R Tom Gordon, R OBP: 0.257, SLG: 0.314 (7, PH) OBP: 0.295, SLG: 0.382 (8, 1) OBP: 0.363, SLG: 0.337 (8, PH) (9, 1)			2B		F5		P6	2B	BB


Inning Stats	R: 0	H: 0	E: 0	K: 1	S: 9	R: 0	H: 0	E: 0	K: 1	S: 8	R: 0	H: 2	E: 0	K: 1	S: 14	R: 0	H: 0	E: 1	K: 2	S: 10	R: 1	H: 2	E: 0	K: 1	S: 9	R: 0	H: 0	E: 0	K: 0	S: 6	R: 5	H: 6	E: 1	K: 2	S: 21	R: 1	H: 1	E: 0	K: 1	S: 13
	LOB: 0	BB: 0	P: 14	LOB: 0	BB: 0	P: 8	LOB: 2	BB: 0	P: 20	LOB: 1	BB: 0	P: 14	LOB: 1	BB: 0	P: 10	LOB: 1	BB: 1	P: 12	LOB: 2	BB: 1	P: 32	LOB: 2	BB: 2	P: 25	LOB: 0	BB: 0	P: 14	LOB: 0	BB: 0	P: 12	LOB: 2	BB: 1	P: 25	LOB: 0	BB: 0	P: 25	LOB: 0	BB: 0	P: 25	

PITCHER	IP	WLS	BF	H	R	ER	SO	BB	IBB	HBP	BLK	WP	HR	S	P	ERA	WHIP
Jeff Suppan, R ERA: 4.58 (1, 1)	6.1		28	7	4	4	6	1	0	0	0	0	0	65	89	5.68	1.263
55 Tony Cogan, L ERA: 6.05 (7, 1)	0.0	L	1	1	0	0	0	0	0	0	0	0	0	2	4	∞	∞
Cory Bailey, R ERA: 4.21 (7, 1)	0.2	B	5	2	2	2	2	0	1	0	0	0	0	10	17	27.00	3.000
Jeff Austin, R ERA: 1.86 (8, 1)	1.0		6	1	1	1	1	1	1	0	0	0	0	13	25	9.00	2.000

**BOTTOM**

AB	R	H	RBI	BB	SO	LOB
5	1	3	1	0	0	1
3	0	0	0	0	2	3
2	1	1	1	0	0	1
3	1	1	1	2	1	0
4	0	0	0	0	2	3
1	0	0	0	0	1	2
3	0	0	0	1	1	2
4	0	1	2	0	0	2
4	2	2	0	0	1	2
4	1	2	1	0	1	0
2	0	1	0	0	0	1
1	0	0	0	0	0	2
0	0	0	0	0	0	0
0	1	0	0	1	0	0
0	0	0	0	0	0	0

**AB 36**  
**R 7**  
**H 11**  
**RBI 6**  
**BB 4**  
**SO 9**  
**LOB 19**



**Kansas City Royals @ Chicago Cubs**  
**Wrigley Field, Chicago, IL**  
 Tue Jul 17 2001, 1:20 PM CDT  
 Att. 38,013 - Overcast - 81 F

WP: 0 PA: 40  
 PB: 0  
 SB: 1  
 CS: 0

livebaseballscorecards.com



AB	37
R	2
H	9
RBI	2
BB	4
SO	6
LOB	21



AB R H RBI BB SO LOB

5	0	2	0	0	0	1	
5	1	1	0	0	3	2	
5	0	2	1	0	2	2	
3	0	1	0	2	0	2	
5	0	1	1	0	0	2	
3	0	1	0	1	0	1	
3	0	0	0	1	1	4	
4	0	0	0	0	0	5	
4	1	1	0	0	0	2	
1B: 6	SF: 0	2B: 4	SAC: 0	3B: 0	DP: 2	HR: 0	HBP: 0

Batter	1	2	3	4	5	6	7	8	9	10
51 Ichiro Suzuki, L OBP: 0.365, SLG: 0.455	0-1 E 1B		3-2 G4-3			0-0 F8		1-1 2B		2-0 P5
Mark McLemore, S OBP: 0.366, SLG: 0.385	2-3 K			3-2 F7		3-3 K		3-3 K		3-2 1B 1-2 1B
Bret Boone, R OBP: 0.368, SLG: 0.583	3-3 SAFE K			1-2 L3-6 2B		3-1 G6-3		3-3 K		2-2 1B 1-3 2-H
John Olerud, L OBP: 0.426, SLG: 0.486	1-0 G3			3-2 L3-6 2-3			4-1 BB E BB		0-0 FC3-6 1B	4-0 1B IBB
David Bell, R OBP: 0.309, SLG: 0.434		0-1 F7			1-0 F7		0-0 E1 BB		0-0 FC3-6 G1-3 1-2f	0-2 1B 1-2 2-H 3-H
Al Martin, L OBP: 0.321, SLG: 0.364		2-2 G4-3			1-2 2B		4-2 G4-6-3 BB		0-2 G1-3	
Carlos Guillen, S OBP: 0.326, SLG: 0.351		2-2 G3-1			4-2 BB		1-3 K		2-0 F7	
Scott Podsednik, L OBP: 0.167, SLG: 0.500			0-0 G3-1		0-0 F8		1-1 G4-6-3 1-2f			0-0 L6
Dan Wilson, R OBP: 0.313, SLG: 0.393			2-1 G6-3		1-0 F9			2-1 F9		1-1 1B 1B

Inning Stats	R: 0 E: 1 K: 2 S: 10	H: 1 LOB: 1 BB: 0 P: 16	R: 0 E: 0 K: 0 S: 8	H: 0 LOB: 0 BB: 0 P: 12	R: 0 E: 0 K: 0 S: 7	H: 0 LOB: 0 BB: 0 P: 12	R: 0 E: 0 K: 0 S: 10	H: 1 LOB: 0 BB: 0 P: 17	R: 0 E: 0 K: 0 S: 9	H: 1 LOB: 2 BB: 1 P: 16	R: 0 E: 0 K: 1 S: 6	H: 0 LOB: 0 BB: 0 P: 12	R: 0 E: 1 K: 1 S: 9	H: 0 LOB: 2 BB: 2 P: 19	R: 0 E: 0 K: 2 S: 10	H: 1 LOB: 1 BB: 0 P: 19	R: 0 E: 0 K: 0 S: 6	H: 1 LOB: 1 BB: 0 P: 8	R: 2 E: 0 K: 0 S: 15	H: 4 LOB: 2 BB: 1 P: 27	1B: 6 2B: 4 3B: 0 HR: 0	SF: 0 SAC: 0 DP: 2 HBP: 0	WP: 0 PB: 0 SB: 0 CS: 0	PA: 41
--------------	-------------------------------	----------------------------------	------------------------------	----------------------------------	------------------------------	----------------------------------	-------------------------------	----------------------------------	------------------------------	----------------------------------	------------------------------	----------------------------------	------------------------------	----------------------------------	-------------------------------	----------------------------------	------------------------------	---------------------------------	-------------------------------	----------------------------------	----------------------------------	------------------------------------	----------------------------------	--------

PITCHER	IP	WLS	BF	H	R	ER	SO	BB	IBB	HBP	BLK	WP	HR	S	P	ERA	WHIP
Chad Durbin, R ERA: 4.5	8.0		30	4	0	0	6	3	0	0	0	0	0	69	123	0.00	0.875
Roberto Hernandez, R ERA: 4.2	2.0	L	11	5	2	2	0	0	1	0	0	0	0	21	35	9.00	2.500

PITCHER	IP	WLS	BF	H	R	ER	SO	BB	IBB	HBP	BLK	WP	HR	S	P	ERA	WHIP
---------	----	-----	----	---	---	----	----	----	-----	-----	-----	----	----	---	---	-----	------

Batter	1	2	3	4	5	6	7	8	9	10	AB	R	H	RBI	BB	SO	LOB
Donnie Sadler, R OBP: 0.259, SLG: 0.252 (1, 4)	P3		F8			G6-3		P3			4	0	0	0	0	0	0
Rey Sanchez, R OBP: 0.311, SLG: 0.342 (1, 6)	BB 1B			E5 29 1B		1B			G4-3		4	0	2	0	0	0	0
Carlos Beltrán, S OBP: 0.316, SLG: 0.433 (1, 8)	BB 29 G5-4-3			P4		G1-3			K		3	0	0	0	1	1	2
29 Mike Sweeney, R OBP: 0.377, SLG: 0.589 (1, 10)	G5-4-3			1B G6-4-3			F7		G6-3		4	0	1	0	0	0	2
Jermaine Dye, R OBP: 0.335, SLG: 0.417 (1, 9)		G6-3		G6-4-3			P4			K	4	0	0	0	0	1	2
Mark Quinn, R OBP: 0.305, SLG: 0.520 (1, 7)		G6-3			G5-3		FC5-4 1B		G4-3		4	0	1	0	0	0	0
Joe Randa, R OBP: 0.302, SLG: 0.369 (1, 5)		G6-3			G6-3		FC5-4			2B	4	0	1	0	0	0	1
Dave McCarty, R OBP: 0.304, SLG: 0.362 (1, 3)			G6-3		G6-3			F7		K	3	0	0	0	0	0	0
Raul Ibanez, L OBP: 0.351, SLG: 0.446 (10, PH)					G6-3						1	0	0	0	0	1	1
Héctor Ortiz, R OBP: 0.286, SLG: 0.292 (1, 2)			G3			F9		G6-3			3	0	0	0	0	0	0


Inning Stats	R: 0	H: 1	R: 0	H: 0	R: 0	H: 0	R: 0	H: 0	R: 0	H: 1	R: 0	H: 1	R: 0	H: 0	R: 0	H: 0	R: 0	H: 0	R: 0	H: 0	R: 0	H: 1	R: 0	H: 1	R: 0	H: 0	R: 0	H: 1	R: 0	H: 0	R: 0	H: 0	R: 0	H: 1	1B: 4	SF: 0	WP: 0	PA: 35
E: 0	LOB: 1	E: 0	LOB: 0	E: 0	LOB: 0	E: 0	LOB: 0	E: 0	LOB: 0	E: 0	LOB: 1	E: 0	LOB: 0	E: 0	LOB: 0	E: 0	LOB: 0	E: 0	LOB: 0	E: 0	LOB: 0	E: 0	LOB: 1	E: 0	LOB: 0	E: 0	LOB: 0	E: 0	LOB: 0	E: 0	LOB: 0	E: 0	LOB: 1	2B: 1	SAC: 0	FB: 0		
K: 0	BB: 1	K: 0	BB: 0	K: 0	BB: 0	K: 0	BB: 0	K: 0	BB: 0	K: 0	BB: 0	K: 0	BB: 0	K: 0	BB: 0	K: 0	BB: 0	K: 0	BB: 0	K: 0	BB: 0	K: 2	BB: 0	K: 0	BB: 0	K: 0	BB: 0	K: 0	BB: 0	K: 0	BB: 0	K: 0	BB: 0	3B: 0	DP: 2	SB: 0		
S: 7	P: 12	S: 7	P: 9	S: 7	P: 7	S: 8	P: 11	S: 5	P: 8	S: 6	P: 8	S: 7	P: 11	S: 4	P: 7	S: 7	P: 12	S: 9	P: 11	S: 7	P: 12	S: 9	P: 11	S: 7	P: 12	S: 9	P: 11	S: 7	P: 12	S: 9	P: 11	S: 7	P: 11	HR: 0	HBP: 0	CS: 0		

PITCHER	IP	WLS	BF	H	R	ER	SO	BB	IBB	HBP	BLK	WP	HR	S	P	ERA	WHIP
Jamie Moyer, L ERA: 4.41 (1, 1)	8.0		28	4	0	0	0	1	0	0	0	0	0	51	73	0.00	0.625
Jeff Nelson, R ERA: 2.04 (9, 1)	1.0	W	3	0	0	0	1	0	0	0	0	0	0	7	12	0.00	0.000
Kazuhiro Sasaki, R ERA: 2.79 (10, 1)	1.0	S	4	1	0	0	2	0	0	0	0	0	0	9	11	0.00	1.000

**Seattle Mariners @ Kansas City Royals**  
**Kauffman Stadium, Kansas City, MO**  
 Wed Jul 18 2001, 7:05 PM CDT  
 Att: 15,818 - Sunny - 90 F

livebaseballscorecards.com

AB	34
R	0
H	5
RBI	0
BB	1
SO	3
LOB	8





Batter	1	2	3	4	5	6	7	8	9	AB R H RBI BB SO LOB	TOP											
51 Ichiro Suzuki, L (1, 9) OBP: 0.361, SLG: 0.450	2-1 L6		1-0 G6-4-3		1-3 K		3-1 FC6-4		3-2 G3	5 0 0 0 0 1 3												
Mark McLemore, S (1, 7) OBP: 0.372, SLG: 0.389	0-2 1B		4-2 BB		2-3 K			2-2 1B 1B		3 1 2 0 1 1 1												
Bret Boone, R (1, 4) OBP: 0.367, SLG: 0.580	2-2 F8		1-1 F8		0-0 F8			3-2 BB 1B		4 1 1 0 0 0 2												
John Olerud, L (1, 3) OBP: 0.427, SLG: 0.488	3-3 K			2-2 F9		1-0 2B		4-0 1B BB		3 0 1 0 1 1 1												
Mike Cameron, R (1, 8) OBP: 0.350, SLG: 0.514		1-3 K		3-2 F8		2-3 K		1-0 G6-4-3 1B		4 0 1 2 0 2 1												
Al Martin, L (1, 10) OBP: 0.320, SLG: 0.379		2-1 P6		1-1 HR		1-0 G3-1		1-2 2-H 3-H 1-3 K		4 1 1 1 0 1 3												
David Bell, R (1, 5) OBP: 0.308, SLG: 0.430		4-1 BB		2-2 F5			0-0 G6-3	0-0 G6-4-3		3 0 0 0 1 0 2												
Carlos Guillen, S (1, 6) OBP: 0.328, SLG: 0.351		1-3 K			4-0 BB		0-1 51 FC6-4 1B		2-3 K	3 0 1 0 1 2 1												
Dan Wilson, R (1, 2) OBP: 0.313, SLG: 0.393			0-1 51 G6-4-3 1B		1-1 F9		1-0 P6		1-3 K	3 0 1 0 0 0 2												
Tom Lampkin, L (9, PH) OBP: 0.316, SLG: 0.371										1 0 0 0 0 1 0												
<b>Inning Stats</b>	R: 0 E: 0 K: 1 S: 12	H: 1 LOB: 1 BB: 0 P: 18	R: 0 E: 0 K: 2 S: 10	H: 0 LOB: 1 BB: 1 P: 18	R: 0 E: 0 K: 0 S: 7	H: 1 LOB: 1 BB: 1 P: 13	R: 1 E: 0 K: 0 S: 12	H: 1 LOB: 0 BB: 0 P: 20	R: 0 E: 0 K: 0 S: 8	H: 0 LOB: 1 BB: 1 P: 16	R: 0 E: 0 K: 1 S: 6	H: 1 LOB: 1 BB: 0 P: 10	R: 0 E: 0 K: 0 S: 6	H: 1 LOB: 1 BB: 0 P: 10	R: 2 E: 0 K: 1 S: 11	H: 3 LOB: 1 BB: 1 P: 22	R: 0 E: 0 K: 2 S: 10	H: 0 LOB: 0 BB: 0 P: 16	1B: 6 2B: 1 3B: 0 HR: 1	SF: 0 SAC: 0 DP: 2 HBP: 0	WP: 0 PB: 0 SB: 0 CS: 0	PA: 37
<b>PITCHER</b>	IP WLS BF H R ER SO BB IBB HBP BLK WP HR S P ERA WHIP																					
51 Kris Wilson, R (1, 1) ERA: 4.11	7.0 W 28 5 1 1 6 3 0 0 0 0 0 1 61 105 1.29 1.143																					
Jeff Austin, R (8, 1) ERA: 3.72	0.0 3 2 2 2 0 1 0 0 0 0 0 0 6 15 ∞ ∞																					
Cory Bailey, R (8, 1) ERA: 4.03	1.2 H 5 1 0 0 3 0 0 0 0 0 0 0 12 17 0.00 0.600																					
Jason Grimsley, R (9, 1) ERA: 2.5	0.1 1 0 0 0 0 0 0 0 0 0 0 0 3 6 0.00 0.000																					

Seattle Mariners @ Kansas City Royals  
Kauffman Stadium, Kansas City, MO  
Thu Jul 19 2001, 7:05 PM CDT  
Att. 21,566 - Sunny - 92 F

livebaseballscorecards.com

AB	33
R	3
H	8
RBI	3
BB	4
SO	9
LOB	16



Batter	1	2	3	4	5	6	7	8	9
Luis Alicea, S OBP: 0.346, SLG: 0.380 (1, 4)	1-3 K		1-1 E8 2B	0-1 1B 2B		0-1 G4-3			
Rey Sanchez, R OBP: 0.313, SLG: 0.344 (1, 6)	0-1 3B 1B		2-2 G1-3	0-0 1B		1-1 CS	0-1 G5-3		
Carlos Beltrán, S OBP: 0.317, SLG: 0.442 (1, 8)	2-2 1-H 3B		0-0 29 1B 2B	1-3 K			3-0 F9		
29 Mike Sweeney, R OBP: 0.376, SLG: 0.585 (1, 3)	0-1 L5		0-0 2-H 1B		1-2 G5-3		1-1 G5-3		
Jermaine Dye, R OBP: 0.334, SLG: 0.414 (1, 9)	0-2 G1-3		3-1 G4-3		3-3 K		1-2 L6 BB HBP		
Raul Ibanez, L OBP: 0.364, SLG: 0.456 (1, 10)		3-2 G1-3		2-2 FC4-5-6 2B	4-2 BB		4-2 1-2 BB		
Joe Randa, R OBP: 0.299, SLG: 0.364 (1, 5)		1-3 K		1-0 FC4-5-6 2B 2-3	3-3 K		2-0 L6 2-3		
Mark Quinn, R OBP: 0.304, SLG: 0.520 (1, 7)		0-1 G5-3		0-1 2B 1-3 2B		0-3 K	1-1 F5		
Brent Mayne, L OBP: 0.376, SLG: 0.386 (1, 2)			2-2 F7	2-2 L5		1-0 CS G4-3 HBP			

Inning Stats	R: 1	H: 2	E: 0	K: 1	S: 16	LOB: 1	BB: 0	P: 19	R: 0	H: 0	E: 0	K: 1	S: 9	LOB: 0	BB: 0	P: 13	R: 2	H: 3	E: 1	K: 0	S: 13	LOB: 1	BB: 0	P: 21	R: 3	H: 4	E: 0	K: 1	S: 19	LOB: 1	BB: 0	P: 25	R: 0	H: 0	E: 0	K: 2	S: 11	LOB: 1	BB: 1	P: 22	R: 0	H: 0	E: 0	K: 1	S: 7	LOB: 0	BB: 0	P: 9	R: 0	H: 0	E: 0	K: 0	S: 5	LOB: 0	BB: 0	P: 9	R: 0	H: 0	E: 0	K: 0	S: 9	LOB: 1	BB: 1	P: 17
--------------	------	------	------	------	-------	--------	-------	-------	------	------	------	------	------	--------	-------	-------	------	------	------	------	-------	--------	-------	-------	------	------	------	------	-------	--------	-------	-------	------	------	------	------	-------	--------	-------	-------	------	------	------	------	------	--------	-------	------	------	------	------	------	------	--------	-------	------	------	------	------	------	------	--------	-------	-------

PITCHER	IP	WLS	BF	H	R	ER	SO	BB	IBB	HBP	BLK	WP	HR	S	P	ERA	WHIP
Freddy Garcia, R ERA: 3.46 (1, 1)	4.0	L	21	9	6	6	3	0	0	0	0	0	0	57	78	13.50	2.250
Brian Fuentes, L ERA: 4.63 (5, 1)	2.0		7	0	0	0	3	1	0	1	0	0	0	18	31	0.00	0.500
John Halama, L ERA: 5.71 (7, 1)	1.0		3	0	0	0	0	0	0	0	0	0	0	5	9	0.00	0.000
Jose Paniagua, R ERA: 3.78 (8, 1)	1.0		4	0	0	0	0	1	0	1	0	0	0	9	17	0.00	1.000

AB R H RBI BB SO LOB

4	2	2	2	0	1	1
4	1	2	1	0	0	1
4	1	2	2	0	1	1
4	0	1	1	0	0	1
3	0	0	0	0	1	2
2	0	1	0	2	0	0
4	1	0	0	0	2	4
4	1	1	0	0	1	1
2	0	0	0	0	0	2

AB	R	H	RBI	BB	SO	LOB
31	6	9	6	2	6	13

WP	PA
0	36

Seattle Mariners @ Kansas City Royals  
Kauffman Stadium, Kansas City, MO  
Thu Jul 19 2001, 7:05 PM CDT  
Att: 21,566 - Sunny - 92 F

livebaseballscores.com





**Oakland Athletics @ Kansas City Royals**  
 Kauffman Stadium, Kansas City, MO

Fri Jul 20 2001, 7:05 PM CDT  
 Att. 30,523 - Sunny - 92 F

AB	42
R	14
H	16
RBI	12
BB	5
SO	4
LOB	20



WP	1	PA	48
PB	0		
SB	0		
CS	0		

Batter	1	2	3	4	5	6	7	8	9	AB	R	H	RBI	BB	SO	LOB
Johnny Damon, L (1, 8) OBP: 0.313, SLG: 0.369	1-2 BB 1B	1-2 G5-3			1-0 1B 2B	0-1 P6	2-2 G4-6-3 1B		3-2 G6-3	6	2	3	0	0	0	2
Frank Menechino, R (1, 4) OBP: 0.382, SLG: 0.439 Mark Bellhorn, S (7, 4) OBP: 0.236, SLG: 0.204	4-1 1B BB		1-0 F9		0-3 K	3-2 G3	0-0 SF9		1-3 K	3	0	0	1	1	1	3
Jeremy Giambi, L (1, 10) OBP: 0.406, SLG: 0.463 Ron Gant, R (9, PH) OBP: 0.333, SLG: 0.453	3-2 1B 2-H		3-2 1B		0-1 BB 2B	2-2 F3	3-1 G4-6-3		2-3 K	5	1	3	1	0	0	3
Jason Giambi, L (1, 3) OBP: 0.457, SLG: 0.622 Olmedo Saenz, R (8, 3) OBP: 0.298, SLG: 0.359	1-3 K		1-1 F8		4-2 2B BB		4-1 2B BB		0-1 F8	3	1	0	0	2	1	3
Terrence Long, L (1, 9)	0-0 F7		2-2 G5-3		2-0 2B		0-0 2B 3 2B		1-2 E4 3 HR	5	2	2	2	0	0	3
Miguel Tejada, R (1, 6) OBP: 0.322, SLG: 0.474	1-2 F7			2-2 F7	1-0 P4		1-2 3 2B		4-0 3 HR	4	2	1	1	1	0	4
3 Eric Chavez, L (1, 5) OBP: 0.307, SLG: 0.469		1-2 1B G4-6-3 1B		0-1 G1-3		0-0 HR	0-0 2B 2B		0-1 HR	5	4	4	6	0	0	0
Billy McMillon, L (1, 7) OBP: 0.298, SLG: 0.369		1-1 G4-6-3 1B		1-1 G3		1-2 G3 WP 2B	2-0 1B SF9 2B		1-2 F7	5	2	3	1	0	0	0
Greg Myers, L (1, 2) OBP: 0.307, SLG: 0.363		1-1 G4-6-3			0-0 G3	1-0 FC1 WP G3	4-0 1B BB		1-1 F8	4	0	0	0	1	0	2

Inning Stats	R: 1	H: 2	E: 0	LOB: 2	K: 1	S: 19	P: 29	R: 1	H: 2	E: 0	LOB: 0	K: 0	BB: 0	S: 10	P: 14	R: 0	H: 1	E: 0	LOB: 1	K: 0	BB: 0	S: 9	P: 16	R: 0	H: 0	E: 0	LOB: 0	K: 0	BB: 0	S: 7	P: 10	R: 2	H: 3	E: 0	LOB: 2	K: 1	BB: 1	S: 17	P: 25	R: 2	H: 2	E: 0	LOB: 1	K: 0	BB: 0	S: 17	P: 24	R: 5	H: 5	E: 0	LOB: 1	K: 0	BB: 2	S: 13	P: 29	R: 3	H: 1	E: 1	LOB: 0	K: 0	BB: 1	S: 12	P: 19	R: 0	H: 0	E: 0	LOB: 0	K: 2	BB: 0	S: 10	P: 16	1B: 8	SF: 1	2B: 6	SAC: 0	3B: 0	DP: 2	HR: 2	HBP: 0	WP: 1	PA: 48
--------------	------	------	------	--------	------	-------	-------	------	------	------	--------	------	-------	-------	-------	------	------	------	--------	------	-------	------	-------	------	------	------	--------	------	-------	------	-------	------	------	------	--------	------	-------	-------	-------	------	------	------	--------	------	-------	-------	-------	------	------	------	--------	------	-------	-------	-------	------	------	------	--------	------	-------	-------	-------	------	------	------	--------	------	-------	-------	-------	-------	-------	-------	--------	-------	-------	-------	--------	-------	--------

PITCHER	IP	WLS	BF	H	R	ER	SO	BB	IBB	HBP	BLK	WP	HR	S	P	ERA	WHIP
Paul Byrd, R (1, 1) ERA: 5.4	5.0	L	24	8	4	4	2	2	0	0	0	0	0	62	94	7.20	2.000
Doug Henry, R (6, 1) ERA: 6.8	1.0		10	5	6	6	0	1	0	0	0	1	1	23	35	54.00	6.000
Jeff Austin, R (7, 1) ERA: 4.97	3.0		14	3	4	3	2	2	0	0	0	0	1	29	53	9.00	1.667

PITCHER	IP	WLS	BF	H	R	ER	SO	BB	IBB	HBP	BLK	WP	HR	S	P	ERA	WHIP
---------	----	-----	----	---	---	----	----	----	-----	-----	-----	----	----	---	---	-----	------

Batter	1	2	3	4	5	6	7	8	9	AB	R	H	RBI	BB	SO	LOB
Luis Alicea, S OBP: 0.340, SLG: 0.373 (1, 4)	0-2 G3	1-1 G3		1-0 F7			0-1 L3		1-1 G4-3	5	0	0	0	0	0	3
Rey Sanchez, R OBP: 0.316, SLG: 0.346 (1, 6)	0-2 L8		0-1 WP		2-2 G6-3		0-1 G5-3			3	1	2	0	0	0	0
Donnie Sadler, R OBP: 0.257, SLG: 0.250 (7, PH)			1B							1	0	0	0	0	0	0
Carlos Beltrán, S OBP: 0.319, SLG: 0.441 (1, 8)	2-2 E4		1-3 K		4-2 G6-3		2-1			3	0	1	0	1	1	1
29 Mike Sweeney, R OBP: 0.373, SLG: 0.581 (1, 3)	0-1 G6-3		1-2		1-2 BB											
Dave McCarty, R OBP: 0.302, SLG: 0.359 (7, PH)			0-0 L7		1-1 F8		0-2 P4			3	0	0	0	0	0	4
Jermaine Dye, R OBP: 0.333, SLG: 0.412 (1, 9)		3-2 G3-1	2-1 G6-3		1-1 G6-3			2-2 G5-4-3		4	0	1	1	0	0	2
Raul Ibanez, L OBP: 0.372, SLG: 0.462 (1, 10)		2-2 1B		3-2 1B	2-2 F9			0-1 G5-4-3		3	1	2	0	0	0	1
Luis Ordaz, R OBP: 0.305, SLG: 0.315 (8, PH)		1B		1B				1-2f		1	0	0	0	0	0	1
Joe Randa, R OBP: 0.296, SLG: 0.360 (1, 5)		0-2 F8		0-0 F9		0-2 G4-3		0-2 G5-3		4	0	0	0	0	0	1
Mark Quinn, R OBP: 0.307, SLG: 0.519 (1, 7)		0-2 1B		0-0 1B		1-1 G3-1			0-3 K	4	1	2	0	0	1	0
Brent Mayne, L OBP: 0.378, SLG: 0.388 (1, 2)		1-2 1B		2-2 1B		1-1 G4-3			0-0 G6-3	4	0	2	2	0	0	0

Inning Stats	R: 0	H: 0	E: 1	K: 0	S: 12	H: 0	LOB: 1	BB: 0	P: 14	R: 1	H: 3	E: 0	K: 0	S: 23	H: 1	LOB: 1	BB: 0	P: 30	R: 0	H: 1	E: 0	K: 1	S: 8	H: 1	LOB: 1	BB: 0	P: 11	R: 1	H: 3	E: 0	K: 0	S: 11	H: 1	LOB: 1	BB: 1	P: 22	R: 0	H: 0	E: 0	K: 0	S: 8	H: 0	LOB: 0	BB: 0	P: 10	R: 0	H: 1	E: 0	K: 0	S: 9	H: 1	LOB: 1	BB: 0	P: 11	R: 0	H: 1	E: 0	K: 0	S: 9	H: 1	LOB: 0	BB: 0	P: 11	R: 0	H: 0	E: 0	K: 1	S: 6	H: 0	LOB: 0	BB: 0	P: 7	1B: 10	SF: 0	2B: 0	3B: 0	HR: 0
--------------	------	------	------	------	-------	------	--------	-------	-------	------	------	------	------	-------	------	--------	-------	-------	------	------	------	------	------	------	--------	-------	-------	------	------	------	------	-------	------	--------	-------	-------	------	------	------	------	------	------	--------	-------	-------	------	------	------	------	------	------	--------	-------	-------	------	------	------	------	------	------	--------	-------	-------	------	------	------	------	------	------	--------	-------	------	--------	-------	-------	-------	-------

PITCHER	IP	WLS	BF	H	R	ER	SO	BB	IBB	HBP	BLK	WP	HR	S	P	ERA	WHIP
Cory Lidle, R ERA: 4.24 (1, 1)	5.0	W	24	8	3	3	1	1	0	0	0	1	0	66	94	5.40	1.800
Jeff Tam, R ERA: 3.58 (6, 1)	2.0	H	7	1	0	0	0	0	0	0	0	0	0	17	21	0.00	0.500
Mike Magnante, L ERA: 2.48 (8, 1)	1.0		3	1	0	0	0	0	0	0	0	0	0	9	11	0.00	1.000
Jason Isringhausen, R ERA: 2.28 (9, 1)	1.0		3	0	0	0	1	0	0	0	0	0	0	6	7	0.00	0.000

**BOTTOM**

**Oakland Athletics @ Kansas City Royals**  
Kauffman Stadium, Kansas City, MO

livebaseballscorecards.com

<b>AB</b>	<b>36</b>
<b>R</b>	<b>3</b>
<b>H</b>	<b>10</b>
<b>RBI</b>	<b>3</b>
<b>BB</b>	<b>1</b>
<b>SO</b>	<b>2</b>
<b>LOB</b>	<b>14</b>



WP	PA	ERA	WHIP
1	37		
0			
2			
0			

Fri Jul 20 2001, 7:05 PM CDT  
Att: 30,523 - Sunny - 92 F



Batter	1	2	3	4	5	6	7	8	9	AB	R	H	RBI	BB	SO	LOB	TOP
<b>Johnny Damon, L</b> (1, 8) OBP: 0.312, SLG: 0.367 	2-1 					0-2 		1-0 		5	1	1	0	0	0	0	
<b>Frank Menechino, R</b> (1, 4) OBP: 0.385, SLG: 0.438 	2-3 		2-2 	1-0 		4-0 		0-1 		3	1	1	0	1	1	0	
<b>Jeremy Giambi, L</b> (1, 10) OBP: 0.406, SLG: 0.473 	1-0 		4-2 	3-1 		2-2 			2-0 	4	2	1	1	1	0	2	
<b>Jason Giambi, L</b> (1, 3) OBP: 0.457, SLG: 0.620 <b>Olmedo Saenz, R</b> (8, 3) OBP: 0.297, SLG: 0.358 		0-1 	0-0 	2-2 		1-2 		0-0 	4 1 2 1 0 0 3 1 0 0 0 0 0 0								
<b>Terrence Long, L</b> (1, 9) OBP: 0.327, SLG: 0.409 <b>Ron Gant, R</b> (9, PH) OBP: 0.332, SLG: 0.451 	1-1 		1-2 	2-3 		1-0 		3-2 	4 1 2 1 0 1 3 1 0 0 0 0 0 0								
<b>Miguel Tejada, R</b> (1, 6) OBP: 0.319, SLG: 0.470 <b>Mark Bellhorn, S</b> (8, 6) OBP: 0.232, SLG: 0.200 	1-2 		1-2 		0-0 		0-3 	3 1 0 1 0 1 2 1 0 0 0 0 0 0									
<b>3 Eric Chavez, L</b> (1, 5) OBP: 0.313, SLG: 0.477 	2-0 		4-0 		2-0 		1-0 	3 1 2 2 1 0 0									
<b>Billy McMillon, L</b> (1, 7) OBP: 0.296, SLG: 0.375 	2-3 		2-0 		1-3 		1-2 	4 1 1 2 0 2 2									
<b>Greg Myers, L</b> (1, 2) OBP: 0.305, SLG: 0.387 	0-0 		2-2 		2-0 		1-2 	4 1 1 2 0 0 2									
<b>Inning Stats</b>	R: 0 H: 0 E: 0 LOB: 0 K: 1 BB: 0 S: 6 P: 11	R: 2 H: 3 E: 0 LOB: 1 K: 1 BB: 0 S: 13 P: 18	R: 7 H: 5 E: 0 LOB: 0 K: 0 BB: 2 S: 24 P: 44	R: 0 H: 0 E: 0 LOB: 1 K: 1 BB: 0 S: 9 P: 17	R: 0 H: 1 E: 0 LOB: 1 K: 1 BB: 0 S: 6 P: 11	R: 0 H: 1 E: 0 LOB: 2 K: 0 BB: 1 S: 12 P: 20	R: 0 H: 0 E: 0 LOB: 0 K: 1 BB: 0 S: 7 P: 9	R: 0 H: 0 E: 0 LOB: 0 K: 0 BB: 0 S: 6 P: 8	R: 1 H: 1 E: 0 LOB: 0 K: 0 BB: 0 S: 8 P: 16	1B: 5 SF: 1 2B: 4 SAC: 0 3B: 0 DP: 0 HR: 2 HBP: 1	WP: 2 PA: 42 PB: 0 SB: 0 CS: 0						
<b>PITCHER</b>	IP WLS BF H R ER SO BB IBB HBP BLK WP HR S P ERA WHIP																
<b>Dan Reichert, R</b> (1, 1) ERA: 5.61	2.2 L 17 7 8 8 2 1 1 0 0 1 0 38 65 27.00 3.000																
<b>Blake Stein, R</b> (3, 1) ERA: 5.4	5.1 21 3 1 1 3 1 0 1 0 1 1 45 73 1.69 0.750																
<b>55 Tony Cogan, L</b> (9, 1) ERA: 6.2	1.0 4 1 1 1 0 0 0 0 0 0 0 1 8 16 9.00 1.000																

**Oakland Athletics @ Kansas City Royals**  
 Kauffman Stadium, Kansas City, MO  
 Sat Jul 21 2001, 7:05 PM CDT  
 Att. 25,830 - Sunny - 92 F

AB	37
R	10
H	11
RBI	10
BB	3
SO	5
LOB	14



[livebaseballscorecards.com](http://livebaseballscorecards.com)





Batter	1	2	3	4	5	6	7	8	9	AB R H RBI BB SO LOB
Johnny Damon, L (1, 8) OBP: 0.313, SLG: 0.368	1-3 		1-1 P3 			0-1 G1-6-3 1B 		1-2 S 1B 		4 0 2 0 0 1 0
Frank Menechino, R (1, 4) OBP: 0.381, SLG: 0.433	1-3 			2-2 G6-3 		2-2 G1-6-3 1-2f 		1-3 K 1-2 		4 0 0 0 0 2 2
Jeremy Giambi, L (1, 10) OBP: 0.403, SLG: 0.467	3-2 G4-3 			3-3 K 			2-3 K 		4-2 E BB 	3 1 0 0 1 2 0
Jason Giambi, L (1, 3) OBP: 0.460, SLG: 0.630		2-2 1B 3B 		4-1 BB 		2-2 G4-3 		1-0 E4 2B 1-H 		3 2 2 1 1 0 0
Terrence Long, L (1, 9) OBP: 0.329, SLG: 0.416		0-3 K 		0-0 F7 		0-0 2B 		0-1 G6-4-3 2B 3-H 		4 0 2 1 0 1 2
Miguel Tejada, R (1, 6) OBP: 0.321, SLG: 0.469		1-0 3 G4-6-3 1B 3-H 		1-1 G5-3 		1-0 G5-3 		4-2 G6-4-3 BB 		3 0 1 1 1 0 1
3 Eric Chavez, L (1, 5) OBP: 0.311, SLG: 0.474		0-0 G4-6-3 1-2f 		3-2 G6-3 			2-2 G1-3 		0-2 G6-4-3 1-2f 2-3 	2 0 0 0 0 0 1 2 0 0 0 0 0 2
Olmedo Saenz, R (7, 5) OBP: 0.294, SLG: 0.355										
Billy McMillon, L (1, 7) OBP: 0.284, SLG: 0.359			1-2 F8 		1-1 G4-3 		0-0 F8 		0-0 G3-1 	4 0 0 0 0 0 1
Greg Myers, L (1, 2) OBP: 0.306, SLG: 0.413			3-2 G4-3 			0-0 F8 		2-2 HR 		3 1 1 1 0 0 0

Inning Stats	R: 0	H: 0	E: 0	K: 2	S: 10	P: 15	R: 1	H: 2	E: 0	K: 1	S: 9	P: 12	R: 0	H: 0	E: 0	K: 0	S: 8	P: 13	R: 0	H: 0	E: 0	K: 1	S: 9	P: 18	R: 0	H: 0	E: 0	K: 0	S: 7	P: 12	R: 0	H: 1	E: 0	K: 0	S: 7	P: 9	R: 0	H: 1	E: 0	K: 1	S: 9	P: 14	R: 1	H: 2	E: 0	K: 1	S: 14	P: 20	R: 2	H: 2	E: 1	K: 0	S: 15	P: 24	1B: 3	SF: 0	2B: 3	SAC: 0	3B: 1	DP: 3	HR: 1	HBP: 0	WP: 0	PA: 35
--------------	------	------	------	------	-------	-------	------	------	------	------	------	-------	------	------	------	------	------	-------	------	------	------	------	------	-------	------	------	------	------	------	-------	------	------	------	------	------	------	------	------	------	------	------	-------	------	------	------	------	-------	-------	------	------	------	------	-------	-------	-------	-------	-------	--------	-------	-------	-------	--------	-------	--------

PITCHER	IP	WLS	BF	H	R	ER	SO	BB	IBB	HBP	BLK	WP	HR	S	P	ERA	WHIP
Jeff Suppan, R (1, 1) ERA: 4.46	7.2		28	6	2	2	5	1	0	0	0	0	1	70	109	2.35	0.913
Jason Grimsley, R (8, 1) ERA: 2.49	0.1	H	1	0	0	0	1	0	0	0	0	0	0	3	4	0.00	0.000
Roberto Hernandez, R (9, 1) ERA: 4.54	1.0	W	6	2	2	2	0	2	0	0	0	0	0	15	24	18.00	4.000

**TOP**

**Oakland Athletics @ Kansas City Royals**  
Kauffman Stadium, Kansas City, MO

Sun Jul 22 2001, 7:05 PM CDT  
Att. 17,252 - Sunny - 94 F

AB	32
R	4
H	8
RBI	4
BB	3
SO	6
LOB	9

livebaseballscorecards.com

Batter	1	2	3	4	5	6	7	8	9	AB	R	H	RBI	BB	SO	LOB
Donnie Sadler, R (1, 8) OBP: 0.255, SLG: 0.242 Raul Ibanez, L (9, PH) OBP: 0.389, SLG: 0.473	2-1 G4-3		1-2 FC5-4 1B		4-2 1B BB		0-1 P3		4-1 1B BB	3	1	0	0	1	0	1
Rey Sanchez, R (1, 6) OBP: 0.319, SLG: 0.350	0-0 29 FC4-6 1B		3-2 1B		1-0 1B		0-0 F9		0-1 1B	5	0	4	3	0	0	0
Carlos Beltrán, S (1, 10) OBP: 0.319, SLG: 0.439	3-2 F8			2-0 29 WJP 1B		1-0 P4		0-0 F7		4	0	1	0	0	0	3
29 Mike Sweeney, R (1, 3) OBP: 0.375, SLG: 0.587	0-0 FC4-6 1B			1-2 HR		2-2 G6-4-3 1B 1B		2-2 F3		4	2	2	1	0	0	1
Jermaine Dye, R (1, 9) OBP: 0.334, SLG: 0.412		0-2 G5-3		0-0 G4-3 1B		0-1 G6-4-3 1B		2-2 F9		4	0	2	0	0	0	0
Mark Quinn, R (1, 7) OBP: 0.301, SLG: 0.510		1-0 G6-3		1-1 G4-3		0-0 G6-4-3		1-3 K2-3		4	0	0	0	0	1	3
Joe Randa, R (1, 5) OBP: 0.298, SLG: 0.361		3-3 K			2-2 SH1-4 1B 1B		0-0 1B		2-2 P1	4	1	2	1	0	1	0
Héctor Ortiz, R (1, 2) OBP: 0.299, SLG: 0.306 Brent Mayne, L (9, PH) OBP: 0.374, SLG: 0.393			3-1 FC5-4 1B		1-2 SH1-4 1B 1B		0-1 1B		0-0 1B 3B	3	0	3	0	0	0	0
Luis Ordaz, R (1, 4) OBP: 0.295, SLG: 0.304 Luis Alicea, S (9, PH) OBP: 0.334, SLG: 0.366			0-2 FC5-4 1B		0-0 SH1-4		0-0 G4-3		1-0 F7	2	0	0	0	0	0	3
			1-2 FC5-4		1-2 2-3					1	0	0	0	0	0	1

Inning Stats	R: 0	H: 1	E: 0	K: 0	S: 8	H: 0	LOB: 0	BB: 0	P: 13	R: 1	H: 2	E: 0	K: 0	S: 13	H: 3	LOB: 0	BB: 0	P: 13	R: 1	H: 3	E: 0	K: 0	S: 12	H: 4	LOB: 2	BB: 0	P: 12	R: 0	H: 0	E: 0	K: 0	S: 4	R: 0	H: 0	E: 0	K: 1	S: 10	R: 1	H: 2	E: 0	K: 0	S: 8	1B: 13	2B: 0	3B: 1	HR: 1	SF: 0	SAC: 1	DP: 2	HBP: 0	WP: 1	PB: 0	SB: 1	CS: 0	PA: 38
--------------	------	------	------	------	------	------	--------	-------	-------	------	------	------	------	-------	------	--------	-------	-------	------	------	------	------	-------	------	--------	-------	-------	------	------	------	------	------	------	------	------	------	-------	------	------	------	------	------	--------	-------	-------	-------	-------	--------	-------	--------	-------	-------	-------	-------	--------

PITCHER	IP	WLS	BF	H	R	ER	SO	BB	IBB	HBP	BLK	WP	HR	S	P	ERA	WHIP
Mark Mulder, L (1, 1) ERA: 3.59	5.0		23	11	4	4	1	1	0	0	0	1	1	57	88	7.20	2.400
Jeff Tam, R (6, 1) ERA: 3.44	2.0		7	2	0	0	0	0	0	0	0	0	0	9	9	0.00	1.000
Mark Guthrie, L (8, 1) ERA: 4.79	1.0		3	0	0	0	1	0	0	0	0	0	0	10	15	0.00	0.000
Jim Mecir, R (9, 1) ERA: 3.83	0.2	L	5	2	1	1	0	1	0	0	0	0	0	8	15	13.50	4.500

BOTTOM

Oakland Athletics @ Kansas City Royals  
Kauffman Stadium, Kansas City, MO

livebaseballscorecards.com

AB	35
R	5
H	15
RBI	5
BB	2
SO	2
LOB	12



Sun Jul 22 2001, 7:05 PM CDT  
Att: 17,252 - Sunny - 94 F





Batter	1	2	3	4	5	6	7	8	9	AB	R	H	RBI	BB	SO	LOB
Luis Alicea, S OBP: 0.331, SLG: 0.362 (1, 4)	0-1 L5		1-1 SH5-3			1-2 G4-3		2-1 L6		3	0	0	0	0	0	0
Rey Sanchez, R OBP: 0.319, SLG: 0.349 (1, 6)	0-1 1B		1-1 SF8			1-0 G4-3		1-1 L4		3	0	1	1	0	0	0
29 Mike Sweeney, R OBP: 0.372, SLG: 0.581 (1, 3)	2-3 K		0-1 G1-3			1-2 G1-3		3-1 F8		4	0	0	0	0	1	2
Jermaine Dye, R OBP: 0.336, SLG: 0.421 (1, 8)	2-2 G6-3			0-2 G5-3			0-0 HR		3-2 G2-3 BB 1B	4	1	2	1	0	0	1
Raul Ibanez, L OBP: 0.392, SLG: 0.464 (1, 9)		4-2 G6-4-3 BB		3-2 F9			3-1 G4-3		4-1 G2-3 BB	2	0	0	0	2	0	0
Mark Quinn, R OBP: 0.296, SLG: 0.502 (1, 7)		1-1 G6-4-3		1-3 K			2-1 L8		1-1 F3	4	0	0	0	0	1	3
Joe Randa, R OBP: 0.297, SLG: 0.359 (1, 5)		1-2 L5			1-0 G6-3		3-1 1B 1B		0-1 G2-3	4	0	1	0	0	0	2
Gregg Zaun, S OBP: 0.500, SLG: 0.333 (1, 10)			4-2 SH5-3 1B SF8 BB		1-2 F8		1-2 1B		2-1 G6-3	3	1	1	0	1	0	2
Brent Mayne, L OBP: 0.373, SLG: 0.392 (1, 2)			1-2 SH5-3 1B		2-1 G3		2-3 K			3	0	1	0	0	1	2

Inning Stats	R: 0	H: 1	E: 0	K: 1	S: 13	R: 0	H: 0	E: 0	K: 0	S: 7	R: 1	H: 1	E: 0	K: 0	S: 11	R: 0	H: 0	E: 0	K: 1	S: 10	R: 0	H: 0	E: 0	K: 0	S: 6	R: 0	H: 0	E: 0	K: 0	S: 7	R: 1	H: 3	E: 0	K: 1	S: 13	R: 0	H: 0	E: 0	K: 0	S: 6	R: 0	H: 1	E: 0	K: 0	S: 13	1B: 5	SF: 1	2B: 0	SAC: 1	3B: 0	DP: 1	HR: 1	HBP: 0	WP: 0	PA: 35
PITCHER	IP	WLS	BF	H	R	ER	SO	BB	IBB	HBP	BLK	WP	HR	S	P	ERA	WHIP																																						
Tim Hudson, R ERA: 2.98 (1, 1)	7.0	W	27	5	2	2	3	2	0	0	0	0	1	67	106	2.57	1.000																																						
Luis Vizcaino, R ERA: 5.84 (8, 1)	1.0		3	0	0	0	0	0	0	0	0	0	0	6	12	0.00	0.000																																						
Jason Isringhausen, R ERA: 2.23 (9, 1)	1.0		5	1	0	0	0	1	0	0	0	0	0	13	23	0.00	2.000																																						


**BOTTOM**

**Oakland Athletics @ Kansas City Royals**  
**Kauffman Stadium, Kansas City, MO**

Mon Jul 23 2001, 7:05 PM CDT  
 Att. 20,807 - Cloudy - 90 F

livebaseballscorecards.com

AB	30
R	2
H	6
RBI	2
BB	3
SO	3
LOB	12







Batter	1	2	3	4	5	6	7	8	9	AB	R	H	RBI	BB	SO	LOB
51 Ichiro Suzuki, L OBP: 0.359, SLG: 0.447	1-1 G6-3 1B		0-0 F9		0-2 G4-3			0-0 G4-3		4	0	1	0	0	0	1
Mark McLemore, S OBP: 0.368, SLG: 0.400	1-3 K		0-3 K			0-1 F7		3-3 K		4	0	0	0	0	3	1
Bret Boone, R OBP: 0.360, SLG: 0.564	3-2 G6-3 1-2			1-1 G6-3		2-0 1B		3-2 2B		4	0	2	0	0	0	1
John Olerud, L OBP: 0.420, SLG: 0.479	3-2 F9			1-1 G4-3		1-0 F7		2-3 K		4	0	0	0	0	1	3
Al Martin, L OBP: 0.321, SLG: 0.392		0-1 F8		3-3 K		2-2 P6			1-2 G1	4	0	0	0	0	1	1
Stan Javier, S OBP: 0.351, SLG: 0.324		1-2 HBP			3-2 F7				0-2 L7	3	0	1	0	0	0	0
David Bell, R OBP: 0.302, SLG: 0.416		2-2 F3			1-1 F5				1-3 K2-3	4	0	0	0	0	1	2
Carlos Guillen, S OBP: 0.332, SLG: 0.356		2-3 K			2-2 2B 1B					3	1	2	0	0	1	1
Dan Wilson, R OBP: 0.311, SLG: 0.399			1-2 G4-1		1-0 2B				2-0 G6-4-3 1-2f	3	0	1	1	0	0	2

Inning Stats	R: 0	H: 1	E: 0	LOB: 1	K: 1	S: 17	P: 24	R: 0	H: 0	E: 0	LOB: 1	K: 1	S: 10	P: 15	R: 0	H: 0	E: 0	LOB: 0	K: 1	S: 7	P: 8	R: 0	H: 0	E: 0	LOB: 0	K: 1	S: 7	P: 12	R: 1	H: 2	E: 0	LOB: 1	K: 0	S: 12	P: 19	R: 0	H: 1	E: 0	LOB: 1	K: 0	S: 7	P: 12	R: 0	H: 2	E: 0	LOB: 1	K: 0	S: 7	P: 13	R: 0	H: 1	E: 0	LOB: 1	K: 2	S: 12	P: 20	R: 0	H: 0	E: 0	LOB: 0	K: 1	S: 12	P: 14	1B: 5	SF: 0	2B: 2	SAC: 0	3B: 0	DP: 1	HR: 0	HBP: 1	WP: 0	PA: 34
--------------	------	------	------	--------	------	-------	-------	------	------	------	--------	------	-------	-------	------	------	------	--------	------	------	------	------	------	------	--------	------	------	-------	------	------	------	--------	------	-------	-------	------	------	------	--------	------	------	-------	------	------	------	--------	------	------	-------	------	------	------	--------	------	-------	-------	------	------	------	--------	------	-------	-------	-------	-------	-------	--------	-------	-------	-------	--------	-------	--------

PITCHER	IP	WLS	BF	H	R	ER	SO	BB	IBB	HBP	BLK	WP	HR	S	P	ERA	WHIP
51 Kris Wilson, R ERA: 3.76	(1, 1)	8.0	31	7	1	1	6	0	0	1	0	0	0	79	123	1.12	0.875
Jason Grimsley, R ERA: 2.44	(9, 1)	1.0	3	0	0	0	1	0	0	0	0	0	0	12	14	0.00	0.000

BOTTOM

Kansas City Royals @ Seattle Mariners  
Safeco Field, Seattle, WA  
Tue Jul 24 2001, 7:05 PM PDT  
Att: 45,119 - Sunny - 73 F

livebaseballscorecards.com

AB	33
R	1
H	7
RBI	1
BB	0
SO	7
LOB	12





Batter	1	2	3	4	5	6	7	8	9	AB R H RBI BB SO LOB	TOP	
Neifi Perez, S (1, 4) OBP: 0.324, SLG: 0.444	0-0 B1-3			3-2 2B	0-1 P4		0-0 G4-3		1-2 G6-3	5 1 1 0 0 0 0		
Rey Sanchez, R (1, 6) OBP: 0.327, SLG: 0.367	2-2 F9			1-2 29 2B	2-2 29 FC6-4 1B		0-0 1B		1-0 3B	5 1 4 1 0 0 0		
29 Mike Sweeney, R (1, 3) OBP: 0.371, SLG: 0.580	1-2 P4			1-2 1B SF7 2B	1-1 FC6-4		0-0 F8		0-0 F7	5 1 1 1 0 0 3		
Mark Quinn, R (1, 7) OBP: 0.291, SLG: 0.502		1-2 F5		0-1 P1		2-1 F9	0-0 F8			4 0 0 0 0 0 2		
Raul Ibanez, L (1, 9) OBP: 0.391, SLG: 0.483		2-1 G6-3		1-0 SF7 1B 1B		1-2 F8		2-0 G3-1		4 1 1 0 0 0 0		
Gregg Zaun, S (1, 2) OBP: 0.417, SLG: 0.444		1-3 K		3-1 SF7		4-1 1B 1B BB		0-2 2B		2 1 1 1 1 1 0		
Joe Randa, R (1, 5) OBP: 0.301, SLG: 0.362			2-2 G6-3 1B	0-0 1B		2-2 1B 1-2 1B		0-1 F9		4 0 3 1 0 0 1		
Luis Alicea, S (1, 10) OBP: 0.329, SLG: 0.359			0-0 F9	1-3 K		0-0 1-3 2-H 1B		1-3 K		4 0 1 1 0 2 3		
Endy Chavez, L (1, 8) OBP: 0.238, SLG: 0.234			2-0 G6-3		3-2 L5		3-3 K		1-1 F8	4 0 0 0 0 1 3		
<b>Inning Stats</b>	R: 0 E: 0 K: 0 S: 8 H: 0 LOB: 0 BB: 0 P: 11	R: 0 E: 0 K: 1 S: 9 H: 0 LOB: 0 BB: 0 P: 13	R: 0 E: 0 K: 0 S: 5 H: 1 LOB: 0 BB: 0 P: 9	R: 4 E: 0 K: 1 S: 23 H: 5 LOB: 1 BB: 0 P: 33	R: 0 E: 0 K: 0 S: 13 H: 1 LOB: 1 BB: 0 P: 19	R: 1 E: 0 K: 1 S: 15 H: 2 LOB: 2 BB: 1 P: 27	R: 0 E: 0 K: 0 S: 4 H: 1 LOB: 1 BB: 0 P: 4	R: 0 E: 0 K: 1 S: 9 H: 1 LOB: 1 BB: 0 P: 12	R: 0 E: 0 K: 0 S: 8 H: 1 LOB: 1 BB: 0 P: 11	1B: 7 2B: 4 3B: 1 HR: 0 SF: 1 SAC: 0 DP: 1 HBP: 0	WP: 0 PB: 0 SB: 0 CS: 0 PA: 39	
<b>PITCHER</b>	IP WLS BF H R ER SO BB IBB HBP BLK WP HR S P ERA WHIP											
Aaron Sele, R (1, 1) ERA: 3.3	6.0 L 27 9 5 5 3 1 0 0 0 0 0 0 73 112 7.50 1.667											
Ryan Franklin, R (7, 1) ERA: 3.61	2.0 8 2 0 0 1 0 0 0 0 0 0 0 13 16 0.00 1.000											
Jose Paniagua, R (9, 1) ERA: 3.65	1.0 4 1 0 0 0 0 0 0 0 0 0 0 8 11 0.00 1.000											

**Kansas City Royals @ Seattle Mariners**  
 Safeco Field, Seattle, WA  
 Wed Jul 25 2001, 7:05 PM PDT  
 Att. 45,265 - Sunny - 78 F

AB	37
R	5
H	12
RBI	5
BB	1
SO	4
LOB	12







Batter	1	2	3	4	5	6	7	8	9	AB R H RBI BB SO LOB	TOP									
Neifi Perez, S (1, 4) OBP: 0.321, SLG: 0.440	1-1 L3		1-1 P6			1-0 F9			0-2 G5-3	4 0 0 0 0 0 2										
Rey Sanchez, R (1, 6) OBP: 0.324, SLG: 0.365 Gregg Zaun, S (9, PH) OBP: 0.385, SLG: 0.400	1-3 K			2-1 F9			3-3 K		2-2 G3-1	3 0 0 0 0 2 0 1 0 0 0 0 0 1										
Carlos Beltrán, S (1, 8) OBP: 0.316, SLG: 0.435	1-3 K			1-2 G1-3			0-1 P6			3 0 0 0 0 1 0										
29 Mike Sweeney, R (1, 3) OBP: 0.368, SLG: 0.576		1-3 K		3-2 L1			0-0 G5-3			3 0 0 0 0 1 0										
Raul Ibanez, L (1, 9) OBP: 0.386, SLG: 0.475 Dave McCarty, R (8, PH) OBP: 0.298, SLG: 0.354 Endy Chavez, L (8, 9) OBP: 0.238, SLG: 0.234		3-2 F7			2-3 K			1-3 K		2 0 0 0 0 1 0 1 0 0 0 0 1 0 0 0 0 0 0 0 0										
Joe Randa, R (1, 5) OBP: 0.299, SLG: 0.360		0-1 F8			2-2 P3			0-1 G1-3		3 0 0 0 0 0 0										
Luis Alicea, S (1, 10) OBP: 0.326, SLG: 0.355			2-3 K		2-2 G4-3			0-0 F9		3 0 0 0 0 1 0										
Mark Quinn, R (1, 7) OBP: 0.288, SLG: 0.496			1-0 F8			2-3 K			0-0 F9	3 0 0 0 0 1 0										
Brent Mayne, L (1, 2) OBP: 0.375, SLG: 0.393			1-2 1B			2-1 F7			2-2 G5-3 1B	3 0 2 0 0 0 0										
<b>Inning Stats</b>	R: 0 E: 0 K: 2 S: 8	H: 0 LOB: 0 BB: 0 P: 11	R: 0 E: 0 K: 1 S: 8	H: 0 LOB: 0 BB: 0 P: 12	R: 0 E: 0 K: 1 S: 11	H: 1 LOB: 1 BB: 0 P: 16	R: 0 E: 0 K: 0 S: 8	H: 0 LOB: 0 BB: 0 P: 14	R: 0 E: 0 K: 1 S: 10	H: 0 LOB: 0 BB: 0 P: 16	R: 0 E: 0 K: 1 S: 9	H: 0 LOB: 0 BB: 0 P: 12	R: 0 E: 0 K: 1 S: 7	H: 0 LOB: 0 BB: 0 P: 8	R: 0 E: 0 K: 0 S: 10	H: 1 LOB: 1 BB: 0 P: 14	1B: 2 2B: 0 3B: 0 HR: 0	SF: 0 SAC: 0 DP: 0 HBP: 0	WP: 0 PB: 0 SB: 0 CS: 0	PA: 29
<b>PITCHER</b>	IP WLS BF H R ER SO BB IBB HBP BLK WP HR S P ERA WHIP																			
Joel Pineiro, R (1, 1) ERA: 0.52	6.0 W 19 1 0 0 6 0 0 0 0 0 0 0 51 80 0.00 0.167																			
Jeff Nelson, R (7, 1) ERA: 1.88	1.0 H 3 0 0 0 1 0 0 0 0 0 0 0 9 12 0.00 0.000																			
Arthur Rhodes, L (8, 1) ERA: 1.66	1.0 H 3 0 0 0 1 0 0 0 0 0 0 0 7 8 0.00 0.000																			
Kazuhiro Sasaki, R (9, 1) ERA: 2.58	1.0 4 1 0 0 0 0 0 0 0 0 0 0 10 14 0.00 1.000																			

**Kansas City Royals @ Seattle Mariners**  
**Safeco Field, Seattle, WA**  
 Thu Jul 26 2001, 7:05 PM PDT  
 Att. 44,519 - Sunny - 75 F

[livebaseballscorecards.com](http://livebaseballscorecards.com)

**AB 29**  
**R 0**  
**H 2**  
**RBI 0**  
**BB 0**  
**SO 8**  
**LOB 3**







Batter	1	2	3	4	5	6	7	8	9	AB R H RBI BB SO LOB	TOP
Neifi Perez, S OBP: 0.323, SLG: 0.442 (1, 4) C B B B B	4-2 CS BB			1-0 SH5-3 2B		2-0 G4-3		0-1 G1-3		3 0 1 0 1 0 0	
Rey Sanchez, R OBP: 0.324, SLG: 0.367 (1, 6) SAFE C L F B B B S	2-3 K 1-2			0-0 SH5-3 2-3		1-0 2B		0-1 L5		3 0 1 0 0 1 1	
Carlos Beltrán, S OBP: 0.316, SLG: 0.436 (1, 8) C C B S	1-3 K			1-3 K		1-3 K		1-0 29 G5-3 2B		4 0 1 0 0 3 2	
29 Mike Sweeney, R OBP: 0.367, SLG: 0.571 (1, 3) B X C				4-0 S IBB		3-2 P3		1-1 G5-3 2-3		3 0 0 0 1 0 1	
Joe Randa, R OBP: 0.298, SLG: 0.361 (1, 5) B B X T B B				0-2 F9 1-2		0-1 FC6-5 2B		2-1 G6-3		4 0 1 0 0 0 3	
Mark Quinn, R OBP: 0.285, SLG: 0.490 (1, 9) X C B B B F				0-0 F9		0-0 FC6-5 2-3				3 0 0 0 0 0 1	
Gregg Zaun, S OBP: 0.313, SLG: 0.308 (1, 2) B X B C				2-1 F7		2-1 G6-3		1-0 F9		3 0 0 0 0 0 1	
Dee Brown, L OBP: 0.317, SLG: 0.401 (1, 7) S B B B				1-3 K		0-3 K		1-2 G4-3		3 0 0 0 0 2 0	
Dave McCarty, R OBP: 0.292, SLG: 0.346 (1, 10) X F C				0-2 G3-1		1-3 K		0-0 L8		3 0 0 0 0 1 0	
<b>Inning Stats</b>	R: 0 E: 0 K: 2 S: 11 H: 0 LOB: 0 BB: 1 P: 18	R: 0 E: 0 K: 0 S: 7 H: 0 LOB: 0 BB: 0 P: 12	R: 0 E: 0 K: 1 S: 8 H: 0 LOB: 0 BB: 0 P: 11	R: 0 E: 0 K: 1 S: 8 H: 1 LOB: 2 BB: 1 P: 14	R: 0 E: 0 K: 1 S: 6 H: 0 LOB: 0 BB: 0 P: 8	R: 0 E: 0 K: 2 S: 9 H: 1 LOB: 1 BB: 0 P: 14	R: 0 E: 0 K: 0 S: 7 H: 1 LOB: 1 BB: 0 P: 11	R: 0 E: 0 K: 0 S: 6 H: 0 LOB: 0 BB: 0 P: 7	R: 0 E: 0 K: 0 S: 7 H: 1 LOB: 1 BB: 0 P: 11	1B: 0 2B: 4 3B: 0 HR: 0 SF: 0 SAC: 1 DP: 0 HBP: 0	WP: 0 PB: 0 SB: 1 CS: 1 PA: 32
<b>PITCHER</b> Mark Mulder, L ERA: 3.38 (1, 1)	IP WLS BF H R ER SO BB IBB HBP BLK WP HR S P ERA WHIP										
	9.0 W 32 4 0 0 7 1 1 0 0 0 0 0 69 106 0.00 0.556										

Kansas City Royals @ Oakland Athletics  
Network Associates Coliseum, Oakland, CA

Fri Jul 27 2001, 10:05 PM EDT  
Att. 14,413 - Sunny - 61 F

AB	29
R	0
H	4
RBI	0
BB	2
SO	7
LOB	9



WP: 0	PA: 32
PB: 0	
SB: 1	
CS: 1	

livebaseballscorecards.com

Batter	1	2	3	4	5	6	7	8	9
<b>Johnny Damon, L</b> <small>OBP: 0.316, SLG: 0.361</small> (1, 8)	0-1 <b>L6</b>		0-0 <b>G3</b>			2-2 <b>1B</b> <b>BB</b> <b>FC3-2</b> <b>1B</b>	2-0 <b>P4</b>		
<b>Jeremy Giambi, L</b> <small>OBP: 0.392, SLG: 0.436</small> (1, 10)	3-3 <b>K</b>			1-0 <b>P4</b>		1-3 <b>K</b>	4-1 <b>BB</b> <b>BB</b>		
<b>Jason Giambi, L</b> <small>OBP: 0.465, SLG: 0.628</small> (1, 3)	0-0 <b>FC6-4</b> <b>1B</b>			2-1 <b>F8</b>		4-0 <b>FC3-2</b> <b>1B</b> <b>2B</b> <b>BB</b>	4-2 <b>BB</b> <b>BB</b>		
<b>Jermaine Dye, R</b> <small>OBP: 0.329, SLG: 0.414</small> (1, 9)	2-1 <b>FC6-4</b>			1-2 <b>P4</b>		3-1 <b>FC3-2</b> <b>2B</b> <b>1B</b>	3-1 <b>SF8</b>		
<b>Terrence Long, L</b> <small>OBP: 0.331, SLG: 0.417</small> (1, 7)		2-1 <b>G4-3</b>			2-0 <b>F7</b>	2-0 <b>FC3-2</b> <b>2B</b>	1-3 <b>K</b>		
<b>Miguel Tejada, R</b> <small>OBP: 0.330, SLG: 0.483</small> (1, 6)		3-3 <b>K</b>			4-2 <b>FC4-6</b> <b>BB</b>	0-1 <b>2B</b>	0-0 <b>G6-3</b>		
<b>3 Eric Chavez, L</b> <small>OBP: 0.316, SLG: 0.476</small> (1, 5)		3-1 <b>G3</b>			1-1 <b>FC4-6</b> <b>FC6-4</b>	4-0 <b>IBB</b>	0-3 <b>K</b>		
<b>Frank Menechino, R</b> <small>OBP: 0.371, SLG: 0.412</small> (1, 4)			2-2 <b>G5-3</b>		1-0 <b>FC6-4</b>	0-3 <b>K</b>	0-1 <b>G5-3</b>		
<b>Greg Myers, L</b> <small>OBP: 0.315, SLG: 0.414</small> (1, 2)			1-2 <b>G4-3</b>			0-1 <b>1B</b> <b>1B</b>	4-2 <b>BB</b> <b>BB</b> <b>SF8</b> <b>BB</b>		

AB	R	H	RBI	BB	SO	LOB
4	0	1	0	0	0	1
3	0	0	0	1	2	2
2	1	1	0	2	0	0
3	1	1	2	0	0	1
4	1	0	0	0	1	5
3	0	1	3	1	1	0
3	0	0	0	1	1	1
4	0	0	0	0	1	3
2	2	1	0	1	0	0


**BOTTOM**

**Kansas City Royals @ Oakland Athletics**  
 Network Associates Coliseum, Oakland, CA

Fri Jul 27 2001, 10:05 PM EDT  
 Att. 14,413 - Sunny - 61 F

livebaseballscorecards.com

<b>AB</b>	<b>28</b>
<b>R</b>	<b>5</b>
<b>H</b>	<b>5</b>
<b>RBI</b>	<b>5</b>
<b>BB</b>	<b>6</b>
<b>SO</b>	<b>6</b>
<b>LOB</b>	<b>13</b>



WP: 0	PA: 35
PB: 0	SB: 0
CS: 0	

Inning Stats		R: 0	H: 1	E: 0	K: 1	S: 8	LOB: 1	BB: 0	P: 13
Inning Stats		R: 0	H: 0	E: 0	K: 1	S: 7	LOB: 0	BB: 0	P: 15
Inning Stats		R: 0	H: 0	E: 0	K: 0	S: 7	LOB: 0	BB: 0	P: 10
Inning Stats		R: 0	H: 0	E: 0	K: 0	S: 6	LOB: 0	BB: 0	P: 10
Inning Stats		R: 0	H: 0	E: 0	K: 0	S: 6	LOB: 1	BB: 1	P: 14
Inning Stats		R: 4	H: 4	E: 0	K: 2	S: 17	LOB: 2	BB: 2	P: 33
Inning Stats		R: 1	H: 0	E: 0	K: 1	S: 12	LOB: 2	BB: 3	P: 30
Inning Stats		R: 0	H: 0	E: 0	K: 1	S: 6	LOB: 0	BB: 0	P: 6

PITCHER		IP	WLS	BF	H	R	ER	SO	BB	IBB	HBP	BLK	WP	HR	S	P	ERA	WHIP
<b>Jeff Suppan, R</b> <small>ERA: 4.52</small>	(1, 1)	6.0	L	26	5	4	4	4	2	1	0	0	0	0	51	95	6.00	1.167
<b>Doug Henry, R</b> <small>ERA: 6.79</small>	(7, 1)	0.1		3	0	1	1	0	2	0	0	0	0	0	4	14	27.00	6.000
<b>55 Tony Cogan, L</b> <small>ERA: 6.14</small>	(7, 1)	0.2		3	0	0	0	1	1	0	0	0	0	0	8	16	0.00	1.500
<b>Roberto Hernandez, R</b> <small>ERA: 4.43</small>	(8, 1)	1.0		3	0	0	0	1	0	0	0	0	0	6	6	0.00	0.000	



Batter	1	2	3	4	5	6	7	8	9	AB R H RBI BB SO LOB	TOP
Luis Alicea, S OBP: 0.327, SLG: 0.352 (1, 4)	F7		G4-3 SH1-3 BB		K		HBP			3 1 0 0 1 1 4	
Neifi Perez, S OBP: 0.322, SLG: 0.440 (1, 6)	F2		SH1-3		G6-3		2B 29 1B	K		4 1 1 1 0 1 1	
Carlos Beltrán, S OBP: 0.319, SLG: 0.440 (1, 8)	1B		G4-3		1B		29 1B	G3		5 1 3 2 0 0 1	
29 Mike Sweeney, R OBP: 0.365, SLG: 0.567 (1, 3)	F8		F7		1B	E4	BB 1B	H		5 1 1 2 0 1 2	
Raul Ibanez, L OBP: 0.386, SLG: 0.464 (1, 10)		K		G4-3		F8	G3 1B		G4-3 BB	3 1 0 0 2 1 1	
Joe Randa, R OBP: 0.302, SLG: 0.362 (1, 5)		G5-3		1B		G3 BB	1B 1B		F8	4 1 2 1 1 0 1	
Dee Brown, L OBP: 0.309, SLG: 0.391 (1, 7)		E1		G5-4-3		G3	G3		G4-3	5 1 0 0 0 0 6	
Mark Quinn, R OBP: 0.287, SLG: 0.489 (1, 9)		E5		1B		G5-3	1B		G6-3	5 1 2 2 0 0 3	
Brent Mayne, L OBP: 0.377, SLG: 0.395 (1, 2)		FC6-4		1B		G6-3	1B			4 1 2 0 0 0 1	
<b>Inning Stats</b>	R: 0 H: 1 E: 0 LOB: 1 K: 0 BB: 0 S: 7 P: 10	R: 1 H: 0 E: 2 LOB: 1 K: 1 BB: 0 S: 8 P: 15	R: 0 H: 0 E: 0 LOB: 1 K: 0 BB: 1 S: 10 P: 15	R: 0 H: 1 E: 0 LOB: 0 K: 0 BB: 0 S: 8 P: 10	R: 2 H: 3 E: 0 LOB: 1 K: 1 BB: 0 S: 11 P: 19	R: 0 H: 0 E: 1 LOB: 2 K: 0 BB: 1 S: 11 P: 18	R: 6 H: 6 E: 0 LOB: 2 K: 0 BB: 1 S: 31 P: 50	R: 0 H: 0 E: 0 LOB: 0 K: 2 BB: 0 S: 8 P: 12	R: 0 H: 0 E: 0 LOB: 1 K: 0 BB: 1 S: 12 P: 21	1B: 10 SF: 0 2B: 1 SAC: 1 3B: 0 DP: 1 HR: 0 HBP: 1	WP: 0 PA: 44 PB: 0 SB: 0 CS: 0
<b>PITCHER</b>	IP WLS BF H R ER SO BB IBB HBP BLK WP HR S P ERA WHIP										
Tim Hudson, R ERA: 3.2 (1, 1)	6.1 L 31 8 7 6 2 2 0 1 0 0 0 0 71 109 8.53 1.579										
Mike Magnante, L ERA: 2.83 (7, 1)	0.1 3 1 0 0 0 1 0 0 0 0 0 0 7 13 0.00 6.000										
Jim Mecir, R ERA: 3.7 (7, 1)	1.1 6 2 2 2 2 0 0 0 0 0 0 0 16 27 13.50 1.500										
Luis Vizcaino, R ERA: 5.02 (9, 1)	1.0 4 0 0 0 0 1 0 0 0 0 0 0 12 21 0.00 1.000										

Kansas City Royals @ Oakland Athletics  
Network Associates Coliseum, Oakland, CA

Sat Jul 28 2001, 4:05 PM EDT  
Att. 40,242 - Sunny - 66 F

livebaseballscorecards.com

AB	38
R	9
H	11
RBI	8
BB	4
SO	4
LOB	20



Batter	1	2	3	4	5	6	7	8	9	AB	R	H	RBI	BB	SO	LOB
Johnny Damon, L OBP: 0.316, SLG: 0.360 (1, 8)	G3-1		L3 1B		P4			F5		4	0	1	0	0	0	1
Jeremy Giambi, L OBP: 0.390, SLG: 0.433 (1, 10)	1B		L3 1-2			P6		G3		4	0	1	0	0	0	1
Jason Giambi, L OBP: 0.463, SLG: 0.632 (1, 3)	F2		P6			P6			HR	4	1	1	1	0	0	1
Jermaine Dye, R OBP: 0.325, SLG: 0.409 (1, 9)	G1-3			F7		G5-3			K	4	0	0	0	0	1	1
Terrence Long, L OBP: 0.330, SLG: 0.415 (1, 7)		BB 3 1B		F9			K		K	4	1	1	0	0	2	0
Miguel Tejada, R OBP: 0.330, SLG: 0.480 Frank Menechino, R OBP: 0.370, SLG: 0.411 (1, 6) (9, 4)		BB 3 G4-3 BB		F9			P4		F8	2	1	0	0	1	0	0
3 Eric Chavez, L OBP: 0.316, SLG: 0.475 (1, 5)		E6 G4-3 CS 1-3 2-H					K			3	0	1	0	0	1	1
Ramon Hernandez, R OBP: 0.312, SLG: 0.351 (1, 2)		G4-3				G6-3			P6	3	0	0	1	0	0	2
Mark Bellhorn, S OBP: 0.237, SLG: 0.208 (1, 4) (9, 6)		K 2-3 3-H 3-H							K	3	0	1	0	0	2	1

Inning Stats	R: 0	H: 1	E: 0	LOB: 1	K: 0	S: 10	R: 2	H: 1	E: 1	LOB: 0	K: 1	S: 12	R: 0	H: 1	E: 0	LOB: 0	K: 0	S: 8	R: 0	H: 0	E: 0	LOB: 0	K: 0	S: 6	R: 0	H: 1	E: 0	LOB: 1	K: 1	S: 10	R: 0	H: 0	E: 0	LOB: 0	K: 0	S: 8	R: 0	H: 1	E: 0	LOB: 1	K: 1	S: 13	R: 0	H: 0	E: 0	LOB: 0	K: 1	S: 7	R: 1	H: 1	E: 0	LOB: 0	K: 2	S: 13	1B: 5	SF: 0	2B: 1	SAC: 0	3B: 0	DP: 1	HR: 1	HBP: 0	WP: 0	PA: 33
PITCHER Chad Durbin, R ERA: 4.54 (1, 1)	IP	WLS	BF	H	R	ER	SO	BB	IBB	HBP	BLK	WP	HR	S	P	ERA	WHIP	IP	WLS	BF	H	R	ER	SO	BB	IBB	HBP	BLK	WP	HR	S	P	ERA	WHIP	IP	WLS	BF	H	R	ER	SO	BB	IBB	HBP	BLK	WP	HR	S	P	ERA	WHIP													

BOTTOM

Kansas City Royals @ Oakland Athletics  
Network Associates Coliseum, Oakland, CA

Sat Jul 28 2001, 4:05 PM EDT  
Att. 40,242 - Sunny - 66 F

livebaseballscores.com

AB 32  
R 3  
H 6  
RBI 2  
BB 1  
SO 6  
LOB 8





Batter	1	2	3	4	5	6	7	8	9	AB R H RBI BB SO LOB	TOP
Neifi Perez, S OBP: 0.321, SLG: 0.437 (1, 4) (8, 6)	0-3 K		2-1 F2			3-3 K		2-2 G3 BB BB	1-3 K	5 1 1 1 0 3 2	
Rey Sanchez, R OBP: 0.322, SLG: 0.364 Raul Ibanez, L OBP: 0.390, SLG: 0.464 Luis Cordaz, R OBP: 0.286, SLG: 0.304 Brent Mayne, L OBP: 0.379, SLG: 0.397 Donnie Sadler, R OBP: 0.255, SLG: 0.242 (1, 6) (8, PH) (8, PR) (8, 4) (9, PH) (9, PR)	1-3 K			1-2 F9		1-1 F2		4-1 3-H BB G3 1B BB	1-1 1B	3 0 0 0 0 1 0 0 0 0 0 0 1 0 0 1 0 0 0 0 0 1 0 1 0 0 0 0 0 0 0 0 0 0 0	
Carlos Beltrán, S OBP: 0.318, SLG: 0.436 (1, 8)	1-3 K			0-1 F8			4-2 FC5-4 S BB	0-2 G3	2-1 F7	4 0 0 0 1 1 4	
29 Mike Sweeney, R OBP: 0.364, SLG: 0.563 (1, 3)		1-3 K		1-1 F9			3-3 K	4-0 BB 1B IBB		3 1 0 0 1 2 1	
Joe Randa, R OBP: 0.304, SLG: 0.361 (1, 5)		2-3 K			3-2 G6-3		4-1 FC5-4 BB	4-2 1B BB		2 0 0 1 2 1 0	
Mark Quinn, R OBP: 0.286, SLG: 0.485 (1, 9)		0-1 G4-3			1-0 F7		2-2 FC5-4 FC4-6	1-0 1B		4 0 1 2 0 0 2	
Luis Alicea, S OBP: 0.326, SLG: 0.350 (1, 10)			2-3 K		0-1 1B		2-1 FC4-6	2-2 L3		4 0 1 0 0 1 4	
Dee Brown, L OBP: 0.313, SLG: 0.390 (1, 7)			2-1 HBP		0-0 G3			0-1 G3 WP 1B 1B	1-1 L9	3 1 1 0 0 0 1	
Gregg Zaun, S OBP: 0.300, SLG: 0.294 (1, 2)			1-2 F3			1-3 K		2-1 G3	0-1 1B DI 1B	4 0 1 0 0 1 2	

Inning Stats	R: 0 E: 0 K: 3 S: 9	H: 0 LOB: 0 BB: 0 P: 11	R: 0 E: 0 K: 2 S: 10	H: 0 LOB: 0 BB: 0 P: 13	R: 0 E: 0 K: 1 S: 9	H: 0 LOB: 1 BB: 0 P: 16	R: 0 E: 0 K: 0 S: 7	H: 0 LOB: 0 BB: 0 P: 9	R: 0 E: 0 K: 0 S: 10	H: 1 LOB: 1 BB: 0 P: 14	R: 0 E: 0 K: 2 S: 8	H: 0 LOB: 0 BB: 0 P: 13	R: 0 E: 0 K: 1 S: 15	H: 0 LOB: 2 BB: 2 P: 30	R: 4 E: 0 K: 0 S: 18	H: 3 LOB: 2 BB: 3 P: 37	R: 0 E: 0 K: 1 S: 11	H: 2 LOB: 2 BB: 0 P: 16	1B: 6 2B: 0 3B: 0 HR: 0	SF: 0 SAC: 0 DP: 0 HBP: 1	WP: 1 PB: 0 SB: 1 CS: 0	PA: 39
--------------	------------------------------	----------------------------------	-------------------------------	----------------------------------	------------------------------	----------------------------------	------------------------------	---------------------------------	-------------------------------	----------------------------------	------------------------------	----------------------------------	-------------------------------	----------------------------------	-------------------------------	----------------------------------	-------------------------------	----------------------------------	----------------------------------	------------------------------------	----------------------------------	--------

PITCHER	IP	WLS	BF	H	R	ER	SO	BB	IBB	HBP	BLK	WP	HR	S	P	ERA	WHIP
Barry Zito, L ERA: 4.77 (1, 1)	6.1		23	1	0	0	9	2	0	1	0	0	0	61	95	0.00	0.474
Jeff Tam, R ERA: 3.35 (7, 1)	0.1	H	1	0	0	0	0	0	0	0	0	0	0	5	7	0.00	0.000
Mark Guthrie, L ERA: 5.08 (7, 1)	0.2	H	3	1	1	1	0	0	0	0	0	1	0	6	10	13.50	1.500
Jason Isringhausen, R ERA: 2.74 (8, 1)	0.2	W	7	2	3	3	0	2	1	0	0	0	0	14	31	40.50	6.000
Jim Mecir, R ERA: 3.62 (9, 1)	1.0	S	5	2	0	0	1	0	0	0	0	0	0	11	16	0.00	2.000

**Kansas City Royals @ Oakland Athletics**  
**Network Associates Coliseum, Oakland, CA**  
 Sun Jul 29 2001, 4:05 PM EDT  
 Att. 19,384 - Sunny - 63 F

[livebaseballscorecards.com](http://livebaseballscorecards.com)

AB	33
R	4
H	6
RBI	4
BB	5
SO	10
LOB	16



Batter	1	2	3	4	5	6	7	8	9	AB	R	H	RBI	BB	SO	LOB
Johnny Damon, L OBP: 0.313, SLG: 0.357 (1, 8)	0-1 F9		1-1 G4-3		1-1 G3		1-2 F5			4	0	0	0	0	0	2
Jeremy Giambi, L OBP: 0.392, SLG: 0.432 (1, 10)	2-2 F8		1-0 F8			4-2 1B BB		1-0 G3 1B		3	2	1	0	1	0	0
Jason Giambi, L OBP: 0.458, SLG: 0.625 (1, 3)	1-3 K			1-0 L9		3-2 F2		2-2 G3		4	0	0	0	0	1	2
Jermaine Dye, R OBP: 0.329, SLG: 0.421 (1, 9)		0-0 HR		1-1 F7		0-1 1B 1-2 1B		1-1 2B 1B		4	2	3	2	0	0	0
Terrence Long, L OBP: 0.332, SLG: 0.415 (1, 7)		2-1 F9		4-2 BB		2-2 FC5-4 1B		1-3 K		3	0	1	1	1	1	1
Miguel Tejada, R OBP: 0.330, SLG: 0.480 (1, 6)		0-1 F9		2-2 G5-3		0-0 FC5-4		0-0 S 1B 2B		4	1	1	1	0	0	2
3 Eric Chavez, L OBP: 0.323, SLG: 0.475 (1, 5)		4-0 BB			4-0 BB		4-0 BB		4-0 S 1B IBB	0	1	0	0	4	0	0
Ramon Hernandez, R OBP: 0.311, SLG: 0.349 (1, 2)		2-3 K		1-3 K		0-3 K		1-2 1B		4	0	1	2	0	3	3
Mark Bellhorn, S OBP: 0.222, SLG: 0.193 (1, 4)		2-3 K		1-3 K		1-3 K		0-0 G1-3		4	0	0	0	0	3	3

Inning Stats	R: 0	H: 0	E: 0	K: 1	S: 11	R: 1	H: 1	E: 0	K: 1	S: 8	R: 0	H: 0	E: 0	K: 1	S: 6	R: 0	H: 0	E: 0	K: 2	S: 9	R: 1	H: 2	E: 0	K: 0	S: 15	R: 0	H: 0	E: 0	K: 2	S: 9	R: 4	H: 4	E: 0	K: 1	S: 14
	LOB: 0	BB: 0	P: 14	LOB: 1	BB: 1	LOB: 0	BB: 0	LOB: 1	BB: 1	P: 16	LOB: 0	BB: 0	LOB: 1	BB: 0	P: 10	LOB: 1	BB: 1	LOB: 1	BB: 1	P: 16	LOB: 1	BB: 1	LOB: 1	BB: 1	P: 24	LOB: 1	BB: 1	LOB: 1	BB: 1	P: 15	LOB: 1	BB: 1	LOB: 1	BB: 1	P: 24

PITCHER	IP	WLS	BF	H	R	ER	SO	BB	IBB	HBP	BLK	WP	HR	S	P	ERA	WHIP
51 Kris Wilson, R ERA: 3.7 (1, 1)	6.0		24	3	2	2	5	4	0	0	0	0	1	58	97	3.00	1.167
Cory Bailey, R ERA: 3.83 (7, 1)	1.0		4	0	0	0	2	1	0	0	0	0	0	9	15	0.00	1.000
Jason Grimsley, R ERA: 3.08 (8, 1)	1.0	L	8	4	4	4	1	0	1	0	0	0	0	14	24	36.00	4.000


**BOTTOM**

**Kansas City Royals @ Oakland Athletics**  
 Network Associates Coliseum, Oakland, CA

Sun Jul 29 2001, 4:05 PM EDT  
 Att. 19,384 - Sunny - 63 F

livebaseballscores.com

AB	30
R	6
H	7
RBI	6
BB	6
SO	8
LOB	13



WP: 0	PA: 36
PB: 0	
SB: 2	
CS: 0	





Batter	1	2	3	4	5	6	7	8	9	10	AB	R	H	RBI	BB	SO	LOB
Ray Durham, S OBP: 0.337, SLG: 0.435 (1, 4)	0-1 S 1B		1-2 L9			3-1 L9		3-2 G1-3			4	1	1	0	0	0	2
Jose Valentin, S OBP: 0.341, SLG: 0.520 (1, 5)	2-2 F9		1-2 F8-6			2-1 G6-3			0-1 P6		4	0	0	0	0	0	2
Carlos Lee, R OBP: 0.336, SLG: 0.533 (1, 7)	2-3 K			1-1 G5-3		1-2 F9			0-0 F7		4	0	0	0	0	1	1
Magglio Ordonez, R OBP: 0.379, SLG: 0.515 (1, 9)	2-2 1B			2-1 F7			0-0 G4-3		2-3 K		4	0	1	1	0	1	0
Jose Canseco, R OBP: 0.376, SLG: 0.520 (1, 10) Chris Singleton, L OBP: 0.297, SLG: 0.365 (10, PR)	2-3 K			2-2 HBP			0-3 K			0-0 14 G3 14 S 1B	3	0	1	0	0	2	1
14 Paul Konerko, R OBP: 0.346, SLG: 0.507 (1, 3)		1-0 FC5-4 1B		0-1 F8			1-1 F8			2-1 G3	4	0	1	0	0	0	2
Aaron Rowand, R OBP: 0.426, SLG: 0.410 (1, 8) Herbert Perry, R OBP: 0.328, SLG: 0.406 (10, PH)		1-2 FC5-4 G4-6-3		2-1 E4 G4-6-3			1-1 G5-3			0-0 G5-3	3	0	0	0	0	0	1
Mark Johnson, L OBP: 0.377, SLG: 0.424 (1, 2)		2-1 G4-6-3		1-1 B3			3-3 K			2-3 K	1	0	0	0	0	0	2
Royce Clayton, R OBP: 0.270, SLG: 0.342 (1, 6)			3-2 F8-6 1B		1-2 G4-6-3		1-0 1B				3	0	2	0	0	0	1

Inning Stats	R: 1	H: 2	R: 0	H: 1	R: 0	H: 1	R: 0	H: 0	R: 0	H: 0	R: 0	H: 1	R: 0	H: 0	R: 0	H: 1	R: 0	H: 0	R: 0	H: 2	R: 0	H: 1	1B: 6	SF: 0	WP: 0	PA: 35
E: 0	LOB: 1	E: 0	LOB: 0	E: 0	LOB: 1	E: 1	LOB: 0	E: 0	LOB: 0	E: 0	LOB: 0	E: 0	LOB: 0	E: 0	LOB: 0	E: 0	LOB: 0	E: 0	LOB: 0	E: 0	LOB: 2	E: 0	LOB: 1	2B: 1	SAC: 0	PB: 0
K: 2	BB: 0	K: 0	BB: 0	K: 0	BB: 0	K: 0	BB: 0	K: 1	BB: 0	K: 1	BB: 0	K: 1	BB: 0	K: 1	BB: 0	K: 1	BB: 0	K: 1	BB: 0	K: 1	BB: 0	K: 1	BB: 0	3B: 0	DP: 3	SB: 2
S: 16	P: 23	S: 6	P: 10	S: 9	P: 14	S: 7	P: 11	S: 8	P: 13	S: 7	P: 13	S: 7	P: 8	S: 10	P: 18	S: 7	P: 9	S: 10	P: 14	S: 10	P: 14	S: 10	P: 14	HR: 0	HBP: 1	CS: 0

PITCHER	IP	WLS	BF	H	R	ER	SO	BB	IBB	HBP	BLK	WP	HR	S	P	ERA	WHIP
Paul Byrd, R ERA: 4.24 (1, 1)	9.0	W	31	5	1	1	5	0	0	1	0	0	0	77	119	1.00	0.556
Roberto Hernandez, R ERA: 4.33 (10, 1)	1.0	S	4	1	0	0	1	0	0	0	0	0	0	10	14	0.00	1.000


**BOTTOM**

**Kansas City Royals @ Chicago White Sox**  
Comiskey Park, Chicago, IL

Tue Jul 31 2001, 8:05 PM EDT  
Att. 18,581 - Sunny - 89 F

livebaseballscorecards.com

AB	34
R	1
H	6
RBI	1
BB	0
SO	6
LOB	16





Batter	1	2	3	4	5	6	7	8	9	AB	R	H	RBI	BB	SO	LOB	TOP								
Carlos Febles, R (1, 4) OBP: 0.272, SLG: 0.282	3-2 1B 29 2B S 1B	0-0 G6-3		2-2 BB 1B		1-0 1-3 1B		0-1 G1-3		5	1	3	0	0	0	0									
Nefti Perez, S (1, 6) OBP: 0.316, SLG: 0.428	3-3 K 1-2		1-3 K	4-0 FC4-6 BB		1-2 P7		1-2 F5		4	0	0	0	1	2	3									
Carlos Beltrán, S (1, 8) OBP: 0.320, SLG: 0.444	3-1 29 2B S 1B		1-3 K	1-1 FC4-6 1-2f		0-0 G3		1-0 HR		5	2	2	1	0	1	5									
29 Mike Sweeney, R (1, 3) OBP: 0.373, SLG: 0.575	1-2 1B SF9 2B		4-2 BB		2-0 G6-3		2-2 1B SF7 2B	4-1 BB		3	2	2	2	2	0	0									
Raul Ibanez, L (1, 10) OBP: 0.400, SLG: 0.458	2-2 E 1B		1-0 G1-4-3		4-1 BB		4-0 L9 1B BB	4-1 BB		2	0	1	0	3	0	1									
Joe Randa, R (1, 5) OBP: 0.304, SLG: 0.358	3-2 SF9 1-2 3-H			3-2 G1-3	1-2 L9		2-1 1-2 2-3 1B	2-3 K		4	0	1	1	0	1	3									
Dee Brown, L (1, 7) OBP: 0.309, SLG: 0.389	1-1 P6			0-0 2B	3-2 G4-3		1-2 SF7		2-1 L7	4	1	1	1	0	0	2	AB 37								
Mark Quinn, R (1, 9) OBP: 0.288, SLG: 0.480		1-0 G6-3		1-1 G5-3		0-1 1B	0-0 L9		1-3 K	5	0	1	0	0	1	3	R 6								
Gregg Zaun, S (1, 2) OBP: 0.280, SLG: 0.318		2-1 F8		1-0 1B 2B		1-0 F8	3-2 G3-1		1-2 G3-1	5	0	1	1	0	0	3	H 12								
																	RBI 6								
																	BB 6								
																	SO 5								
																	LOB 20								
<b>Inning Stats</b>	R: 3 E: 1 K: 1 S: 20	H: 4 LOB: 1 BB: 0 P: 36	R: 0 E: 0 K: 0 S: 4	H: 0 LOB: 0 BB: 0 P: 7	R: 0 E: 0 K: 2 S: 9	H: 0 LOB: 1 BB: 1 P: 16	R: 1 E: 0 K: 0 S: 12	H: 3 LOB: 3 BB: 1 P: 24	R: 0 E: 0 K: 0 S: 8	H: 0 LOB: 1 BB: 1 P: 18	R: 0 E: 0 K: 0 S: 8	H: 2 LOB: 2 BB: 0 P: 11	R: 1 E: 0 K: 0 S: 15	H: 2 LOB: 2 BB: 1 P: 27	R: 1 E: 0 K: 1 S: 11	H: 1 LOB: 2 BB: 2 P: 23	R: 0 E: 0 K: 1 S: 10	H: 0 LOB: 0 BB: 0 P: 14	1B: 7 2B: 4 3B: 0 HR: 1	SF: 2 SAC: 0 DP: 0 HBP: 0	WP: 0 PB: 0 SB: 2 CS: 0	PA: 45			
<b>PITCHER</b>	IP	WLS	BF	H	R	ER	SO	BB	IBB	HBP	BLK	WP	HR	S	P	ERA	WHIP								
Dan Wright, R (1, 1) ERA: 5.63	5.0	W	25	7	4	4	3	3	0	0	0	0	0	53	101	7.20	2.000								
Rocky Biddle, R (6, 1) ERA: 5.45	1.0	H	8	4	1	1	0	1	0	0	0	0	0	13	24	9.00	5.000								
Alan Embree, L (7, 1) ERA: 10.21	0.1		1	0	0	0	0	0	0	0	0	0	0	4	5	0.00	0.000								
Gary Glover, R (7, 1) ERA: 4.78	1.1	H	6	1	1	1	0	1	0	0	0	0	1	13	22	6.75	1.500								
Keith Foulke, R (8, 1) ERA: 2.47	1.1	S	5	0	0	0	2	1	0	0	0	0	0	14	24	0.00	0.750								

**Kansas City Royals @ Chicago White Sox**  
**Comiskey Park, Chicago, IL**  
Wed Aug 01 2001, 8:05 PM EDT  
Att. 15,620 - Sunny - 86 F

AB	37
R	6
H	12
RBI	6
BB	6
SO	5
LOB	20



Batter	1	2	3	4	5	6	7	8	9
<b>Ray Durham, S</b> (1, 4) OBP: 0.338, SLG: 0.438 <b>Tony Graffanino, R</b> (4, 4) OBP: 0.333, SLG: 0.374	2-2  1B HR 2B	0-1 FC5-4 1-2 2-3		3-3  K		0-0  1B 1-2 1B		1-3  K	
<b>Aaron Rowand, R</b> (1, 8) OBP: 0.431, SLG: 0.419 (8, 9)	0-1  HR 2-3 1B	2-0 G4-3		0-3  K		0-1  1B 1-3 2-H			
<b>Carlos Lee, R</b> (1, 7) OBP: 0.338, SLG: 0.531	0-2  P6		4-0  HR BB		0-0  HBP 1B	0-2  F8			
<b>Maglio Ordonez, R</b> (1, 9) OBP: 0.378, SLG: 0.511 <b>Chris Singleton, L</b> (8, 8) OBP: 0.297, SLG: 0.365	3-2  P4		1-3  K		2-2  HBP 14 G5-4-3		0-0  G6-3		
<b>Jose Canseco, R</b> (1, 10) OBP: 0.380, SLG: 0.575	0-2  HR 1-H 3-H		1-2  HR 1-H		1-3  K		3-3  K		
<b>14 Paul Konerko, R</b> (1, 3) OBP: 0.345, SLG: 0.507	0-1  2B		1-0  F7		0-0  G5-4-3 1-2f		2-1  G5-3		
<b>Herbert Perry, R</b> (1, 5) OBP: 0.326, SLG: 0.401	2-1  F8		3-2  G6-3		2-2  L9		4-2  G6-3 BB		
<b>Sandy Alomar Jr., R</b> (1, 2) OBP: 0.287, SLG: 0.332		0-1  FC5-4 BB 1B		1-1  F8		1-1  G4-3		1-0  G6-3 1-2	
<b>Royce Clayton, R</b> (1, 6) OBP: 0.277, SLG: 0.355		4-2  FC5-4 BB 1-2 BB		2-0  HR		4-2  1B BB 1B BB		1-1  G6-3	

AB	R	H	RBI	BB	SO	LOB
2	1	1	0	0	0	2
3	0	1	0	0	2	1
4	1	2	1	0	1	1
3	1	1	0	1	0	4
3	0	0	0	0	1	3
0	0	0	0	0	0	0
4	2	2	5	0	2	2
4	0	1	0	0	0	2
3	0	0	0	1	0	1
4	0	1	0	0	0	1
2	2	1	1	2	0	1
1B: 5	SF: 0					
2B: 2	SAC: 0					
3B: 0	DP: 2					
HR: 3	HBP: 1					

**BOTTOM**

**Kansas City Royals @ Chicago White Sox**  
 Comiskey Park, Chicago, IL

Wed Aug 01 2001, 8:05 PM EDT  
 Att. 15,620 - Sunny - 86 F

AB	32
R	7
H	10
RBI	7
BB	4
SO	6
LOB	18

Inning Stats	R: 3	H: 4	E: 0	K: 0	S: 20	H: 4	LOB: 1	BB: 0	P: 27	R: 0	H: 1	E: 0	K: 0	S: 9	R: 2	H: 1	E: 0	K: 1	S: 13	R: 1	H: 1	E: 0	K: 2	S: 9	R: 0	H: 1	E: 0	K: 1	S: 7	R: 1	H: 2	E: 0	K: 0	S: 14	R: 0	H: 0	E: 0	K: 1	S: 6	R: 0	H: 0	E: 0	K: 1	S: 8	R: 0	H: 0	E: 0	K: 1	S: 8		
<b>Chris George, L</b> (1, 1) ERA: 9.0	3.0	WLS: L	16	6	5	5	1	1	2	0	0	0	0	0	0	0	0	0	0	0	0	0	0	0	0	0	0	0	0	0	0	0	0	0	0	0	0	0	0	0	0	0	0	0	0	0	0	0	0		
<b>Blake Stein, R</b> (4, 1) ERA: 5.27	4.0		17	4	2	2	4	1	0	1	0	0	0	0	0	1	36	57	4.50	1.250																															
<b>Doug Henry, R</b> (8, 1) ERA: 6.66	1.0		4	0	0	0	1	1	0	0	0	0	0	0	0	0	8	15	0.00	1.000																															

WP	HR	S	P	ERA	WHIP
0	0	0	0	0	0
0	0	0	0	0	0
0	0	0	0	0	0
0	0	0	0	0	0



Batter	1	2	3	4	5	6	7	8	9	AB R H RBI BB SO LOB	TOP
Carlos Febles, R (1, 4) OBP: 0.268, SLG: 0.270	3-2 G3-1		4-1 1B E 1B BB	1-2 G1-3		1-1 FC6-4			1-1 G5-3	4 1 0 0 1 0 1	<b>Kansas City Royals @ Chicago White Sox</b> Comiskey Park, Chicago, IL Thu Aug 02 2001, 8:05 PM EDT Att. 16,021 - Cloudy - 77 F
Neifi Perez, S (1, 6) OBP: 0.317, SLG: 0.428	2-1 29 G1-3 HBP 1B		2-0 29 BB 1B 1-3 2B 1B	0-0 L4			1-2 G3-1	1-2 G5-3	5 1 2 0 0 0 0		
Carlos Beltrán, S (1, 8) OBP: 0.322, SLG: 0.443	1-0 29 G1-3 HBP		0-1 29 BB 1-2 2B 1B	1-0 F8			0-0 G6-3		3 1 1 1 0 0 0		
29 Mike Sweeney, R (1, 3) OBP: 0.371, SLG: 0.571	2-2 G1-3		4-0 1-2 2-3 2B BB		1-0 G5-3		3-2 G1-3		3 1 0 0 1 0 2		
Raul Ibanez, L (1, 10) OBP: 0.399, SLG: 0.463 Luis Alicea, S (8, PH) OBP: 0.327, SLG: 0.349	2-1 P6		1-1 G4-3 1-H 2-H 3-H 2B 2B		2-2 G3		0-0 P4		3 1 1 3 0 0 2 1 0 0 0 0 0 0		
Joe Randa, R (1, 5) OBP: 0.306, SLG: 0.358		4-2 FC4-6 BB	1-1 G4-3		0-3 K		0-1 1B		3 0 1 0 1 1 1		
Dee Brown, L (1, 7) OBP: 0.308, SLG: 0.391		3-1 F7	0-0 1B 2B		2-2 F9		0-2 F4		4 1 1 1 0 0 2		
Mark Quinn, R (1, 9) OBP: 0.284, SLG: 0.473		1-1 L7	0-1 F7		0-0 G5-3		0-0 P5		4 0 0 0 0 0 3		
Brent Mayne, L (1, 2) OBP: 0.379, SLG: 0.397		1-0 FC4-6	1-0 1B		2-2 FC6-4 1B		0-0 G4-3		4 0 2 1 0 0 1		
<b>Inning Stats</b>	R: 0 H: 1 E: 0 LOB: 2 K: 0 BB: 0 S: 11 P: 21	R: 0 H: 0 E: 0 LOB: 1 K: 0 BB: 1 S: 10 P: 19	R: 6 H: 5 E: 1 LOB: 1 K: 0 BB: 2 S: 12 P: 25	R: 0 H: 0 E: 0 LOB: 0 K: 1 BB: 0 S: 7 P: 10	R: 0 H: 1 E: 0 LOB: 1 K: 0 BB: 0 S: 11 P: 16	R: 0 H: 0 E: 0 LOB: 0 K: 1 BB: 0 S: 8 P: 12	R: 0 H: 1 E: 0 LOB: 1 K: 0 BB: 0 S: 7 P: 7	R: 0 H: 0 E: 0 LOB: 0 K: 0 BB: 0 S: 7 P: 9	1B: 6 SF: 0 2B: 2 SAC: 0 3B: 0 DP: 0 HR: 0 HBP: 1	WP: 0 PA: 38 PB: 0 SB: 0 CS: 0	
<b>PITCHER</b>	IP WLS BF H R ER SO BB IBB HBP BLK WP HR S P ERA WHIP										
Kip Wells, R (1, 1) ERA: 3.93	2.0 L 14 4 5 5 0 3 0 1 0 0 0 27 57 22.50 3.500										
Matt Ginter, R (3, 1) ERA: 6.23	5.0 17 3 1 1 1 0 0 0 0 0 0 37 53 1.80 0.600										
Alan Embree, L (8, 1) ERA: 9.51	2.0 7 1 0 0 0 0 0 0 0 0 0 14 16 0.00 0.500										

livebaseballscorecards.com

<b>AB</b>	<b>34</b>
<b>R</b>	<b>6</b>
<b>H</b>	<b>8</b>
<b>RBI</b>	<b>6</b>
<b>BB</b>	<b>3</b>
<b>SO</b>	<b>1</b>
<b>LOB</b>	<b>12</b>



Batter	1	2	3	4	5	6	7	8	9	AB	R	H	RBI	BB	SO	LOB
Jose Valentin, S OBP: 0.342, SLG: 0.527 (1, 5)	F7		FC6-4 HBP		G4-6-3		HR		F9	4	1	1	2	0	0	2
Tony Graffanino, R OBP: 0.339, SLG: 0.383 (1, 4)	F8		F8			2B	BB			3	0	1	0	1	0	2
Magglio Ordonez, R OBP: 0.374, SLG: 0.505 (1, 9)	G6-3		FC6-4			G6-3	K			4	0	0	0	0	1	4
Jose Canseco, R OBP: 0.368, SLG: 0.555 (1, 10)		K		F9		K		G6-3		4	0	0	0	0	2	1
14 Paul Konerko, R OBP: 0.342, SLG: 0.501 (1, 3)		G5-3		G5-3		G5-3		F7		4	0	0	0	0	0	1
Jeff Liefer, L OBP: 0.286, SLG: 0.506 (1, 7)		FC6-4 1B		HBP		HR		K		3	1	2	1	0	1	0
Aaron Rowand, R OBP: 0.407, SLG: 0.391 (1, 8)		FC6-4		G5-3		G5-3			F8	3	0	0	0	0	0	2
Ray Durham, S OBP: 0.337, SLG: 0.436 (9, PH)										1	0	0	0	0	0	0
Mark Johnson, L OBP: 0.375, SLG: 0.410 (1, 2)			HBP HBP		F8		G3		K	2	0	0	0	0	0	0
Carlos Lee, R OBP: 0.337, SLG: 0.530 (9, PH)										1	0	0	0	0	1	0
Royce Clayton, R OBP: 0.283, SLG: 0.361 (1, 6)			F8		G4-6-3 1B		HR 1B			4	1	3	0	0	0	1

Inning Stats		R: 0	H: 0	E: 0	K: 8	R: 0	H: 1	E: 0	K: 1	R: 0	H: 0	E: 0	K: 0	R: 0	H: 0	E: 0	K: 0	R: 0	H: 0	E: 0	K: 1	R: 3	H: 3	E: 0	K: 1	R: 0	H: 0	E: 0	K: 1	R: 0	H: 1	E: 0	K: 1	R: 0	H: 0	E: 0	K: 1
R: 0 H: 0 E: 0 K: 8		R: 0 H: 1 E: 0 K: 1		R: 0 H: 0 E: 0 K: 0		R: 0 H: 0 E: 0 K: 0		R: 0 H: 1 E: 0 K: 0		R: 0 H: 0 E: 0 K: 0		R: 0 H: 1 E: 0 K: 1		R: 0 H: 0 E: 0 K: 0		R: 0 H: 0 E: 0 K: 0		R: 0 H: 0 E: 0 K: 0		R: 0 H: 1 E: 0 K: 1		R: 3 H: 3 E: 0 K: 1		R: 0 H: 0 E: 0 K: 1		R: 0 H: 0 E: 0 K: 1		R: 0 H: 1 E: 0 K: 1		R: 0 H: 0 E: 0 K: 1		R: 0 H: 0 E: 0 K: 1		R: 0 H: 0 E: 0 K: 1		R: 0 H: 0 E: 0 K: 1	
S: 8 P: 11		S: 6 P: 10		S: 11 P: 18		S: 7 P: 12		S: 7 P: 10		S: 9 P: 12		S: 16 P: 29		S: 7 P: 9		S: 9 P: 10		S: 9 P: 10		S: 9 P: 10		S: 16 P: 29		S: 7 P: 9		S: 9 P: 10		S: 9 P: 10		S: 9 P: 10		S: 9 P: 10		S: 9 P: 10		S: 9 P: 10	
PITCHER		IP	WLS	BF	H	R	ER	SO	BB	IBB	HBP	BLK	WP	HR	S	P	ERA	WHIP																			
Jeff Suppan, R ERA: 4.5 (1, 1)	6.2	W	29	6	3	3	2	2	1	0	3	0	0	2	60	98	4.05	1.050																			
Jason Grimsley, R ERA: 3.0 (7, 1)	1.1	H	4	0	0	0	2	0	0	0	0	0	0	0	11	13	0.00	0.000																			
Roberto Hernandez, R ERA: 4.23 (9, 1)	1.0	S	4	1	0	0	1	0	0	0	0	0	0	0	9	10	0.00	1.000																			


**BOTTOM**

**Kansas City Royals @ Chicago White Sox**  
Comiskey Park, Chicago, IL

Thu Aug 02 2001, 8:05 PM EDT  
Att: 16,021 - Cloudy - 77 F

livebaseballscores.com

AB	33
R	3
H	7
RBI	3
BB	1
SO	5
LOB	13







Batter	1	2	3	4	5	6	7	8	9	10	AB	R	H	RBI	BB	SO	LOB
Luis Rivas, R OBP: 0.303, SLG: 0.350 (1, 4)	1-2 G6-4-3 1B	2-2 2-H 3-H 1B		H 1-0 HBP		0-3 K			1-2 L4		4	0	2	2	0	1	1
Bobby Kielty, S OBP: 0.313, SLG: 0.400 (1, 9)	0-0 G6-4-3 1-2f	2-0 P6		2-1 P6			2-2 G1-6-3 1B		3-2 G3-1		5	0	1	0	0	0	5
Doug Mientkiewicz, L OBP: 0.390, SLG: 0.501 (1, 3)	2-1 G4-3		3-1 F9	2-0 F7			2-2 G1-6-3 1-2f			0-2 2B 1B	5	1	1	0	0	0	4
Corey Koskie, L OBP: 0.378, SLG: 0.501 (1, 5)		0-0 FC5 HBP 1B	2-0 F7		4-2 G5-4-3 BB		0-0 HR			3-0 F7	4	1	2	1	1	0	1
David Ortiz, L OBP: 0.374, SLG: 0.526 (1, 10) Chad Allen, R OBP: 0.343, SLG: 0.438 (10, PR)		1-2 CI FC5 HBP 1B	3-1 F9		1-3 K		3-3 K			0-1 1B 2B	4	1	1	1	0	2	1
Torii Hunter, R OBP: 0.286, SLG: 0.462 (1, 8)		3-2 FC5 CI 1B 1-2 2-3f		1-1 P6	0-1 G5-4-3 1-2f			0-2 G6-3		1-2 G6-3	5	1	0	0	0	0	4
Jacque Jones, L OBP: 0.318, SLG: 0.403 (1, 7)		0-2 CI 1B 1-2 2-3		0-0 1B 1B		0-0 F8		2-3 K		0-1 1B	4	2	2	1	0	1	0
Denny Hocking, S OBP: 0.313, SLG: 0.333 (1, 6)		2-3 K		3-2 1B 1-3		2-1 F8		1-3 K			4	0	1	0	0	2	3
Tom Prince, R OBP: 0.329, SLG: 0.438 (1, 2)		1-2 1B 1-3 2-H 3-H		1-0 HBP 1B 1-3 3-H		2-0 1B			0-1 F8		4	1	3	3	0	0	0

Inning Stats	R: 0	H: 1	E: 0	K: 0	S: 6	H: 0	LOB: 0	BB: 0	P: 9	R: 4	H: 3	E: 1	K: 1	S: 27	R: 0	H: 0	E: 0	K: 0	S: 5	R: 1	H: 3	E: 0	K: 0	S: 10	R: 0	H: 1	E: 0	K: 1	S: 7	R: 1	H: 2	E: 0	K: 1	S: 11	R: 0	H: 0	E: 0	K: 2	S: 11	R: 0	H: 0	E: 0	K: 0	S: 8	R: 2	H: 3	E: 0	K: 0	S: 12	R: 0	H: 0	E: 0	K: 0	S: 12	1B: 11	SF: 0	2B: 1	SAC: 0	3B: 0	DP: 3	HR: 1	HBP: 2	WP: 0	PA: 43
--------------	------	------	------	------	------	------	--------	-------	------	------	------	------	------	-------	------	------	------	------	------	------	------	------	------	-------	------	------	------	------	------	------	------	------	------	-------	------	------	------	------	-------	------	------	------	------	------	------	------	------	------	-------	------	------	------	------	-------	--------	-------	-------	--------	-------	-------	-------	--------	-------	--------

PITCHER	IP	WLS	BF	H	R	ER	SO	BB	IBB	HBP	BLK	WP	HR	S	P	ERA	WHIP
Chad Durbin, R ERA: 4.72 (1, 1)	3.1		19	7	5	4	1	0	0	2	0	0	0	45	73	10.80	2.100
Doug Henry, R ERA: 6.33 (4, 1)	2.2		9	1	0	0	2	1	0	0	0	0	0	18	31	0.00	0.750
55 Tony Cogan, L ERA: 6.26 (7, 1)	1.0		4	2	1	1	1	0	0	0	0	0	1	11	18	9.00	2.000
Cory Bailey, R ERA: 3.64 (8, 1)	2.0		6	0	0	0	2	0	0	0	0	0	0	19	26	0.00	0.000
Roberto Hernandez, R ERA: 4.57 (10, 1)	0.2	L	5	3	2	2	0	0	0	0	0	0	0	12	16	27.00	4.500

BOTTOM

Kansas City Royals @ Minnesota Twins  
 Hubert H. Humphrey Metrodome, Minneapolis, MN  
 Fri Aug 03 2001, 8:05 PM EDT  
 Att: 21,006 - Dome - 72 F

livebaseballscores.com

AB	39
R	8
H	13
RBI	8
BB	1
SO	6
LOB	19





Batter	1	2	3	4	5	6	7	8	9	AB R H RBI BB SO LOB	TOP											
Carlos Febles, R (1, 4) OBP: 0.262, SLG: 0.263	1-3 K			2-1 F9		0-2 1B	1-3 K			4 0 1 0 0 2 2												
Nefti Perez, S (1, 6) OBP: 0.318, SLG: 0.427	0-2 P4			2-2 P3		3-1 F8		1-2 29 G3 2B		4 0 1 0 0 0 1												
Carlos Beltrán, S (1, 8) OBP: 0.322, SLG: 0.445	1-1 G5-3			1-2 2B		0-1 F7		3-2 F7		4 0 1 0 0 0 2												
29 Mike Sweeney, R (1, 10) OBP: 0.367, SLG: 0.560			1-1 F8	1-1 G5-3		1-2 F5		0-1 G3		4 0 0 0 0 0 3												
Joe Randa, R (1, 5) OBP: 0.307, SLG: 0.359			1-3 K		2-2 F9 1B 2B		0-1 F7	3-3 K		4 1 1 0 0 2 1												
Mark Quinn, R (1, 9) OBP: 0.282, SLG: 0.469			1-3 K		1-0 F9 2B		1-0 1B 2B	1-2 G1-3		4 1 1 0 0 1 1												
Dave McCarty, R (1, 3) OBP: 0.302, SLG: 0.355			1-3 K		0-1 1B		2-1 1B 1B	1-1 DI 1B		4 0 3 1 0 1 0												
Dee Brown, L (1, 7) OBP: 0.313, SLG: 0.394			0-1 P5		3-H P4		1-1 1B	1-3 K		4 0 1 1 0 1 2												
Gregg Zaun, S (1, 2) OBP: 0.265, SLG: 0.367			2-0 G5-3		0-1 G5-3		1-2 F7	1-3 K		4 0 0 0 0 1 4												
<b>Inning Stats</b>	R: 0 E: 0 K: 1 S: 10	H: 0 LOB: 0 BB: 0 P: 12	R: 0 E: 0 K: 2 S: 8	H: 0 LOB: 0 BB: 0 P: 11	R: 0 E: 0 K: 1 S: 7	H: 0 LOB: 0 BB: 0 P: 10	R: 0 E: 0 K: 0 S: 12	H: 1 LOB: 1 BB: 0 P: 18	R: 1 E: 0 K: 0 S: 13	H: 2 LOB: 1 BB: 0 P: 19	R: 0 E: 0 K: 0 S: 10	H: 1 LOB: 1 BB: 0 P: 14	R: 1 E: 0 K: 1 S: 15	H: 3 LOB: 2 BB: 0 P: 21	R: 0 E: 0 K: 1 S: 12	H: 1 LOB: 1 BB: 0 P: 19	R: 0 E: 0 K: 2 S: 15	H: 1 LOB: 1 BB: 0 P: 19	1B: 5 2B: 4 3B: 0 HR: 0	SF: 0 SAC: 0 DP: 0 HBP: 0	WP: 0 PB: 0 SB: 0 CS: 0	PA: 36
<b>PITCHER</b>	IP WLS BF H R ER SO BB IBB HBP BLK WP HR S P ERA WHIP																					
Eric Milton, L (1, 1) ERA: 4.27	6.2 W 27 7 2 2 4 0 0 0 0 0 0 72 101 2.70 1.050																					
Bob Wells, R (7, 1) ERA: 4.61	0.2 H 3 1 0 0 1 0 0 0 0 0 0 9 14 0.00 1.500																					
Todd Jones, R (8, 1) ERA: 4.53	1.0 4 1 0 0 1 0 0 0 0 0 0 11 16 0.00 1.000																					
Eddie Guardado, L (9, 1) ERA: 3.53	0.2 2 0 0 0 2 0 0 0 0 0 0 10 12 0.00 0.000																					

Kansas City Royals @ Minnesota Twins  
 Hubert H. Humphrey Metrodome, Minneapolis, MN

Sat Aug 04 2001, 7:05 PM EDT  
 Att: 32,559 - Dome - 72 F

livebaseballscorecards.com

AB	36
R	2
H	9
RBI	2
BB	0
SO	8
LOB	16



Batter	1	2	3	4	5	6	7	8	9
Luis Rivas, R OBP: 0.307, SLG: 0.351 (1, 4)	4-2 S 1B BB		1-0 G5-3		1-2 2-H CS 1B		3-2 HBP BB 1B	0-0 G4-3	
Bobby Kielty, S OBP: 0.288, SLG: 0.364 (1, 9)	0-3 K		1-2 F8		1-0 F7		0-3 K		
Doug Mientkiewicz, L OBP: 0.393, SLG: 0.513 (1, 3)	1-2 P6		2-1 2B		2-2 CS 1-2	2-2 HR	4-1 BB HBP BB		
Corey Koskie, L OBP: 0.381, SLG: 0.504 (1, 5)	4-1 1B 1-2 BB		3-3 K		1-0 HR 2B	1-0 HR 2B	1-2 2-3 HBP		
David Ortiz, L OBP: 0.384, SLG: 0.551 (1, 10)	3-1 1-3 2-H 1B		2-3 K		3-2 2-H HR	3-2 2-H HR	4-1 1-2 2-3 3-H BB		
Torii Hunter, R OBP: 0.283, SLG: 0.457 (1, 8)	1-1 F9		1-0 G6-3		2-3 K	2-3 K	2-3 K		
Jacque Jones, L OBP: 0.317, SLG: 0.401 (1, 7)		2-3 K	0-0 G3		0-0 FC5-4 1B	0-0 FC5-4 1B	2-1 F7		
Denny Hocking, S OBP: 0.308, SLG: 0.327 (1, 6)		3-1 G3-1			0-0 B1-3	2-1 FC5-4	2-1 F8		
A.J. Pierzynski, L OBP: 0.313, SLG: 0.421 (1, 2)		0-0 G3			1-2 1B 2B	0-3 K	2-1 P6		

Inning Stats	R: 1	H: 1	E: 0	K: 1	S: 15	H: 1	LOB: 2	BB: 2	P: 28	R: 0	H: 0	E: 0	K: 1	S: 6	R: 0	H: 1	E: 0	K: 1	S: 12	R: 0	H: 0	E: 0	K: 1	S: 5	R: 1	H: 2	E: 0	K: 0	S: 12	R: 3	H: 4	E: 0	K: 2	S: 16	R: 1	H: 1	E: 0	K: 2	S: 19	R: 0	H: 0	E: 0	K: 0	S: 5	R: 0	H: 0	E: 0	K: 0	S: 9
--------------	------	------	------	------	-------	------	--------	-------	-------	------	------	------	------	------	------	------	------	------	-------	------	------	------	------	------	------	------	------	------	-------	------	------	------	------	-------	------	------	------	------	-------	------	------	------	------	------	------	------	------	------	------

PITCHER																	PITCHER																																					
IP	WLS	BF	H	R	ER	SO	BB	IBB	HBP	BLK	WP	HR	S	P	ERA	WHIP	IP	WLS	BF	H	R	ER	SO	BB	IBB	HBP	BLK	WP	HR	S	P	ERA	WHIP																					
51 Kris Wilson, R ERA: 4.03 (1, 1)	5.0	L	23	7	5	5	4	2	0	0	0	2	57	95	9.00	1.800																																						
Blake Stein, R ERA: 5.3 (6, 1)	1.1		7	2	1	1	3	1	0	0	0	0	22	33	6.75	2.250																																						
55 Tony Cogan, L ERA: 5.84 (7, 1)	1.2		7	0	0	0	1	1	0	1	0	0	11	24	0.00	0.600																																						

AB R H RBI BB SO LOB

4	2	2	1	1	0	0
4	0	0	0	0	2	3
3	1	2	1	1	0	1
2	1	1	0	1	1	1
3	1	2	4	1	1	0
4	0	0	0	0	2	5
4	0	1	0	0	1	3
4	0	0	0	0	0	1
4	1	1	0	0	1	1

AB	32
R	6
H	9
RBI	6
BB	4
SO	8
LOB	15



1B: 4	SF: 0	WP: 0	PA: 38
2B: 3	SAC: 0	PB: 0	
3B: 0	DP: 0	SB: 1	
HR: 2	HBP: 1	CS: 1	

**Kansas City Royals @ Minnesota Twins**  
 Hubert H. Humphrey Metrodome, Minneapolis, MN  
 Sat Aug 04 2001, 7:05 PM EDT  
 Att: 32,559 - Dome - 72 F

livebaseballscorecards.com



Batter	1	2	3	4	5	6	7	8	9	AB	R	H	RBI	BB	SO	LOB	TOP										
Luis Alicea, S (1, 5) OBP: 0.327, SLG: 0.352 Carlos Febles, R (8, PR) OBP: 0.269, SLG: 0.270 (8, 4)	0-0 G6-3	1-1 G4-3		1-0 F8			0-0 F9	0-2 FC5 1B	1-0 1B	5	0	1	0	0	0	4											
Nefti Perez, S (1, 6) OBP: 0.318, SLG: 0.426 Luis Ordaz, R (9, 6) OBP: 0.295, SLG: 0.304	0-1 G6-3		0-3 K2-3		3-2 29 G4-6-3 1B		0-0 29 HR 1B	1-2 FC5 1B	1-1 F7	6	2	2	0	0	1	4											
Carlos Beltrán, S (1, 8) OBP: 0.322, SLG: 0.446	3-2 29 1B 2B		2-2 F8		0-3 K		1-2 G3	3-1 29 HR 1B	1-0 F7	6	1	2	1	0	1	4											
29 Mike Sweeney, R (1, 3) OBP: 0.371, SLG: 0.577	2-0 1B		1-1 1B		0-0 G4-6-3 1-2f		0-0 HR	1-2 HR		5	2	4	5	0	0	1											
Raul Ibanez, L (1, 10) OBP: 0.404, SLG: 0.475	0-3 K		3-1 G4-3			4-2 2B BB	3-0 1B 2B	2-2 F8		4	2	1	0	1	1	4											
Mark Quinn, R (1, 9) OBP: 0.290, SLG: 0.481		0-0 G5-3		2-2 1B 1B		1-0 SH1-3 1-H 2B	1-2 2-H 1B		0-0 1B 2B	5	1	4	2	0	0	0											
Dee Brown, L (1, 7) OBP: 0.316, SLG: 0.395		1-0 WP 1B		2-3 K		0-0 SH1-3 2-3	1-0 G4-3		0-0 1B 1B	4	1	2	0	0	1	2											
Donnie Sadler, R (1, 4) OBP: 0.260, SLG: 0.243 (8, 5)		4-2 1-2 BB		0-2 1-2 1B		0-0 L5		3-2 G6-3	0-1 G5-3	4	0	1	0	1	0	3											
Brent Mayne, L (1, 2) OBP: 0.380, SLG: 0.397		0-3 K		0-0 F7		2-2 G3-1		1-0 FC5 1B	2-0 1B	5	0	2	2	0	1	5											
<b>Inning Stats</b>	R: 0 E: 0 K: 1 S: 13	H: 2 LOB: 2 BB: 0 P: 18	R: 0 E: 0 K: 1 S: 10	H: 1 LOB: 2 BB: 1 P: 16	R: 0 E: 0 K: 1 S: 10	H: 1 LOB: 1 BB: 0 P: 16	R: 0 E: 0 K: 1 S: 11	H: 2 LOB: 2 BB: 0 P: 16	R: 0 E: 0 K: 1 S: 8	H: 1 LOB: 0 BB: 0 P: 11	R: 1 E: 0 K: 0 S: 11	H: 1 LOB: 1 BB: 1 P: 18	R: 3 E: 0 K: 0 S: 12	H: 4 LOB: 1 BB: 0 P: 18	R: 4 E: 0 K: 0 S: 21	H: 4 LOB: 1 BB: 0 P: 32	R: 2 E: 0 K: 0 S: 9	H: 4 LOB: 2 BB: 0 P: 14	1B: 14 2B: 4 3B: 0 HR: 2	SF: 0 SAC: 1 DP: 1 HBP: 0	WP: 1 PB: 0 SB: 0 CS: 0	PA: 48					
<b>PITCHER</b>	IP	WLS	BF	H	R	ER	SO	BB	IBB	HBP	BLK	WP	HR	S	P	ERA	WHIP										
Joe Mays, R (1, 1) ERA: 3.23	6.2	L	32	11	4	4	5	2	0	0	0	1	1	70	106	5.40	1.950										
Hector Carrasco, R (7, 1) ERA: 5.5	1.0		8	5	4	4	0	0	0	0	0	0	1	23	34	36.00	5.000										
Travis Miller, L (8, 1) ERA: 4.75	0.2		5	3	2	2	0	0	0	0	0	0	0	8	12	27.00	4.500										
LaTroy Hawkins, R (9, 1) ERA: 4.05	0.2		3	1	0	0	0	0	0	0	0	0	0	4	7	0.00	1.500										

Kansas City Royals @ Minnesota Twins  
 Hubert H. Humphrey Metrodome, Minneapolis, MN

Sun Aug 05 2001, 2:05 PM EDT  
 Att. 24,363 - Dome - 72 F

AB	45
R	10
H	20
RBI	10
BB	2
SO	5
LOB	27



Batter	1	2	3	4	5	6	7	8	9	AB	R	H	RBI	BB	SO	LOB
Luis Rivas, R OBP: 0.306, SLG: 0.349 (1, 4)	1-3 K		1-2 G6-3		2-1 G6-3		3-3 K		1-2 G3-1 2B 1B	5	1	1	0	0	2	3
Bobby Kielty, S OBP: 0.298, SLG: 0.367 (1, 9)	1-1 P6		0-0 S 1B			2-1 1B 1B	3-3 K		2-3 K	5	0	2	0	0	2	3
Doug Mientkiewicz, L OBP: 0.391, SLG: 0.508 (1, 3)	1-2 P6		4-1 1-2 BB			0-1 L8	1-3 K		2-1 G3-1	4	0	0	0	1	1	4
Corey Koskie, L OBP: 0.384, SLG: 0.511 (1, 5)		0-2 G4-3 SF8 2B	2-2 F8			1-1 1-2 FC6-4 1B		0-1 E1 WP HR	1-1 2B	5	2	3	1	0	0	2
David Ortiz, L OBP: 0.372, SLG: 0.531 (1, 10)		1-2 G4-3		0-0 F7		2-1 F5		3-2 F8	2-0 G4-3	5	0	0	0	0	0	5
Torii Hunter, R OBP: 0.285, SLG: 0.466 (1, 8)		0-0 SF8		0-1 CS 1B		0-1 FC6-4		1-2 1-H HR		3	1	2	3	0	0	2
Jacque Jones, L OBP: 0.319, SLG: 0.401 (1, 7)		2-1 1B		2-2 L9			4-0 1B E BB	1-3 K		3	1	1	0	1	1	1
Denny Hocking, S OBP: 0.311, SLG: 0.330 (1, 6)		0-0 G4-3			0-1 F8		0-0 E 1B	0-1 1B		4	0	2	0	0	0	1
A.J. Pierzynski, L OBP: 0.310, SLG: 0.416 (1, 2)			2-1 F9		2-2 CI G6-3		0-0 E1	1-2 F9		3	0	0	0	0	0	2

Inning Stats	R: 0	H: 0	E: 0	K: 13	S: 16	R: 1	H: 2	E: 0	K: 10	S: 13	R: 0	H: 1	E: 0	K: 10	S: 19	R: 0	H: 1	E: 0	K: 6	S: 8	R: 0	H: 2	E: 1	K: 7	S: 11	R: 0	H: 2	E: 0	K: 10	S: 15	R: 1	H: 1	E: 1	K: 3	S: 12	R: 2	H: 2	E: 1	K: 18	S: 24	R: 1	H: 2	E: 0	K: 11	S: 19	1B: 8	2B: 2	3B: 0	HR: 1	SF: 1	SAC: 0	DP: 1	HBP: 0	WP: 1	PB: 0	SB: 1	CS: 1	PA: 41
--------------	------	------	------	-------	-------	------	------	------	-------	-------	------	------	------	-------	-------	------	------	------	------	------	------	------	------	------	-------	------	------	------	-------	-------	------	------	------	------	-------	------	------	------	-------	-------	------	------	------	-------	-------	-------	-------	-------	-------	-------	--------	-------	--------	-------	-------	-------	-------	--------

PITCHER	IP	WLS	BF	H	R	ER	SO	BB	IBB	HBP	BLK	WP	HR	S	P	ERA	WHIP
Paul Byrd, R ERA: 4.01 (1, 1)	6.0	W	26	7	2	1	1	2	0	0	0	0	0	57	87	1.50	1.500
Cory Bailey, R ERA: 3.56 (7, 1)	1.0	H	4	0	0	0	3	0	0	0	0	0	0	11	18	0.00	0.000
Jason Grimsley, R ERA: 3.11 (8, 1)	1.0		6	2	2	1	1	0	0	0	0	1	1	18	24	9.00	2.000
Doug Henry, R ERA: 6.36 (9, 1)	1.0		5	2	1	1	1	0	0	0	0	0	0	11	19	9.00	2.000

BOTTOM


Kansas City Royals @ Minnesota Twins  
 Hubert H. Humphrey Metrodome, Minneapolis, MN  
 Sun Aug 05 2001, 2:05 PM EDT  
 Att. 24,363 - Dome - 72 F

livebaseballscorecards.com

AB	37
R	5
H	11
RBI	4
BB	2
SO	6
LOB	23





Batter	1	2	3	4	5	6	7	8	9	AB R H RBI BB SO LOB	TOP	
6 Melvin Mora, R OBP: 0.346, SLG: 0.387 (1, 8) F B X (9, 6)	2-1 G4-3 2B		1-2 FC6-4 1B		2-0 F8 1-2 2-3	0-0 CS 1B		0-1 F8		5 0 3 1 0 0 2		
1 Brian Roberts, S OBP: 0.301, SLG: 0.357 Larry Bigbie, L OBP: 0.333, SLG: 0.394 (1, 6) C X (9, 8)	0-1 G4-3 2-3		1-2 FC6-4 1-2f		4-1 1B 1B	2-2 F7 1-2 2-3			2-3 K	4 1 0 0 1 1 4 0 0 0 0 0 0 0		
David Segui, S OBP: 0.394, SLG: 0.426 (1, 3) C C B B B F B S	3-3 K		0-0 L6		1-2 1B 1-3 2-H 3-H		1-0 L6		2-1 F7	5 1 1 2 0 1 2		
Jeff Conine, R OBP: 0.381, SLG: 0.453 Chris Richard, L OBP: 0.344, SLG: 0.439 (1, 9) X (9, 9)	0-0 F9			2-2 F8	0-0 2B 1B		2-0 F7		0-0 HR	5 2 2 2 0 0 1 0 0 0 0 0 0 0		
Cal Ripken Jr., R OBP: 0.292, SLG: 0.388 (1, 5)		3-2 G6-3		1-2 G6-3	1-3 2B 1B		0-1 P4		3-3 K	5 0 1 2 0 1 0		
Tony Batista, R OBP: 0.256, SLG: 0.399 (1, 10)		0-1 F9		1-0 P6	2-3 K			3-2 E 1B		4 1 1 0 0 1 1		
Mike Kinkade, R OBP: 0.344, SLG: 0.393 Brady Anderson, L OBP: 0.305, SLG: 0.303 (1, 7) B X (7, 7)		2-1 2B			1-0 6 F8 1B 1B	1-0 E 6 1B 1B		1-3 K		3 2 3 0 0 0 0 1 0 0 0 0 1 1	AB 39 R 9 H 14 RBI 9 BB 1 SO 6 LOB 15	
Brook Fordyce, R OBP: 0.256, SLG: 0.316 Fernando Lunar, R OBP: 0.304, SLG: 0.323 (1, 2) B X (8, 2)		2-0 L1			1-2 6 F8 1B 1B	1-0 P5		1-2 E9 1-H SF9 2B		4 2 2 1 0 0 2 0 0 0 0 0 0 0		
Jerry Hairston, R OBP: 0.310, SLG: 0.364 (1, 4) C T B B B C			2-3 K		2-1 F9	1-0 E3 1 CS 6 1B 1B		1-1 SF9		3 0 1 1 0 1 2		
Inning Stats	R: 0 H: 1 E: 0 LOB: 1 K: 1 BB: 0 S: 9 P: 14	R: 0 H: 1 E: 0 LOB: 1 K: 0 BB: 0 S: 8 P: 15	R: 0 H: 1 E: 0 LOB: 1 K: 1 BB: 0 S: 11 P: 15	R: 0 H: 0 E: 0 LOB: 0 K: 0 BB: 0 S: 10 P: 14	R: 5 H: 5 E: 0 LOB: 1 K: 1 BB: 1 S: 21 P: 36	R: 1 H: 3 E: 1 LOB: 1 K: 0 BB: 0 S: 7 P: 12	R: 0 H: 0 E: 0 LOB: 0 K: 0 BB: 0 S: 4 P: 7	R: 2 H: 2 E: 1 LOB: 0 K: 1 BB: 0 S: 17 P: 23	R: 1 H: 1 E: 0 LOB: 0 K: 2 BB: 0 S: 11 P: 18	1B: 9 SF: 1 2B: 4 SAC: 0 3B: 0 DP: 0 HR: 1 HBP: 0	WP: 0 PA: 41 PB: 0 SB: 0 CS: 2	
PITCHER Chris George, L ERA: 9.24 Blake Stein, R ERA: 5.3 Doug Henry, R ERA: 6.43	IP WLS BF H R ER SO BB IBB HBP BLK WP HR S P ERA WHIP											PITCHER IP WLS BF H R ER SO BB IBB HBP BLK WP HR S P ERA WHIP
	4.2 L 22 7 5 5 2 1 0 0 0 0 0 0 51 82 9.64 1.714											
	3.1 15 6 3 2 2 0 0 0 0 0 0 0 36 54 5.40 1.800											
	1.0 4 1 1 1 2 0 0 0 0 0 0 1 11 18 9.00 1.000											

Baltimore Orioles @ Kansas City Royals  
Kauffman Stadium, Kansas City, MO  
Mon Aug 06 2001, 7:05 PM CDT  
Att. 22,578 - Sunny - 91 F

livebaseballscorecards.com

Batter	1	2	3	4	5	6	7	8	9	AB	R	H	RBI	BB	SO	LOB
Carlos Febles, R OBP: 0.274, SLG: 0.269 (1, 4)	F9		K	F9		1B		BB		4	0	1	1	1	1	1
Neifi Perez, S OBP: 0.321, SLG: 0.429 (1, 6)	2B		S 2B 1B	CS	F8 1B BB	G4-3		F8		4	1	2	0	1	0	3
Carlos Beltrán, S OBP: 0.325, SLG: 0.455 (1, 8)	F8		SF7 2B		S 1B		G1-3		SF7 2B 3B	5	2	3	1	0	0	1
29 Mike Sweeney, R OBP: 0.373, SLG: 0.581 (1, 3)	BB		E6 SF7 3B		P4		2B		G4-3 1B 2B	4	2	2	1	1	0	3
Raul Ibanez, L OBP: 0.394, SLG: 0.465 (1, 10) Dave McCarty, R OBP: 0.300, SLG: 0.353 (9, PH)	K		SF7		F8		F5		G4-3	3	0	0	1	0	1	5
Joe Randa, R OBP: 0.308, SLG: 0.365 (1, 5)			K		K		F8		1B	5	0	2	2	0	2	3
Dee Brown, L OBP: 0.318, SLG: 0.396 (1, 7)			F9		F9		FC6-4 1B		FC6 1B	5	0	2	0	0	0	2
Mark Quinn, R OBP: 0.295, SLG: 0.487 (1, 9)			2B		CS 1B		K		K	5	0	3	0	0	2	2
Brent Mayne, L OBP: 0.375, SLG: 0.392 (1, 2) Gregg Zaun, S OBP: 0.257, SLG: 0.355 (8, PH) (9, 2)			K		F7		FC6-4 1B		G6-4-3	3	1	0	0	0	1	3

Inning Stats	R: 0	H: 1	E: 0	LOB: 2	K: 1	BB: 1	S: 12	R: 0	H: 1	E: 0	LOB: 1	K: 2	BB: 0	S: 13	R: 3	H: 3	E: 1	LOB: 1	K: 1	BB: 0	S: 19	R: 0	H: 1	E: 0	LOB: 0	K: 0	BB: 0	S: 6	R: 0	H: 1	E: 0	LOB: 2	K: 1	BB: 1	S: 13	R: 1	H: 2	E: 0	LOB: 1	K: 1	BB: 0	S: 13	R: 0	H: 1	E: 0	LOB: 1	K: 0	BB: 0	S: 8	R: 0	H: 2	E: 0	LOB: 2	K: 0	BB: 1	S: 8	R: 2	H: 3	E: 0	LOB: 1	K: 1	BB: 0	S: 14	1B: 8	SF: 1	2B: 5	SAC: 0	3B: 2	DP: 1	HR: 0	HBP: 0	WP: 0	PA: 45
--------------	------	------	------	--------	------	-------	-------	------	------	------	--------	------	-------	-------	------	------	------	--------	------	-------	-------	------	------	------	--------	------	-------	------	------	------	------	--------	------	-------	-------	------	------	------	--------	------	-------	-------	------	------	------	--------	------	-------	------	------	------	------	--------	------	-------	------	------	------	------	--------	------	-------	-------	-------	-------	-------	--------	-------	-------	-------	--------	-------	--------

PITCHER	IP	WLS	BF	H	R	ER	SO	BB	IBB	HBP	BLK	WP	HR	S	P	ERA	WHIP
Jason Johnson, R ERA: 3.18 (1, 1)	5.2	W	28	9	4	2	6	2	0	0	0	0	0	75	106	3.18	1.941
Willis Roberts, R ERA: 4.99 (6, 1)	1.1	H	5	1	0	0	0	0	0	0	0	0	0	9	16	0.00	0.750
B.J. Ryan, L ERA: 5.13 (8, 1)	0.2		3	2	0	0	0	0	0	0	0	0	0	4	4	0.00	3.000
Alan Mills, R ERA: 3.86 (8, 1)	0.1		2	0	0	0	0	1	0	0	0	0	0	4	11	0.00	3.000
Buddy Groom, L ERA: 3.38 (9, 1)	1.0		6	3	2	2	1	0	0	0	0	0	0	14	20	18.00	3.000


**BOTTOM**

**Baltimore Orioles @ Kansas City Royals**  
**Kauffman Stadium, Kansas City, MO**

Mon Aug 06 2001, 7:05 PM CDT  
Att: 22,578 - Sunny - 91 F

livebaseballscorecards.com

AB	40
R	6
H	15
RBI	6
BB	3
SO	7
LOB	26





Batter	1	2	3	4	5	6	7	8	9	AB R H RBI BB SO LOB	TOP	
<b>Brady Anderson, L</b> (1, 7) OBP: 0.305, SLG: 0.303 <b>1 Brian Roberts, S</b> (1, PH) OBP: 0.298, SLG: 0.349	4-2 		0-0 G4-3		2-1 F8		1-2 P5	3-3 K		0 0 0 0 0 0 4 1 0 0 1 1 2	<b>Baltimore Orioles @ Kansas City Royals</b> Kauffman Stadium, Kansas City, MO Tue Aug 07 2001, 7:05 PM CDT Att. 17,266 - Sunny - 87 F	
<b>6 Melvin Mora, R</b> (1, 6) OBP: 0.347, SLG: 0.385	3-2 G5-3 1-H			1-2 3B 1B	2-1 F8		4-0 1B BB	2-1 F8		4 1 1 1 1 0 2		
<b>David Segui, S</b> (1, 10) OBP: 0.394, SLG: 0.433	1-3 K			1-1 1B 3B		0-0 F5	0-1 1B		0-0 F9	5 1 2 1 0 1 0		
<b>Jeff Conine, R</b> (1, 3) OBP: 0.384, SLG: 0.453	2-3 K			0-0 CS 1B	4-2 3B BB	4-2 3B BB	0-1 G5-3		0-0 G4-6-3 1B	4 1 2 1 1 1 2		
<b>Chris Richard, L</b> (1, 9) OBP: 0.342, SLG: 0.434		1-0 L4		4-2 1B BB		1-0 F9		1-3 K	1-0 G4-6-3 1-2f	4 1 0 0 1 1 2		
<b>Tony Batista, R</b> (1, 5) OBP: 0.259, SLG: 0.405		0-1 P6		1-1 F8		1-0 3B		2-0 BB 1B		4 1 2 1 0 0 1		
<b>Larry Bigbie, L</b> (1, 8) OBP: 0.375, SLG: 0.400		1-3 K		3-2 1B		4-0 FC6-4 IBB		4-1 1B 2B BB		2 1 1 1 2 1 0		
<b>Fernando Lumar, R</b> (1, 2) OBP: 0.303, SLG: 0.321			0-0 F9	1-0 G4-3		2-1 FC6-4 1-2f		0-1 2B 1B		4 0 1 1 0 0 3		
<b>Jerry Hairston, R</b> (1, 4) OBP: 0.310, SLG: 0.365			1-2 P6		0-0 F7		0-0 P4	0-1 2B		4 0 1 1 0 0 0		
<b>Inning Stats</b>	R: 1 H: 0 E: 0 LOB: 0 K: 2 BB: 1 S: 15 P: 25	R: 0 H: 0 E: 0 LOB: 0 K: 1 BB: 0 S: 6 P: 8	R: 0 H: 0 E: 0 LOB: 0 K: 0 BB: 0 S: 6 P: 7	R: 3 H: 4 E: 0 LOB: 1 K: 0 BB: 1 S: 17 P: 28	R: 0 H: 0 E: 0 LOB: 0 K: 0 BB: 0 S: 5 P: 9	R: 1 H: 1 E: 0 LOB: 2 K: 0 BB: 2 S: 7 P: 19	R: 0 H: 1 E: 0 LOB: 2 K: 0 BB: 1 S: 8 P: 13	R: 2 H: 3 E: 0 LOB: 2 K: 2 BB: 1 S: 14 P: 26	R: 0 H: 1 E: 0 LOB: 0 K: 0 BB: 0 S: 3 P: 4	1B: 7 SF: 0 2B: 1 SAC: 0 3B: 2 DP: 1 HR: 0 HBP: 0	WP: 0 PA: 41 PB: 0 SB: 1 CS: 1	
<b>PITCHER</b>	IP WLS BF H R ER SO BB IBB HBP BLK WP HR S P ERA WHIP <b>Jeff Suppan, R</b> (1, 1) ERA: 4.53 <b>Cory Bailey, R</b> (8, 1) ERA: 3.89 <b>Roberto Hernandez, R</b> (9, 1) ERA: 4.47											IP WLS BF H R ER SO BB IBB HBP BLK WP HR S P ERA WHIP

livebaseballscorecards.com

<b>AB</b>	<b>35</b>
<b>R</b>	<b>7</b>
<b>H</b>	<b>10</b>
<b>RBI</b>	<b>7</b>
<b>BB</b>	<b>6</b>
<b>SO</b>	<b>5</b>
<b>LOB</b>	<b>12</b>



Batter	1	2	3	4	5	6	7	8	9	AB	R	H	RBI	BB	SO	LOB
<b>Carlos Febles, R</b> (1, 4) OBP: 0.274, SLG: 0.262	3-2 G4-3			2-0 F9		2-3 K		4-2 BB		3	0	0	0	1	1	2
<b>Neifi Perez, S</b> (1, 6) OBP: 0.318, SLG: 0.425	0-0 G1-3			1-3 K		1-2 FC6-4		1-1 F8		4	0	0	0	0	1	3
<b>Carlos Beltrán, S</b> (1, 8) OBP: 0.325, SLG: 0.453	1-2 G4-3			0-2 F8		2-0 P6			0-0 1B 1B	4	1	1	0	0	0	2
<b>29 Mike Sweeney, R</b> (1, 3) OBP: 0.370, SLG: 0.576		2-2 G6-3			3-2 P6		2-2 G6-3		1-2 F3	4	0	0	0	0	0	1
<b>Raul Ibanez, L</b> (1, 10) OBP: 0.397, SLG: 0.466		0-1 F7			1-2 F7		0-0 FC1-6 1B		3-1 1B 1B	4	1	2	0	0	0	0
<b>Joe Randa, R</b> (1, 5) OBP: 0.307, SLG: 0.364		2-2 P4			3-2 G5-3		1-1 FC1-6 FC4-6		1-2 1B 1B	4	0	1	1	0	0	1
<b>Dee Brown, L</b> (1, 7) OBP: 0.321, SLG: 0.397			1-0 F7			1-0 HBP 1B 1B	0-1 FC4-6		1-0 DI 1B	4	1	2	1	0	0	1
<b>Mark Quinn, R</b> (1, 9) OBP: 0.298, SLG: 0.485			3-2 G4-3			1-0 FC6-4 1B 1-2 HBP		1-0 G4-6-3 1B	3-3 K	3	0	1	0	0	1	2
<b>Brent Mayne, L</b> (1, 2) OBP: 0.374, SLG: 0.390			0-0 G5-3			0-1 FC6-4 1B		3-1 G4-6-3	2-1 F7	4	0	1	1	0	0	3

Inning Stats	R: 0	H: 0	E: 0	K: 0	S: 7	LOB: 0	BB: 0	P: 11	R: 0	H: 0	E: 0	K: 0	S: 10	LOB: 0	BB: 0	P: 14	R: 0	H: 0	E: 0	K: 0	S: 6	LOB: 0	BB: 0	P: 10	R: 0	H: 0	E: 0	K: 1	S: 7	LOB: 0	BB: 0	P: 10	R: 0	H: 0	E: 0	K: 0	S: 10	LOB: 0	BB: 0	P: 17	R: 1	H: 2	E: 0	K: 1	S: 10	LOB: 2	BB: 0	P: 17	R: 0	H: 1	E: 0	K: 0	S: 8	LOB: 1	BB: 0	P: 11	R: 0	H: 1	E: 0	K: 0	S: 9	LOB: 1	BB: 1	P: 18	R: 2	H: 4	E: 0	K: 1	S: 19	LOB: 2	BB: 0	P: 30	1B: 8	SF: 0	2B: 0	SAC: 0	3B: 0	DP: 1	HR: 0	HBP: 1	WP: 0	PA: 36
--------------	------	------	------	------	------	--------	-------	-------	------	------	------	------	-------	--------	-------	-------	------	------	------	------	------	--------	-------	-------	------	------	------	------	------	--------	-------	-------	------	------	------	------	-------	--------	-------	-------	------	------	------	------	-------	--------	-------	-------	------	------	------	------	------	--------	-------	-------	------	------	------	------	------	--------	-------	-------	------	------	------	------	-------	--------	-------	-------	-------	-------	-------	--------	-------	-------	-------	--------	-------	--------


PITCHER	IP	WLS	BF	H	R	ER	SO	BB	IBB	HBP	BLK	WP	HR	S	P	ERA	WHIP
<b>Calvin Maduro, R</b> (1, 1) ERA: 3.05	6.0		21	2	1	1	2	0	0	1	0	0	0	50	79	1.50	0.333
<b>36 Kris Foster, R</b> (7, 1) ERA:	2.0		8	2	0	0	0	1	0	0	0	0	0	17	29	0.00	1.500
<b>Ryan Kohlmeier, R</b> (9, 1) ERA: 8.78	0.1		5	4	2	2	0	0	0	0	0	0	0	11	17	54.00	12.000
<b>Willis Roberts, R</b> (9, 1) ERA: 4.96	0.2	S	2	0	0	0	1	0	0	0	0	0	0	8	13	0.00	0.000

**BOTTOM**

**Baltimore Orioles @ Kansas City Royals**  
Kauffman Stadium, Kansas City, MO

Tue Aug 07 2001, 7:05 PM CDT  
Att: 17,266 - Sunny - 87 F

<b>AB</b>	<b>34</b>
<b>R</b>	<b>3</b>
<b>H</b>	<b>8</b>
<b>RBI</b>	<b>3</b>
<b>BB</b>	<b>1</b>
<b>SO</b>	<b>3</b>
<b>LOB</b>	<b>15</b>



PITCHER	IP	WLS	BF	H	R	ER	SO	BB	IBB	HBP	BLK	WP	HR	S	P	ERA	WHIP
---------	----	-----	----	---	---	----	----	----	-----	-----	-----	----	----	---	---	-----	------



Batter	1	2	3	4	5	6	7	8	9	AB R H RBI BB SO LOB	TOP											
Brady Anderson, L (1, 9) OBP: 0.301, SLG: 0.298	1-1 G4-3		2-2 F7		2-2 F9		0-1 F9		1-2 G1-6-3	5 0 0 0 0 0 2												
6 Melvin Mora, R (1, 6) OBP: 0.348, SLG: 0.393	0-1 HR		4-0 G3 BB		1-3 K		3-2 F9			3 1 1 1 1 1 0												
David Segui, S (1, 3) OBP: 0.395, SLG: 0.442	2-2 2B		3-2 G3		0-0 3B 2B		0-1 G1-3			4 1 2 0 0 0 1												
Jeff Conine, R (1, 7) OBP: 0.383, SLG: 0.457	0-1 G6-3		2-3 K		2-2 SF8 2H 3B		3-1 G6-3			4 1 1 1 0 1 2												
Chris Richard, L (1, 8) OBP: 0.341, SLG: 0.435	0-1 G3			0-1 G6-4-3 2B		1-1 G4-3		1-2 F8		4 0 1 0 0 0 2												
Cal Ripken Jr., R (1, 5) OBP: 0.294, SLG: 0.399		1-1 HR		4-2 G6-4-3 BB		1-0 SF8		1-3 K		2 1 1 2 1 1 0												
Tony Batista, R (1, 10) OBP: 0.259, SLG: 0.403		0-0 P4		2-0 G6-4-3 1-2f 2-3		1-1 1 WP BB 1B			3-3 K	4 0 1 0 0 1 2												
Fernando Lumar, R (1, 2) OBP: 0.308, SLG: 0.316		1-0 P3		2-3 K		4-1 1 WP BB			4-2 1B BB	2 0 0 0 2 1 1												
Jerry Hairston, R (1, 4) OBP: 0.309, SLG: 0.364		1-3 K				0-2 G1-3			2-0 G1-6-3 1B	1 0 0 0 0 1 0												
1 Brian Roberts, S (2, 4) OBP: 0.299, SLG: 0.349						1-2 2-3 G3				3 0 1 0 0 0 2												
<b>Inning Stats</b>	R: 1 E: 0 K: 0 S: 13	H: 2 LOB: 1 BB: 0 P: 16	R: 1 E: 0 K: 1 S: 7	H: 1 LOB: 0 BB: 0 P: 10	R: 0 E: 0 K: 1 S: 12	H: 0 LOB: 1 BB: 1 P: 23	R: 0 E: 0 K: 1 S: 8	H: 1 LOB: 1 BB: 1 P: 16	R: 0 E: 0 K: 1 S: 9	H: 0 LOB: 0 BB: 0 P: 12	R: 2 E: 0 K: 0 S: 13	H: 3 LOB: 2 BB: 1 P: 22	R: 0 E: 0 K: 0 S: 7	H: 0 LOB: 0 BB: 0 P: 10	R: 0 E: 0 K: 1 S: 8	H: 0 LOB: 0 BB: 0 P: 13	R: 0 E: 0 K: 1 S: 9	H: 1 LOB: 1 BB: 1 P: 19	1B: 2 2B: 3 3B: 1 HR: 2	SF: 1 SAC: 0 DP: 2 HBP: 0	WP: 1 PB: 0 SB: 0 CS: 0	PA: 37
<b>PITCHER</b>	IP WLS BF H R ER SO BB IBB HBP BLK WP HR S P ERA WHIP																					
Chad Durbin, R (1, 1) ERA: 4.74	7.0 L 30 7 4 4 4 3 0 0 0 0 1 2 69 109 5.14 1.429																					
Doug Henry, R (8, 1) ERA: 6.32	1.0 3 0 0 0 1 0 0 0 0 0 0 8 13 0.00 0.000																					
Jason Grimsley, R (9, 1) ERA: 3.05	1.0 4 1 0 0 1 1 0 0 0 0 0 9 19 0.00 2.000																					

Baltimore Orioles @ Kansas City Royals  
Kauffman Stadium, Kansas City, MO

Wed Aug 08 2001, 7:05 PM CDT  
Att. 17,885 - Sunny - 84 F

livebaseballscorecards.com

AB	32
R	4
H	8
RBI	4
BB	4
SO	6
LOB	12



Batter	1	2	3	4	5	6	7	8	9	AB	R	H	RBI	BB	SO	LOB
Donnie Sadler, R (1, 4) OBP: 0.255, SLG: 0.239 Luis Aicea, S (8, PH) OBP: 0.326, SLG: 0.351 (9, 4)	2-1 F8		1-1 SF9			1-3 K		0-0 F8		2	0	0	1	0	1	0
Neifi Perez, S (1, 6) OBP: 0.317, SLG: 0.422	2-1 F8		3-H 0-2 F9			0-1 G4-3		2-2 HBP		3	0	0	0	0	0	0
Carlos Beltrán, S (1, 8) OBP: 0.326, SLG: 0.452	4-1 29 S BB				2-0 G5-3		0-0 29 1B	0-2 F8		3	0	1	0	1	0	2
29 Mike Sweeney, R (1, 3) OBP: 0.371, SLG: 0.575	3-1 G5-3				2-2 G6-3		0-0 1-2 1B		1-1 G4-6-3 1B	4	0	2	0	0	0	1
Raul Ibanez, L (1, 7) OBP: 0.390, SLG: 0.457 Dave McCarty, R (9, PH) OBP: 0.304, SLG: 0.357		0-2 G5-3			2-0 F7		2-0 F7		1-1 G4-6-3 1B	3	0	0	0	0	0	2
Joe Randa, R (1, 5) OBP: 0.305, SLG: 0.360		1-3 K			2-2 G6-3		1-3 K		1-0 G4-6-3	4	0	0	0	0	2	4
Dee Brown, L (1, 10) OBP: 0.316, SLG: 0.391		0-2 G3			0-0 G4-3		1-3 K		1-0 G4-3	4	0	0	0	0	1	3
Mark Quinn, R (1, 9) OBP: 0.298, SLG: 0.484			0-2 G3 SF9 1B		3-2 F7			0-2 F2		3	1	1	0	0	0	0
Gregg Zaun, S (1, 2) OBP: 0.263, SLG: 0.382			1-0 G3			1-2 F9		3-2 2B		3	0	1	0	0	0	1

Inning Stats	R: 0	H: 0	E: 0	K: 0	S: 7	LOB: 1	BB: 1	P: 18	R: 0	H: 0	E: 0	K: 1	S: 10	LOB: 0	BB: 0	P: 11	R: 1	H: 1	E: 0	K: 0	S: 9	LOB: 0	BB: 0	P: 11	R: 0	H: 0	E: 0	K: 0	S: 6	LOB: 0	BB: 0	P: 12	R: 0	H: 0	E: 0	K: 0	S: 9	LOB: 0	BB: 0	P: 14	R: 0	H: 2	E: 0	K: 2	S: 9	LOB: 2	BB: 0	P: 13	R: 0	H: 1	E: 0	K: 0	S: 14	LOB: 2	BB: 0	P: 19	R: 0	H: 2	E: 0	K: 0	S: 6	LOB: 1	BB: 0	P: 10	1B: 5	SF: 1	2B: 1	SAC: 0	3B: 0	DP: 1	HR: 0	HBP: 1	WP: 0	PA: 34
--------------	------	------	------	------	------	--------	-------	-------	------	------	------	------	-------	--------	-------	-------	------	------	------	------	------	--------	-------	-------	------	------	------	------	------	--------	-------	-------	------	------	------	------	------	--------	-------	-------	------	------	------	------	------	--------	-------	-------	------	------	------	------	-------	--------	-------	-------	------	------	------	------	------	--------	-------	-------	-------	-------	-------	--------	-------	-------	-------	--------	-------	--------

PITCHER	IP	WLS	BF	H	R	ER	SO	BB	IBB	HBP	BLK	WP	HR	S	P	ERA	WHIP
Jose Mercedes, R (1, 1) ERA: 5.79	6.2	W	24	3	1	1	3	1	0	0	0	0	0	56	86	1.35	0.600
B.J. Ryan, L (7, 1) ERA: 5.09	0.1	H	1	0	0	0	1	0	0	0	0	0	0	3	4	0.00	0.000
Alan Mills, R (8, 1) ERA: 3.52	0.2		4	1	0	0	0	0	0	1	0	0	0	11	16	0.00	1.500
Buddy Groom, L (8, 1) ERA: 3.27	1.1	S	5	2	0	0	0	0	0	0	0	0	0	9	13	0.00	1.500

BOTTOM

Baltimore Orioles @ Kansas City Royals  
Kauffman Stadium, Kansas City, MO

Wed Aug 08 2001, 7:05 PM CDT  
Att. 17,885 - Sunny - 84 F

livebaseballscores.com

AB	31
R	1
H	6
RBI	1
BB	1
SO	4
LOB	14





**Baltimore Orioles @ Kansas City Royals**  
 Kauffman Stadium, Kansas City, MO

Thu Aug 09 2001, 7:05 PM CDT  
 Att. 31,832 - Sunny - 91 F



Batter	1	2	3	4	5	6	7	8	9	AB R H RBI BB SO LOB
Brady Anderson, L (1, 9) OBP: 0.300, SLG: 0.295	0-0 F7		1-0 G3-1		1-2 HBP		2-2 G4-3		1-1 L9	4 0 0 0 0 0 0
6 Melvin Mora, R (1, 6) OBP: 0.344, SLG: 0.388	1-0 G5-6-3		2-3 K		2-2 G3		2-0 G6-3		1-2 G1-3	5 0 0 0 0 1 1
David Segui, S (1, 3) OBP: 0.400, SLG: 0.456	0-1 1B			4-0 FC5 1B BB		1-0 HR		1-1 L6		3 1 2 1 1 0 0
Jeff Conine, R (1, 7) OBP: 0.384, SLG: 0.460	1-2 F8			1-0 F3		2-0 1B 2B		0-0 FC6-4 1B		4 1 2 0 0 0 2
Chris Richard, L (1, 8) OBP: 0.345, SLG: 0.442		1-2 2B		1-0 FC5 1B		0-0 HR 1B		0-2 FC6-4 BB 1-2f		4 1 3 1 0 0 1
Cal Ripken Jr., R (1, 5) OBP: 0.291, SLG: 0.393		1-0 L7		2-3 K		0-2 F9		1-3 K		4 0 0 0 0 2 5
Tony Batista, R (1, 10) OBP: 0.261, SLG: 0.410		1-1 F7		0-0 FC5 1-2 2-3f		3-2 HR 1-H		4-1 BB 1-2		3 1 1 2 1 0 3
Fernando Lunar, R (1, 2) OBP: 0.302, SLG: 0.309		0-1 G4-3			0-0 G6-3		0-1 G3		2-3 K	3 0 0 0 0 0 1
Larry Bigbie, L (8, PH) OBP: 0.386, SLG: 0.389										1 0 0 0 0 1 2
Brook Fordyce, R (8, 2) OBP: 0.256, SLG: 0.316										0 0 0 0 0 0 0
Jerry Hairston, R (1, 4) OBP: 0.306, SLG: 0.361			2-2 G5-3		3-1 F8		1-0 G5-3		3-2 G4-3	4 0 0 0 0 0 0

Inning Stats	R: 0 E: 0 K: 0 S: 7	H: 1 LOB: 1 BB: 0 P: 9	R: 0 E: 0 K: 0 S: 9	H: 1 LOB: 1 BB: 0 P: 12	R: 0 E: 0 K: 1 S: 8	H: 0 LOB: 0 BB: 0 P: 13	R: 0 E: 0 K: 1 S: 7	H: 1 LOB: 2 BB: 1 P: 15	R: 0 E: 0 K: 0 S: 8	H: 0 LOB: 1 BB: 0 P: 14	R: 4 E: 0 K: 0 S: 13	H: 4 LOB: 0 BB: 0 P: 20	R: 0 E: 0 K: 0 S: 7	H: 0 LOB: 0 BB: 0 P: 12	R: 0 E: 0 K: 2 S: 14	H: 1 LOB: 2 BB: 1 P: 21	R: 0 E: 0 K: 0 S: 9	H: 0 LOB: 0 BB: 0 P: 14	1B: 4 2B: 2 3B: 0 HR: 2	SF: 0 SAC: 0 DP: 0 HBP: 1	WP: 0 PB: 0 SB: 0 CS: 0	PA: 38
--------------	------------------------------	---------------------------------	------------------------------	----------------------------------	------------------------------	----------------------------------	------------------------------	----------------------------------	------------------------------	----------------------------------	-------------------------------	----------------------------------	------------------------------	----------------------------------	-------------------------------	----------------------------------	------------------------------	----------------------------------	----------------------------------	------------------------------------	----------------------------------	--------

PITCHER	IP	WLS	BF	H	R	ER	SO	BB	IBB	HBP	BLK	WP	HR	S	P	ERA	WHIP
51 Kris Wilson, R (1, 1) ERA: 4.2	5.1	W	25	7	4	4	2	1	0	1	0	0	2	49	79	6.75	1.500
Cory Bailey, R (6, 1) ERA: 3.74	1.2	H	6	1	0	0	0	0	0	0	0	0	0	11	17	0.00	0.600
Jason Grimsley, R (8, 1) ERA: 3.0	1.0	H	4	0	0	0	2	1	0	0	0	0	0	13	20	0.00	1.000
Roberto Hernandez, R (9, 1) ERA: 4.37	1.0	S	3	0	0	0	0	0	0	0	0	0	0	9	14	0.00	0.000

PITCHER	IP	WLS	BF	H	R	ER	SO	BB	IBB	HBP	BLK	WP	HR	S	P	ERA	WHIP
---------	----	-----	----	---	---	----	----	----	-----	-----	-----	----	----	---	---	-----	------

Batter	1	2	3	4	5	6	7	8	9
<b>Carlos Febles, R</b> OBP: 0.279, SLG: 0.295 (1, 4)	1-1 L9		1-1 WP G4-3 2B	0-1 G4-3 1-2f		2-1 SF9 3B		2-2 F9	
<b>Neifi Perez, S</b> OBP: 0.314, SLG: 0.418 (1, 6)	0-0 P6		3-2 G4-3 2-H		3-2 G4-3	1-0 SF9		0-0 G4-3	
<b>Carlos Beltrán, S</b> OBP: 0.329, SLG: 0.451 (1, 8)	1-0 29 1B HBP		0-1 G3		1-0 29 2B 1B	4-2 29 S BB		0-0 E3	
<b>29 Mike Sweeney, R</b> OBP: 0.372, SLG: 0.575 (1, 3)	2-2 1-2 1B		0-2 G6-3		1-0 2B 2B	0-1 F3		0-0 F7	
<b>Raul Ibanez, L</b> OBP: 0.398, SLG: 0.487 (1, 9)	3-2 F8			1-1 HR	0-1 1B 1B 2B	4-1 IBB			
<b>Mark Quinn, R</b> OBP: 0.298, SLG: 0.481 (1, 10)		0-0 F9		0-0 HBP 1B 1B	2-2 L5	2-3 K			
<b>Dee Brown, L</b> OBP: 0.323, SLG: 0.397 (1, 7)		1-2 S 1B		2-1 HBP 1B	0-0 1B 1B		1-0 P6		
<b>Gregg Zaun, S</b> OBP: 0.262, SLG: 0.368 (1, 2)		2-1 F7		2-2 F7	0-0 1B		0-2 G3-1		
<b>Donnie Sadler, R</b> OBP: 0.255, SLG: 0.234 (1, 5)		3-3 K		3-2 G4-3 HBP	0-0 P4		1-2 F7		

Inning Stats	R: 0	H: 1	E: 0	LOB: 2	K: 0	S: 12	R: 0	H: 1	E: 0	LOB: 1	K: 1	S: 11	R: 1	H: 1	E: 0	LOB: 0	K: 0	S: 10	R: 1	H: 3	E: 0	LOB: 2	K: 0	S: 14	R: 3	H: 5	E: 0	LOB: 2	K: 0	S: 16	R: 1	H: 1	E: 0	LOB: 2	K: 1	S: 12	R: 0	H: 0	E: 0	LOB: 0	K: 0	S: 7	R: 0	H: 0	E: 1	LOB: 1	K: 0	S: 6
	19	0	11	5	0	11	17	0	1	0	1	11	1	1	0	0	0	10	1	3	0	2	0	14	3	5	0	2	0	16	1	1	0	2	1	12	0	0	9	0	0	0	8	0	0	0	8	

PITCHER	IP	WLS	BF	H	R	ER	SO	BB	IBB	HBP	BLK	WP	HR	S	P	ERA	WHIP
<b>Sidney Ponson, R</b> ERA: 4.45 (1, 1)	4.2	L	26	11	5	5	1	0	0	2	0	1	1	62	94	9.64	2.357
<b>John Wasdin, R</b> ERA: 6.25 (5, 1)	3.1		14	1	1	1	1	1	1	0	0	0	0	26	43	2.70	0.600

AB R H RBI BB SO LOB

5	2	2	0	0	0	3
4	0	0	2	0	0	0
3	1	1	0	1	0	0
5	1	2	0	0	0	2
3	2	2	3	1	0	2
4	0	1	0	0	1	3
4	0	3	0	0	0	0
4	0	1	1	0	0	3
3	0	0	0	0	1	3

1B: 7	SF: 1	WP: 1	PA: 40
2B: 3	SAC: 0	PB: 0	
3B: 1	DP: 1	SB: 2	
HR: 1	HBP: 2	CS: 0	

AB 35  
R 6  
H 12  
RBI 6  
BB 2  
SO 2  
LOB 16



Baltimore Orioles @ Kansas City Royals  
Kauffman Stadium, Kansas City, MO  
Thu Aug 09 2001, 7:05 PM CDT  
Att. 31,832 - Sunny - 91 F

livebaseballscorecards.com





Batter	1	2	3	4	5	6	7	8	9
<b>Carlos Febles, R</b> OBP: 0.278, SLG: 0.293 (1, 4)	1-2 1B 29 G5-3 1B		3-2 F9			K			
<b>Neifi Perez, S</b> OBP: 0.314, SLG: 0.416 (1, 6)	1-2 F6		0-0 F5			1-1 P4	2-2 1B S FC5-2-5 1B		
<b>Carlos Beltrán, S</b> OBP: 0.333, SLG: 0.456 (1, 8)	1-1 29 G5-3 S 1-3 1B			0-0 L9		2-2 1B 2B	2-1 FC5-2-5 1B		
<b>29 Mike Sweeney, R</b> OBP: 0.370, SLG: 0.573 (1, 3) <b>Dave McCarty, R</b> OBP: 0.307, SLG: 0.355 (6, PH) (7, 3)	2-2 G5-3		1-1 G4-3			4-2 WP 1B E BB	1-1 FC5-2-5		
<b>Raul Ibanez, L</b> OBP: 0.400, SLG: 0.487 (1, 10)	1-3 K		0-1 1B			0-0 WP E 1B	1-3 K		
<b>Mark Quinn, R</b> OBP: 0.297, SLG: 0.476 (1, 9)		0-2 F3	2-1 F7			2-2 E HBP	1-2 G6-3		
<b>Dee Brown, L</b> OBP: 0.318, SLG: 0.390 (1, 7)		1-3 K			0-0 L8	0-1 E8 2B	1-1 G4-3		
<b>Donnie Sadler, R</b> OBP: 0.255, SLG: 0.229 (1, 5)		1-2 L5			3-2 F9	4-2 2B BB	0-0 G5-3		
<b>Brent Mayne, L</b> OBP: 0.372, SLG: 0.391 (1, 2)			1-0 F7		3-2 G3-1	0-0 2B	1-1 G3		


Inning Stats	R: 1	H: 2	E: 0	K: 1	S: 14	LOB: 1	BB: 0	P: 20	R: 0	H: 0	E: 0	K: 1	S: 10	LOB: 0	BB: 0	P: 12	R: 0	H: 0	E: 0	K: 0	S: 5	LOB: 0	BB: 0	P: 9	R: 0	H: 1	E: 0	K: 0	S: 7	LOB: 1	BB: 0	P: 10	R: 0	H: 0	E: 0	K: 0	S: 11	LOB: 0	BB: 0	P: 17	R: 6	H: 3	E: 1	K: 1	S: 19	LOB: 1	BB: 2	P: 33	R: 0	H: 2	E: 0	K: 1	S: 16	LOB: 2	BB: 0	P: 23	R: 0	H: 0	E: 0	K: 0	S: 5	LOB: 0	BB: 0	P: 7
--------------	------	------	------	------	-------	--------	-------	-------	------	------	------	------	-------	--------	-------	-------	------	------	------	------	------	--------	-------	------	------	------	------	------	------	--------	-------	-------	------	------	------	------	-------	--------	-------	-------	------	------	------	------	-------	--------	-------	-------	------	------	------	------	-------	--------	-------	-------	------	------	------	------	------	--------	-------	------

PITCHER		IP	WLS	BF	H	R	ER	SO	BB	IBB	HBP	BLK	WP	HR	S	P	ERA	WHIP
<b>Jeff Weaver, R</b> ERA: 3.86 (1, 1)		5.2	L	24	5	5	2	3	1	0	1	0	1	0	60	91	3.18	1.059
<b>Matt Perisho, L</b> ERA: 6.67 (6, 1)		2.1		12	3	2	0	1	1	0	0	0	0	0	27	40	0.00	1.714

**BOTTOM**

AB	R	H	RBI	BB	SO	LOB
4	1	1	0	0	1	1
4	0	1	0	0	0	1
4	1	3	0	0	0	0
2	0	0	1	0	0	1
1	1	0	0	1	0	2
4	1	2	1	0	2	3
3	1	0	0	0	0	3
4	1	0	0	0	1	0
3	1	0	0	1	0	0
4	0	1	2	0	0	0

**AB 33**  
**R 7**  
**H 8**  
**RBI 4**  
**BB 2**  
**SO 4**  
**LOB 11**



PITCHER		IP	WLS	BF	H	R	ER	SO	BB	IBB	HBP	BLK	WP	HR	S	P	ERA	WHIP
<b>WP: 1</b>	<b>PA: 36</b>																	
<b>PB: 0</b>																		
<b>SB: 2</b>																		
<b>CS: 0</b>																		

**Detroit Tigers @ Kansas City Royals**  
Kauffman Stadium, Kansas City, MO  
Fri Aug 10 2001, 7:05 PM CDT  
Att: 22,107 - Cloudy - 75 F

livebaseballscorecards.com



Batter	1	2	3	4	5	6	7	8	9	AB R H RBI BB SO LOB	TOP		
Roger Cedeno, S (1, 10) OBP: 0.345, SLG: 0.399	2-0 G4-6-3 1B		1-0 FC6-4 FC4-6 1-2f 3-H			1-3 K		2-1 G1		4 0 1 1 0 1 3			
Jose Macias, S (1, 8) OBP: 0.306, SLG: 0.409	2-1 G4-6-3 1-2f		3-1 FC4-6 1-2f			1-2 F9			1-2 F5	4 0 0 0 0 0 2			
Bobby Higginson, L (1, 7) OBP: 0.379, SLG: 0.471	1-2 G6-3				1-0 F8				0-1 L3	4 0 0 0 0 0 0			
Tony Clark, S (1, 3) OBP: 0.398, SLG: 0.515		3-2 G3			1-2 F3				2-3 K	4 0 0 0 0 1 0			
Shane Halter, R (1, 6) OBP: 0.344, SLG: 0.474 (8, 5)		0-3 K			1-2 G4-3				1-1 P4	3 0 0 0 0 1 0			
Damion Easley, R (1, 4) OBP: 0.333, SLG: 0.416		0-2 G5-3			0-0 F7				0-1 G6-3	3 0 0 0 0 0 0			
Deivi Cruz, R (1, 5) OBP: 0.287, SLG: 0.386 (8, 6)			3-3 K		1-2 P3				1-0 2B 1B	3 0 1 0 0 1 0			
Juan Encarnacion, R (1, 9) OBP: 0.297, SLG: 0.414			1-1 1B FC6-4 2B		0-3 K				0-0 1-3 2B	3 1 2 0 0 1 0			
Javier Cardona, R (1, 2) OBP: 0.245, SLG: 0.321 Robert Fick, L (8, PH) OBP: 0.353, SLG: 0.529 (8, 2)			1-2 FC6-4 1B 2-3						2-3 K	2 0 1 0 0 0 0 1 0 0 0 0 1 2			
<b>Inning Stats</b>	R: 0 H: 1 E: 0 LOB: 0 K: 0 BB: 0 S: 6 P: 11	R: 0 H: 0 E: 0 LOB: 0 K: 1 BB: 0 S: 9 P: 12	R: 1 H: 2 E: 0 LOB: 1 K: 1 BB: 0 S: 13 P: 21	R: 0 H: 0 E: 0 LOB: 0 K: 0 BB: 0 S: 7 P: 10	R: 0 H: 0 E: 0 LOB: 0 K: 1 BB: 0 S: 7 P: 8	R: 0 H: 0 E: 0 LOB: 0 K: 1 BB: 0 S: 10 P: 13	R: 0 H: 0 E: 0 LOB: 0 K: 0 BB: 0 S: 5 P: 9	R: 0 H: 2 E: 0 LOB: 2 K: 1 BB: 0 S: 10 P: 15	R: 0 H: 0 E: 0 LOB: 0 K: 1 BB: 0 S: 8 P: 11	1B: 3 SF: 0 2B: 2 SAC: 0 3B: 0 DP: 1 HR: 0 HBP: 0	WP: 0 PA: 31 PB: 0 SB: 0 CS: 0		
<b>PITCHER</b>	IP WLS BF H R ER SO BB IBB HBP BLK WP HR S P ERA WHIP											<b>PITCHER</b>	IP WLS BF H R ER SO BB IBB HBP BLK WP HR S P ERA WHIP
Chris George, L (1, 1) ERA: 6.41	7.0 W 23 3 1 1 4 0 0 0 0 0 0 57 84 1.29 0.429												
Jason Grimsley, R (8, 1) ERA: 2.95	1.0 H 5 2 0 0 1 0 0 0 0 0 0 10 15 0.00 2.000												
Roberto Hernandez, R (9, 1) ERA: 4.28	1.0 S 3 0 0 0 1 0 0 0 0 0 0 8 11 0.00 0.000												

**Detroit Tigers @ Kansas City Royals**  
Kauffman Stadium, Kansas City, MO

Sat Aug 11 2001, 7:05 PM CDT  
Att. 26,943 - Sunny - 79 F

[livebaseballscorecards.com](http://livebaseballscorecards.com)

AB	31
R	1
H	5
RBI	1
BB	0
SO	6
LOB	7




Batter	1	2	3	4	5	6	7	8	9	AB	R	H	RBI	BB	SO	LOB
<b>Carlos Febles, R</b> OBP: 0.277, SLG: 0.292 (1, 4)	1-0 P3		1-2 F9			1-2 G3 1B		3-2 F8		4	0	1	0	0	0	0
<b>Neifi Perez, S</b> OBP: 0.311, SLG: 0.413 (1, 6)	1-0 P4			1-0 P4		1-1 F9		0-0 F9		4	0	0	0	0	0	1
<b>Carlos Beltrán, S</b> OBP: 0.334, SLG: 0.456 (1, 8)	3-1 1B			3-1 CS HBP		0-0 G3		2-0 G1-3		3	0	1	0	0	0	1
<b>Joe Randa, R</b> OBP: 0.305, SLG: 0.358 (1, 5)	2-2 F7			4-0 HR BB		0-0 G1-3				2	1	0	0	1	0	2
<b>Raul Ibanez, L</b> OBP: 0.399, SLG: 0.503 (1, 10)		0-1 L4		1-1 HR			0-1 F7			3	1	1	2	0	0	0
<b>Mark Quinn, R</b> OBP: 0.298, SLG: 0.475 (1, 9)		0-2 P6		3-2 P6			1-2 HR 1B			3	1	1	0	0	0	0
<b>Dee Brown, L</b> OBP: 0.314, SLG: 0.385 (1, 7)		0-1 G4-3			0-0 F7		1-0 F7			3	0	0	0	0	0	1
<b>Dave McCarty, R</b> OBP: 0.313, SLG: 0.382 (1, 3)			1-0 G5-3		1-0 G4-6-3 1B		0-0 HR			3	1	2	2	0	0	0
<b>Brent Mayne, L</b> OBP: 0.368, SLG: 0.387 (1, 2)			1-2 F9		1-2 G4-6-3		0-0 G4-3			3	0	0	0	0	0	1

Inning Stats	R: 0	H: 1	E: 0	LOB: 1	K: 0	S: 7	R: 0	H: 0	E: 0	LOB: 0	K: 0	S: 8	R: 0	H: 0	E: 0	LOB: 0	K: 0	S: 7	R: 2	H: 1	E: 0	LOB: 0	K: 0	S: 9	R: 0	H: 1	E: 0	LOB: 0	K: 0	S: 6	R: 0	H: 1	E: 0	LOB: 1	K: 0	S: 7	R: 2	H: 2	E: 0	LOB: 0	K: 0	S: 8	R: 0	H: 0	E: 0	LOB: 0	K: 0	S: 5					
<b>Jose Lima, R</b> ERA: 5.43 (1, 1)	IP	WLS	BF	H	R	ER	SO	BB	IBB	HBP	BLK	WP	HR	S	P	ERA	WHIP																																				
																		<b>PITCHER</b>	IP	WLS	BF	H	R	ER	SO	BB	IBB	HBP	BLK	WP	HR	S	P	ERA	WHIP																		

**DETROIT TIGERS @ KANSAS CITY ROYALS**  
**Kauffman Stadium, Kansas City, MO**  
 Sat Aug 11 2001, 7:05 PM CDT  
 Att: 26,943 - Sunny - 79 F

<b>AB</b>	<b>28</b>
<b>R</b>	<b>4</b>
<b>H</b>	<b>6</b>
<b>RBI</b>	<b>4</b>
<b>BB</b>	<b>1</b>
<b>SO</b>	<b>0</b>
<b>LOB</b>	<b>6</b>



<b>WP:</b> 0	<b>PA:</b> 30
<b>PB:</b> 0	
<b>SB:</b> 0	
<b>CS:</b> 1	

livebaseballscorecards.com



Batter	1	2	3	4	5	6	7	8	9	AB R H RBI BB SO LOB	TOP											
Roger Cedeno, S OBP: 0.348, SLG: 0.403 (1, 8) X	0-0 G6-3		0-2 S 1B		0-0 G4-3		0-0 1B 1B		3-1 2B	5 0 3 2 0 0 1												
Robert Fick, L OBP: 0.351, SLG: 0.524 (1, 2) C B B F F B X	3-2 F7		0-0 F2			1-1 G4-3	0-0 3-H 1B		1-0 F7	5 0 1 1 0 0 3												
Bobby Higginson, L OBP: 0.377, SLG: 0.466 (1, 7) B X	1-0 P6		1-2 P5			1-0 G4-3	4-2 1-2 BB 1B		1-1 F7	4 0 0 0 1 0 3												
Tony Clark, S OBP: 0.393, SLG: 0.507 (1, 10) B B B S T B		2-3 K		2-0 F9		2-2 G4-3	3-1 G6-3		0-0 F7	5 0 0 0 0 1 4												
Randall Simon, L OBP: 0.376, SLG: 0.462 (1, 3) B C B T B X		1-2 G1-4-3		2-1 G3			1-1 2B 1B	0-1 G6-3		4 1 1 0 0 0 0												
Shane Hatter, R OBP: 0.346, SLG: 0.476 (1, 6) (7, 5) (8, 6) B C B C B X		2-2 G4-3		0-0 G3-1			1-0 G5-3 1B 2B	4-1 1B BB		3 1 1 1 1 0 0												
Damion Easley, R OBP: 0.333, SLG: 0.413 (1, 4) C L H			1-2 F9 1B HBP		1-1 G6-3		0-0 G5-3	2-3 K		3 1 0 0 0 1 2												
Deivi Cruz, R OBP: 0.289, SLG: 0.388 (1, 5) (7, 6) X			0-0 S 1B		0-0 G6-3		0-0 F7	2-1 1B		4 0 2 0 0 0 1												
Jose Macias, S OBP: 0.306, SLG: 0.409 (8, PR) (8, 5) S B B F B X			1-2 S 1B					1-2 1B		0 0 0 0 0 0 0												
Juan Encarnacion, R OBP: 0.299, SLG: 0.413 (1, 9) C B B F B X			3-2 F9		1-1 1B		4-2 1B BB	0-1 G4-3		3 1 1 0 1 0 4												
<b>Inning Stats</b>	R: 0 E: 0 K: 0 S: 6	H: 0 LOB: 0 BB: 0 P: 10	R: 0 E: 0 K: 1 S: 9	H: 0 LOB: 0 BB: 0 P: 14	R: 1 E: 0 K: 0 S: 14	H: 2 LOB: 2 BB: 0 P: 19	R: 0 E: 0 K: 0 S: 4	H: 0 LOB: 0 BB: 0 P: 8	R: 0 E: 0 K: 0 S: 6	H: 1 LOB: 1 BB: 0 P: 8	R: 0 E: 0 K: 0 S: 6	H: 0 LOB: 0 BB: 0 P: 10	R: 3 E: 0 K: 0 S: 17	H: 4 LOB: 3 BB: 2 P: 30	R: 0 E: 0 K: 1 S: 10	H: 1 LOB: 2 BB: 1 P: 18	R: 0 E: 0 K: 0 S: 6	H: 1 LOB: 1 BB: 0 P: 11	1B: 7 2B: 2 3B: 0 HR: 0	SF: 0 SAC: 0 DP: 0 HBP: 1	WP: 0 PB: 0 SB: 2 CS: 0	PA: 40
<b>PITCHER</b>	IP WLS BF H R ER SO BB IBB HBP BLK WP HR S P ERA WHIP																					
Jeff Suppan, R ERA: 4.56 (1, 1)	6.2 W 28 6 4 4 1 1 0 1 0 0 0 0 55 85 5.40 1.050																					
55 Tony Cogan, L ERA: 5.84 (7, 1)	0.0 2 1 0 0 0 1 0 0 0 0 0 0 5 9 ∞ ∞																					
Cory Bailey, R ERA: 3.66 (7, 1)	1.0 H 5 1 0 0 1 1 0 0 0 0 0 0 10 21 0.00 2.000																					
Jason Grimsley, R ERA: 2.93 (8, 1)	0.1 H 1 0 0 0 0 0 0 0 0 0 0 0 2 2 0.00 0.000																					
Roberto Hernandez, R ERA: 4.2 (9, 1)	1.0 S 4 1 0 0 0 0 0 0 0 0 0 0 6 11 0.00 1.000																					

Detroit Tigers @ Kansas City Royals  
Kauffman Stadium, Kansas City, MO

Sun Aug 12 2001, 1:05 PM CDT  
Att. 17,811 - Sunny - 85 F

livebaseballscorecards.com

AB	36
R	4
H	9
RBI	4
BB	3
SO	2
LOB	18



Batter	1	2	3	4	5	6	7	8	9	AB	R	H	RBI	BB	SO	LOB
<b>Carlos Febles, R</b> OBP: 0.276, SLG: 0.285 (1, 4)	2-3 K2-3	4-0 3B BB		1-1 G6-3		1-0 F8				3	1	0	0	1	1	2
<b>Neifi Perez, S</b> OBP: 0.313, SLG: 0.418 (1, 6)	0-1 CS 1B	1-1 1-H 2-H 3-H WP 3B			0-0 F9	1-0 G4-3				4	1	2	3	0	0	1
<b>Carlos Beltrán, S</b> OBP: 0.333, SLG: 0.454 (1, 8)	1-3 K	2-1 G5-3			0-1 2B FC3-2 1B			1-2 F7		4	0	1	0	0	1	1
<b>Joe Randa, R</b> OBP: 0.306, SLG: 0.362 (1, 5)		3-2 F9	2-0 G4-3		1-0 FC3-2 2B			2-1 G1-6-3 1B		4	0	2	0	0	0	0
<b>Mark Quinn, R</b> OBP: 0.297, SLG: 0.470 (1, 9)		2-2 G1-4-3	0-2 F7		4-0 FC3-2 IBB			1-0 G1-6-3		3	0	0	0	1	0	1
<b>Dee Brown, L</b> OBP: 0.317, SLG: 0.389 (1, 7)		2-0 1B 2B	0-0 G6-3		1-0 FC3-2			4-2 G6-4-3 E BB		3	1	1	0	1	0	3
<b>Luis Alicea, S</b> OBP: 0.328, SLG: 0.353 (1, 10)		2-2 S 1B 1B		0-1 G3 G1-3 1B		0-1 P4		0-1 E5 G6-4-3		4	1	2	1	0	0	4
<b>Dave McCarty, R</b> OBP: 0.318, SLG: 0.381 (1, 3)		4-2 BB 1B 3B BB		1-2 G1-3		2-2 1B		0-0 G6-4-3		3	1	1	0	1	0	3
<b>Gregg Zaun, S</b> OBP: 0.261, SLG: 0.357 (1, 2)		1-0 BB 3B 1B		1-0 G3		0-0 F7		3-2 G6-3		4	1	1	1	0	0	3

Inning Stats	R: 0	H: 1	E: 0	LOB: 0	K: 2	BB: 0	S: 8	P: 11	R: 6	H: 4	E: 0	LOB: 0	K: 0	BB: 2	S: 19	P: 40	R: 0	H: 0	E: 0	LOB: 0	K: 0	BB: 0	S: 5	P: 7	R: 0	H: 1	E: 0	LOB: 1	K: 0	BB: 0	S: 8	P: 11	R: 0	H: 2	E: 0	LOB: 3	K: 0	BB: 1	S: 7	P: 13	R: 0	H: 1	E: 0	LOB: 1	K: 0	BB: 0	S: 7	P: 11	R: 0	H: 1	E: 0	LOB: 0	K: 0	BB: 0	S: 6	P: 10	R: 0	H: 0	E: 1	LOB: 1	K: 0	BB: 1	S: 9	P: 16	R: 0	H: 0	E: 0	LOB: 0	K: 0	BB: 0	S: 9	P: 16
--------------	------	------	------	--------	------	-------	------	-------	------	------	------	--------	------	-------	-------	-------	------	------	------	--------	------	-------	------	------	------	------	------	--------	------	-------	------	-------	------	------	------	--------	------	-------	------	-------	------	------	------	--------	------	-------	------	-------	------	------	------	--------	------	-------	------	-------	------	------	------	--------	------	-------	------	-------	------	------	------	--------	------	-------	------	-------

PITCHER	IP	WLS	BF	H	R	ER	SO	BB	IBB	HBP	BLK	WP	HR	S	P	ERA	WHIP
<b>Adam Pettyjohn, L</b> ERA: 6.06 (1, 1)	5.0	L	25	8	6	6	2	2	1	0	0	1	0	47	82	10.80	2.000
<b>Chris Holt, R</b> ERA: 5.98 (6, 1)	2.0		7	2	0	0	0	0	0	0	0	0	0	13	21	0.00	1.000
<b>C.J. Nitkowski, L</b> ERA: 4.87 (8, 1)	1.0		4	0	0	0	0	1	0	0	0	0	0	9	16	0.00	1.000

**BOTTOM**

**Detroit Tigers @ Kansas City Royals**  
Kauffman Stadium, Kansas City, MO  
Sun Aug 12 2001, 1:05 PM CDT  
Att. 17,811 - Sunny - 85 F

[livebaseballscorecards.com](http://livebaseballscorecards.com)

<b>AB</b>	<b>32</b>
<b>R</b>	<b>6</b>
<b>H</b>	<b>10</b>
<b>RBI</b>	<b>5</b>
<b>BB</b>	<b>4</b>
<b>SO</b>	<b>2</b>
<b>LOB</b>	<b>18</b>



WP	PA	3B	SF	SAC	DP	HBP
1	36	1	0	0	2	0



Batter	1	2	3	4	5	6	7	8	9	AB R H RBI BB SO LOB	TOP
<b>Carlos Febles, R</b> (1, 4) <small>OBP: 0.290, SLG: 0.312</small>	3-1 		2-0 			4-2 		1-1 		2 1 1 2 1 0 1	
<b>Neifi Perez, S</b> (1, 6) <small>OBP: 0.310, SLG: 0.414</small>	3-2 		1-0 			0-1 		0-1 		4 0 0 0 0 0 2	
<b>Carlos Beltrán, S</b> (1, 8) <small>OBP: 0.335, SLG: 0.453</small>	4-2 		2-1 			0-1 		1-1 		3 0 1 0 1 0 1	
<b>Joe Randa, R</b> (1, 5) <small>OBP: 0.306, SLG: 0.361</small>	0-3 			3-2 			0-1 	1-3 		4 0 1 0 0 2 3	
<b>Raul Ibanez, L</b> (1, 10) <small>OBP: 0.391, SLG: 0.491</small>	0-1 	2-0 		3-3 			0-1 	3-2 		4 0 0 0 0 1 2	
<b>Mark Quinn, R</b> (1, 9) <small>OBP: 0.294, SLG: 0.466</small>		1-2 		2-2 			0-3 			3 0 0 0 0 1 1	
<b>Dee Brown, L</b> (1, 7) <small>OBP: 0.313, SLG: 0.384</small>		2-1 			2-0 		2-1 			3 0 0 0 0 0 1	
<b>Dave McCarty, R</b> (1, 3) <small>OBP: 0.318, SLG: 0.376</small>			4-2 		0-0 			0-0 		2 1 0 0 1 0 0	
<b>Brent Mayne, L</b> (1, 2) <small>OBP: 0.366, SLG: 0.384</small> <b>Gregg Zaun, S</b> (8, PH) <small>OBP: 0.277, SLG: 0.372</small> (8, 2)			1-2 		0-1 			3-2 		2 0 0 0 0 0 1	
<b>Inning Stats</b>	R: 0 H: 0 E: 0 LOB: 1 K: 1 BB: 1 S: 10 P: 20	R: 0 H: 0 E: 0 LOB: 0 K: 0 BB: 0 S: 7 P: 12	R: 2 H: 1 E: 0 LOB: 0 K: 0 BB: 1 S: 9 P: 19	R: 0 H: 0 E: 0 LOB: 0 K: 1 BB: 0 S: 11 P: 19	R: 0 H: 0 E: 0 LOB: 0 K: 0 BB: 0 S: 4 P: 6	R: 0 H: 0 E: 0 LOB: 0 K: 0 BB: 1 S: 6 P: 10	R: 0 H: 1 E: 1 LOB: 1 K: 1 BB: 0 S: 10 P: 12	R: 0 H: 1 E: 0 LOB: 0 K: 0 BB: 0 S: 6 P: 10	R: 0 H: 1 E: 0 LOB: 1 K: 1 BB: 0 S: 10 P: 15	1B: 3 SF: 0 2B: 1 SAC: 0 3B: 0 DP: 2 HR: 1 HBP: 1	WP: 0 PA: 33 PB: 0 SB: 1 CS: 0
<b>PITCHER</b> <b>Calvin Maduro, R</b> (1, 1) <small>ERA: 3.0</small> <b>B.J. Ryan, L</b> (7, 1) <small>ERA: 5.01</small> <b>Buddy Groom, L</b> (8, 1) <small>ERA: 3.13</small> <b>Willis Roberts, R</b> (9, 1) <small>ERA: 4.87</small>	IP WLS BF H R ER SO BB IBB HBP BLK WP HR S P ERA WHIP 6.2 W 24 2 2 2 3 3 0 1 0 0 0 1 55 94 2.70 0.750 0.1 H 1 0 0 0 0 0 0 0 0 0 0 0 2 4 0.00 0.000 1.0 H 3 1 0 0 0 0 0 0 0 0 0 0 6 10 0.00 1.000 1.0 S 4 1 0 0 0 1 0 0 0 0 0 0 10 15 0.00 1.000	<b>PITCHER</b> IP WLS BF H R ER SO BB IBB HBP BLK WP HR S P ERA WHIP									

**Kansas City Royals @ Baltimore Orioles**  
 Oriole Park at Camden Yards, Baltimore, MD

Tue Aug 14 2001, 7:05 PM EDT  
 Att. 40,539 - Sunny - 87 F

[livebaseballscorecards.com](http://livebaseballscorecards.com)

AB	28
R	2
H	4
RBI	2
BB	3
SO	4
LOB	12



Batter	1	2	3	4	5	6	7	8	9	AB	R	H	RBI	BB	SO	LOB
Brady Anderson, L (1, 7) OBP: 0.303, SLG: 0.299	0-0 FC1-5 2B		0-1 F9		1-1 2B 1B	4-2 6 1B BB		0-2 G1-3		4	1	2	0	1	0	2
6 Melvin Mora, R (1, 6) OBP: 0.340, SLG: 0.379	2-2 FC1-5 2-3		2-2 P6		1-1 F5	1-1 1-2 1B		4-1 BB		4	0	1	0	1	0	2
Chris Richard, L (1, 9) OBP: 0.346, SLG: 0.438	0-1 F8		0-0 1B HR 1B		0-0 1B 2B	1-2 P4		3-3 K		5	2	2	0	0	1	6
Jeff Conine, R (1, 3) OBP: 0.389, SLG: 0.461	0-0 F8		2-2 1-2 HR 1B		0-0 CS 1B		2-2 F8			4	1	2	1	0	0	1
Cal Ripken Jr., R (1, 5) OBP: 0.303, SLG: 0.413		0-0 1B 1B	2-1 1-H 2-H HR		4-2 1B BB		0-1 F9			3	1	2	3	1	0	0
Tony Batista, R (1, 10) OBP: 0.262, SLG: 0.421		3-2 F8	0-0 G5-3		0-2 1-3 3-H 1B		1-2 G6-3			4	0	1	1	0	0	1
Larry Bigbie, L (1, 8) OBP: 0.345, SLG: 0.333		0-3 K		0-1 G4-3	1-1 G4-3		2-0 G1-3 SH3-4 1B			4	0	1	0	0	1	3
Brook Fordyce, R (1, 2) OBP: 0.261, SLG: 0.316		2-2 1-2 1B		0-0 F9		3-1 F8		0-0 SH3-4		3	0	1	0	0	0	0
Jerry Hairston, R (1, 4) OBP: 0.307, SLG: 0.359		3-3 K		1-2 F7		3-2 G6-3		4-1 G1-3 BB		3	0	0	0	1	1	2

Inning Stats	R: 0	H: 1	E: 0	LOB: 1	K: 0	BB: 0	S: 8	R: 0	H: 2	E: 0	LOB: 2	K: 2	BB: 0	S: 16	R: 3	H: 3	E: 0	LOB: 0	K: 0	BB: 0	S: 12	R: 0	H: 0	E: 0	LOB: 0	K: 0	BB: 0	S: 7	R: 2	H: 4	E: 0	LOB: 2	K: 0	BB: 1	S: 13	R: 0	H: 1	E: 0	LOB: 2	K: 0	BB: 1	S: 12	R: 0	H: 0	E: 0	LOB: 0	K: 0	BB: 0	S: 8	R: 0	H: 1	E: 0	LOB: 3	K: 1	BB: 2	S: 10	R: 0	H: 1	E: 0	LOB: 0	K: 1	BB: 2	S: 11	R: 0	H: 1	E: 0	LOB: 3	K: 1	BB: 2	S: 23
1B: 9	SF: 0	2B: 2	SAC: 1	3B: 0	DP: 0	HR: 1	HBP: 0	WP: 0	PA: 39	CS: 1																																																												

PITCHER	IP	WLS	BF	H	R	ER	SO	BB	IBB	HBP	BLK	WP	HR	S	P	ERA	WHIP
Chad Durbin, R (1, 1) ERA: 4.88	5.2	L	29	11	5	5	2	2	0	0	0	0	1	65	100	7.94	2.294
Scott Mullen, L (6, 1) ERA:	0.1		1	0	0	0	0	0	0	0	0	0	0	3	4	0.00	0.000
Doug Henry, R (7, 1) ERA: 6.1	2.0		9	1	0	0	1	2	0	0	0	0	0	18	34	0.00	1.500

BOTTOM

Kansas City Royals @ Baltimore Orioles  
 Oriole Park at Camden Yards, Baltimore, MD

Tue Aug 14 2001, 7:05 PM EDT  
 Att. 40,539 - Sunny - 87 F

livebaseballscorecards.com

AB	34
R	5
H	12
RBI	5
BB	4
SO	3
LOB	17





Batter	1	2	3	4	5	6	7	8	9	AB R H RBI BB SO LOB	TOP	
Carlos Febles, R (1, 4) OBP: 0.289, SLG: 0.305	4-2 G4-3 G6-3 BB		1-1 G4-3 2-3		1-1 G4-3		0-1 F9			3 0 0 0 1 0 2		
Brent Mayne, L (1, 2) OBP: 0.364, SLG: 0.380	3-2 G6-3 1-2		4-2 FC6-4 BB		1-0 G6-3		1-0 G5-3 1-2			3 0 0 0 1 0 2		
Carlos Beltrán, S (1, 8) OBP: 0.332, SLG: 0.449	3-1 G4-3 2-3		3-0 FC6-4 HR		1-0 F7		0-1 F8			4 1 0 1 0 0 2		
Joe Randa, R (1, 5) OBP: 0.305, SLG: 0.367	2-2 G6-3		1-2 HR		0-0 F7		0-0 G4-3			4 1 1 2 0 0 1		
Raul Ibanez, L (1, 3) OBP: 0.390, SLG: 0.488 Dave McCarty, R (8, PH) OBP: 0.316, SLG: 0.373			0-1 F7		3-2 BLK 1B		2-1 G4-3			3 1 1 0 0 0 0 1 0 0 0 0 0 0		
Luis Aljicea, S (1, 10) OBP: 0.327, SLG: 0.351			0-3 K		1-3 K		2-2 S 1B			4 0 1 1 0 2 0		
Dee Brown, L (1, 7) OBP: 0.312, SLG: 0.379			4-2 BB		1-2 G6-3		3-2 F7 1-2			3 0 0 0 1 0 1		
Mark Quinn, R (1, 9) OBP: 0.294, SLG: 0.463			0-1 F7		0-1 G4-3		0-2 S 1B			4 0 1 0 0 0 1		
Donnie Sadler, R (1, 6) OBP: 0.256, SLG: 0.238			0-2 G4-3 FC6-4 2B		1-2 G3		0-0 B5			3 1 1 0 0 0 1		
<b>Inning Stats</b>	R: 0 H: 0 E: 0 LOB: 1 K: 0 BB: 1 S: 15 P: 26	R: 0 H: 0 E: 0 LOB: 1 K: 1 BB: 1 S: 9 P: 13	R: 3 H: 2 E: 0 LOB: 0 K: 0 BB: 1 S: 17 P: 26	R: 0 H: 0 E: 0 LOB: 0 K: 1 BB: 0 S: 8 P: 10	R: 0 H: 0 E: 0 LOB: 0 K: 0 BB: 0 S: 6 P: 9	R: 1 H: 2 E: 0 LOB: 1 K: 0 BB: 0 S: 13 P: 22	R: 0 H: 1 E: 0 LOB: 1 K: 0 BB: 0 S: 7 P: 8	R: 0 H: 0 E: 0 LOB: 0 K: 0 BB: 0 S: 5 P: 7	R: 0 H: 0 E: 0 LOB: 0 K: 0 BB: 0 S: 4 P: 4	1B: 3 SF: 0 2B: 1 SAC: 0 3B: 0 DP: 0 HR: 1 HBP: 0	WP: 0 PA: 35 PB: 0 SB: 3 CS: 0	
<b>PITCHER</b>	IP WLS BF H R ER SO BB IBB HBP BLK WP HR S P ERA WHIP											
Jose Mercedes, R (1, 1) ERA: 5.79	6.0 W 25 4 4 4 2 3 0 0 1 0 1 68 106 6.00 1.167											
John Wasdin, R (7, 1) ERA: 5.98	1.0 H 4 1 0 0 0 0 0 0 0 0 0 7 8 0.00 1.000											
Buddy Groom, L (8, 1) ERA: 3.06	1.0 H 3 0 0 0 0 0 0 0 0 0 0 5 7 0.00 0.000											
Willis Roberts, R (9, 1) ERA: 4.83	1.0 S 3 0 0 0 0 0 0 0 0 0 0 4 4 0.00 0.000											

**Kansas City Royals @ Baltimore Orioles**  
**Oriole Park at Camden Yards, Baltimore, MD**

Wed Aug 15 2001, 7:05 PM EDT  
 Att. 38,545 - Sunny - 86 F

livebaseballscorecards.com

**AB 32**  
**R 4**  
**H 5**  
**RBI 4**  
**BB 3**  
**SO 2**  
**LOB 10**



Batter	1	2	3	4	5	6	7	8	9	AB R H RBI BB SO LOB
Brady Anderson, L (1, 7) OBP: 0.303, SLG: 0.299	2-1 G3 6 HBP HR 1B	2-2 G6-3			0-0 G3		0-1 G6-3			4 1 1 0 0 0 1
6 Melvin Mora, R (1, 6) OBP: 0.339, SLG: 0.376	3-2 G3 HR HBP	2-1 F8			0-0 G5-3		3-2 E6			3 1 0 0 0 0 1
Chris Richard, L (1, 9) OBP: 0.345, SLG: 0.444	0-0 G3		1-0 HR		0-1 F8		0-3 K			4 1 1 1 0 1 3
Jeff Conine, R (1, 3) OBP: 0.388, SLG: 0.467	2-0 HR		1-3 K		0-1 G5-3		0-1 G4-3			4 1 1 3 0 1 0
Cal Ripken Jr., R (1, 5) OBP: 0.305, SLG: 0.421	3-1 G6-3		1-0 F8		0-0 HR		4-0 BB			3 1 1 1 1 0 0
Tony Batista, R (1, 10) OBP: 0.262, SLG: 0.418	4-2 FC6-4 BB		3-2 P6		2-3 K		0-2 L4			3 0 0 0 1 1 1
Larry Bigbie, L (1, 8) OBP: 0.339, SLG: 0.327	0-1 FC6-4			0-3 K		0-0 1B		0-1 F8		4 0 1 0 0 1 2
Brook Fordyce, R (1, 2) OBP: 0.262, SLG: 0.316		0-0 F7		0-1 G1-6-3 1B		1-1 P6				3 0 1 0 0 0 1
Fernando Lunar, R (9, 2) OBP: 0.303, SLG: 0.305										0 0 0 0 0 0 0
Jerry Hairston, R (1, 4) OBP: 0.307, SLG: 0.361		1-1 G6-3 2B		2-2 G1-6-3			1-0 G6-3			3 0 1 0 0 0 1

Inning Stats	R: 3 E: 0 K: 0 S: 13	H: 2 LOB: 1 BB: 1 P: 27	R: 0 E: 0 K: 0 S: 8	H: 1 LOB: 1 BB: 0 P: 13	R: 1 E: 0 K: 1 S: 10	H: 1 LOB: 0 BB: 0 P: 16	R: 0 E: 0 K: 1 S: 8	H: 1 LOB: 0 BB: 0 P: 10	R: 0 E: 0 K: 0 S: 4	H: 0 LOB: 0 BB: 0 P: 4	R: 1 E: 0 K: 1 S: 9	H: 2 LOB: 1 BB: 0 P: 12	R: 0 E: 1 K: 1 S: 9	H: 0 LOB: 1 BB: 0 P: 13	R: 0 E: 0 K: 0 S: 7	H: 0 LOB: 1 BB: 1 P: 11
--------------	-------------------------------	----------------------------------	------------------------------	----------------------------------	-------------------------------	----------------------------------	------------------------------	----------------------------------	------------------------------	---------------------------------	------------------------------	----------------------------------	------------------------------	----------------------------------	------------------------------	----------------------------------

PITCHER	IP	WLS	BF	H	R	ER	SO	BB	IBB	HBP	BLK	WP	HR	S	P	ERA	WHIP
51 Kris Wilson, R (1, 1) ERA: 4.39	6.2	L	29	7	5	5	3	1	0	1	0	0	3	58	92	6.75	1.200
Scott Mullen, L (7, 1) ERA:	0.1		1	0	0	0	1	0	0	0	0	0	0	3	3	0.00	0.000
Cory Bailey, R (8, 1) ERA: 3.59	1.0		4	0	0	0	0	1	0	0	0	0	0	7	11	0.00	1.000

**BOTTOM**

**Kansas City Royals @ Baltimore Orioles**  
**Oriole Park at Camden Yards, Baltimore, MD**

Wed Aug 15 2001, 7:05 PM EDT  
 Att: 38,545 - Sunny - 86 F

livebaseballscorecards.com

<b>AB</b>	<b>31</b>
<b>R</b>	<b>5</b>
<b>H</b>	<b>7</b>
<b>RBI</b>	<b>5</b>
<b>BB</b>	<b>2</b>
<b>SO</b>	<b>4</b>
<b>LOB</b>	<b>10</b>



1B: 3	SF: 0	WP: 0	PA: 34
2B: 1	SAC: 0	PB: 0	
3B: 0	DP: 1	SB: 0	
HR: 3	HBP: 1	CS: 0	



Batter	1	2	3	4	5	6	7	8	9	AB R H RBI BB SO LOB	TOP		
Carlos Febles, R (1, 4) OBP: 0.286, SLG: 0.301	1-3 K	1-0 G6-3			0-1 F9		0-1 FC3 SH2-4 HR	3-2 E 1B		5 1 1 1 0 1 4			
Neifi Perez, S (1, 6) OBP: 0.309, SLG: 0.413	1-2 1B		1-2 F9		1-2 F6		0-0 SH2-4	0-1 L7		4 0 1 0 0 0 2			
Carlos Beltrán, S (1, 8) OBP: 0.335, SLG: 0.456	2-1 1B		1-2 G4-3			4-1 S HR BB	0-0 HR	0-0 E5		4 2 2 2 1 0 1			
Joe Randa, R (1, 5) OBP: 0.304, SLG: 0.364 Dave McCarty, R (8, 3) OBP: 0.316, SLG: 0.373	2-2 F9		2-0 F8			4-1 HR BB	1-0 F9	2-2 F9		4 1 0 0 1 0 3 0 0 0 0 0 0 0			
Raul Ibanez, L (1, 3) OBP: 0.385, SLG: 0.497 (8, 9)		0-2 E6 1B		1-3 K		0-0 HR	1-1 L7		2-3 K	5 1 1 3 0 2 0			
Luis Aljoe, S (1, 10) OBP: 0.326, SLG: 0.349		0-1 L3		0-0 1B 1B		2-3 K		1-0 G4-3	2-1 P4	5 0 1 0 0 1 1			
Gregg Zaun, S (1, 2) OBP: 0.308, SLG: 0.447		4-1 1B BB		3-1 FC6-4 1B		1-1 F8		3-2 HR	3-1 P6	4 1 2 1 1 0 0			
Dee Brown, L (1, 7) OBP: 0.315, SLG: 0.381		0-1 1B		2-1 FC6-4		2-3 K		1-0 BB 1B		4 1 2 0 0 1 1			
Donnie Sadler, R (1, 9) OBP: 0.262, SLG: 0.240 (8, 5)		0-0 F3		1-3 K			1-0 FC3 SH2-4 1B	4-1 1B E BB		3 2 1 0 1 1 3			
<b>Inning Stats</b>	R: 0 E: 0 K: 1 S: 14 H: 2 LOB: 1 BB: 0 P: 20	R: 0 E: 1 K: 0 S: 10 H: 1 LOB: 3 BB: 1 P: 15	R: 0 E: 0 K: 0 S: 8 H: 0 LOB: 0 BB: 0 P: 12	R: 0 E: 0 K: 1 S: 9 H: 2 LOB: 1 BB: 0 P: 15	R: 0 E: 0 K: 1 S: 8 H: 0 LOB: 0 BB: 0 P: 10	R: 3 E: 0 K: 2 S: 12 H: 1 LOB: 0 BB: 2 P: 25	R: 3 E: 0 K: 0 S: 8 H: 2 LOB: 0 BB: 0 P: 11	R: 3 E: 1 K: 0 S: 15 H: 3 LOB: 2 BB: 1 P: 29	R: 0 E: 0 K: 1 S: 7 H: 0 LOB: 0 BB: 0 P: 14	1B: 8 2B: 0 3B: 0 HR: 3 SF: 0 SAC: 1 DP: 0 HBP: 0	WP: 0 PB: 0 SB: 1 CS: 0 PA: 43		
<b>PITCHER</b>	IP WLS BF H R ER SO BB IBB HBP BLK WP HR S P ERA WHIP											<b>PITCHER</b>	IP WLS BF H R ER SO BB IBB HBP BLK WP HR S P ERA WHIP
Sidney Ponson, R (1, 1) ERA: 4.63	7.0 L 32 8 6 6 5 3 0 0 0 0 0 2 69 108 7.71 1.571												
36 Kris Foster, R (8, 1) ERA: 3.6	1.0 8 3 3 2 0 1 0 0 0 0 0 1 15 29 18.00 4.000												
John Bale, L (9, 1) ERA: 2.25	1.0 3 0 0 0 0 1 0 0 0 0 0 0 7 14 0.00 0.000												

**Kansas City Royals @ Baltimore Orioles**  
**Oriole Park at Camden Yards, Baltimore, MD**

AB	38
R	9
H	11
RBI	7
BB	4
SO	6
LOB	15



Thu Aug 16 2001, 12:35 PM EDT  
Att. 40,788 - Sunny - 88 F

livebaseballscorecards.com

Batter	1	2	3	4	5	6	7	8	9	AB	R	H	RBI	BB	SO	LOB
Brady Anderson, L (1, 7) OBP: 0.304, SLG: 0.300	1-1 F7		2-3 K		1-2 6 CS 1B		0-1 P6		0-0 1B	5	0	2	0	0	1	3
6 Melvin Mora, R (1, 6) OBP: 0.336, SLG: 0.373 1 Brian Roberts, S (8, PH) OBP: 0.294, SLG: 0.344	0-0 F9		1-3 K		1-2 G5-3			2-2 L3	2-1 F7	3	0	0	0	0	1	3
Chris Richard, L (1, 9) OBP: 0.346, SLG: 0.445	1-0 L8			1-2 1B 2B			0-0 F9	4-1 1B BB	0-1 F7	4	1	1	0	1	0	2
Jeff Conine, R (1, 3) OBP: 0.387, SLG: 0.466 Mike Kinkade, R (8, PH) OBP: 0.346, SLG: 0.390		2-1 G5-3 1B		1-1 P6			0-1 P6	4-1 1B BB	0-2 G4-3	3	0	1	0	0	0	1
Cal Ripken Jr., R (1, 10) OBP: 0.310, SLG: 0.425		2-2 G5-3 1B		0-1 1B			2-1 G3-1	3-2 1B 1B		4	0	3	1	0	0	0
Tony Batista, R (1, 5) OBP: 0.262, SLG: 0.416		2-2 G5-3		2-0 F2			2-2 F5	1-1 FC6-4 1B		4	0	1	1	0	0	4
Larry Bigbie, L (1, 8) OBP: 0.333, SLG: 0.321		1-2 G1-3		1-1 G3			0-0 1B 1B	2-0 F7		4	0	1	0	0	0	5
Fernando Lunar, R (1, 2) OBP: 0.295, SLG: 0.297			0-2 F9		1-3 K		0-3 K	0-0 FC6-4		4	0	0	0	0	2	3
Jerry Hairston, R (1, 4) OBP: 0.313, SLG: 0.366			0-2 S 1B		4-2 6 CS 1B BB		0-1 1B		0-1 1B	3	0	3	0	1	0	0

Inning Stats	R: 0	H: 0	E: 0	K: 4	S: 4	H: 2	LOB: 1	BB: 0	P: 6	R: 0	H: 2	E: 0	K: 2	S: 12	R: 0	H: 1	E: 0	K: 2	S: 14	R: 0	H: 2	E: 0	K: 0	S: 11	R: 0	H: 1	E: 0	K: 1	S: 13	R: 0	H: 0	E: 0	K: 0	S: 5	R: 0	H: 2	E: 0	K: 1	S: 13	R: 2	H: 2	E: 0	K: 0	S: 12	R: 0	H: 2	E: 0	K: 0	S: 10	1B: 11	SF: 0	2B: 1	3B: 0	HR: 0
--------------	------	------	------	------	------	------	--------	-------	------	------	------	------	------	-------	------	------	------	------	-------	------	------	------	------	-------	------	------	------	------	-------	------	------	------	------	------	------	------	------	------	-------	------	------	------	------	-------	------	------	------	------	-------	--------	-------	-------	-------	-------

PITCHER	IP	WLS	BF	H	R	ER	SO	BB	IBB	HBP	BLK	WP	HR	S	P	ERA	WHIP
Paul Byrd, R (1, 1) ERA: 3.52	7.0	W	28	8	0	0	4	1	0	0	0	0	0	72	100	0.00	1.286
Jason Grimsley, R (8, 1) ERA: 3.22	0.1		5	2	2	2	0	2	0	0	0	0	0	10	24	54.00	12.000
Scott Mullen, L (8, 1) ERA:	0.2		2	0	0	0	0	0	0	0	0	0	0	2	4	0.00	0.000
Roberto Hernandez, R (9, 1) ERA: 4.11	1.0		5	2	0	0	0	0	0	0	0	0	0	10	12	0.00	2.000

**BOTTOM**

**Kansas City Royals @ Baltimore Orioles**  
 Oriole Park at Camden Yards, Baltimore, MD

Thu Aug 16 2001, 12:35 PM EDT  
 Att. 40,788 - Sunny - 88 F

AB	37
R	2
H	12
RBI	2
BB	3
SO	4
LOB	25

WP: 0 PA: 40  
 PB: 0  
 SB: 1  
 CS: 2



PITCHER	IP	WLS	BF	H	R	ER	SO	BB	IBB	HBP	BLK	WP	HR	S	P	ERA	WHIP
---------	----	-----	----	---	---	----	----	----	-----	-----	-----	----	----	---	---	-----	------









Batter	1	2	3	4	5	6	7	8	9	AB R H RBI BB SO LOB	TOP																
Carlos Febles, R (1, 4) OBP: 0.282, SLG: 0.303	2-2 L9		0-2 F3			1-2 1B E	1-0 F9	0-0 2B 2-H		5 1 2 1 0 0 2																	
Nefti Perez, S (1, 6) OBP: 0.310, SLG: 0.419	1-0 G5-3			1-1 F9		2-1 P4		F7		4 0 0 0 1 0 1																	
Carlos Beltrán, S (1, 8) OBP: 0.333, SLG: 0.451	0-2 P4			0-0 G5-3		3-2 1B E		2B 1B		5 2 1 0 0 0 3																	
Joe Randa, R (1, 5) OBP: 0.305, SLG: 0.365		0-1 G5-4-3 1B		2-0 F7		0-1 1B 1B		1-0 HR 2B	2-0 F9	5 1 3 2 0 0 0																	
Dave McCarty, R (1, 3) OBP: 0.322, SLG: 0.386		3-2 G5-4-3			1-0 G6-3 2B	3-2 1B		2-0 HR 2B	4-2 BB	3 0 2 1 0 0 1																	
Raul Ibanez, L (8, PH) OBP: 0.383, SLG: 0.506		1-2f			1-3 2B	1-3 1B		2-H HR		1 1 1 2 1 0 0																	
Luis Alicaia, S (1, 10) OBP: 0.327, SLG: 0.348		1-2 G4-3			1-0 G6-3	0-0 L4		3-2 E 1B	0-1 F9	5 1 1 0 0 0 4																	
Gregg Zaun, S (1, 2) OBP: 0.300, SLG: 0.455			3-2 2B		1-2 P6		0-2 F9	0-0 E6 1B 2B	0-1 F8	5 1 2 1 0 0 2																	
Dee Brown, L (1, 7) OBP: 0.318, SLG: 0.384			2-3 K		2-3 K		1-0 2B	2-2 G1-3 2B 1B		4 1 2 1 0 2 2																	
Donnie Sadler, R (1, 9) OBP: 0.257, SLG: 0.236			1-0 F8			0-0 B2-3	1-3 K	2-1 G1-3		4 0 0 0 0 1 3																	
<b>Inning Stats</b>	R: 0 E: 0 K: 0 S: 8	H: 0 LOB: 0 BB: 0 P: 11	R: 0 E: 0 K: 0 S: 8	H: 1 LOB: 0 BB: 0 P: 12	R: 0 E: 0 K: 1 S: 12	H: 1 LOB: 1 BB: 0 P: 18	R: 0 E: 0 K: 0 S: 4	H: 0 LOB: 0 BB: 0 P: 7	R: 0 E: 0 K: 1 S: 9	H: 1 LOB: 1 BB: 0 P: 14	R: 2 E: 1 K: 0 S: 17	H: 3 LOB: 2 BB: 0 P: 26	R: 0 E: 0 K: 1 S: 8	H: 1 LOB: 1 BB: 0 P: 11	R: 6 E: 1 K: 0 S: 23	H: 7 LOB: 2 BB: 1 P: 39	R: 0 E: 0 K: 0 S: 9	H: 0 LOB: 1 BB: 1 P: 15	1B: 7 2B: 6 3B: 0 HR: 1	SF: 0 SAC: 0 DP: 1 HBP: 0	WP: 0 PA: 43 PB: 0 SB: 0 CS: 0						
<b>PITCHER</b>	IP WLS BF H R ER SO BB IBB HBP BLK WP HR S P ERA WHIP																										
Adam Pettyjohn, L (1, 1) ERA: 5.23	5.2		23	6	2	0	2	0	0	0	0	0	0	57	87	0.00	1.059										
Matt Perisho, L (6, 1) ERA: 6.3	1.2	H	7	2	1	1	1	0	0	0	0	0	0	15	20	5.40	1.200										
Danny Patterson, R (8, 1) ERA: 3.0	0.0		1	1	0	0	0	0	0	0	0	0	0	1	2	∞	∞										
C.J. Nitkowski, L (8, 1) ERA: 5.56	0.0	L	4	4	4	4	0	0	0	0	0	1	8	15	∞	∞											
Victor Santos, R (8, 1) ERA: 3.45	1.2		8	1	1	1	0	2	0	0	0	0	0	17	29	5.40	1.800										

**Kansas City Royals @ Detroit Tigers**  
 Comerica Park, Detroit, MI  
 Sat Aug 18 2001, 5:05 PM EDT  
 Att. 31,897 - Cloudy - 76 F


[livebaseballscorecards.com](http://livebaseballscorecards.com)

AB	41
R	8
H	14
RBI	8
BB	2
SO	3
LOB	18







Batter	1	2	3	4	5	6	7	8	9	AB R H RBI BB SO LOB	TOP		
Carlos Febles, R (1, 4) OBP: 0.281, SLG: 0.301	1-2 SH3-4 2B 1B		0-0 G3		1-1 G4-6-3 1-2f		0-2 L4			4 1 1 0 0 0 4			
Nefti Perez, S (1, 6) OBP: 0.310, SLG: 0.418	0-1 SH3-4 1-2		0-0 F8			2-0 F9		2-2 G2-6-3 1B		3 0 1 0 0 0 0			
Carlos Beltrán, S (1, 8) OBP: 0.332, SLG: 0.448	4-1 2B BB		1-3 K			1-2 G6-3		0-1 G2-6-3 1-2f		3 0 0 0 1 1 1			
Joe Randa, R (1, 5) OBP: 0.304, SLG: 0.366	2-0 2B			3-3 K		1-2 G5-3		1-3 K		4 0 1 1 0 2 0			
Raul Ibanez, L (1, 3) OBP: 0.386, SLG: 0.514 (7, 9)	4-0 IBB			1-1 F8			1-2 F9		1-1 1B 3B	3 1 1 0 1 0 0			
Luis Alicaia, S (1, 10) OBP: 0.329, SLG: 0.359	0-0 G1-6-4-3 1-2f			2-2 F9			1-2 HR		1-1 FC1-5 1B 3-H	4 1 2 2 0 0 3			
Dee Brown, L (1, 7) OBP: 0.317, SLG: 0.386		2-0 G3-1			2-2 G4-3 2B		1-0 G3		0-0 E4 FC1-5 1-2	4 0 1 0 0 0 1	AB 32 R 3 H 8 RBI 3 BB 3 SO 4 LOB 15		
Brent Mayne, L (1, 2) OBP: 0.362, SLG: 0.378		1-1 G6-3			1-0 G4-3		2-1 E 1B		0-1 FC1-5 G5-4-3 1-2 2-3f	4 0 1 0 0 0 3			
Donnie Sadler, R (1, 9) OBP: 0.260, SLG: 0.234 Dave McCarty, R (7, PH) OBP: 0.318, SLG: 0.381 (7, 3)		2-3 K			4-0 G4-6-3 BB		2-2 E5		1-0 G5-4-3 1-2f	1 0 0 0 1 1 0 2 0 0 0 0 0 3			
Inning Stats	R: 1 E: 0 K: 0 S: 8 H: 2 LOB: 2 BB: 2 P: 19	R: 0 E: 0 K: 1 S: 6 H: 0 LOB: 0 BB: 0 P: 11	R: 0 E: 0 K: 1 S: 5 H: 0 LOB: 0 BB: 0 P: 6	R: 0 E: 0 K: 1 S: 9 H: 0 LOB: 0 BB: 0 P: 15	R: 0 E: 0 K: 0 S: 7 H: 1 LOB: 1 BB: 1 P: 15	R: 0 E: 0 K: 0 S: 9 H: 0 LOB: 0 BB: 0 P: 13	R: 1 E: 1 K: 0 S: 15 H: 2 LOB: 2 BB: 0 P: 22	R: 0 E: 0 K: 1 S: 9 H: 1 LOB: 0 BB: 0 P: 12	R: 1 E: 1 K: 0 S: 8 H: 2 LOB: 1 BB: 0 P: 11	1B: 4 2B: 2 3B: 1 HR: 1 SF: 0 SAC: 1 DP: 4 HBP: 0	WP: 0 PB: 0 SB: 0 CS: 0 PA: 36		
PITCHER	IP WLS BF H R ER SO BB IBB HBP BLK WP HR S P ERA WHIP											PITCHER	IP WLS BF H R ER SO BB IBB HBP BLK WP HR S P ERA WHIP
24 Nate Cornejo, R (1, 1) ERA: 8.1	6.2 W 27 5 2 2 3 2 1 0 0 0 1 56 98 2.70 1.050												
Luis Pineda, R (7, 1) ERA: 1.29	1.1 H 4 1 0 0 1 0 0 0 0 0 0 0 12 15 0.00 0.750												
Matt Anderson, R (9, 1) ERA: 4.93	1.0 S 5 2 1 1 0 0 0 0 0 0 0 0 8 11 9.00 2.000												

**Kansas City Royals @ Detroit Tigers**  
Comerica Park, Detroit, MI  
Sun Aug 19 2001, 1:05 PM EDT  
Att. 26,898 - Cloudy - 72 F

[livebaseballscorecards.com](http://livebaseballscorecards.com)





Batter	1	2	3	4	5	6	7	8	9	AB R H RBI BB SO LOB	TOP											
Jose Valentin, S (1, 5) OBP: 0.342, SLG: 0.506	1-1 P5		2-3 K			1-0 F7		2-3 K		4 0 0 0 0 2 1	<b>Chicago White Sox @ Kansas City Royals</b> Kauffman Stadium, Kansas City, MO Mon Aug 20 2001, 7:05 PM CDT Att. 13,842 - Sunny - 80 F											
Tony Graffanino, R (1, 4) OBP: 0.372, SLG: 0.405	2-2 G6-4-3 1B		1-0 G6-4-3			4-2 2B BB		4-2 BB		2 1 1 0 2 0 1												
Magglio Ordonez, R (1, 9) Chris Singleton, L (8, 8) OBP: 0.375, SLG: 0.532 OBP: 0.301, SLG: 0.381	1-1 G6-4-3				4-0 14 G6-4-3 BB	3-2 2B		2-3 K		3 0 1 1 1 1 2 0 0 0 0 0 0 0												
14 Paul Konerko, R (1, 3) OBP: 0.340, SLG: 0.513		0-2 G4-3		1-1 G6-4-3		1-0 F8		3-1 G6-3		4 0 0 0 0 0 3												
Jeff Liefer, L (1, 10) OBP: 0.277, SLG: 0.487		0-2 F8		2-3 K		4-2 BB		3-1 2B		3 0 1 0 1 1 0												
Carlos Lee, R (1, 7) OBP: 0.328, SLG: 0.508		4-1 1B BB			1-2 G6-3	2-3 K		2-1 P4		3 0 0 0 1 1 3												
Aaron Rowand, R (1, 8) OBP: 0.396, SLG: 0.481		0-2 1-2 1B			2-0 2B		0-2 G4-3		1-3 K	4 0 2 0 0 1 1												
Mark Johnson, L (1, 2) OBP: 0.344, SLG: 0.324		1-2 F8			2-0 P6		0-0 F7		2-3 K	4 0 0 0 0 1 4												
Royce Clayton, R (1, 6) OBP: 0.284, SLG: 0.353			4-2 G6-4-3 BB		1-0 G3-1		0-1 F8			2 0 0 0 1 0 1												
<b>Inning Stats</b>	R: 0 E: 0 K: 0 S: 7	H: 1 LOB: 0 BB: 0 P: 11	R: 0 E: 0 K: 0 S: 14	H: 1 LOB: 2 BB: 1 P: 19	R: 0 E: 0 K: 1 S: 8	H: 0 LOB: 0 BB: 1 P: 15	R: 0 E: 0 K: 1 S: 5	H: 0 LOB: 0 BB: 1 P: 12	R: 0 E: 0 K: 0 S: 6	H: 1 LOB: 1 BB: 0 P: 12	R: 1 E: 0 K: 1 S: 14	H: 1 LOB: 2 BB: 2 P: 29	R: 0 E: 0 K: 0 S: 7	H: 0 LOB: 0 BB: 0 P: 7	R: 0 E: 0 K: 2 S: 11	H: 0 LOB: 1 BB: 1 P: 22	R: 0 E: 0 K: 2 S: 11	H: 1 LOB: 1 BB: 0 P: 19	1B: 2 2B: 3 3B: 0 HR: 0	SF: 0 SAC: 0 DP: 3 HBP: 0	WP: 0 PB: 0 SB: 0 CS: 0	PA: 35
<b>PITCHER</b>	IP WLS BF H R ER SO BB IBB HBP BLK WP HR S P ERA WHIP																					
Blake Stein, R (1, 1) ERA: 5.0	6.0 W 24 4 1 1 3 5 0 0 0 0 0 0 54 98 1.50 1.500																					
Doug Henry, R (7, 1) ERA: 5.97	1.0 3 0 0 0 0 0 0 0 0 0 0 0 7 7 0.00 0.000																					
Scott Mullen, L (8, 1) ERA:	1.0 4 0 0 0 2 1 0 0 0 0 0 0 11 22 0.00 1.000																					
Cory Bailey, R (9, 1) ERA: 3.47	1.0 4 1 0 0 2 0 0 0 0 0 0 0 11 19 0.00 1.000																					

AB	29
R	1
H	5
RBI	1
BB	6
SO	7
LOB	16



livebaseballscorecards.com

Batter	1	2	3	4	5	6	7	8	9
Luis Alicea, S OBP: 0.327, SLG: 0.356 (1, 10)	0-0 G3		0-1 E 1B E 1B	0-1 F9	0-0 G4-3			0-1 F8	
Neifi Perez, S OBP: 0.309, SLG: 0.416 (1, 6)	1-1 G4-3		0-0 E E 1B 1B	1-0 F7		0-0 G3		0-0 F8	
Carlos Beltrán, S OBP: 0.333, SLG: 0.453 Donnie Sadler, R OBP: 0.258, SLG: 0.233 (1, 8) (7, 8)	3-1 FC6-4 1B		0-1 E5 1B E 1B	1-2 2B 3B		2-3 K		0-1 G5-3	
Joe Randa, R OBP: 0.304, SLG: 0.368 Luis Ordaz, R OBP: 0.295, SLG: 0.304 (1, 5) (8, 5)	2-1 FC6-4		0-1 E5 1B 1B	2-2 1B 2B		2-3 K			
Raul Ibanez, L OBP: 0.393, SLG: 0.535 (1, 9)		3-1 HR	0-0 G4-6-3 1B 1B	1-2 1B WP 1B		1-1 F7			
Dave McCarty, R OBP: 0.328, SLG: 0.409 (1, 3)		0-1 G3-1	0-0 G4-6-3 1B 1B	2-2 WP 1B		3-2 HR			
Dee Brown, L OBP: 0.313, SLG: 0.380 (1, 7)		1-1 G3-1	2-2 G4-6-3 1B 1B	3-2 G4-3 1B		0-0 G1-3			
Brent Mayne, L OBP: 0.364, SLG: 0.377 (1, 2)		1-1 F8	4-2 BB		1-2 F8		1-0 1B		
Carlos Febles, R OBP: 0.280, SLG: 0.300 (1, 4)			1-0 E 1B		0-0 G4-3		0-0 G1-3		

Inning Stats	R: 0	H: 1	E: 0	K: 0	S: 7	R: 1	H: 1	E: 0	K: 0	S: 8	R: 5	H: 5	E: 2	K: 0	S: 19	R: 3	H: 4	E: 0	K: 0	S: 22	R: 0	H: 0	E: 0	K: 0	S: 5	R: 0	H: 0	E: 0	K: 2	S: 7	R: 1	H: 2	E: 0	K: 0	S: 10	R: 0	H: 0	E: 0	K: 0	S: 5
	LOB: 1	BB: 0	P: 13	LOB: 0	BB: 0	P: 13	LOB: 2	BB: 1	P: 27	LOB: 1	BB: 0	P: 32	LOB: 0	BB: 0	P: 6	LOB: 0	BB: 0	P: 11	LOB: 1	BB: 0	P: 15	LOB: 0	BB: 0	P: 5	LOB: 0	BB: 0	P: 5	LOB: 0	BB: 0	P: 5	LOB: 0	BB: 0	P: 5	LOB: 0	BB: 0	P: 5	LOB: 0	BB: 0	P: 5	

PITCHER	IP	WLS	BF	H	R	ER	SO	BB	IBB	HBP	BLK	WP	HR	S	P	ERA	WHIP
Sean Lowe, R ERA: 3.84 (1, 1)	7.0	L	36	13	10	8	2	1	0	0	0	1	2	78	117	10.29	2.000
Alan Embree, L ERA: 9.16 (8, 1)	1.0		3	0	0	0	0	0	0	0	0	0	0	5	5	0.00	0.000

AB R H RBI BB SO LOB

5	1	1	0	0	0	0
5	1	1	0	0	0	0
4	2	2	1	0	1	2
1	0	0	0	0	0	0
4	2	1	1	0	1	3
0	0	0	0	0	0	0
4	2	3	3	0	0	0
4	1	3	3	0	0	0
4	0	0	0	0	0	3
3	0	1	0	1	0	0
4	1	1	0	0	0	3

AB	R	H	RBI	BB	SO	LOB
38	10	13	8	1	2	11

WP: 1 PA: 39  
PB: 0  
SB: 0  
CS: 0

**Chicago White Sox @ Kansas City Royals**  
Kauffman Stadium, Kansas City, MO

Mon Aug 20 2001, 7:05 PM CDT  
Att. 13,842 - Sunny - 80 F

livebaseballscorecards.com

AB	R	H	RBI	BB	SO	LOB
38	10	13	8	1	2	11





Batter	1	2	3	4	5	6	7	8	9	AB R H RBI BB SO LOB	TOP
Ray Durham, S (1, 4) OBP: 0.331, SLG: 0.430	0-0 G4-3		0-1 2B		0-2 L6-3		2-2 1B 2B		1-0 G3	5 1 2 1 0 0 1	<b>Chicago White Sox @ Kansas City Royals</b> Kauffman Stadium, Kansas City, MO Tue Aug 21 2001, 7:05 PM CDT Att. 12,391 - Cloudy - 94 F
Jose Valentin, S (1, 5) OBP: 0.340, SLG: 0.511	1-1 F7		3-2 F8		2-1 HR		3-3 K		2-3 K	5 1 1 1 0 2 2	
Magglio Ordonez, R (1, 9) OBP: 0.375, SLG: 0.530	0-1 G6-3		3-2 F9		2-1 F8		0-0 BB 1B		0-0 1B	5 0 2 1 0 0 1	
Jose Canseco, R (1, 10) OBP: 0.374, SLG: 0.525		0-0 F8		4-1 2B G3 BB		2-0 G1-3		4-1 1-2 BB	2-3 K	3 1 0 0 2 1 1	
Jeff Liefer, L (1, 3) OBP: 0.286, SLG: 0.513		0-1 B1-3 1B		2-2 G3 1-3 2B		1-2 HR		3-2 F9		4 1 3 1 0 0 2	
Carlos Lee, R (1, 7) Aron Rowand, R (8, 7) OBP: 0.327, SLG: 0.506 OBP: 0.396, SLG: 0.481		0-0 B1-3		0-0 G5-3		1-2 1B 1B		1-3 K		4 0 1 0 0 1 3 0 0 0 0 0 0 0	
Chris Singleton, L (1, 8) OBP: 0.304, SLG: 0.392		0-2 G1-3		2-1 G3		0-0 G4-6-3 1B		2-1 HR		4 1 2 2 0 0 2	
Royce Clayton, R (1, 6) OBP: 0.283, SLG: 0.354			1-1 SH1-3 2B 2B		3-3 K		3-2 G4-6-3		0-0 G4-3	4 1 1 0 0 1 3	
Mark Johnson, L (1, 2) OBP: 0.344, SLG: 0.324			0-0 SH1-3		1-1 L6-3 1B		2-3 K		0-3 K	3 0 1 0 0 2 0	
<b>Inning Stats</b>	R: 0 H: 0 E: 0 LOB: 0 K: 0 BB: 0 S: 5 P: 6	R: 0 H: 1 E: 0 LOB: 1 K: 0 BB: 0 S: 7 P: 7	R: 1 H: 2 E: 0 LOB: 1 K: 0 BB: 0 S: 11 P: 18	R: 1 H: 1 E: 0 LOB: 1 K: 1 BB: 1 S: 13 P: 24	R: 1 H: 2 E: 0 LOB: 0 K: 0 BB: 0 S: 9 P: 14	R: 1 H: 3 E: 0 LOB: 1 K: 0 BB: 0 S: 19 P: 26	R: 1 H: 2 E: 0 LOB: 2 K: 2 BB: 1 S: 14 P: 28	R: 1 H: 1 E: 0 LOB: 0 K: 2 BB: 0 S: 9 P: 12	R: 0 H: 1 E: 0 LOB: 1 K: 2 BB: 0 S: 8 P: 13	1B: 6 SF: 0 2B: 5 SAC: 1 3B: 0 DP: 2 HR: 3 HBP: 0	
<b>PITCHER</b>	IP WLS BF H R ER SO BB IBB HBP BLK WP HR S P ERA WHIP										
Paul Byrd, R (1, 1) ERA: 3.7	5.1 L 24 8 4 4 1 1 0 0 0 0 0 2 59 87 6.75 1.688										
Doug Henry, R (6, 1) ERA: 5.95	1.2 8 3 1 1 2 1 0 0 0 0 0 0 19 36 5.40 2.400										
51 Kris Wilson, R (8, 1) ERA: 4.44	1.0 4 1 1 1 2 0 0 0 0 0 0 1 9 12 9.00 1.000										
Jason Grimsley, R (9, 1) ERA: 3.12	1.0 4 1 0 0 2 0 0 0 0 0 0 0 8 13 0.00 1.000										

livebaseballscorecards.com

AB	37
R	6
H	13
RBI	6
BB	2
SO	7
LOB	15



Batter	1	2	3	4	5	6	7	8	9	AB	R	H	RBI	BB	SO	LOB
Luis Alicea, S OBP: 0.326, SLG: 0.355 (1, 10)	1-1 E6 BB 1B 1B		3-2 F8		3-1 1B 1B			0-2 F7		4	1	1	0	0	0	0
Neifi Perez, S OBP: 0.312, SLG: 0.419 (1, 6)	0-0 1B BB 1-2 G1-2-3 1B		0-0 S 1B		0-2 1-2 1B			0-0 B1-3		4	0	3	0	0	0	0
Carlos Beltrán, S OBP: 0.335, SLG: 0.452 (1, 8)	4-1 G1-2-3 1B 1-2 2-3 BB		1-0 F5		0-1 G4-3			3-2 1B		3	0	1	0	1	0	3
Joe Randa, R OBP: 0.304, SLG: 0.367 (1, 5)	2-2 G1-2-3 1B 1-2 2-3 3-H		2-2 G5-3		1-1 G5-3			2-3 K		4	0	1	1	0	1	2
Raul Ibanez, L OBP: 0.385, SLG: 0.524 (1, 7)	0-2 G1-2-3 1-2 2-3 3-H		3-3 K		0-0 G3			0-1 F8		4	0	0	0	0	1	3
Dave McCarty, R OBP: 0.326, SLG: 0.405 (1, 3)	1-0 P4		0-0 FC4-6 1B		2-3 K			2-3 K		4	0	1	0	0	2	2
Brent Mayne, L OBP: 0.363, SLG: 0.375 (1, 2)		2-2 G4-3		1-2 FC4-6 CS 1B			1-0 G4-6-3 1B		0-0 G6-3	4	0	1	0	0	0	1
Mark Quinn, R OBP: 0.291, SLG: 0.459 (1, 9)		3-3 K		2-2 CS 1-2		2-2 F9		3-2 G4-6-3 1-2f		3	0	0	0	0	1	1
Carlos Febles, R OBP: 0.275, SLG: 0.294 (1, 4)		2-2 G1-3		1-0 F8			2-3 K			3	0	0	0	0	1	0

Inning Stats	R: 1	H: 2	E: 1	K: 0	S: 11	LOB: 2	BB: 1	P: 19	R: 0	H: 0	E: 0	K: 1	S: 10	LOB: 0	BB: 0	P: 17	R: 0	H: 1	E: 0	K: 0	S: 9	LOB: 0	BB: 0	P: 15	R: 0	H: 2	E: 0	K: 1	S: 11	LOB: 2	BB: 0	P: 17	R: 0	H: 0	E: 0	K: 1	S: 6	LOB: 0	BB: 0	P: 9	R: 0	H: 1	E: 0	K: 1	S: 7	LOB: 0	BB: 0	P: 13	R: 0	H: 1	E: 0	K: 1	S: 12	LOB: 1	BB: 0	P: 17	R: 0	H: 0	E: 0	K: 1	S: 9	LOB: 0	BB: 0	P: 11	1B: 8	2B: 0	3B: 0	HR: 0	SF: 0	SAC: 0	DP: 2	HBP: 0	WP: 0	PB: 0	SB: 1	CS: 1	PA: 35
--------------	------	------	------	------	-------	--------	-------	-------	------	------	------	------	-------	--------	-------	-------	------	------	------	------	------	--------	-------	-------	------	------	------	------	-------	--------	-------	-------	------	------	------	------	------	--------	-------	------	------	------	------	------	------	--------	-------	-------	------	------	------	------	-------	--------	-------	-------	------	------	------	------	------	--------	-------	-------	-------	-------	-------	-------	-------	--------	-------	--------	-------	-------	-------	-------	--------

PITCHER	IP	WLS	BF	H	R	ER	SO	BB	IBB	HBP	BLK	WP	HR	S	P	ERA	WHIP
Jon Garland, R ERA: 3.28 (1, 1)	7.0		27	7	1	0	4	1	0	0	0	0	0	63	105	0.00	1.143
Bob Howry, R ERA: 4.65 (8, 1)	1.0		4	1	0	0	1	0	0	0	0	0	0	12	17	0.00	1.000
Keith Foulke, R ERA: 2.56 (9, 1)	1.0		3	0	0	0	1	0	0	0	0	0	0	9	11	0.00	0.000

**BOTTOM**

**Chicago White Sox @ Kansas City Royals**  
**Kauffman Stadium, Kansas City, MO**  
 Tue Aug 21 2001, 7:05 PM CDT  
 Att. 12,391 - Cloudy - 94 F

AB	33
R	1
H	8
RBI	1
BB	1
SO	6
LOB	12



WP	HR	S	P	ERA	WHIP
0	0	2	1	0.00	1.143









Batter	1	2	3	4	5	6	7	8	9	AB R H RBI BB SO LOB	TOP											
Ray Durham, S (1, 4) OBP: 0.334, SLG: 0.446	1-1 1B 14 SF9 1B	2-1 F8		1-0 F8		2-1 F7		4-2 BB		4 1 1 0 1 0 1	<b>Chicago White Sox @ Kansas City Royals</b> Kauffman Stadium, Kansas City, MO Thu Aug 23 2001, 7:05 PM CDT Att. 13,541 - Overcast - 81 F											
Jose Valentin, S (1, 6) OBP: 0.342, SLG: 0.528	2-1 F8		3-2 HR	1-0 F9			3-2 HR	1-0 F9		5 2 2 2 0 0 3												
Magglio Ordonez, R (1, 10) OBP: 0.375, SLG: 0.533	2-2 1-3 1B		1-0 G6-3	1-1 P6			1-2 G6-3		1-0 F7	5 0 1 0 0 0 0												
14 Paul Konerko, R (1, 3) OBP: 0.339, SLG: 0.518	0-1 SF9		1-2 E5 1B 1B		0-2 1B		1-1 HR	0-0 F8		4 2 2 2 0 0 0												
Jeff Liefer, L (1, 9) OBP: 0.279, SLG: 0.500	2-2 F9		0-0 F8		1-0 F7		1-3 K	0-1 G3-1		5 0 0 0 0 1 3												
Carlos Lee, R (1, 7) Aaron Rowand, R (9, 7) OBP: 0.328, SLG: 0.506 OBP: 0.406, SLG: 0.500			3-1 G6-3	3-1 1B 1B		2-1 F8	2-2 L8			4 1 1 0 0 0 1 0 0 0 0 0 0 0												
Chris Singleton, L (1, 8) OBP: 0.310, SLG: 0.404			3-2 1B 3B	3-2 1B 1-3 2-H 1B		3-1 F9		0-1 1B 1B		4 1 3 1 0 0 1												
Tony Graffanino, R (1, 5) OBP: 0.383, SLG: 0.417			1-1 G4-3 1B	1-1 1-3 3-H 1B				2-1 SAFE SH1-3 1-2 1B		4 0 3 2 0 0 0												
Mark Johnson, L (1, 2) OBP: 0.336, SLG: 0.315			2-0 G4-3	2-3 K				0-0 SH1-3		3 0 0 0 0 1 3												
<b>Inning Stats</b>	R: 1 E: 0 K: 0 S: 13	H: 2 LOB: 1 BB: 0 P: 20	R: 1 E: 0 K: 0 S: 10	H: 2 LOB: 1 BB: 0 P: 21	R: 3 E: 1 K: 1 S: 18	H: 4 LOB: 2 BB: 0 P: 32	R: 0 E: 0 K: 0 S: 4	H: 0 LOB: 0 BB: 0 P: 7	R: 0 E: 0 K: 0 S: 8	H: 1 LOB: 1 BB: 0 P: 14		R: 0 E: 0 K: 0 S: 5	H: 0 LOB: 0 BB: 0 P: 9	R: 2 E: 0 K: 1 S: 18	H: 2 LOB: 0 BB: 0 P: 26	R: 0 E: 0 K: 0 S: 9	H: 2 LOB: 2 BB: 1 P: 16	R: 0 E: 0 K: 0 S: 4	H: 0 LOB: 0 BB: 0 P: 5	1B: 9 2B: 0 3B: 1 HR: 3	SF: 1 SAC: 1 DP: 0 HBP: 0	WP: 0 PB: 0 SB: 0 CS: 0
<b>PITCHER</b>	IP WLS BF H R ER SO BB IBB HBP BLK WP HR S P ERA WHIP																					
Jeff Suppan, R (1, 1) ERA: 4.68	6.1 L 31 11 7 5 1 0 0 0 0 0 0 3 66 116 7.11 1.737																					
Jeff Austin, R (7, 1) ERA: 4.4	1.2 7 2 0 0 1 1 0 0 0 0 0 0 19 29 0.00 1.800																					
Roberto Hernandez, R (9, 1) ERA: 3.96	1.0 3 0 0 0 0 0 0 0 0 0 0 0 4 5 0.00 0.000																					

<b>AB</b>	<b>38</b>
<b>R</b>	<b>7</b>
<b>H</b>	<b>13</b>
<b>RBI</b>	<b>7</b>
<b>BB</b>	<b>1</b>
<b>SO</b>	<b>2</b>
<b>LOB</b>	<b>12</b>



Batter	1	2	3	4	5	6	7	8	9	AB	R	H	RBI	BB	SO	LOB
Carlos Febles, R OBP: 0.282, SLG: 0.302 (1, 4)	G4-1		K	G3-6-3 BB		F9		1B		4	0	1	0	1	1	2
Neifi Perez, S OBP: 0.313, SLG: 0.419 (1, 6)	K		G4-3	G3-6-3 1-2f		SF8		K		4	0	0	1	0	2	4
Carlos Beltrán, S OBP: 0.343, SLG: 0.466 (1, 8)	BB		BB	2B 1B		F8		G3-1		4	1	2	0	1	0	1
Joe Randa, R OBP: 0.301, SLG: 0.364 (1, 5)	L6		E 2B	FC3-6 HR		G4-3		F9		5	2	1	1	0	0	2
Raul Ibanez, L OBP: 0.382, SLG: 0.515 (1, 10)		K	E7	F7		F9		F9		4	0	0	0	1	1	1
Donnie Sadler, R OBP: 0.258, SLG: 0.233 (9, PR)			2-H					BB		0	0	0	0	0	0	0
Mark Quinn, R OBP: 0.294, SLG: 0.475 (1, 9)	F9		K	HR		HR		F7		5	2	2	3	0	1	2
Dee Brown, L OBP: 0.313, SLG: 0.382 (1, 7)										4	0	1	0	0	1	0
Dave McCarty, R OBP: 0.335, SLG: 0.406 (1, 3)										2	1	1	0	2	0	0
Gregg Zaun, S OBP: 0.319, SLG: 0.444 (1, 2)										4	0	2	0	0	0	2

Inning Stats	R: 0	H: 0	E: 0	K: 1	S: 11	H: 0	LOB: 1	BB: 1	P: 18	R: 0	H: 1	E: 0	K: 1	S: 15	H: 2	LOB: 2	BB: 1	P: 29	R: 2	H: 2	E: 0	K: 2	S: 15	H: 2	LOB: 1	BB: 0	P: 23	R: 0	H: 2	E: 0	K: 0	S: 11	H: 2	LOB: 2	BB: 1	P: 20	R: 2	H: 2	E: 0	K: 0	S: 8	H: 1	LOB: 1	BB: 1	P: 26	R: 1	H: 1	E: 0	K: 1	S: 13	H: 1	LOB: 0	BB: 0	P: 14	R: 0	H: 1	E: 0	K: 1	S: 8	H: 1	LOB: 1	BB: 0	P: 13	R: 0	H: 0	E: 0	K: 0	S: 9	H: 0	LOB: 1	BB: 1	P: 15	1B: 7	SF: 1	2B: 1	SAC: 0	3B: 0	DP: 1	HR: 2	HBP: 0
--------------	------	------	------	------	-------	------	--------	-------	-------	------	------	------	------	-------	------	--------	-------	-------	------	------	------	------	-------	------	--------	-------	-------	------	------	------	------	-------	------	--------	-------	-------	------	------	------	------	------	------	--------	-------	-------	------	------	------	------	-------	------	--------	-------	-------	------	------	------	------	------	------	--------	-------	-------	------	------	------	------	------	------	--------	-------	-------	-------	-------	-------	--------	-------	-------	-------	--------

PITCHER	IP	WLS	BF	H	R	ER	SO	BB	IBB	HBP	BLK	WP	HR	S	P	ERA	WHIP
Gary Glover, R ERA: 4.43 (1, 1)	5.0		25	7	4	3	4	3	0	0	0	1	1	60	102	5.40	2.000
Rocky Biddle, R ERA: 5.35 (6, 1)	2.0	W	9	2	2	2	1	1	0	0	0	0	1	21	40	9.00	1.500
Bob Howry, R ERA: 4.6 (8, 1)	1.0	H	4	1	0	0	1	0	0	0	0	0	0	8	13	0.00	1.000
Keith Foulke, R ERA: 2.48 (9, 1)	1.0	S	4	0	0	0	0	1	0	0	0	0	0	9	15	0.00	1.000

**BOTTOM**

**Chicago White Sox @ Kansas City Royals**  
**Kauffman Stadium, Kansas City, MO**  
 Thu Aug 23 2001, 7:05 PM CDT  
 Att. 13,541 - Overcast - 81 F

livebaseballscorecards.com

AB	36
R	6
H	10
RBI	5
BB	5
SO	6
LOB	14



WP	HR	S	P	ERA	WHIP
1	2	13	9	4.43	2.000
0	0	1	1	5.35	1.500
0	0	0	0	4.6	1.000
0	0	0	0	2.48	1.000



Batter	1	2	3	4	5	6	7	8	9	AB R H RBI BB SO LOB	TOP											
Luis Rivas, R (1, 4) OBP: 0.305, SLG: 0.354	1-0 HR		4-1 CS 2B BB	0-0 G5-3			1-0 F9		4-1 BB 1B BB	3 3 1 1 2 0 1												
Cristian Guzman, S (1, 6) OBP: 0.352, SLG: 0.495	0-1 G1-4-3		4-1 2B BB		1-2 G6-3		2-0 1B		4-2 1B BB	3 2 1 0 2 0 0												
Doug Mientkiewicz, L (1, 3) OBP: 0.394, SLG: 0.503 Denny Hocking, S (9, 3) OBP: 0.315, SLG: 0.325	2-1 G4-6-3 1B		2-2 1-H 2B		4-1 G4-6-3 BB		2-0 P6		4-1 FC5-4 1B BB	3 0 2 2 2 0 1 0 0 0 0 0 0 0												
Corey Koskie, L (1, 5) OBP: 0.363, SLG: 0.488	3-2 G4-6-3 1-2f		0-0 F9		1-0 G4-6-3 1-2f			1-0 S G3-6-1 2B	2-0 FC5-4 1B	5 1 2 2 0 0 3												
Brian Buchanan, R (1, 9) OBP: 0.344, SLG: 0.514 John Barnes, R (8, 9) OBP: 0.130, SLG: 0.048		1-0 F8		2-1 G5-3		2-3 K		4-0 G3-6-1 BB	0-2 FC5-4 1-2f 2-3	3 0 0 0 1 1 0 1 0 0 0 0 0 2												
David Ortiz, L (1, 10) OBP: 0.342, SLG: 0.485		0-2 F9		4-1 E 1B BB		4-2 G4-3 BB		0-2 G3-6-1 1-2f 2-H	2-2 L3	3 1 0 0 2 0 3												
Torii Hunter, R (1, 8) OBP: 0.281, SLG: 0.458		0-0 F9		1-3 K		0-1 G4-3		1-2 G4-3		4 0 0 0 0 1 2												
Jacque Jones, L (1, 7) OBP: 0.335, SLG: 0.409			2-1 E S CS 1B	0-0 E8 1B 1B		0-0 G6-3			1-0 G4-3	4 1 2 0 0 0 1												
Tom Prince, R (1, 2) OBP: 0.309, SLG: 0.408			2-3 K	1-2 2-H 3-H 1B			3-2 F8		0-0 HR	4 1 2 3 0 1 1												
<b>Inning Stats</b>	R: 1 E: 0 K: 0 S: 8	H: 2 LOB: 0 BB: 0 P: 14	R: 0 E: 0 K: 0 S: 5	H: 0 LOB: 0 BB: 0 P: 6	R: 2 E: 1 K: 1 S: 14	H: 2 LOB: 1 BB: 2 P: 27	R: 2 E: 1 K: 1 S: 11	H: 2 LOB: 1 BB: 1 P: 19	R: 0 E: 0 K: 0 S: 5	H: 0 LOB: 0 BB: 1 P: 11	R: 0 E: 0 K: 1 S: 9	H: 0 LOB: 1 BB: 1 P: 15	R: 0 E: 0 K: 0 S: 8	H: 1 LOB: 1 BB: 0 P: 16	R: 1 E: 0 K: 0 S: 7	H: 1 LOB: 0 BB: 1 P: 13	R: 3 E: 0 K: 0 S: 16	H: 2 LOB: 2 BB: 3 P: 33	1B: 6 2B: 2 3B: 0 HR: 2	SF: 0 SAC: 0 DP: 3 HBP: 0	WP: 0 PB: 0 SB: 2 CS: 2	PA: 42
<b>PITCHER</b>	IP WLS BF H R ER SO BB IBB HBP BLK WP HR S P ERA WHIP																					
Chad Durbin, R (1, 1) ERA: 4.7	6.2 L 29 7 5 4 3 5 0 0 0 0 1 59 105 5.40 1.800																					
Scott Mullen, L (7, 1) ERA: 1.69	1.0 4 1 1 1 0 1 0 0 0 0 0 5 12 9.00 2.000																					
Cory Bailey, R (8, 1) ERA: 3.91	1.1 9 2 3 3 0 3 0 0 0 0 1 19 37 20.25 3.750																					

Minnesota Twins @ Kansas City Royals  
Kauffman Stadium, Kansas City, MO

Fri Aug 24 2001, 7:05 PM CDT  
Att. 16,352 - Overcast - 82 F

livebaseballscorecards.com

AB	33
R	9
H	10
RBI	8
BB	9
SO	3
LOB	14



BOTTOM

Minnesota Twins @ Kansas City Royals  
Kauffman Stadium, Kansas City, MO

Fri Aug 24 2001, 7:05 PM CDT  
Att. 16,352 - Overcast - 82 F

livebaseballscorecards.com

AB	37
R	3
H	12
RBI	3
BB	0
SO	4
LOB	21



WP:	0	PA:	38
PB:	0	SB:	0
CS:	0		

AB R H RBI BB SO LOB

5 1 2 0 0 1 1

5 0 1 0 0 1 2

4 1 2 1 0 0 1

4 0 1 0 0 0 3

0 1 0 0 0 0 0

4 0 3 1 0 0 0

3 0 0 0 0 1 5

4 0 1 1 0 0 4

4 0 2 0 0 1 3

2 0 0 0 0 0 1

2 0 0 0 0 0 1

1B:	9	SF:	0
2B:	3	SAC:	1
3B:	0	DP:	1
HR:	0	HBP:	0

WP:	0	PA:	38
PB:	0	SB:	0
CS:	0		

1B:	9	SF:	0
2B:	3	SAC:	1
3B:	0	DP:	1
HR:	0	HBP:	0

WP:	0	PA:	38
PB:	0	SB:	0
CS:	0		

5 1 2 0 0 1 1

5 0 1 0 0 1 2

4 1 2 1 0 0 1

4 0 1 0 0 0 3

0 1 0 0 0 0 0

4 0 3 1 0 0 0

3 0 0 0 0 1 5

4 0 1 1 0 0 4

4 0 2 0 0 1 3

2 0 0 0 0 0 1

2 0 0 0 0 0 1

1B:	9	SF:	0
2B:	3	SAC:	1
3B:	0	DP:	1
HR:	0	HBP:	0

WP:	0	PA:	38
PB:	0	SB:	0
CS:	0		

1B:	9	SF:	0
2B:	3	SAC:	1
3B:	0	DP:	1
HR:	0	HBP:	0

WP:	0	PA:	38
PB:	0	SB:	0
CS:	0		

3-2

0-3

0-0

0-1

0-2

2-2

1-0

1-3

3-2

3-2

3-2

3-2

R:	0	H:	0
E:	0	LOB:	0
K:	1	BB:	0
S:	12	P:	18

R:	0	H:	0
E:	0	LOB:	0
K:	1	BB:	0
S:	12	P:	18

R:	0	H:	0
E:	0	LOB:	0
K:	1	BB:	0
S:	12	P:	18

R:	0	H:	0
E:	0	LOB:	0
K:	1	BB:	0
S:	12	P:	18

3-3

0-0

0-0

0-1

0-2

2-2

1-0

0-1

1-0

3-2

3-2

3-2

R:	2	H:	4
E:	0	LOB:	2
K:	1	BB:	0
S:	13	P:	17

R:	0	H:	0
E:	0	LOB:	0
K:	1	BB:	0
S:	12	P:	18

R:	0	H:	0
E:	0	LOB:	0
K:	1	BB:	0
S:	12	P:	18

R:	0	H:	0
E:	0	LOB:	0
K:	1	BB:	0
S:	12	P:	18

3-3

0-0

0-0

0-1

0-2

2-2

1-0

0-1

1-0

3-2

3-2

3-2

R:	0	H:	1
E:	0	LOB:	1
K:	1	BB:	0
S:	8	P:	12

R:	0	H:	0
E:	0	LOB:	0
K:	1	BB:	0
S:	12	P:	18

R:	0	H:	0
E:	0	LOB:	0
K:	1	BB:	0
S:	12	P:	18

R:	0	H:	0
E:	0	LOB:	0
K:	1	BB:	0
S:	12	P:	18

1-2

0-1

1-0

1-1

0-0

1-1

3-1

0-1

1-0

3-2

3-2

3-2

R:	1	H:	4
E:	0	LOB:	3
K:	0	BB:	0
S:	14	P:	21

R:	0	H:	0
E:	0	LOB:	0
K:	1	BB:	0
S:	12	P:	18

R:	0	H:	0
E:	0	LOB:	0
K:	1	BB:	0
S:	12	P:	18

R:	0	H:	0
E:	0	LOB:	0
K:	1	BB:	0
S:	12	P:	18

1-2

0-1

1-0

1-1

0-0

1-1

3-1

0-1

1-0

3-2

3-2

3-2

R:	0	H:	1
E:	0	LOB:	1
K:	1	BB:	0
S:	11	P:	16

R:	0	H:	0
E:	0	LOB:	0
K:	1	BB:	0
S:	12	P:	18

R:	0	H:	0
E:	0	LOB:	0
K:	1	BB:	0
S:	12	P:	18

R:	0	H:	0
E:	0	LOB:	0
K:	1	BB:	0
S:	12	P:	18

3-1

0-2

0-1

1-2

3-1

1-3

2-2

2-1

0-1

3-2

3-2

3-2

R:	0	H:	0
E:	0	LOB:	0
K:	0	BB:	0
S:	8	P:	13

R:	0	H:	0
E:	0	LOB:	0
K:	0	BB:	0
S:	8	P:	13

R:	0	H:	0
E:	0	LOB:	0
K:	0	BB:	0
S:	8	P:	13

R:	0	H:	0
E:	0	LOB:	0
K:	0	BB:	0
S:	8	P:	13

3-1

0-2

0-1

1-2

3-1

1-3

2-2

2-1

0-1

3-2

3-2

3-2

R:	0	H:	0
E:	0	LOB:	0
K:	0	BB:	0
S:	8	P:	13

R:	0	H:	0
E:	0	LOB:	0
K:	0	BB:	0
S:	8	P:	13

R:	0	H:	0
E:	0	LOB:	0
K:	0	BB:	0
S:	8	P:	13

R:	0	H:	0
E:	0	LOB:	0
K:	0	BB:	0
S:	8	P:	13

3-1

0-2

0-1

1-2

3-1

1-3

2-2

2-1

0-1

3-2

3-2

3-2

R:	0	H:	0
E:	0	LOB:	0
K:	0	BB:	0
S:	8	P:	13

R:	0	H:	0
E:	0	LOB:	0
K:	0	BB:	0
S:	8	P:	13

R:	0	H:	0
E:	0	LOB:	0
K:	0	BB:	0
S:	8	P:	13

R:	0	H:	0
E:	0	LOB:	0
K:	0	BB:	0
S:	8	P:	13

3-1

0-2

0-1

1-2

3-1

1-3

2-2

2-1

0-1

3-2

3-2

3-2

R:	0	H:	1
E:	0	LOB:	1
K:	0	BB:	0
S:	6	P:	11

R:	0	H:	0
E:	0	LOB:	0
K:	0	BB:	0
S:	6	P:	11

R:	0	H:	0
E:	0	LOB:	0
K:	0	BB:	0
S:	6	P:	11

R:	0	H:	0
E:	0	LOB:	0
K:	0	BB:	0
S:	6	P:	11

1-0

3-2

2-2

3-2

</



Batter	1	2	3	4	5	6	7	8	9	AB R H RBI BB SO LOB	TOP											
Jacque Jones, L (1, 7) OBP: 0.336, SLG: 0.408	1-0 G4-3	3-1 2B 1B		1-3 K		4-1 1B BB		0-0 G3		4 1 1 1 1 1 0												
Cristian Guzman, S (1, 6) OBP: 0.355, SLG: 0.499	1-1 G6-3	2-2 2B			1-1 F9	1-0 1B		1-0 BB 1B		5 0 3 2 0 0 0												
Doug Mientkiewicz, L (1, 10) OBP: 0.392, SLG: 0.502	3-1 G3-1				1-1 F9	3-1 G4-3		1-2 F7		5 1 1 0 0 0 3												
Corey Koskie, L (1, 5) OBP: 0.362, SLG: 0.492 Jason Maxwell, R (8, 5) OBP: 0.296, SLG: 0.306		1-2 E3 2B	3-2 F7		3-2 HR		3-2 F9	0-1 F8		4 2 1 1 0 0 1 1 0 0 0 0 0 1												
Torii Hunter, R (1, 8) OBP: 0.284, SLG: 0.459		1-1 F9	0-1 1B 1B		0-1 BB 1B		0-1 G5-3	4-2 BB		4 0 2 1 1 0 1												
David Ortiz, L (1, 3) OBP: 0.351, SLG: 0.500		1-0 1B 1B 2B	3-2 G6-4-3 1B		4-0 FC5-4 BB		0-0 2B	1-2 F7		4 1 3 1 1 0 2												
Brian Buchanan, R (1, 9) OBP: 0.341, SLG: 0.507 John Barnes, R (7, 9) OBP: 0.130, SLG: 0.048		2-0 1B 1B	0-0 G6-4-3		0-2 FC5-4		3-3 K			4 1 1 0 0 1 5 0 0 0 0 0 0 0	AB 39 R 7 H 14 RBI 7 BB 3 SO 2 LOB 16											
A.J. Pierzynski, L (1, 2) OBP: 0.314, SLG: 0.411	1-2 1B 2B 1B			0-0 G4-3		0-1 G5-4-3 1B		0-2 G6-3		4 1 2 1 0 0 0												
Luis Rivas, R (1, 4) OBP: 0.303, SLG: 0.351	1-0 F8			2-1 G5-3		1-1 G5-4-3		1-0 G6-3		4 0 0 0 0 0 3												
<b>Inning Stats</b>	R: 0 E: 0 K: 0 S: 5	H: 0 LOB: 0 BB: 0 P: 10	R: 5 E: 1 K: 0 S: 18	H: 5 LOB: 1 BB: 0 P: 30	R: 1 E: 0 K: 0 S: 13	H: 3 LOB: 1 BB: 0 P: 20	R: 0 E: 0 K: 1 S: 7	H: 0 LOB: 0 BB: 0 P: 10	R: 1 E: 0 K: 0 S: 13	H: 2 LOB: 2 BB: 1 P: 22	R: 0 E: 0 K: 0 S: 8	H: 2 LOB: 2 BB: 1 P: 17	R: 0 E: 0 K: 1 S: 12	H: 1 LOB: 1 BB: 0 P: 18	R: 0 E: 0 K: 0 S: 5	H: 0 LOB: 0 BB: 0 P: 6	R: 0 E: 0 K: 0 S: 11	H: 1 LOB: 2 BB: 1 P: 18	1B: 9 2B: 4 3B: 0 HR: 1	SF: 0 SAC: 0 DP: 2 HBP: 0	WP: 0 PB: 0 SB: 0 CS: 0	PA: 42
<b>PITCHER</b>	IP WLS BF H R ER SO BB IBB HBP BLK WP HR S P ERA WHIP																					
51 Kris Wilson, R (1, 1) ERA: 4.48	5.0 L 25 10 7 3 1 1 0 0 0 0 0 1 56 92 5.40 2.200																					
Doug Henry, R (6, 1) ERA: 6.58	2.0 9 3 0 0 1 1 0 0 0 0 0 0 20 35 0.00 2.000																					
Jeff Austin, R (8, 1) ERA: 3.86	2.0 8 1 0 0 0 1 0 0 0 0 0 0 16 24 0.00 1.000																					

Minnesota Twins @ Kansas City Royals  
Kauffman Stadium, Kansas City, MO

livebaseballscorecards.com



Sat Aug 25 2001, 7:05 PM CDT  
Att. 22,634 - Sunny - 82 F

Batter	1	2	3	4	5	6	7	8	9	AB R H RBI BB SO LOB
<b>Carlos Febles, R</b> OBP: 0.280, SLG: 0.298 (1, 4)	3-2 G6-3		0-1 G5-3			0-3 K		1-1 G1-3		4 0 0 0 0 1 1
<b>Neifi Perez, S</b> OBP: 0.310, SLG: 0.414 (1, 6)	1-1 F8			1-0 L8		0-3 K2-3		0-3 K2-3		4 0 0 0 0 2 0
<b>Carlos Beltrán, S</b> OBP: 0.347, SLG: 0.468 (1, 8)	4-2 S BB			4-2 PB BB		2-0 F8		1-0 DI 1B		2 1 1 0 2 0 0
<b>Raul Ibanez, L</b> OBP: 0.372, SLG: 0.500 (1, 10)	2-1 L9			1-3 K		1-2 G1-3		1-1 F7		4 0 0 0 0 1 3
<b>Mark Quinn, R</b> OBP: 0.299, SLG: 0.478 (1, 9)		1-3 K		1-0 G5-3		1-0 F8		1-1 1B 1B		4 0 1 1 0 1 1
<b>Gregg Zaun, S</b> OBP: 0.325, SLG: 0.437 (1, 2)		1-3 K		1-0 G4-3 1B		1-0 F9		0-0 DI 1B		4 0 2 0 0 1 0
<b>Dee Brown, L</b> OBP: 0.311, SLG: 0.382 (1, 7)		2-1 G6-3		1-2 G4-3		1-1 F7		1-3 K		4 0 0 0 0 1 3
<b>Dave McCarty, R</b> OBP: 0.330, SLG: 0.404 (1, 3)			2-1 G5-3		3-3 K		2-2 2B			3 0 1 0 0 1 1
<b>Donnie Sadler, R</b> OBP: 0.251, SLG: 0.226 (1, 5)			0-2 G6-3		0-2 F7		0-0 F8			3 0 0 0 0 0 2

Inning Stats	R: 0	H: 0	E: 0	K: 10	LOB: 1	BB: 1	P: 20	R: 0	H: 0	E: 0	K: 2	P: 10	LOB: 0	BB: 0	P: 14	R: 0	H: 0	E: 0	K: 7	LOB: 0	BB: 0	P: 9	R: 0	H: 0	E: 0	K: 1	P: 7	LOB: 1	BB: 1	P: 14	R: 0	H: 1	E: 0	K: 12	LOB: 1	BB: 0	P: 17	R: 0	H: 0	E: 0	K: 2	LOB: 0	BB: 0	P: 9	R: 0	H: 0	E: 0	K: 5	LOB: 0	BB: 0	P: 8	R: 0	H: 1	E: 0	K: 10	LOB: 1	BB: 0	P: 14	R: 1	H: 3	E: 0	K: 14	LOB: 2	BB: 0	P: 18	1B: 4	SF: 0	2B: 1	SAC: 0	3B: 0	DP: 0	HR: 0	HBP: 0
--------------	------	------	------	-------	--------	-------	-------	------	------	------	------	-------	--------	-------	-------	------	------	------	------	--------	-------	------	------	------	------	------	------	--------	-------	-------	------	------	------	-------	--------	-------	-------	------	------	------	------	--------	-------	------	------	------	------	------	--------	-------	------	------	------	------	-------	--------	-------	-------	------	------	------	-------	--------	-------	-------	-------	-------	-------	--------	-------	-------	-------	--------

PITCHER	IP	WLS	BF	H	R	ER	SO	BB	IBB	HBP	BLK	WP	HR	S	P	ERA	WHIP
<b>Joe Mays, R</b> ERA: 3.38 (1, 1)	8.2	W	33	5	1	1	7	2	0	0	0	0	0	77	117	1.04	0.808
<b>Jack Cressend, R</b> ERA: 2.98 (9, 1)	0.1		1	0	0	0	1	0	0	0	0	0	0	5	6	0.00	0.000

**BOTTOM**

**Minnesota Twins @ Kansas City Royals**  
Kauffman Stadium, Kansas City, MO

livebaseballscorecards.com

<b>AB</b>	<b>32</b>
<b>R</b>	<b>1</b>
<b>H</b>	<b>5</b>
<b>RBI</b>	<b>1</b>
<b>BB</b>	<b>2</b>
<b>SO</b>	<b>8</b>
<b>LOB</b>	<b>11</b>



WP	PA	ERA	WHIP
0	34		

Sat Aug 25 2001, 7:05 PM CDT  
Att: 22,634 - Sunny - 82 F









Batter	1	2	3	4	5	6	7	8	9	AB R H RBI BB SO LOB	TOP											
David Eckstein, R (1, 6) OBP: 0.365, SLG: 0.370	1-2 G6-3 WP 1B		0-0 SH5-3 1-2 2-3		0-1 G4-3 HR 1B		3-2 G4-3 HBP 2B		0-1 G4-3	3 2 2 0 0 0 0	<b>Anaheim Angels @ Kansas City Royals</b> Kauffman Stadium, Kansas City, MO Tue Aug 28 2001, 7:05 PM CDT Att. 11,479 - Sunny - 84 F											
Darin Erstad, L (1, 8) OBP: 0.338, SLG: 0.368	3-2 G6-3 1-3		1-1 SF8		0-2 G4-3 1-2		1-1 1-H 2B			3 0 1 2 0 0 2												
Troy Glaus, R (1, 5) OBP: 0.349, SLG: 0.515	1-1 P6		4-2 BB		0-1 HR 2-H		1-3 K			3 1 1 2 1 1 2												
16 Garret Anderson, L (1, 7) OBP: 0.303, SLG: 0.462	2-2 G4-3		1-0 F8		1-2 F8			3-2 F7		4 0 0 0 0 0 3												
Shawn Wooten, R (1, 10) OBP: 0.336, SLG: 0.472		1-1 F7		2-0 2B		0-2 P4		2-3 K		4 0 1 0 0 1 0												
Tim Salmon, R (1, 9) OBP: 0.357, SLG: 0.366		1-2 G4-3		0-1 G5-3		3-2 F8		4-1 DI BB		3 0 0 0 1 0 1												
Scott Spiezio, S (1, 3) OBP: 0.341, SLG: 0.466		1-1 F9		2-1 F3		0-1 F9		3-2 G3		4 0 0 0 0 0 2												
Bengie Molina, R (1, 2) OBP: 0.327, SLG: 0.365			1-2 SH5-3 WP SF8 1B		3-2 F8		2-1 G5-4-3 1B		1-0 G5-3	4 1 2 0 0 0 1												
Benji Gil, R (1, 4) OBP: 0.340, SLG: 0.515			4-1 SH5-3 BB			0-3 K		1-2 G5-4-3		1 0 0 0 1 1 0												
Adam Kennedy, L (7, PH) OBP: 0.344, SLG: 0.399								0-2 F9		2 0 0 0 0 0 1												
<b>Inning Stats</b>	R: 0 E: 0 K: 0 S: 12	H: 1 LOB: 1 BB: 0 P: 19	R: 0 E: 0 K: 0 S: 7	H: 0 LOB: 0 BB: 0 P: 10	R: 1 E: 0 K: 0 S: 10	H: 1 LOB: 2 BB: 2 P: 21	R: 0 E: 0 K: 0 S: 10	H: 1 LOB: 1 BB: 0 P: 17	R: 2 E: 0 K: 1 S: 14	H: 2 LOB: 0 BB: 0 P: 15	R: 0 E: 0 K: 0 S: 8	H: 0 LOB: 0 BB: 0 P: 11	R: 1 E: 0 K: 1 S: 12	H: 2 LOB: 1 BB: 0 P: 20	R: 0 E: 0 K: 1 S: 14	H: 0 LOB: 1 BB: 1 P: 26	R: 0 E: 0 K: 0 S: 6	H: 0 LOB: 0 BB: 0 P: 7	1B: 4 2B: 2 3B: 0 HR: 1	SF: 1 SAC: 1 DP: 1 HBP: 1	WP: 2 PB: 0 SB: 0 CS: 0	PA: 37
<b>PITCHER</b>	IP WLS BF H R ER SO BB IBB HBP BLK WP HR S P ERA WHIP																					
Chris George, L (1, 1) ERA: 6.03	6.0 W 25 5 3 3 1 2 0 0 0 0 2 1 61 93 4.50 1.167																					
Jeff Austin, R (7, 1) ERA: 4.24	0.2 H 3 1 1 1 0 0 0 0 1 0 0 0 7 13 13.50 1.500																					
Scott Mullen, L (7, 1) ERA: 1.69	0.0 1 1 0 0 0 0 0 0 0 0 0 0 2 3 ∞ ∞																					
Jason Grimsley, R (7, 1) ERA: 3.18	1.1 H 5 0 0 0 2 1 0 0 0 0 0 0 17 30 0.00 0.750																					
Doug Henry, R (9, 1) ERA: 6.47	1.0 3 0 0 0 0 0 0 0 0 0 0 0 0 6 7 0.00 0.000																					

livebaseballscorecards.com

<b>AB</b>	<b>31</b>
<b>R</b>	<b>4</b>
<b>H</b>	<b>7</b>
<b>RBI</b>	<b>4</b>
<b>BB</b>	<b>3</b>
<b>SO</b>	<b>3</b>
<b>LOB</b>	<b>12</b>







Batter	1	2	3	4	5	6	7	8	9	AB R H RBI BB SO LOB	TOP											
David Eckstein, R (1, 6) OBP: 0.368, SLG: 0.375	2-2 G6-3 1B		2-2 WP 2B			1-1 3B 1B		1-2 G6-3 1-2f		4 1 3 0 0 0 1	<b>Anaheim Angels @ Kansas City Royals</b> Kauffman Stadium, Kansas City, MO Wed Aug 29 2001, 7:05 PM CDT Att. 11,190 - Cloudy - 83 F											
Tim Salmon, R (1, 9) OBP: 0.358, SLG: 0.371	0-1 L5		4-2 BB			0-1 G4-3 1-H 3B		1-0 G5-3		3 1 1 1 1 0 1												
Darin Erstad, L (1, 8) OBP: 0.336, SLG: 0.365	0-0 G6-3 1-2f		2-1 F8			2-1 G4-3 3-H		1-3 K		4 0 0 1 0 1 3												
Troy Glaus, R (1, 5) OBP: 0.346, SLG: 0.511		2-3 K			2-0 F9		2-1 L8		2-1 G5-3			4 0 0 0 0 1 0										
Scott Spiezio, S (1, 3) OBP: 0.340, SLG: 0.463		3-2 G6-4-3 1B			0-0 F8		0-0 F7		0-0 P6			4 0 1 0 0 0 0										
Shawn Wooten, R (1, 10) OBP: 0.332, SLG: 0.466		1-1 G6-4-3 1-2f			1-3 K		1-3 K					3 0 0 0 0 2 1										
Orlando Palmeiro, L (1, 7) OBP: 0.323, SLG: 0.323			2-1 G6-3			2-2 G3		3-3 K				3 0 0 0 0 1 0										
Bengie Molina, R (1, 2) OBP: 0.323, SLG: 0.361			0-1 F9			2-2 G5-3		2-1 L8				3 0 0 0 0 0 0										
Adam Kennedy, L (1, 4) OBP: 0.346, SLG: 0.409			2-1 HR			1-0 F8		3-2 G6-3 1B				3 1 2 1 0 0 0										
<b>Inning Stats</b>	R: 0 E: 0 K: 0 S: 6	H: 1 LOB: 0 BB: 0 P: 8	R: 0 E: 0 K: 1 S: 9	H: 1 LOB: 0 BB: 0 P: 15	R: 1 E: 0 K: 0 S: 15	H: 2 LOB: 2 BB: 1 P: 27	R: 0 E: 0 K: 1 S: 5	H: 0 LOB: 0 BB: 0 P: 8	R: 0 E: 0 K: 0 S: 8	H: 0 LOB: 0 BB: 0 P: 13	R: 2 E: 0 K: 0 S: 9	H: 2 LOB: 0 BB: 0 P: 14	R: 0 E: 0 K: 2 S: 10	H: 0 LOB: 0 BB: 0 P: 16	R: 0 E: 0 K: 0 S: 10	H: 1 LOB: 0 BB: 0 P: 15	R: 0 E: 0 K: 1 S: 6	H: 0 LOB: 0 BB: 0 P: 9	1B: 4 2B: 1 3B: 1 HR: 1	SF: 0 SAC: 0 DP: 3 HBP: 0	WP: 1 PB: 0 SB: 0 CS: 0	PA: 32
<b>PITCHER</b>	IP WLS BF H R ER SO BB IBB HBP BLK WP HR S P ERA WHIP																					
Jeff Suppan, R (1, 1) ERA: 4.7	5.0 W 20 6 3 3 2 1 0 0 0 1 1 47 76 5.40 1.400																					
Cory Bailey, R (6, 1) ERA: 3.54	3.0 9 1 0 0 2 0 0 0 0 0 0 25 40 0.00 0.333																					
Roberto Hernandez, R (9, 1) ERA: 3.81	1.0 S 3 0 0 0 1 0 0 0 0 0 0 6 9 0.00 0.000																					

livebaseballscorecards.com

<b>AB</b>	<b>31</b>
<b>R</b>	<b>3</b>
<b>H</b>	<b>7</b>
<b>RBI</b>	<b>3</b>
<b>BB</b>	<b>1</b>
<b>SO</b>	<b>5</b>
<b>LOB</b>	<b>6</b>







Batter	1	2	3	4	5	6	7	8	9	AB R H RBI BB SO LOB	TOP	
David Eckstein, R (1, 10) OBP: 0.366, SLG: 0.373	1-2 P4		0-2 G3		1-0 B5-3		1-1 BB 1B		3-2 F8	5 0 1 0 0 0 4	<b>Anaheim Angels @ Kansas City Royals</b> Kauffman Stadium, Kansas City, MO Thu Aug 30 2001, 7:05 PM CDT Att. 12,159 - Overcast - 70 F	
Tim Salmon, R (1, 9) OBP: 0.365, SLG: 0.373	0-0 FC5-4 1B		4-0 BB		4-2 BB		4-2 BB		4-1 BB	1 0 1 0 4 0 0		
Darin Erstad, L (1, 8) OBP: 0.333, SLG: 0.362	1-2 FC5-4 16 S 1-2f		0-0 F7		2-2 G4-3		1-1 G4-3		0-2 G4-3	5 0 0 0 0 0 10		
16 Garret Anderson, L (1, 7) OBP: 0.302, SLG: 0.459	1-1 L3		0-0 F9			1-0 G3-1		4-0 CS BB		3 0 0 0 1 0 3		
Troy Glaus, R (1, 5) OBP: 0.346, SLG: 0.515		3-3 K		1-1 F2		1-0 HR		3-3 K 1-2		4 1 1 1 0 2 1		
Scott Spiezio, S (1, 3) OBP: 0.339, SLG: 0.461		0-0 1B		1-2 G4-3		0-0 F2		0-0 G1-3		4 0 1 0 0 0 0		
Adam Kennedy, L (1, 4) OBP: 0.343, SLG: 0.405		1-2 F9		1-3 K		1-1 G4-3			1-1 G3-1	4 0 0 0 0 1 1		
Bengie Molina, R (1, 2) OBP: 0.322, SLG: 0.359 Jeff DaVanon, S (9, PR) OBP: 0.281, SLG: 0.471 Jorge Fabregas, L (9, 2) OBP: 0.238, SLG: 0.304		2-3 K			0-1 G1-3		0-0 E8 G5-4-3		3-2 BB E 1B	4 0 1 0 0 1 1 0 0 0 0 0 0 0 0 0 0 0 0 0 0		
Benji Gil, R (1, 6) OBP: 0.343, SLG: 0.524			3-1 3B		3-1 B5-3 1B		1-2 G5-4-3 1-2f		1-2 E4 BB	4 0 2 0 0 0 2		
<b>Inning Stats</b>	R: 0 H: 1 E: 0 LOB: 1 K: 0 BB: 0 S: 10 P: 13	R: 0 H: 1 E: 0 LOB: 1 K: 2 BB: 0 S: 12 P: 18	R: 0 H: 1 E: 0 LOB: 2 K: 0 BB: 1 S: 7 P: 14	R: 0 H: 0 E: 0 LOB: 0 K: 1 BB: 0 S: 8 P: 11	R: 0 H: 1 E: 0 LOB: 2 K: 0 BB: 1 S: 10 P: 20	R: 1 H: 1 E: 0 LOB: 0 K: 0 BB: 0 S: 5 P: 8	R: 0 H: 1 E: 1 LOB: 2 K: 0 BB: 1 S: 10 P: 17	R: 0 H: 0 E: 0 LOB: 0 K: 1 BB: 1 S: 4 P: 11	R: 0 H: 1 E: 1 LOB: 3 K: 0 BB: 1 S: 16 P: 28	1B: 5 SF: 0 2B: 1 SAC: 0 3B: 1 DP: 2 HR: 1 HBP: 0		WP: 0 PA: 39 PB: 0 SB: 1 CS: 1
<b>PITCHER</b> Chad Durbin, R (1, 1) ERA: 4.54 Jason Grimsley, R (8, 1) ERA: 3.09	IP WLS BF H R ER SO BB IBB HBP BLK WP HR S P ERA WHIP	7.0 0 31 6 1 1 3 4 0 0 0 0 1 62 105 1.29 1.429	2.0 W 8 1 0 0 1 1 0 0 0 0 0 0 20 35 0.00 1.000	<b>PITCHER</b>								IP WLS BF H R ER SO BB IBB HBP BLK WP HR S P ERA WHIP

livebaseballscorecards.com

AB	34
R	1
H	7
RBI	1
BB	5
SO	4
LOB	22













Batter	1	2	3	4	5	6	7	8	9	10	11	AB R H RBI BB SO LOB	TOP																		
Frank Catalanotto, L (1, 7) OBP: 0.386, SLG: 0.516	1-1 F7		1-1 HR	3-3 K		2-2 L8		0-2 F7		3-2 G4-6-3		6 1 1 1 0 1 3																			
Mike Lamb, L (1, 5) OBP: 0.361, SLG: 0.436	4-2 FC1-6 BB		0-0 E4 1B SF9	1-0 L7		2-2 F5			1-1 G6-3		1-0 G4-3	5 1 0 0 1 0 1																			
Alex Rodriguez, R (1, 6) OBP: 0.402, SLG: 0.607	0-0 FC1-6 BB		2-2 2B 1B	1-1 HR HBP		1-1 P2			2-2 1B 1B		0-2 G4-3	5 2 2 0 0 0 2																			
Rafael Palmeiro, L (1, 3) OBP: 0.379, SLG: 0.540	4-1 1-2 BB		0-0 SF9	1-1 HR		4-2 FC6-4 BB			0-0 1-2 1B		3-2 F7	3 1 2 3 2 0 0																			
Ruben Sierra, S (1, 10) OBP: 0.312, SLG: 0.562	0-0 P6		4-2 2B 1B BB	0-0 G3-1		1-0 P4			1-3 K			4 1 0 0 1 1 5																			
Ricky Ledee, L (1, 9) OBP: 0.301, SLG: 0.360		1-2 FC1-6 HBP	1-0 1B 2B		0-2 G4-3		1-0 L8		3-1 G4-3			4 1 1 1 0 0 3																			
Gabe Kapler, R (1, 8) OBP: 0.338, SLG: 0.414		0-0 FC1-6 1B	0-2 F7		2-1 G5-3		2-0 FC6-4			2-3 K		5 0 0 0 0 1 4	AB 41 R 7 H 10 RBI 7 BB 5 SO 5 LOB 21																		
Bill Haselman, R (1, 2) OBP: 0.310, SLG: 0.386 Chad Curtis, R (10, PR) OBP: 0.349, SLG: 0.392 Marcus Jensen, S (10, 2) OBP: 0.200, SLG: 0.200		2-2 10 G6-3 1B	0-2 1B		2-2 L8		2-1 F9		0-1 10 1B			5 0 3 2 0 0 0 0 0 0 0 0 0 0 0 0 0 0 0 0 0																			
10 Michael Young, R (1, 4) OBP: 0.302, SLG: 0.414		2-2 G6-3	1-3 K		4-2 BB		2-3 K		1-1 G4-6-3 1B			4 0 1 0 1 2 3																			
<b>Inning Stats</b>	R: 0 E: 0 S: 9	H: 0 LOB: 2 BB: 2 P: 18	R: 0 E: 0 S: 9	H: 1 LOB: 1 BB: 0 P: 14	R: 5 E: 1 S: 19	H: 4 LOB: 1 BB: 1 P: 28	R: 2 E: 0 S: 9	H: 1 LOB: 0 BB: 0 P: 15	R: 0 E: 0 S: 8	H: 0 LOB: 0 BB: 0 P: 12	R: 0 E: 0 S: 14	H: 0 LOB: 1 BB: 1 P: 23	R: 0 E: 0 S: 5	H: 0 LOB: 1 BB: 1 P: 13	R: 0 E: 0 S: 8	H: 0 LOB: 0 BB: 0 P: 12	R: 0 E: 0 S: 13	H: 2 LOB: 2 BB: 0 P: 20	R: 0 E: 0 S: 11	H: 2 LOB: 2 BB: 0 P: 17	R: 0 E: 0 S: 7	H: 0 LOB: 0 BB: 0 P: 11	1B: 7 2B: 1 3B: 0 HR: 2	SF: 1 SAC: 0 DP: 2 HBP: 2	WP: 0 PB: 0 SB: 0 CS: 0	PA: 49					
<b>PITCHER</b>	IP WLS BF H R ER SO BB IBB HBP BLK WP HR S P ERA WHIP															<b>PITCHER</b>	IP WLS BF H R ER SO BB IBB HBP BLK WP HR S P ERA WHIP														
51 Kris Wilson, R (1, 1) ERA: 4.66	4.0	23	6	7	4	2	3	0	2	0	0	0	2	46	75	9.00	2.250														
Blake Stein, R (5, 1) ERA: 5.06	3.0	11	0	0	0	0	2	0	0	0	0	0	0	27	48	0.00	0.667														
Cory Bailey, R (8, 1) ERA: 3.47	1.0	3	0	0	0	1	0	0	0	0	0	0	0	8	12	0.00	0.000														
Jason Grimsley, R (9, 1) ERA: 3.0	2.0	9	4	0	0	2	0	0	0	0	0	0	0	24	37	0.00	2.000														
Roberto Hernandez, R (11, 1) ERA: 3.74	1.0	W 3	0	0	0	0	0	0	0	0	0	0	0	7	11	0.00	0.000														

Texas Rangers @ Kansas City Royals  
Kauffman Stadium, Kansas City, MO  
Sat Sep 01 2001, 7:05 PM CDT  
Att: 24,160 - Sunny - 77 F

livebaseballscorecards.com



Batter	1	2	3	4	5	6	7	8	9	10	11	AB R H RBI BB SO LOB	BOTTOM
--------	---	---	---	---	---	---	---	---	---	----	----	----------------------	--------

<b>Carlos Febles, R</b> <small>(1, 4) OBP: 0.300, SLG: 0.385</small>	 <small>1-3</small>		 <small>1-1</small>		 <small>0-0</small>	 <small>1-1</small> <small>1-H 2-H</small>			 <small>4-0</small>	 <small>2-2</small>		5 1 1 3 1 1 3	
<b>Neifi Perez, S</b> <small>(1, 6) OBP: 0.310, SLG: 0.410</small>	 <small>1-2</small> <small>FC5-4</small>			 <small>0-1</small>		 <small>0-0</small>			 <small>0-0</small>		 <small>4-0</small>	4 0 0 0 1 0 0	
<b>Carlos Beltrán, S</b> <small>(1, 8) OBP: 0.352, SLG: 0.468</small>	 <small>1-1</small> <small>1-2f</small>			 <small>0-1</small>		 <small>4-2</small>	 <small>0-3</small>		 <small>1-2</small>		 <small>1-1</small> <small>1B</small>	5 2 1 0 1 1 3	
<b>29 Mike Sweeney, R</b> <small>(1, 3) OBP: 0.373, SLG: 0.573</small>	 <small>1-0</small>			 <small>1-3</small>		 <small>2-2</small> <small>1-H</small>	 <small>0-0</small>		 <small>4-0</small>		 <small>2-0</small>	5 1 2 1 1 1 2	
<b>Joe Randa, R</b> <small>(1, 10) OBP: 0.302, SLG: 0.372</small>		 <small>1-0</small> <small>G3-6</small>		 <small>2-0</small>		 <small>1-0</small> <small>2-H</small>	 <small>1-1</small>		 <small>3-3</small>		 <small>4-2</small>	5 1 3 2 1 1 2	
<b>Luis Alica, S</b> <small>(1, 5) OBP: 0.328, SLG: 0.360</small>		 <small>2-0</small> <small>1-2f</small>		 <small>0-3</small>		 <small>0-0</small>		 <small>1-0</small>		 <small>1-1</small>	 <small>2-1</small>	6 1 2 1 0 1 3	
<b>Gregg Zaun, S</b> <small>(1, 2) OBP: 0.337, SLG: 0.463</small>		 <small>1-1</small>		 <small>1-3</small>		 <small>3-1</small> <small>2-H</small>		 <small>0-1</small>		 <small>1-2</small>		5 1 3 1 0 1 0	
<b>Dee Brown, L</b> <small>(1, 7) OBP: 0.308, SLG: 0.372</small>			 <small>3-2</small>		 <small>2-1</small>	 <small>4-2</small> <small>WP</small>		 <small>2-2</small>		 <small>4-0</small>		3 1 1 0 2 0 1	
<b>Donnie Sadler, R</b> <small>(1, 9) OBP: 0.244, SLG: 0.215</small> <b>Raul Ibanez, L</b> <small>(6, PH) OBP: 0.366, SLG: 0.484</small> <small>(7, 9)</small> <b>Mark Quinn, R</b> <small>(8, PH) OBP: 0.297, SLG: 0.471</small> <small>(9, 9)</small>			 <small>3-2</small>		 <small>1-0</small>	 <small>0-0</small>		 <small>3-2</small>		 <small>1-2</small>		2 0 0 0 0 0 1 1 0 0 0 0 0 2 2 0 0 0 0 0 3	

Inning Stats	R: 0	H: 0	E: 1	K: 1	S: 10	P: 14	R: 0	H: 1	E: 0	K: 0	S: 4	P: 8	R: 0	H: 0	E: 0	K: 0	S: 10	P: 17	R: 0	H: 2	E: 0	K: 2	S: 11	P: 14	R: 0	H: 1	E: 0	K: 1	S: 8	P: 12	R: 7	H: 5	E: 0	K: 0	S: 22	P: 39	R: 0	H: 0	E: 0	K: 1	S: 6	P: 7	R: 0	H: 1	E: 0	K: 0	S: 9	P: 15	R: 0	H: 0	E: 0	K: 1	S: 7	P: 19	R: 0	H: 1	E: 0	K: 0	S: 12	P: 21	R: 1	H: 2	E: 0	K: 0	S: 7	P: 20	1B: 6	SF: 0	2B: 5	SAC: 1	3B: 0	DP: 1	HR: 2	HBP: 0	WP: 1	PA: 51
--------------	------	------	------	------	-------	-------	------	------	------	------	------	------	------	------	------	------	-------	-------	------	------	------	------	-------	-------	------	------	------	------	------	-------	------	------	------	------	-------	-------	------	------	------	------	------	------	------	------	------	------	------	-------	------	------	------	------	------	-------	------	------	------	------	-------	-------	------	------	------	------	------	-------	-------	-------	-------	--------	-------	-------	-------	--------	-------	--------

PITCHER	IP	WLS	BF	H	R	ER	SO	BB	IBB	HBP	BLK	WP	HR	S	P	ERA	WHIP
<b>Doug Davis, L</b> <small>(1, 1) ERA: 4.32</small>	5.1		26	8	6	6	4	2	0	0	0	0	1	59	95	10.12	1.875
<b>Mark Petkovsek, R</b> <small>(6, 1) ERA: 5.83</small>	2.0	B	8	2	1	1	1	0	0	0	0	1	1	15	20	4.50	1.000
<b>Juan Moreno, L</b> <small>(8, 1) ERA: 4.08</small>	0.1		1	0	0	0	0	0	0	0	0	0	0	3	5	0.00	0.000
<b>Dan Kolb, R</b> <small>(8, 1) ERA: 4.26</small>	1.1		6	0	0	0	1	1	1	0	0	0	0	10	25	0.00	0.750
<b>Pat Mahomes, R</b> <small>(10, 1) ERA: 5.9</small>	1.1	L	10	3	1	1	0	2	1	0	0	0	0	19	41	6.75	3.750

**Texas Rangers @ Kansas City Royals**  
 Kauffman Stadium, Kansas City, MO  
 Sat Sep 01 2001, 7:05 PM CDT  
 Att: 24,160 - Sunny - 77 F

AB	43
R	8
H	13
RBI	8
BB	7
SO	6
LOB	20





Batter	1	2	3	4	5	6	7	8	9	AB R H RBI BB SO LOB	TOP	
Frank Catalanotto, L (1, 7) OBP: 0.400, SLG: 0.522	0-3 K	3-2 2-H 2B			0-0 BLK 1B 1B		0-2 HR 1B		1-2 S E 1B	5 3 4 1 0 1 0		
Chad Curtis, R (1, 9) OBP: 0.333, SLG: 0.373	0-2 G6-3	2-1 F9			1-0 F8		2-3 K		0-1 E3 2B 1B 1-H	5 1 0 0 0 1 3		
Alex Rodriguez, R (1, 6) OBP: 0.404, SLG: 0.614	1-2 G3-1				0-1 S BLK 1B		1-1 F7 1-H		0-0 1B 1B 2B 1-3	5 2 3 2 0 0 1		
Rafael Palmeiro, L (1, 3) OBP: 0.383, SLG: 0.548		1-2 HR			1-0 F9 1B		0-0 1-H 1B		4-2 BB 1B	4 2 3 3 1 0 1		
Ruben Sierra, S (1, 10) OBP: 0.317, SLG: 0.572		0-0 2B 10 2B 1B			0-3 K 1-2		1-2 HR		4-0 F9 1B 1-2 BB	4 2 2 1 1 1 2		
Gabe Kapler, R (1, 8) OBP: 0.340, SLG: 0.416		1-0 F8			2-3 K 2-3		2-2 CS 1B		2-2 S 1B 1-2 2-H 3-H	5 0 3 2 0 1 2		
Scott Sheldon, R (1, 5) OBP: 0.244, SLG: 0.354		0-2 10 2B 2B			3-2 F2		0-2 F7		2-3 K 2-3	5 1 1 0 0 1 4		
Marcus Jensen, S (1, 2) OBP: 0.100, SLG: 0.100		3-2 F2			2-3 K		3-3 K 1-2		3-3 K 1-2	5 0 0 0 0 4 6		
10 Michael Young, R (1, 4) OBP: 0.300, SLG: 0.413		0-1 2B 2B 2-H 3-H			2-1 G4-3		2-3 K		1-0 G6-3 0-1 G4-3	5 1 1 2 0 1 3		
<b>Inning Stats</b>	R: 0 E: 0 K: 1 S: 10 H: 0 LOB: 0 BB: 0 P: 11	R: 4 E: 0 K: 0 S: 19 H: 5 LOB: 1 BB: 0 P: 29	R: 0 E: 0 K: 2 S: 11 H: 1 LOB: 1 BB: 0 P: 14	R: 0 E: 0 K: 1 S: 10 H: 0 LOB: 0 BB: 0 P: 17	R: 1 E: 0 K: 0 S: 5 H: 2 LOB: 1 BB: 0 P: 6	R: 1 E: 0 K: 1 S: 12 H: 2 LOB: 1 BB: 0 P: 18	R: 2 E: 0 K: 2 S: 18 H: 2 LOB: 1 BB: 1 P: 28	R: 0 E: 0 K: 2 S: 10 H: 1 LOB: 1 BB: 0 P: 15	R: 4 E: 1 K: 1 S: 25 H: 4 LOB: 2 BB: 1 P: 37	1B: 10 2B: 5 3B: 0 HR: 3 SF: 0 SAC: 0 DP: 1 HBP: 0	WP: 0 PB: 0 SB: 3 CS: 1 PA: 45	
<b>PITCHER</b>	IP WLS BF H R ER SO BB IBB HBP BLK WP HR S P ERA WHIP											
Chris George, L (1, 1) ERA: 6.58	5.0 L 23 9 6 6 4 0 0 0 0 2 0 2 58 81 10.80 1.800											
Jeff Austin, R (6, 1) ERA: 4.82	1.2 7 3 2 2 3 0 0 0 0 0 0 1 21 31 10.80 1.800											
Scott Mullen, L (7, 1) ERA: 1.59	0.1 2 0 0 0 0 1 0 0 0 0 0 0 6 11 0.00 3.000											
Cory Bailey, R (8, 1) ERA: 3.41	1.0 4 1 0 0 2 0 0 0 0 0 0 0 10 15 0.00 1.000											
Roberto Hernandez, R (9, 1) ERA: 4.15	1.0 9 4 4 3 1 1 0 0 0 0 0 0 25 37 27.00 5.000											

Texas Rangers @ Kansas City Royals  
Kauffman Stadium, Kansas City, MO  
Sun Sep 02 2001, 1:05 PM CDT  
Att. 18,389 - Cloudy - 79 F

livebaseballscorecards.com

AB	43
R	12
H	17
RBI	11
BB	2
SO	10
LOB	22



Batter	1	2	3	4	5	6	7	8	9	AB	R	H	RBI	BB	SO	LOB
Carlos Febles, R OBP: 0.303, SLG: 0.379 (1, 4)	F8		BB 29 BB 2-3	BB 1-2 2-3	F7			G5-3		3	1	0	0	2	0	2
Neifi Perez, S OBP: 0.309, SLG: 0.408 (1, 6)	F7		BB 29 BB 1-2	F7		P5		P9		5	0	1	0	0	0	3
Carlos Beltrán, S OBP: 0.354, SLG: 0.466 (1, 8)	F8		BB 29 BB 1-2 2-3		FC5 29 F7 BB	FC6-4 29 BB		G5-3		2	0	0	0	3	0	0
29 Mike Sweeney, R OBP: 0.371, SLG: 0.568 (1, 3)		F2	FC4-6 BB 1-2 2-3 3-H		F7	FC6-4		K		4	0	0	1	1	1	2
Joe Randa, R OBP: 0.301, SLG: 0.370 (1, 10)		G3-6 1B	FC4-6 1-2f		FC5 2B 2-3	G1-3		F9		5	1	1	0	0	0	5
Luis Alicea, S OBP: 0.329, SLG: 0.372 (1, 5)	G3-6 1-2f			G5-3	S 2B 1-H		G6-3		HR	5	2	2	2	0	0	1
Dave McCarty, R OBP: 0.330, SLG: 0.413 (1, 7)			1B BLK 2B	G5-3	2B 1B 2B		K		G4-3	5	2	2	1	0	1	0
Gregg Zaun, S OBP: 0.367, SLG: 0.482 (1, 2)			CS BLK 1B	BB BB 1B	1B BB		FC4-6 1B			3	0	3	0	1	0	0
Donnie Sadler, R OBP: 0.250, SLG: 0.218 Dee Brown, L OBP: 0.307, SLG: 0.371 (7, PH) (8, 9)			K 1-2 3-H	BB 1-2	BB 1-2 2-H		FC4-6 1-2f			2	0	1	1	1	1	1
				BB 1-2	BB 1-2 2-H					1	0	0	0	0	0	1

Inning Stats	R: 0	H: 0	E: 0	K: 5	S: 5	H: 0	LOB: 0	BB: 0	P: 12	R: 0	H: 1	E: 0	K: 0	S: 4	R: 2	H: 3	E: 0	K: 1	S: 17	R: 0	H: 1	E: 0	K: 0	S: 12	R: 3	H: 3	E: 0	K: 0	S: 16	R: 0	H: 0	E: 0	K: 0	S: 6	R: 0	H: 1	E: 0	K: 1	S: 9	R: 0	H: 0	E: 0	K: 0	S: 7	R: 1	H: 1	E: 0	K: 1	S: 10	1B: 6	2B: 3	3B: 0	HR: 1	SF: 0	SAC: 0	DP: 1	HBP: 0	WP: 0	PB: 0	SB: 1	CS: 1	PA: 43
--------------	------	------	------	------	------	------	--------	-------	-------	------	------	------	------	------	------	------	------	------	-------	------	------	------	------	-------	------	------	------	------	-------	------	------	------	------	------	------	------	------	------	------	------	------	------	------	------	------	------	------	------	-------	-------	-------	-------	-------	-------	--------	-------	--------	-------	-------	-------	-------	--------

PITCHER	IP	WLS	BF	H	R	ER	SO	BB	IBB	HBP	BLK	WP	HR	S	P	ERA	WHIP
Darren Oliver, L ERA: 5.72 (1, 1)	4.2		26	7	5	5	1	7	0	0	1	0	0	50	107	9.64	3.000
Chris Michalak, L ERA: 4.45 (5, 1)	1.1	W	6	1	0	0	0	1	0	0	0	0	0	10	23	0.00	1.500
Dan Kolb, R ERA: 3.68 (7, 1)	1.0	H	4	1	0	0	1	0	0	0	0	0	0	9	10	0.00	1.000
Mike Venafro, L ERA: 4.41 (8, 1)	1.0	H	3	0	0	0	0	0	0	0	0	0	0	7	9	0.00	0.000
59 Jeff Zimmerman, R ERA: 2.8 (9, 1)	1.0		4	1	1	1	1	0	0	0	0	0	1	10	16	9.00	1.000

BOTTOM

Texas Rangers @ Kansas City Royals  
Kauffman Stadium, Kansas City, MO

Sun Sep 02 2001, 1:05 PM CDT  
Att: 18,389 - Cloudy - 79 F

livebaseballscorecards.com

AB	35
R	6
H	10
RBI	5
BB	8
SO	3
LOB	15





Batter	1	2	3	4	5	6	7	8	9	AB R H RBI BB SO LOB	TOP											
Carlos Febles, R (1, 4) OBP: 0.297, SLG: 0.371	1-1 F9		1-1 F9		2-2 G3		0-3 K			4 0 0 0 0 1 1	<p><b>Kansas City Royals @ Anaheim Angels</b> Edison International Field, Anaheim, CA</p> <p>Tue Sep 04 2001, 10:05 PM EDT Att. 13,950 - Sunny - 73 F</p>											
Neifi Perez, S (1, 6) OBP: 0.307, SLG: 0.405	2-1 F7		2-2 F9		1-1 G1-3			0-3 K	4 0 0 0 0 1 1													
Carlos Beltrán, S (1, 8) OBP: 0.353, SLG: 0.470	2-2 F8		2-1 HR			3-3 K		0-1 L7	4 1 1 1 0 1 0													
29 Mike Sweeney, R (1, 10) OBP: 0.372, SLG: 0.568		3-1 1B	1-1 G5-3			2-1 F9		2-2 1B	4 0 2 0 0 0 0													
Joe Randa, R (1, 5) OBP: 0.300, SLG: 0.368		4-1 2B 1B BB		0-2 G5-3		2-1 F7		1-1 G4-3	3 1 0 0 1 0 1													
Mark Quinn, R (1, 9) OBP: 0.302, SLG: 0.477		1-2 1B 1-3 2B		3-2 F9			1-1 FC1-6 1B	0-1 G4-6-3 1B	4 0 3 0 0 0 0													
Dave McCarty, R (1, 3) OBP: 0.324, SLG: 0.404		1-3 K		1-3 K			1-0 F3	3-3 K	4 0 0 0 0 3 4													
Dee Brown, L (1, 7) OBP: 0.306, SLG: 0.369		0-2 2-3 3-H 1B			1-3 K		0-2 FC1-6 1-2f HR	0-0 G4-6-3 1-2f	4 1 1 1 0 1 2													
Gregg Zaun, S (1, 2) OBP: 0.376, SLG: 0.535		0-1 F9			0-0 G3 2B		2-1 HR		3 1 2 2 0 0 2													
<b>Inning Stats</b>	R: 0 E: 0 K: 0 S: 7	H: 0 LOB: 0 BB: 0 P: 12	R: 1 E: 0 K: 1 S: 14	H: 3 LOB: 2 BB: 1 P: 23	R: 1 E: 0 K: 0 S: 10	H: 1 LOB: 0 BB: 0 P: 16	R: 0 E: 0 K: 1 S: 9	H: 0 LOB: 0 BB: 0 P: 13	R: 0 E: 0 K: 1 S: 11	H: 1 LOB: 1 BB: 0 P: 15	R: 0 E: 0 K: 1 S: 10	H: 0 LOB: 0 BB: 0 P: 17	R: 2 E: 0 K: 1 S: 11	H: 2 LOB: 0 BB: 0 P: 15	R: 0 E: 0 K: 1 S: 10	H: 1 LOB: 1 BB: 0 P: 13	R: 0 E: 0 K: 1 S: 6	H: 1 LOB: 0 BB: 0 P: 9	1B: 5 2B: 2 3B: 0 HR: 2	SF: 0 SAC: 0 DP: 1 HBP: 0	WP: 0 PB: 0 SB: 0 CS: 0	PA: 35
<b>PITCHER</b>	IP WLS BF H R ER SO BB IBB HBP BLK WP HR S P ERA WHIP																					
Jarrod Washburn, L (1, 1) ERA: 3.49	6.2 L 27 7 4 4 4 1 0 0 0 0 2 69 108 5.40 1.200																					
Ben Weber, R (7, 1) ERA: 3.29	1.1 5 1 0 0 2 0 0 0 0 0 0 13 16 0.00 0.750																					
J.B. Moadich, R (9, 1) ERA:	1.0 3 1 0 0 1 0 0 0 0 0 0 6 9 0.00 1.000																					

livebaseballscorecards.com

AB	34
R	4
H	9
RBI	4
BB	1
SO	7
LOB	11



Batter	1	2	3	4	5	6	7	8	9	AB R H RBI BB SO LOB
Darin Erstad, L (1, 8) OBP: 0.330, SLG: 0.358	1-1 G6-3 ①		1-1 FC4 ③			2-3 K ②		1-3 K ③		4 0 0 0 0 2 1
David Eckstein, R (1, 6) OBP: 0.360, SLG: 0.367	0-1 G6-3 ②			1-1 F7 ①		0-1 G4-3 ③			2-2 F7 ①	4 0 0 0 0 0 0
16 Garret Anderson, L (1, 7) OBP: 0.307, SLG: 0.468	2-3 K ③			4-2 BB			0-1 P6 ①		0-1 G4-3 ②	3 0 0 0 1 1 0
Troy Claus, R (1, 5) OBP: 0.344, SLG: 0.520		0-0 L6 ①		2-0 F8 ②			2-1 G6-3 ②		2-2 HR	4 1 1 1 0 0 1
Scott Spiezio, S (1, 3) OBP: 0.341, SLG: 0.457		0-0 G1-3 ②		2-1 F7 ③			1-1 1B		0-1 F8 ③	4 0 1 0 0 0 1
Tim Salmon, R (1, 9) OBP: 0.367, SLG: 0.379		3-2 F9 ③			0-1 F8 ①		1-0 1B			3 0 1 0 0 0 0
Adam Kennedy, L (1, 4) OBP: 0.335, SLG: 0.398			2-1 F7 ①		1-1 G3 ②		1-0 F8 ③			3 0 0 0 0 0 2
Bengie Molina, R (1, 2) OBP: 0.323, SLG: 0.359			2-2 FC4 HBP		2-1 G4-3 ③			1-1 F9 ①		2 0 0 0 0 0 0
Orlando Palmeiro, L (1, 10) OBP: 0.319, SLG: 0.323			1-3 K ②			1-2 G3 ①		1-2 F9 ②		3 0 0 0 0 1 1

Inning Stats	R: 0	H: 0	E: 0	K: 1	S: 7	R: 0	H: 0	E: 0	K: 0	S: 5	R: 0	H: 0	E: 0	K: 1	S: 10	R: 0	H: 0	E: 0	K: 0	S: 6	R: 0	H: 0	E: 0	K: 1	S: 9	R: 0	H: 2	E: 0	K: 0	S: 8	R: 0	H: 0	E: 0	K: 1	S: 11	R: 1	H: 1	E: 0	K: 0	S: 10	1B: 2	2B: 0	3B: 0	HR: 1	SF: 0	SAC: 0	DP: 0	HBP: 1	WP: 0	PB: 0	SB: 0	CS: 0	PA: 32
<b>PITCHER</b> Jeff Suppan, R (1, 1) ERA: 4.52	IP	WLS	BF	H	R	ER	SO	BB	IBB	HBP	BLK	WP	HR	S	P	ERA	WHIP																																				

**BOTTOM**

**Kansas City Royals @ Anaheim Angels**  
 Edison International Field, Anaheim, CA

Tue Sep 04 2001, 10:05 PM EDT  
 Att. 13,950 - Sunny - 73 F

livebaseballscorecards.com

<b>AB</b>	<b>30</b>
<b>R</b>	<b>1</b>
<b>H</b>	<b>3</b>
<b>RBI</b>	<b>1</b>
<b>BB</b>	<b>1</b>
<b>SO</b>	<b>4</b>
<b>LOB</b>	<b>6</b>





Batter	1	2	3	4	5	6	7	8	9	AB R H RBI BB SO LOB	TOP											
Carlos Febles, R (1, 4) OBP: 0.296, SLG: 0.369	0-1 BB 1B		0-1 F8		3-3 K			0-1 F2		4 0 1 0 0 1 1												
Neifi Perez, S (1, 6) OBP: 0.310, SLG: 0.406	4-2 SAFE 1-2 CS BB		2-2 1B			0-1 29 G6-4-3 1B		0-1 G3		3 0 2 0 1 0 0												
Carlos Beltrán, S (1, 8) OBP: 0.351, SLG: 0.466	3-3 1-2 K		1-3 K			1-0 L8		0-0 F8		4 0 0 0 0 2 3												
29 Mike Sweeney, R (1, 10) OBP: 0.373, SLG: 0.566		4-1 F9-3 BB		1-0 F9		3-1 G6-4-3 1-2f		1-2 DI 1B		3 0 1 0 1 0 1												
Joe Randa, R (1, 5) OBP: 0.298, SLG: 0.365		0-1 F9-3 1-2		0-0 L9			1-2 F7	2-2 L3		4 0 0 0 0 0 2												
Raul Ibanez, L (1, 3) OBP: 0.368, SLG: 0.502		1-1 E 2B		3-1 L8			1-2 HR	1-3 K		4 1 2 1 0 1 1												
Mark Quinn, R (1, 9) OBP: 0.299, SLG: 0.473		2-2 E6 2-3			0-0 G6-3		1-0 F7			3 0 0 0 0 0 1												
Dee Brown, L (1, 7) OBP: 0.307, SLG: 0.367		3-3 K			4-1 G1-3 BB		0-3 K			2 0 0 0 1 2 2												
Brent Mayne, L (1, 2) OBP: 0.348, SLG: 0.358			2-1 G6-3		2-1 G1-3			2-2 G1-3		3 0 0 0 0 0 1												
<b>Inning Stats</b>	R: 0 E: 0 K: 1 S: 8	H: 1 LOB: 0 BB: 1 P: 15	R: 0 E: 1 K: 1 S: 13	H: 1 LOB: 2 BB: 1 P: 23	R: 0 E: 0 K: 1 S: 11	H: 1 LOB: 1 BB: 0 P: 16	R: 0 E: 0 K: 0 S: 4	H: 0 LOB: 0 BB: 0 P: 8	R: 0 E: 0 K: 1 S: 8	H: 0 LOB: 1 BB: 1 P: 17	R: 0 E: 0 K: 0 S: 5	H: 1 LOB: 0 BB: 0 P: 9	R: 1 E: 0 K: 1 S: 10	H: 1 LOB: 0 BB: 0 P: 13	R: 0 E: 0 K: 0 S: 8	H: 0 LOB: 0 BB: 0 P: 10	R: 0 E: 0 K: 1 S: 11	H: 1 LOB: 1 BB: 0 P: 15	1B: 4 2B: 2 3B: 0 HR: 1	SF: 0 SAC: 0 DP: 2 HBP: 0	WP: 0 PB: 0 SB: 0 CS: 1	PA: 33
<b>PITCHER</b>	IP WLS BF H R ER SO BB IBB HBP BLK WP HR S P ERA WHIP																					
Ismael Valdez, R (1, 1) ERA: 3.97	6.1 W 24 5 1 1 4 3 0 0 0 0 1 55 96 1.42 1.263																					
Shigetoshi Hasegawa, R (7, 1) ERA: 3.91	1.2 H 5 0 0 0 1 0 0 0 0 0 0 12 15 0.00 0.000																					
Troy Percival, R (9, 1) ERA: 2.39	1.0 S 4 1 0 0 1 0 0 0 0 0 0 0 11 15 0.00 1.000																					

Kansas City Royals @ Anaheim Angels  
Edison International Field, Anaheim, CA

AB	30
R	1
H	6
RBI	1
BB	3
SO	6
LOB	12



Wed Sep 05 2001, 10:05 PM EDT  
Att. 13,998 - Sunny - 70 F

WP: 0	PA: 33
-------	--------

ERA	WHIP
-----	------

ERA	WHIP
-----	------

Batter	1	2	3	4	5	6	7	8	9	AB	R	H	RBI	BB	SO	LOB
David Eckstein, R OBP: 0.360, SLG: 0.365 (1, 10)	2-2 F8		0-0 P4		2-2 E5 HBP		3-0 G4-6-3 HBP			3	0	0	0	0	0	1
Adam Kennedy, L OBP: 0.336, SLG: 0.397 (1, 4)	0-0 P4		3-2 1-3 1B		2-1 1-2 HBP		1-2 1-2f G4-6-3			3	0	1	0	0	0	1
16 Garret Anderson, L OBP: 0.306, SLG: 0.469 (1, 7)	1-0 G4-3		1-1 3-H SF9		2-2 F9			0-0 E9 SF8 2B		3	1	1	1	0	0	2
Troy Claus, R OBP: 0.345, SLG: 0.519 (1, 5)		4-2 HR BB	0-3 K		0-1 L7-4-3 1B			3-2 3-H SF8		2	1	1	1	1	1	1
Scott Spiezio, S OBP: 0.341, SLG: 0.463 (1, 3)		1-0 1-H HR		0-0 G3		1-0 1-2 L7-4-3		0-1 G4-3		4	1	1	2	0	0	1
Tim Salmon, R OBP: 0.370, SLG: 0.383 (1, 9)		0-1 CS 1B		1-1 F8		3-2 1B 1B		3-0 1B		4	0	3	0	0	0	0
Bengie Molina, R OBP: 0.322, SLG: 0.357 (1, 2)		0-0 F8		2-2 F9		1-0 1-2 1B		2-3 K		4	0	1	0	0	1	2
Jeff DaVanon, S OBP: 0.267, SLG: 0.444 (1, 8)		2-0 F5		3-3 K		3-2 F7				3	0	0	0	0	1	3
Benji Gil, R OBP: 0.343, SLG: 0.513 (1, 6)		2-2 CS	1-0 1B 16 SF9 1B		1-1 G5-3		2-0 P2			3	1	1	0	0	0	0

Inning Stats	R: 0	H: 0	E: 0	K: 0	S: 6	R: 2	H: 2	E: 0	K: 0	S: 9	R: 1	H: 2	E: 0	K: 1	S: 11	R: 0	H: 0	E: 0	K: 0	S: 7	R: 0	H: 0	E: 1	K: 1	S: 16	R: 0	H: 3	E: 0	K: 0	S: 10	R: 0	H: 0	E: 0	K: 0	S: 4	R: 1	H: 2	E: 1	K: 1	S: 10	1B: 7	2B: 2	3B: 0	HR: 1	SF: 2	SAC: 0	DP: 2	HBP: 2	WP: 0	PB: 0	SB: 0	CS: 1	PA: 35
--------------	------	------	------	------	------	------	------	------	------	------	------	------	------	------	-------	------	------	------	------	------	------	------	------	------	-------	------	------	------	------	-------	------	------	------	------	------	------	------	------	------	-------	-------	-------	-------	-------	-------	--------	-------	--------	-------	-------	-------	-------	--------

PITCHER	IP	WLS	BF	H	R	ER	SO	BB	IBB	HBP	BLK	WP	HR	S	P	ERA	WHIP
Chad Durbin, R ERA: 4.54 (1, 1)	6.0	L	26	7	3	3	2	1	0	1	0	0	1	59	96	4.50	1.333
Dan Reichert, R ERA: 5.59 (7, 1)	2.0		8	2	1	1	1	0	0	1	0	0	0	14	28	4.50	1.000

**BOTTOM**

**Kansas City Royals @ Anaheim Angels**  
Edison International Field, Anaheim, CA

Wed Sep 05 2001, 10:05 PM EDT  
Att. 13,998 - Sunny - 70 F

[livebaseballscorecards.com](http://livebaseballscorecards.com)

<b>AB</b>	<b>29</b>
<b>R</b>	<b>4</b>
<b>H</b>	<b>9</b>
<b>RBI</b>	<b>4</b>
<b>BB</b>	<b>1</b>
<b>SO</b>	<b>3</b>
<b>LOB</b>	<b>11</b>





Batter	1	2	3	4	5	6	7	8	9	10	AB	R	H	RBI	BB	SO	LOB	TOP						
<b>Carlos Febles, R</b> (1, 4) <small>OBP: 0.296, SLG: 0.367</small> <b>Raul Ibanez, L</b> (9, PH) <small>OBP: 0.371, SLG: 0.505</small> (9, 3)	G4-3		FC6-4 1B		G4-3			K	1B DI HR 1B		4	0	1	0	0	1	0							
<b>Neifi Perez, S</b> (1, 6) <small>OBP: 0.311, SLG: 0.406</small>	F9		FC6-4 1B		L9			29 G5-3 2B	1B HR 1B		5	2	2	0	0	0	2							
<b>Carlos Beltrán, S</b> (1, 8) <small>OBP: 0.356, SLG: 0.478</small>	1B		1B		2B			29 G5-3 2B	HR		4	2	4	4	1	0	0							
<b>29 Mike Sweeney, R</b> (1, 10) <small>OBP: 0.372, SLG: 0.561</small>	K		F8		F9			G5-3	E S BB		4	0	0	0	1	1	6							
<b>Joe Randa, R</b> (1, 5) <small>OBP: 0.299, SLG: 0.363</small>		P3			G6-3			2B	1-3 BB		3	0	0	0	2	0	1							
<b>Mark Quinn, R</b> (1, 9) <small>OBP: 0.301, SLG: 0.477</small>		G5-3			2B			K	1-3 K		5	0	2	2	0	2	3							
<b>Gregg Zaun, S</b> (1, 2) <small>OBP: 0.357, SLG: 0.505</small>		G4-3			F8			G6-3			5	0	0	0	0	0	3							
<b>Dave McCarty, R</b> (1, 3) <small>OBP: 0.324, SLG: 0.403</small> <b>Luis Alicea, S</b> (9, PH) <small>OBP: 0.327, SLG: 0.370</small> (9, 4)			FC6-4 1B 1B		F9			G6-3	F9		3	1	1	0	0	0	1							
<b>Donnie Sadler, R</b> (1, 7) <small>OBP: 0.246, SLG: 0.214</small> <b>Dee Brown, L</b> (9, PH) <small>OBP: 0.305, SLG: 0.365</small> (9, 7)			F9		G4-3			G1-3	K		2	0	0	0	0	1	0							
<b>Inning Stats</b>	R: 0 E: 0 K: 1 S: 8	H: 1 LOB: 1 BB: 0 P: 14	R: 0 E: 0 K: 0 S: 6	H: 0 LOB: 0 BB: 0 P: 10	R: 1 E: 0 K: 0 S: 11	H: 3 LOB: 2 BB: 0 P: 18	R: 0 E: 0 K: 0 S: 9	H: 1 LOB: 1 BB: 0 P: 18	R: 0 E: 0 K: 1 S: 7	H: 0 LOB: 0 BB: 0 P: 11	R: 0 E: 0 K: 0 S: 5	H: 1 LOB: 1 BB: 0 P: 12	R: 0 E: 0 K: 0 S: 5	H: 0 LOB: 0 BB: 0 P: 8	R: 2 E: 0 K: 1 S: 13	H: 2 LOB: 2 BB: 2 P: 24	R: 3 E: 0 K: 2 S: 19	H: 3 LOB: 2 BB: 2 P: 37	R: 0 E: 0 K: 0 S: 8	H: 0 LOB: 0 BB: 0 P: 11	1B: 7 2B: 3 3B: 0 HR: 1	SF: 0 SAC: 0 DP: 0 HBP: 0	WP: 0 PB: 0 SB: 1 CS: 0	PA: 45
<b>PITCHER</b>	IP	WLS	BF	H	R	ER	SO	BB	IBB	HBP	BLK	WP	HR	S	P	ERA	WHIP							
<b>Scott Schoeneweis, L</b> (1, 1) <small>ERA: 5.1</small>	7.1		30	7	3	3	3	1	0	0	0	0	0	59	102	3.68	1.091							
<b>Al Levine, R</b> (8, 1) <small>ERA: 2.48</small>	0.2		4	1	0	0	0	1	0	0	0	0	0	7	13	0.00	3.000							
<b>Troy Percival, R</b> (9, 1) <small>ERA: 2.85</small>	1.0	B	8	3	3	3	2	2	0	0	0	0	1	19	37	27.00	5.000							
<b>Mike Holtz, L</b> (10, 1) <small>ERA: 4.05</small>	1.0	W	3	0	0	0	0	0	0	0	0	0	0	8	11	0.00	0.000							

**Kansas City Royals @ Anaheim Angels**  
 Edison International Field, Anaheim, CA  
 Thu Sep 06 2001, 10:05 PM EDT  
 Att: 13,763 - Cloudy - 67 F

livebaseballscorecards.com

**AB** 41  
**R** 6  
**H** 11  
**RBI** 6  
**BB** 4  
**SO** 5  
**LOB** 17



BOTTOM

Kansas City Royals @ Anaheim Angels  
Edison International Field, Anaheim, CA

Thu Sep 06 2001, 10:05 PM EDT  
Att. 13,763 - Cloudy - 67 F

livebaseballscorecards.com

AB	41
R	7
H	13
RBI	7
BB	2
SO	10
LOB	17



WP:	0	PA:	44
PB:	0		
SB:	0		
CS:	1		

AB R H RBI BB SO LOB

4	1	3	0	1	0	0
5	1	1	0	0	0	4
5	3	3	2	0	0	2
5	0	1	0	0	3	2
5	0	0	0	0	0	4
4	2	2	4	1	1	2
5	0	2	1	0	2	1
4	0	1	0	0	2	1
3	0	0	0	0	2	1
1	0	0	0	0	0	0
0	0	0	0	0	0	0

Batter	1	2	3	4	5	6	7	8	9	10
Darin Erstad, L (1, 8) OBP: 0.334, SLG: 0.362	0-2 E 16 2B 1B	0-1 1-2 1B		1-0 2B		3-1 G4-3			4-1 16 CS BB	
Adam Kennedy, L (1, 4) OBP: 0.335, SLG: 0.395	0-0 E2 16 2B 1B	0-0 P6		0-2 F9			1-0 F8		1-1 F9	
16 Garret Anderson, L (1, 7) OBP: 0.309, SLG: 0.474	2-2 1-H 3-H HR 2B	0-0 L7			0-1 HR 2B		3-2 L8		2-0 CS	0-1 1B 1B
Troy Glaus, R (1, 5) OBP: 0.344, SLG: 0.516	2-3 K		0-1 F8		0-3 K		3-3 K			1-2 1B 1B
Scott Spiezio, S (1, 3) OBP: 0.336, SLG: 0.457	1-1 G1-3		0-0 F7		1-0 F7			2-2 P5		0-1 F8
Tim Salmon, R (1, 9) OBP: 0.372, SLG: 0.399	0-0 2-H HR		4-2 BB		0-0 2-H HR		1-3 K		1-1 F8	
Benjie Molina, R (1, 2) OBP: 0.323, SLG: 0.358	2-3 K		0-1 P3		3-3 K			2-2 1B		1-0 1-2 2-H 1B
Jose Fernandez, R (1, 10) OBP: 0.154, SLG: 0.083		1-2 1B 1B		0-3 K		1-0 F8		0-3 K		
Benji Gil, R (1, 6) OBP: 0.339, SLG: 0.506		1-1 F8		1-3 K		1-3 K			2-2 F8	
Orlando Palmeiro, L (9, PH) OBP: 0.317, SLG: 0.322										
David Eckstein, R (10, 6) OBP: 0.360, SLG: 0.365										

Inning Stats	R: 4	H: 4	E: 1	K: 2	S: 17	H: 0	LOB: 0	BB: 0	P: 24	R: 0	H: 0	E: 0	K: 0	S: 7	H: 2	LOB: 2	BB: 0	P: 12	R: 0	H: 0	E: 0	K: 0	S: 10	H: 0	LOB: 1	BB: 1	P: 11	R: 0	H: 1	E: 0	K: 2	S: 13	H: 0	LOB: 0	BB: 0	P: 14	R: 0	H: 0	E: 0	K: 1	S: 6	H: 0	LOB: 0	BB: 0	P: 11	R: 0	H: 0	E: 0	K: 1	S: 7	H: 0	LOB: 0	BB: 0	P: 14	R: 0	H: 1	E: 0	K: 2	S: 17	H: 1	LOB: 1	BB: 0	P: 22	R: 0	H: 0	E: 0	K: 0	S: 7	H: 3	LOB: 0	BB: 1	P: 15	R: 1	H: 3	E: 0	K: 0	S: 10	H: 0	LOB: 2	BB: 0	P: 13	1B: 8	SF: 0	2B: 3	SAC: 0	3B: 0	DP: 0	HR: 2	HBP: 0	WP: 0	PA: 44
--------------	------	------	------	------	-------	------	--------	-------	-------	------	------	------	------	------	------	--------	-------	-------	------	------	------	------	-------	------	--------	-------	-------	------	------	------	------	-------	------	--------	-------	-------	------	------	------	------	------	------	--------	-------	-------	------	------	------	------	------	------	--------	-------	-------	------	------	------	------	-------	------	--------	-------	-------	------	------	------	------	------	------	--------	-------	-------	------	------	------	------	-------	------	--------	-------	-------	-------	-------	-------	--------	-------	-------	-------	--------	-------	--------

PITCHER	IP	WLS	BF	H	R	ER	SO	BB	IBB	HBP	BLK	WP	HR	S	P	ERA	WHIP
Paul Byrd, R (1, 1) ERA: 4.44	5.0		25	9	6	6	6	1	0	0	0	0	2	57	76	10.80	2.000
Doug Henry, R (6, 1) ERA: 6.1	1.0		3	0	0	0	1	0	0	0	0	0	0	6	11	0.00	0.000
Scott Mullen, L (7, 1) ERA: 1.42	0.2		2	0	0	0	0	0	0	0	0	0	0	4	8	0.00	0.000
Cory Bailey, R (7, 1) ERA: 3.39	0.1		1	0	0	0	1	0	0	0	0	0	0	3	6	0.00	0.000
Jason Grimsley, R (8, 1) ERA: 2.92	2.0		7	1	0	0	2	1	0	0	0	0	0	24	37	0.00	1.000

PITCHER	IP	WLS	BF	H	R	ER	SO	BB	IBB	HBP	BLK	WP	HR	S	P	ERA	WHIP
Roberto Hernandez, R (10, 1) ERA: 4.26	0.2	L	5	3	1	1	0	0	0	0	0	0	0	10	13	13.50	4.500



Batter	1	2	3	4	5	6	7	8	9	AB R H RBI BB SO LOB	TOP
Carlos Febles, R (1, 4) OBP: 0.295, SLG: 0.369	0-2 SH3-4 2B		3-2 G3		3-3 K			1-0 F9		4 1 1 0 0 1 0	
Neffi Perez, S (1, 6) OBP: 0.310, SLG: 0.404 Donnie Sadler, R (8, 6) OBP: 0.246, SLG: 0.214	1-0 SH3-4 2-3		0-1 P4		0-0 P3			3-1 L8		3 0 0 0 0 0 0 0 0 0 0 0 0 0	
Carlos Beltrán, S (1, 8) OBP: 0.356, SLG: 0.478	0-0 2B		1-3 K		3-2 F9			1-2 G4-3		4 1 1 1 0 1 0	
29 Mike Sweeney, R (1, 3) OBP: 0.373, SLG: 0.560	1-3 K			2-1 G4-6-3 1B		1-2 F8		4-2 FC3-6 BB		3 0 1 0 1 1 1	
Joe Randa, R (1, 10) OBP: 0.299, SLG: 0.364	2-2 2B			0-0 G4-6-3 1-2f			2-3 K	0-1 FC3-6 1-2f		4 0 1 1 0 1 2	
Mark Quinn, R (1, 9) OBP: 0.300, SLG: 0.475	0-3 K			1-1 1B			0-3 K	0-0 G1		4 0 1 0 0 2 2	
Luis Alicea, S (1, 5) OBP: 0.327, SLG: 0.369		1-0 G6-3		2-2 F9			2-1 1B			3 0 1 0 0 0 1	
Dee Brown, L (1, 7) OBP: 0.302, SLG: 0.361		0-0 G6-3			1-3 K G5-4-3		2-3 K			3 0 0 0 0 2 1	
Héctor Ortiz, R (1, 2) OBP: 0.294, SLG: 0.300			3-2 P4		1-1 G5-4-3 1-2f			0-2 G4-3		3 0 0 0 0 0 1	
<b>Inning Stats</b>	R: 2 H: 3 E: 0 LOB: 1 K: 2 BB: 0 S: 18 P: 22	R: 0 H: 0 E: 0 LOB: 0 K: 0 BB: 0 S: 5 P: 9	R: 0 H: 0 E: 0 LOB: 0 K: 1 BB: 0 S: 9 P: 13	R: 0 H: 2 E: 0 LOB: 1 K: 0 BB: 0 S: 8 P: 13	R: 0 H: 0 E: 0 LOB: 0 K: 2 BB: 0 S: 9 P: 14	R: 0 H: 0 E: 0 LOB: 0 K: 0 BB: 0 S: 7 P: 11	R: 0 H: 1 E: 0 LOB: 1 K: 3 BB: 0 S: 15 P: 21	R: 0 H: 0 E: 0 LOB: 0 K: 0 BB: 0 S: 10 P: 14	R: 0 H: 0 E: 0 LOB: 1 K: 0 BB: 1 S: 9 P: 14	1B: 3 SF: 0 2B: 3 SAC: 1 3B: 0 DP: 2 HR: 0 HBP: 0	WP: 1 PA: 33 PB: 0 SB: 0 CS: 0
<b>PITCHER</b>	IP WLS BF H R ER SO BB IBB HBP BLK WP HR S P ERA WHIP										
Doug Davis, L (1, 1) ERA: 4.25	7.0 W 26 6 2 2 8 0 0 0 0 1 0 71 103 2.57 0.857										
Dan Kolb, R (8, 1) ERA: 3.24	1.0 3 0 0 0 0 0 0 0 0 0 0 10 14 0.00 0.000										
Pat Mahomes, R (9, 1) ERA: 5.84	1.0 4 0 0 0 0 1 0 0 0 0 0 9 14 0.00 1.000										

Kansas City Royals @ Texas Rangers  
The Ballpark at Arlington, Arlington, TX

Fri Sep 07 2001, 8:05 PM EDT  
Att. 29,954 - Cloudy - 88 F

AB	31
R	2
H	6
RBI	2
BB	1
SO	8
LOB	8



Batter	1	2	3	4	5	6	7	8	9
Frank Catalanotto, L (1, 7) OBP: 0.401, SLG: 0.516	1-2 G4-3		0-1 F2	1-1 SF8 BB 1B		4-0 BB		2-1 E6 G4-6-3	
Mike Lamb, L (1, 5) OBP: 0.354, SLG: 0.426	0-1 G5-3		1-0 F8	4-0 BB		0-2 F8		2-1 G4-6-3	
Alex Rodriguez, R (1, 6) OBP: 0.399, SLG: 0.613	2-2 HR			HR BB K		3-3 K			
Rafael Palmeiro, L (1, 10) OBP: 0.380, SLG: 0.550	0-0 2B			HR SF8		1-2 F5			
Ruben Sierra, S (1, 9) OBP: 0.315, SLG: 0.567 Craig Monroe, R (9, 9) OBP: 0.326, SLG: 0.421	1-0 G6-3			1B 2B G4-3			3-1 G3-1		
Gabe Kapler, R (1, 8) OBP: 0.344, SLG: 0.430		1-1 G6-3		0-1 1B BB 10 BB 1B	2-2 1B		2-2 G5-3		
Carlos Pena, L (1, 3) OBP: 0.300, SLG: 0.125		2-0 G6-4-3 1B		4-1 10 BB 1B 1B BB	3-2 P6		3-3 K		
Bill Haselman, R (1, 2) OBP: 0.321, SLG: 0.398		2-2 G6-4-3		0-1 1B BB 10 BB 1B	3-3 K		0-3 K		
10 Michael Young, R (1, 4) OBP: 0.302, SLG: 0.426			1-1 G6-3	4-2 BB BB 1B	1-2 F8		4-1 E HBP		

Inning Stats	R: 1 E: 0 K: 10 S: 10	H: 2 LOB: 1 BB: 0 P: 14	R: 0 E: 0 K: 7 S: 7	H: 1 LOB: 0 BB: 0 P: 12	R: 0 E: 0 K: 5 S: 5	H: 0 LOB: 0 BB: 0 P: 7	R: 7 E: 0 K: 1 S: 21	H: 5 LOB: 2 BB: 4 P: 42	R: 0 E: 0 K: 1 S: 17	H: 1 LOB: 1 BB: 0 P: 26	R: 0 E: 0 K: 12 S: 12	H: 0 LOB: 1 BB: 1 P: 20	R: 0 E: 0 K: 1 S: 9	H: 0 LOB: 0 BB: 0 P: 17	R: 0 E: 1 K: 1 S: 8	H: 0 LOB: 1 BB: 0 P: 16
--------------	--------------------------------	----------------------------------	------------------------------	----------------------------------	------------------------------	---------------------------------	-------------------------------	----------------------------------	-------------------------------	----------------------------------	--------------------------------	----------------------------------	------------------------------	----------------------------------	------------------------------	----------------------------------

PITCHER	IP	WLS	BF	H	R	ER	SO	BB	IBB	HBP	BLK	WP	HR	S	P	ERA	WHIP
51 Kris Wilson, R (1, 1) ERA: 4.96	3.0	L	15	6	5	5	0	1	0	0	0	0	2	29	47	15.00	2.333
Blake Stein, R (4, 1) ERA: 5.17	3.0		16	3	3	3	3	4	0	0	0	0	0	43	74	9.00	2.333
Jeff Austin, R (7, 1) ERA: 4.58	1.0		3	0	0	0	1	0	0	0	0	0	0	9	17	0.00	0.000
Dan Reichert, R (8, 1) ERA: 5.54	1.0		4	0	0	0	1	0	0	1	0	0	0	8	16	0.00	0.000

**BOTTOM**

**Kansas City Royals @ Texas Rangers**  
The Ballpark at Arlington, Arlington, TX

Fri Sep 07 2001, 8:05 PM EDT  
Att. 29,954 - Cloudy - 88 F

AB	R	H	RBI	BB	SO	LOB
4	0	1	1	1	0	1
4	0	0	1	1	0	3
3	2	1	1	1	2	4
3	1	2	3	0	0	1
4	1	1	0	0	0	3
0	0	0	0	0	0	0
4	1	2	0	0	0	0
3	1	1	0	1	1	1
4	1	1	1	0	2	2
2	1	0	1	1	0	1

AB	31
R	8
H	9
RBI	8
BB	5
SO	5
LOB	16

WP: 0 PA: 38  
PB: 0  
SB: 0  
CS: 0



PITCHER	IP	WLS	BF	H	R	ER	SO	BB	IBB	HBP	BLK	WP	HR	S	P	ERA	WHIP
---------	----	-----	----	---	---	----	----	----	-----	-----	-----	----	----	---	---	-----	------



Batter	1	2	3	4	5	6	7	8	9	AB R H RBI BB SO LOB	TOP											
Carlos Febles, R (1, 4) OBP: 0.297, SLG: 0.379	1-1 G4-3 3B 2B	1-0 1-H 2B		X 0-0 L7		X 1-1 G5-3			X 1-2 F9	5 1 2 1 0 0 0												
Nefti Perez, S (1, 6) OBP: 0.310, SLG: 0.403	2-0 G4-3	0-0 FC6-4 1B		X 0-0 F3		X 0-0 G3			X 4-2 29 E 1B BB	4 1 1 0 1 0 1												
Carlos Beltrán, S (1, 8) OBP: 0.356, SLG: 0.483	1-2 29 1B 3B	2-0 FC6-4 1-2f		X 1-0 F8		X 2-1 29 F9 2B			X 3-2 F7	5 1 2 1 0 0 2												
29 Mike Sweeney, R (1, 3) OBP: 0.375, SLG: 0.566	1-0 1B 1B		X 4-1 1B 1B SF9 BB		X 0-0 HR			X 2-1 F9	X 0-2 E6	4 2 2 2 1 0 2												
Joe Randa, R (1, 5) OBP: 0.301, SLG: 0.366	2-1 G6-4-3 1B		X 0-0 1B 1B		X 1-2 L7			X 2-1 F9	X 0-1 FC4-6 1B	5 0 3 1 0 0 1												
Mark Quinn, R (1, 9) OBP: 0.299, SLG: 0.471	2-0 G6-4-3 1-2f		X 0-1 1-2 2-3 1B		X 0-0 F9			X 3-1 G5-3	X 0-1 FC4-6 1-2f	5 0 1 0 0 0 4												
Gregg Zaun, S (1, 2) OBP: 0.343, SLG: 0.484			X 0-0 F9		X 1-1 G4-3			X 2-1 G6-3		4 0 0 0 0 0 3												
Dave McCarty, R (1, 10) OBP: 0.324, SLG: 0.410			X 0-0 SF9		X 0-0 P6			X 2-0 HR		2 1 1 1 0 0 0												
Luis Alicea, S (8, PH) OBP: 0.329, SLG: 0.380			X 0-0 1B 2B		X 1-3 K			X 1-0 G3		1 1 1 1 0 0 0												
Dee Brown, L (1, 7) OBP: 0.301, SLG: 0.360			X 1-0 2B 1B		X 0-0 G4-3					4 1 1 1 0 1 2												
<b>Inning Stats</b>	R: 2 E: 0 K: 0 S: 10	H: 4 LOB: 1 BB: 0 P: 19	R: 2 E: 0 K: 0 S: 9	H: 4 LOB: 1 BB: 0 P: 16	R: 1 E: 0 K: 0 S: 7	H: 2 LOB: 2 BB: 1 P: 11	R: 0 E: 0 K: 0 S: 3	H: 0 LOB: 0 BB: 0 P: 4	R: 1 E: 0 K: 0 S: 7	H: 1 LOB: 0 BB: 0 P: 9	R: 0 E: 0 K: 1 S: 6	H: 0 LOB: 0 BB: 0 P: 8	R: 0 E: 0 K: 0 S: 7	H: 1 LOB: 1 BB: 0 P: 13	R: 1 E: 0 K: 0 S: 6	H: 1 LOB: 0 BB: 0 P: 14	R: 1 E: 1 K: 0 S: 17	H: 1 LOB: 2 BB: 1 P: 25	1B: 7 2B: 4 3B: 1 HR: 2	SF: 1 SAC: 0 DP: 1 HBP: 0	WP: 0 PB: 0 SB: 0 CS: 0	PA: 42
<b>PITCHER</b>	IP WLS BF H R ER SO BB IBB HBP BLK WP HR S P ERA WHIP																					
Darren Oliver, L (1, 1) ERA: 5.9	5.0 L 25 11 6 6 0 1 0 0 0 0 0 1 36 59 10.80 2.400																					
Pat Mahomes, R (6, 1) ERA: 5.75	3.0 11 2 1 1 1 0 0 0 0 0 0 1 19 35 3.00 0.667																					
Juan Moreno, L (9, 1) ERA: 4.0	0.2 3 0 1 0 0 1 0 0 0 0 0 0 9 17 0.00 1.500																					
Mark Petkovsek, R (9, 1) ERA: 5.77	0.1 3 1 0 0 0 0 0 0 0 0 0 0 8 8 0.00 3.000																					

**Kansas City Royals @ Texas Rangers**  
 The Ballpark at Arlington, Arlington, TX  
 Sat Sep 08 2001, 8:05 PM EDT  
 Att. 37,501 - Sunny - 87 F

[livebaseballscorecards.com](http://livebaseballscorecards.com)

AB	39
R	8
H	14
RBI	8
BB	2
SO	1
LOB	15



Batter	1	2	3	4	5	6	7	8	9	AB	R	H	RBI	BB	SO	LOB
Frank Catalanotto, L (1, 7) OBP: 0.402, SLG: 0.521	0-2 HR 3B	1-2 F8-2 3-H			0-1 1B		0-2 FC4-6 FC6 1-2f 2-3			4	1	2	0	0	0	5
Chad Curtis, R (1, 10) OBP: 0.331, SLG: 0.367 Ruben Sierra, S (7, PH) OBP: 0.314, SLG: 0.565	1-2 L4		1-2 F8		1-3 K		1-0 FC6 1-2f			3	0	0	0	0	1	2
Alex Rodriguez, R (1, 6) OBP: 0.398, SLG: 0.616	0-1 HR		0-2 G5-3		0-3 K		0-1 G5-3			4	1	1	2	0	1	0
Rafael Palmeiro, L (1, 3) OBP: 0.378, SLG: 0.546	1-0 F8		1-2 G6-3		1-1 F9		1-2 G4-3			4	0	0	0	0	0	0
Gabe Kapler, R (1, 8) OBP: 0.344, SLG: 0.428	2-1 L5			2-2 G6-4-3 1B		2-2 F7		0-0 G5-3		4	0	1	0	0	0	0
Mike Lamb, L (1, 5) OBP: 0.349, SLG: 0.419		2-2 F8		0-0 F7		1-2 F7		1-2 F7		4	0	0	0	0	0	1
Bill Haselman, R (1, 2) OBP: 0.333, SLG: 0.435 Carlos Pena, L (9, PH) OBP: 0.364, SLG: 0.125		4-1 10 1B 1B F8-2 BB		0-1 G6-4-3 1-2f		0-1 HR		4-2 L3 BB		2	1	1	1	1	0	1
Chris Magruder, S (1, 9) OBP: 0.400, SLG: 0.400		3-2 10 1B 1B		0-0 F7		1-2 FC4-6 10 BB 1B		2-1 L3		4	0	2	0	0	0	1
10 Michael Young, R (1, 4) OBP: 0.305, SLG: 0.426		2-0 1B		0-3 K		4-1 FC4-6 1B		1-2 BB		2	0	1	0	1	1	0

Inning Stats	R: 2	H: 2	E: 0	K: 0	S: 11	H: 2	LOB: 0	BB: 0	P: 15	R: 0	H: 0	E: 0	K: 0	S: 14	H: 2	LOB: 2	BB: 1	P: 26	R: 0	H: 0	E: 0	K: 0	S: 14	R: 0	H: 1	E: 0	K: 2	S: 9	R: 0	H: 0	E: 0	K: 1	S: 8	R: 1	H: 2	E: 0	K: 0	S: 13	R: 0	H: 0	E: 0	K: 0	S: 7	R: 0	H: 0	E: 0	K: 0	S: 7	R: 0	H: 0	E: 0	K: 0	S: 7	1B: 5	2B: 2	3B: 1	SF: 0	SAC: 0	DP: 3	HBP: 0	WP: 0	PB: 0	SB: 0	CS: 0	PA: 35
--------------	------	------	------	------	-------	------	--------	-------	-------	------	------	------	------	-------	------	--------	-------	-------	------	------	------	------	-------	------	------	------	------	------	------	------	------	------	------	------	------	------	------	-------	------	------	------	------	------	------	------	------	------	------	------	------	------	------	------	-------	-------	-------	-------	--------	-------	--------	-------	-------	-------	-------	--------

PITCHER	IP	WLS	BF	H	R	ER	SO	BB	IBB	HBP	BLK	WP	HR	S	P	ERA	WHIP
Chris George, L (1, 1) ERA: 6.29	6.1	W	26	8	3	3	3	1	0	0	0	0	2	70	96	4.26	1.421
Cory Bailey, R (7, 1) ERA: 3.38	0.1	H	2	0	0	0	0	1	0	0	0	0	0	4	8	0.00	3.000
Jason Grimsley, R (7, 1) ERA: 2.86	1.1	H	4	0	0	0	0	0	0	0	0	0	0	8	10	0.00	0.000
Brad Voyles, R (9, 1) ERA:	1.0		3	0	0	0	0	1	0	0	0	0	0	7	14	0.00	1.000

BOTTOM

Kansas City Royals @ Texas Rangers  
The Ballpark at Arlington, Arlington, TX

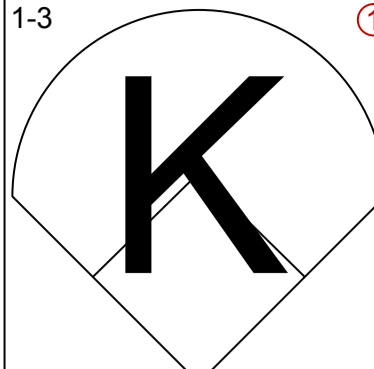
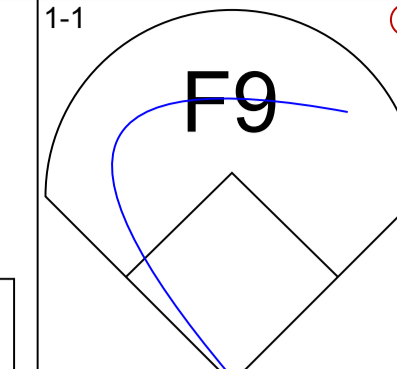
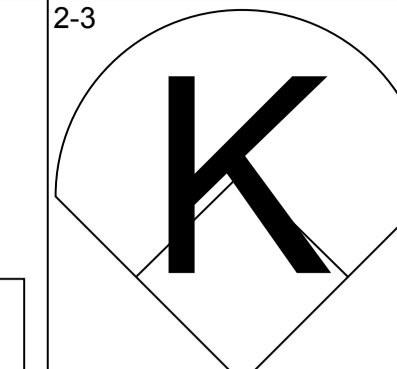
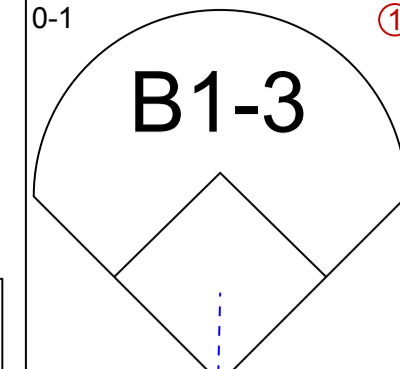
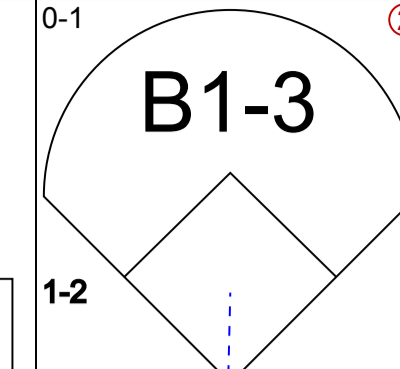
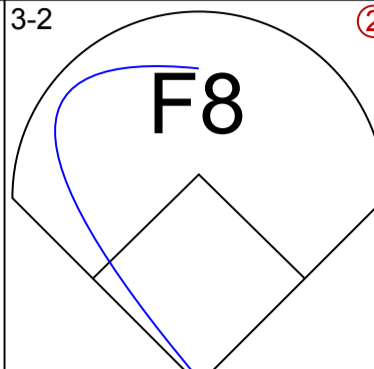
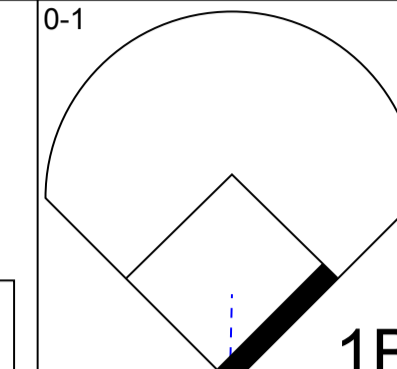
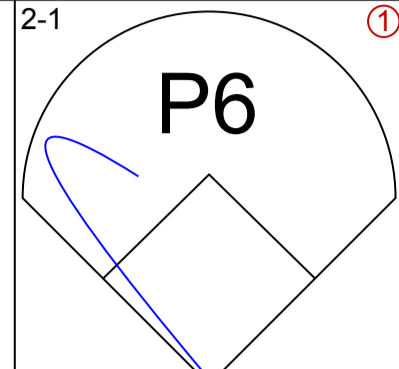
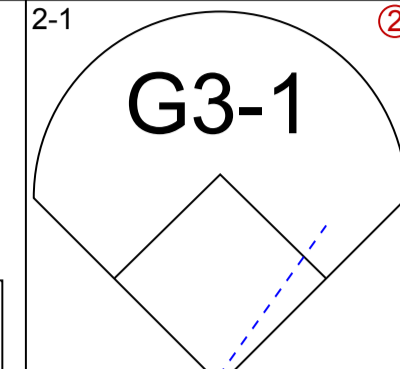
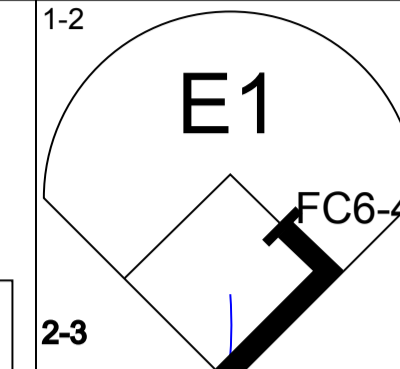
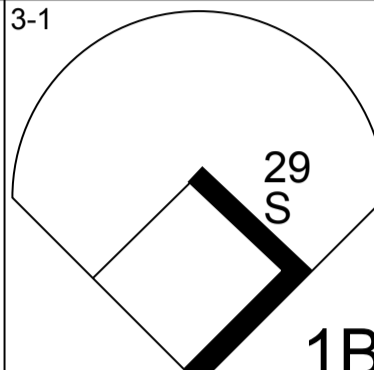
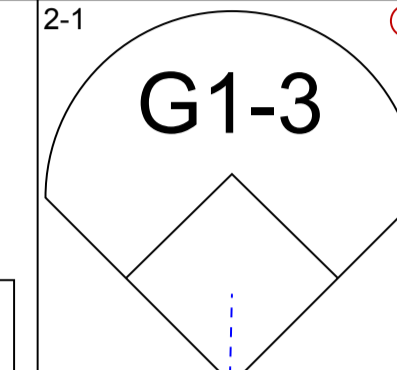
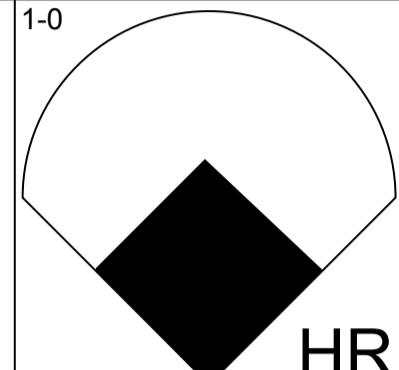
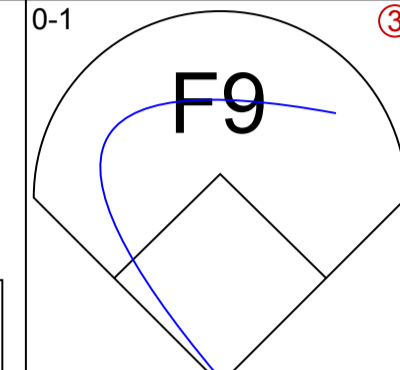
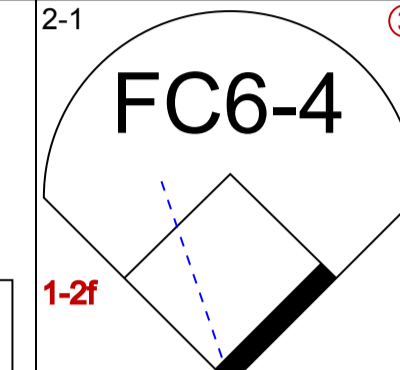
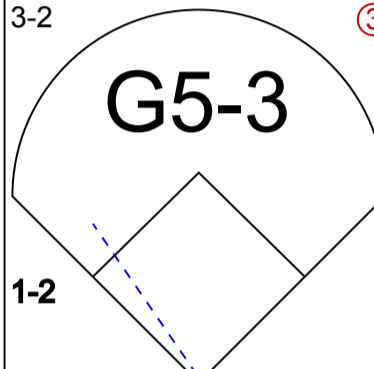
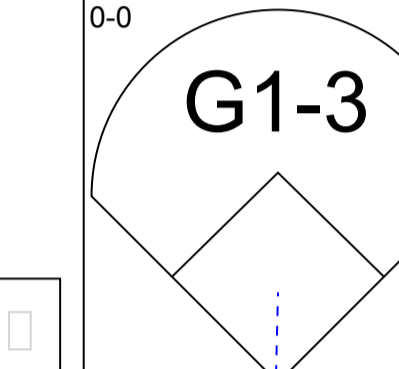
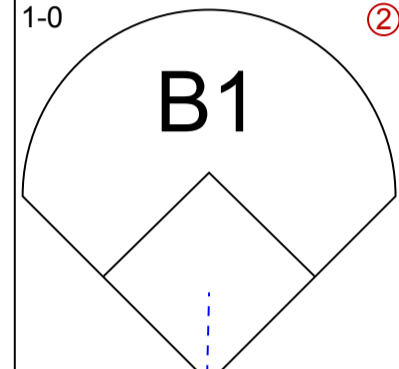
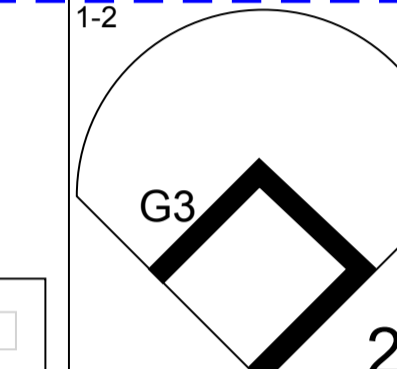

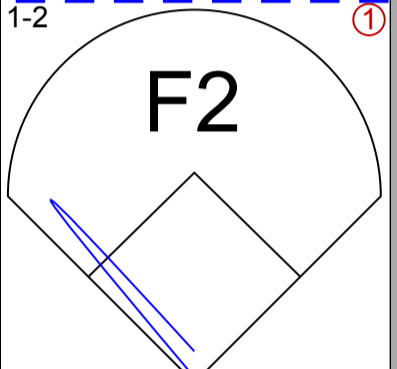
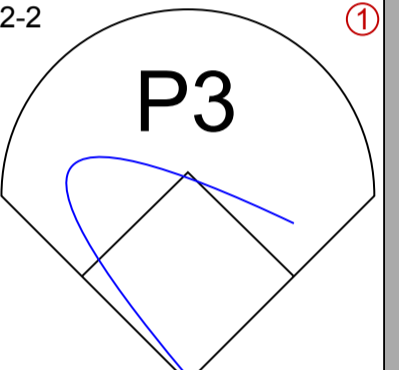
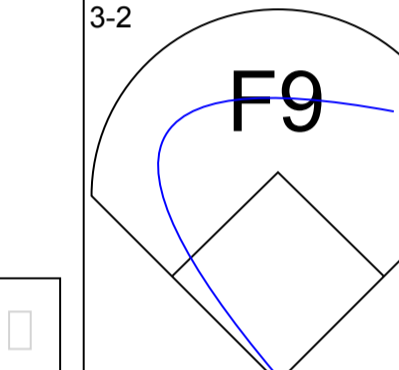
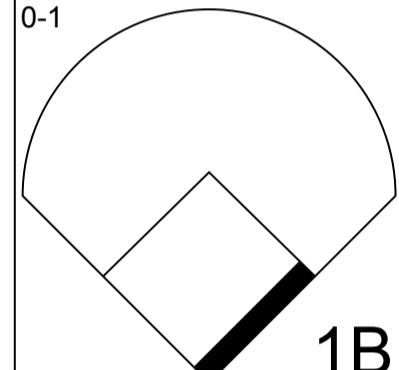
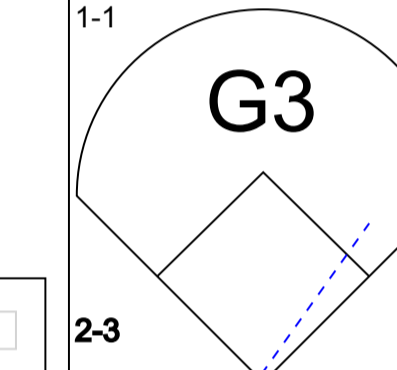
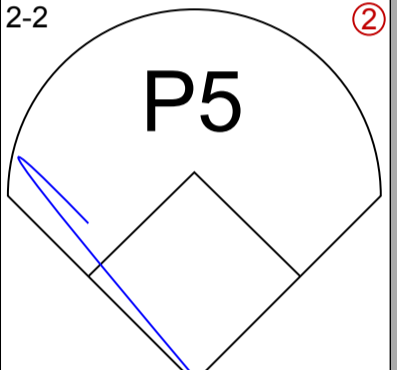
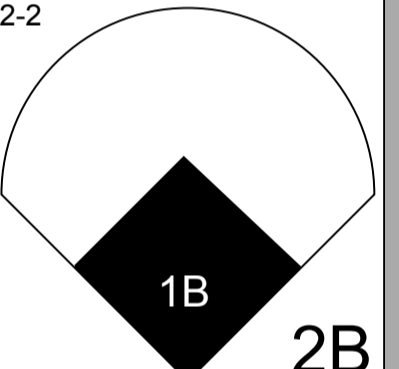
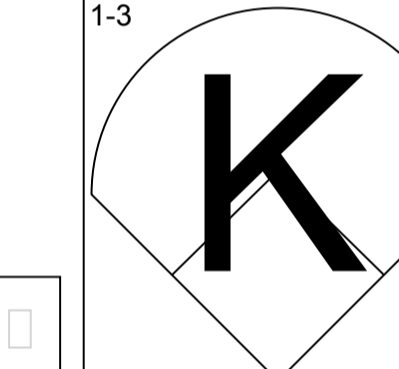
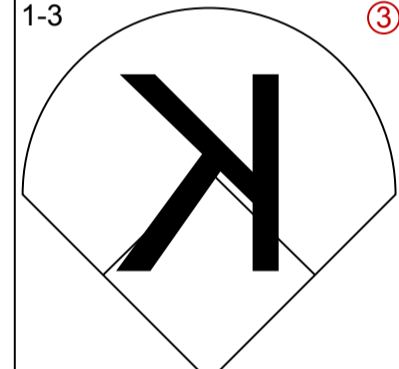
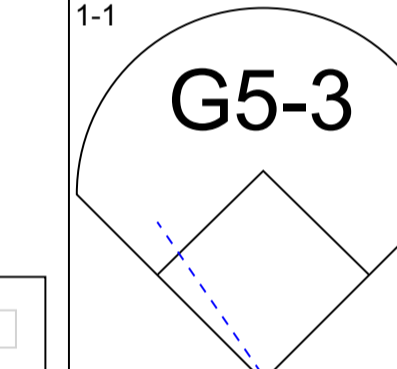
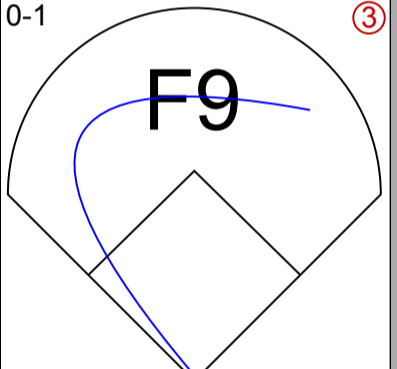
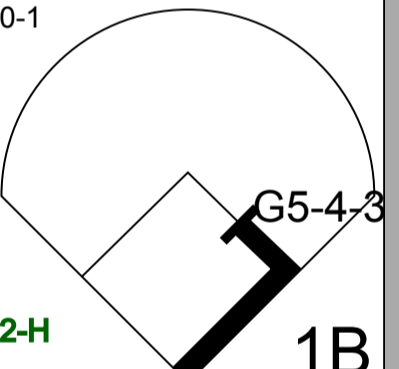
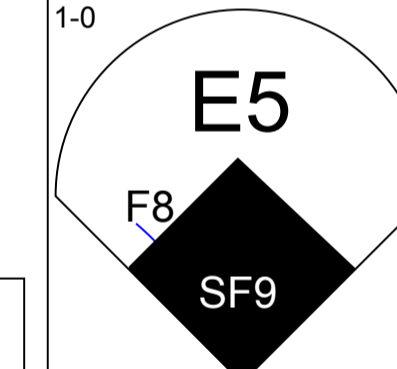
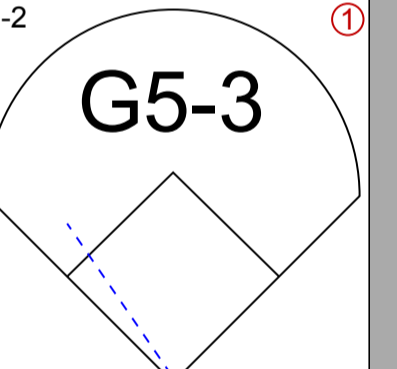
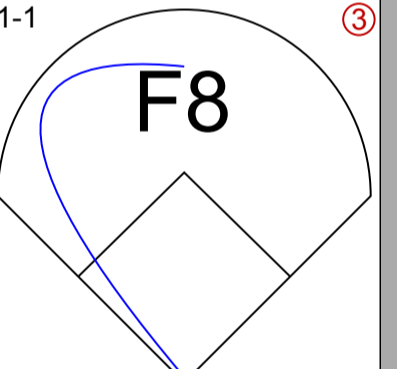
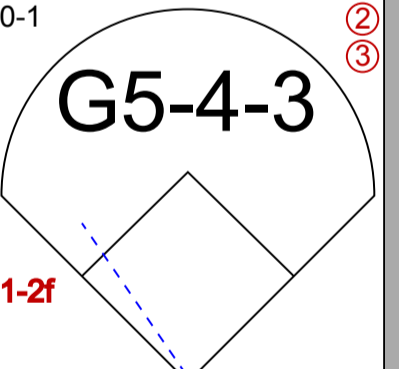
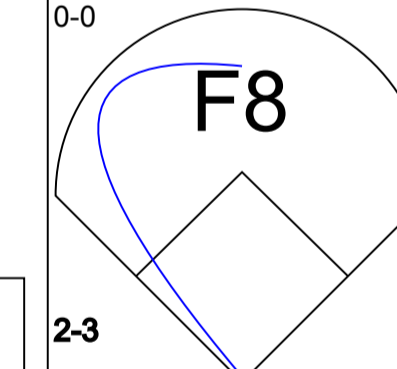
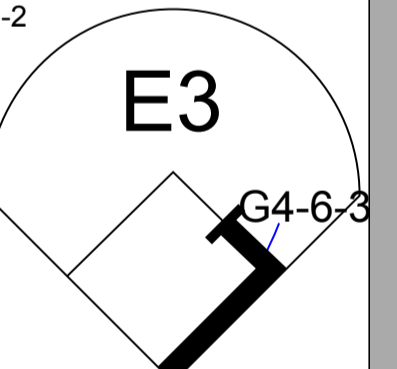
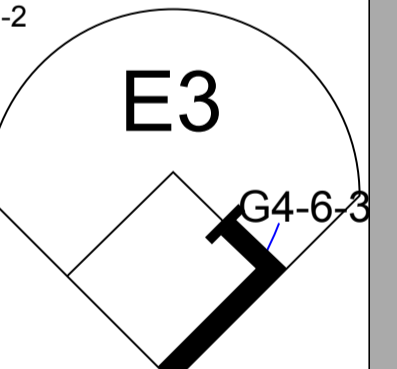
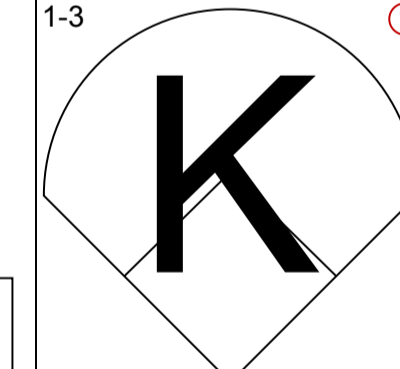
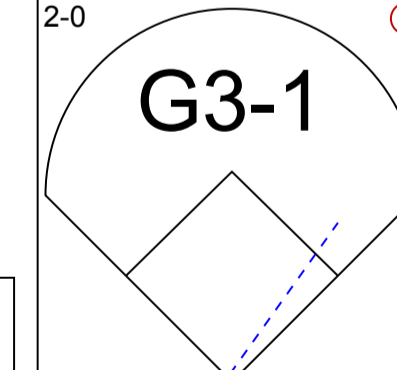
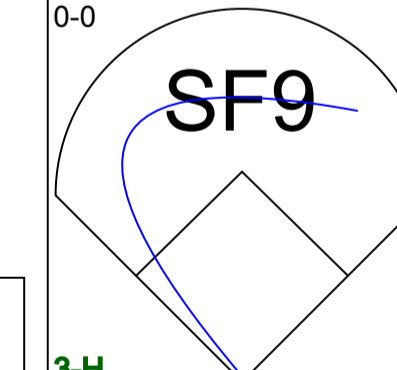
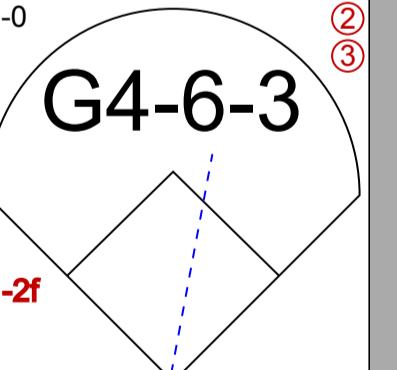
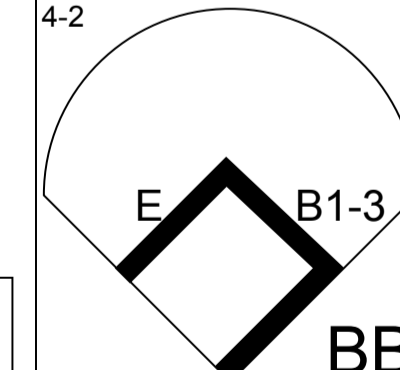

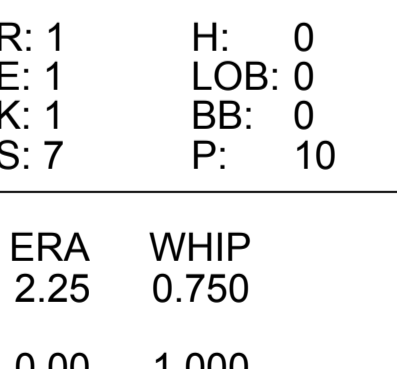
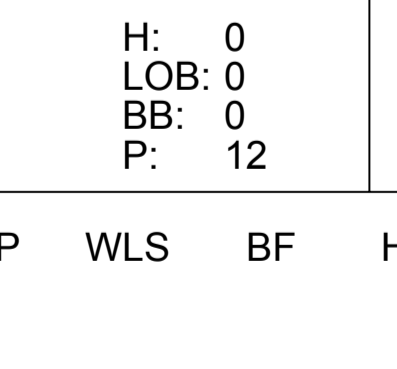

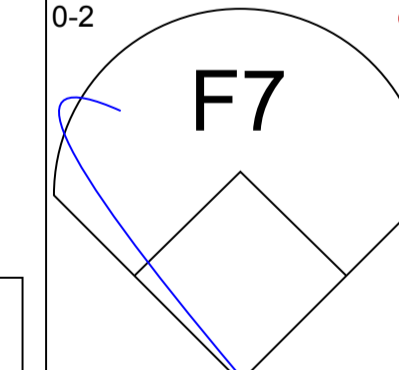
Sat Sep 08 2001, 8:05 PM EDT  
Att. 37,501 - Sunny - 87 F

livebaseballscorecards.com

AB	32
R	3
H	8
RBI	3
BB	3
SO	3
LOB	12





Batter	1	2	3	4	5	6	7	8	9	10	11	12	AB	R	H	RBI	BB	SO	LOB	TOP								
Carlos Febles, R OBP: 0.291, SLG: 0.371 (1, 4)														5	0	0	0	0	2	1								
Neifi Perez, S OBP: 0.309, SLG: 0.401 (1, 6)														5	0	1	0	0	0	1								
Carlos Beltrán, S OBP: 0.356, SLG: 0.488 (1, 8)														5	1	2	1	0	0	3								
29 Mike Sweeney, R OBP: 0.374, SLG: 0.565 Brandon Berger, R (9, PR)														4	0	1	0	0	0	1								
Luis Alcega, S OBP: 0.327, SLG: 0.377 (1, 5)														5	0	1	0	0	0	1								
Raul Ibanez, L OBP: 0.370, SLG: 0.507 Dave McCarty, R (9, PH)														3	1	1	0	0	2	1								
Mark Quinn, R OBP: 0.298, SLG: 0.468 (1, 9)														5	1	1	1	0	0	2								
Dee Brown, L OBP: 0.297, SLG: 0.355 (1, 7)														5	0	0	0	0	1	2								
Brent Mayne, L OBP: 0.345, SLG: 0.356 Gregg Zaun, S (10, PH)														2	0	0	1	0	0	1								
														1	0	0	0	1	0	0								
<b>Inning Stats</b>	R: 0 E: 0 K: 14	H: 1 LOB: 1 BB: 0 P: 24	R: 1 E: 0 K: 0 S: 13	H: 2 LOB: 0 BB: 0 P: 17	R: 0 E: 0 K: 0 S: 7	H: 1 LOB: 1 BB: 0 P: 12	R: 0 E: 0 K: 1 S: 7	H: 0 LOB: 0 BB: 0 P: 11	R: 1 E: 1 K: 1 S: 7	H: 0 LOB: 0 BB: 0 P: 10	R: 0 E: 0 K: 1 S: 9	H: 2 LOB: 1 BB: 0 P: 14	R: 0 E: 1 K: 0 S: 8	H: 0 LOB: 0 BB: 0 P: 12	R: 0 E: 0 K: 0 S: 6	H: 0 LOB: 2 BB: 0 P: 8	R: 0 E: 0 K: 0 S: 9	H: 1 LOB: 2 BB: 0 P: 13	R: 0 E: 1 K: 1 S: 12	H: 0 LOB: 2 BB: 1 P: 20	R: 0 E: 0 K: 0 S: 10	H: 0 LOB: 0 BB: 0 P: 13	R: 0 E: 0 K: 0 S: 9	H: 0 LOB: 0 BB: 0 P: 13	1B: 4 2B: 2 3B: 0 HR: 1	SF: 1 SAC: 0 DP: 2 HBP: 0	WP: 0 PB: 0 SB: 1 CS: 0	PA: 45
<b>PITCHER</b>	IP	WLS	BF	H	R	ER	SO	BB	IBB	HBP	BLK	WP	HR	S	P	ERA	WHIP											
Rob Bell, R ERA: 6.55 (1, 1)	8.0		30	6	3	2	4	0	0	0	0	0	1	71	108	2.25	0.750											
Mike Venafro, L ERA: 4.13 (9, 1)	2.0		9	1	0	0	1	1	0	0	0	0	0	21	33	0.00	1.000											
59 Jeff Zimmerman, R ERA: 2.66 (11, 1)	2.0	W	6	0	0	0	0	0	0	0	0	0	0	19	26	0.00	0.000											

**Kansas City Royals @ Texas Rangers**  
The Ballpark at Arlington, Arlington, TX

Sun Sep 09 2001, 3:05 PM EDT  
Att. 24,057 - Overcast - 71 F

AB	43
R	3
H	7
RBI	3
BB	1
SO	5
LOB	15



Batter	1	2	3	4	5	6	7	8	9	10	11	12	AB	R	H	RBI	BB	SO	LOB
Frank Catalanotto, L OBP: 0.404, SLG: 0.520 (1, 7) (12, 3)	1-0 E6 FC4-6 1B		0-1 P5		1-1 G6-3		0-0 1B		1-0 B1-3		4-0 IBB		5	0	2	0	1	0	0
Mike Lamb, L OBP: 0.347, SLG: 0.415 Craig Monroe, R OBP: 0.326, SLG: 0.421 Scott Sheldon, R OBP: 0.238, SLG: 0.346 (1, 5) (9, PR) (10, 5)	1-1 F8		0-0 P3		2-1 G3-1		2-1 F3		0-0 G6-4-3 1B		0-3 K		5	0	1	0	0	0	2
Alex Rodriguez, R OBP: 0.398, SLG: 0.612 (1, 6)	4-1 FC4-6 BB		2-1 1B		0-0 G6-3		1-1 F9		2-2 G6-4-3 1-2f		1-3 K		5	0	1	0	1	1	2
Rafael Palmeiro, L OBP: 0.377, SLG: 0.555 (1, 10)	2-1 FC4-6 1-2f 2-3		3-2 F8		1-2 HR		1-2 G6-3		2-2 P5		3-2 HR		6	2	2	2	0	0	4
Ruben Sierra, S OBP: 0.315, SLG: 0.576 (1, 9) (12, 7)	1-2 F8		1-0 1B 2B		0-0 G1-3		2-1 HR		1-3 K		1-3 K		5	2	2	1	0	1	2
Ricky Ledee, L OBP: 0.306, SLG: 0.368 (1, 8) (12, 7)		2-2 G4-3		1-2 1B 2-H		3-2 10 1B G1-3 1B		3-1 G6-3		1-2 G4-3			5	0	2	1	0	0	0
Carlos Pena, L OBP: 0.313, SLG: 0.083 Chris Magruder, S OBP: 0.400, SLG: 0.400 Bill Haselman, R OBP: 0.333, SLG: 0.435 (1, 3) (11, PR) (12, 2)		0-3 K		1-0 FC5-4 1-2f		0-0 G1-3		3-2 G4-3		4-2 10 SH2-4 BB			4	0	0	0	1	1	2
10 Michael Young, R OBP: 0.310, SLG: 0.429 (1, 4)		3-2 1B		1-2 F9		0-0 1B		4-0 BB		1-1 SH2-4			3	0	2	0	1	0	1
Marcus Jensen, S OBP: 0.067, SLG: 0.067 Gabe Kapler, R OBP: 0.343, SLG: 0.427 (1, 2) (11, PH) (12, 8)		2-1 F8		3-2 F7		2-0 F8		2-3 K		1-0 F7			4	0	0	0	0	1	5

Inning Stats	R: 0	H: 1	E: 1	LOB: 2	K: 0	P: 18	R: 0	H: 1	E: 0	LOB: 1	K: 1	P: 11	R: 0	H: 1	E: 0	LOB: 1	K: 0	P: 14	R: 1	H: 2	E: 1	LOB: 1	K: 0	P: 20	R: 0	H: 0	E: 0	LOB: 0	K: 0	P: 8	R: 1	H: 3	E: 0	LOB: 2	K: 0	P: 16	R: 0	H: 1	E: 0	LOB: 1	K: 0	P: 12	R: 1	H: 1	E: 0	LOB: 1	K: 1	P: 27	R: 0	H: 1	E: 0	LOB: 1	K: 0	P: 11	R: 0	H: 0	E: 0	LOB: 0	K: 1	P: 17	R: 0	H: 0	E: 0	LOB: 2	K: 1	P: 19	R: 1	H: 1	E: 0	LOB: 0	K: 1	P: 12	R: 1	H: 1	E: 0	LOB: 0	K: 1	P: 12	1B: 8	2B: 1	3B: 0	HR: 3	SF: 0	SAC: 1	DP: 1	HBP: 0	WP: 0	PA: 49
--------------	------	------	------	--------	------	-------	------	------	------	--------	------	-------	------	------	------	--------	------	-------	------	------	------	--------	------	-------	------	------	------	--------	------	------	------	------	------	--------	------	-------	------	------	------	--------	------	-------	------	------	------	--------	------	-------	------	------	------	--------	------	-------	------	------	------	--------	------	-------	------	------	------	--------	------	-------	------	------	------	--------	------	-------	------	------	------	--------	------	-------	-------	-------	-------	-------	-------	--------	-------	--------	-------	--------

PITCHER	IP	WLS	BF	H	R	ER	SO	BB	IBB	HBP	BLK	WP	HR	S	P	ERA	WHIP
Jeff Suppan, R ERA: 4.47 (1, 1)	6.1		29	9	2	2	1	1	0	0	0	0	1	60	99	2.84	1.579
Jason Grimsley, R ERA: 2.92 (7, 1)	1.2	B	7	1	1	1	1	1	0	0	0	0	1	19	34	5.40	1.200
Scott Mullen, L ERA: 1.35 (9, 1)	0.1		2	1	0	0	0	0	0	0	0	0	0	2	3	0.00	3.000
Cory Bailey, R ERA: 3.25 (9, 1)	2.0		6	0	0	0	1	1	0	0	0	0	0	24	35	0.00	0.500
Roberto Hernandez, R ERA: 4.34 (11, 1)	1.0	L	5	1	1	1	2	0	1	0	0	0	1	12	21	9.00	1.000


**BOTTOM**

**Kansas City Royals @ Texas Rangers**  
The Ballpark at Arlington, Arlington, TX


Sun Sep 09 2001, 3:05 PM EDT  
Att: 24,057 - Overcast - 71 F

livebaseballscorecards.com

AB	44
R	4
H	12
RBI	4
BB	4
SO	5
LOB	22






Batter	1	2	3	4	5	6	7	8	9	AB R H RBI BB SO LOB	TOP																								
												<b>Cleveland Indians @ Kansas City Royals</b> Kauffman Stadium, Kansas City, MO Tue Sep 11 2001, 7:05 PM CDT <a href="http://livebaseballscorecards.com">livebaseballscorecards.com</a>																							
		<b>AB</b> 0 <b>R</b> 0 <b>H</b> 0 <b>RBI</b> 0 <b>BB</b> 0 <b>SO</b> 0 <b>LOB</b> 0																																	
																																			
Inning Stats		1B: 0 SF: 0 2B: 0 SAC: 0 3B: 0 DP: 0 HR: 0 HBP: 0	WP: 0 PA: 0 PB: 0 SB: 0 CS: 0																																
PITCHER	IP	WLS	BF	H	R	ER	SO	BB	IBB	HBP	BLK	WP	HR	S	P	ERA	WHIP	PITCHER	IP	WLS	BF	H	R	ER	SO	BB	IBB	HBP	BLK	WP	HR	S	P	ERA	WHIP






Batter	1	2	3	4	5	6	7	8	9	AB R H RBI BB SO LOB	TOP																								
												<b>Cleveland Indians @ Kansas City Royals</b> Kauffman Stadium, Kansas City, MO Wed Sep 12 2001, 7:05 PM CDT <a href="http://livebaseballscorecards.com">livebaseballscorecards.com</a>																							
											<b>AB 0</b> <b>R 0</b> <b>H 0</b> <b>RBI 0</b> <b>BB 0</b> <b>SO 0</b> <b>LOB 0</b>																								
																																			
Inning Stats											1B: 0 SF: 0 2B: 0 SAC: 0 3B: 0 DP: 0 HR: 0 HBP: 0 WP: 0 PA: 0 PB: 0 SB: 0 CS: 0																								
PITCHER	IP	WLS	BF	H	R	ER	SO	BB	IBB	HBP	BLK	WP	HR	S	P	ERA	WHIP	PITCHER	IP	WLS	BF	H	R	ER	SO	BB	IBB	HBP	BLK	WP	HR	S	P	ERA	WHIP





Batter	1	2	3	4	5	6	7	8	9	AB R H RBI BB SO LOB	TOP																								
												<b>Cleveland Indians @ Kansas City Royals</b> Kauffman Stadium, Kansas City, MO Thu Sep 13 2001, 1:05 PM CDT <a href="http://livebaseballscorecards.com">livebaseballscorecards.com</a>																							
											<b>AB 0</b> <b>R 0</b> <b>H 0</b> <b>RBI 0</b> <b>BB 0</b> <b>SO 0</b> <b>LOB 0</b>																								
																																			
Inning Stats											1B: 0 SF: 0 2B: 0 SAC: 0 3B: 0 DP: 0 HR: 0 HBP: 0 WP: 0 PA: 0 PB: 0 SB: 0 CS: 0																								
PITCHER	IP	WLS	BF	H	R	ER	SO	BB	IBB	HBP	BLK	WP	HR	S	P	ERA	WHIP	PITCHER	IP	WLS	BF	H	R	ER	SO	BB	IBB	HBP	BLK	WP	HR	S	P	ERA	WHIP

Batter	1	2	3	4	5	6	7	8	9	AB R H RBI BB SO LOB	BOTTOM
--------	---	---	---	---	---	---	---	---	---	----------------------	--------

												<p><b>Cleveland Indians @ Kansas City Royals</b>  Kauffman Stadium, Kansas City, MO  Thu Sep 13 2001, 1:05 PM CDT</p> <p><a href="http://livebaseballscorecards.com">livebaseballscorecards.com</a></p> <p><b>AB 0</b>  <b>R 0</b>  <b>H 0</b>  <b>RBI 0</b>  <b>BB 0</b>  <b>SO 0</b>  <b>LOB 0</b></p> 

<b>Inning Stats</b>	1B: 0	SF: 0	WP: 0	PA: 0
	2B: 0	SAC: 0	PB: 0	
	3B: 0	DP: 0	SB: 0	
	HR: 0	HBP: 0	CS: 0	


PITCHER	IP	WLS	BF	H	R	ER	SO	BB	IBB	HBP	BLK	WP	HR	S	P	ERA	WHIP	PITCHER	IP	WLS	BF	H	R	ER	SO	BB	IBB	HBP	BLK	WP	HR	S	P	ERA	WHIP
---------	----	-----	----	---	---	----	----	----	-----	-----	-----	----	----	---	---	-----	------	---------	----	-----	----	---	---	----	----	----	-----	-----	-----	----	----	---	---	-----	------









Batter	1	2	3	4	5	6	7	8	9	AB R H RBI BB SO LOB	TOP																								
												<b>Kansas City Royals @ Detroit Tigers</b> Comerica Park, Detroit, MI Sat Sep 15 2001, 5:05 PM EDT  <a href="http://livebaseballscorecards.com">livebaseballscorecards.com</a>																							
											<b>AB 0</b> <b>R 0</b> <b>H 0</b> <b>RBI 0</b> <b>BB 0</b> <b>SO 0</b> <b>LOB 0</b>																								
																																			
Inning Stats											1B: 0 SF: 0 WP: 0 PA: 0 2B: 0 SAC: 0 PB: 0 3B: 0 DP: 0 SB: 0 HR: 0 HBP: 0 CS: 0																								
PITCHER	IP	WLS	BF	H	R	ER	SO	BB	IBB	HBP	BLK	WP	HR	S	P	ERA	WHIP	PITCHER	IP	WLS	BF	H	R	ER	SO	BB	IBB	HBP	BLK	WP	HR	S	P	ERA	WHIP











Batter	1	2	3	4	5	6	7	8	9	AB R H RBI BB SO LOB	TOP											
Carlos Febles, R (1, 4) OBP: 0.290, SLG: 0.366	1-0 F8		4-1 BB		1-1 G4-3		0-3 K			3 0 0 0 1 1 1												
Nefti Perez, S (1, 6) OBP: 0.310, SLG: 0.401 4 Angel Berroa, R (7, 6)	1-1 1B 1B		2-3 K		0-0 G5-3			3-2 G4-3		3 0 1 0 0 1 1 1 0 0 0 0 0 0												
Carlos Beltrán, S (1, 8) OBP: 0.357, SLG: 0.488	2-1 1B 29 G5-4-3			1-2 1B PB 29 1B		2-2 P3		2-3 K2-3		4 1 2 0 0 1 0												
29 Mike Sweeney, R (1, 3) OBP: 0.373, SLG: 0.563	3-1 G5-4-3 1-2f			2-2 PB 1B 1B		1-0 F9		1-2 F8		4 0 1 0 0 0 2												
Joe Randa, R (1, 5) OBP: 0.301, SLG: 0.365		2-1 F9		2-2 PB 1B 1-2 2-3		0-0 F9			0-2 F8	4 0 1 0 0 0 0												
Mark Quinn, R (1, 9) OBP: 0.297, SLG: 0.468		0-0 F8		2-3 K			2-0 WP G5-3 2B		2-0 F9	4 1 1 0 0 1 3												
Ken Harvey, R (1, 10)		1-3 K		2-3 K			3-2 G5-3 2-H		2-3 K	4 0 0 1 0 3 3												
Gregg Zaun, S (1, 2) OBP: 0.336, SLG: 0.465			2-2 G6-3		3-3 K 1-2 2-3 3-H		1-3 K			3 0 0 0 0 2 2												
Brandon Berger, R (1, 7)			1-2 F9		3-2 G6-3		4-1 BB			2 0 0 0 1 0 0												
<b>Inning Stats</b>	R: 0 E: 0 K: 0 S: 7	H: 2 LOB: 1 BB: 0 P: 14	R: 0 E: 0 K: 1 S: 7	H: 0 LOB: 0 BB: 0 P: 10	R: 0 E: 0 K: 1 S: 12	H: 0 LOB: 1 BB: 1 P: 21	R: 1 E: 0 K: 3 S: 20	H: 3 LOB: 2 BB: 0 P: 32	R: 0 E: 0 K: 0 S: 8	H: 0 LOB: 0 BB: 0 P: 12	R: 0 E: 0 K: 0 S: 5	H: 0 LOB: 0 BB: 0 P: 8	R: 1 E: 0 K: 2 S: 13	H: 1 LOB: 1 BB: 1 P: 23	R: 0 E: 0 K: 1 S: 9	H: 0 LOB: 0 BB: 0 P: 15	R: 0 E: 0 K: 1 S: 7	H: 0 LOB: 0 BB: 0 P: 11	1B: 5 2B: 1 3B: 0 HR: 0	SF: 0 SAC: 0 DP: 1 HBP: 0	WP: 1 PB: 1 SB: 0 CS: 0	PA: 34
<b>PITCHER</b>	IP WLS BF H R ER SO BB IBB HBP BLK WP HR S P ERA WHIP																					
Chuck Finley, L (1, 1) ERA: 5.66	6.0 W 23 5 1 0 5 1 0 0 0 0 0 0 59 97 0.00 1.000																					
Paul Shuey, R (7, 1) ERA: 2.49	1.0 5 1 1 1 2 1 0 0 0 1 0 13 23 9.00 2.000																					
John Rocker, L (8, 1) ERA: 3.84	1.0 3 0 0 0 1 0 0 0 0 0 0 9 15 0.00 0.000																					
Danys Baez, R (9, 1) ERA: 2.23	1.0 3 0 0 0 1 0 0 0 0 0 0 7 11 0.00 0.000																					

**Kansas City Royals @ Cleveland Indians**  
 Jacobs Field, Cleveland, OH  
 Tue Sep 18 2001, 7:05 PM EDT  
 Att. 34,795 - Cloudy - 70 F

AB	32
R	2
H	6
RBI	1
BB	2
SO	9
LOB	12







Batter	1	2	3	4	5	6	7	8	9	AB R H RBI BB SO LOB	TOP											
Luis Alicea, S OBP: 0.326, SLG: 0.375 (1, 4)	2-1 G3		2-1 P6		2-1 BB 1B		3-1 F8		1-3 K	5 0 1 0 0 1 1												
Nelfi Perez, S OBP: 0.309, SLG: 0.400 (1, 6)	0-0 1B		0-3 K		1-3 K		0-0 F7			4 0 1 0 0 2 1												
Carlos Beltrán, S OBP: 0.358, SLG: 0.489 (1, 8)	2-3 K			0-0 29 1B 2B	4-0 29 G6-4-3 BB			2-1 P4		3 1 1 0 1 1 1												
29 Mike Sweeney, R OBP: 0.372, SLG: 0.560 (1, 3)	3-1 F7			0-1 1B 2B 1B	0-0 G6-4-3			1-0 E5 FC5-4		4 1 1 0 0 0 3												
Raul Ibanez, L OBP: 0.368, SLG: 0.502 (1, 10)		1-2 F8		0-1 2B 1-2 1B		1-3 K		1-0 P6		4 0 1 1 0 1 1												
Joe Randa, R OBP: 0.301, SLG: 0.363 (1, 5)		4-1 BB		0-0 F8		2-3 K		0-0 FC5-4		3 0 0 0 1 1 3												
Dee Brown, L OBP: 0.294, SLG: 0.350 (1, 7)		1-1 F8		0-3 K		2-3 K			1-0 G3	4 0 0 0 0 2 3												
Mark Quinn, R OBP: 0.302, SLG: 0.481 (1, 9)		0-1 G5-3		3-1 2B		1-1 HR			1-1 WP 1B	4 1 3 2 0 0 1												
Brent Mayne, L OBP: 0.340, SLG: 0.351 (1, 2)			1-3 K	3-3 K		2-1 F8			1-3 K	4 0 0 0 0 3 3												
<b>Inning Stats</b>	R: 0 E: 0 K: 1 S: 9	H: 1 LOB: 1 BB: 0 P: 16	R: 0 E: 0 K: 0 S: 8	H: 0 LOB: 1 BB: 1 P: 14	R: 0 E: 0 K: 2 S: 11	H: 0 LOB: 0 BB: 0 P: 14	R: 2 E: 0 K: 2 S: 16	H: 4 LOB: 2 BB: 0 P: 22	R: 0 E: 0 K: 1 S: 6	H: 1 LOB: 1 BB: 1 P: 13	R: 0 E: 0 K: 3 S: 10	H: 0 LOB: 0 BB: 0 P: 15	R: 1 E: 0 K: 0 S: 7	H: 1 LOB: 0 BB: 0 P: 13	R: 0 E: 1 K: 0 S: 5	H: 0 LOB: 1 BB: 0 P: 9	R: 0 E: 0 K: 2 S: 12	H: 1 LOB: 1 BB: 0 P: 16	1B: 5 2B: 2 3B: 0 HR: 1	SF: 0 SAC: 0 DP: 1 HBP: 0	WP: 1 PB: 0 SB: 0 CS: 0	PA: 37
<b>PITCHER</b>	IP WLS BF H R ER SO BB IBB HBP BLK WP HR S P ERA WHIP																					
Bartolo Colon, R ERA: 4.18 (1, 1)	8.0 W 33 7 3 3 9 2 0 0 0 0 1 72 116 3.38 1.125																					
Bob Wickman, R ERA: 2.48 (9, 1)	1.0 4 1 0 0 2 0 0 0 0 1 0 12 16 0.00 1.000																					

Kansas City Royals @ Cleveland Indians  
 Jacobs Field, Cleveland, OH  
 Wed Sep 19 2001, 7:05 PM EDT  
 Att. 31,357 - Cloudy - 68 F

livebaseballscorecards.com

AB	35
R	3
H	8
RBI	3
BB	2
SO	11
LOB	17



Batter	1	2	3	4	5	6	7	8	9	AB	R	H	RBI	BB	SO	LOB
Kenny Lofton, L OBP: 0.333, SLG: 0.415 Milton Bradley, S OBP: 0.288, SLG: 0.336	2-2 F9		3-2 HR 2B	3-1 G1-3		4-0 G4-3 BB		4-2 1B 2B BB		3	2	1	0	2	0	1
Omar Vizquel, S OBP: 0.336, SLG: 0.352 John McDonald, R	1-3 K		1-0 F8		0-1 2B SF7 1B	4-0 G4-3 BB		0-0 2B 1B 1B		4	2	2	0	1	1	1
Roberto Alomar, S OBP: 0.416, SLG: 0.543 Jolbert Cabrera, R OBP: 0.319, SLG: 0.358	3-2 E3 2B		0-2 2-H HR		3-2 BB G5-3 2B	0-1 G4-3		1-1 1-3 3-H 1B 2B		5	4	3	3	0	0	2
Juan Gonzalez, R OBP: 0.387, SLG: 0.622 Karim Garcia, L OBP: 0.407, SLG: 0.833	0-1 1-H 2B		3-0 F8		1-1 G5-3 BB HBP	1-3 K		0-1 G5-3		4	0	1	1	0	1	4
Jim Thome, L OBP: 0.422, SLG: 0.651	4-2 BB		1-3 K		3-2 SF7		4-0 HR BB	0-1 WP WP 1B		2	1	1	3	2	1	0
Ellis Burks, R OBP: 0.358, SLG: 0.536	0-1 G2-3			1-0 G5-3 G4-3 2B	4-1 G5-3 BB		2-2 1-H HR	4-2 FC5 WP BB		3	2	2	2	2	0	2
Marty Cordova, R OBP: 0.357, SLG: 0.505 Dave Roberts, L OBP: 0.400, SLG: 0.600		1-1 L4		2-2 G4-3 G5-3	2-2 G5-3		4-1 G5-4-3 BB	0-2 G5-3		4	0	0	1	1	0	5
Travis Fryman, R OBP: 0.321, SLG: 0.331		1-2 G6-3		1-1 G5-3	1-3 K		0-1 G5-4-3	4-1 FC5 BB		4	0	0	0	1	1	5
Einar Diaz, R OBP: 0.333, SLG: 0.390		0-1 G3-1		1-0 G4-3		0-0 G4-3	1-3 K	1-2 FC5		5	0	0	1	0	1	4

Inning Stats	R	H	E	K	S	R	H	E	K	S	R	H	E	K	S	R	H	E	K	S	R	H	E	K	S										
	1	1	1	16	26	0	0	0	7	9	2	2	0	12	20	1	1	0	9	17	2	2	0	16	30	0	0	2	15	20	3	3	0	21	35

PITCHER	IP	WLS	BF	H	R	ER	SO	BB	IBB	HBP	BLK	WP	HR	S	P	ERA	WHIP
Jeff Suppan, R ERA: 4.55	(1, 1)	4.1	L	24	6	6	4	2	2	0	0	0	0	54	93	8.31	1.846
Doug Henry, R ERA: 5.93	(5, 1)	0.2		2	0	0	0	1	0	0	0	0	0	6	9	0.00	0.000
Cory Bailey, R ERA: 3.21	(6, 1)	1.0		5	0	0	1	2	0	0	0	0	0	6	15	0.00	2.000
Jason Grimsley, R ERA: 3.12	(7, 1)	1.0		5	1	2	1	2	0	0	0	0	1	9	20	18.00	3.000
Roberto Hernandez, R ERA: 4.76	(8, 1)	0.2		8	3	3	0	3	0	0	0	2	0	18	31	40.50	9.000

**BOTTOM**

**Kansas City Royals @ Cleveland Indians**  
 Jacobs Field, Cleveland, OH  
 Wed Sep 19 2001, 7:05 PM EDT  
 Att: 31,357 - Cloudy - 68 F

AB	34
R	11
H	10
RBI	11
BB	9
SO	5
LOB	24



WP	HR	S	P	ERA	WHIP
2	0	3	4	0.00	0.000









Batter	1	2	3	4	5	6	7	8	9	AB	R	H	RBI	BB	SO	LOB	TOP								
Carlos Febles, R (1, 4) OBP: 0.292, SLG: 0.377	1-3 K		1-1 G5-3	3-1 F9		0-0 HR		1-2 G6-3		5	1	1	2	0	1	0									
Nefti Perez, S (1, 6) OBP: 0.313, SLG: 0.402	0-0 29 WP 1B		0-1 29 BB 1B	1-0 1B		1-3 K		0-1 L5		5	0	3	0	0	1	0									
Carlos Beltrán, S (1, 8) OBP: 0.355, SLG: 0.485	1-1 F9		3-2 P3	2-0 F9		2-1 F8		2-3 K		5	0	0	0	0	1	3									
29 Mike Sweeney, R (1, 10) OBP: 0.371, SLG: 0.560	3-2 G5-3		4-2 BB		2-1 F7		2-2 G6-3		2-2 G4-3		4	0	0	0	1	0	1								
Raul Ibanez, L (1, 3) Dave McCarty, R (8, 3) OBP: 0.361, SLG: 0.494 OBP: 0.321, SLG: 0.405		0-3 K	0-3 K		1-0 G4-3		1-3 K			4	0	0	0	0	3	2									
Joe Randa, R (1, 5) OBP: 0.305, SLG: 0.375		2-2 F2		1-2 E SF9 2B	0-1 HR		0-0 1B			4	2	3	1	0	0	0									
Mark Quinn, R (1, 9) OBP: 0.303, SLG: 0.481		2-1 1B		0-1 E1 SF9 HR 1B	0-0 G6-3		3-2 F8			4	1	2	0	0	0	1									
Dee Brown, L (1, 7) OBP: 0.293, SLG: 0.345		2-2 L8		1-0 SF9		0-0 F7		0-0 G4-3		3	0	0	1	0	0	1									
Gregg Zaun, S (1, 2) OBP: 0.351, SLG: 0.534			2-1 HR	0-0 HR		1-0 HR 1B		3-3 K		4	3	3	3	0	1	0									
Inning Stats	R: 0 E: 0 K: 1 S: 10	H: 1 LOB: 1 BB: 0 P: 15	R: 0 E: 0 K: 1 S: 11	H: 1 LOB: 1 BB: 0 P: 17	R: 1 E: 0 K: 1 S: 16	H: 2 LOB: 2 BB: 1 P: 26	R: 3 E: 1 K: 0 S: 13	H: 4 LOB: 1 BB: 0 P: 21	R: 1 E: 0 K: 0 S: 6	H: 1 LOB: 0 BB: 0 P: 9	R: 2 E: 0 K: 1 S: 8	H: 2 LOB: 0 BB: 0 P: 12	R: 0 E: 0 K: 1 S: 13	H: 1 LOB: 1 BB: 0 P: 19	R: 0 E: 0 K: 1 S: 7	H: 0 LOB: 0 BB: 0 P: 11	R: 0 E: 0 K: 1 S: 8	H: 0 LOB: 0 BB: 0 P: 12	1B: 7 2B: 1 3B: 0 HR: 4	SF: 1 SAC: 0 DP: 0 HBP: 0	WP: 1 PB: 0 SB: 0 CS: 0	PA: 40			
PITCHER	IP	WLS	BF	H	R	ER	SO	BB	IBB	HBP	BLK	WP	HR	S	P	ERA	WHIP								
Dan Wright, R (1, 1) ERA: 5.56	5.0		25	9	5	5	3	1	0	0	0	1	3	56	88	9.00	2.000								
Alan Embree, L (6, 1) ERA: 7.95	1.0	B	5	2	2	2	1	0	0	0	0	0	1	8	12	18.00	2.000								
Bob Howry, R (7, 1) ERA: 4.64	2.0		7	1	0	0	2	0	0	0	0	0	0	20	30	0.00	0.500								
Sean Lowe, R (9, 1) ERA: 3.79	1.0	W	3	0	0	0	1	0	0	0	0	0	0	8	12	0.00	0.000								

**Kansas City Royals @ Chicago White Sox**  
Comiskey Park, Chicago, IL  
Fri Sep 21 2001, 8:05 PM EDT  
Att. 15,404 - Overcast - 65 F

livebaseballscorecards.com

AB	38
R	7
H	12
RBI	7
BB	1
SO	7
LOB	8



BOTTOM

Kansas City Royals @ Chicago White Sox  
Comiskey Park, Chicago, IL  
Fri Sep 21 2001, 8:05 PM EDT  
Att. 15,404 - Overcast - 65 F

livebaseballscorecards.com

AB 34  
R 8  
H 11  
RBI 8  
BB 7  
SO 5  
LOB 17



WP: 2 PA: 42  
PB: 0  
SB: 1  
CS: 0

AB R H RBI BB SO LOB

4 2 2 0 1 1 0

4 1 1 1 1 2 4

5 1 3 2 0 0 1

4 0 0 0 1 0 4

4 1 0 0 1 1 3

3 1 2 2 1 0 0

1 1 1 1 0 0 0

2 0 1 0 2 0 0

3 0 0 1 0 0 3

4 0 1 1 0 1 2

1B: 8 SF: 1  
2B: 3 SAC: 0  
3B: 1 DP: 2  
HR: 1 HBP: 0

Batter	1	2	3	4	5	6	7	8	9
Ray Durham, S (1, 4) OBP: 0.338, SLG: 0.460	1-0 F7		2-0 1B 3B		2-2 1B 2B	1-3 K		4-1 BB	
Jose Valentin, S (1, 6) OBP: 0.339, SLG: 0.509	2-2 F7		3-3 K		1-2 1B 1B		4-0 BB	1-3 K	
Magglio Ordonez, R (1, 9) OBP: 0.378, SLG: 0.535	2-1 1B		1-1 1B		1-0 HR 1B		0-1 G1-3		1-0 G6-3
14 Paul Konerko, R (1, 3) OBP: 0.350, SLG: 0.522 Royce Clayton, R (9, PR) OBP: 0.311, SLG: 0.397	0-1 F8		1-2 P4		1-1 F7		0-0 L3-4		4-1 BB
Jose Canseco, R (1, 10) OBP: 0.390, SLG: 0.518		4-2 1B BB	2-2 F8		3-2 F3			1-0 G6-3	3-3 K
Jeff Liefer, L (1, 5) OBP: 0.315, SLG: 0.544 Tony Graffanino, R (8, PR) OBP: 0.379, SLG: 0.410		1-2 WP 1B		2-0 F7	2-2 HR			4-2 F8 WP 1B BB	0-0 1B
Carlos Lee, R (1, 7) OBP: 0.325, SLG: 0.470		4-2 SF8-3-5 BB		4-2 BB	0-1 F7			3-2 E 1B 1B	
Chris Singleton, L (1, 8) OBP: 0.326, SLG: 0.425		1-2 SF8-3-5		1-1 F8		0-1 P8		1-1 F8	
Mark Johnson, L (1, 2) OBP: 0.341, SLG: 0.355		2-3 K		0-0 P6		0-1 F9		2-2 E6 BB 1B	

Inning Stats	R: 0	H: 1	E: 0	LOB: 1	K: 0	BB: 0	S: 10	R: 1	H: 1	E: 0	LOB: 1	K: 1	BB: 2	S: 14	R: 1	H: 2	E: 0	LOB: 1	K: 1	BB: 0	S: 16	R: 0	H: 0	E: 0	LOB: 1	K: 0	BB: 1	S: 7	R: 4	H: 4	E: 0	LOB: 0	K: 0	BB: 0	S: 21	R: 0	H: 0	E: 0	LOB: 0	K: 1	BB: 0	S: 8	R: 0	H: 0	E: 0	LOB: 0	K: 0	BB: 1	S: 3	R: 1	H: 2	E: 1	LOB: 3	K: 1	BB: 2	S: 16	R: 1	H: 1	E: 1	LOB: 1	K: 1	BB: 1	S: 6	1B: 8	SF: 1	2B: 3	SAC: 0	3B: 1	DP: 2	HR: 1	HBP: 0
--------------	------	------	------	--------	------	-------	-------	------	------	------	--------	------	-------	-------	------	------	------	--------	------	-------	-------	------	------	------	--------	------	-------	------	------	------	------	--------	------	-------	-------	------	------	------	--------	------	-------	------	------	------	------	--------	------	-------	------	------	------	------	--------	------	-------	-------	------	------	------	--------	------	-------	------	-------	-------	-------	--------	-------	-------	-------	--------

PITCHER	IP	WLS	BF	H	R	ER	SO	BB	IBB	HBP	BLK	WP	HR	S	P	ERA	WHIP
51 Kris Wilson, R (1, 1) ERA: 5.19	4.0		21	7	5	5	2	3	0	0	0	1	0	56	93	11.25	2.500
Blake Stein, R (5, 1) ERA: 5.16	2.0		7	1	1	1	1	0	0	0	0	0	1	20	27	4.50	0.500
Cory Bailey, R (7, 1) ERA: 3.29	1.1	H	6	1	1	1	0	2	0	0	0	1	0	9	21	6.75	2.250
Jason Grimsley, R (8, 1) ERA: 3.05	0.2	B	4	1	0	0	1	1	0	0	0	0	0	10	18	0.00	3.000
Doug Henry, R (9, 1) ERA: 6.0	0.2	L	4	1	1	1	1	1	0	0	0	0	0	6	14	13.50	3.000

PITCHER	IP	WLS	BF	H	R	ER	SO	BB	IBB	HBP	BLK	WP	HR	S	P	ERA	WHIP
---------	----	-----	----	---	---	----	----	----	-----	-----	-----	----	----	---	---	-----	------





# Kansas City Royals @ Chicago White Sox

Comiskey Park, Chicago, IL

Sat Sep 22 2001, 7:05 PM EDT

Att. 24,307 - Sunny - 74 F

[livebaseballscorecards.com](http://livebaseballscorecards.com)

AB	35
R	5
H	9
RBI	5
BB	8
SO	5
LOB	29



WP	2	PA	47
PB	0		
SB	0		
CS	0		

Batter	1	2	3	4	5	6	7	8	9	10	AB	R	H	RBI	BB	SO	LOB
Ray Durham, S OBP: 0.338, SLG: 0.462 (1, 4)	G4-6-3 BB		F9		1B 3B	K		SH3		E8 SF8	4	2	1	0	1	1	3
Jose Valentin, S OBP: 0.341, SLG: 0.507 Tony Graffanino, R OBP: 0.374, SLG: 0.407 (7, PR) (8, 5)	G4-6-3 1-2f		G3		G5-3 WP 1B		G2-3 14 1B BB	K		SF8 3-H	3	0	1	1	1	0	2
Magglio Ordonez, R OBP: 0.377, SLG: 0.531 (1, 9)	G6-3		F9		G5-3		G2-3	14 BB IBB			4	0	0	0	1	0	3
14 Paul Konerko, R OBP: 0.354, SLG: 0.524 (1, 3)		3B 2B		G6-3			BB BB 1B		1-2 2-3 BB		3	1	2	1	2	0	0
Jeff Liefer, L OBP: 0.313, SLG: 0.535 (1, 10)		F2		G3-1		F8		BB BB	K		4	0	0	0	1	1	6
Carlos Lee, R OBP: 0.326, SLG: 0.471 Aaron Rowand, R OBP: 0.386, SLG: 0.455 (8, 7)		G6-3		1B		FC5-6 1B		F8		G5-3 SH1 HBP	4	0	2	0	0	0	3
Chris Singleton, L OBP: 0.351, SLG: 0.433 (1, 8)				P6						SH1	3	0	2	1	1	0	1
Royce Clayton, R OBP: 0.307, SLG: 0.392 (1, 6)						F9		FC5-6 1-2 2-3f		K	5	0	0	0	0	2	7
Mark Johnson, L OBP: 0.343, SLG: 0.372 (1, 2)				E3 WP		HR		F8		14 BB SH3 BB	4	1	1	1	1	0	3

Inning Stats	R: 0	H: 0	E: 0	K: 0	S: 7	R: 1	H: 2	E: 0	K: 1	S: 14	R: 0	H: 1	E: 0	K: 0	S: 10	R: 0	H: 1	E: 0	K: 0	S: 7	R: 2	H: 3	E: 0	K: 0	S: 12	R: 0	H: 2	E: 0	K: 1	S: 10	R: 1	H: 1	E: 0	K: 1	S: 16	R: 0	H: 0	E: 0	K: 2	S: 14	R: 0	H: 0	E: 0	K: 0	S: 7	R: 1	H: 0	E: 1	K: 0	S: 2	1B: 5	SF: 1	2B: 1	SAC: 2	3B: 2	DP: 1	HR: 1	HBP: 1
WP	2	PA	47																																																							

PITCHER	IP	WLS	BF	H	R	ER	SO	BB	IBB	HBP	BLK	WP	HR	S	P	ERA	WHIP
Mike MacDougal, R ERA: 6.23 (1, 1)	4.1		20	6	3	3	1	1	0	0	0	1	1	46	70	6.23	1.615
Jeff Austin, R ERA: 5.16 (5, 1)	2.0		11	3	1	1	1	2	0	0	0	1	0	22	41	4.50	2.500
Brad Voyles, R ERA: (7, 1)	0.1		2	0	0	0	0	1	0	0	0	0	0	3	8	0.00	3.000
Scott Mullen, L ERA: 2.7 (7, 1)	0.0		1	0	0	0	0	1	0	0	0	0	0	1	5	∞	∞
Cory Bailey, R ERA: 3.27 (7, 1)	0.1		1	0	0	0	1	0	0	0	0	0	0	4	5	0.00	0.000

PITCHER	IP	WLS	BF	H	R	ER	SO	BB	IBB	HBP	BLK	WP	HR	S	P	ERA	WHIP
Doug Henry, R ERA: 5.84 (8, 1)	2.0		10	0	0	0	2	2	1	1	0	0	0	21	49	0.00	1.000
Blake Stein, R ERA: 5.14 (10, 1)	0.1	L	2	0	1	0	0	0	0	0	0	0	0	2	4	0.00	0.000



Batter	1	2	3	4	5	6	7	8	9	AB R H RBI BB SO LOB	TOP
<b>Carlos Febles, R</b> (1, 4) OBP: 0.289, SLG: 0.371 B F C B B F X	3-3 		2-1 			1-0 		2-1 		4 0 0 0 0 1 1	<b>Kansas City Royals @ Chicago White Sox</b> Comiskey Park, Chicago, IL Sun Sep 23 2001, 2:05 PM EDT Att. 19,014 - Overcast - 63 F
<b>Neifi Perez, S</b> (1, 6) OBP: 0.311, SLG: 0.399 <b>4 Angel Berroa, R</b> (6, 6) B C C F X	1-2 			0-0 		2-2 		1-0 		3 0 1 0 0 0 0 1 0 0 0 0 0 1	
<b>Carlos Beltrán, S</b> (1, 8) OBP: 0.353, SLG: 0.480 B F X	1-1 			0-0 		2-2 		1-3 		4 0 0 0 0 1 3	
<b>29 Mike Sweeney, R</b> (1, 10) OBP: 0.368, SLG: 0.553 <b>A.J. Hinch, R</b> (9, PH) OBP: 0.227, SLG: 0.333 B C X	1-1 			1-0 			0-3 		0-3 	3 0 0 0 0 1 2 1 0 0 0 0 1 0	
<b>Joe Randa, R</b> (1, 5) OBP: 0.308, SLG: 0.375 X		0-1 			0-0 		0-1 		2-0 	4 0 1 0 0 0 0	
<b>Mark Quinn, R</b> (1, 9) OBP: 0.304, SLG: 0.485 B B B B B B X		2-2 			1-2 		0-0 		0-2 	4 1 2 1 0 0 1	
<b>Ken Harvey, R</b> (1, 3) OBP: 0.143, SLG: 0.143 B B B B X		2-2 			0-0 		0-0 			3 0 1 0 0 0 2	
<b>Brandon Berger, R</b> (1, 7) OBP: 0.429, SLG: 0.833 B C X			1-1 		0-0 			1-2 		3 1 2 1 0 0 1	
<b>Héctor Ortiz, R</b> (1, 2) OBP: 0.294, SLG: 0.301 X			0-0 		0-1 			0-2 		3 0 1 0 0 0 2	
<b>Inning Stats</b>	R: 0 H: 0 E: 1 LOB: 1 K: 1 BB: 0 S: 12 P: 18	R: 0 H: 1 E: 0 LOB: 0 K: 0 BB: 0 S: 10 P: 14	R: 0 H: 1 E: 0 LOB: 0 K: 0 BB: 0 S: 5 P: 8	R: 0 H: 1 E: 0 LOB: 0 K: 0 BB: 0 S: 3 P: 4	R: 1 H: 2 E: 0 LOB: 1 K: 0 BB: 0 S: 8 P: 9	R: 0 H: 0 E: 0 LOB: 0 K: 0 BB: 0 S: 7 P: 12	R: 0 H: 1 E: 0 LOB: 1 K: 1 BB: 0 S: 7 P: 7	R: 1 H: 2 E: 0 LOB: 1 K: 1 BB: 0 S: 14 P: 19	R: 0 H: 0 E: 0 LOB: 0 K: 1 BB: 0 S: 7 P: 9	1B: 6 SF: 0 2B: 0 SAC: 0 3B: 0 DP: 3 HR: 2 HBP: 0	WP: 0 PA: 33 PB: 0 SB: 0 CS: 0
<b>PITCHER</b> <b>56 Mark Buehrle, L</b> (1, 1) ERA: 3.37 <b>Matt Ginter, R</b> (9, 1) ERA: 5.97	IP WLS BF H R ER SO BB IBB HBP BLK WP HR S P ERA WHIP 8.0 W 30 8 2 2 3 0 0 0 0 0 0 2 66 91 2.25 1.000 1.0 3 0 0 0 1 0 0 0 0 0 0 0 7 9 0.00 0.000	<b>PITCHER</b> IP WLS BF H R ER SO BB IBB HBP BLK WP HR S P ERA WHIP									

AB	33
R	2
H	8
RBI	2
BB	0
SO	4
LOB	13



Batter	1	2	3	4	5	6	7	8	9
Ray Durham, S OBP: 0.339, SLG: 0.463 (1, 4)	3-3 K		2-1 HR 1B		1-0 2B	2-0 L7		1-0 F8	
Jose Valentin, S OBP: 0.341, SLG: 0.509 (1, 5) Tony Graffanino, R OBP: 0.369, SLG: 0.401 (6, 5)	1-3 K		2-3 K		1-2 BB 2B	3-3 K		0-1 G3	
Magglio Ordonez, R OBP: 0.377, SLG: 0.537 (1, 9) Aaron Rowand, R OBP: 0.386, SLG: 0.455 (9, 9)	3-3 K		1-1 HR		0-0 F8	1-0 2B		0-1 G6-3	
14 Paul Konerko, R OBP: 0.353, SLG: 0.521 (1, 3)		2-0 F5	4-0 WP BB		2-2 G6-3	1-2 F8			
Jose Canseco, R OBP: 0.388, SLG: 0.511 (1, 10)		0-2 F9	1-2 F9		4-1 BB HBP 2B BB		2-1 G6-3		
Carlos Lee, R OBP: 0.326, SLG: 0.468 (1, 7)		3-3 K	3-2 G6-3		3-2 BB 2B HBP		3-2 G4-3		
Chris Singleton, L OBP: 0.332, SLG: 0.435 (1, 8)			0-1 1B 2B	0-0 F8	4-1 2B BB		0-1 F7		
Royce Clayton, R OBP: 0.311, SLG: 0.396 (1, 6)			2-2 1B BB HR 1B	0-3 K	0-2 2B		4-0 G3 BB BB		
Josh Paul, R OBP: 0.293, SLG: 0.352 (1, 2)			4-2 1B HR BB	1-1 P3	0-2 G6-3		4-1 G3 BB		

Inning Stats	R: 0	H: 0	E: 0	K: 3	S: 12	R: 0	H: 0	E: 0	K: 1	S: 7	R: 5	H: 4	E: 0	K: 1	S: 22	R: 0	H: 0	E: 0	K: 1	S: 6	R: 5	H: 3	E: 0	K: 0	S: 18	R: 0	H: 1	E: 0	K: 1	S: 9	R: 0	H: 0	E: 0	K: 0	S: 7	R: 0	H: 0	E: 0	K: 0	S: 6
	LOB: 0	BB: 0	LOB: 0	BB: 0	P: 19	LOB: 0	BB: 0	LOB: 0	BB: 0	P: 12	LOB: 1	BB: 2	LOB: 0	BB: 0	P: 7	LOB: 1	BB: 2	LOB: 0	BB: 0	P: 7	LOB: 3	BB: 2	LOB: 1	BB: 2	LOB: 0	BB: 0	P: 16	LOB: 0	BB: 0	P: 12	LOB: 2	BB: 2	LOB: 0	BB: 2	LOB: 2	BB: 2	LOB: 15			

PITCHER	IP	WLS	BF	H	R	ER	SO	BB	IBB	HBP	BLK	WP	HR	S	P	ERA	WHIP
Chad Durbin, R ERA: 5.02 (1, 1)	4.0	L	20	6	7	7	6	2	0	0	0	1	1	51	84	15.75	2.000
Brad Voyles, R ERA: 6.23 (5, 1)	2.0		11	2	3	3	1	2	0	1	0	0	0	23	43	13.50	2.000
Scott Mullen, L ERA: 2.08 (7, 1)	2.0		8	0	0	0	0	2	0	0	0	0	0	13	27	0.00	1.000

**BOTTOM**


**Kansas City Royals @ Chicago White Sox**  
Comiskey Park, Chicago, IL

Sun Sep 23 2001, 2:05 PM EDT  
Att: 19,014 - Overcast - 63 F

AB	R	H	RBI	BB	SO	LOB
5	2	2	0	0	1	2
3	1	1	1	0	2	3
2	0	0	0	0	1	2
5	1	2	4	0	1	3
0	0	0	0	0	0	0
3	0	0	0	1	0	2
3	1	0	0	1	0	1
3	1	0	0	0	1	1
3	2	1	1	1	0	0
3	1	2	4	1	1	0
2	1	0	0	2	0	1


AB	32
R	10
H	8
RBI	10
BB	6
SO	7
LOB	15

WP: 1 PA: 39  
PB: 0  
SB: 0  
CS: 0



PITCHER	IP	WLS	BF	H	R	ER	SO	BB	IBB	HBP	BLK	WP	HR	S	P	ERA	WHIP
Chad Durbin, R ERA: 5.02 (1, 1)	4.0	L	20	6	7	7	6	2	0	0	0	1	1	51	84	15.75	2.000
Brad Voyles, R ERA: 6.23 (5, 1)	2.0		11	2	3	3	1	2	0	1	0	0	0	23	43	13.50	2.000
Scott Mullen, L ERA: 2.08 (7, 1)	2.0		8	0	0	0	0	2	0	0	0	0	0	13	27	0.00	1.000



Batter	1	2	3	4	5	6	7	8	9	AB R H RBI BB SO LOB	TOP	
Jose Macias, S OBP: 0.315, SLG: 0.400 (1, 8)	F9		S 1B	P5		SH2-3 1-2		G4-3		4 0 1 0 0 0 2		
Damion Easley, R OBP: 0.328, SLG: 0.387 (1, 4)	BB		K		G3-1 2B HBP	K		K2-3		3 1 0 0 1 3 2		
Bobby Higginson, L OBP: 0.363, SLG: 0.435 (1, 7)	F8		G4-3		G3-1	G3-1		F7		5 0 0 0 0 0 4		
Randall Simon, L OBP: 0.330, SLG: 0.408 (1, 10)	F9			E4 FC5 BB	BB 2B			F8		5 0 1 1 0 0 1		
Shane Halter, R OBP: 0.335, SLG: 0.461 (1, 5)				F9 43 2B BB	BB 1B			K		3 1 2 0 1 1 0		
Eric Munson, L OBP: 0.208, SLG: 0.333 (1, 3)			K	FC5 43 2B	K			K		4 1 0 0 0 3 5		
Deivi Cruz, R OBP: 0.280, SLG: 0.362 (1, 6)			K	F9	BB			WP S BB		2 0 0 0 2 1 3	AB 33 R 4 H 6 RBI 4 BB 4 SO 11 LOB 23	
43 Chris Wakeland, L OBP: 0.276, SLG: 0.517 (1, 9)			K	1B 2B	P6			K		4 1 1 2 0 2 5		
Javier Cardona, R OBP: 0.292, SLG: 0.376 (1, 2)			F7	1B	SH2-3 HBP			K2-3		3 0 1 1 0 1 1		
<b>Inning Stats</b>	R: 0 E: 0 K: 0 S: 12 H: 0 LOB: 1 BB: 1 P: 22	R: 0 E: 0 K: 3 S: 13 H: 1 LOB: 1 BB: 0 P: 19	R: 0 E: 0 K: 1 S: 9 H: 1 LOB: 1 BB: 0 P: 14	R: 3 E: 1 K: 0 S: 12 H: 2 LOB: 1 BB: 1 P: 20	R: 1 E: 0 K: 1 S: 16 H: 2 LOB: 3 BB: 1 P: 30	R: 0 E: 0 K: 1 S: 6 H: 0 LOB: 1 BB: 0 P: 10	R: 0 E: 0 K: 2 S: 8 H: 0 LOB: 0 BB: 0 P: 12	R: 0 E: 0 K: 2 S: 7 H: 0 LOB: 1 BB: 1 P: 13	R: 0 E: 0 K: 1 S: 6 H: 0 LOB: 0 BB: 0 P: 8	1B: 3 2B: 3 3B: 0 HR: 0 SF: 0 SAC: 1 DP: 0 HBP: 2	WP: 1 PB: 0 SB: 3 CS: 0 PA: 40	
<b>PITCHER</b>	IP WLS BF H R ER SO BB IBB HBP BLK WP HR S P ERA WHIP											
Jeff Suppan, R ERA: 4.49 (1, 1)	5.0 L 26 6 4 1 5 3 0 1 0 0 0 62 105 1.80 1.800											
Dan Reichert, R ERA: 5.52 (6, 1)	3.0 11 0 0 0 5 1 0 1 0 1 0 21 35 0.00 0.333											
Roberto Hernandez, R ERA: 4.6 (9, 1)	1.0 3 0 0 0 1 0 0 0 0 0 0 6 8 0.00 0.000											

Detroit Tigers @ Kansas City Royals  
Kauffman Stadium, Kansas City, MO

Mon Sep 24 2001, 7:05 PM CDT  
Att. 12,152 - Sunny - 58 F

livebaseballscorecards.com

Batter	1	2	3	4	5	6	7	8	9	AB	R	H	RBI	BB	SO	LOB
Carlos Febles, R OBP: 0.293, SLG: 0.371 (1, 4)	FC3-6 BB	FC6-4 1-2f					F7			3	0	1	0	1	0	1
Neifi Perez, S OBP: 0.309, SLG: 0.396 (1, 6)	FC3-6 1B 29 2B		F8				1B			4	1	0	0	0	1	3
Carlos Beltrán, S OBP: 0.354, SLG: 0.482 (1, 8)	1-2 29 2B 1B		1-3 K				G1-3			4	1	2	0	0	1	2
29 Mike Sweeney, R OBP: 0.369, SLG: 0.554 (1, 3)	2-1 2B		0-2 F9				L5-3 BB			3	0	1	2	1	0	1
Raul Ibanez, L OBP: 0.364, SLG: 0.488 (1, 10)	2-3 K		1-2 G5-4-3 1B				L5-3 1-2			3	0	1	0	1	1	2
Joe Randa, R OBP: 0.307, SLG: 0.375 (1, 5)	0-1 G1-3		1-0 G5-4-3 1-2f				2-0 1B			4	0	1	0	0	0	4
Mark Quinn, R OBP: 0.302, SLG: 0.481 (1, 9)			0-1 G5-3				0-1 F9			4	0	0	0	0	0	1
Brandon Berger, R OBP: 0.300, SLG: 0.556 (1, 7)			2-0 F8				3-3 K			3	0	0	0	0	2	0
Luis Alicea, S OBP: 0.325, SLG: 0.374 (9, PH)										1	0	0	0	0	0	0
Brent Mayne, L OBP: 0.340, SLG: 0.354 (1, 2)			2-1 FC6-4 1B				3-1 1B 1B			4	0	2	0	0	0	0

Inning Stats	R: 2	H: 2	E: 0	K: 1	S: 16	LOB: 1	BB: 1	P: 25	R: 0	H: 1	E: 0	K: 0	S: 6	LOB: 1	BB: 0	P: 11	R: 0	H: 0	E: 0	K: 1	S: 10	LOB: 0	BB: 0	P: 12	R: 0	H: 1	E: 0	K: 0	S: 6	LOB: 0	BB: 0	P: 8	R: 0	H: 2	E: 0	K: 2	S: 13	LOB: 2	BB: 0	P: 19	R: 0	H: 1	E: 0	K: 0	S: 5	LOB: 1	BB: 1	P: 11	R: 0	H: 0	E: 0	K: 1	S: 7	LOB: 0	BB: 0	P: 11	R: 0	H: 1	E: 0	K: 0	S: 14	LOB: 2	BB: 1	P: 21	R: 0	H: 0	E: 0	K: 0	S: 8	LOB: 0	BB: 0	P: 12	1B: 6	2B: 3	3B: 0	HR: 0	SF: 0	SAC: 0	DP: 2	HBP: 0	WP: 0	PA: 36
--------------	------	------	------	------	-------	--------	-------	-------	------	------	------	------	------	--------	-------	-------	------	------	------	------	-------	--------	-------	-------	------	------	------	------	------	--------	-------	------	------	------	------	------	-------	--------	-------	-------	------	------	------	------	------	--------	-------	-------	------	------	------	------	------	--------	-------	-------	------	------	------	------	-------	--------	-------	-------	------	------	------	------	------	--------	-------	-------	-------	-------	-------	-------	-------	--------	-------	--------	-------	--------


PITCHER	IP	WLS	BF	H	R	ER	SO	BB	IBB	HBP	BLK	WP	HR	S	P	ERA	WHIP
Steve Sparks, R ERA: 3.83 (1, 1)	8.0	W	33	8	2	2	5	3	0	0	0	0	0	77	118	2.25	1.375
Matt Anderson, R ERA: 4.67 (9, 1)	1.0	S	3	0	0	0	0	0	0	0	0	0	0	8	12	0.00	0.000

**BOTTOM**

**Detroit Tigers @ Kansas City Royals**  
Kauffman Stadium, Kansas City, MO

Mon Sep 24 2001, 7:05 PM CDT  
Att: 12,152 - Sunny - 58 F

AB	33
R	2
H	8
RBI	2
BB	3
SO	5
LOB	14



livebaseballscorecards.com



Batter	1	2	3	4	5	6	7	8	9	AB R H RBI BB SO LOB	TOP										
Jose Macias, S (1, 8) OBP: 0.318, SLG: 0.401	0-1 E6 HR 1B	0-0 S 1B 1B		0-0 CS 1B			2-1 P6		4-0 BB 1-2 2-3 BB	4 2 2 0 1 0 0											
Damion Easley, R (1, 4) OBP: 0.328, SLG: 0.387	2-2 HR 1B	3-2 FC6-4 1-H 1B		1-1 CS 1-2	1-0 F7		2-2 G5-3		2-2 SF8	4 1 2 2 0 0 0											
Bobby Higginson, L (1, 7) OBP: 0.363, SLG: 0.439	1-0 HR 1-H 2-H	4-1 FC6-4 BB			2-2 G3-1			1-0 F2	0-3 K	4 1 1 3 1 1 2											
Shane Halter, R (1, 5) OBP: 0.332, SLG: 0.457	1-2 F9	2-2 FC6-4 1-2 2-3			0-2 G1-3			2-2 F8		4 0 0 0 0 0 2											
Randall Simon, L (1, 10) OBP: 0.333, SLG: 0.424	2-1 G4-3			2-2 F8		3-2 HR		1-0 1B		4 1 2 1 0 0 0											
Deivi Cruz, R (1, 6) OBP: 0.280, SLG: 0.361	1-1 1B			2-3 K		0-2 F9		0-3 K		4 0 1 0 0 2 1											
Eric Munson, L (1, 3) OBP: 0.214, SLG: 0.321	0-0 P4			1-3 K		0-3 K			0-2 BB SF8 1B 1B	4 0 1 0 0 2 1 0 1 0 0 0 0 0											
Ryan Jackson, L (9, PR) OBP: 0.242, SLG: 0.330																					
Wendell Magee, R (1, 9) OBP: 0.283, SLG: 0.369		1-1 F8			2-1 F8		2-1 G5-3		1-1 BB 1-2 1B	4 0 1 0 0 0 0											
15 Brandon Inge, R (1, 2) OBP: 0.228, SLG: 0.243		3-2 F9			2-2 G5-3		3-2 F9		1-3 K	4 0 0 0 0 1 2											
<b>Inning Stats</b>	R: 3 E: 1 K: 0 S: 15	H: 3 LOB: 1 BB: 0 P: 22	R: 1 E: 0 K: 0 S: 14	H: 2 LOB: 2 BB: 1 P: 27	R: 0 E: 0 K: 2 S: 12	H: 0 LOB: 0 BB: 0 P: 17	R: 0 E: 0 K: 0 S: 7	H: 1 LOB: 0 BB: 0 P: 12	R: 0 E: 0 K: 1 S: 13	H: 0 LOB: 0 BB: 0 P: 18	R: 0 E: 0 K: 0 S: 9	H: 0 LOB: 0 BB: 0 P: 16	R: 0 E: 0 K: 1 S: 10	H: 1 LOB: 1 BB: 0 P: 14	R: 1 E: 0 K: 2 S: 15	H: 2 LOB: 2 BB: 1 P: 23	1B: 8 2B: 0 3B: 0 HR: 2	SF: 1 SAC: 0 DP: 0 HBP: 0	WP: 0 PB: 0 SB: 1 CS: 1	PA: 40	
<b>PITCHER</b>	IP WLS BF H R ER SO BB IBB HBP BLK WP HR S P ERA WHIP																			<b>PITCHER</b>	IP WLS BF H R ER SO BB IBB HBP BLK WP HR S P ERA WHIP
Chris George, L (1, 1) ERA: 5.84	6.0 L 26 7 5 4 3 1 0 0 0 0 2 69 107 6.00 1.333																				
Jeff Austin, R (7, 1) ERA: 4.74	2.0 7 1 0 0 1 0 0 0 0 0 0 0 19 30 0.00 0.500																				
Cory Bailey, R (9, 1) ERA: 3.36	1.0 6 2 1 1 2 1 0 0 0 0 0 0 15 23 9.00 3.000																				

Detroit Tigers @ Kansas City Royals  
Kauffman Stadium, Kansas City, MO

Tue Sep 25 2001, 7:05 PM CDT  
Att. 11,160 - Sunny - 68 F

livebaseballscorecards.com

AB 36  
R 6  
H 10  
RBI 6  
BB 2  
SO 6  
LOB 8



Batter	1	2	3	4	5	6	7	8	9	AB	R	H	RBI	BB	SO	LOB
Carlos Febles, R OBP: 0.298, SLG: 0.375 (1, 4)	0-1 29 1B 1B		0-2 G1-3			0-2 F9		1-1 G3 4 1B 1B	1-1 WP 2B 1B	5	1	3	0	0	0	0
4 Angel Berroa, R OBP: 0.167, SLG: 0.167 Gregg Zaun, S OBP: 0.357, SLG: 0.528 Donnie Sadler, R OBP: 0.245, SLG: 0.213 (1, 6)	1-3 K		2-2 F9			1-0 F8		0-1 G3 1B	4-2 2B BB	4	0	1	0	0	1	1
Carlos Beltrán, S OBP: 0.354, SLG: 0.487 (1, 8)	0-1 F8				2-2 G3	3-1 29 1B 3B		1-0 G3	1-1 2B	5	1	2	2	0	0	3
29 Mike Sweeney, R OBP: 0.373, SLG: 0.557 (1, 3)	3-2 1B				1-0 G6-3 2B	2-2 1B 1B		4-1 BB	3-0 F9	4	0	3	1	1	0	3
Raul Ibanez, L OBP: 0.362, SLG: 0.484 (1, 10)	1-1 F7				1-1 G6-3	3-2 1B		2-0 L7		4	0	1	0	0	0	6
Joe Randa, R OBP: 0.309, SLG: 0.380 (1, 5)		2-2 G6-4-3 HBP			1-1 F2			0-3 K	2-1 HR	3	1	1	1	0	1	1
Mark Quinn, R OBP: 0.299, SLG: 0.476 (1, 9)		1-0 G6-4-3			0-3 K			1-2 G3	0-2 F7	4	0	0	0	0	1	1
Dee Brown, L OBP: 0.286, SLG: 0.336 (1, 7)		1-0 F8			1-3 K			1-0 F9	1-3 K	4	0	0	0	0	2	0
Brent Mayne, L OBP: 0.339, SLG: 0.350 (1, 2)			2-1 F7		0-2 G4-3			0-0 F8	4-1 WP 1B 2B BB	3	1	0	0	1	0	0

Inning Stats	R: 0	H: 2	E: 0	K: 1	S: 12	R: 0	H: 0	E: 0	K: 0	S: 4	R: 0	H: 0	E: 0	K: 0	S: 11	R: 0	H: 1	E: 0	K: 0	S: 8	R: 0	H: 0	E: 0	K: 2	S: 11	R: 1	H: 3	E: 0	K: 0	S: 12	R: 0	H: 0	E: 0	K: 1	S: 9	R: 0	H: 2	E: 0	K: 0	S: 8	R: 3	H: 3	E: 0	K: 1	S: 16	1B: 7	2B: 2	3B: 1	SF: 0	SAC: 0	DP: 1	HBP: 1	WP: 1	PA: 40
--------------	------	------	------	------	-------	------	------	------	------	------	------	------	------	------	-------	------	------	------	------	------	------	------	------	------	-------	------	------	------	------	-------	------	------	------	------	------	------	------	------	------	------	------	------	------	------	-------	-------	-------	-------	-------	--------	-------	--------	-------	--------

PITCHER	IP	WLS	BF	H	R	ER	SO	BB	IBB	HBP	BLK	WP	HR	S	P	ERA	WHIP
Jose Lima, R ERA: 5.39 (1, 1)	7.1	W	29	8	1	1	4	0	0	1	0	0	0	72	103	1.23	1.091
Danny Patterson, R ERA: 3.06 (8, 1)	0.2	H	3	0	0	0	0	1	0	0	0	0	0	3	10	0.00	1.500
Victor Santos, R ERA: 3.55 (9, 1)	0.2		5	2	3	3	1	1	0	0	0	0	1	11	19	40.50	4.500
Matt Anderson, R ERA: 4.64 (9, 1)	0.1	S	3	1	0	0	0	1	0	0	0	1	0	5	13	0.00	6.000

BOTTOM

Detroit Tigers @ Kansas City Royals  
Kauffman Stadium, Kansas City, MO  
Tue Sep 25 2001, 7:05 PM CDT  
Att: 11,160 - Sunny - 68 F

livebaseballscores.com

AB	36
R	4
H	11
RBI	4
BB	3
SO	5
LOB	15





Batter	1	2	3	4	5	6	7	8	9	AB R H RBI BB SO LOB	TOP											
Jose Macias, S (1, 8) OBP: 0.319, SLG: 0.401	1-2 E HR 1B	0-2 P4		1-3 K		3-1 BB 1B		0-0 G4-3 2-3		5 1 2 1 0 1 1												
Damion Easley, R (1, 4) OBP: 0.326, SLG: 0.384	2-2 E5 HR 1-3		2-3 K		1-1 F2	1-3 K		0-0 G5-3		5 1 0 0 0 2 3												
Bobby Higginson, L (1, 7) OBP: 0.364, SLG: 0.437	4-0 HR BB		3-2 F9		2-1 G3-1	4-1 1-2 BB		2-1 F8		3 1 0 0 2 0 1												
Randall Simon, L (1, 10) OBP: 0.339, SLG: 0.441	0-2 1-H 2-H 3-H HR		1-0 BB 1B 1B		1-1 1B 1B	0-1 L7		0-2 L4		5 1 3 4 0 0 2												
Shane Halter, R (1, 5) OBP: 0.337, SLG: 0.459	3-2 L8		1-1 BB 1-2 1B		1-0 1-2 1B		4-2 BB	0-1 1B		4 0 3 0 1 0 0												
Eric Munson, L (1, 3) OBP: 0.242, SLG: 0.344	1-1 43 PC 2B		4-2 FC5-4 1-2 2-3 BB		3-3 K		0-0 F9	2-2 F7		4 0 1 0 1 1 4												
Deivi Cruz, R (1, 6) OBP: 0.279, SLG: 0.367	2-1 L8		0-1 FC5-4 1-2f			0-0 HR	1-3 K	0-2 F9		5 1 1 1 0 1 6												
43 Chris Wakeland, L (1, 9) OBP: 0.273, SLG: 0.515	2 SAFE 0-0 PO 2-3	0-3 K		1-3 K		0-0 1B 2B	1-3 K			4 1 1 0 0 3 1												
15 Brandon Inge, R (1, 2) OBP: 0.228, SLG: 0.249		2-3 K		3-3 K		2-0 F8		1-0 G4-3 2B		4 0 1 0 0 2 1												
<b>Inning Stats</b>	R: 4 E: 1 K: 0 S: 19	H: 3 LOB: 0 BB: 1 P: 32	R: 0 E: 0 K: 2 S: 10	H: 0 LOB: 0 BB: 0 P: 12	R: 0 E: 0 K: 1 S: 15	H: 2 LOB: 3 BB: 1 P: 26	R: 0 E: 0 K: 3 S: 11	H: 0 LOB: 0 BB: 0 P: 16	R: 0 E: 0 K: 1 S: 10	H: 2 LOB: 2 BB: 0 P: 18	R: 2 E: 0 K: 1 S: 12	H: 3 LOB: 2 BB: 1 P: 22	R: 0 E: 0 K: 2 S: 10	H: 0 LOB: 1 BB: 1 P: 16	R: 0 E: 0 K: 0 S: 5	H: 1 LOB: 1 BB: 0 P: 8	R: 0 E: 0 K: 0 S: 13	H: 1 LOB: 1 BB: 0 P: 15	1B: 7 2B: 3 3B: 0 HR: 2	SF: 0 SAC: 0 DP: 0 HBP: 0	WP: 0 PB: 0 SB: 0 CS: 0	PA: 44
<b>PITCHER</b>	IP WLS BF H R ER SO BB IBB HBP BLK WP HR S P ERA WHIP																					
Blake Stein, R (1, 1) ERA: 5.15	5.0 W 24 7 4 3 7 2 0 0 0 0 0 1 65 104 5.40 1.800																					
Doug Henry, R (6, 1) ERA: 6.03	0.2 5 3 2 2 1 0 0 0 0 0 0 1 9 15 27.00 4.500																					
Scott Mullen, L (6, 1) ERA: 2.0	0.1 H 2 0 0 0 0 1 0 0 0 0 0 0 3 7 0.00 3.000																					
Brad Voyles, R (7, 1) ERA: 4.26	2.0 H 8 1 0 0 2 1 0 0 0 0 0 0 15 24 0.00 1.000																					
Roberto Hernandez, R (9, 1) ERA: 4.52	1.0 S 4 1 0 0 0 0 0 0 0 0 0 0 13 15 0.00 1.000																					

Detroit Tigers @ Kansas City Royals  
Kauffman Stadium, Kansas City, MO

Wed Sep 26 2001, 7:05 PM CDT  
Att: 11,097 - Sunny - 58 F

livebaseballscorecards.com

AB	39
R	6
H	12
RBI	6
BB	4
SO	10
LOB	19







**Detroit Tigers @ Kansas City Royals**  
 Kauffman Stadium, Kansas City, MO

Thu Sep 27 2001, 7:05 PM CDT  
 Att. 11,978 - Sunny - 65 F

[livebaseballscorecards.com](http://livebaseballscorecards.com)

<b>AB</b>	<b>37</b>
<b>R</b>	<b>7</b>
<b>H</b>	<b>11</b>
<b>RBI</b>	<b>7</b>
<b>BB</b>	<b>6</b>
<b>SO</b>	<b>8</b>
<b>LOB</b>	<b>19</b>



<b>WP</b>	<b>1</b>	<b>PA</b>	<b>44</b>
<b>PB</b>	<b>0</b>		
<b>SB</b>	<b>2</b>		
<b>CS</b>	<b>0</b>		

Batter	1	2	3	4	5	6	7	8	9	AB	R	H	RBI	BB	SO	LOB
<b>Jose Macias, S</b> (1, 8) OBP: 0.322, SLG: 0.402	G4-3		G5-3 1B		G4-3		S 2B BB	E 1B		4	1	2	0	1	0	0
<b>Damion Easley, R</b> (1, 4) OBP: 0.325, SLG: 0.384	K		G5-3		L7		1B 3B 2B	E6		5	1	1	1	0	1	4
<b>Bobby Higginson, L</b> (1, 7) OBP: 0.366, SLG: 0.437	G4-3			G4-3 G3 2B BB		WP E 1B	3B 1B	F9		4	3	2	0	1	0	3
<b>Randall Simon, L</b> (1, 10) OBP: 0.342, SLG: 0.456		G3		G3		E7 SF9 2B	3B		S BB	4	1	2	3	0	0	1
<b>Ryan Jackson, L</b> (7, PR) OBP: 0.248, SLG: 0.330										0	0	0	0	1	0	0
<b>Shane Halter, R</b> (1, 5) OBP: 0.333, SLG: 0.455		K		G4-3		SF9	K2-3		K	4	0	0	1	0	3	3
<b>Robert Fick, L</b> (1, 9) OBP: 0.344, SLG: 0.488										2	1	1	0	2	1	1
<b>Wendell Magee, R</b> (7, 9) OBP: 0.291, SLG: 0.367		FC6-4 1B		2B BB		FC5-4 BB	K		K	1	0	0	0	0	1	1
<b>Deivi Cruz, R</b> (1, 6) OBP: 0.280, SLG: 0.368		FC6-4			FC5-4			G6-3		4	0	1	2	1	0	2
<b>Eric Munson, L</b> (1, 3) OBP: 0.211, SLG: 0.297			G3		F9			G4-3		5	0	0	0	0	1	4
<b>Mike Rivera, R</b> (1, 2) OBP: 0.250, SLG: 0.250										4	0	2	0	0	1	0
<b>15 Brandon Inge, R</b> (8, PR) OBP: 0.228, SLG: 0.249			G5-3 1B		K		G6-3	E 1B		0	0	0	0	0	0	0

Inning Stats	R: 0	H: 0	E: 0	K: 1	S: 7	P: 10	R: 0	H: 1	E: 0	K: 1	S: 11	P: 17	R: 0	H: 2	E: 0	K: 0	S: 11	P: 18	R: 2	H: 1	E: 0	K: 0	S: 20	P: 33	R: 0	H: 0	E: 0	K: 1	S: 10	P: 14	R: 2	H: 2	E: 1	K: 0	S: 9	P: 17	R: 3	H: 3	E: 0	K: 2	S: 20	P: 36	R: 0	H: 2	E: 1	K: 0	S: 12	P: 16	R: 0	H: 0	E: 0	K: 3	S: 14	P: 26	1B: 7	2B: 3	3B: 1	HR: 0	SF: 1	SAC: 0	DP: 1	HBP: 0	WP: 1	PB: 0	SB: 2	CS: 0	PA: 44
--------------	------	------	------	------	------	-------	------	------	------	------	-------	-------	------	------	------	------	-------	-------	------	------	------	------	-------	-------	------	------	------	------	-------	-------	------	------	------	------	------	-------	------	------	------	------	-------	-------	------	------	------	------	-------	-------	------	------	------	------	-------	-------	-------	-------	-------	-------	-------	--------	-------	--------	-------	-------	-------	-------	--------

PITCHER	IP	WLS	BF	H	R	ER	SO	BB	IBB	HBP	BLK	WP	HR	S	P	ERA	WHIP
<b>Mike MacDougal, R</b> (1, 1) ERA: 5.79	5.0	W	22	6	4	3	3	2	0	0	0	1	0	62	99	5.40	1.600
<b>Dan Reichert, R</b> (6, 1) ERA: 5.61	1.1	H	7	1	2	2	0	2	0	0	0	0	0	13	26	13.50	2.250
<b>Scott Mullen, L</b> (7, 1) ERA: 3.0	0.0		2	2	1	1	0	0	0	0	0	0	0	3	6	∞	∞
<b>Cory Bailey, R</b> (7, 1) ERA: 3.32	0.2	H	2	0	0	0	2	0	0	0	0	0	0	10	14	0.00	0.000
<b>Jason Grimsley, R</b> (8, 1) ERA: 3.01	1.0	H	6	2	0	0	0	0	0	0	0	0	0	12	16	0.00	2.000

PITCHER	IP	WLS	BF	H	R	ER	SO	BB	IBB	HBP	BLK	WP	HR	S	P	ERA	WHIP
<b>Roberto Hernandez, R</b> (9, 1) ERA: 4.45	1.0	S	5	0	0	0	3	2	0	0	0	0	0	14	26	0.00	2.000

Batter	1	2	3	4	5	6	7	8	9
<b>Carlos Febles, R</b> OBP: 0.298, SLG: 0.384 (1, 4)	2-2 HR	1-3 K		1-0 FC6-4 1B		2-2 G4-3	1-1 G6-3		
<b>4 Angel Berroa, R</b> OBP: 0.313, SLG: 0.375 (1, 6)	3-2 G6-3	2-3 K		2-2 P4		2-1 2B 1B		1-2 2B	
<b>Carlos Beltrán, S</b> OBP: 0.358, SLG: 0.500 (1, 8)	3-1 HR	4-1 BB		0-0 FC6-4 29 S 1-2f		0-0 1B 2B		1-2 29 G4-3 29 PB 1B	
<b>29 Mike Sweeney, R</b> OBP: 0.374, SLG: 0.553 (1, 3)	0-3 K	0-1 L8		2-3 K 1-2		4-0 1B IBB		3-1 G4-3	
<b>Dave McCarty, R</b> OBP: 0.321, SLG: 0.405 (9, 3)								1-3	
<b>Raul Ibanez, L</b> OBP: 0.366, SLG: 0.506 (1, 10)	0-2 HR		0-1 2B 3B		1-2 F7	2-1 1B 1-2 2-H		2-2 G3-1	
<b>Joe Randa, R</b> OBP: 0.310, SLG: 0.382 (1, 5)	1-1 E7 1B 2B		0-1 2B 3-H		2-3 K	2-3 K			
<b>Mark Quinn, R</b> OBP: 0.296, SLG: 0.470 (1, 9)	1-2 E S 1B 3-H		2-3 K		2-3 K		2-2 F7		
<b>Dee Brown, L</b> OBP: 0.288, SLG: 0.345 (1, 7)	3-1 G5-3		1-3 K			2-1 HR	4-0 G6-3 BB		
<b>Donnie Sadler, R</b> OBP: 0.245, SLG: 0.213 (7, PR)									
<b>Gregg Zaun, S</b> OBP: 0.350, SLG: 0.518 (1, 2)		2-1 2B	1-1 G4-3			1-1 G4-3	1-1 G6-3		

Inning Stats	R: 4	H: 5	E: 1	LOB: 1	K: 1	S: 23	P: 36	R: 0	H: 1	E: 0	LOB: 2	K: 2	S: 13	P: 22	R: 1	H: 2	E: 0	LOB: 1	K: 2	S: 13	P: 17	R: 0	H: 1	E: 0	LOB: 1	K: 1	S: 8	P: 13	R: 0	H: 0	E: 0	LOB: 0	K: 2	S: 9	P: 14	R: 3	H: 4	E: 0	LOB: 2	K: 1	S: 15	P: 30	R: 0	H: 0	E: 0	LOB: 2	K: 0	S: 7	P: 15	R: 0	H: 2	E: 0	LOB: 1	K: 0	S: 13	P: 20
--------------	------	------	------	--------	------	-------	-------	------	------	------	--------	------	-------	-------	------	------	------	--------	------	-------	-------	------	------	------	--------	------	------	-------	------	------	------	--------	------	------	-------	------	------	------	--------	------	-------	-------	------	------	------	--------	------	------	-------	------	------	------	--------	------	-------	-------

PITCHER	IP	WLS	BF	H	R	ER	SO	BB	IBB	HBP	BLK	WP	HR	S	P	ERA	WHIP
<b>24 Nate Cornejo, R</b> ERA: 7.23 (1, 1)	2.1	L	16	8	5	5	4	1	0	0	0	0	3	43	67	19.29	3.857
<b>Adam Pettyjohn, L</b> ERA: 6.27 (3, 1)	3.1		16	5	3	3	4	0	1	0	0	0	1	35	60	8.10	1.500
<b>Luis Pineda, R</b> ERA: 4.8 (6, 1)	0.2		3	0	0	0	1	1	0	0	0	0	0	6	14	0.00	1.500
<b>Matt Miller, L</b> ERA: 8.64 (7, 1)	1.2		6	2	0	0	0	0	0	0	0	0	0	17	26	0.00	1.200

**AB R H RBI BB SO LOB**

**5 1 2 1 0 1 3**

**5 1 2 0 0 1 2**

**4 2 3 2 1 0 1**

**4 0 0 0 1 2 4**

**0 0 0 0 0 0 0**

**5 2 3 2 0 0 1**

**4 1 2 1 0 2 2**

**4 0 1 1 0 2 1**

**3 1 1 1 1 1 2**

**0 0 0 0 0 0 0**

**4 0 1 0 0 0 2**

**AB 38**

**R 8**

**H 15**

**RBI 8**

**BB 3**

**SO 9**

**LOB 18**

**WP: 0 PA: 41**

**PB: 1**

**SB: 2**

**CS: 0**

**1B: 5 SF: 0**

**2B: 5 SAC: 0**

**3B: 1 DP: 0**

**HR: 4 HBP: 0**

**WP: 0 PA: 41**


**ERA WHIP**

**DETROIT TIGERS @ KANSAS CITY ROYALS**

**Kauffman Stadium, Kansas City, MO**

**Thu Sep 27 2001, 7:05 PM CDT**

**Att: 11,978 - Sunny - 65 F**



livebaseballscorecards.com



Batter	1	2	3	4	5	6	7	8	9	AB R H RBI BB SO LOB	TOP											
Ray Durham, S OBP: 0.339, SLG: 0.463 (1, 4)	0-0 G4-3		0-2 F5			1-1 SH1-3	2-1 G5-3			3 0 0 0 0 0 2	<b>Chicago White Sox @ Kansas City Royals</b> Kauffman Stadium, Kansas City, MO Fri Sep 28 2001, 7:05 PM CDT Att. 14,914 - Sunny - 70 F											
Jose Valentin, S OBP: 0.336, SLG: 0.506 (1, 5)	2-2 G6-3 1B		0-3 K			1-3 K		0-0 G4-3		4 0 1 0 0 2 1												
Magglio Ordonez, R OBP: 0.380, SLG: 0.535 (1, 9)	1-1 G6-3		0-0 E5			0-1 14 1B		1-2		4 0 2 1 0 0 1												
14 Paul Konerko, R OBP: 0.350, SLG: 0.512 (1, 3)		0-0 P6		0-1 F9		0-1 1B		1-3 K		4 0 1 0 0 1 1												
Jose Canseco, R OBP: 0.375, SLG: 0.487 (1, 10)		1-3 K			0-0 G5-3	1-0 F8		0-0 F9		4 0 0 0 0 1 3												
Carlos Lee, R OBP: 0.323, SLG: 0.469 (1, 7)		2-2 L3			2-1 G6-3		4-2 S WP BB		0-0 G5-3	3 0 0 0 1 0 0												
Chris Singleton, L OBP: 0.333, SLG: 0.436 (1, 8)			1-1 F7		2-2 2B		0-3 K		1-2 F7	4 0 1 0 0 1 1												
Royce Clayton, R OBP: 0.312, SLG: 0.391 (1, 6)			1-1 G5-3		1-0 G5-3		4-1 S BB		0-0 G6-3	3 0 0 0 1 0 1												
Josh Paul, R OBP: 0.309, SLG: 0.391 (1, 2)			2-1 HR			0-1 SH1-3 1B		3-3 K		3 2 2 1 0 1 2												
<b>Inning Stats</b>	R: 0 E: 0 K: 0 S: 6	H: 1 LOB: 0 BB: 0 P: 9	R: 0 E: 0 K: 1 S: 7	H: 0 LOB: 0 BB: 0 P: 10	R: 1 E: 0 K: 0 S: 9	H: 1 LOB: 0 BB: 0 P: 13	R: 0 E: 1 K: 1 S: 6	H: 0 LOB: 0 BB: 0 P: 6	R: 0 E: 0 K: 1 S: 8	H: 1 LOB: 1 BB: 0 P: 13	R: 1 E: 0 K: 1 S: 12	H: 3 LOB: 2 BB: 0 P: 15	R: 0 E: 0 K: 2 S: 14	H: 0 LOB: 2 BB: 2 P: 27	R: 0 E: 0 K: 1 S: 9	H: 1 LOB: 1 BB: 0 P: 11	R: 0 E: 0 K: 0 S: 5	H: 0 LOB: 0 BB: 0 P: 6	1B: 5 2B: 1 3B: 0 HR: 1	SF: 0 SAC: 1 DP: 0 HBP: 0	WP: 1 PB: 0 SB: 2 CS: 0	PA: 35
<b>PITCHER</b>	IP WLS BF H R ER SO BB IBB HBP BLK WP HR S P ERA WHIP																					
Chad Durbin, R ERA: 4.92 (1, 1)	7.0 W 28 6 2 2 5 2 0 0 0 1 1 62 93 2.57 1.143																					
Jason Grimsley, R ERA: 2.97 (8, 1)	1.0 H 4 1 0 0 1 0 0 0 0 0 0 9 11 0.00 1.000																					
Roberto Hernandez, R ERA: 4.38 (9, 1)	1.0 S 3 0 0 0 0 0 0 0 0 0 0 5 6 0.00 0.000																					

livebaseballscorecards.com

<b>AB</b>	<b>32</b>
<b>R</b>	<b>2</b>
<b>H</b>	<b>7</b>
<b>RBI</b>	<b>2</b>
<b>BB</b>	<b>2</b>
<b>SO</b>	<b>6</b>
<b>LOB</b>	<b>12</b>



Batter	1	2	3	4	5	6	7	8	9
Carlos Febles, R OBP: 0.301, SLG: 0.383 (1, 4)	4-2 G6-4-3 BB		1-0 F8		2-0 1B 1-2 3-H 1B		3-3 K		
4 Angel Berroa, R OBP: 0.350, SLG: 0.368 (1, 6)	1-2 G6-4-3 1-2f			0-1 G4-3 1B	0-3 K		4-1 S BB		
Carlos Beltrán, S OBP: 0.357, SLG: 0.498 (1, 8)	2-1 G6-3			2-1 G4-3 1-2	3-1 1B 1-3 2-H		3-3 K 1-2		
29 Mike Sweeney, R OBP: 0.373, SLG: 0.550 (1, 3) Dave McCarty, R OBP: 0.321, SLG: 0.405 (9, 3)		1-1 G6-3		4-1 BB	1-2 F7		3-3 K		
Raul Ibanez, L OBP: 0.365, SLG: 0.502 (1, 10)		0-1 E1 1B		2-0 P6		1-0 G4-3	2-1 F7		
Joe Randa, R OBP: 0.309, SLG: 0.381 (1, 5)		1-1 G1-3		0-3 K		0-0 F9	2-1 FC5-4 1B		
Mark Quinn, R OBP: 0.293, SLG: 0.465 (1, 9)		1-2 G3			1-0 P4	1-2 G4-3	0-1 FC5-4 1-2f		
Dee Brown, L OBP: 0.288, SLG: 0.347 (1, 7)			2-1 G6-3		0-1 1B 1B 2B		1-2 G4-3		
Brent Mayne, L OBP: 0.340, SLG: 0.351 (1, 2) Gregg Zaun, S OBP: 0.355, SLG: 0.548 (7, PH) (8, 2)			1-2 G4-3		1-2 1B 1B 1B		3-1 HR		

Inning Stats	R: 0 E: 0 K: 0 S: 9	H: 0 LOB: 0 BB: 1 P: 16	R: 0 E: 1 K: 0 S: 9	H: 1 LOB: 1 BB: 0 P: 12	R: 0 E: 0 K: 0 S: 10	H: 1 LOB: 2 BB: 1 P: 18	R: 2 E: 0 K: 1 S: 15	H: 4 LOB: 2 BB: 0 P: 23	R: 0 E: 0 K: 0 S: 5	H: 0 LOB: 0 BB: 0 P: 7	R: 1 E: 0 K: 2 S: 17	H: 1 LOB: 1 BB: 1 P: 31	R: 0 E: 0 K: 1 S: 9	H: 1 LOB: 1 BB: 0 P: 16
1B: 6 2B: 1 3B: 0 HR: 1	SF: 0 SAC: 0 DP: 1 HBP: 0	WP: 0 PA: 34												

PITCHER	IP	WLS	BF	H	R	ER	SO	BB	IBB	HBP	BLK	WP	HR	S	P	ERA	WHIP
Jon Garland, R ERA: 3.71 (1, 1)	6.0		25	6	2	2	2	2	2	0	0	0	0	58	90	3.00	1.333
Alan Embree, L ERA: 7.62 (7, 1)	0.1	L	2	1	1	1	0	0	0	0	0	0	1	5	9	27.00	3.000
Josh Fogg, R ERA: 2.08 (7, 1)	1.2		7	1	0	0	3	1	0	0	0	0	0	21	38	0.00	1.200

BOTTOM

Chicago White Sox @ Kansas City Royals  
Kauffman Stadium, Kansas City, MO

Fri Sep 28 2001, 7:05 PM CDT  
Att. 14,914 - Sunny - 70 F

livebaseballscorecards.com

AB	31
R	3
H	8
RBI	3
BB	3
SO	5
LOB	14







Batter	1	2	3	4	5	6	7	8	9	AB	R	H	RBI	BB	SO	LOB
<b>Carlos Febles, R</b> (1, 4) OBP: 0.300, SLG: 0.381 <b>Luis Alicaia, S</b> (8, PH) OBP: 0.324, SLG: 0.373 (9, 4)	0-2 G4-3	0-0 FC4-6				3-2 29 BB 1B	2-1 FC6-4	1-2 G4-3		4	0	1	0	0	0	3
<b>4 Angel Berroa, R</b> (1, 6) OBP: 0.320, SLG: 0.333	1-1 F8		0-1 G6-3 1B		0-0 P4		2-2 G6-3		2-1 G1-3	5	0	1	0	0	0	1
<b>Carlos Beltrán, S</b> (1, 8) OBP: 0.357, SLG: 0.497	2-0 29 S 1B		2-1 G6-3		0-0 FC5 29 BB 1B		2-2 F7		0-3 K	5	1	2	0	0	1	1
<b>29 Mike Sweeney, R</b> (1, 10) OBP: 0.375, SLG: 0.551 <b>A.J. Hinch, R</b> (9, PH) OBP: 0.226, SLG: 0.331	2-2 1-H 1B		1-1 G4-3		4-2 FC5 BB		2-1 1B		0-0 F8	3	0	2	1	1	0	0
<b>Joe Randa, R</b> (1, 5) OBP: 0.307, SLG: 0.379	2-3 K			2-0 F9		0-0 FC5		3-2 P4		4	0	0	0	0	1	5
<b>Mark Quinn, R</b> (1, 9) OBP: 0.293, SLG: 0.462		0-1 G4-3		4-1 BB		3-2 G6-3		0-3 K		3	0	0	0	1	1	0
<b>Brandon Berger, R</b> (1, 7) OBP: 0.389, SLG: 0.875		1-2 HR		0-0 F8		3-2 P4		4-1 BB BB		3	1	1	1	1	0	1
<b>Ken Harvey, R</b> (1, 3) OBP: 0.250, SLG: 0.333 <b>Dave McCarty, R</b> (3, 3) OBP: 0.321, SLG: 0.404		0-0 E1 CS		1-0 F3		2-1 1B 1B		2-2 L6		1	0	0	0	0	0	0
<b>Gregg Zaun, S</b> (1, 2) OBP: 0.367, SLG: 0.547		4-1 SAFE FC4-6 BB		1-0 F9		2-2 FC6-4 1B		4-1 BB BB		2	0	1	0	2	0	0

Inning Stats	R: 1	H: 2	E: 0	K: 1	S: 12	H: 2	LOB: 1	BB: 0	P: 19	R: 1	H: 1	E: 1	K: 0	S: 10	R: 0	H: 1	E: 0	K: 0	S: 6	R: 0	H: 0	E: 0	K: 0	S: 4	R: 0	H: 2	E: 0	K: 0	S: 12	R: 0	H: 2	E: 0	K: 0	S: 14	R: 0	H: 1	E: 0	K: 0	S: 12	R: 0	H: 0	E: 0	K: 1	S: 6	R: 0	H: 0	E: 0	K: 1	S: 6	R: 0	H: 0	E: 0	K: 1	S: 6	1B: 8	2B: 0	3B: 0	HR: 1	SF: 0	SAC: 0	DP: 1	HBP: 0	WP: 0	PB: 0	SB: 1	CS: 1	PA: 40
--------------	------	------	------	------	-------	------	--------	-------	-------	------	------	------	------	-------	------	------	------	------	------	------	------	------	------	------	------	------	------	------	-------	------	------	------	------	-------	------	------	------	------	-------	------	------	------	------	------	------	------	------	------	------	------	------	------	------	------	-------	-------	-------	-------	-------	--------	-------	--------	-------	-------	-------	-------	--------

PITCHER	IP	WLS	BF	H	R	ER	SO	BB	IBB	HBP	BLK	WP	HR	S	P	ERA	WHIP
<b>56 Mark Buehrle, L</b> (1, 1) ERA: 3.36	6.0	W	28	8	2	2	1	3	0	0	0	0	1	58	100	3.00	1.833
<b>Bob Howry, R</b> (7, 1) ERA: 4.56	2.0	H	9	1	0	0	1	2	0	0	0	0	0	23	43	0.00	1.500
<b>Matt Ginter, R</b> (9, 1) ERA: 5.79	1.0		3	0	0	0	1	0	0	0	0	0	0	6	8	0.00	0.000

**BOTTOM**

**Chicago White Sox @ Kansas City Royals**  
 Kauffman Stadium, Kansas City, MO

Sat Sep 29 2001, 7:05 PM CDT  
 Att. 16,443 - Sunny - 65 F

livebaseballscorecards.com

<b>AB</b>	<b>35</b>
<b>R</b>	<b>2</b>
<b>H</b>	<b>9</b>
<b>RBI</b>	<b>2</b>
<b>BB</b>	<b>5</b>
<b>SO</b>	<b>3</b>
<b>LOB</b>	<b>15</b>





Batter	1	2	3	4	5	6	7	8	9	AB R H RBI BB SO LOB	TOP											
Tony Graffanino, R (1, 4) OBP: 0.368, SLG: 0.406	1-2 F8 SF9 1B	0-1 G6-3		0-0 2B		2-2 G1-6-3 1-2f 2-3			3-1 G6-3	5 1 2 0 0 0 3												
24 Joe Crede, R (1, 5) OBP: 0.326, SLG: 0.341	3-1 1B		0-0 F8	4-2 BB		4-0 FC6-4 BB			0-1 G5-3	3 0 1 0 2 0 0												
Magglio Ordonez, R (1, 9) OBP: 0.380, SLG: 0.531	0-0 F8 2-3		0-2 S 1B	2-2 F8		2-1 FC6-4 1-2f			3-2 F8	5 1 1 0 0 0 6												
Jose Canseco, R (1, 10) OBP: 0.374, SLG: 0.485	0-0 SF9 3-H		2-2 1B 1-H		2-3 K				1-2 F8	3 0 1 2 0 1 0												
Carlos Lee, R (1, 7) OBP: 0.326, SLG: 0.474 Chris Singleton, L (9, 8) OBP: 0.337, SLG: 0.442	3-2 F7		1-1 2B 1B		0-0 F2				3-1 G6-3	4 1 1 0 0 0 1 0 0 0 0 0 0 0												
Herbert Perry, R (1, 3) OBP: 0.330, SLG: 0.407		1-0 SH3 2B 1B	0-0 2B		1-2 L8				0-2 G4-3	4 1 2 1 0 0 0												
Aaron Rowand, R (1, 8) OBP: 0.382, SLG: 0.442		0-0 SH3 1-2	0-1 P6			1-1 S 1B HBP			2-3 K	2 1 0 0 0 1 1												
Royce Clayton, R (1, 6) OBP: 0.321, SLG: 0.400		3-3 K		1-0 G4-6-3 1B		0-2 G1-6-3 1B 1-H			4-1 G5-4-3 BB	3 0 2 1 1 1 1												
Josh Paul, R (1, 2) OBP: 0.315, SLG: 0.402		1-0 2B		2-1 G4-6-3 1-2f		2-2 G1-6-3 1B			0-1 G5-4-3 1-2f	4 0 2 1 0 0 2												
<b>Inning Stats</b>	R: 1 E: 0 K: 0 S: 11	H: 2 LOB: 1 BB: 0 P: 18	R: 1 E: 0 K: 1 S: 8	H: 2 LOB: 1 BB: 0 P: 13	R: 2 E: 0 K: 0 S: 12	H: 4 LOB: 1 BB: 0 P: 15	R: 0 E: 0 K: 0 S: 9	H: 2 LOB: 2 BB: 1 P: 18	R: 0 E: 0 K: 1 S: 7	H: 0 LOB: 0 BB: 0 P: 10	R: 1 E: 0 K: 0 S: 13	H: 2 LOB: 2 BB: 1 P: 24	R: 0 E: 0 K: 0 S: 9	H: 0 LOB: 0 BB: 0 P: 13	R: 0 E: 0 K: 1 S: 6	H: 0 LOB: 0 BB: 1 P: 12	R: 0 E: 0 K: 0 S: 7	H: 0 LOB: 0 BB: 0 P: 13	1B: 9 2B: 3 3B: 0 HR: 0	SF: 1 SAC: 1 DP: 3 HBP: 1	WP: 0 PB: 0 SB: 2 CS: 0	PA: 39
<b>PITCHER</b>	IP WLS BF H R ER SO BB IBB HBP BLK WP HR S P ERA WHIP																					
Chris George, L (1, 1) ERA: 6.06	3.2 L 20 10 4 4 1 1 1 0 0 0 0 0 37 59 9.82 3.000																					
Dan Reichert, R (4, 1) ERA: 5.58	2.1 10 2 1 1 1 1 1 0 1 0 0 0 23 39 3.86 1.286																					
Cory Bailey, R (7, 1) ERA: 3.27	1.0 3 0 0 0 0 0 0 0 0 0 0 0 9 13 0.00 0.000																					
Jason Grimsley, R (8, 1) ERA: 2.94	1.0 3 0 0 0 0 1 1 0 0 0 0 0 6 12 0.00 1.000																					
Jeff Austin, R (9, 1) ERA: 5.54	1.0 3 0 0 0 0 0 0 0 0 0 0 0 7 13 0.00 0.000																					

**Chicago White Sox @ Kansas City Royals**  
**Kauffman Stadium, Kansas City, MO**  
 Sun Sep 30 2001, 1:05 PM CDT  
 Att. 12,235 - Sunny - 67 F

AB	33
R	5
H	12
RBI	5
BB	3
SO	3
LOB	14



livebaseballscorecards.com

Batter	1	2	3	4	5	6	7	8	9	AB	R	H	RBI	BB	SO	LOB
Luis Alicea, S OBP: 0.323, SLG: 0.371 (1, 4)	0-3 K2-3		0-0 29 HBP 4 G1 1B		0-0 G3			3-2 F8		4	0	1	1	0	1	0
4 Angel Berroa, R OBP: 0.310, SLG: 0.321 (1, 6)	2-1 G1-3		0-0 G1		1-3 K			1-2 1B		4	0	1	1	0	1	1
Carlos Beltrán, S OBP: 0.357, SLG: 0.495 (1, 8)	1-3 K		4-1 29 HBP BB				2-2 F7	2-0 G6-3		3	0	0	0	1	1	1
29 Mike Sweeney, R OBP: 0.378, SLG: 0.550 (1, 3)		1-0 L6	1-2		2-2 G6-3 1B			2-2 HBP		2	0	1	0	0	0	0
Carlos Febles, R OBP: 0.300, SLG: 0.381 (9, PR)			1-2 2-3 HBP							0	0	0	0	0	0	0
Raul Ibanez, L OBP: 0.360, SLG: 0.494 (1, 9)		1-3 K	2-0 F7		2-1 G6-3			1-0 G4-3		4	0	0	0	0	1	5
Joe Randa, R OBP: 0.307, SLG: 0.378 (1, 5)		0-2 P3			0-2 F8			0-1 1B		4	0	1	0	0	0	0
Dee Brown, L OBP: 0.288, SLG: 0.349 (1, 7)			1-2 FC1 1B 2B		2-2 L7			0-1 F5		4	1	1	0	0	0	1
Mark Quinn, R OBP: 0.291, SLG: 0.459 (1, 10)			2-2 FC1 1B 4 G1		1-2 G6-3			1-0 G6-3		3	1	0	0	0	0	1
Brent Mayne, L OBP: 0.337, SLG: 0.348 (1, 2)			1-2 L9		2-2 G6-3			1-0 F7		3	0	0	0	0	0	2

Inning Stats		R: 0	H: 0	E: 0	K: 2	S: 8	R: 0	H: 0	E: 0	K: 1	S: 8	R: 2	H: 2	E: 0	K: 0	S: 15	R: 0	H: 0	E: 0	K: 0	S: 12	R: 0	H: 0	E: 0	K: 1	S: 7	R: 0	H: 1	E: 0	K: 0	S: 10	R: 0	H: 0	E: 0	K: 0	S: 5	R: 0	H: 1	E: 0	K: 0	S: 12	R: 0	H: 1	E: 0	K: 0	S: 7	R: 0	H: 1	E: 0	K: 0	S: 10
PITCHER		IP	WLS	BF	H	R	ER	SO	BB	IBB	HBP	BLK	WP	HR	S	P	ERA	WHIP																																	
Gary Glover, R ERA: 4.58 (1, 1)	6.0	W	23	3	2	2	4	4	1	0	1	0	0	0	60	88	3.00	0.667																																	
Sean Lowe, R ERA: 3.71 (7, 1)	1.2	H	6	1	0	0	0	0	0	0	0	0	0	0	16	26	0.00	0.600																																	
Keith Foulke, R ERA: 2.27 (8, 1)	1.1	S	5	1	0	0	0	0	0	0	1	0	0	0	8	13	0.00	0.750																																	


**BOTTOM**

**Chicago White Sox @ Kansas City Royals**  
Kauffman Stadium, Kansas City, MO

Sun Sep 30 2001, 1:05 PM CDT  
Att. 12,235 - Sunny - 67 F

AB	31
R	2
H	5
RBI	2
BB	1
SO	4
LOB	11

WP: 0 PA: 34  
PB: 0  
SB: 0  
CS: 0



WP	HR	S	P	ERA	WHIP
0	0	0	0	0.00	0.600
0	0	0	0	0.00	0.750



Batter	1	2	3	4	5	6	7	8	9	AB R H RBI BB SO LOB	TOP															
Milton Bradley, S (1, 8) OBP: 0.289, SLG: 0.333	2-2 G6-3		2-1 G1-3			4-2 CS 1B BB		0-0 E BB 1B	3-2 G4-3	4 1 1 0 1 0 2																
John McDonald, R (1, 6) OBP: 0.377, SLG: 0.604	4-2 BB		3-3 K			0-0 F2		0-0 L7		3 0 0 0 1 1 4																
Roberto Alomar, S (1, 4) OBP: 0.415, SLG: 0.543	0-0 F5				3-3 K	1-1 1B		4-0 E BB		3 0 1 0 1 1 1																
Juan Gonzalez, R (1, 9) Dave Roberts, L (4, 9) OBP: 0.500, SLG: 0.571	2-2 G3				0-2 G6-3	2-0 CS 2-3	3-2 G6-3	1-2 E BB 1B		2 0 0 0 0 0 1 2 0 1 1 0 0 0																
Jim Thome, L (1, 10) OBP: 0.421, SLG: 0.642			1-3 K		0-0 F8		2-2 FC5-4 1B	4-0 IBB		3 0 1 0 1 1 0																
Marty Cordova, R (1, 7) OBP: 0.352, SLG: 0.503			1-3 K			0-2 G6-4-3 1B	0-1 FC5-4 BB 1-2f	1-2 G5-3		4 0 1 0 0 1 4																
Russell Branyan, L (1, 5) OBP: 0.319, SLG: 0.481			0-3 K			2-3 K	4-1 BB		0-2 F8	3 0 0 0 1 2 1																
Wil Cordero, R (1, 3) OBP: 0.321, SLG: 0.353					0-0 G1-3 1B	0-0 G6-4-3 1-2f	1-0 F3		1-2 F2	4 0 1 0 0 0 3																
Eddie Taubensee, L (1, 2) OBP: 0.309, SLG: 0.348			3-2 L9			4-2 BB 1B BB		3-1 F7	2-1 1B	3 0 1 0 1 0 1																
<b>Inning Stats</b>	R: 0 E: 0 K: 0 S: 9	H: 0 LOB: 1 BB: 1 P: 17	R: 0 E: 0 K: 3 S: 9	H: 0 LOB: 0 BB: 0 P: 11	R: 0 E: 0 K: 1 S: 10	H: 1 LOB: 1 BB: 0 P: 18	R: 0 E: 0 K: 1 S: 7	H: 0 LOB: 0 BB: 0 P: 10	R: 0 E: 0 K: 1 S: 7	H: 1 LOB: 0 BB: 0 P: 9	R: 0 E: 0 K: 0 S: 8	H: 1 LOB: 1 BB: 2 P: 19	R: 0 E: 0 K: 0 S: 10	H: 1 LOB: 2 BB: 1 P: 20	R: 1 E: 1 K: 0 S: 11	H: 2 LOB: 3 BB: 2 P: 23	R: 0 E: 0 K: 0 S: 13	H: 1 LOB: 1 BB: 0 P: 19	1B: 7 2B: 0 3B: 0 HR: 0	SF: 0 SAC: 0 DP: 1 HBP: 0	WP: 0 PB: 0 SB: 0 CS: 1	PA: 38				
<b>PITCHER</b>	IP WLS BF H R ER SO BB IBB HBP BLK WP HR S P ERA WHIP																									
Blake Stein, R (1, 1) ERA: 4.86	7.0	26	4	0	0	6	4	0	0	0	0	0	60	104	0.00	1.143										
Jason Grimsley, R (8, 1) ERA: 3.02	0.2	B	6	2	1	1	0	1	1	0	0	0	8	19	13.50	4.500										
Roberto Hernandez, R (8, 1) ERA: 4.29	1.1	W	5	1	0	0	0	0	0	0	0	0	16	23	0.00	0.750										

Cleveland Indians @ Kansas City Royals  
Kauffman Stadium, Kansas City, MO

Tue Oct 02 2001, 7:05 PM CDT  
Att. 12,016 - Sunny - 64 F

livebaseballscorecards.com

AB	31
R	1
H	7
RBI	1
BB	6
SO	6
LOB	17







Batter	1	2	3	4	5	6	7	8	9	AB R H RBI BB SO LOB	TOP	
Kenny Lofton, L (1, 8) OBP: 0.326, SLG: 0.402 Milton Bradley, S (5, 8) OBP: 0.286, SLG: 0.330	2-2 E6 G5-3 G4-3 WP		0-0 G4-3		2-0 L8		0-2 L6		0-1 FC4-6 1-2f	3 1 0 0 0 0 1 2 0 0 0 0 0 3	<b>Cleveland Indians @ Kansas City Royals</b> Kauffman Stadium, Kansas City, MO Wed Oct 03 2001, 7:05 PM CDT Att. 12,581 - Sunny - 73 F	
Omar Vizquel, S (1, 6) OBP: 0.326, SLG: 0.338 John McDonald, R (6, 6)	2-0 G4-3 1-2		3-2 1B 1B		1-1 G5-3 HBP 1B		3-2 F3		2-3 K	3 0 2 0 0 0 1 2 0 0 0 0 0 1 3		
Roberto Alomar, S (1, 4) OBP: 0.417, SLG: 0.543 Dave Roberts, L (7, 9) OBP: 0.500, SLG: 0.571	0-1 G5-3 2-3		1-1 G6-4-3 1B		1-1 1-2 2-3 HBP		4-2 BB			2 0 1 0 1 0 1 0 0 0 0 0 0 0		
Juan Gonzalez, R (1, 9) OBP: 0.375, SLG: 0.600 Jolbert Cabrera, R (5, 9) OBP: 0.319, SLG: 0.360	1-2 G5-3 3-H		0-0 G6-4-3 1-2f		0-2 G5-3 2-3f		2-3 K			3 0 0 0 0 0 5 1 0 0 0 0 0 1 2		
Jim Thome, L (1, 3) OBP: 0.419, SLG: 0.637 Karim Garcia, L (8, 3)		1-2 G5-3		3-3 K		2-3 K		1-1 G3		4 0 0 0 0 0 2 0 0 0 0 0 0 0 0		
Ellis Burks, R (1, 10) OBP: 0.365, SLG: 0.536		4-0 3B BB		1-3 K		0-0 F8		2-2 F6		3 1 0 0 1 1 0		
Marty Cordova, R (1, 7) OBP: 0.353, SLG: 0.515		0-2 FC6-2 3B		3-2 HR		2-0 G5-3		2-3 K		4 1 2 2 0 1 0		
Travis Fryman, R (1, 5) OBP: 0.329, SLG: 0.340 Russell Branyan, L (7, PR) OBP: 0.318, SLG: 0.480		3-2 FC6-2 FC6-4		1-1 G5-3			1-1 1B S		1-3 K	3 0 1 0 0 0 1 1 1 0 0 0 0 1 0		
Einar Diaz, R (1, 2) OBP: 0.329, SLG: 0.389 Tim Laker, R (6, 2) OBP: 0.313, SLG: 0.185		2-2 FC6-4 1-2f			0-0 HBP 1B 1B		2-2 1B 1-H		4-2 FC4-6 BB	2 0 1 0 0 0 1 1 0 1 1 1 0 0		
<b>Inning Stats</b>	R: 1 H: 0 E: 1 LOB: 0 K: 0 BB: 0 S: 9 P: 14	R: 1 H: 1 E: 0 LOB: 1 K: 0 BB: 1 S: 12 P: 22	R: 0 H: 2 E: 0 LOB: 1 K: 0 BB: 0 S: 8 P: 12	R: 1 H: 1 E: 0 LOB: 0 K: 2 BB: 0 S: 15 P: 23	R: 0 H: 2 E: 0 LOB: 2 K: 0 BB: 0 S: 9 P: 13	R: 0 H: 0 E: 0 LOB: 0 K: 1 BB: 0 S: 5 P: 9	R: 1 H: 2 E: 0 LOB: 2 K: 1 BB: 1 S: 18 P: 30	R: 0 H: 0 E: 0 LOB: 0 K: 1 BB: 0 S: 10 P: 15	R: 0 H: 0 E: 0 LOB: 1 K: 2 BB: 1 S: 10 P: 17	1B: 6 SF: 0 2B: 0 SAC: 0 3B: 1 DP: 2 HR: 1 HBP: 1		WP: 1 PA: 38 PB: 0 SB: 1 CS: 0
<b>PITCHER</b>	IP WLS BF H R ER SO BB IBB HBP BLK WP HR S P ERA WHIP											
Mike MacDougal, R (1, 1) ERA: 4.7	6.0 L 25 6 3 2 3 1 0 1 0 1 0 1 1 58 93 3.00 1.167											
Doug Henry, R (7, 1) ERA: 6.07	1.0 6 2 1 1 1 1 0 0 0 0 0 0 0 18 30 9.00 3.000											
Brad Voyles, R (8, 1) ERA: 3.86	2.0 7 0 0 0 0 3 1 0 0 0 0 0 0 20 32 0.00 0.500											

livebaseballscorecards.com

<b>AB</b>	<b>34</b>
<b>R</b>	<b>4</b>
<b>H</b>	<b>8</b>
<b>RBI</b>	<b>3</b>
<b>BB</b>	<b>3</b>
<b>SO</b>	<b>7</b>
<b>LOB</b>	<b>18</b>



Batter	1	2	3	4	5	6	7	8	9	AB	R	H	RBI	BB	SO	LOB
Carlos Febles, R OBP: 0.302, SLG: 0.379 (1, 4)	0-0 F8		0-3 K			3-1 1B		2-1 G4-6-3 1B		4	0	2	0	0	1	1
4 Angel Berroa, R OBP: 0.270, SLG: 0.257 (1, 6)	2-3 K		1-0 F7			2-0 L7		2-2 G4-6-3 1-2f		4	0	0	0	0	1	3
Carlos Beltrán, S OBP: 0.358, SLG: 0.494 (1, 8) Donnie Sadler, R OBP: 0.244, SLG: 0.212 (7, 8)	2-0 29 BB 1B		3-2 F9			0-3 K		2-2 P3		3	0	1	0	0	1	2
29 Mike Sweeney, R OBP: 0.376, SLG: 0.551 (1, 10)	4-1 1-2 BB			1-1 F7		0-2 F8			2-1 P4	3	0	0	0	1	0	1
Joe Randa, R OBP: 0.305, SLG: 0.375 (1, 5)	1-3 K			2-1 G5-4-3 1B			0-2 F8		2-0 P4	4	0	1	0	0	1	2
Mark Quinn, R OBP: 0.293, SLG: 0.463 (1, 9)		0-0 L8		1-0 G5-4-3 1-2f			1-1 E8 1B 2B		2-2 1B	4	1	2	0	0	0	1
Dave McCarty, R OBP: 0.321, SLG: 0.403 (1, 3) Raul Ibanez, L OBP: 0.358, SLG: 0.494 (9, PH)		2-0 G6-3			0-3 K		1-1 1B		0-1 F3	3	0	1	1	0	1	0
Dee Brown, L OBP: 0.284, SLG: 0.343 (1, 7)		0-0 F8			1-0 G3		0-3 K			3	0	0	0	0	1	1
Gregg Zaun, S OBP: 0.366, SLG: 0.533 (1, 2)			4-1 BB		0-3 K		3-3 K			2	0	0	0	1	2	1

Inning Stats	R: 0	H: 1	E: 0	K: 2	S: 12	H: 0	LOB: 2	BB: 1	P: 21	R: 0	H: 0	E: 0	K: 0	S: 3	R: 0	H: 0	E: 0	K: 1	S: 8	R: 0	H: 1	E: 0	K: 0	S: 5	R: 0	H: 0	E: 0	K: 2	S: 7	R: 1	H: 2	E: 1	K: 2	S: 14	R: 0	H: 1	E: 0	K: 0	S: 8	R: 0	H: 1	E: 0	K: 0	S: 8	R: 0	H: 1	E: 0	K: 0	S: 8	1B: 6	SF: 0	2B: 1	SAC: 0	3B: 0	DP: 2	HR: 0	HBP: 0	WP: 0	PA: 34
--------------	------	------	------	------	-------	------	--------	-------	-------	------	------	------	------	------	------	------	------	------	------	------	------	------	------	------	------	------	------	------	------	------	------	------	------	-------	------	------	------	------	------	------	------	------	------	------	------	------	------	------	------	-------	-------	-------	--------	-------	-------	-------	--------	-------	--------

PITCHER	IP	WLS	BF	H	R	ER	SO	BB	IBB	HBP	BLK	WP	HR	S	P	ERA	WHIP
CC Sabathia, L ERA: 4.47 (1, 1)	5.0	W	18	2	0	0	5	2	0	0	0	0	0	35	59	0.00	0.800
David Riske, R ERA: 2.05 (6, 1)	1.0	H	4	1	0	0	1	0	0	0	0	0	0	10	15	0.00	1.000
Danys Baez, R ERA: 2.37 (7, 1)	1.0		5	2	1	0	2	0	0	0	0	0	0	14	19	0.00	2.000
Ricardo Rincon, L ERA: 2.89 (8, 1)	1.0	H	3	1	0	0	0	0	0	0	0	0	0	8	14	0.00	1.000
Bob Wickman, R ERA: 2.43 (9, 1)	1.0	S	4	1	0	0	0	0	0	0	0	0	0	8	14	0.00	1.000

BOTTOM

Cleveland Indians @ Kansas City Royals  
Kauffman Stadium, Kansas City, MO

Wed Oct 03 2001, 7:05 PM CDT  
Att: 12,581 - Sunny - 73 F

livebaseballscores.com

AB	32
R	1
H	7
RBI	1
BB	2
SO	8
LOB	13





Batter	1	2	3	4	5	6	7	8	9	AB R H RBI BB SO LOB	TOP											
Kenny Lofton, L (1, 8) OBP: 0.325, SLG: 0.401 Milton Bradley, S (3, 8) OBP: 0.283, SLG: 0.326	2-2 F9		0-0 F9		0-0 G4-3		0-0 G4-6-3		2-3 K	2 0 0 0 0 0 1 3 0 0 0 0 0 1 2												
Omar Vizquel, S (1, 6) OBP: 0.326, SLG: 0.338 Jolbert Cabrera, R (5, 6) OBP: 0.320, SLG: 0.359	1-3 K		1-3 K		0-2 F8-3 1B		3-2 F9		4-2 BB	3 0 1 0 0 0 2 1 1 0 0 0 0 1 0 1												
Roberto Alomar, S (1, 4) OBP: 0.417, SLG: 0.545 John McDonald, R (9, PH)	1-1 G3			1-0 S 1B	1-2 F8-3			0-1 1B 2B	0-0 F9	4 1 2 0 0 0 0 1 1 0 0 0 0 0 0 1												
Juan Gonzalez, R (1, 9) OBP: 0.374, SLG: 0.597 Karim Garcia, L (6, 9) OBP: 0.349, SLG: 0.590		0-1 F8		0-0 F3		2-1 F8		0-0 BB 1B		3 0 0 0 0 0 0 1 1 0 1 1 0 0 0 0												
Jim Thome, L (1, 3) OBP: 0.417, SLG: 0.633		2-0 P6		3-0 F8 1-2		4-1 FC5-4 BB		3-3 K		3 0 0 0 0 1 1 2												
Ellis Burks, R (1, 10) OBP: 0.368, SLG: 0.543		1-1 HR		4-2 BB		3-2 FC5-4 WP		4-1 BB		2 1 1 1 1 2 0 1												
Marty Cordova, R (1, 7) OBP: 0.352, SLG: 0.512 Russell Branyan, L (4, 7) OBP: 0.316, SLG: 0.477		3-2 F9		0-0 F9		3-3 K		2-3 K		2 0 0 0 0 0 0 2 2 0 0 0 0 0 2 3												
Travis Fryman, R (1, 5) OBP: 0.330, SLG: 0.340 Dave Roberts, L (5, 7) OBP: 0.500, SLG: 0.556			1-3 K		0-0 HR 1B		0-1 G4-6-3 BB 1B	2-2 G3		2 1 1 0 0 0 1 0 2 0 1 0 0 0 0 2												
Eddie Taubensee, L (1, 2) OBP: 0.315, SLG: 0.363 Tim Laker, R (3, 2) OBP: 0.343, SLG: 0.310			0-0 2B		0-0 HR		4-0 G4-6-3 BB		0-0 G5-3	1 0 1 0 0 0 0 0 2 1 1 2 1 0 0 0												
<b>Inning Stats</b>	R: 0 E: 0 K: 1 S: 8	H: 0 LOB: 0 BB: 0 P: 12	R: 1 E: 0 K: 0 S: 9	H: 1 LOB: 0 BB: 0 P: 15	R: 0 E: 0 K: 2 S: 9	H: 1 LOB: 1 BB: 0 P: 11	R: 0 E: 0 K: 0 S: 6	H: 1 LOB: 2 BB: 1 P: 14	R: 2 E: 0 K: 0 S: 10	H: 3 LOB: 0 BB: 0 P: 11	R: 0 E: 0 K: 1 S: 9	H: 0 LOB: 1 BB: 1 P: 21	R: 0 E: 0 K: 0 S: 6	H: 1 LOB: 1 BB: 1 P: 13	R: 1 E: 0 K: 2 S: 16	H: 2 LOB: 2 BB: 1 P: 27	R: 0 E: 0 K: 1 S: 8	H: 0 LOB: 1 BB: 1 P: 14	1B: 5 2B: 3 3B: 0 HR: 2	SF: 0 SAC: 0 DP: 2 HBP: 0	WP: 1 PB: 0 SB: 1 CS: 0	PA: 39
<b>PITCHER</b>	IP WLS BF H R ER SO BB IBB HBP BLK WP HR S P ERA WHIP																					
Chad Durbin, R (1, 1) ERA: 4.93	7.0 W 31 9 4 4 4 3 0 0 0 1 2 60 100 5.14 1.714																					
Cory Bailey, R (8, 1) ERA: 3.22	1.0 H 4 0 0 0 2 1 0 0 0 0 0 13 24 0.00 1.000																					
Roberto Hernandez, R (9, 1) ERA: 4.23	1.0 4 0 0 0 1 1 0 0 0 0 0 8 14 0.00 1.000																					

Cleveland Indians @ Kansas City Royals  
Kauffman Stadium, Kansas City, MO

Thu Oct 04 2001, 1:05 PM CDT  
Att. 12,672 - Sunny - 75 F

AB	34
R	4
H	9
RBI	4
BB	5
SO	7
LOB	18



WP: 1	PA: 39
PB: 0	
SB: 1	
CS: 0	

ERA	WHIP

Batter	1	2	3	4	5	6	7	8	9
Luis Alicea, S OBP: 0.321, SLG: 0.368 Carlos Febles, R OBP: 0.302, SLG: 0.379 (1, 4) (8, PR) (9, 4)	1-0 F8	0-0 E 1B	1-2 P5		2-2 F8			3-2 FC6-4 F9 4 WP BLK	
4 Angel Berroa, R OBP: 0.286, SLG: 0.275 (1, 6)	0-0 E S 1B	0-0 E 1B		0-3 K2-3		0-3 K		3-2 F9	
Carlos Beltrán, S OBP: 0.358, SLG: 0.494 (1, 8)	4-2 BB 1-3	2-2 E9 29 WP 2B		2-2 F9		2-3 K		0-1 F7	
29 Mike Sweeney, R OBP: 0.375, SLG: 0.548 Dave McCarty, R OBP: 0.321, SLG: 0.403 (1, 3) (9, 3)	2-0 F9	3-1 G6-3		2-1 1B		1-2 F7			
Raul Ibanez, L OBP: 0.353, SLG: 0.487 (1, 10)	1-3 K	1-2 P4		0-0 F8			0-1 G1-3		
Joe Randa, R OBP: 0.308, SLG: 0.380 (1, 5)		4-2 BB 1B BB	1-2 HR		4-2 1B BB		0-1 G3		
Dee Brown, L OBP: 0.288, SLG: 0.346 (1, 7)		4-2 BB 1B BB	0-3 K		0-2 1B		1-2 1B		
Mark Quinn, R OBP: 0.295, SLG: 0.462 (1, 9)		4-2 BB 4 1B BB	0-1 1B		0-3 K		3-2 G6-3		
Brent Mayne, L OBP: 0.336, SLG: 0.347 (1, 2)		1-3 K	1-1 F9		0-0 L8		1-0 FC6-4 1B		

Inning Stats	R: 0	H: 1	E: 0	K: 1	S: 9	LOB: 2	BB: 1	P: 17
	R: 6	H: 3	E: 1	K: 1	S: 26	LOB: 0	BB: 3	P: 45
	R: 1	H: 2	E: 0	K: 1	S: 14	LOB: 1	BB: 0	P: 17
	R: 0	H: 1	E: 0	K: 1	S: 10	LOB: 1	BB: 0	P: 14
	R: 0	H: 1	E: 0	K: 1	S: 15	LOB: 2	BB: 1	P: 21
	R: 0	H: 0	E: 0	K: 2	S: 9	LOB: 0	BB: 0	P: 12
	R: 0	H: 1	E: 0	K: 0	S: 11	LOB: 1	BB: 0	P: 15
	R: 1	H: 1	E: 0	K: 0	S: 10	LOB: 1	BB: 0	P: 17

PITCHER	IP	WLS	BF	H	R	ER	SO	BB	IBB	HBP	BLK	WP	HR	S	P	ERA	WHIP
Bartolo Colon, R ERA: 4.09	1.1	L	12	4	6	5	2	4	0	0	0	0	0	30	53	33.75	6.000
Steve Woodard, R ERA: 5.2	3.2		16	4	1	1	3	1	0	0	0	1	1	44	61	2.46	1.364
Roy Smith, R ERA: 6.6	6.1		3	0	0	0	2	0	0	0	0	0	0	9	12	0.00	0.000
Rich Rodriguez, L ERA: 4.23	7.1		4	1	0	0	0	0	0	0	0	0	0	11	15	0.00	1.000
John Rocker, L ERA: 4.45	8.1		4	1	1	1	0	0	0	0	1	1	0	10	17	9.00	1.000

AB R H RBI BB SO LOB

5	1	1	2	0	0	4
0	1	0	0	0	0	0
5	1	2	1	0	2	1
4	1	1	2	1	1	1
4	0	1	0	0	0	2
0	0	0	0	0	0	0
4	0	0	0	0	1	3
2	2	1	1	2	0	0
3	1	2	0	1	1	0
3	1	1	0	1	1	3
4	0	1	0	0	1	6

AB	R	H	RBI	BB	SO	LOB
34	8	10	6	5	7	20


WP	PA
2	39

**Cleveland Indians @ Kansas City Royals**  
**Kauffman Stadium, Kansas City, MO**  
 Thu Oct 04 2001, 1:05 PM CDT  
 Att. 12,672 - Sunny - 75 F

livebaseballscorecards.com

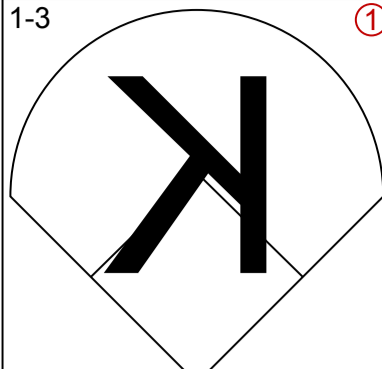
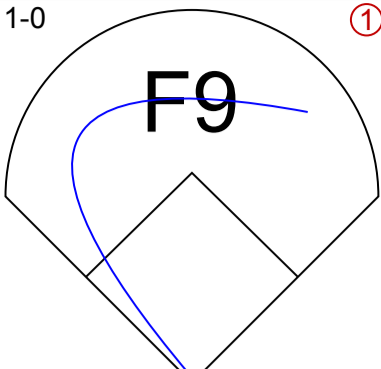
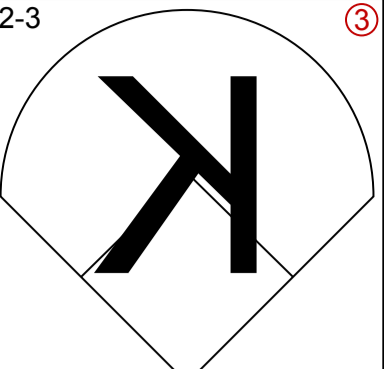
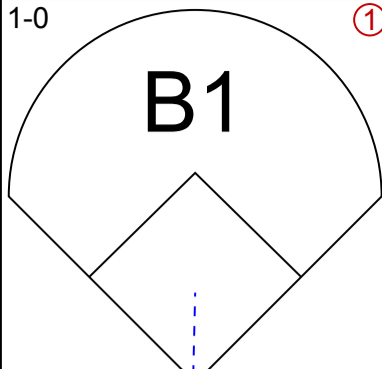
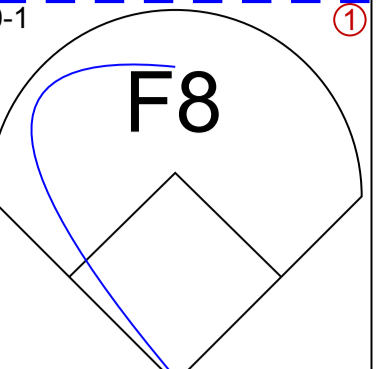
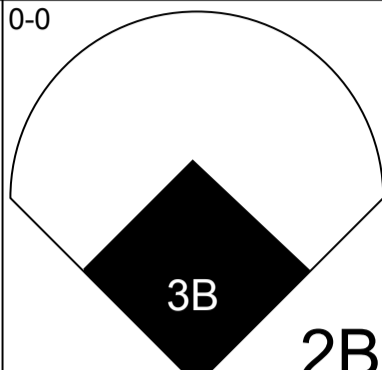
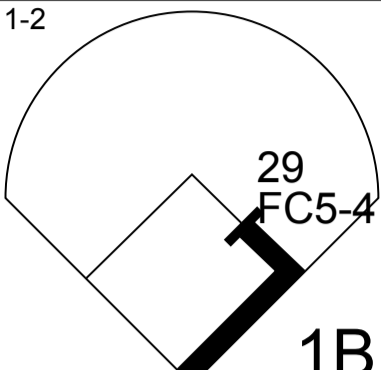
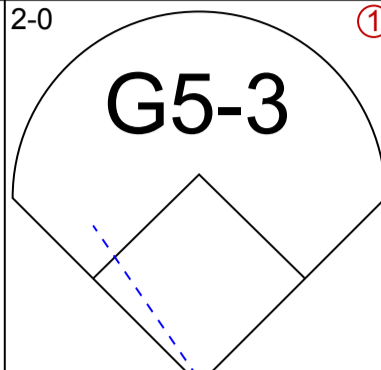
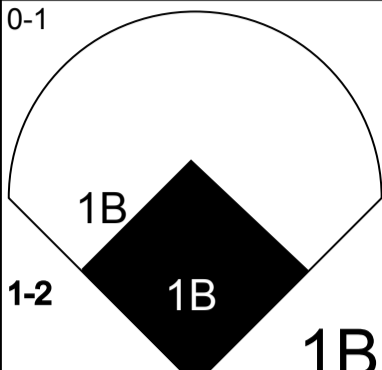
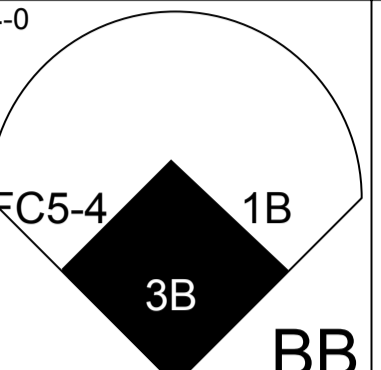
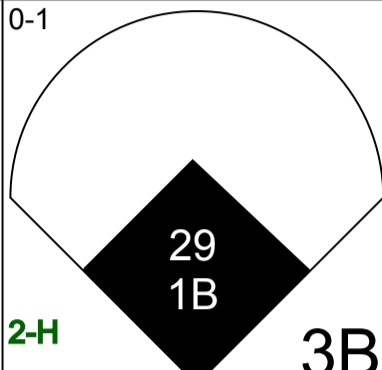
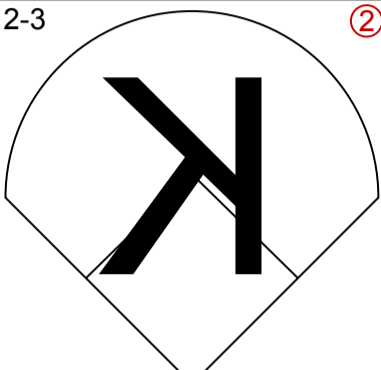
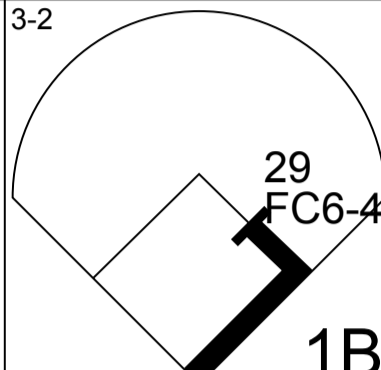
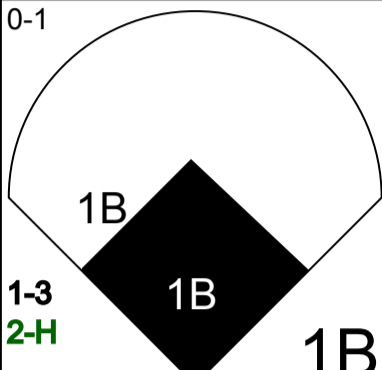
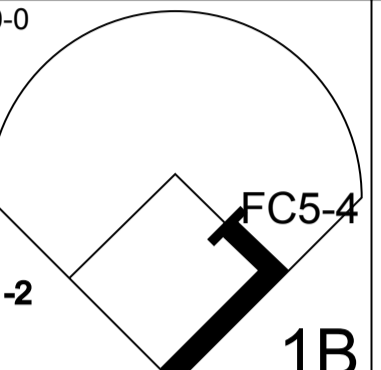
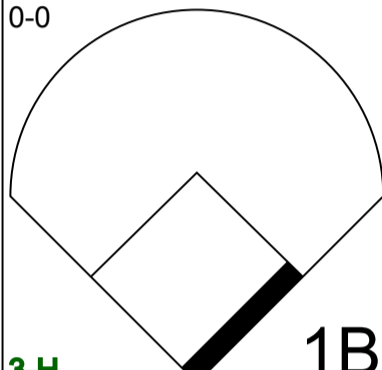
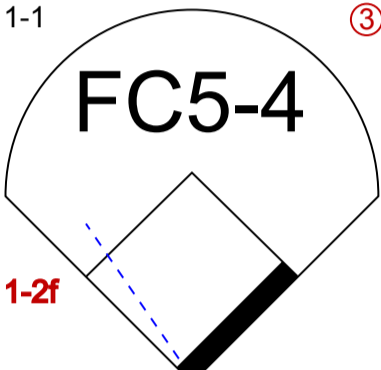
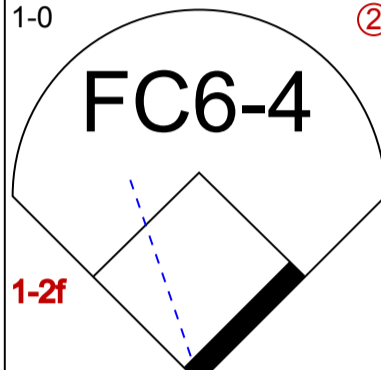
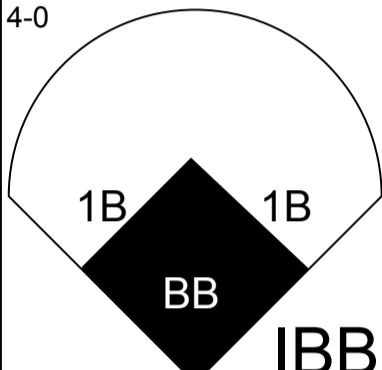
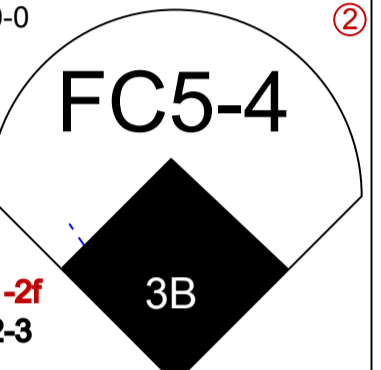
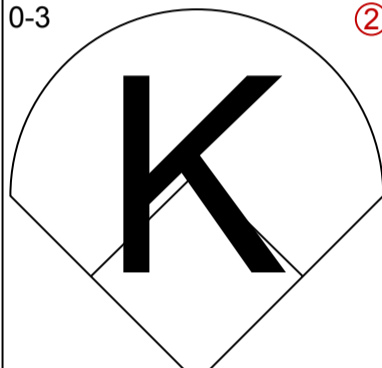
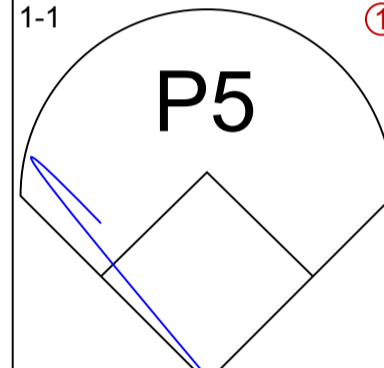
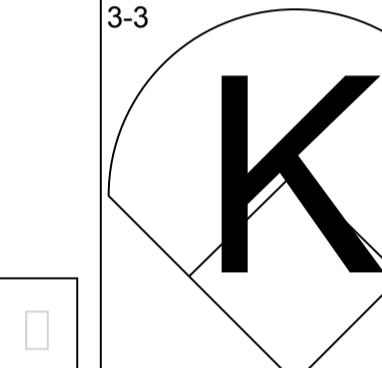
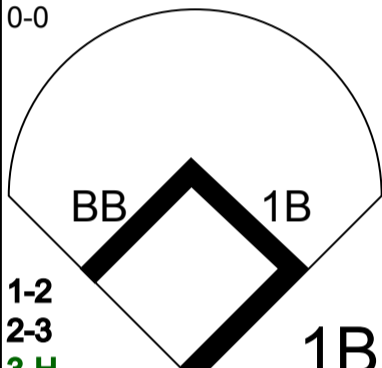
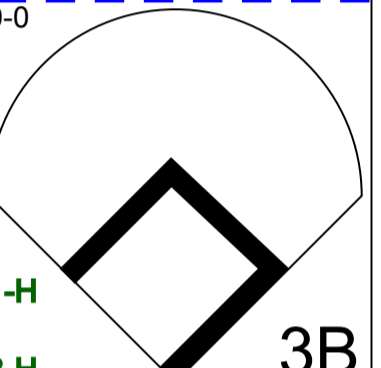
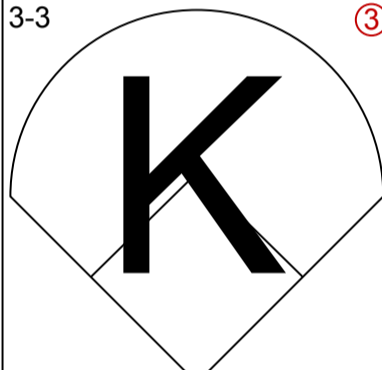
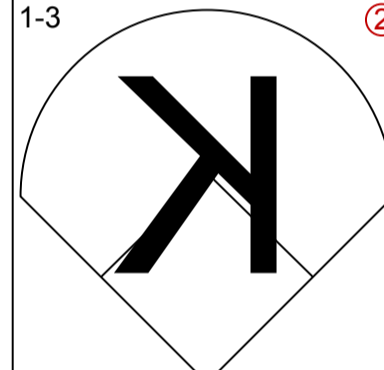
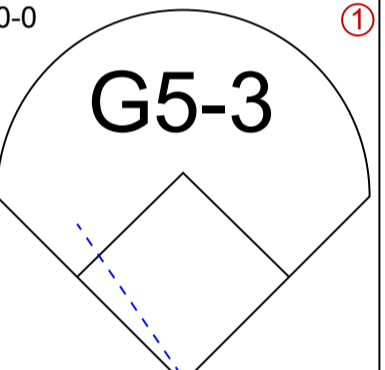
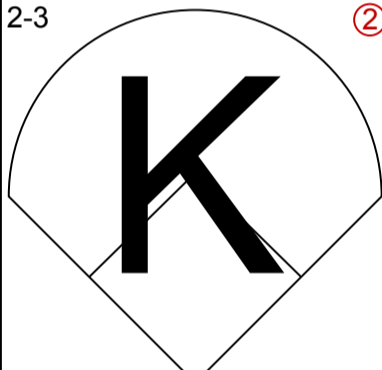
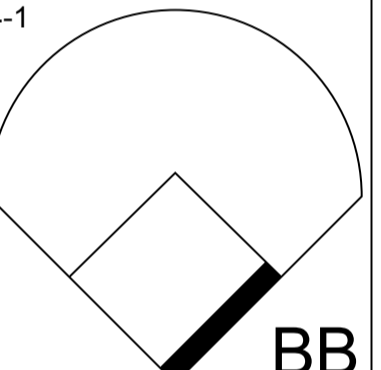
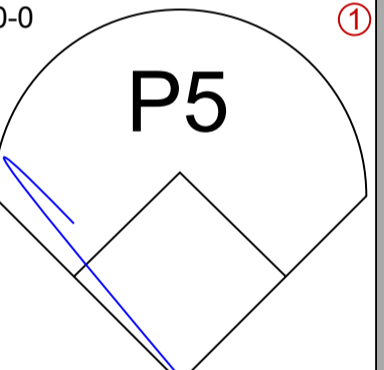
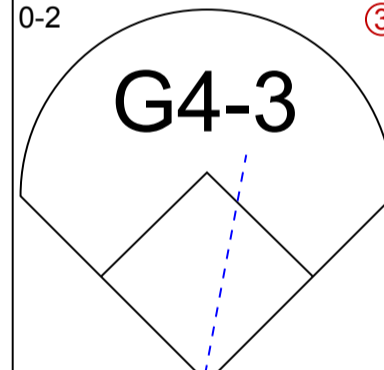
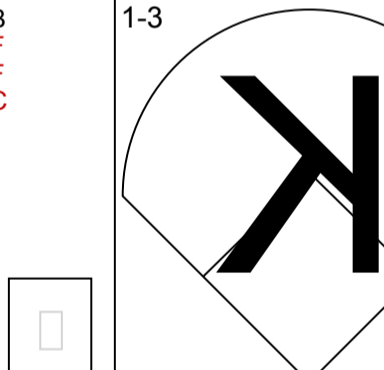
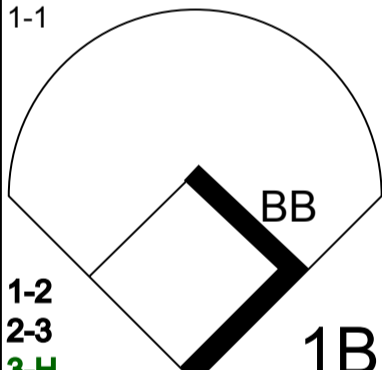
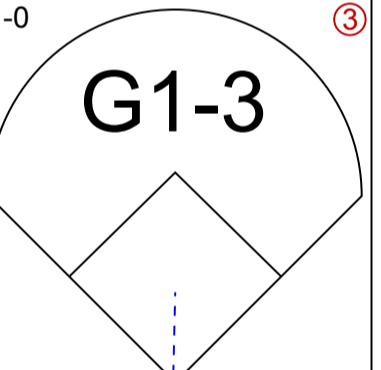
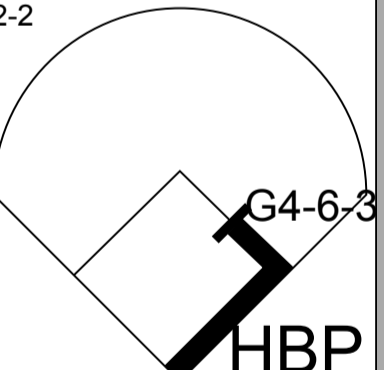
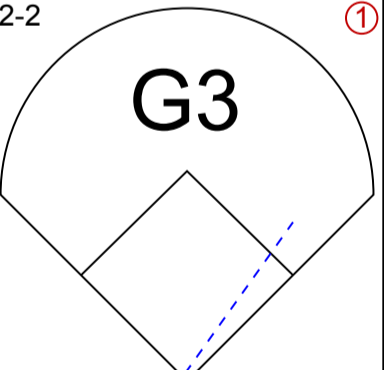
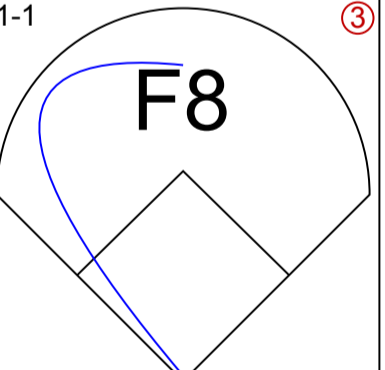
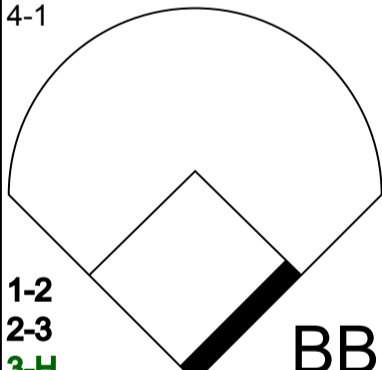
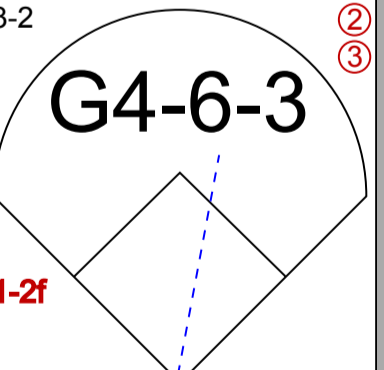
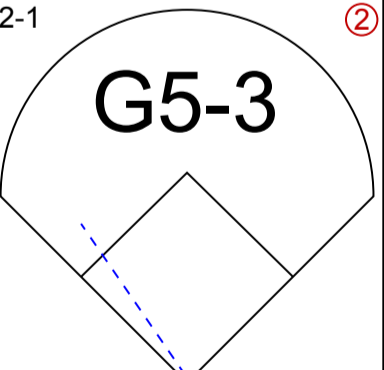
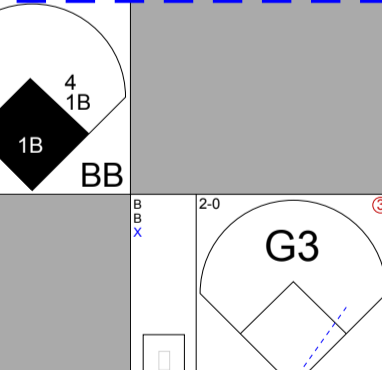




Batter	1	2	3	4	5	6	7	8	9	AB R H RBI BB SO LOB	TOP																								
												<p style="text-align: center;"><b>Kansas City Royals @ Detroit Tigers</b> Comerica Park, Detroit, MI Fri Oct 05 2001, 7:05 PM EDT</p> <p style="text-align: right;"><a href="http://livebaseballscorecards.com">livebaseballscorecards.com</a></p> <table style="width: 100%; border-collapse: collapse;"> <tr><td style="width: 50%;"><b>AB</b></td><td style="width: 50%; text-align: right;"><b>0</b></td></tr> <tr><td><b>R</b></td><td style="text-align: right;"><b>0</b></td></tr> <tr><td><b>H</b></td><td style="text-align: right;"><b>0</b></td></tr> <tr><td><b>RBI</b></td><td style="text-align: right;"><b>0</b></td></tr> <tr><td><b>BB</b></td><td style="text-align: right;"><b>0</b></td></tr> <tr><td><b>SO</b></td><td style="text-align: right;"><b>0</b></td></tr> <tr><td><b>LOB</b></td><td style="text-align: right;"><b>0</b></td></tr> </table> 	<b>AB</b>	<b>0</b>	<b>R</b>	<b>0</b>	<b>H</b>	<b>0</b>	<b>RBI</b>	<b>0</b>	<b>BB</b>	<b>0</b>	<b>SO</b>	<b>0</b>	<b>LOB</b>	<b>0</b>									
<b>AB</b>											<b>0</b>																								
<b>R</b>											<b>0</b>																								
<b>H</b>											<b>0</b>																								
<b>RBI</b>											<b>0</b>																								
<b>BB</b>											<b>0</b>																								
<b>SO</b>											<b>0</b>																								
<b>LOB</b>											<b>0</b>																								
Inning Stats											1B: 0   SF: 0 2B: 0   SAC: 0 3B: 0   DP: 0 HR: 0   HBP: 0	WP: 0   PA: 0 PB: 0 SB: 0 CS: 0																							
PITCHER	IP	WLS	BF	H	R	ER	SO	BB	IBB	HBP	BLK	WP	HR	S	P	ERA	WHIP	PITCHER	IP	WLS	BF	H	R	ER	SO	BB	IBB	HBP	BLK	WP	HR	S	P	ERA	WHIP





Batter	1	2	3	4	5	6	7	8	9	AB R H RBI BB SO LOB	TOP		
Carlos Febles, R OBP: 0.297, SLG: 0.372 (1, 4)	1-3 		1-0 F9 		2-3 			1-0 B1 	0-1 F8 	5 0 0 0 0 2 1			
4 Angel Berroa, R OBP: 0.340, SLG: 0.341 (1, 6)	0-0 		1-2 			2-0 G5-3 		0-1 	4-0 	4 3 3 0 1 0 0			
Carlos Beltrán, S OBP: 0.361, SLG: 0.500 (1, 8)	0-1 		2-3 			3-2 		0-1 	0-0 	5 2 4 2 0 1 1			
29 Mike Sweeney, R OBP: 0.376, SLG: 0.547 Donnie Sadler, R OBP: 0.243, SLG: 0.211 (1, 3) (8, PR) (8, 5)	0-0 		1-1 FC5-4 			1-0 FC6-4 		4-0 	0-0 FC5-4 	3 0 1 1 1 0 2 1 2 0 0 0 0 2			
Raul Ibanez, L OBP: 0.354, SLG: 0.493 (1, 10)	0-3 			1-1 P5 		3-3 		0-0 	0-0 	5 0 2 3 0 2 2			
Joe Randa, R OBP: 0.306, SLG: 0.378 Dave McCarty, R OBP: 0.324, SLG: 0.403 (1, 5) (8, 3)	3-3 			1-3 			0-0 G5-3 	2-3 	4-1 	4 0 0 0 0 3 4 0 0 0 0 1 0 0			
Dee Brown, L OBP: 0.287, SLG: 0.344 (1, 7)		0-0 P5 		0-2 G4-3 			1-3 	1-1 	1-0 G1-3 	5 0 1 1 0 1 2			
Mark Quinn, R OBP: 0.296, SLG: 0.460 (1, 9)		2-2 			2-2 G3 		1-1 F8 	4-1 		2 0 0 1 1 0 0			
Brent Mayne, L OBP: 0.335, SLG: 0.344 (1, 2)		3-2 G4-6-3 			2-1 G5-3 			4-1 		3 1 0 0 1 0 4			
<b>Inning Stats</b>	R: 2 H: 3 E: 0 LOB: 1 K: 3 BB: 0 S: 14 P: 18	R: 0 H: 0 E: 0 LOB: 0 K: 0 BB: 0 S: 8 P: 13	R: 0 H: 1 E: 0 LOB: 1 K: 1 BB: 0 S: 9 P: 14	R: 0 H: 0 E: 0 LOB: 0 K: 1 BB: 0 S: 10 P: 12	R: 0 H: 0 E: 0 LOB: 0 K: 1 BB: 0 S: 8 P: 14	R: 0 H: 1 E: 0 LOB: 1 K: 1 BB: 0 S: 12 P: 21	R: 0 H: 0 E: 0 LOB: 0 K: 1 BB: 0 S: 6 P: 8	R: 4 H: 4 E: 0 LOB: 3 K: 1 BB: 3 S: 13 P: 31	R: 2 H: 2 E: 0 LOB: 2 K: 0 BB: 2 S: 7 P: 16	1B: 8 SF: 0 2B: 1 SAC: 0 3B: 2 DP: 1 HR: 0 HBP: 1	WP: 0 PA: 43 PB: 0 SB: 0 CS: 0		
<b>PITCHER</b>	IP WLS BF H R ER SO BB IBB HBP BLK WP HR S P ERA WHIP											<b>PITCHER</b>	IP WLS BF H R ER SO BB IBB HBP BLK WP HR S P ERA WHIP
Jeff Weaver, R ERA: 4.08 (1, 1)	7.2 L 35 9 6 6 9 2 1 1 0 0 0 0 79 128 7.04 1.435												
Matt Perisho, L ERA: 5.72 (8, 1)	0.1 1 0 0 0 0 0 0 0 0 0 0 0 1 3 0.00 0.000												
Luis Pineda, R ERA: 4.91 (9, 1)	0.2 4 1 2 2 0 1 0 0 0 0 0 0 4 8 27.00 3.000												
Matt Miller, L ERA: 7.71 (9, 1)	0.1 3 1 0 0 0 0 1 0 0 0 0 0 0 3 8 0.00 6.000												

**Kansas City Royals @ Detroit Tigers**  
Comerica Park, Detroit, MI  
Sat Oct 06 2001, 1:05 PM EDT  
Cloudy - 46 F

livebaseballscorecards.com

AB	37
R	8
H	11
RBI	8
BB	5
SO	9
LOB	18







Batter	1	2	3	4	5	6	7	8	9	AB R H RBI BB SO LOB	TOP
Carlos Febles, R (1, 4) OBP: 0.293, SLG: 0.366	1-0 G6-3		0-1 F8		0-0 P6		0-0 L5		3-2 F8	5 0 0 0 0 0 6	
4 Angel Berroa, R (1, 6) OBP: 0.314, SLG: 0.313	1-2 P6		0-0 F7			0-1 G5-3		1-1 F8		4 0 0 0 0 0 2	
Carlos Beltrán, S (1, 8) OBP: 0.362, SLG: 0.505	0-0 G5-3			3-1 F7		0-0 1B		2-1 HR		4 1 2 1 0 0 0	
29 Mike Sweeney, R (1, 10) OBP: 0.375, SLG: 0.545		1-0 F8		0-1 G5-3		2-0 F8		1-1 1B 1B		4 0 1 0 0 0 1	
Raul Ibanez, L (1, 9) OBP: 0.353, SLG: 0.489		0-1 G1-3		1-1 1B		1-0 G6-3		1-3 K		4 0 1 0 0 1 2	
Luis Aljicea, S (1, 5) OBP: 0.320, SLG: 0.367		1-2 F7		1-1 F7			1-3 K	1-1 1B		4 0 1 0 0 1 1	
Dee Brown, L (1, 7) OBP: 0.287, SLG: 0.343			3-2 1B 1B		1-1 F8		0-1 G6-3	1-1 F9		4 0 1 0 0 0 2	
Dave McCarty, R (1, 3) OBP: 0.328, SLG: 0.405			0-1 1B		2-0 F8		2-1 1B 1B		0-3 K	4 0 2 0 0 1 0	
Gregg Zaun, S (1, 2) OBP: 0.377, SLG: 0.536			0-0 P5		4-1 BB		0-2 1B	1-2 CS 1B		3 0 2 0 1 0 2	
<b>Inning Stats</b>	R: 0 E: 0 K: 0 S: 6 H: 0 LOB: 0 BB: 0 P: 8	R: 0 E: 0 K: 0 S: 7 H: 0 LOB: 0 BB: 0 P: 9	R: 0 E: 0 K: 0 S: 13 H: 2 LOB: 2 BB: 0 P: 16	R: 0 E: 0 K: 0 S: 8 H: 1 LOB: 1 BB: 0 P: 13	R: 0 E: 0 K: 0 S: 5 H: 0 LOB: 1 BB: 1 P: 12	R: 0 E: 0 K: 0 S: 5 H: 1 LOB: 1 BB: 0 P: 8	R: 0 E: 0 K: 1 S: 13 H: 2 LOB: 2 BB: 0 P: 16	R: 1 E: 0 K: 1 S: 13 H: 3 LOB: 2 BB: 0 P: 20	R: 0 E: 0 K: 1 S: 9 H: 1 LOB: 0 BB: 0 P: 13	1B: 9 2B: 0 3B: 0 HR: 1 SF: 0 SAC: 0 DP: 0 HBP: 0	WP: 0 PB: 0 SB: 0 CS: 1 PA: 37
<b>PITCHER</b> Steve Sparks, R (1, 1) ERA: 3.65	IP: 9.0 WLS: W BF: 37 H: 10 R: 1 ER: 1 SO: 3 BB: 1 IBB: 0 HBP: 0 BLK: 0 WP: 0 HR: 1 S: 79 P: 115 ERA: 1.00 WHIP: 1.222										
<b>PITCHER</b>	IP: 9.0 WLS: W BF: 37 H: 10 R: 1 ER: 1 SO: 3 BB: 1 IBB: 0 HBP: 0 BLK: 0 WP: 0 HR: 1 S: 79 P: 115 ERA: 1.00 WHIP: 1.222										

**Kansas City Royals @ Detroit Tigers**  
 Comerica Park, Detroit, MI  
 Sat Oct 06 2001, 4:05 PM EDT  
 Att. 18,844 - Cloudy - 48 F

[livebaseballscorecards.com](http://livebaseballscorecards.com)

<b>AB</b>	36
<b>R</b>	1
<b>H</b>	10
<b>RBI</b>	1
<b>BB</b>	1
<b>SO</b>	3
<b>LOB</b>	16



Batter	1	2	3	4	5	6	7	8	9	AB R H RBI BB SO LOB
Jose Macias, S OBP: 0.318, SLG: 0.395 (1, 8) C F S	0-3 K		3-1 F7		0-0 G4-3			0-0 G6-3		4 0 0 0 0 1 0
Damion Easley, R OBP: 0.324, SLG: 0.378 (1, 4) C X	0-1 F7		0-0 E 1B			2-2 F9			1-0 G4-3 SF7 2B	4 1 2 0 0 0 0
Bobby Higginson, L OBP: 0.367, SLG: 0.441 (1, 10) X	0-0 2B		0-0 F8 1-3			0-1 F8			2-0 G4-3 2-3	4 0 1 0 0 0 2
Randall Simon, L OBP: 0.338, SLG: 0.435 (1, 3) C B X	1-1 G4-3			0-0 F7		1-0 G3			0-1 SF7 3-H	3 0 0 1 0 0 1
Shane Halter, R OBP: 0.345, SLG: 0.470 (1, 5) C X T C		0-2 G6-3		1-1 P4			2-2 G4-3			3 0 0 0 0 0 0
Wendell Magee, R OBP: 0.294, SLG: 0.379 (1, 7) F B X		1-1 HR		4-2 BB			0-1 G1-3			2 1 1 1 1 0 0
Deivi Cruz, R OBP: 0.289, SLG: 0.372 (1, 6) B X		1-0 P4		2-1 F8			2-2 F8			3 0 0 0 0 0 1
Javier Cardona, R OBP: 0.280, SLG: 0.375 (1, 2) B F F X		1-2 F9			1-0 G6-3			2-1 G6-3		3 0 0 0 0 0 0
43 Chris Wakeland, L OBP: 0.250, SLG: 0.472 (1, 9) C X			0-1 G3-1		1-2 F8			2-2 G3		3 0 0 0 0 0 0

BOTTOM

Kansas City Royals @ Detroit Tigers  
Comerica Park, Detroit, MI

Sat Oct 06 2001, 4:05 PM EDT  
Att: 18,844 - Cloudy - 48 F

livebaseballscorecards.com

AB	29
R	2
H	4
RBI	2
BB	1
SO	1
LOB	4



Inning Stats	R: 0	H: 1	E: 0	K: 1	S: 9	LOB: 1	BB: 0	P: 10	R: 1	H: 1	E: 0	K: 0	S: 9	LOB: 0	BB: 0	P: 12	R: 0	H: 1	E: 1	K: 0	S: 6	LOB: 1	BB: 0	P: 9	R: 0	H: 0	E: 0	K: 0	S: 7	LOB: 1	BB: 1	P: 14	R: 0	H: 0	E: 0	K: 0	S: 5	LOB: 0	BB: 0	P: 7	R: 0	H: 0	E: 0	K: 0	S: 6	LOB: 0	BB: 0	P: 9	R: 0	H: 0	E: 0	K: 0	S: 11	LOB: 0	BB: 0	P: 15	R: 0	H: 0	E: 0	K: 0	S: 8	LOB: 0	BB: 0	P: 12	R: 1	H: 1	E: 0	K: 0	S: 4	LOB: 0	BB: 0	P: 7	1B: 1	SF: 1	2B: 2	3B: 0	HR: 1	SAC: 0	DP: 0	HBP: 0	WP: 0	PA: 31
PITCHER Chris George, L ERA: 5.59 (1, 1)	IP	WLS	BF	H	R	ER	SO	BB	IBB	HBP	BLK	WP	HR	S	P	ERA	WHIP	IP	WLS	BF	H	R	ER	SO	BB	IBB	HBP	BLK	WP	HR	S	P	ERA	WHIP																																																



Batter	1	2	3	4	5	6	7	8	9	AB R H RBI BB SO LOB	TOP		
Carlos Febles, R (1, 4) OBP: 0.291, SLG: 0.363	0-0 P4		0-0 G5-3		0-1 P6		0-1 F7		0-2 HR	5 1 1 0 0 0 0			
4 Angel Berroa, R (1, 6) OBP: 0.339, SLG: 0.340	0-2 G5-3			2-1 HR		2-2 G4-6-3		1-2 29 1B	1-3 K	5 1 3 0 0 1 3			
Carlos Beltrán, S (1, 8) OBP: 0.362, SLG: 0.514	0-1 G6-3			2-0 HR		1-1 G4-6-3		1-3 K	0-0 HR	5 2 2 6 0 1 2			
29 Mike Sweeney, R (1, 3) OBP: 0.374, SLG: 0.542		1-2 F8		0-2 F7		0-1 F7		3-2 1B	1-0 F7	5 0 1 0 0 0 0			
Raul Ibanez, L (1, 10) Héctor Ortiz, R (8, PH) OBP: 0.353, SLG: 0.495 OBP: 0.293, SLG: 0.299	0-1 F5		0-1 P5		0-0 HR		0-0 HR	2-3 K		3 1 1 0 0 0 0 1 0 0 0 0 1 2			
Joe Randa, R (1, 5) OBP: 0.307, SLG: 0.386		0-0 2B		0-3 K			1-1 HR	2-3 K		4 1 2 2 0 2 2			
Dee Brown, L (1, 7) OBP: 0.286, SLG: 0.350		1-0 G6-3			0-1 F8		0-1 HR		2-1 G3-1	4 1 1 1 0 0 1			
Mark Quinn, R (1, 9) OBP: 0.298, SLG: 0.459			2-2 G5-3		0-2 SF7		1-2 G5-3		3-1 1B HR	3 2 1 0 0 0 0			
Brent Mayne, L (1, 2) OBP: 0.334, SLG: 0.344			0-2 F9		1-1 SF7		1-1 G6-3		0-0 1B HR	3 1 1 1 0 0 0			
<b>Inning Stats</b>	R: 0 H: 0 E: 0 LOB: 0 K: 0 BB: 0 S: 6 P: 6	R: 0 H: 1 E: 0 LOB: 1 K: 0 BB: 0 S: 7 P: 9	R: 0 H: 0 E: 0 LOB: 0 K: 0 BB: 0 S: 7 P: 9	R: 2 H: 2 E: 0 LOB: 0 K: 1 BB: 0 S: 11 P: 15	R: 1 H: 1 E: 0 LOB: 0 K: 0 BB: 0 S: 9 P: 10	R: 0 H: 1 E: 0 LOB: 0 K: 0 BB: 0 S: 9 P: 12	R: 3 H: 3 E: 0 LOB: 0 K: 0 BB: 0 S: 12 P: 15	R: 0 H: 2 E: 0 LOB: 2 K: 3 BB: 0 S: 17 P: 26	R: 4 H: 3 E: 0 LOB: 0 K: 1 BB: 0 S: 14 P: 21	1B: 7 SF: 1 2B: 1 SAC: 0 3B: 1 DP: 1 HR: 4 HBP: 1	WP: 0 PA: 40 PB: 0 SB: 1 CS: 0		
<b>PITCHER</b>	IP WLS BF H R ER SO BB IBB HBP BLK WP HR S P ERA WHIP											<b>PITCHER</b>	IP WLS BF H R ER SO BB IBB HBP BLK WP HR S P ERA WHIP
Jose Lima, R (1, 1) ERA: 5.54	7.0 L 28 8 6 5 1 0 0 0 0 0 0 3 61 76 6.43 1.143												
Matt Miller, L (8, 1) ERA: 7.45	0.1 3 2 0 0 0 1 0 0 0 0 0 0 10 15 0.00 6.000												
Adam Bernero, R (8, 1) ERA: 7.3	1.2 9 3 4 4 3 0 0 0 1 0 0 1 21 32 21.60 1.800												

**Kansas City Royals @ Detroit Tigers**  
 Comerica Park, Detroit, MI  
 Sun Oct.07 2001, 1:05 PM EDT  
 Att. 19,261 - Sunny - 44 F

[livebaseballscorecards.com](http://livebaseballscorecards.com)

AB	38
R	10
H	13
RBI	10
BB	0
SO	5
LOB	10



**BOTTOM**

**Kansas City Royals @ Detroit Tigers**  
Comerica Park, Detroit, MI

Sun Oct 07 2001, 1:05 PM EDT  
Att. 19,261 - Sunny - 44 F

[livebaseballscorecards.com](http://livebaseballscorecards.com)

<b>AB</b>	<b>32</b>
<b>R</b>	<b>4</b>
<b>H</b>	<b>6</b>
<b>RBI</b>	<b>4</b>
<b>BB</b>	<b>4</b>
<b>SO</b>	<b>4</b>
<b>LOB</b>	<b>9</b>



AB	R	H	RBI	BB	SO	LOB
4	0	0	0	0	1	1
3	0	0	0	0	0	1
1	0	1	0	0	0	0
3	1	1	1	0	0	0
1	0	0	0	0	0	1

3	1	1	1	1	0	0
3	0	0	0	1	0	0
4	1	1	0	0	0	2
3	1	1	2	1	0	1
3	0	1	0	1	1	1
4	0	0	0	0	2	2

1B	2	SF	0
2B	0	SAC	0
3B	1	DP	1
HR	3	HBP	0

WP	0	PA	36
PB	0		
SB	0		
CS	0		

1B	2	SF	0
2B	0	SAC	0
3B	1	DP	1
HR	3	HBP	0

WP	0	PA	36
PB	0		
SB	0		
CS	0		

1B	2	SF	0
2B	0	SAC	0
3B	1	DP	1
HR	3	HBP	0

WP	0	PA	36
PB	0		
SB	0		
CS	0		

WP	0	PA	36
PB	0		
SB	0		
CS	0		

Batter	1	2	3	4	5	6	7	8	9
Jose Macias, S OBP: 0.316, SLG: 0.391 (1, 8) B C S X (7, 4)	2-2 P4		0-1 F8		2-3 K			0-1 G4-3	
Damion Easley, R OBP: 0.323, SLG: 0.376 Ryan Jackson, L OBP: 0.250, SLG: 0.331 (1, 4) C X (7, 7)	0-1 G5-3		2-1 G1-3			0-1 G4-3		0-0 FC6 1B	
Bobby Higginson, L OBP: 0.367, SLG: 0.445 Wendell Magee, R OBP: 0.293, SLG: 0.377 (1, 7) B F B X (7, 8)	2-1 F9			2-2 HR		0-0 G3		1-0 FC6 1-2f	
Randall Simon, L OBP: 0.341, SLG: 0.445 (1, 10) B X		1-0 HR		4-2 G4-6-3 BB		2-2 G6-3		0-2 G4-3	
Shane Halter, R OBP: 0.344, SLG: 0.467 (1, 5) B C S X		1-2 G6-3		4-1 G4-6-3 BB		3-2 F8		1-0 G6-3	
Robert Fick, L OBP: 0.339, SLG: 0.476 (1, 9) B C S X		2-2 F9		1-1 G4-6-3 1-2f 2-3		1-1 G3		1-0 HR 3B	
Deivi Cruz, R OBP: 0.291, SLG: 0.379 (1, 6) B C X		0-1 F8		1-1 G5-3		4-0 BB		0-0 HR 3-H	
Eric Munson, L OBP: 0.188, SLG: 0.273 (1, 3) B B B			4-0 BB		3-3 K		1-0 F7	1-0 BB 1B	
15 Brandon Inge, R OBP: 0.215, SLG: 0.238 (1, 2) B C C C			1-3 K		0-0 F9			0-3 K	0-0 L7

Inning Stats	R: 0	H: 0	E: 0	K: 0	S: 7	R: 1	H: 1	E: 0	K: 0	S: 11	R: 0	H: 0	E: 0	K: 1	S: 7	R: 1	H: 1	E: 0	K: 0	S: 10	R: 0	H: 0	E: 0	K: 2	S: 8	R: 0	H: 0	E: 0	K: 0	S: 6	R: 0	H: 0	E: 0	K: 0	S: 6	R: 0	H: 1	E: 0	K: 1	S: 7	R: 2	H: 3	E: 0	K: 0	S: 9	1B: 2	2B: 0	3B: 1	HR: 3	SF: 0	SAC: 0	DP: 1	HBP: 0	WP: 0	PA: 36
PITCHER	IP	WLS	BF	H	R	ER	SO	BB	IBB	HBP	BLK	WP	HR	S	P	ERA	WHIP																																						
Blake Stein, R ERA: 4.74 (1, 1)	7.0	W	26	2	2	2	3	4	0	0	0	0	2	55	98	2.57	0.857																																						
Dan Reichert, R ERA: 5.63 (8, 1)	2.0		10	4	2	2	1	0	0	0	0	0	1	16	20	9.00	2.000																																						